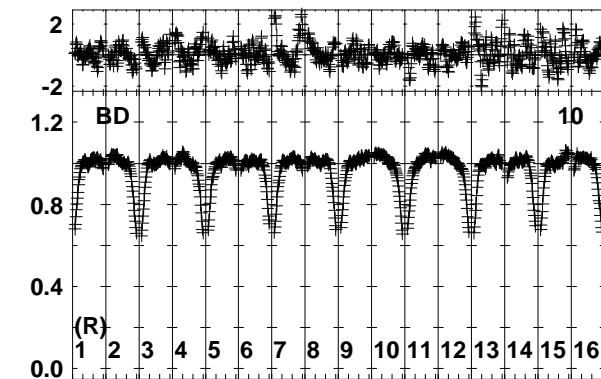
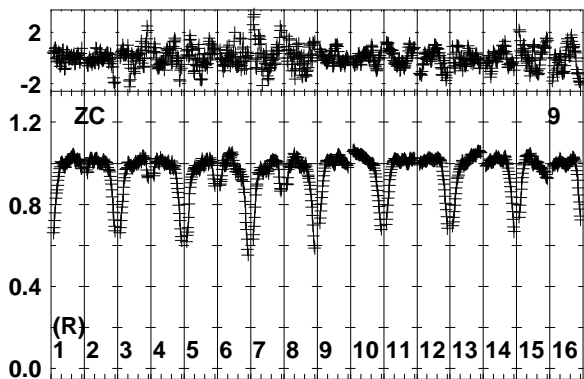
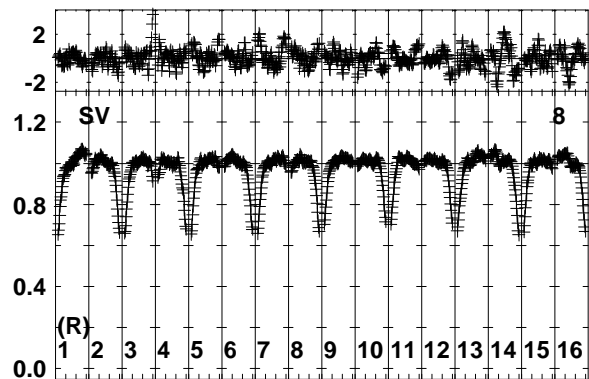
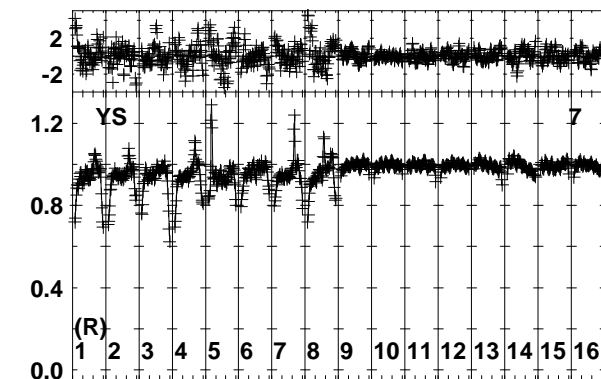
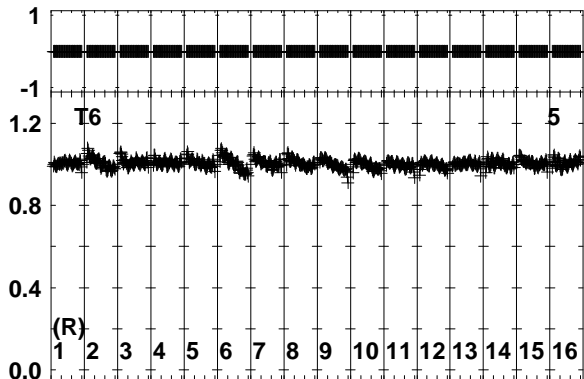
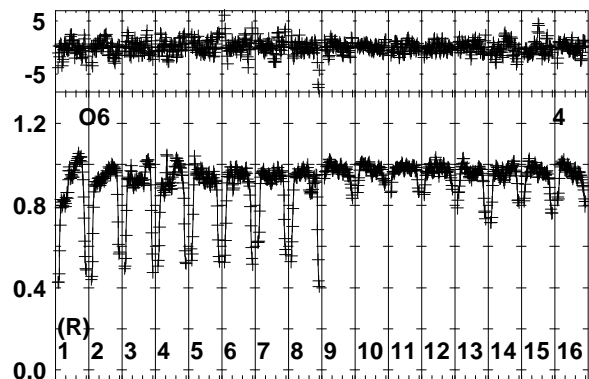
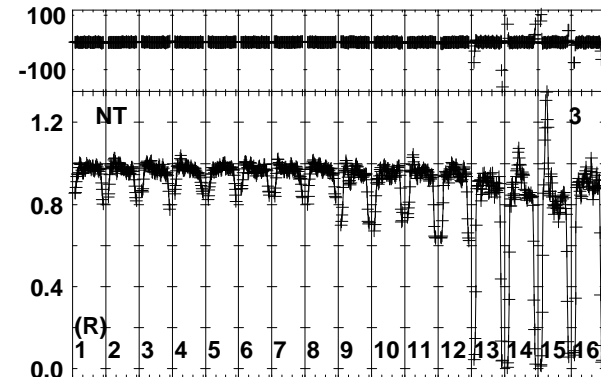
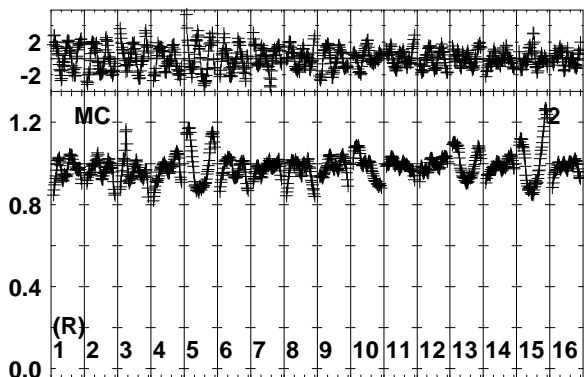
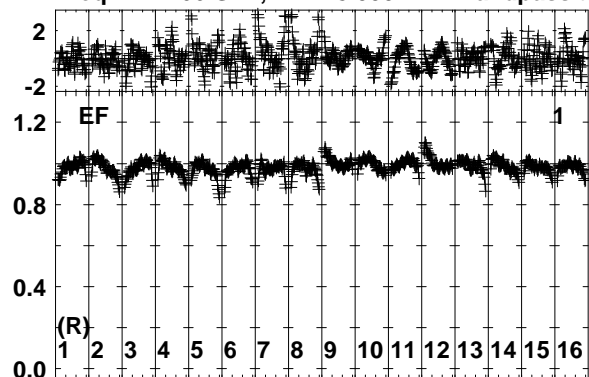


Plot file version 1 created 09-APR-2018 15:54:39
 N17SX1 1.UVDATA.1
 Freq = 2.2266 GHz, Bw = 8.000 MH Bandpass table # 1



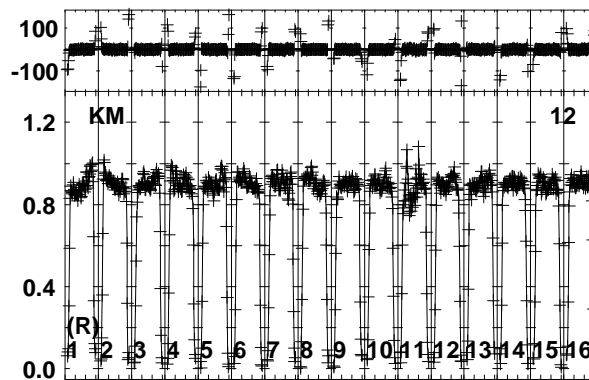
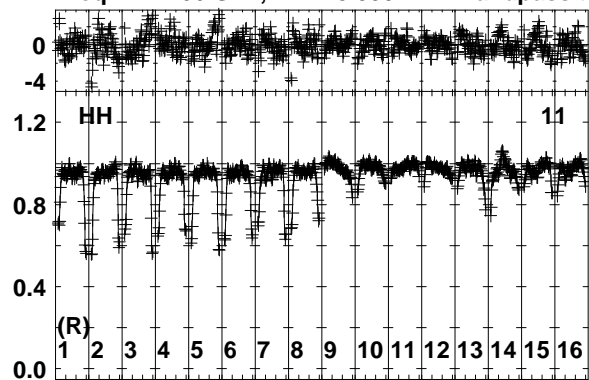
0 60 60 60 60 60 60 60 60 60 60 60 60 60 60 60
 Channels

0 60 60 60 60 60 60 60 60 60 60 60 60 60 60 60
 Channels

0 60 60 60 60 60 60 60 60 60 60 60 60 60 60 60
 Channels

Lower frame: BP ampl Top frame: BP phase
 Bandpass table spectrum Antenna: *
 Timerange: 00/00:00:01 to 999/00:00:00

Plot file version 2 created 09-APR-2018 15:54:39
N17SX1 1.UVDATA.1
Freq = 2.2266 GHz, Bw = 8.000 MH Bandpass table # 1



Lower frame: BP ampl Top frame: BP phase
Bandpass table spectrum Antenna: *
Timerange: 00/00:00:01 to 999/00:00:00