Plot file version 1 created 23-JAN-2020 10:40:55
J2031+1219 N19C3.UVDATA.1
Freq = 4.9584 GHz, Bw = 8.000 MH Calibrated with CL # 3 and BP # 1 (BP mode 1)

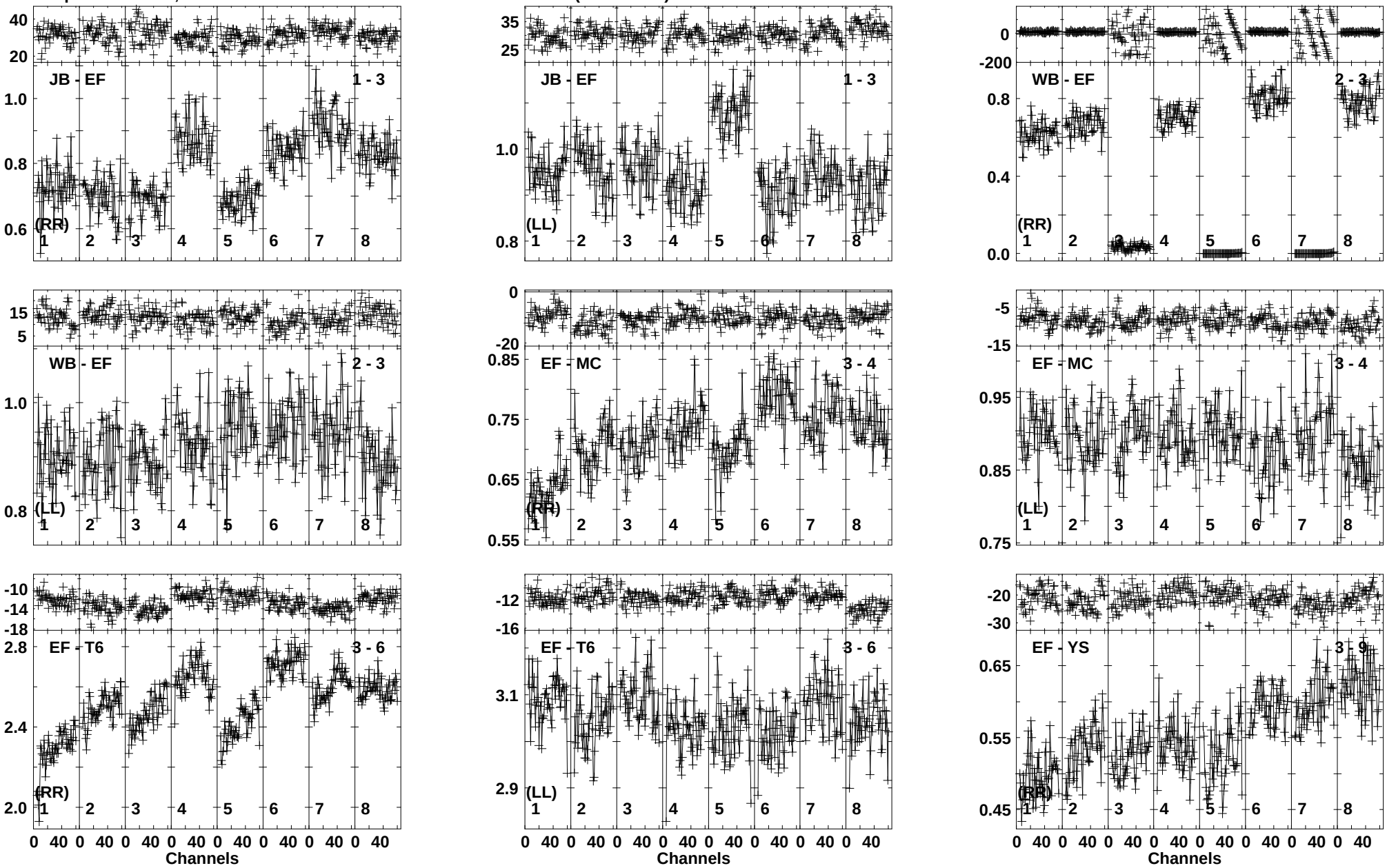

Lower frame: Ampl Jy Top frame: Phas deg
Vector averaged cross-power spectrum Baseline: JB (01) - EF (03)
Timerange: 00/13:00:01 to 00/13:06:59

Plot file version 2 created 23-JAN-2020 10:40:57
J2031+1219 N19C3.UVDATA.1
Freq = 4.9584 GHz, Bw = 8.000 MH Calibrated with CL # 3 and BP # 1 (BP mode 1)

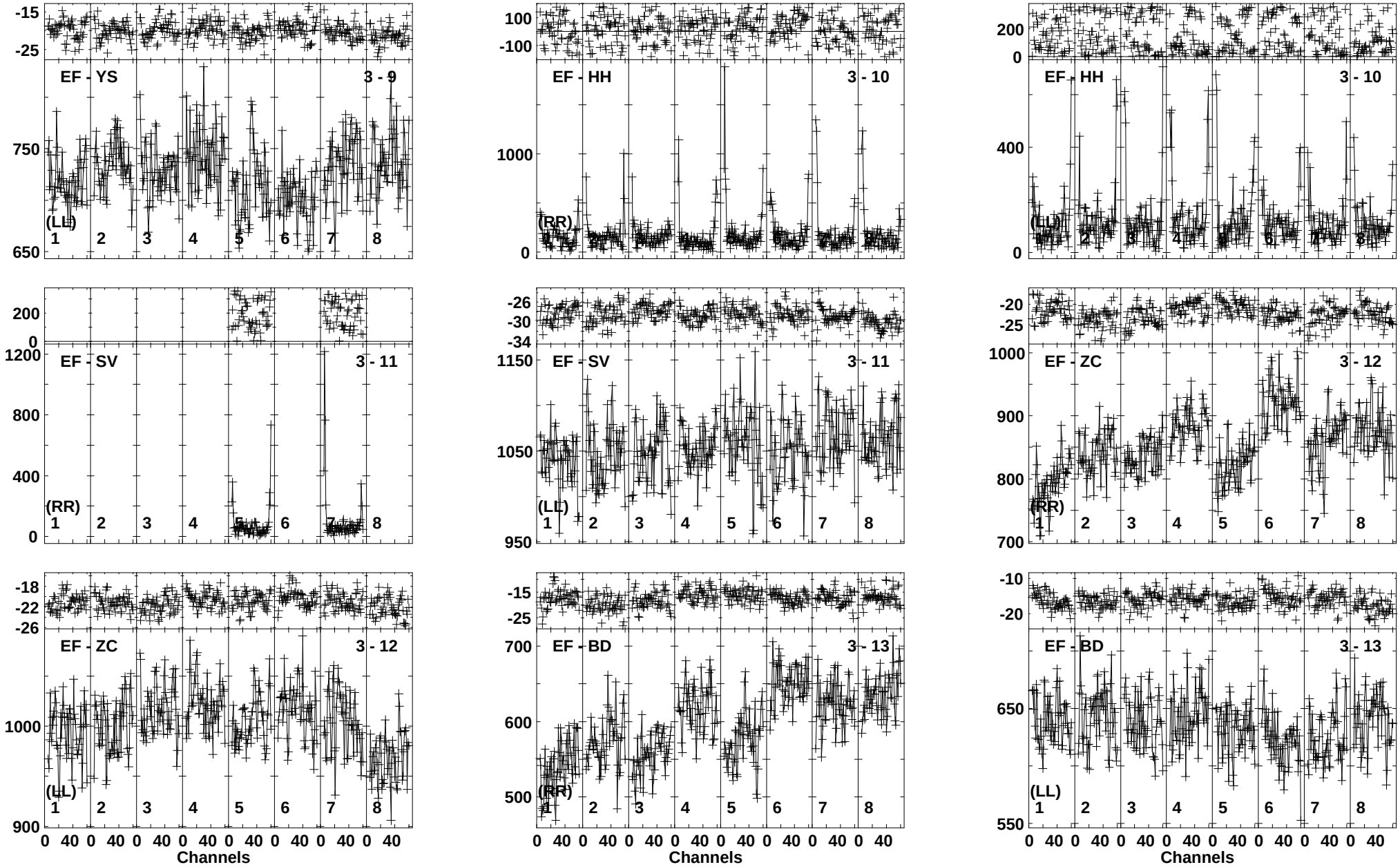

Lower frame: Milli Ampl Jy Top frame: Phas deg
Vector averaged cross-power spectrum Baseline: EF (03) - YS (09)
Timerange: 00/13:00:01 to 00/13:06:59

Plot file version 3 created 23-JAN-2020 10:40:58
J2031+1219 N19C3.UVDATA.1
Freq = 4.9584 GHz, Bw = 8.000 MH Calibrated with CL # 3 and BP # 1 (BP mode 1)

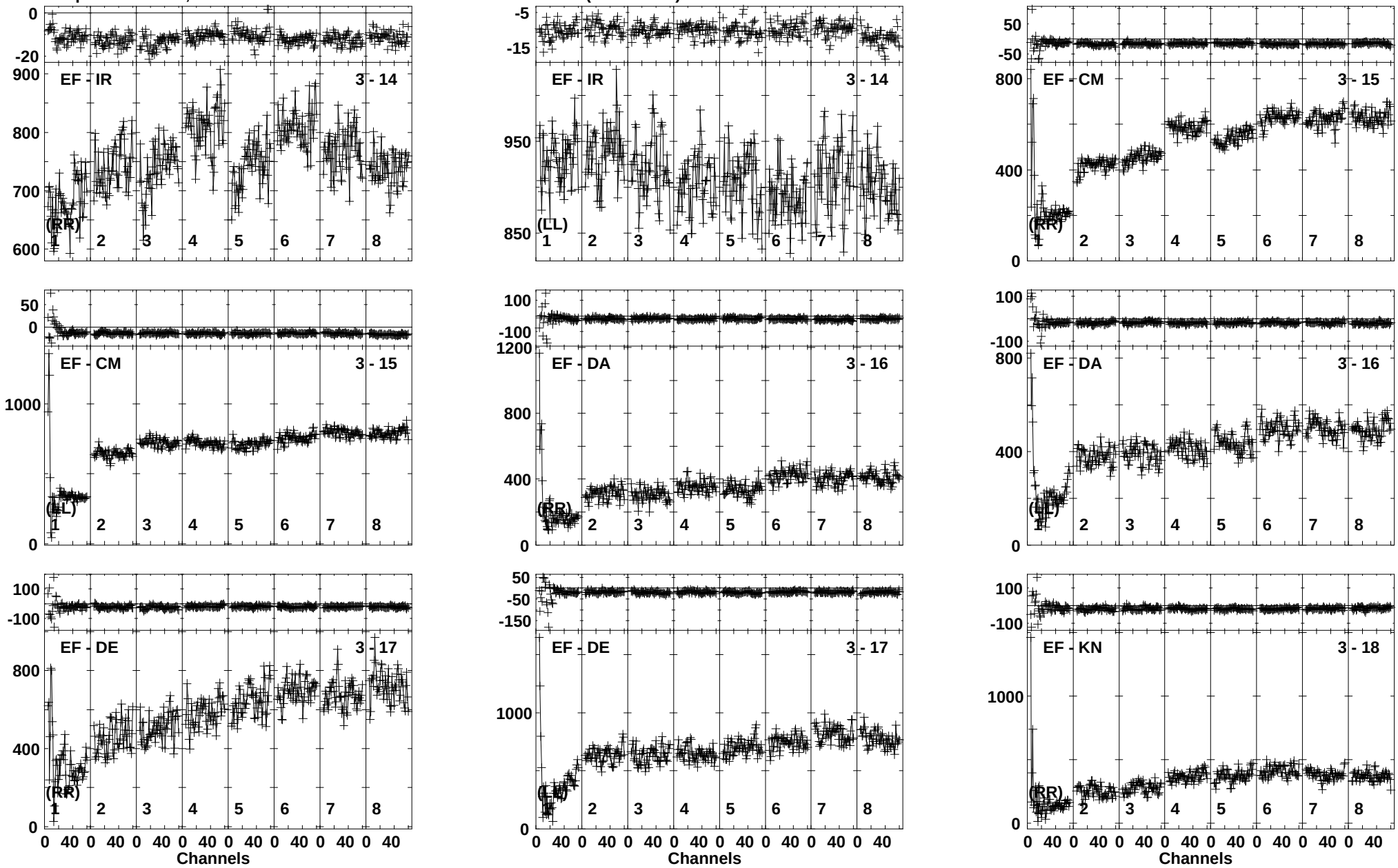

Lower frame: Milli Ampl Jy Top frame: Phas deg
Vector averaged cross-power spectrum Baseline: EF (03) - IR (14)
Timerange: 00/13:00:01 to 00/13:06:59

Plot file version 4 created 23-JAN-2020 10:41:00
J2031+1219 N19C3.UVDATA.1
Freq = 4.9584 GHz, Bw = 8.000 MH Calibrated with CL # 3 and BP # 1 (BP mode 1)

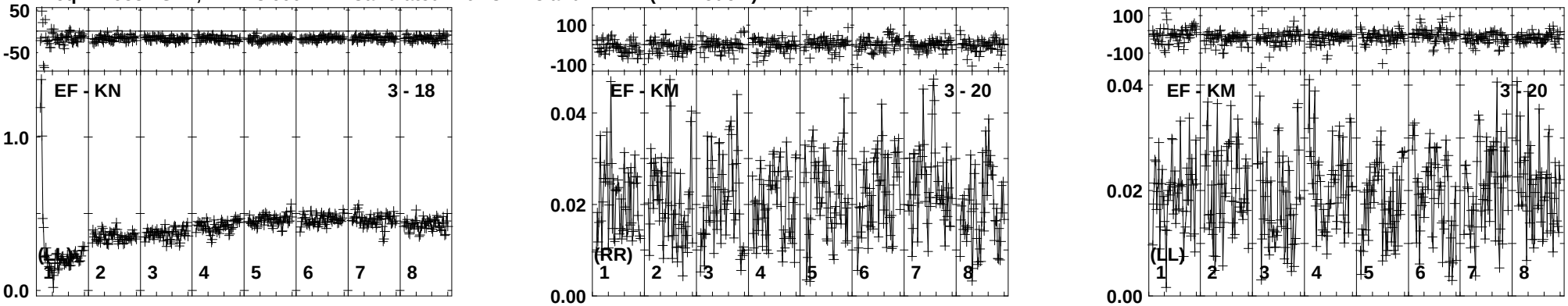

Lower frame: Ampl Jy Top frame: Phas deg
Vector averaged cross-power spectrum Baseline: EF (03) - KN (18)
Timerange: 00/13:00:01 to 00/13:06:59

Plot file version 5 created 23-JAN-2020 10:41:01
J2031+1219 N19C3.UVDATA.1
Freq = 4.9584 GHz, Bw = 8.000 MH Calibrated with CL # 3 and BP # 1 (BP mode 1)

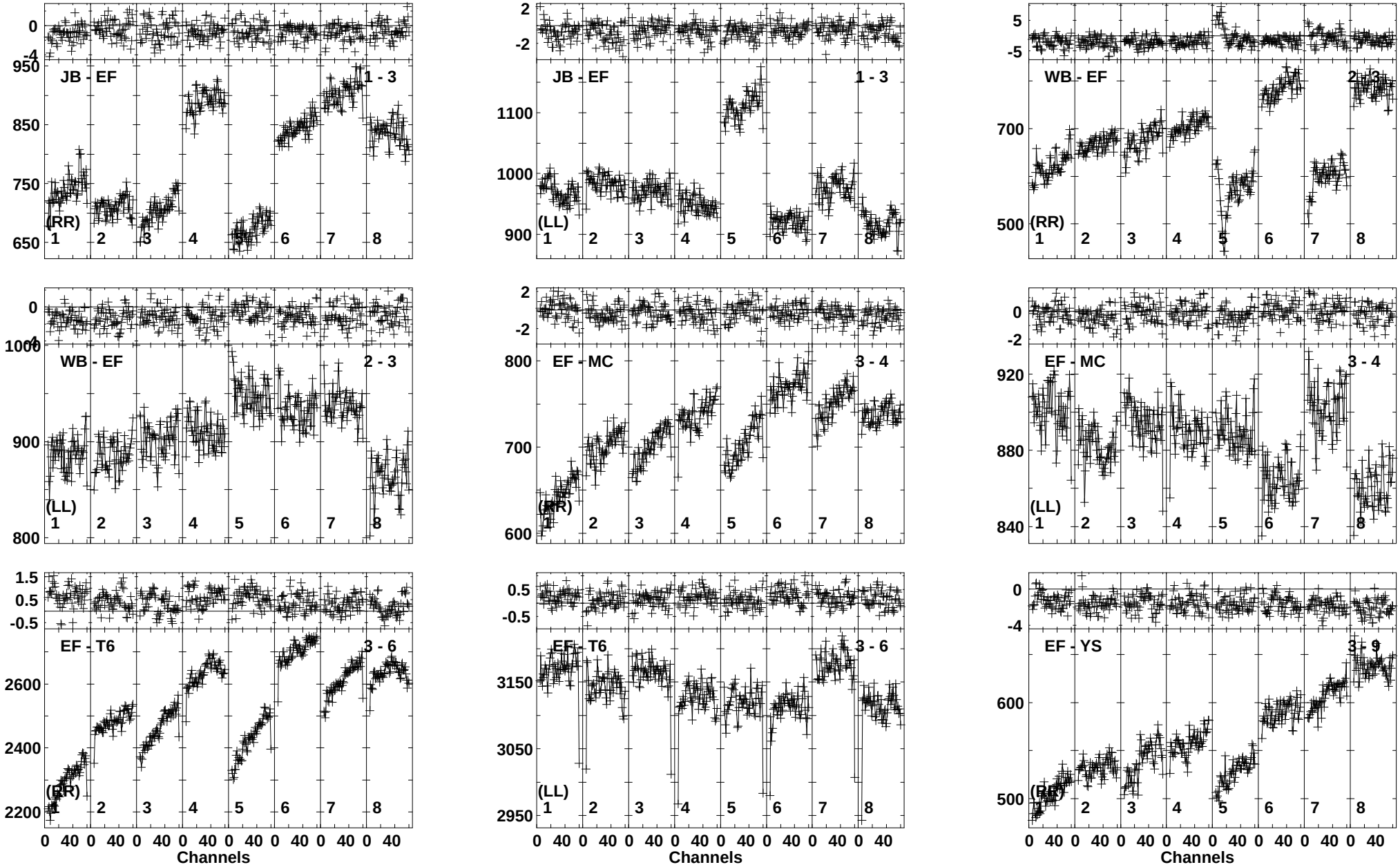

Lower frame: Milli Ampl Jy Top frame: Phas deg
Vector averaged cross-power spectrum Baseline: JB (01) - EF (03)
Timerange: 00/13:12:01 to 00/13:17:00

Plot file version 6 created 23-JAN-2020 10:41:03
J2031+1219 N19C3.UVDATA.1
Freq = 4.9584 GHz, Bw = 8.000 MH Calibrated with CL # 3 and BP # 1 (BP mode 1)

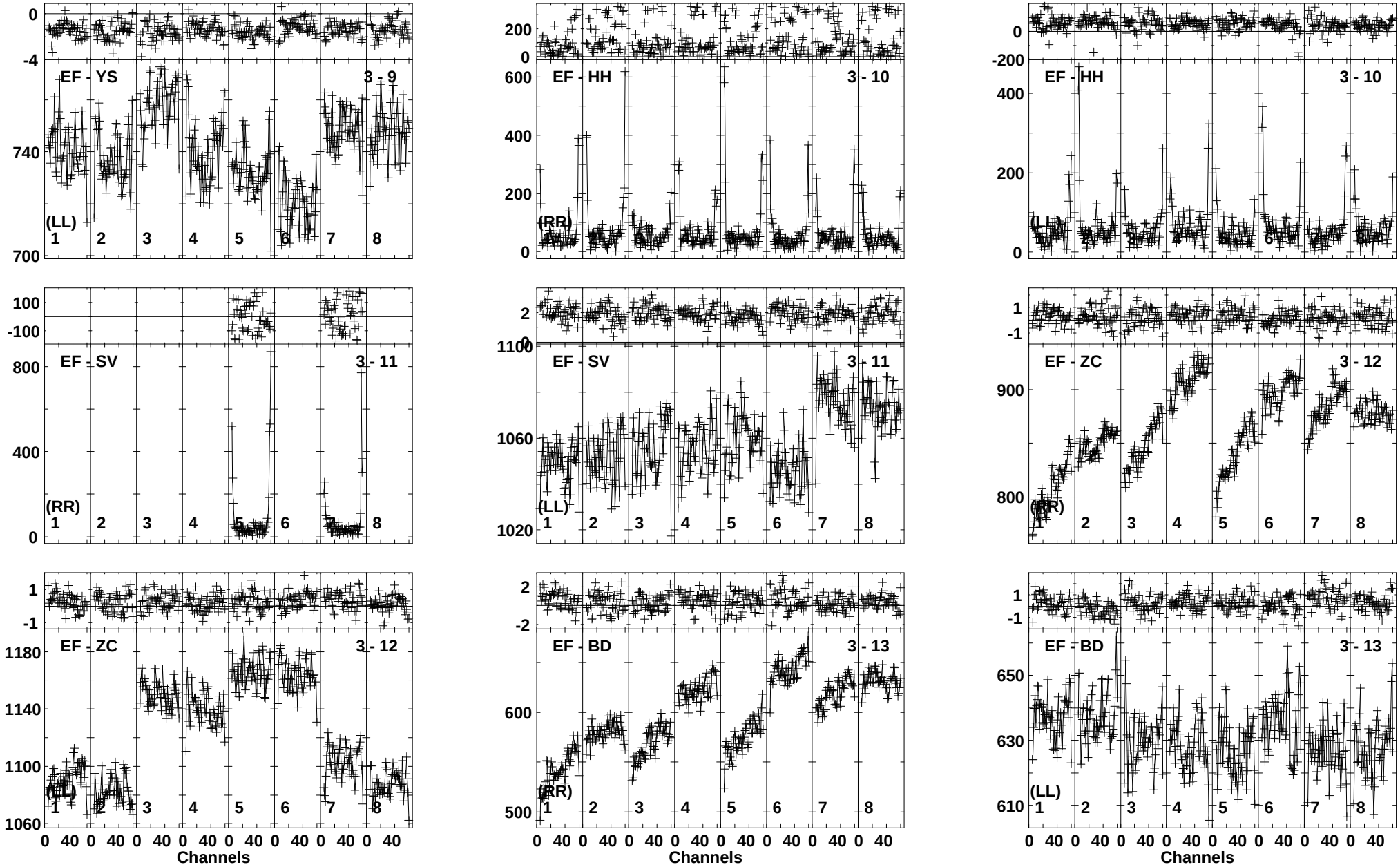

Lower frame: Milli Ampl Jy Top frame: Phas deg
Vector averaged cross-power spectrum Baseline: EF (03) - YS (09)
Timerange: 00/13:12:01 to 00/13:17:00

Plot file version 7 created 23-JAN-2020 10:41:04
J2031+1219 N19C3.UVDATA.1
Freq = 4.9584 GHz, Bw = 8.000 MH Calibrated with CL # 3 and BP # 1 (BP mode 1)

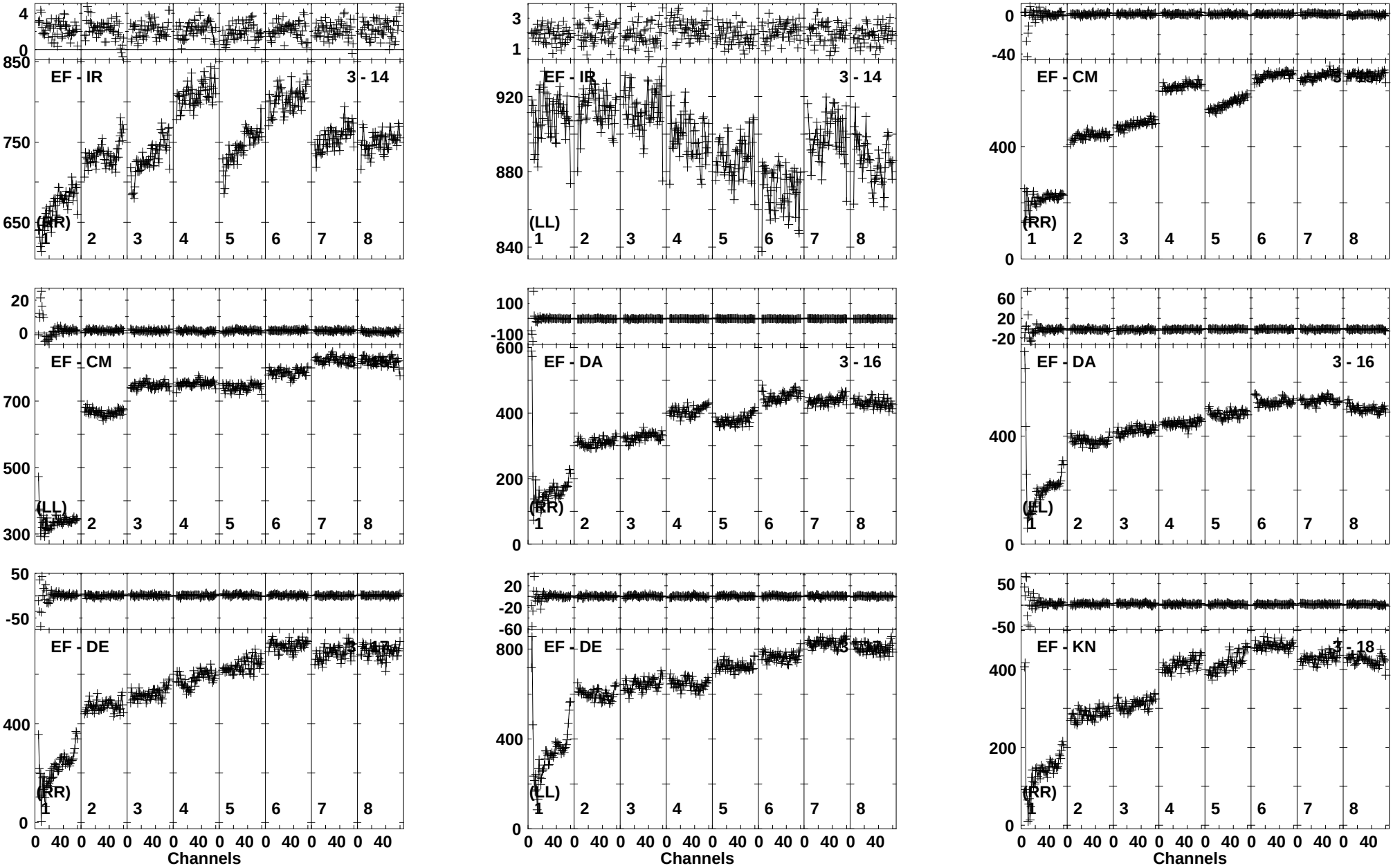

Lower frame: Milli Ampl Jy Top frame: Phas deg
Vector averaged cross-power spectrum Baseline: EF (03) - IR (14)
Timerange: 00/13:12:01 to 00/13:17:00

Plot file version 8 created 23-JAN-2020 10:41:05
J2031+1219 N19C3.UVDATA.1
Freq = 4.9584 GHz, Bw = 8.000 MH Calibrated with CL # 3 and BP # 1 (BP mode 1)

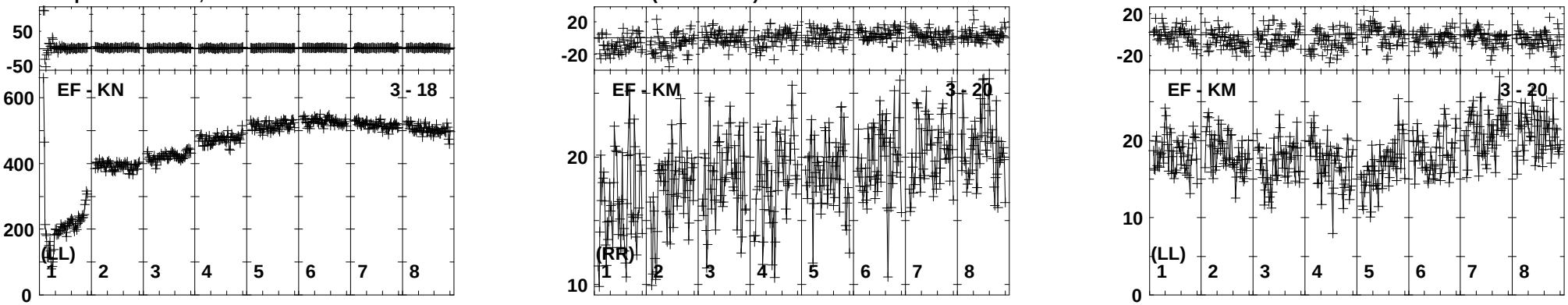

Lower frame: Milli Ampl Jy Top frame: Phas deg
Vector averaged cross-power spectrum Baseline: EF (03) - KN (18)
Timerange: 00/13:12:01 to 00/13:17:00

Plot file version 9 created 23-JAN-2020 10:41:06
J2031+1219 N19C3.UVDATA.1
Freq = 4.9584 GHz, Bw = 8.000 MH Calibrated with CL # 3 and BP # 1 (BP mode 1)

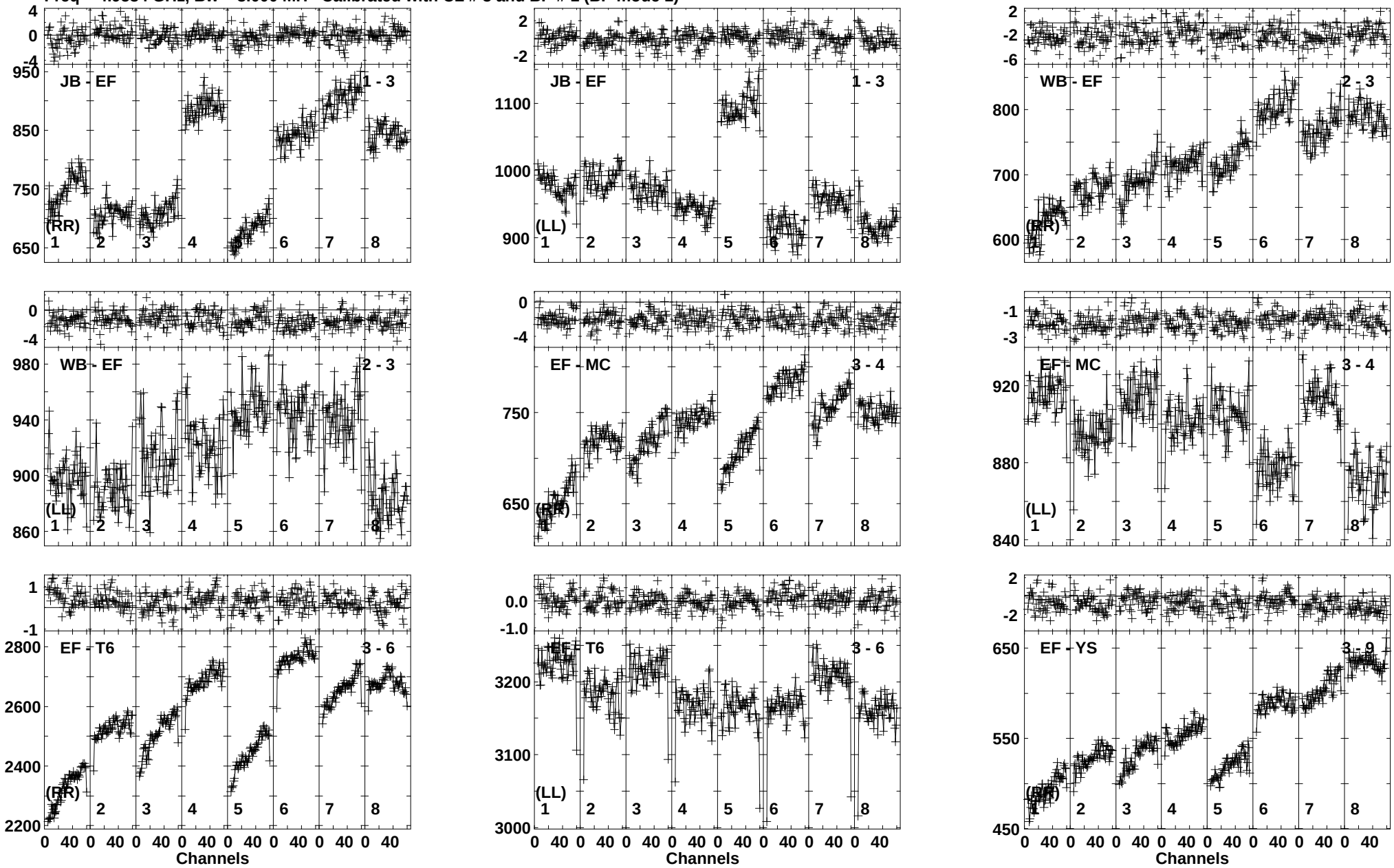

Lower frame: Milli Ampl Jy Top frame: Phas deg
Vector averaged cross-power spectrum Baseline: JB (01) - EF (03)
Timerange: 00/13:22:00 to 00/13:26:59

Plot file version 10 created 23-JAN-2020 10:41:08
J2031+1219 N19C3.UVDATA.1
Freq = 4.9584 GHz, Bw = 8.000 MH Calibrated with CL # 3 and BP # 1 (BP mode 1)

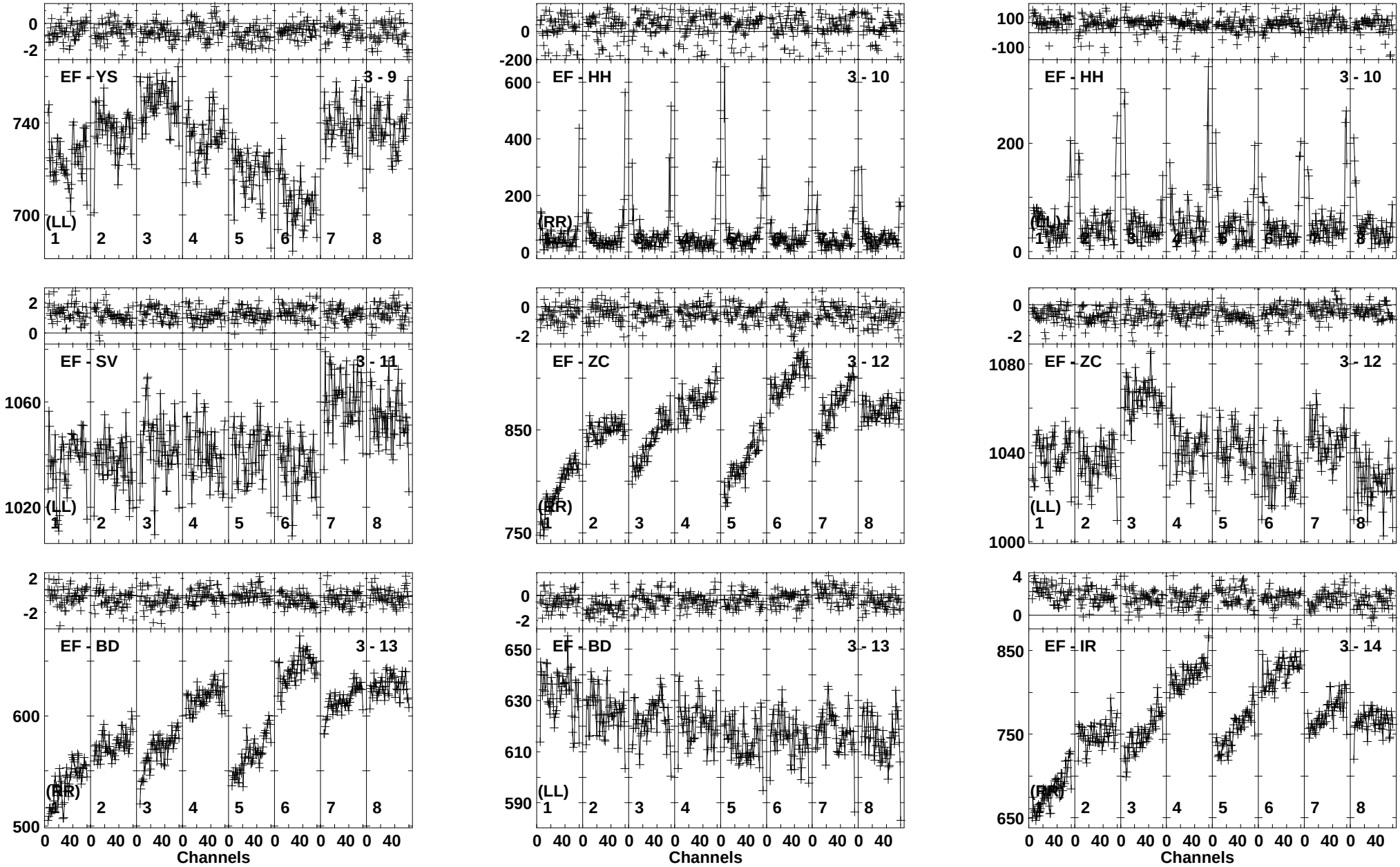

Lower frame: Milli Ampl Jy Top frame: Phas deg
Vector averaged cross-power spectrum Baseline: EF (03) - YS (09)
Timerange: 00/13:22:00 to 00/13:26:59

Plot file version 11 created 23-JAN-2020 10:41:10
J2031+1219 N19C3.UVDATA.1
Freq = 4.9584 GHz, Bw = 8.000 MH Calibrated with CL # 3 and BP # 1 (BP mode 1)

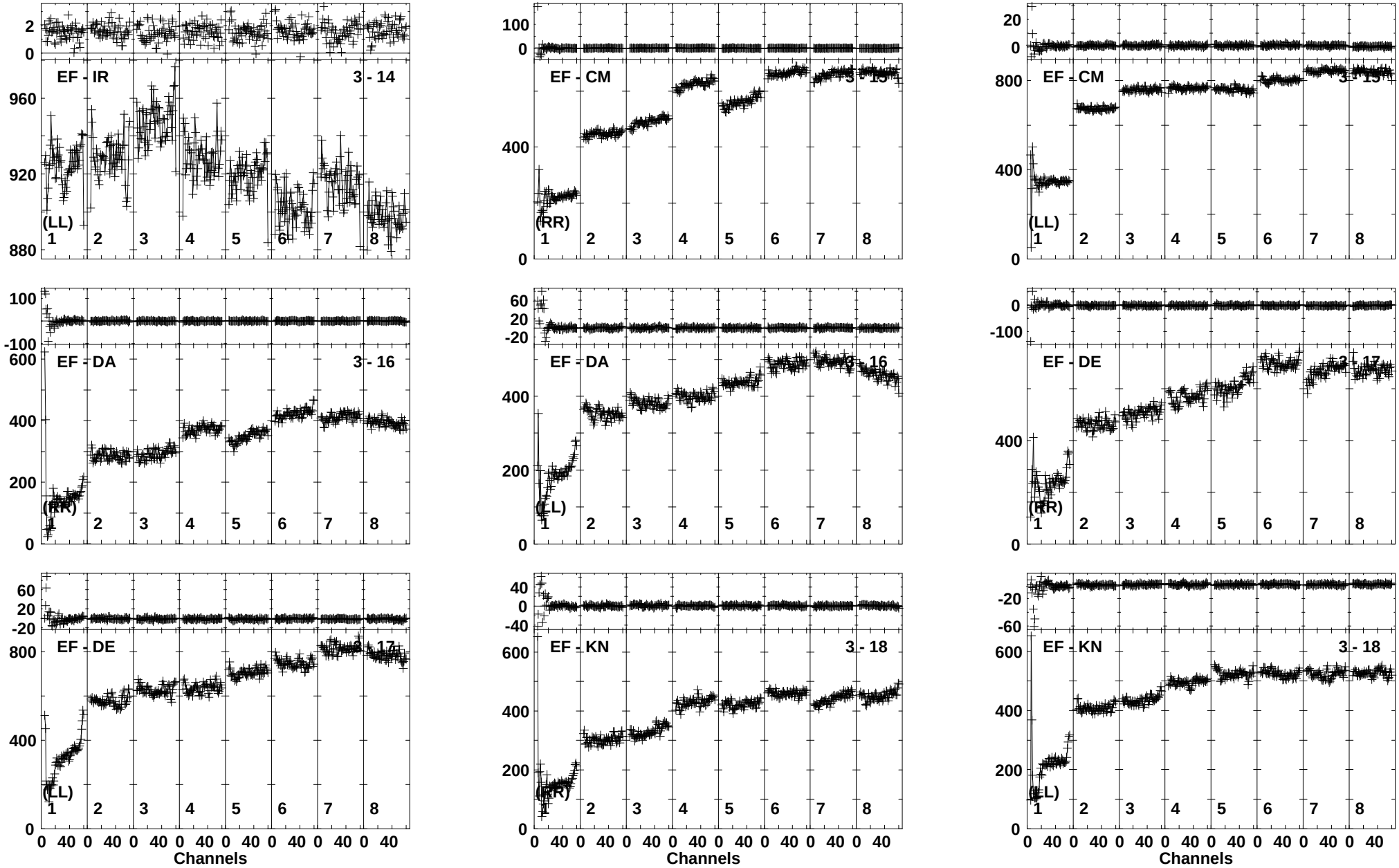

Lower frame: Milli Ampl Jy Top frame: Phas deg
Vector averaged cross-power spectrum Baseline: EF (03) - IR (14)
Timerange: 00/13:22:00 to 00/13:26:59

Plot file version 12 created 23-JAN-2020 10:41:12
J2031+1219 N19C3.UVDATA.1
Freq = 4.9584 GHz, Bw = 8.000 MH Calibrated with CL # 3 and BP # 1 (BP mode 1)

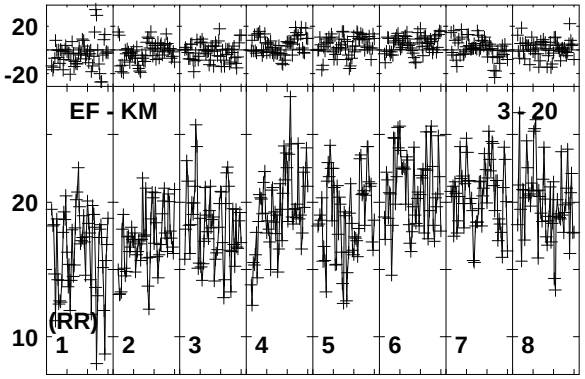

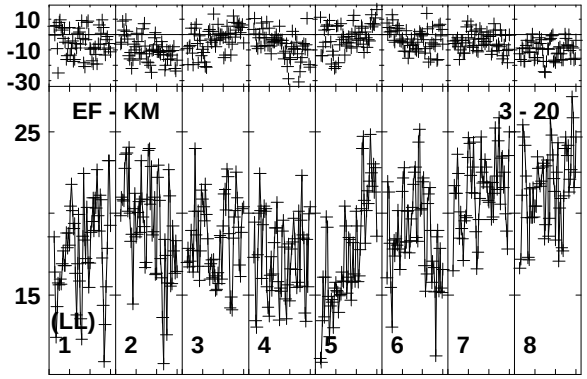

Lower frame: Milli Ampl Jy Top frame: Phas deg
Vector averaged cross-power spectrum Baseline: EF (03) - KM (20)
Timerange: 00/13:22:00 to 00/13:26:59

Plot file version 13 created 23-JAN-2020 10:41:12
J2031+1219 N19C3.UVDATA.1
Freq = 4.9584 GHz, Bw = 8.000 MH Calibrated with CL # 3 and BP # 1 (BP mode 1)

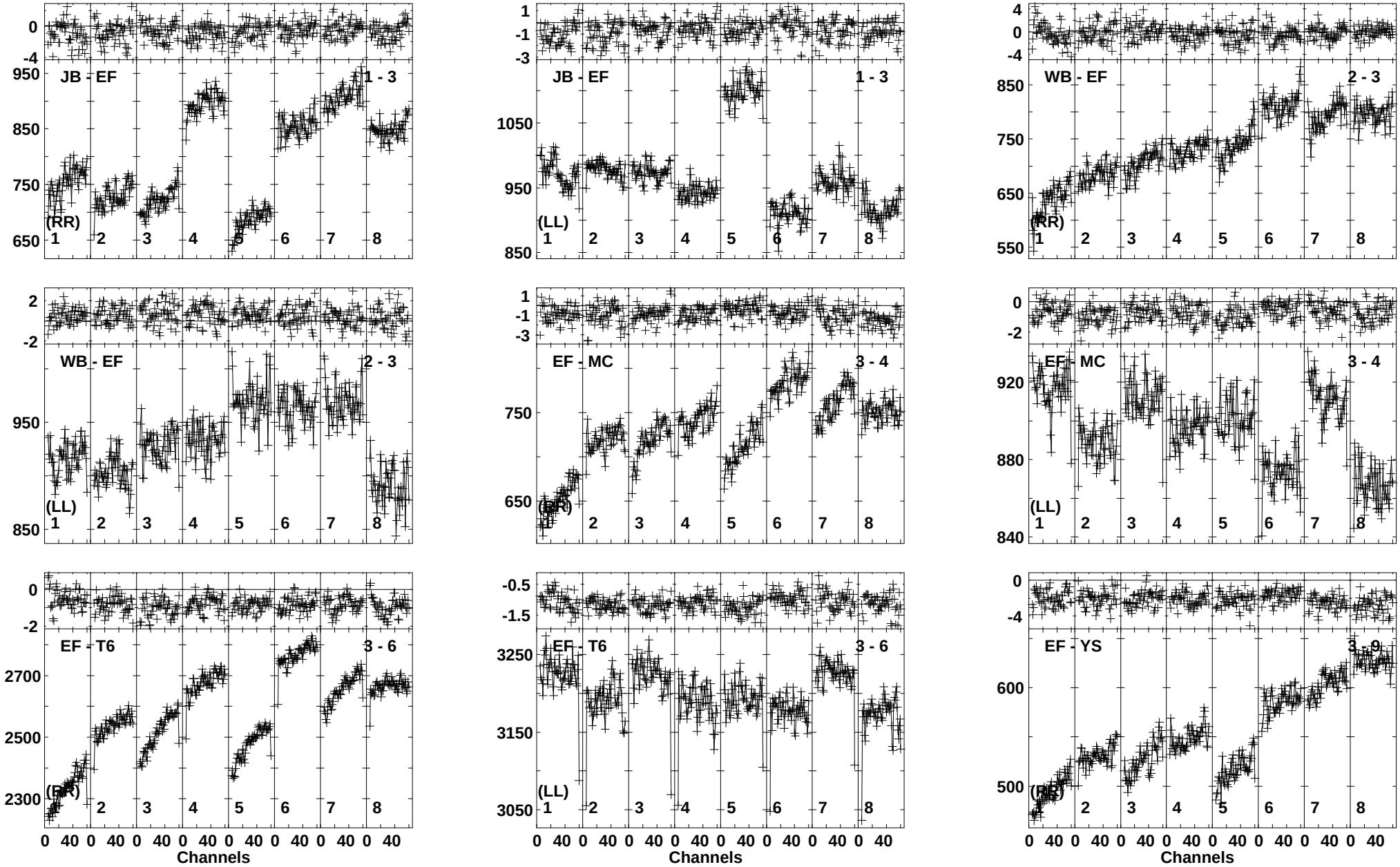

Lower frame: Milli Ampl Jy Top frame: Phas deg
Vector averaged cross-power spectrum Baseline: JB (01) - EF (03)
Timerange: 00/13:32:00 to 00/13:36:59

Plot file version 14 created 23-JAN-2020 10:41:14
J2031+1219 N19C3.UVDATA.1
Freq = 4.9584 GHz, Bw = 8.000 MH Calibrated with CL # 3 and BP # 1 (BP mode 1)

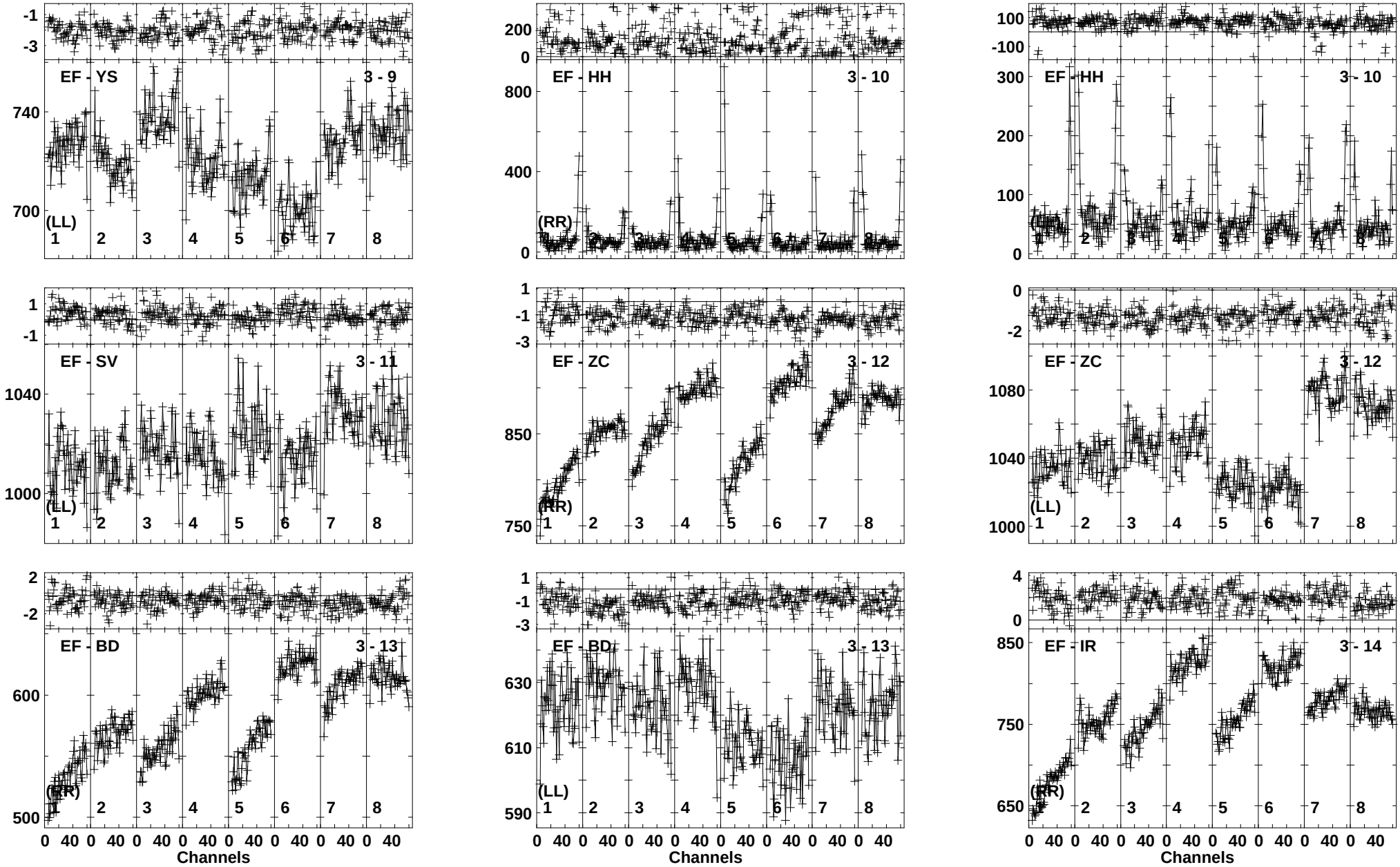

Lower frame: Milli Ampl Jy Top frame: Phas deg
Vector averaged cross-power spectrum Baseline: EF (03) - YS (09)
Timerange: 00/13:32:00 to 00/13:36:59

Plot file version 15 created 23-JAN-2020 10:41:16
J2031+1219 N19C3.UVDATA.1
Freq = 4.9584 GHz, Bw = 8.000 MH Calibrated with CL # 3 and BP # 1 (BP mode 1)

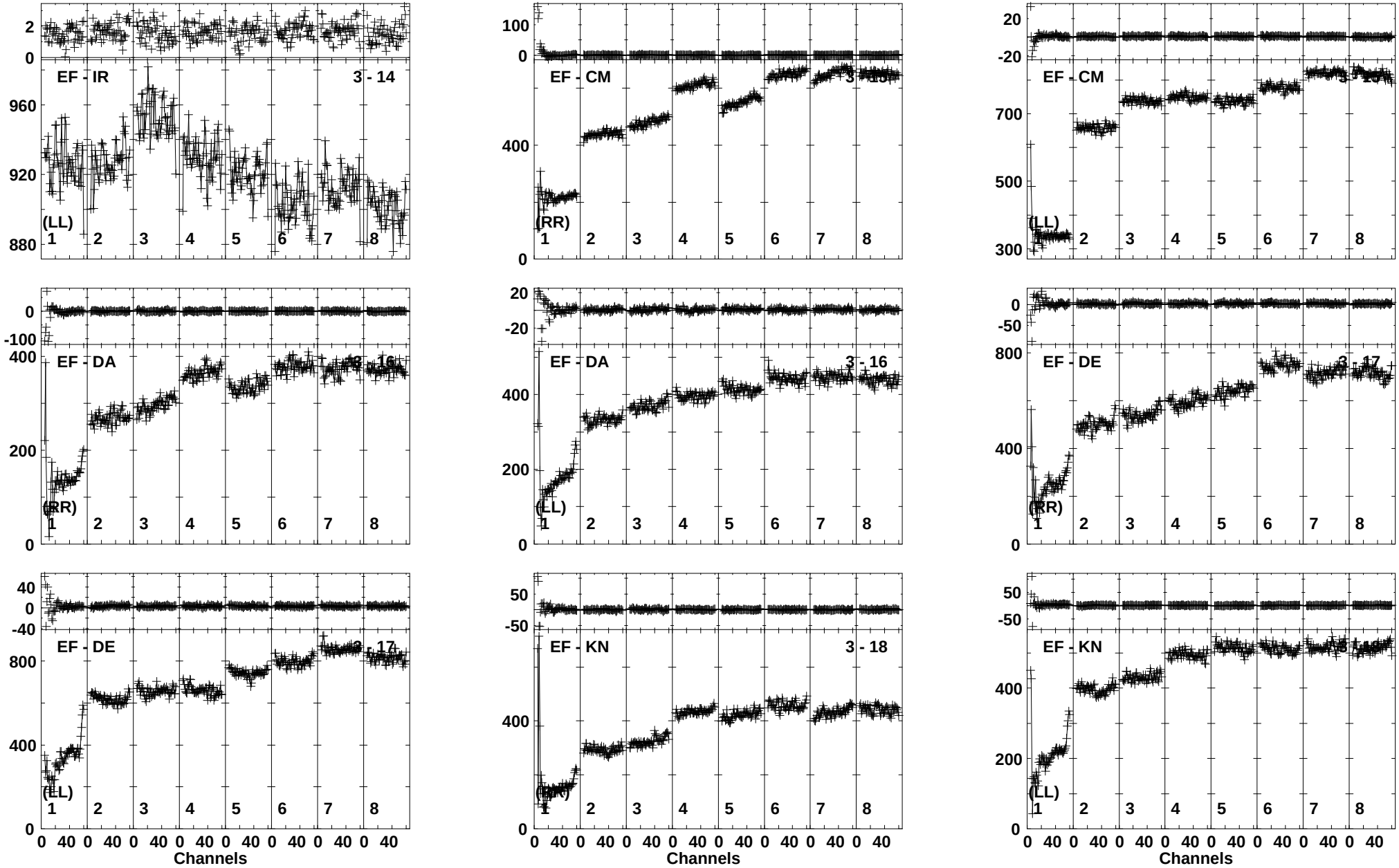

Lower frame: Milli Ampl Jy Top frame: Phas deg
Vector averaged cross-power spectrum Baseline: EF (03) - IR (14)
Timerange: 00/13:32:00 to 00/13:36:59

Plot file version 16 created 23-JAN-2020 10:41:18
J2031+1219 N19C3.UVDATA.1
Freq = 4.9584 GHz, Bw = 8.000 MH Calibrated with CL # 3 and BP # 1 (BP mode 1)

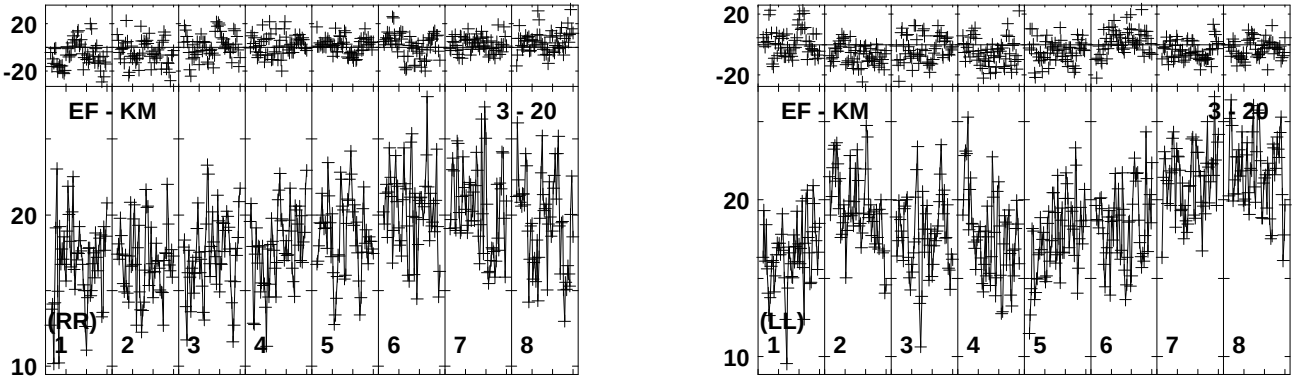

Lower frame: Milli Ampl Jy Top frame: Phas deg
Vector averaged cross-power spectrum Baseline: EF (03) - KM (20)
Timerange: 00/13:32:00 to 00/13:36:59

Plot file version 17 created 23-JAN-2020 10:41:18
J2031+1219 N19C3.UVDATA.1
Freq = 4.9584 GHz, Bw = 8.000 MH Calibrated with CL # 3 and BP # 1 (BP mode 1)

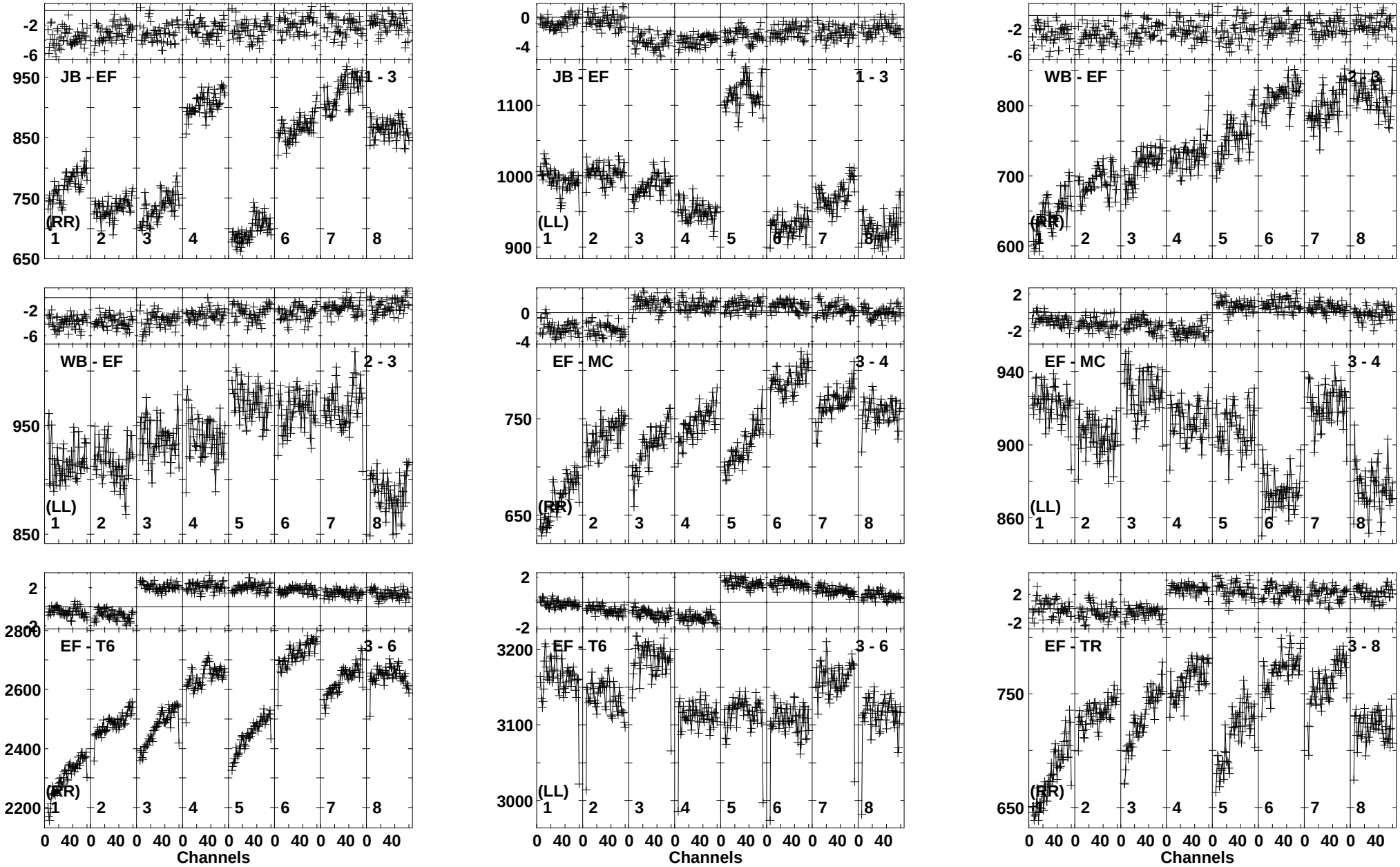

Lower frame: Milli Ampl Jy Top frame: Phas deg
Vector averaged cross-power spectrum Baseline: JB (01) - EF (03)
Timerange: 00/13:42:00 to 00/13:46:59

Plot file version 18 created 23-JAN-2020 10:41:20
J2031+1219 N19C3.UVDATA.1
Freq = 4.9584 GHz, Bw = 8.000 MH Calibrated with CL # 3 and BP # 1 (BP mode 1)

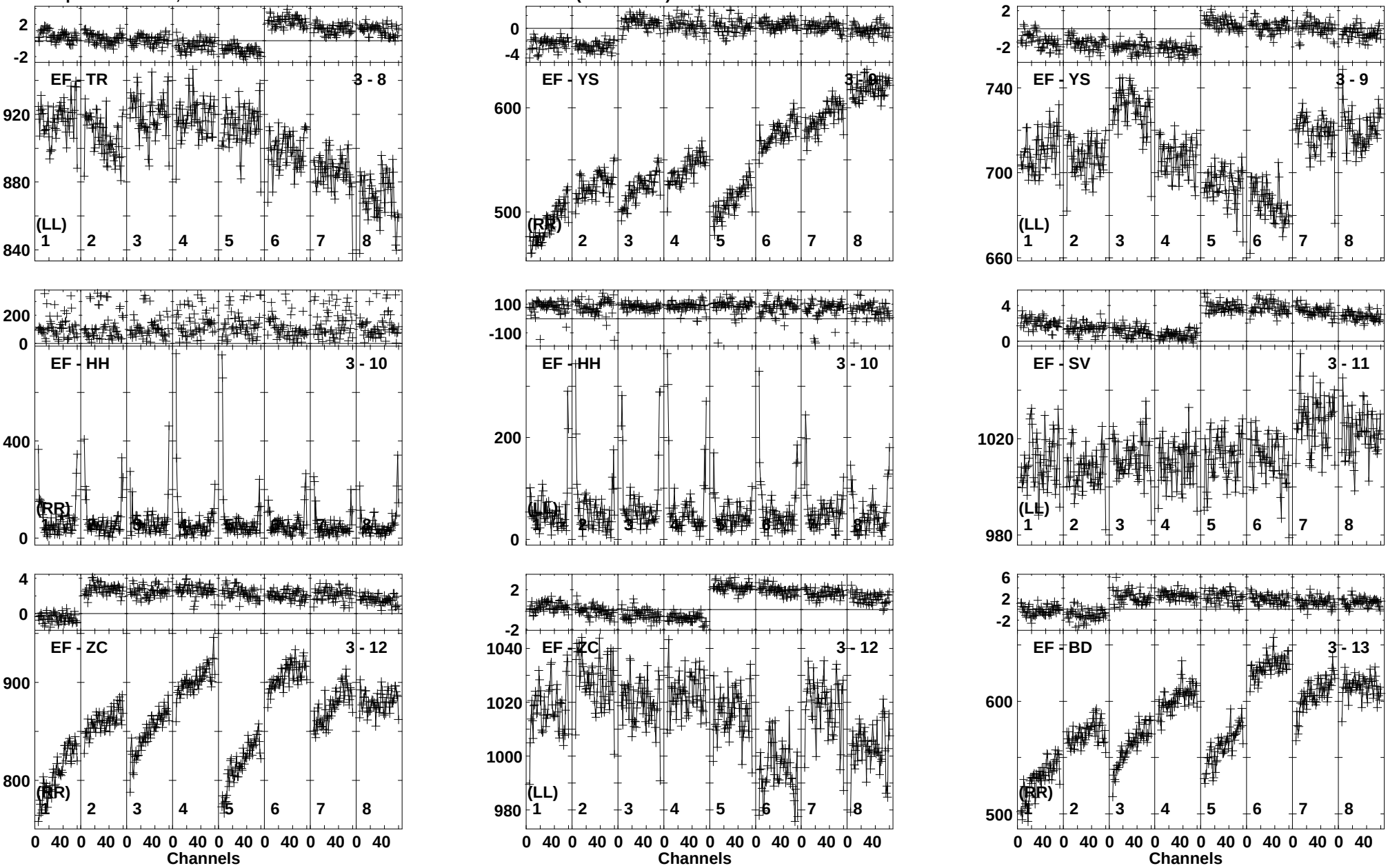

Lower frame: Milli Ampl Jy Top frame: Phas deg
Vector averaged cross-power spectrum Baseline: EF (03) - TR (08)
Timerange: 00/13:42:00 to 00/13:46:59

Plot file version 19 created 23-JAN-2020 10:41:22
J2031+1219 N19C3.UVDATA.1
Freq = 4.9584 GHz, Bw = 8.000 MH Calibrated with CL # 3 and BP # 1 (BP mode 1)

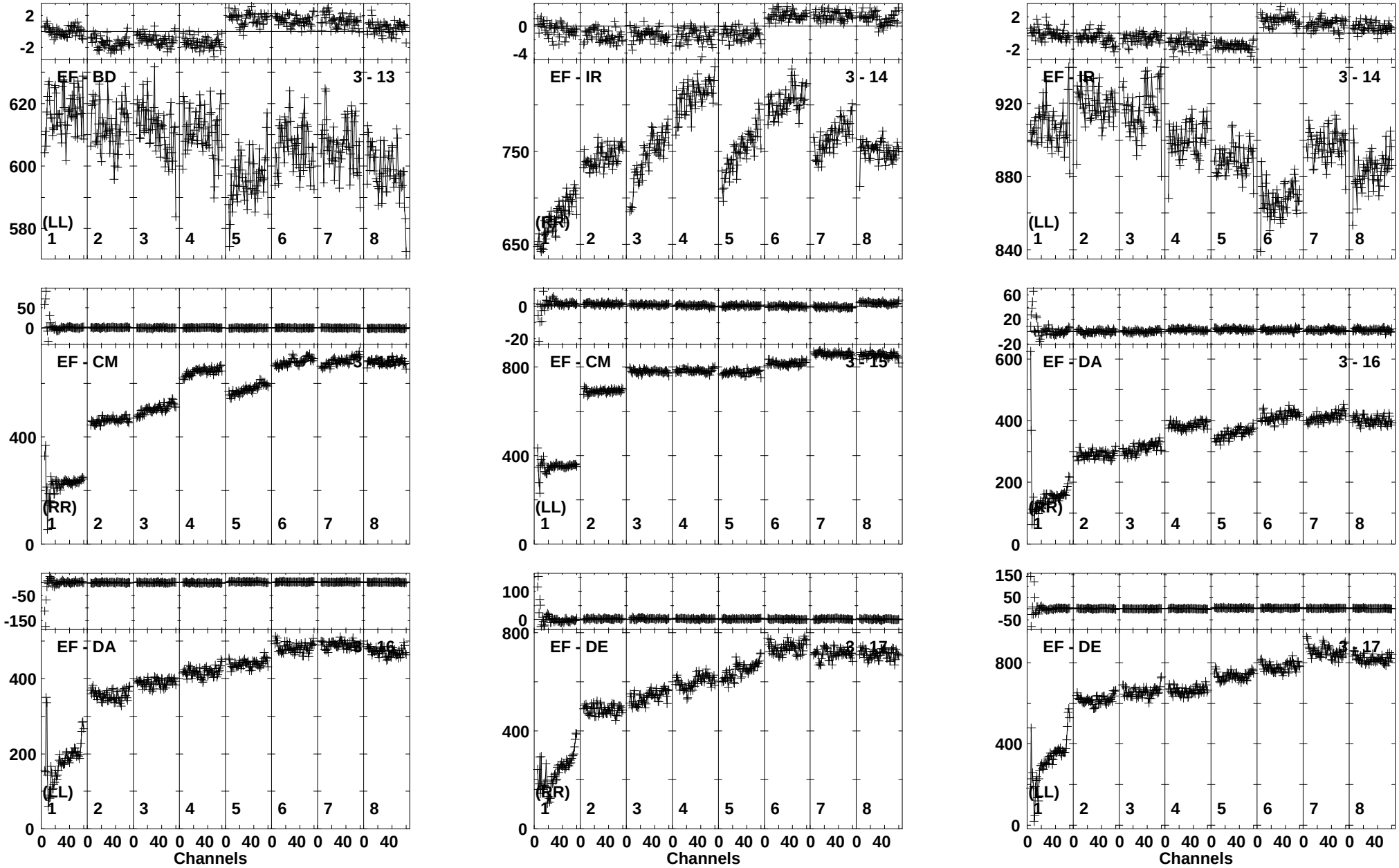

Lower frame: Milli Ampl Jy Top frame: Phas deg
Vector averaged cross-power spectrum Baseline: EF (03) - BD (13)
Timerange: 00/13:42:00 to 00/13:46:59

Plot file version 20 created 23-JAN-2020 10:41:23
J2031+1219 N19C3.UVDATA.1
Freq = 4.9584 GHz, Bw = 8.000 MH Calibrated with CL # 3 and BP # 1 (BP mode 1)

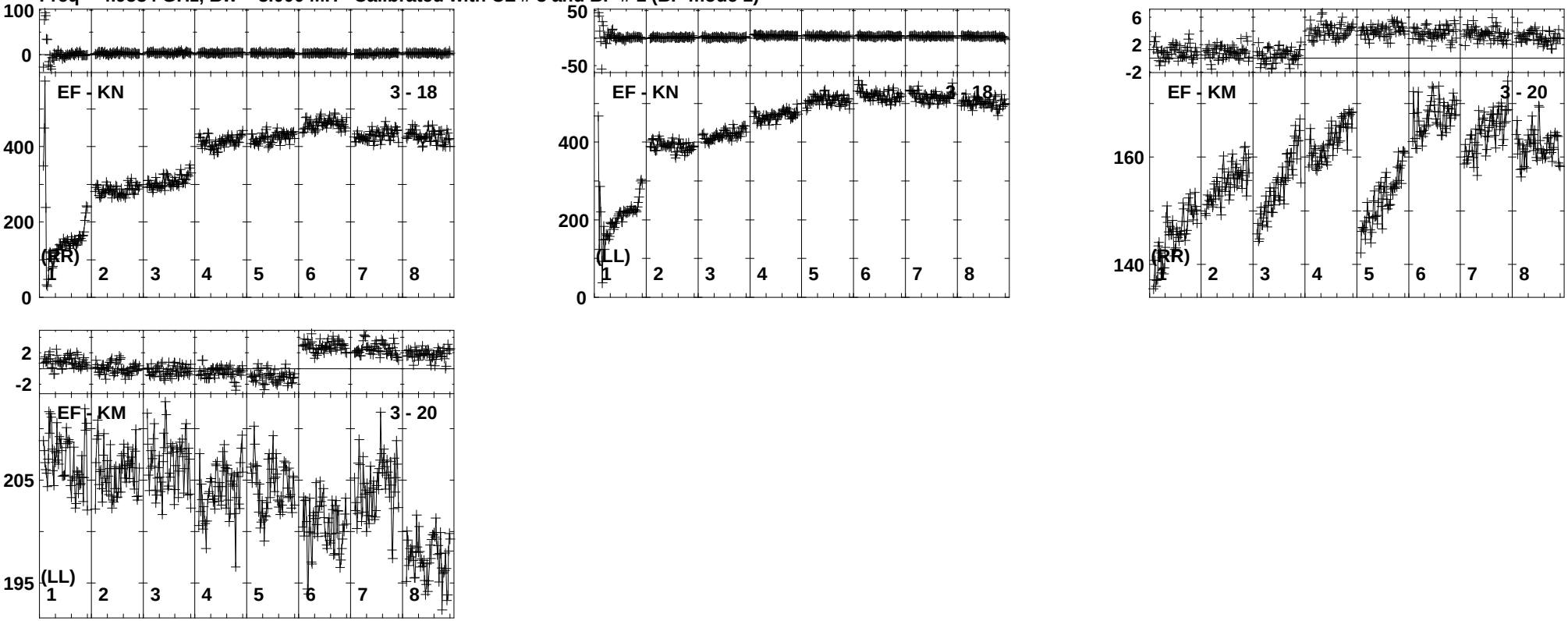

Lower frame: Milli Ampl Jy Top frame: Phas deg
Vector averaged cross-power spectrum Baseline: EF (03) - KN (18)
Timerange: 00/13:42:00 to 00/13:46:59

Plot file version 21 created 23-JAN-2020 10:41:25
J2031+1219 N19C3.UVDATA.1
Freq = 4.9584 GHz, Bw = 8.000 MH Calibrated with CL # 3 and BP # 1 (BP mode 1)

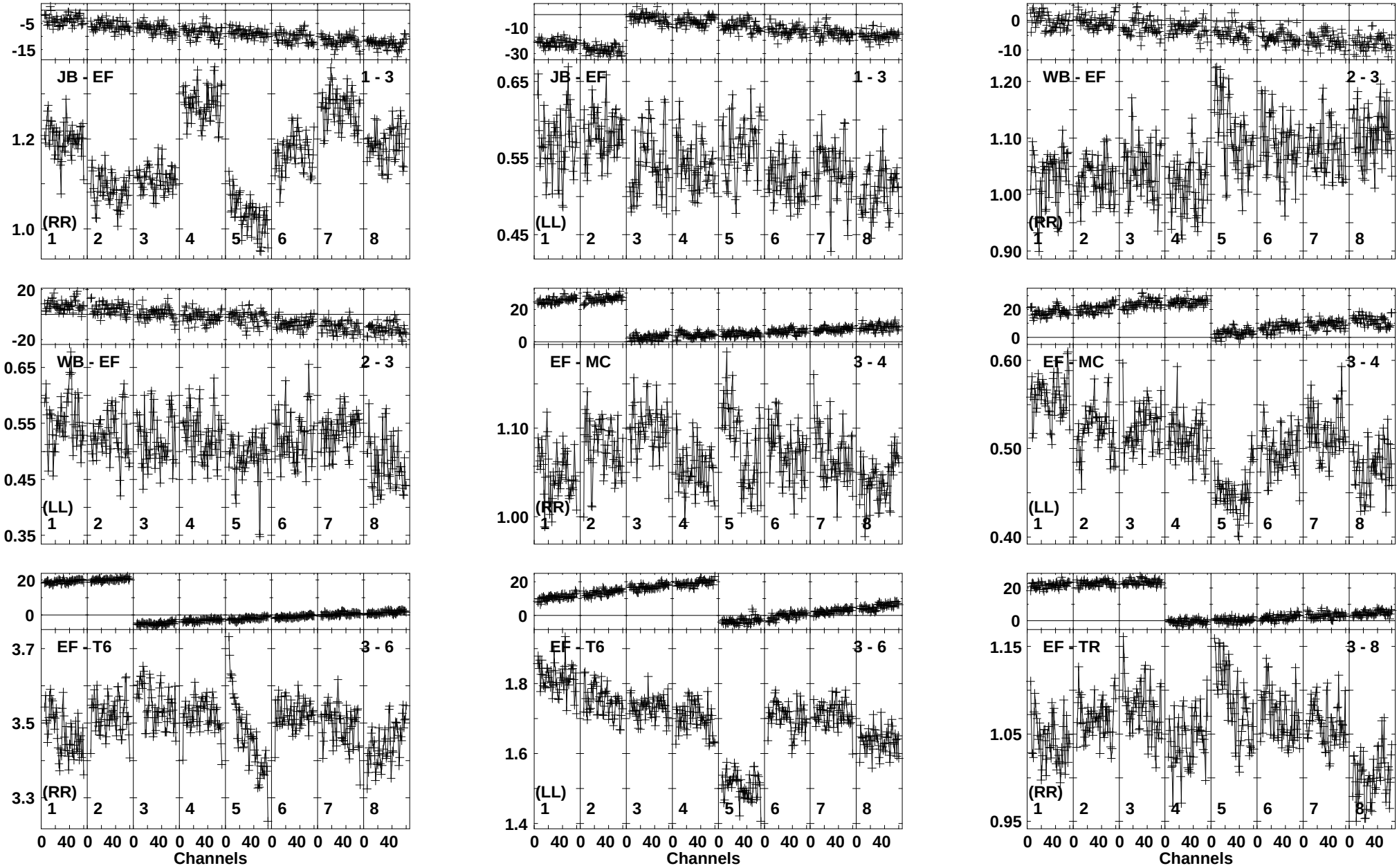

Lower frame: Ampl Jy Top frame: Phas deg
Vector averaged cross-power spectrum Baseline: JB (01) - EF (03)
Timerange: 00/13:52:01 to 00/13:57:00

Plot file version 22 created 23-JAN-2020 10:41:26
J2031+1219 N19C3.UVDATA.1
Freq = 4.9584 GHz, Bw = 8.000 MH Calibrated with CL # 3 and BP # 1 (BP mode 1)

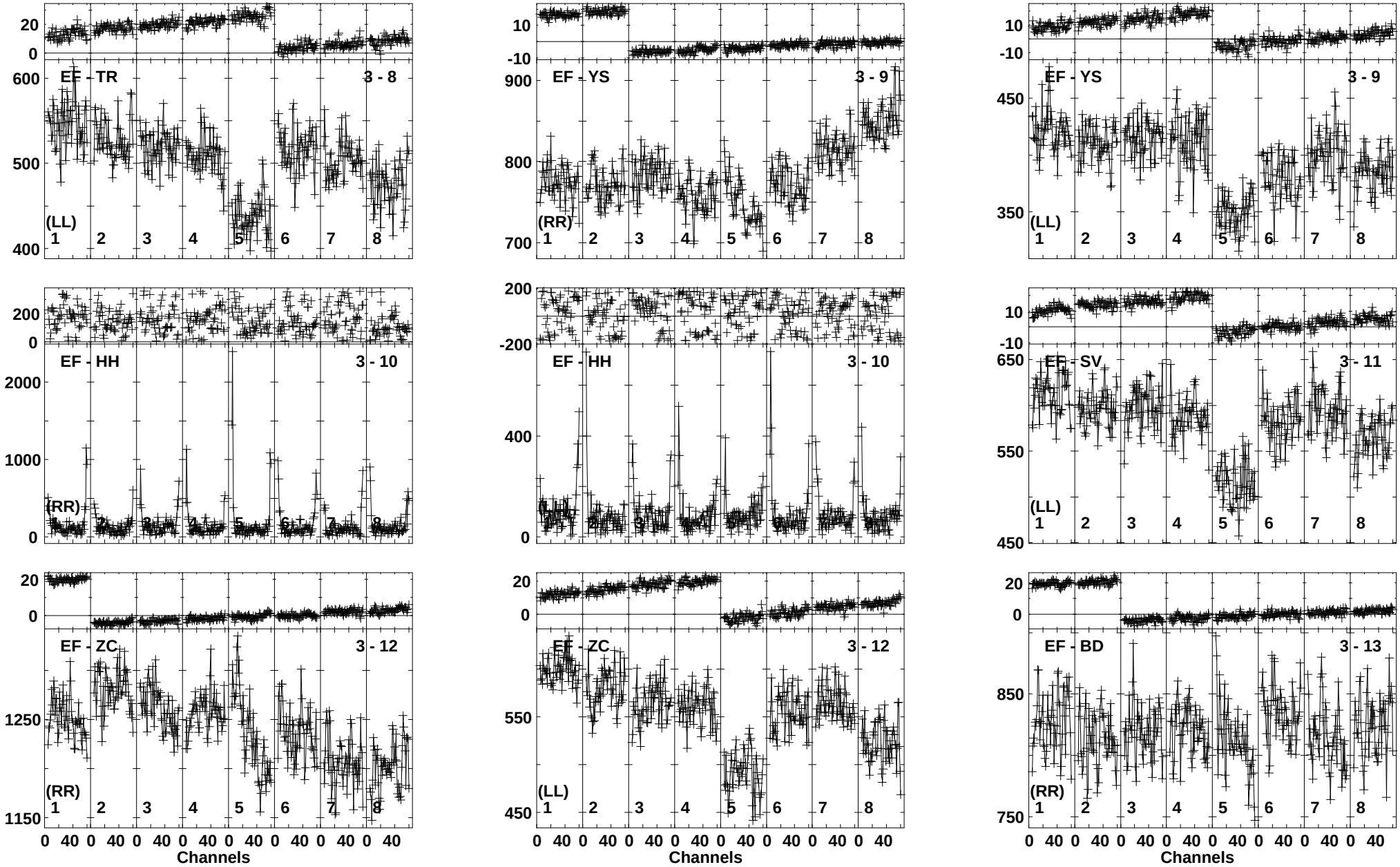

Lower frame: Milli Ampl Jy Top frame: Phas deg
Vector averaged cross-power spectrum Baseline: EF (03) - TR (08)
Timerange: 00/13:52:01 to 00/13:57:00

Plot file version 23 created 23-JAN-2020 10:41:27
J2031+1219 N19C3.UVDATA.1
Freq = 4.9584 GHz, Bw = 8.000 MH Calibrated with CL # 3 and BP # 1 (BP mode 1)

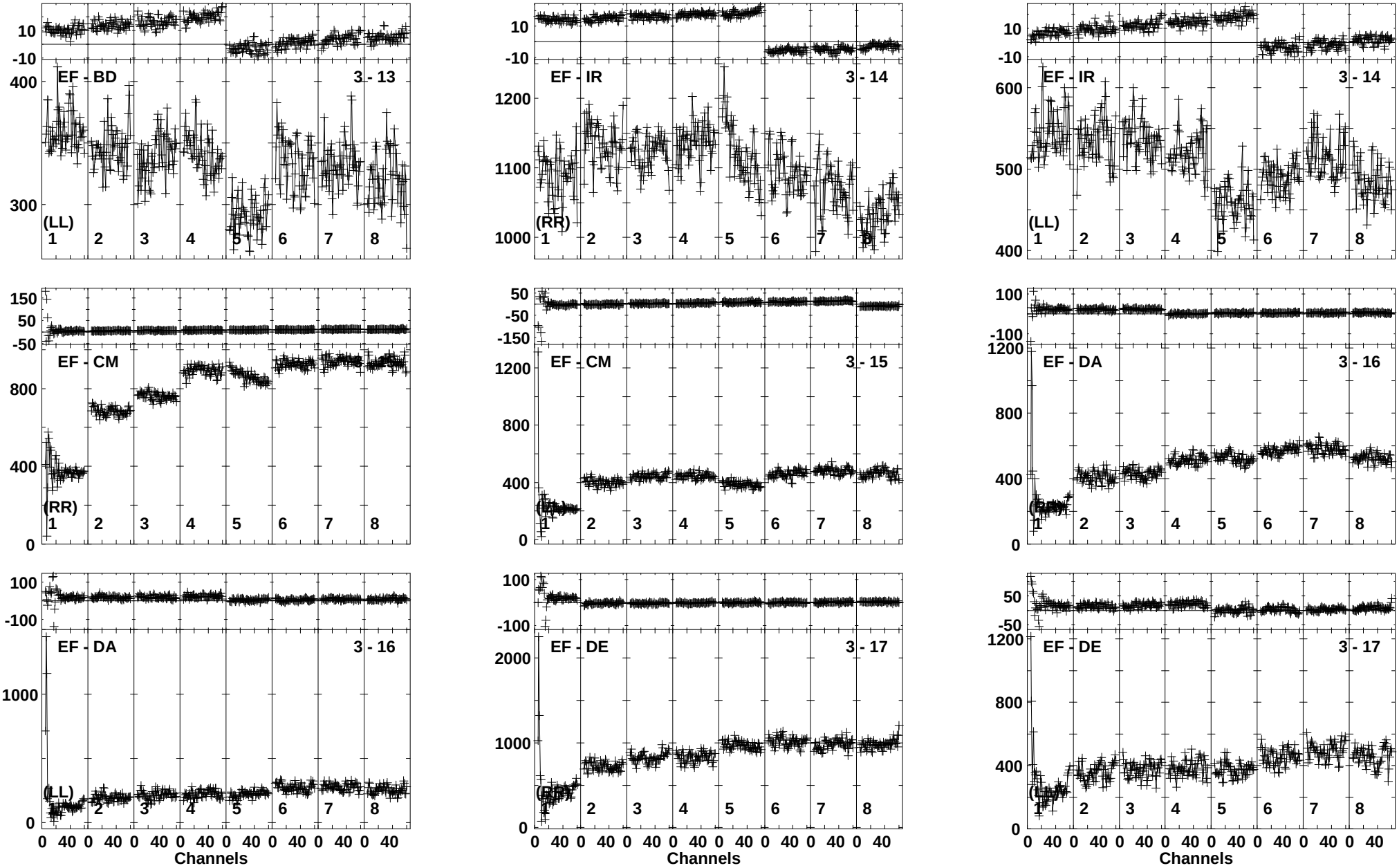

Lower frame: Milli Ampl Jy Top frame: Phas deg
Vector averaged cross-power spectrum Baseline: EF (03) - BD (13)
Timerange: 00/13:52:01 to 00/13:57:00

Plot file version 24 created 23-JAN-2020 10:41:28
J2031+1219 N19C3.UVDATA.1
Freq = 4.9584 GHz, Bw = 8.000 MH Calibrated with CL # 3 and BP # 1 (BP mode 1)

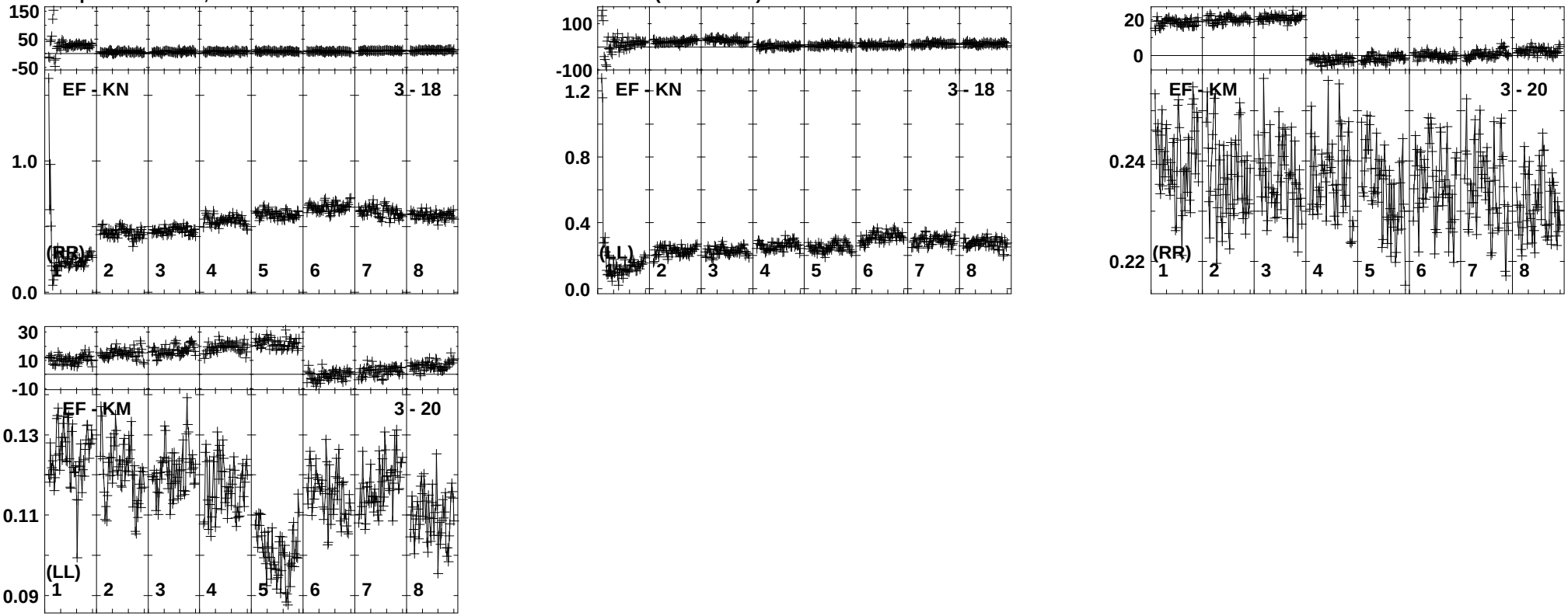

Lower frame: Ampl Jy Top frame: Phas deg
Vector averaged cross-power spectrum Baseline: EF (03) - KN (18)
Timerange: 00/13:52:01 to 00/13:57:00

Plot file version 25 created 23-JAN-2020 10:41:30
J2031+1219 N19C3.UVDATA.1
Freq = 4.9584 GHz, Bw = 8.000 MH Calibrated with CL # 3 and BP # 1 (BP mode 1)

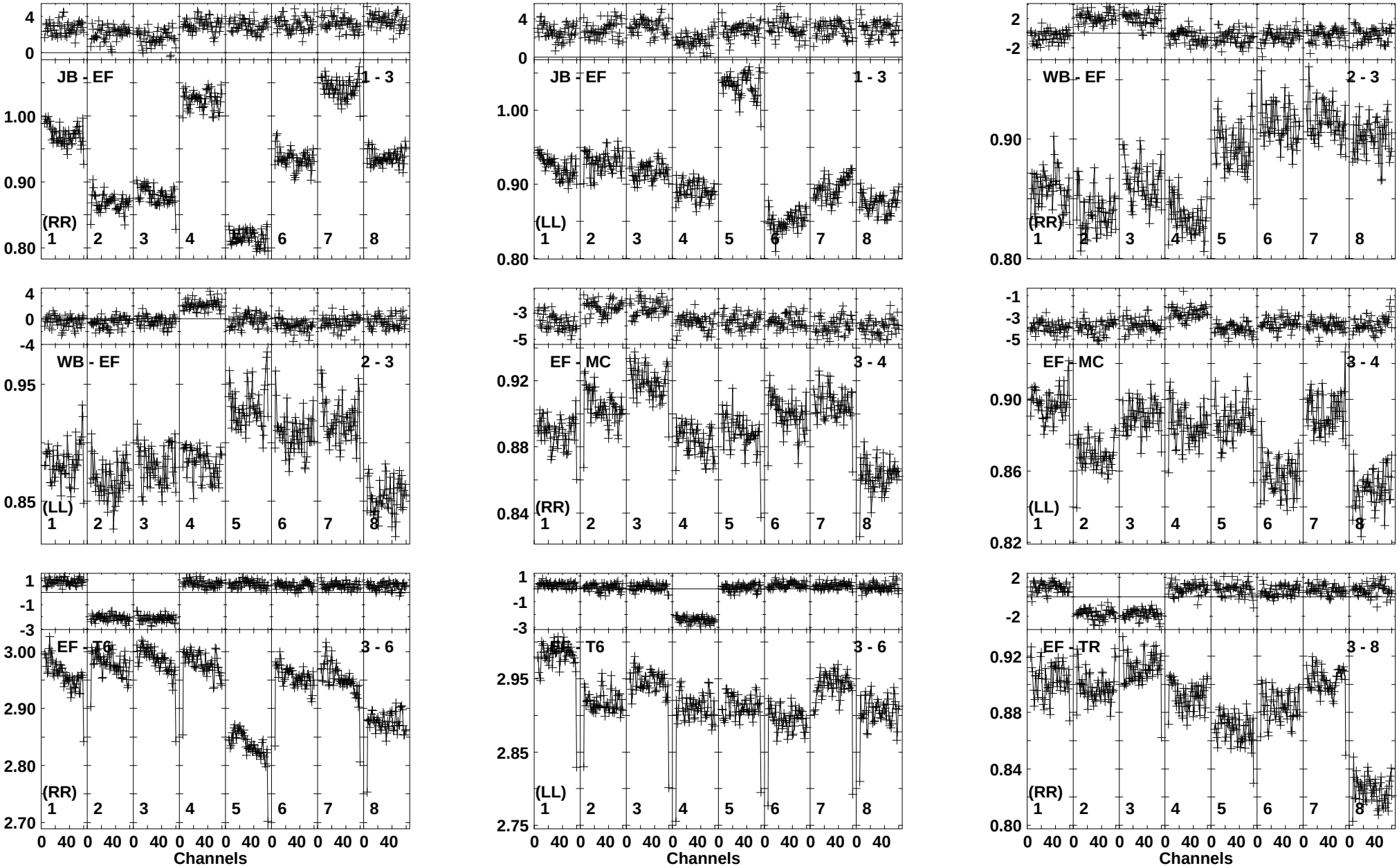

Lower frame: Ampl Jy Top frame: Phas deg
Vector averaged cross-power spectrum Baseline: JB (01) - EF (03)
Timerange: 00/14:02:00 to 00/14:06:59

Plot file version 26 created 23-JAN-2020 10:41:32
J2031+1219 N19C3.UVDATA.1
Freq = 4.9584 GHz, Bw = 8.000 MH Calibrated with CL # 3 and BP # 1 (BP mode 1)

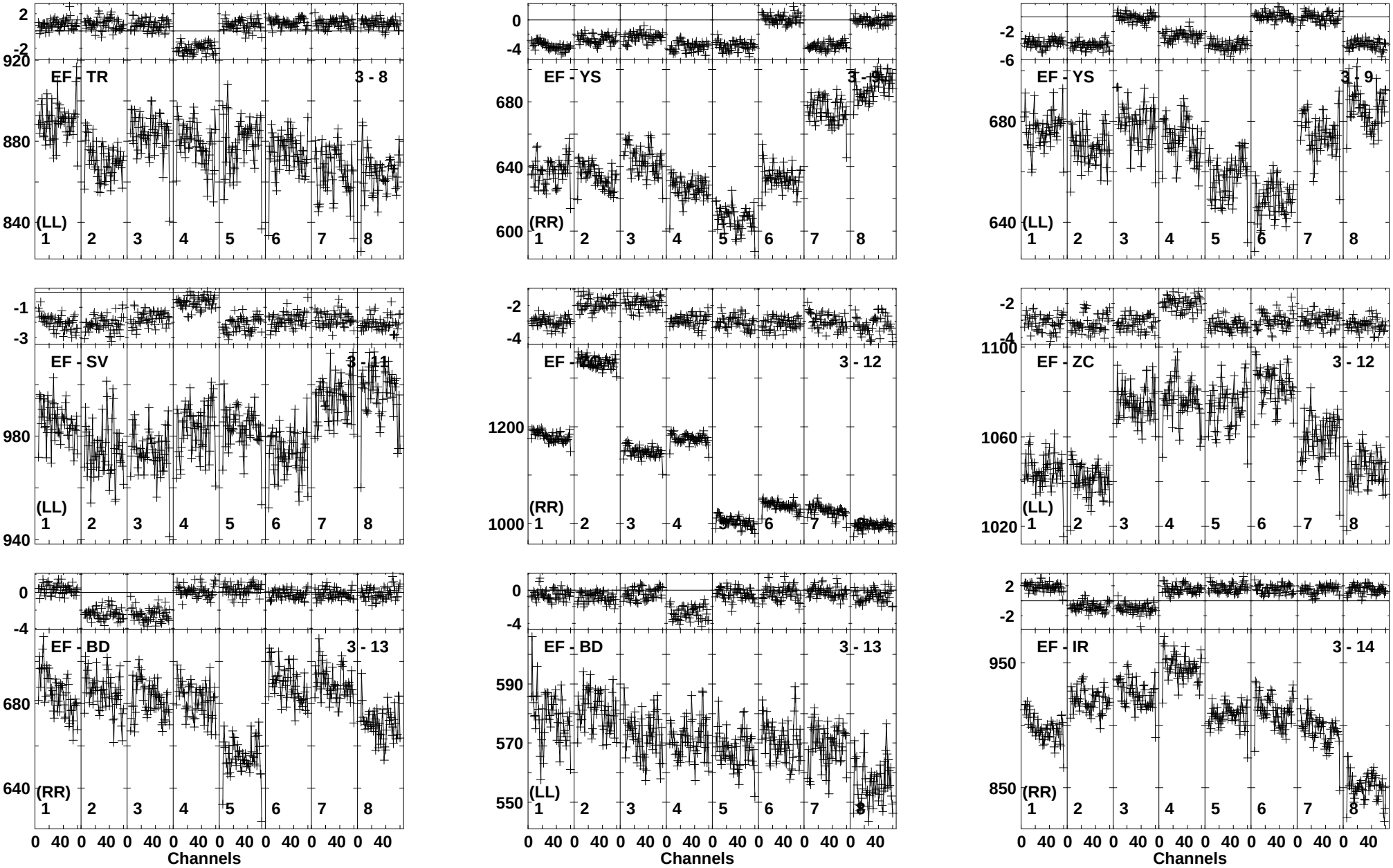

Lower frame: Milli Ampl Jy Top frame: Phas deg
Vector averaged cross-power spectrum Baseline: EF (03) - TR (08)
Timerange: 00/14:02:00 to 00/14:06:59

Plot file version 27 created 23-JAN-2020 10:41:33
J2031+1219 N19C3.UVDATA.1
Freq = 4.9584 GHz, Bw = 8.000 MH Calibrated with CL # 3 and BP # 1 (BP mode 1)

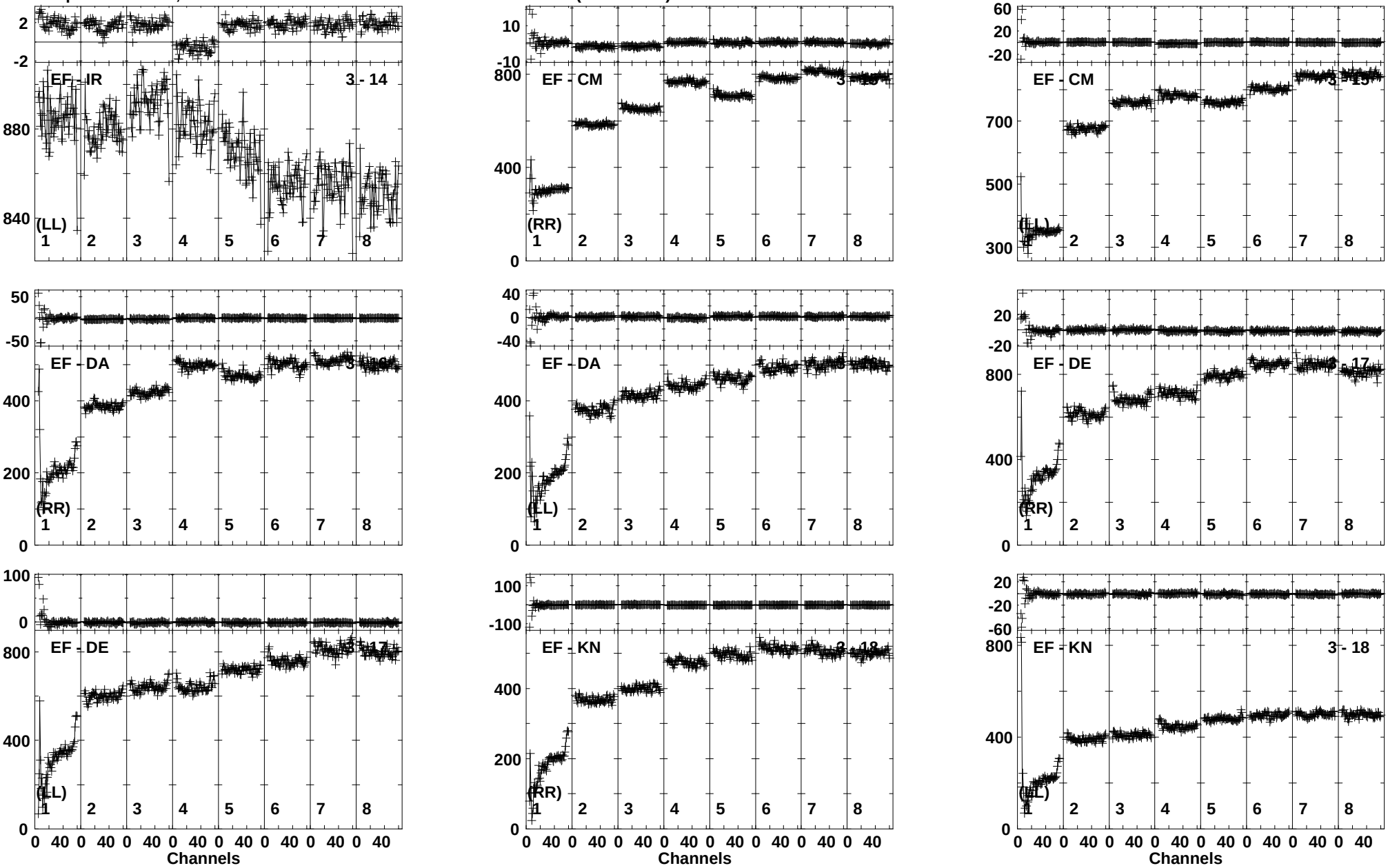

Lower frame: Milli Ampl Jy Top frame: Phas deg
Vector averaged cross-power spectrum Baseline: EF (03) - IR (14)
Timerange: 00/14:02:00 to 00/14:06:59

Plot file version 28 created 23-JAN-2020 10:41:35
J2031+1219 N19C3.UVDATA.1
Freq = 4.9584 GHz, Bw = 8.000 MH Calibrated with CL # 3 and BP # 1 (BP mode 1)

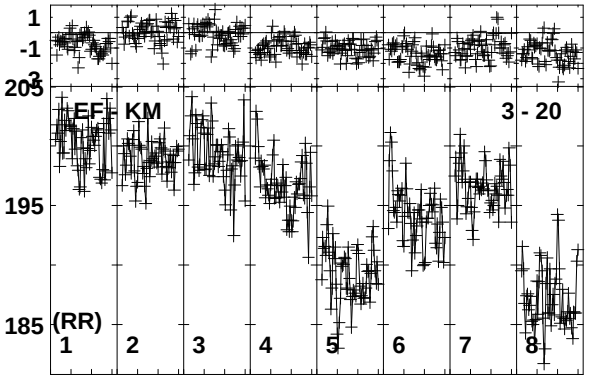

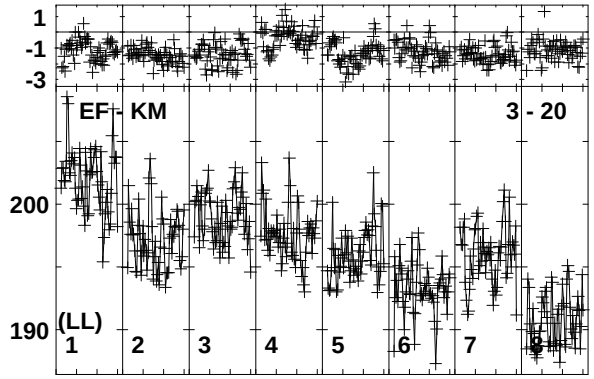

Lower frame: Milli Ampl Jy Top frame: Phas deg
Vector averaged cross-power spectrum Baseline: EF (03) - KM (20)
Timerange: 00/14:02:00 to 00/14:06:59

Plot file version 29 created 23-JAN-2020 10:41:36
J2031+1219 N19C3.UVDATA.1
Freq = 4.9584 GHz, Bw = 8.000 MH Calibrated with CL # 3 and BP # 1 (BP mode 1)

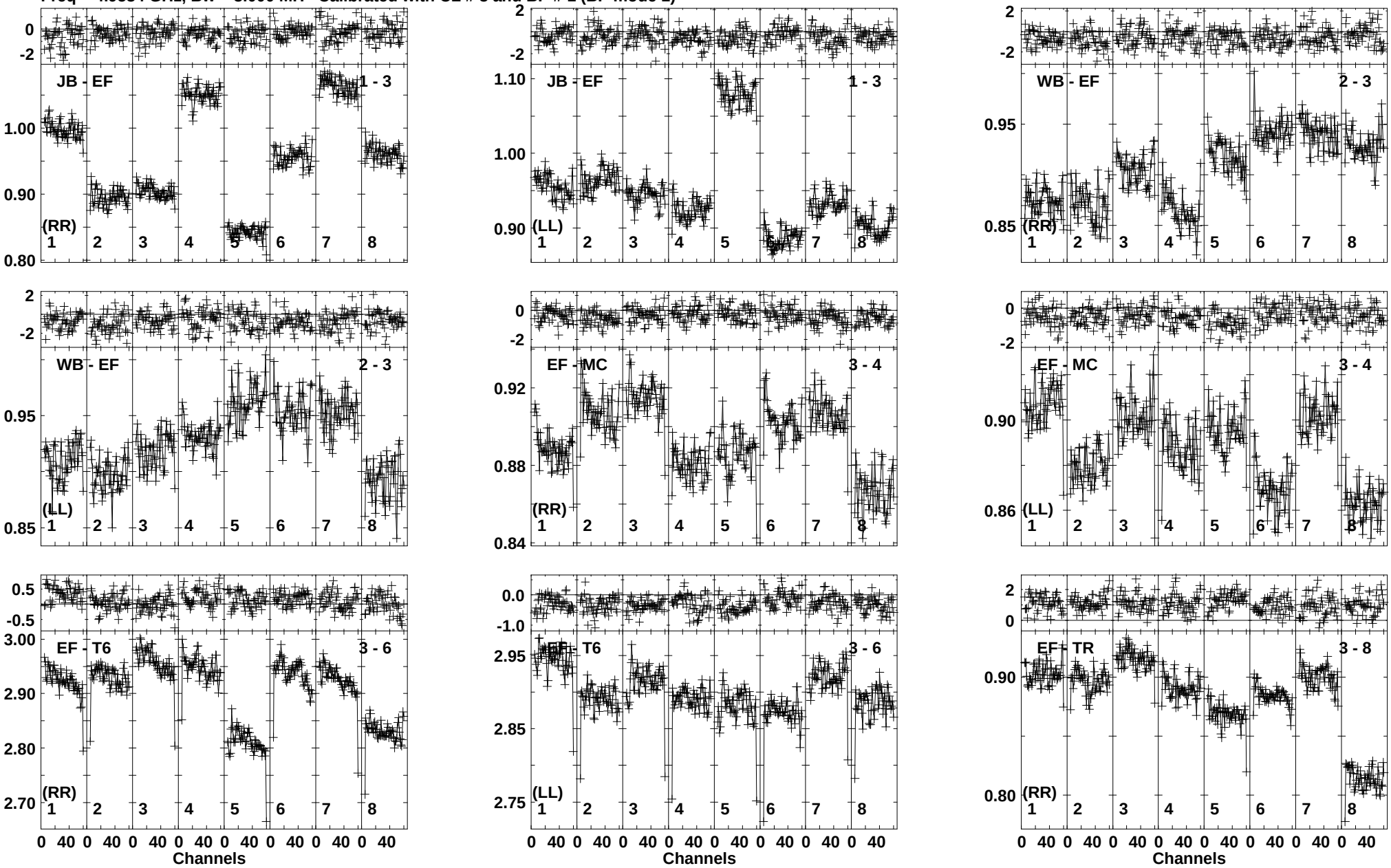

Lower frame: Ampl Jy Top frame: Phas deg
Vector averaged cross-power spectrum Baseline: JB (01) - EF (03)
Timerange: 00/14:12:01 to 00/14:17:00

Plot file version 30 created 23-JAN-2020 10:41:38
J2031+1219 N19C3.UVDATA.1
Freq = 4.9584 GHz, Bw = 8.000 MH Calibrated with CL # 3 and BP # 1 (BP mode 1)

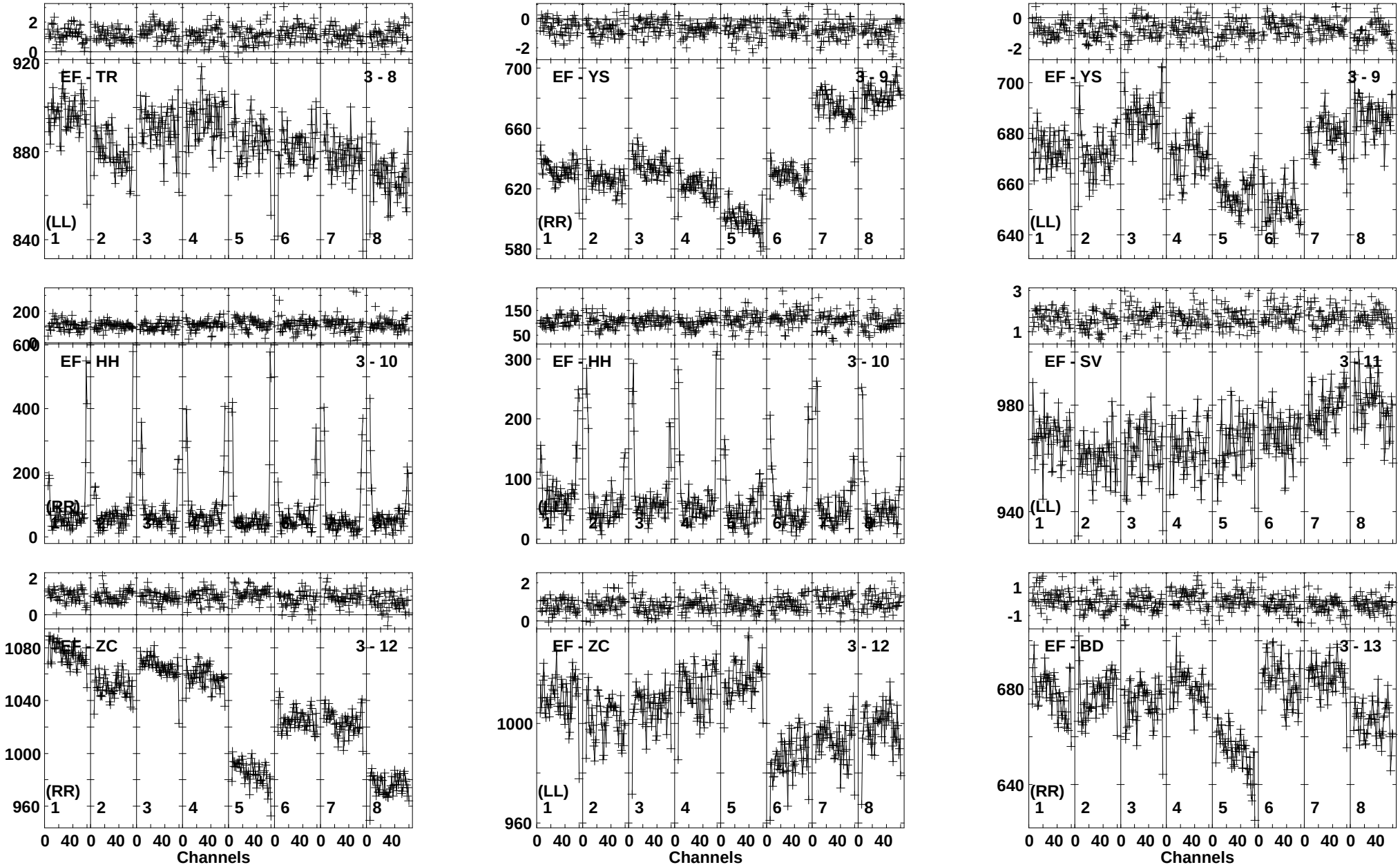

Lower frame: Milli Ampl Jy Top frame: Phas deg
Vector averaged cross-power spectrum Baseline: EF (03) - TR (08)
Timerange: 00/14:12:01 to 00/14:17:00

Plot file version 31 created 23-JAN-2020 10:41:40
J2031+1219 N19C3.UVDATA.1
Freq = 4.9584 GHz, Bw = 8.000 MH Calibrated with CL # 3 and BP # 1 (BP mode 1)

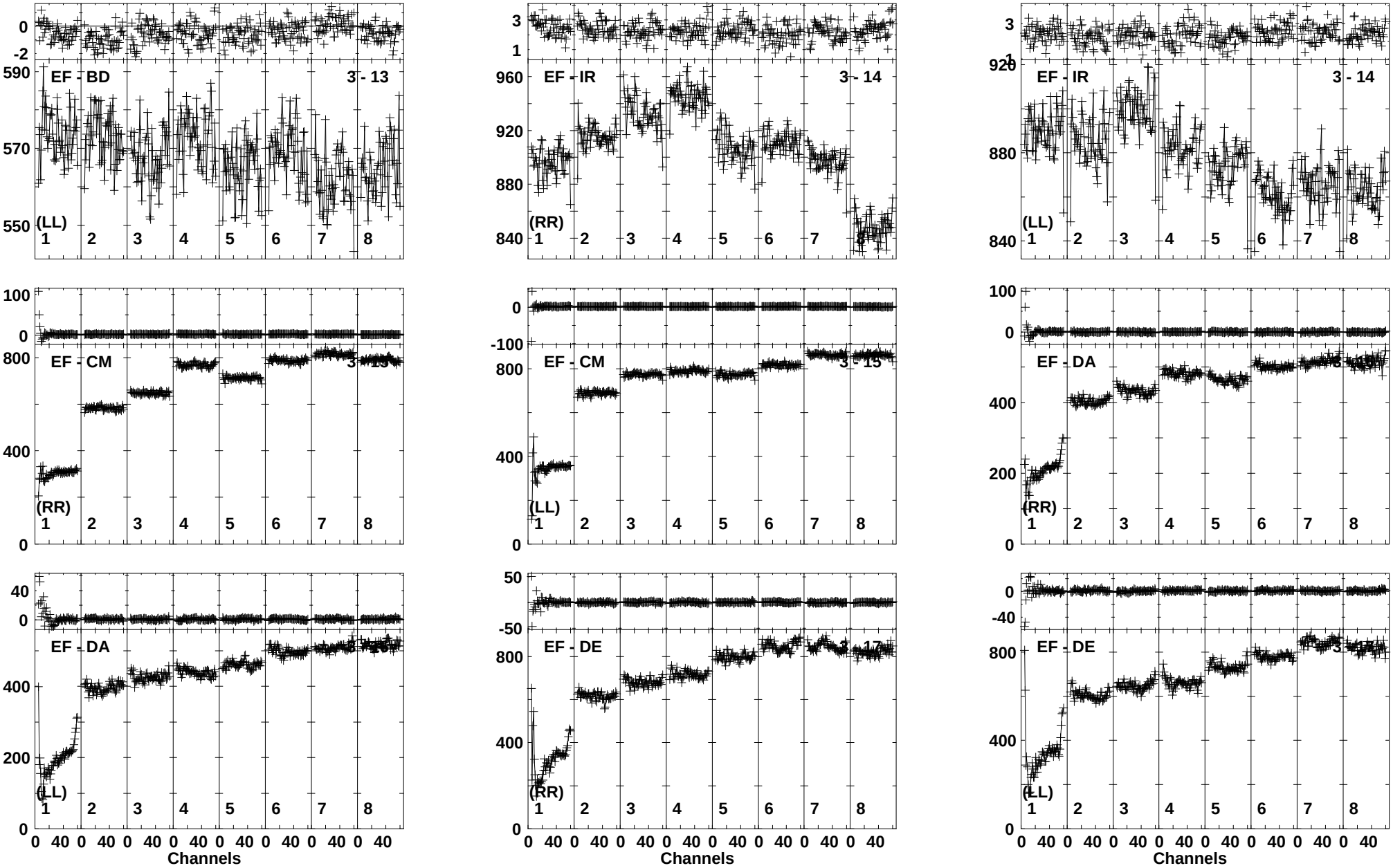

Lower frame: Milli Ampl Jy Top frame: Phas deg
Vector averaged cross-power spectrum Baseline: EF (03) - BD (13)
Timerange: 00/14:12:01 to 00/14:17:00

Plot file version 32 created 23-JAN-2020 10:41:42
J2031+1219 N19C3.UVDATA.1
Freq = 4.9584 GHz, Bw = 8.000 MH Calibrated with CL # 3 and BP # 1 (BP mode 1)

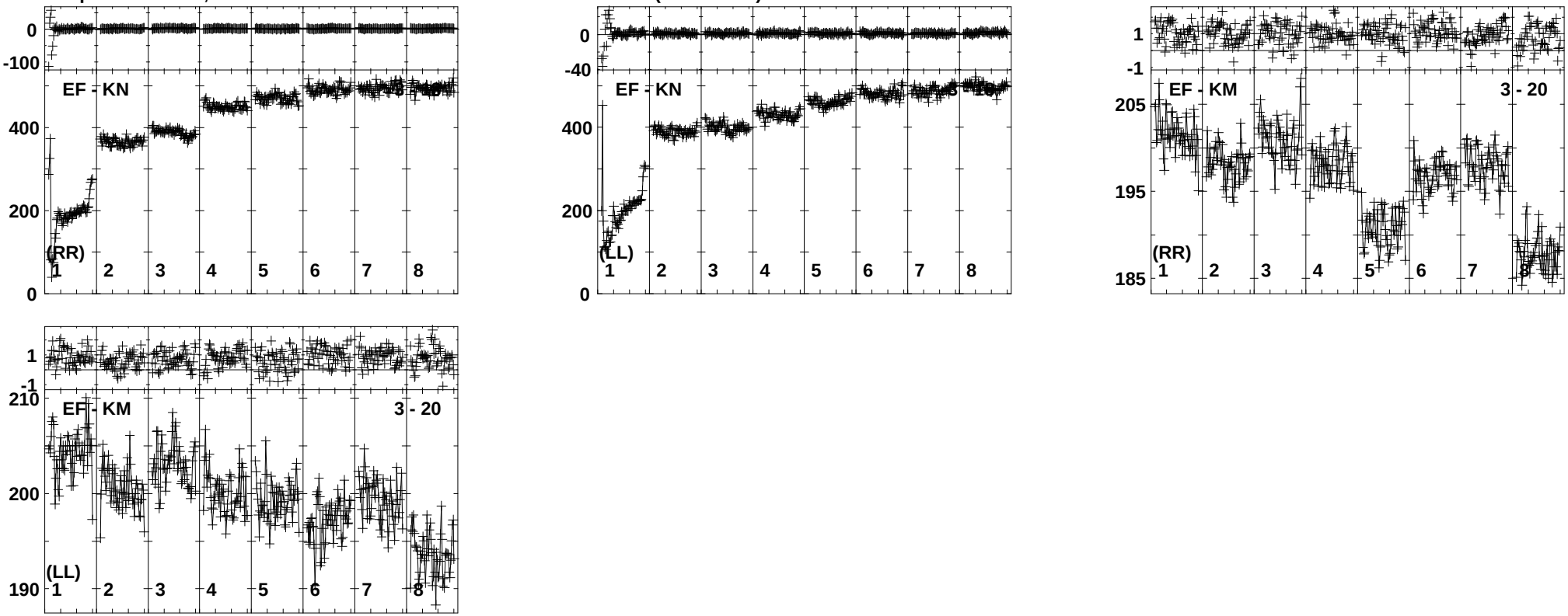

Lower frame: Milli Ampl Jy Top frame: Phas deg
Vector averaged cross-power spectrum Baseline: EF (03) - KN (18)
Timerange: 00/14:12:01 to 00/14:17:00

Plot file version 33 created 23-JAN-2020 10:41:43
J2031+1219 N19C3.UVDATA.1
Freq = 4.9584 GHz, Bw = 8.000 MH Calibrated with CL # 3 and BP # 1 (BP mode 1)

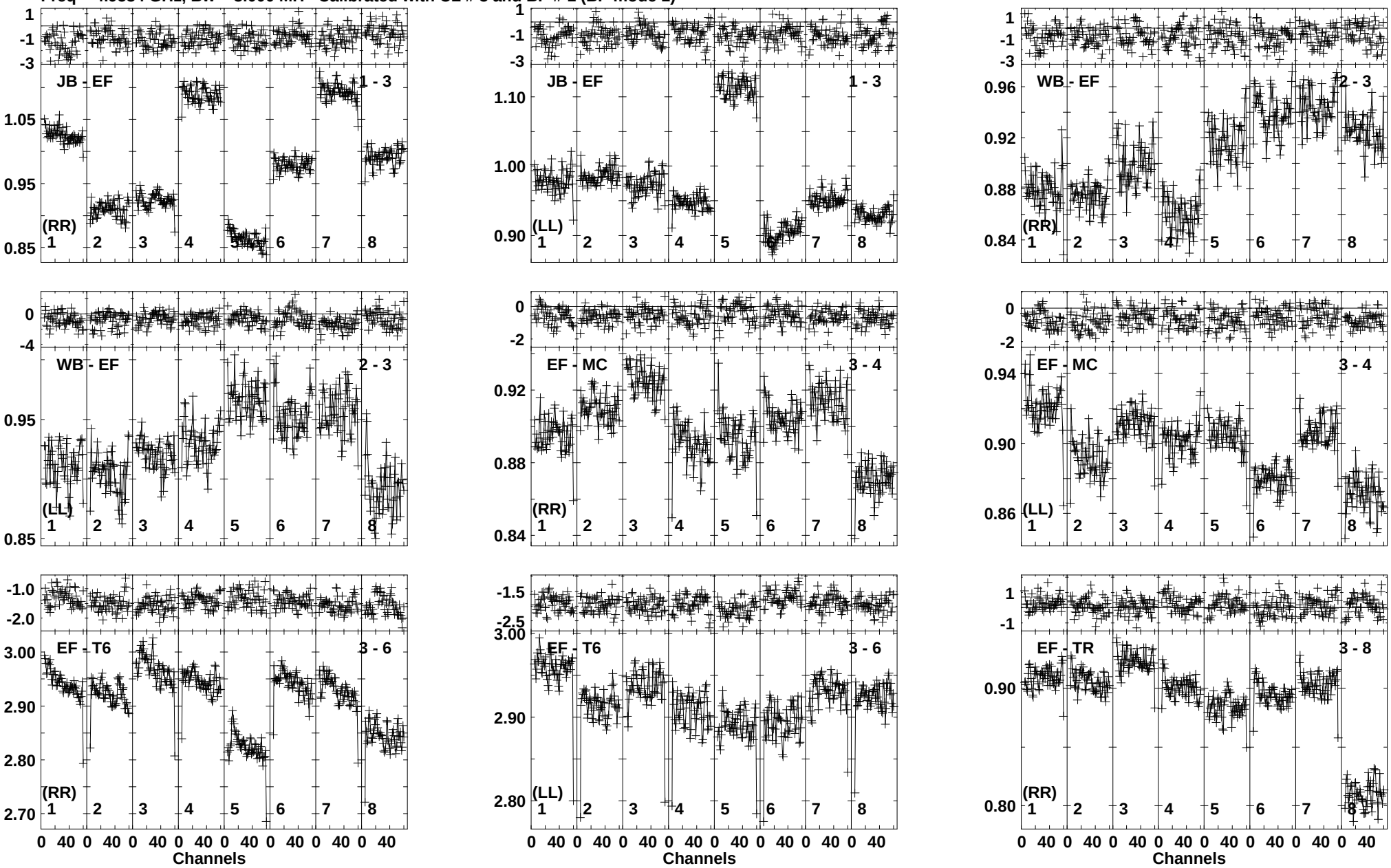

Lower frame: Ampl Jy Top frame: Phas deg
Vector averaged cross-power spectrum Baseline: JB (01) - EF (03)
Timerange: 00/14:22:01 to 00/14:27:00

Plot file version 34 created 23-JAN-2020 10:41:45
J2031+1219 N19C3.UVDATA.1
Freq = 4.9584 GHz, Bw = 8.000 MH Calibrated with CL # 3 and BP # 1 (BP mode 1)

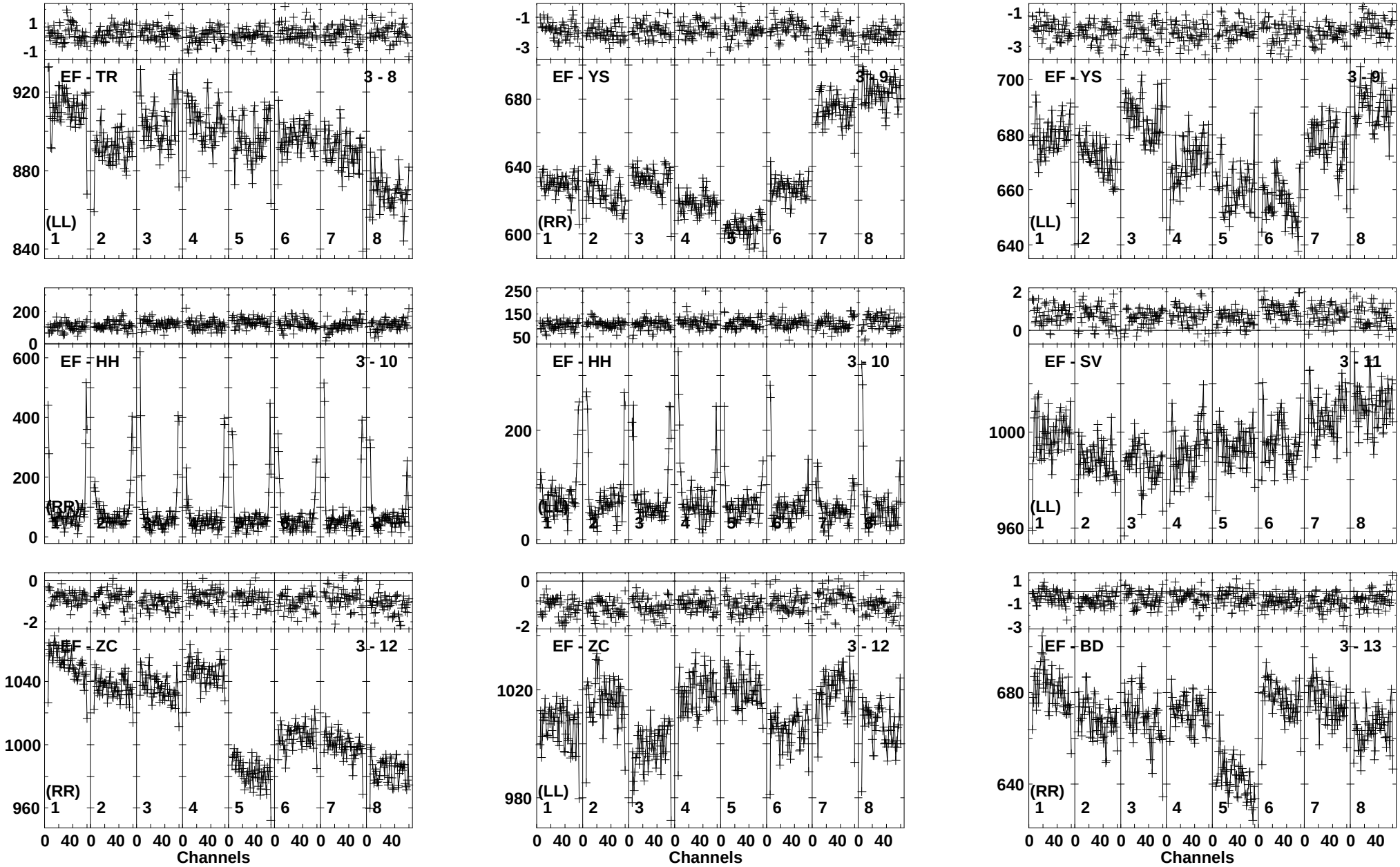

Lower frame: Milli Ampl Jy Top frame: Phas deg
Vector averaged cross-power spectrum Baseline: EF (03) - TR (08)
Timerange: 00/14:22:01 to 00/14:27:00

Plot file version 35 created 23-JAN-2020 10:41:47
J2031+1219 N19C3.UVDATA.1
Freq = 4.9584 GHz, Bw = 8.000 MH Calibrated with CL # 3 and BP # 1 (BP mode 1)

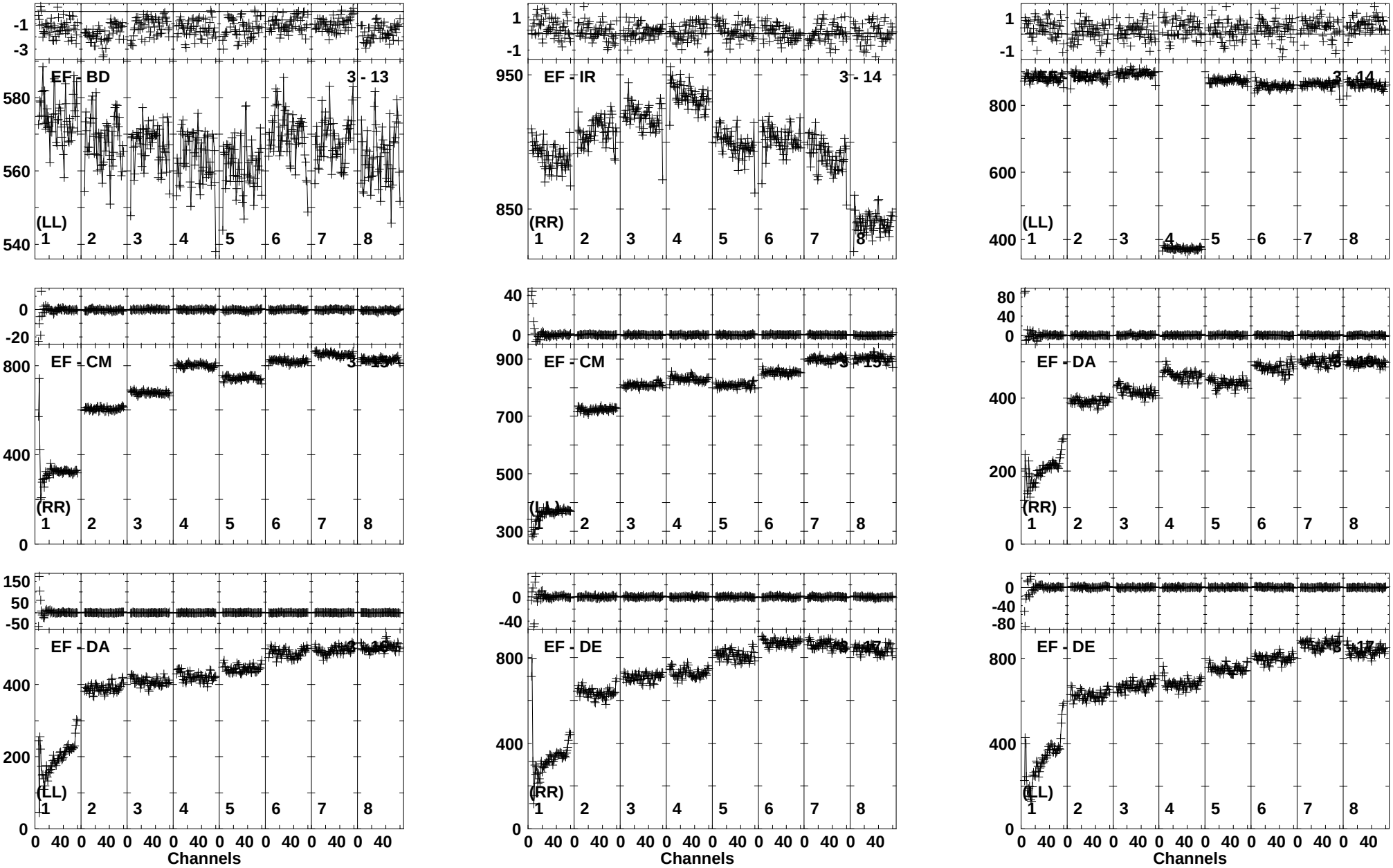

Lower frame: Milli Ampl Jy Top frame: Phas deg
Vector averaged cross-power spectrum Baseline: EF (03) - BD (13)
Timerange: 00/14:22:01 to 00/14:27:00

Plot file version 36 created 23-JAN-2020 10:41:49
J2031+1219 N19C3.UVDATA.1
Freq = 4.9584 GHz, Bw = 8.000 MH Calibrated with CL # 3 and BP # 1 (BP mode 1)

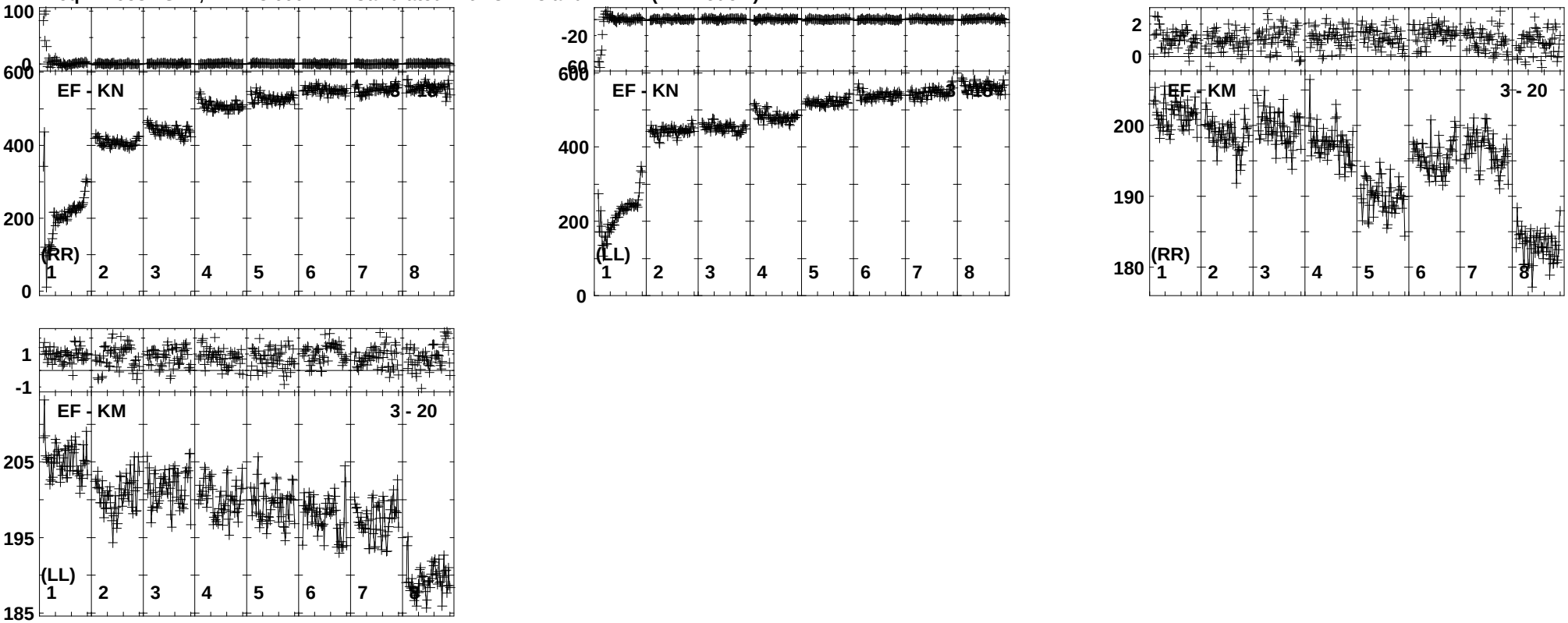

Lower frame: Milli Ampl Jy Top frame: Phas deg
Vector averaged cross-power spectrum Baseline: EF (03) - KN (18)
Timerange: 00/14:22:01 to 00/14:27:00

Plot file version 37 created 23-JAN-2020 10:41:50
J2031+1219 N19C3.UVDATA.1
Freq = 4.9584 GHz, Bw = 8.000 MH Calibrated with CL # 3 and BP # 1 (BP mode 1)

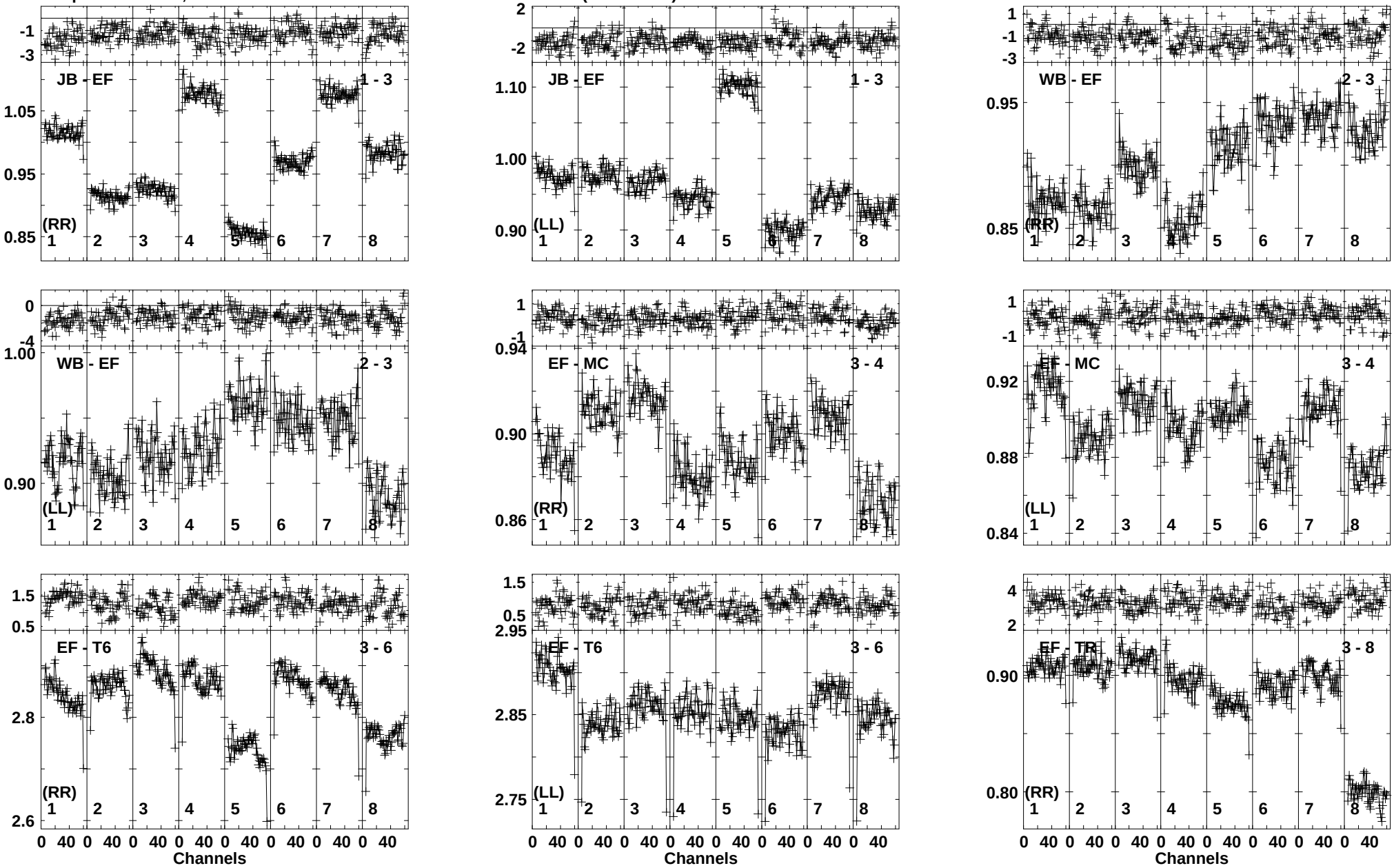

Lower frame: Ampl Jy Top frame: Phas deg
Vector averaged cross-power spectrum Baseline: JB (01) - EF (03)
Timerange: 00/14:32:00 to 00/14:36:59

Plot file version 38 created 23-JAN-2020 10:41:52
J2031+1219 N19C3.UVDATA.1
Freq = 4.9584 GHz, Bw = 8.000 MH Calibrated with CL # 3 and BP # 1 (BP mode 1)

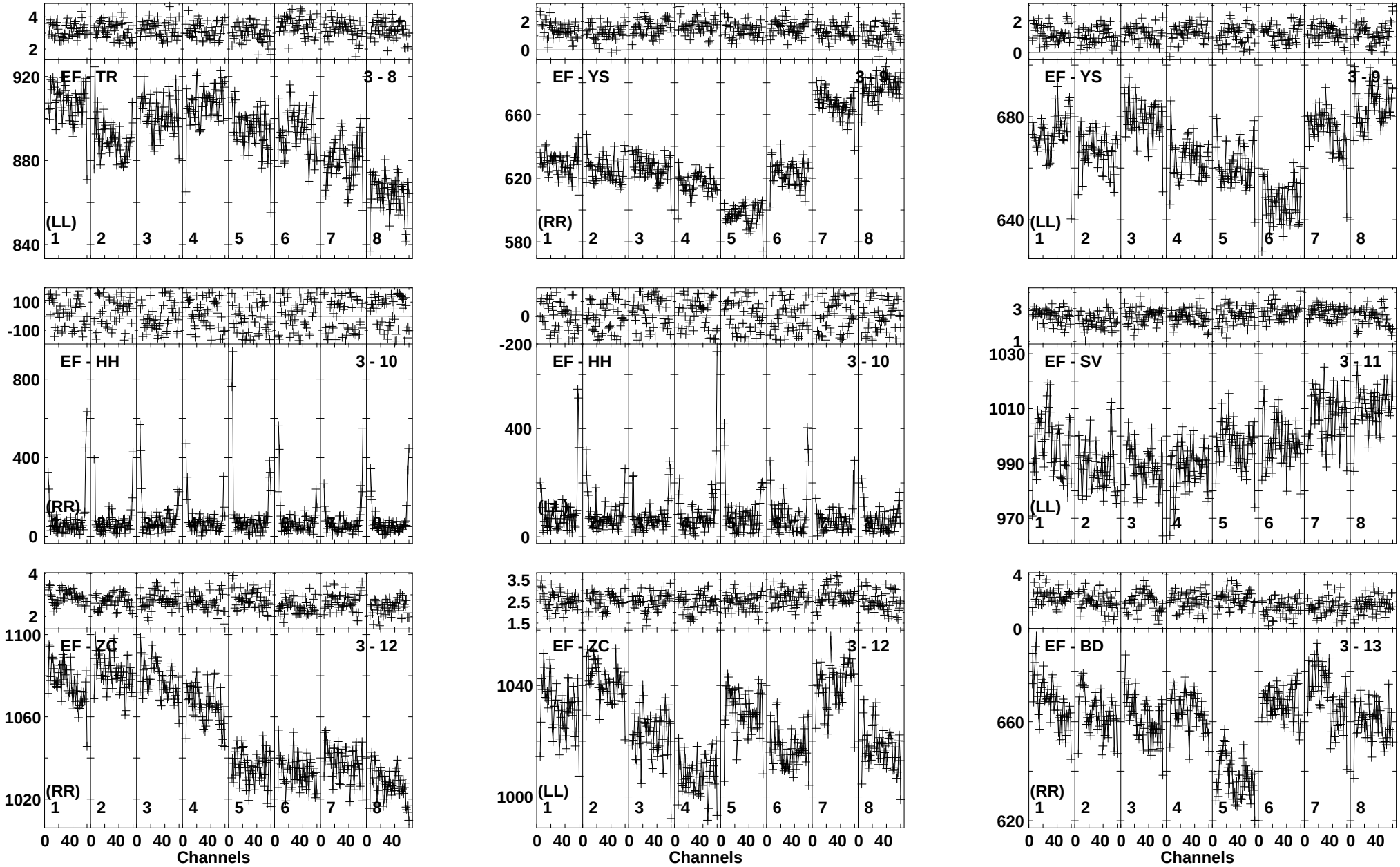

Lower frame: Milli Ampl Jy Top frame: Phas deg
Vector averaged cross-power spectrum Baseline: EF (03) - TR (08)
Timerange: 00/14:32:00 to 00/14:36:59

Plot file version 39 created 23-JAN-2020 10:41:53
J2031+1219 N19C3.UVDATA.1
Freq = 4.9584 GHz, Bw = 8.000 MH Calibrated with CL # 3 and BP # 1 (BP mode 1)

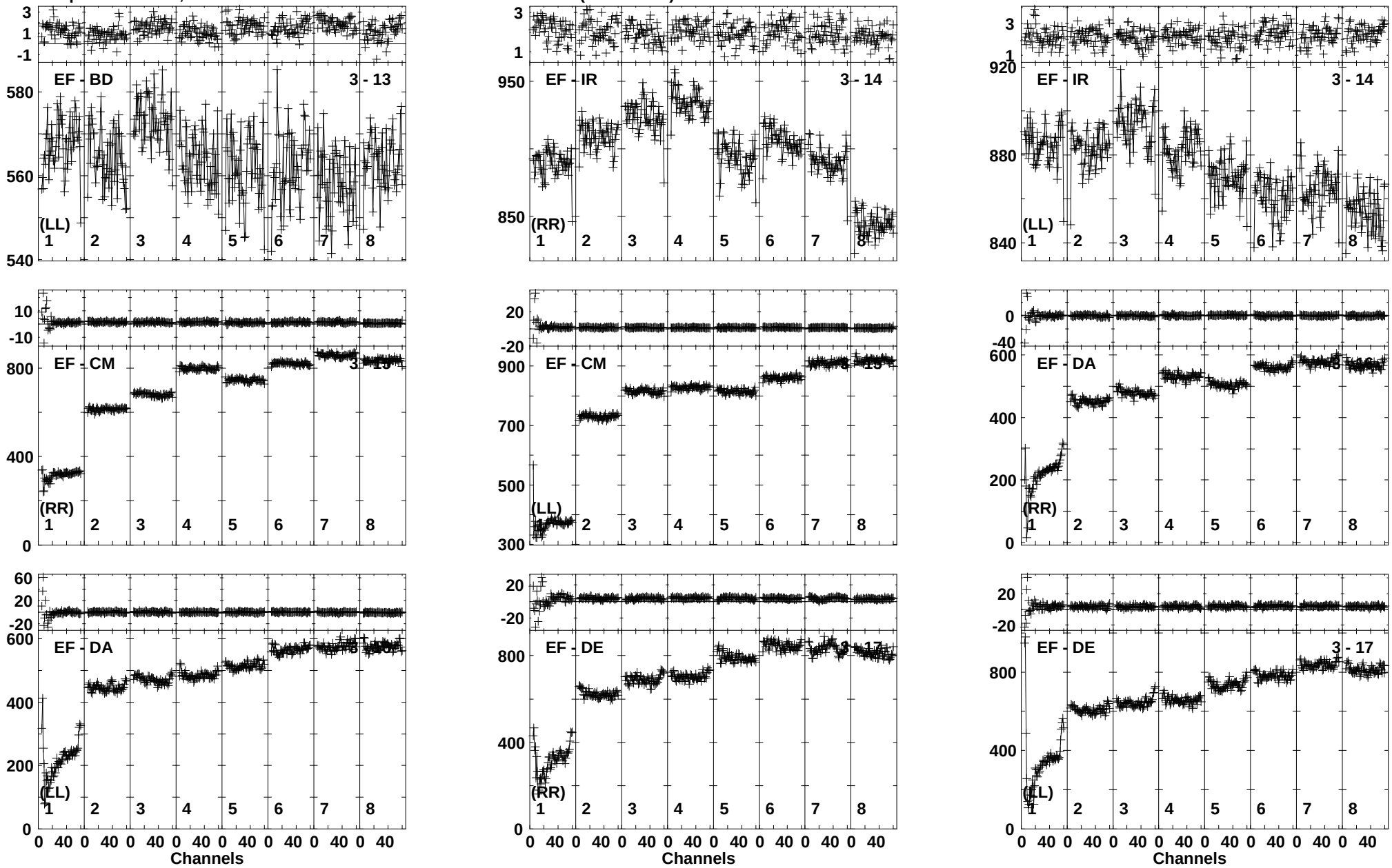

Lower frame: Milli Ampl Jy Top frame: Phas deg
Vector averaged cross-power spectrum Baseline: EF (03) - BD (13)
Timerange: 00/14:32:00 to 00/14:36:59

Plot file version 40 created 23-JAN-2020 10:41:55
J2031+1219 N19C3.UVDATA.1
Freq = 4.9584 GHz, Bw = 8.000 MH Calibrated with CL # 3 and BP # 1 (BP mode 1)

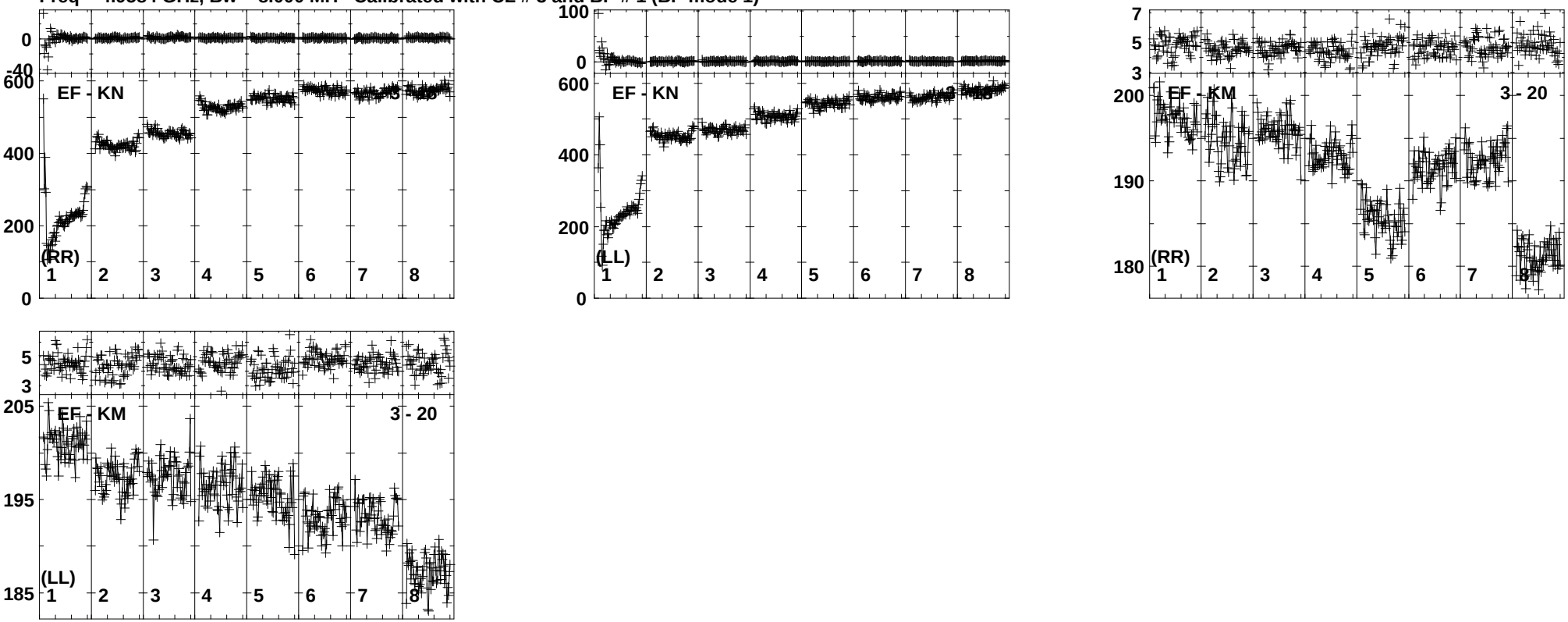

Lower frame: Milli Ampl Jy Top frame: Phas deg
Vector averaged cross-power spectrum Baseline: EF (03) - KN (18)
Timerange: 00/14:32:00 to 00/14:36:59

Plot file version 41 created 23-JAN-2020 10:41:56
J1310+3220 N19C3.UVDATA.1
Freq = 4.9584 GHz, Bw = 8.000 MH Calibrated with CL # 3 and BP # 1 (BP mode 1)

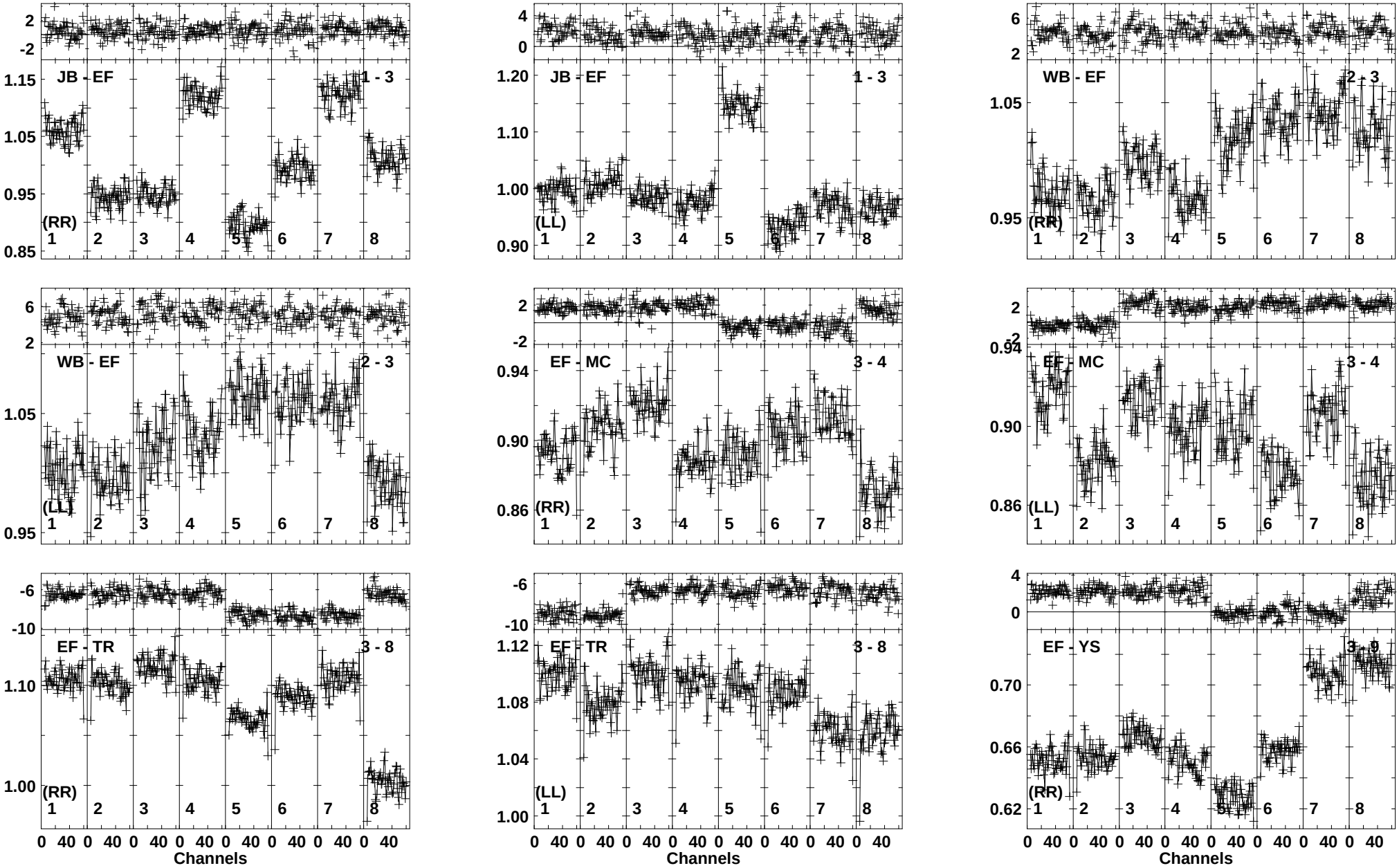

Lower frame: Ampl Jy Top frame: Phas deg
Vector averaged cross-power spectrum Baseline: JB (01) - EF (03)
Timerange: 00/14:42:01 to 00/14:47:00

Plot file version 42 created 23-JAN-2020 10:41:58
J1310+3220 N19C3.UVDATA.1
Freq = 4.9584 GHz, Bw = 8.000 MH Calibrated with CL # 3 and BP # 1 (BP mode 1)

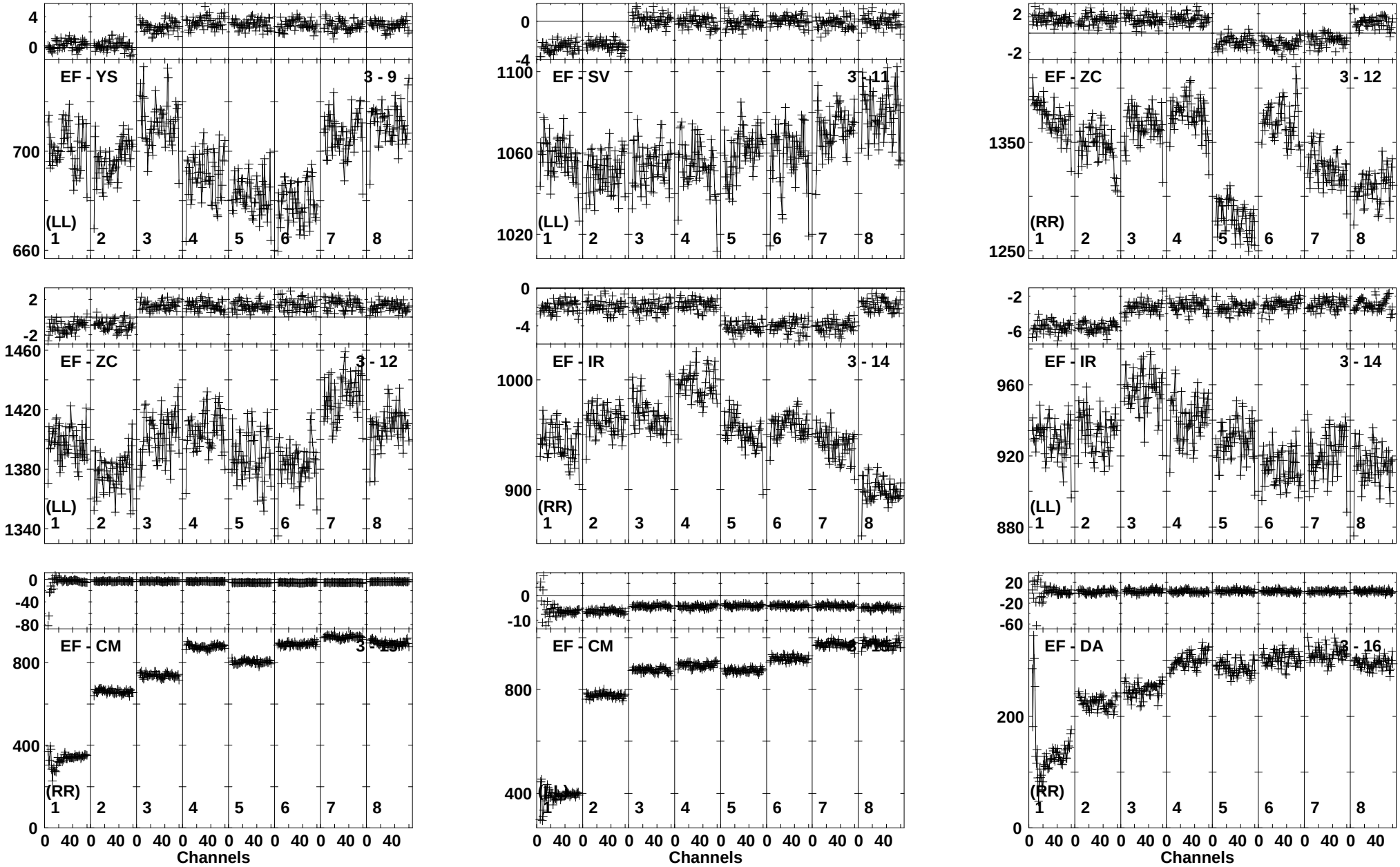

Lower frame: Milli Ampl Jy Top frame: Phas deg
Vector averaged cross-power spectrum Baseline: EF (03) - YS (09)
Timerange: 00/14:42:01 to 00/14:47:00

Plot file version 43 created 23-JAN-2020 10:41:59
J1310+3220 N19C3.UVDATA.1
Freq = 4.9584 GHz, Bw = 8.000 MH Calibrated with CL # 3 and BP # 1 (BP mode 1)

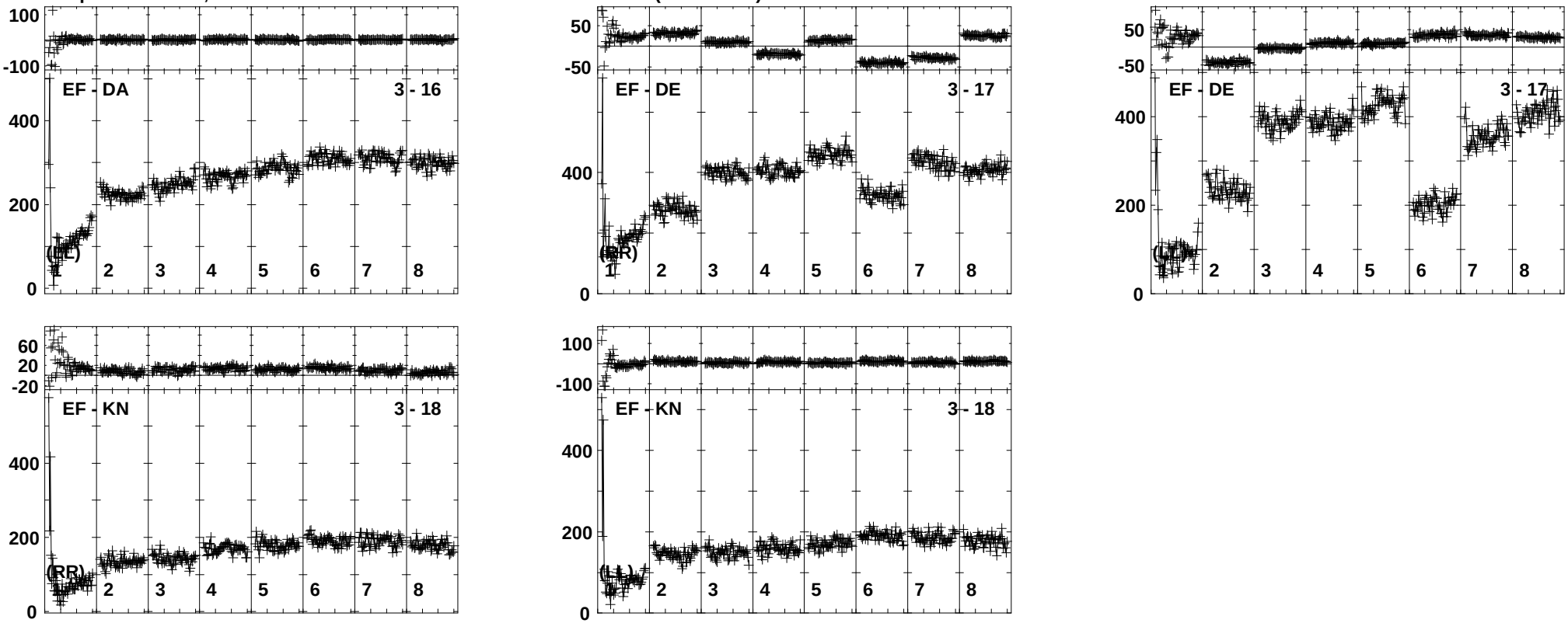

Lower frame: Milli Ampl Jy Top frame: Phas deg
Vector averaged cross-power spectrum Baseline: EF (03) - DA (16)
Timerange: 00/14:42:01 to 00/14:47:00

Plot file version 44 created 23-JAN-2020 10:42:01
J1310+3220 N19C3.UVDATA.1
Freq = 4.9584 GHz, Bw = 8.000 MH Calibrated with CL # 3 and BP # 1 (BP mode 1)

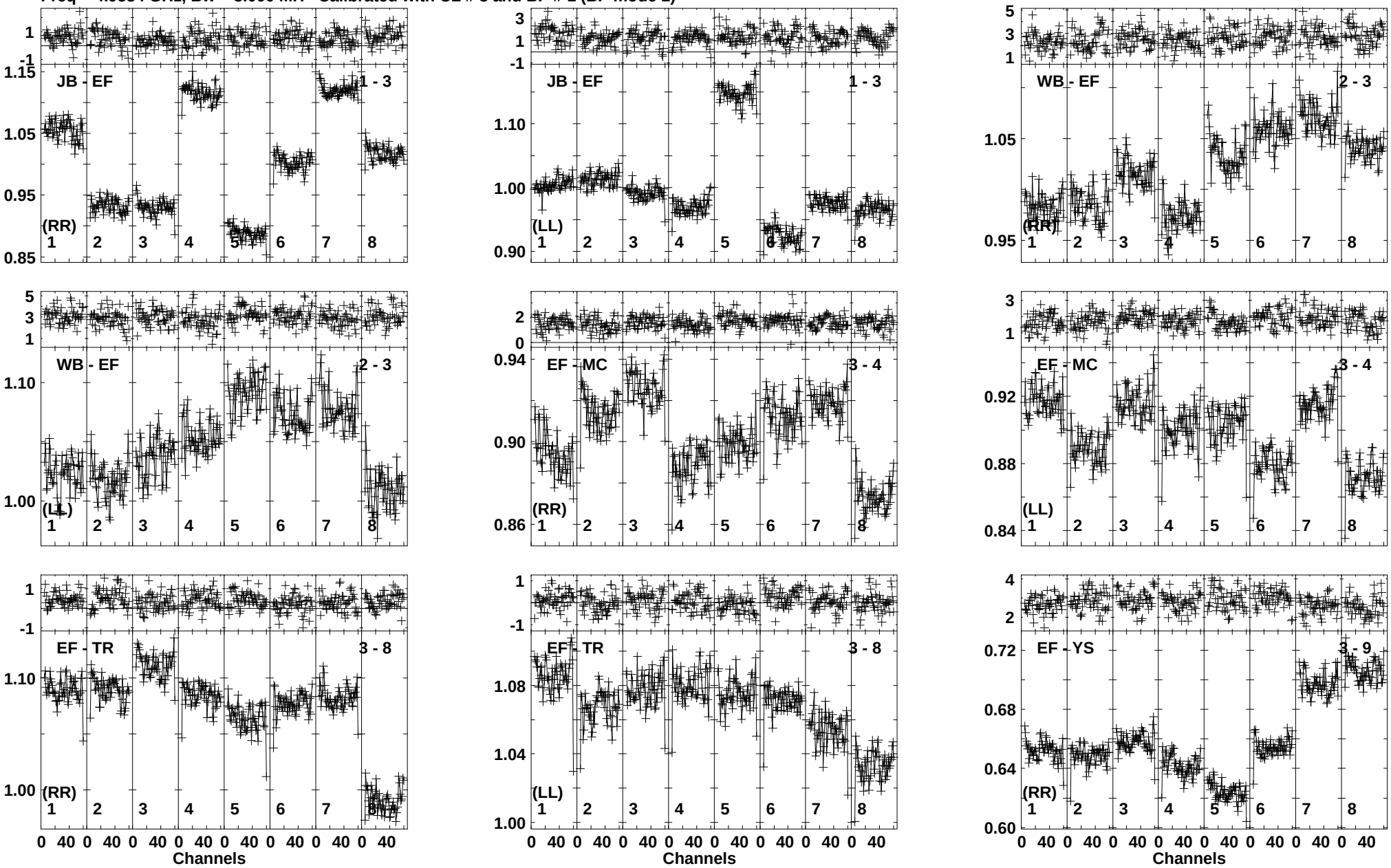

Lower frame: Ampl Jy Top frame: Phas deg
Vector averaged cross-power spectrum Baseline: JB (01) - EF (03)
Timerange: 00/14:52:00 to 00/14:56:59

Plot file version 45 created 23-JAN-2020 10:42:02
J1310+3220 N19C3.UVDATA.1
Freq = 4.9584 GHz, Bw = 8.000 MH Calibrated with CL # 3 and BP # 1 (BP mode 1)

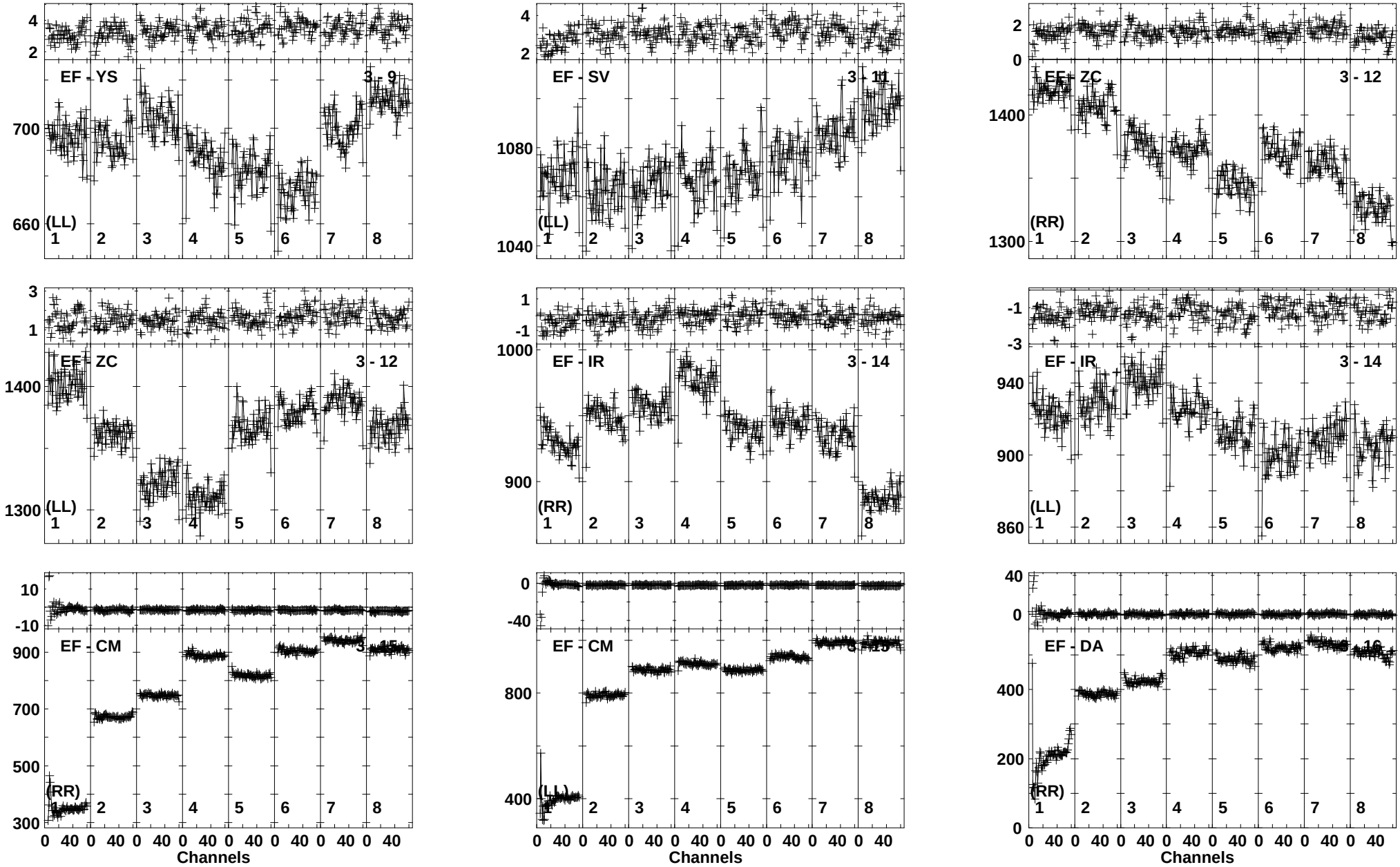

Lower frame: Milli Ampl Jy Top frame: Phas deg
Vector averaged cross-power spectrum Baseline: EF (03) - YS (09)
Timerange: 00/14:52:00 to 00/14:56:59

Plot file version 46 created 23-JAN-2020 10:42:04
J1310+3220 N19C3.UVDATA.1
Freq = 4.9584 GHz, Bw = 8.000 MH Calibrated with CL # 3 and BP # 1 (BP mode 1)

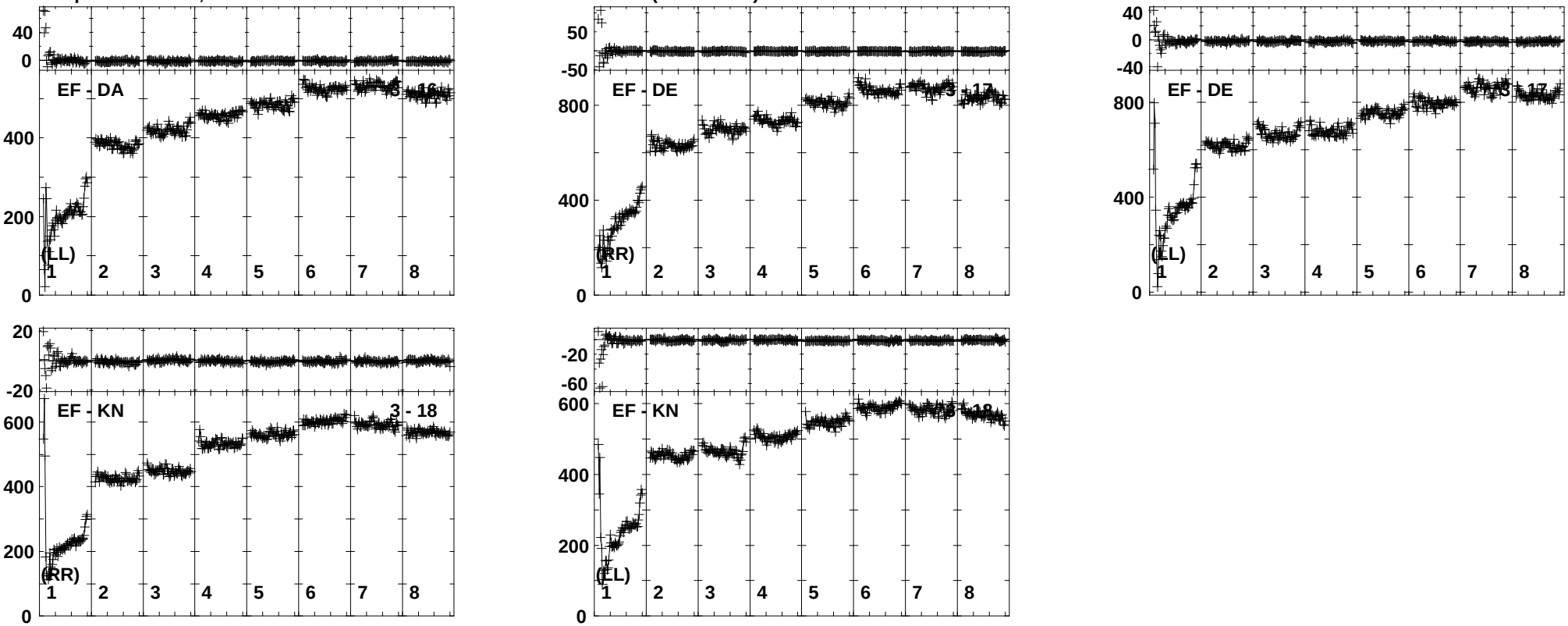

Lower frame: Milli Ampl Jy Top frame: Phas deg
Vector averaged cross-power spectrum Baseline: EF (03) - DA (16)
Timerange: 00/14:52:00 to 00/14:56:59

Plot file version 47 created 23-JAN-2020 10:42:06
J1310+3220 N19C3.UVDATA.1
Freq = 4.9584 GHz, Bw = 8.000 MH Calibrated with CL # 3 and BP # 1 (BP mode 1)

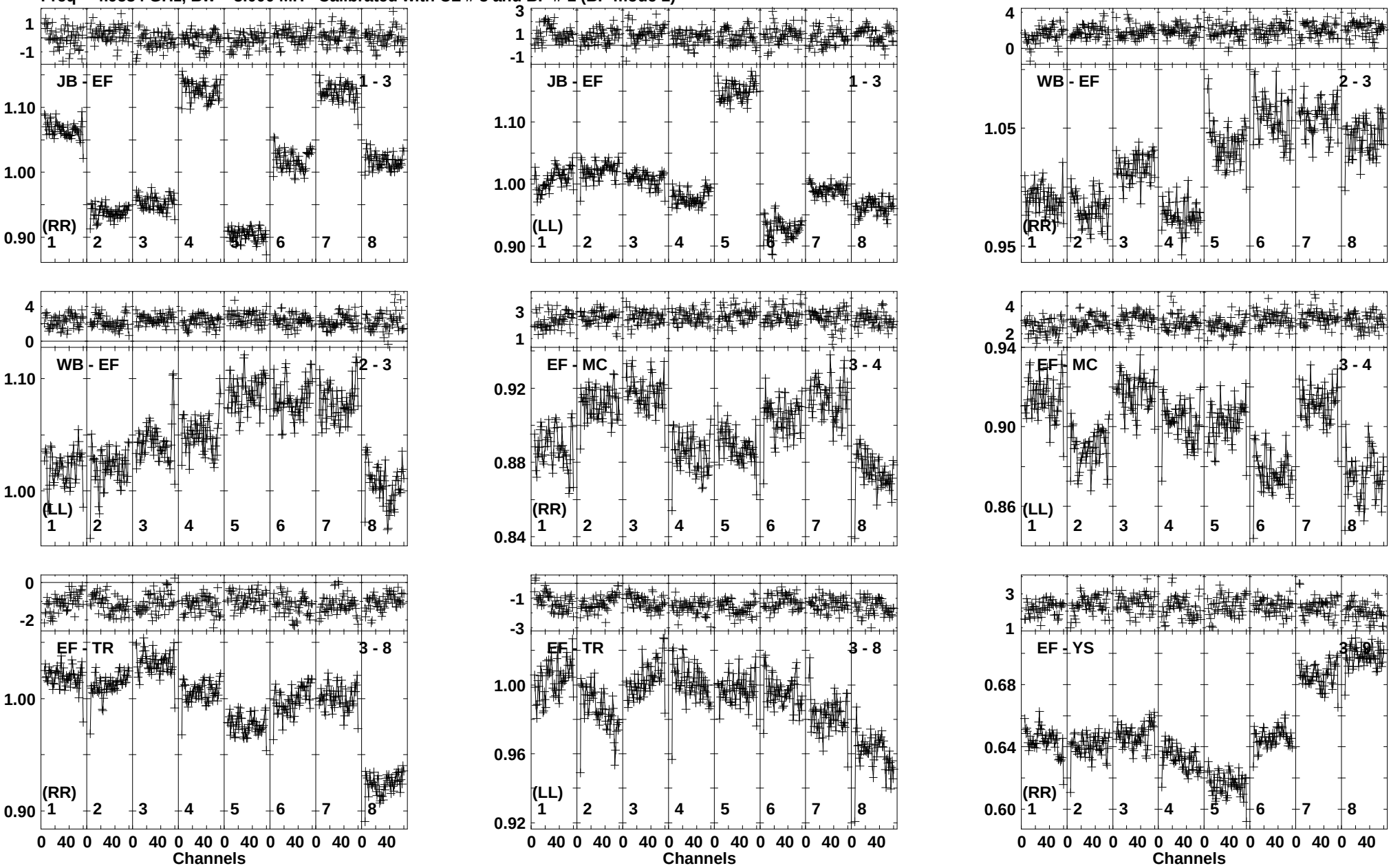

Lower frame: Ampl Jy Top frame: Phas deg
Vector averaged cross-power spectrum Baseline: JB (01) - EF (03)
Timerange: 00/15:02:00 to 00/15:06:59

Plot file version 48 created 23-JAN-2020 10:42:07
J1310+3220 N19C3.UVDATA.1
Freq = 4.9584 GHz, Bw = 8.000 MH Calibrated with CL # 3 and BP # 1 (BP mode 1)

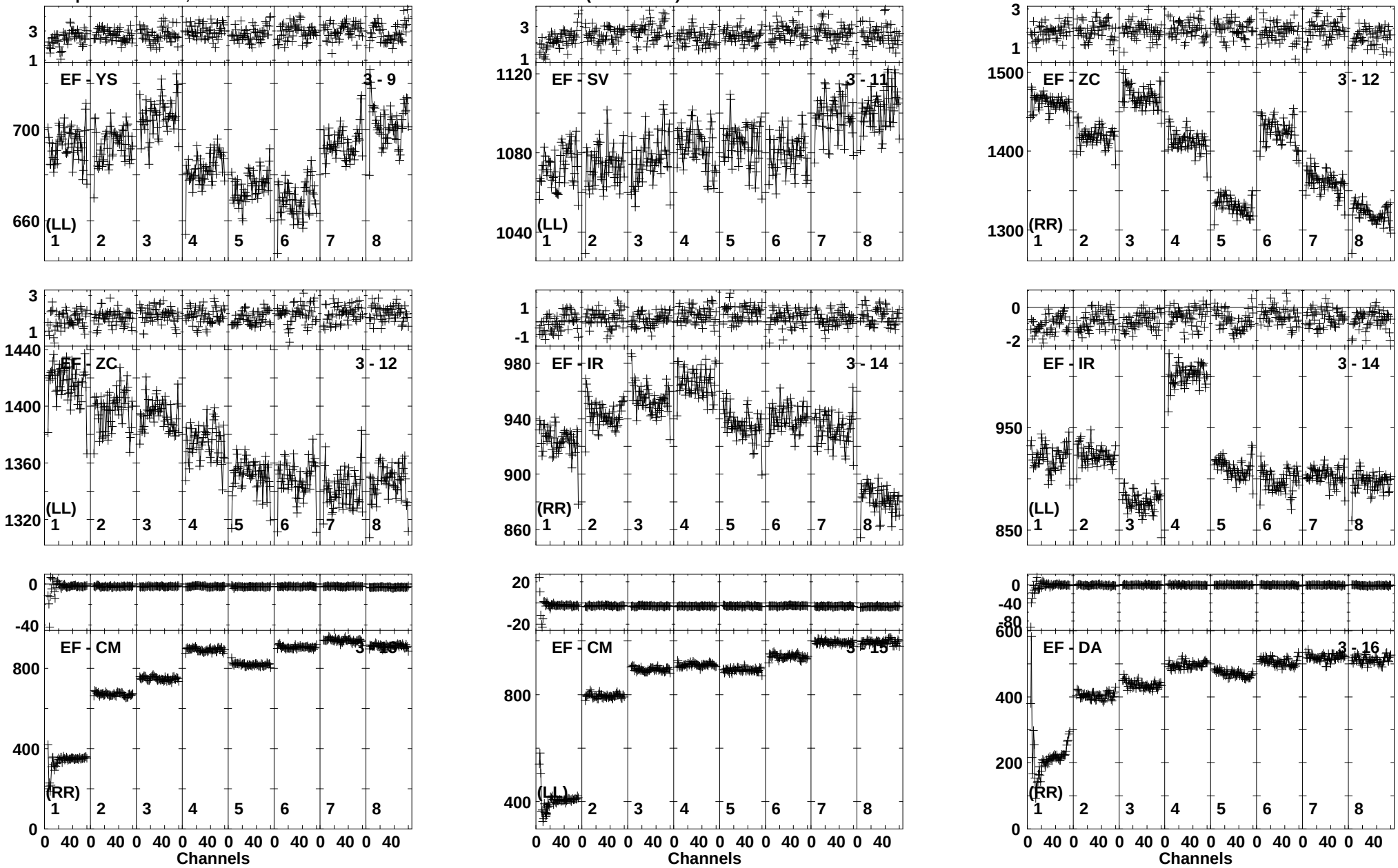

Lower frame: Milli Ampl Jy Top frame: Phas deg
Vector averaged cross-power spectrum Baseline: EF (03) - YS (09)
Timerange: 00/15:02:00 to 00/15:06:59

Plot file version 49 created 23-JAN-2020 10:42:09
J1310+3220 N19C3.UVDATA.1
Freq = 4.9584 GHz, Bw = 8.000 MH Calibrated with CL # 3 and BP # 1 (BP mode 1)

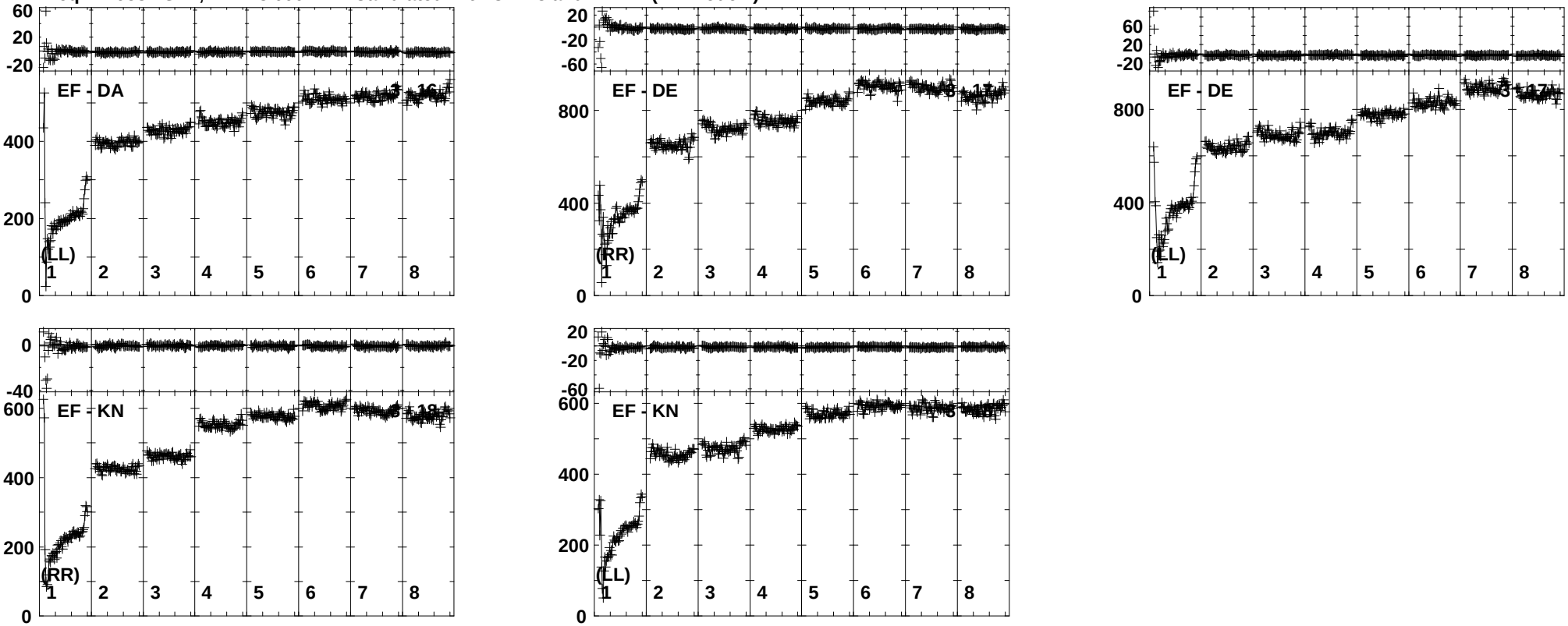

Lower frame: Milli Ampl Jy Top frame: Phas deg
Vector averaged cross-power spectrum Baseline: EF (03) - DA (16)
Timerange: 00/15:02:00 to 00/15:06:59

Plot file version 50 created 23-JAN-2020 10:42:10
J1310+3220 N19C3.UVDATA.1
Freq = 4.9584 GHz, Bw = 8.000 MH Calibrated with CL # 3 and BP # 1 (BP mode 1)

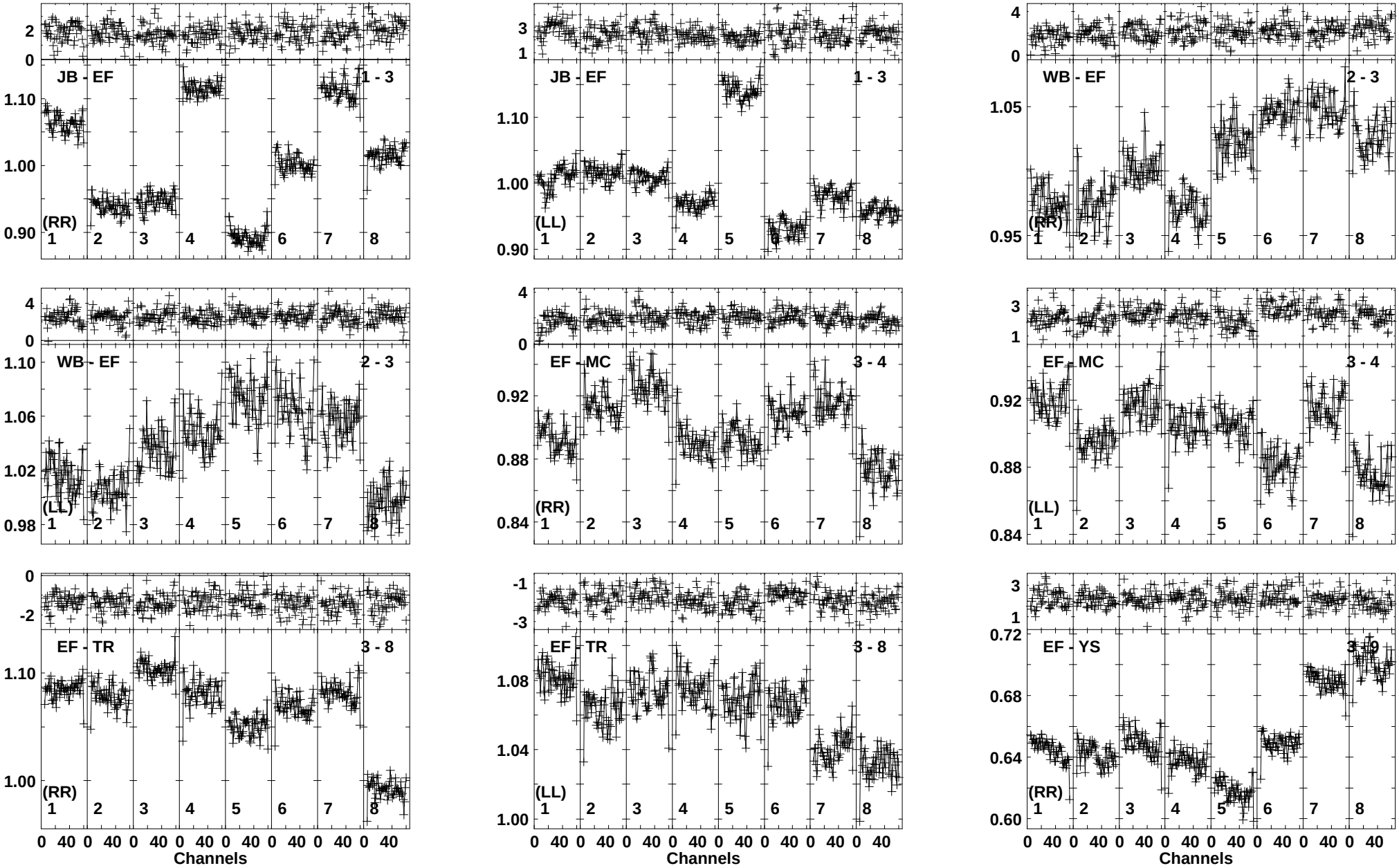

Lower frame: Ampl Jy Top frame: Phas deg
Vector averaged cross-power spectrum Baseline: JB (01) - EF (03)
Timerange: 00/15:12:00 to 00/15:16:59

Plot file version 51 created 23-JAN-2020 10:42:12
J1310+3220 N19C3.UVDATA.1
Freq = 4.9584 GHz, Bw = 8.000 MH Calibrated with CL # 3 and BP # 1 (BP mode 1)

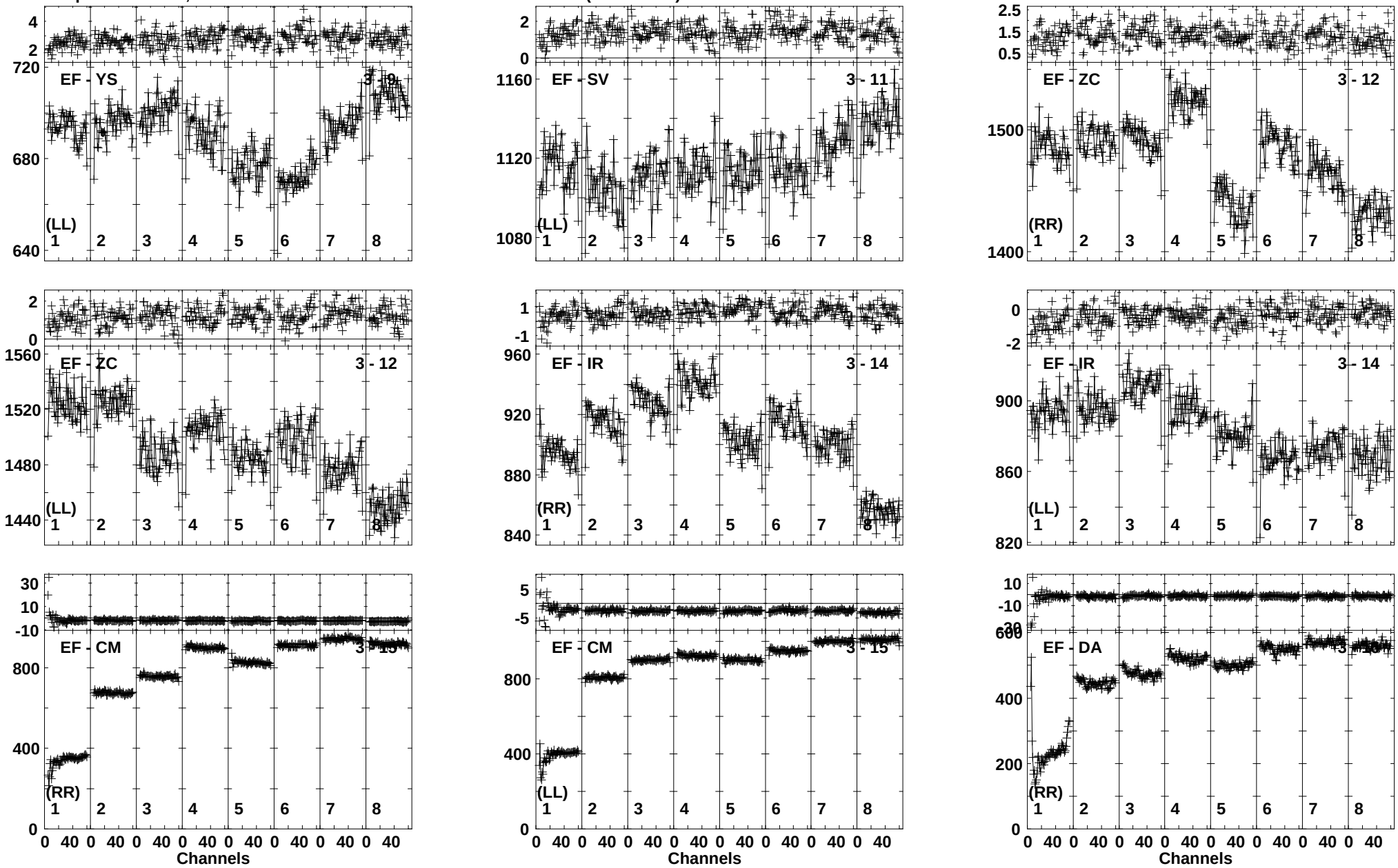

Lower frame: Milli Ampl Jy Top frame: Phas deg
Vector averaged cross-power spectrum Baseline: EF (03) - YS (09)
Timerange: 00/15:12:00 to 00/15:16:59

Plot file version 52 created 23-JAN-2020 10:42:14
J1310+3220 N19C3.UVDATA.1
Freq = 4.9584 GHz, Bw = 8.000 MH Calibrated with CL # 3 and BP # 1 (BP mode 1)

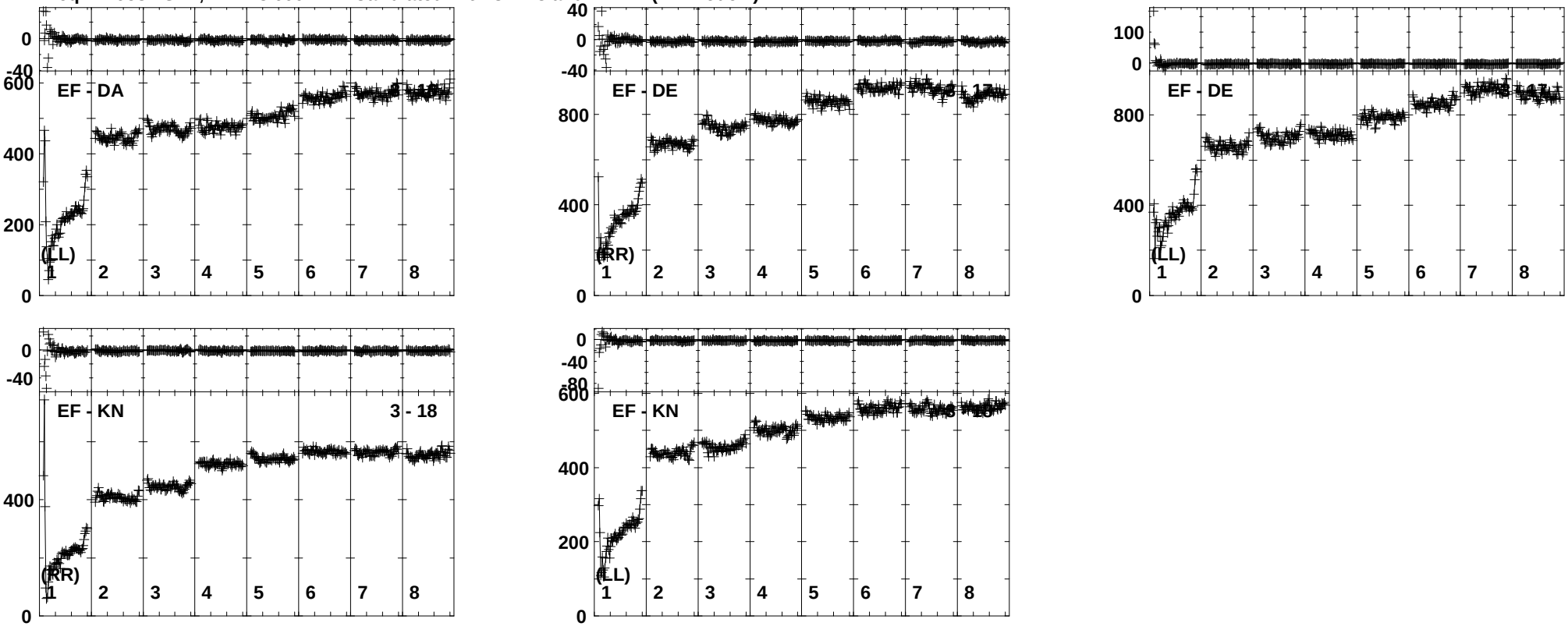

Lower frame: Milli Ampl Jy Top frame: Phas deg
Vector averaged cross-power spectrum Baseline: EF (03) - DA (16)
Timerange: 00/15:12:00 to 00/15:16:59

Plot file version 53 created 23-JAN-2020 10:42:15
J1310+3220 N19C3.UVDATA.1
Freq = 4.9584 GHz, Bw = 8.000 MH Calibrated with CL # 3 and BP # 1 (BP mode 1)

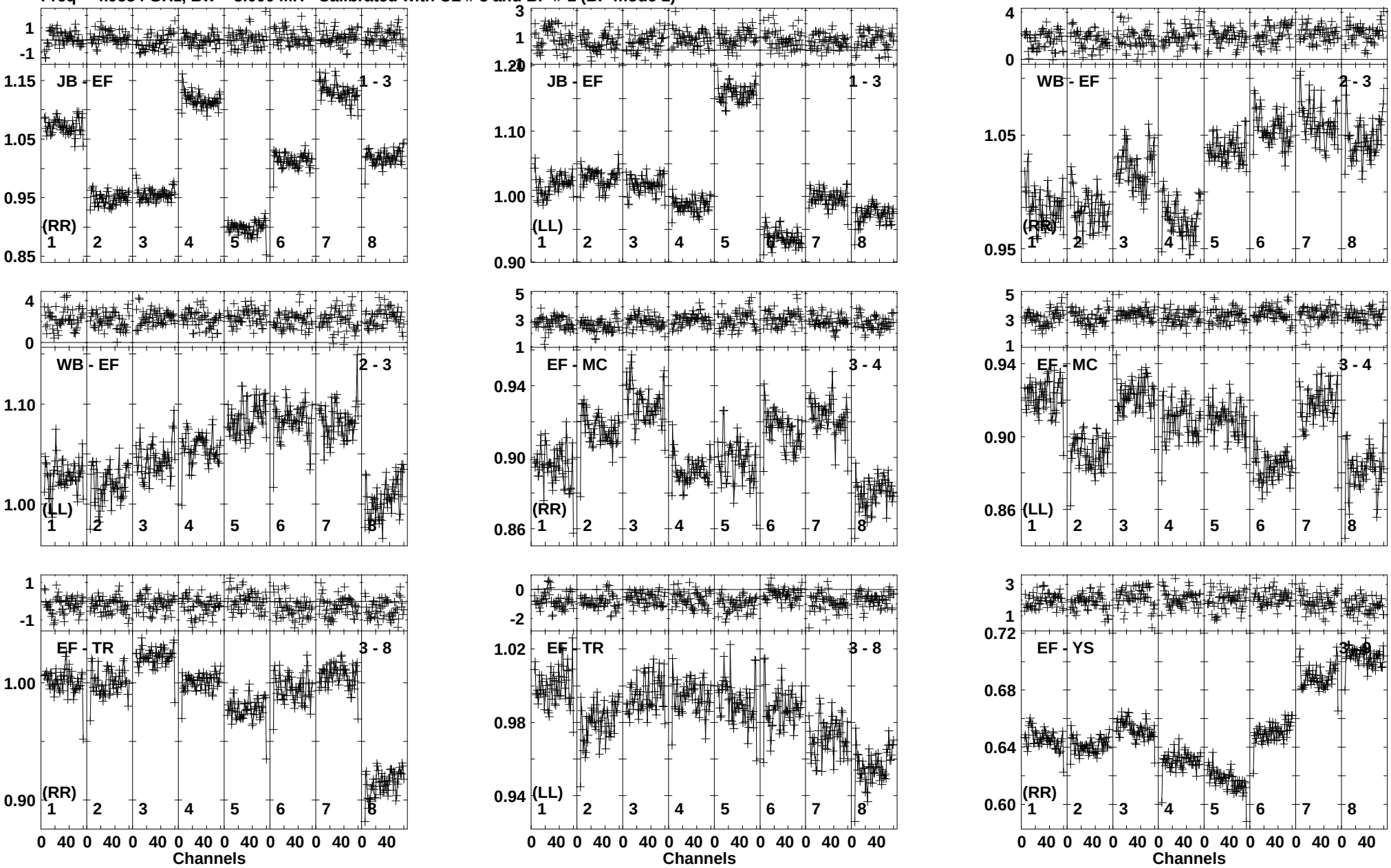

Lower frame: Ampl Jy Top frame: Phas deg
Vector averaged cross-power spectrum Baseline: JB (01) - EF (03)
Timerange: 00/15:22:01 to 00/15:27:00

Plot file version 54 created 23-JAN-2020 10:42:17
J1310+3220 N19C3.UVDATA.1
Freq = 4.9584 GHz, Bw = 8.000 MH Calibrated with CL # 3 and BP # 1 (BP mode 1)

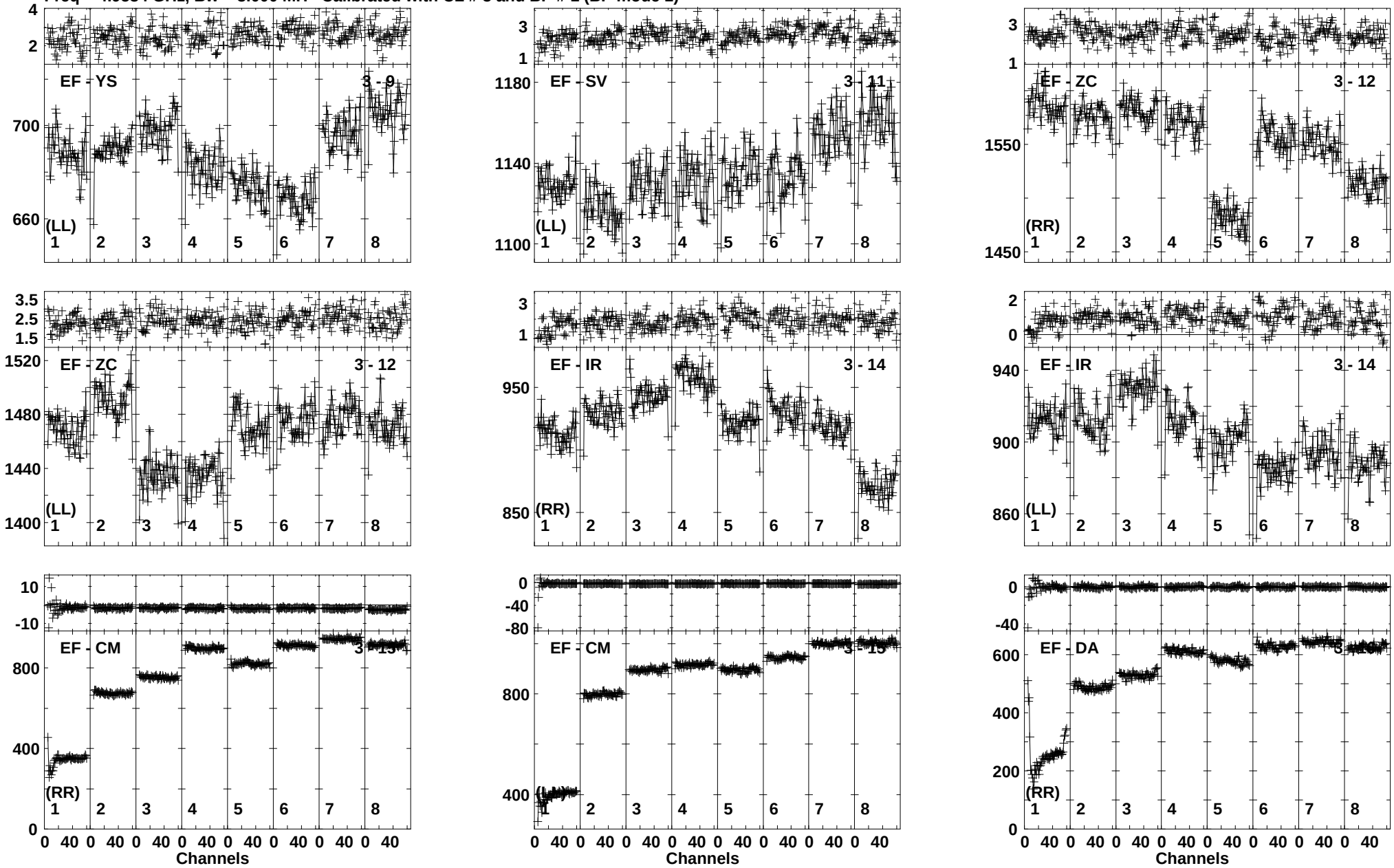

Lower frame: Milli Ampl Jy Top frame: Phas deg
Vector averaged cross-power spectrum Baseline: EF (03) - YS (09)
Timerange: 00/15:22:01 to 00/15:27:00

Plot file version 55 created 23-JAN-2020 10:42:19
J1310+3220 N19C3.UVDATA.1
Freq = 4.9584 GHz, Bw = 8.000 MH Calibrated with CL # 3 and BP # 1 (BP mode 1)

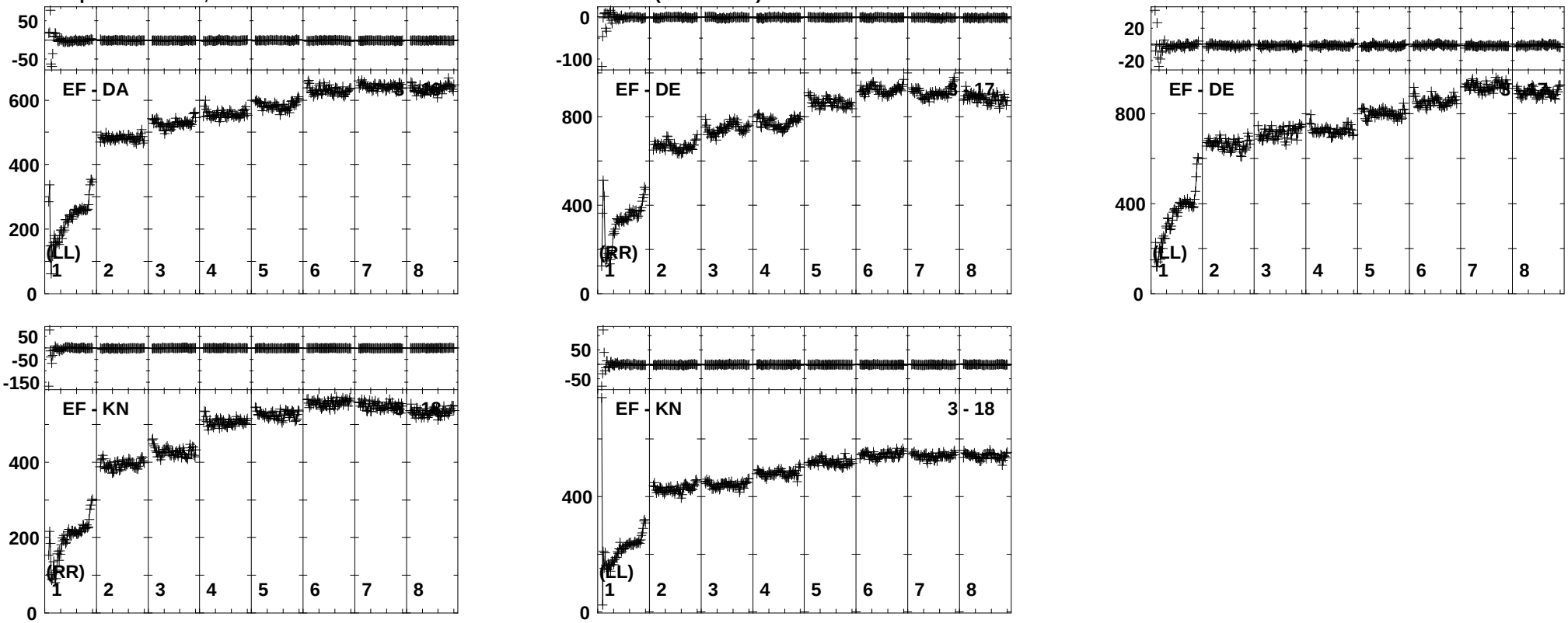

Lower frame: Milli Ampl Jy Top frame: Phas deg
Vector averaged cross-power spectrum Baseline: EF (03) - DA (16)
Timerange: 00/15:22:01 to 00/15:27:00

Plot file version 56 created 23-JAN-2020 10:42:20
J1310+3220 N19C3.UVDATA.1
Freq = 4.9584 GHz, Bw = 8.000 MH Calibrated with CL # 3 and BP # 1 (BP mode 1)

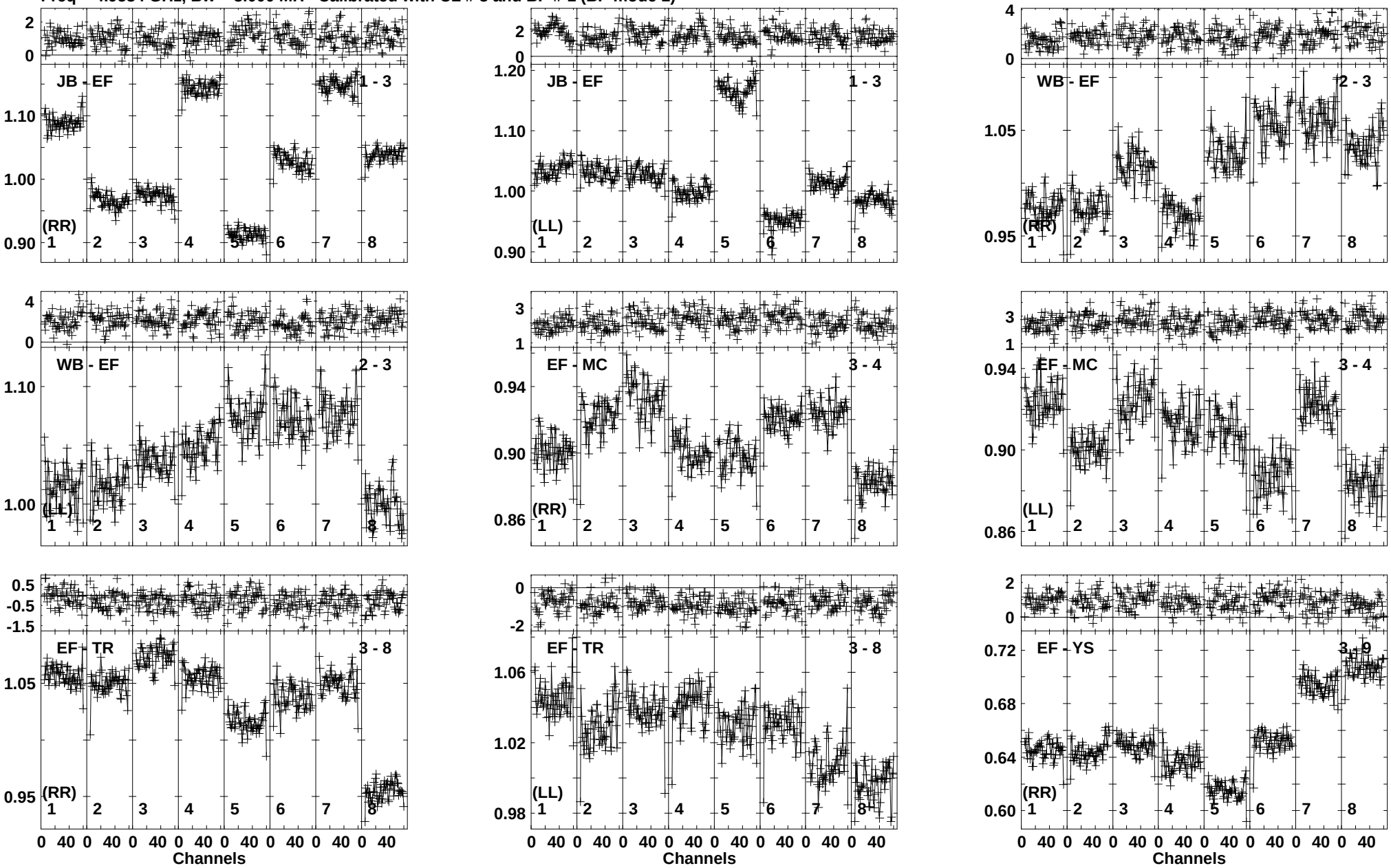

Lower frame: Ampl Jy Top frame: Phas deg
Vector averaged cross-power spectrum Baseline: JB (01) - EF (03)
Timerange: 00/15:32:00 to 00/15:36:59

Plot file version 57 created 23-JAN-2020 10:42:22
J1310+3220 N19C3.UVDATA.1
Freq = 4.9584 GHz, Bw = 8.000 MH Calibrated with CL # 3 and BP # 1 (BP mode 1)

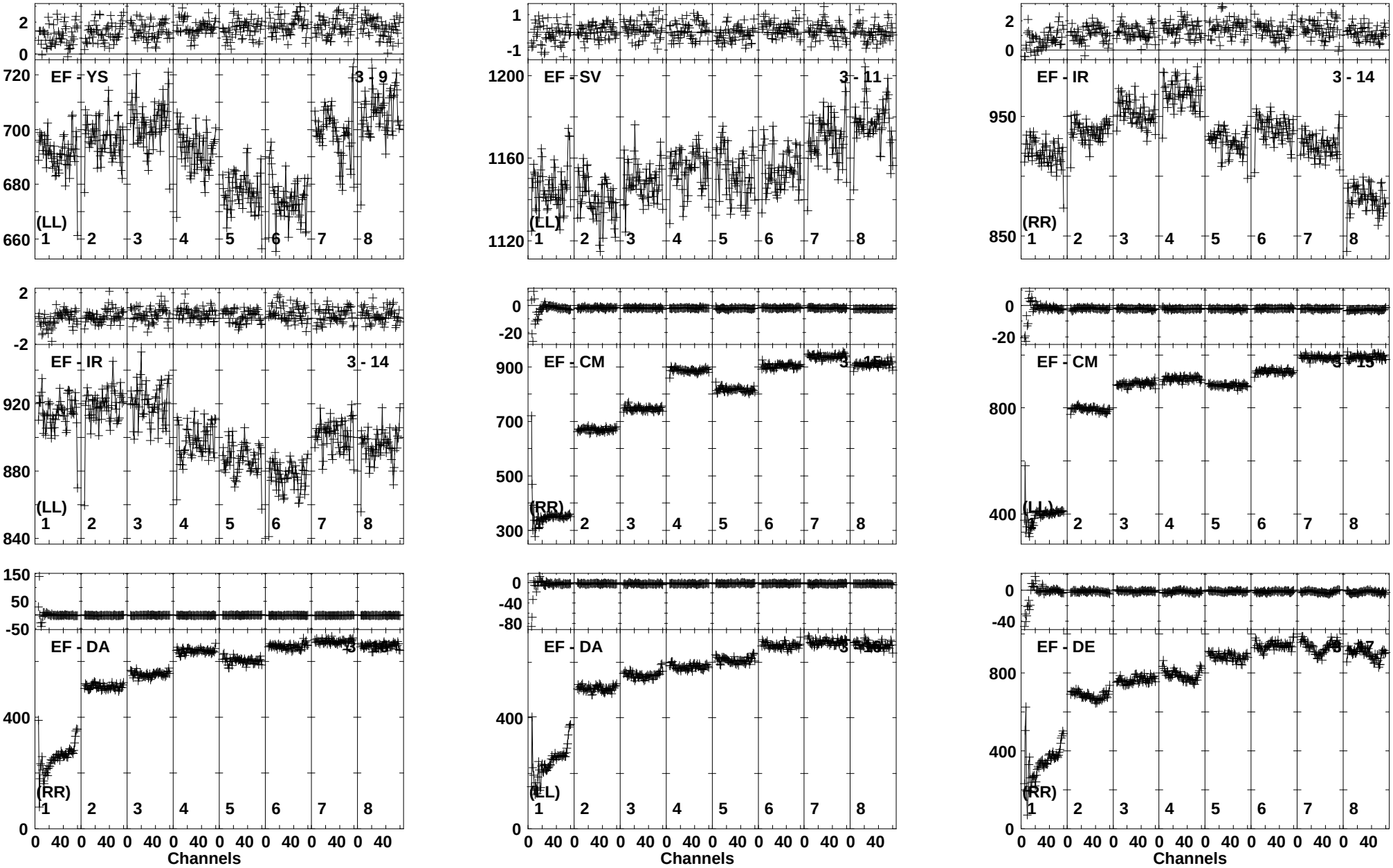

Lower frame: Milli Ampl Jy Top frame: Phas deg
Vector averaged cross-power spectrum Baseline: EF (03) - YS (09)
Timerange: 00/15:32:00 to 00/15:36:59

Plot file version 58 created 23-JAN-2020 10:42:24
J1310+3220 N19C3.UVDATA.1
Freq = 4.9584 GHz, Bw = 8.000 MH Calibrated with CL # 3 and BP # 1 (BP mode 1)

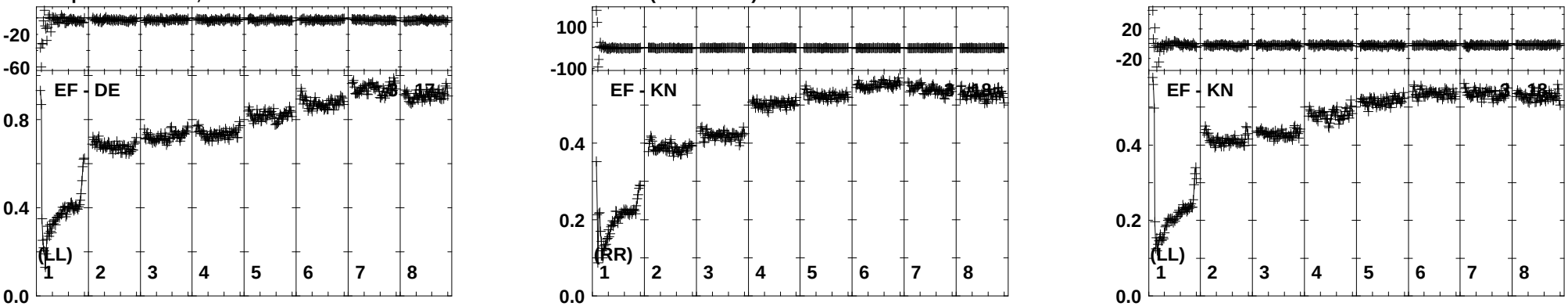

Lower frame: Ampl Jy Top frame: Phas deg
Vector averaged cross-power spectrum Baseline: EF (03) - DE (17)
Timerange: 00/15:32:00 to 00/15:36:59

Plot file version 59 created 23-JAN-2020 10:42:25
J1310+3220 N19C3.UVDATA.1
Freq = 4.9584 GHz, Bw = 8.000 MH Calibrated with CL # 3 and BP # 1 (BP mode 1)

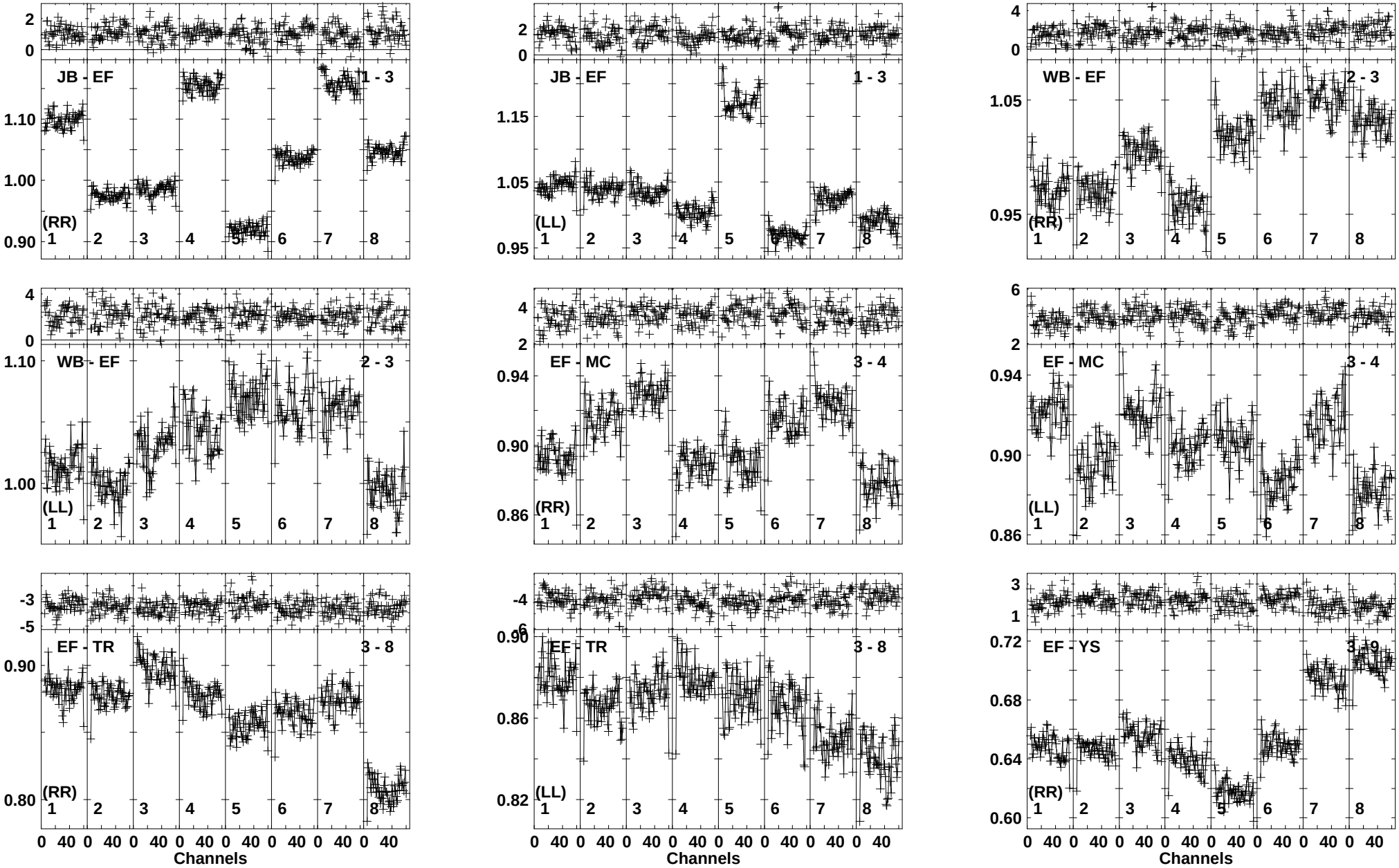

Lower frame: Ampl Jy Top frame: Phas deg
Vector averaged cross-power spectrum Baseline: JB (01) - EF (03)
Timerange: 00/15:42:01 to 00/15:47:00

Plot file version 60 created 23-JAN-2020 10:42:27
J1310+3220 N19C3.UVDATA.1
Freq = 4.9584 GHz, Bw = 8.000 MH Calibrated with CL # 3 and BP # 1 (BP mode 1)

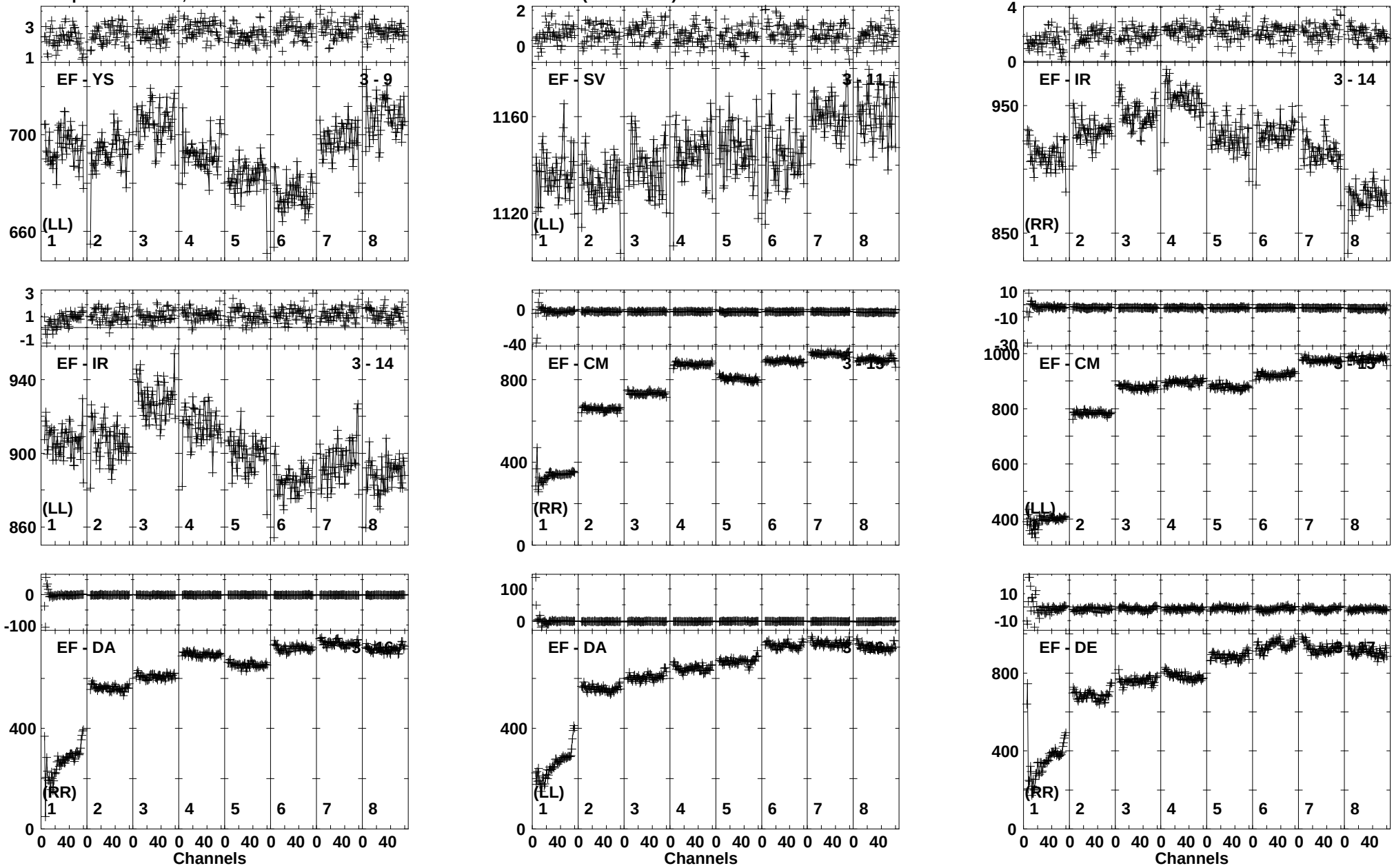

Lower frame: Milli Ampl Jy Top frame: Phas deg
Vector averaged cross-power spectrum Baseline: EF (03) - YS (09)
Timerange: 00/15:42:01 to 00/15:47:00

Plot file version 61 created 23-JAN-2020 10:42:29
J1310+3220 N19C3.UVDATA.1
Freq = 4.9584 GHz, Bw = 8.000 MH Calibrated with CL # 3 and BP # 1 (BP mode 1)

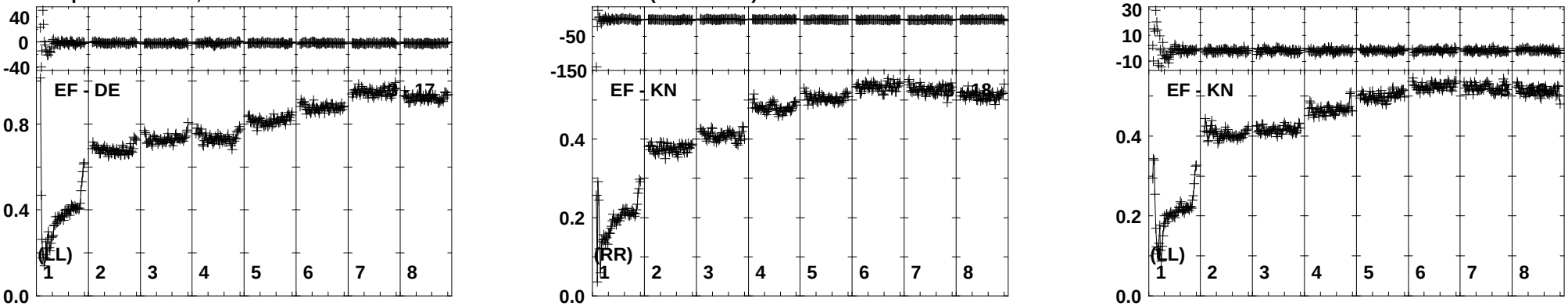

Lower frame: Ampl Jy Top frame: Phas deg
Vector averaged cross-power spectrum Baseline: EF (03) - DE (17)
Timerange: 00/15:42:01 to 00/15:47:00

Plot file version 62 created 23-JAN-2020 10:42:30
J1310+3220 N19C3.UVDATA.1
Freq = 4.9584 GHz, Bw = 8.000 MH Calibrated with CL # 3 and BP # 1 (BP mode 1)

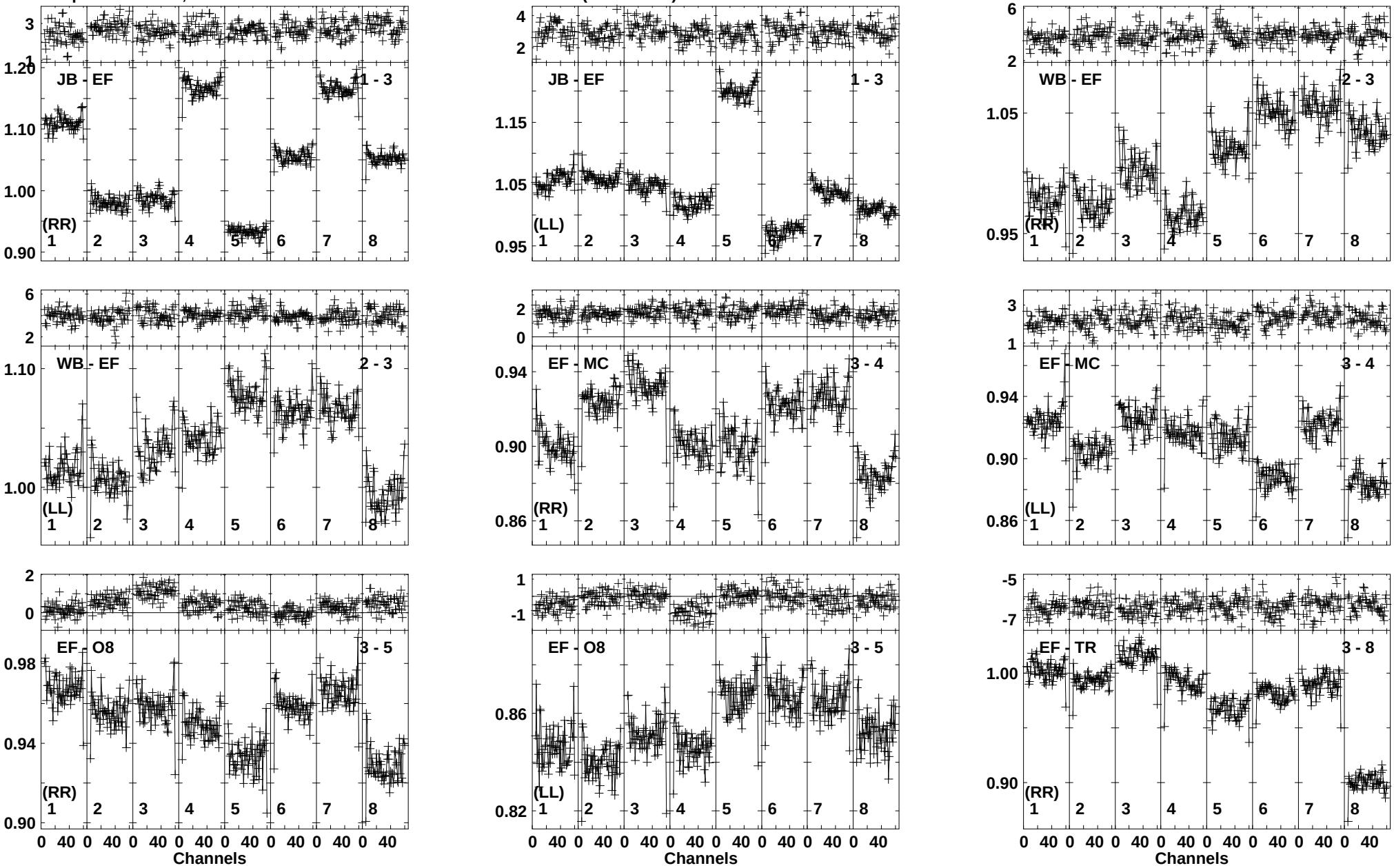

Lower frame: Ampl Jy Top frame: Phas deg
Vector averaged cross-power spectrum Baseline: JB (01) - EF (03)
Timerange: 00/15:52:01 to 00/16:00:00

Plot file version 63 created 23-JAN-2020 10:42:32
J1310+3220 N19C3.UVDATA.1
Freq = 4.9584 GHz, Bw = 8.000 MH Calibrated with CL # 3 and BP # 1 (BP mode 1)

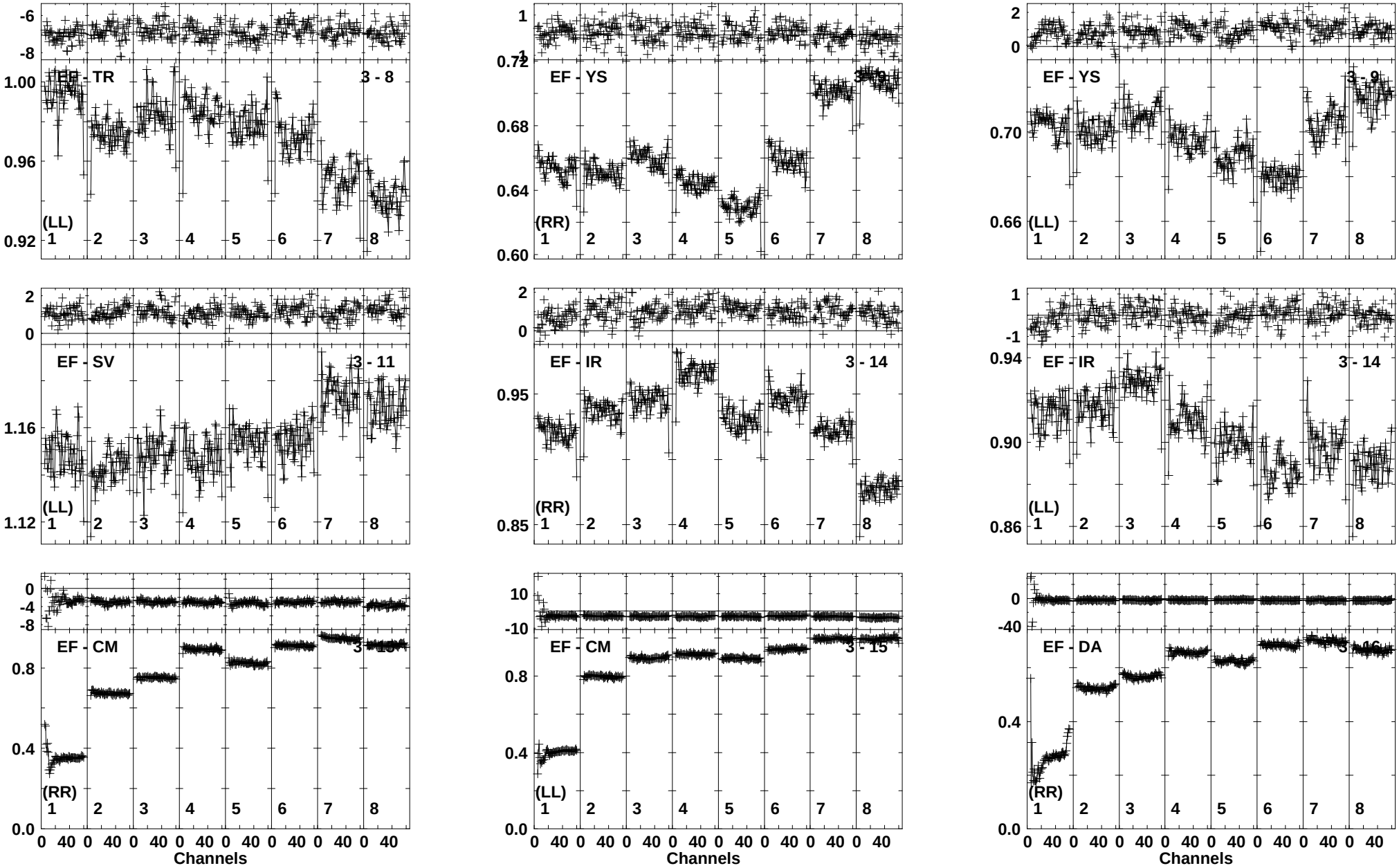

Lower frame: Ampl Jy Top frame: Phas deg
Vector averaged cross-power spectrum Baseline: EF (03) - TR (08)
Timerange: 00/15:52:01 to 00/16:00:00

Plot file version 64 created 23-JAN-2020 10:42:33
J1310+3220 N19C3.UVDATA.1
Freq = 4.9584 GHz, Bw = 8.000 MH Calibrated with CL # 3 and BP # 1 (BP mode 1)

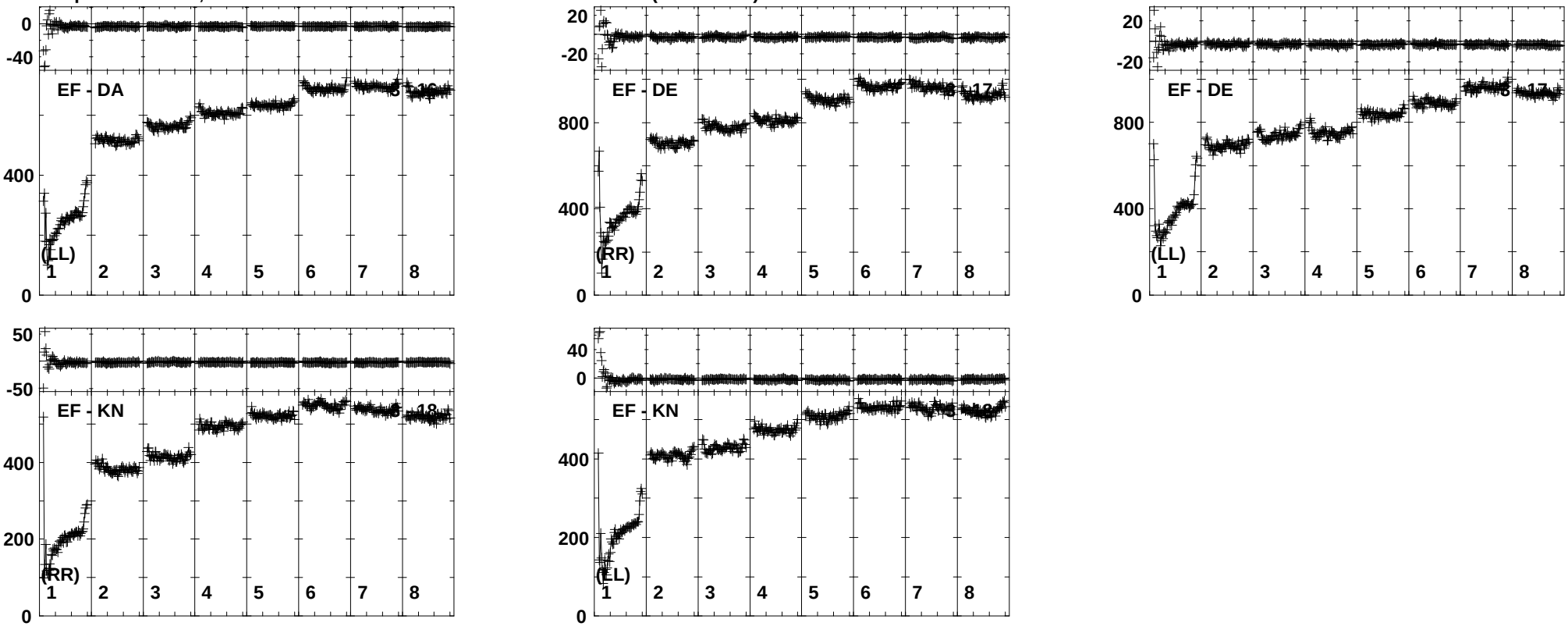

Lower frame: Milli Ampl Jy Top frame: Phas deg
Vector averaged cross-power spectrum Baseline: EF (03) - DA (16)
Timerange: 00/15:52:01 to 00/16:00:00