Plot file version 1 created 29-AUG-2019 16:25:33
J0927+3902 N19L2.UVDATA.1
Freq = 1.6266 GHz, Bw = 8.000 MH No calibration applied and no bandpass applied

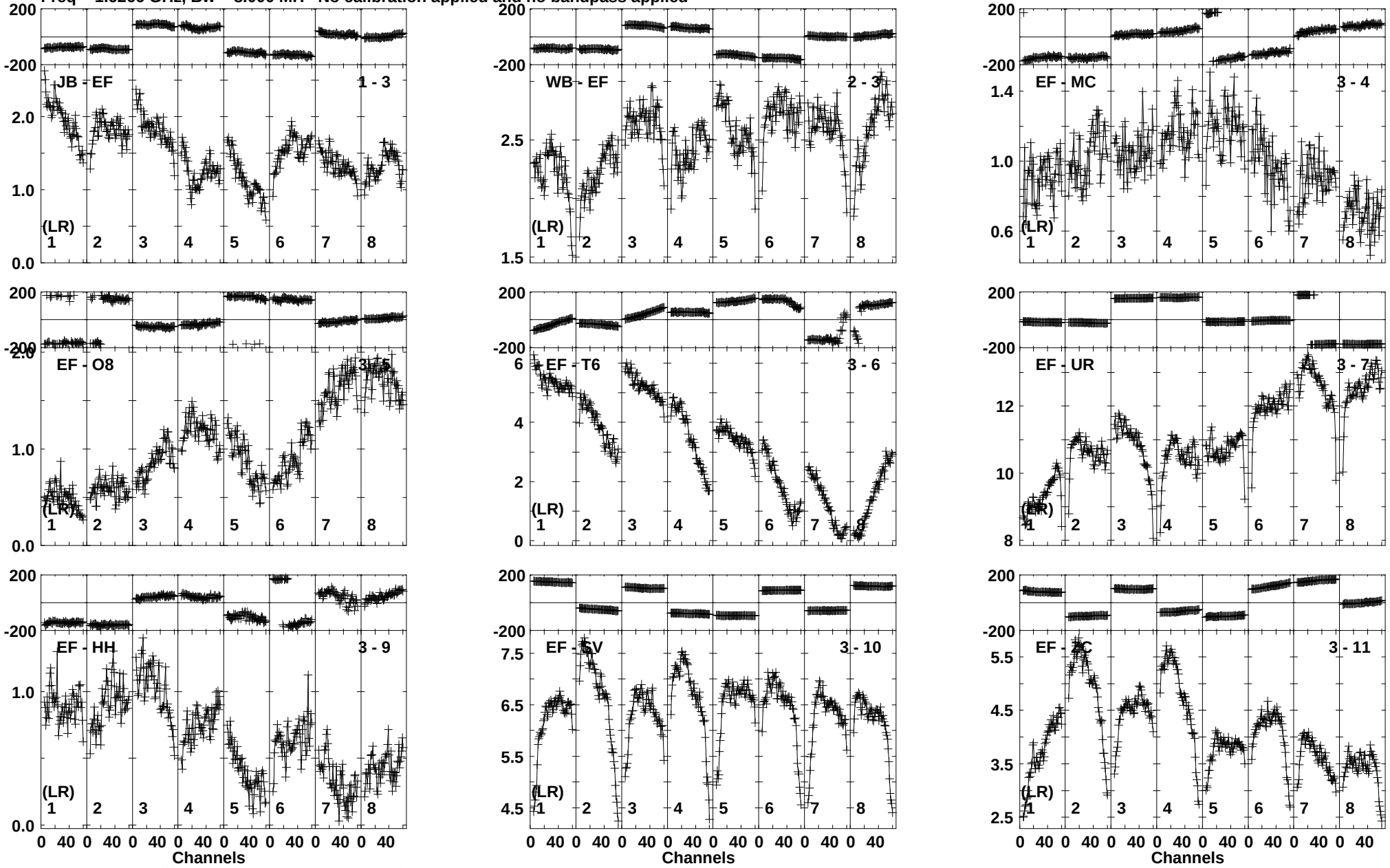

Lower frame: Milli Ampl Jy Top frame: Phas deg
Vector averaged cross-power spectrum Baseline: JB (01) - EF (03)
Timerange: 00/12:00:01 to 00/12:03:59

Plot file version 2 created 29-AUG-2019 16:25:35
J0927+3902 N19L2.UVDATA.1
Freq = 1.6266 GHz, Bw = 8.000 MH No calibration applied and no bandpass applied

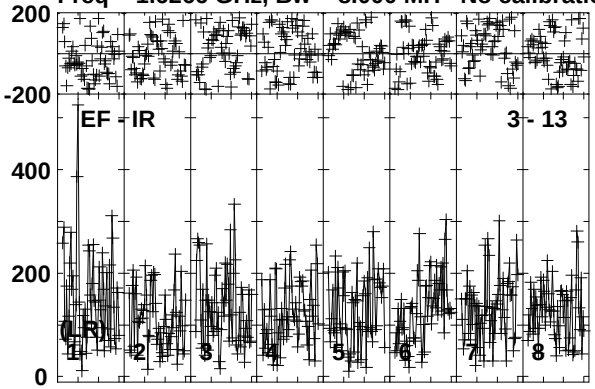

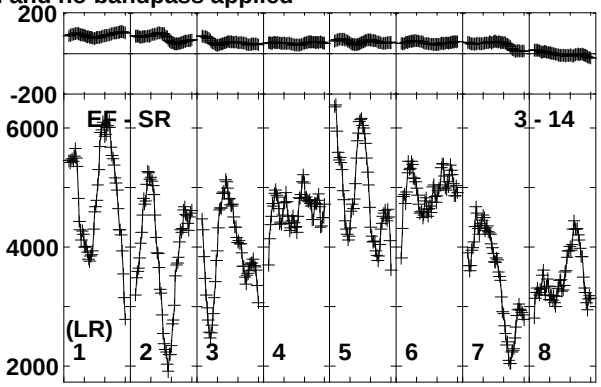

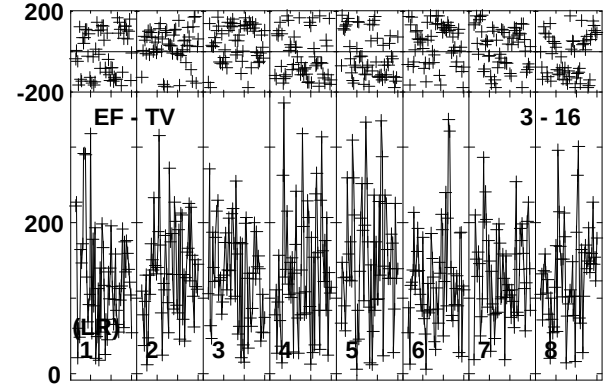

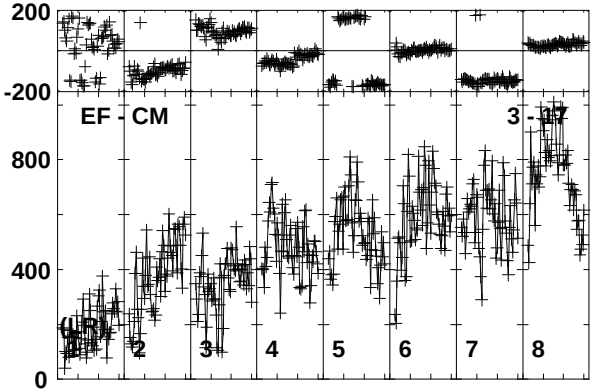

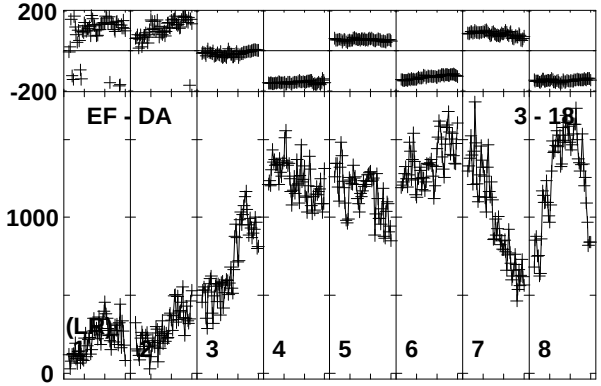

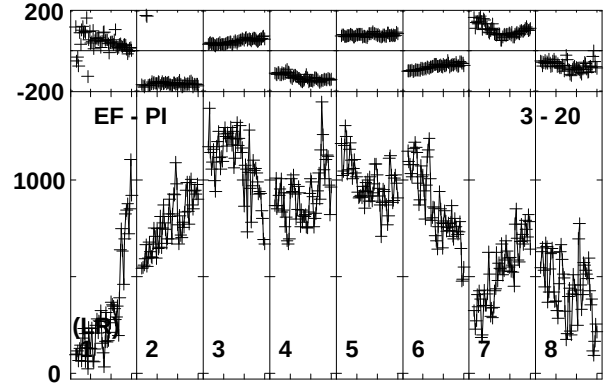

Lower frame: Micro Ampl Jy Top frame: Phas deg
Vector averaged cross-power spectrum Baseline: EF (03) - IR (13)
Timerange: 00/12:00:01 to 00/12:03:59

Plot file version 3 created 29-AUG-2019 16:25:37
J0927+3902 N19L2.UVDATA.1
Freq = 1.6266 GHz, Bw = 8.000 MH No calibration applied and no bandpass applied

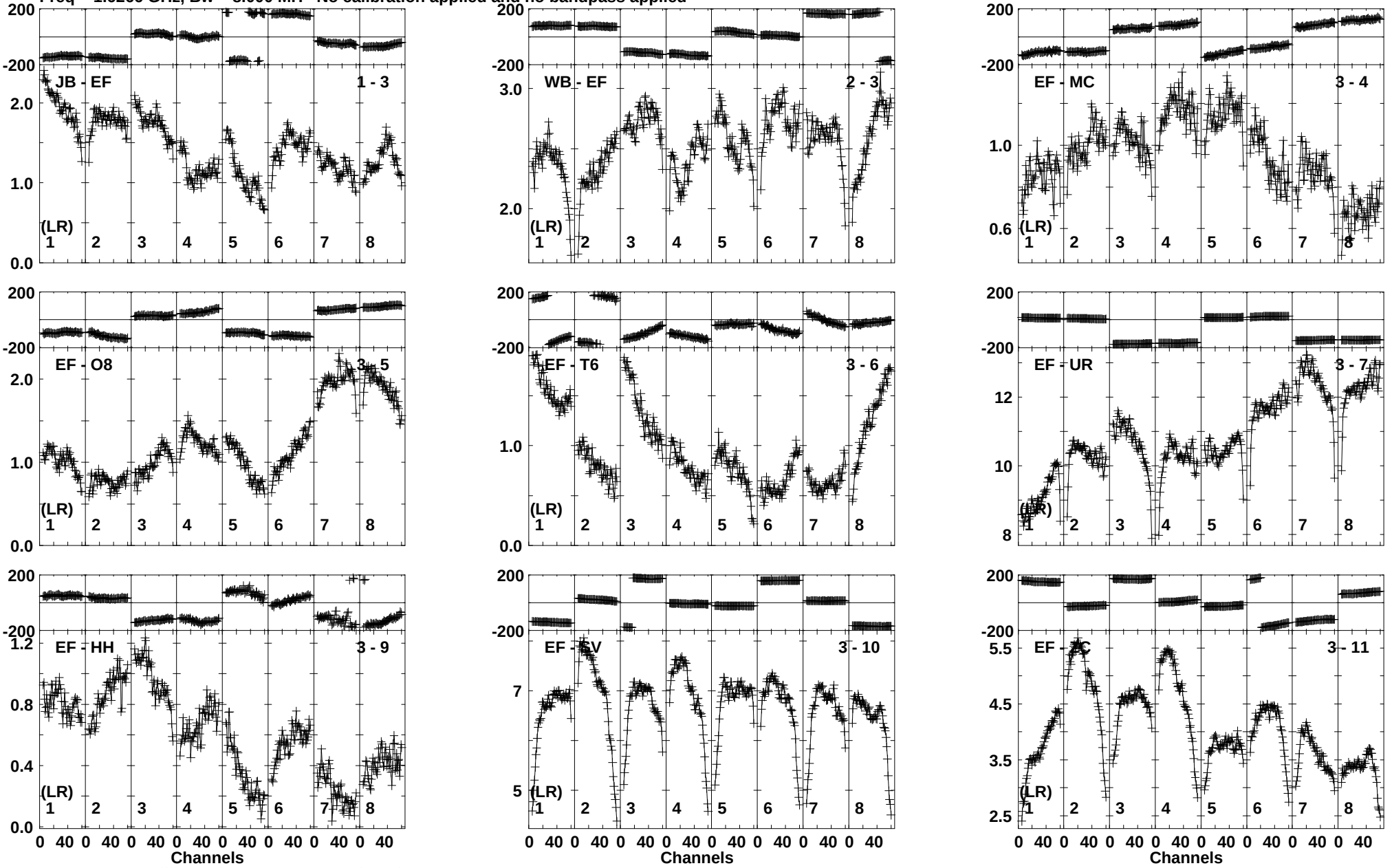

Lower frame: Milli Ampl Jy Top frame: Phas deg
Vector averaged cross-power spectrum Baseline: JB (01) - EF (03)
Timerange: 00/12:07:01 to 00/12:16:59

Plot file version 4 created 29-AUG-2019 16:25:41
J0927+3902 N19L2.UVDATA.1
Freq = 1.6266 GHz, Bw = 8.000 MH No calibration applied and no bandpass applied

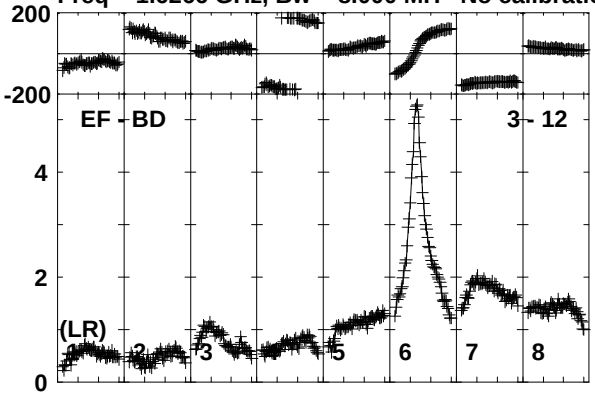

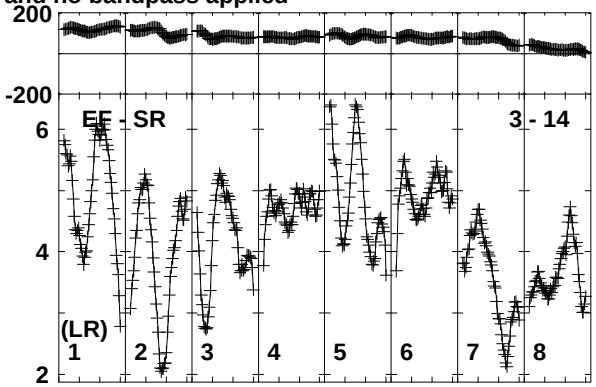

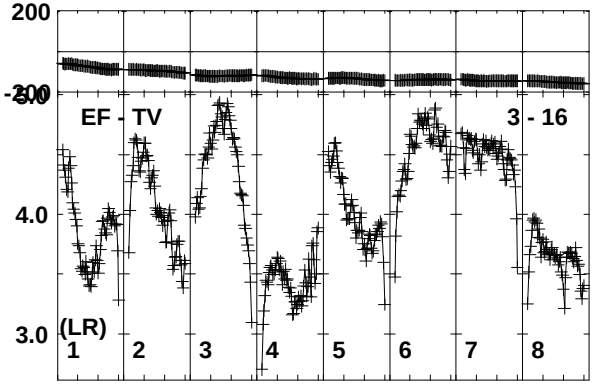

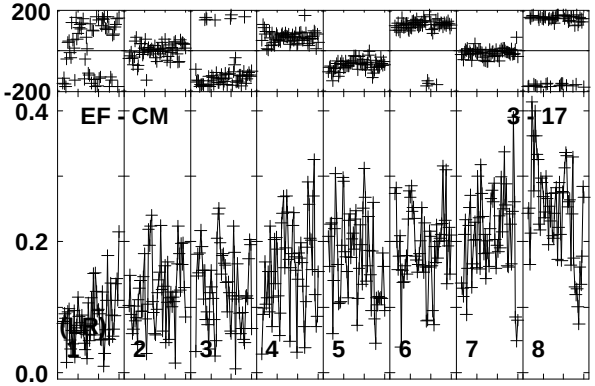

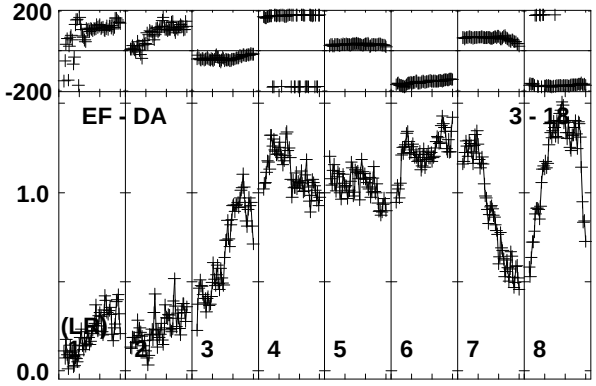

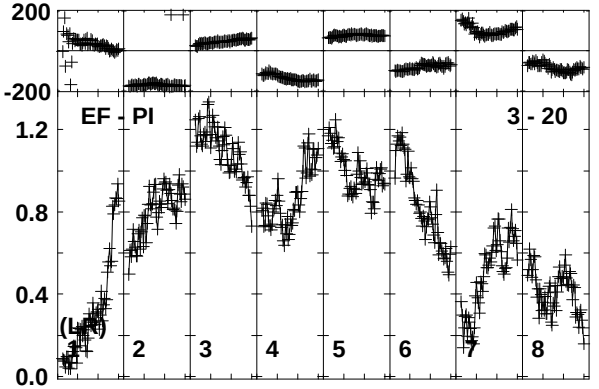

Lower frame: Milli Ampl Jy Top frame: Phas deg
Vector averaged cross-power spectrum Baseline: EF (03) - BD (12)
Timerange: 00/12:07:01 to 00/12:16:59

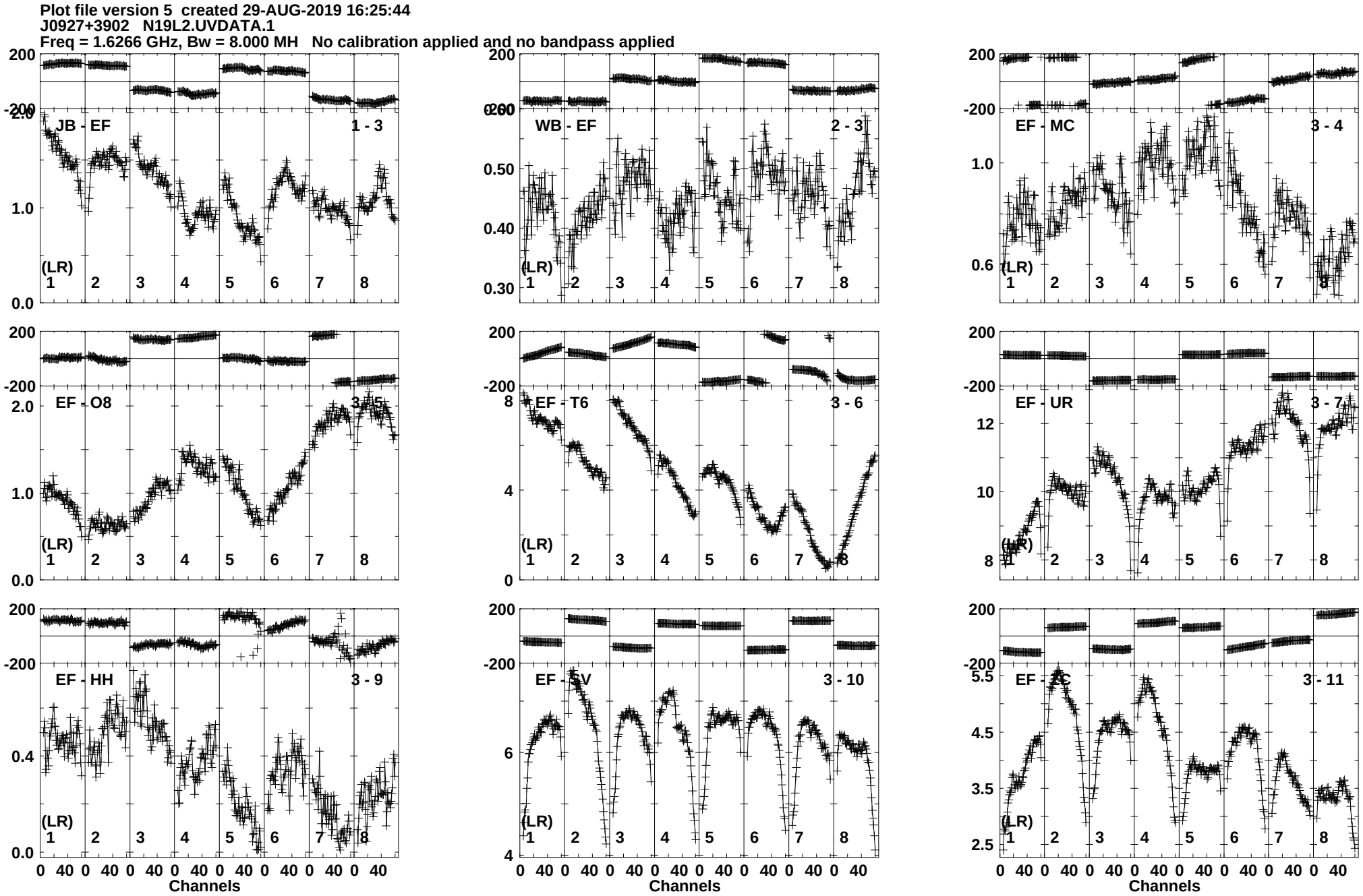
Plot file version 5 created 29-AUG-2019 16:25:44
J0927+3902 N19L2.UVDATA.1
Freq = 1.6266 GHz, Bw = 8.000 MH No calibration applied and no bandpass applied
JB - EF 1 - 3
WB - EF 2 - 3
EF - MC 3 - 4
EF - O8 3 - 5
EF - T6 3 - 6
EF - UR 3 - 7
EF - HH 3 - 9
EF - SV 3 - 10
EF - AC 3 - 11
(LR)
1 2 3 4 5 6 7 8
Channels
Lower frame: Milli Ampl Jy Top frame: Phas deg
Vector averaged cross-power spectrum Baseline: JB (01) - EF (03)
Timerange: 00/12:20:01 to 00/12:31:59

Plot file version 6 created 29-AUG-2019 16:25:48
J0927+3902 N19L2.UVDATA.1
Freq = 1.6266 GHz, Bw = 8.000 MH No calibration applied and no bandpass applied

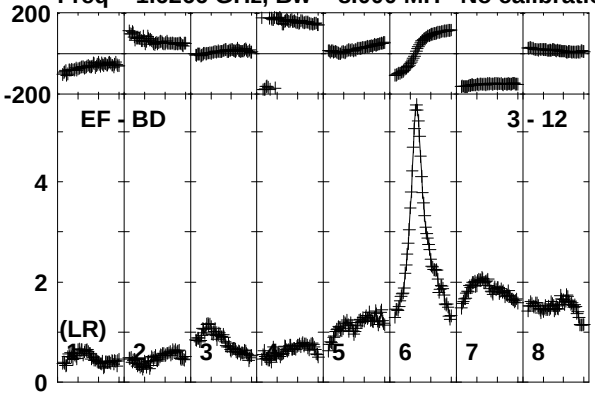

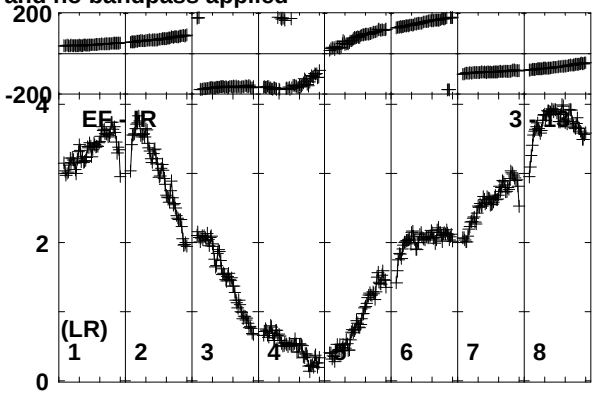

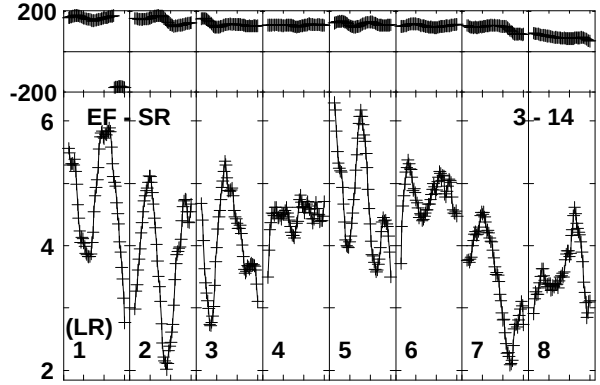

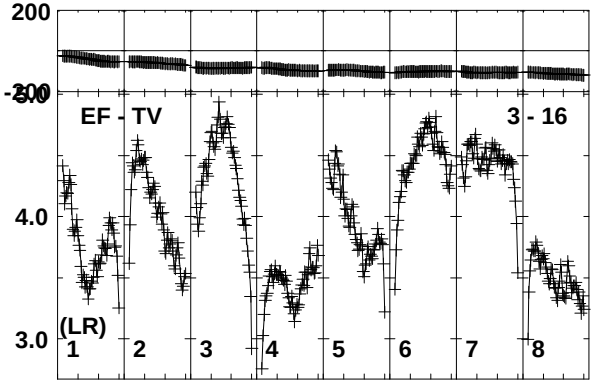

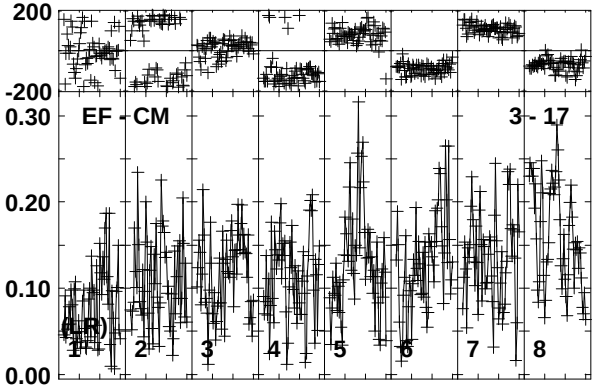

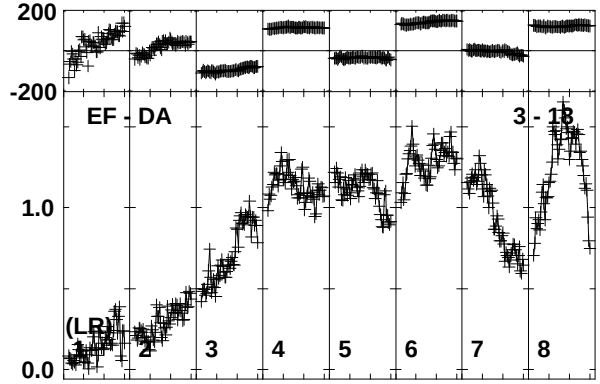

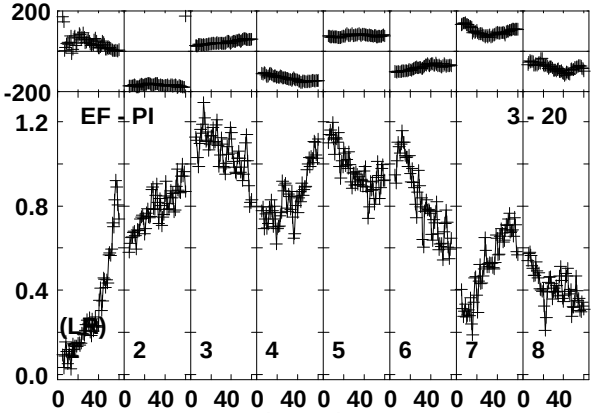

Lower frame: Milli Ampl Jy Top frame: Phas deg
Vector averaged cross-power spectrum Baseline: EF (03) - BD (12)
Timerange: 00/12:20:01 to 00/12:31:59

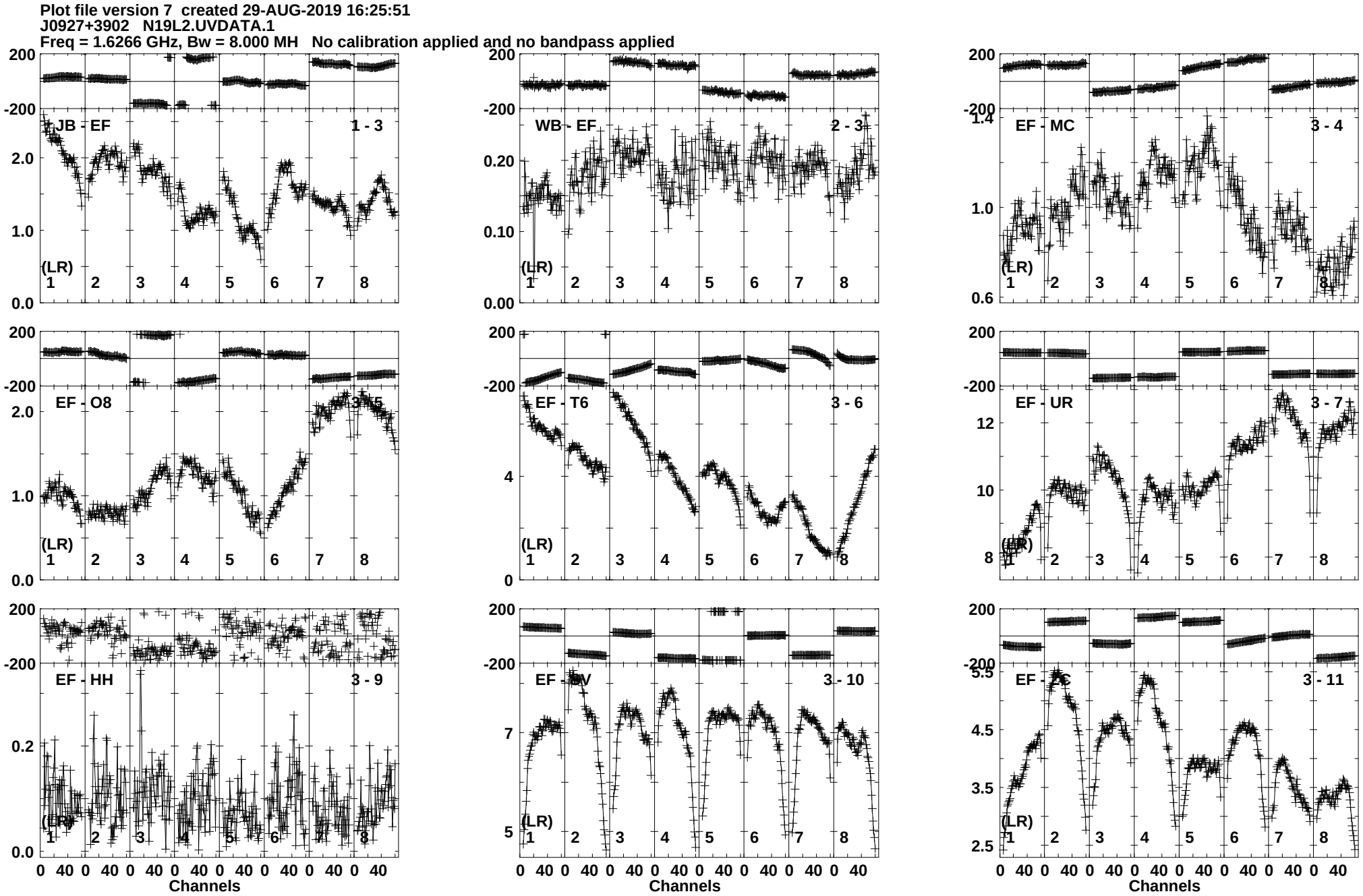
Plot file version 7 created 29-AUG-2019 16:25:51
J0927+3902 N19L2.UVDATA.1
Freq = 1.6266 GHz, Bw = 8.000 MH No calibration applied and no bandpass applied
JB - EF 1 - 3
WB - EF 2 - 3
EF - MC 3 - 4
EF - O8 3 - 5
EF - T6 3 - 6
EF - UR 3 - 7
EF - HH 3 - 9
EF - SV 3 - 10
EF - SC 3 - 11
(LR)
1 2 3 4 5 6 7 8
Channels
Lower frame: Milli Ampl Jy Top frame: Phas deg
Vector averaged cross-power spectrum Baseline: JB (01) - EF (03)
Timerange: 00/12:35:01 to 00/12:46:59

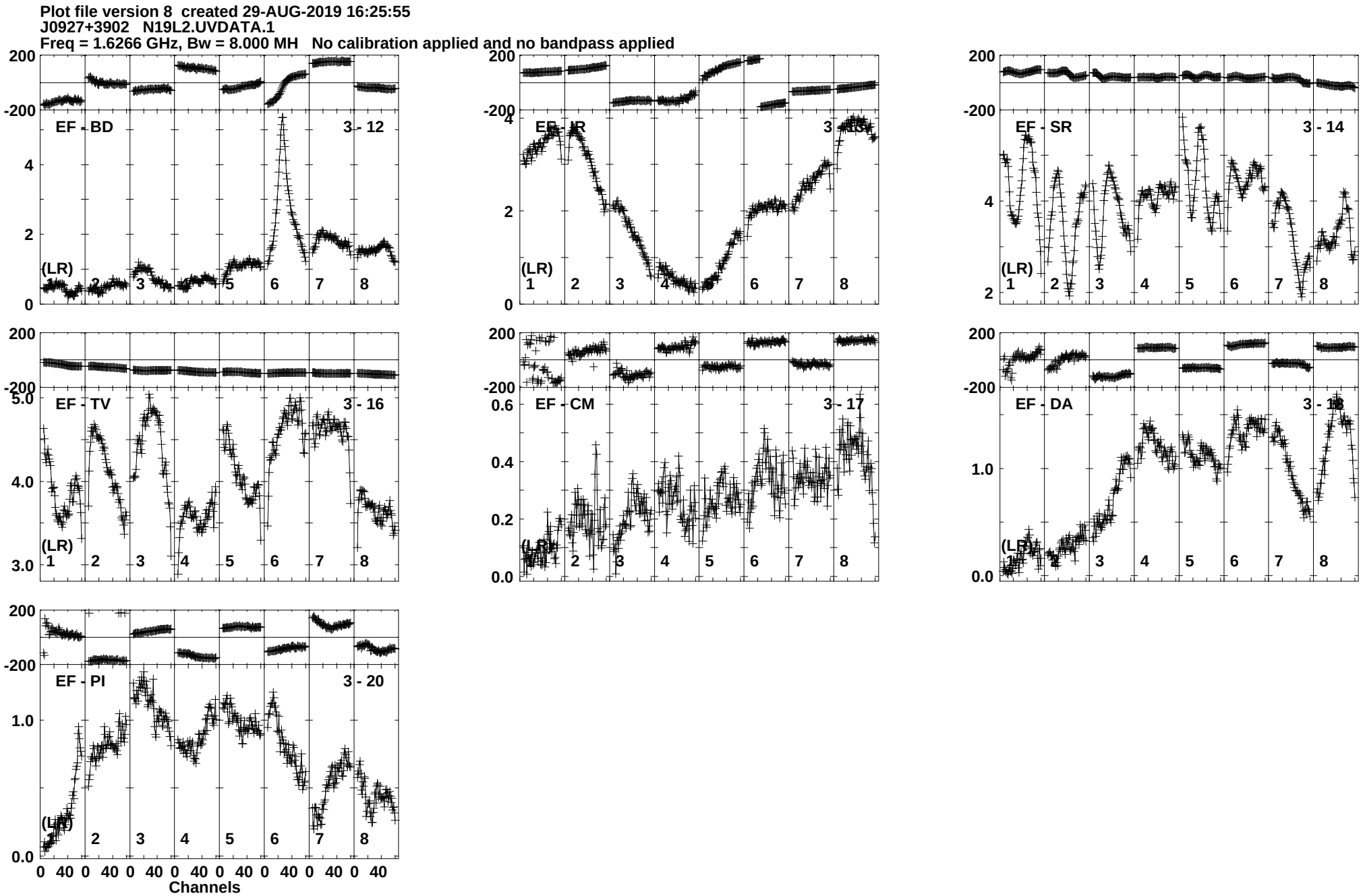
Plot file version 8 created 29-AUG-2019 16:25:55
J0927+3902 N19L2.UVDATA.1
Freq = 1.6266 GHz, Bw = 8.000 MH No calibration applied and no bandpass applied
EF - BD
3 - 12
EF - JR
3 - 13
EF - SR
3 - 14
EF - TV
3 - 16
EF - CM
3 - 17
EF - DA
3 - 18
EF - PI
3 - 20
(LR)
Channels
Lower frame: Milli Ampl Jy Top frame: Phas deg
Vector averaged cross-power spectrum Baseline: EF (03) - BD (12)
Timerange: 00/12:35:01 to 00/12:46:59

Plot file version 9 created 29-AUG-2019 16:25:58
J0927+3902 N19L2.UVDATA.1
Freq = 1.6266 GHz, Bw = 8.000 MH No calibration applied and no bandpass applied

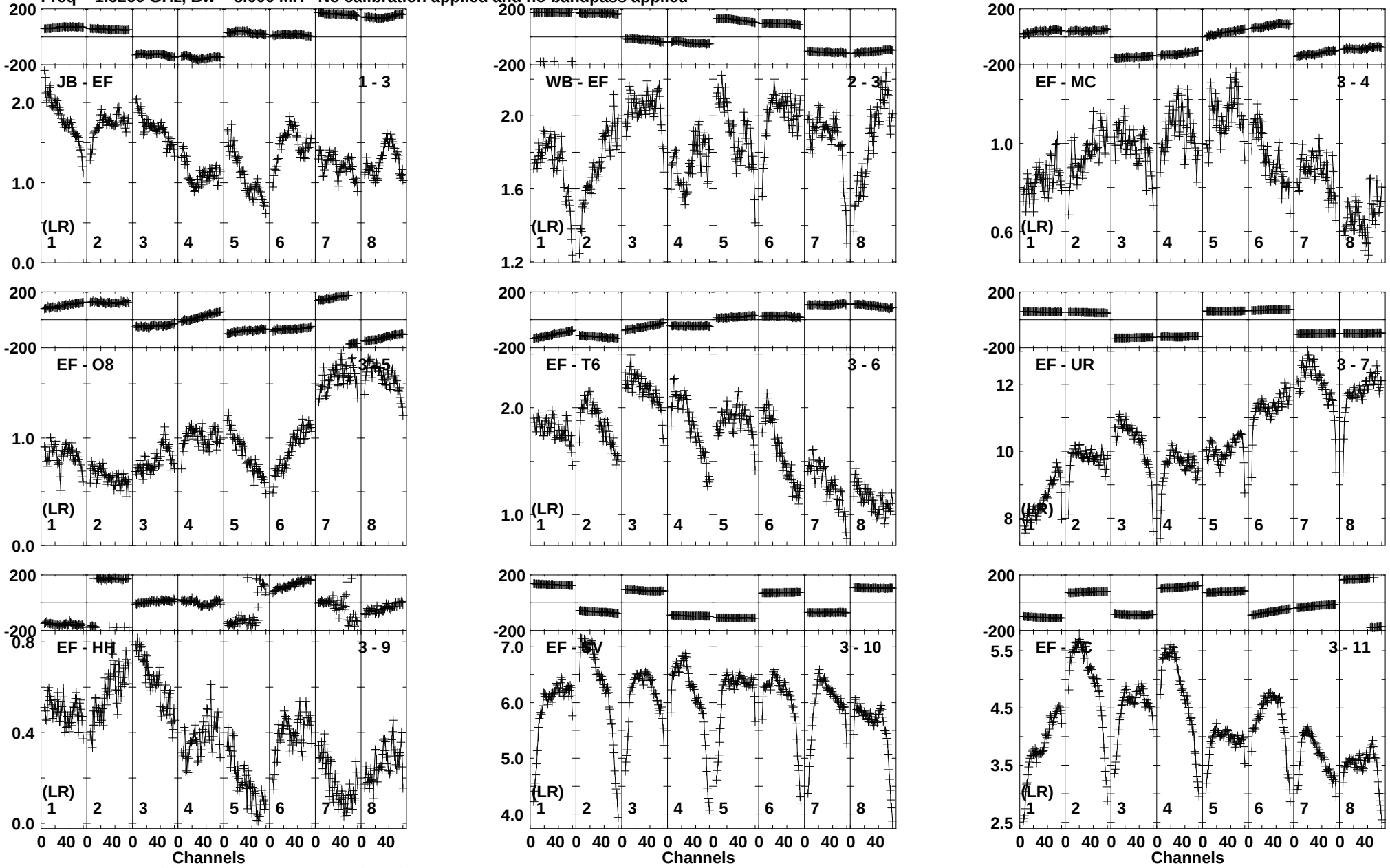

Lower frame: Milli Ampl Jy Top frame: Phas deg
Vector averaged cross-power spectrum Baseline: JB (01) - EF (03)
Timerange: 00/12:50:01 to 00/13:01:59

Plot file version 10 created 29-AUG-2019 16:26:02
J0927+3902 N19L2.UVDATA.1
Freq = 1.6266 GHz, Bw = 8.000 MH No calibration applied and no bandpass applied

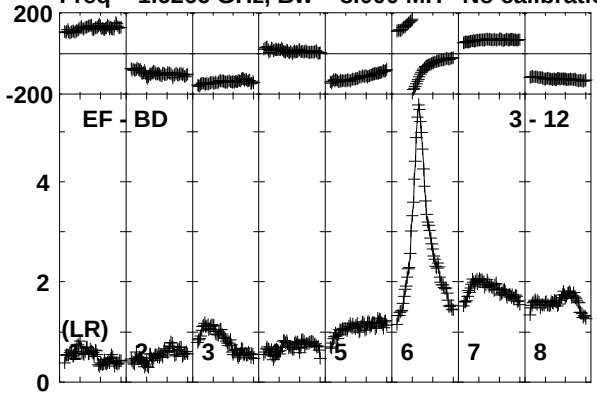

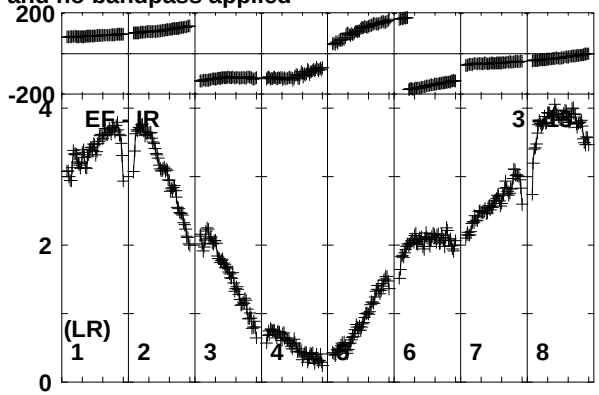

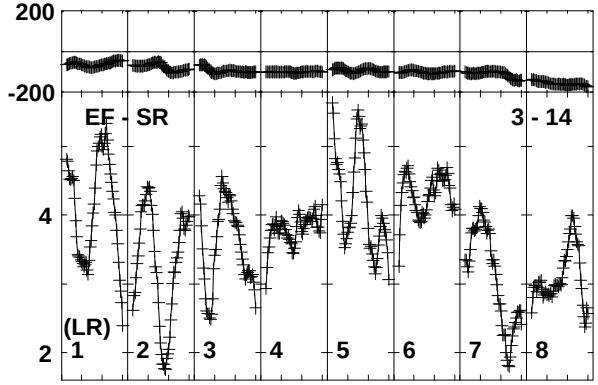

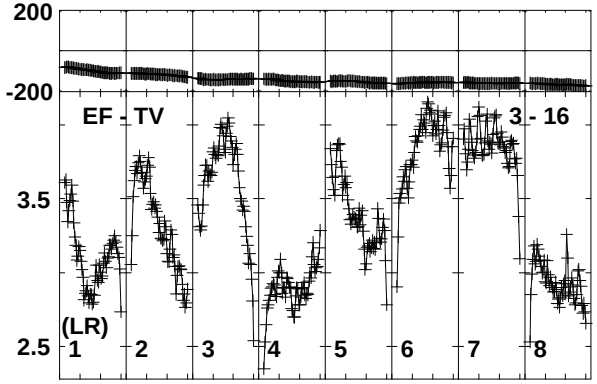

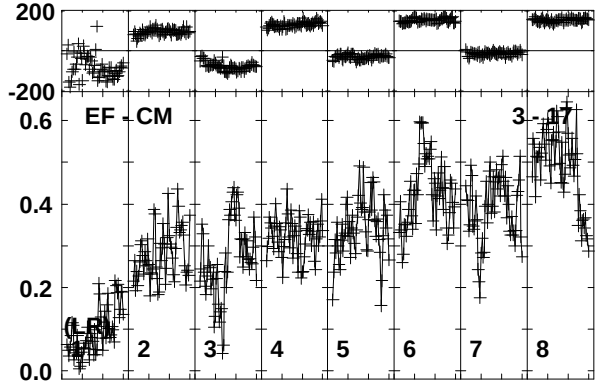

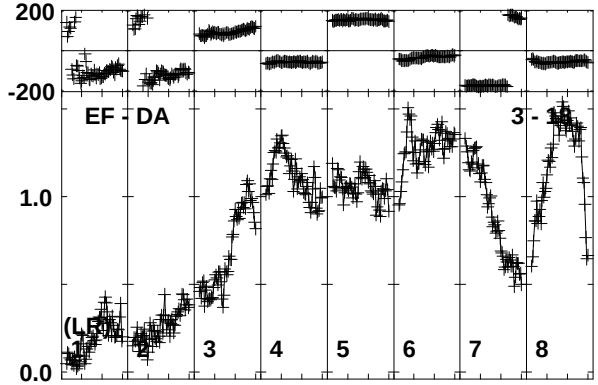

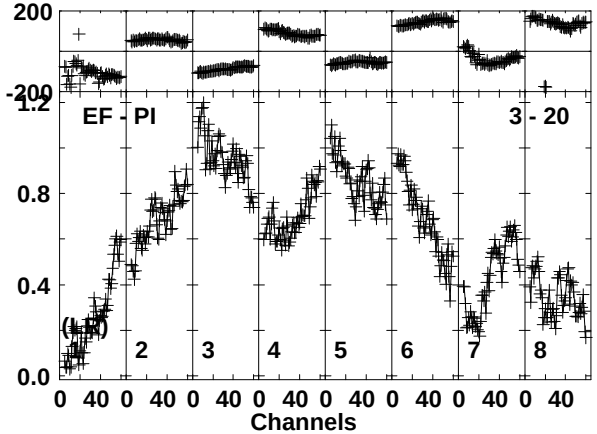

Lower frame: Milli Ampl Jy Top frame: Phas deg
Vector averaged cross-power spectrum Baseline: EF (03) - BD (12)
Timerange: 00/12:50:01 to 00/13:01:59

Plot file version 11 created 29-AUG-2019 16:26:05
J0927+3902 N19L2.UVDATA.1
Freq = 1.6266 GHz, Bw = 8.000 MH No calibration applied and no bandpass applied

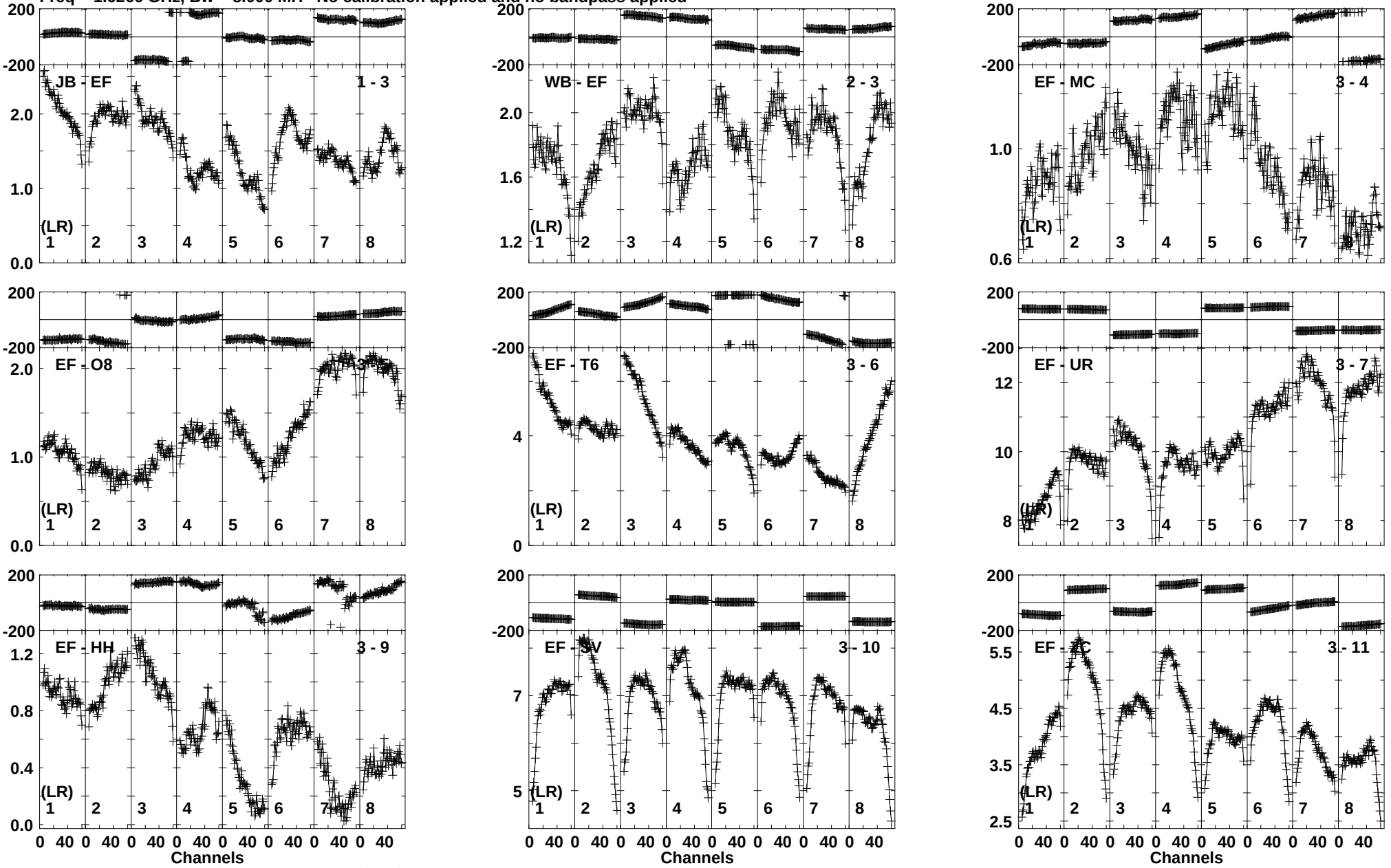

Lower frame: Milli Ampl Jy Top frame: Phas deg
Vector averaged cross-power spectrum Baseline: JB (01) - EF (03)
Timerange: 00/13:05:01 to 00/13:16:59

Plot file version 12 created 29-AUG-2019 16:26:08
J0927+3902 N19L2.UVDATA.1
Freq = 1.6266 GHz, Bw = 8.000 MH No calibration applied and no bandpass applied

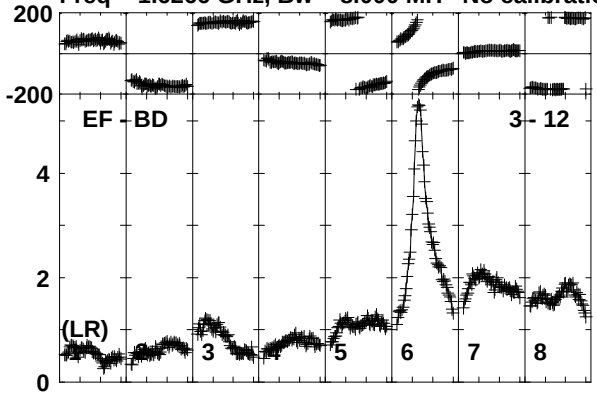

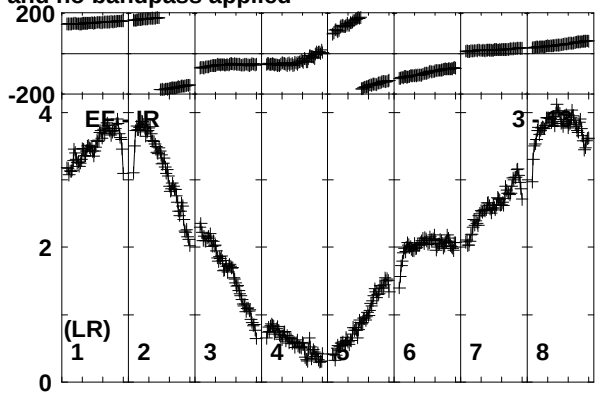

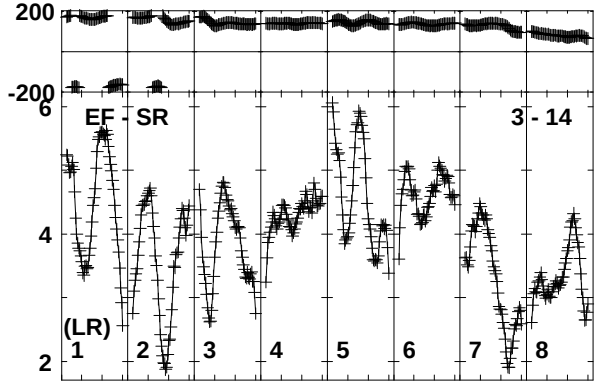

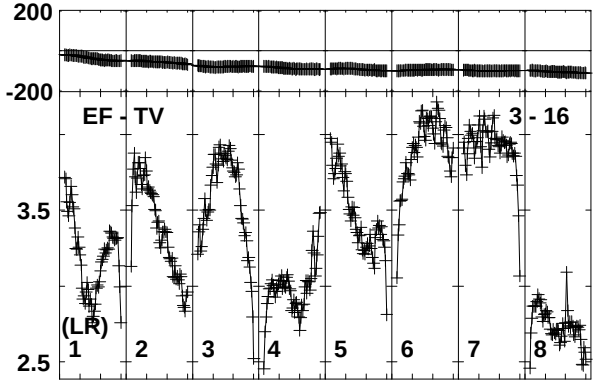

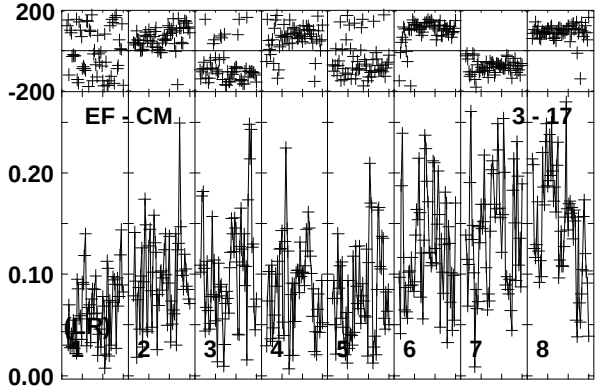

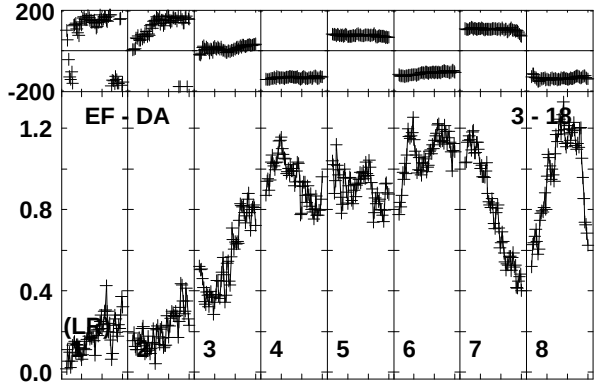

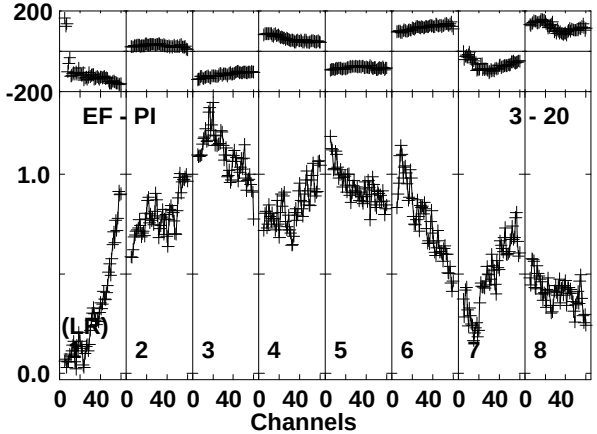

Lower frame: Milli Ampl Jy Top frame: Phas deg
Vector averaged cross-power spectrum Baseline: EF (03) - BD (12)
Timerange: 00/13:05:01 to 00/13:16:59

Plot file version 13 created 29-AUG-2019 16:26:10
J0927+3902 N19L2.UVDATA.1
Freq = 1.6266 GHz, Bw = 8.000 MH No calibration applied and no bandpass applied

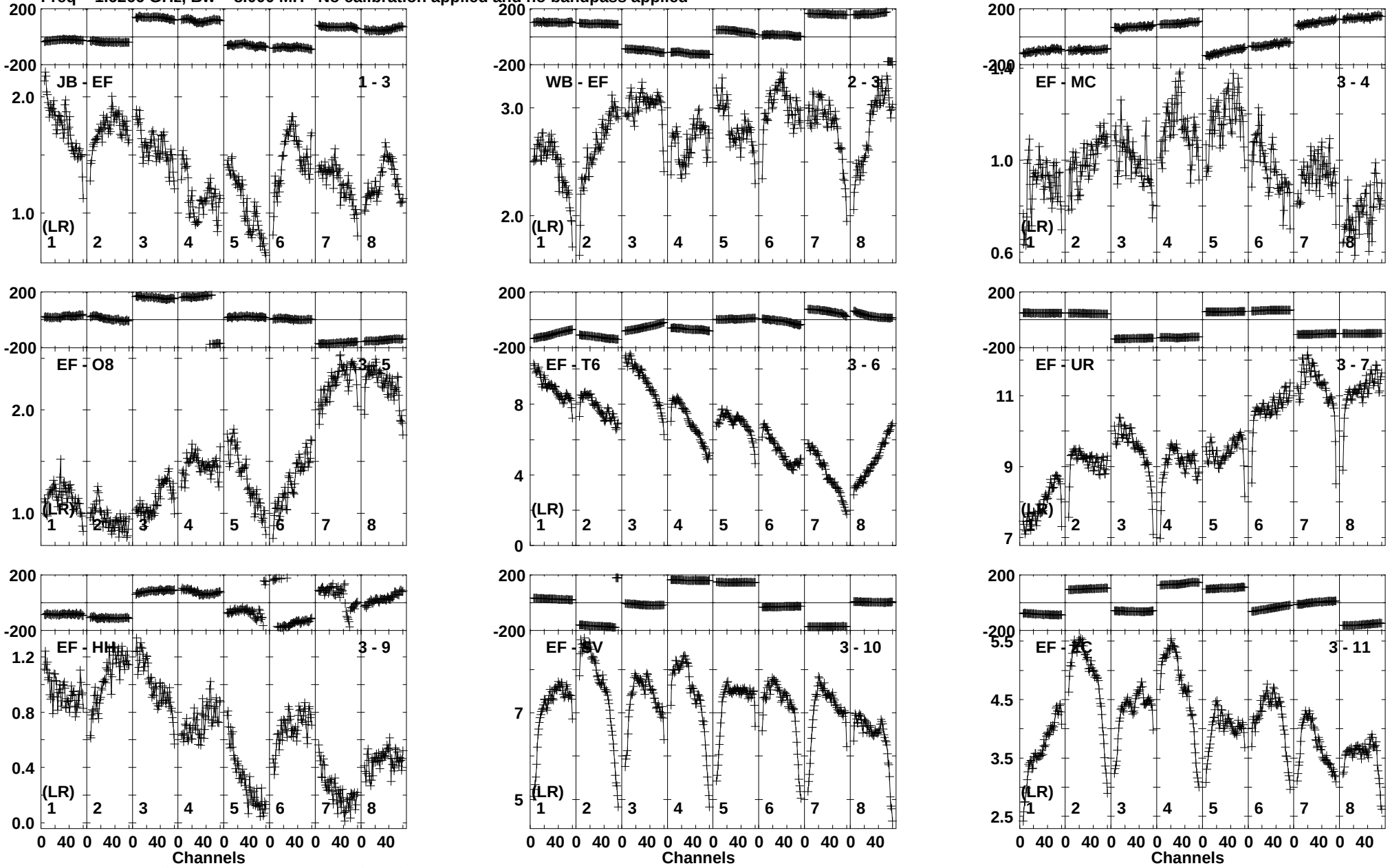

Lower frame: Milli Ampl Jy Top frame: Phas deg
Vector averaged cross-power spectrum Baseline: JB (01) - EF (03)
Timerange: 00/13:24:01 to 00/13:31:59

Plot file version 14 created 29-AUG-2019 16:26:13
J0927+3902 N19L2.UVDATA.1
Freq = 1.6266 GHz, Bw = 8.000 MH No calibration applied and no bandpass applied

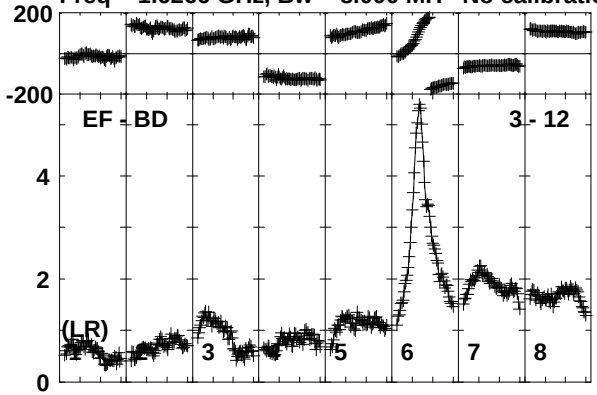

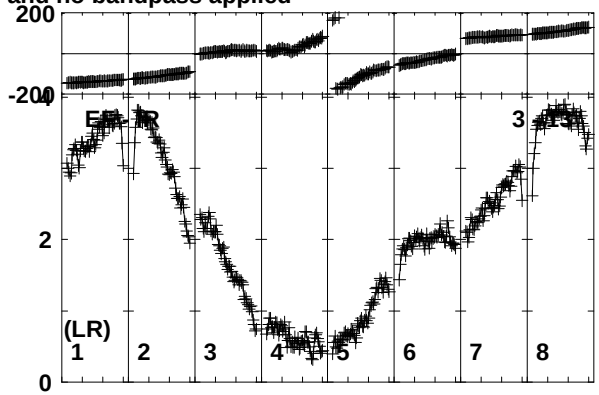

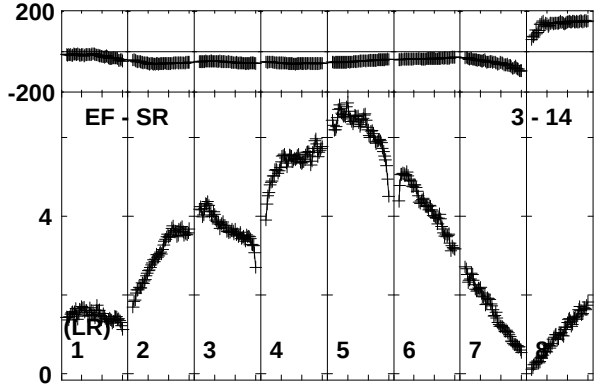

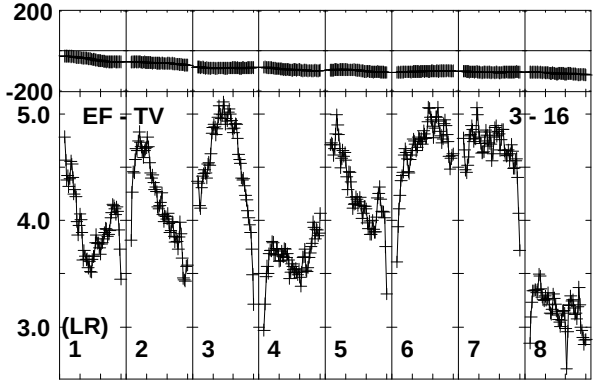

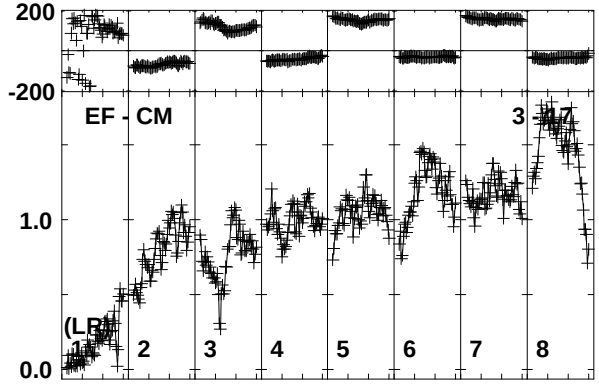

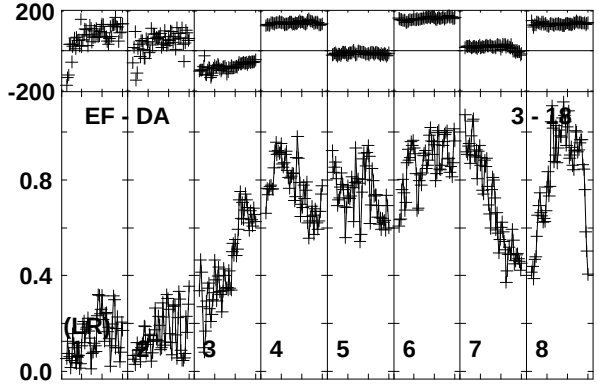

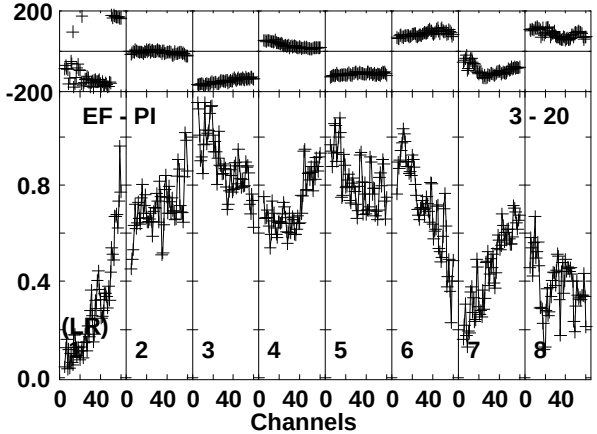

Lower frame: Milli Ampl Jy Top frame: Phas deg
Vector averaged cross-power spectrum Baseline: EF (03) - BD (12)
Timerange: 00/13:24:01 to 00/13:31:59

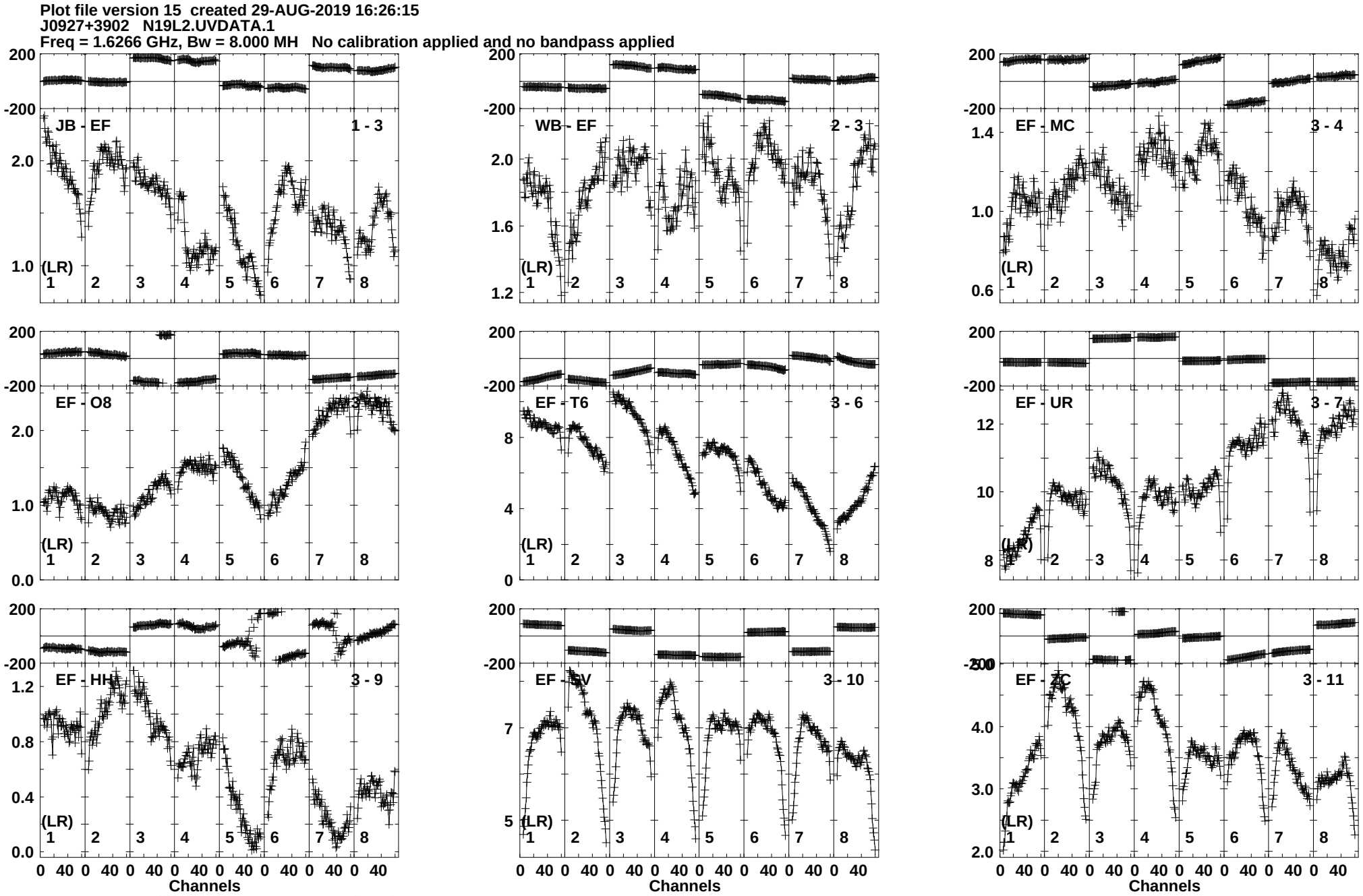
Plot file version 15 created 29-AUG-2019 16:26:15
J0927+3902 N19L2.UVDATA.1
Freq = 1.6266 GHz, Bw = 8.000 MH No calibration applied and no bandpass applied
JB - EF 1 - 3
WB - EF 2 - 3
EF - MC 3 - 4
EF - O8 3 - 5
EF - T6 3 - 6
EF - UR 3 - 7
EF - HH 3 - 9
EF - SV 3 - 10
EF - ZC 3 - 11
(LR)
1 2 3 4 5 6 7 8
Channels
Lower frame: Milli Ampl Jy Top frame: Phas deg
Vector averaged cross-power spectrum Baseline: JB (01) - EF (03)
Timerange: 00/13:35:01 to 00/13:46:59

Plot file version 16 created 29-AUG-2019 16:26:18
J0927+3902 N19L2.UVDATA.1
Freq = 1.6266 GHz, Bw = 8.000 MH No calibration applied and no bandpass applied

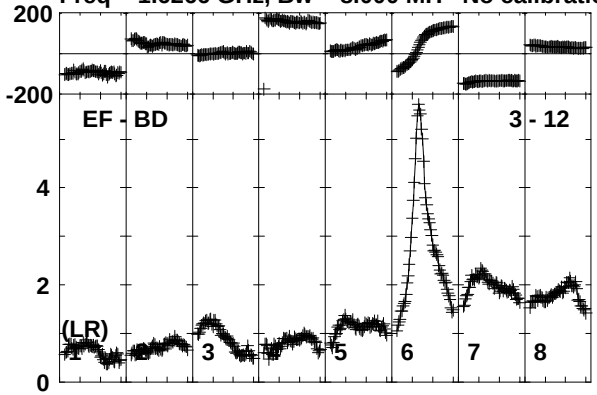

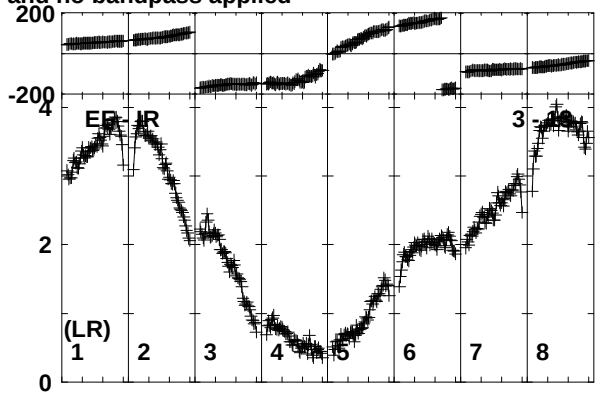

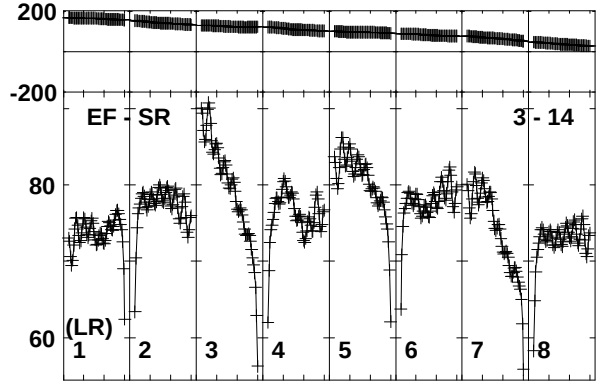

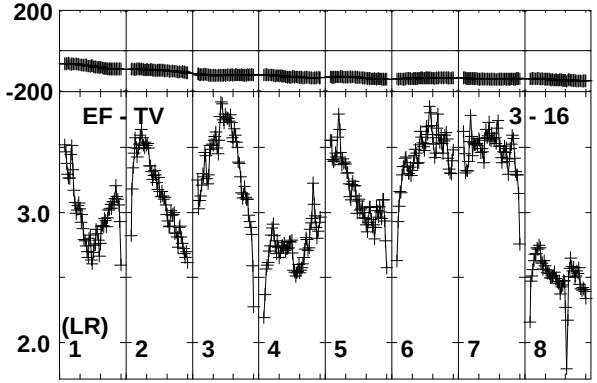

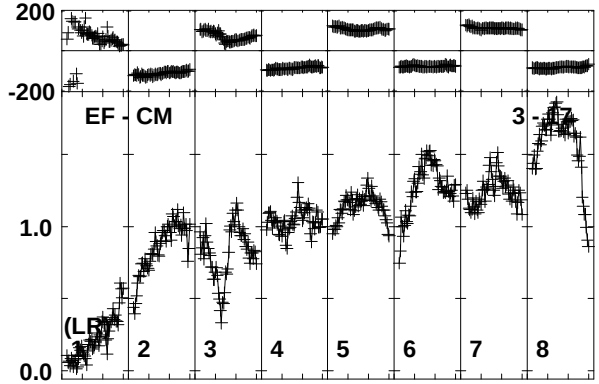

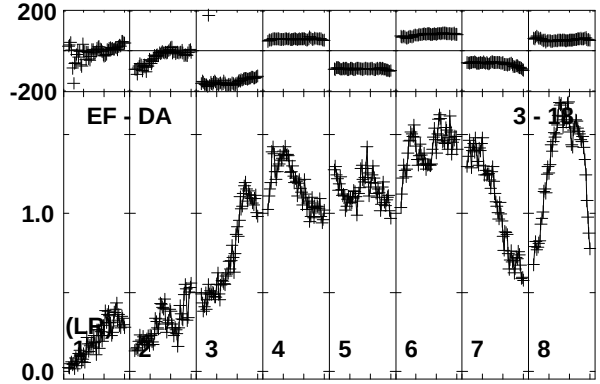

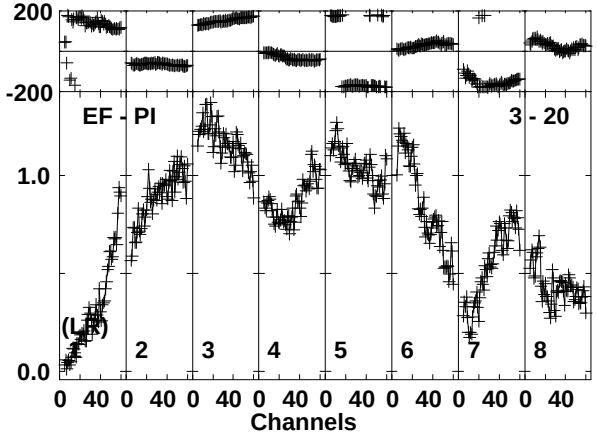

Lower frame: Milli Ampl Jy Top frame: Phas deg
Vector averaged cross-power spectrum Baseline: EF (03) - BD (12)
Timerange: 00/13:35:01 to 00/13:46:59

Plot file version 17 created 29-AUG-2019 16:26:20
J0126+2559 N19L2.UVDATA.1
Freq = 1.6266 GHz, Bw = 8.000 MH No calibration applied and no bandpass applied

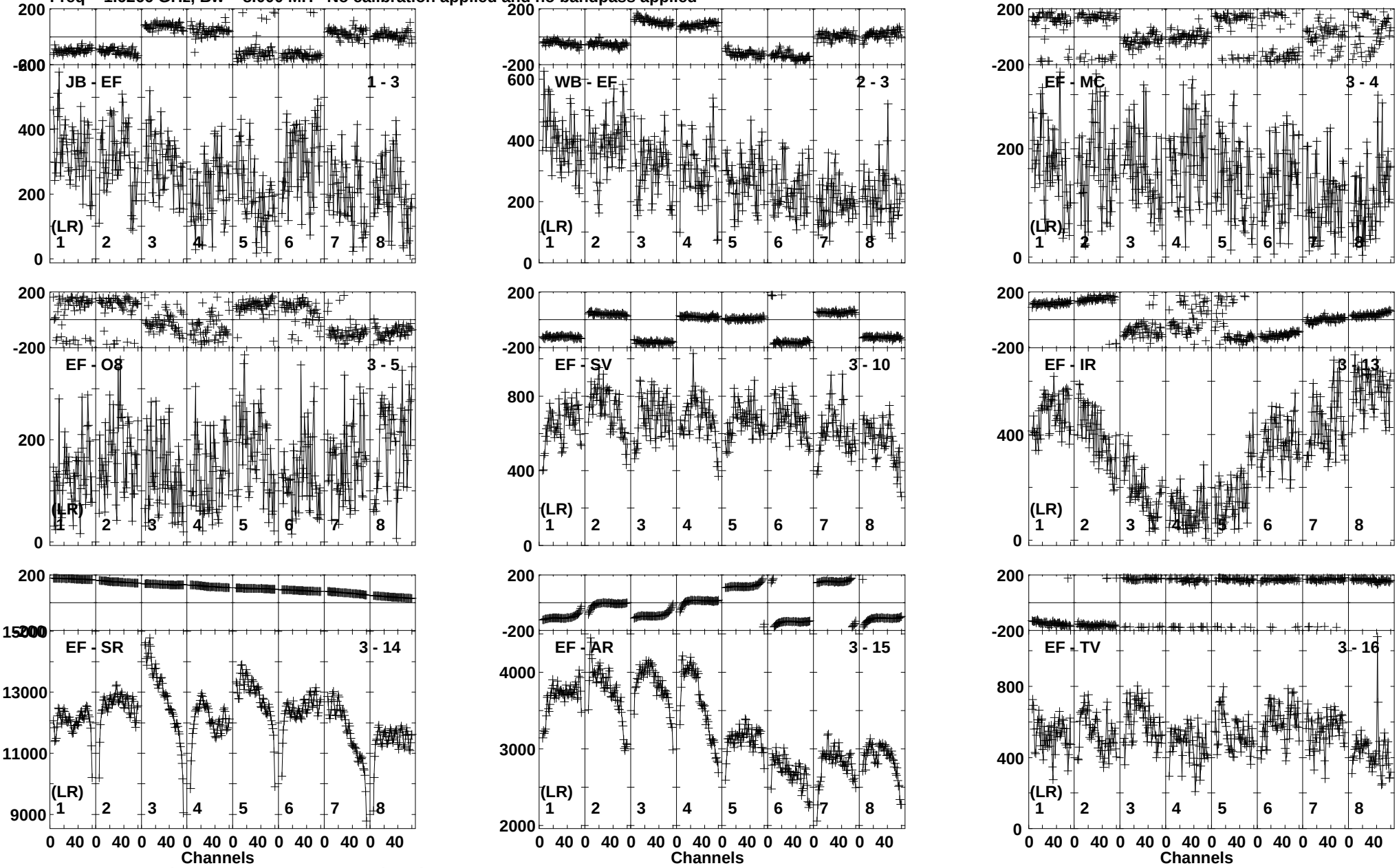

Lower frame: Micro Ampl Jy Top frame: Phas deg
Vector averaged cross-power spectrum Baseline: JB (01) - EF (03)
Timerange: 00/13:50:01 to 00/14:01:59

Plot file version 18 created 29-AUG-2019 16:26:22
J0126+2559 N19L2.UVDATA.1
Freq = 1.6266 GHz, Bw = 8.000 MH No calibration applied and no bandpass applied

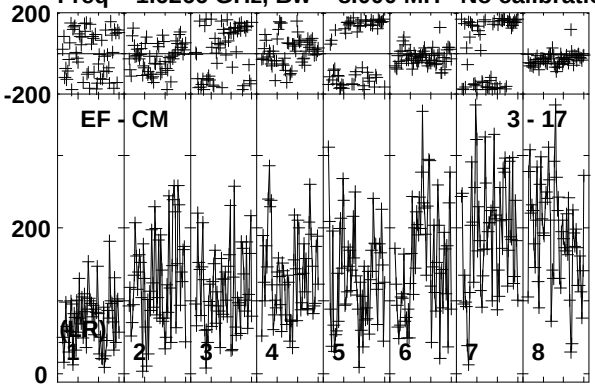

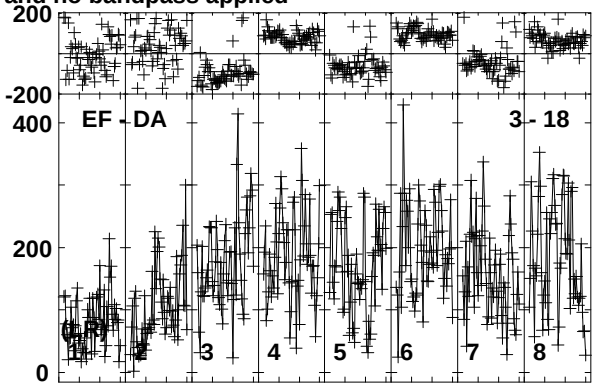

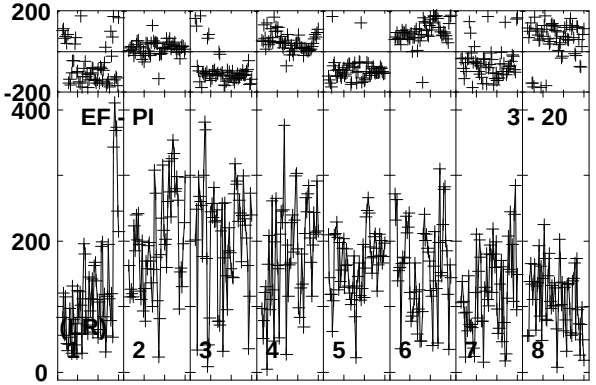

Lower frame: Micro Ampl Jy Top frame: Phas deg
Vector averaged cross-power spectrum Baseline: EF (03) - CM (17)
Timerange: 00/13:50:01 to 00/14:01:59

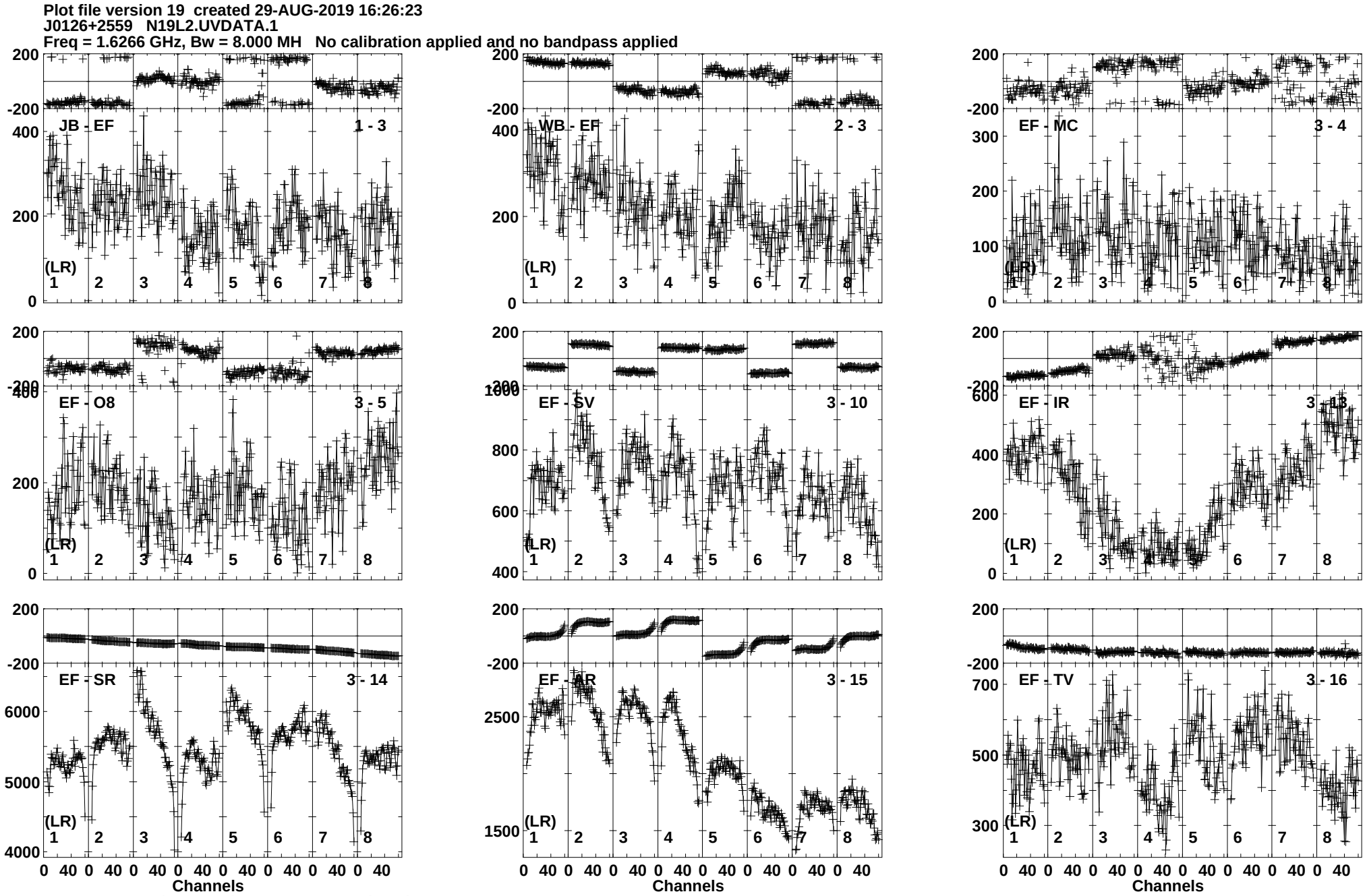
Plot file version 19 created 29-AUG-2019 16:26:23
J0126+2559 N19L2.UVDATA.1
Freq = 1.6266 GHz, Bw = 8.000 MH No calibration applied and no bandpass applied
JB - EF 1 - 3
WB - EF 2 - 3
EF - MC 3 - 4
EF - O8 3 - 5
EF - SV 3 - 10
EF - IR 3 - 13
EF - SR 3 - 14
EF - AR 3 - 15
EF - TV 3 - 16
(LR)
1 2 3 4 5 6 7 8
0 40 0 40 0 40 0 40 0 40 0 40 0 40 0 40
Channels
Lower frame: Micro Ampl Jy Top frame: Phas deg
Vector averaged cross-power spectrum Baseline: JB (01) - EF (03)
Timerange: 00/14:05:01 to 00/14:16:59

Plot file version 20 created 29-AUG-2019 16:26:26
J0126+2559 N19L2.UVDATA.1
Freq = 1.6266 GHz, Bw = 8.000 MH No calibration applied and no bandpass applied

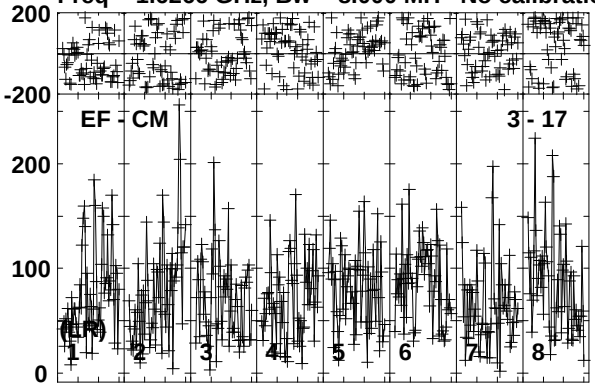

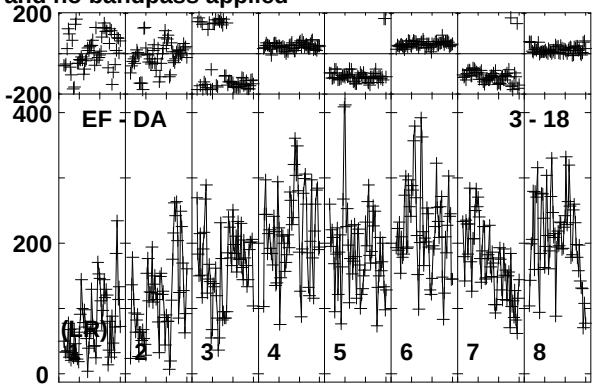

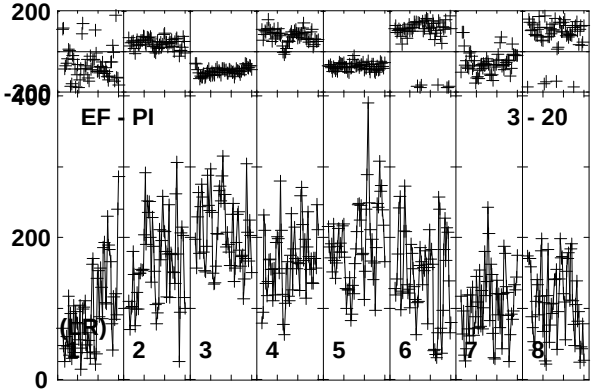

Lower frame: Micro Ampl Jy Top frame: Phas deg
Vector averaged cross-power spectrum Baseline: EF (03) - CM (17)
Timerange: 00/14:05:01 to 00/14:16:59

Plot file version 21 created 29-AUG-2019 16:26:27
J0126+2559 N19L2.UVDATA.1
Freq = 1.6266 GHz, Bw = 8.000 MH No calibration applied and no bandpass applied

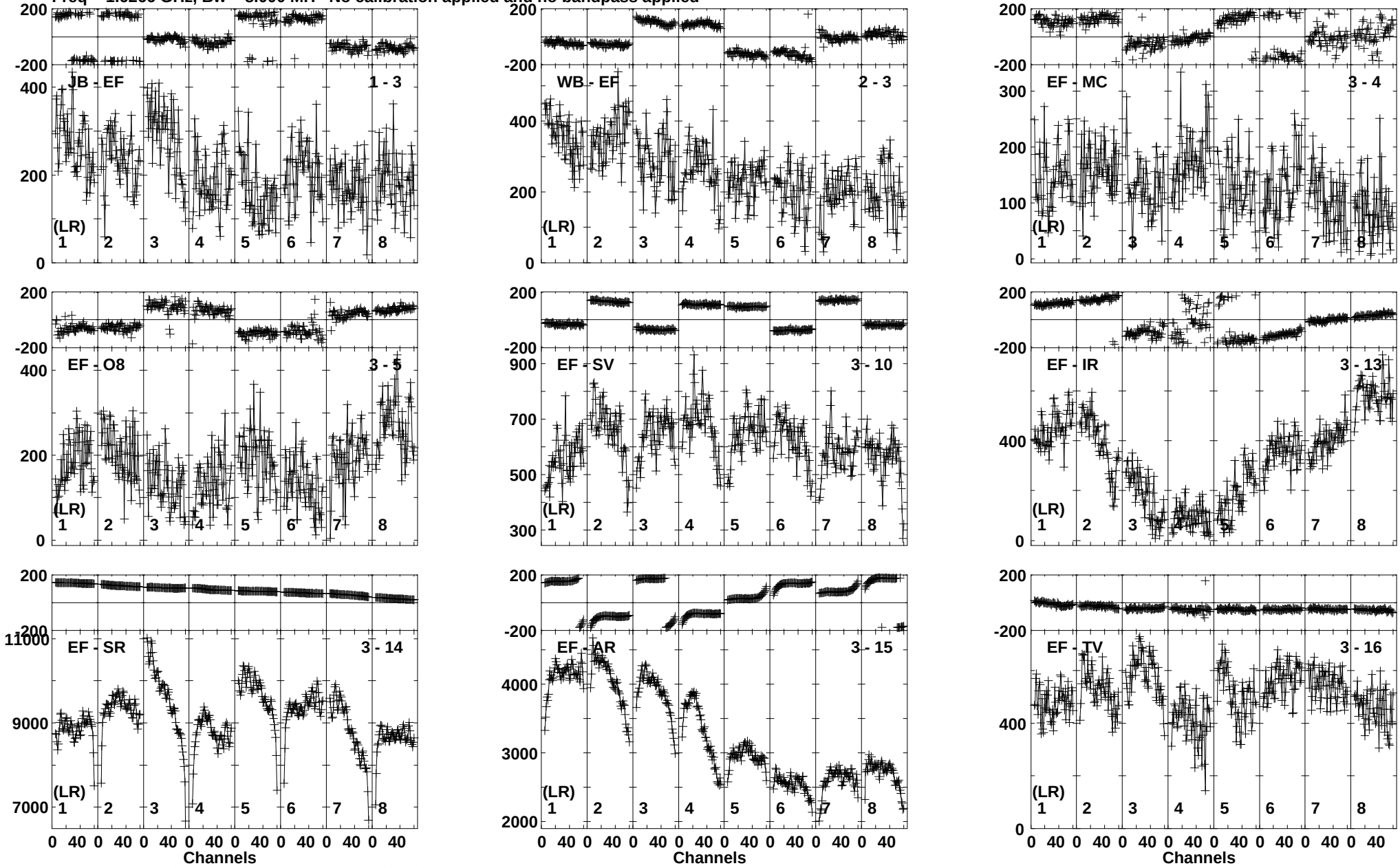

Lower frame: Micro Ampl Jy Top frame: Phas deg
Vector averaged cross-power spectrum Baseline: JB (01) - EF (03)
Timerange: 00/14:20:01 to 00/14:31:59

Plot file version 22 created 29-AUG-2019 16:26:30
J0126+2559 N19L2.UVDATA.1
Freq = 1.6266 GHz, Bw = 8.000 MH No calibration applied and no bandpass applied

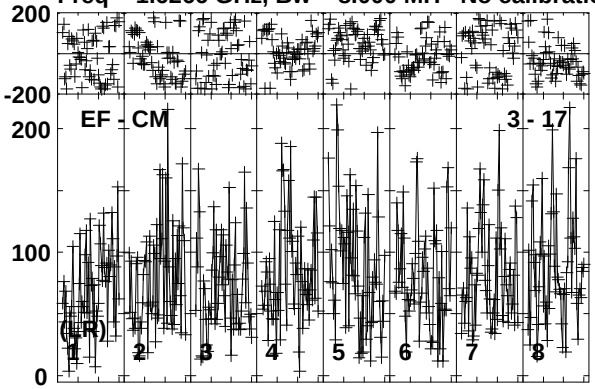

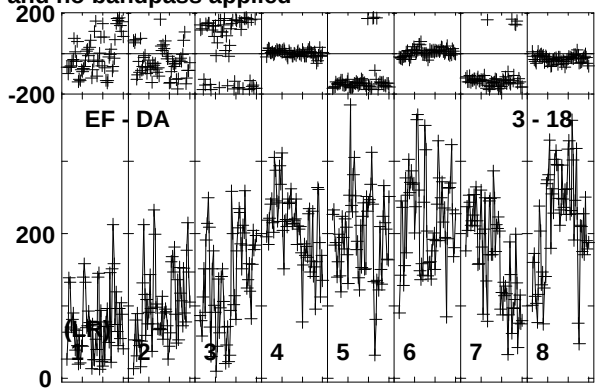

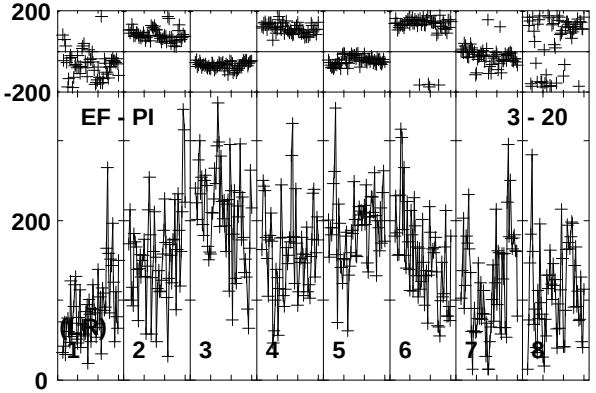

Lower frame: Micro Ampl Jy Top frame: Phas deg
Vector averaged cross-power spectrum Baseline: EF (03) - CM (17)
Timerange: 00/14:20:01 to 00/14:31:59

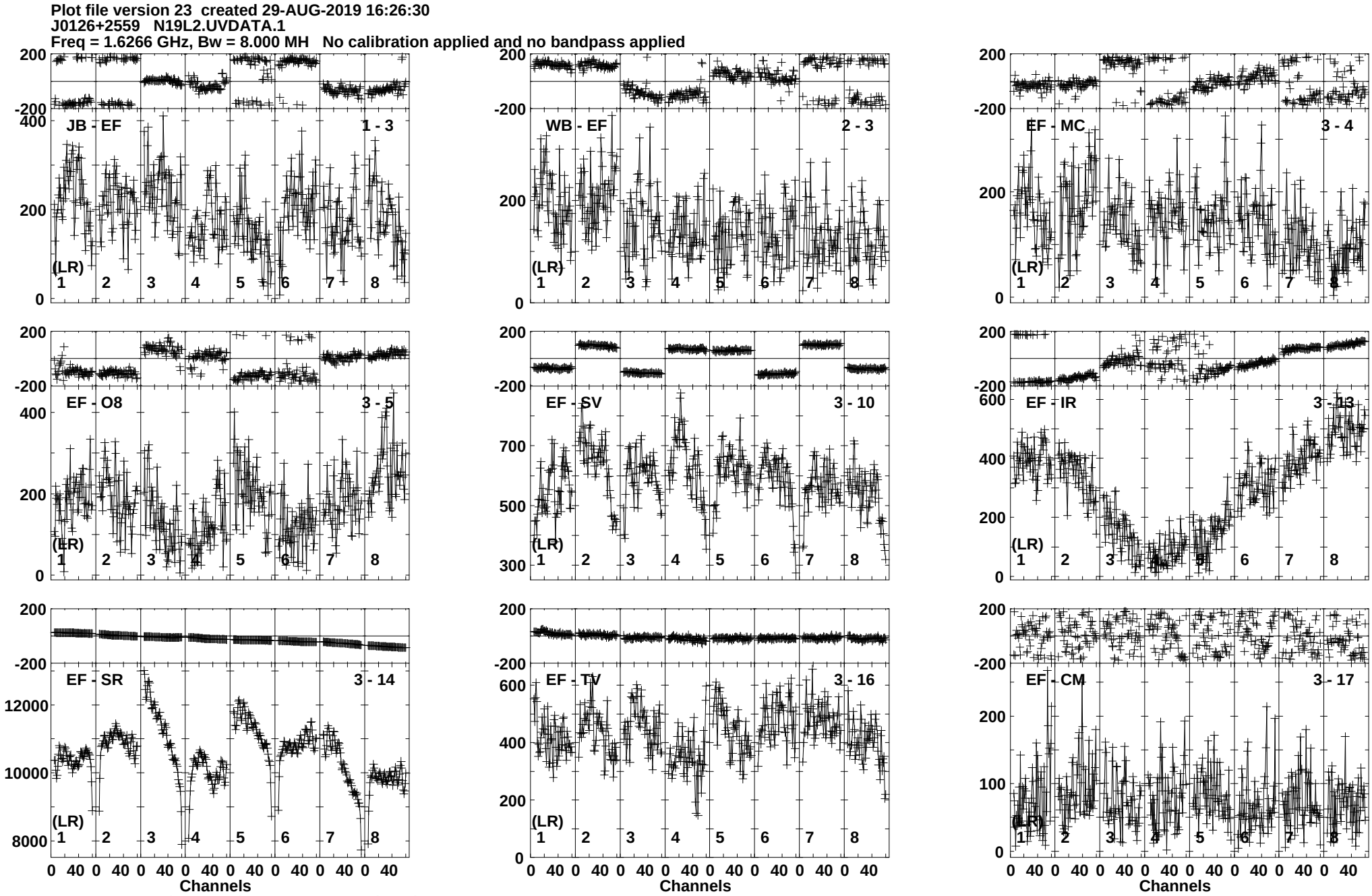
Plot file version 23 created 29-AUG-2019 16:26:30
J0126+2559 N19L2.UVDATA.1
Freq = 1.6266 GHz, Bw = 8.000 MH No calibration applied and no bandpass applied
JB - EF 1 - 3
WB - EF 2 - 3
EF - MC 3 - 4
EF - O8 3 - 5
EF - SV 3 - 10
EF - IR 3 - 13
EF - SR 3 - 14
EF - TV 3 - 16
EF - CM 3 - 17
(LR)
1 2 3 4 5 6 7 8
Channels
Lower frame: Micro Ampl Jy Top frame: Phas deg
Vector averaged cross-power spectrum Baseline: JB (01) - EF (03)
Timerange: 00/14:35:01 to 00/14:46:59

Plot file version 24 created 29-AUG-2019 16:26:33
J0126+2559 N19L2.UVDATA.1
Freq = 1.6266 GHz, Bw = 8.000 MH No calibration applied and no bandpass applied

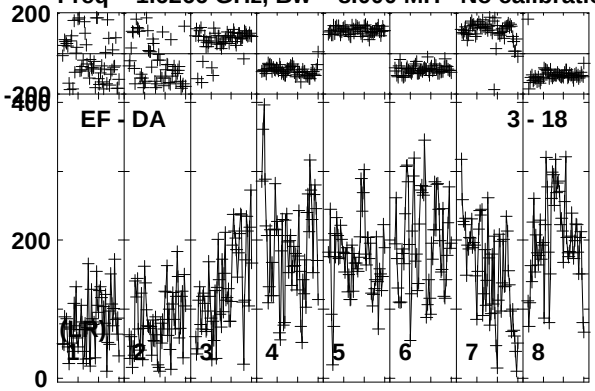

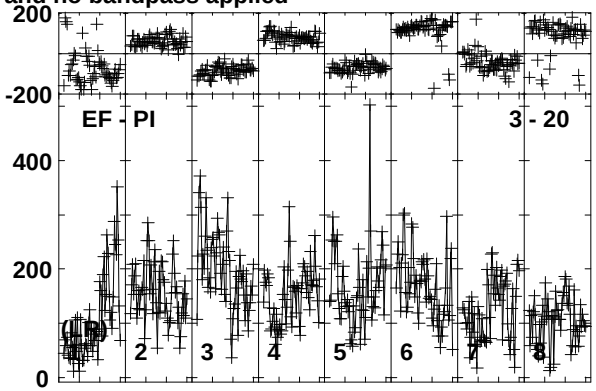

Lower frame: Micro Ampl Jy Top frame: Phas deg
Vector averaged cross-power spectrum Baseline: EF (03) - DA (18)
Timerange: 00/14:35:01 to 00/14:46:59

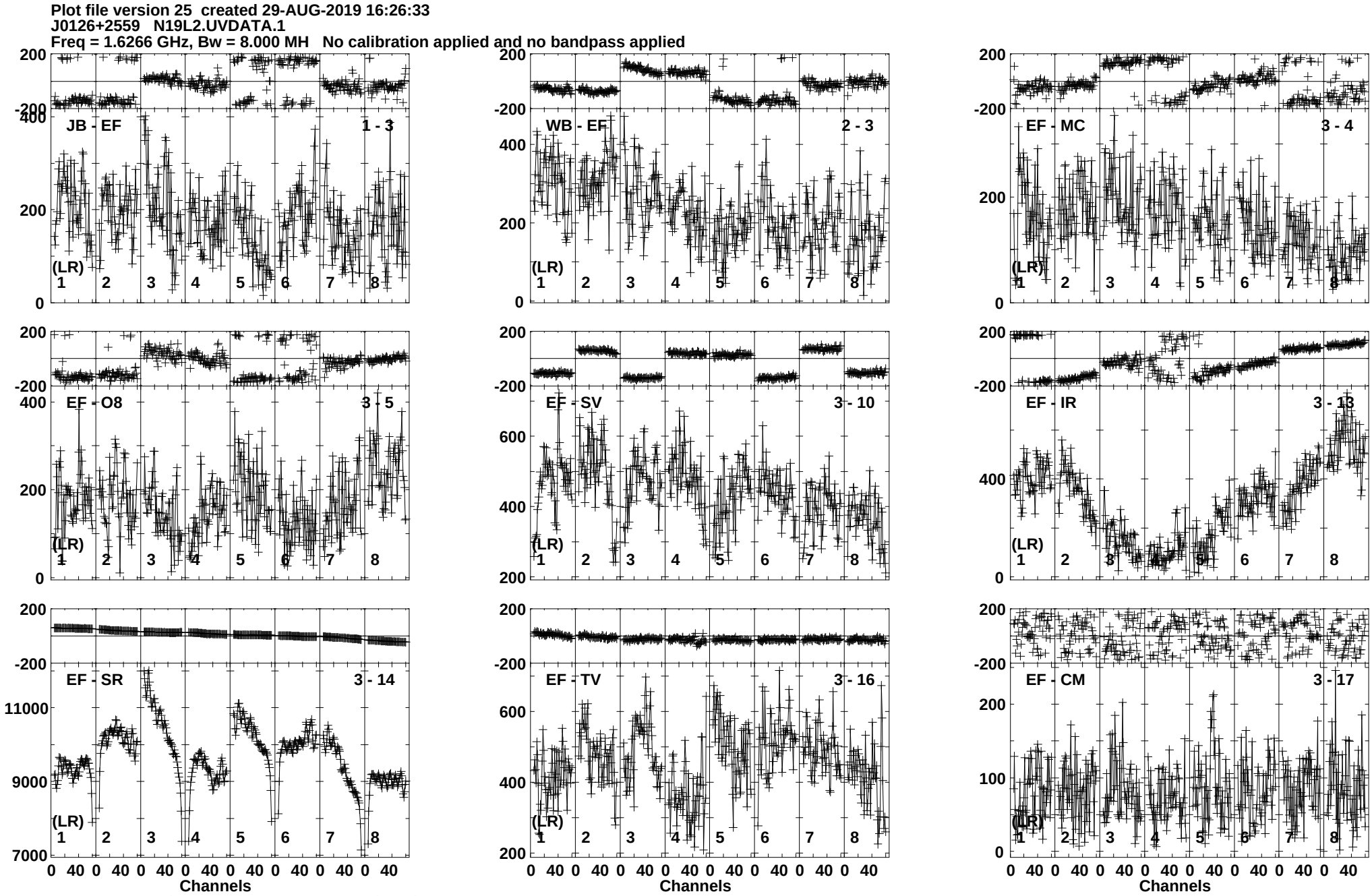
Plot file version 25 created 29-AUG-2019 16:26:33
J0126+2559 N19L2.UVDATA.1
Freq = 1.6266 GHz, Bw = 8.000 MH No calibration applied and no bandpass applied
JB - EF 1 - 3
WB - EF 2 - 3
EF - MC 3 - 4
EF - O8 3 - 5
EF - SV 3 - 10
EF - IR 3 - 13
EF - SR 3 - 14
EF - TV 3 - 16
EF - CM 3 - 17
(LR)
1 2 3 4 5 6 7 8
Channels
Lower frame: Micro Ampl Jy Top frame: Phas deg
Vector averaged cross-power spectrum Baseline: JB (01) - EF (03)
Timerange: 00/14:50:01 to 00/14:59:59

Plot file version 26 created 29-AUG-2019 16:26:35
J0126+2559 N19L2.UVDATA.1
Freq = 1.6266 GHz, Bw = 8.000 MH No calibration applied and no bandpass applied

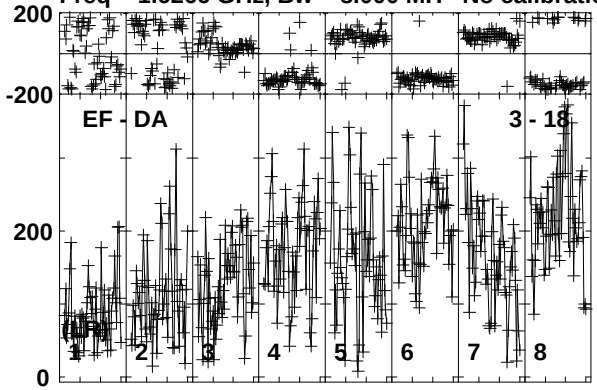

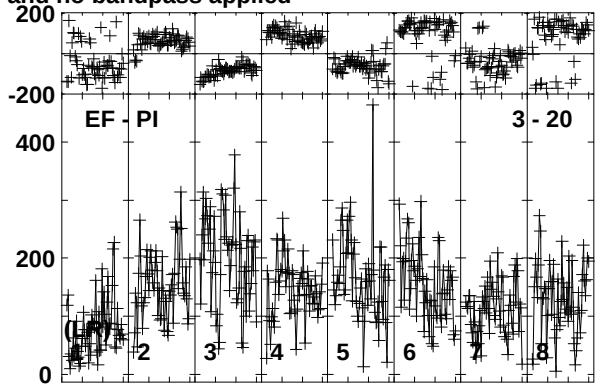

Lower frame: Micro Ampl Jy Top frame: Phas deg
Vector averaged cross-power spectrum Baseline: EF (03) - DA (18)
Timerange: 00/14:50:01 to 00/14:59:59