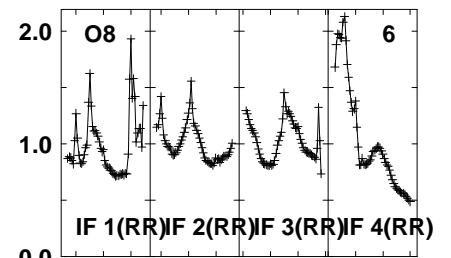
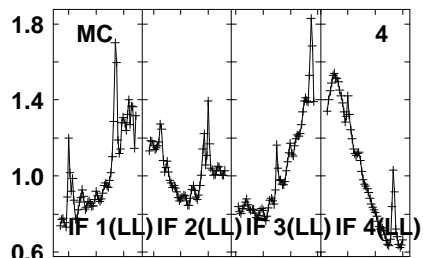
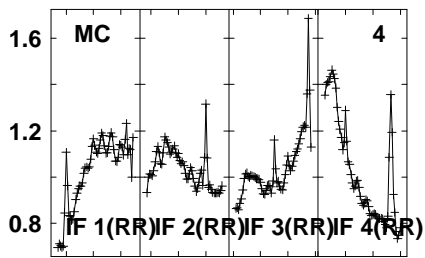
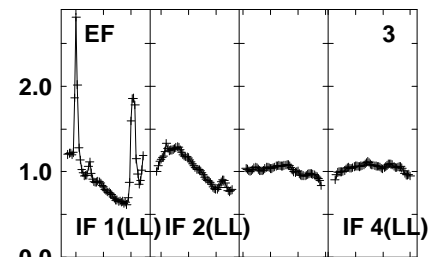
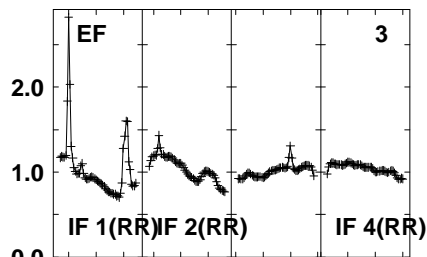
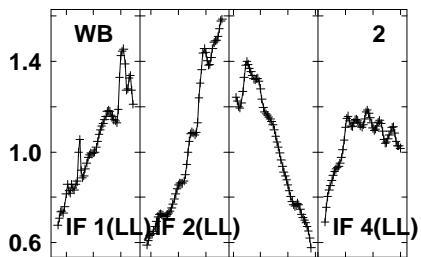
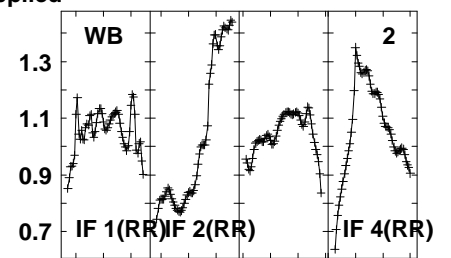
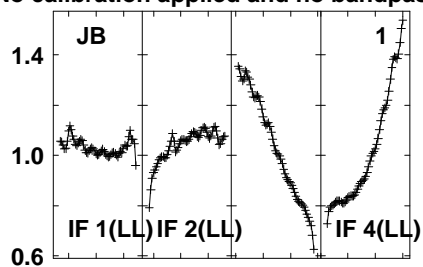
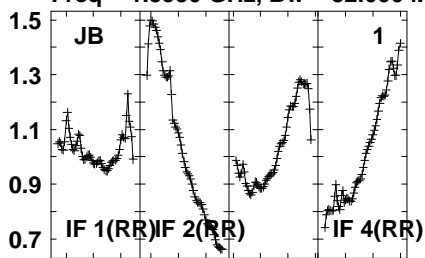


Plot file version 1 created 27-JUL-2021 17:54:24

J0956+2515 N21L2.UVDATA.1

Freq = 1.5950 GHz, Bw = 32.000 MH No calibration applied and no bandpass applied



1600 1620 1630 1650 1660 1680 1690 1710
FREQ MHz

1600 1620 1630 1650 1660 1680 1690 1710
FREQ MHz

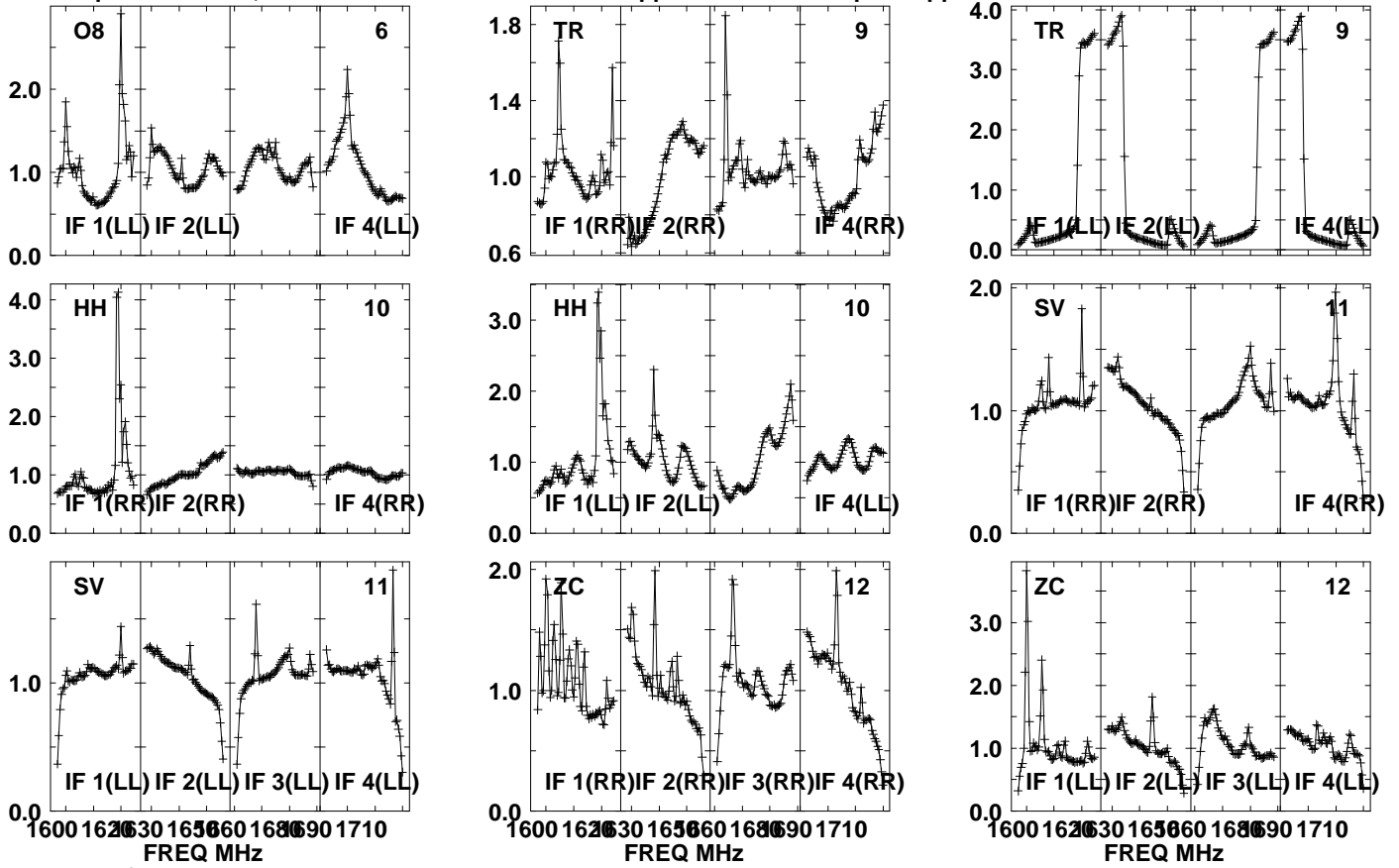
1600 1620 1630 1650 1660 1680 1690 1710
FREQ MHz

Lower frame: Real Jy
Auto-corr total-power spectrum Antenna: *
Timerange: 00/12:00:01 to 00/12:01:59

Plot file version 2 created 27-JUL-2021 17:54:24

J0956+2515 N21L2.UVDATA.1

Freq = 1.5950 GHz, Bw = 32.000 MH No calibration applied and no bandpass applied



Lower frame: Real Jy

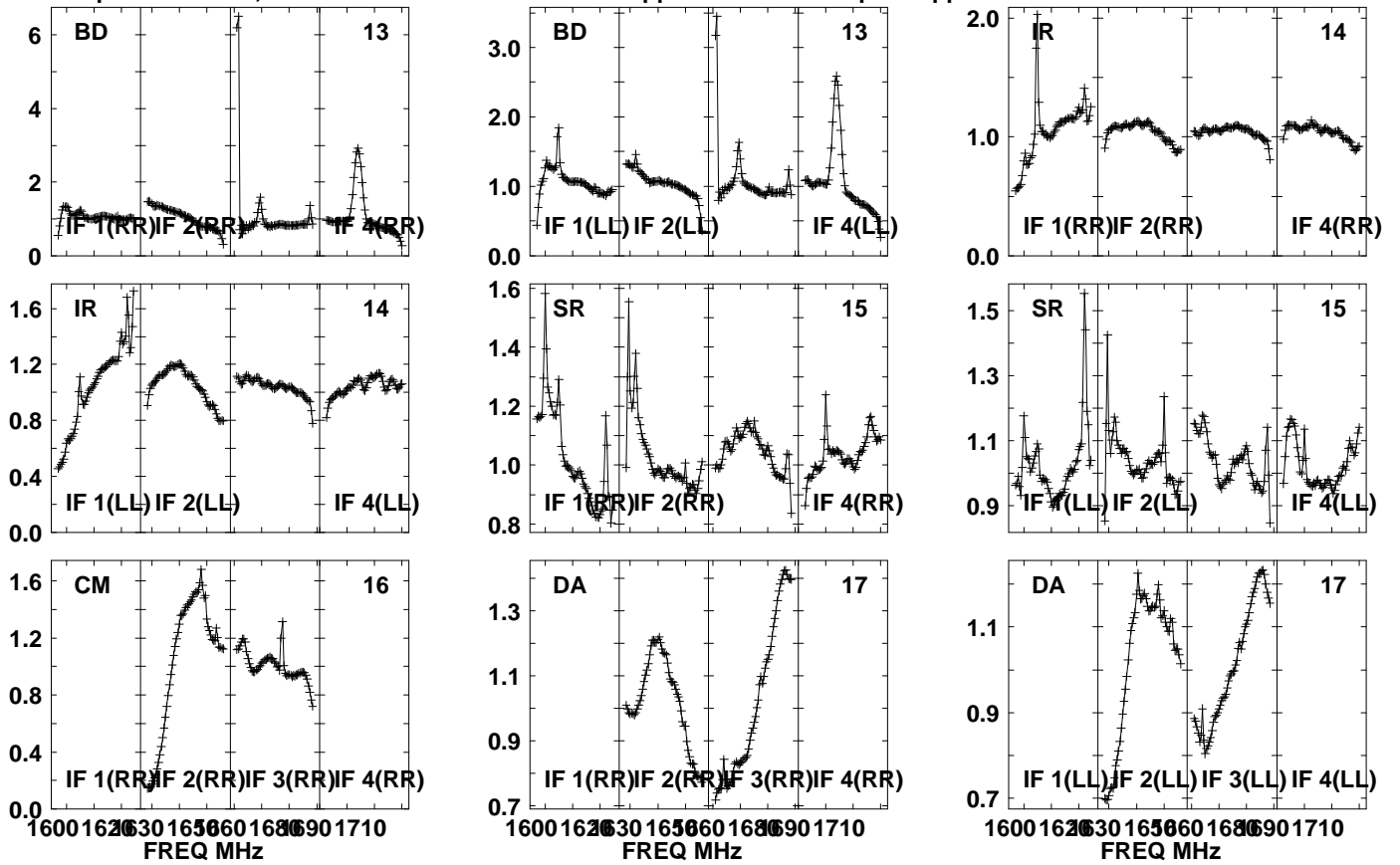
Auto-corr total-power spectrum Antenna: *

Timerange: 00/12:00:01 to 00/12:01:59

Plot file version 3 created 27-JUL-2021 17:54:25

J0956+2515 N21L2.UVDATA.1

Freq = 1.5950 GHz, Bw = 32.000 MH No calibration applied and no bandpass applied

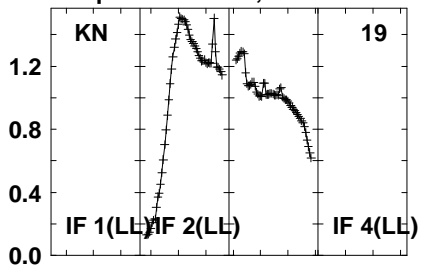


Lower frame: Real Jy

Auto-corr total-power spectrum Antenna: *

Timerange: 00/12:00:01 to 00/12:01:59

Plot file version 4 created 27-JUL-2021 17:54:25
J0956+2515 N21L2.UVDATA.1
Freq = 1.5950 GHz, Bw = 32.000 MH No calibration applied and no bandpass applied

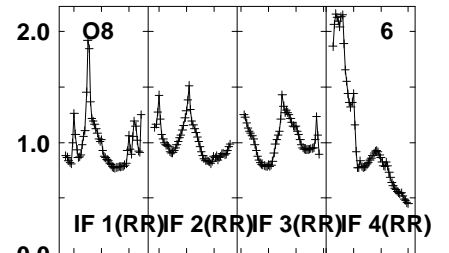
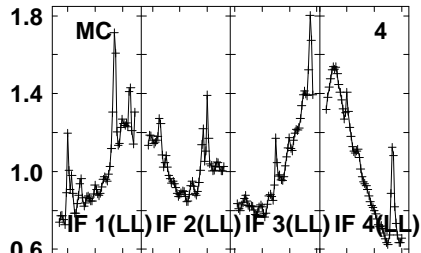
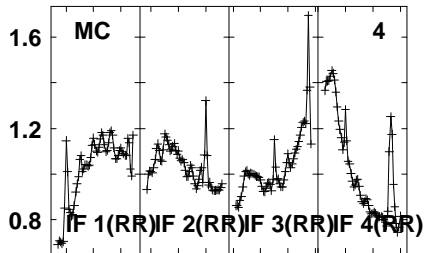
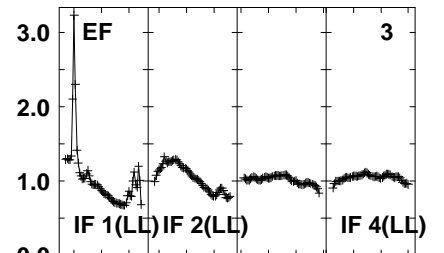
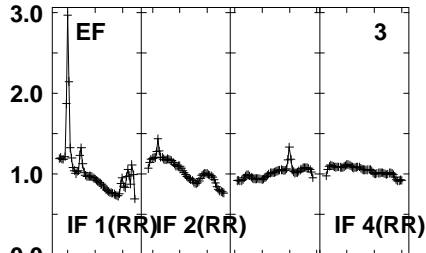
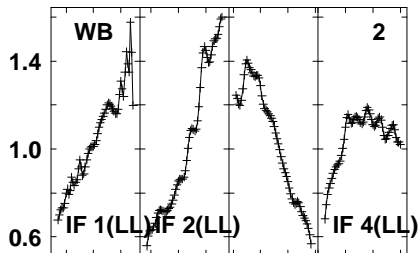
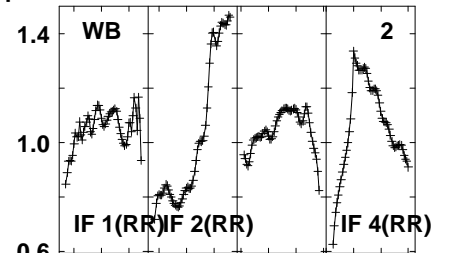
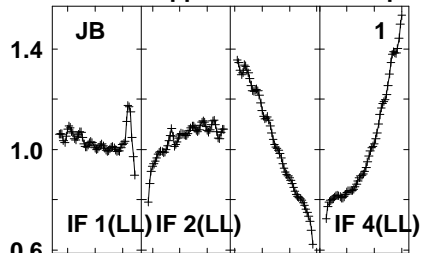
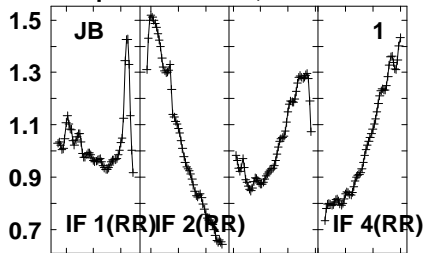


Lower frame: Real Jy
Auto-corr total-power spectrum Antenna: *
Timerange: 00/12:00:01 to 00/12:01:59

Plot file version 5 created 27-JUL-2021 17:54:25

J0956+2515 N21L2.UVDATA.1

Freq = 1.5950 GHz, Bw = 32.000 MH No calibration applied and no bandpass applied



1600 1620 1630 1650 1660 1680 1690 1710
FREQ MHz

1600 1620 1630 1650 1660 1680 1690 1710
FREQ MHz

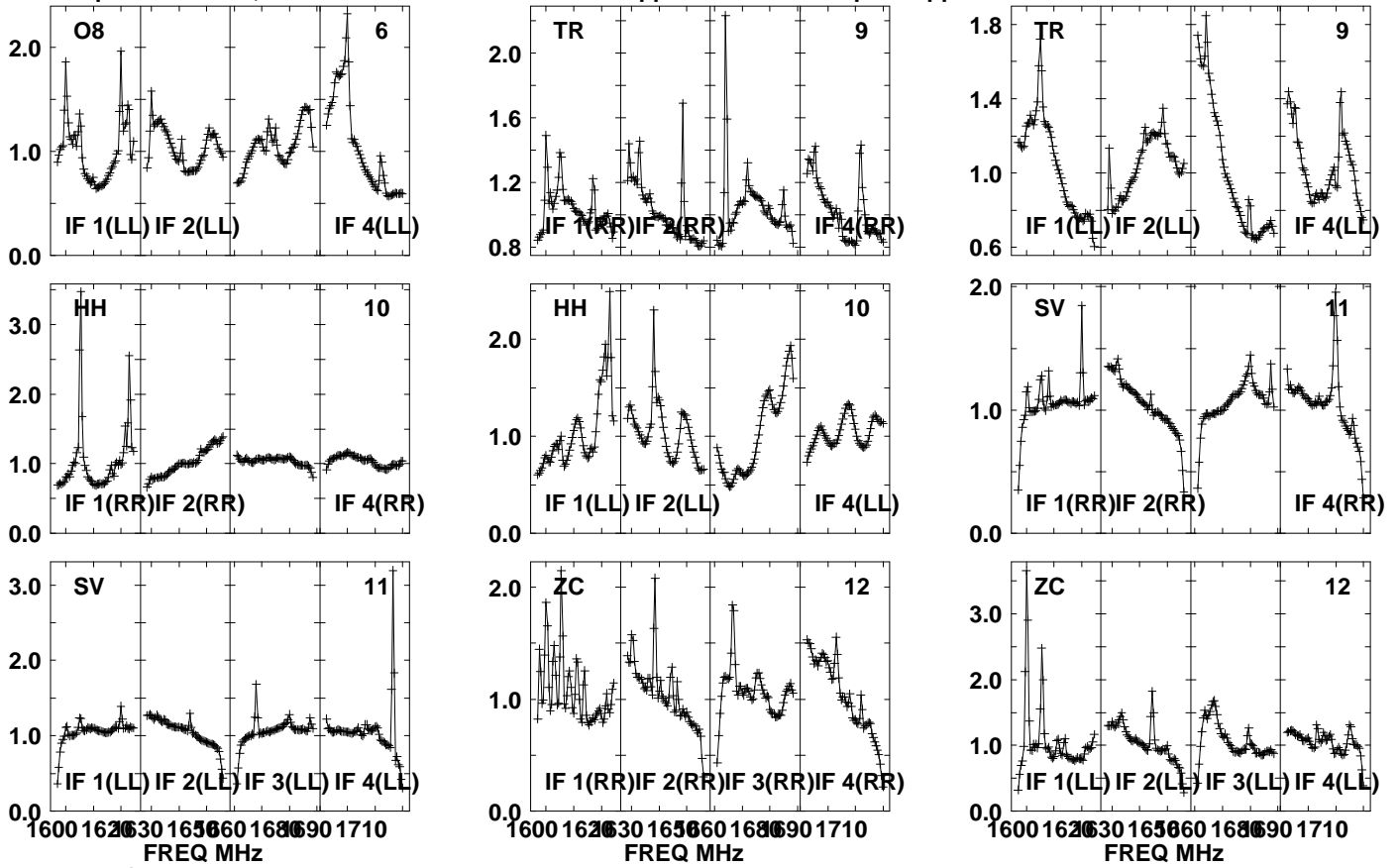
1600 1620 1630 1650 1660 1680 1690 1710
FREQ MHz

Lower frame: Real Jy
Auto-corr total-power spectrum Antenna: *
Timerange: 00/12:07:01 to 00/12:11:59

Plot file version 6 created 27-JUL-2021 17:54:26

J0956+2515 N21L2.UVDATA.1

Freq = 1.5950 GHz, Bw = 32.000 MH No calibration applied and no bandpass applied

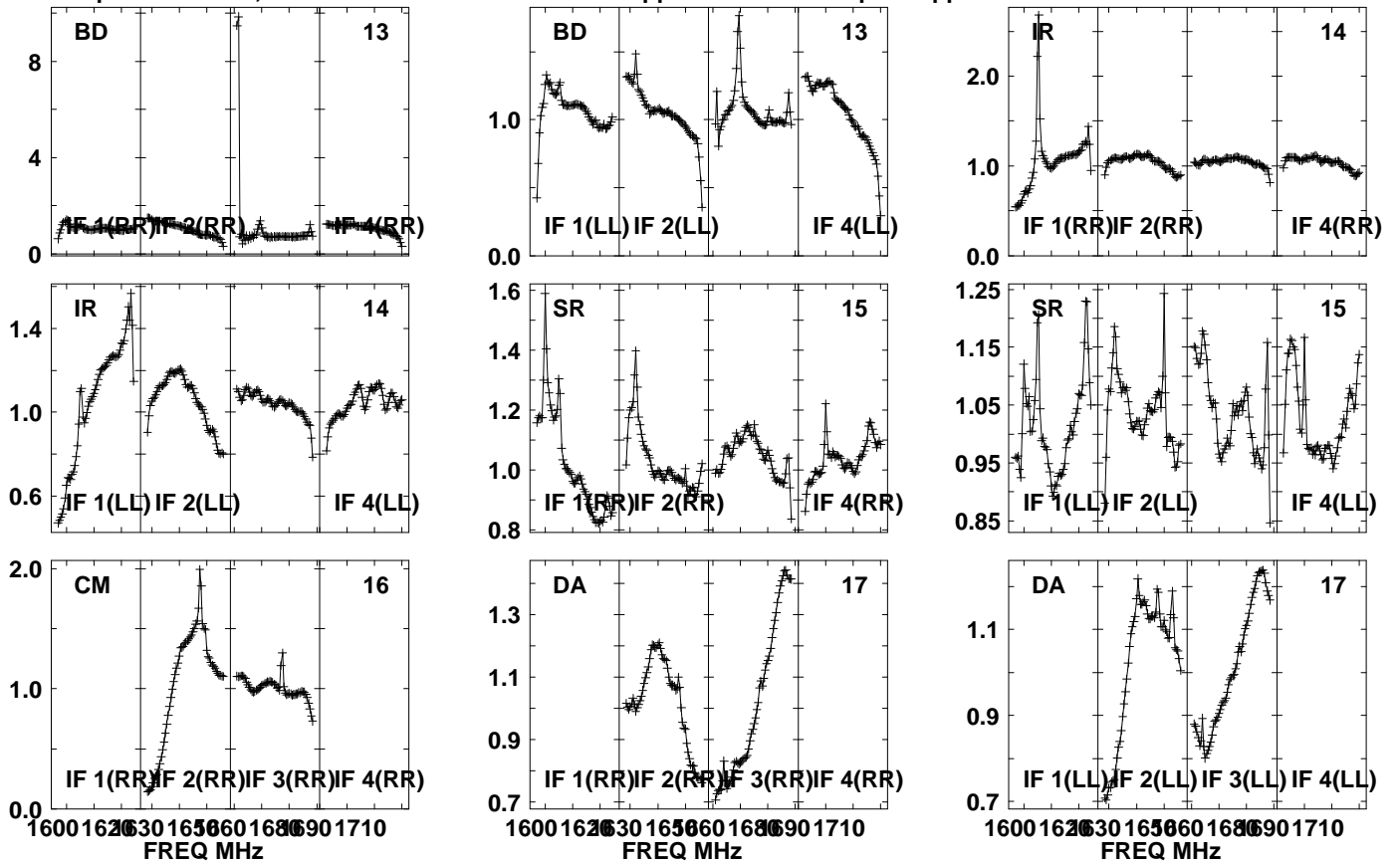


Lower frame: Real Jy
Auto-corr total-power spectrum Antenna: *
Timerange: 00/12:07:01 to 00/12:11:59

Plot file version 7 created 27-JUL-2021 17:54:26

J0956+2515 N21L2.UVDATA.1

Freq = 1.5950 GHz, Bw = 32.000 MH No calibration applied and no bandpass applied

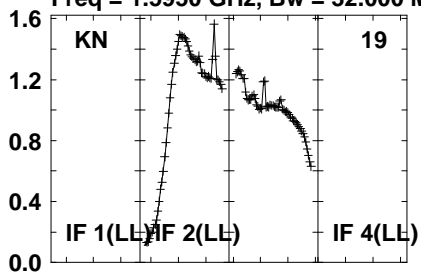


Lower frame: Real Jy
Auto-corr total-power spectrum Antenna: *
Timerange: 00/12:07:01 to 00/12:11:59

Plot file version 8 created 27-JUL-2021 17:54:27

J0956+2515 N21L2.UVDATA.1

Freq = 1.5950 GHz, Bw = 32.000 MH No calibration applied and no bandpass applied

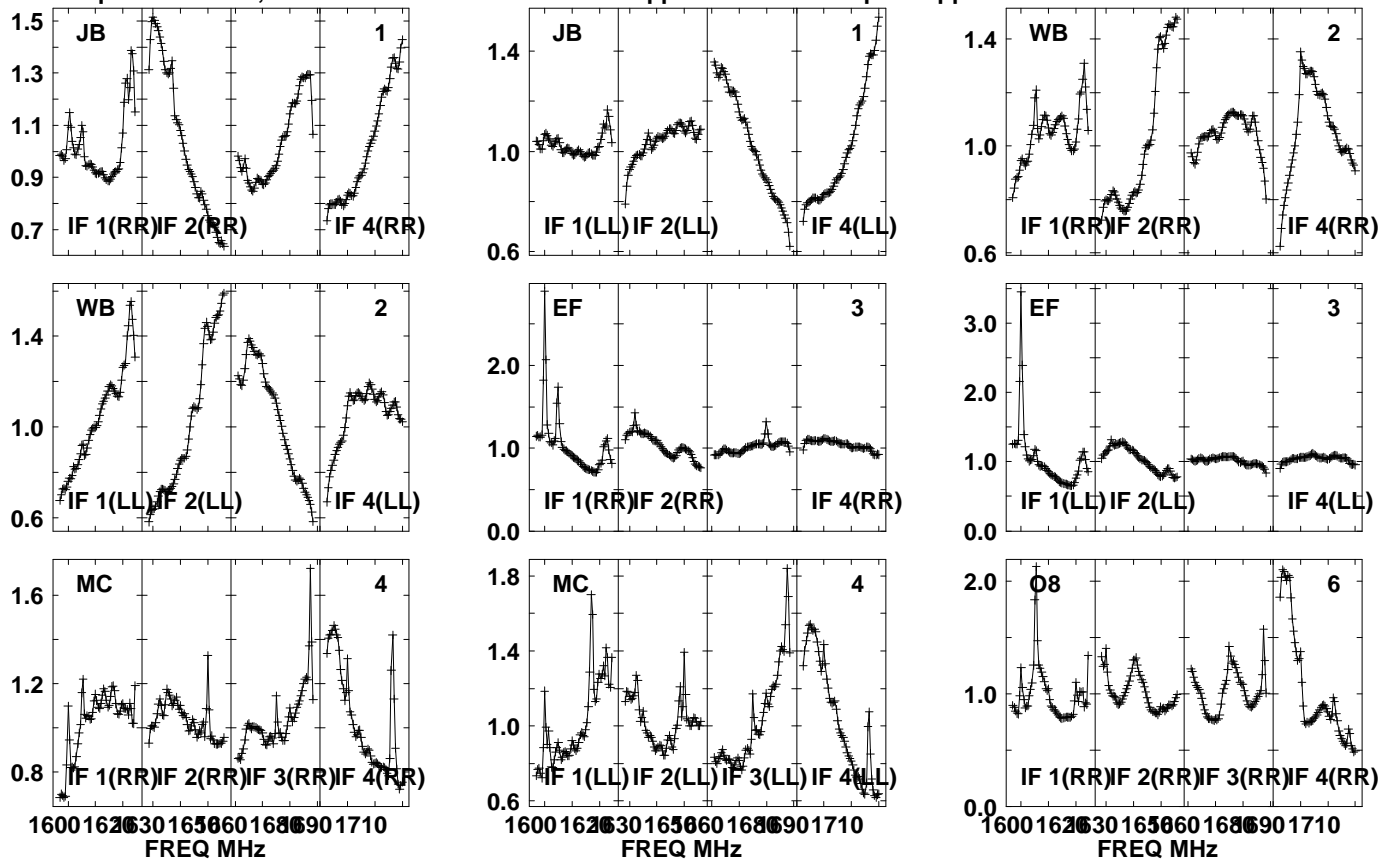


Lower frame: Real Jy
Auto-corr total-power spectrum Antenna: *
Timerange: 00/12:07:01 to 00/12:11:59

Plot file version 9 created 27-JUL-2021 17:54:27

J0956+2515 N21L2.UVDATA.1

Freq = 1.5950 GHz, Bw = 32.000 MH No calibration applied and no bandpass applied

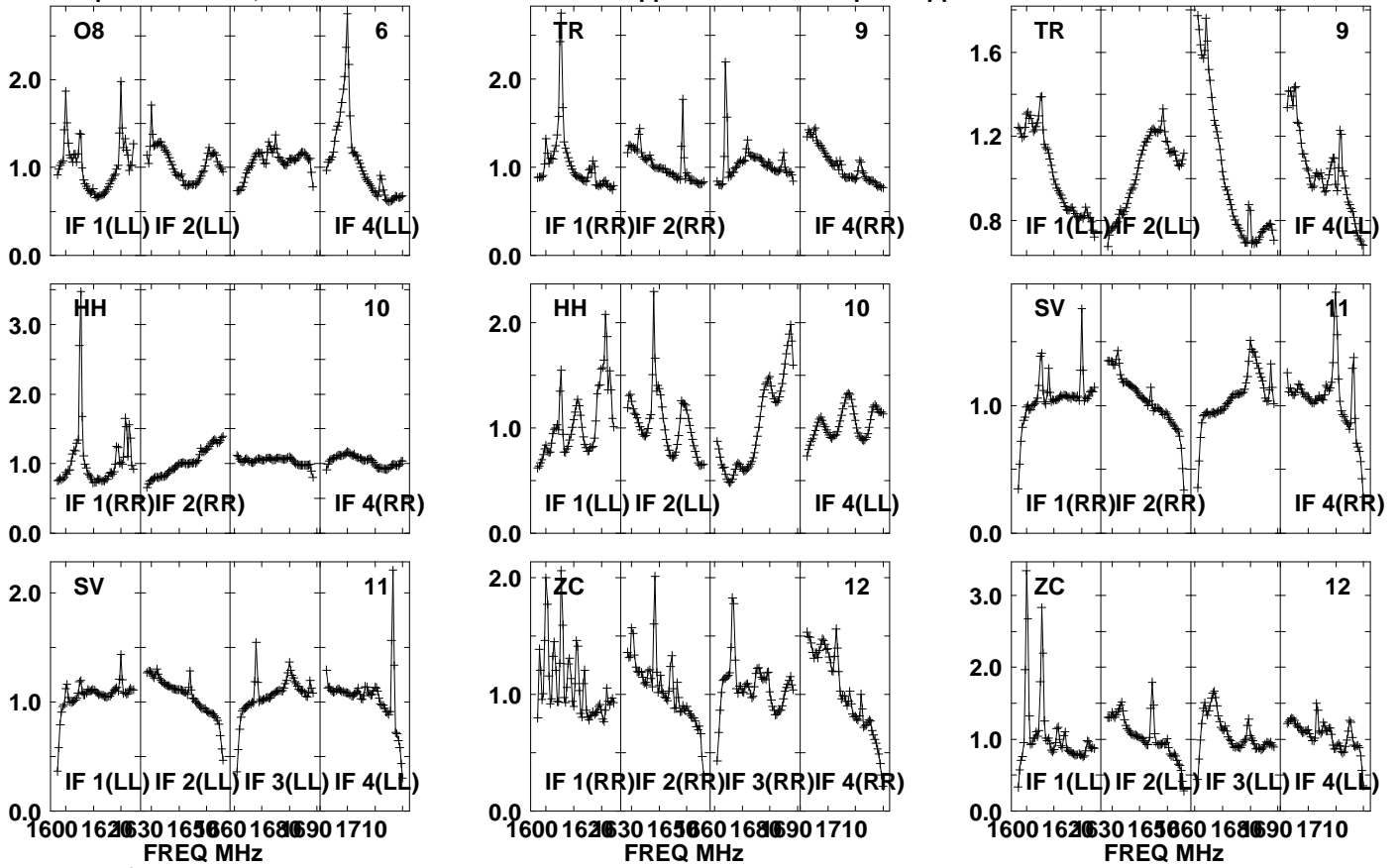


Lower frame: Real Jy
Auto-corr total-power spectrum Antenna: *
Timerange: 00/12:15:01 to 00/12:26:59

Plot file version 10 created 27-JUL-2021 17:54:28

J0956+2515 N21L2.UVDATA.1

Freq = 1.5950 GHz, Bw = 32.000 MH No calibration applied and no bandpass applied



Lower frame: Real Jy

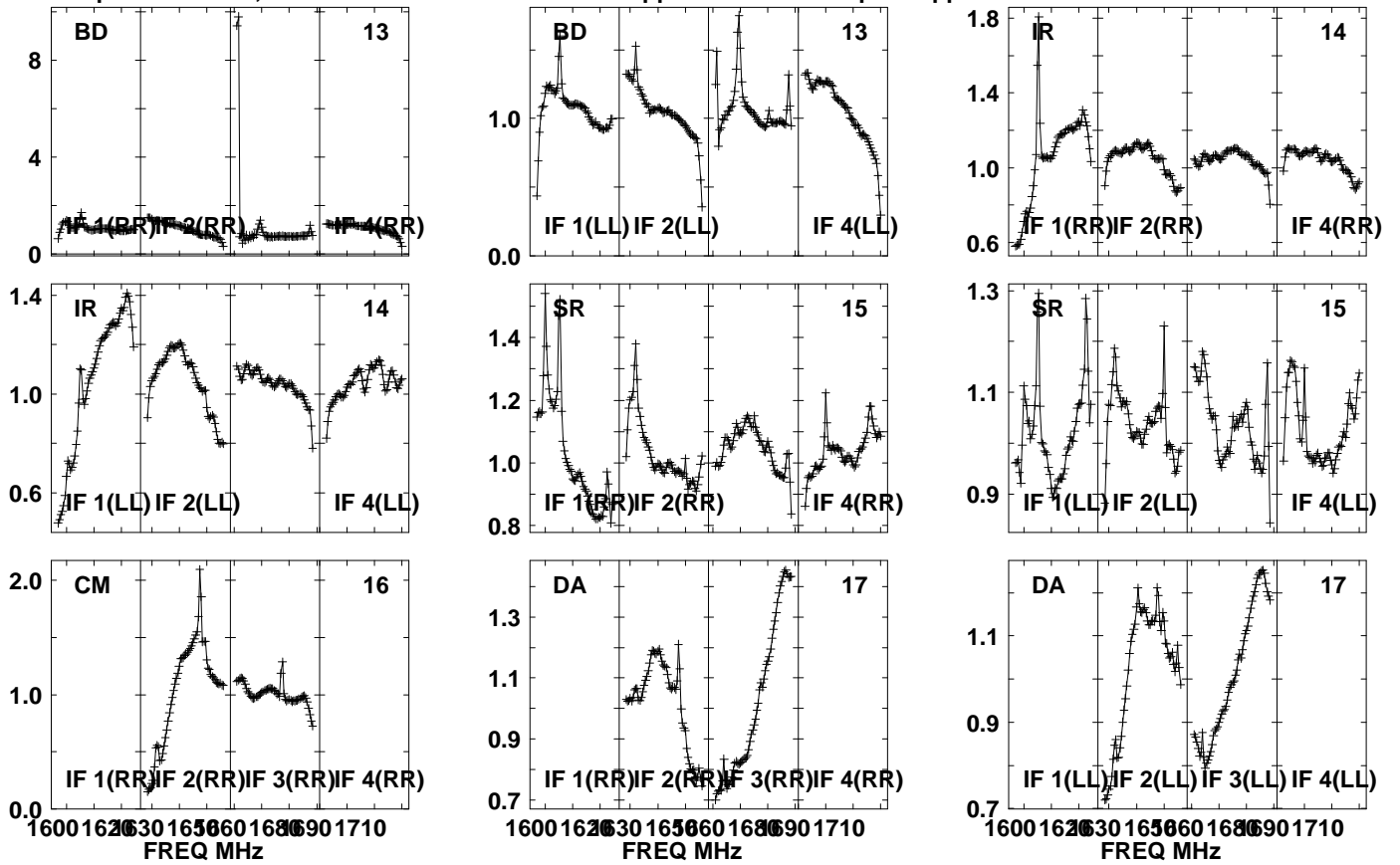
Auto-corr total-power spectrum Antenna: *

Timerange: 00/12:15:01 to 00/12:26:59

Plot file version 11 created 27-JUL-2021 17:54:29

J0956+2515 N21L2.UVDATA.1

Freq = 1.5950 GHz, Bw = 32.000 MH No calibration applied and no bandpass applied

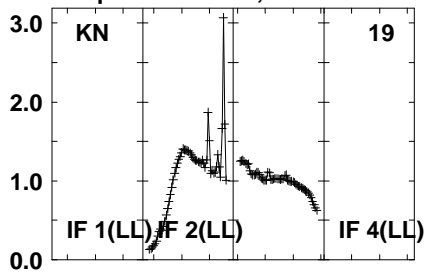


Lower frame: Real Jy
Auto-corr total-power spectrum Antenna: *
Timerange: 00/12:15:01 to 00/12:26:59

Plot file version 12 created 27-JUL-2021 17:54:30

J0956+2515 N21L2.UVDATA.1

Freq = 1.5950 GHz, Bw = 32.000 MH No calibration applied and no bandpass applied



Lower frame: Real Jy

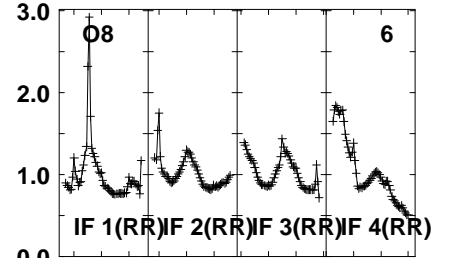
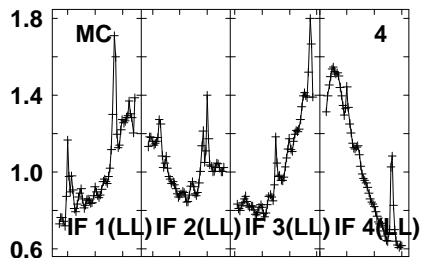
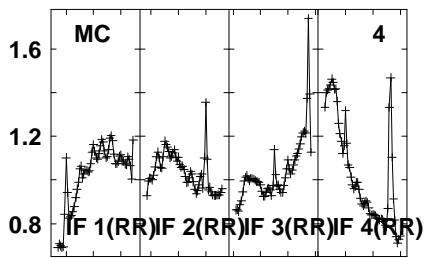
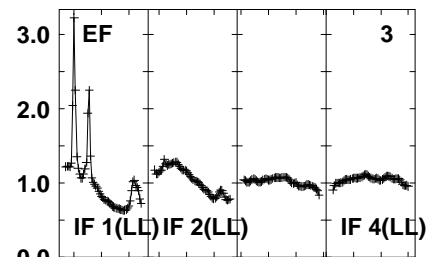
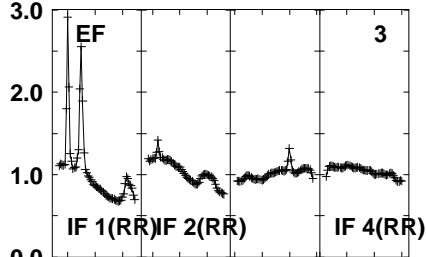
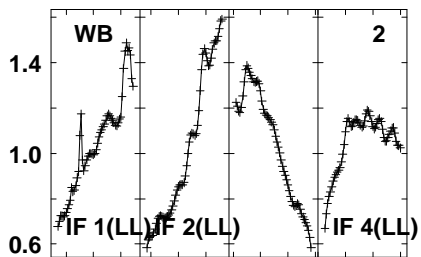
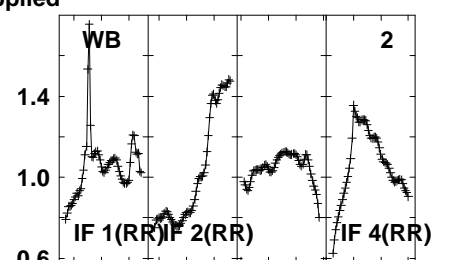
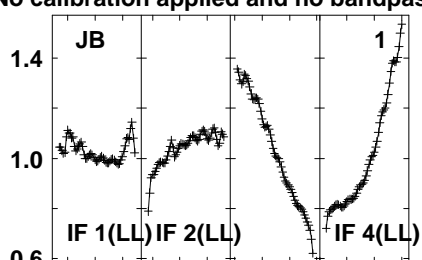
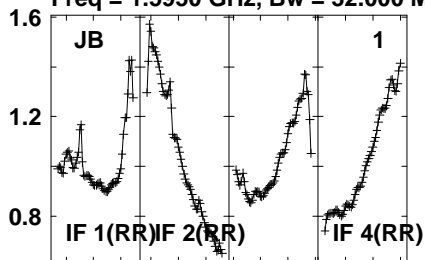
Auto-corr total-power spectrum Antenna: *

Timerange: 00/12:15:01 to 00/12:26:59

Plot file version 13 created 27-JUL-2021 17:54:30

J0956+2515 N21L2.UVDATA.1

Freq = 1.5950 GHz, Bw = 32.000 MH No calibration applied and no bandpass applied



1600 1620 1630 1650 1660 1680 1690 1710
FREQ MHz

1600 1620 1630 1650 1660 1680 1690 1710
FREQ MHz

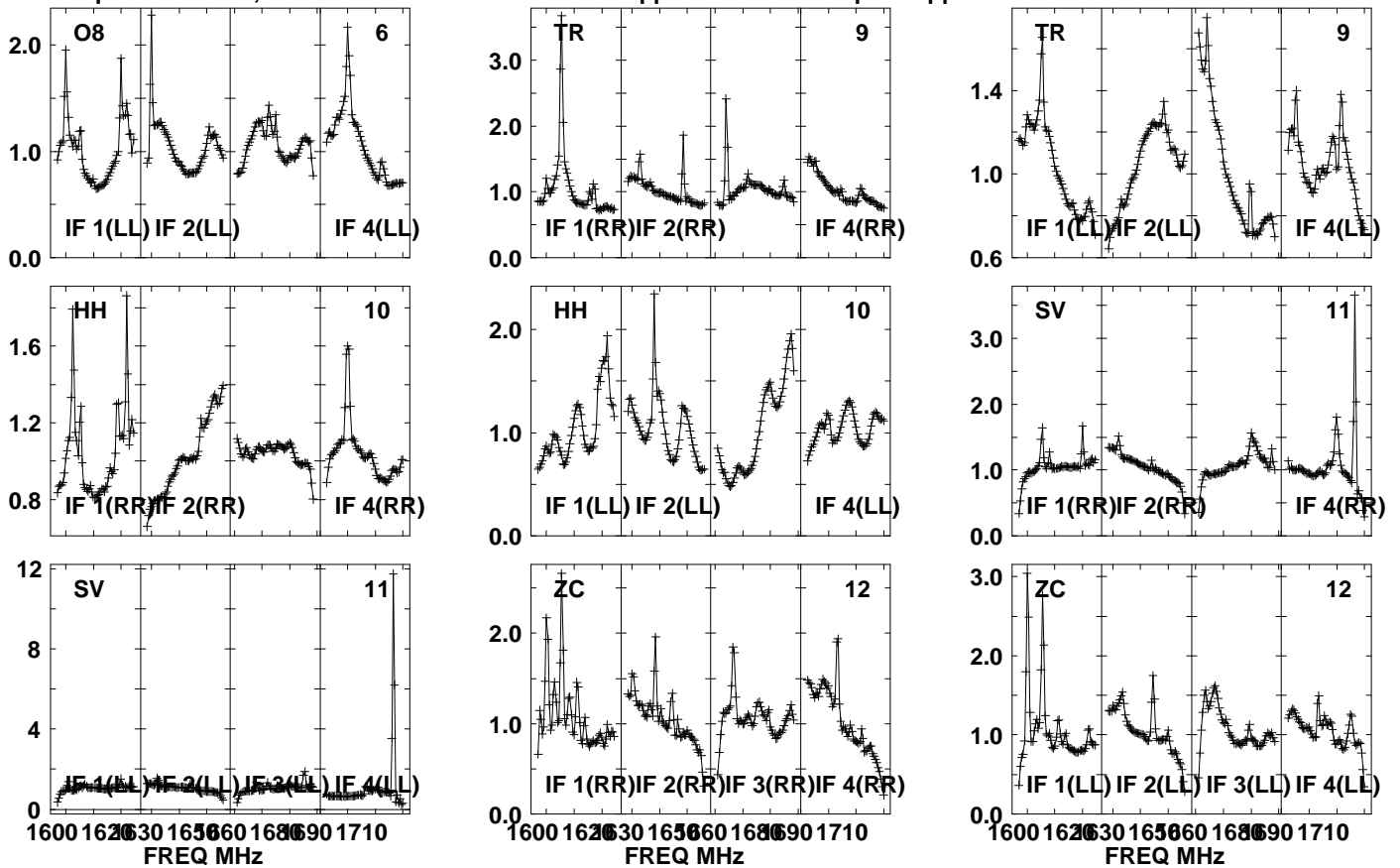
1600 1620 1630 1650 1660 1680 1690 1710
FREQ MHz

Lower frame: Real Jy
Auto-corr total-power spectrum Antenna: *
Timerange: 00/12:30:01 to 00/12:41:59

Plot file version 14 created 27-JUL-2021 17:54:31

J0956+2515 N21L2.UVDATA.1

Freq = 1.5950 GHz, Bw = 32.000 MH No calibration applied and no bandpass applied

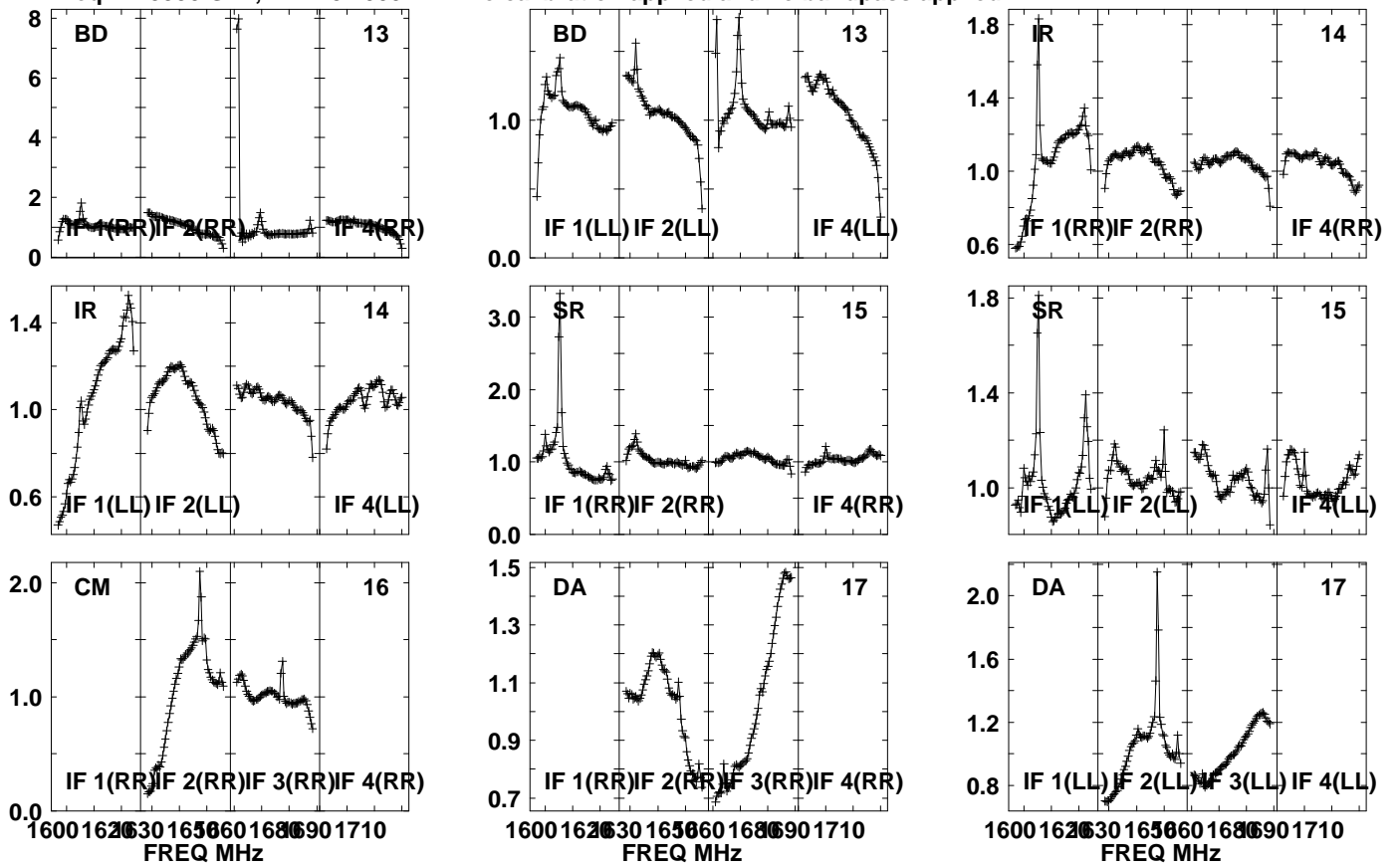


Lower frame: Real Jy
Auto-corr total-power spectrum Antenna: *
Timerange: 00/12:30:01 to 00/12:41:59

Plot file version 15 created 27-JUL-2021 17:54:32

J0956+2515 N21L2.UVDATA.1

Freq = 1.5950 GHz, Bw = 32.000 MH No calibration applied and no bandpass applied

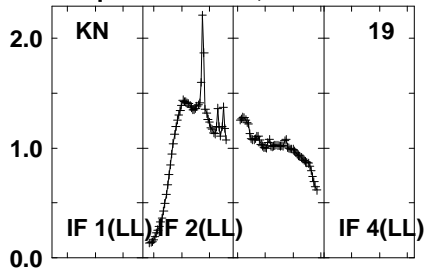


Lower frame: Real Jy
Auto-corr total-power spectrum Antenna: *
Timerange: 00/12:30:01 to 00/12:41:59

Plot file version 16 created 27-JUL-2021 17:54:32

J0956+2515 N21L2.UVDATA.1

Freq = 1.5950 GHz, Bw = 32.000 MH No calibration applied and no bandpass applied



Lower frame: Real Jy

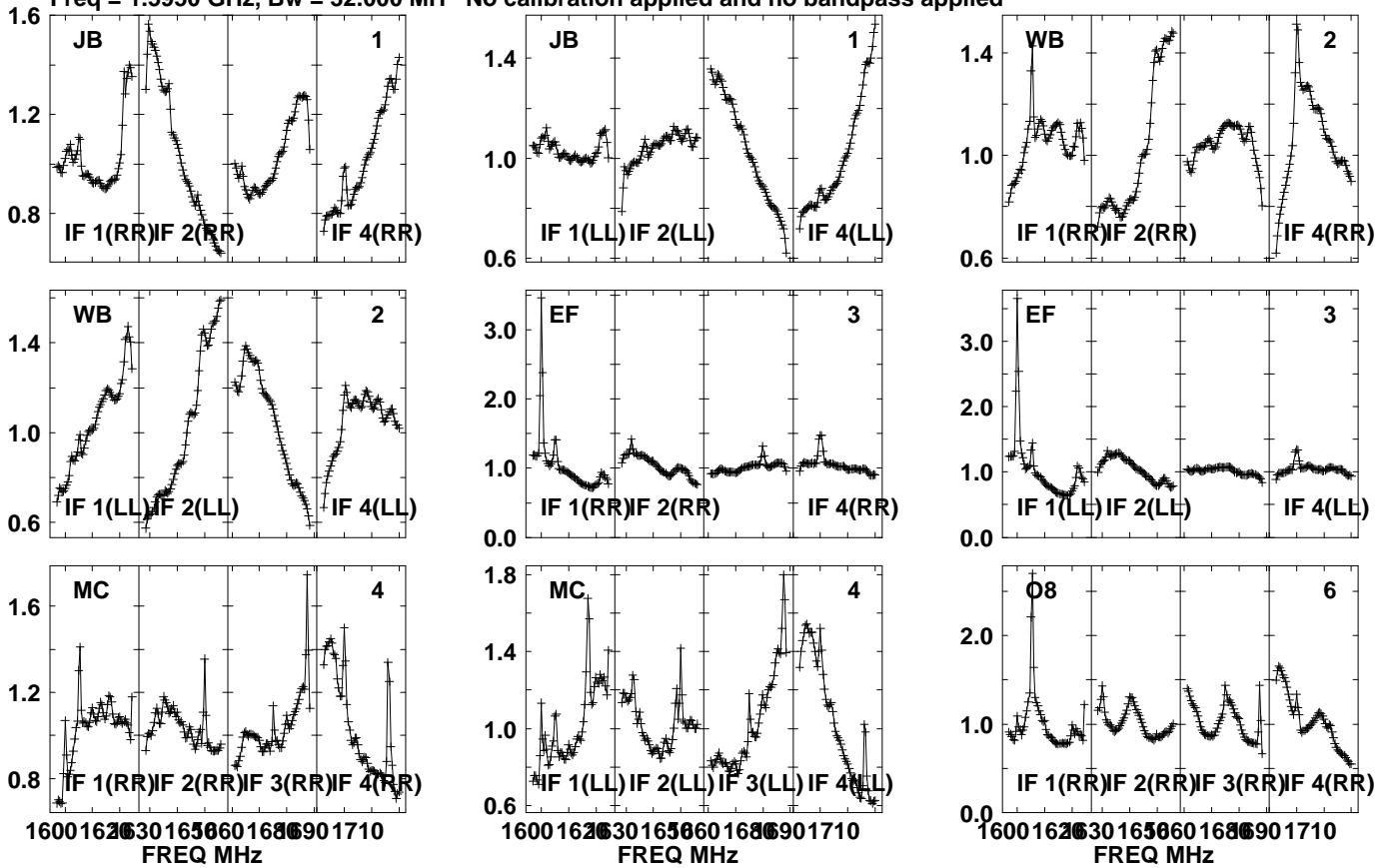
Auto-corr total-power spectrum Antenna: *

Timerange: 00/12:30:01 to 00/12:41:59

Plot file version 17 created 27-JUL-2021 17:54:33

J0956+2515 N21L2.UVDATA.1

Freq = 1.5950 GHz, Bw = 32.000 MH No calibration applied and no bandpass applied

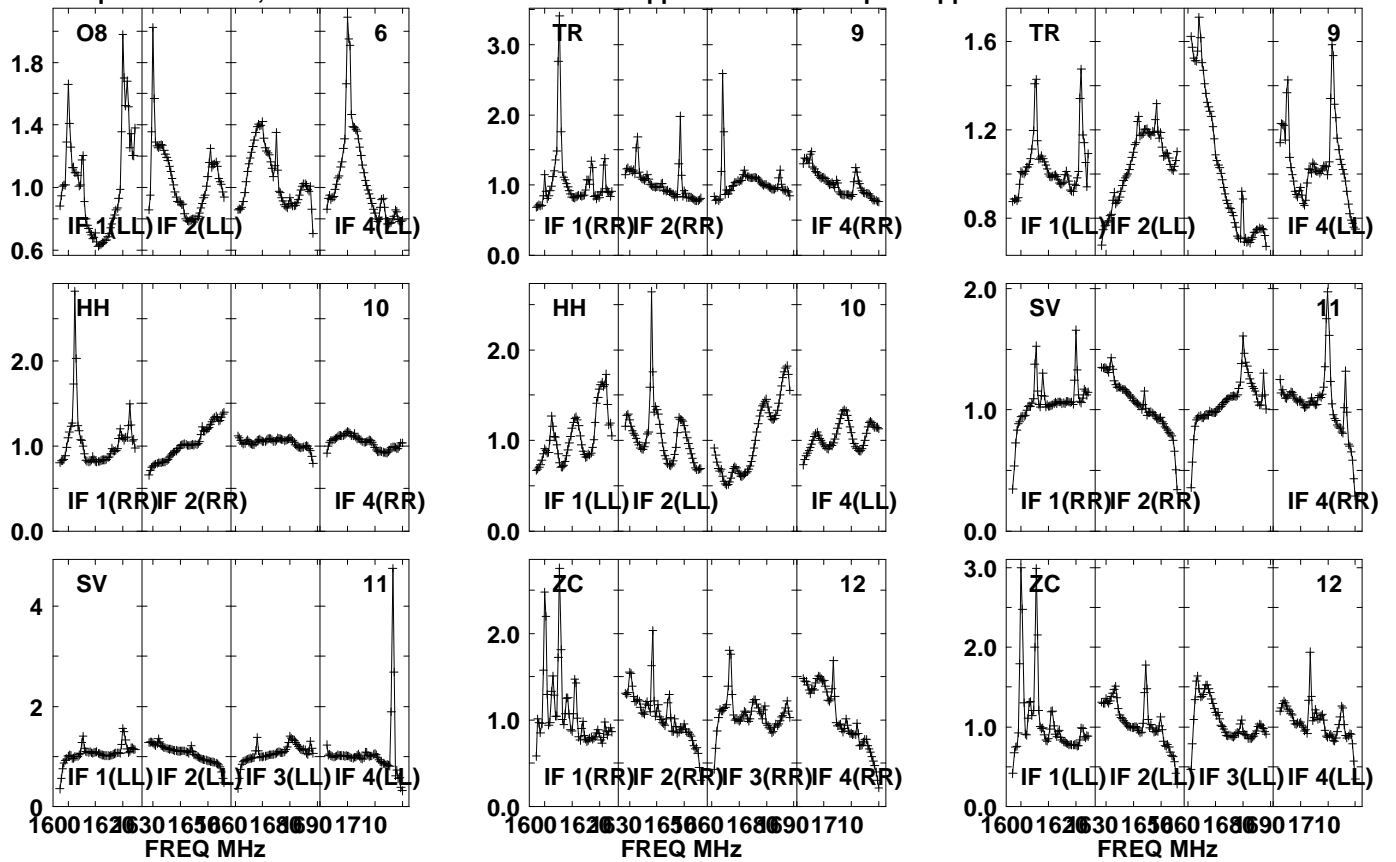


Lower frame: Real Jy
Auto-corr total-power spectrum Antenna: *
Timerange: 00/12:45:01 to 00/12:56:59

Plot file version 18 created 27-JUL-2021 17:54:33

J0956+2515 N21L2.UVDATA.1

Freq = 1.5950 GHz, Bw = 32.000 MH No calibration applied and no bandpass applied

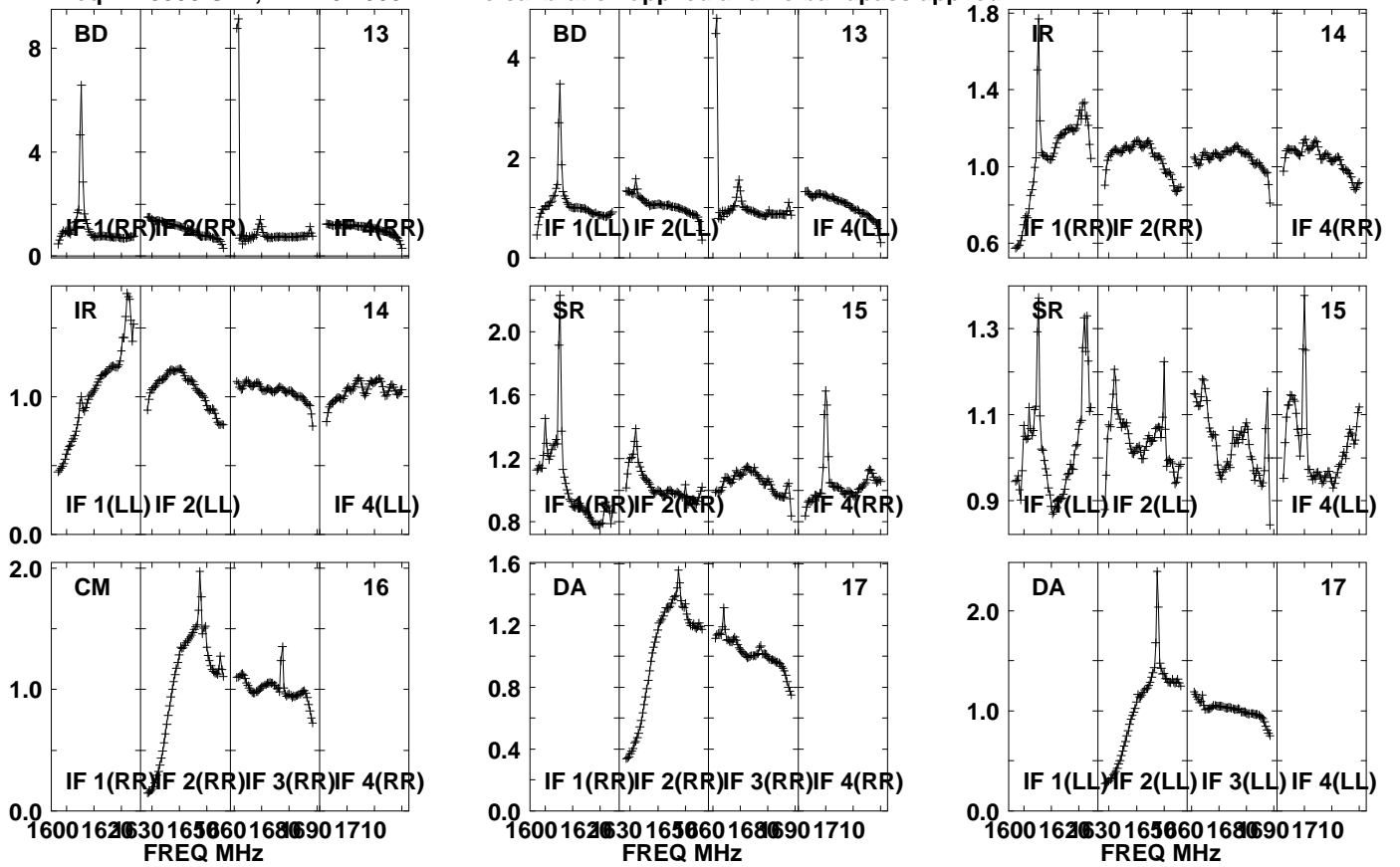


Lower frame: Real Jy
Auto-corr total-power spectrum Antenna: *
Timerange: 00/12:45:01 to 00/12:56:59

Plot file version 19 created 27-JUL-2021 17:54:34

J0956+2515 N21L2.UVDATA.1

Freq = 1.5950 GHz, Bw = 32.000 MH No calibration applied and no bandpass applied



Lower frame: Real Jy

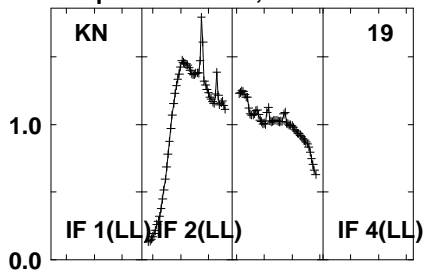
Auto-corr total-power spectrum Antenna: *

Timerange: 00/12:45:01 to 00/12:56:59

Plot file version 20 created 27-JUL-2021 17:54:35

J0956+2515 N21L2.UVDATA.1

Freq = 1.5950 GHz, Bw = 32.000 MH No calibration applied and no bandpass applied



Lower frame: Real Jy

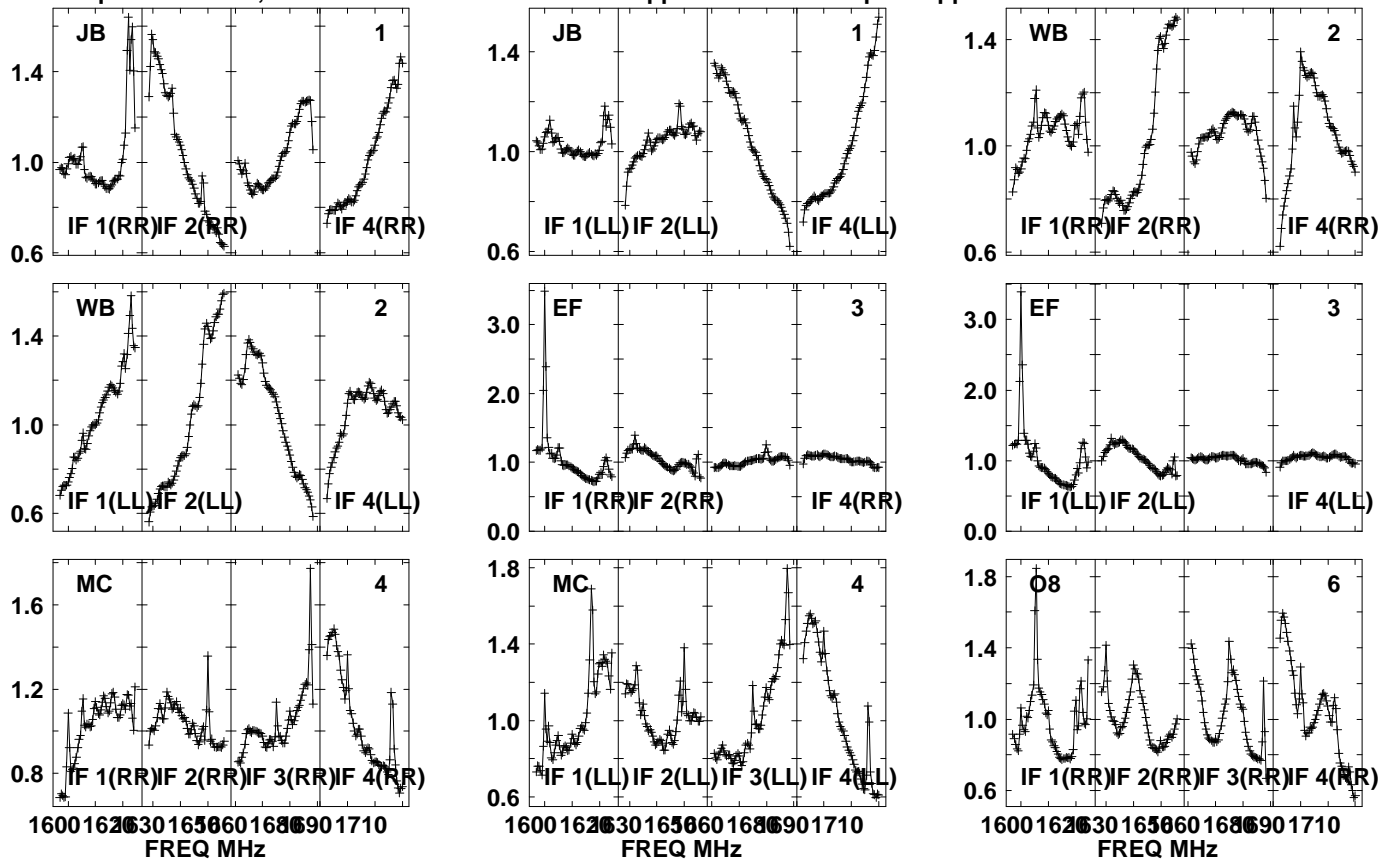
Auto-corr total-power spectrum Antenna: *

Timerange: 00/12:45:01 to 00/12:56:59

Plot file version 21 created 27-JUL-2021 17:54:35

J0956+2515 N21L2.UVDATA.1

Freq = 1.5950 GHz, Bw = 32.000 MH No calibration applied and no bandpass applied

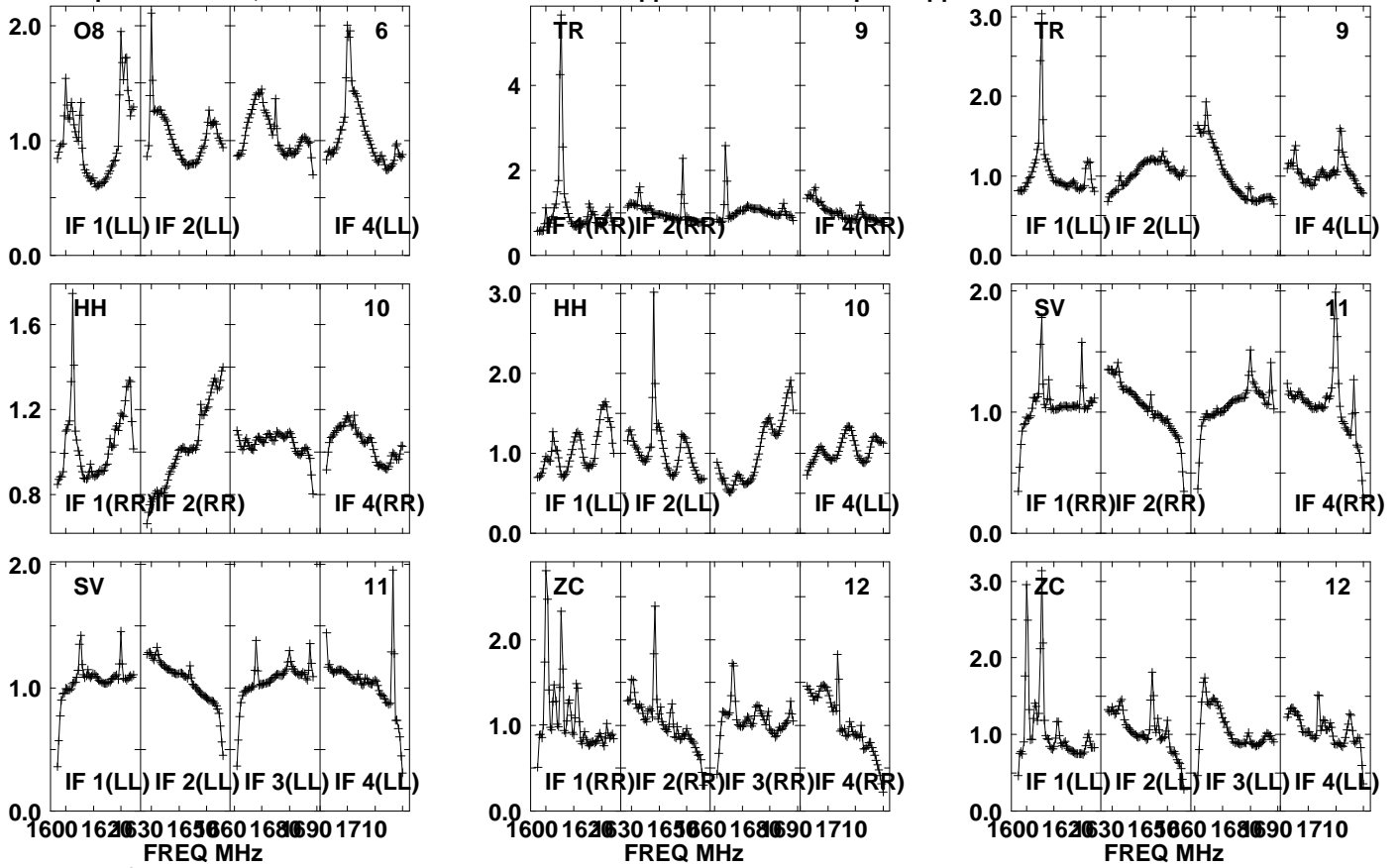


Lower frame: Real Jy
Auto-corr total-power spectrum Antenna: *
Timerange: 00/13:00:01 to 00/13:11:59

Plot file version 22 created 27-JUL-2021 17:54:36

J0956+2515 N21L2.UVDATA.1

Freq = 1.5950 GHz, Bw = 32.000 MH No calibration applied and no bandpass applied

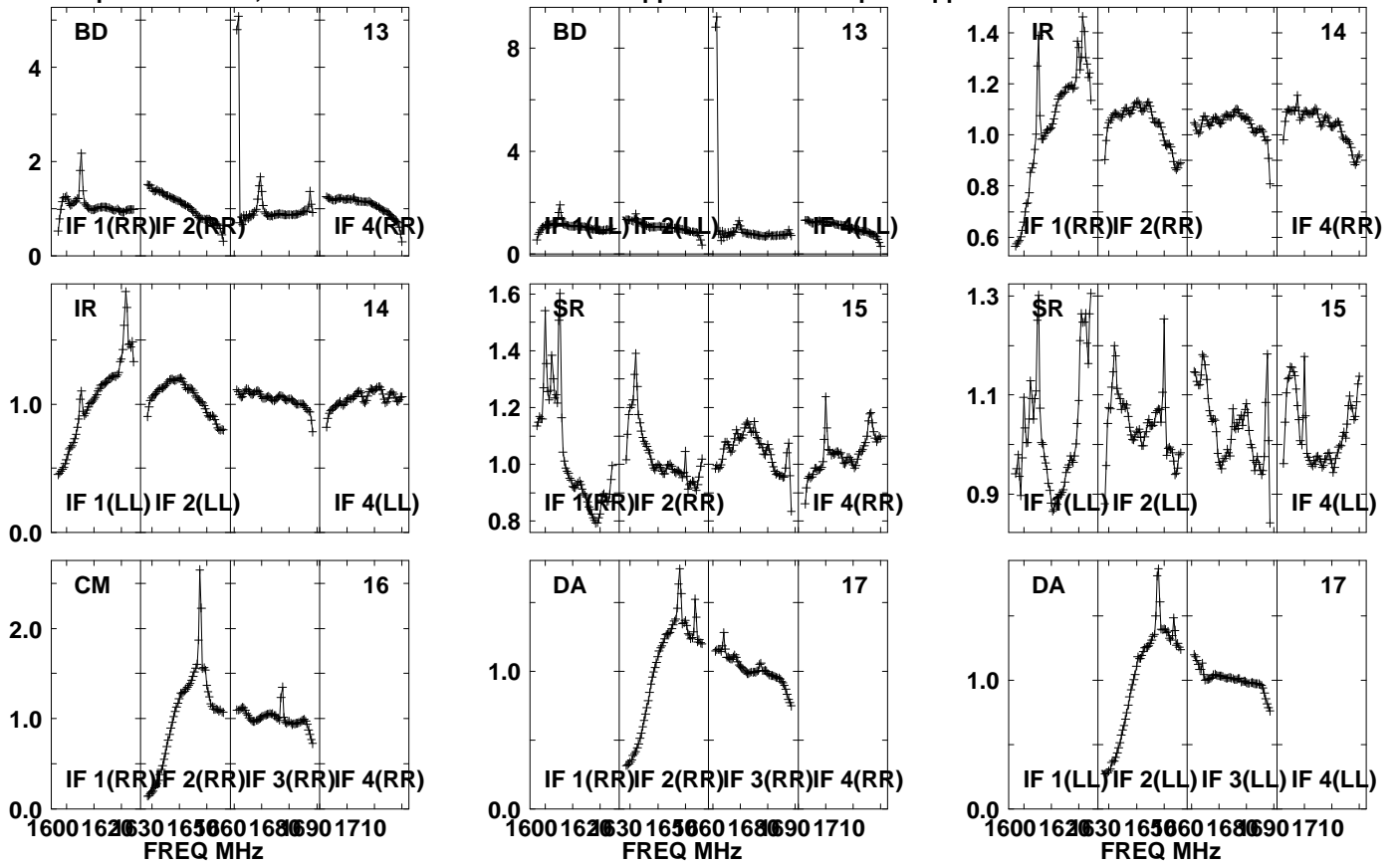


Lower frame: Real Jy
Auto-corr total-power spectrum Antenna: *
Timerange: 00/13:00:01 to 00/13:11:59

Plot file version 23 created 27-JUL-2021 17:54:37

J0956+2515 N21L2.UVDATA.1

Freq = 1.5950 GHz, Bw = 32.000 MH No calibration applied and no bandpass applied

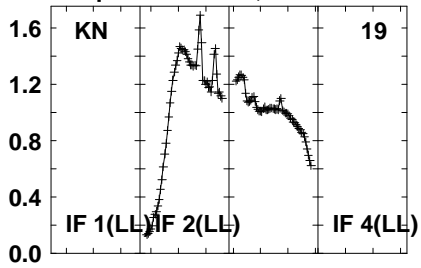


Lower frame: Real Jy
Auto-corr total-power spectrum Antenna: *
Timerange: 00/13:00:01 to 00/13:11:59

Plot file version 24 created 27-JUL-2021 17:54:38

J0956+2515 N21L2.UVDATA.1

Freq = 1.5950 GHz, Bw = 32.000 MH No calibration applied and no bandpass applied

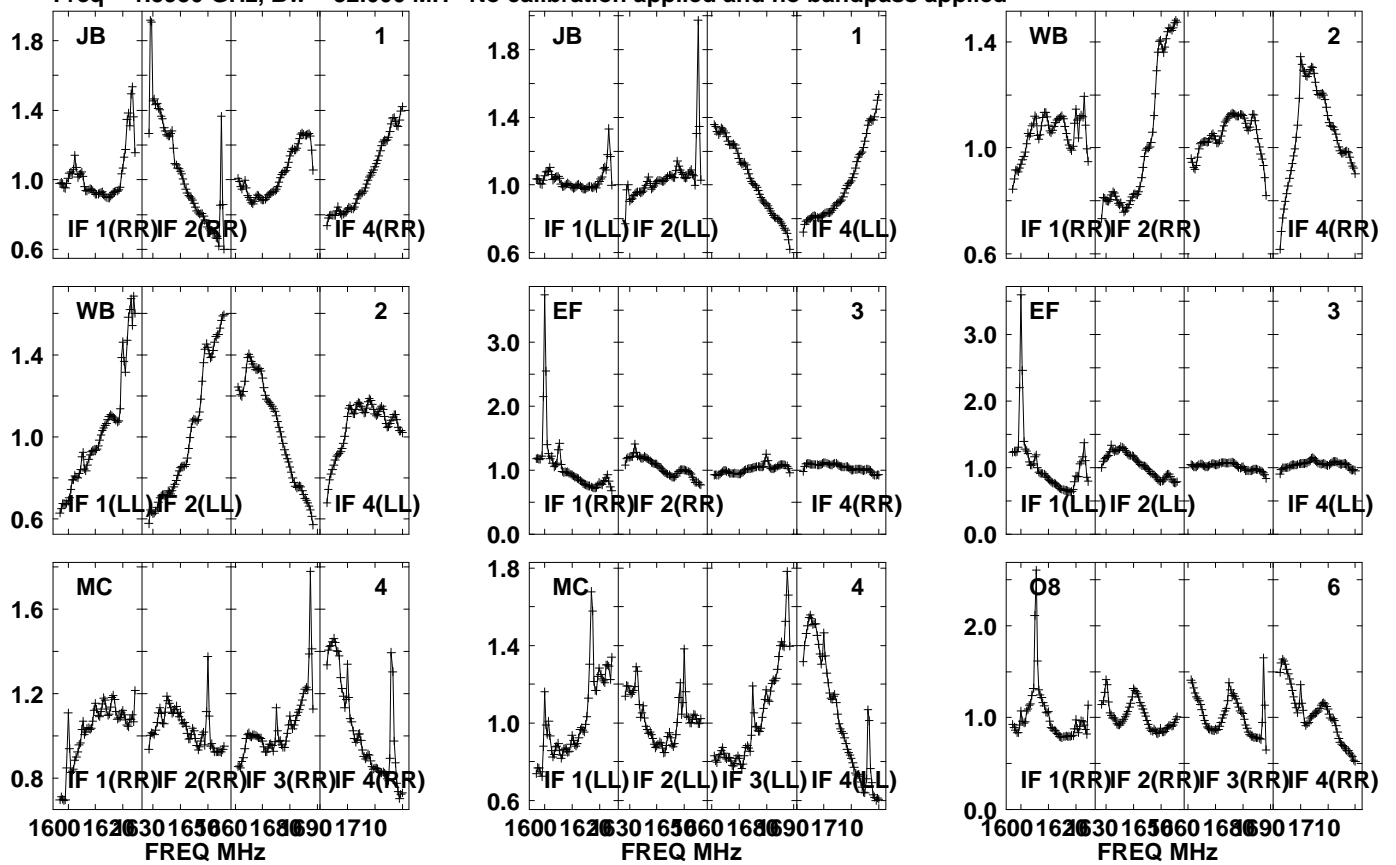


Lower frame: Real Jy
Auto-corr total-power spectrum Antenna: *
Timerange: 00/13:00:01 to 00/13:11:59

Plot file version 25 created 27-JUL-2021 17:54:38

J0956+2515 N21L2.UVDATA.1

Freq = 1.5950 GHz, Bw = 32.000 MH No calibration applied and no bandpass applied

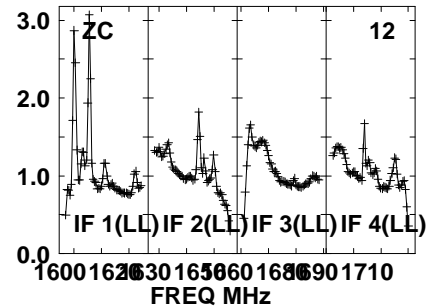
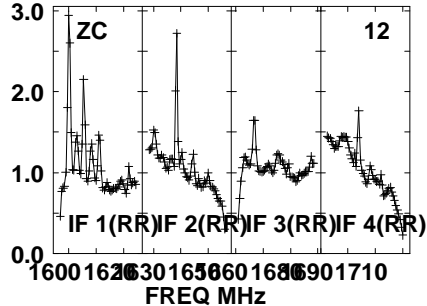
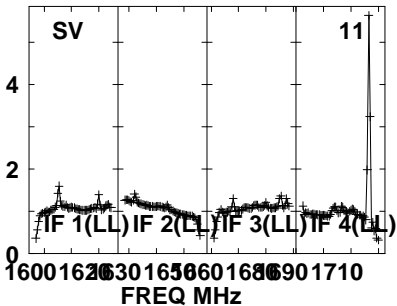
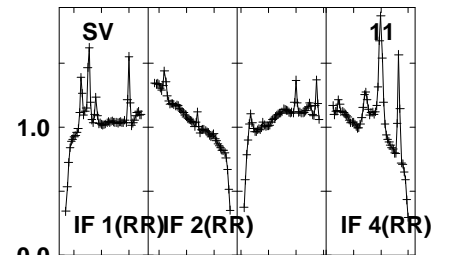
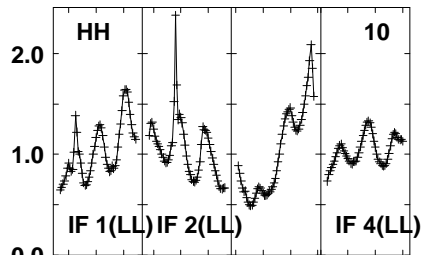
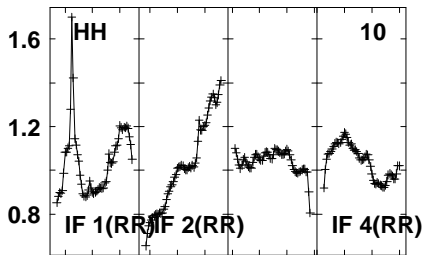
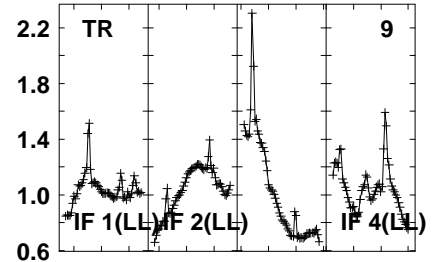
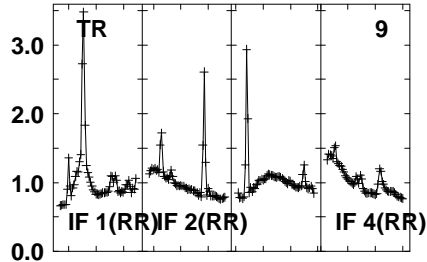
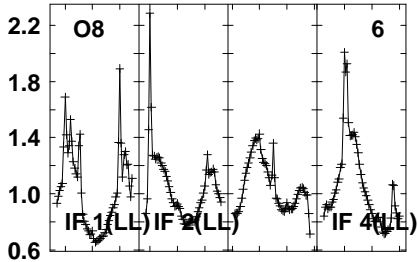


Lower frame: Real Jy
Auto-corr total-power spectrum Antenna: *
Timerange: 00/13:15:01 to 00/13:26:59

Plot file version 26 created 27-JUL-2021 17:54:39

J0956+2515 N21L2.UVDATA.1

Freq = 1.5950 GHz, Bw = 32.000 MH No calibration applied and no bandpass applied

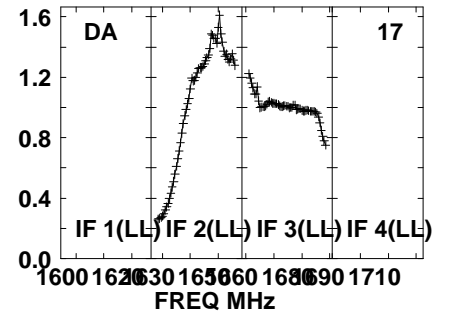
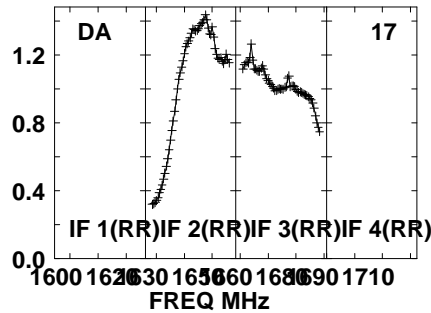
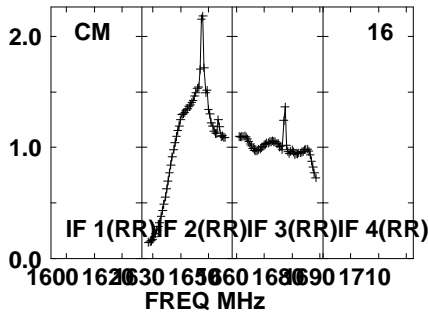
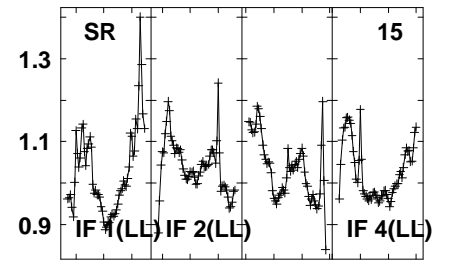
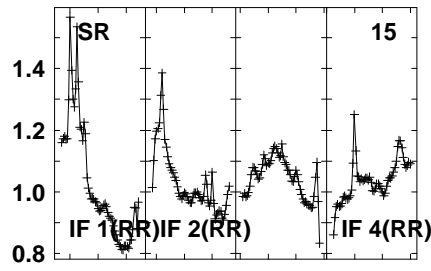
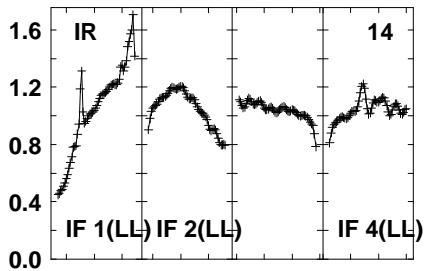
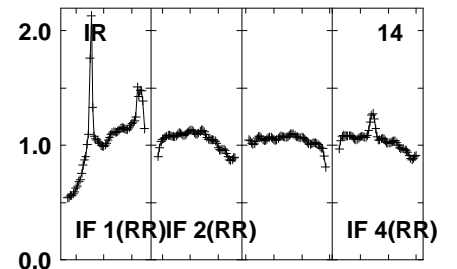
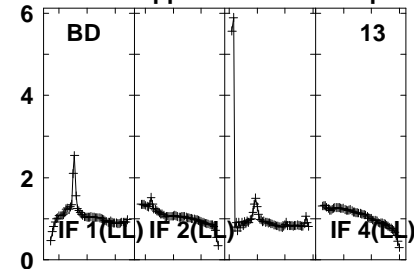
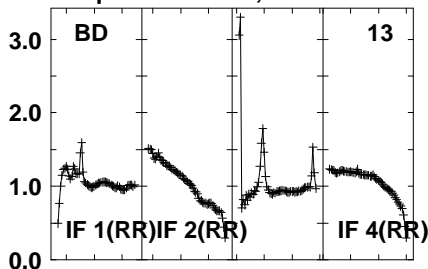


Lower frame: Real Jy
Auto-corr total-power spectrum Antenna: *
Timerange: 00/13:15:01 to 00/13:26:59

Plot file version 27 created 27-JUL-2021 17:54:40

J0956+2515 N21L2.UVDATA.1

Freq = 1.5950 GHz, Bw = 32.000 MH No calibration applied and no bandpass applied

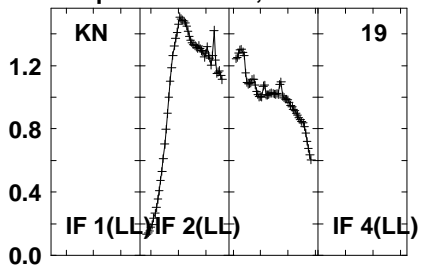


Lower frame: Real Jy

Auto-corr total-power spectrum Antenna: *

Timerange: 00/13:15:01 to 00/13:26:59

Plot file version 28 created 27-JUL-2021 17:54:41
J0956+2515 N21L2.UVDATA.1
Freq = 1.5950 GHz, Bw = 32.000 MH No calibration applied and no bandpass applied

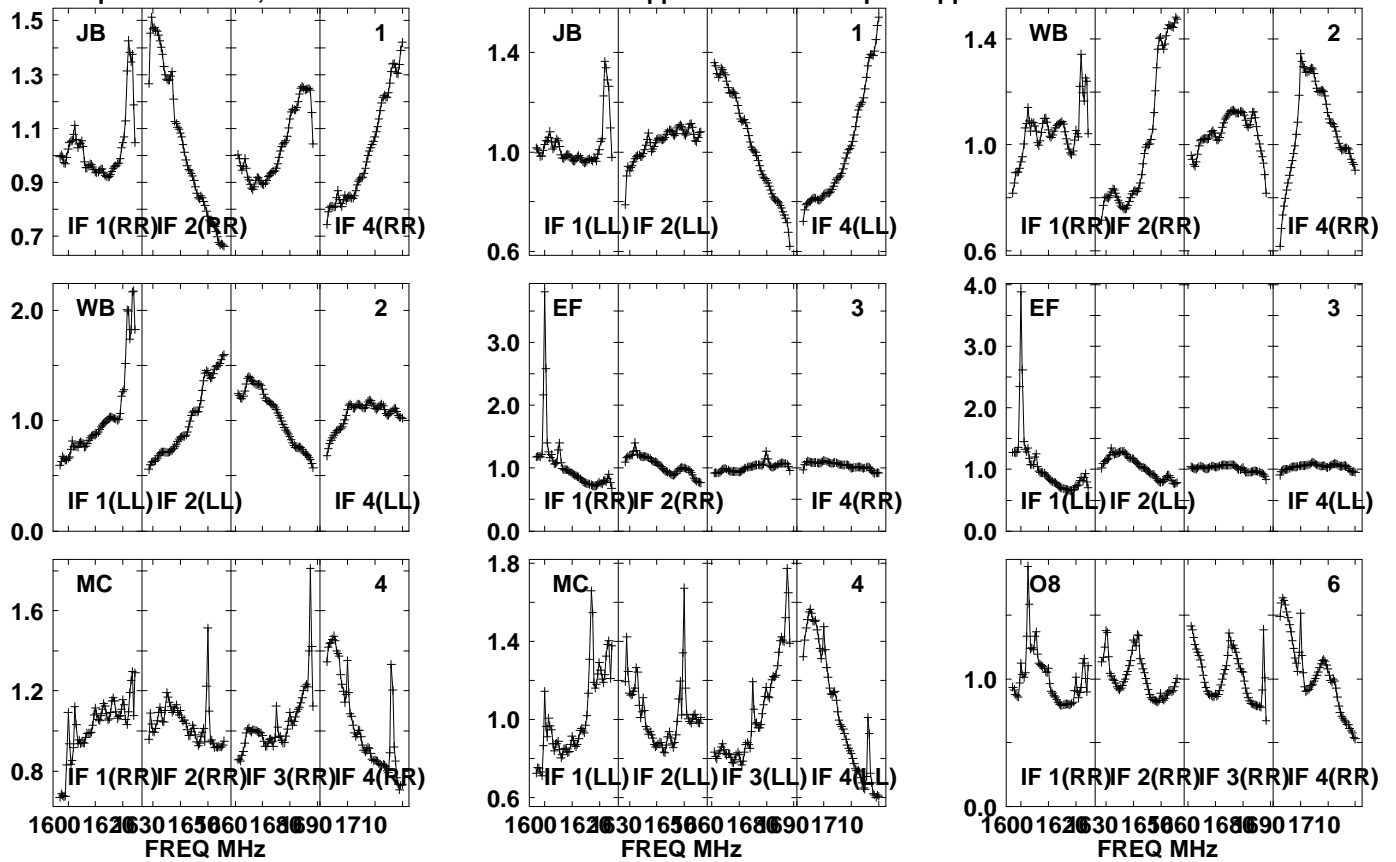


Lower frame: Real Jy
Auto-corr total-power spectrum Antenna: *
Timerange: 00/13:15:01 to 00/13:26:59

Plot file version 29 created 27-JUL-2021 17:54:41

J0956+2515 N21L2.UVDATA.1

Freq = 1.5950 GHz, Bw = 32.000 MH No calibration applied and no bandpass applied

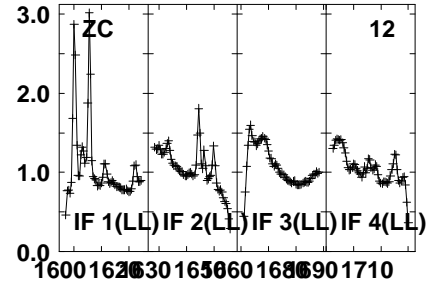
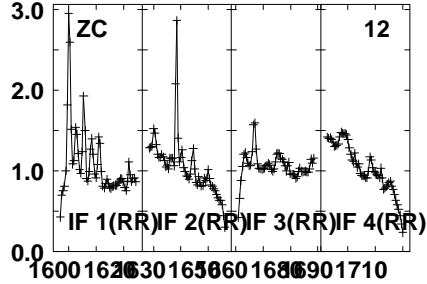
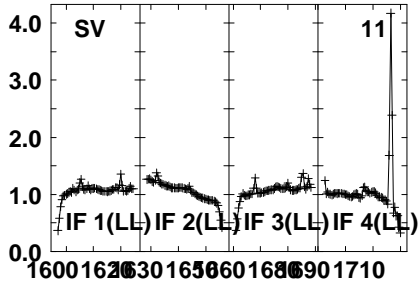
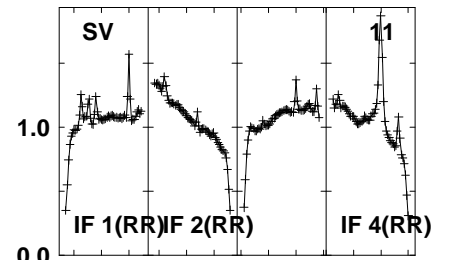
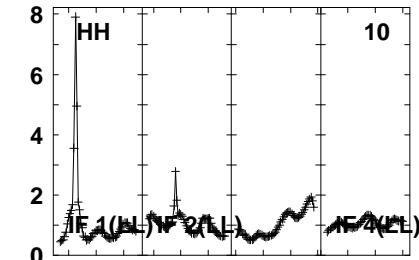
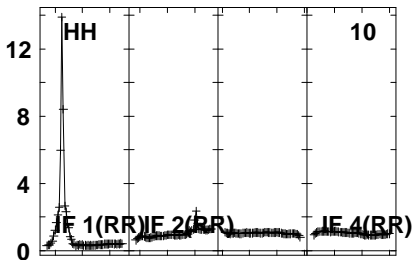
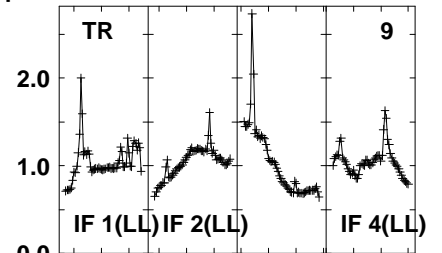
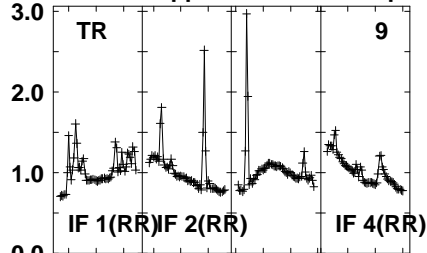
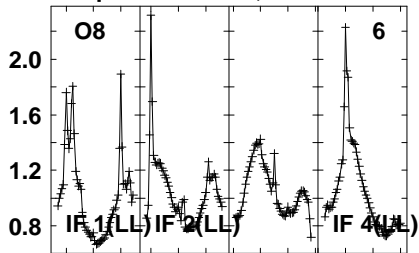


Lower frame: Real Jy
Auto-corr total-power spectrum Antenna: *
Timerange: 00/13:30:01 to 00/13:41:59

Plot file version 30 created 27-JUL-2021 17:54:42

J0956+2515 N21L2.UVDATA.1

Freq = 1.5950 GHz, Bw = 32.000 MH No calibration applied and no bandpass applied

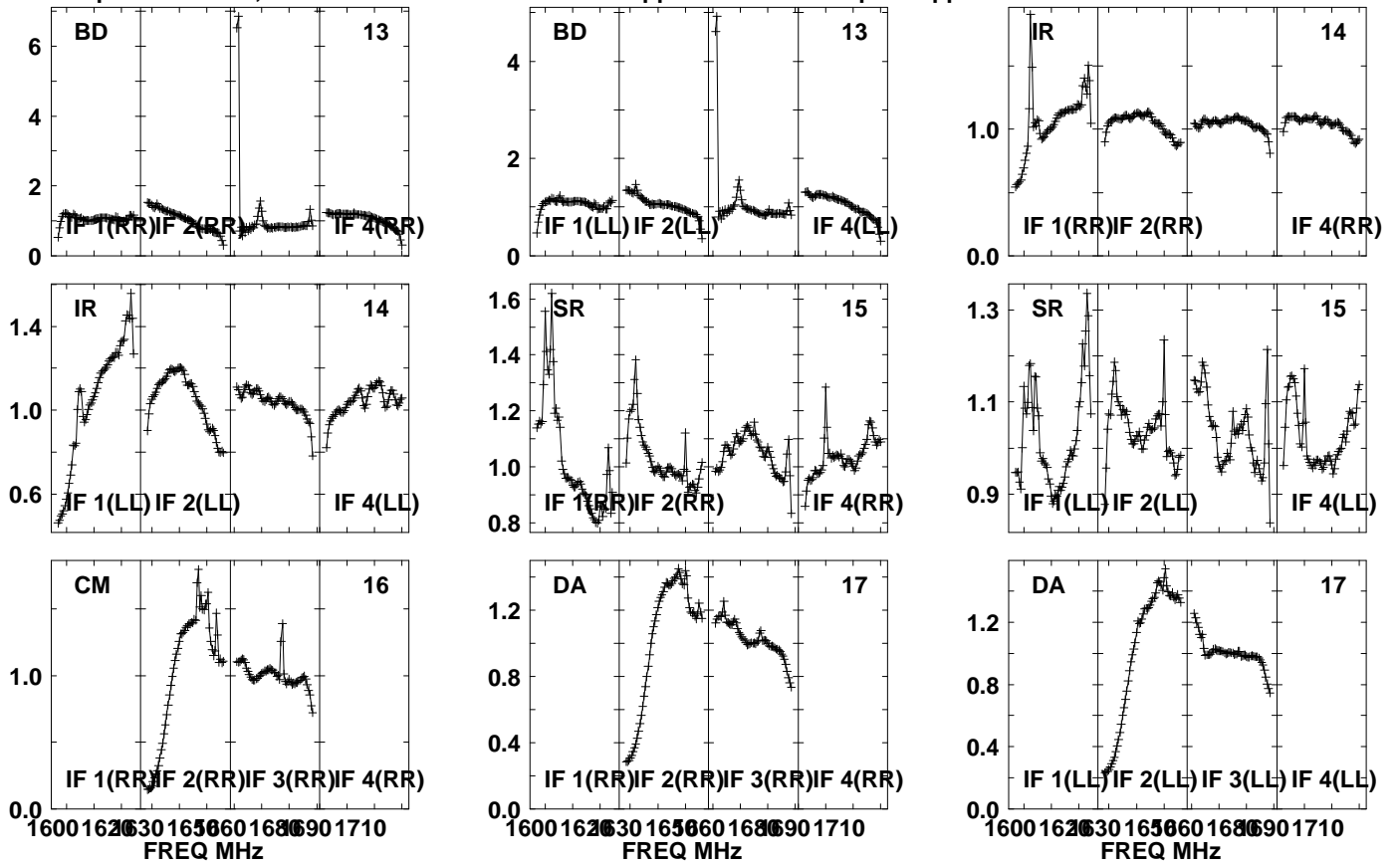


Lower frame: Real Jy
Auto-corr total-power spectrum Antenna: *
Timerange: 00/13:30:01 to 00/13:41:59

Plot file version 31 created 27-JUL-2021 17:54:43

J0956+2515 N21L2.UVDATA.1

Freq = 1.5950 GHz, Bw = 32.000 MH No calibration applied and no bandpass applied



Lower frame: Real Jy

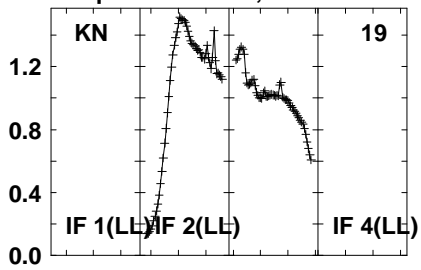
Auto-corr total-power spectrum Antenna: *

Timerange: 00/13:30:01 to 00/13:41:59

Plot file version 32 created 27-JUL-2021 17:54:44

J0956+2515 N21L2.UVDATA.1

Freq = 1.5950 GHz, Bw = 32.000 MH No calibration applied and no bandpass applied



Lower frame: Real Jy

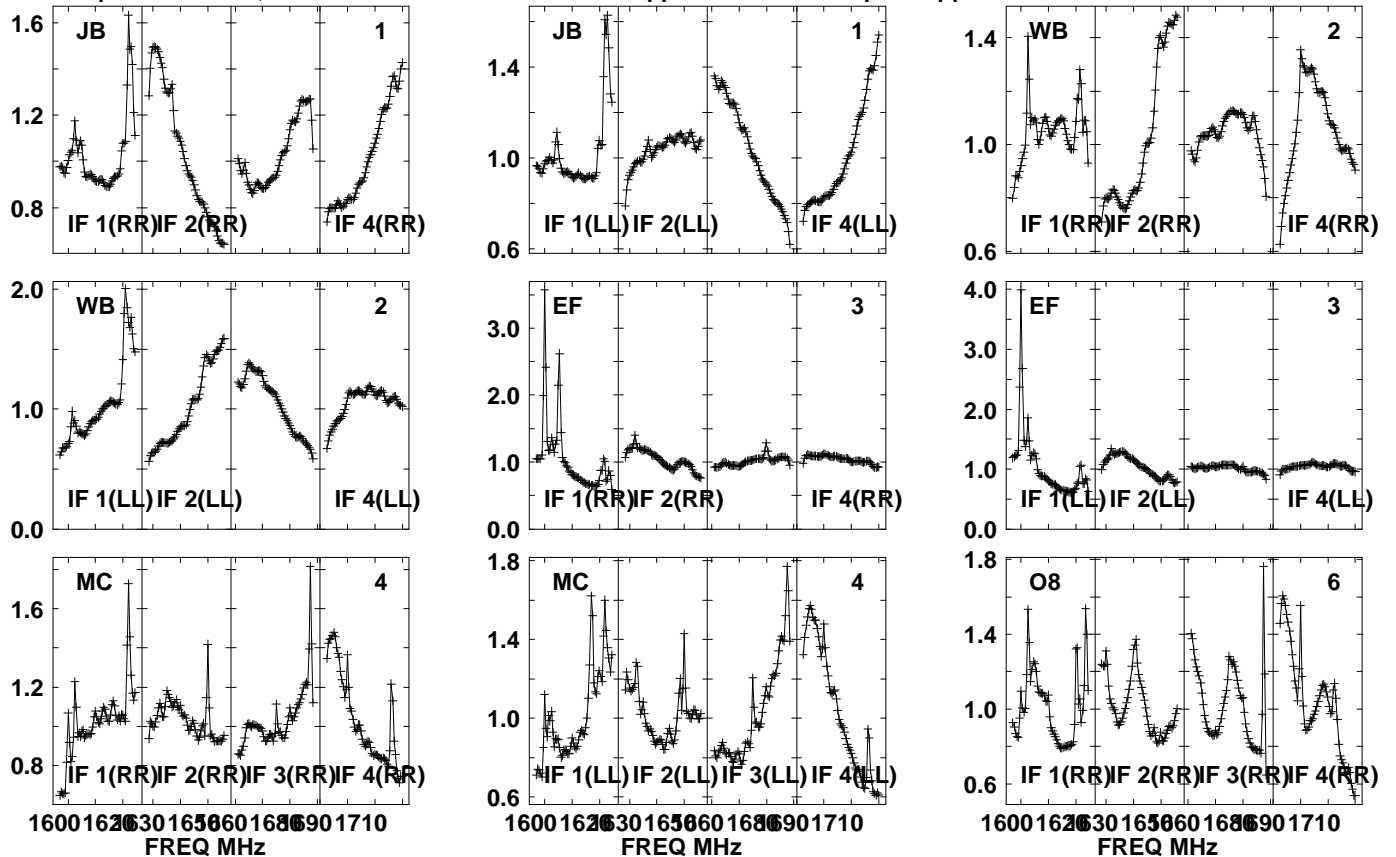
Auto-corr total-power spectrum Antenna: *

Timerange: 00/13:30:01 to 00/13:41:59

Plot file version 33 created 27-JUL-2021 17:54:44

J0956+2515 N21L2.UVDATA.1

Freq = 1.5950 GHz, Bw = 32.000 MH No calibration applied and no bandpass applied

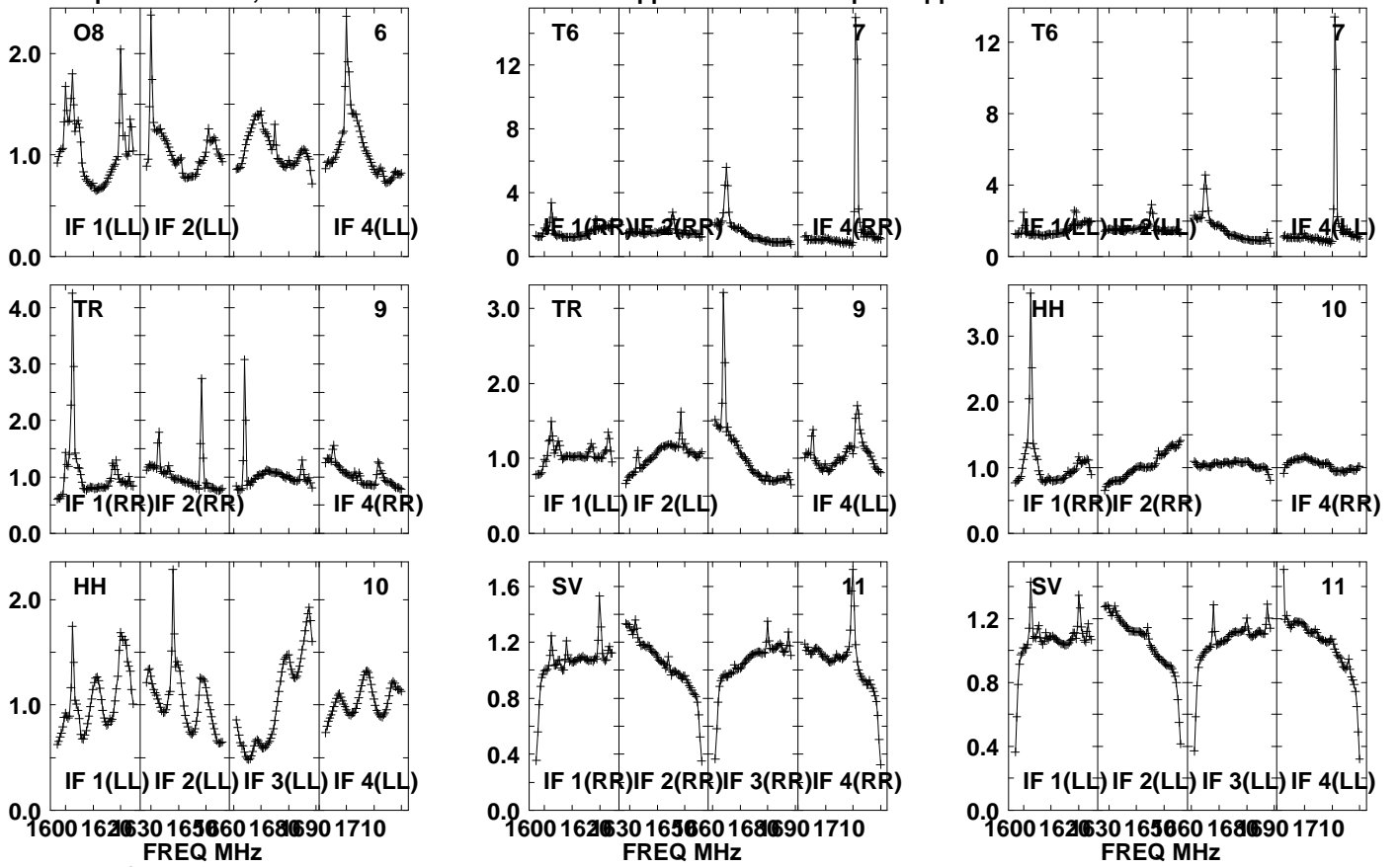


Lower frame: Real Jy
Auto-corr total-power spectrum Antenna: *
Timerange: 00/13:45:01 to 00/13:56:59

Plot file version 34 created 27-JUL-2021 17:54:45

J0956+2515 N21L2.UVDATA.1

Freq = 1.5950 GHz, Bw = 32.000 MH No calibration applied and no bandpass applied



Lower frame: Real Jy

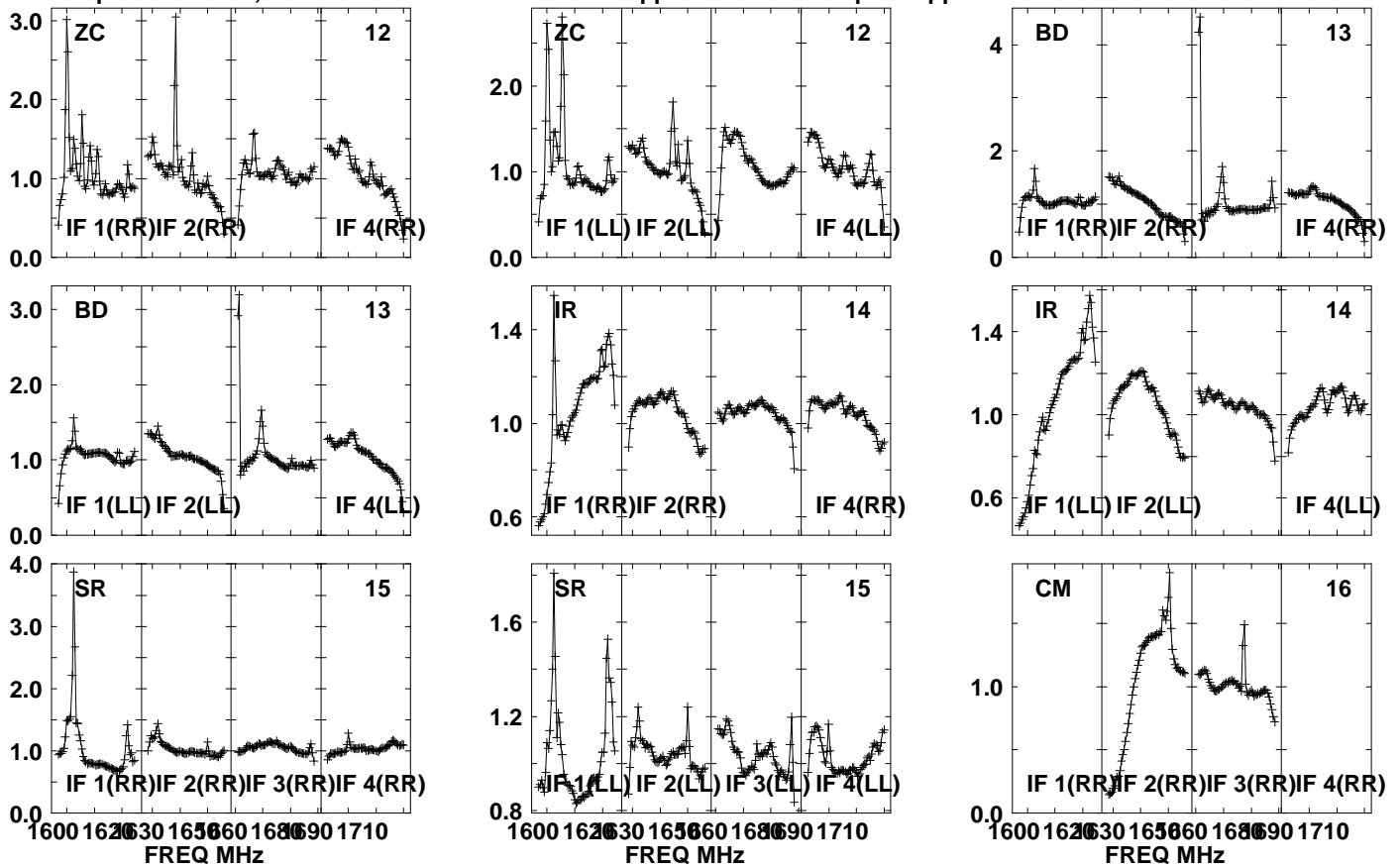
Auto-corr total-power spectrum Antenna: *

Timerange: 00/13:45:01 to 00/13:56:59

Plot file version 35 created 27-JUL-2021 17:54:46

J0956+2515 N21L2.UVDATA.1

Freq = 1.5950 GHz, Bw = 32.000 MH No calibration applied and no bandpass applied



Lower frame: Real Jy

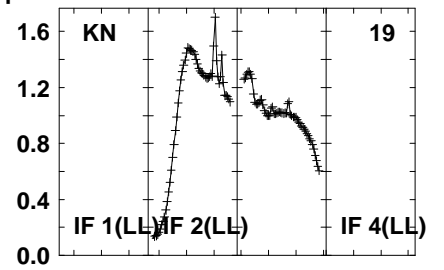
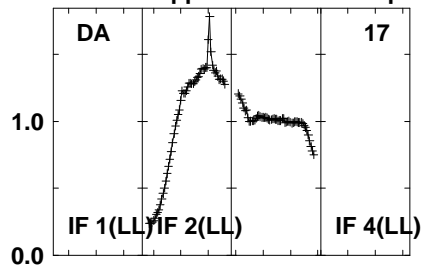
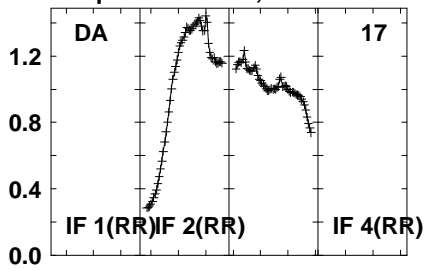
Auto-corr total-power spectrum Antenna: *

Timerange: 00/13:45:01 to 00/13:56:59

Plot file version 36 created 27-JUL-2021 17:54:47

J0956+2515 N21L2.UVDATA.1

Freq = 1.5950 GHz, Bw = 32.000 MH No calibration applied and no bandpass applied

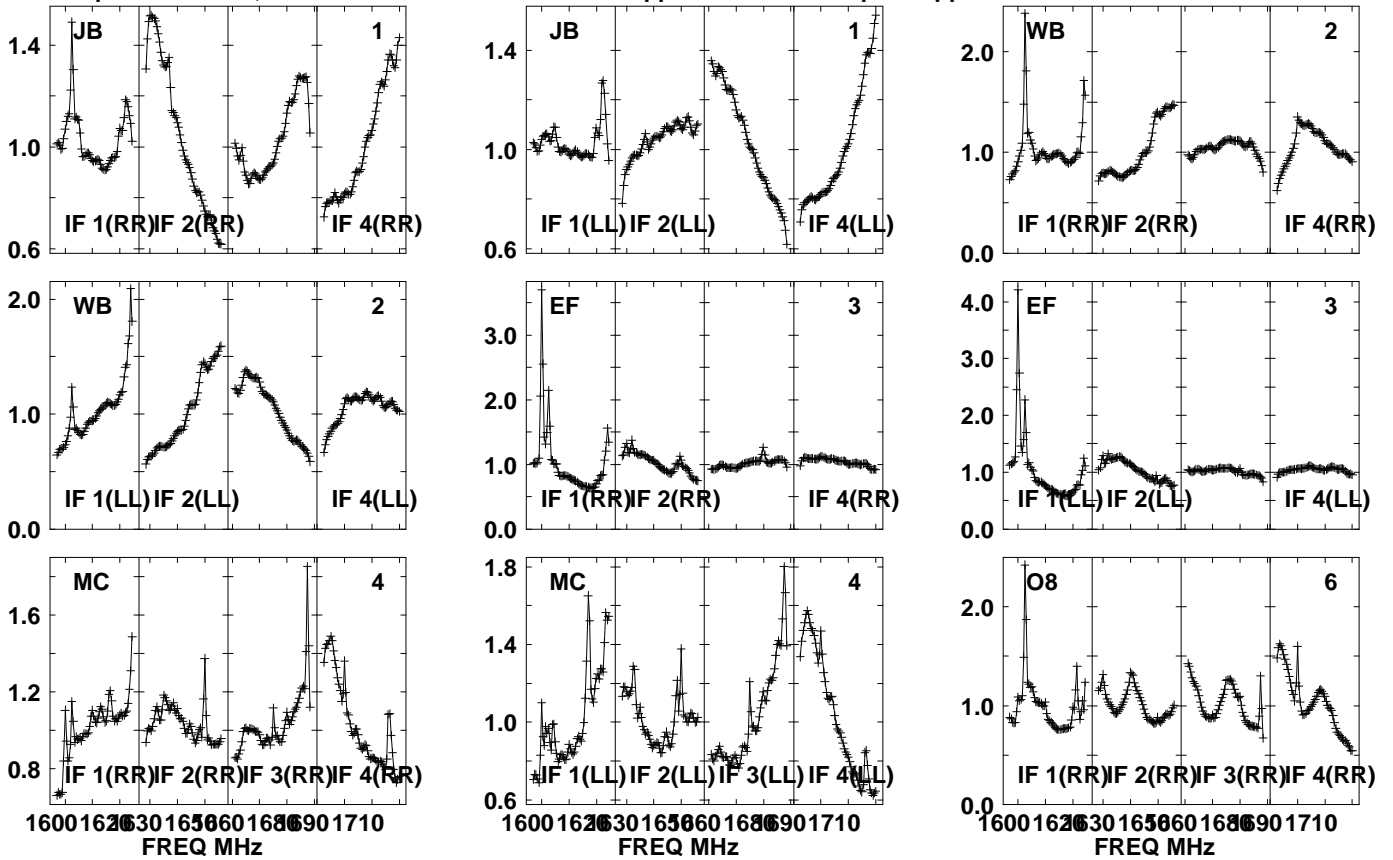


Lower frame: Real Jy
Auto-corr total-power spectrum Antenna: *
Timerange: 00/13:45:01 to 00/13:56:59

Plot file version 37 created 27-JUL-2021 17:54:47

J0956+2515 N21L2.UVDATA.1

Freq = 1.5950 GHz, Bw = 32.000 MH No calibration applied and no bandpass applied

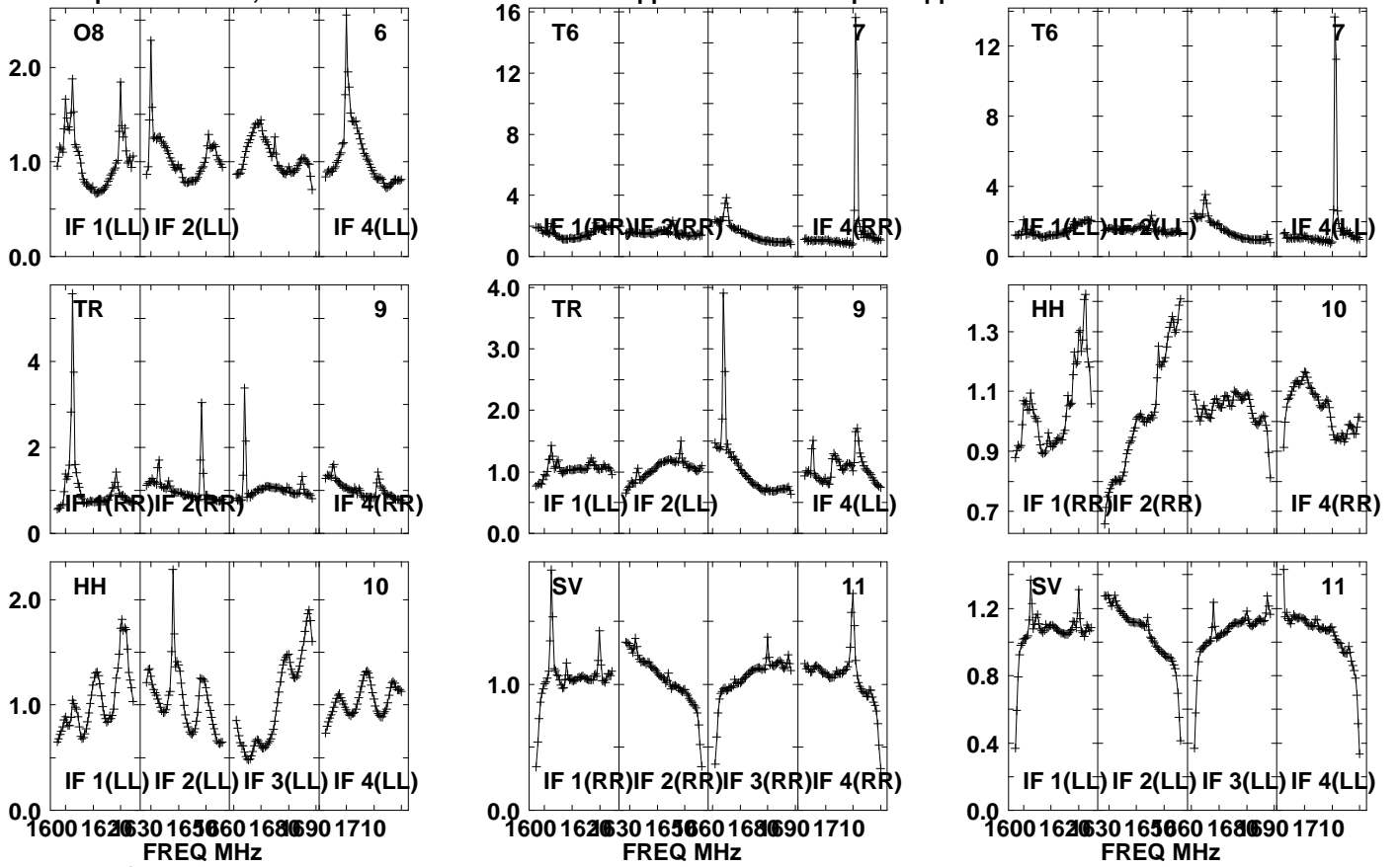


Lower frame: Real Jy
Auto-corr total-power spectrum Antenna: *
Timerange: 00/14:00:01 to 00/14:11:59

Plot file version 38 created 27-JUL-2021 17:54:48

J0956+2515 N21L2.UVDATA.1

Freq = 1.5950 GHz, Bw = 32.000 MH No calibration applied and no bandpass applied

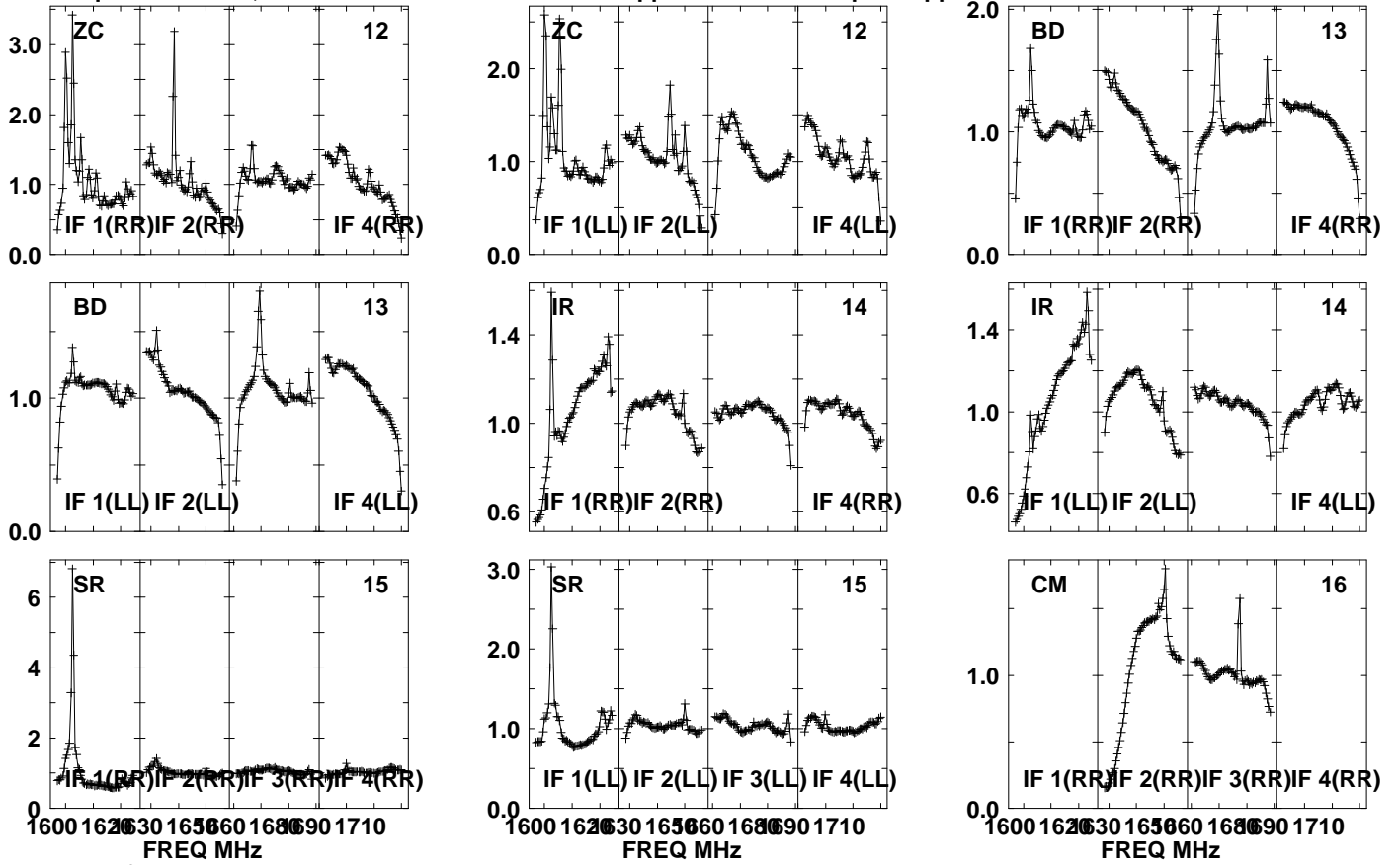


Lower frame: Real Jy
Auto-corr total-power spectrum Antenna: *
Timerange: 00/14:00:01 to 00/14:11:59

Plot file version 39 created 27-JUL-2021 17:54:49

J0956+2515 N21L2.UVDATA.1

Freq = 1.5950 GHz, Bw = 32.000 MH No calibration applied and no bandpass applied



Lower frame: Real Jy

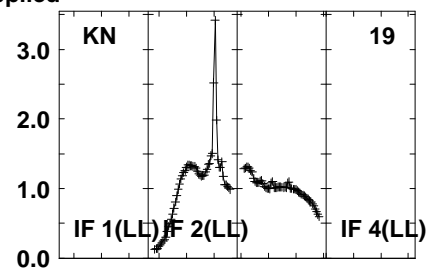
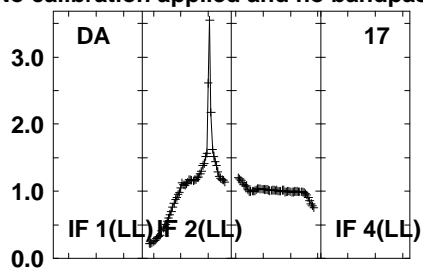
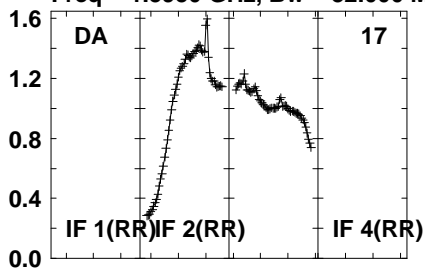
Auto-corr total-power spectrum Antenna: *

Timerange: 00/14:00:01 to 00/14:11:59

Plot file version 40 created 27-JUL-2021 17:54:50

J0956+2515 N21L2.UVDATA.1

Freq = 1.5950 GHz, Bw = 32.000 MH No calibration applied and no bandpass applied

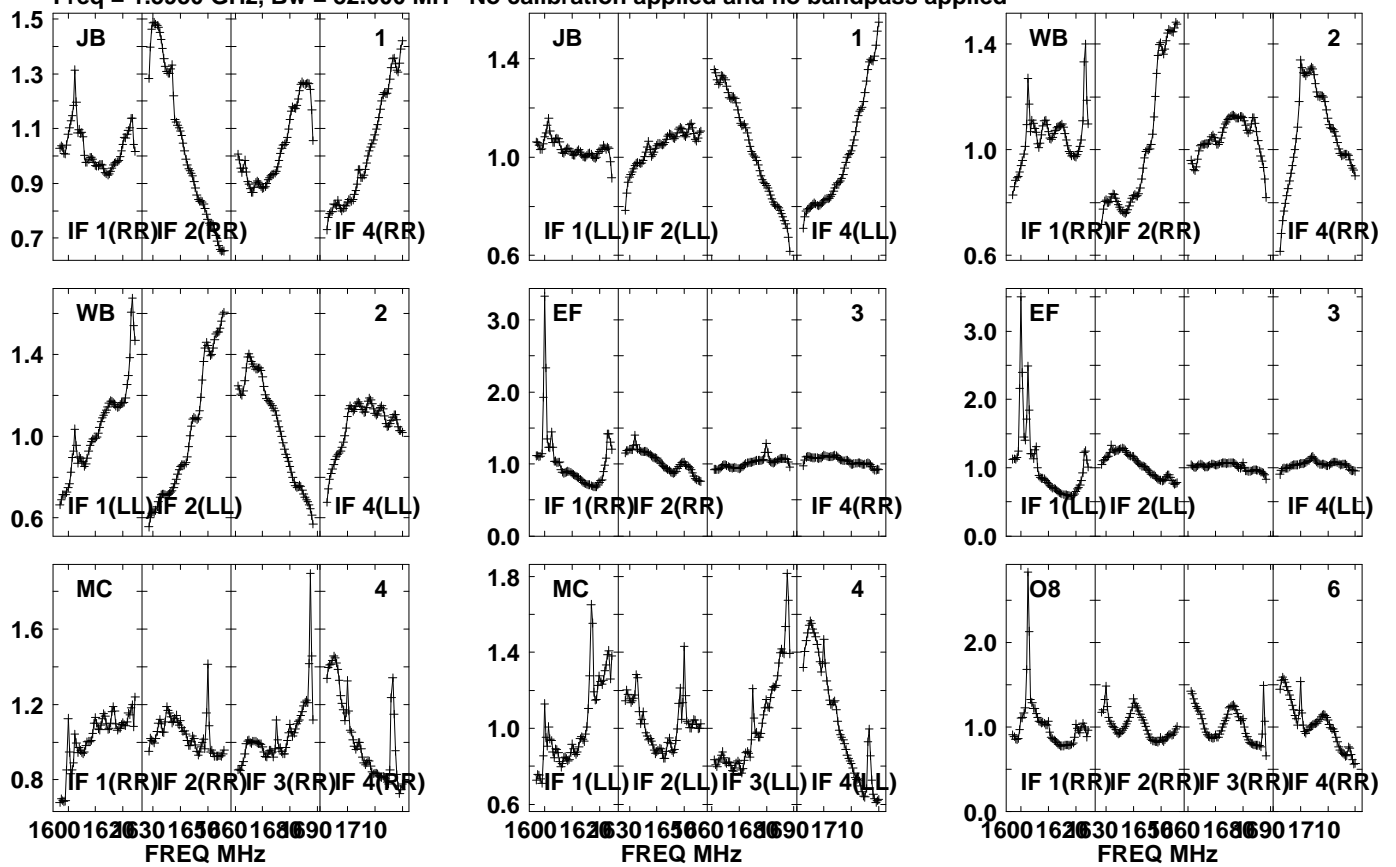


Lower frame: Real Jy
Auto-corr total-power spectrum Antenna: *
Timerange: 00/14:00:01 to 00/14:11:59

Plot file version 41 created 27-JUL-2021 17:54:50

J0956+2515 N21L2.UVDATA.1

Freq = 1.5950 GHz, Bw = 32.000 MH No calibration applied and no bandpass applied

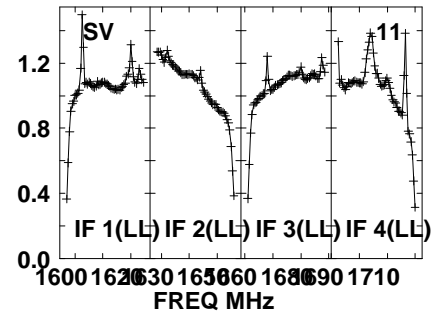
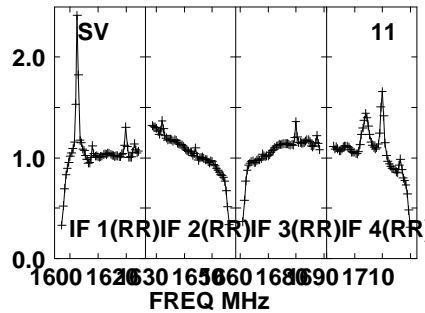
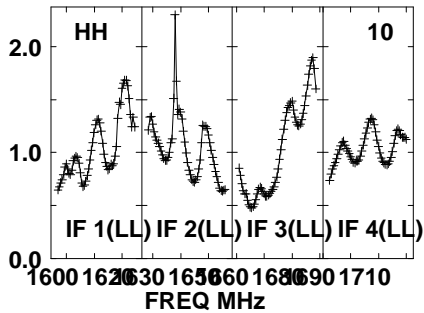
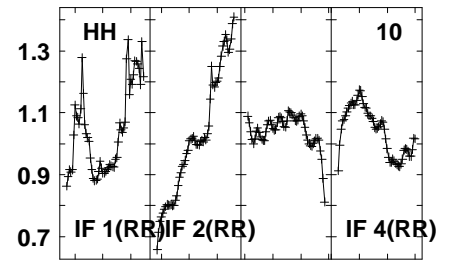
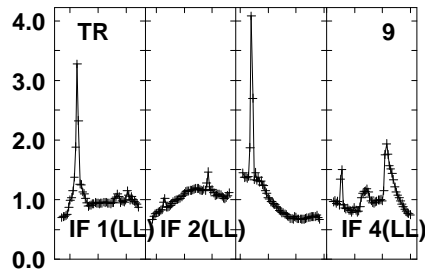
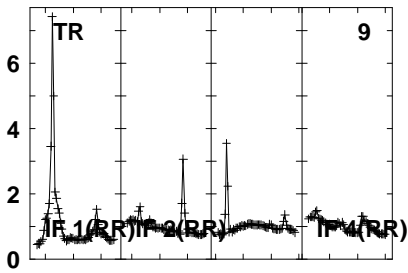
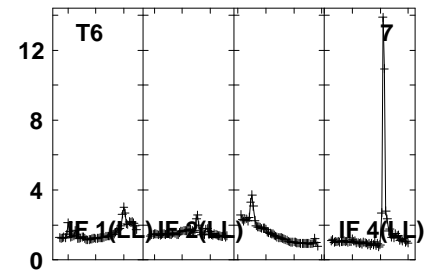
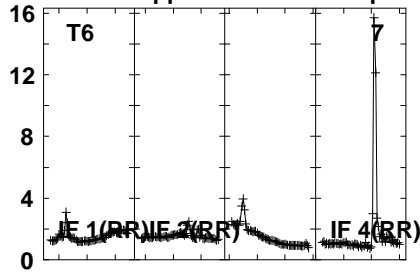
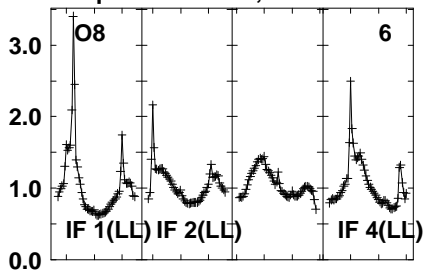


Lower frame: Real Jy
Auto-corr total-power spectrum Antenna: *
Timerange: 00/14:15:01 to 00/14:26:59

Plot file version 42 created 27-JUL-2021 17:54:51

J0956+2515 N21L2.UVDATA.1

Freq = 1.5950 GHz, Bw = 32.000 MH No calibration applied and no bandpass applied



Lower frame: Real Jy

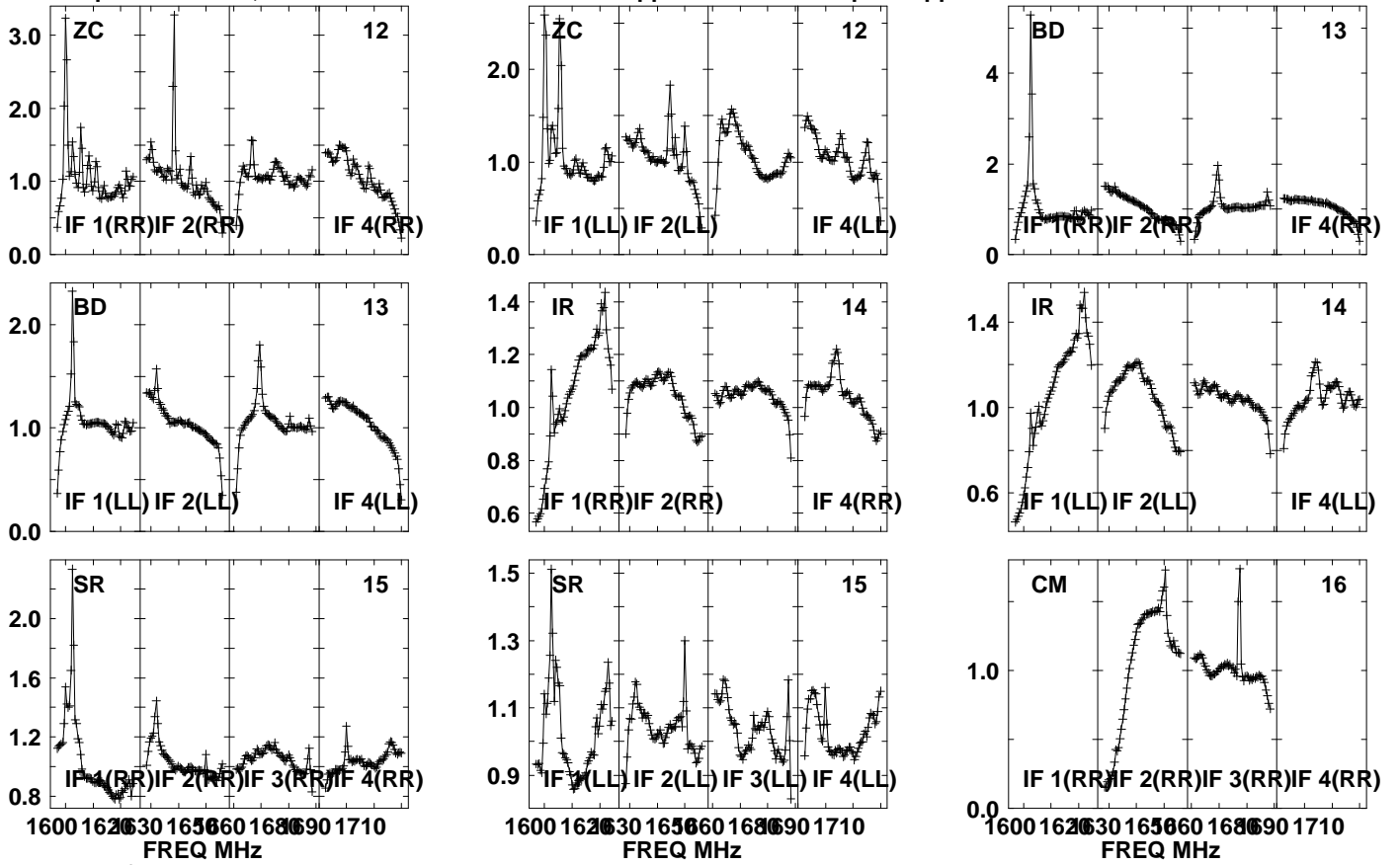
Auto-corr total-power spectrum Antenna: *

Timerange: 00/14:15:01 to 00/14:26:59

Plot file version 43 created 27-JUL-2021 17:54:52

J0956+2515 N21L2.UVDATA.1

Freq = 1.5950 GHz, Bw = 32.000 MH No calibration applied and no bandpass applied



Lower frame: Real Jy

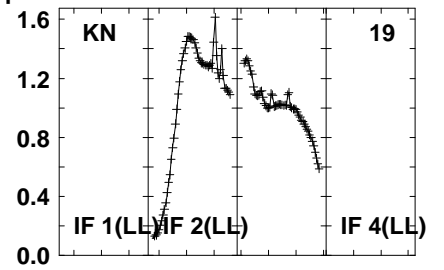
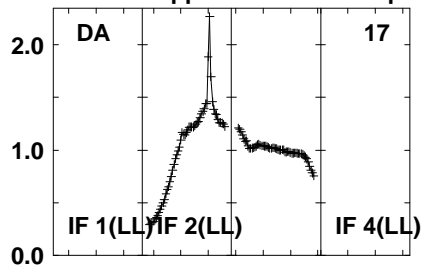
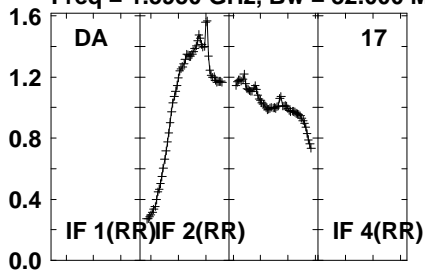
Auto-corr total-power spectrum Antenna: *

Timerange: 00/14:15:01 to 00/14:26:59

Plot file version 44 created 27-JUL-2021 17:54:53

J0956+2515 N21L2.UVDATA.1

Freq = 1.5950 GHz, Bw = 32.000 MH No calibration applied and no bandpass applied

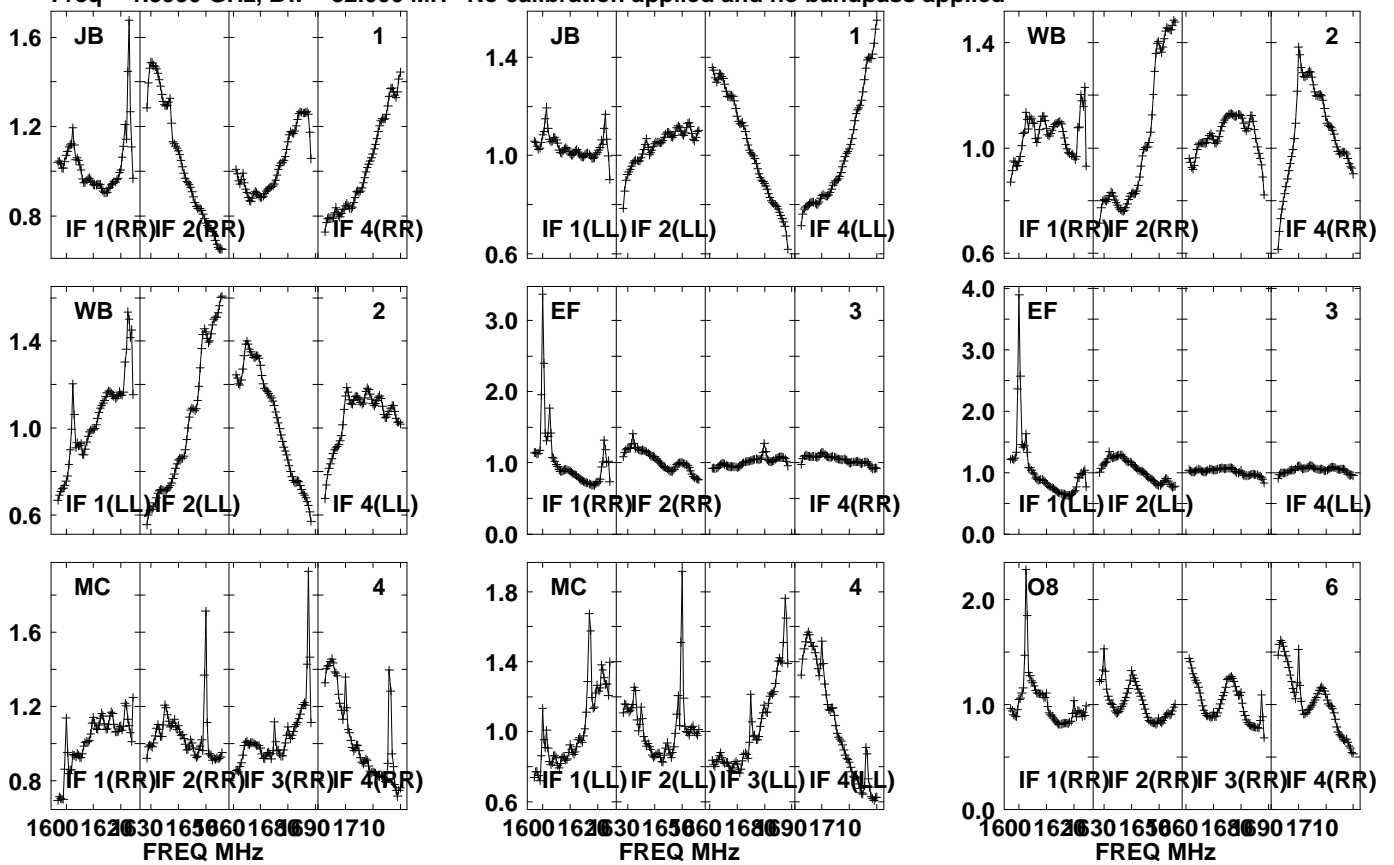


Lower frame: Real Jy
Auto-corr total-power spectrum Antenna: *
Timerange: 00/14:15:01 to 00/14:26:59

Plot file version 45 created 27-JUL-2021 17:54:53

J0956+2515 N21L2.UVDATA.1

Freq = 1.5950 GHz, Bw = 32.000 MH No calibration applied and no bandpass applied

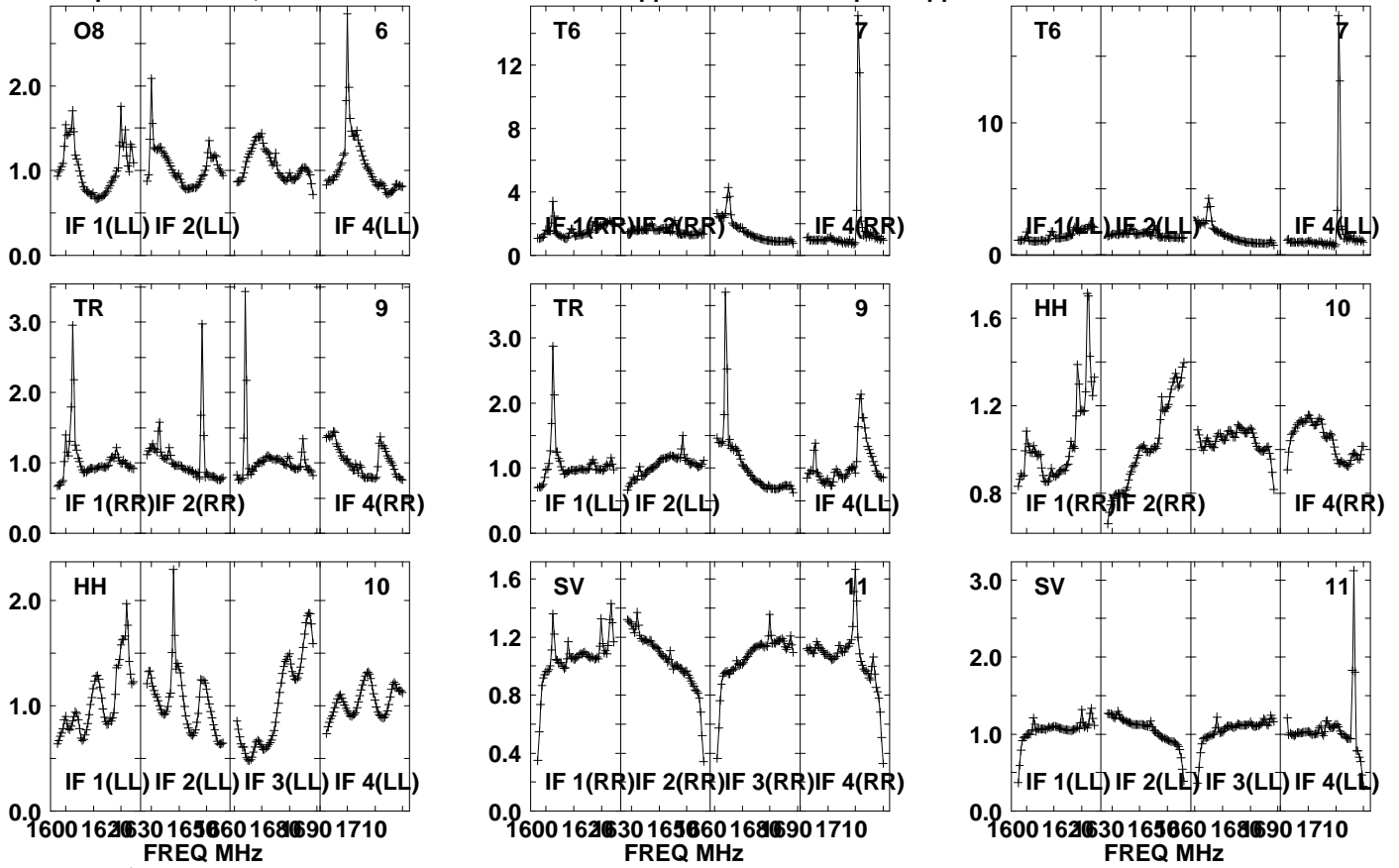


Lower frame: Real Jy
Auto-corr total-power spectrum Antenna: *
Timerange: 00/14:30:01 to 00/14:41:59

Plot file version 46 created 27-JUL-2021 17:54:54

J0956+2515 N21L2.UVDATA.1

Freq = 1.5950 GHz, Bw = 32.000 MH No calibration applied and no bandpass applied

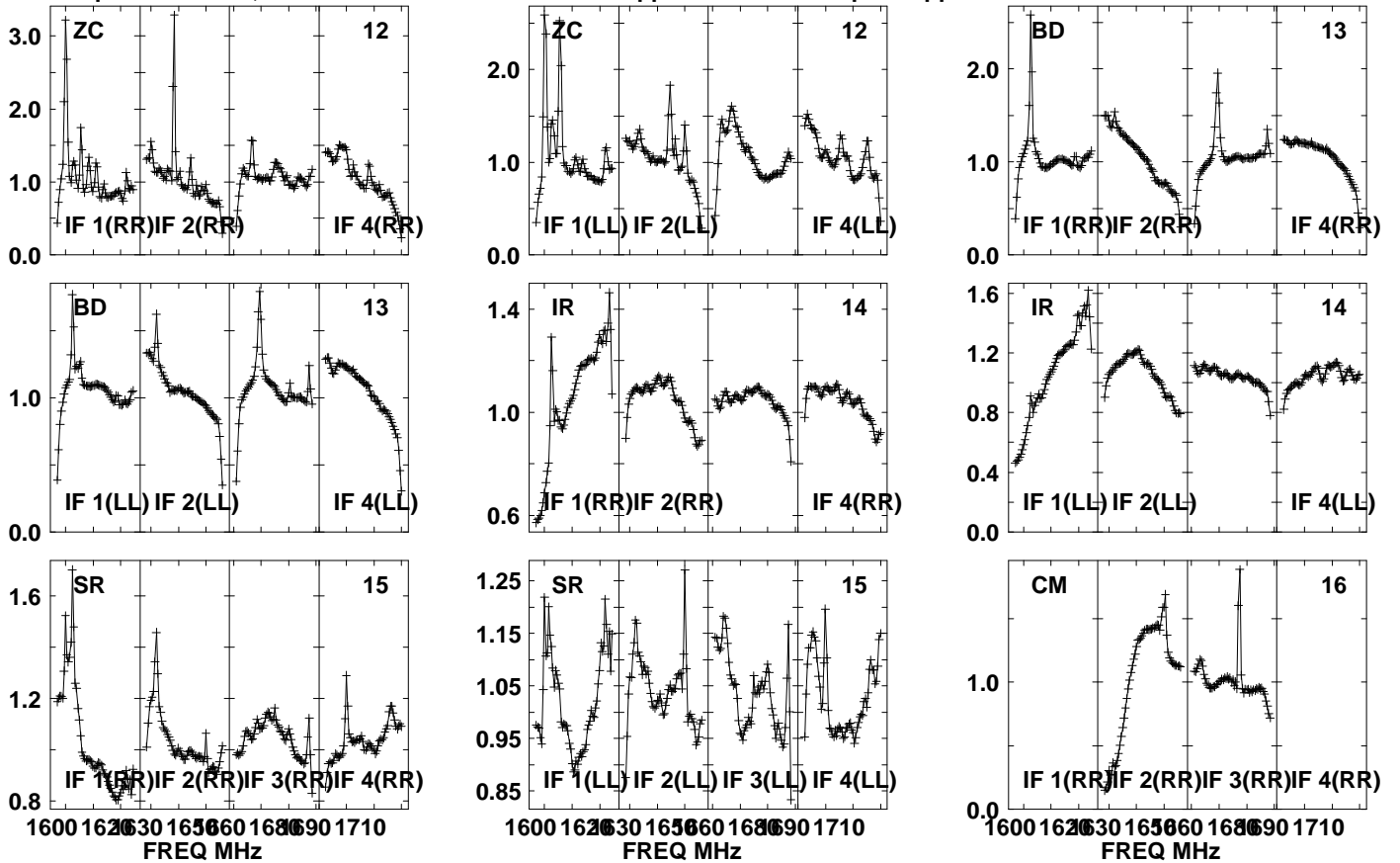


Lower frame: Real Jy
Auto-corr total-power spectrum Antenna: *
Timerange: 00/14:30:01 to 00/14:41:59

Plot file version 47 created 27-JUL-2021 17:54:55

J0956+2515 N21L2.UVDATA.1

Freq = 1.5950 GHz, Bw = 32.000 MH No calibration applied and no bandpass applied



Lower frame: Real Jy

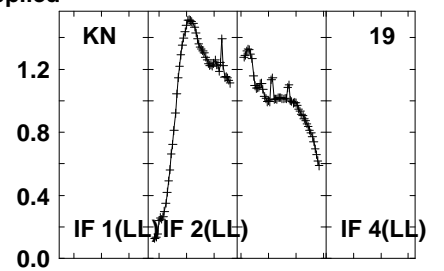
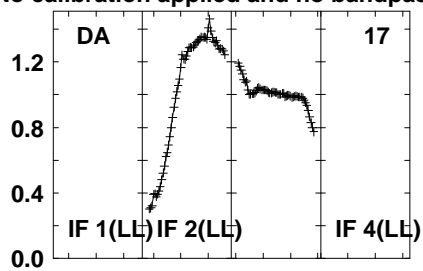
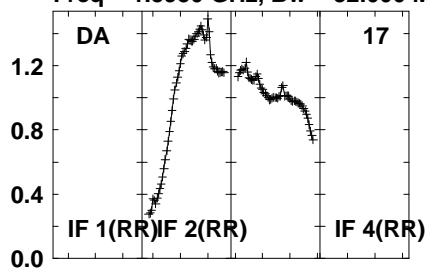
Auto-corr total-power spectrum Antenna: *

Timerange: 00/14:30:01 to 00/14:41:59

Plot file version 48 created 27-JUL-2021 17:54:56

J0956+2515 N21L2.UVDATA.1

Freq = 1.5950 GHz, Bw = 32.000 MH No calibration applied and no bandpass applied

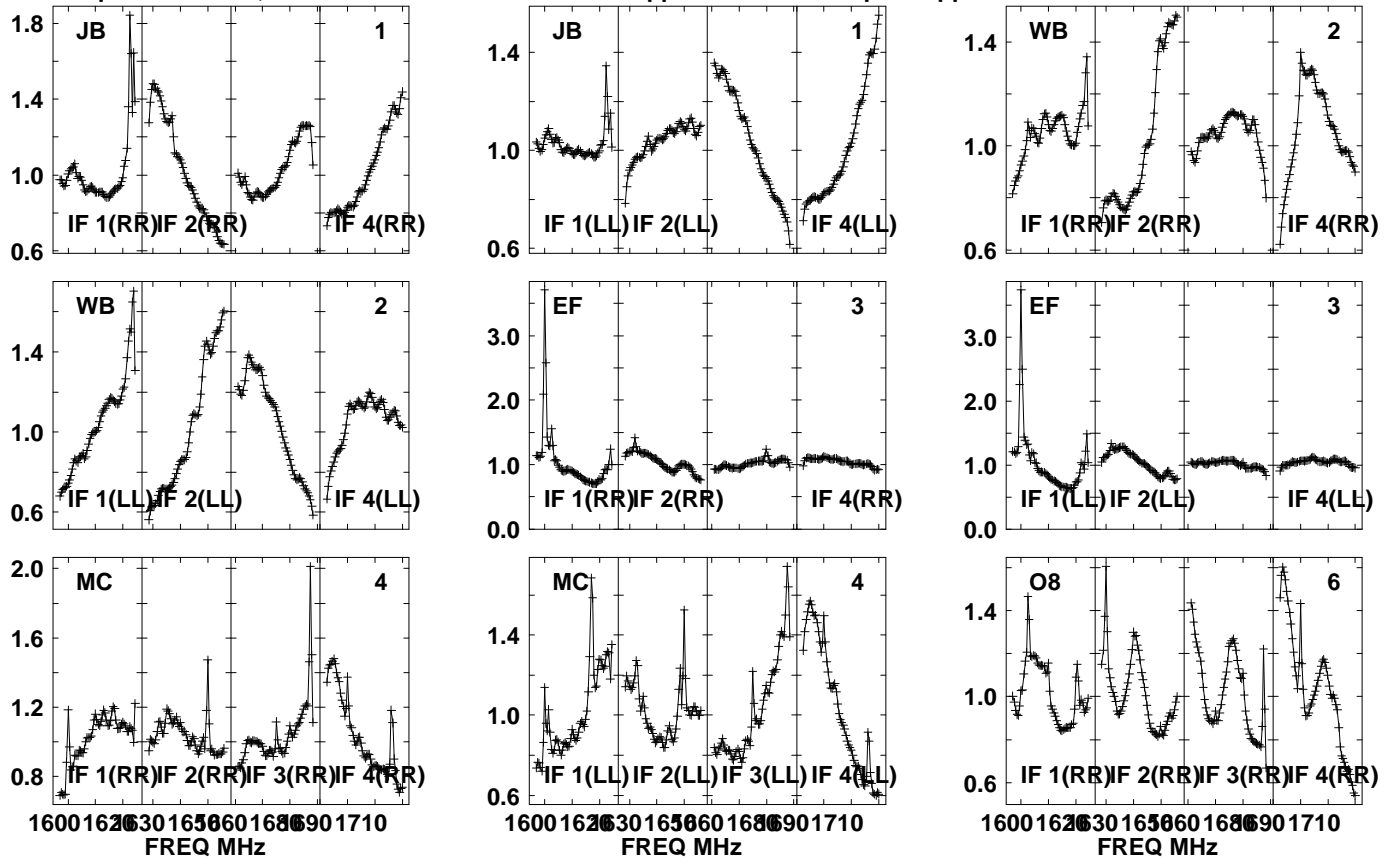


Lower frame: Real Jy
Auto-corr total-power spectrum Antenna: *
Timerange: 00/14:30:01 to 00/14:41:59

Plot file version 49 created 27-JUL-2021 17:54:57

J0956+2515 N21L2.UVDATA.1

Freq = 1.5950 GHz, Bw = 32.000 MH No calibration applied and no bandpass applied

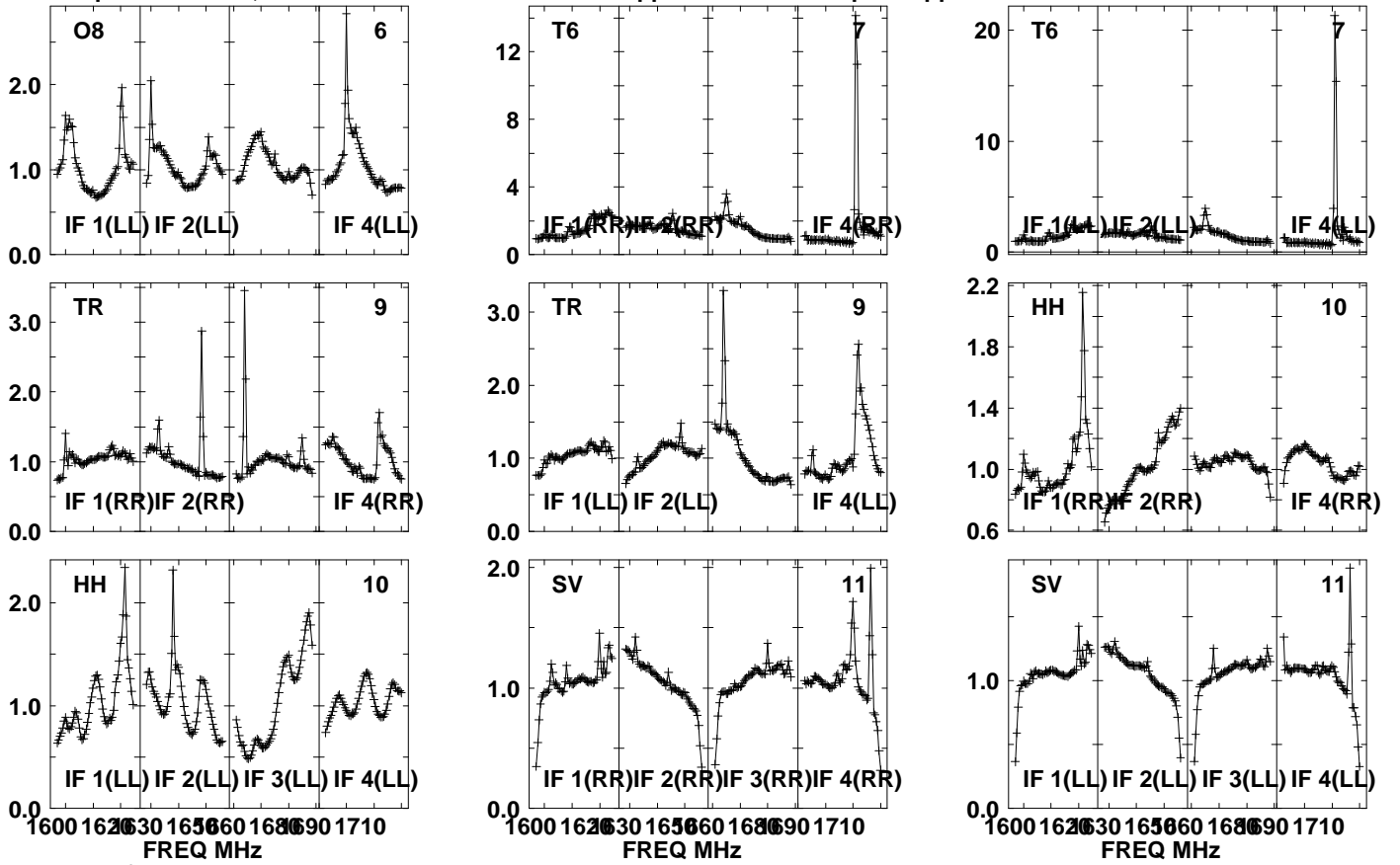


Lower frame: Real Jy
Auto-corr total-power spectrum Antenna: *
Timerange: 00/14:45:01 to 00/14:56:59

Plot file version 50 created 27-JUL-2021 17:54:57

J0956+2515 N21L2.UVDATA.1

Freq = 1.5950 GHz, Bw = 32.000 MH No calibration applied and no bandpass applied



Lower frame: Real Jy

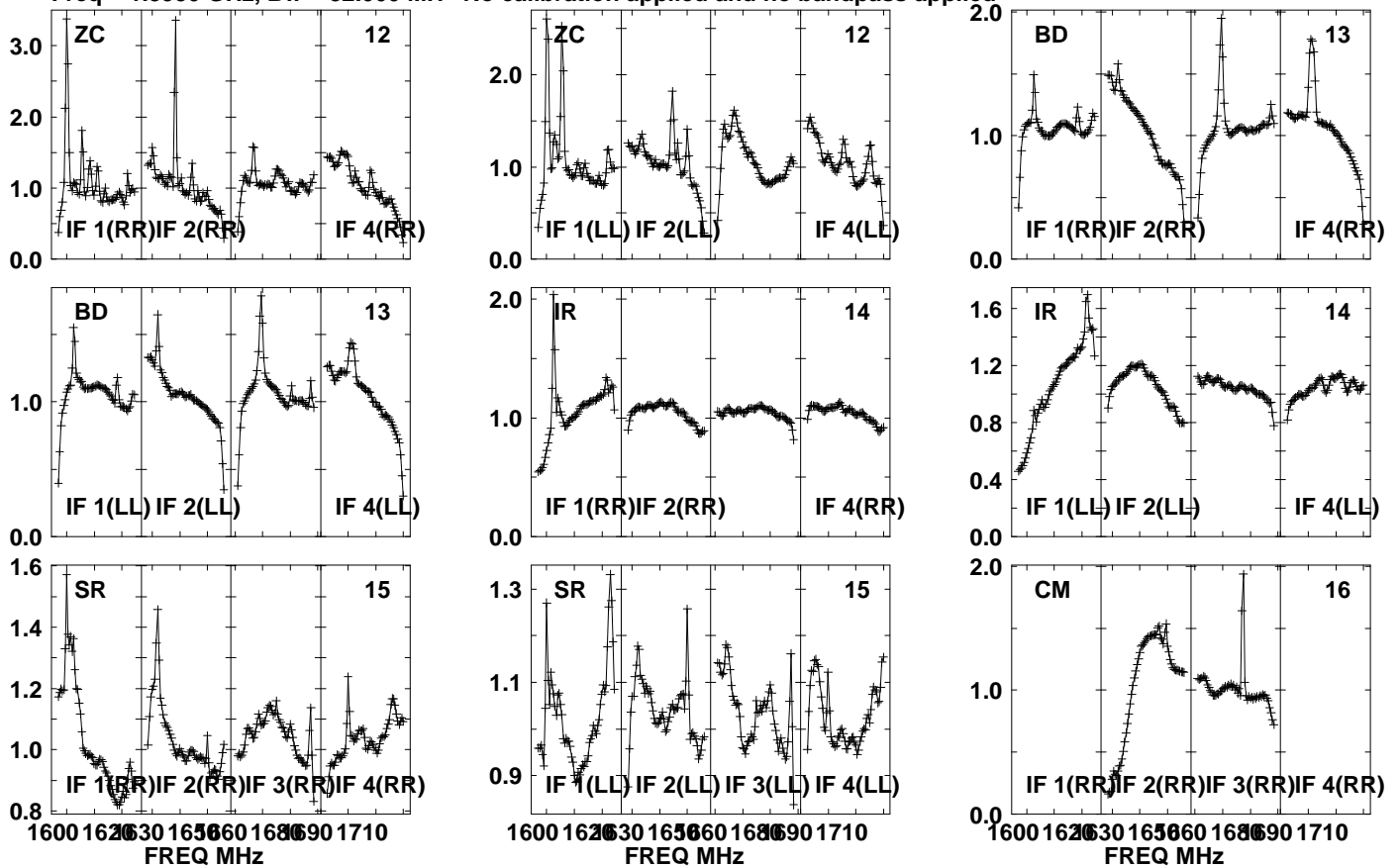
Auto-corr total-power spectrum Antenna: *

Timerange: 00/14:45:01 to 00/14:56:59

Plot file version 51 created 27-JUL-2021 17:54:58

J0956+2515 N21L2.UVDATA.1

Freq = 1.5950 GHz, Bw = 32.000 MH No calibration applied and no bandpass applied



Lower frame: Real Jy

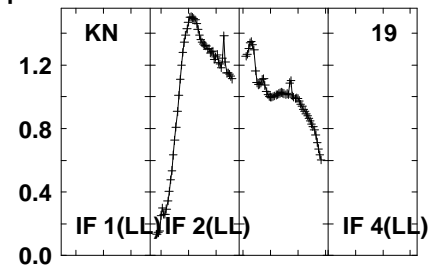
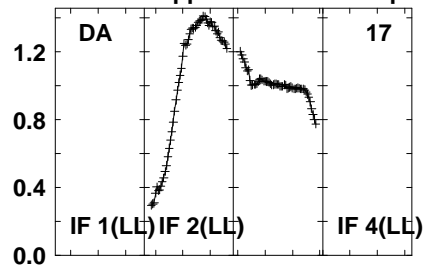
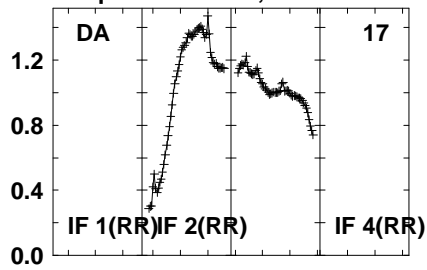
Auto-corr total-power spectrum Antenna: *

Timerange: 00/14:45:01 to 00/14:56:59

Plot file version 52 created 27-JUL-2021 17:54:58

J0956+2515 N21L2.UVDATA.1

Freq = 1.5950 GHz, Bw = 32.000 MH No calibration applied and no bandpass applied

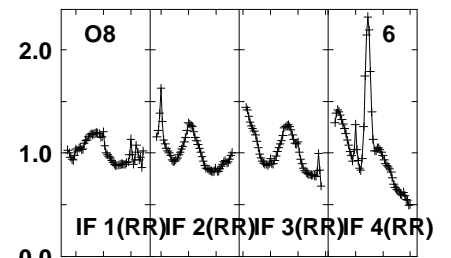
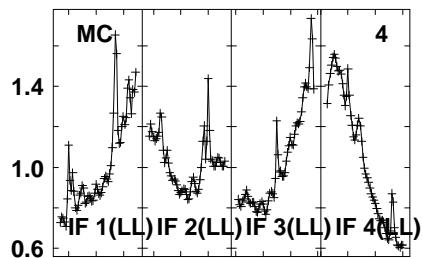
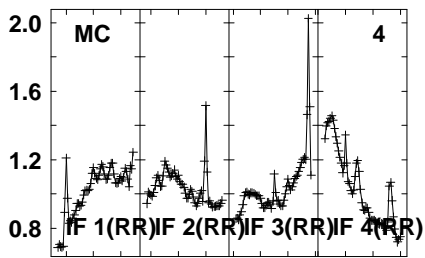
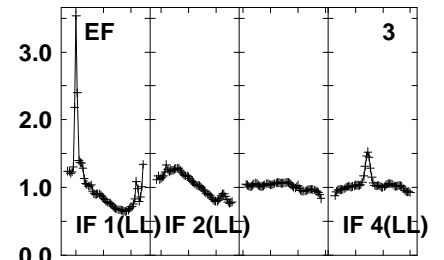
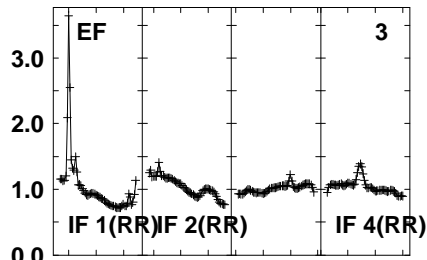
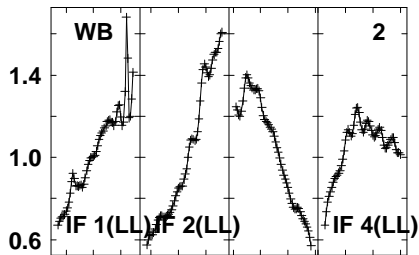
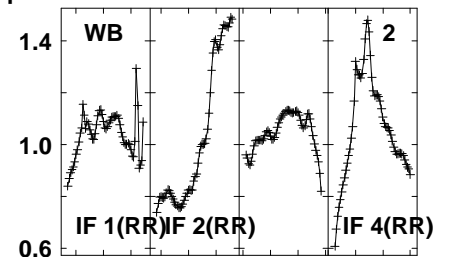
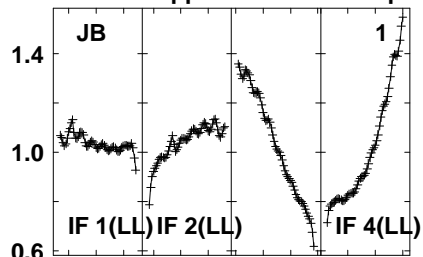
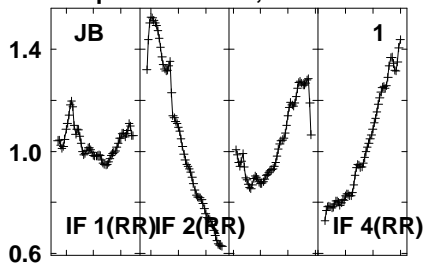


Lower frame: Real Jy
Auto-corr total-power spectrum Antenna: *
Timerange: 00/14:45:01 to 00/14:56:59

Plot file version 53 created 27-JUL-2021 17:54:58

J0956+2515 N21L2.UVDATA.1

Freq = 1.5950 GHz, Bw = 32.000 MH No calibration applied and no bandpass applied



1600 1620 1630 1650 1660 1680 1690 1710
FREQ MHz

1600 1620 1630 1650 1660 1680 1690 1710
FREQ MHz

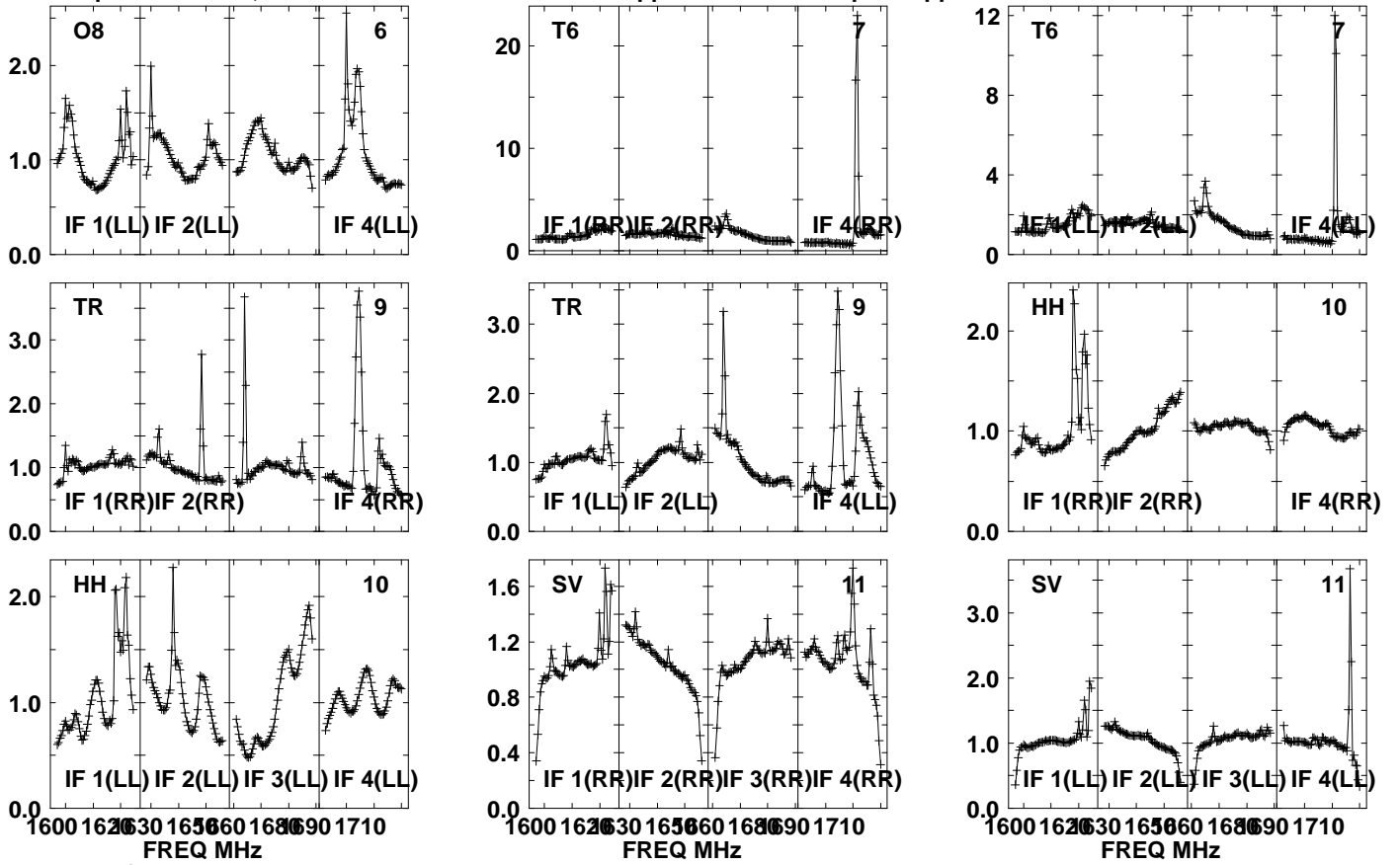
1600 1620 1630 1650 1660 1680 1690 1710
FREQ MHz

Lower frame: Real Jy
Auto-corr total-power spectrum Antenna: *
Timerange: 00/14:58:01 to 00/14:59:59

Plot file version 54 created 27-JUL-2021 17:54:59

J0956+2515 N21L2.UVDATA.1

Freq = 1.5950 GHz, Bw = 32.000 MH No calibration applied and no bandpass applied



Lower frame: Real Jy

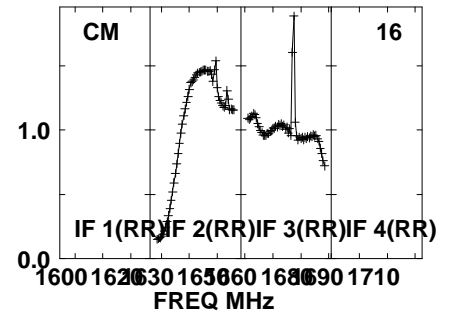
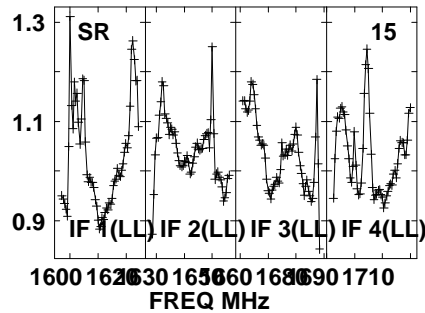
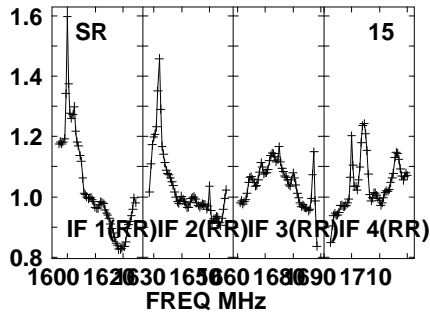
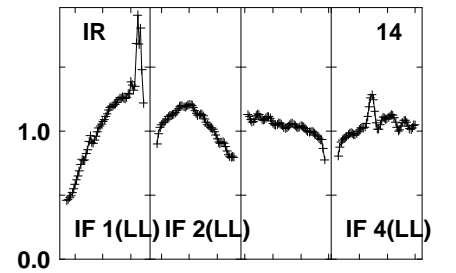
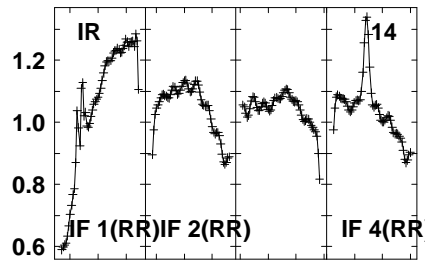
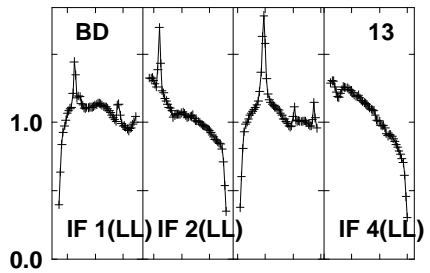
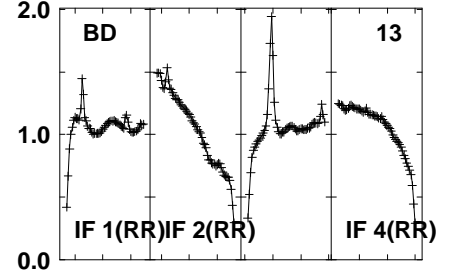
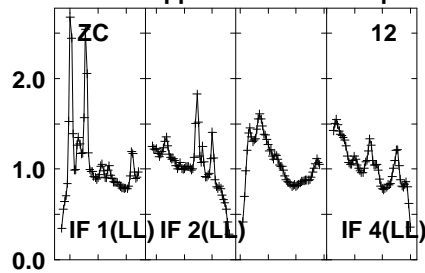
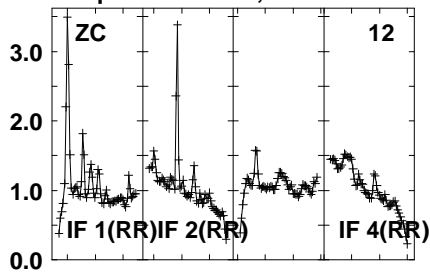
Auto-corr total-power spectrum Antenna: *

Timerange: 00/14:58:01 to 00/14:59:59

Plot file version 55 created 27-JUL-2021 17:54:59

J0956+2515 N21L2.UVDATA.1

Freq = 1.5950 GHz, Bw = 32.000 MH No calibration applied and no bandpass applied



Lower frame: Real Jy

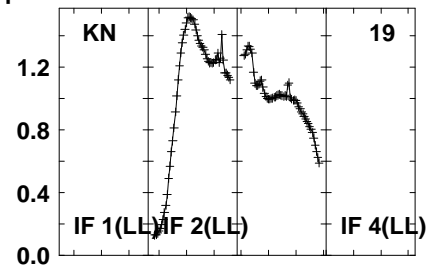
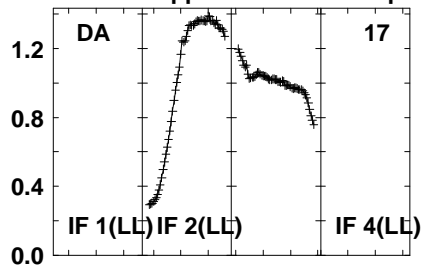
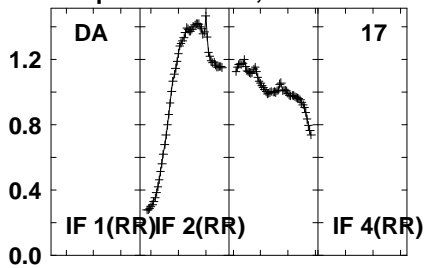
Auto-corr total-power spectrum Antenna: *

Timerange: 00/14:58:01 to 00/14:59:59

Plot file version 56 created 27-JUL-2021 17:54:59

J0956+2515 N21L2.UVDATA.1

Freq = 1.5950 GHz, Bw = 32.000 MH No calibration applied and no bandpass applied



Lower frame: Real Jy
Auto-corr total-power spectrum Antenna: *
Timerange: 00/14:58:01 to 00/14:59:59