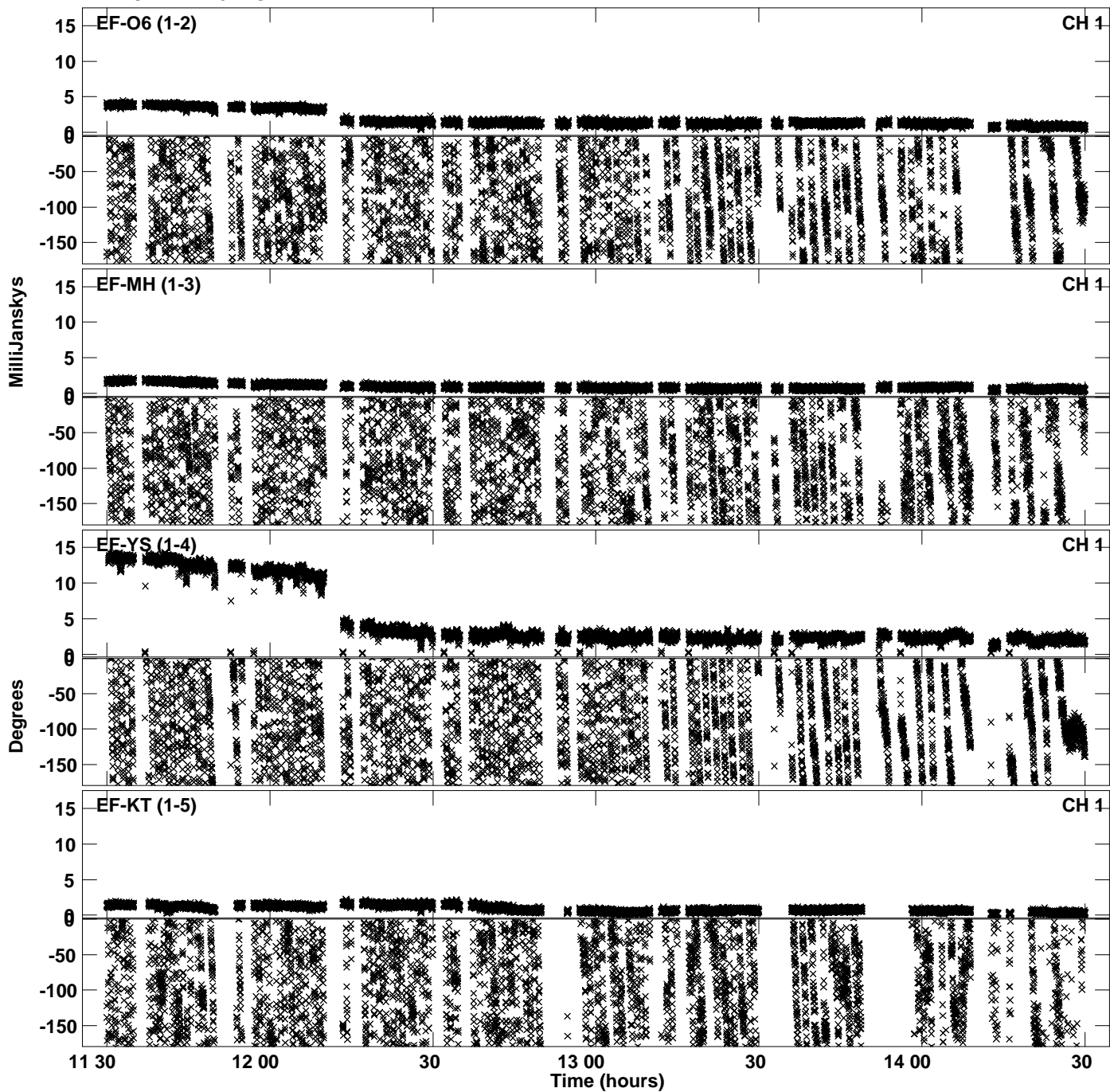



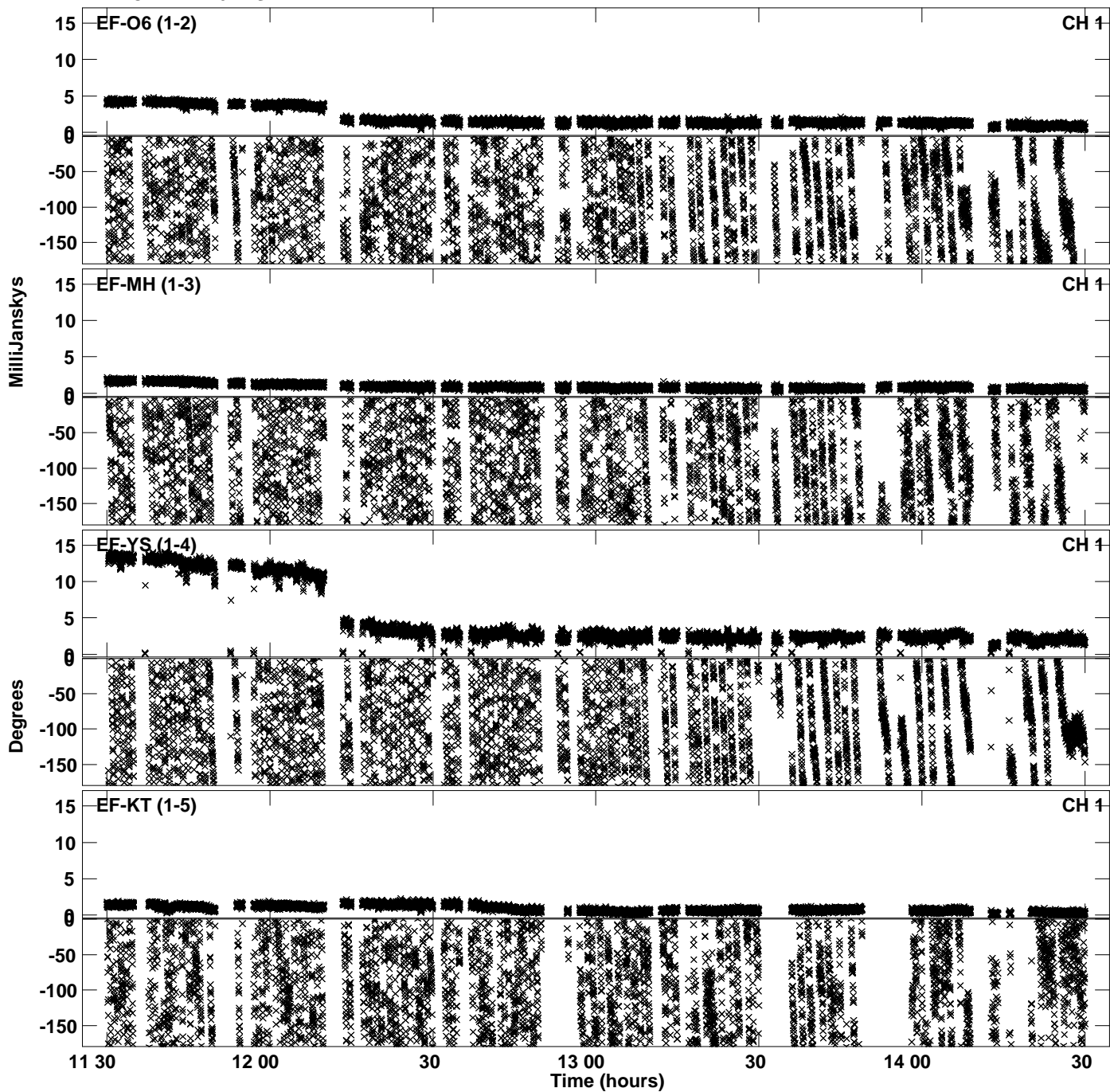
Plot file version 1 created 17-JAN-2022 16:14:02
Amplitude andPhase vs Time for N21Q1.UVDATA.1 Vect aver.
IF 1 CHAN 1 - 64 STK LL




Plot file version 2 created 17-JAN-2022 16:14:02
Amplitude andPhase vs Time for N21Q1.UVDATA.1 Vect aver.
IF 1 CHAN 1 - 64 STK LL




PLot file version 3 created 17-JAN-2022 16:14:05
Amplitude andPhase vs Time for N21Q1.UVDATA.1 Vect aver.
IF 2 CHAN 1 - 64 STK LL




Plot file version 4 created 17-JAN-2022 16:14:05
Amplitude andPhase vs Time for N21Q1.UVDATA.1 Vect aver.
IF 2 CHAN 1 - 64 STK LL




Plot file version 5 created 17-JAN-2022 16:14:10
Amplitude andPhase vs Time for N21Q1.UVDATA.1 Vect aver.
IF 3 CHAN 1 - 64 STK LL




Plot file version 6 created 17-JAN-2022 16:14:10
Amplitude andPhase vs Time for N21Q1.UVDATA.1 Vect aver.
IF 3 CHAN 1 - 64 STK LL




Plot file version 7 created 17-JAN-2022 16:14:13
Amplitude andPhase vs Time for N21Q1.UVDATA.1 Vect aver.
IF 4 CHAN 1 - 64 STK LL




Plot file version 8 created 17-JAN-2022 16:14:13
Amplitude andPhase vs Time for N21Q1.UVDATA.1 Vect aver.
IF 4 CHAN 1 - 64 STK LL



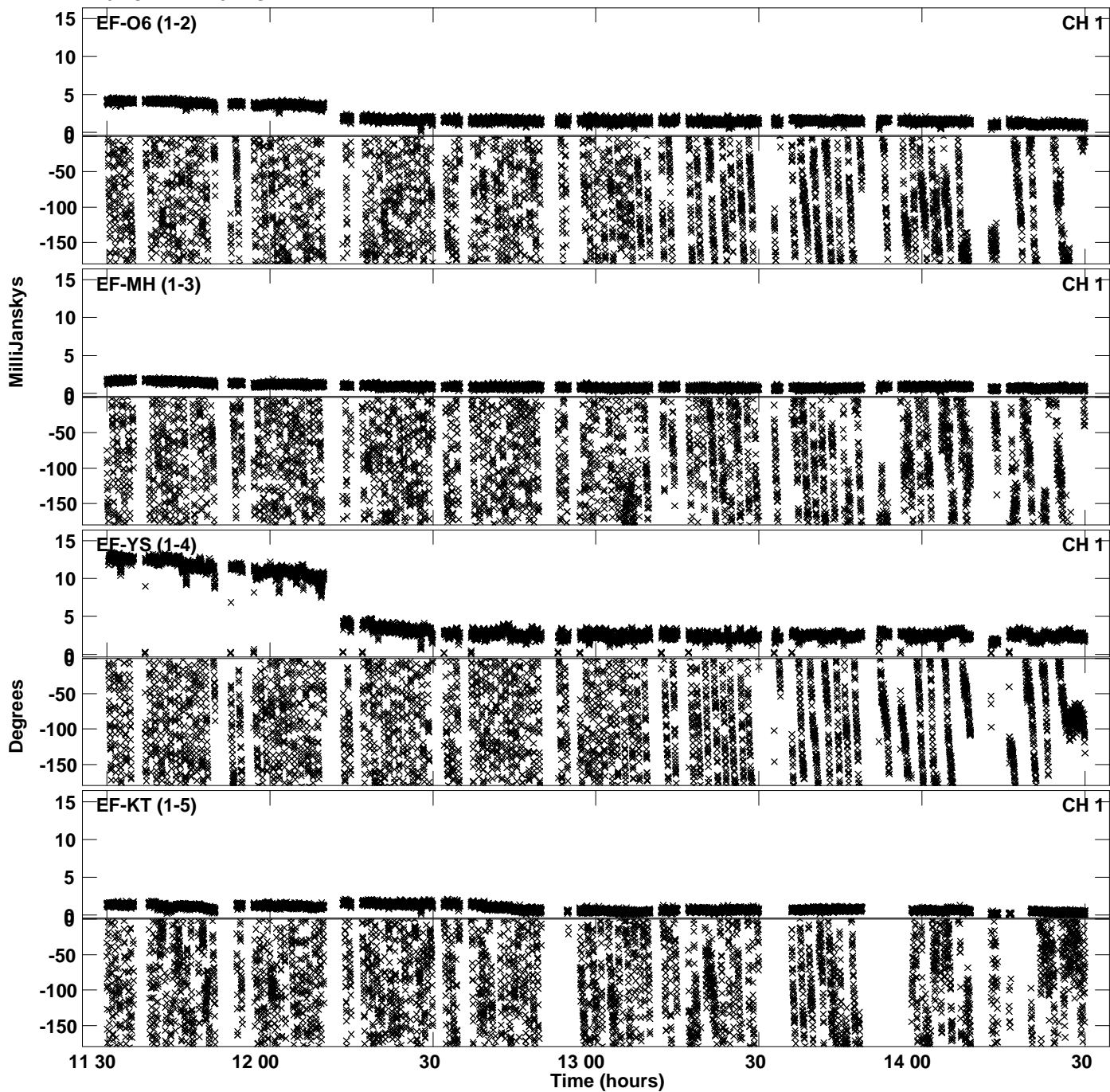
PLot file version 9 created 17-JAN-2022 16:14:17
Amplitude andPhase vs Time for N21Q1.UVDATA.1 Vect aver.
IF 5 CHAN 1 - 64 STK LL




Plot file version 10 created 17-JAN-2022 16:14:17
Amplitude andPhase vs Time for N21Q1.UVDATA.1 Vect aver.
IF 5 CHAN 1 - 64 STK LL




Plot file version 11 created 17-JAN-2022 16:14:21
Amplitude andPhase vs Time for N21Q1.UVDATA.1 Vect aver.
IF 6 CHAN 1 - 64 STK LL




Plot file version 12 created 17-JAN-2022 16:14:21
Amplitude andPhase vs Time for N21Q1.UVDATA.1 Vect aver.
IF 6 CHAN 1 - 64 STK LL



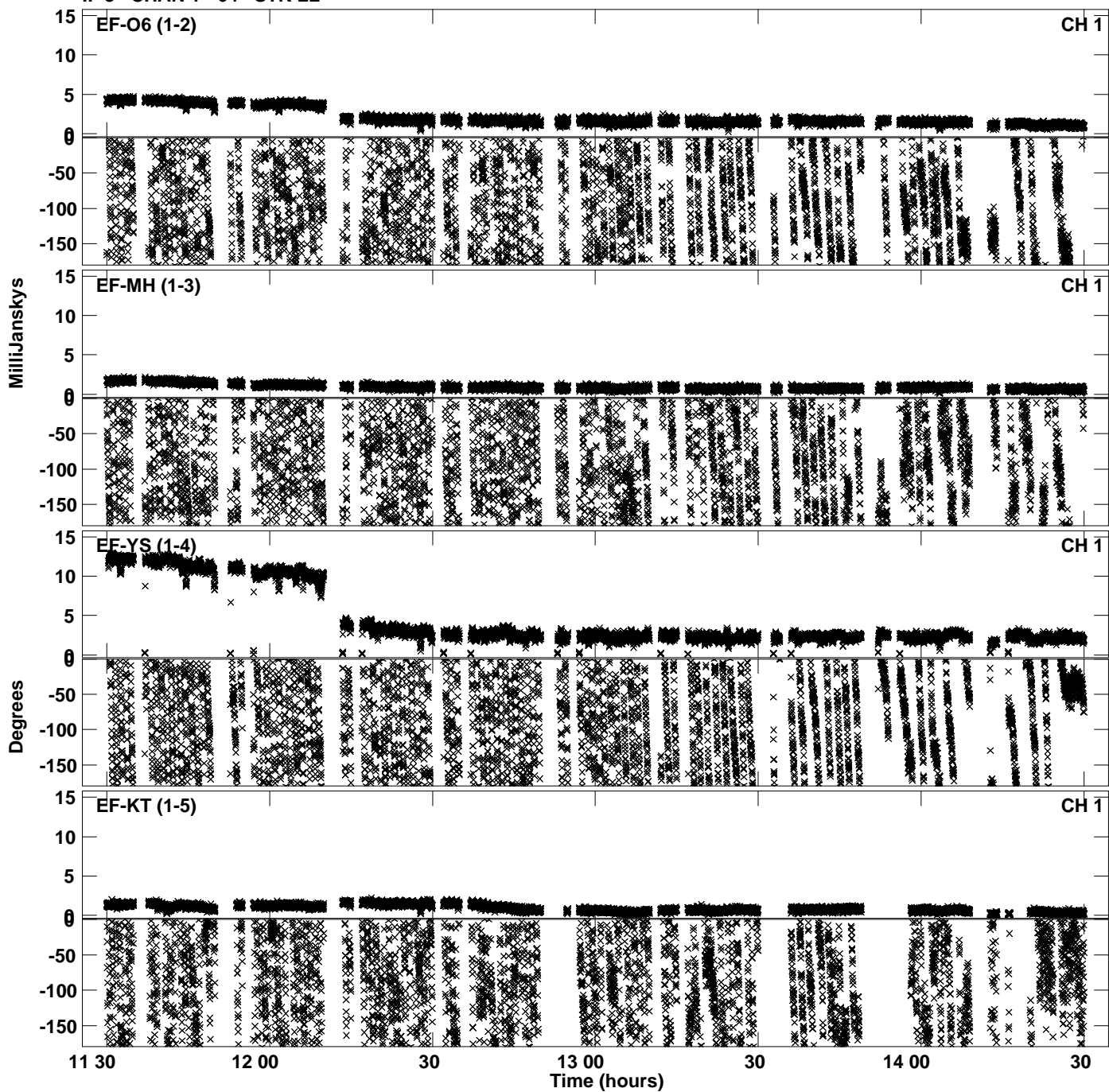
Plot file version 13 created 17-JAN-2022 16:14:25
Amplitude andPhase vs Time for N21Q1.UVDATA.1 Vect aver.
IF 7 CHAN 1 - 64 STK LL




Plot file version 14 created 17-JAN-2022 16:14:25
Amplitude andPhase vs Time for N21Q1.UVDATA.1 Vect aver.
IF 7 CHAN 1 - 64 STK LL




Plot file version 15 created 17-JAN-2022 16:14:29
Amplitude andPhase vs Time for N21Q1.UVDATA.1 Vect aver.
IF 8 CHAN 1 - 64 STK LL




Plot file version 16 created 17-JAN-2022 16:14:29
Amplitude andPhase vs Time for N21Q1.UVDATA.1 Vect aver.
IF 8 CHAN 1 - 64 STK LL




Plot file version 17 created 17-JAN-2022 16:14:32
Amplitude andPhase vs Time for N21Q1.UVDATA.1 Vect aver.
IF 1 CHAN 1 - 64 STK RR




Plot file version 18 created 17-JAN-2022 16:14:32
Amplitude andPhase vs Time for N21Q1.UVDATA.1 Vect aver.
IF 1 CHAN 1 - 64 STK RR




Plot file version 19 created 17-JAN-2022 16:14:36
Amplitude and Phase vs Time for N21Q1.UVDATA.1 Vect aver.
IF 2 CHAN 1 - 64 STK RR




Plot file version 20 created 17-JAN-2022 16:14:36
Amplitude andPhase vs Time for N21Q1.UVDATA.1 Vect aver.
IF 2 CHAN 1 - 64 STK RR



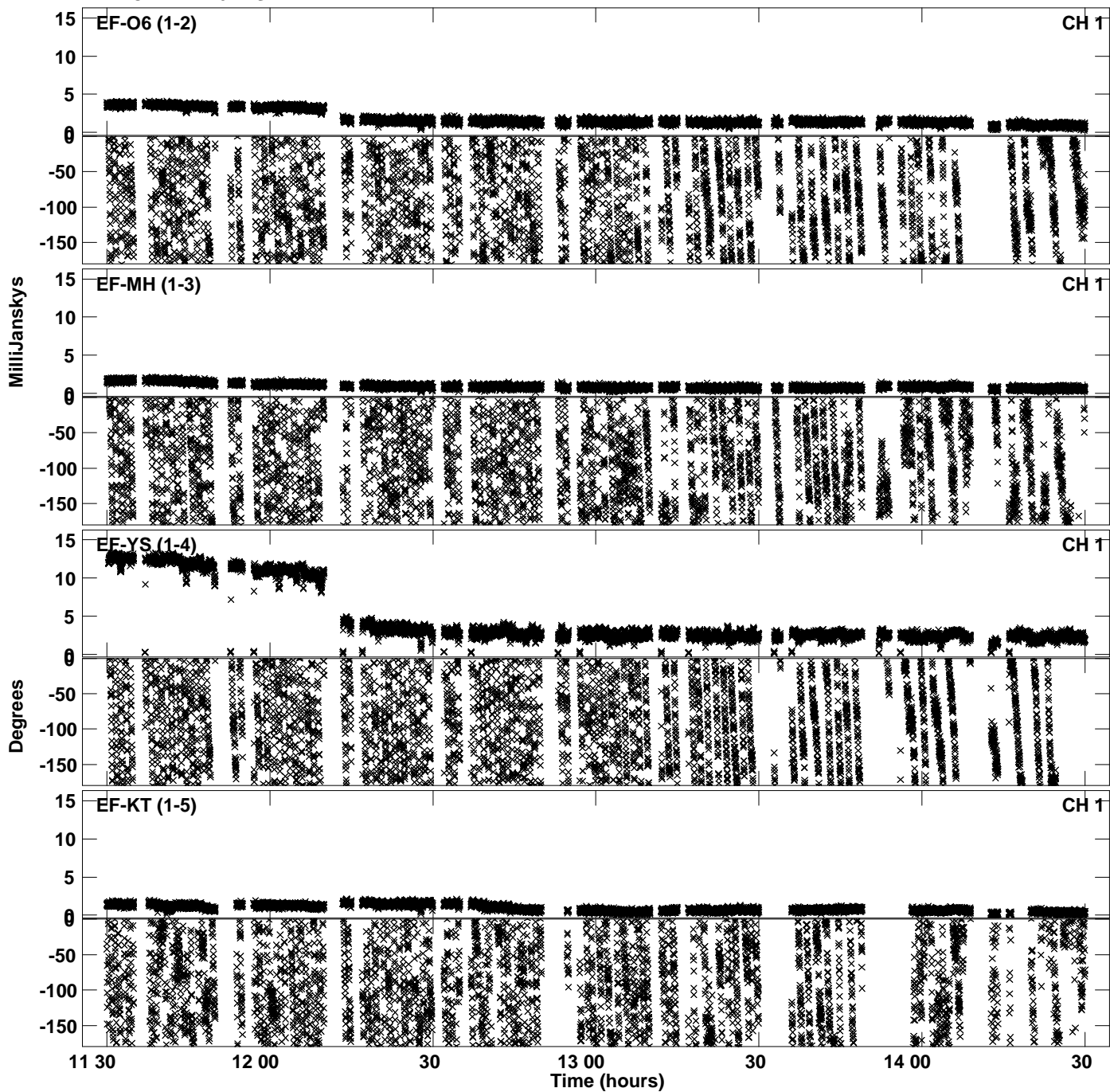
PLot file version 21 created 17-JAN-2022 16:14:39
Amplitude andPhase vs Time for N21Q1.UVDATA.1 Vect aver.
IF 3 CHAN 1 - 64 STK RR




Plot file version 22 created 17-JAN-2022 16:14:39
Amplitude andPhase vs Time for N21Q1.UVDATA.1 Vect aver.
IF 3 CHAN 1 - 64 STK RR




Plot file version 23 created 17-JAN-2022 16:14:43
Amplitude and Phase vs Time for N21Q1.UVDATA.1 Vect aver.
IF 4 CHAN 1 - 64 STK RR




PLot file version 24 created 17-JAN-2022 16:14:43
Amplitude andPhase vs Time for N21Q1.UVDATA.1 Vect aver.
IF 4 CHAN 1 - 64 STK RR




Plot file version 25 created 17-JAN-2022 16:14:47
Amplitude andPhase vs Time for N21Q1.UVDATA.1 Vect aver.
IF 5 CHAN 1 - 64 STK RR




Plot file version 26 created 17-JAN-2022 16:14:47
Amplitude andPhase vs Time for N21Q1.UVDATA.1 Vect aver.
IF 5 CHAN 1 - 64 STK RR




Plot file version 27 created 17-JAN-2022 16:14:50
Amplitude andPhase vs Time for N21Q1.UVDATA.1 Vect aver.
IF 6 CHAN 1 - 64 STK RR




Plot file version 28 created 17-JAN-2022 16:14:50
Amplitude andPhase vs Time for N21Q1.UVDATA.1 Vect aver.
IF 6 CHAN 1 - 64 STK RR




Plot file version 29 created 17-JAN-2022 16:14:54
Amplitude and Phase vs Time for N21Q1.UVDATA.1 Vect aver.
IF 7 CHAN 1 - 64 STK RR



Plot file version 30 created 17-JAN-2022 16:14:54
Amplitude andPhase vs Time for N21Q1.UVDATA.1 Vect aver.
IF 7 CHAN 1 - 64 STK RR



Plot file version 31 created 17-JAN-2022 16:14:58
Amplitude and Phase vs Time for N21Q1.UVDATA.1 Vect aver.
IF 8 CHAN 1 - 64 STK RR



Plot file version 32 created 17-JAN-2022 16:14:58
Amplitude andPhase vs Time for N21Q1.UVDATA.1 Vect aver.
IF 8 CHAN 1 - 64 STK RR

