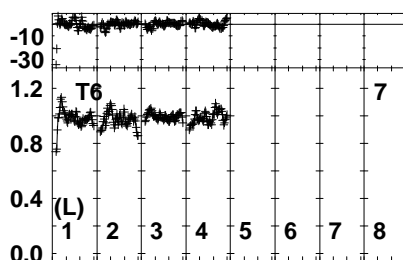
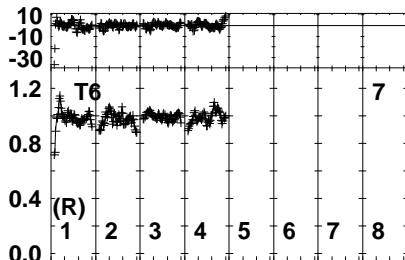
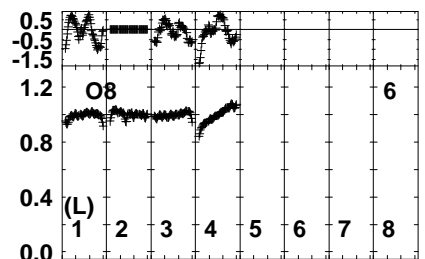
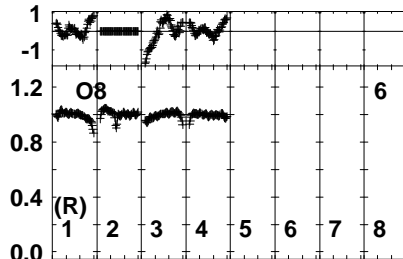
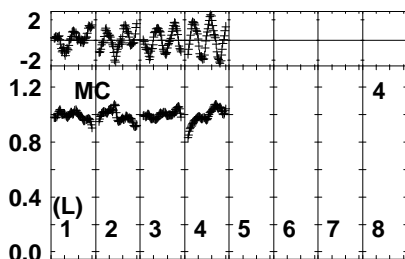
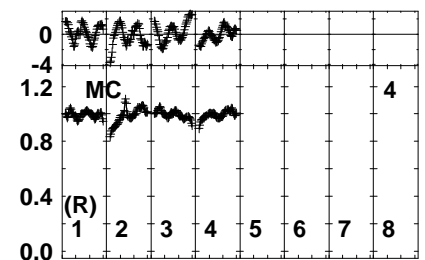
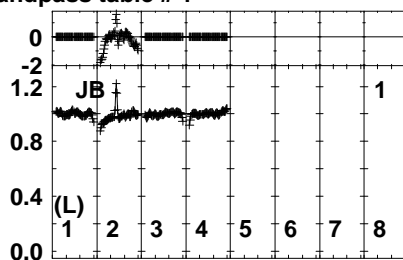
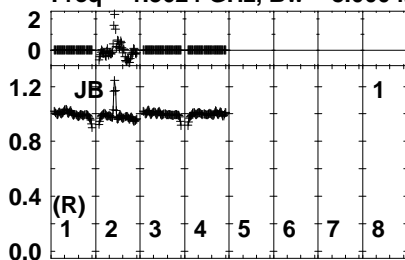


Plot file version 1 created 14-JUN-2023 14:33:44  
 N22L3 2.UVDATA.1  
 Freq = 1.3624 GHz, Bw = 8.000 MH Bandpass table # 1



0.400 400 400 400 400 400 400 400 400  
 Channels

0.400 400 400 400 400 400 400 400 400  
 Channels

Lower frame: BP ampl Top frame: BP phase  
 Bandpass table spectrum Antenna: \*  
 Timerange: 00/00:00:01 to 999/00:00:00