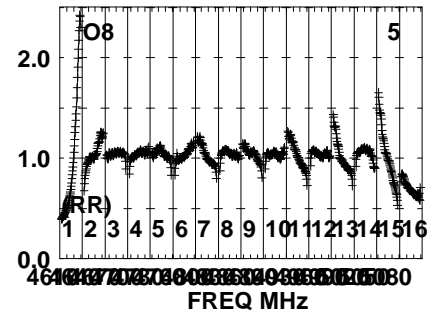
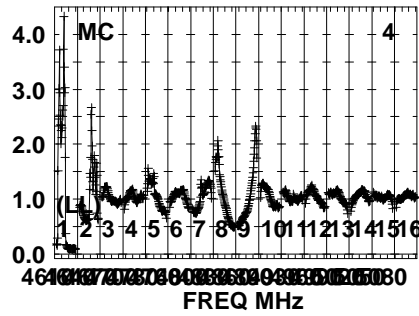
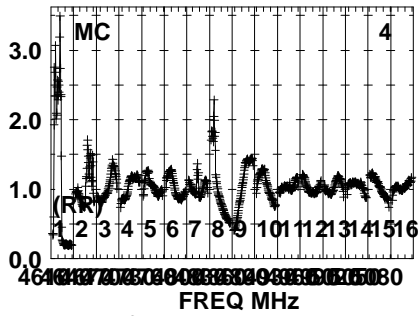
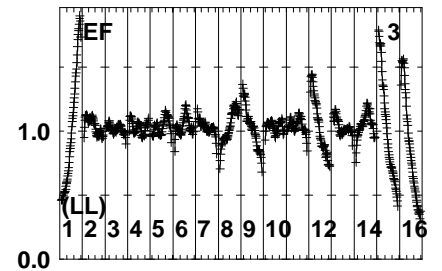
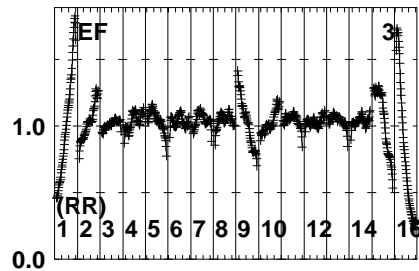
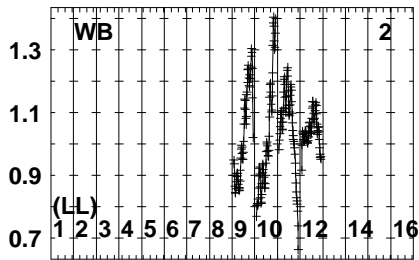
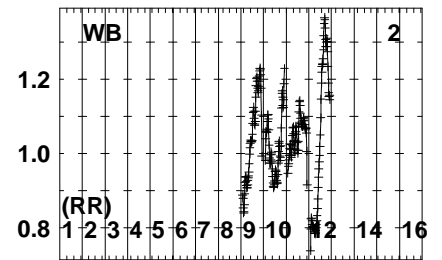
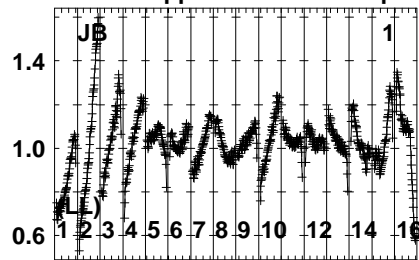
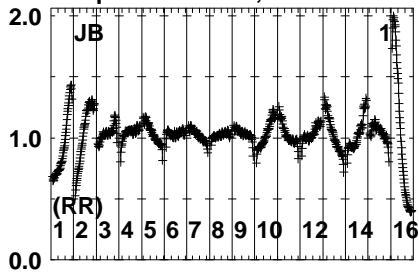


Plot file version 1 created 13-DEC-2023 14:16:36

J1751+0939 N23C3.UVDATA.1

Freq = 4.6005 GHz, Bw = 32.000 MH No calibration applied and no bandpass applied

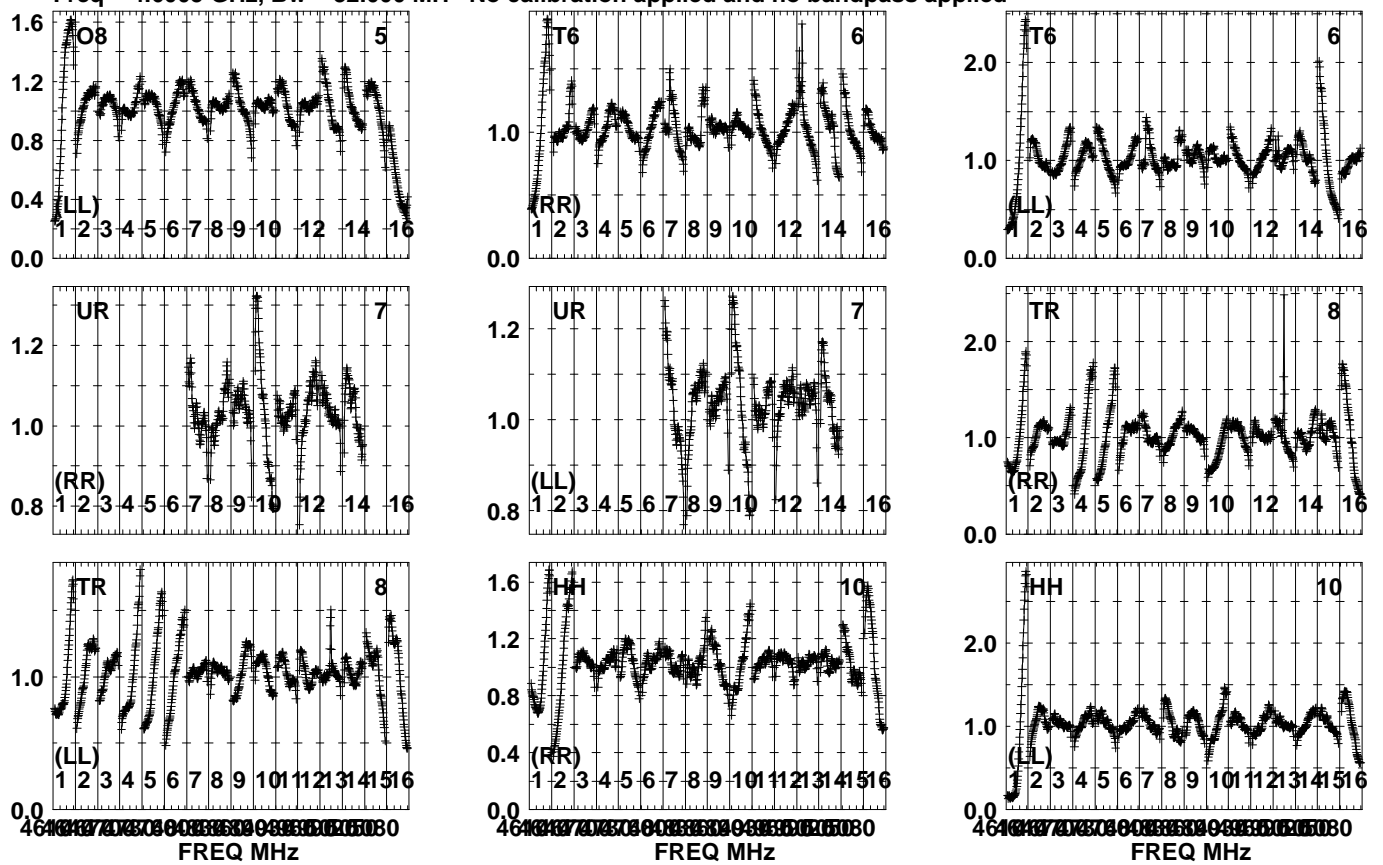


Lower frame: Real Jy
Auto-corr total-power spectrum Antenna: *
Timerange: 00/12:00:03 to 00/12:01:59

Plot file version 2 created 13-DEC-2023 14:16:37

J1751+0939 N23C3.UVDATA.1

Freq = 4.6005 GHz, Bw = 32.000 MH No calibration applied and no bandpass applied

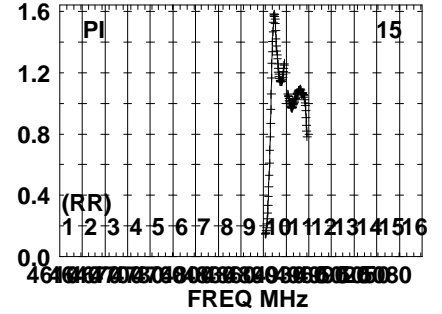
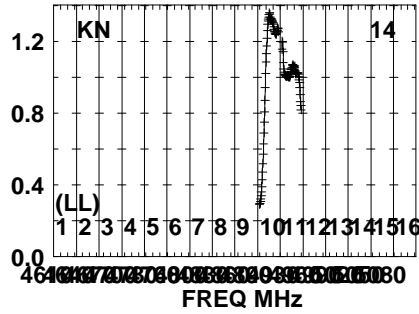
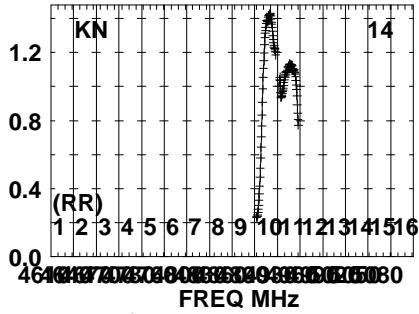
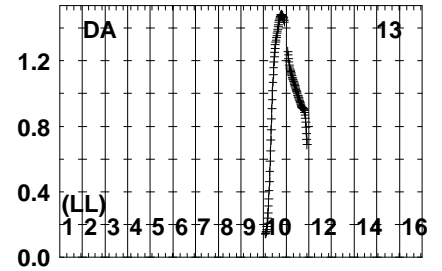
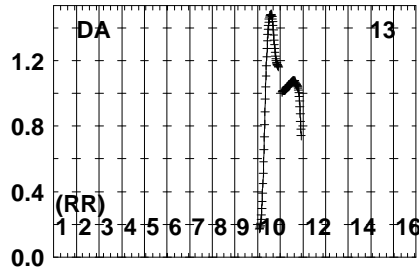
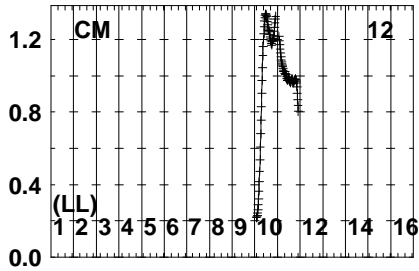
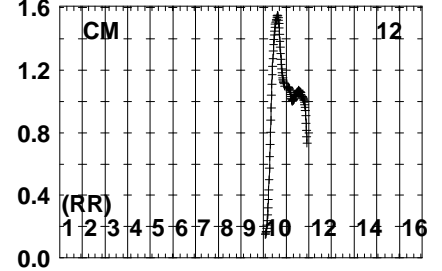
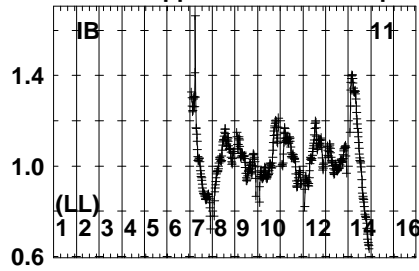
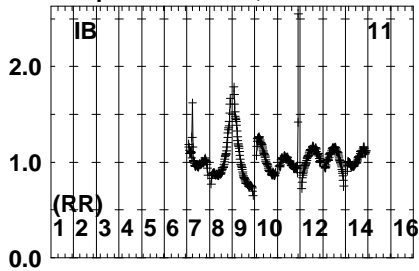


Lower frame: Real Jy
Auto-corr total-power spectrum Antenna: *
Timerange: 00/12:00:03 to 00/12:01:59

Plot file version 3 created 13-DEC-2023 14:16:38

J1751+0939 N23C3.UVDATA.1

Freq = 4.6005 GHz, Bw = 32.000 MH No calibration applied and no bandpass applied

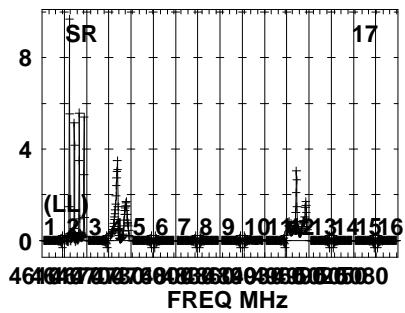
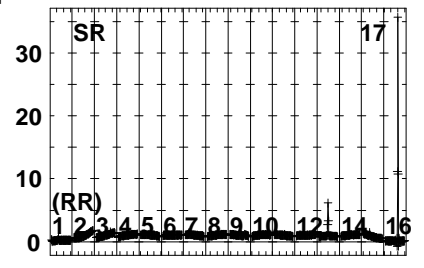
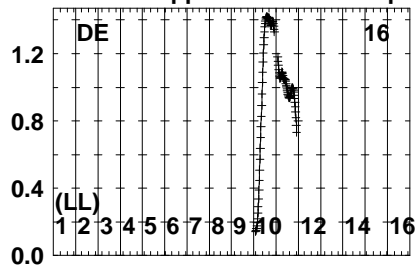
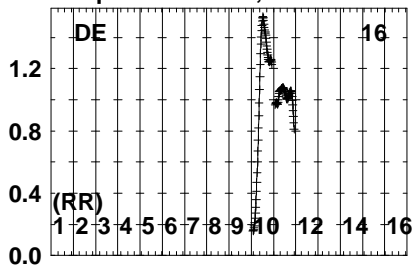


Lower frame: Real Jy
Auto-corr total-power spectrum Antenna: *
Timerange: 00/12:00:03 to 00/12:01:59

Plot file version 4 created 13-DEC-2023 14:16:38

J1751+0939 N23C3.UVDATA.1

Freq = 4.6005 GHz, Bw = 32.000 MH No calibration applied and no bandpass applied

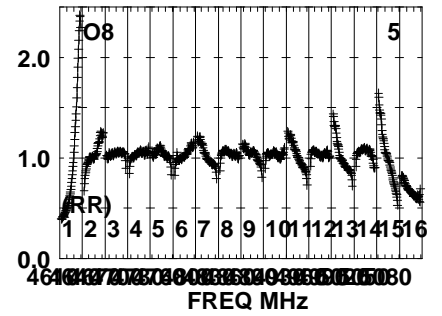
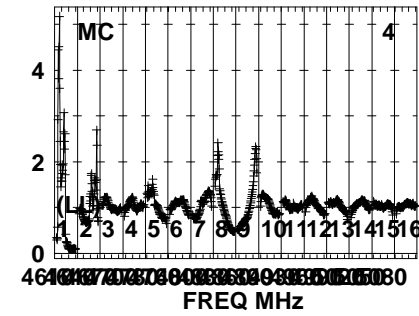
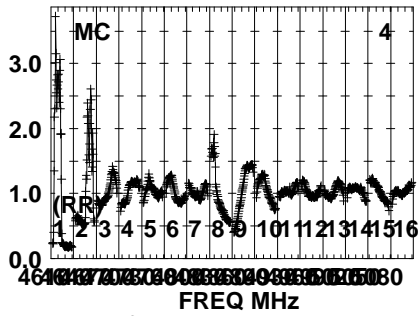
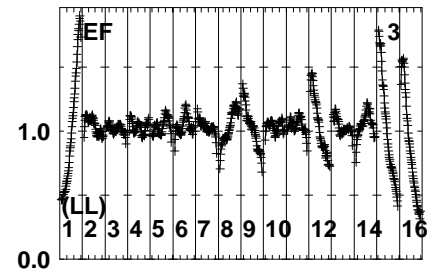
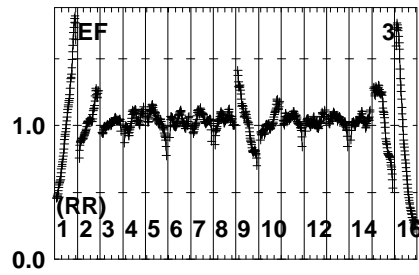
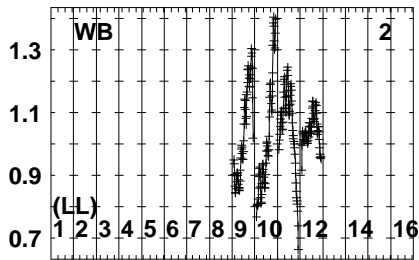
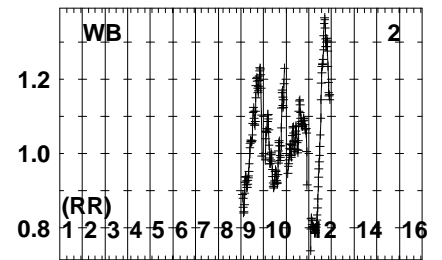
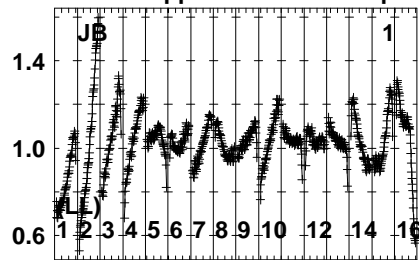
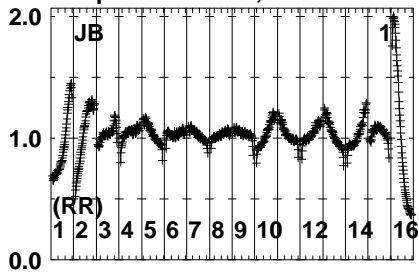


Lower frame: Real Jy
Auto-corr total-power spectrum Antenna: *
Timerange: 00/12:00:03 to 00/12:01:59

Plot file version 5 created 13-DEC-2023 14:16:39

J1751+0939 N23C3.UVDATA.1

Freq = 4.6005 GHz, Bw = 32.000 MH No calibration applied and no bandpass applied

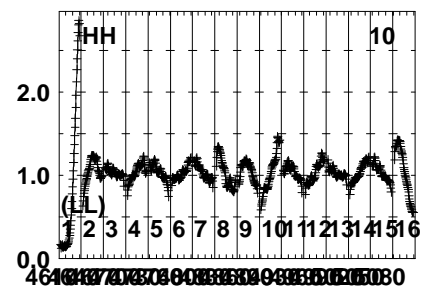
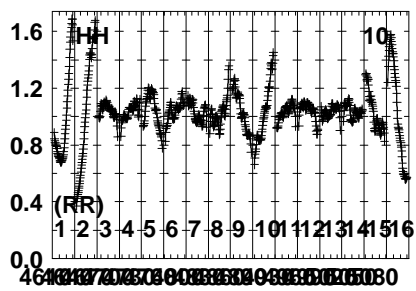
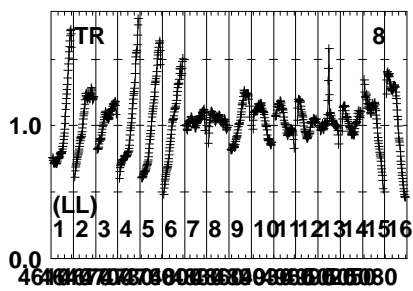
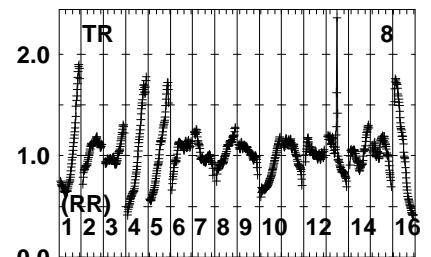
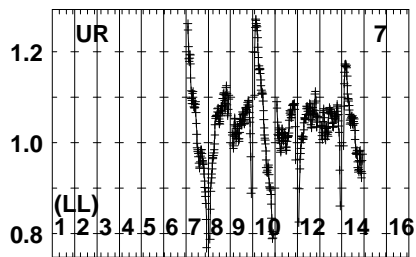
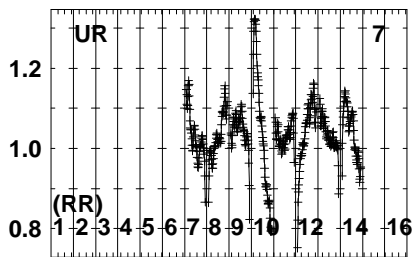
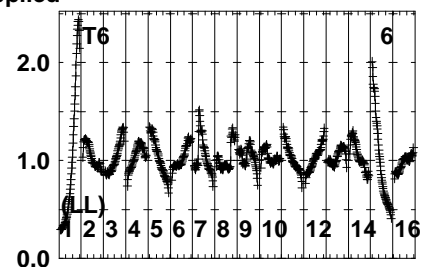
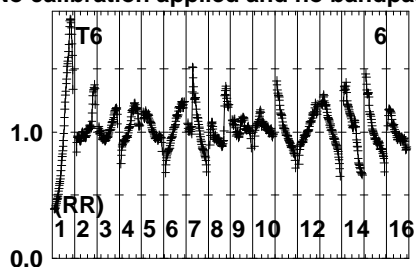
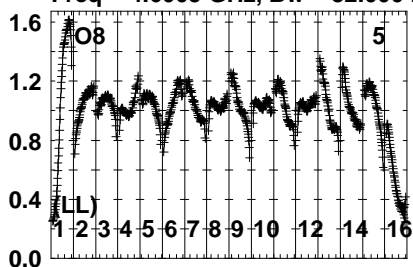


Lower frame: Real Jy
Auto-corr total-power spectrum Antenna: *
Timerange: 00/12:07:01 to 00/12:11:59

Plot file version 6 created 13-DEC-2023 14:16:40

J1751+0939 N23C3.UVDATA.1

Freq = 4.6005 GHz, Bw = 32.000 MH No calibration applied and no bandpass applied



4640000 4640000 4640000 4640000 4640000 4640000 4640000 4640000 4640000 4640000 4640000 4640000 4640000 4640000 4640000 4640000

4640000 4640000 4640000 4640000 4640000 4640000 4640000 4640000 4640000 4640000 4640000 4640000 4640000 4640000 4640000 4640000

4640000 4640000 4640000 4640000 4640000 4640000 4640000 4640000 4640000 4640000 4640000 4640000 4640000 4640000 4640000 4640000

FREQ MHz

FREQ MHz

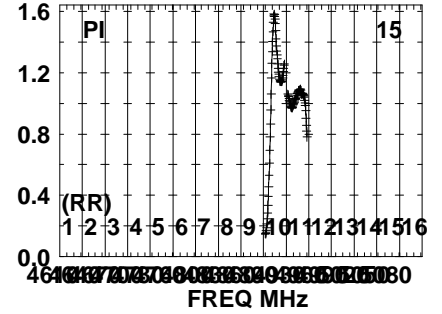
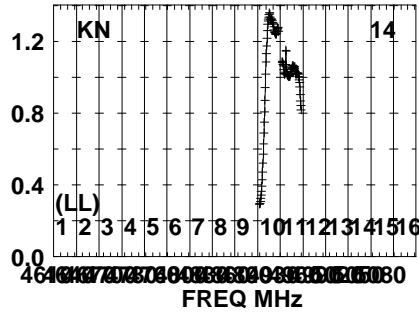
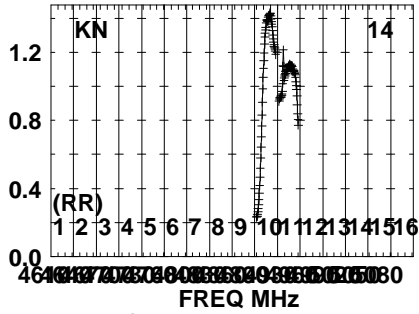
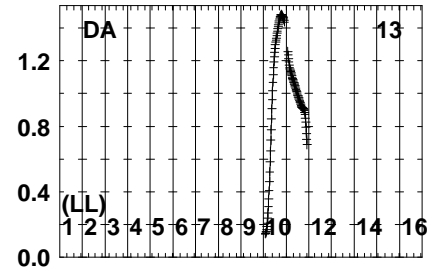
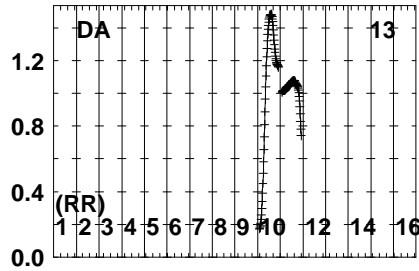
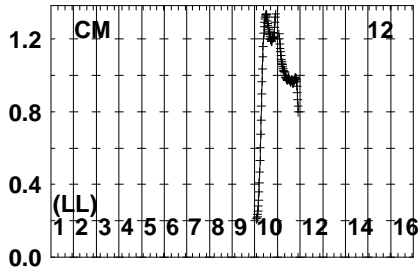
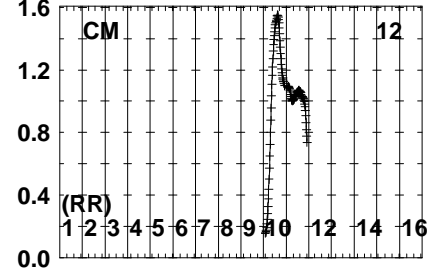
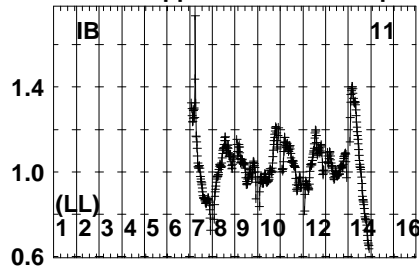
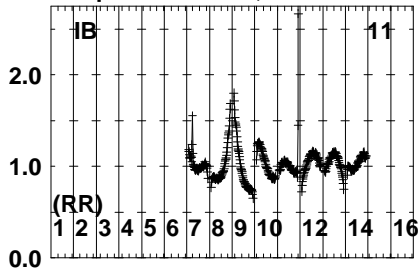
FREQ MHz

Lower frame: Real Jy
Auto-corr total-power spectrum Antenna: *
Timerange: 00/12:07:01 to 00/12:11:59

Plot file version 7 created 13-DEC-2023 14:16:42

J1751+0939 N23C3.UVDATA.1

Freq = 4.6005 GHz, Bw = 32.000 MH No calibration applied and no bandpass applied

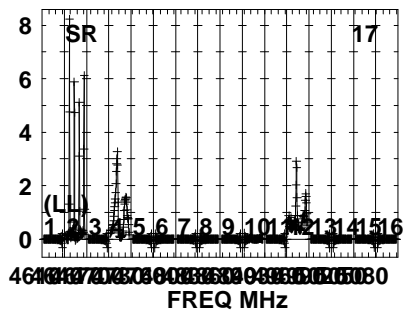
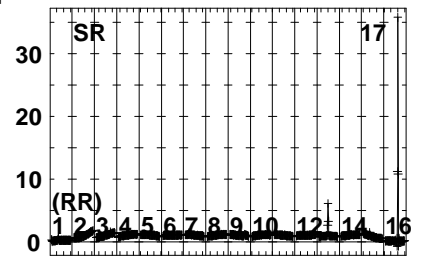
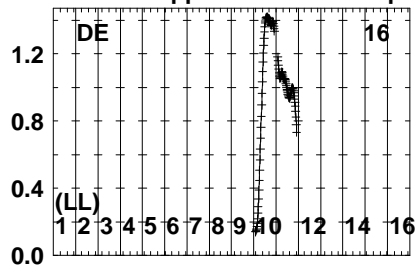
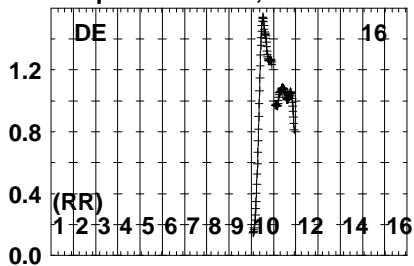


Lower frame: Real Jy
Auto-corr total-power spectrum Antenna: *
Timerange: 00/12:07:01 to 00/12:11:59

Plot file version 8 created 13-DEC-2023 14:16:43

J1751+0939 N23C3.UVDATA.1

Freq = 4.6005 GHz, Bw = 32.000 MH No calibration applied and no bandpass applied

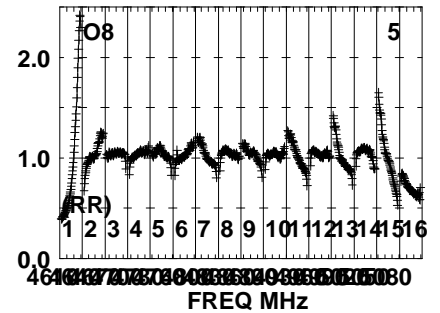
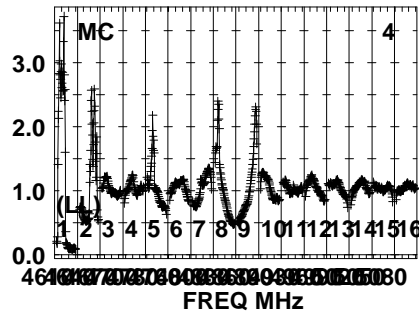
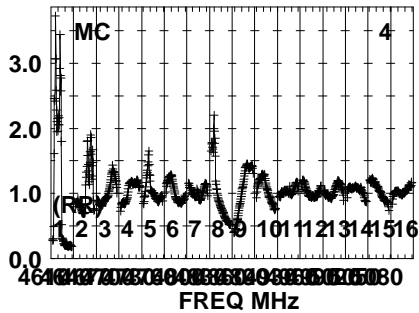
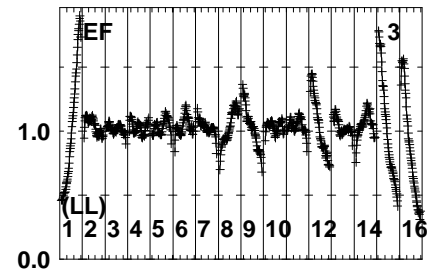
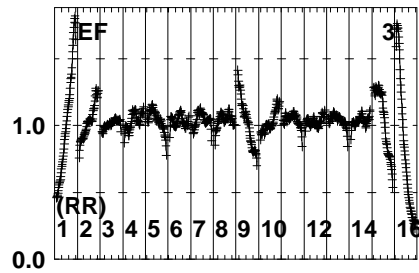
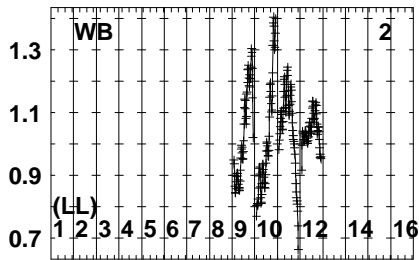
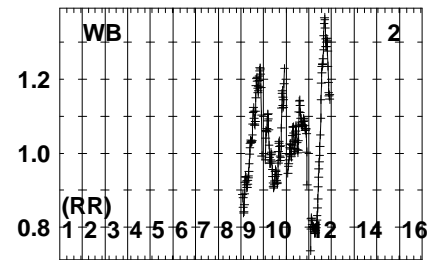
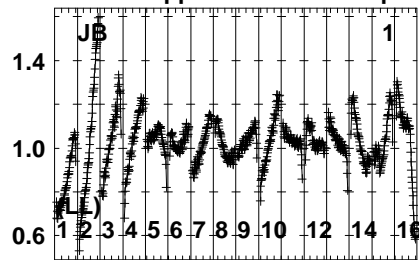
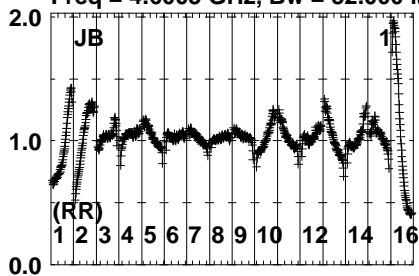


Lower frame: Real Jy
Auto-corr total-power spectrum Antenna: *
Timerange: 00/12:07:01 to 00/12:11:59

Plot file version 9 created 13-DEC-2023 14:16:44

J1751+0939 N23C3.UVDATA.1

Freq = 4.6005 GHz, Bw = 32.000 MH No calibration applied and no bandpass applied

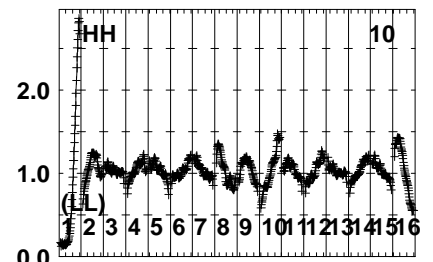
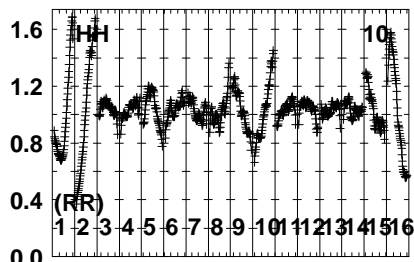
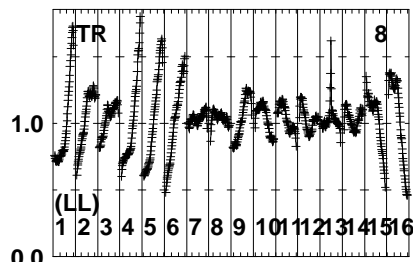
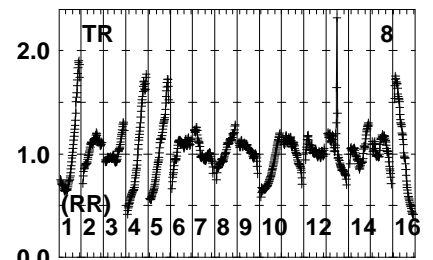
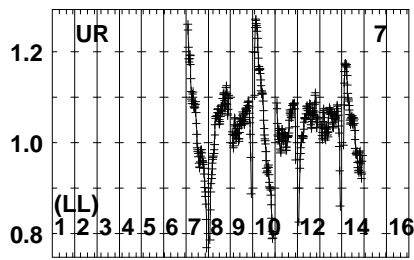
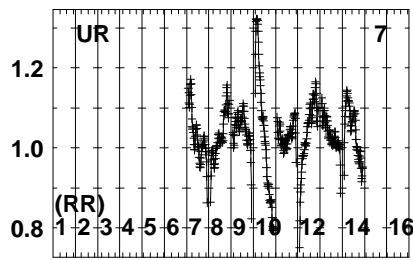
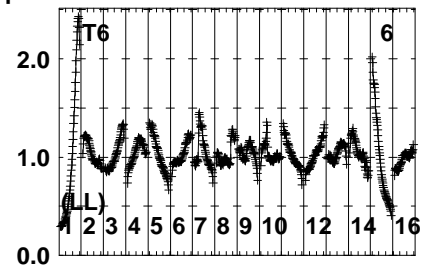
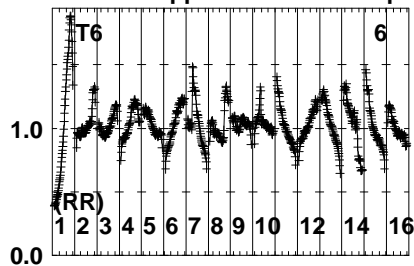
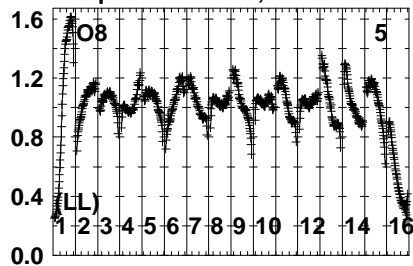


Lower frame: Real Jy
Auto-corr total-power spectrum Antenna: *
Timerange: 00/12:17:01 to 00/12:26:59

Plot file version 10 created 13-DEC-2023 14:16:46

J1751+0939 N23C3.UVDATA.1

Freq = 4.6005 GHz, Bw = 32.000 MH No calibration applied and no bandpass applied



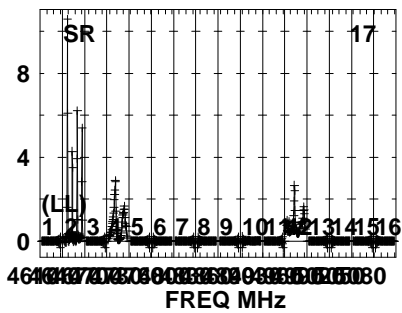
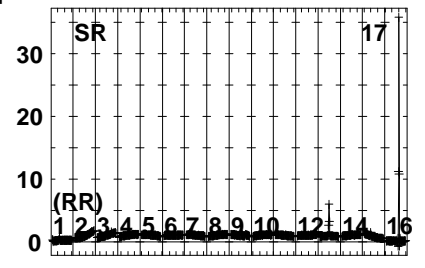
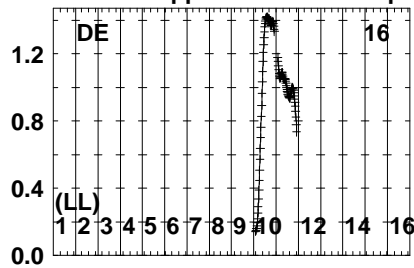
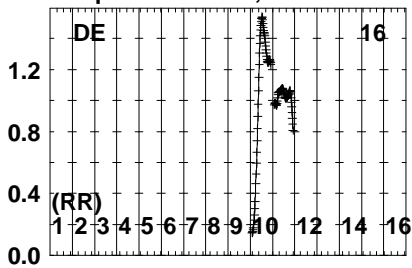
FREQ MHz

Lower frame: Real Jy
Auto-corr total-power spectrum Antenna: *
Timerange: 00/12:17:01 to 00/12:26:59

Plot file version 12 created 13-DEC-2023 14:16:51

J1751+0939 N23C3.UVDATA.1

Freq = 4.6005 GHz, Bw = 32.000 MH No calibration applied and no bandpass applied

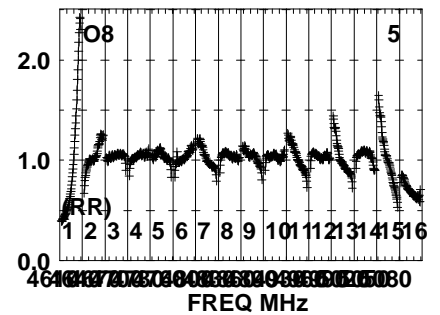
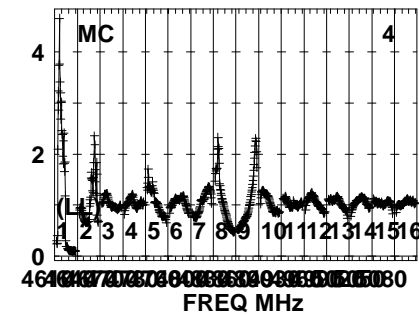
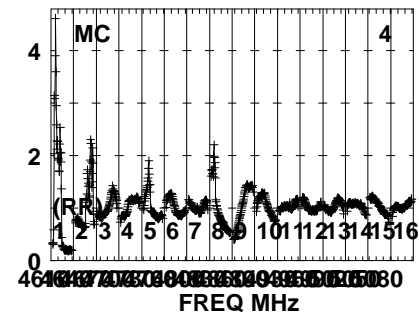
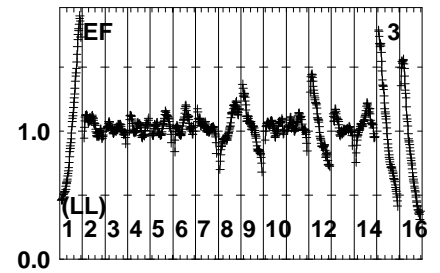
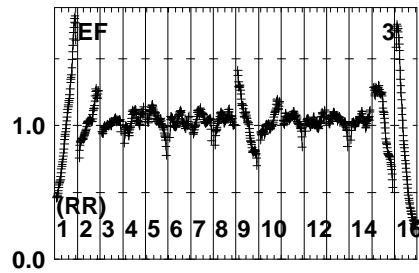
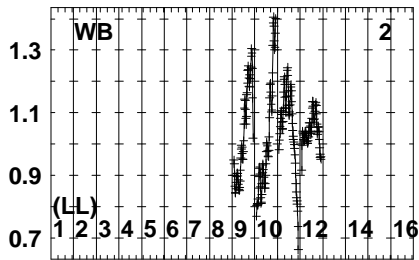
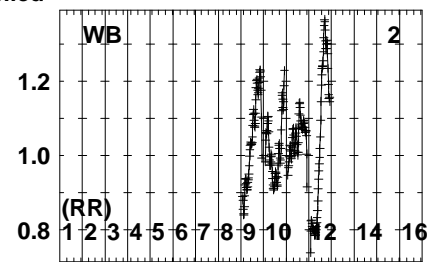
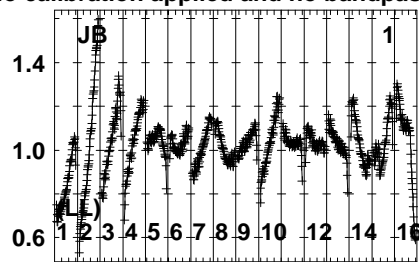
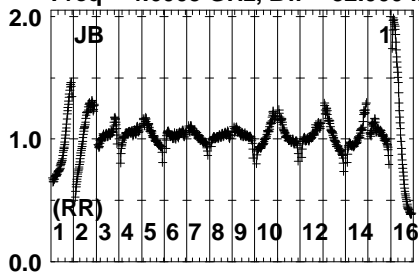


Lower frame: Real Jy
Auto-corr total-power spectrum Antenna: *
Timerange: 00/12:17:01 to 00/12:26:59

Plot file version 13 created 13-DEC-2023 14:16:52

J1751+0939 N23C3.UVDATA.1

Freq = 4.6005 GHz, Bw = 32.000 MH No calibration applied and no bandpass applied

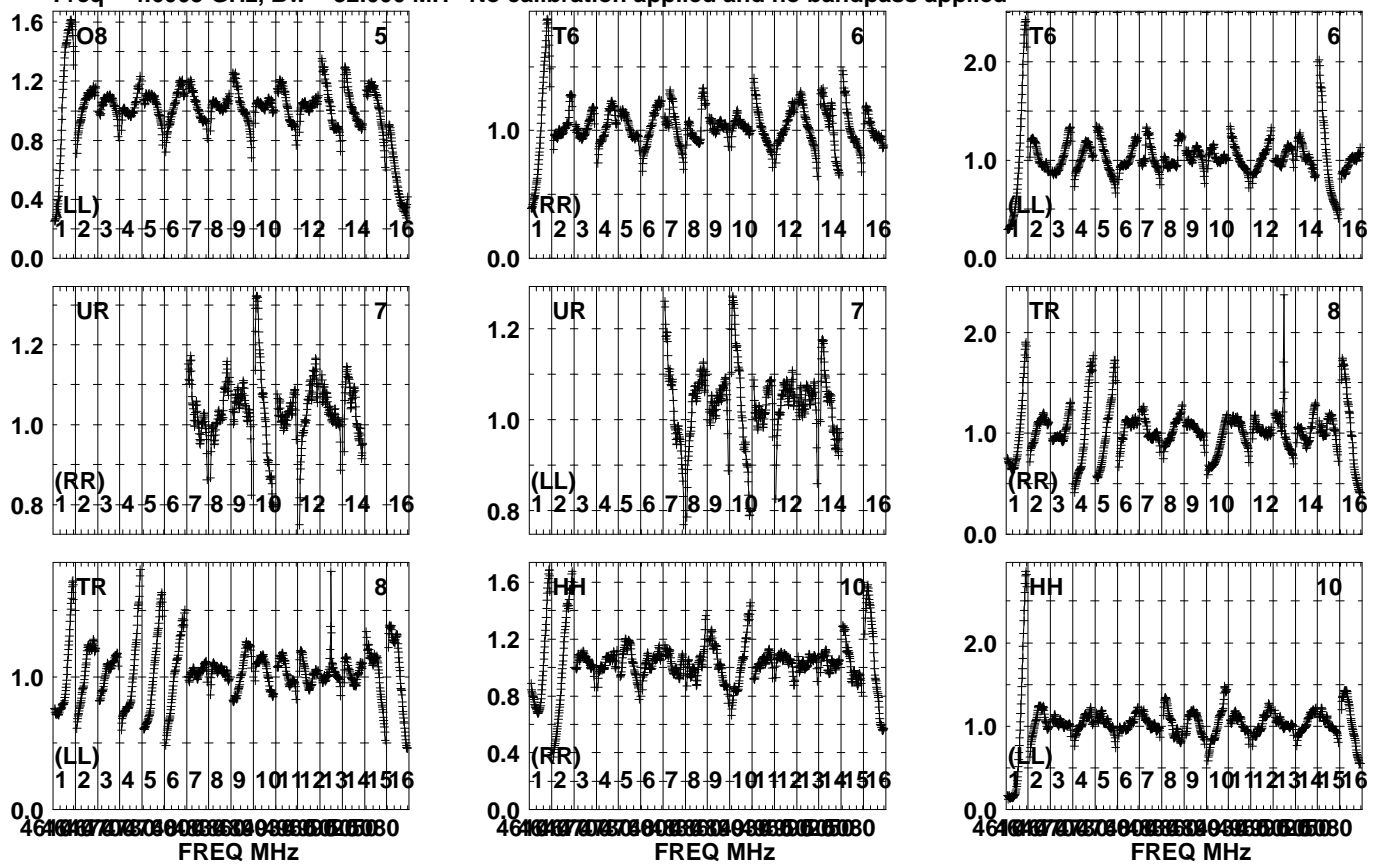


Lower frame: Real Jy
Auto-corr total-power spectrum Antenna: *
Timerange: 00:12:32:01 to 00:12:41:59

Plot file version 14 created 13-DEC-2023 14:16:53

J1751+0939 N23C3.UVDATA.1

Freq = 4.6005 GHz, Bw = 32.000 MH No calibration applied and no bandpass applied

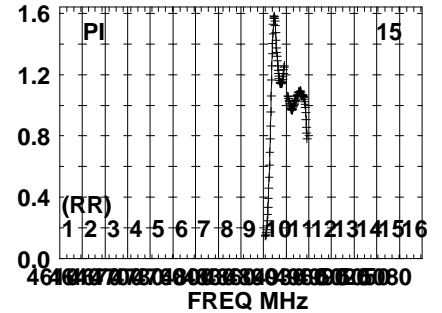
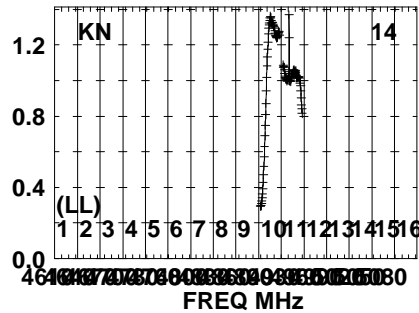
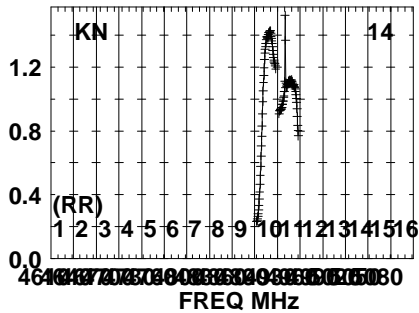
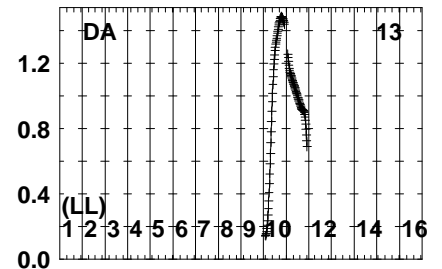
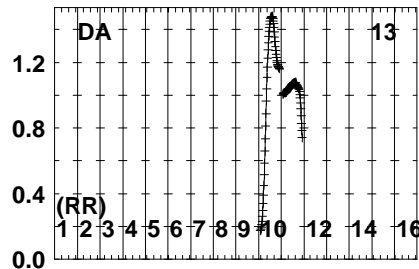
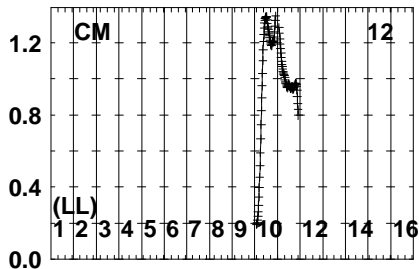
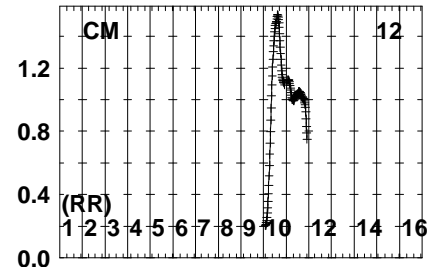
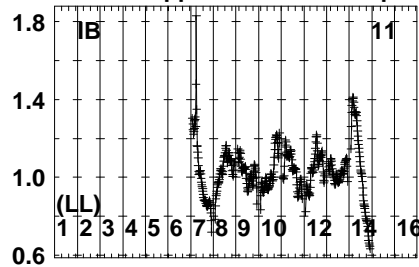
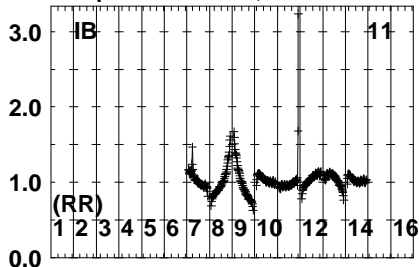


Lower frame: Real Jy
Auto-corr total-power spectrum Antenna: *
Timerange: 00/12:32:01 to 00/12:41:59

Plot file version 15 created 13-DEC-2023 14:16:56

J1751+0939 N23C3.UVDATA.1

Freq = 4.6005 GHz, Bw = 32.000 MH No calibration applied and no bandpass applied

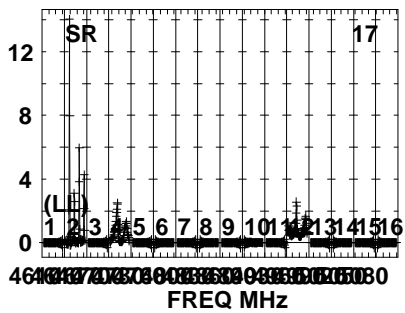
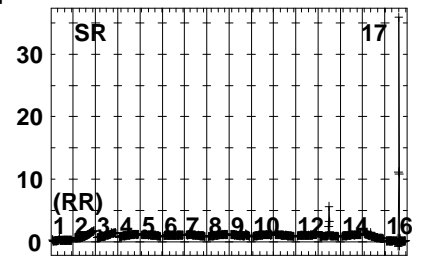
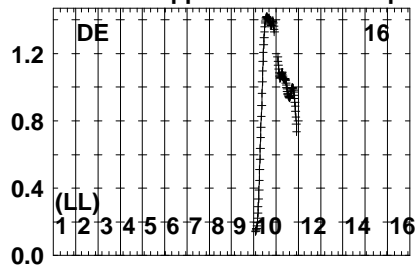
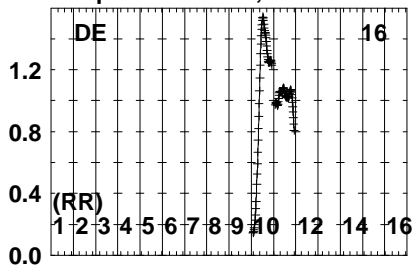


Lower frame: Real Jy
Auto-corr total-power spectrum Antenna: *
Timerange: 00/12:32:01 to 00/12:41:59

Plot file version 16 created 13-DEC-2023 14:16:58

J1751+0939 N23C3.UVDATA.1

Freq = 4.6005 GHz, Bw = 32.000 MH No calibration applied and no bandpass applied

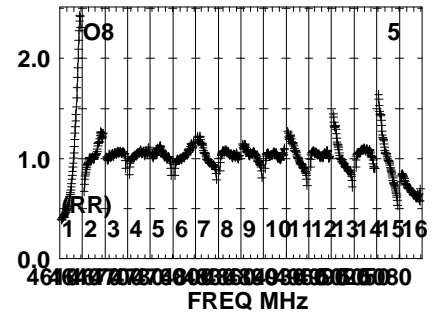
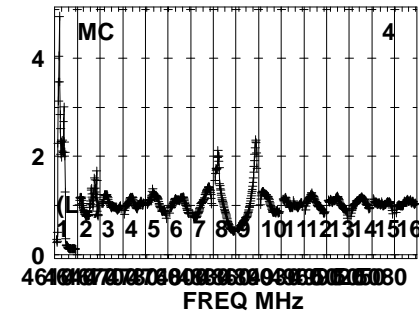
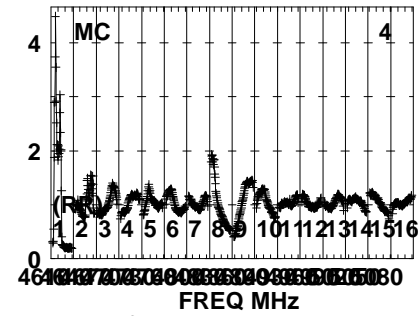
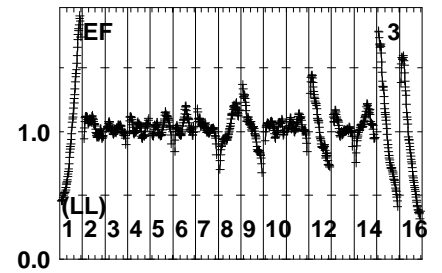
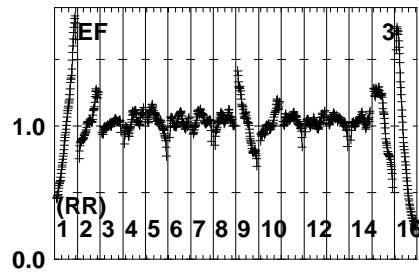
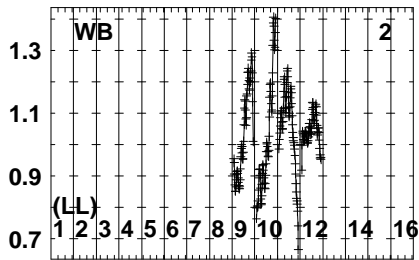
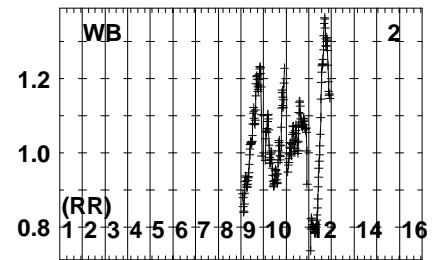
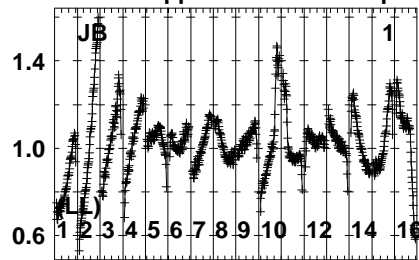
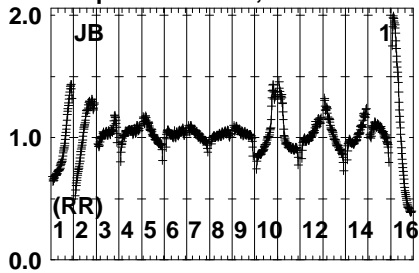


Lower frame: Real Jy
Auto-corr total-power spectrum Antenna: *
Timerange: 00/12:32:01 to 00/12:41:59

Plot file version 17 created 13-DEC-2023 14:16:59

J2031+1219 N23C3.UVDATA.1

Freq = 4.6005 GHz, Bw = 32.000 MH No calibration applied and no bandpass applied

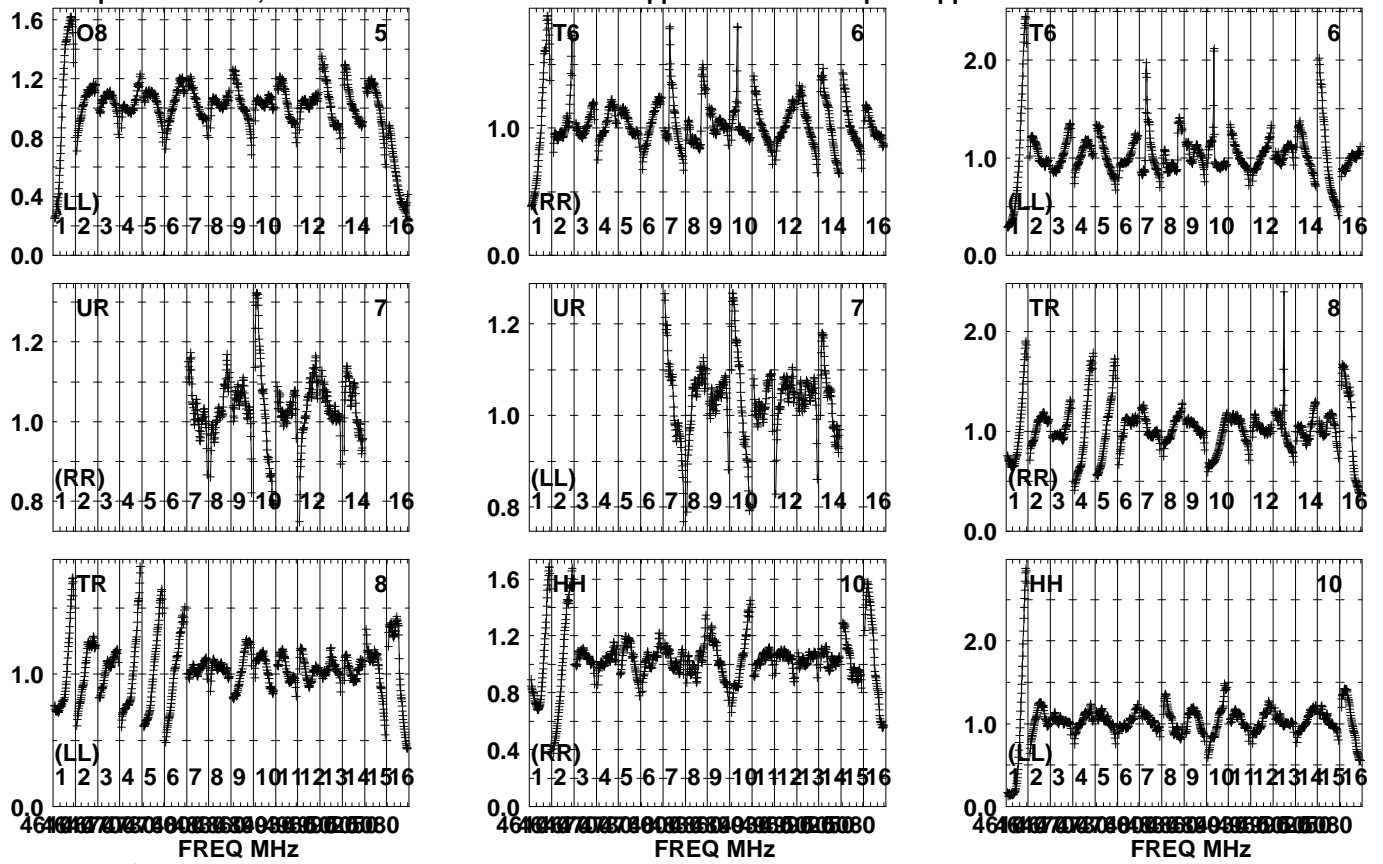


Lower frame: Real Jy
Auto-corr total-power spectrum Antenna: *
Timerange: 00/12:47:01 to 00/12:56:59

Plot file version 18 created 13-DEC-2023 14:17:00

J2031+1219 N23C3.UVDATA.1

Freq = 4.6005 GHz, Bw = 32.000 MH No calibration applied and no bandpass applied

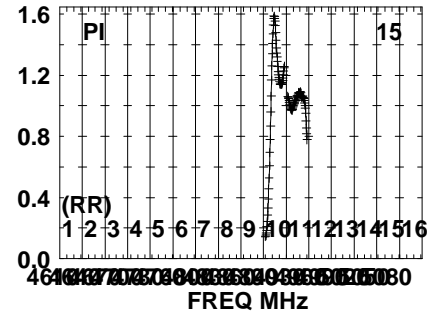
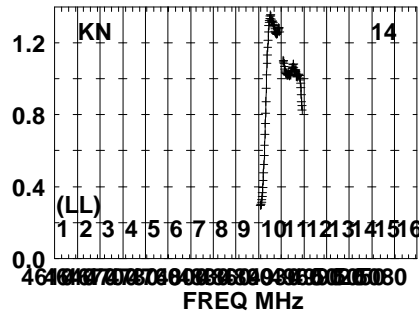
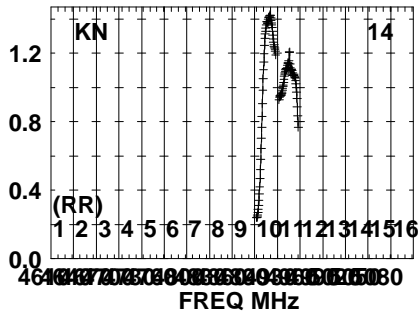
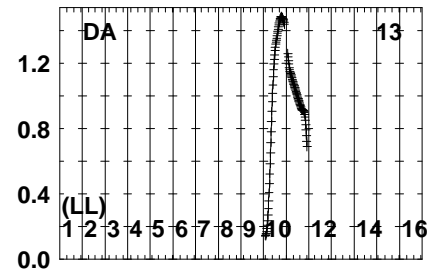
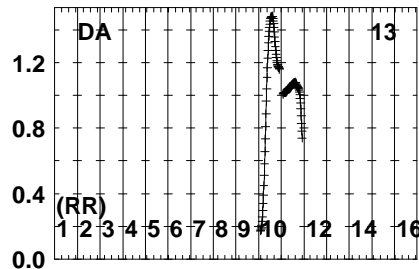
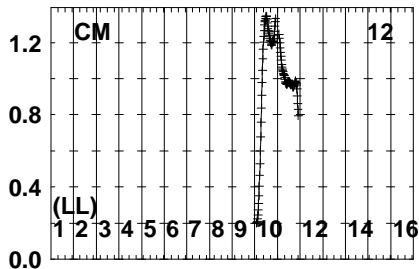
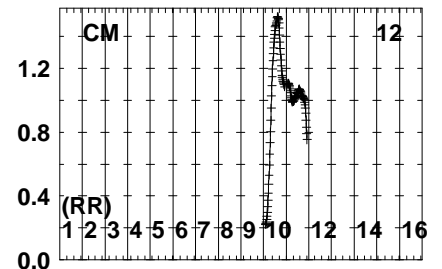
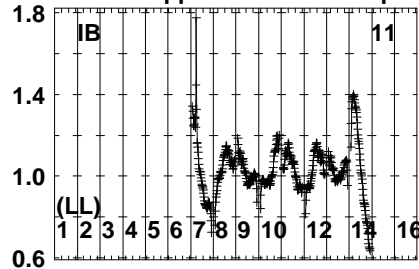
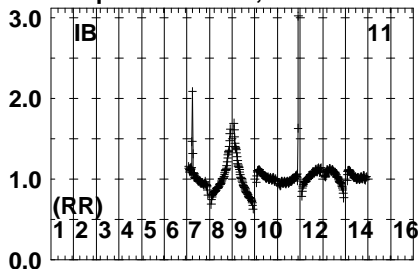


Lower frame: Real Jy
 Auto-corr total-power spectrum Antenna: *
 Timerange: 00/12:47:01 to 00/12:56:59

Plot file version 19 created 13-DEC-2023 14:17:03

J2031+1219 N23C3.UVDATA.1

Freq = 4.6005 GHz, Bw = 32.000 MH No calibration applied and no bandpass applied

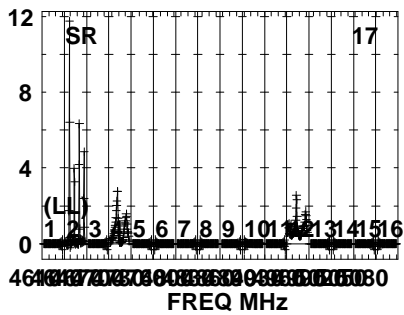
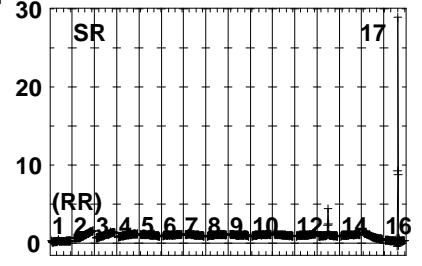
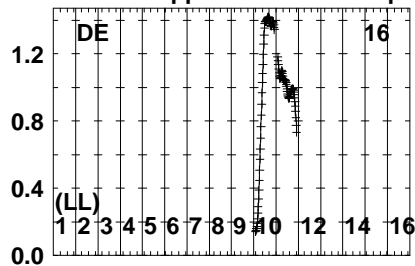
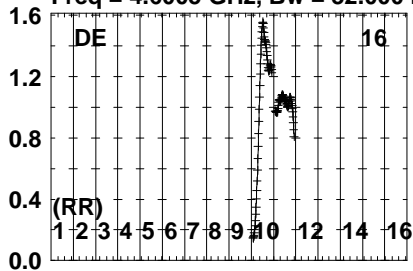


Lower frame: Real Jy
Auto-corr total-power spectrum Antenna: *
Timerange: 00/12:47:01 to 00/12:56:59

Plot file version 20 created 13-DEC-2023 14:17:05

J2031+1219 N23C3.UVDATA.1

Freq = 4.6005 GHz, Bw = 32.000 MH No calibration applied and no bandpass applied

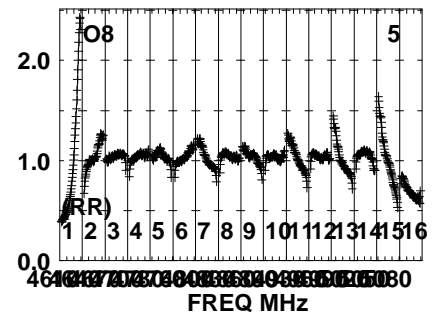
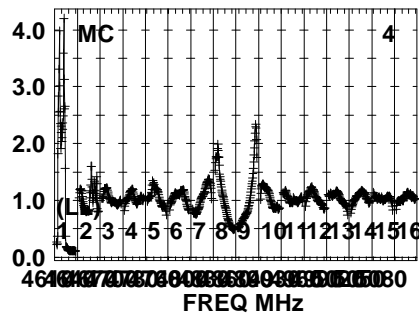
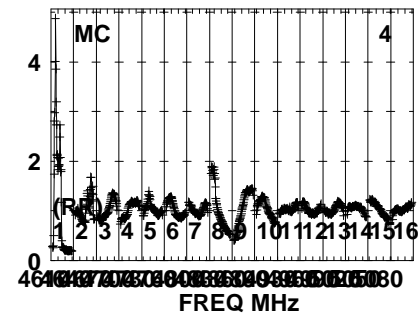
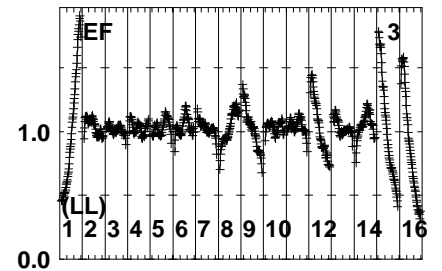
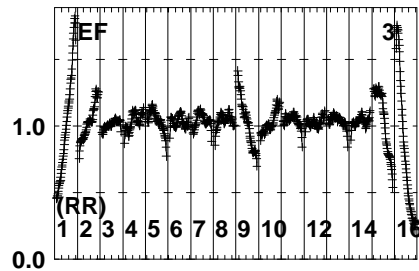
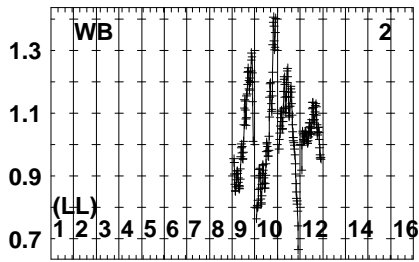
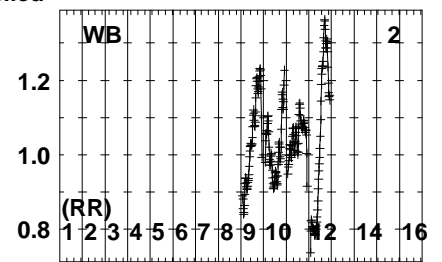
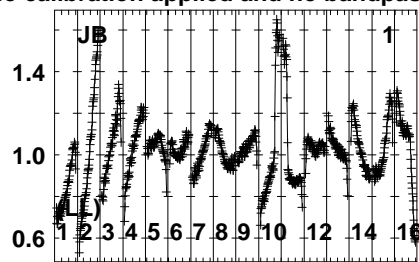
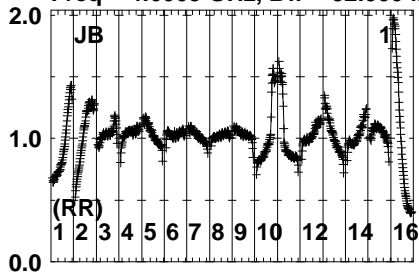


Lower frame: Real Jy
Auto-corr total-power spectrum Antenna: *
Timerange: 00/12:47:01 to 00/12:56:59

Plot file version 21 created 13-DEC-2023 14:17:06

J2031+1219 N23C3.UVDATA.1

Freq = 4.6005 GHz, Bw = 32.000 MH No calibration applied and no bandpass applied

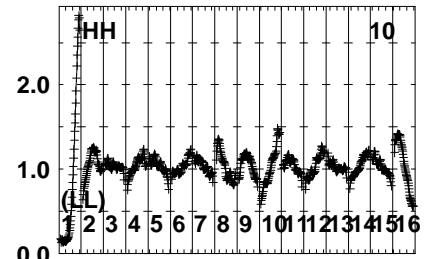
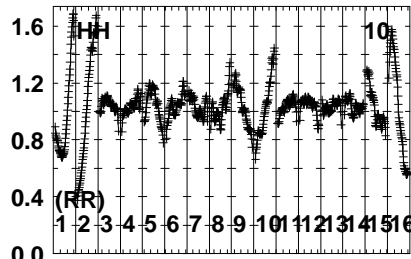
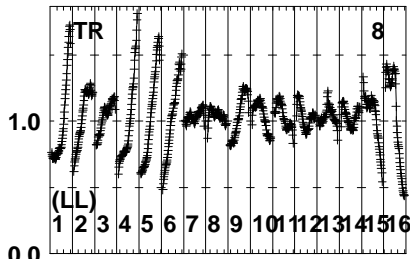
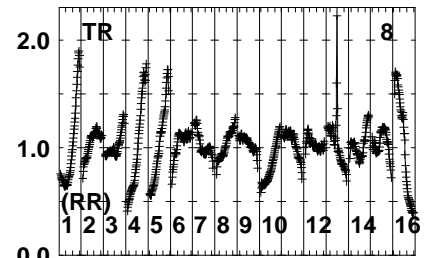
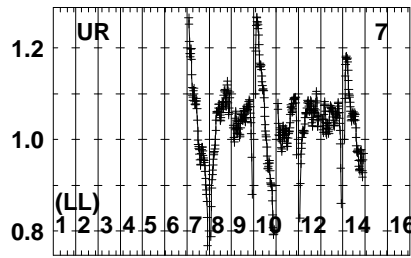
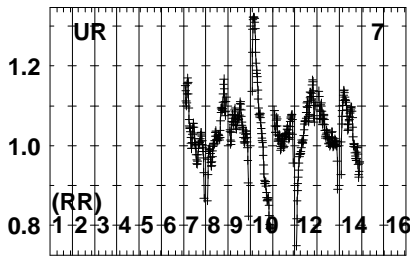
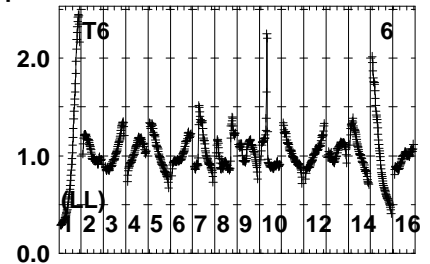
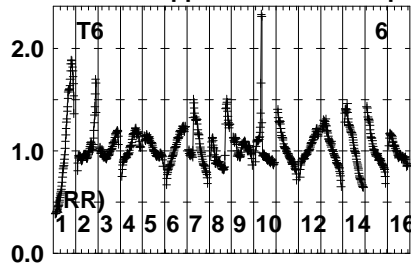
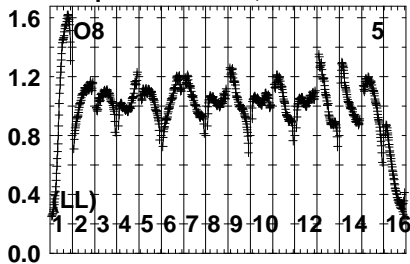


Lower frame: Real Jy
Auto-corr total-power spectrum Antenna: *
Timerange: 00/13:02:01 to 00/13:11:59

Plot file version 22 created 13-DEC-2023 14:17:08

J2031+1219 N23C3.UVDATA.1

Freq = 4.6005 GHz, Bw = 32.000 MH No calibration applied and no bandpass applied



FREQ MHz

FREQ MHz

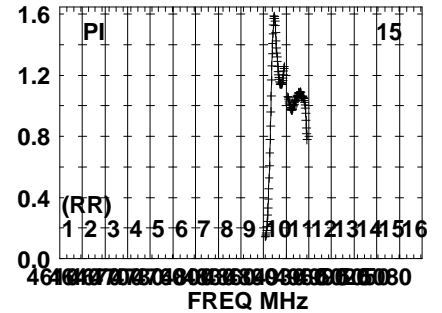
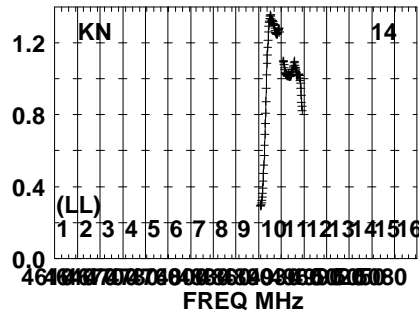
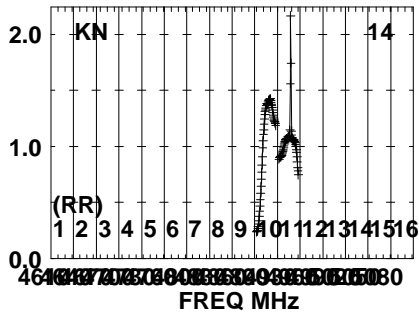
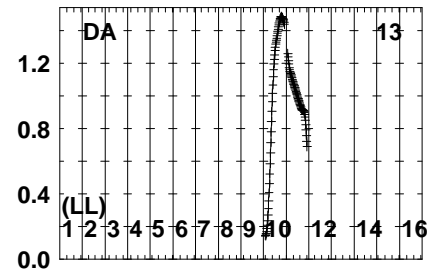
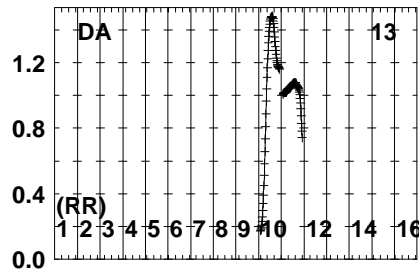
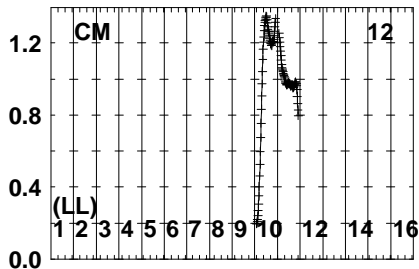
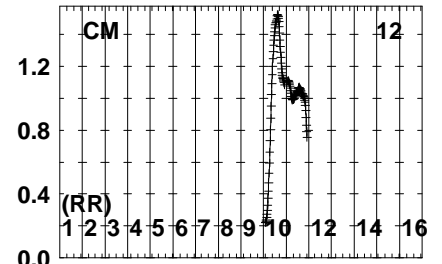
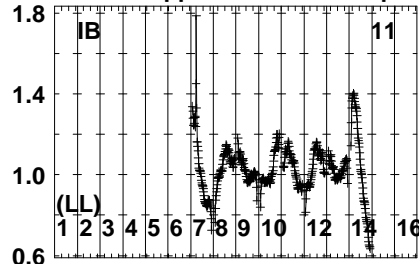
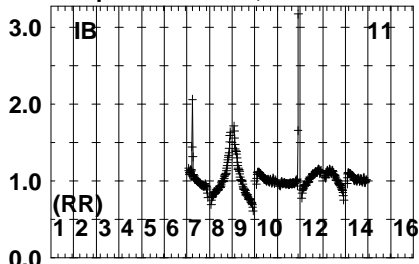
FREQ MHz

Lower frame: Real Jy
Auto-corr total-power spectrum Antenna: *
Timerange: 00/13:02:01 to 00/13:11:59

Plot file version 23 created 13-DEC-2023 14:17:11

J2031+1219 N23C3.UVDATA.1

Freq = 4.6005 GHz, Bw = 32.000 MH No calibration applied and no bandpass applied

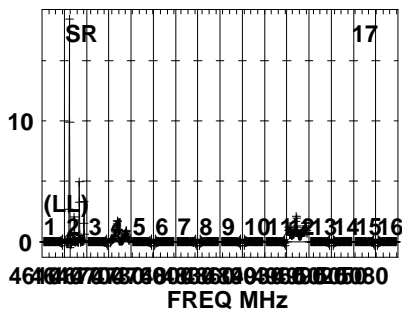
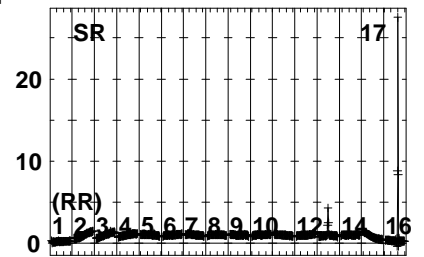
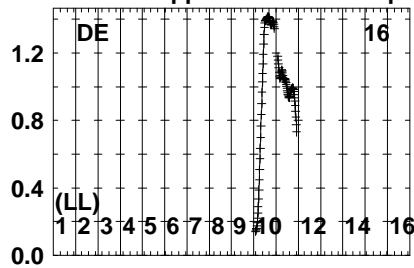
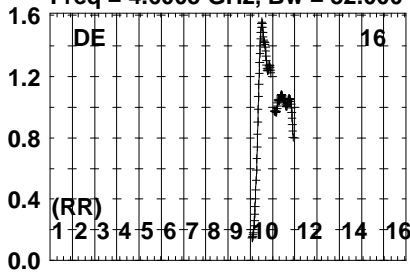


Lower frame: Real Jy
Auto-corr total-power spectrum Antenna: *
Timerange: 00/13:02:01 to 00/13:11:59

Plot file version 24 created 13-DEC-2023 14:17:13

J2031+1219 N23C3.UVDATA.1

Freq = 4.6005 GHz, Bw = 32.000 MH No calibration applied and no bandpass applied

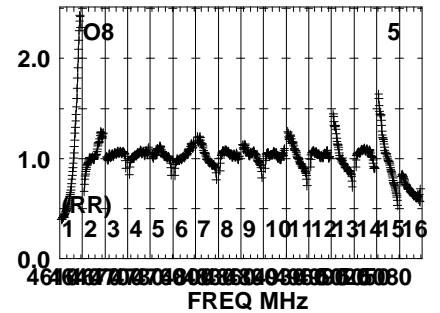
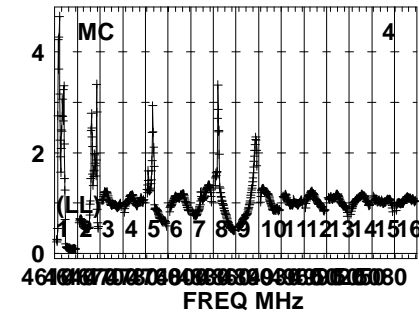
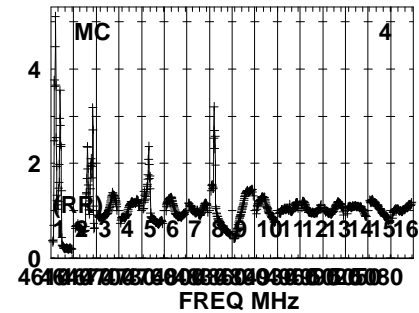
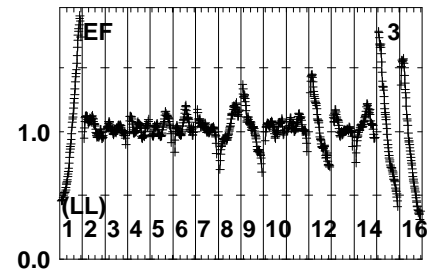
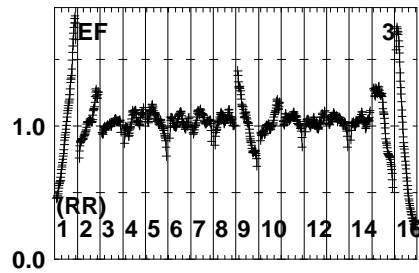
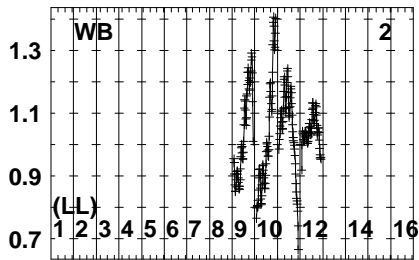
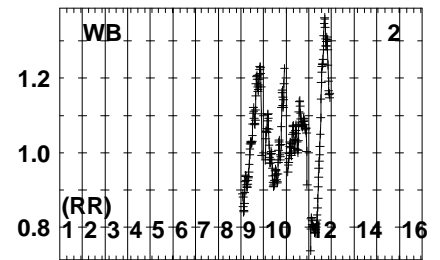
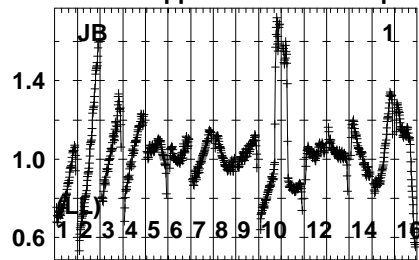
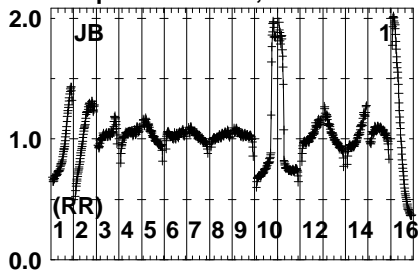


Lower frame: Real Jy
 Auto-corr total-power spectrum Antenna: *
 Timerange: 00/13:02:01 to 00/13:11:59

Plot file version 25 created 13-DEC-2023 14:17:14

J2031+1219 N23C3.UVDATA.1

Freq = 4.6005 GHz, Bw = 32.000 MH No calibration applied and no bandpass applied

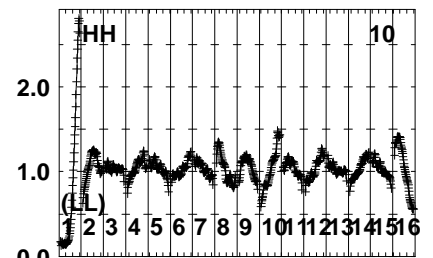
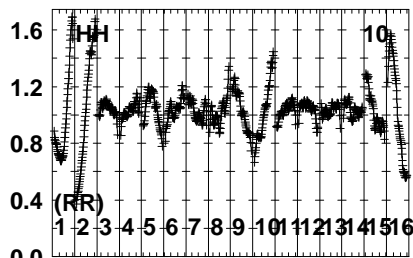
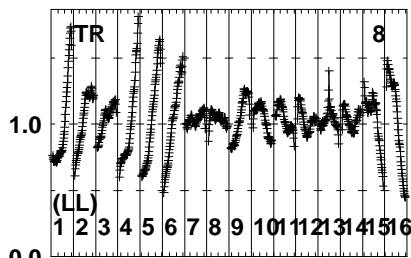
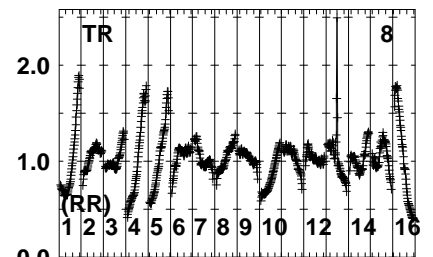
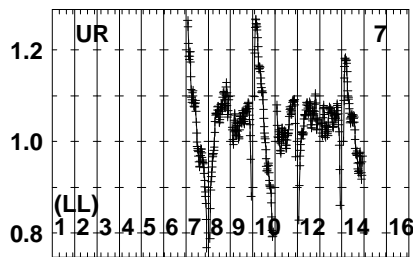
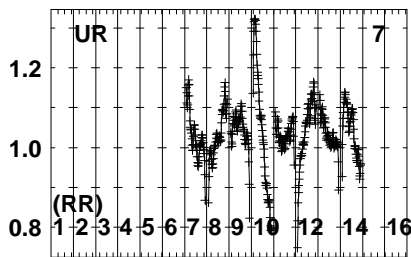
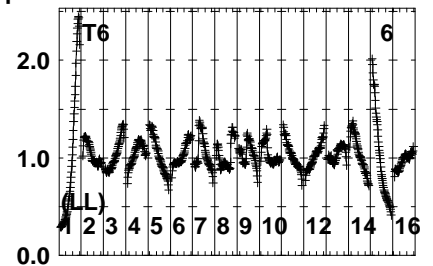
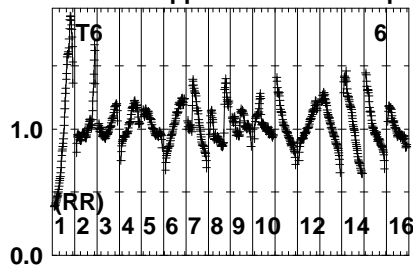
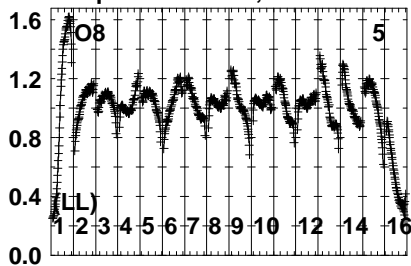


Lower frame: Real Jy
Auto-corr total-power spectrum Antenna: *
Timerange: 00/13:17:01 to 00/13:26:59

Plot file version 26 created 13-DEC-2023 14:17:16

J2031+1219 N23C3.UVDATA.1

Freq = 4.6005 GHz, Bw = 32.000 MH No calibration applied and no bandpass applied



4640000 4640000 4640000 4640000 4640000 4640000 4640000 4640000 4640000 4640000 4640000 4640000 4640000 4640000 4640000 4640000
FREQ MHz

4640000 4640000 4640000 4640000 4640000 4640000 4640000 4640000 4640000 4640000 4640000 4640000 4640000 4640000 4640000 4640000
FREQ MHz

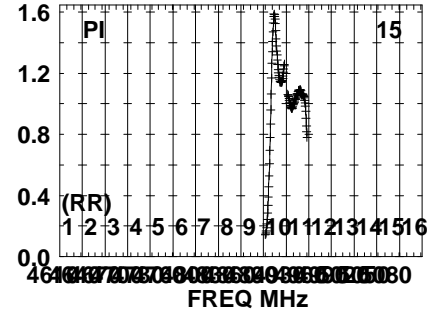
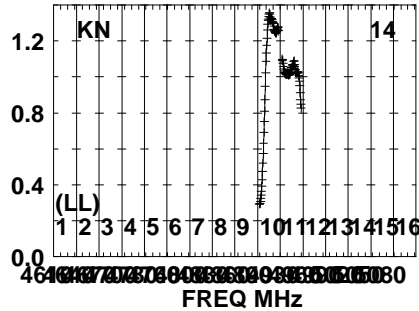
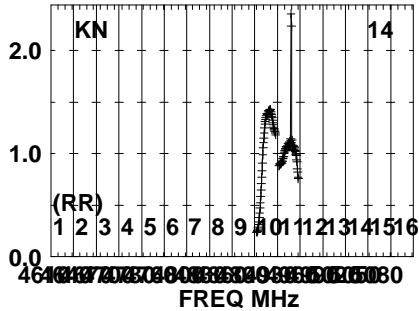
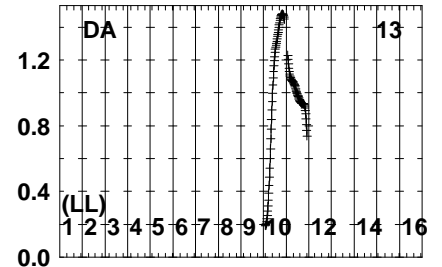
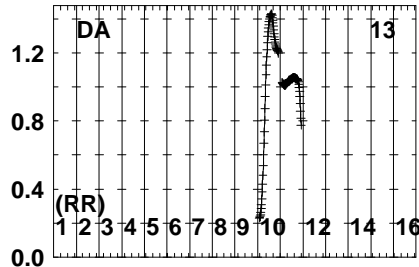
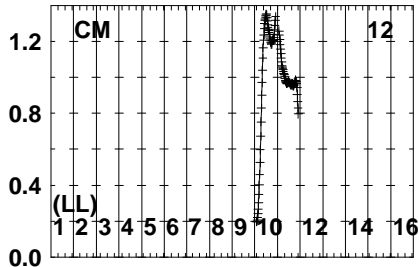
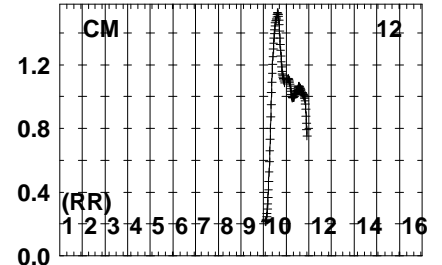
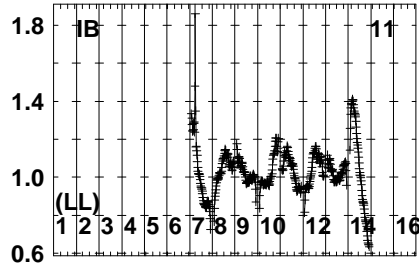
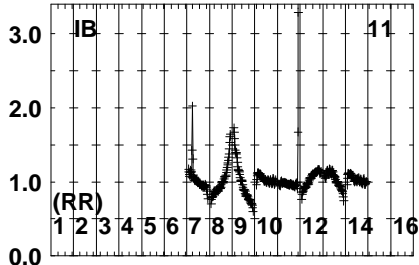
4640000 4640000 4640000 4640000 4640000 4640000 4640000 4640000 4640000 4640000 4640000 4640000 4640000 4640000 4640000 4640000
FREQ MHz

Lower frame: Real Jy
Auto-corr total-power spectrum Antenna: *
Timerange: 00/13:17:01 to 00/13:26:59

Plot file version 27 created 13-DEC-2023 14:17:18

J2031+1219 N23C3.UVDATA.1

Freq = 4.6005 GHz, Bw = 32.000 MH No calibration applied and no bandpass applied

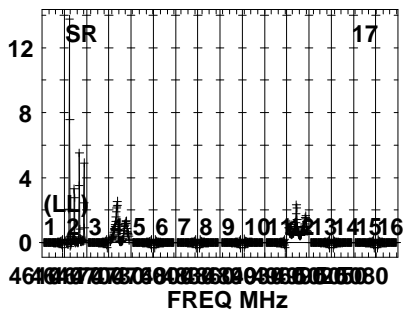
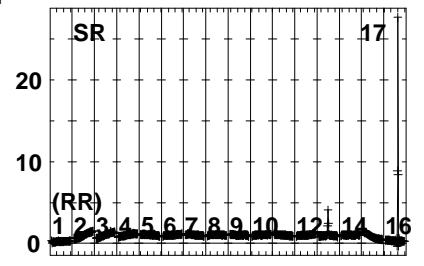
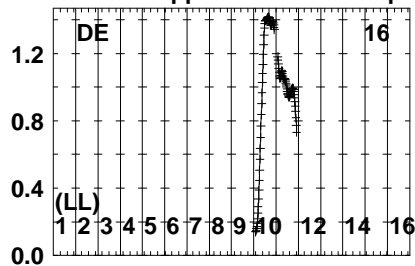
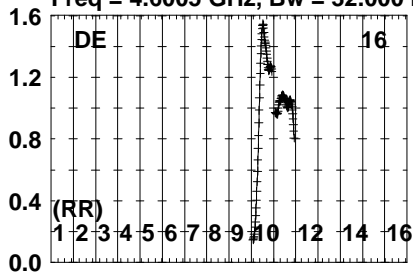


Lower frame: Real Jy
Auto-corr total-power spectrum Antenna: *
Timerange: 00/13:17:01 to 00/13:26:59

Plot file version 28 created 13-DEC-2023 14:17:21

J2031+1219 N23C3.UVDATA.1

Freq = 4.6005 GHz, Bw = 32.000 MH No calibration applied and no bandpass applied

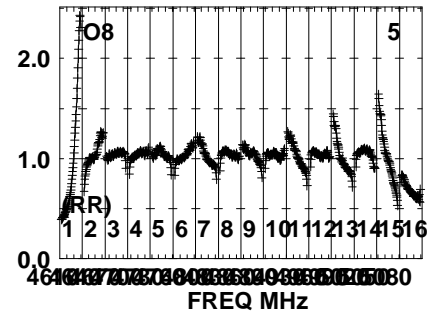
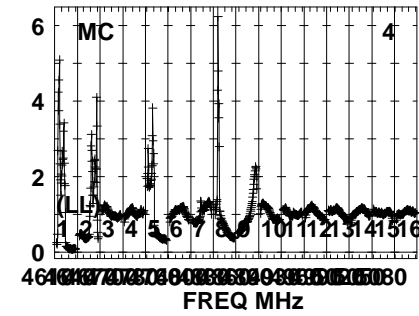
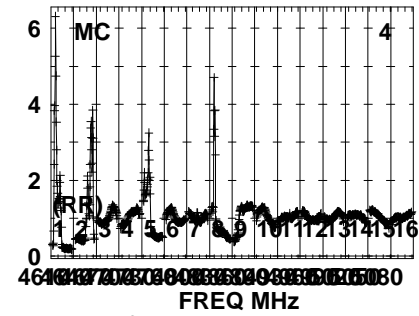
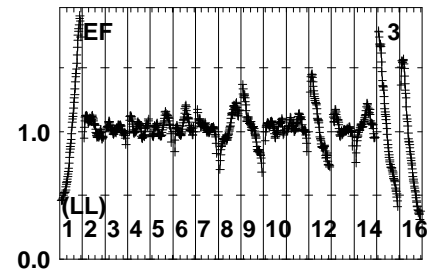
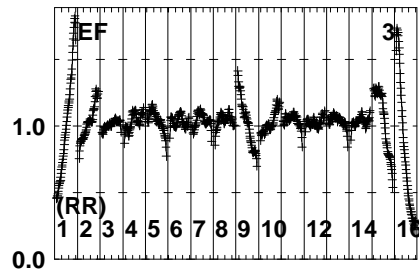
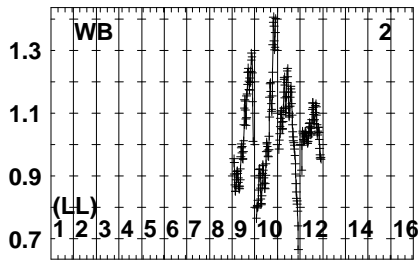
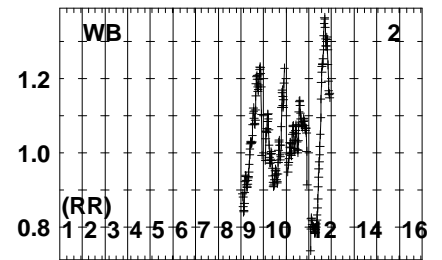
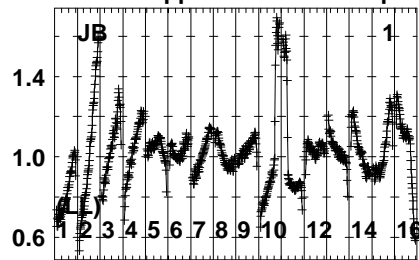
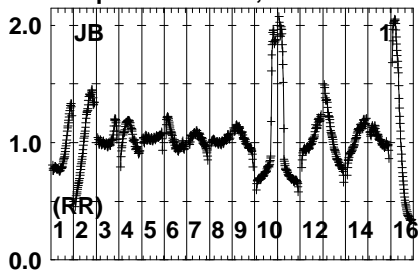


Lower frame: Real Jy
Auto-corr total-power spectrum Antenna: *
Timerange: 00/13:17:01 to 00/13:26:59

Plot file version 29 created 13-DEC-2023 14:17:22

J2031+1219 N23C3.UVDATA.1

Freq = 4.6005 GHz, Bw = 32.000 MH No calibration applied and no bandpass applied

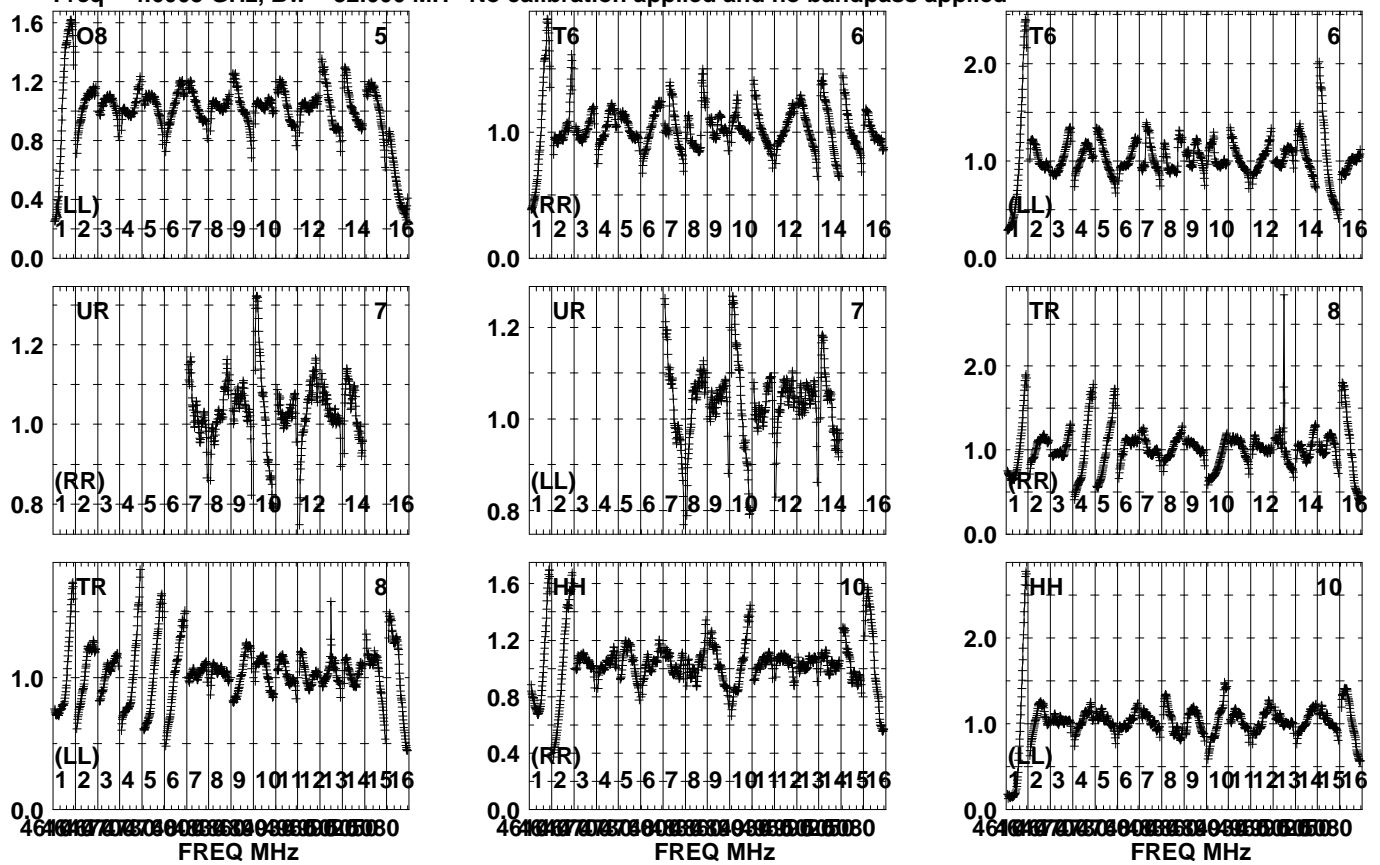


Lower frame: Real Jy
Auto-corr total-power spectrum Antenna: *
Timerange: 00/13:32:01 to 00/13:41:59

Plot file version 30 created 13-DEC-2023 14:17:23

J2031+1219 N23C3.UVDATA.1

Freq = 4.6005 GHz, Bw = 32.000 MH No calibration applied and no bandpass applied

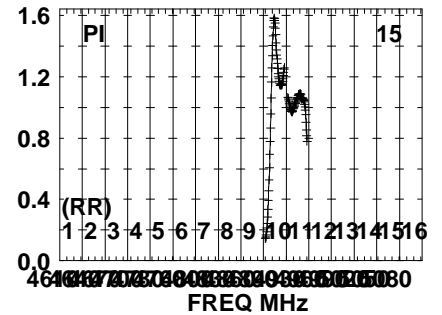
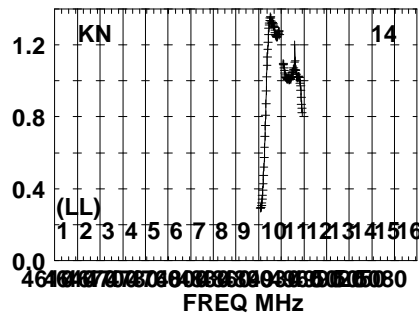
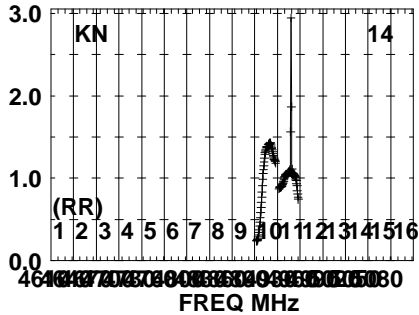
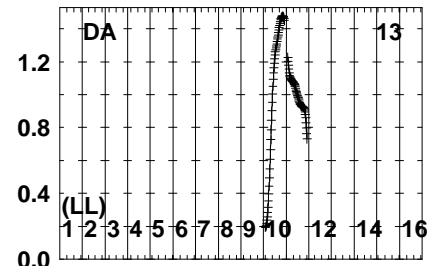
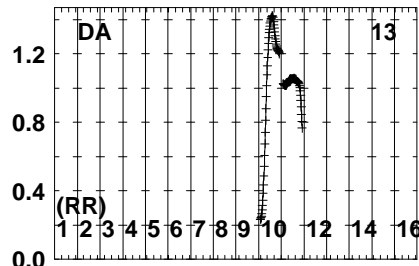
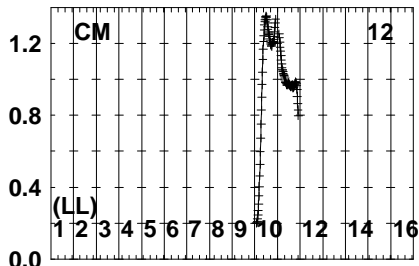
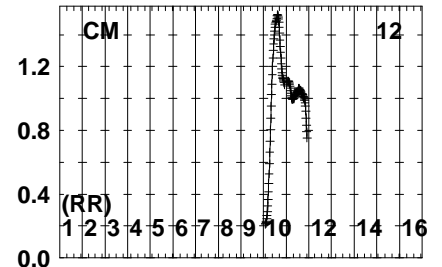
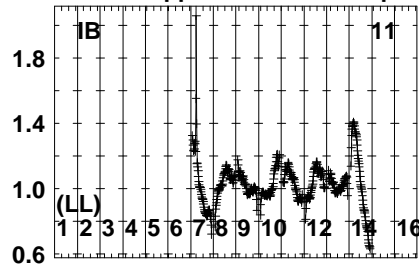
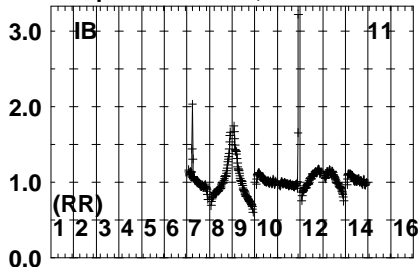


Lower frame: Real Jy
Auto-corr total-power spectrum Antenna: *
Timerange: 00/13:32:01 to 00/13:41:59

Plot file version 31 created 13-DEC-2023 14:17:26

J2031+1219 N23C3.UVDATA.1

Freq = 4.6005 GHz, Bw = 32.000 MH No calibration applied and no bandpass applied

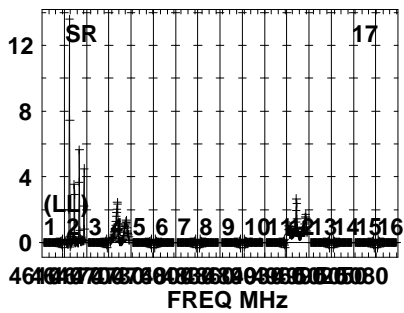
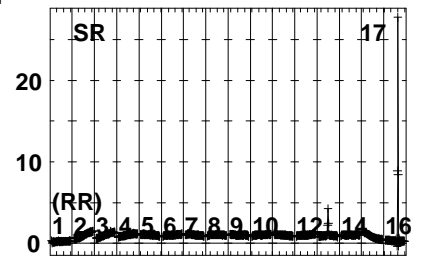
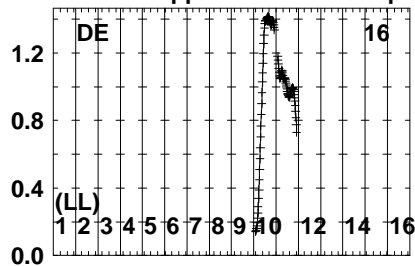
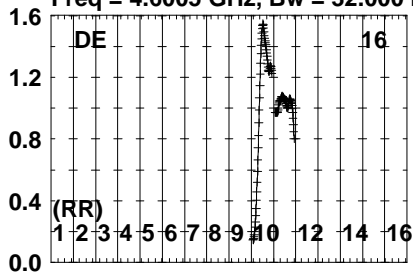


Lower frame: Real Jy
Auto-corr total-power spectrum Antenna: *
Timerange: 00/13:32:01 to 00/13:41:59

Plot file version 32 created 13-DEC-2023 14:17:28

J2031+1219 N23C3.UVDATA.1

Freq = 4.6005 GHz, Bw = 32.000 MH No calibration applied and no bandpass applied

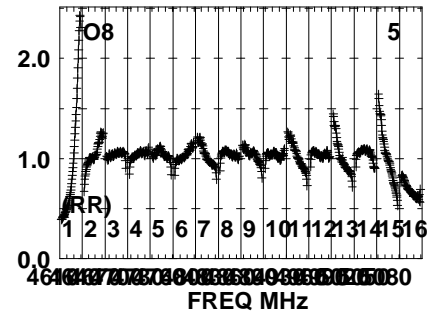
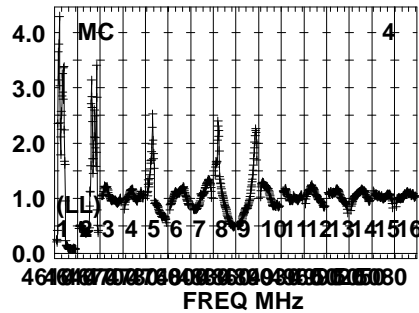
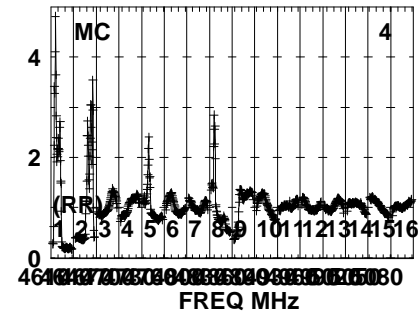
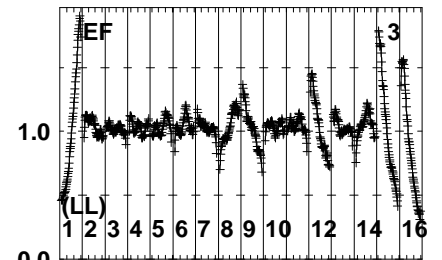
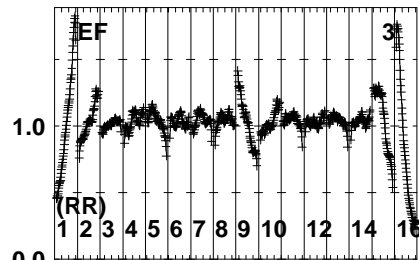
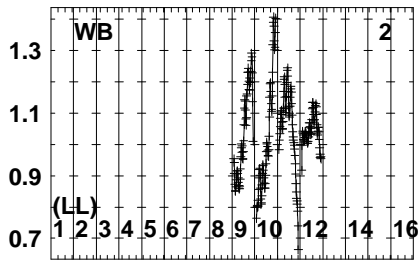
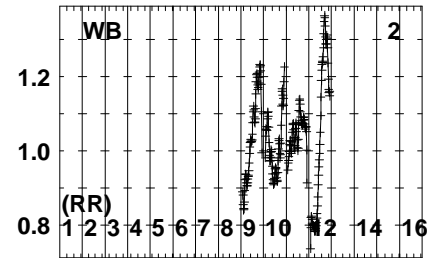
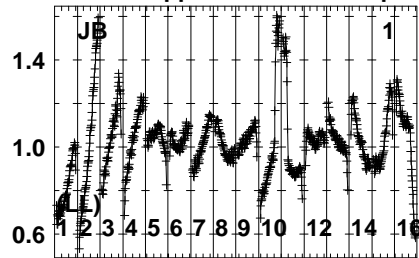
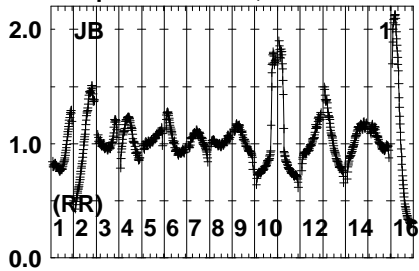


Lower frame: Real Jy
Auto-corr total-power spectrum Antenna: *
Timerange: 00/13:32:01 to 00/13:41:59

Plot file version 33 created 13-DEC-2023 14:17:29

J2031+1219 N23C3.UVDATA.1

Freq = 4.6005 GHz, Bw = 32.000 MH No calibration applied and no bandpass applied

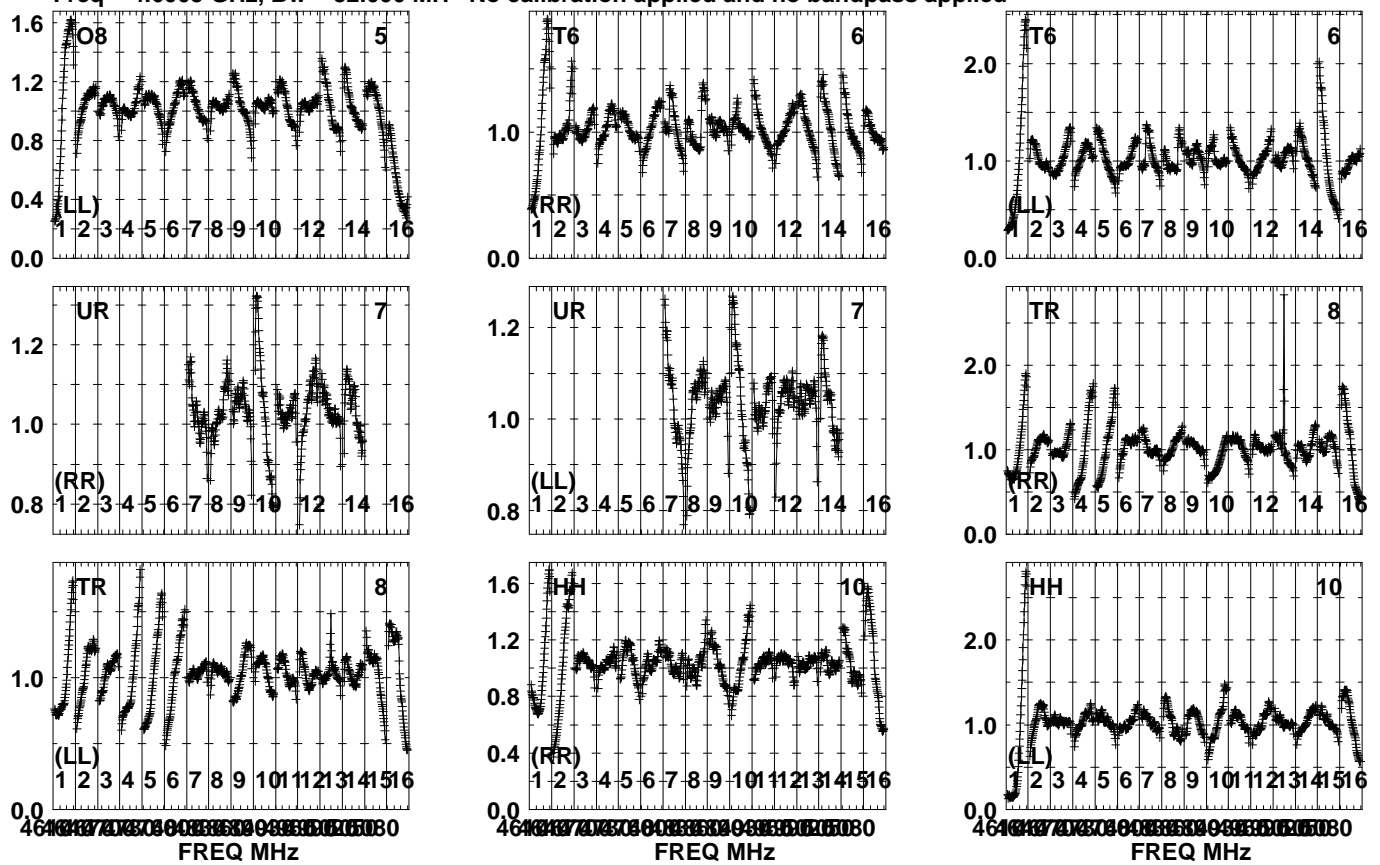


Lower frame: Real Jy
Auto-corr total-power spectrum Antenna: *
Timerange: 00/13:47:01 to 00/13:56:59

Plot file version 34 created 13-DEC-2023 14:17:30

J2031+1219 N23C3.UVDATA.1

Freq = 4.6005 GHz, Bw = 32.000 MH No calibration applied and no bandpass applied

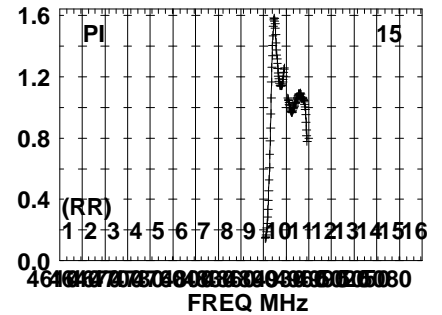
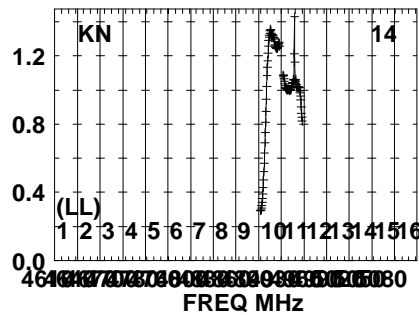
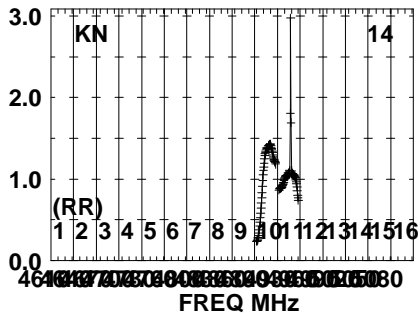
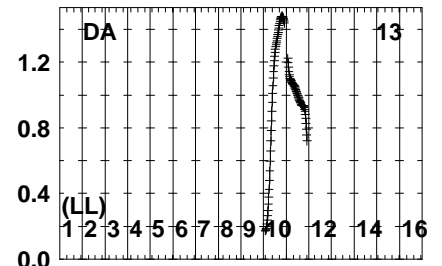
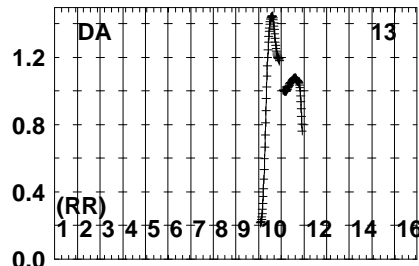
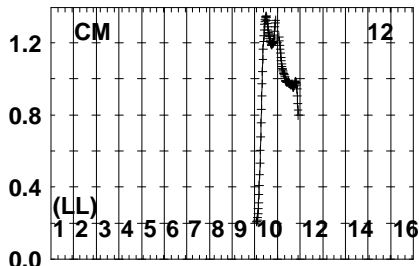
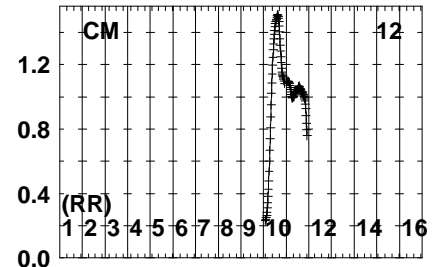
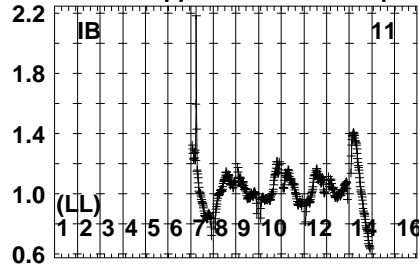
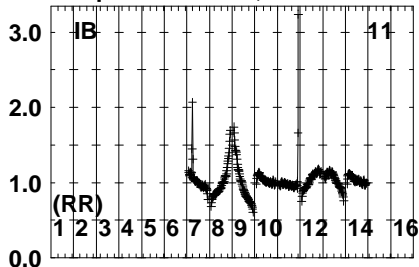


Lower frame: Real Jy
Auto-corr total-power spectrum Antenna: *
Timerange: 00/13:47:01 to 00/13:56:59

Plot file version 35 created 13-DEC-2023 14:17:33

J2031+1219 N23C3.UVDATA.1

Freq = 4.6005 GHz, Bw = 32.000 MH No calibration applied and no bandpass applied

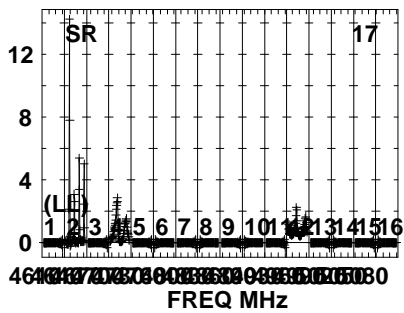
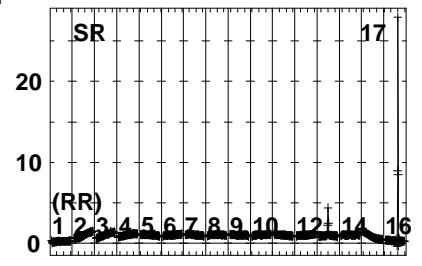
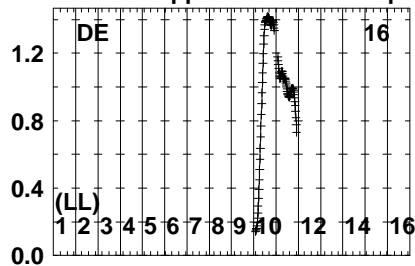
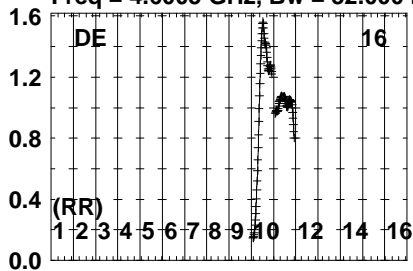


Lower frame: Real Jy
Auto-corr total-power spectrum Antenna: *
Timerange: 00/13:47:01 to 00/13:56:59

Plot file version 36 created 13-DEC-2023 14:17:35

J2031+1219 N23C3.UVDATA.1

Freq = 4.6005 GHz, Bw = 32.000 MH No calibration applied and no bandpass applied

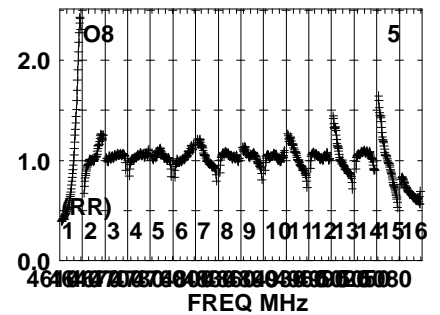
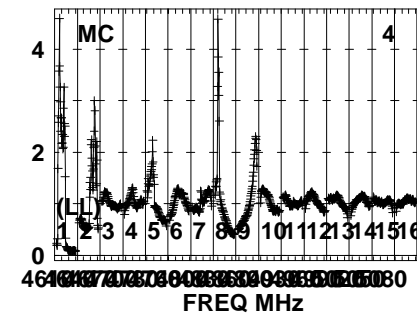
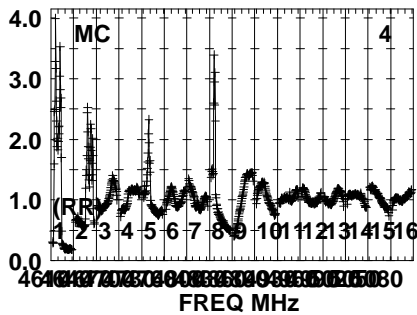
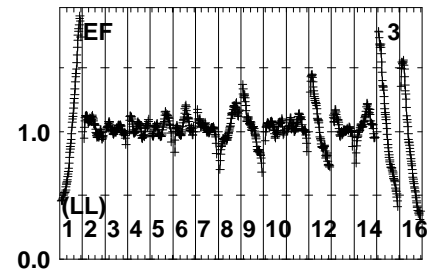
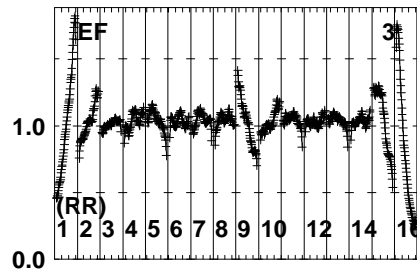
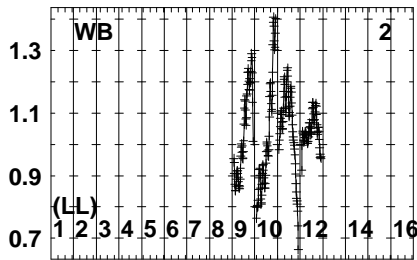
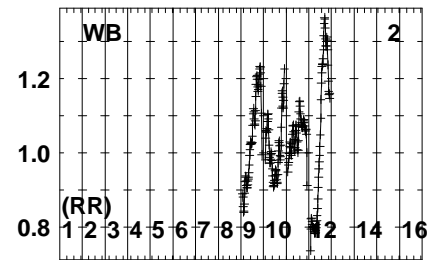
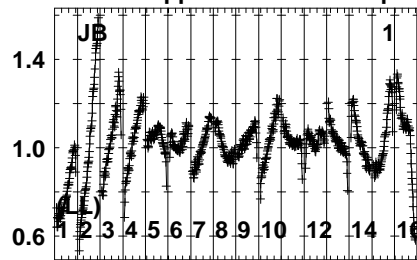
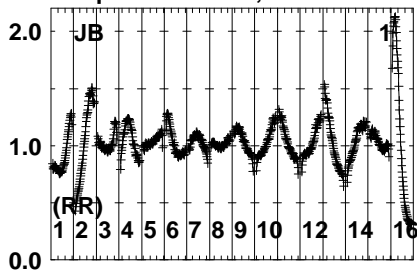


Lower frame: Real Jy
Auto-corr total-power spectrum Antenna: *
Timerange: 00/13:47:01 to 00/13:56:59

Plot file version 37 created 13-DEC-2023 14:17:36

J2031+1219 N23C3.UVDATA.1

Freq = 4.6005 GHz, Bw = 32.000 MH No calibration applied and no bandpass applied

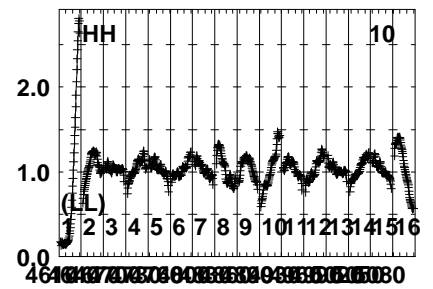
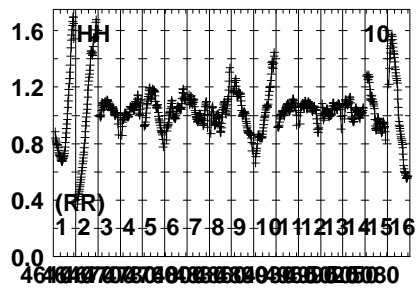
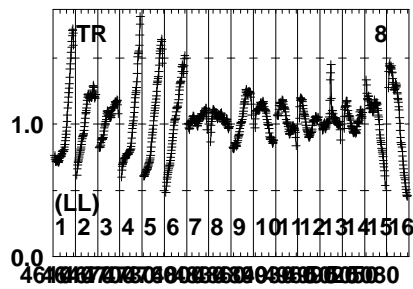
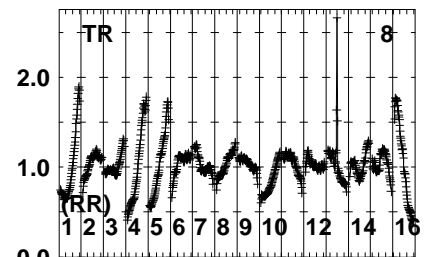
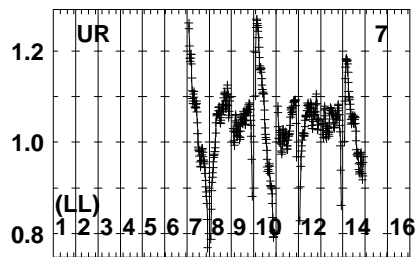
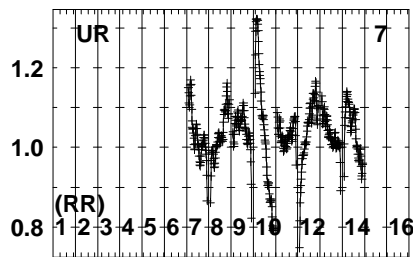
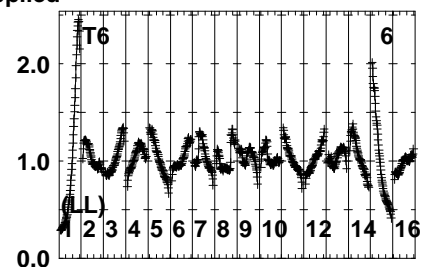
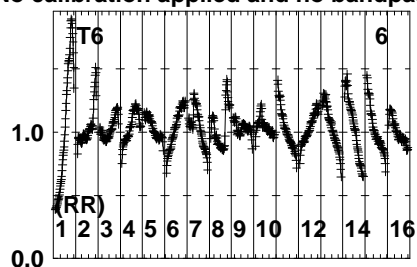
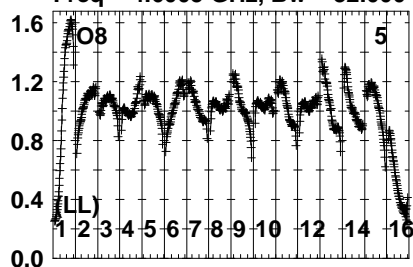


Lower frame: Real Jy
Auto-corr total-power spectrum Antenna: *
Timerange: 00/14:02:01 to 00/14:11:59

Plot file version 38 created 13-DEC-2023 14:17:38

J2031+1219 N23C3.UVDATA.1

Freq = 4.6005 GHz, Bw = 32.000 MH No calibration applied and no bandpass applied

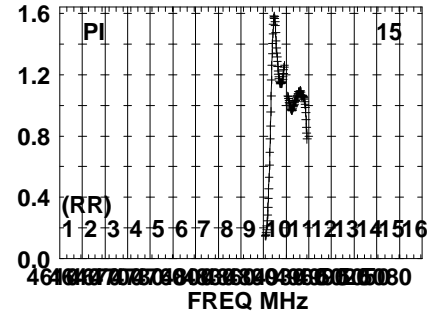
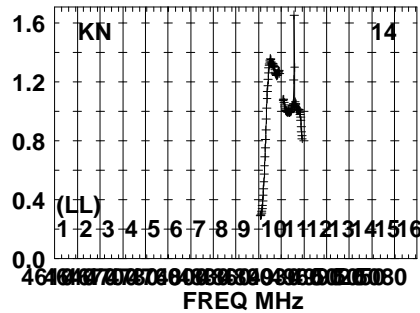
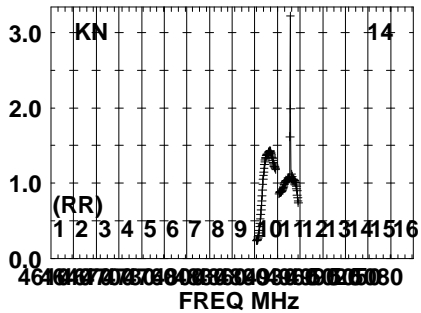
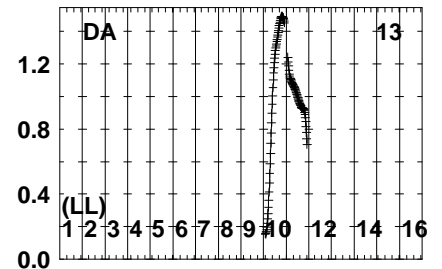
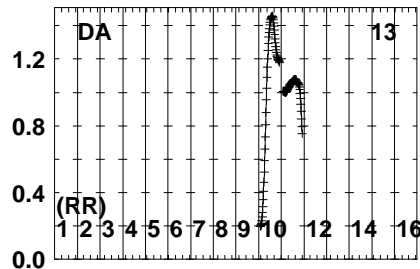
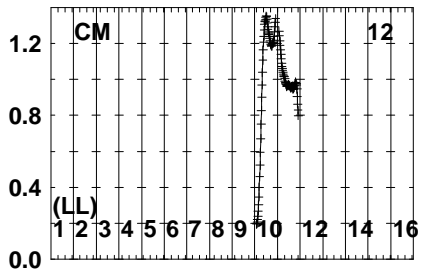
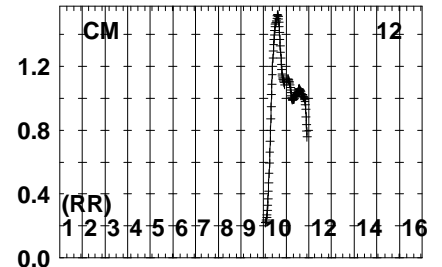
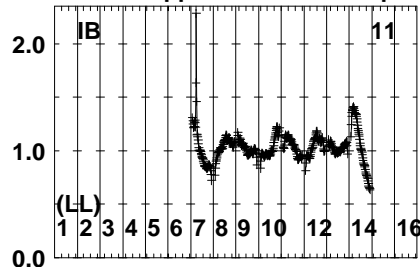
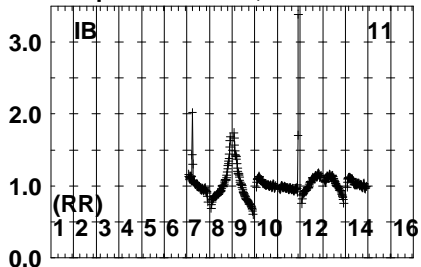


Lower frame: Real Jy
 Auto-corr total-power spectrum Antenna: *
 Timerange: 00/14:02:01 to 00/14:11:59

Plot file version 39 created 13-DEC-2023 14:17:40

J2031+1219 N23C3.UVDATA.1

Freq = 4.6005 GHz, Bw = 32.000 MH No calibration applied and no bandpass applied

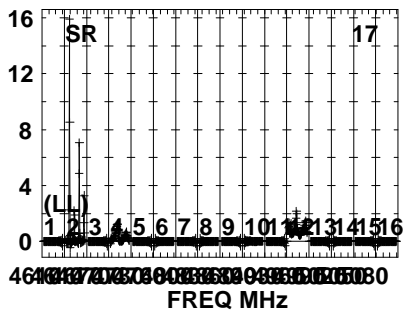
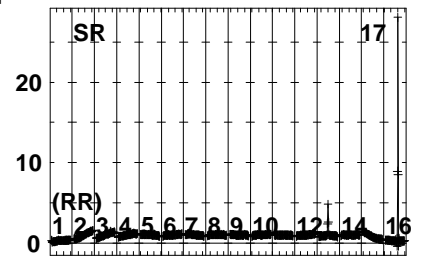
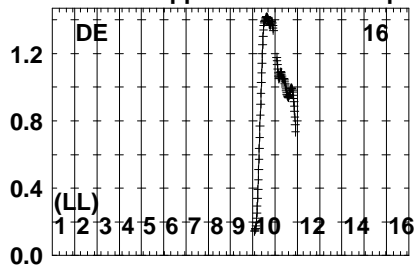
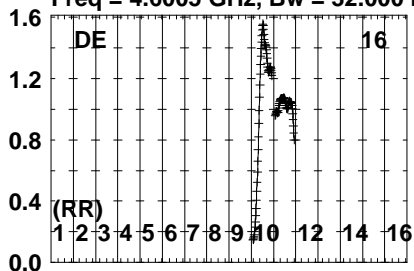


Lower frame: Real Jy
Auto-corr total-power spectrum Antenna: *
Timerange: 00/14:02:01 to 00/14:11:59

Plot file version 40 created 13-DEC-2023 14:17:43

J2031+1219 N23C3.UVDATA.1

Freq = 4.6005 GHz, Bw = 32.000 MH No calibration applied and no bandpass applied

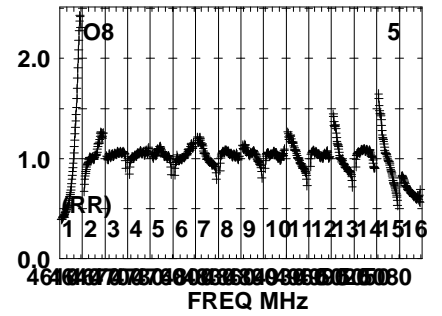
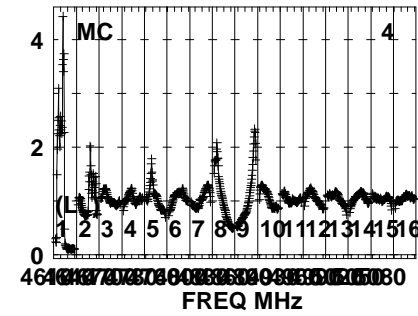
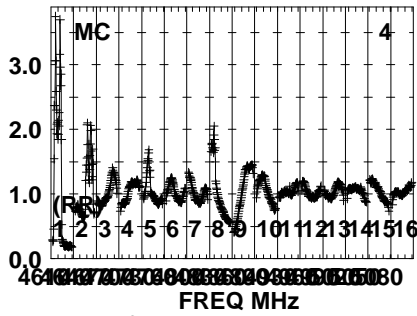
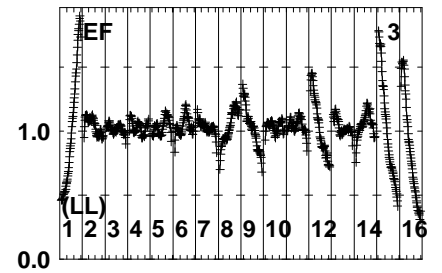
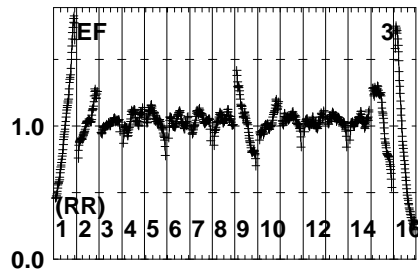
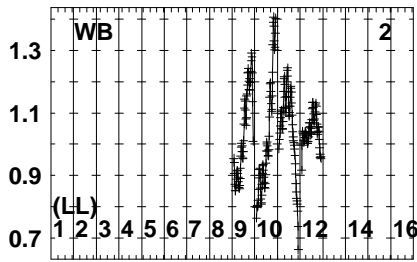
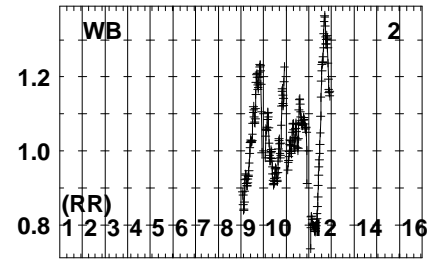
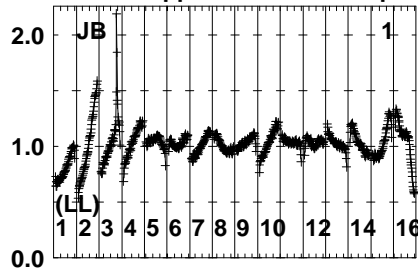
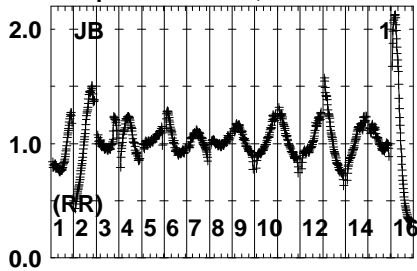


Lower frame: Real Jy
Auto-corr total-power spectrum Antenna: *
Timerange: 00/14:02:01 to 00/14:11:59

Plot file version 41 created 13-DEC-2023 14:17:43

J2031+1219 N23C3.UVDATA.1

Freq = 4.6005 GHz, Bw = 32.000 MH No calibration applied and no bandpass applied

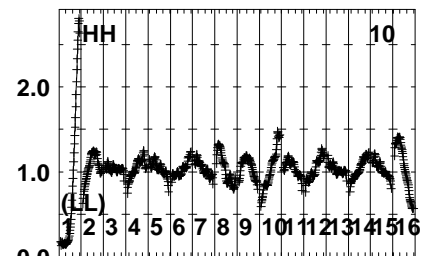
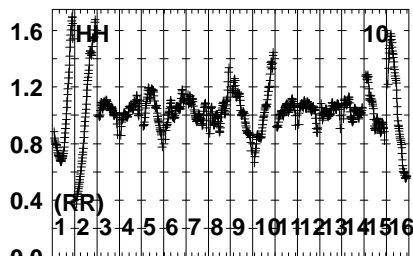
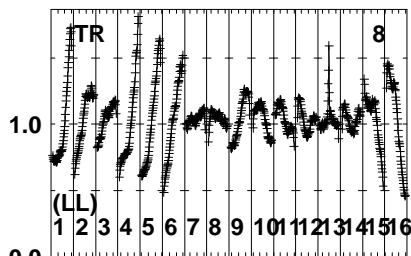
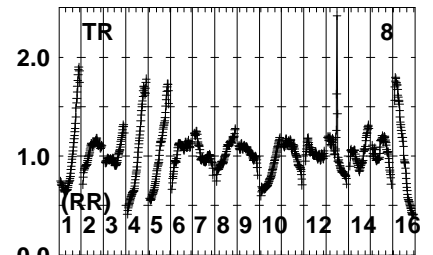
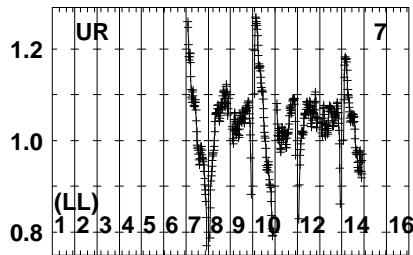
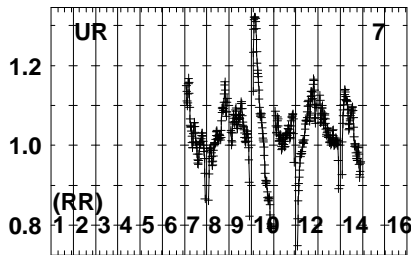
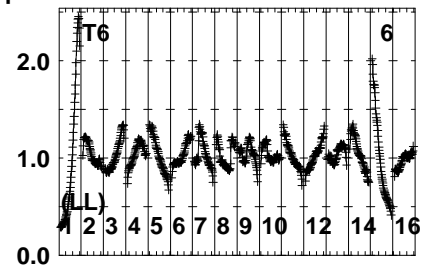
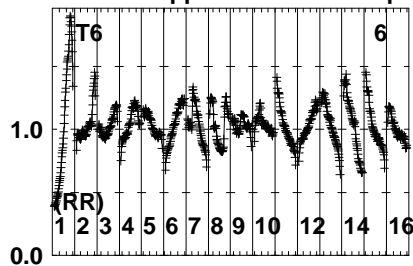
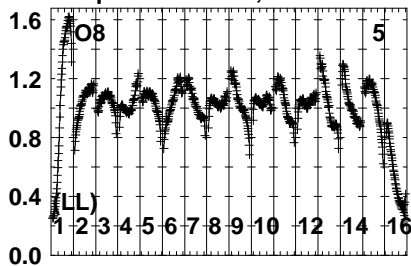


Lower frame: Real Jy
Auto-corr total-power spectrum Antenna: *
Timerange: 00/14:17:01 to 00/14:26:59

Plot file version 42 created 13-DEC-2023 14:17:45

J2031+1219 N23C3.UVDATA.1

Freq = 4.6005 GHz, Bw = 32.000 MH No calibration applied and no bandpass applied



4640000 4640000 4640000 4640000 4640000 4640000 4640000 4640000 4640000 4640000 4640000 4640000 4640000 4640000 4640000 4640000
FREQ MHz

4640000 4640000 4640000 4640000 4640000 4640000 4640000 4640000 4640000 4640000 4640000 4640000 4640000 4640000 4640000 4640000
FREQ MHz

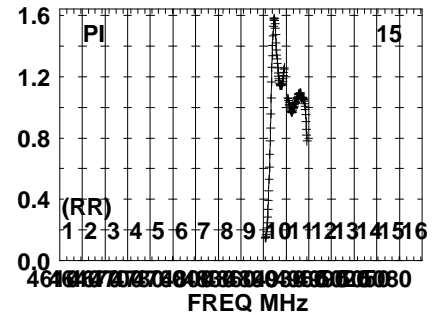
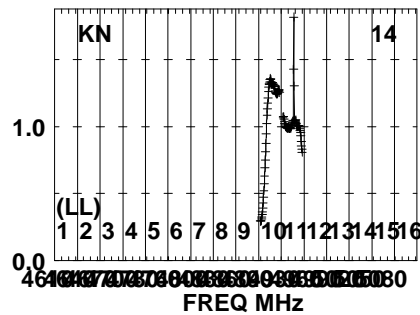
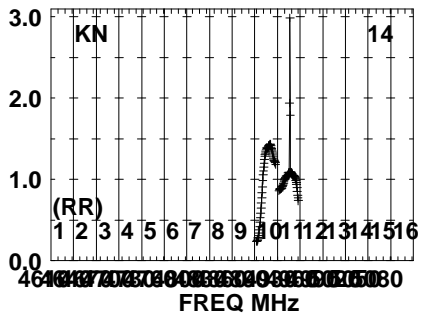
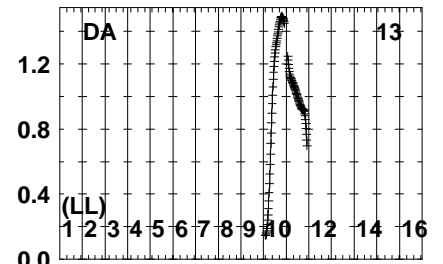
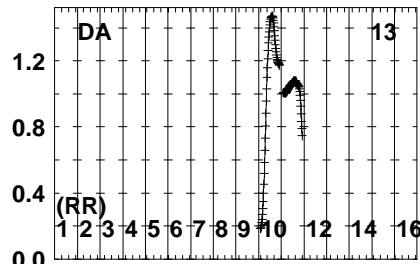
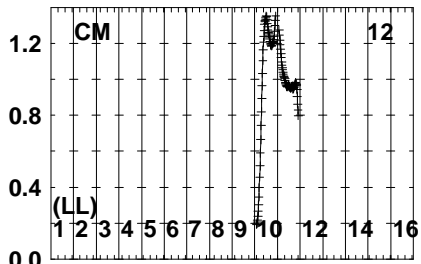
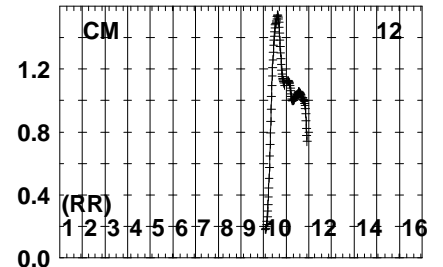
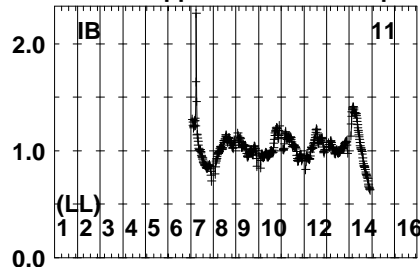
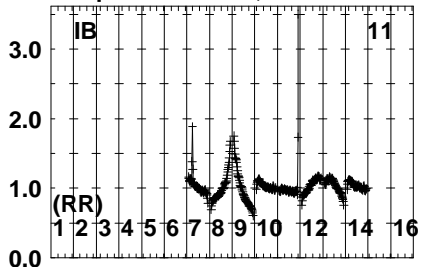
4640000 4640000 4640000 4640000 4640000 4640000 4640000 4640000 4640000 4640000 4640000 4640000 4640000 4640000 4640000 4640000
FREQ MHz

Lower frame: Real Jy
Auto-corr total-power spectrum Antenna: *
Timerange: 00/14:17:01 to 00/14:26:59

Plot file version 43 created 13-DEC-2023 14:17:48

J2031+1219 N23C3.UVDATA.1

Freq = 4.6005 GHz, Bw = 32.000 MH No calibration applied and no bandpass applied

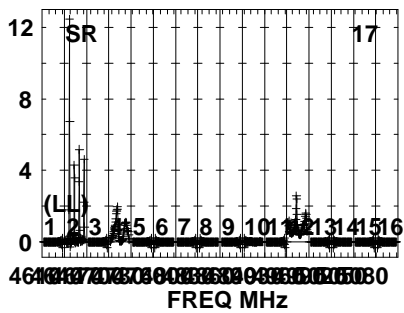
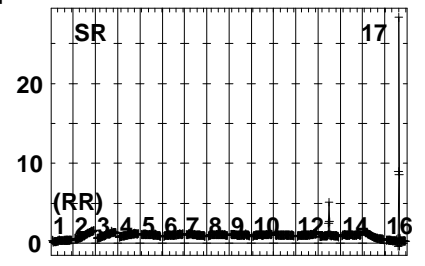
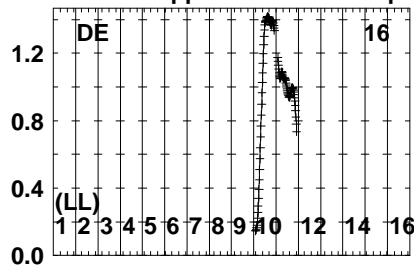
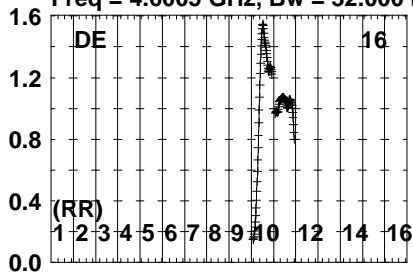


Lower frame: Real Jy
Auto-corr total-power spectrum Antenna: *
Timerange: 00/14:17:01 to 00/14:26:59

Plot file version 44 created 13-DEC-2023 14:17:50

J2031+1219 N23C3.UVDATA.1

Freq = 4.6005 GHz, Bw = 32.000 MH No calibration applied and no bandpass applied

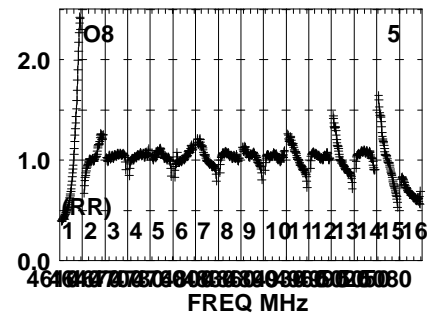
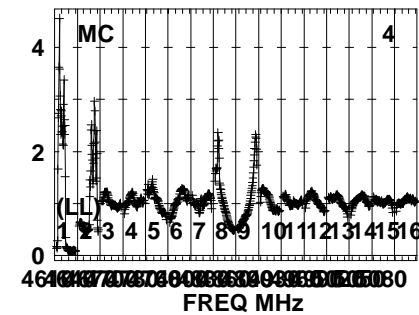
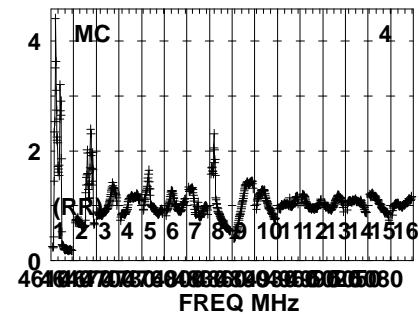
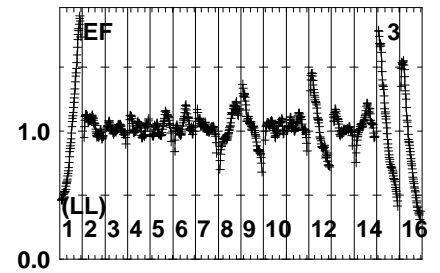
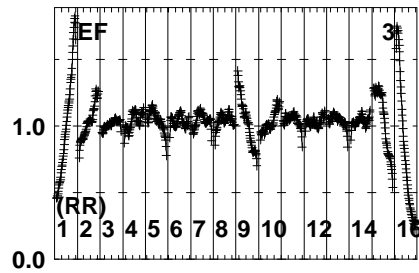
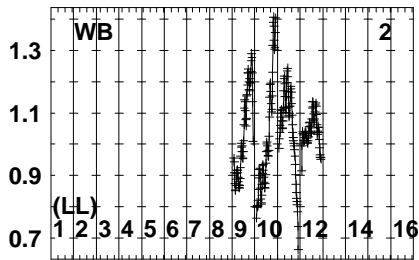
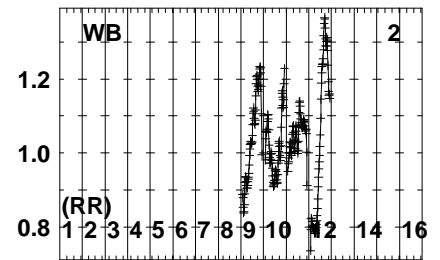
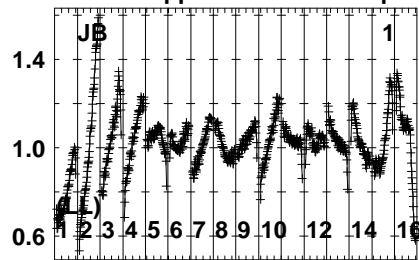
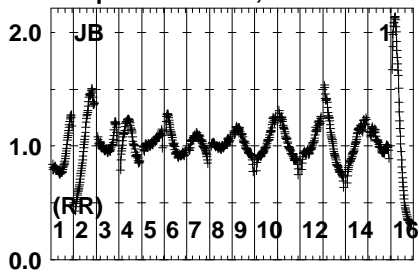


Lower frame: Real Jy
Auto-corr total-power spectrum Antenna: *
Timerange: 00/14:17:01 to 00/14:26:59

Plot file version 45 created 13-DEC-2023 14:17:51

J2031+1219 N23C3.UVDATA.1

Freq = 4.6005 GHz, Bw = 32.000 MH No calibration applied and no bandpass applied

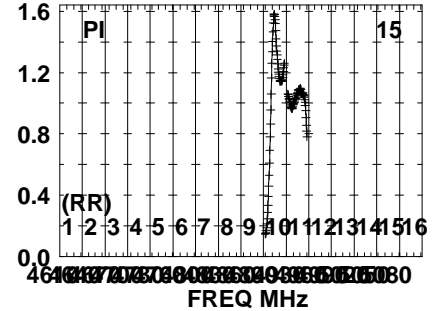
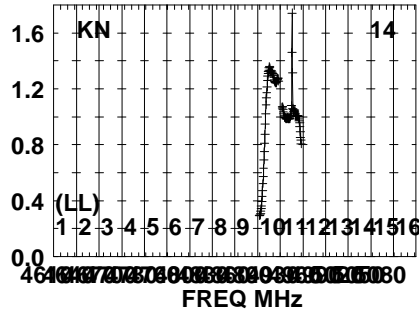
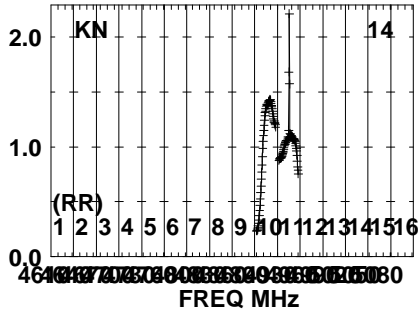
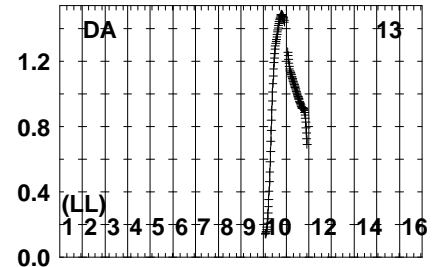
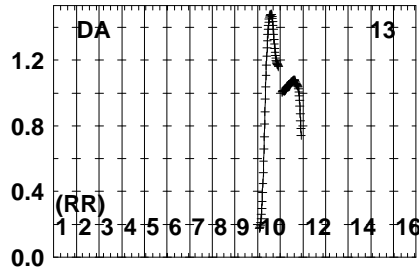
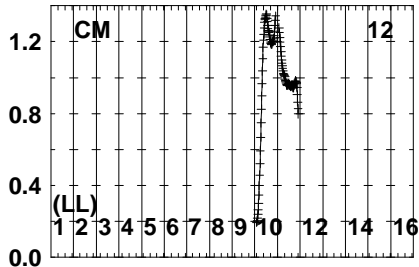
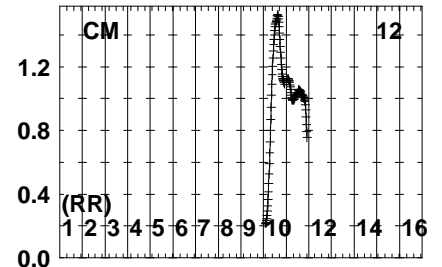
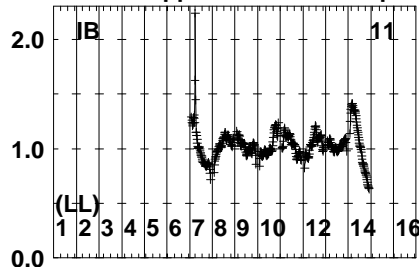
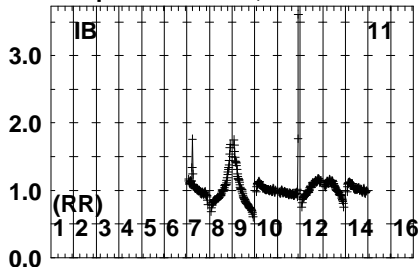


Lower frame: Real Jy
Auto-corr total-power spectrum Antenna: *
Timerange: 00/14:32:01 to 00/14:41:59

Plot file version 47 created 13-DEC-2023 14:17:55

J2031+1219 N23C3.UVDATA.1

Freq = 4.6005 GHz, Bw = 32.000 MH No calibration applied and no bandpass applied

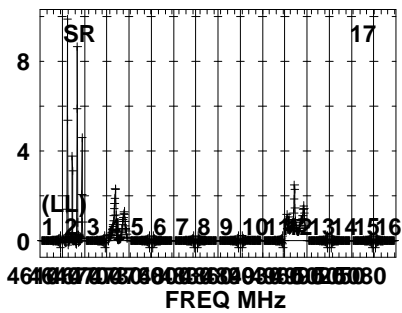
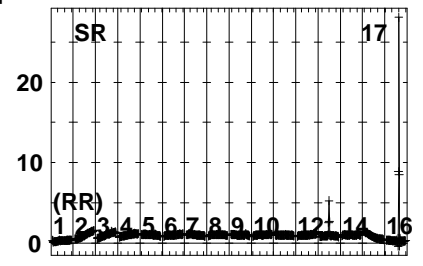
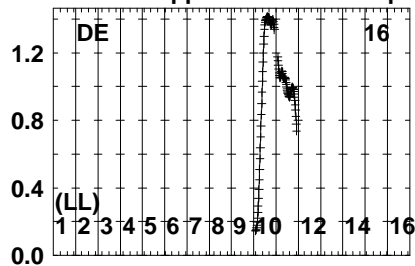
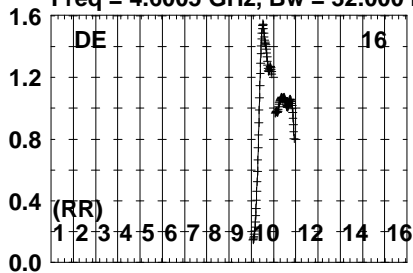


Lower frame: Real Jy
Auto-corr total-power spectrum Antenna: *
Timerange: 00/14:32:01 to 00/14:41:59

Plot file version 48 created 13-DEC-2023 14:17:56

J2031+1219 N23C3.UVDATA.1

Freq = 4.6005 GHz, Bw = 32.000 MH No calibration applied and no bandpass applied

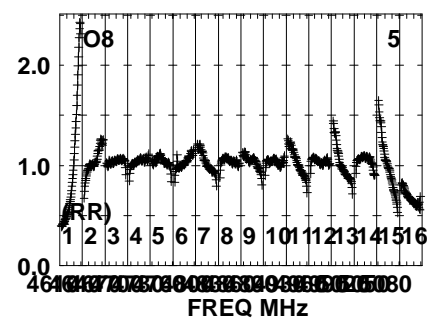
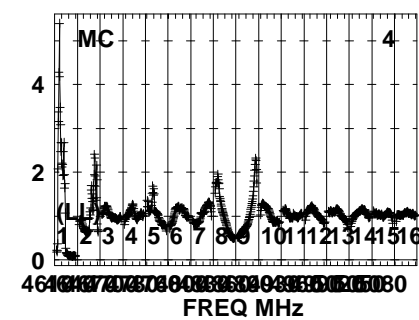
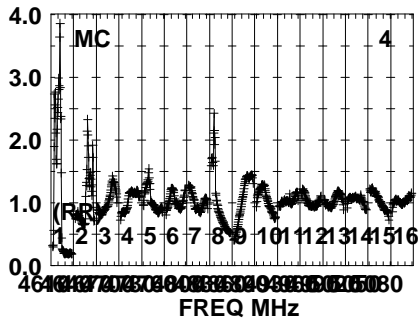
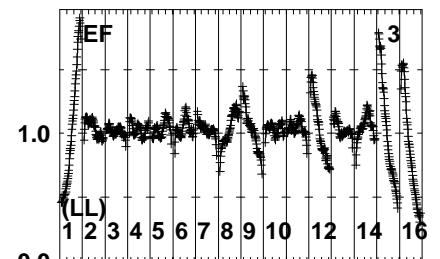
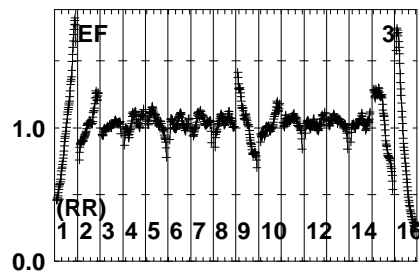
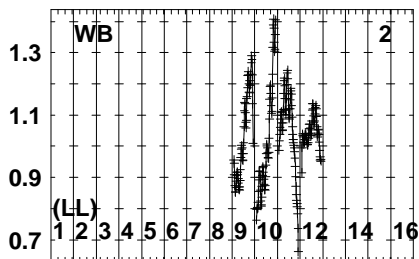
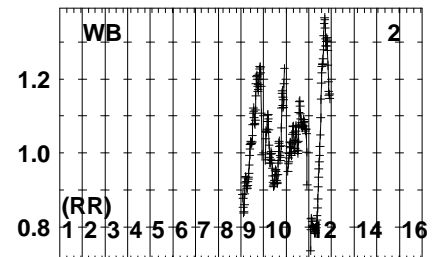
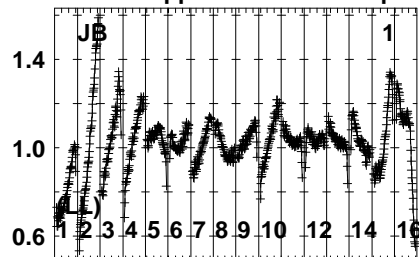
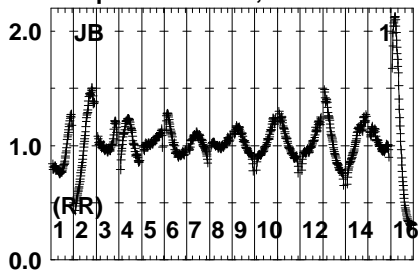


Lower frame: Real Jy
Auto-corr total-power spectrum Antenna: *
Timerange: 00/14:32:01 to 00/14:41:59

Plot file version 49 created 13-DEC-2023 14:17:57

J2031+1219 N23C3.UVDATA.1

Freq = 4.6005 GHz, Bw = 32.000 MH No calibration applied and no bandpass applied

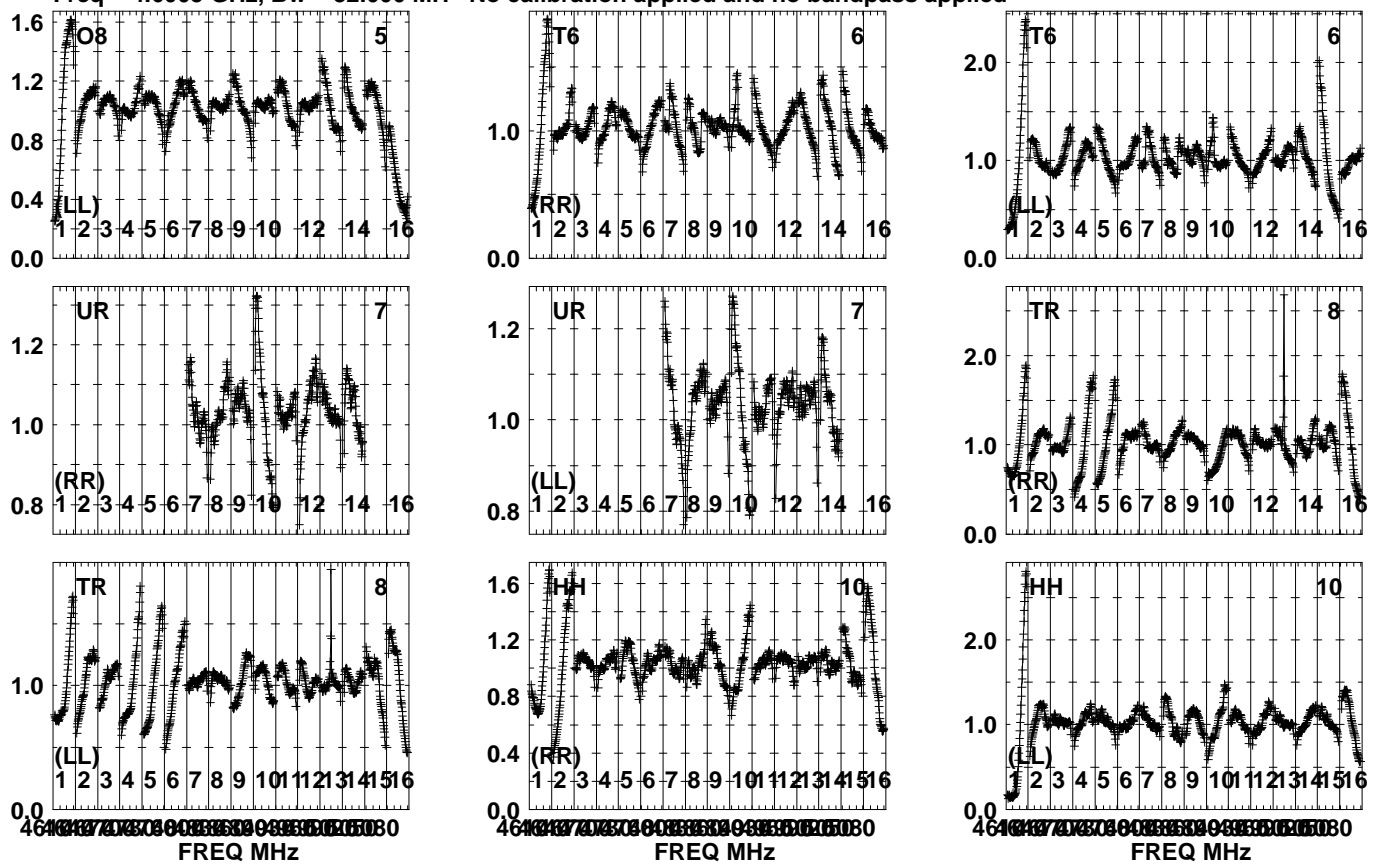


Lower frame: Real Jy
Auto-corr total-power spectrum Antenna: *
Timerange: 00/14:47:01 to 00/14:51:59

Plot file version 50 created 13-DEC-2023 14:17:58

J2031+1219 N23C3.UVDATA.1

Freq = 4.6005 GHz, Bw = 32.000 MH No calibration applied and no bandpass applied

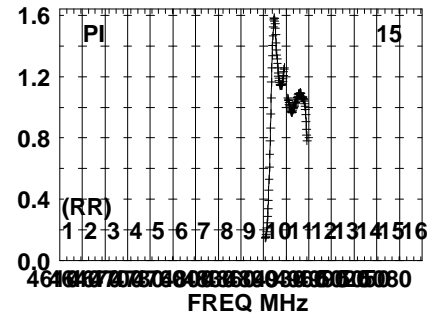
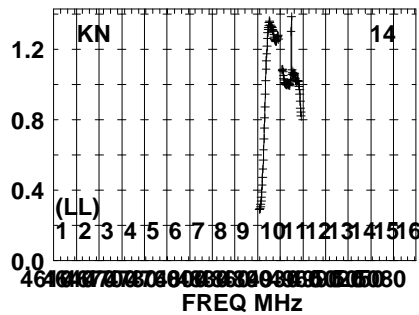
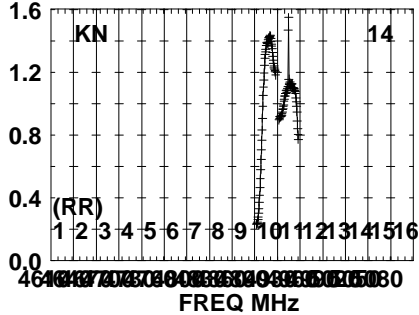
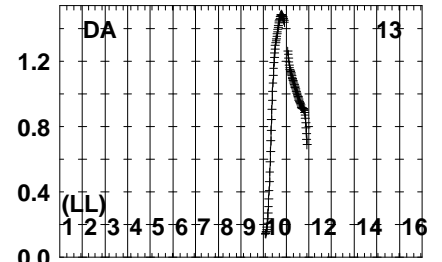
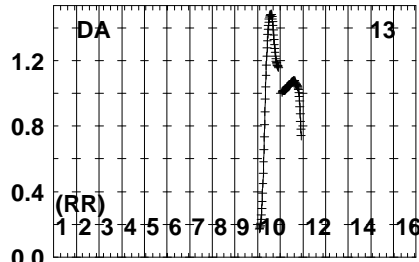
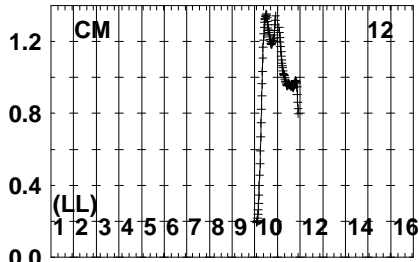
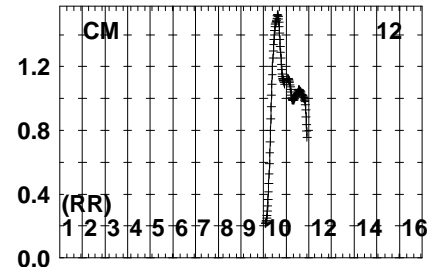
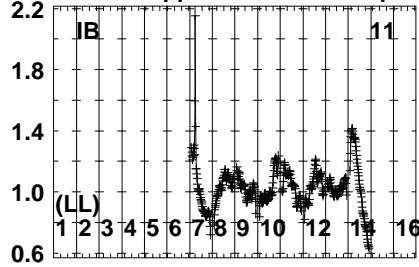
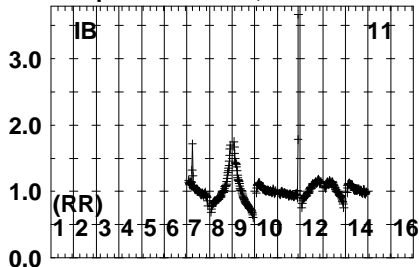


Lower frame: Real Jy
Auto-corr total-power spectrum Antenna: *
Timerange: 00/14:47:01 to 00/14:51:59

Plot file version 51 created 13-DEC-2023 14:17:59

J2031+1219 N23C3.UVDATA.1

Freq = 4.6005 GHz, Bw = 32.000 MH No calibration applied and no bandpass applied

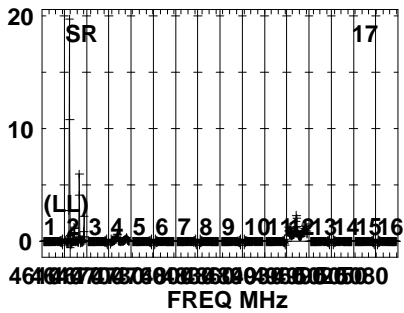
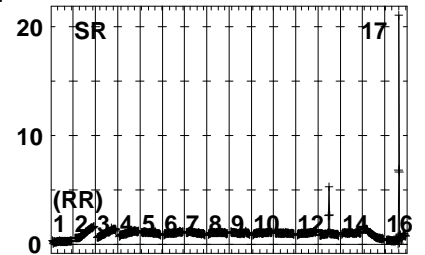
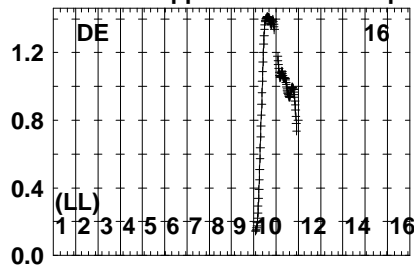
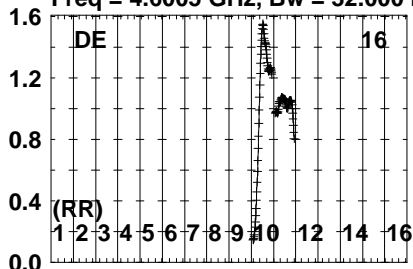


Lower frame: Real Jy
Auto-corr total-power spectrum Antenna: *
Timerange: 00/14:47:01 to 00/14:51:59

Plot file version 52 created 13-DEC-2023 14:17:59

J2031+1219 N23C3.UVDATA.1

Freq = 4.6005 GHz, Bw = 32.000 MH No calibration applied and no bandpass applied

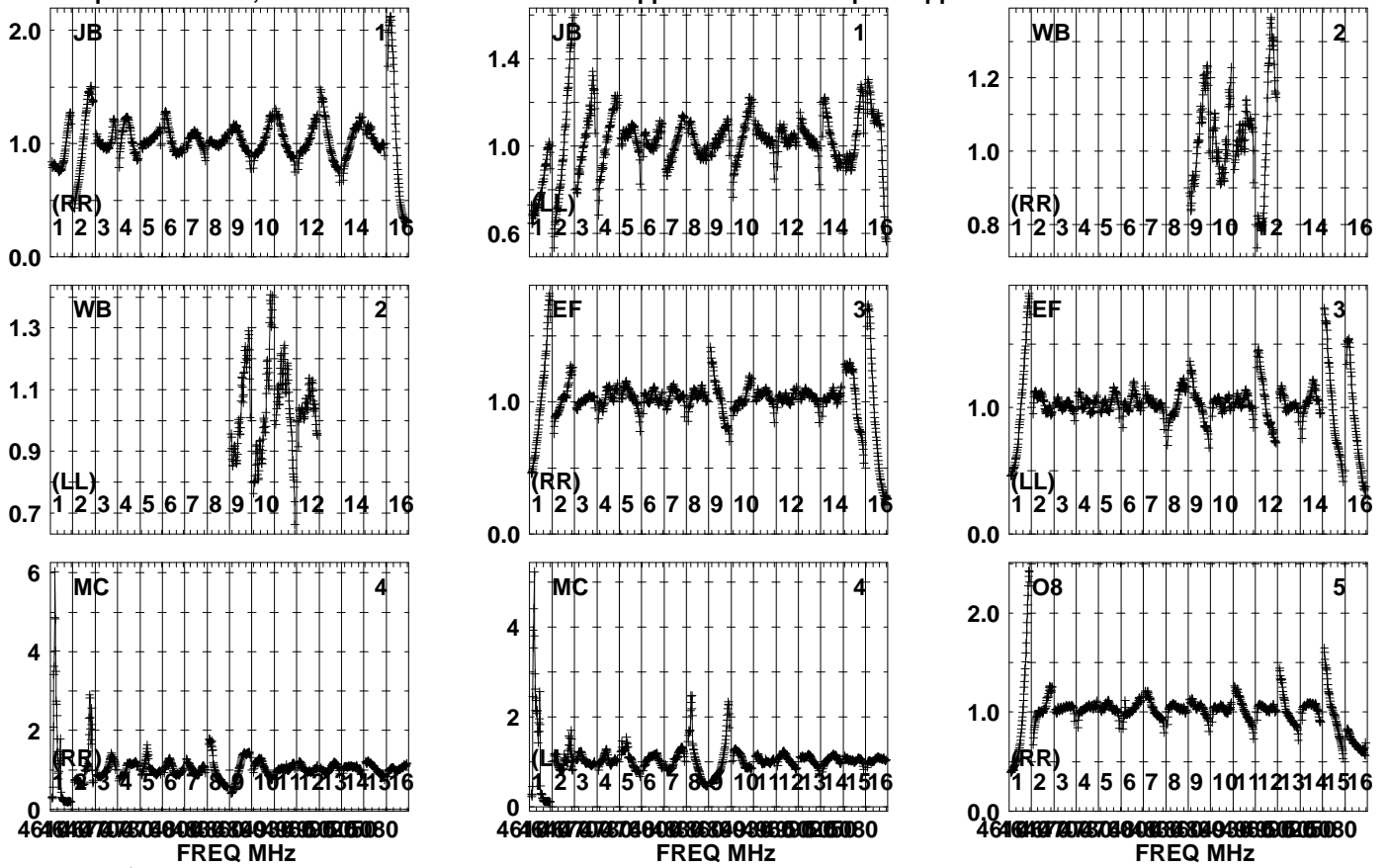


Lower frame: Real Jy
Auto-corr total-power spectrum Antenna: *
Timerange: 00/14:47:01 to 00/14:51:59

Plot file version 53 created 13-DEC-2023 14:18:00

J2031+1219 N23C3.UVDATA.1

Freq = 4.6005 GHz, Bw = 32.000 MH No calibration applied and no bandpass applied

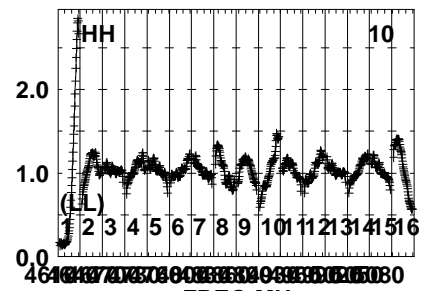
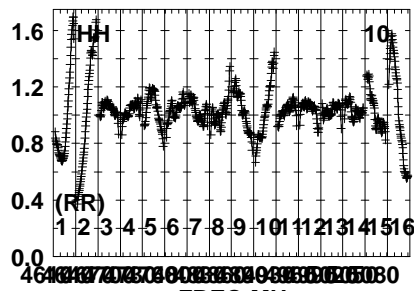
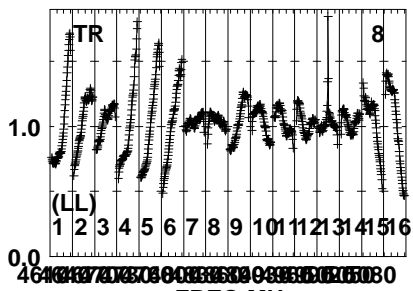
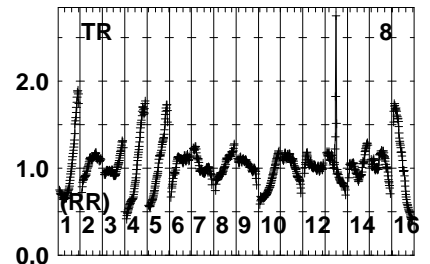
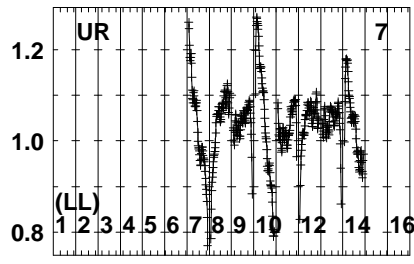
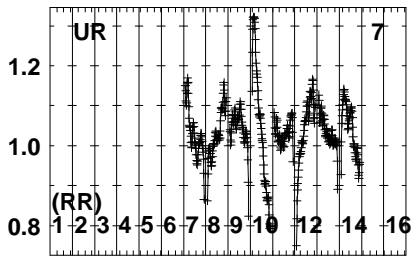
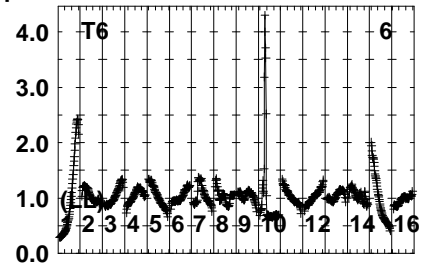
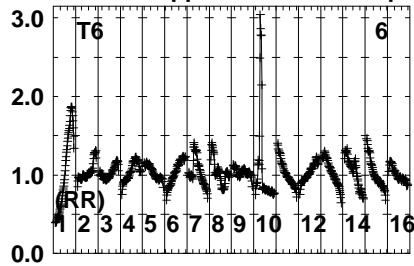
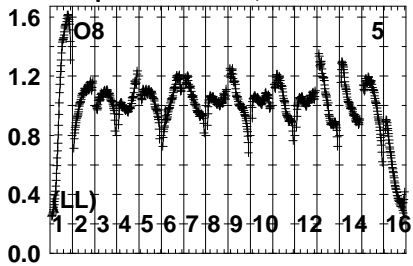


Lower frame: Real Jy
Auto-corr total-power spectrum Antenna: *
Timerange: 00/14:57:01 to 00/14:59:59

Plot file version 54 created 13-DEC-2023 14:18:00

J2031+1219 N23C3.UVDATA.1

Freq = 4.6005 GHz, Bw = 32.000 MH No calibration applied and no bandpass applied

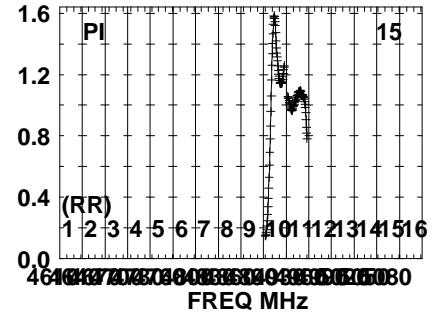
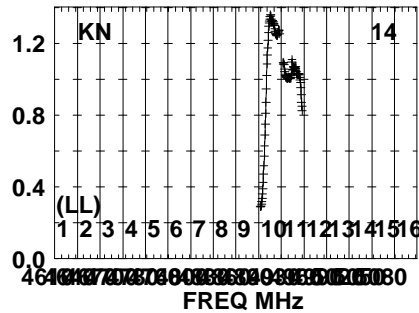
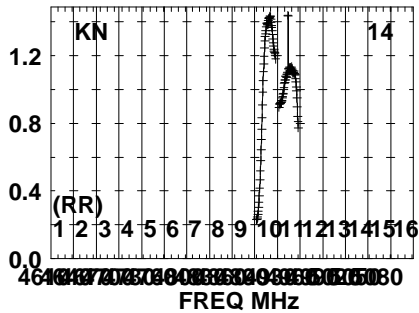
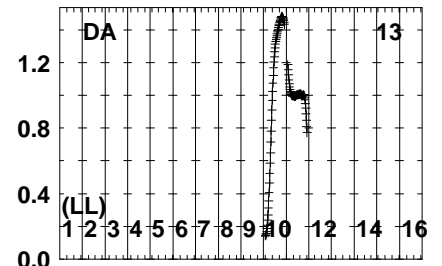
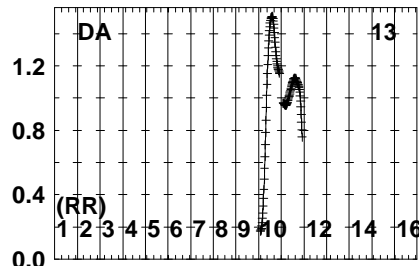
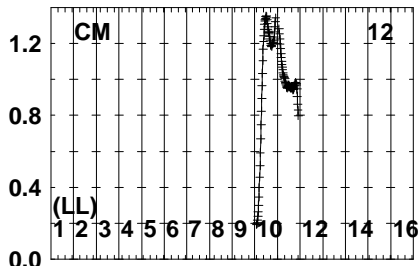
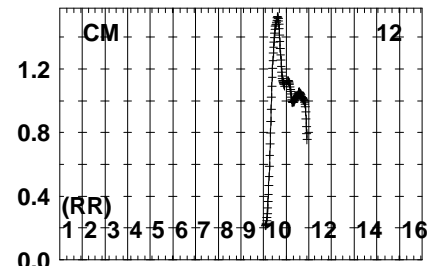
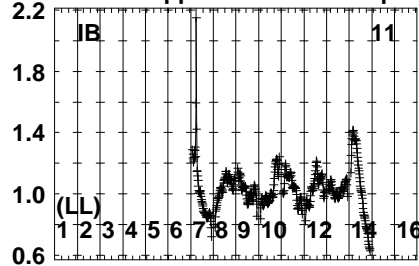
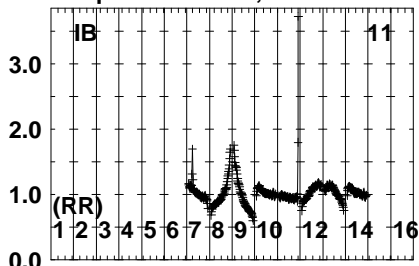


Lower frame: Real Jy
 Auto-corr total-power spectrum Antenna: *
 Timerange: 00/14:57:01 to 00/14:59:59

Plot file version 55 created 13-DEC-2023 14:18:01

J2031+1219 N23C3.UVDATA.1

Freq = 4.6005 GHz, Bw = 32.000 MH No calibration applied and no bandpass applied

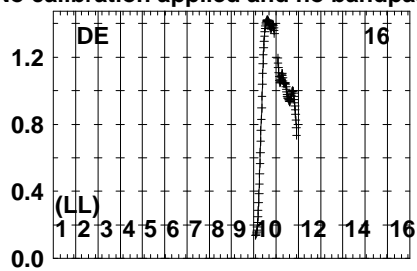
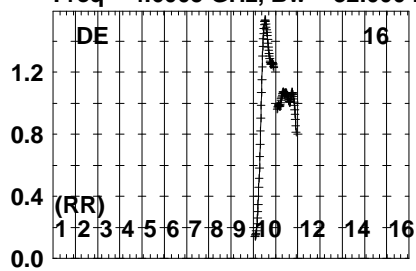


Lower frame: Real Jy
Auto-corr total-power spectrum Antenna: *
Timerange: 00/14:57:01 to 00/14:59:59

Plot file version 56 created 13-DEC-2023 14:18:01

J2031+1219 N23C3.UVDATA.1

Freq = 4.6005 GHz, Bw = 32.000 MH No calibration applied and no bandpass applied



Lower frame: Real Jy
Auto-corr total-power spectrum Antenna: *
Timerange: 00/14:57:01 to 00/14:59:59