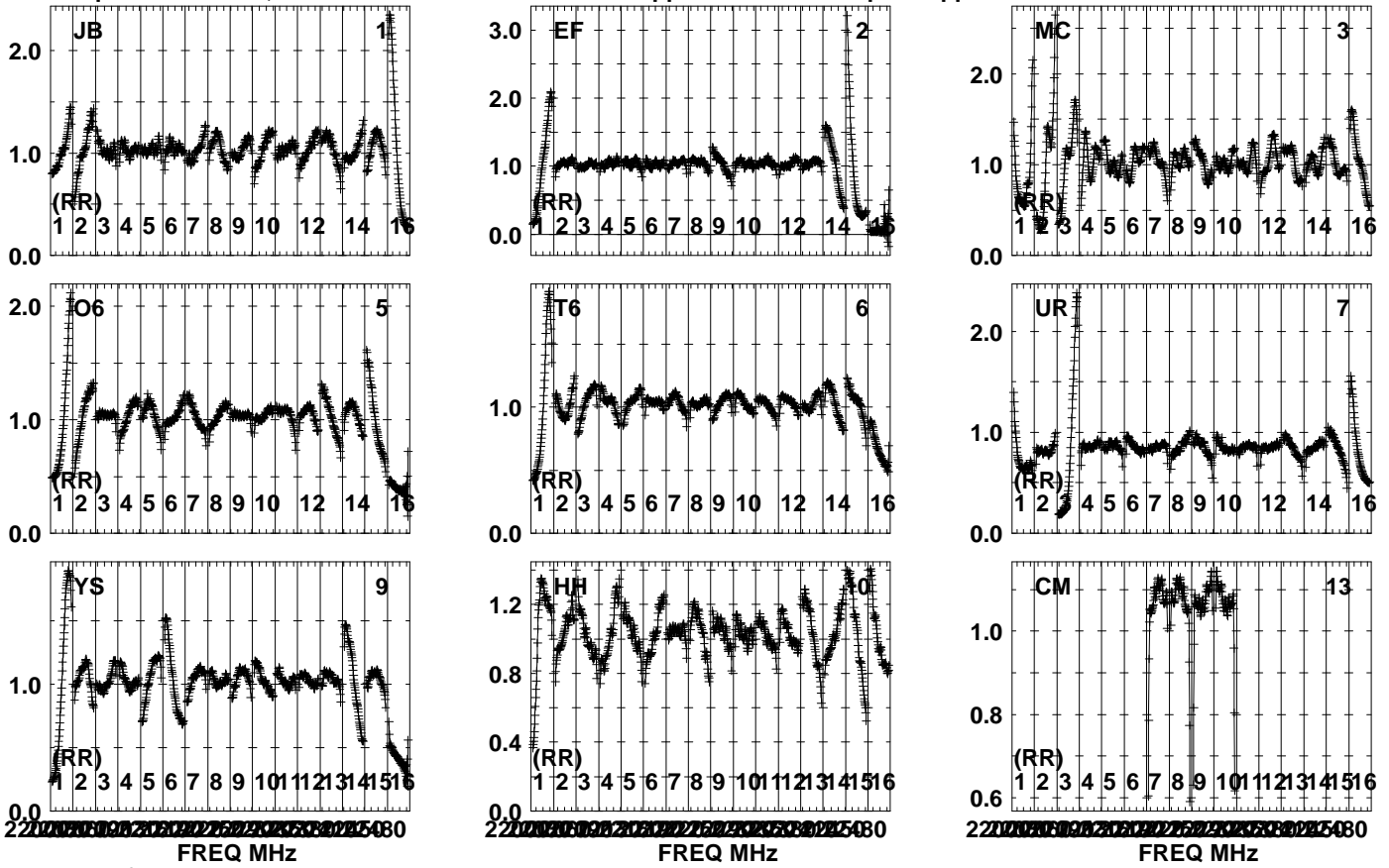


Plot file version 1 created 02-OCT-2023 15:40:57

J1058+0133 N23K1.UVDATA.1

Freq = 21.9935 GHz, Bw = 32.000 MH No calibration applied and no bandpass applied

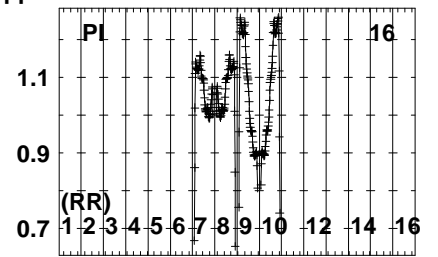
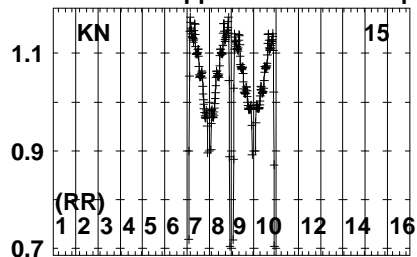
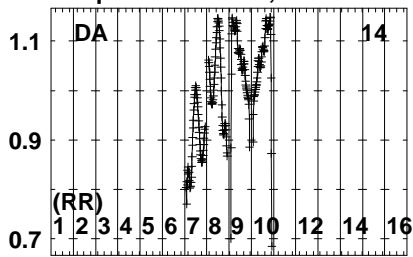


Lower frame: Real Jy  
 Auto-corr total-power spectrum Antenna: \*  
 Timerange: 00/14:00:00 to 00/14:11:59

Plot file version 2 created 02-OCT-2023 15:40:59

J1058+0133 N23K1.UVDATA.1

Freq = 21.9935 GHz, Bw = 32.000 MH No calibration applied and no bandpass applied

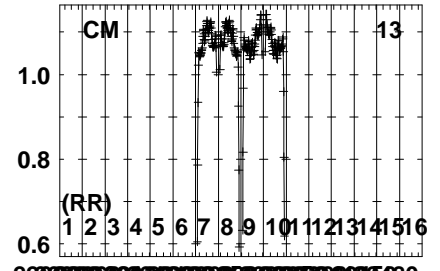
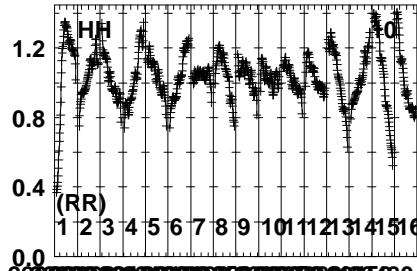
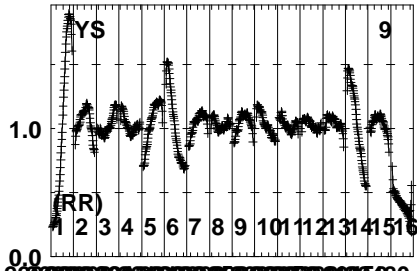
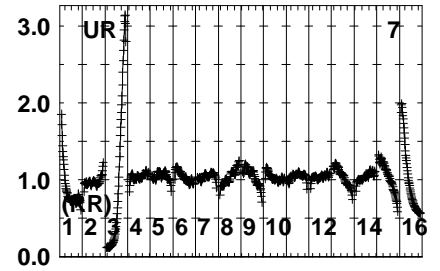
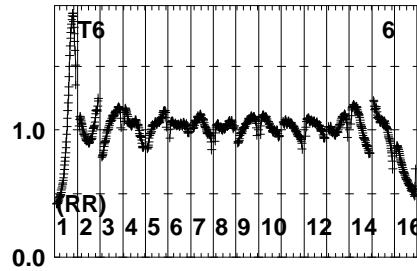
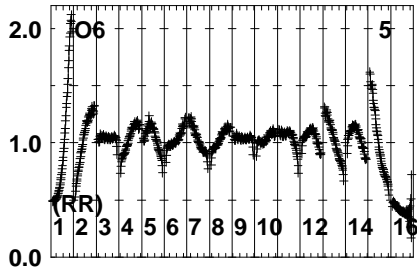
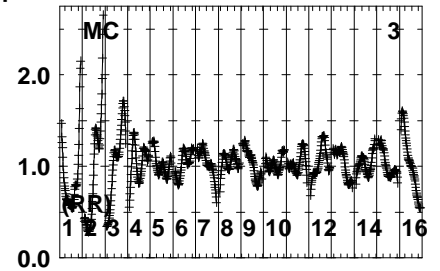
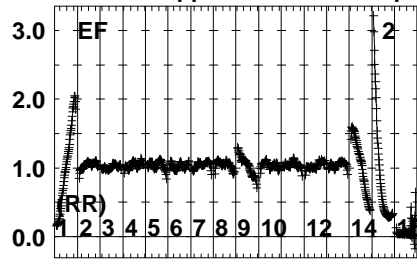
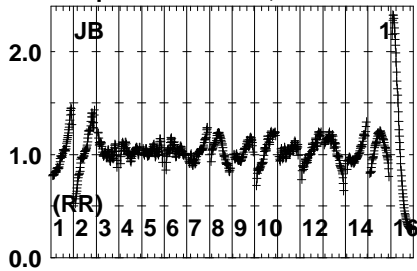


Lower frame: Real Jy  
Auto-corr total-power spectrum Antenna: \*  
Timerange: 00/14:00:00 to 00/14:11:59

Plot file version 3 created 02-OCT-2023 15:41:00

J1058+0133 N23K1.UVDATA.1

Freq = 21.9935 GHz, Bw = 32.000 MH No calibration applied and no bandpass applied



22000000000 22000005080  
FREQ MHz

22000000000 22000005080  
FREQ MHz

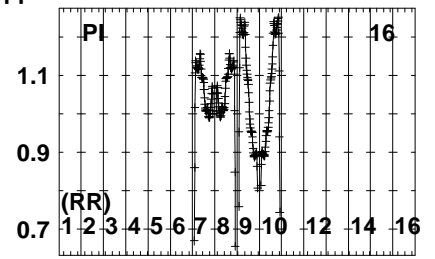
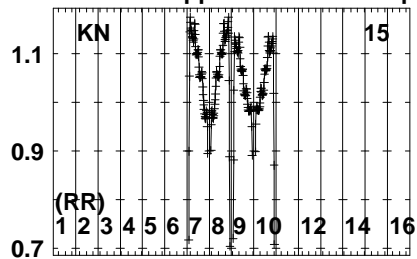
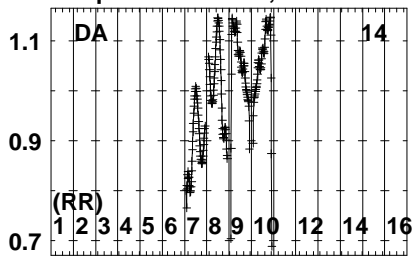
22000000000 22000005080  
FREQ MHz

Lower frame: Real Jy  
Auto-corr total-power spectrum Antenna: \*  
Timerange: 00/14:15:01 to 00/14:27:00

Plot file version 4 created 02-OCT-2023 15:41:02

J1058+0133 N23K1.UVDATA.1

Freq = 21.9935 GHz, Bw = 32.000 MH No calibration applied and no bandpass applied



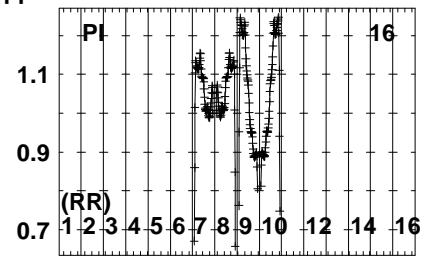
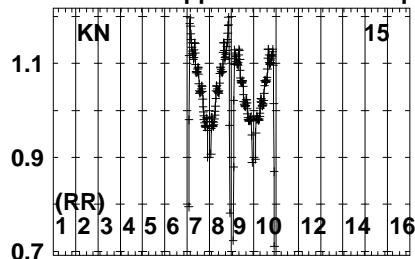
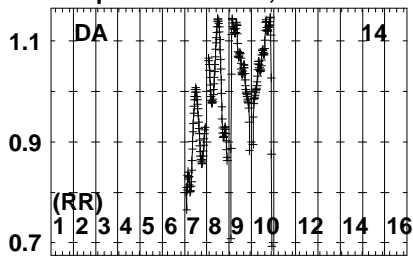
Lower frame: Real Jy  
Auto-corr total-power spectrum Antenna: \*  
Timerange: 00/14:15:01 to 00/14:27:00



Plot file version 6 created 02-OCT-2023 15:41:05

J1058+0133 N23K1.UVDATA.1

Freq = 21.9935 GHz, Bw = 32.000 MH No calibration applied and no bandpass applied

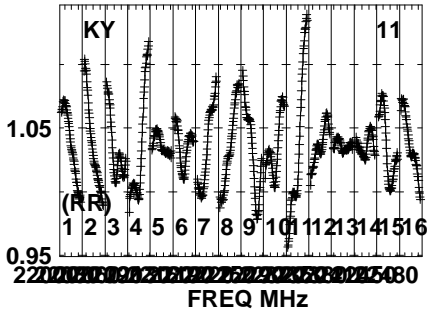
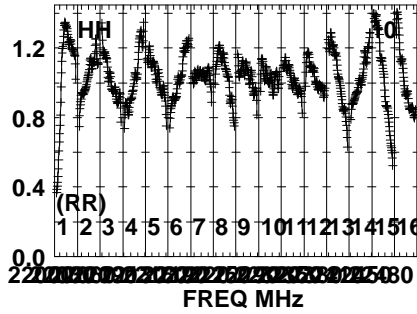
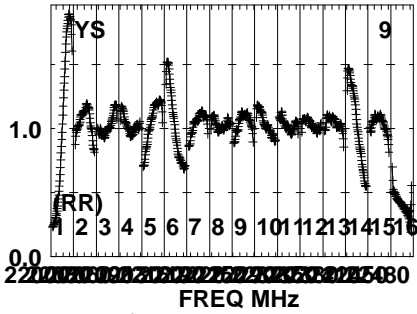
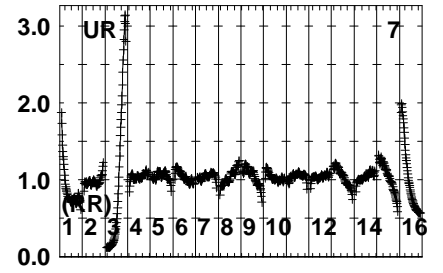
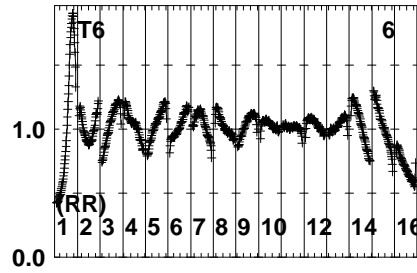
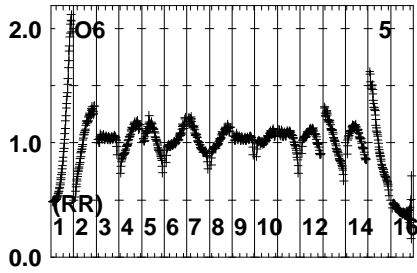
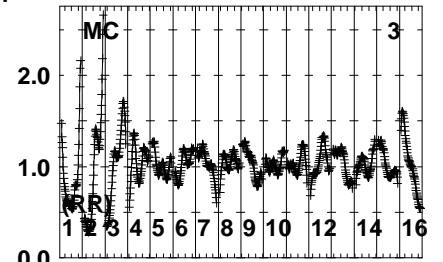
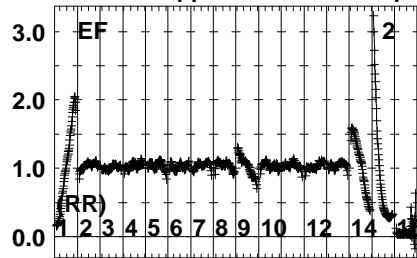
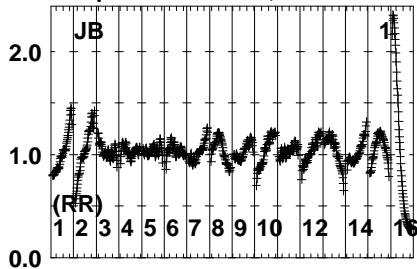


Lower frame: Real Jy  
Auto-corr total-power spectrum Antenna: \*  
Timerange: 00/14:30:01 to 00/14:42:00

Plot file version 7 created 02-OCT-2023 15:41:06

J1058+0133 N23K1.UVDATA.1

Freq = 21.9935 GHz, Bw = 32.000 MH No calibration applied and no bandpass applied

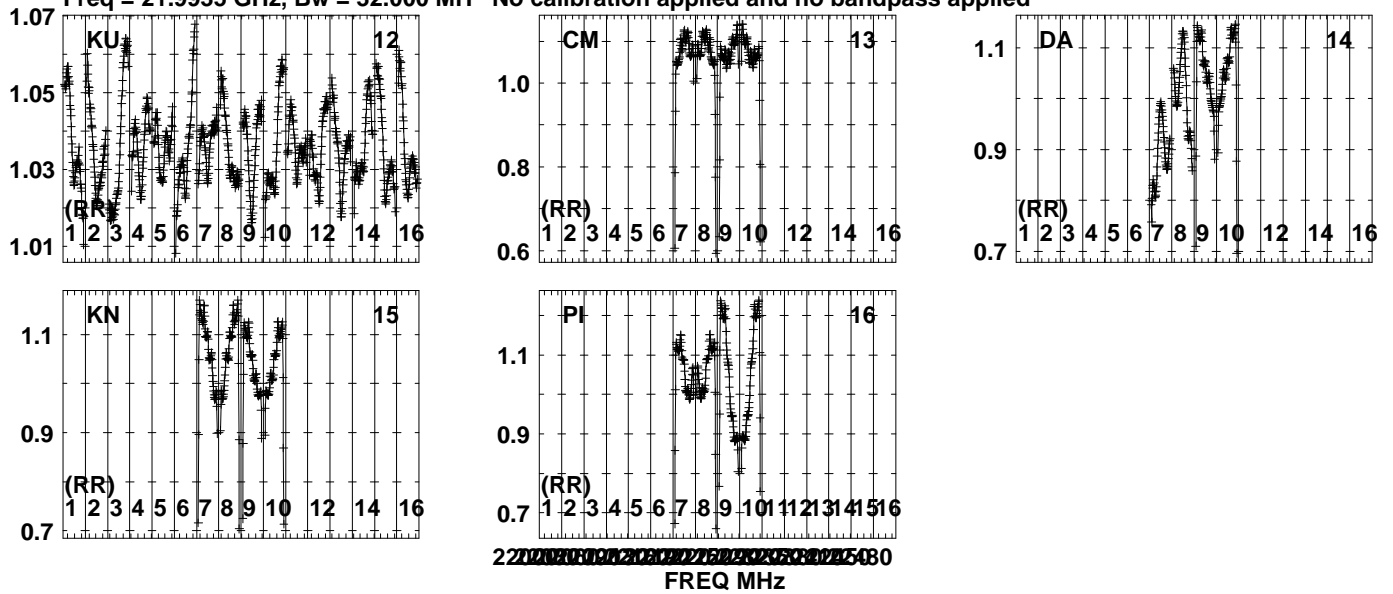


Lower frame: Real Jy  
 Auto-corr total-power spectrum Antenna: \*  
 Timerange: 00/14:45:00 to 00/14:56:59

Plot file version 8 created 02-OCT-2023 15:41:08

J1058+0133 N23K1.UVDATA.1

Freq = 21.9935 GHz, Bw = 32.000 MH No calibration applied and no bandpass applied



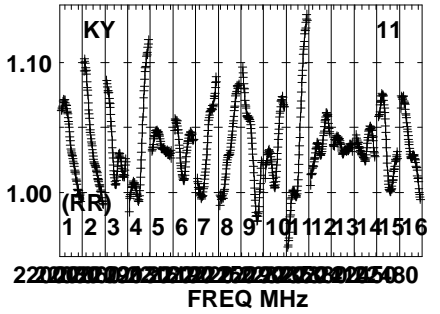
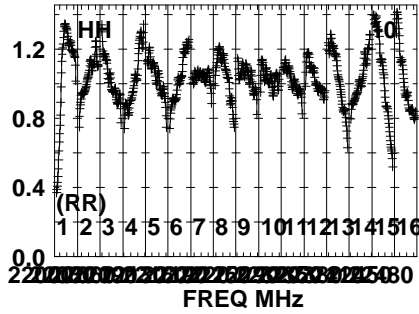
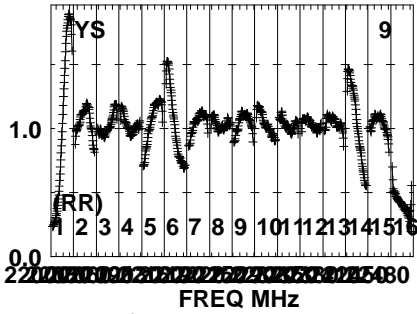
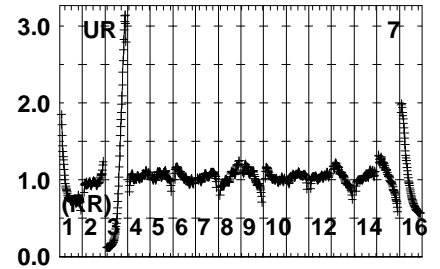
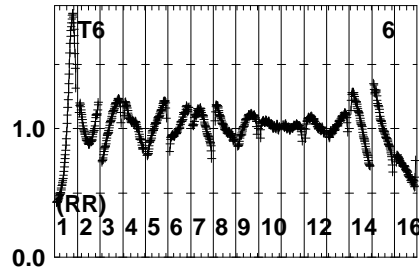
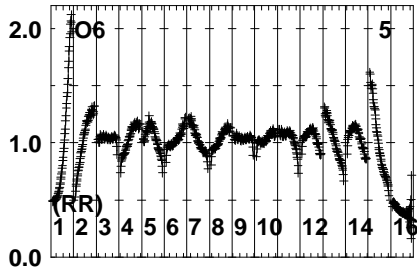
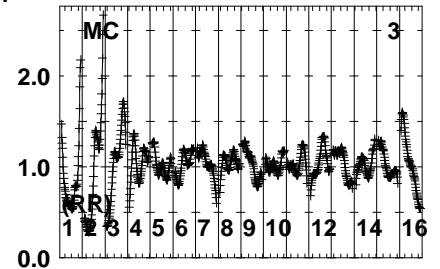
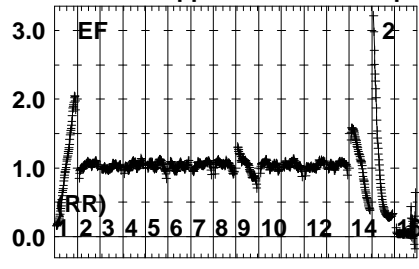
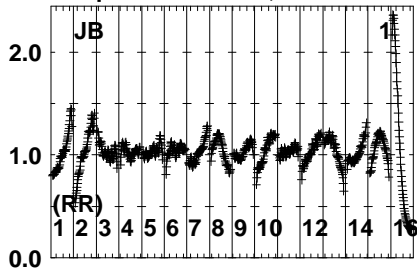
Lower frame: Real Jy  
Auto-corr total-power spectrum Antenna: \*  
Timerange: 00/14:45:00 to 00/14:56:59



Plot file version 9 created 02-OCT-2023 15:41:09

J1159+2914 N23K1.UVDATA.1

Freq = 21.9935 GHz, Bw = 32.000 MH No calibration applied and no bandpass applied

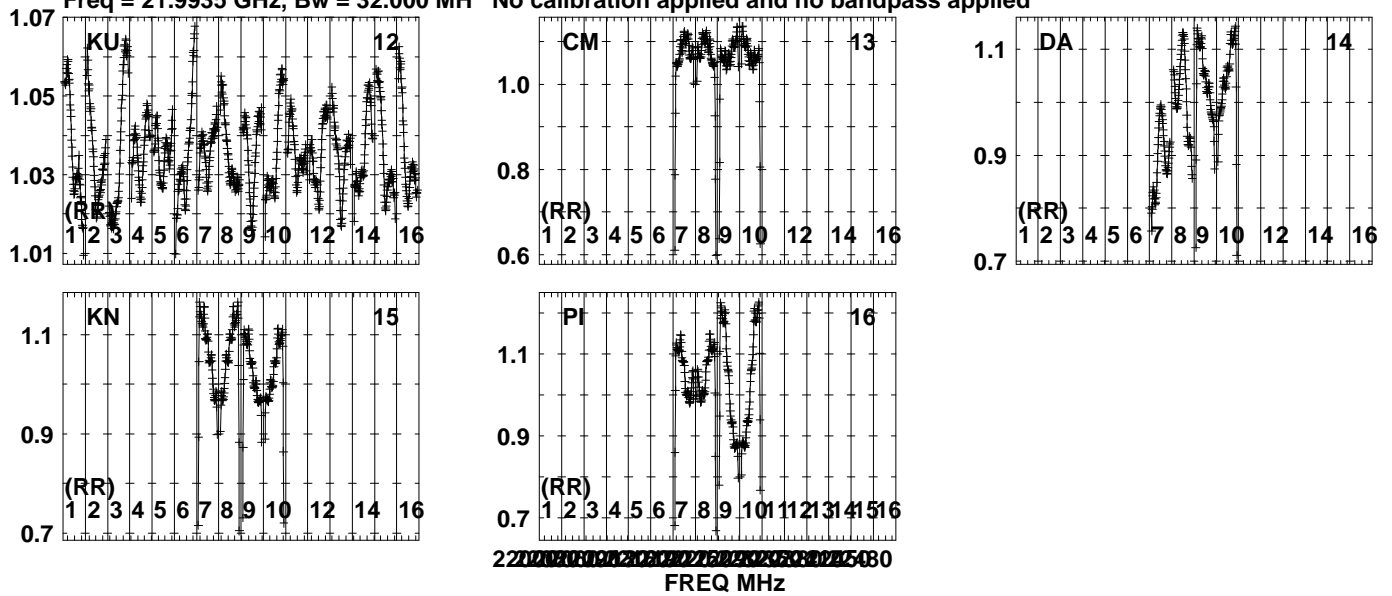


Lower frame: Real Jy  
 Auto-corr total-power spectrum Antenna: \*  
 Timerange: 00/15:02:00 to 00/15:12:00

Plot file version 10 created 02-OCT-2023 15:41:11

J1159+2914 N23K1.UVDATA.1

Freq = 21.9935 GHz, Bw = 32.000 MH No calibration applied and no bandpass applied

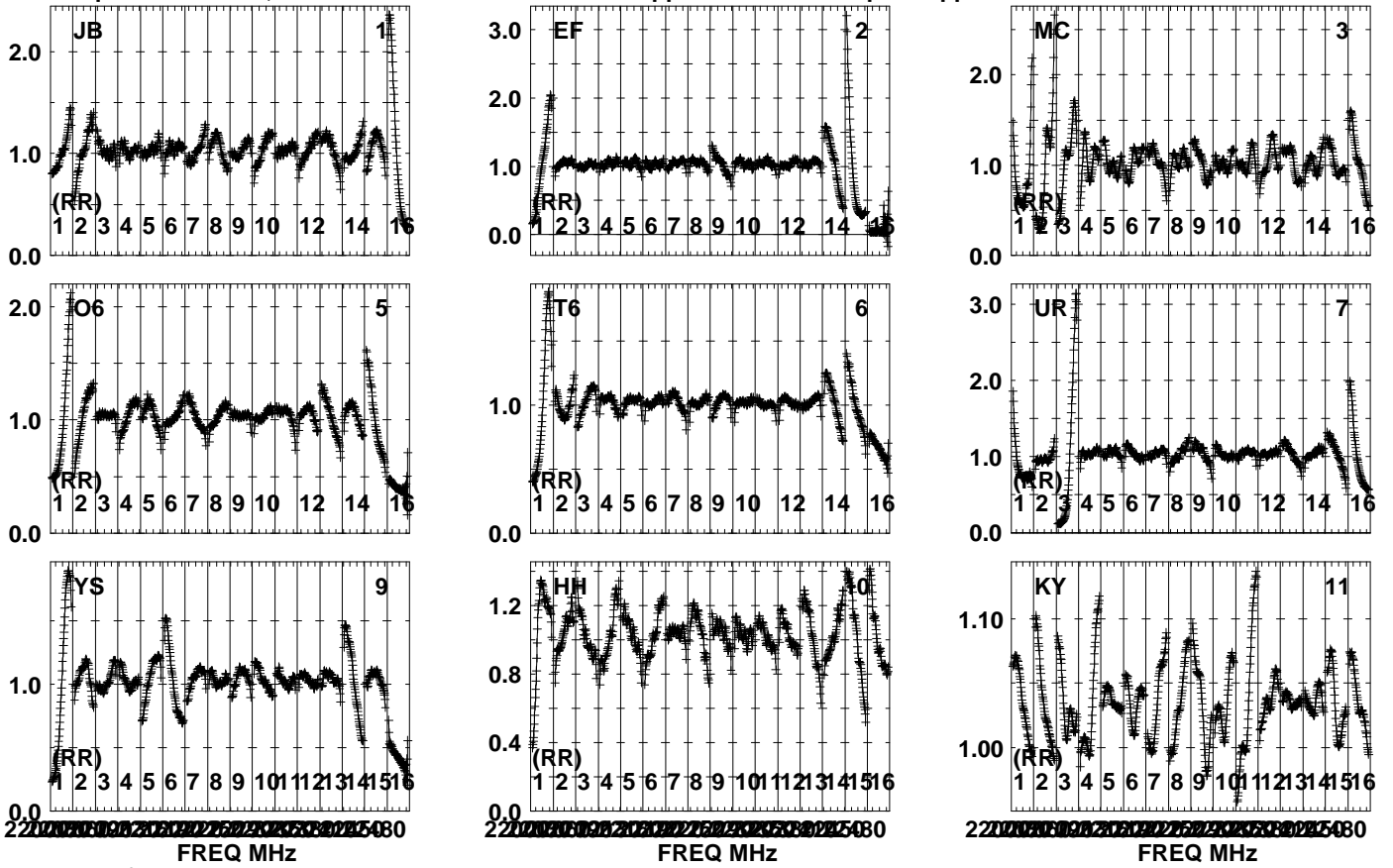


Lower frame: Real Jy  
Auto-corr total-power spectrum Antenna: \*  
Timerange: 00/15:02:00 to 00/15:12:00

Plot file version 11 created 02-OCT-2023 15:41:12

J1159+2914 N23K1.UVDATA.1

Freq = 21.9935 GHz, Bw = 32.000 MH No calibration applied and no bandpass applied

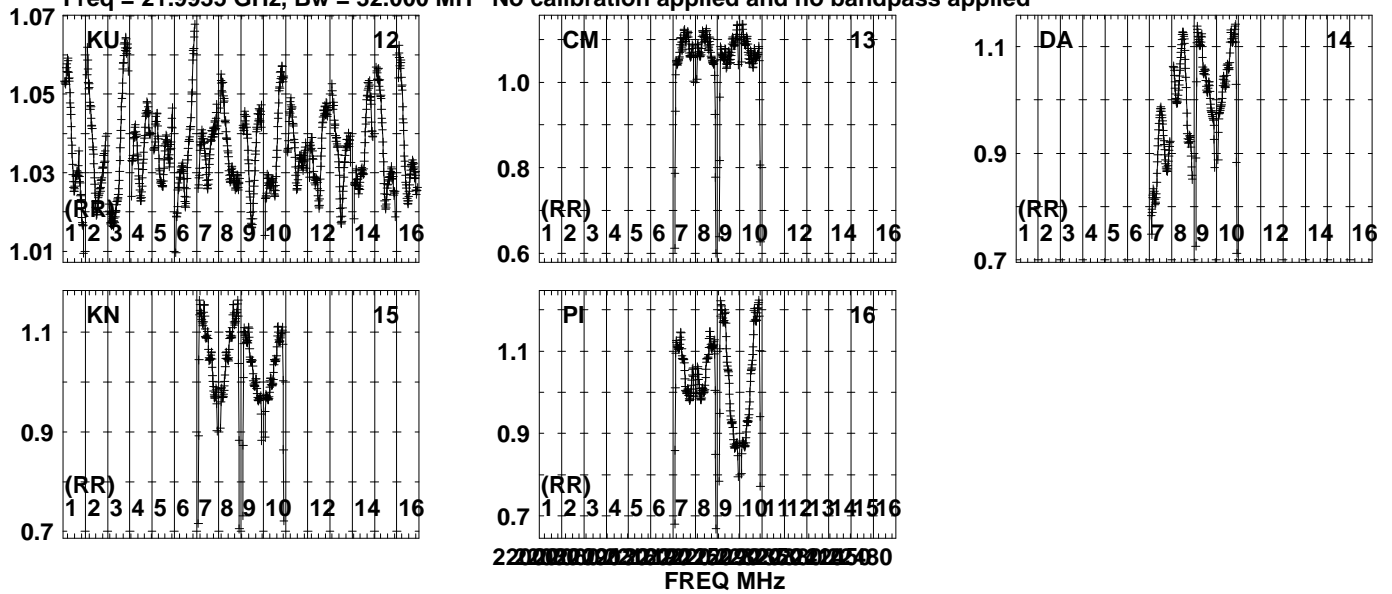


Lower frame: Real Jy  
Auto-corr total-power spectrum Antenna: \*  
Timerange: 00/15:17:00 to 00/15:27:00

Plot file version 12 created 02-OCT-2023 15:41:14

J1159+2914 N23K1.UVDATA.1

Freq = 21.9935 GHz, Bw = 32.000 MH No calibration applied and no bandpass applied

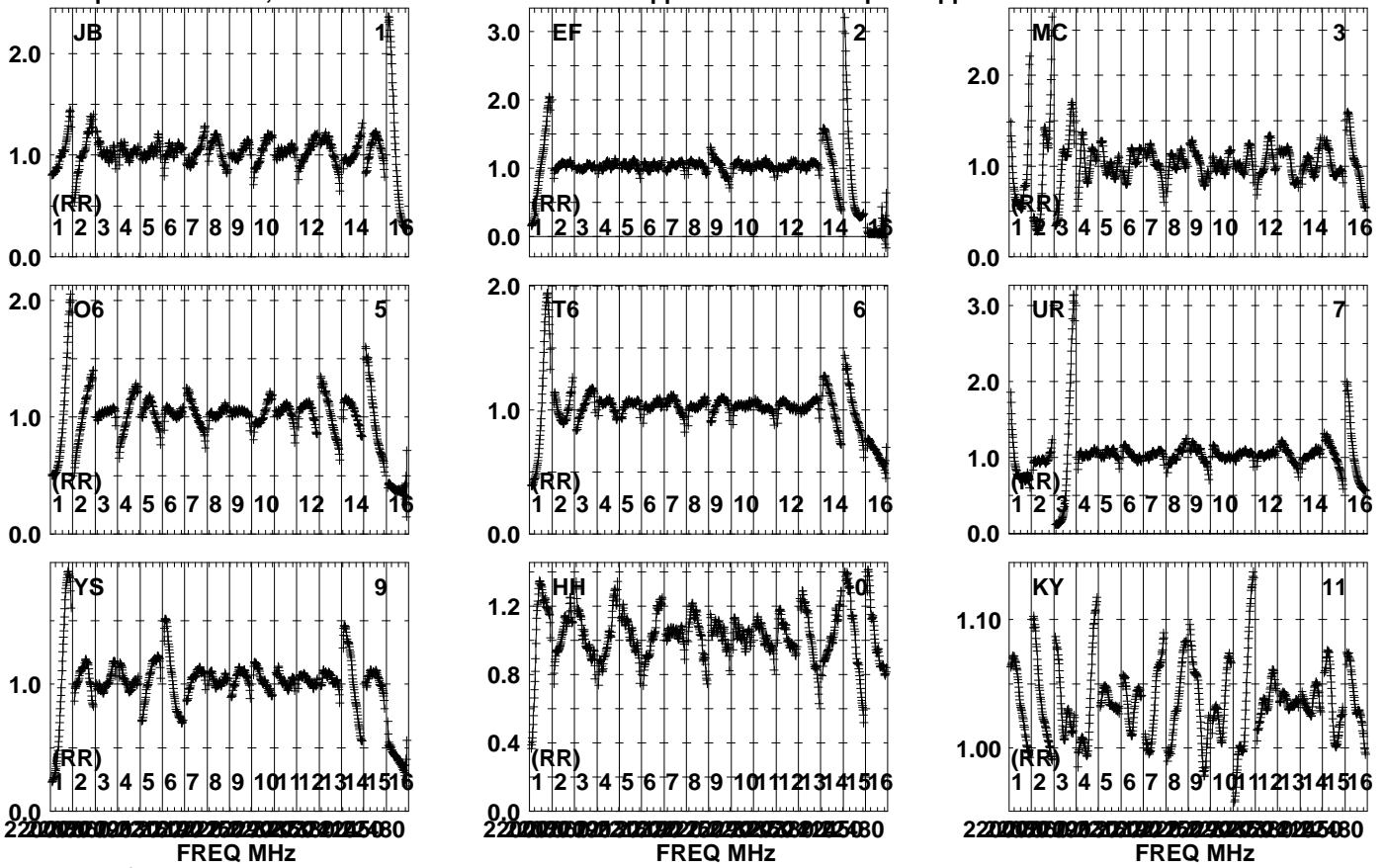


Lower frame: Real Jy  
Auto-corr total-power spectrum Antenna: \*  
Timerange: 00/15:17:00 to 00/15:27:00

Plot file version 13 created 02-OCT-2023 15:41:15

J1159+2914 N23K1.UVDATA.1

Freq = 21.9935 GHz, Bw = 32.000 MH No calibration applied and no bandpass applied

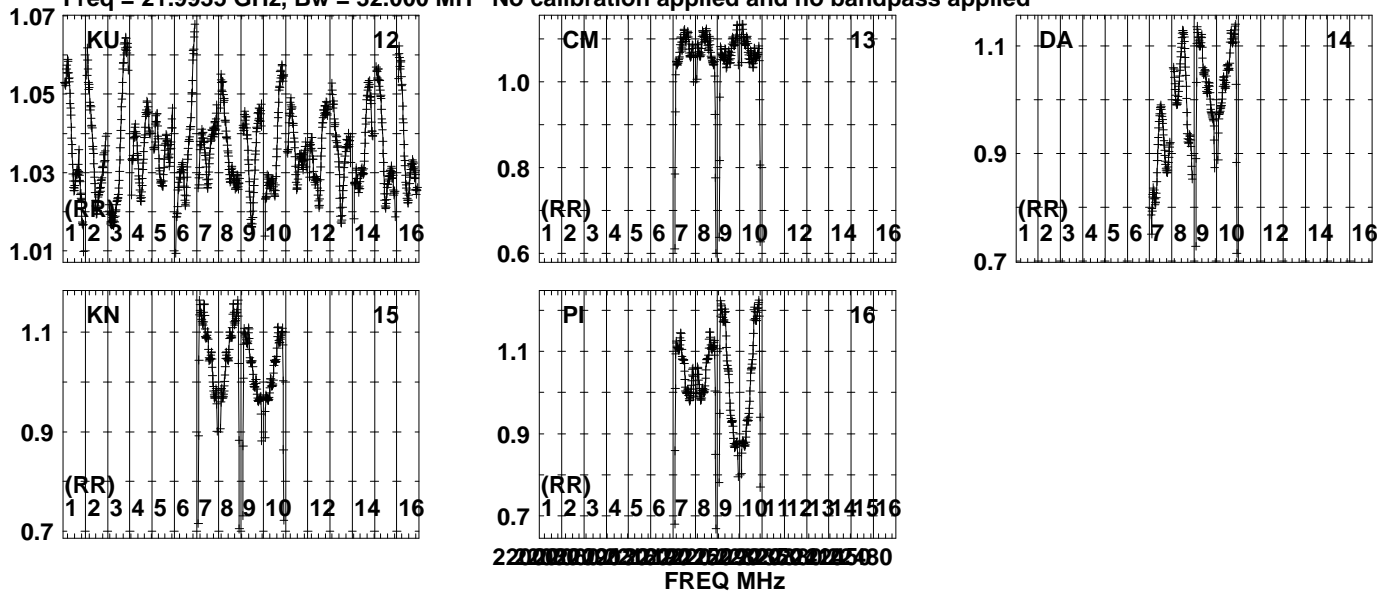


Lower frame: Real Jy  
Auto-corr total-power spectrum Antenna: \*  
Timerange: 00/15:32:00 to 00/15:41:59

Plot file version 14 created 02-OCT-2023 15:41:17

J1159+2914 N23K1.UVDATA.1

Freq = 21.9935 GHz, Bw = 32.000 MH No calibration applied and no bandpass applied

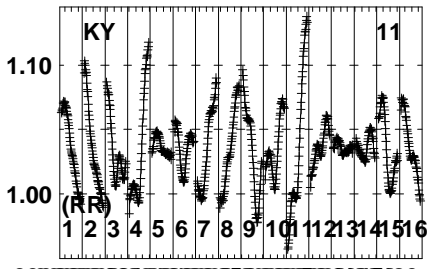
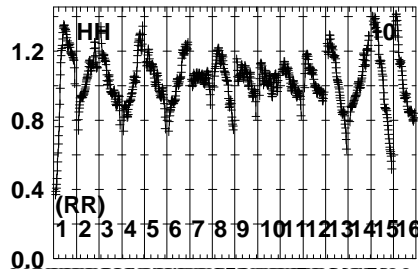
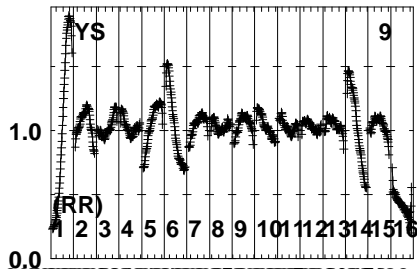
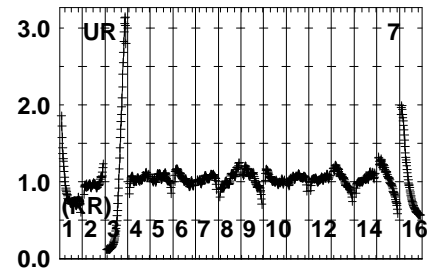
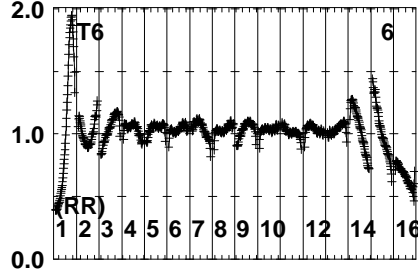
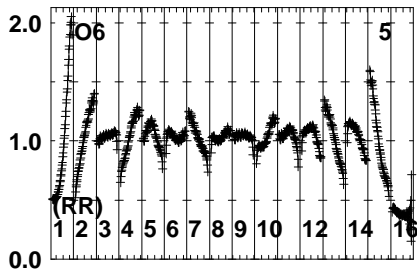
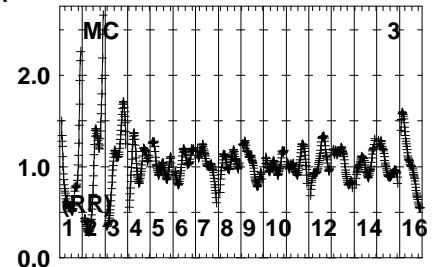
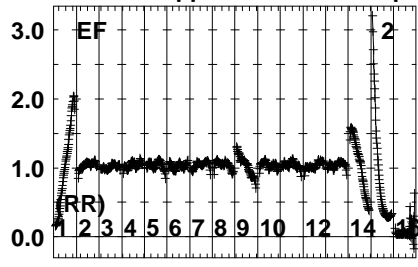
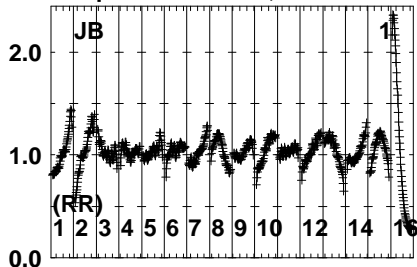


Lower frame: Real Jy  
Auto-corr total-power spectrum Antenna: \*  
Timerange: 00/15:32:00 to 00/15:41:59

Plot file version 15 created 02-OCT-2023 15:41:18

J1159+2914 N23K1.UVDATA.1

Freq = 21.9935 GHz, Bw = 32.000 MH No calibration applied and no bandpass applied



22000000000 22000005080  
FREQ MHz

22000000000 22000005080  
FREQ MHz

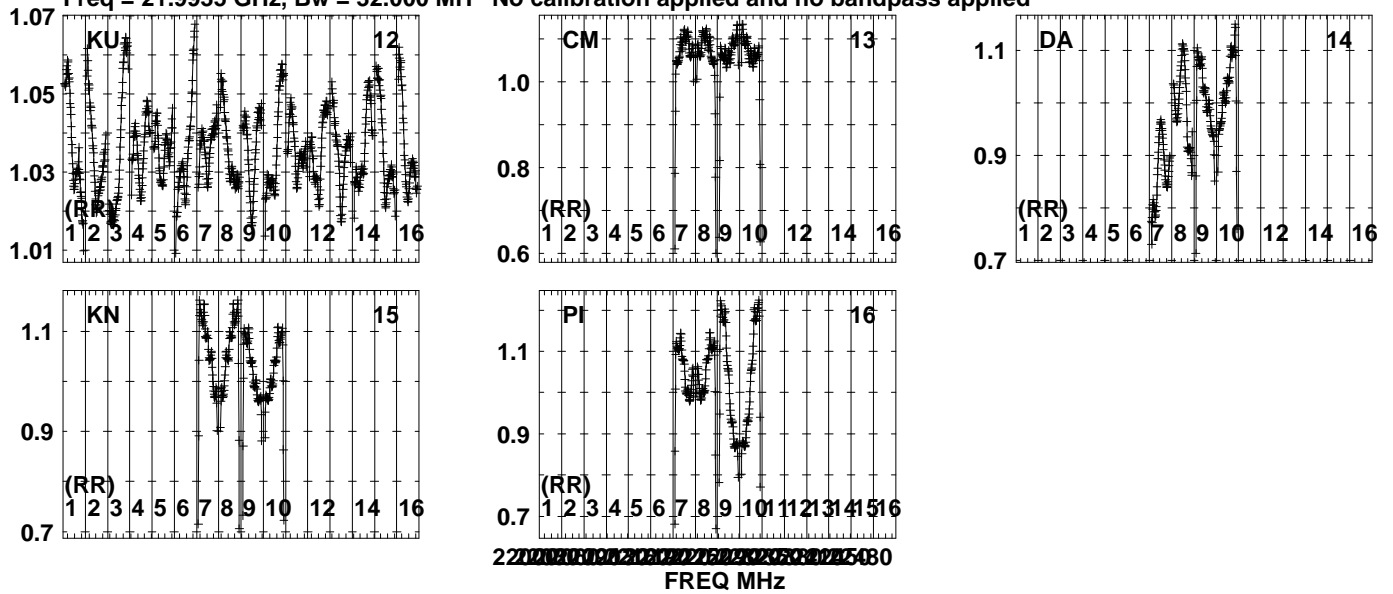
22000000000 22000005080  
FREQ MHz

Lower frame: Real Jy  
Auto-corr total-power spectrum Antenna: \*  
Timerange: 00/15:47:00 to 00/15:57:00

Plot file version 16 created 02-OCT-2023 15:41:21

J1159+2914 N23K1.UVDATA.1

Freq = 21.9935 GHz, Bw = 32.000 MH No calibration applied and no bandpass applied



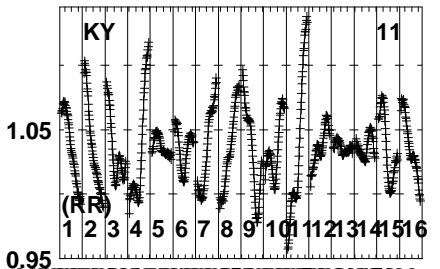
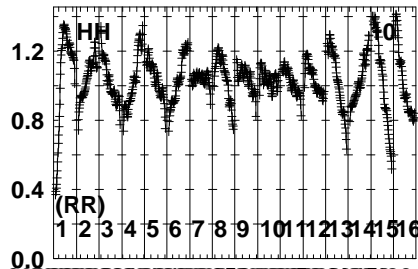
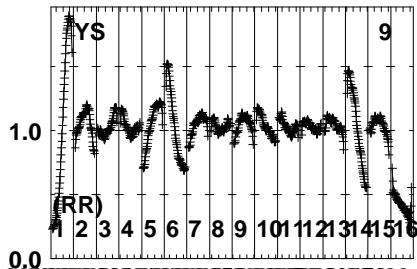
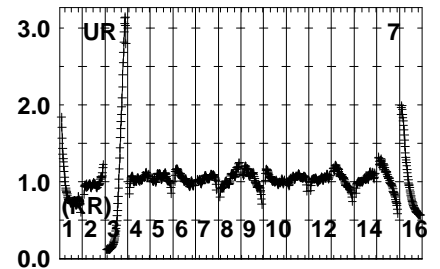
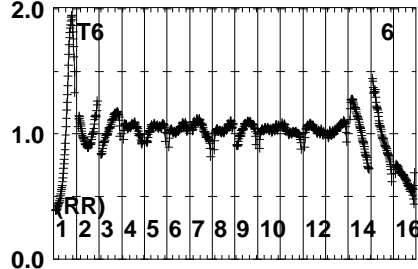
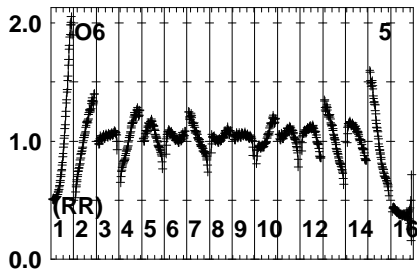
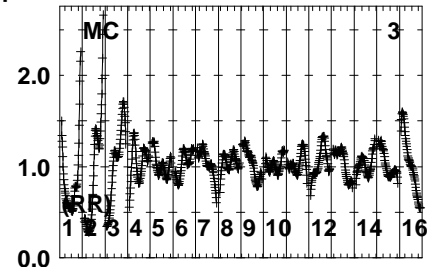
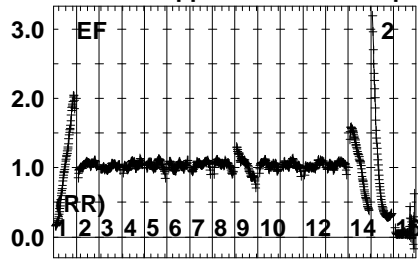
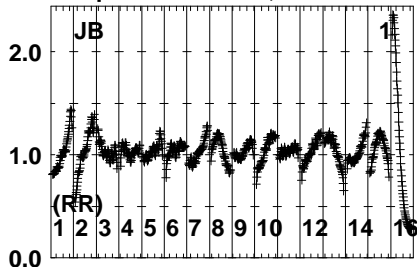
Lower frame: Real Jy  
Auto-corr total-power spectrum Antenna: \*  
Timerange: 00/15:47:00 to 00/15:57:00



Plot file version 17 created 02-OCT-2023 15:41:22

J1159+2914 N23K1.UVDATA.1

Freq = 21.9935 GHz, Bw = 32.000 MH No calibration applied and no bandpass applied



FREQ MHz

FREQ MHz

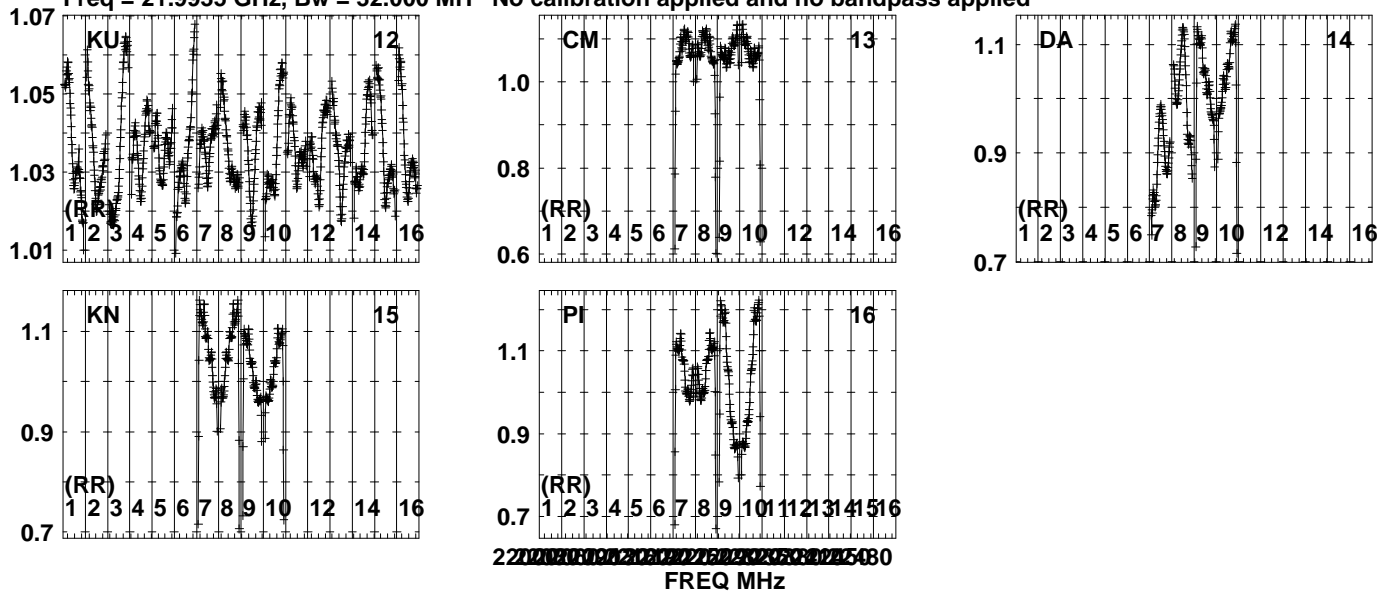
FREQ MHz

Lower frame: Real Jy  
Auto-corr total-power spectrum Antenna: \*  
Timerange: 00/16:02:00 to 00/16:12:00

Plot file version 18 created 02-OCT-2023 15:41:23

J1159+2914 N23K1.UVDATA.1

Freq = 21.9935 GHz, Bw = 32.000 MH No calibration applied and no bandpass applied

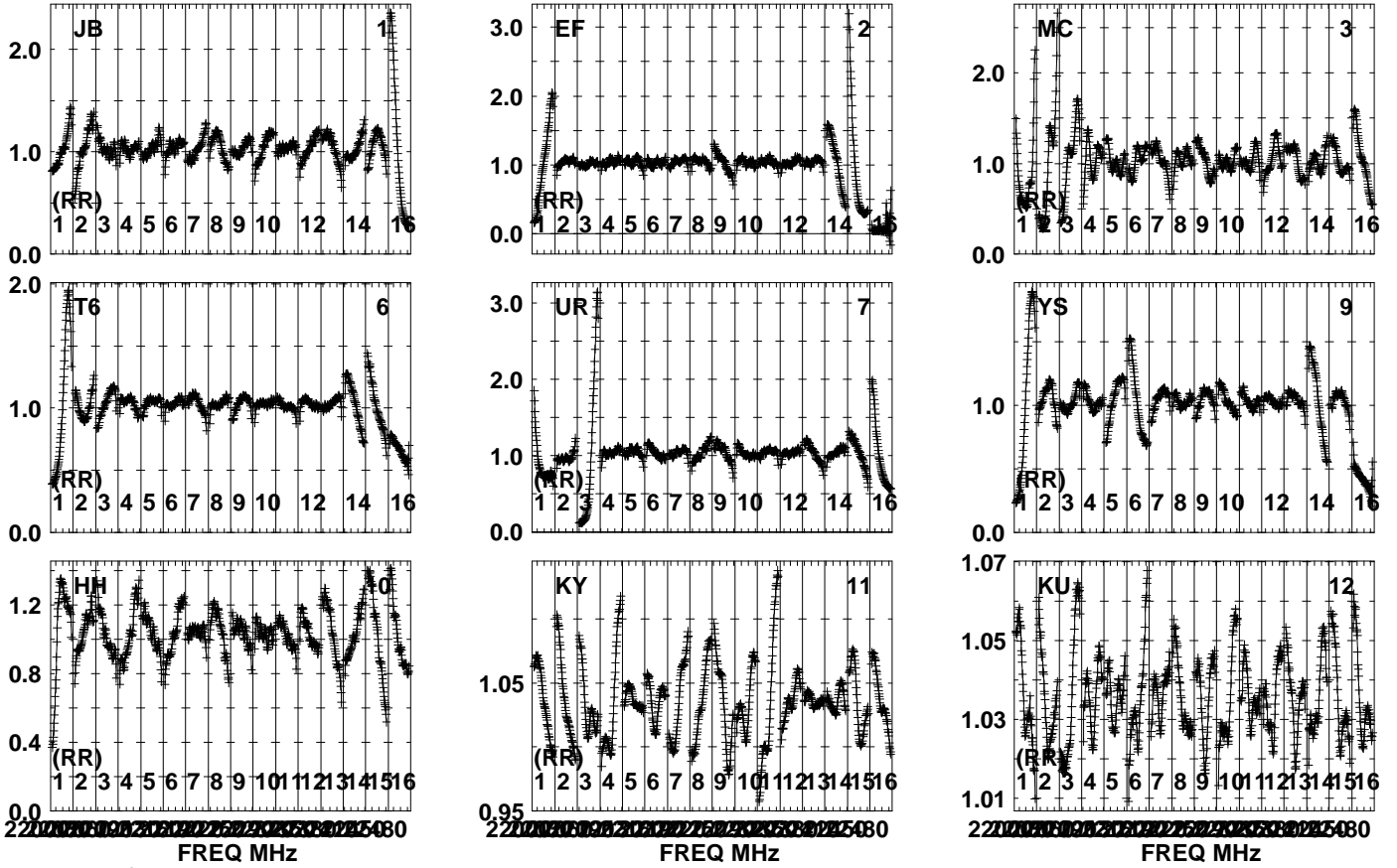


Lower frame: Real Jy  
Auto-corr total-power spectrum Antenna: \*  
Timerange: 00/16:02:00 to 00/16:12:00

Plot file version 19 created 02-OCT-2023 15:41:23

J1159+2914 N23K1.UVDATA.1

Freq = 21.9935 GHz, Bw = 32.000 MH No calibration applied and no bandpass applied

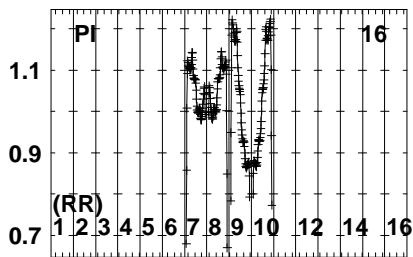
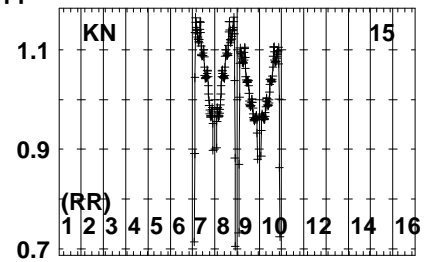
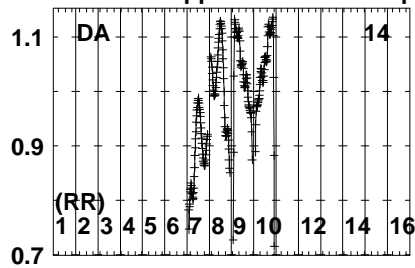
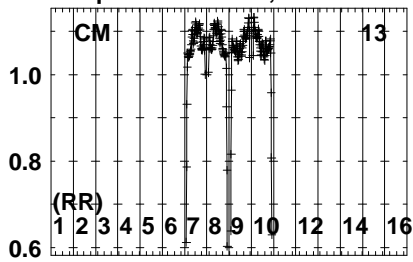


Lower frame: Real Jy  
Auto-corr total-power spectrum Antenna: \*  
Timerange: 00/16:15:00 to 00/16:16:30

Plot file version 20 created 02-OCT-2023 15:41:24

J1159+2914 N23K1.UVDATA.1

Freq = 21.9935 GHz, Bw = 32.000 MH No calibration applied and no bandpass applied

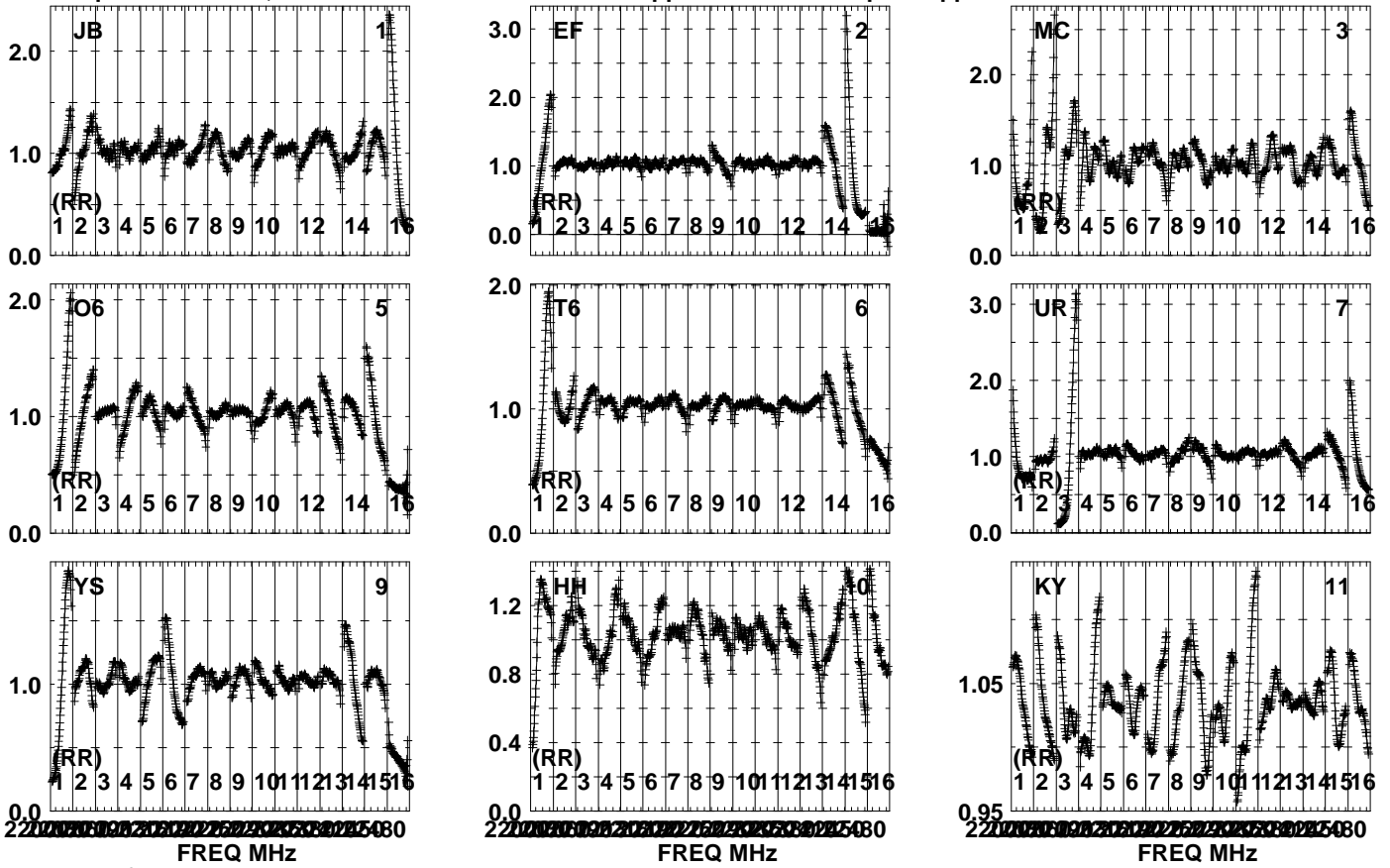


Lower frame: Real Jy  
Auto-corr total-power spectrum Antenna: \*  
Timerange: 00/16:15:00 to 00/16:16:30

Plot file version 21 created 02-OCT-2023 15:41:24

J1221+2813 N23K1.UVDATA.1

Freq = 21.9935 GHz, Bw = 32.000 MH No calibration applied and no bandpass applied

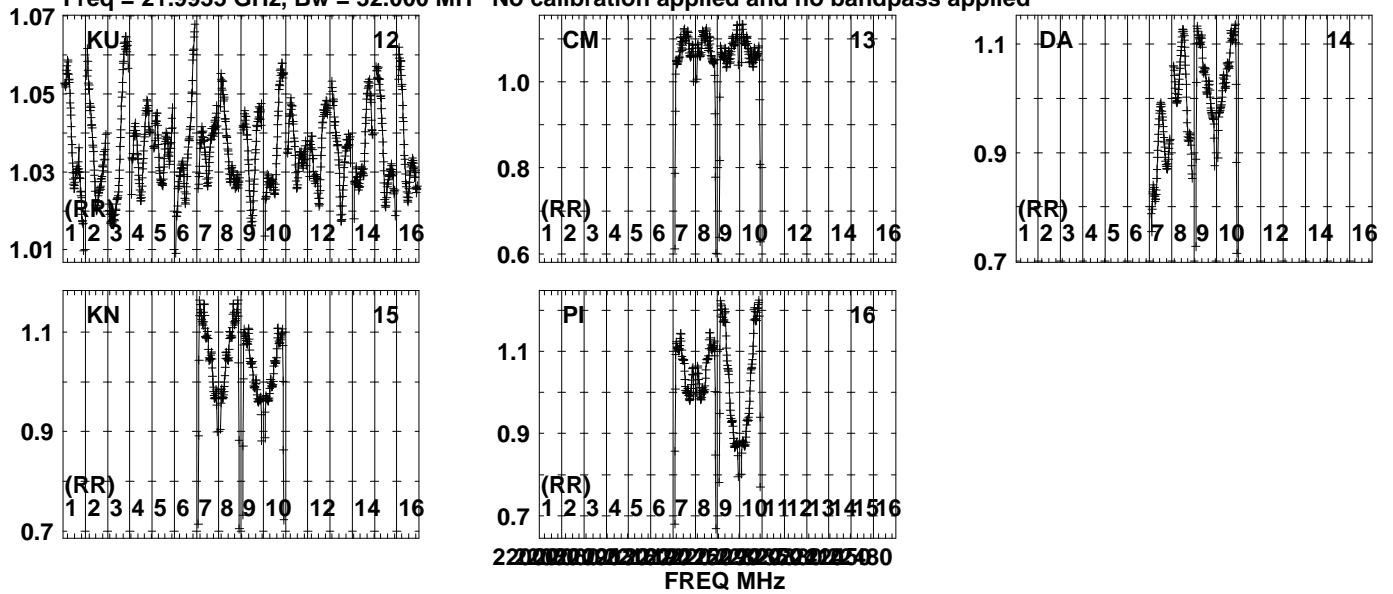


Lower frame: Real Jy  
Auto-corr total-power spectrum Antenna: \*  
Timerange: 00/16:16:30 to 00/16:18:00

Plot file version 22 created 02-OCT-2023 15:41:24

J1221+2813 N23K1.UVDATA.1

Freq = 21.9935 GHz, Bw = 32.000 MH No calibration applied and no bandpass applied

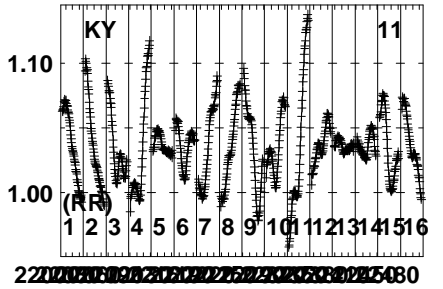
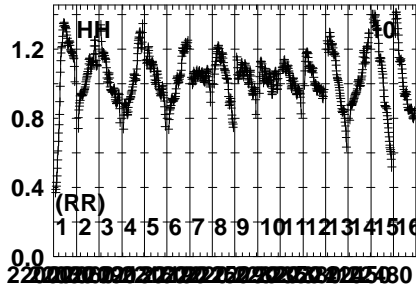
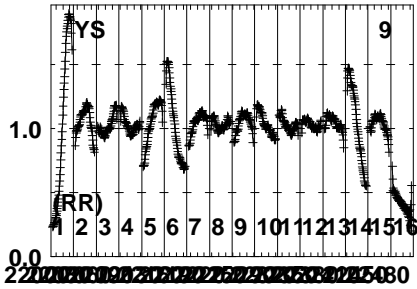
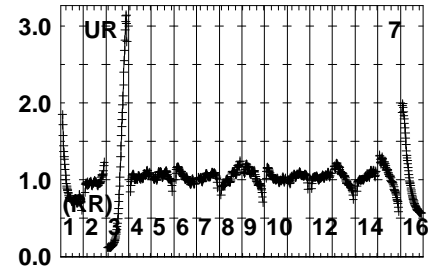
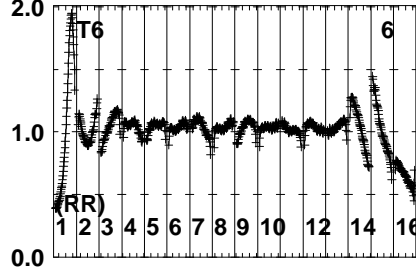
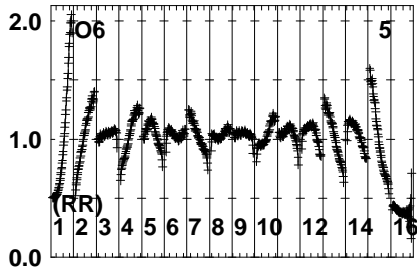
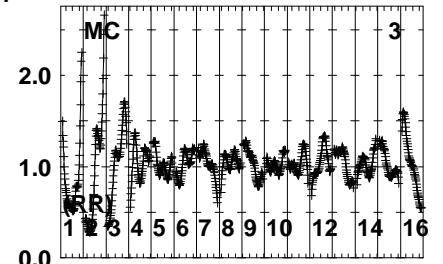
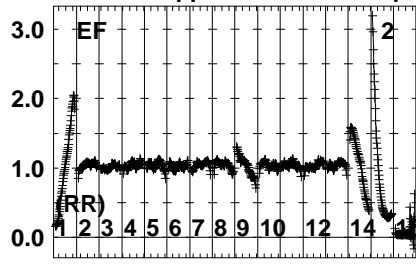
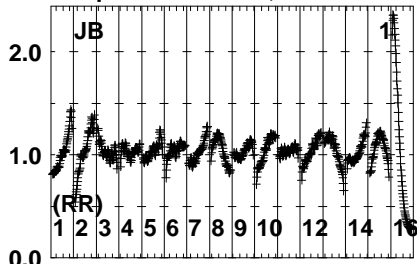


Lower frame: Real Jy  
Auto-corr total-power spectrum Antenna: \*  
Timerange: 00/16:16:30 to 00/16:18:00

Plot file version 23 created 02-OCT-2023 15:41:24

J1159+2914 N23K1.UVDATA.1

Freq = 21.9935 GHz, Bw = 32.000 MH No calibration applied and no bandpass applied



FREQ MHz  
Lower frame: Real Jy  
Auto-corr total-power spectrum Antenna: \*  
Timerange: 00/16:18:00 to 00/16:19:30

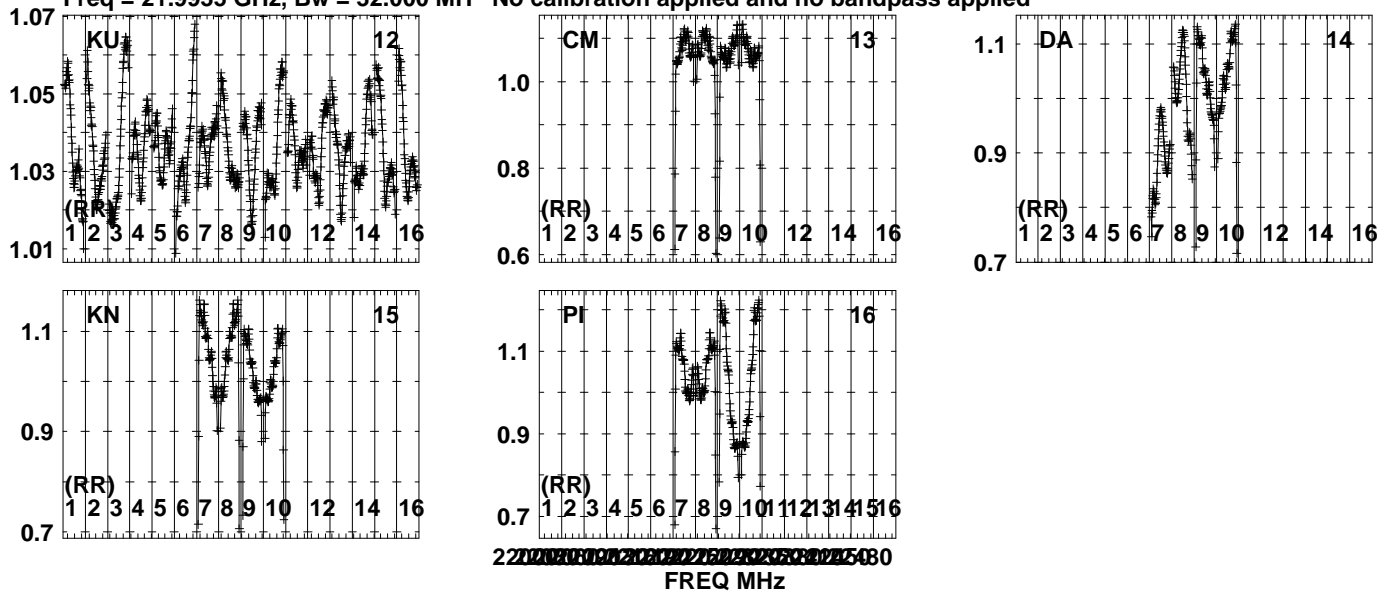
FREQ MHz

FREQ MHz

Plot file version 24 created 02-OCT-2023 15:41:25

J1159+2914 N23K1.UVDATA.1

Freq = 21.9935 GHz, Bw = 32.000 MH No calibration applied and no bandpass applied



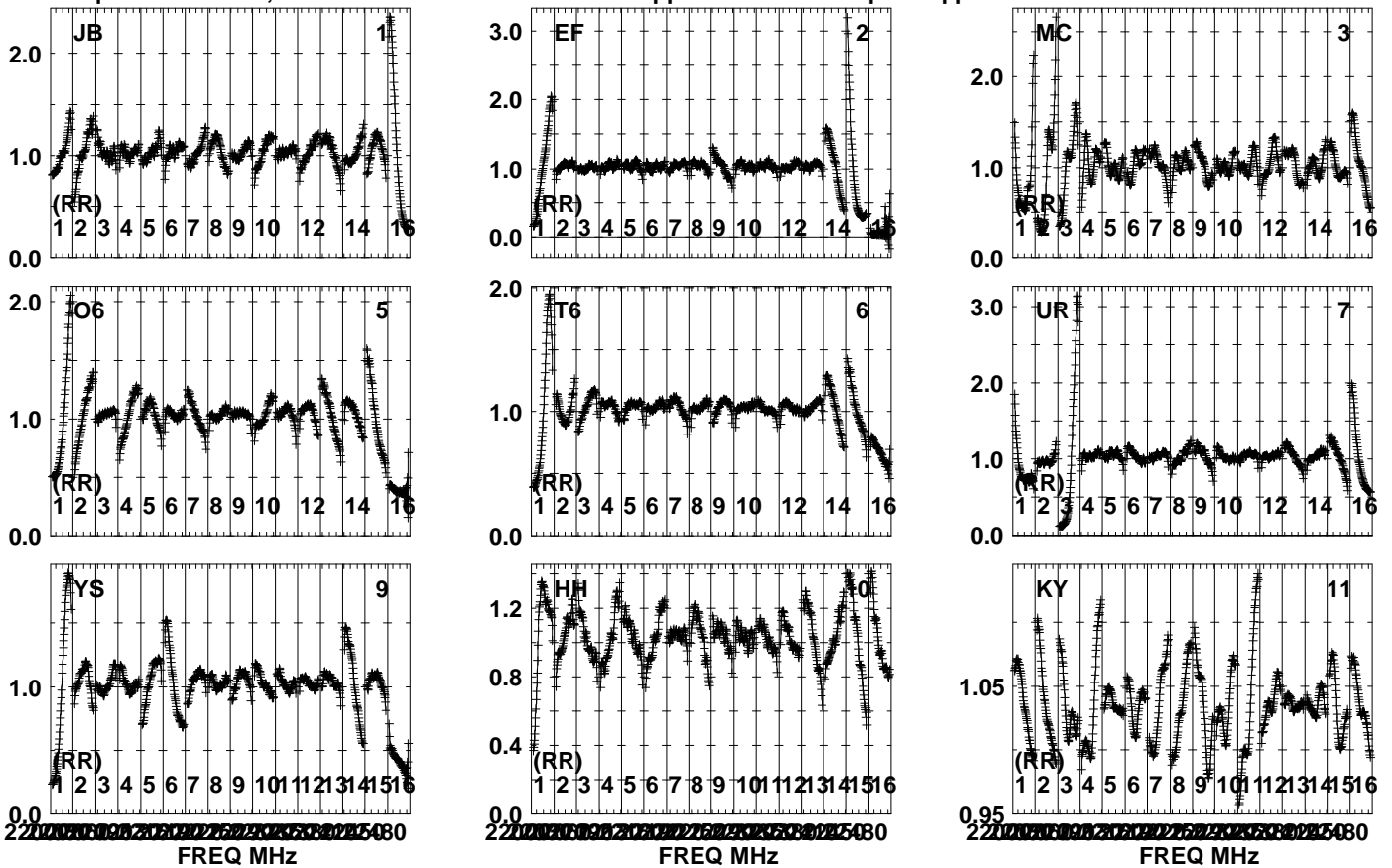
Lower frame: Real Jy  
Auto-corr total-power spectrum Antenna: \*  
Timerange: 00/16:18:00 to 00/16:19:30



Plot file version 25 created 02-OCT-2023 15:41:25

J1152+2930 N23K1.UVDATA.1

Freq = 21.9935 GHz, Bw = 32.000 MH No calibration applied and no bandpass applied

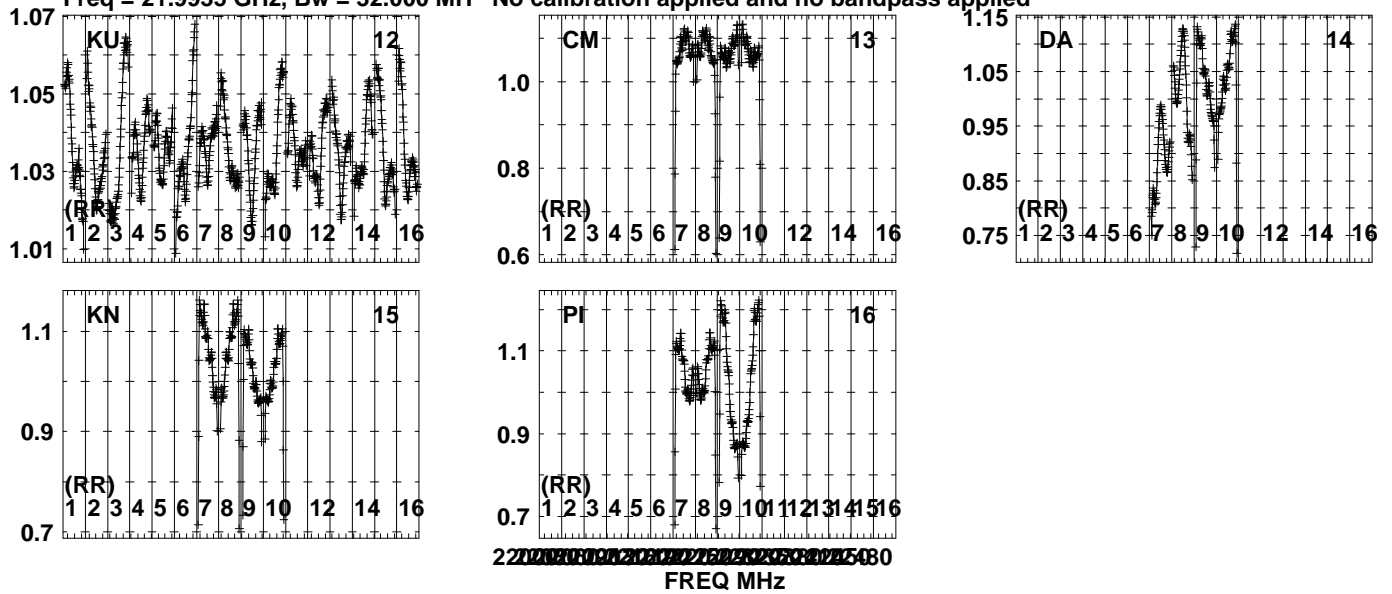


Lower frame: Real Jy  
Auto-corr total-power spectrum Antenna: \*  
Timerange: 00/16:19:30 to 00/16:22:30

Plot file version 26 created 02-OCT-2023 15:41:26

J1152+2930 N23K1.UVDATA.1

Freq = 21.9935 GHz, Bw = 32.000 MH No calibration applied and no bandpass applied

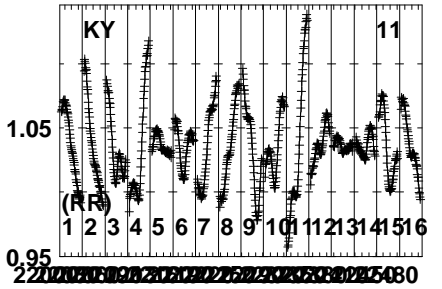
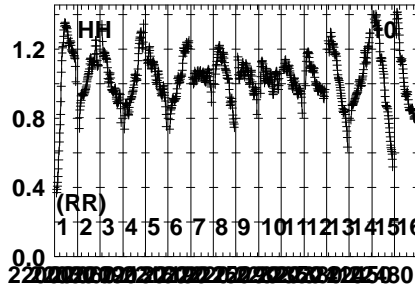
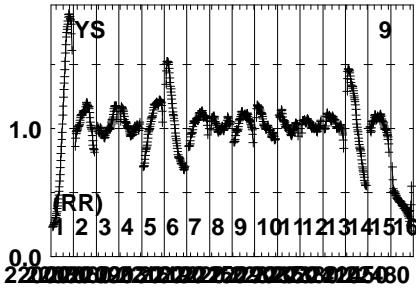
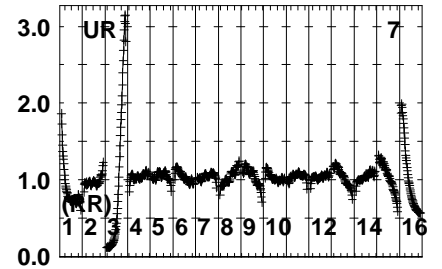
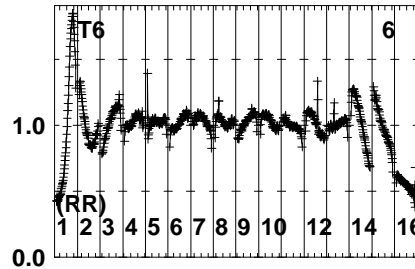
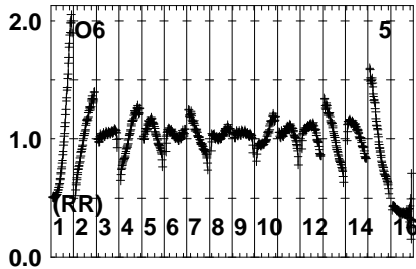
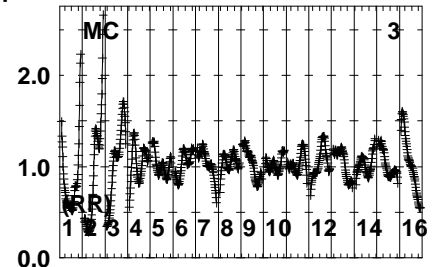
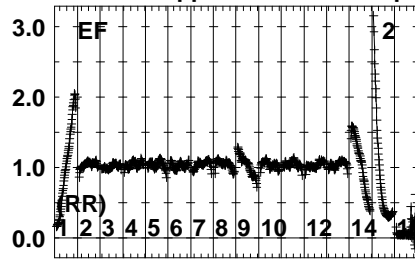
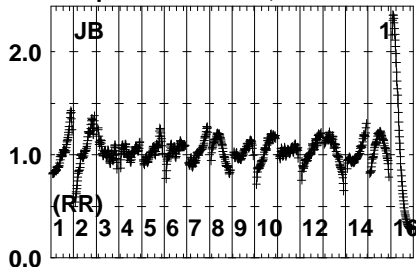


Lower frame: Real Jy  
Auto-corr total-power spectrum Antenna: \*  
Timerange: 00/16:19:30 to 00/16:22:30

Plot file version 27 created 02-OCT-2023 15:41:27

J1159+2914 N23K1.UVDATA.1

Freq = 21.9935 GHz, Bw = 32.000 MH No calibration applied and no bandpass applied

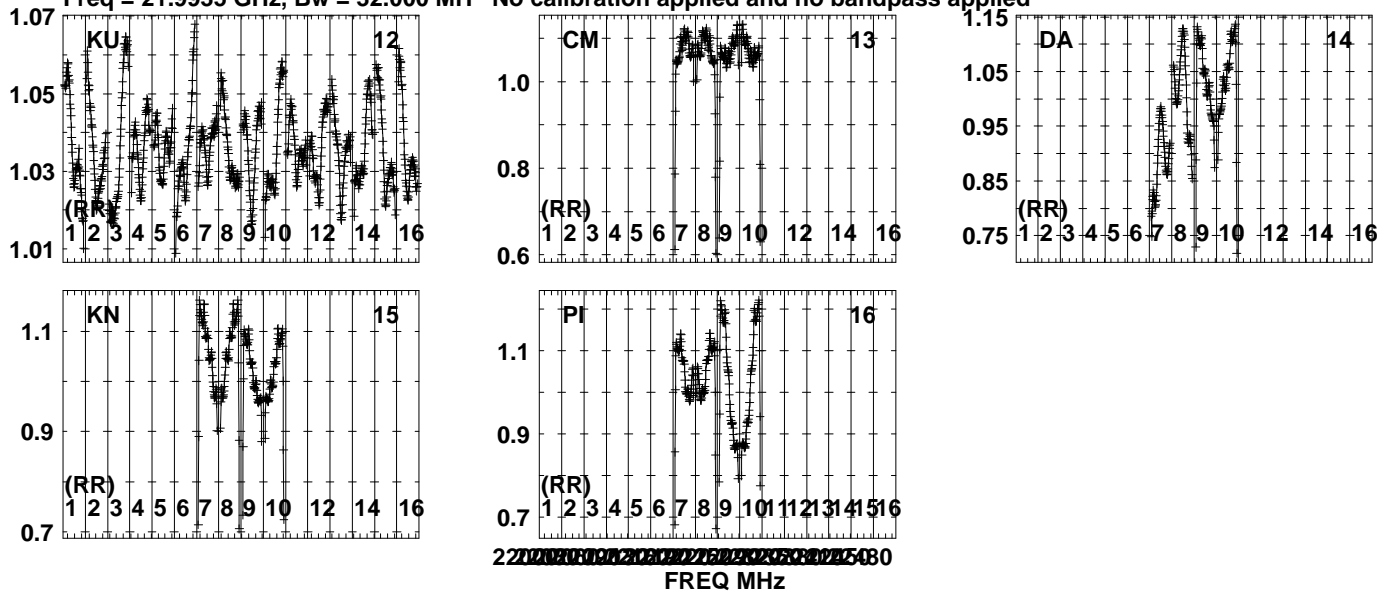


Lower frame: Real Jy  
Auto-corr total-power spectrum Antenna: \*  
Timerange: 00/16:27:01 to 00/16:36:59

Plot file version 28 created 02-OCT-2023 15:41:29

J1159+2914 N23K1.UVDATA.1

Freq = 21.9935 GHz, Bw = 32.000 MH No calibration applied and no bandpass applied

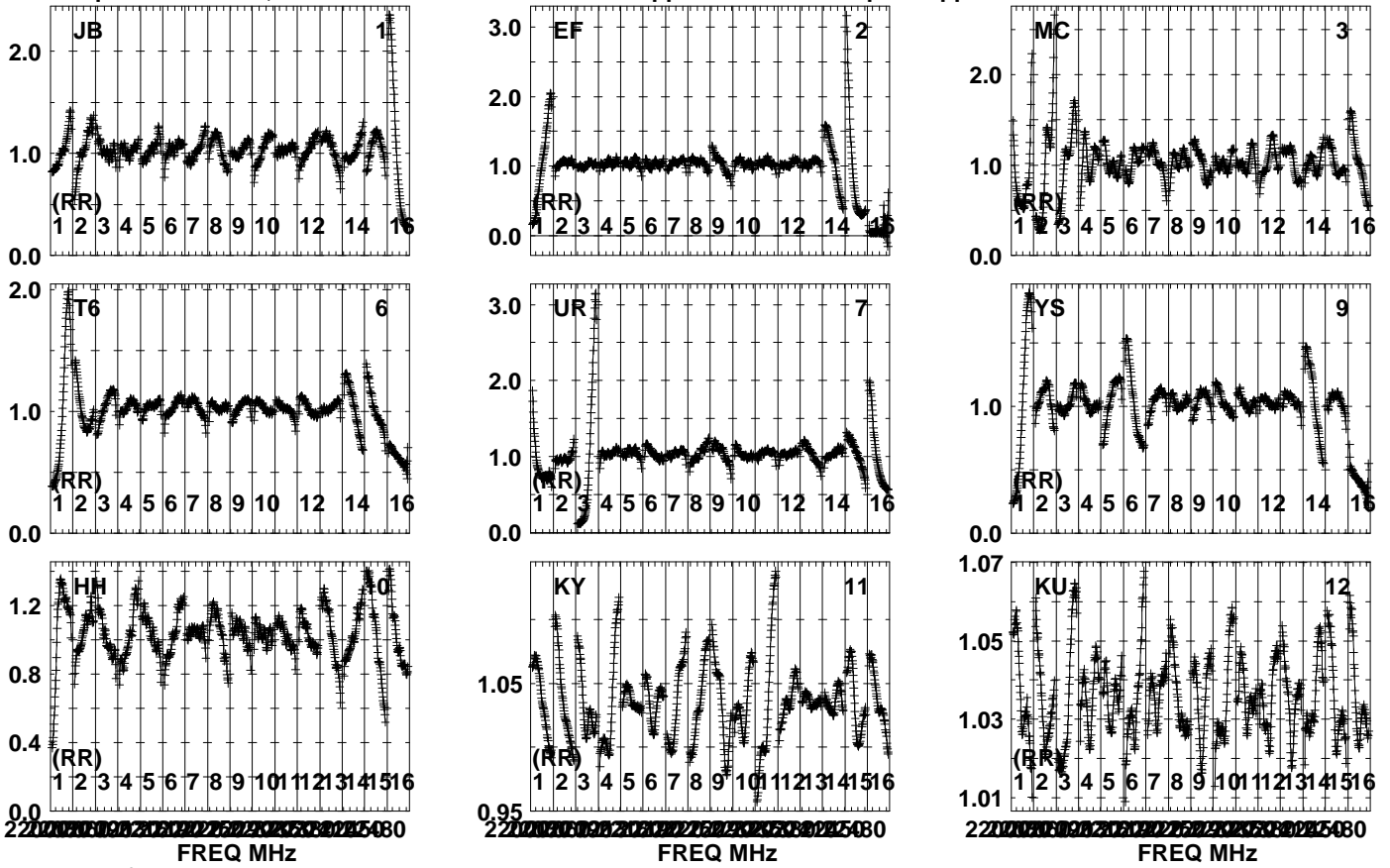


Lower frame: Real Jy  
Auto-corr total-power spectrum Antenna: \*  
Timerange: 00/16:27:01 to 00/16:36:59

Plot file version 29 created 02-OCT-2023 15:41:29

J1159+2914 N23K1.UVDATA.1

Freq = 21.9935 GHz, Bw = 32.000 MH No calibration applied and no bandpass applied

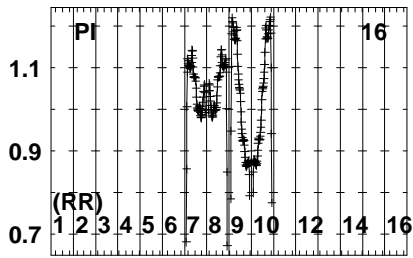
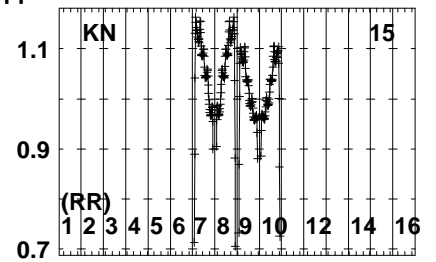
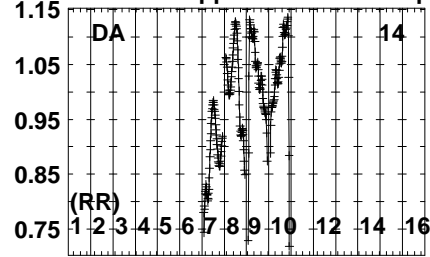
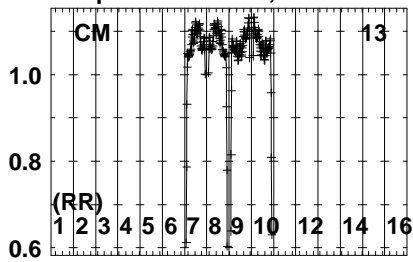


Lower frame: Real Jy  
 Auto-corr total-power spectrum Antenna: \*  
 Timerange: 00/16:40:00 to 00/16:41:30

Plot file version 30 created 02-OCT-2023 15:41:30

J1159+2914 N23K1.UVDATA.1

Freq = 21.9935 GHz, Bw = 32.000 MH No calibration applied and no bandpass applied

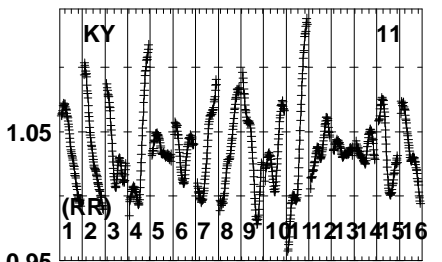
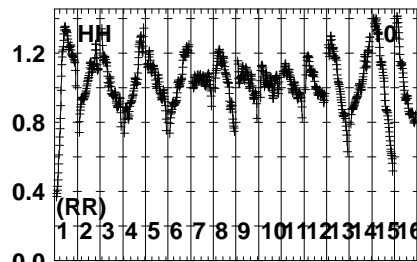
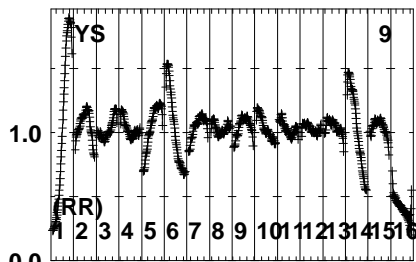
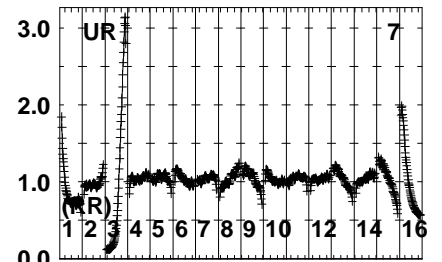
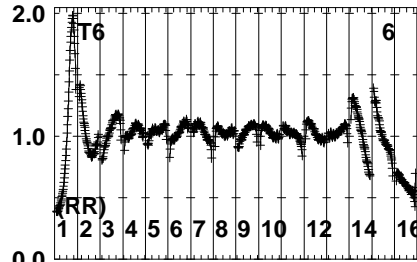
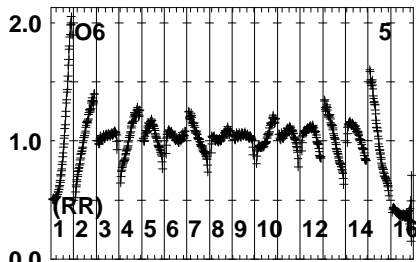
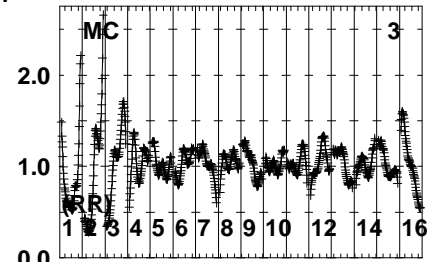
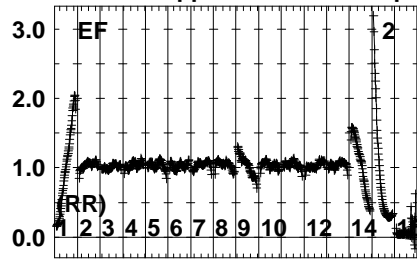
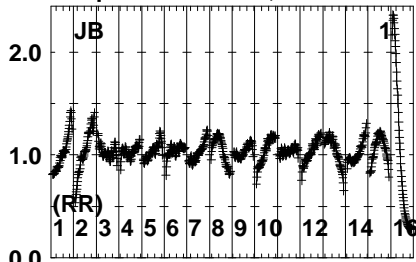


Lower frame: Real Jy  
Auto-corr total-power spectrum Antenna: \*  
Timerange: 00/16:40:00 to 00/16:41:30

Plot file version 31 created 02-OCT-2023 15:41:30

J1221+2813 N23K1.UVDATA.1

Freq = 21.9935 GHz, Bw = 32.000 MH No calibration applied and no bandpass applied



FREQ MHz

FREQ MHz

FREQ MHz

Lower frame: Real Jy

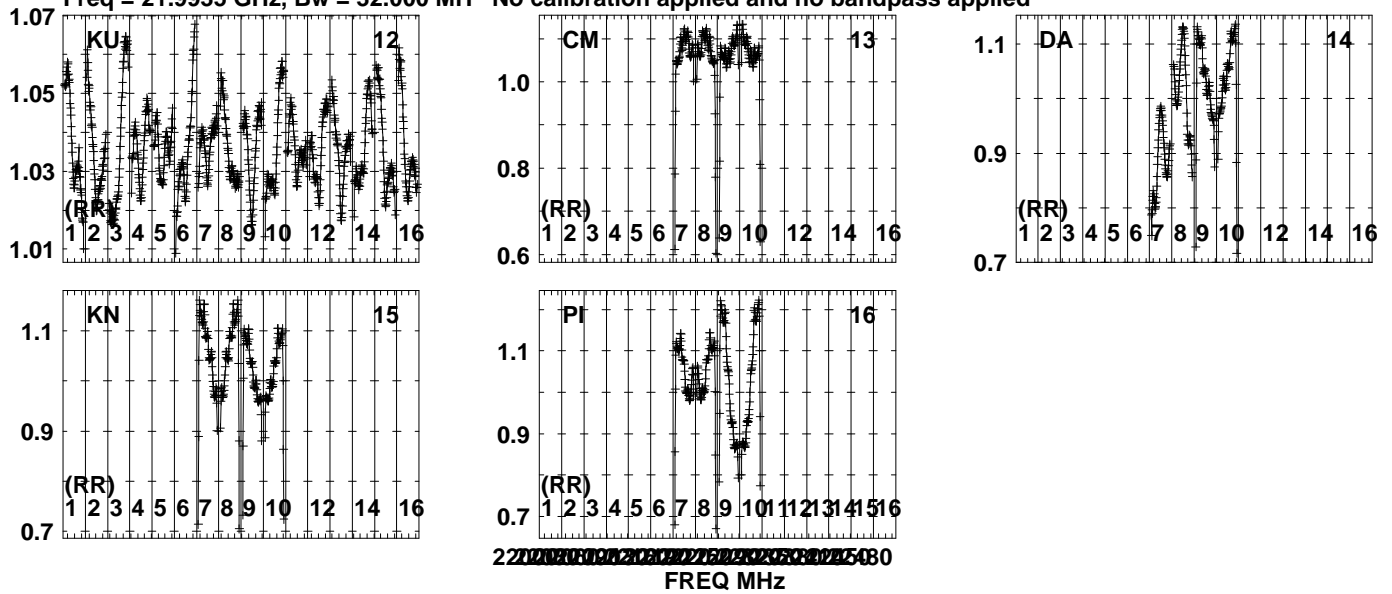
Auto-corr total-power spectrum Antenna: \*

Timerange: 00/16:41:31 to 00/16:43:00

Plot file version 32 created 02-OCT-2023 15:41:30

J1221+2813 N23K1.UVDATA.1

Freq = 21.9935 GHz, Bw = 32.000 MH No calibration applied and no bandpass applied



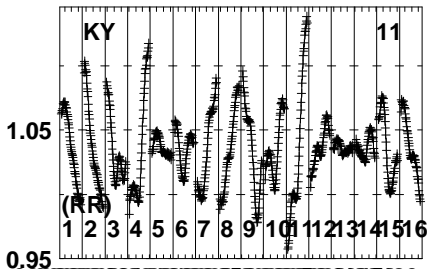
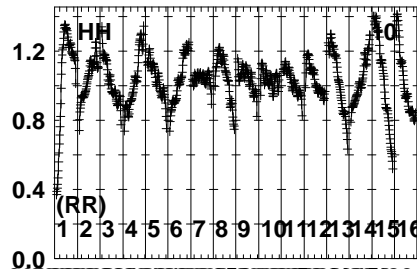
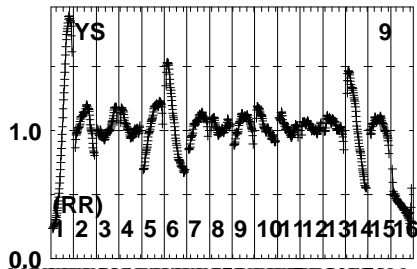
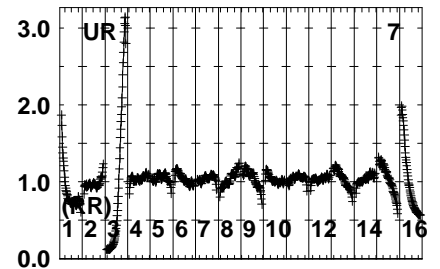
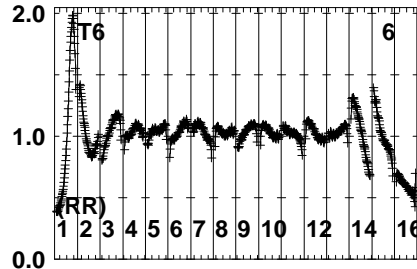
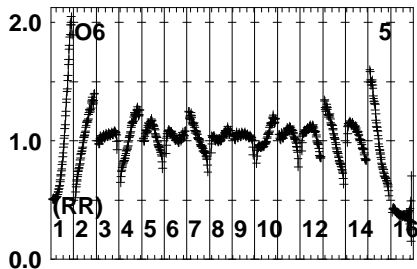
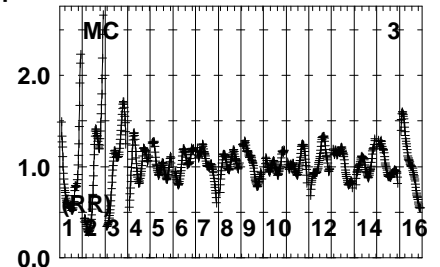
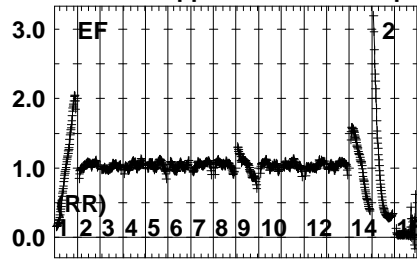
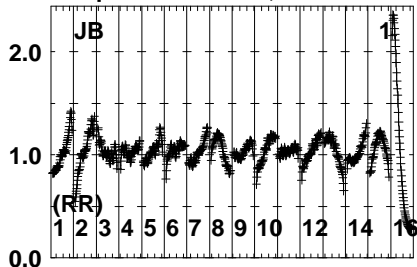
Lower frame: Real Jy  
Auto-corr total-power spectrum Antenna: \*  
Timerange: 00/16:41:31 to 00/16:43:00



Plot file version 33 created 02-OCT-2023 15:41:30

J1159+2914 N23K1.UVDATA.1

Freq = 21.9935 GHz, Bw = 32.000 MH No calibration applied and no bandpass applied



FREQ MHz

FREQ MHz

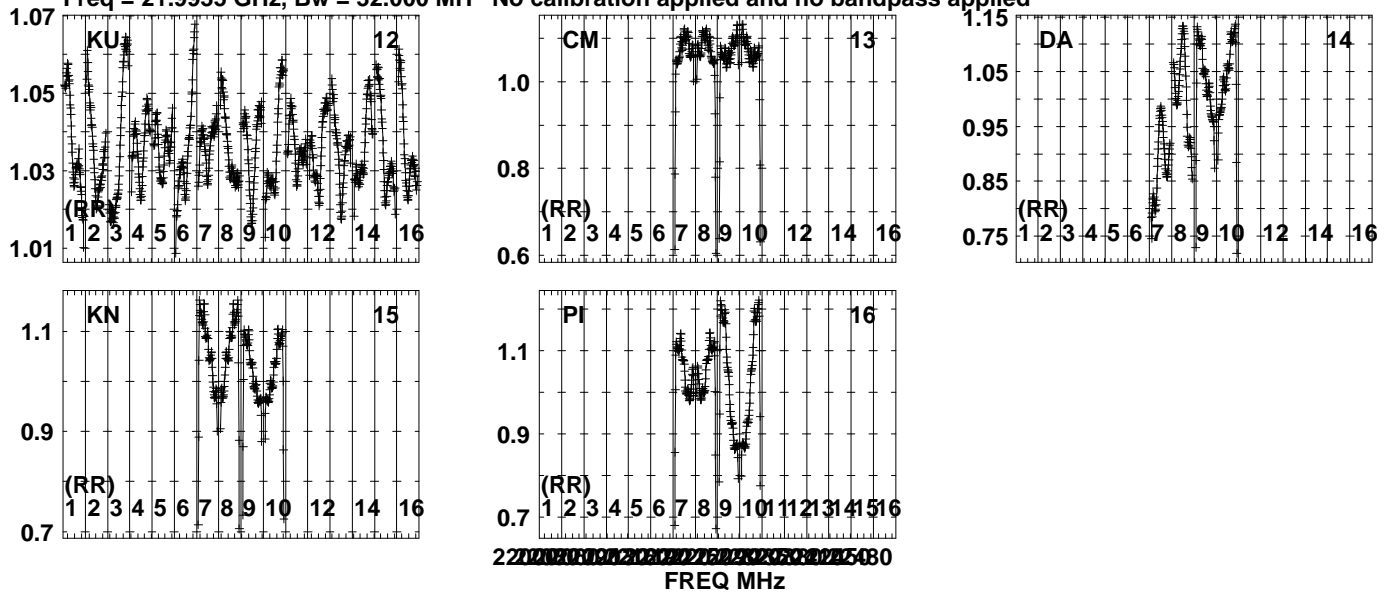
FREQ MHz

Lower frame: Real Jy  
Auto-corr total-power spectrum Antenna: \*  
Timerange: 00/16:43:00 to 00/16:44:29

Plot file version 34 created 02-OCT-2023 15:41:31

J1159+2914 N23K1.UVDATA.1

Freq = 21.9935 GHz, Bw = 32.000 MH No calibration applied and no bandpass applied

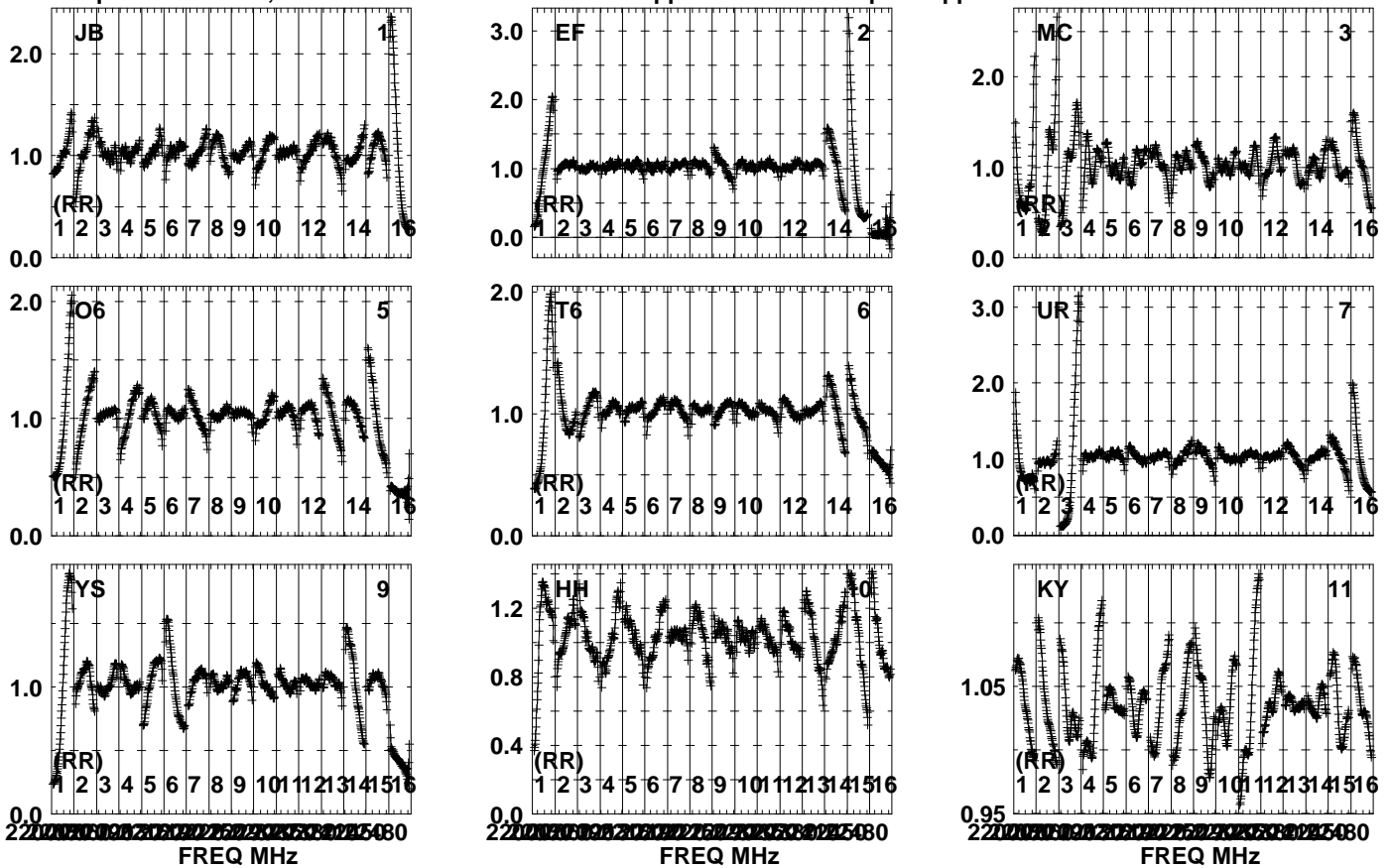


Lower frame: Real Jy  
Auto-corr total-power spectrum Antenna: \*  
Timerange: 00/16:43:00 to 00/16:44:29

Plot file version 35 created 02-OCT-2023 15:41:31

J1152+2930 N23K1.UVDATA.1

Freq = 21.9935 GHz, Bw = 32.000 MHz No calibration applied and no bandpass applied

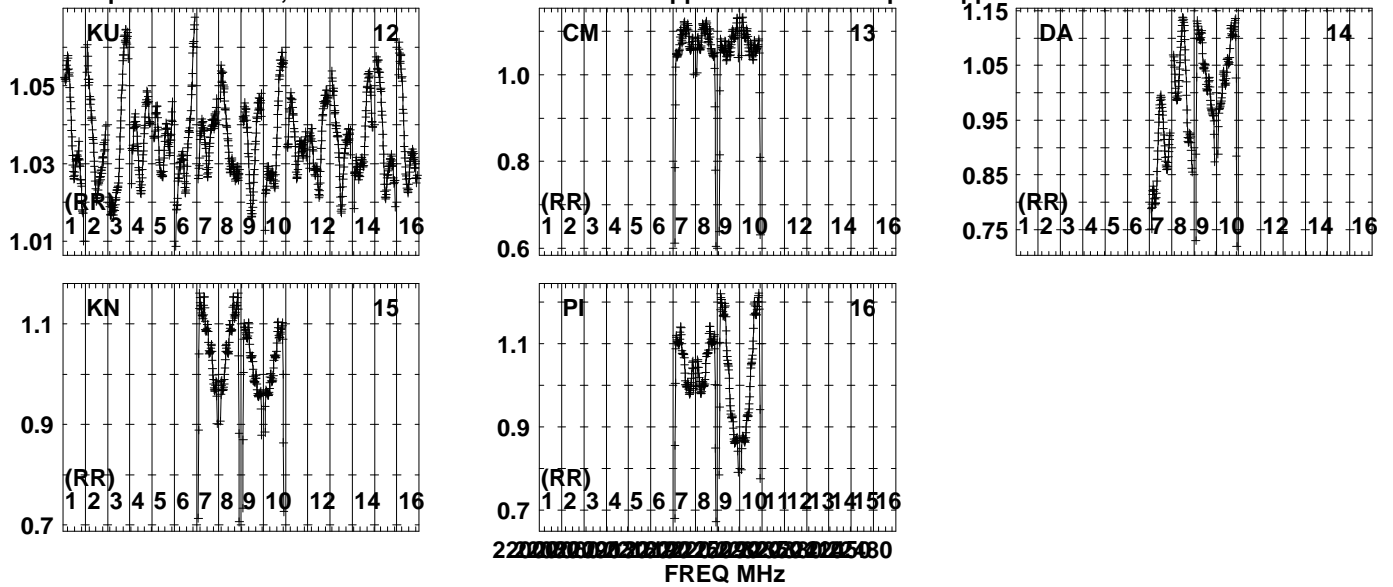


Lower frame: Real Jy  
 Auto-corr total-power spectrum Antenna: \*  
 Timerange: 00/16:44:31 to 00/16:47:30

Plot file version 36 created 02-OCT-2023 15:41:32

J1152+2930 N23K1.UVDATA.1

Freq = 21.9935 GHz, Bw = 32.000 MH No calibration applied and no bandpass applied

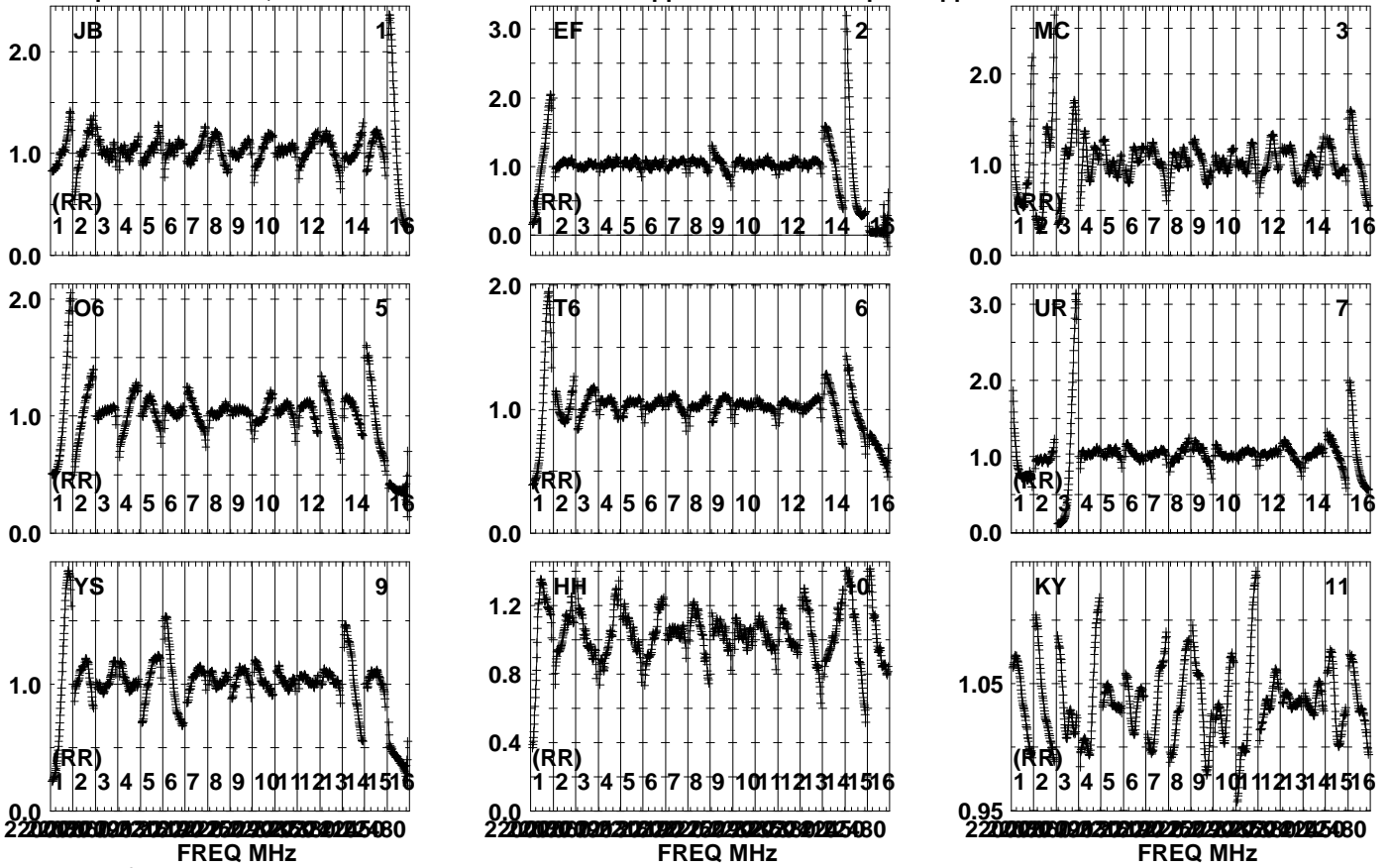


Lower frame: Real Jy  
Auto-corr total-power spectrum Antenna: \*  
Timerange: 00/16:44:31 to 00/16:47:30

Plot file version 37 created 02-OCT-2023 15:41:33

J1159+2914 N23K1.UVDATA.1

Freq = 21.9935 GHz, Bw = 32.000 MH No calibration applied and no bandpass applied

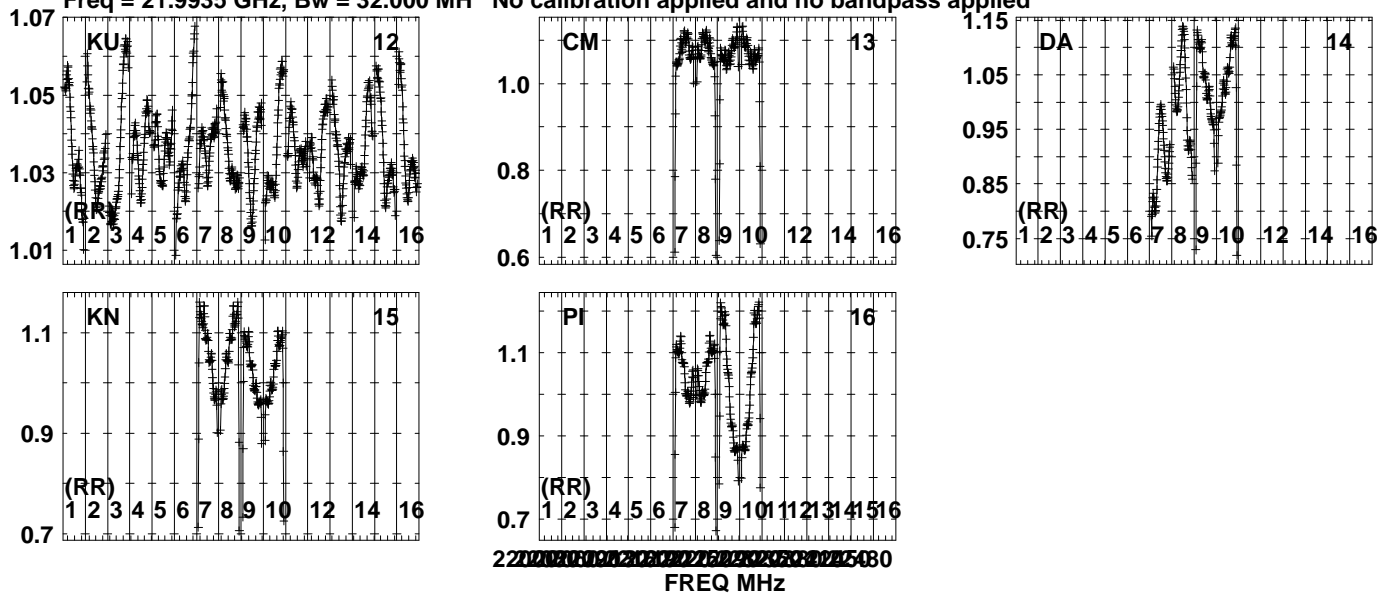


Lower frame: Real Jy  
Auto-corr total-power spectrum Antenna: \*  
Timerange: 00/16:51:30 to 00/16:59:59

Plot file version 38 created 02-OCT-2023 15:41:34

J1159+2914 N23K1.UVDATA.1

Freq = 21.9935 GHz, Bw = 32.000 MH No calibration applied and no bandpass applied



Lower frame: Real Jy  
Auto-corr total-power spectrum Antenna: \*  
Timerange: 00/16:51:30 to 00/16:59:59