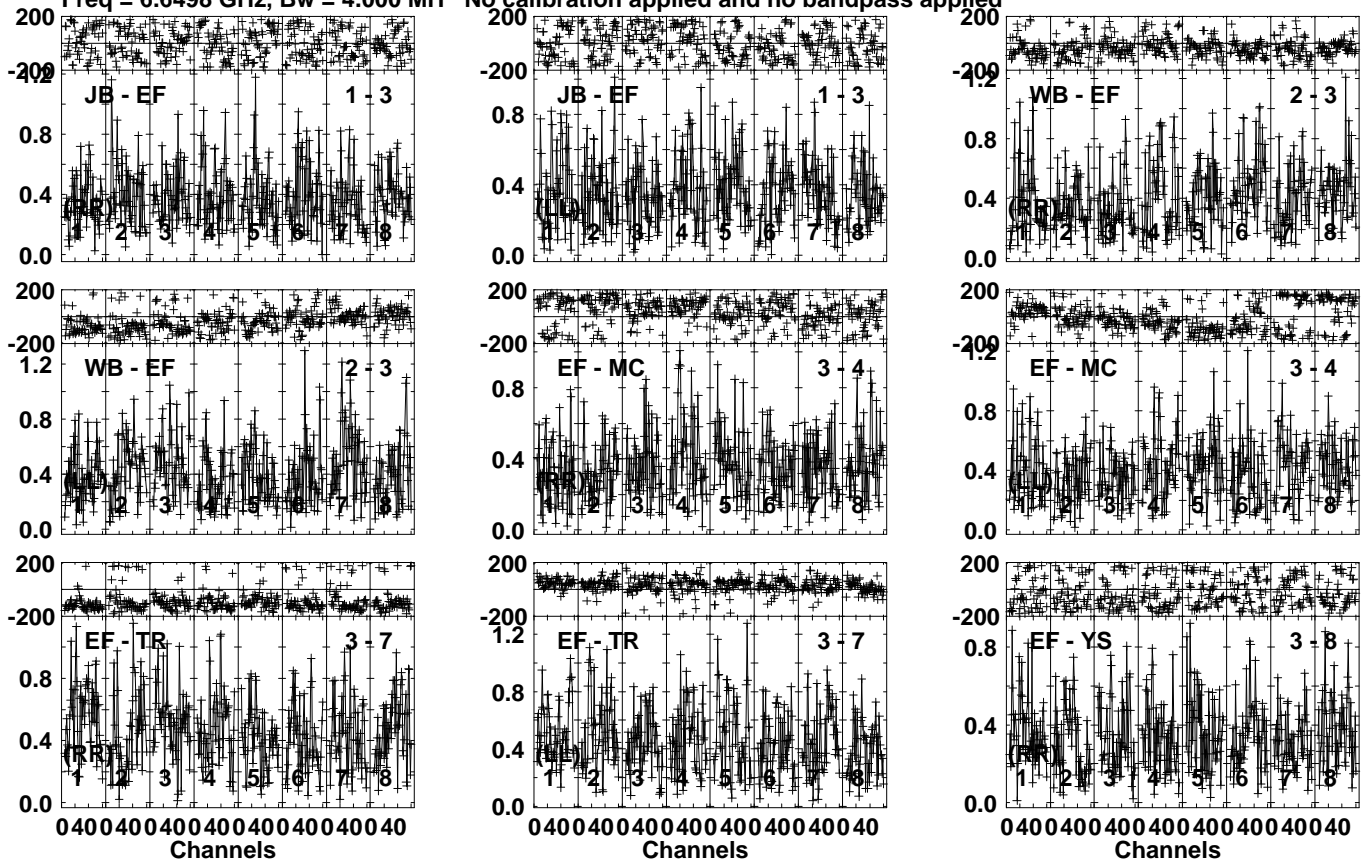


Plot file version 1 created 15-SEP-2023 14:59:50

J0603+2159 N23M1 1.UVDATA.1

Freq = 6.6498 GHz, Bw = 4.000 MH No calibration applied and no bandpass applied

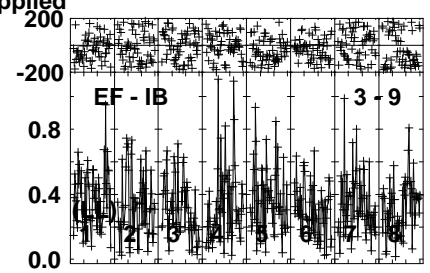
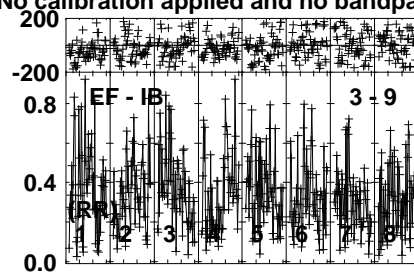
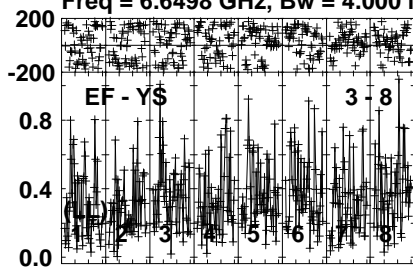


Lower frame: Milli Ampl Jy Top frame: Phas deg  
Vector averaged cross-power spectrum Several baselines displayed  
Timerange: 00/16:35:31 to 00/16:36:59

Plot file version 2 created 15-SEP-2023 14:59:50

J0603+2159 N23M1 1.UVDATA.1

Freq = 6.6498 GHz, Bw = 4.000 MH No calibration applied and no bandpass applied

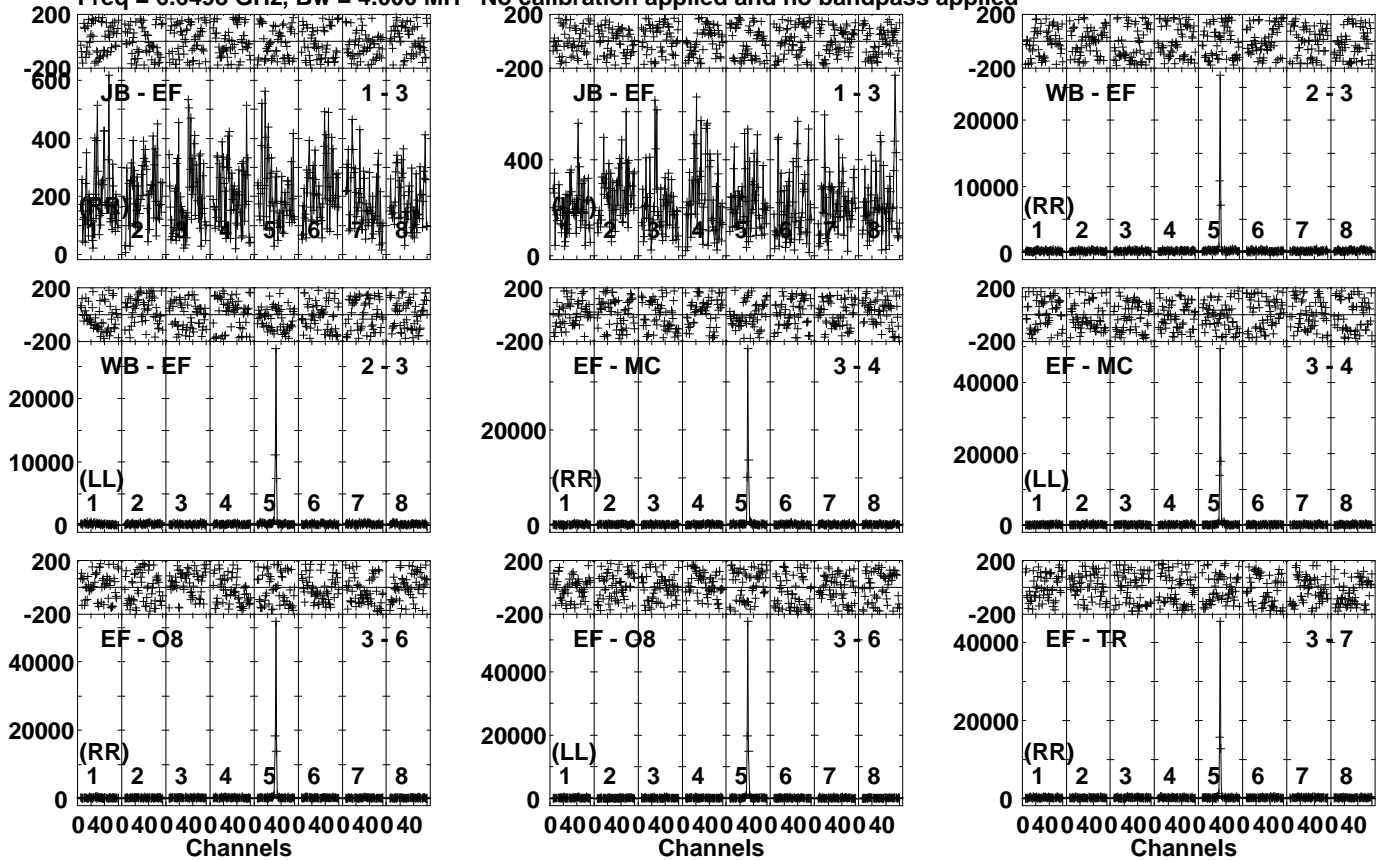


Lower frame: Milli Ampl Jy Top frame: Phas deg  
Vector averaged cross-power spectrum Several baselines displayed  
Timerange: 00/16:35:31 to 00/16:36:59

Plot file version 3 created 15-SEP-2023 14:59:50

J0608+2138 N23M1 1.UVDATA.1

Freq = 6.6498 GHz, Bw = 4.000 MH No calibration applied and no bandpass applied

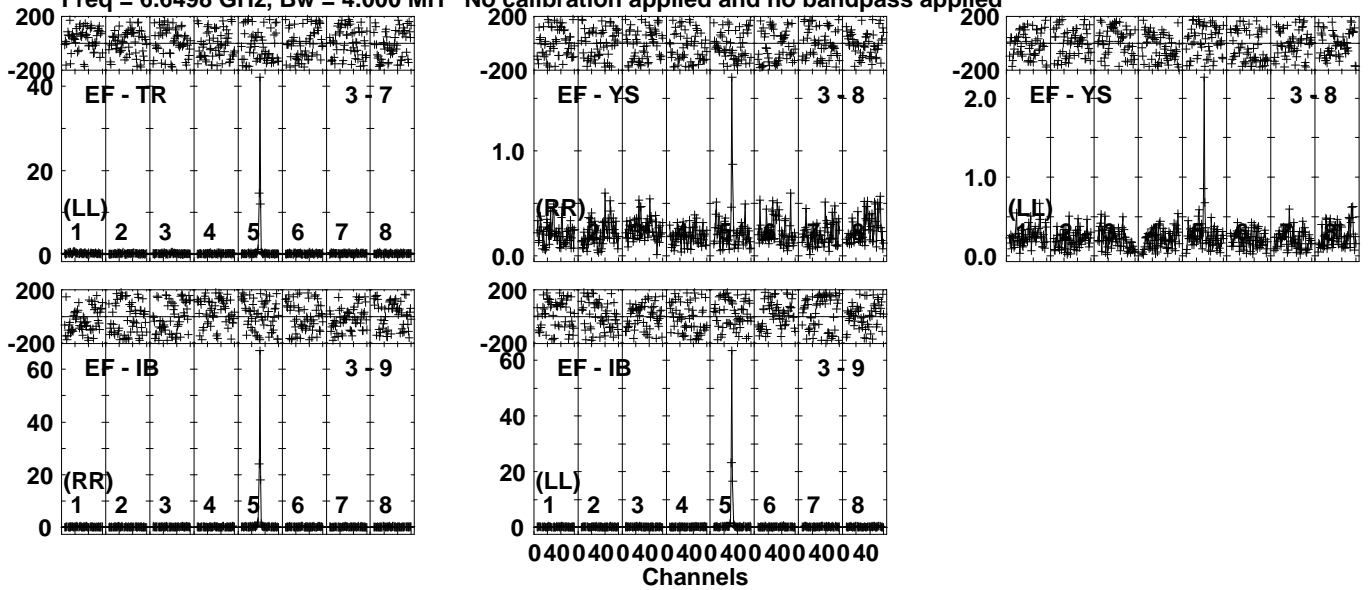


Lower frame: Micro Ampl Jy Top frame: Phas deg  
Vector averaged cross-power spectrum Several baselines displayed  
Timerange: 00/16:37:01 to 00/16:40:59

Plot file version 4 created 15-SEP-2023 14:59:50

J0608+2138 N23M1 1.UVDATA.1

Freq = 6.6498 GHz, Bw = 4.000 MH No calibration applied and no bandpass applied

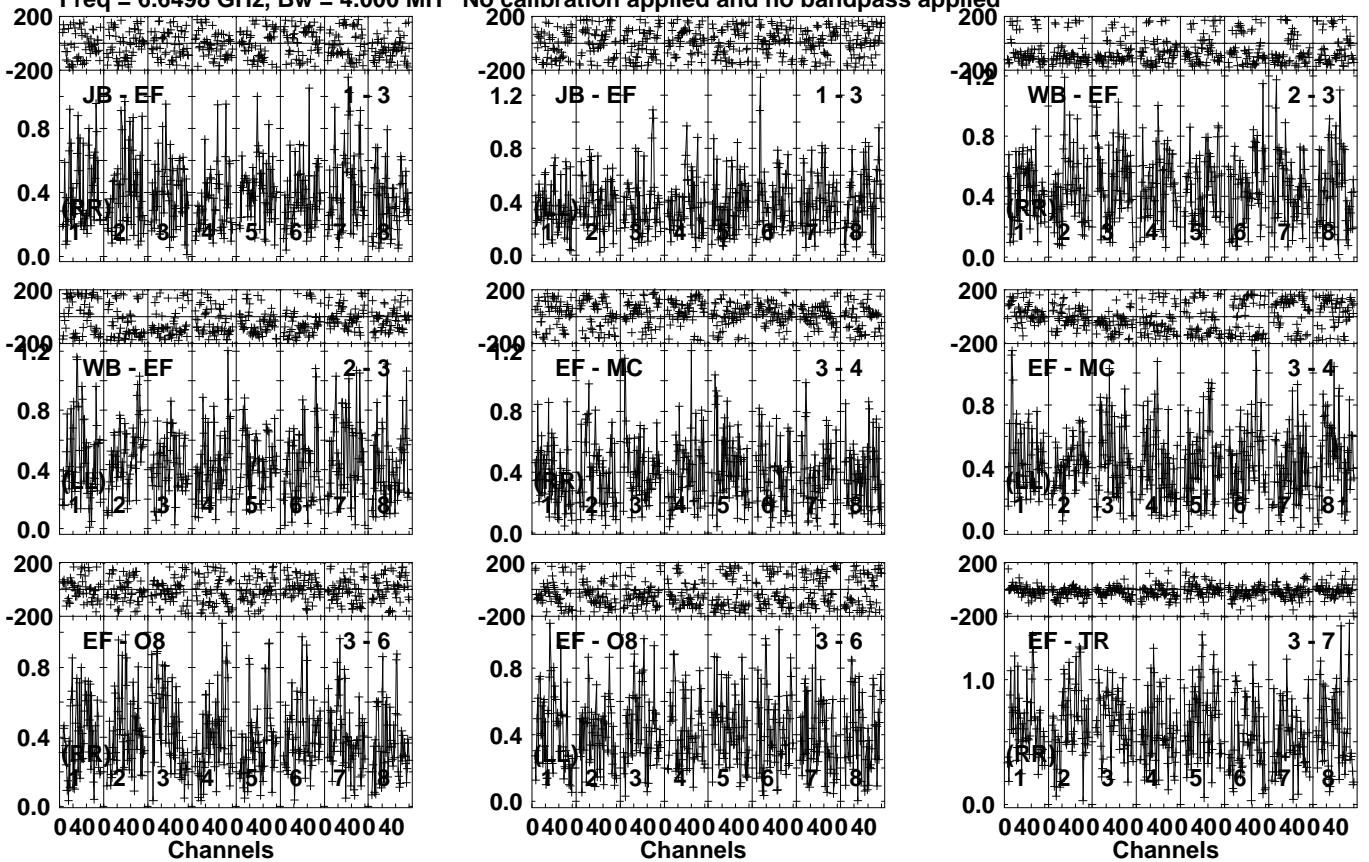


Lower frame: Milli Ampl Jy Top frame: Phas deg  
Vector averaged cross-power spectrum Several baselines displayed  
Timerange: 00/16:37:01 to 00/16:40:59

Plot file version 5 created 15-SEP-2023 14:59:50

J0603+2159 N23M1 1.UVDATA.1

Freq = 6.6498 GHz, Bw = 4.000 MH No calibration applied and no bandpass applied

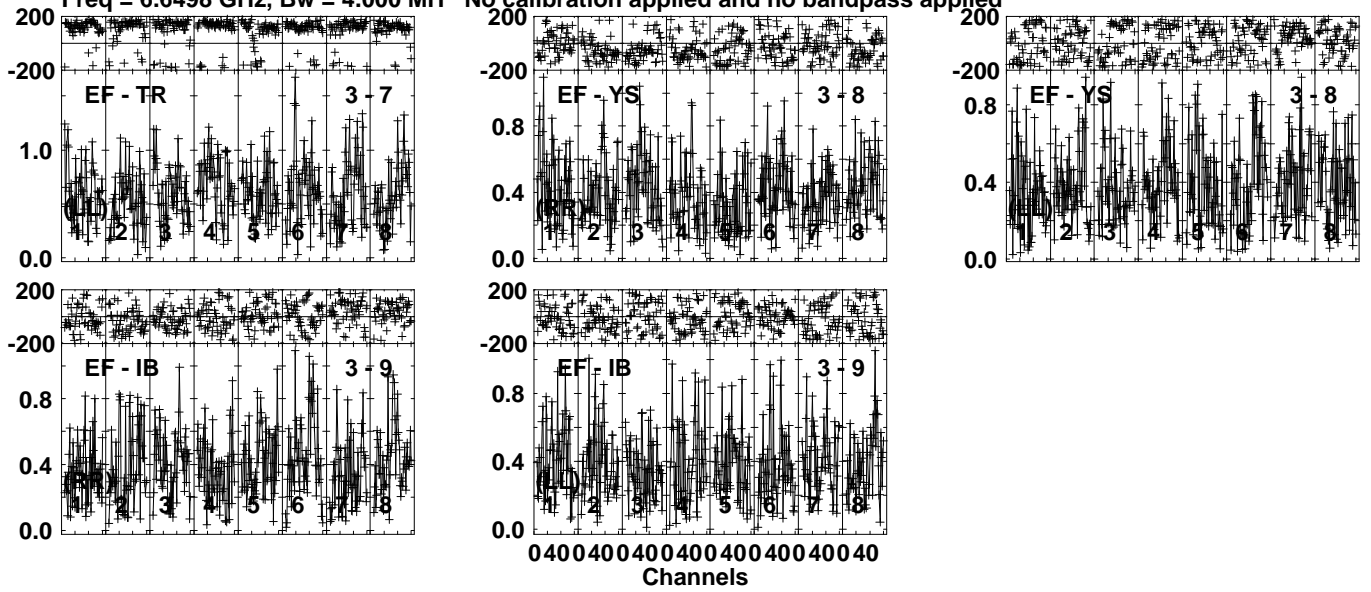


Lower frame: Milli Ampl Jy Top frame: Phas deg  
Vector averaged cross-power spectrum Several baselines displayed  
Timerange: 00/16:41:01 to 00/16:42:59

Plot file version 6 created 15-SEP-2023 14:59:50

J0603+2159 N23M1 1.UVDATA.1

Freq = 6.6498 GHz, Bw = 4.000 MH No calibration applied and no bandpass applied

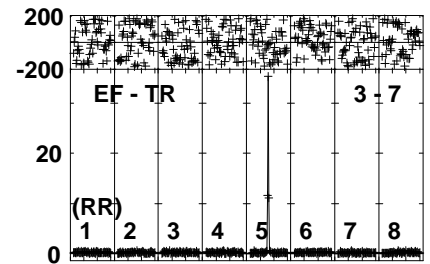
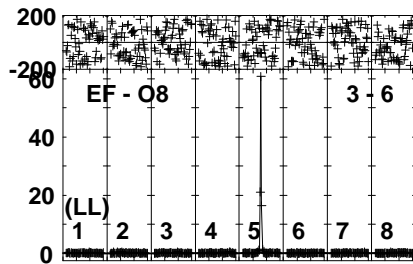
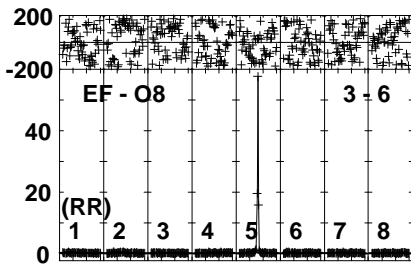
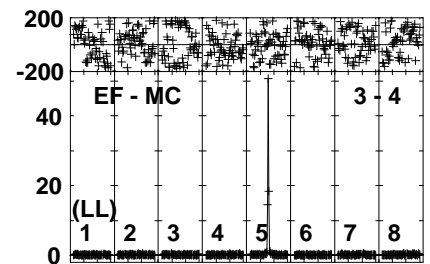
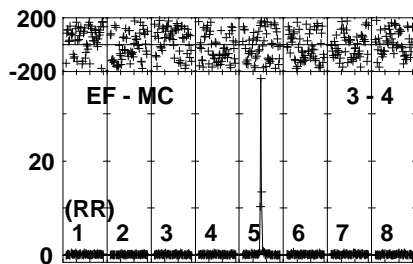
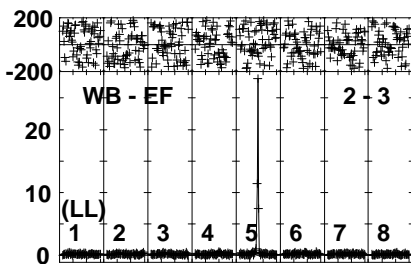
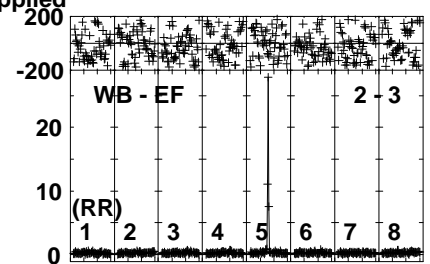

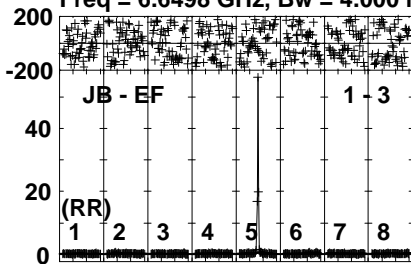


Lower frame: Milli Ampl Jy Top frame: Phas deg  
Vector averaged cross-power spectrum Several baselines displayed  
Timerange: 00/16:41:01 to 00/16:42:59

Plot file version 7 created 15-SEP-2023 14:59:50

J0608+2138 N23M1 1.UVDATA.1

Freq = 6.6498 GHz, Bw = 4.000 MH No calibration applied and no bandpass applied



040040040040040040040040  
Channels

040040040040040040040040  
Channels

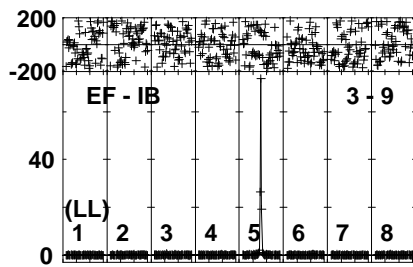
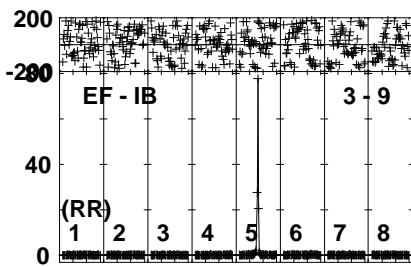
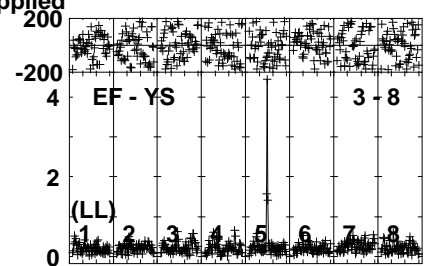
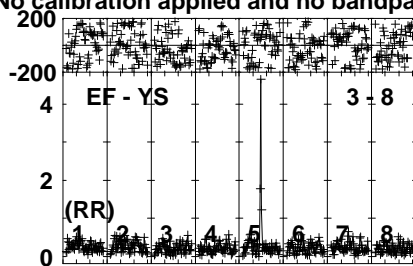
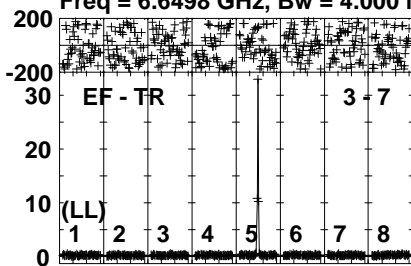
040040040040040040040040  
Channels

Lower frame: Milli Ampl Jy Top frame: Phas deg  
Vector averaged cross-power spectrum Several baselines displayed  
Timerange: 00/16:43:01 to 00/16:46:59

Plot file version 8 created 15-SEP-2023 14:59:50

J0608+2138 N23M1 1.UVDATA.1

Freq = 6.6498 GHz, Bw = 4.000 MH No calibration applied and no bandpass applied



040040040040040040040040040040  
Channels

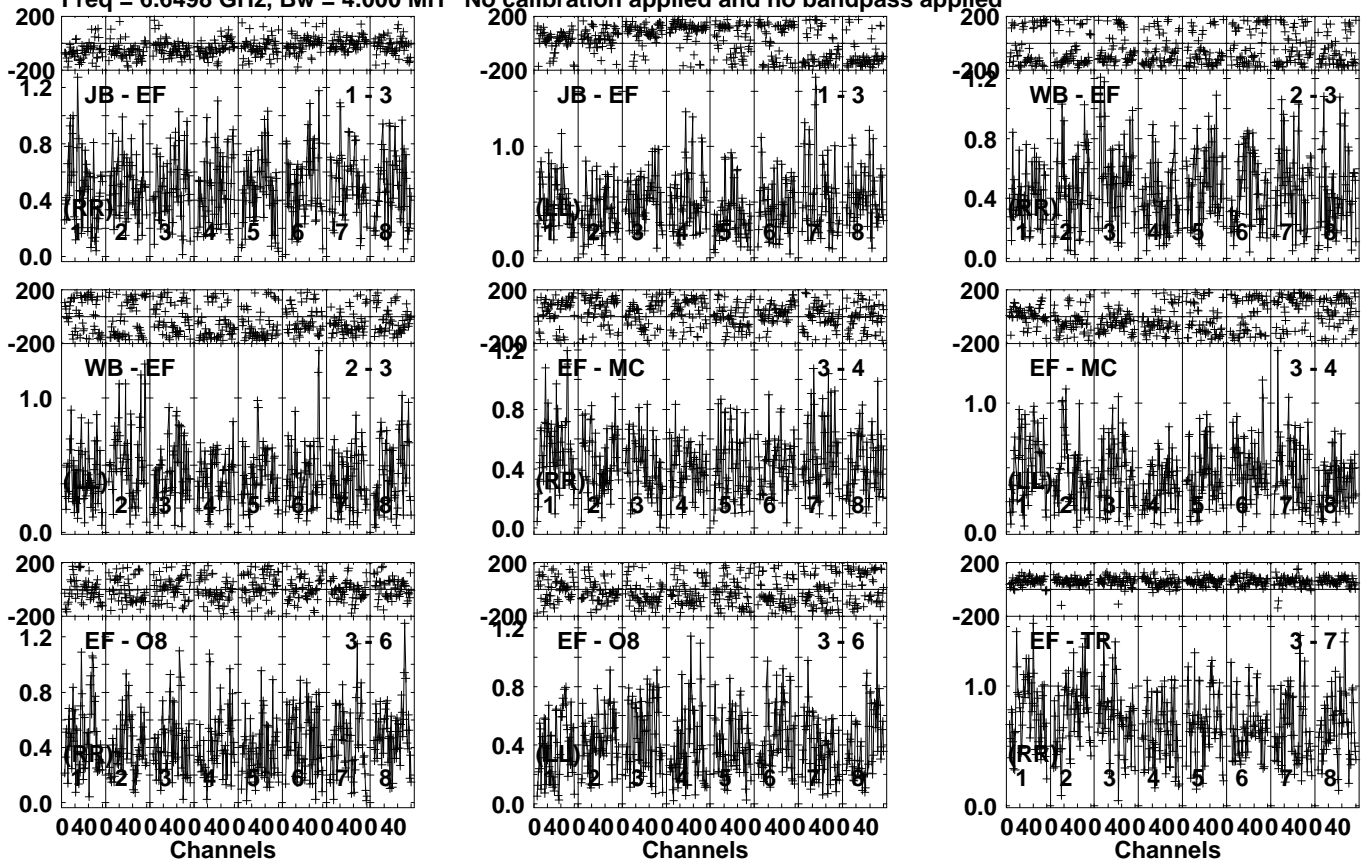
Lower frame: Milli Ampl Jy Top frame: Phas deg  
Vector averaged cross-power spectrum Several baselines displayed  
Timerange: 00/16:43:01 to 00/16:46:59



Plot file version 9 created 15-SEP-2023 14:59:50

J0603+2159 N23M1 1.UVDATA.1

Freq = 6.6498 GHz, Bw = 4.000 MH No calibration applied and no bandpass applied

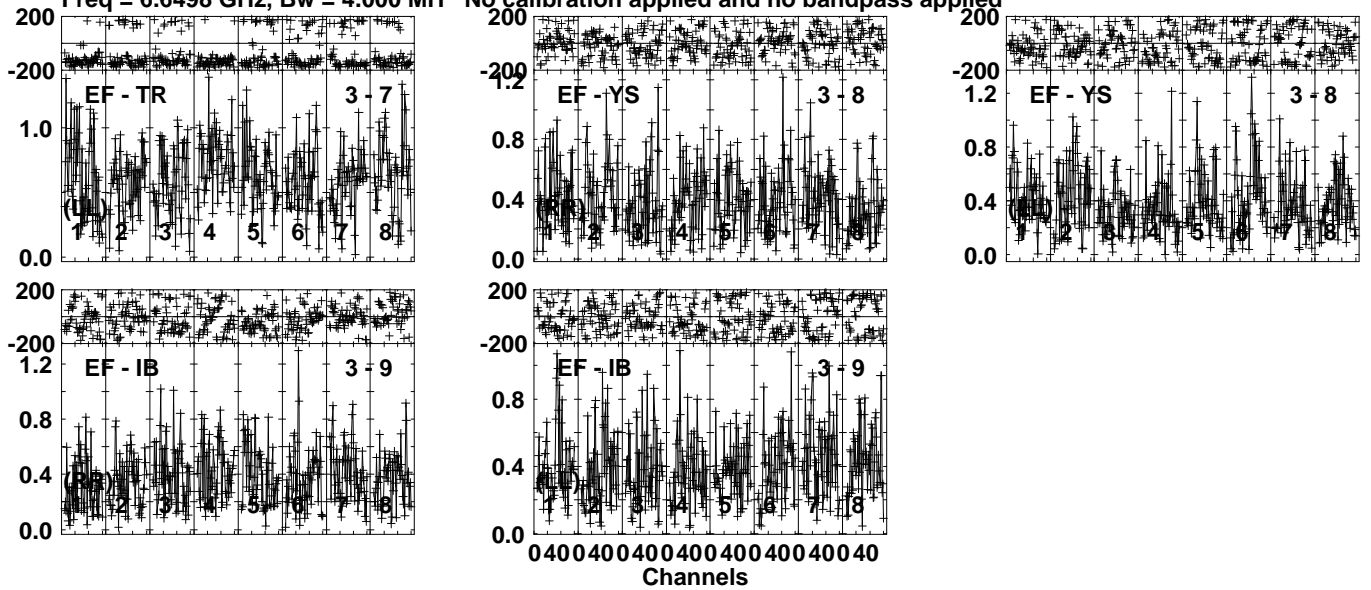


Lower frame: Milli Ampl Jy Top frame: Phas deg  
Vector averaged cross-power spectrum Several baselines displayed  
Timerange: 00/16:47:31 to 00/16:48:59

Plot file version 10 created 15-SEP-2023 14:59:50

J0603+2159 N23M1 1.UVDATA.1

Freq = 6.6498 GHz, Bw = 4.000 MH No calibration applied and no bandpass applied

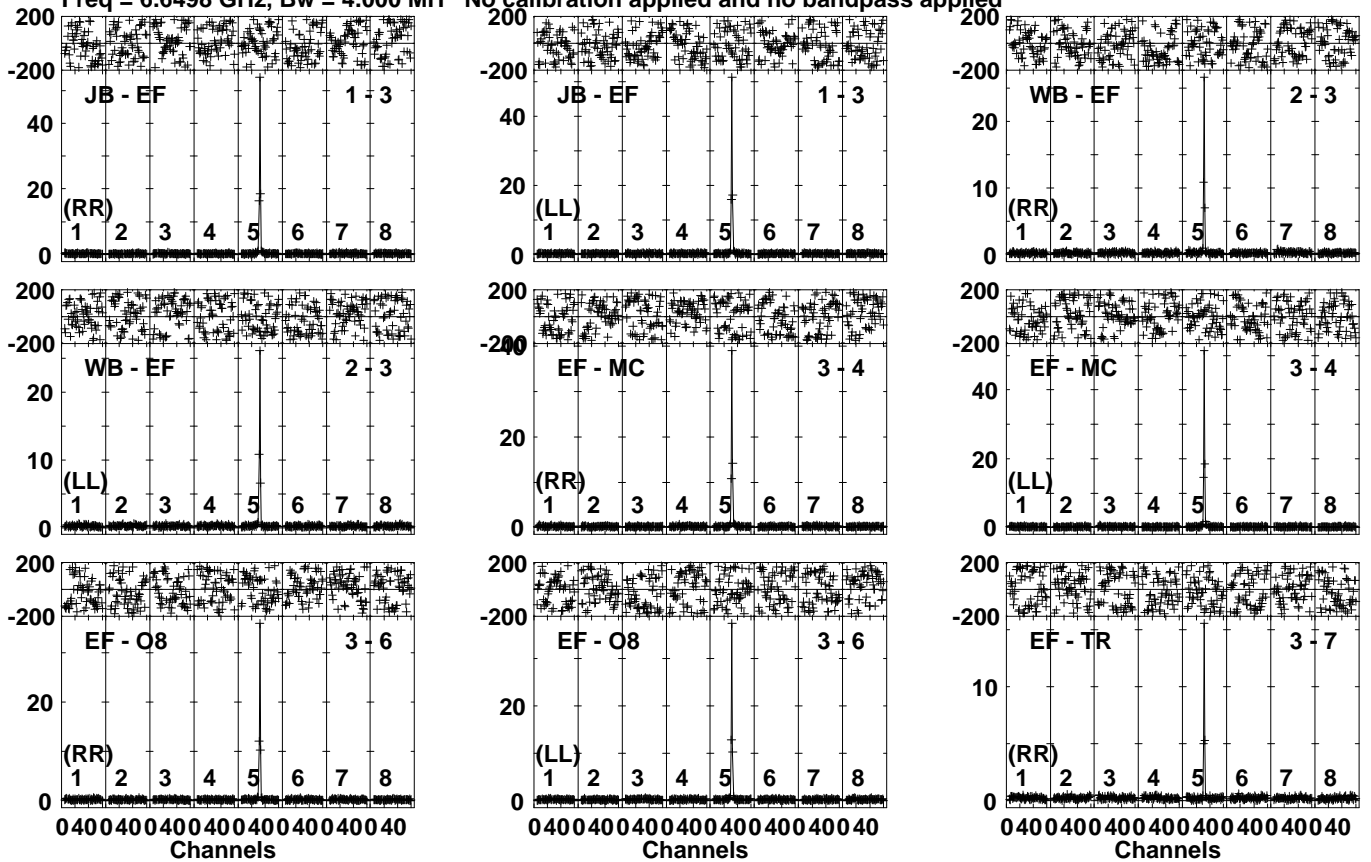


Lower frame: Milli Ampl Jy Top frame: Phas deg  
Vector averaged cross-power spectrum Several baselines displayed  
Timerange: 00/16:47:31 to 00/16:48:59

Plot file version 11 created 15-SEP-2023 14:59:50

J0608+2138 N23M1 1.UVDATA.1

Freq = 6.6498 GHz, Bw = 4.000 MH No calibration applied and no bandpass applied

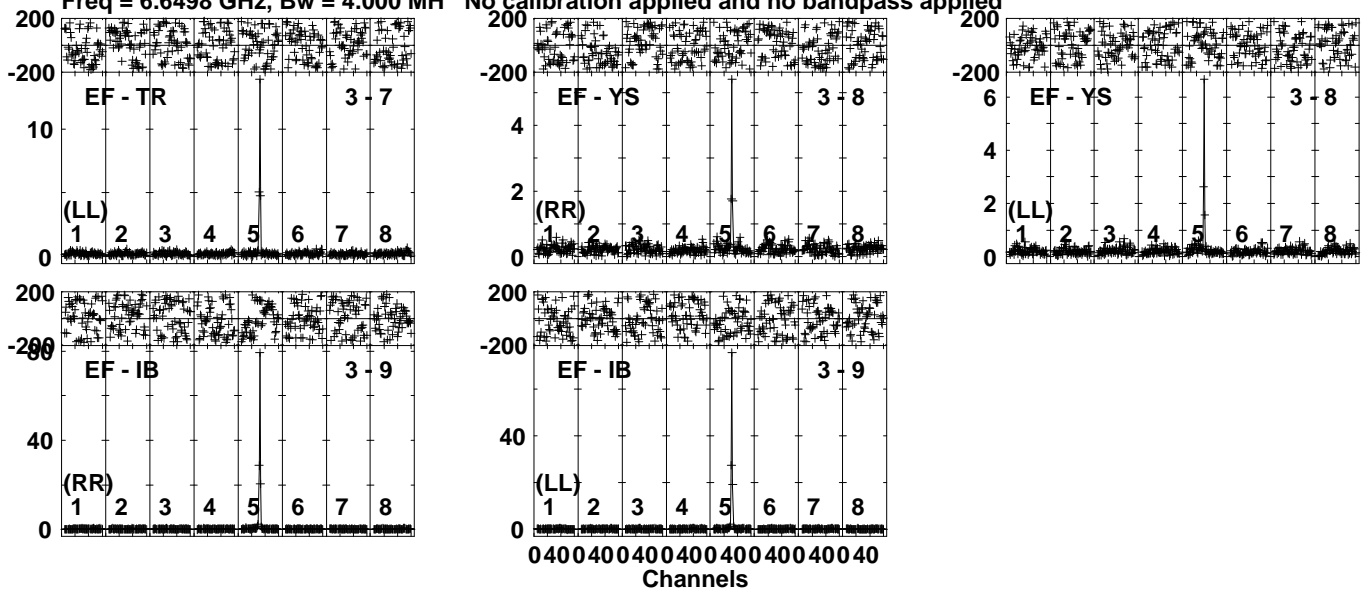


Lower frame: Milli Ampl Jy Top frame: Phas deg  
Vector averaged cross-power spectrum Several baselines displayed  
Timerange: 00/16:49:01 to 00/16:52:59

Plot file version 12 created 15-SEP-2023 14:59:51

J0608+2138 N23M1 1.UVDATA.1

Freq = 6.6498 GHz, Bw = 4.000 MH No calibration applied and no bandpass applied

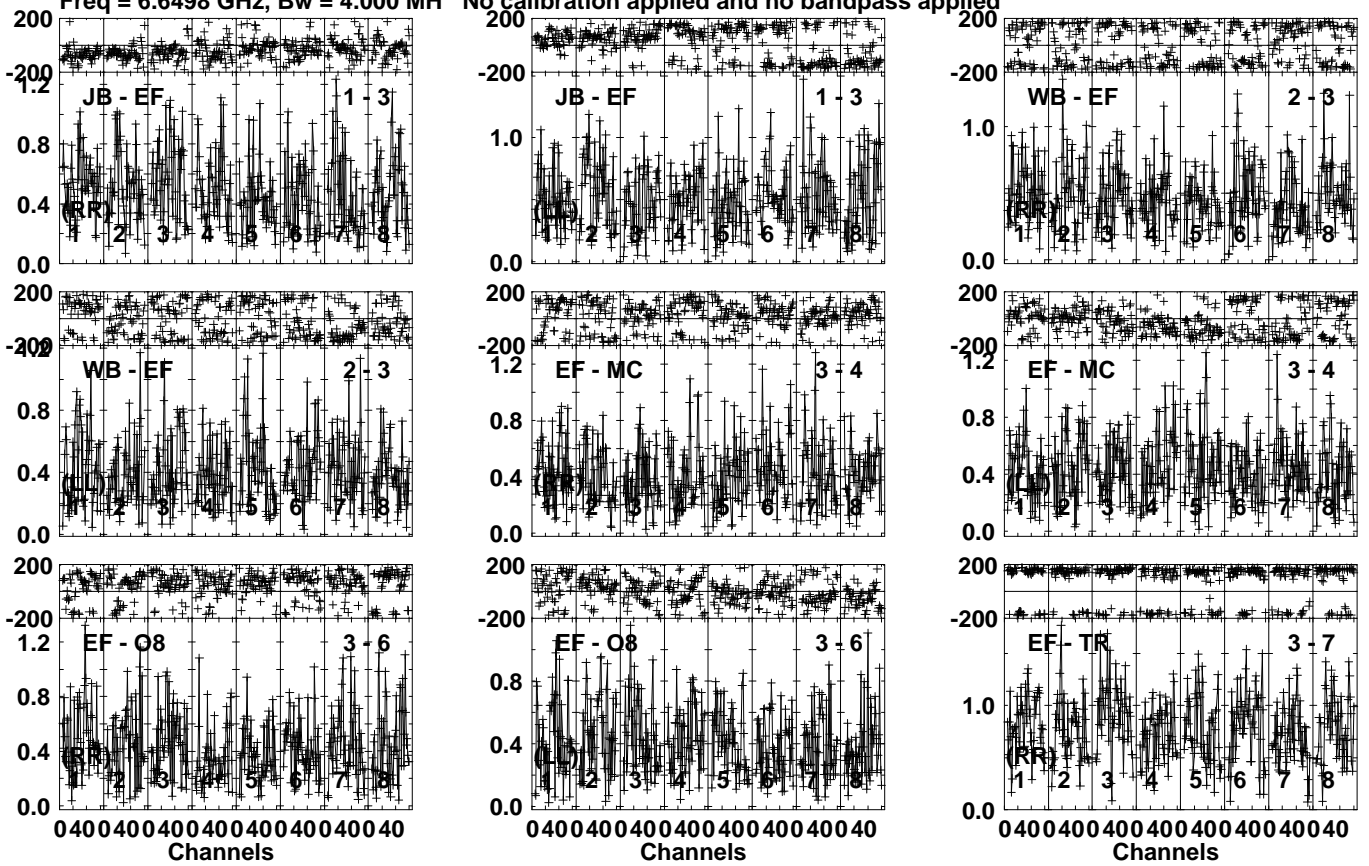


Lower frame: Milli Ampl Jy Top frame: Phas deg  
Vector averaged cross-power spectrum Several baselines displayed  
Timerange: 00/16:49:01 to 00/16:52:59

Plot file version 13 created 15-SEP-2023 14:59:51

J0603+2159 N23M1 1.UVDATA.1

Freq = 6.6498 GHz, Bw = 4.000 MH No calibration applied and no bandpass applied

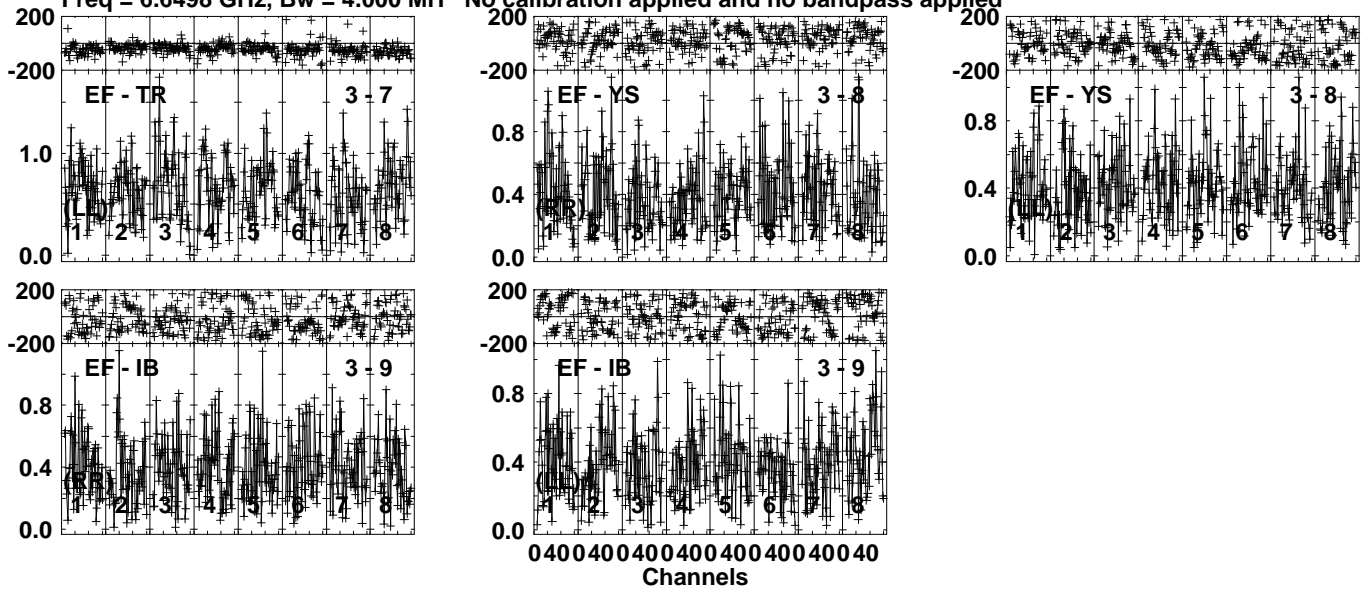


Lower frame: Milli Ampl Jy Top frame: Phas deg  
Vector averaged cross-power spectrum Several baselines displayed  
Timerange: 00/16:53:01 to 00/16:54:59

Plot file version 14 created 15-SEP-2023 14:59:51

J0603+2159 N23M1 1.UVDATA.1

Freq = 6.6498 GHz, Bw = 4.000 MH No calibration applied and no bandpass applied

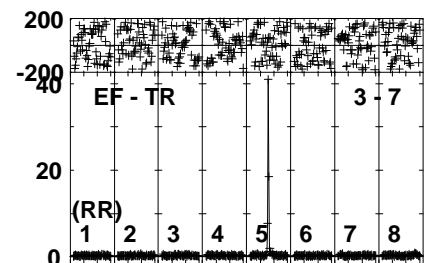

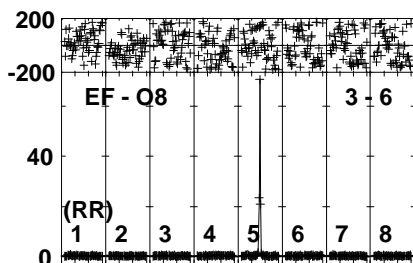
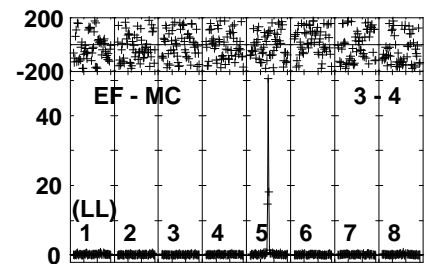
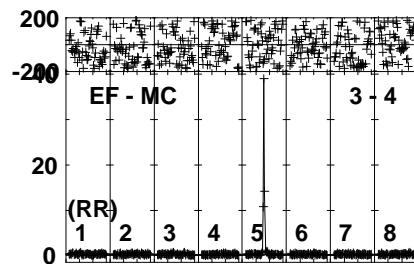
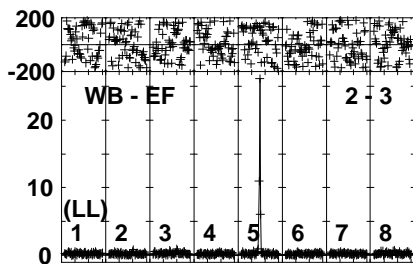
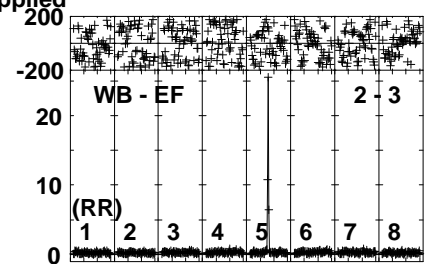

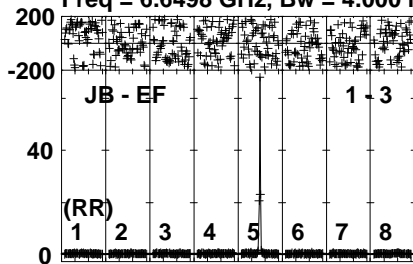


Lower frame: Milli Ampl Jy Top frame: Phas deg  
Vector averaged cross-power spectrum Several baselines displayed  
Timerange: 00/16:53:01 to 00/16:54:59

Plot file version 15 created 15-SEP-2023 14:59:51

J0608+2138 N23M1 1.UVDATA.1

Freq = 6.6498 GHz, Bw = 4.000 MH No calibration applied and no bandpass applied



040040040040040040040040040040  
Channels

040040040040040040040040040040  
Channels

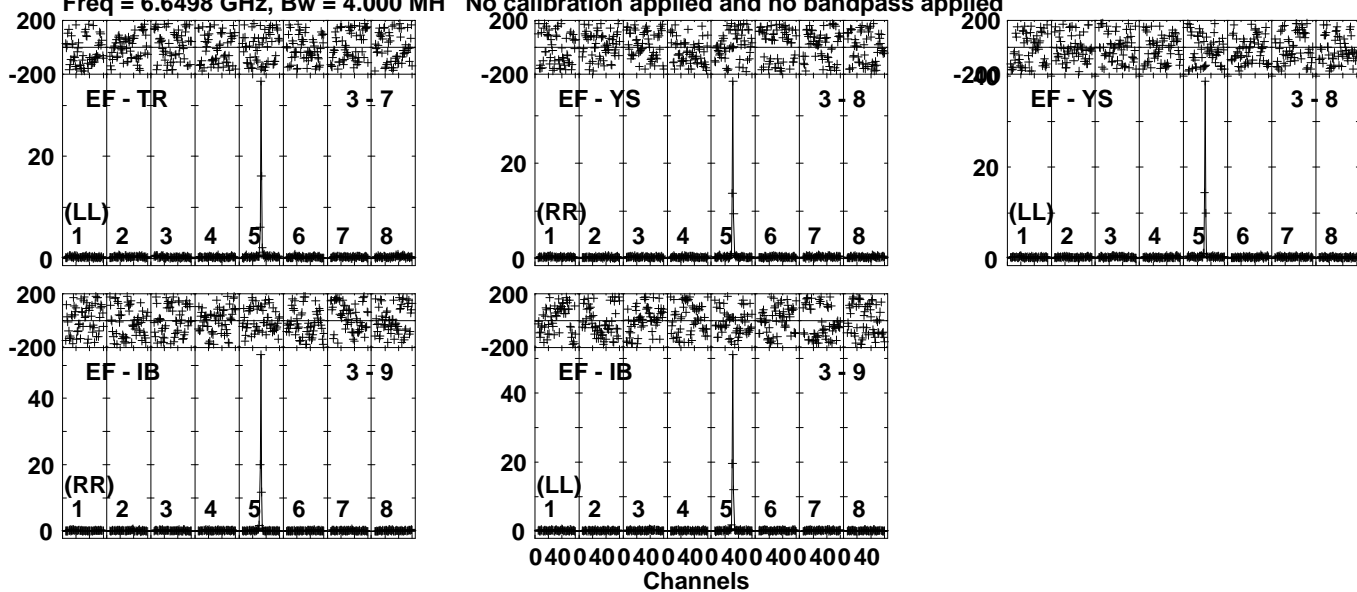
040040040040040040040040040040  
Channels

Lower frame: Milli Ampl Jy Top frame: Phas deg  
Vector averaged cross-power spectrum Several baselines displayed  
Timerange: 00/16:55:01 to 00/16:57:59

Plot file version 16 created 15-SEP-2023 14:59:51

J0608+2138 N23M1 1.UVDATA.1

Freq = 6.6498 GHz, Bw = 4.000 MH No calibration applied and no bandpass applied



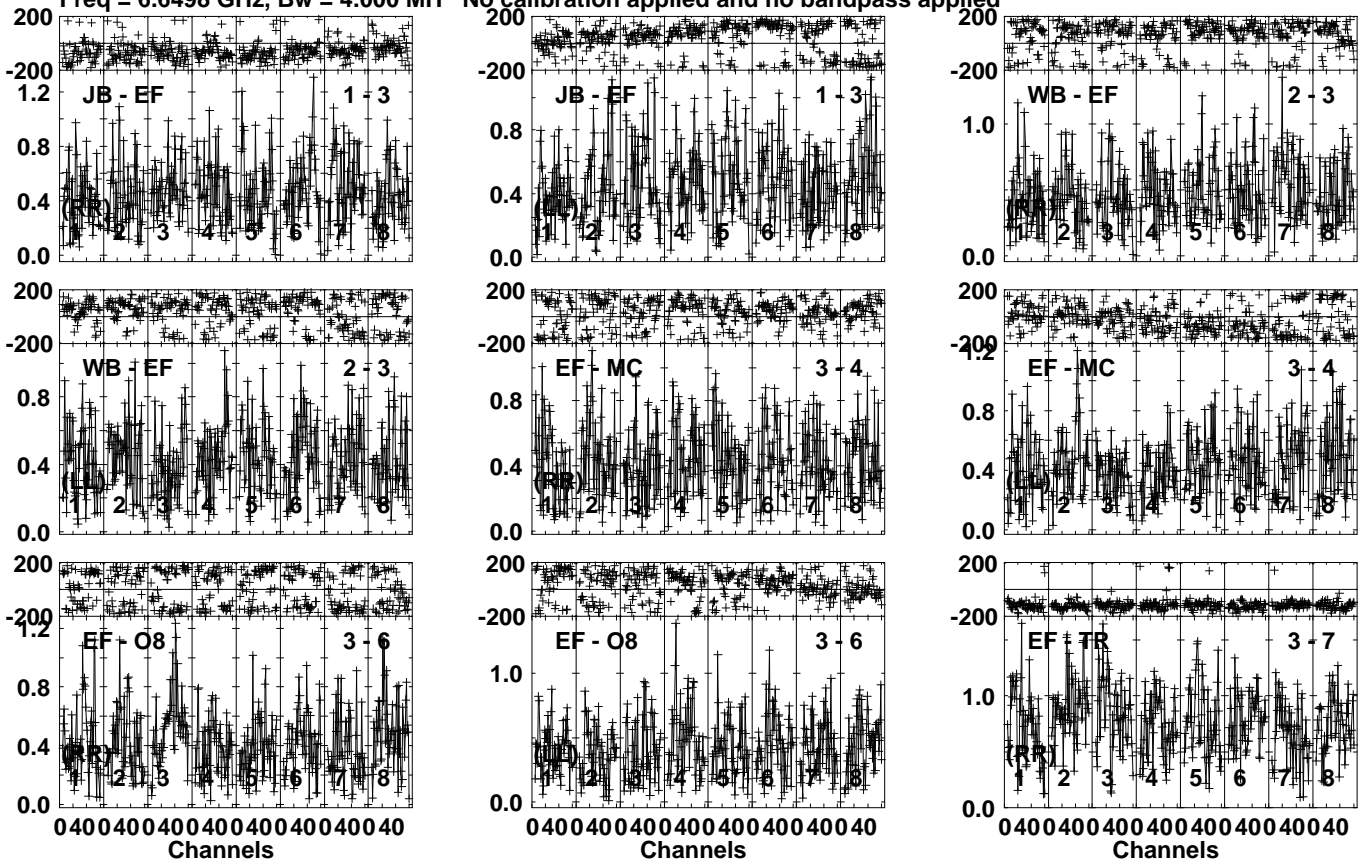
Lower frame: Milli Ampl Jy Top frame: Phas deg  
Vector averaged cross-power spectrum Several baselines displayed  
Timerange: 00/16:55:01 to 00/16:57:59



Plot file version 17 created 15-SEP-2023 14:59:51

J0603+2159 N23M1 1.UVDATA.1

Freq = 6.6498 GHz, Bw = 4.000 MH No calibration applied and no bandpass applied

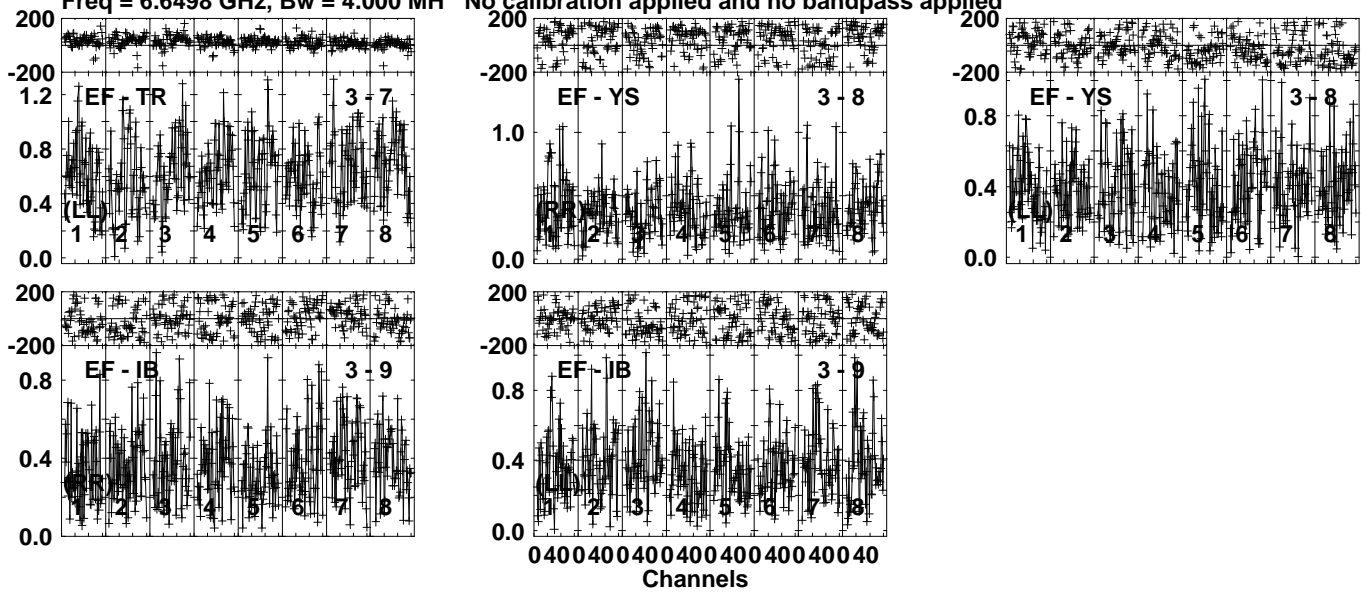


Lower frame: Milli Ampl Jy Top frame: Phas deg  
Vector averaged cross-power spectrum Several baselines displayed  
Timerange: 00/16:58:01 to 00/16:59:59

Plot file version 18 created 15-SEP-2023 14:59:51

J0603+2159 N23M1 1.UVDATA.1

Freq = 6.6498 GHz, Bw = 4.000 MH No calibration applied and no bandpass applied



Lower frame: Milli Ampl Jy Top frame: Phas deg  
Vector averaged cross-power spectrum Several baselines displayed  
Timerange: 00/16:58:01 to 00/16:59:59