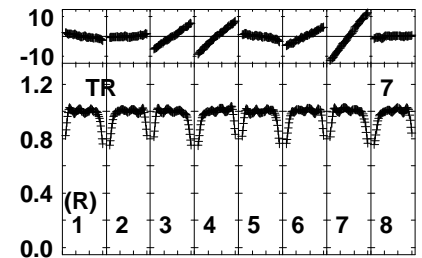
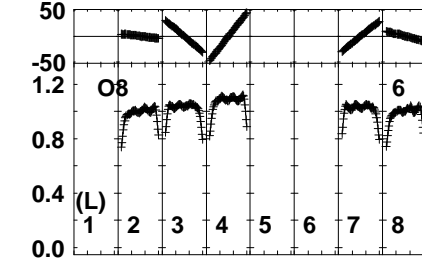
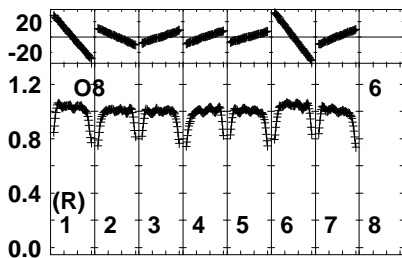
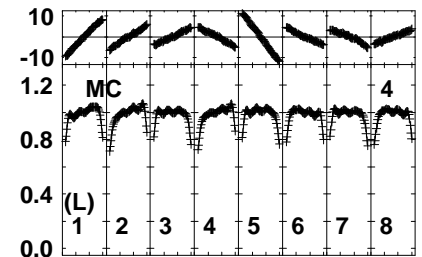
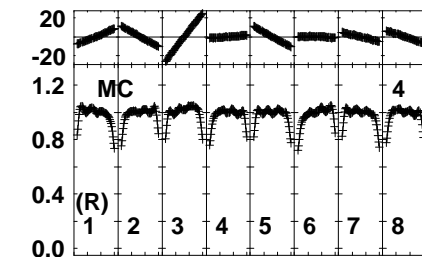
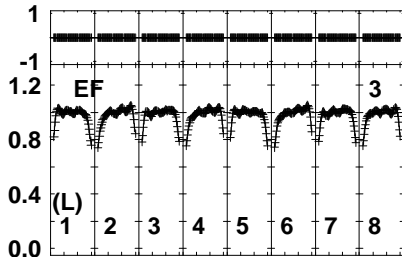
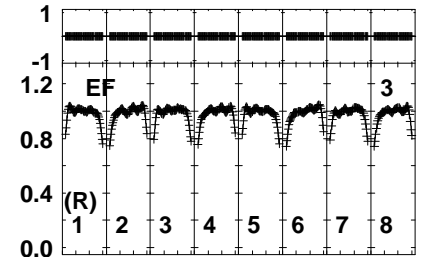
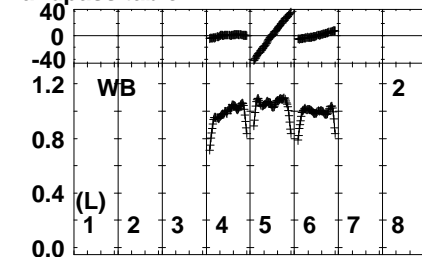
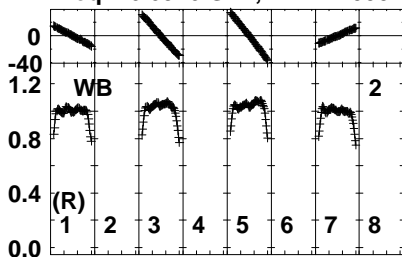
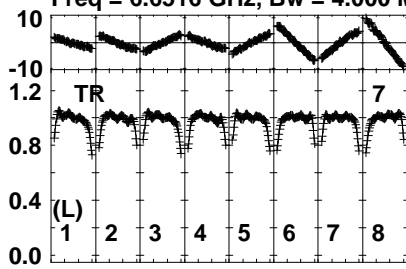


Plot file version 1 created 15-SEP-2023 15:43:06
 N23M1 4.UVDATA.1
 Freq = 6.6516 GHz, Bw = 4.000 MH Bandpass table # 1



Lower frame: BP ampl Top frame: BP phase
 Bandpass table spectrum Antenna: *
 Timerange: 00/00:00:01 to 999/00:00:00

Plot file version 2 created 15-SEP-2023 15:43:06
N23M1 4.UVDATA.1
Freq = 6.6516 GHz, Bw = 4.000 MH Bandpass table # 1



Lower frame: BP ampl Top frame: BP phase
Bandpass table spectrum Antenna: *
Timerange: 00/00:00:01 to 999/00:00:00