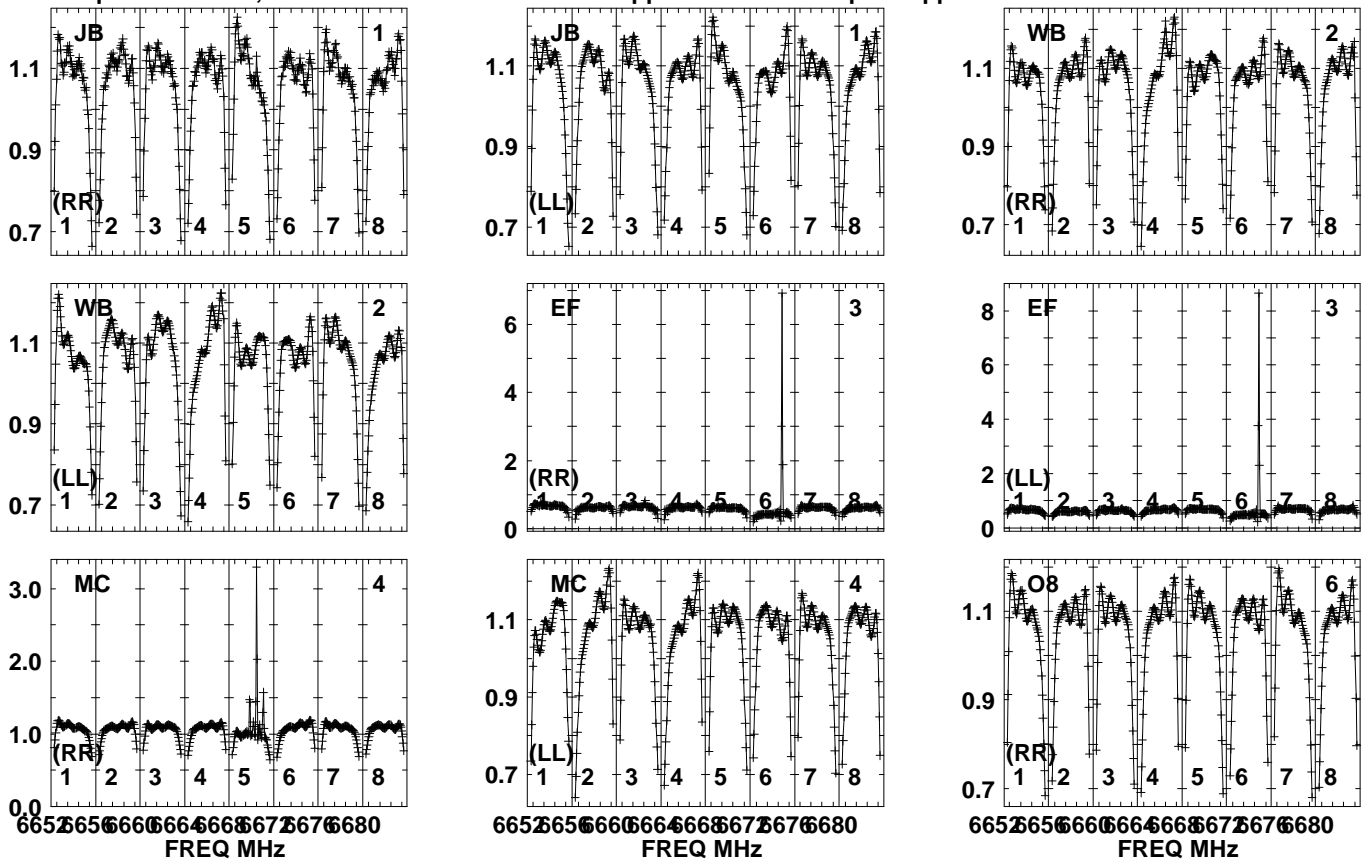


Plot file version 1 created 15-SEP-2023 15:00:56

J0854+2006 N23M1 4.UVDATA.1

Freq = 6.6516 GHz, Bw = 4.000 MH No calibration applied and no bandpass applied

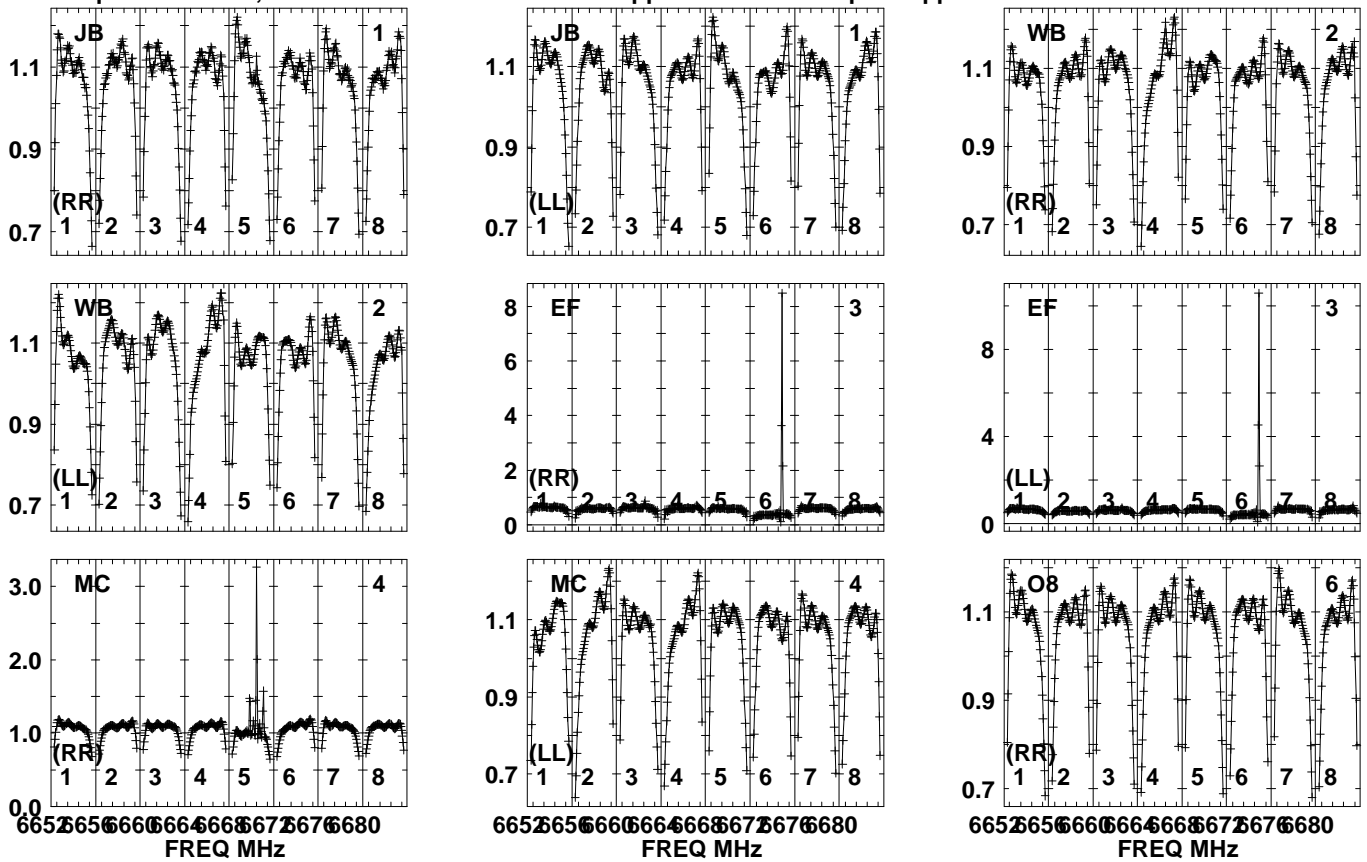


Lower frame: Real Jy
Auto-corr total-power spectrum Antenna: *
Timerange: 00/15:04:01 to 00/15:07:59

Plot file version 3 created 15-SEP-2023 15:00:57

J0905+2052 N23M1 4.UVDATA.1

Freq = 6.6516 GHz, Bw = 4.000 MH No calibration applied and no bandpass applied

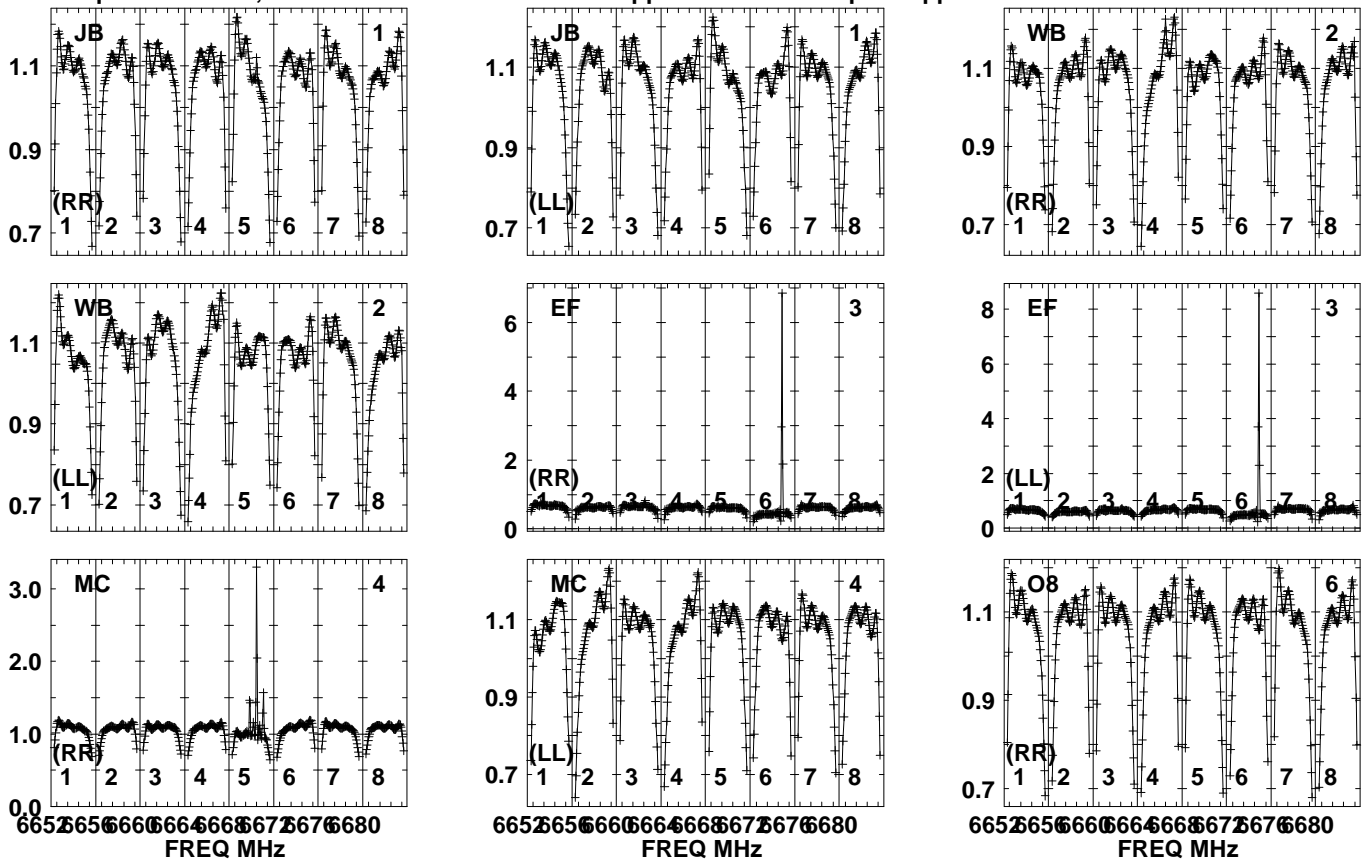


Lower frame: Real Jy
Auto-corr total-power spectrum Antenna: *
Timerange: 00/15:08:01 to 00/15:10:59

Plot file version 5 created 15-SEP-2023 15:00:57

J0854+2006 N23M1 4.UVDATA.1

Freq = 6.6516 GHz, Bw = 4.000 MH No calibration applied and no bandpass applied

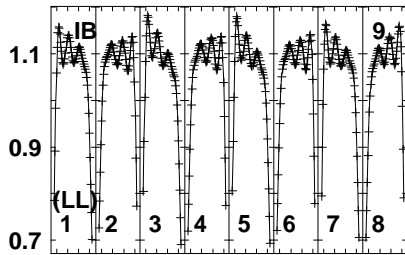
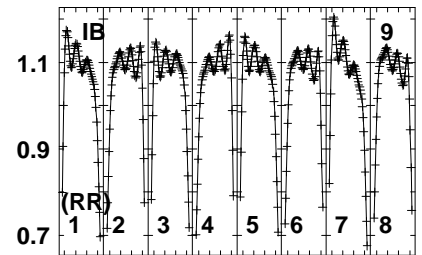
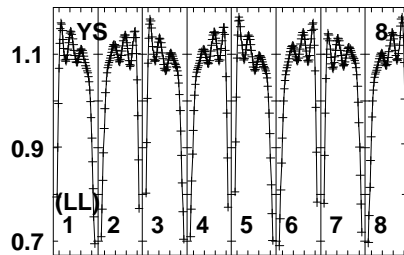
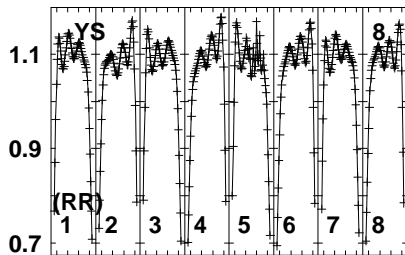
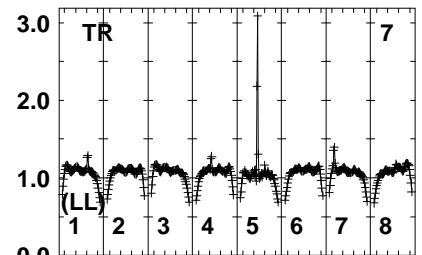
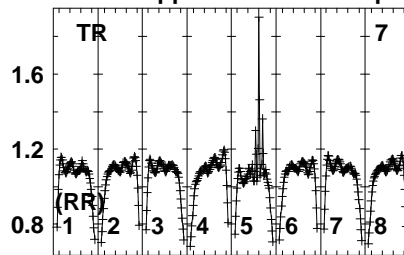
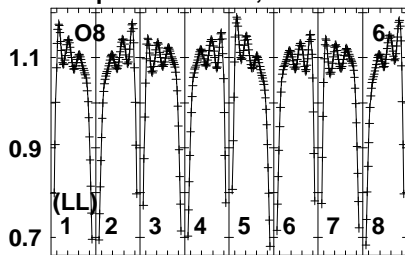


Lower frame: Real Jy
Auto-corr total-power spectrum Antenna: *
Timerange: 00/15:13:01 to 00/15:16:59

Plot file version 6 created 15-SEP-2023 15:00:57

J0854+2006 N23M1 4.UVDATA.1

Freq = 6.6516 GHz, Bw = 4.000 MH No calibration applied and no bandpass applied



6650 6660 6670 6680

FREQ MHz

Lower frame: Real Jy

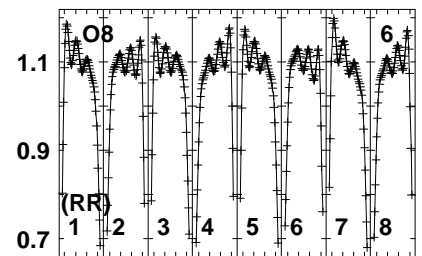
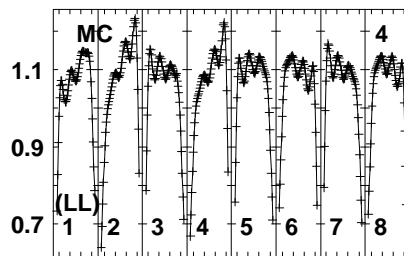
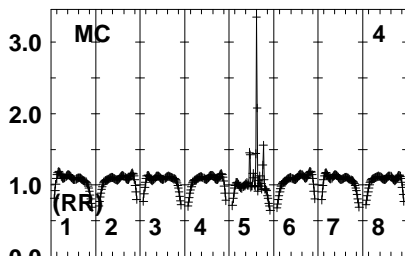
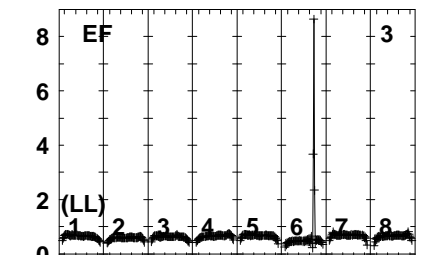
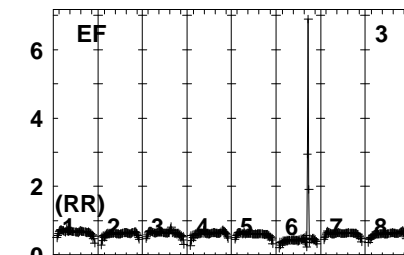
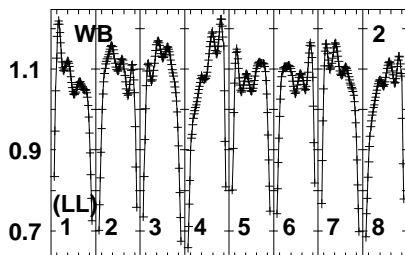
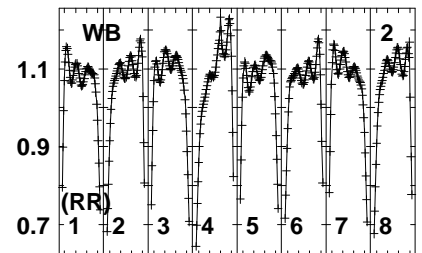
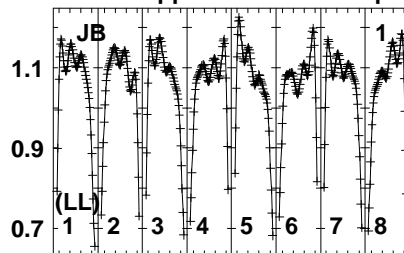
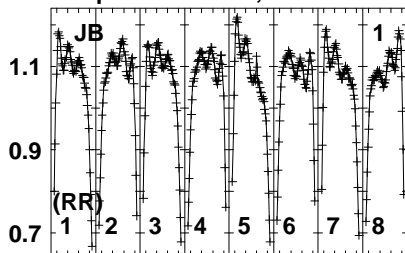
Auto-corr total-power spectrum Antenna: *

Timerange: 00/15:13:01 to 00/15:16:59

Plot file version 7 created 15-SEP-2023 15:00:58

J0854+2006 N23M1 4.UVDATA.1

Freq = 6.6516 GHz, Bw = 4.000 MH No calibration applied and no bandpass applied



665 665 666 666 666 667 667 668 0
FREQ MHz

665 665 666 666 666 667 667 668 0
FREQ MHz

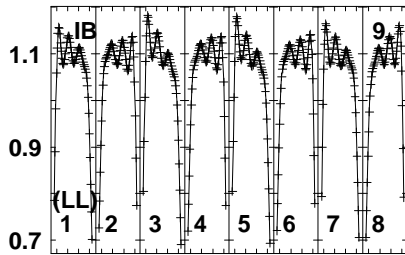
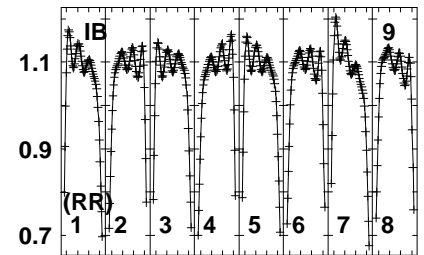
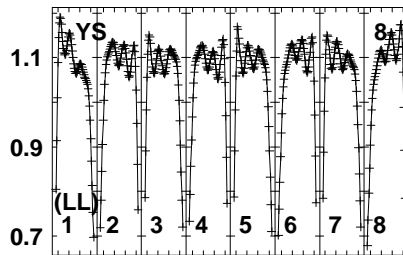
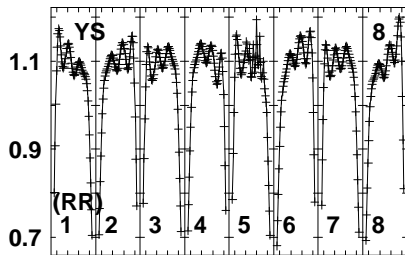
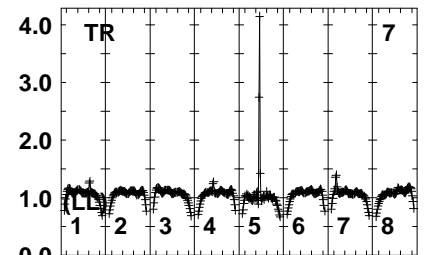
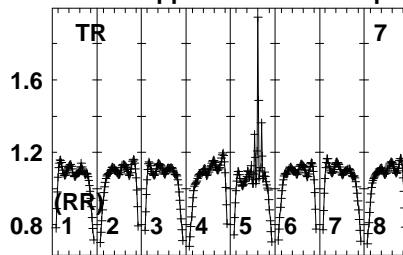
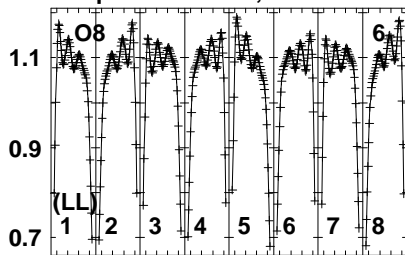
665 665 666 666 666 667 667 668 0
FREQ MHz

Lower frame: Real Jy
Auto-corr total-power spectrum Antenna: *
Timerange: 00/15:22:01 to 00/15:31:59

Plot file version 8 created 15-SEP-2023 15:00:58

J0854+2006 N23M1 4.UVDATA.1

Freq = 6.6516 GHz, Bw = 4.000 MH No calibration applied and no bandpass applied



6656656666666666666666676676680

FREQ MHz

Lower frame: Real Jy

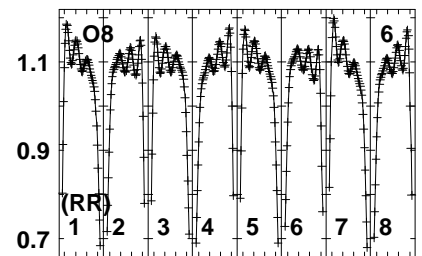
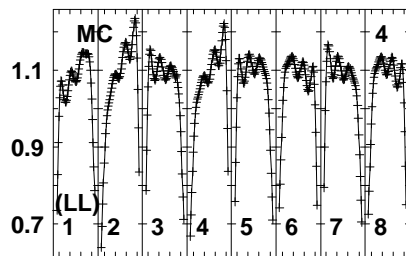
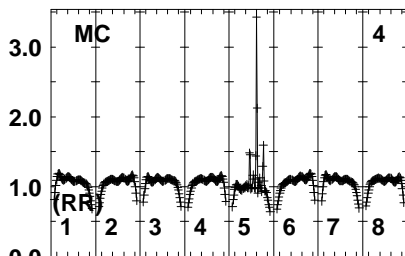
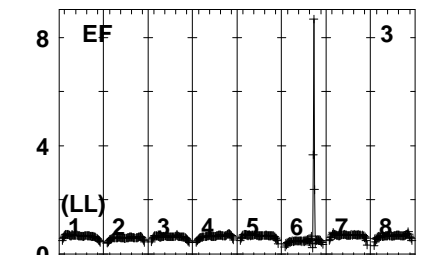
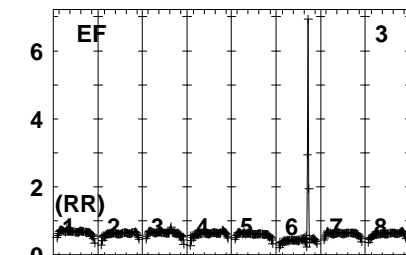
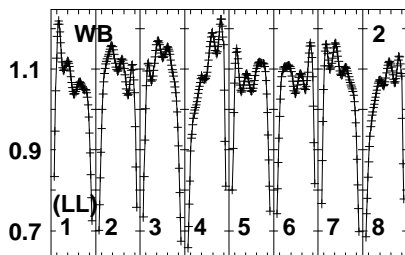
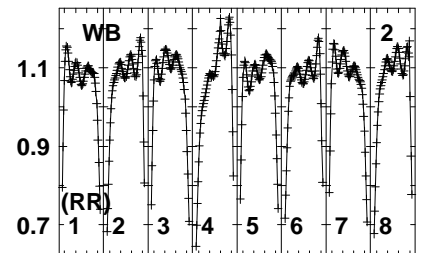
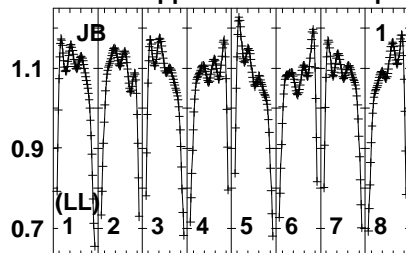
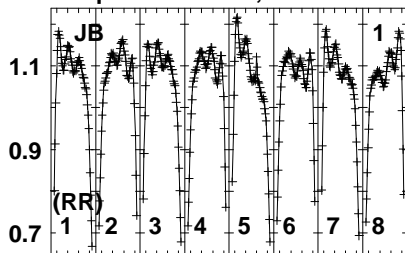
Auto-corr total-power spectrum Antenna: *

Timerange: 00/15:22:01 to 00/15:31:59

Plot file version 9 created 15-SEP-2023 15:00:58

J0854+2006 N23M1 4.UVDATA.1

Freq = 6.6516 GHz, Bw = 4.000 MH No calibration applied and no bandpass applied



665 665 666 666 666 667 667 668 0
FREQ MHz

665 665 666 666 666 667 667 668 0
FREQ MHz

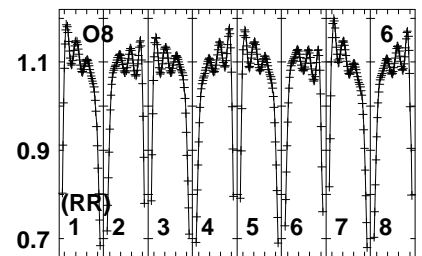
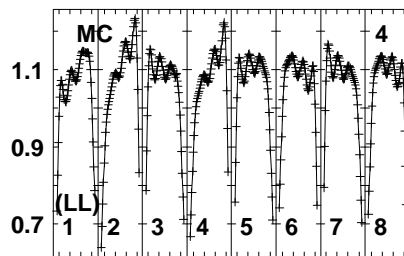
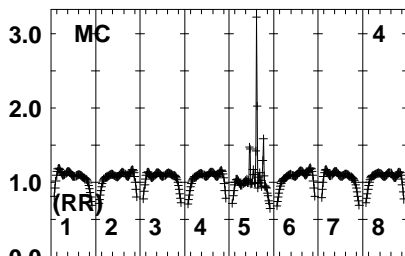
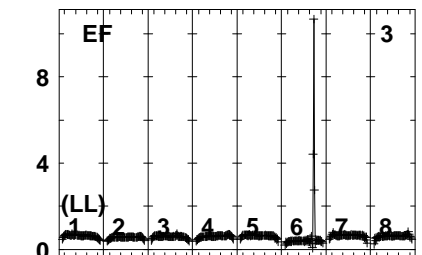
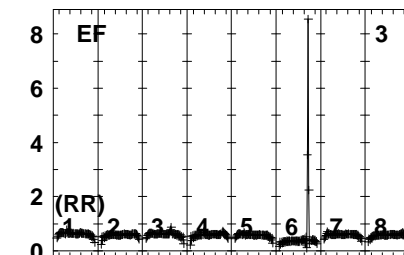
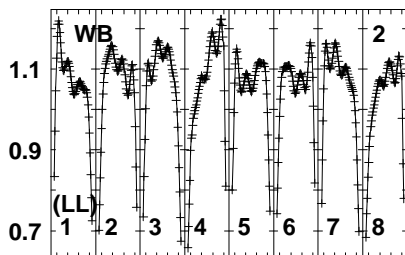
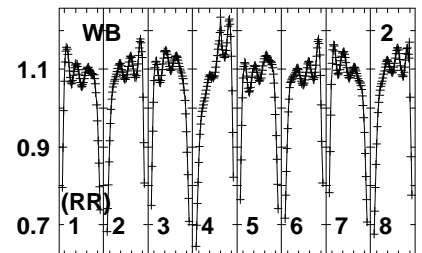
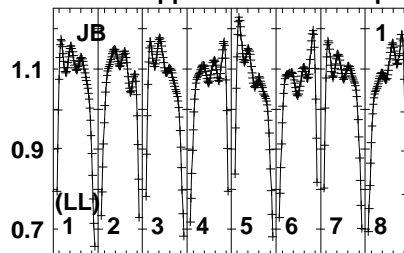
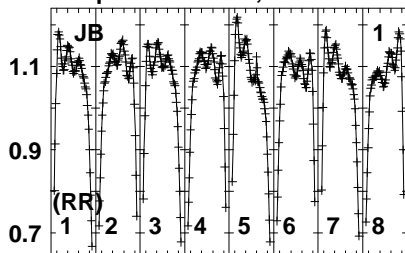
665 665 666 666 666 667 667 668 0
FREQ MHz

Lower frame: Real Jy
Auto-corr total-power spectrum Antenna: *
Timerange: 00/15:34:01 to 00/15:37:59

Plot file version 11 created 15-SEP-2023 15:00:58

J0905+2052 N23M1 4.UVDATA.1

Freq = 6.6516 GHz, Bw = 4.000 MH No calibration applied and no bandpass applied



665 665 666 666 666 667 667 6680
FREQ MHz

665 665 666 666 666 667 667 6680
FREQ MHz

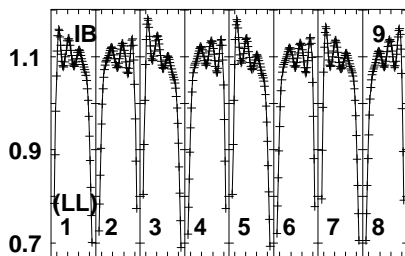
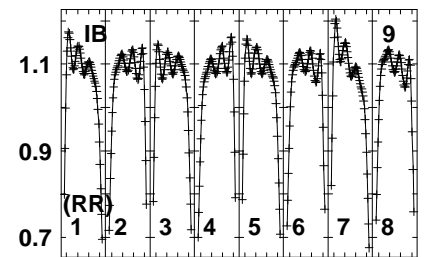
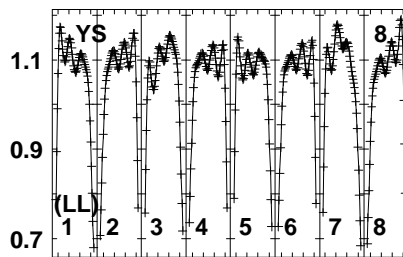
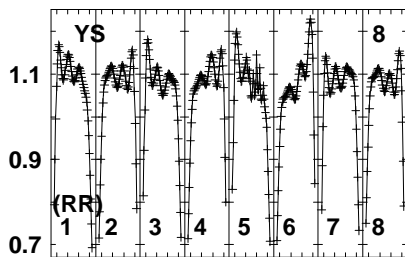
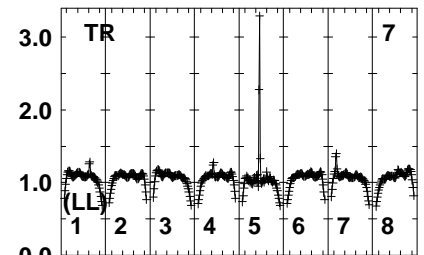
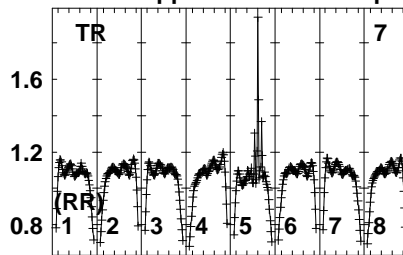
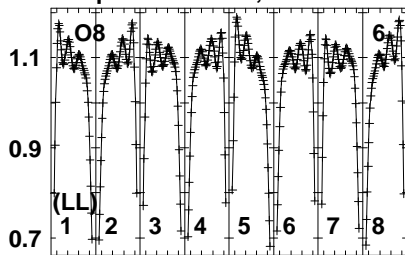
665 665 666 666 666 667 667 6680
FREQ MHz

Lower frame: Real Jy
Auto-corr total-power spectrum Antenna: *
Timerange: 00/15:38:01 to 00/15:40:59

Plot file version 12 created 15-SEP-2023 15:00:58

J0905+2052 N23M1 4.UVDATA.1

Freq = 6.6516 GHz, Bw = 4.000 MH No calibration applied and no bandpass applied



6656656666666666666666676676680

FREQ MHz

Lower frame: Real Jy

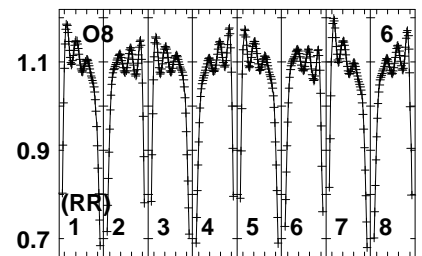
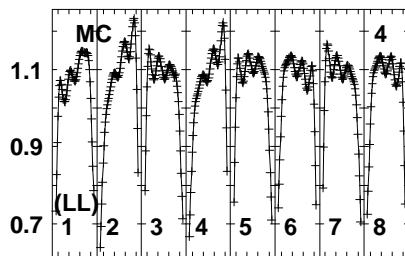
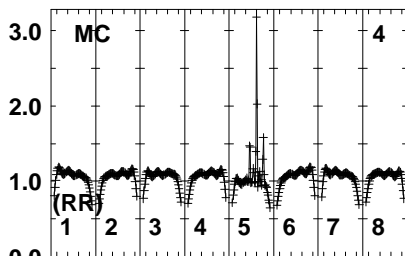
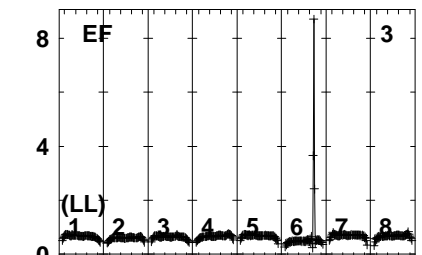
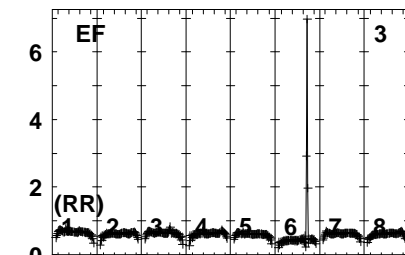
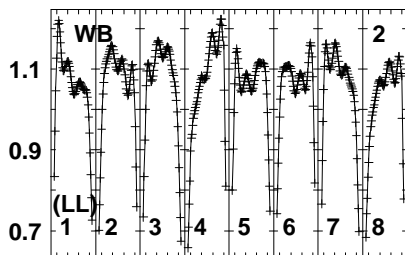
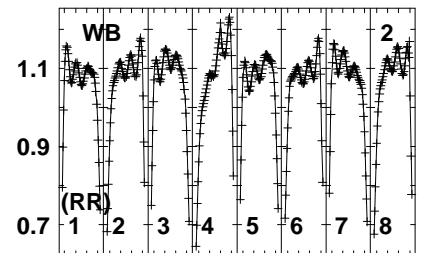
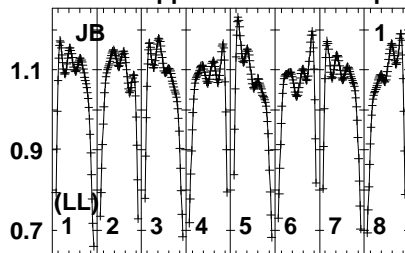
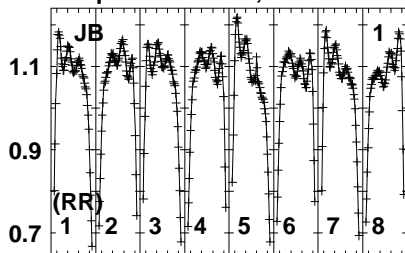
Auto-corr total-power spectrum Antenna: *

Timerange: 00/15:38:01 to 00/15:40:59

Plot file version 13 created 15-SEP-2023 15:00:59

J0854+2006 N23M1 4.UVDATA.1

Freq = 6.6516 GHz, Bw = 4.000 MH No calibration applied and no bandpass applied



665 665 666 666 666 667 667 6680
FREQ MHz

665 665 666 666 666 667 667 6680
FREQ MHz

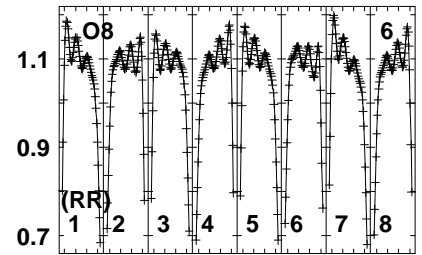
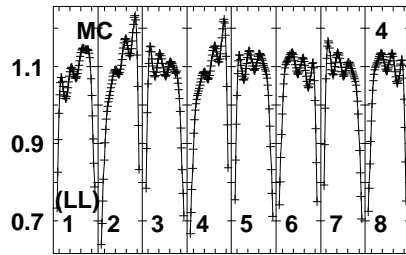
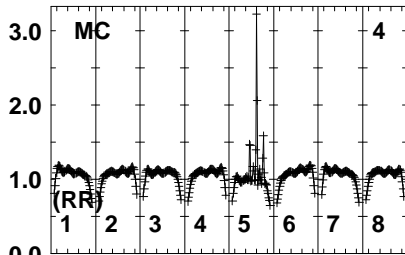
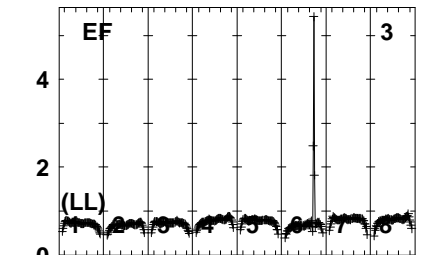
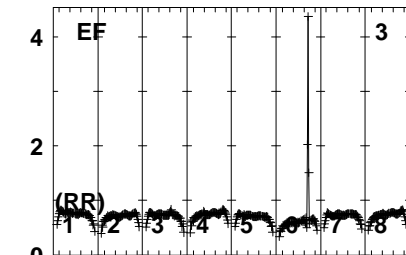
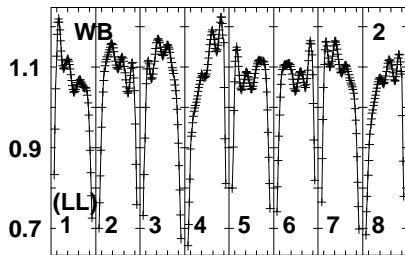
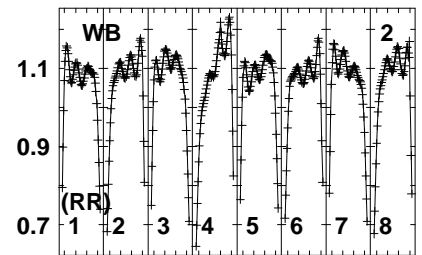
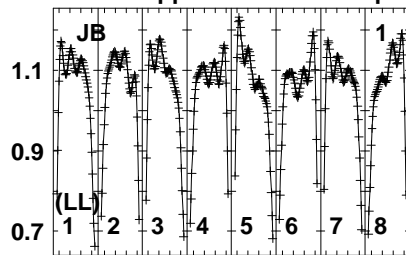
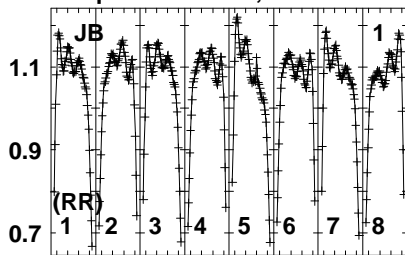
665 665 666 666 666 667 667 6680
FREQ MHz

Lower frame: Real Jy
Auto-corr total-power spectrum Antenna: *
Timerange: 00/15:43:01 to 00/15:46:59

Plot file version 15 created 15-SEP-2023 15:00:59

J0854+2006 N23M1 4.UVDATA.1

Freq = 6.6516 GHz, Bw = 4.000 MH No calibration applied and no bandpass applied



665 665 666 666 666 667 667 6680
FREQ MHz

665 665 666 666 666 667 667 6680
FREQ MHz

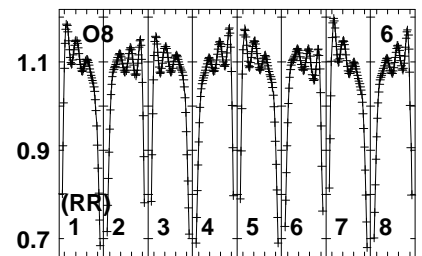
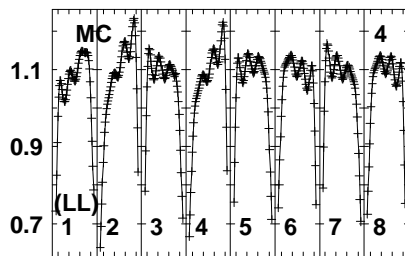
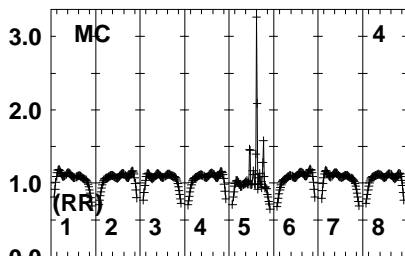
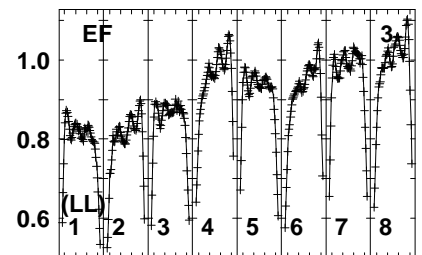
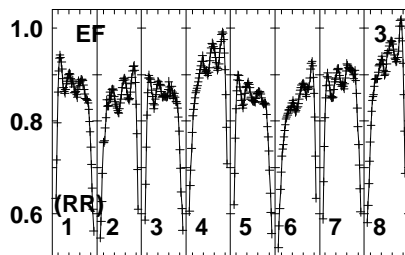
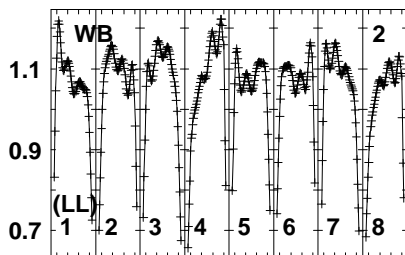
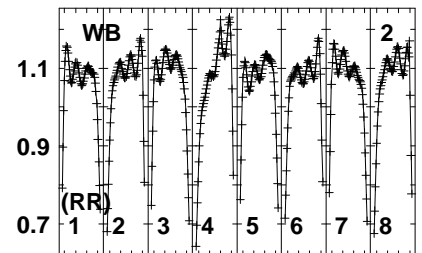
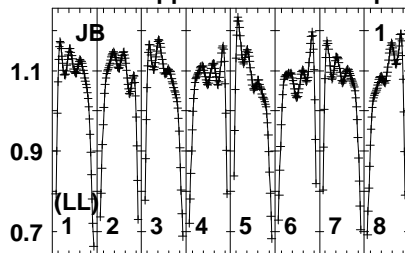
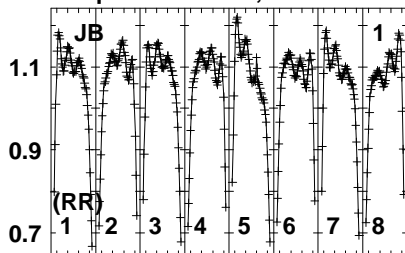
665 665 666 666 666 667 667 6680
FREQ MHz

Lower frame: Real Jy
Auto-corr total-power spectrum Antenna: *
Timerange: 00/15:52:01 to 00/16:01:59

Plot file version 17 created 15-SEP-2023 15:01:00

J0854+2006 N23M1 4.UVDATA.1

Freq = 6.6516 GHz, Bw = 4.000 MH No calibration applied and no bandpass applied



6652656660664666672676680
FREQ MHz

6652656660664666672676680
FREQ MHz

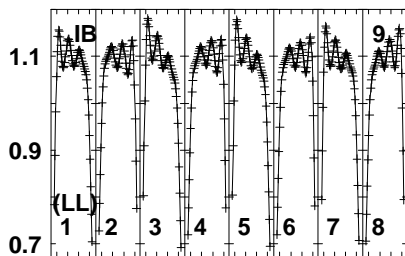
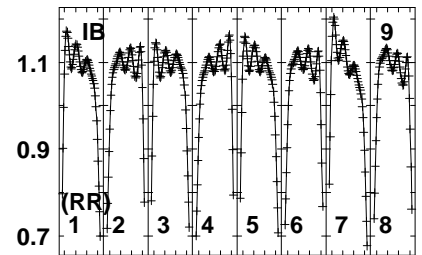
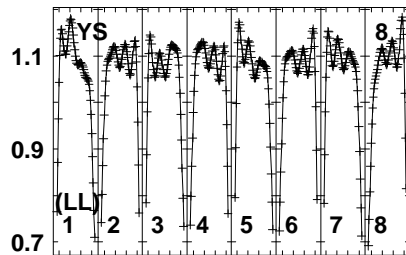
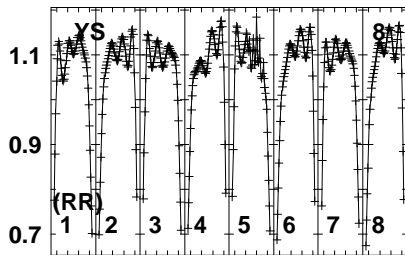
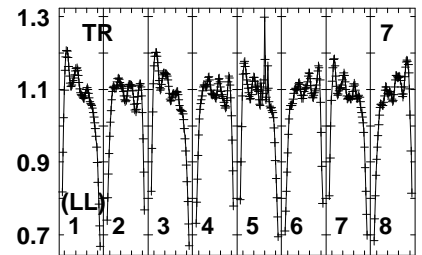
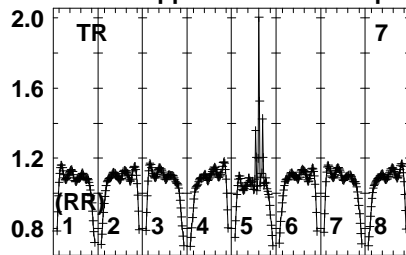
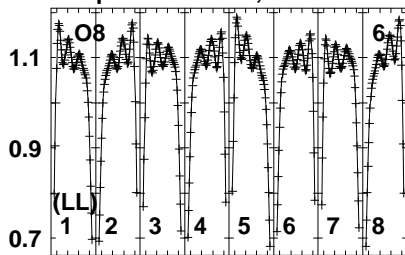
6652656660664666672676680
FREQ MHz

Lower frame: Real Jy
Auto-corr total-power spectrum Antenna: *
Timerange: 00/16:04:01 to 00/16:07:59

Plot file version 18 created 15-SEP-2023 15:01:00

J0854+2006 N23M1 4.UVDATA.1

Freq = 6.6516 GHz, Bw = 4.000 MH No calibration applied and no bandpass applied



665 666 667 668 669 670 671 672 673 674 675 676 677 678 679 680

FREQ MHz

Lower frame: Real Jy

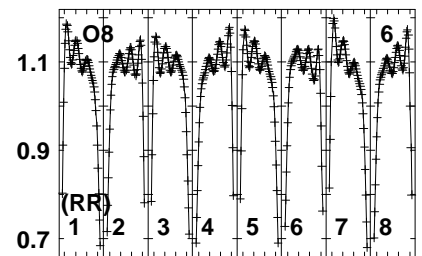
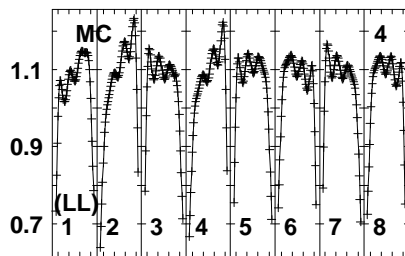
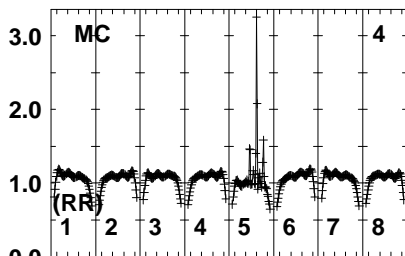
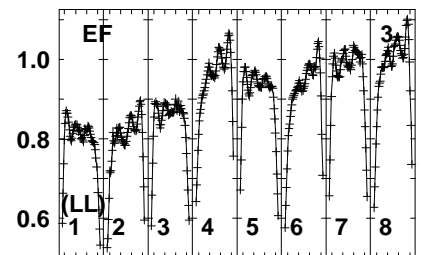
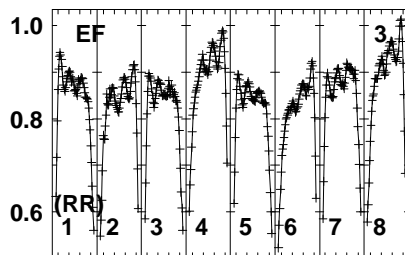
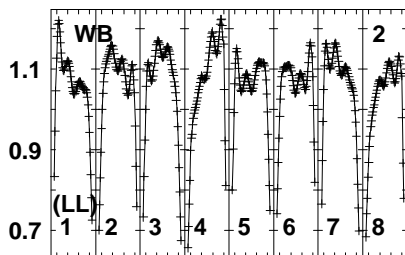
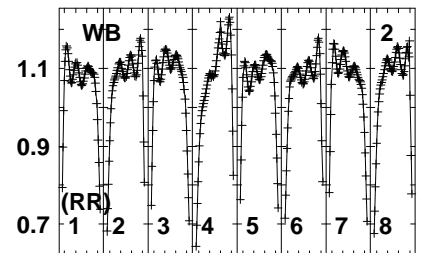
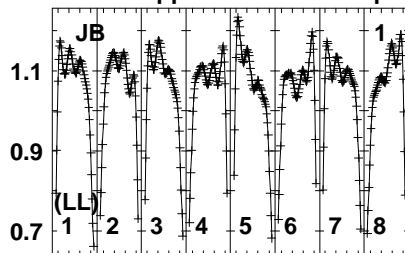
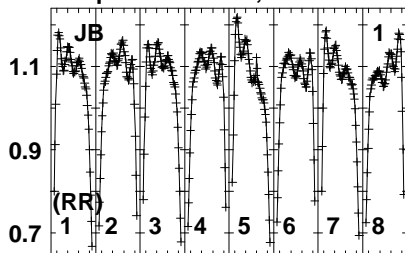
Auto-corr total-power spectrum Antenna: *

Timerange: 00/16:04:01 to 00/16:07:59

Plot file version 19 created 15-SEP-2023 15:01:00

J0905+2052 N23M1 4.UVDATA.1

Freq = 6.6516 GHz, Bw = 4.000 MH No calibration applied and no bandpass applied



665 665 666 666 666 666 667 667 6680
FREQ MHz

665 665 666 666 666 666 667 667 6680
FREQ MHz

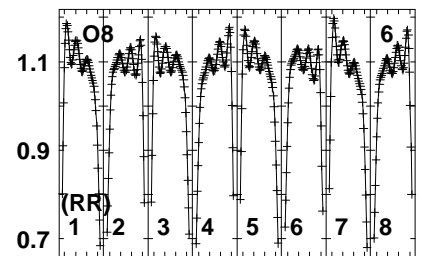
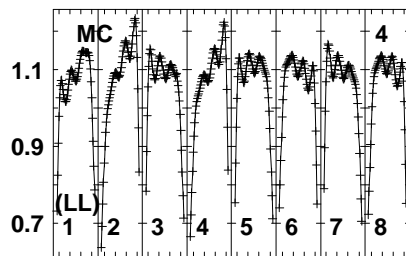
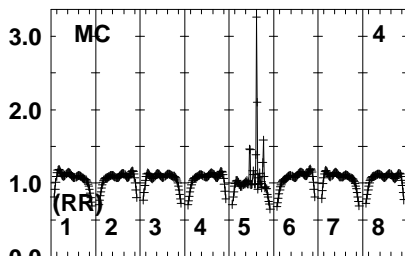
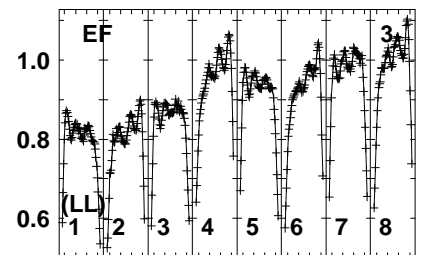
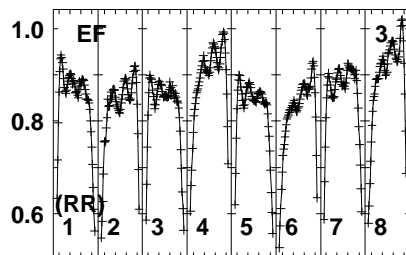
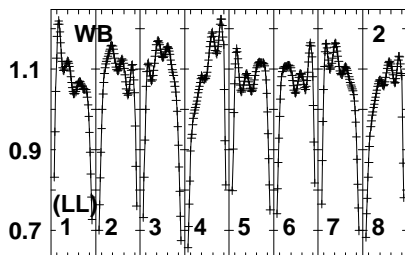
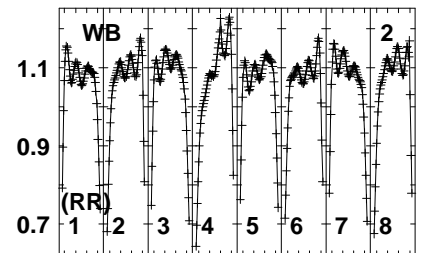
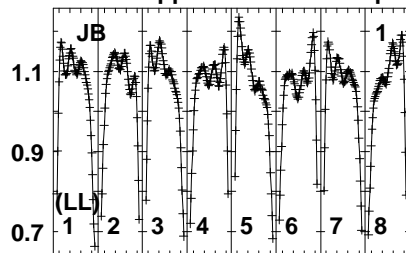
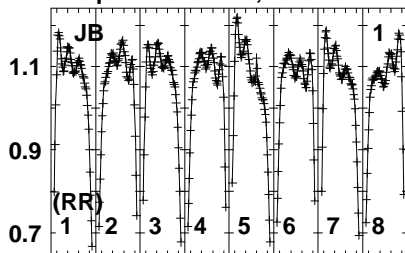
665 665 666 666 666 666 667 667 6680
FREQ MHz

Lower frame: Real Jy
Auto-corr total-power spectrum Antenna: *
Timerange: 00/16:08:01 to 00/16:10:59

Plot file version 21 created 15-SEP-2023 15:01:00

J0854+2006 N23M1 4.UVDATA.1

Freq = 6.6516 GHz, Bw = 4.000 MH No calibration applied and no bandpass applied



665 665 666 666 666 666 667 667 6680
FREQ MHz

665 665 666 666 666 666 667 667 6680
FREQ MHz

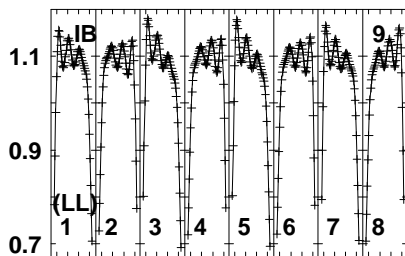
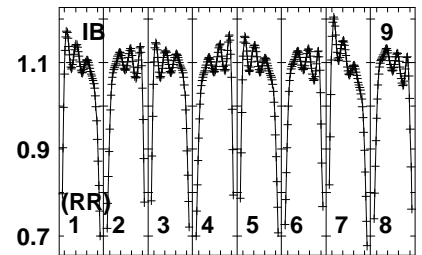
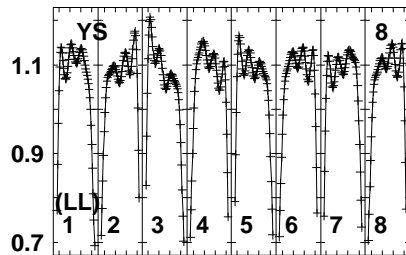
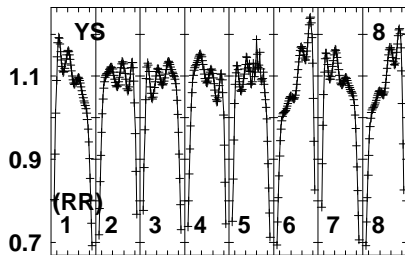
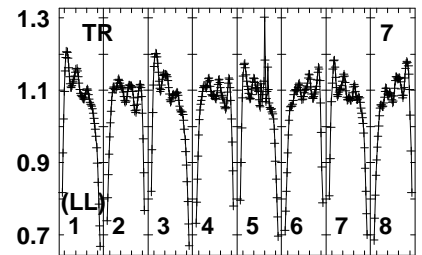
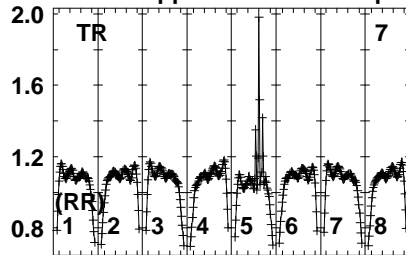
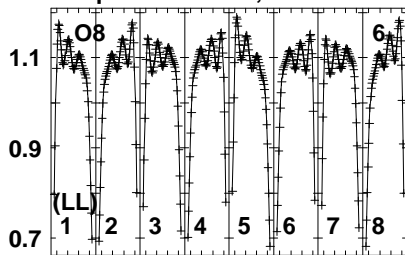
665 665 666 666 666 666 667 667 6680
FREQ MHz

Lower frame: Real Jy
Auto-corr total-power spectrum Antenna: *
Timerange: 00/16:13:01 to 00/16:16:59

Plot file version 22 created 15-SEP-2023 15:01:00

J0854+2006 N23M1 4.UVDATA.1

Freq = 6.6516 GHz, Bw = 4.000 MH No calibration applied and no bandpass applied



6652 6656 6660 6664 6668 6672 6676 6680

FREQ MHz

Lower frame: Real Jy

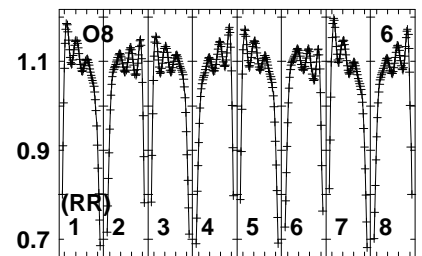
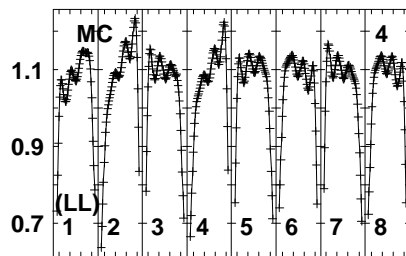
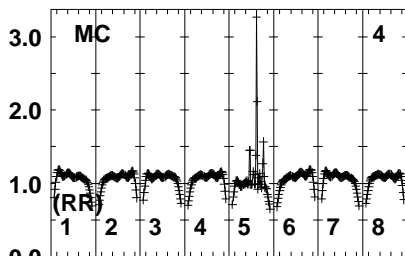
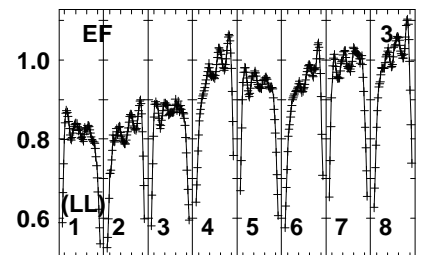
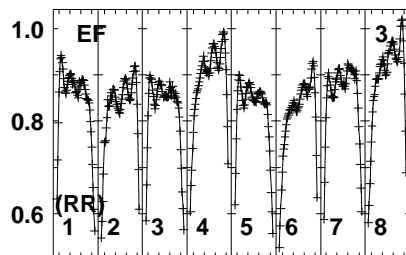
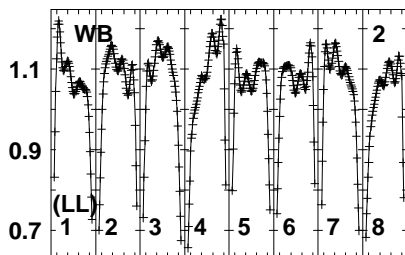
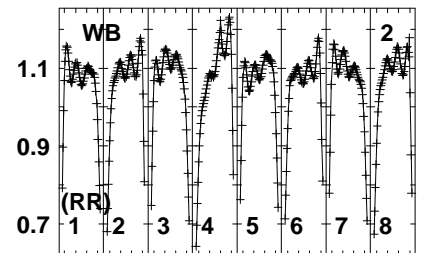
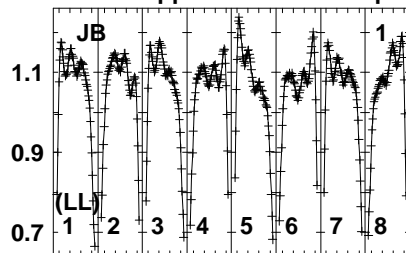
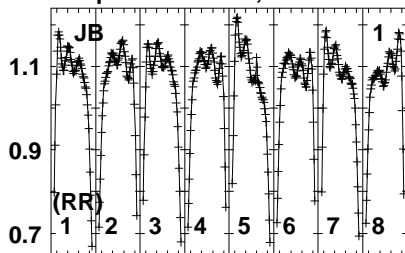
Auto-corr total-power spectrum Antenna: *

Timerange: 00/16:13:01 to 00/16:16:59

Plot file version 23 created 15-SEP-2023 15:01:01

J0854+2006 N23M1 4.UVDATA.1

Freq = 6.6516 GHz, Bw = 4.000 MH No calibration applied and no bandpass applied



665 665 666 666 666 666 667 667 6680
FREQ MHz

665 665 666 666 666 666 667 667 6680
FREQ MHz

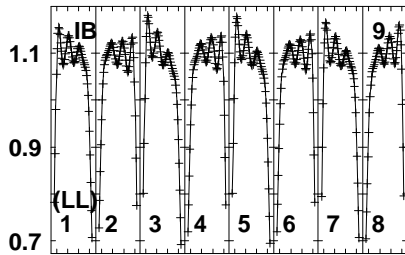
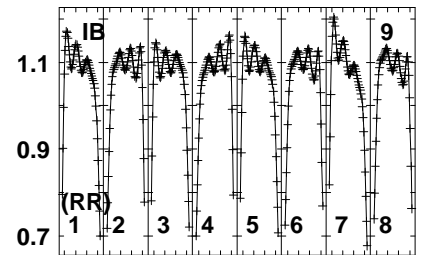
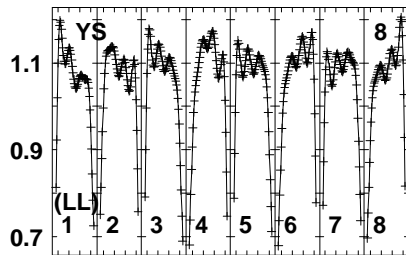
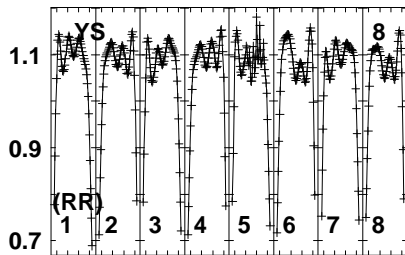
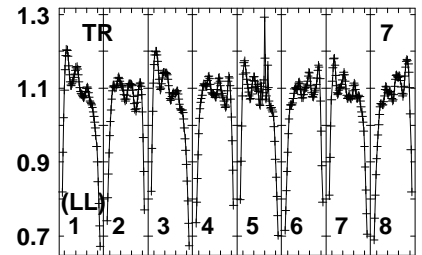
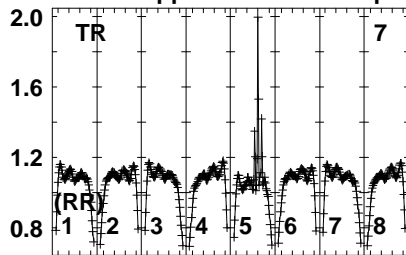
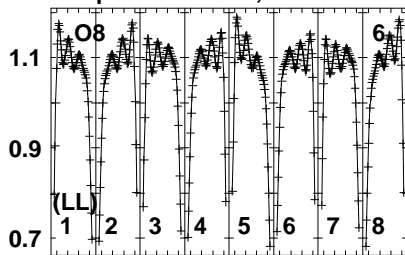
665 665 666 666 666 666 667 667 6680
FREQ MHz

Lower frame: Real Jy
Auto-corr total-power spectrum Antenna: *
Timerange: 00/16:22:01 to 00/16:31:59

Plot file version 24 created 15-SEP-2023 15:01:01

J0854+2006 N23M1 4.UVDATA.1

Freq = 6.6516 GHz, Bw = 4.000 MH No calibration applied and no bandpass applied



6656656666666666666666676676680

FREQ MHz

Lower frame: Real Jy

Auto-corr total-power spectrum Antenna: *

Timerange: 00/16:22:01 to 00/16:31:59