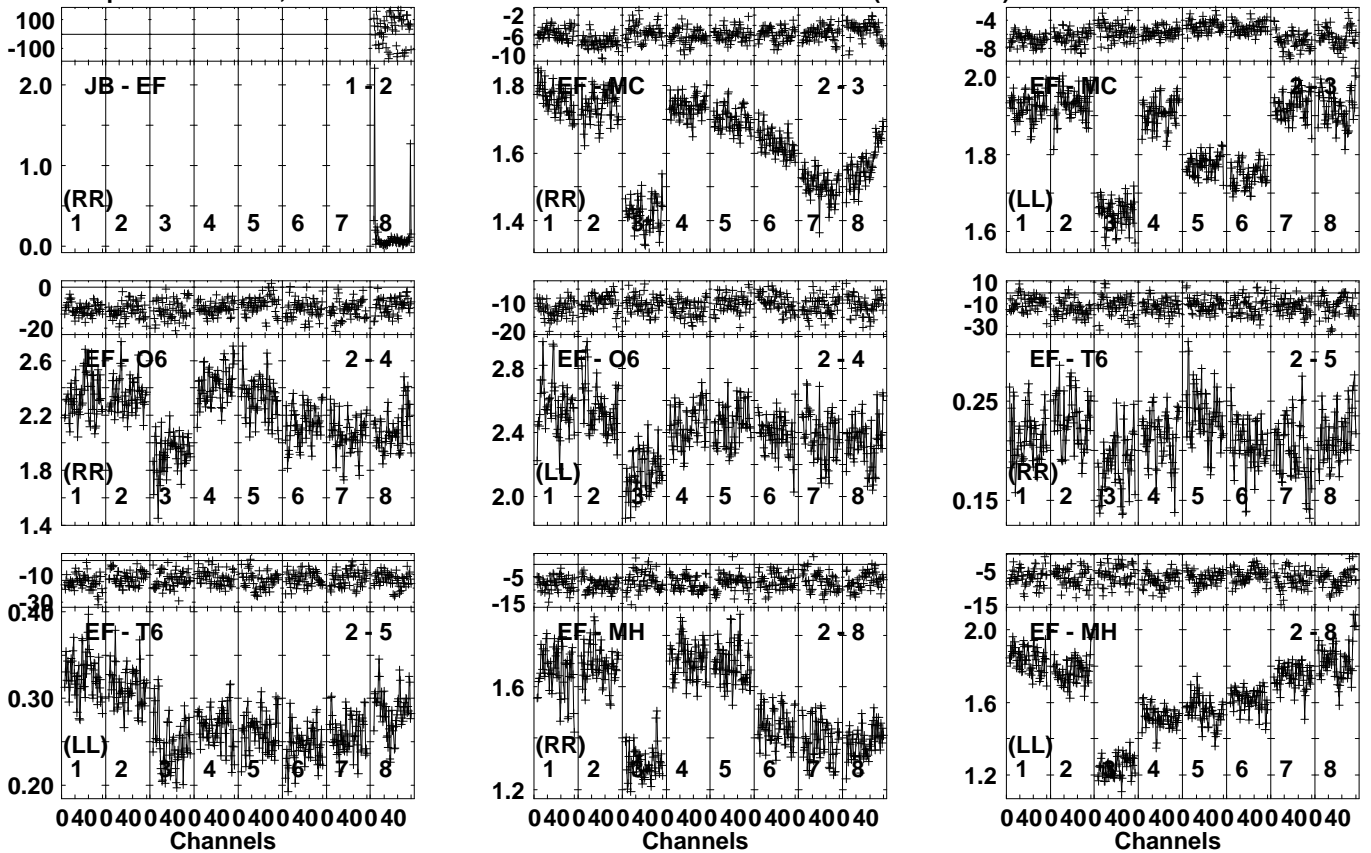


Plot file version 1 created 01-FEB-2024 11:04:11

J1927+7358 RB009.UVDATA.1

Freq = 22.1080 GHz, Bw = 32.000 MH Calibrated with CL # 4 and BP # 1 (BP mode 1)

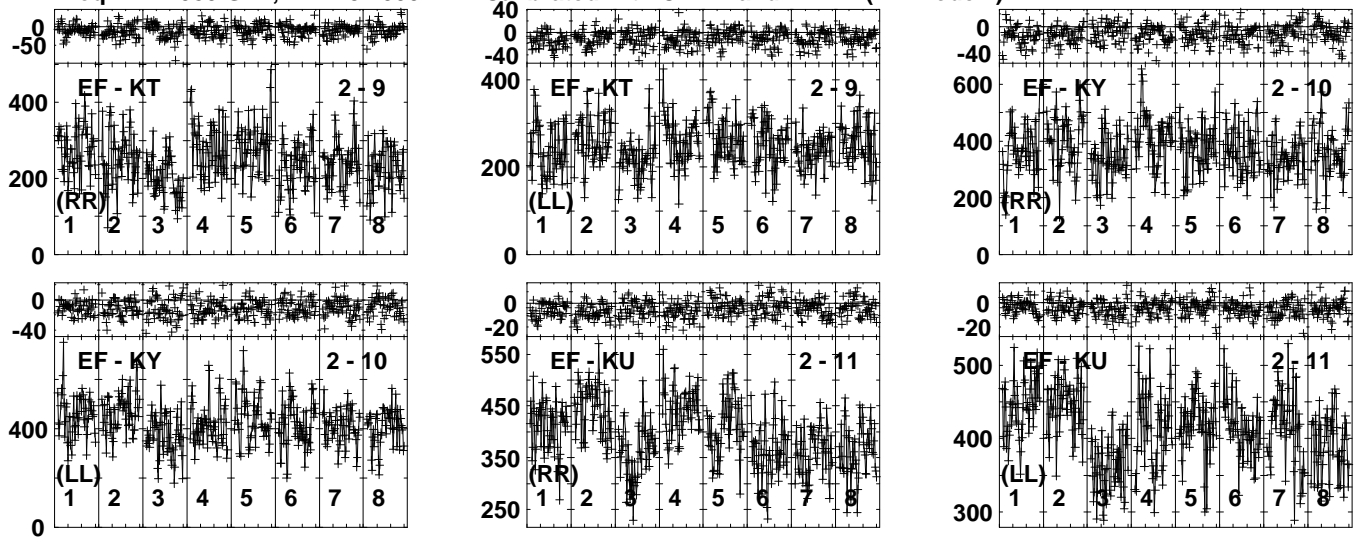


Lower frame: Ampl Jy Top frame: Phas deg  
Vector averaged cross-power spectrum Several baselines displayed  
Timerange: 00/10:00:01 to 00/10:04:59

Plot file version 2 created 01-FEB-2024 11:04:12

J1927+7358 RB009.UVDATA.1

Freq = 22.1080 GHz, Bw = 32.000 MH Calibrated with CL # 4 and BP # 1 (BP mode 1)

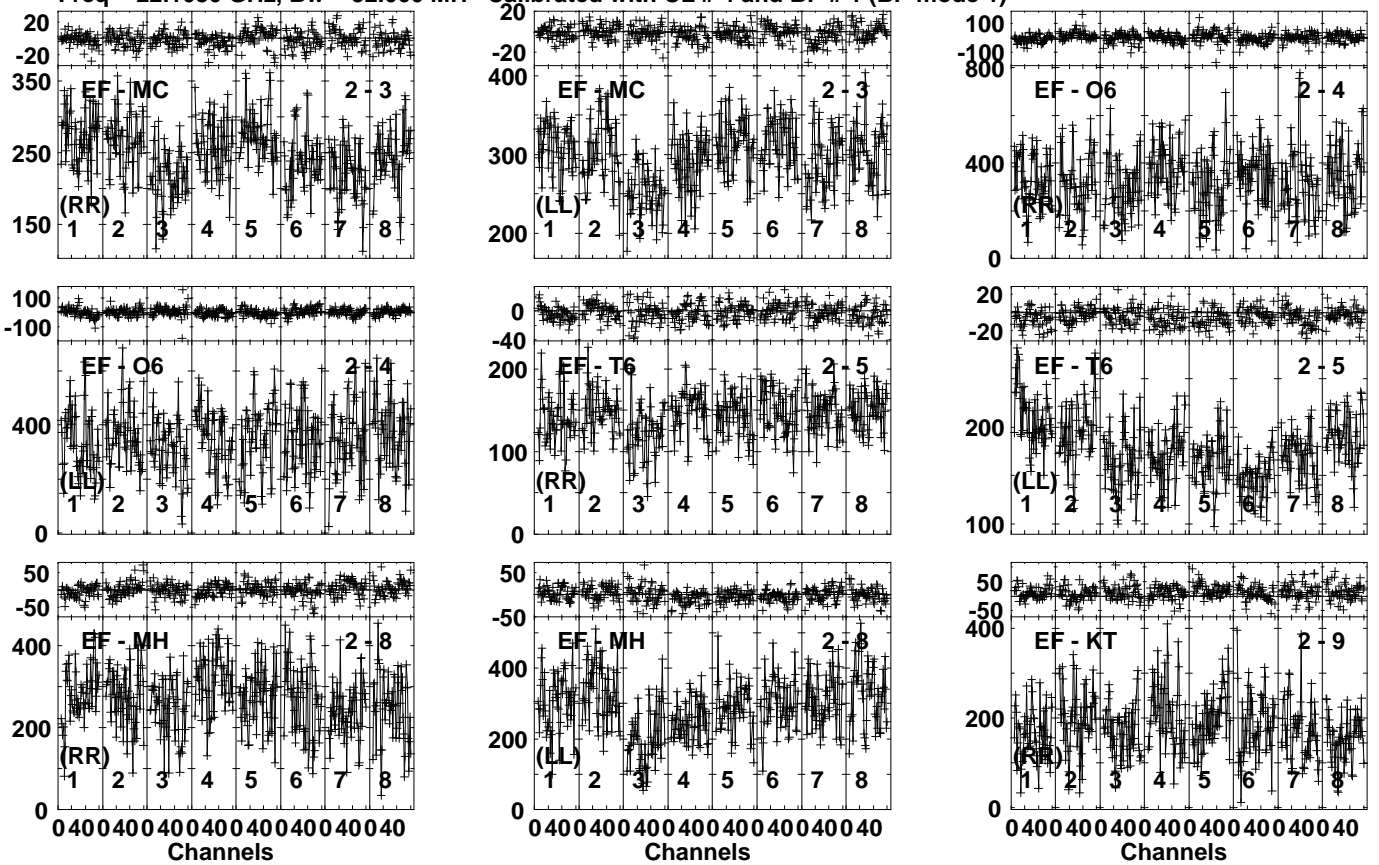


Lower frame: Milli Ampl Jy Top frame: Phas deg  
Vector averaged cross-power spectrum Several baselines displayed  
Timerange: 00/10:00:01 to 00/10:04:59

Plot file version 3 created 01-FEB-2024 11:04:12

J1933+6540 RB009.UVDATA.1

Freq = 22.1080 GHz, Bw = 32.000 MH Calibrated with CL # 4 and BP # 1 (BP mode 1)

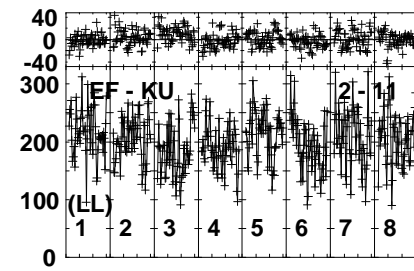
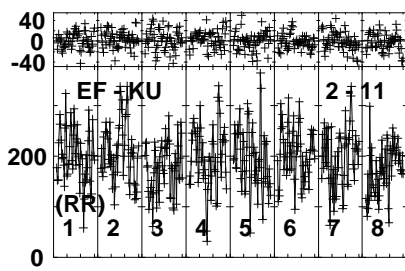
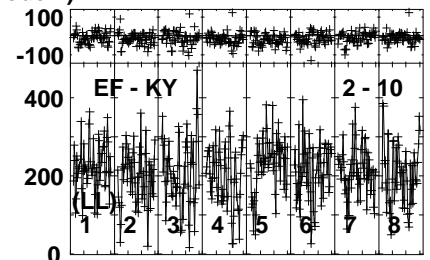
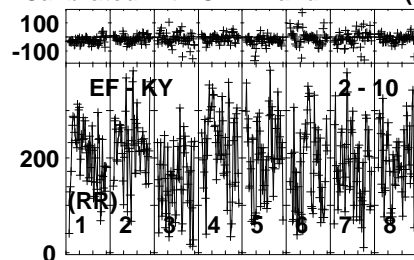
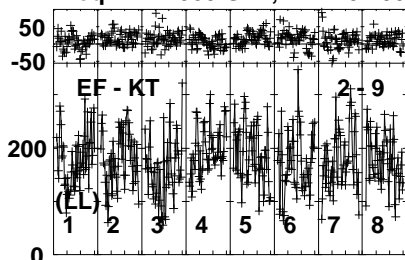


Lower frame: Milli Ampl Jy Top frame: Phas deg  
Vector averaged cross-power spectrum Several baselines displayed  
Timerange: 00/10/06:01 to 00/10/07:29

Plot file version 4 created 01-FEB-2024 11:04:12

J1933+6540 RB009.UVDATA.1

Freq = 22.1080 GHz, Bw = 32.000 MH Calibrated with CL # 4 and BP # 1 (BP mode 1)

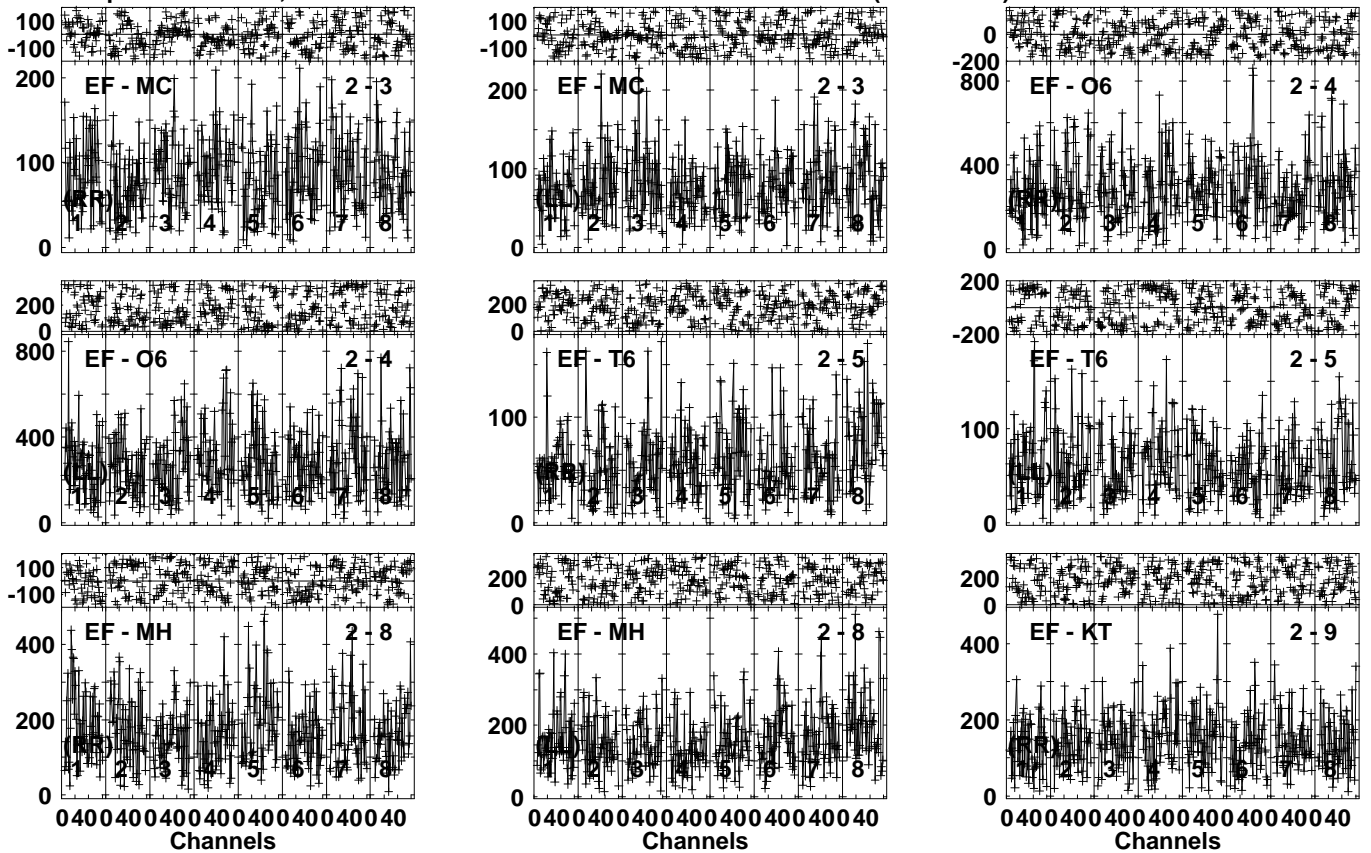


Lower frame: Milli Ampl Jy Top frame: Phas deg  
Vector averaged cross-power spectrum Several baselines displayed  
Timerange: 00/10:06:01 to 00/10:07:29

Plot file version 5 created 01-FEB-2024 11:04:12

1927+654 RB009.UVDATA.1

Freq = 22.1080 GHz, Bw = 32.000 MH Calibrated with CL # 4 and BP # 1 (BP mode 1)

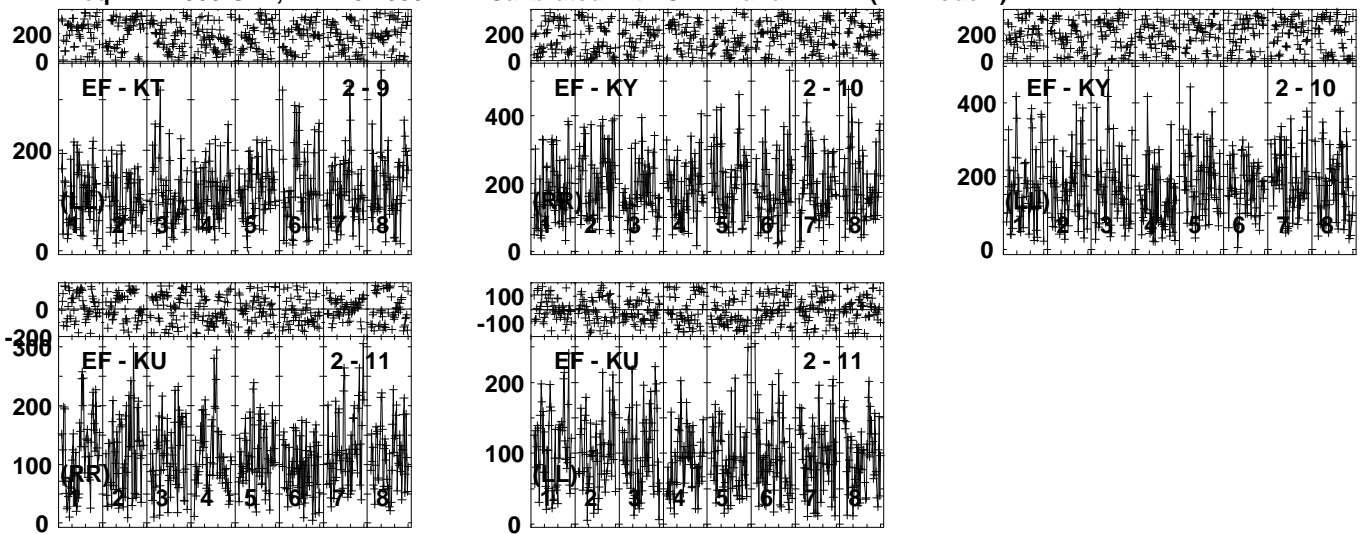


Lower frame: Milli Ampl Jy Top frame: Phas deg  
Vector averaged cross-power spectrum Several baselines displayed  
Timerange: 00/10:07:33 to 00/10:08:29

Plot file version 6 created 01-FEB-2024 11:04:12

1927+654 RB009.UVDATA.1

Freq = 22.1080 GHz, Bw = 32.000 MH Calibrated with CL # 4 and BP # 1 (BP mode 1)

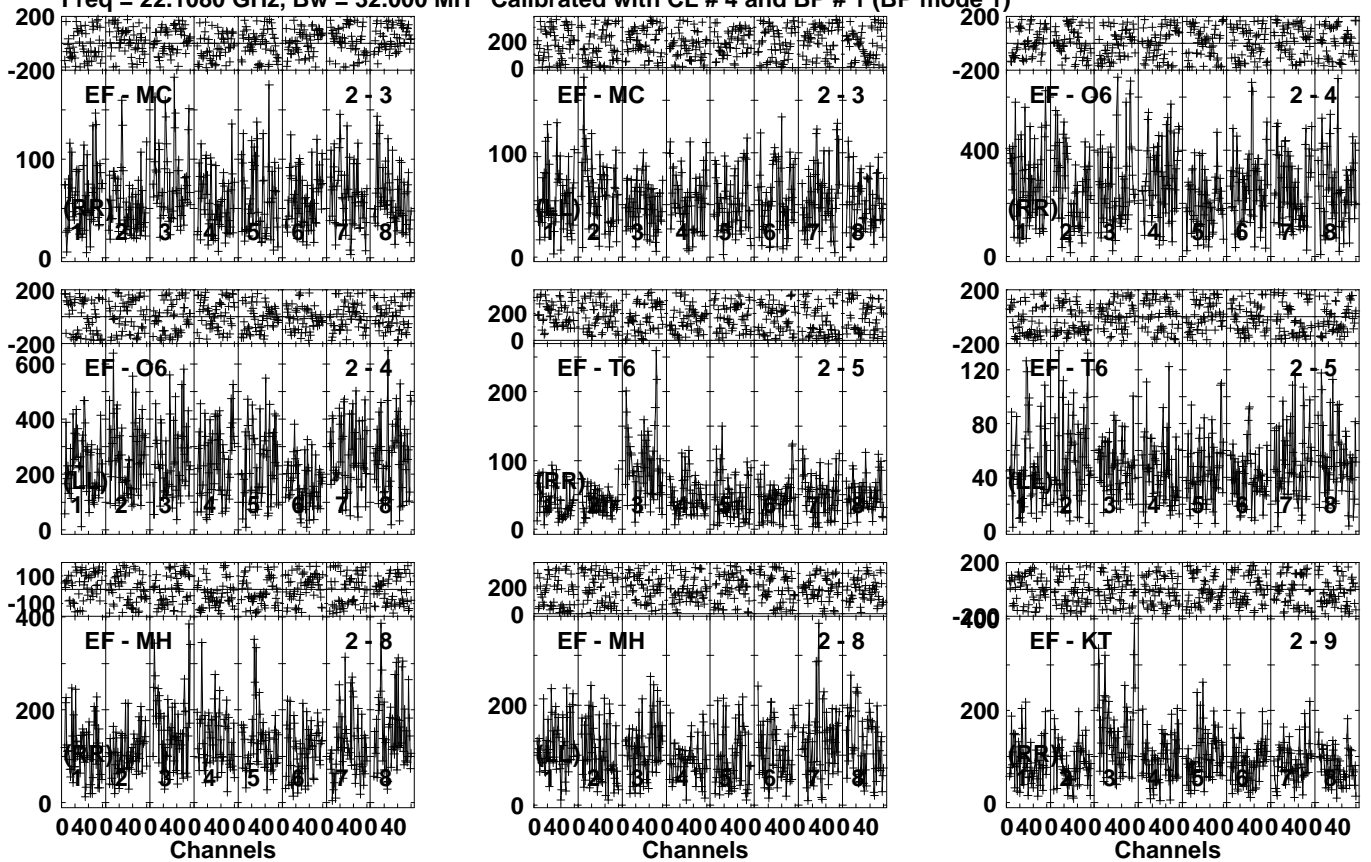


Lower frame: Milli Ampl Jy Top frame: Phas deg  
Vector averaged cross-power spectrum Several baselines displayed  
Timerange: 00/10:07:33 to 00/10:08:29

Plot file version 7 created 01-FEB-2024 11:04:12

J1933+6540 RB009.UVDATA.1

Freq = 22.1080 GHz, Bw = 32.000 MH Calibrated with CL # 4 and BP # 1 (BP mode 1)

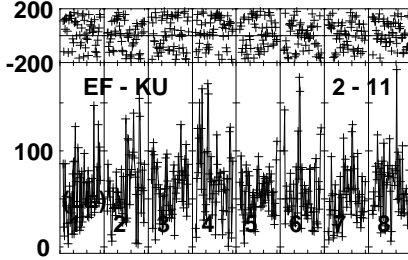
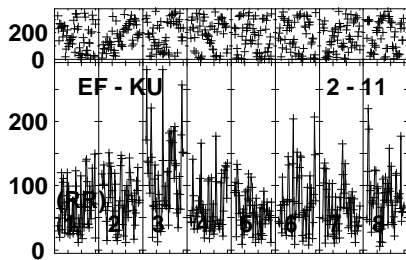
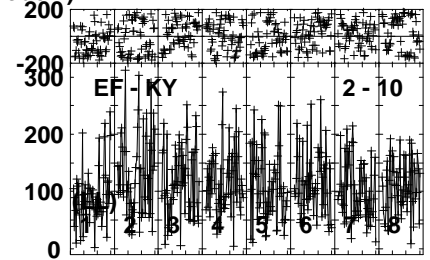
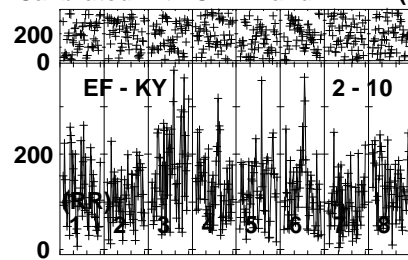
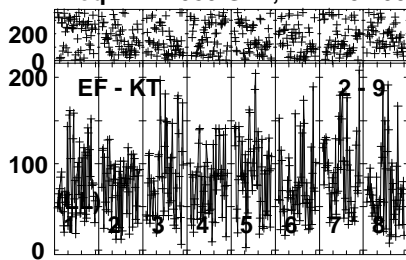


Lower frame: Milli Ampl Jy Top frame: Phas deg  
Vector averaged cross-power spectrum Several baselines displayed  
Timerange: 00/10:08:33 to 00/10:09:29

Plot file version 8 created 01-FEB-2024 11:04:13

J1933+6540 RB009.UVDATA.1

Freq = 22.1080 GHz, Bw = 32.000 MH Calibrated with CL # 4 and BP # 1 (BP mode 1)



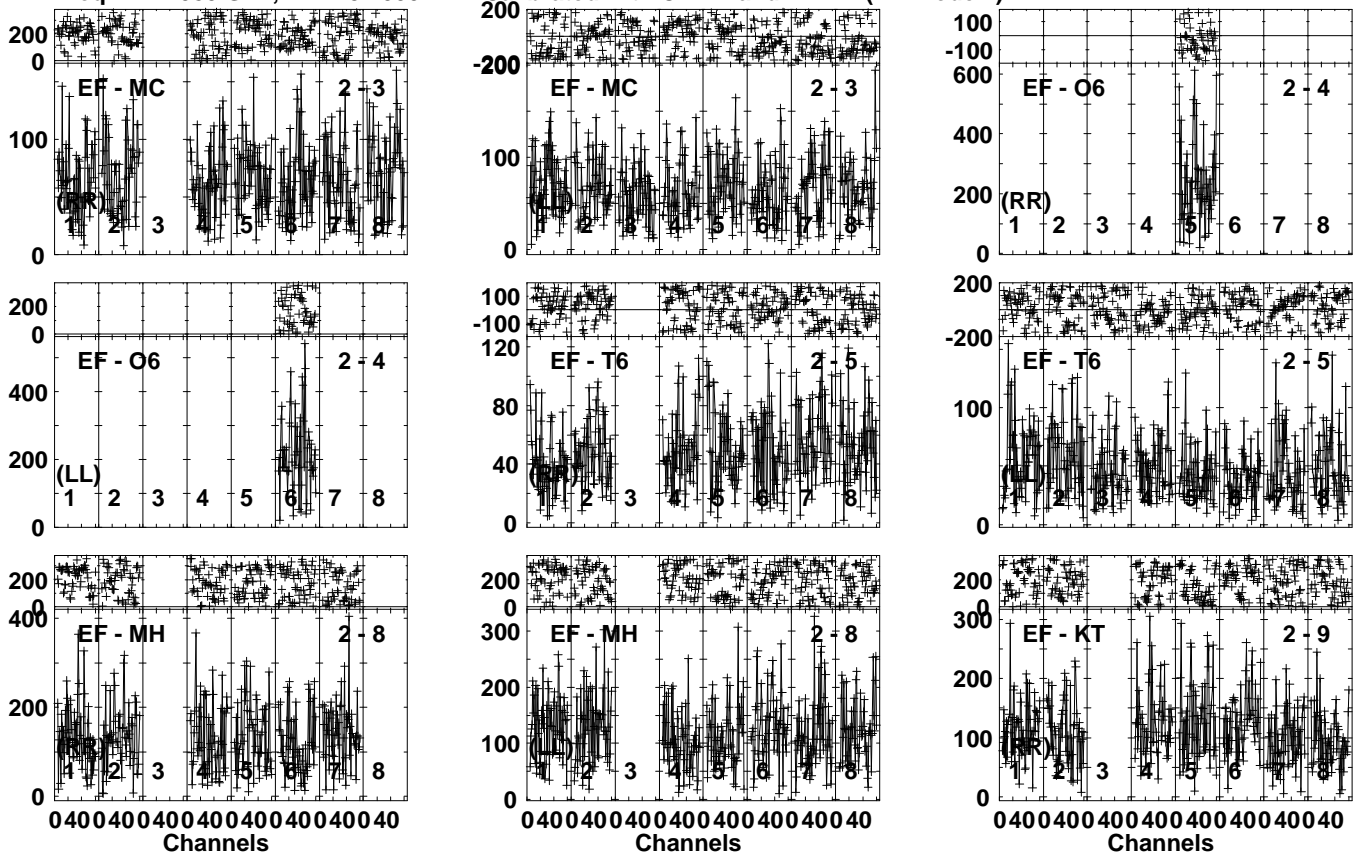
Lower frame: Milli Ampl Jy Top frame: Phas deg  
Vector averaged cross-power spectrum Several baselines displayed  
Timerange: 00/10:08:33 to 00/10:09:29



Plot file version 9 created 01-FEB-2024 11:04:13

1927+654 RB009.UVDATA.1

Freq = 22.1080 GHz, Bw = 32.000 MH Calibrated with CL # 4 and BP # 1 (BP mode 1)

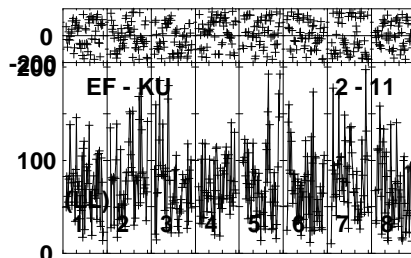
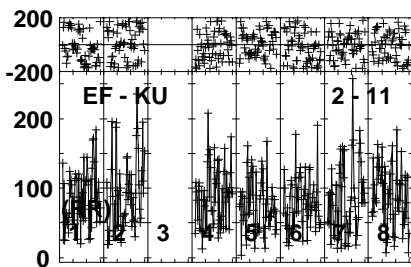
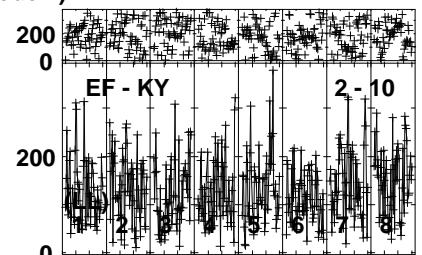
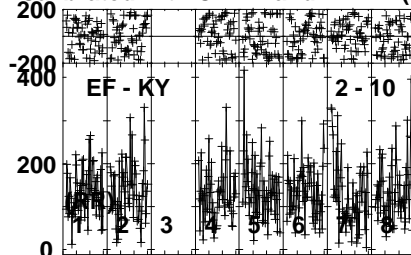
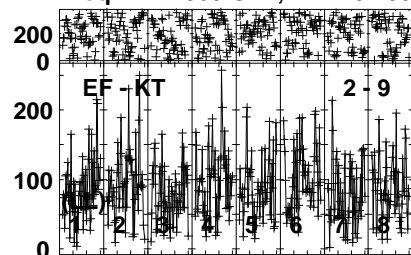


Lower frame: Milli Ampl Jy Top frame: Phas deg  
Vector averaged cross-power spectrum Several baselines displayed  
Timerange: 00/10:09:33 to 00/10:10:29

Plot file version 10 created 01-FEB-2024 11:04:13

1927+654 RB009.UVDATA.1

Freq = 22.1080 GHz, Bw = 32.000 MH Calibrated with CL # 4 and BP # 1 (BP mode 1)

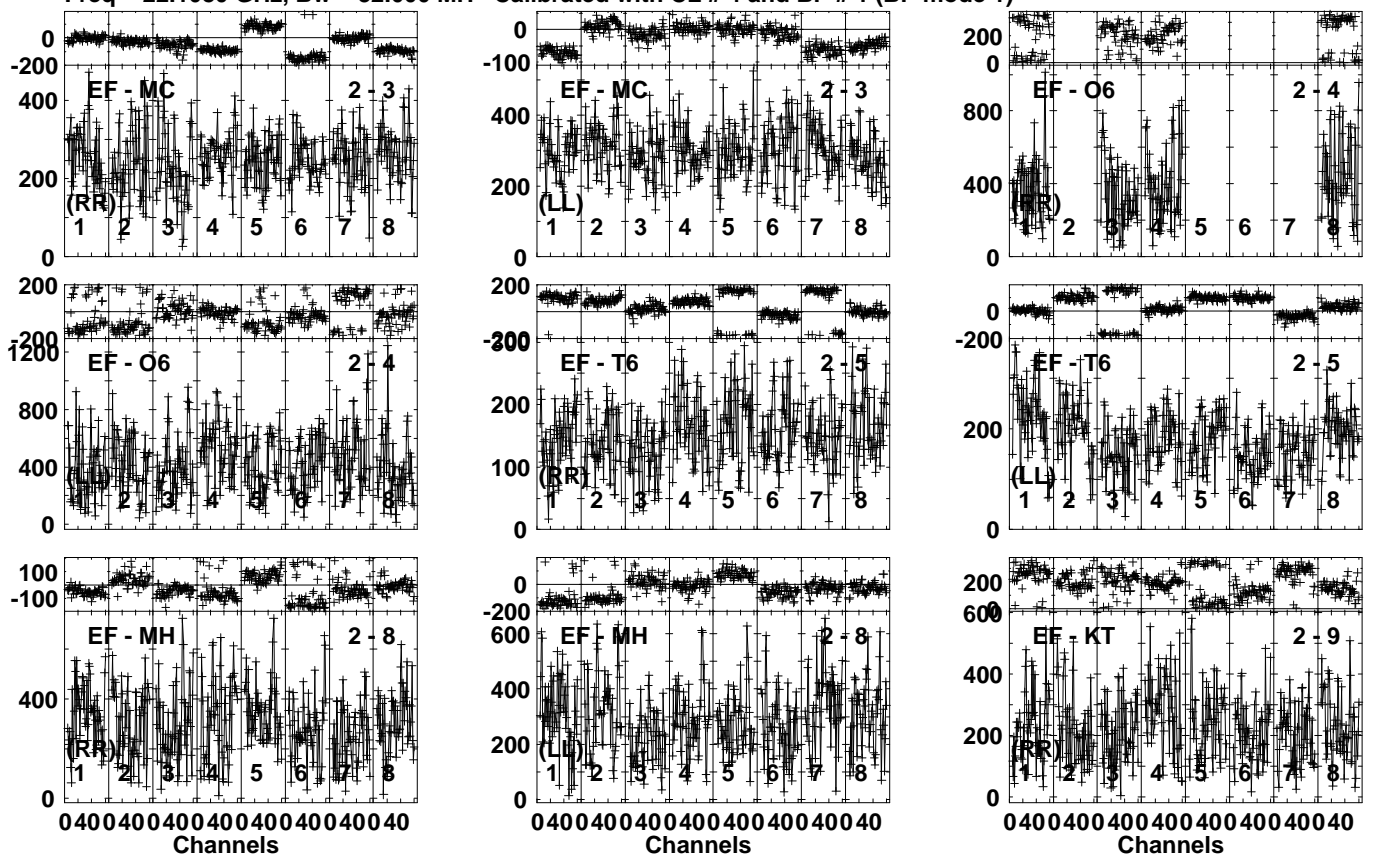


Lower frame: Milli Ampl Jy Top frame: Phas deg  
Vector averaged cross-power spectrum Several baselines displayed  
Timerange: 00/10:09:33 to 00/10:10:29

Plot file version 11 created 01-FEB-2024 11:04:13

J1933+6540 RB009.UVDATA.1

Freq = 22.1080 GHz, Bw = 32.000 MH Calibrated with CL # 4 and BP # 1 (BP mode 1)

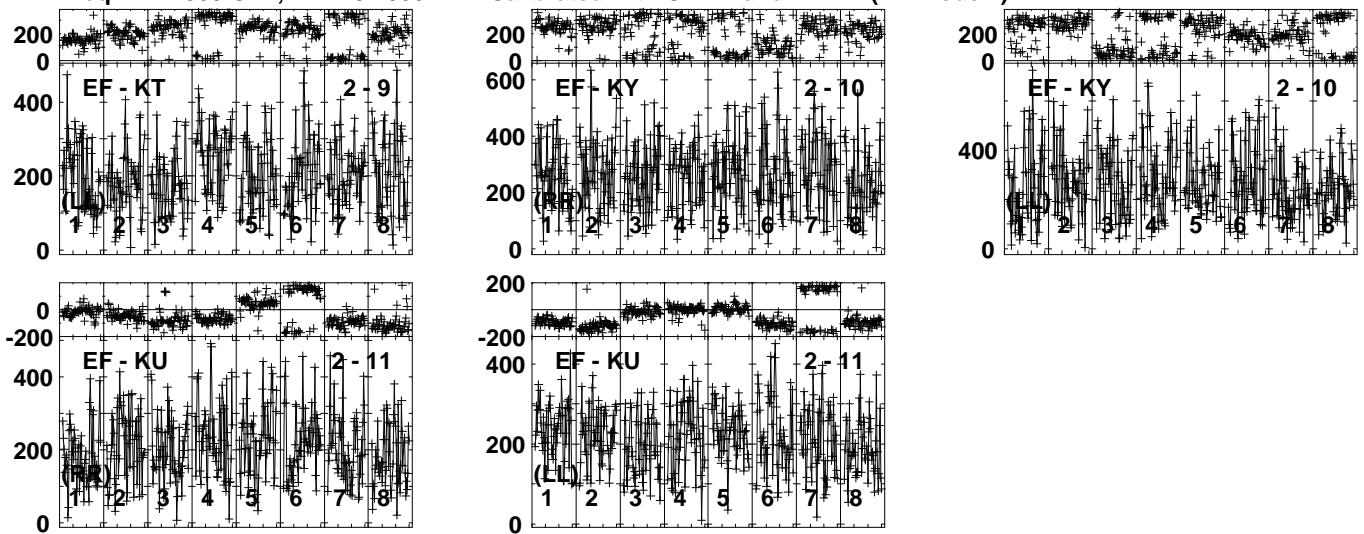


Lower frame: Milli Ampl Jy Top frame: Phas deg  
Vector averaged cross-power spectrum Several baselines displayed  
Timerange: 00/10:10:31 to 00/10:11:29

Plot file version 12 created 01-FEB-2024 11:04:13

J1933+6540 RB009.UVDATA.1

Freq = 22.1080 GHz, Bw = 32.000 MH Calibrated with CL # 4 and BP # 1 (BP mode 1)

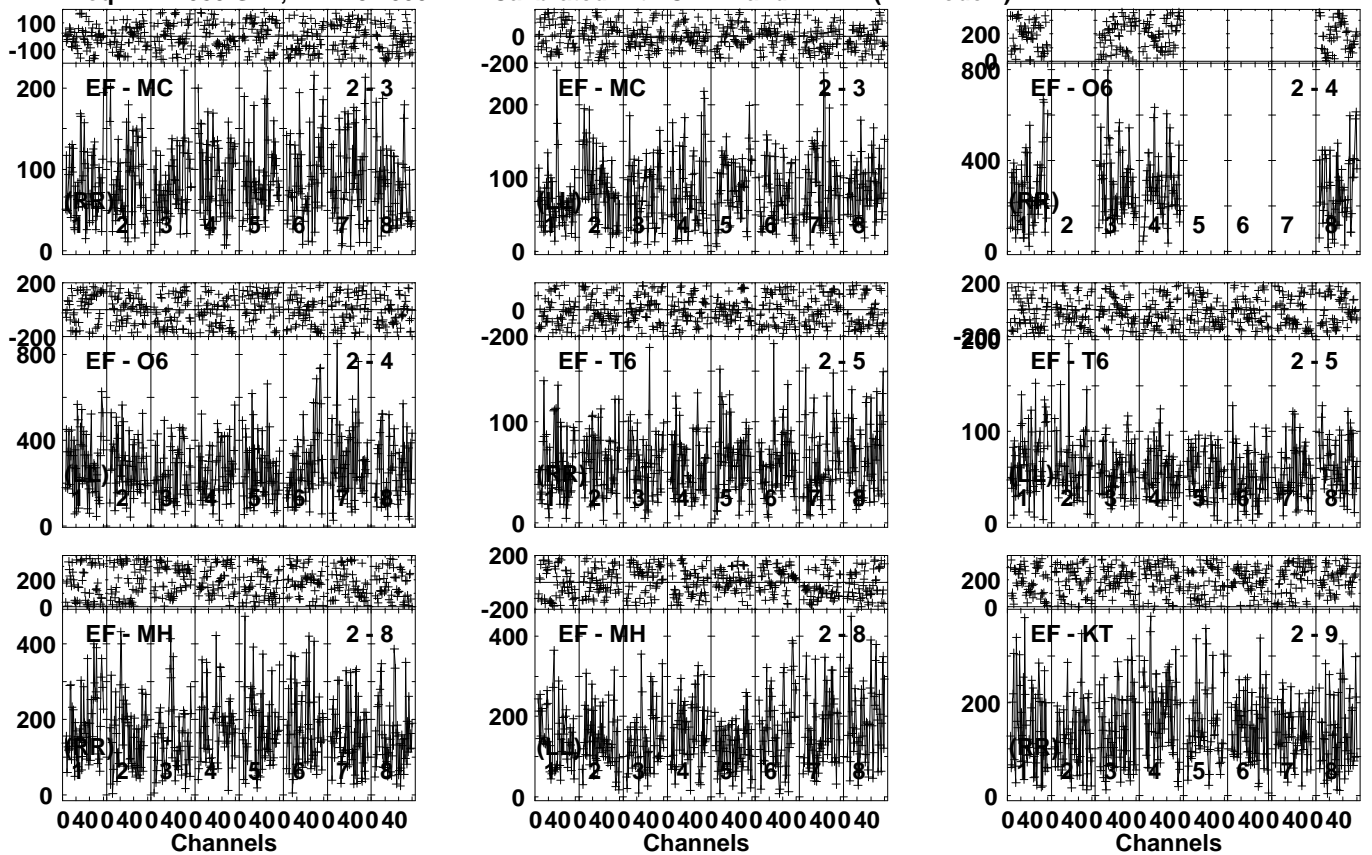


Lower frame: Milli Ampl Jy Top frame: Phas deg  
Vector averaged cross-power spectrum Several baselines displayed  
Timerange: 00/10:10:31 to 00/10:11:29

Plot file version 13 created 01-FEB-2024 11:04:13

1927+654 RB009.UVDATA.1

Freq = 22.1080 GHz, Bw = 32.000 MH Calibrated with CL # 4 and BP # 1 (BP mode 1)

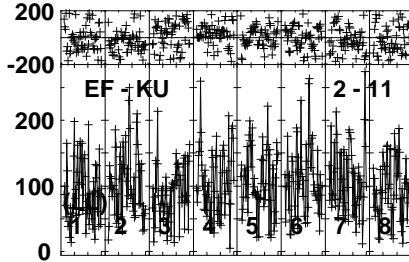
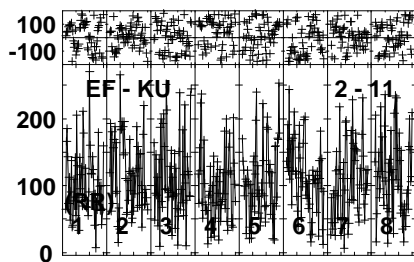
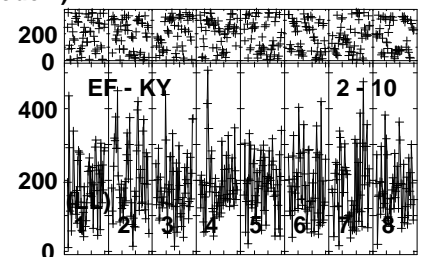
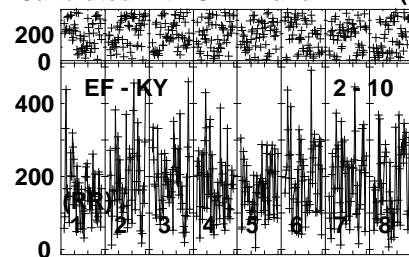
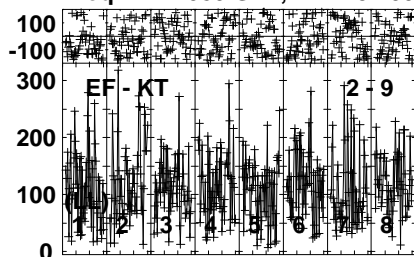


Lower frame: Milli Ampl Jy Top frame: Phas deg  
Vector averaged cross-power spectrum Several baselines displayed  
Timerange: 00/10:11:33 to 00/10:12:29

Plot file version 14 created 01-FEB-2024 11:04:14

1927+654 RB009.UVDATA.1

Freq = 22.1080 GHz, Bw = 32.000 MH Calibrated with CL # 4 and BP # 1 (BP mode 1)

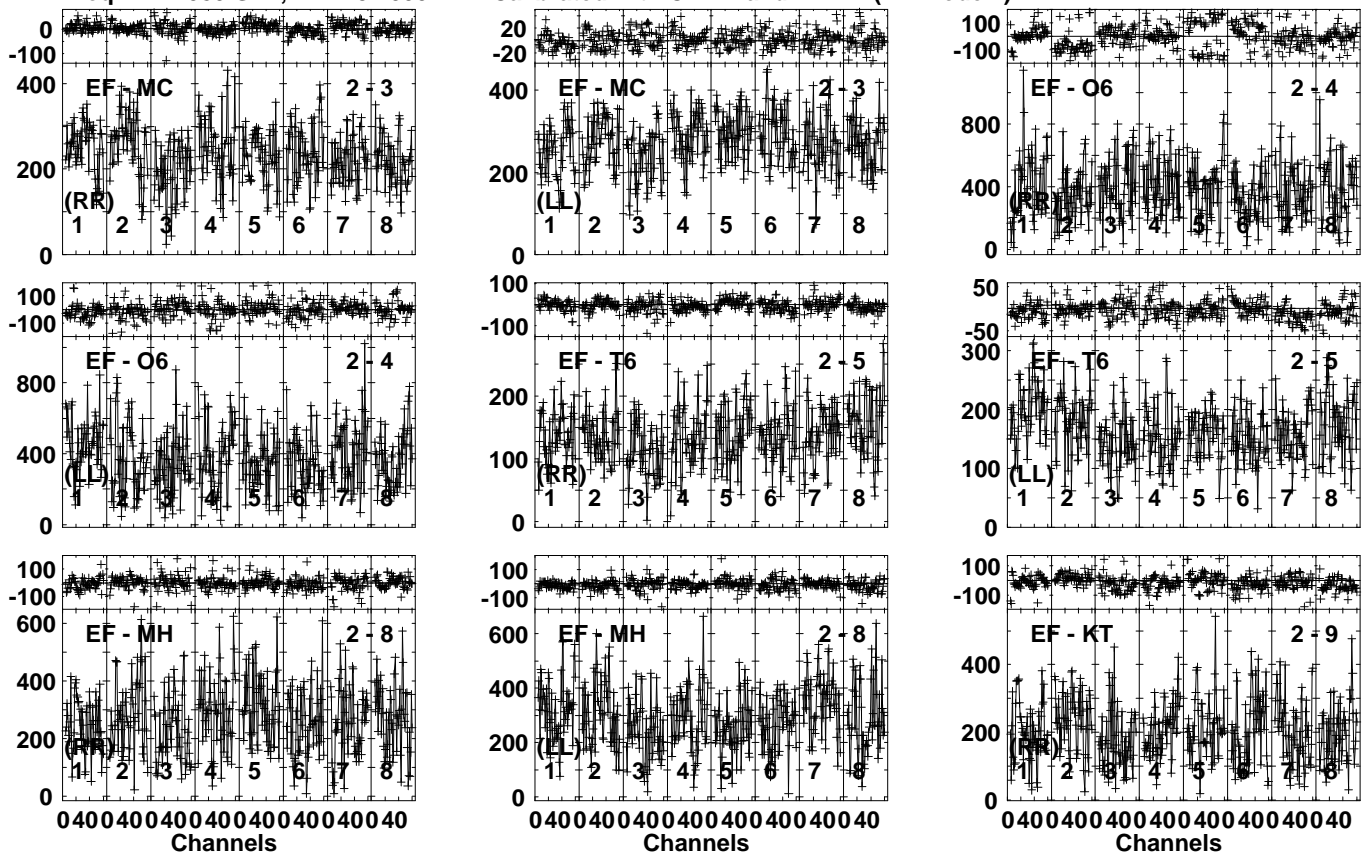


Lower frame: Milli Ampl Jy Top frame: Phas deg  
Vector averaged cross-power spectrum Several baselines displayed  
Timerange: 00/10:11:33 to 00/10:12:29

Plot file version 15 created 01-FEB-2024 11:04:14

J1933+6540 RB009.UVDATA.1

Freq = 22.1080 GHz, Bw = 32.000 MH Calibrated with CL # 4 and BP # 1 (BP mode 1)

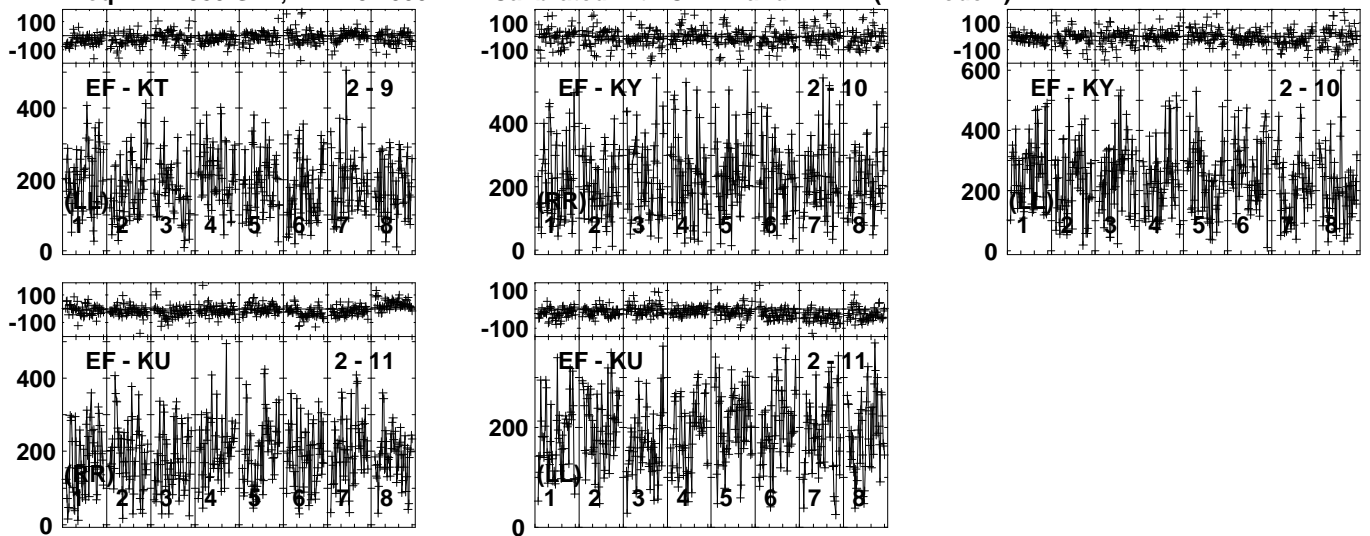


Lower frame: Milli Ampl Jy Top frame: Phas deg  
Vector averaged cross-power spectrum Several baselines displayed  
Timerange: 00/10:12:31 to 00/10:13:29

Plot file version 16 created 01-FEB-2024 11:04:14

J1933+6540 RB009.UVDATA.1

Freq = 22.1080 GHz, Bw = 32.000 MH Calibrated with CL # 4 and BP # 1 (BP mode 1)



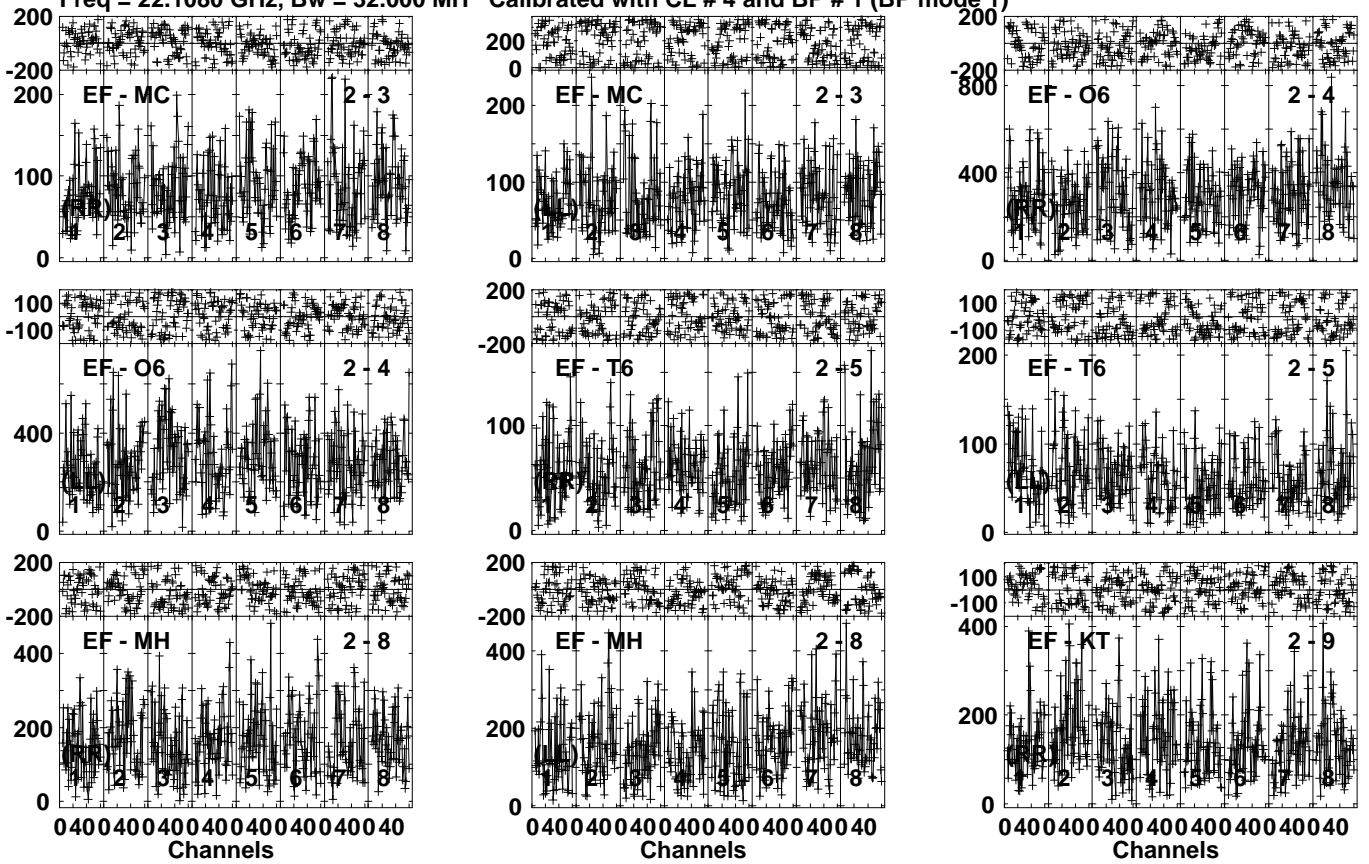
Lower frame: Milli Ampl Jy Top frame: Phas deg  
Vector averaged cross-power spectrum Several baselines displayed  
Timerange: 00/10:12:31 to 00/10:13:29



Plot file version 17 created 01-FEB-2024 11:04:14

1927+654 RB009.UVDATA.1

Freq = 22.1080 GHz, Bw = 32.000 MH Calibrated with CL # 4 and BP # 1 (BP mode 1)

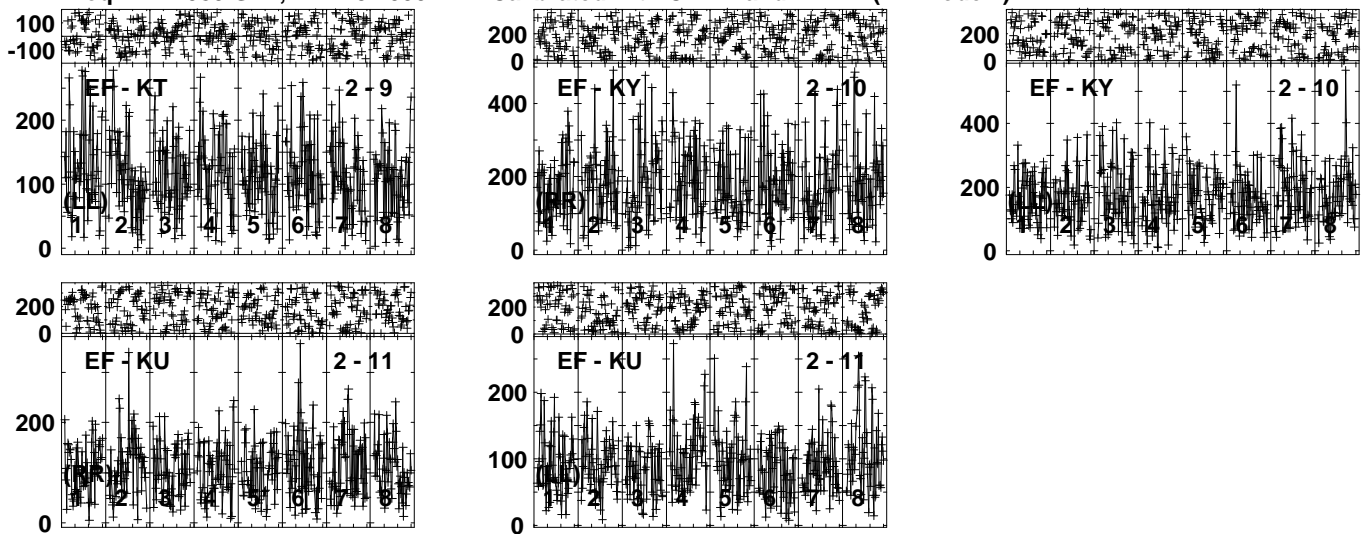


Lower frame: Milli Ampl Jy Top frame: Phas deg  
Vector averaged cross-power spectrum Several baselines displayed  
Timerange: 00/10:13:33 to 00/10:14:29

Plot file version 18 created 01-FEB-2024 11:04:14

1927+654 RB009.UVDATA.1

Freq = 22.1080 GHz, Bw = 32.000 MH Calibrated with CL # 4 and BP # 1 (BP mode 1)

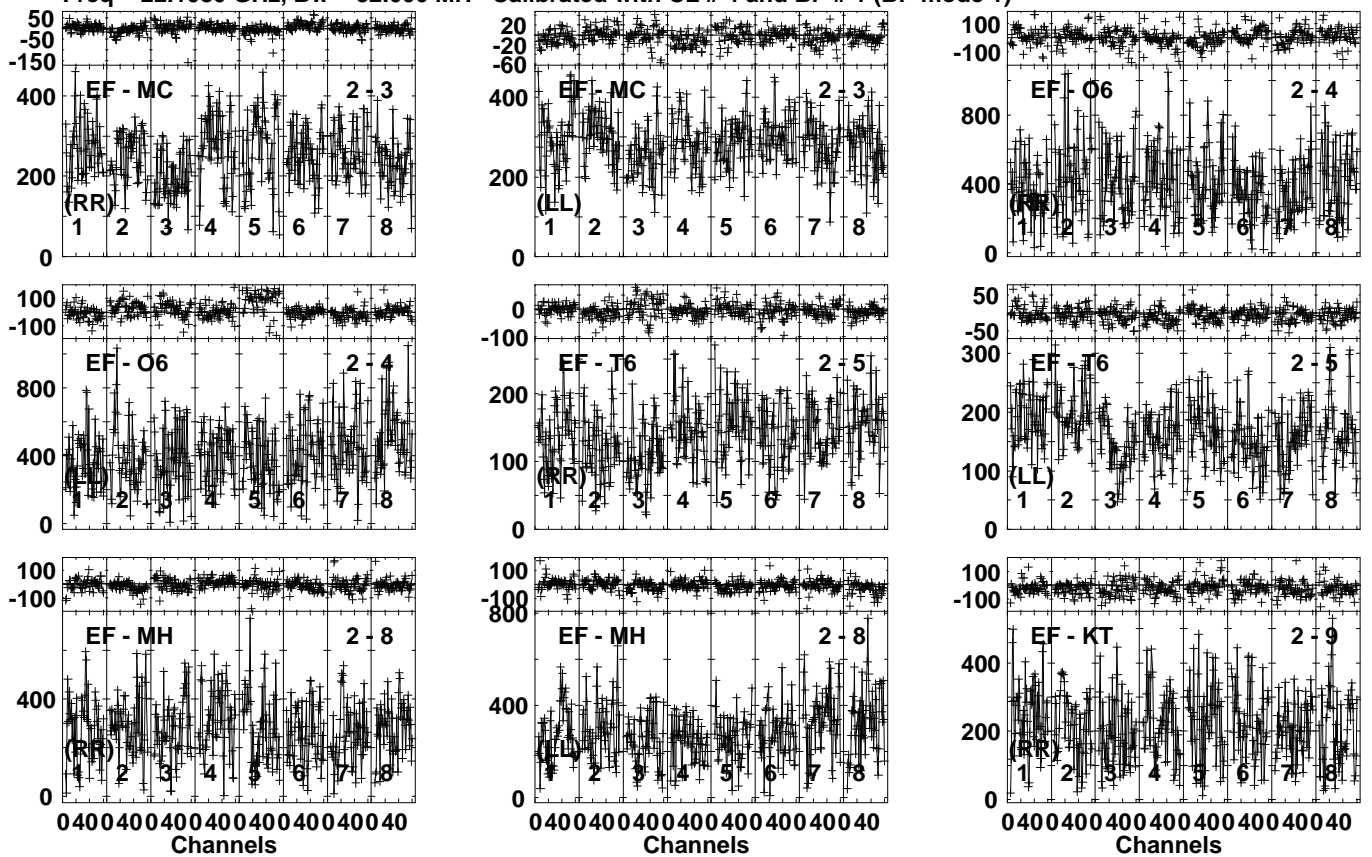


Lower frame: Milli Ampl Jy Top frame: Phas deg  
Vector averaged cross-power spectrum Several baselines displayed  
Timerange: 00/10:13:33 to 00/10:14:29

Plot file version 19 created 01-FEB-2024 11:04:14

J1933+6540 RB009.UVDATA.1

Freq = 22.1080 GHz, Bw = 32.000 MH Calibrated with CL # 4 and BP # 1 (BP mode 1)

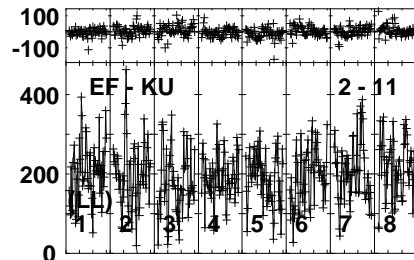
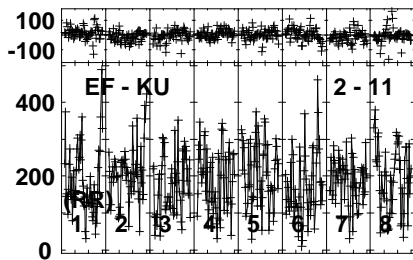
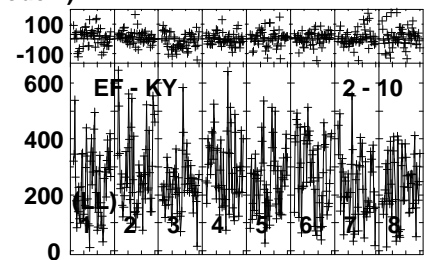
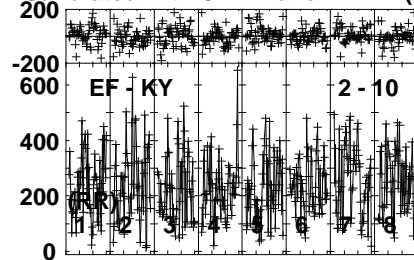
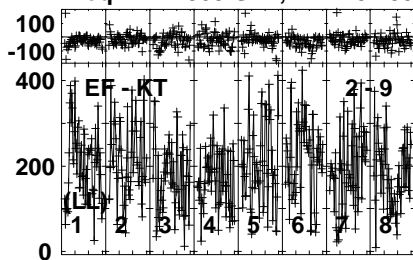


Lower frame: Milli Ampl Jy Top frame: Phas deg  
Vector averaged cross-power spectrum Several baselines displayed  
Timerange: 00/10:14:31 to 00/10:15:29

Plot file version 20 created 01-FEB-2024 11:04:15

J1933+6540 RB009.UVDATA.1

Freq = 22.1080 GHz, Bw = 32.000 MH Calibrated with CL # 4 and BP # 1 (BP mode 1)



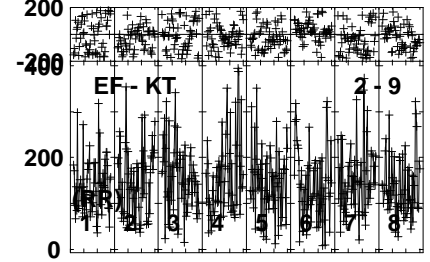
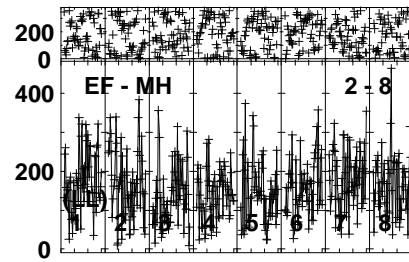
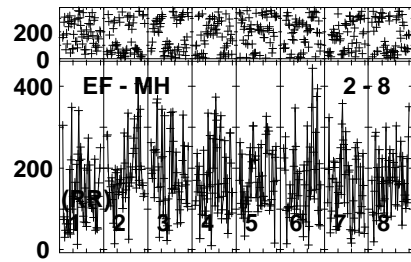
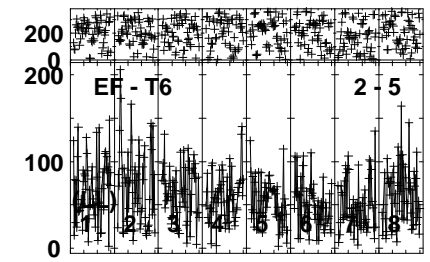
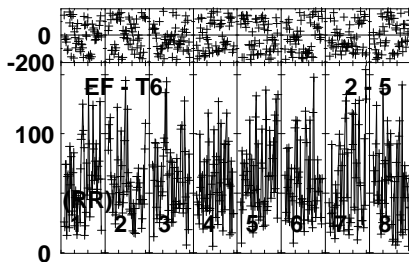
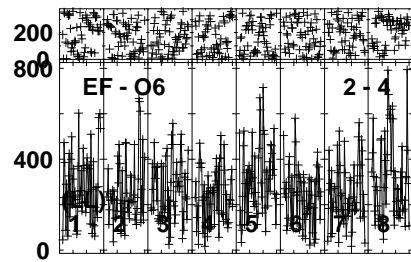
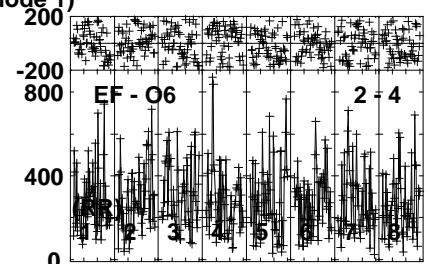
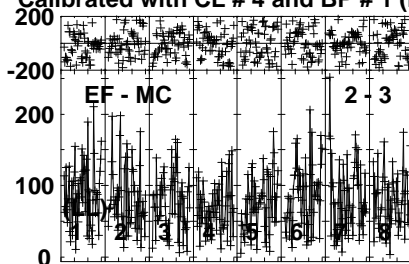
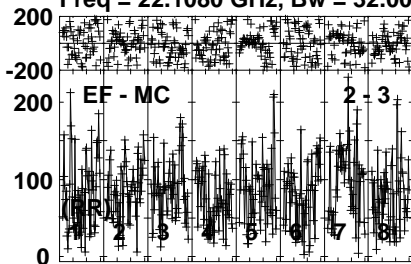
Lower frame: Milli Ampl Jy Top frame: Phas deg  
Vector averaged cross-power spectrum Several baselines displayed  
Timerange: 00/10:14:31 to 00/10:15:29

Plot file version 21 created 01-FEB-2024 11:04:15

1927+654 RB009.UVDATA.1

Freq = 22.1080 GHz, Bw = 32.000 MH

Calibrated with CL # 4 and BP # 1 (BP mode 1)

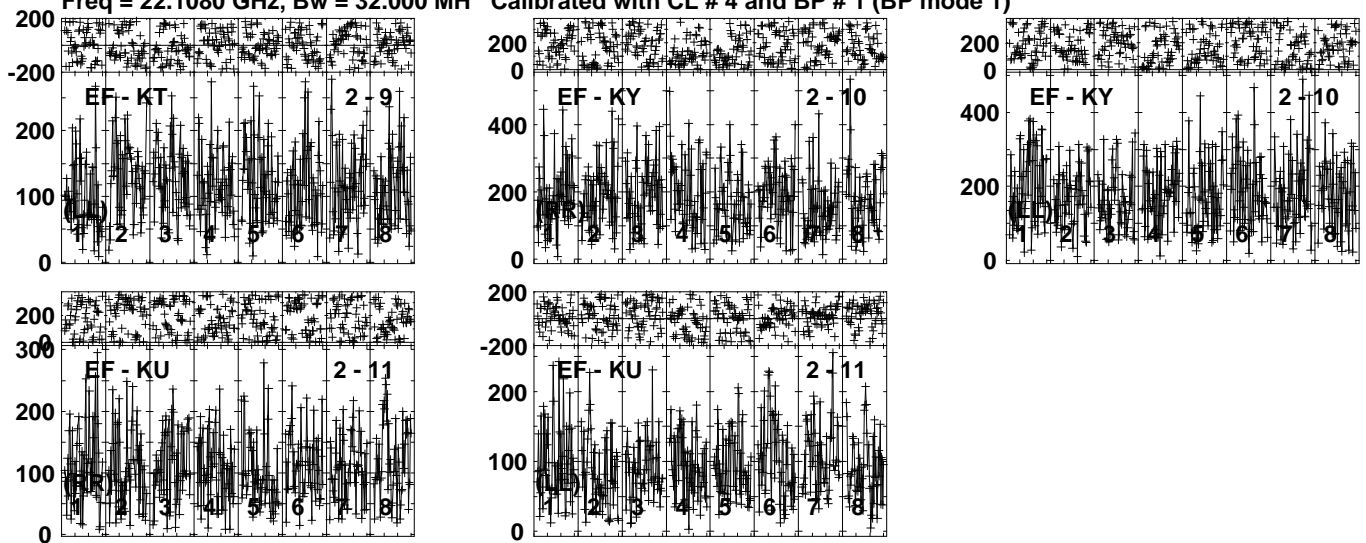


Lower frame: Milli Ampl Jy Top frame: Phas deg  
Vector averaged cross-power spectrum Several baselines displayed  
Timerange: 00/10:15:33 to 00/10:16:29

Plot file version 22 created 01-FEB-2024 11:04:15

1927+654 RB009.UVDATA.1

Freq = 22.1080 GHz, Bw = 32.000 MH Calibrated with CL # 4 and BP # 1 (BP mode 1)



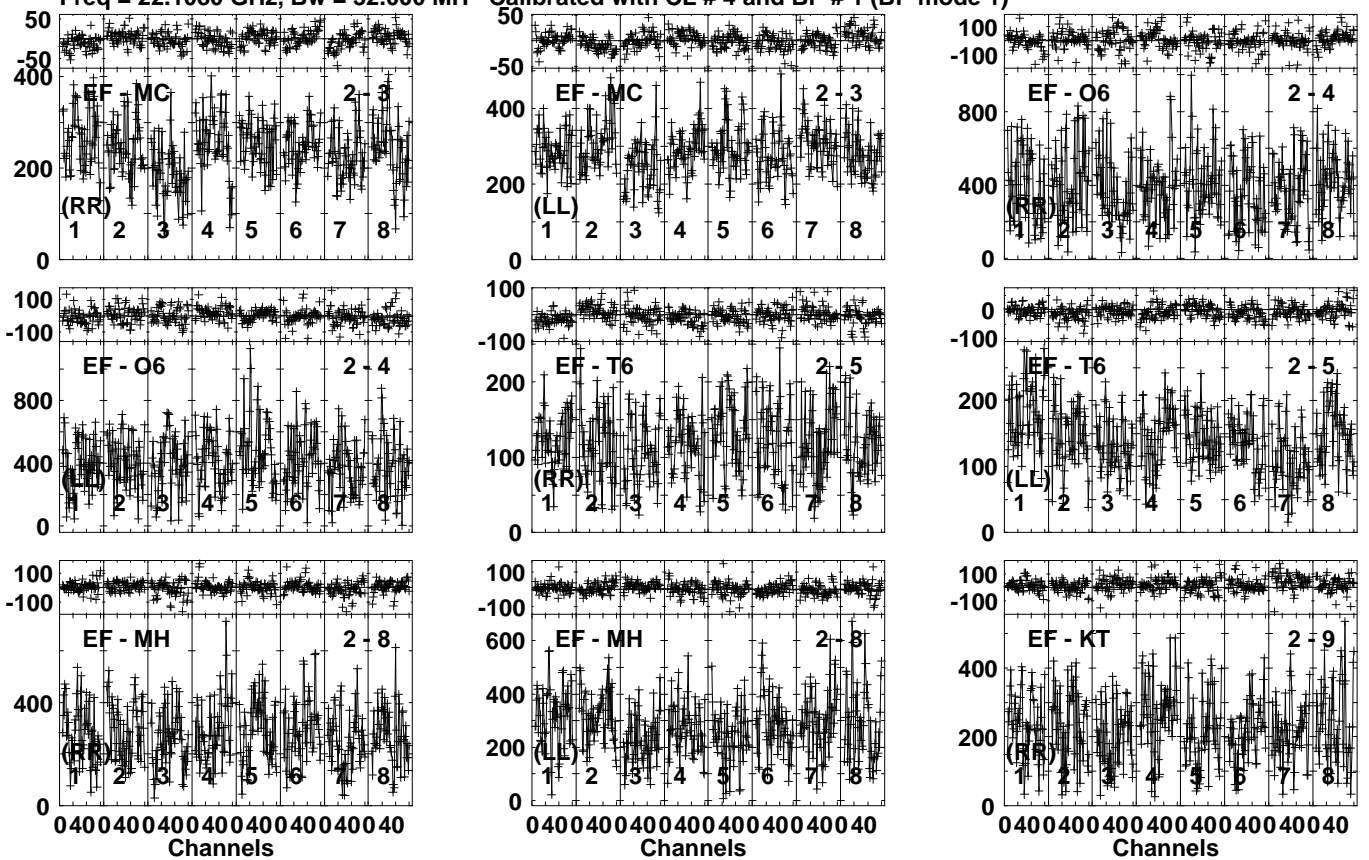
Lower frame: Milli Ampl Jy Top frame: Phas deg  
Vector averaged cross-power spectrum Several baselines displayed  
Timerange: 00/10:15:33 to 00/10:16:29

Plot file version 23 created 01-FEB-2024 11:04:15

J1933+6540 RB009.UVDATA.1

Freq = 22.1080 GHz, Bw = 32.000 MH

Calibrated with CL # 4 and BP # 1 (BP mode 1)

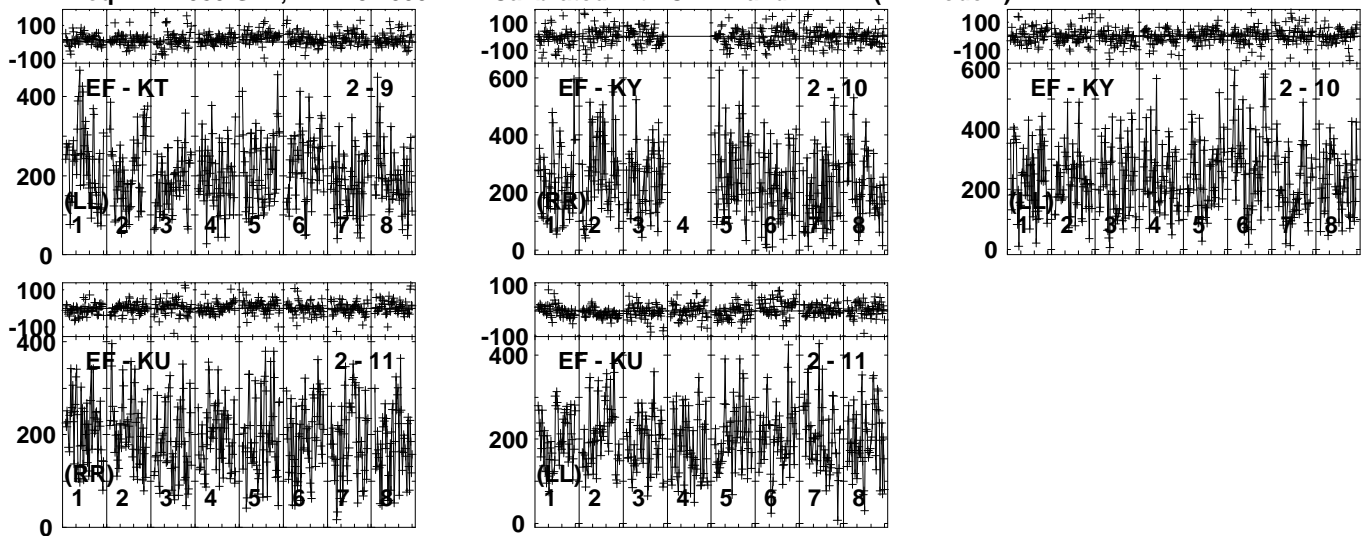


Lower frame: Milli Ampl Jy Top frame: Phas deg  
Vector averaged cross-power spectrum Several baselines displayed  
Timerange: 00/10:16:33 to 00/10:17:29

Plot file version 24 created 01-FEB-2024 11:04:15

J1933+6540 RB009.UVDATA.1

Freq = 22.1080 GHz, Bw = 32.000 MH Calibrated with CL # 4 and BP # 1 (BP mode 1)



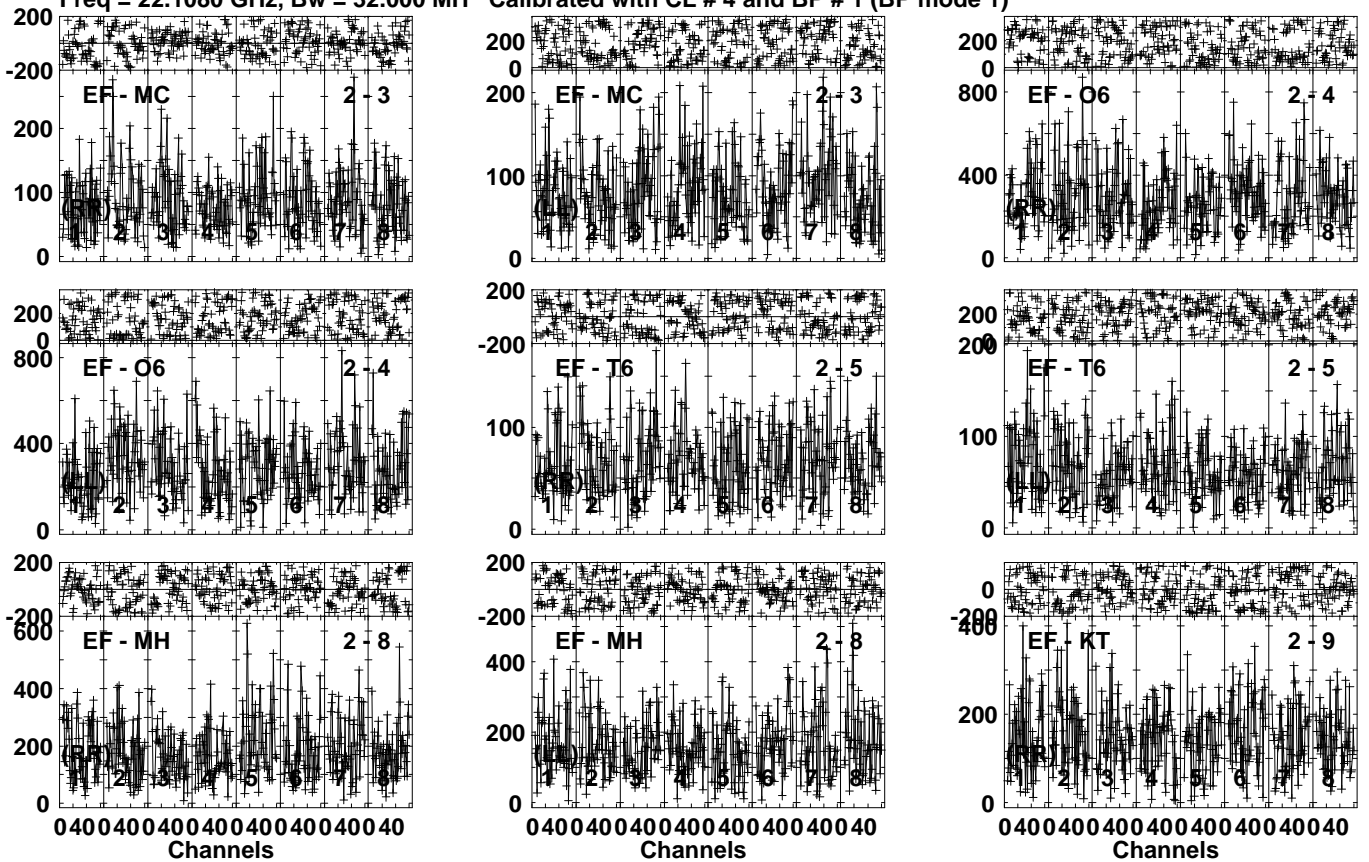
Lower frame: Milli Ampl Jy Top frame: Phas deg  
Vector averaged cross-power spectrum Several baselines displayed  
Timerange: 00/10:16:33 to 00/10:17:29



Plot file version 25 created 01-FEB-2024 11:04:15

1927+654 RB009.UVDATA.1

Freq = 22.1080 GHz, Bw = 32.000 MH Calibrated with CL # 4 and BP # 1 (BP mode 1)

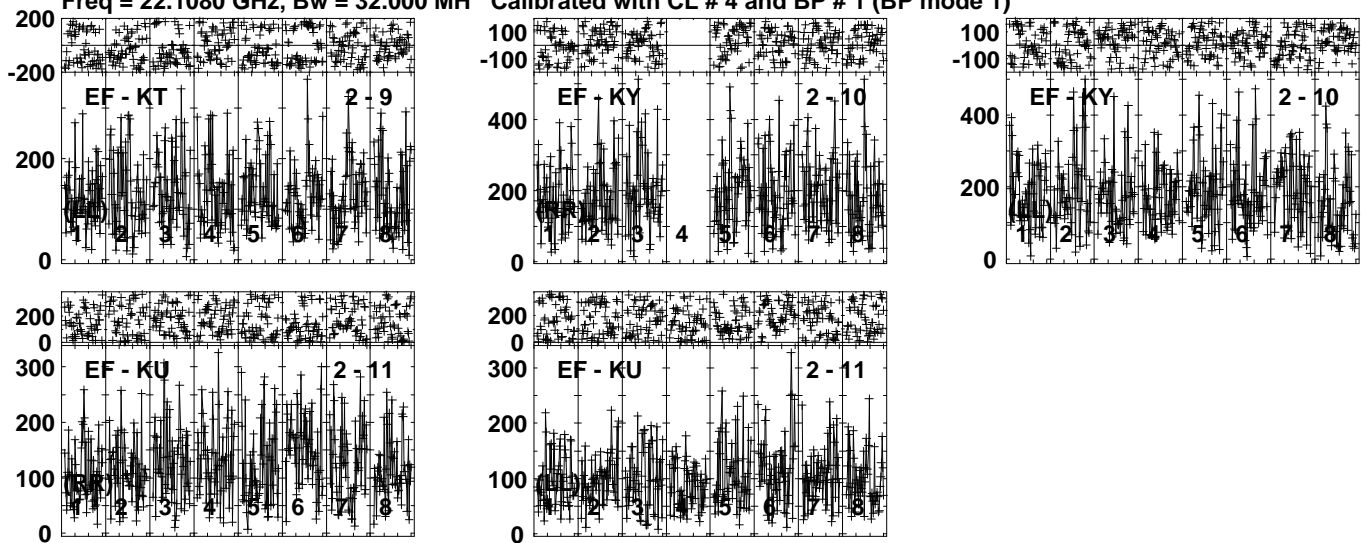


Lower frame: Milli Ampl Jy Top frame: Phas deg  
Vector averaged cross-power spectrum Several baselines displayed  
Timerange: 00/10:17:33 to 00/10:18:29

Plot file version 26 created 01-FEB-2024 11:04:15

1927+654 RB009.UVDATA.1

Freq = 22.1080 GHz, Bw = 32.000 MH Calibrated with CL # 4 and BP # 1 (BP mode 1)

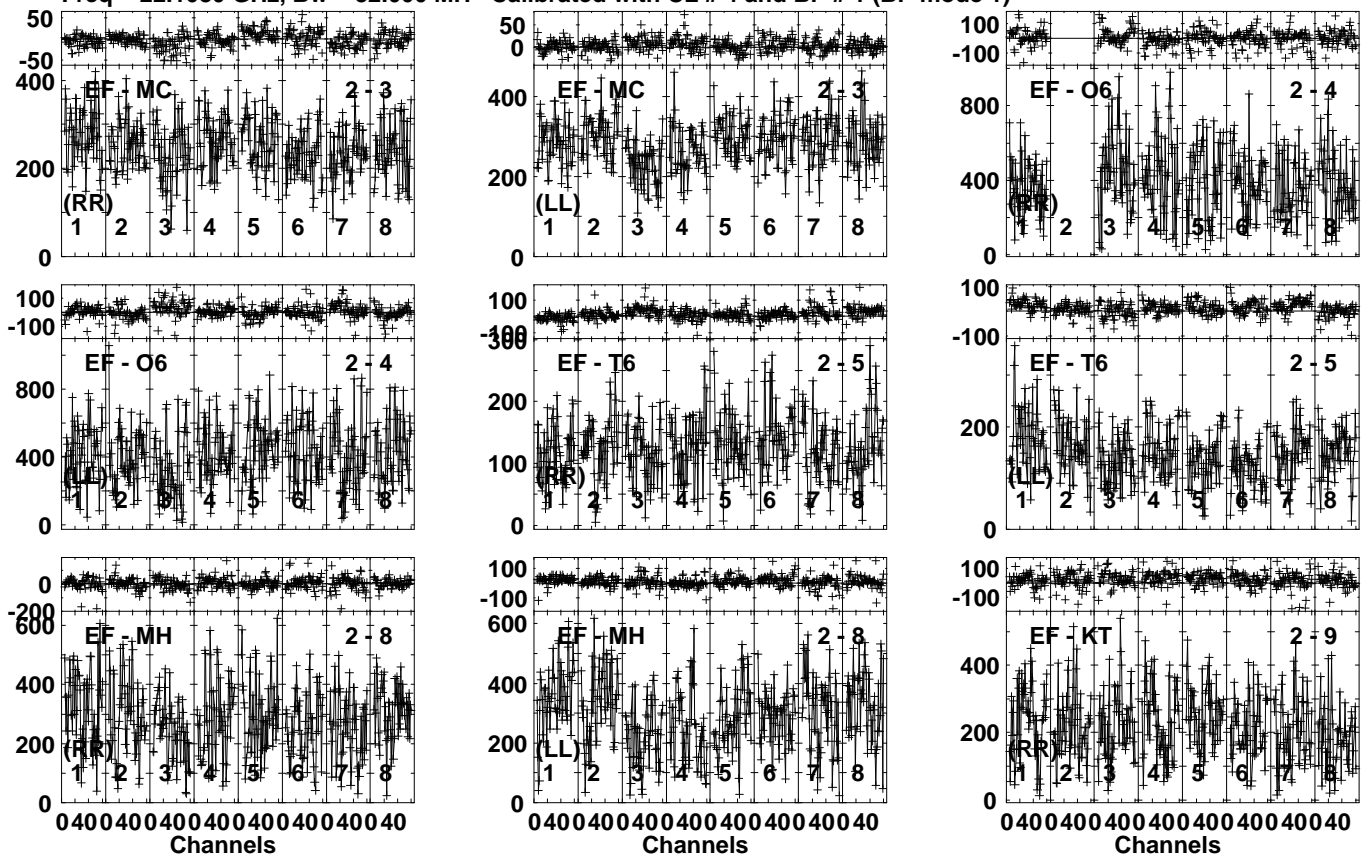


Lower frame: Milli Ampl Jy Top frame: Phas deg  
Vector averaged cross-power spectrum Several baselines displayed  
Timerange: 00/10:17:33 to 00/10:18:29

Plot file version 27 created 01-FEB-2024 11:04:16

J1933+6540 RB009.UVDATA.1

Freq = 22.1080 GHz, Bw = 32.000 MH Calibrated with CL # 4 and BP # 1 (BP mode 1)

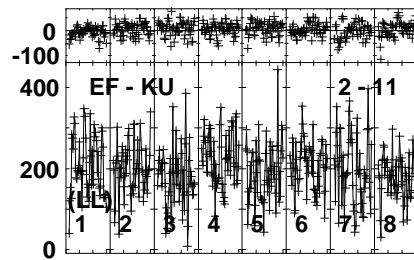
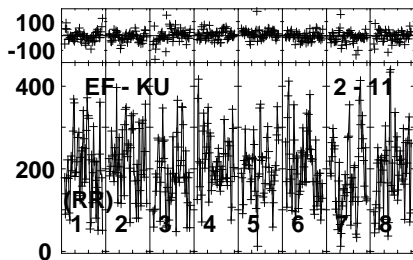
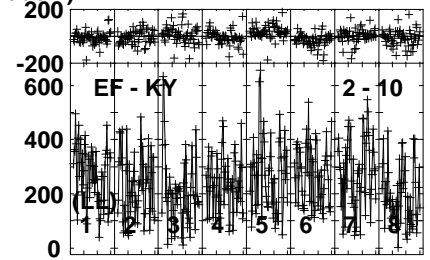
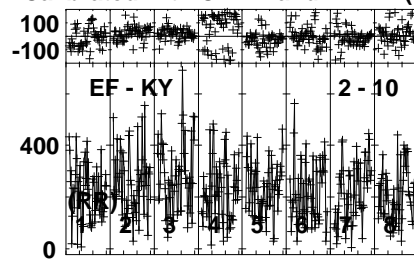
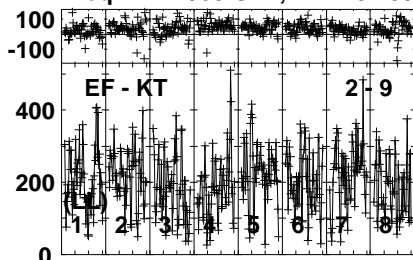


Lower frame: Milli Ampl Jy Top frame: Phas deg  
Vector averaged cross-power spectrum Several baselines displayed  
Timerange: 00/10:18:31 to 00/10:19:29

Plot file version 28 created 01-FEB-2024 11:04:16

J1933+6540 RB009.UVDATA.1

Freq = 22.1080 GHz, Bw = 32.000 MH Calibrated with CL # 4 and BP # 1 (BP mode 1)

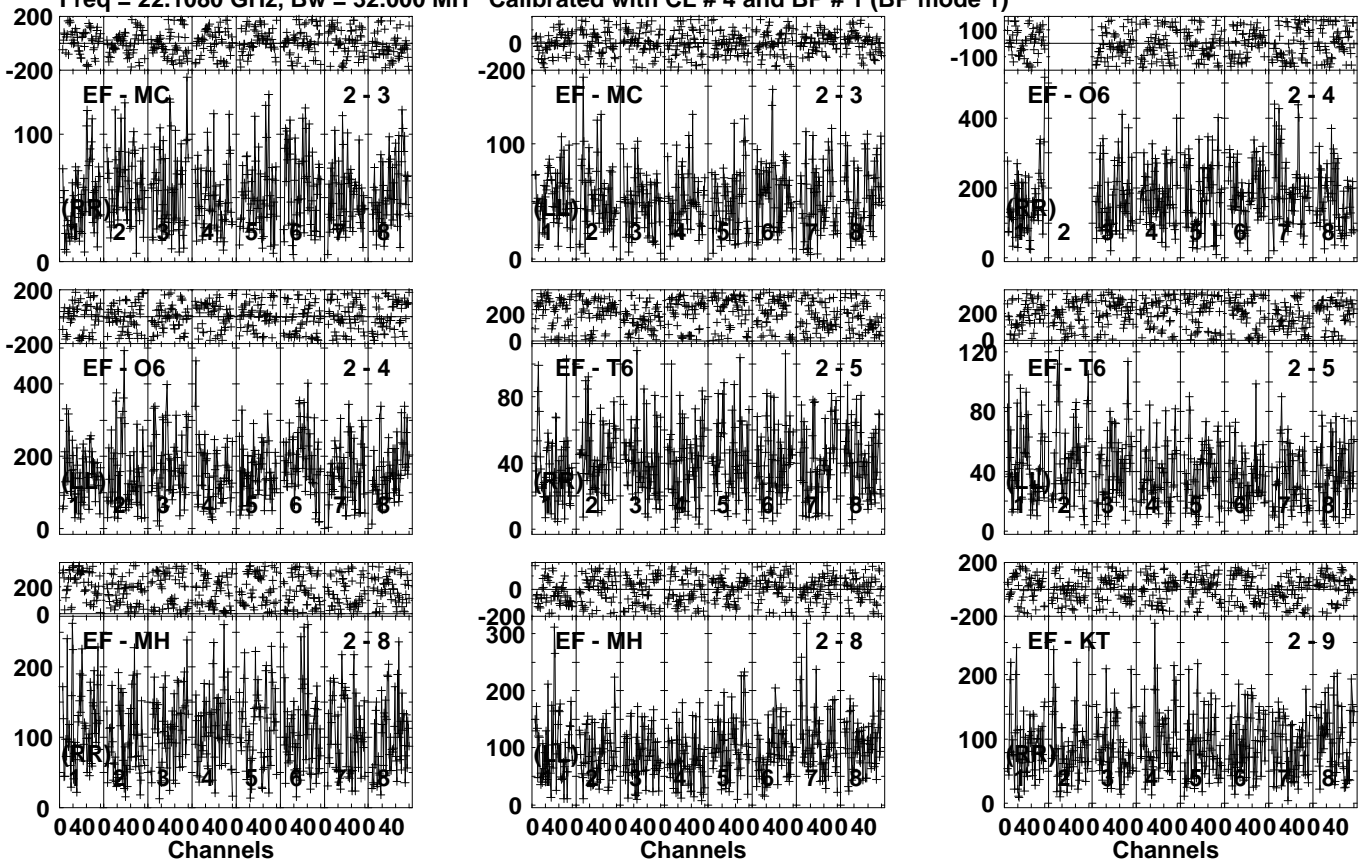


Lower frame: Milli Ampl Jy Top frame: Phas deg  
Vector averaged cross-power spectrum Several baselines displayed  
Timerange: 00/10:18:31 to 00/10:19:29

Plot file version 29 created 01-FEB-2024 11:04:16

1927+654 RB009.UVDATA.1

Freq = 22.1080 GHz, Bw = 32.000 MH Calibrated with CL # 4 and BP # 1 (BP mode 1)

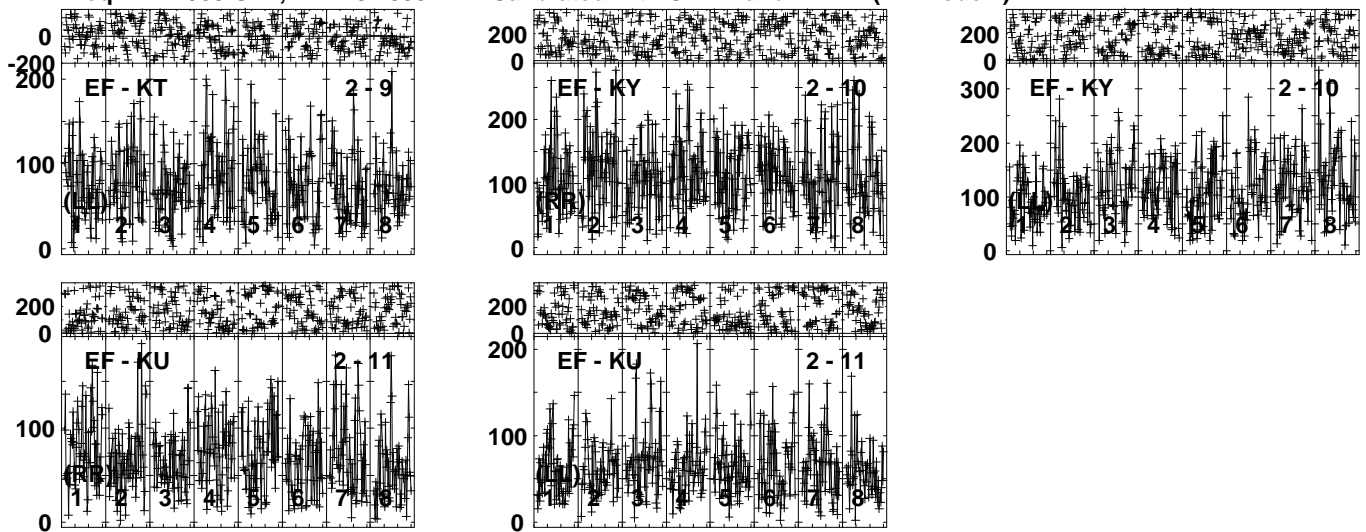


Lower frame: Milli Ampl Jy Top frame: Phas deg  
Vector averaged cross-power spectrum Several baselines displayed  
Timerange: 00/10:20:31 to 00/10:21:29

Plot file version 30 created 01-FEB-2024 11:04:16

1927+654 RB009.UVDATA.1

Freq = 22.1080 GHz, Bw = 32.000 MH Calibrated with CL # 4 and BP # 1 (BP mode 1)

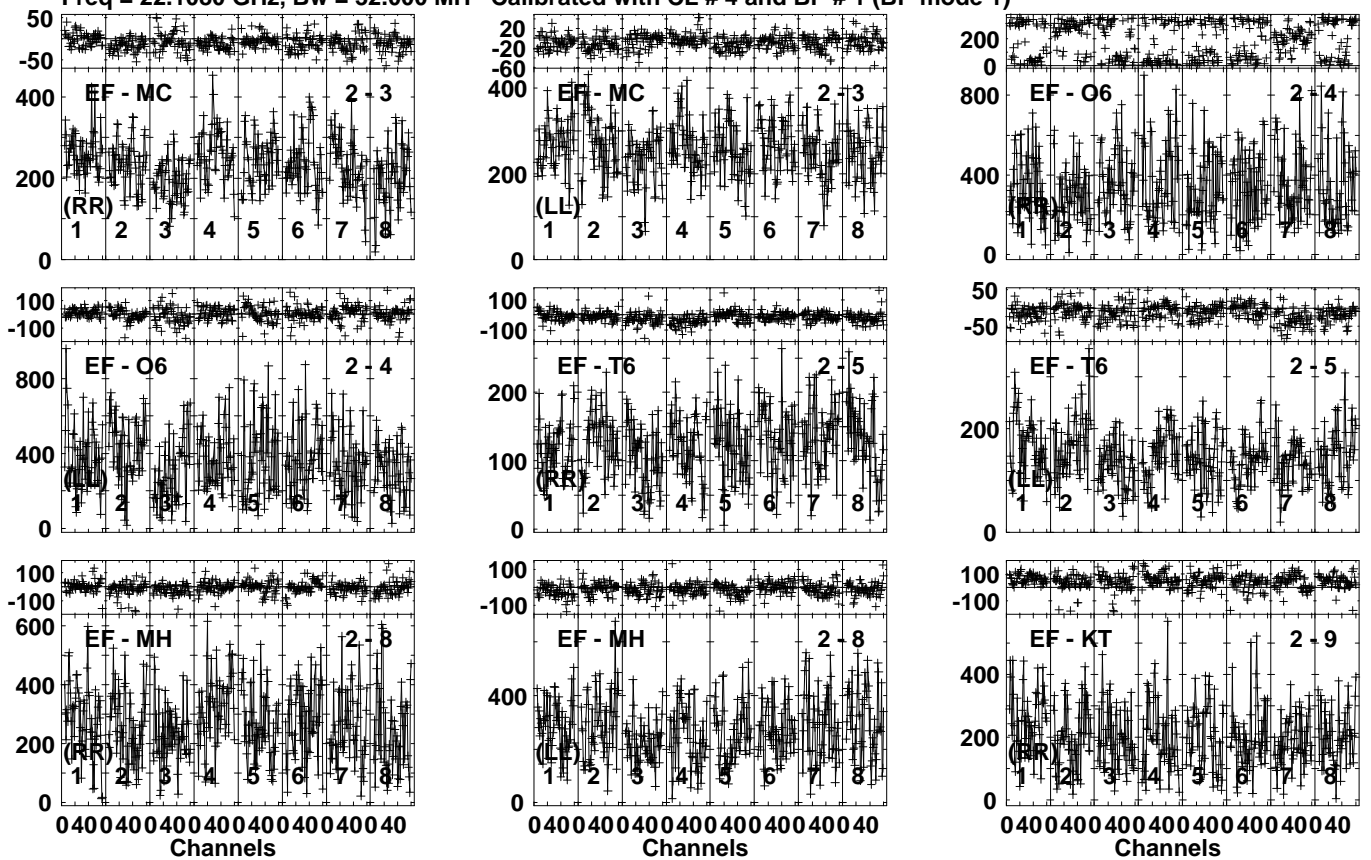


Lower frame: Milli Ampl Jy Top frame: Phas deg  
Vector averaged cross-power spectrum Several baselines displayed  
Timerange: 00/10:20:31 to 00/10:21:29

Plot file version 31 created 01-FEB-2024 11:04:16

J1933+6540 RB009.UVDATA.1

Freq = 22.1080 GHz, Bw = 32.000 MH Calibrated with CL # 4 and BP # 1 (BP mode 1)

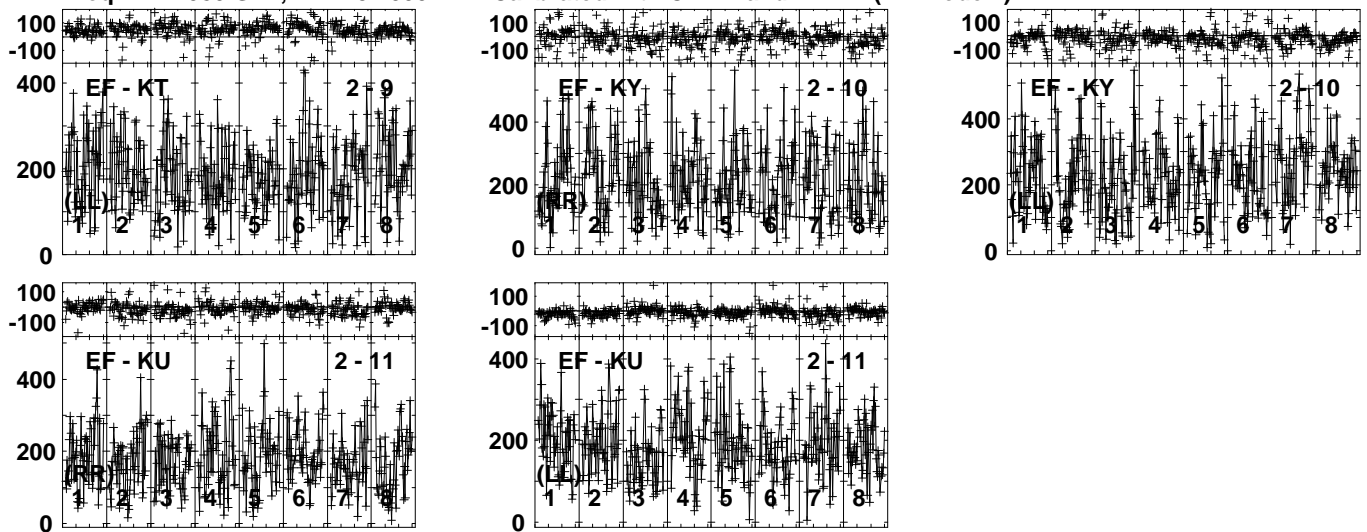


Lower frame: Milli Ampl Jy Top frame: Phas deg  
Vector averaged cross-power spectrum Several baselines displayed  
Timerange: 00/10:21:31 to 00/10:22:29

Plot file version 32 created 01-FEB-2024 11:04:16

J1933+6540 RB009.UVDATA.1

Freq = 22.1080 GHz, Bw = 32.000 MH Calibrated with CL # 4 and BP # 1 (BP mode 1)



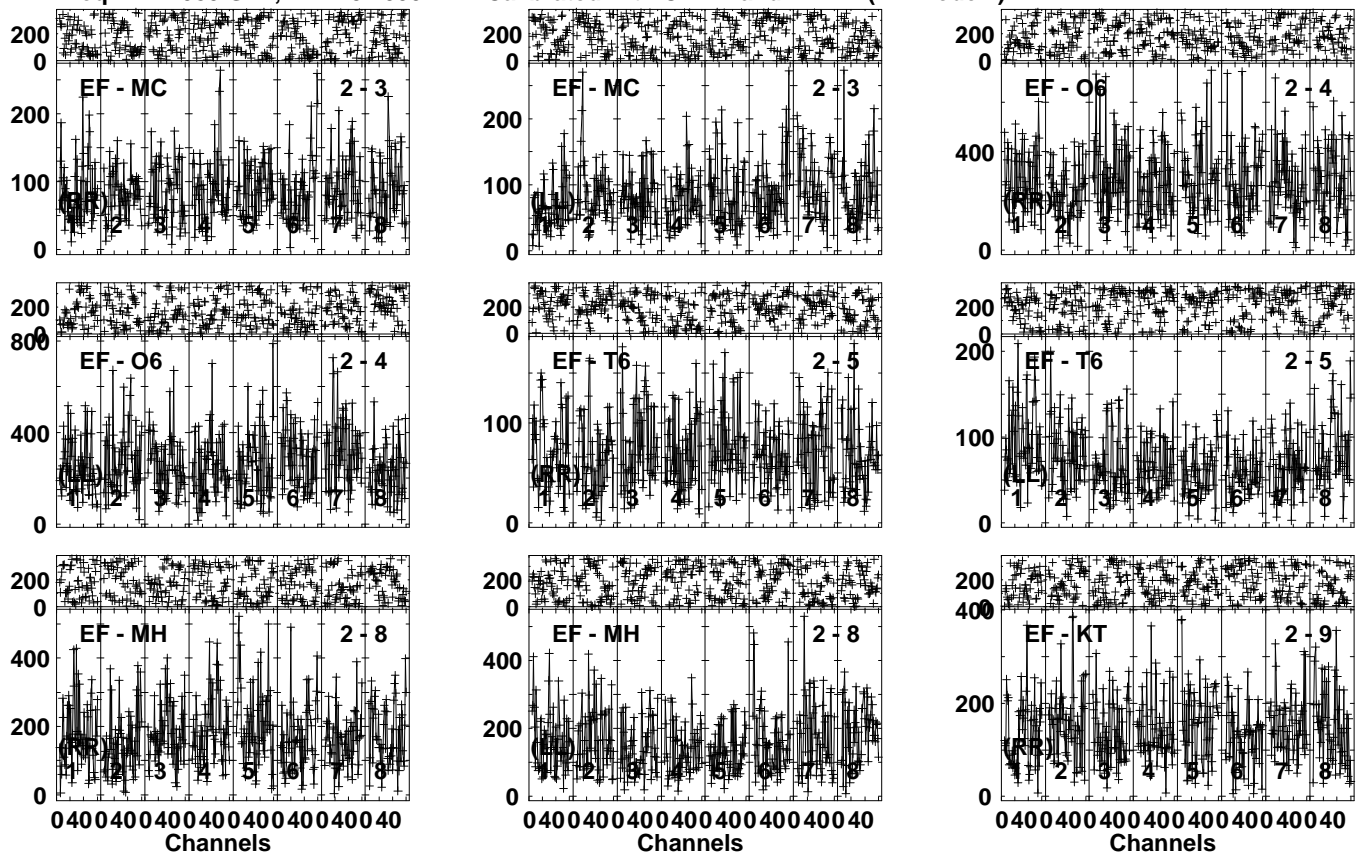
Lower frame: Milli Ampl Jy Top frame: Phas deg  
Vector averaged cross-power spectrum Several baselines displayed  
Timerange: 00/10:21:31 to 00/10:22:29



Plot file version 33 created 01-FEB-2024 11:04:16

1927+654 RB009.UVDATA.1

Freq = 22.1080 GHz, Bw = 32.000 MH Calibrated with CL # 4 and BP # 1 (BP mode 1)

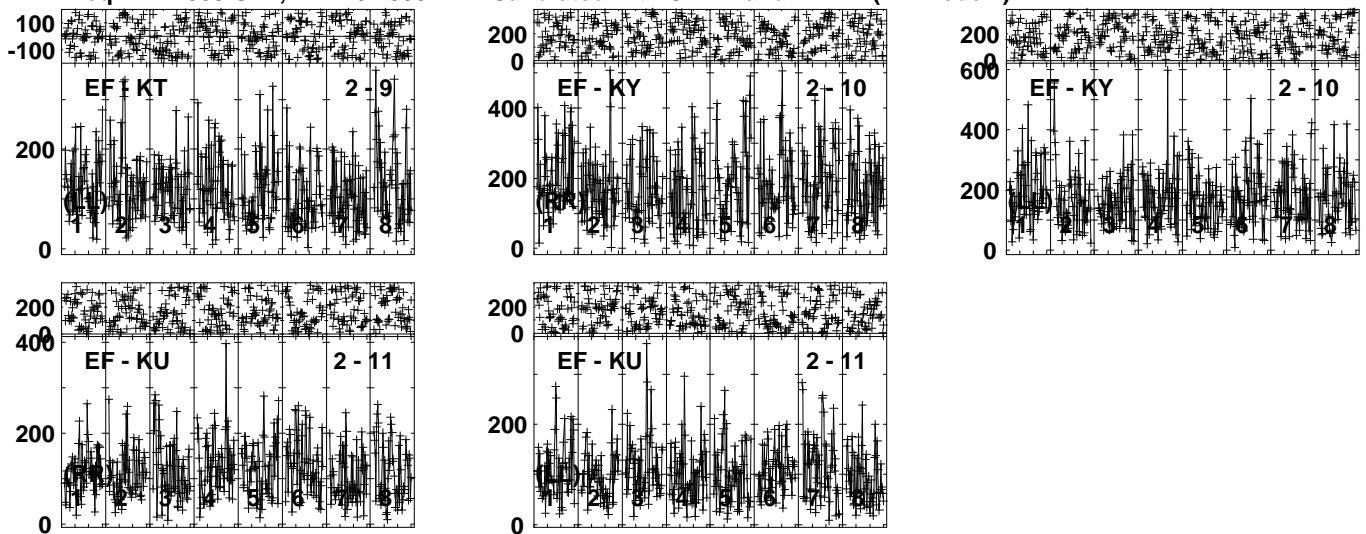


Lower frame: Milli Ampl Jy Top frame: Phas deg  
Vector averaged cross-power spectrum Several baselines displayed  
Timerange: 00/10:22:33 to 00/10:23:29

Plot file version 34 created 01-FEB-2024 11:04:17

1927+654 RB009.UVDATA.1

Freq = 22.1080 GHz, Bw = 32.000 MH Calibrated with CL # 4 and BP # 1 (BP mode 1)

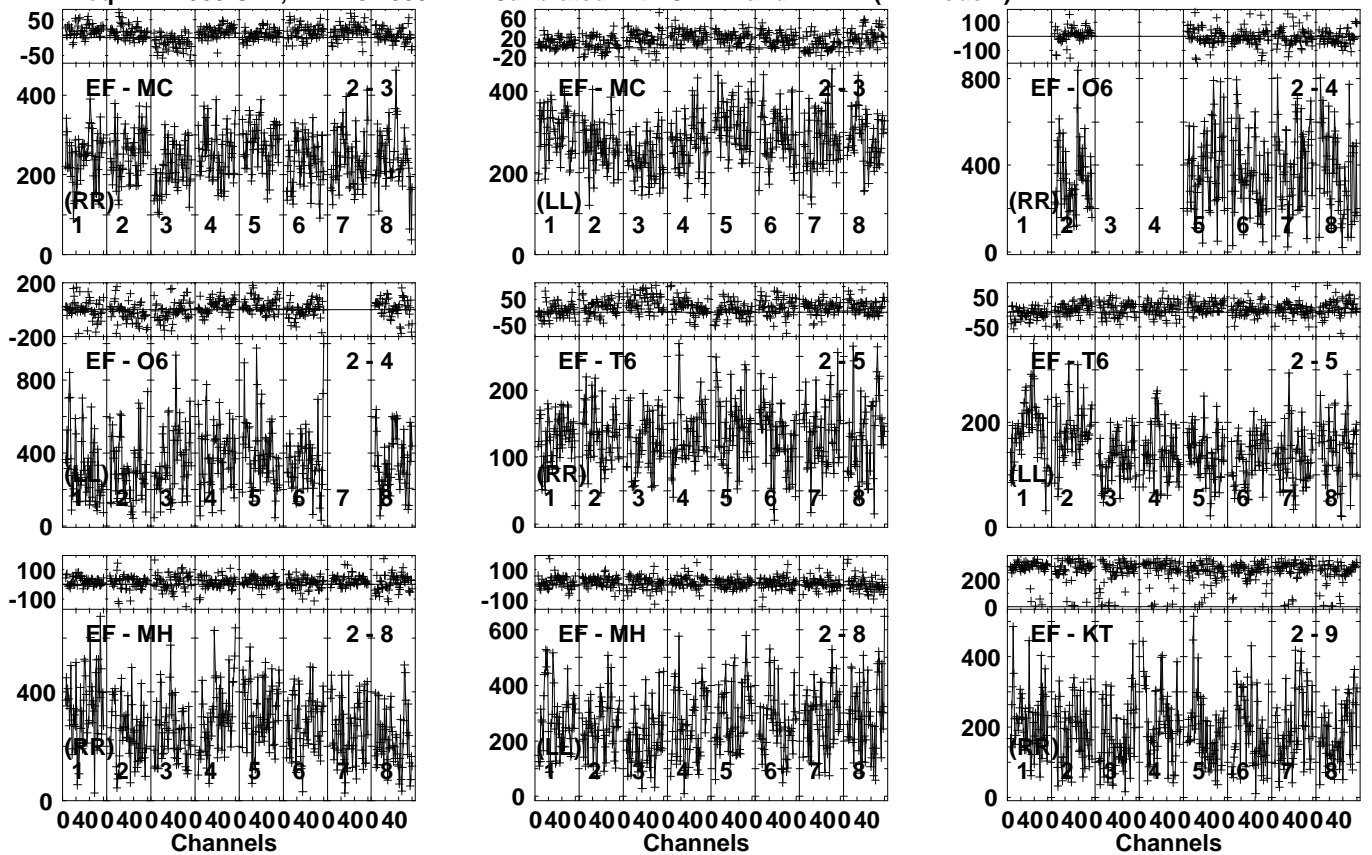


Lower frame: Milli Ampl Jy Top frame: Phas deg  
Vector averaged cross-power spectrum Several baselines displayed  
Timerange: 00/10:22:33 to 00/10:23:29

Plot file version 35 created 01-FEB-2024 11:04:17

J1933+6540 RB009.UVDATA.1

Freq = 22.1080 GHz, Bw = 32.000 MH Calibrated with CL # 4 and BP # 1 (BP mode 1)

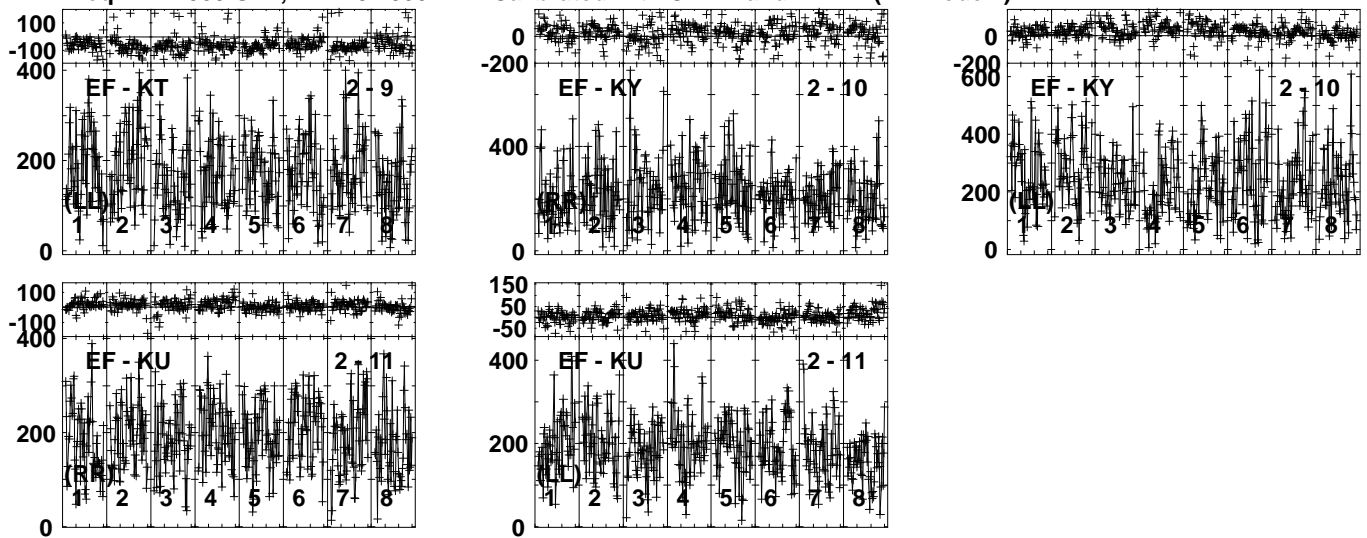


Lower frame: Milli Ampl Jy Top frame: Phas deg  
Vector averaged cross-power spectrum Several baselines displayed  
Timerange: 00/10:23:31 to 00/10:24:29

Plot file version 36 created 01-FEB-2024 11:04:17

J1933+6540 RB009.UVDATA.1

Freq = 22.1080 GHz, Bw = 32.000 MH Calibrated with CL # 4 and BP # 1 (BP mode 1)

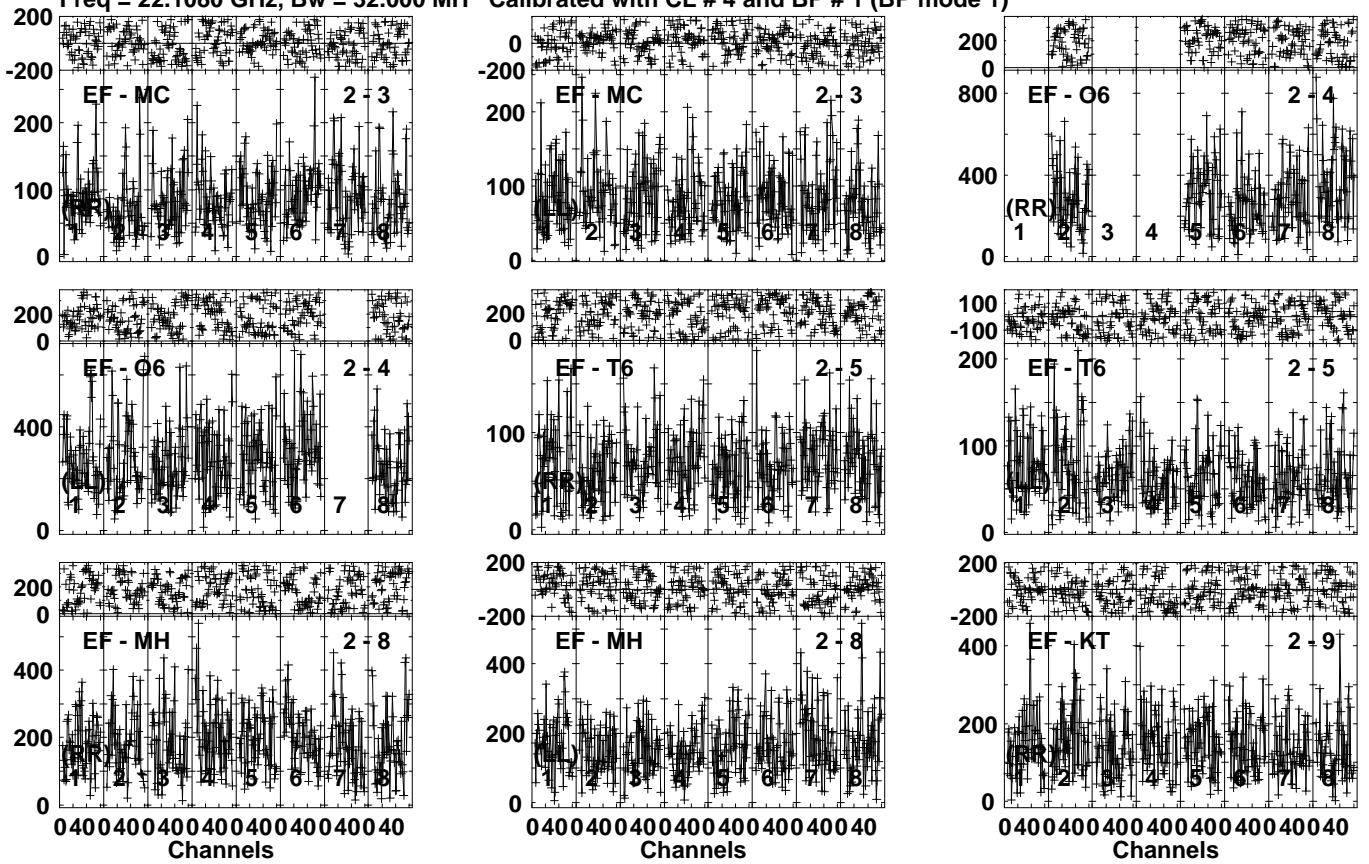


Lower frame: Milli Ampl Jy Top frame: Phas deg  
Vector averaged cross-power spectrum Several baselines displayed  
Timerange: 00/10:23:31 to 00/10:24:29

Plot file version 37 created 01-FEB-2024 11:04:17

1927+654 RB009.UVDATA.1

Freq = 22.1080 GHz, Bw = 32.000 MH Calibrated with CL # 4 and BP # 1 (BP mode 1)

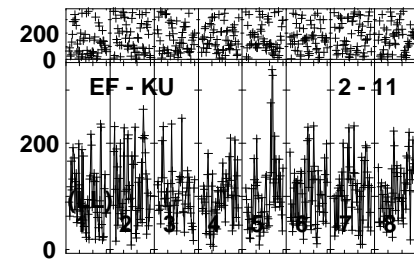
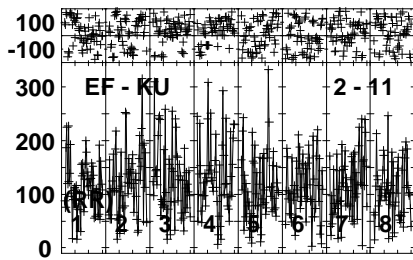
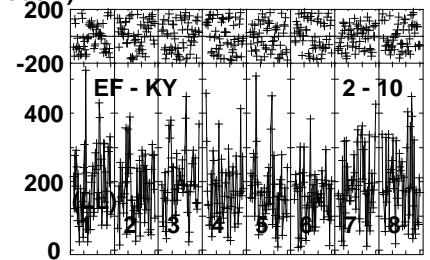
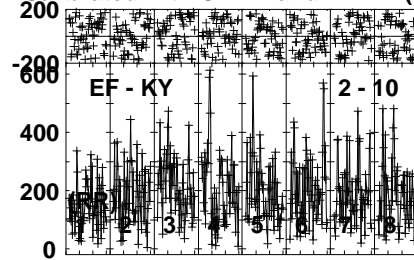
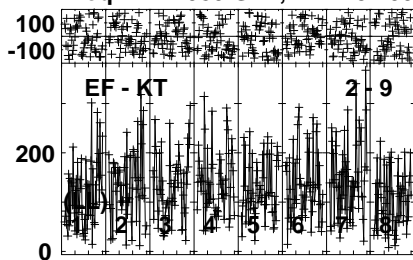


Lower frame: Milli Ampl Jy Top frame: Phas deg  
Vector averaged cross-power spectrum Several baselines displayed  
Timerange: 00/10:24:31 to 00/10:25:29

Plot file version 38 created 01-FEB-2024 11:04:17

1927+654 RB009.UVDATA.1

Freq = 22.1080 GHz, Bw = 32.000 MH Calibrated with CL # 4 and BP # 1 (BP mode 1)

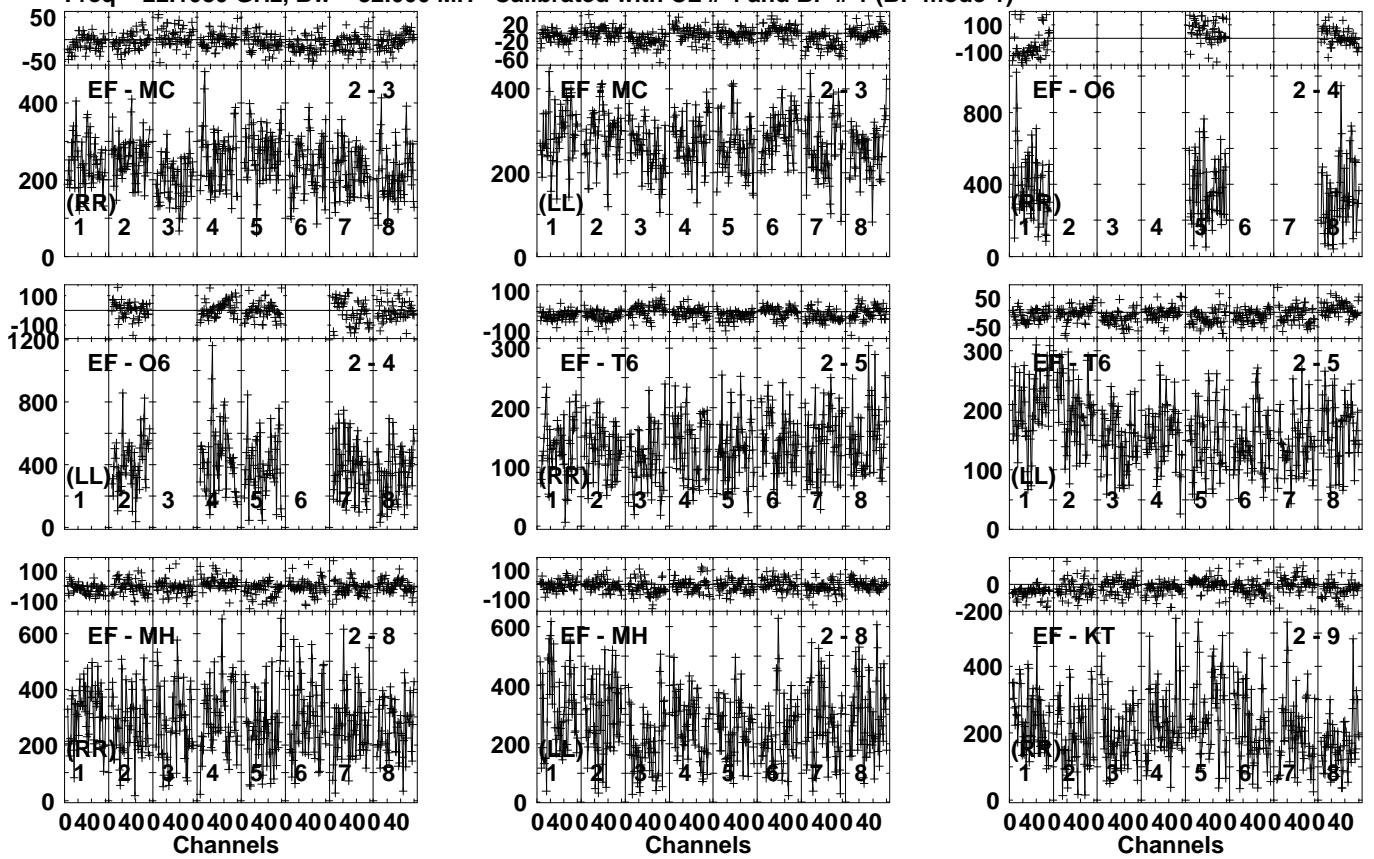


Lower frame: Milli Ampl Jy Top frame: Phas deg  
Vector averaged cross-power spectrum Several baselines displayed  
Timerange: 00/10:24:31 to 00/10:25:29

Plot file version 39 created 01-FEB-2024 11:04:17

J1933+6540 RB009.UVDATA.1

Freq = 22.1080 GHz, Bw = 32.000 MH Calibrated with CL # 4 and BP # 1 (BP mode 1)

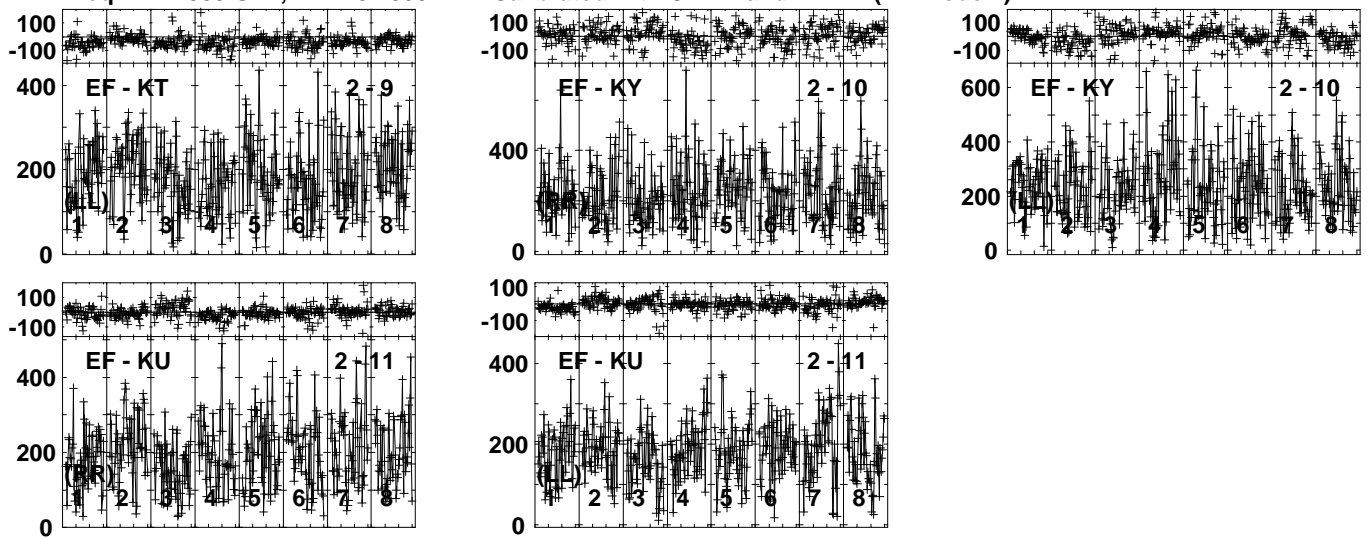


Lower frame: Milli Ampl Jy Top frame: Phas deg  
Vector averaged cross-power spectrum Several baselines displayed  
Timerange: 00/10:25:31 to 00/10:26:29

Plot file version 40 created 01-FEB-2024 11:04:17

J1933+6540 RB009.UVDATA.1

Freq = 22.1080 GHz, Bw = 32.000 MH Calibrated with CL # 4 and BP # 1 (BP mode 1)



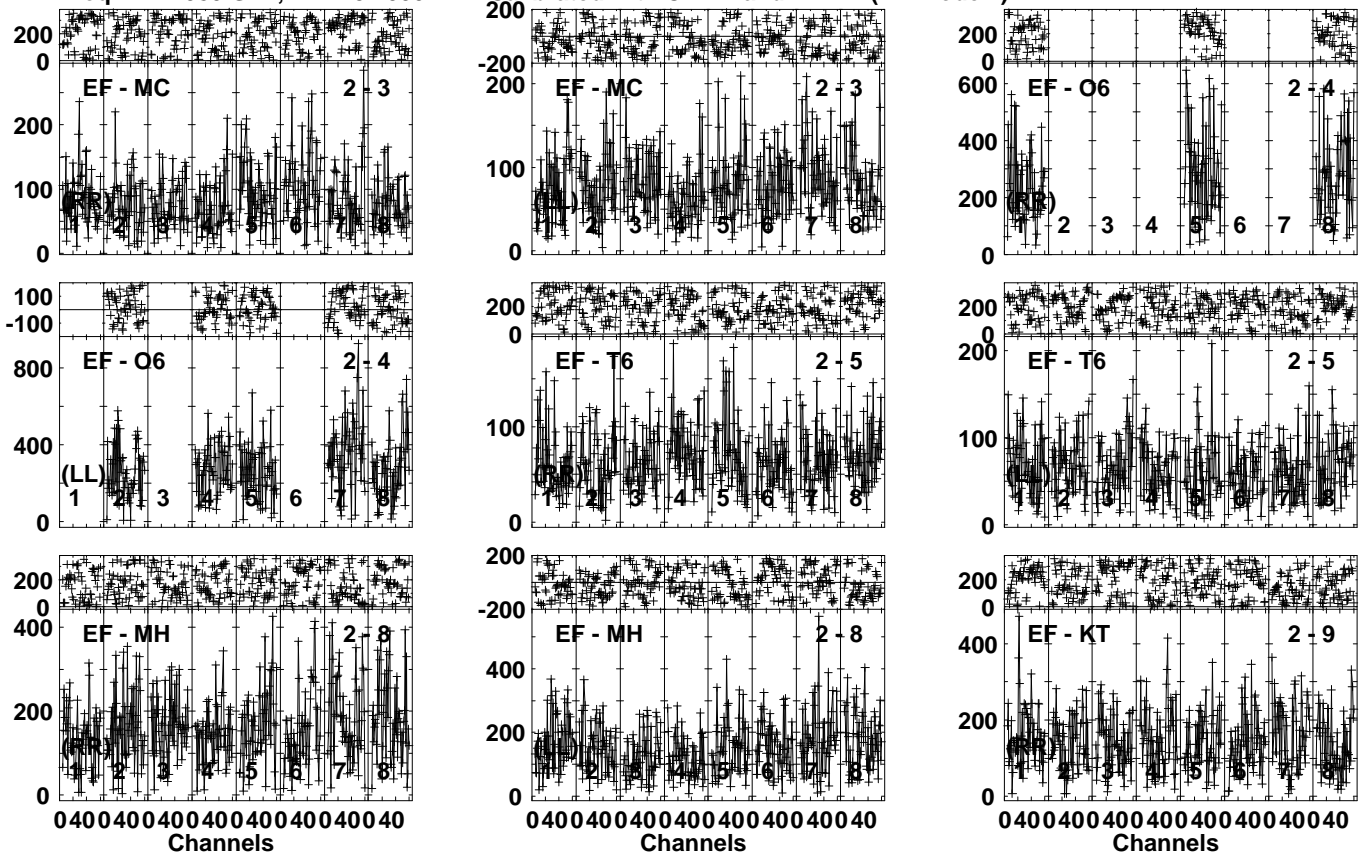
Lower frame: Milli Ampl Jy Top frame: Phas deg  
Vector averaged cross-power spectrum Several baselines displayed  
Timerange: 00/10:25:31 to 00/10:26:29



Plot file version 41 created 01-FEB-2024 11:04:18

1927+654 RB009.UVDATA.1

Freq = 22.1080 GHz, Bw = 32.000 MH Calibrated with CL # 4 and BP # 1 (BP mode 1)

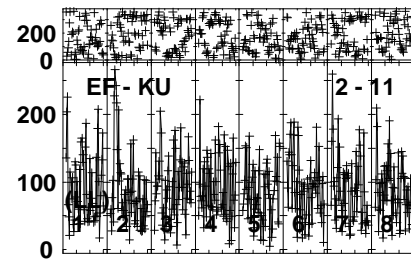
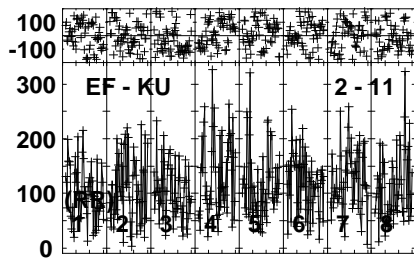
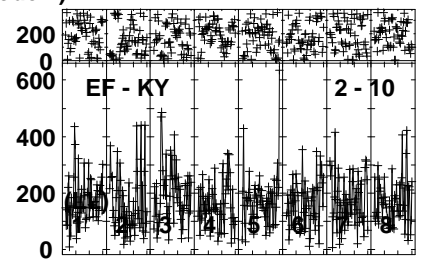
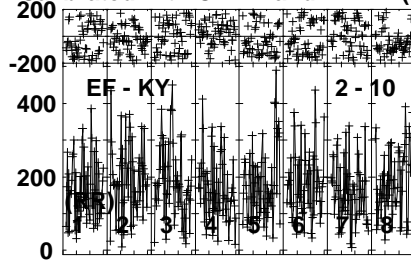
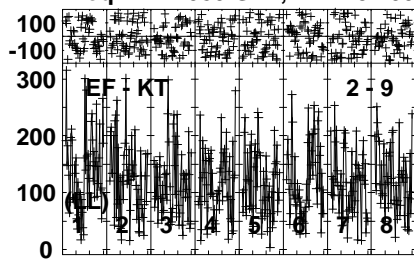


Lower frame: Milli Ampl Jy Top frame: Phas deg  
Vector averaged cross-power spectrum Several baselines displayed  
Timerange: 00/10:26:33 to 00/10:27:29

Plot file version 42 created 01-FEB-2024 11:04:18

1927+654 RB009.UVDATA.1

Freq = 22.1080 GHz, Bw = 32.000 MH Calibrated with CL # 4 and BP # 1 (BP mode 1)

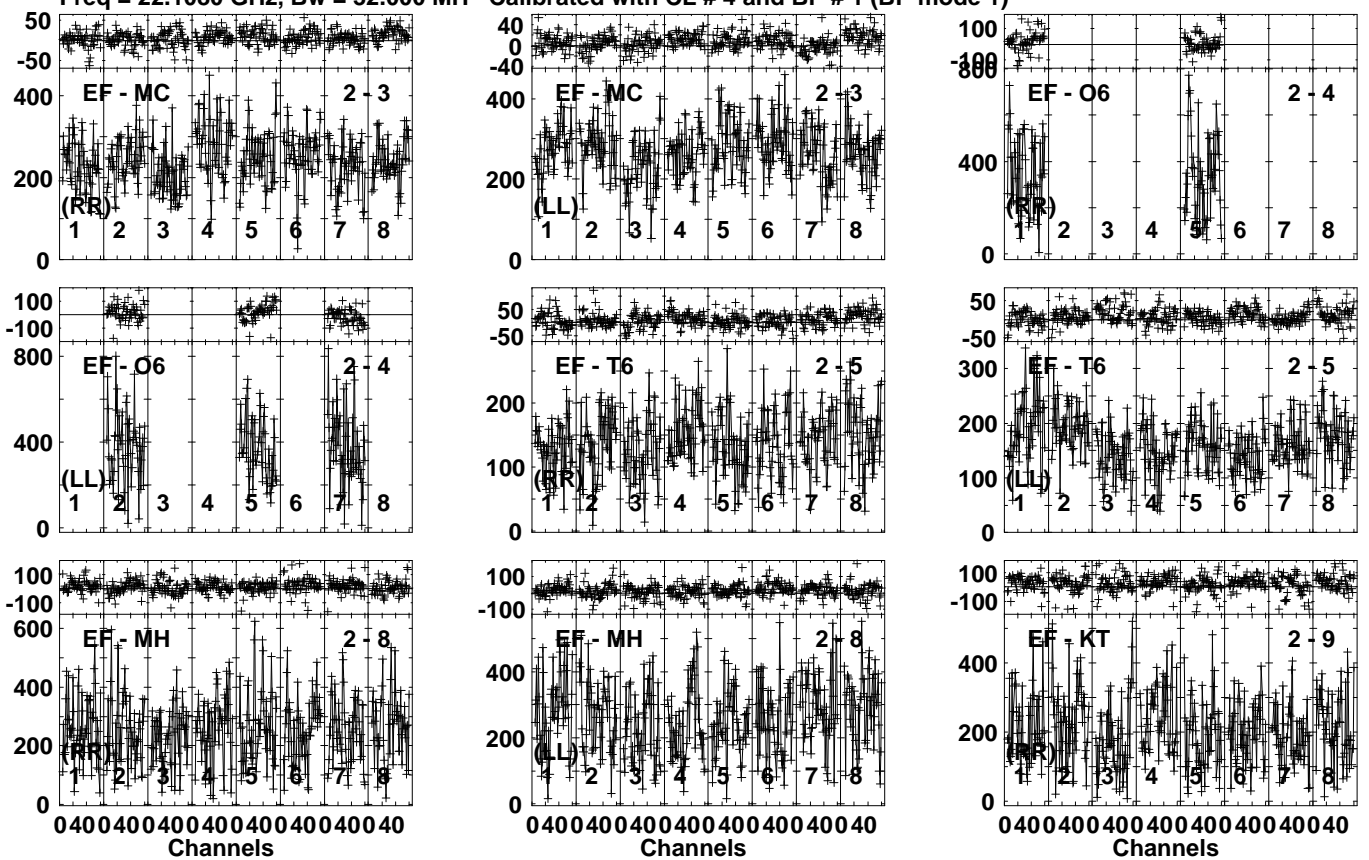


Lower frame: Milli Ampl Jy Top frame: Phas deg  
Vector averaged cross-power spectrum Several baselines displayed  
Timerange: 00/10:26:33 to 00/10:27:29

Plot file version 43 created 01-FEB-2024 11:04:18

J1933+6540 RB009.UVDATA.1

Freq = 22.1080 GHz, Bw = 32.000 MH Calibrated with CL # 4 and BP # 1 (BP mode 1)

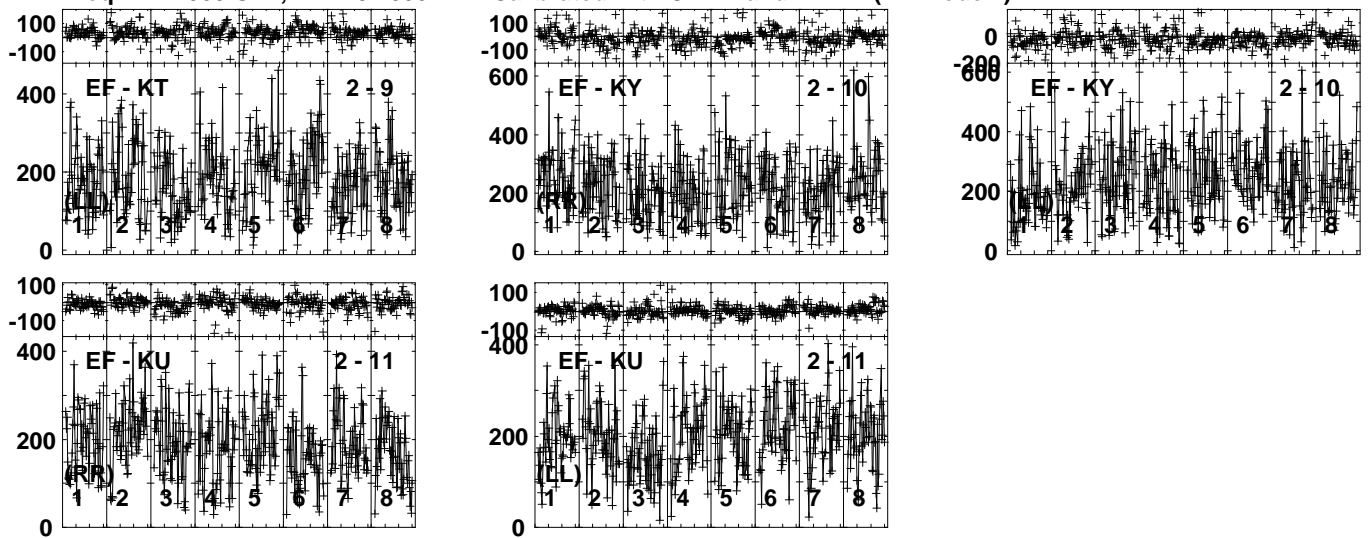


Lower frame: Milli Ampl Jy Top frame: Phas deg  
Vector averaged cross-power spectrum Several baselines displayed  
Timerange: 00/10:27:33 to 00/10:28:29

Plot file version 44 created 01-FEB-2024 11:04:18

J1933+6540 RB009.UVDATA.1

Freq = 22.1080 GHz, Bw = 32.000 MH Calibrated with CL # 4 and BP # 1 (BP mode 1)

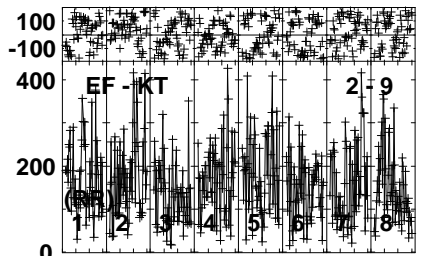
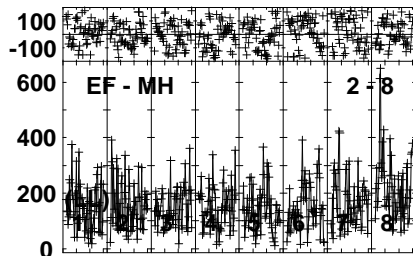
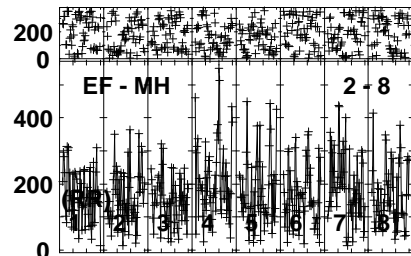
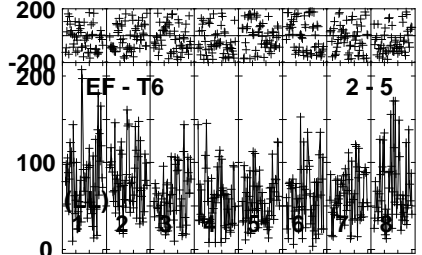
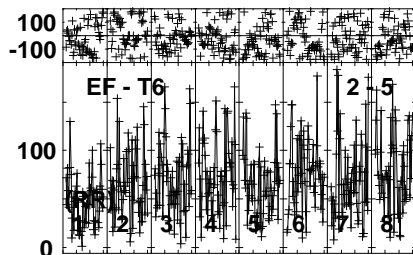
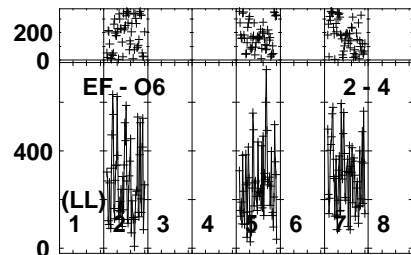
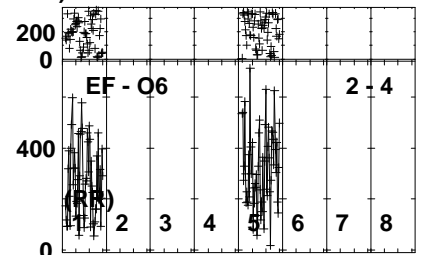
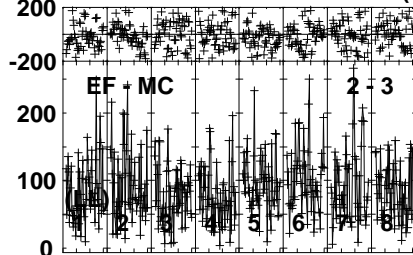
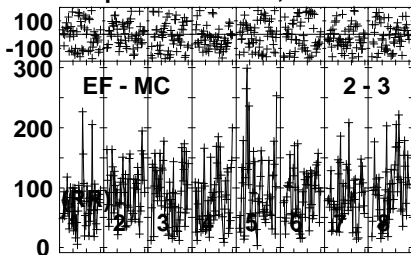


Lower frame: Milli Ampl Jy Top frame: Phas deg  
Vector averaged cross-power spectrum Several baselines displayed  
Timerange: 00/10:27:33 to 00/10:28:29

Plot file version 45 created 01-FEB-2024 11:04:18

1927+654 RB009.UVDATA.1

Freq = 22.1080 GHz, Bw = 32.000 MH Calibrated with CL # 4 and BP # 1 (BP mode 1)

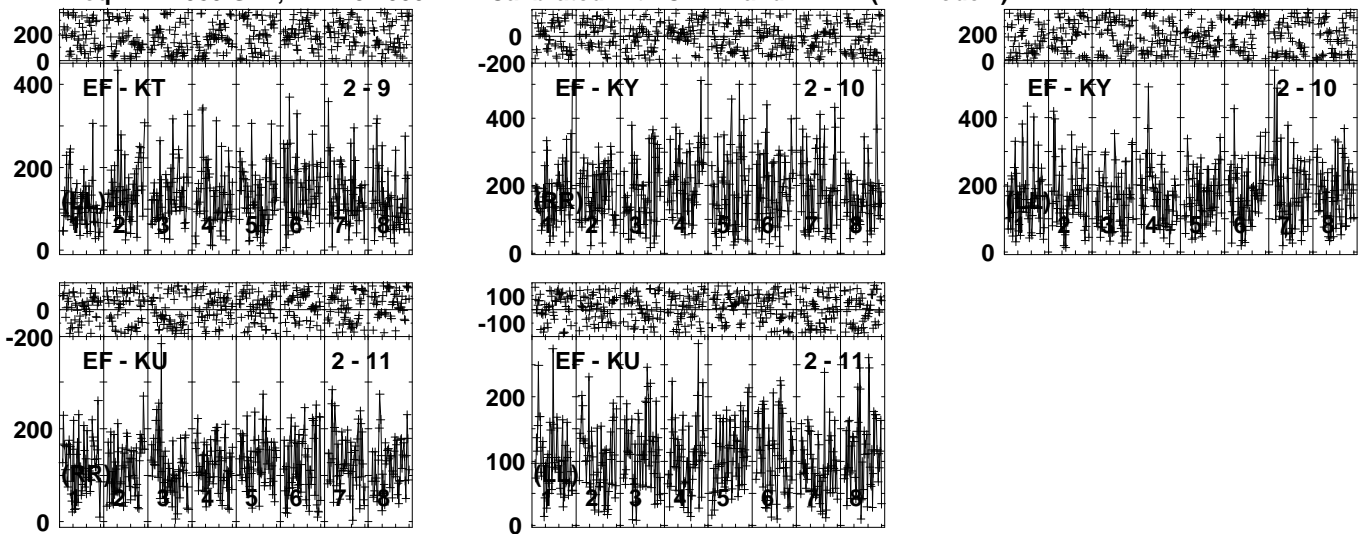


Lower frame: Milli Ampl Jy Top frame: Phas deg  
Vector averaged cross-power spectrum Several baselines displayed  
Timerange: 00/10:28:31 to 00/10:29:29

Plot file version 46 created 01-FEB-2024 11:04:18

1927+654 RB009.UVDATA.1

Freq = 22.1080 GHz, Bw = 32.000 MH Calibrated with CL # 4 and BP # 1 (BP mode 1)



Lower frame: Milli Ampl Jy Top frame: Phas deg

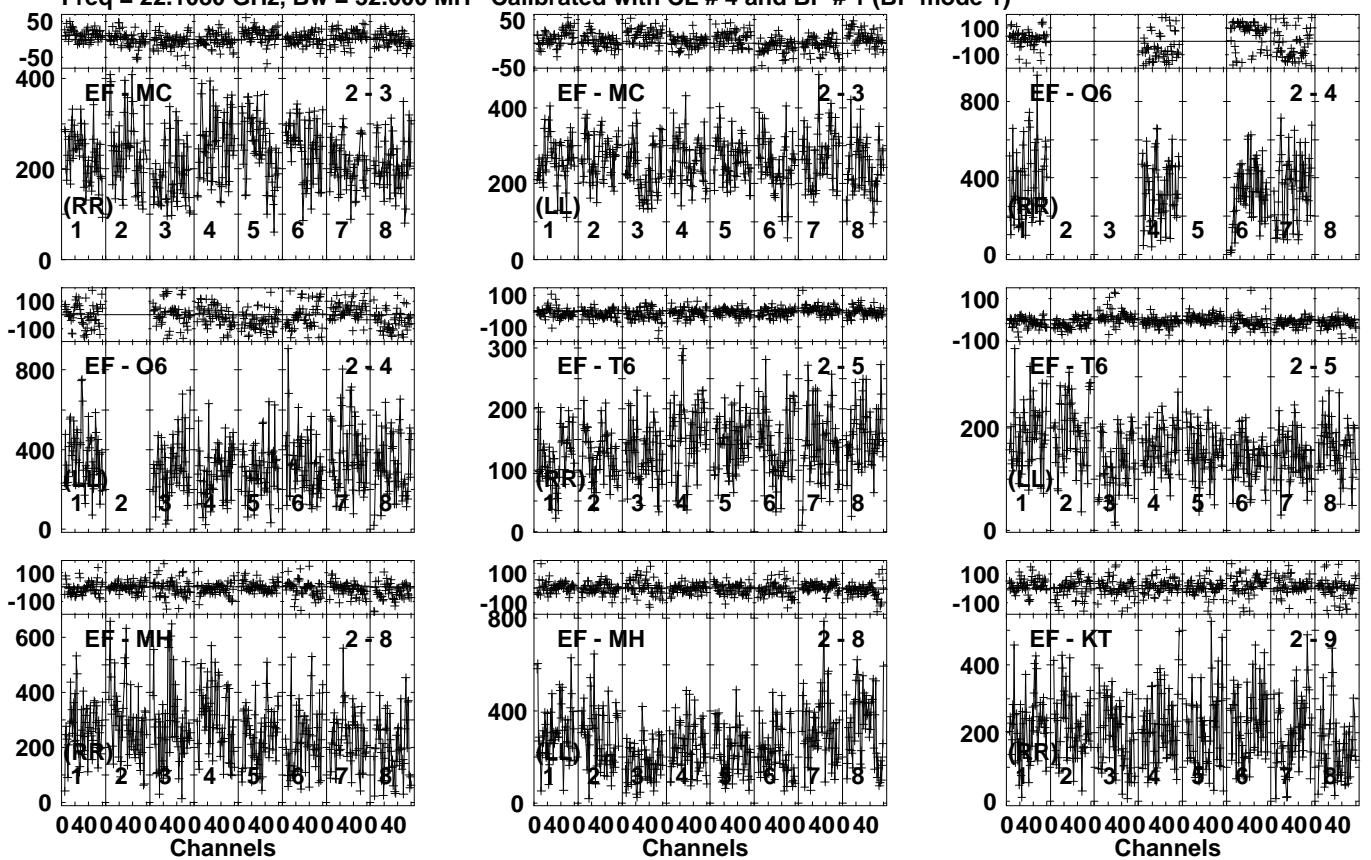
Vector averaged cross-power spectrum Several baselines displayed

Timerange: 00/10:28:31 to 00/10:29:29

Plot file version 47 created 01-FEB-2024 11:04:19

J1933+6540 RB009.UVDATA.1

Freq = 22.1080 GHz, Bw = 32.000 MH Calibrated with CL # 4 and BP # 1 (BP mode 1)

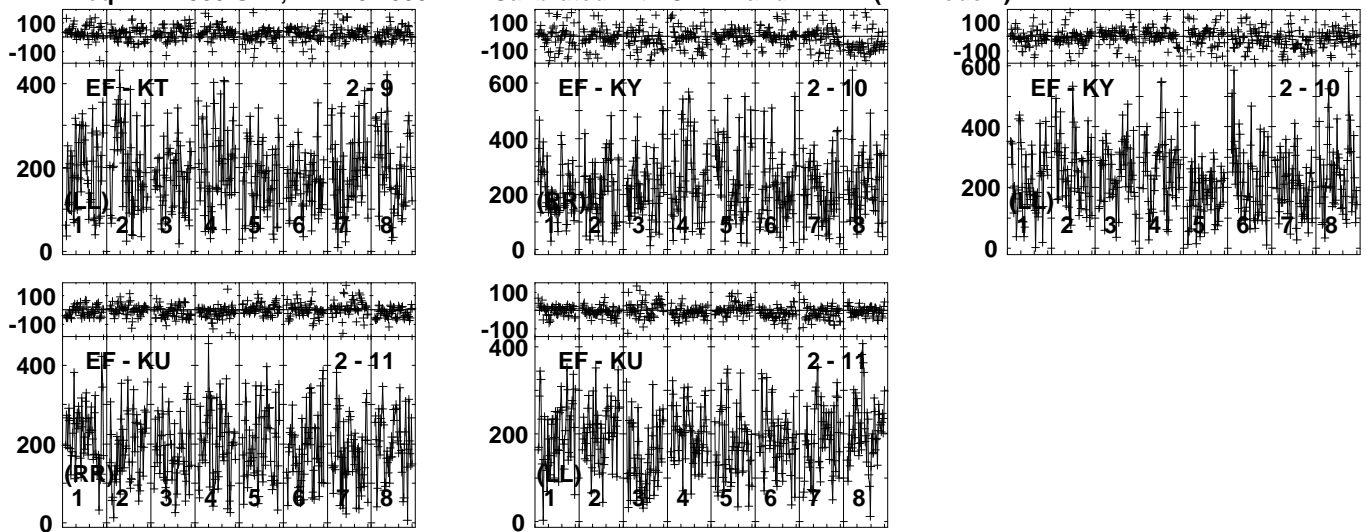


Lower frame: Milli Ampl Jy Top frame: Phas deg  
Vector averaged cross-power spectrum Several baselines displayed  
Timerange: 00/10:29:31 to 00/10:30:29

Plot file version 48 created 01-FEB-2024 11:04:19

J1933+6540 RB009.UVDATA.1

Freq = 22.1080 GHz, Bw = 32.000 MH Calibrated with CL # 4 and BP # 1 (BP mode 1)



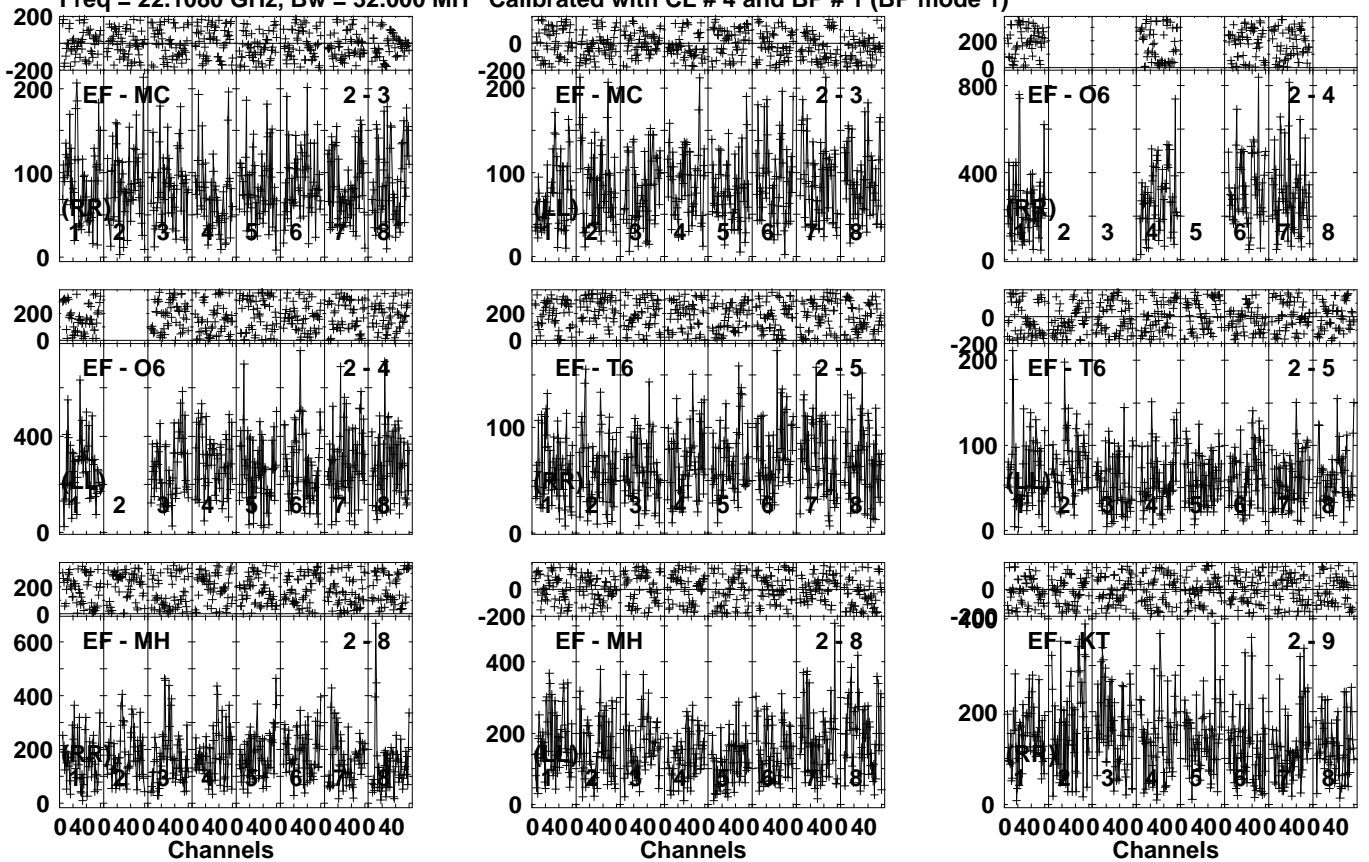
Lower frame: Milli Ampl Jy Top frame: Phas deg  
Vector averaged cross-power spectrum Several baselines displayed  
Timerange: 00/10:29:31 to 00/10:30:29



Plot file version 49 created 01-FEB-2024 11:04:19

1927+654 RB009.UVDATA.1

Freq = 22.1080 GHz, Bw = 32.000 MH Calibrated with CL # 4 and BP # 1 (BP mode 1)

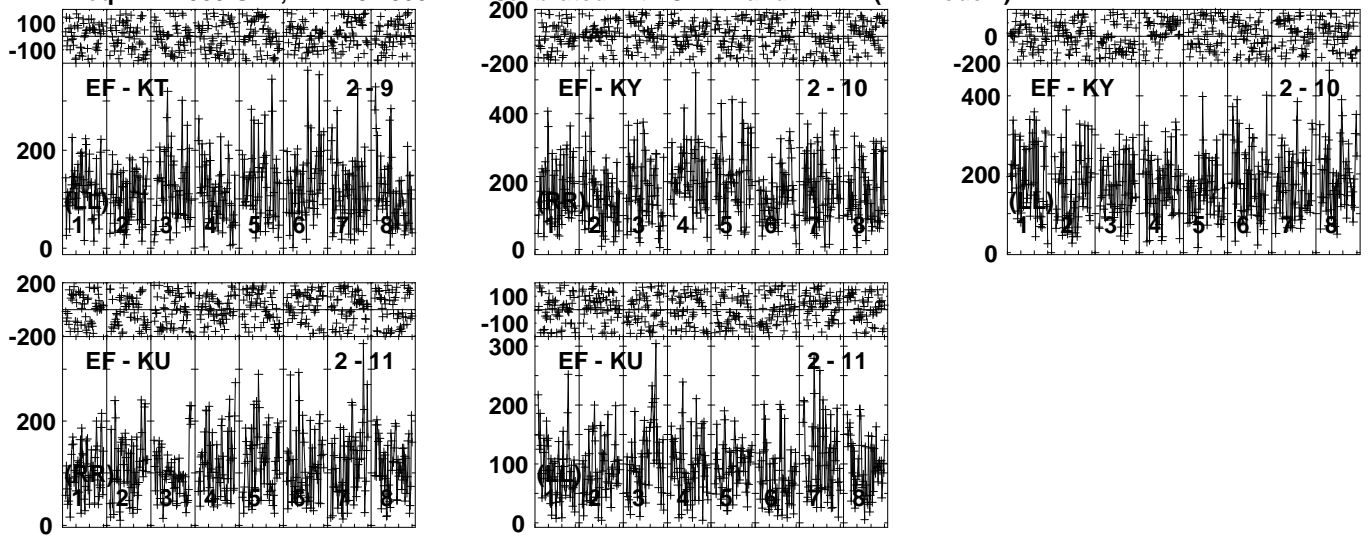


Lower frame: Milli Ampl Jy Top frame: Phas deg  
Vector averaged cross-power spectrum Several baselines displayed  
Timerange: 00/10:30:31 to 00/10:31:29

Plot file version 50 created 01-FEB-2024 11:04:19

1927+654 RB009.UVDATA.1

Freq = 22.1080 GHz, Bw = 32.000 MH Calibrated with CL # 4 and BP # 1 (BP mode 1)



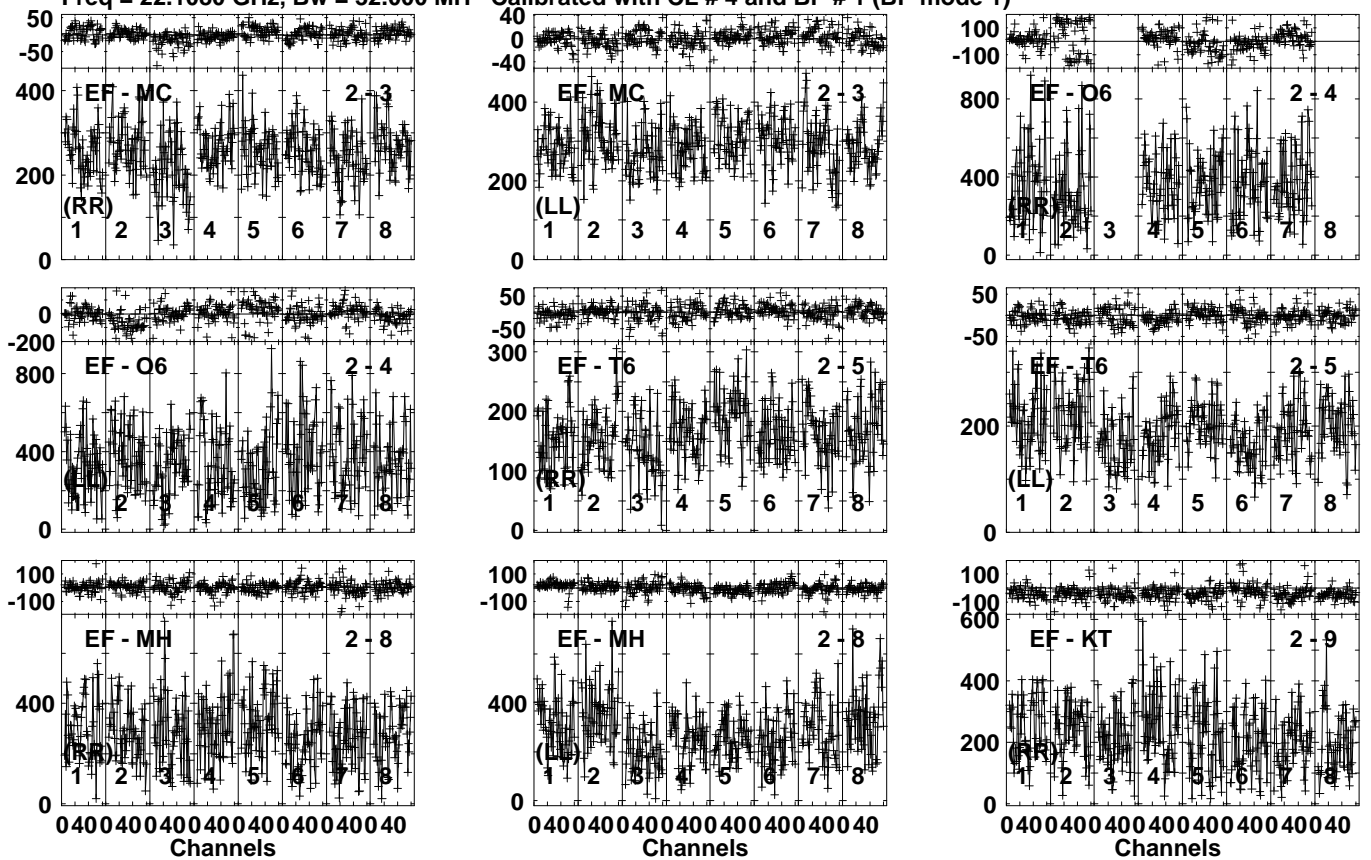
Lower frame: Milli Ampl Jy Top frame: Phas deg  
Vector averaged cross-power spectrum Several baselines displayed  
Timerange: 00/10:30:31 to 00/10:31:29

Plot file version 51 created 01-FEB-2024 11:04:19

J1933+6540 RB009.UVDATA.1

Freq = 22.1080 GHz, Bw = 32.000 MH

Calibrated with CL # 4 and BP # 1 (BP mode 1)

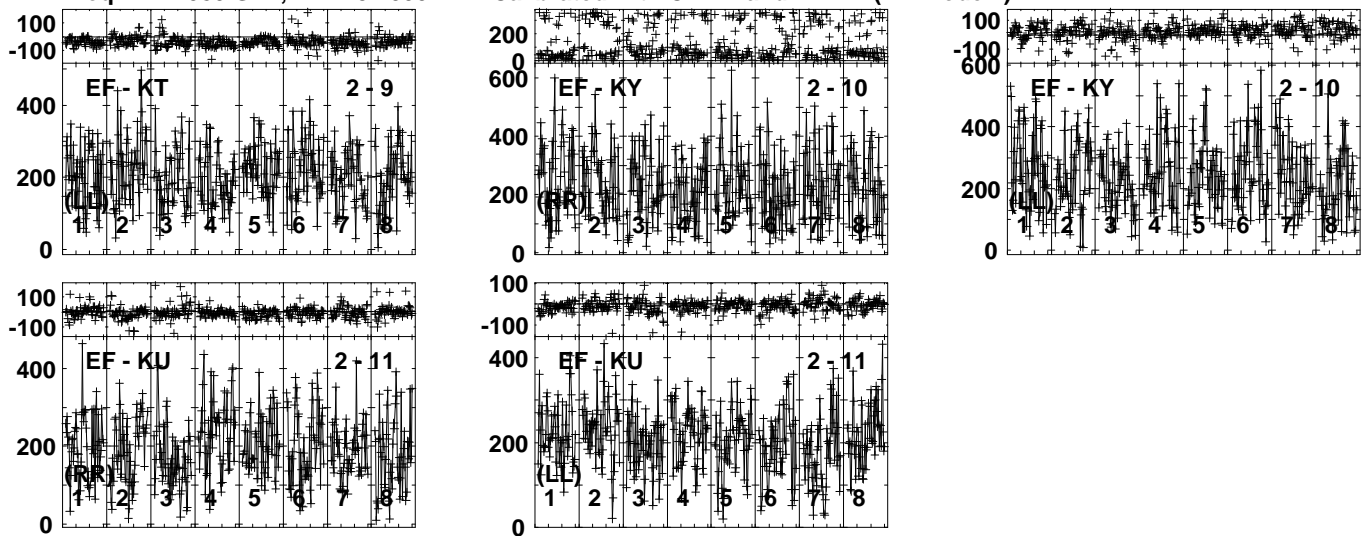


Lower frame: Milli Ampl Jy Top frame: Phas deg  
Vector averaged cross-power spectrum Several baselines displayed  
Timerange: 00/10:31:33 to 00/10:32:29

Plot file version 52 created 01-FEB-2024 11:04:19

J1933+6540 RB009.UVDATA.1

Freq = 22.1080 GHz, Bw = 32.000 MH Calibrated with CL # 4 and BP # 1 (BP mode 1)

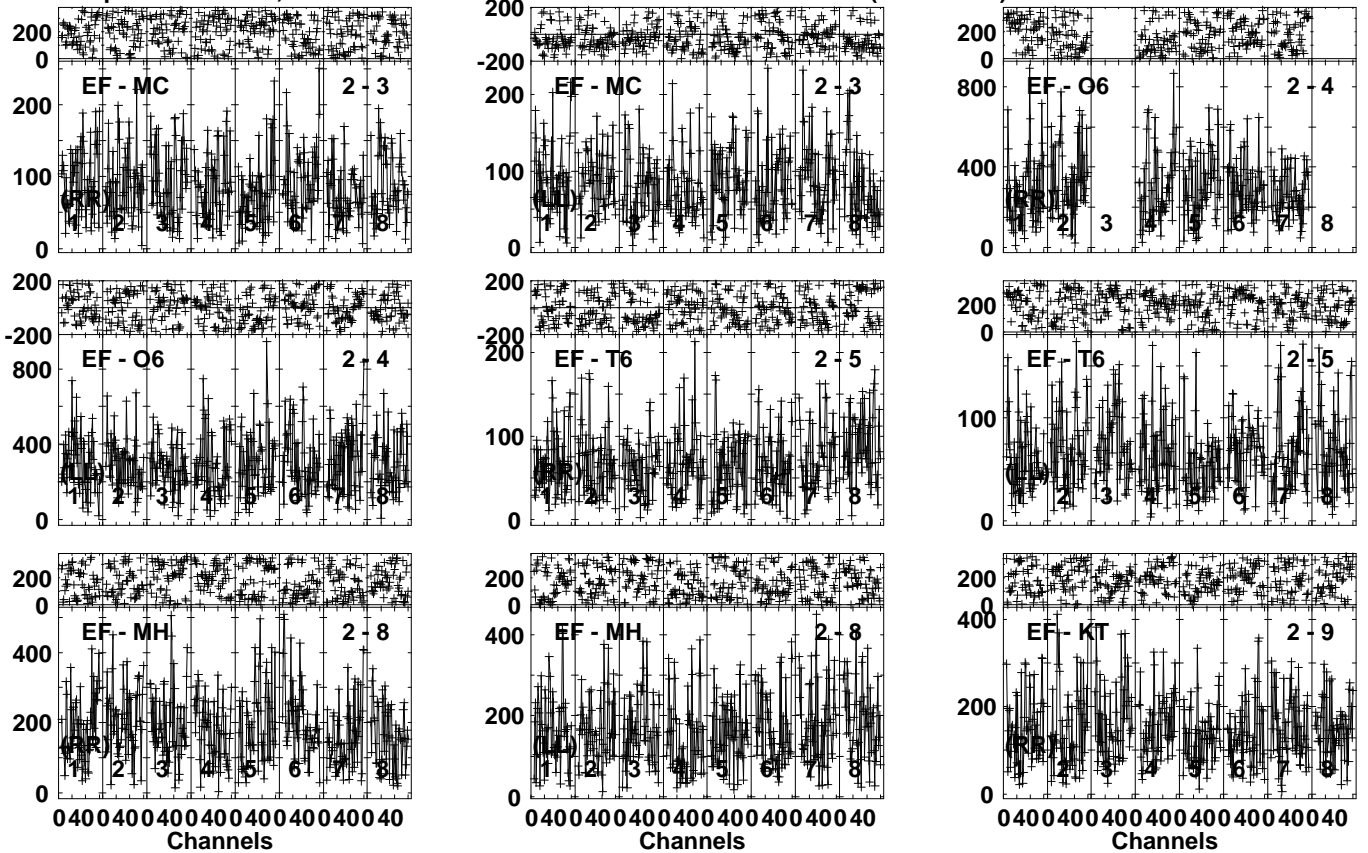


Lower frame: Milli Ampl Jy Top frame: Phas deg  
Vector averaged cross-power spectrum Several baselines displayed  
Timerange: 00/10:31:33 to 00/10:32:29

Plot file version 53 created 01-FEB-2024 11:04:19

1927+654 RB009.UVDATA.1

Freq = 22.1080 GHz, Bw = 32.000 MH Calibrated with CL # 4 and BP # 1 (BP mode 1)

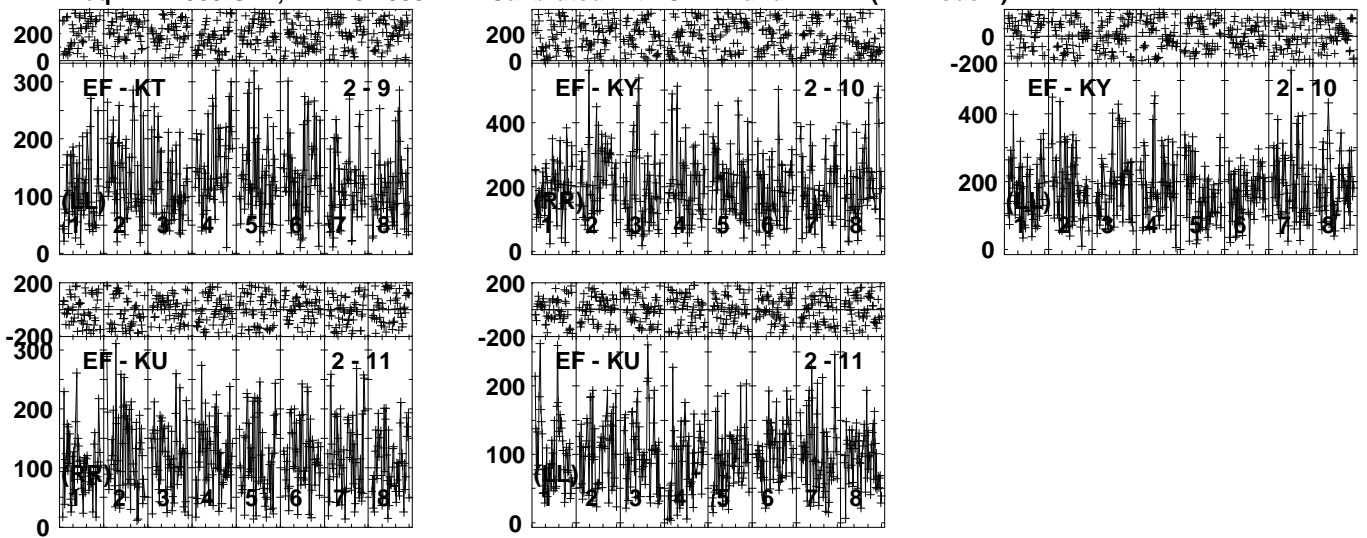


Lower frame: Milli Ampl Jy Top frame: Phas deg  
Vector averaged cross-power spectrum Several baselines displayed  
Timerange: 00/10:32:31 to 00/10:33:29

Plot file version 54 created 01-FEB-2024 11:04:20

1927+654 RB009.UVDATA.1

Freq = 22.1080 GHz, Bw = 32.000 MH Calibrated with CL # 4 and BP # 1 (BP mode 1)



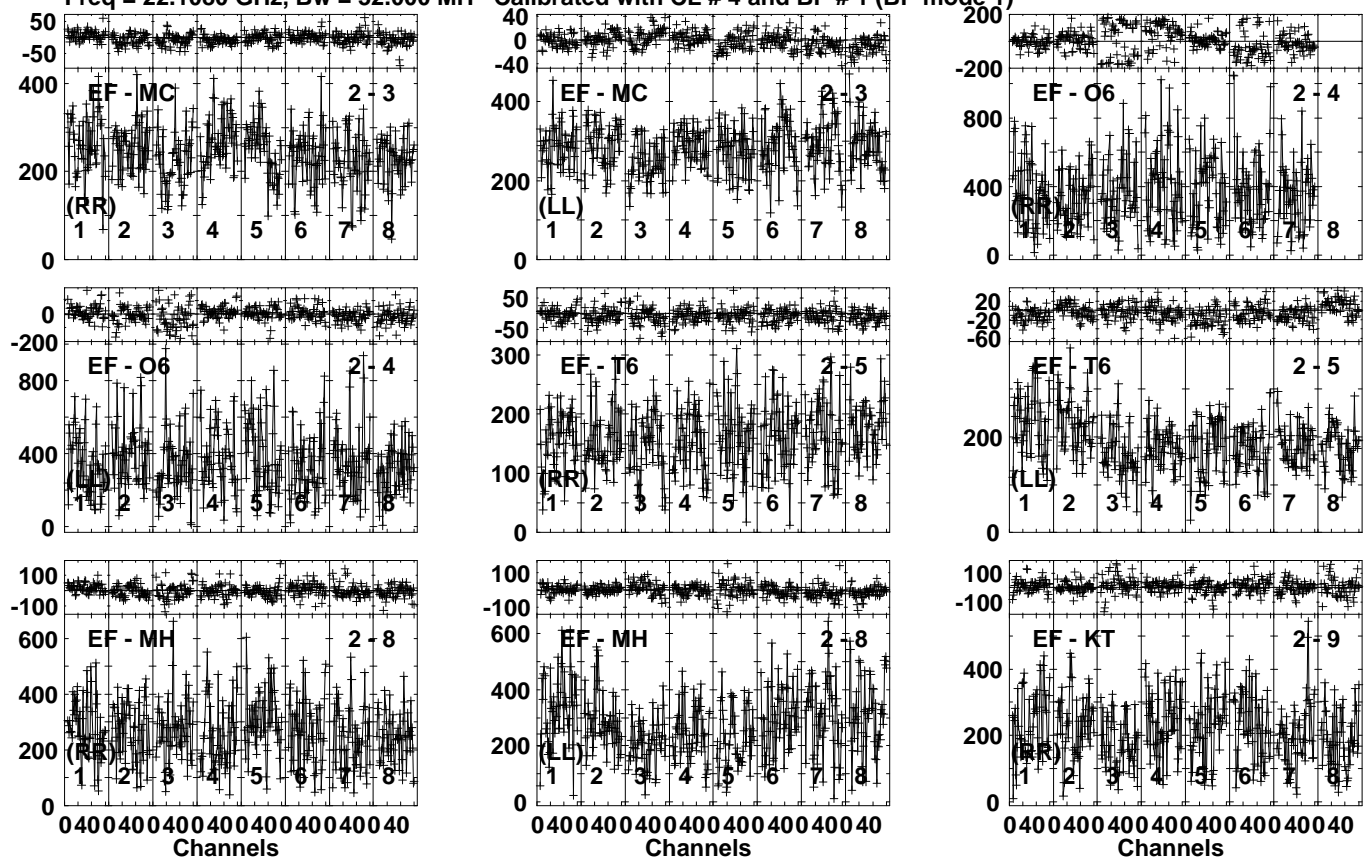
Lower frame: Milli Ampl Jy Top frame: Phas deg  
Vector averaged cross-power spectrum Several baselines displayed  
Timerange: 00/10:32:31 to 00/10:33:29

Plot file version 55 created 01-FEB-2024 11:04:20

J1933+6540 RB009.UVDATA.1

Freq = 22.1080 GHz, Bw = 32.000 MH

Calibrated with CL # 4 and BP # 1 (BP mode 1)

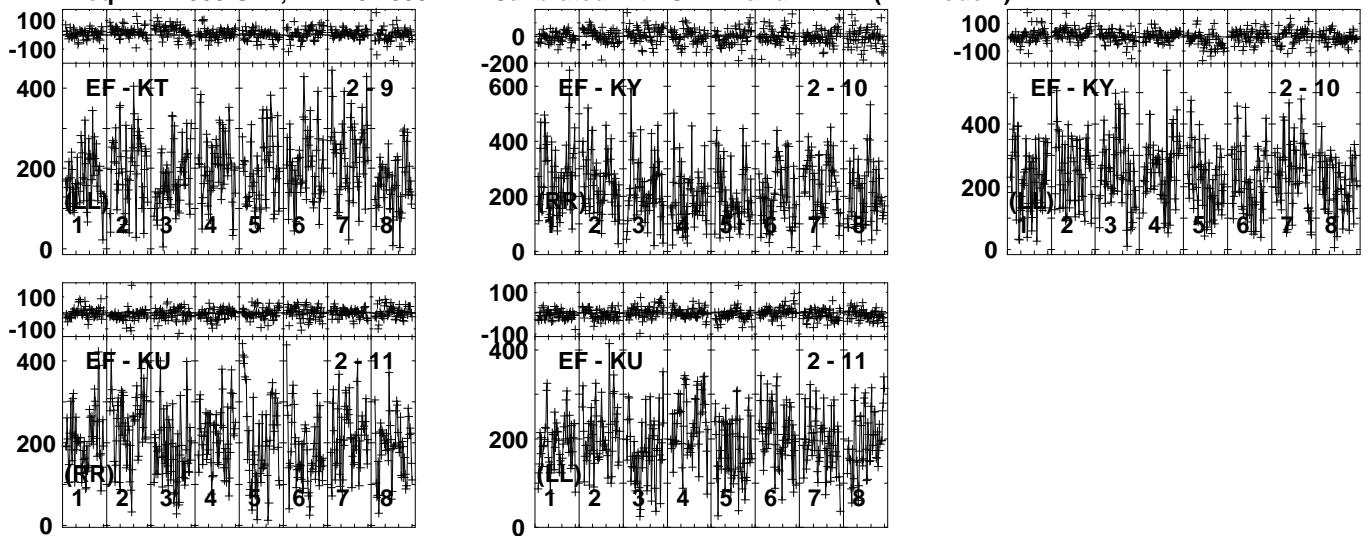


Lower frame: Milli Ampl Jy Top frame: Phas deg  
 Vector averaged cross-power spectrum Several baselines displayed  
 Timerange: 00/10:33:31 to 00/10:34:29

Plot file version 56 created 01-FEB-2024 11:04:20

J1933+6540 RB009.UVDATA.1

Freq = 22.1080 GHz, Bw = 32.000 MH Calibrated with CL # 4 and BP # 1 (BP mode 1)



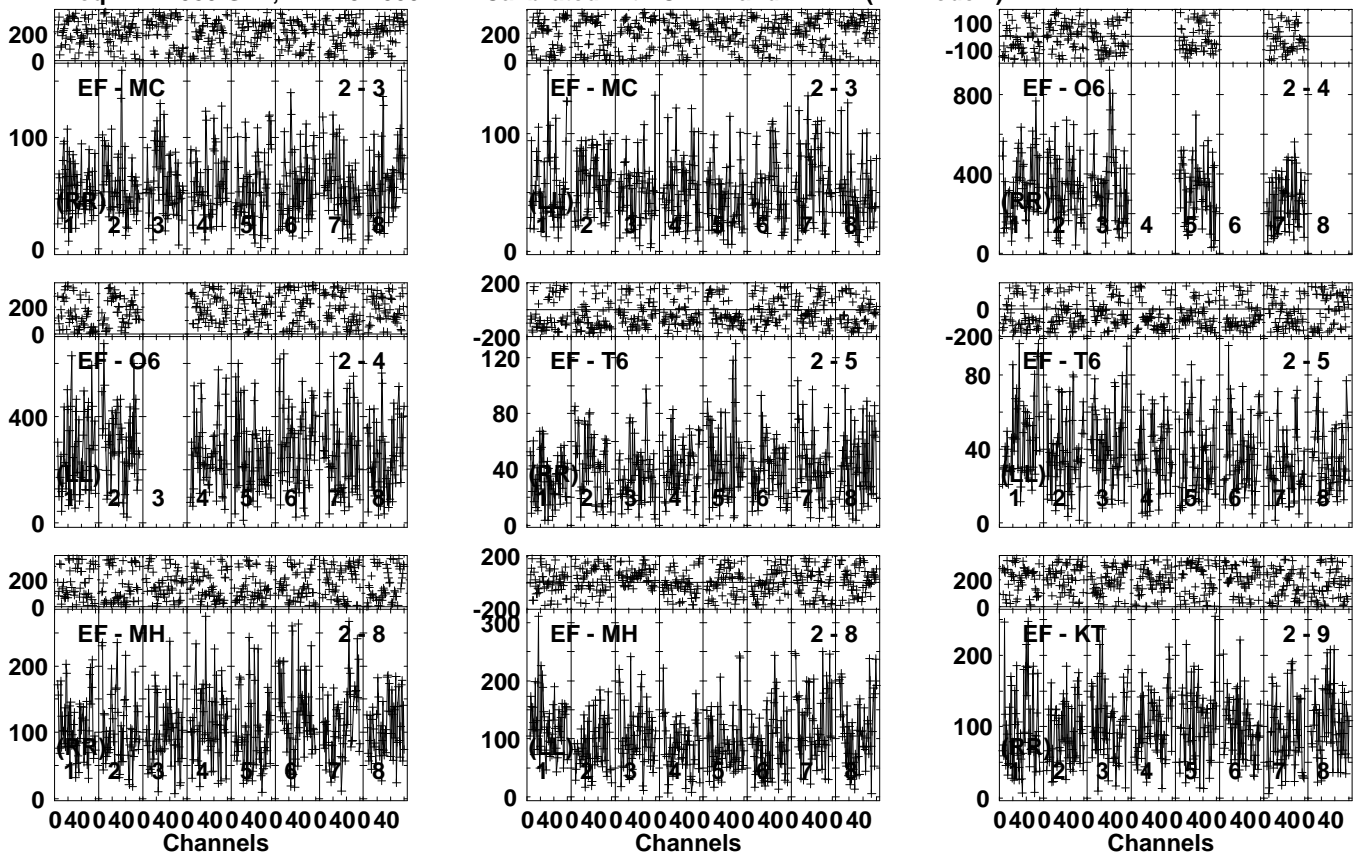
Lower frame: Milli Ampl Jy Top frame: Phas deg  
Vector averaged cross-power spectrum Several baselines displayed  
Timerange: 00/10:33:31 to 00/10:34:29



Plot file version 57 created 01-FEB-2024 11:04:20

1927+654 RB009.UVDATA.1

Freq = 22.1080 GHz, Bw = 32.000 MH Calibrated with CL # 4 and BP # 1 (BP mode 1)

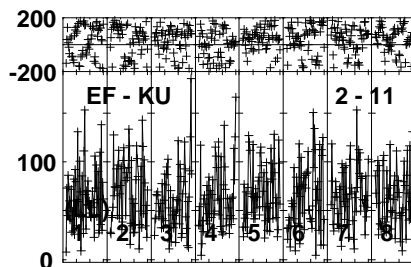
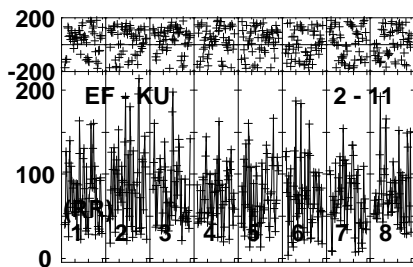
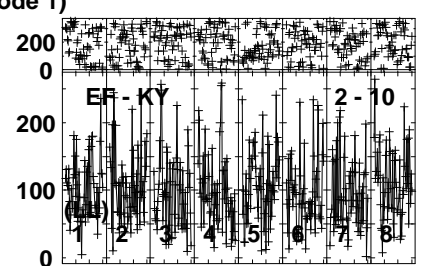
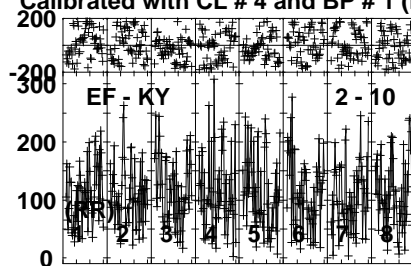
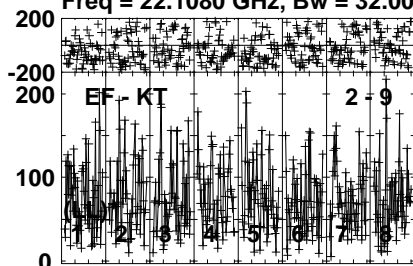


Lower frame: Milli Ampl Jy Top frame: Phas deg  
Vector averaged cross-power spectrum Several baselines displayed  
Timerange: 00/10:35:31 to 00/10:36:29

Plot file version 58 created 01-FEB-2024 11:04:20

1927+654 RB009.UVDATA.1

Freq = 22.1080 GHz, Bw = 32.000 MH Calibrated with CL # 4 and BP # 1 (BP mode 1)



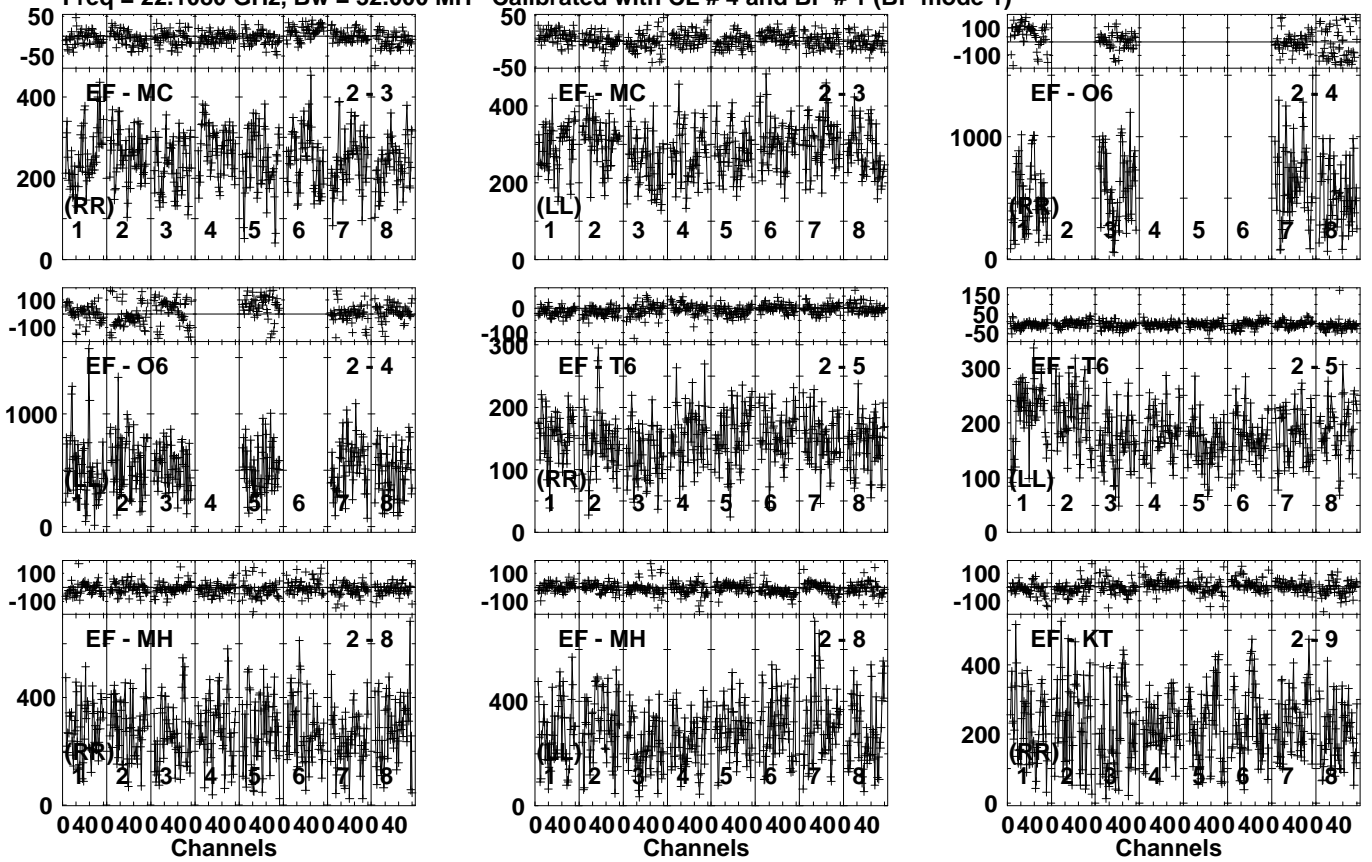
Lower frame: Milli Ampl Jy Top frame: Phas deg  
Vector averaged cross-power spectrum Several baselines displayed  
Timerange: 00/10:35:31 to 00/10:36:29

Plot file version 59 created 01-FEB-2024 11:04:20

J1933+6540 RB009.UVDATA.1

Freq = 22.1080 GHz, Bw = 32.000 MH

Calibrated with CL # 4 and BP # 1 (BP mode 1)

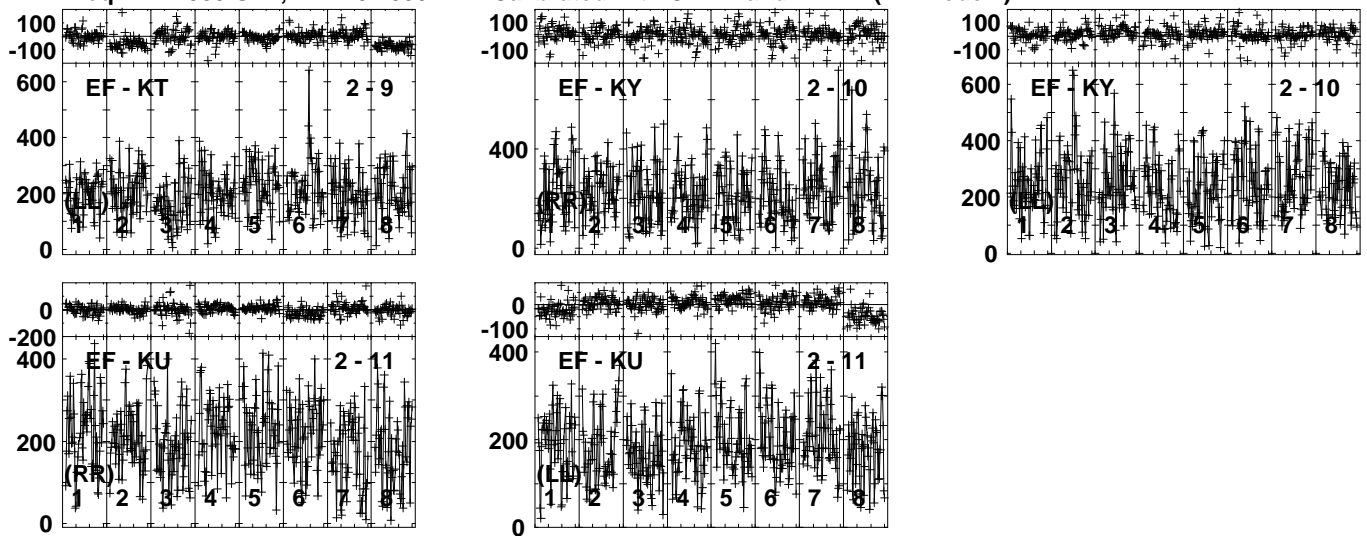


Lower frame: Milli Ampl Jy Top frame: Phas deg  
Vector averaged cross-power spectrum Several baselines displayed  
Timerange: 00/10:36:31 to 00/10:37:29

Plot file version 60 created 01-FEB-2024 11:04:21

J1933+6540 RB009.UVDATA.1

Freq = 22.1080 GHz, Bw = 32.000 MH Calibrated with CL # 4 and BP # 1 (BP mode 1)

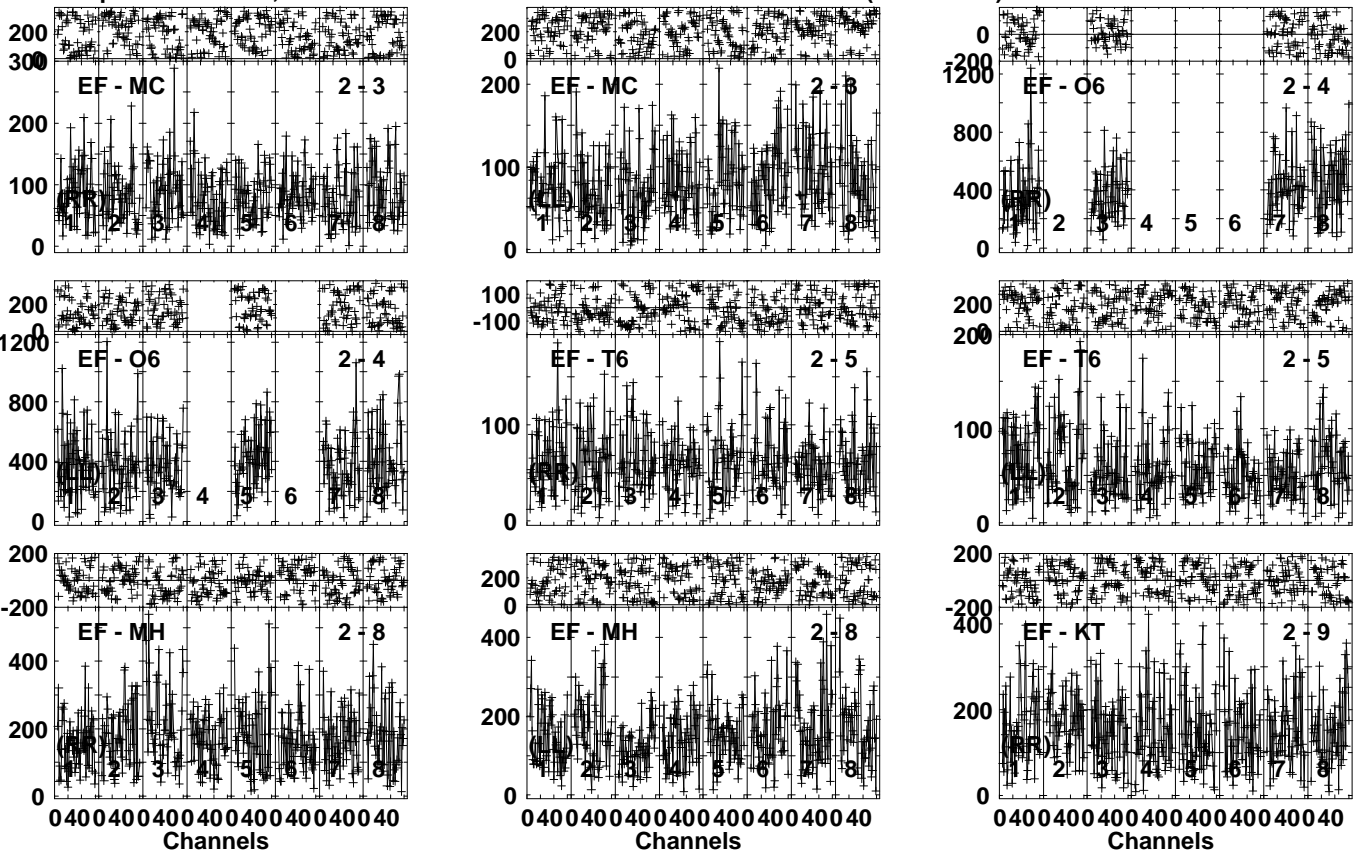


Lower frame: Milli Ampl Jy Top frame: Phas deg  
Vector averaged cross-power spectrum Several baselines displayed  
Timerange: 00/10:36:31 to 00/10:37:29

Plot file version 61 created 01-FEB-2024 11:04:21

1927+654 RB009.UVDATA.1

Freq = 22.1080 GHz, Bw = 32.000 MH Calibrated with CL # 4 and BP # 1 (BP mode 1)

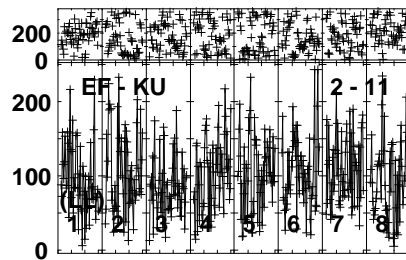
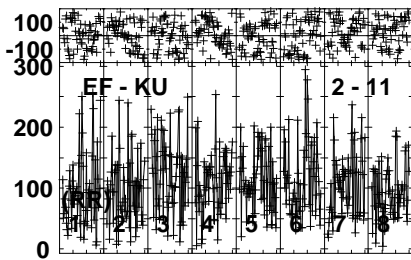
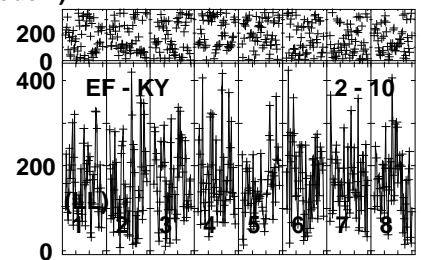
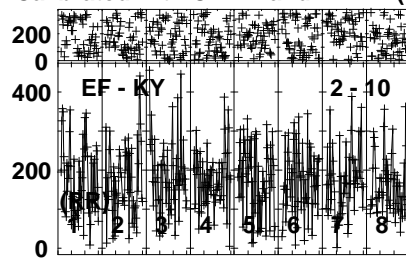
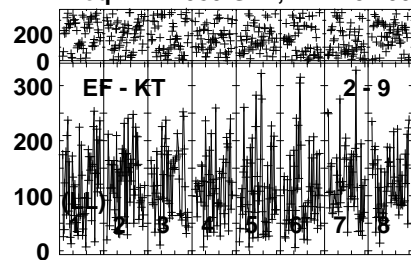


Lower frame: Milli Ampl Jy Top frame: Phas deg  
Vector averaged cross-power spectrum Several baselines displayed  
Timerange: 00/10:37:33 to 00/10:38:29

Plot file version 62 created 01-FEB-2024 11:04:21

1927+654 RB009.UVDATA.1

Freq = 22.1080 GHz, Bw = 32.000 MH Calibrated with CL # 4 and BP # 1 (BP mode 1)

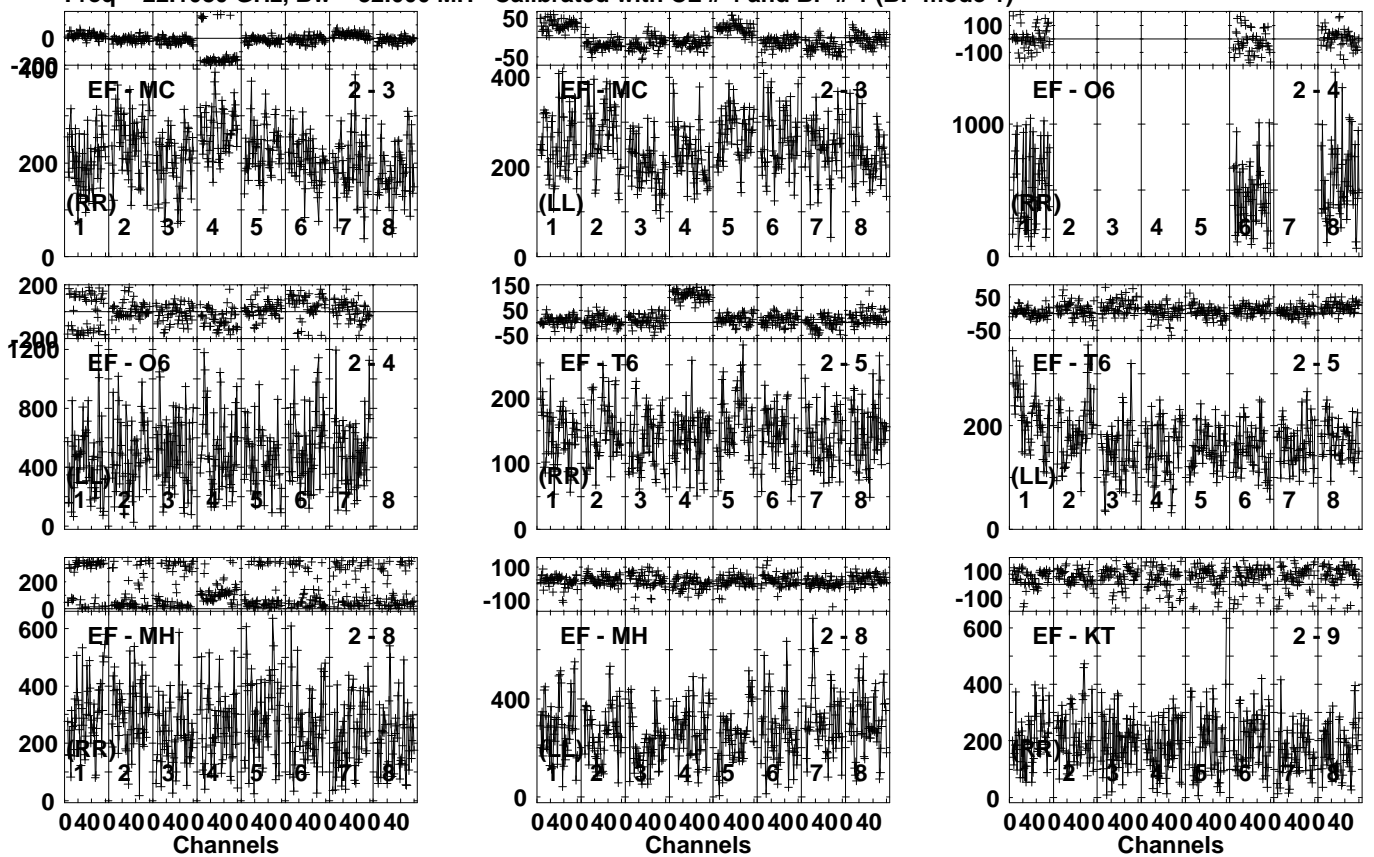


Lower frame: Milli Ampl Jy Top frame: Phas deg  
Vector averaged cross-power spectrum Several baselines displayed  
Timerange: 00/10:37:33 to 00/10:38:29

Plot file version 63 created 01-FEB-2024 11:04:21

J1933+6540 RB009.UVDATA.1

Freq = 22.1080 GHz, Bw = 32.000 MH Calibrated with CL # 4 and BP # 1 (BP mode 1)

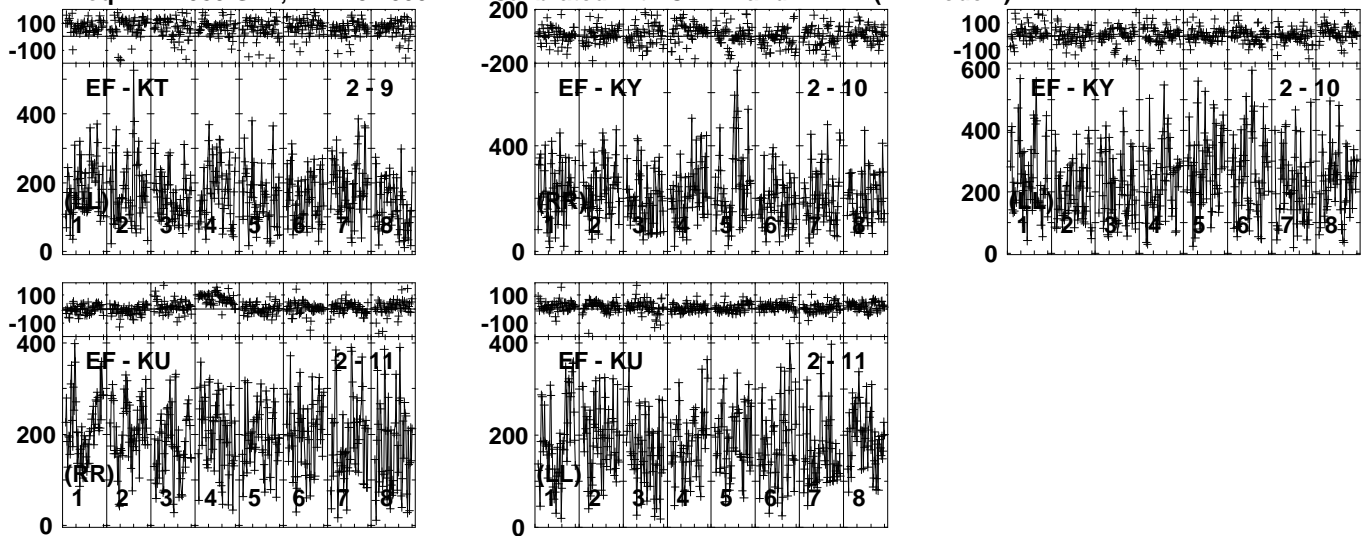


Lower frame: Milli Ampl Jy Top frame: Phas deg  
Vector averaged cross-power spectrum Several baselines displayed  
Timerange: 00/10:38:31 to 00/10:39:29

Plot file version 64 created 01-FEB-2024 11:04:21

J1933+6540 RB009.UVDATA.1

Freq = 22.1080 GHz, Bw = 32.000 MH Calibrated with CL # 4 and BP # 1 (BP mode 1)



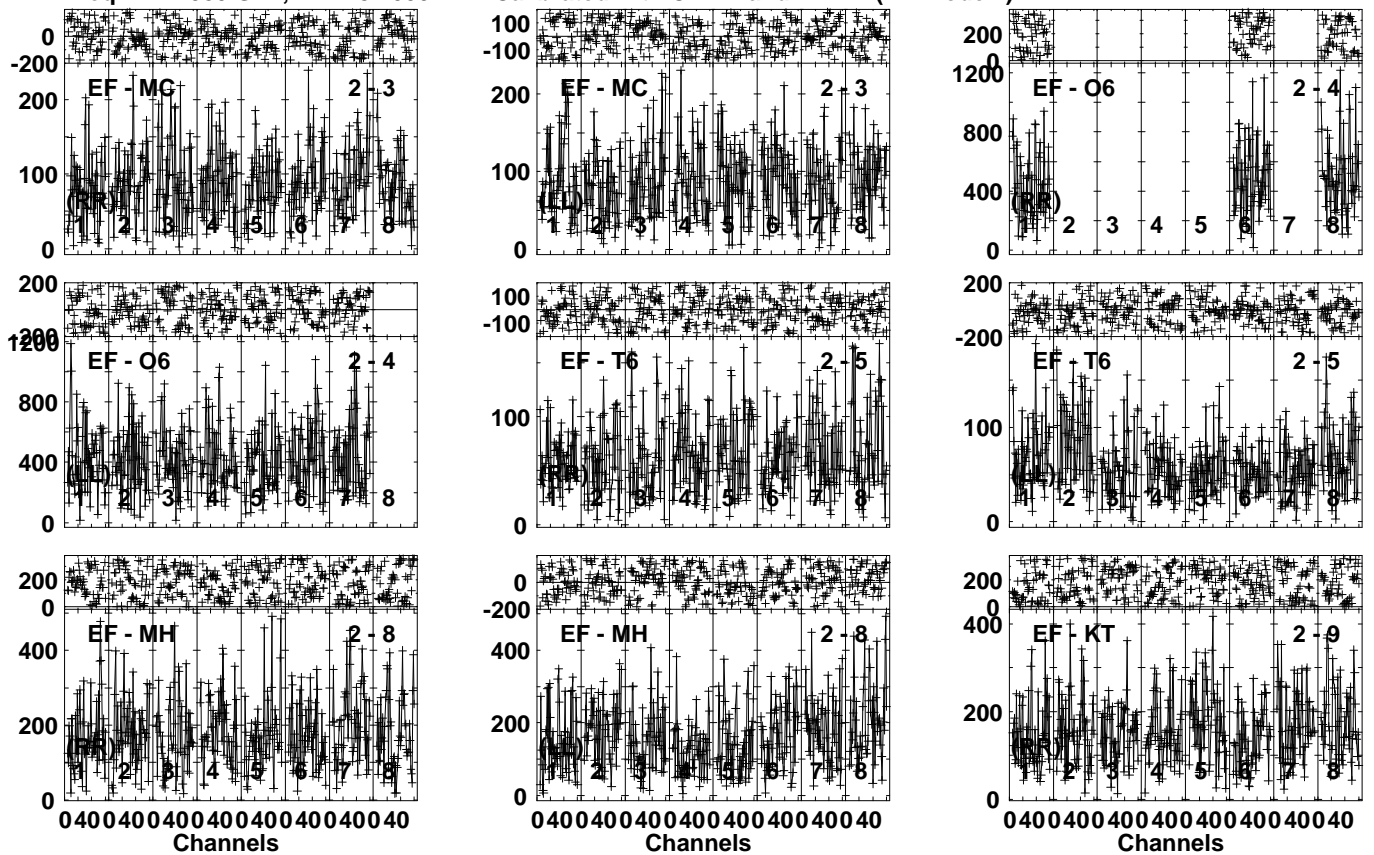
Lower frame: Milli Ampl Jy Top frame: Phas deg  
Vector averaged cross-power spectrum Several baselines displayed  
Timerange: 00/10:38:31 to 00/10:39:29



Plot file version 65 created 01-FEB-2024 11:04:21

1927+654 RB009.UVDATA.1

Freq = 22.1080 GHz, Bw = 32.000 MH Calibrated with CL # 4 and BP # 1 (BP mode 1)

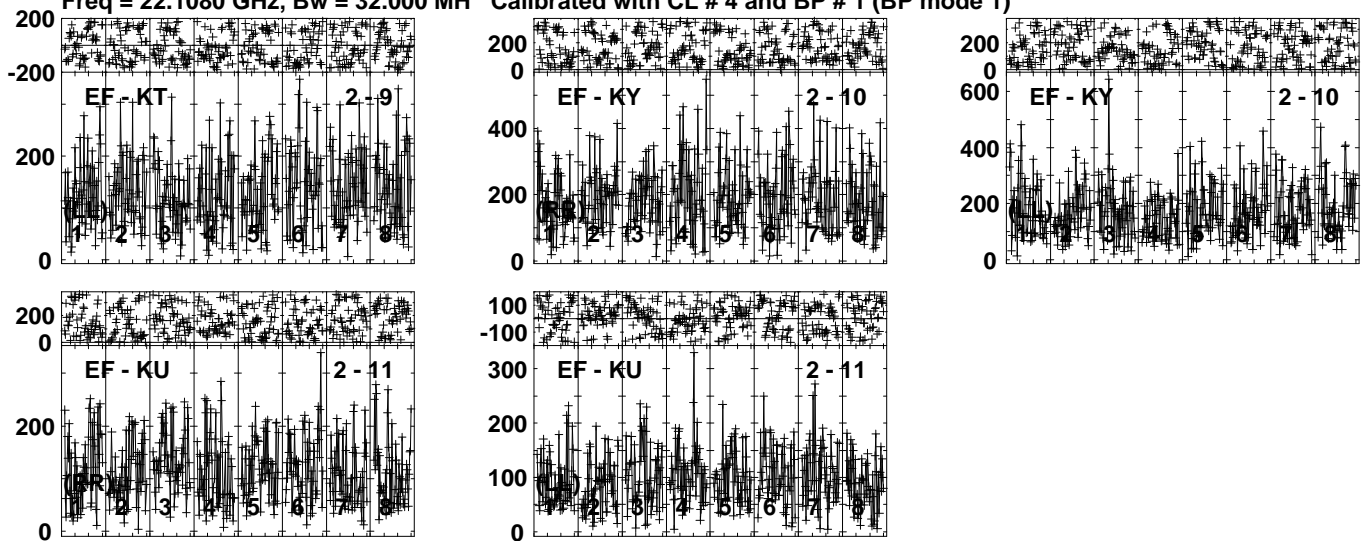


Lower frame: Milli Ampl Jy Top frame: Phas deg  
Vector averaged cross-power spectrum Several baselines displayed  
Timerange: 00/10:39:31 to 00/10:40:29

Plot file version 66 created 01-FEB-2024 11:04:21

1927+654 RB009.UVDATA.1

Freq = 22.1080 GHz, Bw = 32.000 MH Calibrated with CL # 4 and BP # 1 (BP mode 1)



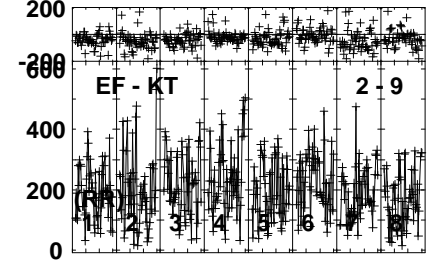
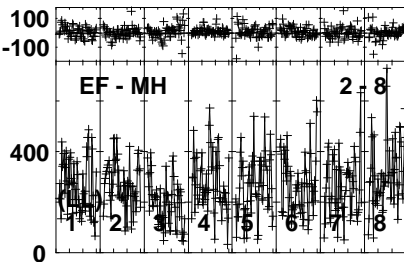
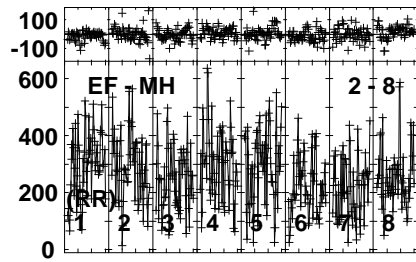
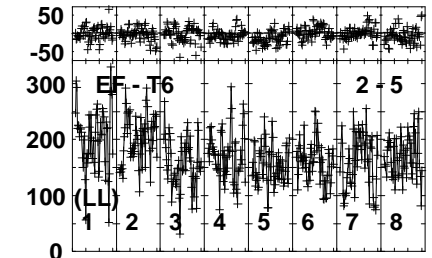
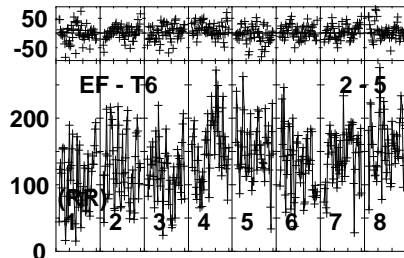
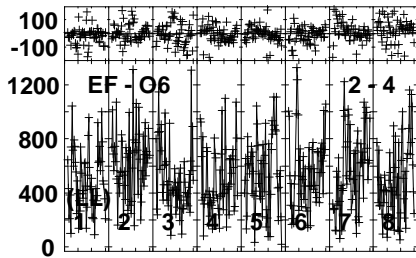
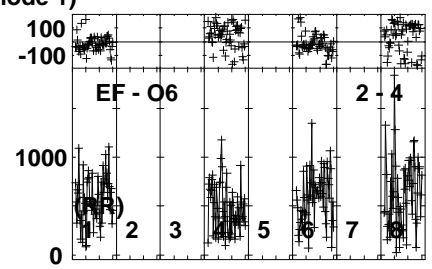
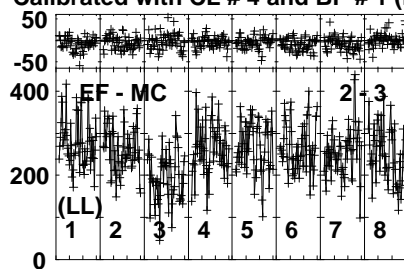
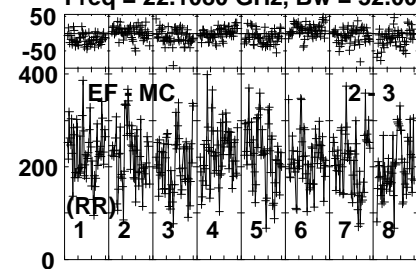
Lower frame: Milli Ampl Jy Top frame: Phas deg  
Vector averaged cross-power spectrum Several baselines displayed  
Timerange: 00/10:39:31 to 00/10:40:29

Plot file version 67 created 01-FEB-2024 11:04:22

J1933+6540 RB009.UVDATA.1

Freq = 22.1080 GHz, Bw = 32.000 MH

Calibrated with CL # 4 and BP # 1 (BP mode 1)

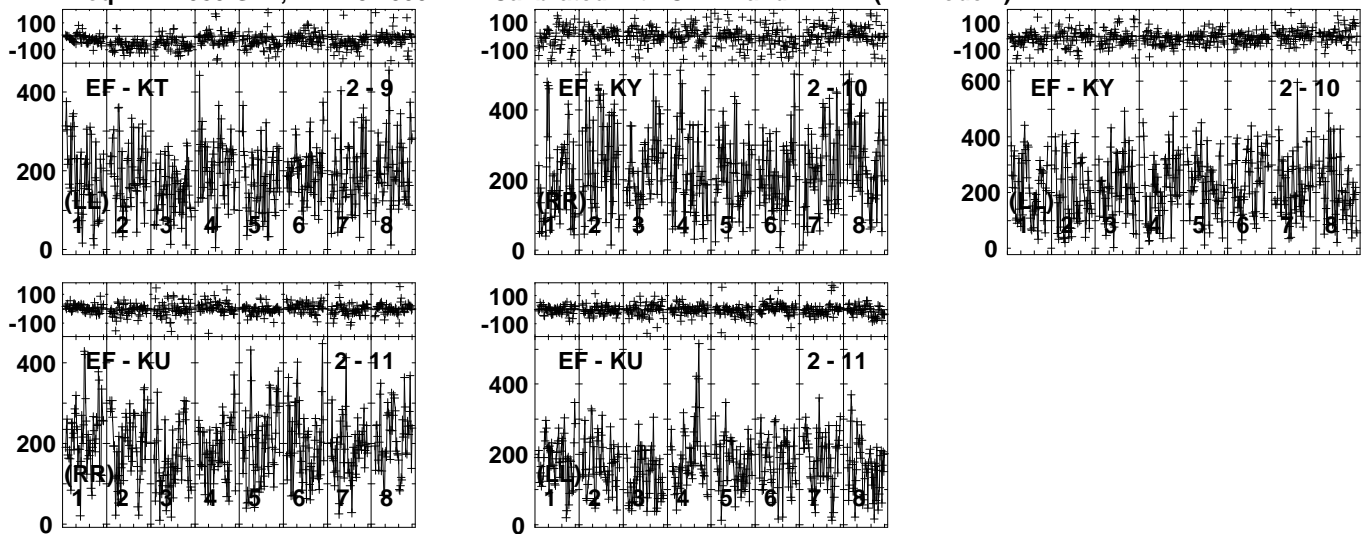


Lower frame: Milli Ampl Jy Top frame: Phas deg  
Vector averaged cross-power spectrum Several baselines displayed  
Timerange: 00/10:40:31 to 00/10:41:29

Plot file version 68 created 01-FEB-2024 11:04:22

J1933+6540 RB009.UVDATA.1

Freq = 22.1080 GHz, Bw = 32.000 MH Calibrated with CL # 4 and BP # 1 (BP mode 1)

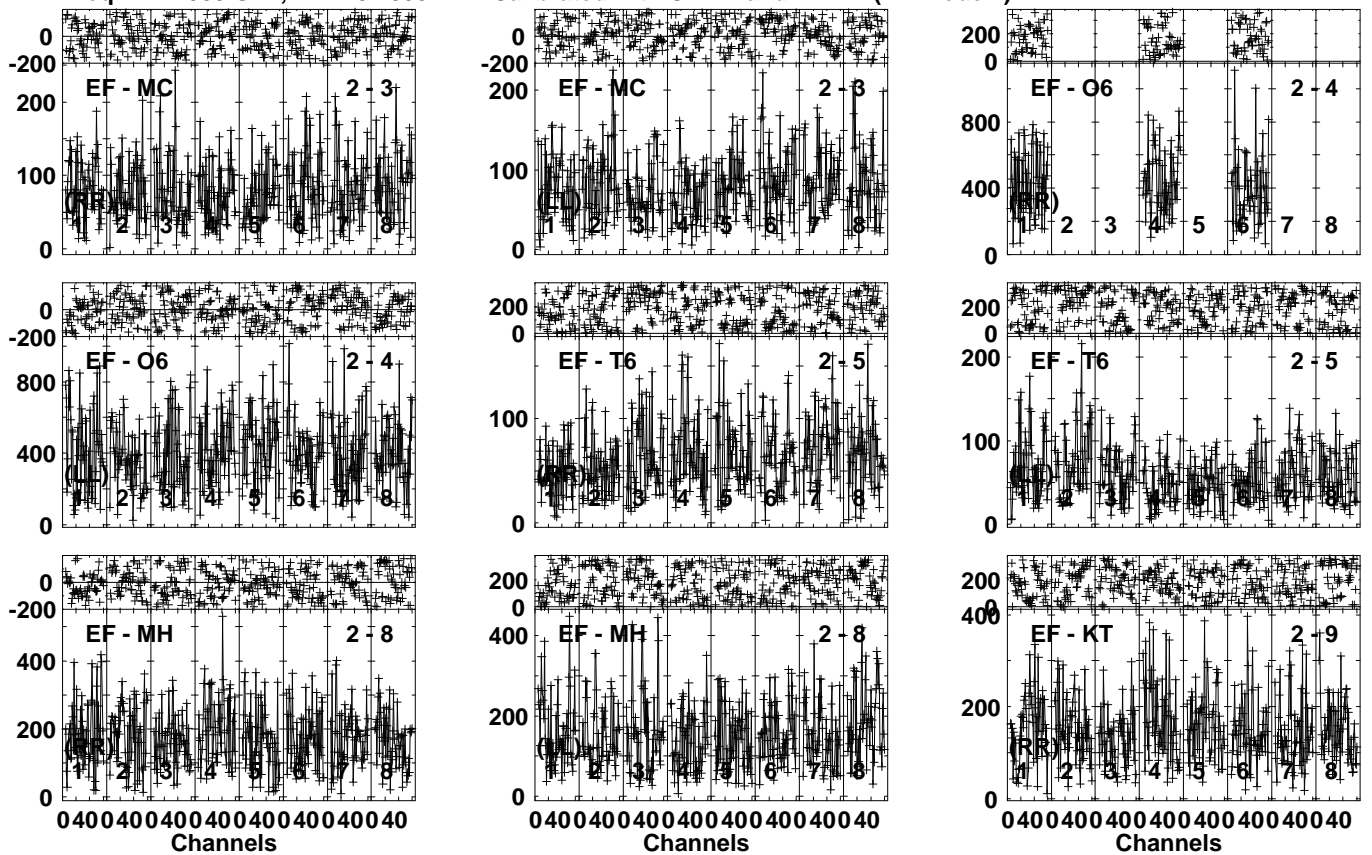


Lower frame: Milli Ampl Jy Top frame: Phas deg  
Vector averaged cross-power spectrum Several baselines displayed  
Timerange: 00/10:40:31 to 00/10:41:29

Plot file version 69 created 01-FEB-2024 11:04:22

1927+654 RB009.UVDATA.1

Freq = 22.1080 GHz, Bw = 32.000 MH Calibrated with CL # 4 and BP # 1 (BP mode 1)

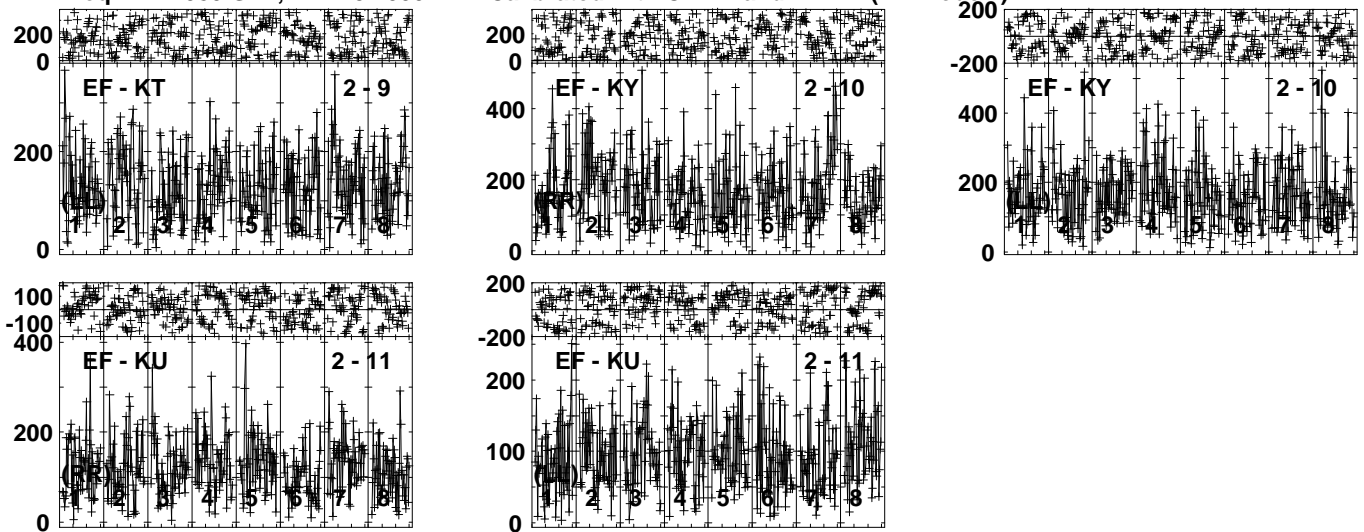


Lower frame: Milli Ampl Jy Top frame: Phas deg  
Vector averaged cross-power spectrum Several baselines displayed  
Timerange: 00/10:41:33 to 00/10:42:29

Plot file version 70 created 01-FEB-2024 11:04:22

1927+654 RB009.UVDATA.1

Freq = 22.1080 GHz, Bw = 32.000 MH Calibrated with CL # 4 and BP # 1 (BP mode 1)

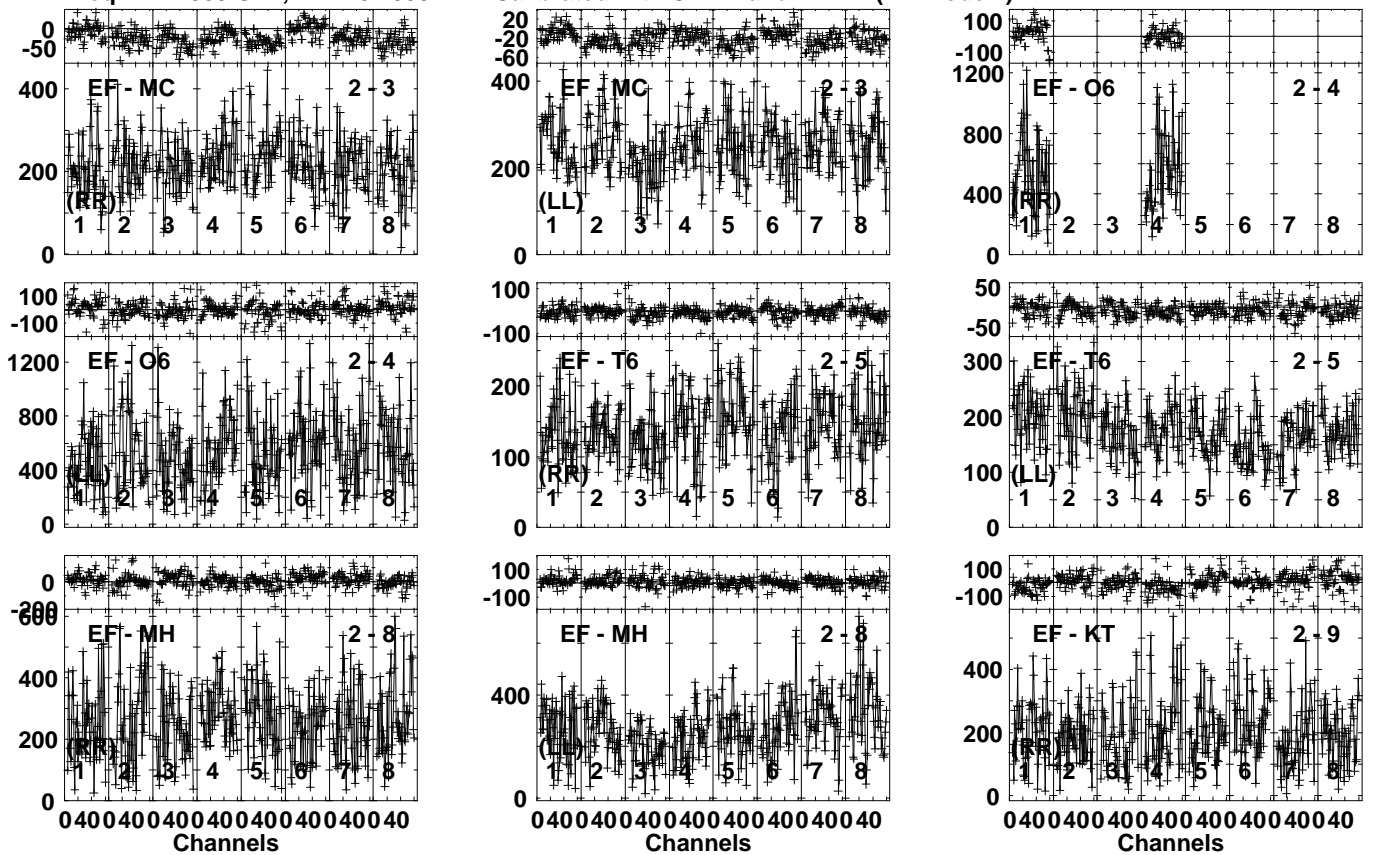


Lower frame: Milli Ampl Jy Top frame: Phas deg  
Vector averaged cross-power spectrum Several baselines displayed  
Timerange: 00/10:41:33 to 00/10:42:29

Plot file version 71 created 01-FEB-2024 11:04:22

J1933+6540 RB009.UVDATA.1

Freq = 22.1080 GHz, Bw = 32.000 MH Calibrated with CL # 4 and BP # 1 (BP mode 1)

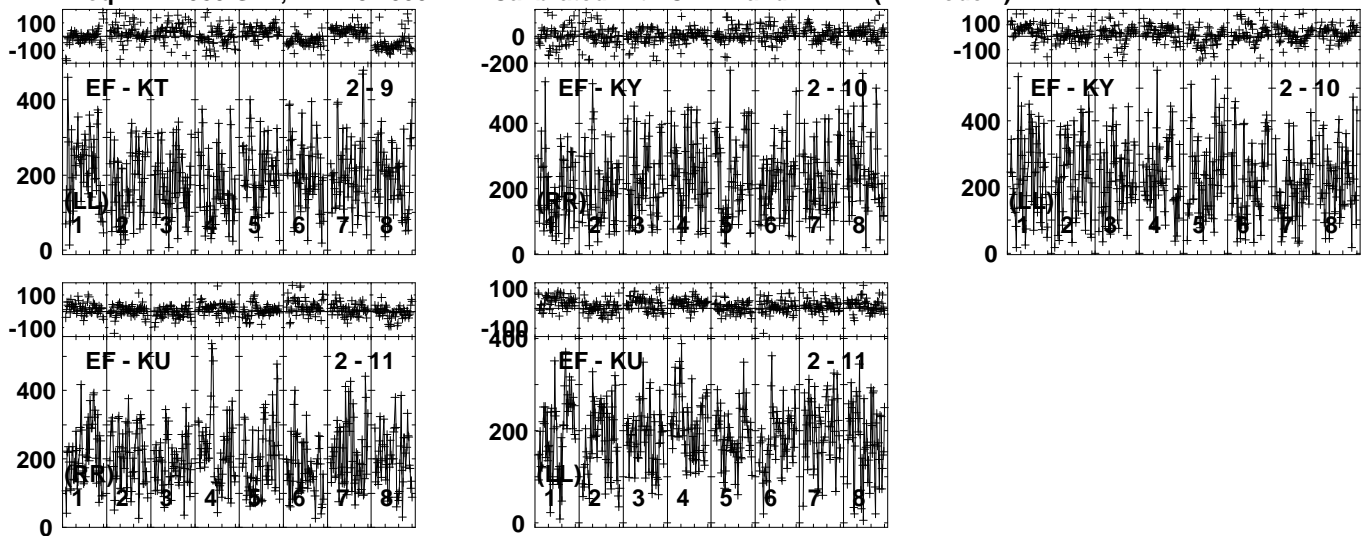


Lower frame: Milli Ampl Jy Top frame: Phas deg  
Vector averaged cross-power spectrum Several baselines displayed  
Timerange: 00/10:42:33 to 00/10:43:29

Plot file version 72 created 01-FEB-2024 11:04:22

J1933+6540 RB009.UVDATA.1

Freq = 22.1080 GHz, Bw = 32.000 MH Calibrated with CL # 4 and BP # 1 (BP mode 1)



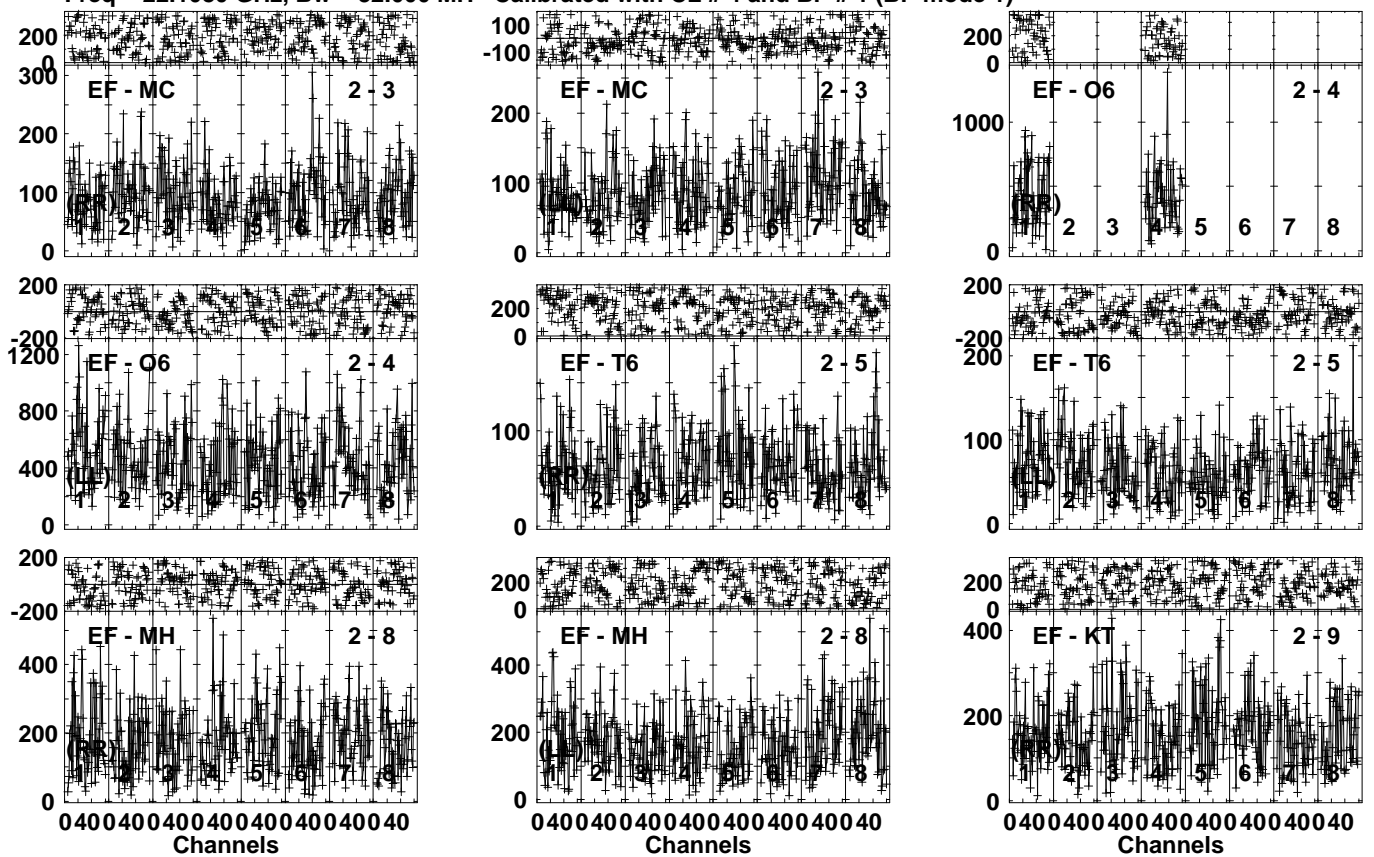
Lower frame: Milli Ampl Jy Top frame: Phas deg  
Vector averaged cross-power spectrum Several baselines displayed  
Timerange: 00/10:42:33 to 00/10:43:29



Plot file version 73 created 01-FEB-2024 11:04:23

1927+654 RB009.UVDATA.1

Freq = 22.1080 GHz, Bw = 32.000 MH Calibrated with CL # 4 and BP # 1 (BP mode 1)

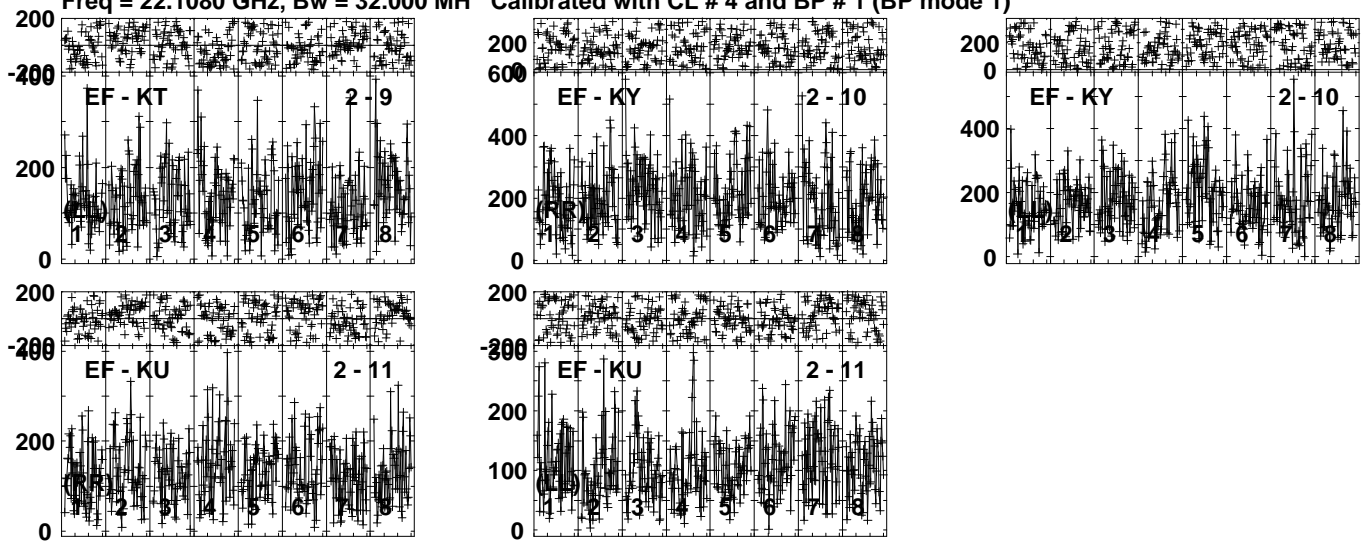


Lower frame: Milli Ampl Jy Top frame: Phas deg  
Vector averaged cross-power spectrum Several baselines displayed  
Timerange: 00/10:43:31 to 00/10:44:29

Plot file version 74 created 01-FEB-2024 11:04:23

1927+654 RB009.UVDATA.1

Freq = 22.1080 GHz, Bw = 32.000 MH Calibrated with CL # 4 and BP # 1 (BP mode 1)

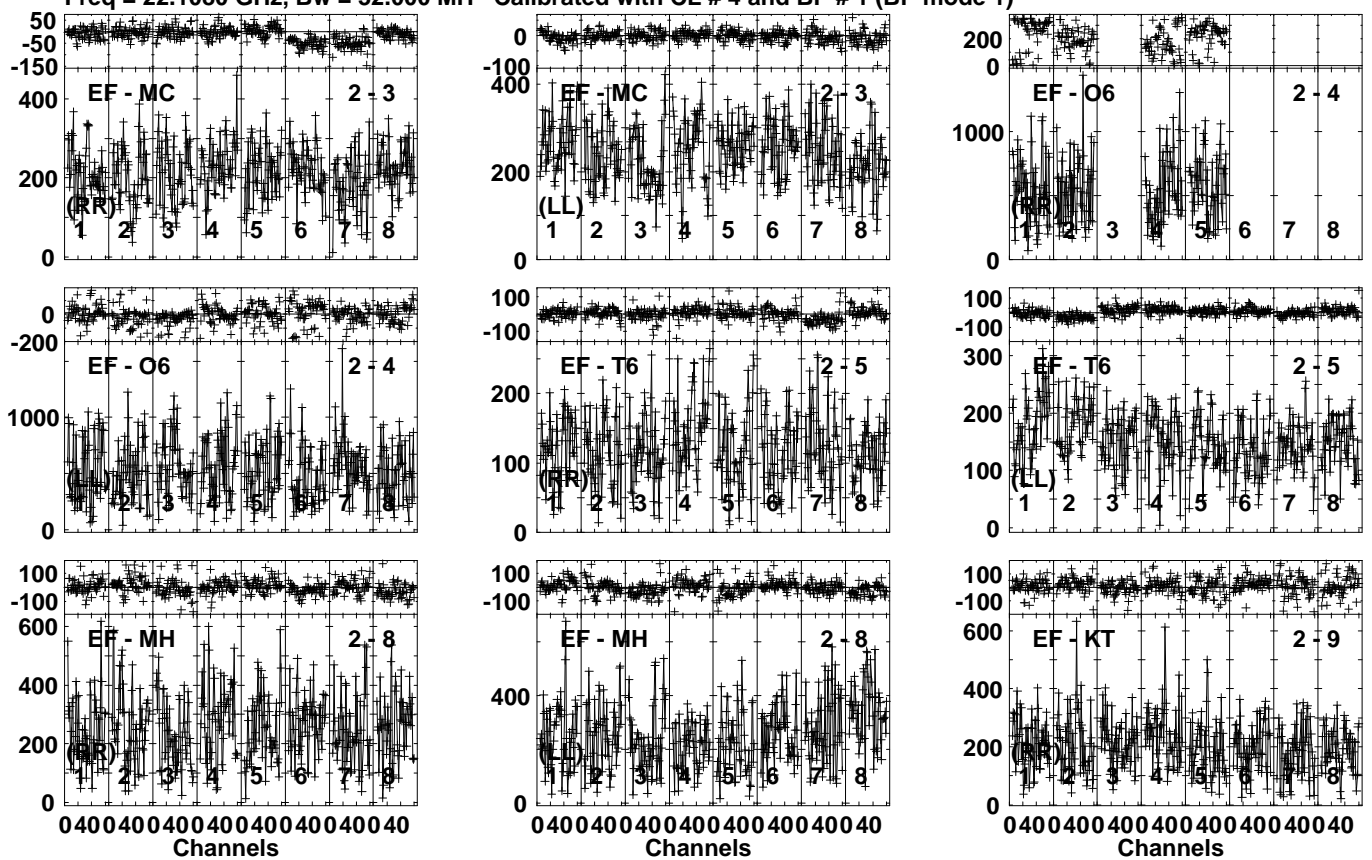


Lower frame: Milli Ampl Jy Top frame: Phas deg  
Vector averaged cross-power spectrum Several baselines displayed  
Timerange: 00/10:43:31 to 00/10:44:29

Plot file version 75 created 01-FEB-2024 11:04:23

J1933+6540 RB009.UVDATA.1

Freq = 22.1080 GHz, Bw = 32.000 MH Calibrated with CL # 4 and BP # 1 (BP mode 1)

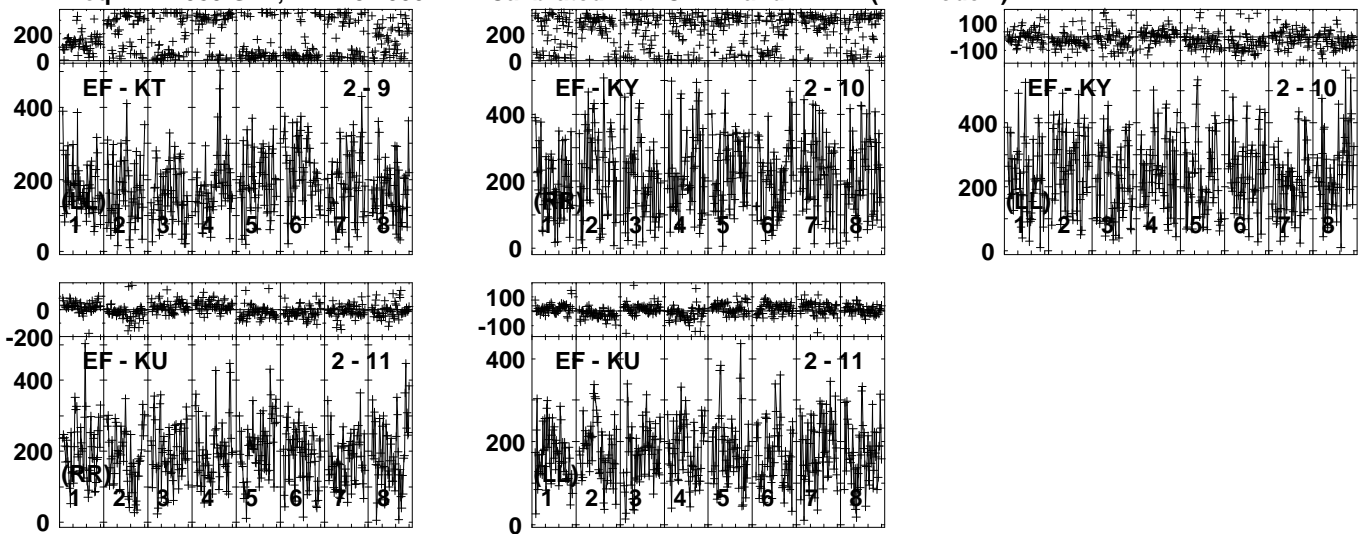


Lower frame: Milli Ampl Jy Top frame: Phas deg  
Vector averaged cross-power spectrum Several baselines displayed  
Timerange: 00/10:44:31 to 00/10:45:29

Plot file version 76 created 01-FEB-2024 11:04:23

J1933+6540 RB009.UVDATA.1

Freq = 22.1080 GHz, Bw = 32.000 MH Calibrated with CL # 4 and BP # 1 (BP mode 1)

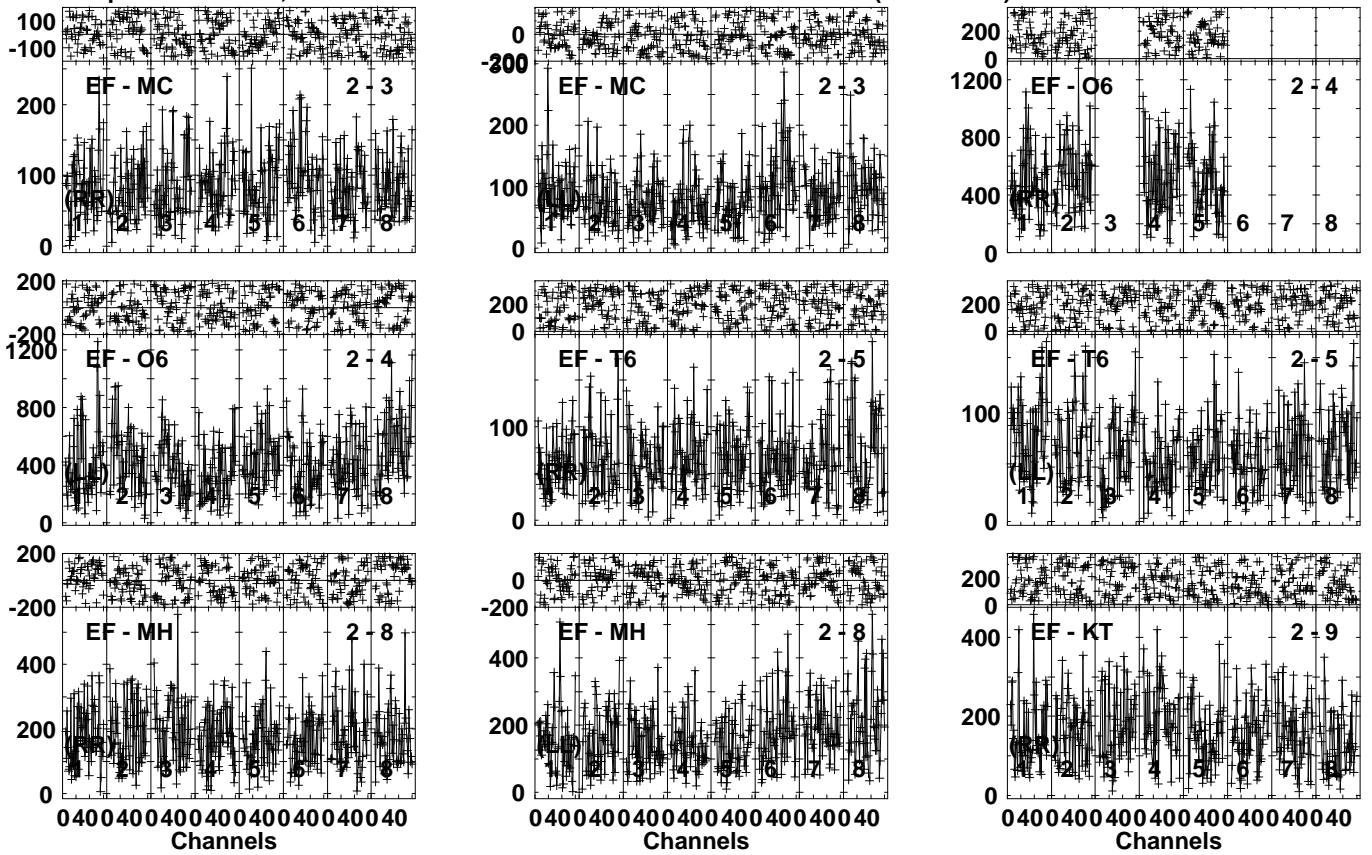


Lower frame: Milli Ampl Jy Top frame: Phas deg  
Vector averaged cross-power spectrum Several baselines displayed  
Timerange: 00/10:44:31 to 00/10:45:29

Plot file version 77 created 01-FEB-2024 11:04:23

1927+654 RB009.UVDATA.1

Freq = 22.1080 GHz, Bw = 32.000 MH Calibrated with CL # 4 and BP # 1 (BP mode 1)

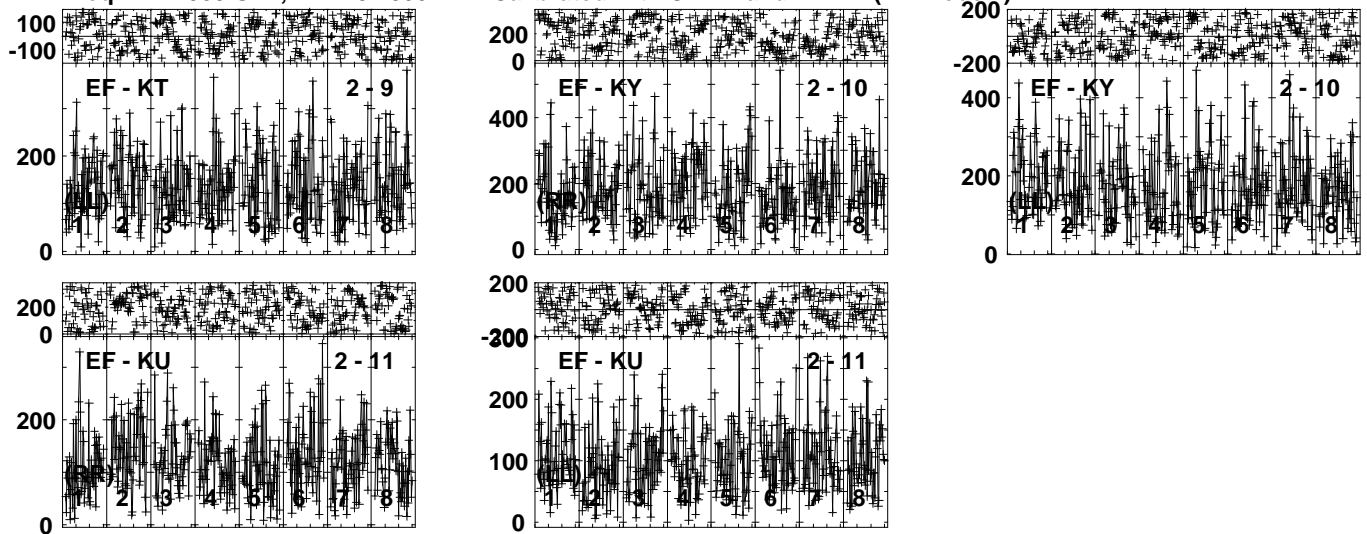


Lower frame: Milli Ampl Jy Top frame: Phas deg  
Vector averaged cross-power spectrum Several baselines displayed  
Timerange: 00/10:45:31 to 00/10:46:29

Plot file version 78 created 01-FEB-2024 11:04:23

1927+654 RB009.UVDATA.1

Freq = 22.1080 GHz, Bw = 32.000 MH Calibrated with CL # 4 and BP # 1 (BP mode 1)

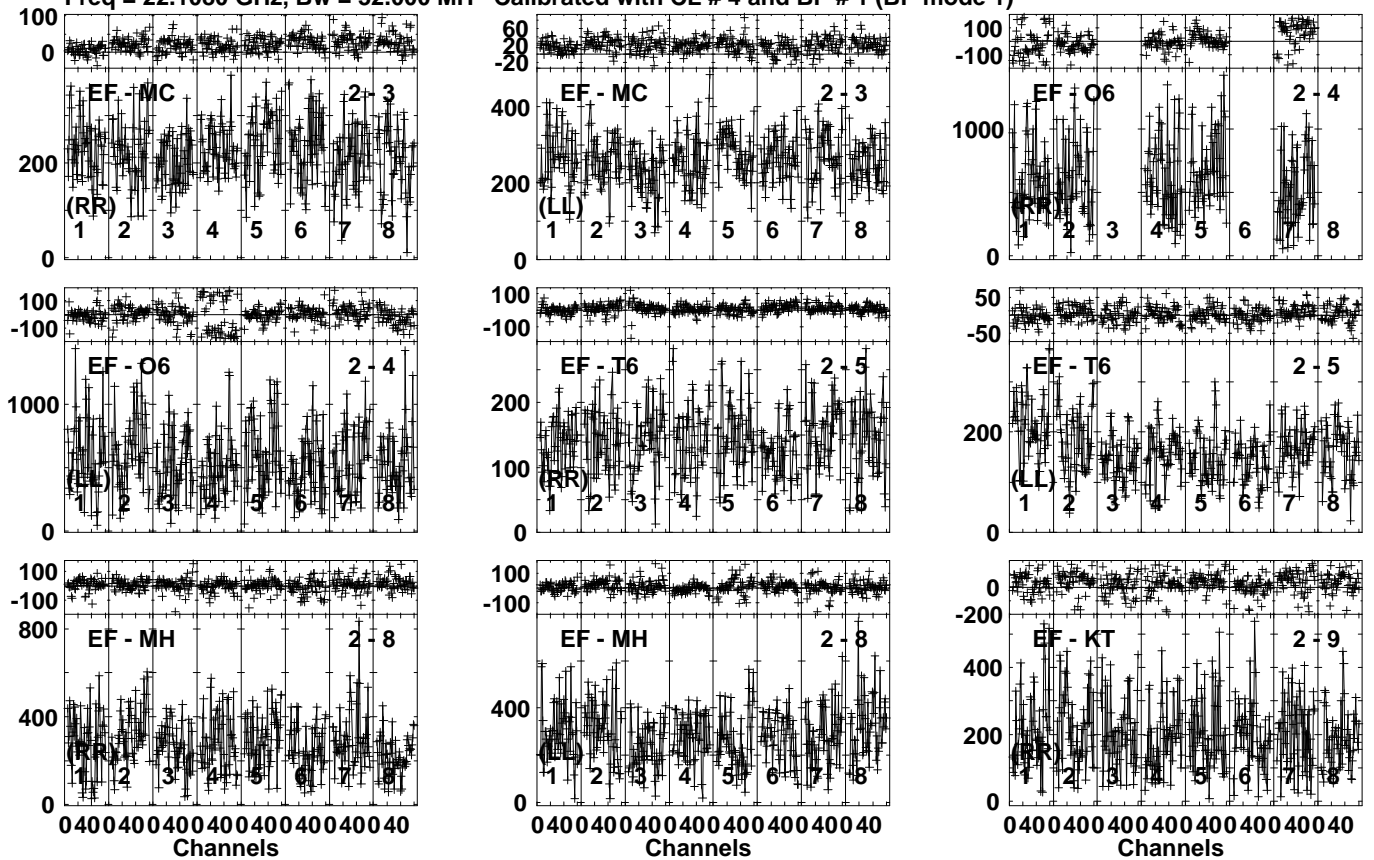


Lower frame: Milli Ampl Jy Top frame: Phas deg  
Vector averaged cross-power spectrum Several baselines displayed  
Timerange: 00/10:45:31 to 00/10:46:29

Plot file version 79 created 01-FEB-2024 11:04:24

J1933+6540 RB009.UVDATA.1

Freq = 22.1080 GHz, Bw = 32.000 MH Calibrated with CL # 4 and BP # 1 (BP mode 1)

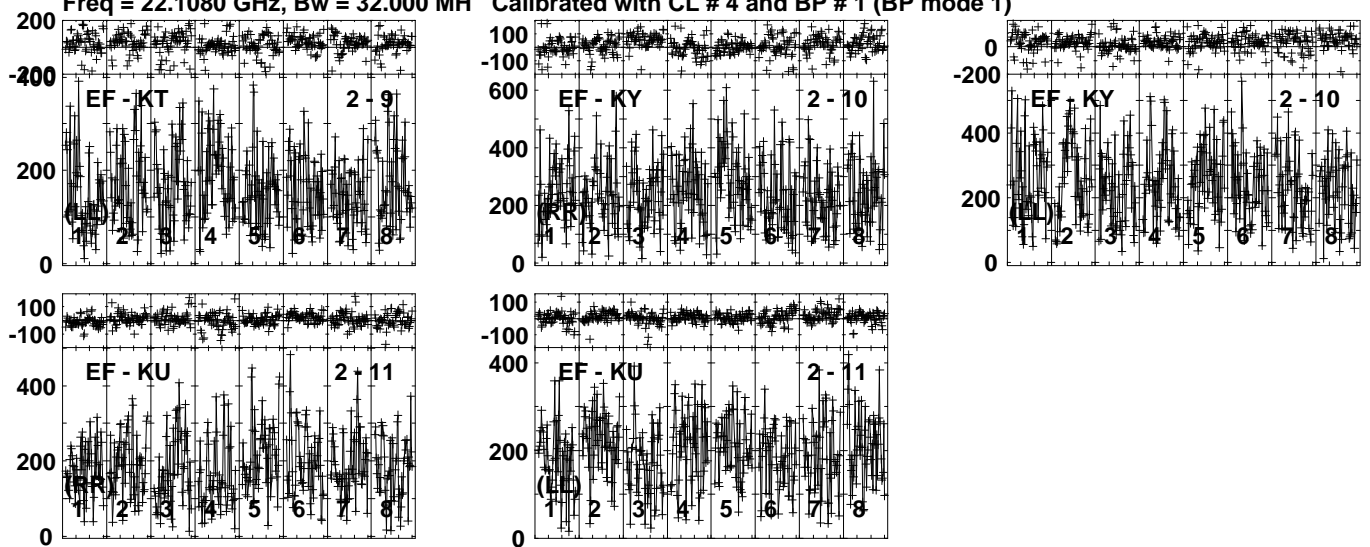


Lower frame: Milli Ampl Jy Top frame: Phas deg  
Vector averaged cross-power spectrum Several baselines displayed  
Timerange: 00/10:46:33 to 00/10:47:29

Plot file version 80 created 01-FEB-2024 11:04:24

J1933+6540 RB009.UVDATA.1

Freq = 22.1080 GHz, Bw = 32.000 MH Calibrated with CL # 4 and BP # 1 (BP mode 1)



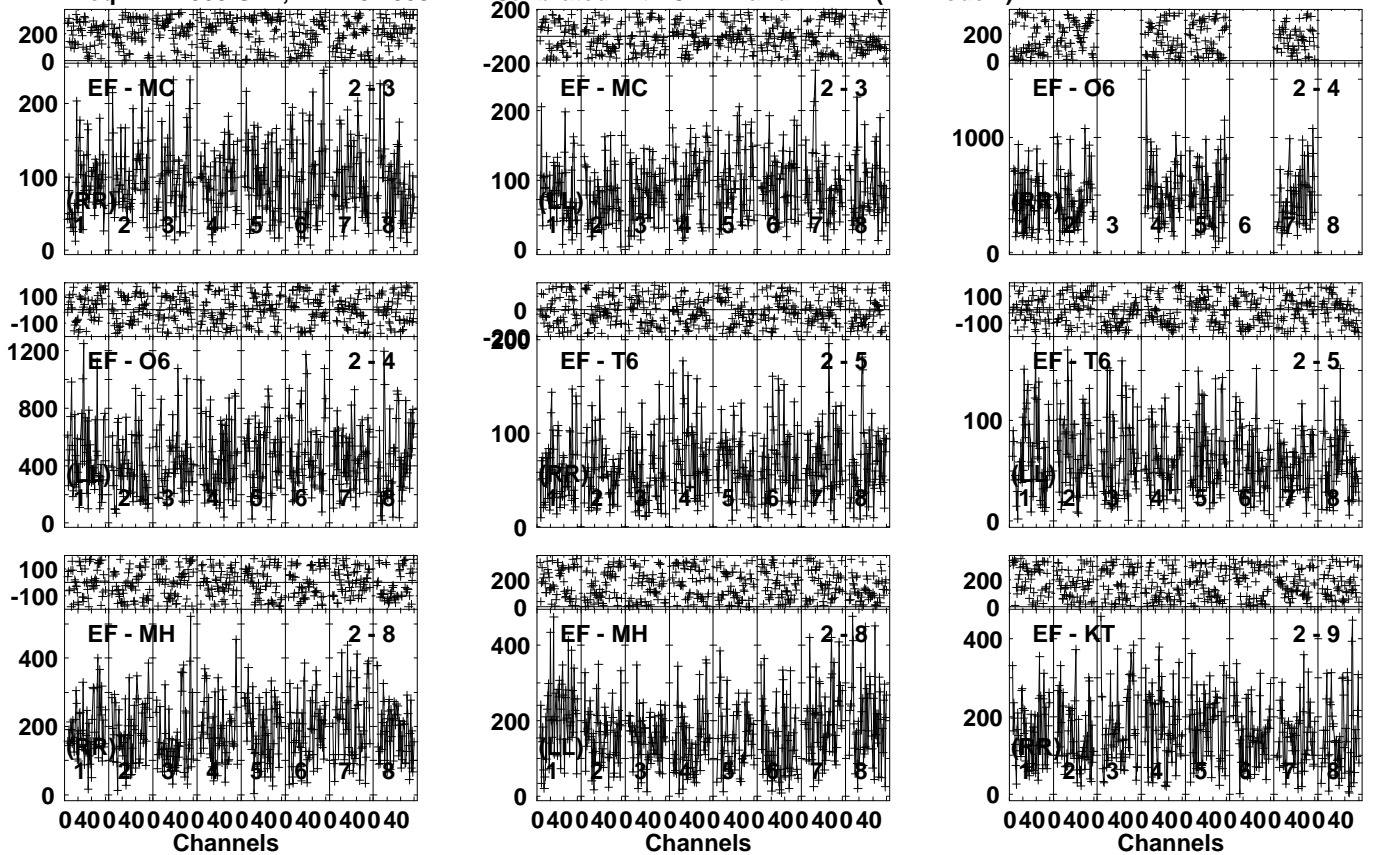
Lower frame: Milli Ampl Jy Top frame: Phas deg  
Vector averaged cross-power spectrum Several baselines displayed  
Timerange: 00/10:46:33 to 00/10:47:29



Plot file version 81 created 01-FEB-2024 11:04:24

1927+654 RB009.UVDATA.1

Freq = 22.1080 GHz, Bw = 32.000 MH Calibrated with CL # 4 and BP # 1 (BP mode 1)

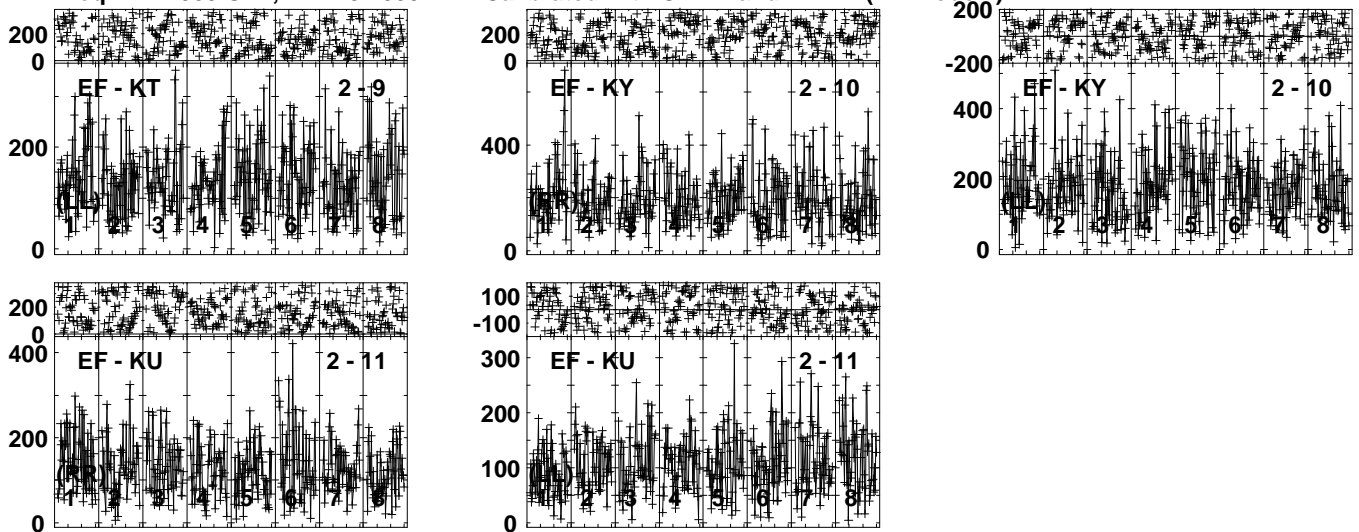


Lower frame: Milli Ampl Jy Top frame: Phas deg  
Vector averaged cross-power spectrum Several baselines displayed  
Timerange: 00/10:47:31 to 00/10:48:29

Plot file version 82 created 01-FEB-2024 11:04:24

1927+654 RB009.UVDATA.1

Freq = 22.1080 GHz, Bw = 32.000 MH Calibrated with CL # 4 and BP # 1 (BP mode 1)



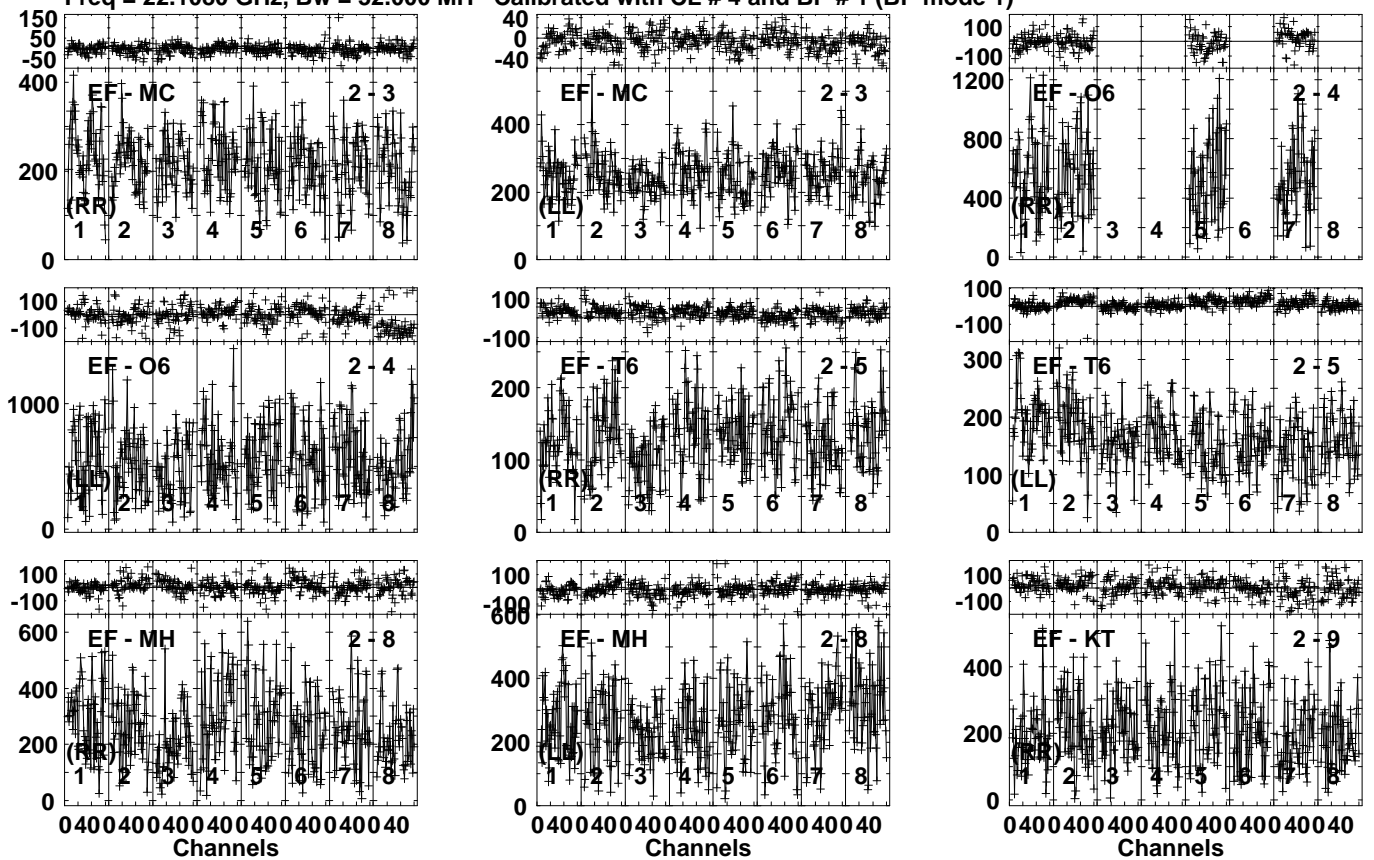
Lower frame: Milli Ampl Jy Top frame: Phas deg  
Vector averaged cross-power spectrum Several baselines displayed  
Timerange: 00/10:47:31 to 00/10:48:29

Plot file version 83 created 01-FEB-2024 11:04:24

J1933+6540 RB009.UVDATA.1

Freq = 22.1080 GHz, Bw = 32.000 MH

Calibrated with CL # 4 and BP # 1 (BP mode 1)

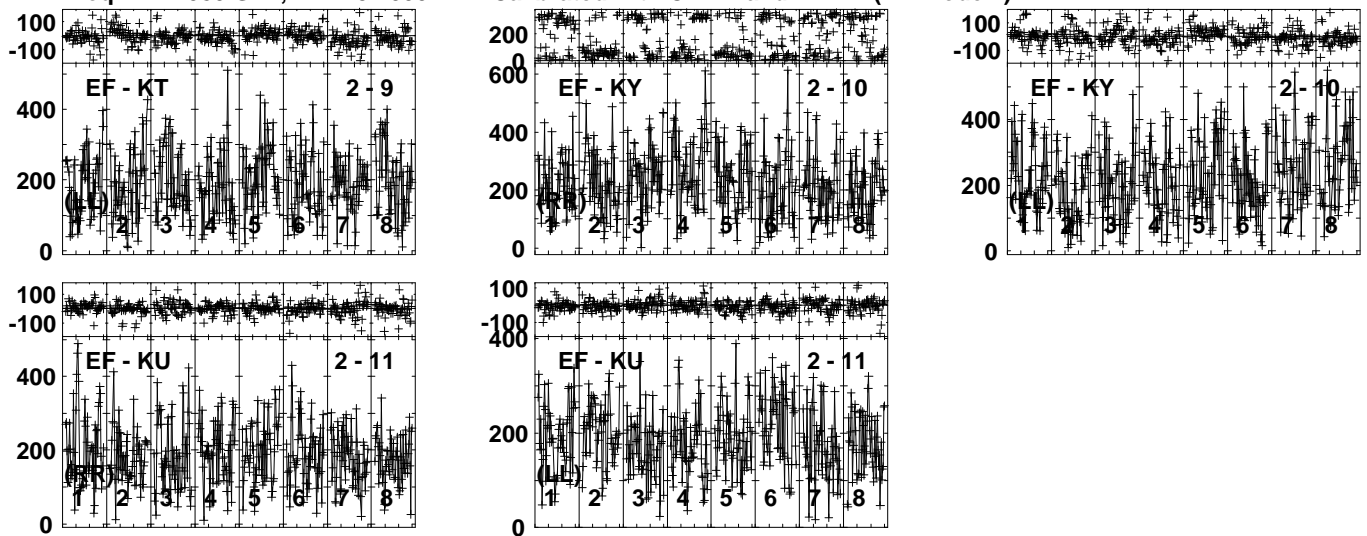


Lower frame: Milli Ampl Jy Top frame: Phas deg  
Vector averaged cross-power spectrum Several baselines displayed  
Timerange: 00/10:48:33 to 00/10:49:29

Plot file version 84 created 01-FEB-2024 11:04:24

J1933+6540 RB009.UVDATA.1

Freq = 22.1080 GHz, Bw = 32.000 MH Calibrated with CL # 4 and BP # 1 (BP mode 1)

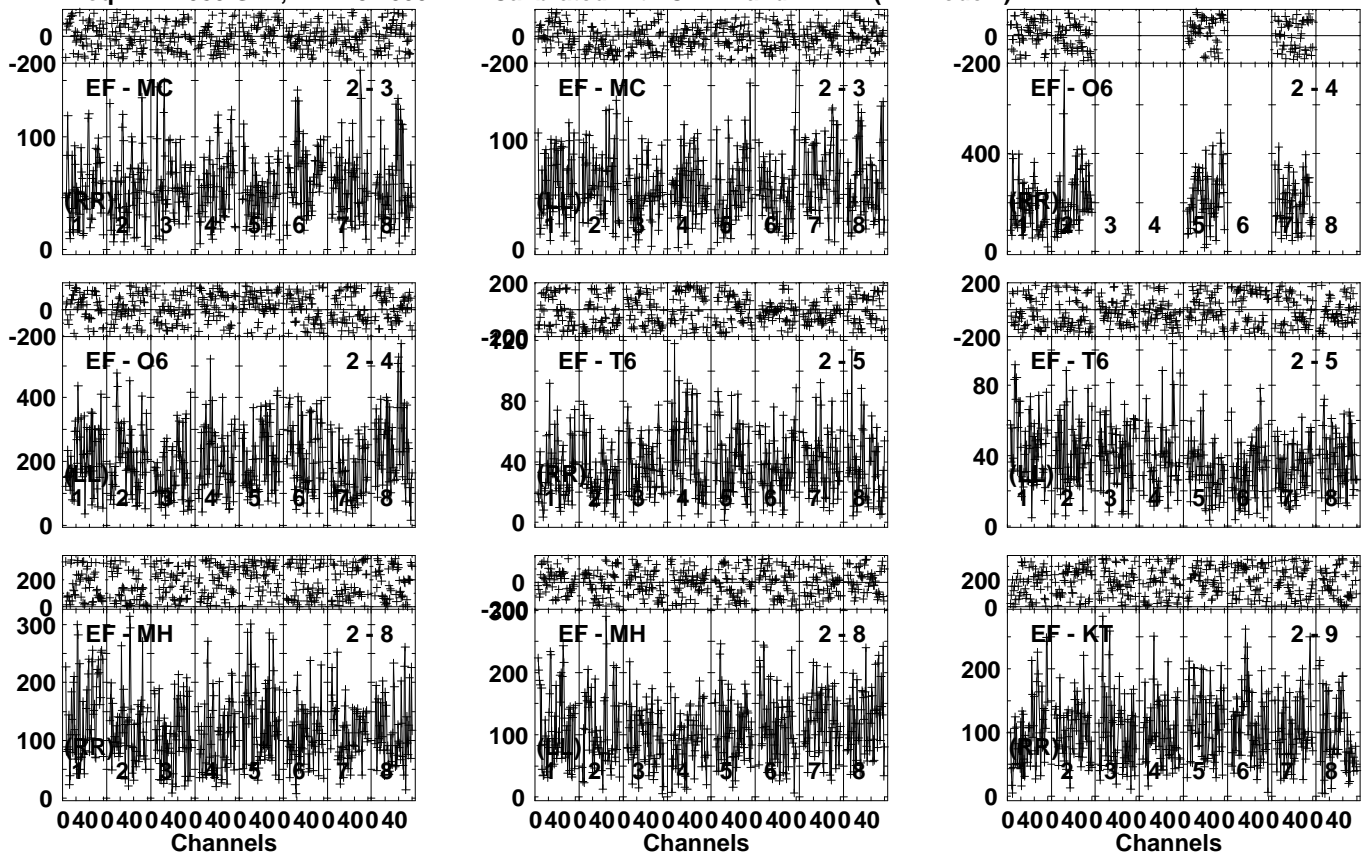


Lower frame: Milli Ampl Jy Top frame: Phas deg  
Vector averaged cross-power spectrum Several baselines displayed  
Timerange: 00/10:48:33 to 00/10:49:29

Plot file version 85 created 01-FEB-2024 11:04:25

1927+654 RB009.UVDATA.1

Freq = 22.1080 GHz, Bw = 32.000 MH Calibrated with CL # 4 and BP # 1 (BP mode 1)

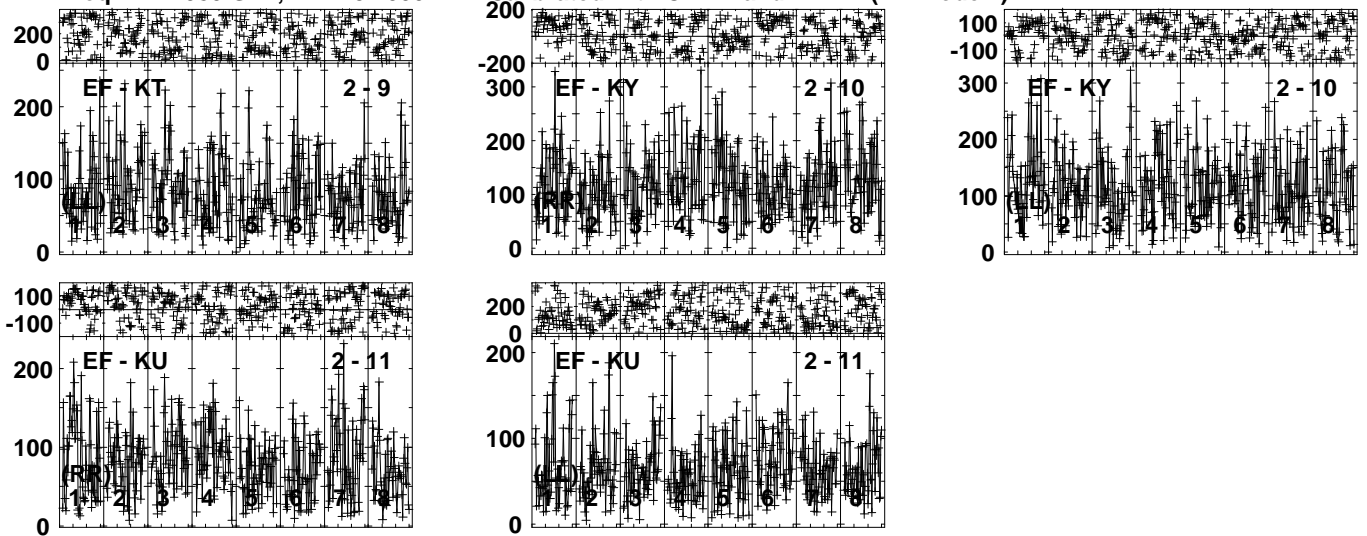


Lower frame: Milli Ampl Jy Top frame: Phas deg  
Vector averaged cross-power spectrum Several baselines displayed  
Timerange: 00/10:50:31 to 00/10:51:29

Plot file version 86 created 01-FEB-2024 11:04:25

1927+654 RB009.UVDATA.1

Freq = 22.1080 GHz, Bw = 32.000 MH Calibrated with CL # 4 and BP # 1 (BP mode 1)



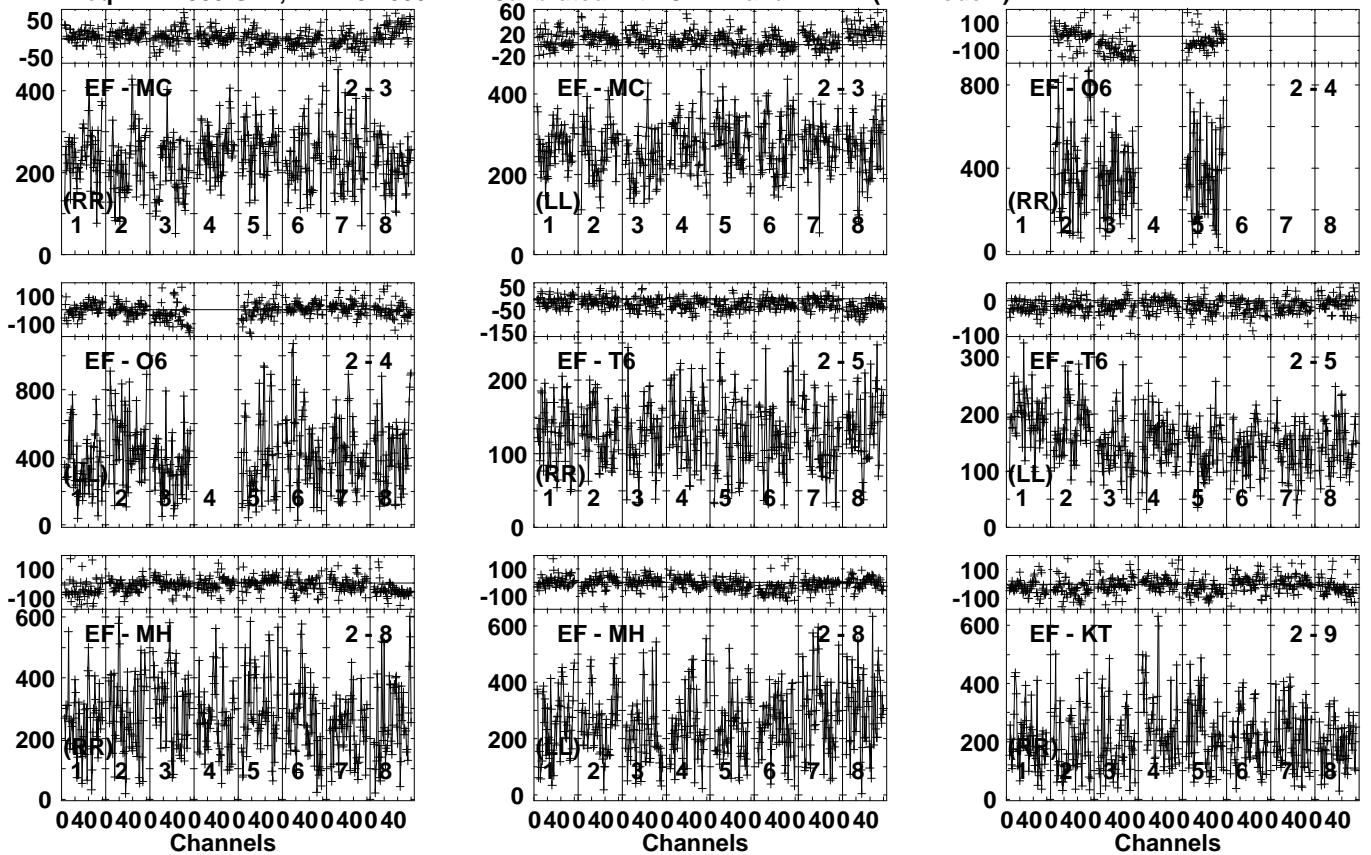
Lower frame: Milli Ampl Jy Top frame: Phas deg  
Vector averaged cross-power spectrum Several baselines displayed  
Timerange: 00/10:50:31 to 00/10:51:29

Plot file version 87 created 01-FEB-2024 11:04:25

J1933+6540 RB009.UVDATA.1

Freq = 22.1080 GHz, Bw = 32.000 MH

Calibrated with CL # 4 and BP # 1 (BP mode 1)

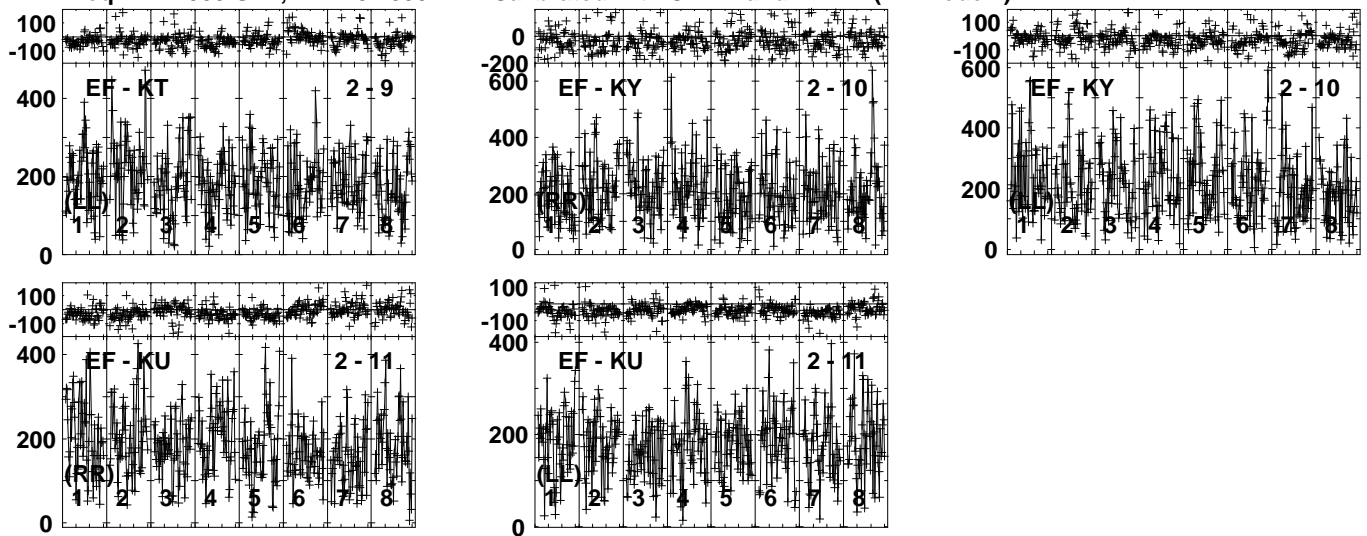


Lower frame: Milli Ampl Jy Top frame: Phas deg  
Vector averaged cross-power spectrum Several baselines displayed  
Timerange: 00/10:51:31 to 00/10:52:29

Plot file version 88 created 01-FEB-2024 11:04:25

J1933+6540 RB009.UVDATA.1

Freq = 22.1080 GHz, Bw = 32.000 MH Calibrated with CL # 4 and BP # 1 (BP mode 1)



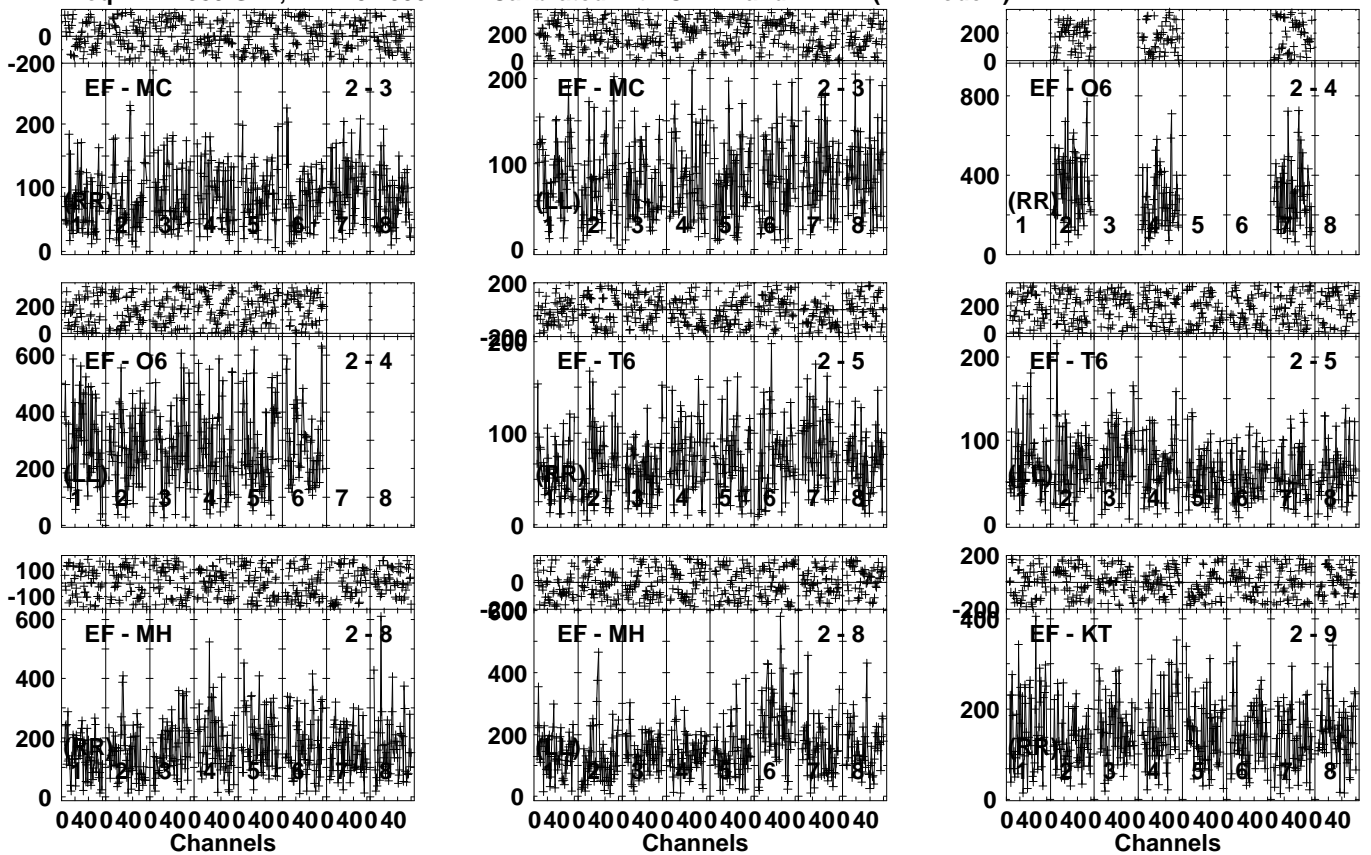
Lower frame: Milli Ampl Jy Top frame: Phas deg  
Vector averaged cross-power spectrum Several baselines displayed  
Timerange: 00/10:51:31 to 00/10:52:29



Plot file version 89 created 01-FEB-2024 11:04:27

J1933+6540 RB009.UVDATA.1

Freq = 22.1080 GHz, Bw = 32.000 MH Calibrated with CL # 4 and BP # 1 (BP mode 1)

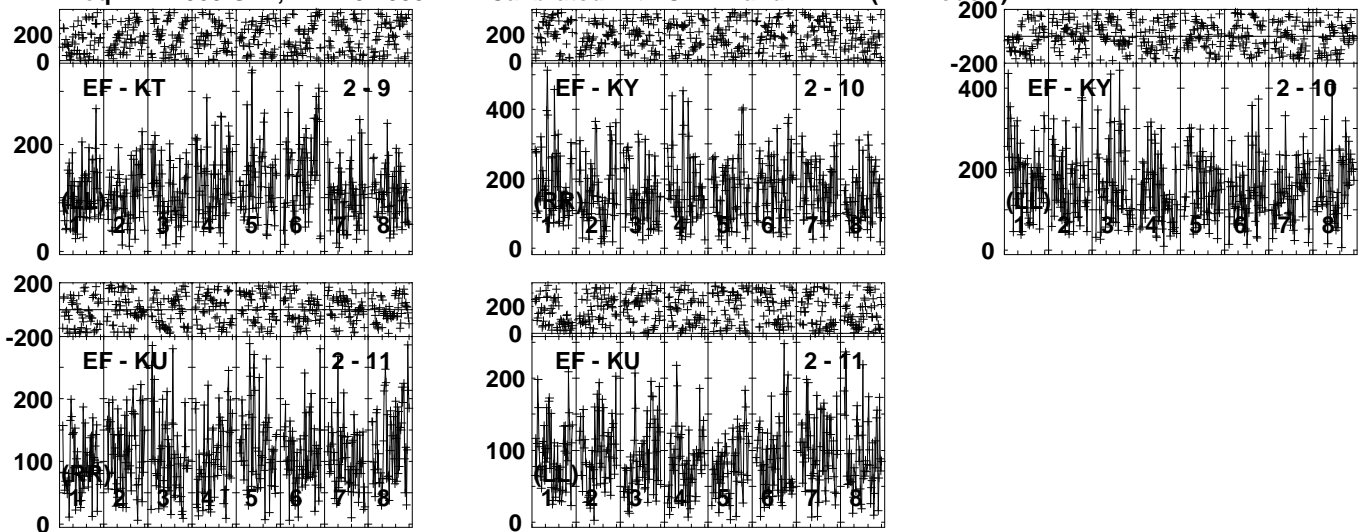


Lower frame: Milli Ampl Jy Top frame: Phas deg  
Vector averaged cross-power spectrum Several baselines displayed  
Timerange: 00/11:00:31 to 00/11:01:29

Plot file version 90 created 01-FEB-2024 11:04:27

J1933+6540 RB009.UVDATA.1

Freq = 22.1080 GHz, Bw = 32.000 MH Calibrated with CL # 4 and BP # 1 (BP mode 1)

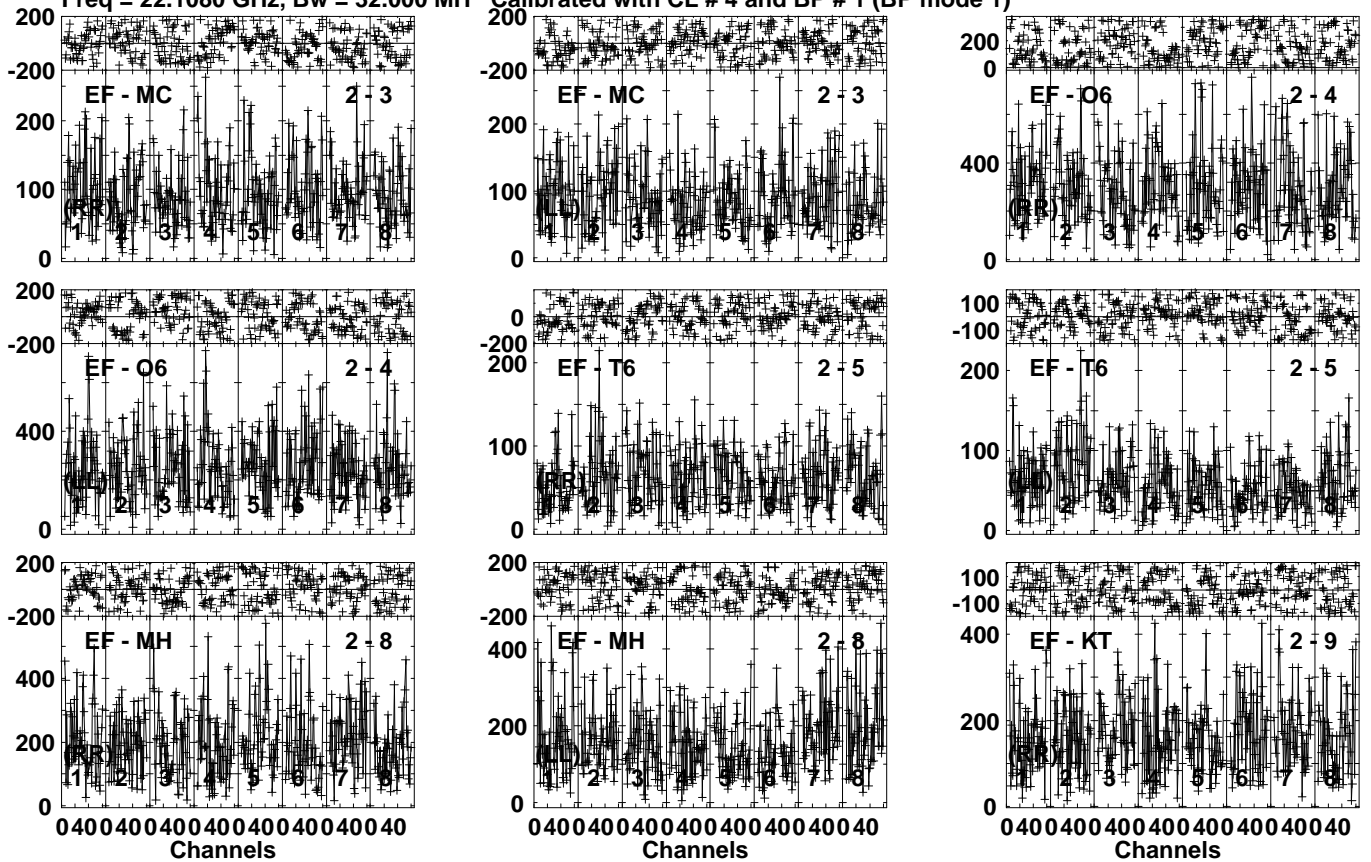


Lower frame: Milli Ampl Jy Top frame: Phas deg  
Vector averaged cross-power spectrum Several baselines displayed  
Timerange: 00/11:00:31 to 00/11:01:29

Plot file version 91 created 01-FEB-2024 11:04:28

1927+654 RB009.UVDATA.1

Freq = 22.1080 GHz, Bw = 32.000 MH Calibrated with CL # 4 and BP # 1 (BP mode 1)

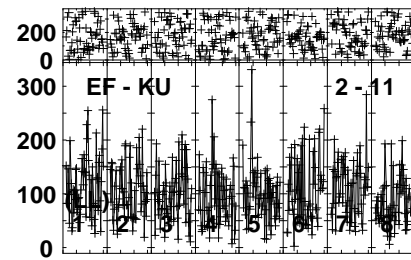
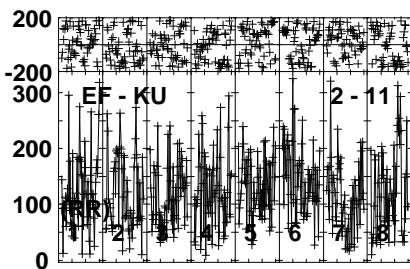
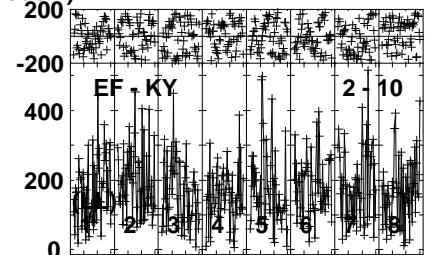
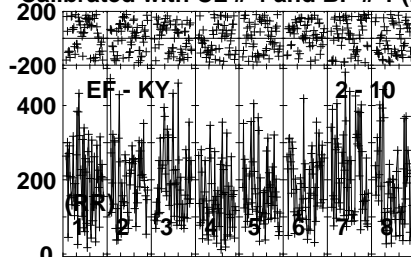
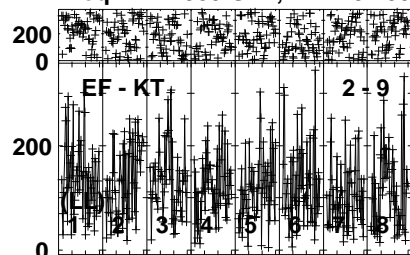


Lower frame: Milli Ampl Jy Top frame: Phas deg  
Vector averaged cross-power spectrum Several baselines displayed  
Timerange: 00/11:03:31 to 00/11:04:29

Plot file version 92 created 01-FEB-2024 11:04:28

1927+654 RB009.UVDATA.1

Freq = 22.1080 GHz, Bw = 32.000 MH Calibrated with CL # 4 and BP # 1 (BP mode 1)

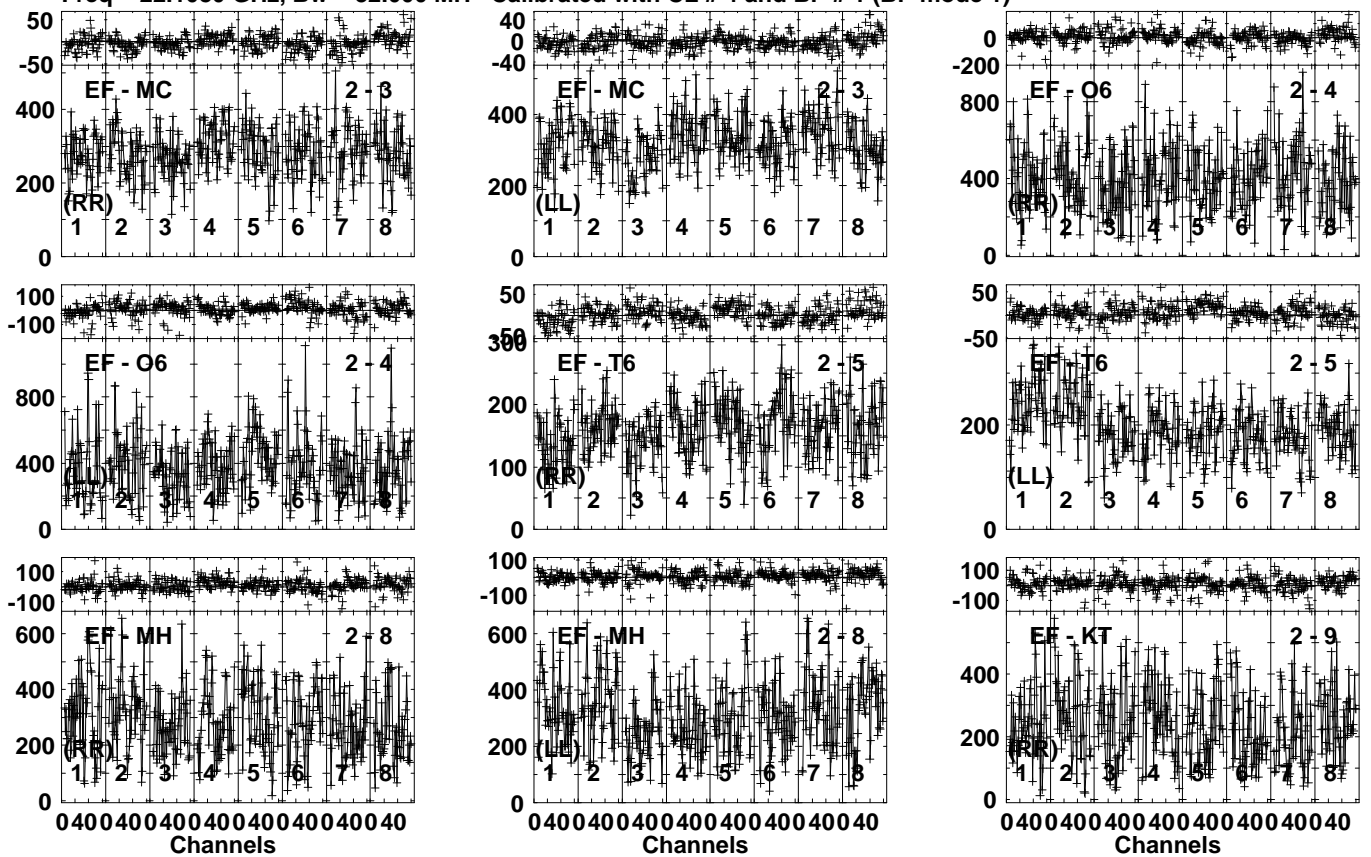


Lower frame: Milli Ampl Jy Top frame: Phas deg  
Vector averaged cross-power spectrum Several baselines displayed  
Timerange: 00/11:03:31 to 00/11:04:29

Plot file version 93 created 01-FEB-2024 11:04:28

J1933+6540 RB009.UVDATA.1

Freq = 22.1080 GHz, Bw = 32.000 MH Calibrated with CL # 4 and BP # 1 (BP mode 1)

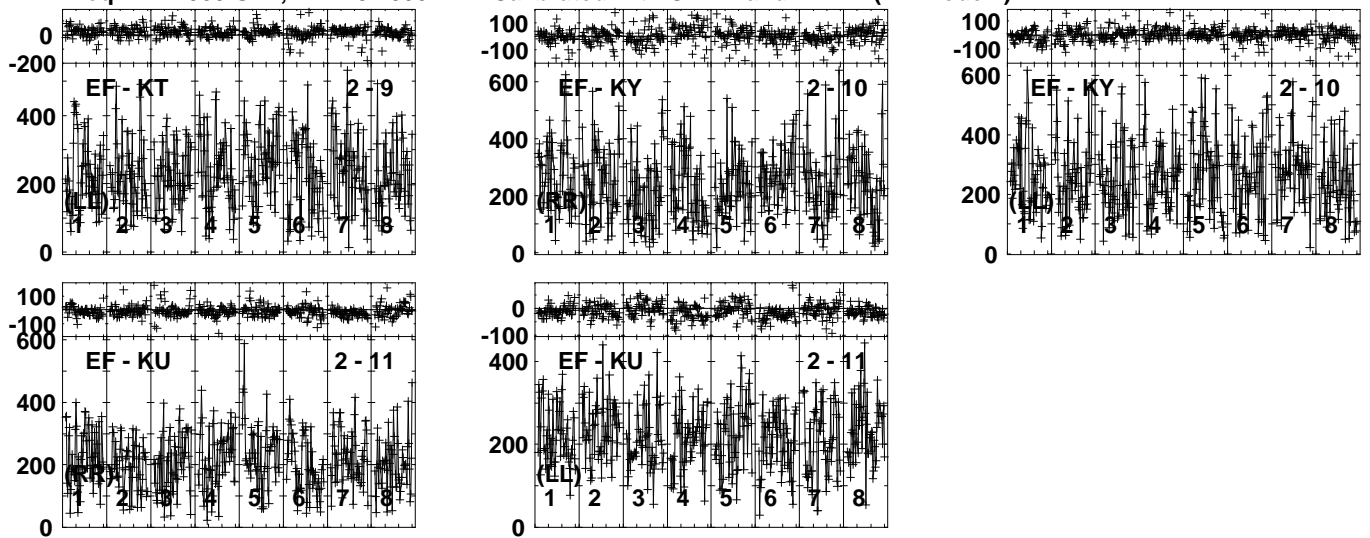


Lower frame: Milli Ampl Jy Top frame: Phas deg  
Vector averaged cross-power spectrum Several baselines displayed  
Timerange: 00/11:04:31 to 00/11:05:29

Plot file version 94 created 01-FEB-2024 11:04:28

J1933+6540 RB009.UVDATA.1

Freq = 22.1080 GHz, Bw = 32.000 MH Calibrated with CL # 4 and BP # 1 (BP mode 1)

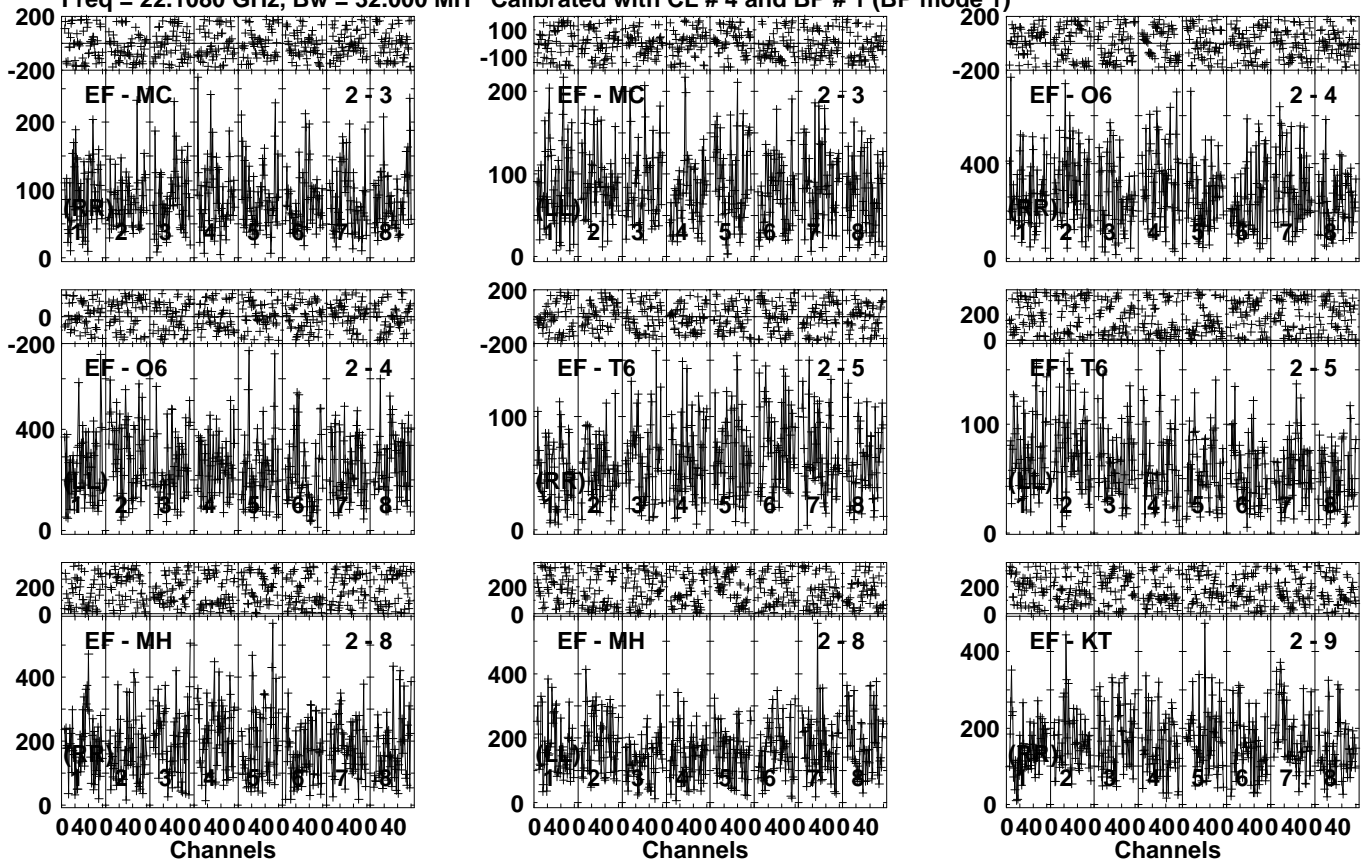


Lower frame: Milli Ampl Jy Top frame: Phas deg  
Vector averaged cross-power spectrum Several baselines displayed  
Timerange: 00/11:04:31 to 00/11:05:29

Plot file version 95 created 01-FEB-2024 11:04:29

1927+654 RB009.UVDATA.1

Freq = 22.1080 GHz, Bw = 32.000 MH Calibrated with CL # 4 and BP # 1 (BP mode 1)

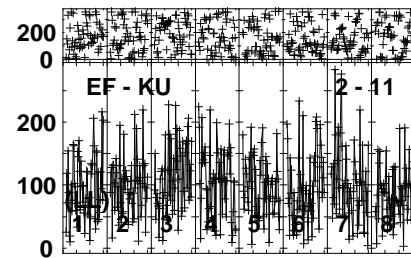
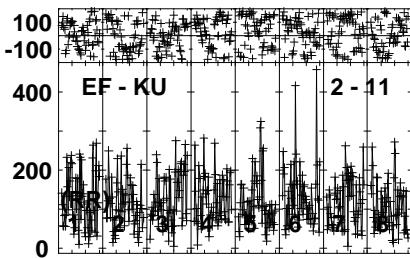
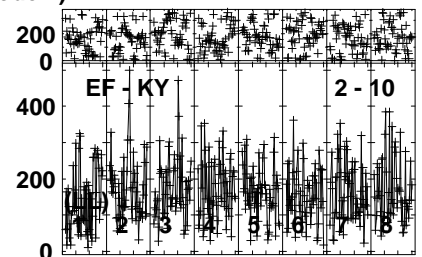
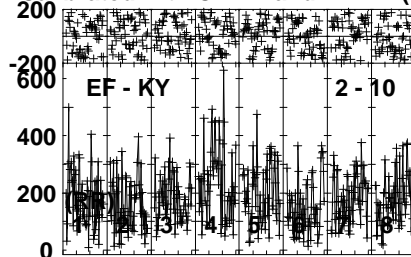
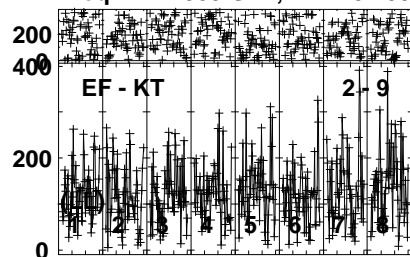


Lower frame: Milli Ampl Jy Top frame: Phas deg  
Vector averaged cross-power spectrum Several baselines displayed  
Timerange: 00/11:05:33 to 00/11:06:29

Plot file version 96 created 01-FEB-2024 11:04:29

1927+654 RB009.UVDATA.1

Freq = 22.1080 GHz, Bw = 32.000 MH Calibrated with CL # 4 and BP # 1 (BP mode 1)



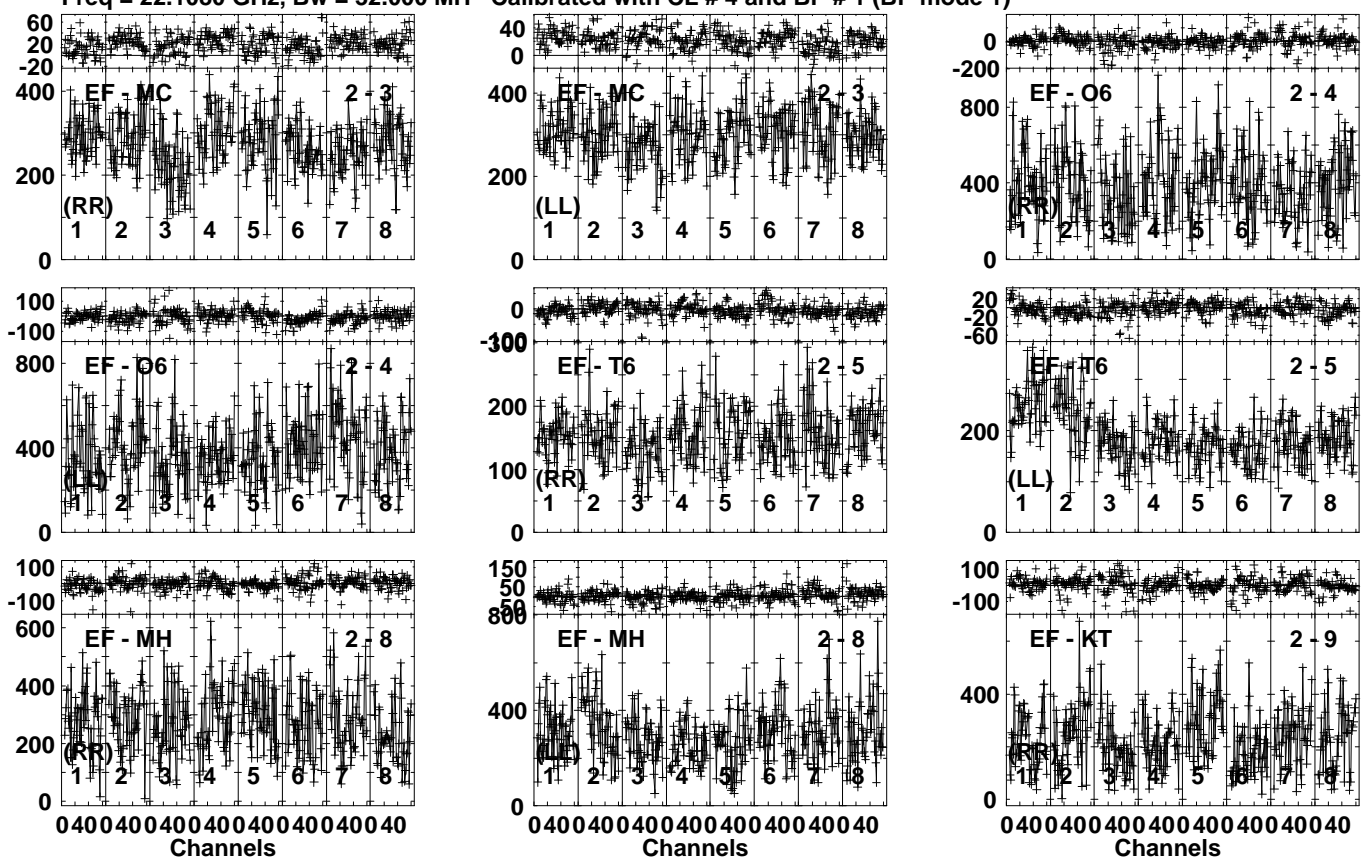
Lower frame: Milli Ampl Jy Top frame: Phas deg  
Vector averaged cross-power spectrum Several baselines displayed  
Timerange: 00/11:05:33 to 00/11:06:29



Plot file version 97 created 01-FEB-2024 11:04:29

J1933+6540 RB009.UVDATA.1

Freq = 22.1080 GHz, Bw = 32.000 MH Calibrated with CL # 4 and BP # 1 (BP mode 1)

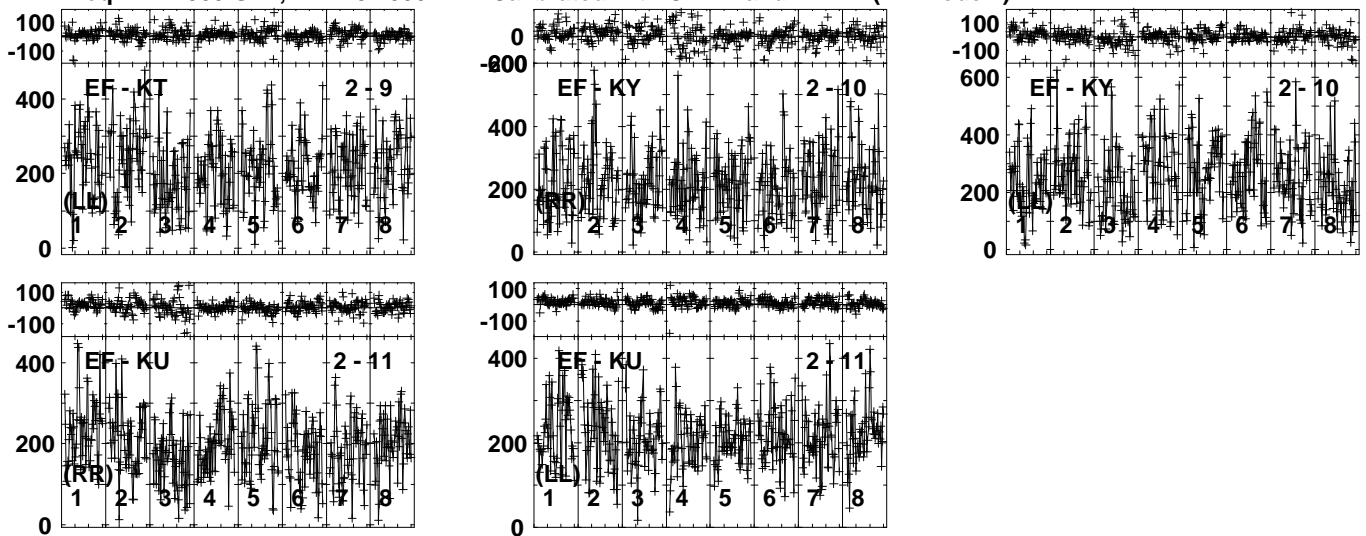


Lower frame: Milli Ampl Jy Top frame: Phas deg  
Vector averaged cross-power spectrum Several baselines displayed  
Timerange: 00/11:06:33 to 00/11:07:29

Plot file version 98 created 01-FEB-2024 11:04:29

J1933+6540 RB009.UVDATA.1

Freq = 22.1080 GHz, Bw = 32.000 MH Calibrated with CL # 4 and BP # 1 (BP mode 1)



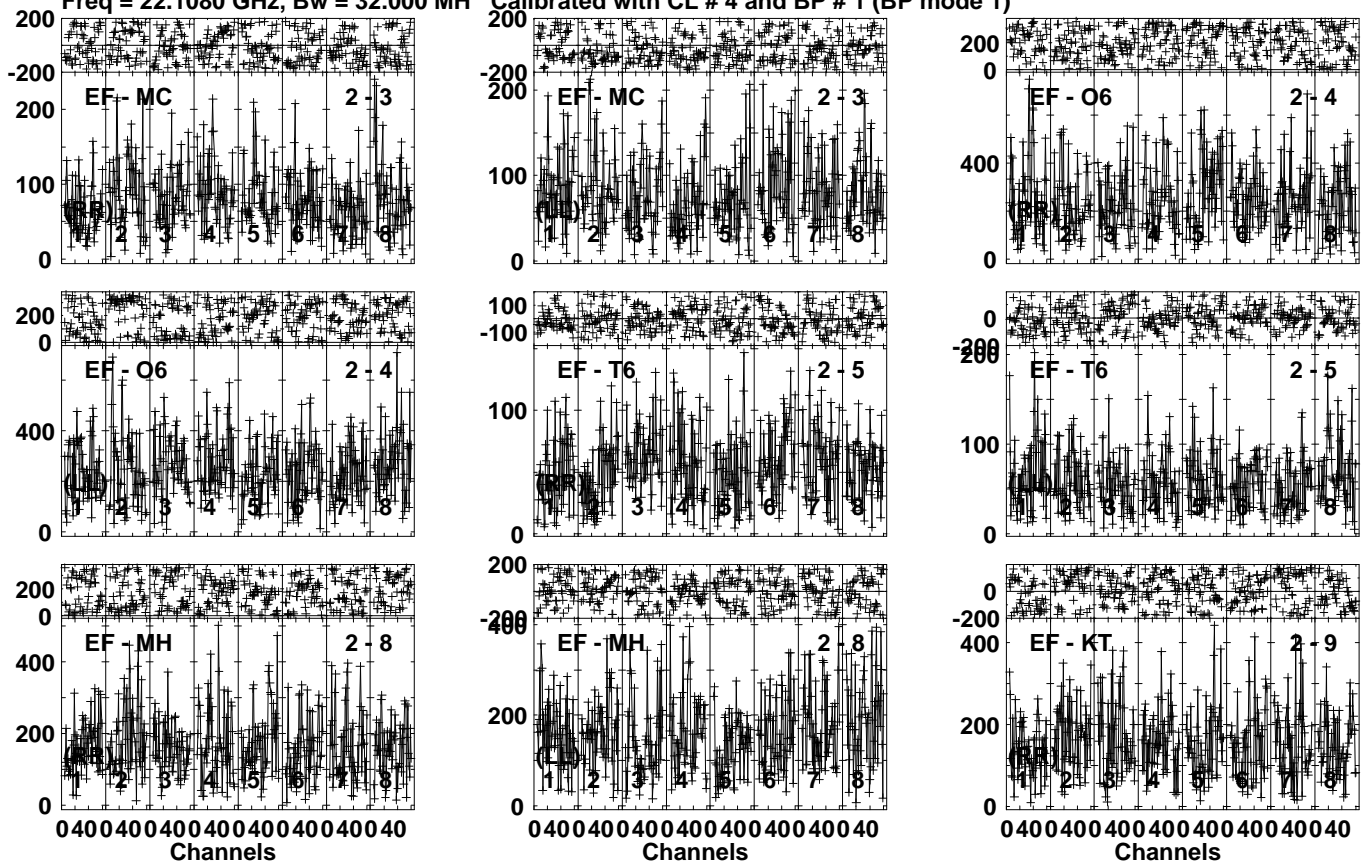
Lower frame: Milli Ampl Jy Top frame: Phas deg  
Vector averaged cross-power spectrum Several baselines displayed  
Timerange: 00/11:06:33 to 00/11:07:29

Plot file version 99 created 01-FEB-2024 11:04:29

1927+654 RB009.UVDATA.1

Freq = 22.1080 GHz, Bw = 32.000 MH

Calibrated with CL # 4 and BP # 1 (BP mode 1)

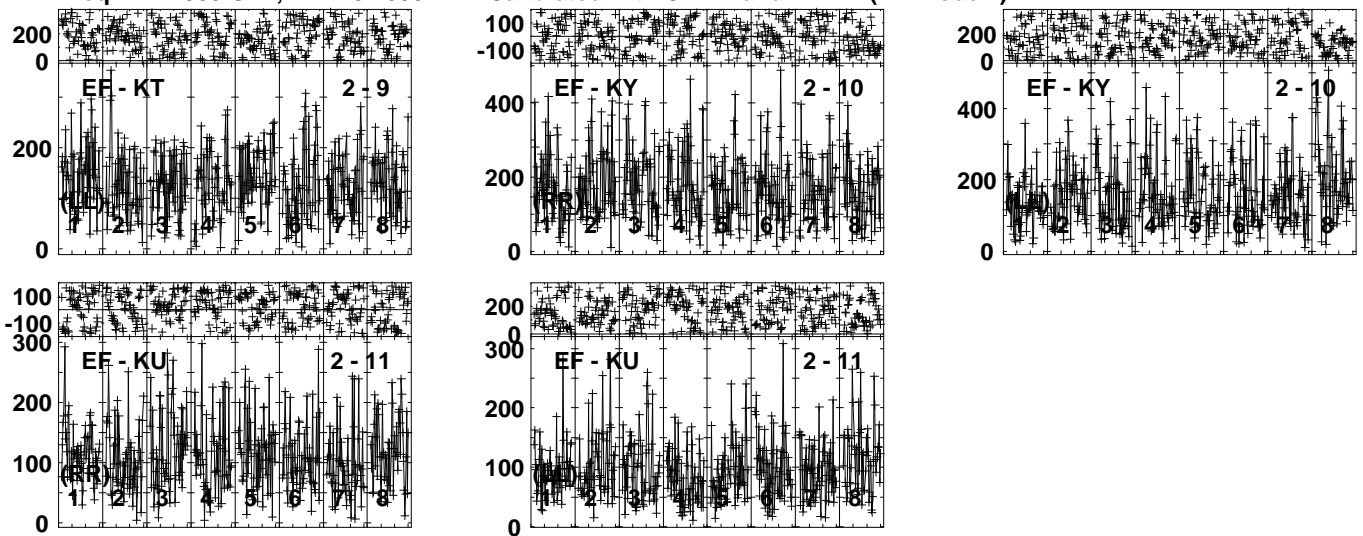


Lower frame: Milli Ampl Jy Top frame: Phas deg  
Vector averaged cross-power spectrum Several baselines displayed  
Timerange: 00/11:07:31 to 00/11:08:29

Plot file version 100 created 01-FEB-2024 11:04:29

1927+654 RB009.UVDATA.1

Freq = 22.1080 GHz, Bw = 32.000 MH Calibrated with CL # 4 and BP # 1 (BP mode 1)



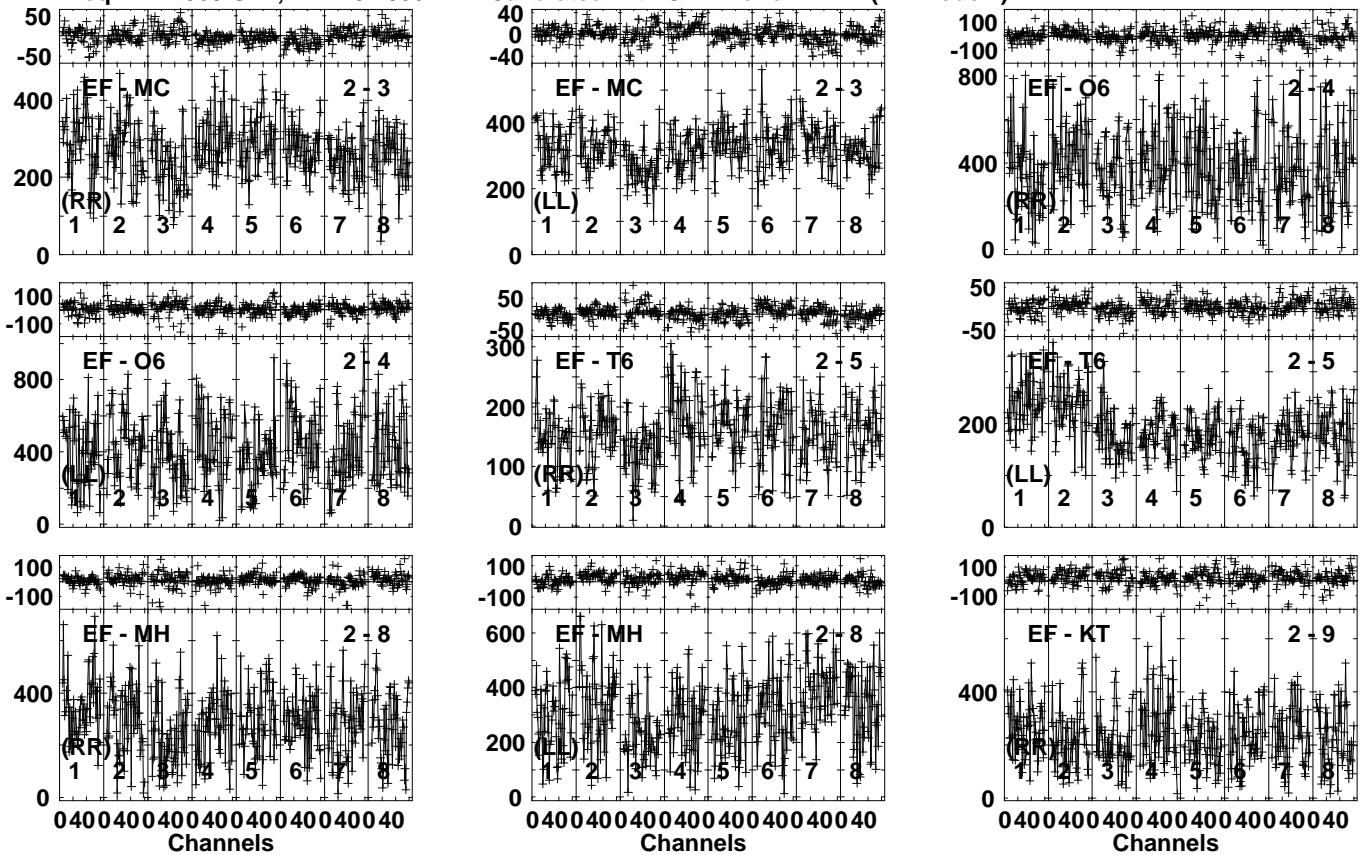
Lower frame: Milli Ampl Jy Top frame: Phas deg  
Vector averaged cross-power spectrum Several baselines displayed  
Timerange: 00/11:07:31 to 00/11:08:29

Plot file version 101 created 01-FEB-2024 11:04:30

J1933+6540 RB009.UVDATA.1

Freq = 22.1080 GHz, Bw = 32.000 MH

Calibrated with CL # 4 and BP # 1 (BP mode 1)

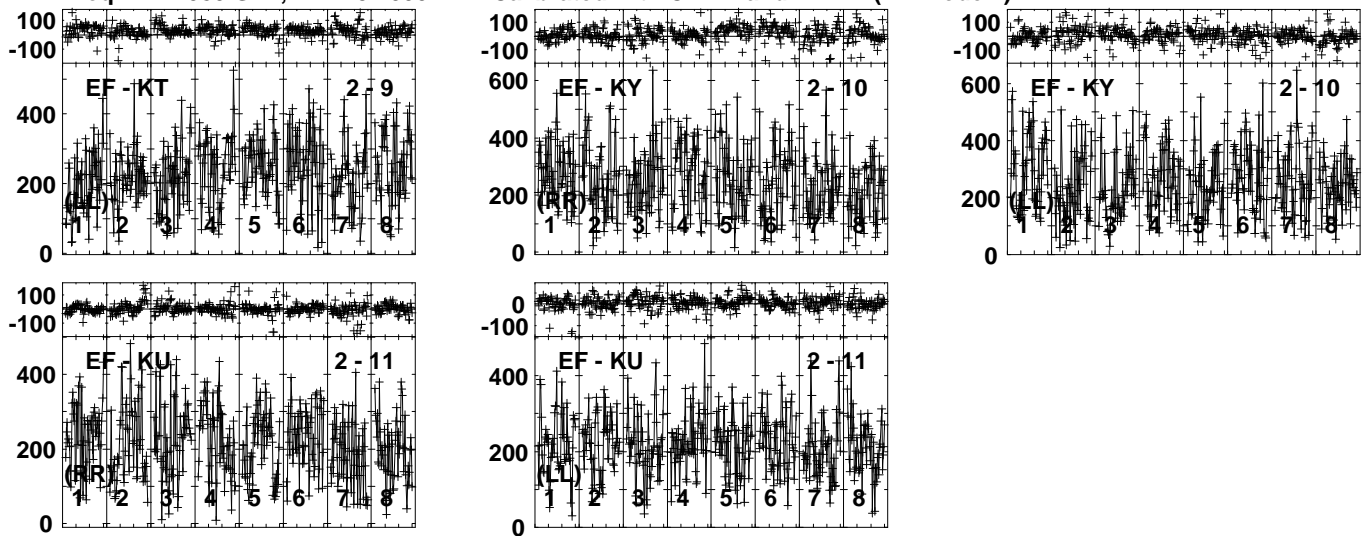


Lower frame: Milli Ampl Jy Top frame: Phas deg  
Vector averaged cross-power spectrum Several baselines displayed  
Timerange: 00/11:08:31 to 00/11:09:29

Plot file version 102 created 01-FEB-2024 11:04:30

J1933+6540 RB009.UVDATA.1

Freq = 22.1080 GHz, Bw = 32.000 MH Calibrated with CL # 4 and BP # 1 (BP mode 1)

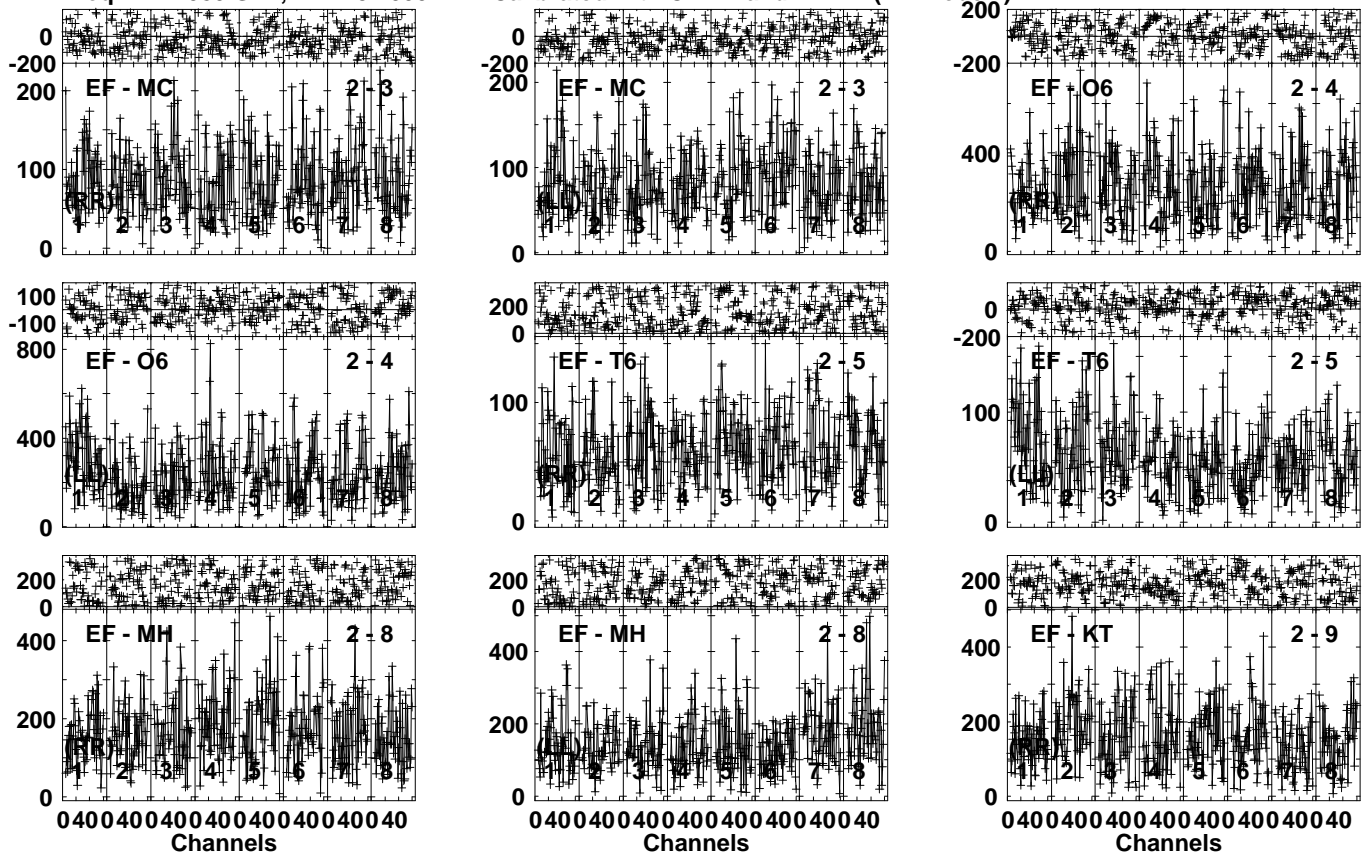


Lower frame: Milli Ampl Jy Top frame: Phas deg  
Vector averaged cross-power spectrum Several baselines displayed  
Timerange: 00/11:08:31 to 00/11:09:29

Plot file version 103 created 01-FEB-2024 11:04:30

1927+654 RB009.UVDATA.1

Freq = 22.1080 GHz, Bw = 32.000 MH Calibrated with CL # 4 and BP # 1 (BP mode 1)

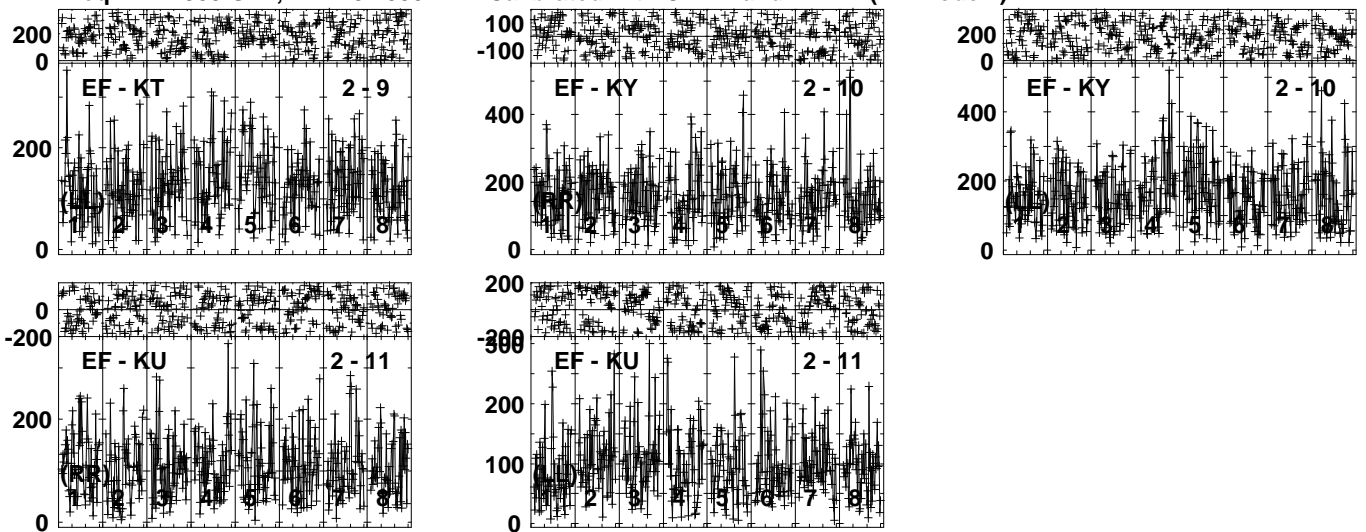


Lower frame: Milli Ampl Jy Top frame: Phas deg  
Vector averaged cross-power spectrum Several baselines displayed  
Timerange: 00/11:09:31 to 00/11:10:29

Plot file version 104 created 01-FEB-2024 11:04:30

1927+654 RB009.UVDATA.1

Freq = 22.1080 GHz, Bw = 32.000 MH Calibrated with CL # 4 and BP # 1 (BP mode 1)



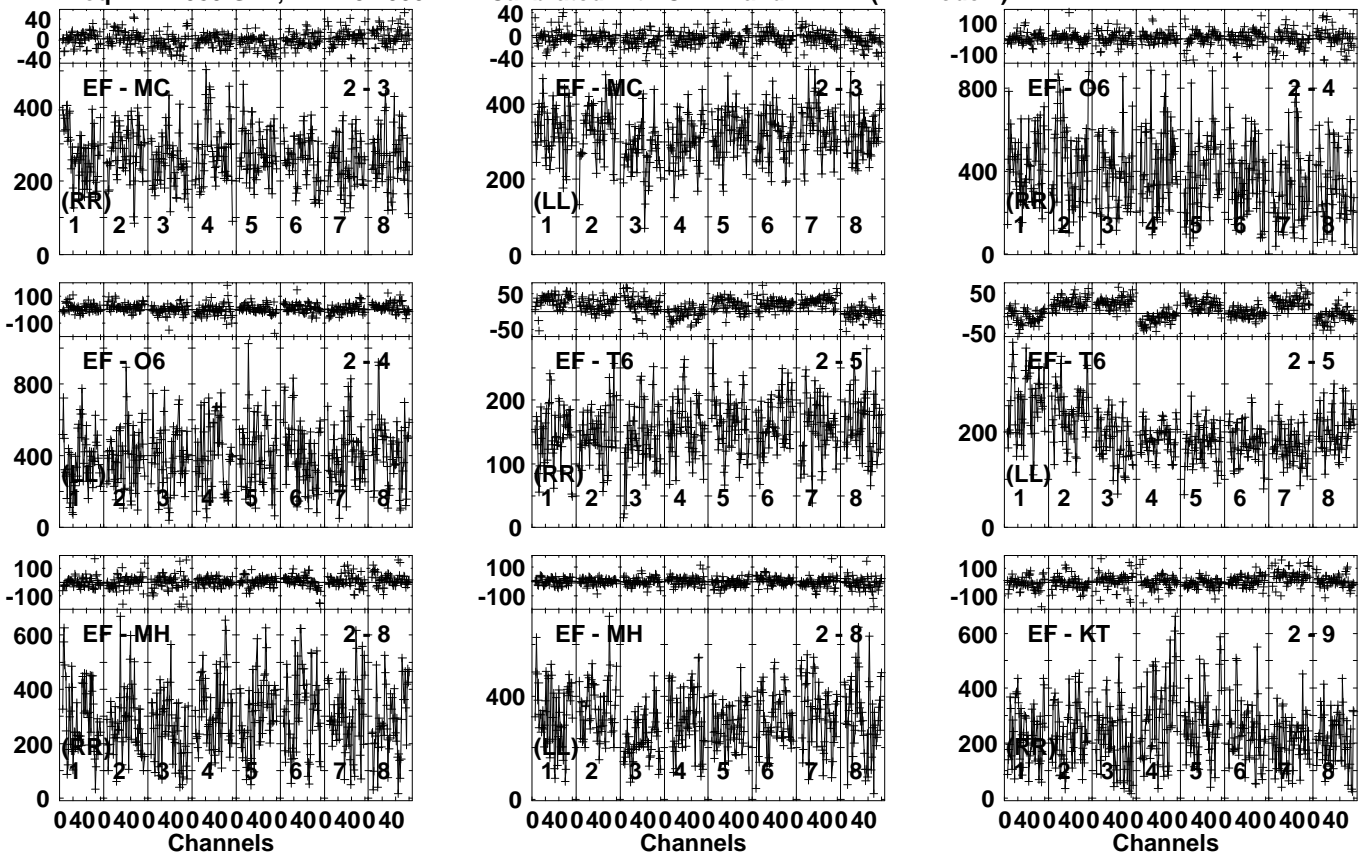
Lower frame: Milli Ampl Jy Top frame: Phas deg  
Vector averaged cross-power spectrum Several baselines displayed  
Timerange: 00/11:09:31 to 00/11:10:29



Plot file version 105 created 01-FEB-2024 11:04:30

J1933+6540 RB009.UVDATA.1

Freq = 22.1080 GHz, Bw = 32.000 MH Calibrated with CL # 4 and BP # 1 (BP mode 1)

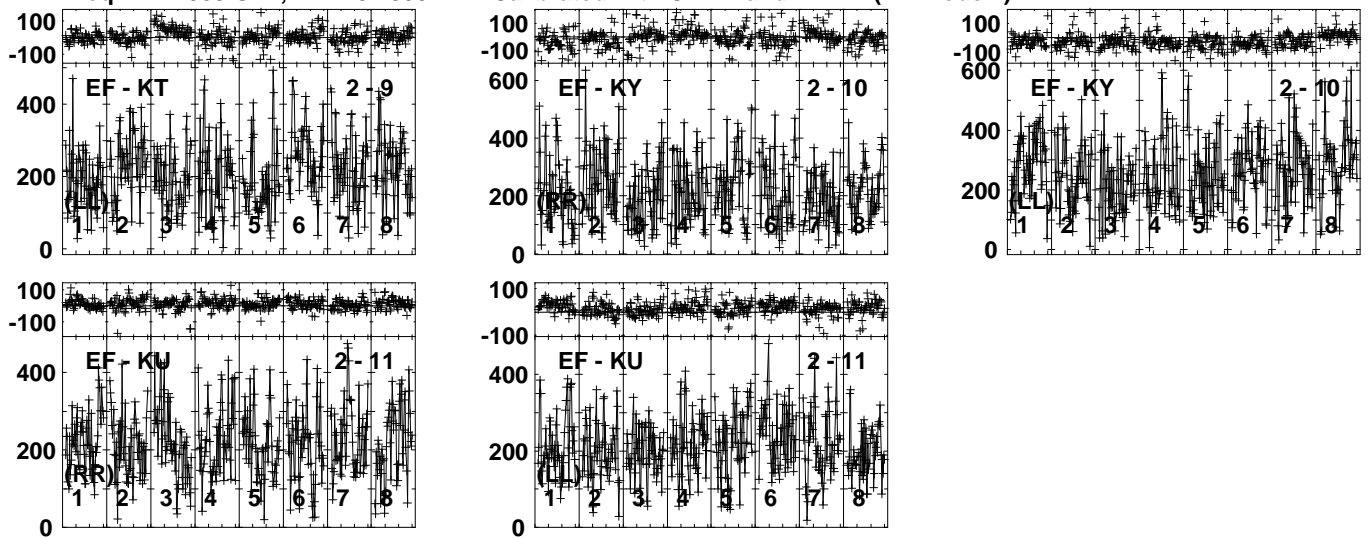


Lower frame: Milli Ampl Jy Top frame: Phas deg  
Vector averaged cross-power spectrum Several baselines displayed  
Timerange: 00/11:10:33 to 00/11:11:29

Plot file version 106 created 01-FEB-2024 11:04:30

J1933+6540 RB009.UVDATA.1

Freq = 22.1080 GHz, Bw = 32.000 MH Calibrated with CL # 4 and BP # 1 (BP mode 1)

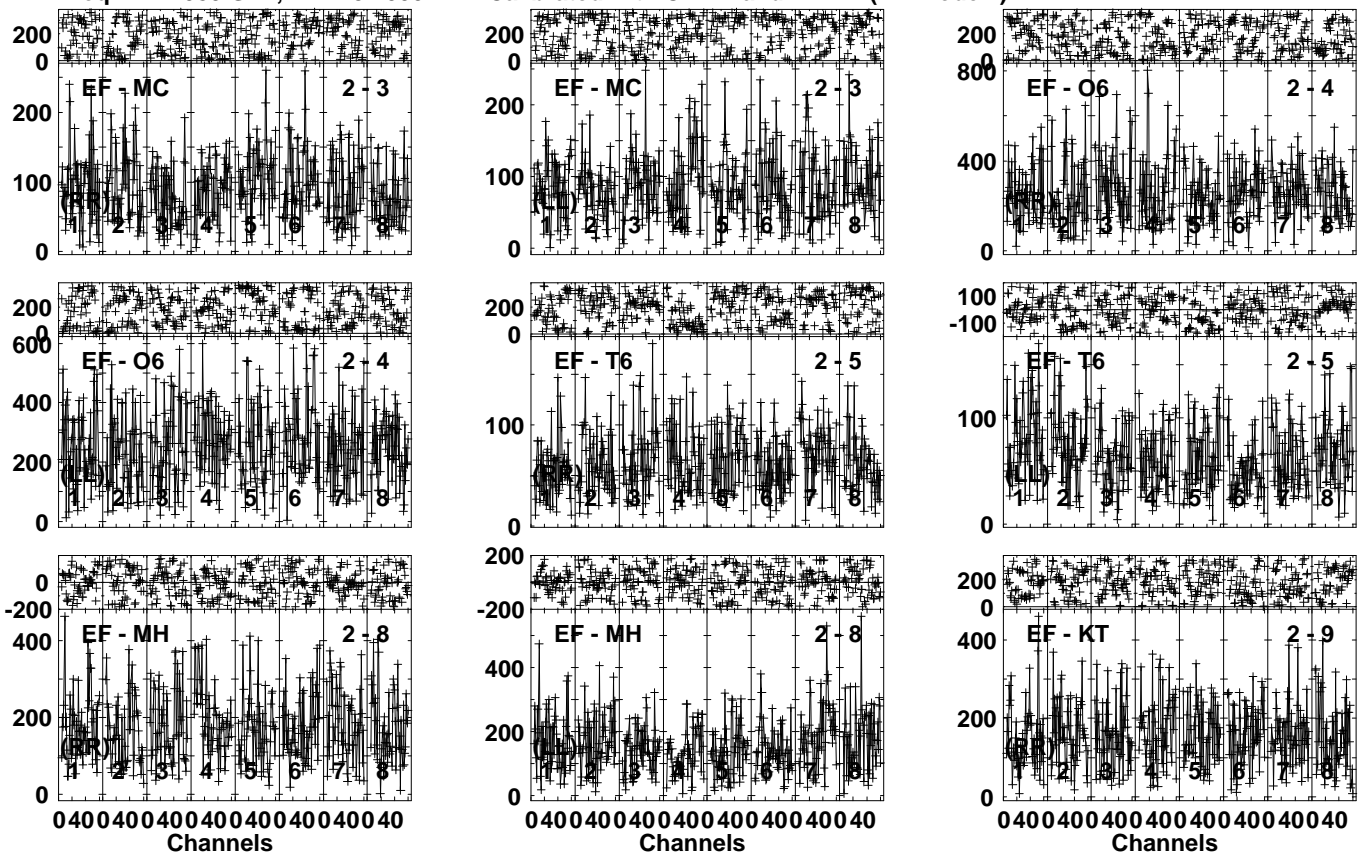


Lower frame: Milli Ampl Jy Top frame: Phas deg  
Vector averaged cross-power spectrum Several baselines displayed  
Timerange: 00/11:10:33 to 00/11:11:29

Plot file version 107 created 01-FEB-2024 11:04:31

1927+654 RB009.UVDATA.1

Freq = 22.1080 GHz, Bw = 32.000 MH Calibrated with CL # 4 and BP # 1 (BP mode 1)

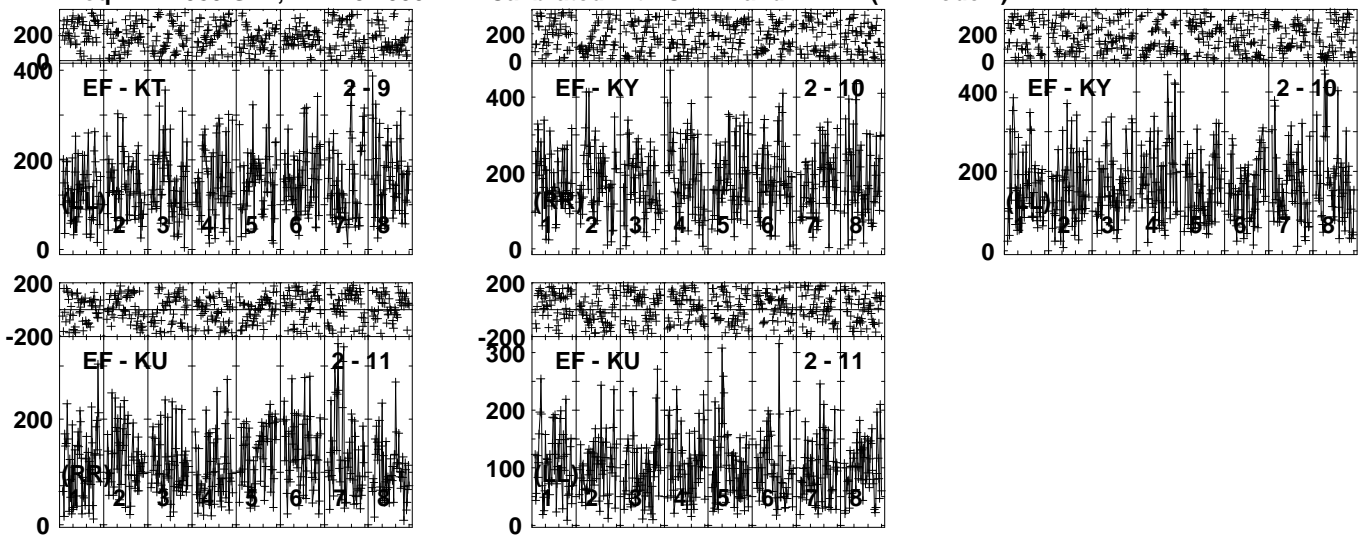


Lower frame: Milli Ampl Jy Top frame: Phas deg  
Vector averaged cross-power spectrum Several baselines displayed  
Timerange: 00/11:11:31 to 00/11:12:29

Plot file version 108 created 01-FEB-2024 11:04:31

1927+654 RB009.UVDATA.1

Freq = 22.1080 GHz, Bw = 32.000 MH Calibrated with CL # 4 and BP # 1 (BP mode 1)



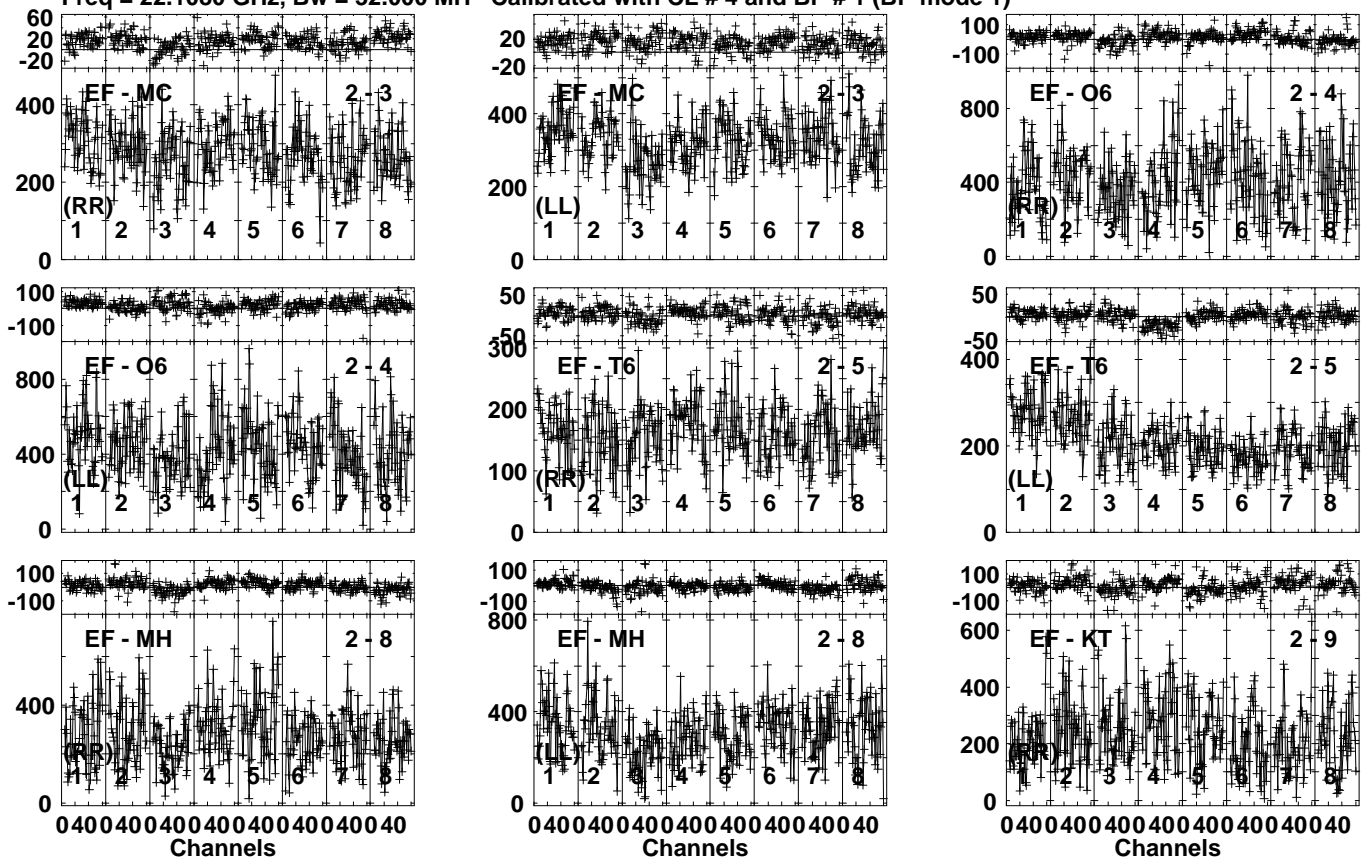
Lower frame: Milli Ampl Jy Top frame: Phas deg  
Vector averaged cross-power spectrum Several baselines displayed  
Timerange: 00/11:11:31 to 00/11:12:29

Plot file version 109 created 01-FEB-2024 11:04:31

J1933+6540 RB009.UVDATA.1

Freq = 22.1080 GHz, Bw = 32.000 MH

Calibrated with CL # 4 and BP # 1 (BP mode 1)

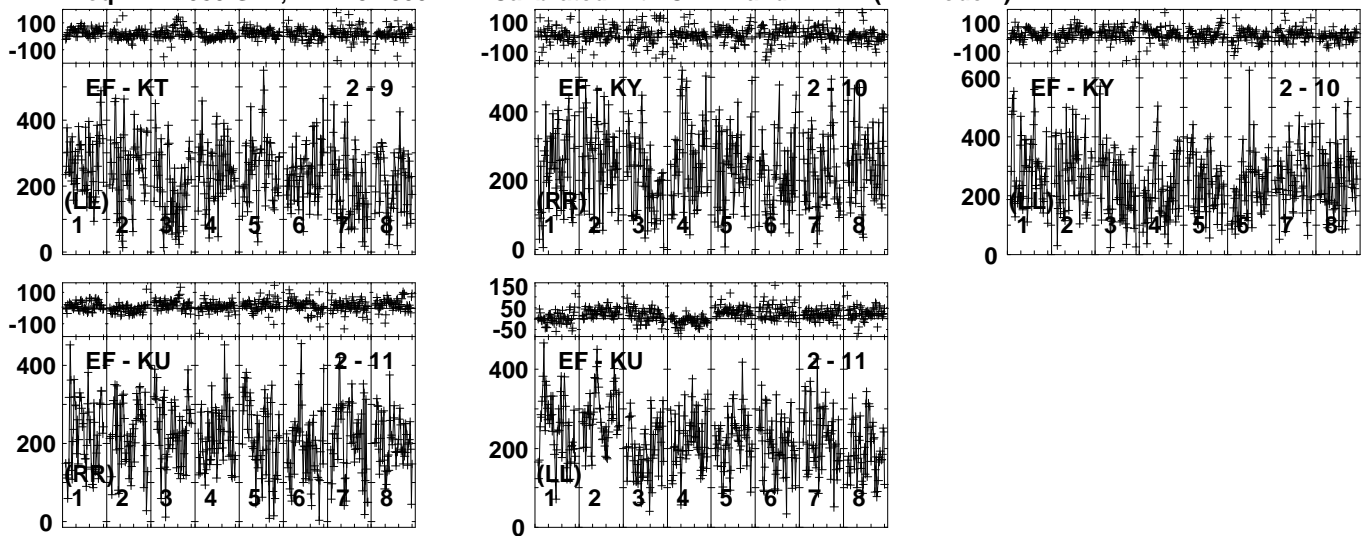


Lower frame: Milli Ampl Jy Top frame: Phas deg  
Vector averaged cross-power spectrum Several baselines displayed  
Timerange: 00/11:12:31 to 00/11:13:29

Plot file version 110 created 01-FEB-2024 11:04:31

J1933+6540 RB009.UVDATA.1

Freq = 22.1080 GHz, Bw = 32.000 MH Calibrated with CL # 4 and BP # 1 (BP mode 1)

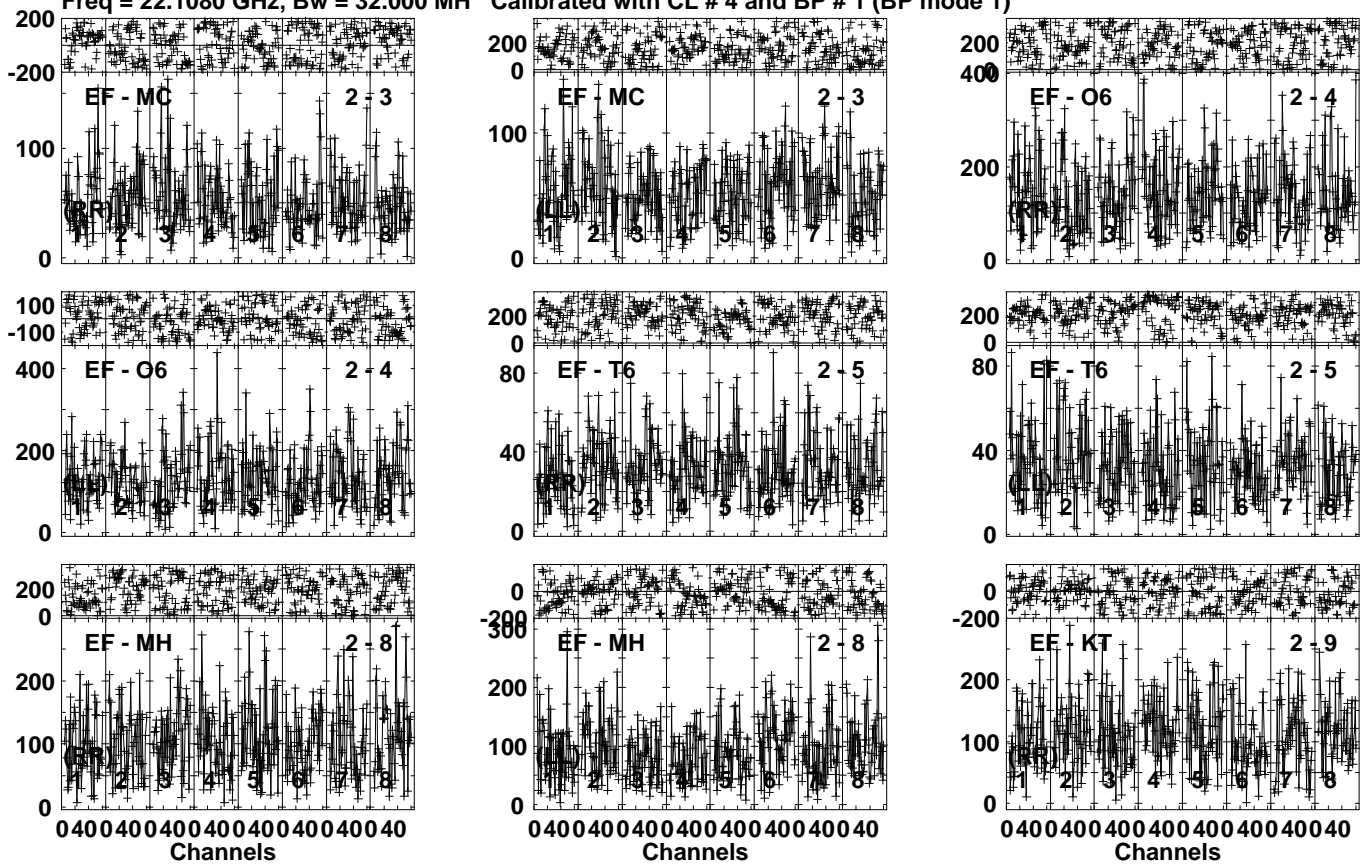


Lower frame: Milli Ampl Jy Top frame: Phas deg  
Vector averaged cross-power spectrum Several baselines displayed  
Timerange: 00/11:12:31 to 00/11:13:29

Plot file version 111 created 01-FEB-2024 11:04:31

1927+654 RB009.UVDATA.1

Freq = 22.1080 GHz, Bw = 32.000 MH Calibrated with CL # 4 and BP # 1 (BP mode 1)

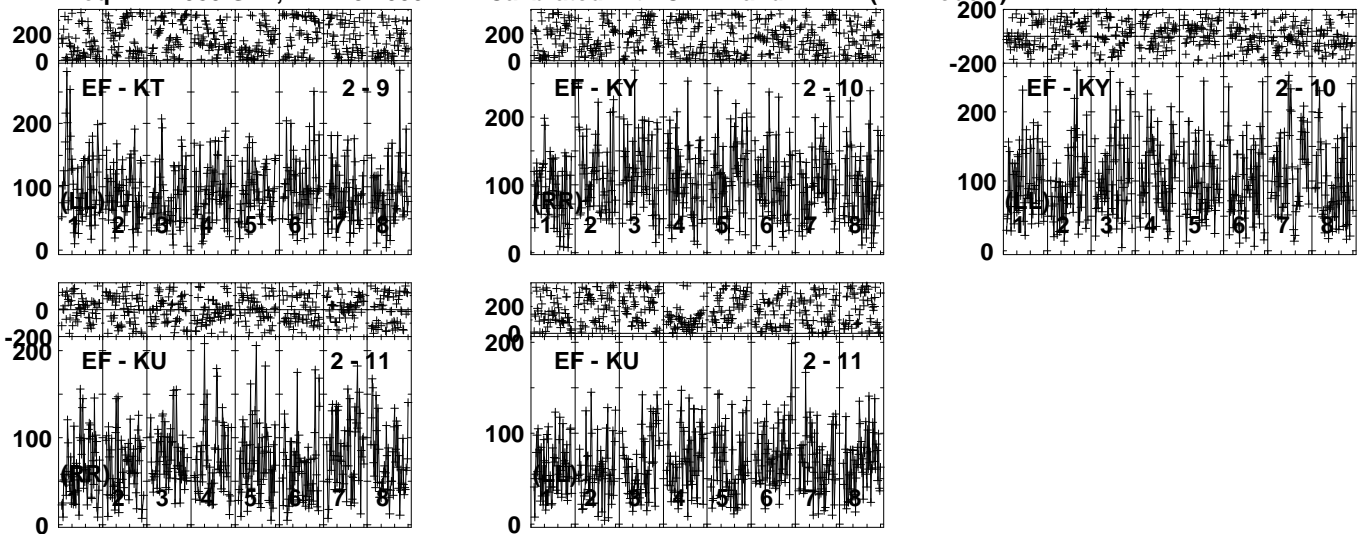


Lower frame: Milli Ampl Jy Top frame: Phas deg  
Vector averaged cross-power spectrum Several baselines displayed  
Timerange: 00/11:14:31 to 00/11:15:29

Plot file version 112 created 01-FEB-2024 11:04:31

1927+654 RB009.UVDATA.1

Freq = 22.1080 GHz, Bw = 32.000 MH Calibrated with CL # 4 and BP # 1 (BP mode 1)



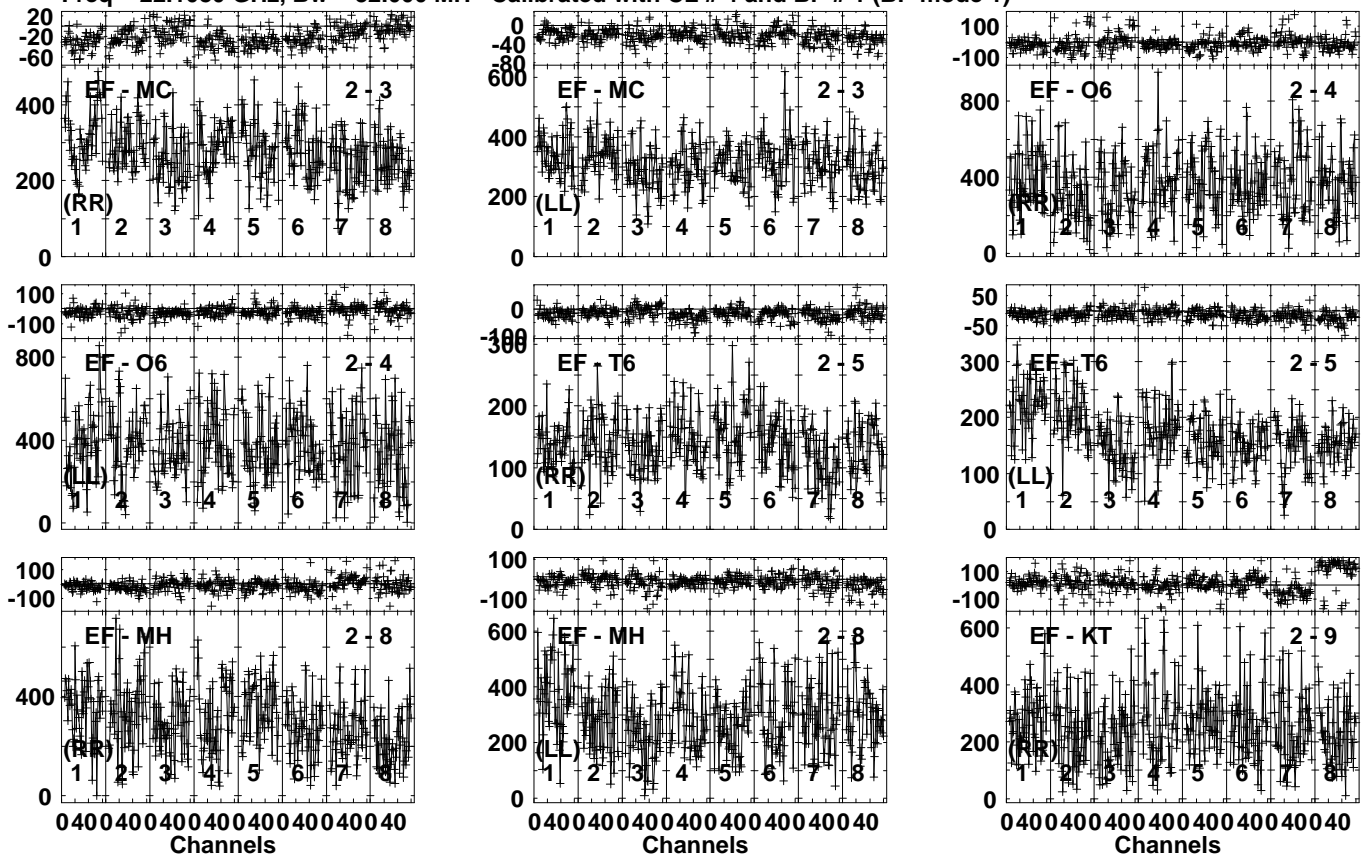
Lower frame: Milli Ampl Jy Top frame: Phas deg  
Vector averaged cross-power spectrum Several baselines displayed  
Timerange: 00/11:14:31 to 00/11:15:29



Plot file version 113 created 01-FEB-2024 11:04:31

J1933+6540 RB009.UVDATA.1

Freq = 22.1080 GHz, Bw = 32.000 MH Calibrated with CL # 4 and BP # 1 (BP mode 1)

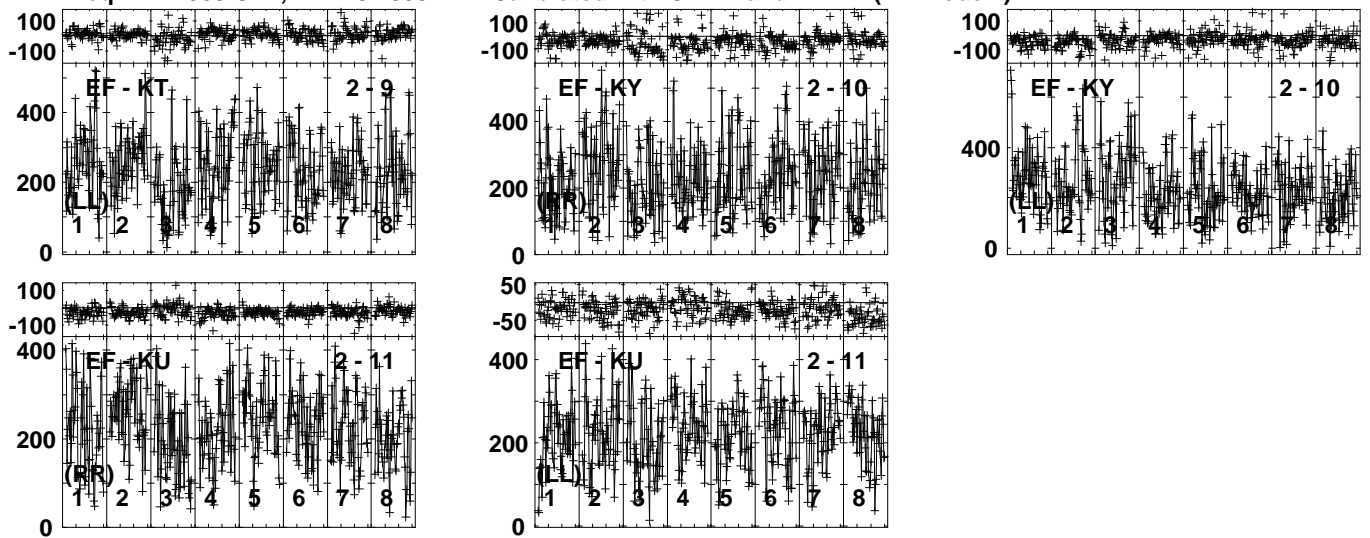


Lower frame: Milli Ampl Jy Top frame: Phas deg  
Vector averaged cross-power spectrum Several baselines displayed  
Timerange: 00/11:15:31 to 00/11:16:29

Plot file version 114 created 01-FEB-2024 11:04:32

J1933+6540 RB009.UVDATA.1

Freq = 22.1080 GHz, Bw = 32.000 MH Calibrated with CL # 4 and BP # 1 (BP mode 1)

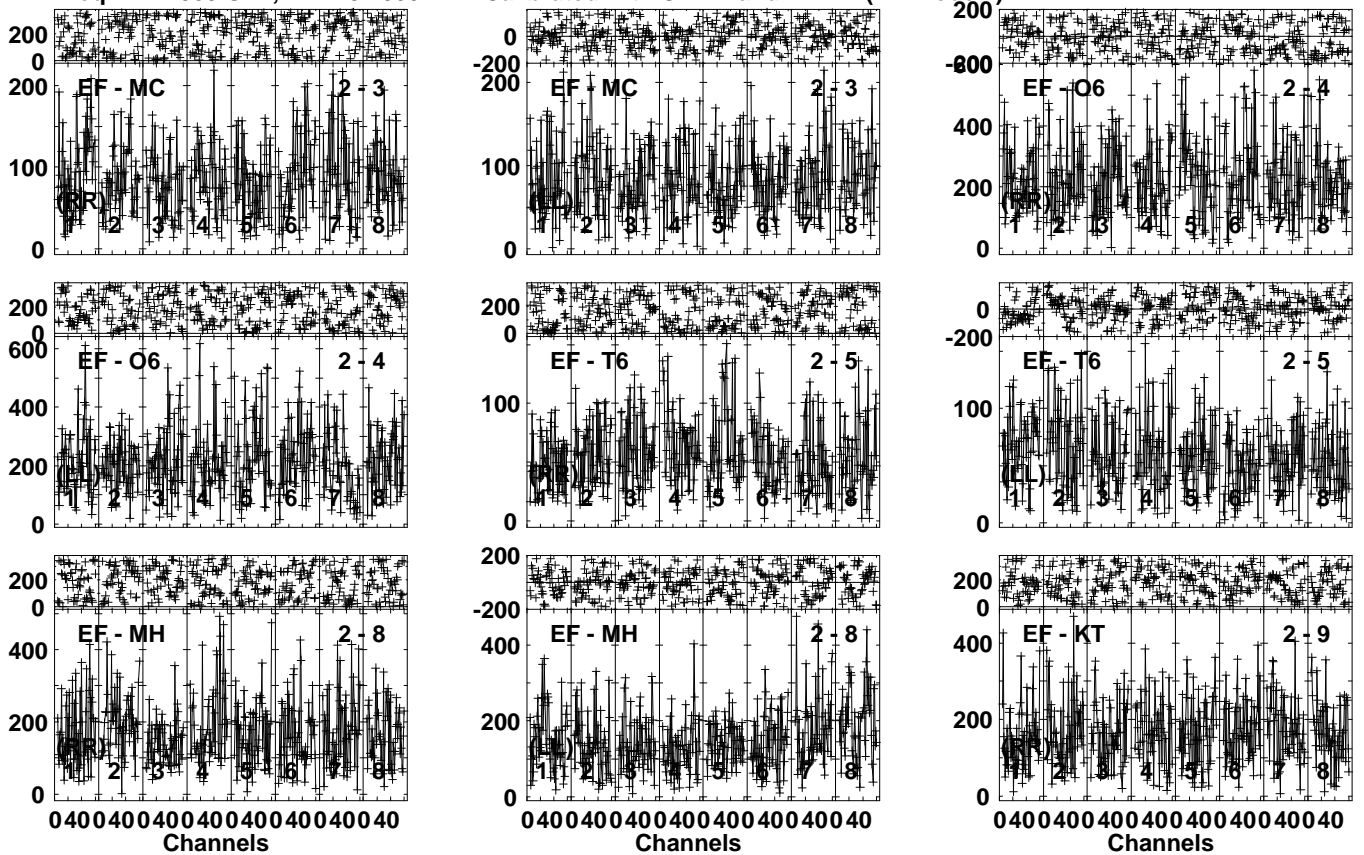


Lower frame: Milli Ampl Jy Top frame: Phas deg  
Vector averaged cross-power spectrum Several baselines displayed  
Timerange: 00/11:15:31 to 00/11:16:29

Plot file version 115 created 01-FEB-2024 11:04:32

1927+654 RB009.UVDATA.1

Freq = 22.1080 GHz, Bw = 32.000 MH Calibrated with CL # 4 and BP # 1 (BP mode 1)

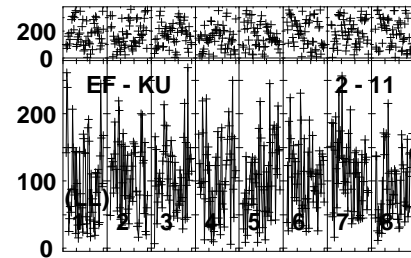
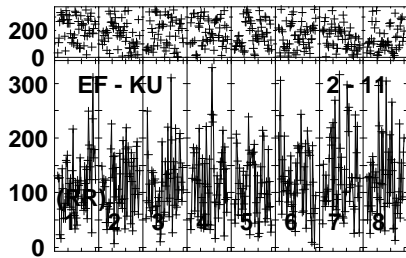
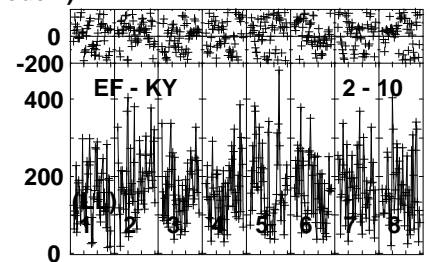
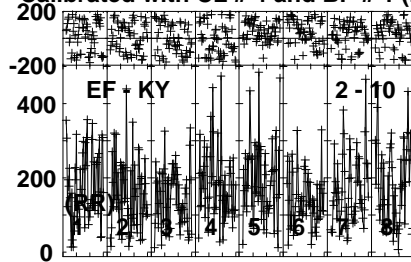
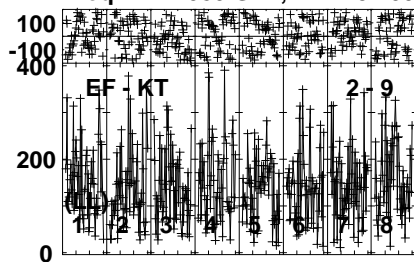


Lower frame: Milli Ampl Jy Top frame: Phas deg  
Vector averaged cross-power spectrum Several baselines displayed  
Timerange: 00/11:16:31 to 00/11:17:29

Plot file version 116 created 01-FEB-2024 11:04:32

1927+654 RB009.UVDATA.1

Freq = 22.1080 GHz, Bw = 32.000 MH Calibrated with CL # 4 and BP # 1 (BP mode 1)



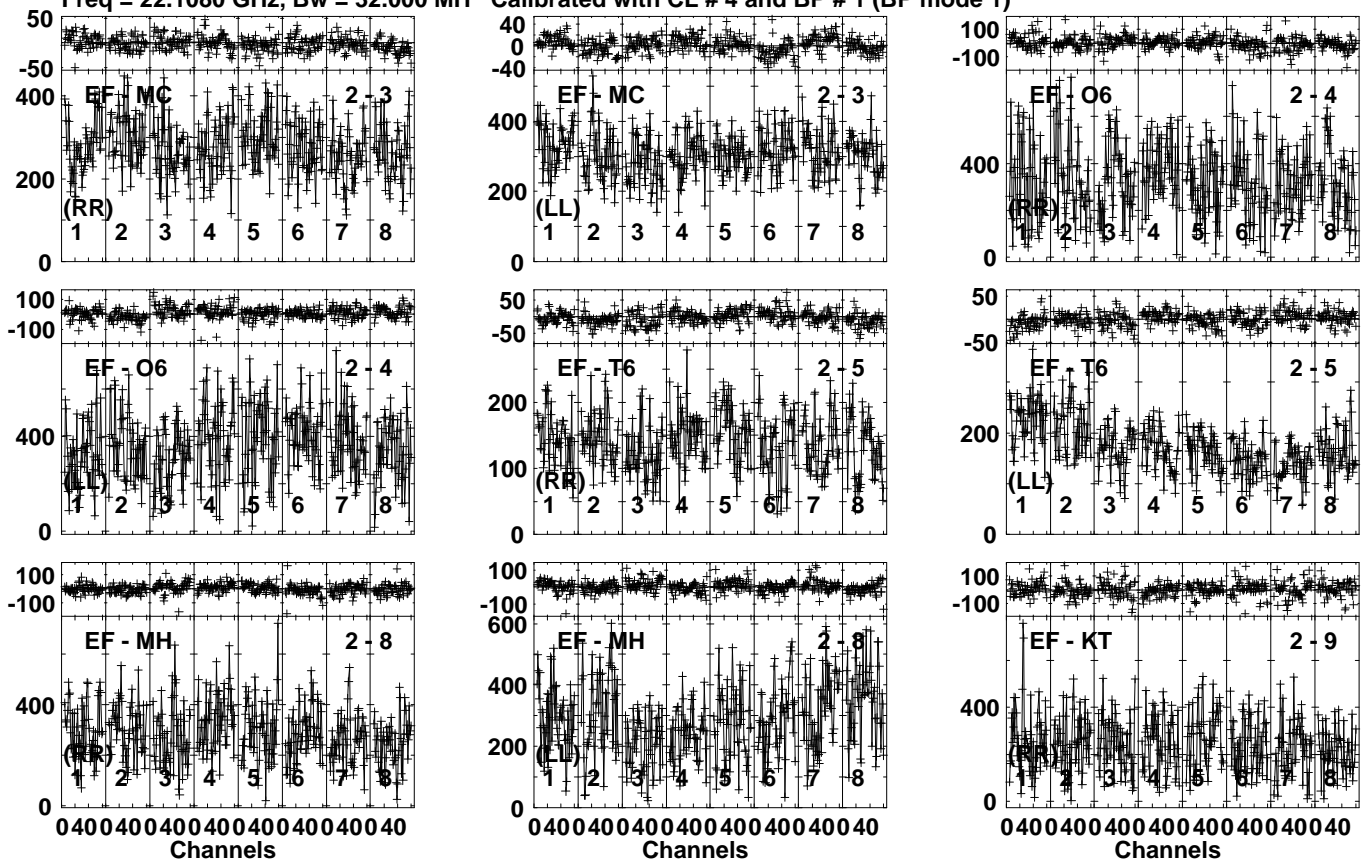
Lower frame: Milli Ampl Jy Top frame: Phas deg  
Vector averaged cross-power spectrum Several baselines displayed  
Timerange: 00/11:16:31 to 00/11:17:29

Plot file version 117 created 01-FEB-2024 11:04:32

J1933+6540 RB009.UVDATA.1

Freq = 22.1080 GHz, Bw = 32.000 MH

Calibrated with CL # 4 and BP # 1 (BP mode 1)

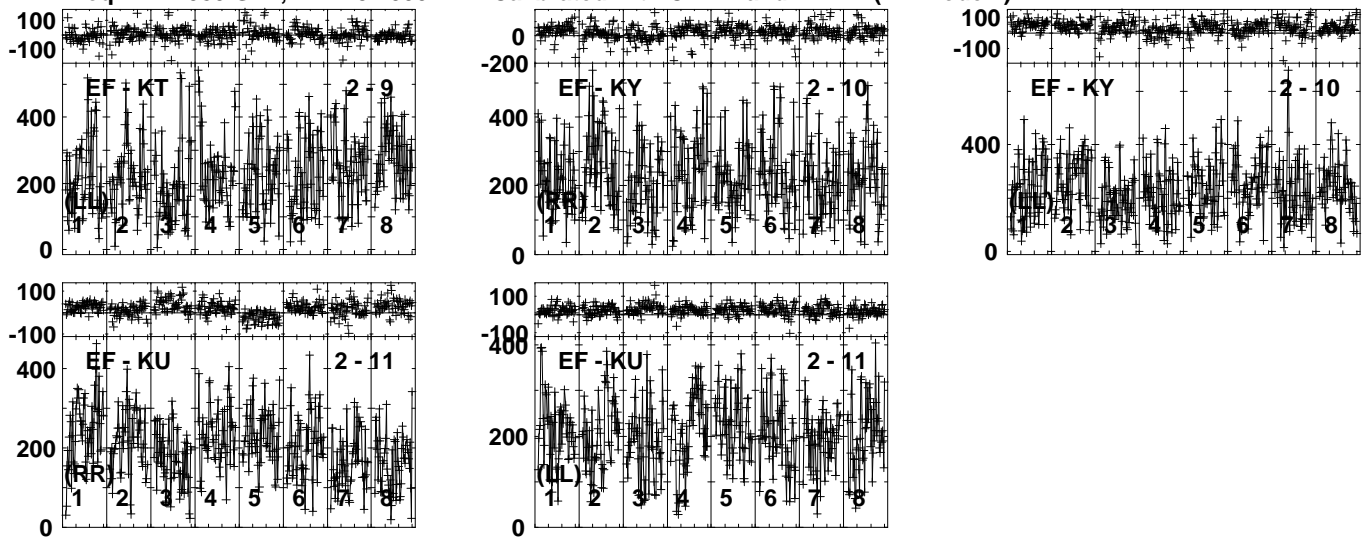


Lower frame: Milli Ampl Jy Top frame: Phas deg  
Vector averaged cross-power spectrum Several baselines displayed  
Timerange: 00/11:17:31 to 00/11:18:29

Plot file version 118 created 01-FEB-2024 11:04:32

J1933+6540 RB009.UVDATA.1

Freq = 22.1080 GHz, Bw = 32.000 MH Calibrated with CL # 4 and BP # 1 (BP mode 1)

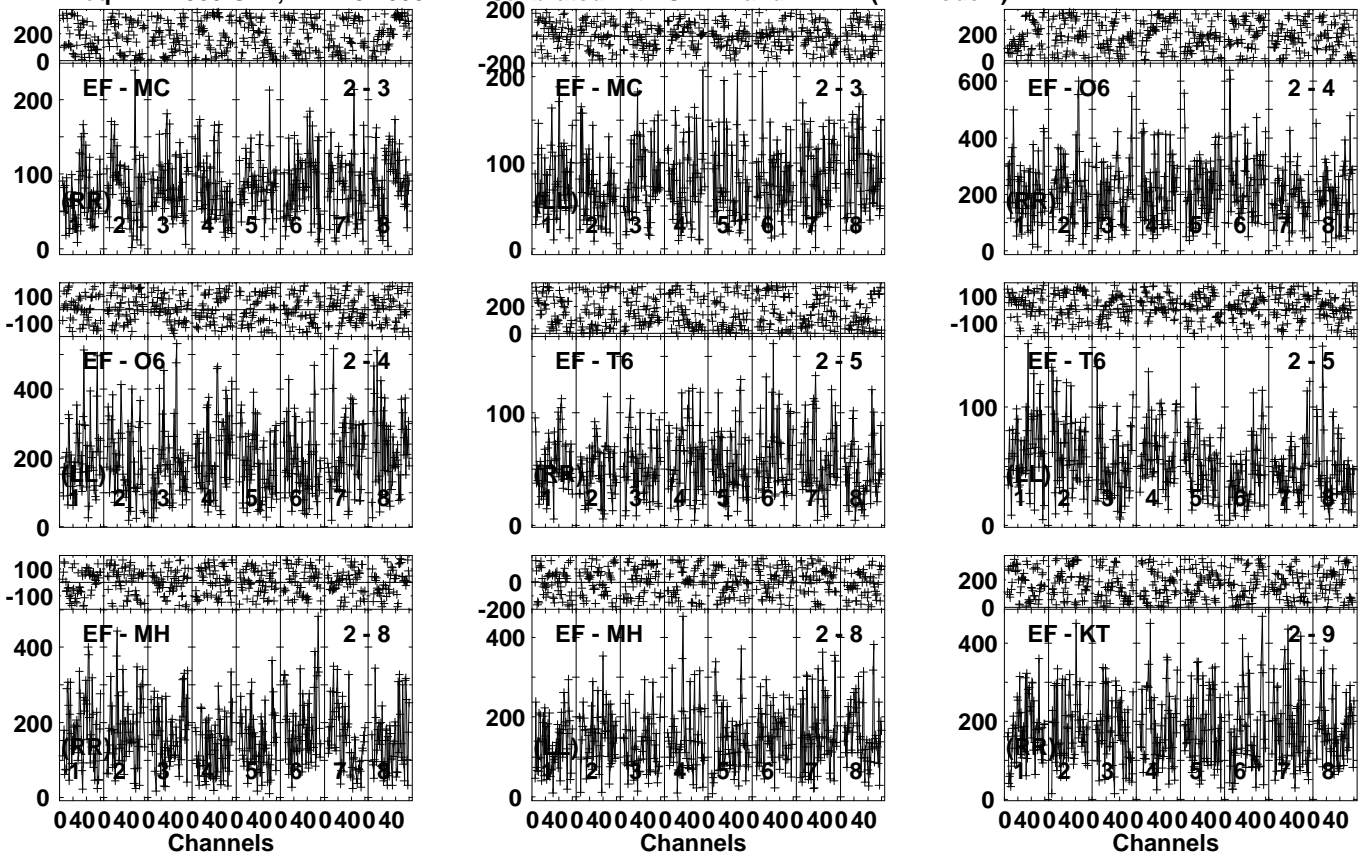


Lower frame: Milli Ampl Jy Top frame: Phas deg  
Vector averaged cross-power spectrum Several baselines displayed  
Timerange: 00/11:17:31 to 00/11:18:29

Plot file version 119 created 01-FEB-2024 11:04:33

1927+654 RB009.UVDATA.1

Freq = 22.1080 GHz, Bw = 32.000 MH Calibrated with CL # 4 and BP # 1 (BP mode 1)

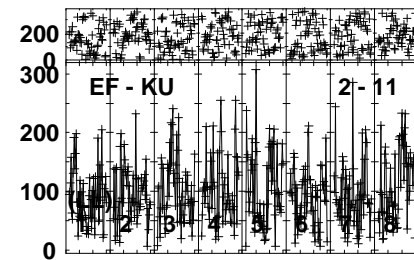
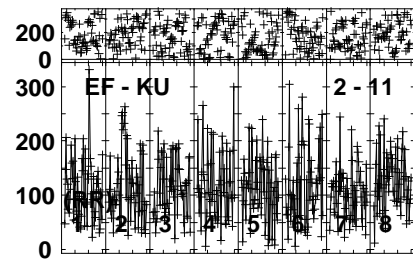
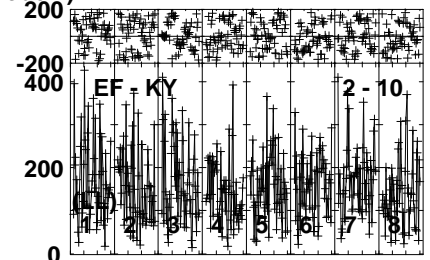
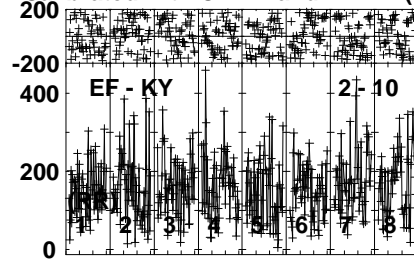
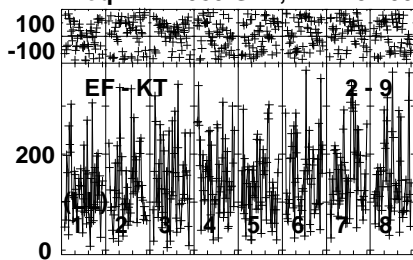


Lower frame: Milli Ampl Jy Top frame: Phas deg  
Vector averaged cross-power spectrum Several baselines displayed  
Timerange: 00/11:18:31 to 00/11:19:29

Plot file version 120 created 01-FEB-2024 11:04:33

1927+654 RB009.UVDATA.1

Freq = 22.1080 GHz, Bw = 32.000 MH Calibrated with CL # 4 and BP # 1 (BP mode 1)



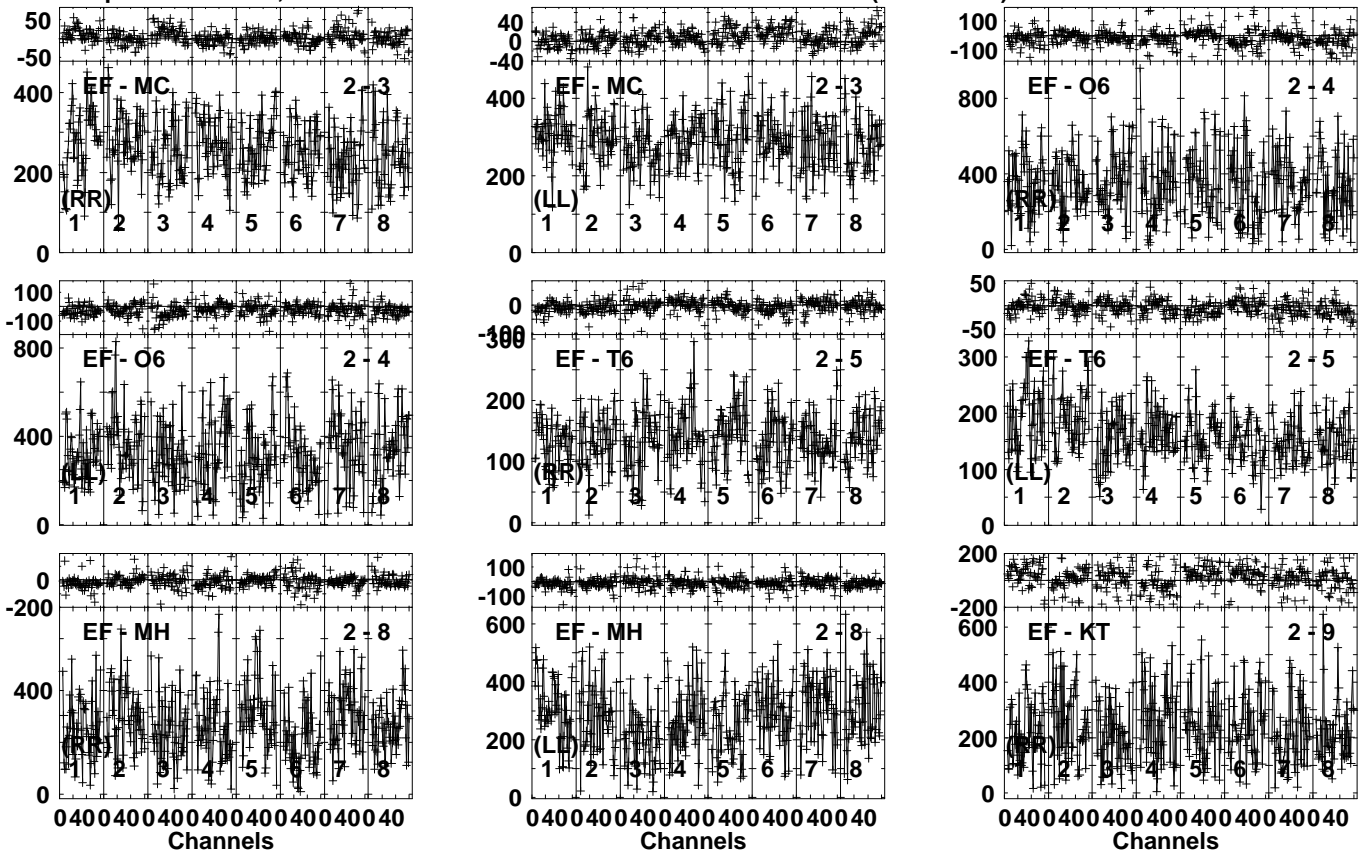
Lower frame: Milli Ampl Jy Top frame: Phas deg  
Vector averaged cross-power spectrum Several baselines displayed  
Timerange: 00/11:18:31 to 00/11:19:29



Plot file version 121 created 01-FEB-2024 11:04:33

J1933+6540 RB009.UVDATA.1

Freq = 22.1080 GHz, Bw = 32.000 MH Calibrated with CL # 4 and BP # 1 (BP mode 1)

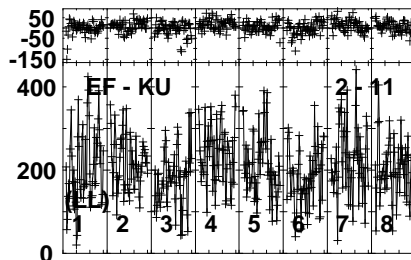
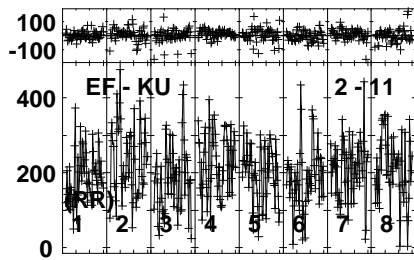
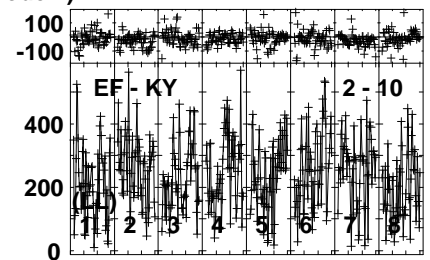
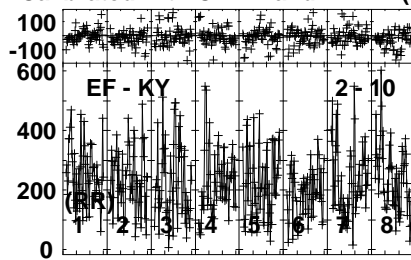
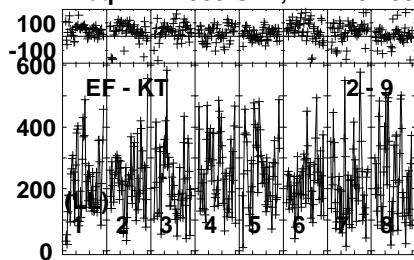


Lower frame: Milli Ampl Jy Top frame: Phas deg  
Vector averaged cross-power spectrum Several baselines displayed  
Timerange: 00/11:19:33 to 00/11:20:29

Plot file version 122 created 01-FEB-2024 11:04:33

J1933+6540 RB009.UVDATA.1

Freq = 22.1080 GHz, Bw = 32.000 MH Calibrated with CL # 4 and BP # 1 (BP mode 1)

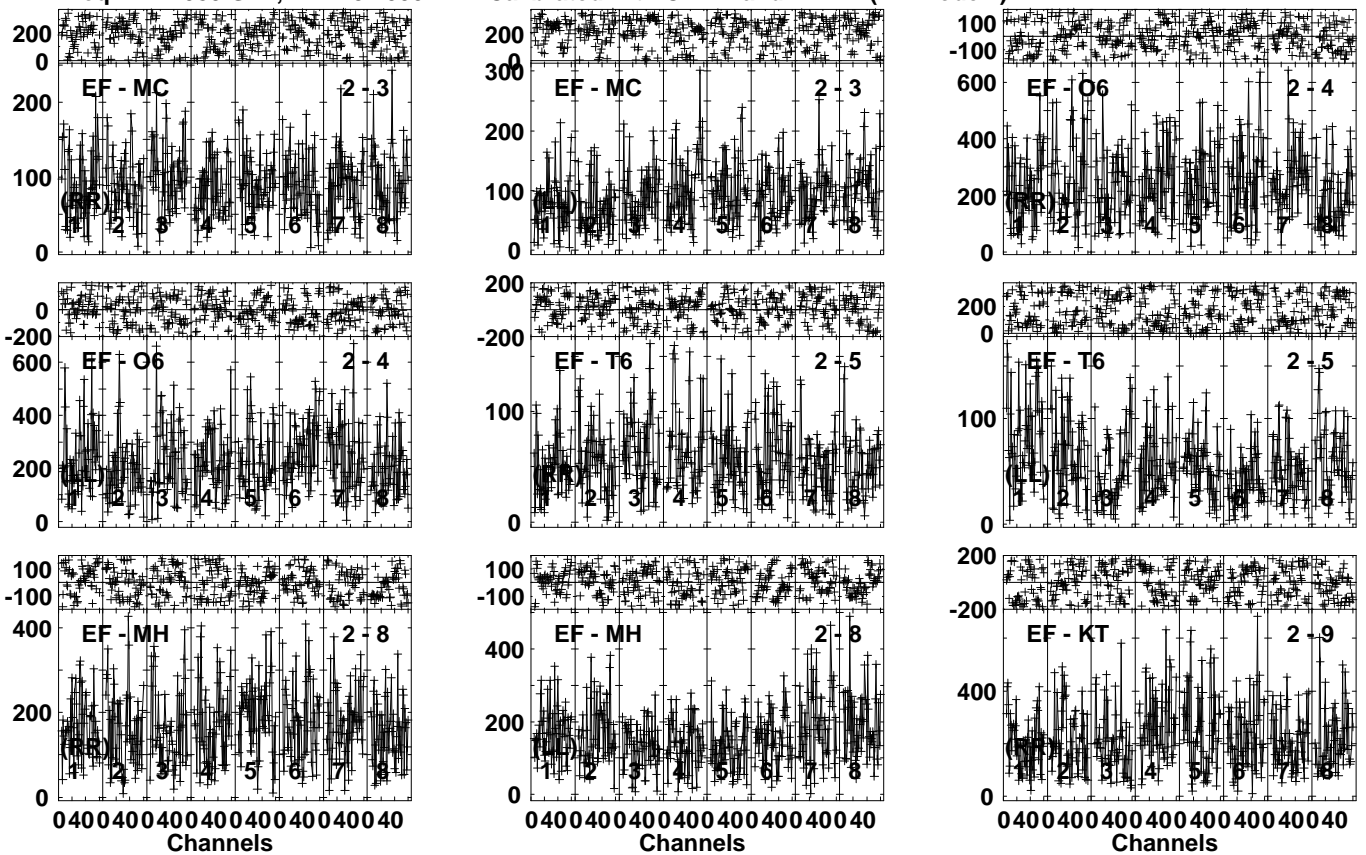


Lower frame: Milli Ampl Jy Top frame: Phas deg  
Vector averaged cross-power spectrum Several baselines displayed  
Timerange: 00/11:19:33 to 00/11:20:29

Plot file version 123 created 01-FEB-2024 11:04:33

1927+654 RB009.UVDATA.1

Freq = 22.1080 GHz, Bw = 32.000 MH Calibrated with CL # 4 and BP # 1 (BP mode 1)

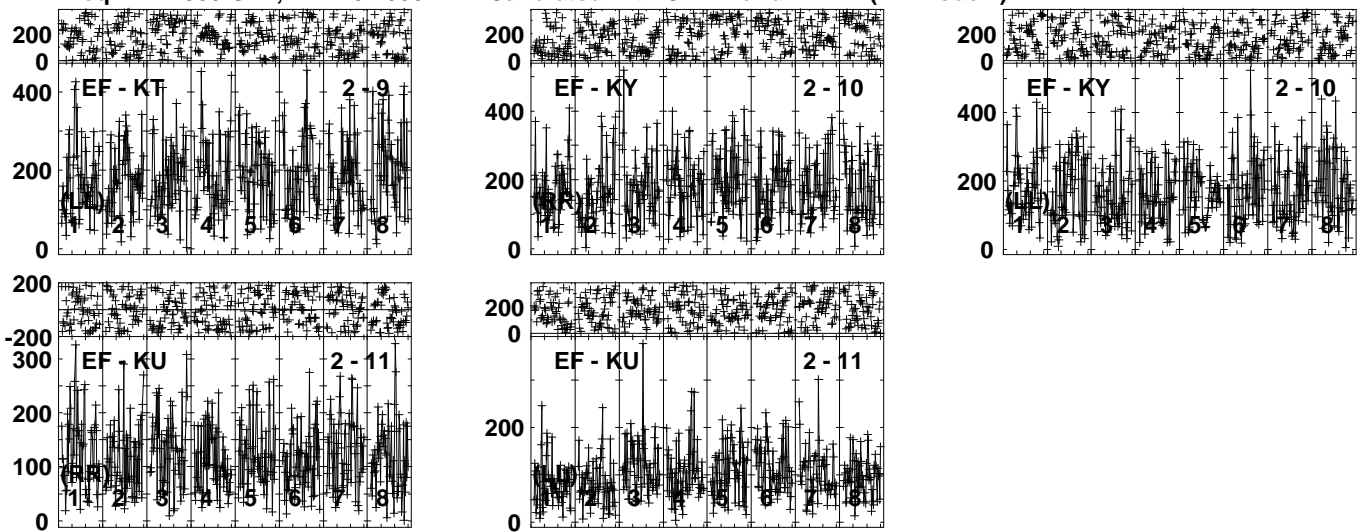


Lower frame: Milli Ampl Jy Top frame: Phas deg  
Vector averaged cross-power spectrum Several baselines displayed  
Timerange: 00/11:20:31 to 00/11:21:29

Plot file version 124 created 01-FEB-2024 11:04:33

1927+654 RB009.UVDATA.1

Freq = 22.1080 GHz, Bw = 32.000 MH Calibrated with CL # 4 and BP # 1 (BP mode 1)

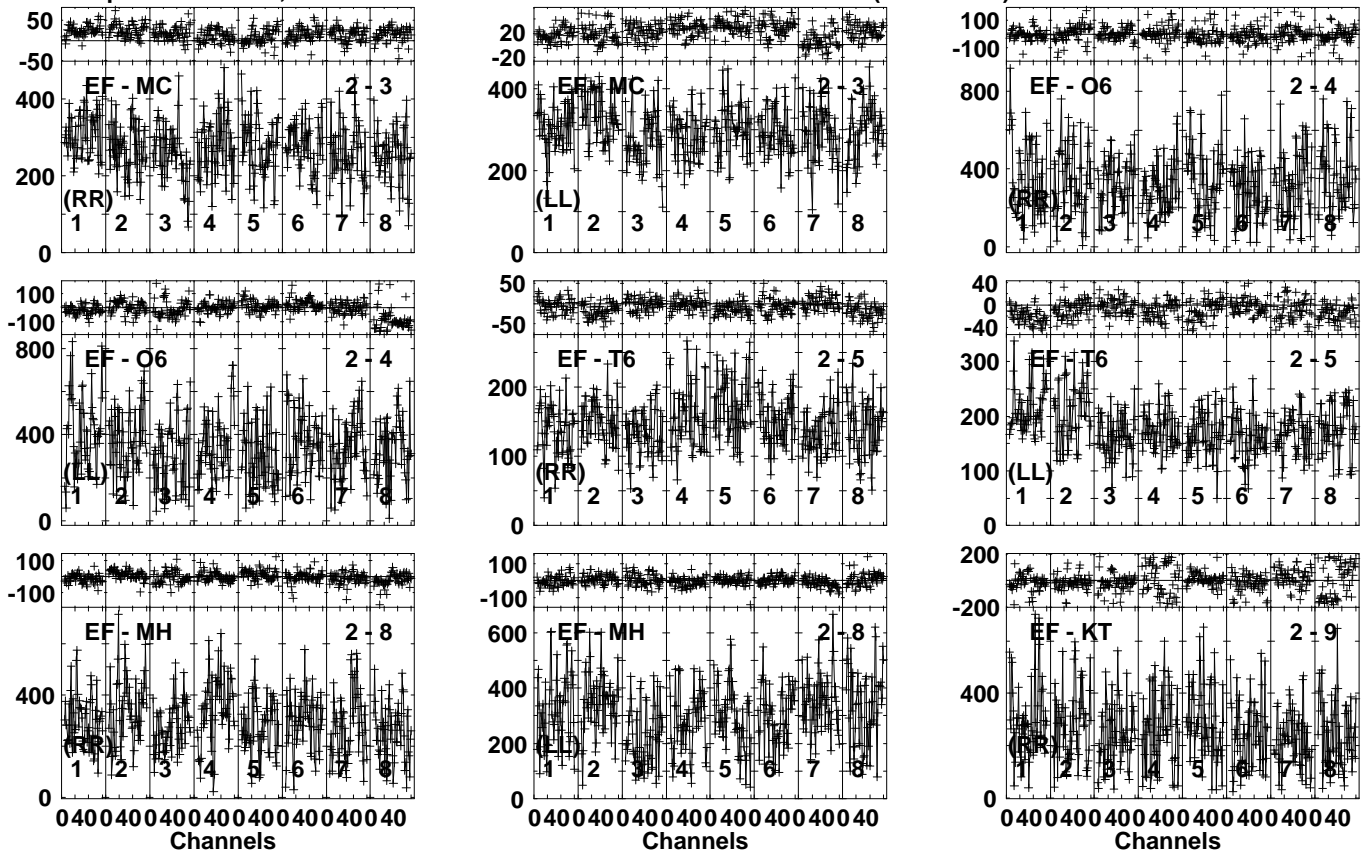


Lower frame: Milli Ampl Jy Top frame: Phas deg  
Vector averaged cross-power spectrum Several baselines displayed  
Timerange: 00/11:20:31 to 00/11:21:29

Plot file version 125 created 01-FEB-2024 11:04:33

J1933+6540 RB009.UVDATA.1

Freq = 22.1080 GHz, Bw = 32.000 MH Calibrated with CL # 4 and BP # 1 (BP mode 1)

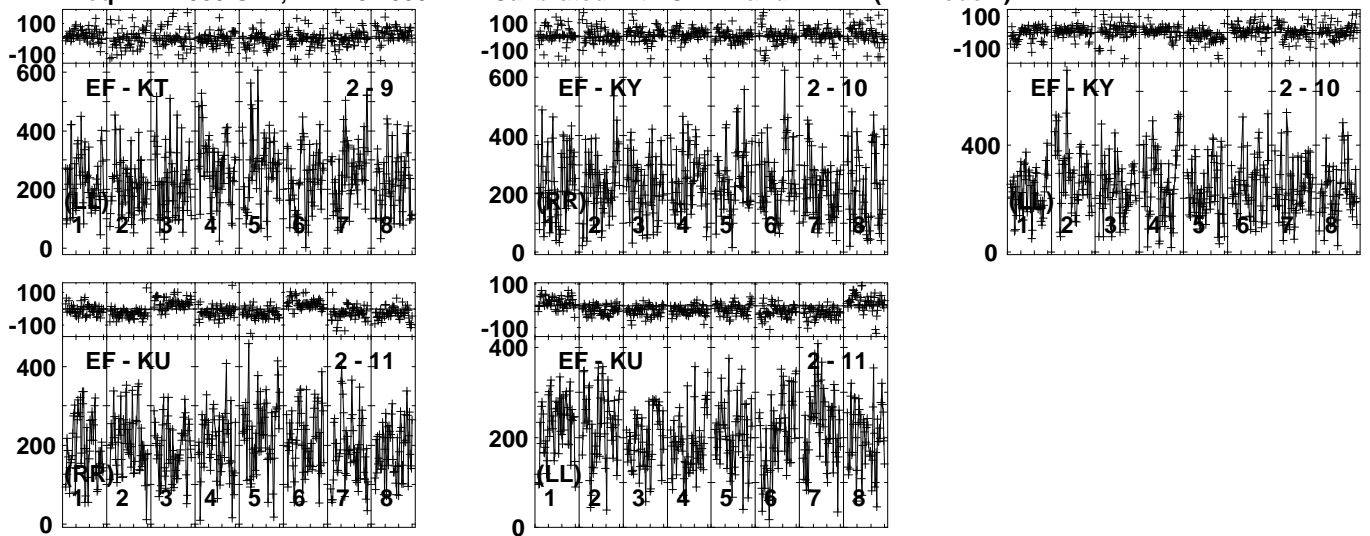


Lower frame: Milli Ampl Jy Top frame: Phas deg  
Vector averaged cross-power spectrum Several baselines displayed  
Timerange: 00/11:21:33 to 00/11:22:29

Plot file version 126 created 01-FEB-2024 11:04:34

J1933+6540 RB009.UVDATA.1

Freq = 22.1080 GHz, Bw = 32.000 MH Calibrated with CL # 4 and BP # 1 (BP mode 1)

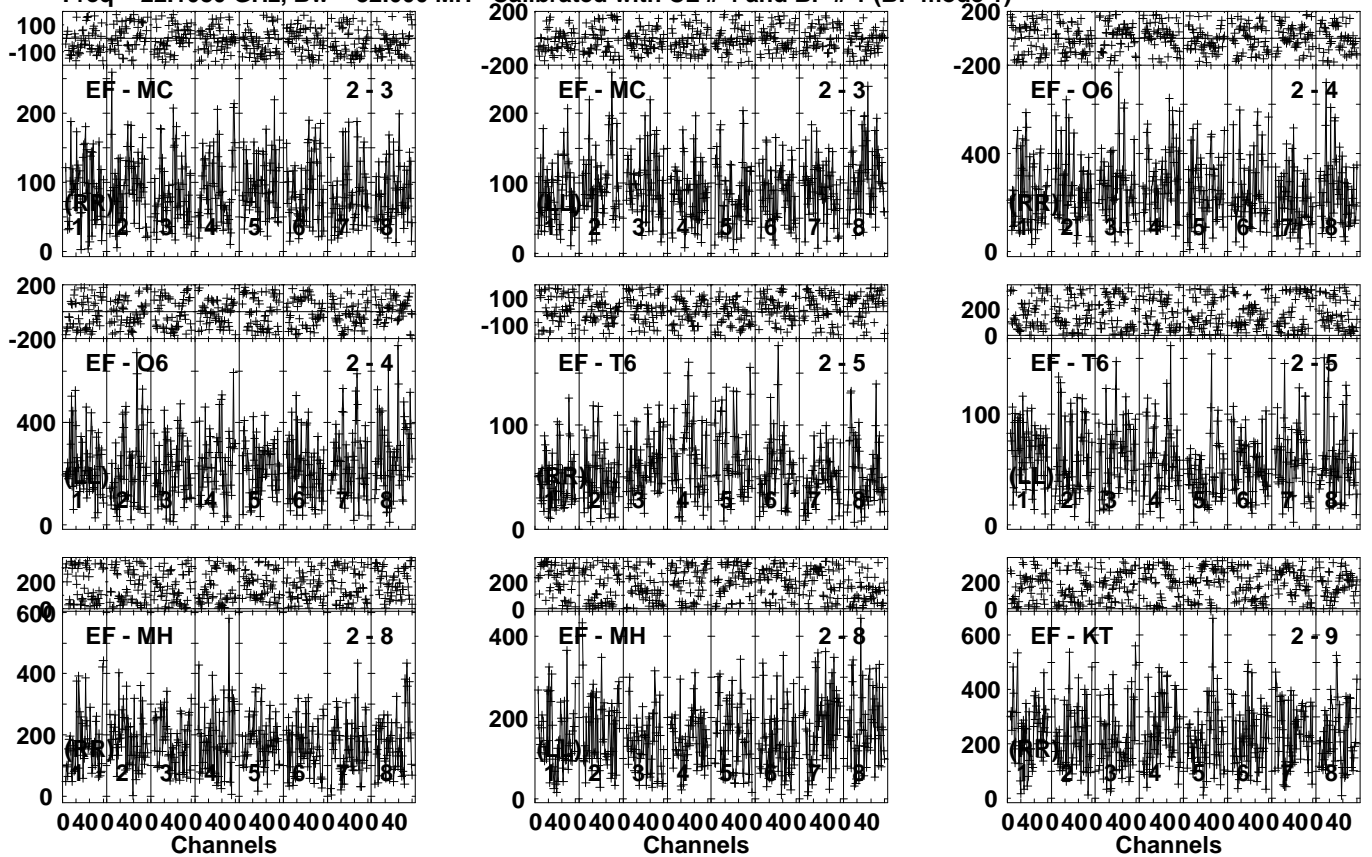


Lower frame: Milli Ampl Jy Top frame: Phas deg  
Vector averaged cross-power spectrum Several baselines displayed  
Timerange: 00/11:21:33 to 00/11:22:29

Plot file version 127 created 01-FEB-2024 11:04:34

1927+654 RB009.UVDATA.1

Freq = 22.1080 GHz, Bw = 32.000 MH Calibrated with CL # 4 and BP # 1 (BP mode 1)

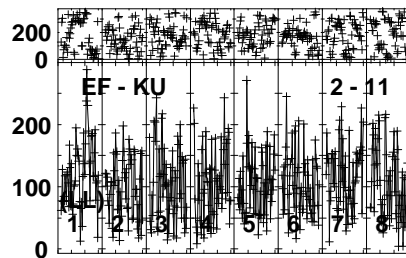
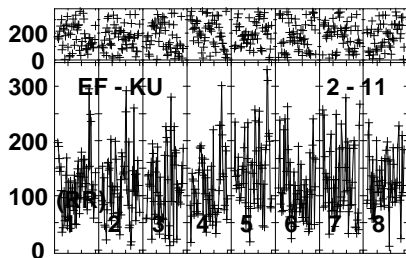
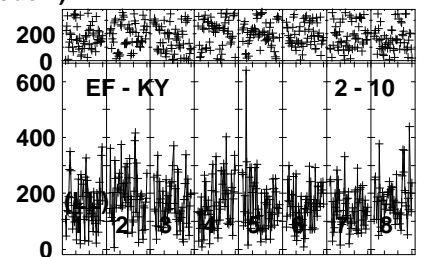
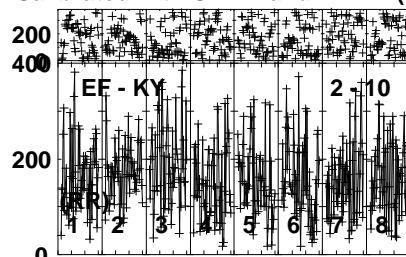
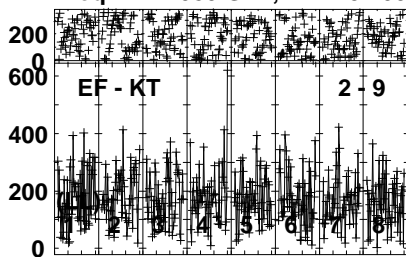


Lower frame: Milli Ampl Jy Top frame: Phas deg  
Vector averaged cross-power spectrum Several baselines displayed  
Timerange: 00/11:22:31 to 00/11:23:29

Plot file version 128 created 01-FEB-2024 11:04:34

1927+654 RB009.UVDATA.1

Freq = 22.1080 GHz, Bw = 32.000 MH Calibrated with CL # 4 and BP # 1 (BP mode 1)



Lower frame: Milli Ampl Jy Top frame: Phas deg  
Vector averaged cross-power spectrum Several baselines displayed  
Timerange: 00/11:22:31 to 00/11:23:29

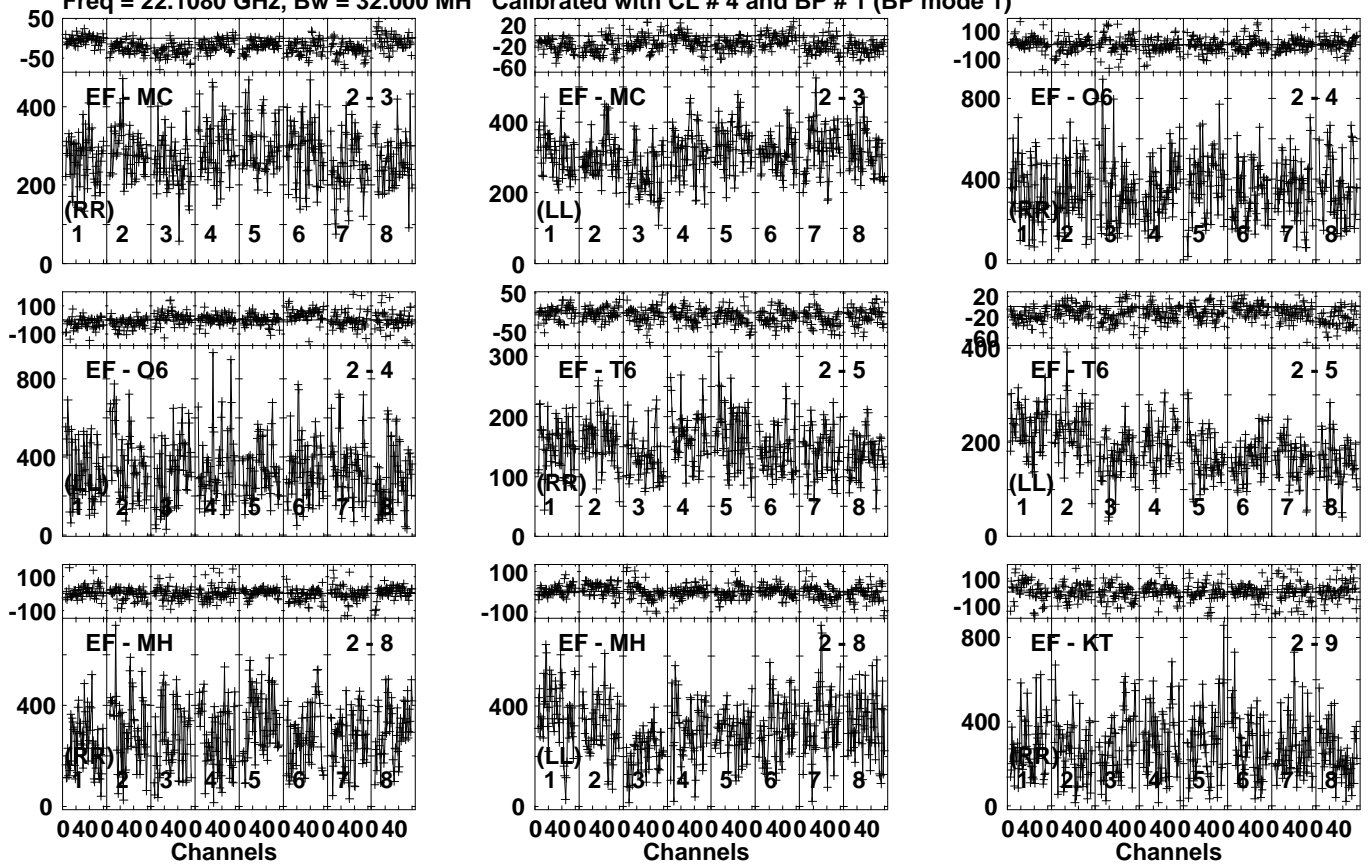


Plot file version 129 created 01-FEB-2024 11:04:34

J1933+6540 RB009.UVDATA.1

Freq = 22.1080 GHz, Bw = 32.000 MH

Calibrated with CL # 4 and BP # 1 (BP mode 1)

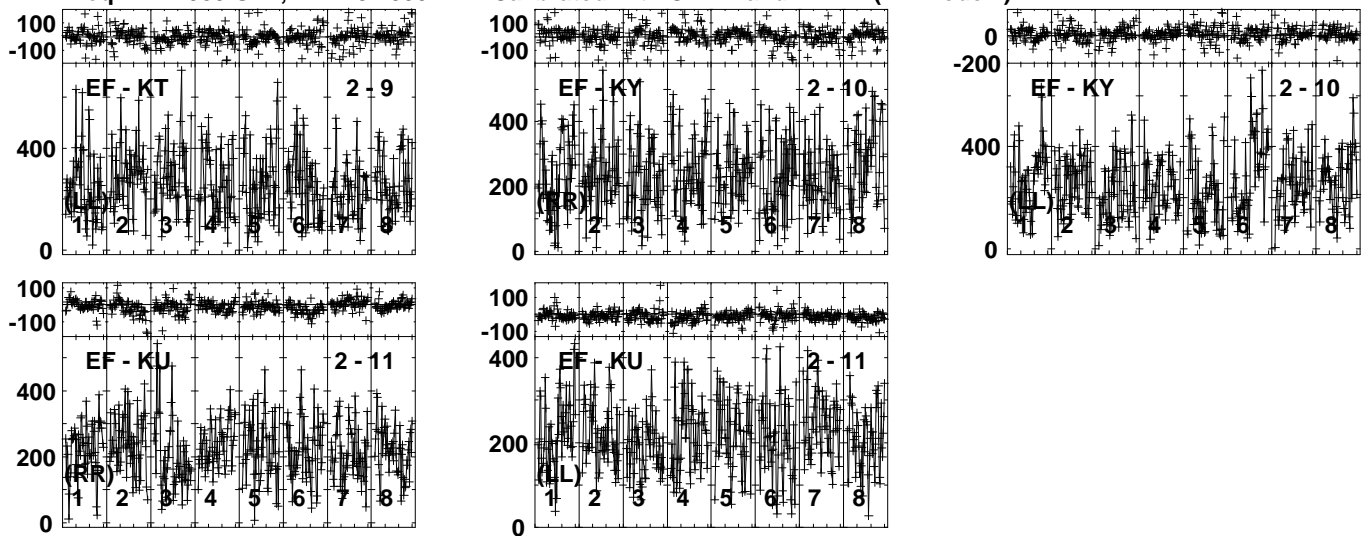


Lower frame: Milli Ampl Jy Top frame: Phas deg  
Vector averaged cross-power spectrum Several baselines displayed  
Timerange: 00/11:23:33 to 00/11:24:29

Plot file version 130 created 01-FEB-2024 11:04:34

J1933+6540 RB009.UVDATA.1

Freq = 22.1080 GHz, Bw = 32.000 MH Calibrated with CL # 4 and BP # 1 (BP mode 1)



Lower frame: Milli Ampl Jy Top frame: Phas deg

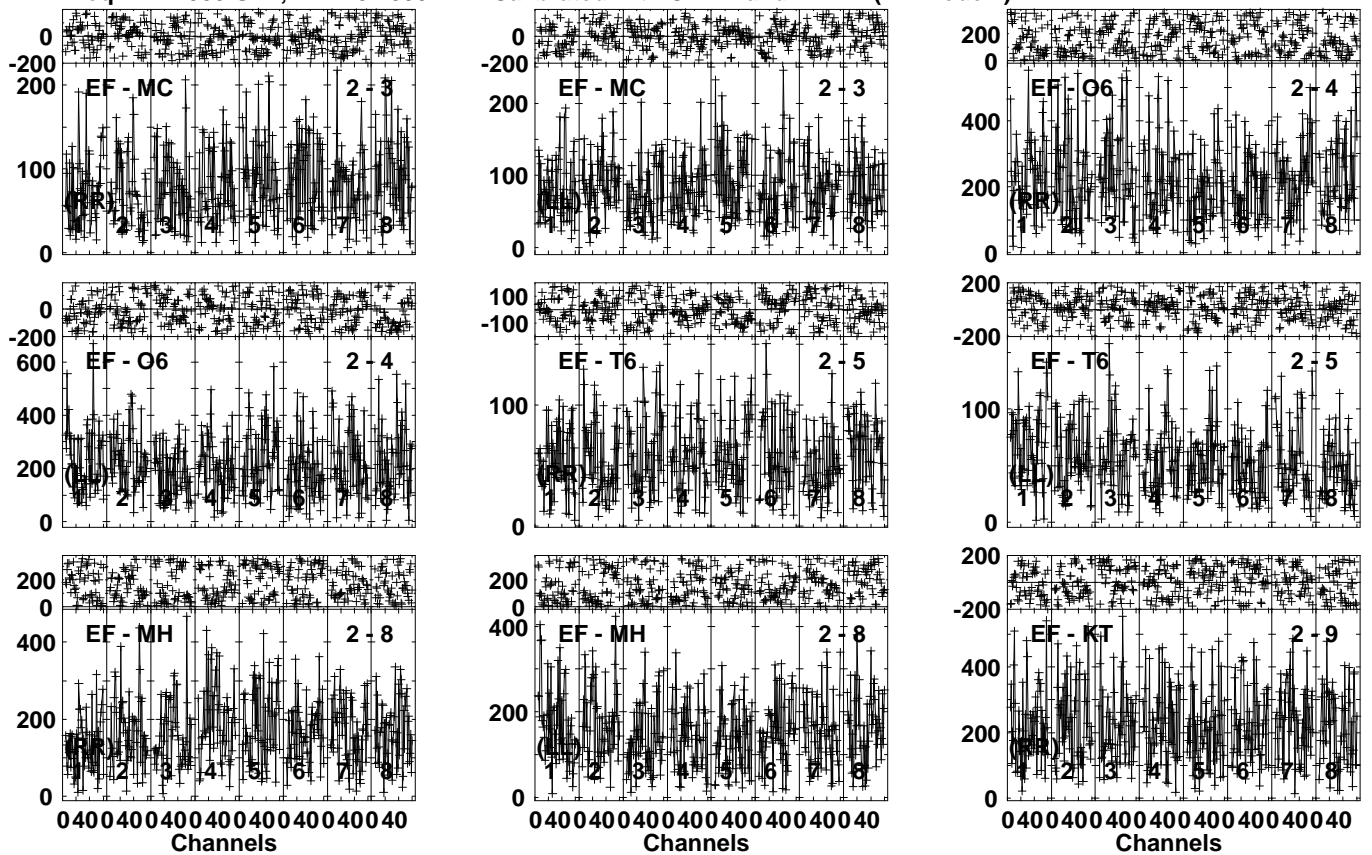
Vector averaged cross-power spectrum Several baselines displayed

Timerange: 00/11:23:33 to 00/11:24:29

Plot file version 131 created 01-FEB-2024 11:04:34

1927+654 RB009.UVDATA.1

Freq = 22.1080 GHz, Bw = 32.000 MH Calibrated with CL # 4 and BP # 1 (BP mode 1)

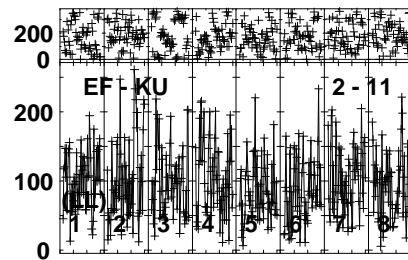
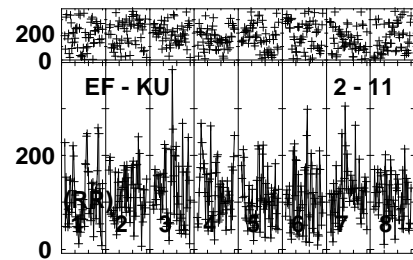
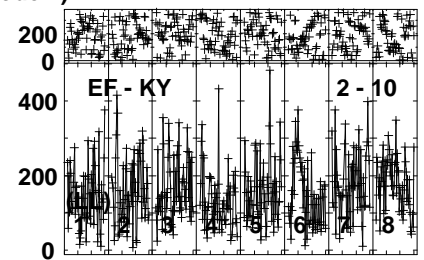
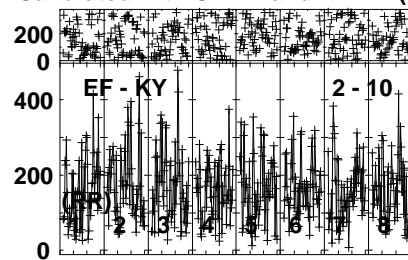
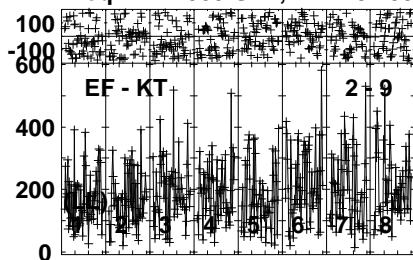


Lower frame: Milli Ampl Jy Top frame: Phas deg  
Vector averaged cross-power spectrum Several baselines displayed  
Timerange: 00/11:24:31 to 00/11:25:29

Plot file version 132 created 01-FEB-2024 11:04:35

1927+654 RB009.UVDATA.1

Freq = 22.1080 GHz, Bw = 32.000 MH Calibrated with CL # 4 and BP # 1 (BP mode 1)

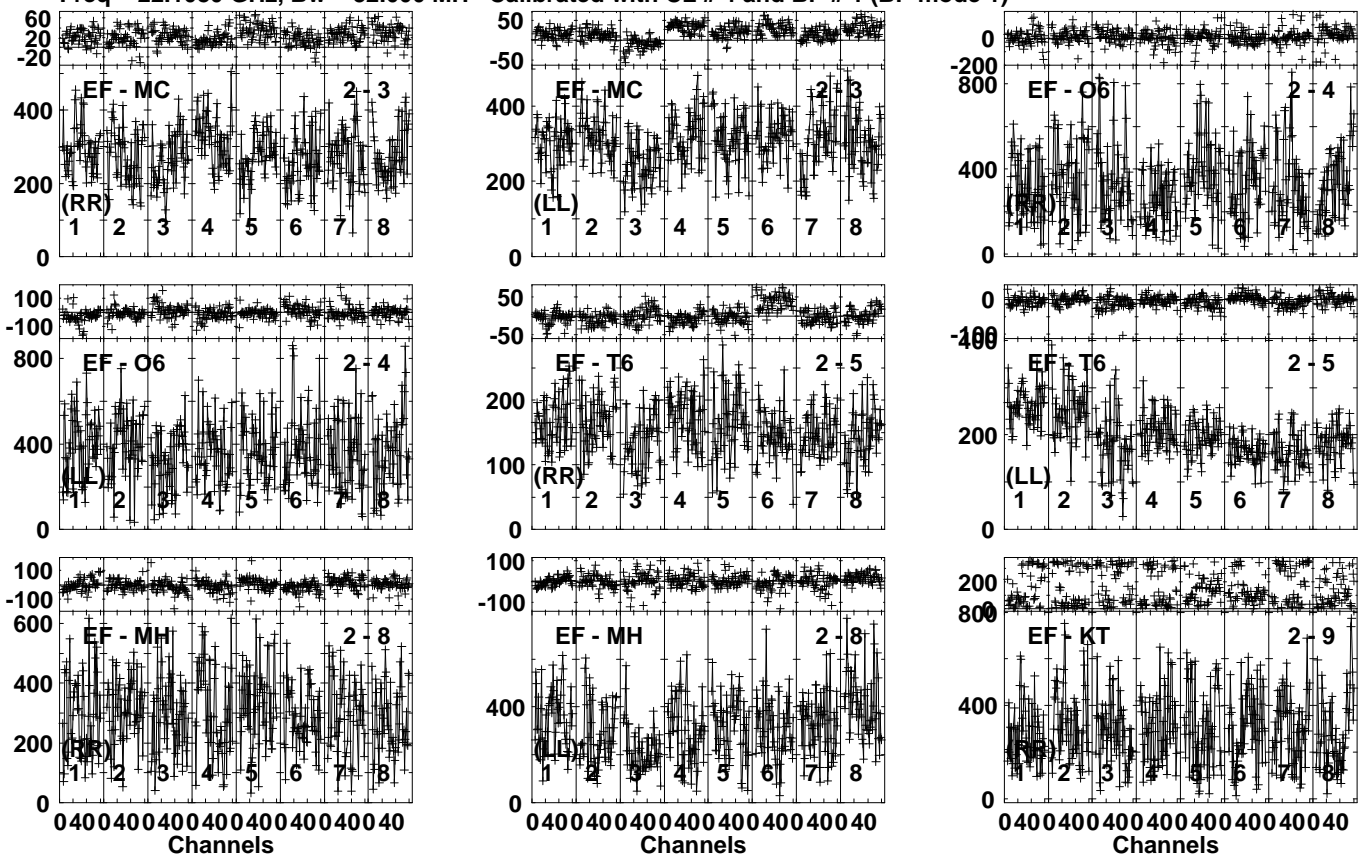


Lower frame: Milli Ampl Jy Top frame: Phas deg  
Vector averaged cross-power spectrum Several baselines displayed  
Timerange: 00/11:24:31 to 00/11:25:29

Plot file version 133 created 01-FEB-2024 11:04:35

J1933+6540 RB009.UVDATA.1

Freq = 22.1080 GHz, Bw = 32.000 MH Calibrated with CL # 4 and BP # 1 (BP mode 1)

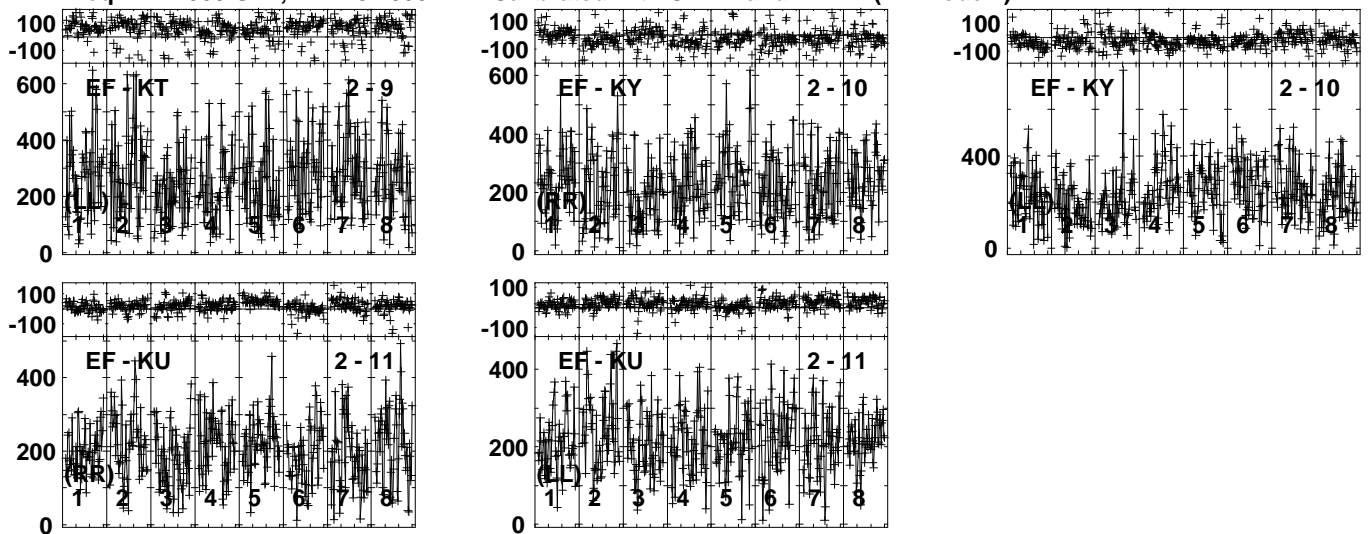


Lower frame: Milli Ampl Jy Top frame: Phas deg  
Vector averaged cross-power spectrum Several baselines displayed  
Timerange: 00/11:25:33 to 00/11:26:29

Plot file version 134 created 01-FEB-2024 11:04:35

J1933+6540 RB009.UVDATA.1

Freq = 22.1080 GHz, Bw = 32.000 MH Calibrated with CL # 4 and BP # 1 (BP mode 1)

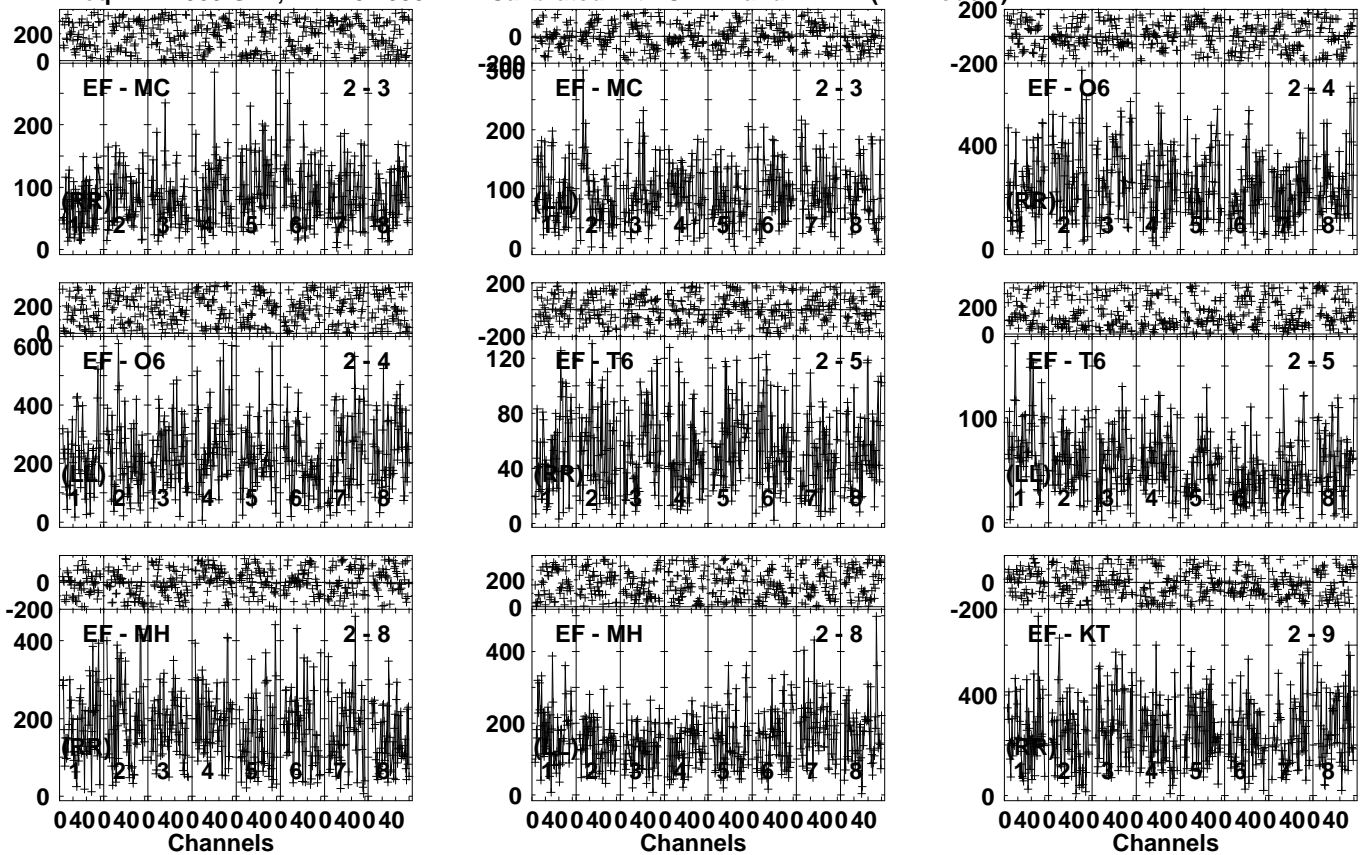


Lower frame: Milli Ampl Jy Top frame: Phas deg  
Vector averaged cross-power spectrum Several baselines displayed  
Timerange: 00/11:25:33 to 00/11:26:29

Plot file version 135 created 01-FEB-2024 11:04:35

1927+654 RB009.UVDATA.1

Freq = 22.1080 GHz, Bw = 32.000 MH Calibrated with CL # 4 and BP # 1 (BP mode 1)

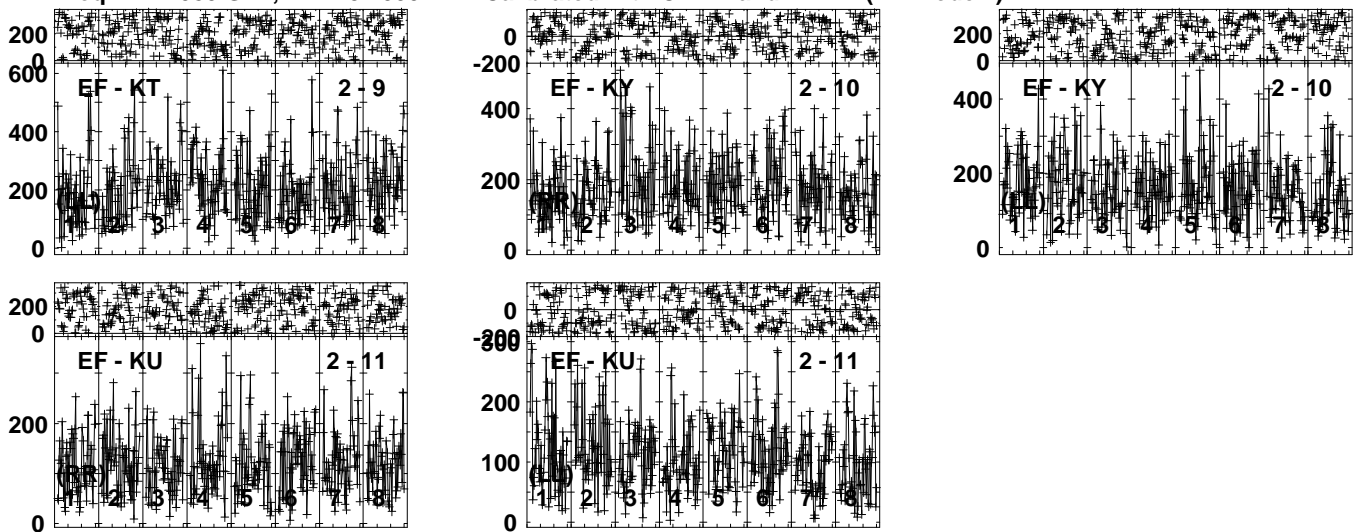


Lower frame: Milli Ampl Jy Top frame: Phas deg  
Vector averaged cross-power spectrum Several baselines displayed  
Timerange: 00/11:26:31 to 00/11:27:29

Plot file version 136 created 01-FEB-2024 11:04:35

1927+654 RB009.UVDATA.1

Freq = 22.1080 GHz, Bw = 32.000 MH Calibrated with CL # 4 and BP # 1 (BP mode 1)



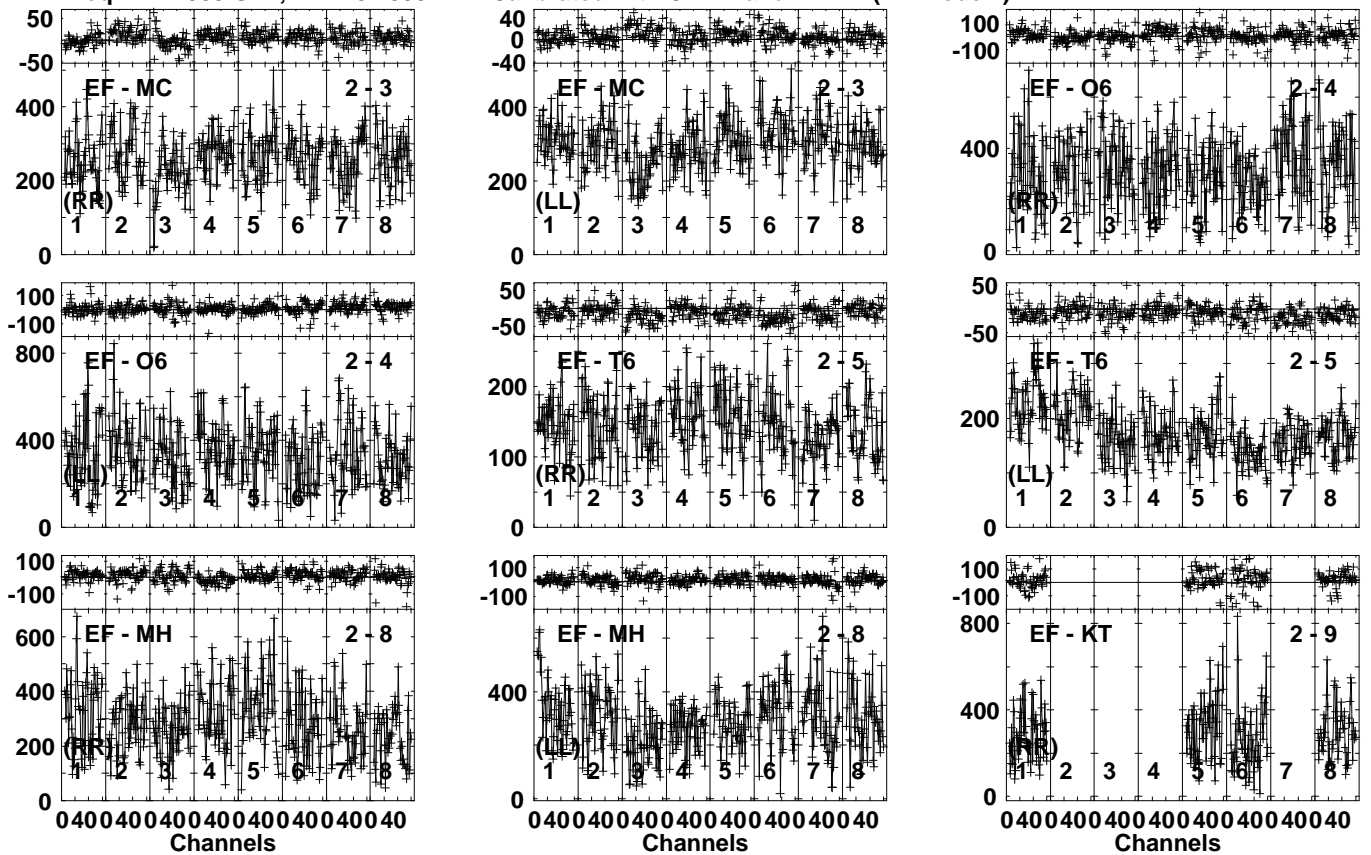
Lower frame: Milli Ampl Jy Top frame: Phas deg  
Vector averaged cross-power spectrum Several baselines displayed  
Timerange: 00/11:26:31 to 00/11:27:29



Plot file version 137 created 01-FEB-2024 11:04:35

J1933+6540 RB009.UVDATA.1

Freq = 22.1080 GHz, Bw = 32.000 MH Calibrated with CL # 4 and BP # 1 (BP mode 1)

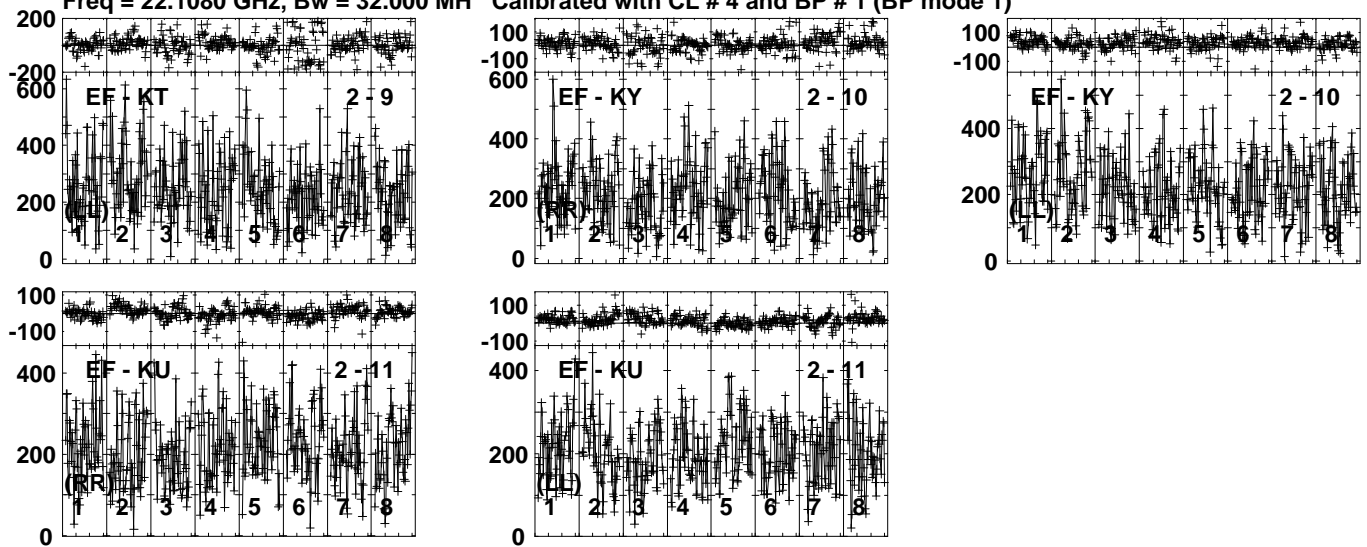


Lower frame: Milli Ampl Jy Top frame: Phas deg  
Vector averaged cross-power spectrum Several baselines displayed  
Timerange: 00/11:27:33 to 00/11:28:29

Plot file version 138 created 01-FEB-2024 11:04:36

J1933+6540 RB009.UVDATA.1

Freq = 22.1080 GHz, Bw = 32.000 MH Calibrated with CL # 4 and BP # 1 (BP mode 1)



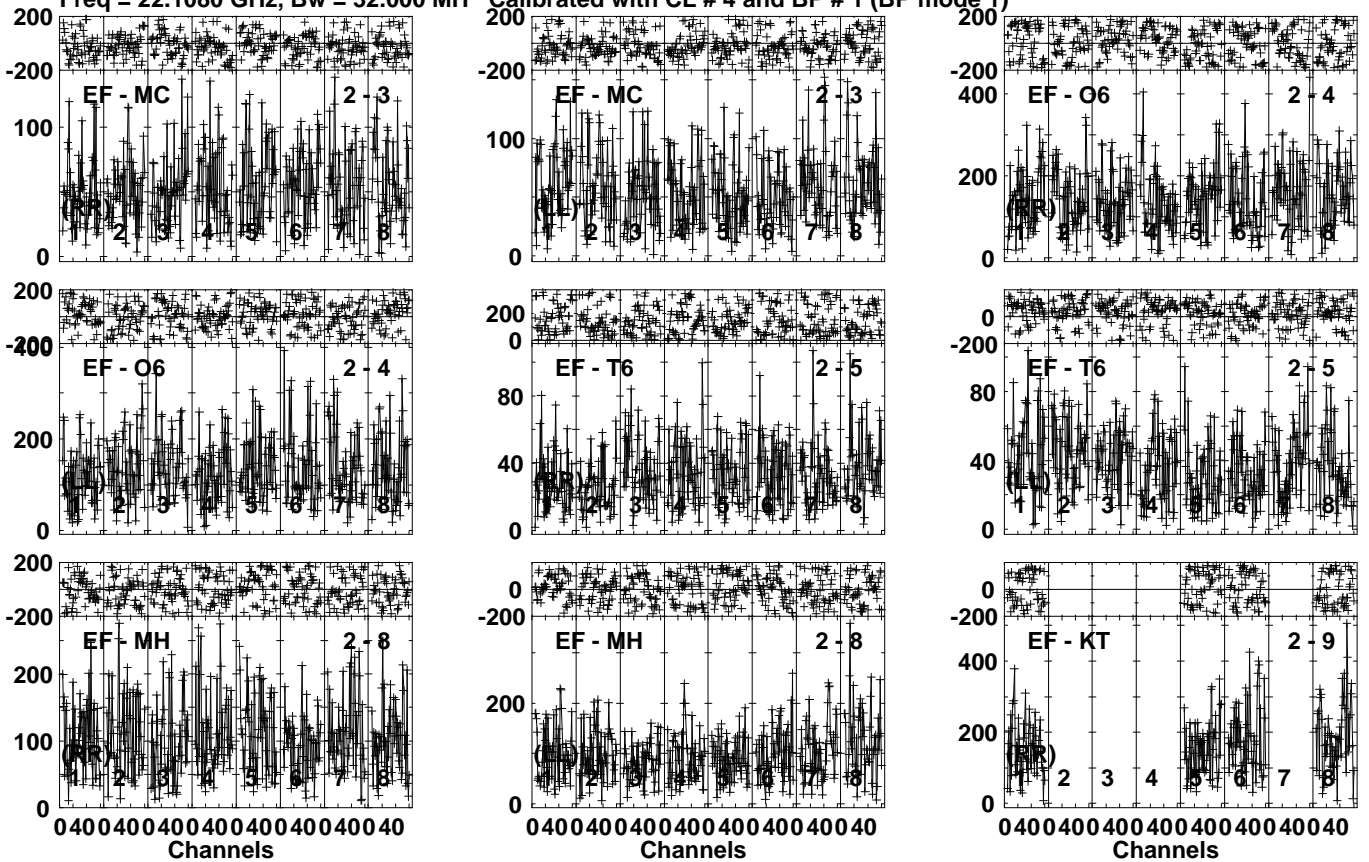
Lower frame: Milli Ampl Jy Top frame: Phas deg  
Vector averaged cross-power spectrum Several baselines displayed  
Timerange: 00/11:27:33 to 00/11:28:29

Plot file version 139 created 01-FEB-2024 11:04:36

1927+654 RB009.UVDATA.1

Freq = 22.1080 GHz, Bw = 32.000 MH

Calibrated with CL # 4 and BP # 1 (BP mode 1)

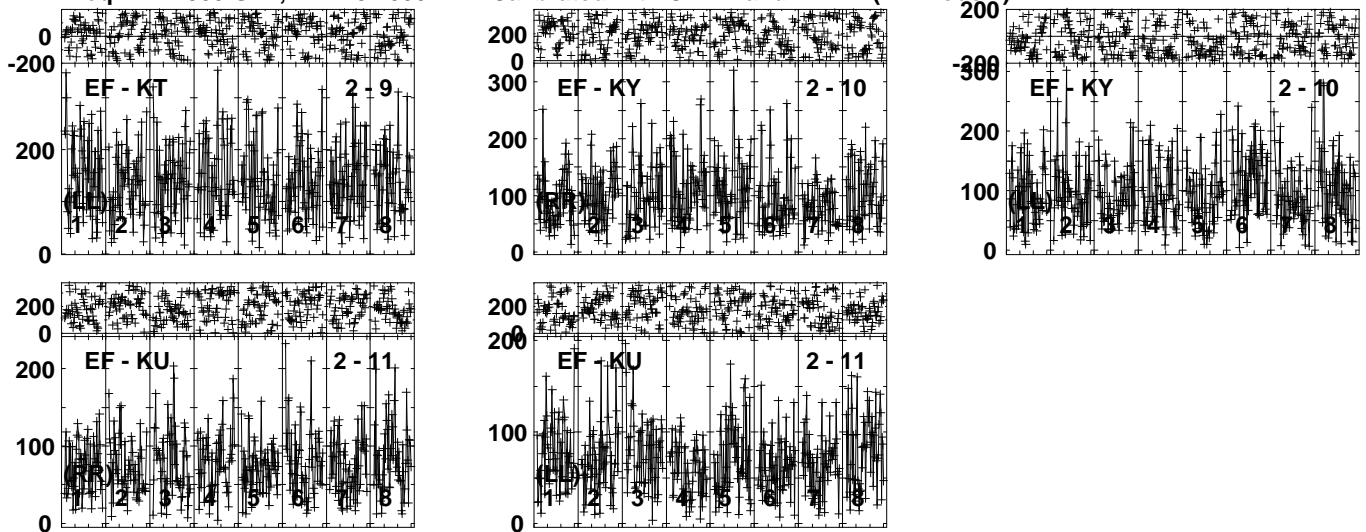


Lower frame: Milli Ampl Jy Top frame: Phas deg  
Vector averaged cross-power spectrum Several baselines displayed  
Timerange: 00/11:29:31 to 00/11:30:29

Plot file version 140 created 01-FEB-2024 11:04:36

1927+654 RB009.UVDATA.1

Freq = 22.1080 GHz, Bw = 32.000 MH Calibrated with CL # 4 and BP # 1 (BP mode 1)

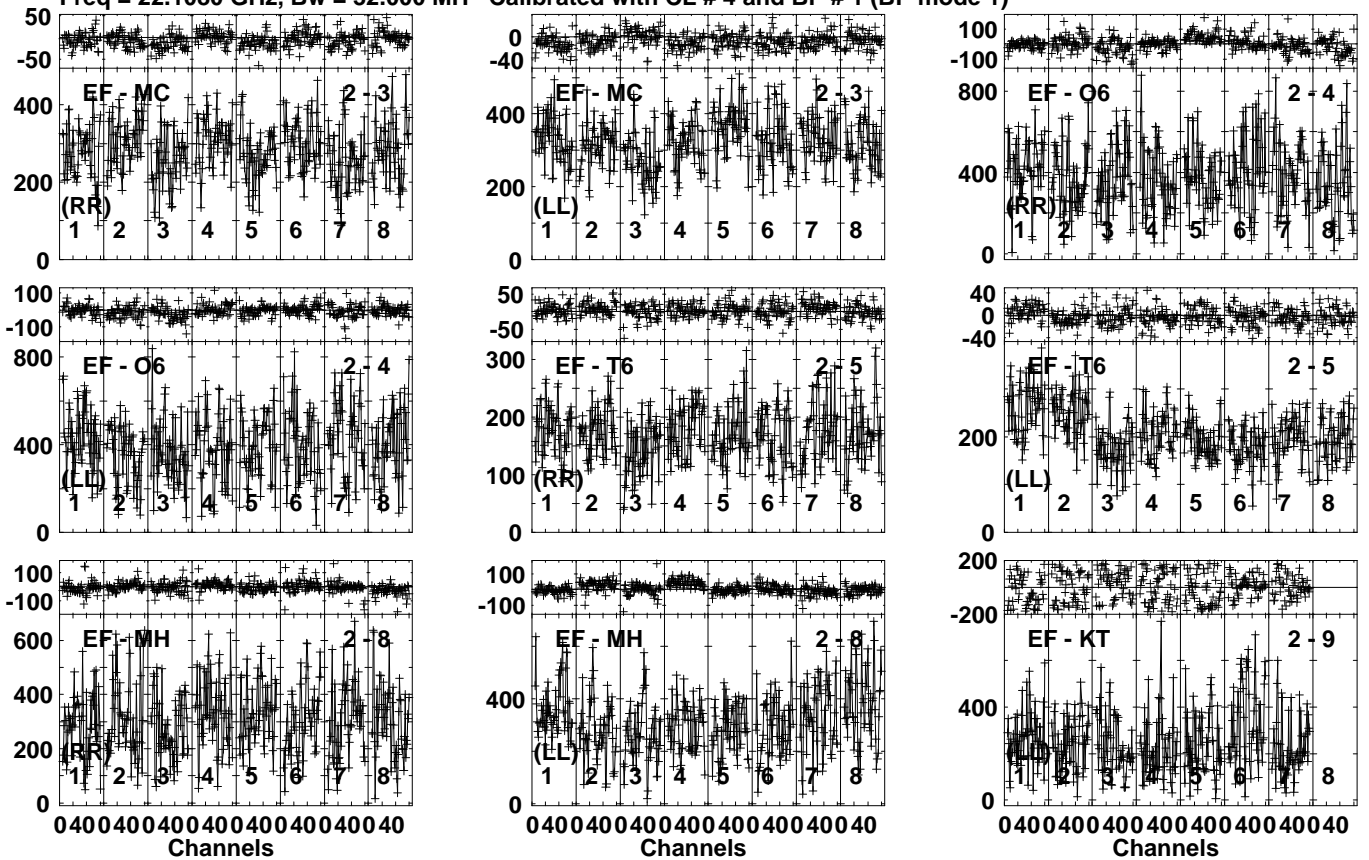


Lower frame: Milli Ampl Jy Top frame: Phas deg  
Vector averaged cross-power spectrum Several baselines displayed  
Timerange: 00/11:29:31 to 00/11:30:29

Plot file version 141 created 01-FEB-2024 11:04:36

J1933+6540 RB009.UVDATA.1

Freq = 22.1080 GHz, Bw = 32.000 MH Calibrated with CL # 4 and BP # 1 (BP mode 1)

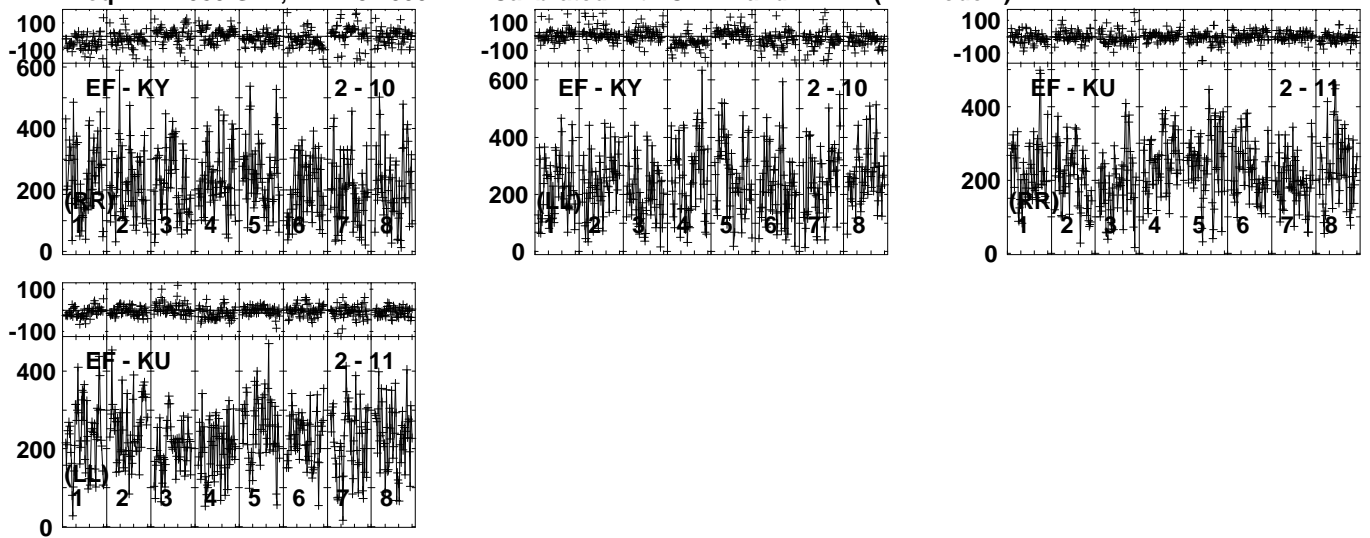


Lower frame: Milli Ampl Jy Top frame: Phas deg  
Vector averaged cross-power spectrum Several baselines displayed  
Timerange: 00/11:30:31 to 00/11:31:29

Plot file version 142 created 01-FEB-2024 11:04:36

J1933+6540 RB009.UVDATA.1

Freq = 22.1080 GHz, Bw = 32.000 MH Calibrated with CL # 4 and BP # 1 (BP mode 1)

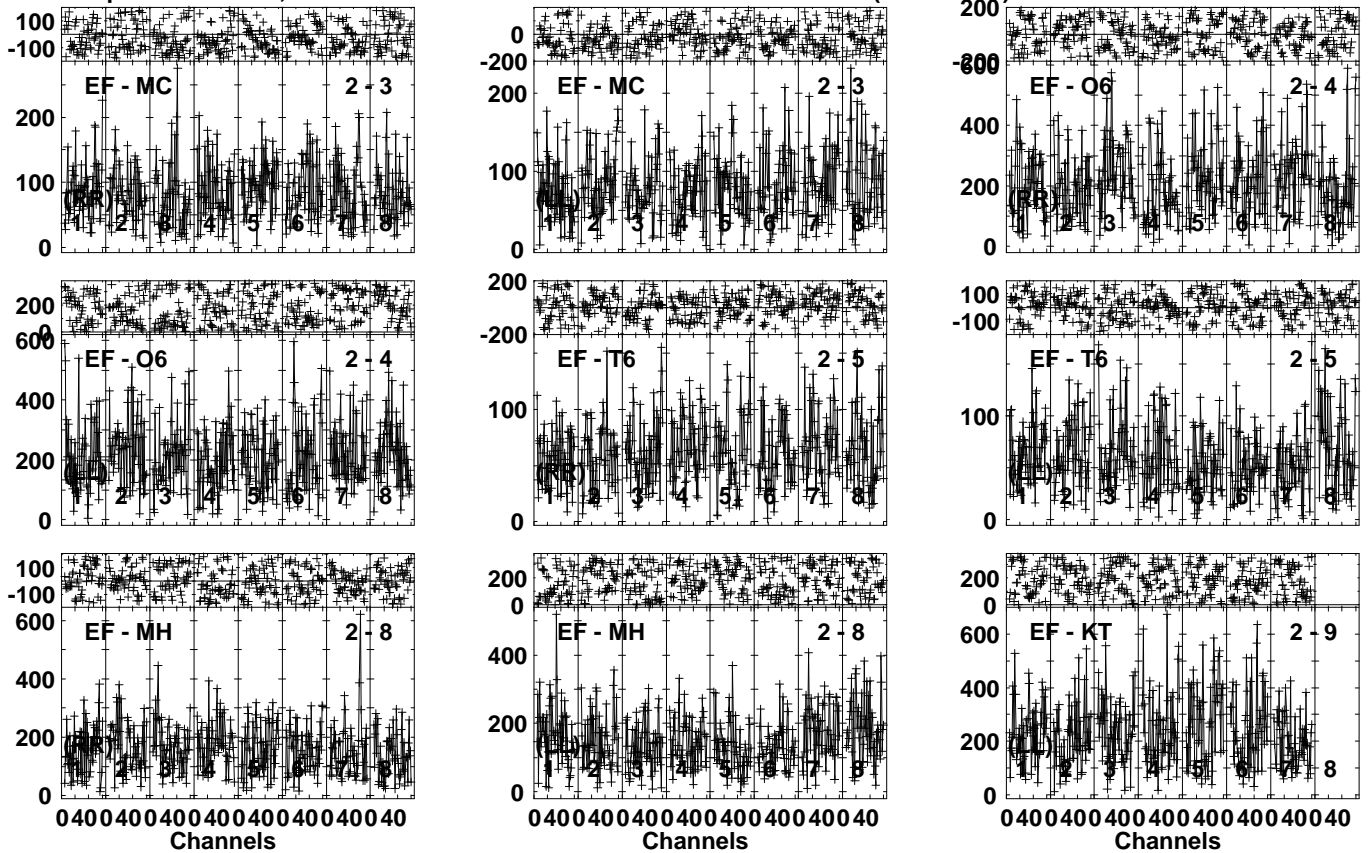


Lower frame: Milli Ampl Jy Top frame: Phas deg  
Vector averaged cross-power spectrum Several baselines displayed  
Timerange: 00/11:30:31 to 00/11:31:29

Plot file version 143 created 01-FEB-2024 11:04:36

1927+654 RB009.UVDATA.1

Freq = 22.1080 GHz, Bw = 32.000 MH Calibrated with CL # 4 and BP # 1 (BP mode 1)

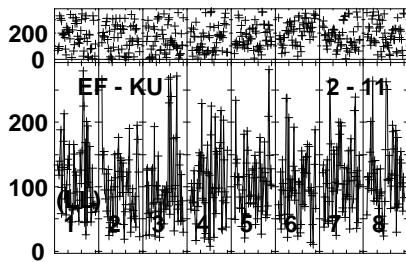
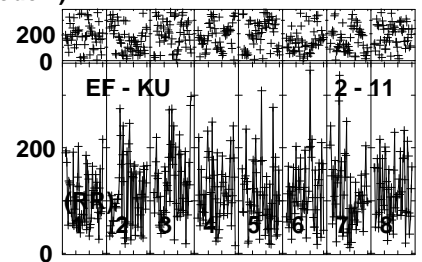
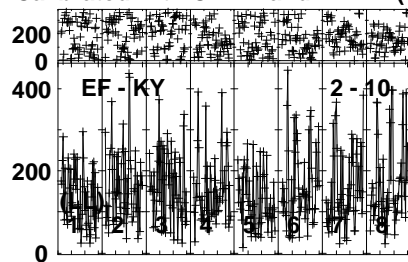
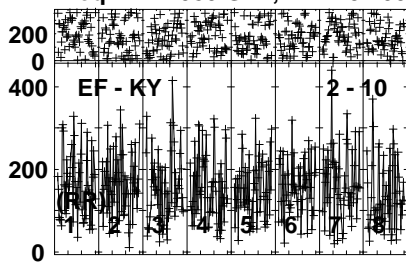


Lower frame: Milli Ampl Jy Top frame: Phas deg  
Vector averaged cross-power spectrum Several baselines displayed  
Timerange: 00/11:31:31 to 00/11:32:29

Plot file version 144 created 01-FEB-2024 11:04:37

1927+654 RB009.UVDATA.1

Freq = 22.1080 GHz, Bw = 32.000 MH Calibrated with CL # 4 and BP # 1 (BP mode 1)



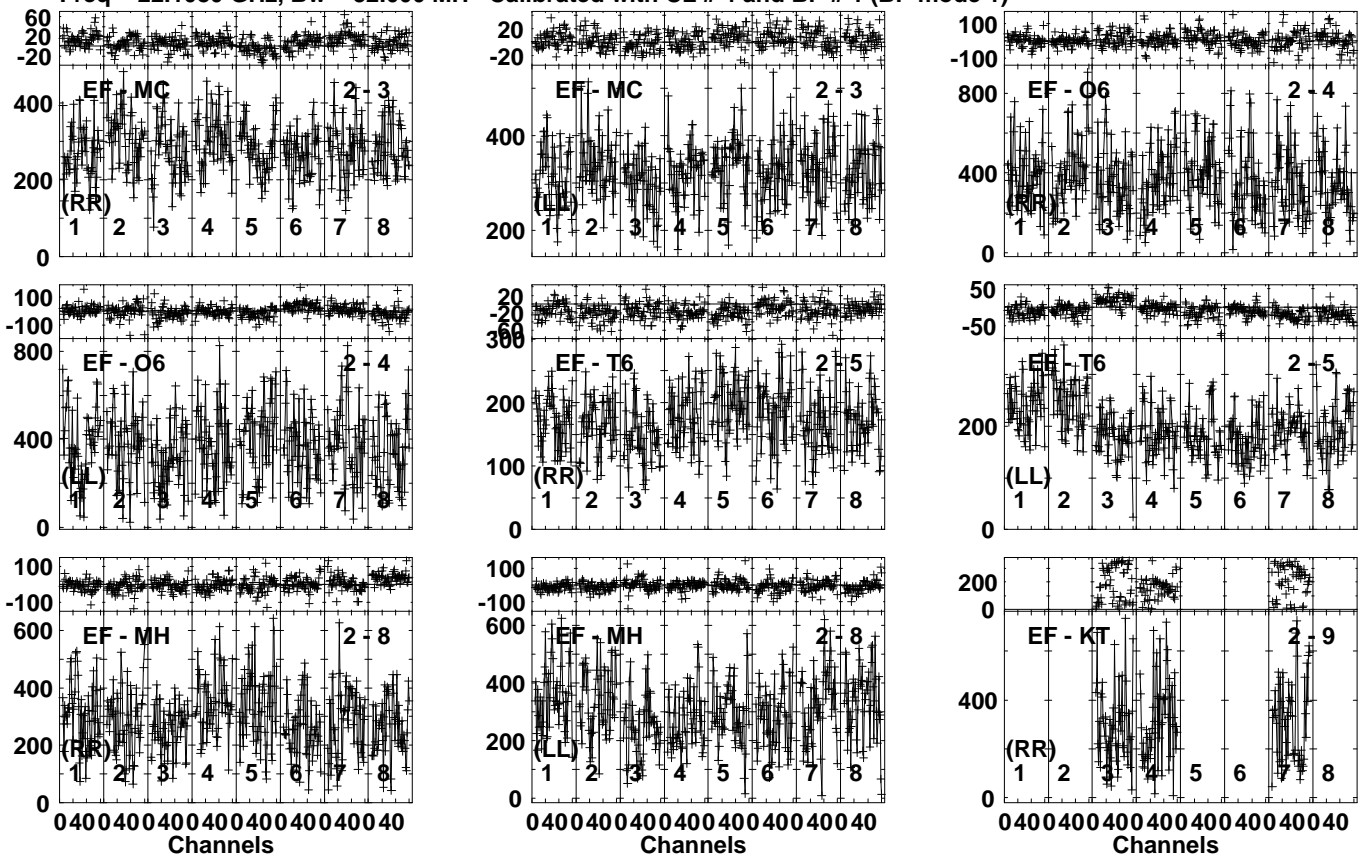
Lower frame: Milli Ampl Jy Top frame: Phas deg  
Vector averaged cross-power spectrum Several baselines displayed  
Timerange: 00/11:31:31 to 00/11:32:29



Plot file version 145 created 01-FEB-2024 11:04:37

J1933+6540 RB009.UVDATA.1

Freq = 22.1080 GHz, Bw = 32.000 MH Calibrated with CL # 4 and BP # 1 (BP mode 1)

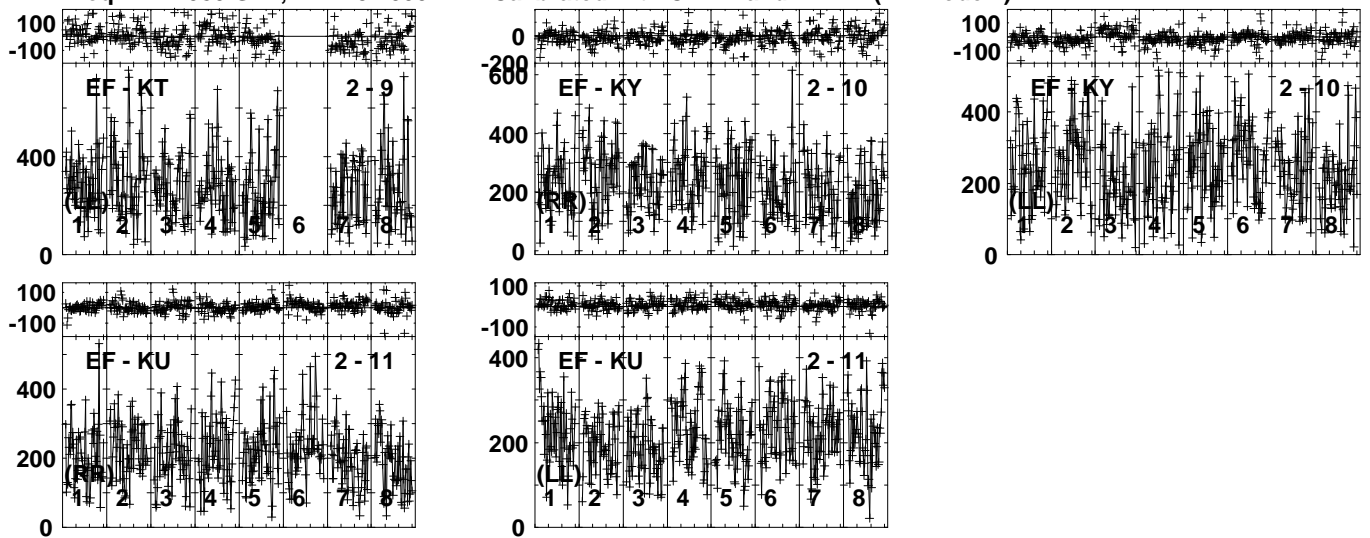


Lower frame: Milli Ampl Jy Top frame: Phas deg  
Vector averaged cross-power spectrum Several baselines displayed  
Timerange: 00/11:32:31 to 00/11:33:29

Plot file version 146 created 01-FEB-2024 11:04:37

J1933+6540 RB009.UVDATA.1

Freq = 22.1080 GHz, Bw = 32.000 MH Calibrated with CL # 4 and BP # 1 (BP mode 1)

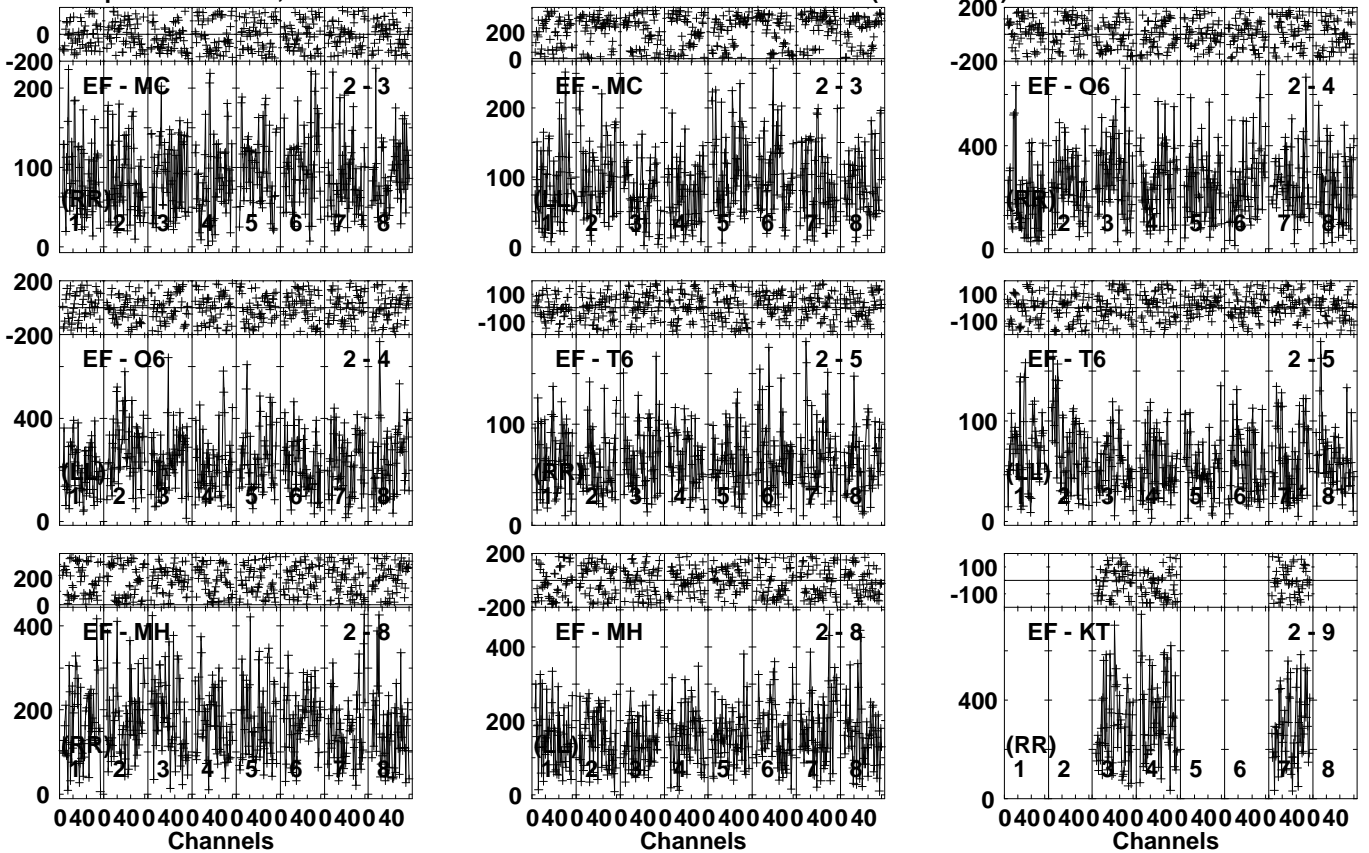


Lower frame: Milli Ampl Jy Top frame: Phas deg  
Vector averaged cross-power spectrum Several baselines displayed  
Timerange: 00/11:32:31 to 00/11:33:29

Plot file version 147 created 01-FEB-2024 11:04:37

1927+654 RB009.UVDATA.1

Freq = 22.1080 GHz, Bw = 32.000 MH Calibrated with CL # 4 and BP # 1 (BP mode 1)

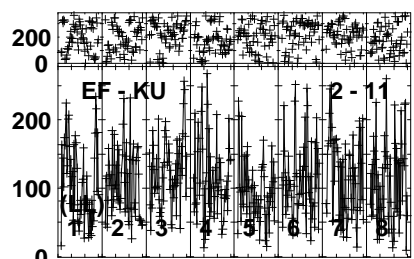
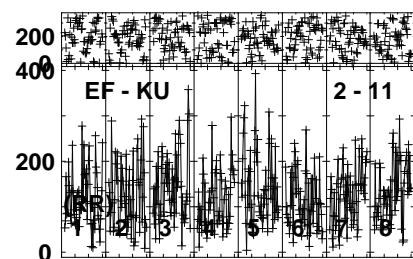
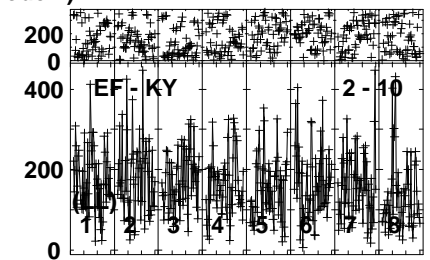
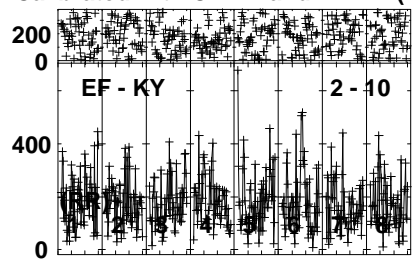
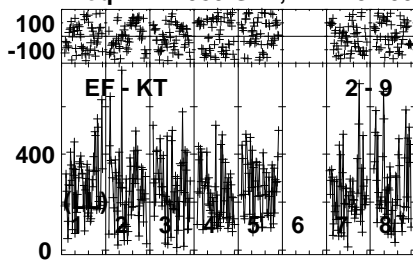


Lower frame: Milli Ampl Jy Top frame: Phas deg  
Vector averaged cross-power spectrum Several baselines displayed  
Timerange: 00/11:33:31 to 00/11:34:29

Plot file version 148 created 01-FEB-2024 11:04:37

1927+654 RB009.UVDATA.1

Freq = 22.1080 GHz, Bw = 32.000 MH Calibrated with CL # 4 and BP # 1 (BP mode 1)

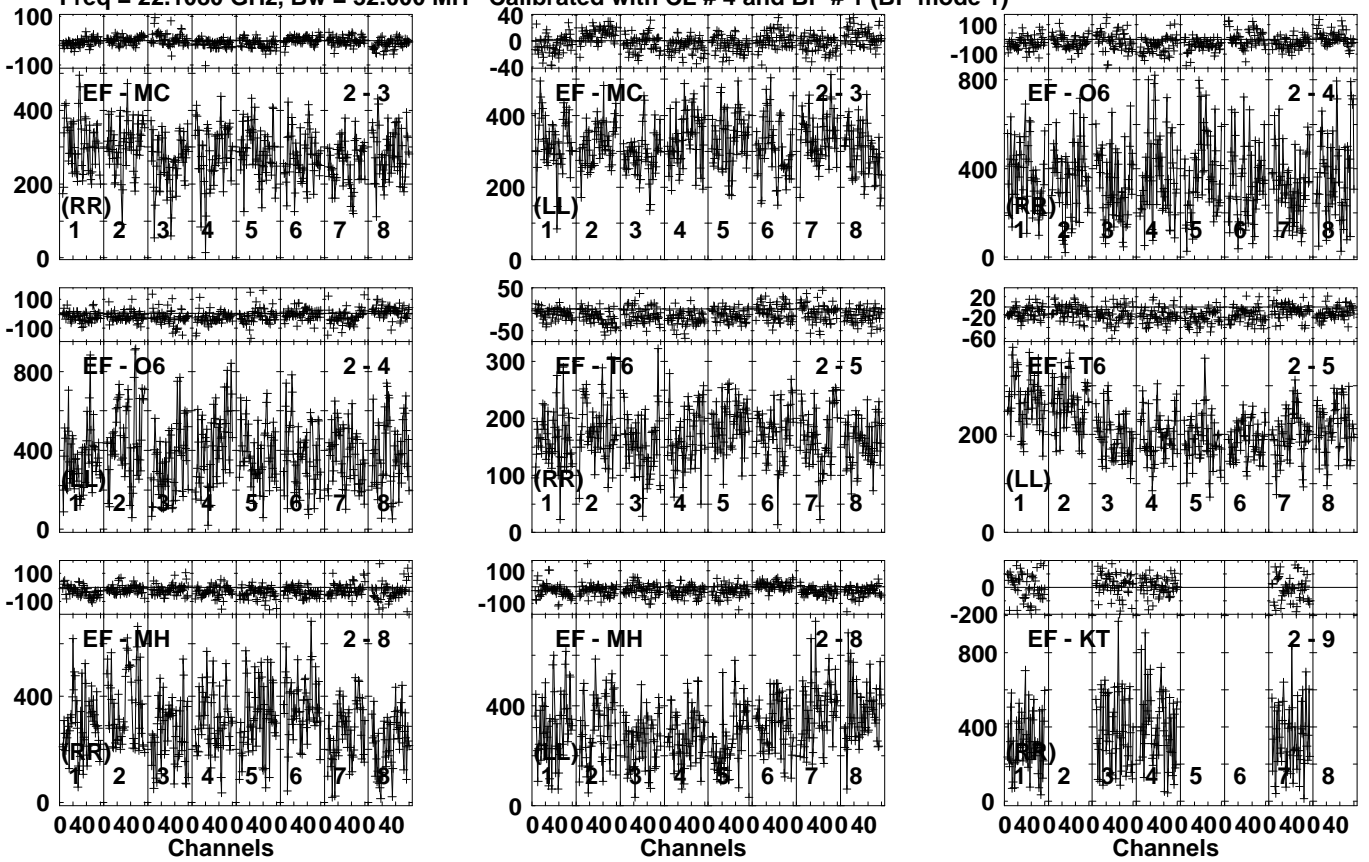


Lower frame: Milli Ampl Jy Top frame: Phas deg  
Vector averaged cross-power spectrum Several baselines displayed  
Timerange: 00/11:33:31 to 00/11:34:29

Plot file version 149 created 01-FEB-2024 11:04:37

J1933+6540 RB009.UVDATA.1

Freq = 22.1080 GHz, Bw = 32.000 MH Calibrated with CL # 4 and BP # 1 (BP mode 1)

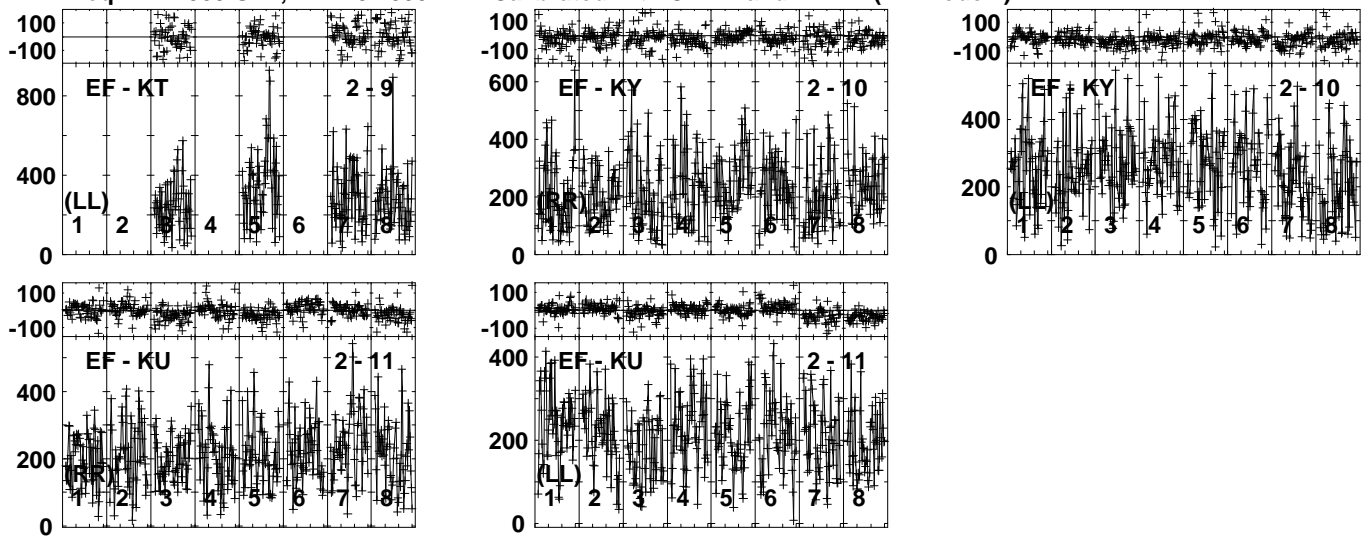


Lower frame: Milli Ampl Jy Top frame: Phas deg  
 Vector averaged cross-power spectrum Several baselines displayed  
 Timerange: 00/11:34:33 to 00/11:35:29

Plot file version 150 created 01-FEB-2024 11:04:37

J1933+6540 RB009.UVDATA.1

Freq = 22.1080 GHz, Bw = 32.000 MH Calibrated with CL # 4 and BP # 1 (BP mode 1)

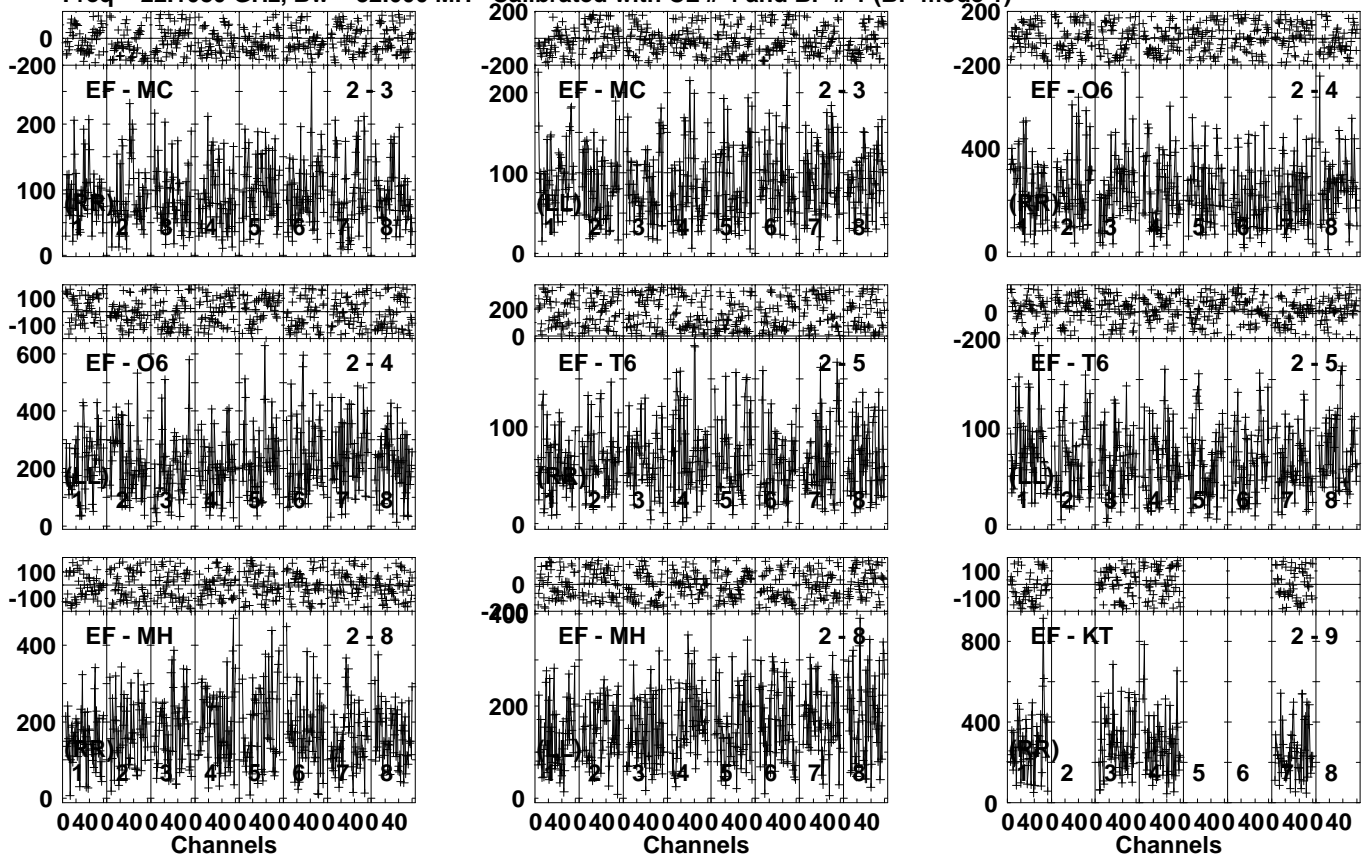


Lower frame: Milli Ampl Jy Top frame: Phas deg  
Vector averaged cross-power spectrum Several baselines displayed  
Timerange: 00/11:34:33 to 00/11:35:29

Plot file version 151 created 01-FEB-2024 11:04:38

1927+654 RB009.UVDATA.1

Freq = 22.1080 GHz, Bw = 32.000 MH Calibrated with CL # 4 and BP # 1 (BP mode 1)

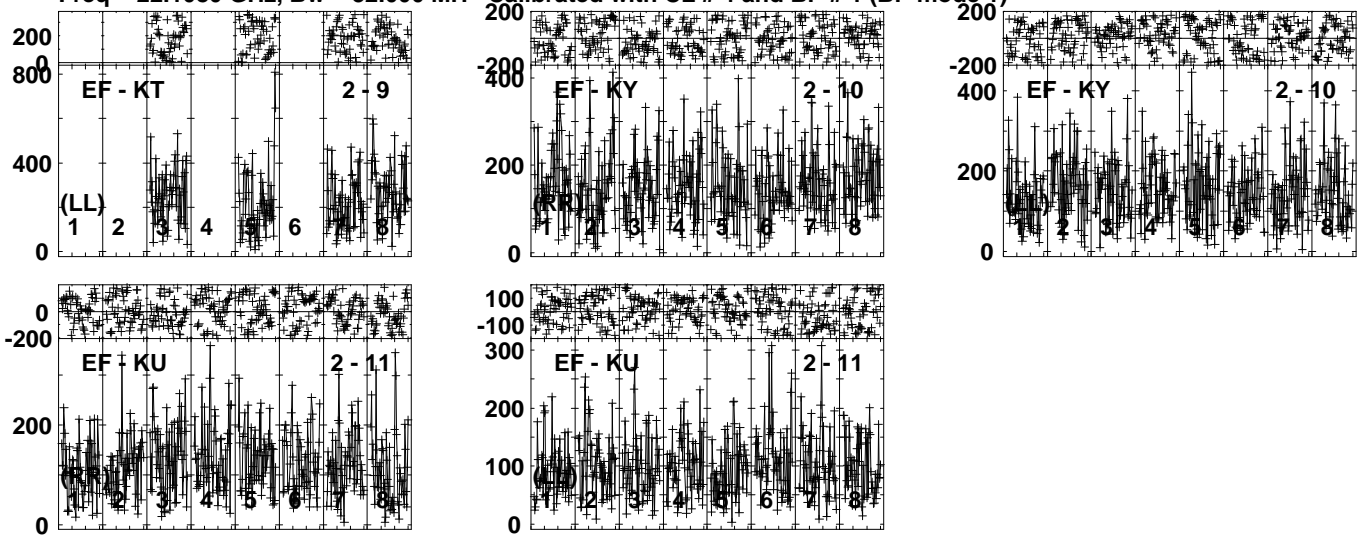


Lower frame: Milli Ampl Jy Top frame: Phas deg  
Vector averaged cross-power spectrum Several baselines displayed  
Timerange: 00/11:35:33 to 00/11:36:29

Plot file version 152 created 01-FEB-2024 11:04:38

1927+654 RB009.UVDATA.1

Freq = 22.1080 GHz, Bw = 32.000 MH Calibrated with CL # 4 and BP # 1 (BP mode 1)



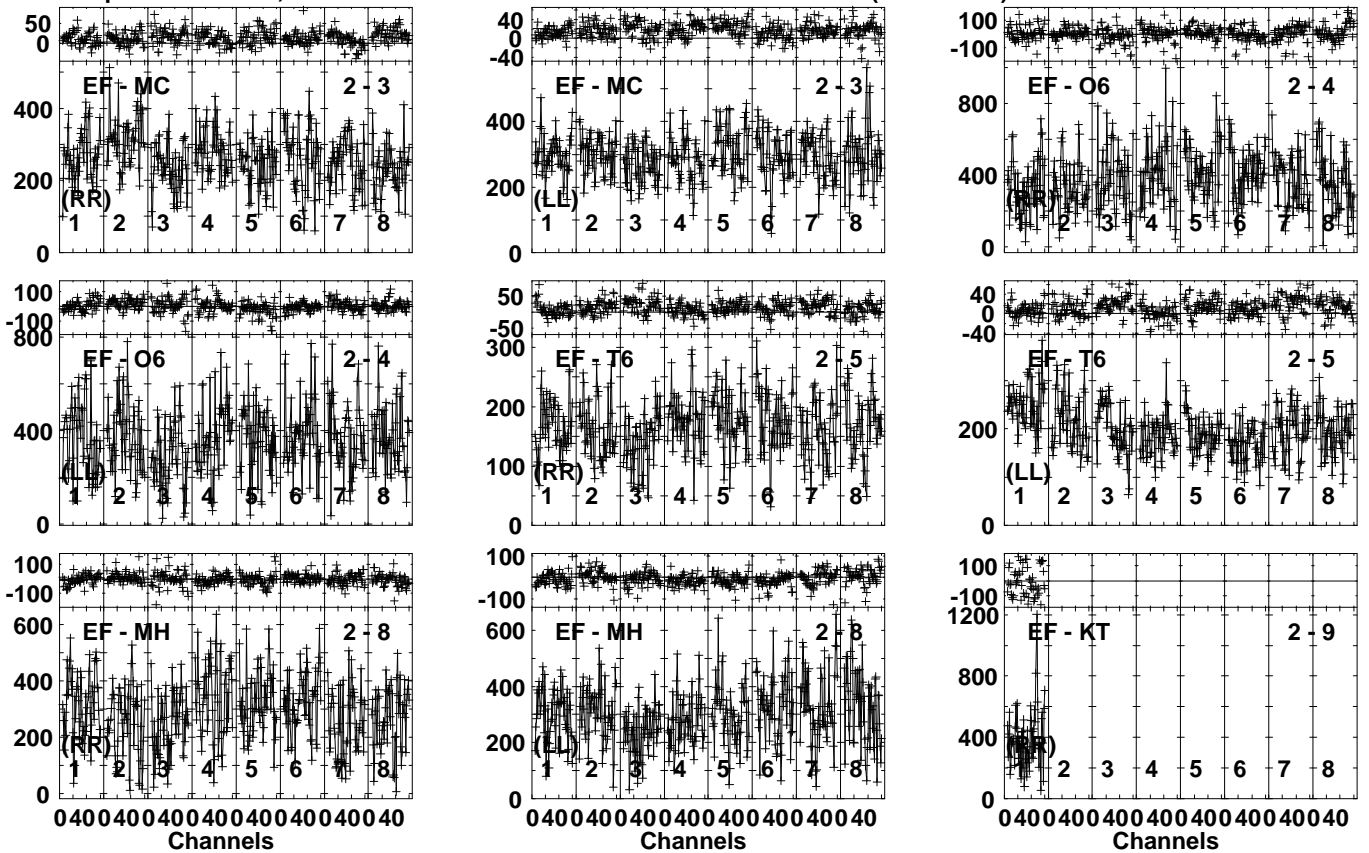
Lower frame: Milli Ampl Jy Top frame: Phas deg  
Vector averaged cross-power spectrum Several baselines displayed  
Timerange: 00/11:35:33 to 00/11:36:29



Plot file version 153 created 01-FEB-2024 11:04:38

J1933+6540 RB009.UVDATA.1

Freq = 22.1080 GHz, Bw = 32.000 MH Calibrated with CL # 4 and BP # 1 (BP mode 1)

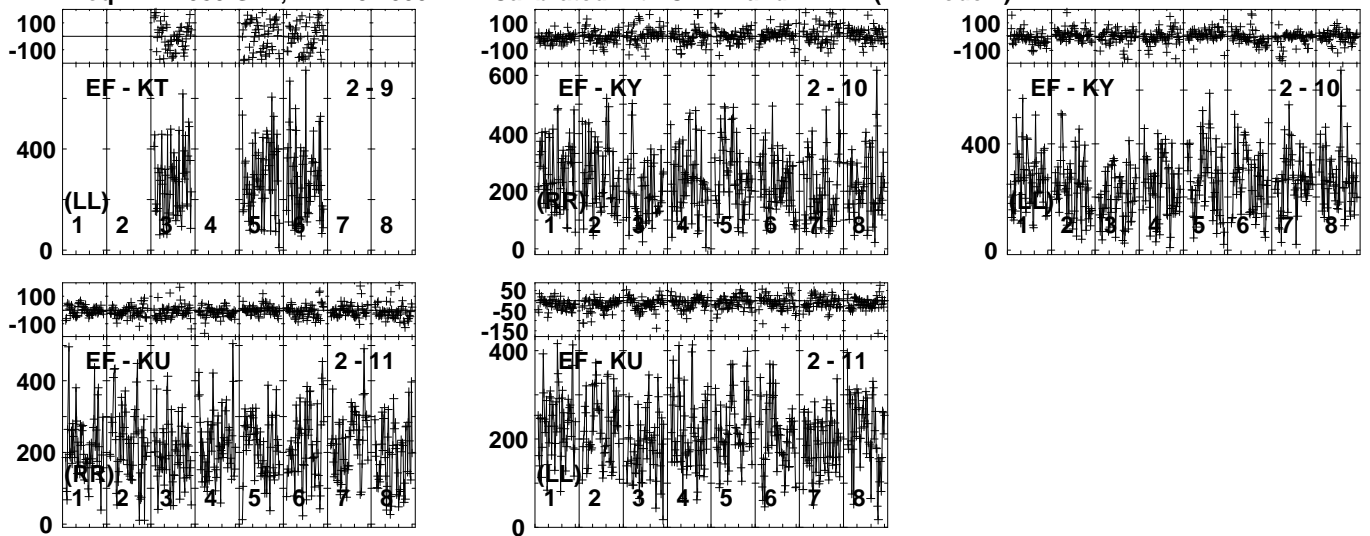


Lower frame: Milli Ampl Jy Top frame: Phas deg  
 Vector averaged cross-power spectrum Several baselines displayed  
 Timerange: 00/11:36:33 to 00/11:37:29

Plot file version 154 created 01-FEB-2024 11:04:38

J1933+6540 RB009.UVDATA.1

Freq = 22.1080 GHz, Bw = 32.000 MH Calibrated with CL # 4 and BP # 1 (BP mode 1)

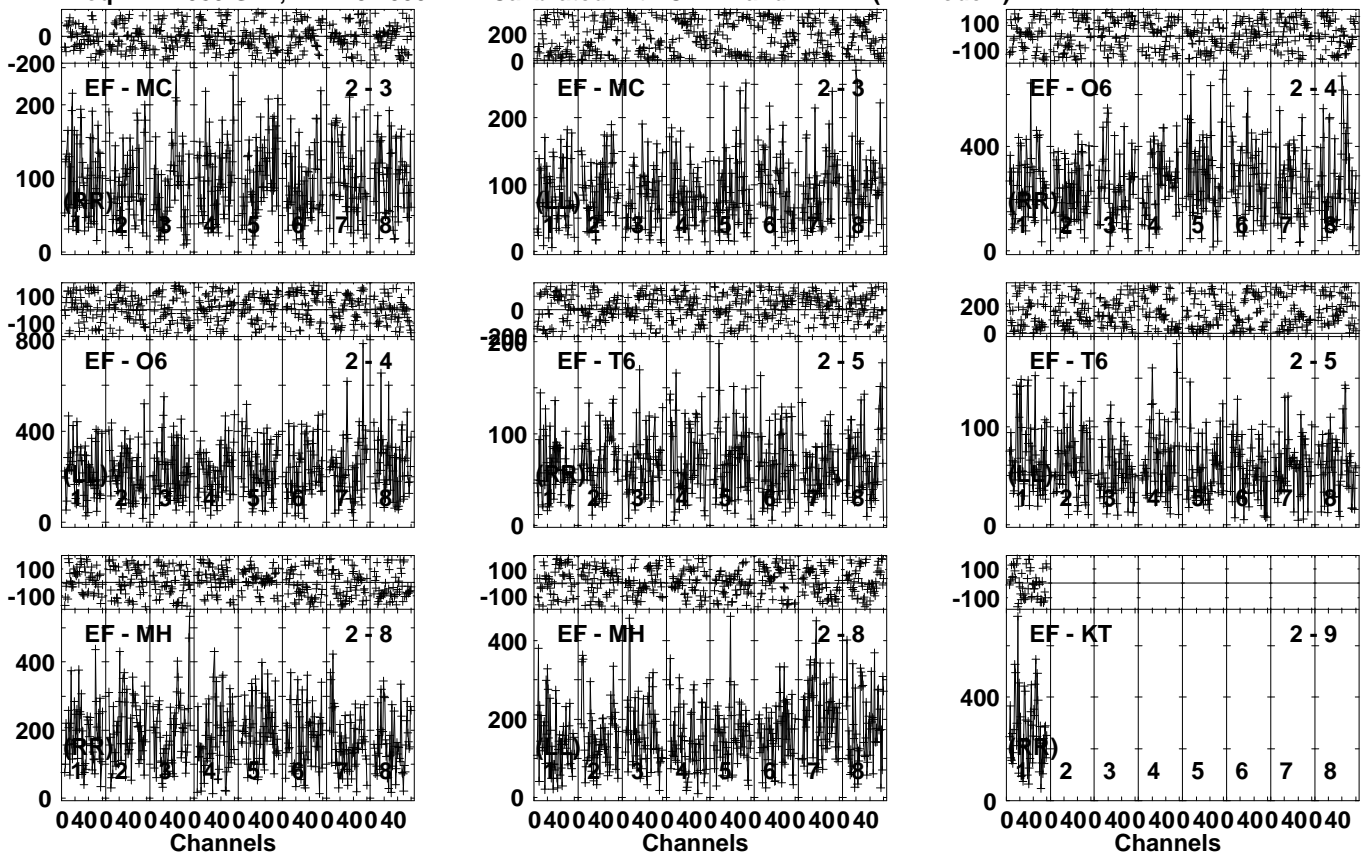


Lower frame: Milli Ampl Jy Top frame: Phas deg  
Vector averaged cross-power spectrum Several baselines displayed  
Timerange: 00/11:36:33 to 00/11:37:29

Plot file version 155 created 01-FEB-2024 11:04:38

1927+654 RB009.UVDATA.1

Freq = 22.1080 GHz, Bw = 32.000 MH Calibrated with CL # 4 and BP # 1 (BP mode 1)

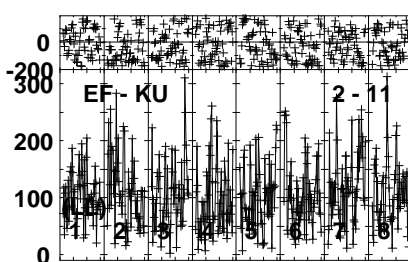
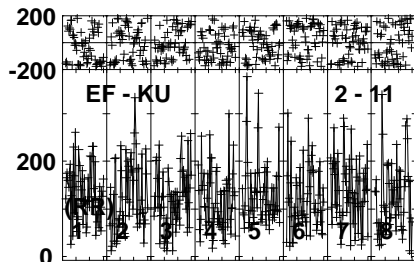
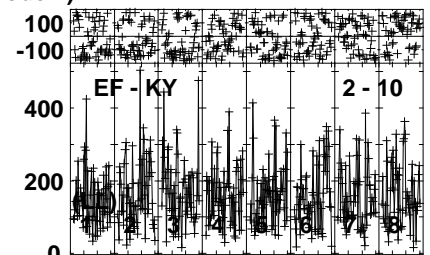
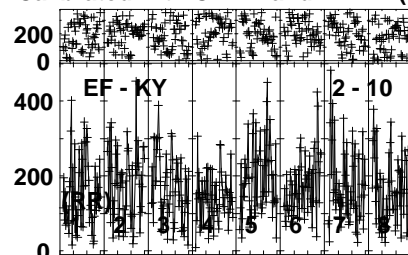
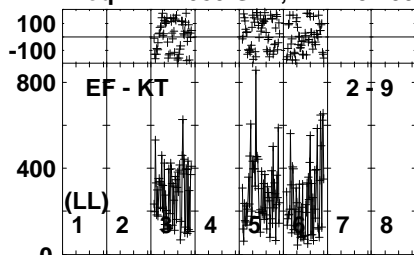


Lower frame: Milli Ampl Jy Top frame: Phas deg  
Vector averaged cross-power spectrum Several baselines displayed  
Timerange: 00/11:37:31 to 00/11:38:29

Plot file version 156 created 01-FEB-2024 11:04:38

1927+654 RB009.UVDATA.1

Freq = 22.1080 GHz, Bw = 32.000 MH Calibrated with CL # 4 and BP # 1 (BP mode 1)

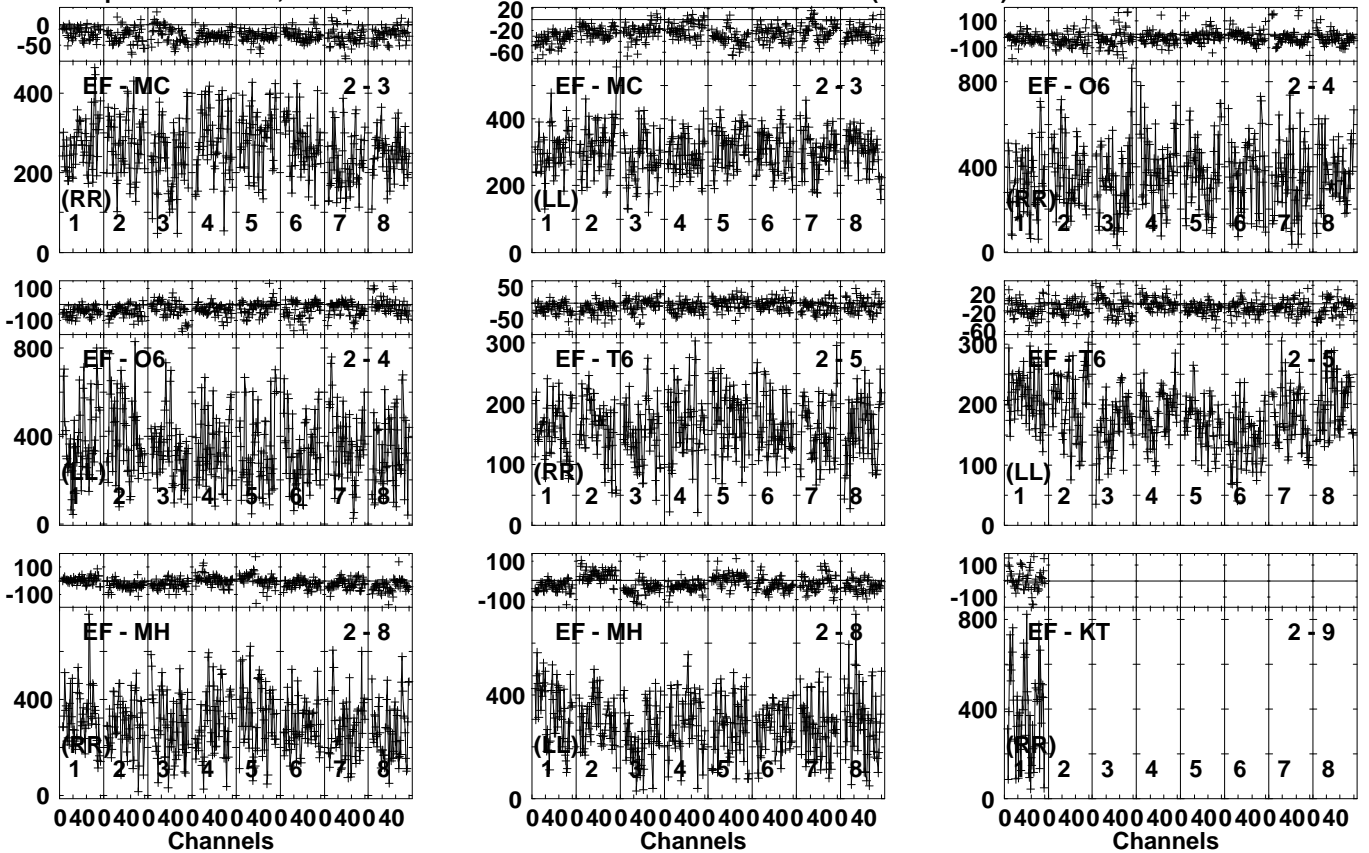


Lower frame: Milli Ampl Jy Top frame: Phas deg  
Vector averaged cross-power spectrum Several baselines displayed  
Timerange: 00/11:37:31 to 00/11:38:29

Plot file version 157 created 01-FEB-2024 11:04:38

J1933+6540 RB009.UVDATA.1

Freq = 22.1080 GHz, Bw = 32.000 MH Calibrated with CL # 4 and BP # 1 (BP mode 1)

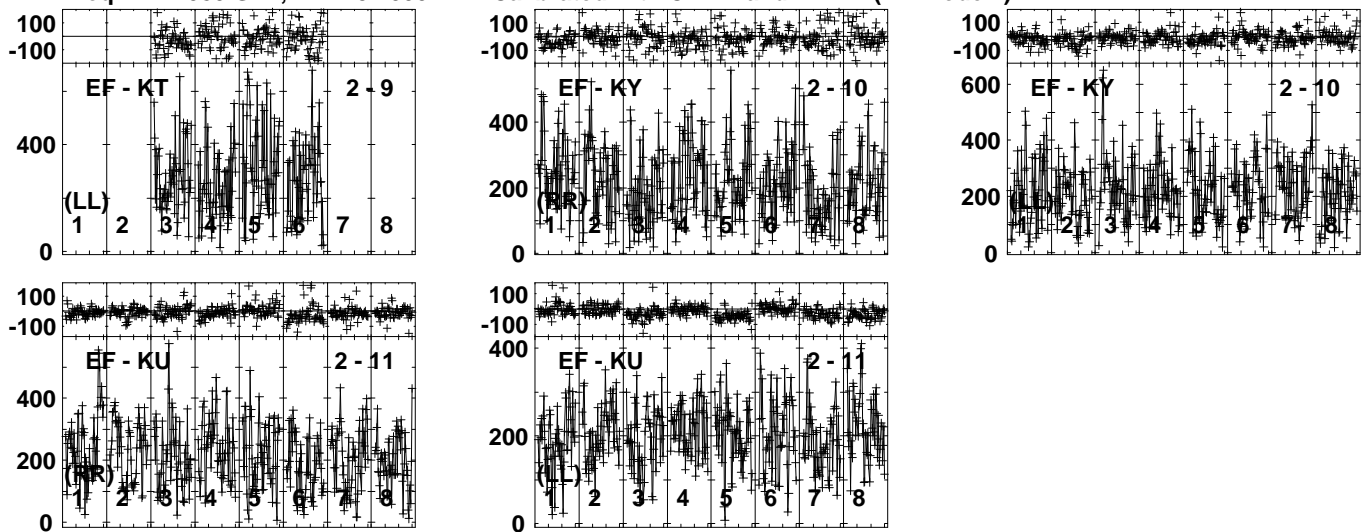


Lower frame: Milli Ampl Jy Top frame: Phas deg  
Vector averaged cross-power spectrum Several baselines displayed  
Timerange: 00/11:38:33 to 00/11:39:29

Plot file version 158 created 01-FEB-2024 11:04:39

J1933+6540 RB009.UVDATA.1

Freq = 22.1080 GHz, Bw = 32.000 MH Calibrated with CL # 4 and BP # 1 (BP mode 1)

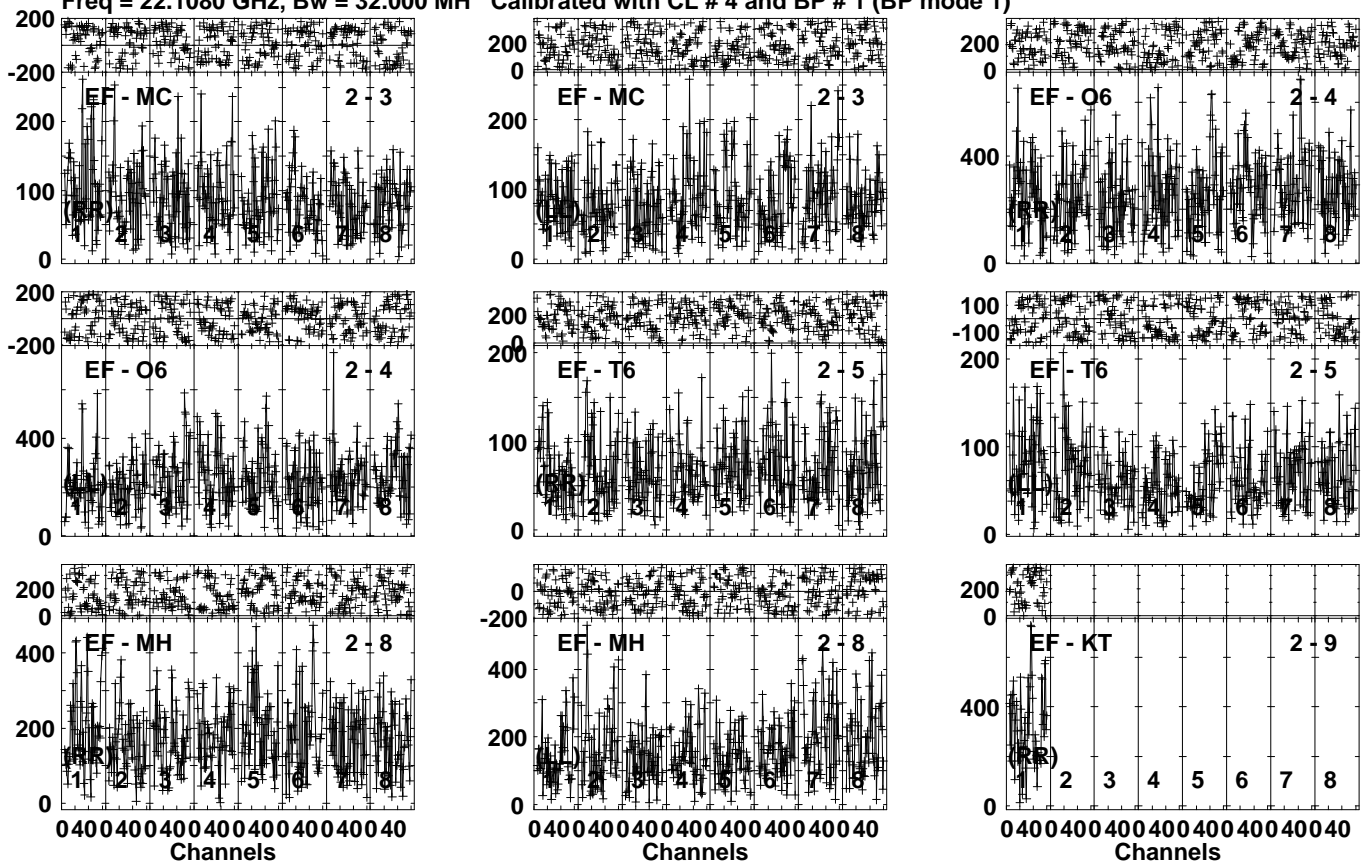


Lower frame: Milli Ampl Jy Top frame: Phas deg  
Vector averaged cross-power spectrum Several baselines displayed  
Timerange: 00/11:38:33 to 00/11:39:29

Plot file version 159 created 01-FEB-2024 11:04:39

1927+654 RB009.UVDATA.1

Freq = 22.1080 GHz, Bw = 32.000 MH Calibrated with CL # 4 and BP # 1 (BP mode 1)

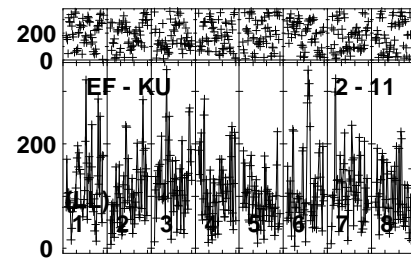
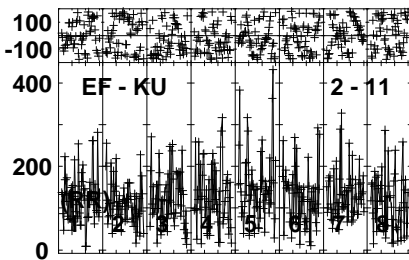
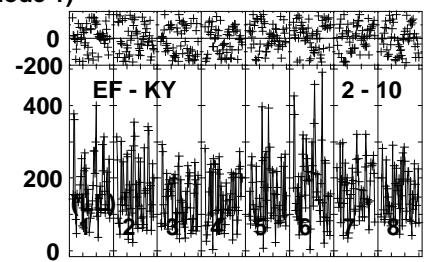
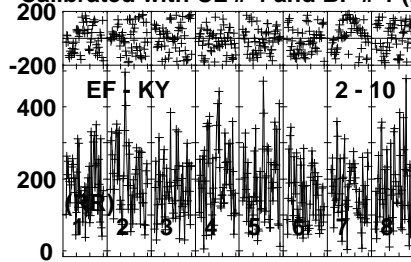
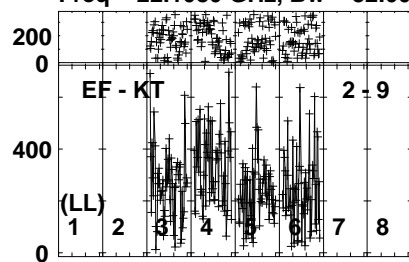


Lower frame: Milli Ampl Jy Top frame: Phas deg  
Vector averaged cross-power spectrum Several baselines displayed  
Timerange: 00/11:39:31 to 00/11:40:29

Plot file version 160 created 01-FEB-2024 11:04:39

1927+654 RB009.UVDATA.1

Freq = 22.1080 GHz, Bw = 32.000 MH Calibrated with CL # 4 and BP # 1 (BP mode 1)



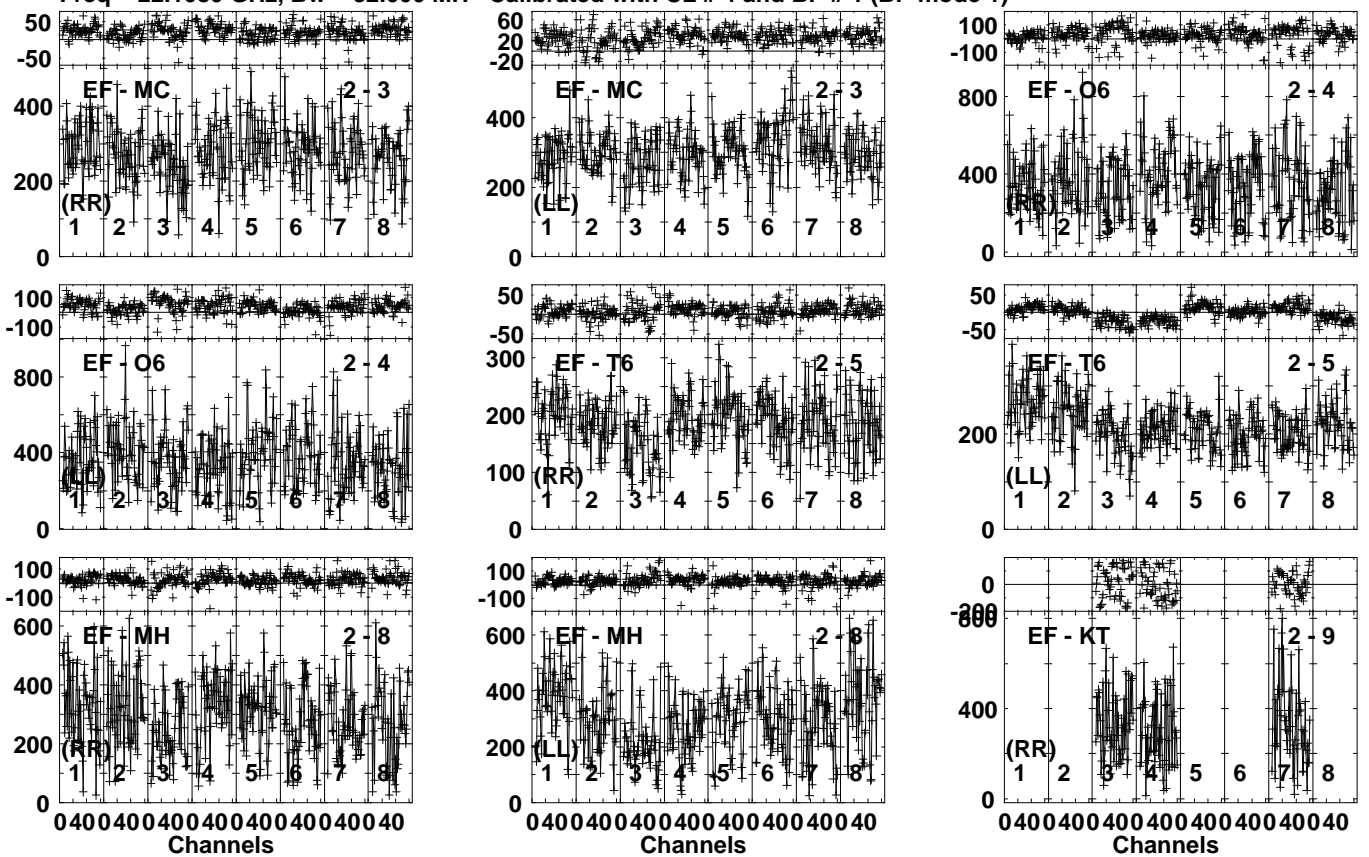
Lower frame: Milli Ampl Jy Top frame: Phas deg  
Vector averaged cross-power spectrum Several baselines displayed  
Timerange: 00/11:39:31 to 00/11:40:29



Plot file version 161 created 01-FEB-2024 11:04:39

J1933+6540 RB009.UVDATA.1

Freq = 22.1080 GHz, Bw = 32.000 MH Calibrated with CL # 4 and BP # 1 (BP mode 1)

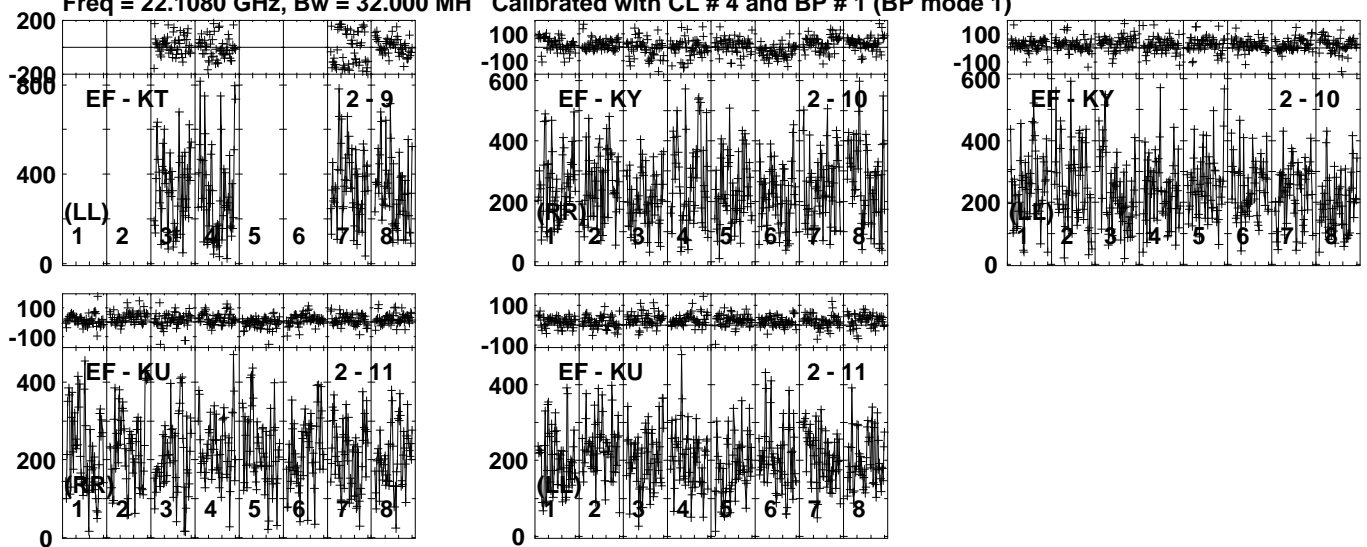


Lower frame: Milli Ampl Jy Top frame: Phas deg  
Vector averaged cross-power spectrum Several baselines displayed  
Timerange: 00/11:40:33 to 00/11:41:29

Plot file version 162 created 01-FEB-2024 11:04:39

J1933+6540 RB009.UVDATA.1

Freq = 22.1080 GHz, Bw = 32.000 MH Calibrated with CL # 4 and BP # 1 (BP mode 1)

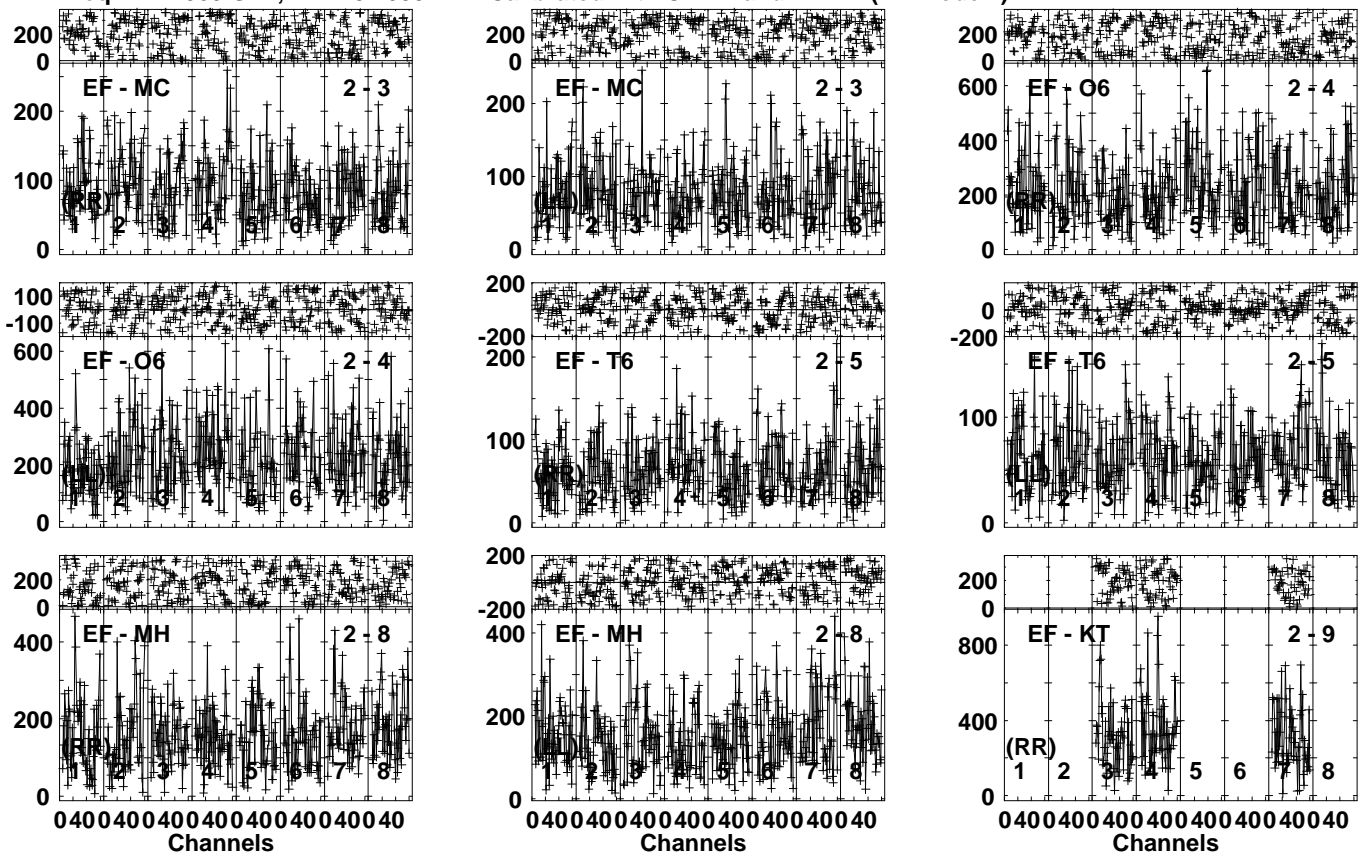


Lower frame: Milli Ampl Jy Top frame: Phas deg  
Vector averaged cross-power spectrum Several baselines displayed  
Timerange: 00/11:40:33 to 00/11:41:29

Plot file version 163 created 01-FEB-2024 11:04:39

1927+654 RB009.UVDATA.1

Freq = 22.1080 GHz, Bw = 32.000 MH Calibrated with CL # 4 and BP # 1 (BP mode 1)

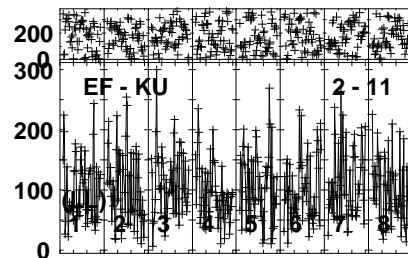
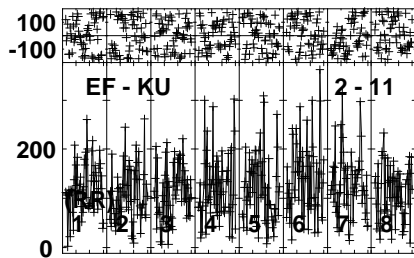
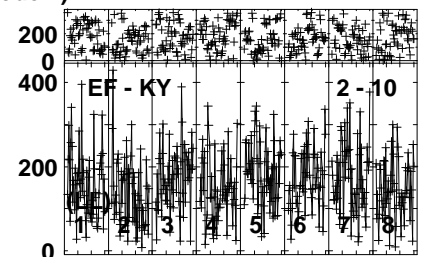
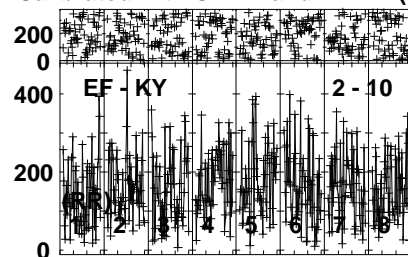
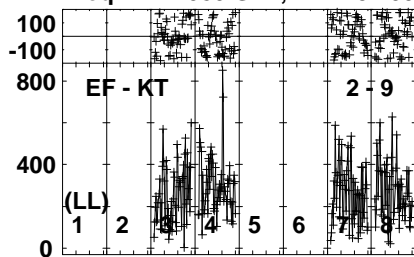


Lower frame: Milli Ampl Jy Top frame: Phas deg  
Vector averaged cross-power spectrum Several baselines displayed  
Timerange: 00/11:41:31 to 00/11:42:29

Plot file version 164 created 01-FEB-2024 11:04:40

1927+654 RB009.UVDATA.1

Freq = 22.1080 GHz, Bw = 32.000 MH Calibrated with CL # 4 and BP # 1 (BP mode 1)

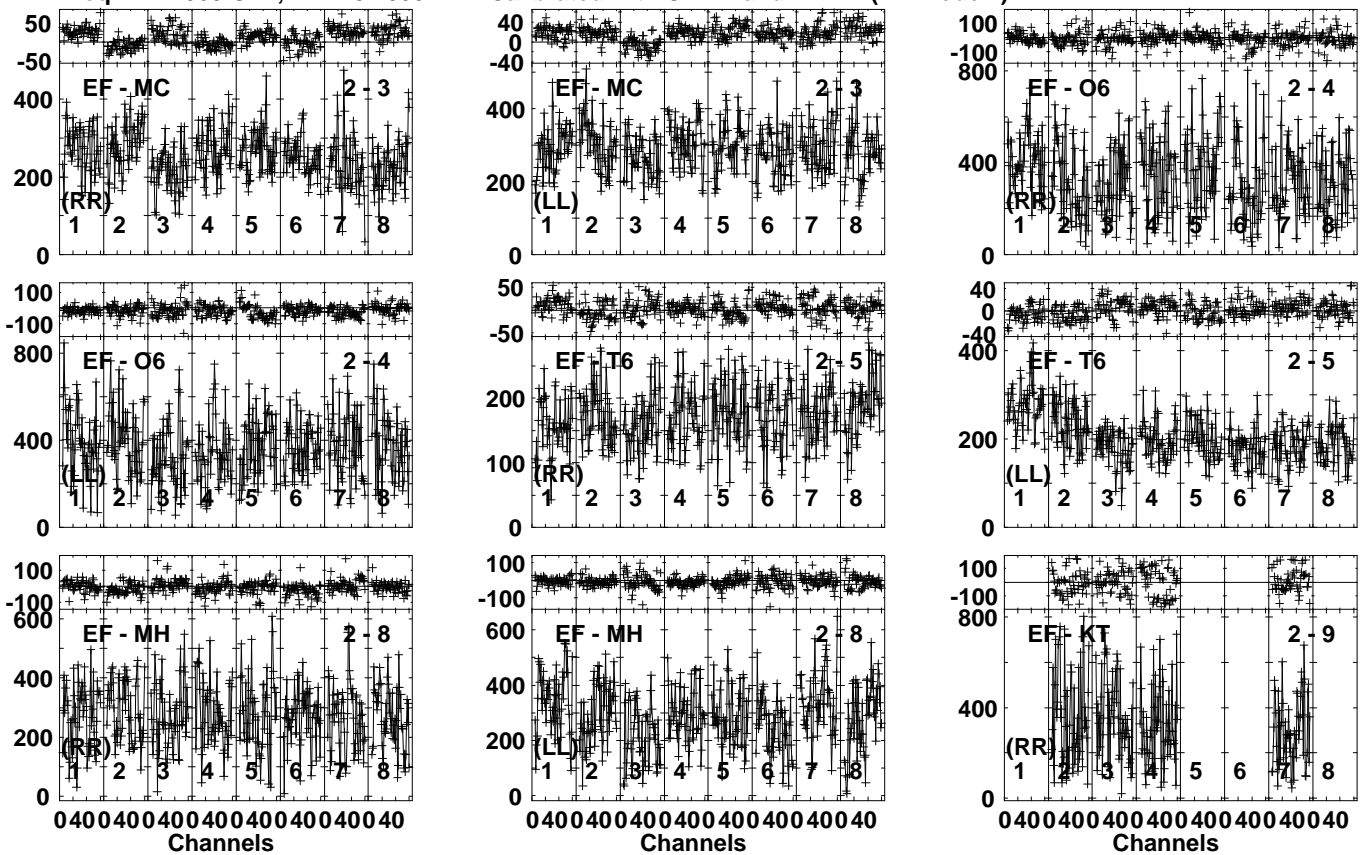


Lower frame: Milli Ampl Jy Top frame: Phas deg  
Vector averaged cross-power spectrum Several baselines displayed  
Timerange: 00/11:41:31 to 00/11:42:29

Plot file version 165 created 01-FEB-2024 11:04:40

J1933+6540 RB009.UVDATA.1

Freq = 22.1080 GHz, Bw = 32.000 MH Calibrated with CL # 4 and BP # 1 (BP mode 1)

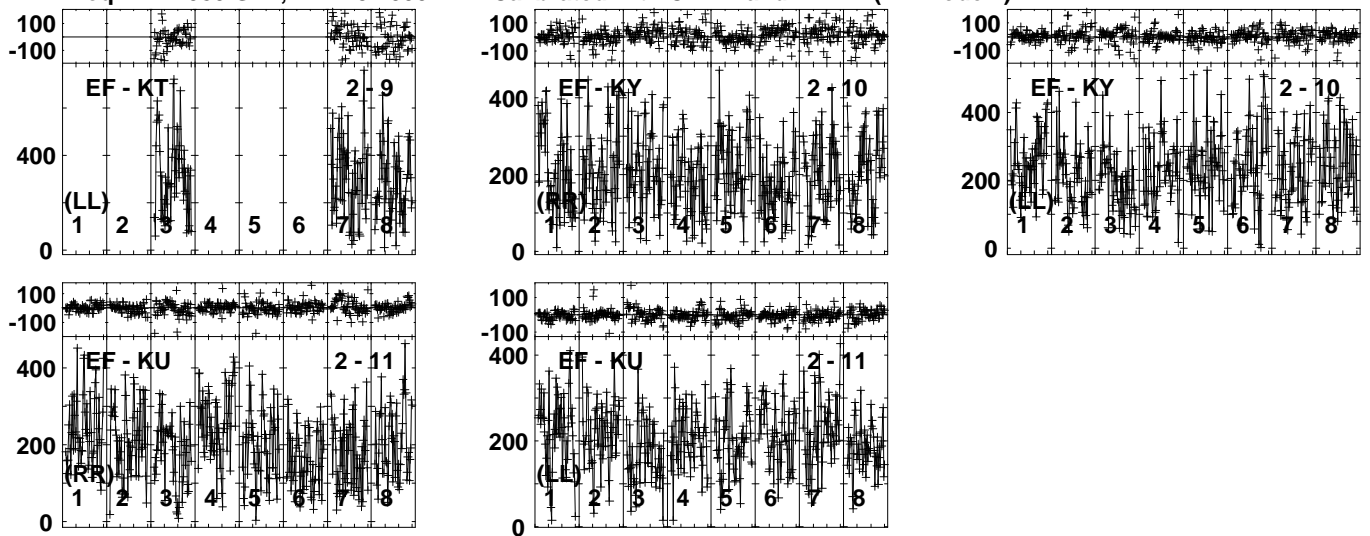


Lower frame: Milli Ampl Jy Top frame: Phas deg  
Vector averaged cross-power spectrum Several baselines displayed  
Timerange: 00/11:42:33 to 00/11:43:29

Plot file version 166 created 01-FEB-2024 11:04:40

J1933+6540 RB009.UVDATA.1

Freq = 22.1080 GHz, Bw = 32.000 MH Calibrated with CL # 4 and BP # 1 (BP mode 1)

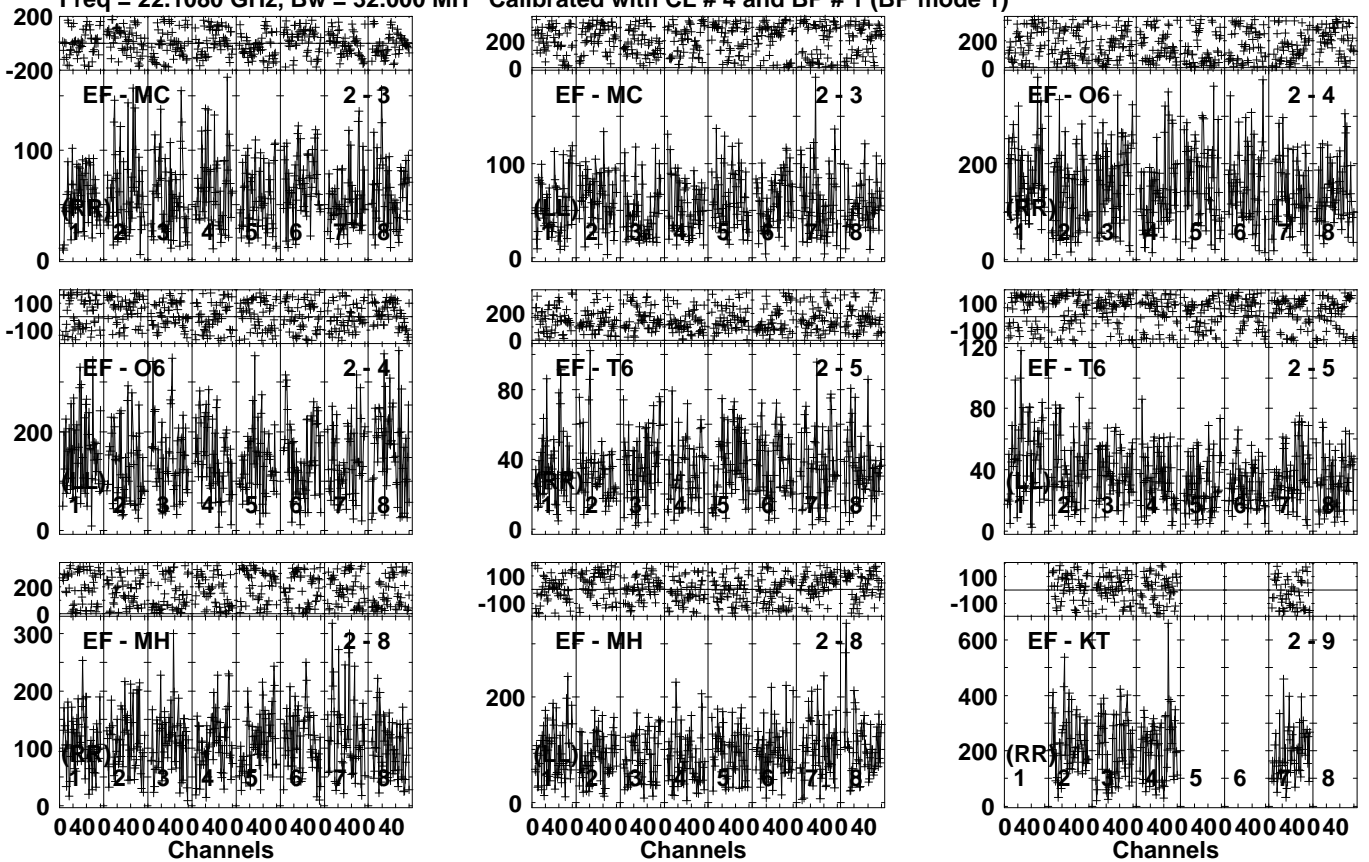


Lower frame: Milli Ampl Jy Top frame: Phas deg  
Vector averaged cross-power spectrum Several baselines displayed  
Timerange: 00/11:42:33 to 00/11:43:29

Plot file version 167 created 01-FEB-2024 11:04:40

1927+654 RB009.UVDATA.1

Freq = 22.1080 GHz, Bw = 32.000 MH Calibrated with CL # 4 and BP # 1 (BP mode 1)

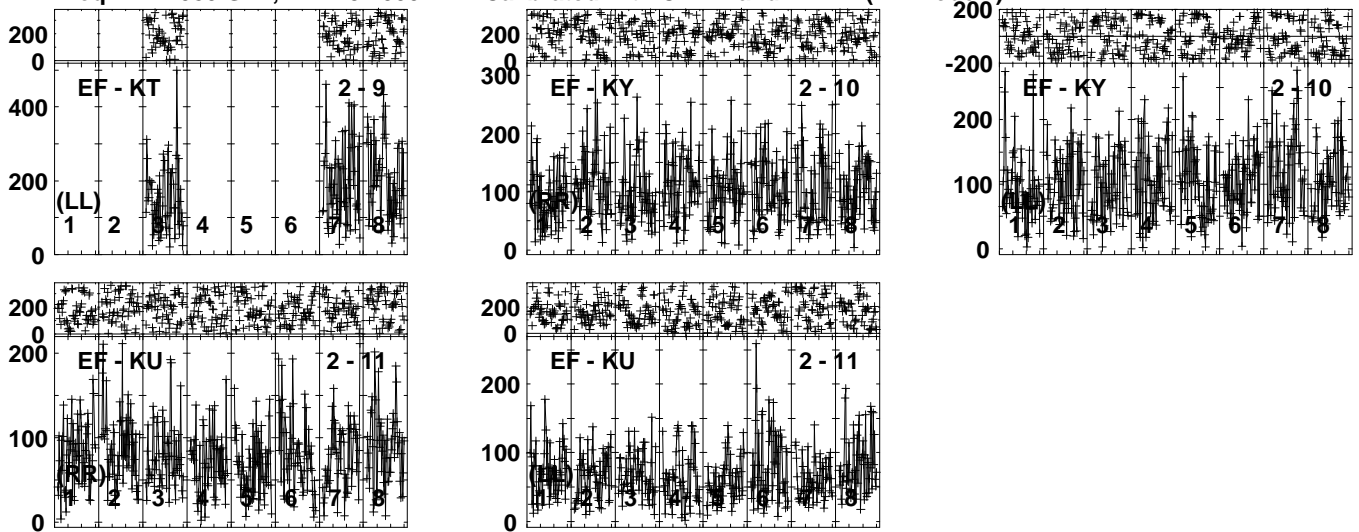


Lower frame: Milli Ampl Jy Top frame: Phas deg  
Vector averaged cross-power spectrum Several baselines displayed  
Timerange: 00/11:44:31 to 00/11:45:29

Plot file version 168 created 01-FEB-2024 11:04:40

1927+654 RB009.UVDATA.1

Freq = 22.1080 GHz, Bw = 32.000 MH Calibrated with CL # 4 and BP # 1 (BP mode 1)



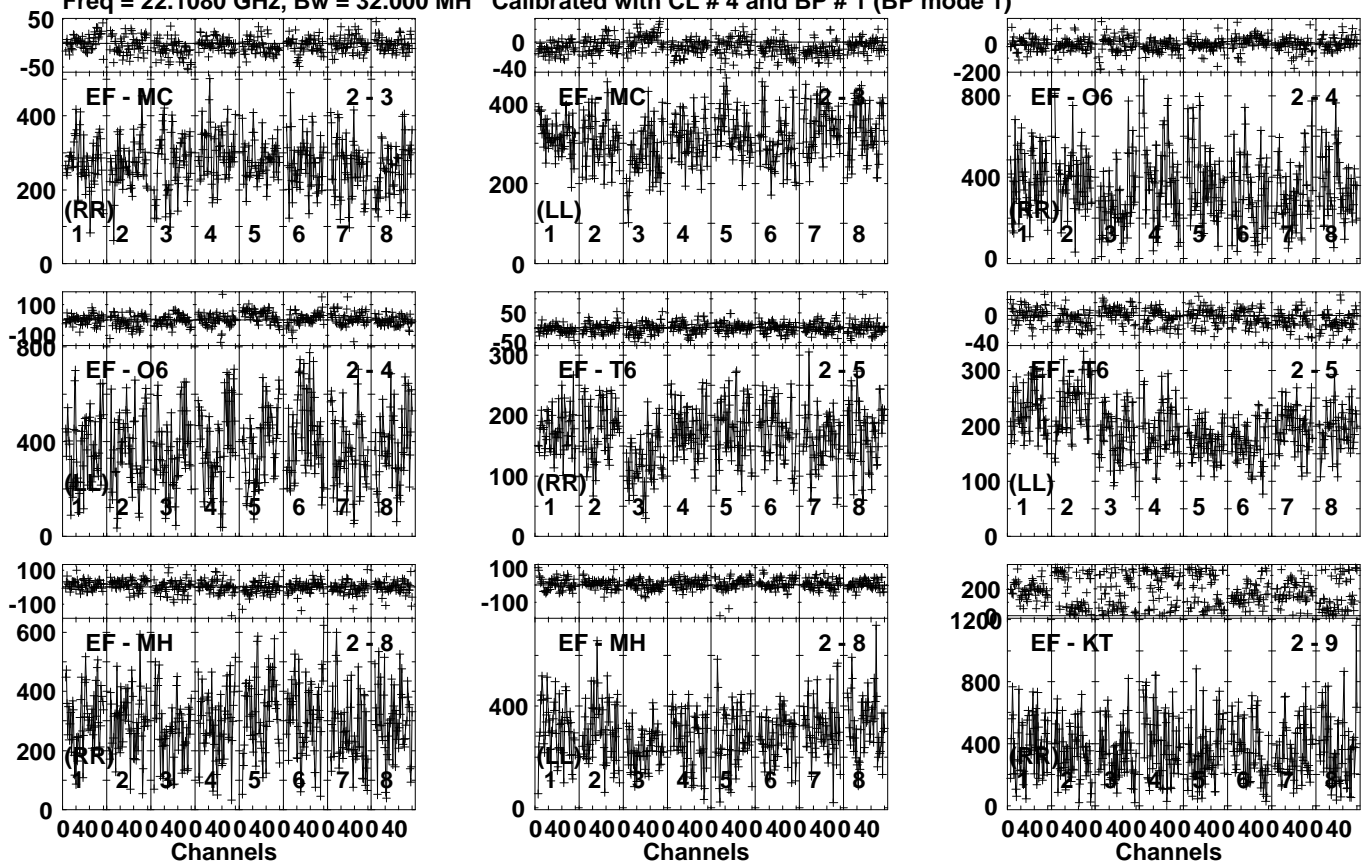
Lower frame: Milli Ampl Jy Top frame: Phas deg  
Vector averaged cross-power spectrum Several baselines displayed  
Timerange: 00/11:44:31 to 00/11:45:29



Plot file version 169 created 01-FEB-2024 11:04:40

J1933+6540 RB009.UVDATA.1

Freq = 22.1080 GHz, Bw = 32.000 MH Calibrated with CL # 4 and BP # 1 (BP mode 1)

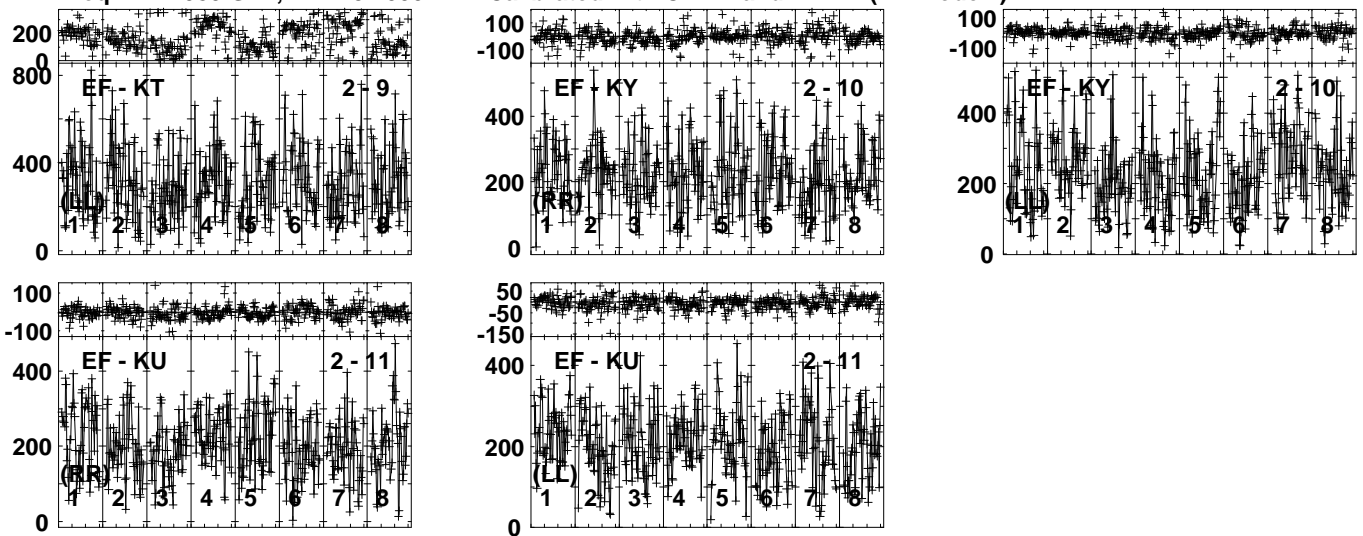


Lower frame: Milli Ampl Jy Top frame: Phas deg  
Vector averaged cross-power spectrum Several baselines displayed  
Timerange: 00/11:45:31 to 00/11:46:29

Plot file version 170 created 01-FEB-2024 11:04:41

J1933+6540 RB009.UVDATA.1

Freq = 22.1080 GHz, Bw = 32.000 MH Calibrated with CL # 4 and BP # 1 (BP mode 1)

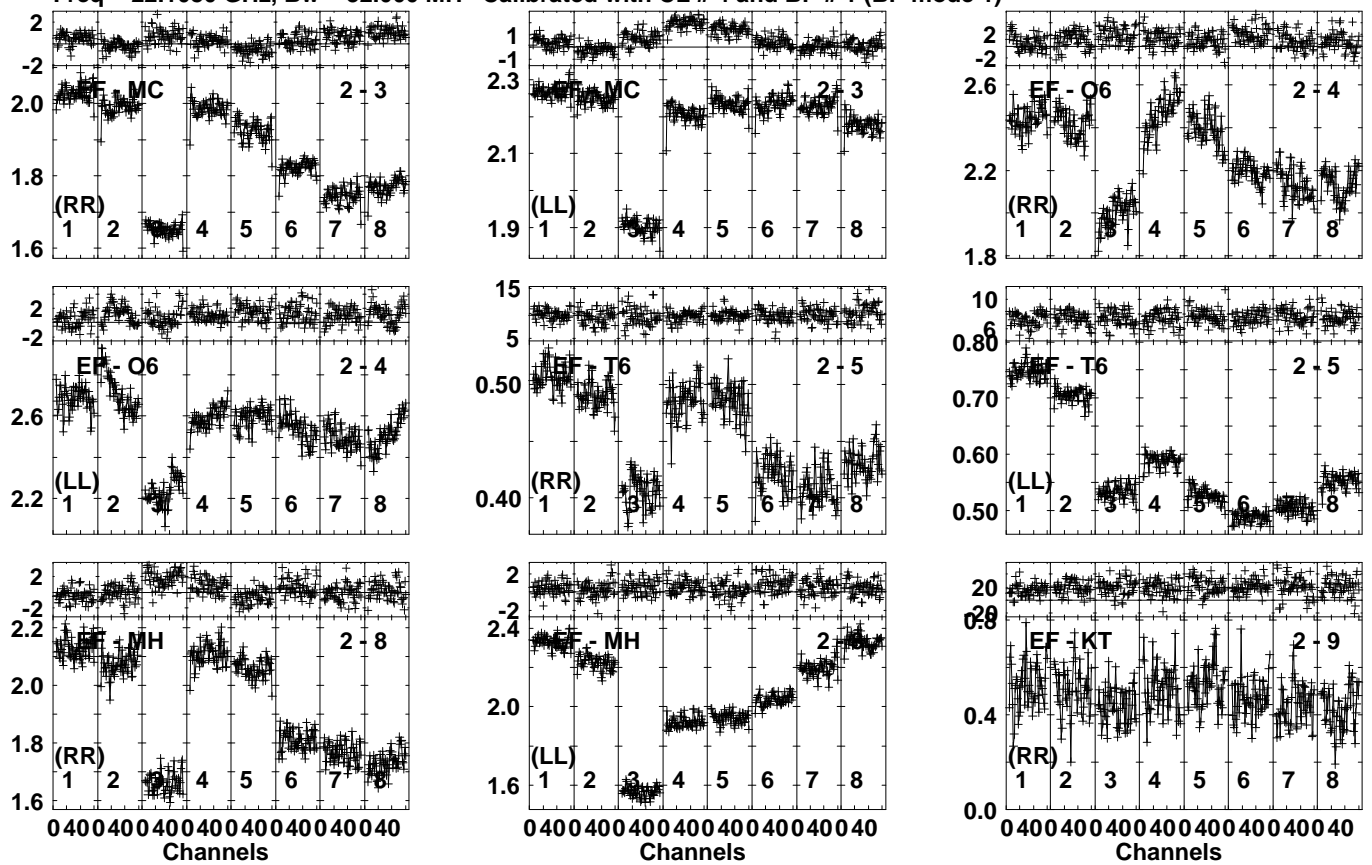


Lower frame: Milli Ampl Jy Top frame: Phas deg  
Vector averaged cross-power spectrum Several baselines displayed  
Timerange: 00/11:45:31 to 00/11:46:29

Plot file version 171 created 01-FEB-2024 11:04:41

J1927+7358 RB009.UVDATA.1

Freq = 22.1080 GHz, Bw = 32.000 MH Calibrated with CL # 4 and BP # 1 (BP mode 1)

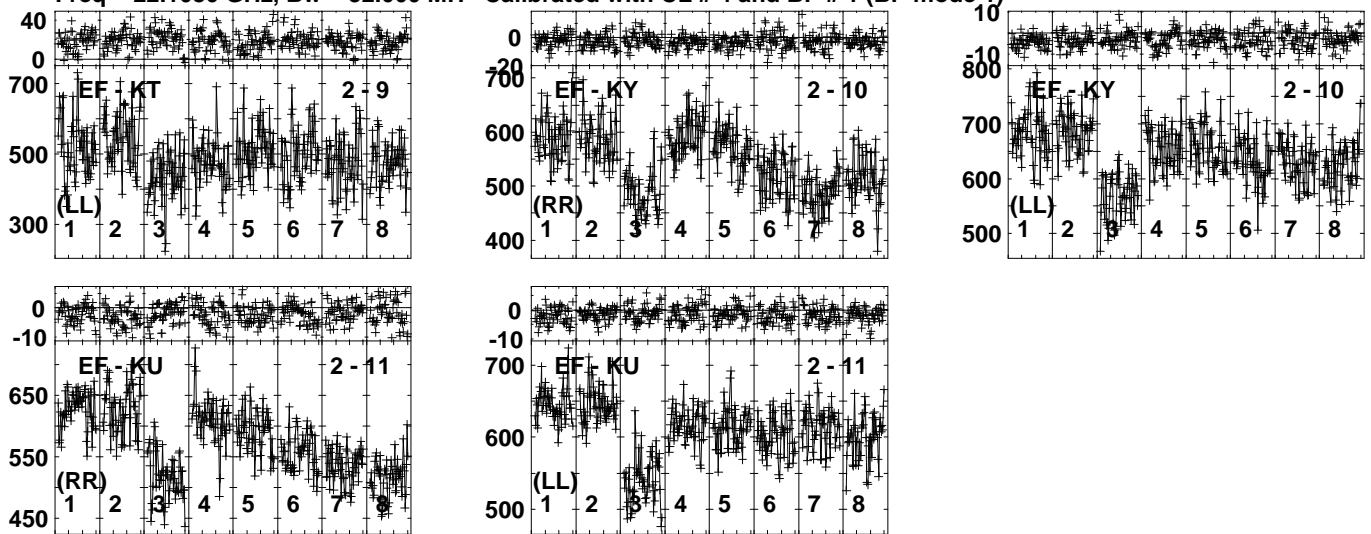


Lower frame: Ampl Jy Top frame: Phas deg  
Vector averaged cross-power spectrum Several baselines displayed  
Timerange: 00/11:48:31 to 00/11:53:29

Plot file version 172 created 01-FEB-2024 11:04:41

J1927+7358 RB009.UVDATA.1

Freq = 22.1080 GHz, Bw = 32.000 MH Calibrated with CL # 4 and BP # 1 (BP mode 1)

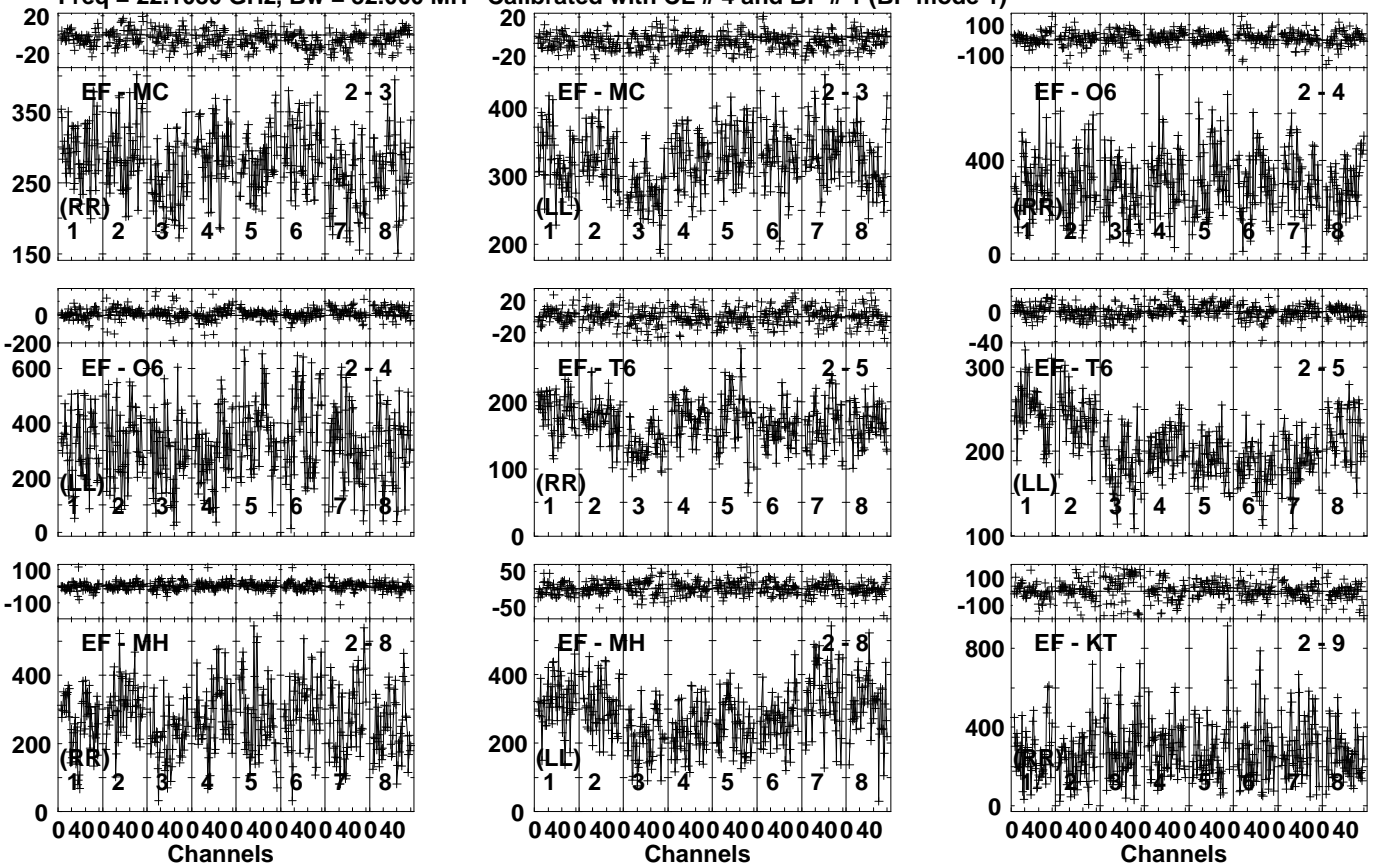


Lower frame: Milli Ampl Jy Top frame: Phas deg  
Vector averaged cross-power spectrum Several baselines displayed  
Timerange: 00/11:48:31 to 00/11:53:29

Plot file version 173 created 01-FEB-2024 11:04:41

J1933+6540 RB009.UVDATA.1

Freq = 22.1080 GHz, Bw = 32.000 MH Calibrated with CL # 4 and BP # 1 (BP mode 1)

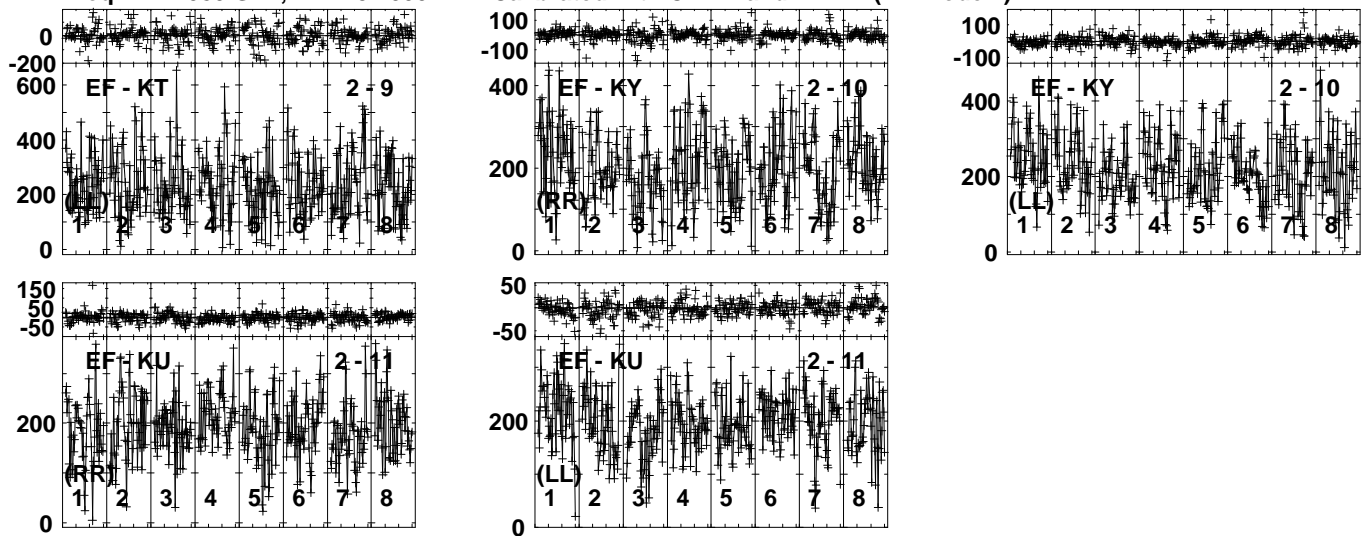


Lower frame: Milli Ampl Jy Top frame: Phas deg  
Vector averaged cross-power spectrum Several baselines displayed  
Timerange: 00/11:55:31 to 00/11:56:29

Plot file version 174 created 01-FEB-2024 11:04:42

J1933+6540 RB009.UVDATA.1

Freq = 22.1080 GHz, Bw = 32.000 MH Calibrated with CL # 4 and BP # 1 (BP mode 1)

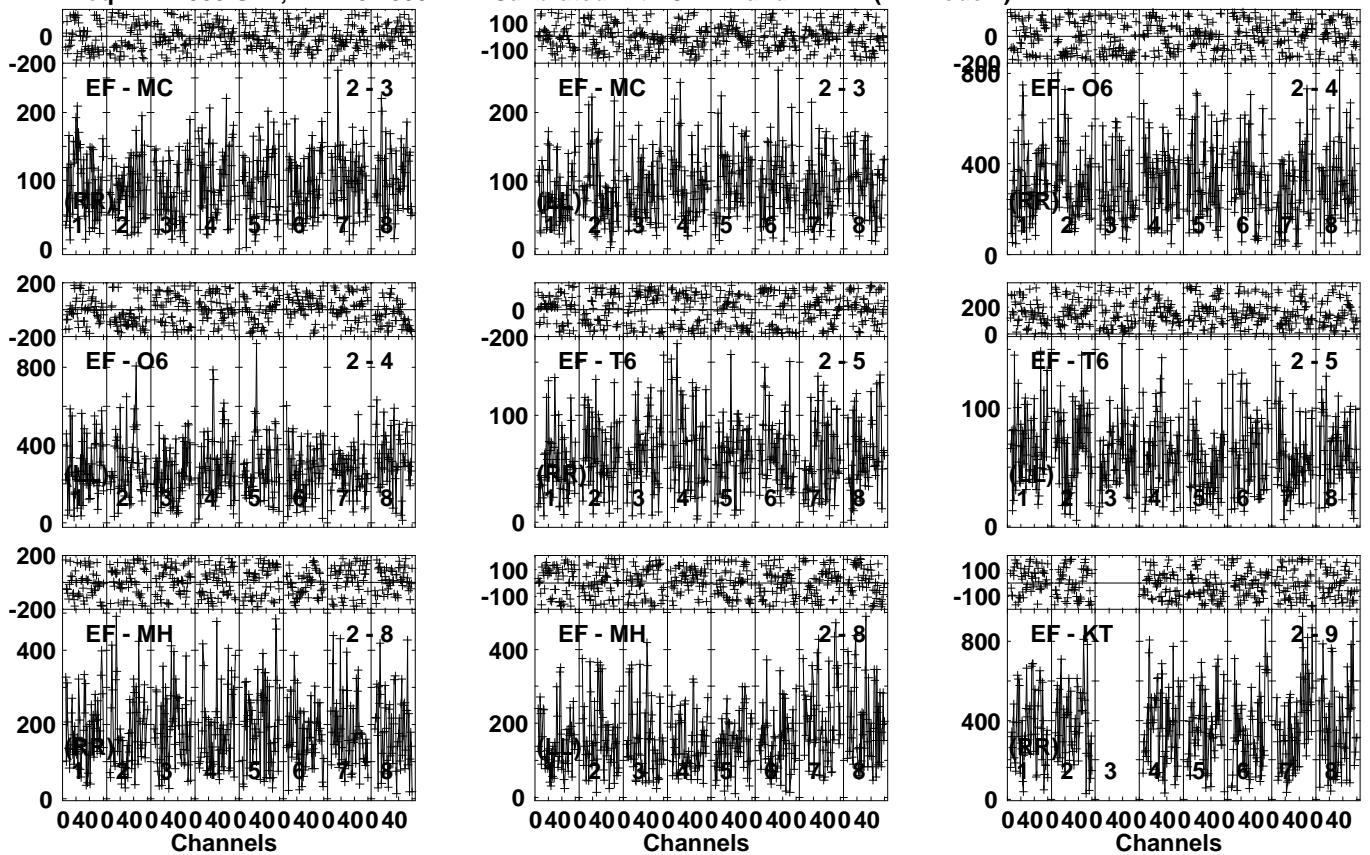


Lower frame: Milli Ampl Jy Top frame: Phas deg  
Vector averaged cross-power spectrum Several baselines displayed  
Timerange: 00/11:55:31 to 00/11:56:29

Plot file version 175 created 01-FEB-2024 11:04:42

1927+654 RB009.UVDATA.1

Freq = 22.1080 GHz, Bw = 32.000 MH Calibrated with CL # 4 and BP # 1 (BP mode 1)

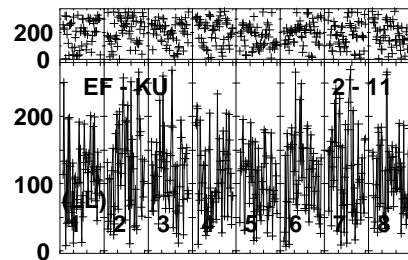
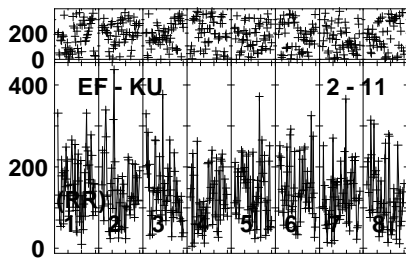
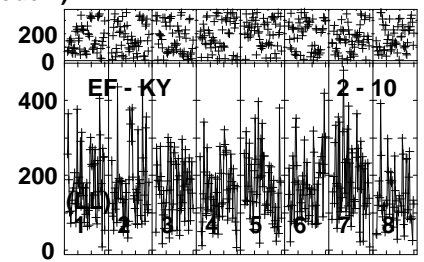
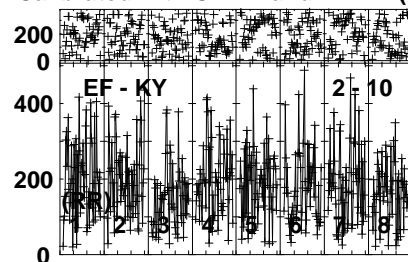
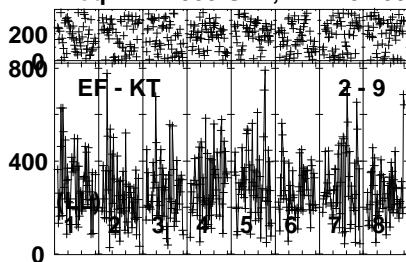


Lower frame: Milli Ampl Jy Top frame: Phas deg  
Vector averaged cross-power spectrum Several baselines displayed  
Timerange: 00/11:56:31 to 00/11:57:29

Plot file version 176 created 01-FEB-2024 11:04:42

1927+654 RB009.UVDATA.1

Freq = 22.1080 GHz, Bw = 32.000 MH Calibrated with CL # 4 and BP # 1 (BP mode 1)



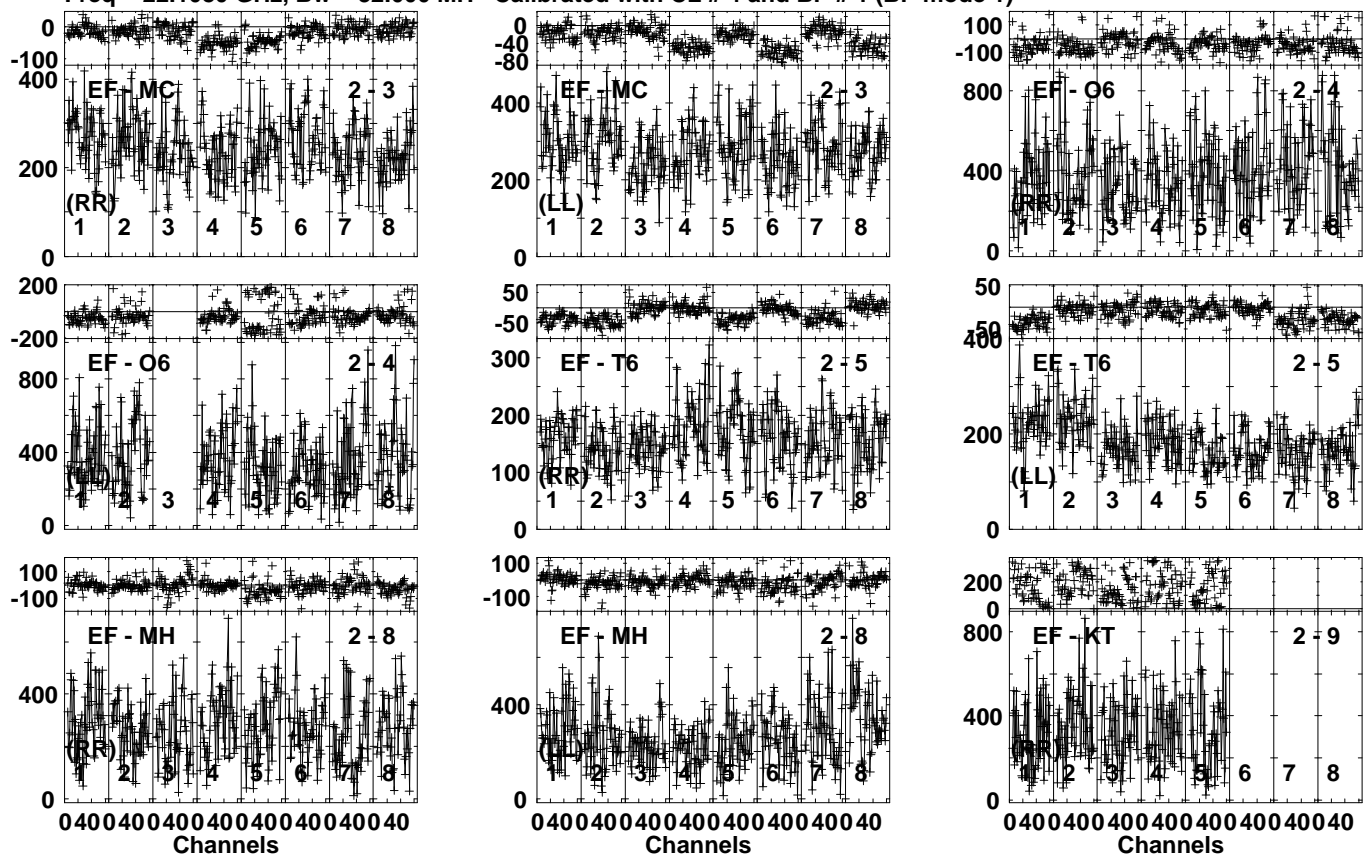
Lower frame: Milli Ampl Jy Top frame: Phas deg  
Vector averaged cross-power spectrum Several baselines displayed  
Timerange: 00/11:56:31 to 00/11:57:29



Plot file version 177 created 01-FEB-2024 11:04:42

J1933+6540 RB009.UVDATA.1

Freq = 22.1080 GHz, Bw = 32.000 MH Calibrated with CL # 4 and BP # 1 (BP mode 1)

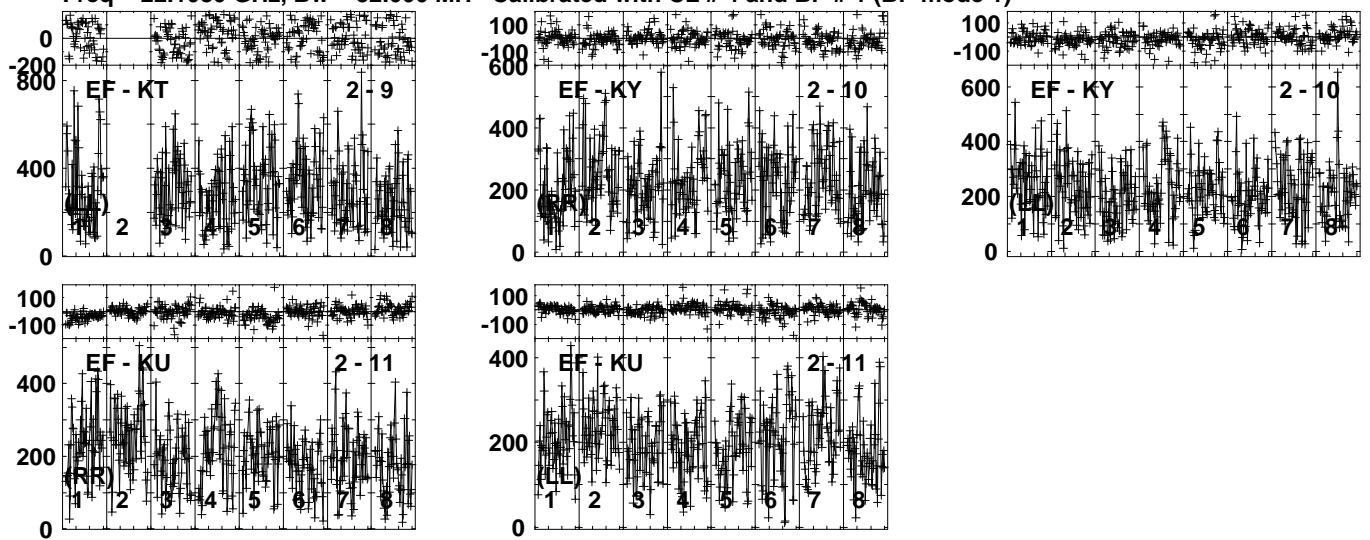


Lower frame: Milli Ampl Jy Top frame: Phas deg  
Vector averaged cross-power spectrum Several baselines displayed  
Timerange: 00/11:57:33 to 00/11:58:29

Plot file version 178 created 01-FEB-2024 11:04:42

J1933+6540 RB009.UVDATA.1

Freq = 22.1080 GHz, Bw = 32.000 MH Calibrated with CL # 4 and BP # 1 (BP mode 1)

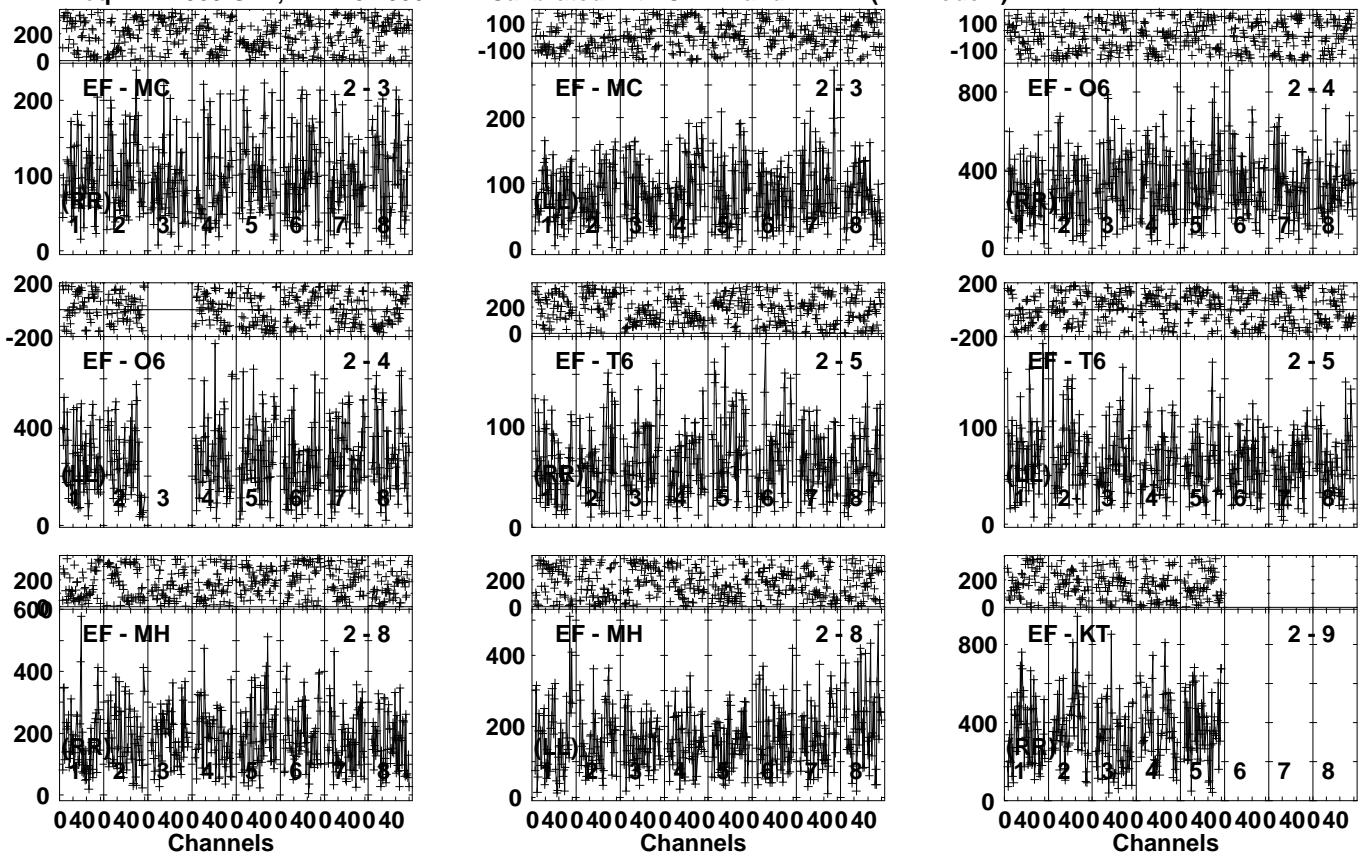


Lower frame: Milli Ampl Jy Top frame: Phas deg  
Vector averaged cross-power spectrum Several baselines displayed  
Timerange: 00/11:57:33 to 00/11:58:29

Plot file version 179 created 01-FEB-2024 11:04:42

1927+654 RB009.UVDATA.1

Freq = 22.1080 GHz, Bw = 32.000 MH Calibrated with CL # 4 and BP # 1 (BP mode 1)

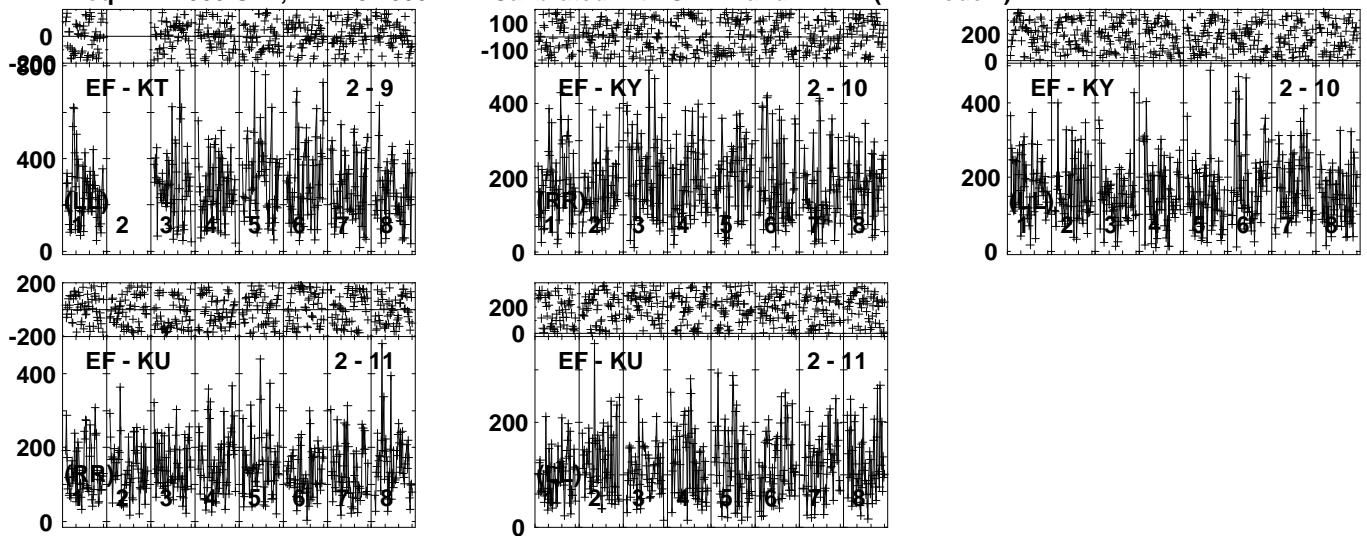


Lower frame: Milli Ampl Jy Top frame: Phas deg  
Vector averaged cross-power spectrum Several baselines displayed  
Timerange: 00/11:58:31 to 00/11:59:29

Plot file version 180 created 01-FEB-2024 11:04:42

1927+654 RB009.UVDATA.1

Freq = 22.1080 GHz, Bw = 32.000 MH Calibrated with CL # 4 and BP # 1 (BP mode 1)



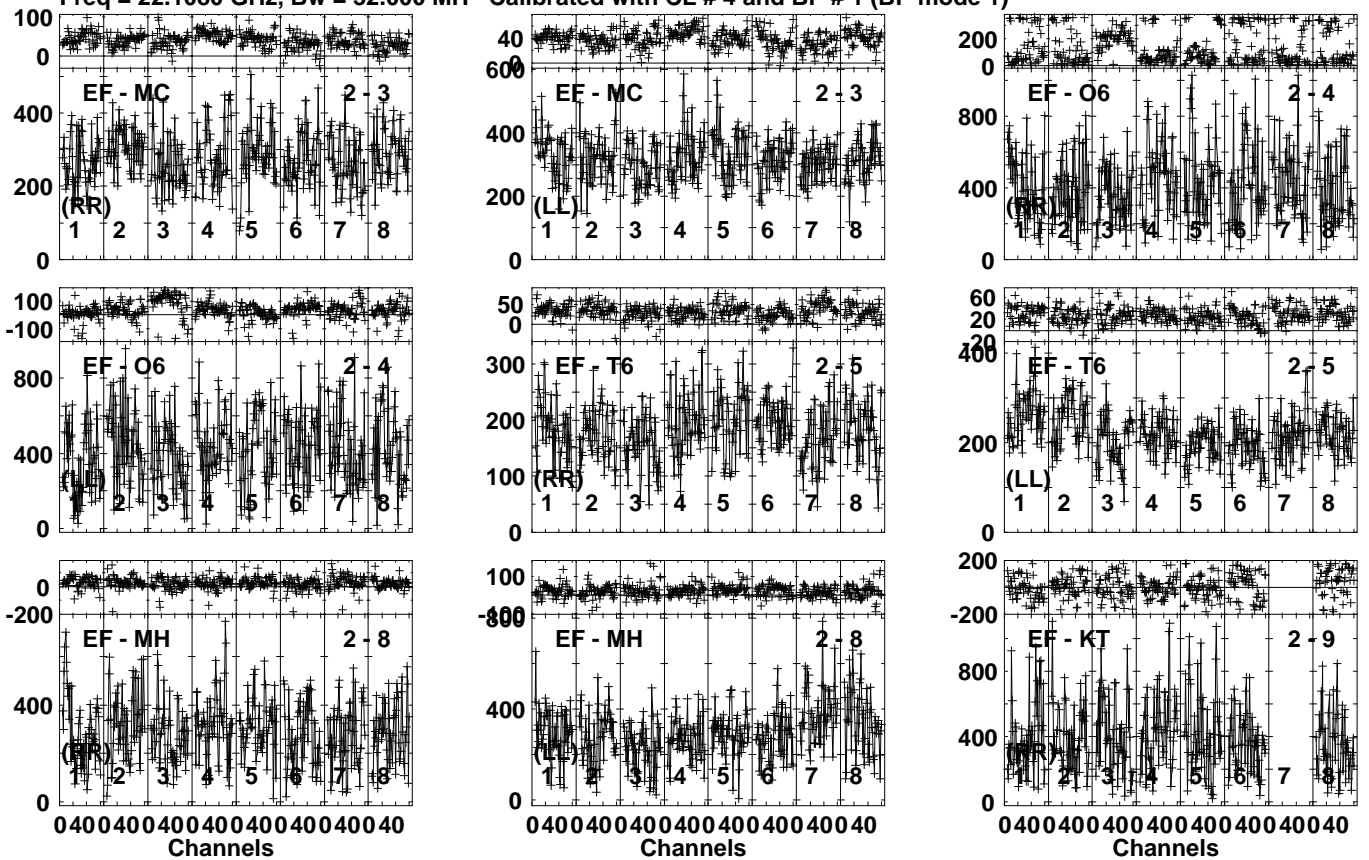
Lower frame: Milli Ampl Jy Top frame: Phas deg  
Vector averaged cross-power spectrum Several baselines displayed  
Timerange: 00/11:58:31 to 00/11:59:29

Plot file version 181 created 01-FEB-2024 11:04:43

J1933+6540 RB009.UVDATA.1

Freq = 22.1080 GHz, Bw = 32.000 MH

Calibrated with CL # 4 and BP # 1 (BP mode 1)

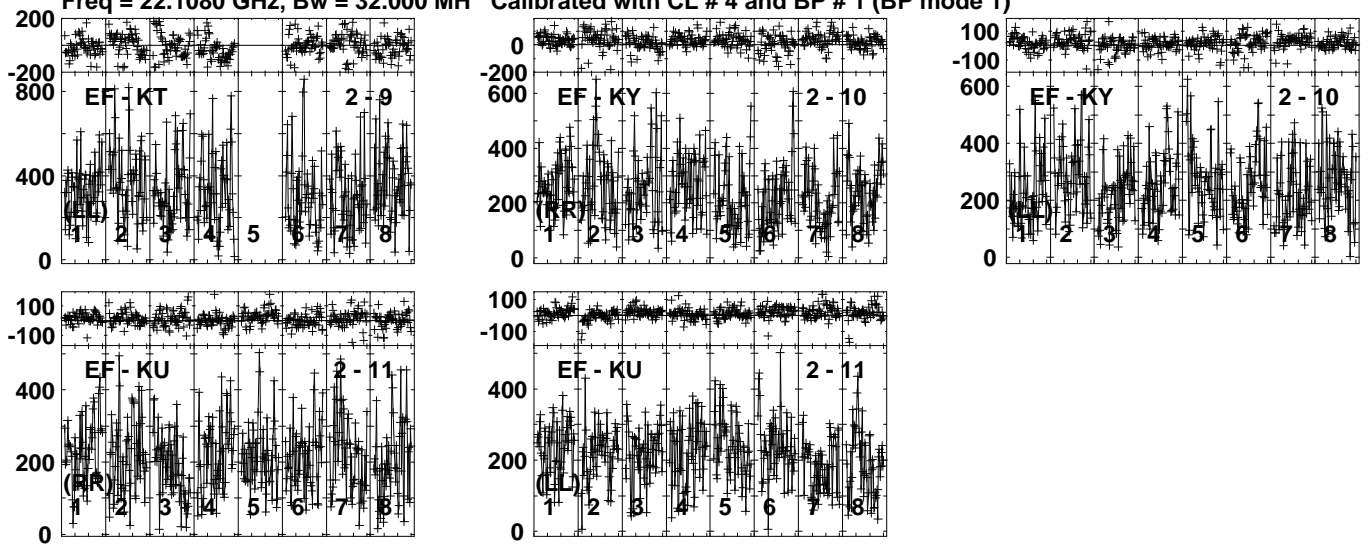


Lower frame: Milli Ampl Jy Top frame: Phas deg  
Vector averaged cross-power spectrum Several baselines displayed  
Timerange: 00/11:59:31 to 00/12:00:29

Plot file version 182 created 01-FEB-2024 11:04:43

J1933+6540 RB009.UVDATA.1

Freq = 22.1080 GHz, Bw = 32.000 MH Calibrated with CL # 4 and BP # 1 (BP mode 1)

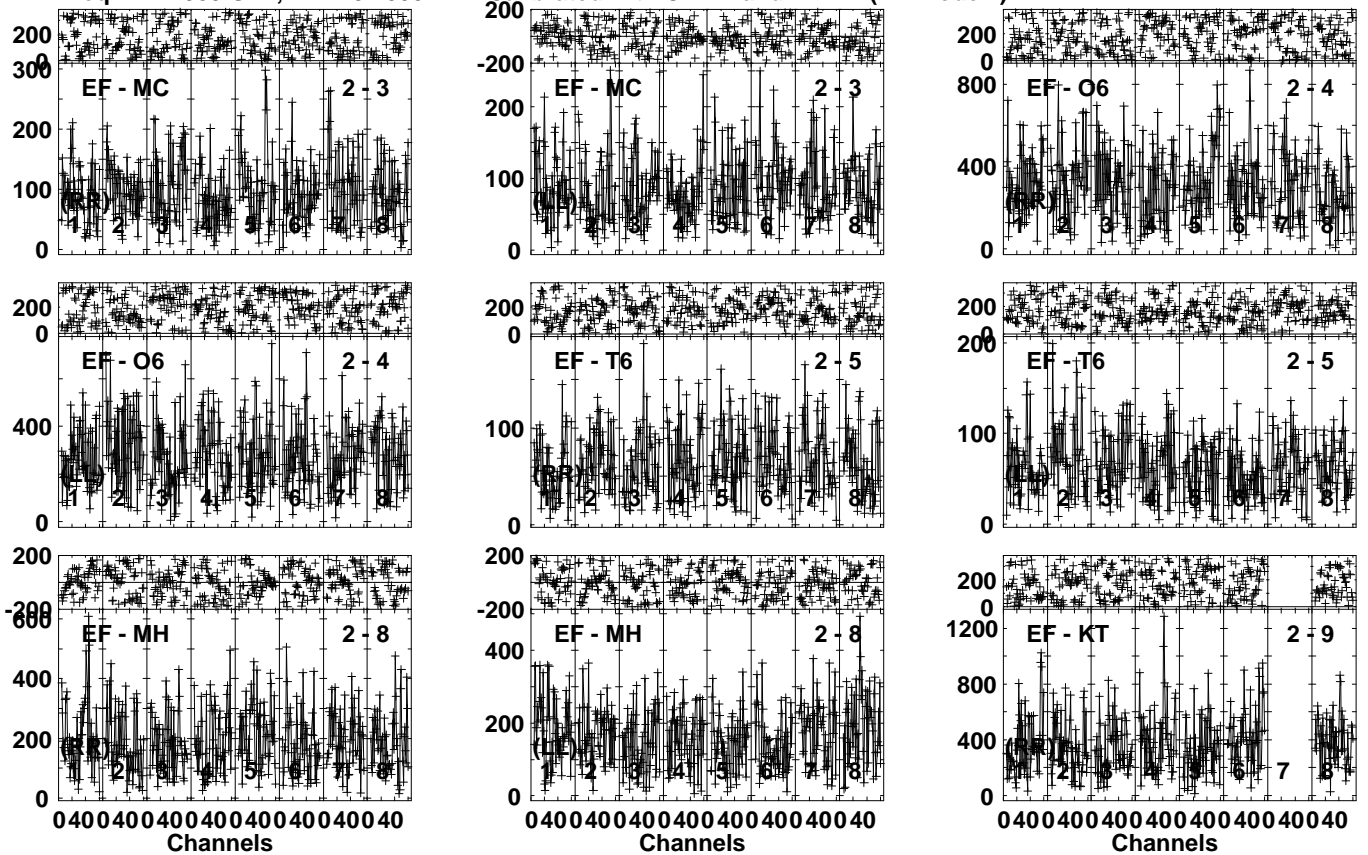


Lower frame: Milli Ampl Jy Top frame: Phas deg  
Vector averaged cross-power spectrum Several baselines displayed  
Timerange: 00/11:59:31 to 00/12:00:29

Plot file version 183 created 01-FEB-2024 11:04:43

1927+654 RB009.UVDATA.1

Freq = 22.1080 GHz, Bw = 32.000 MH Calibrated with CL # 4 and BP # 1 (BP mode 1)

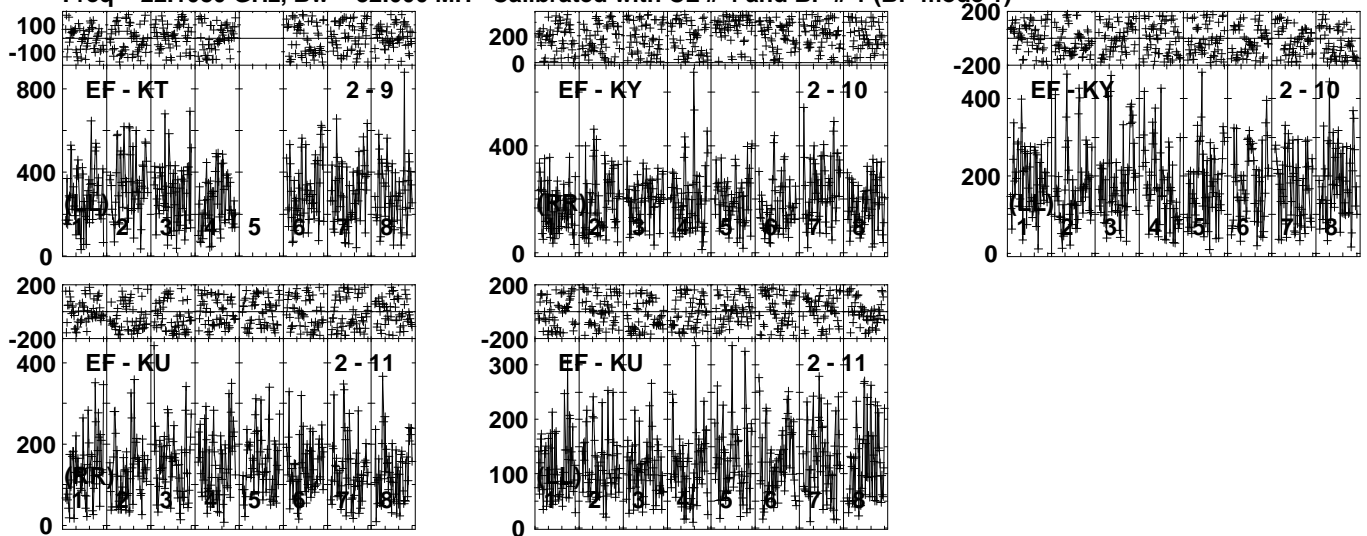


Lower frame: Milli Ampl Jy Top frame: Phas deg  
Vector averaged cross-power spectrum Several baselines displayed  
Timerange: 00/12:00:33 to 00/12:01:29

Plot file version 184 created 01-FEB-2024 11:04:43

1927+654 RB009.UVDATA.1

Freq = 22.1080 GHz, Bw = 32.000 MH Calibrated with CL # 4 and BP # 1 (BP mode 1)



Lower frame: Milli Ampl Jy Top frame: Phas deg  
Vector averaged cross-power spectrum Several baselines displayed  
Timerange: 00/12:00:33 to 00/12:01:29

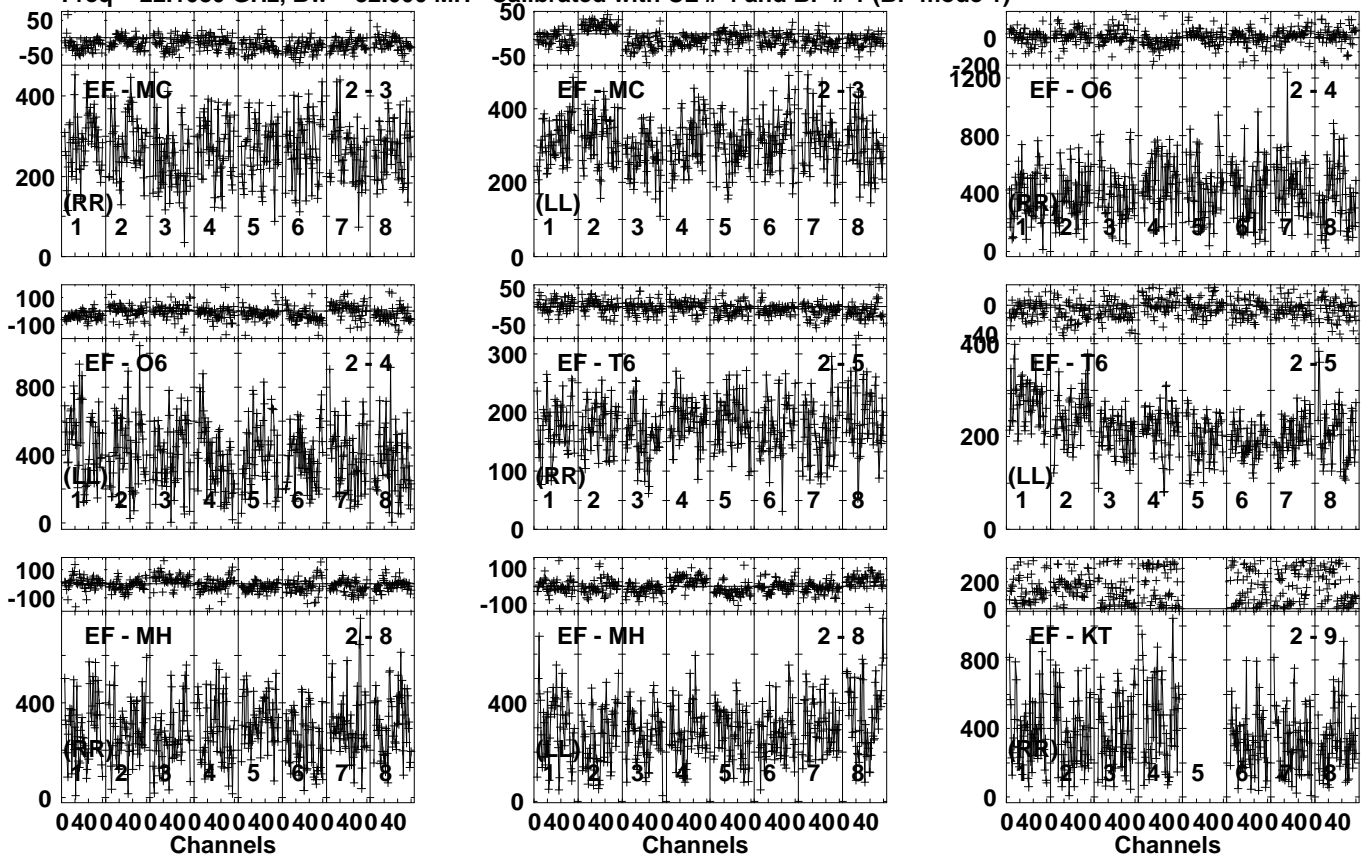


Plot file version 185 created 01-FEB-2024 11:04:43

J1933+6540 RB009.UVDATA.1

Freq = 22.1080 GHz, Bw = 32.000 MH

Calibrated with CL # 4 and BP # 1 (BP mode 1)

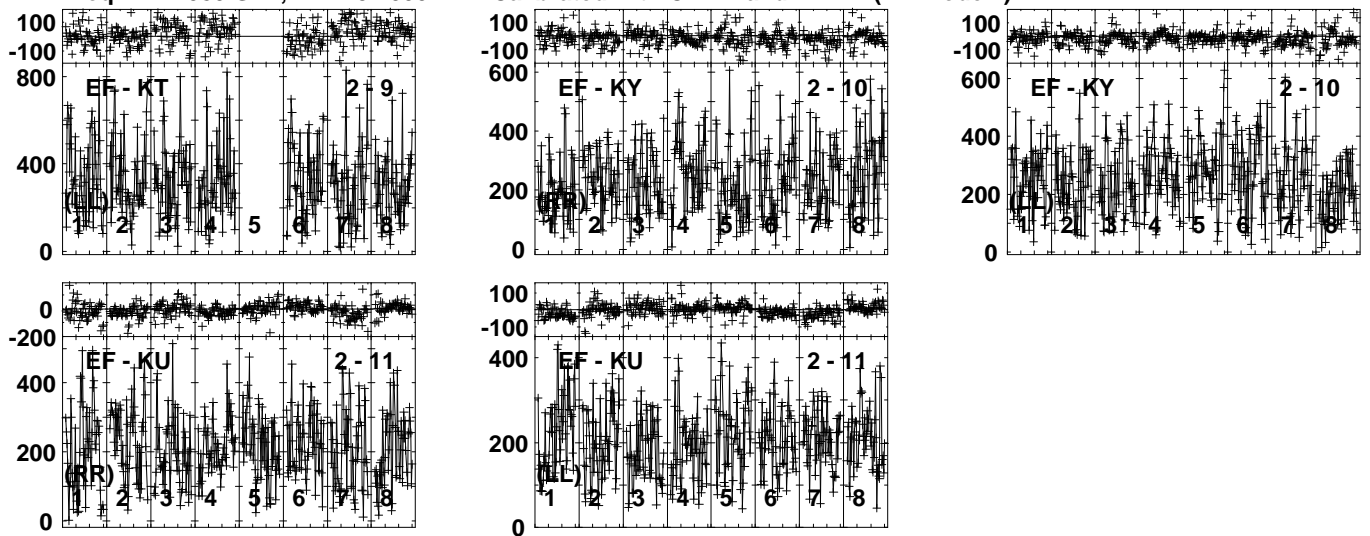


Lower frame: Milli Ampl Jy Top frame: Phas deg  
Vector averaged cross-power spectrum Several baselines displayed  
Timerange: 00/12:01:33 to 00/12:02:29

Plot file version 186 created 01-FEB-2024 11:04:43

J1933+6540 RB009.UVDATA.1

Freq = 22.1080 GHz, Bw = 32.000 MH Calibrated with CL # 4 and BP # 1 (BP mode 1)

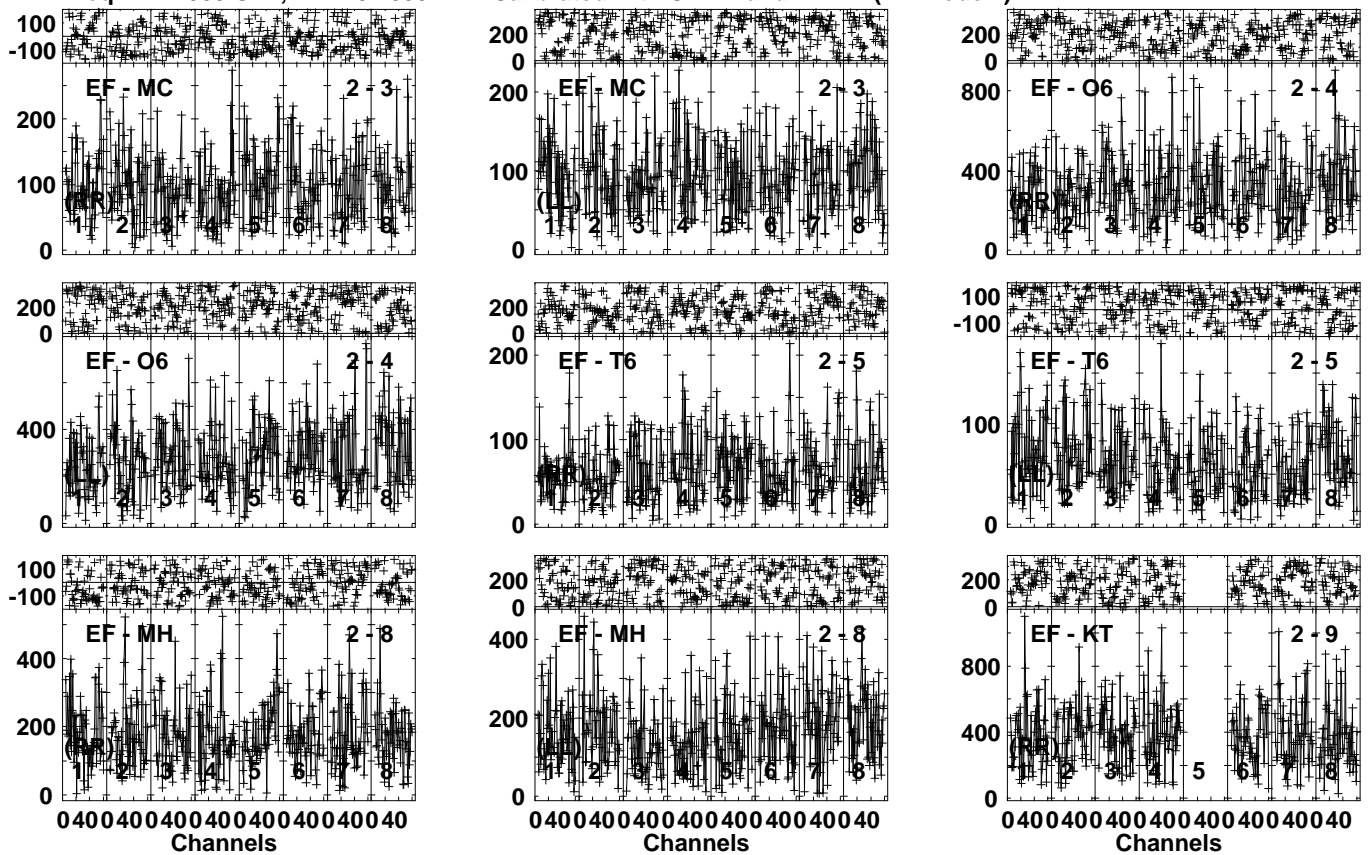


Lower frame: Milli Ampl Jy Top frame: Phas deg  
Vector averaged cross-power spectrum Several baselines displayed  
Timerange: 00/12:01:33 to 00/12:02:29

Plot file version 187 created 01-FEB-2024 11:04:44

1927+654 RB009.UVDATA.1

Freq = 22.1080 GHz, Bw = 32.000 MH Calibrated with CL # 4 and BP # 1 (BP mode 1)

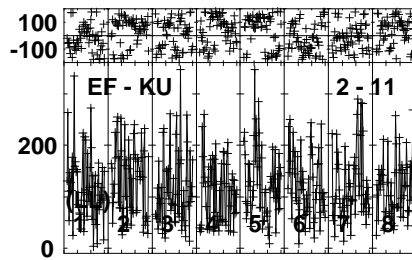
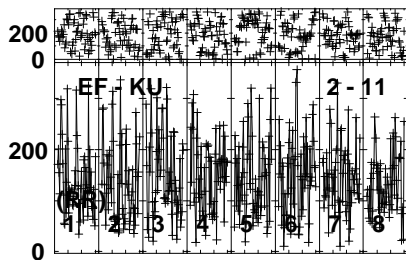
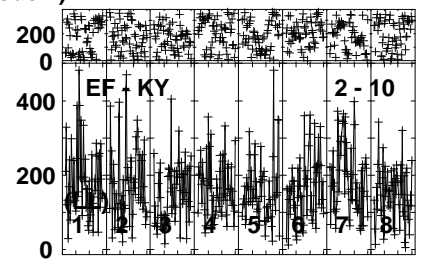
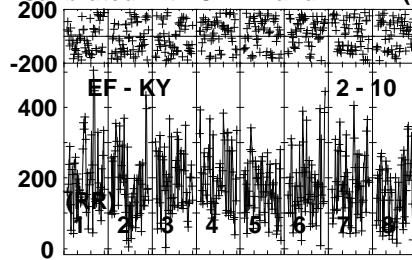
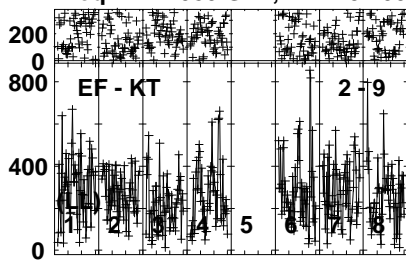


Lower frame: Milli Ampl Jy Top frame: Phas deg  
Vector averaged cross-power spectrum Several baselines displayed  
Timerange: 00/12:02:33 to 00/12:03:29

Plot file version 188 created 01-FEB-2024 11:04:44

1927+654 RB009.UVDATA.1

Freq = 22.1080 GHz, Bw = 32.000 MH Calibrated with CL # 4 and BP # 1 (BP mode 1)

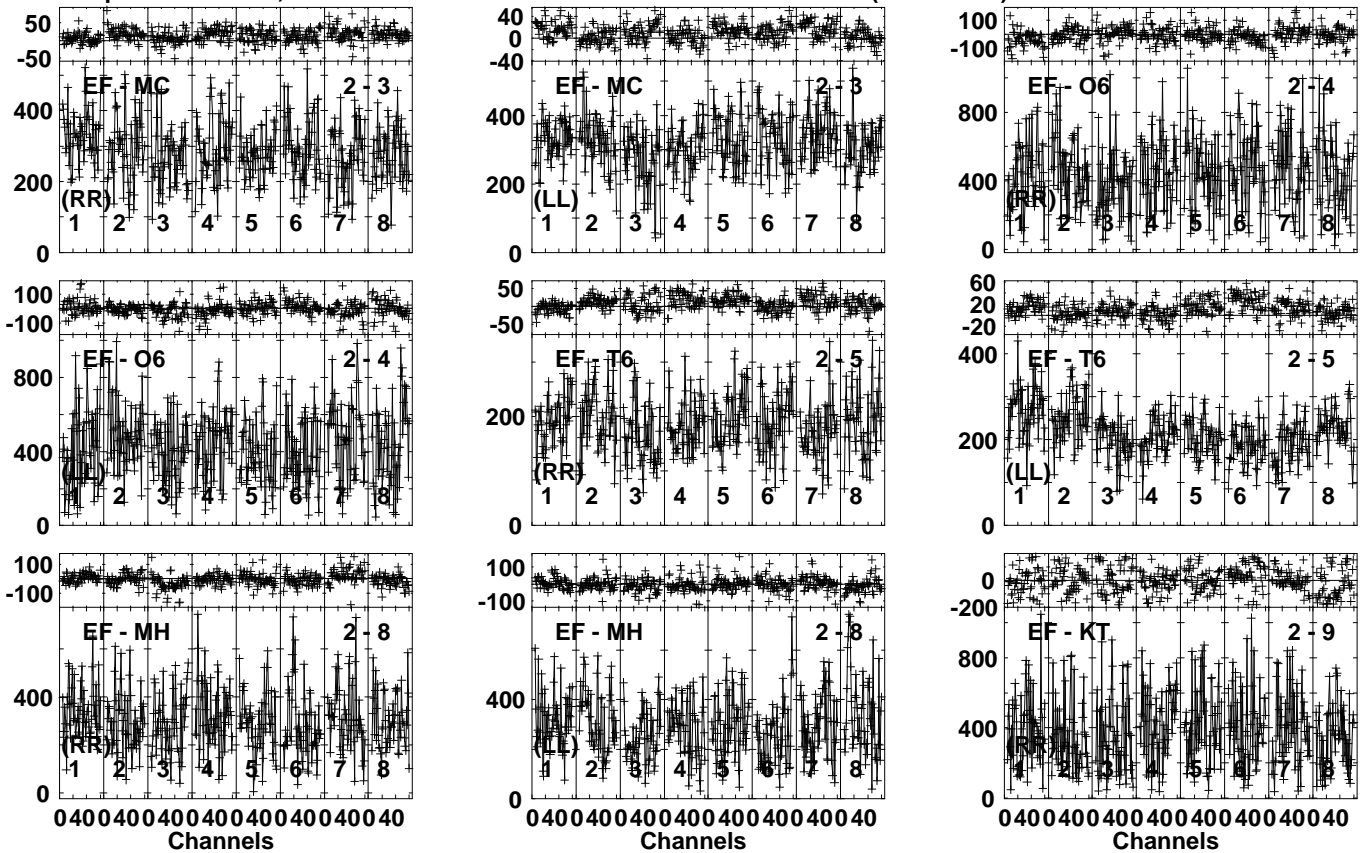


Lower frame: Milli Ampl Jy Top frame: Phas deg  
Vector averaged cross-power spectrum Several baselines displayed  
Timerange: 00/12:02:33 to 00/12:03:29

Plot file version 189 created 01-FEB-2024 11:04:44

J1933+6540 RB009.UVDATA.1

Freq = 22.1080 GHz, Bw = 32.000 MH Calibrated with CL # 4 and BP # 1 (BP mode 1)

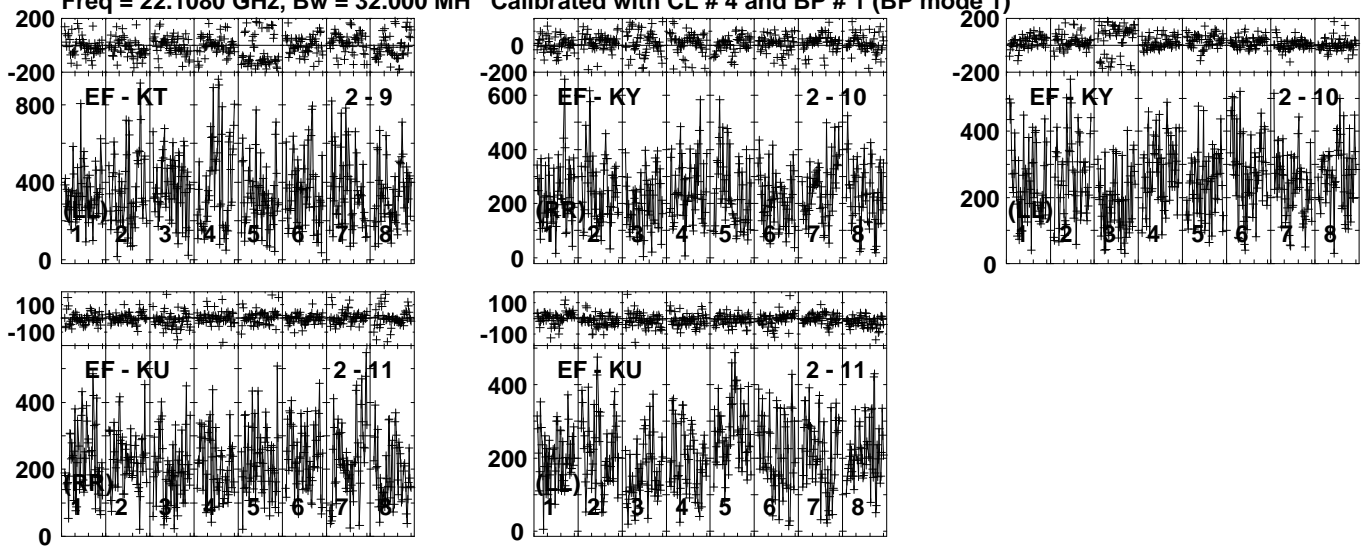


Lower frame: Milli Ampl Jy Top frame: Phas deg  
Vector averaged cross-power spectrum Several baselines displayed  
Timerange: 00/12:03:31 to 00/12:04:29

Plot file version 190 created 01-FEB-2024 11:04:44

J1933+6540 RB009.UVDATA.1

Freq = 22.1080 GHz, Bw = 32.000 MH Calibrated with CL # 4 and BP # 1 (BP mode 1)

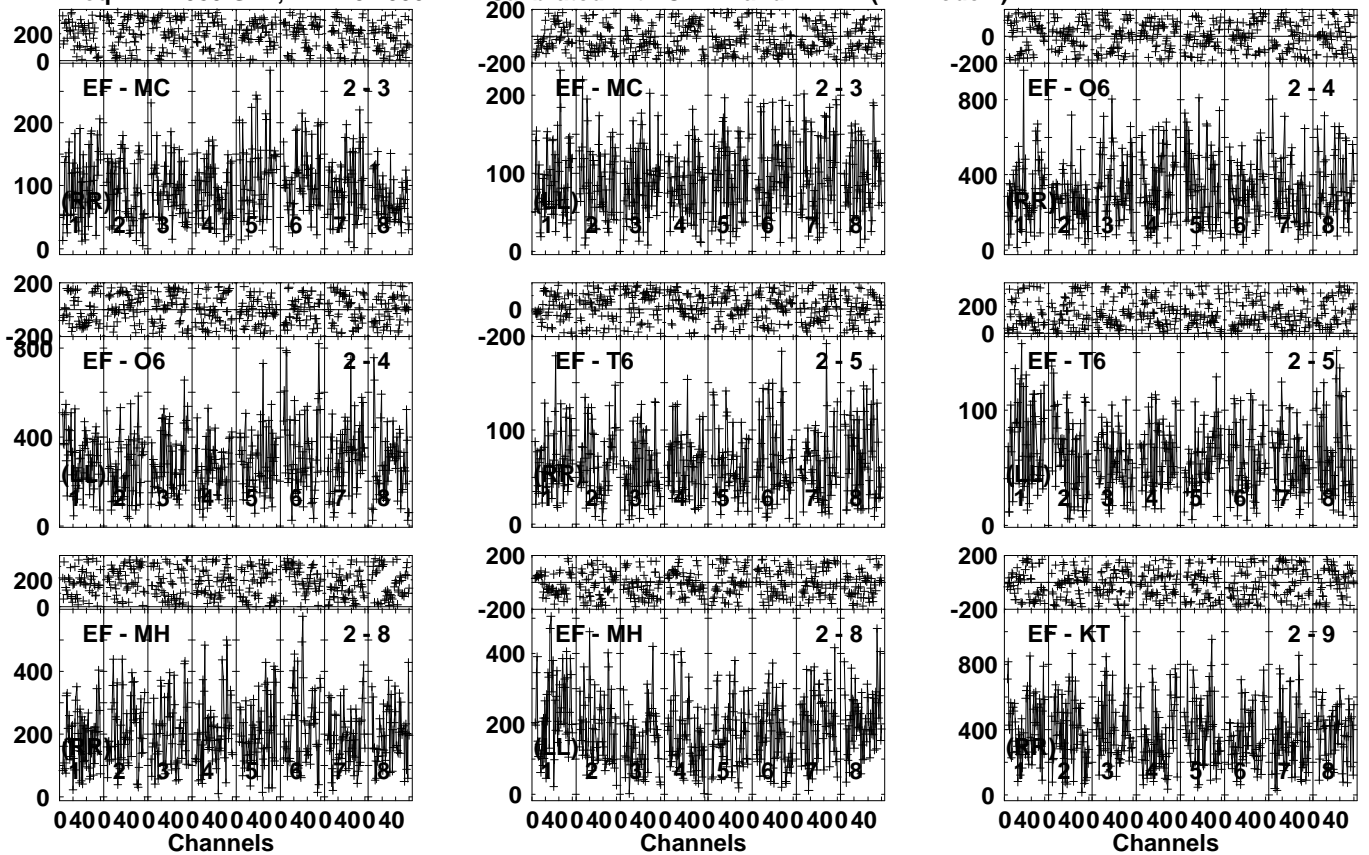


Lower frame: Milli Ampl Jy Top frame: Phas deg  
Vector averaged cross-power spectrum Several baselines displayed  
Timerange: 00/12:03:31 to 00/12:04:29

Plot file version 191 created 01-FEB-2024 11:04:44

1927+654 RB009.UVDATA.1

Freq = 22.1080 GHz, Bw = 32.000 MH Calibrated with CL # 4 and BP # 1 (BP mode 1)

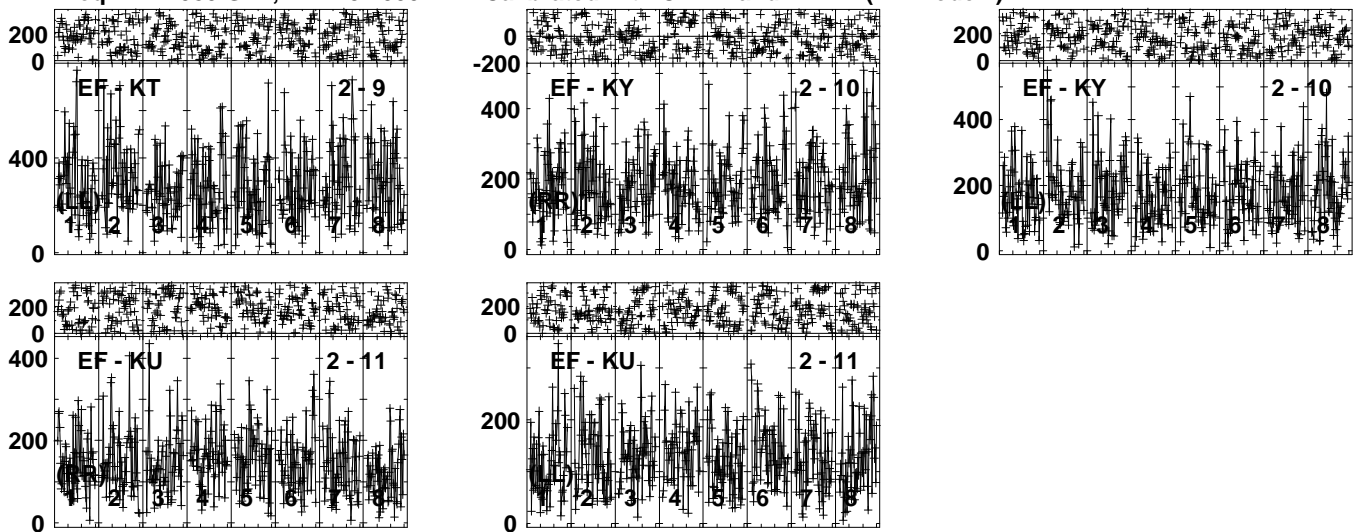


Lower frame: Milli Ampl Jy Top frame: Phas deg  
Vector averaged cross-power spectrum Several baselines displayed  
Timerange: 00/12:04:33 to 00/12:05:29

Plot file version 192 created 01-FEB-2024 11:04:44

1927+654 RB009.UVDATA.1

Freq = 22.1080 GHz, Bw = 32.000 MH Calibrated with CL # 4 and BP # 1 (BP mode 1)



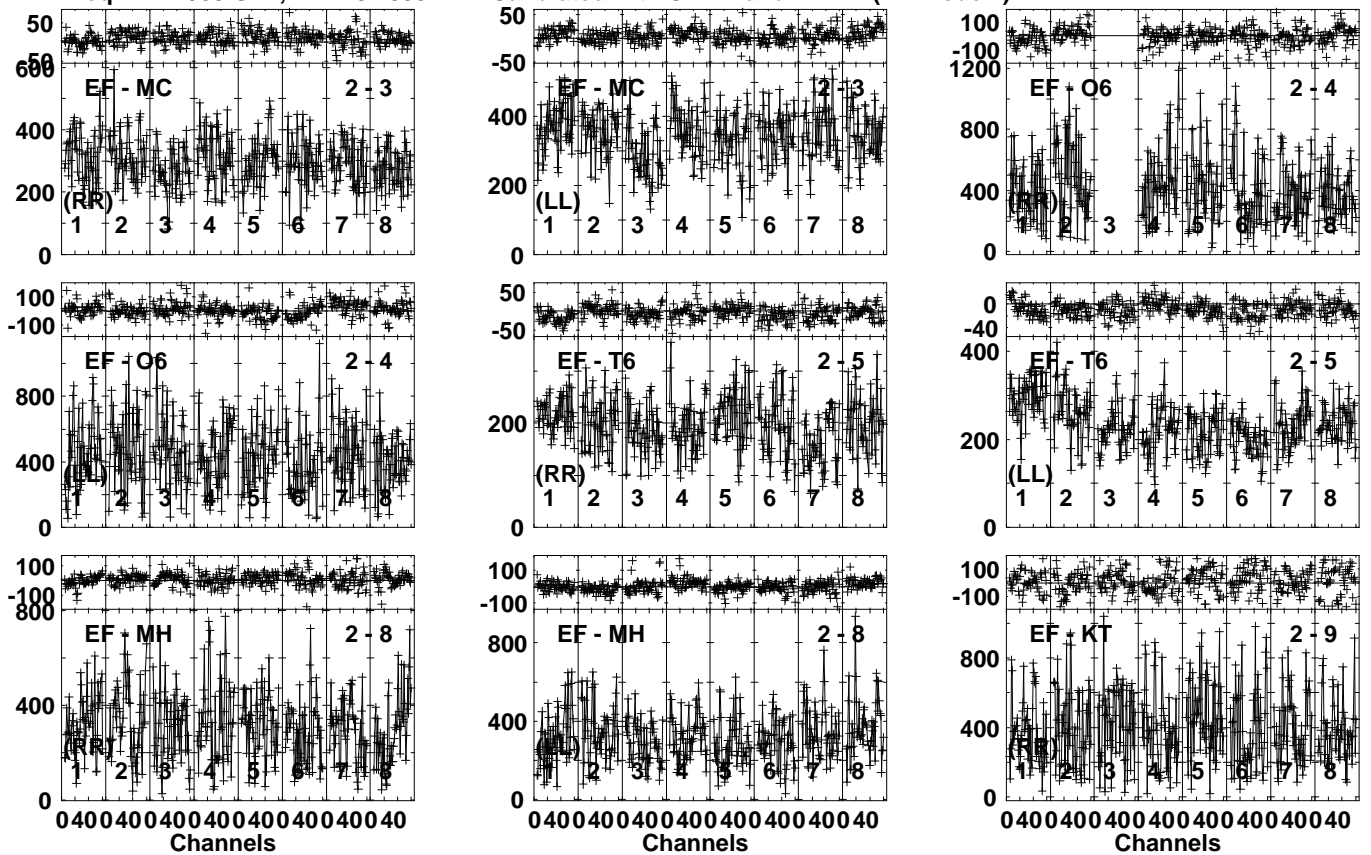
Lower frame: Milli Ampl Jy Top frame: Phas deg  
Vector averaged cross-power spectrum Several baselines displayed  
Timerange: 00/12:04:33 to 00/12:05:29



Plot file version 193 created 01-FEB-2024 11:04:44

J1933+6540 RB009.UVDATA.1

Freq = 22.1080 GHz, Bw = 32.000 MH Calibrated with CL # 4 and BP # 1 (BP mode 1)

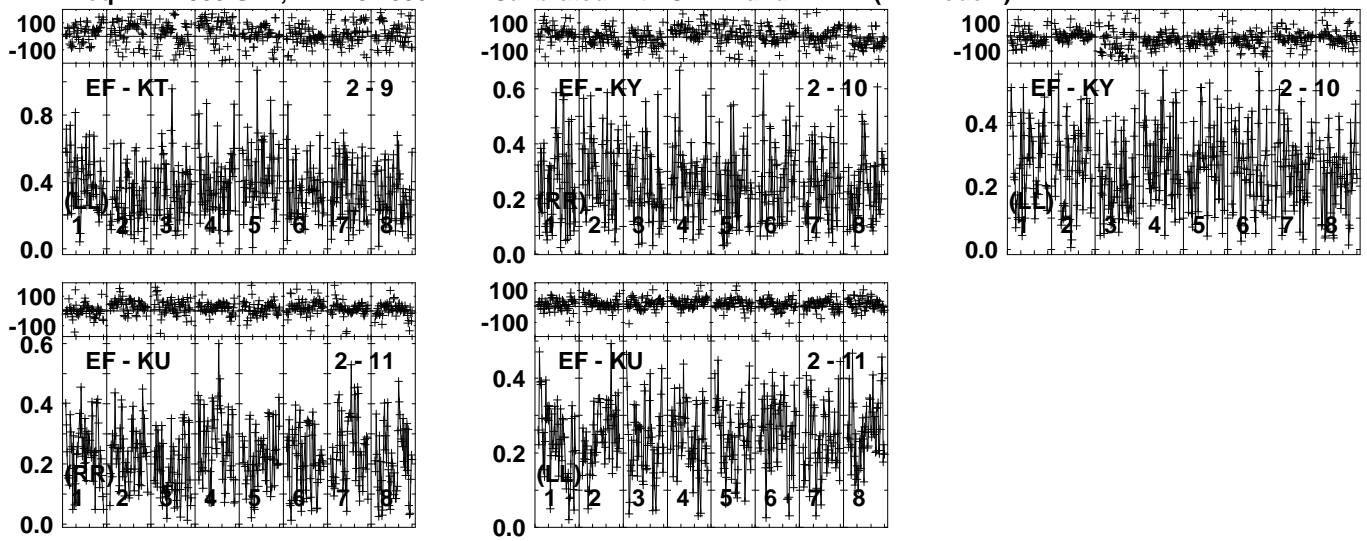


Lower frame: Milli Ampl Jy Top frame: Phas deg  
Vector averaged cross-power spectrum Several baselines displayed  
Timerange: 00/12:05:31 to 00/12:06:29

Plot file version 194 created 01-FEB-2024 11:04:45

J1933+6540 RB009.UVDATA.1

Freq = 22.1080 GHz, Bw = 32.000 MH Calibrated with CL # 4 and BP # 1 (BP mode 1)



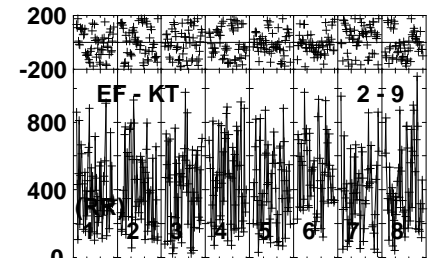
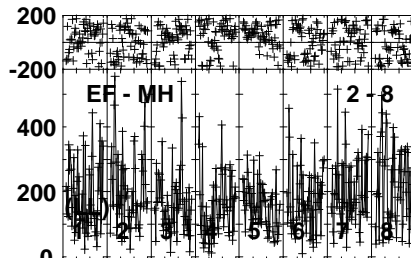
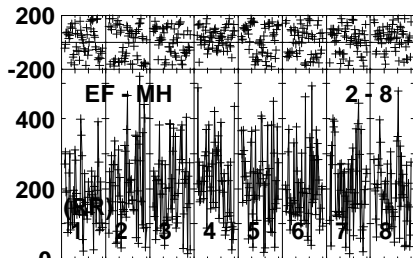
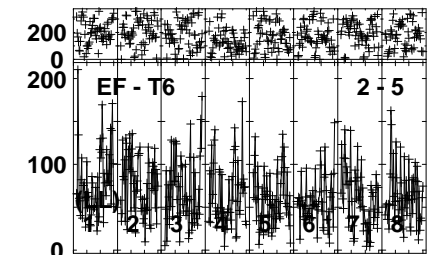
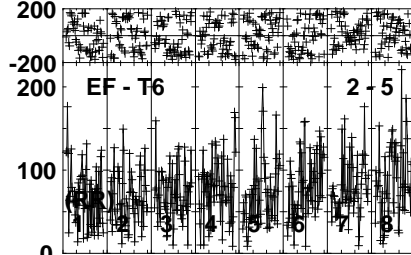
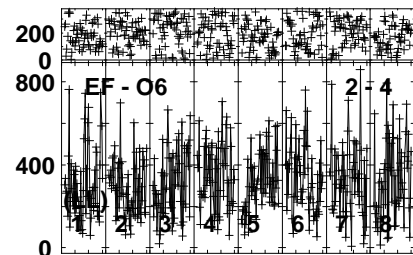
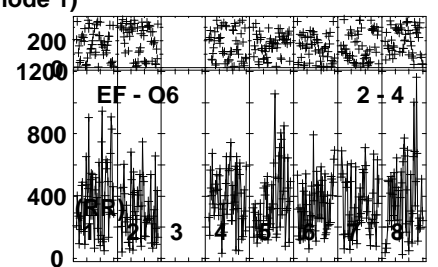
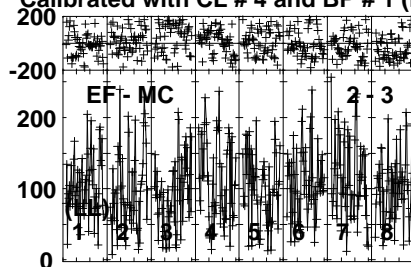
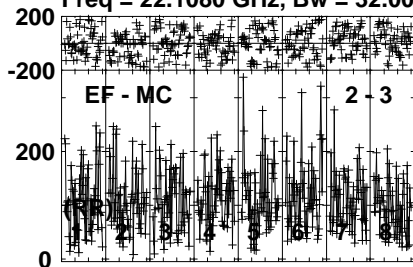
Lower frame: Ampl Jy Top frame: Phas deg  
Vector averaged cross-power spectrum Several baselines displayed  
Timerange: 00/12:05:31 to 00/12:06:29

Plot file version 195 created 01-FEB-2024 11:04:45

1927+654 RB009.UVDATA.1

Freq = 22.1080 GHz, Bw = 32.000 MH

Calibrated with CL # 4 and BP # 1 (BP mode 1)



Lower frame: Milli Ampl Jy Top frame: Phas deg

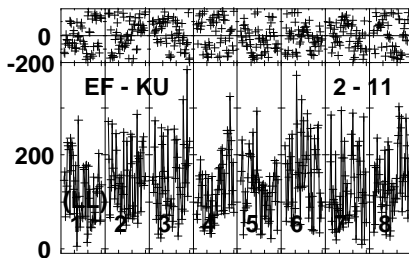
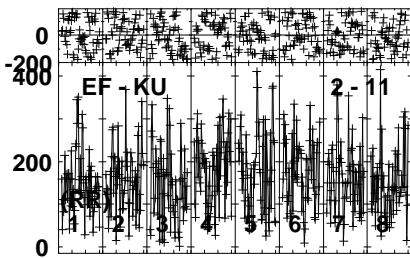
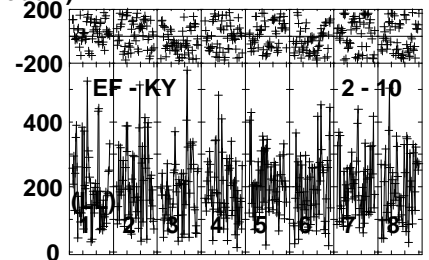
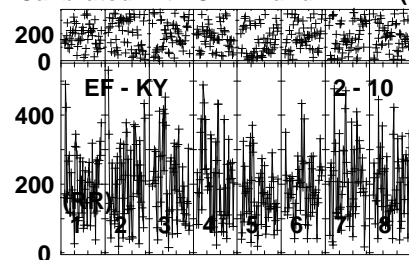
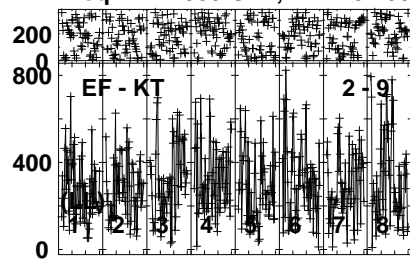
Vector averaged cross-power spectrum Several baselines displayed

Timerange: 00/12:06:33 to 00/12:07:29

Plot file version 196 created 01-FEB-2024 11:04:45

1927+654 RB009.UVDATA.1

Freq = 22.1080 GHz, Bw = 32.000 MH Calibrated with CL # 4 and BP # 1 (BP mode 1)

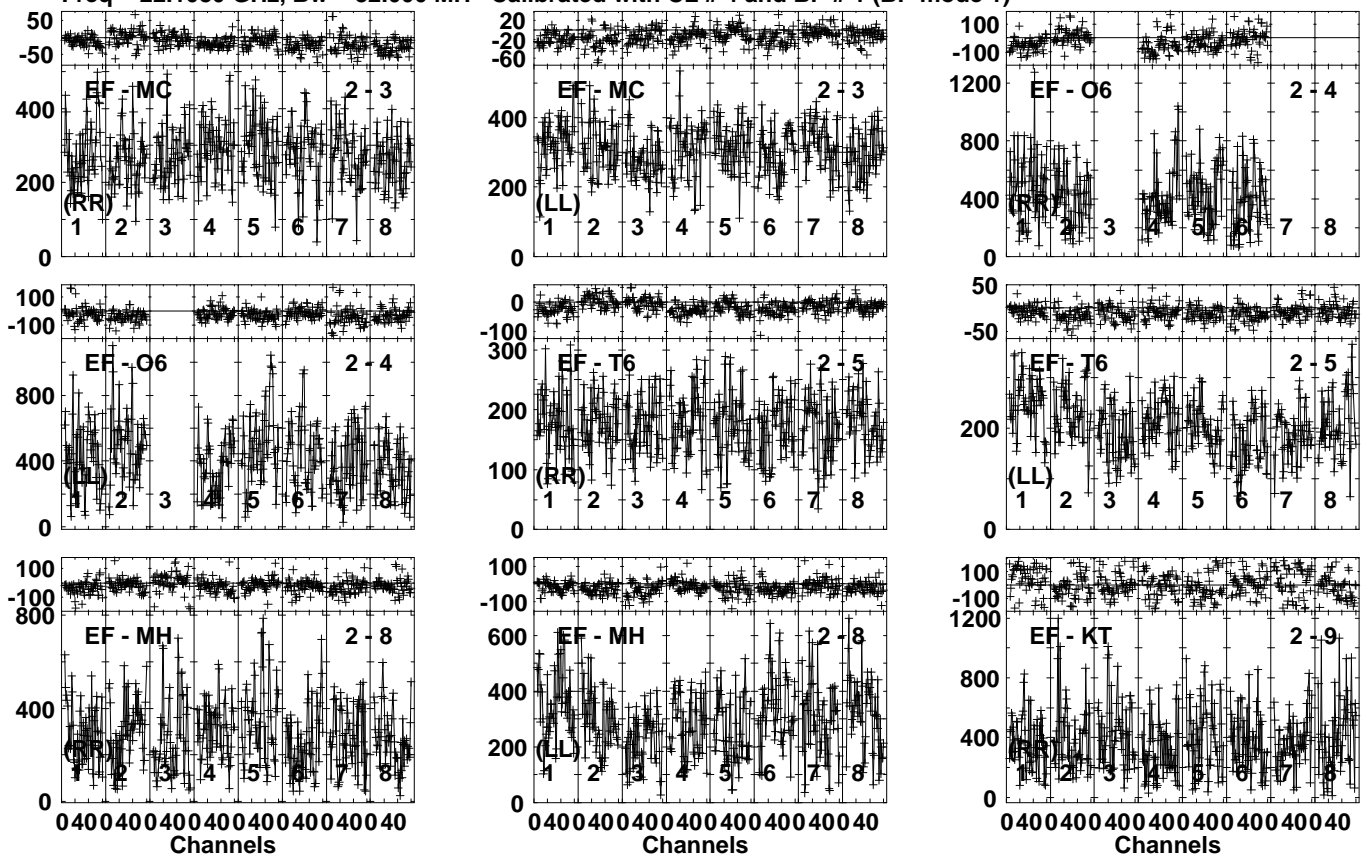


Lower frame: Milli Ampl Jy Top frame: Phas deg  
Vector averaged cross-power spectrum Several baselines displayed  
Timerange: 00/12:06:33 to 00/12:07:29

Plot file version 197 created 01-FEB-2024 11:04:45

J1933+6540 RB009.UVDATA.1

Freq = 22.1080 GHz, Bw = 32.000 MH Calibrated with CL # 4 and BP # 1 (BP mode 1)

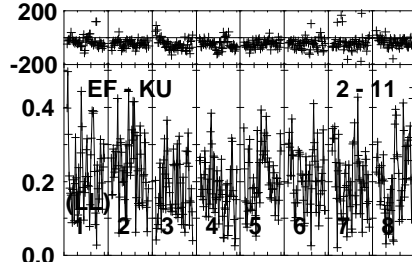
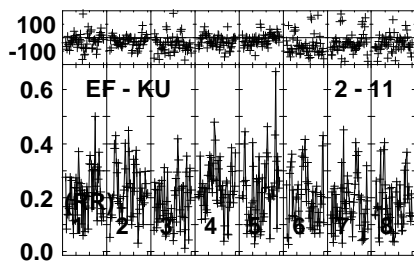
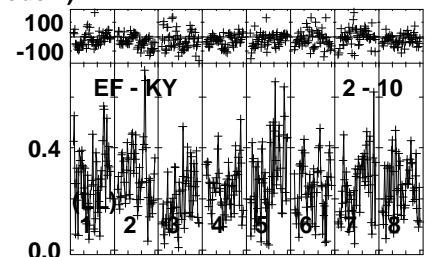
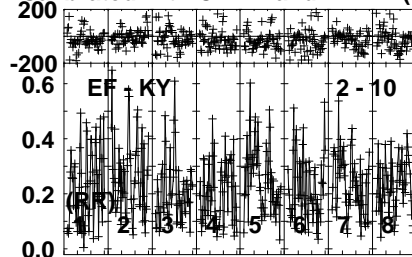
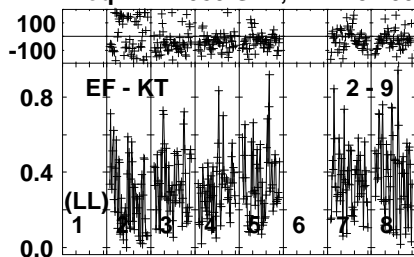


Lower frame: Milli Ampl Jy Top frame: Phas deg  
Vector averaged cross-power spectrum Several baselines displayed  
Timerange: 00/12:07:31 to 00/12:08:29

Plot file version 198 created 01-FEB-2024 11:04:45

J1933+6540 RB009.UVDATA.1

Freq = 22.1080 GHz, Bw = 32.000 MH Calibrated with CL # 4 and BP # 1 (BP mode 1)

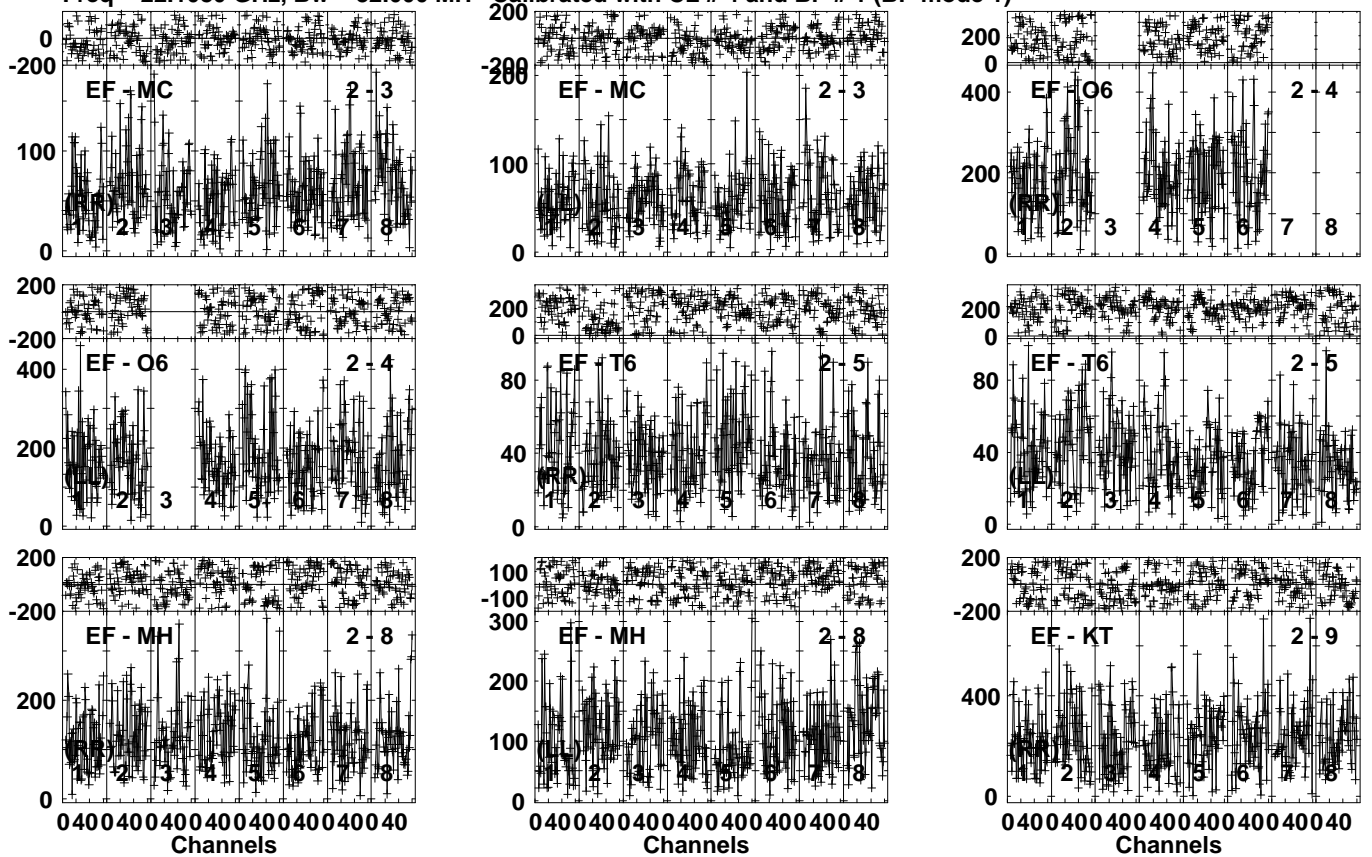


Lower frame: Ampl Jy Top frame: Phas deg  
Vector averaged cross-power spectrum Several baselines displayed  
Timerange: 00/12:07:31 to 00/12:08:29

Plot file version 199 created 01-FEB-2024 11:04:45

1927+654 RB009.UVDATA.1

Freq = 22.1080 GHz, Bw = 32.000 MH Calibrated with CL # 4 and BP # 1 (BP mode 1)

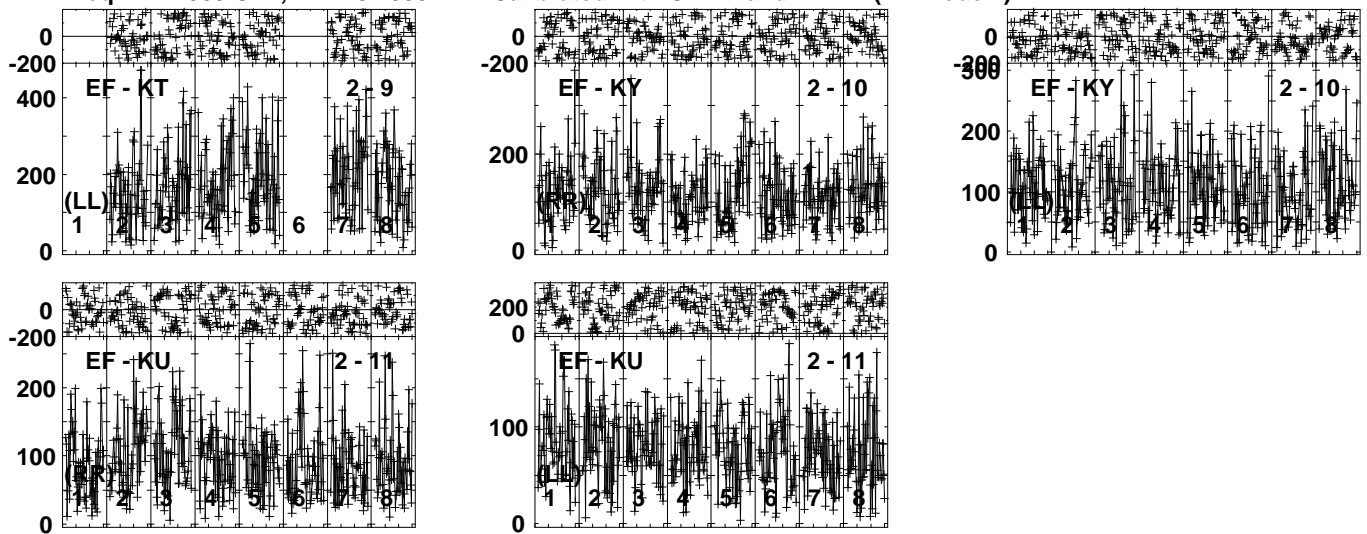


Lower frame: Milli Ampl Jy Top frame: Phas deg  
Vector averaged cross-power spectrum Several baselines displayed  
Timerange: 00/12:09:31 to 00/12:10:29

Plot file version 200 created 01-FEB-2024 11:04:45

1927+654 RB009.UVDATA.1

Freq = 22.1080 GHz, Bw = 32.000 MH Calibrated with CL # 4 and BP # 1 (BP mode 1)



Lower frame: Milli Ampl Jy Top frame: Phas deg

Vector averaged cross-power spectrum Several baselines displayed

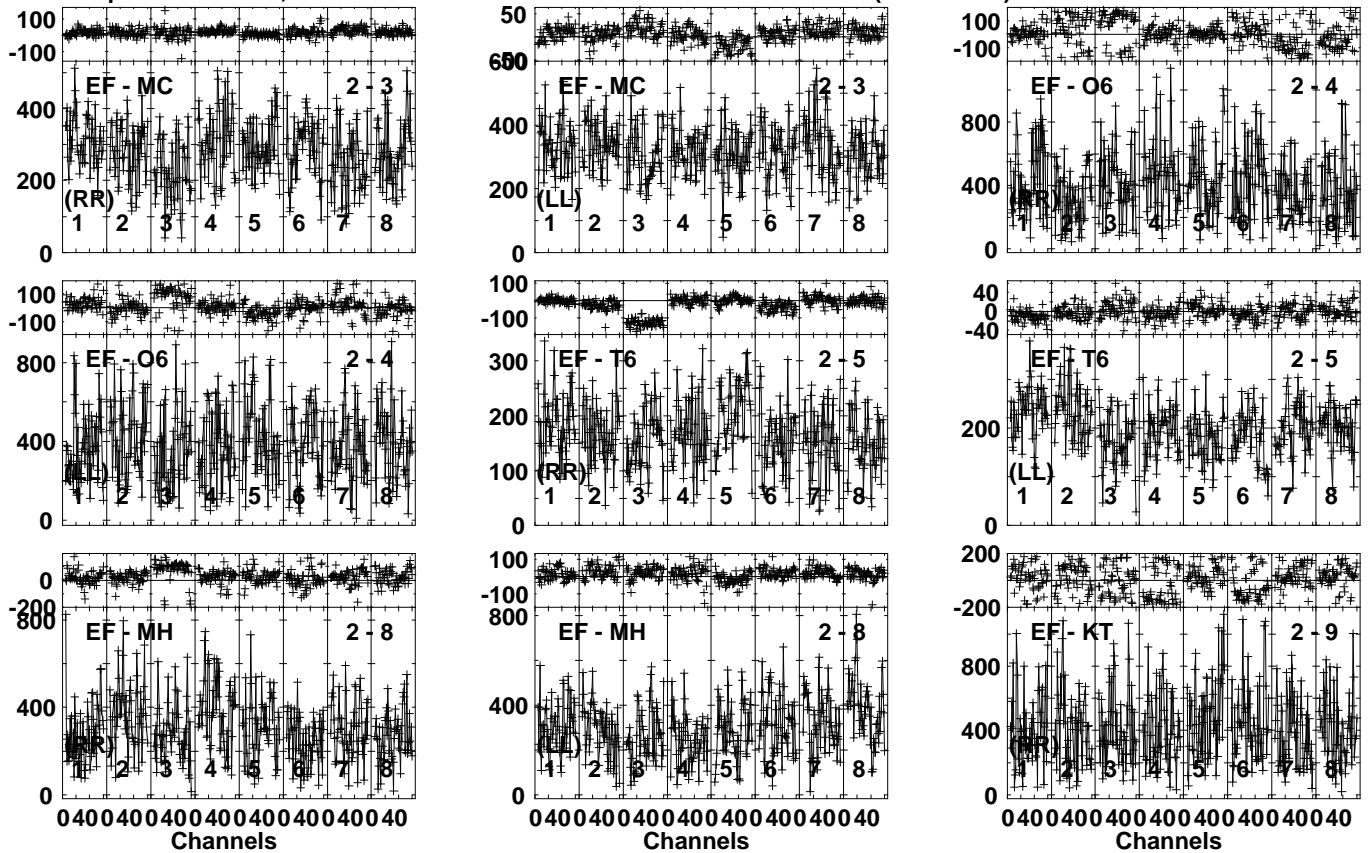
Timerange: 00/12:09:31 to 00/12:10:29



Plot file version 201 created 01-FEB-2024 11:04:46

J1933+6540 RB009.UVDATA.1

Freq = 22.1080 GHz, Bw = 32.000 MH Calibrated with CL # 4 and BP # 1 (BP mode 1)

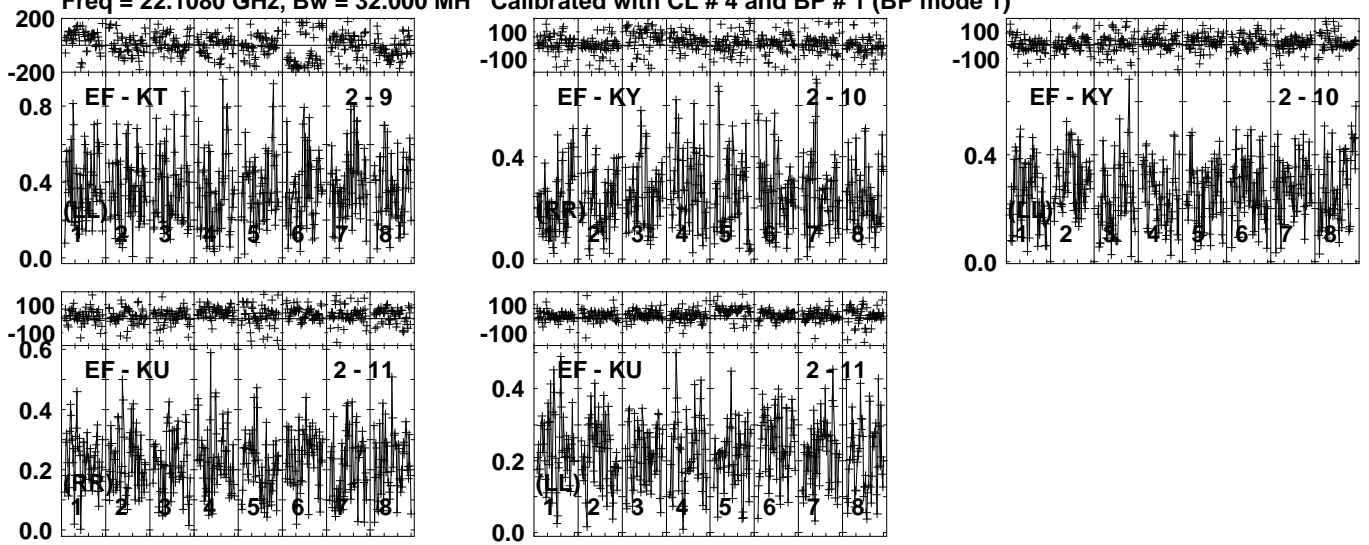


Lower frame: Milli Ampl Jy Top frame: Phas deg  
Vector averaged cross-power spectrum Several baselines displayed  
Timerange: 00/12:10:31 to 00/12:11:29

Plot file version 202 created 01-FEB-2024 11:04:46

J1933+6540 RB009.UVDATA.1

Freq = 22.1080 GHz, Bw = 32.000 MH Calibrated with CL # 4 and BP # 1 (BP mode 1)

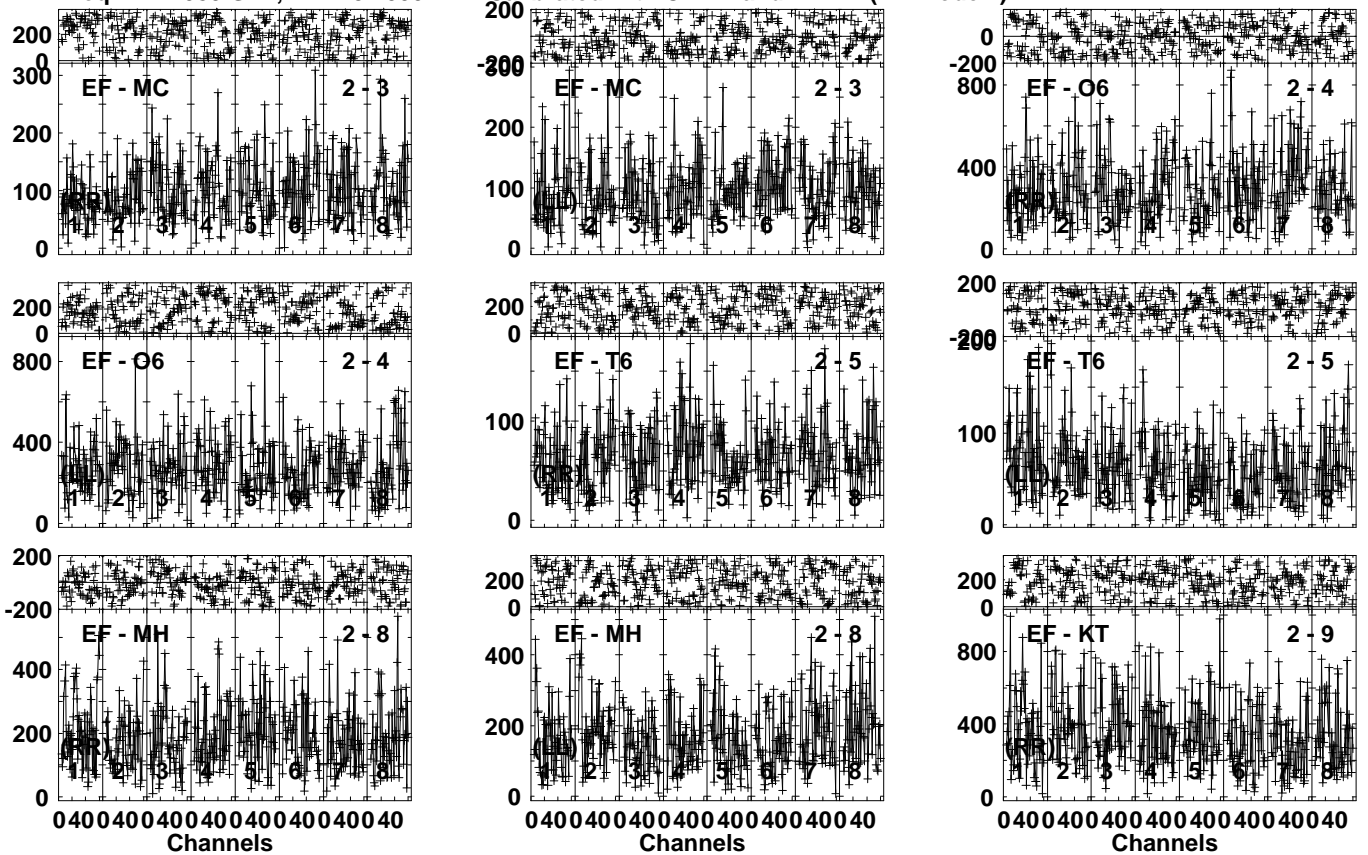


Lower frame: Ampl Jy Top frame: Phas deg  
Vector averaged cross-power spectrum Several baselines displayed  
Timerange: 00/12:10:31 to 00/12:11:29

Plot file version 203 created 01-FEB-2024 11:04:46

1927+654 RB009.UVDATA.1

Freq = 22.1080 GHz, Bw = 32.000 MH Calibrated with CL # 4 and BP # 1 (BP mode 1)



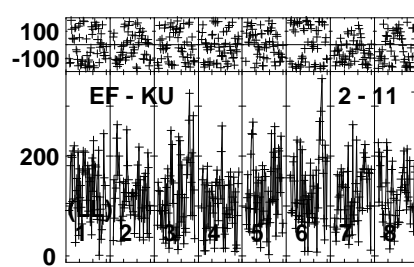
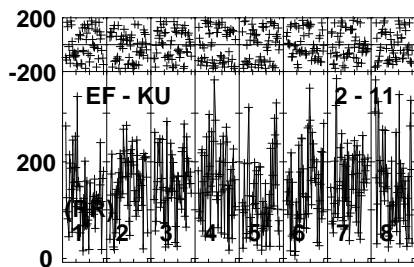
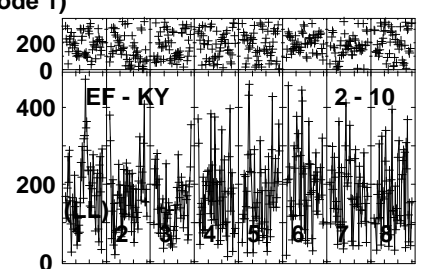
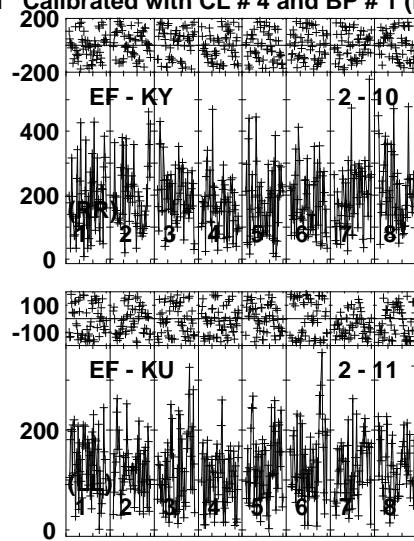
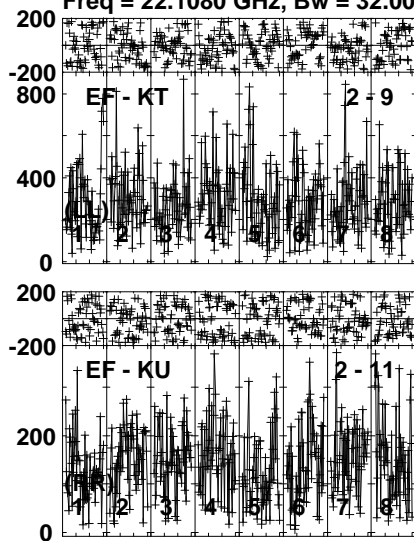
Lower frame: Milli Ampl Jy Top frame: Phas deg  
Vector averaged cross-power spectrum Several baselines displayed  
Timerange: 00/12:11:33 to 00/12:12:29

Plot file version 204 created 01-FEB-2024 11:04:46

1927+654 RB009.UVDATA.1

Freq = 22.1080 GHz, Bw = 32.000 MH

Calibrated with CL # 4 and BP # 1 (BP mode 1)



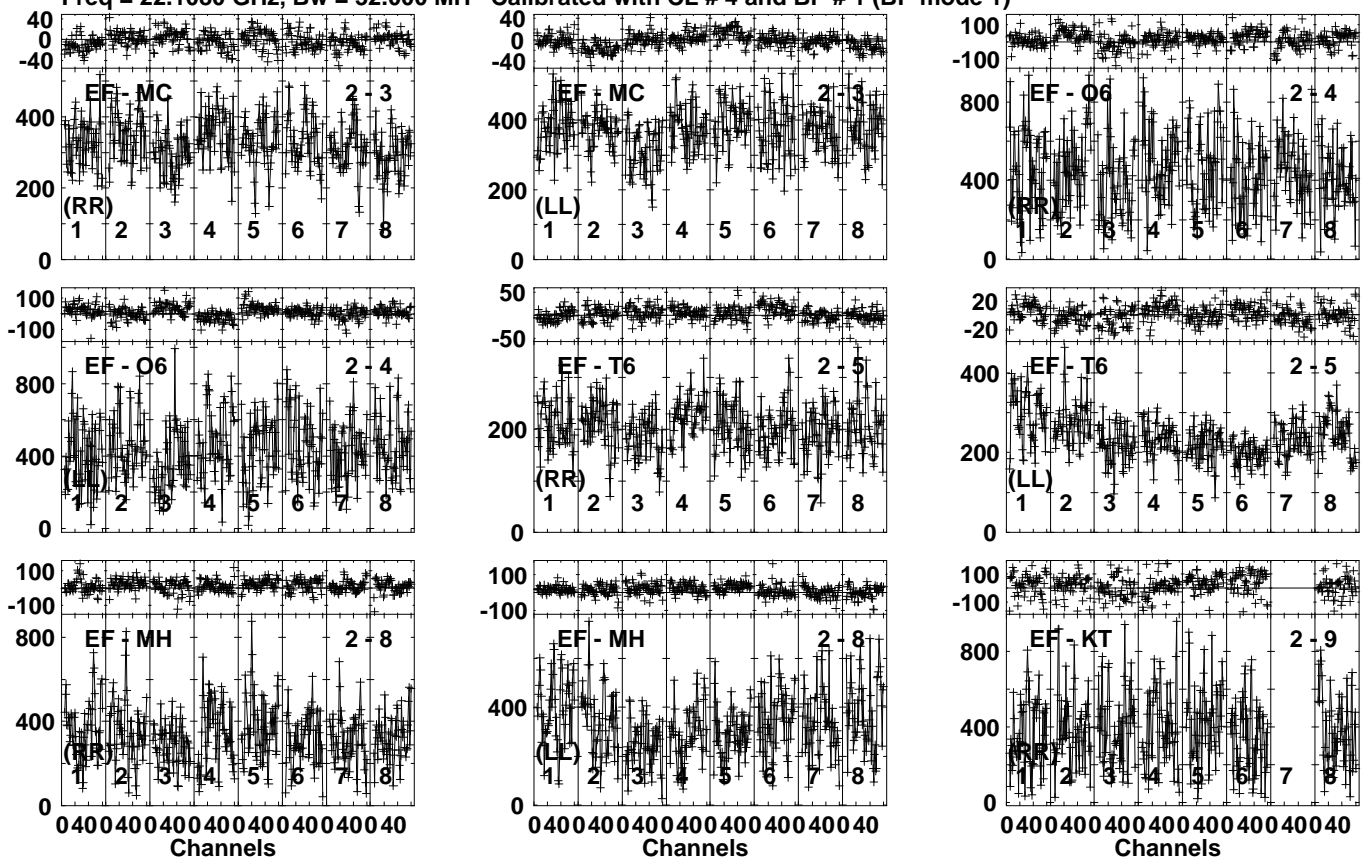
Lower frame: Milli Ampl Jy Top frame: Phas deg  
Vector averaged cross-power spectrum Several baselines displayed  
Timerange: 00/12:11:33 to 00/12:12:29

Plot file version 205 created 01-FEB-2024 11:04:46

J1933+6540 RB009.UVDATA.1

Freq = 22.1080 GHz, Bw = 32.000 MH

Calibrated with CL # 4 and BP # 1 (BP mode 1)

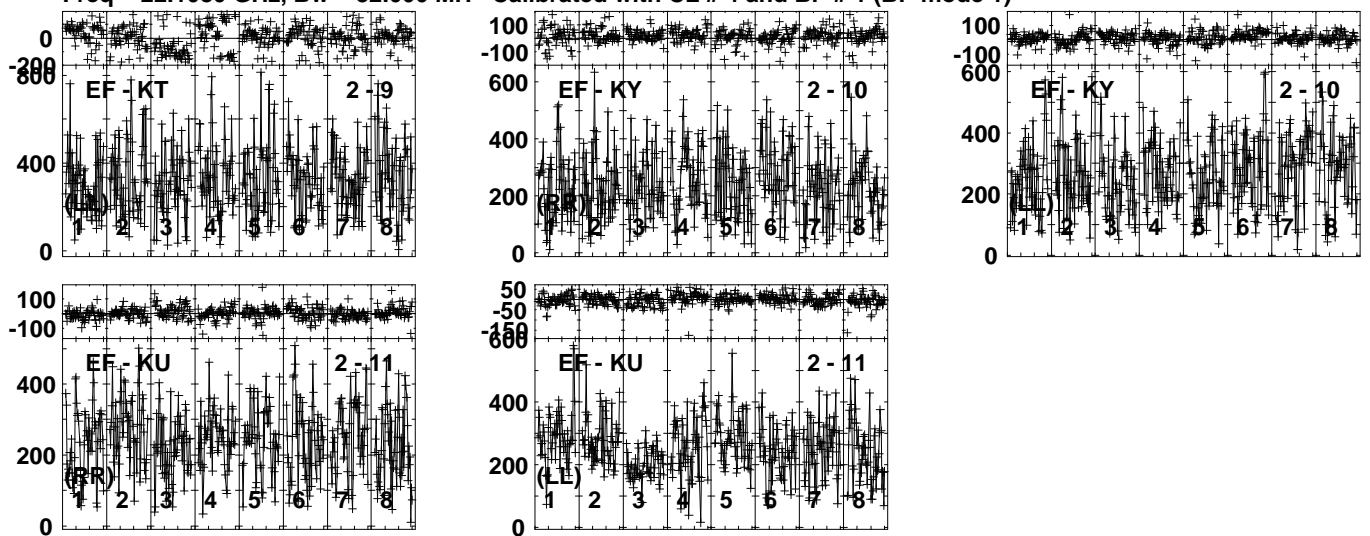


Lower frame: Milli Ampl Jy Top frame: Phas deg  
Vector averaged cross-power spectrum Several baselines displayed  
Timerange: 00/12:12:31 to 00/12:13:29

Plot file version 206 created 01-FEB-2024 11:04:46

J1933+6540 RB009.UVDATA.1

Freq = 22.1080 GHz, Bw = 32.000 MH Calibrated with CL # 4 and BP # 1 (BP mode 1)

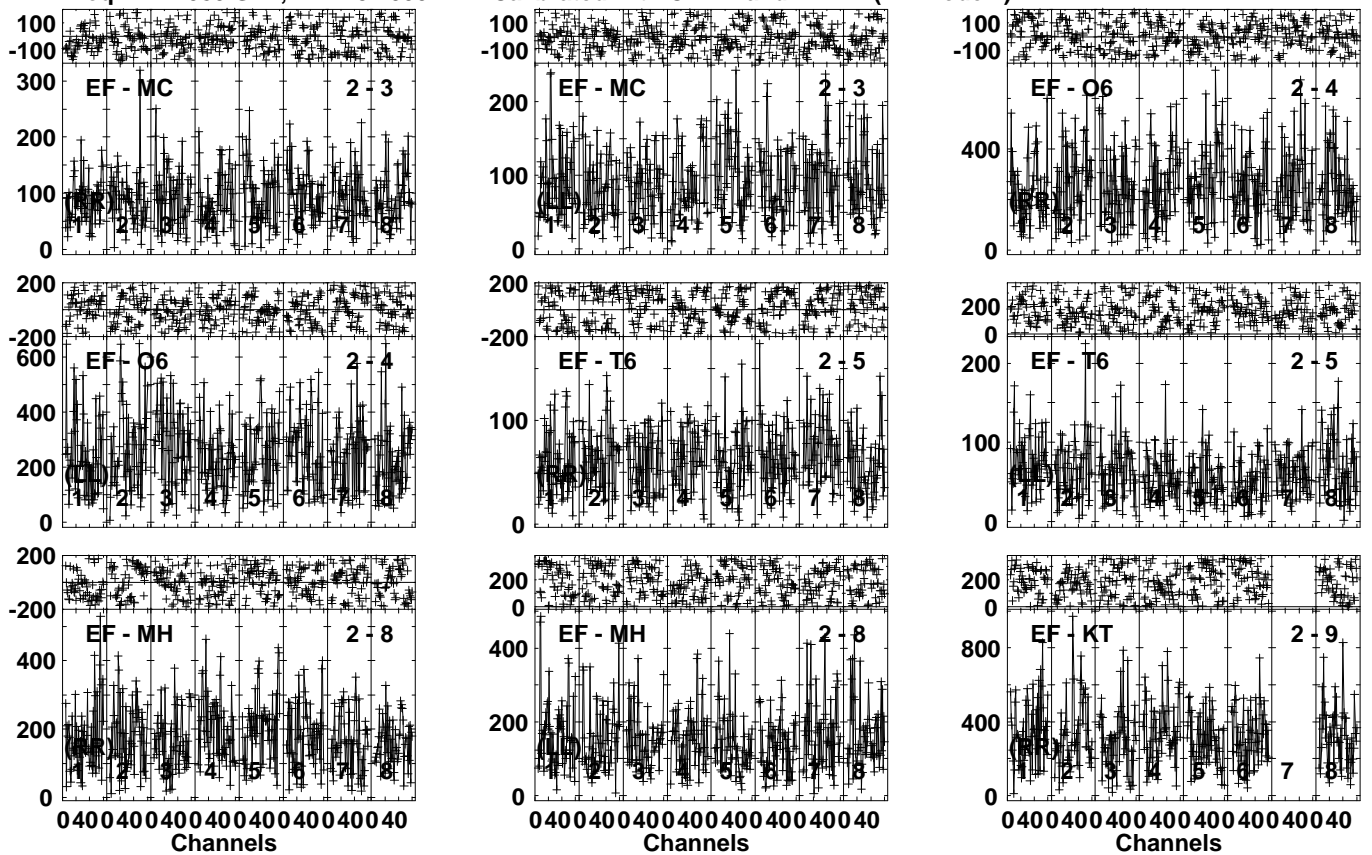


Lower frame: Milli Ampl Jy Top frame: Phas deg  
Vector averaged cross-power spectrum Several baselines displayed  
Timerange: 00/12:12:31 to 00/12:13:29

Plot file version 207 created 01-FEB-2024 11:04:46

1927+654 RB009.UVDATA.1

Freq = 22.1080 GHz, Bw = 32.000 MH Calibrated with CL # 4 and BP # 1 (BP mode 1)

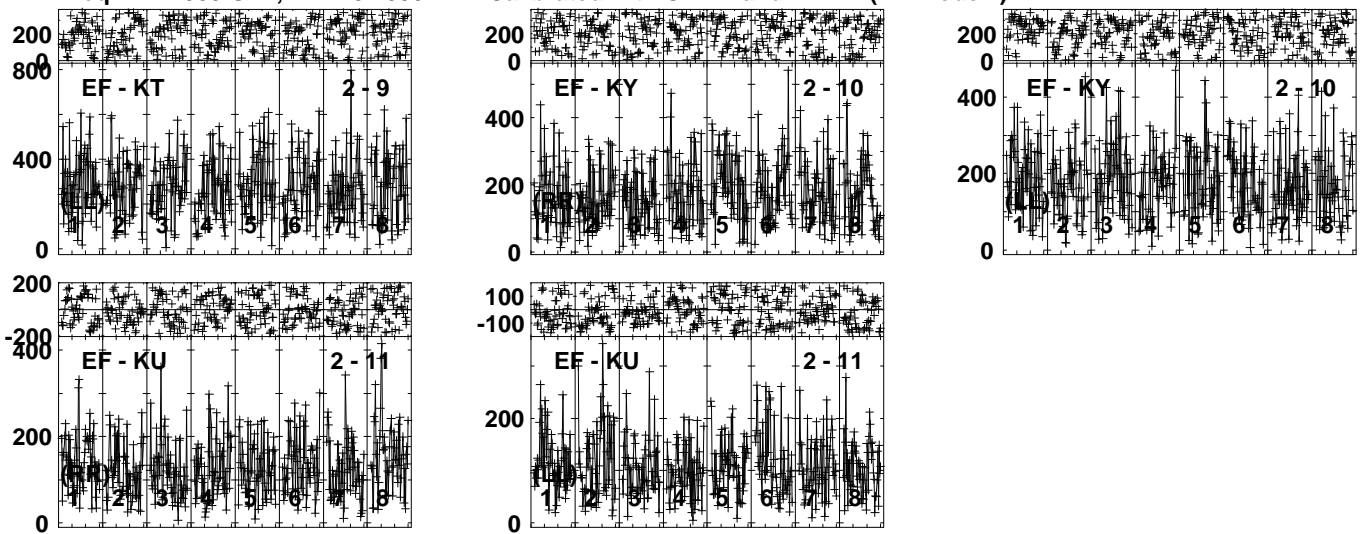


Lower frame: Milli Ampl Jy Top frame: Phas deg  
Vector averaged cross-power spectrum Several baselines displayed  
Timerange: 00/12:13:31 to 00/12:14:29

Plot file version 208 created 01-FEB-2024 11:04:47

1927+654 RB009.UVDATA.1

Freq = 22.1080 GHz, Bw = 32.000 MH Calibrated with CL # 4 and BP # 1 (BP mode 1)



Lower frame: Milli Ampl Jy Top frame: Phas deg  
Vector averaged cross-power spectrum Several baselines displayed  
Timerange: 00/12:13:31 to 00/12:14:29

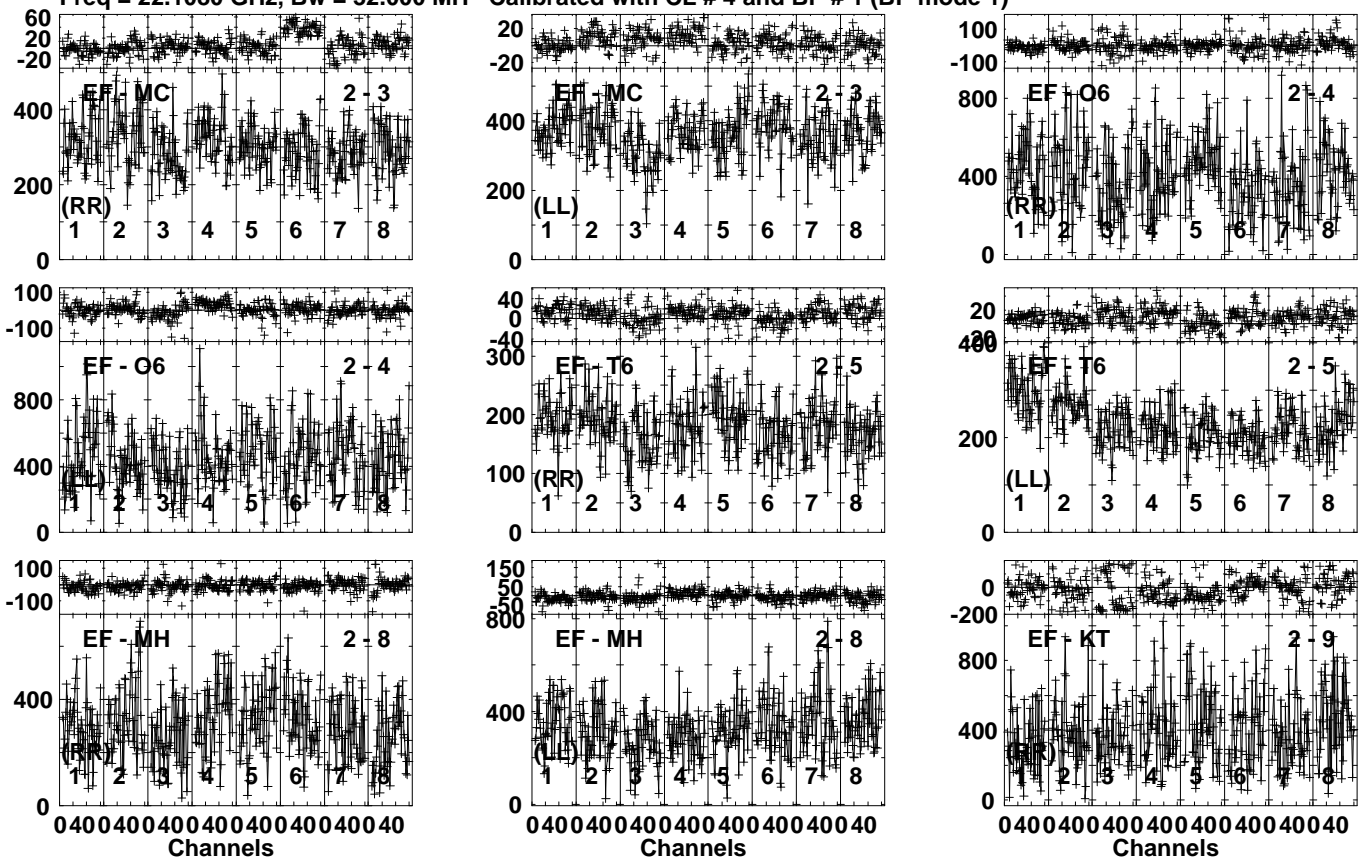


Plot file version 209 created 01-FEB-2024 11:04:47

J1933+6540 RB009.UVDATA.1

Freq = 22.1080 GHz, Bw = 32.000 MH

Calibrated with CL # 4 and BP # 1 (BP mode 1)



Lower frame: Milli Ampl Jy Top frame: Phas deg

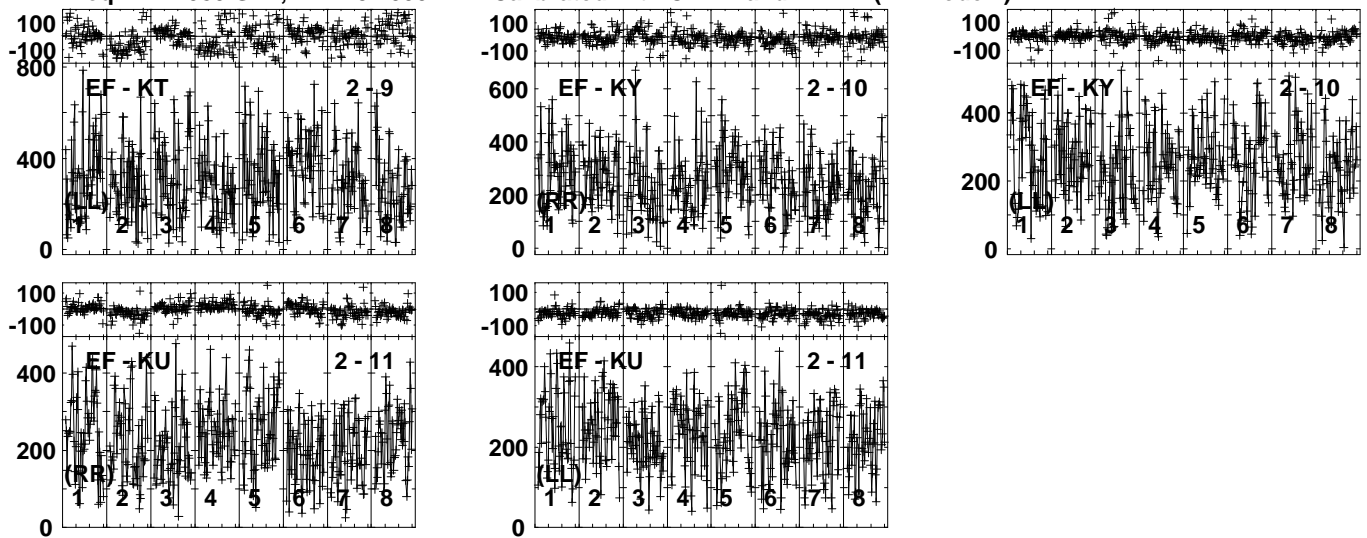
Vector averaged cross-power spectrum Several baselines displayed

Timerange: 00/12:14:31 to 00/12:15:29

Plot file version 210 created 01-FEB-2024 11:04:47

J1933+6540 RB009.UVDATA.1

Freq = 22.1080 GHz, Bw = 32.000 MH Calibrated with CL # 4 and BP # 1 (BP mode 1)

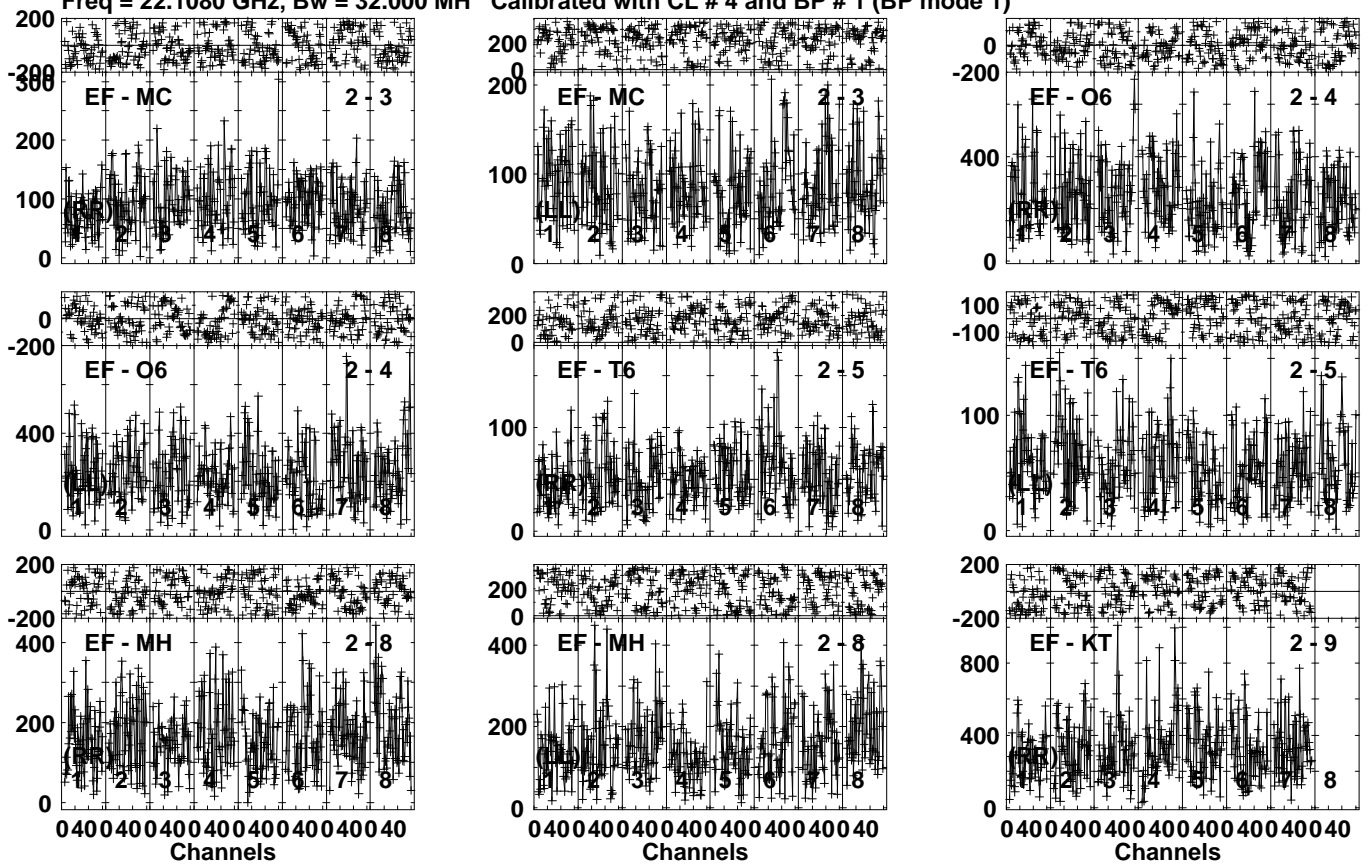


Lower frame: Milli Ampl Jy Top frame: Phas deg  
Vector averaged cross-power spectrum Several baselines displayed  
Timerange: 00/12:14:31 to 00/12:15:29

Plot file version 211 created 01-FEB-2024 11:04:47

1927+654 RB009.UVDATA.1

Freq = 22.1080 GHz, Bw = 32.000 MH Calibrated with CL # 4 and BP # 1 (BP mode 1)

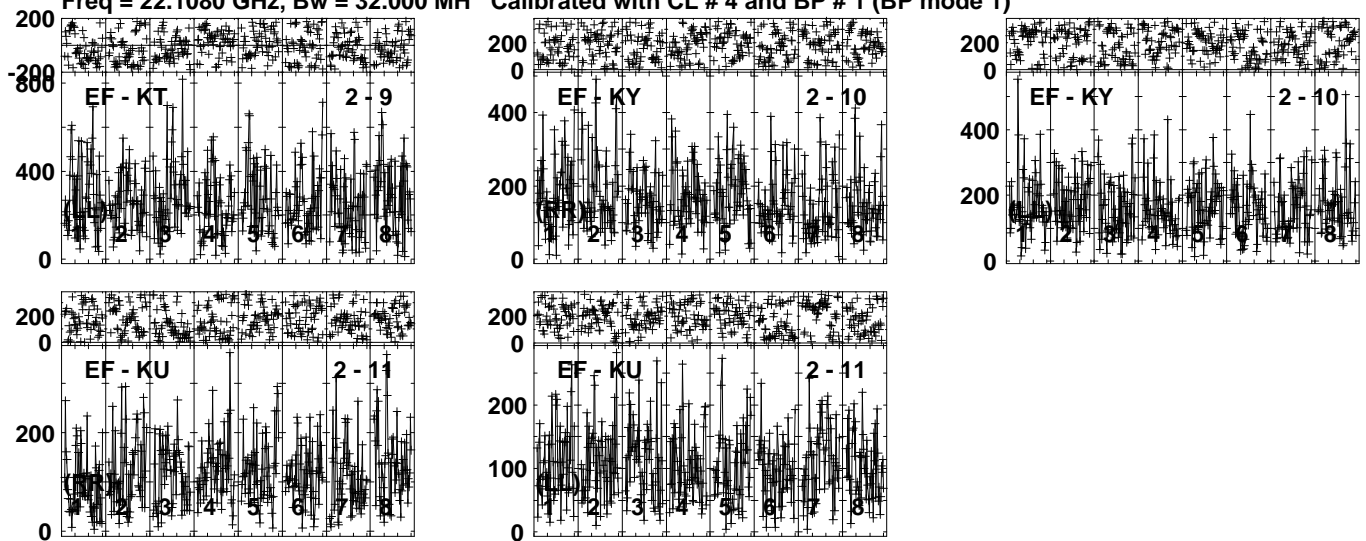


Lower frame: Milli Ampl Jy Top frame: Phas deg  
Vector averaged cross-power spectrum Several baselines displayed  
Timerange: 00/12:15:33 to 00/12:16:29

Plot file version 212 created 01-FEB-2024 11:04:47

1927+654 RB009.UVDATA.1

Freq = 22.1080 GHz, Bw = 32.000 MH Calibrated with CL # 4 and BP # 1 (BP mode 1)



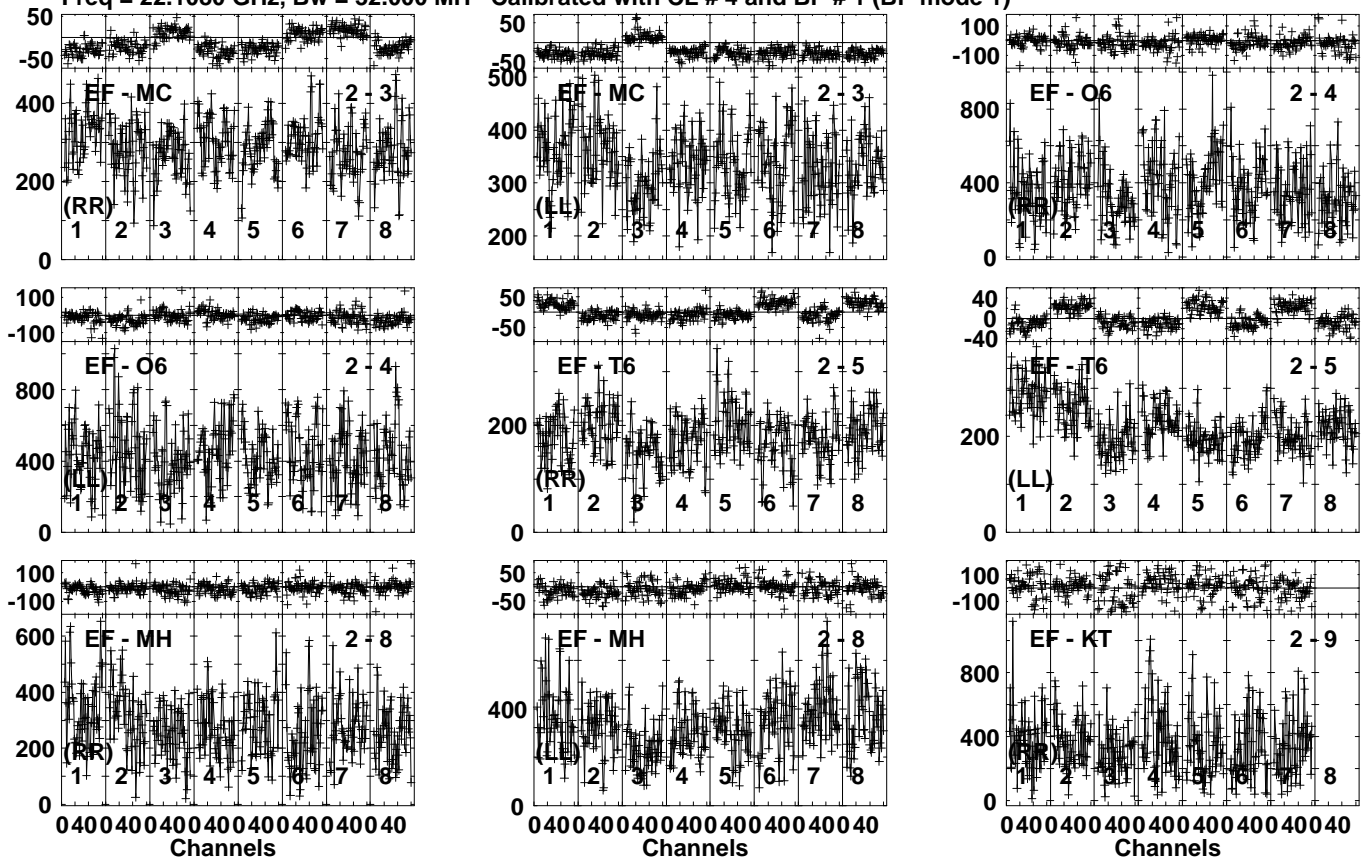
Lower frame: Milli Ampl Jy Top frame: Phas deg  
Vector averaged cross-power spectrum Several baselines displayed  
Timerange: 00/12:15:33 to 00/12:16:29

Plot file version 213 created 01-FEB-2024 11:04:47

J1933+6540 RB009.UVDATA.1

Freq = 22.1080 GHz, Bw = 32.000 MH

Calibrated with CL # 4 and BP # 1 (BP mode 1)

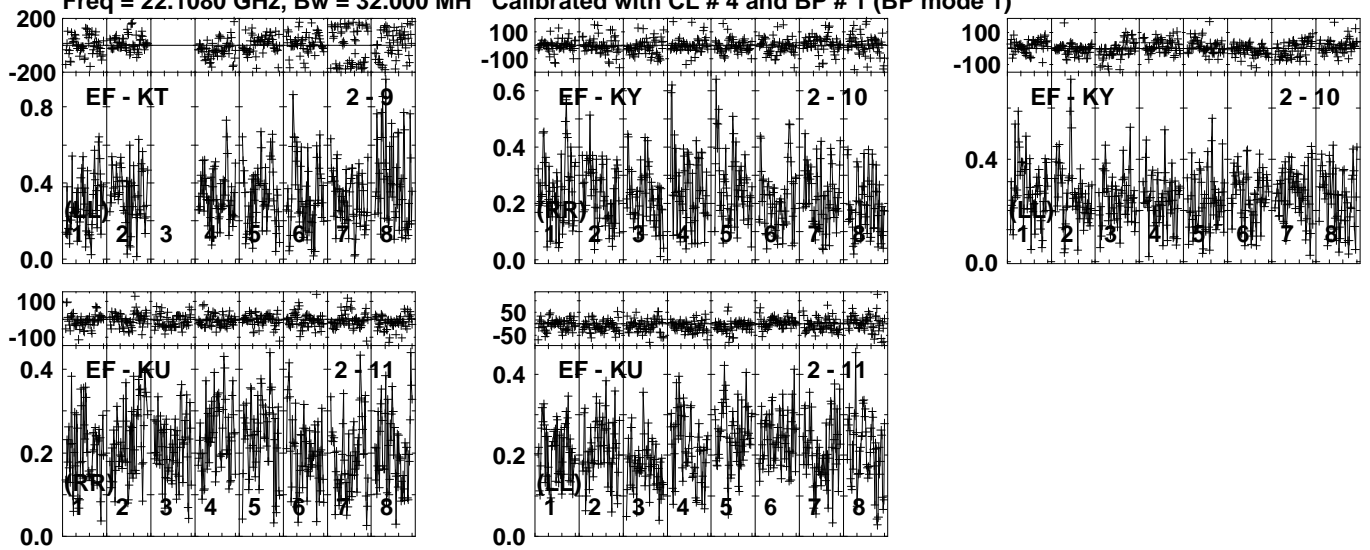


Lower frame: Milli Ampl Jy Top frame: Phas deg  
Vector averaged cross-power spectrum Several baselines displayed  
Timerange: 00/12:16:33 to 00/12:17:29

Plot file version 214 created 01-FEB-2024 11:04:47

J1933+6540 RB009.UVDATA.1

Freq = 22.1080 GHz, Bw = 32.000 MH Calibrated with CL # 4 and BP # 1 (BP mode 1)

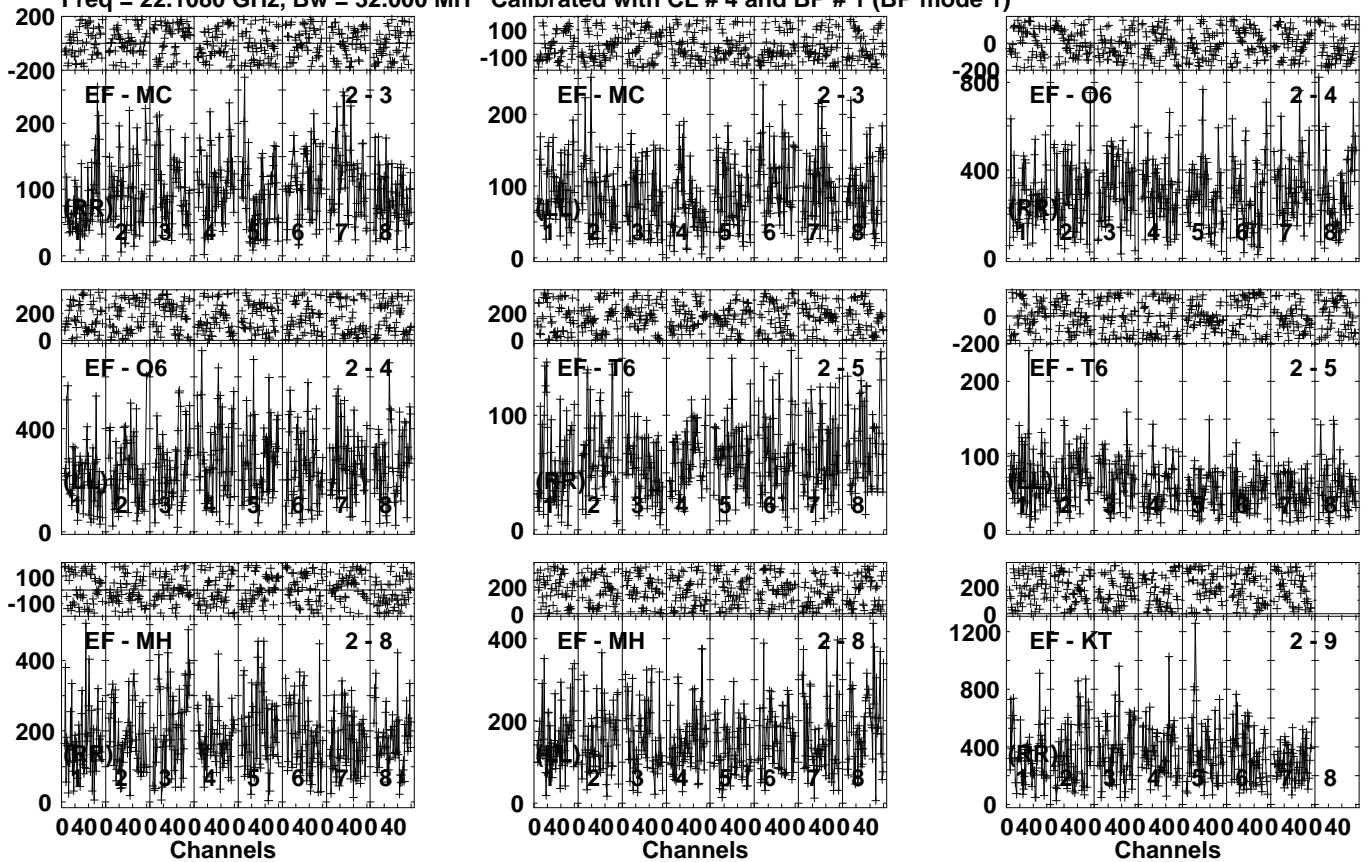


Lower frame: Ampl Jy Top frame: Phas deg  
Vector averaged cross-power spectrum Several baselines displayed  
Timerange: 00/12:16:33 to 00/12:17:29

Plot file version 215 created 01-FEB-2024 11:04:47

1927+654 RB009.UVDATA.1

Freq = 22.1080 GHz, Bw = 32.000 MH Calibrated with CL # 4 and BP # 1 (BP mode 1)

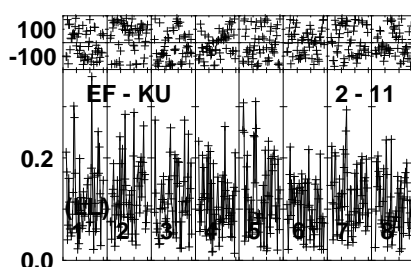
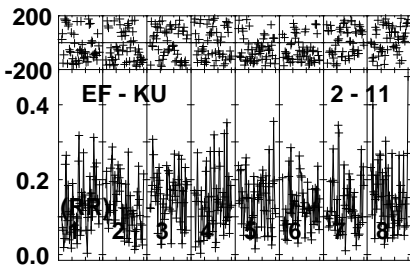
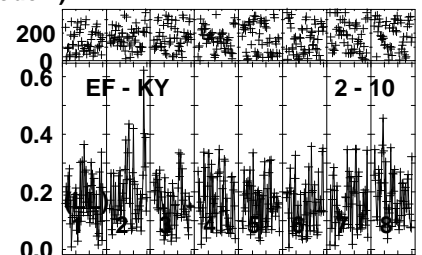
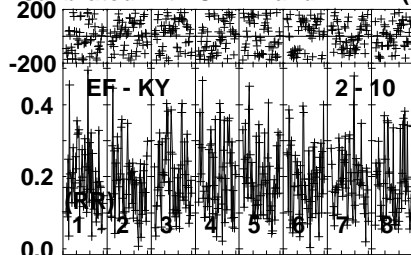
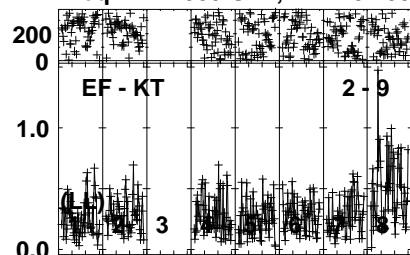


Lower frame: Milli Ampl Jy Top frame: Phas deg  
Vector averaged cross-power spectrum Several baselines displayed  
Timerange: 00/12:17:31 to 00/12:18:29

Plot file version 216 created 01-FEB-2024 11:04:48

1927+654 RB009.UVDATA.1

Freq = 22.1080 GHz, Bw = 32.000 MH Calibrated with CL # 4 and BP # 1 (BP mode 1)



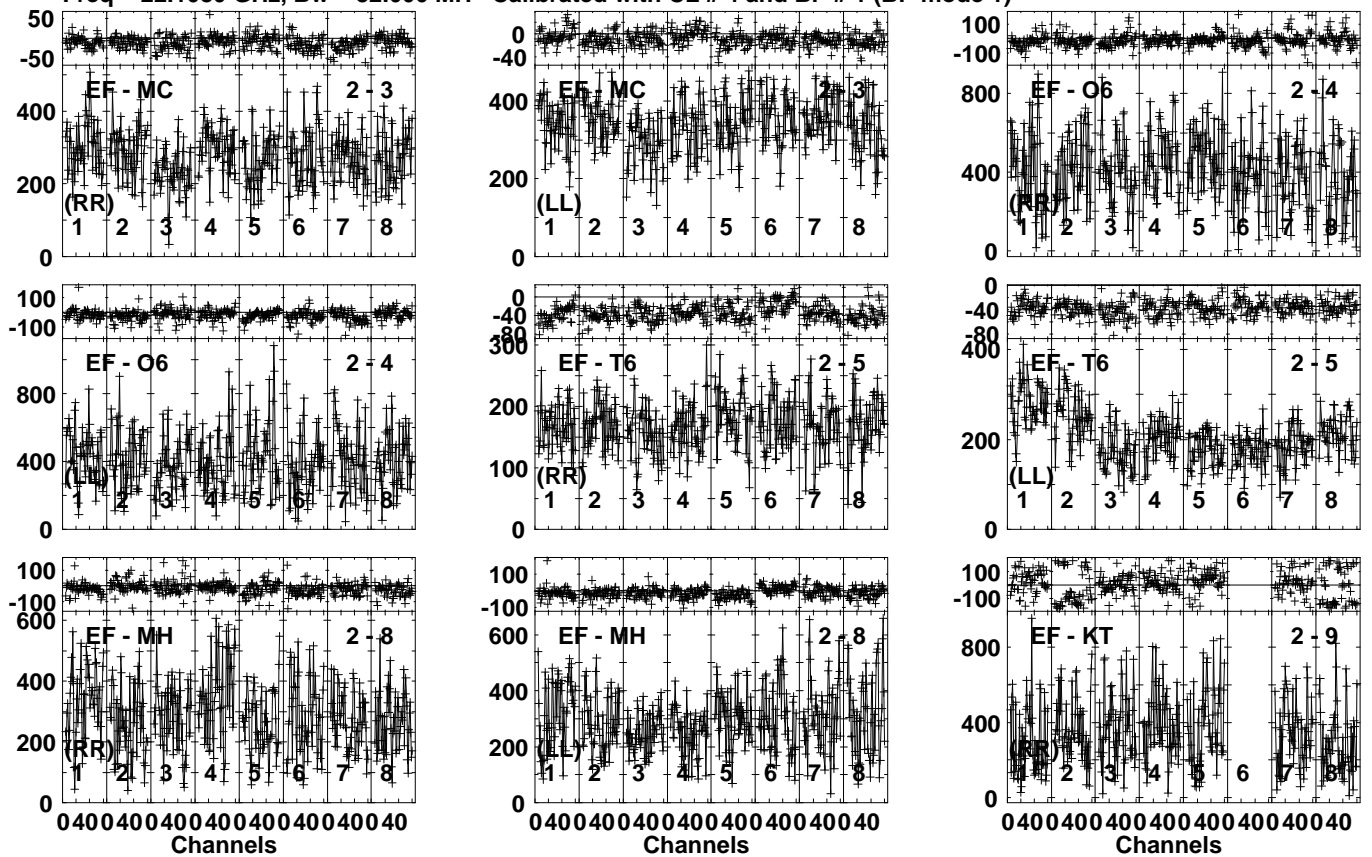
Lower frame: Ampl Jy Top frame: Phas deg  
Vector averaged cross-power spectrum Several baselines displayed  
Timerange: 00/12:17:31 to 00/12:18:29



Plot file version 217 created 01-FEB-2024 11:04:48

J1933+6540 RB009.UVDATA.1

Freq = 22.1080 GHz, Bw = 32.000 MH Calibrated with CL # 4 and BP # 1 (BP mode 1)

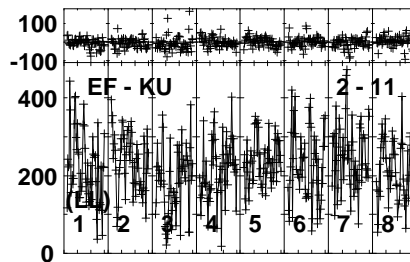
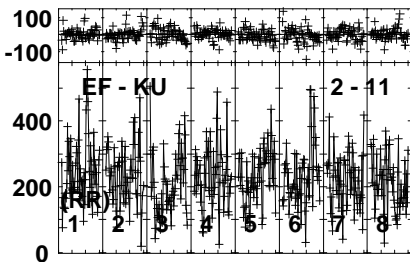
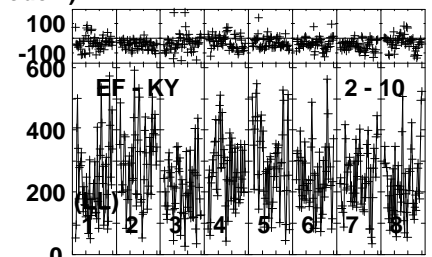
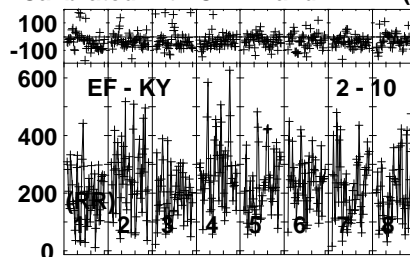
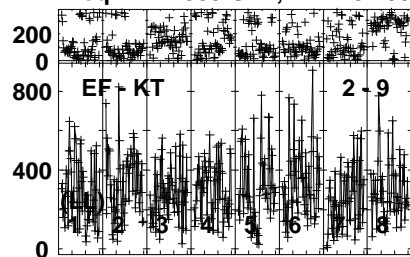


Lower frame: Milli Ampl Jy Top frame: Phas deg  
Vector averaged cross-power spectrum Several baselines displayed  
Timerange: 00/12:18:31 to 00/12:19:29

Plot file version 218 created 01-FEB-2024 11:04:48

J1933+6540 RB009.UVDATA.1

Freq = 22.1080 GHz, Bw = 32.000 MH Calibrated with CL # 4 and BP # 1 (BP mode 1)

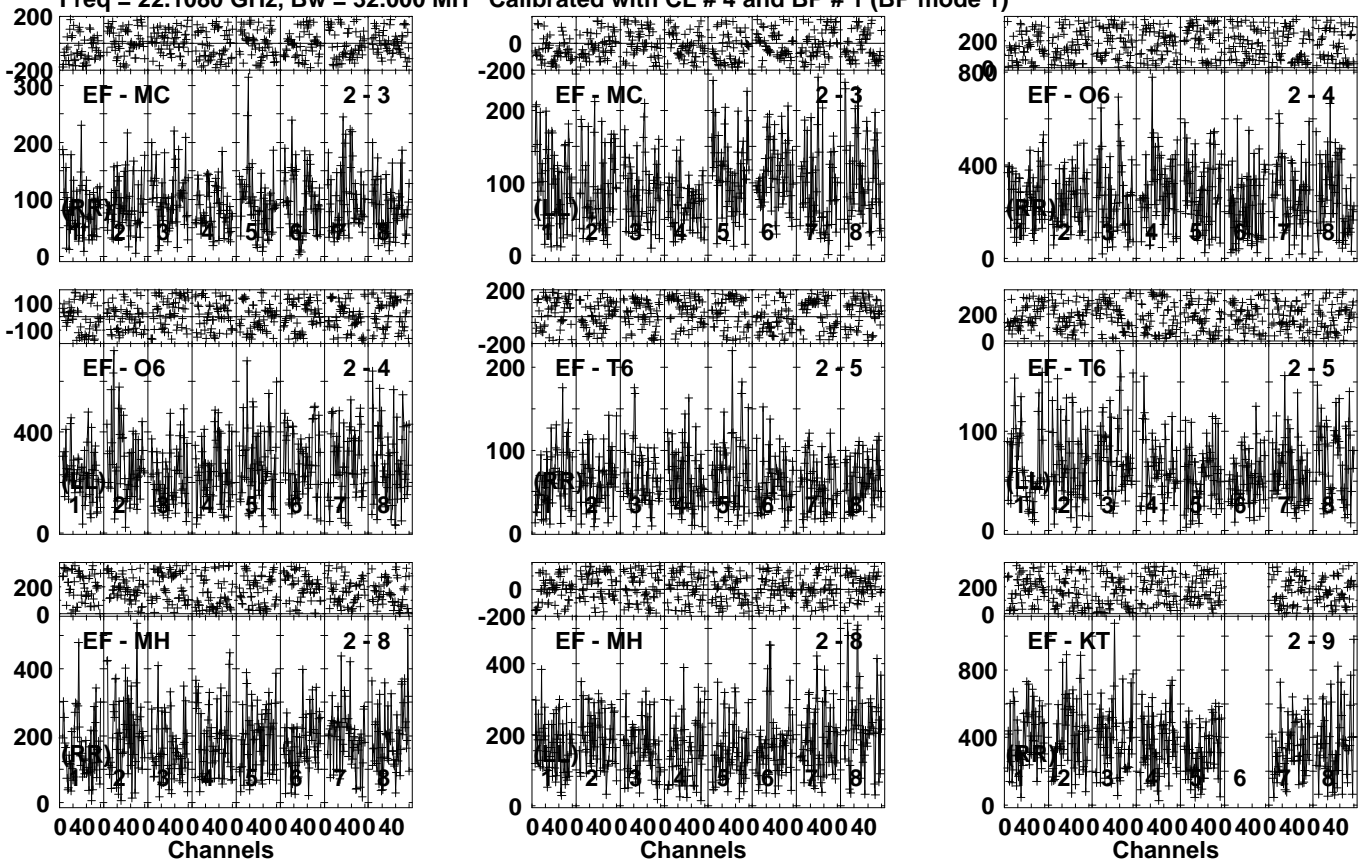


Lower frame: Milli Ampl Jy Top frame: Phas deg  
Vector averaged cross-power spectrum Several baselines displayed  
Timerange: 00/12:18:31 to 00/12:19:29

Plot file version 219 created 01-FEB-2024 11:04:48

1927+654 RB009.UVDATA.1

Freq = 22.1080 GHz, Bw = 32.000 MH Calibrated with CL # 4 and BP # 1 (BP mode 1)

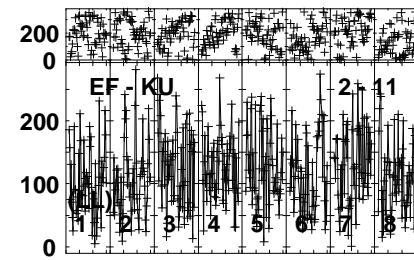
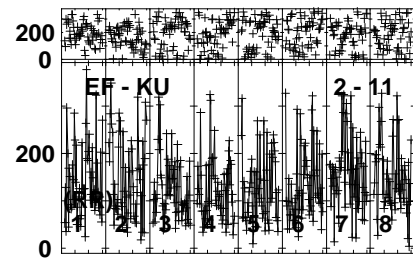
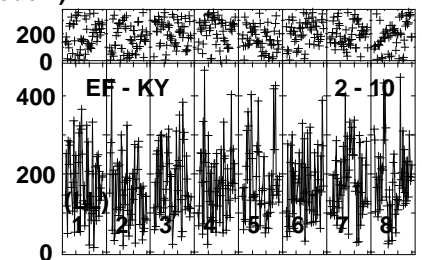
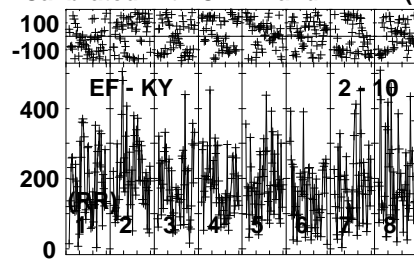
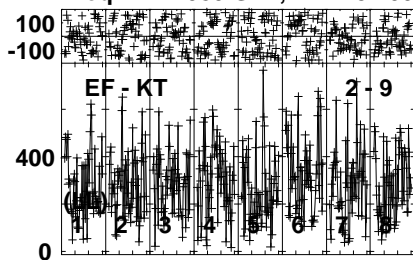


Lower frame: Milli Ampl Jy Top frame: Phas deg  
Vector averaged cross-power spectrum Several baselines displayed  
Timerange: 00/12:19:31 to 00/12:20:29

Plot file version 220 created 01-FEB-2024 11:04:48

1927+654 RB009.UVDATA.1

Freq = 22.1080 GHz, Bw = 32.000 MH Calibrated with CL # 4 and BP # 1 (BP mode 1)



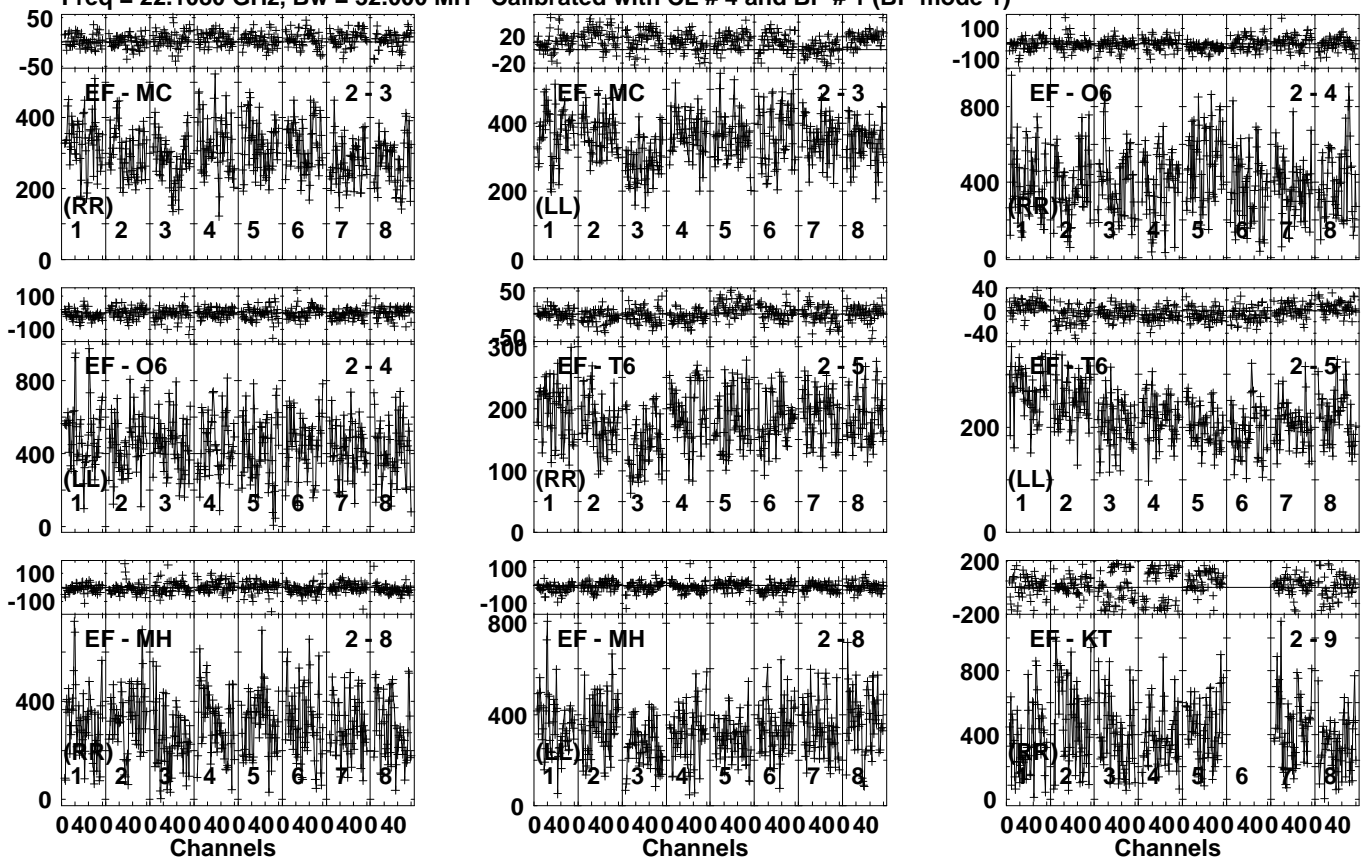
Lower frame: Milli Ampl Jy Top frame: Phas deg  
Vector averaged cross-power spectrum Several baselines displayed  
Timerange: 00/12:19:31 to 00/12:20:29

Plot file version 221 created 01-FEB-2024 11:04:48

J1933+6540 RB009.UVDATA.1

Freq = 22.1080 GHz, Bw = 32.000 MH

Calibrated with CL # 4 and BP # 1 (BP mode 1)

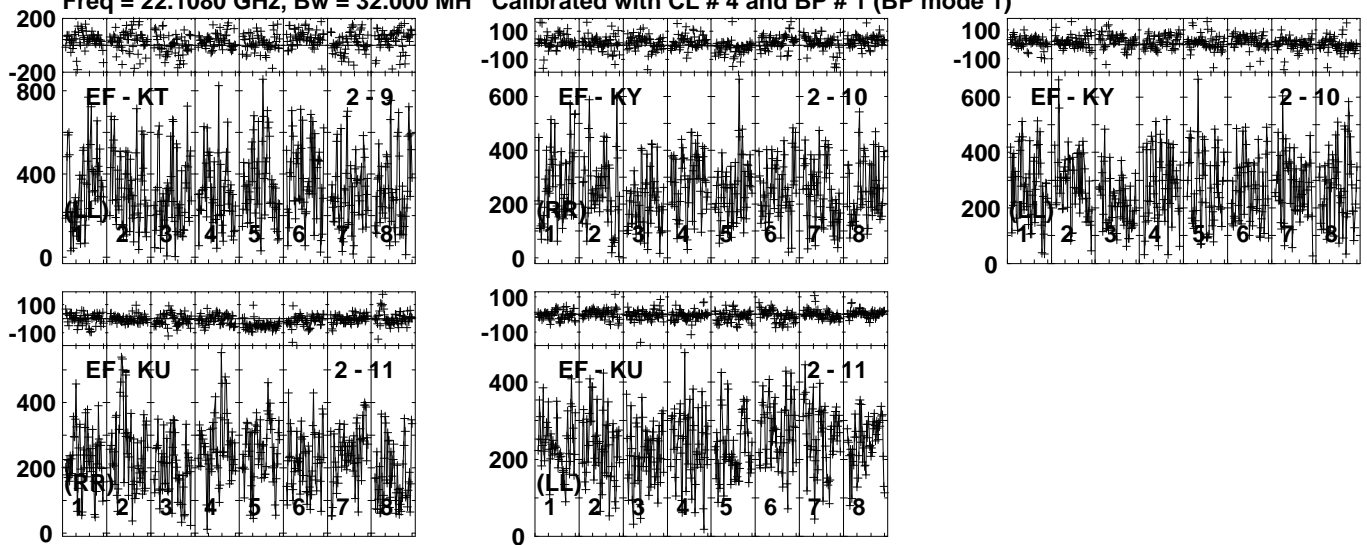


Lower frame: Milli Ampl Jy Top frame: Phas deg  
Vector averaged cross-power spectrum Several baselines displayed  
Timerange: 00/12:20:33 to 00/12:21:29

Plot file version 222 created 01-FEB-2024 11:04:49

J1933+6540 RB009.UVDATA.1

Freq = 22.1080 GHz, Bw = 32.000 MH Calibrated with CL # 4 and BP # 1 (BP mode 1)



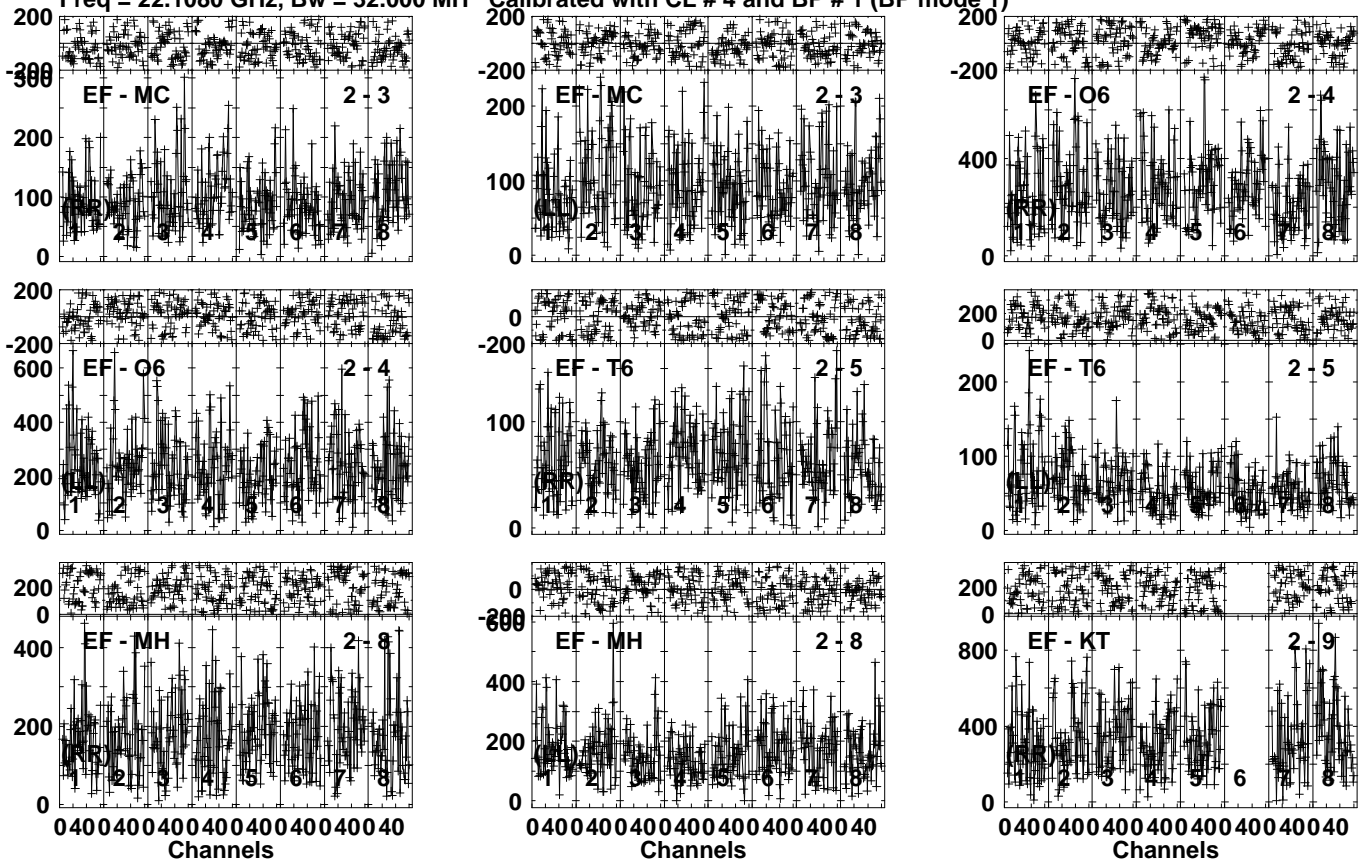
Lower frame: Milli Ampl Jy Top frame: Phas deg  
Vector averaged cross-power spectrum Several baselines displayed  
Timerange: 00/12:20:33 to 00/12:21:29

Plot file version 223 created 01-FEB-2024 11:04:49

1927+654 RB009.UVDATA.1

Freq = 22.1080 GHz, Bw = 32.000 MH

Calibrated with CL # 4 and BP # 1 (BP mode 1)

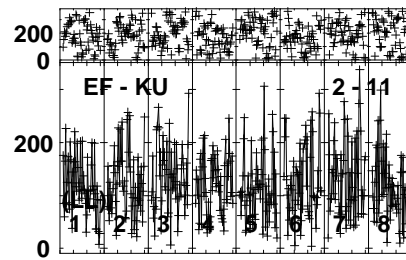
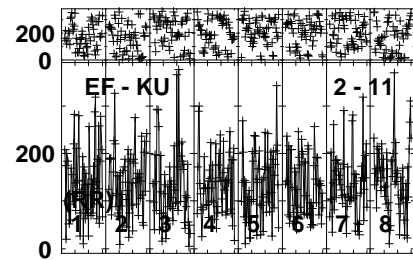
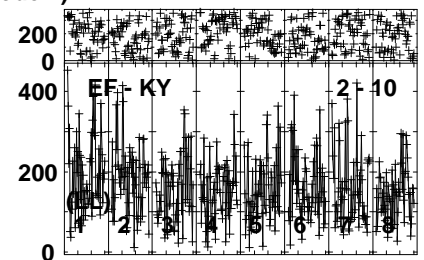
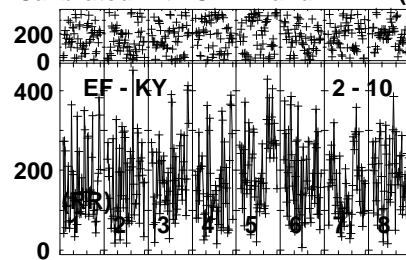
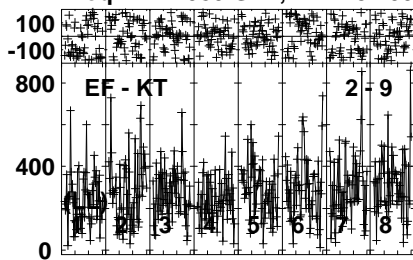


Lower frame: Milli Ampl Jy Top frame: Phas deg  
Vector averaged cross-power spectrum Several baselines displayed  
Timerange: 00/12:21:31 to 00/12:22:29

Plot file version 224 created 01-FEB-2024 11:04:49

1927+654 RB009.UVDATA.1

Freq = 22.1080 GHz, Bw = 32.000 MH Calibrated with CL # 4 and BP # 1 (BP mode 1)



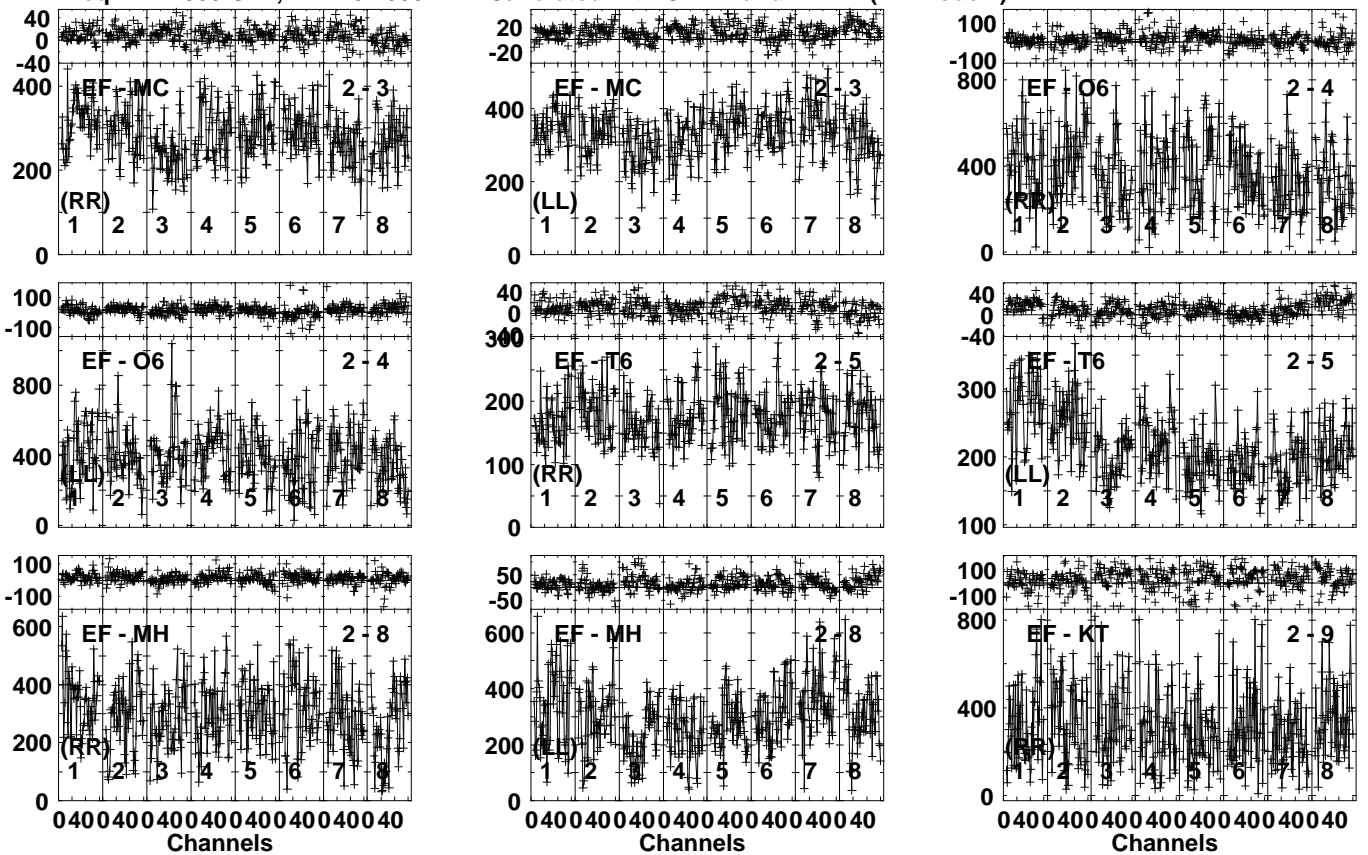
Lower frame: Milli Ampl Jy Top frame: Phas deg  
Vector averaged cross-power spectrum Several baselines displayed  
Timerange: 00/12:21:31 to 00/12:22:29



Plot file version 225 created 01-FEB-2024 11:04:49

J1933+6540 RB009.UVDATA.1

Freq = 22.1080 GHz, Bw = 32.000 MH Calibrated with CL # 4 and BP # 1 (BP mode 1)

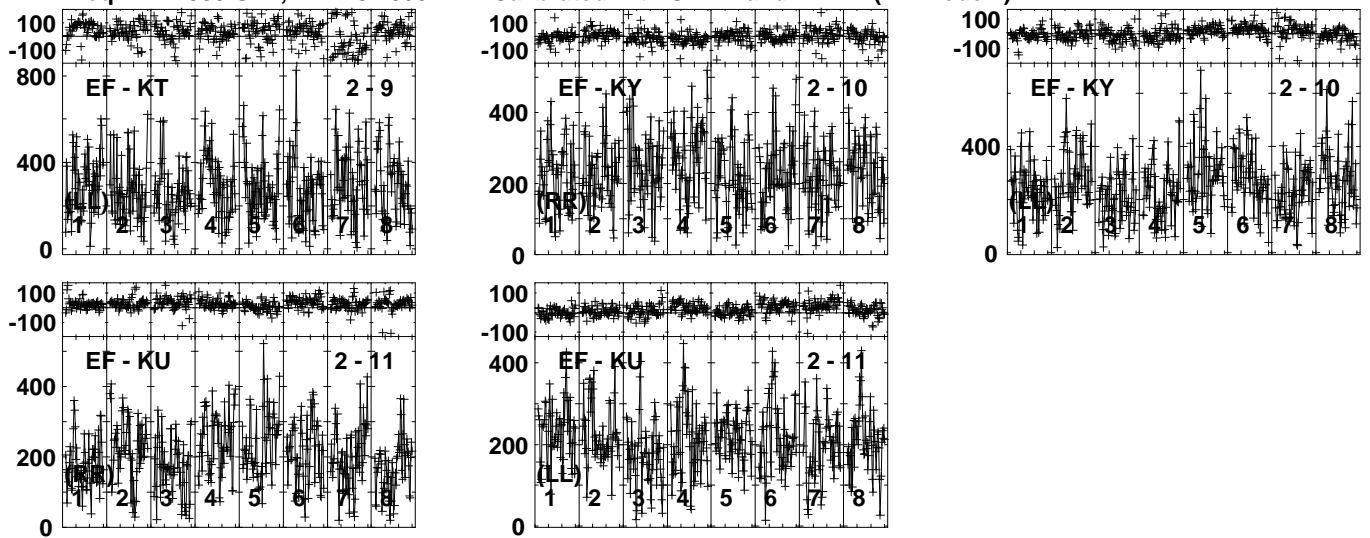


Lower frame: Milli Ampl Jy Top frame: Phas deg  
Vector averaged cross-power spectrum Several baselines displayed  
Timerange: 00/12:22:31 to 00/12:23:29

Plot file version 226 created 01-FEB-2024 11:04:49

J1933+6540 RB009.UVDATA.1

Freq = 22.1080 GHz, Bw = 32.000 MH Calibrated with CL # 4 and BP # 1 (BP mode 1)

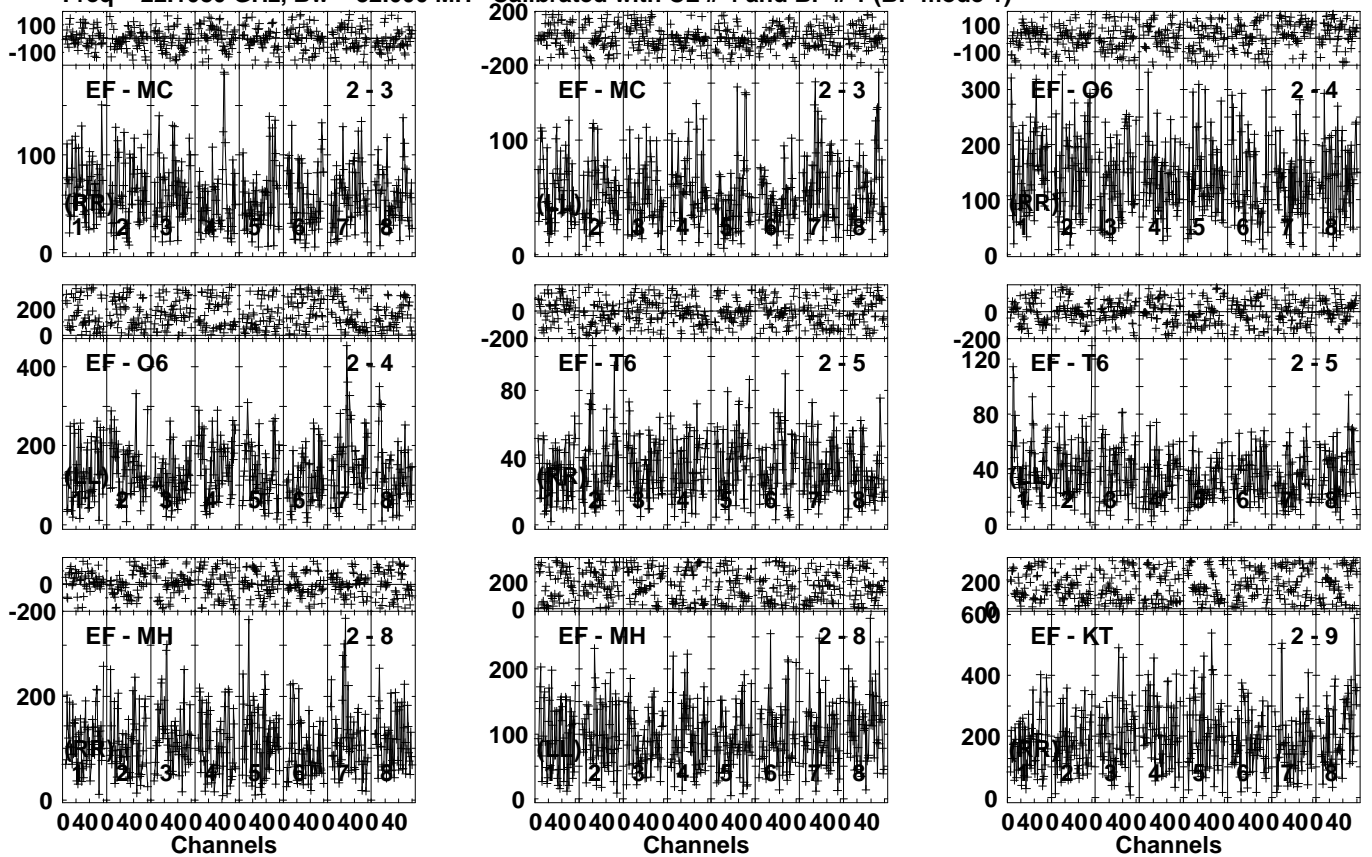


Lower frame: Milli Ampl Jy Top frame: Phas deg  
Vector averaged cross-power spectrum Several baselines displayed  
Timerange: 00/12:22:31 to 00/12:23:29

Plot file version 227 created 01-FEB-2024 11:04:49

1927+654 RB009.UVDATA.1

Freq = 22.1080 GHz, Bw = 32.000 MH Calibrated with CL # 4 and BP # 1 (BP mode 1)

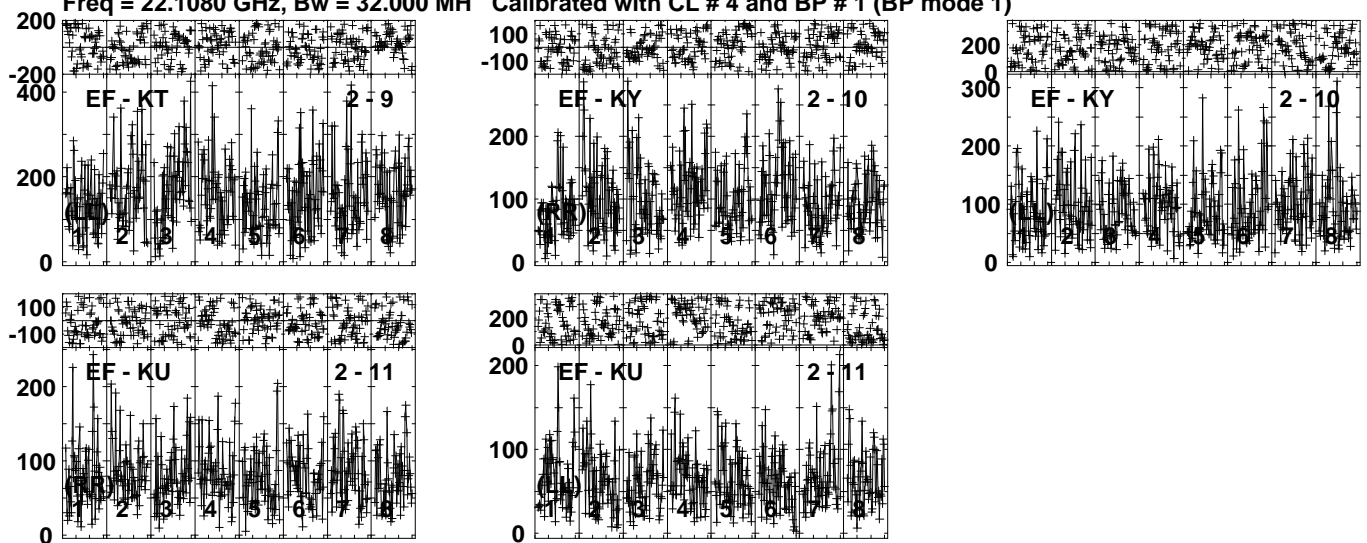


Lower frame: Milli Ampl Jy Top frame: Phas deg  
Vector averaged cross-power spectrum Several baselines displayed  
Timerange: 00/12:24:31 to 00/12:25:29

Plot file version 228 created 01-FEB-2024 11:04:50

1927+654 RB009.UVDATA.1

Freq = 22.1080 GHz, Bw = 32.000 MH Calibrated with CL # 4 and BP # 1 (BP mode 1)

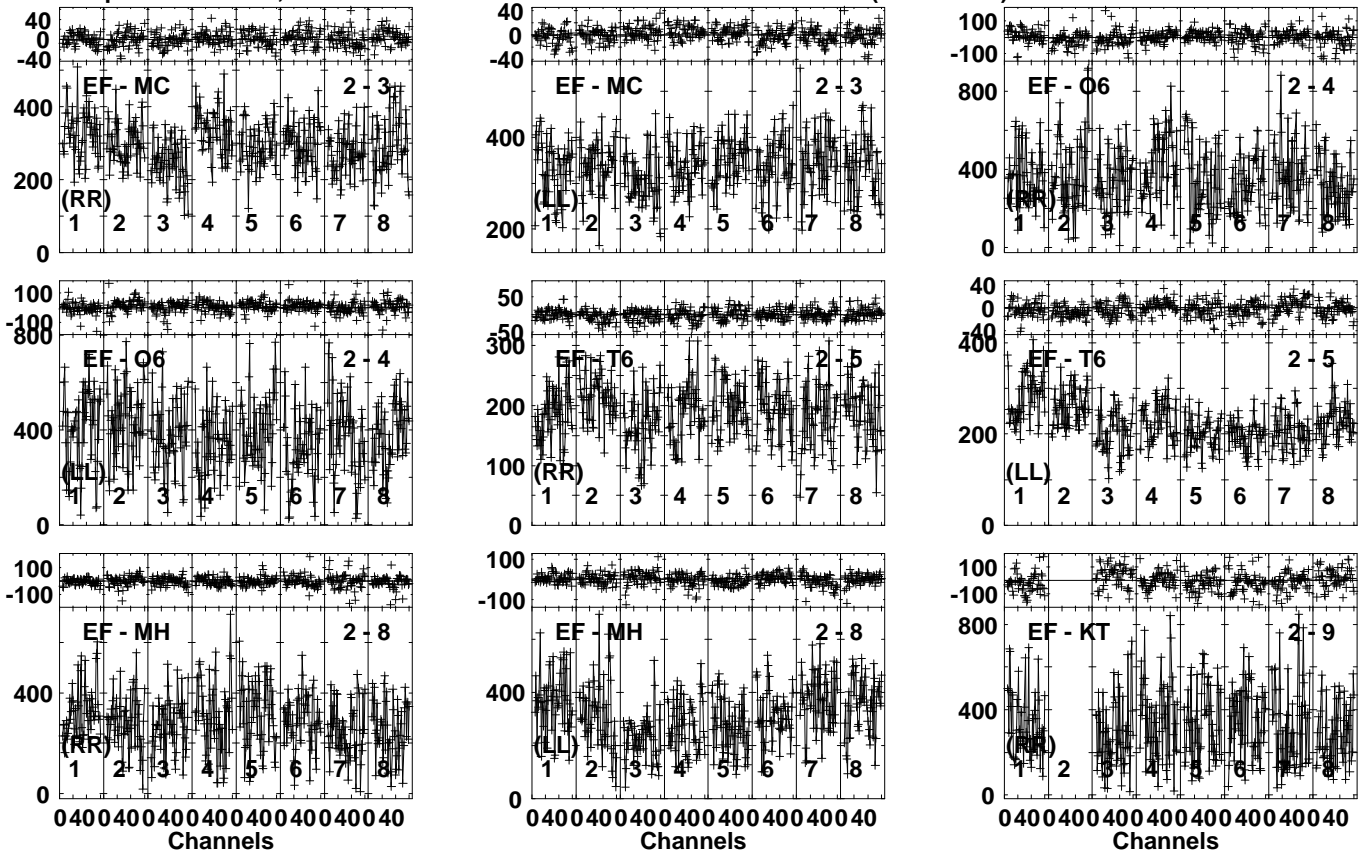


Lower frame: Milli Ampl Jy Top frame: Phas deg  
Vector averaged cross-power spectrum Several baselines displayed  
Timerange: 00/12:24:31 to 00/12:25:29

Plot file version 229 created 01-FEB-2024 11:04:50

J1933+6540 RB009.UVDATA.1

Freq = 22.1080 GHz, Bw = 32.000 MH Calibrated with CL # 4 and BP # 1 (BP mode 1)

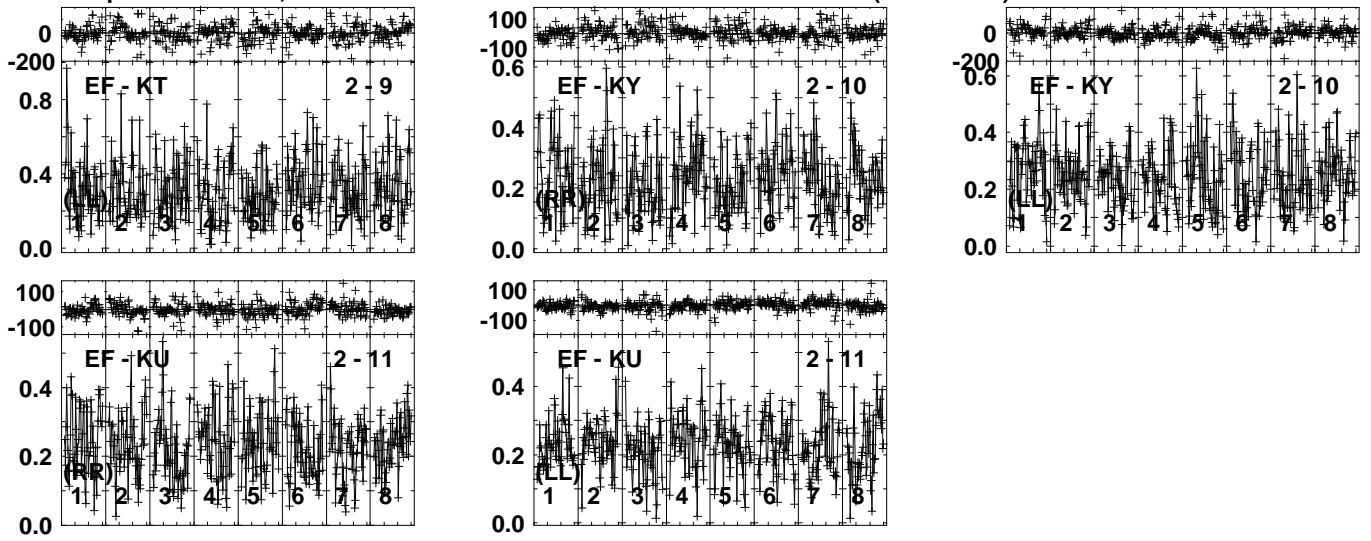


Lower frame: Milli Ampl Jy Top frame: Phas deg  
Vector averaged cross-power spectrum Several baselines displayed  
Timerange: 00/12:25:31 to 00/12:26:29

Plot file version 230 created 01-FEB-2024 11:04:50

J1933+6540 RB009.UVDATA.1

Freq = 22.1080 GHz, Bw = 32.000 MH Calibrated with CL # 4 and BP # 1 (BP mode 1)

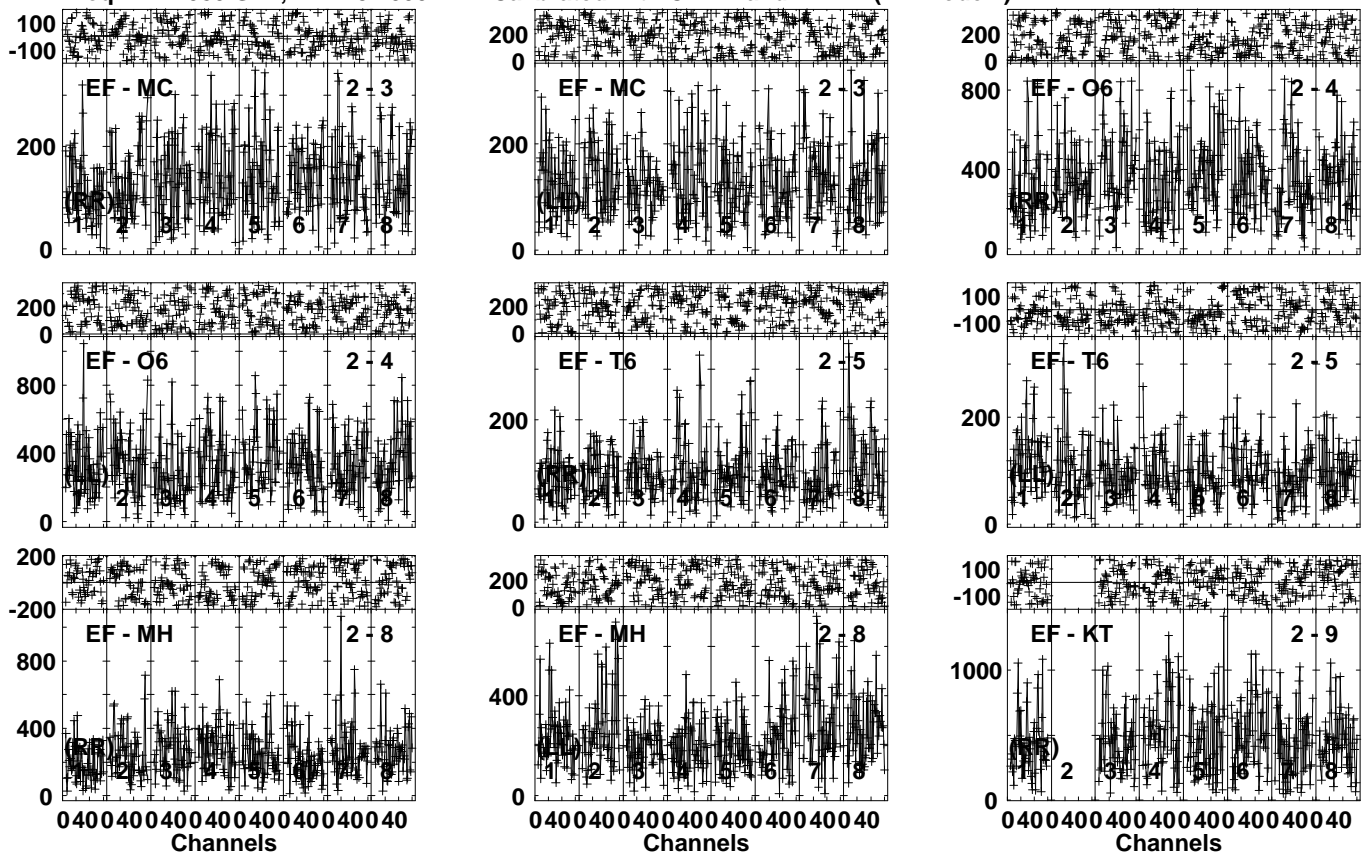


Lower frame: Ampl Jy Top frame: Phas deg  
Vector averaged cross-power spectrum Several baselines displayed  
Timerange: 00/12:25:31 to 00/12:26:29

Plot file version 231 created 01-FEB-2024 11:04:50

1927+654 RB009.UVDATA.1

Freq = 22.1080 GHz, Bw = 32.000 MH Calibrated with CL # 4 and BP # 1 (BP mode 1)

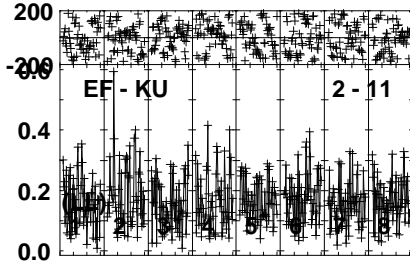
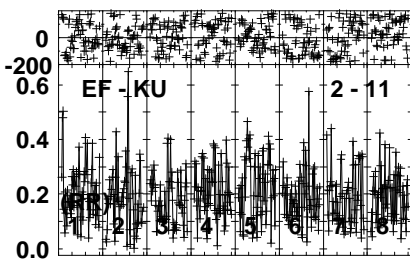
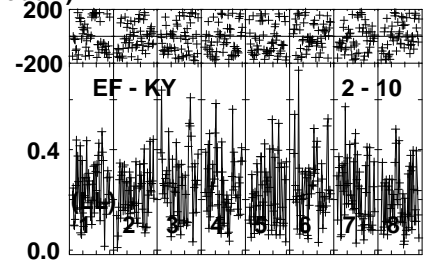
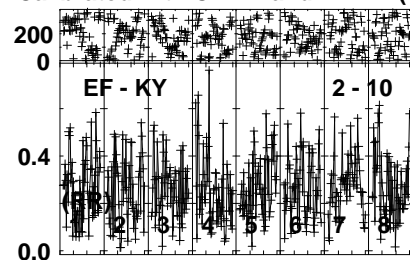
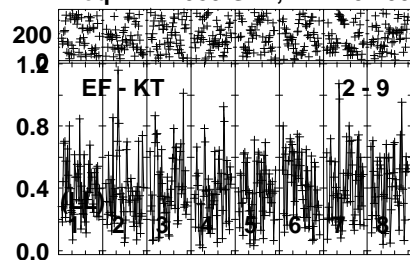


Lower frame: Milli Ampl Jy Top frame: Phas deg  
Vector averaged cross-power spectrum Several baselines displayed  
Timerange: 00/12:26:33 to 00/12:27:29

Plot file version 232 created 01-FEB-2024 11:04:50

1927+654 RB009.UVDATA.1

Freq = 22.1080 GHz, Bw = 32.000 MH Calibrated with CL # 4 and BP # 1 (BP mode 1)



Lower frame: Ampl Jy Top frame: Phas deg  
Vector averaged cross-power spectrum Several baselines displayed  
Timerange: 00/12:26:33 to 00/12:27:29

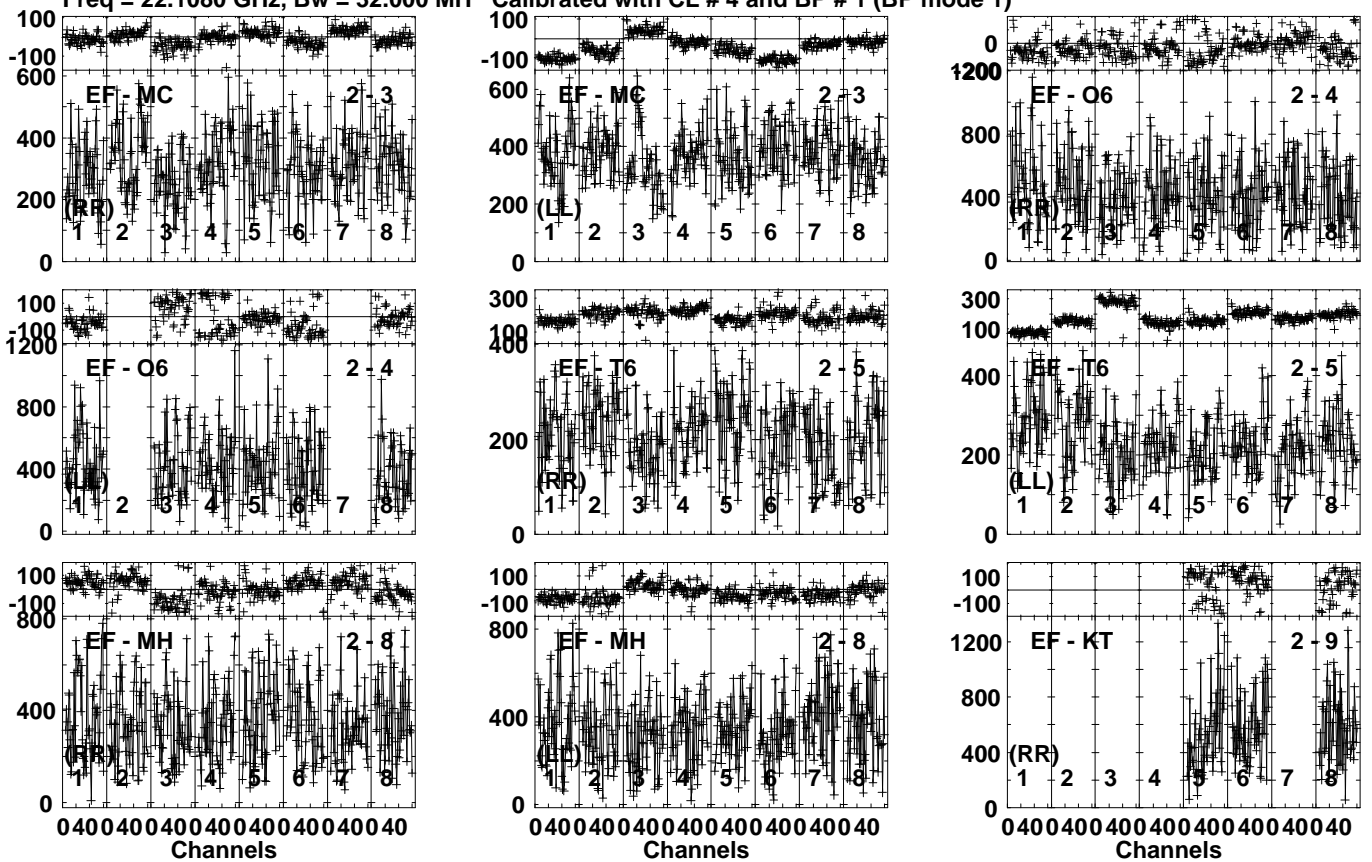


Plot file version 233 created 01-FEB-2024 11:04:51

J1933+6540 RB009.UVDATA.1

Freq = 22.1080 GHz, Bw = 32.000 MH

Calibrated with CL # 4 and BP # 1 (BP mode 1)

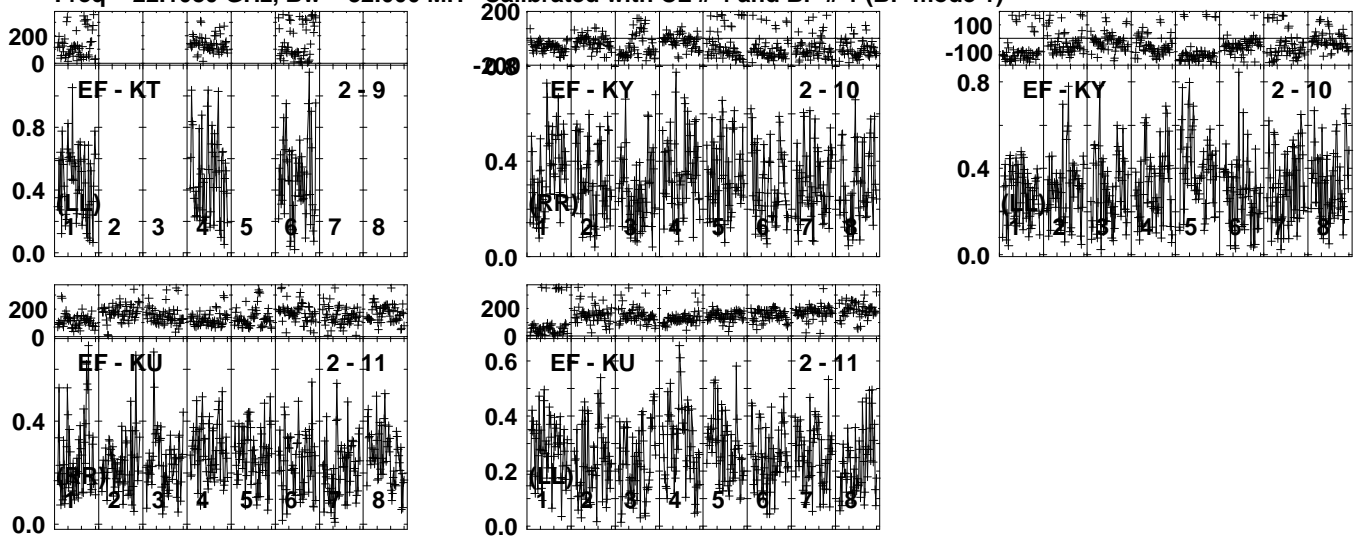


Lower frame: Milli Ampl Jy Top frame: Phas deg  
Vector averaged cross-power spectrum Several baselines displayed  
Timerange: 00/12:31:33 to 00/12:32:29

Plot file version 234 created 01-FEB-2024 11:04:52

J1933+6540 RB009.UVDATA.1

Freq = 22.1080 GHz, Bw = 32.000 MH Calibrated with CL # 4 and BP # 1 (BP mode 1)

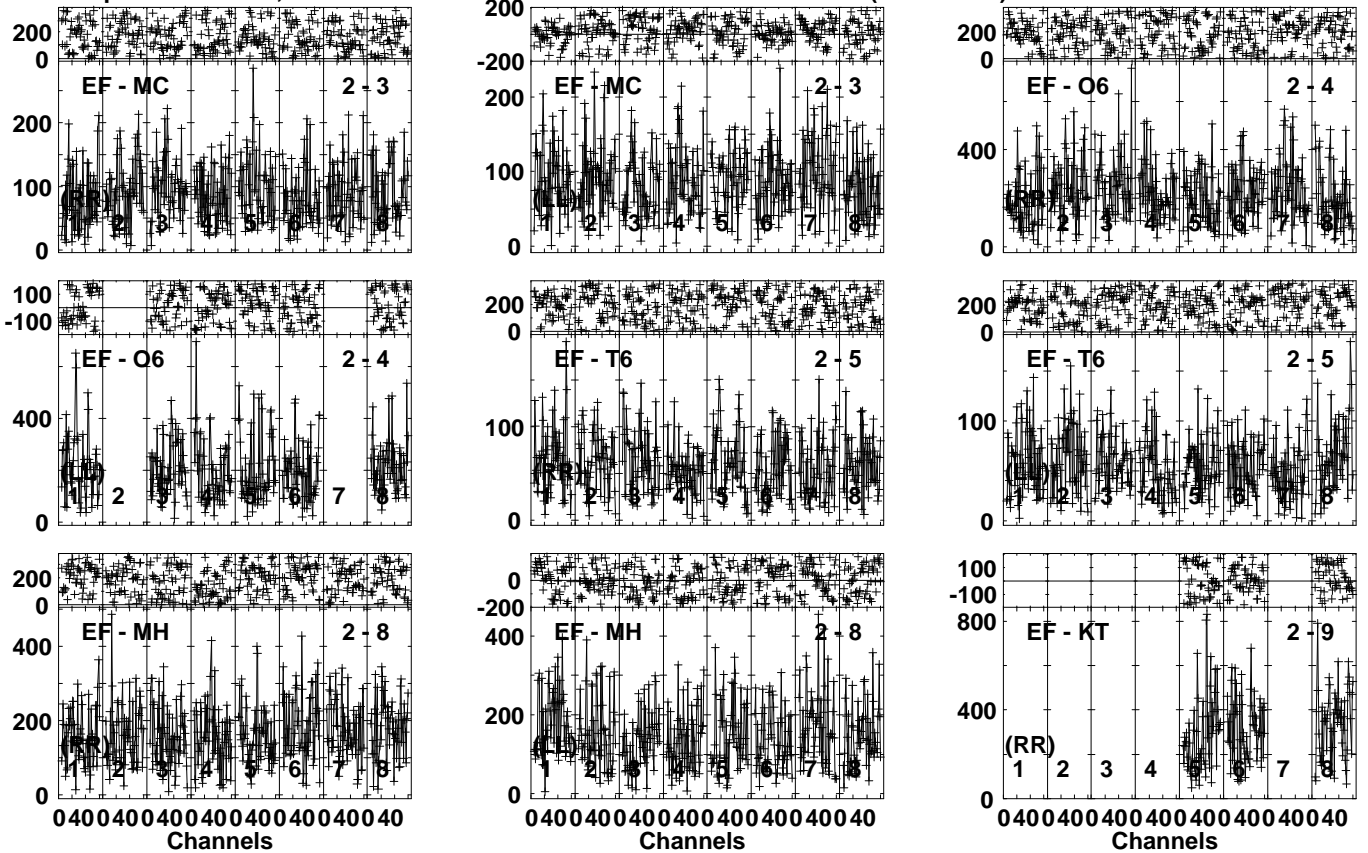


Lower frame: Ampl Jy Top frame: Phas deg  
Vector averaged cross-power spectrum Several baselines displayed  
Timerange: 00/12:31:33 to 00/12:32:29

Plot file version 235 created 01-FEB-2024 11:04:52

1927+654 RB009.UVDATA.1

Freq = 22.1080 GHz, Bw = 32.000 MH Calibrated with CL # 4 and BP # 1 (BP mode 1)

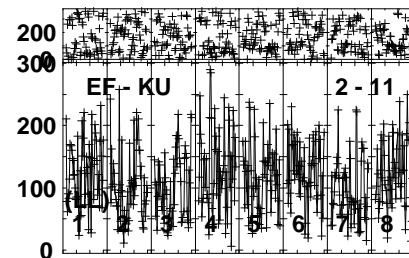
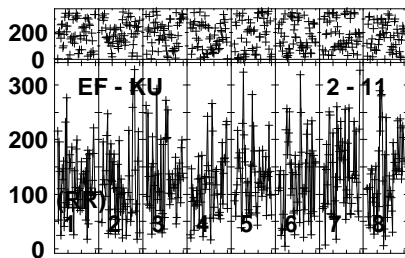
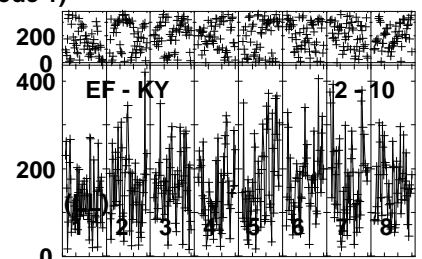
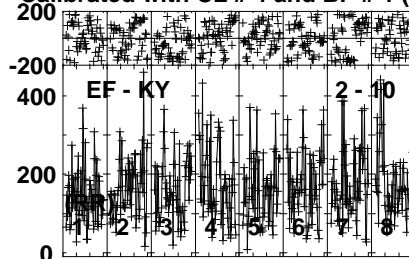
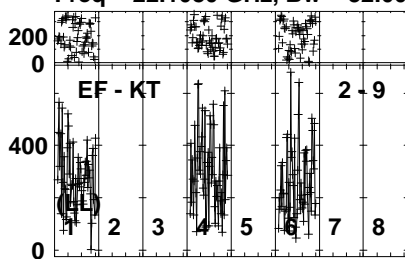


Lower frame: Milli Ampl Jy Top frame: Phas deg  
Vector averaged cross-power spectrum Several baselines displayed  
Timerange: 00/12:32:31 to 00/12:33:29

Plot file version 236 created 01-FEB-2024 11:04:52

1927+654 RB009.UVDATA.1

Freq = 22.1080 GHz, Bw = 32.000 MH Calibrated with CL # 4 and BP # 1 (BP mode 1)

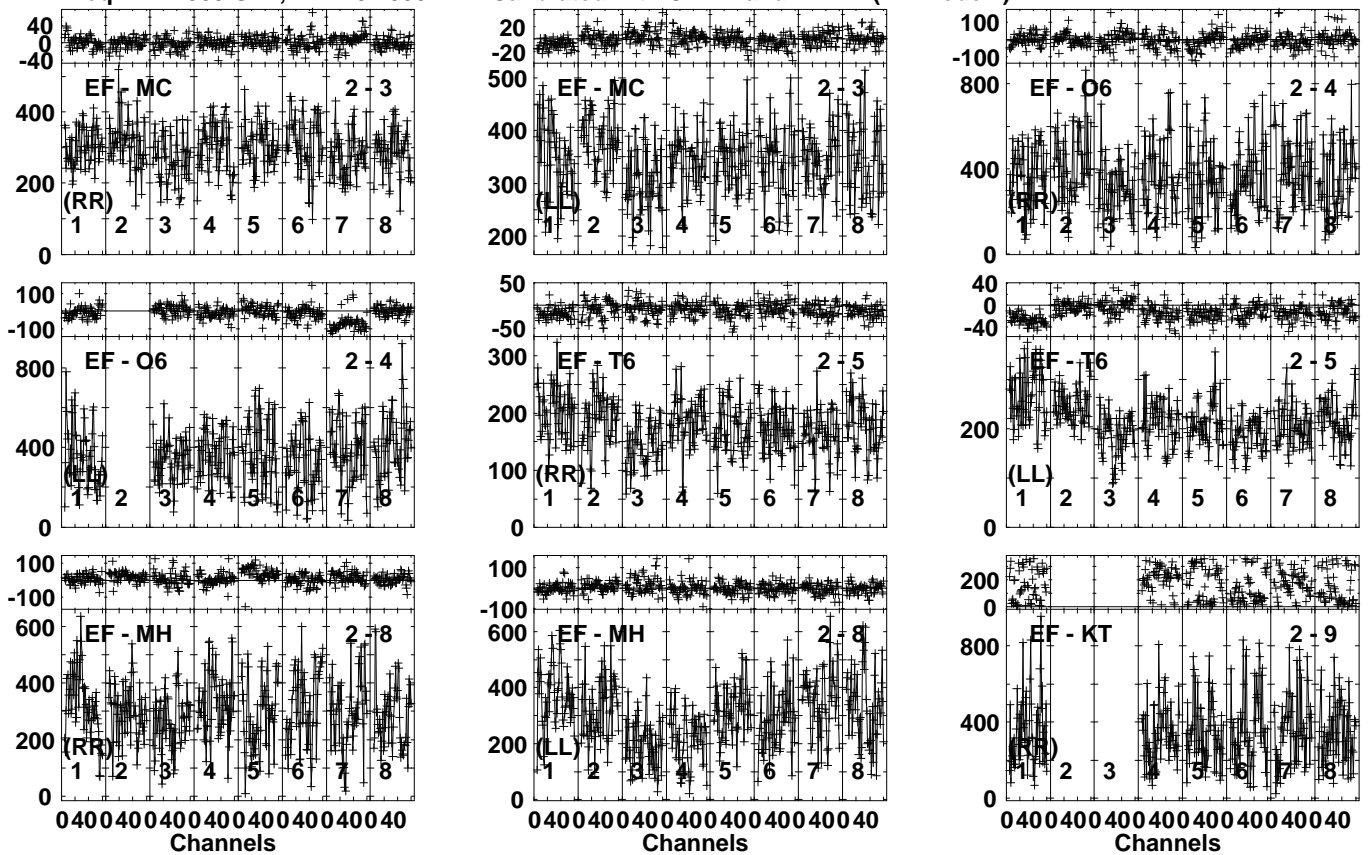


Lower frame: Milli Ampl Jy Top frame: Phas deg  
Vector averaged cross-power spectrum Several baselines displayed  
Timerange: 00/12:32:31 to 00/12:33:29

Plot file version 237 created 01-FEB-2024 11:04:52

J1933+6540 RB009.UVDATA.1

Freq = 22.1080 GHz, Bw = 32.000 MH Calibrated with CL # 4 and BP # 1 (BP mode 1)

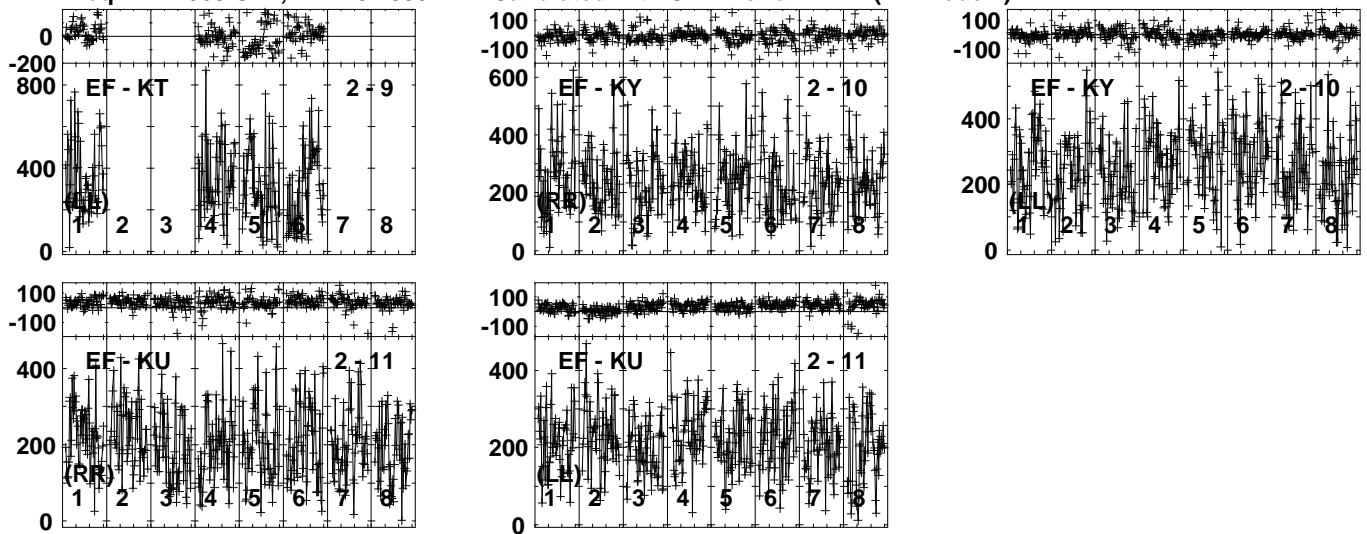


Lower frame: Milli Ampl Jy Top frame: Phas deg  
Vector averaged cross-power spectrum Several baselines displayed  
Timerange: 00/12:33:33 to 00/12:34:29

Plot file version 238 created 01-FEB-2024 11:04:52

J1933+6540 RB009.UVDATA.1

Freq = 22.1080 GHz, Bw = 32.000 MH Calibrated with CL # 4 and BP # 1 (BP mode 1)

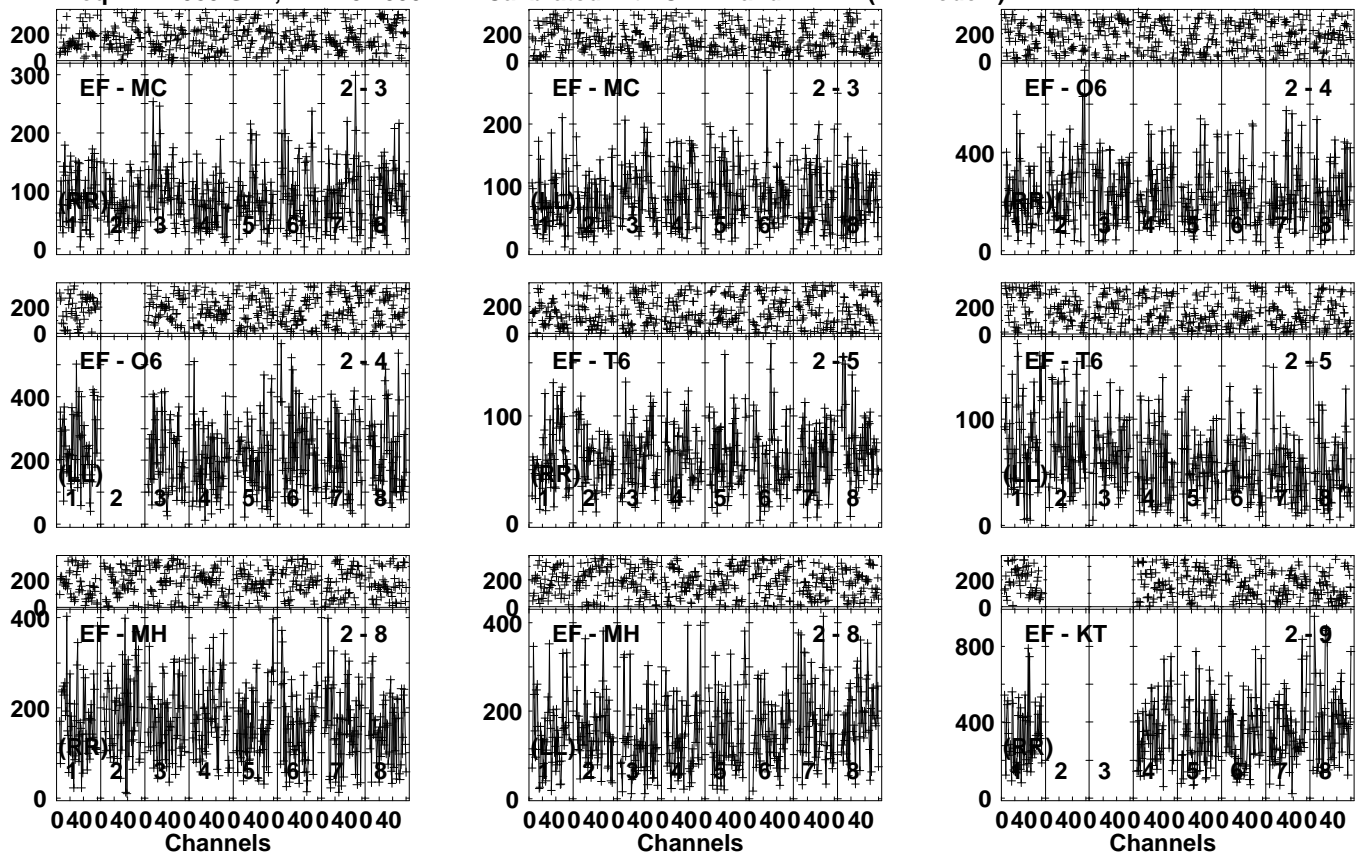


Lower frame: Milli Ampl Jy Top frame: Phas deg  
Vector averaged cross-power spectrum Several baselines displayed  
Timerange: 00/12:33:33 to 00/12:34:29

Plot file version 239 created 01-FEB-2024 11:04:52

1927+654 RB009.UVDATA.1

Freq = 22.1080 GHz, Bw = 32.000 MH Calibrated with CL # 4 and BP # 1 (BP mode 1)

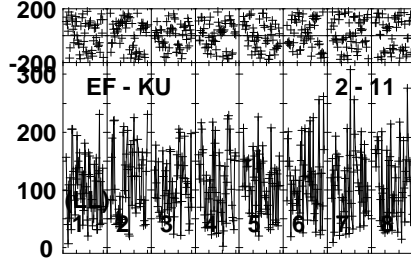
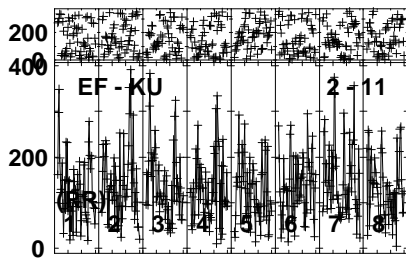
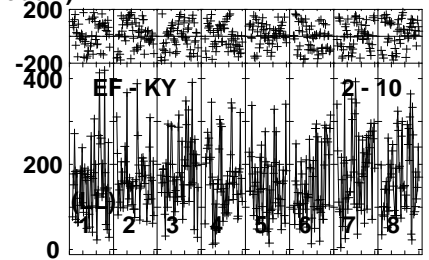
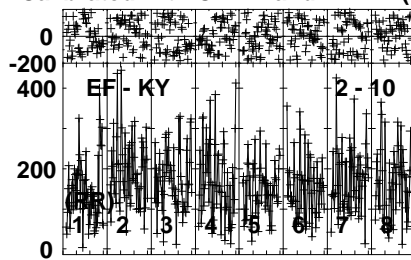
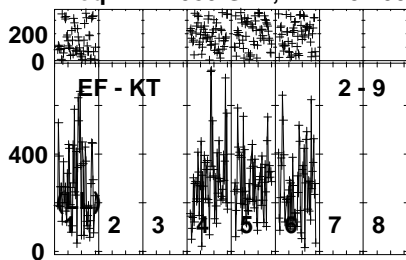


Lower frame: Milli Ampl Jy Top frame: Phas deg  
Vector averaged cross-power spectrum Several baselines displayed  
Timerange: 00/12:34:31 to 00/12:35:29

Plot file version 240 created 01-FEB-2024 11:04:52

1927+654 RB009.UVDATA.1

Freq = 22.1080 GHz, Bw = 32.000 MH Calibrated with CL # 4 and BP # 1 (BP mode 1)



Lower frame: Milli Ampl Jy Top frame: Phas deg  
Vector averaged cross-power spectrum Several baselines displayed  
Timerange: 00/12:34:31 to 00/12:35:29

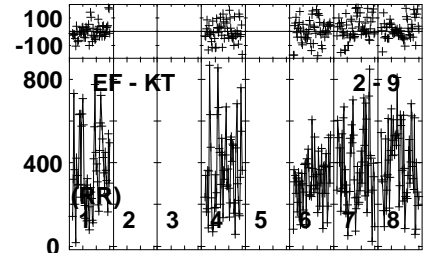
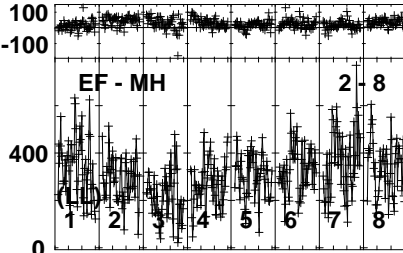
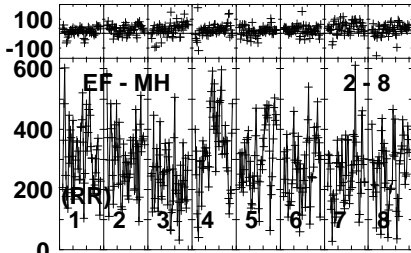
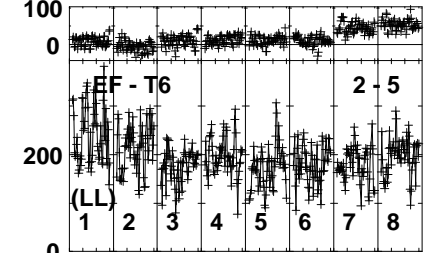
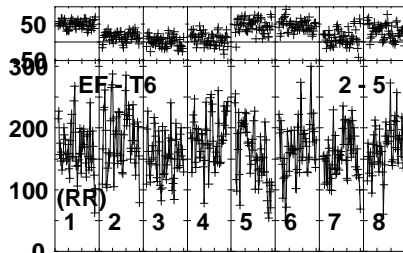
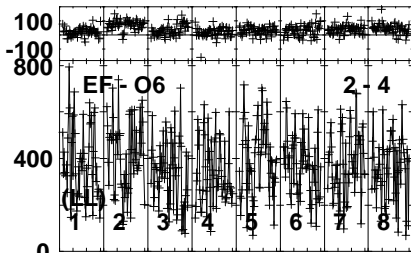
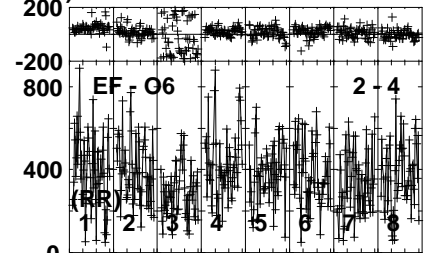
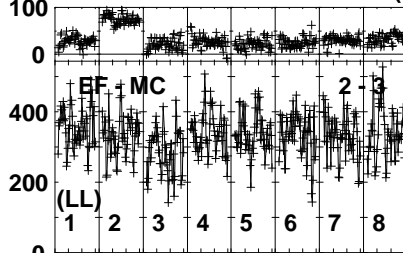
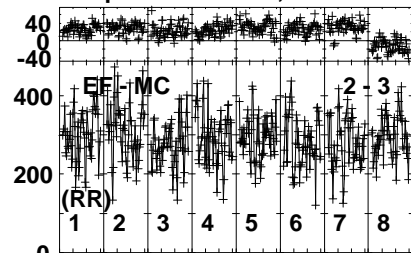


Plot file version 241 created 01-FEB-2024 11:04:52

J1933+6540 RB009.UVDATA.1

Freq = 22.1080 GHz, Bw = 32.000 MH

Calibrated with CL # 4 and BP # 1 (BP mode 1)

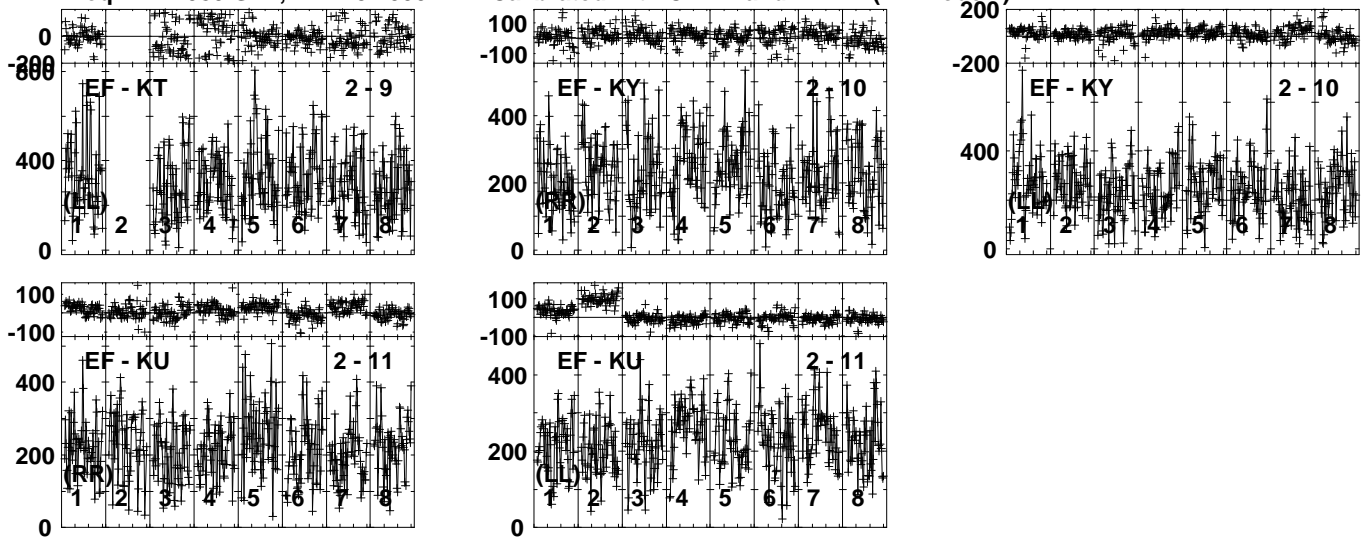


Lower frame: Milli Ampl Jy Top frame: Phas deg  
Vector averaged cross-power spectrum Several baselines displayed  
Timerange: 00/12:35:33 to 00/12:36:29

Plot file version 242 created 01-FEB-2024 11:04:53

J1933+6540 RB009.UVDATA.1

Freq = 22.1080 GHz, Bw = 32.000 MH Calibrated with CL # 4 and BP # 1 (BP mode 1)

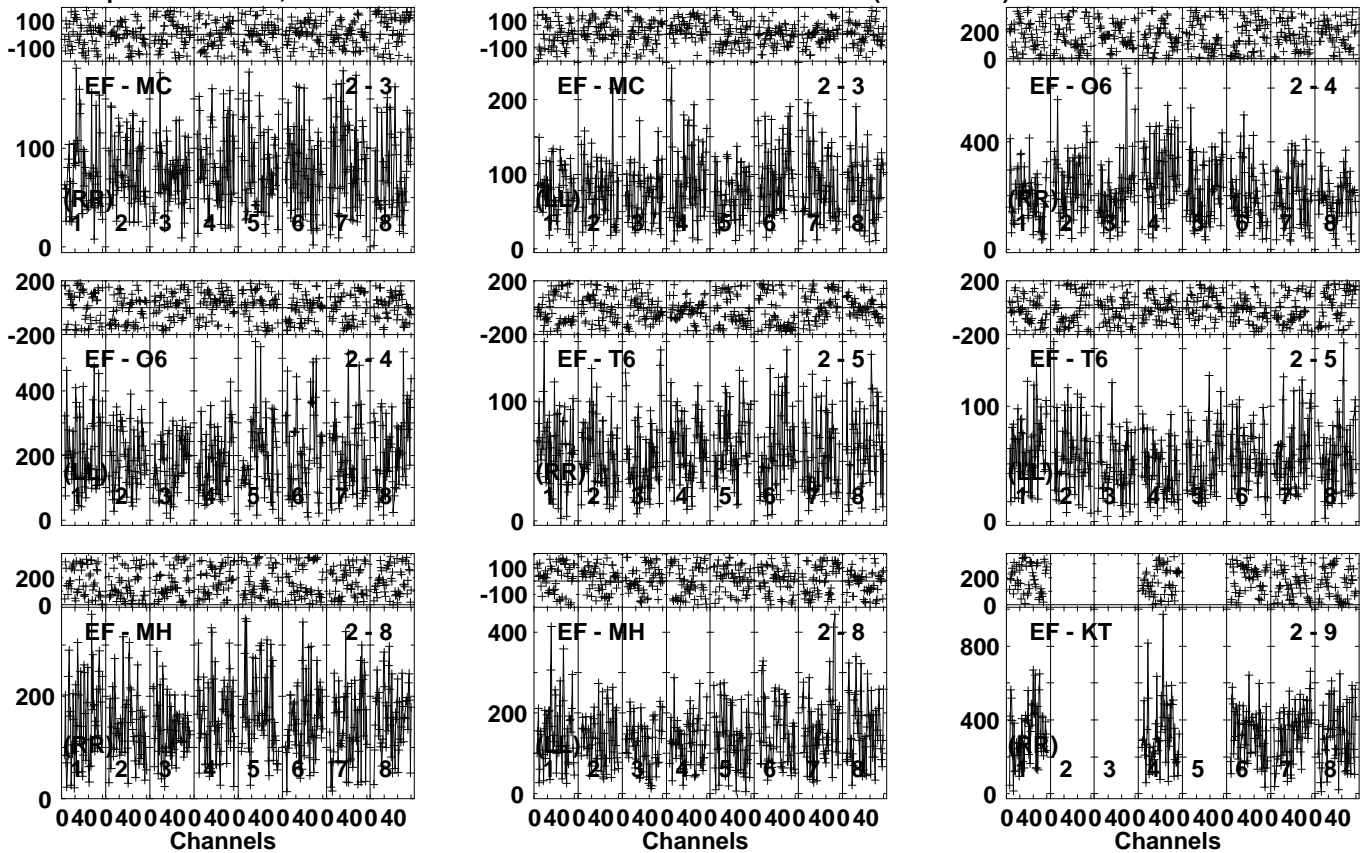


Lower frame: Milli Ampl Jy Top frame: Phas deg  
Vector averaged cross-power spectrum Several baselines displayed  
Timerange: 00/12:35:33 to 00/12:36:29

Plot file version 243 created 01-FEB-2024 11:04:53

1927+654 RB009.UVDATA.1

Freq = 22.1080 GHz, Bw = 32.000 MH Calibrated with CL # 4 and BP # 1 (BP mode 1)

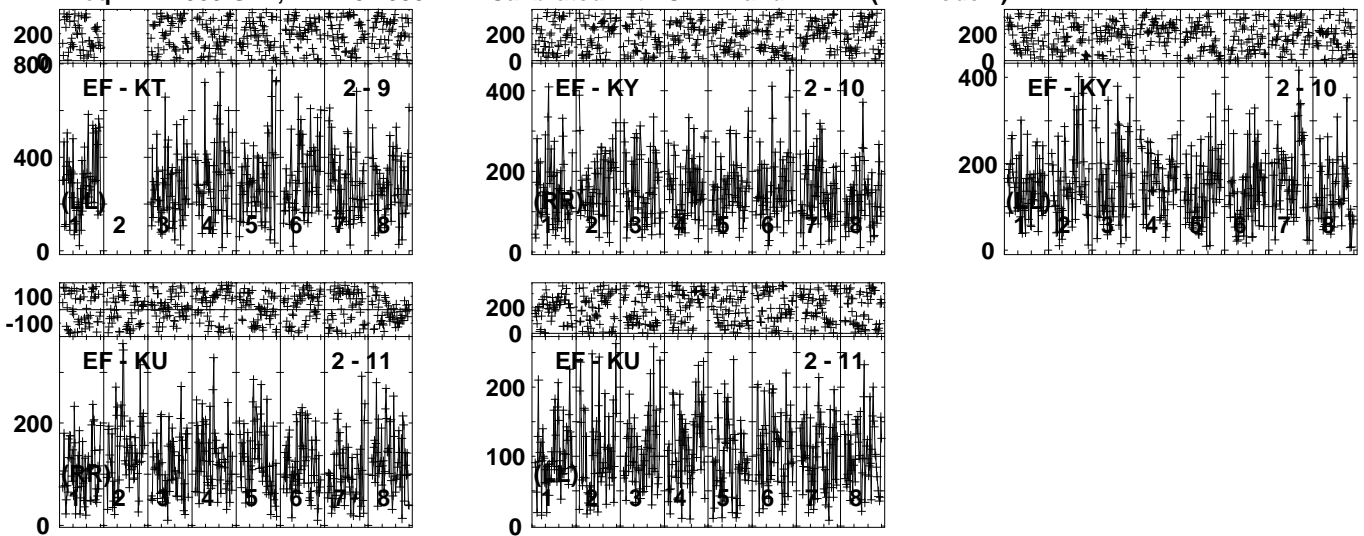


Lower frame: Milli Ampl Jy Top frame: Phas deg  
Vector averaged cross-power spectrum Several baselines displayed  
Timerange: 00/12:36:31 to 00/12:37:29

Plot file version 244 created 01-FEB-2024 11:04:53

1927+654 RB009.UVDATA.1

Freq = 22.1080 GHz, Bw = 32.000 MH Calibrated with CL # 4 and BP # 1 (BP mode 1)

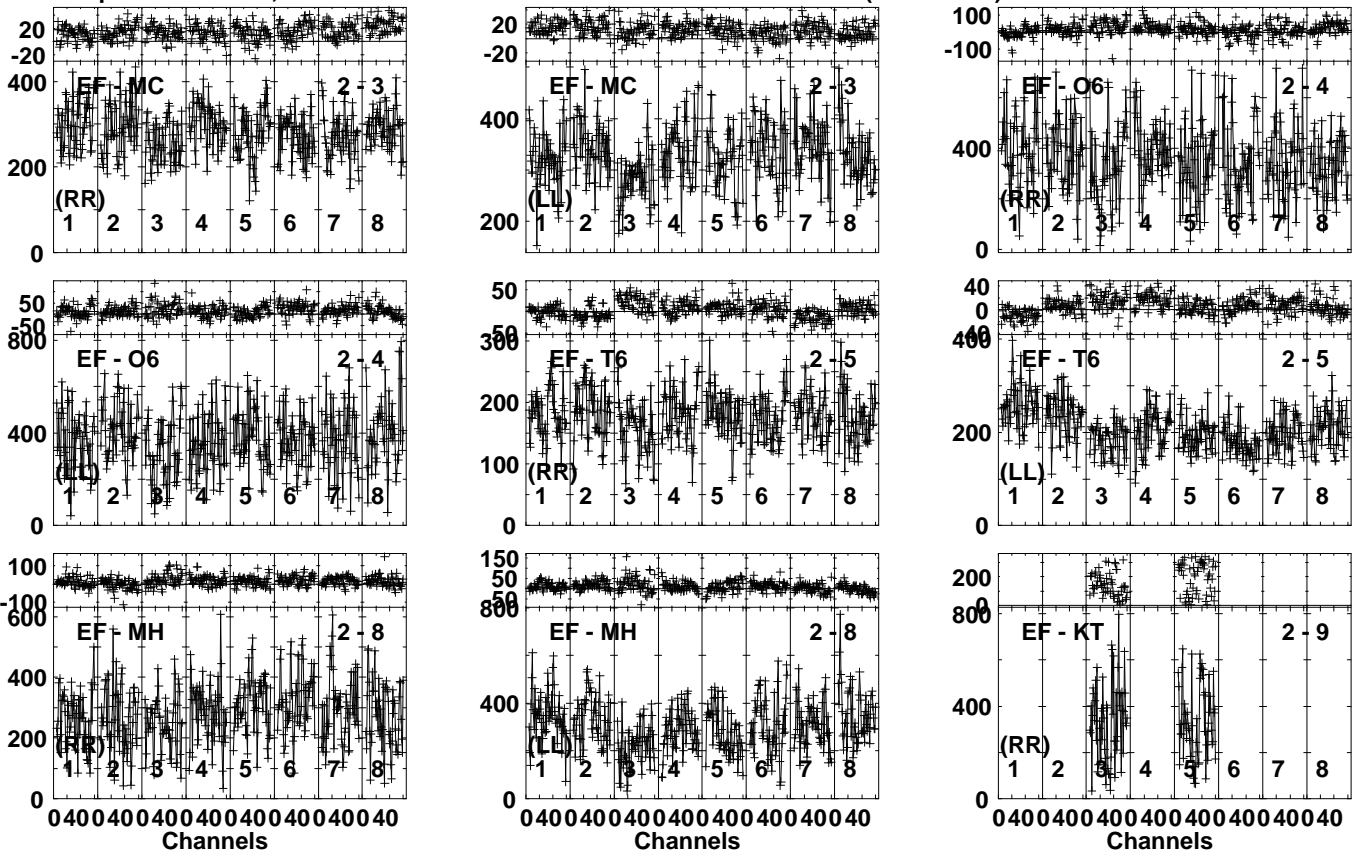


Lower frame: Milli Ampl Jy Top frame: Phas deg  
Vector averaged cross-power spectrum Several baselines displayed  
Timerange: 00/12:36:31 to 00/12:37:29

Plot file version 245 created 01-FEB-2024 11:04:53

J1933+6540 RB009.UVDATA.1

Freq = 22.1080 GHz, Bw = 32.000 MH Calibrated with CL # 4 and BP # 1 (BP mode 1)

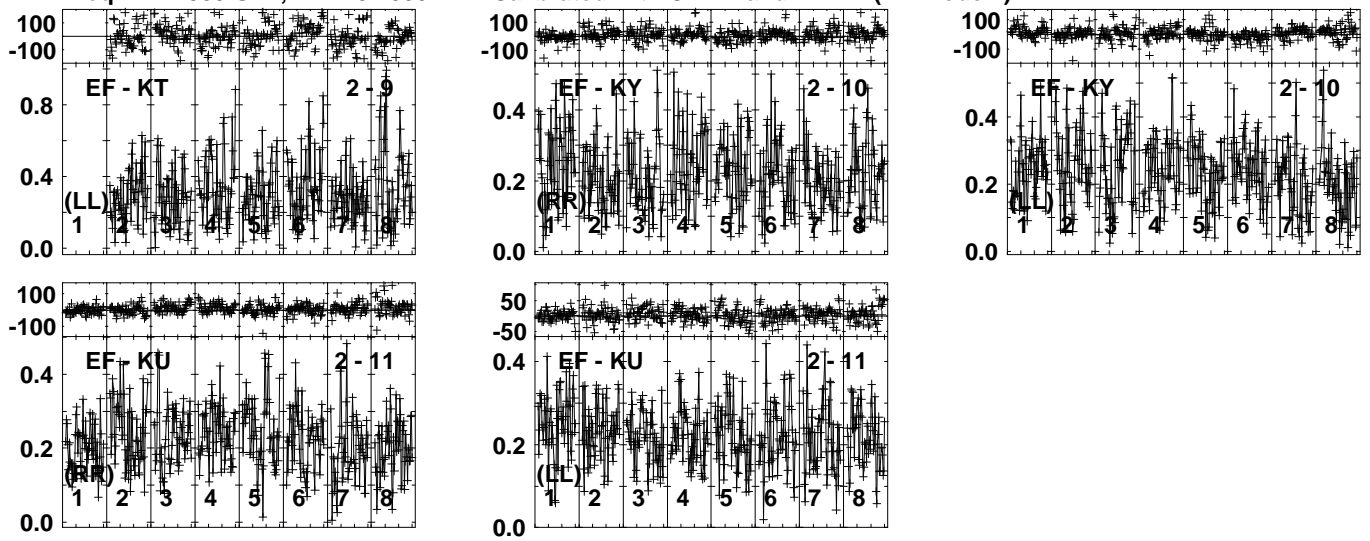


Lower frame: Milli Ampl Jy Top frame: Phas deg  
Vector averaged cross-power spectrum Several baselines displayed  
Timerange: 00/12:37:33 to 00/12:38:29

Plot file version 246 created 01-FEB-2024 11:04:53

J1933+6540 RB009.UVDATA.1

Freq = 22.1080 GHz, Bw = 32.000 MH Calibrated with CL # 4 and BP # 1 (BP mode 1)

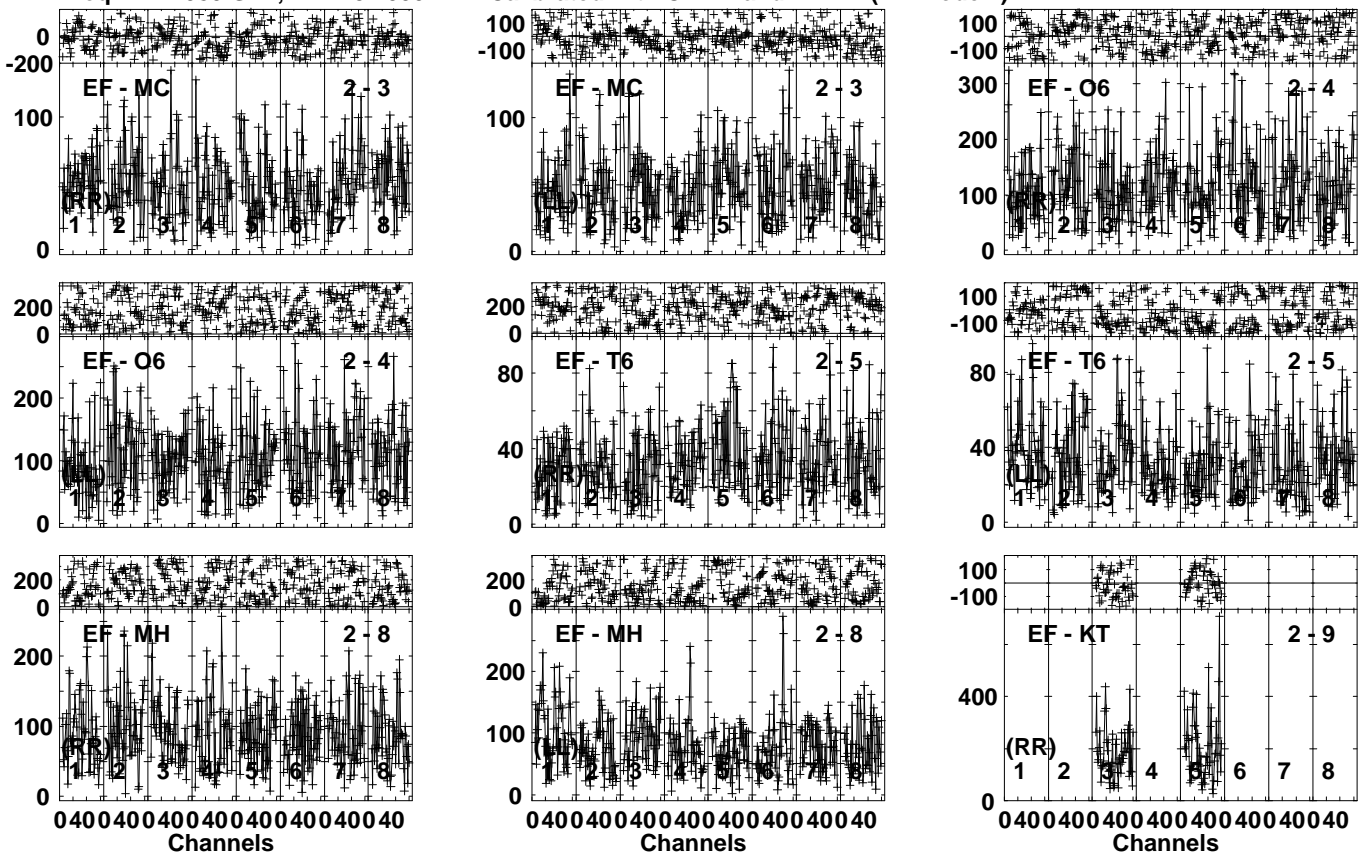


Lower frame: Ampl Jy Top frame: Phas deg  
Vector averaged cross-power spectrum Several baselines displayed  
Timerange: 00/12:37:33 to 00/12:38:29

Plot file version 247 created 01-FEB-2024 11:04:53

1927+654 RB009.UVDATA.1

Freq = 22.1080 GHz, Bw = 32.000 MH Calibrated with CL # 4 and BP # 1 (BP mode 1)

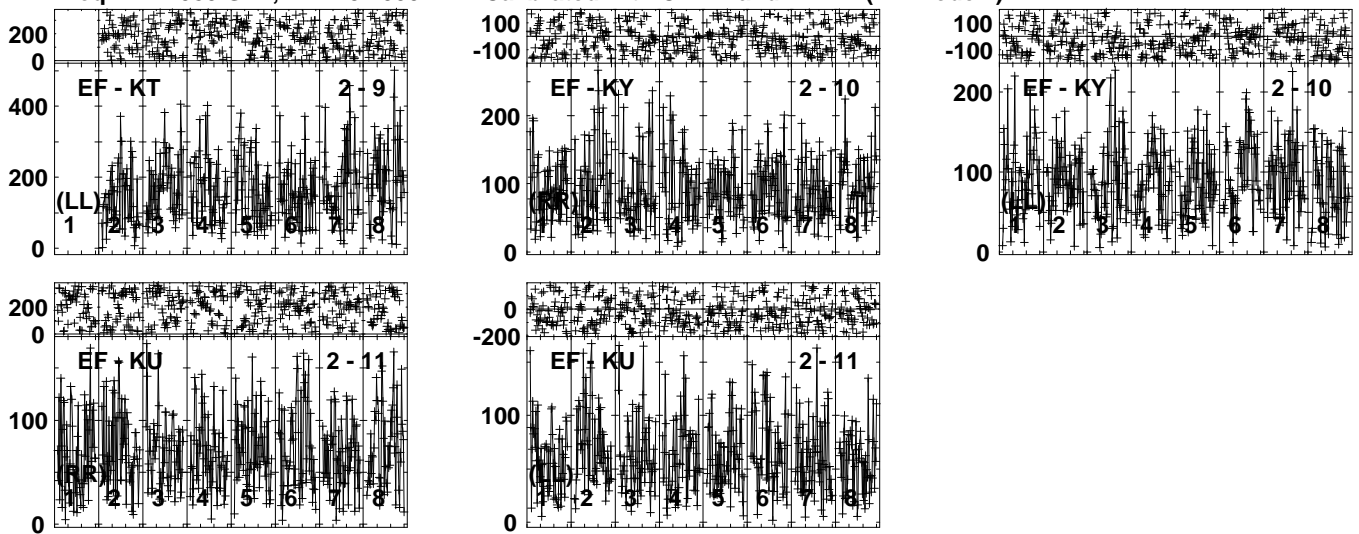


Lower frame: Milli Ampl Jy Top frame: Phas deg  
Vector averaged cross-power spectrum Several baselines displayed  
Timerange: 00/12:39:31 to 00/12:40:29

Plot file version 248 created 01-FEB-2024 11:04:54

1927+654 RB009.UVDATA.1

Freq = 22.1080 GHz, Bw = 32.000 MH Calibrated with CL # 4 and BP # 1 (BP mode 1)



Lower frame: Milli Ampl Jy Top frame: Phas deg  
Vector averaged cross-power spectrum Several baselines displayed  
Timerange: 00/12:39:31 to 00/12:40:29

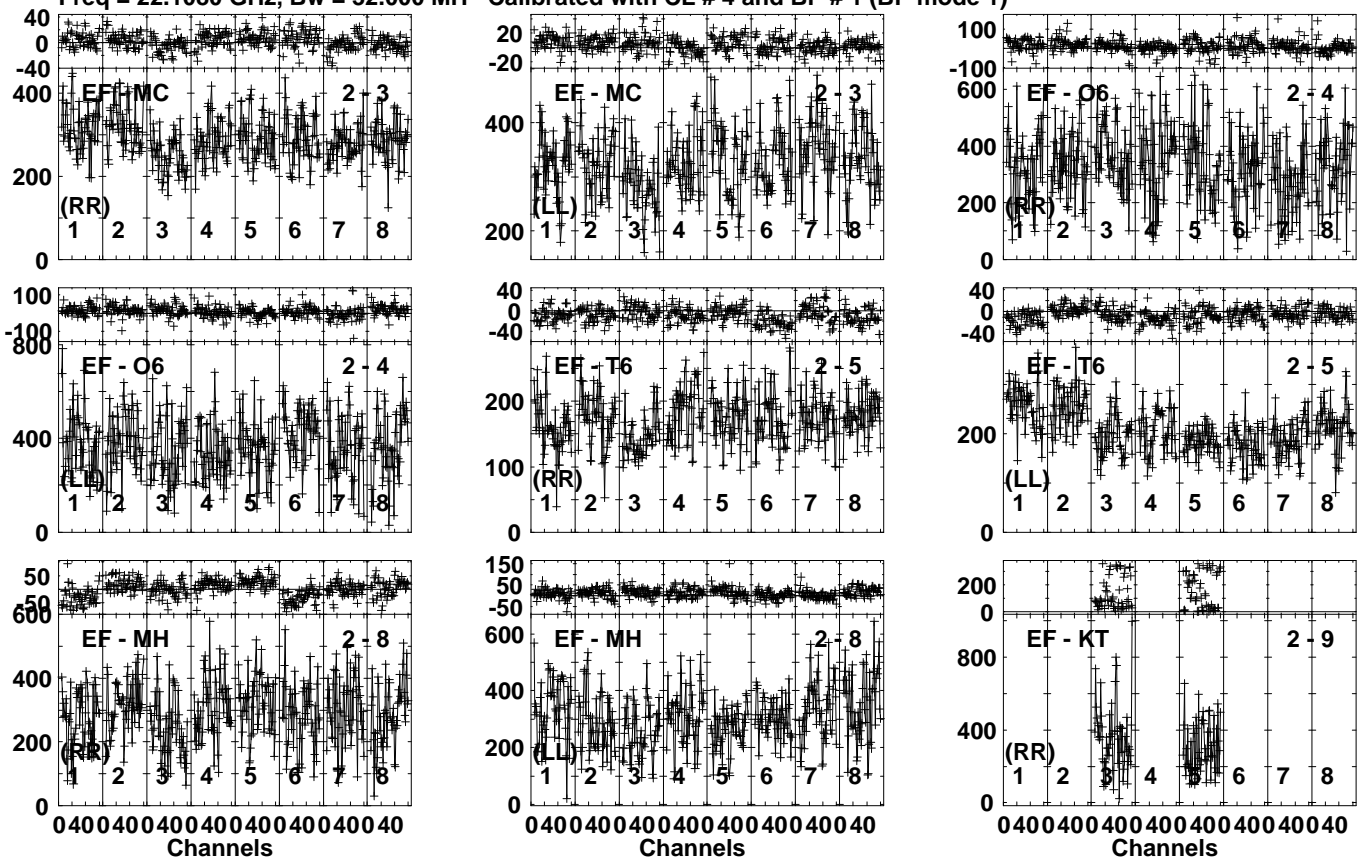


Plot file version 249 created 01-FEB-2024 11:04:54

J1933+6540 RB009.UVDATA.1

Freq = 22.1080 GHz, Bw = 32.000 MH

Calibrated with CL # 4 and BP # 1 (BP mode 1)

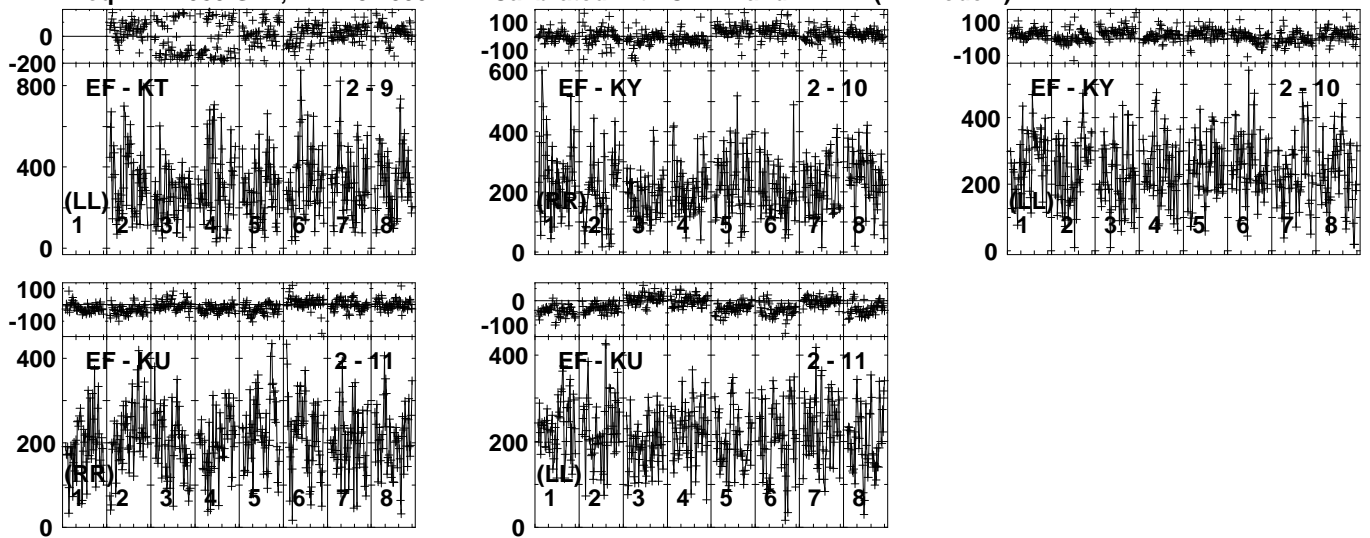


Lower frame: Milli Ampl Jy Top frame: Phas deg  
Vector averaged cross-power spectrum Several baselines displayed  
Timerange: 00:12:40:31 to 00:12:41:29

Plot file version 250 created 01-FEB-2024 11:04:54

J1933+6540 RB009.UVDATA.1

Freq = 22.1080 GHz, Bw = 32.000 MH Calibrated with CL # 4 and BP # 1 (BP mode 1)

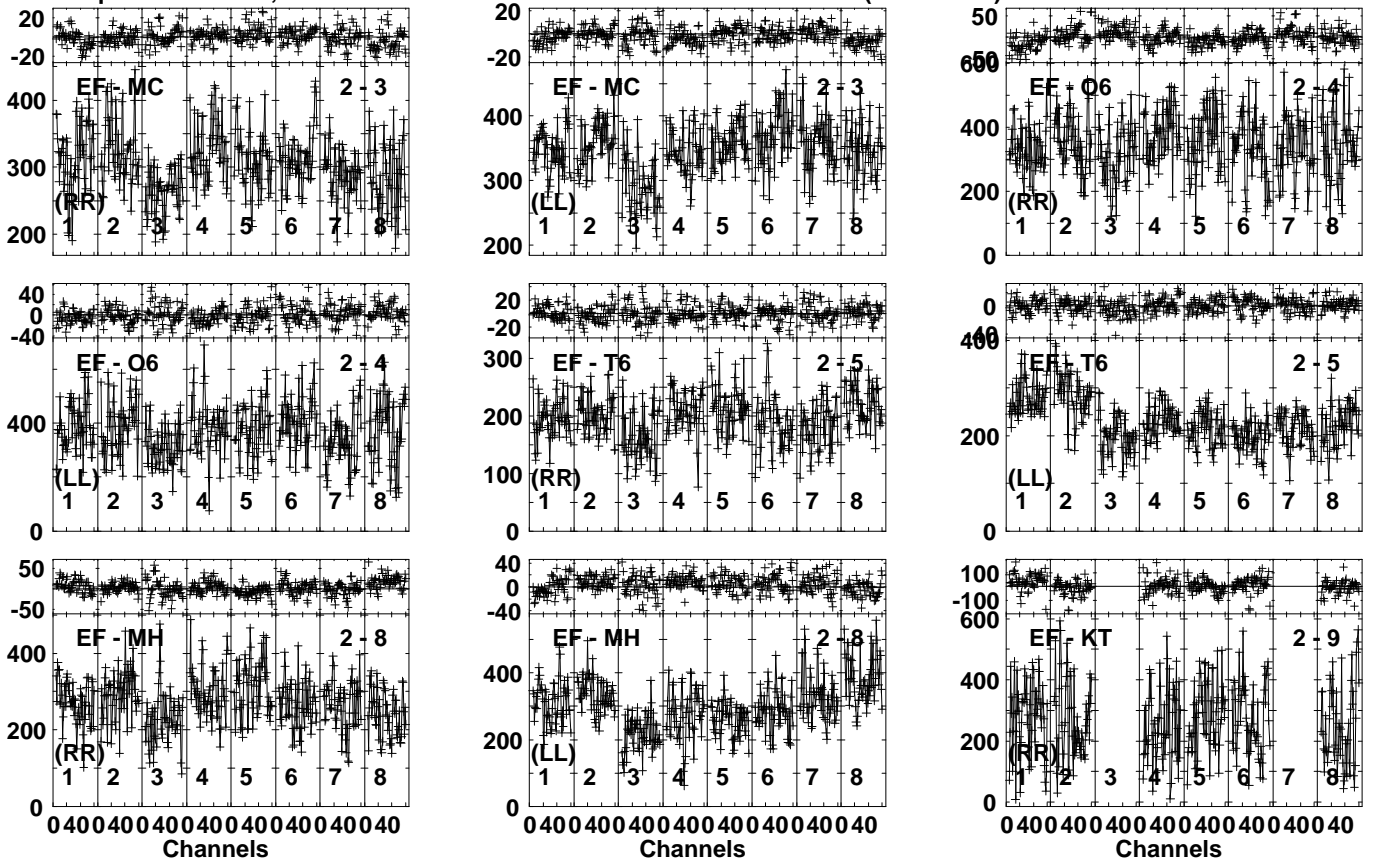


Lower frame: Milli Ampl Jy Top frame: Phas deg  
Vector averaged cross-power spectrum Several baselines displayed  
Timerange: 00/12:40:31 to 00/12:41:29

Plot file version 251 created 01-FEB-2024 11:04:56

J1933+6540 RB009.UVDATA.1

Freq = 22.1080 GHz, Bw = 32.000 MH Calibrated with CL # 4 and BP # 1 (BP mode 1)

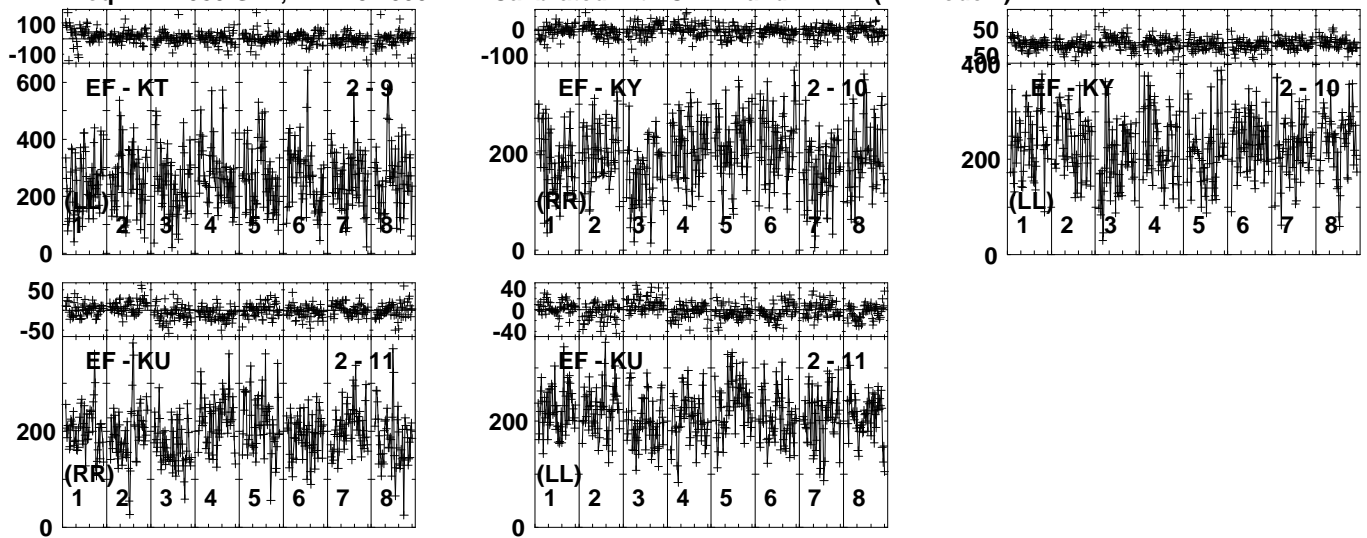


Lower frame: Milli Ampl Jy Top frame: Phas deg  
Vector averaged cross-power spectrum Several baselines displayed  
Timerange: 00/12:49:31 to 00/12:50:29

Plot file version 252 created 01-FEB-2024 11:04:56

J1933+6540 RB009.UVDATA.1

Freq = 22.1080 GHz, Bw = 32.000 MH Calibrated with CL # 4 and BP # 1 (BP mode 1)

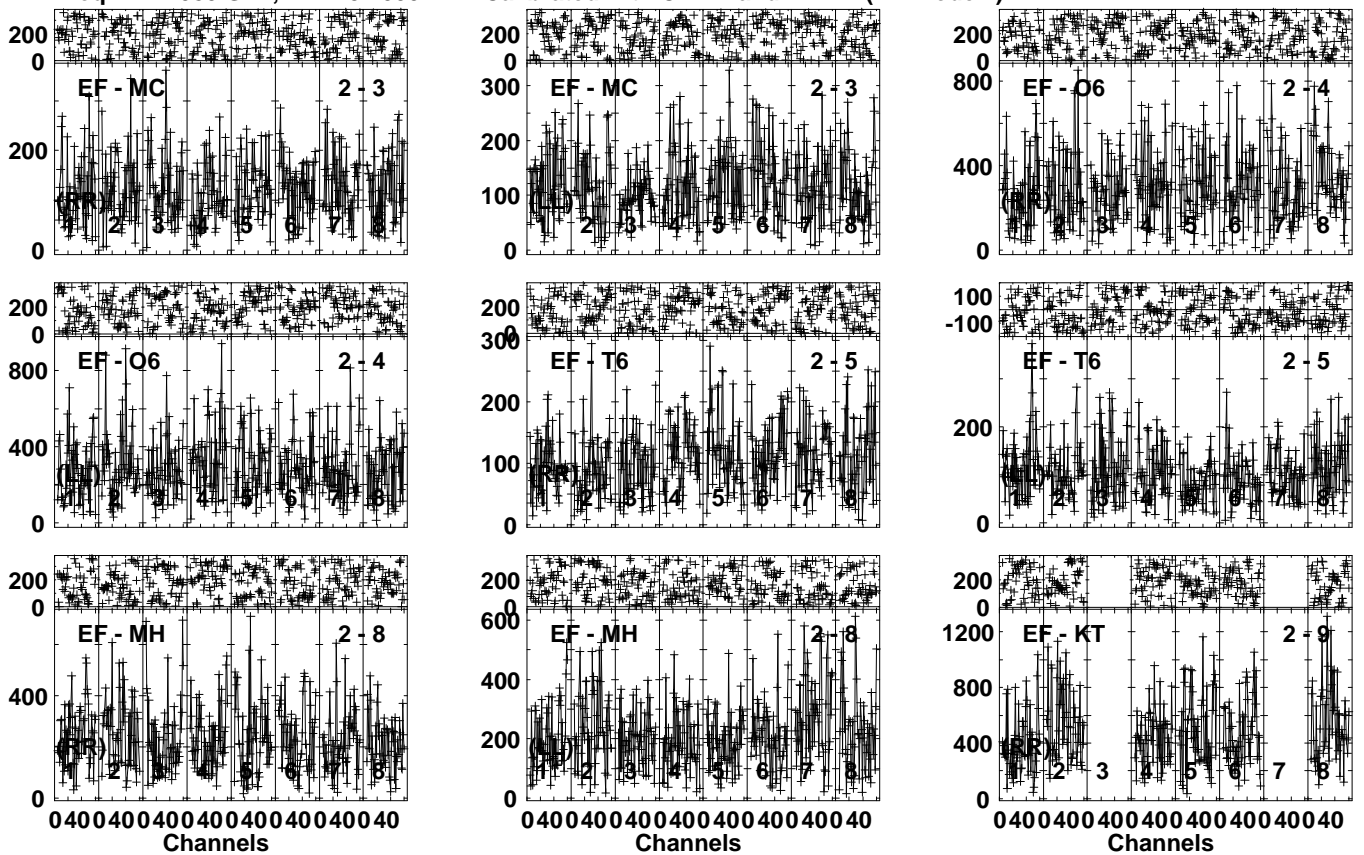


Lower frame: Milli Ampl Jy Top frame: Phas deg  
Vector averaged cross-power spectrum Several baselines displayed  
Timerange: 00/12:49:31 to 00/12:50:29

Plot file version 253 created 01-FEB-2024 11:04:56

1927+654 RB009.UVDATA.1

Freq = 22.1080 GHz, Bw = 32.000 MH Calibrated with CL # 4 and BP # 1 (BP mode 1)

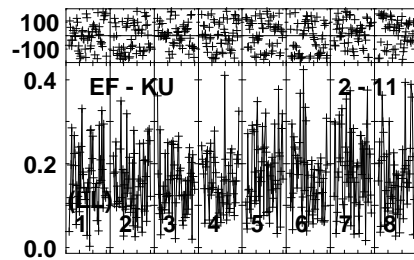
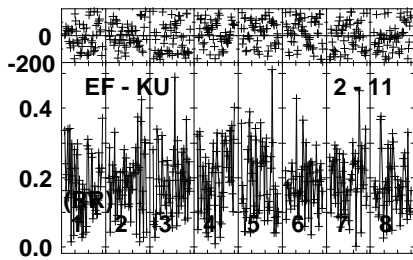
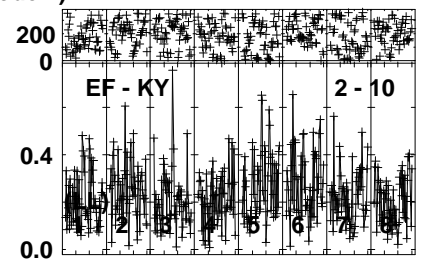
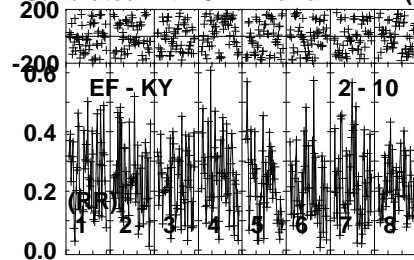
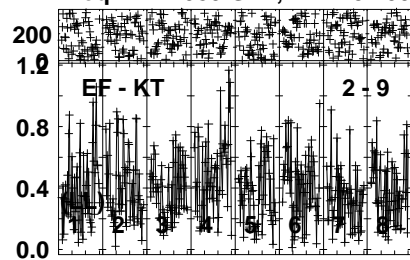


Lower frame: Milli Ampl Jy Top frame: Phas deg  
Vector averaged cross-power spectrum Several baselines displayed  
Timerange: 00/12:50:33 to 00/12:51:29

Plot file version 254 created 01-FEB-2024 11:04:56

1927+654 RB009.UVDATA.1

Freq = 22.1080 GHz, Bw = 32.000 MH Calibrated with CL # 4 and BP # 1 (BP mode 1)

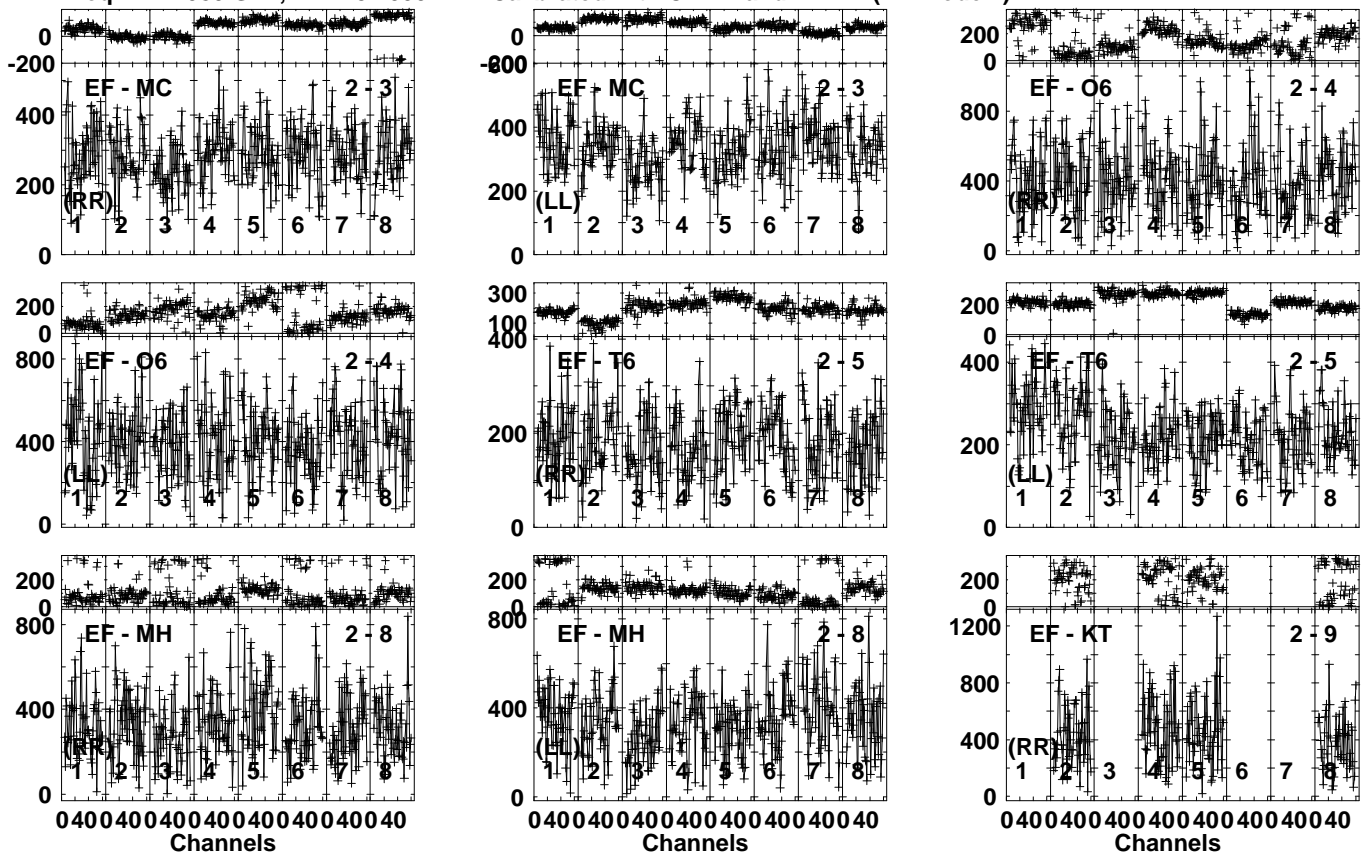


Lower frame: Ampl Jy Top frame: Phas deg  
Vector averaged cross-power spectrum Several baselines displayed  
Timerange: 00/12:50:33 to 00/12:51:29

Plot file version 255 created 01-FEB-2024 11:04:57

J1933+6540 RB009.UVDATA.1

Freq = 22.1080 GHz, Bw = 32.000 MH Calibrated with CL # 4 and BP # 1 (BP mode 1)

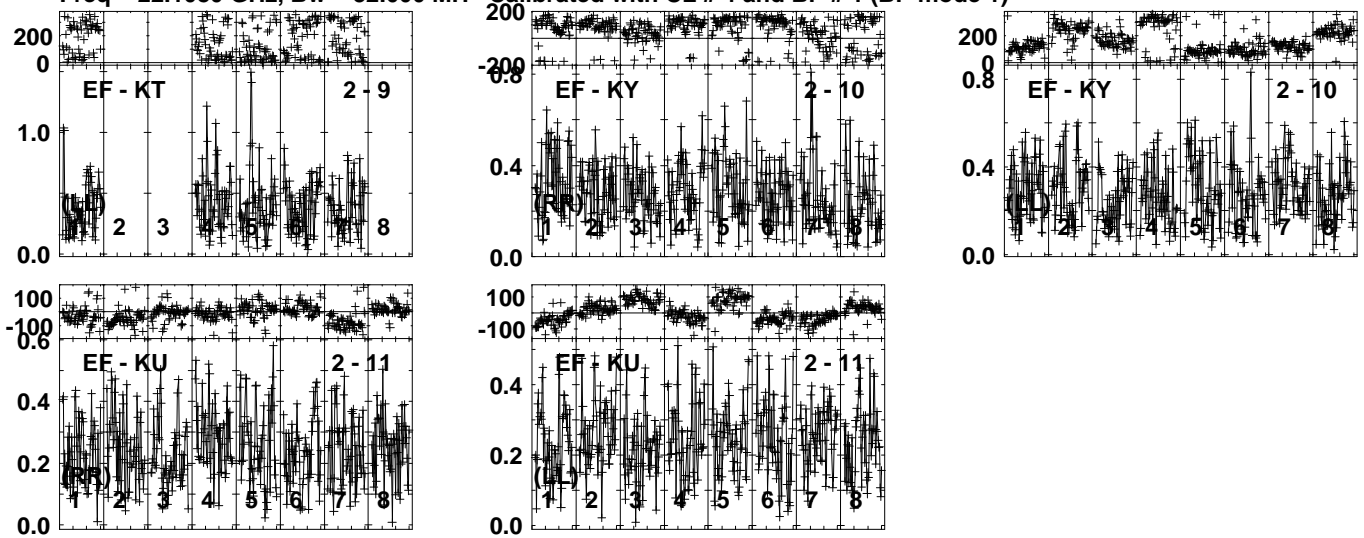


Lower frame: Milli Ampl Jy Top frame: Phas deg  
Vector averaged cross-power spectrum Several baselines displayed  
Timerange: 00/12:53:31 to 00/12:54:29

Plot file version 256 created 01-FEB-2024 11:04:57

J1933+6540 RB009.UVDATA.1

Freq = 22.1080 GHz, Bw = 32.000 MH Calibrated with CL # 4 and BP # 1 (BP mode 1)



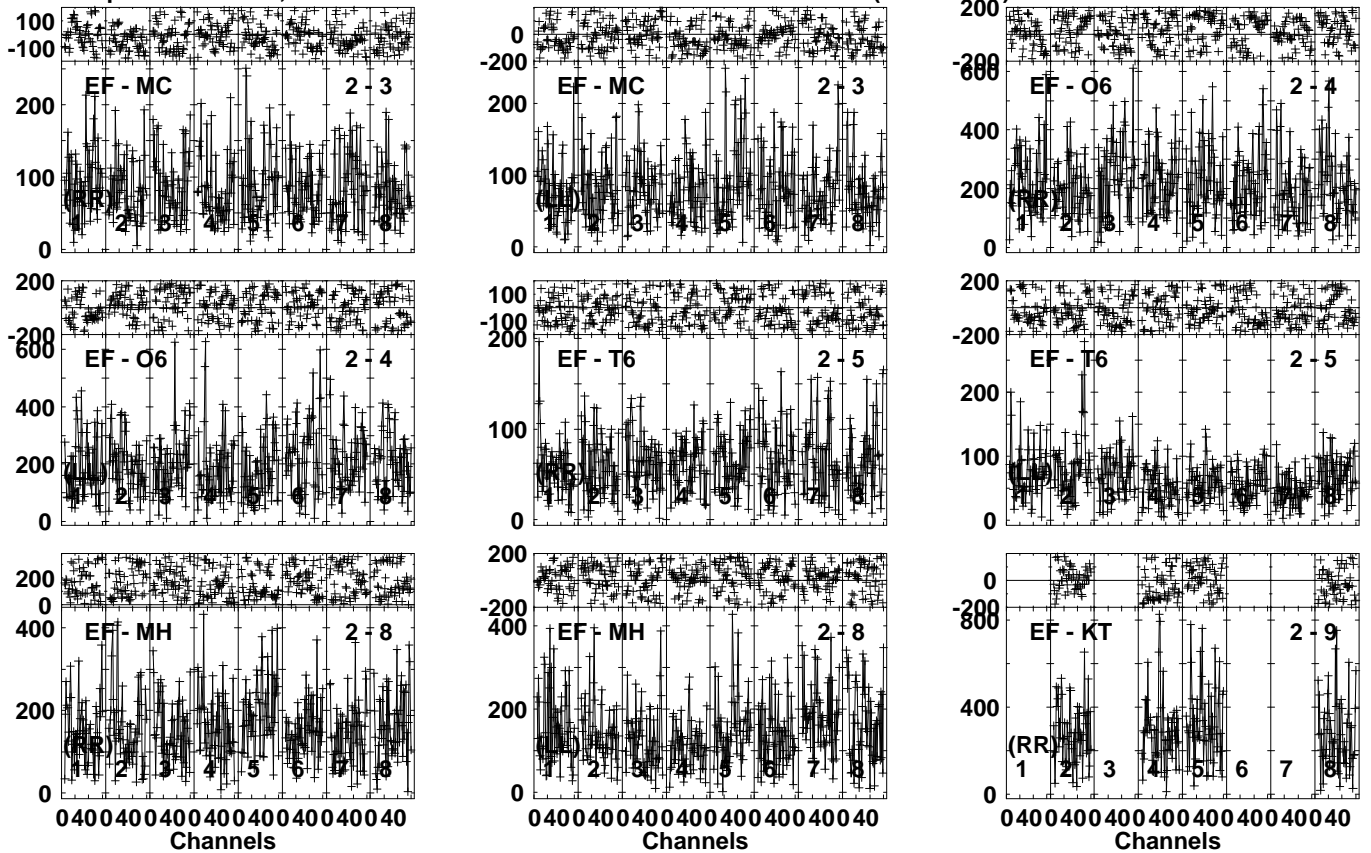
Lower frame: Ampl Jy Top frame: Phas deg  
Vector averaged cross-power spectrum Several baselines displayed  
Timerange: 00/12:53:31 to 00/12:54:29



Plot file version 257 created 01-FEB-2024 11:04:57

1927+654 RB009.UVDATA.1

Freq = 22.1080 GHz, Bw = 32.000 MH Calibrated with CL # 4 and BP # 1 (BP mode 1)

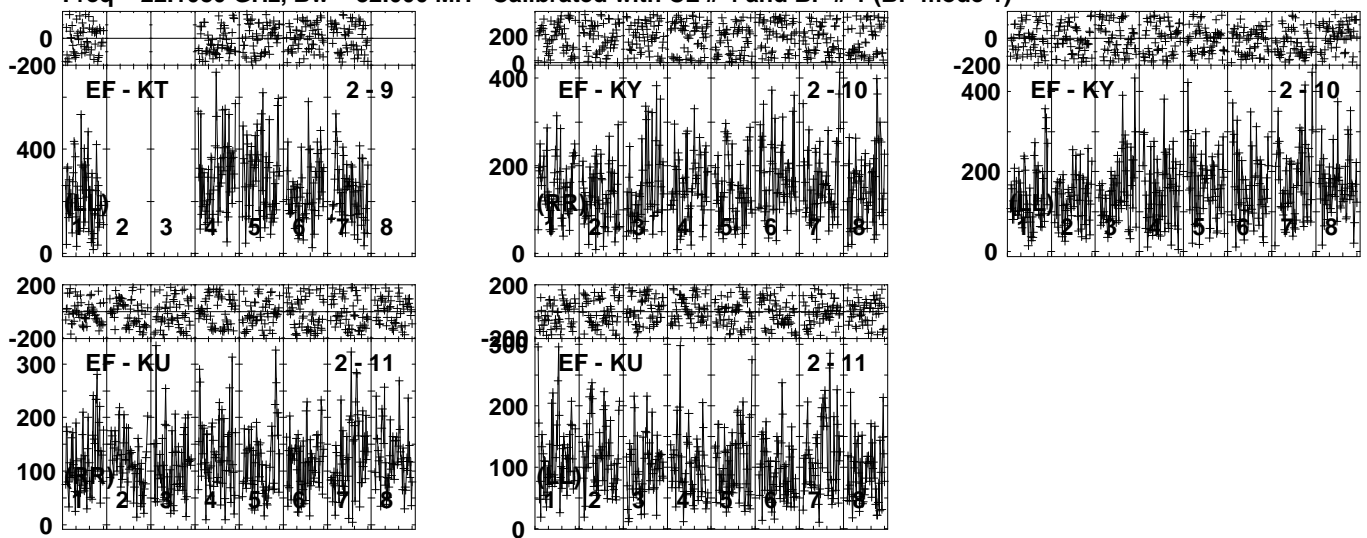


Lower frame: Milli Ampl Jy Top frame: Phas deg  
Vector averaged cross-power spectrum Several baselines displayed  
Timerange: 00/12:54:33 to 00/12:55:29

Plot file version 258 created 01-FEB-2024 11:04:57

1927+654 RB009.UVDATA.1

Freq = 22.1080 GHz, Bw = 32.000 MH Calibrated with CL # 4 and BP # 1 (BP mode 1)

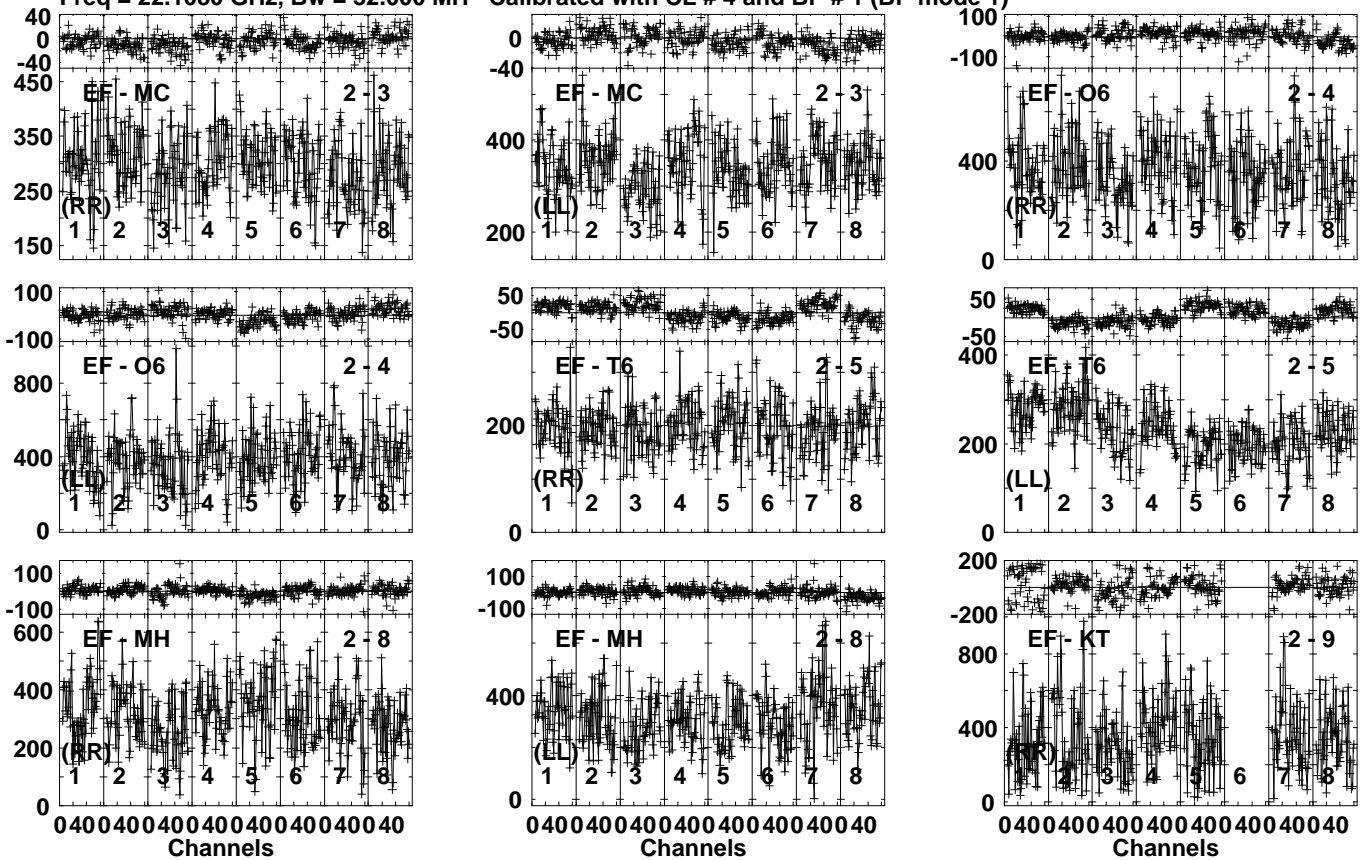


Lower frame: Milli Ampl Jy Top frame: Phas deg  
Vector averaged cross-power spectrum Several baselines displayed  
Timerange: 00/12:54:33 to 00/12:55:29

Plot file version 259 created 01-FEB-2024 11:04:57

J1933+6540 RB009.UVDATA.1

Freq = 22.1080 GHz, Bw = 32.000 MH Calibrated with CL # 4 and BP # 1 (BP mode 1)

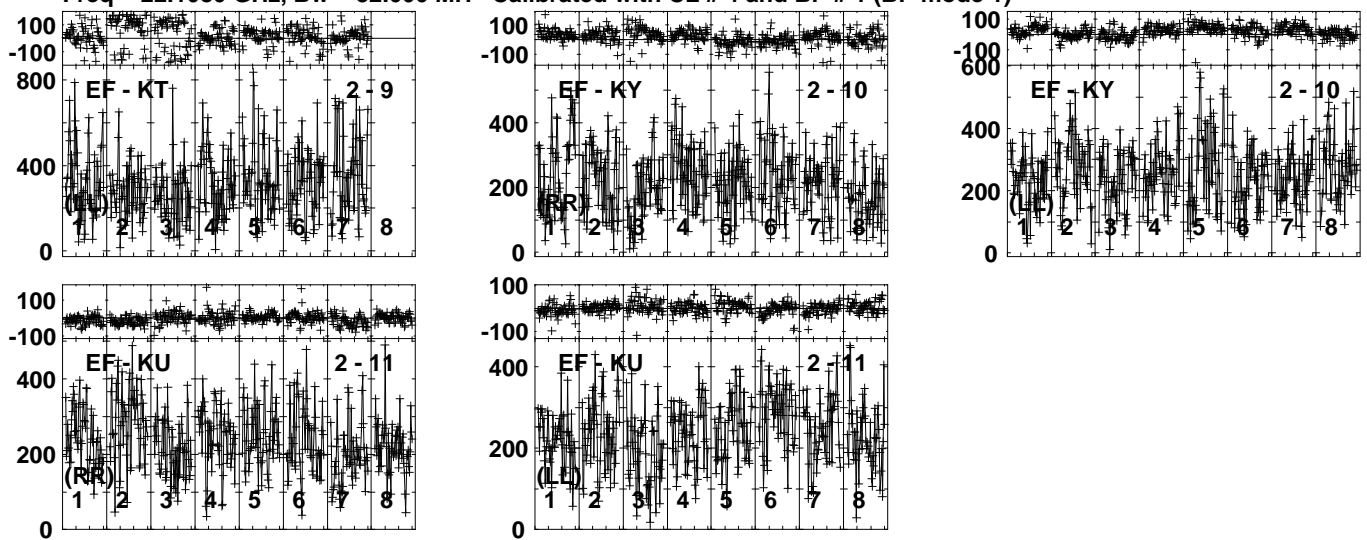


Lower frame: Milli Ampl Jy Top frame: Phas deg  
Vector averaged cross-power spectrum Several baselines displayed  
Timerange: 00/12:55:33 to 00/12:56:29

Plot file version 260 created 01-FEB-2024 11:04:58

J1933+6540 RB009.UVDATA.1

Freq = 22.1080 GHz, Bw = 32.000 MH Calibrated with CL # 4 and BP # 1 (BP mode 1)

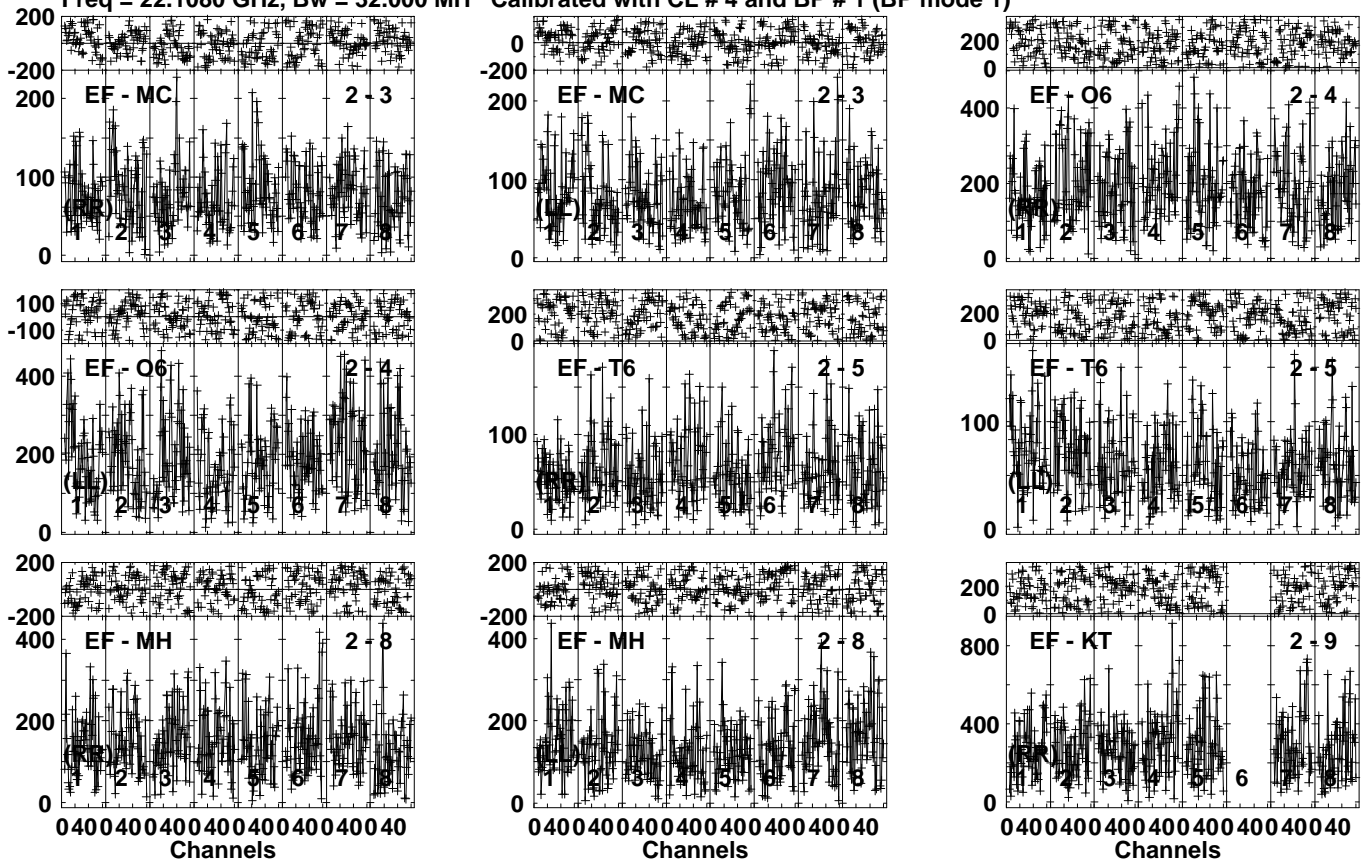


Lower frame: Milli Ampl Jy Top frame: Phas deg  
Vector averaged cross-power spectrum Several baselines displayed  
Timerange: 00/12:55:33 to 00/12:56:29

Plot file version 261 created 01-FEB-2024 11:04:58

1927+654 RB009.UVDATA.1

Freq = 22.1080 GHz, Bw = 32.000 MH Calibrated with CL # 4 and BP # 1 (BP mode 1)

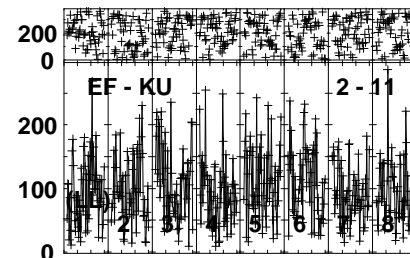
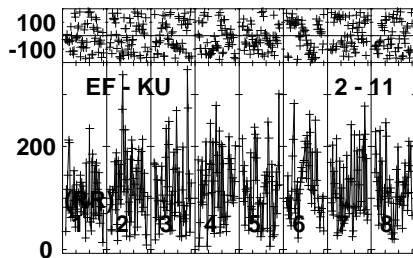
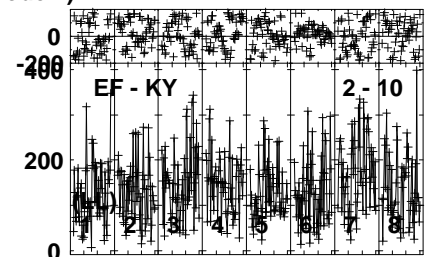
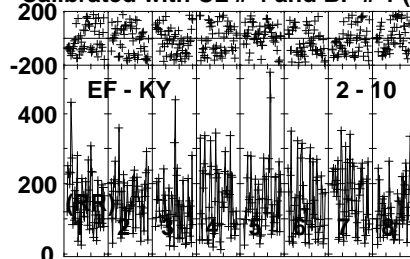
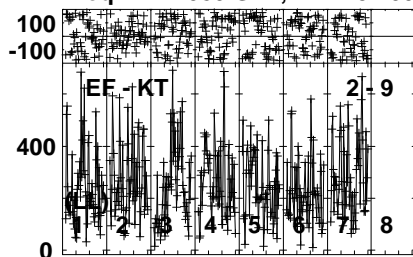


Lower frame: Milli Ampl Jy Top frame: Phas deg  
Vector averaged cross-power spectrum Several baselines displayed  
Timerange: 00/12:56:31 to 00/12:57:29

Plot file version 262 created 01-FEB-2024 11:04:58

1927+654 RB009.UVDATA.1

Freq = 22.1080 GHz, Bw = 32.000 MH Calibrated with CL # 4 and BP # 1 (BP mode 1)

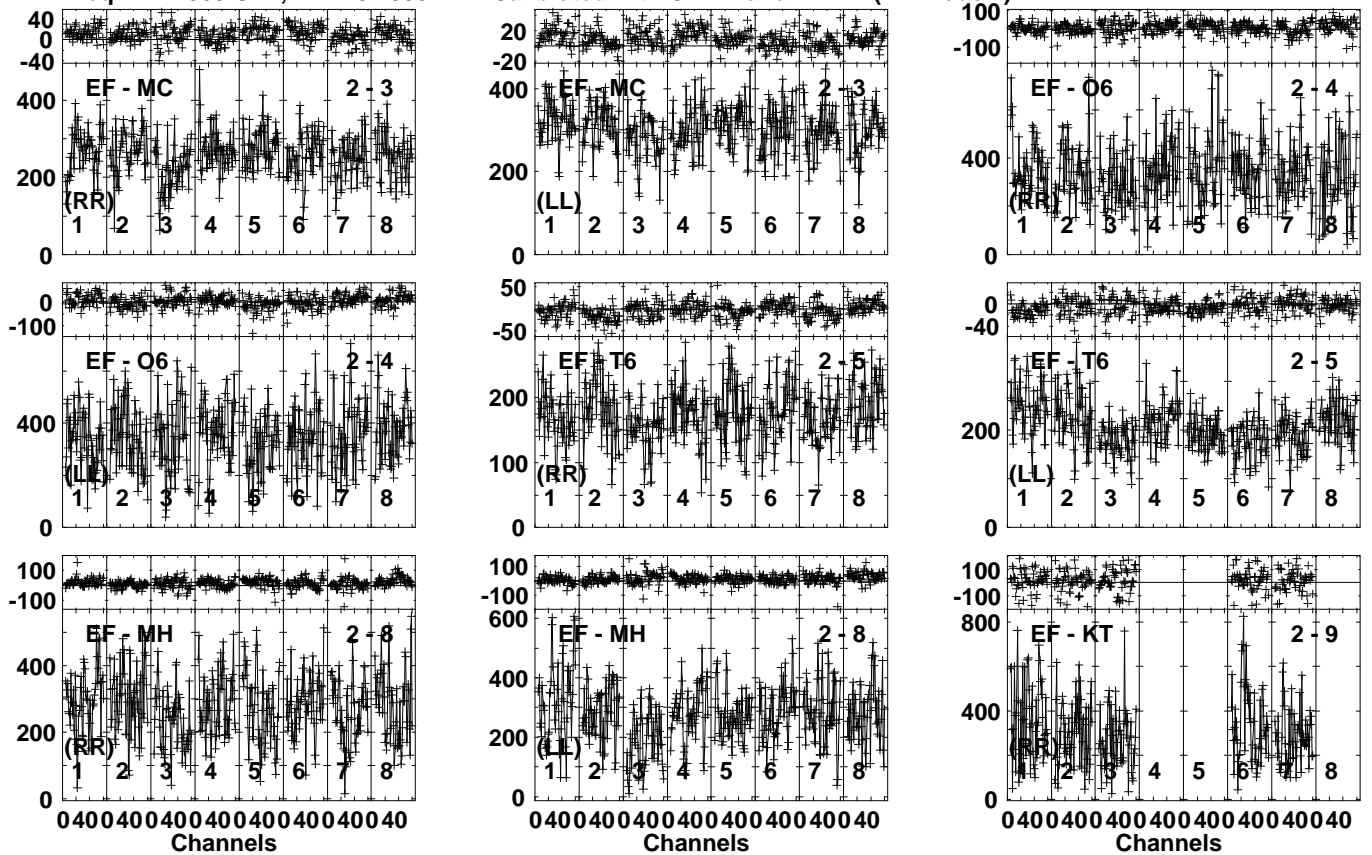


Lower frame: Milli Ampl Jy Top frame: Phas deg  
Vector averaged cross-power spectrum Several baselines displayed  
Timerange: 00/12:56:31 to 00/12:57:29

Plot file version 263 created 01-FEB-2024 11:04:58

J1933+6540 RB009.UVDATA.1

Freq = 22.1080 GHz, Bw = 32.000 MH Calibrated with CL # 4 and BP # 1 (BP mode 1)

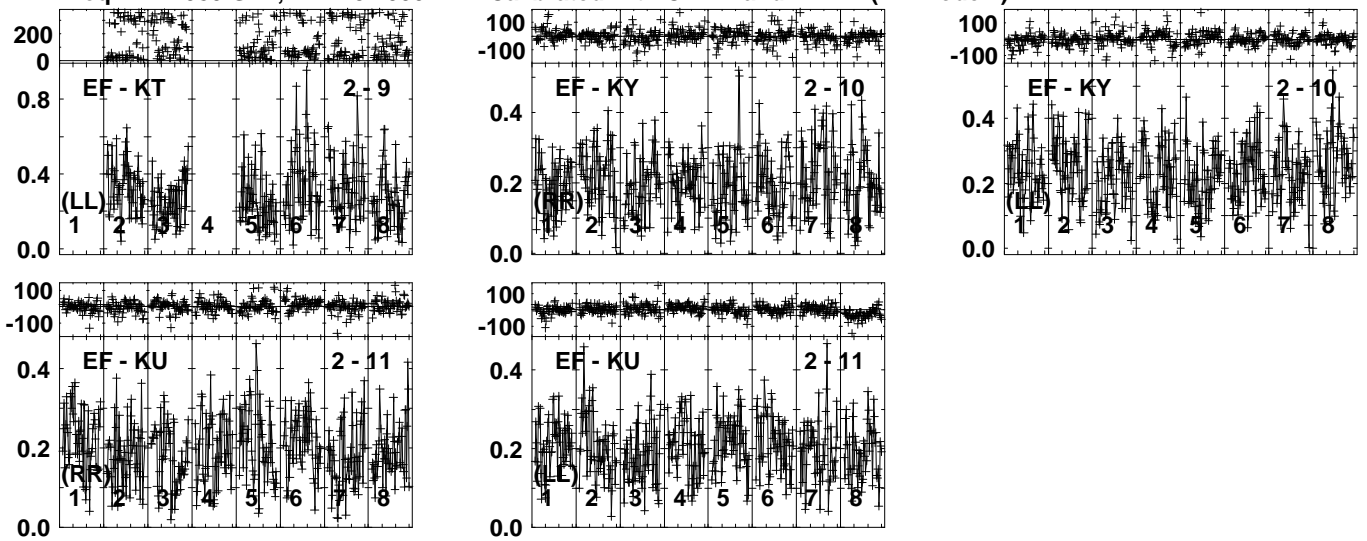


Lower frame: Milli Ampl Jy Top frame: Phas deg  
Vector averaged cross-power spectrum Several baselines displayed  
Timerange: 00/12:57:31 to 00/12:58:29

Plot file version 264 created 01-FEB-2024 11:04:58

J1933+6540 RB009.UVDATA.1

Freq = 22.1080 GHz, Bw = 32.000 MH Calibrated with CL # 4 and BP # 1 (BP mode 1)



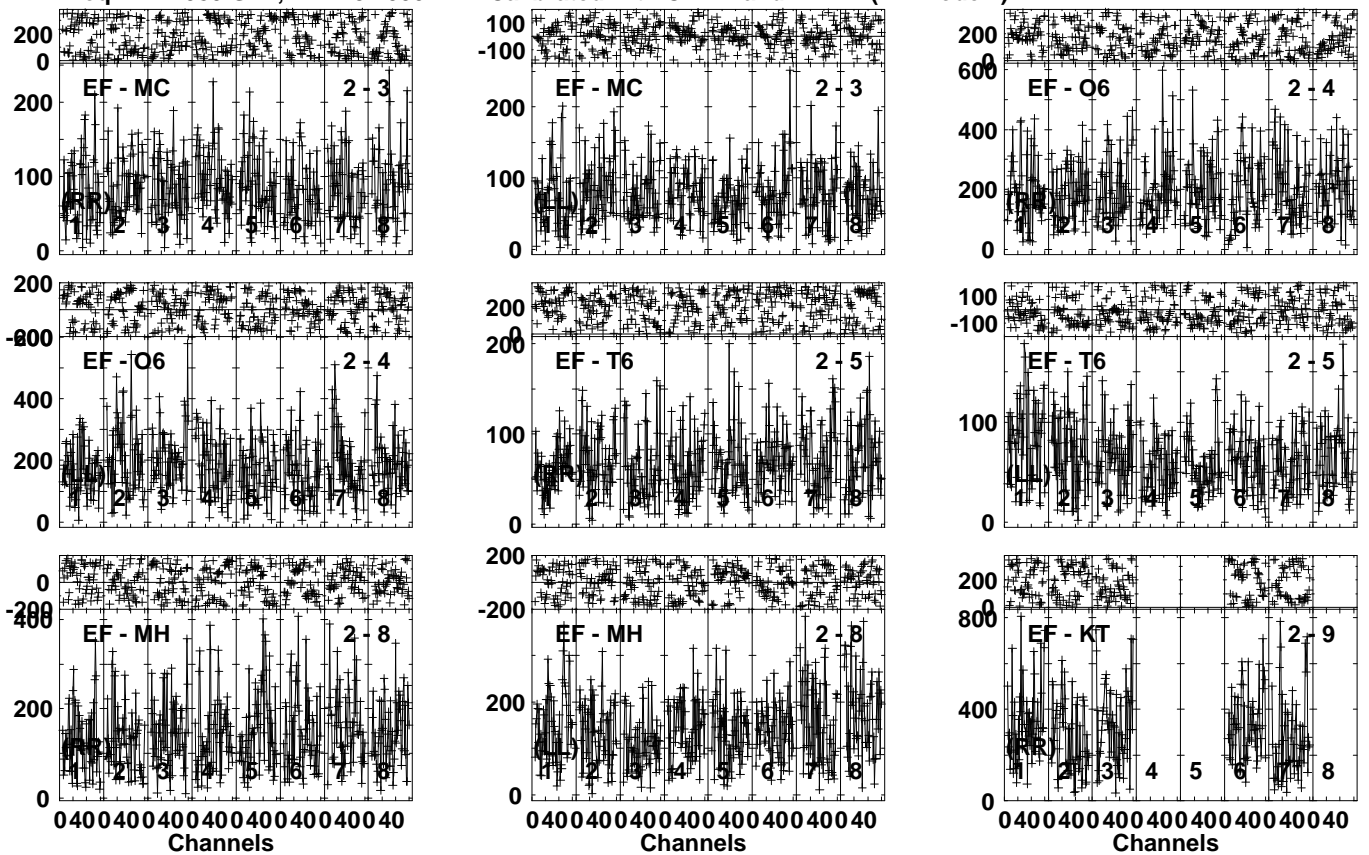
Lower frame: Ampl Jy Top frame: Phas deg  
Vector averaged cross-power spectrum Several baselines displayed  
Timerange: 00/12:57:31 to 00/12:58:29



Plot file version 265 created 01-FEB-2024 11:04:58

1927+654 RB009.UVDATA.1

Freq = 22.1080 GHz, Bw = 32.000 MH Calibrated with CL # 4 and BP # 1 (BP mode 1)

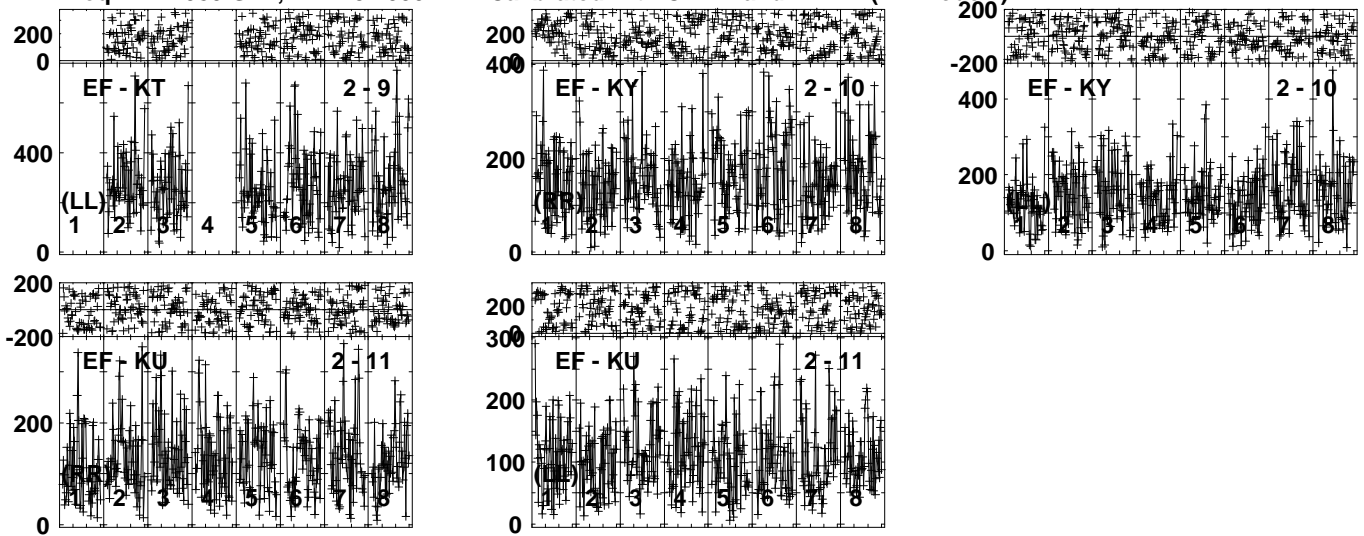


Lower frame: Milli Ampl Jy Top frame: Phas deg  
Vector averaged cross-power spectrum Several baselines displayed  
Timerange: 00/12:58:31 to 00/12:59:29

Plot file version 266 created 01-FEB-2024 11:04:59

1927+654 RB009.UVDATA.1

Freq = 22.1080 GHz, Bw = 32.000 MH Calibrated with CL # 4 and BP # 1 (BP mode 1)

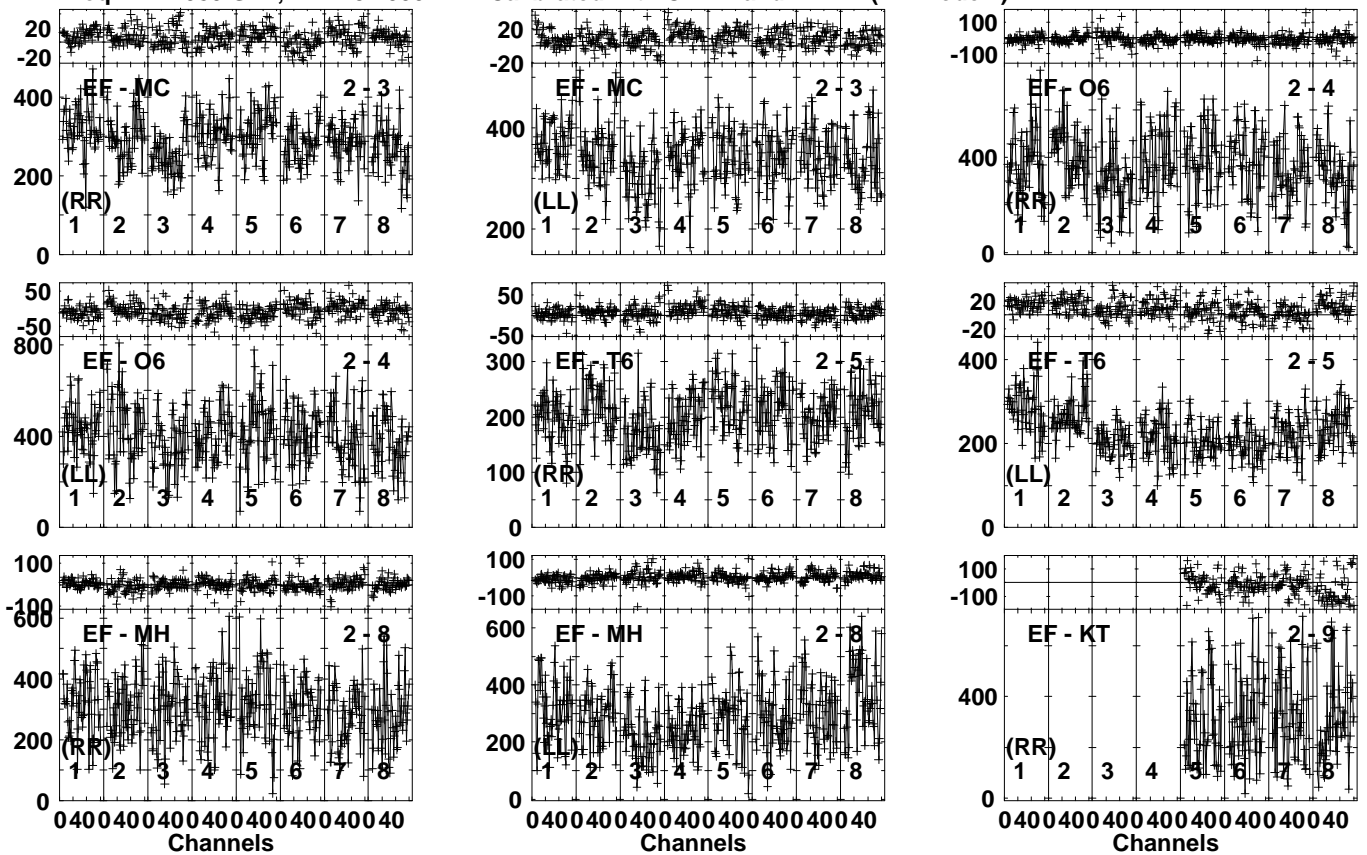


Lower frame: Milli Ampl Jy Top frame: Phas deg  
Vector averaged cross-power spectrum Several baselines displayed  
Timerange: 00/12:58:31 to 00/12:59:29

Plot file version 267 created 01-FEB-2024 11:04:59

J1933+6540 RB009.UVDATA.1

Freq = 22.1080 GHz, Bw = 32.000 MH Calibrated with CL # 4 and BP # 1 (BP mode 1)

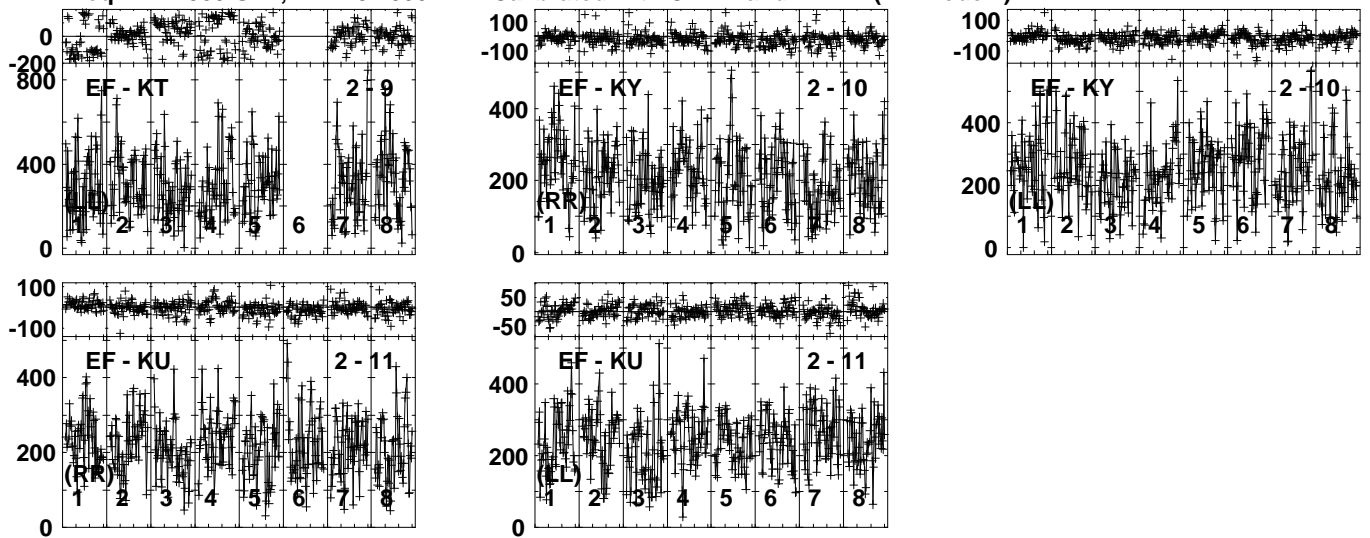


Lower frame: Milli Ampl Jy Top frame: Phas deg  
Vector averaged cross-power spectrum Several baselines displayed  
Timerange: 00/12:59:33 to 00/13:00:29

Plot file version 268 created 01-FEB-2024 11:04:59

J1933+6540 RB009.UVDATA.1

Freq = 22.1080 GHz, Bw = 32.000 MH Calibrated with CL # 4 and BP # 1 (BP mode 1)

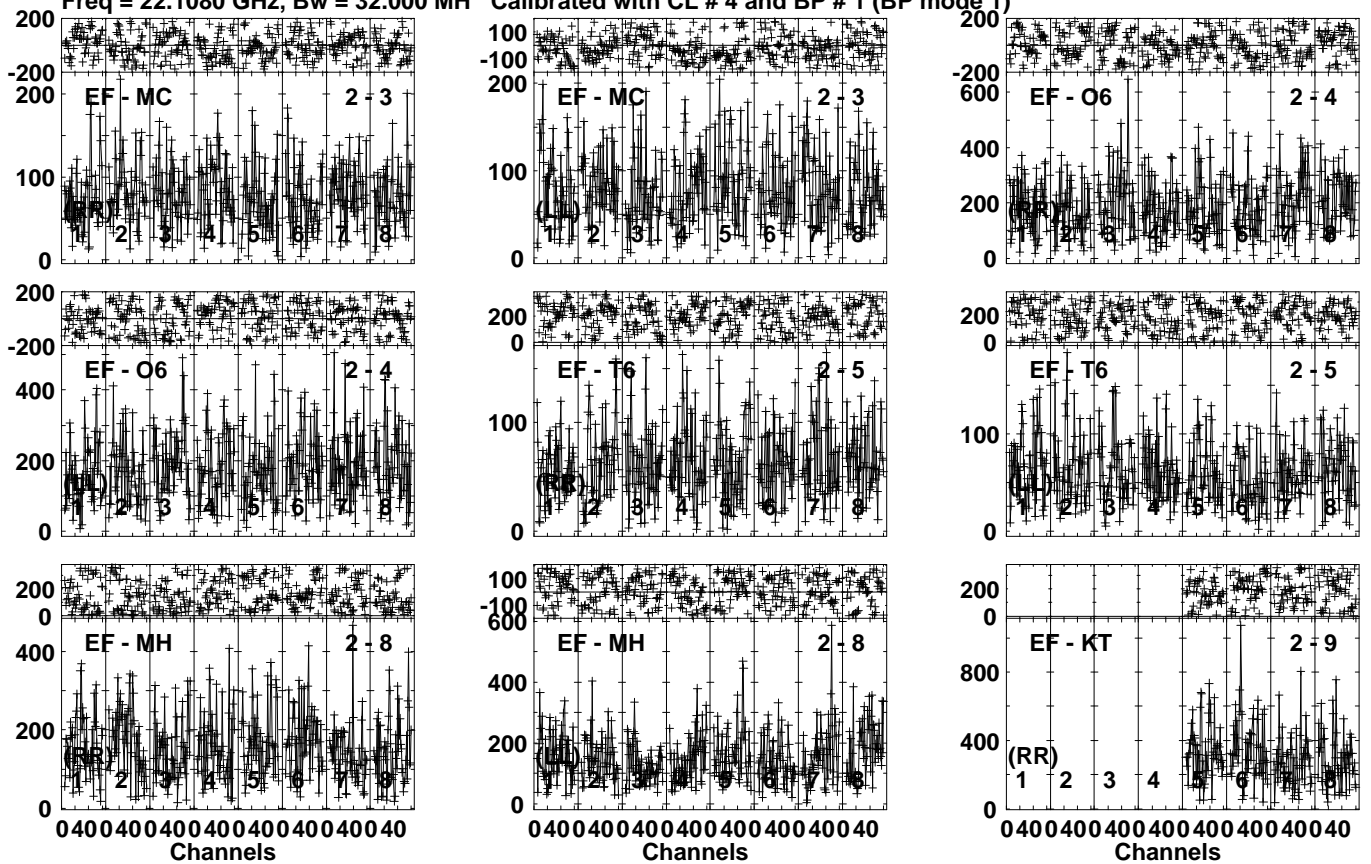


Lower frame: Milli Ampl Jy Top frame: Phas deg  
Vector averaged cross-power spectrum Several baselines displayed  
Timerange: 00/12:59:33 to 00/13:00:29

Plot file version 269 created 01-FEB-2024 11:04:59

1927+654 RB009.UVDATA.1

Freq = 22.1080 GHz, Bw = 32.000 MH Calibrated with CL # 4 and BP # 1 (BP mode 1)

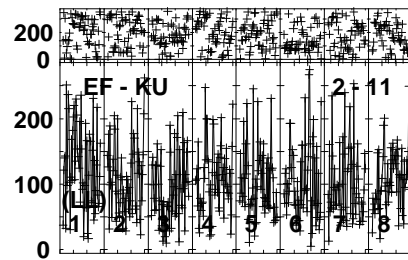
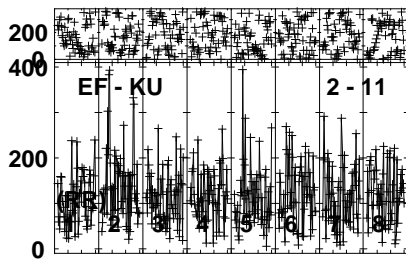
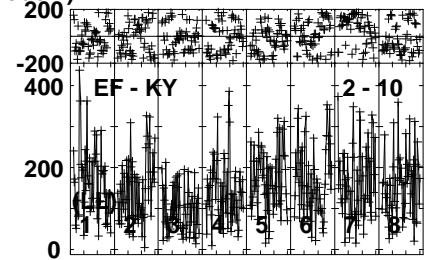
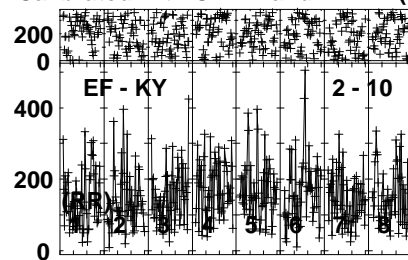
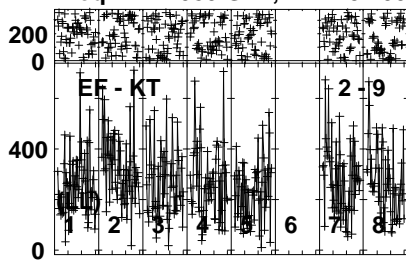


Lower frame: Milli Ampl Jy Top frame: Phas deg  
Vector averaged cross-power spectrum Several baselines displayed  
Timerange: 00/13:00:31 to 00/13:01:29

Plot file version 270 created 01-FEB-2024 11:04:59

1927+654 RB009.UVDATA.1

Freq = 22.1080 GHz, Bw = 32.000 MH Calibrated with CL # 4 and BP # 1 (BP mode 1)



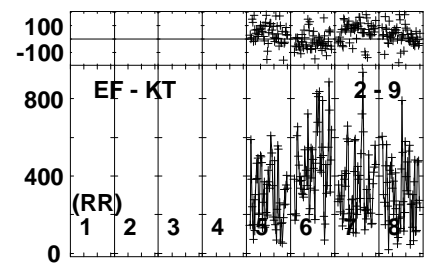
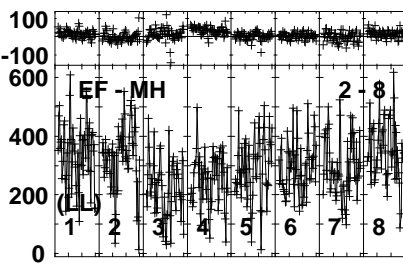
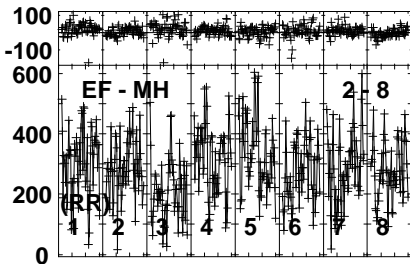
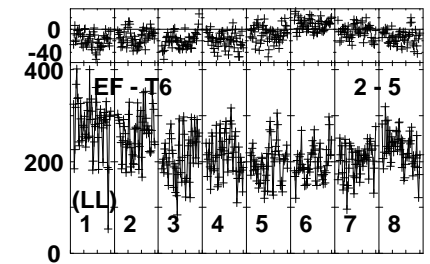
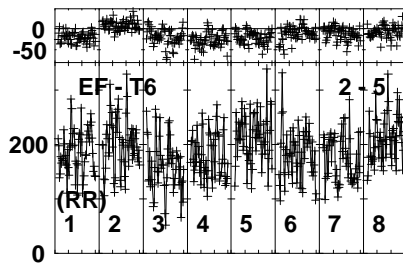
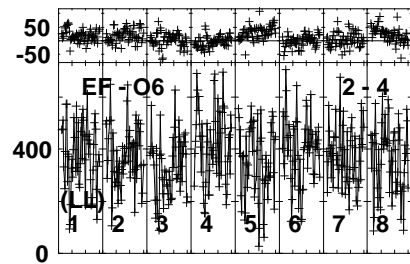
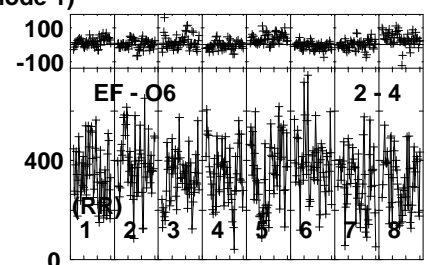
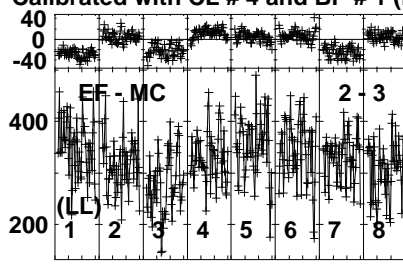
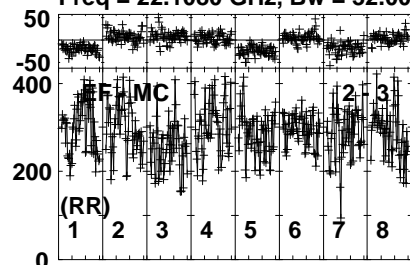
Lower frame: Milli Ampl Jy Top frame: Phas deg  
Vector averaged cross-power spectrum Several baselines displayed  
Timerange: 00/13:00:31 to 00/13:01:29

Plot file version 271 created 01-FEB-2024 11:04:59

J1933+6540 RB009.UVDATA.1

Freq = 22.1080 GHz, Bw = 32.000 MH

Calibrated with CL # 4 and BP # 1 (BP mode 1)



Lower frame: Milli Ampl Jy Top frame: Phas deg

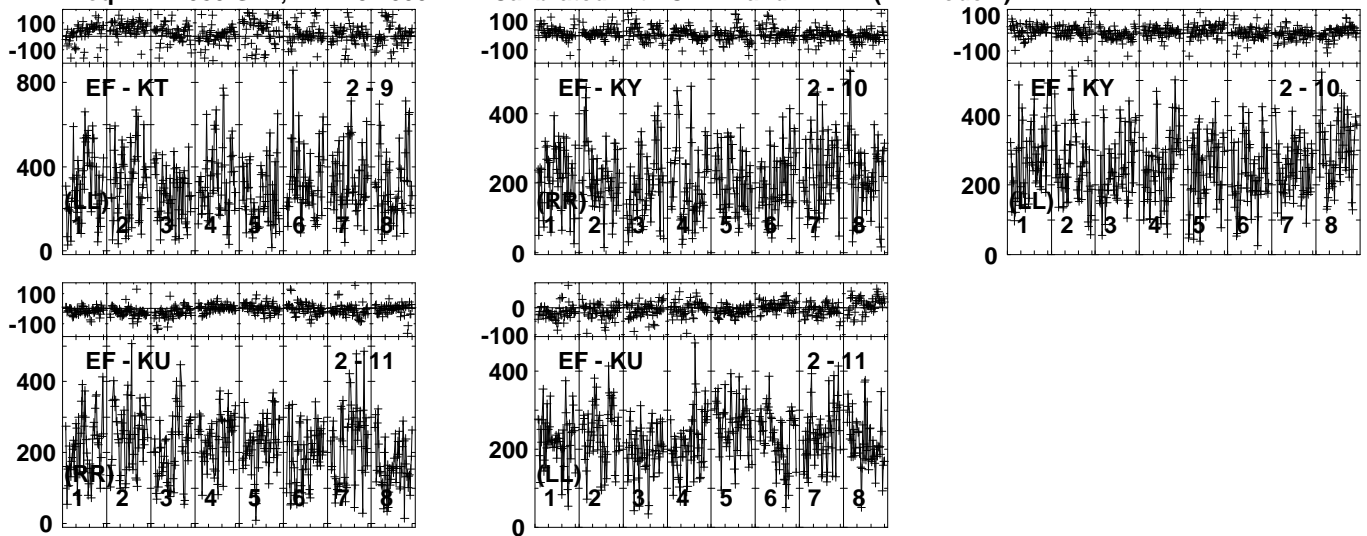
Vector averaged cross-power spectrum Several baselines displayed

Timerange: 00/13:01:31 to 00/13:02:29

Plot file version 272 created 01-FEB-2024 11:05:00

J1933+6540 RB009.UVDATA.1

Freq = 22.1080 GHz, Bw = 32.000 MH Calibrated with CL # 4 and BP # 1 (BP mode 1)



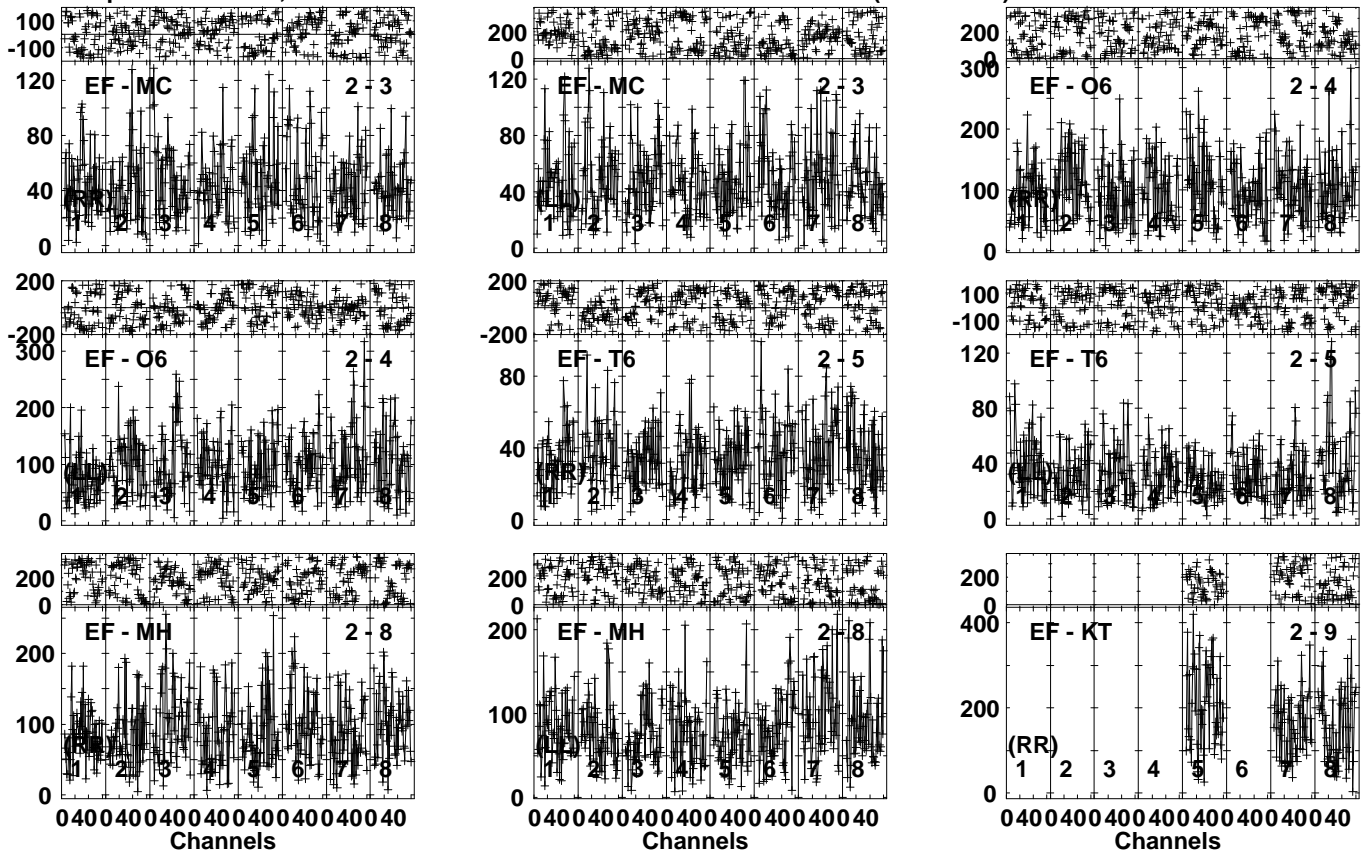
Lower frame: Milli Ampl Jy Top frame: Phas deg  
Vector averaged cross-power spectrum Several baselines displayed  
Timerange: 00/13:01:31 to 00/13:02:29



Plot file version 273 created 01-FEB-2024 11:05:00

1927+654 RB009.UVDATA.1

Freq = 22.1080 GHz, Bw = 32.000 MH Calibrated with CL # 4 and BP # 1 (BP mode 1)

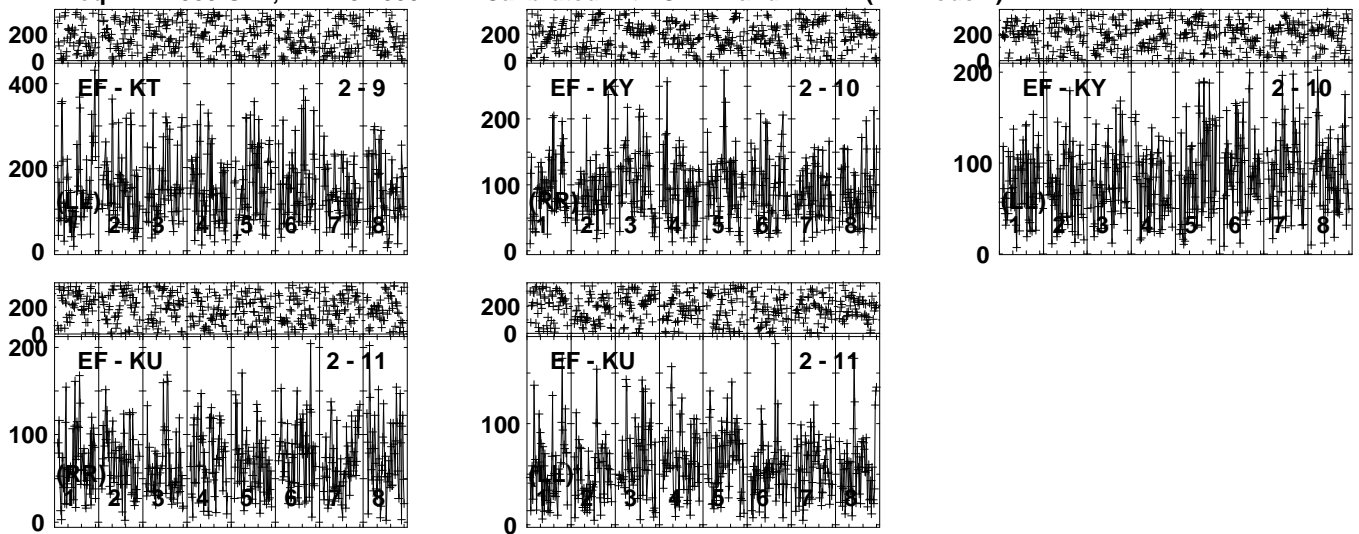


Lower frame: Milli Ampl Jy Top frame: Phas deg  
Vector averaged cross-power spectrum Several baselines displayed  
Timerange: 00/13:03:31 to 00/13:04:29

Plot file version 274 created 01-FEB-2024 11:05:00

1927+654 RB009.UVDATA.1

Freq = 22.1080 GHz, Bw = 32.000 MH Calibrated with CL # 4 and BP # 1 (BP mode 1)

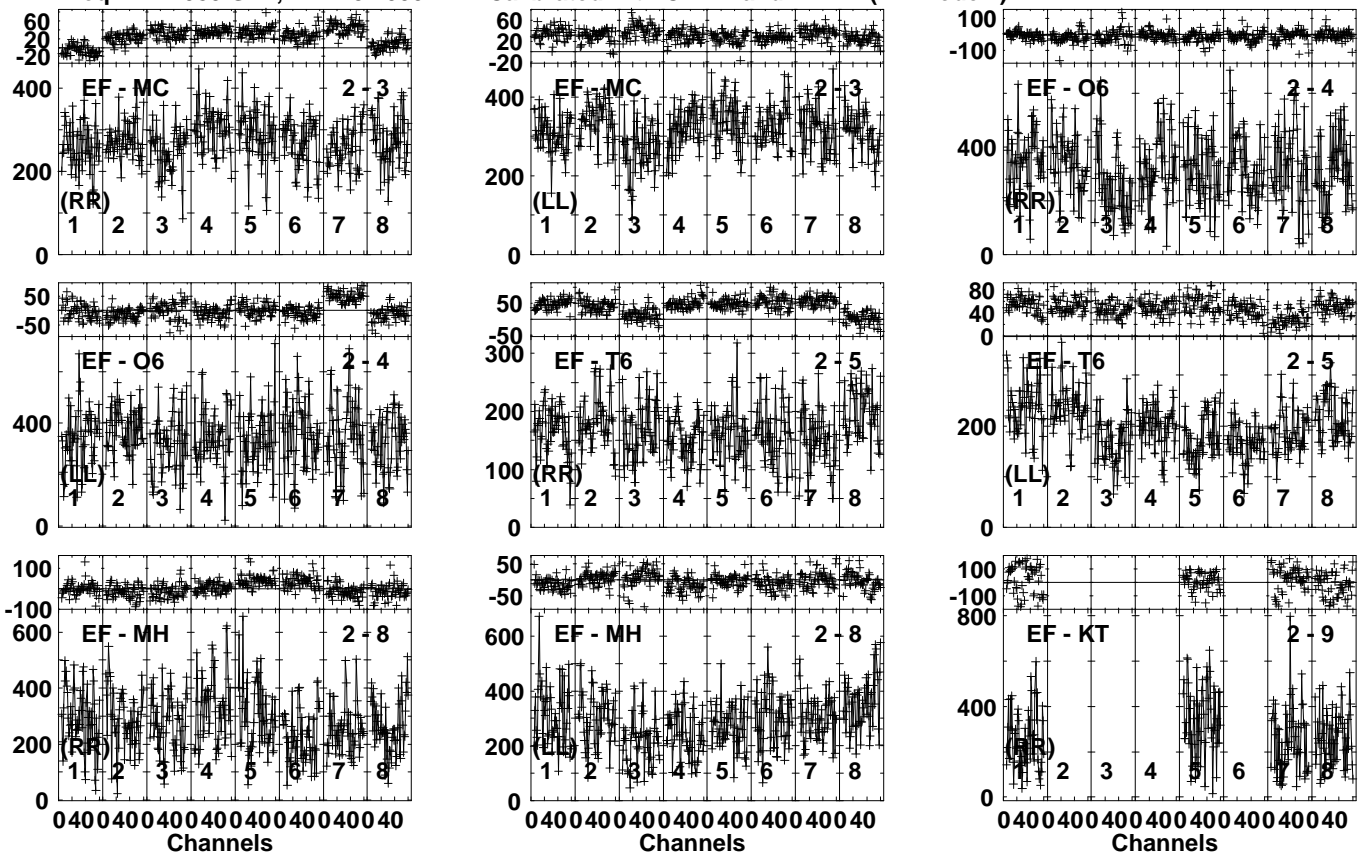


Lower frame: Milli Ampl Jy Top frame: Phas deg  
Vector averaged cross-power spectrum Several baselines displayed  
Timerange: 00/13:03:31 to 00/13:04:29

Plot file version 275 created 01-FEB-2024 11:05:00

J1933+6540 RB009.UVDATA.1

Freq = 22.1080 GHz, Bw = 32.000 MH Calibrated with CL # 4 and BP # 1 (BP mode 1)

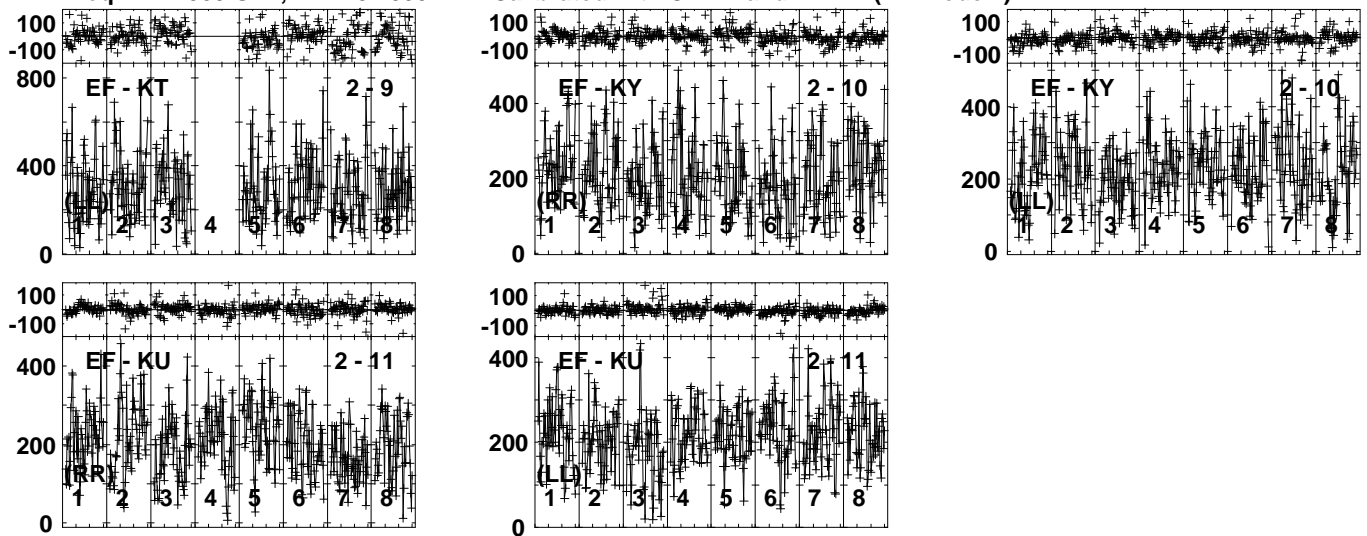


Lower frame: Milli Ampl Jy Top frame: Phas deg  
Vector averaged cross-power spectrum Several baselines displayed  
Timerange: 00/13:04:31 to 00/13:05:29

Plot file version 276 created 01-FEB-2024 11:05:00

J1933+6540 RB009.UVDATA.1

Freq = 22.1080 GHz, Bw = 32.000 MH Calibrated with CL # 4 and BP # 1 (BP mode 1)

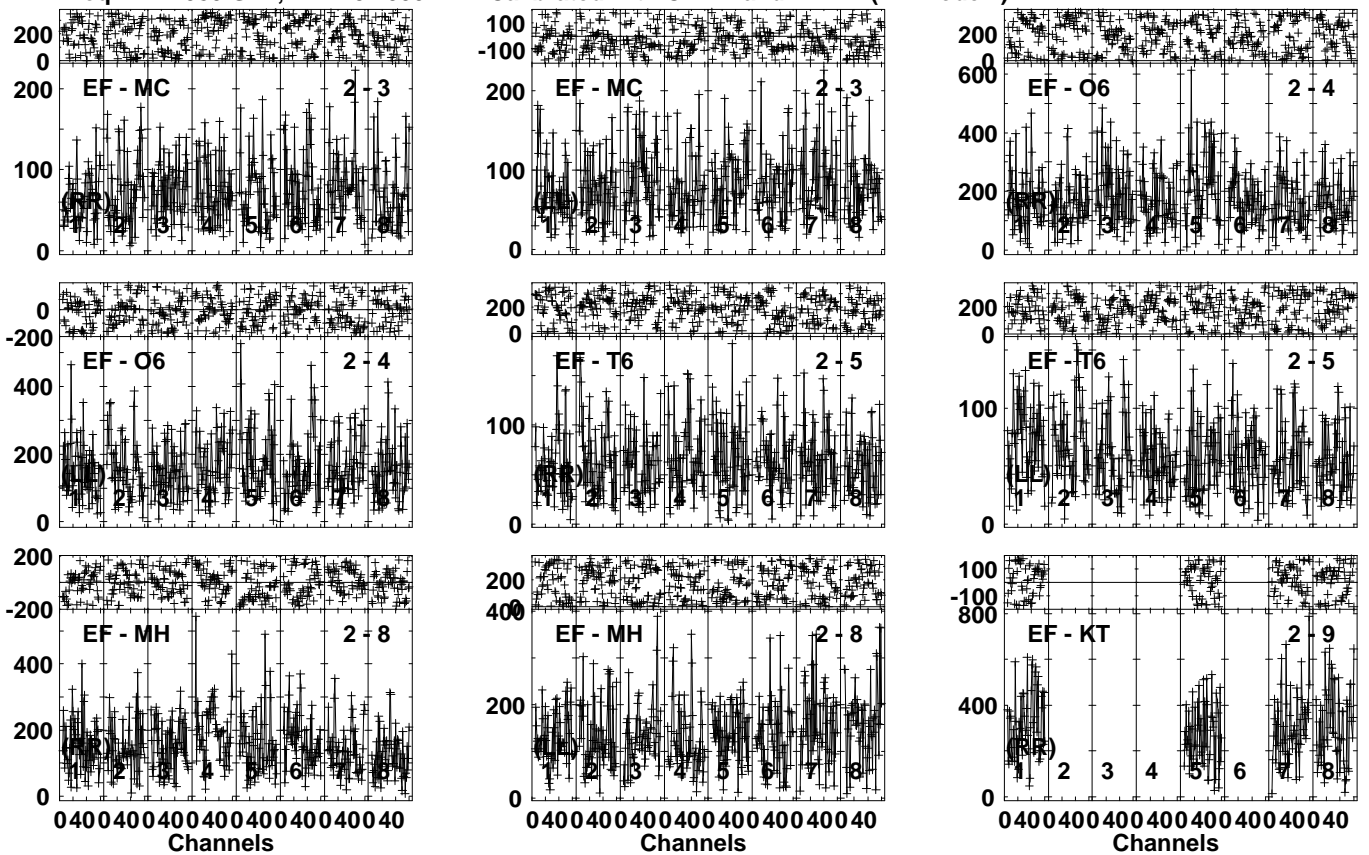


Lower frame: Milli Ampl Jy Top frame: Phas deg  
Vector averaged cross-power spectrum Several baselines displayed  
Timerange: 00/13:04:31 to 00/13:05:29

Plot file version 277 created 01-FEB-2024 11:05:00

1927+654 RB009.UVDATA.1

Freq = 22.1080 GHz, Bw = 32.000 MH Calibrated with CL # 4 and BP # 1 (BP mode 1)

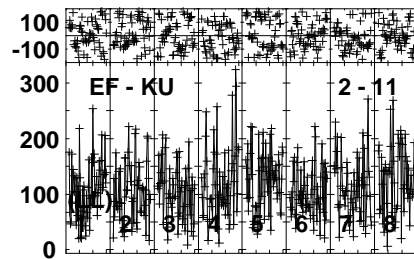
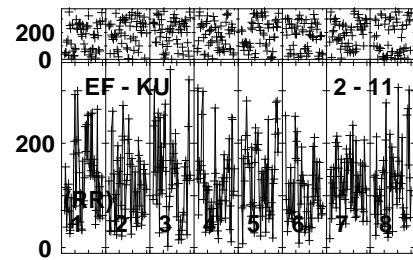
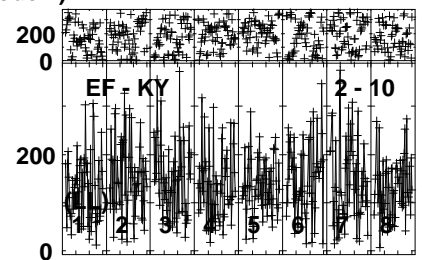
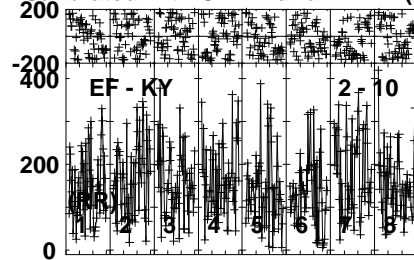
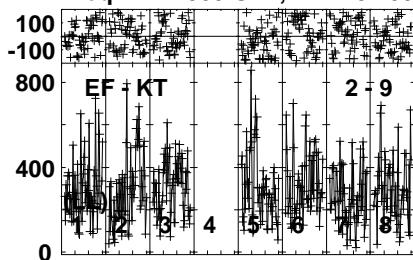


Lower frame: Milli Ampl Jy Top frame: Phas deg  
Vector averaged cross-power spectrum Several baselines displayed  
Timerange: 00/13:05:33 to 00/13:06:29

Plot file version 278 created 01-FEB-2024 11:05:00

1927+654 RB009.UVDATA.1

Freq = 22.1080 GHz, Bw = 32.000 MH Calibrated with CL # 4 and BP # 1 (BP mode 1)

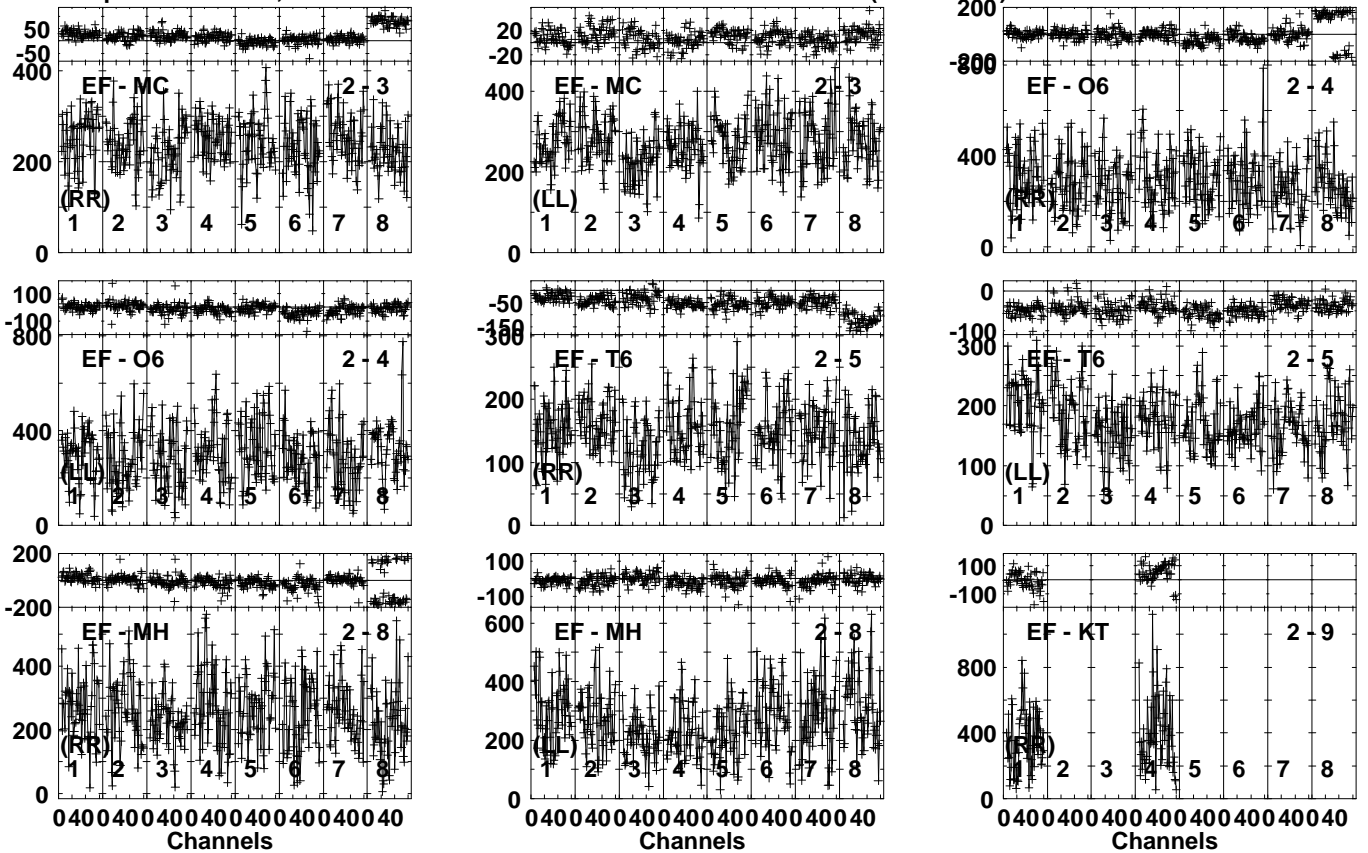


Lower frame: Milli Ampl Jy Top frame: Phas deg  
Vector averaged cross-power spectrum Several baselines displayed  
Timerange: 00/13:05:33 to 00/13:06:29

Plot file version 279 created 01-FEB-2024 11:05:01

J1933+6540 RB009.UVDATA.1

Freq = 22.1080 GHz, Bw = 32.000 MH Calibrated with CL # 4 and BP # 1 (BP mode 1)

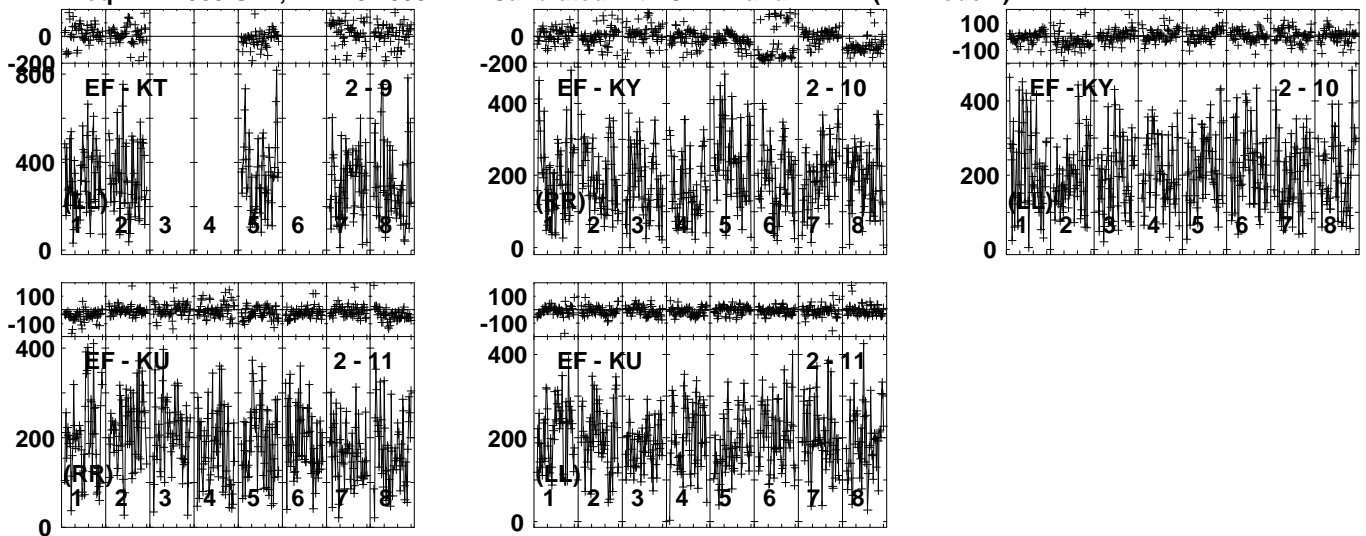


Lower frame: Milli Ampl Jy Top frame: Phas deg  
Vector averaged cross-power spectrum Several baselines displayed  
Timerange: 00/13:06:31 to 00/13:07:29

Plot file version 280 created 01-FEB-2024 11:05:01

J1933+6540 RB009.UVDATA.1

Freq = 22.1080 GHz, Bw = 32.000 MH Calibrated with CL # 4 and BP # 1 (BP mode 1)



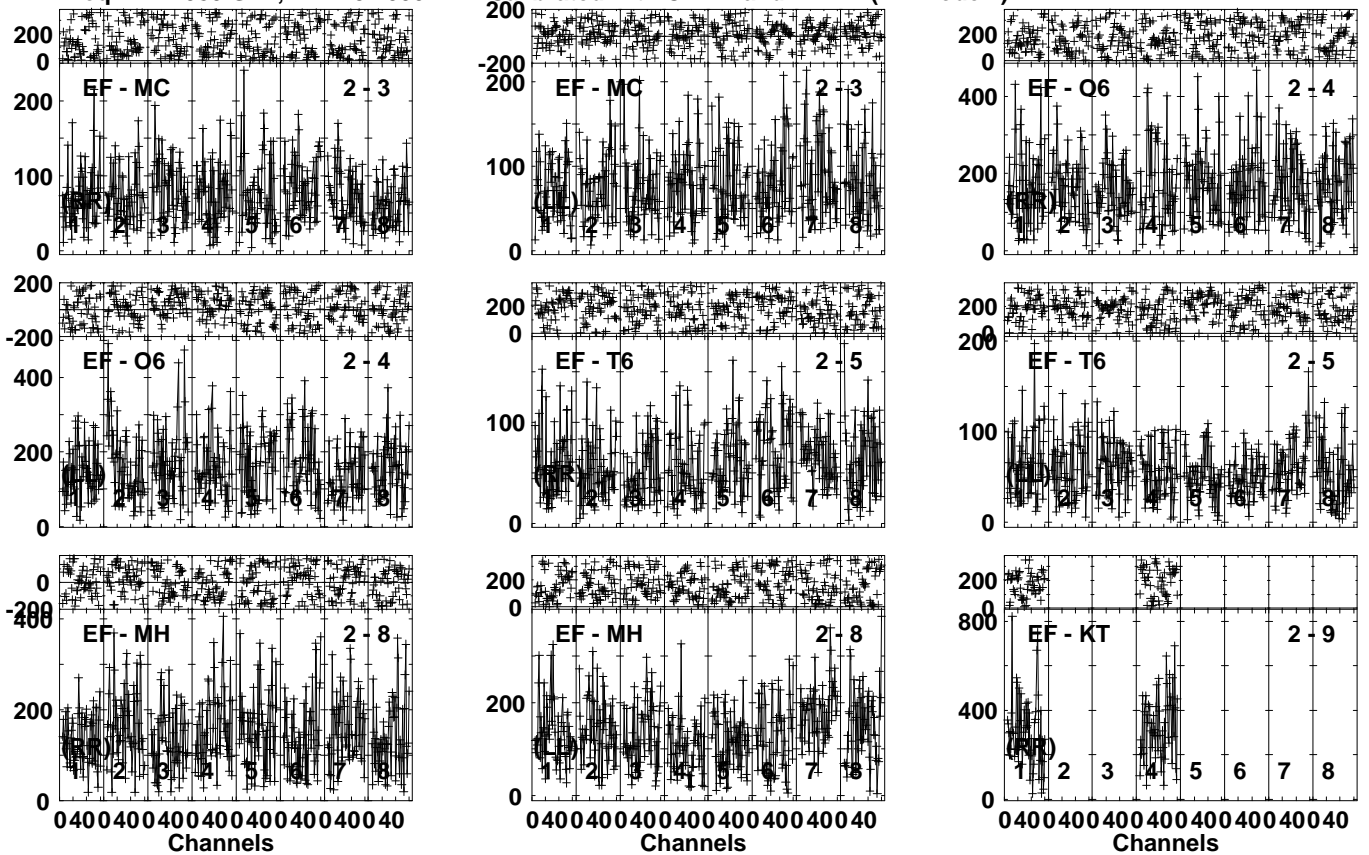
Lower frame: Milli Ampl Jy Top frame: Phas deg  
Vector averaged cross-power spectrum Several baselines displayed  
Timerange: 00/13:06:31 to 00/13:07:29



Plot file version 281 created 01-FEB-2024 11:05:01

1927+654 RB009.UVDATA.1

Freq = 22.1080 GHz, Bw = 32.000 MH Calibrated with CL # 4 and BP # 1 (BP mode 1)

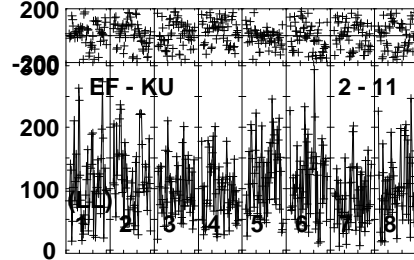
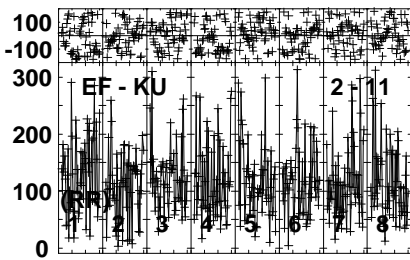
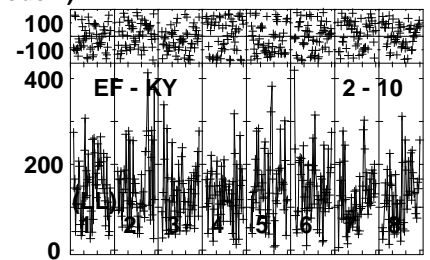
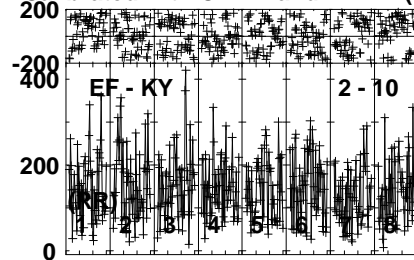
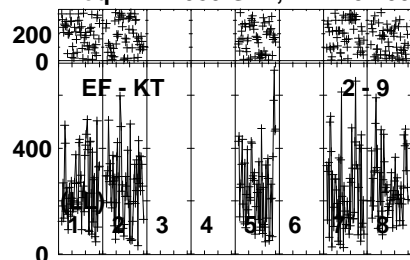


Lower frame: Milli Ampl Jy Top frame: Phas deg  
Vector averaged cross-power spectrum Several baselines displayed  
Timerange: 00/13:07:31 to 00/13:08:29

Plot file version 282 created 01-FEB-2024 11:05:01

1927+654 RB009.UVDATA.1

Freq = 22.1080 GHz, Bw = 32.000 MH Calibrated with CL # 4 and BP # 1 (BP mode 1)

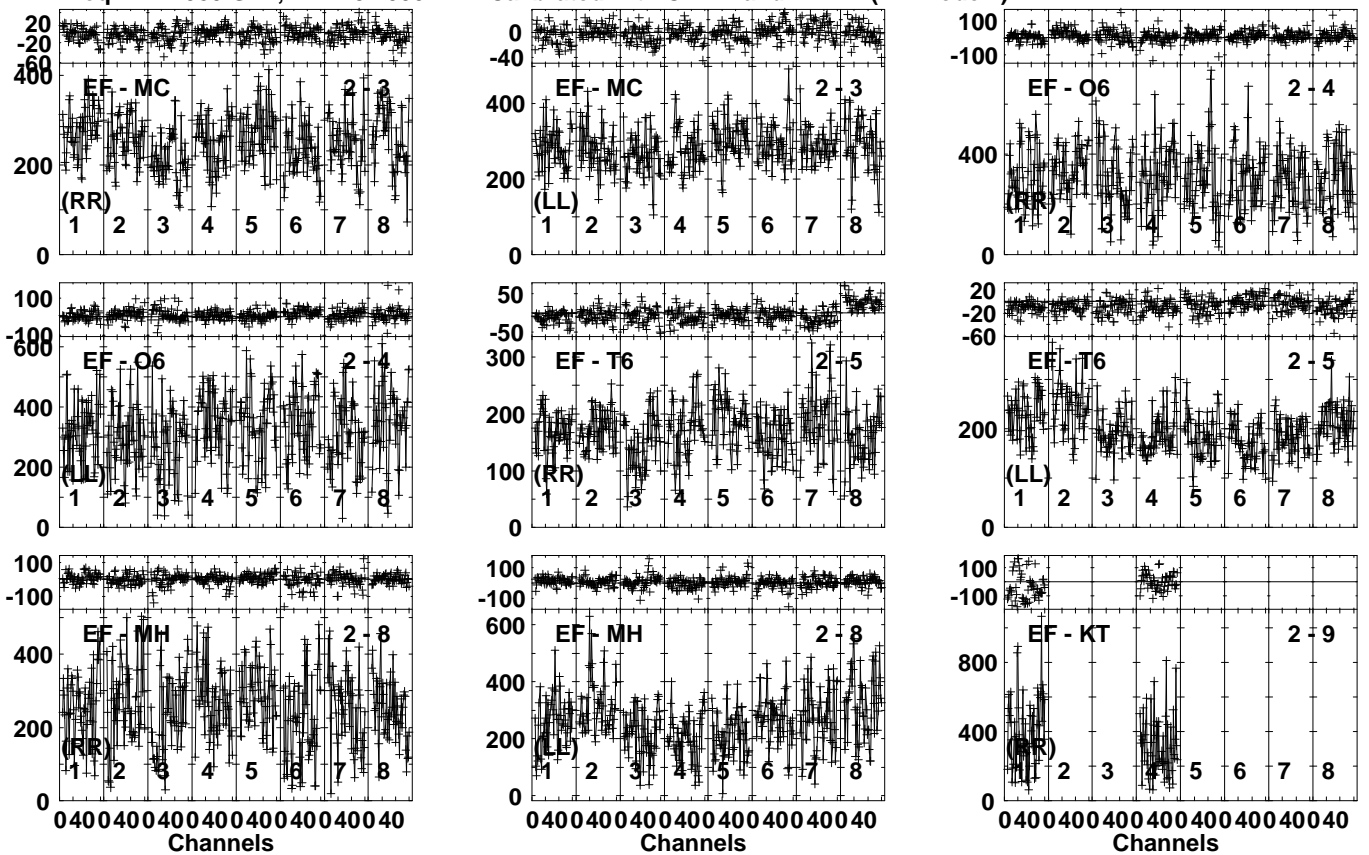


Lower frame: Milli Ampl Jy Top frame: Phas deg  
Vector averaged cross-power spectrum Several baselines displayed  
Timerange: 00/13:07:31 to 00/13:08:29

Plot file version 283 created 01-FEB-2024 11:05:01

J1933+6540 RB009.UVDATA.1

Freq = 22.1080 GHz, Bw = 32.000 MH Calibrated with CL # 4 and BP # 1 (BP mode 1)

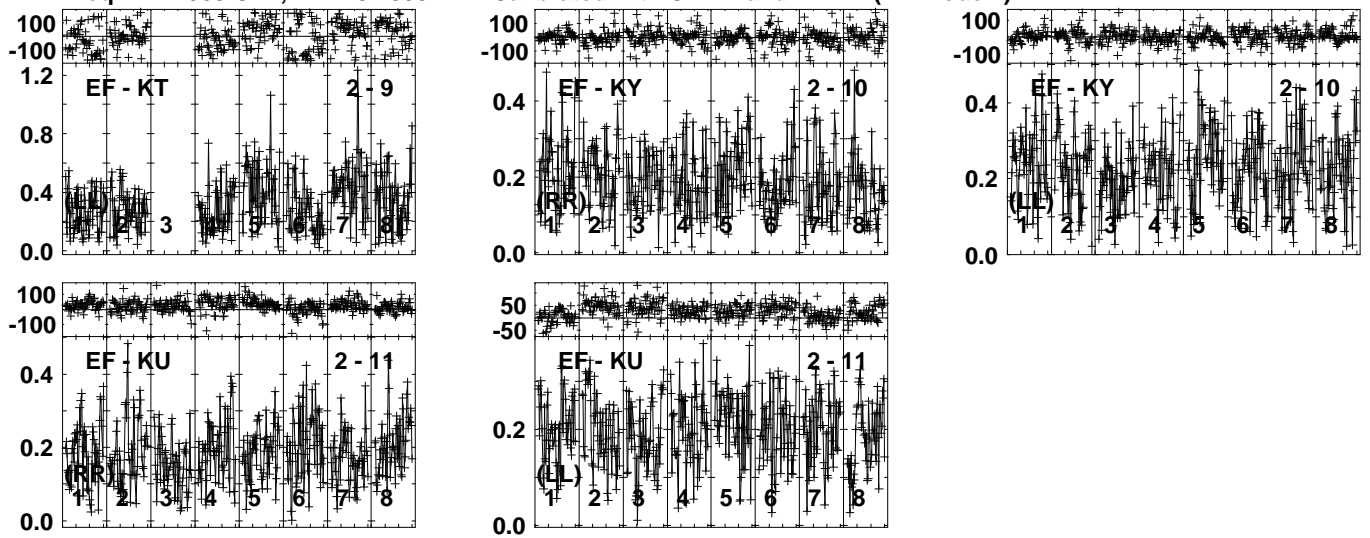


Lower frame: Milli Ampl Jy Top frame: Phas deg  
Vector averaged cross-power spectrum Several baselines displayed  
Timerange: 00/13:08:31 to 00/13:09:29

Plot file version 284 created 01-FEB-2024 11:05:01

J1933+6540 RB009.UVDATA.1

Freq = 22.1080 GHz, Bw = 32.000 MH Calibrated with CL # 4 and BP # 1 (BP mode 1)

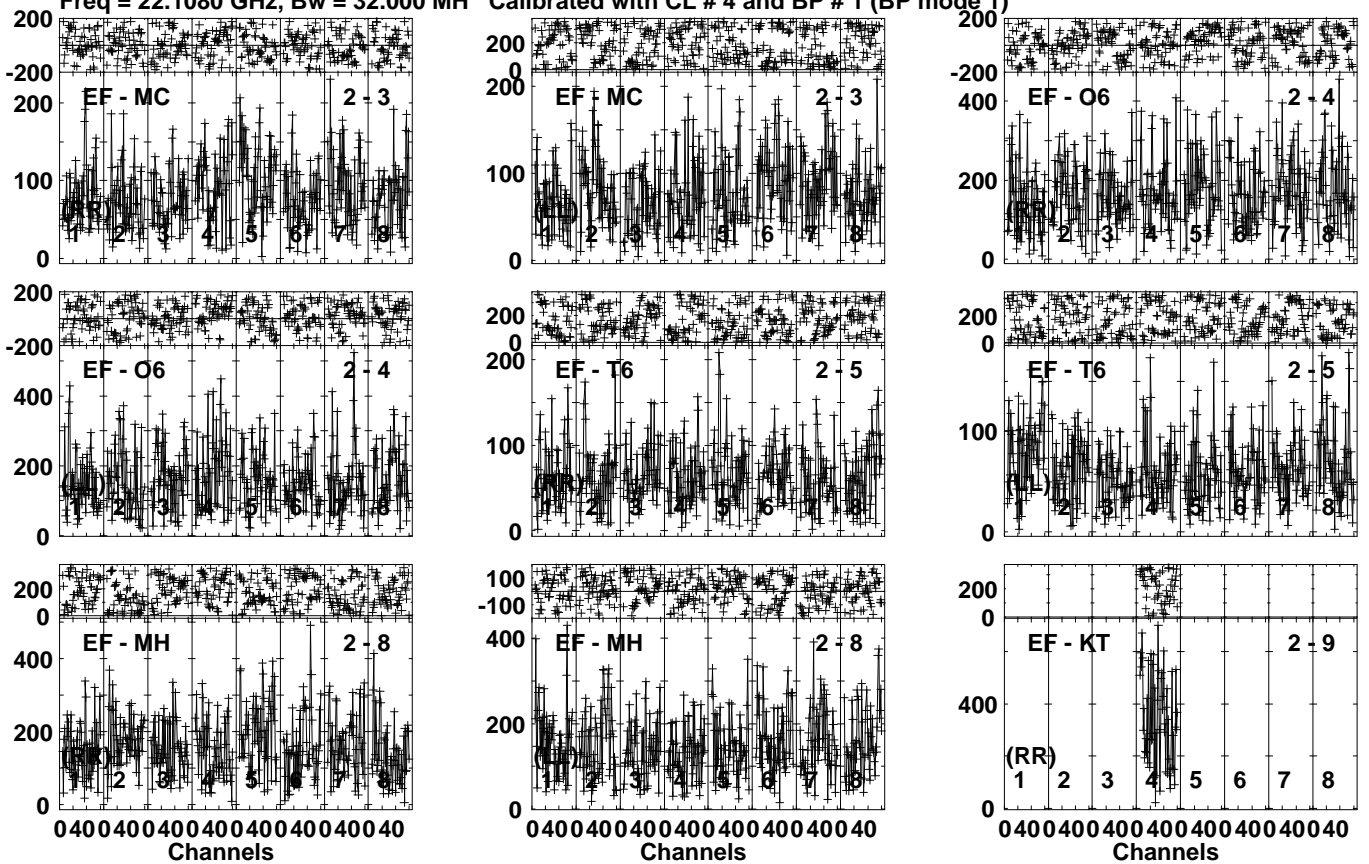


Lower frame: Ampl Jy Top frame: Phas deg  
Vector averaged cross-power spectrum Several baselines displayed  
Timerange: 00/13:08:31 to 00/13:09:29

Plot file version 285 created 01-FEB-2024 11:05:02

1927+654 RB009.UVDATA.1

Freq = 22.1080 GHz, Bw = 32.000 MH Calibrated with CL # 4 and BP # 1 (BP mode 1)

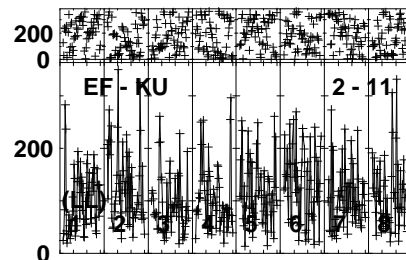
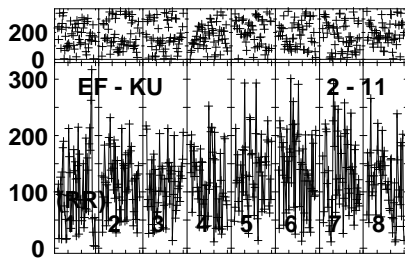
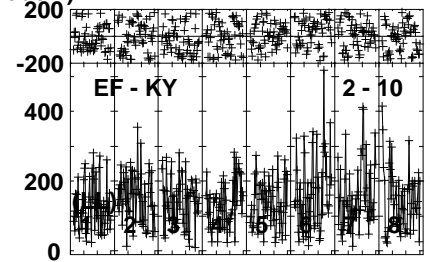
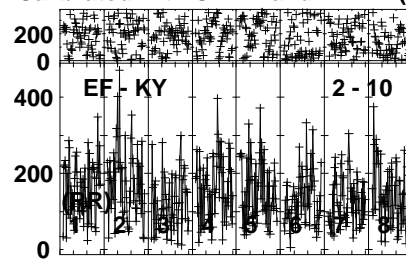
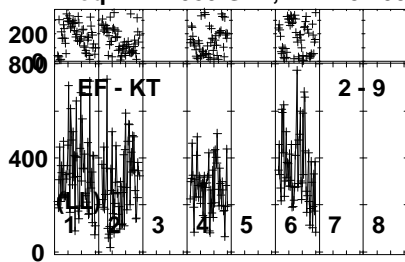


Lower frame: Milli Ampl Jy Top frame: Phas deg  
Vector averaged cross-power spectrum Several baselines displayed  
Timerange: 00/13:09:33 to 00/13:10:29

Plot file version 286 created 01-FEB-2024 11:05:02

1927+654 RB009.UVDATA.1

Freq = 22.1080 GHz, Bw = 32.000 MH Calibrated with CL # 4 and BP # 1 (BP mode 1)



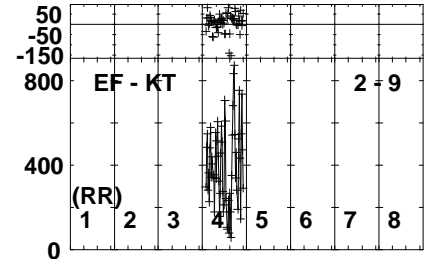
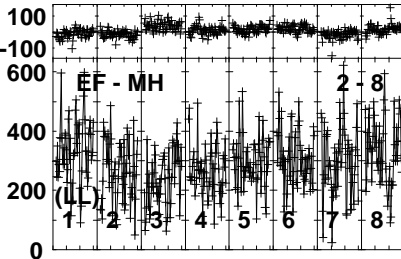
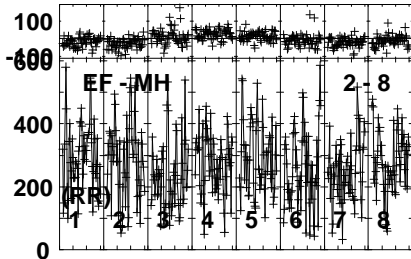
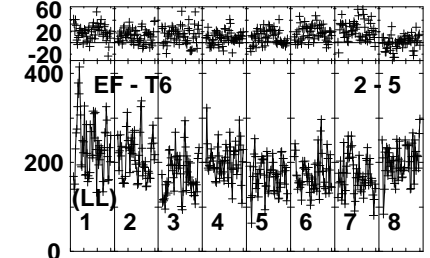
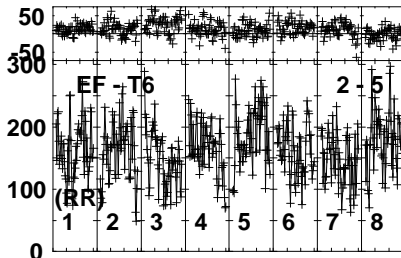
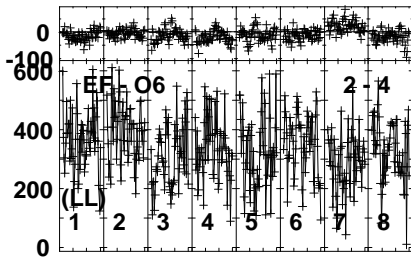
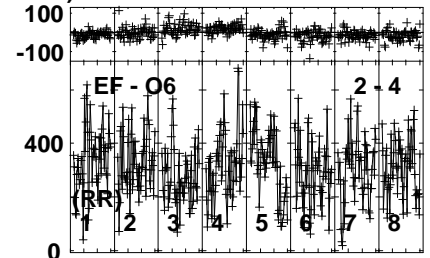
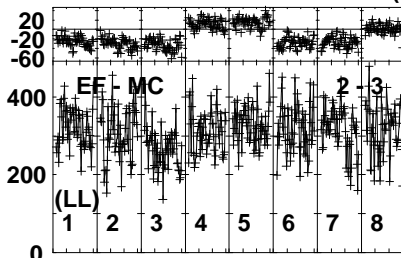
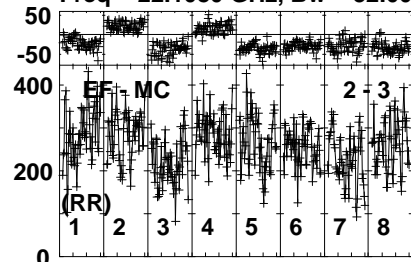
Lower frame: Milli Ampl Jy Top frame: Phas deg  
Vector averaged cross-power spectrum Several baselines displayed  
Timerange: 00/13:09:33 to 00/13:10:29

Plot file version 287 created 01-FEB-2024 11:05:02

J1933+6540 RB009.UVDATA.1

Freq = 22.1080 GHz, Bw = 32.000 MH

Calibrated with CL # 4 and BP # 1 (BP mode 1)



Lower frame: Milli Ampl Jy Top frame: Phas deg

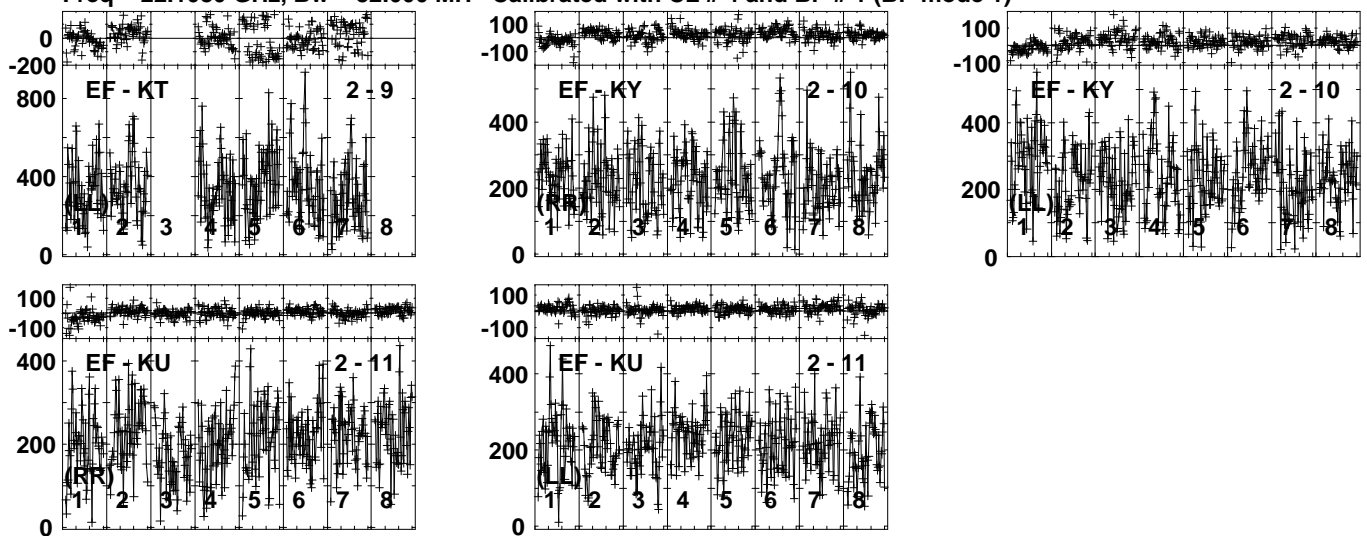
Vector averaged cross-power spectrum Several baselines displayed

Timerange: 00/13:10:33 to 00/13:11:29

Plot file version 288 created 01-FEB-2024 11:05:02

J1933+6540 RB009.UVDATA.1

Freq = 22.1080 GHz, Bw = 32.000 MH Calibrated with CL # 4 and BP # 1 (BP mode 1)



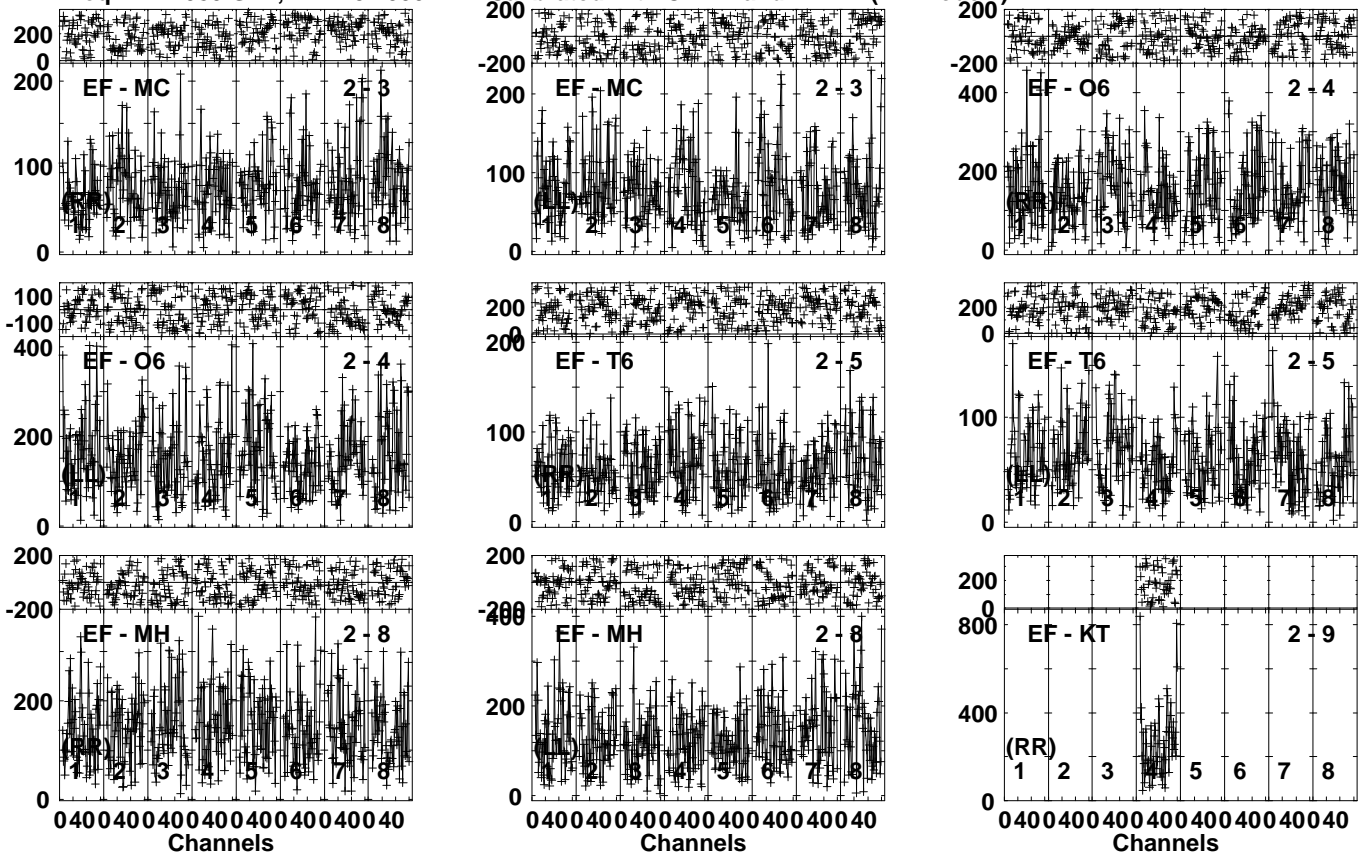
Lower frame: Milli Ampl Jy Top frame: Phas deg  
Vector averaged cross-power spectrum Several baselines displayed  
Timerange: 00/13:10:33 to 00/13:11:29



Plot file version 289 created 01-FEB-2024 11:05:02

1927+654 RB009.UVDATA.1

Freq = 22.1080 GHz, Bw = 32.000 MH Calibrated with CL # 4 and BP # 1 (BP mode 1)

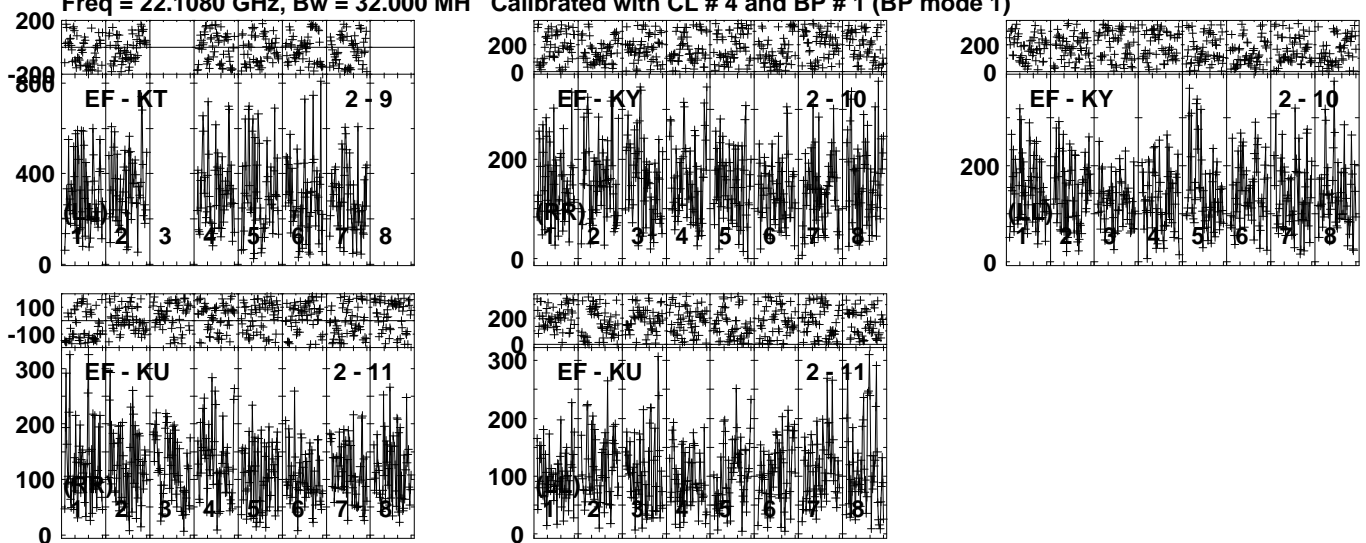


Lower frame: Milli Ampl Jy Top frame: Phas deg  
Vector averaged cross-power spectrum Several baselines displayed  
Timerange: 00/13:11:31 to 00/13:12:29

Plot file version 290 created 01-FEB-2024 11:05:02

1927+654 RB009.UVDATA.1

Freq = 22.1080 GHz, Bw = 32.000 MH Calibrated with CL # 4 and BP # 1 (BP mode 1)

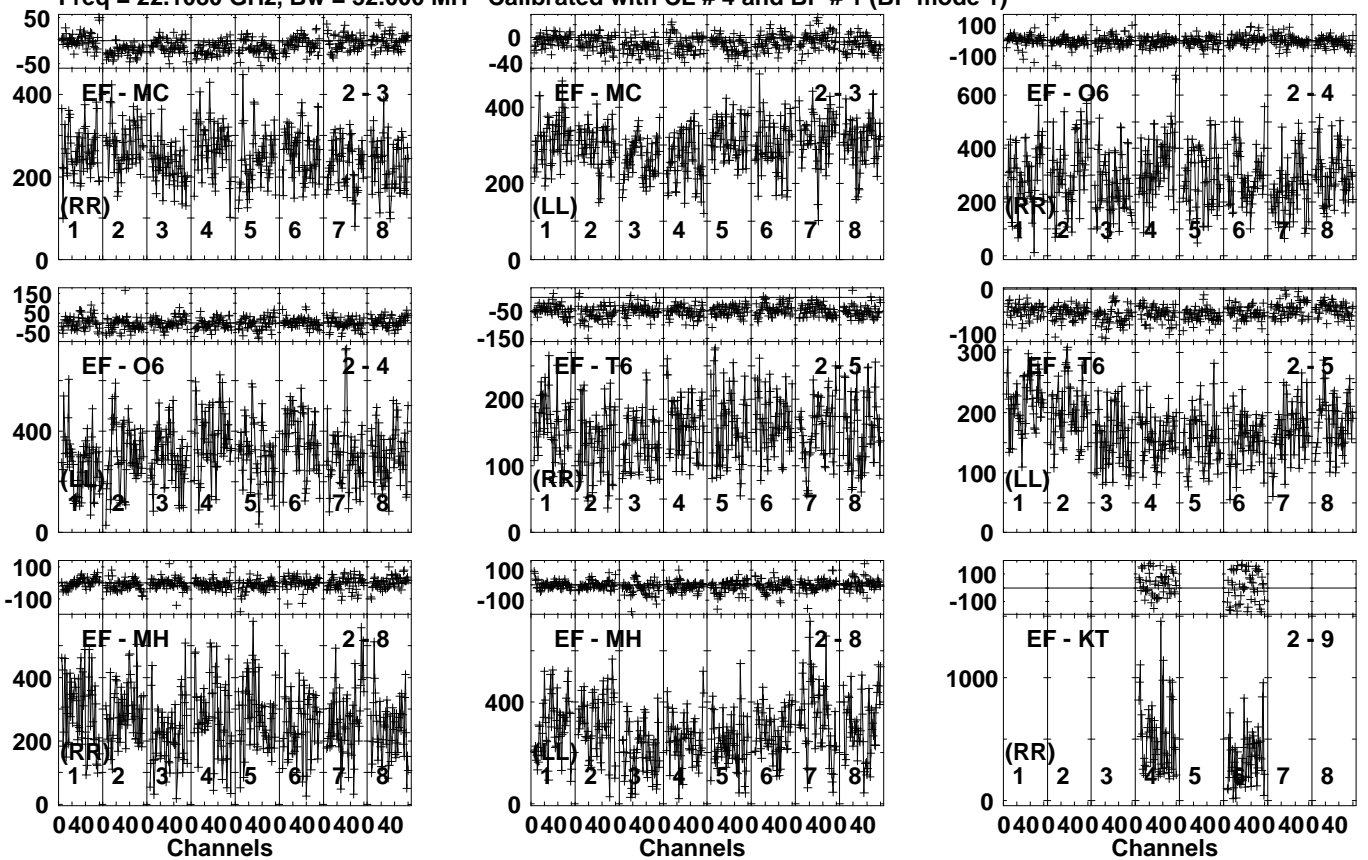


Lower frame: Milli Ampl Jy Top frame: Phas deg  
Vector averaged cross-power spectrum Several baselines displayed  
Timerange: 00/13:11:31 to 00/13:12:29

Plot file version 291 created 01-FEB-2024 11:05:02

J1933+6540 RB009.UVDATA.1

Freq = 22.1080 GHz, Bw = 32.000 MH Calibrated with CL # 4 and BP # 1 (BP mode 1)

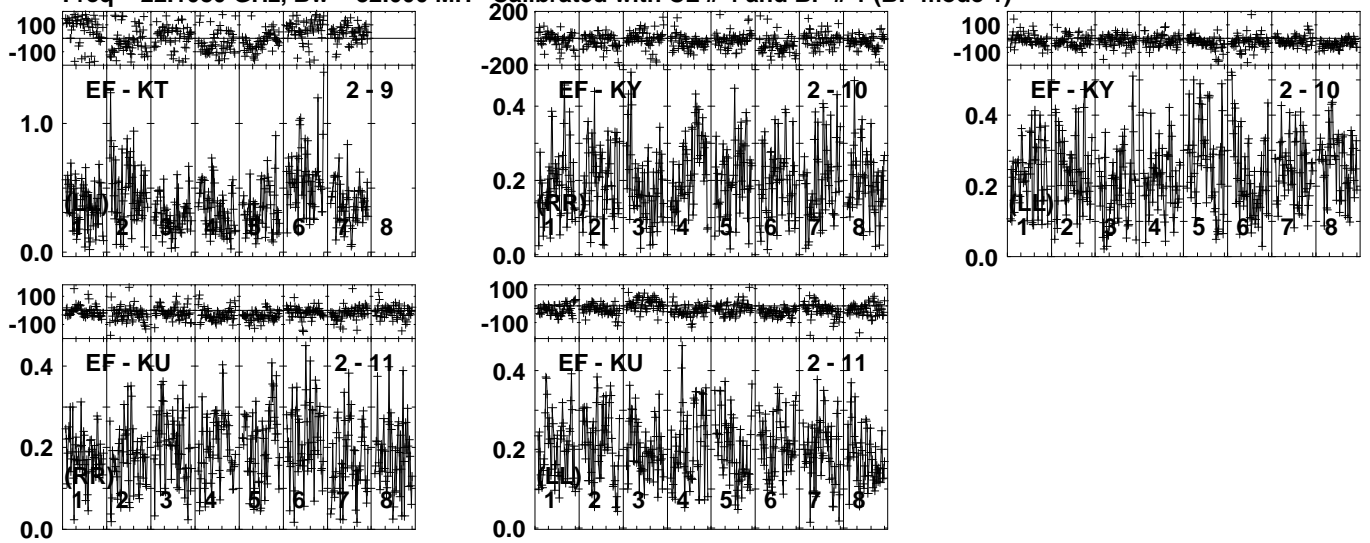


Lower frame: Milli Ampl Jy Top frame: Phas deg  
Vector averaged cross-power spectrum Several baselines displayed  
Timerange: 00/13:12:31 to 00/13:13:29

Plot file version 292 created 01-FEB-2024 11:05:03

J1933+6540 RB009.UVDATA.1

Freq = 22.1080 GHz, Bw = 32.000 MH Calibrated with CL # 4 and BP # 1 (BP mode 1)

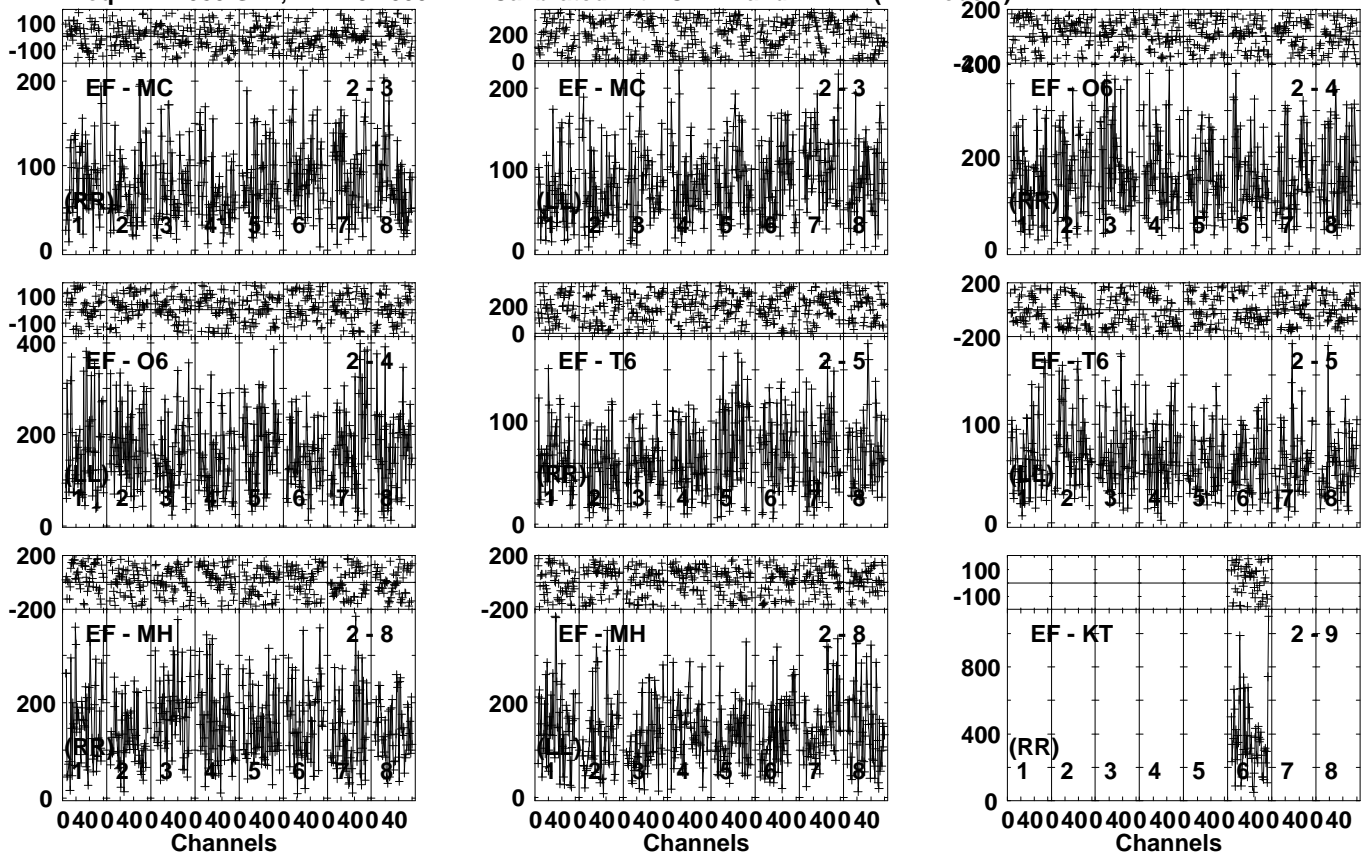


Lower frame: Ampl Jy Top frame: Phas deg  
Vector averaged cross-power spectrum Several baselines displayed  
Timerange: 00/13:12:31 to 00/13:13:29

Plot file version 293 created 01-FEB-2024 11:05:03

1927+654 RB009.UVDATA.1

Freq = 22.1080 GHz, Bw = 32.000 MH Calibrated with CL # 4 and BP # 1 (BP mode 1)

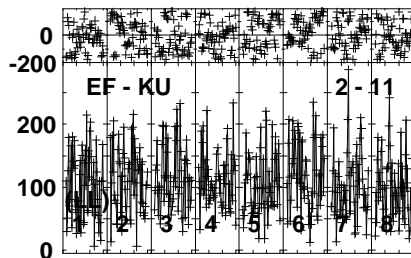
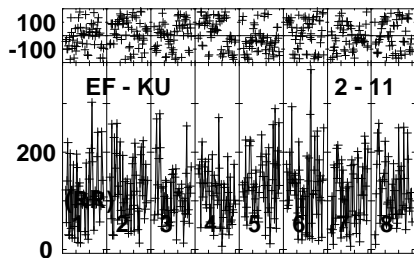
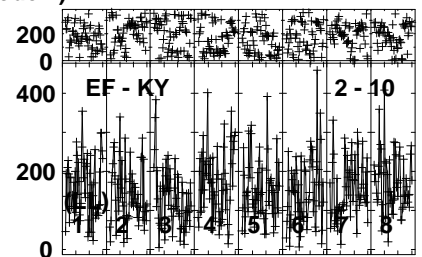
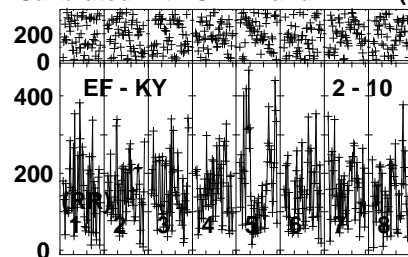
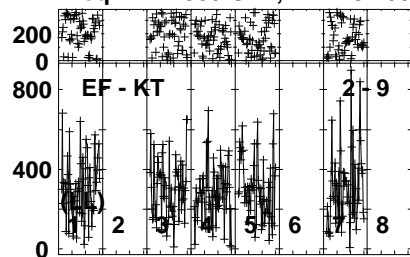


Lower frame: Milli Ampl Jy Top frame: Phas deg  
Vector averaged cross-power spectrum Several baselines displayed  
Timerange: 00/13:13:31 to 00/13:14:29

Plot file version 294 created 01-FEB-2024 11:05:03

1927+654 RB009.UVDATA.1

Freq = 22.1080 GHz, Bw = 32.000 MH Calibrated with CL # 4 and BP # 1 (BP mode 1)

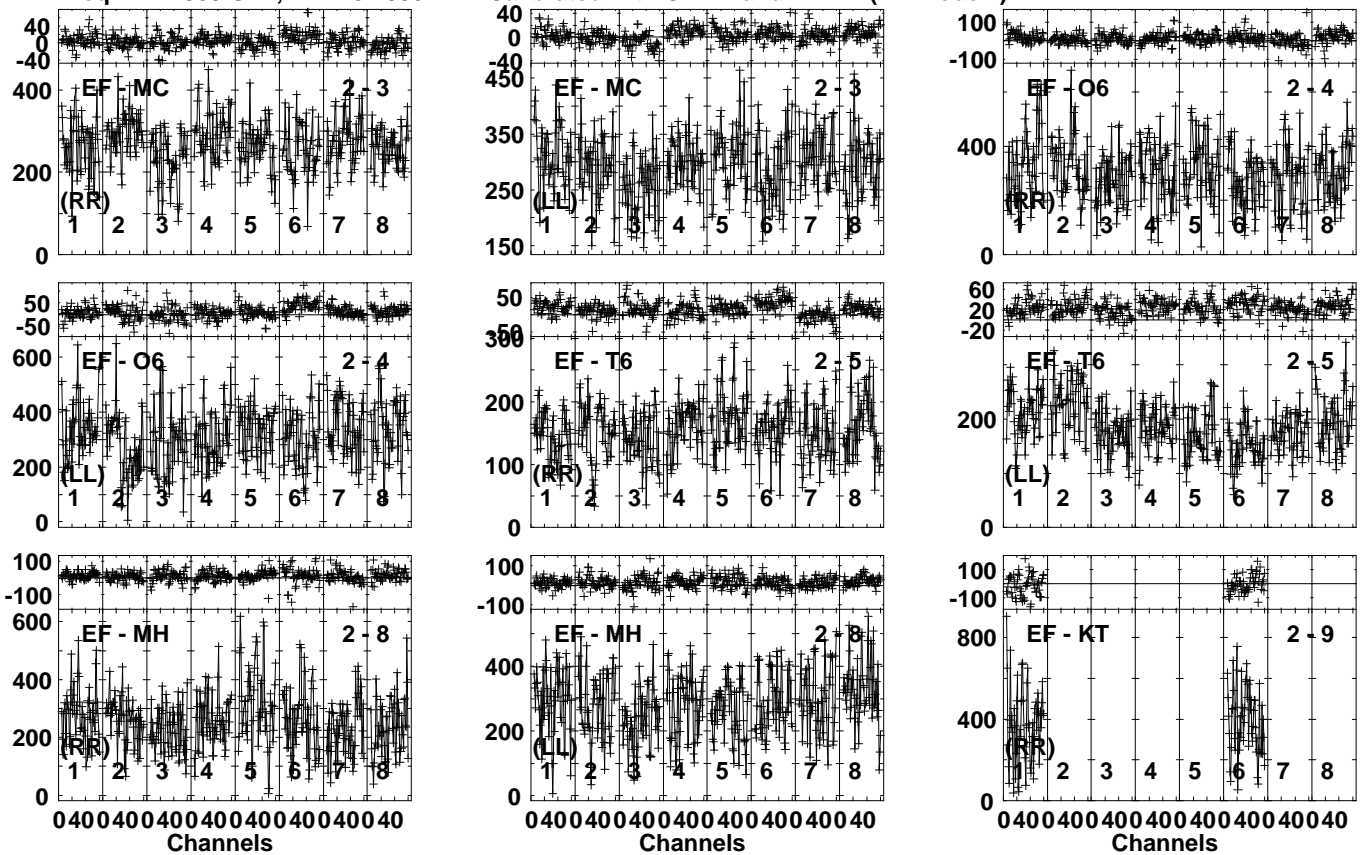


Lower frame: Milli Ampl Jy Top frame: Phas deg  
Vector averaged cross-power spectrum Several baselines displayed  
Timerange: 00/13:13:31 to 00/13:14:29

Plot file version 295 created 01-FEB-2024 11:05:03

J1933+6540 RB009.UVDATA.1

Freq = 22.1080 GHz, Bw = 32.000 MH Calibrated with CL # 4 and BP # 1 (BP mode 1)

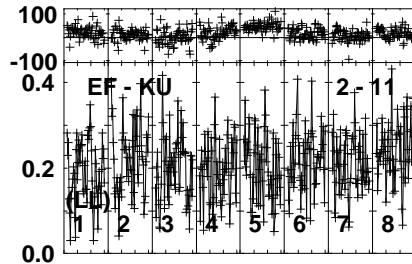
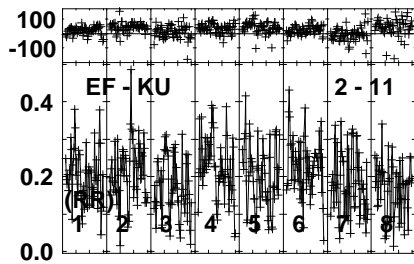
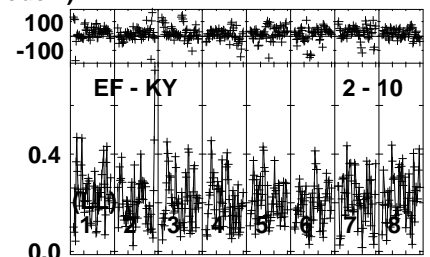
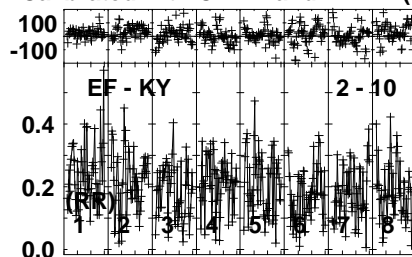
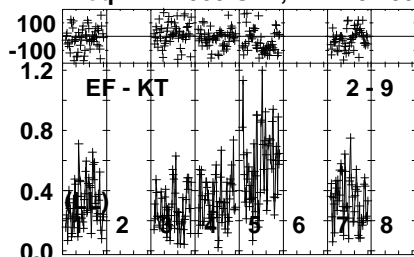


Lower frame: Milli Ampl Jy Top frame: Phas deg  
Vector averaged cross-power spectrum Several baselines displayed  
Timerange: 00/13:14:33 to 00/13:15:29

Plot file version 296 created 01-FEB-2024 11:05:03

J1933+6540 RB009.UVDATA.1

Freq = 22.1080 GHz, Bw = 32.000 MH Calibrated with CL # 4 and BP # 1 (BP mode 1)



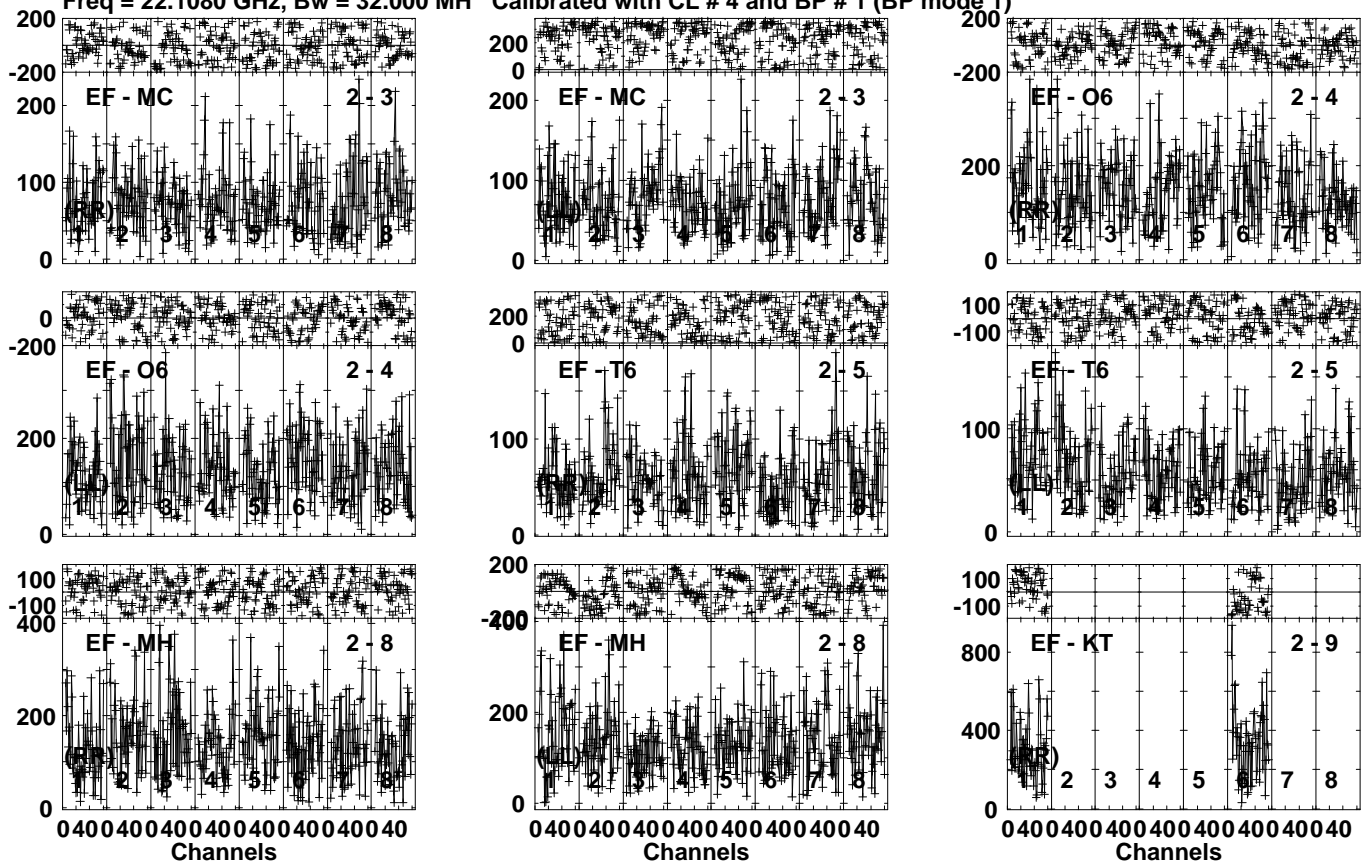
Lower frame: Ampl Jy Top frame: Phas deg  
Vector averaged cross-power spectrum Several baselines displayed  
Timerange: 00/13:14:33 to 00/13:15:29



Plot file version 297 created 01-FEB-2024 11:05:03

1927+654 RB009.UVDATA.1

Freq = 22.1080 GHz, Bw = 32.000 MH Calibrated with CL # 4 and BP # 1 (BP mode 1)

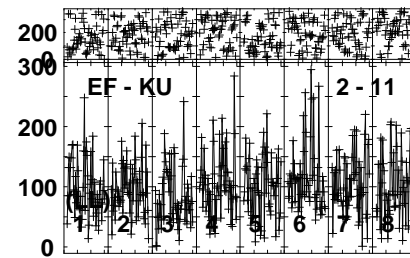
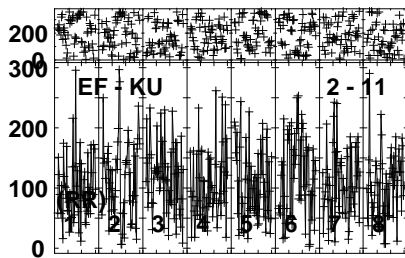
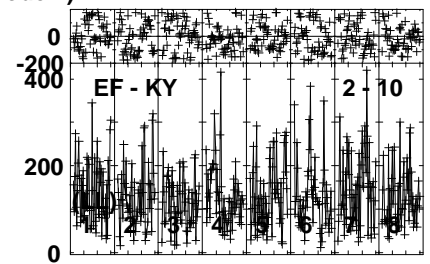
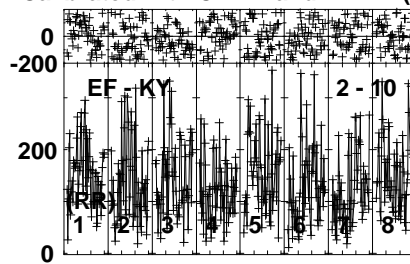
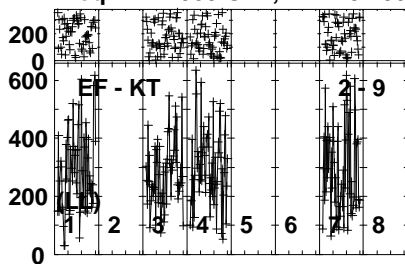


Lower frame: Milli Ampl Jy Top frame: Phas deg  
Vector averaged cross-power spectrum Several baselines displayed  
Timerange: 00/13:15:31 to 00/13:16:29

Plot file version 298 created 01-FEB-2024 11:05:04

1927+654 RB009.UVDATA.1

Freq = 22.1080 GHz, Bw = 32.000 MH Calibrated with CL # 4 and BP # 1 (BP mode 1)



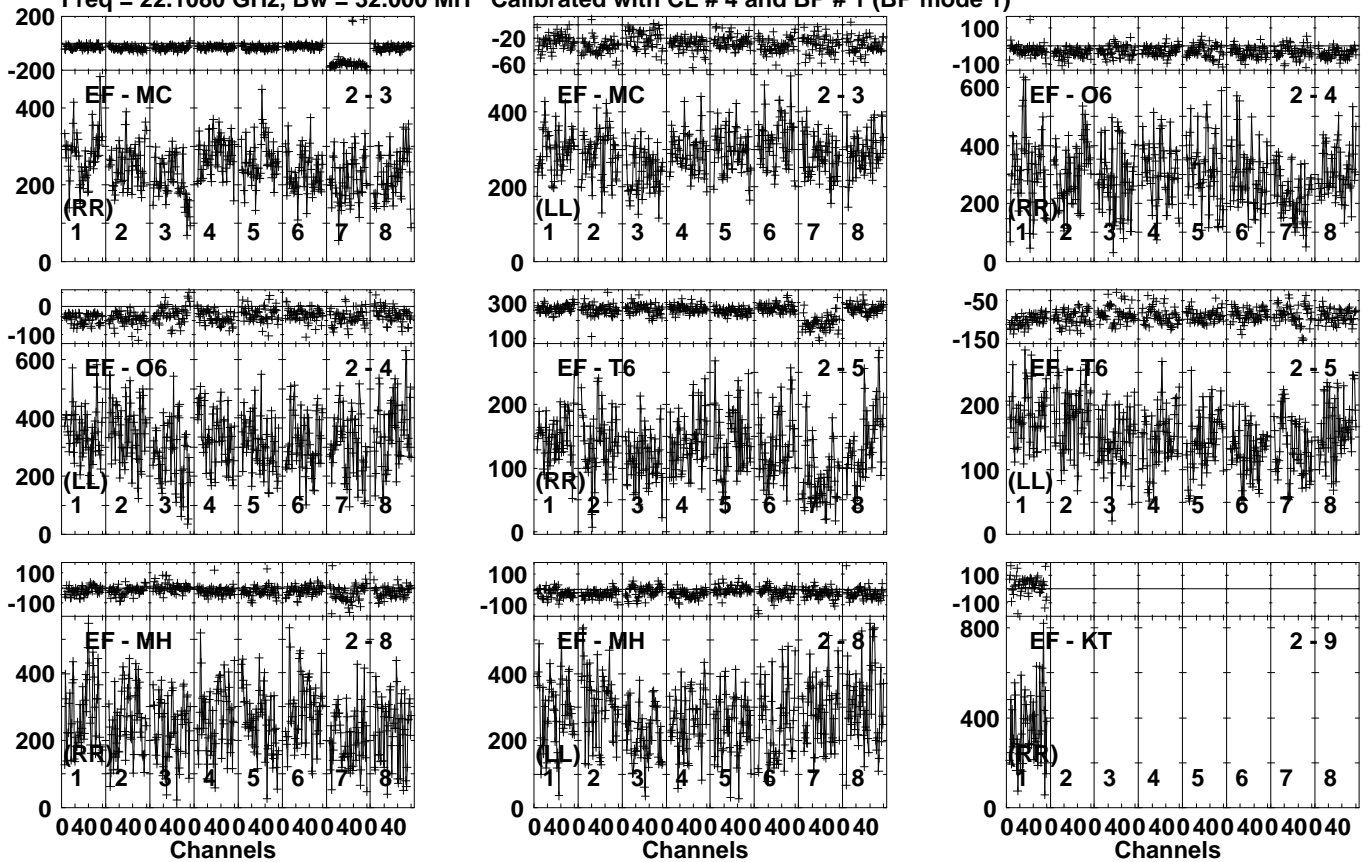
Lower frame: Milli Ampl Jy Top frame: Phas deg  
Vector averaged cross-power spectrum Several baselines displayed  
Timerange: 00/13:15:31 to 00/13:16:29

Plot file version 299 created 01-FEB-2024 11:05:04

J1933+6540 RB009.UVDATA.1

Freq = 22.1080 GHz, Bw = 32.000 MH

Calibrated with CL # 4 and BP # 1 (BP mode 1)



Lower frame: Milli Ampl Jy Top frame: Phas deg

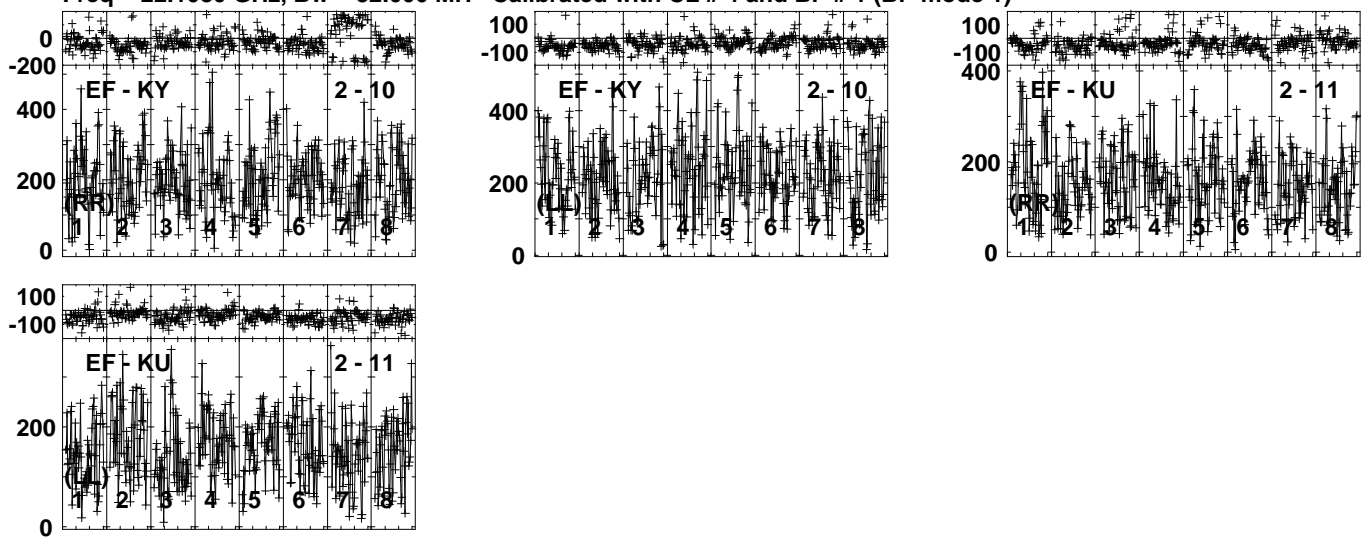
Vector averaged cross-power spectrum Several baselines displayed

Timerange: 00/13:16:31 to 00/13:17:29

Plot file version 300 created 01-FEB-2024 11:05:04

J1933+6540 RB009.UVDATA.1

Freq = 22.1080 GHz, Bw = 32.000 MH Calibrated with CL # 4 and BP # 1 (BP mode 1)

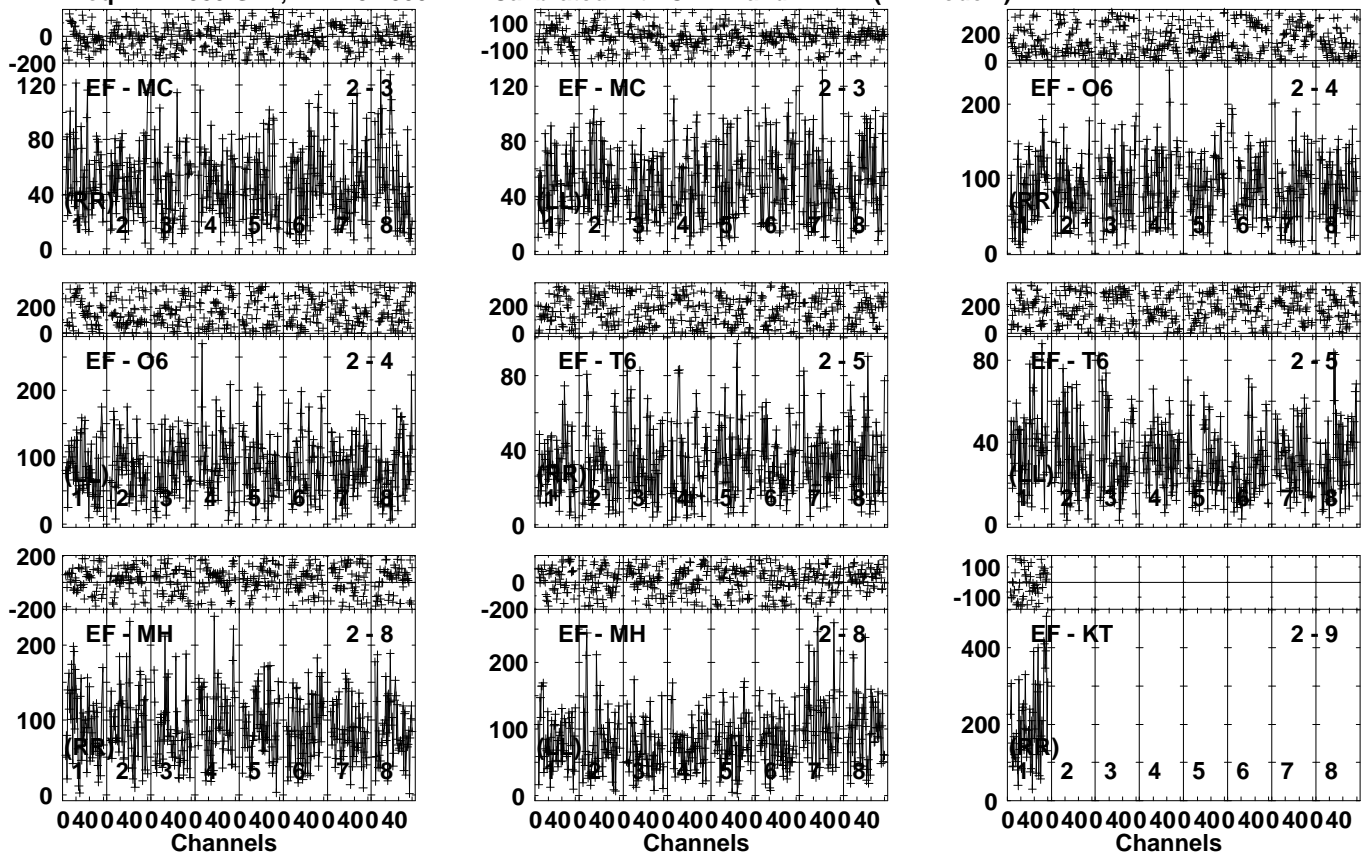


Lower frame: Milli Ampl Jy Top frame: Phas deg  
Vector averaged cross-power spectrum Several baselines displayed  
Timerange: 00/13:16:31 to 00/13:17:29

Plot file version 301 created 01-FEB-2024 11:05:04

1927+654 RB009.UVDATA.1

Freq = 22.1080 GHz, Bw = 32.000 MH Calibrated with CL # 4 and BP # 1 (BP mode 1)

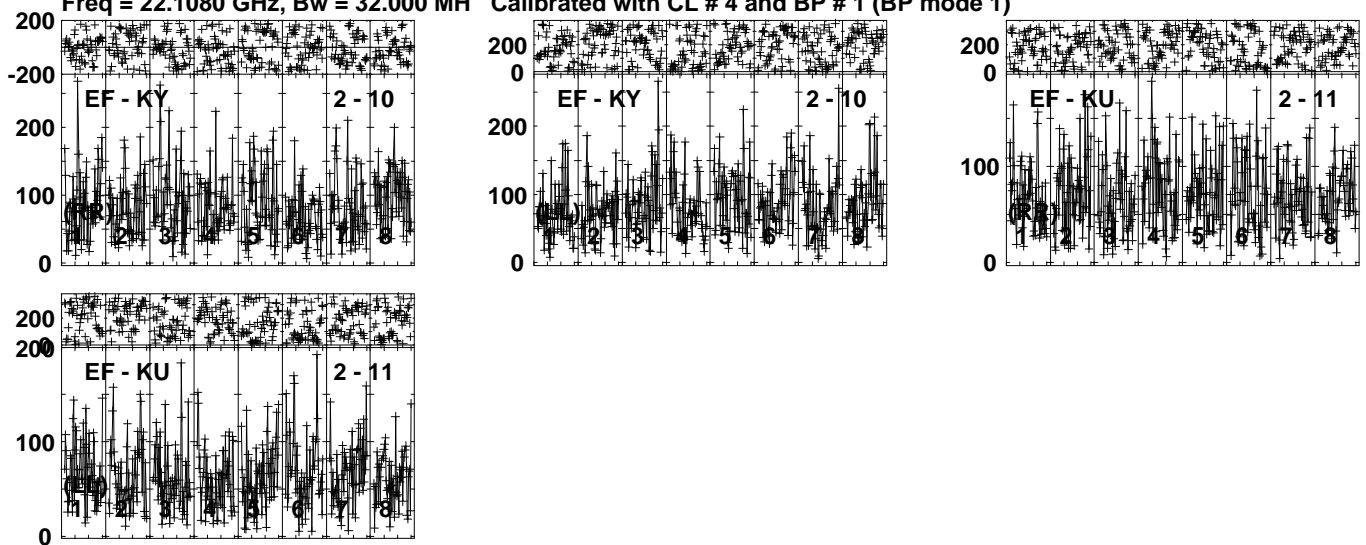


Lower frame: Milli Ampl Jy Top frame: Phas deg  
Vector averaged cross-power spectrum Several baselines displayed  
Timerange: 00/13:18:31 to 00/13:19:29

Plot file version 302 created 01-FEB-2024 11:05:04

1927+654 RB009.UVDATA.1

Freq = 22.1080 GHz, Bw = 32.000 MH Calibrated with CL # 4 and BP # 1 (BP mode 1)

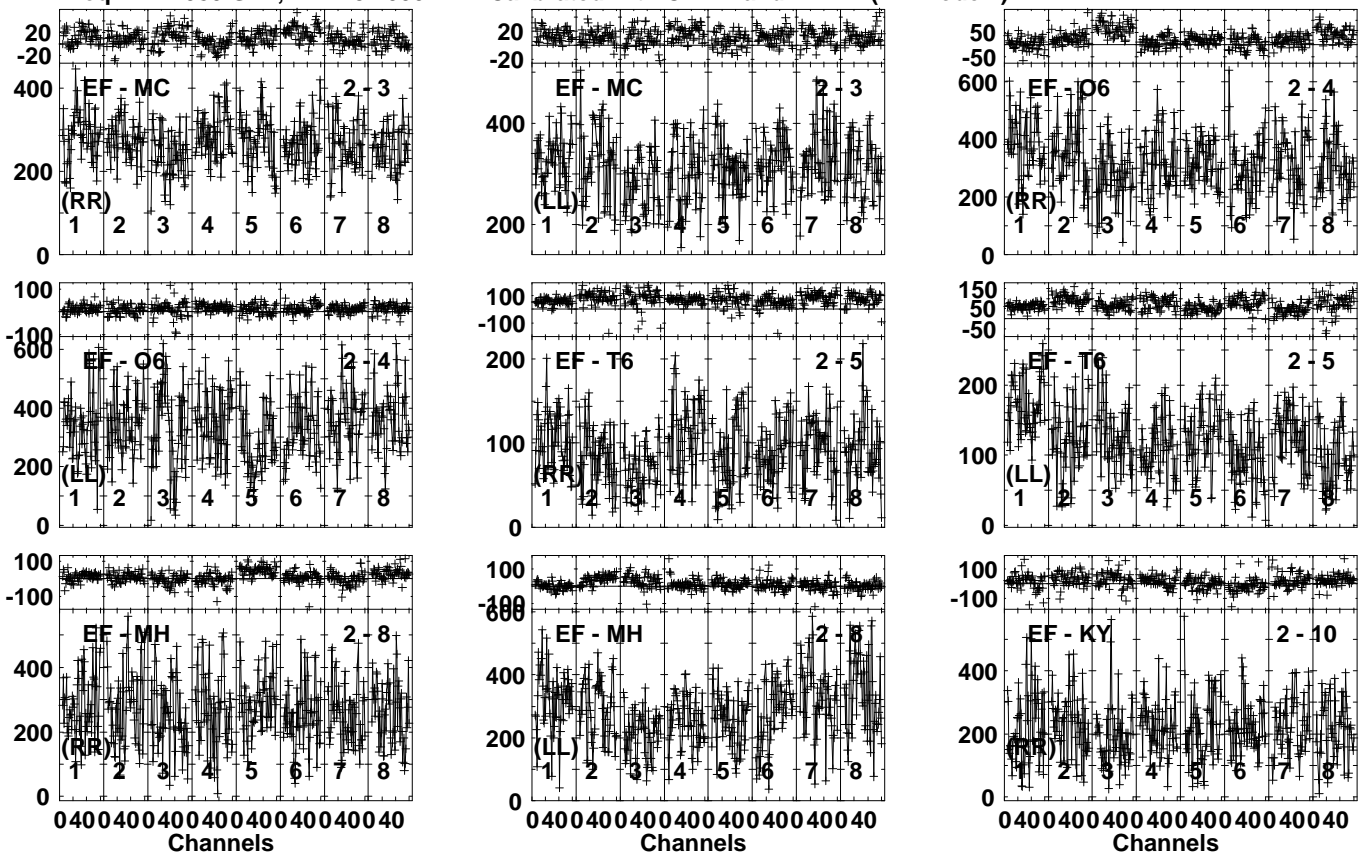


Lower frame: Milli Ampl Jy Top frame: Phas deg  
Vector averaged cross-power spectrum Several baselines displayed  
Timerange: 00/13:18:31 to 00/13:19:29

Plot file version 303 created 01-FEB-2024 11:05:04

J1933+6540 RB009.UVDATA.1

Freq = 22.1080 GHz, Bw = 32.000 MH Calibrated with CL # 4 and BP # 1 (BP mode 1)

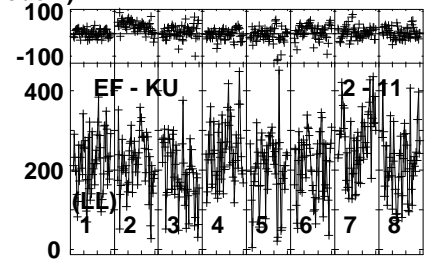
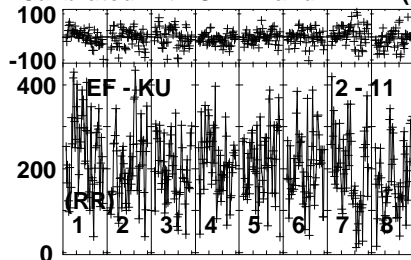
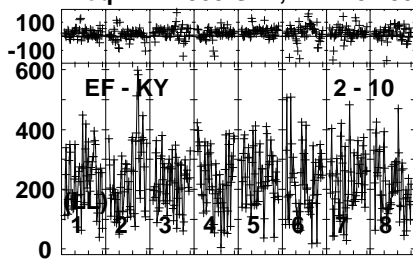


Lower frame: Milli Ampl Jy Top frame: Phas deg  
Vector averaged cross-power spectrum Several baselines displayed  
Timerange: 00/13:19:31 to 00/13:20:29

Plot file version 304 created 01-FEB-2024 11:05:05

J1933+6540 RB009.UVDATA.1

Freq = 22.1080 GHz, Bw = 32.000 MH Calibrated with CL # 4 and BP # 1 (BP mode 1)



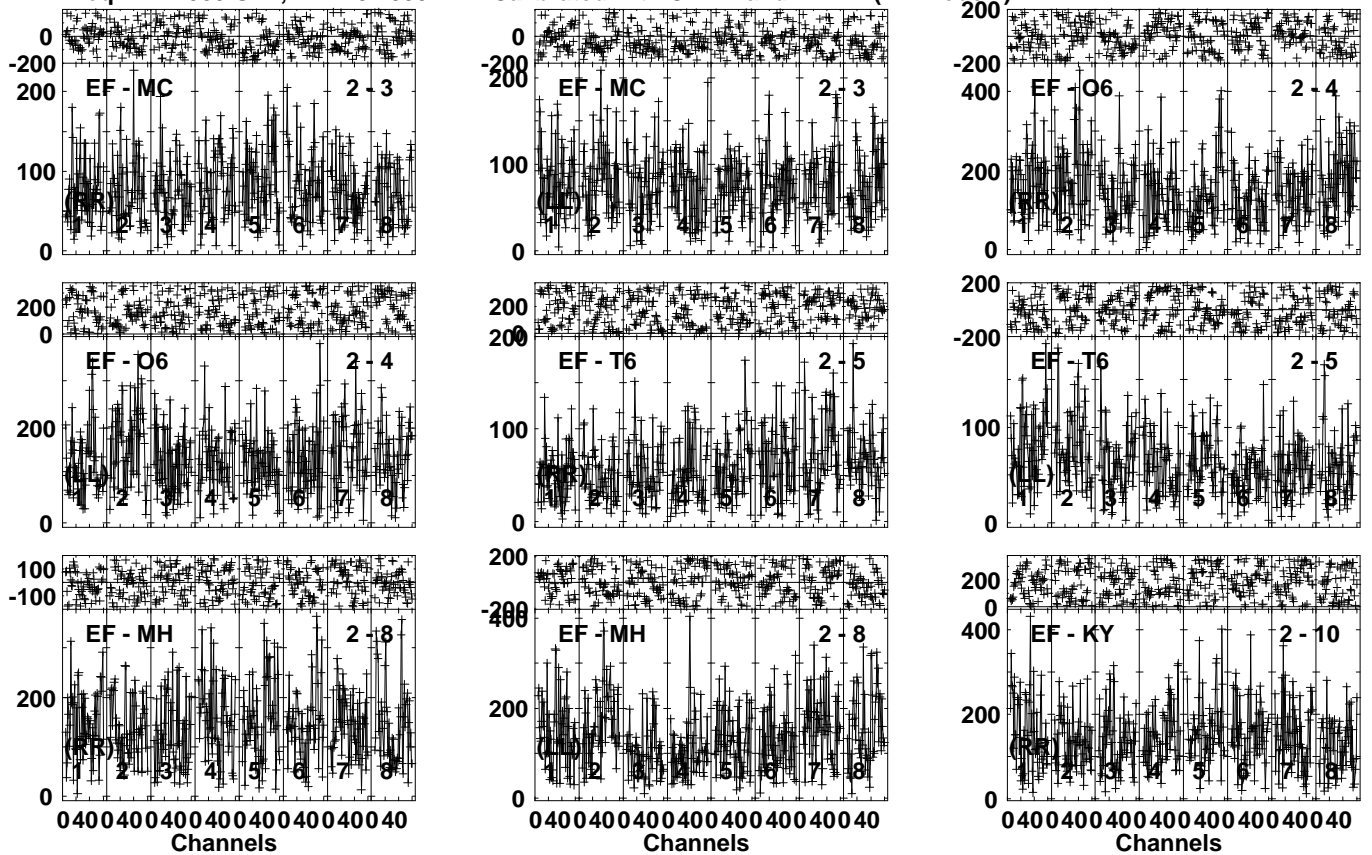
Lower frame: Milli Ampl Jy Top frame: Phas deg  
Vector averaged cross-power spectrum Several baselines displayed  
Timerange: 00/13:19:31 to 00/13:20:29



Plot file version 305 created 01-FEB-2024 11:05:05

1927+654 RB009.UVDATA.1

Freq = 22.1080 GHz, Bw = 32.000 MH Calibrated with CL # 4 and BP # 1 (BP mode 1)



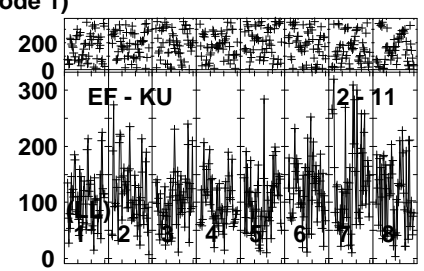
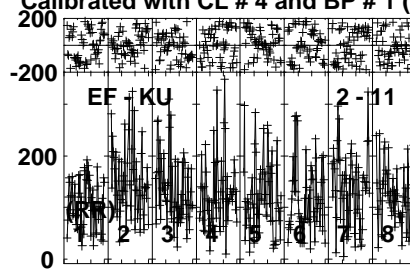
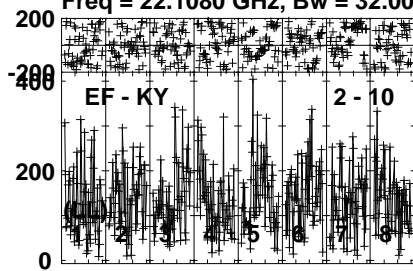
Lower frame: Milli Ampl Jy Top frame: Phas deg  
Vector averaged cross-power spectrum Several baselines displayed  
Timerange: 00/13:20:33 to 00/13:21:29

Plot file version 306 created 01-FEB-2024 11:05:05

1927+654 RB009.UVDATA.1

Freq = 22.1080 GHz, Bw = 32.000 MH

Calibrated with CL # 4 and BP # 1 (BP mode 1)



Lower frame: Milli Ampl Jy Top frame: Phas deg

Vector averaged cross-power spectrum Several baselines displayed

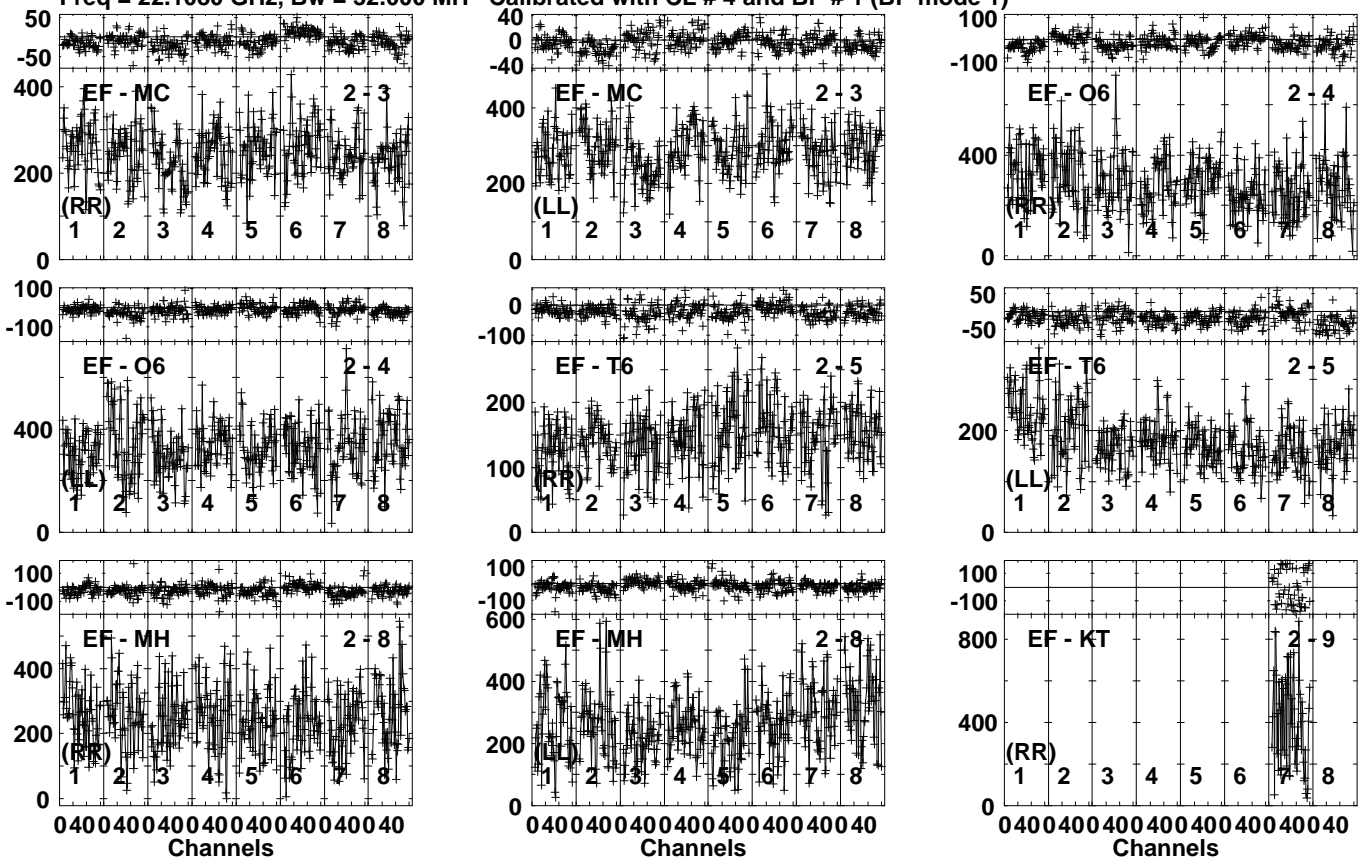
Timerange: 00/13:20:33 to 00/13:21:29

Plot file version 307 created 01-FEB-2024 11:05:05

J1933+6540 RB009.UVDATA.1

Freq = 22.1080 GHz, Bw = 32.000 MH

Calibrated with CL # 4 and BP # 1 (BP mode 1)

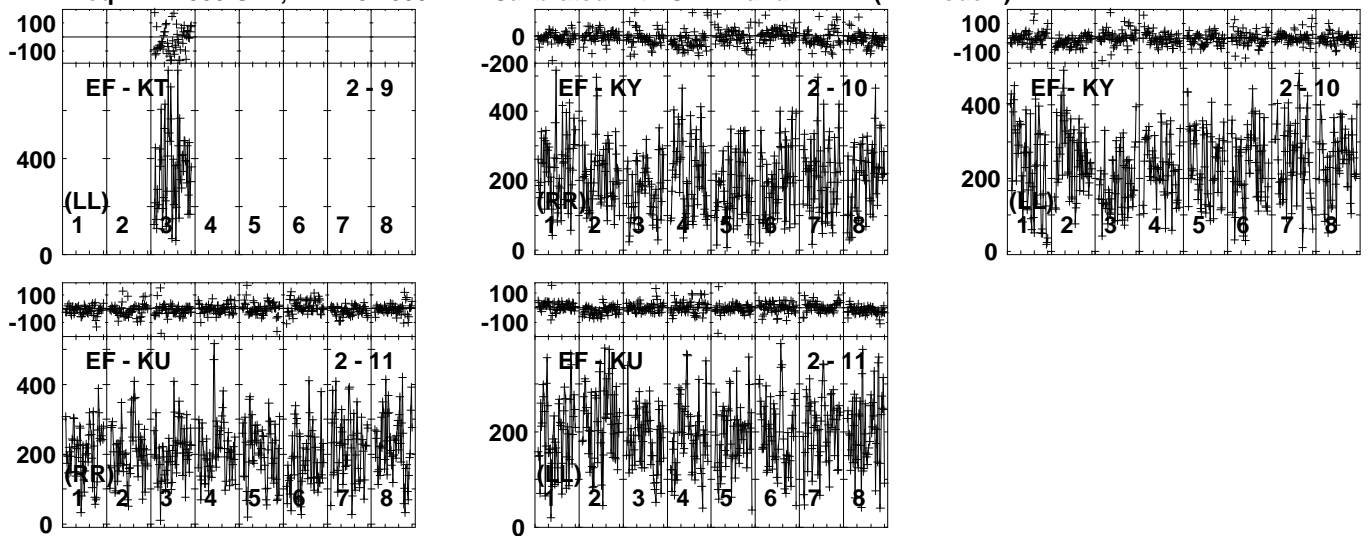


Lower frame: Milli Ampl Jy Top frame: Phas deg  
Vector averaged cross-power spectrum Several baselines displayed  
Timerange: 00/13:21:31 to 00/13:22:29

Plot file version 308 created 01-FEB-2024 11:05:05

J1933+6540 RB009.UVDATA.1

Freq = 22.1080 GHz, Bw = 32.000 MH Calibrated with CL # 4 and BP # 1 (BP mode 1)

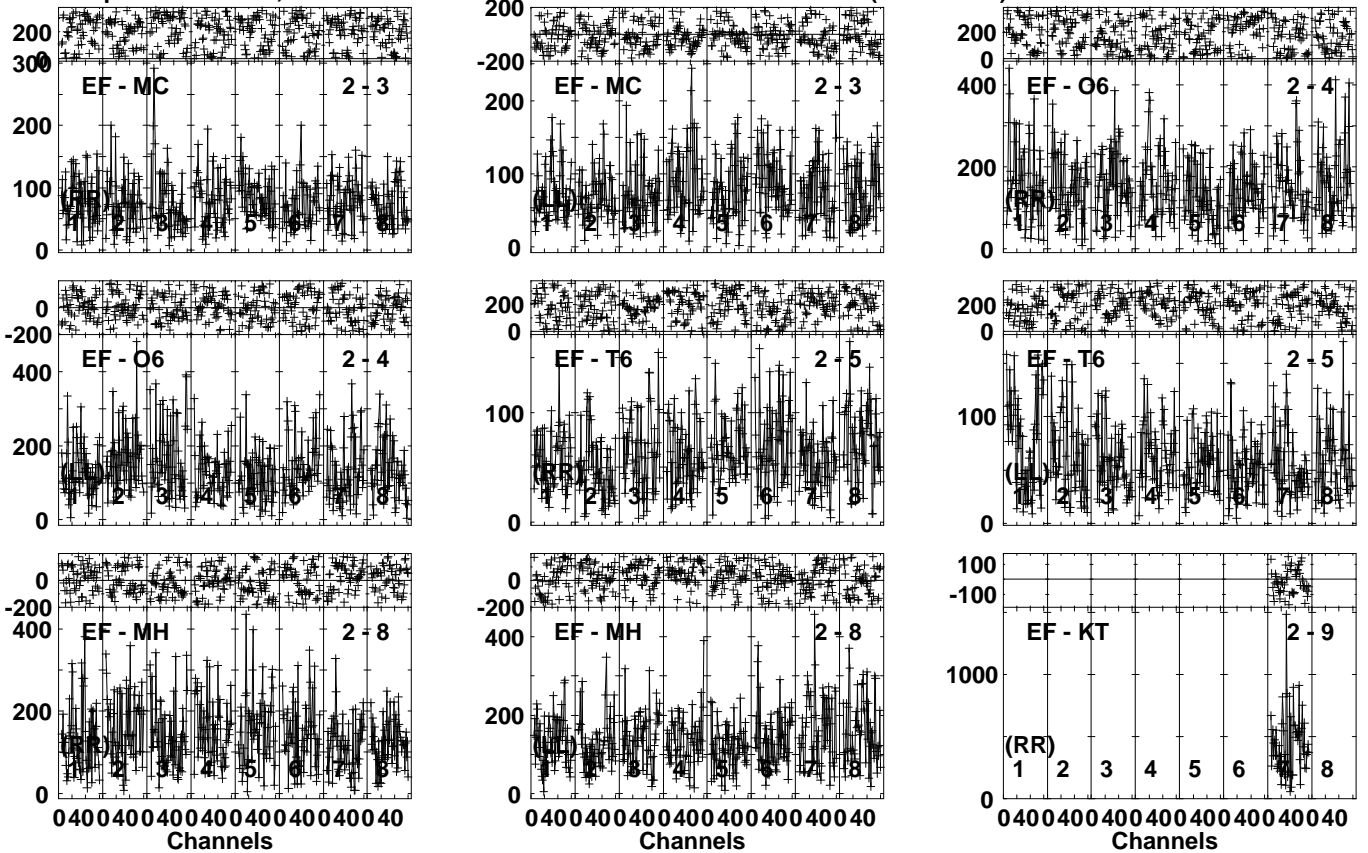


Lower frame: Milli Ampl Jy Top frame: Phas deg  
Vector averaged cross-power spectrum Several baselines displayed  
Timerange: 00/13:21:31 to 00/13:22:29

Plot file version 309 created 01-FEB-2024 11:05:05

1927+654 RB009.UVDATA.1

Freq = 22.1080 GHz, Bw = 32.000 MH Calibrated with CL # 4 and BP # 1 (BP mode 1)

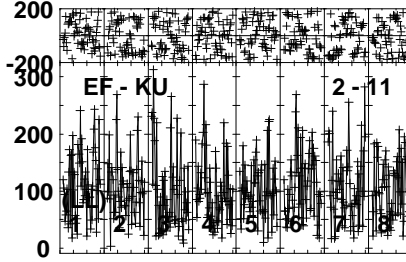
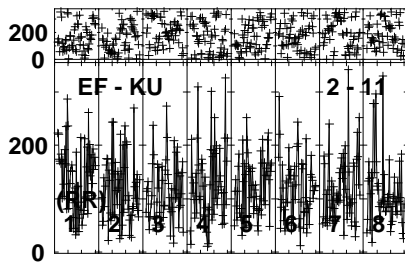
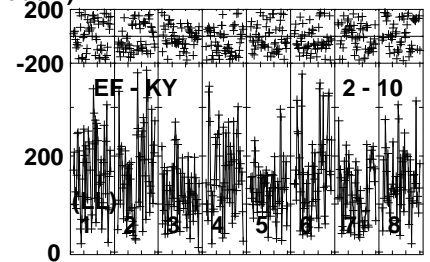
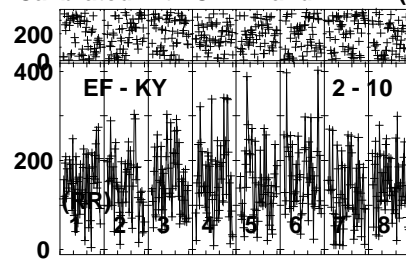
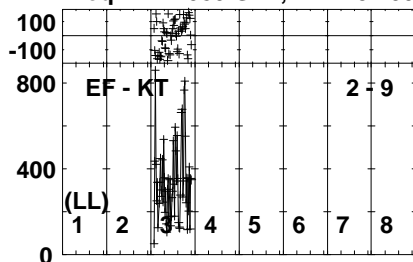


Lower frame: Milli Ampl Jy Top frame: Phas deg  
Vector averaged cross-power spectrum Several baselines displayed  
Timerange: 00/13:22:31 to 00/13:23:29

Plot file version 310 created 01-FEB-2024 11:05:05

1927+654 RB009.UVDATA.1

Freq = 22.1080 GHz, Bw = 32.000 MH Calibrated with CL # 4 and BP # 1 (BP mode 1)

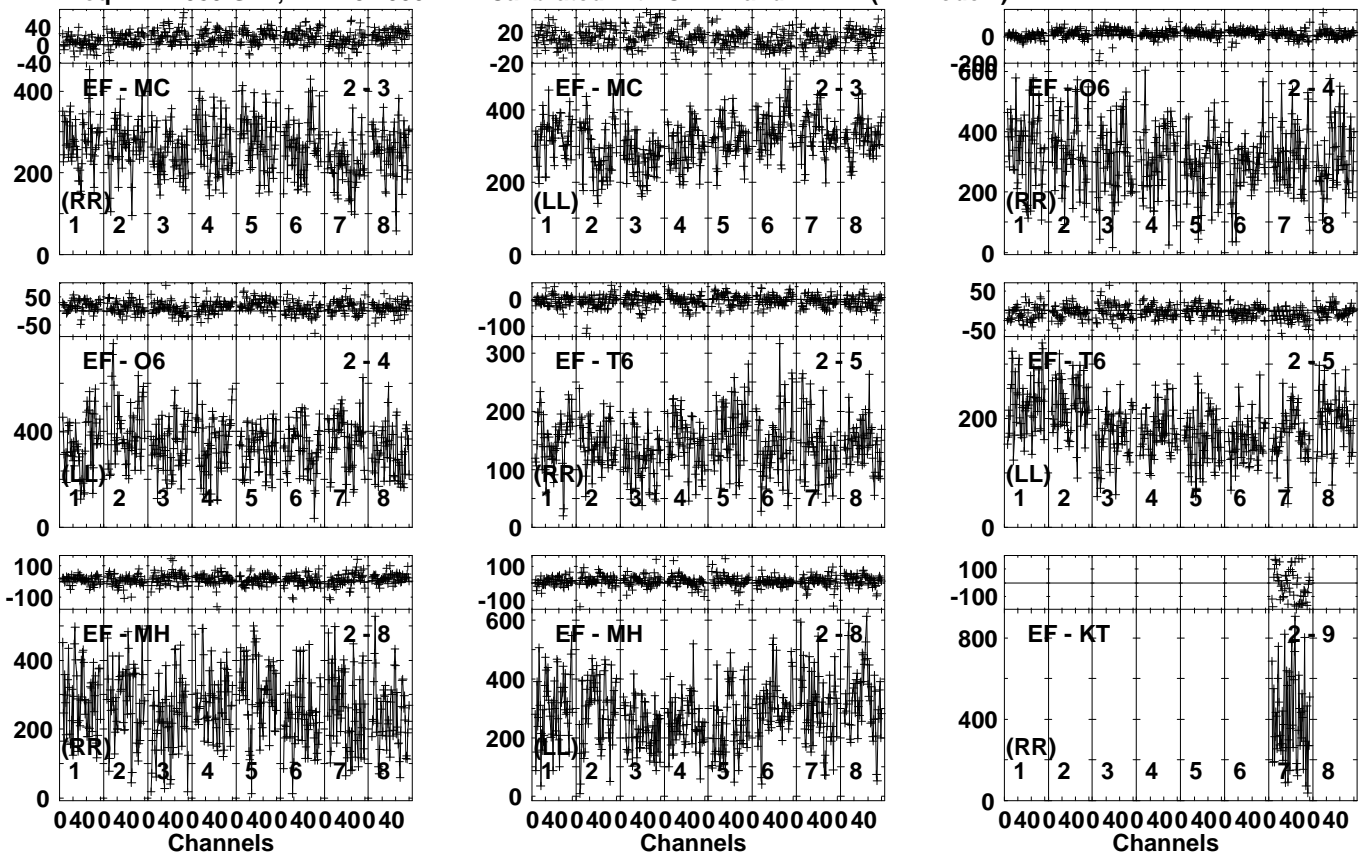


Lower frame: Milli Ampl Jy Top frame: Phas deg  
Vector averaged cross-power spectrum Several baselines displayed  
Timerange: 00/13:22:31 to 00/13:23:29

Plot file version 311 created 01-FEB-2024 11:05:06

J1933+6540 RB009.UVDATA.1

Freq = 22.1080 GHz, Bw = 32.000 MH Calibrated with CL # 4 and BP # 1 (BP mode 1)

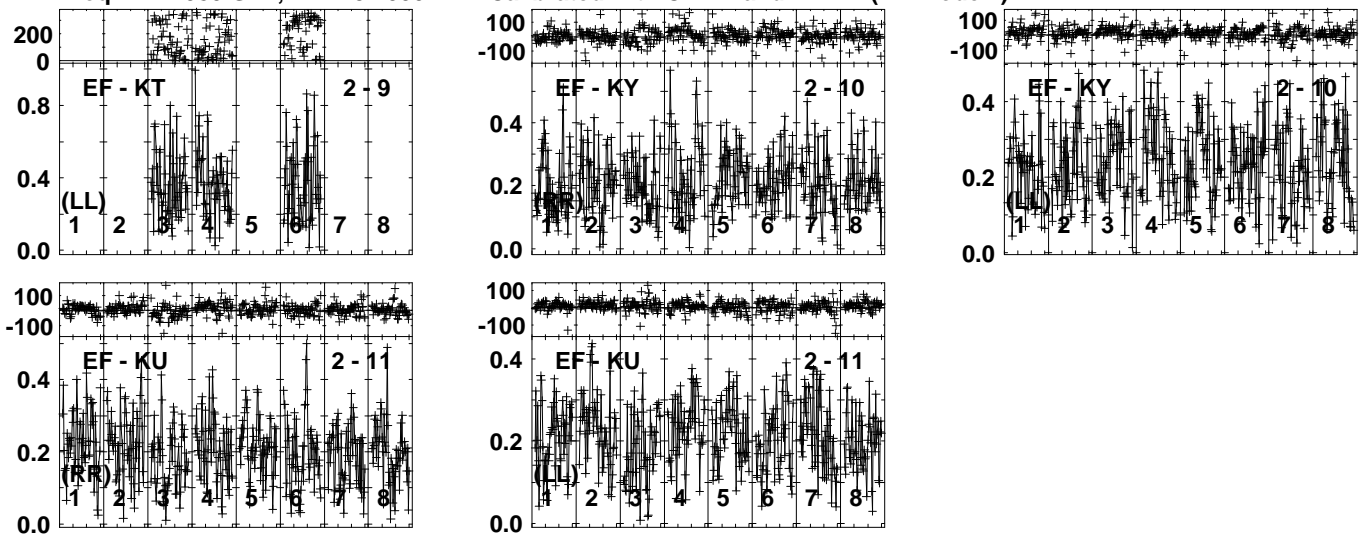


Lower frame: Milli Ampl Jy Top frame: Phas deg  
Vector averaged cross-power spectrum Several baselines displayed  
Timerange: 00/13:23:31 to 00/13:24:29

Plot file version 312 created 01-FEB-2024 11:05:06

J1933+6540 RB009.UVDATA.1

Freq = 22.1080 GHz, Bw = 32.000 MH Calibrated with CL # 4 and BP # 1 (BP mode 1)



Lower frame: Ampl Jy Top frame: Phas deg

Vector averaged cross-power spectrum Several baselines displayed

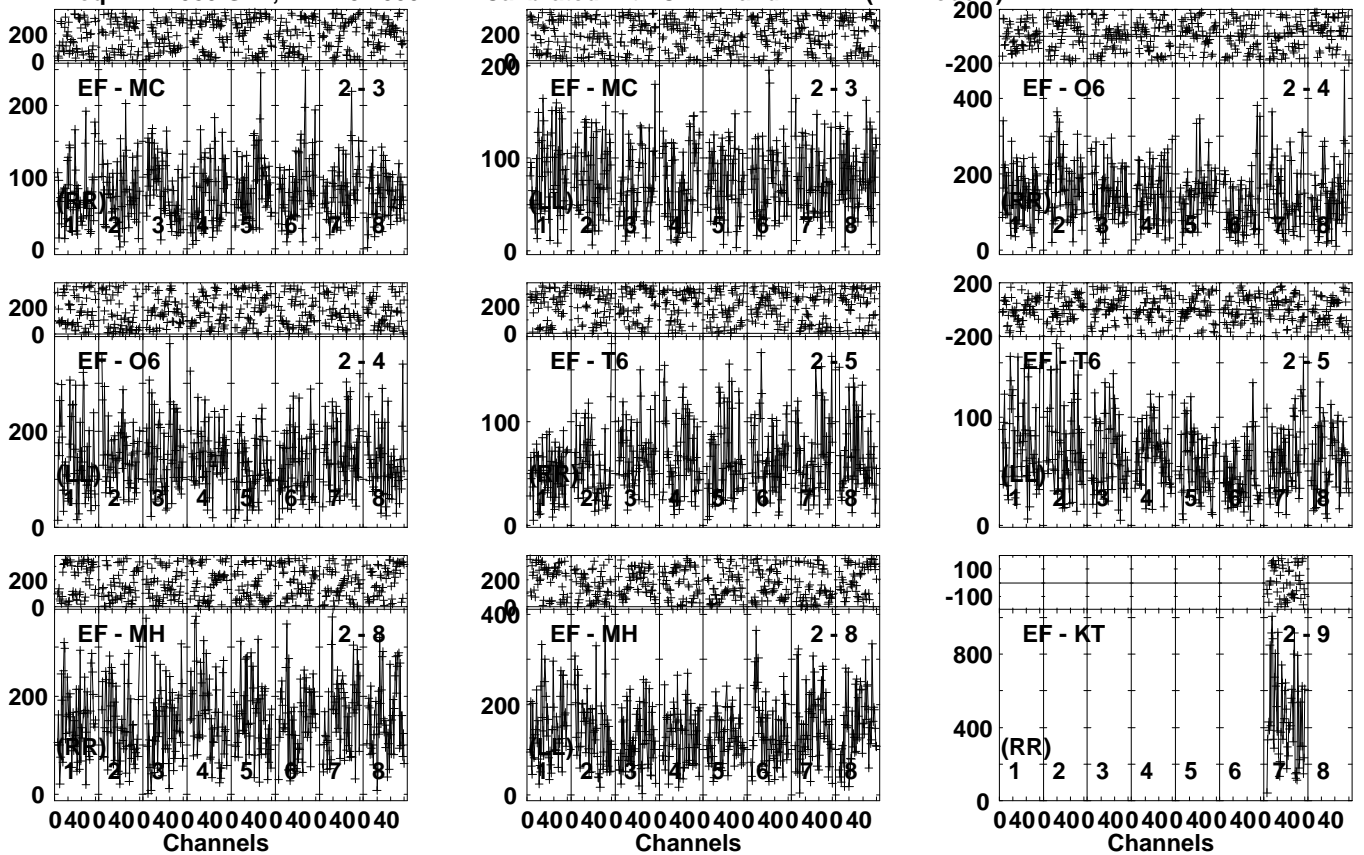
Timerange: 00/13:23:31 to 00/13:24:29



Plot file version 313 created 01-FEB-2024 11:05:06

1927+654 RB009.UVDATA.1

Freq = 22.1080 GHz, Bw = 32.000 MH Calibrated with CL # 4 and BP # 1 (BP mode 1)

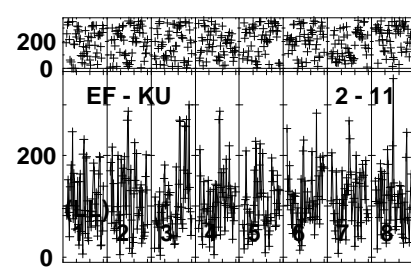
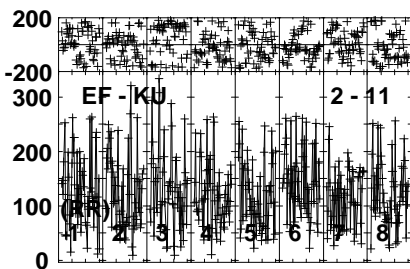
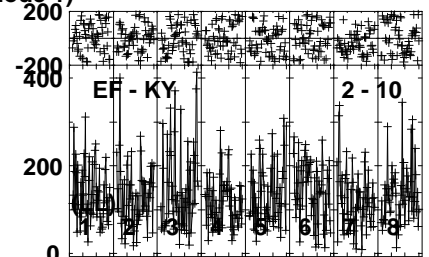
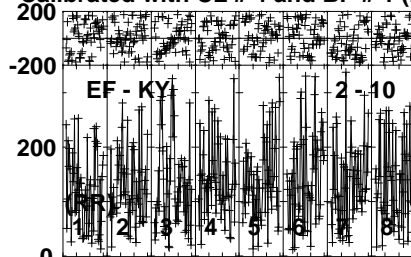
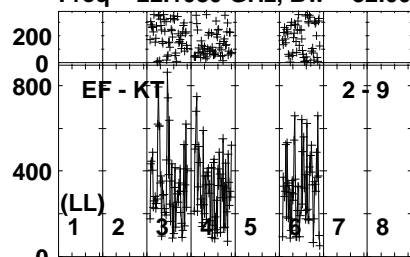


Lower frame: Milli Ampl Jy Top frame: Phas deg  
Vector averaged cross-power spectrum Several baselines displayed  
Timerange: 00/13:24:33 to 00/13:25:29

Plot file version 314 created 01-FEB-2024 11:05:06

1927+654 RB009.UVDATA.1

Freq = 22.1080 GHz, Bw = 32.000 MH Calibrated with CL # 4 and BP # 1 (BP mode 1)

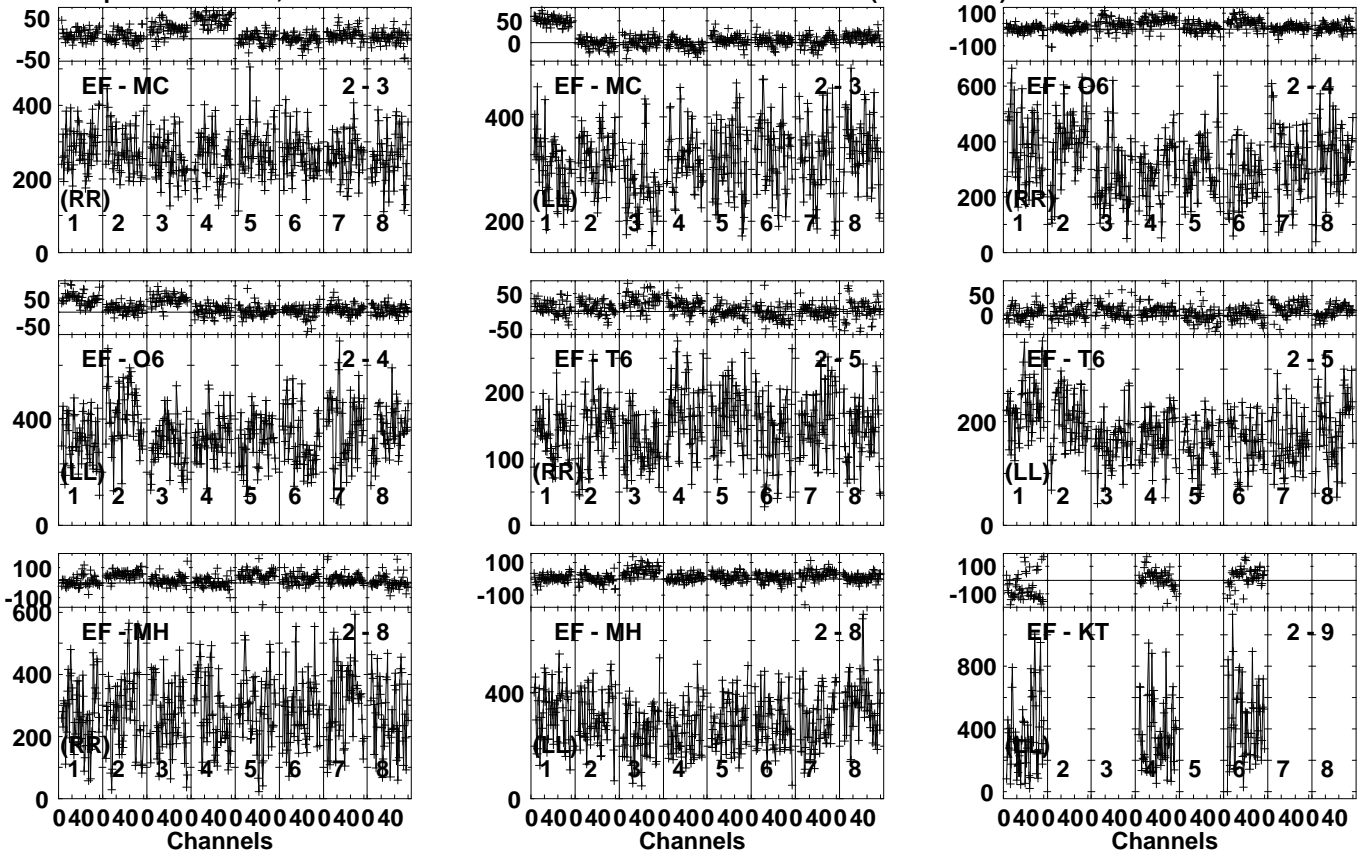


Lower frame: Milli Ampl Jy Top frame: Phas deg  
Vector averaged cross-power spectrum Several baselines displayed  
Timerange: 00/13:24:33 to 00/13:25:29

Plot file version 315 created 01-FEB-2024 11:05:06

J1933+6540 RB009.UVDATA.1

Freq = 22.1080 GHz, Bw = 32.000 MH Calibrated with CL # 4 and BP # 1 (BP mode 1)

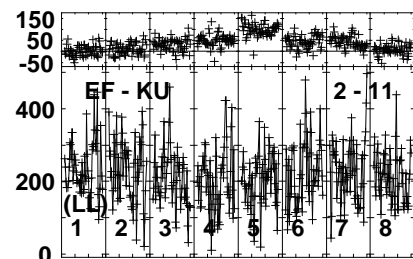
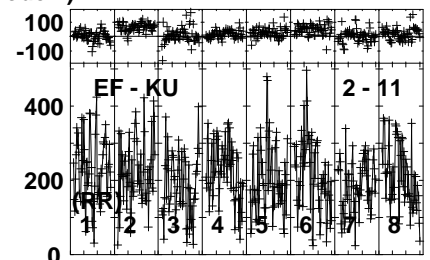
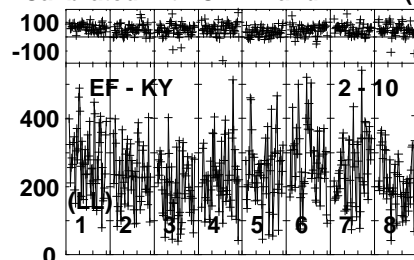
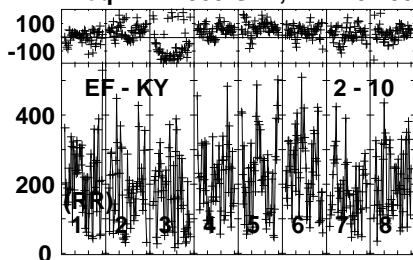


Lower frame: Milli Ampl Jy Top frame: Phas deg  
Vector averaged cross-power spectrum Several baselines displayed  
Timerange: 00/13:25:33 to 00/13:26:29

Plot file version 316 created 01-FEB-2024 11:05:06

J1933+6540 RB009.UVDATA.1

Freq = 22.1080 GHz, Bw = 32.000 MH Calibrated with CL # 4 and BP # 1 (BP mode 1)

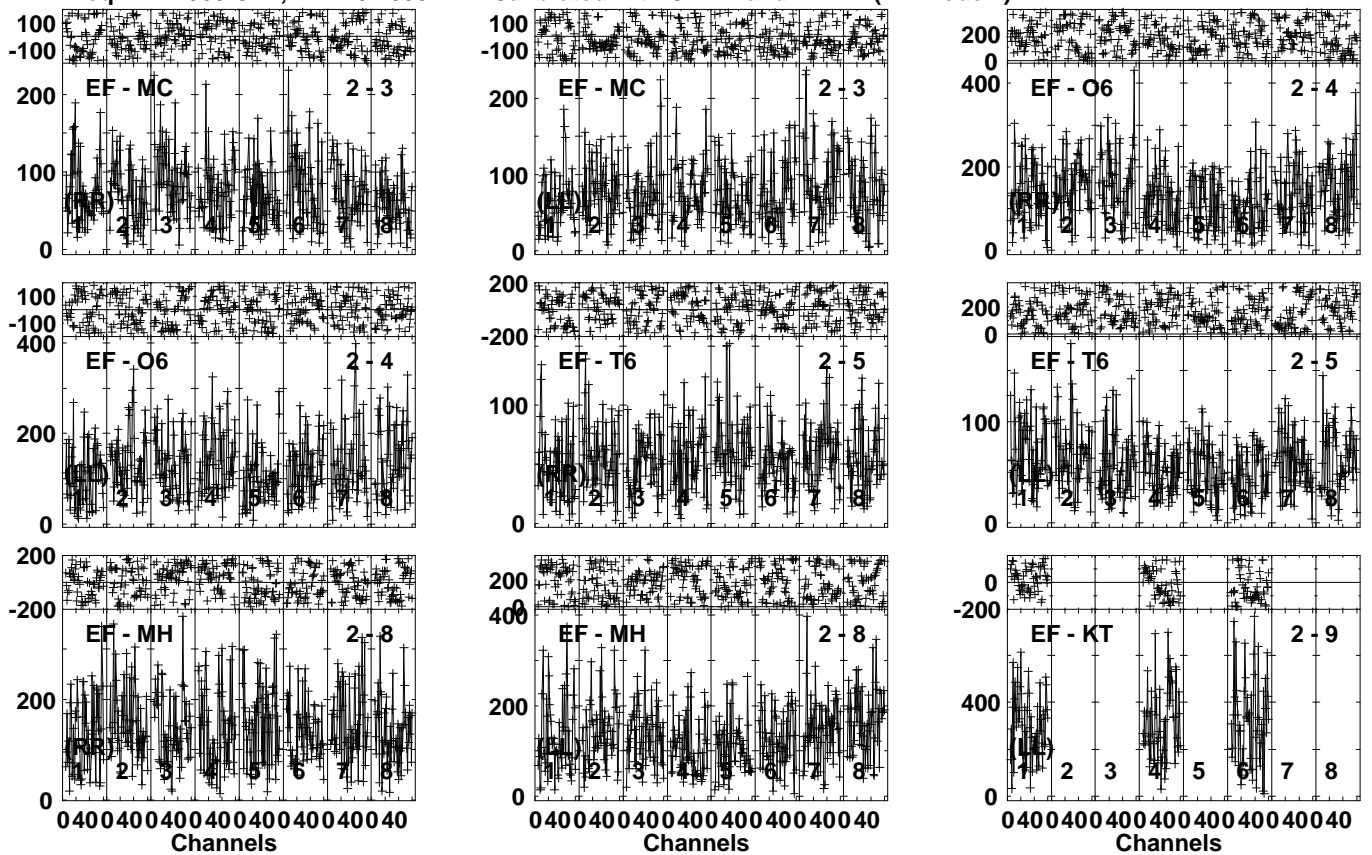


Lower frame: Milli Ampl Jy Top frame: Phas deg  
Vector averaged cross-power spectrum Several baselines displayed  
Timerange: 00/13:25:33 to 00/13:26:29

Plot file version 317 created 01-FEB-2024 11:05:06

1927+654 RB009.UVDATA.1

Freq = 22.1080 GHz, Bw = 32.000 MH Calibrated with CL # 4 and BP # 1 (BP mode 1)

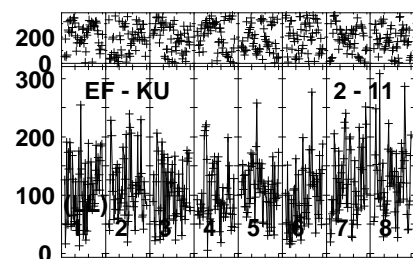
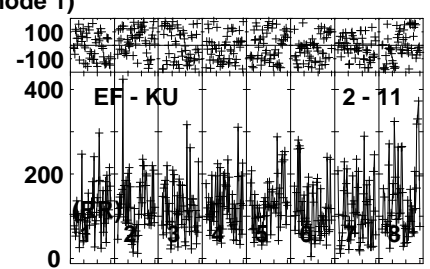
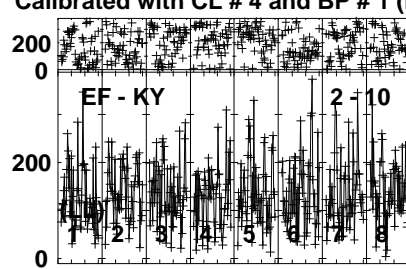
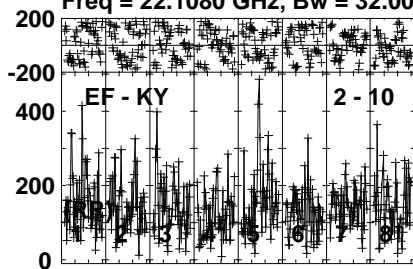


Lower frame: Milli Ampl Jy Top frame: Phas deg  
Vector averaged cross-power spectrum Several baselines displayed  
Timerange: 00/13:26:31 to 00/13:27:29

Plot file version 318 created 01-FEB-2024 11:05:07

1927+654 RB009.UVDATA.1

Freq = 22.1080 GHz, Bw = 32.000 MH Calibrated with CL # 4 and BP # 1 (BP mode 1)



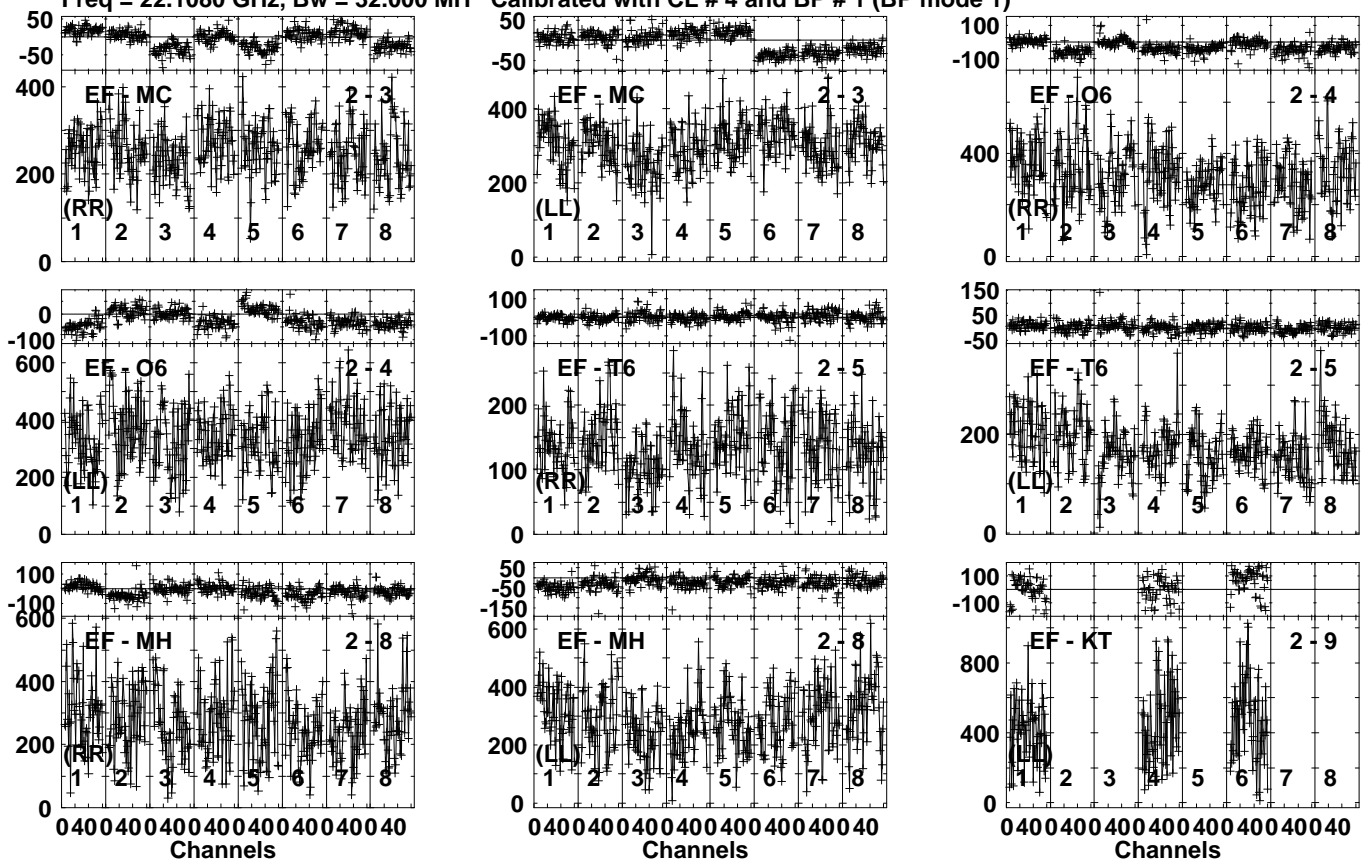
Lower frame: Milli Ampl Jy Top frame: Phas deg  
Vector averaged cross-power spectrum Several baselines displayed  
Timerange: 00/13:26:31 to 00/13:27:29

Plot file version 319 created 01-FEB-2024 11:05:07

J1933+6540 RB009.UVDATA.1

Freq = 22.1080 GHz, Bw = 32.000 MH

Calibrated with CL # 4 and BP # 1 (BP mode 1)

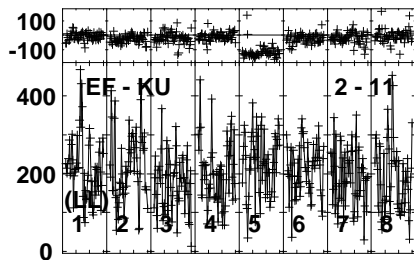
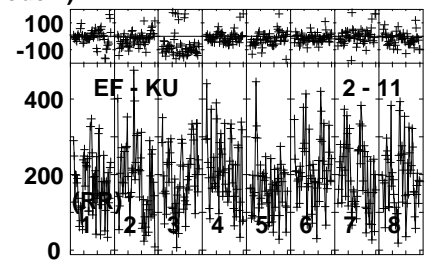
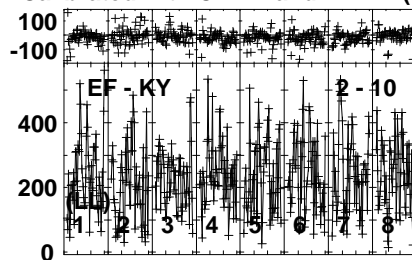
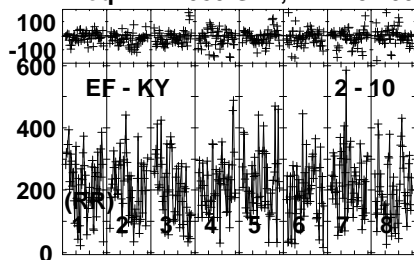


Lower frame: Milli Ampl Jy Top frame: Phas deg  
Vector averaged cross-power spectrum Several baselines displayed  
Timerange: 00/13:27:31 to 00/13:28:29

Plot file version 320 created 01-FEB-2024 11:05:07

J1933+6540 RB009.UVDATA.1

Freq = 22.1080 GHz, Bw = 32.000 MH Calibrated with CL # 4 and BP # 1 (BP mode 1)



Lower frame: Milli Ampl Jy Top frame: Phas deg

Vector averaged cross-power spectrum Several baselines displayed

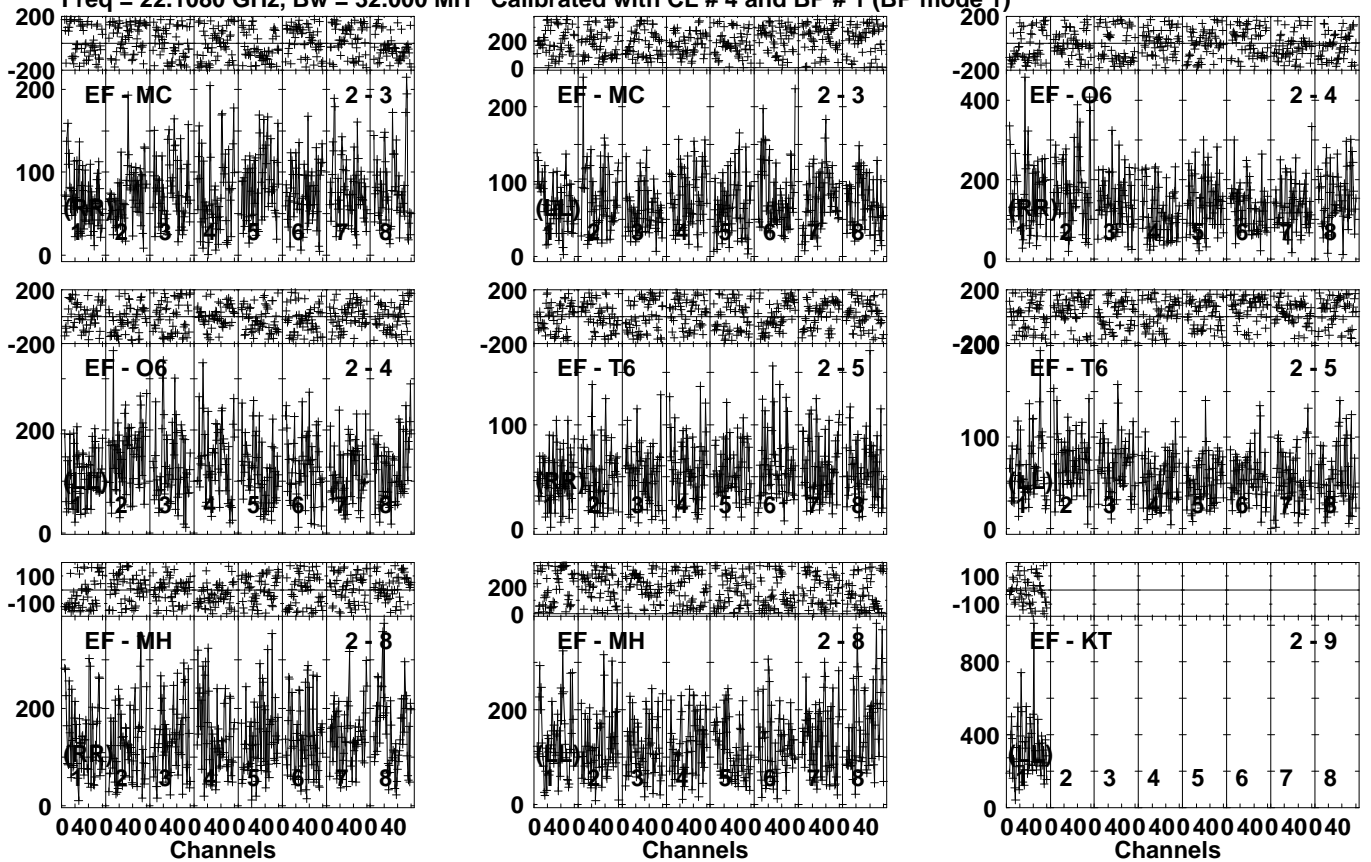
Timerange: 00/13:27:31 to 00/13:28:29



Plot file version 321 created 01-FEB-2024 11:05:07

1927+654 RB009.UVDATA.1

Freq = 22.1080 GHz, Bw = 32.000 MH Calibrated with CL # 4 and BP # 1 (BP mode 1)

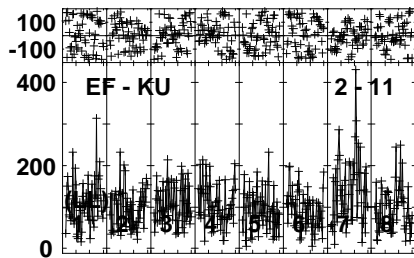
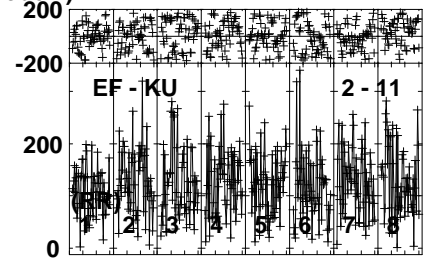
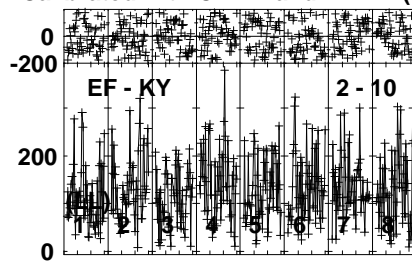
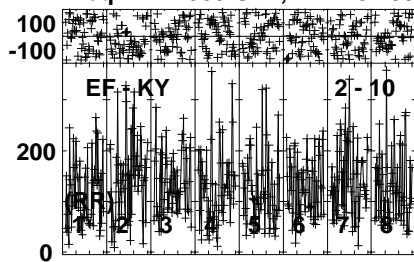


Lower frame: Milli Ampl Jy Top frame: Phas deg  
Vector averaged cross-power spectrum Several baselines displayed  
Timerange: 00/13:28:31 to 00/13:29:29

Plot file version 322 created 01-FEB-2024 11:05:07

1927+654 RB009.UVDATA.1

Freq = 22.1080 GHz, Bw = 32.000 MH Calibrated with CL # 4 and BP # 1 (BP mode 1)



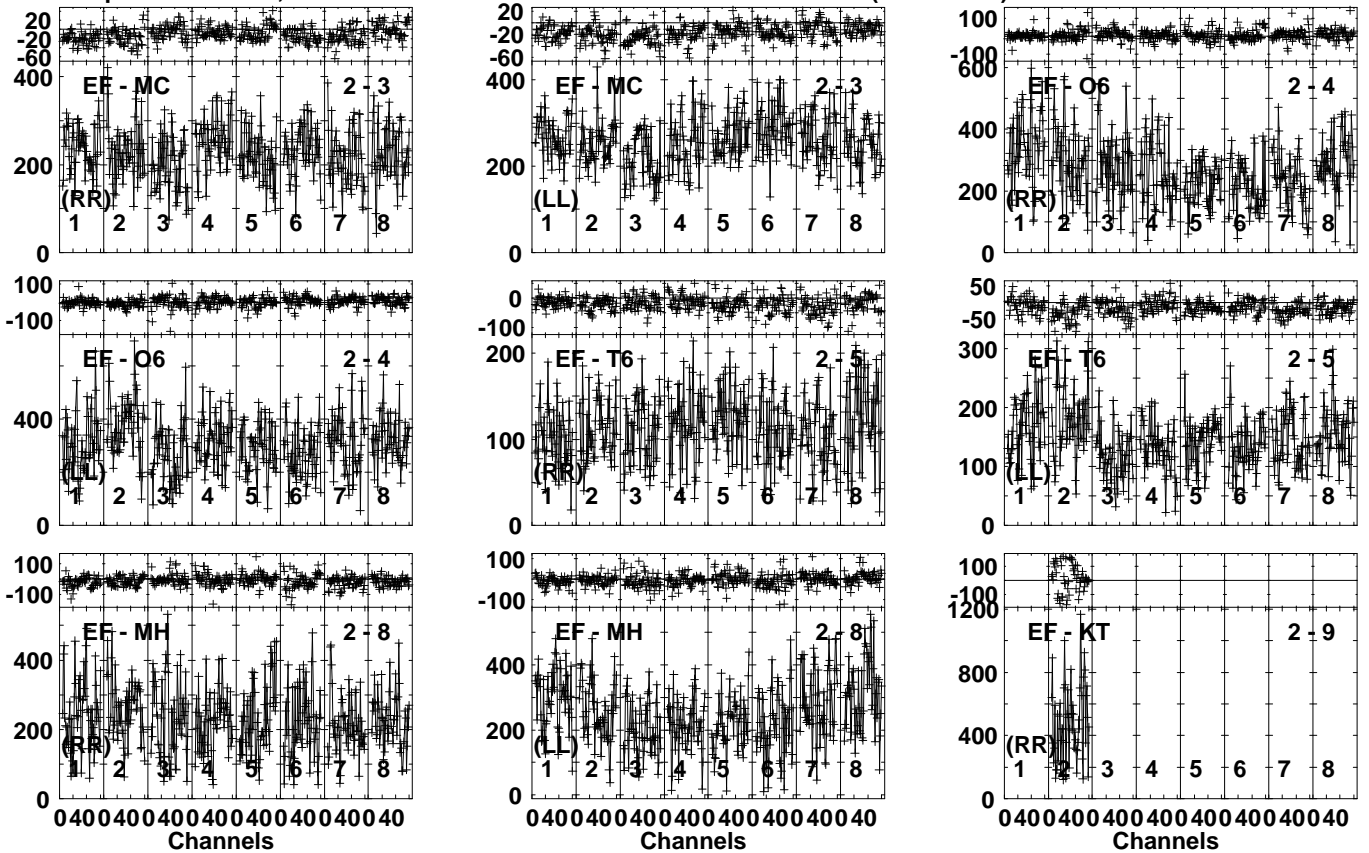
Lower frame: Milli Ampl Jy Top frame: Phas deg  
Vector averaged cross-power spectrum Several baselines displayed  
Timerange: 00/13:28:31 to 00/13:29:29

Plot file version 323 created 01-FEB-2024 11:05:07

J1933+6540 RB009.UVDATA.1

Freq = 22.1080 GHz, Bw = 32.000 MH

Calibrated with CL # 4 and BP # 1 (BP mode 1)



Lower frame: Milli Ampl Jy Top frame: Phas deg

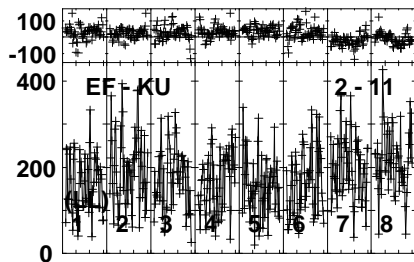
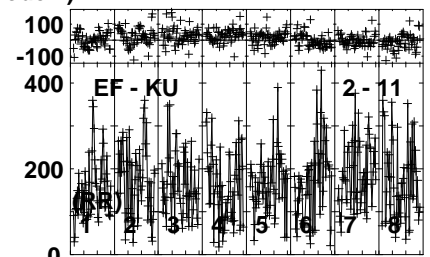
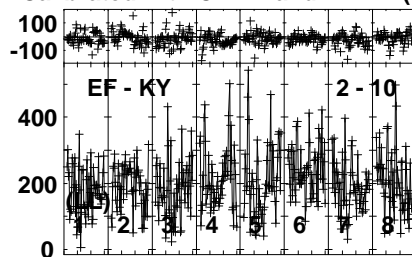
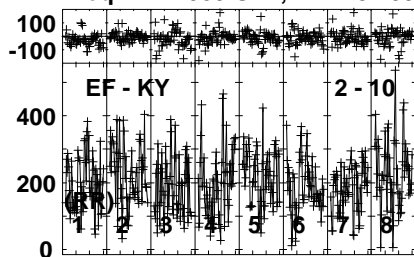
Vector averaged cross-power spectrum Several baselines displayed

Timerange: 00/13:29:33 to 00/13:30:29

Plot file version 324 created 01-FEB-2024 11:05:07

J1933+6540 RB009.UVDATA.1

Freq = 22.1080 GHz, Bw = 32.000 MH Calibrated with CL # 4 and BP # 1 (BP mode 1)

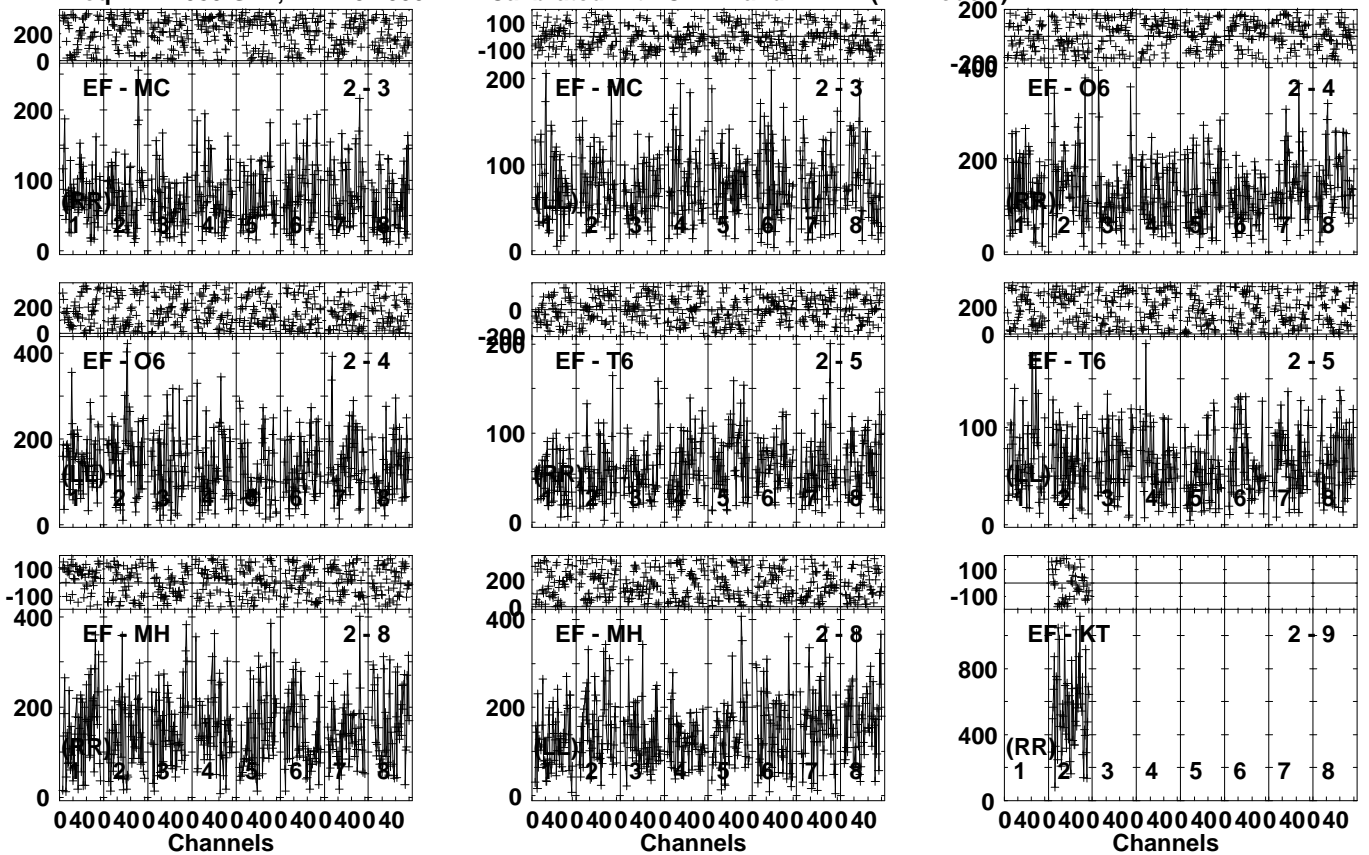


Lower frame: Milli Ampl Jy Top frame: Phas deg  
Vector averaged cross-power spectrum Several baselines displayed  
Timerange: 00/13:29:33 to 00/13:30:29

Plot file version 325 created 01-FEB-2024 11:05:07

1927+654 RB009.UVDATA.1

Freq = 22.1080 GHz, Bw = 32.000 MH Calibrated with CL # 4 and BP # 1 (BP mode 1)

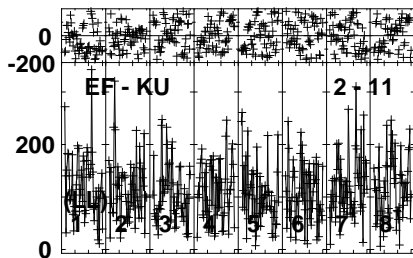
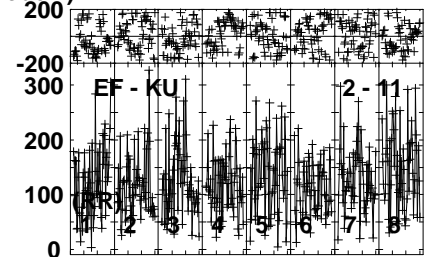
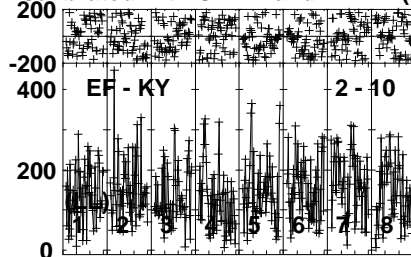
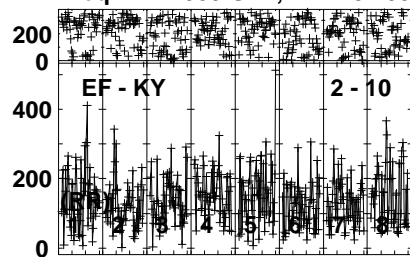


Lower frame: Milli Ampl Jy Top frame: Phas deg  
Vector averaged cross-power spectrum Several baselines displayed  
Timerange: 00/13:30:31 to 00/13:31:29

Plot file version 326 created 01-FEB-2024 11:05:08

1927+654 RB009.UVDATA.1

Freq = 22.1080 GHz, Bw = 32.000 MH Calibrated with CL # 4 and BP # 1 (BP mode 1)

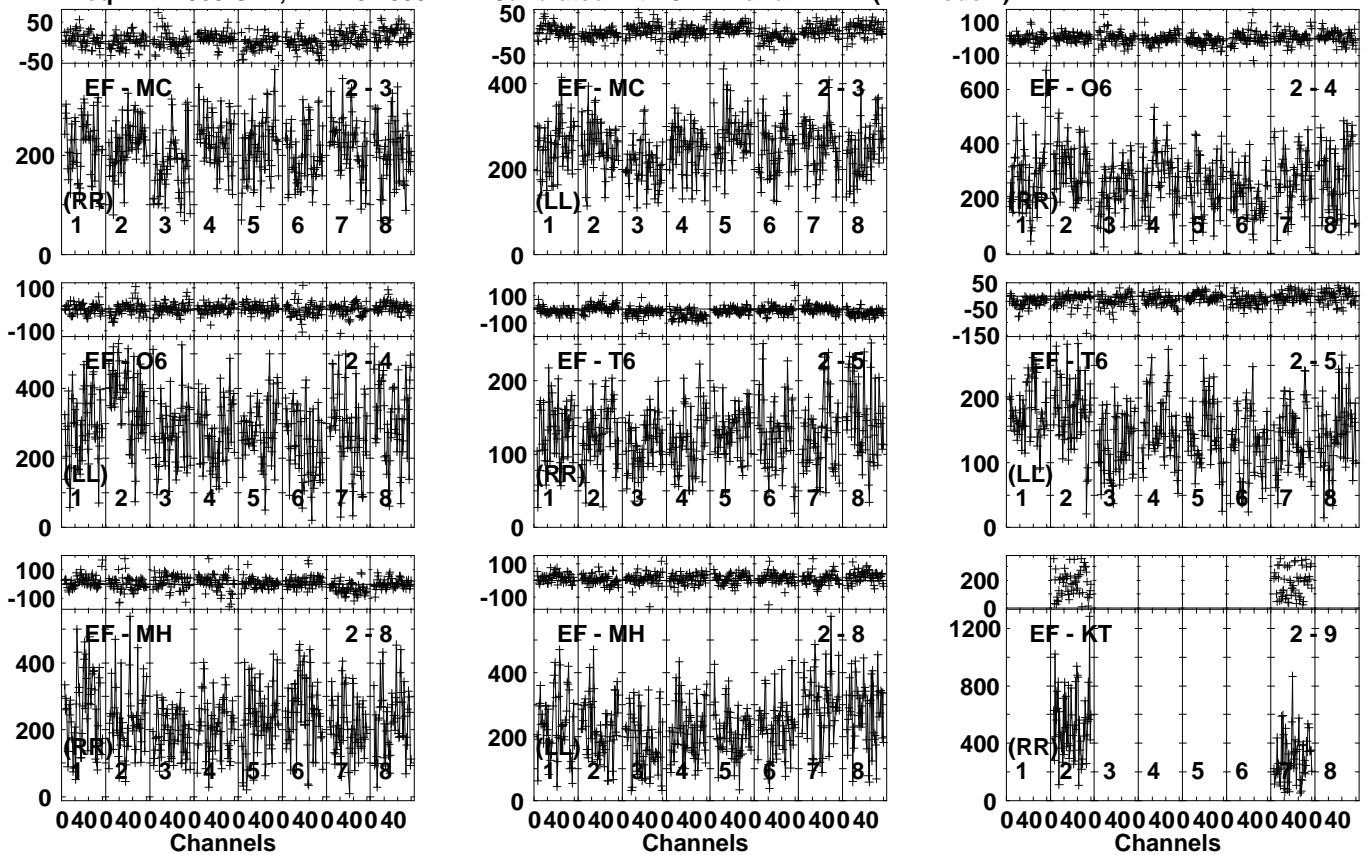


Lower frame: Milli Ampl Jy Top frame: Phas deg  
Vector averaged cross-power spectrum Several baselines displayed  
Timerange: 00/13:30:31 to 00/13:31:29

Plot file version 327 created 01-FEB-2024 11:05:08

J1933+6540 RB009.UVDATA.1

Freq = 22.1080 GHz, Bw = 32.000 MH Calibrated with CL # 4 and BP # 1 (BP mode 1)

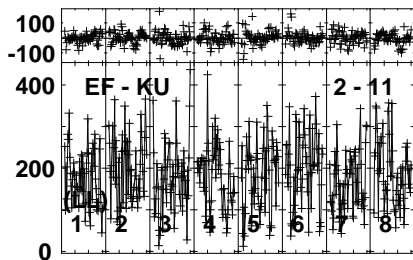
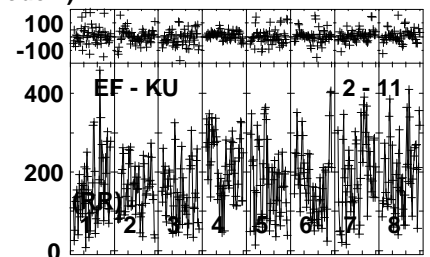
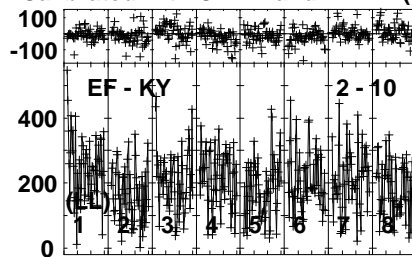
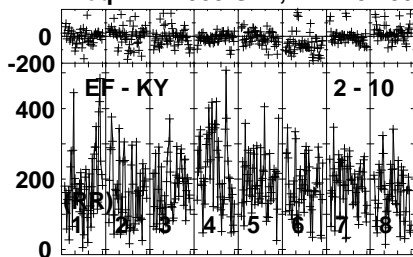


Lower frame: Milli Ampl Jy Top frame: Phas deg  
Vector averaged cross-power spectrum Several baselines displayed  
Timerange: 00/13:31:33 to 00/13:32:29

Plot file version 328 created 01-FEB-2024 11:05:08

J1933+6540 RB009.UVDATA.1

Freq = 22.1080 GHz, Bw = 32.000 MH Calibrated with CL # 4 and BP # 1 (BP mode 1)



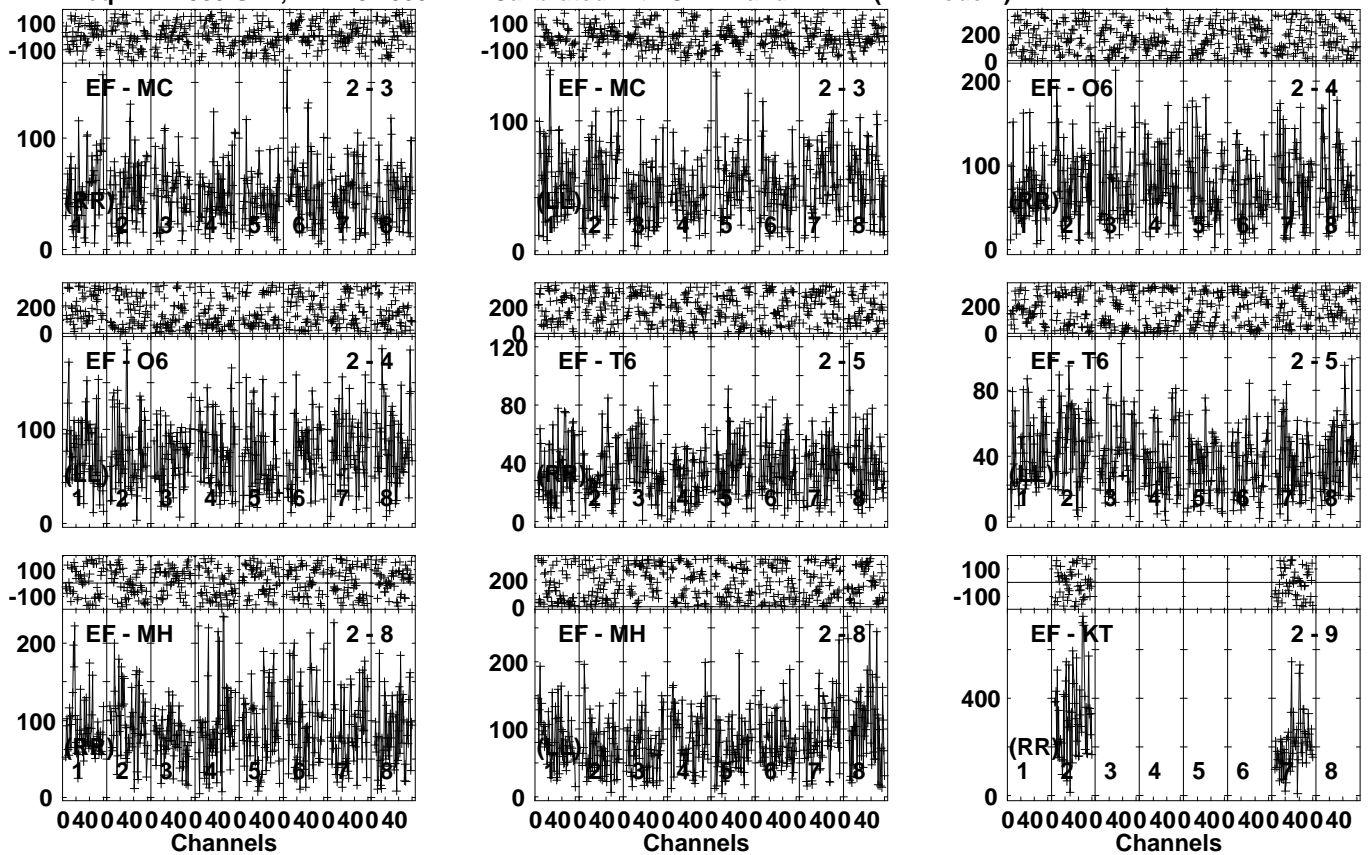
Lower frame: Milli Ampl Jy Top frame: Phas deg  
Vector averaged cross-power spectrum Several baselines displayed  
Timerange: 00/13:31:33 to 00/13:32:29



Plot file version 329 created 01-FEB-2024 11:05:08

1927+654 RB009.UVDATA.1

Freq = 22.1080 GHz, Bw = 32.000 MH Calibrated with CL # 4 and BP # 1 (BP mode 1)

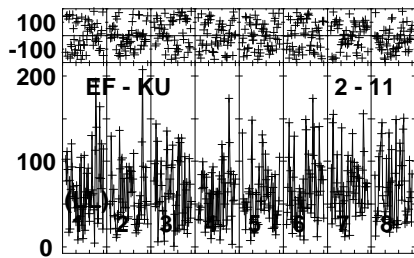
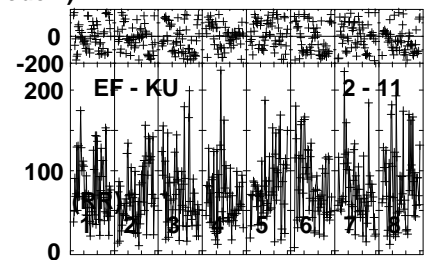
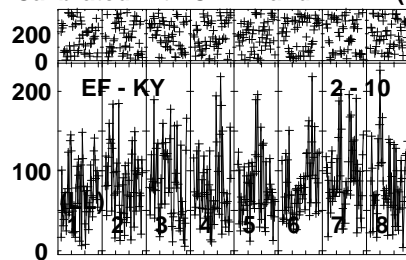
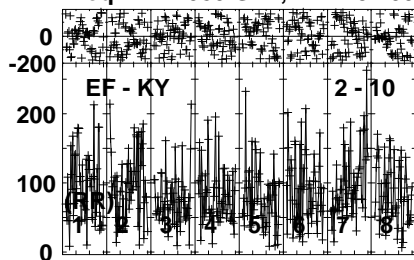


Lower frame: Milli Ampl Jy Top frame: Phas deg  
Vector averaged cross-power spectrum Several baselines displayed  
Timerange: 00/13:33:31 to 00/13:34:29

Plot file version 330 created 01-FEB-2024 11:05:08

1927+654 RB009.UVDATA.1

Freq = 22.1080 GHz, Bw = 32.000 MH Calibrated with CL # 4 and BP # 1 (BP mode 1)

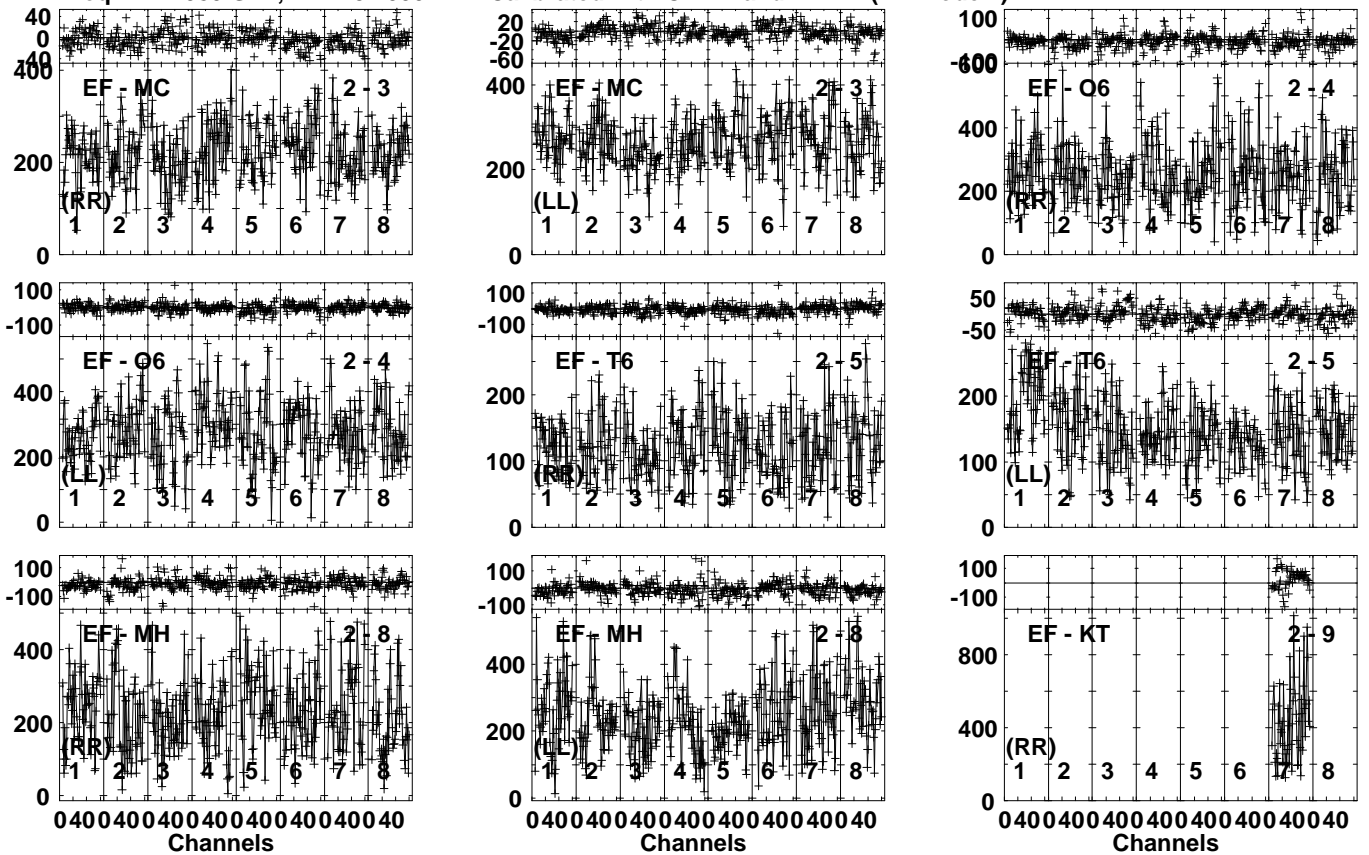


Lower frame: Milli Ampl Jy Top frame: Phas deg  
Vector averaged cross-power spectrum Several baselines displayed  
Timerange: 00/13:33:31 to 00/13:34:29

Plot file version 331 created 01-FEB-2024 11:05:08

J1933+6540 RB009.UVDATA.1

Freq = 22.1080 GHz, Bw = 32.000 MH Calibrated with CL # 4 and BP # 1 (BP mode 1)

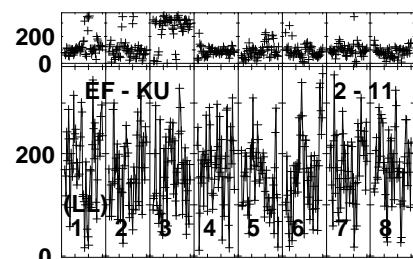
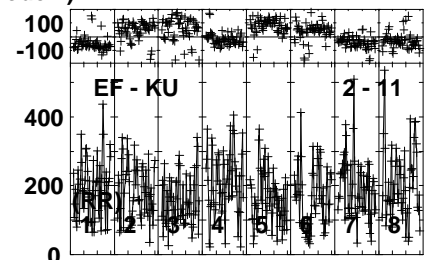
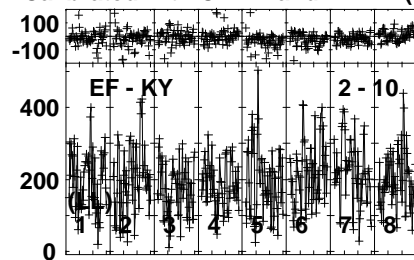
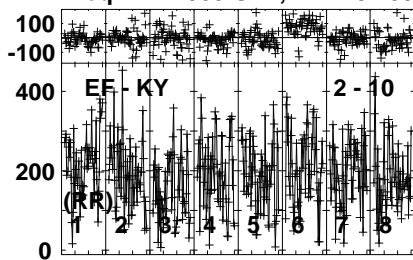


Lower frame: Milli Ampl Jy Top frame: Phas deg  
Vector averaged cross-power spectrum Several baselines displayed  
Timerange: 00/13:34:31 to 00/13:35:29

Plot file version 332 created 01-FEB-2024 11:05:09

J1933+6540 RB009.UVDATA.1

Freq = 22.1080 GHz, Bw = 32.000 MH Calibrated with CL # 4 and BP # 1 (BP mode 1)

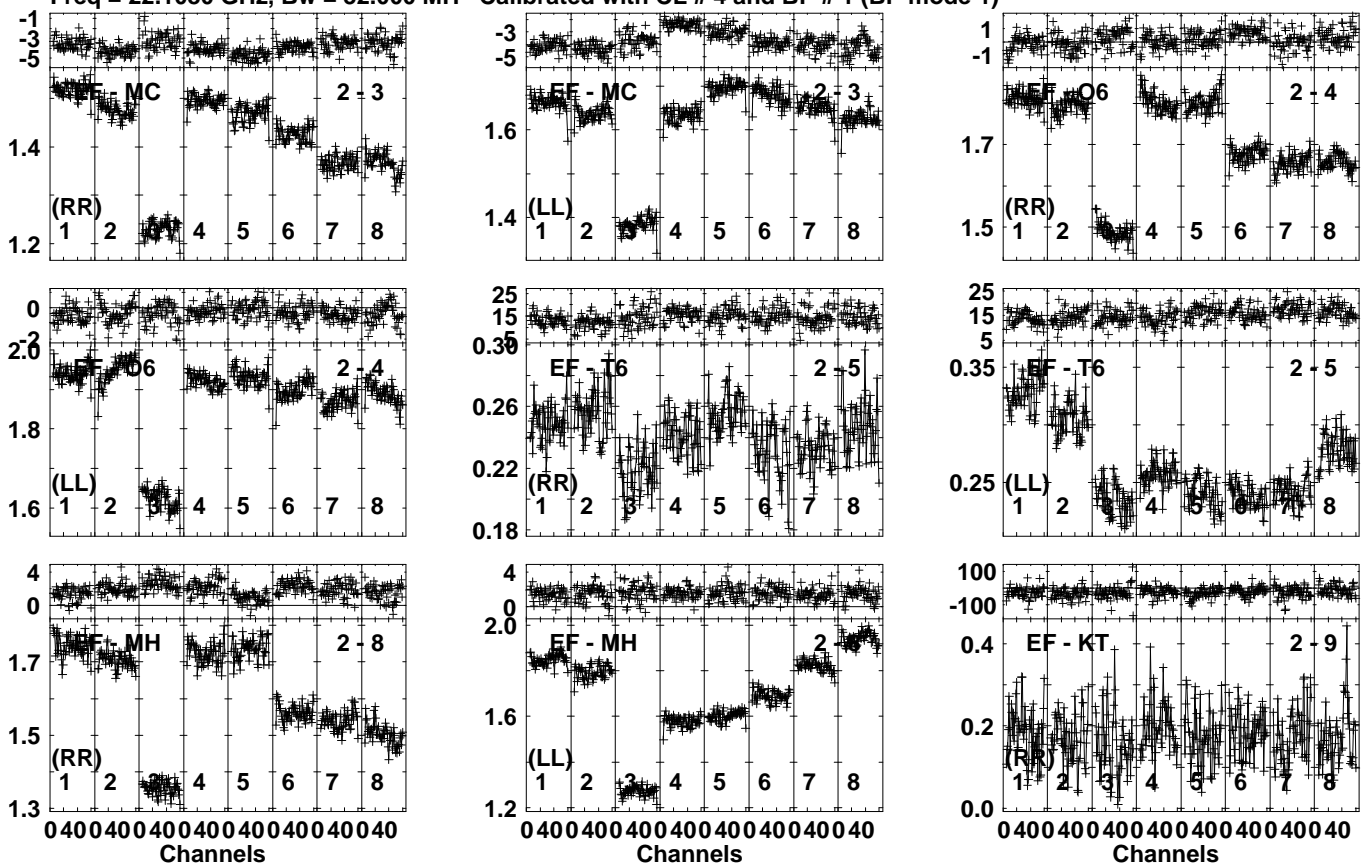


Lower frame: Milli Ampl Jy Top frame: Phas deg  
Vector averaged cross-power spectrum Several baselines displayed  
Timerange: 00/13:34:31 to 00/13:35:29

Plot file version 333 created 01-FEB-2024 11:05:09

J1927+7358 RB009.UVDATA.1

Freq = 22.1080 GHz, Bw = 32.000 MH Calibrated with CL # 4 and BP # 1 (BP mode 1)

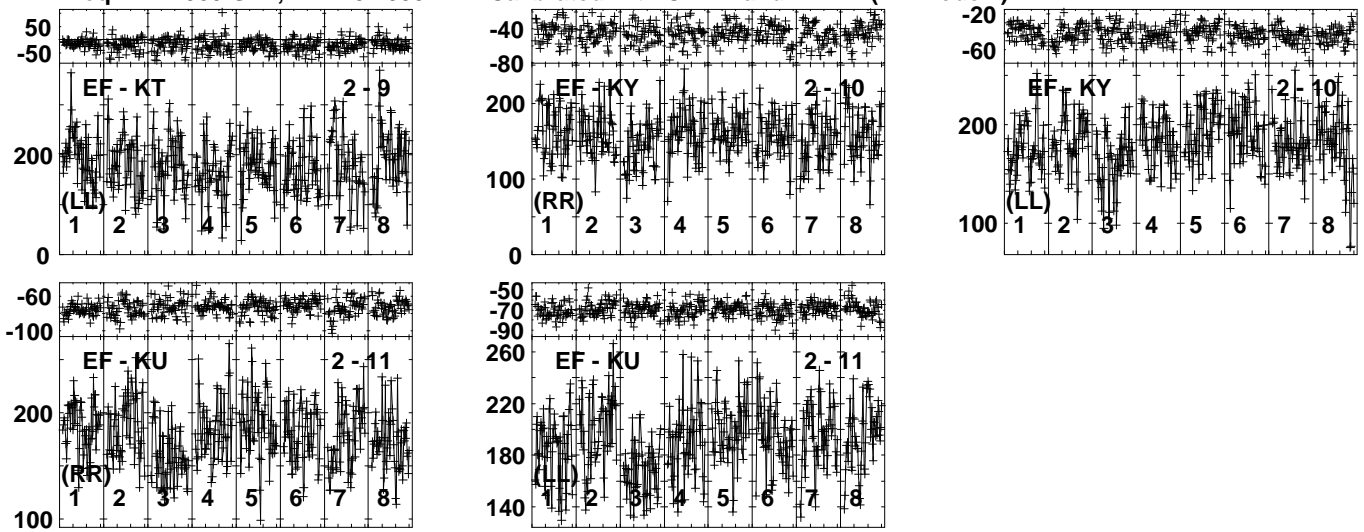


Lower frame: Ampl Jy Top frame: Phas deg  
Vector averaged cross-power spectrum Several baselines displayed  
Timerange: 00/13:37:31 to 00/13:42:29

Plot file version 334 created 01-FEB-2024 11:05:09

J1927+7358 RB009.UVDATA.1

Freq = 22.1080 GHz, Bw = 32.000 MH Calibrated with CL # 4 and BP # 1 (BP mode 1)

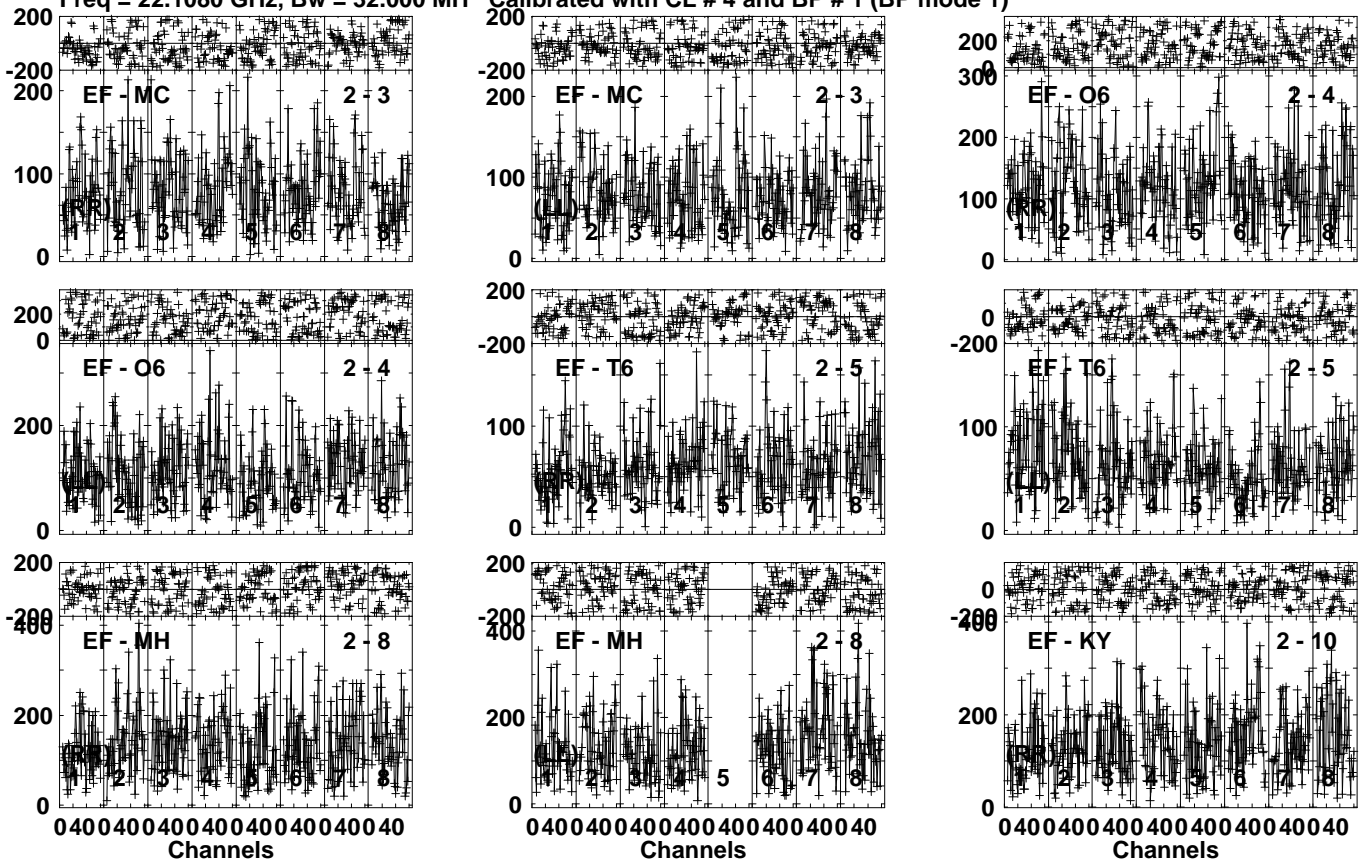


Lower frame: Milli Ampl Jy Top frame: Phas deg  
Vector averaged cross-power spectrum Several baselines displayed  
Timerange: 00/13:37:31 to 00/13:42:29

Plot file version 335 created 01-FEB-2024 11:05:11

1927+654 RB009.UVDATA.1

Freq = 22.1080 GHz, Bw = 32.000 MH Calibrated with CL # 4 and BP # 1 (BP mode 1)

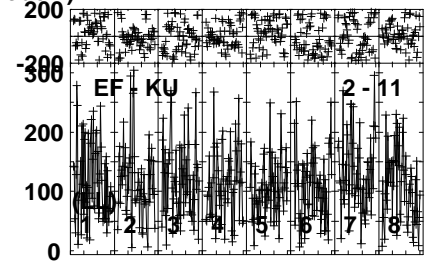
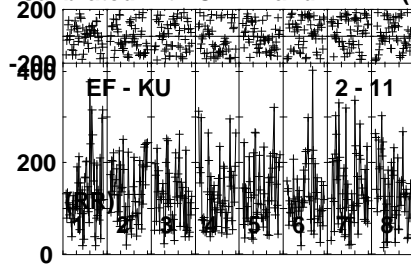
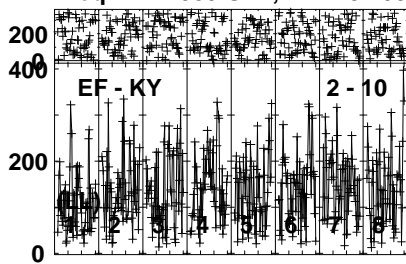


Lower frame: Milli Ampl Jy Top frame: Phas deg  
Vector averaged cross-power spectrum Several baselines displayed  
Timerange: 00/13:52:33 to 00/13:53:29

Plot file version 336 created 01-FEB-2024 11:05:11

1927+654 RB009.UVDATA.1

Freq = 22.1080 GHz, Bw = 32.000 MH Calibrated with CL # 4 and BP # 1 (BP mode 1)



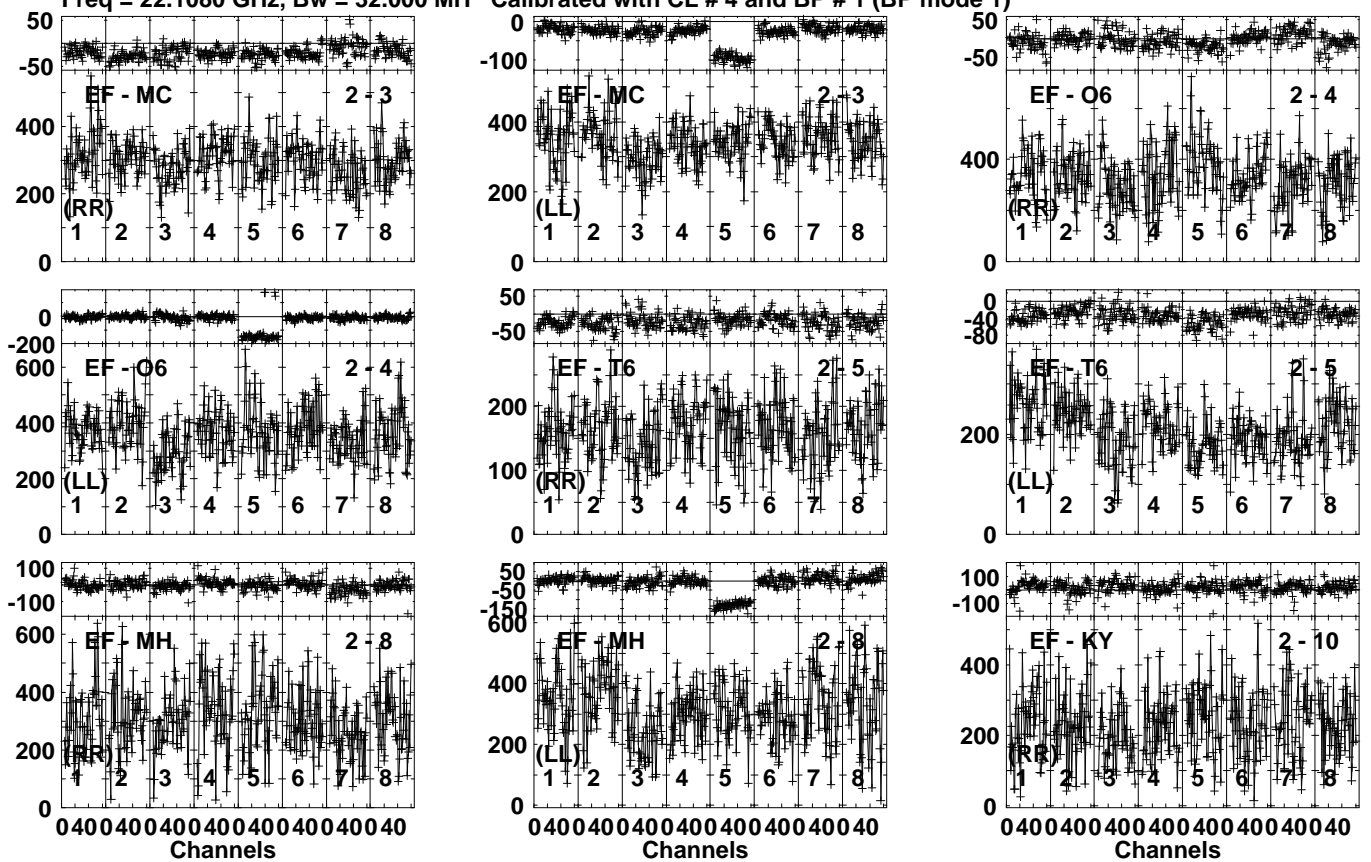
Lower frame: Milli Ampl Jy Top frame: Phas deg  
Vector averaged cross-power spectrum Several baselines displayed  
Timerange: 00/13:52:33 to 00/13:53:29



Plot file version 337 created 01-FEB-2024 11:05:11

J1933+6540 RB009.UVDATA.1

Freq = 22.1080 GHz, Bw = 32.000 MH Calibrated with CL # 4 and BP # 1 (BP mode 1)

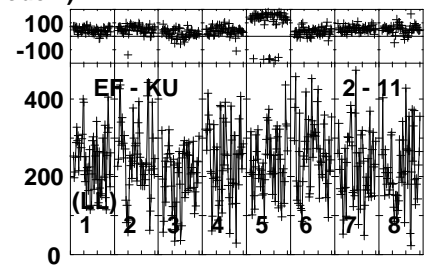
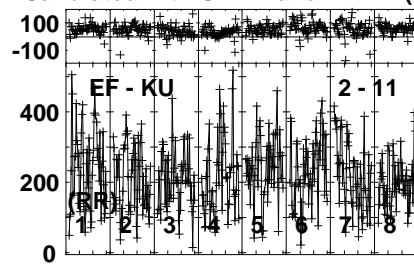
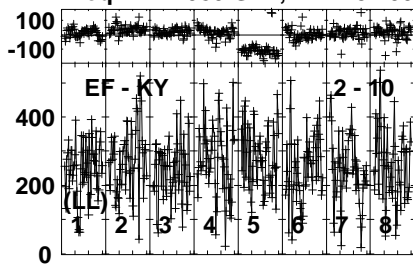


Lower frame: Milli Ampl Jy Top frame: Phas deg  
Vector averaged cross-power spectrum Several baselines displayed  
Timerange: 00/13:53:31 to 00/13:54:29

Plot file version 338 created 01-FEB-2024 11:05:11

J1933+6540 RB009.UVDATA.1

Freq = 22.1080 GHz, Bw = 32.000 MH Calibrated with CL # 4 and BP # 1 (BP mode 1)

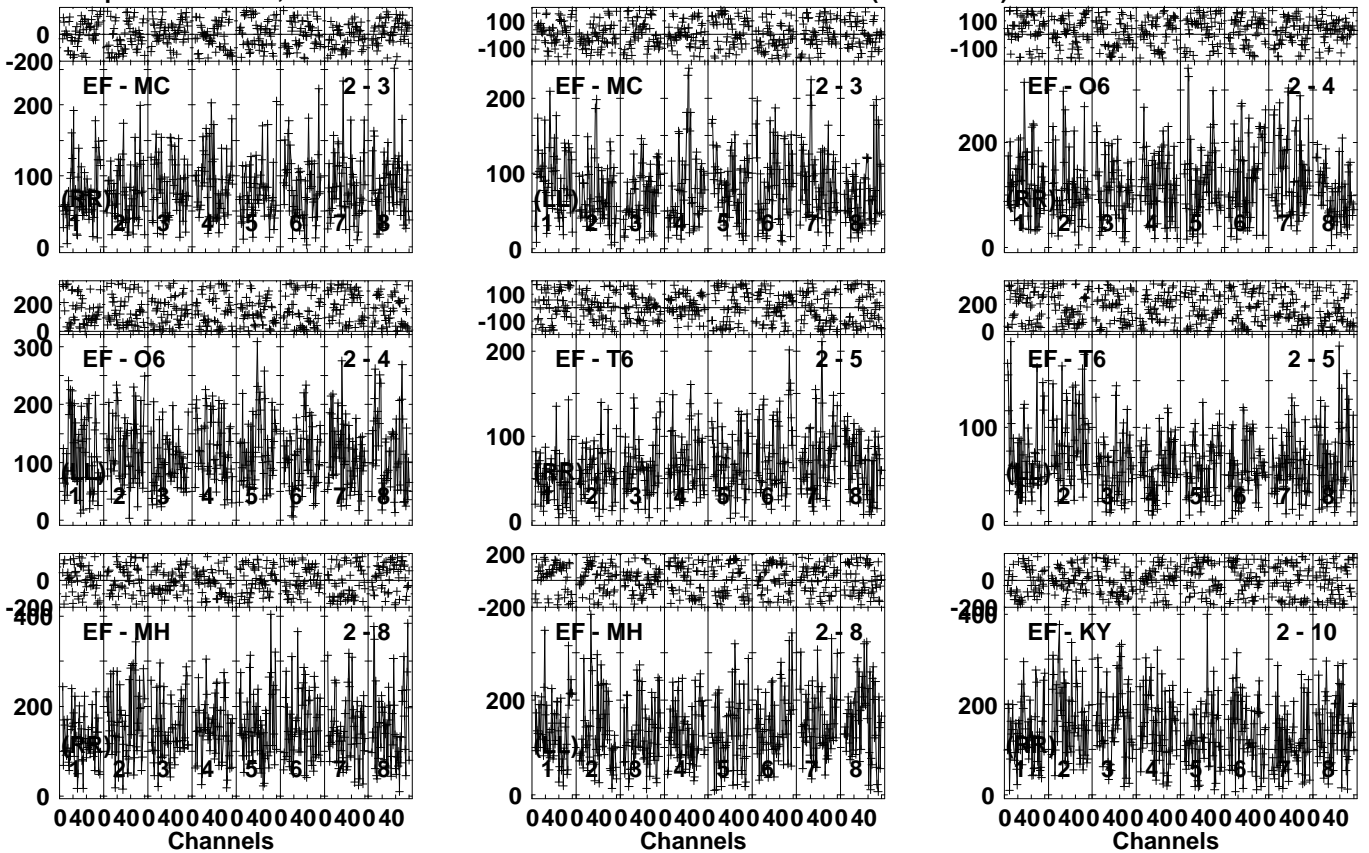


Lower frame: Milli Ampl Jy Top frame: Phas deg  
Vector averaged cross-power spectrum Several baselines displayed  
Timerange: 00/13:53:31 to 00/13:54:29

Plot file version 339 created 01-FEB-2024 11:05:11

1927+654 RB009.UVDATA.1

Freq = 22.1080 GHz, Bw = 32.000 MH Calibrated with CL # 4 and BP # 1 (BP mode 1)

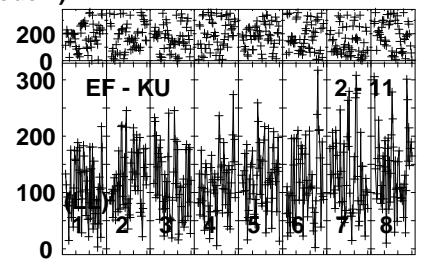
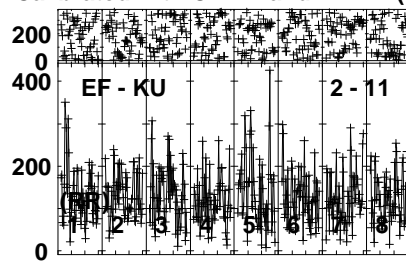
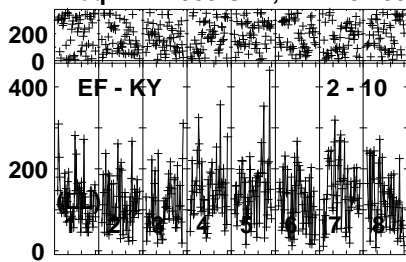


Lower frame: Milli Ampl Jy Top frame: Phas deg  
Vector averaged cross-power spectrum Several baselines displayed  
Timerange: 00/13:54:31 to 00/13:55:29

Plot file version 340 created 01-FEB-2024 11:05:12

1927+654 RB009.UVDATA.1

Freq = 22.1080 GHz, Bw = 32.000 MH Calibrated with CL # 4 and BP # 1 (BP mode 1)



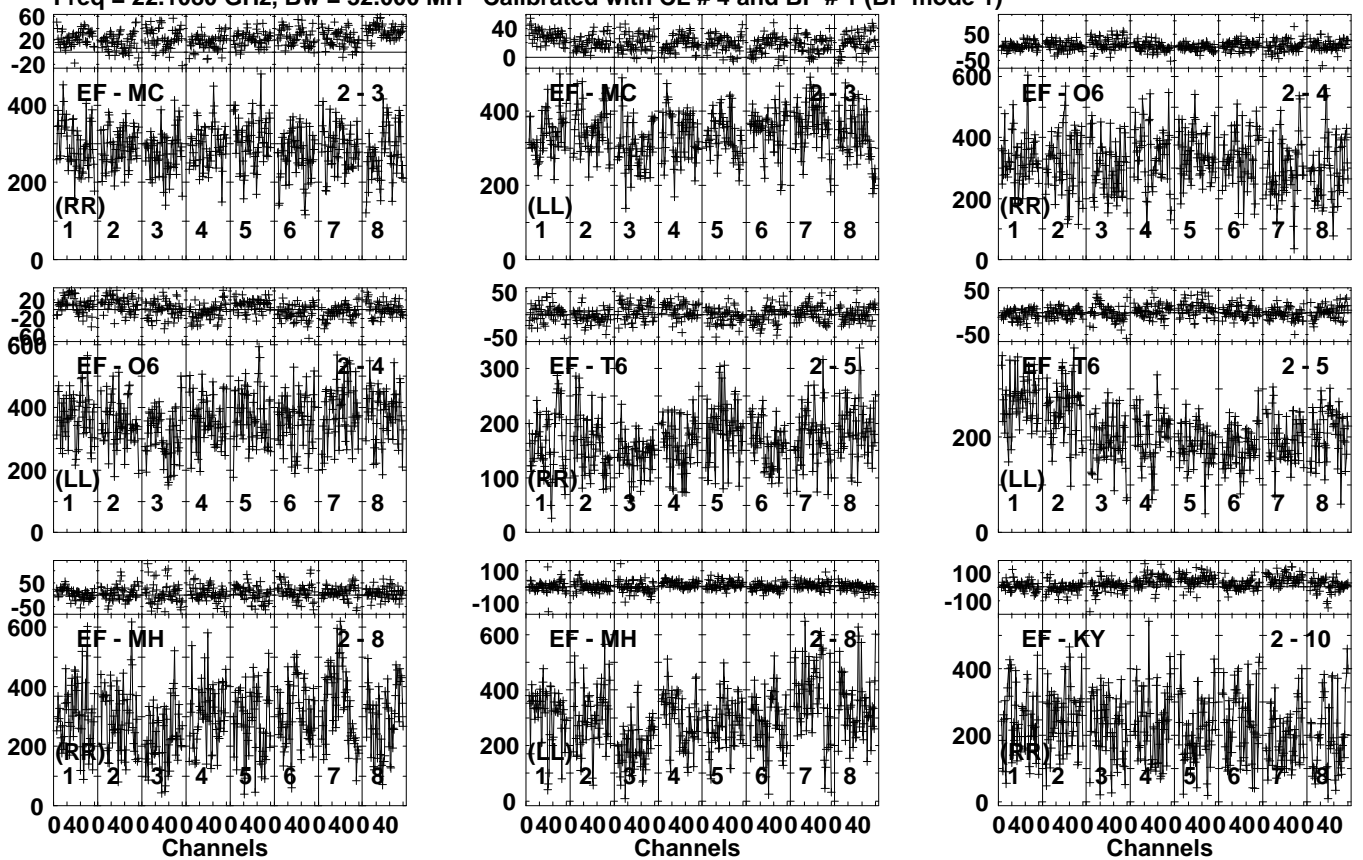
Lower frame: Milli Ampl Jy Top frame: Phas deg  
Vector averaged cross-power spectrum Several baselines displayed  
Timerange: 00/13:54:31 to 00/13:55:29

Plot file version 341 created 01-FEB-2024 11:05:12

J1933+6540 RB009.UVDATA.1

Freq = 22.1080 GHz, Bw = 32.000 MH

Calibrated with CL # 4 and BP # 1 (BP mode 1)

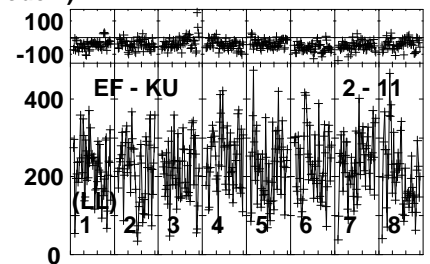
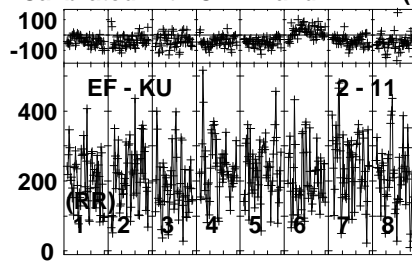
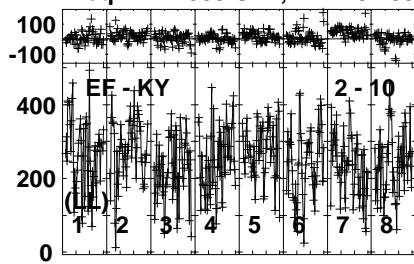


Lower frame: Milli Ampl Jy Top frame: Phas deg  
Vector averaged cross-power spectrum Several baselines displayed  
Timerange: 00/13:55:31 to 00/13:56:29

Plot file version 342 created 01-FEB-2024 11:05:12

J1933+6540 RB009.UVDATA.1

Freq = 22.1080 GHz, Bw = 32.000 MH Calibrated with CL # 4 and BP # 1 (BP mode 1)

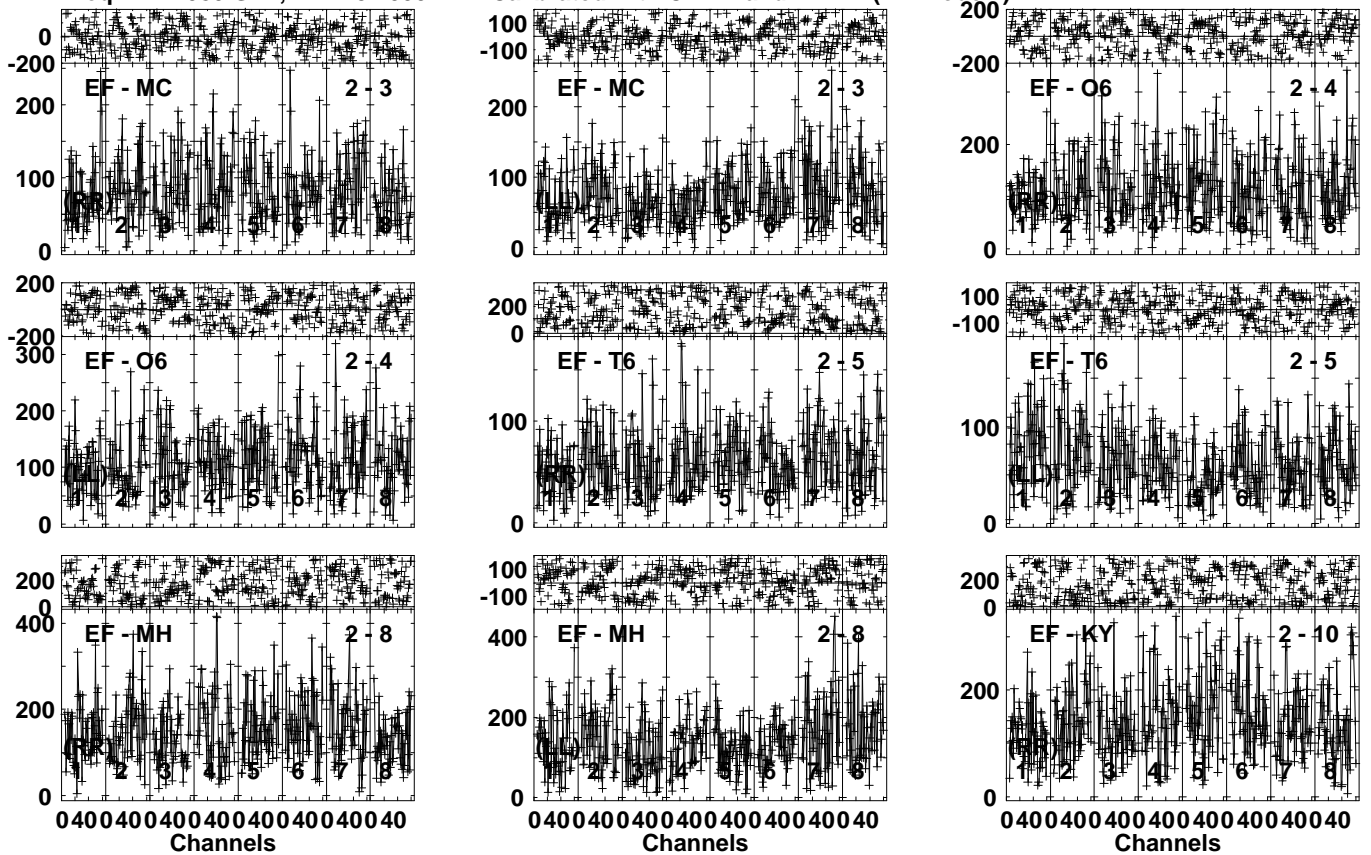


Lower frame: Milli Ampl Jy Top frame: Phas deg  
Vector averaged cross-power spectrum Several baselines displayed  
Timerange: 00/13:55:31 to 00/13:56:29

Plot file version 343 created 01-FEB-2024 11:05:12

1927+654 RB009.UVDATA.1

Freq = 22.1080 GHz, Bw = 32.000 MH Calibrated with CL # 4 and BP # 1 (BP mode 1)

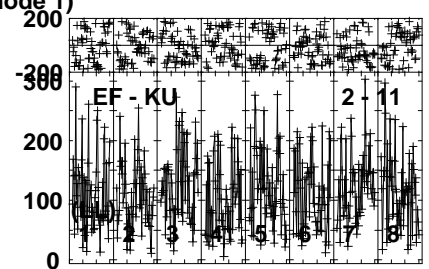
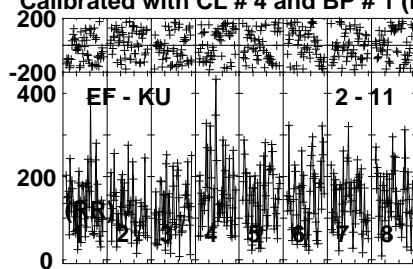
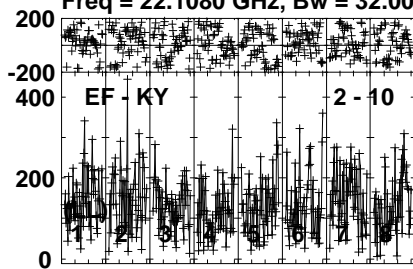


Lower frame: Milli Ampl Jy Top frame: Phas deg  
Vector averaged cross-power spectrum Several baselines displayed  
Timerange: 00/13:56:33 to 00/13:57:29

Plot file version 344 created 01-FEB-2024 11:05:12

1927+654 RB009.UVDATA.1

Freq = 22.1080 GHz, Bw = 32.000 MH Calibrated with CL # 4 and BP # 1 (BP mode 1)



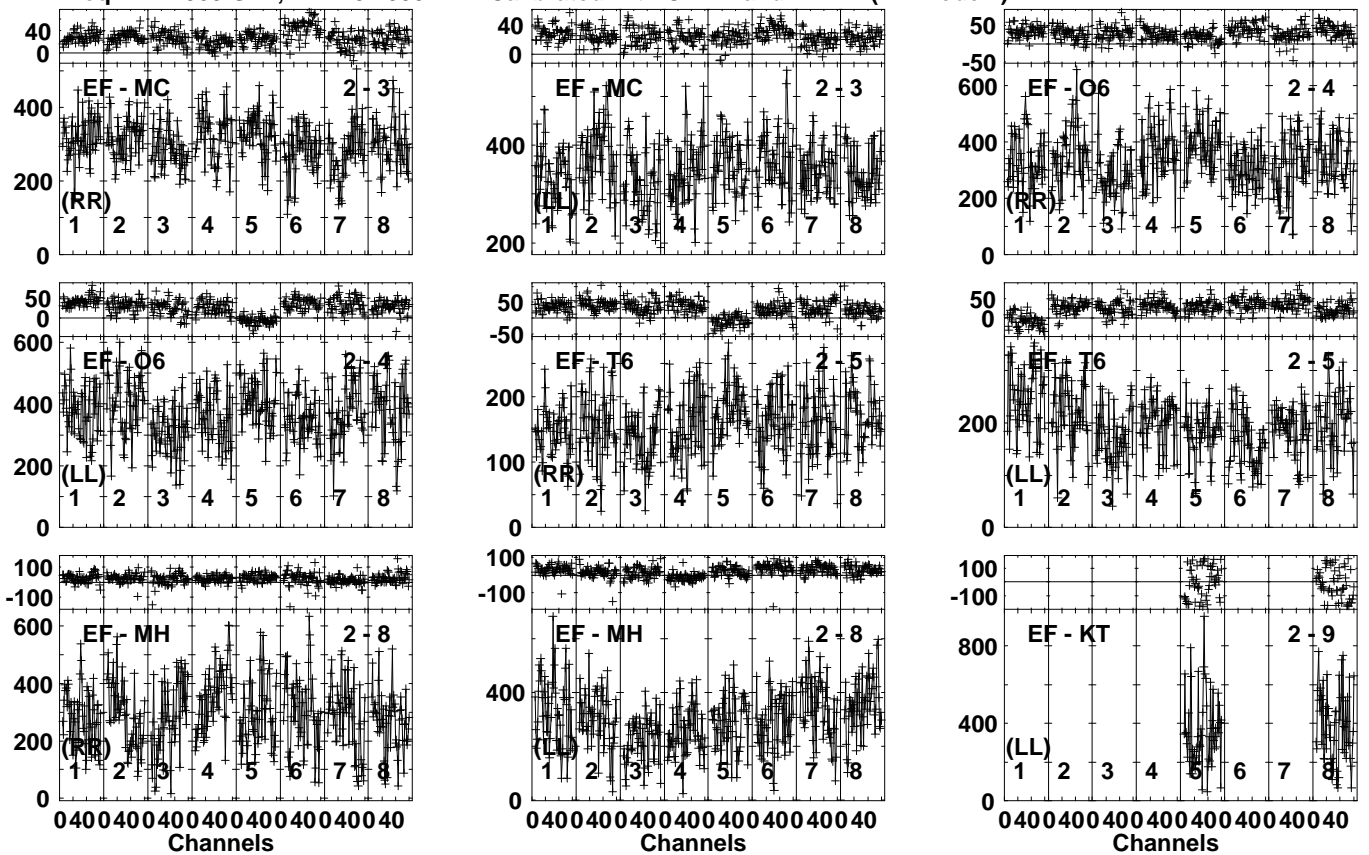
Lower frame: Milli Ampl Jy Top frame: Phas deg  
Vector averaged cross-power spectrum Several baselines displayed  
Timerange: 00/13:56:33 to 00/13:57:29



Plot file version 345 created 01-FEB-2024 11:05:12

J1933+6540 RB009.UVDATA.1

Freq = 22.1080 GHz, Bw = 32.000 MH Calibrated with CL # 4 and BP # 1 (BP mode 1)

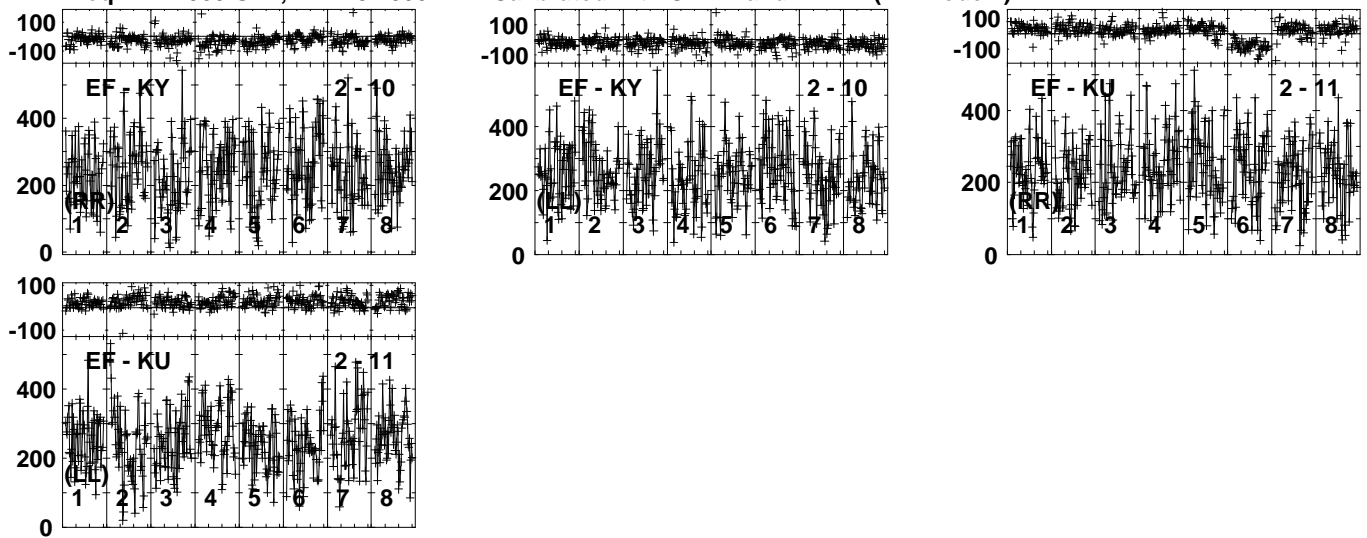


Lower frame: Milli Ampl Jy Top frame: Phas deg  
Vector averaged cross-power spectrum Several baselines displayed  
Timerange: 00/13:57:33 to 00/13:58:29

Plot file version 346 created 01-FEB-2024 11:05:12

J1933+6540 RB009.UVDATA.1

Freq = 22.1080 GHz, Bw = 32.000 MH Calibrated with CL # 4 and BP # 1 (BP mode 1)



Lower frame: Milli Ampl Jy Top frame: Phas deg

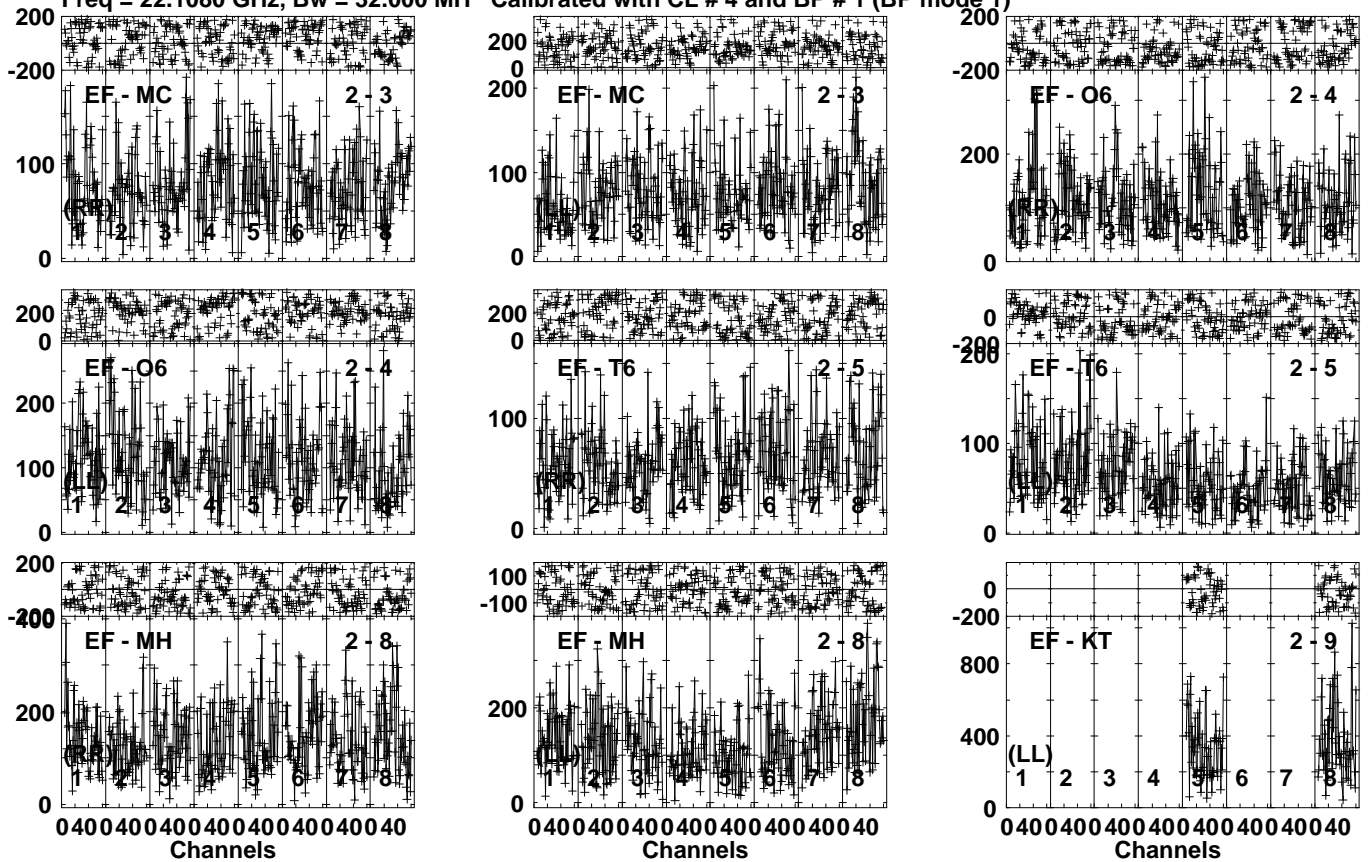
Vector averaged cross-power spectrum Several baselines displayed

Timerange: 00/13:57:33 to 00/13:58:29

Plot file version 347 created 01-FEB-2024 11:05:12

1927+654 RB009.UVDATA.1

Freq = 22.1080 GHz, Bw = 32.000 MH Calibrated with CL # 4 and BP # 1 (BP mode 1)

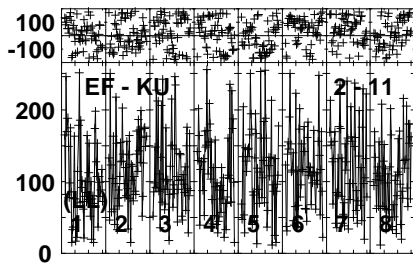
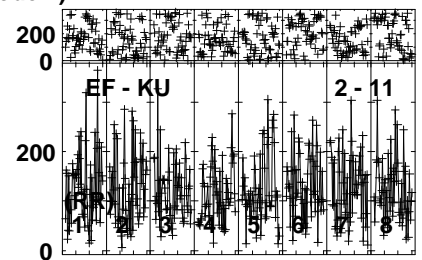
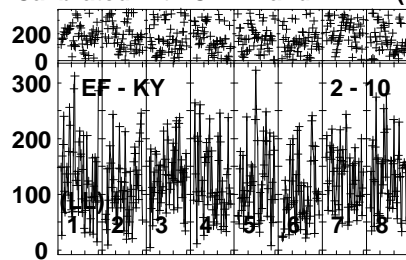
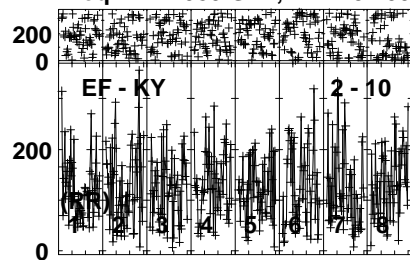


Lower frame: Milli Ampl Jy Top frame: Phas deg  
Vector averaged cross-power spectrum Several baselines displayed  
Timerange: 00/13:58:31 to 00/13:59:29

Plot file version 348 created 01-FEB-2024 11:05:13

1927+654 RB009.UVDATA.1

Freq = 22.1080 GHz, Bw = 32.000 MH Calibrated with CL # 4 and BP # 1 (BP mode 1)

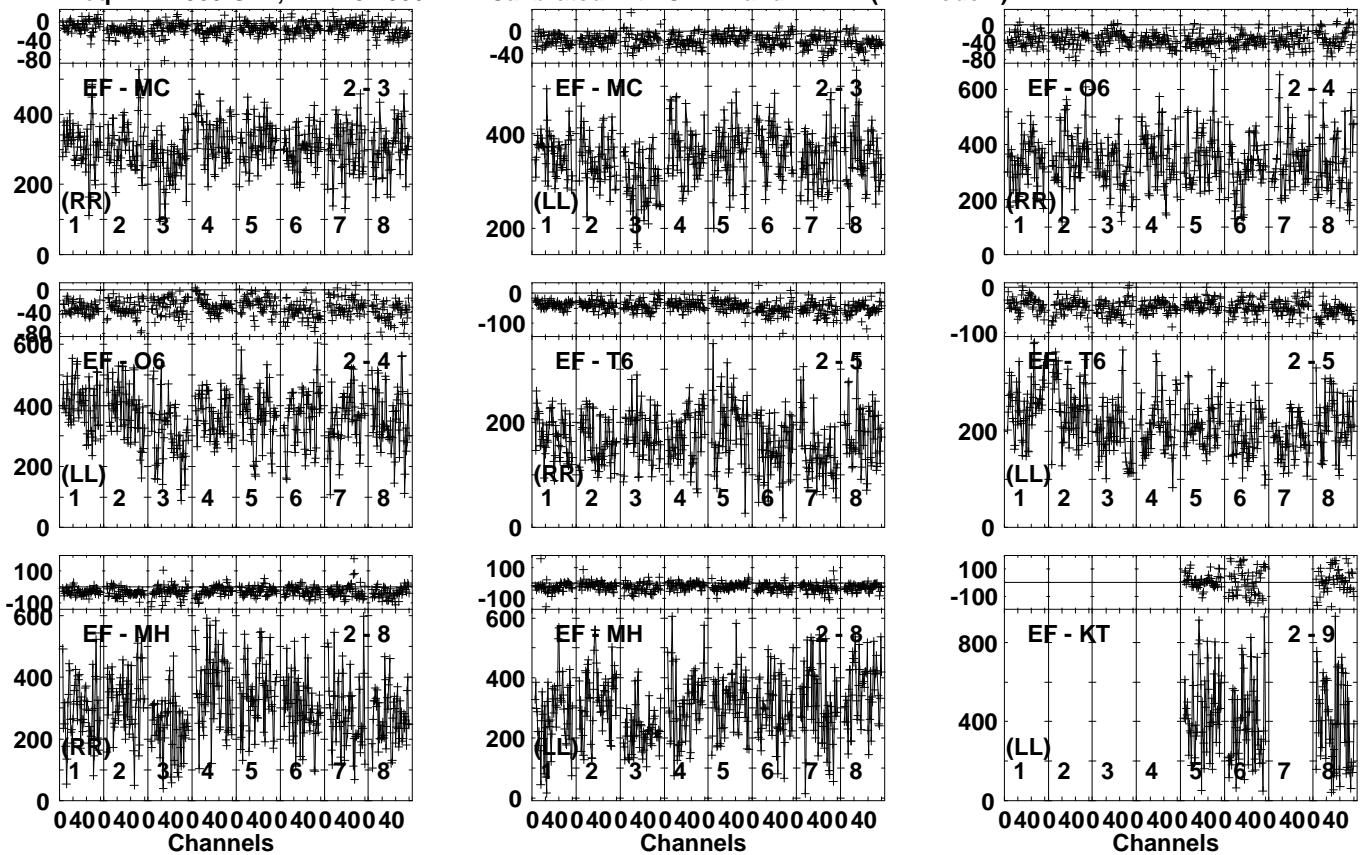


Lower frame: Milli Ampl Jy Top frame: Phas deg  
Vector averaged cross-power spectrum Several baselines displayed  
Timerange: 00/13:58:31 to 00/13:59:29

Plot file version 349 created 01-FEB-2024 11:05:13

J1933+6540 RB009.UVDATA.1

Freq = 22.1080 GHz, Bw = 32.000 MH Calibrated with CL # 4 and BP # 1 (BP mode 1)

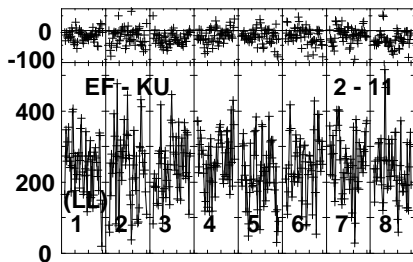
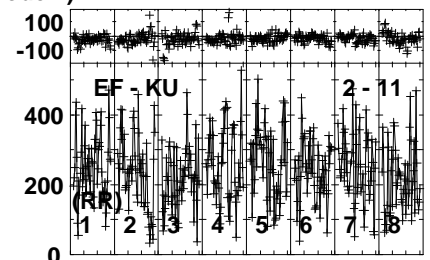
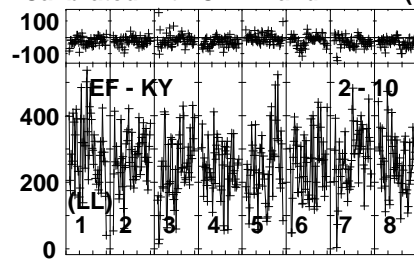
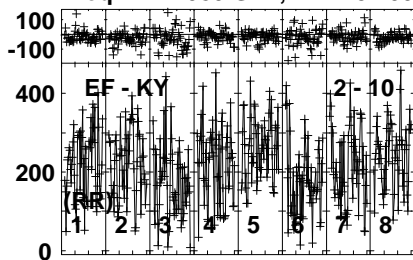


Lower frame: Milli Ampl Jy Top frame: Phas deg  
Vector averaged cross-power spectrum Several baselines displayed  
Timerange: 00/13:59:31 to 00/14:00:29

Plot file version 350 created 01-FEB-2024 11:05:13

J1933+6540 RB009.UVDATA.1

Freq = 22.1080 GHz, Bw = 32.000 MH Calibrated with CL # 4 and BP # 1 (BP mode 1)

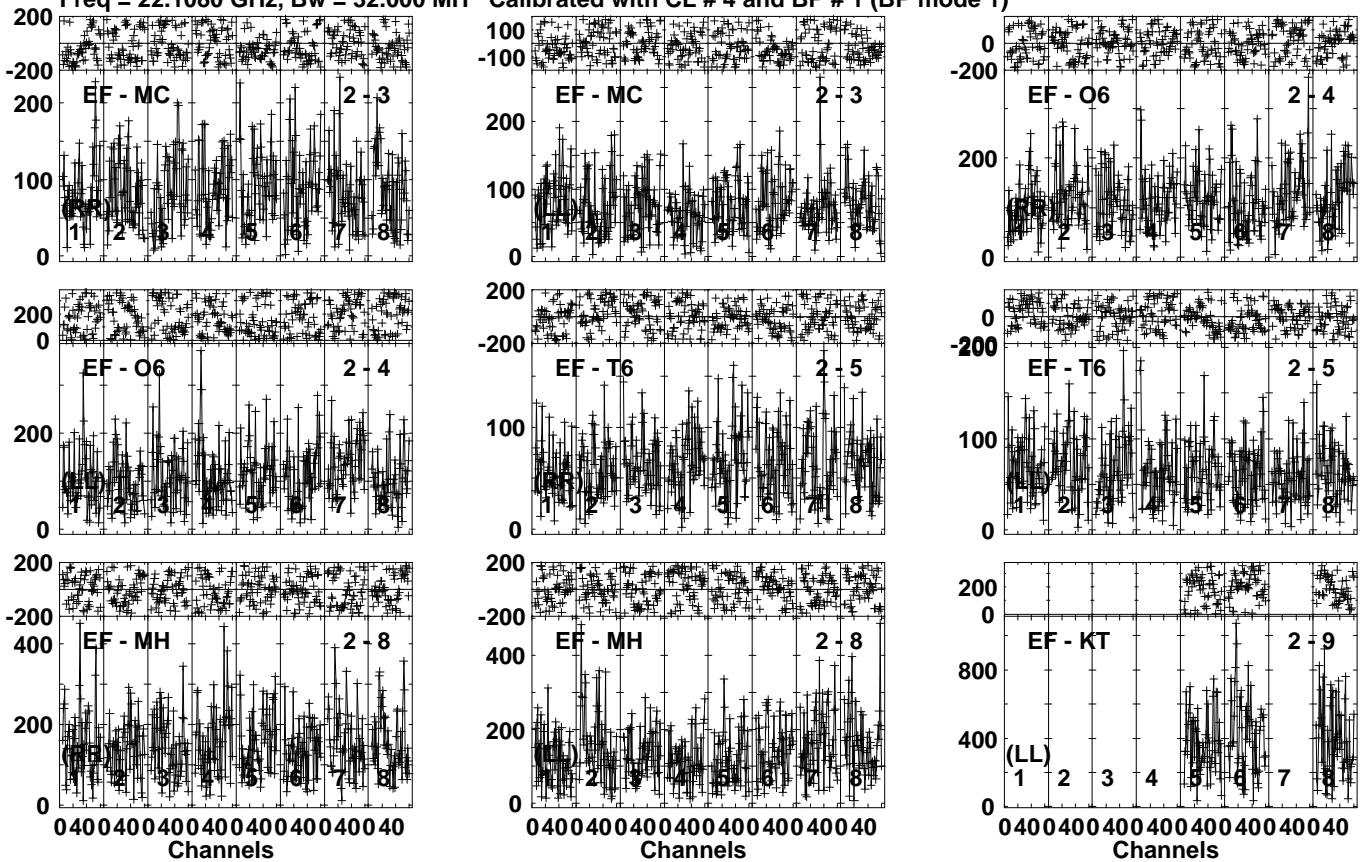


Lower frame: Milli Ampl Jy Top frame: Phas deg  
Vector averaged cross-power spectrum Several baselines displayed  
Timerange: 00/13:59:31 to 00/14:00:29

Plot file version 351 created 01-FEB-2024 11:05:13

1927+654 RB009.UVDATA.1

Freq = 22.1080 GHz, Bw = 32.000 MH Calibrated with CL # 4 and BP # 1 (BP mode 1)

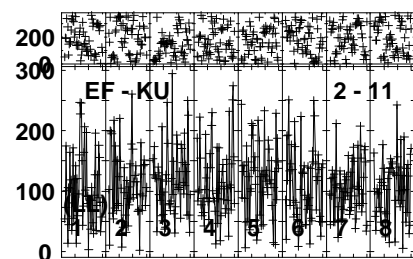
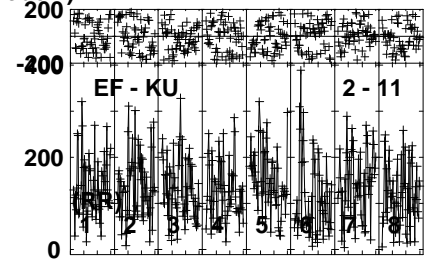
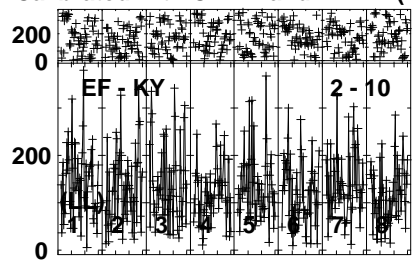
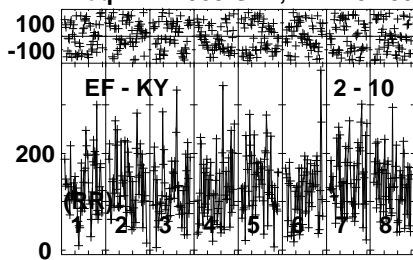


Lower frame: Milli Ampl Jy Top frame: Phas deg  
Vector averaged cross-power spectrum Several baselines displayed  
Timerange: 00/14:00:31 to 00/14:01:29

Plot file version 352 created 01-FEB-2024 11:05:13

1927+654 RB009.UVDATA.1

Freq = 22.1080 GHz, Bw = 32.000 MH Calibrated with CL # 4 and BP # 1 (BP mode 1)



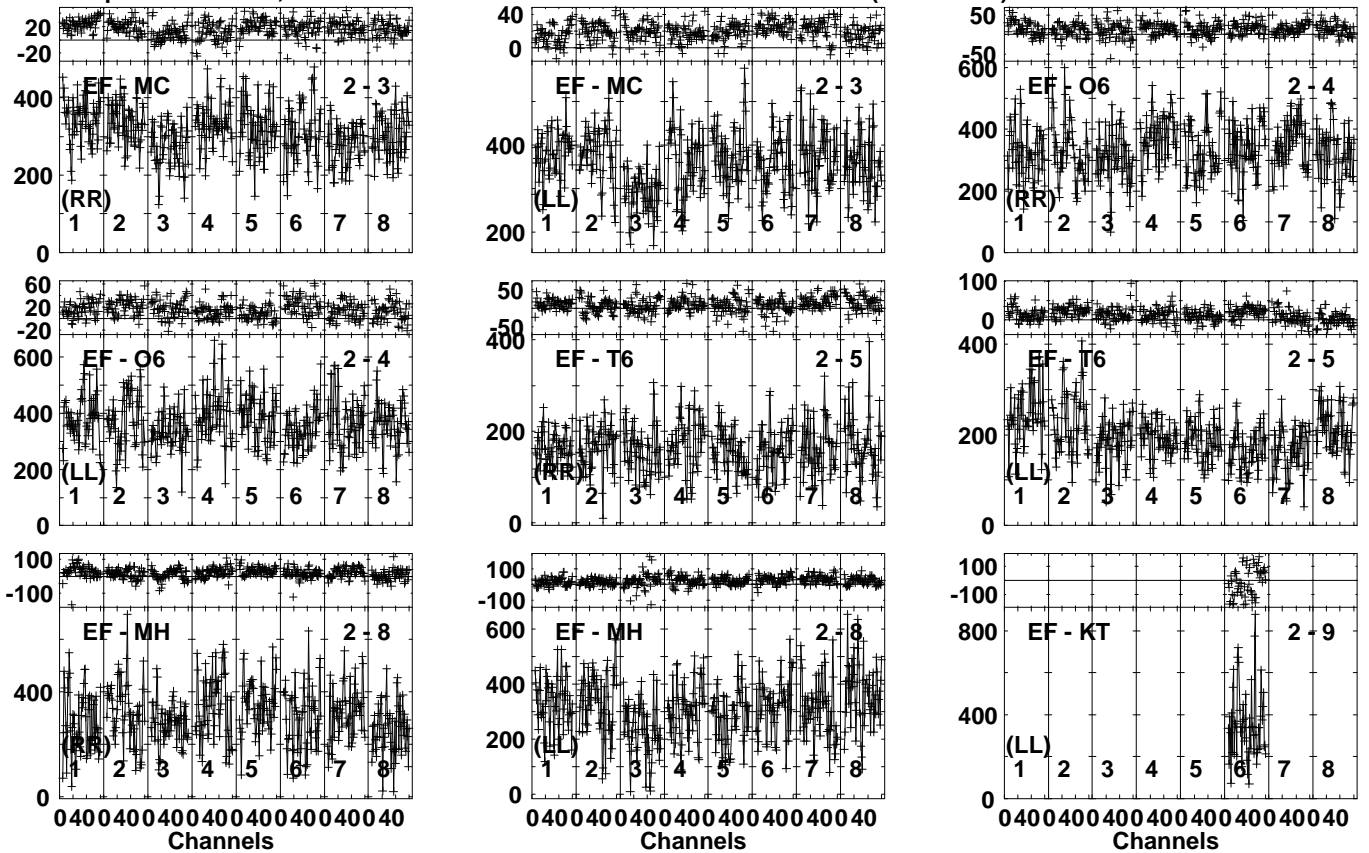
Lower frame: Milli Ampl Jy Top frame: Phas deg  
Vector averaged cross-power spectrum Several baselines displayed  
Timerange: 00/14:00:31 to 00/14:01:29



Plot file version 353 created 01-FEB-2024 11:05:14

J1933+6540 RB009.UVDATA.1

Freq = 22.1080 GHz, Bw = 32.000 MH Calibrated with CL # 4 and BP # 1 (BP mode 1)

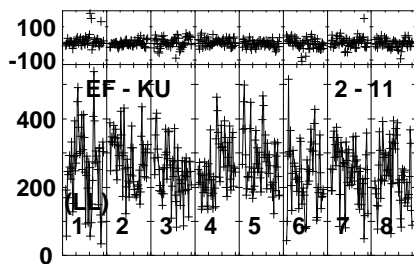
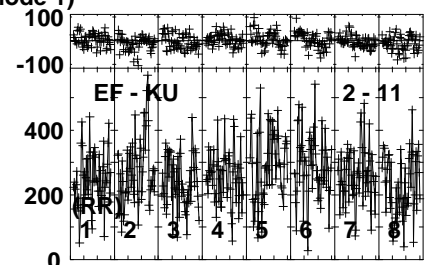
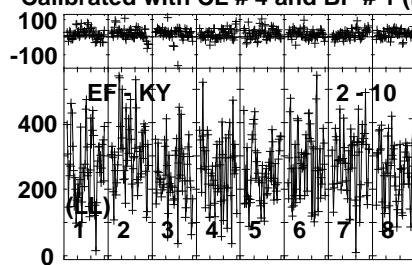
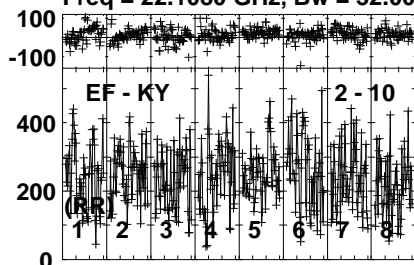


Lower frame: Milli Ampl Jy Top frame: Phas deg  
Vector averaged cross-power spectrum Several baselines displayed  
Timerange: 00/14:01:33 to 00/14:02:29

Plot file version 354 created 01-FEB-2024 11:05:14

J1933+6540 RB009.UVDATA.1

Freq = 22.1080 GHz, Bw = 32.000 MH Calibrated with CL # 4 and BP # 1 (BP mode 1)

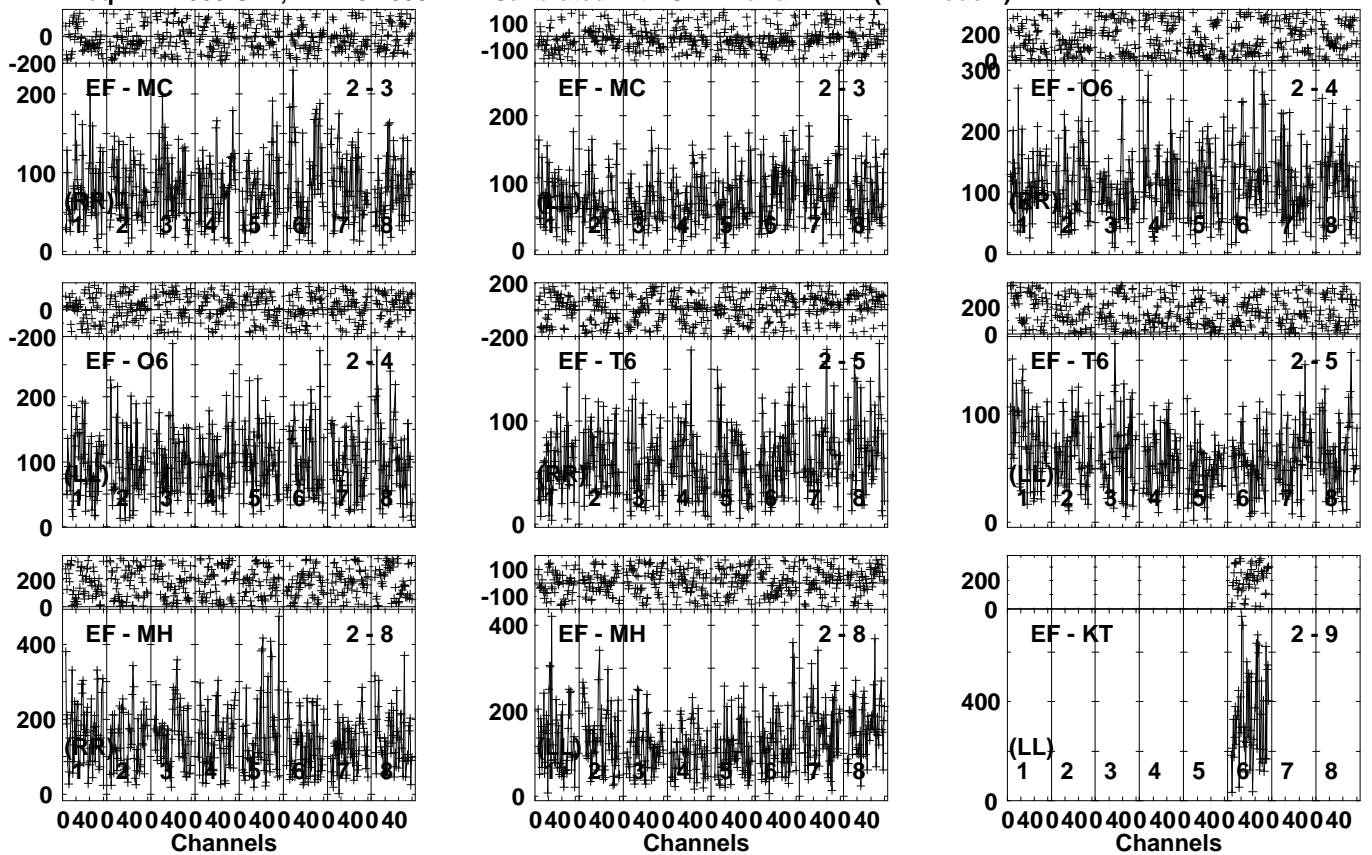


Lower frame: Milli Ampl Jy Top frame: Phas deg  
Vector averaged cross-power spectrum Several baselines displayed  
Timerange: 00/14:01:33 to 00/14:02:29

Plot file version 355 created 01-FEB-2024 11:05:14

1927+654 RB009.UVDATA.1

Freq = 22.1080 GHz, Bw = 32.000 MH Calibrated with CL # 4 and BP # 1 (BP mode 1)

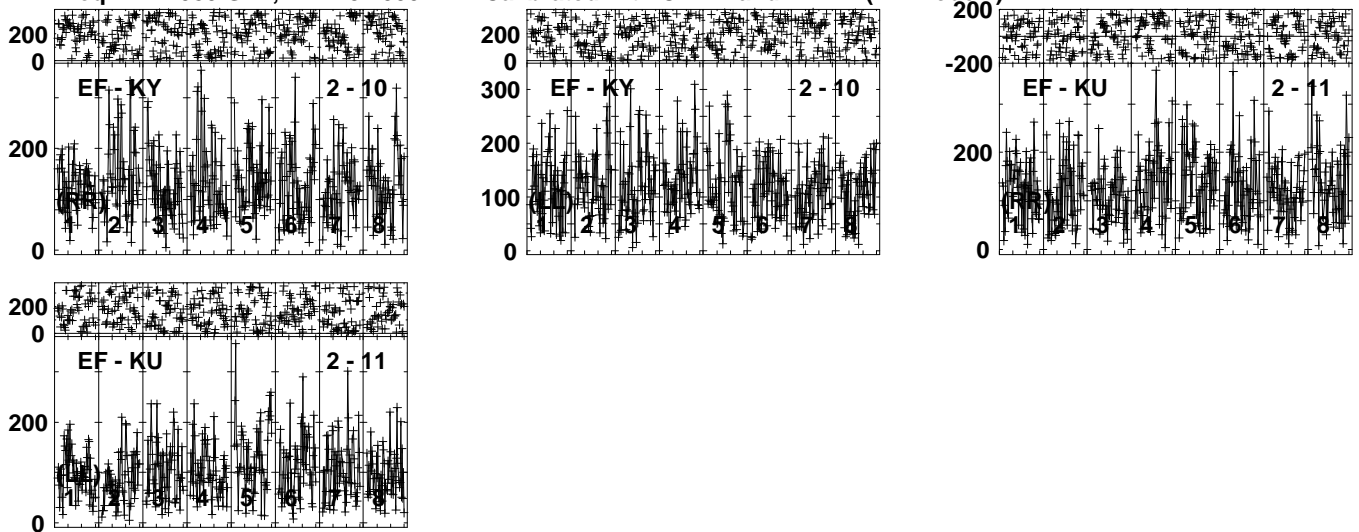


Lower frame: Milli Ampl Jy Top frame: Phas deg  
Vector averaged cross-power spectrum Several baselines displayed  
Timerange: 00/14:02:31 to 00/14:03:29

Plot file version 356 created 01-FEB-2024 11:05:14

1927+654 RB009.UVDATA.1

Freq = 22.1080 GHz, Bw = 32.000 MH Calibrated with CL # 4 and BP # 1 (BP mode 1)



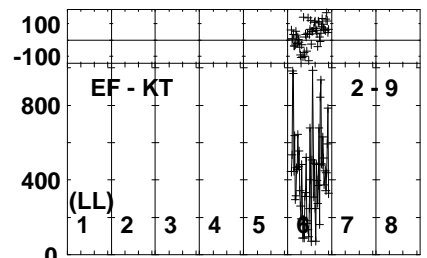
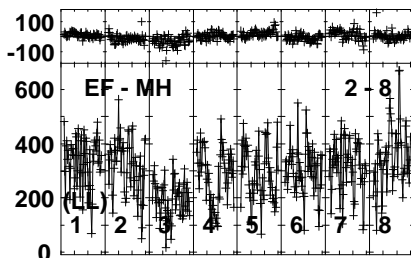
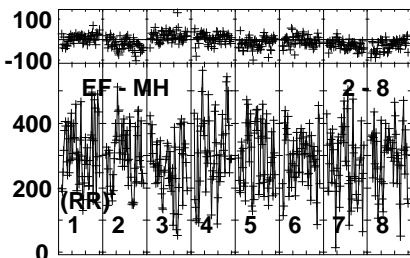
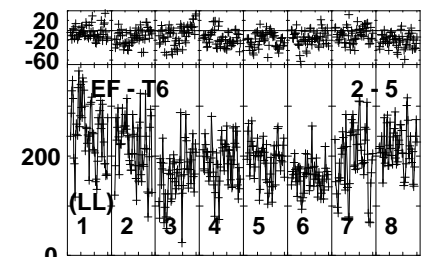
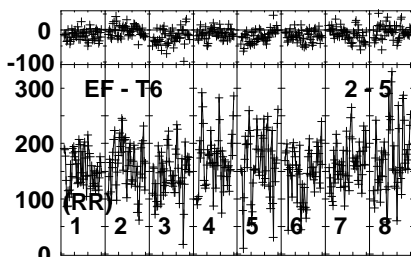
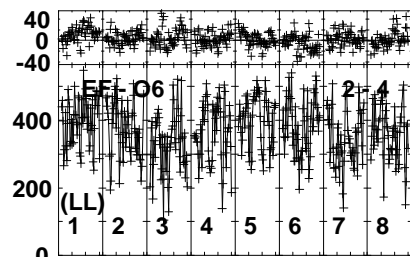
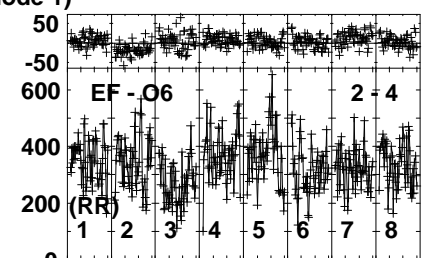
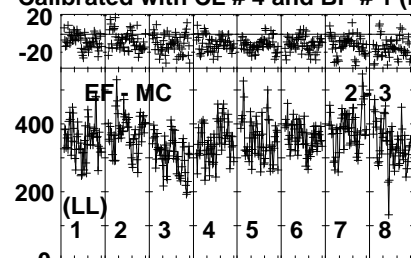
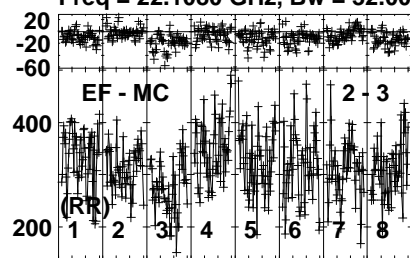
Lower frame: Milli Ampl Jy Top frame: Phas deg  
Vector averaged cross-power spectrum Several baselines displayed  
Timerange: 00/14:02:31 to 00/14:03:29

Plot file version 357 created 01-FEB-2024 11:05:14

J1933+6540 RB009.UVDATA.1

Freq = 22.1080 GHz, Bw = 32.000 MH

Calibrated with CL # 4 and BP # 1 (BP mode 1)



Lower frame: Milli Ampl Jy Top frame: Phas deg

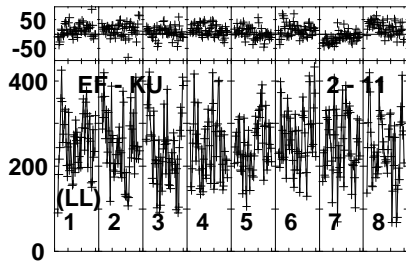
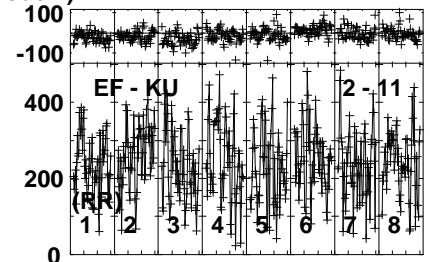
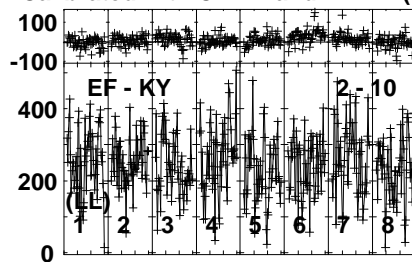
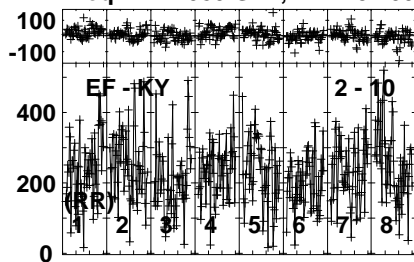
Vector averaged cross-power spectrum Several baselines displayed

Timerange: 00/14:03:31 to 00/14:04:29

Plot file version 358 created 01-FEB-2024 11:05:14

J1933+6540 RB009.UVDATA.1

Freq = 22.1080 GHz, Bw = 32.000 MH Calibrated with CL # 4 and BP # 1 (BP mode 1)

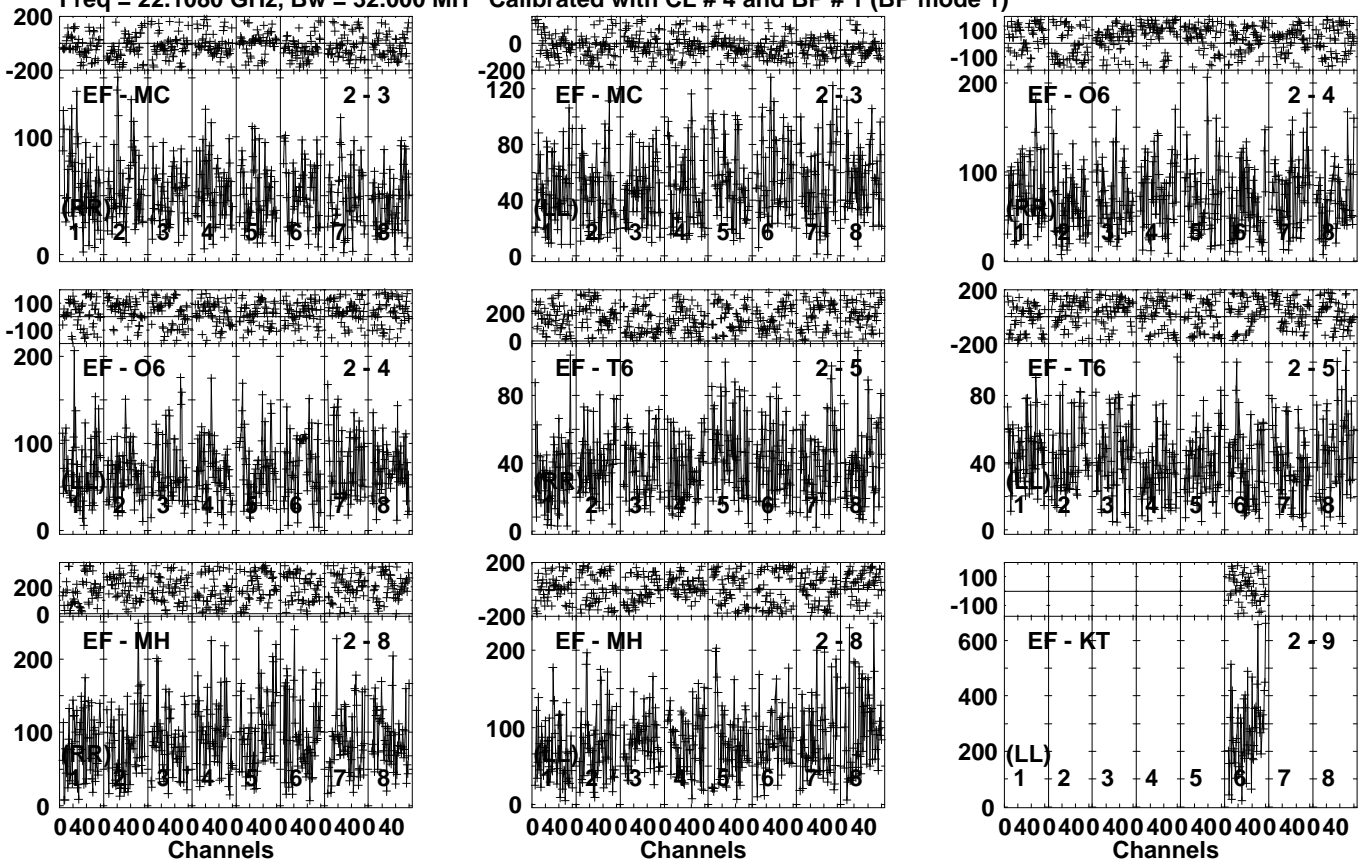


Lower frame: Milli Ampl Jy Top frame: Phas deg  
Vector averaged cross-power spectrum Several baselines displayed  
Timerange: 00/14:03:31 to 00/14:04:29

Plot file version 359 created 01-FEB-2024 11:05:15

1927+654 RB009.UVDATA.1

Freq = 22.1080 GHz, Bw = 32.000 MH Calibrated with CL # 4 and BP # 1 (BP mode 1)

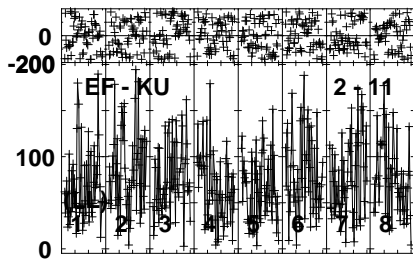
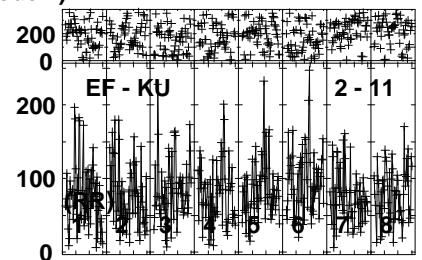
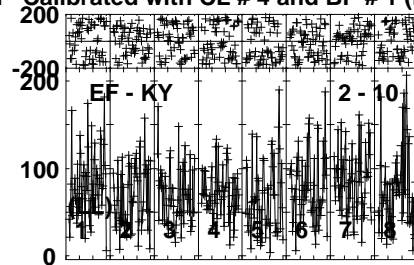
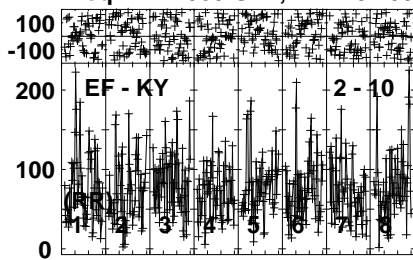


Lower frame: Milli Ampl Jy Top frame: Phas deg  
Vector averaged cross-power spectrum Several baselines displayed  
Timerange: 00/14:05:31 to 00/14:06:29

Plot file version 360 created 01-FEB-2024 11:05:15

1927+654 RB009.UVDATA.1

Freq = 22.1080 GHz, Bw = 32.000 MH Calibrated with CL # 4 and BP # 1 (BP mode 1)



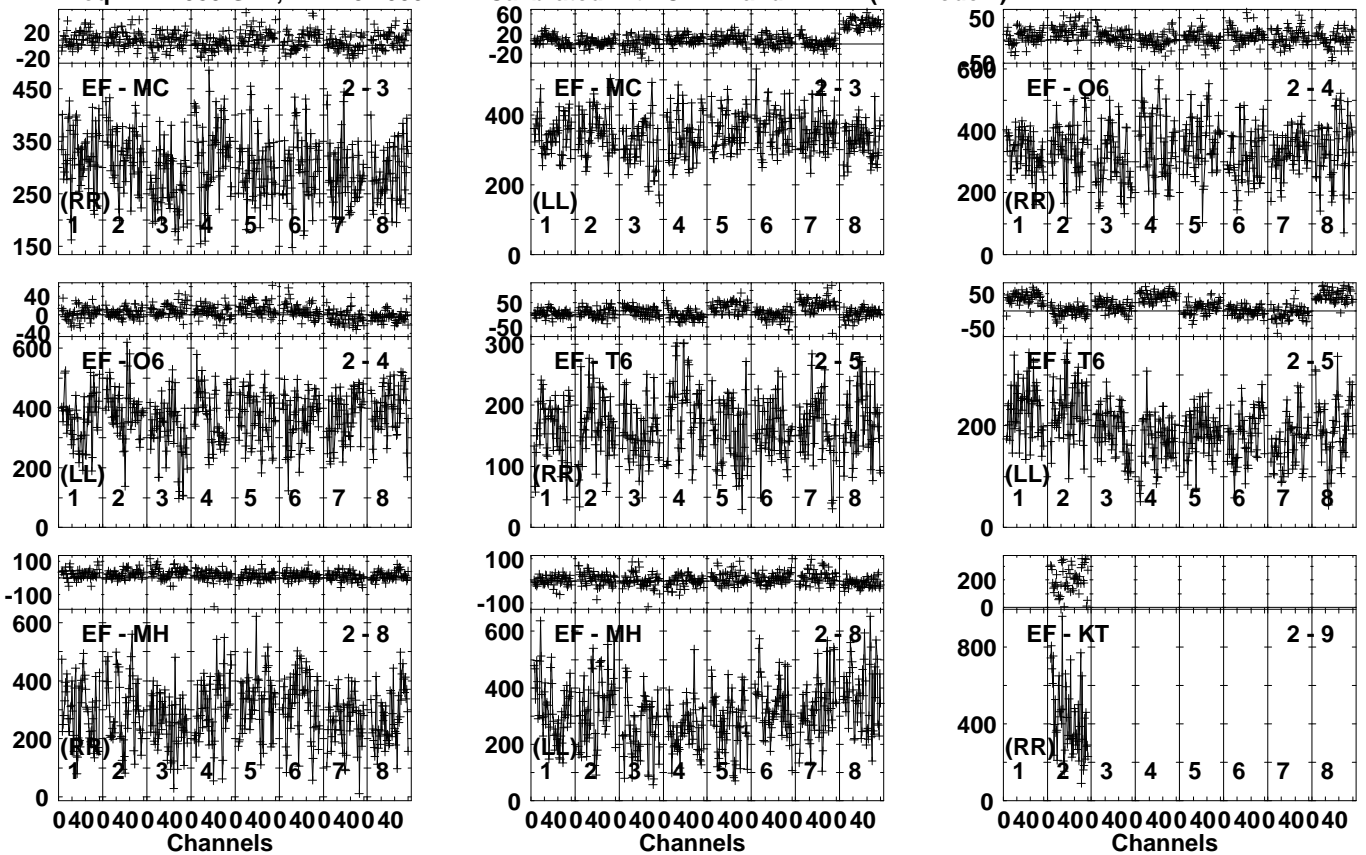
Lower frame: Milli Ampl Jy Top frame: Phas deg  
Vector averaged cross-power spectrum Several baselines displayed  
Timerange: 00/14:05:31 to 00/14:06:29



Plot file version 361 created 01-FEB-2024 11:05:15

J1933+6540 RB009.UVDATA.1

Freq = 22.1080 GHz, Bw = 32.000 MH Calibrated with CL # 4 and BP # 1 (BP mode 1)

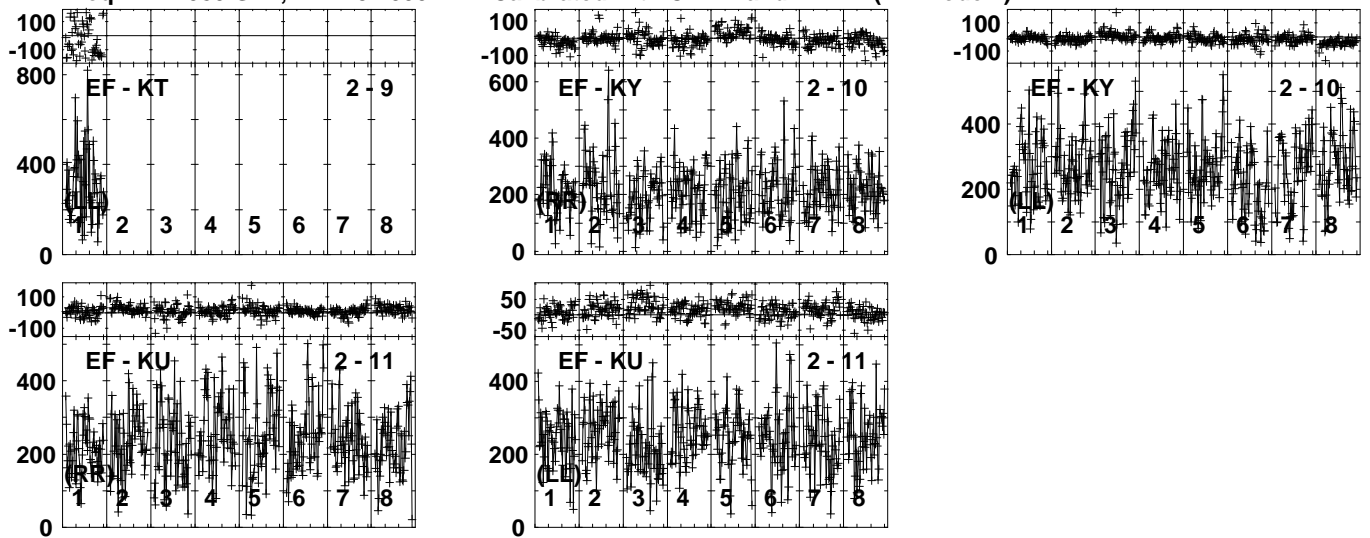


Lower frame: Milli Ampl Jy Top frame: Phas deg  
Vector averaged cross-power spectrum Several baselines displayed  
Timerange: 00/14:06:31 to 00/14:07:29

Plot file version 362 created 01-FEB-2024 11:05:15

J1933+6540 RB009.UVDATA.1

Freq = 22.1080 GHz, Bw = 32.000 MH Calibrated with CL # 4 and BP # 1 (BP mode 1)

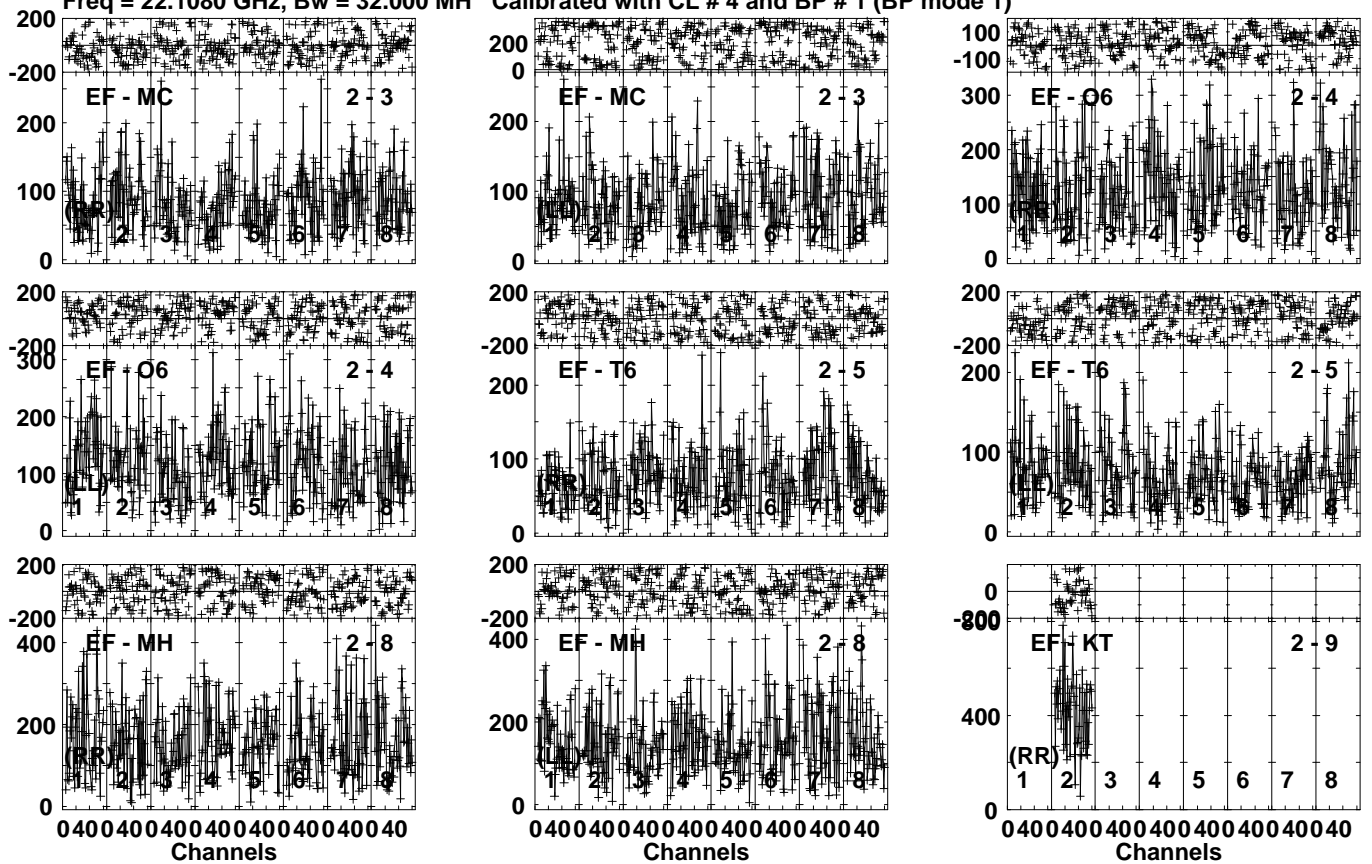


Lower frame: Milli Ampl Jy Top frame: Phas deg  
Vector averaged cross-power spectrum Several baselines displayed  
Timerange: 00/14:06:31 to 00/14:07:29

Plot file version 363 created 01-FEB-2024 11:05:15

1927+654 RB009.UVDATA.1

Freq = 22.1080 GHz, Bw = 32.000 MH Calibrated with CL # 4 and BP # 1 (BP mode 1)

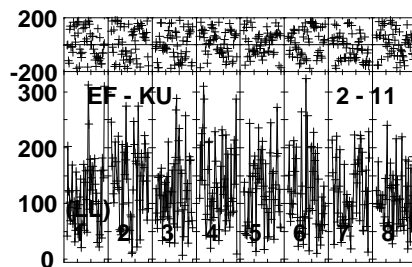
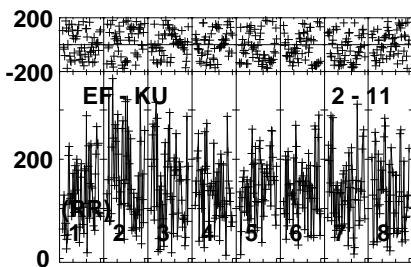
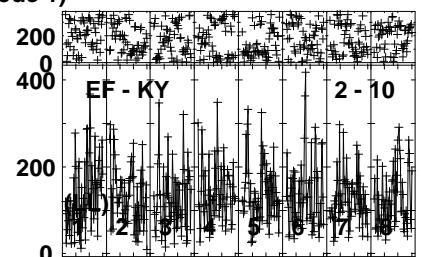
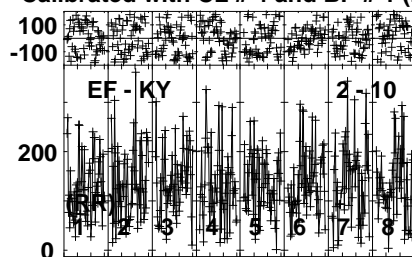
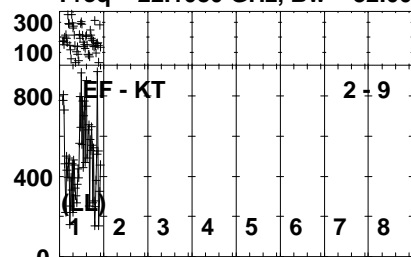


Lower frame: Milli Ampl Jy Top frame: Phas deg  
Vector averaged cross-power spectrum Several baselines displayed  
Timerange: 00/14:07:33 to 00/14:08:29

Plot file version 364 created 01-FEB-2024 11:05:15

1927+654 RB009.UVDATA.1

Freq = 22.1080 GHz, Bw = 32.000 MH Calibrated with CL # 4 and BP # 1 (BP mode 1)



Lower frame: Milli Ampl Jy Top frame: Phas deg

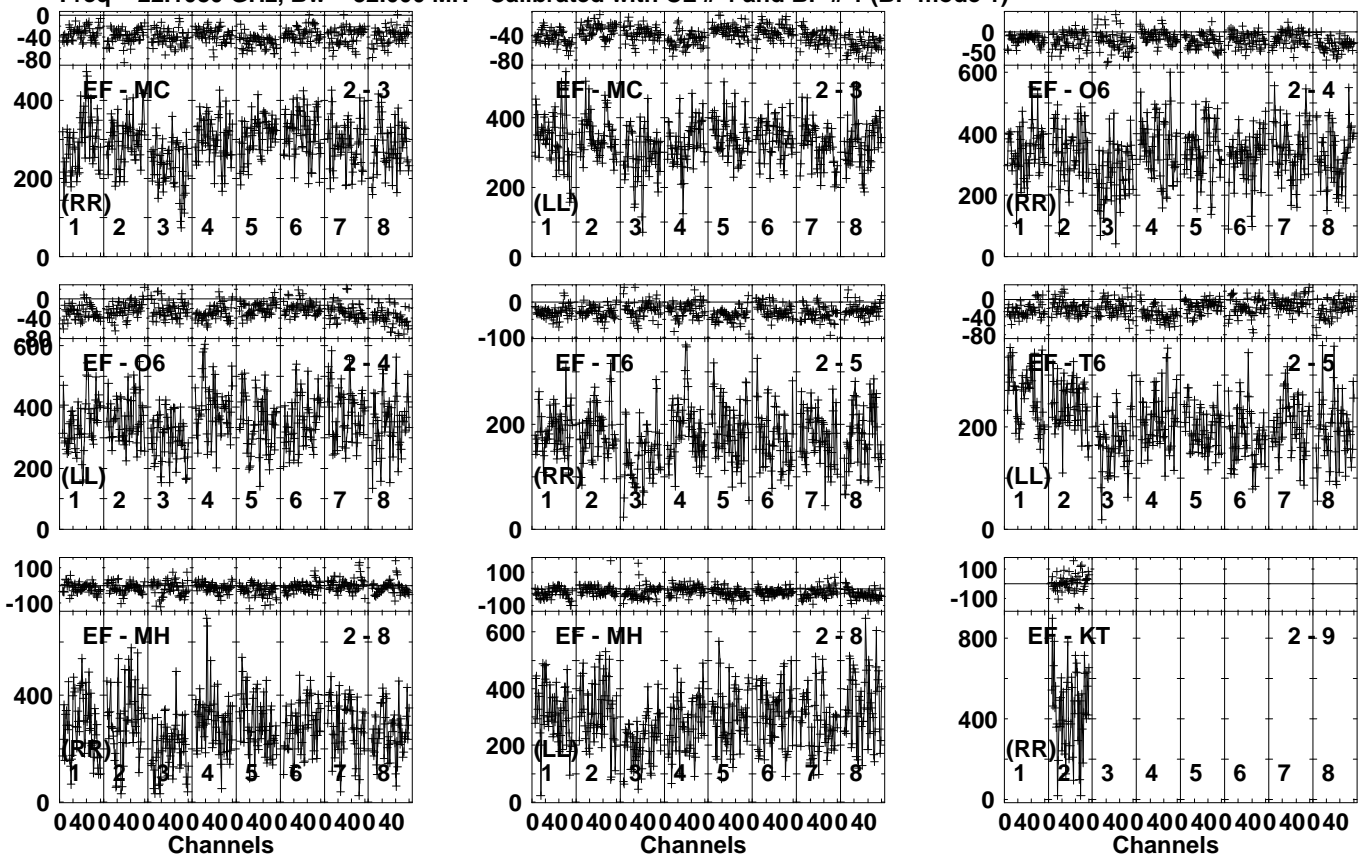
Vector averaged cross-power spectrum Several baselines displayed

Timerange: 00/14:07:33 to 00/14:08:29

Plot file version 365 created 01-FEB-2024 11:05:15

J1933+6540 RB009.UVDATA.1

Freq = 22.1080 GHz, Bw = 32.000 MH Calibrated with CL # 4 and BP # 1 (BP mode 1)

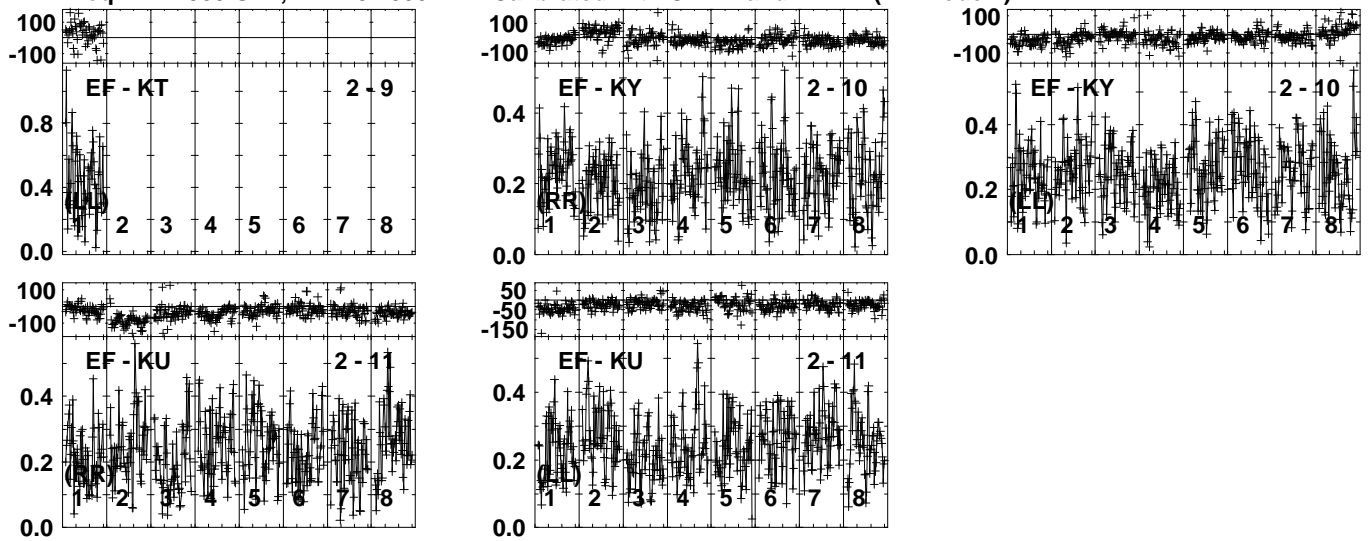


Lower frame: Milli Ampl Jy Top frame: Phas deg  
Vector averaged cross-power spectrum Several baselines displayed  
Timerange: 00/14:08:31 to 00/14:09:29

Plot file version 366 created 01-FEB-2024 11:05:16

J1933+6540 RB009.UVDATA.1

Freq = 22.1080 GHz, Bw = 32.000 MH Calibrated with CL # 4 and BP # 1 (BP mode 1)

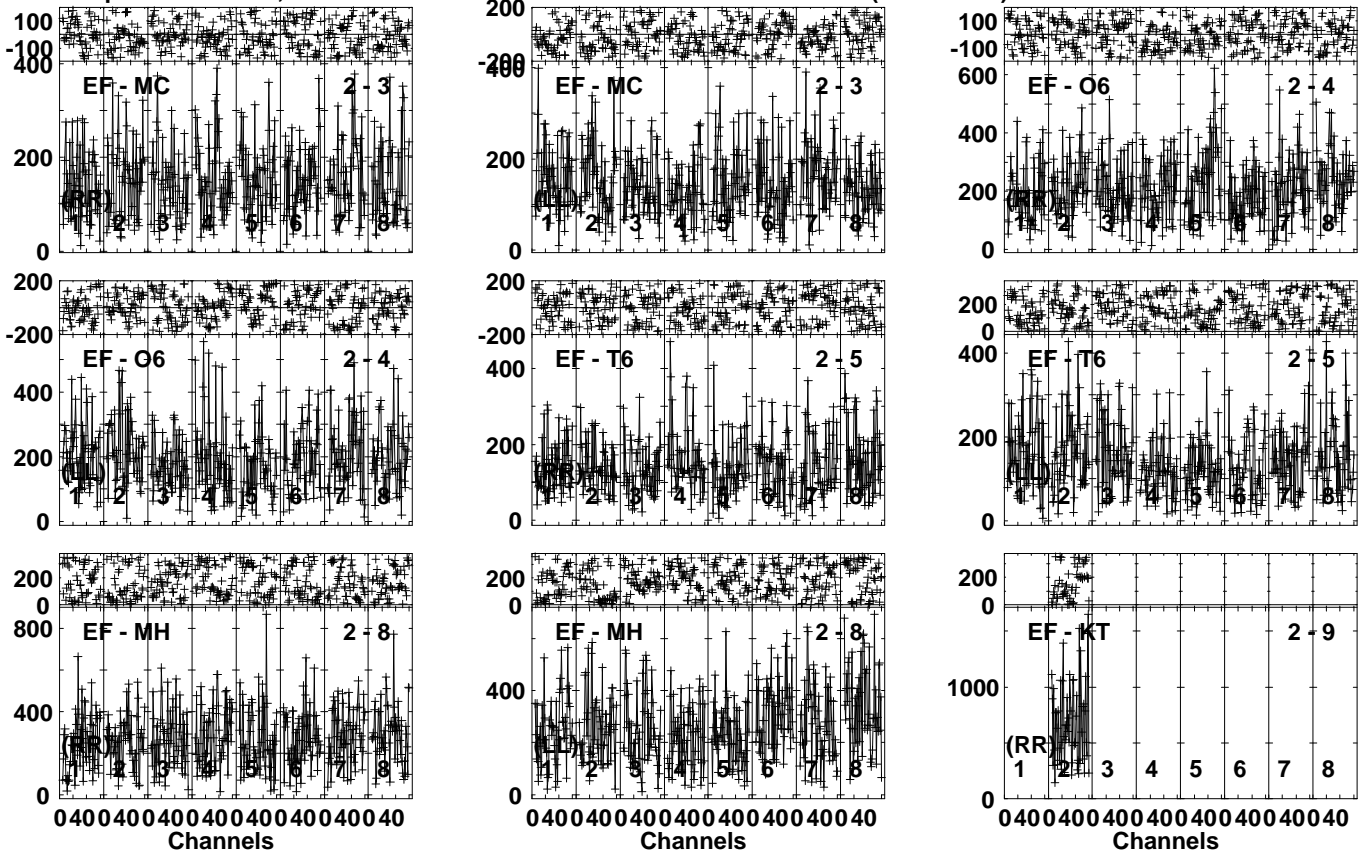


Lower frame: Ampl Jy Top frame: Phas deg  
Vector averaged cross-power spectrum Several baselines displayed  
Timerange: 00/14:08:31 to 00/14:09:29

Plot file version 367 created 01-FEB-2024 11:05:16

1927+654 RB009.UVDATA.1

Freq = 22.1080 GHz, Bw = 32.000 MH Calibrated with CL # 4 and BP # 1 (BP mode 1)

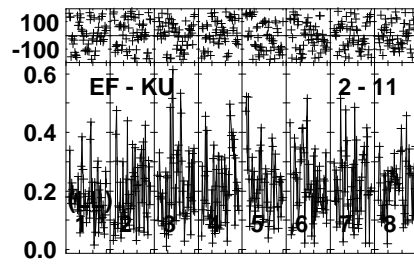
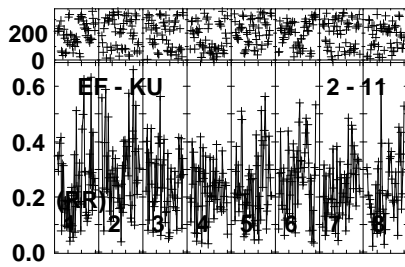
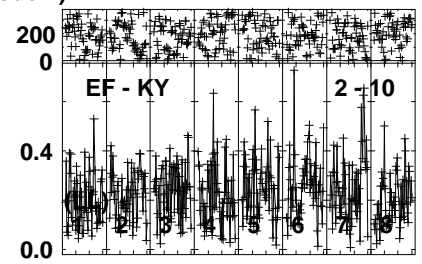
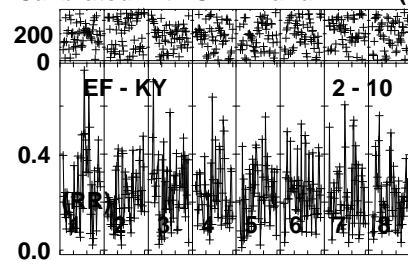
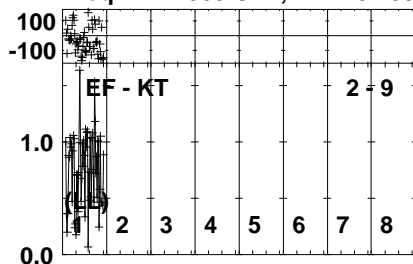


Lower frame: Milli Ampl Jy Top frame: Phas deg  
Vector averaged cross-power spectrum Several baselines displayed  
Timerange: 00/14:09:31 to 00/14:10:29

Plot file version 368 created 01-FEB-2024 11:05:16

1927+654 RB009.UVDATA.1

Freq = 22.1080 GHz, Bw = 32.000 MH Calibrated with CL # 4 and BP # 1 (BP mode 1)



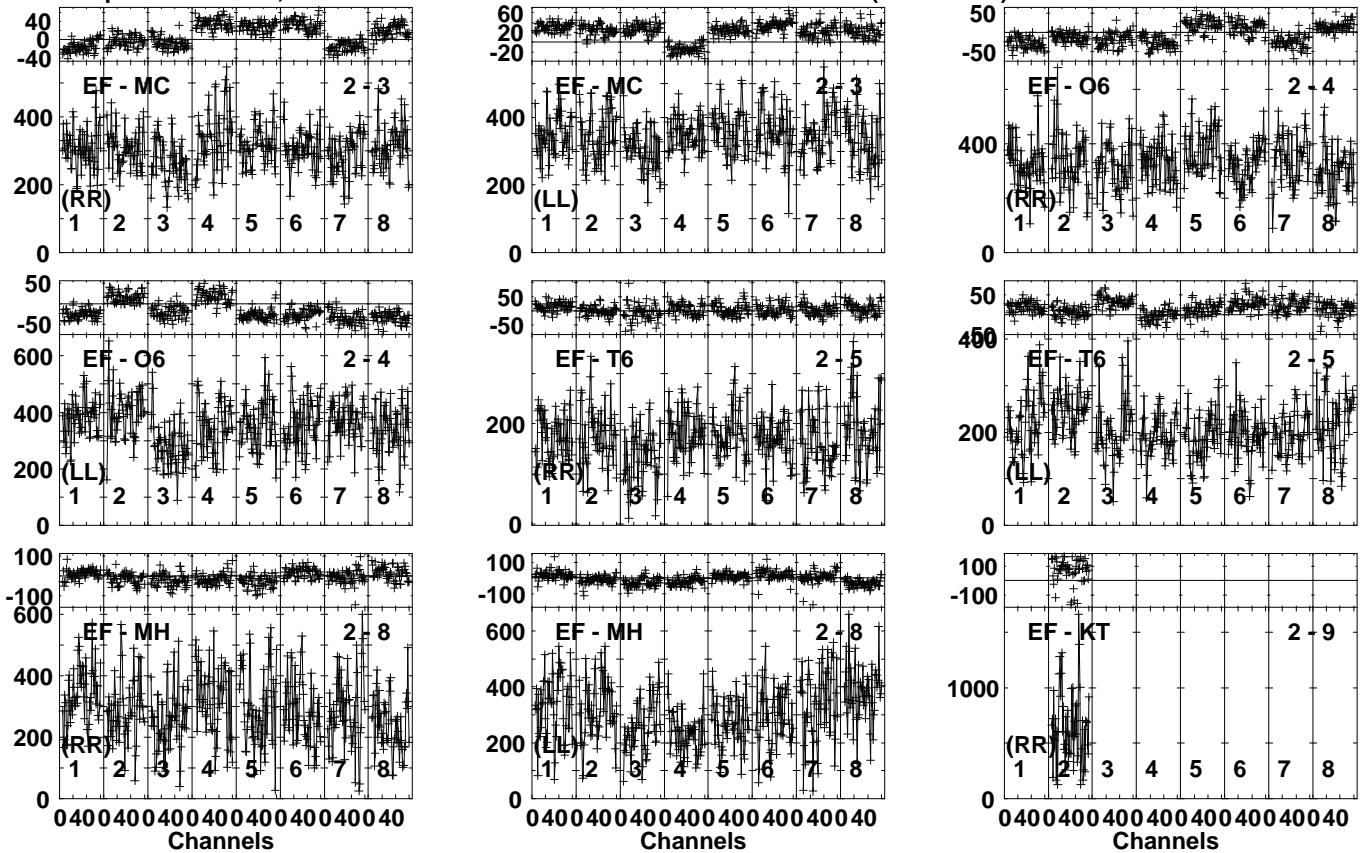
Lower frame: Ampl Jy Top frame: Phas deg  
Vector averaged cross-power spectrum Several baselines displayed  
Timerange: 00/14:09:31 to 00/14:10:29



Plot file version 369 created 01-FEB-2024 11:05:16

J1933+6540 RB009.UVDATA.1

Freq = 22.1080 GHz, Bw = 32.000 MH Calibrated with CL # 4 and BP # 1 (BP mode 1)

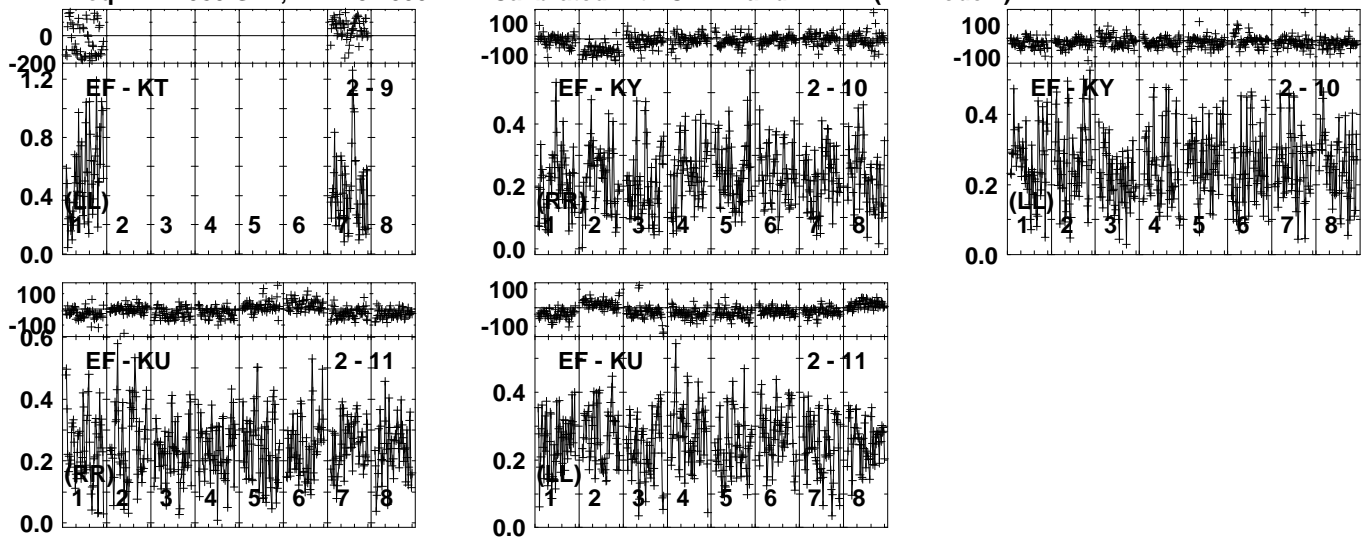


Lower frame: Milli Ampl Jy Top frame: Phas deg  
Vector averaged cross-power spectrum Several baselines displayed  
Timerange: 00/14:10:31 to 00/14:11:29

Plot file version 370 created 01-FEB-2024 11:05:16

J1933+6540 RB009.UVDATA.1

Freq = 22.1080 GHz, Bw = 32.000 MH Calibrated with CL # 4 and BP # 1 (BP mode 1)

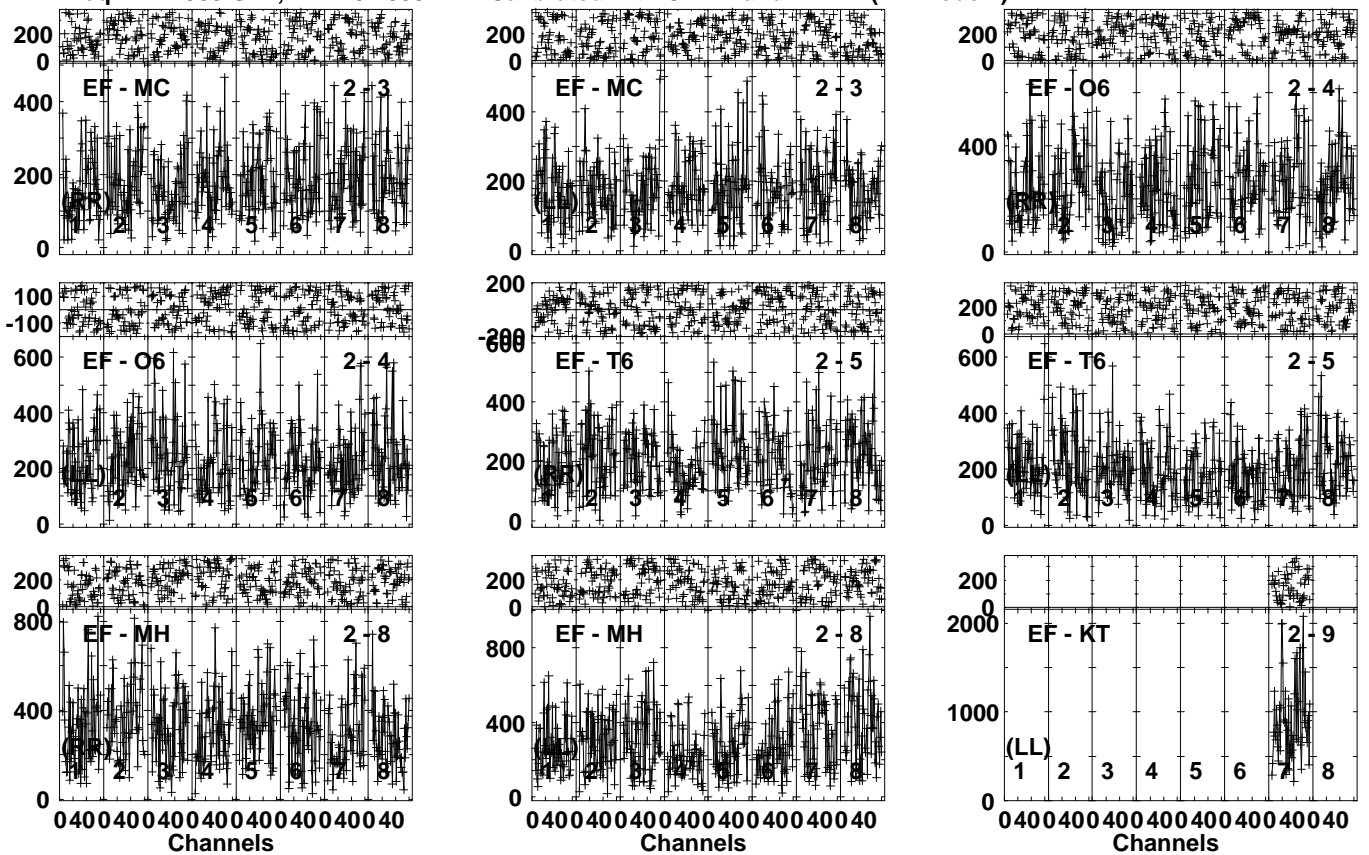


Lower frame: Ampl Jy Top frame: Phas deg  
Vector averaged cross-power spectrum Several baselines displayed  
Timerange: 00/14:10:31 to 00/14:11:29

Plot file version 371 created 01-FEB-2024 11:05:16

1927+654 RB009.UVDATA.1

Freq = 22.1080 GHz, Bw = 32.000 MH Calibrated with CL # 4 and BP # 1 (BP mode 1)

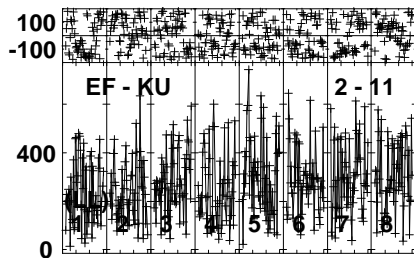
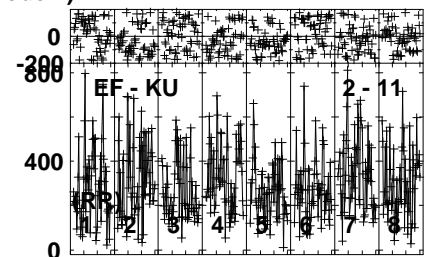
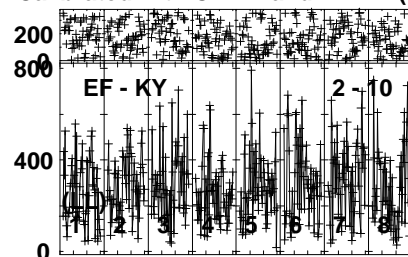
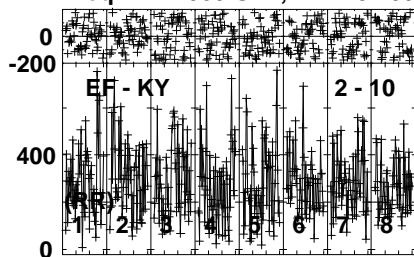


Lower frame: Milli Ampl Jy Top frame: Phas deg  
Vector averaged cross-power spectrum Several baselines displayed  
Timerange: 00/14:11:33 to 00/14:12:29

Plot file version 372 created 01-FEB-2024 11:05:16

1927+654 RB009.UVDATA.1

Freq = 22.1080 GHz, Bw = 32.000 MH Calibrated with CL # 4 and BP # 1 (BP mode 1)



Lower frame: Milli Ampl Jy Top frame: Phas deg

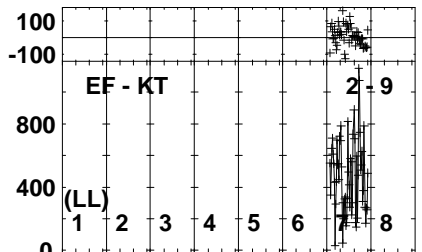
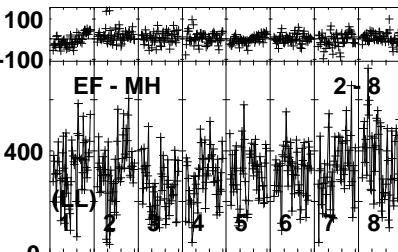
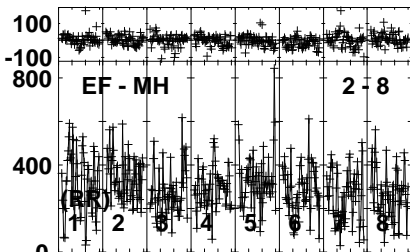
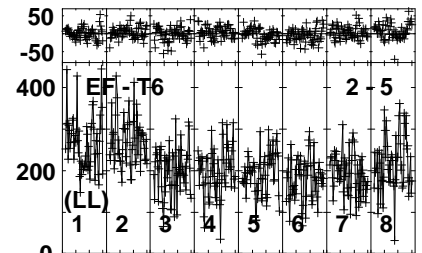
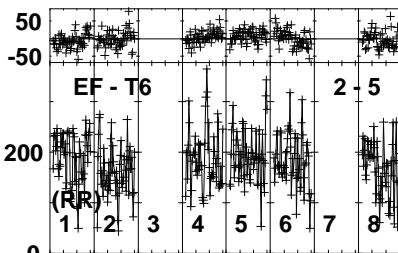
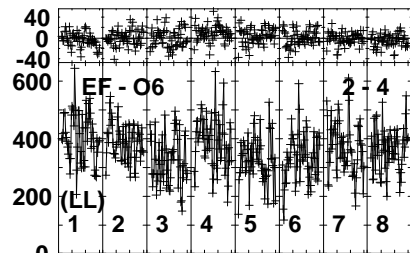
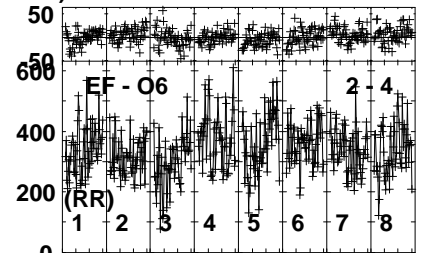
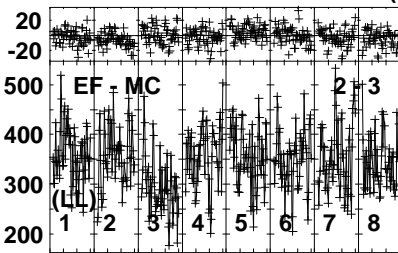
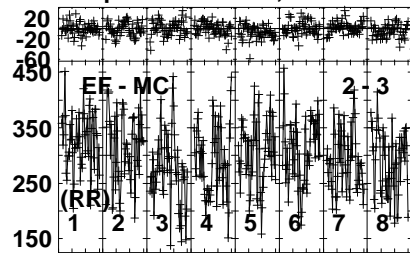
Vector averaged cross-power spectrum Several baselines displayed

Timerange: 00/14:11:33 to 00/14:12:29

Plot file version 373 created 01-FEB-2024 11:05:17

J1933+6540 RB009.UVDATA.1

Freq = 22.1080 GHz, Bw = 32.000 MH Calibrated with CL # 4 and BP # 1 (BP mode 1)

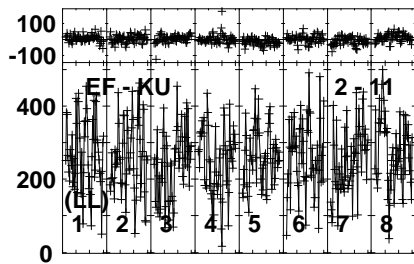
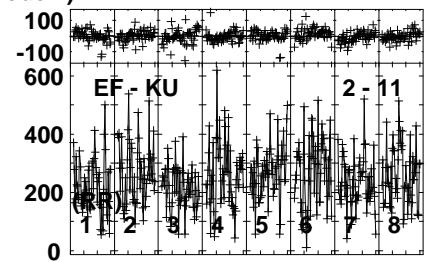
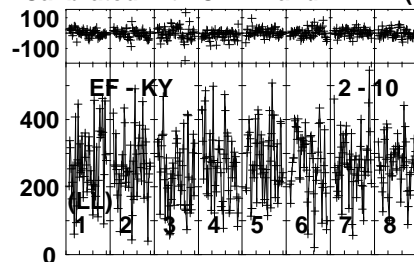
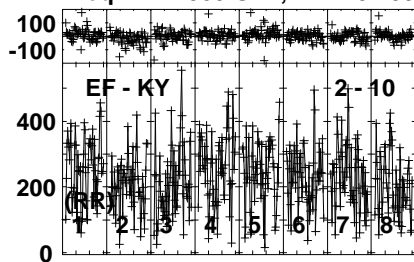


Lower frame: Milli Ampl Jy Top frame: Phas deg  
Vector averaged cross-power spectrum Several baselines displayed  
Timerange: 00/14:12:33 to 00/14:13:29

Plot file version 374 created 01-FEB-2024 11:05:17

J1933+6540 RB009.UVDATA.1

Freq = 22.1080 GHz, Bw = 32.000 MH Calibrated with CL # 4 and BP # 1 (BP mode 1)



Lower frame: Milli Ampl Jy Top frame: Phas deg

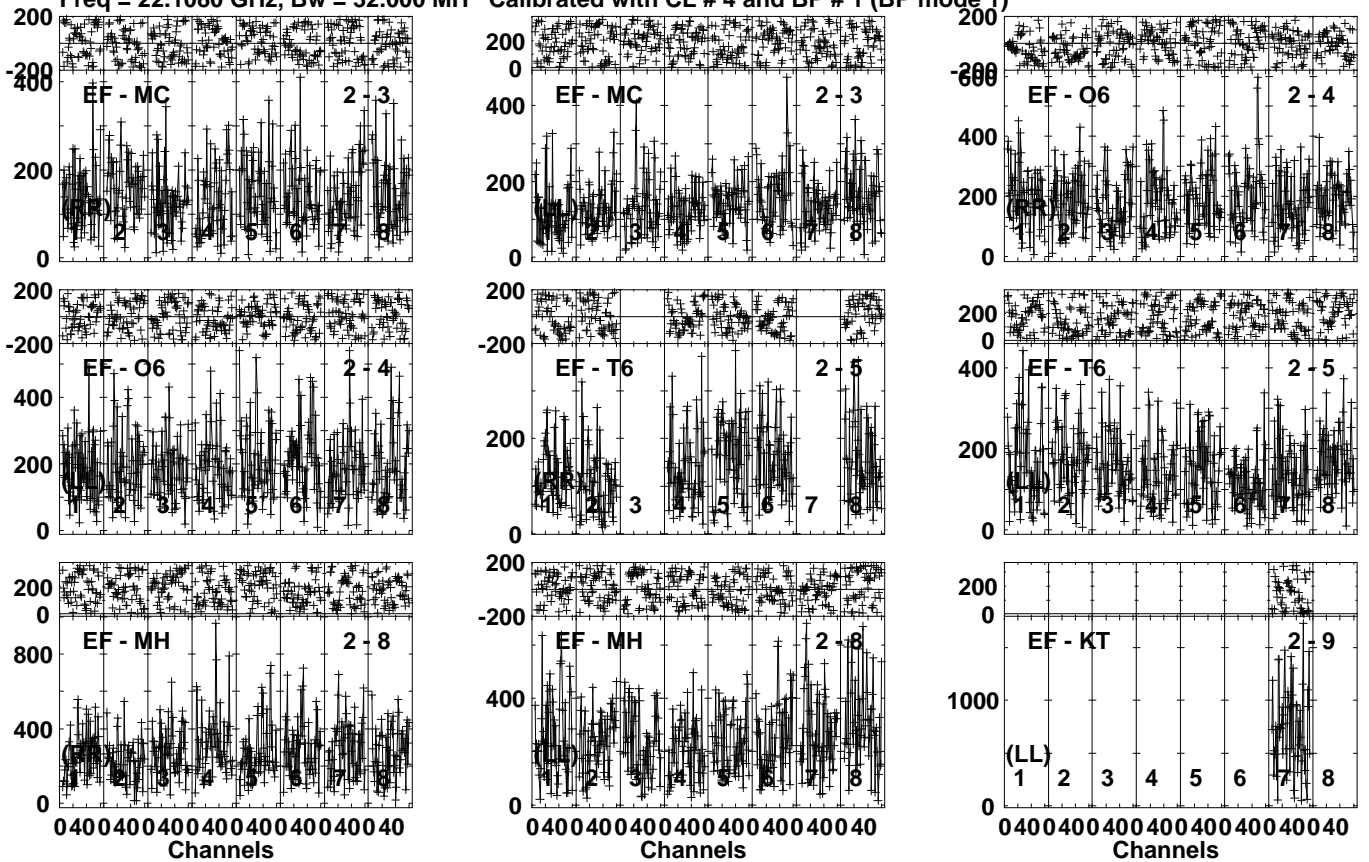
Vector averaged cross-power spectrum Several baselines displayed

Timerange: 00/14:12:33 to 00/14:13:29

Plot file version 375 created 01-FEB-2024 11:05:17

1927+654 RB009.UVDATA.1

Freq = 22.1080 GHz, Bw = 32.000 MH Calibrated with CL # 4 and BP # 1 (BP mode 1)

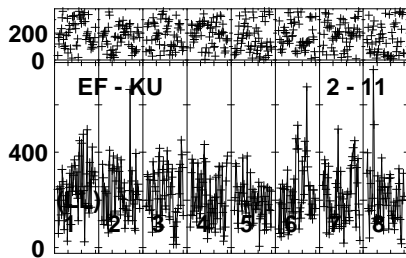
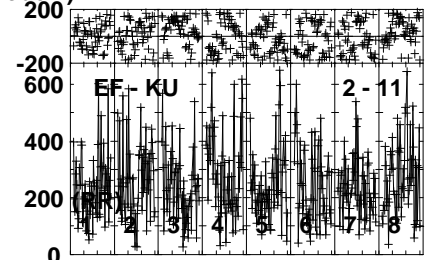
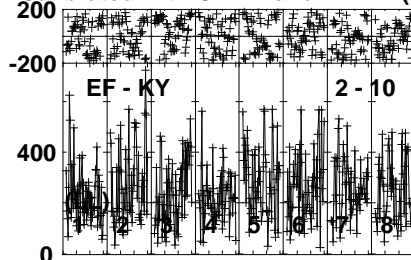
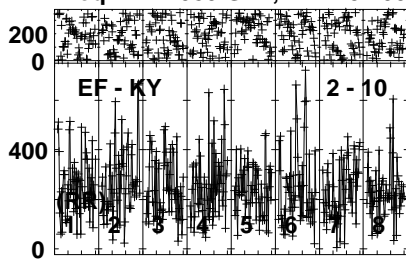


Lower frame: Milli Ampl Jy Top frame: Phas deg  
Vector averaged cross-power spectrum Several baselines displayed  
Timerange: 00/14:13:31 to 00/14:14:29

Plot file version 376 created 01-FEB-2024 11:05:17

1927+654 RB009.UVDATA.1

Freq = 22.1080 GHz, Bw = 32.000 MH Calibrated with CL # 4 and BP # 1 (BP mode 1)



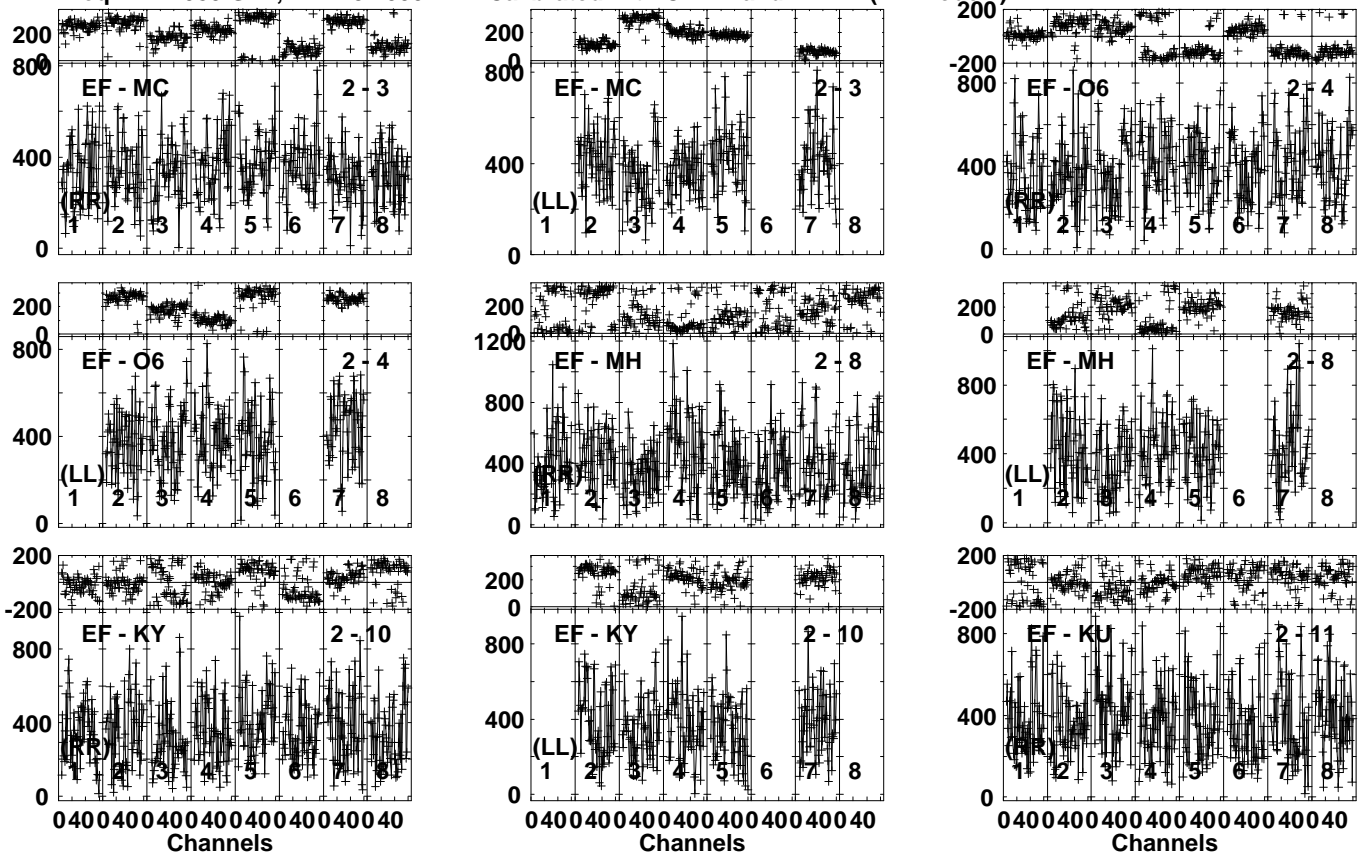
Lower frame: Milli Ampl Jy Top frame: Phas deg  
Vector averaged cross-power spectrum Several baselines displayed  
Timerange: 00/14:13:31 to 00/14:14:29



Plot file version 377 created 01-FEB-2024 11:05:22

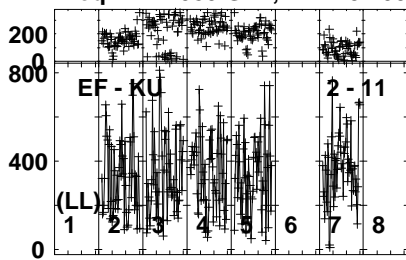
J1933+6540 RB009.UVDATA.1

Freq = 22.1080 GHz, Bw = 32.000 MH Calibrated with CL # 4 and BP # 1 (BP mode 1)



Lower frame: Milli Ampl Jy Top frame: Phas deg  
Vector averaged cross-power spectrum Several baselines displayed  
Timerange: 00/14:33:33 to 00/14:34:29

Plot file version 378 created 01-FEB-2024 11:05:22  
J1933+6540 RB009.UVDATA.1  
Freq = 22.1080 GHz, Bw = 32.000 MH Calibrated with CL # 4 and BP # 1 (BP mode 1)

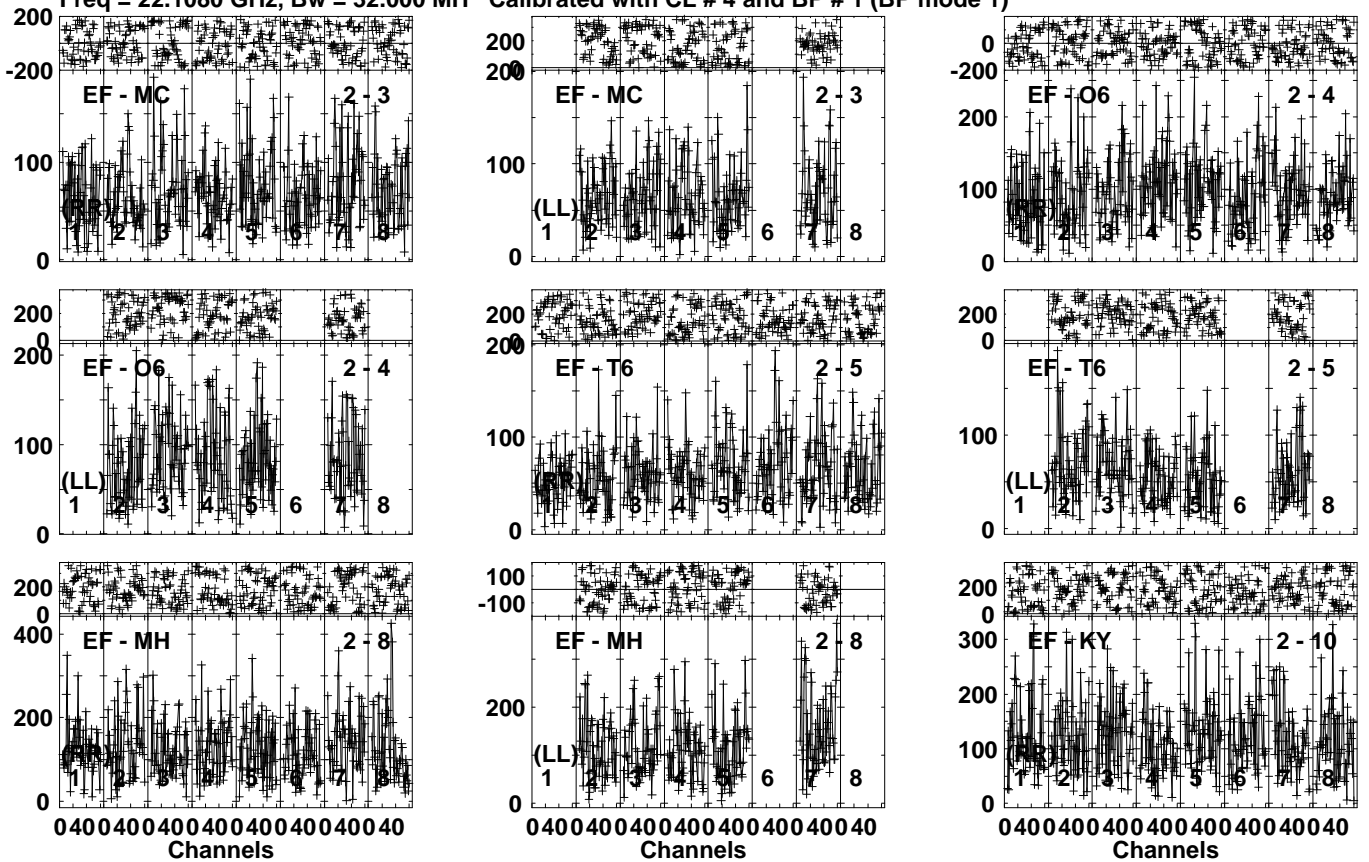


Lower frame: Milli Ampl Jy Top frame: Phas deg  
Vector averaged cross-power spectrum Several baselines displayed  
Timerange: 00/14:33:33 to 00/14:34:29

Plot file version 379 created 01-FEB-2024 11:05:22

1927+654 RB009.UVDATA.1

Freq = 22.1080 GHz, Bw = 32.000 MH Calibrated with CL # 4 and BP # 1 (BP mode 1)

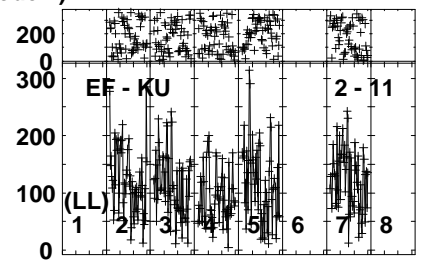
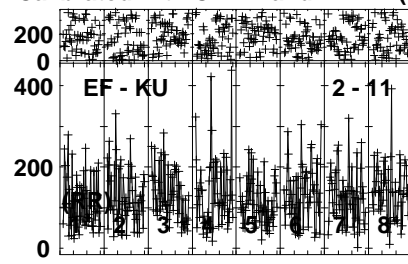
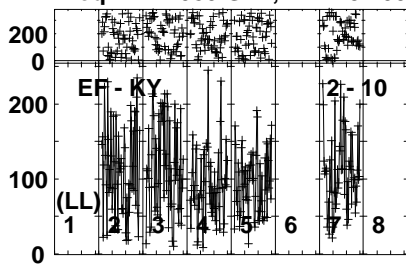


Lower frame: Milli Ampl Jy Top frame: Phas deg  
Vector averaged cross-power spectrum Several baselines displayed  
Timerange: 00/14:35:31 to 00/14:36:29

Plot file version 380 created 01-FEB-2024 11:05:22

1927+654 RB009.UVDATA.1

Freq = 22.1080 GHz, Bw = 32.000 MH Calibrated with CL # 4 and BP # 1 (BP mode 1)

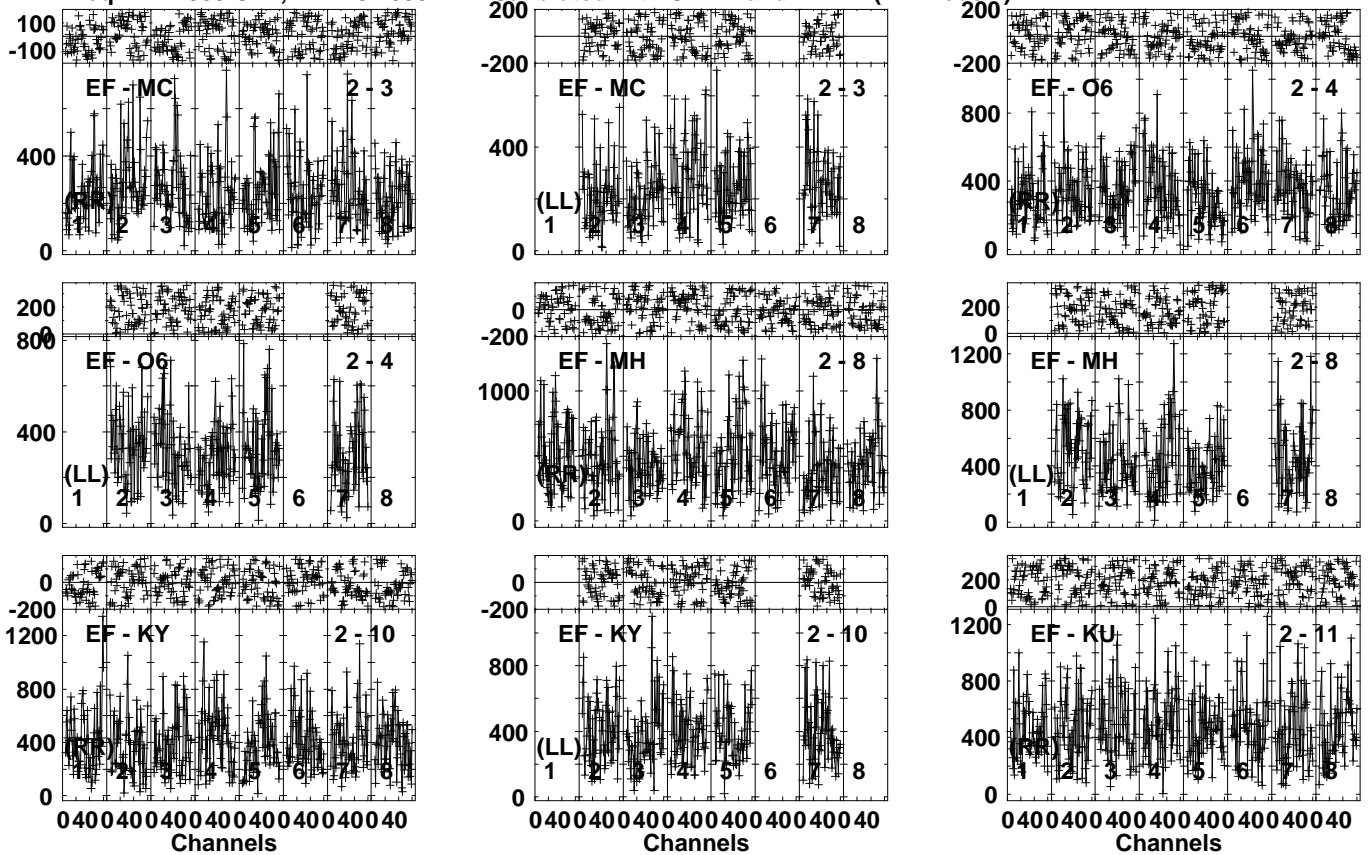


Lower frame: Milli Ampl Jy Top frame: Phas deg  
Vector averaged cross-power spectrum Several baselines displayed  
Timerange: 00/14:35:31 to 00/14:36:29

Plot file version 381 created 01-FEB-2024 11:05:23

1927+654 RB009.UVDATA.1

Freq = 22.1080 GHz, Bw = 32.000 MH Calibrated with CL # 4 and BP # 1 (BP mode 1)

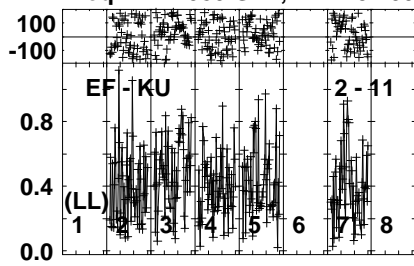


Lower frame: Milli Ampl Jy Top frame: Phas deg  
Vector averaged cross-power spectrum Several baselines displayed  
Timerange: 00/14:37:33 to 00/14:38:29

Plot file version 382 created 01-FEB-2024 11:05:23

1927+654 RB009.UVDATA.1

Freq = 22.1080 GHz, Bw = 32.000 MH Calibrated with CL # 4 and BP # 1 (BP mode 1)



Lower frame: Ampl Jy Top frame: Phas deg

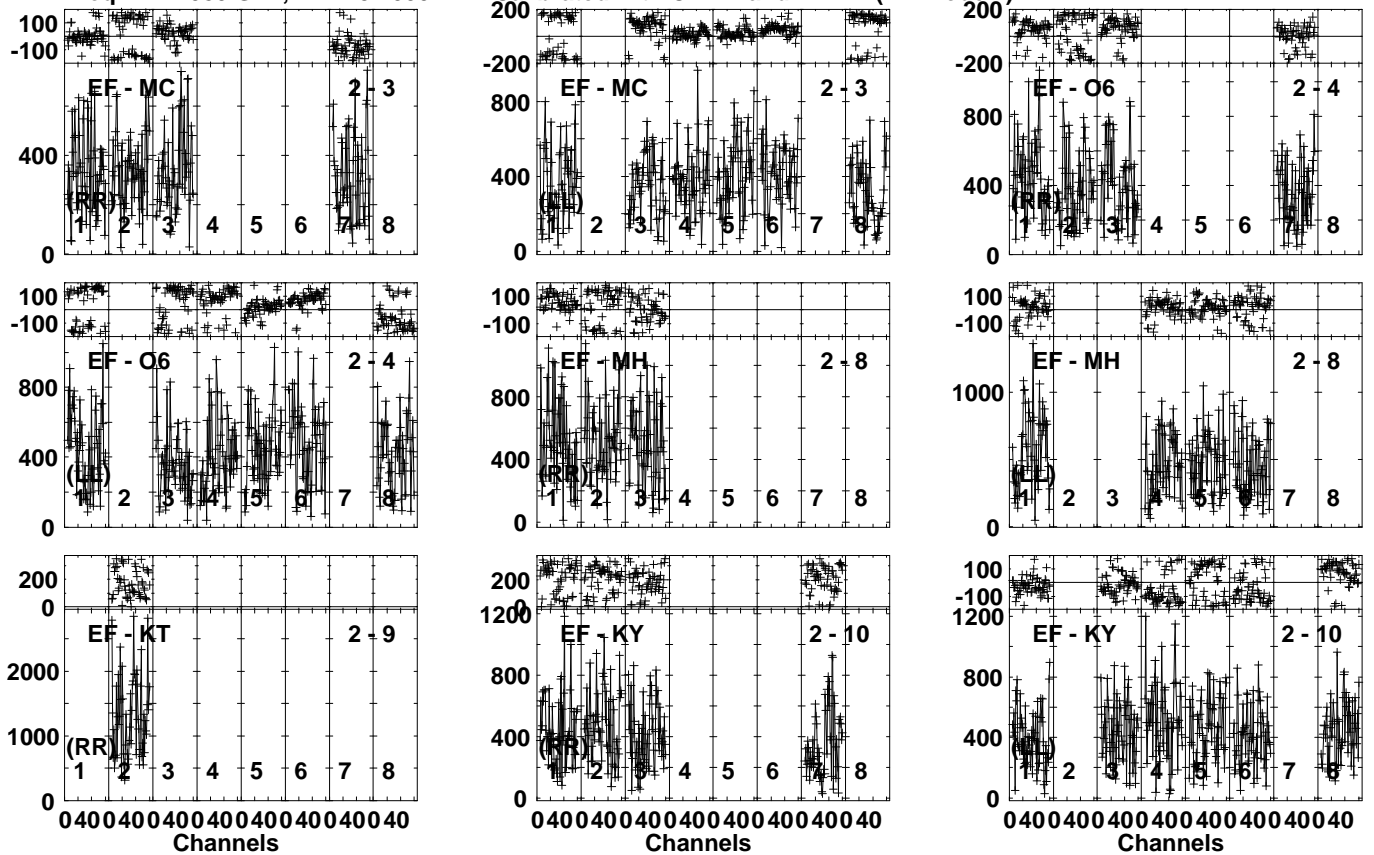
Vector averaged cross-power spectrum Several baselines displayed

Timerange: 00/14:37:33 to 00/14:38:29

Plot file version 383 created 01-FEB-2024 11:05:24

J1933+6540 RB009.UVDATA.1

Freq = 22.1080 GHz, Bw = 32.000 MH Calibrated with CL # 4 and BP # 1 (BP mode 1)

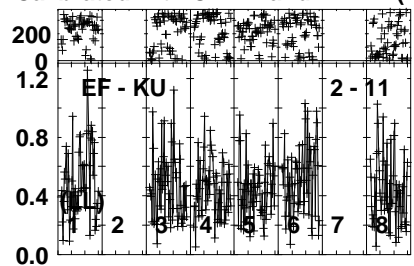
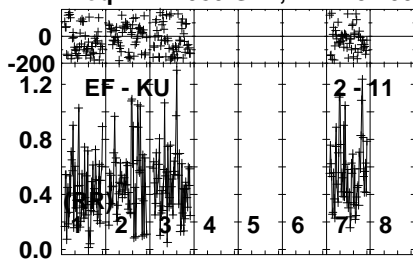


Lower frame: Milli Ampl Jy Top frame: Phas deg  
Vector averaged cross-power spectrum Several baselines displayed  
Timerange: 00/14:42:33 to 00/14:43:29

Plot file version 384 created 01-FEB-2024 11:05:24

J1933+6540 RB009.UVDATA.1

Freq = 22.1080 GHz, Bw = 32.000 MH Calibrated with CL # 4 and BP # 1 (BP mode 1)



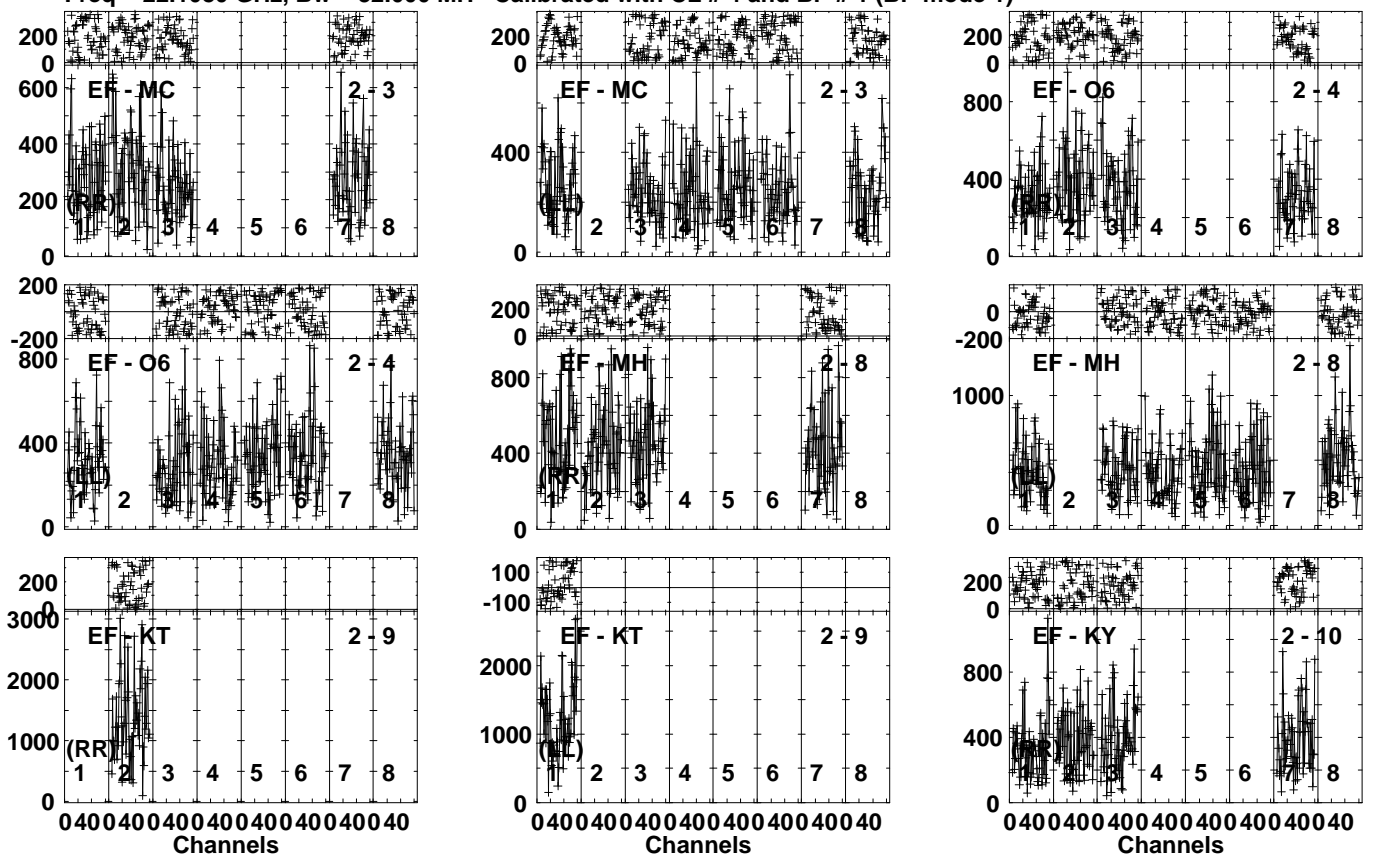
Lower frame: Ampl Jy Top frame: Phas deg  
Vector averaged cross-power spectrum Several baselines displayed  
Timerange: 00/14:42:33 to 00/14:43:29



Plot file version 385 created 01-FEB-2024 11:05:25

1927+654 RB009.UVDATA.1

Freq = 22.1080 GHz, Bw = 32.000 MH Calibrated with CL # 4 and BP # 1 (BP mode 1)

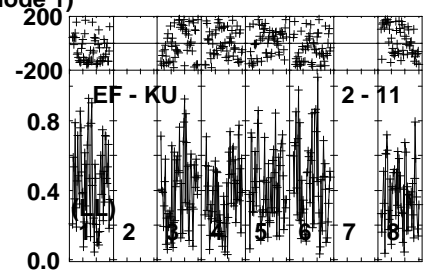
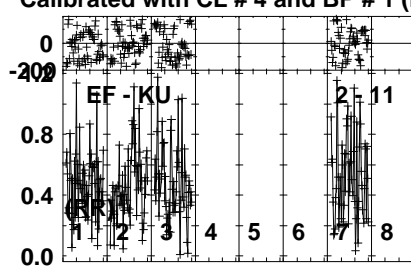
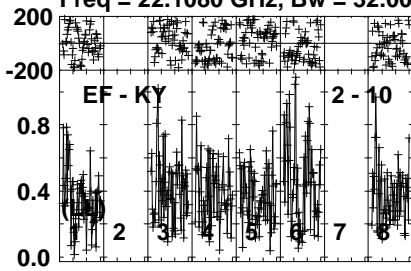


Lower frame: Milli Ampl Jy Top frame: Phas deg  
Vector averaged cross-power spectrum Several baselines displayed  
Timerange: 00/14:45:31 to 00/14:46:29

Plot file version 386 created 01-FEB-2024 11:05:25

1927+654 RB009.UVDATA.1

Freq = 22.1080 GHz, Bw = 32.000 MH Calibrated with CL # 4 and BP # 1 (BP mode 1)

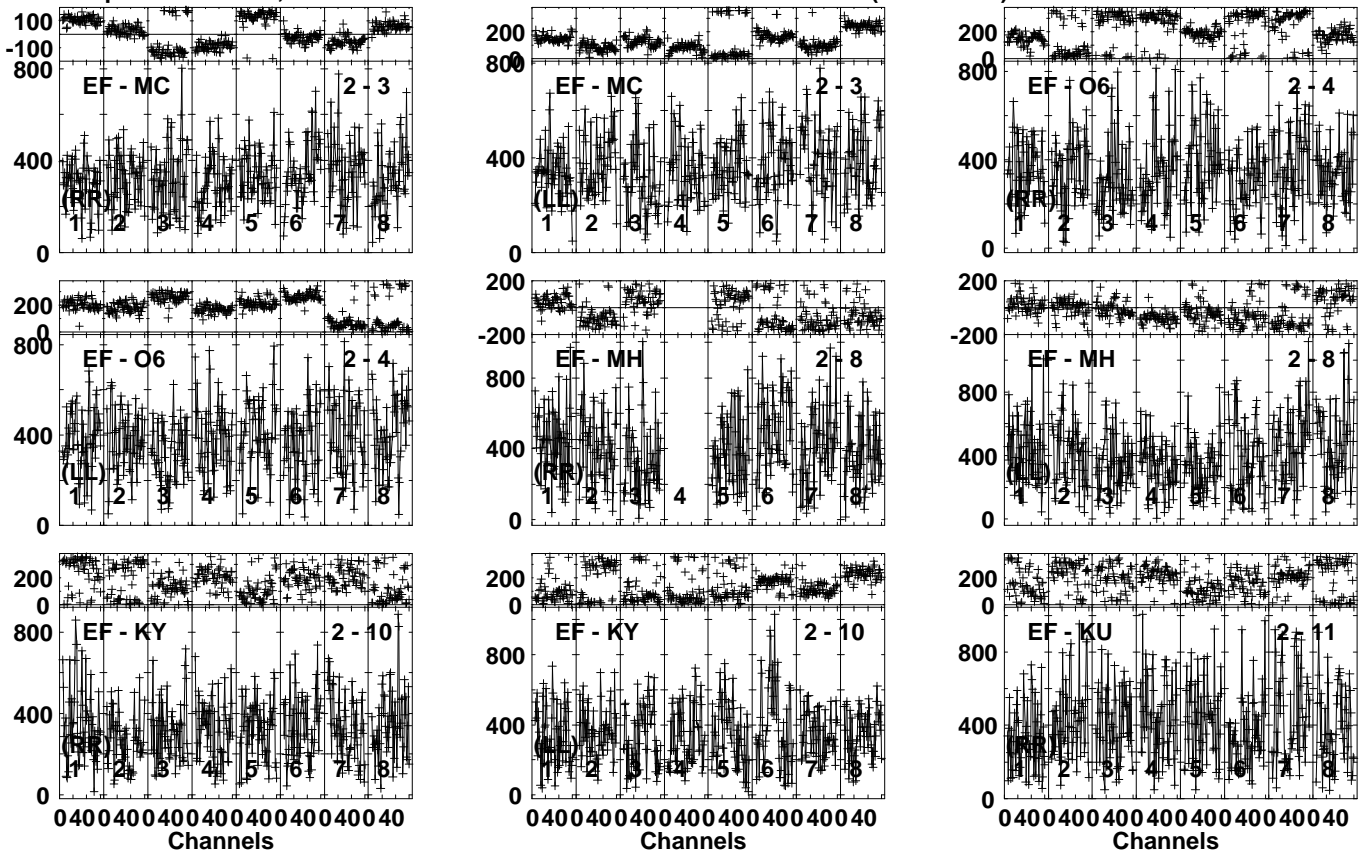


Lower frame: Ampl Jy Top frame: Phas deg  
Vector averaged cross-power spectrum Several baselines displayed  
Timerange: 00/14:45:31 to 00/14:46:29

Plot file version 387 created 01-FEB-2024 11:05:26

J1933+6540 RB009.UVDATA.1

Freq = 22.1080 GHz, Bw = 32.000 MH Calibrated with CL # 4 and BP # 1 (BP mode 1)

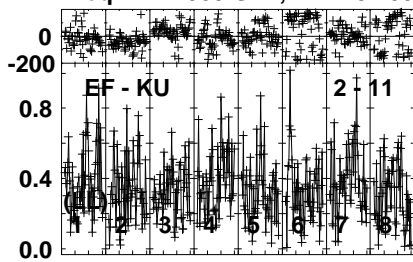


Lower frame: Milli Ampl Jy Top frame: Phas deg  
Vector averaged cross-power spectrum Several baselines displayed  
Timerange: 00/14:48:31 to 00/14:49:29

Plot file version 388 created 01-FEB-2024 11:05:26

J1933+6540 RB009.UVDATA.1

Freq = 22.1080 GHz, Bw = 32.000 MH Calibrated with CL # 4 and BP # 1 (BP mode 1)



Lower frame: Ampl Jy Top frame: Phas deg

Vector averaged cross-power spectrum Several baselines displayed

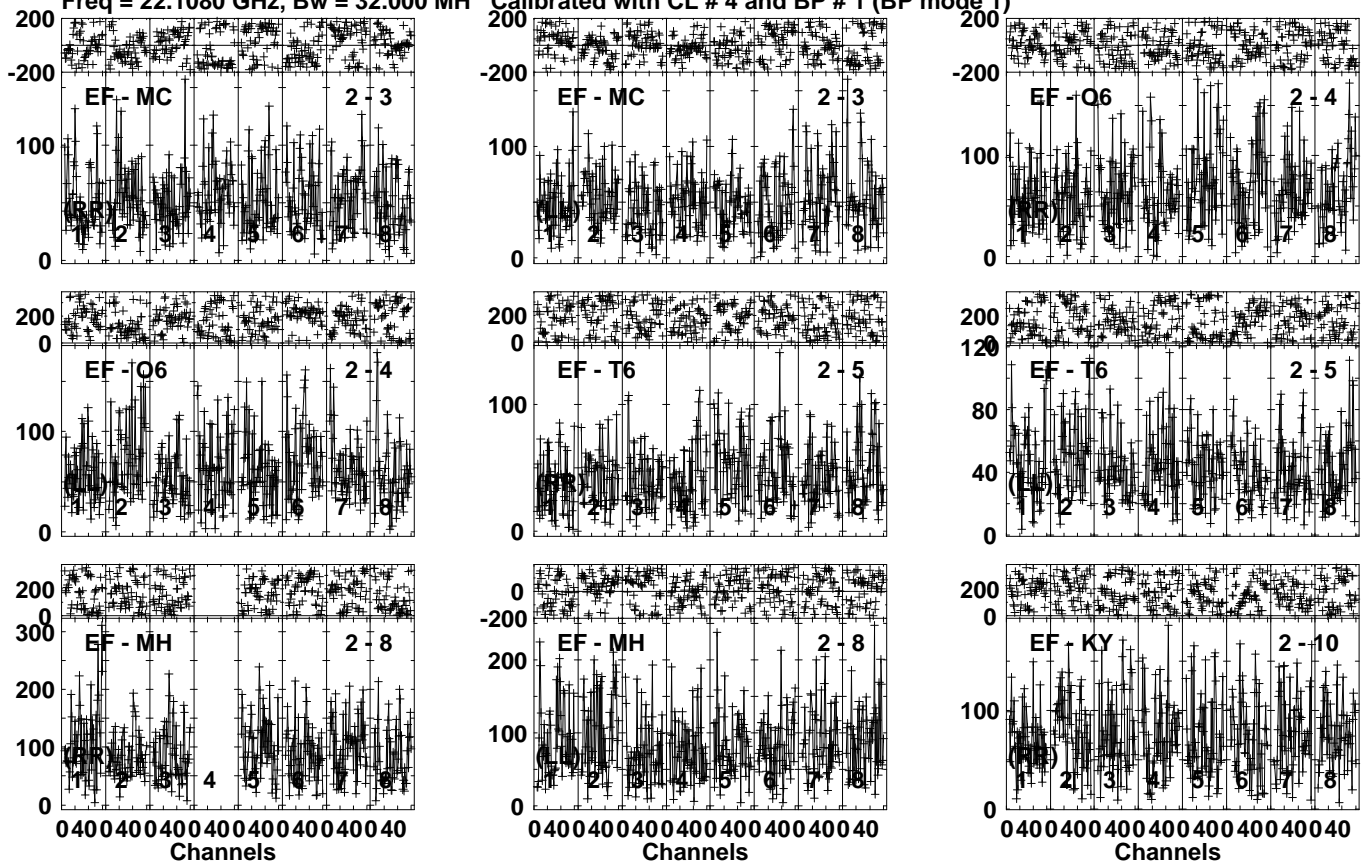
Timerange: 00/14:48:31 to 00/14:49:29

Plot file version 389 created 01-FEB-2024 11:05:26

1927+654 RB009.UVDATA.1

Freq = 22.1080 GHz, Bw = 32.000 MH

Calibrated with CL # 4 and BP # 1 (BP mode 1)

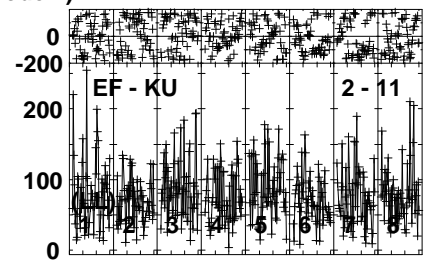
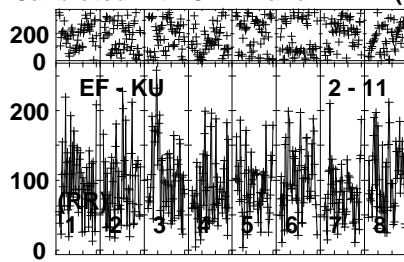
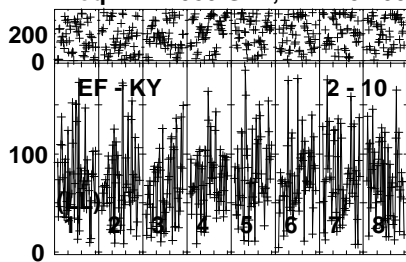


Lower frame: Milli Ampl Jy Top frame: Phas deg  
Vector averaged cross-power spectrum Several baselines displayed  
Timerange: 00/14:50:31 to 00/14:51:29

Plot file version 390 created 01-FEB-2024 11:05:26

1927+654 RB009.UVDATA.1

Freq = 22.1080 GHz, Bw = 32.000 MH Calibrated with CL # 4 and BP # 1 (BP mode 1)



Lower frame: Milli Ampl Jy Top frame: Phas deg

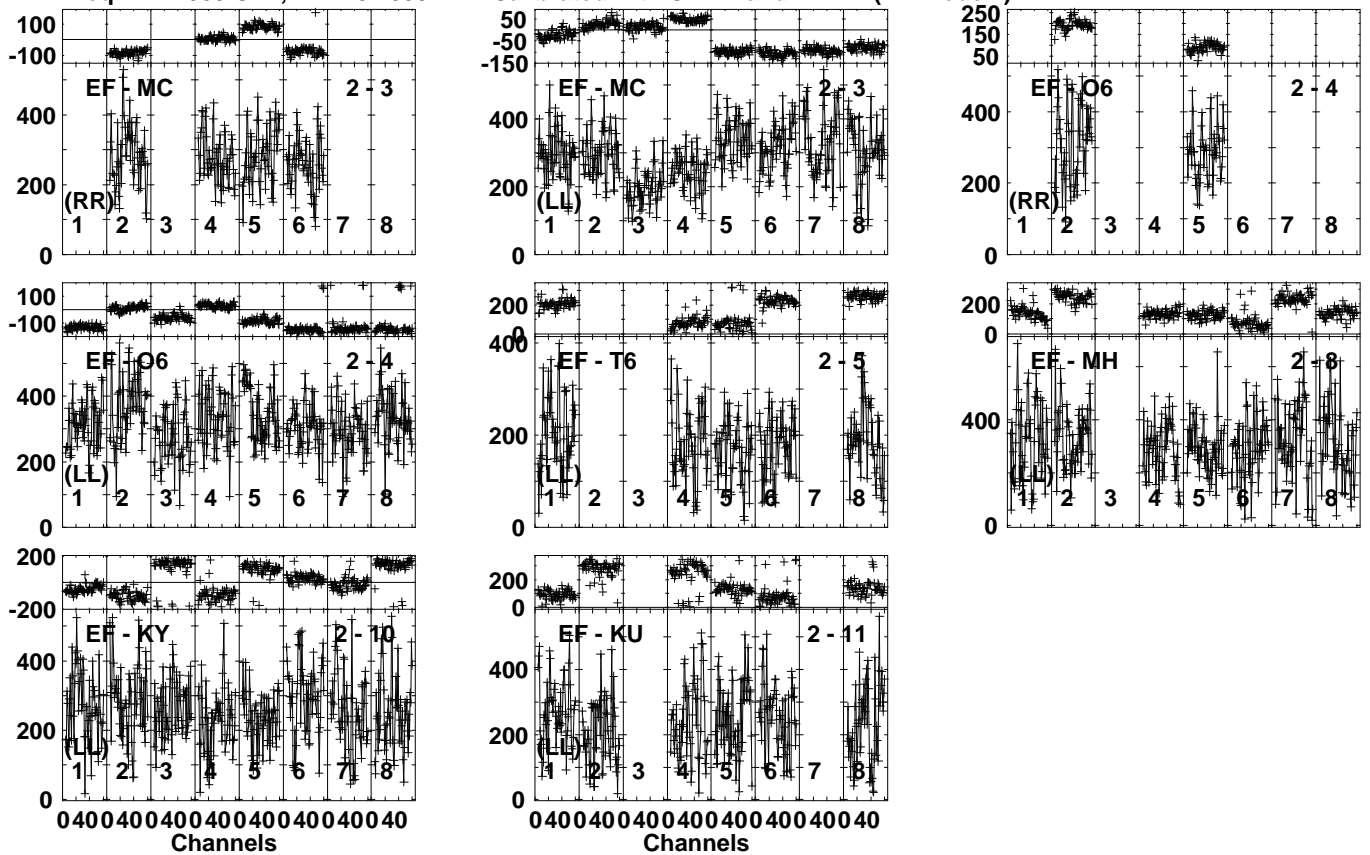
Vector averaged cross-power spectrum Several baselines displayed

Timerange: 00/14:50:31 to 00/14:51:29

Plot file version 391 created 01-FEB-2024 11:05:27

J1933+6540 RB009.UVDATA.1

Freq = 22.1080 GHz, Bw = 32.000 MH Calibrated with CL # 4 and BP # 1 (BP mode 1)

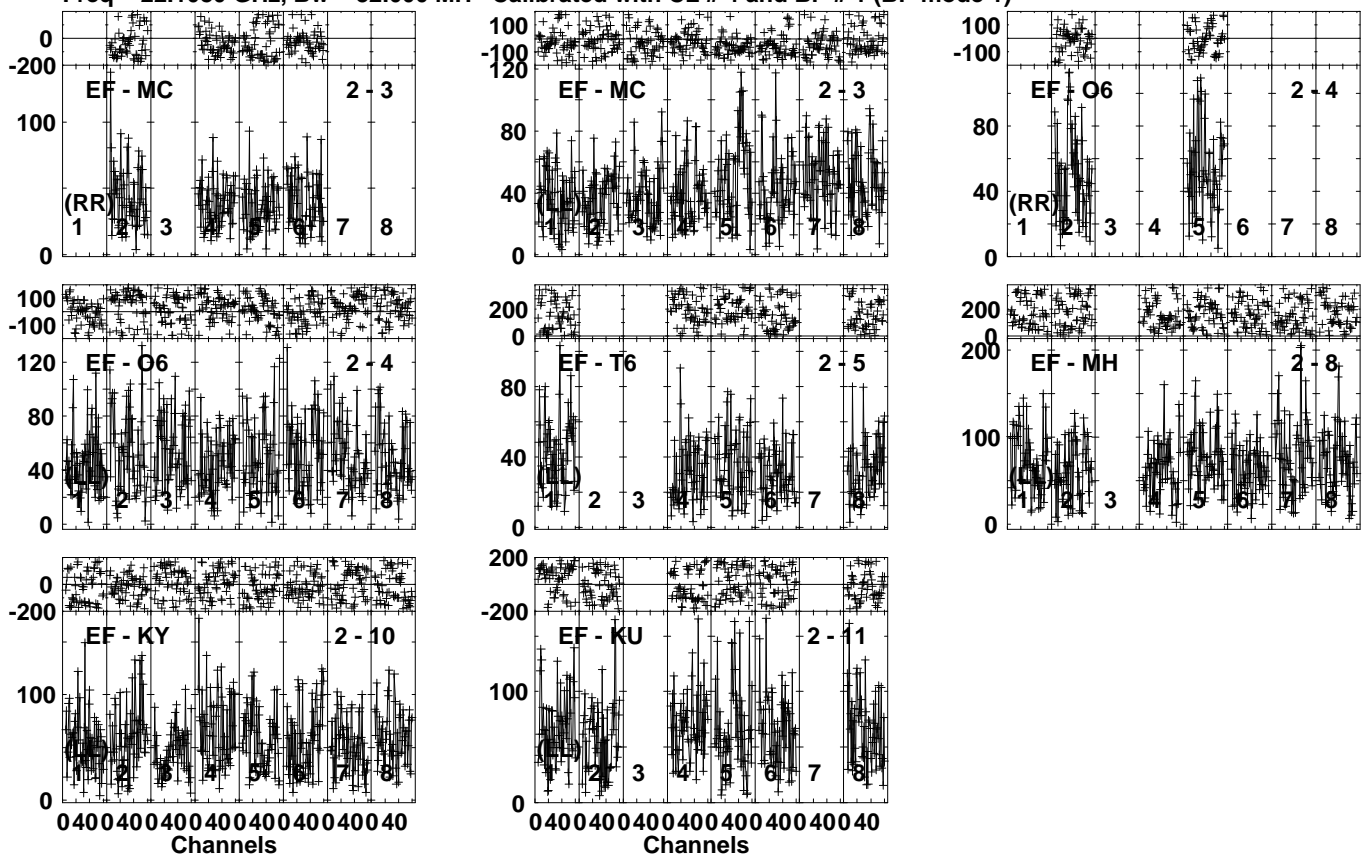


Lower frame: Milli Ampl Jy Top frame: Phas deg  
Vector averaged cross-power spectrum Several baselines displayed  
Timerange: 00/14:55:31 to 00/14:56:29

Plot file version 392 created 01-FEB-2024 11:05:28

1927+654 RB009.UVDATA.1

Freq = 22.1080 GHz, Bw = 32.000 MH Calibrated with CL # 4 and BP # 1 (BP mode 1)



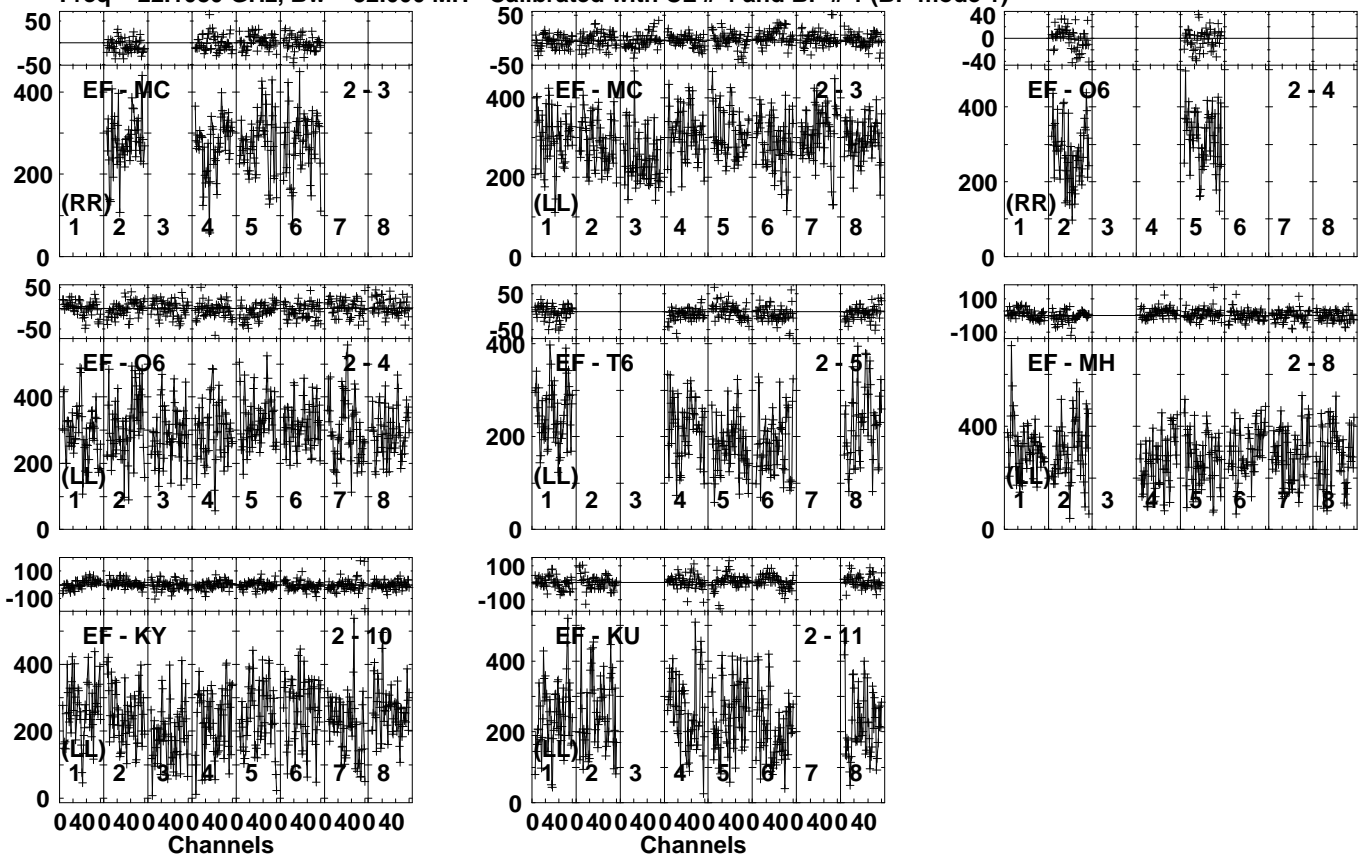
Lower frame: Milli Ampl Jy Top frame: Phas deg  
Vector averaged cross-power spectrum Several baselines displayed  
Timerange: 00/14:57:31 to 00/14:58:59



Plot file version 393 created 01-FEB-2024 11:05:28

J1933+6540 RB009.UVDATA.1

Freq = 22.1080 GHz, Bw = 32.000 MH Calibrated with CL # 4 and BP # 1 (BP mode 1)



Lower frame: Milli Ampl Jy Top frame: Phas deg  
Vector averaged cross-power spectrum Several baselines displayed  
Timerange: 00:14:59:03 to 00:14:59:59