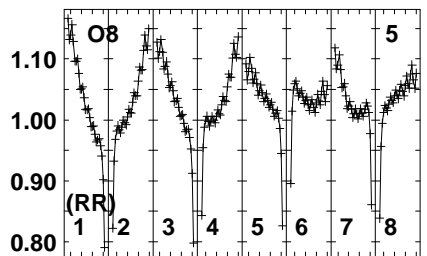
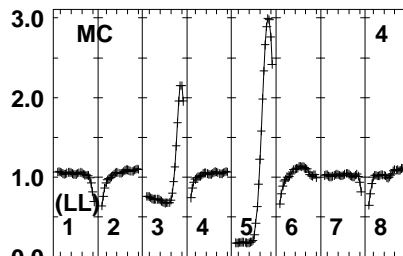
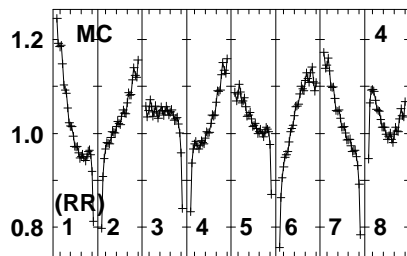
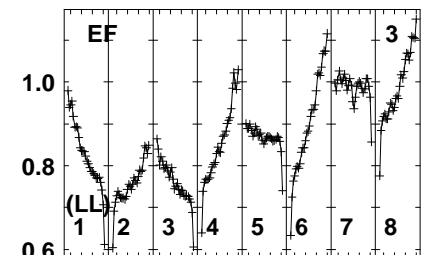
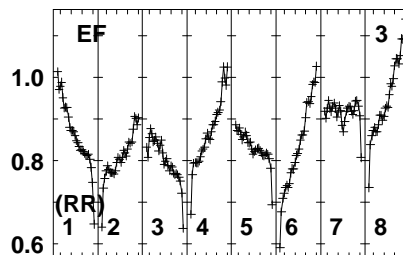
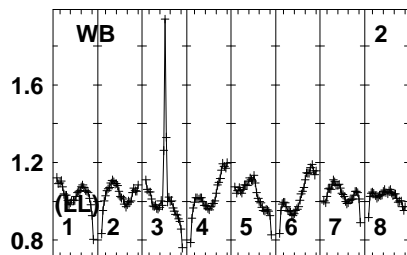
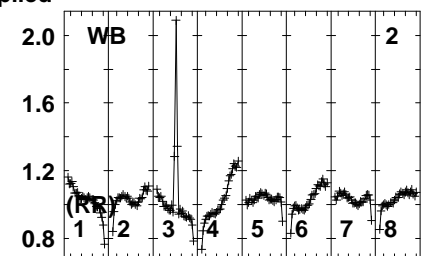
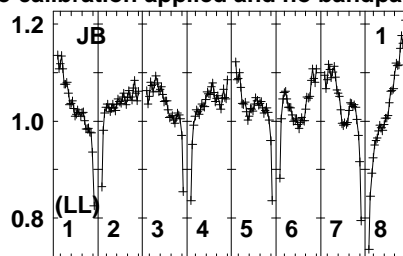
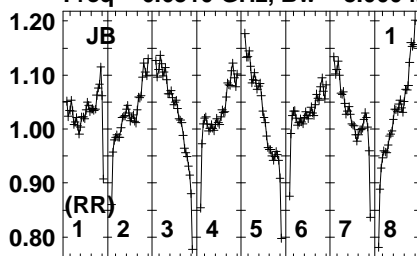


Plot file version 1 created 21-NOV-2023 10:25:13

NRAO530 RB010 1.UVDATA.1

Freq = 6.6310 GHz, Bw = 8.000 MH No calibration applied and no bandpass applied



66326466486566666768688
FREQ MHz

66326466486566666768688
FREQ MHz

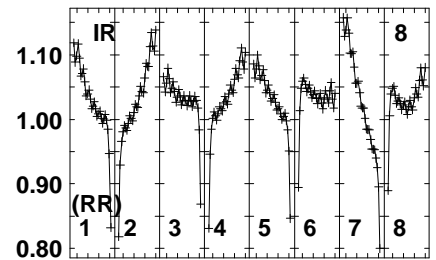
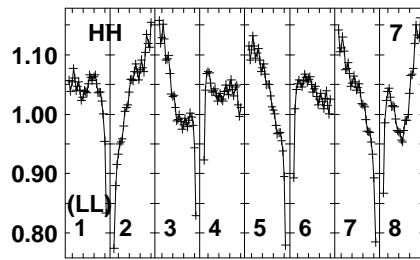
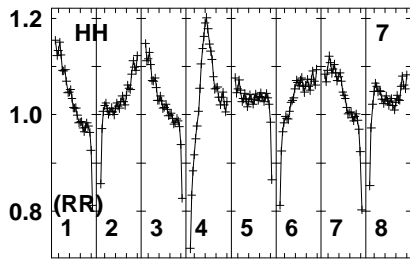
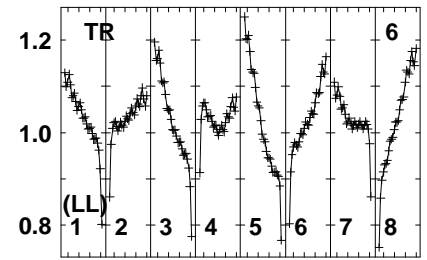
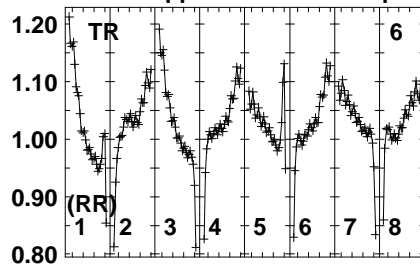
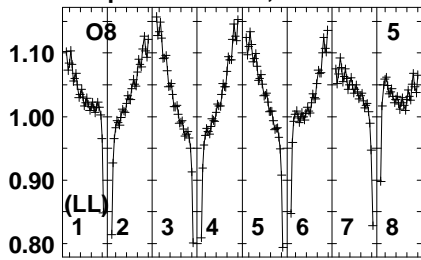
66326466486566666768688
FREQ MHz

Lower frame: Real Jy
Auto-corr total-power spectrum Antenna: *
Timerange: 00/10:31:37 to 00/10:35:00

Plot file version 2 created 21-NOV-2023 10:25:13

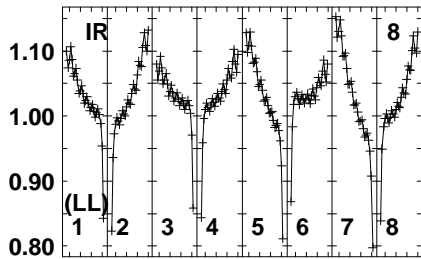
NRAO530 RB010 1.UVDATA.1

Freq = 6.6310 GHz, Bw = 8.000 MH No calibration applied and no bandpass applied



663.264 664.865 666.467 668.0688
FREQ MHz

663.264 664.865 666.467 668.0688
FREQ MHz



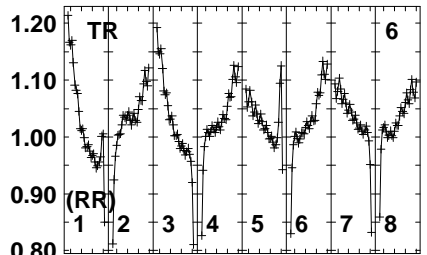
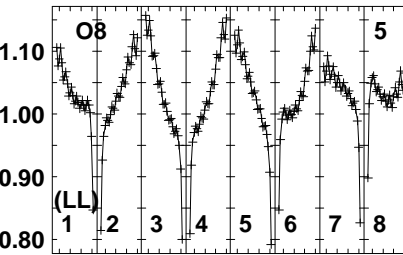
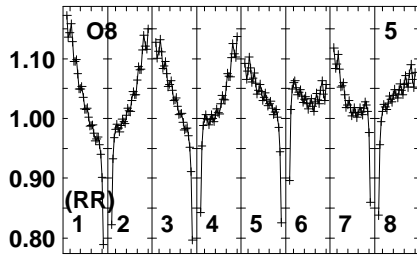
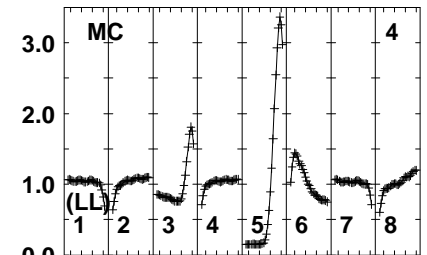
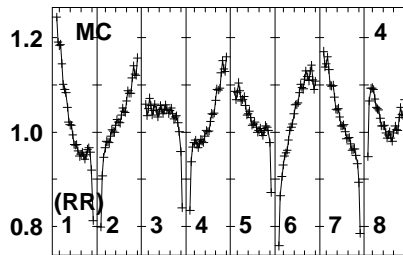
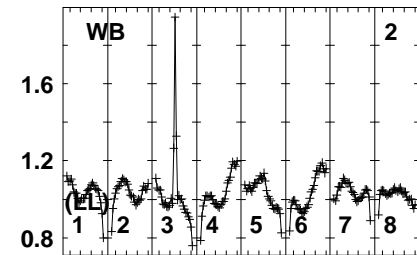
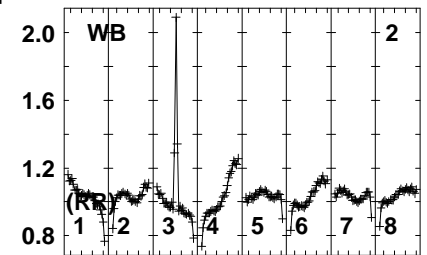
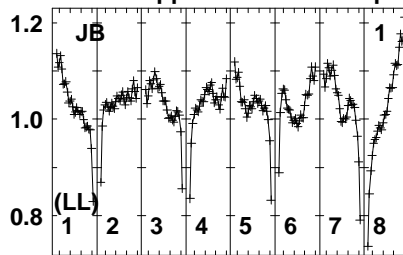
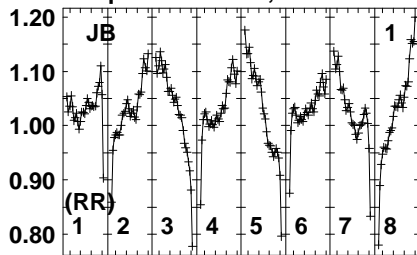
663.264 664.865 666.467 668.0688
FREQ MHz

Lower frame: Real Jy
Auto-corr total-power spectrum Antenna: *
Timerange: 00/10:31:37 to 00/10:35:00

Plot file version 3 created 21-NOV-2023 10:25:13

J1825-0737 RB010 1.UVDATA.1

Freq = 6.6310 GHz, Bw = 8.000 MH No calibration applied and no bandpass applied



663.2646648665666667.2686688
FREQ MHz

663.2646648665666667.2686688
FREQ MHz

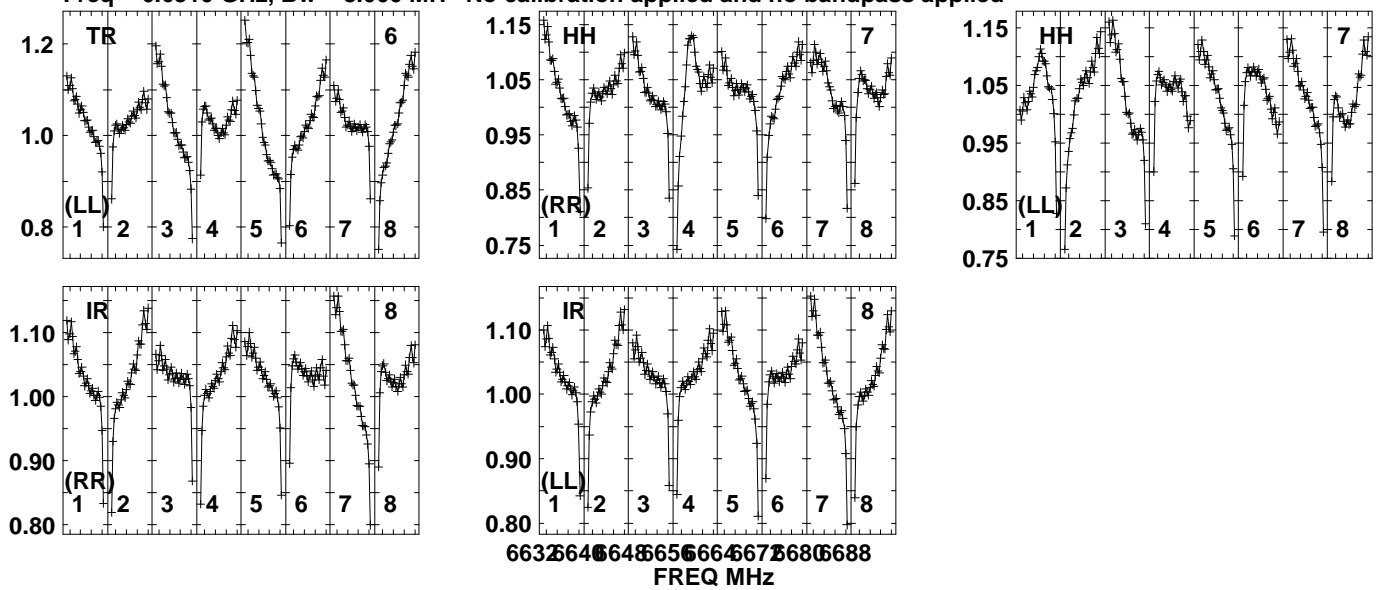
663.2646648665666667.2686688
FREQ MHz

Lower frame: Real Jy
Auto-corr total-power spectrum Antenna: *
Timerange: 00/10:36:00 to 00/10:38:00

Plot file version 4 created 21-NOV-2023 10:25:13

J1825-0737 RB010 1.UVDATA.1

Freq = 6.6310 GHz, Bw = 8.000 MH No calibration applied and no bandpass applied

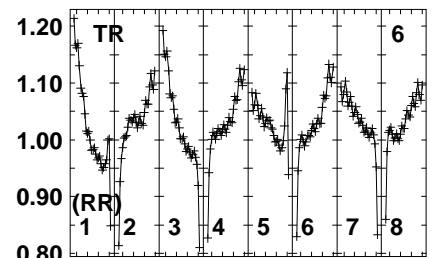
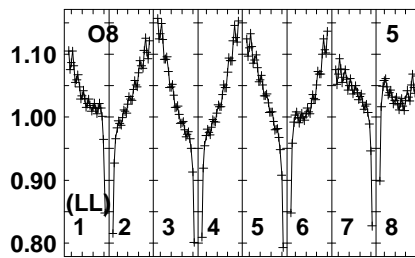
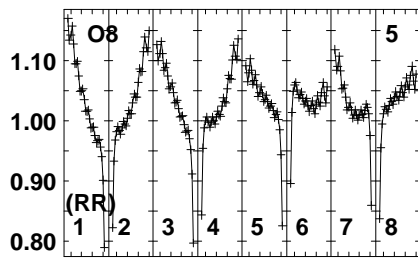
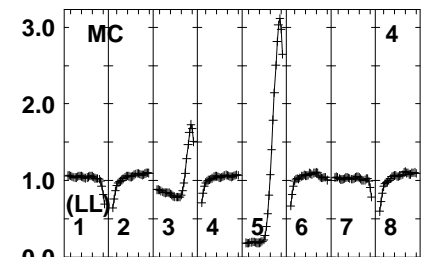
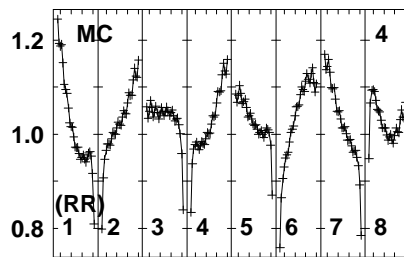
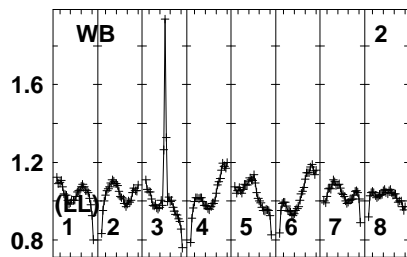
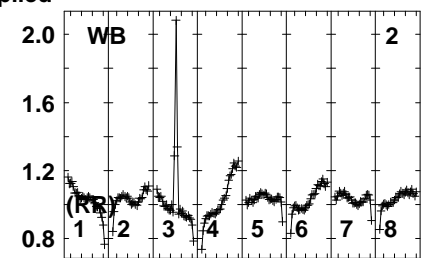
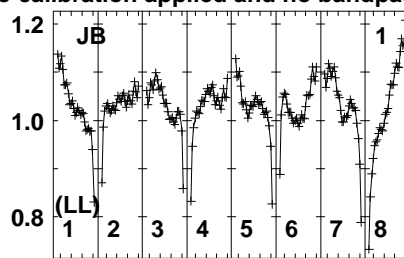
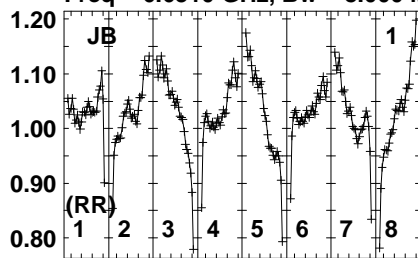


Lower frame: Real Jy
Auto-corr total-power spectrum Antenna: *
Timerange: 00/10:36:00 to 00/10:38:00

Plot file version 5 created 21-NOV-2023 10:25:14

G23.389 RB010 1.UVDATA.1

Freq = 6.6310 GHz, Bw = 8.000 MH No calibration applied and no bandpass applied



663.5 64.5 64.5 65.5 66.5 67.5 68.5
FREQ MHz

663.5 64.5 64.5 65.5 66.5 67.5 68.5
FREQ MHz

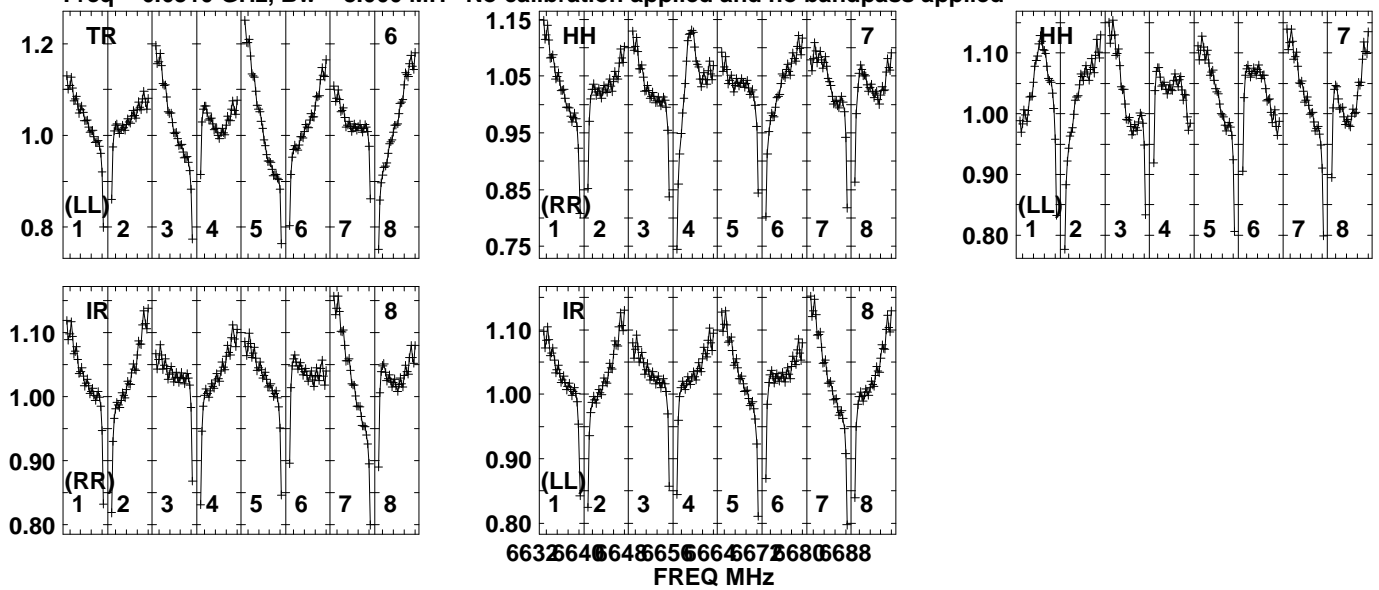
663.5 64.5 64.5 65.5 66.5 67.5 68.5
FREQ MHz

Lower frame: Real Jy
Auto-corr total-power spectrum Antenna: *
Timerange: 00/10:38:01 to 00/10:40:59

Plot file version 6 created 21-NOV-2023 10:25:14

G23.389 RB010 1.UVDATA.1

Freq = 6.6310 GHz, Bw = 8.000 MH No calibration applied and no bandpass applied

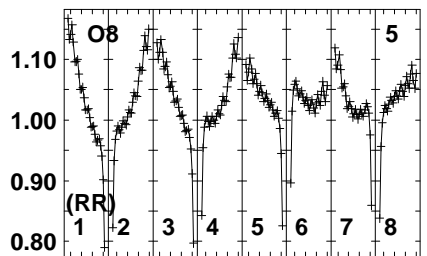
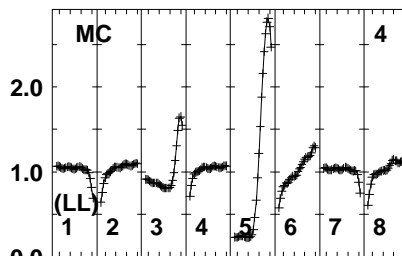
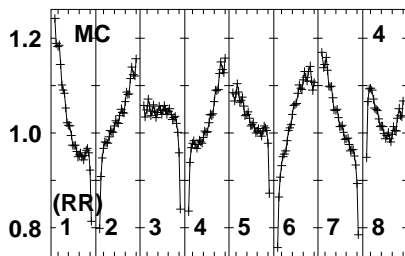
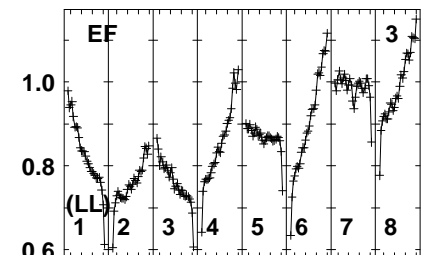
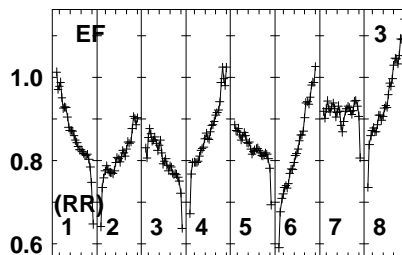
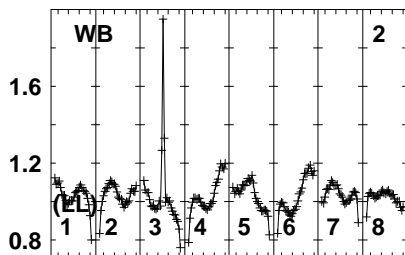
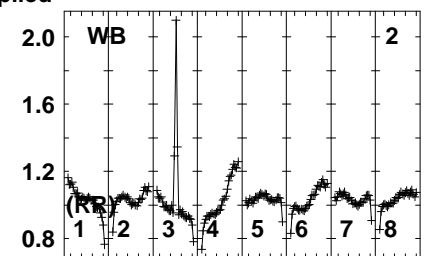
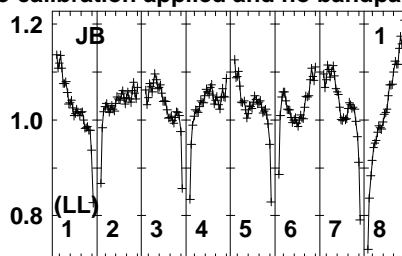
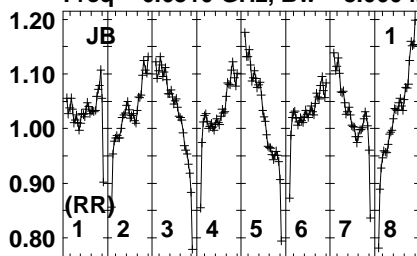


Lower frame: Real Jy
Auto-corr total-power spectrum Antenna: *
Timerange: 00/10:38:01 to 00/10:40:59

Plot file version 7 created 21-NOV-2023 10:25:14

J1825-0737 RB010 1.UVDATA.1

Freq = 6.6310 GHz, Bw = 8.000 MH No calibration applied and no bandpass applied



663264664865666672686688
FREQ MHz

663264664865666672686688
FREQ MHz

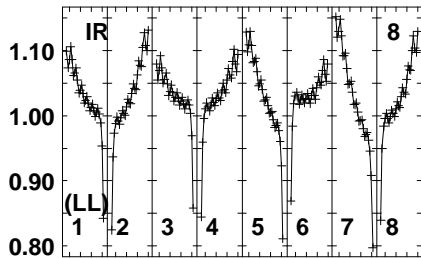
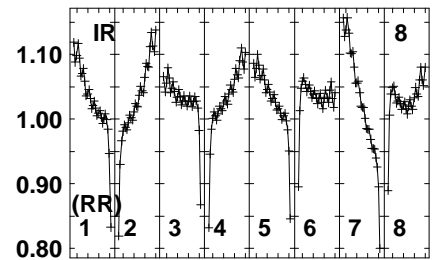
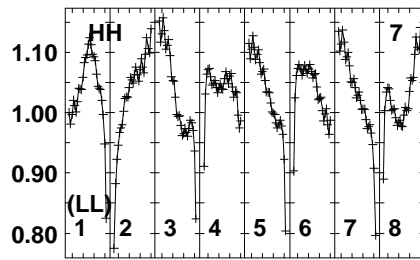
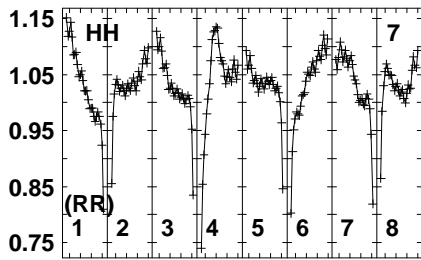
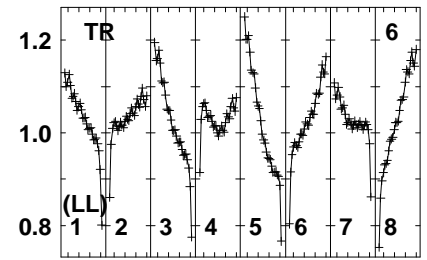
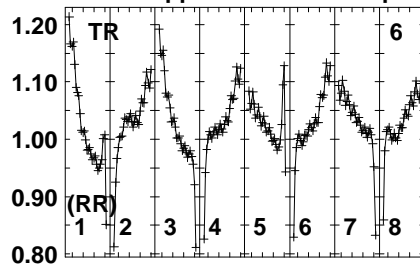
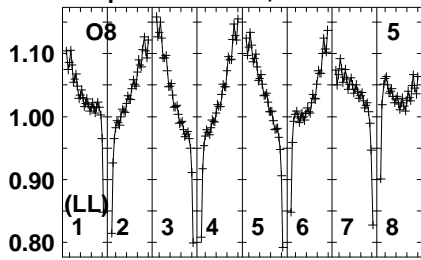
663264664865666672686688
FREQ MHz

Lower frame: Real Jy
Auto-corr total-power spectrum Antenna: *
Timerange: 00/10:41:00 to 00/10:43:00

Plot file version 8 created 21-NOV-2023 10:25:14

J1825-0737 RB010 1.UVDATA.1

Freq = 6.6310 GHz, Bw = 8.000 MH No calibration applied and no bandpass applied



663 664 665 666 667 668
FREQ MHz

663 664 665 666 667 668
FREQ MHz

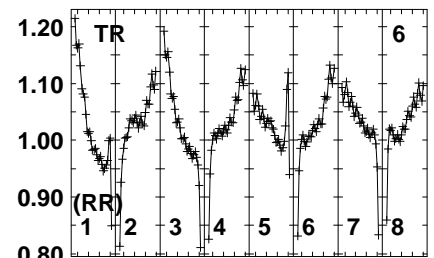
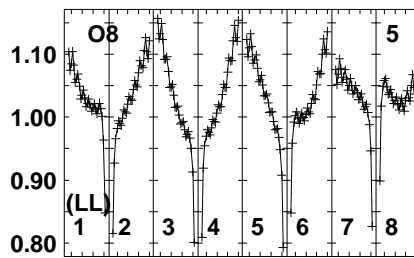
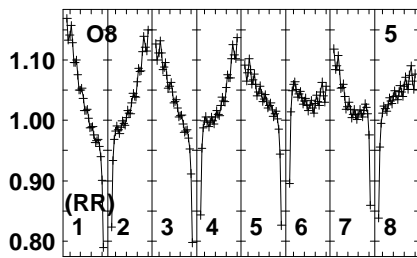
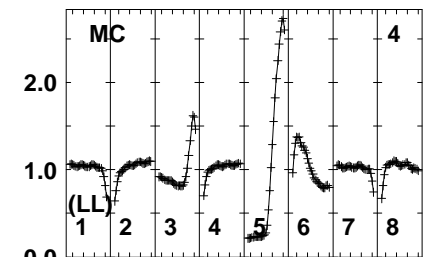
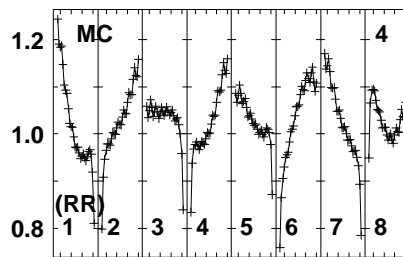
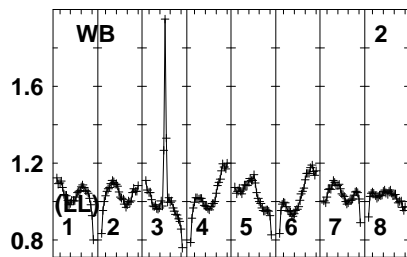
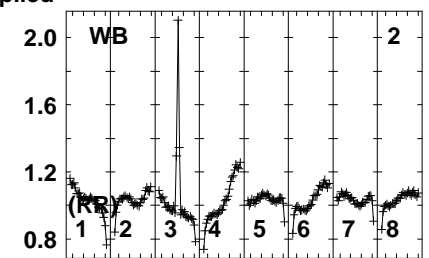
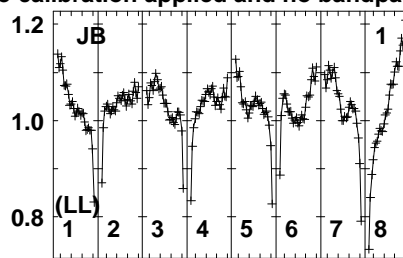
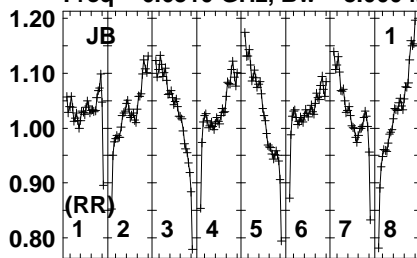
663 664 665 666 667 668
FREQ MHz

Lower frame: Real Jy
Auto-corr total-power spectrum Antenna: *
Timerange: 00/10:41:00 to 00/10:43:00

Plot file version 9 created 21-NOV-2023 10:25:14

G23.389 RB010 1.UVDATA.1

Freq = 6.6310 GHz, Bw = 8.000 MH No calibration applied and no bandpass applied



66326466486566666768688
FREQ MHz

66326466486566666768688
FREQ MHz

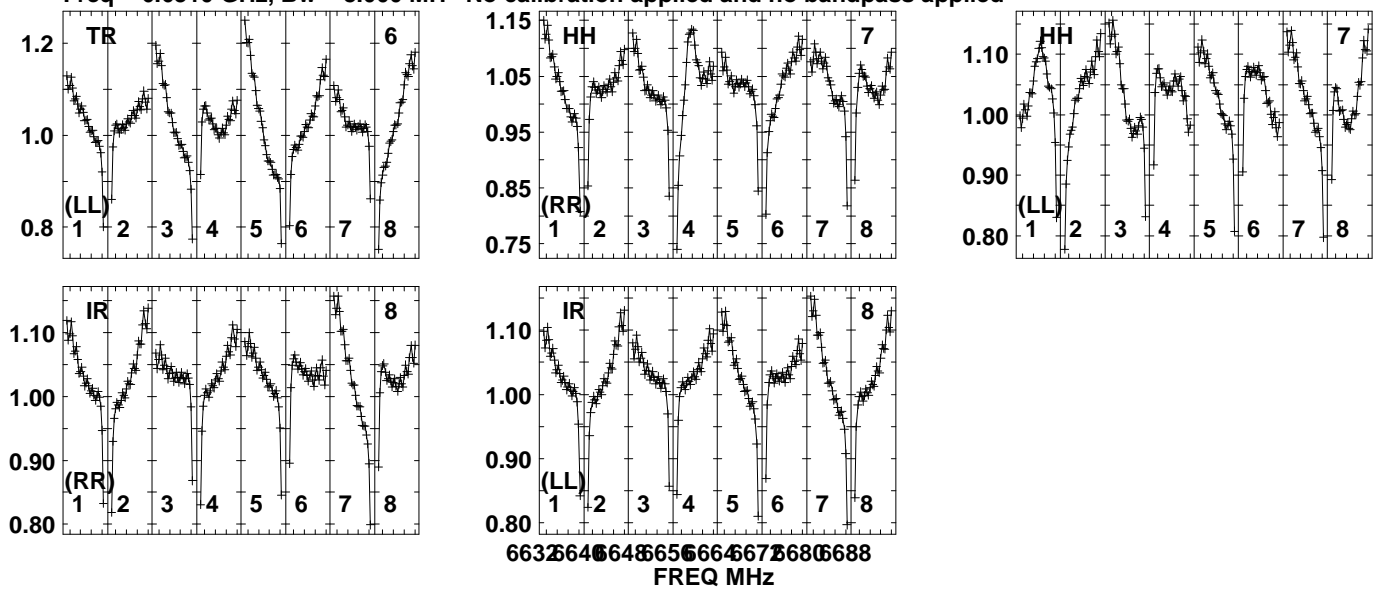
66326466486566666768688
FREQ MHz

Lower frame: Real Jy
Auto-corr total-power spectrum Antenna: *
Timerange: 00/10:43:00 to 00/10:45:59

Plot file version 10 created 21-NOV-2023 10:25:14

G23.389 RB010 1.UVDATA.1

Freq = 6.6310 GHz, Bw = 8.000 MH No calibration applied and no bandpass applied

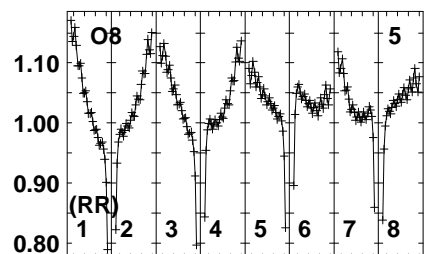
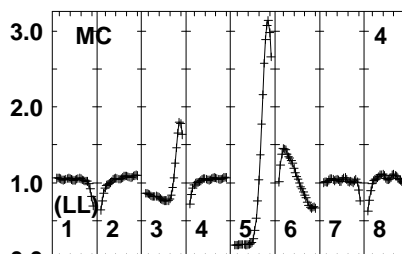
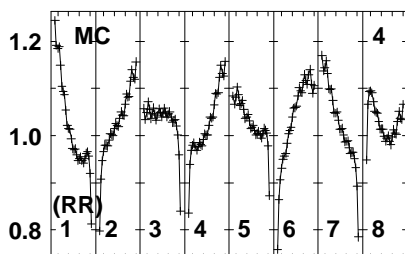
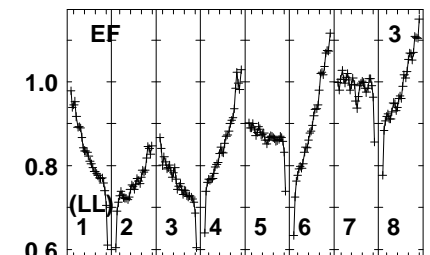
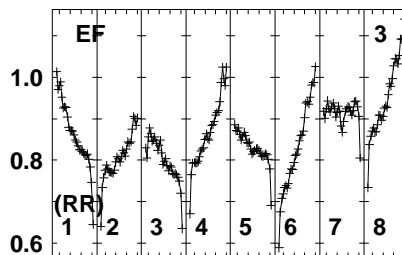
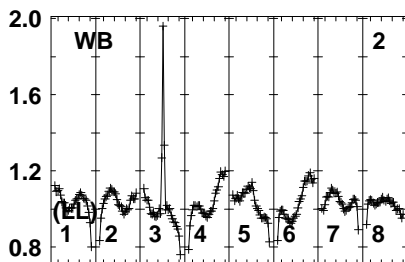
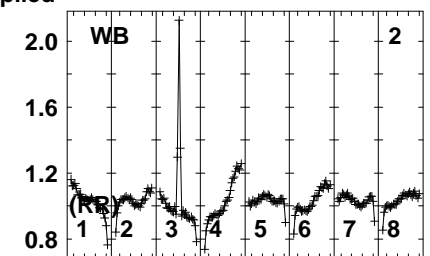
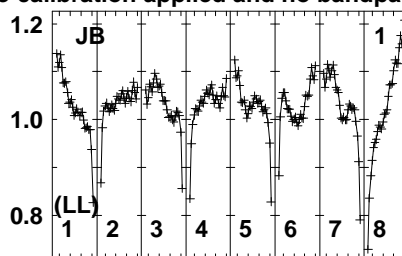
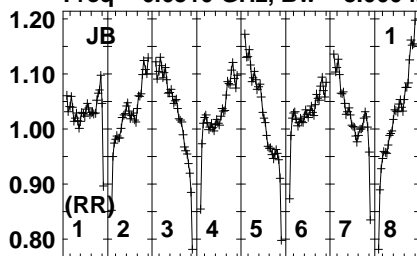


Lower frame: Real Jy
Auto-corr total-power spectrum Antenna: *
Timerange: 00/10:43:00 to 00/10:45:59

Plot file version 11 created 21-NOV-2023 10:25:14

J1825-0737 RB010 1.UVDATA.1

Freq = 6.6310 GHz, Bw = 8.000 MH No calibration applied and no bandpass applied



663264664865666672686688
FREQ MHz

663264664865666672686688
FREQ MHz

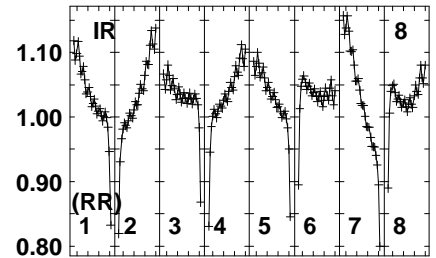
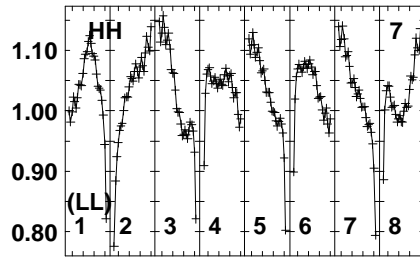
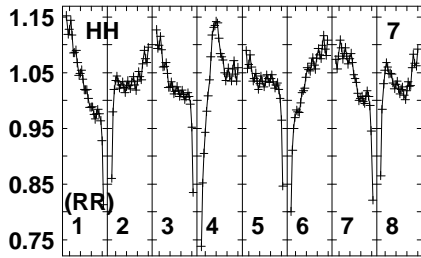
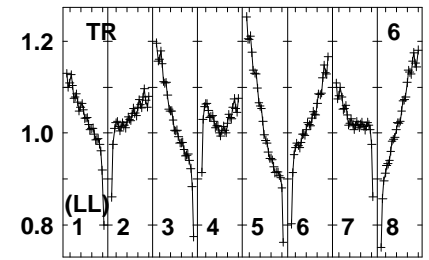
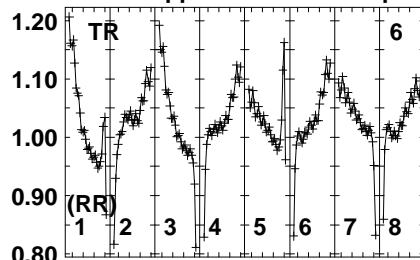
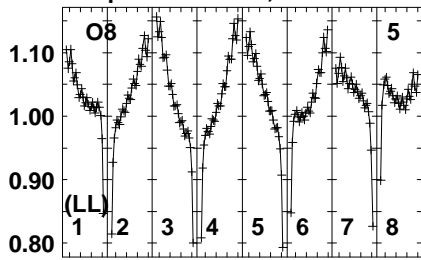
663264664865666672686688
FREQ MHz

Lower frame: Real Jy
Auto-corr total-power spectrum Antenna: *
Timerange: 00/10:46:41 to 00/10:48:40

Plot file version 12 created 21-NOV-2023 10:25:14

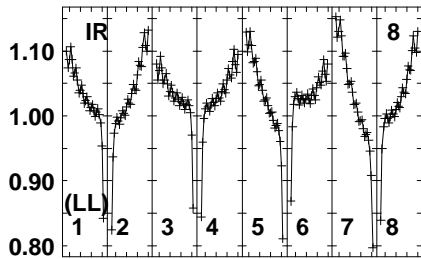
J1825-0737 RB010 1.UVDATA.1

Freq = 6.6310 GHz, Bw = 8.000 MH No calibration applied and no bandpass applied



663 664 665 666 667 668
FREQ MHz

663 664 665 666 667 668
FREQ MHz



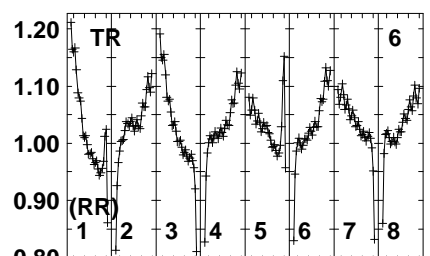
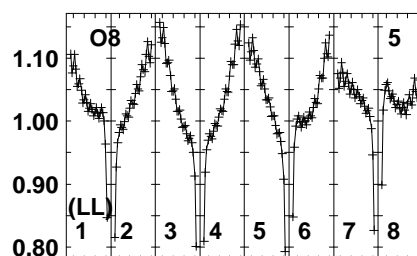
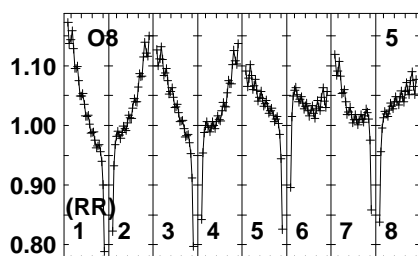
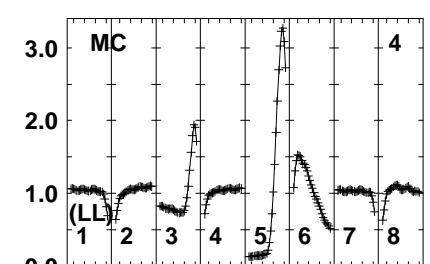
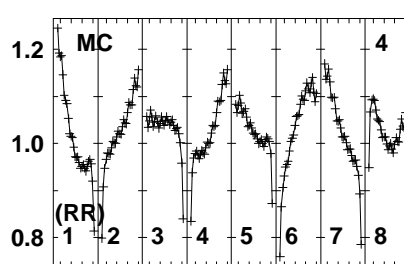
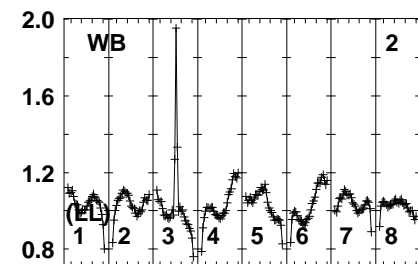
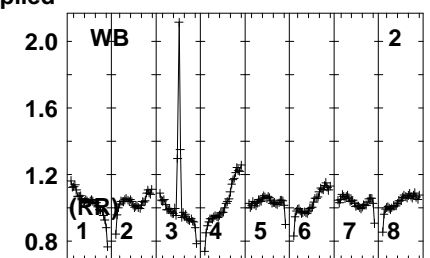
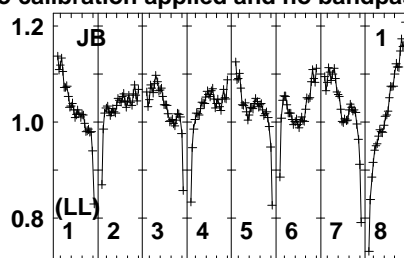
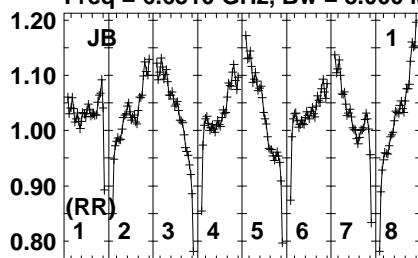
663 664 665 666 667 668
FREQ MHz

Lower frame: Real Jy
Auto-corr total-power spectrum Antenna: *
Timerange: 00/10:46:41 to 00/10:48:40

Plot file version 13 created 21-NOV-2023 10:25:14

G23.389 RB010 1.UVDATA.1

Freq = 6.6310 GHz, Bw = 8.000 MH No calibration applied and no bandpass applied



663.264 664.865 666.467 668.0688
FREQ MHz

663.264 664.865 666.467 668.0688
FREQ MHz

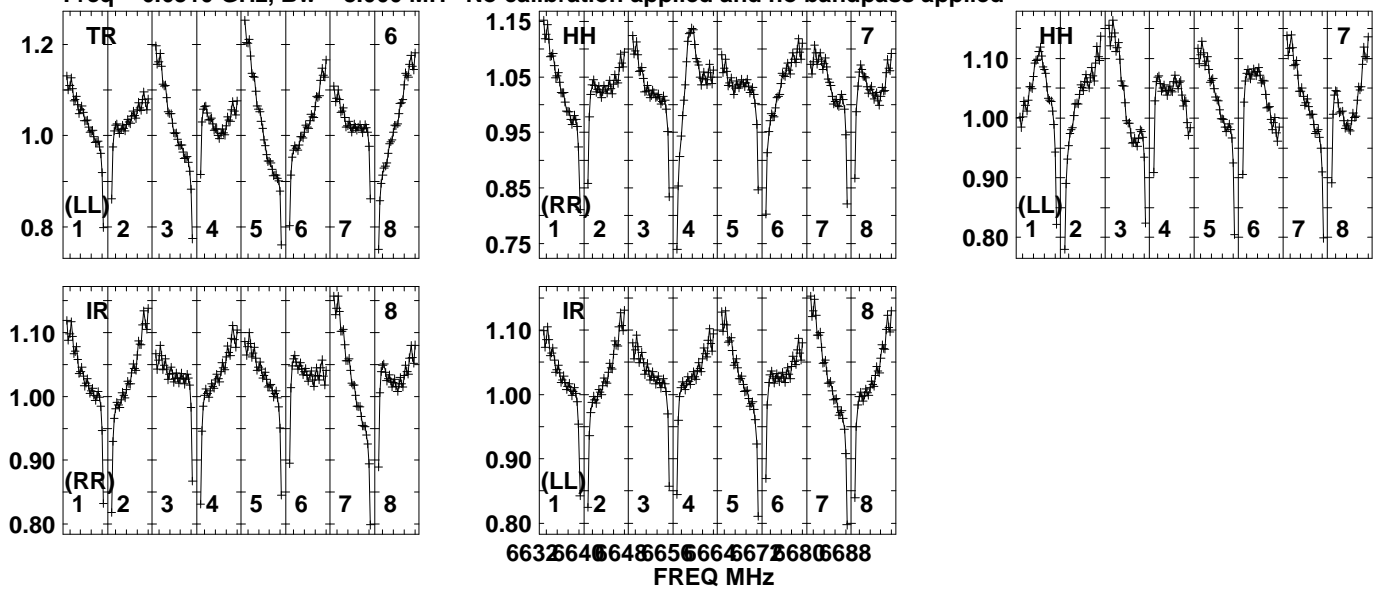
663.264 664.865 666.467 668.0688
FREQ MHz

Lower frame: Real Jy
Auto-corr total-power spectrum Antenna: *
Timerange: 00/10:48:41 to 00/10:51:40

Plot file version 14 created 21-NOV-2023 10:25:15

G23.389 RB010 1.UVDATA.1

Freq = 6.6310 GHz, Bw = 8.000 MH No calibration applied and no bandpass applied

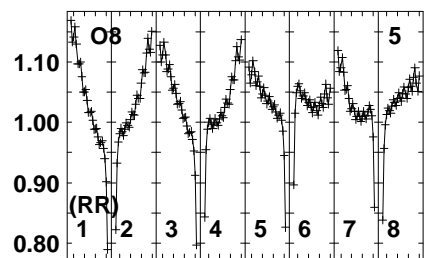
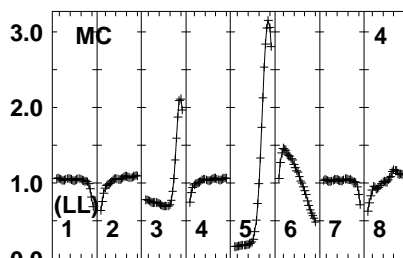
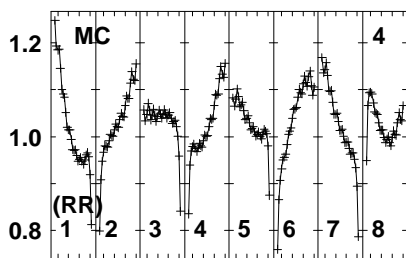
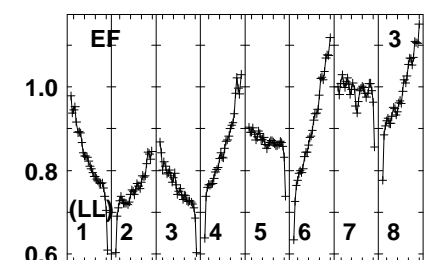
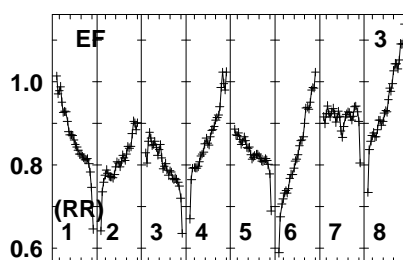
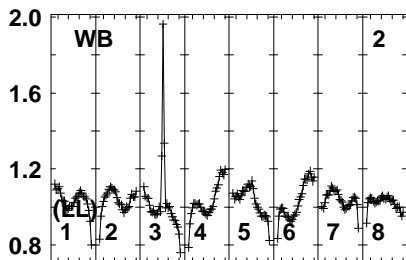
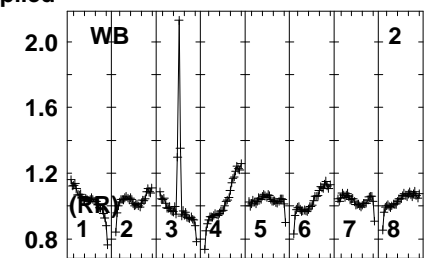
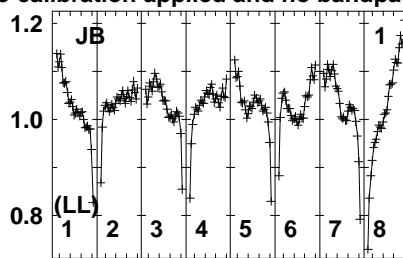
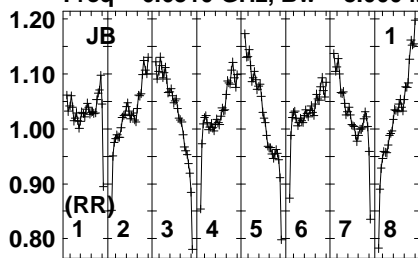


Lower frame: Real Jy
Auto-corr total-power spectrum Antenna: *
Timerange: 00/10:48:41 to 00/10:51:40

Plot file version 15 created 21-NOV-2023 10:25:15

J1825-0737 RB010 1.UVDATA.1

Freq = 6.6310 GHz, Bw = 8.000 MH No calibration applied and no bandpass applied



663.264 664.865 666.466 667.868
FREQ MHz

663.264 664.865 666.466 667.868
FREQ MHz

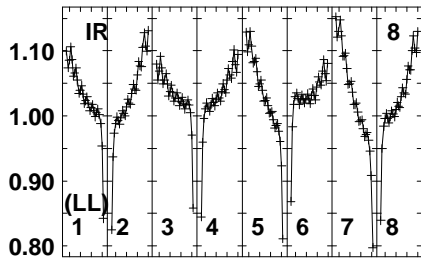
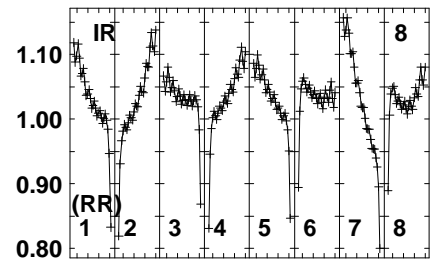
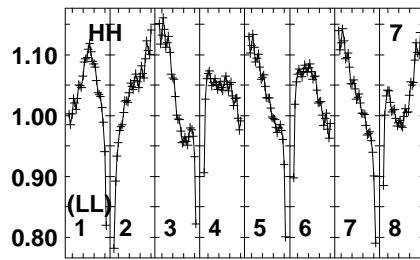
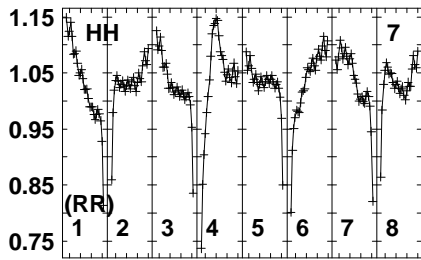
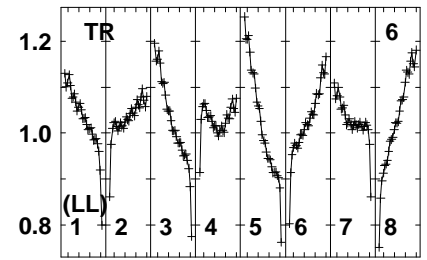
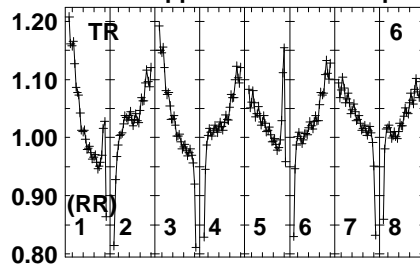
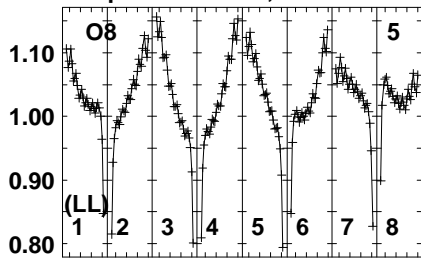
663.264 664.865 666.466 667.868
FREQ MHz

Lower frame: Real Jy
Auto-corr total-power spectrum Antenna: *
Timerange: 00/10:51:40 to 00/10:53:40

Plot file version 16 created 21-NOV-2023 10:25:15

J1825-0737 RB010 1.UVDATA.1

Freq = 6.6310 GHz, Bw = 8.000 MH No calibration applied and no bandpass applied



663 664 665 666 667 668
FREQ MHz

663 664 665 666 667 668
FREQ MHz

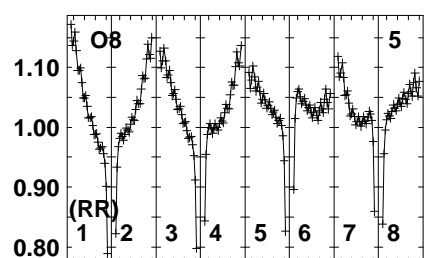
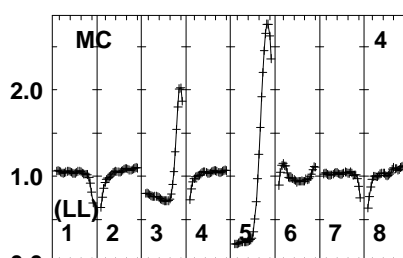
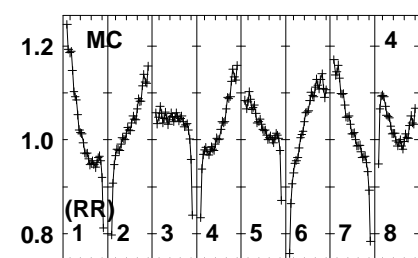
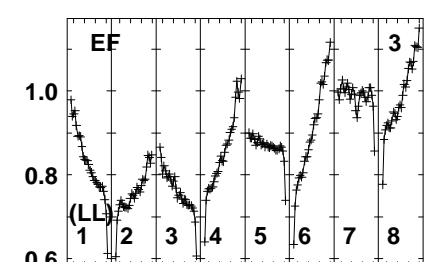
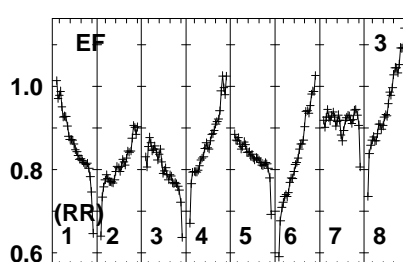
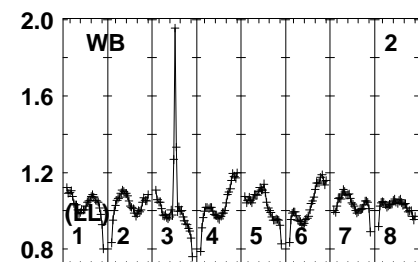
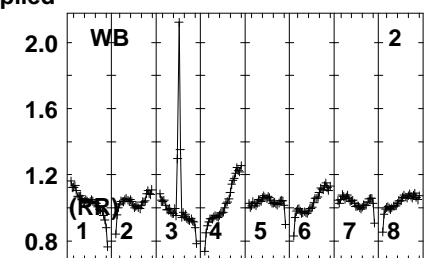
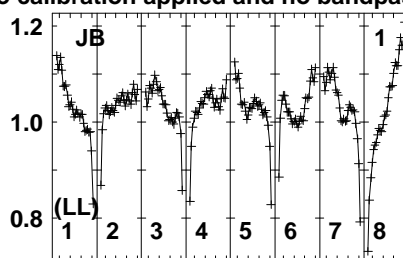
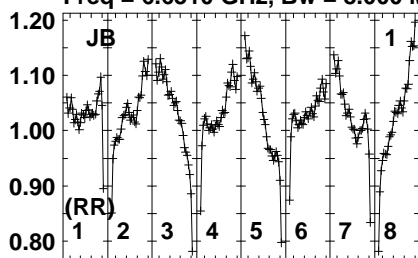
663 664 665 666 667 668
FREQ MHz

Lower frame: Real Jy
Auto-corr total-power spectrum Antenna: *
Timerange: 00/10:51:40 to 00/10:53:40

Plot file version 17 created 21-NOV-2023 10:25:15

G23.389 RB010 1.UVDATA.1

Freq = 6.6310 GHz, Bw = 8.000 MH No calibration applied and no bandpass applied



663.264866486656666672686688
FREQ MHz

663.264866486656666672686688
FREQ MHz

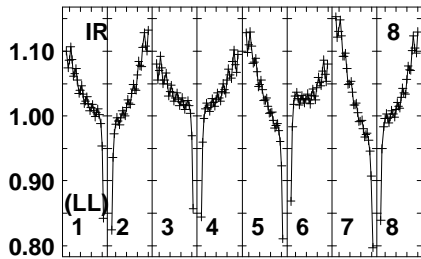
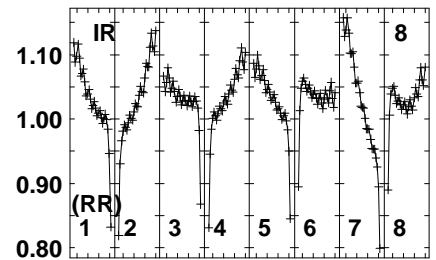
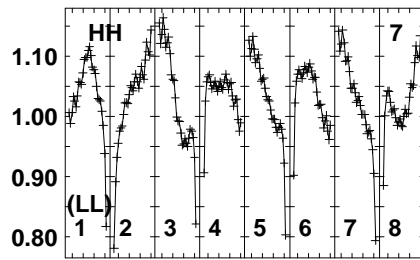
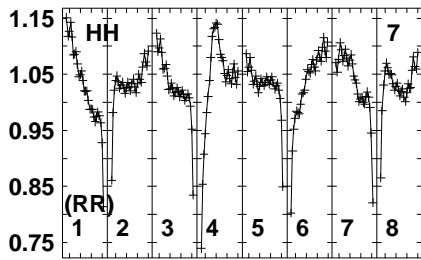
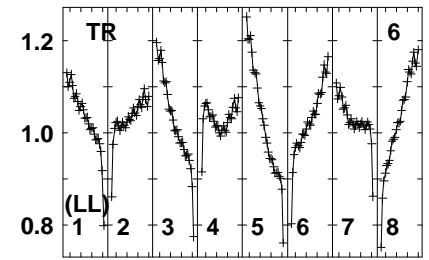
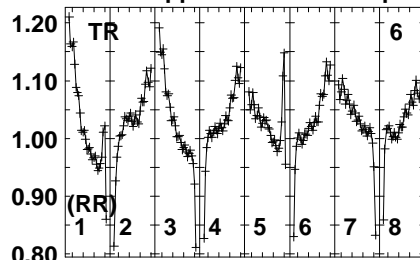
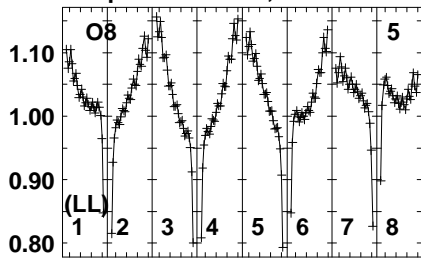
663.264866486656666672686688
FREQ MHz

Lower frame: Real Jy
Auto-corr total-power spectrum Antenna: *
Timerange: 00/10:53:41 to 00/10:56:39

Plot file version 18 created 21-NOV-2023 10:25:15

G23.389 RB010 1.UVDATA.1

Freq = 6.6310 GHz, Bw = 8.000 MH No calibration applied and no bandpass applied



663 664 665 666 667 668 6688
FREQ MHz

663 664 665 666 667 668 6688
FREQ MHz

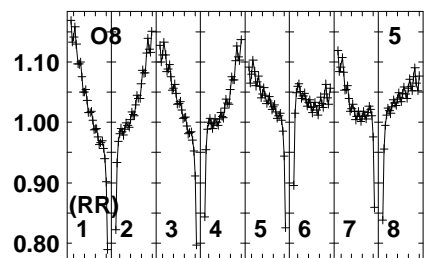
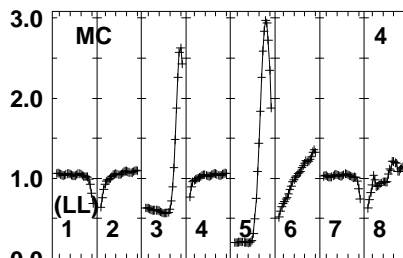
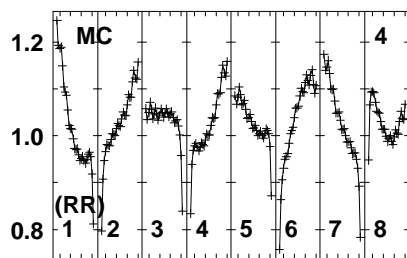
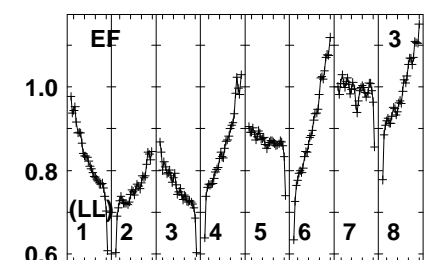
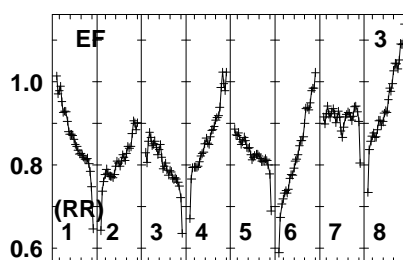
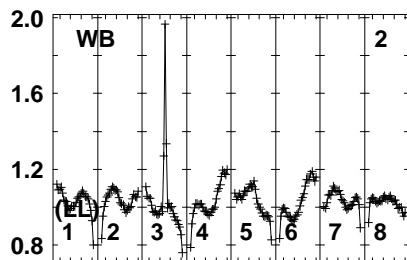
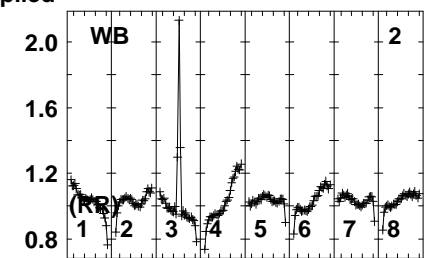
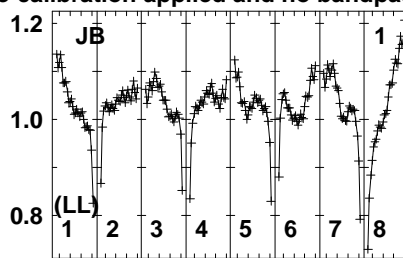
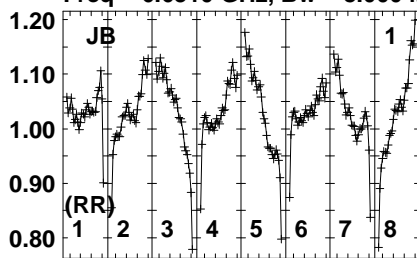
663 664 665 666 667 668 6688
FREQ MHz

Lower frame: Real Jy
Auto-corr total-power spectrum Antenna: *
Timerange: 00/10:53:41 to 00/10:56:39

Plot file version 19 created 21-NOV-2023 10:25:15

J1825-0737 RB010 1.UVDATA.1

Freq = 6.6310 GHz, Bw = 8.000 MH No calibration applied and no bandpass applied



663.264664866566667.2686688
FREQ MHz

663.264664866566667.2686688
FREQ MHz

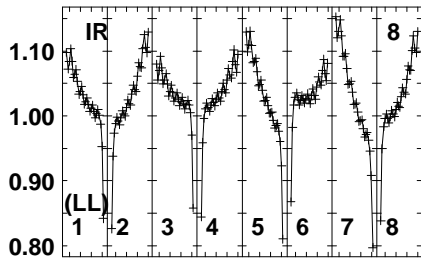
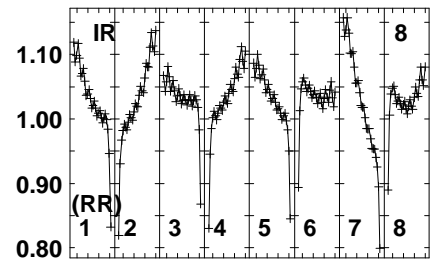
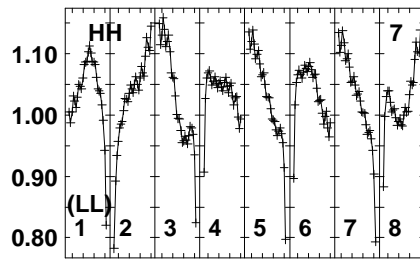
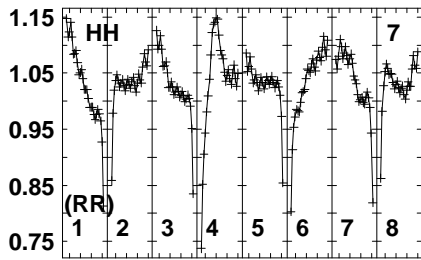
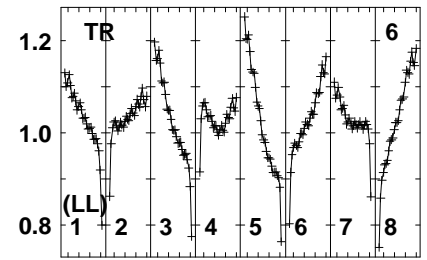
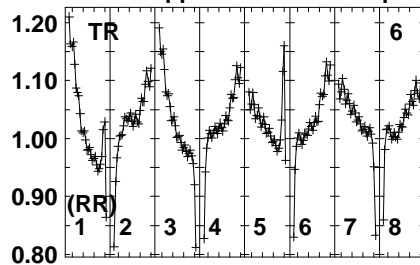
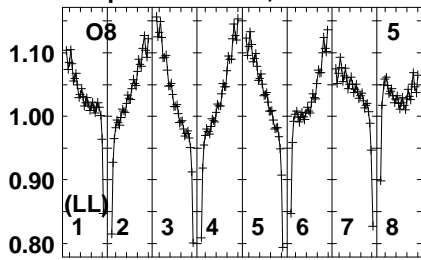
663.264664866566667.2686688
FREQ MHz

Lower frame: Real Jy
Auto-corr total-power spectrum Antenna: *
Timerange: 00/10:57:20 to 00/10:59:20

Plot file version 20 created 21-NOV-2023 10:25:15

J1825-0737 RB010 1.UVDATA.1

Freq = 6.6310 GHz, Bw = 8.000 MH No calibration applied and no bandpass applied



663 664 665 666 667 668
FREQ MHz

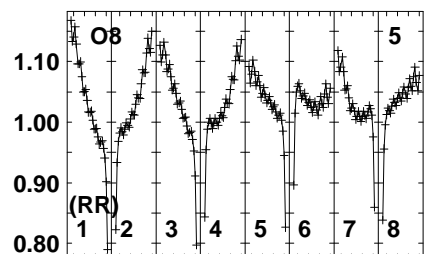
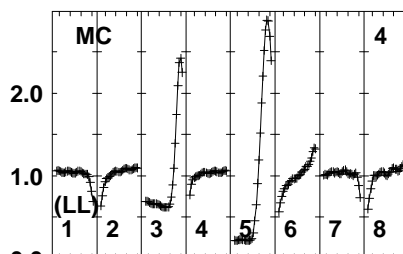
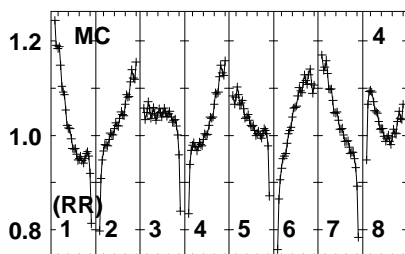
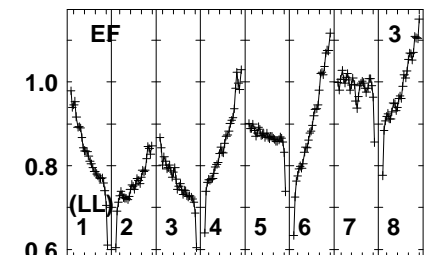
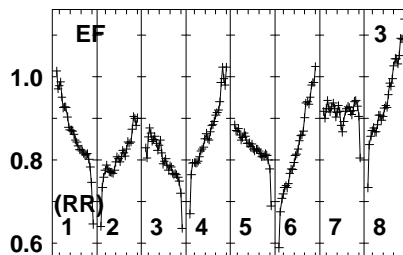
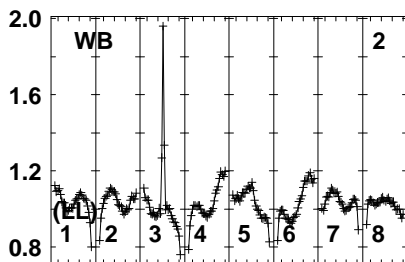
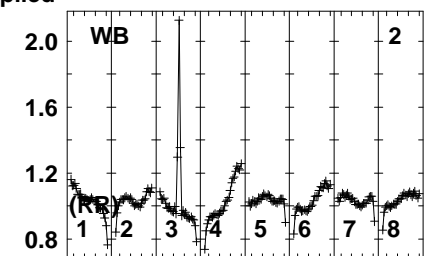
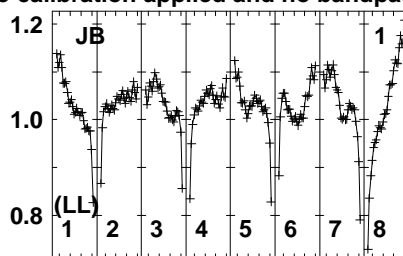
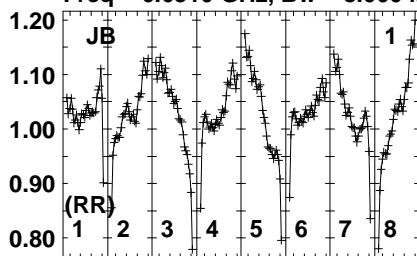
663 664 665 666 667 668
FREQ MHz

Lower frame: Real Jy
Auto-corr total-power spectrum Antenna: *
Timerange: 00/10:57:20 to 00/10:59:20

Plot file version 21 created 21-NOV-2023 10:25:15

G23.389 RB010 1.UVDATA.1

Freq = 6.6310 GHz, Bw = 8.000 MH No calibration applied and no bandpass applied



663264865666672686688
FREQ MHz

663264865666672686688
FREQ MHz

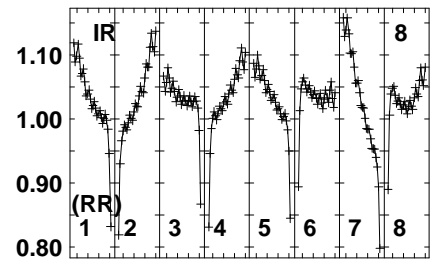
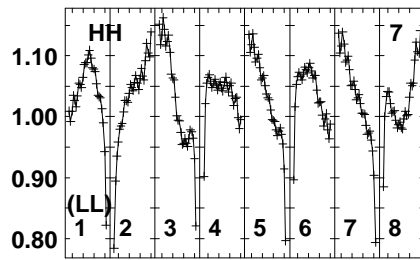
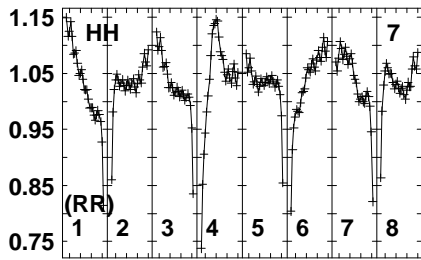
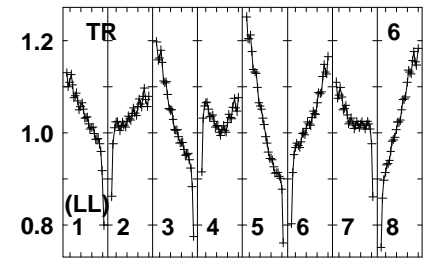
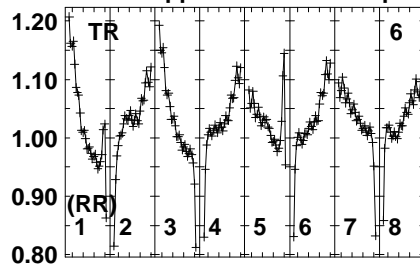
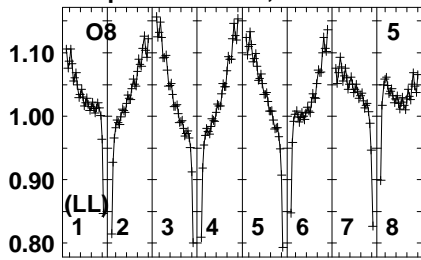
663264865666672686688
FREQ MHz

Lower frame: Real Jy
Auto-corr total-power spectrum Antenna: *
Timerange: 00/10:59:20 to 00/11:02:19

Plot file version 22 created 21-NOV-2023 10:25:15

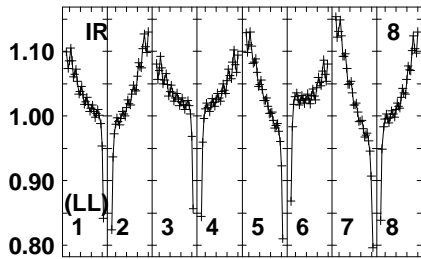
G23.389 RB010 1.UVDATA.1

Freq = 6.6310 GHz, Bw = 8.000 MH No calibration applied and no bandpass applied



663 664 665 666 667 668
FREQ MHz

663 664 665 666 667 668
FREQ MHz



663 664 665 666 667 668
FREQ MHz

Lower frame: Real Jy

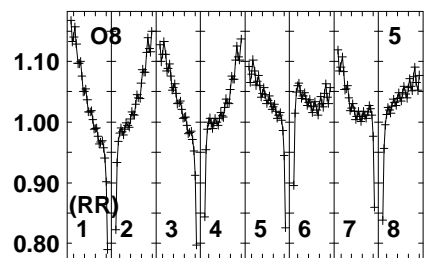
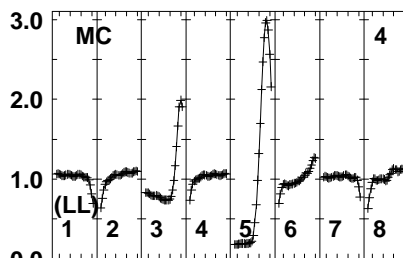
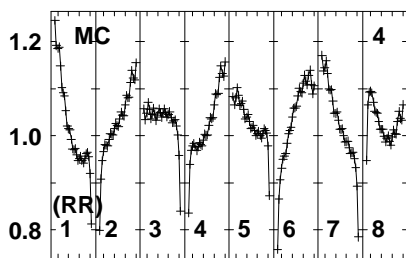
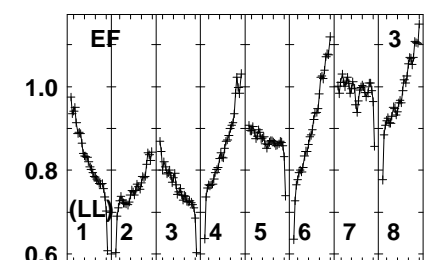
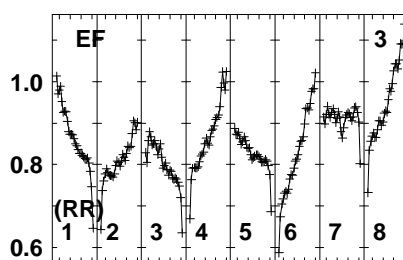
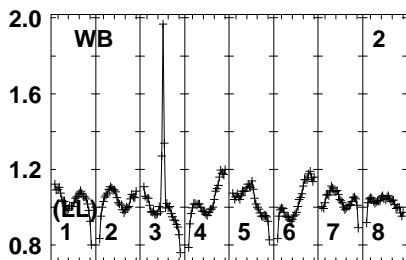
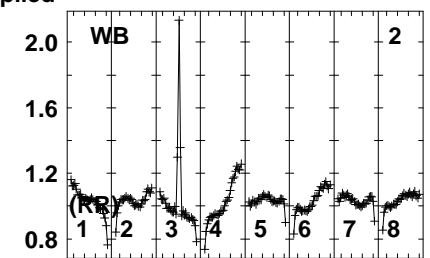
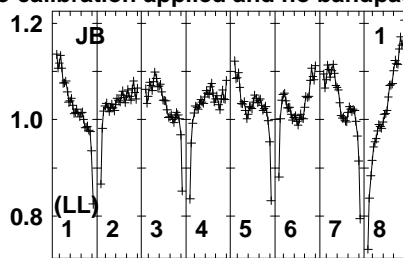
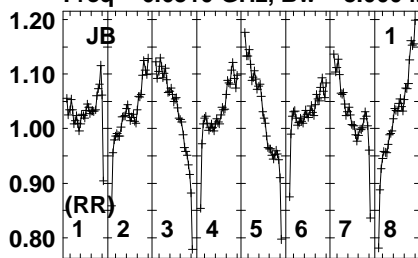
Auto-corr total-power spectrum Antenna: *

Timerange: 00/10:59:20 to 00/11:02:19

Plot file version 23 created 21-NOV-2023 10:25:15

J1825-0737 RB010 1.UVDATA.1

Freq = 6.6310 GHz, Bw = 8.000 MH No calibration applied and no bandpass applied



663.264664866566667.2686688
FREQ MHz

663.264664866566667.2686688
FREQ MHz

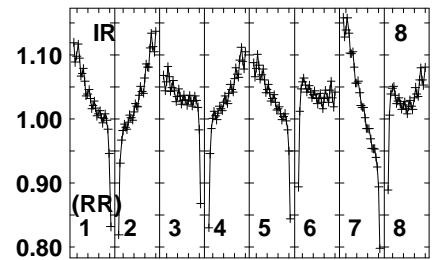
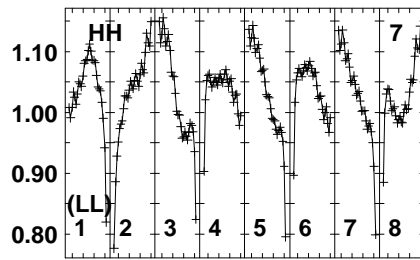
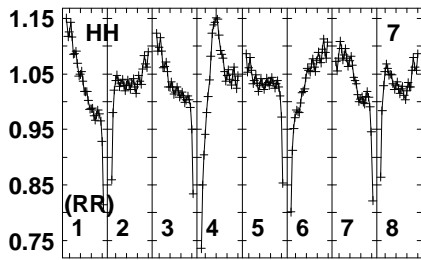
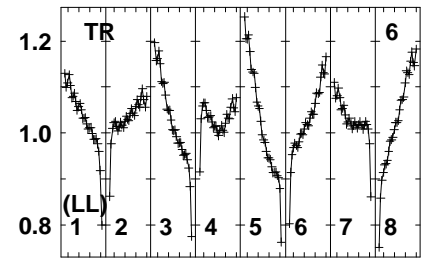
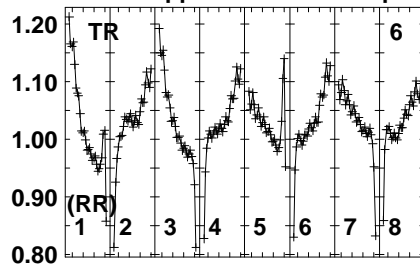
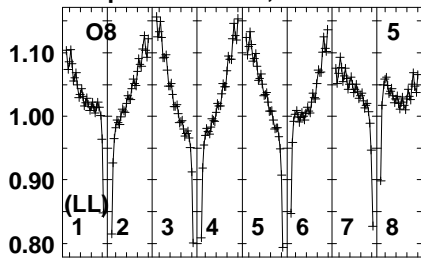
663.264664866566667.2686688
FREQ MHz

Lower frame: Real Jy
Auto-corr total-power spectrum Antenna: *
Timerange: 00/11:02:20 to 00/11:04:19

Plot file version 24 created 21-NOV-2023 10:25:16

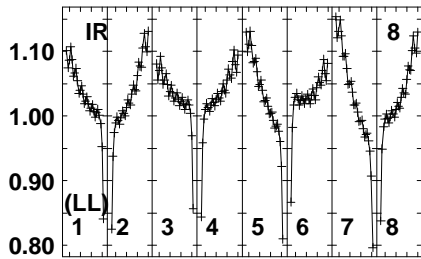
J1825-0737 RB010 1.UVDATA.1

Freq = 6.6310 GHz, Bw = 8.000 MH No calibration applied and no bandpass applied



663 664 665 666 667 668
FREQ MHz

663 664 665 666 667 668
FREQ MHz



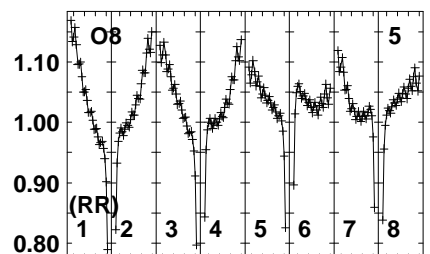
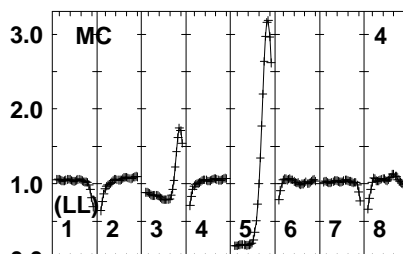
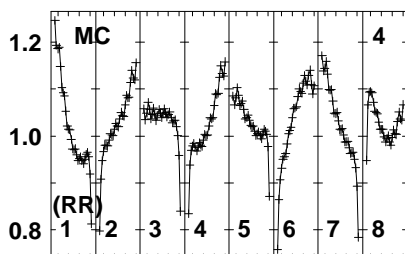
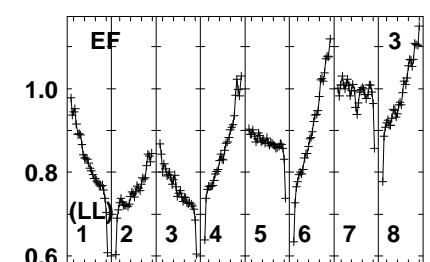
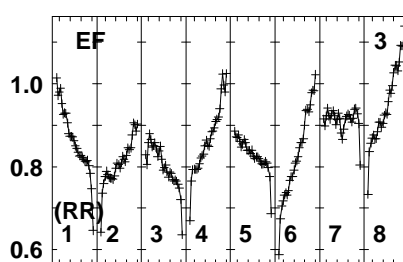
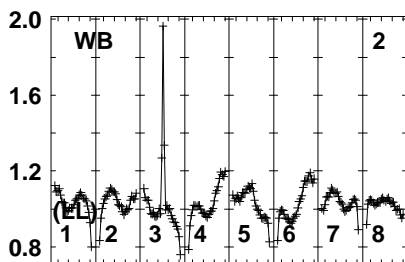
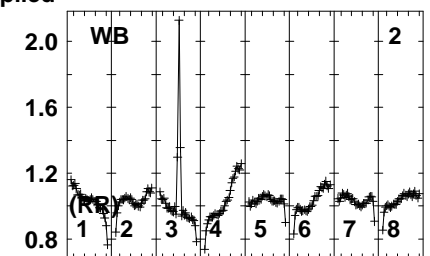
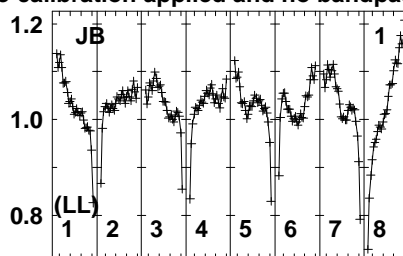
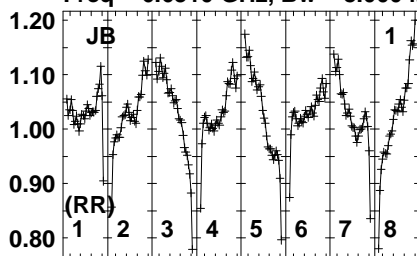
663 664 665 666 667 668
FREQ MHz

Lower frame: Real Jy
Auto-corr total-power spectrum Antenna: *
Timerange: 00/11:02:20 to 00/11:04:19

Plot file version 25 created 21-NOV-2023 10:25:16

G23.389 RB010 1.UVDATA.1

Freq = 6.6310 GHz, Bw = 8.000 MH No calibration applied and no bandpass applied



663.264 664.865 666.467 668.0688
FREQ MHz

663.264 664.865 666.467 668.0688
FREQ MHz

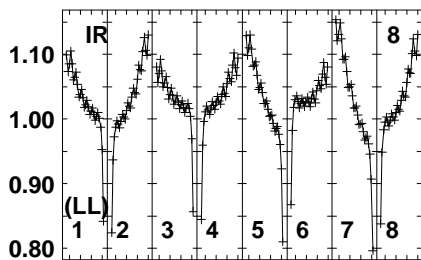
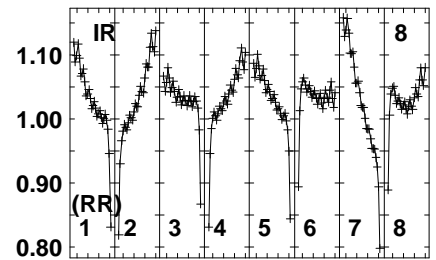
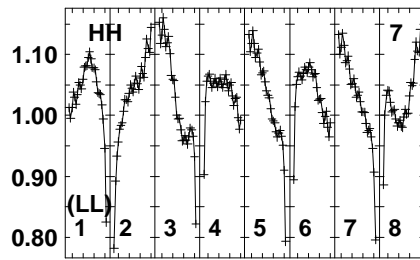
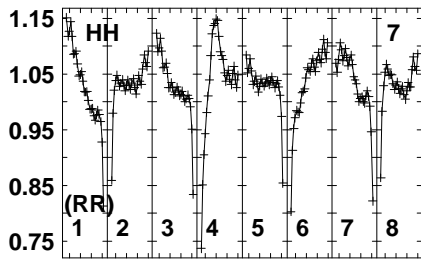
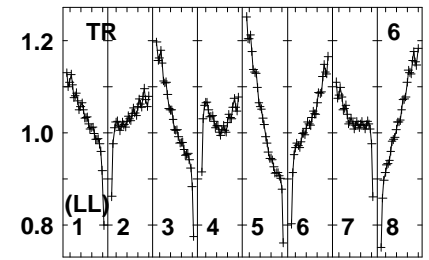
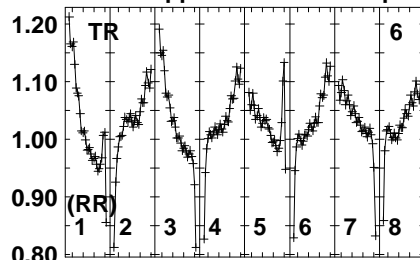
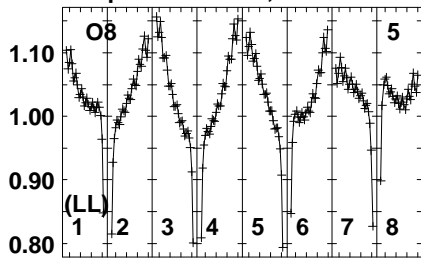
663.264 664.865 666.467 668.0688
FREQ MHz

Lower frame: Real Jy
Auto-corr total-power spectrum Antenna: *
Timerange: 00/11:04:21 to 00/11:07:20

Plot file version 26 created 21-NOV-2023 10:25:16

G23.389 RB010 1.UVDATA.1

Freq = 6.6310 GHz, Bw = 8.000 MH No calibration applied and no bandpass applied



663 664 665 666 667 668 6688
FREQ MHz

663 664 665 666 667 668 6688
FREQ MHz

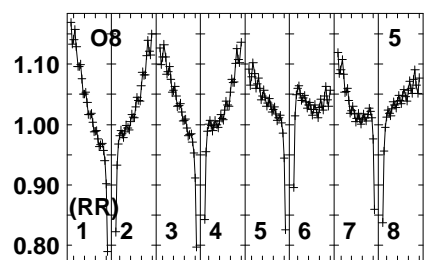
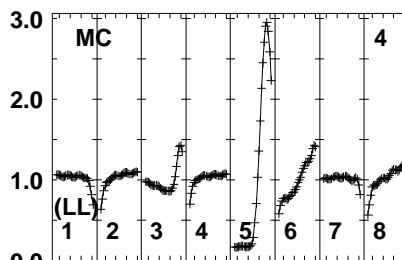
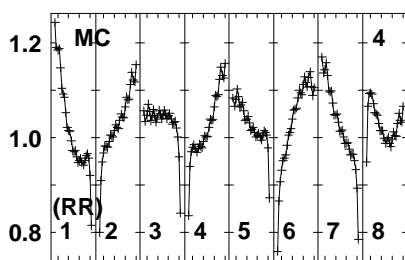
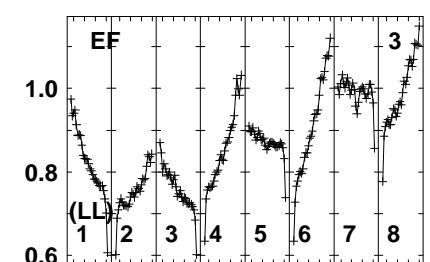
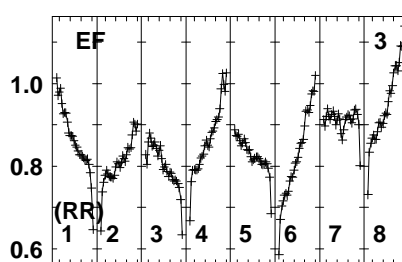
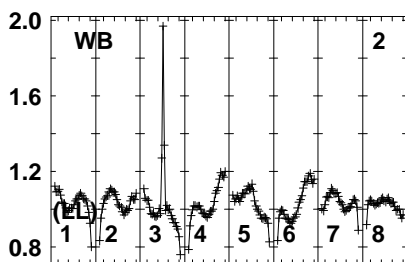
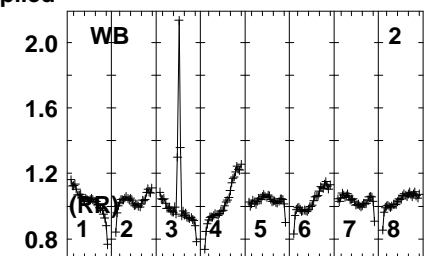
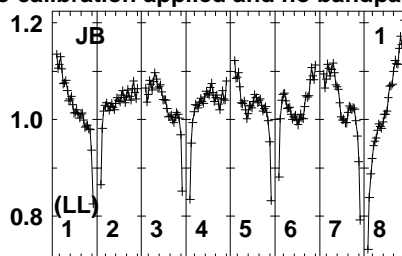
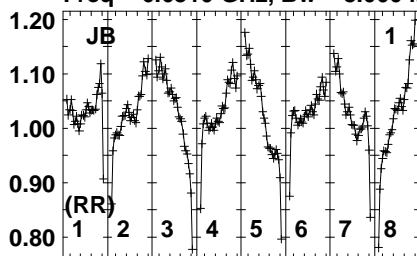
663 664 665 666 667 668 6688
FREQ MHz

Lower frame: Real Jy
Auto-corr total-power spectrum Antenna: *
Timerange: 00/11:04:21 to 00/11:07:20

Plot file version 27 created 21-NOV-2023 10:25:16

J1825-0737 RB010 1.UVDATA.1

Freq = 6.6310 GHz, Bw = 8.000 MH No calibration applied and no bandpass applied



663 664 665 666 667 668 668
FREQ MHz

663 664 665 666 667 668 668
FREQ MHz

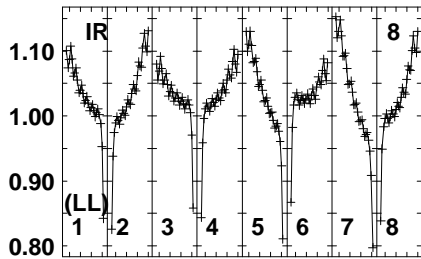
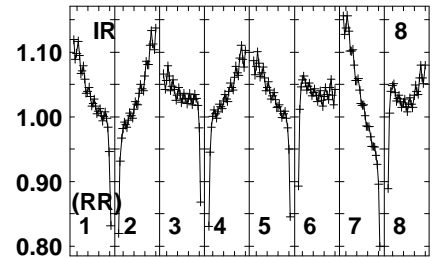
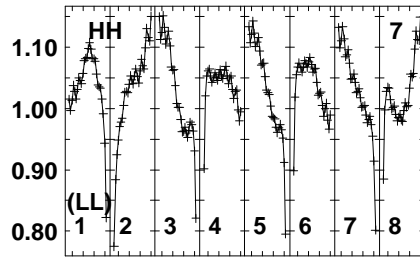
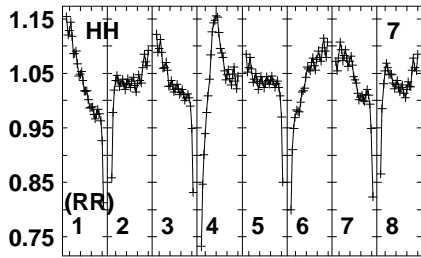
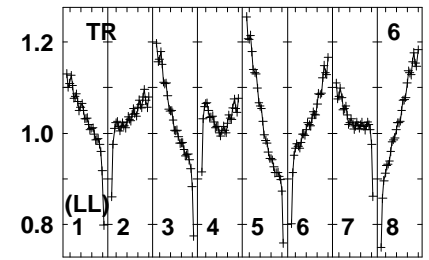
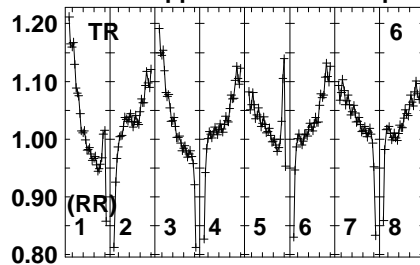
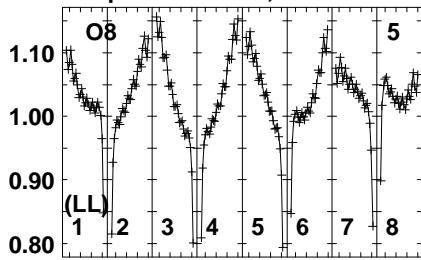
663 664 665 666 667 668 668
FREQ MHz

Lower frame: Real Jy
Auto-corr total-power spectrum Antenna: *
Timerange: 00/11:08:01 to 00/11:10:00

Plot file version 28 created 21-NOV-2023 10:25:16

J1825-0737 RB010 1.UVDATA.1

Freq = 6.6310 GHz, Bw = 8.000 MH No calibration applied and no bandpass applied



663 664 665 666 667 668 668
FREQ MHz

663 664 665 666 667 668 668
FREQ MHz

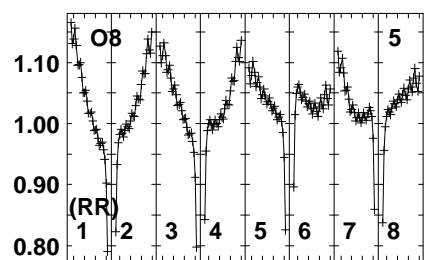
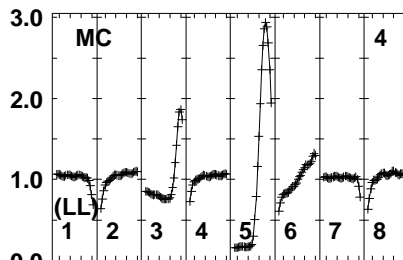
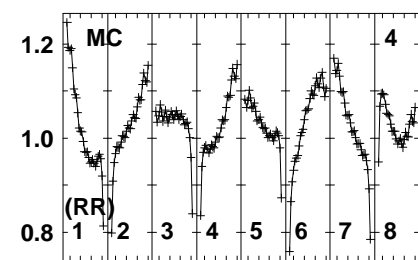
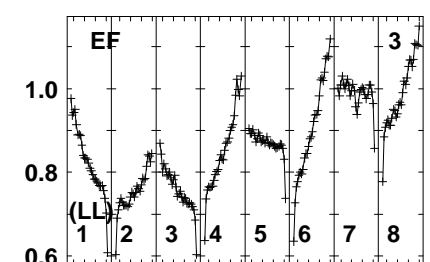
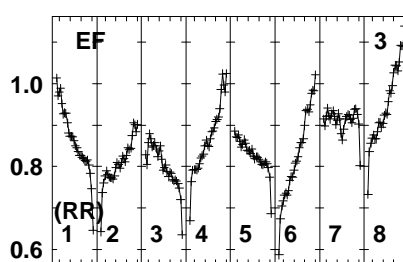
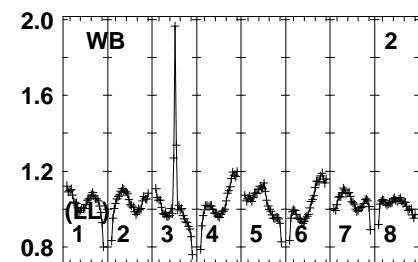
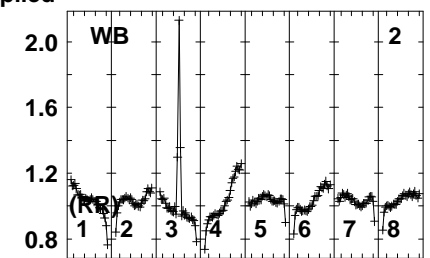
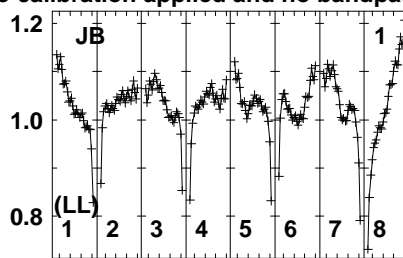
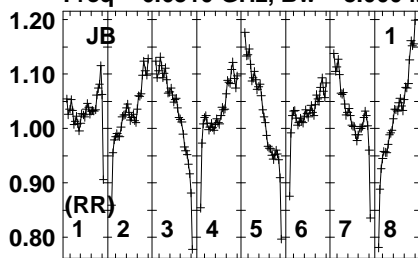
663 664 665 666 667 668 668
FREQ MHz

Lower frame: Real Jy
Auto-corr total-power spectrum Antenna: *
Timerange: 00/11:08:01 to 00/11:10:00

Plot file version 29 created 21-NOV-2023 10:25:16

G23.389 RB010 1.UVDATA.1

Freq = 6.6310 GHz, Bw = 8.000 MH No calibration applied and no bandpass applied



663.264 664.865 666.467 668.0688
FREQ MHz

663.264 664.865 666.467 668.0688
FREQ MHz

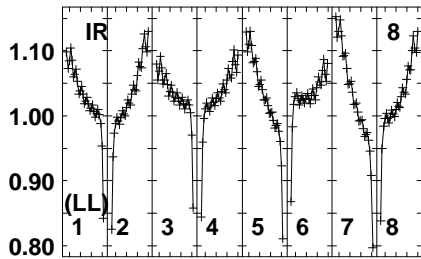
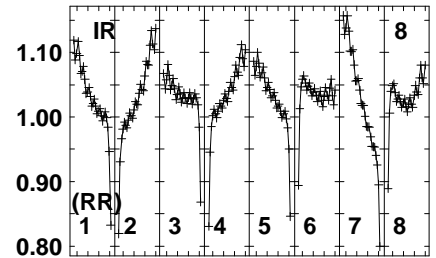
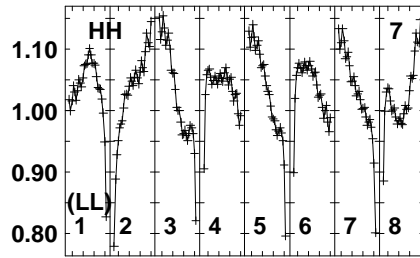
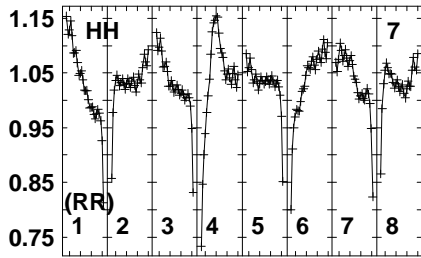
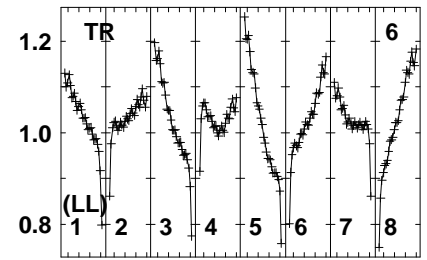
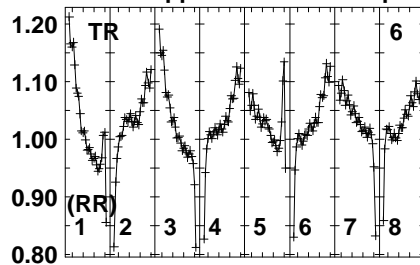
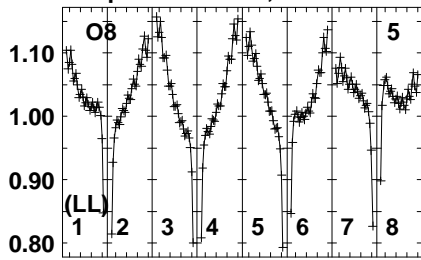
663.264 664.865 666.467 668.0688
FREQ MHz

Lower frame: Real Jy
Auto-corr total-power spectrum Antenna: *
Timerange: 00/11:10:00 to 00/11:13:00

Plot file version 30 created 21-NOV-2023 10:25:16

G23.389 RB010 1.UVDATA.1

Freq = 6.6310 GHz, Bw = 8.000 MH No calibration applied and no bandpass applied



663 664 665 666 667 668 688
FREQ MHz

663 664 665 666 667 668 688
FREQ MHz

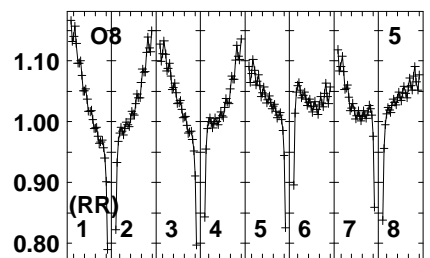
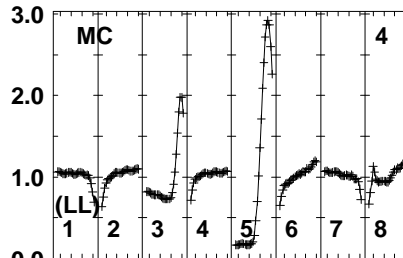
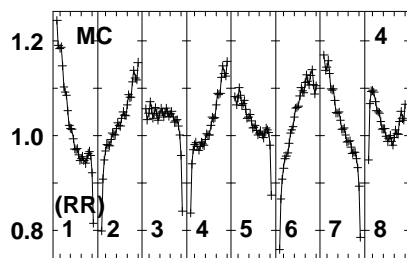
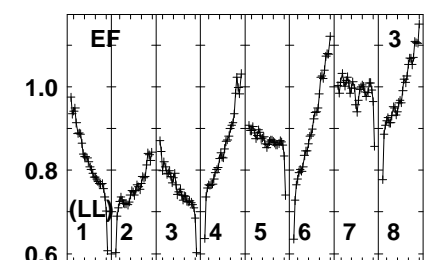
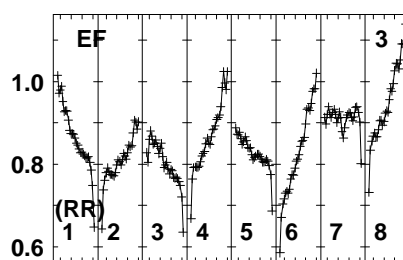
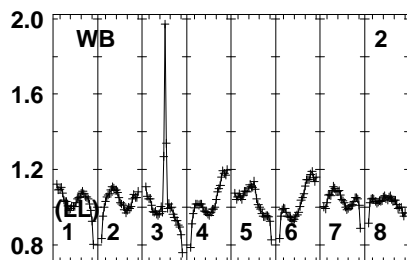
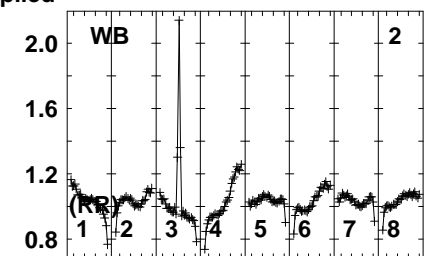
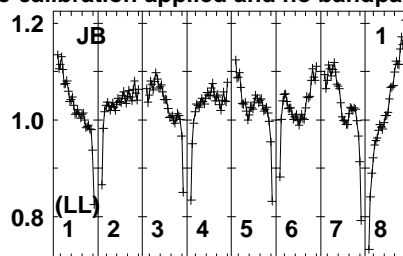
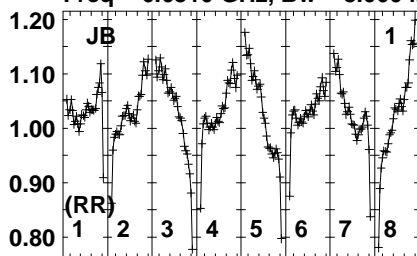
663 664 665 666 667 668 688
FREQ MHz

Lower frame: Real Jy
Auto-corr total-power spectrum Antenna: *
Timerange: 00/11:10:00 to 00/11:13:00

Plot file version 31 created 21-NOV-2023 10:25:16

J1825-0737 RB010 1.UVDATA.1

Freq = 6.6310 GHz, Bw = 8.000 MH No calibration applied and no bandpass applied



663.5 64.5 64.5 65.5 66.5 67.5 68.5 68.5
FREQ MHz

663.5 64.5 64.5 65.5 66.5 67.5 68.5 68.5
FREQ MHz

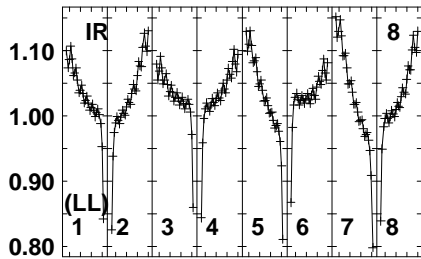
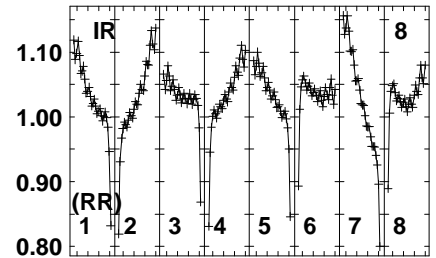
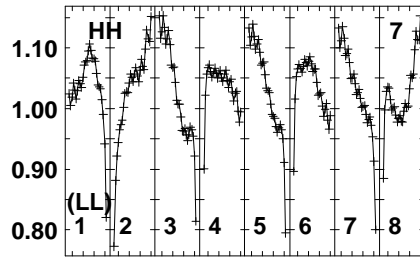
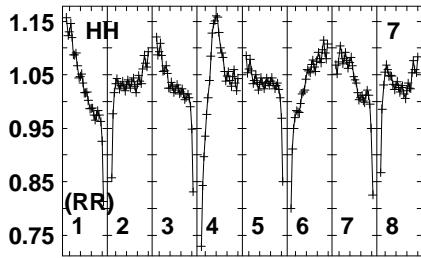
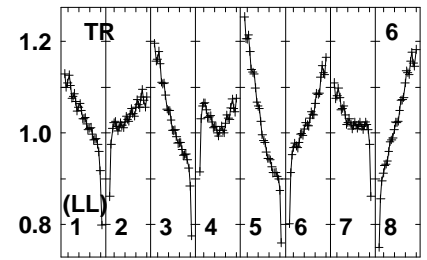
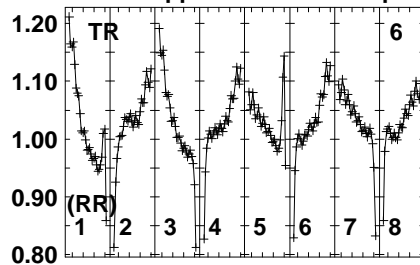
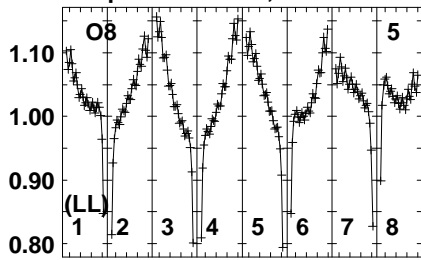
663.5 64.5 64.5 65.5 66.5 67.5 68.5 68.5
FREQ MHz

Lower frame: Real Jy
Auto-corr total-power spectrum Antenna: *
Timerange: 00/11:13:00 to 00/11:14:59

Plot file version 32 created 21-NOV-2023 10:25:16

J1825-0737 RB010 1.UVDATA.1

Freq = 6.6310 GHz, Bw = 8.000 MH No calibration applied and no bandpass applied



663 664 665 666 667 668 6688
FREQ MHz

663 664 665 666 667 668 6688
FREQ MHz

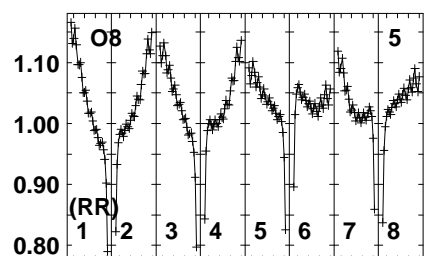
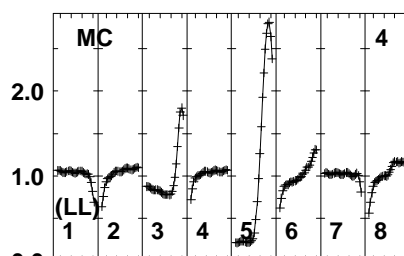
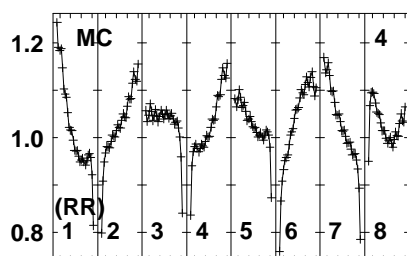
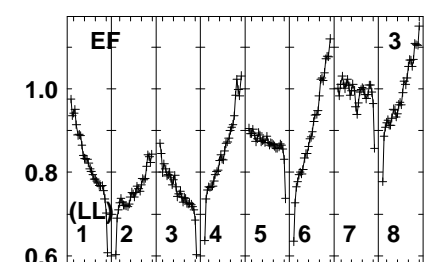
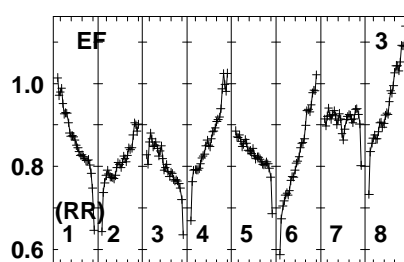
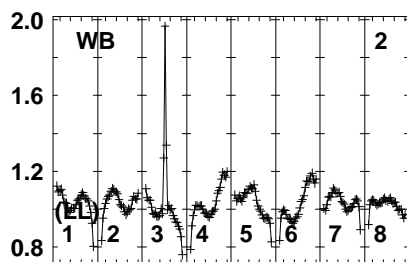
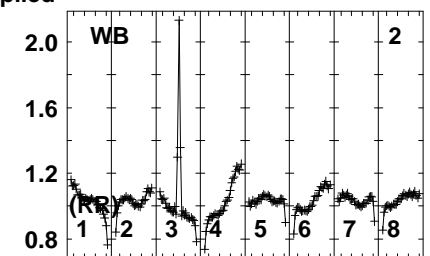
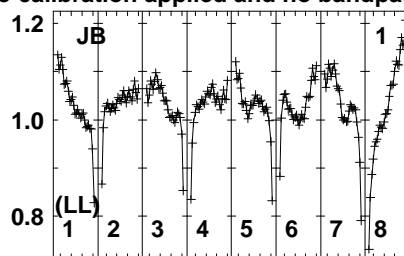
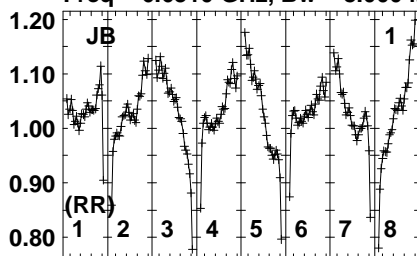
663 664 665 666 667 668 6688
FREQ MHz

Lower frame: Real Jy
Auto-corr total-power spectrum Antenna: *
Timerange: 00/11:13:00 to 00/11:14:59

Plot file version 33 created 21-NOV-2023 10:25:16

G23.389 RB010 1.UVDATA.1

Freq = 6.6310 GHz, Bw = 8.000 MH No calibration applied and no bandpass applied



663.264 664.865 666.467 668.0688
FREQ MHz

663.264 664.865 666.467 668.0688
FREQ MHz

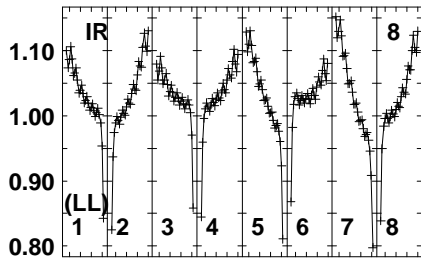
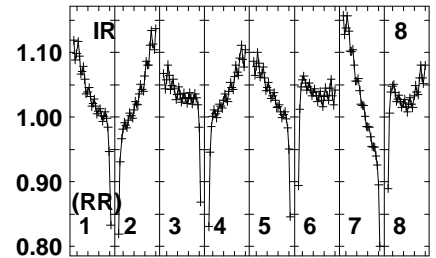
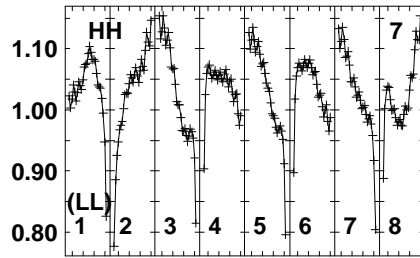
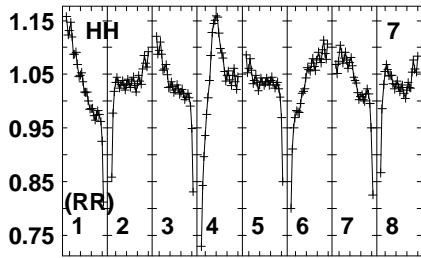
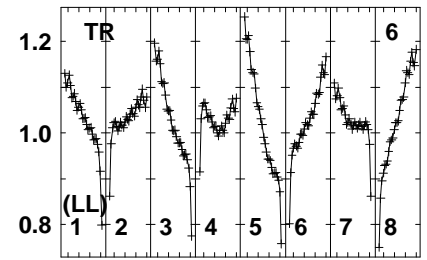
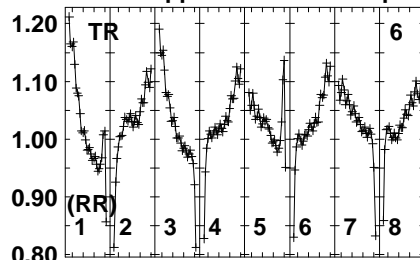
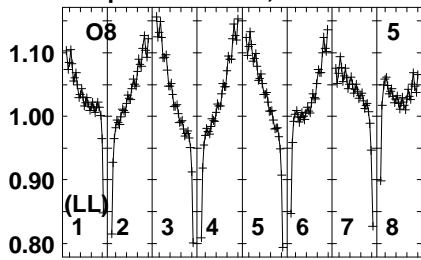
663.264 664.865 666.467 668.0688
FREQ MHz

Lower frame: Real Jy
Auto-corr total-power spectrum Antenna: *
Timerange: 00/11:15:01 to 00/11:17:59

Plot file version 34 created 21-NOV-2023 10:25:17

G23.389 RB010 1.UVDATA.1

Freq = 6.6310 GHz, Bw = 8.000 MH No calibration applied and no bandpass applied



663 664 665 666 667 668 6688
FREQ MHz

663 664 665 666 667 668 6688
FREQ MHz

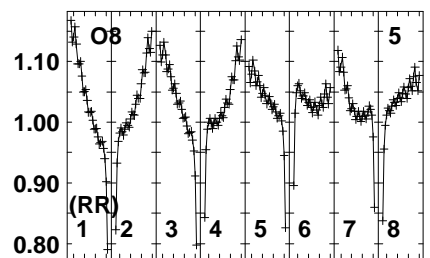
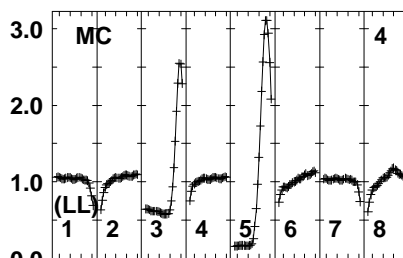
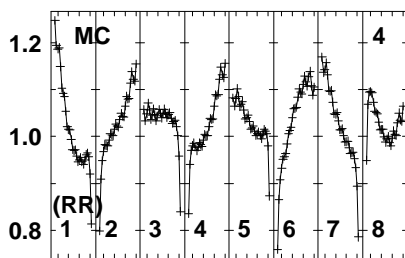
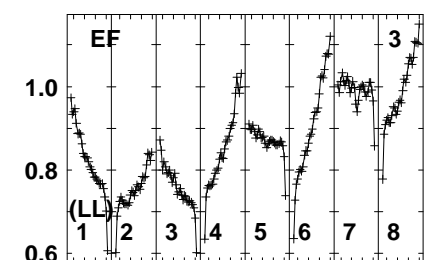
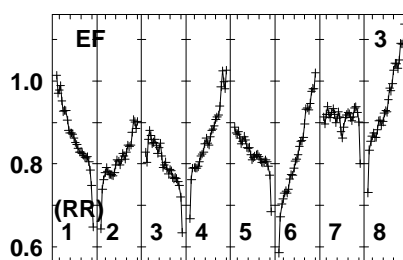
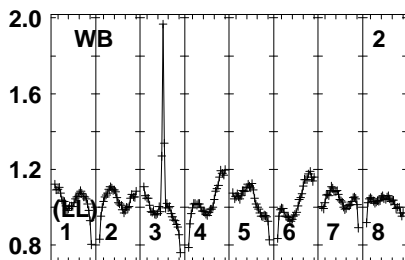
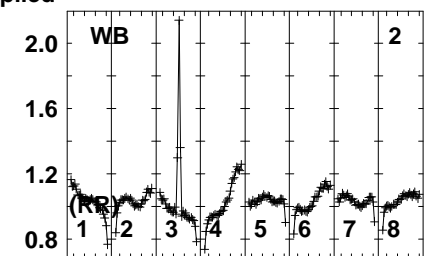
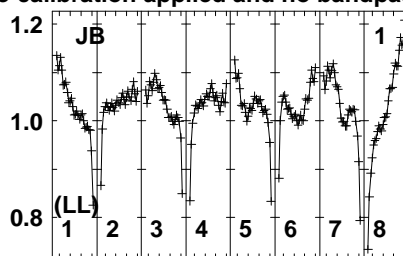
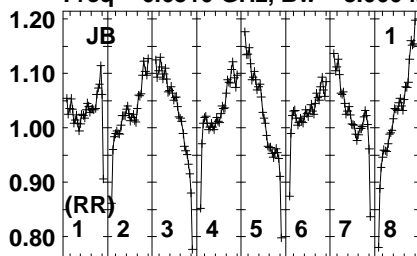
663 664 665 666 667 668 6688
FREQ MHz

Lower frame: Real Jy
Auto-corr total-power spectrum Antenna: *
Timerange: 00/11:15:01 to 00/11:17:59

Plot file version 35 created 21-NOV-2023 10:25:17

J1825-0737 RB010 1.UVDATA.1

Freq = 6.6310 GHz, Bw = 8.000 MH No calibration applied and no bandpass applied



663.264 664.865 666.467 668.0688
FREQ MHz

663.264 664.865 666.467 668.0688
FREQ MHz

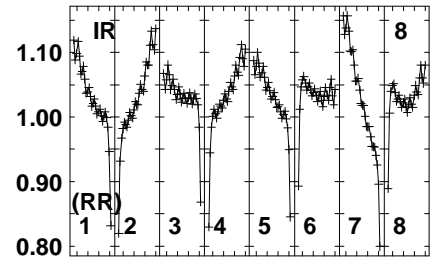
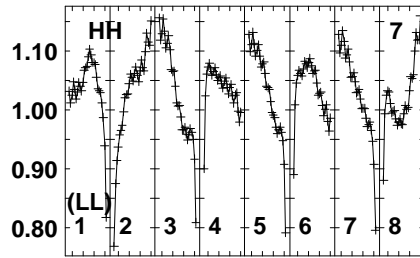
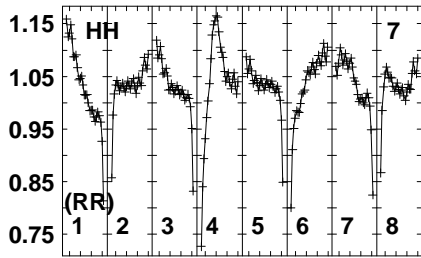
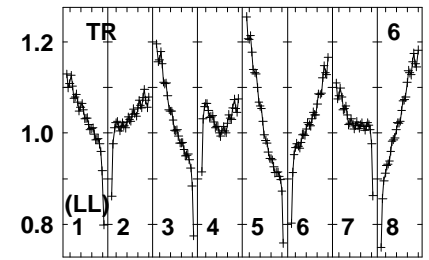
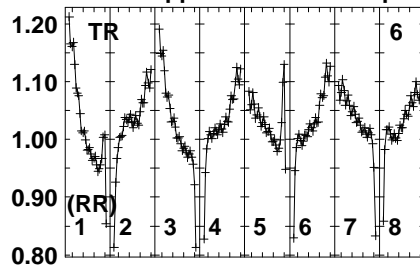
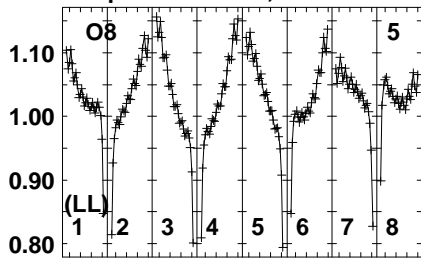
663.264 664.865 666.467 668.0688
FREQ MHz

Lower frame: Real Jy
Auto-corr total-power spectrum Antenna: *
Timerange: 00/11:18:41 to 00/11:20:40

Plot file version 36 created 21-NOV-2023 10:25:17

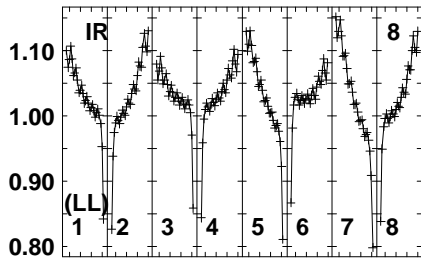
J1825-0737 RB010 1.UVDATA.1

Freq = 6.6310 GHz, Bw = 8.000 MH No calibration applied and no bandpass applied



663 664 665 666 667 668
FREQ MHz

663 664 665 666 667 668
FREQ MHz



663 664 665 666 667 668
FREQ MHz

Lower frame: Real Jy

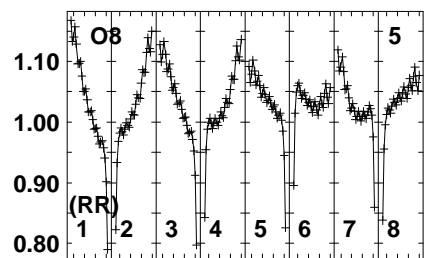
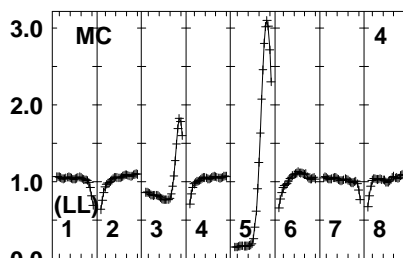
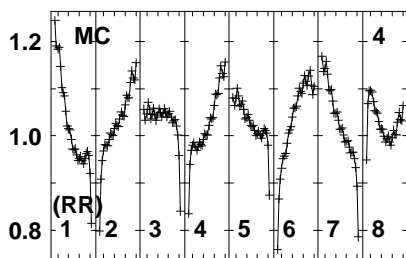
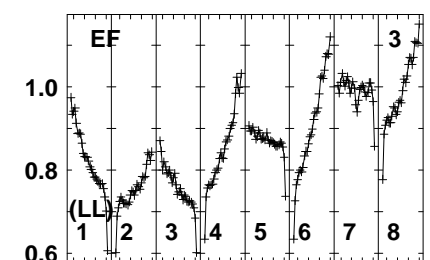
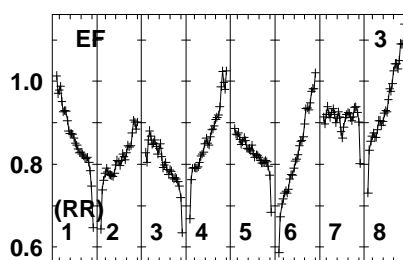
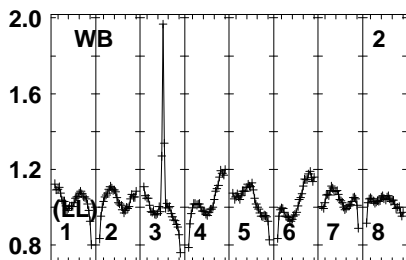
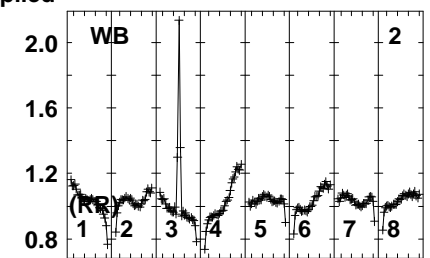
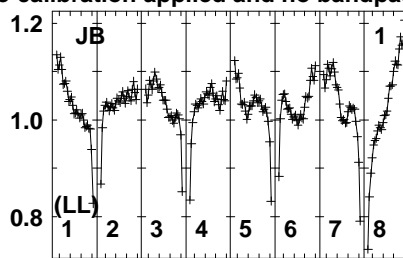
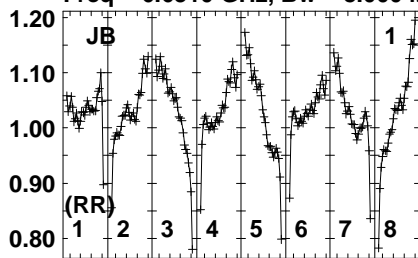
Auto-corr total-power spectrum Antenna: *

Timerange: 00/11:18:41 to 00/11:20:40

Plot file version 37 created 21-NOV-2023 10:25:17

G23.389 RB010 1.UVDATA.1

Freq = 6.6310 GHz, Bw = 8.000 MH No calibration applied and no bandpass applied



663.264 664.865 666.467 668.0688
FREQ MHz

663.264 664.865 666.467 668.0688
FREQ MHz

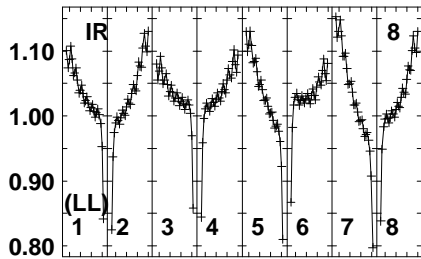
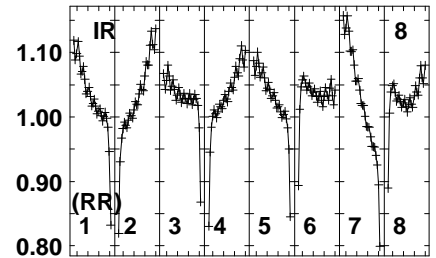
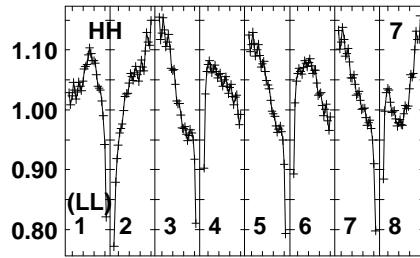
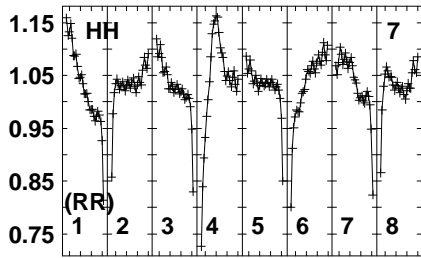
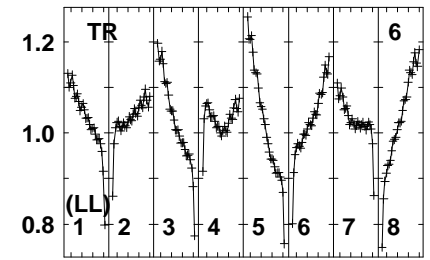
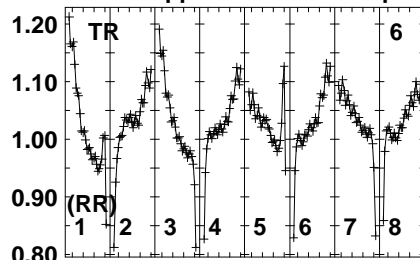
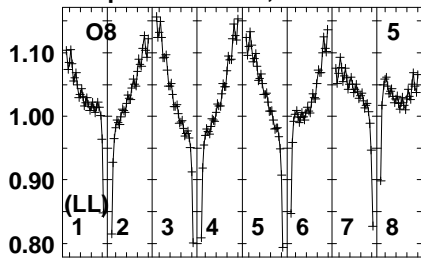
663.264 664.865 666.467 668.0688
FREQ MHz

Lower frame: Real Jy
Auto-corr total-power spectrum Antenna: *
Timerange: 00/11:20:41 to 00/11:23:40

Plot file version 38 created 21-NOV-2023 10:25:17

G23.389 RB010 1.UVDATA.1

Freq = 6.6310 GHz, Bw = 8.000 MH No calibration applied and no bandpass applied



663 664 665 666 667 668 6688
FREQ MHz

663 664 665 666 667 668 6688
FREQ MHz

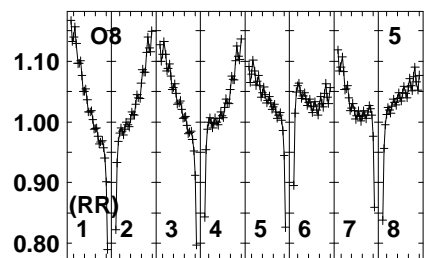
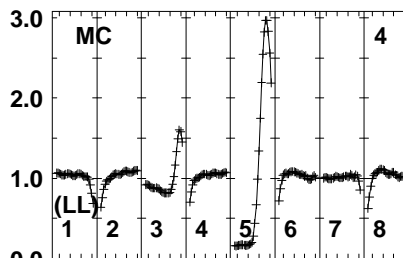
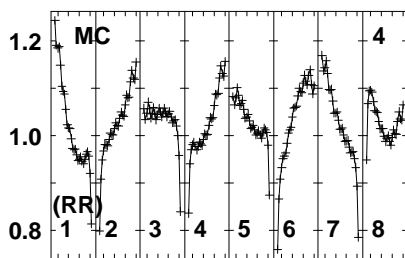
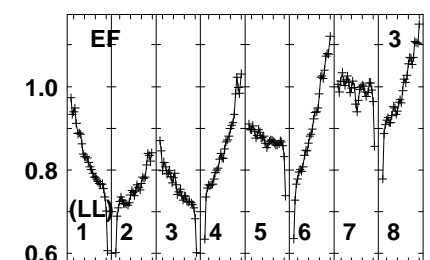
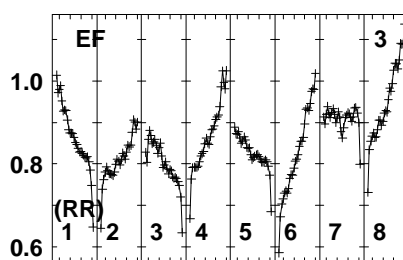
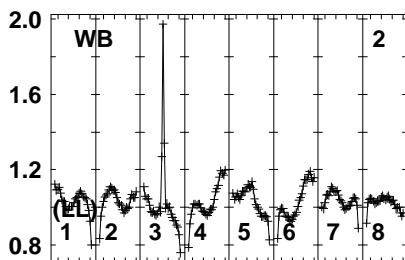
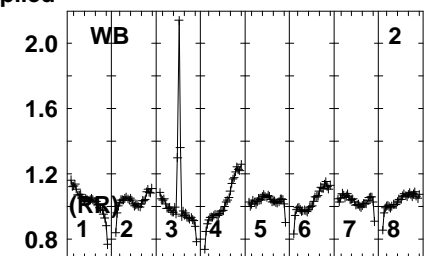
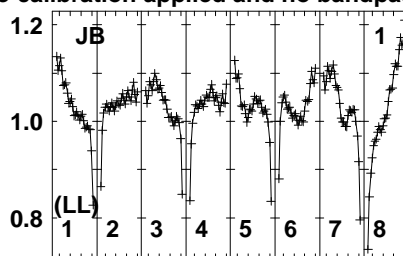
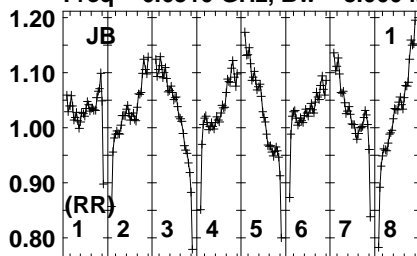
663 664 665 666 667 668 6688
FREQ MHz

Lower frame: Real Jy
Auto-corr total-power spectrum Antenna: *
Timerange: 00/11:20:41 to 00/11:23:40

Plot file version 39 created 21-NOV-2023 10:25:17

J1825-0737 RB010 1.UVDATA.1

Freq = 6.6310 GHz, Bw = 8.000 MH No calibration applied and no bandpass applied



663264664865666672686688
FREQ MHz

663264664865666672686688
FREQ MHz

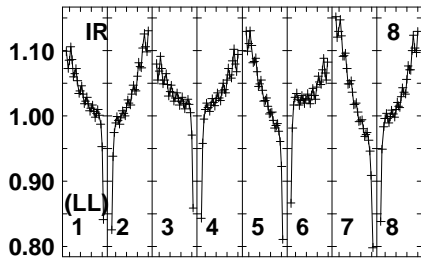
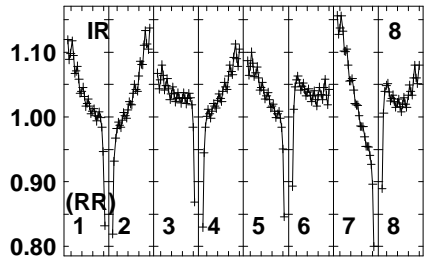
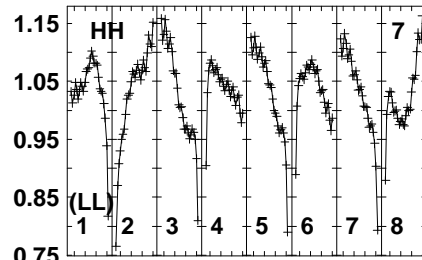
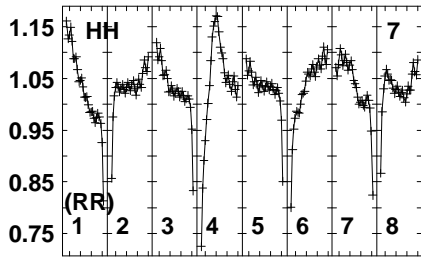
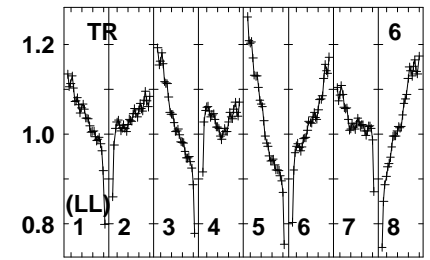
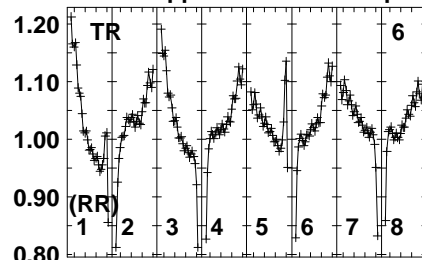
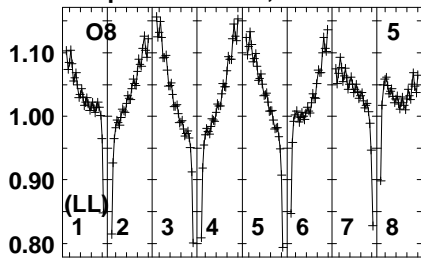
663264664865666672686688
FREQ MHz

Lower frame: Real Jy
Auto-corr total-power spectrum Antenna: *
Timerange: 00/11:23:40 to 00/11:25:40

Plot file version 40 created 21-NOV-2023 10:25:17

J1825-0737 RB010 1.UVDATA.1

Freq = 6.6310 GHz, Bw = 8.000 MH No calibration applied and no bandpass applied



663 664 665 666 667 668
FREQ MHz

663 664 665 666 667 668
FREQ MHz

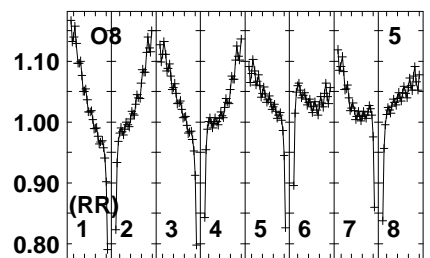
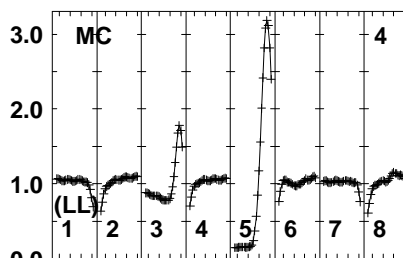
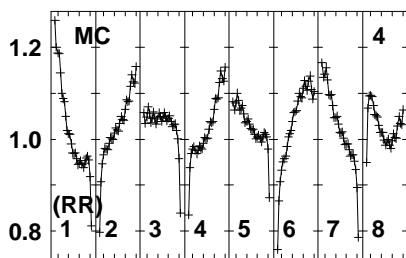
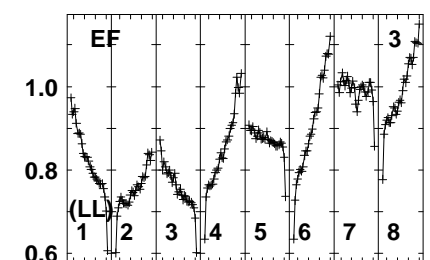
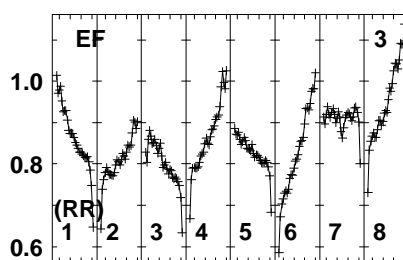
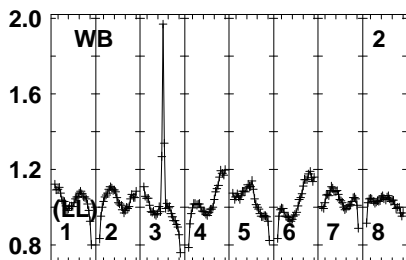
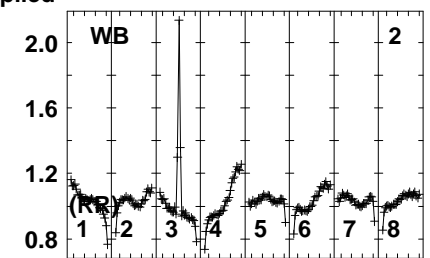
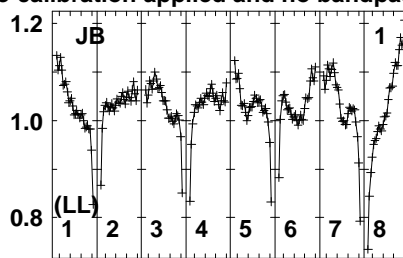
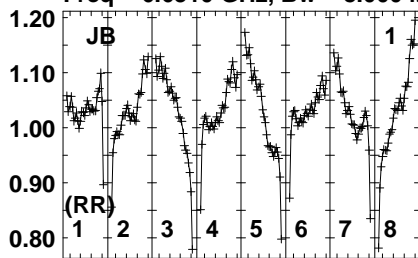
663 664 665 666 667 668
FREQ MHz

Lower frame: Real Jy
Auto-corr total-power spectrum Antenna: *
Timerange: 00/11:23:40 to 00/11:25:40

Plot file version 41 created 21-NOV-2023 10:25:17

G23.389 RB010 1.UVDATA.1

Freq = 6.6310 GHz, Bw = 8.000 MH No calibration applied and no bandpass applied



663264664865666672686688
FREQ MHz

663264664865666672686688
FREQ MHz

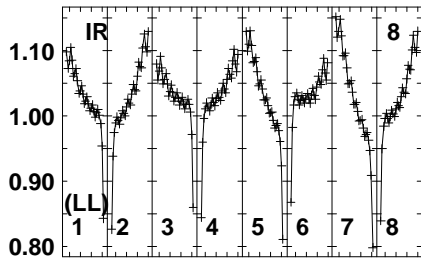
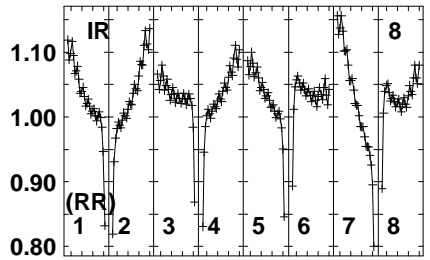
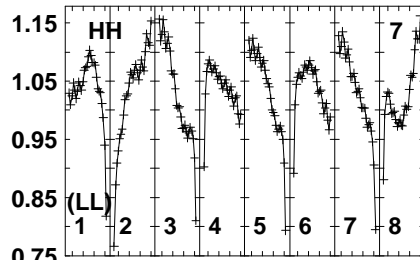
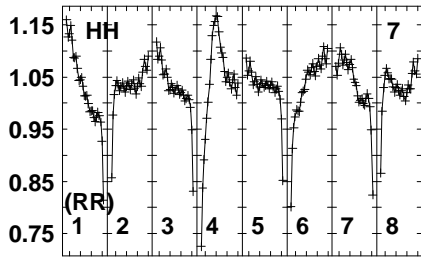
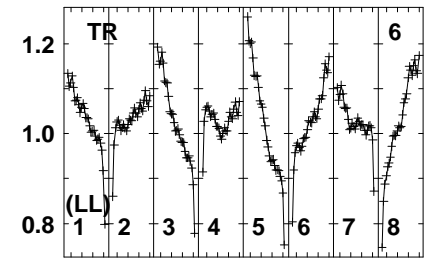
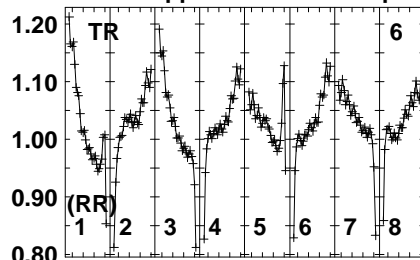
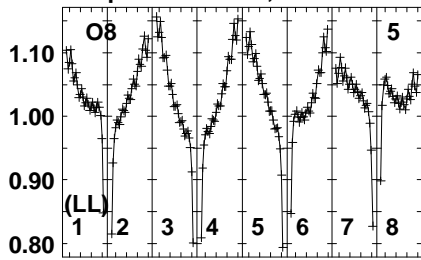
663264664865666672686688
FREQ MHz

Lower frame: Real Jy
Auto-corr total-power spectrum Antenna: *
Timerange: 00/11:25:41 to 00/11:28:39

Plot file version 42 created 21-NOV-2023 10:25:17

G23.389 RB010 1.UVDATA.1

Freq = 6.6310 GHz, Bw = 8.000 MH No calibration applied and no bandpass applied



66326466486566646672686688
FREQ MHz

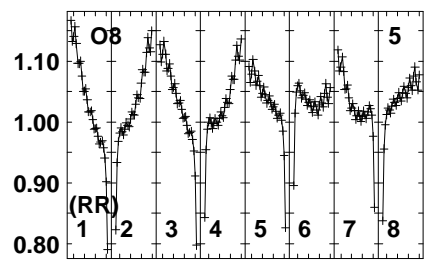
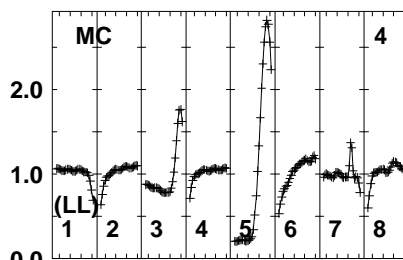
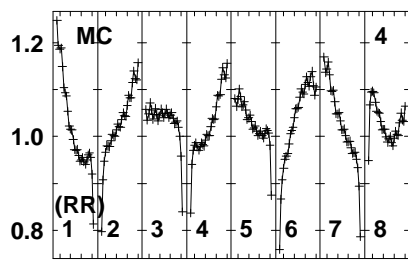
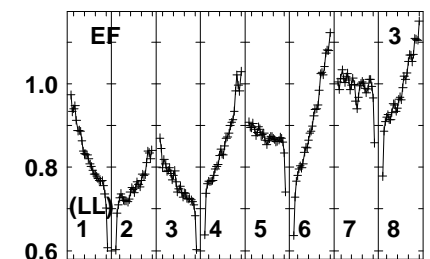
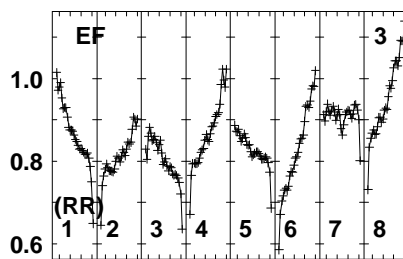
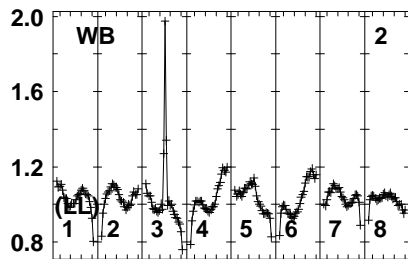
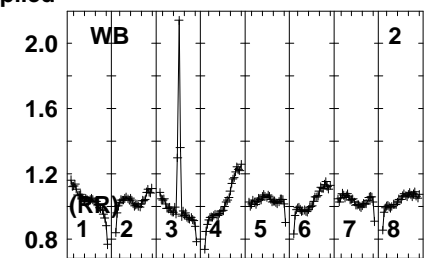
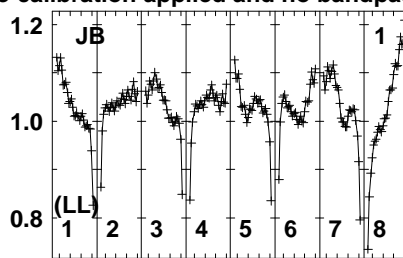
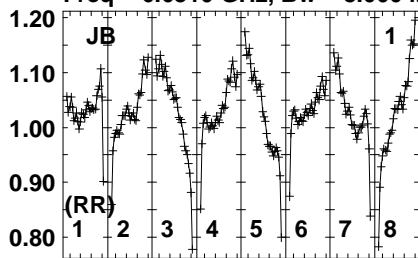
66326466486566646672686688
FREQ MHz

Lower frame: Real Jy
Auto-corr total-power spectrum Antenna: *
Timerange: 00/11:25:41 to 00/11:28:39

Plot file version 43 created 21-NOV-2023 10:25:18

J1825-0737 RB010 1.UVDATA.1

Freq = 6.6310 GHz, Bw = 8.000 MH No calibration applied and no bandpass applied



663.264 664.865 666.467 668.0688
FREQ MHz

663.264 664.865 666.467 668.0688
FREQ MHz

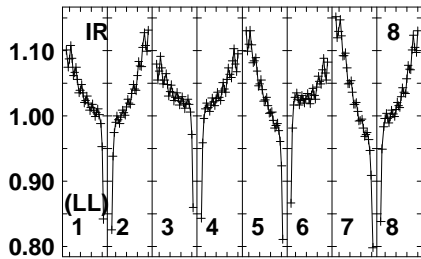
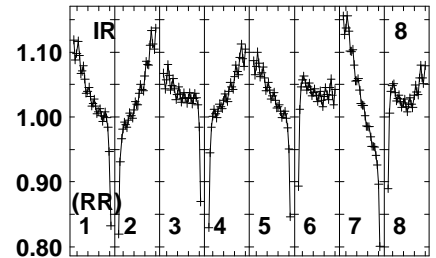
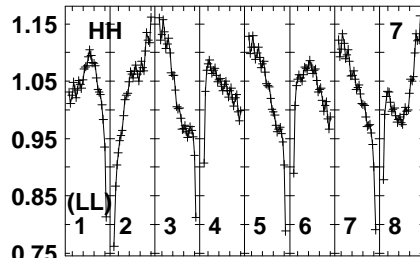
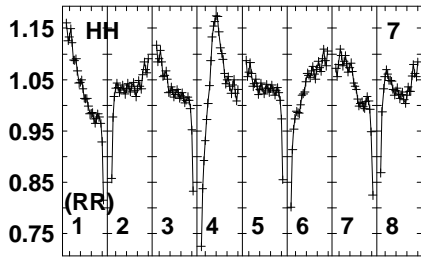
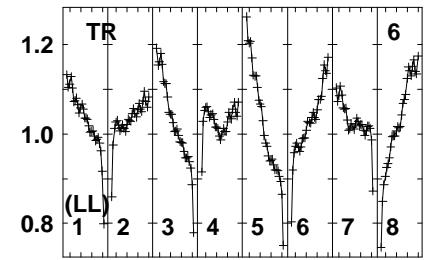
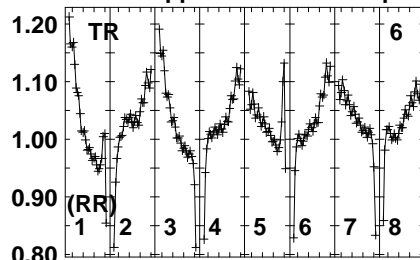
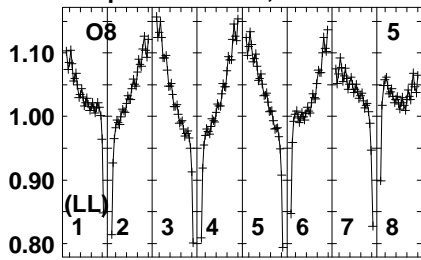
663.264 664.865 666.467 668.0688
FREQ MHz

Lower frame: Real Jy
Auto-corr total-power spectrum Antenna: *
Timerange: 00/11:29:20 to 00/11:31:19

Plot file version 44 created 21-NOV-2023 10:25:18

J1825-0737 RB010 1.UVDATA.1

Freq = 6.6310 GHz, Bw = 8.000 MH No calibration applied and no bandpass applied



663 664 665 666 667 668
FREQ MHz

663 664 665 666 667 668 668
FREQ MHz

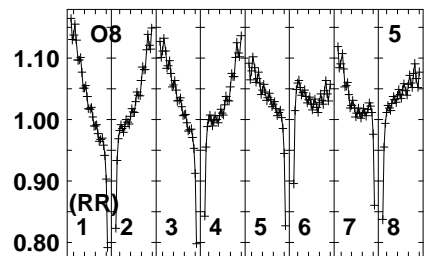
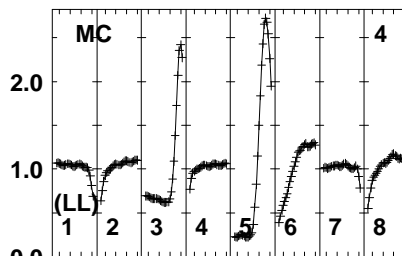
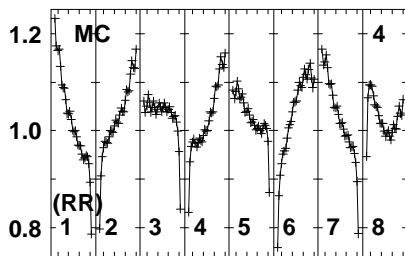
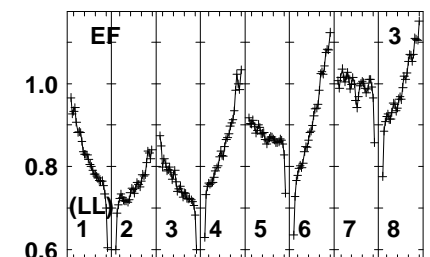
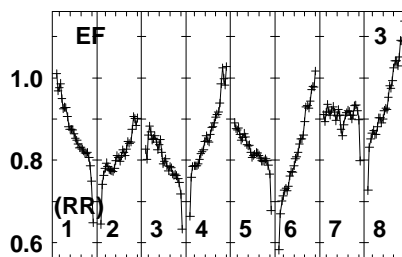
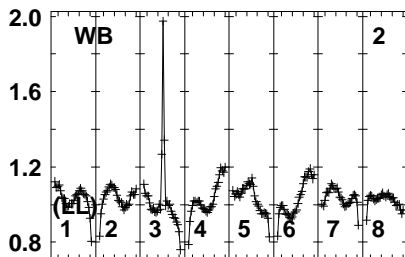
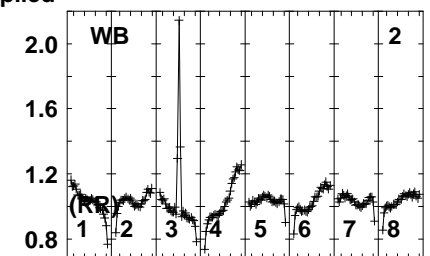
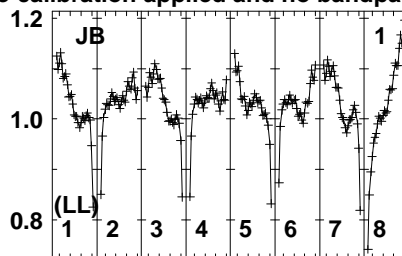
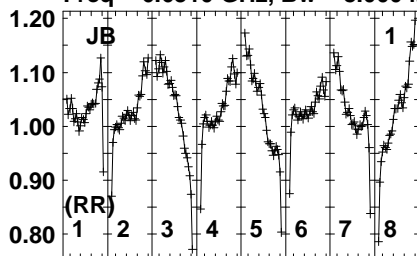
663 664 665 666 667 668 668
FREQ MHz

Lower frame: Real Jy
Auto-corr total-power spectrum Antenna: *
Timerange: 00/11:29:20 to 00/11:31:19

Plot file version 45 created 21-NOV-2023 10:25:18

J1743-0350 RB010 1.UVDATA.1

Freq = 6.6310 GHz, Bw = 8.000 MH No calibration applied and no bandpass applied



663.6 648.6 664.8 665.6 666.4 667.2 668.0 668.8
FREQ MHz

663.6 648.6 664.8 665.6 666.4 667.2 668.0 668.8
FREQ MHz

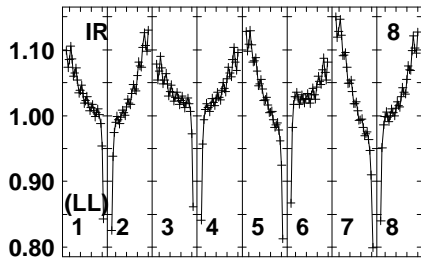
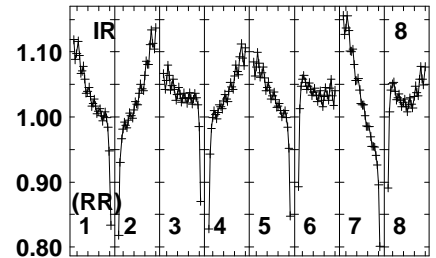
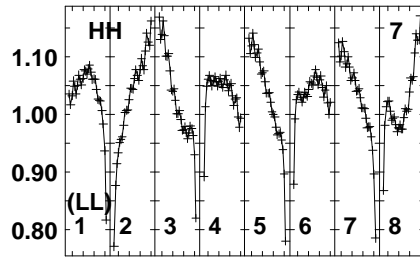
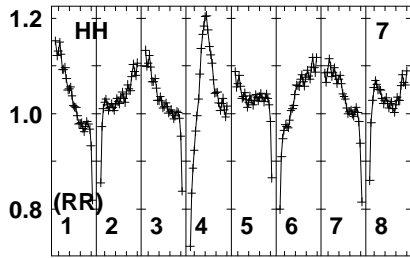
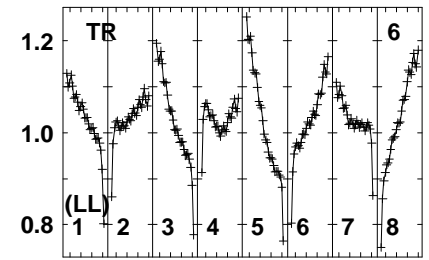
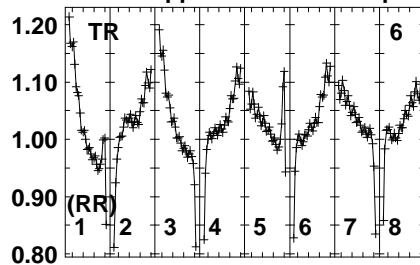
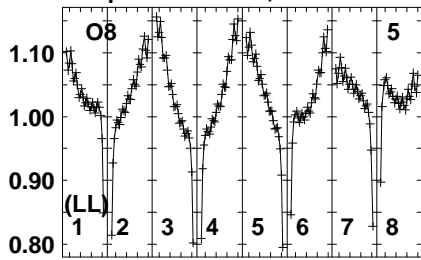
663.6 648.6 664.8 665.6 666.4 667.2 668.0 668.8
FREQ MHz

Lower frame: Real Jy
Auto-corr total-power spectrum Antenna: *
Timerange: 00/11:32:21 to 00/11:36:20

Plot file version 46 created 21-NOV-2023 10:25:18

J1743-0350 RB010 1.UVDATA.1

Freq = 6.6310 GHz, Bw = 8.000 MH No calibration applied and no bandpass applied



663.564865666.4672680688
FREQ MHz

663.564865666.4672680688
FREQ MHz

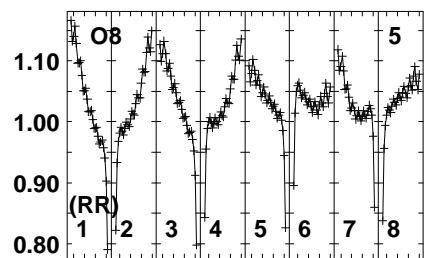
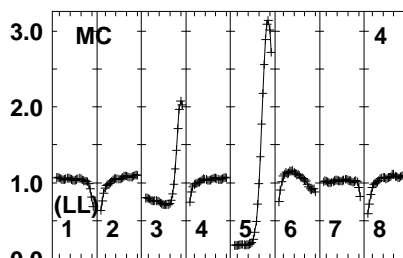
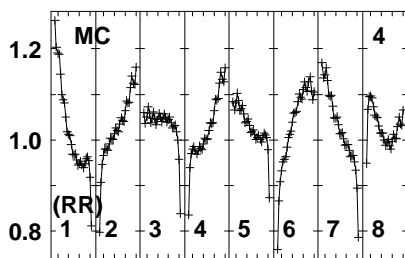
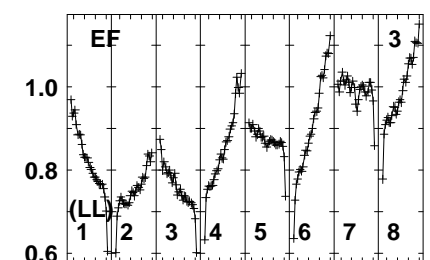
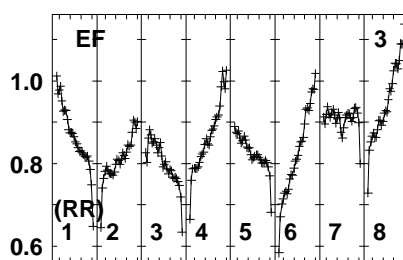
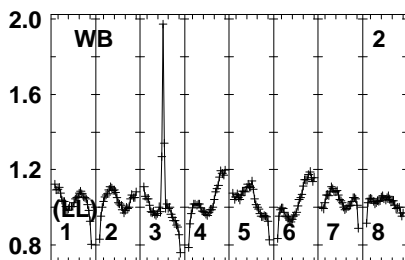
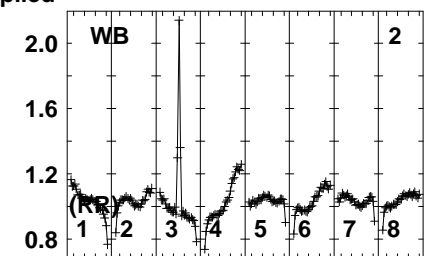
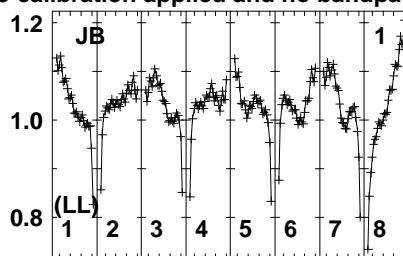
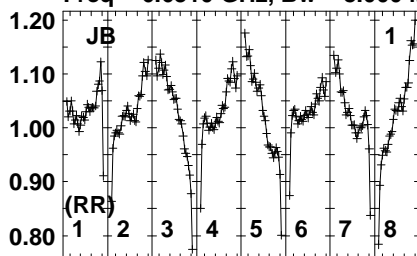
663.564865666.4672680688
FREQ MHz

Lower frame: Real Jy
Auto-corr total-power spectrum Antenna: *
Timerange: 00/11:32:21 to 00/11:36:20

Plot file version 47 created 21-NOV-2023 10:25:18

J1825-0737 RB010 1.UVDATA.1

Freq = 6.6310 GHz, Bw = 8.000 MH No calibration applied and no bandpass applied



663.264 664.865 666.467 668.0688
FREQ MHz

663.264 664.865 666.467 668.0688
FREQ MHz

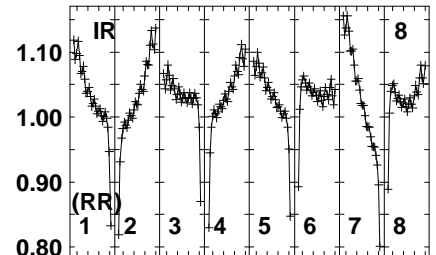
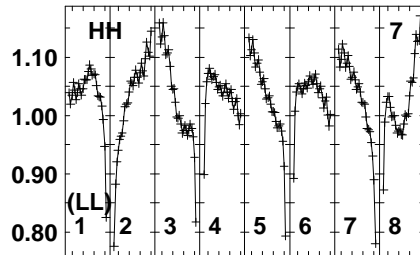
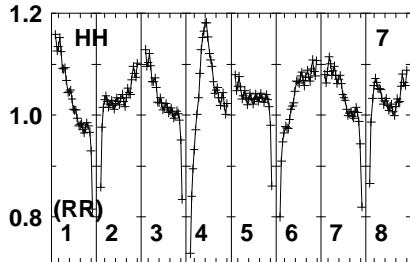
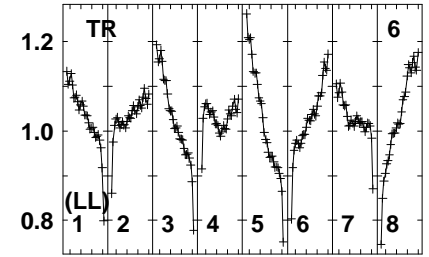
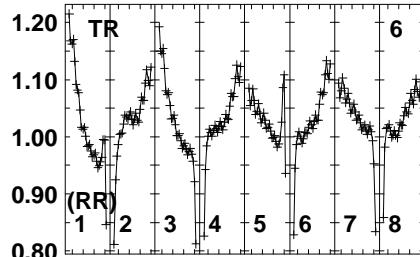
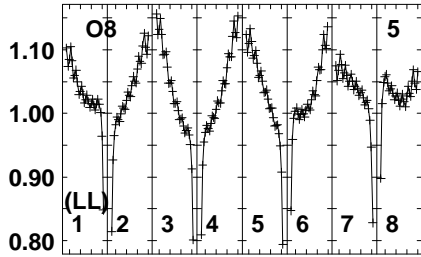
663.264 664.865 666.467 668.0688
FREQ MHz

Lower frame: Real Jy
Auto-corr total-power spectrum Antenna: *
Timerange: 00/11:37:20 to 00/11:39:19

Plot file version 48 created 21-NOV-2023 10:25:18

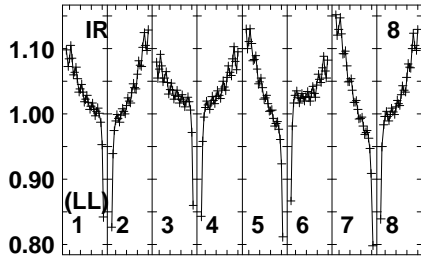
J1825-0737 RB010 1.UVDATA.1

Freq = 6.6310 GHz, Bw = 8.000 MH No calibration applied and no bandpass applied



663 664 665 666 667 668 6688
FREQ MHz

663 664 665 666 667 668 6688
FREQ MHz



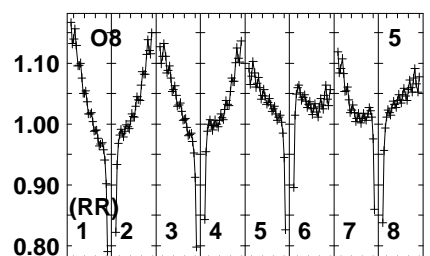
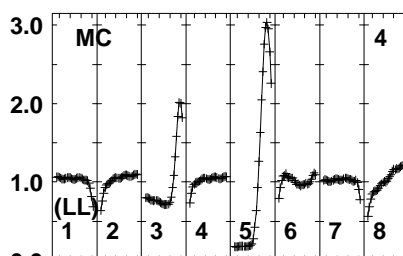
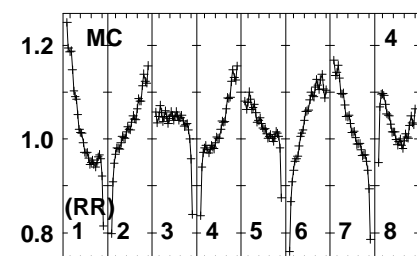
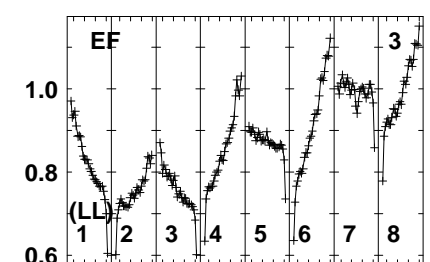
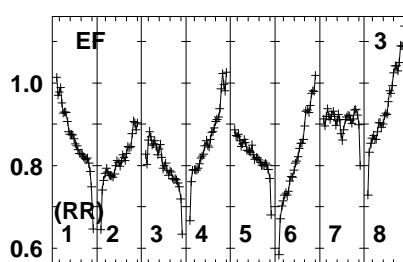
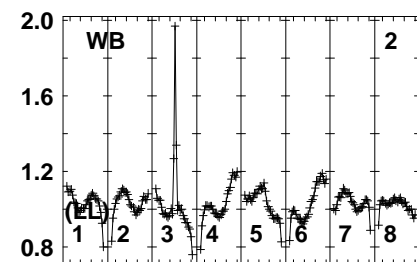
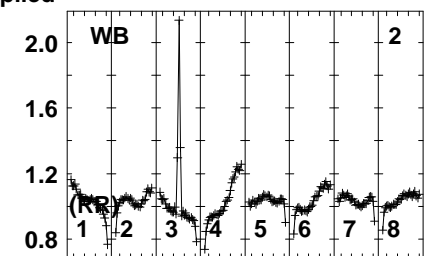
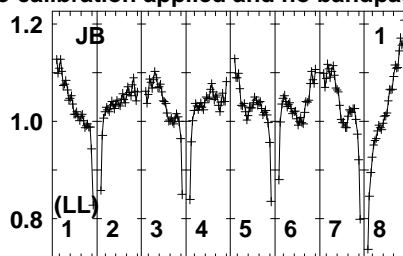
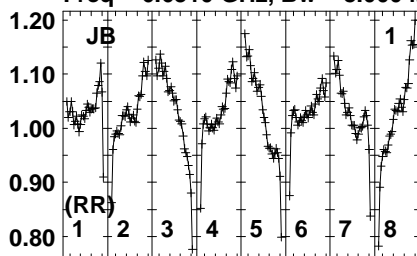
663 664 665 666 667 668 6688
FREQ MHz

Lower frame: Real Jy
Auto-corr total-power spectrum Antenna: *
Timerange: 00/11:37:20 to 00/11:39:19

Plot file version 49 created 21-NOV-2023 10:25:18

G23.389 RB010 1.UVDATA.1

Freq = 6.6310 GHz, Bw = 8.000 MH No calibration applied and no bandpass applied



663.264 664.865 666.467 668.0688
FREQ MHz

663.264 664.865 666.467 668.0688
FREQ MHz

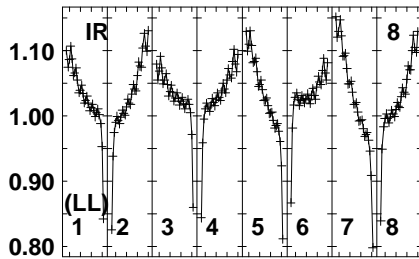
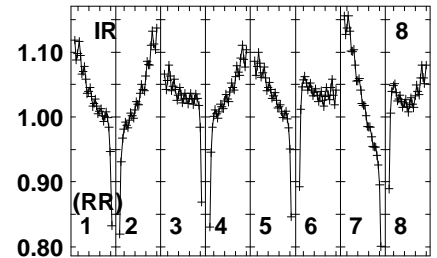
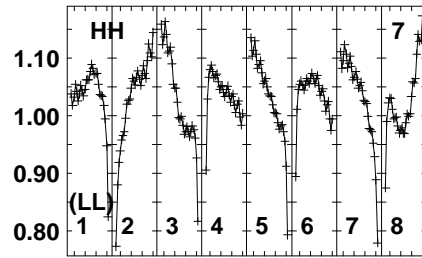
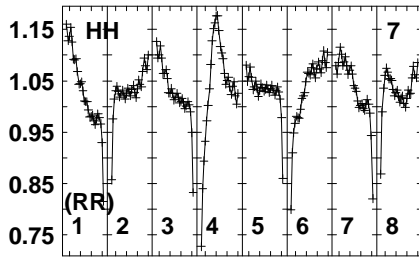
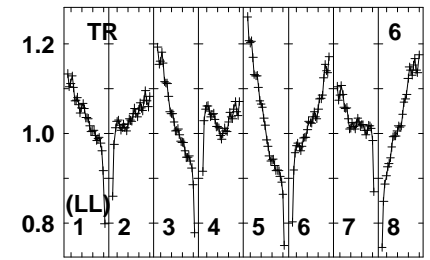
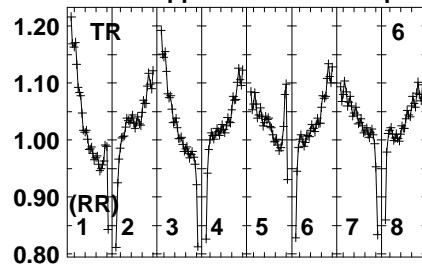
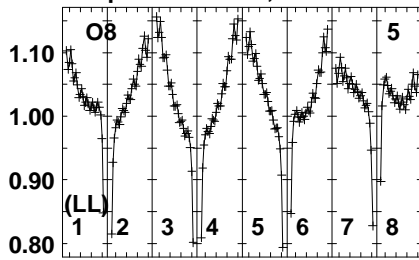
663.264 664.865 666.467 668.0688
FREQ MHz

Lower frame: Real Jy
Auto-corr total-power spectrum Antenna: *
Timerange: 00/11:39:21 to 00/11:42:19

Plot file version 50 created 21-NOV-2023 10:25:18

G23.389 RB010 1.UVDATA.1

Freq = 6.6310 GHz, Bw = 8.000 MH No calibration applied and no bandpass applied



663 664 665 666 667 668
FREQ MHz

663 664 665 666 667 668
FREQ MHz

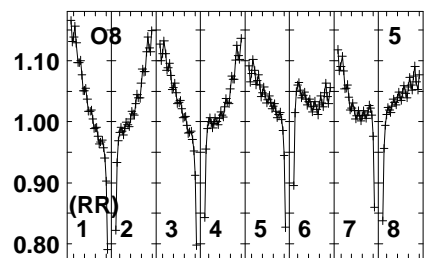
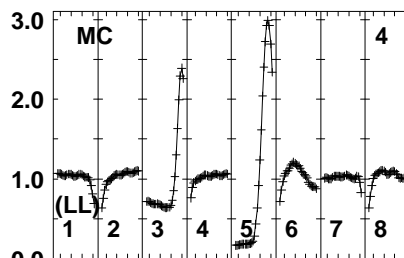
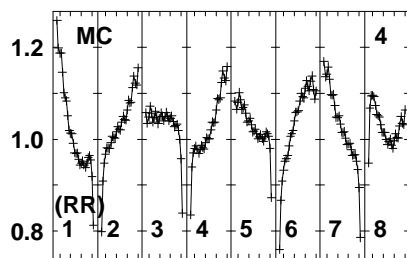
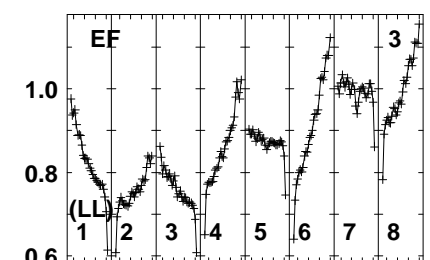
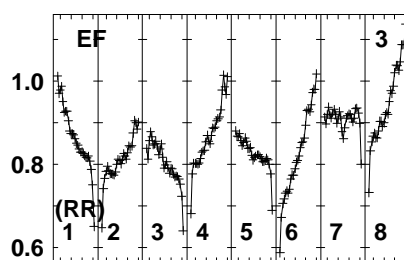
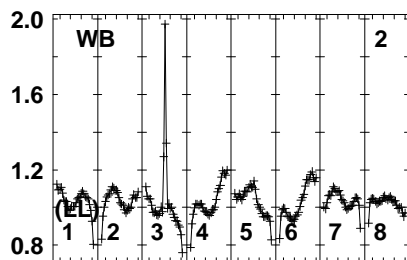
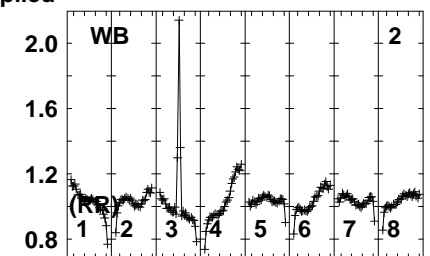
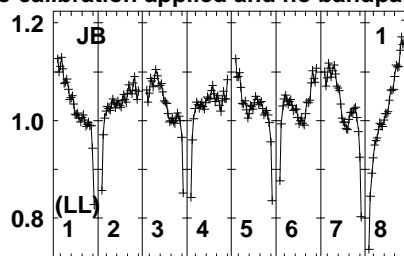
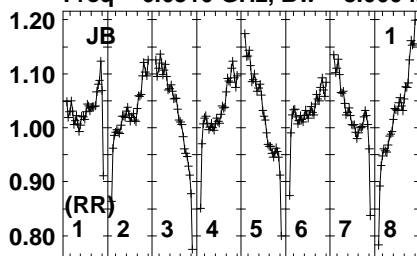
663 664 665 666 667 668
FREQ MHz

Lower frame: Real Jy
Auto-corr total-power spectrum Antenna: *
Timerange: 00/11:39:21 to 00/11:42:19

Plot file version 51 created 21-NOV-2023 10:25:18

J1825-0737 RB010 1.UVDATA.1

Freq = 6.6310 GHz, Bw = 8.000 MH No calibration applied and no bandpass applied



663264664865666672686688
FREQ MHz

663264664865666672686688
FREQ MHz

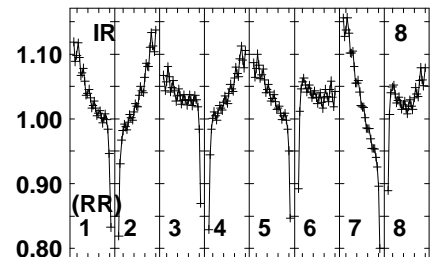
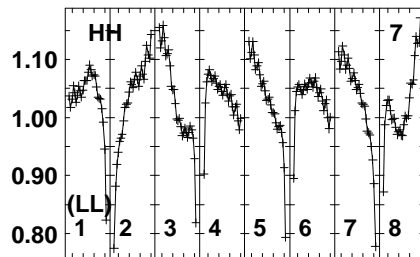
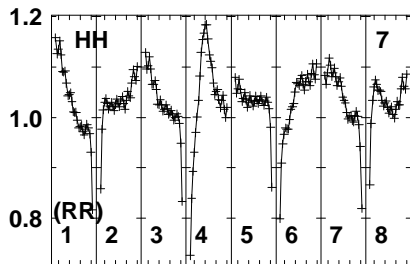
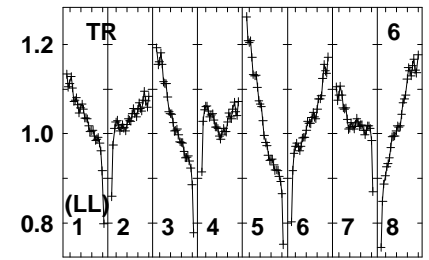
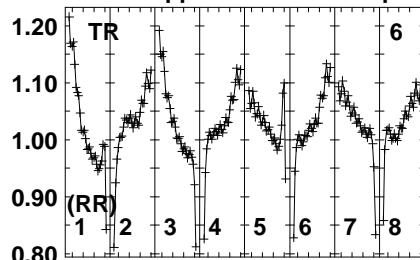
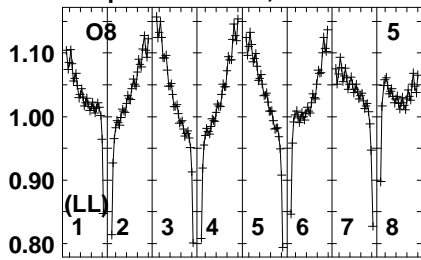
663264664865666672686688
FREQ MHz

Lower frame: Real Jy
Auto-corr total-power spectrum Antenna: *
Timerange: 00/11:42:20 to 00/11:44:20

Plot file version 52 created 21-NOV-2023 10:25:18

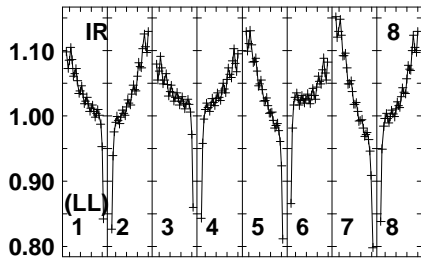
J1825-0737 RB010 1.UVDATA.1

Freq = 6.6310 GHz, Bw = 8.000 MH No calibration applied and no bandpass applied



663 664 665 666 667 668
FREQ MHz

663 664 665 666 667 668
FREQ MHz



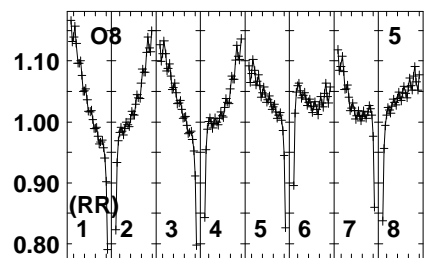
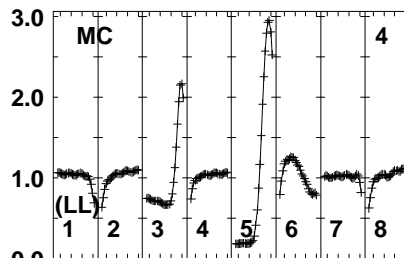
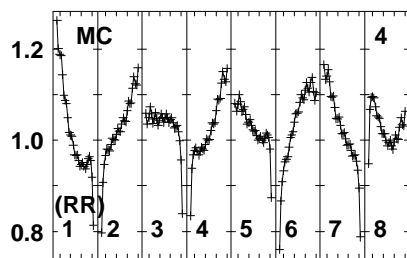
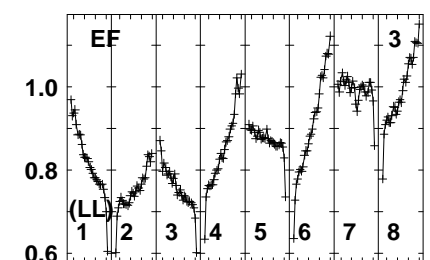
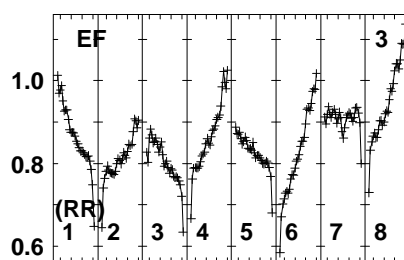
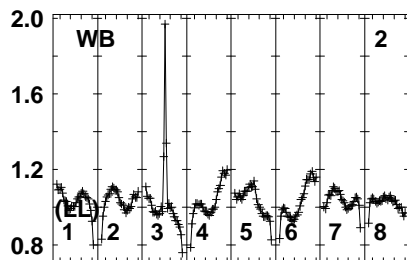
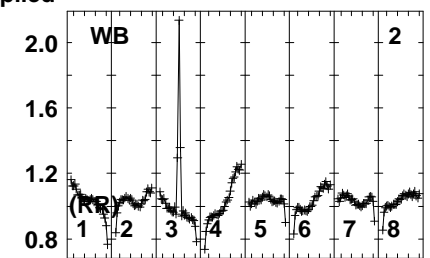
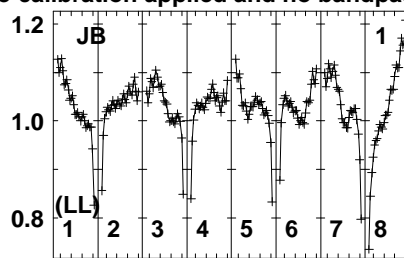
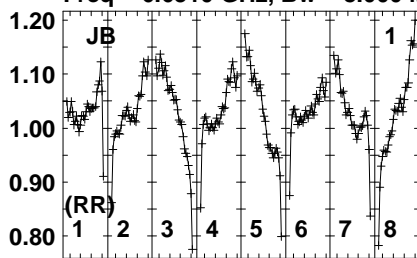
663 664 665 666 667 668
FREQ MHz

Lower frame: Real Jy
Auto-corr total-power spectrum Antenna: *
Timerange: 00/11:42:20 to 00/11:44:20

Plot file version 53 created 21-NOV-2023 10:25:19

G23.389 RB010 1.UVDATA.1

Freq = 6.6310 GHz, Bw = 8.000 MH No calibration applied and no bandpass applied



663.264 664.865 666.467 668.0688
FREQ MHz

663.264 664.865 666.467 668.0688
FREQ MHz

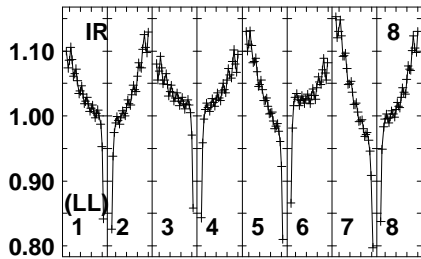
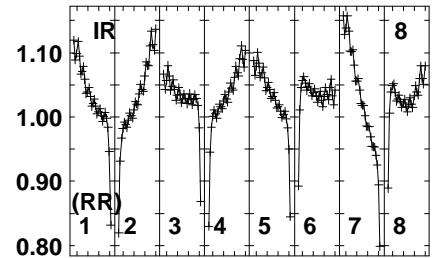
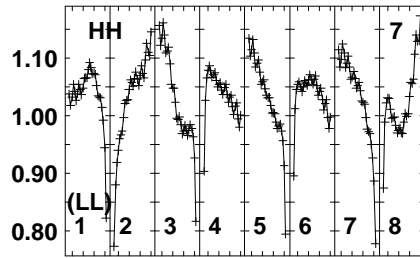
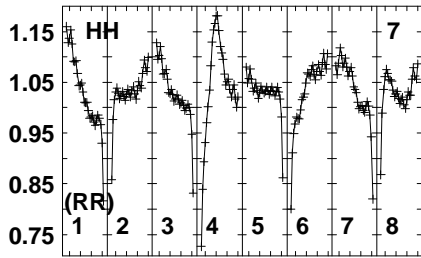
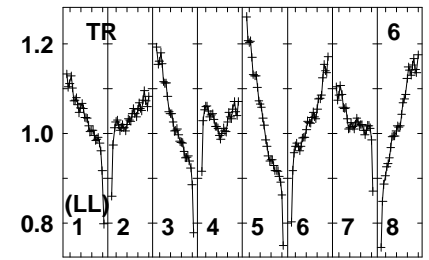
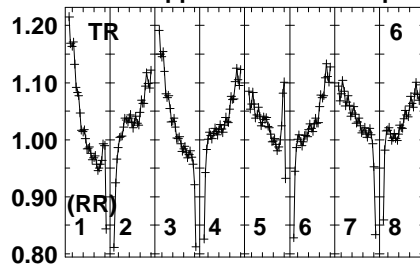
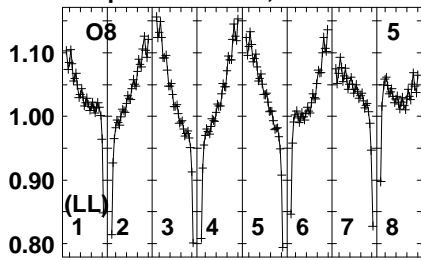
663.264 664.865 666.467 668.0688
FREQ MHz

Lower frame: Real Jy
Auto-corr total-power spectrum Antenna: *
Timerange: 00/11:44:20 to 00/11:47:19

Plot file version 54 created 21-NOV-2023 10:25:19

G23.389 RB010 1.UVDATA.1

Freq = 6.6310 GHz, Bw = 8.000 MH No calibration applied and no bandpass applied



663 664 665 666 667 668
FREQ MHz

663 664 665 666 667 668
FREQ MHz

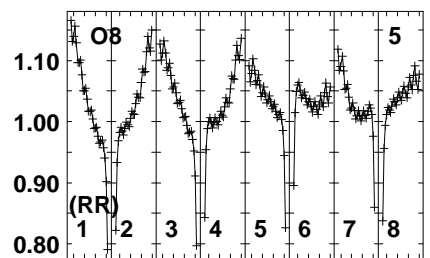
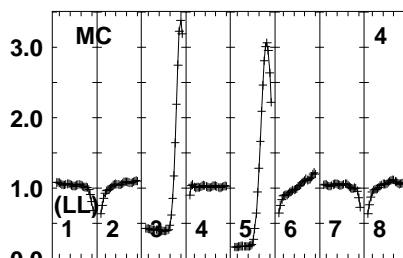
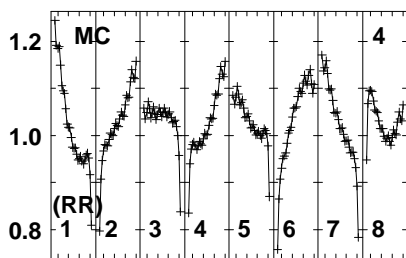
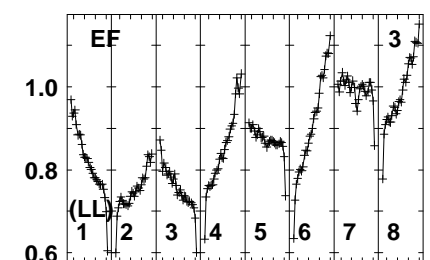
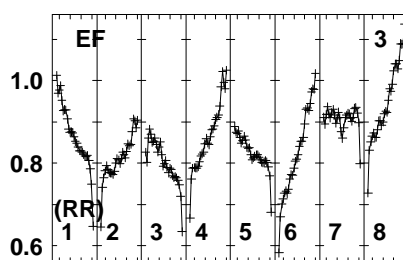
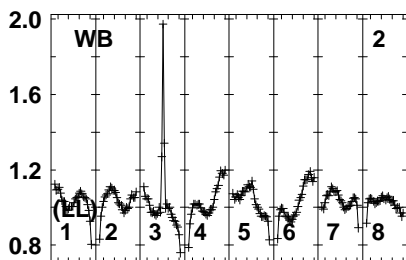
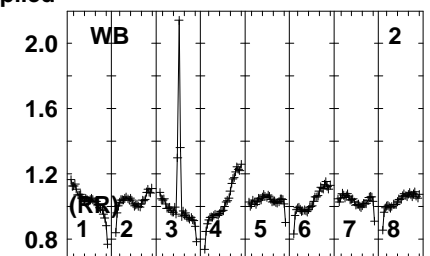
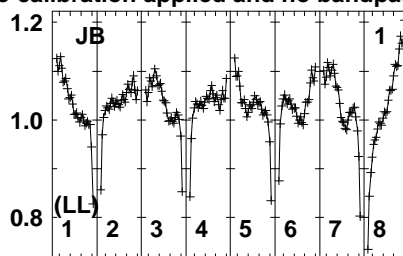
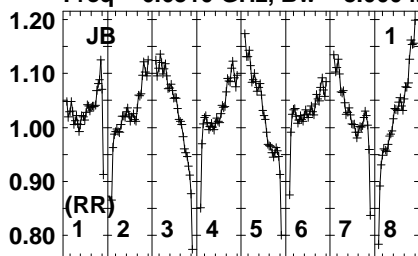
663 664 665 666 667 668
FREQ MHz

Lower frame: Real Jy
Auto-corr total-power spectrum Antenna: *
Timerange: 00/11:44:20 to 00/11:47:19

Plot file version 55 created 21-NOV-2023 10:25:19

J1825-0737 RB010 1.UVDATA.1

Freq = 6.6310 GHz, Bw = 8.000 MH No calibration applied and no bandpass applied



663.264 664.865 666.467 668.0688
FREQ MHz

663.264 664.865 666.467 668.0688
FREQ MHz

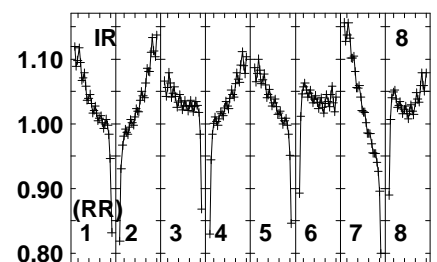
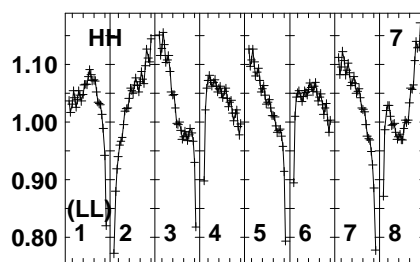
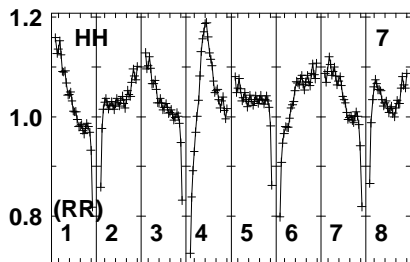
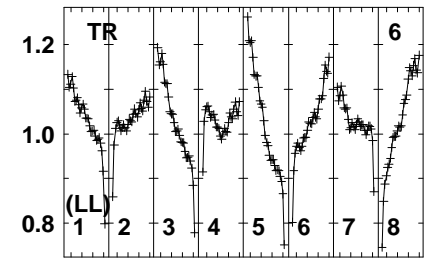
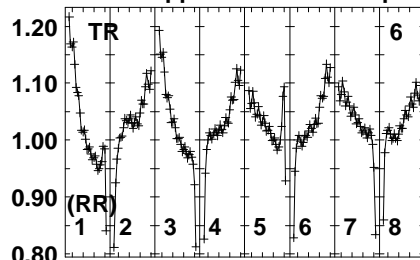
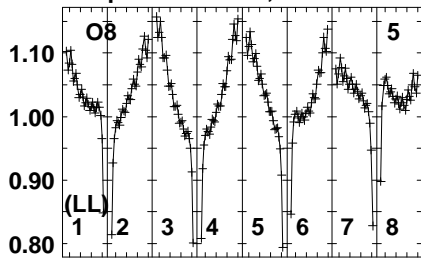
663.264 664.865 666.467 668.0688
FREQ MHz

Lower frame: Real Jy
Auto-corr total-power spectrum Antenna: *
Timerange: 00/11:48:00 to 00/11:50:00

Plot file version 56 created 21-NOV-2023 10:25:19

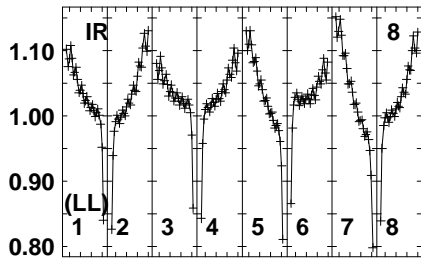
J1825-0737 RB010 1.UVDATA.1

Freq = 6.6310 GHz, Bw = 8.000 MH No calibration applied and no bandpass applied



663 664 665 666 667 668
FREQ MHz

663 664 665 666 667 668
FREQ MHz



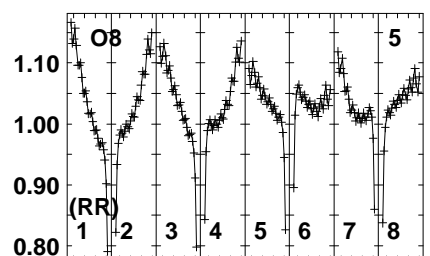
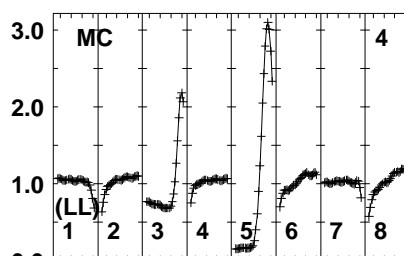
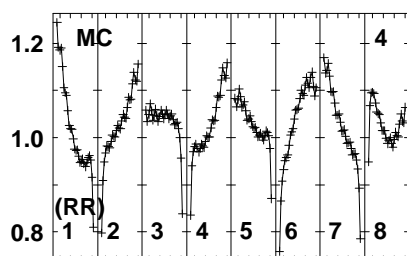
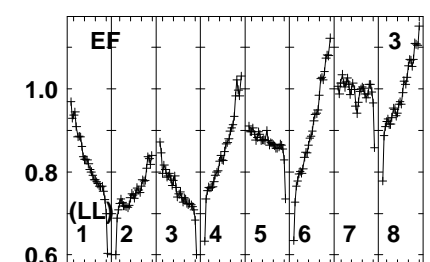
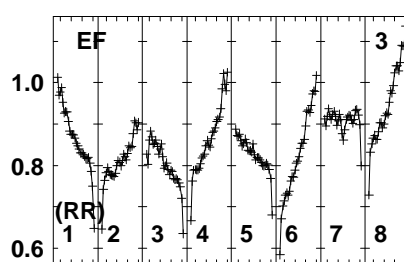
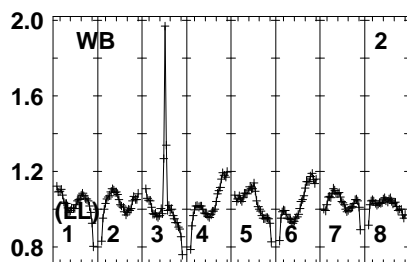
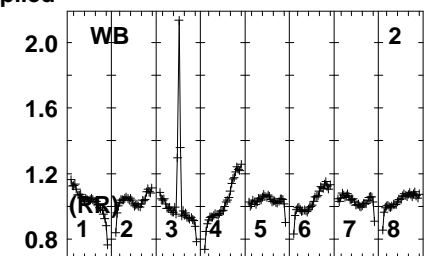
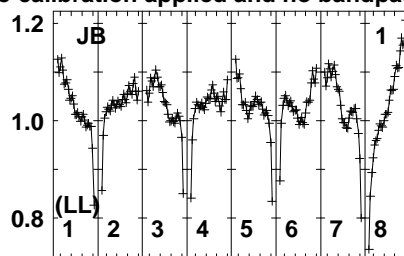
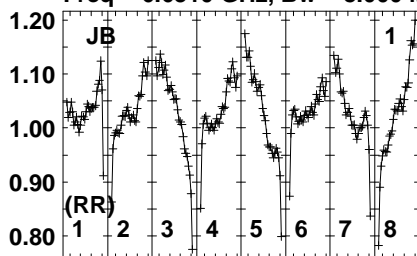
663 664 665 666 667 668
FREQ MHz

Lower frame: Real Jy
Auto-corr total-power spectrum Antenna: *
Timerange: 00/11:48:00 to 00/11:50:00

Plot file version 57 created 21-NOV-2023 10:25:19

G23.389 RB010 1.UVDATA.1

Freq = 6.6310 GHz, Bw = 8.000 MH No calibration applied and no bandpass applied



663.264 664.865 666.467 668.0688
FREQ MHz

663.264 664.865 666.467 668.0688
FREQ MHz

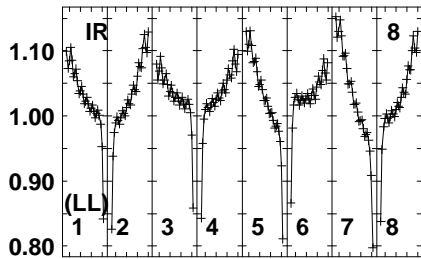
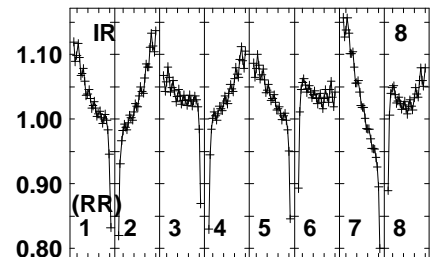
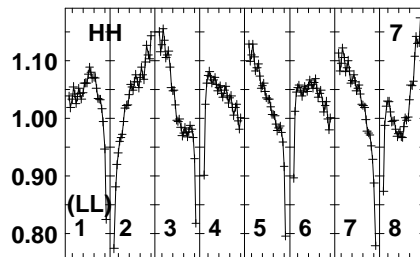
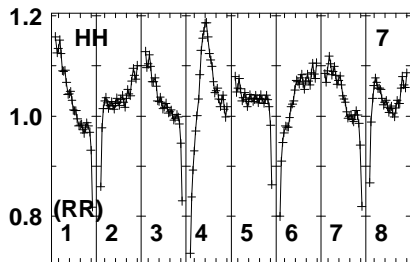
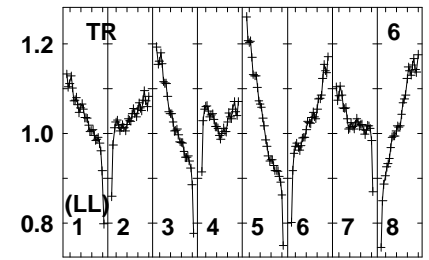
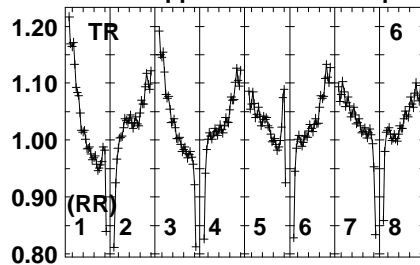
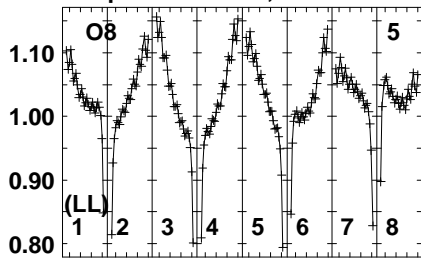
663.264 664.865 666.467 668.0688
FREQ MHz

Lower frame: Real Jy
Auto-corr total-power spectrum Antenna: *
Timerange: 00/11:50:01 to 00/11:52:59

Plot file version 58 created 21-NOV-2023 10:25:19

G23.389 RB010 1.UVDATA.1

Freq = 6.6310 GHz, Bw = 8.000 MH No calibration applied and no bandpass applied



663.5 664.5 665.5 666.5 667.5 668.5
FREQ MHz

663.5 664.5 665.5 666.5 667.5 668.5
FREQ MHz

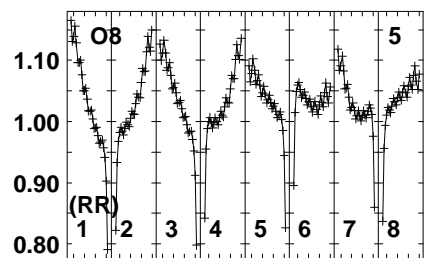
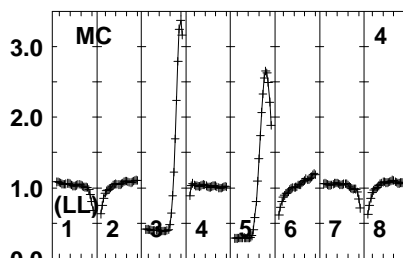
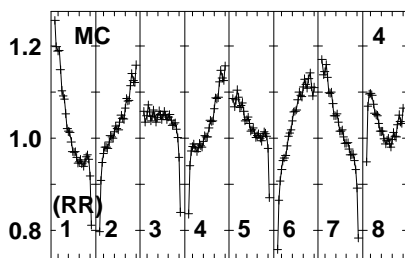
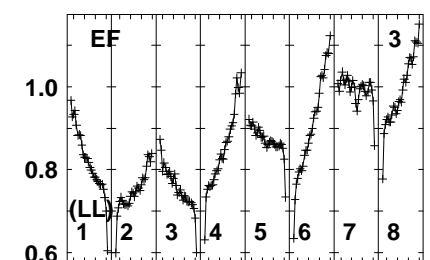
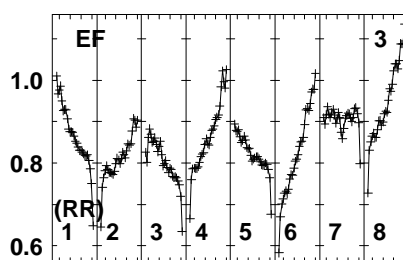
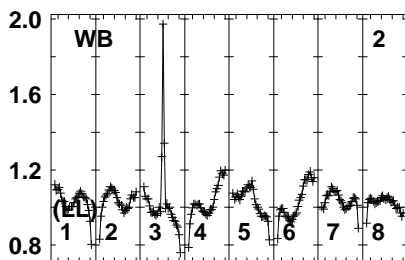
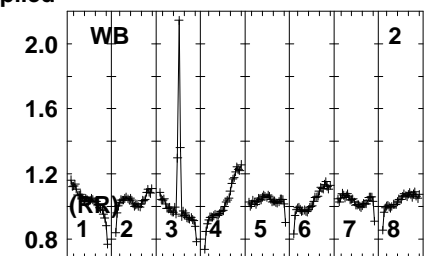
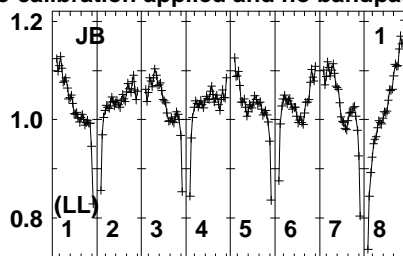
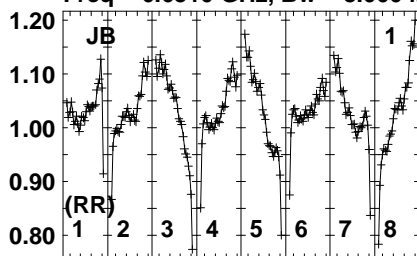
663.5 664.5 665.5 666.5 667.5 668.5
FREQ MHz

Lower frame: Real Jy
Auto-corr total-power spectrum Antenna: *
Timerange: 00/11:50:01 to 00/11:52:59

Plot file version 59 created 21-NOV-2023 10:25:19

J1825-0737 RB010 1.UVDATA.1

Freq = 6.6310 GHz, Bw = 8.000 MH No calibration applied and no bandpass applied



663264664865666672686688
FREQ MHz

663264664865666672686688
FREQ MHz

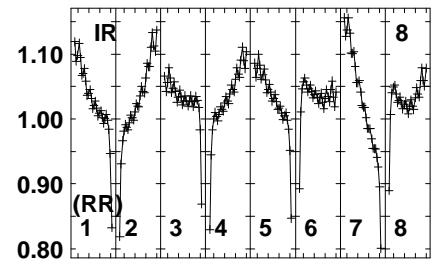
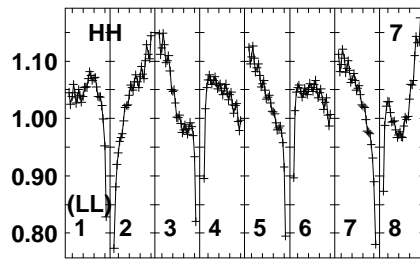
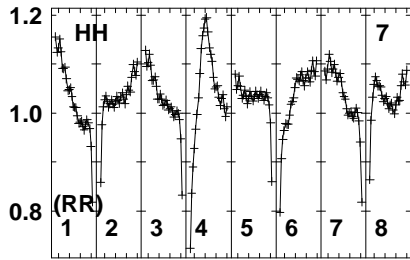
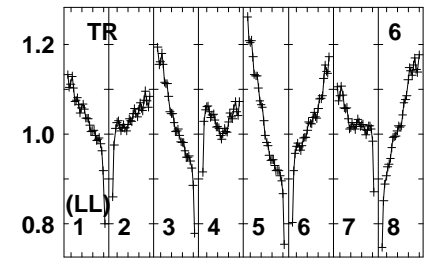
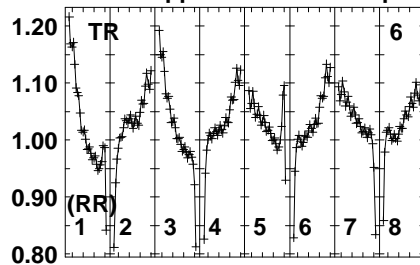
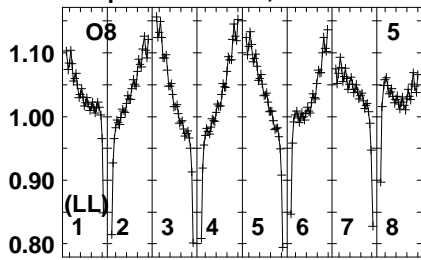
663264664865666672686688
FREQ MHz

Lower frame: Real Jy
Auto-corr total-power spectrum Antenna: *
Timerange: 00/11:53:01 to 00/11:55:00

Plot file version 60 created 21-NOV-2023 10:25:19

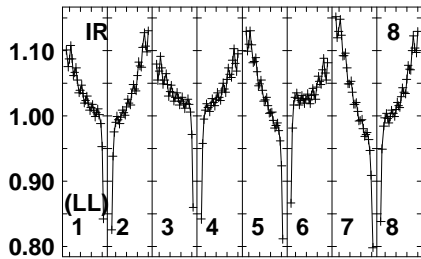
J1825-0737 RB010 1.UVDATA.1

Freq = 6.6310 GHz, Bw = 8.000 MH No calibration applied and no bandpass applied



663 664 665 666 667 668
FREQ MHz

663 664 665 666 667 668
FREQ MHz



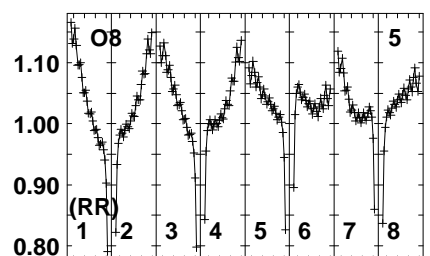
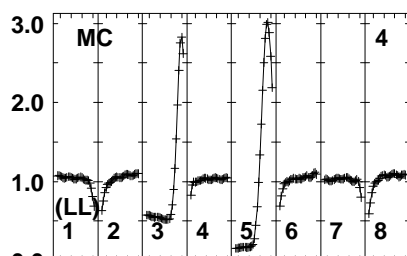
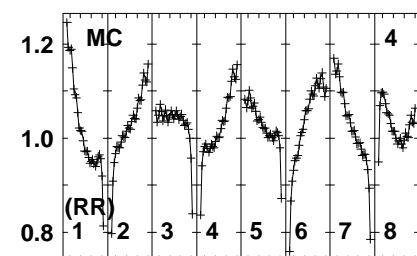
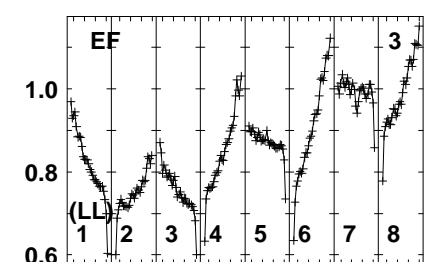
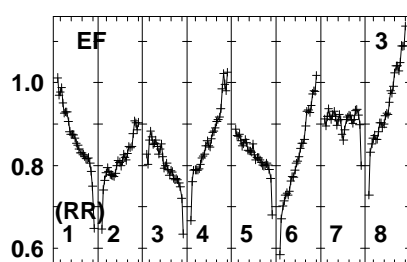
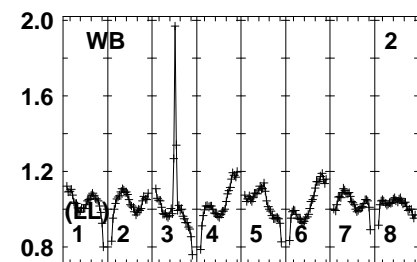
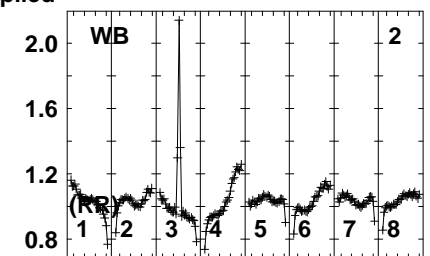
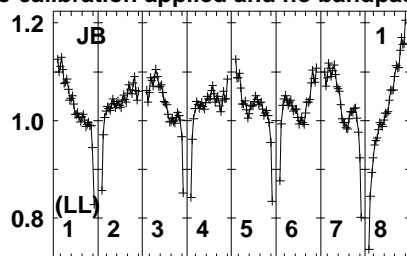
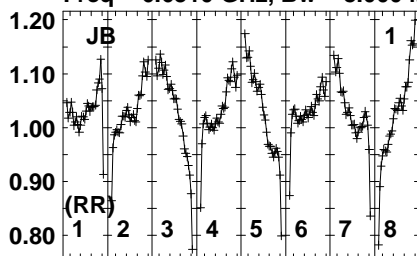
663 664 665 666 667 668
FREQ MHz

Lower frame: Real Jy
Auto-corr total-power spectrum Antenna: *
Timerange: 00/11:53:01 to 00/11:55:00

Plot file version 61 created 21-NOV-2023 10:25:19

G23.389 RB010 1.UVDATA.1

Freq = 6.6310 GHz, Bw = 8.000 MH No calibration applied and no bandpass applied



663.264 664.865 666.467 668.0688
FREQ MHz

663.264 664.865 666.467 668.0688
FREQ MHz

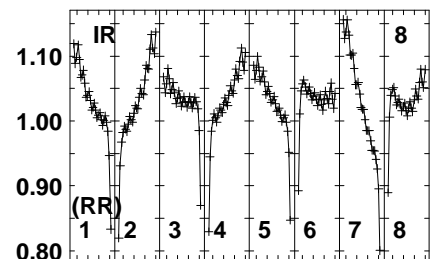
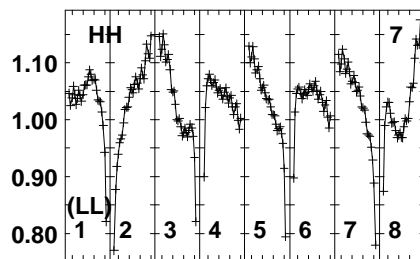
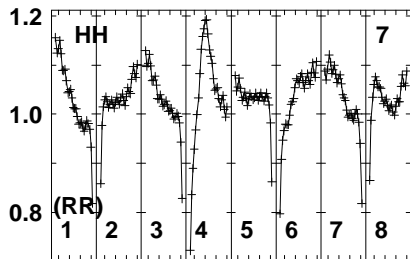
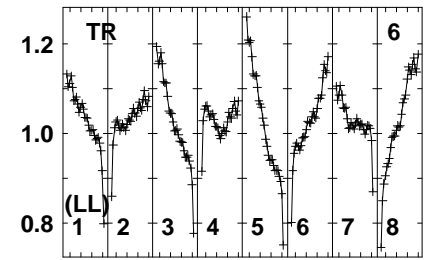
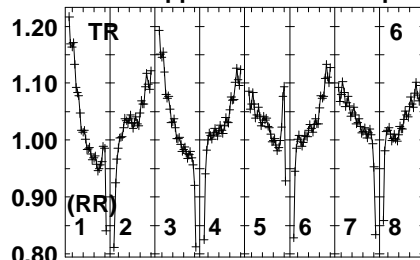
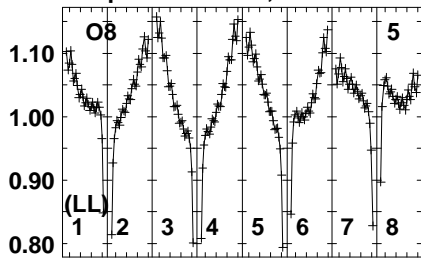
663.264 664.865 666.467 668.0688
FREQ MHz

Lower frame: Real Jy
Auto-corr total-power spectrum Antenna: *
Timerange: 00/11:55:00 to 00/11:58:00

Plot file version 62 created 21-NOV-2023 10:25:19

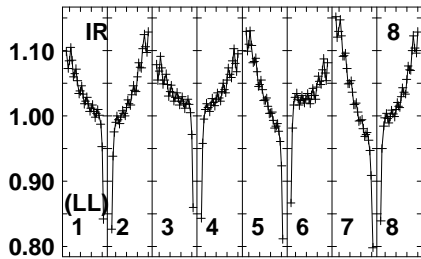
G23.389 RB010 1.UVDATA.1

Freq = 6.6310 GHz, Bw = 8.000 MH No calibration applied and no bandpass applied



663 664 665 666 667 668
FREQ MHz

663 664 665 666 667 668
FREQ MHz



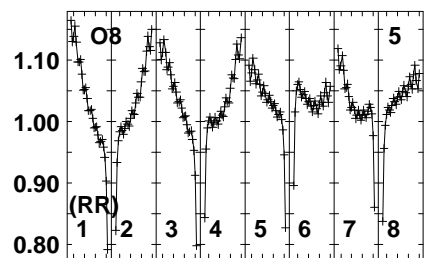
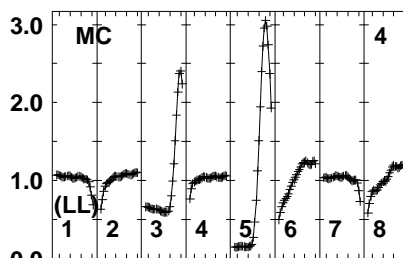
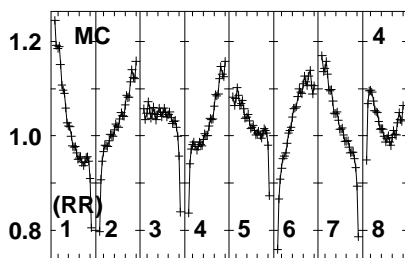
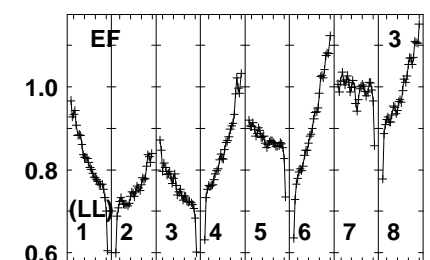
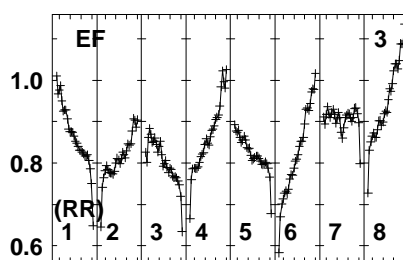
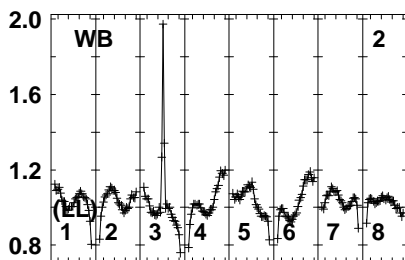
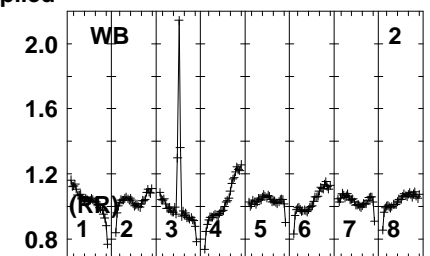
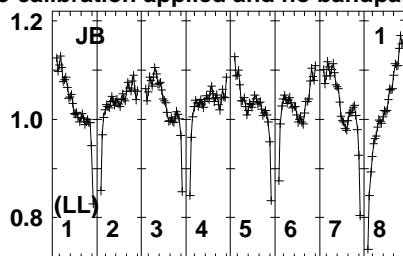
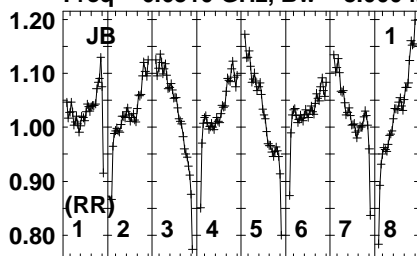
663 664 665 666 667 668
FREQ MHz

Lower frame: Real Jy
Auto-corr total-power spectrum Antenna: *
Timerange: 00/11:55:00 to 00/11:58:00

Plot file version 63 created 21-NOV-2023 10:25:20

J1825-0737 RB010 1.UVDATA.1

Freq = 6.6310 GHz, Bw = 8.000 MH No calibration applied and no bandpass applied



663.264 664.865 666.467 668.0688
FREQ MHz

663.264 664.865 666.467 668.0688
FREQ MHz

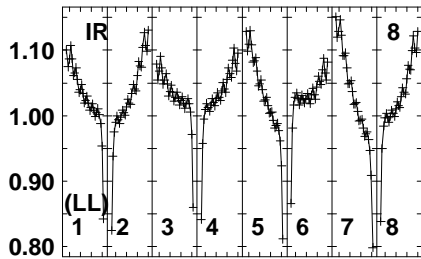
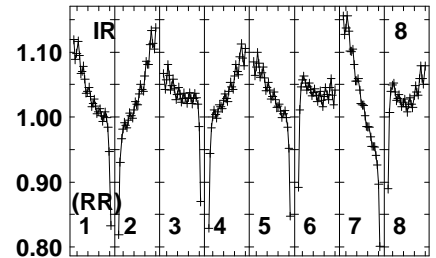
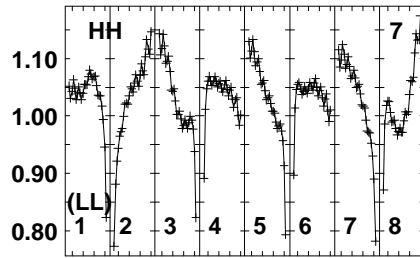
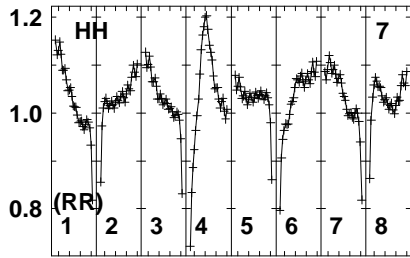
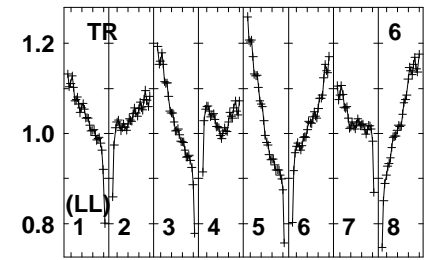
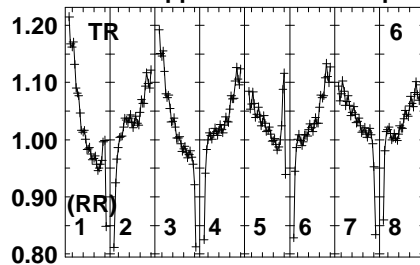
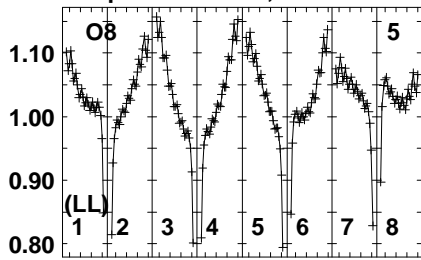
663.264 664.865 666.467 668.0688
FREQ MHz

Lower frame: Real Jy
Auto-corr total-power spectrum Antenna: *
Timerange: 00/11:58:40 to 00/12:00:39

Plot file version 64 created 21-NOV-2023 10:25:20

J1825-0737 RB010 1.UVDATA.1

Freq = 6.6310 GHz, Bw = 8.000 MH No calibration applied and no bandpass applied



663 664 665 666 667 668
FREQ MHz

663 664 665 666 667 668
FREQ MHz

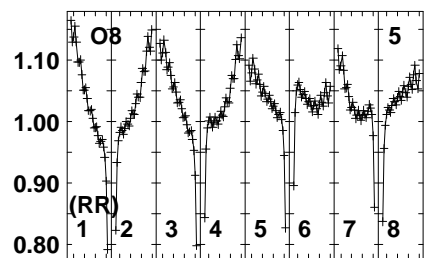
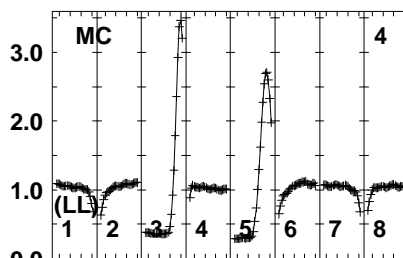
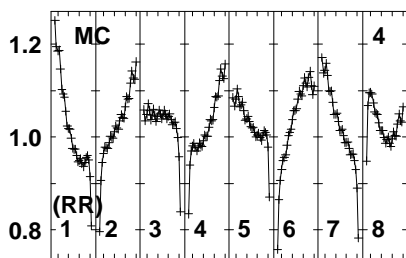
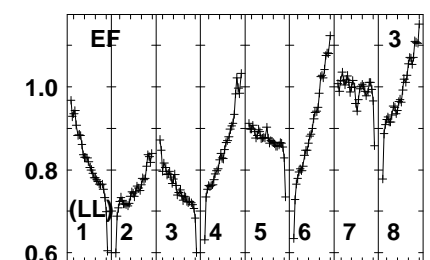
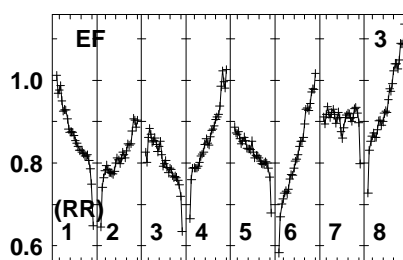
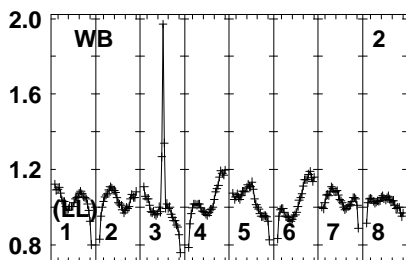
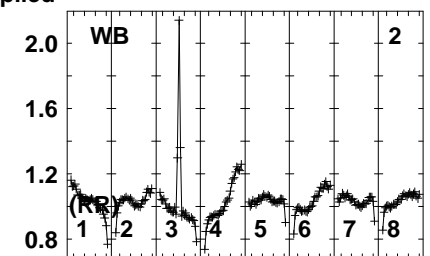
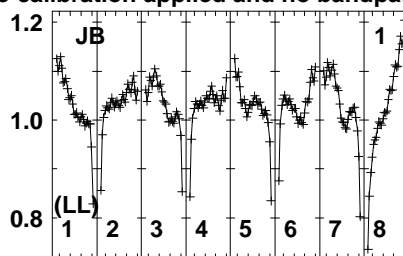
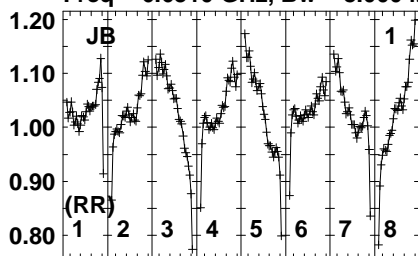
663 664 665 666 667 668
FREQ MHz

Lower frame: Real Jy
Auto-corr total-power spectrum Antenna: *
Timerange: 00/11:58:40 to 00/12:00:39

Plot file version 65 created 21-NOV-2023 10:25:20

G23.389 RB010 1.UVDATA.1

Freq = 6.6310 GHz, Bw = 8.000 MH No calibration applied and no bandpass applied



663264664865666672686688
FREQ MHz

663264664865666672686688
FREQ MHz

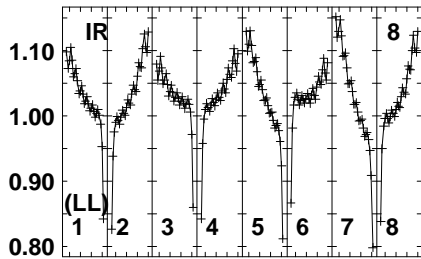
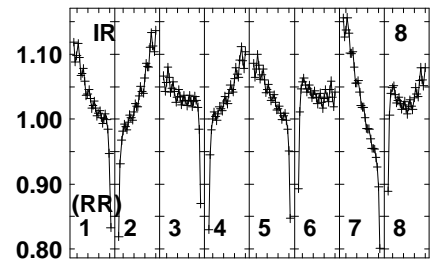
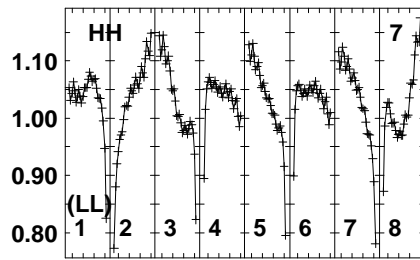
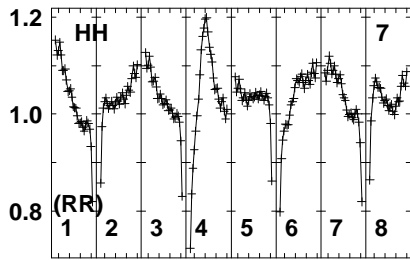
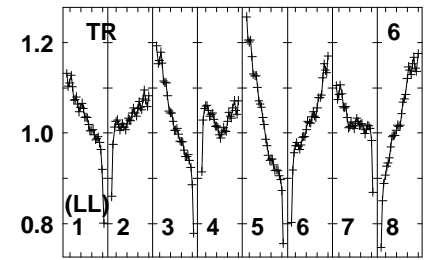
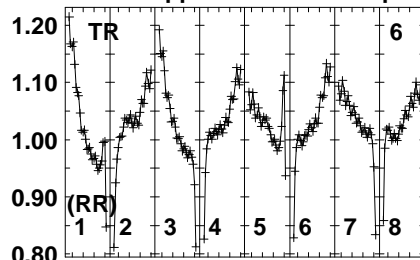
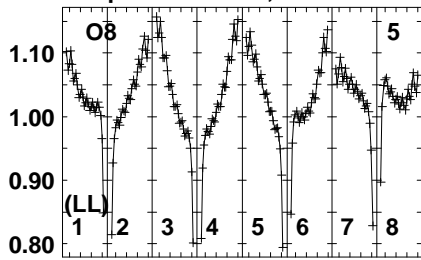
663264664865666672686688
FREQ MHz

Lower frame: Real Jy
Auto-corr total-power spectrum Antenna: *
Timerange: 00/12:00:40 to 00/12:03:40

Plot file version 66 created 21-NOV-2023 10:25:20

G23.389 RB010 1.UVDATA.1

Freq = 6.6310 GHz, Bw = 8.000 MH No calibration applied and no bandpass applied



663 664 665 666 667 668
FREQ MHz

663 664 665 666 667 668
FREQ MHz

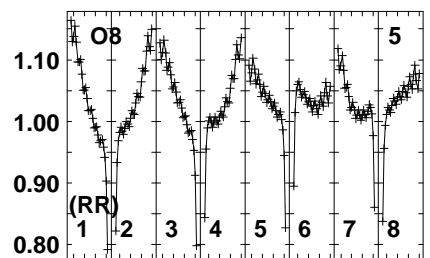
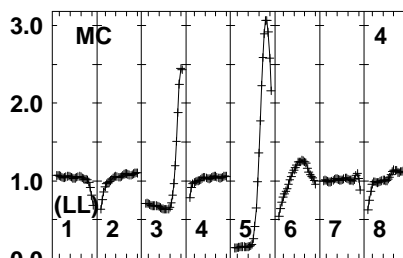
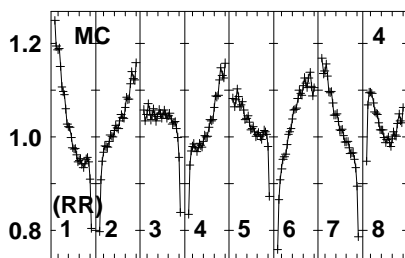
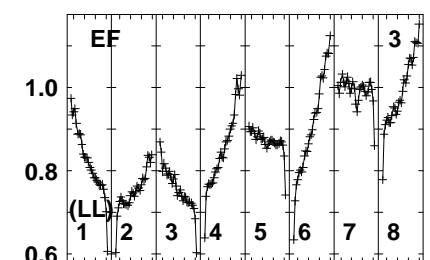
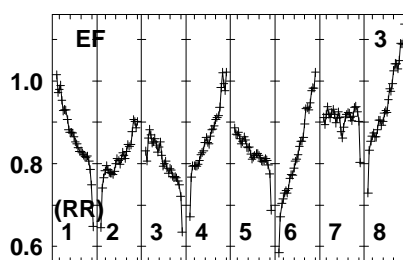
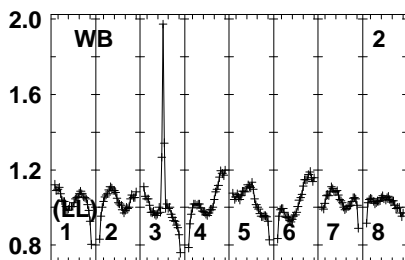
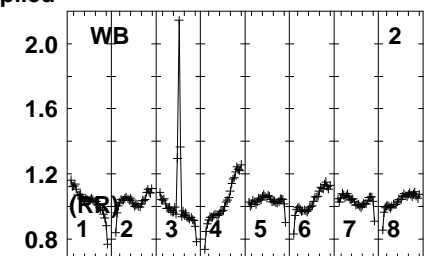
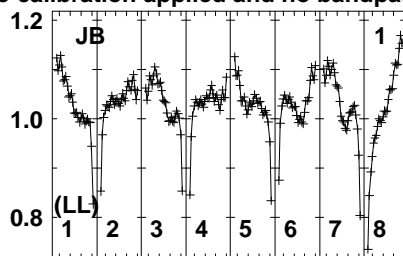
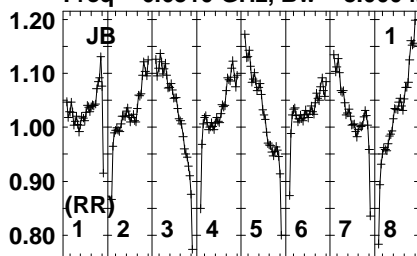
663 664 665 666 667 668
FREQ MHz

Lower frame: Real Jy
Auto-corr total-power spectrum Antenna: *
Timerange: 00/12:00:40 to 00/12:03:40

Plot file version 67 created 21-NOV-2023 10:25:20

J1825-0737 RB010 1.UVDATA.1

Freq = 6.6310 GHz, Bw = 8.000 MH No calibration applied and no bandpass applied



663264664865666672686688
FREQ MHz

663264664865666672686688
FREQ MHz

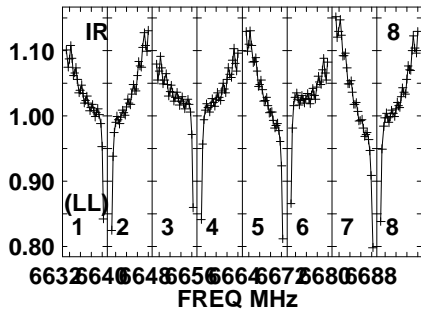
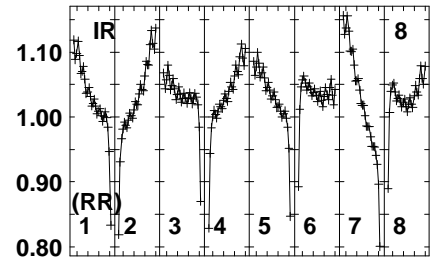
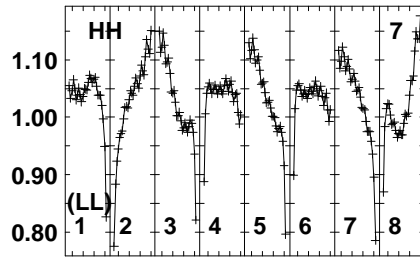
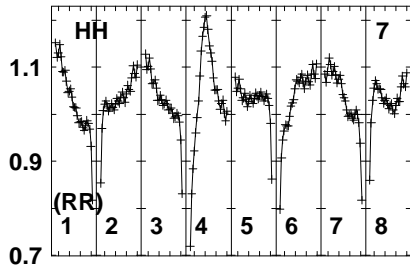
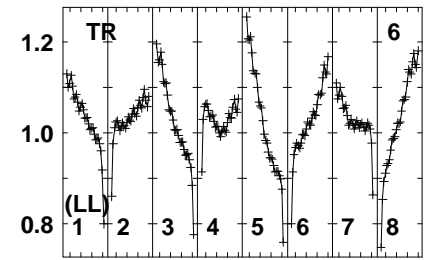
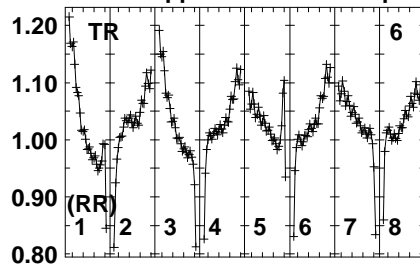
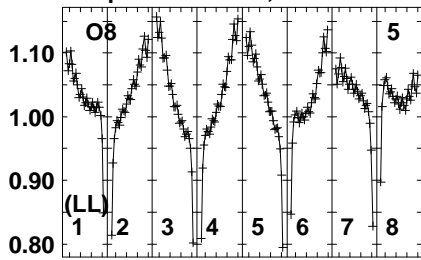
663264664865666672686688
FREQ MHz

Lower frame: Real Jy
Auto-corr total-power spectrum Antenna: *
Timerange: 00/12:03:40 to 00/12:05:39

Plot file version 68 created 21-NOV-2023 10:25:20

J1825-0737 RB010 1.UVDATA.1

Freq = 6.6310 GHz, Bw = 8.000 MH No calibration applied and no bandpass applied



663 664 665 666 667 668
FREQ MHz

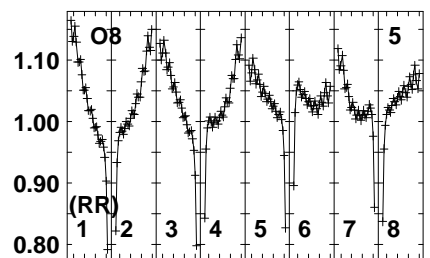
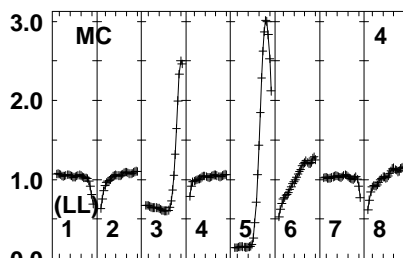
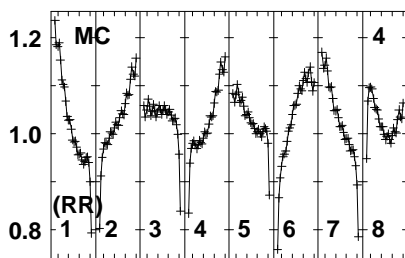
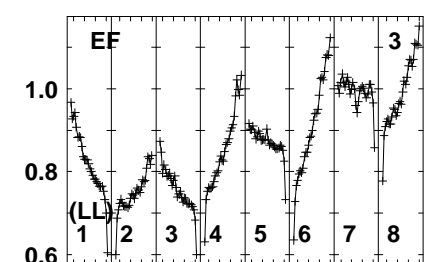
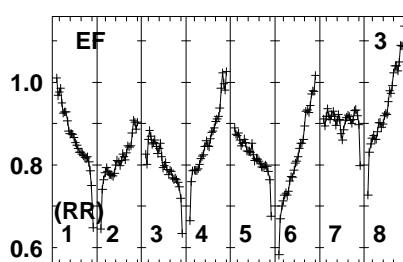
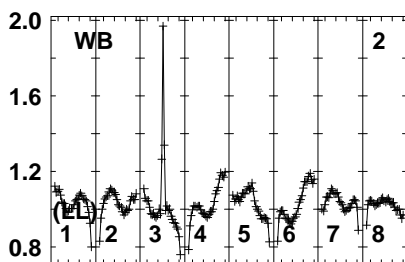
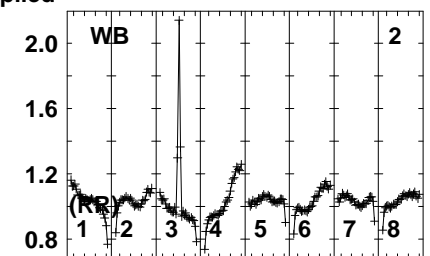
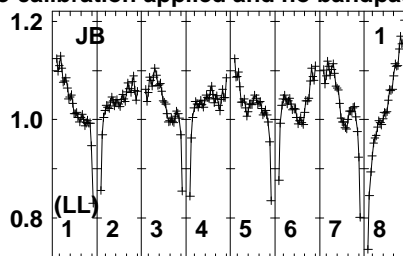
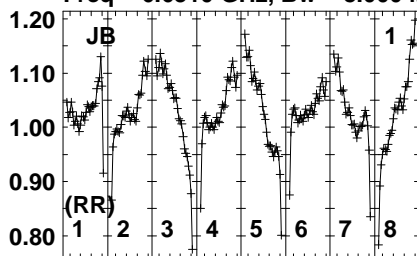
663 664 665 666 667 668
FREQ MHz

Lower frame: Real Jy
Auto-corr total-power spectrum Antenna: *
Timerange: 00/12:03:40 to 00/12:05:39

Plot file version 69 created 21-NOV-2023 10:25:20

G23.389 RB010 1.UVDATA.1

Freq = 6.6310 GHz, Bw = 8.000 MH No calibration applied and no bandpass applied



663.264 664.865 666.467 668.0688
FREQ MHz

663.264 664.865 666.467 668.0688
FREQ MHz

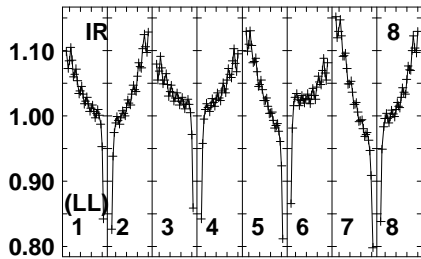
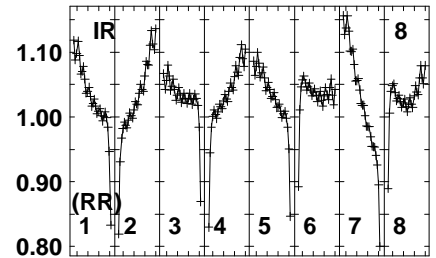
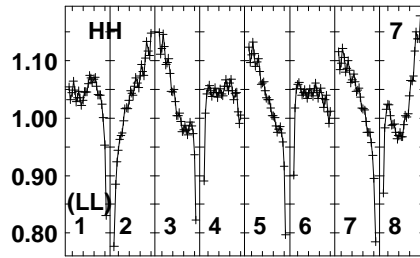
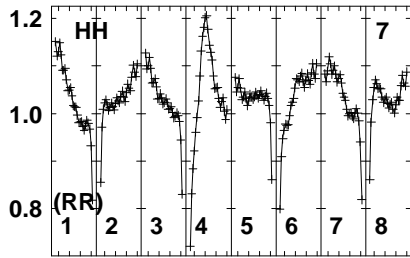
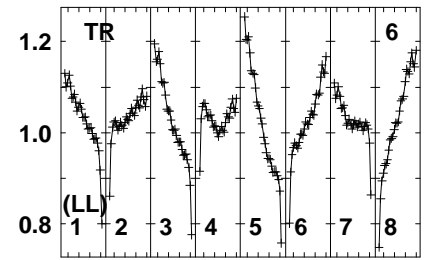
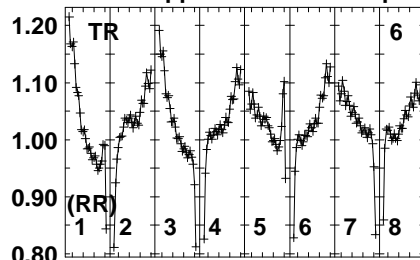
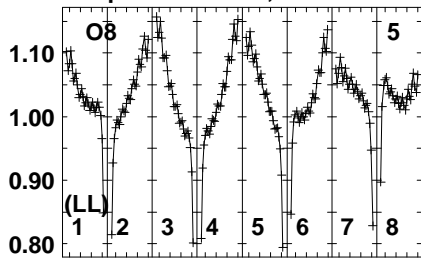
663.264 664.865 666.467 668.0688
FREQ MHz

Lower frame: Real Jy
Auto-corr total-power spectrum Antenna: *
Timerange: 00/12:05:41 to 00/12:08:40

Plot file version 70 created 21-NOV-2023 10:25:20

G23.389 RB010 1.UVDATA.1

Freq = 6.6310 GHz, Bw = 8.000 MH No calibration applied and no bandpass applied



663 664 665 666 667 668 6688
FREQ MHz

663 664 665 666 667 668 6688
FREQ MHz

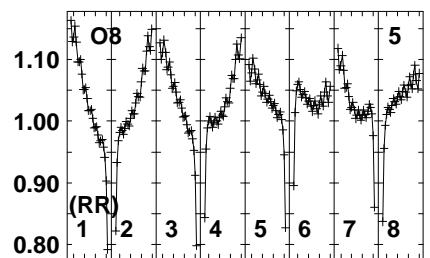
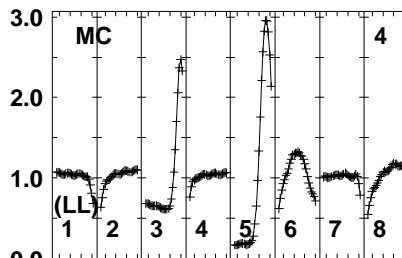
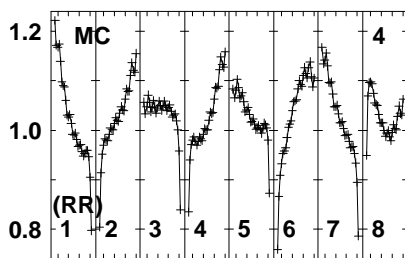
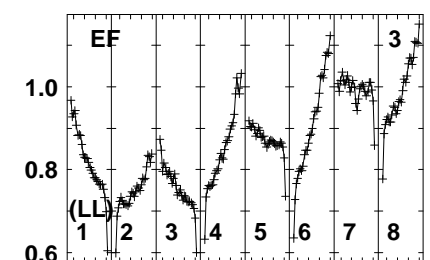
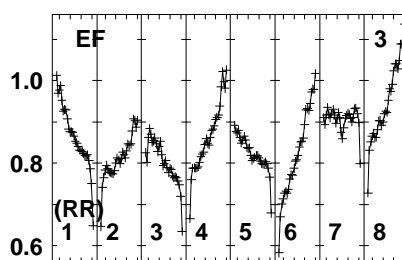
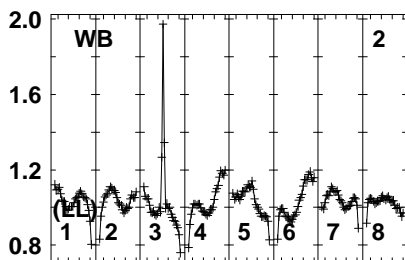
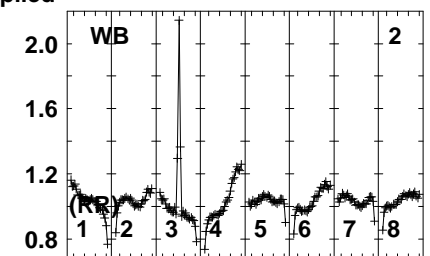
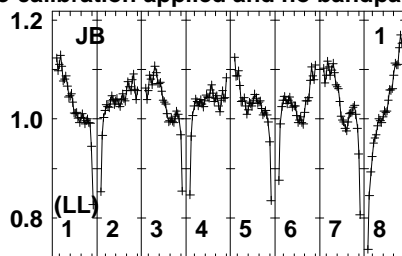
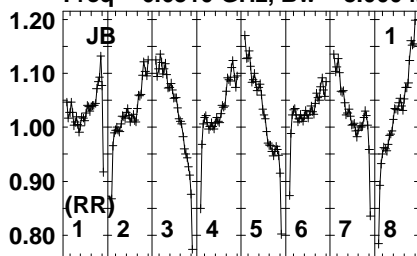
663 664 665 666 667 668 6688
FREQ MHz

Lower frame: Real Jy
Auto-corr total-power spectrum Antenna: *
Timerange: 00/12:05:41 to 00/12:08:40

Plot file version 71 created 21-NOV-2023 10:25:20

J1825-0737 RB010 1.UVDATA.1

Freq = 6.6310 GHz, Bw = 8.000 MH No calibration applied and no bandpass applied



663.64 664.8 665.6 666.4 667.2 668.0 668.8
FREQ MHz

663.64 664.8 665.6 666.4 667.2 668.0 668.8
FREQ MHz

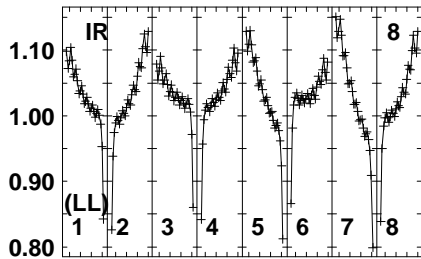
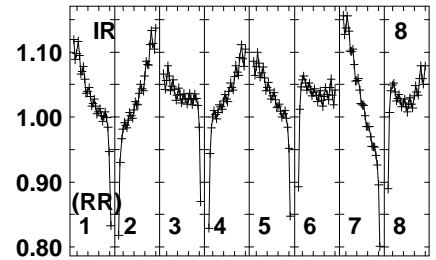
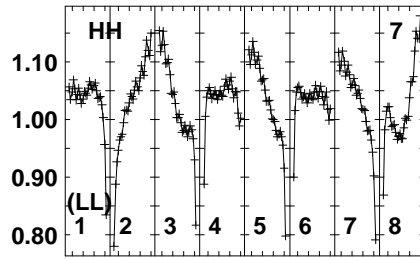
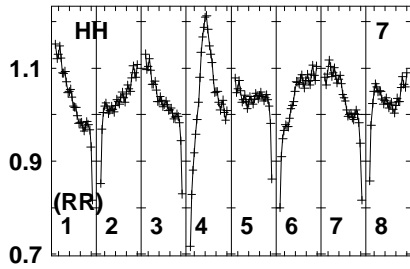
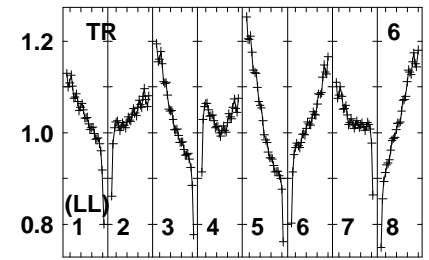
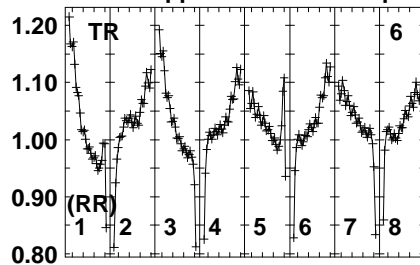
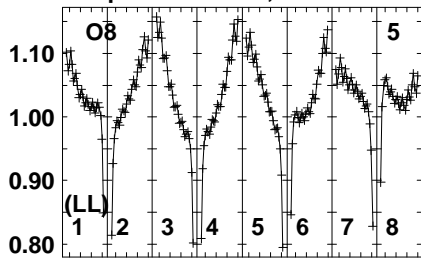
663.64 664.8 665.6 666.4 667.2 668.0 668.8
FREQ MHz

Lower frame: Real Jy
Auto-corr total-power spectrum Antenna: *
Timerange: 00/12:09:20 to 00/12:11:20

Plot file version 72 created 21-NOV-2023 10:25:20

J1825-0737 RB010 1.UVDATA.1

Freq = 6.6310 GHz, Bw = 8.000 MH No calibration applied and no bandpass applied



663 664 665 666 667 668
FREQ MHz

663 664 665 666 667 668
FREQ MHz

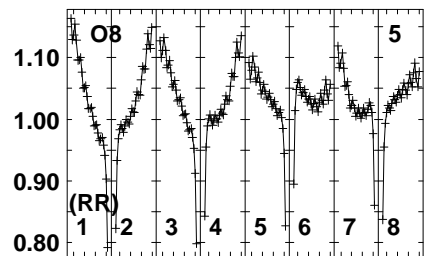
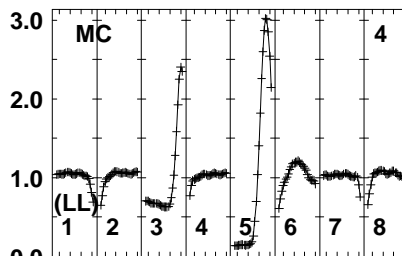
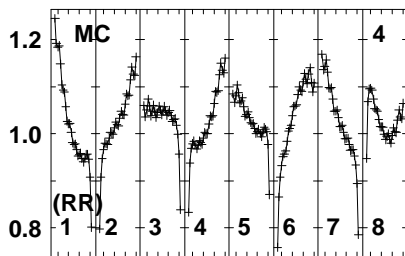
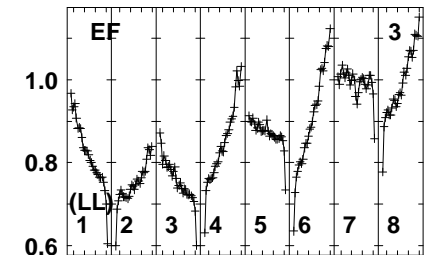
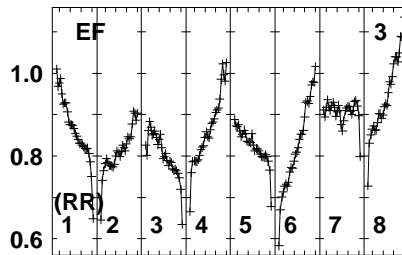
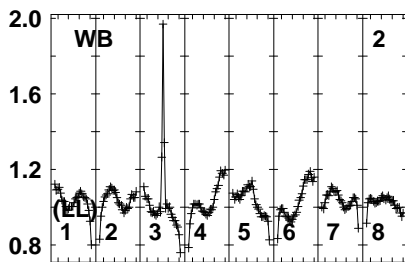
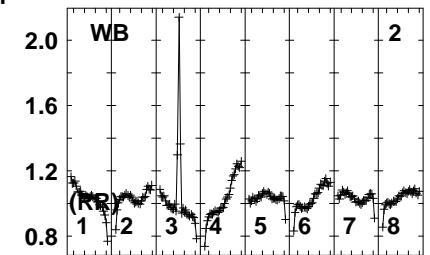
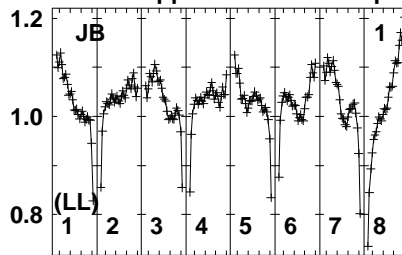
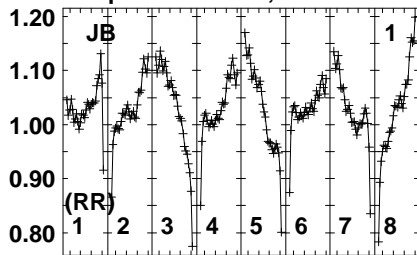
663 664 665 666 667 668
FREQ MHz

Lower frame: Real Jy
Auto-corr total-power spectrum Antenna: *
Timerange: 00/12:09:20 to 00/12:11:20

Plot file version 73 created 21-NOV-2023 10:25:21

G23.389 RB010 1.UVDATA.1

Freq = 6.6310 GHz, Bw = 8.000 MH No calibration applied and no bandpass applied



6632646648656666676686688
FREQ MHz

6632646648656666676686688
FREQ MHz

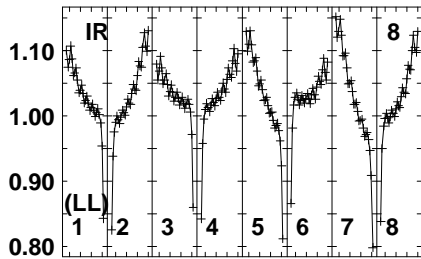
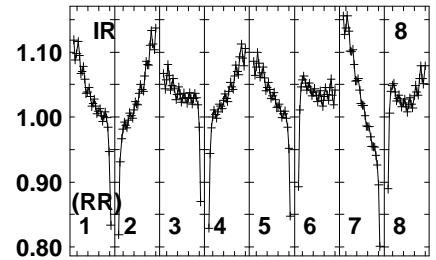
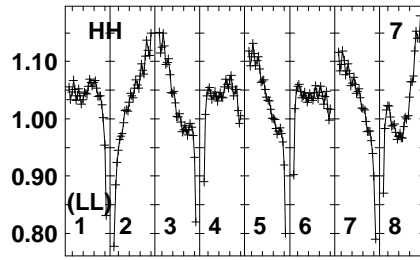
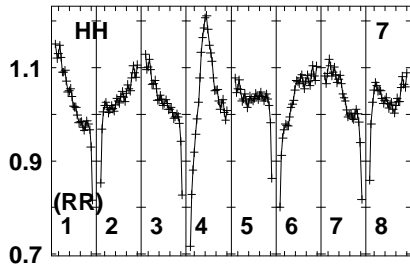
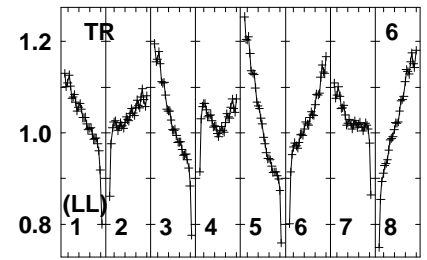
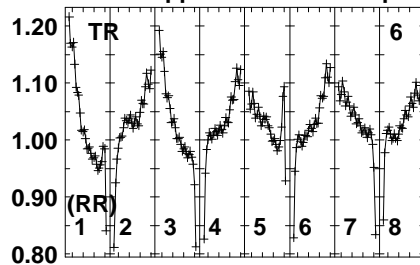
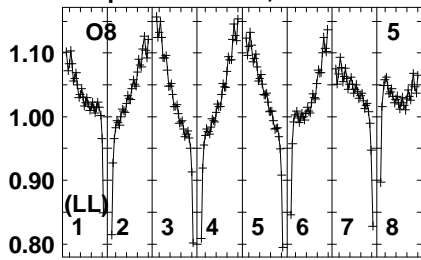
6632646648656666676686688
FREQ MHz

Lower frame: Real Jy
Auto-corr total-power spectrum Antenna: *
Timerange: 00/12:11:21 to 00/12:14:19

Plot file version 74 created 21-NOV-2023 10:25:21

G23.389 RB010 1.UVDATA.1

Freq = 6.6310 GHz, Bw = 8.000 MH No calibration applied and no bandpass applied



663.5 664.5 665.5 666.5 667.5 668.5
FREQ MHz

663.5 664.5 665.5 666.5 667.5 668.5
FREQ MHz

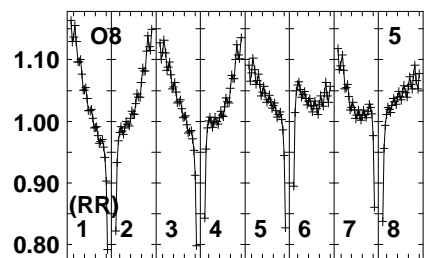
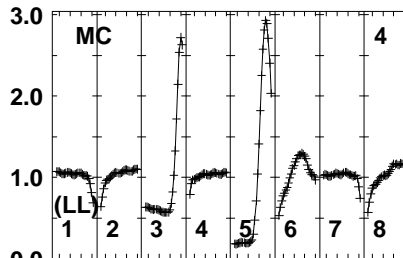
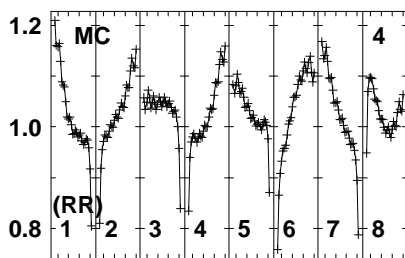
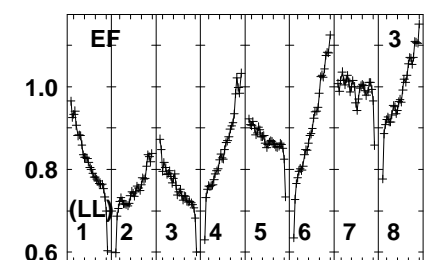
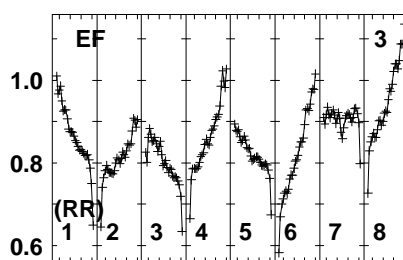
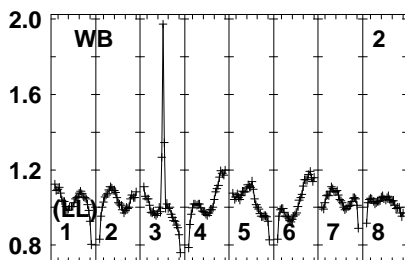
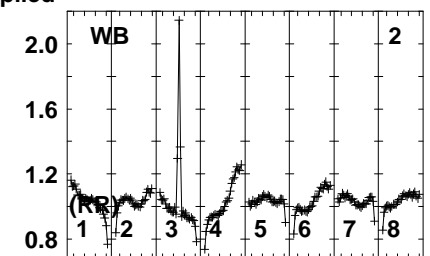
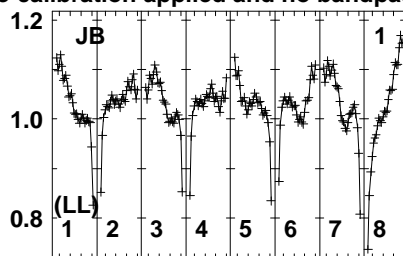
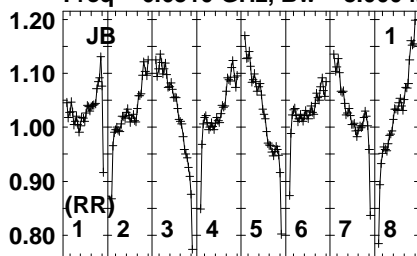
663.5 664.5 665.5 666.5 667.5 668.5
FREQ MHz

Lower frame: Real Jy
Auto-corr total-power spectrum Antenna: *
Timerange: 00/12:11:21 to 00/12:14:19

Plot file version 75 created 21-NOV-2023 10:25:21

J1825-0737 RB010 1.UVDATA.1

Freq = 6.6310 GHz, Bw = 8.000 MH No calibration applied and no bandpass applied



663.64 664.8 665.6 666.4 667.2 668.0 668.8
FREQ MHz

663.64 664.8 665.6 666.4 667.2 668.0 668.8
FREQ MHz

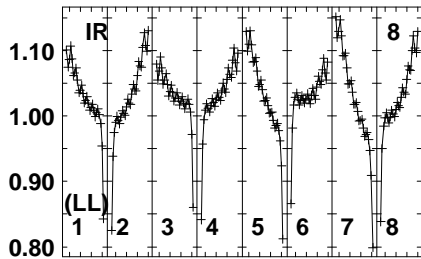
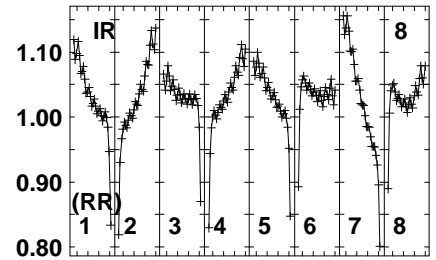
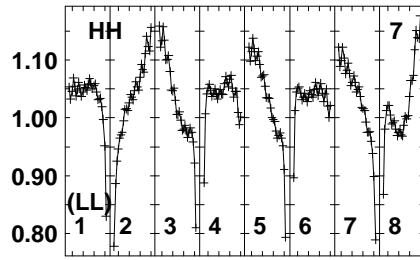
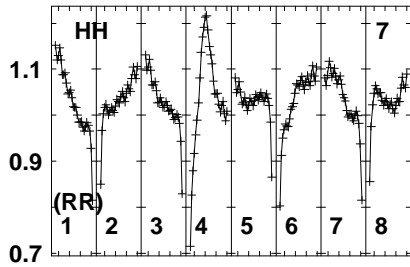
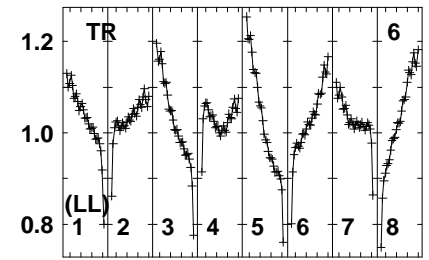
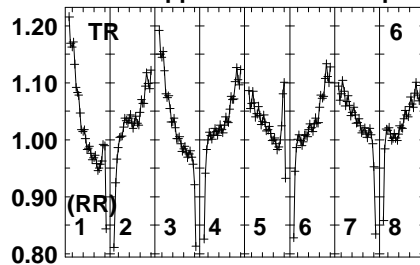
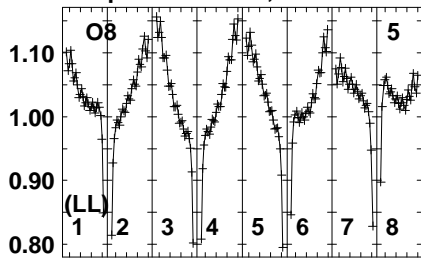
663.64 664.8 665.6 666.4 667.2 668.0 668.8
FREQ MHz

Lower frame: Real Jy
Auto-corr total-power spectrum Antenna: *
Timerange: 00/12:14:20 to 00/12:16:19

Plot file version 76 created 21-NOV-2023 10:25:21

J1825-0737 RB010 1.UVDATA.1

Freq = 6.6310 GHz, Bw = 8.000 MH No calibration applied and no bandpass applied



663.564 664.865 666.467 668.0688
FREQ MHz

663.564 664.865 666.467 668.0688
FREQ MHz

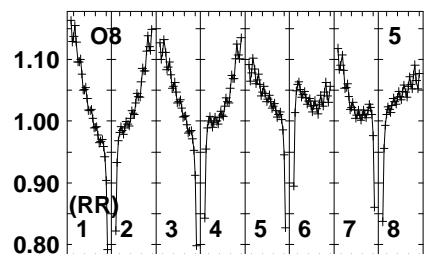
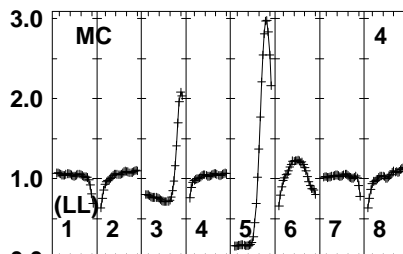
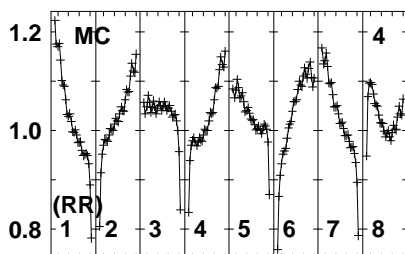
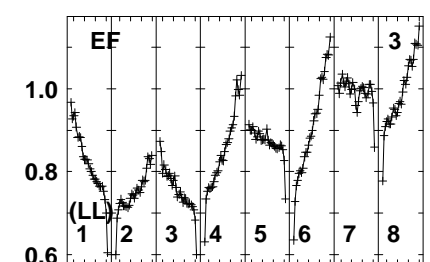
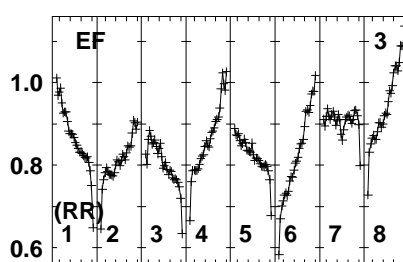
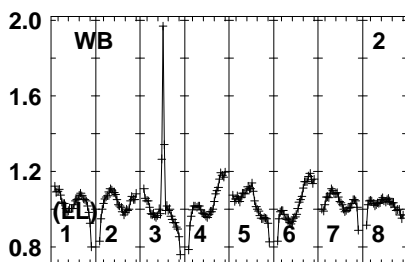
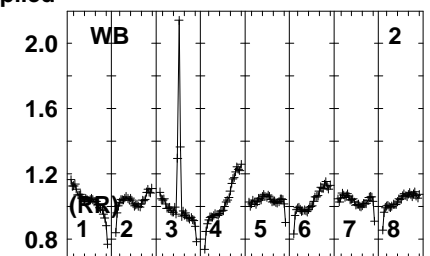
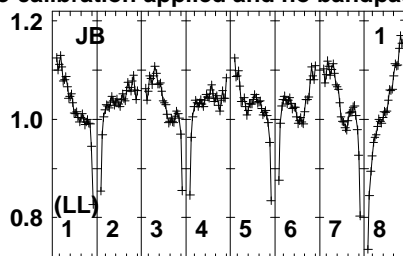
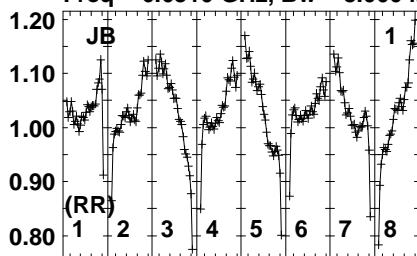
663.564 664.865 666.467 668.0688
FREQ MHz

Lower frame: Real Jy
Auto-corr total-power spectrum Antenna: *
Timerange: 00/12:14:20 to 00/12:16:19

Plot file version 77 created 21-NOV-2023 10:25:21

G23.389 RB010 1.UVDATA.1

Freq = 6.6310 GHz, Bw = 8.000 MH No calibration applied and no bandpass applied



663.5 64.5 64.5 65.5 66.5 67.5 68.5
FREQ MHz

663.5 64.5 64.5 65.5 66.5 67.5 68.5
FREQ MHz

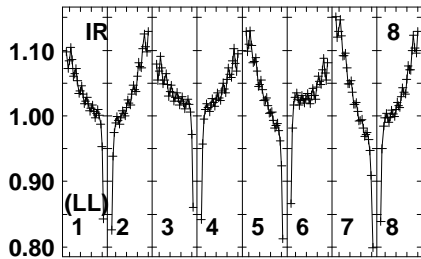
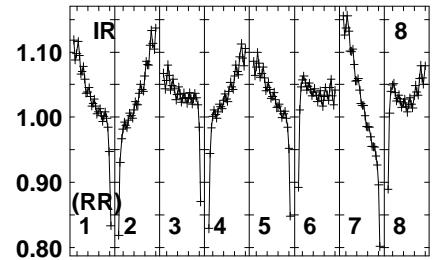
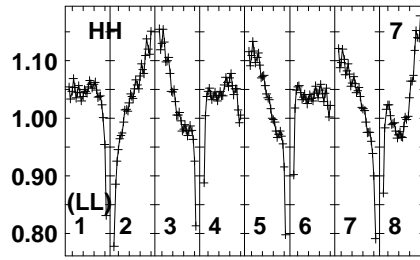
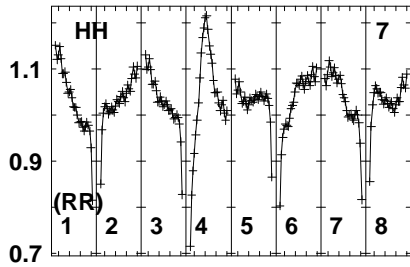
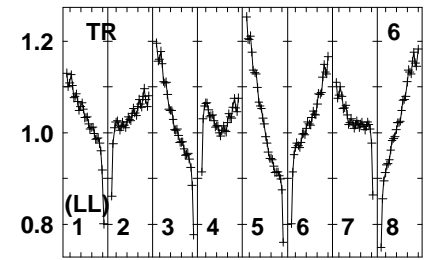
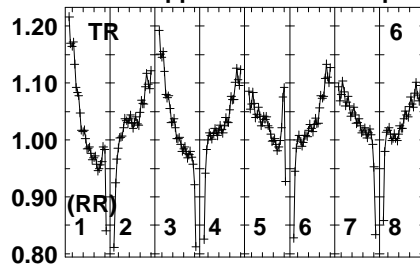
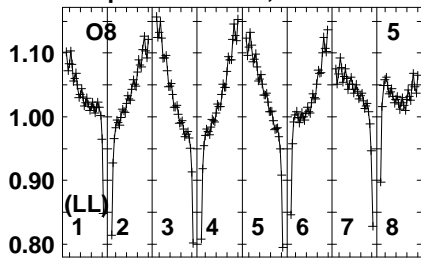
663.5 64.5 64.5 65.5 66.5 67.5 68.5
FREQ MHz

Lower frame: Real Jy
Auto-corr total-power spectrum Antenna: *
Timerange: 00/12:16:20 to 00/12:19:20

Plot file version 78 created 21-NOV-2023 10:25:21

G23.389 RB010 1.UVDATA.1

Freq = 6.6310 GHz, Bw = 8.000 MH No calibration applied and no bandpass applied



663.564 664.865 666.467 668.0688
FREQ MHz

663.564 664.865 666.467 668.0688
FREQ MHz

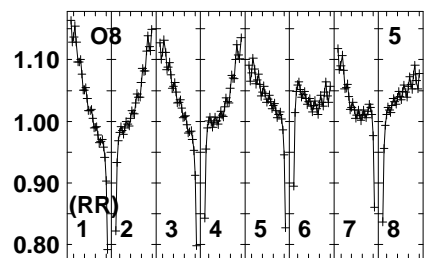
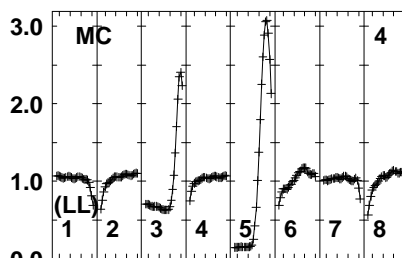
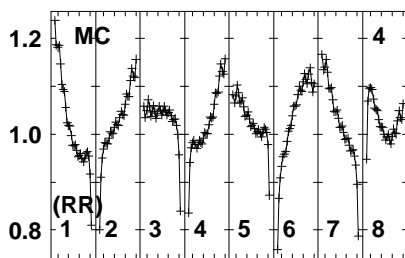
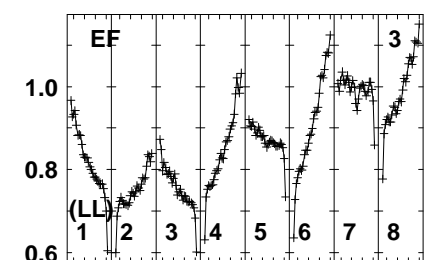
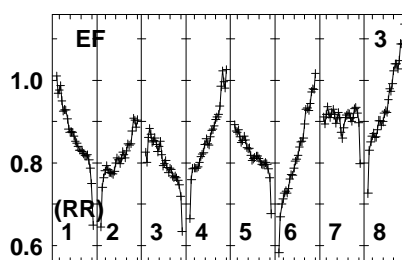
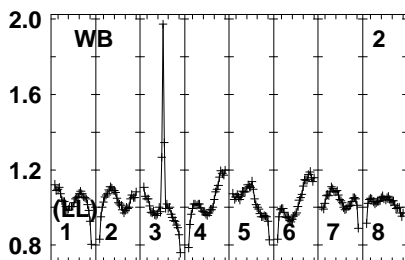
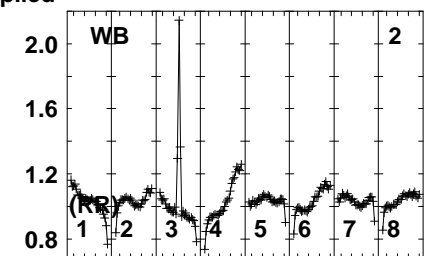
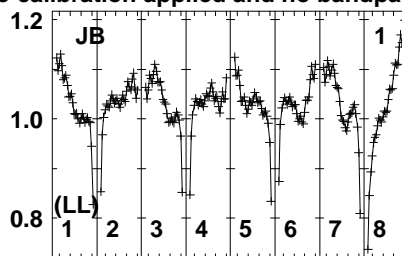
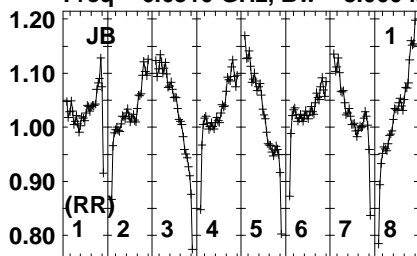
663.564 664.865 666.467 668.0688
FREQ MHz

Lower frame: Real Jy
Auto-corr total-power spectrum Antenna: *
Timerange: 00/12:16:20 to 00/12:19:20

Plot file version 79 created 21-NOV-2023 10:25:21

J1825-0737 RB010 1.UVDATA.1

Freq = 6.6310 GHz, Bw = 8.000 MH No calibration applied and no bandpass applied



663264866486656666672686688
FREQ MHz

663264866486656666672686688
FREQ MHz

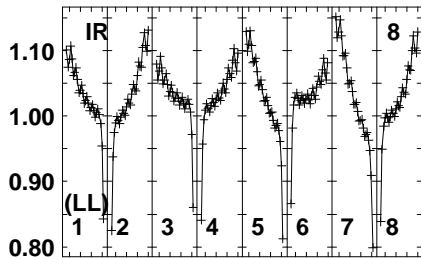
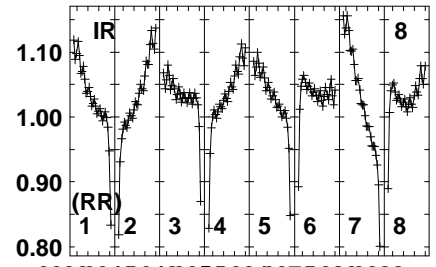
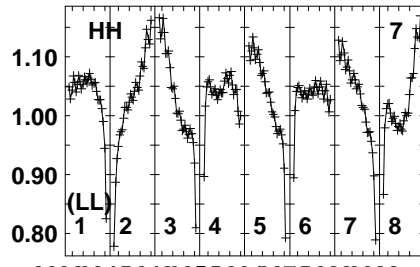
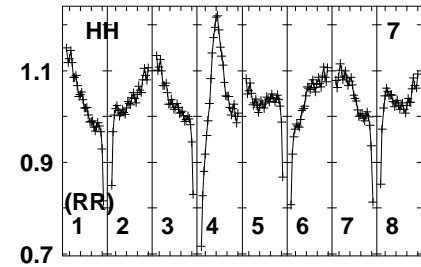
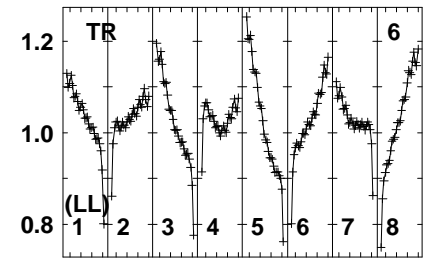
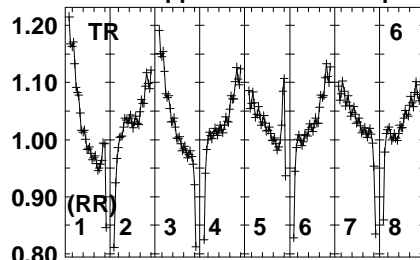
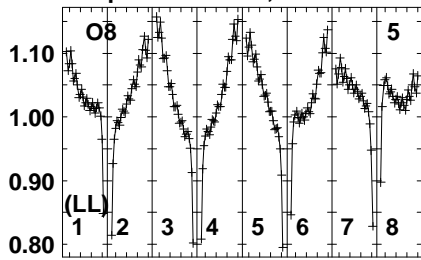
663264866486656666672686688
FREQ MHz

Lower frame: Real Jy
Auto-corr total-power spectrum Antenna: *
Timerange: 00/12:20:01 to 00/12:22:00

Plot file version 80 created 21-NOV-2023 10:25:21

J1825-0737 RB010 1.UVDATA.1

Freq = 6.6310 GHz, Bw = 8.000 MH No calibration applied and no bandpass applied



663 664 665 666 667 668
FREQ MHz

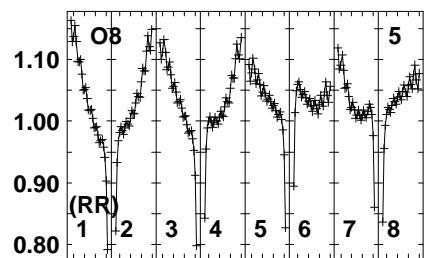
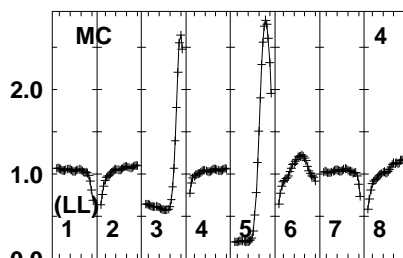
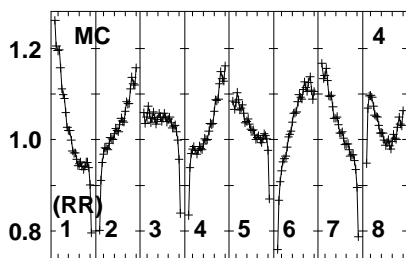
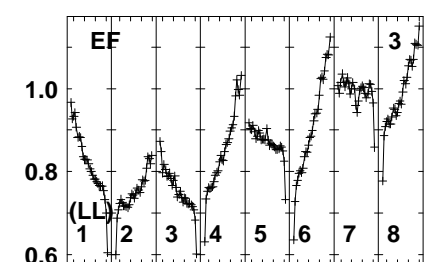
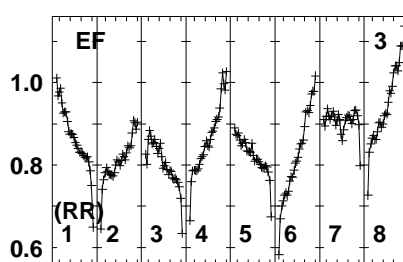
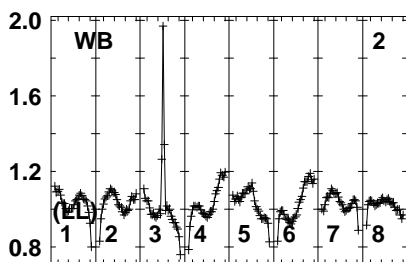
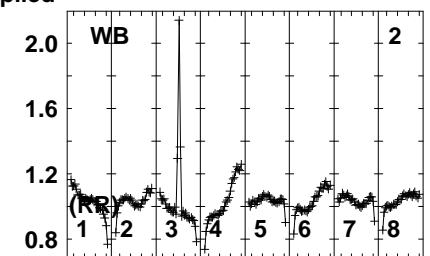
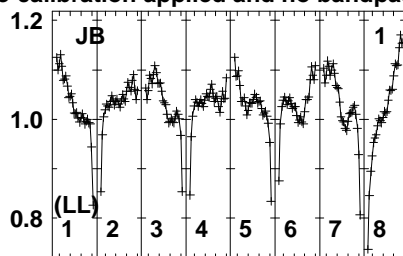
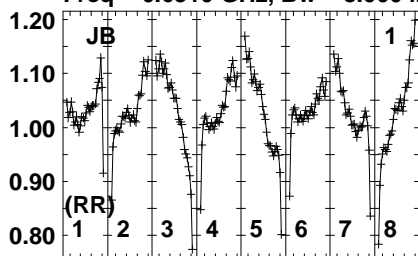
663 664 665 666 667 668
FREQ MHz

Lower frame: Real Jy
Auto-corr total-power spectrum Antenna: *
Timerange: 00/12:20:01 to 00/12:22:00

Plot file version 81 created 21-NOV-2023 10:25:21

G23.389 RB010 1.UVDATA.1

Freq = 6.6310 GHz, Bw = 8.000 MH No calibration applied and no bandpass applied



663.264 664.865 666.467 668.0688
FREQ MHz

663.264 664.865 666.467 668.0688
FREQ MHz

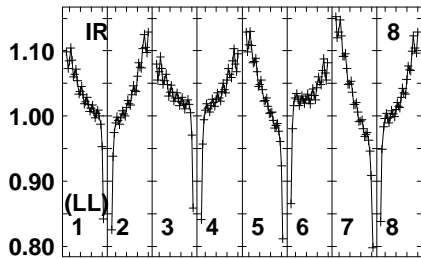
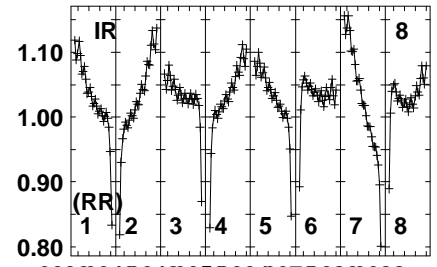
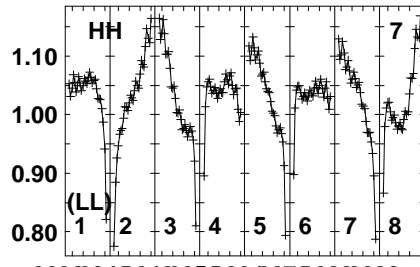
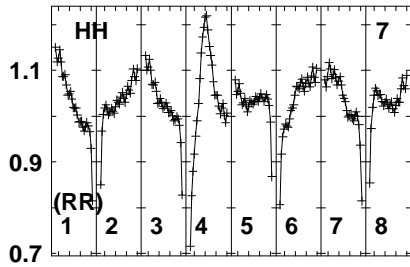
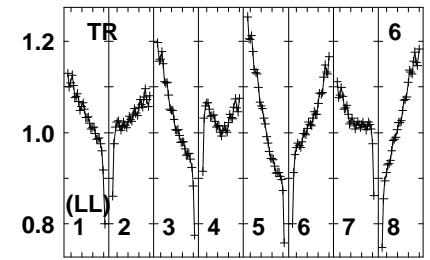
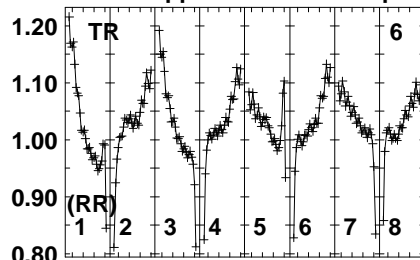
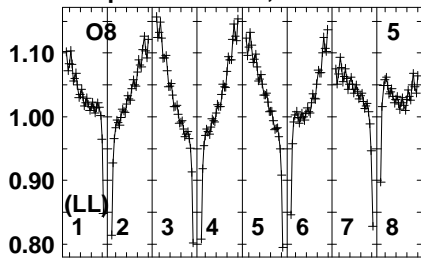
663.264 664.865 666.467 668.0688
FREQ MHz

Lower frame: Real Jy
Auto-corr total-power spectrum Antenna: *
Timerange: 00/12:22:01 to 00/12:24:59

Plot file version 82 created 21-NOV-2023 10:25:21

G23.389 RB010 1.UVDATA.1

Freq = 6.6310 GHz, Bw = 8.000 MH No calibration applied and no bandpass applied



663 664 665 666 667 668 688
FREQ MHz

663 664 665 666 667 668 688
FREQ MHz

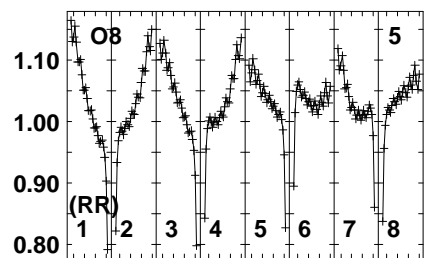
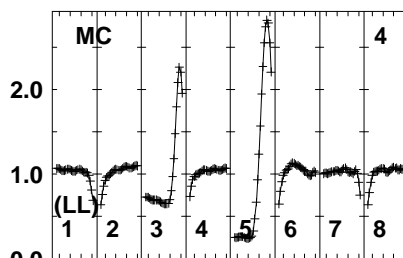
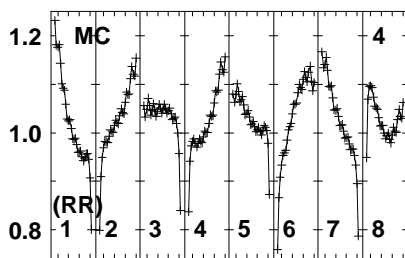
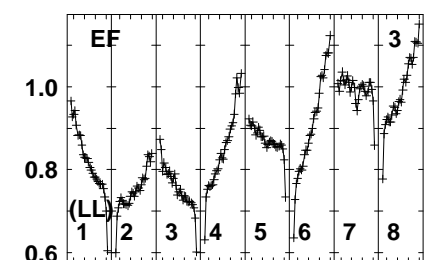
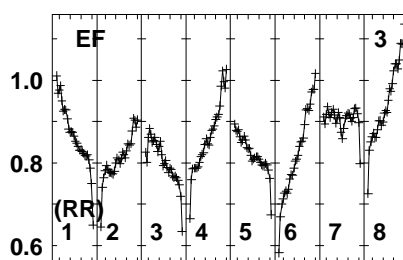
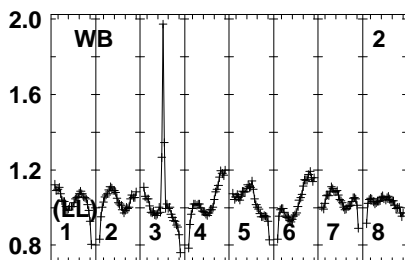
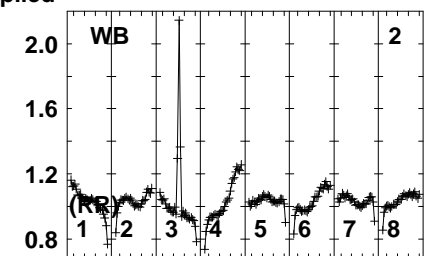
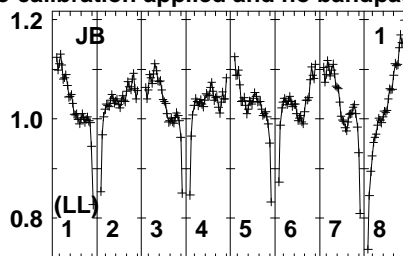
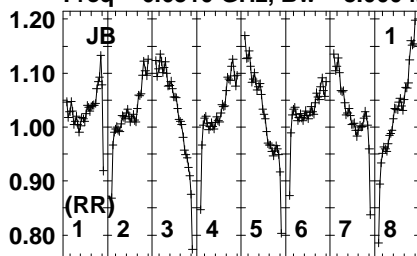
663 664 665 666 667 668 688
FREQ MHz

Lower frame: Real Jy
Auto-corr total-power spectrum Antenna: *
Timerange: 00/12:22:01 to 00/12:24:59

Plot file version 83 created 21-NOV-2023 10:25:22

J1825-0737 RB010 1.UVDATA.1

Freq = 6.6310 GHz, Bw = 8.000 MH No calibration applied and no bandpass applied



6632646648656666768688
FREQ MHz

6632646648656666768688
FREQ MHz

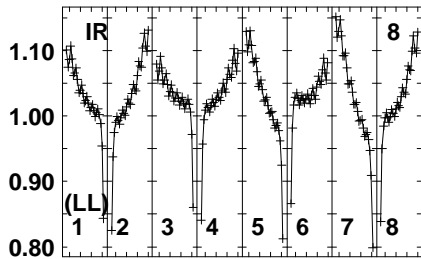
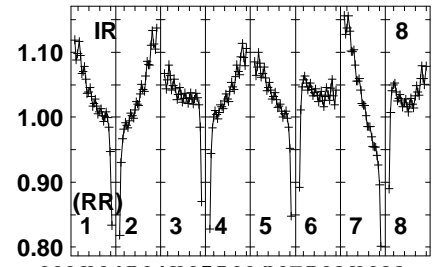
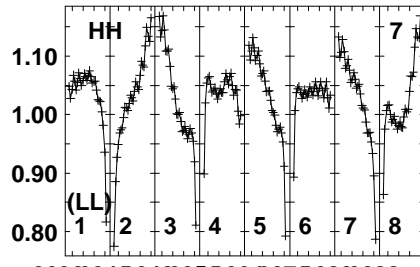
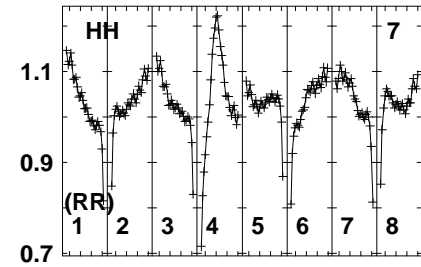
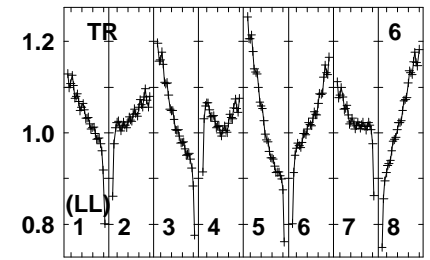
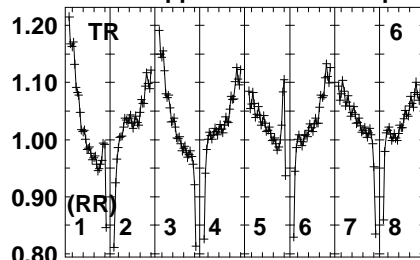
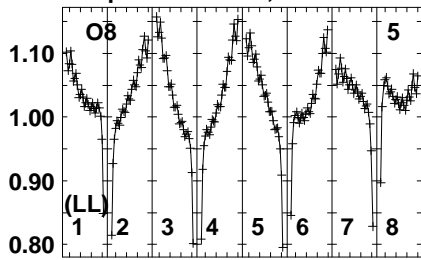
6632646648656666768688
FREQ MHz

Lower frame: Real Jy
Auto-corr total-power spectrum Antenna: *
Timerange: 00/12:25:00 to 00/12:27:00

Plot file version 84 created 21-NOV-2023 10:25:22

J1825-0737 RB010 1.UVDATA.1

Freq = 6.6310 GHz, Bw = 8.000 MH No calibration applied and no bandpass applied



663 664 665 666 667 668 6688
FREQ MHz

663 664 665 666 667 668 6688
FREQ MHz

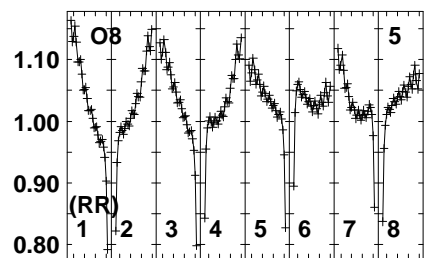
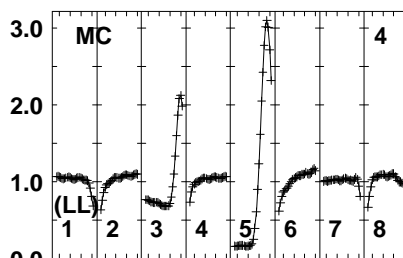
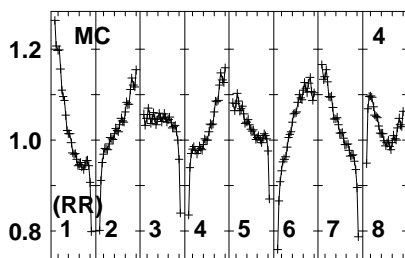
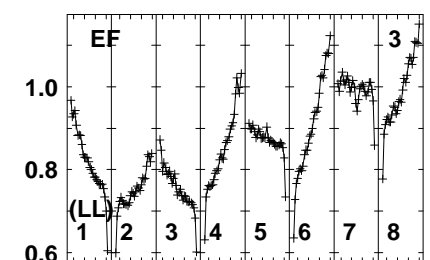
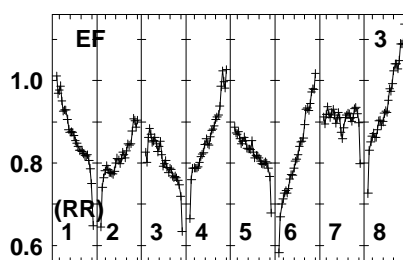
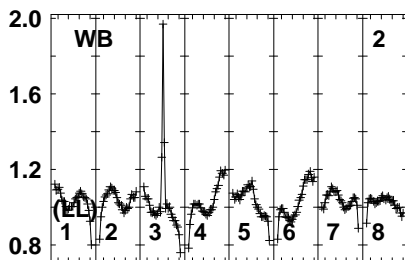
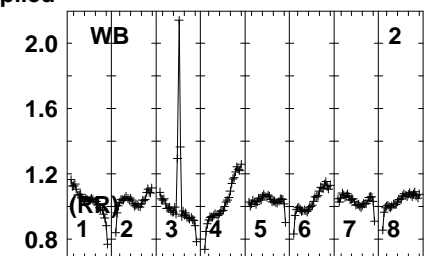
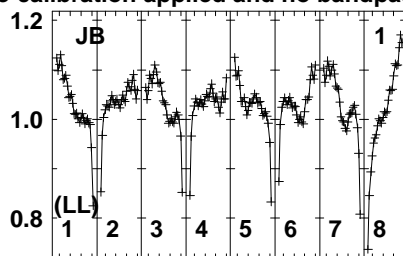
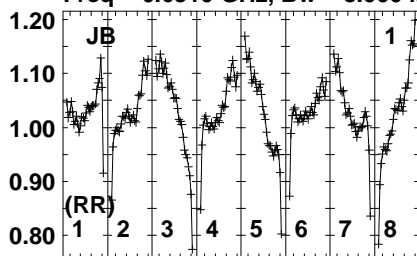
663 664 665 666 667 668 6688
FREQ MHz

Lower frame: Real Jy
Auto-corr total-power spectrum Antenna: *
Timerange: 00/12:25:00 to 00/12:27:00

Plot file version 85 created 21-NOV-2023 10:25:22

G23.389 RB010 1.UVDATA.1

Freq = 6.6310 GHz, Bw = 8.000 MH No calibration applied and no bandpass applied



663264664865666672686688
FREQ MHz

663264664865666672686688
FREQ MHz

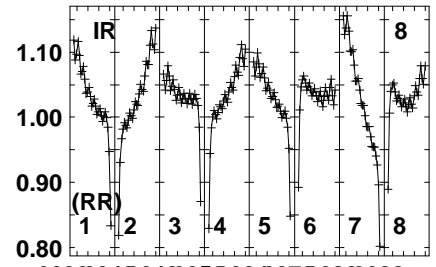
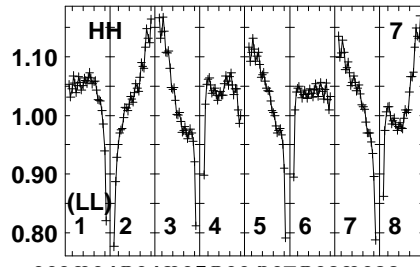
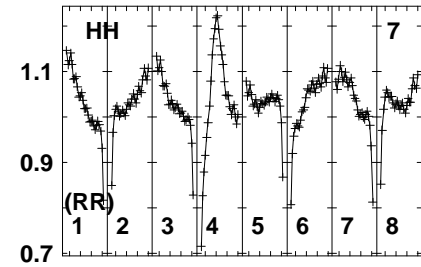
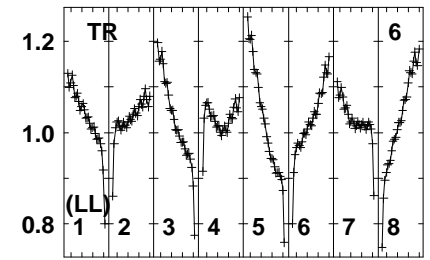
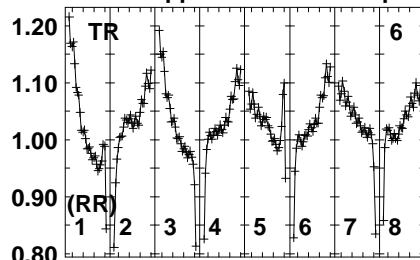
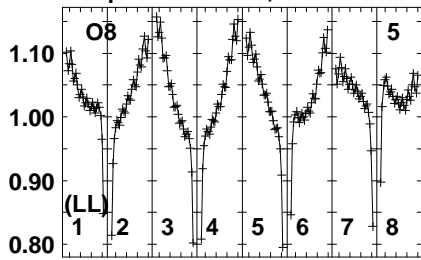
663264664865666672686688
FREQ MHz

Lower frame: Real Jy
Auto-corr total-power spectrum Antenna: *
Timerange: 00/12:27:01 to 00/12:29:59

Plot file version 86 created 21-NOV-2023 10:25:22

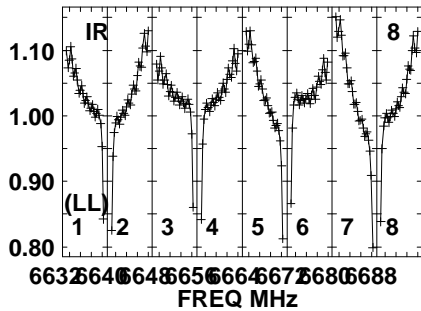
G23.389 RB010 1.UVDATA.1

Freq = 6.6310 GHz, Bw = 8.000 MH No calibration applied and no bandpass applied



663.564866486656664667.56806688
FREQ MHz

663.564866486656664667.56806688
FREQ MHz



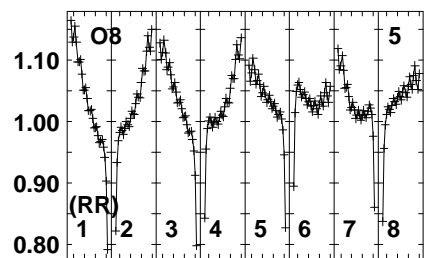
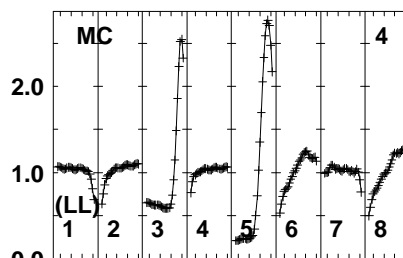
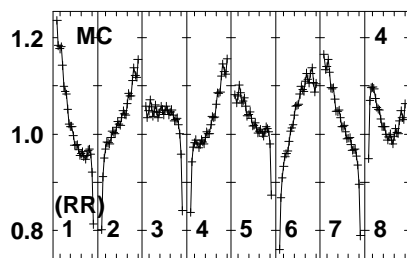
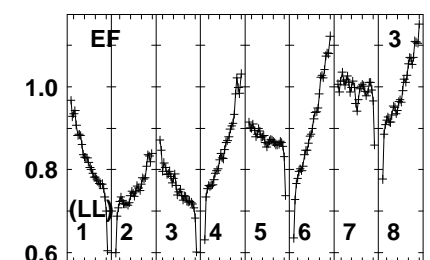
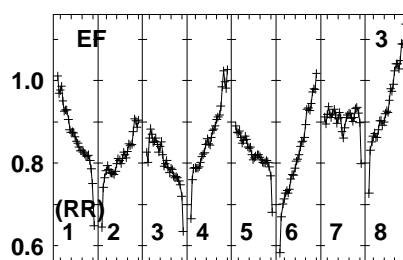
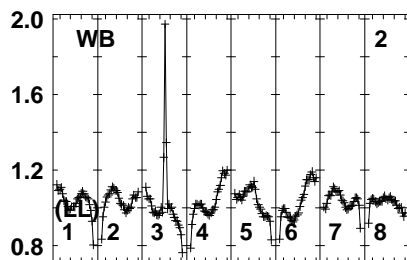
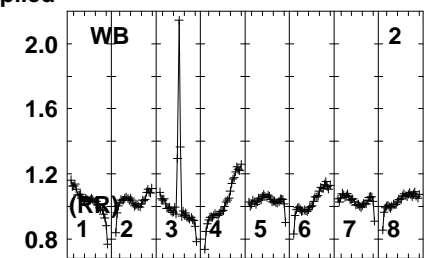
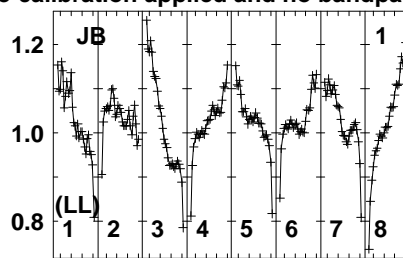
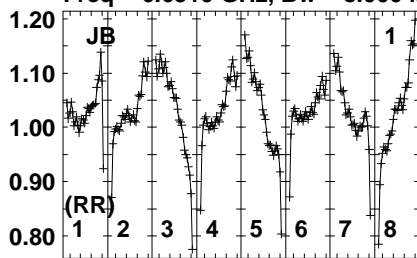
663.564866486656664667.56806688
FREQ MHz

Lower frame: Real Jy
Auto-corr total-power spectrum Antenna: *
Timerange: 00/12:27:01 to 00/12:29:59

Plot file version 87 created 21-NOV-2023 10:25:22

J1825-0737 RB010 1.UVDATA.1

Freq = 6.6310 GHz, Bw = 8.000 MH No calibration applied and no bandpass applied



663264664865666672686688
FREQ MHz

663264664865666672686688
FREQ MHz

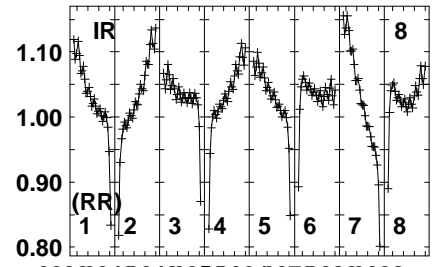
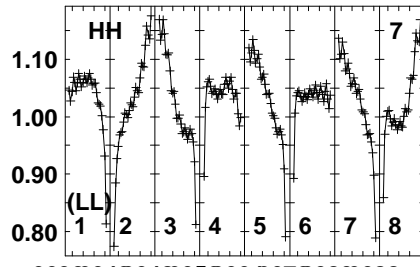
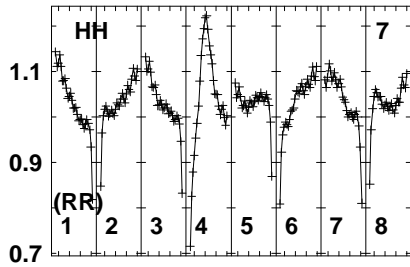
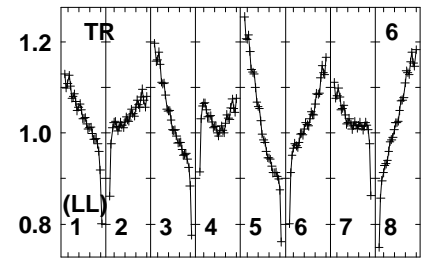
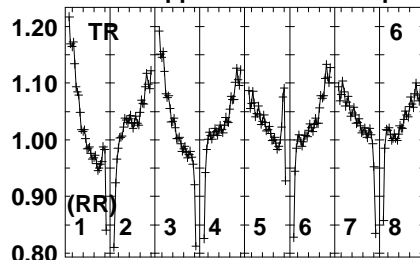
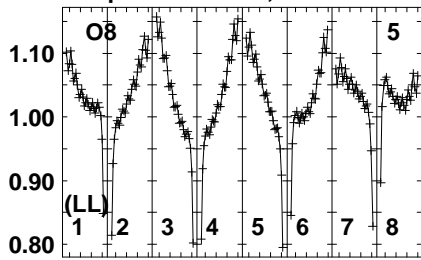
663264664865666672686688
FREQ MHz

Lower frame: Real Jy
Auto-corr total-power spectrum Antenna: *
Timerange: 00/12:30:41 to 00/12:32:40

Plot file version 88 created 21-NOV-2023 10:25:22

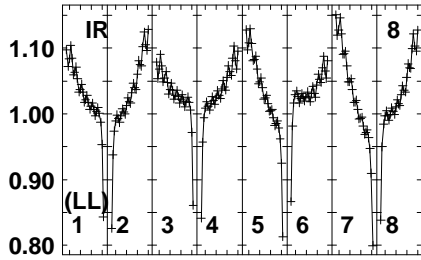
J1825-0737 RB010 1.UVDATA.1

Freq = 6.6310 GHz, Bw = 8.000 MH No calibration applied and no bandpass applied



663 664 665 666 667 668
FREQ MHz

663 664 665 666 667 668
FREQ MHz



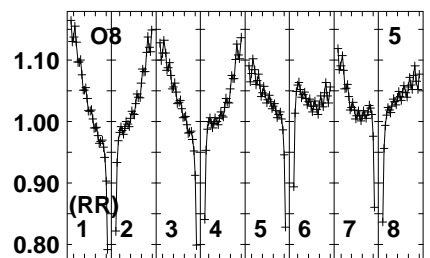
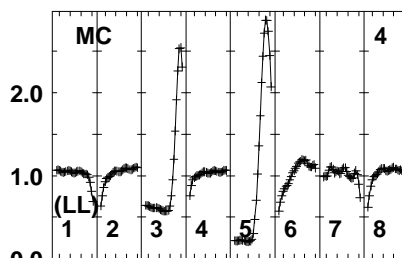
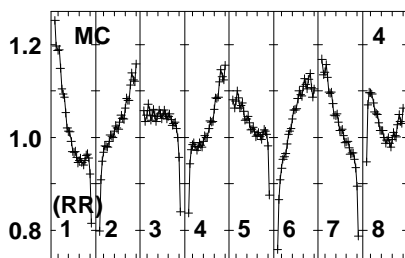
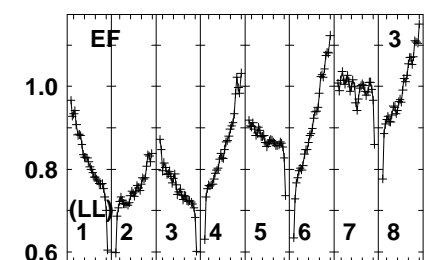
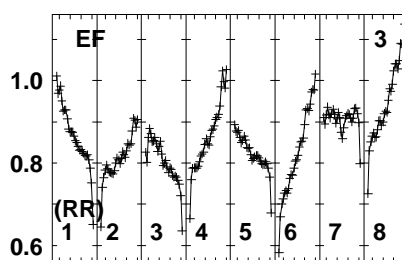
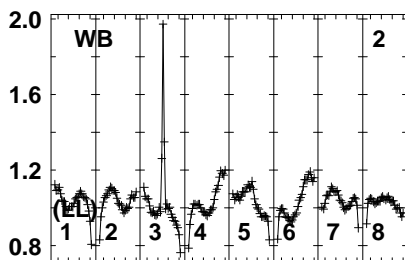
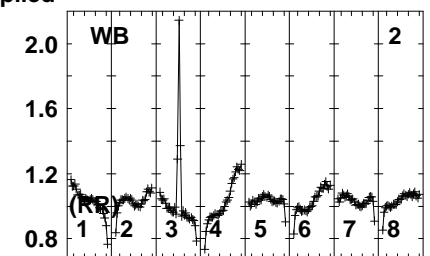
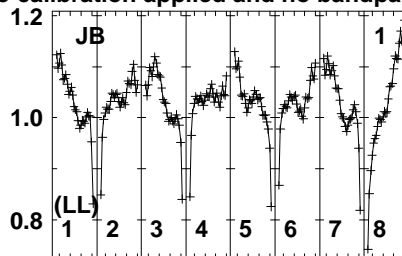
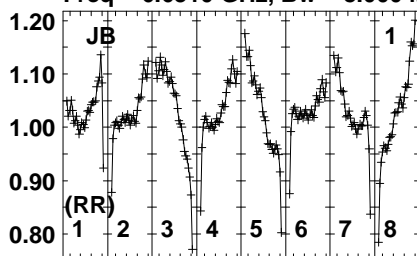
663 664 665 666 667 668
FREQ MHz

Lower frame: Real Jy
Auto-corr total-power spectrum Antenna: *
Timerange: 00/12:30:41 to 00/12:32:40

Plot file version 89 created 21-NOV-2023 10:25:22

J1743-0350 RB010 1.UVDATA.1

Freq = 6.6310 GHz, Bw = 8.000 MH No calibration applied and no bandpass applied



663264664865666672686688
FREQ MHz

663264664865666672686688
FREQ MHz

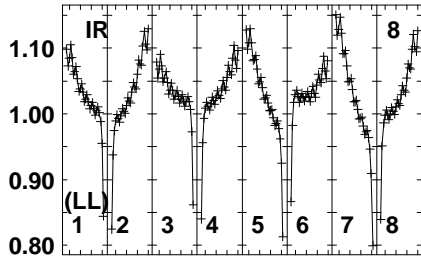
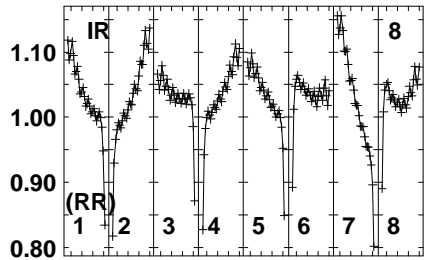
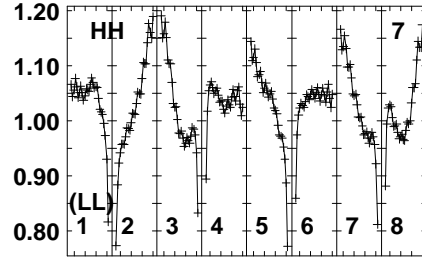
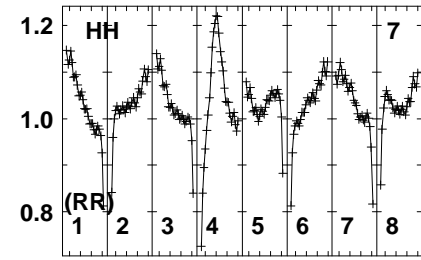
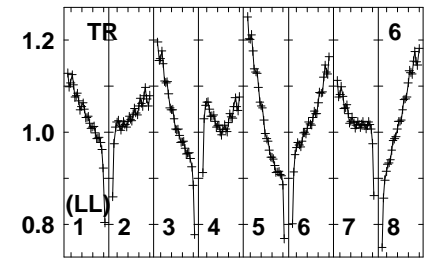
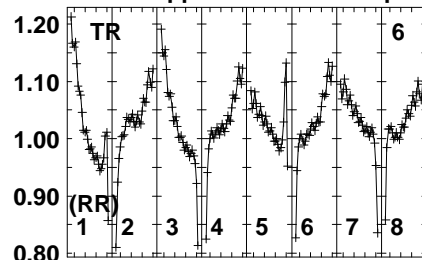
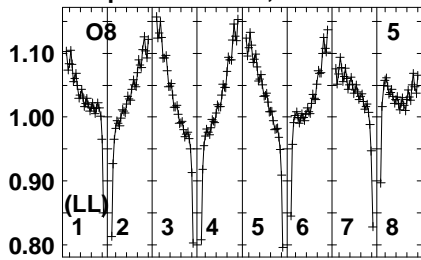
663264664865666672686688
FREQ MHz

Lower frame: Real Jy
Auto-corr total-power spectrum Antenna: *
Timerange: 00/12:33:40 to 00/12:37:39

Plot file version 90 created 21-NOV-2023 10:25:22

J1743-0350 RB010 1.UVDATA.1

Freq = 6.6310 GHz, Bw = 8.000 MH No calibration applied and no bandpass applied



663 664 665 666 667 668
FREQ MHz

663 664 665 666 667 668
FREQ MHz

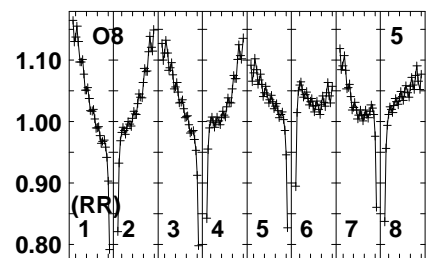
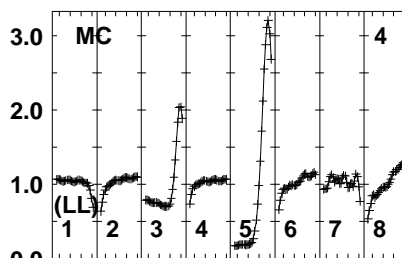
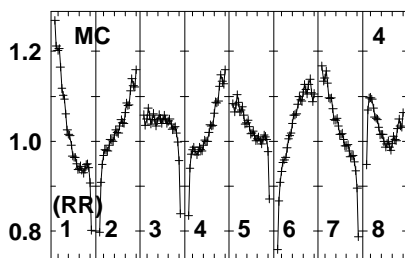
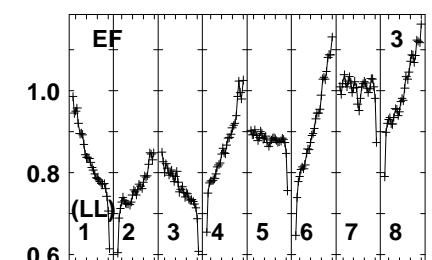
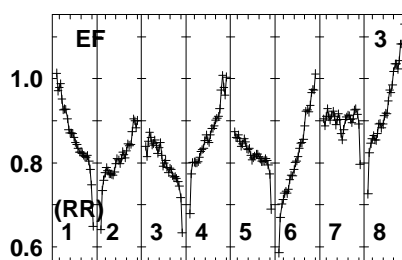
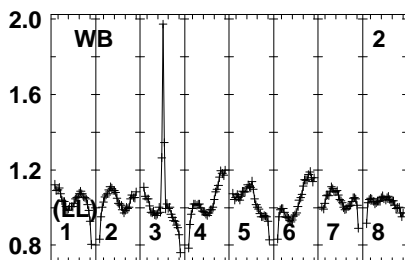
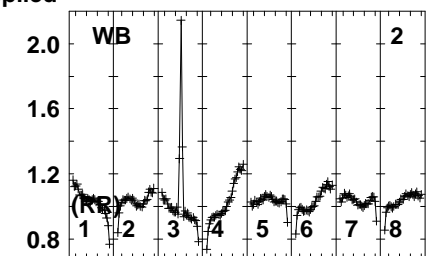
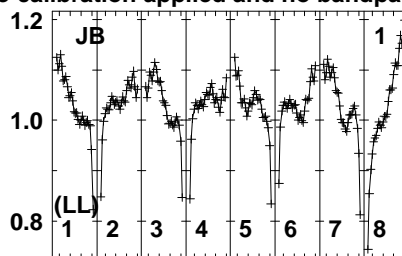
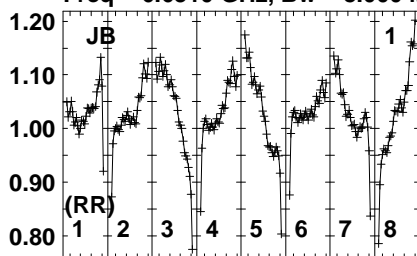
663 664 665 666 667 668
FREQ MHz

Lower frame: Real Jy
Auto-corr total-power spectrum Antenna: *
Timerange: 00/12:33:40 to 00/12:37:39

Plot file version 91 created 21-NOV-2023 10:25:22

J1825-0737 RB010 1.UVDATA.1

Freq = 6.6310 GHz, Bw = 8.000 MH No calibration applied and no bandpass applied



66326466486566666768688
FREQ MHz

66326466486566666768688
FREQ MHz

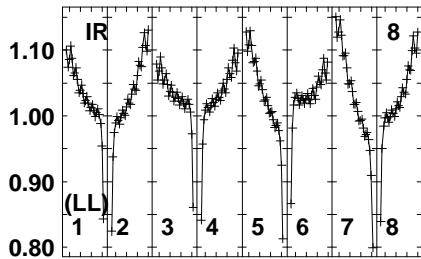
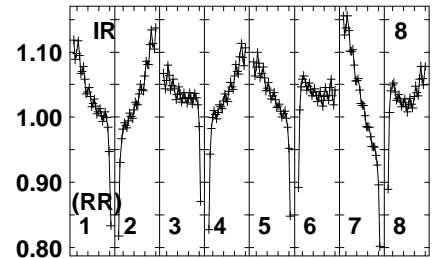
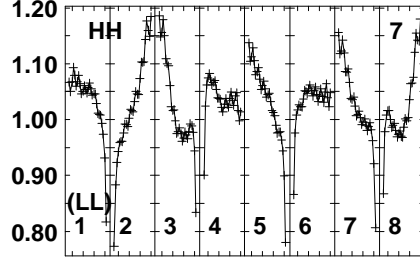
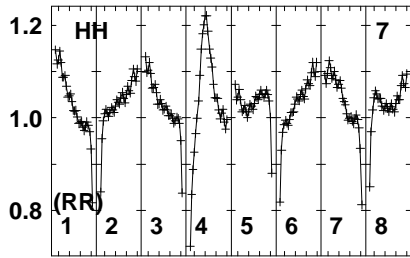
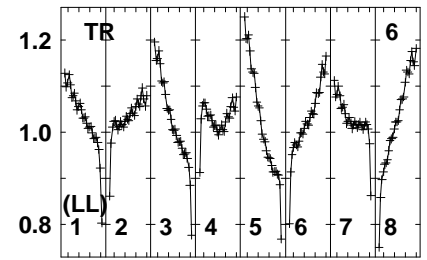
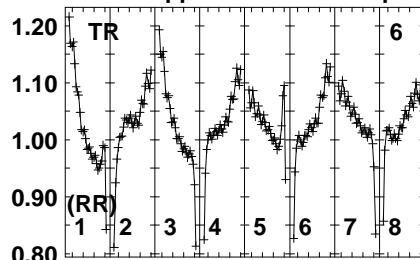
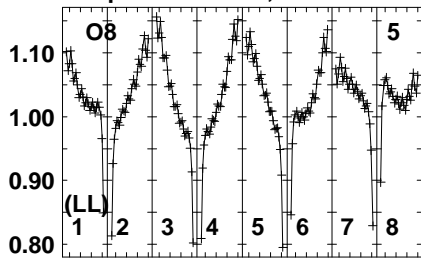
66326466486566666768688
FREQ MHz

Lower frame: Real Jy
Auto-corr total-power spectrum Antenna: *
Timerange: 00/12:38:40 to 00/12:40:40

Plot file version 92 created 21-NOV-2023 10:25:22

J1825-0737 RB010 1.UVDATA.1

Freq = 6.6310 GHz, Bw = 8.000 MH No calibration applied and no bandpass applied



663 664 665 666 667 668
FREQ MHz

663 664 665 666 667 668
FREQ MHz

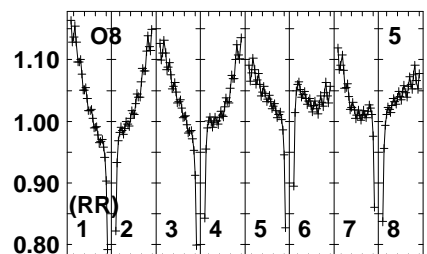
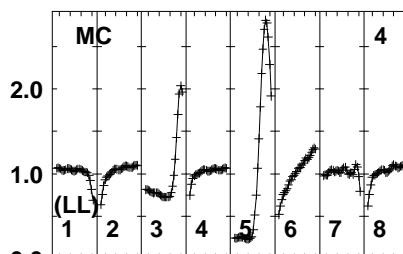
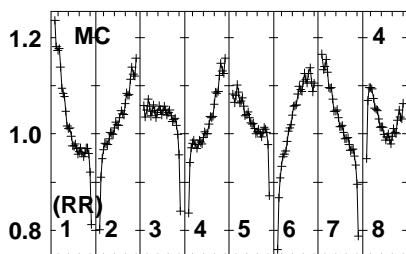
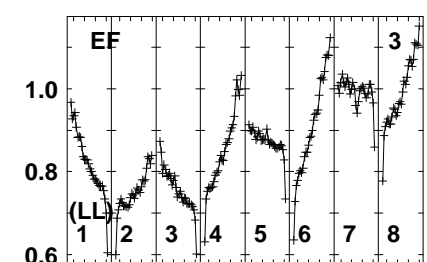
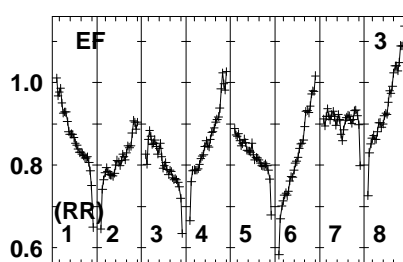
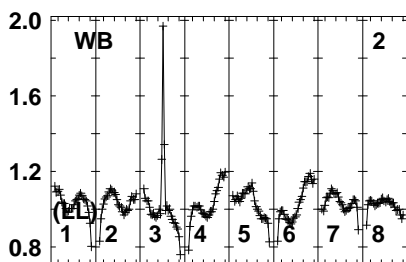
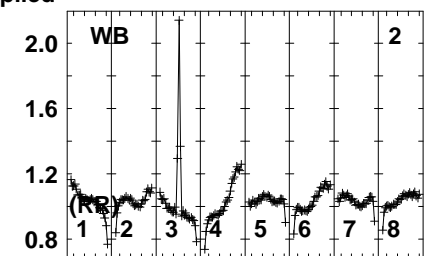
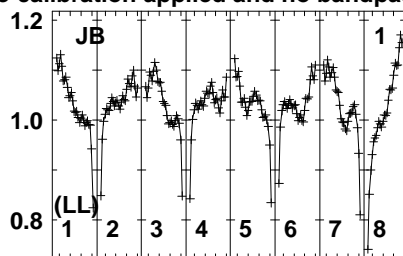
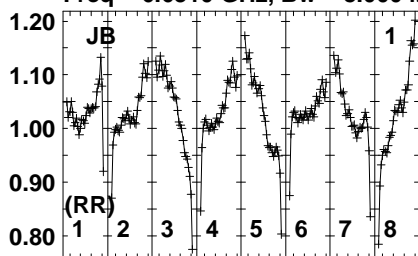
663 664 665 666 667 668
FREQ MHz

Lower frame: Real Jy
Auto-corr total-power spectrum Antenna: *
Timerange: 00/12:38:40 to 00/12:40:40

Plot file version 93 created 21-NOV-2023 10:25:22

G23.389 RB010 1.UVDATA.1

Freq = 6.6310 GHz, Bw = 8.000 MH No calibration applied and no bandpass applied



663.6 648.6 664.8 665.6 666.4 667.2 668.0 668.8
FREQ MHz

663.6 648.6 664.8 665.6 666.4 667.2 668.0 668.8
FREQ MHz

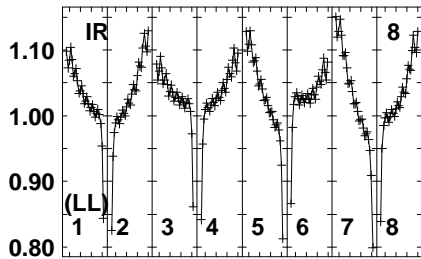
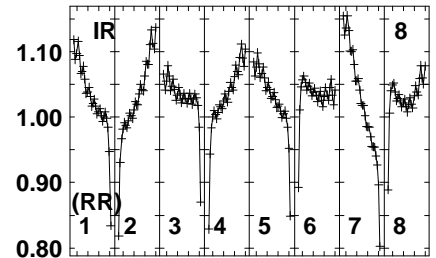
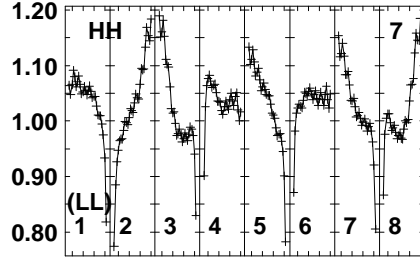
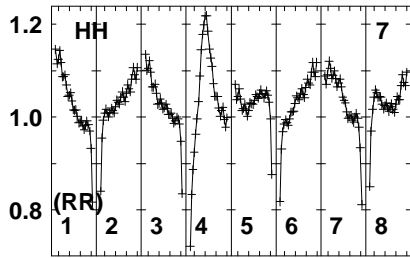
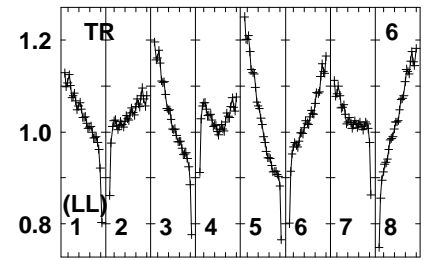
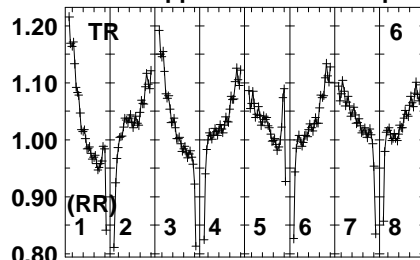
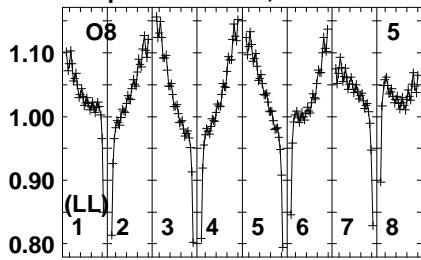
663.6 648.6 664.8 665.6 666.4 667.2 668.0 668.8
FREQ MHz

Lower frame: Real Jy
Auto-corr total-power spectrum Antenna: *
Timerange: 00/12:40:40 to 00/12:43:39

Plot file version 94 created 21-NOV-2023 10:25:23

G23.389 RB010 1.UVDATA.1

Freq = 6.6310 GHz, Bw = 8.000 MH No calibration applied and no bandpass applied



663 664 665 666 667 668
FREQ MHz

663 664 665 666 667 668
FREQ MHz

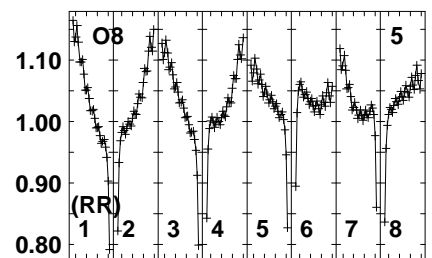
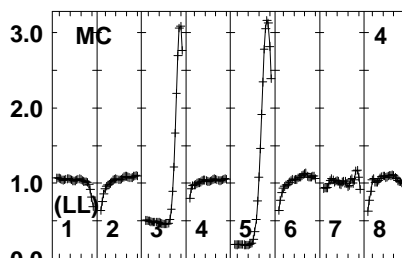
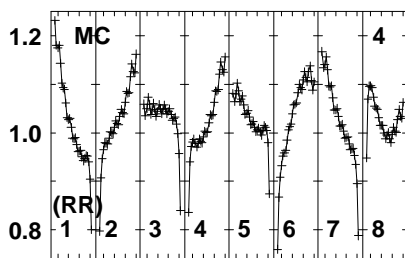
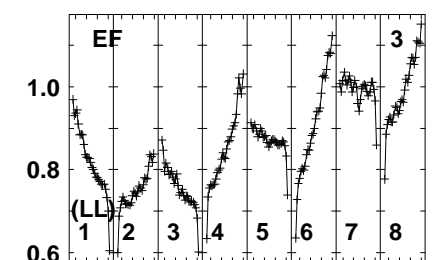
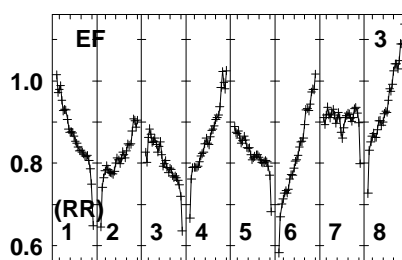
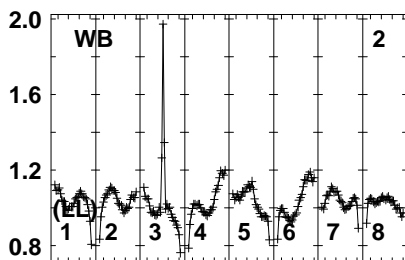
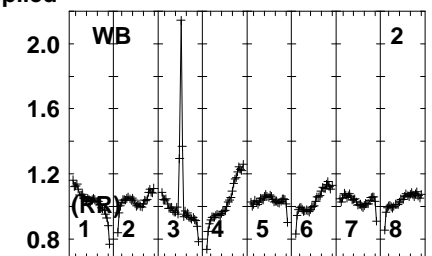
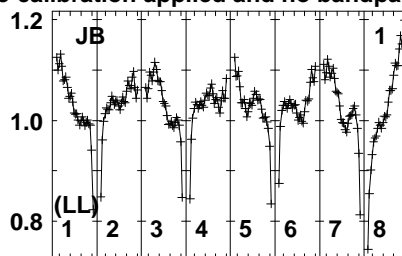
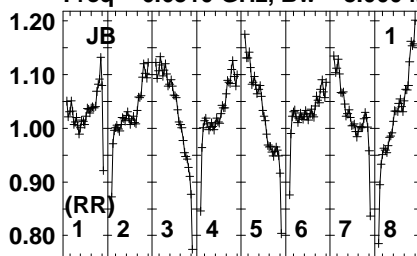
663 664 665 666 667 668
FREQ MHz

Lower frame: Real Jy
Auto-corr total-power spectrum Antenna: *
Timerange: 00/12:40:40 to 00/12:43:39

Plot file version 95 created 21-NOV-2023 10:25:23

J1825-0737 RB010 1.UVDATA.1

Freq = 6.6310 GHz, Bw = 8.000 MH No calibration applied and no bandpass applied



663.64 664.8 665.6 666.4 667.2 668.0
FREQ MHz

663.64 664.8 665.6 666.4 667.2 668.0
FREQ MHz

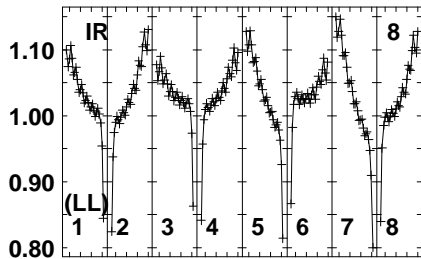
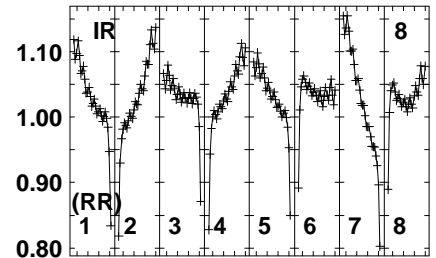
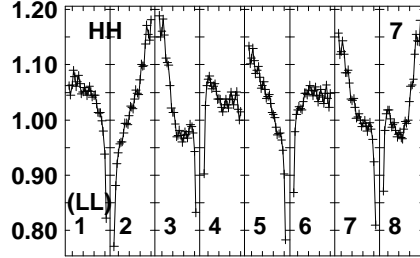
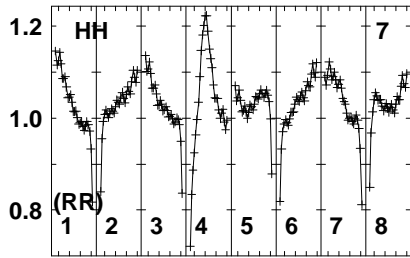
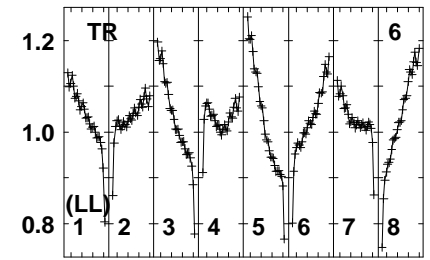
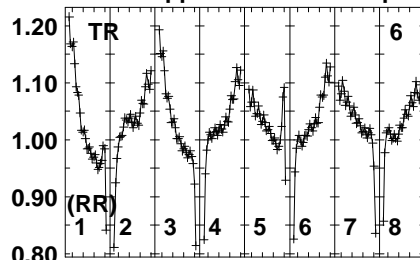
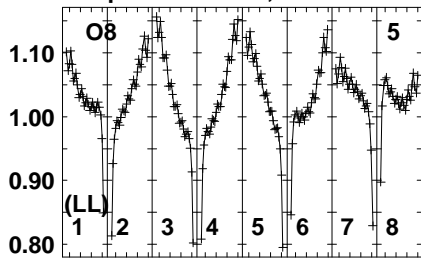
663.64 664.8 665.6 666.4 667.2 668.0
FREQ MHz

Lower frame: Real Jy
Auto-corr total-power spectrum Antenna: *
Timerange: 00/12:43:40 to 00/12:45:39

Plot file version 96 created 21-NOV-2023 10:25:23

J1825-0737 RB010 1.UVDATA.1

Freq = 6.6310 GHz, Bw = 8.000 MH No calibration applied and no bandpass applied



663 664 665 666 667 668
FREQ MHz

663 664 665 666 667 668
FREQ MHz

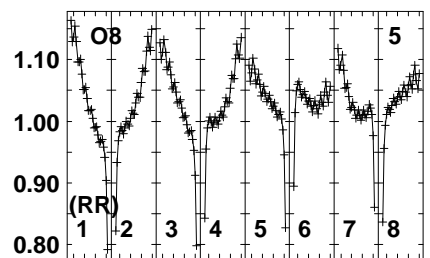
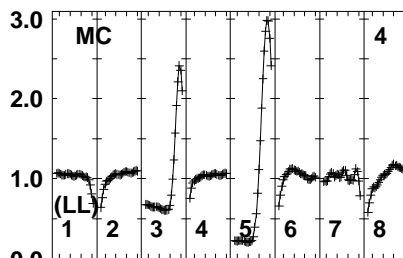
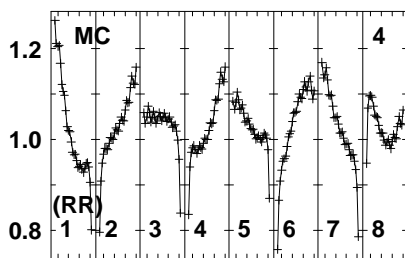
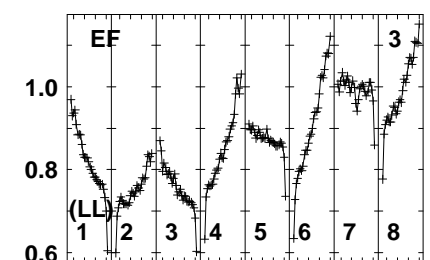
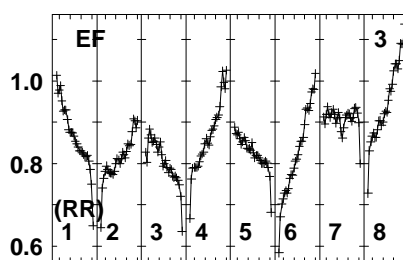
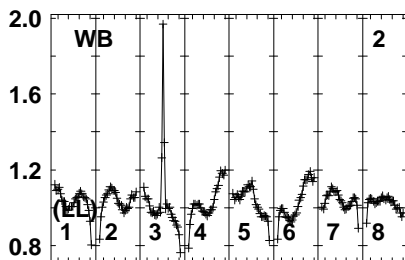
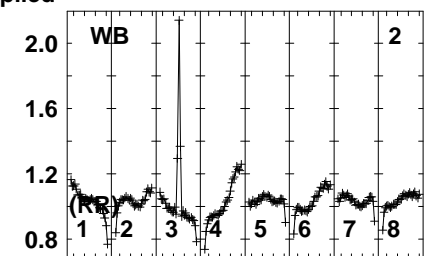
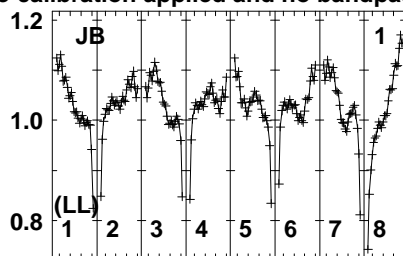
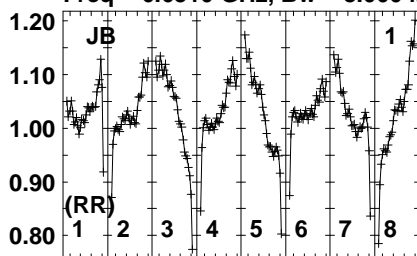
663 664 665 666 667 668
FREQ MHz

Lower frame: Real Jy
Auto-corr total-power spectrum Antenna: *
Timerange: 00/12:43:40 to 00/12:45:39

Plot file version 97 created 21-NOV-2023 10:25:23

G23.389 RB010 1.UVDATA.1

Freq = 6.6310 GHz, Bw = 8.000 MH No calibration applied and no bandpass applied



663.264 664.865 666.467 668.0688
FREQ MHz

663.264 664.865 666.467 668.0688
FREQ MHz

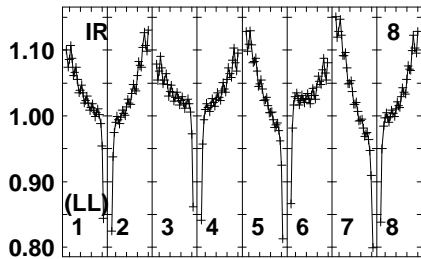
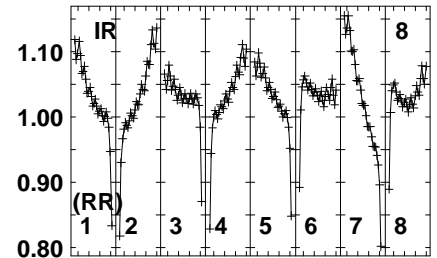
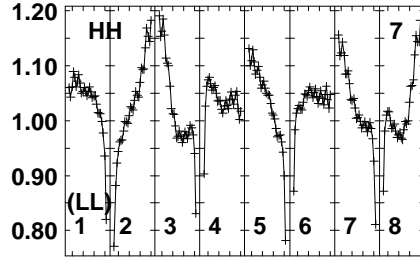
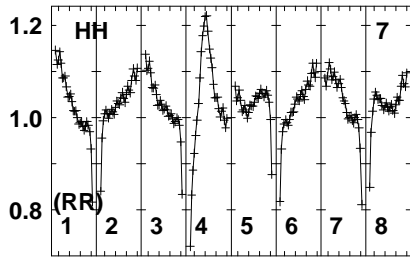
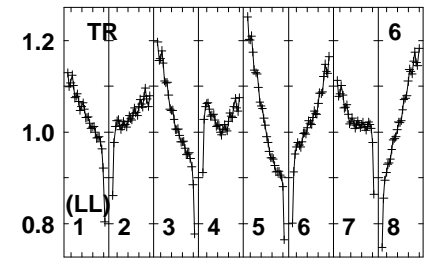
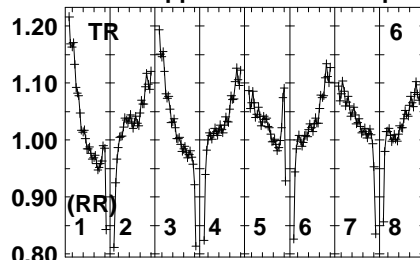
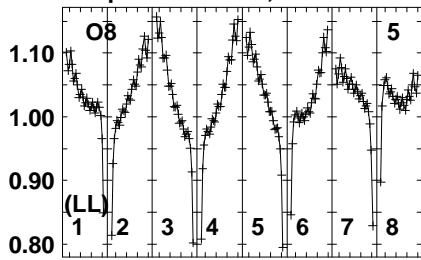
663.264 664.865 666.467 668.0688
FREQ MHz

Lower frame: Real Jy
Auto-corr total-power spectrum Antenna: *
Timerange: 00/12:45:40 to 00/12:48:40

Plot file version 98 created 21-NOV-2023 10:25:23

G23.389 RB010 1.UVDATA.1

Freq = 6.6310 GHz, Bw = 8.000 MH No calibration applied and no bandpass applied



663 664 665 666 667 668 6688
FREQ MHz

663 664 665 666 667 668 6688
FREQ MHz

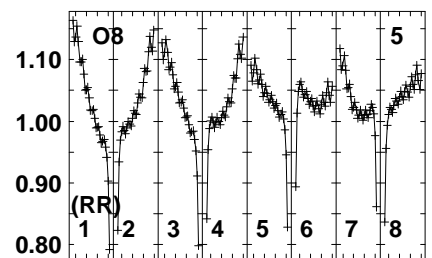
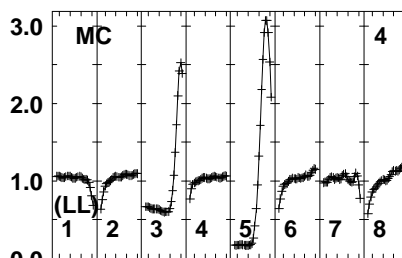
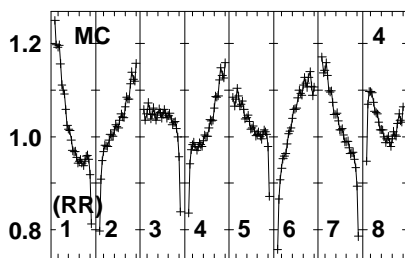
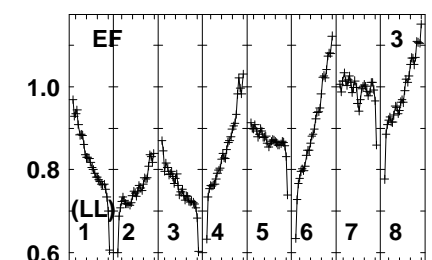
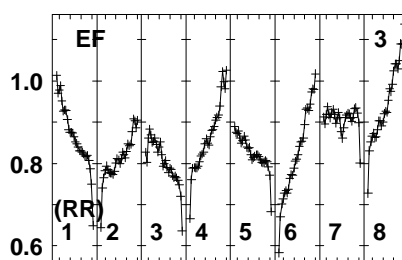
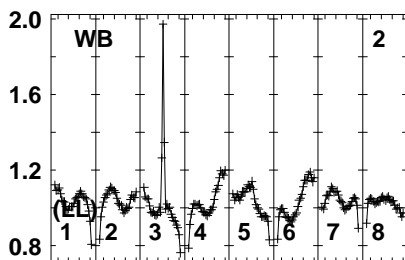
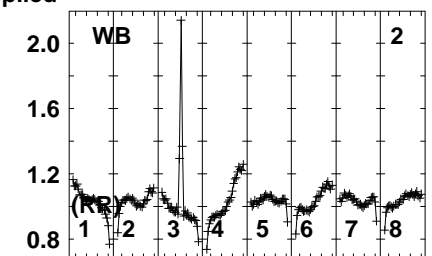
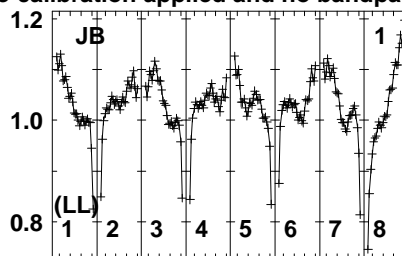
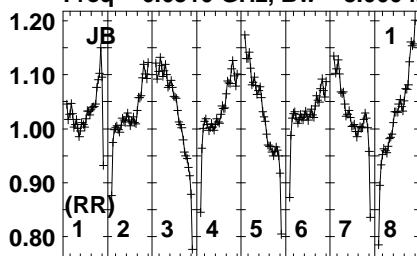
663 664 665 666 667 668 6688
FREQ MHz

Lower frame: Real Jy
Auto-corr total-power spectrum Antenna: *
Timerange: 00/12:45:40 to 00/12:48:40

Plot file version 99 created 21-NOV-2023 10:25:23

J1825-0737 RB010 1.UVDATA.1

Freq = 6.6310 GHz, Bw = 8.000 MH No calibration applied and no bandpass applied



663264664865666672686688
FREQ MHz

663264664865666672686688
FREQ MHz

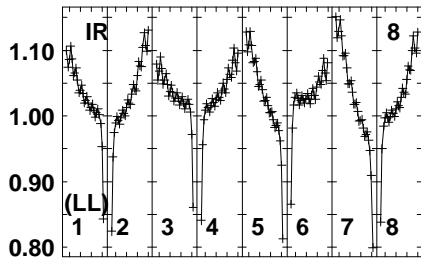
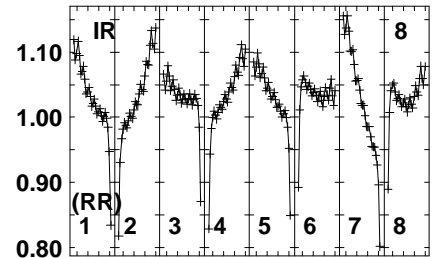
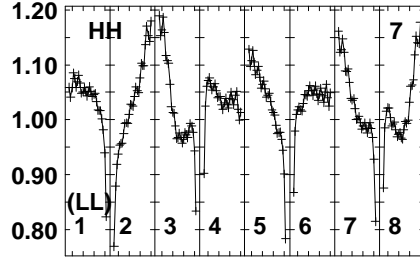
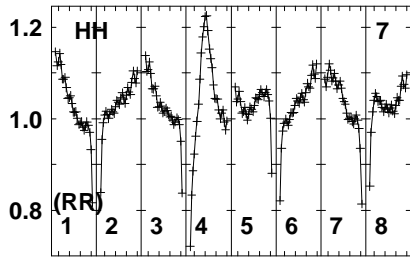
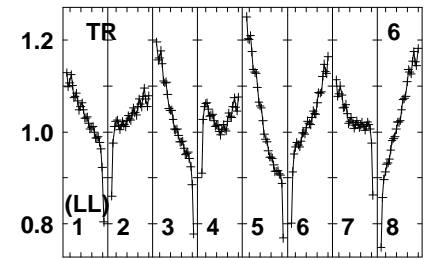
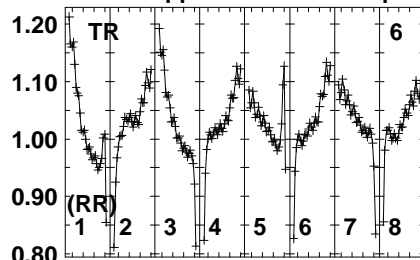
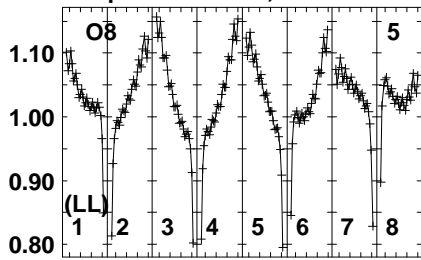
663264664865666672686688
FREQ MHz

Lower frame: Real Jy
Auto-corr total-power spectrum Antenna: *
Timerange: 00/12:49:20 to 00/12:51:20

Plot file version 100 created 21-NOV-2023 10:25:23

J1825-0737 RB010 1.UVDATA.1

Freq = 6.6310 GHz, Bw = 8.000 MH No calibration applied and no bandpass applied



663 664 665 666 667 668
FREQ MHz

663 664 665 666 667 668
FREQ MHz

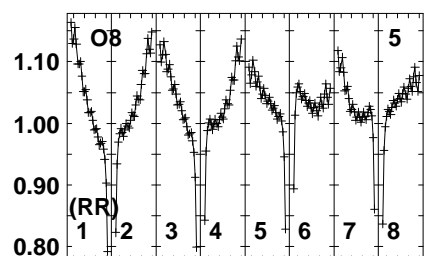
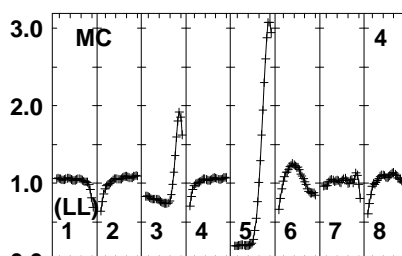
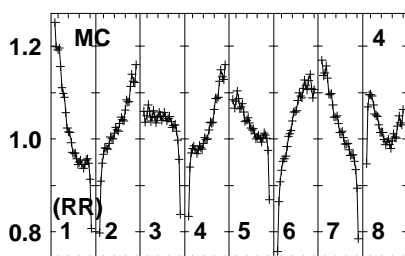
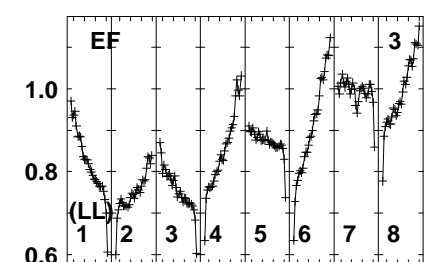
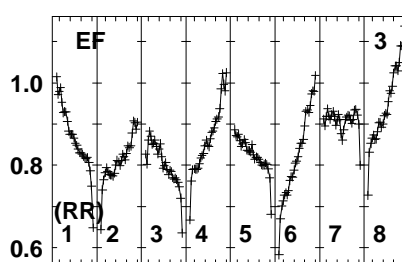
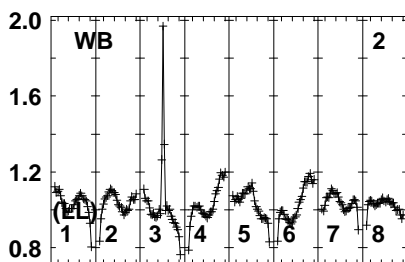
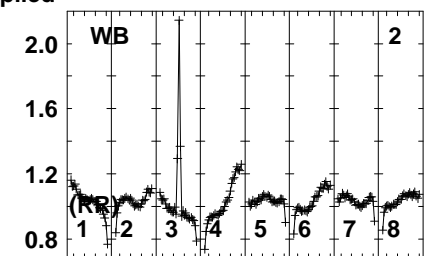
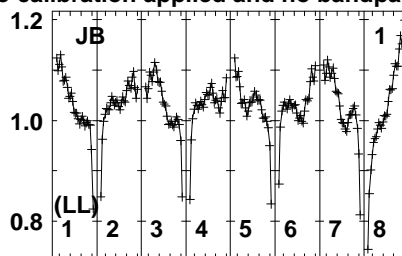
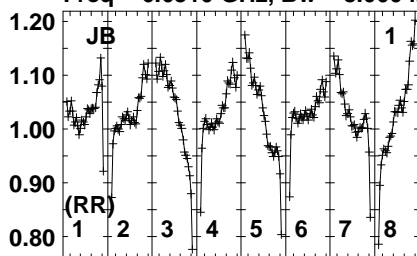
663 664 665 666 667 668
FREQ MHz

Lower frame: Real Jy
Auto-corr total-power spectrum Antenna: *
Timerange: 00/12:49:20 to 00/12:51:20

Plot file version 101 created 21-NOV-2023 10:25:23

G23.389 RB010 1.UVDATA.1

Freq = 6.6310 GHz, Bw = 8.000 MH No calibration applied and no bandpass applied



663.264 664.865 666.466 667.868 668.8
FREQ MHz

663.264 664.865 666.466 667.868 668.8
FREQ MHz

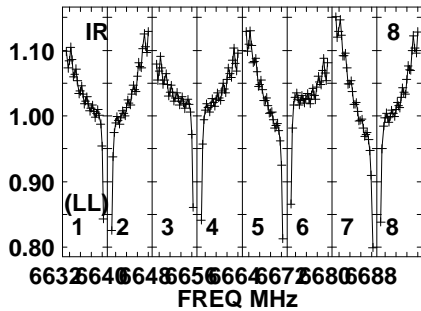
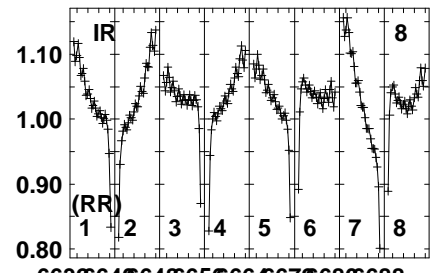
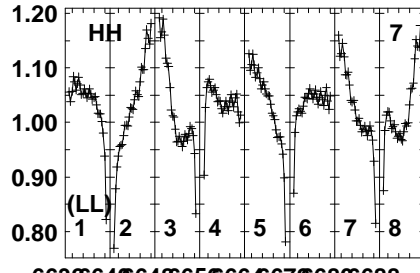
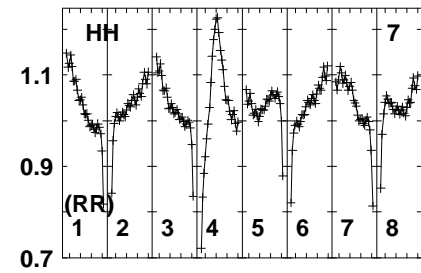
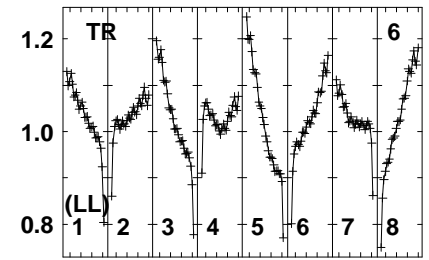
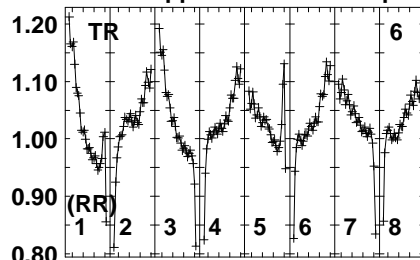
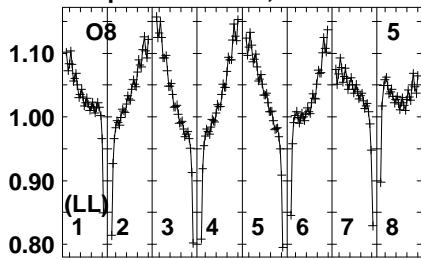
663.264 664.865 666.466 667.868 668.8
FREQ MHz

Lower frame: Real Jy
Auto-corr total-power spectrum Antenna: *
Timerange: 00/12:51:21 to 00/12:54:19

Plot file version 102 created 21-NOV-2023 10:25:23

G23.389 RB010 1.UVDATA.1

Freq = 6.6310 GHz, Bw = 8.000 MH No calibration applied and no bandpass applied



663 664 665 666 667 668
FREQ MHz

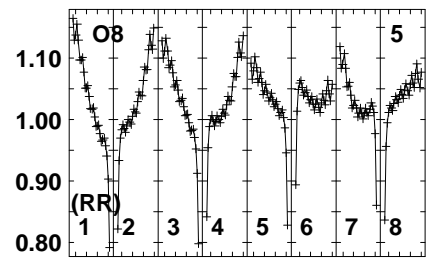
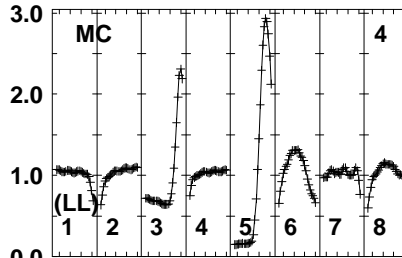
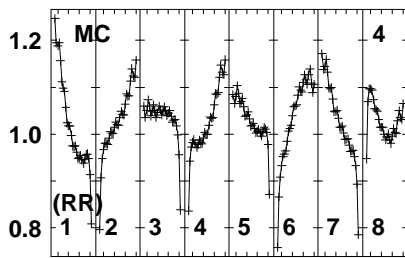
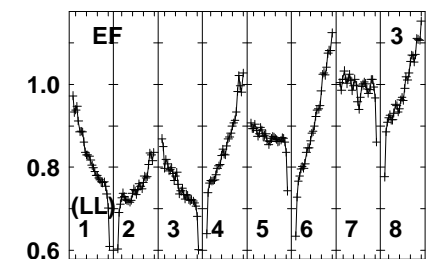
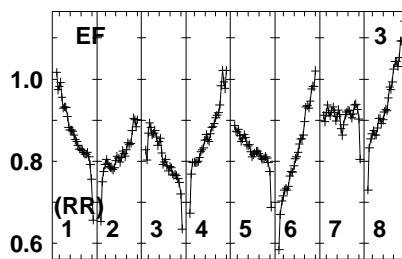
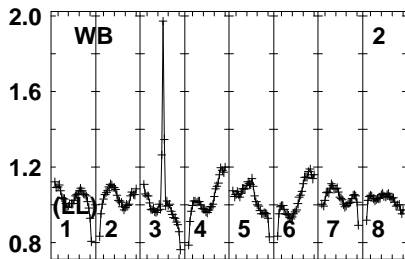
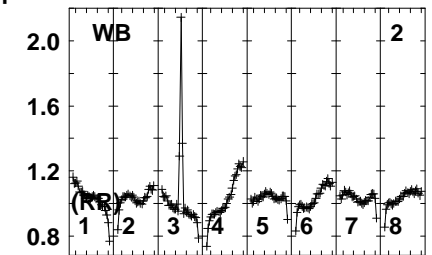
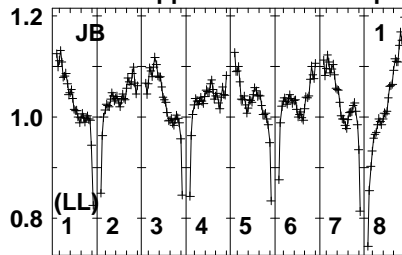
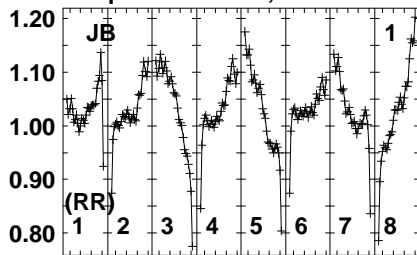
663 664 665 666 667 668
FREQ MHz

Lower frame: Real Jy
Auto-corr total-power spectrum Antenna: *
Timerange: 00/12:51:21 to 00/12:54:19

Plot file version 103 created 21-NOV-2023 10:25:23

J1825-0737 RB010 1.UVDATA.1

Freq = 6.6310 GHz, Bw = 8.000 MH No calibration applied and no bandpass applied



663.264 664.865 666.467 668.0688
FREQ MHz

663.264 664.865 666.467 668.0688
FREQ MHz

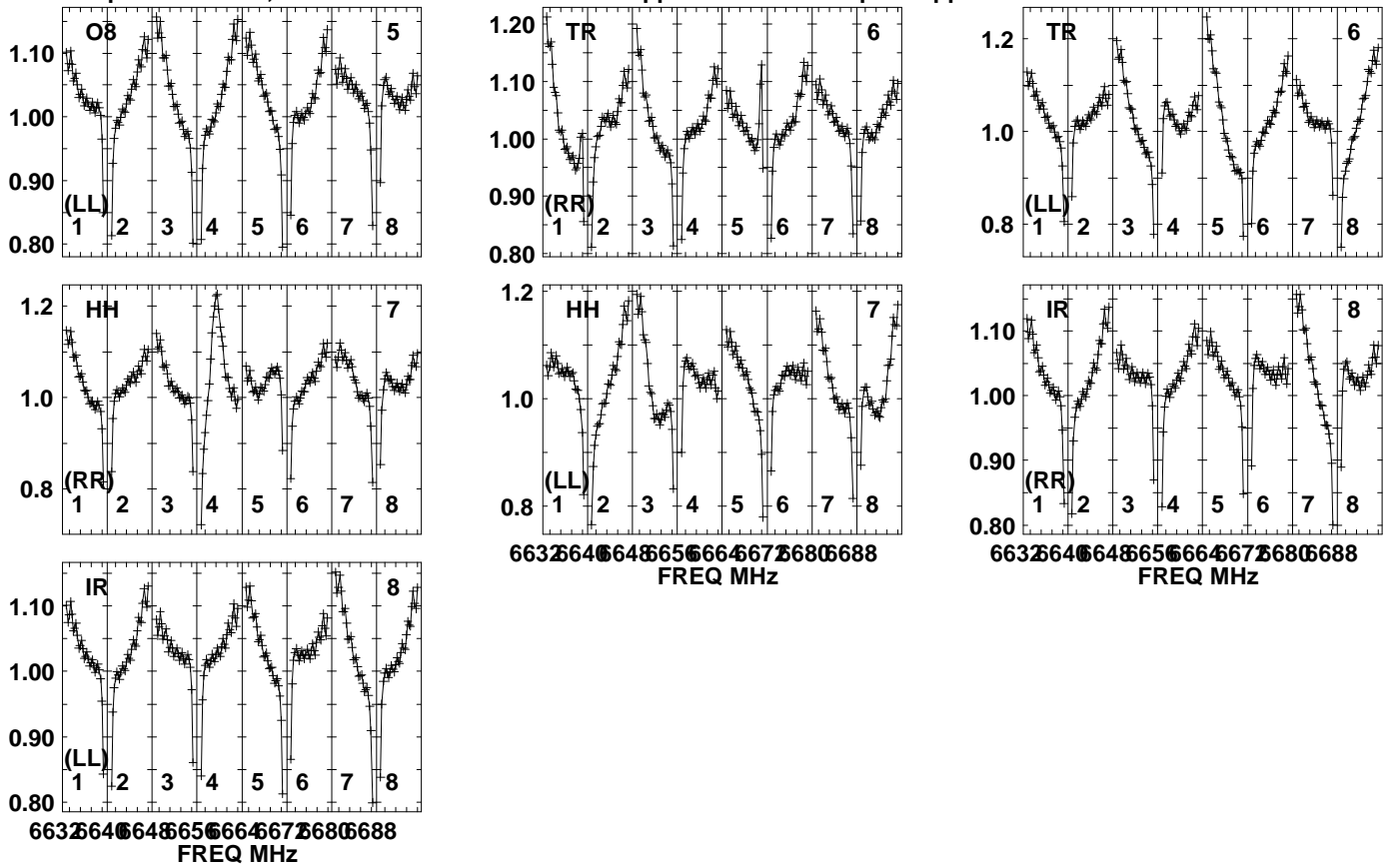
663.264 664.865 666.467 668.0688
FREQ MHz

Lower frame: Real Jy
Auto-corr total-power spectrum Antenna: *
Timerange: 00/12:54:20 to 00/12:56:20

Plot file version 104 created 21-NOV-2023 10:25:24

J1825-0737 RB010 1.UVDATA.1

Freq = 6.6310 GHz, Bw = 8.000 MH No calibration applied and no bandpass applied

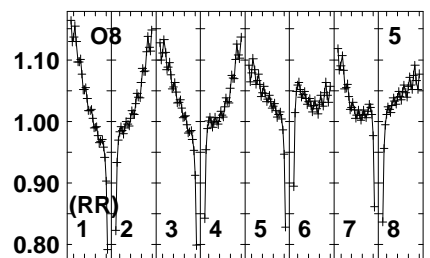
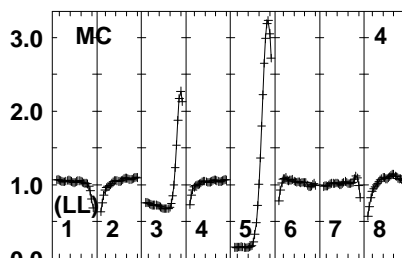
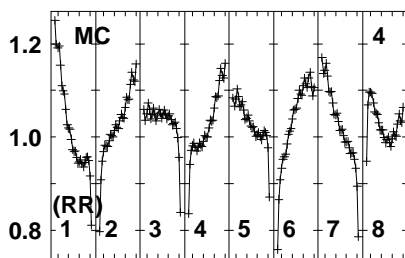
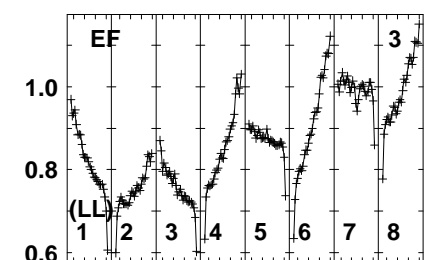
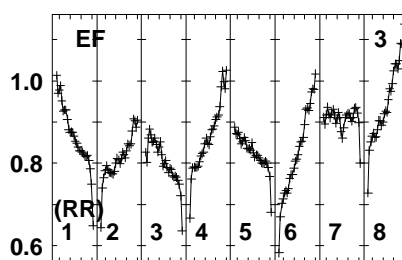
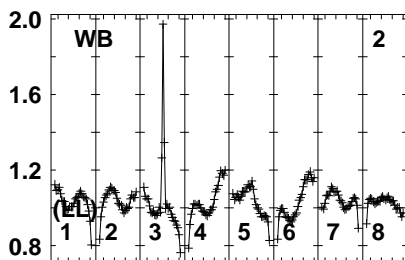
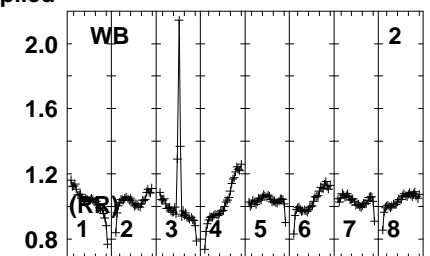
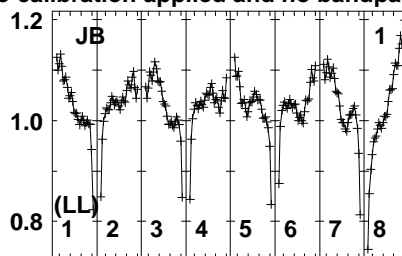
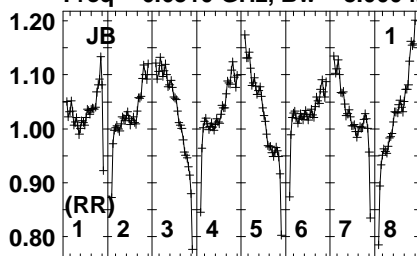


Lower frame: Real Jy
Auto-corr total-power spectrum Antenna: *
Timerange: 00/12:54:20 to 00/12:56:20

Plot file version 105 created 21-NOV-2023 10:25:24

G23.389 RB010 1.UVDATA.1

Freq = 6.6310 GHz, Bw = 8.000 MH No calibration applied and no bandpass applied



663264664865666667686688
FREQ MHz

663264664865666667686688
FREQ MHz

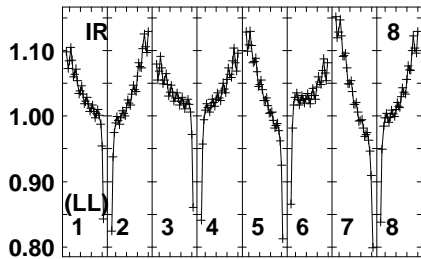
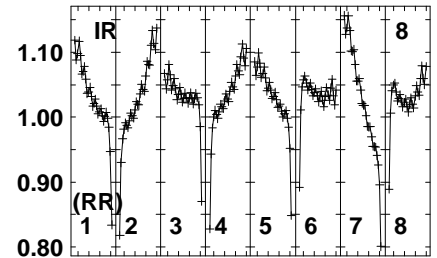
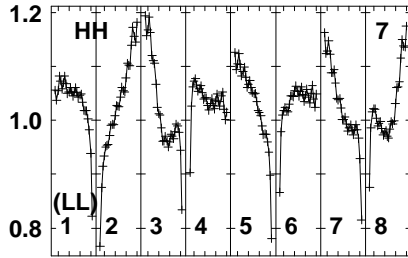
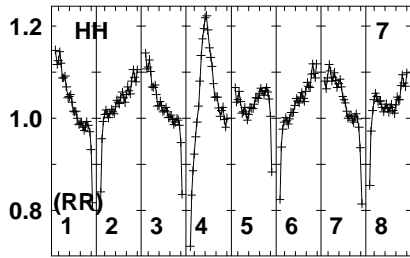
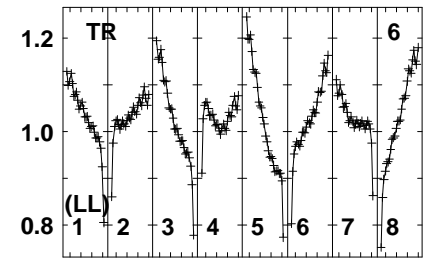
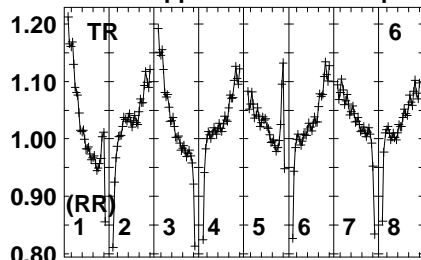
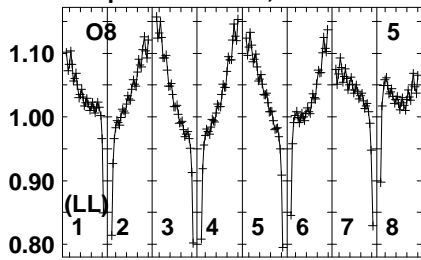
663264664865666667686688
FREQ MHz

Lower frame: Real Jy
Auto-corr total-power spectrum Antenna: *
Timerange: 00/12:56:21 to 00/12:59:19

Plot file version 106 created 21-NOV-2023 10:25:24

G23.389 RB010 1.UVDATA.1

Freq = 6.6310 GHz, Bw = 8.000 MH No calibration applied and no bandpass applied



663 664 665 666 667 668 6688
FREQ MHz

663 664 665 666 667 668 6688
FREQ MHz

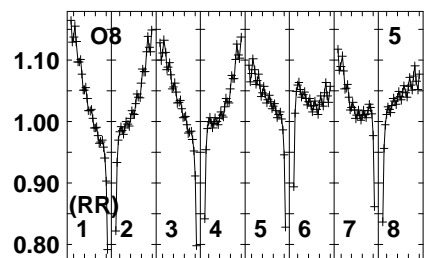
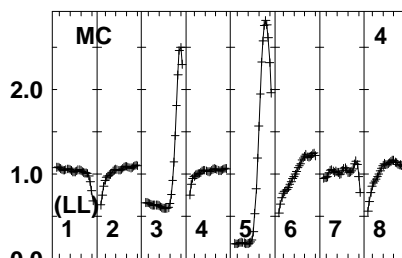
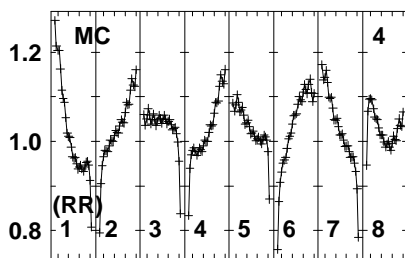
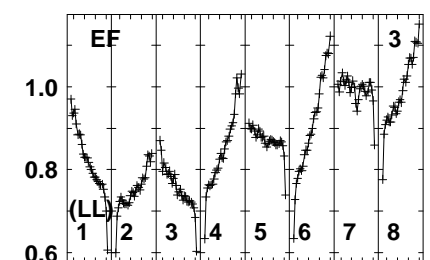
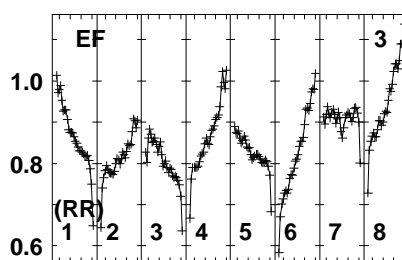
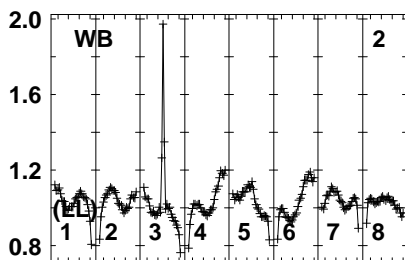
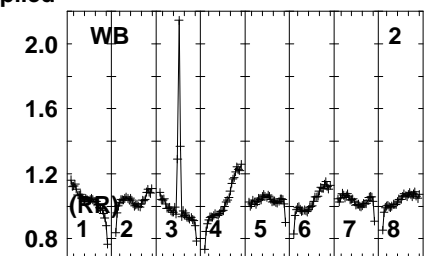
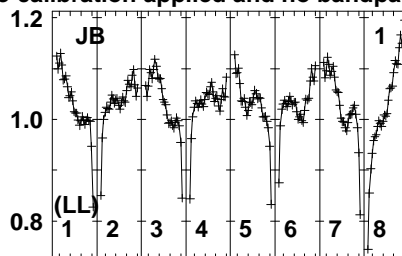
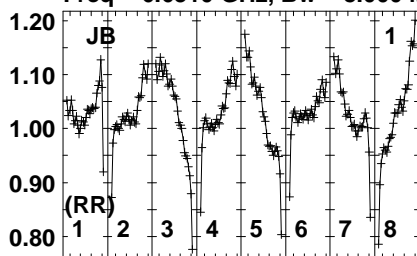
663 664 665 666 667 668 6688
FREQ MHz

Lower frame: Real Jy
Auto-corr total-power spectrum Antenna: *
Timerange: 00/12:56:21 to 00/12:59:19

Plot file version 107 created 21-NOV-2023 10:25:24

J1825-0737 RB010 1.UVDATA.1

Freq = 6.6310 GHz, Bw = 8.000 MH No calibration applied and no bandpass applied



663264664865666672686688
FREQ MHz

663264664865666672686688
FREQ MHz

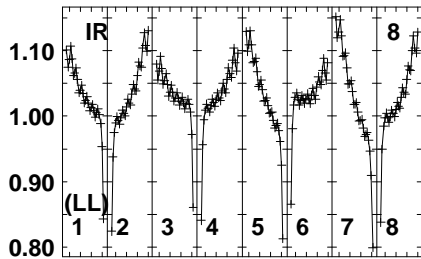
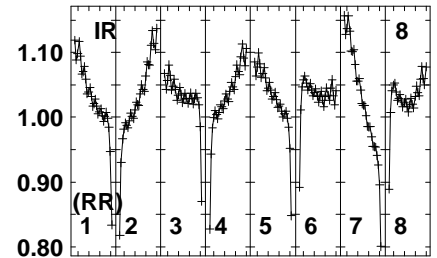
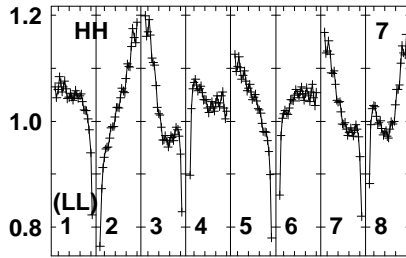
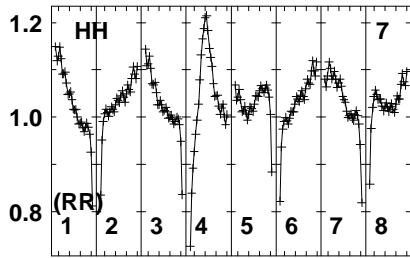
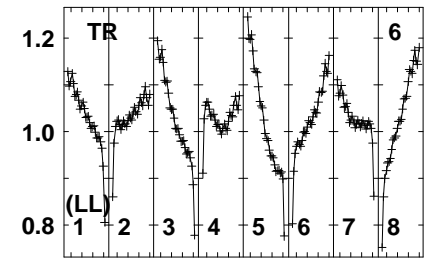
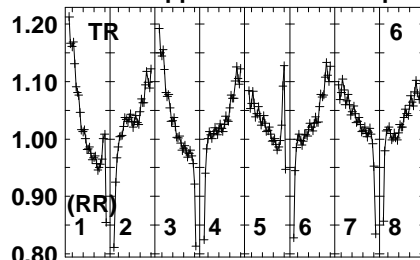
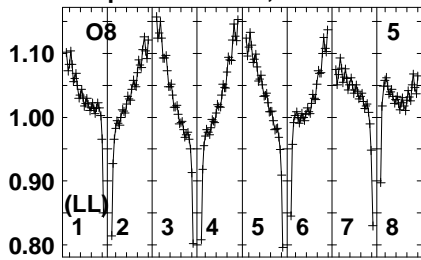
663264664865666672686688
FREQ MHz

Lower frame: Real Jy
Auto-corr total-power spectrum Antenna: *
Timerange: 00/13:00:01 to 00/13:02:00

Plot file version 108 created 21-NOV-2023 10:25:24

J1825-0737 RB010 1.UVDATA.1

Freq = 6.6310 GHz, Bw = 8.000 MH No calibration applied and no bandpass applied



663.264 664.865 666.467 668.0688
FREQ MHz

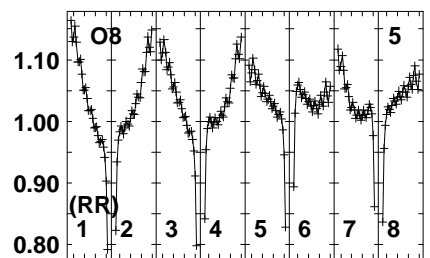
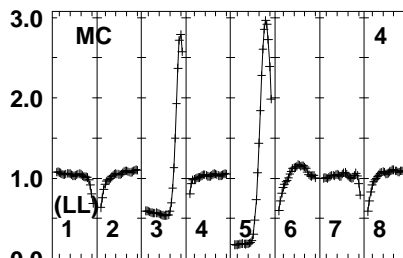
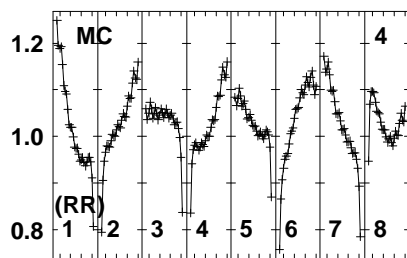
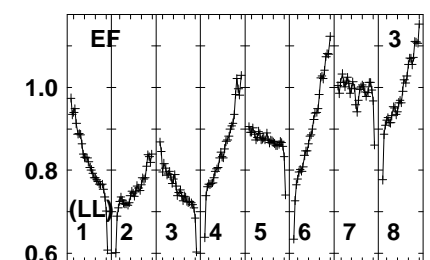
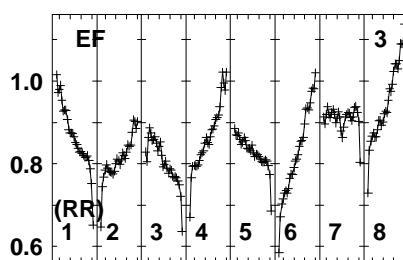
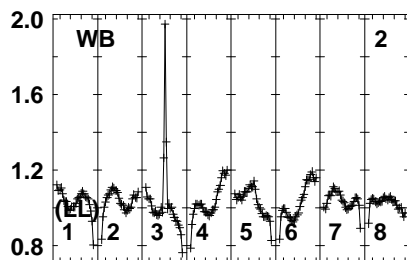
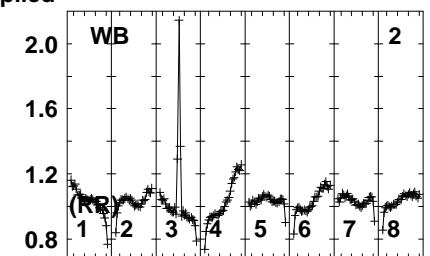
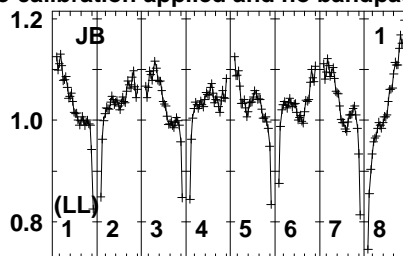
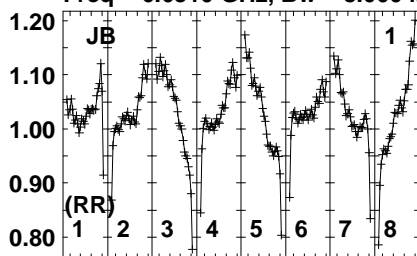
663.264 664.865 666.467 668.0688
FREQ MHz

Lower frame: Real Jy
Auto-corr total-power spectrum Antenna: *
Timerange: 00/13:00:01 to 00/13:02:00

Plot file version 109 created 21-NOV-2023 10:25:24

G23.389 RB010 1.UVDATA.1

Freq = 6.6310 GHz, Bw = 8.000 MH No calibration applied and no bandpass applied



663.264 664.865 666.466 667.868 668.8
FREQ MHz

663.264 664.865 666.466 667.868 668.8
FREQ MHz

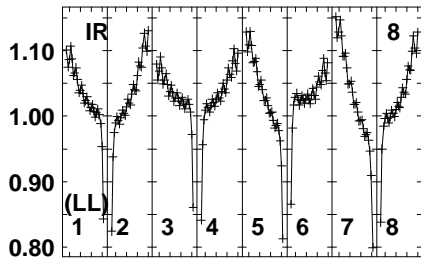
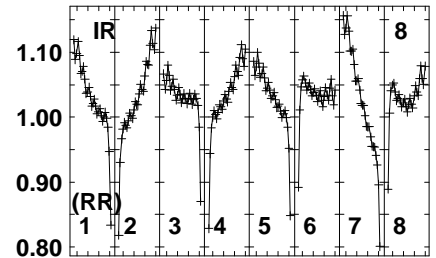
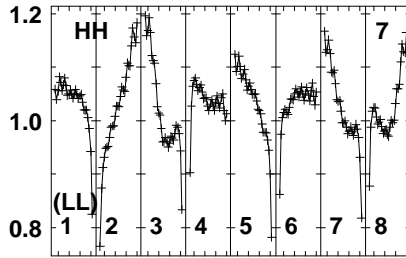
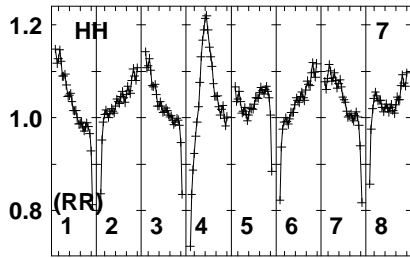
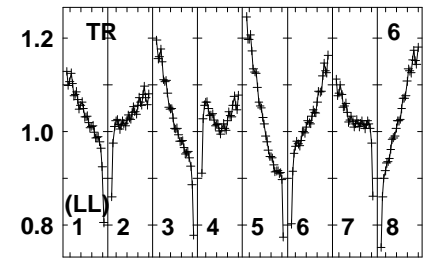
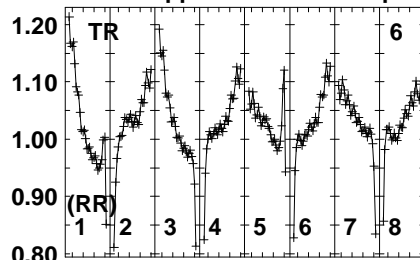
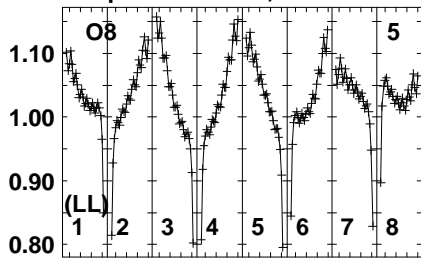
663.264 664.865 666.466 667.868 668.8
FREQ MHz

Lower frame: Real Jy
Auto-corr total-power spectrum Antenna: *
Timerange: 00/13:02:00 to 00/13:05:00

Plot file version 110 created 21-NOV-2023 10:25:24

G23.389 RB010 1.UVDATA.1

Freq = 6.6310 GHz, Bw = 8.000 MH No calibration applied and no bandpass applied



6632646648656664676686688
FREQ MHz

6632646648656664676686688
FREQ MHz

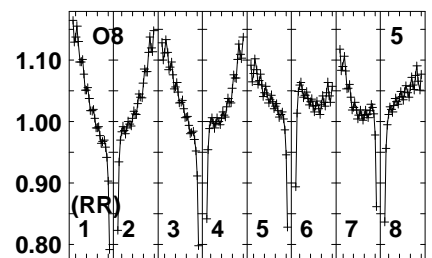
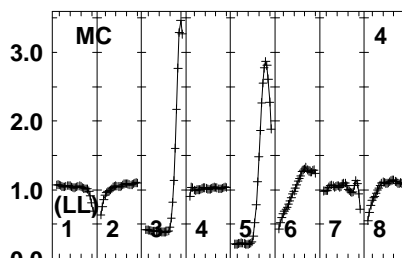
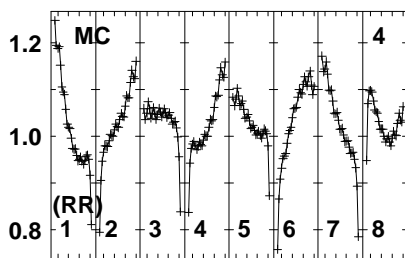
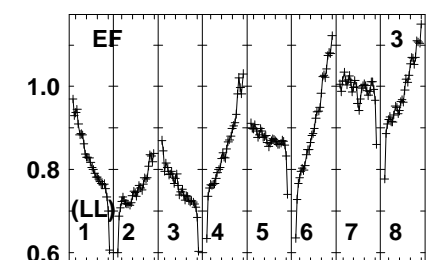
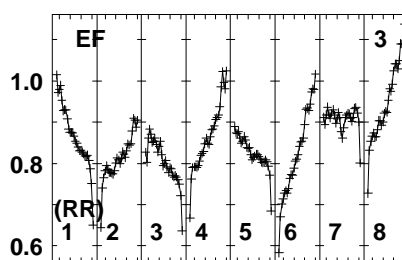
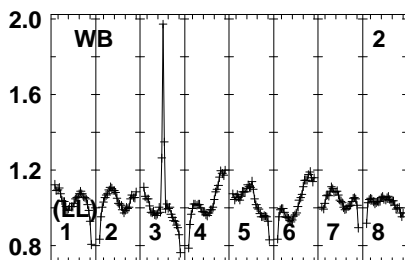
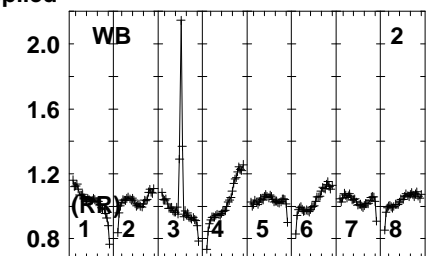
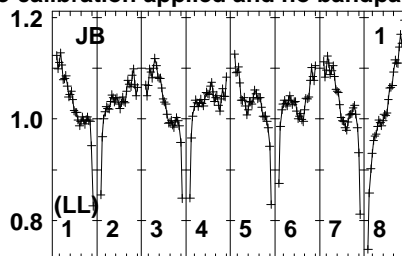
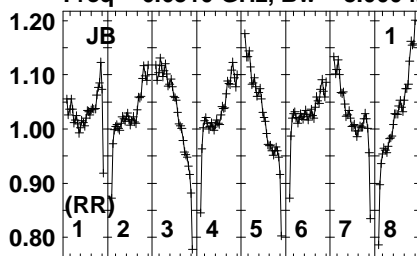
6632646648656664676686688
FREQ MHz

Lower frame: Real Jy
Auto-corr total-power spectrum Antenna: *
Timerange: 00/13:02:00 to 00/13:05:00

Plot file version 111 created 21-NOV-2023 10:25:24

J1825-0737 RB010 1.UVDATA.1

Freq = 6.6310 GHz, Bw = 8.000 MH No calibration applied and no bandpass applied



663264664865666667686688
FREQ MHz

663264664865666667686688
FREQ MHz

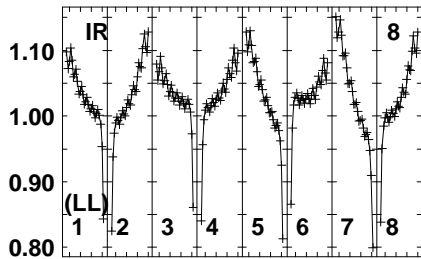
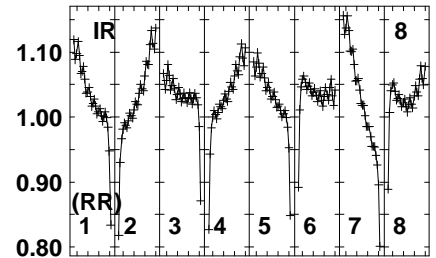
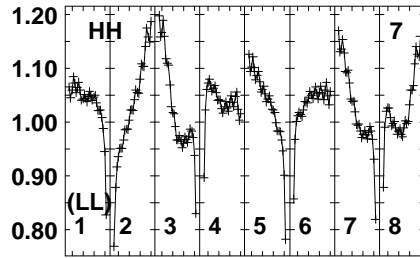
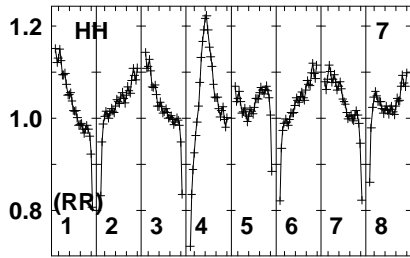
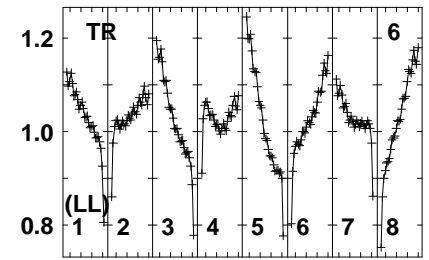
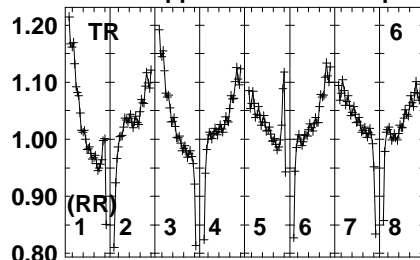
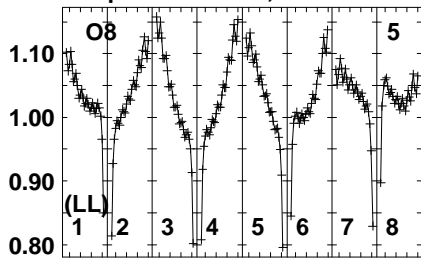
663264664865666667686688
FREQ MHz

Lower frame: Real Jy
Auto-corr total-power spectrum Antenna: *
Timerange: 00/13:05:01 to 00/13:07:00

Plot file version 112 created 21-NOV-2023 10:25:24

J1825-0737 RB010 1.UVDATA.1

Freq = 6.6310 GHz, Bw = 8.000 MH No calibration applied and no bandpass applied



663 664 665 666 667 668
FREQ MHz

663 664 665 666 667 668
FREQ MHz

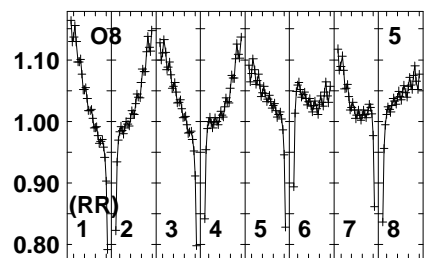
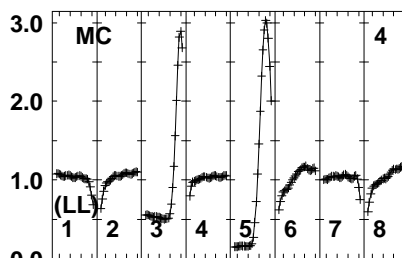
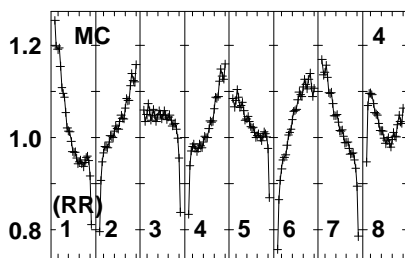
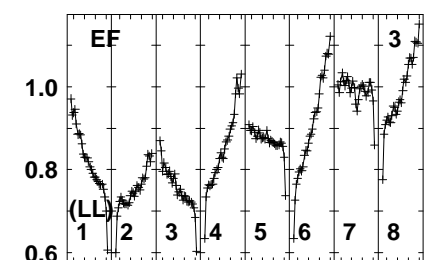
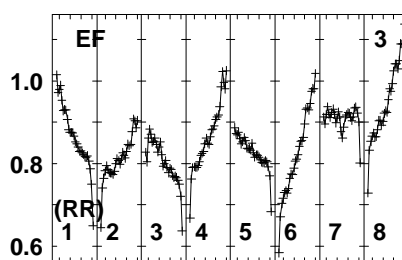
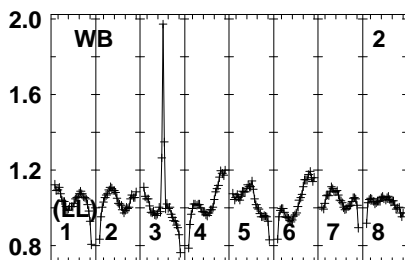
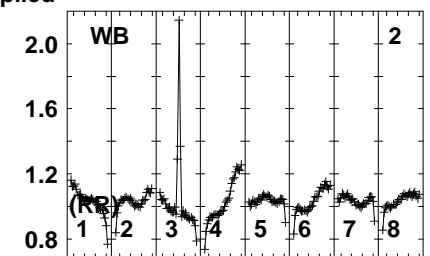
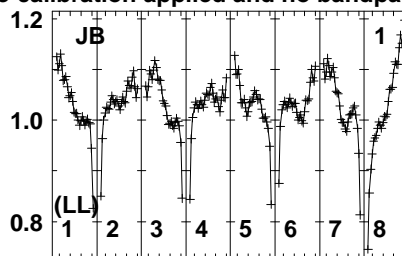
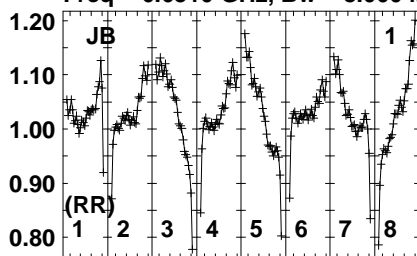
663 664 665 666 667 668
FREQ MHz

Lower frame: Real Jy
Auto-corr total-power spectrum Antenna: *
Timerange: 00/13:05:01 to 00/13:07:00

Plot file version 113 created 21-NOV-2023 10:25:24

G23.389 RB010 1.UVDATA.1

Freq = 6.6310 GHz, Bw = 8.000 MH No calibration applied and no bandpass applied



663264664865666672686688
FREQ MHz

663264664865666672686688
FREQ MHz

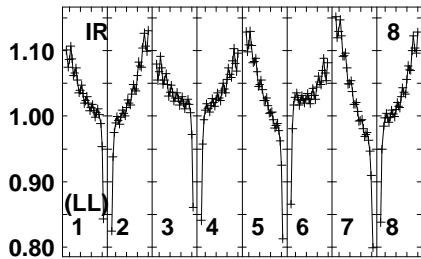
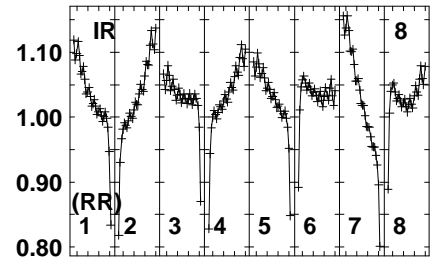
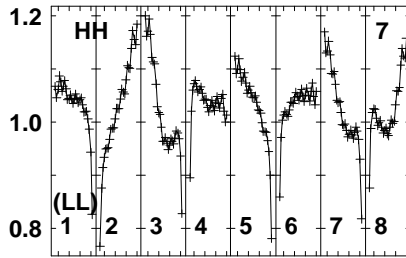
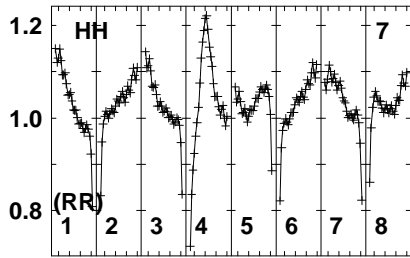
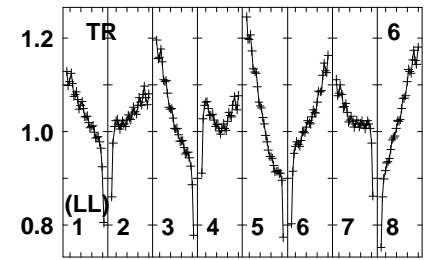
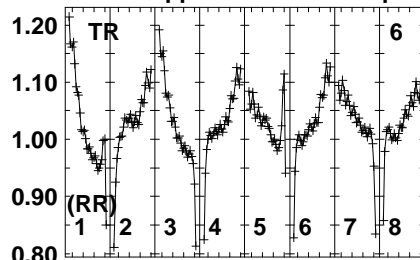
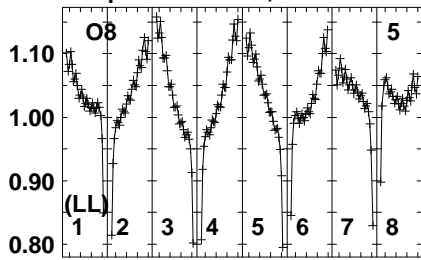
663264664865666672686688
FREQ MHz

Lower frame: Real Jy
Auto-corr total-power spectrum Antenna: *
Timerange: 00/13:07:01 to 00/13:09:59

Plot file version 114 created 21-NOV-2023 10:25:25

G23.389 RB010 1.UVDATA.1

Freq = 6.6310 GHz, Bw = 8.000 MH No calibration applied and no bandpass applied



663 664 665 666 667 668 6688
FREQ MHz

663 664 665 666 667 668 6688
FREQ MHz

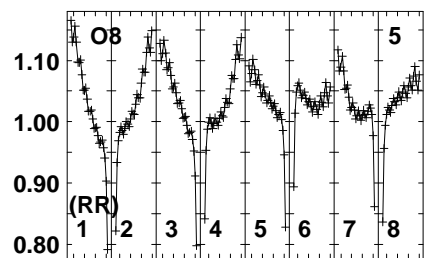
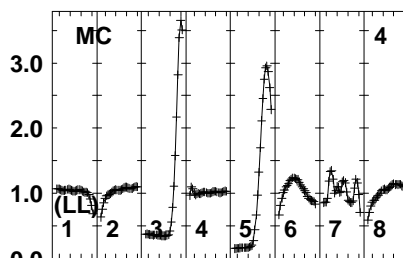
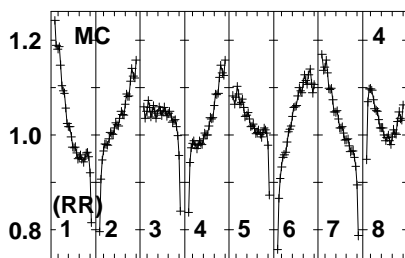
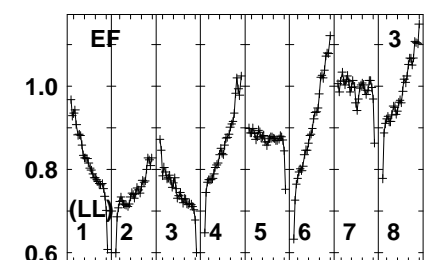
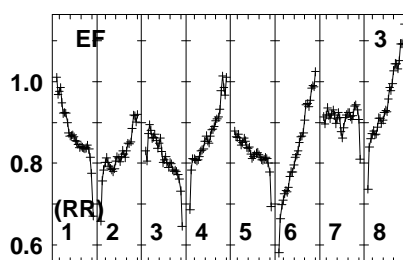
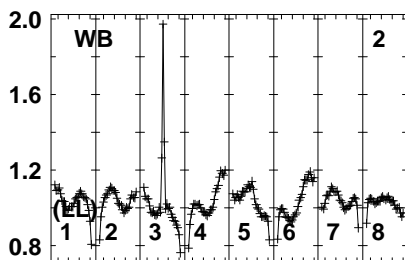
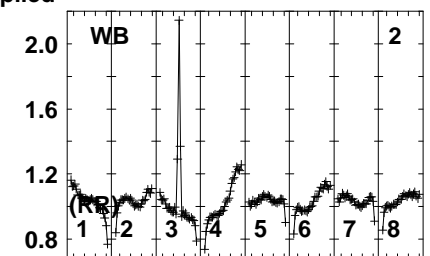
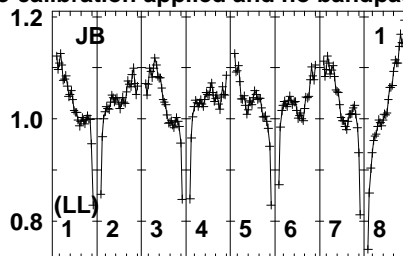
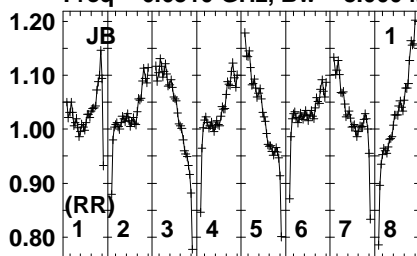
663 664 665 666 667 668 6688
FREQ MHz

Lower frame: Real Jy
Auto-corr total-power spectrum Antenna: *
Timerange: 00/13:07:01 to 00/13:09:59

Plot file version 115 created 21-NOV-2023 10:25:25

J1825-0737 RB010 1.UVDATA.1

Freq = 6.6310 GHz, Bw = 8.000 MH No calibration applied and no bandpass applied



663.5 664.5 665.5 666.5 667.5 668.5
FREQ MHz

663.5 664.5 665.5 666.5 667.5 668.5
FREQ MHz

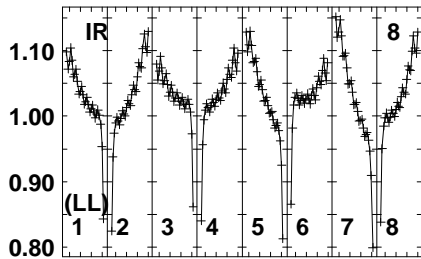
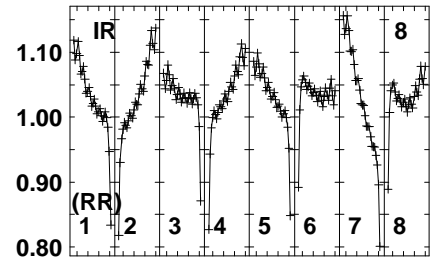
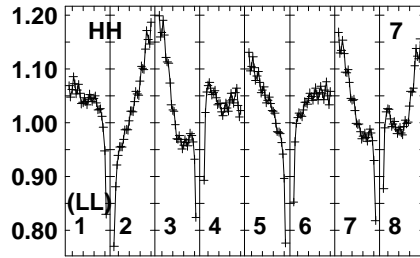
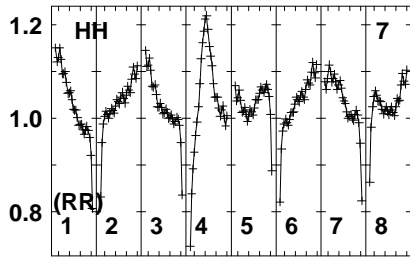
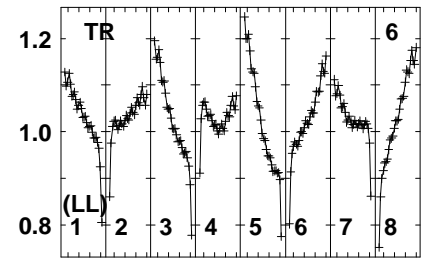
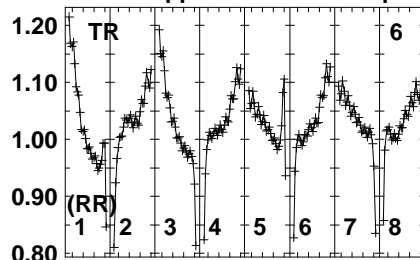
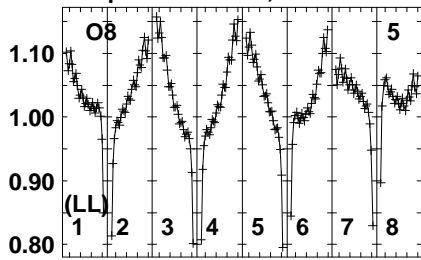
663.5 664.5 665.5 666.5 667.5 668.5
FREQ MHz

Lower frame: Real Jy
Auto-corr total-power spectrum Antenna: *
Timerange: 00/13:10:40 to 00/13:12:39

Plot file version 116 created 21-NOV-2023 10:25:25

J1825-0737 RB010 1.UVDATA.1

Freq = 6.6310 GHz, Bw = 8.000 MH No calibration applied and no bandpass applied



663 664 665 666 667 668
FREQ MHz

663 664 665 666 667 668
FREQ MHz

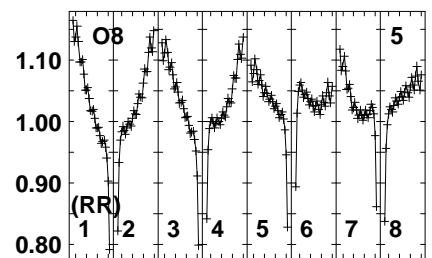
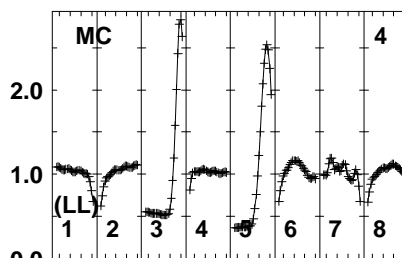
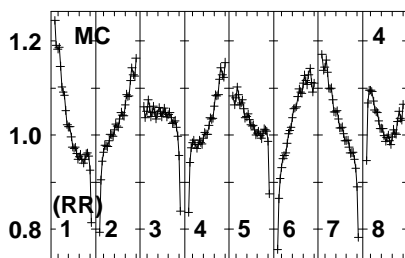
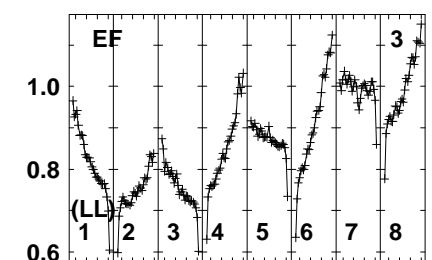
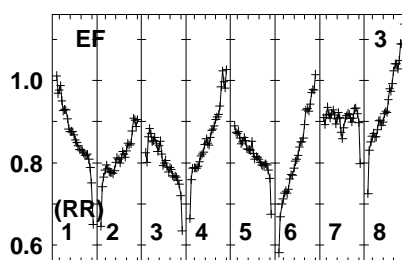
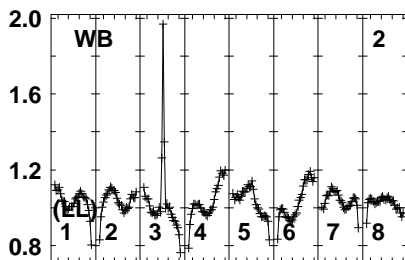
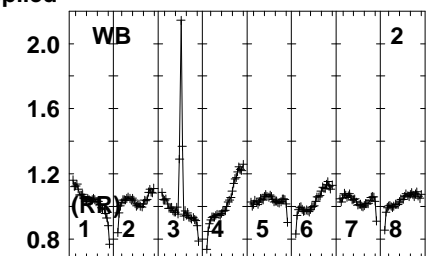
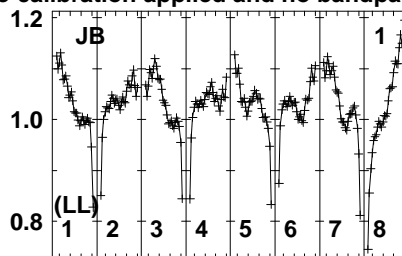
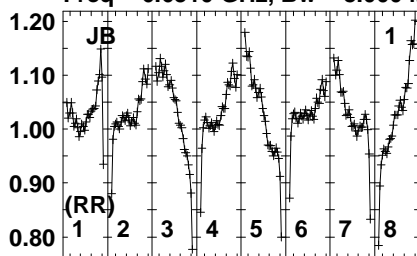
663 664 665 666 667 668
FREQ MHz

Lower frame: Real Jy
Auto-corr total-power spectrum Antenna: *
Timerange: 00/13:10:40 to 00/13:12:39

Plot file version 117 created 21-NOV-2023 10:25:25

G23.389 RB010 1.UVDATA.1

Freq = 6.6310 GHz, Bw = 8.000 MH No calibration applied and no bandpass applied



663264664866486656666672686688
FREQ MHz

663264664866486656666672686688
FREQ MHz

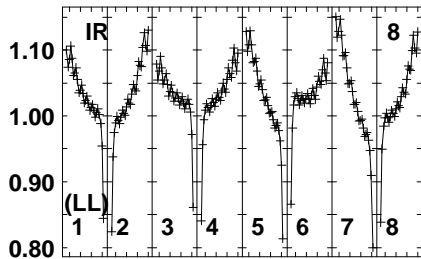
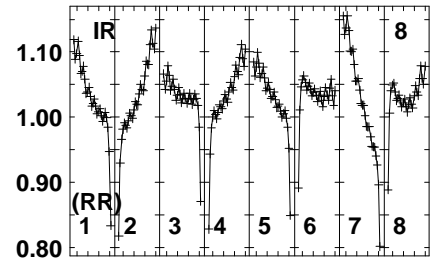
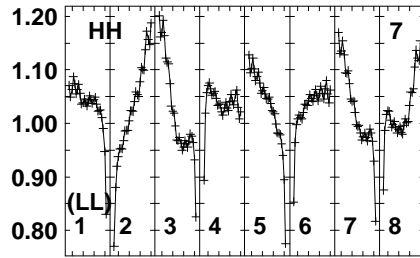
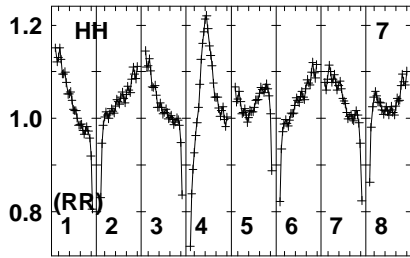
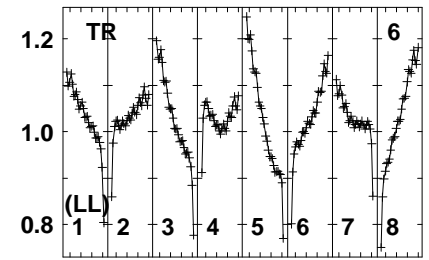
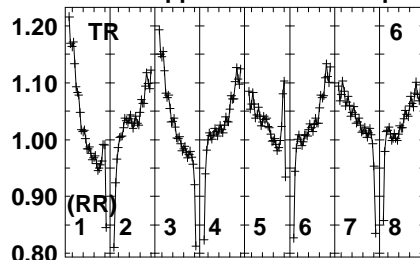
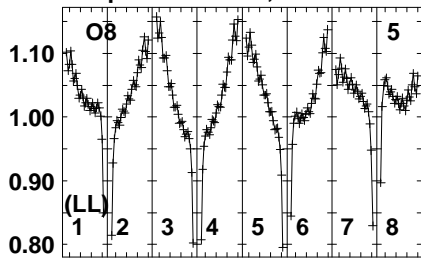
663264664866486656666672686688
FREQ MHz

Lower frame: Real Jy
Auto-corr total-power spectrum Antenna: *
Timerange: 00/13:12:41 to 00/13:15:39

Plot file version 118 created 21-NOV-2023 10:25:25

G23.389 RB010 1.UVDATA.1

Freq = 6.6310 GHz, Bw = 8.000 MH No calibration applied and no bandpass applied



663 664 665 666 667 668 688
FREQ MHz

663 664 665 666 667 668 688
FREQ MHz

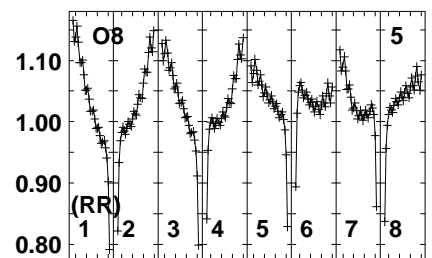
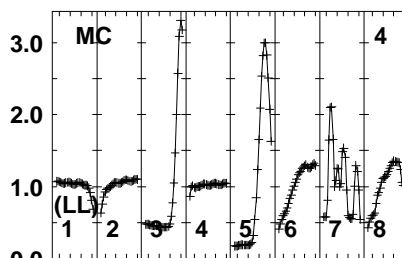
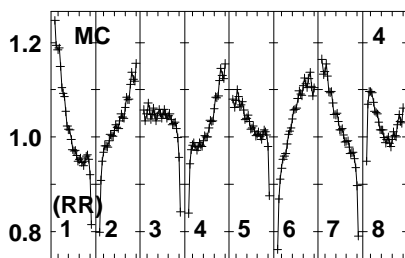
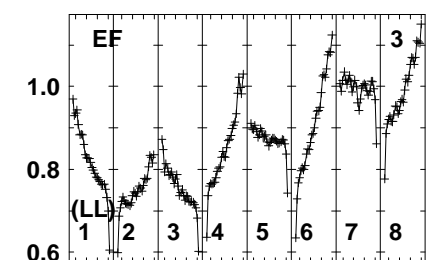
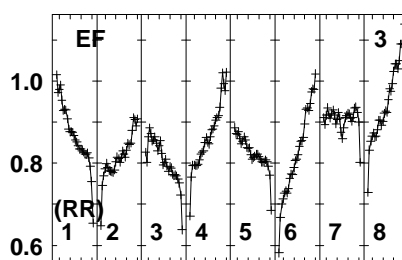
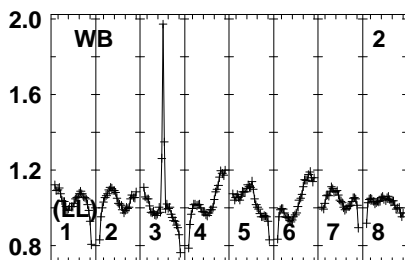
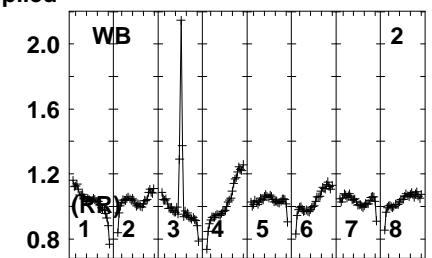
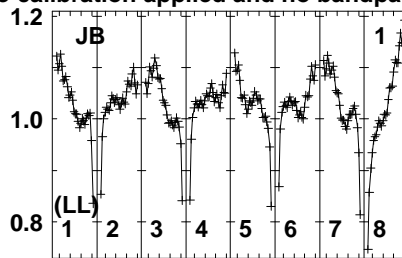
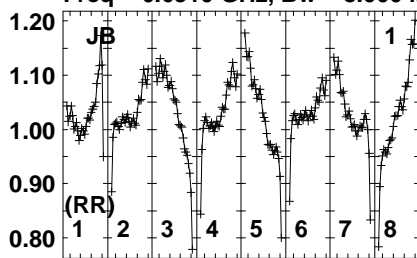
663 664 665 666 667 668 688
FREQ MHz

Lower frame: Real Jy
Auto-corr total-power spectrum Antenna: *
Timerange: 00/13:12:41 to 00/13:15:39

Plot file version 119 created 21-NOV-2023 10:25:25

J1825-0737 RB010 1.UVDATA.1

Freq = 6.6310 GHz, Bw = 8.000 MH No calibration applied and no bandpass applied



663264664865666667686688
FREQ MHz

663264664865666667686688
FREQ MHz

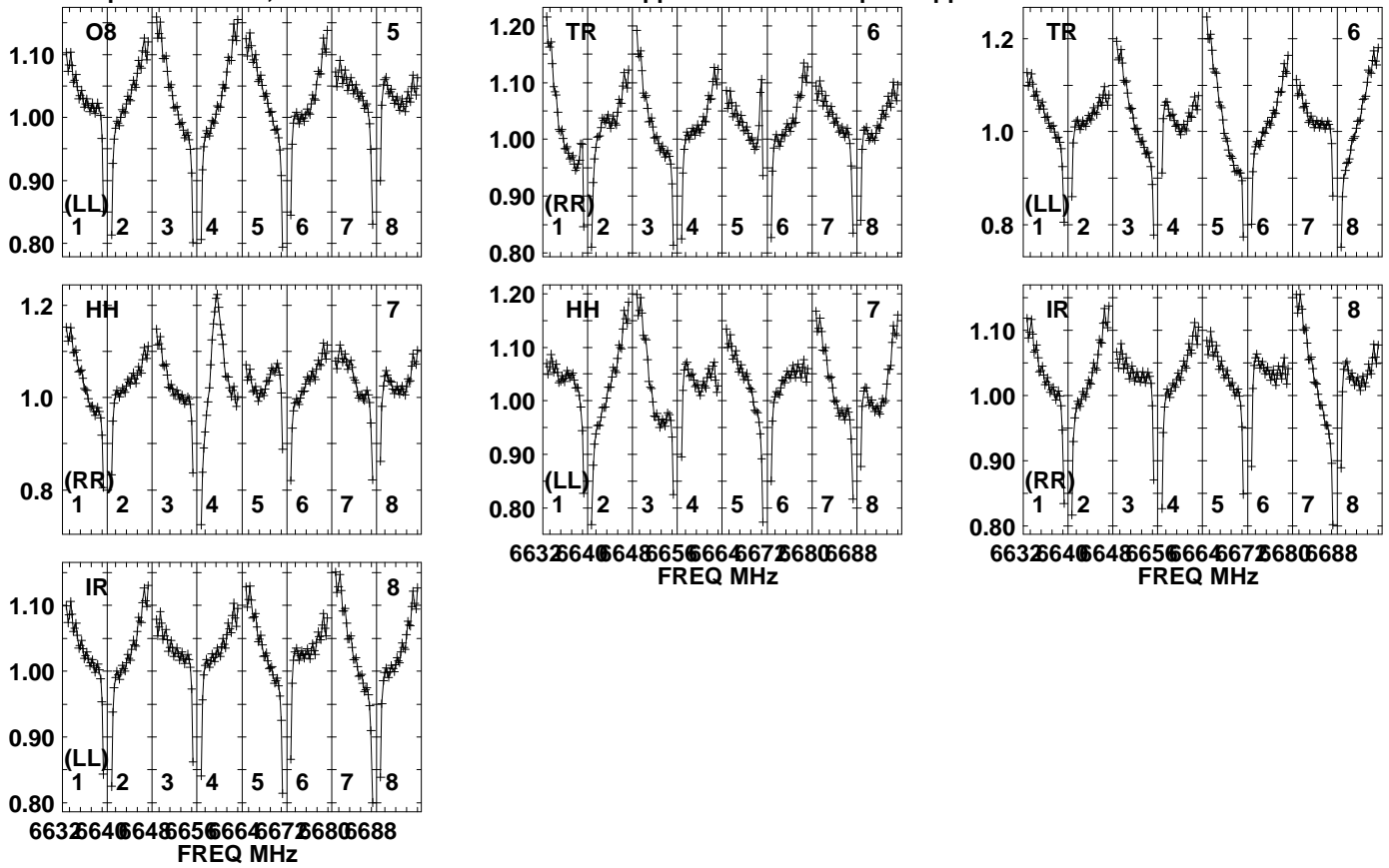
663264664865666667686688
FREQ MHz

Lower frame: Real Jy
Auto-corr total-power spectrum Antenna: *
Timerange: 00/13:15:41 to 00/13:17:40

Plot file version 120 created 21-NOV-2023 10:25:25

J1825-0737 RB010 1.UVDATA.1

Freq = 6.6310 GHz, Bw = 8.000 MH No calibration applied and no bandpass applied

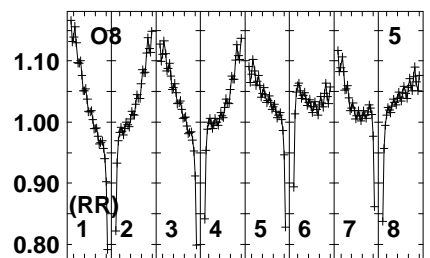
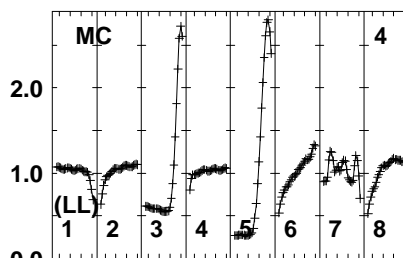
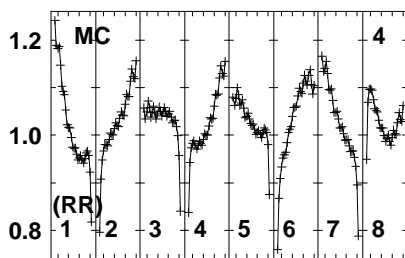
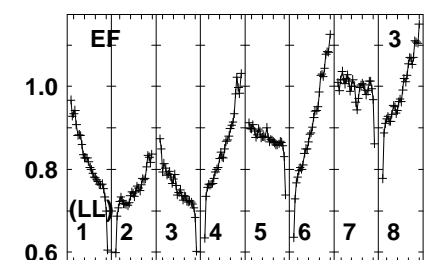
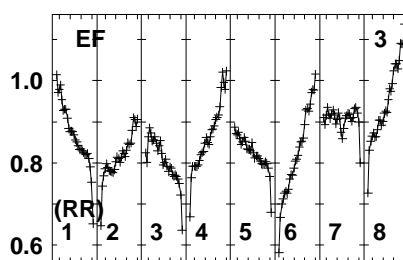
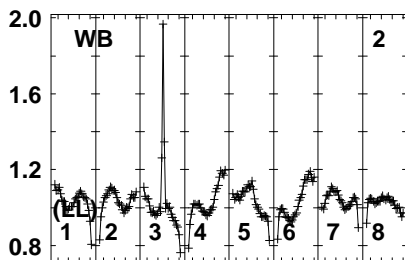
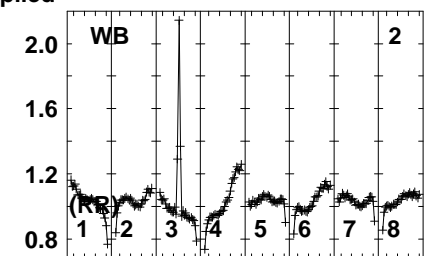
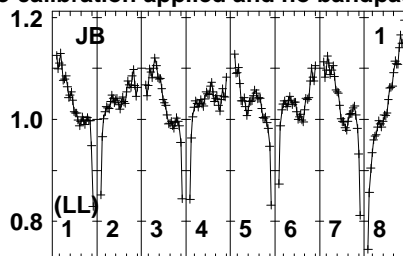
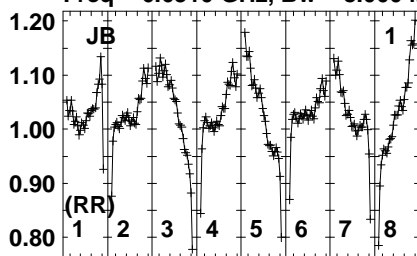


Lower frame: Real Jy
Auto-corr total-power spectrum Antenna: *
Timerange: 00/13:15:41 to 00/13:17:40

Plot file version 121 created 21-NOV-2023 10:25:25

G23.389 RB010 1.UVDATA.1

Freq = 6.6310 GHz, Bw = 8.000 MH No calibration applied and no bandpass applied



663264664865666672686688
FREQ MHz

663264664865666672686688
FREQ MHz

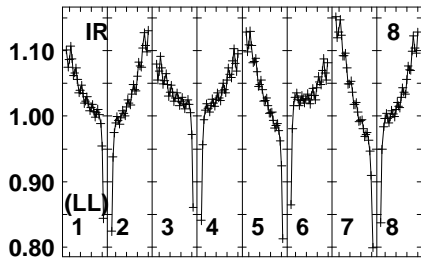
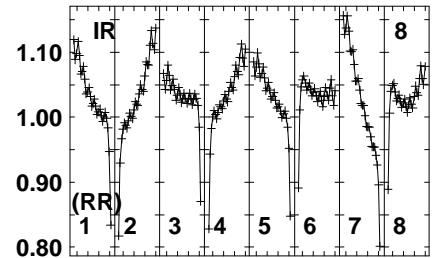
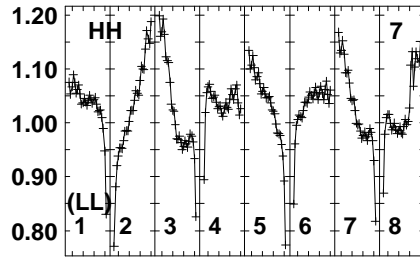
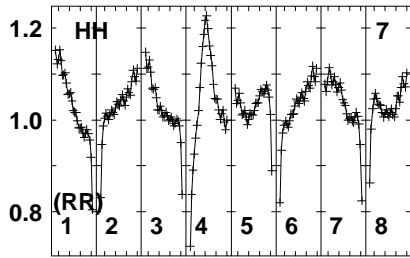
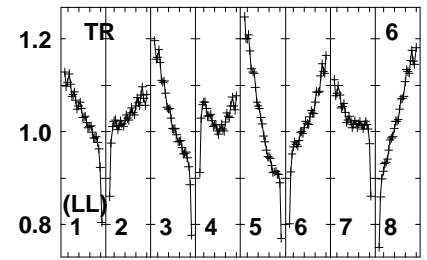
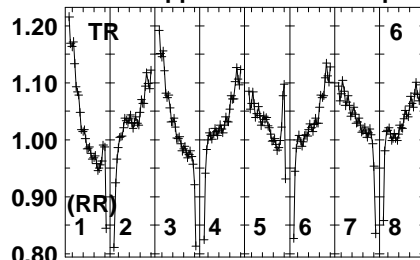
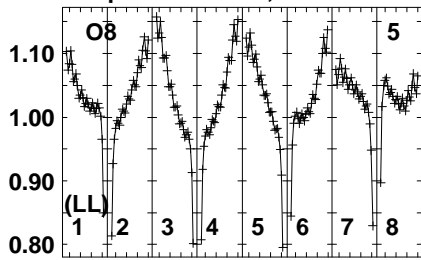
663264664865666672686688
FREQ MHz

Lower frame: Real Jy
Auto-corr total-power spectrum Antenna: *
Timerange: 00/13:17:40 to 00/13:20:40

Plot file version 122 created 21-NOV-2023 10:25:25

G23.389 RB010 1.UVDATA.1

Freq = 6.6310 GHz, Bw = 8.000 MH No calibration applied and no bandpass applied



663 664 665 666 667 668
FREQ MHz

663 664 665 666 667 668
FREQ MHz

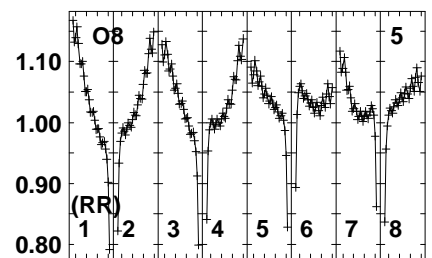
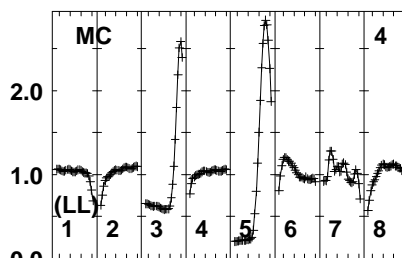
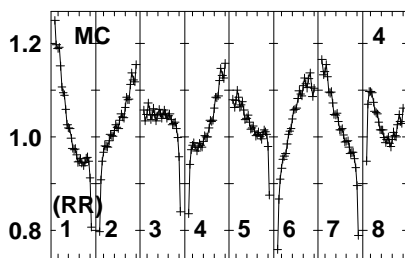
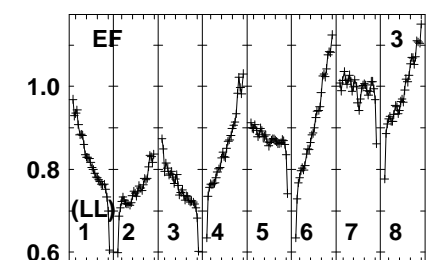
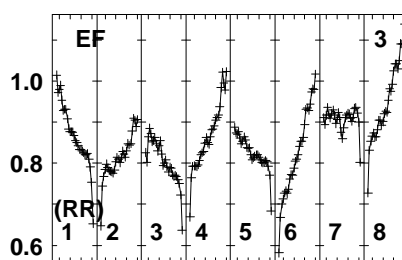
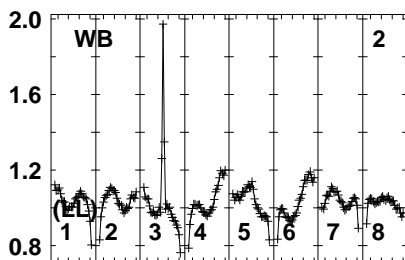
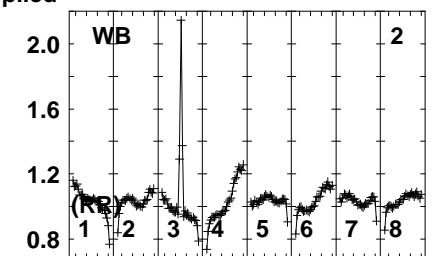
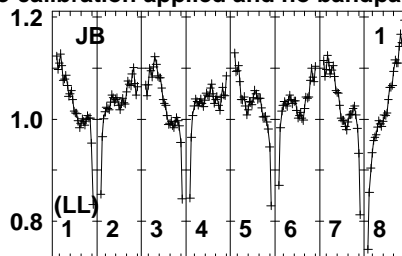
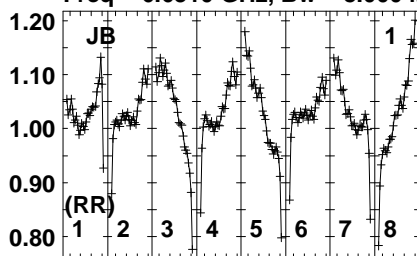
663 664 665 666 667 668
FREQ MHz

Lower frame: Real Jy
Auto-corr total-power spectrum Antenna: *
Timerange: 00/13:17:40 to 00/13:20:40

Plot file version 123 created 21-NOV-2023 10:25:25

J1825-0737 RB010 1.UVDATA.1

Freq = 6.6310 GHz, Bw = 8.000 MH No calibration applied and no bandpass applied



66326466486566666768688
FREQ MHz

66326466486566666768688
FREQ MHz

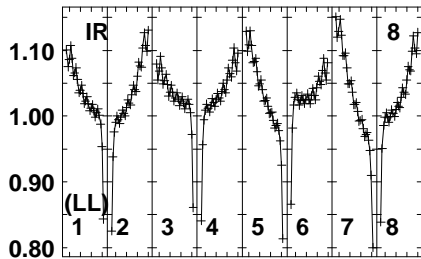
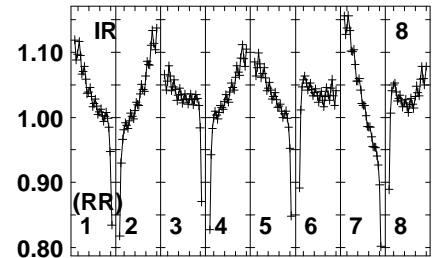
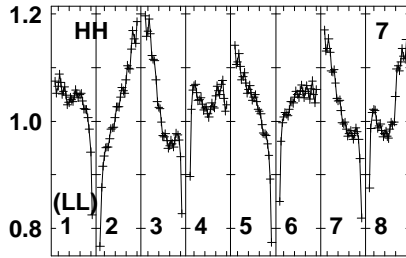
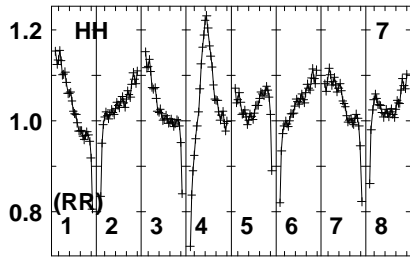
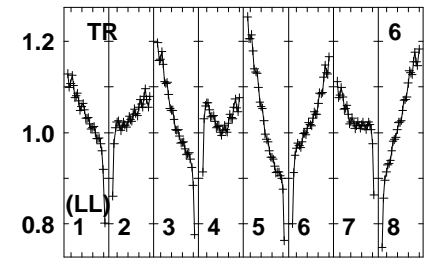
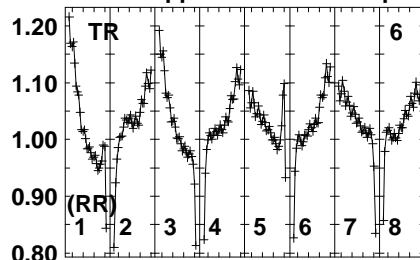
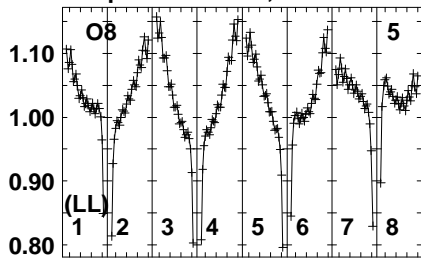
66326466486566666768688
FREQ MHz

Lower frame: Real Jy
Auto-corr total-power spectrum Antenna: *
Timerange: 00/13:21:20 to 00/13:23:20

Plot file version 124 created 21-NOV-2023 10:25:25

J1825-0737 RB010 1.UVDATA.1

Freq = 6.6310 GHz, Bw = 8.000 MH No calibration applied and no bandpass applied



663 664 665 666 667 668 668
FREQ MHz

663 664 665 666 667 668 668
FREQ MHz

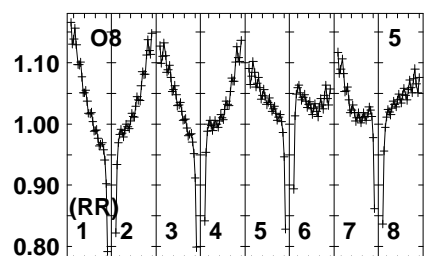
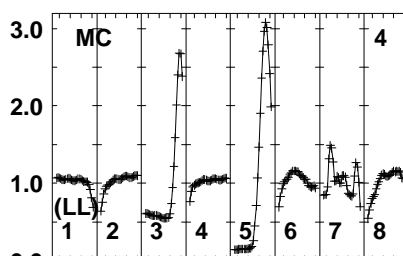
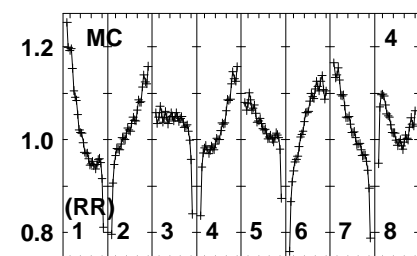
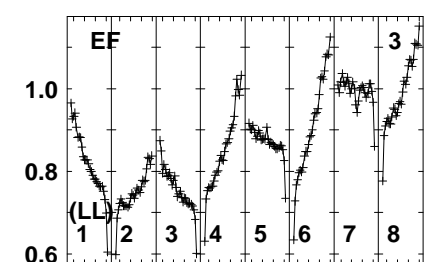
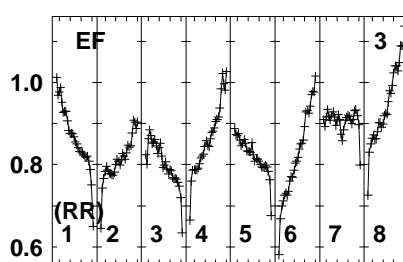
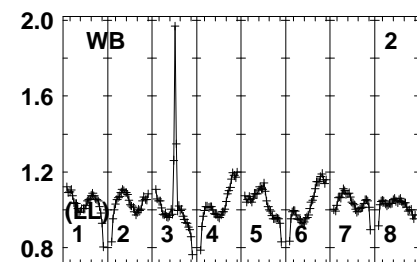
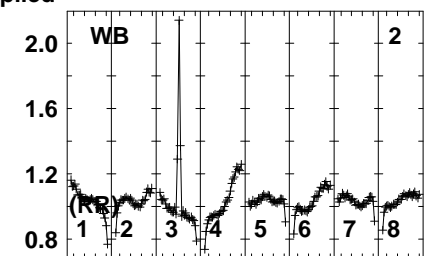
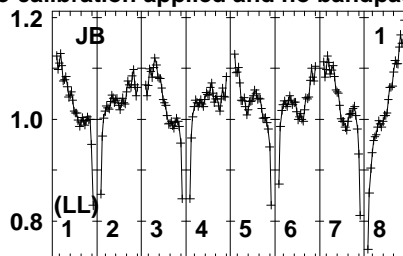
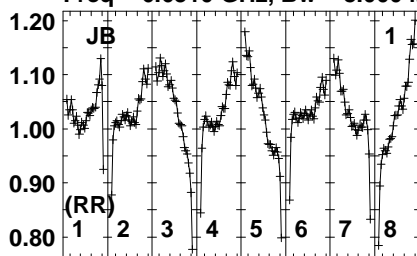
663 664 665 666 667 668 668
FREQ MHz

Lower frame: Real Jy
Auto-corr total-power spectrum Antenna: *
Timerange: 00/13:21:20 to 00/13:23:20

Plot file version 125 created 21-NOV-2023 10:25:26

G23.389 RB010 1.UVDATA.1

Freq = 6.6310 GHz, Bw = 8.000 MH No calibration applied and no bandpass applied



663264664865666667686688
FREQ MHz

663264664865666667686688
FREQ MHz

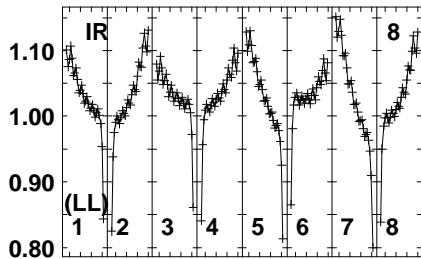
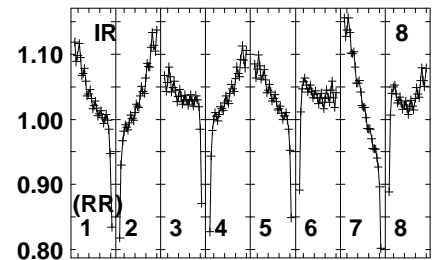
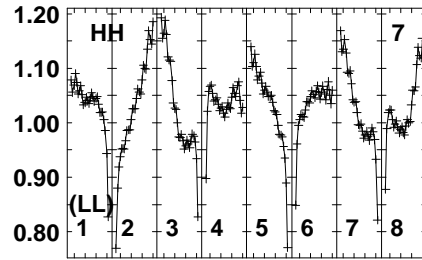
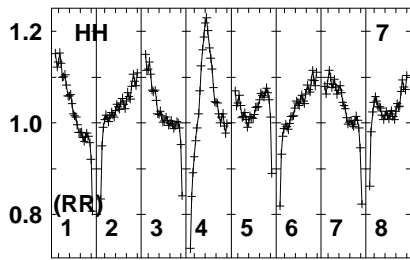
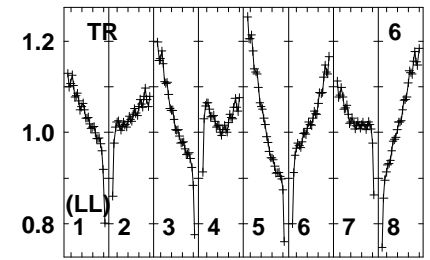
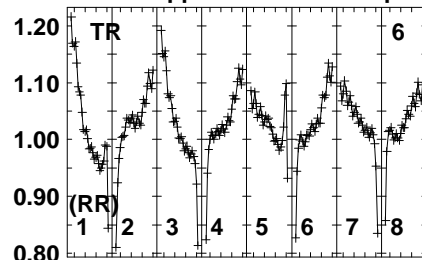
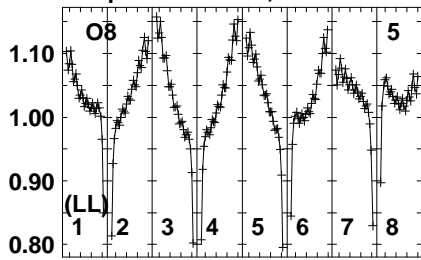
663264664865666667686688
FREQ MHz

Lower frame: Real Jy
Auto-corr total-power spectrum Antenna: *
Timerange: 00/13:23:21 to 00/13:26:19

Plot file version 126 created 21-NOV-2023 10:25:26

G23.389 RB010 1.UVDATA.1

Freq = 6.6310 GHz, Bw = 8.000 MH No calibration applied and no bandpass applied



663.2646648656664672680688
FREQ MHz

663.2646648656664672680688
FREQ MHz

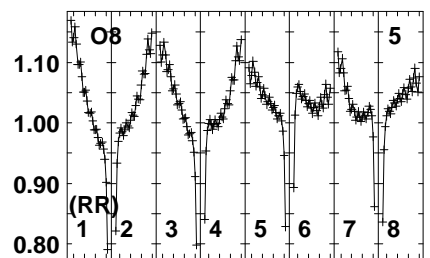
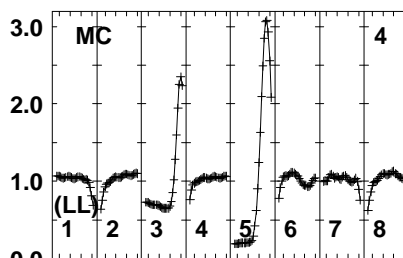
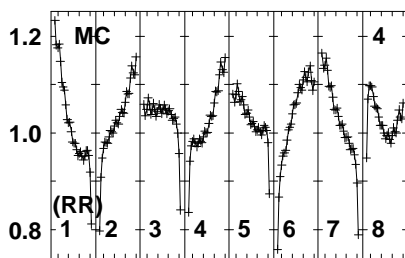
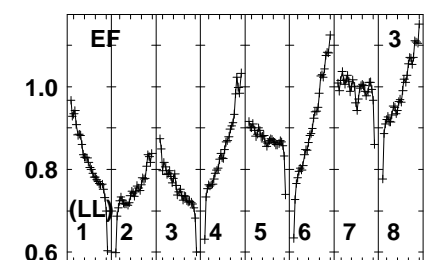
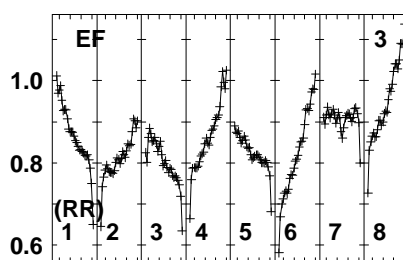
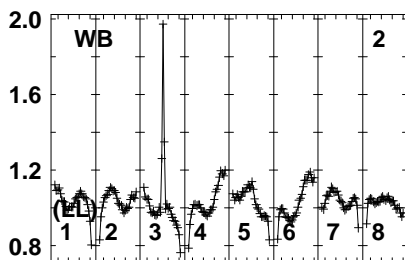
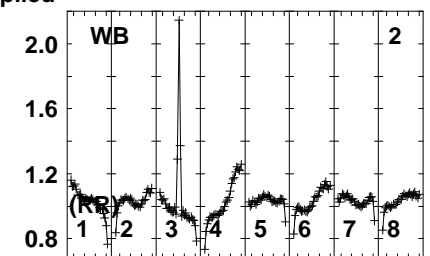
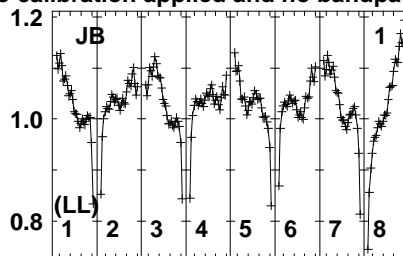
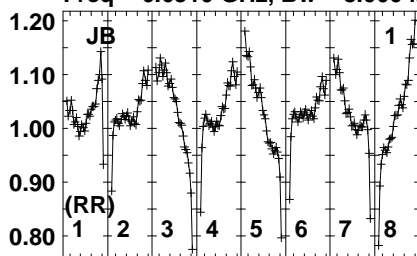
663.2646648656664672680688
FREQ MHz

Lower frame: Real Jy
Auto-corr total-power spectrum Antenna: *
Timerange: 00/13:23:21 to 00/13:26:19

Plot file version 127 created 21-NOV-2023 10:25:26

J1825-0737 RB010 1.UVDATA.1

Freq = 6.6310 GHz, Bw = 8.000 MH No calibration applied and no bandpass applied



66326466486566666768688
FREQ MHz

66326466486566666768688
FREQ MHz

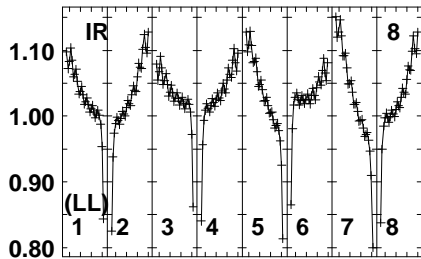
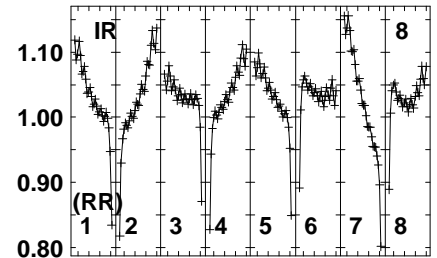
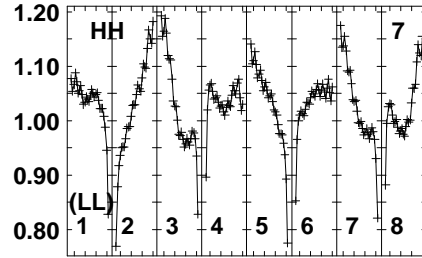
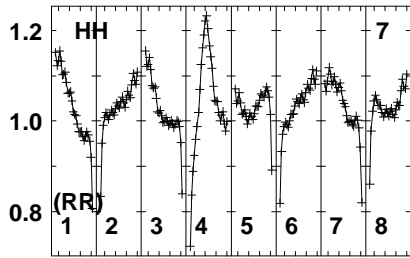
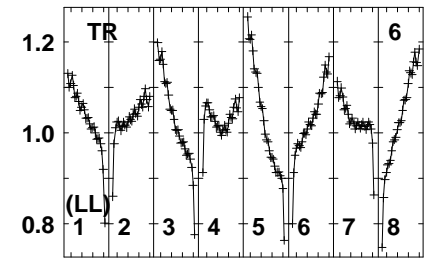
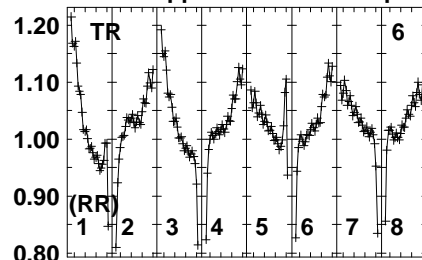
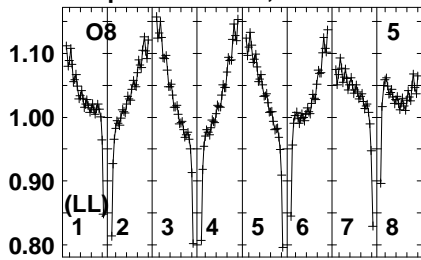
66326466486566666768688
FREQ MHz

Lower frame: Real Jy
Auto-corr total-power spectrum Antenna: *
Timerange: 00/13:26:21 to 00/13:28:20

Plot file version 128 created 21-NOV-2023 10:25:26

J1825-0737 RB010 1.UVDATA.1

Freq = 6.6310 GHz, Bw = 8.000 MH No calibration applied and no bandpass applied



663 664 665 666 667 668
FREQ MHz

663 664 665 666 667 668
FREQ MHz

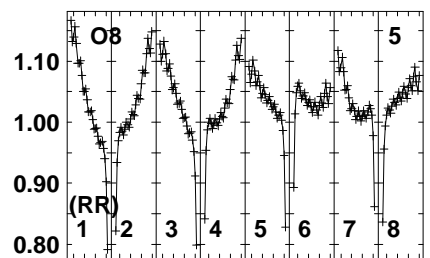
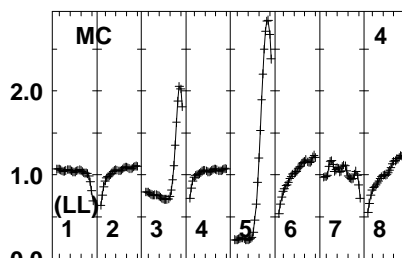
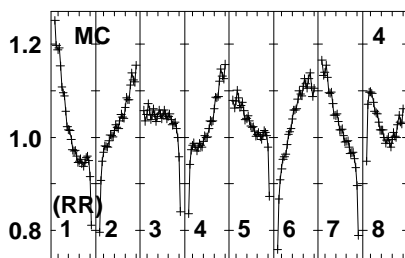
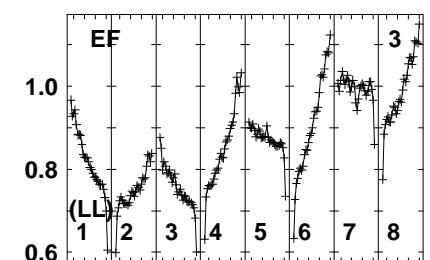
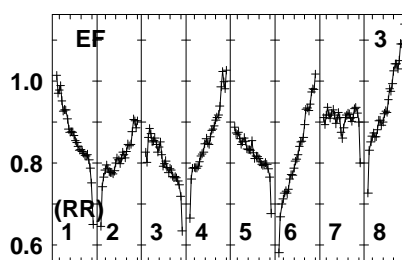
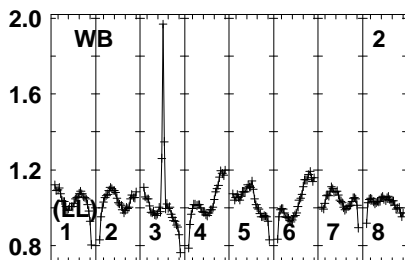
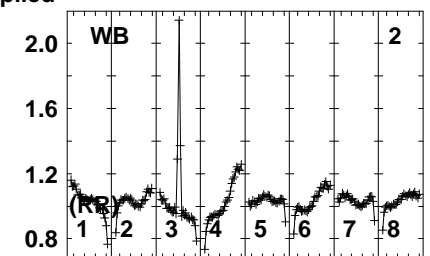
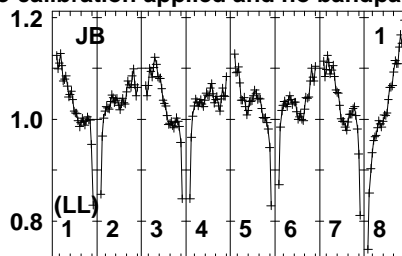
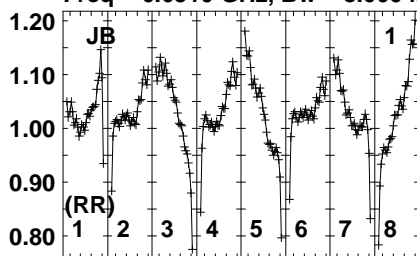
663 664 665 666 667 668
FREQ MHz

Lower frame: Real Jy
Auto-corr total-power spectrum Antenna: *
Timerange: 00/13:26:21 to 00/13:28:20

Plot file version 129 created 21-NOV-2023 10:25:26

G23.389 RB010 1.UVDATA.1

Freq = 6.6310 GHz, Bw = 8.000 MH No calibration applied and no bandpass applied



663.264 664.865 666.467 668.0688
FREQ MHz

663.264 664.865 666.467 668.0688
FREQ MHz

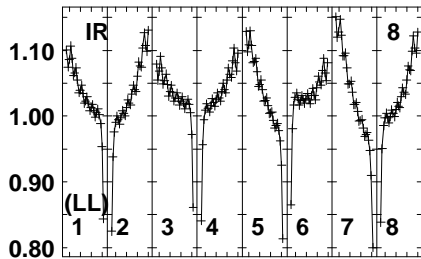
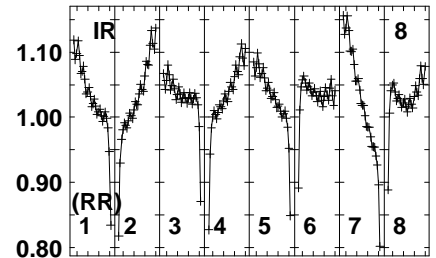
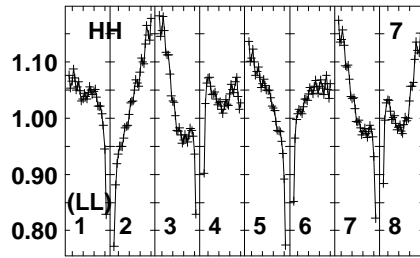
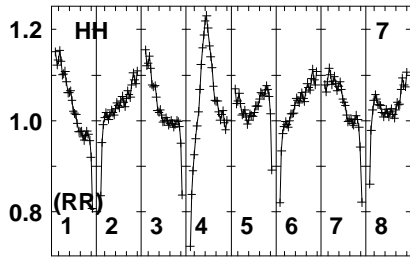
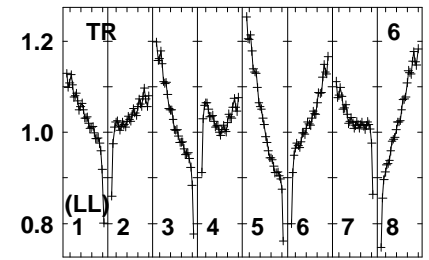
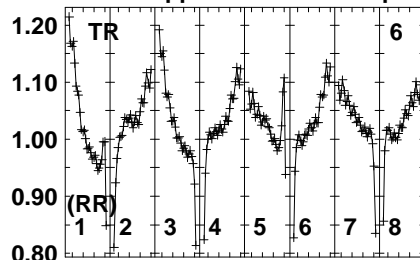
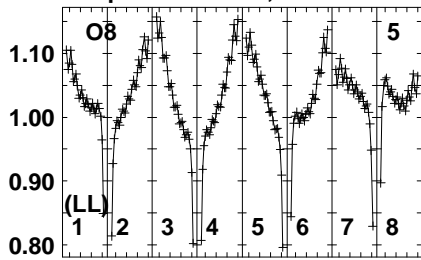
663.264 664.865 666.467 668.0688
FREQ MHz

Lower frame: Real Jy
Auto-corr total-power spectrum Antenna: *
Timerange: 00/13:28:20 to 00/13:31:19

Plot file version 130 created 21-NOV-2023 10:25:26

G23.389 RB010 1.UVDATA.1

Freq = 6.6310 GHz, Bw = 8.000 MH No calibration applied and no bandpass applied



663 664 665 666 667 668
FREQ MHz

663 664 665 666 667 668
FREQ MHz

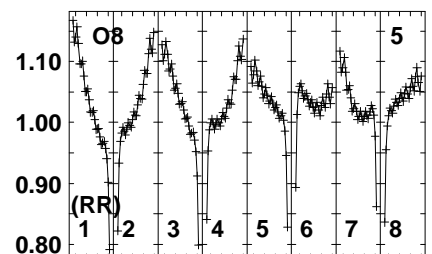
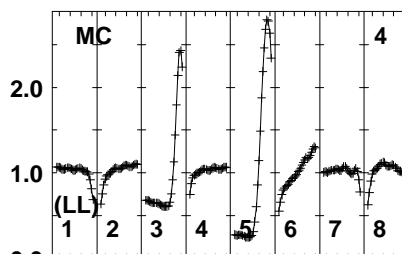
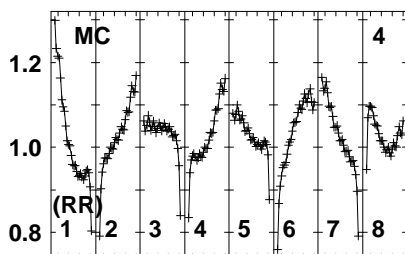
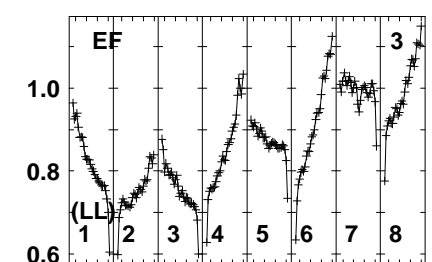
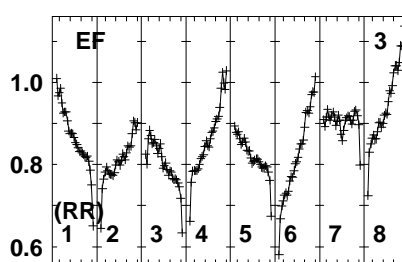
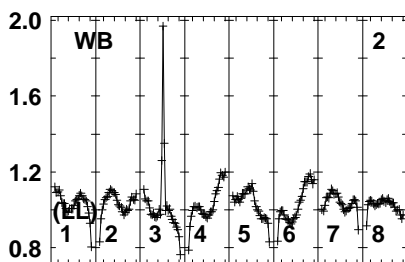
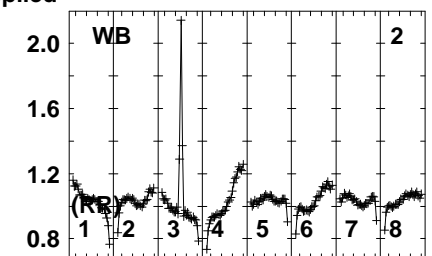
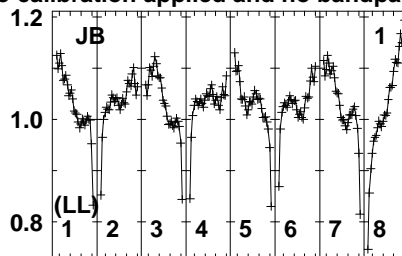
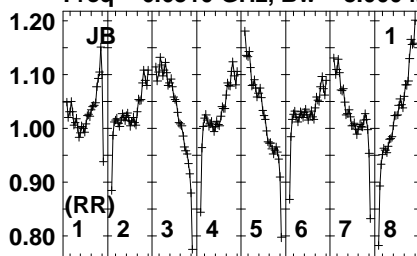
663 664 665 666 667 668
FREQ MHz

Lower frame: Real Jy
Auto-corr total-power spectrum Antenna: *
Timerange: 00/13:28:20 to 00/13:31:19

Plot file version 131 created 21-NOV-2023 10:25:26

J1825-0737 RB010 1.UVDATA.1

Freq = 6.6310 GHz, Bw = 8.000 MH No calibration applied and no bandpass applied



66326466486566667686688
FREQ MHz

66326466486566667686688
FREQ MHz

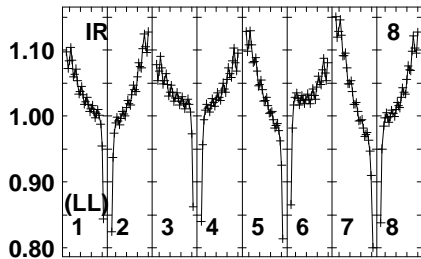
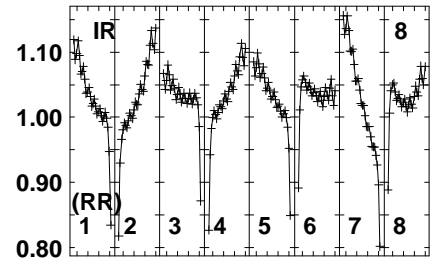
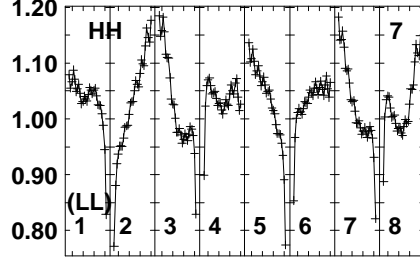
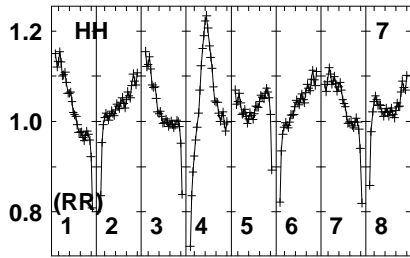
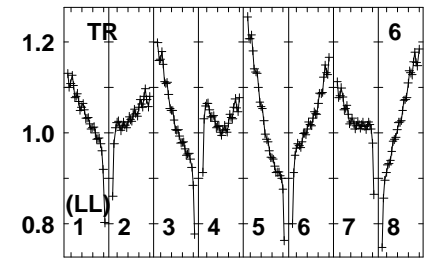
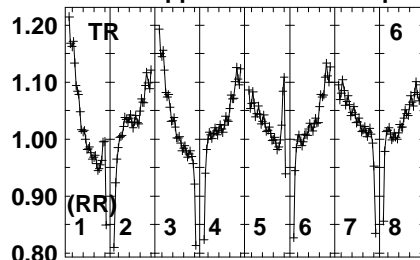
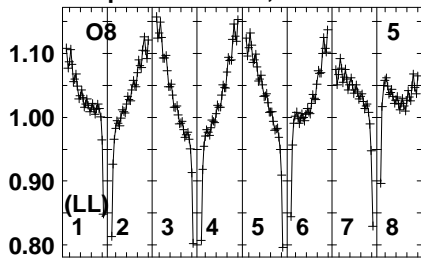
66326466486566667686688
FREQ MHz

Lower frame: Real Jy
Auto-corr total-power spectrum Antenna: *
Timerange: 00/13:32:00 to 00/13:33:59

Plot file version 132 created 21-NOV-2023 10:25:26

J1825-0737 RB010 1.UVDATA.1

Freq = 6.6310 GHz, Bw = 8.000 MH No calibration applied and no bandpass applied



663 664 665 666 667 668
FREQ MHz

663 664 665 666 667 668
FREQ MHz

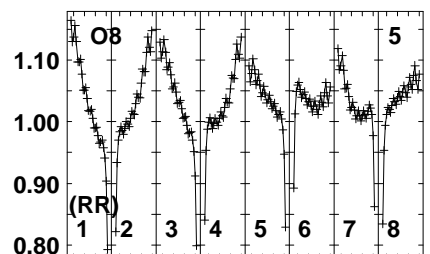
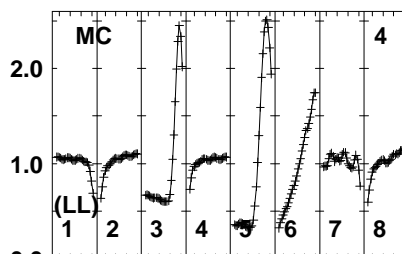
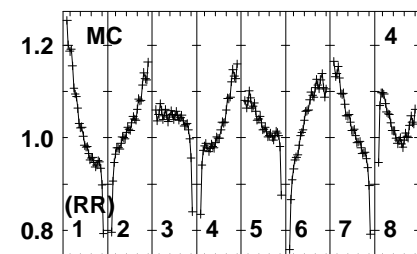
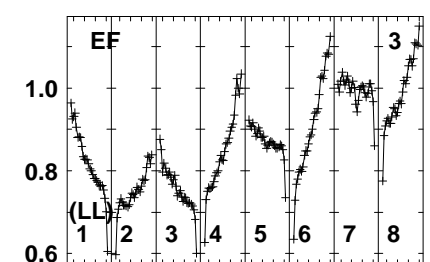
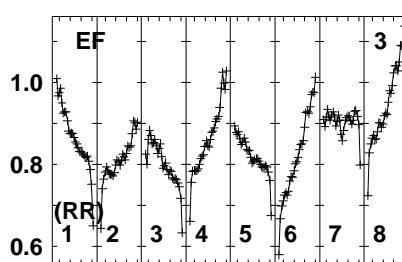
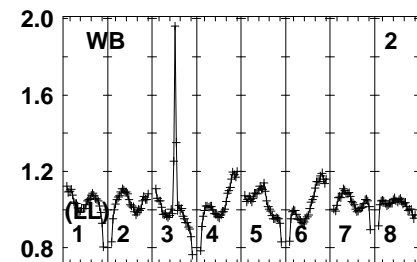
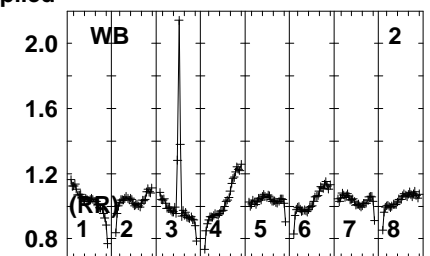
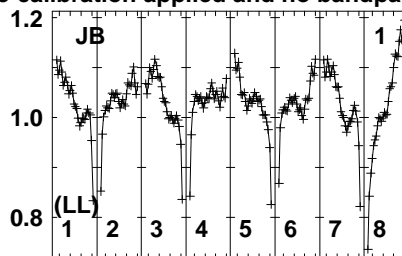
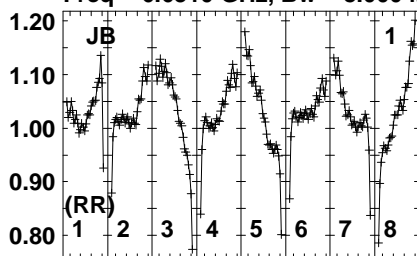
663 664 665 666 667 668
FREQ MHz

Lower frame: Real Jy
Auto-corr total-power spectrum Antenna: *
Timerange: 00/13:32:00 to 00/13:33:59

Plot file version 133 created 21-NOV-2023 10:25:26

J1743-0350 RB010 1.UVDATA.1

Freq = 6.6310 GHz, Bw = 8.000 MH No calibration applied and no bandpass applied



663.264 664.865 666.467 668.0688
FREQ MHz

663.264 664.865 666.467 668.0688
FREQ MHz

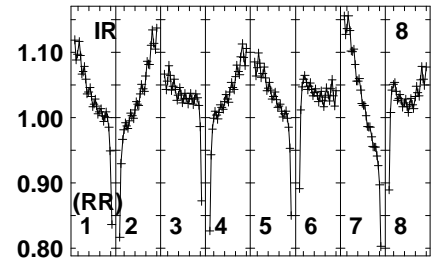
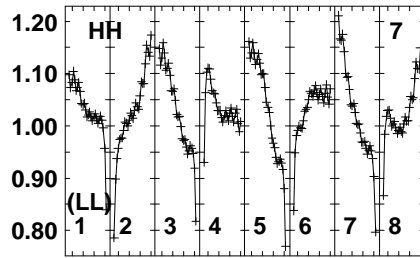
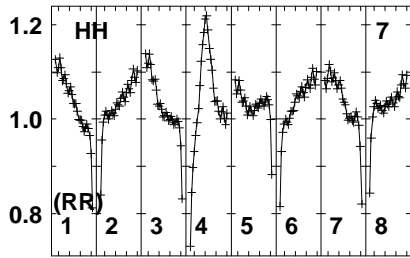
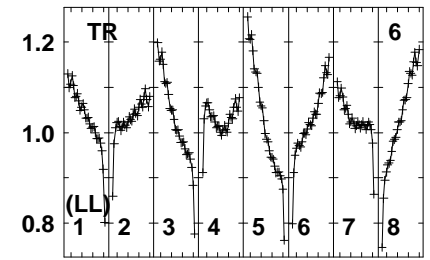
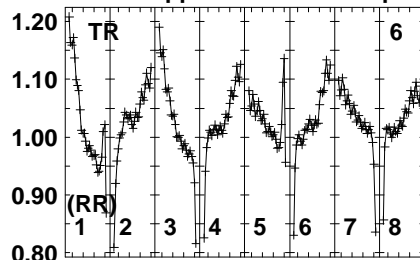
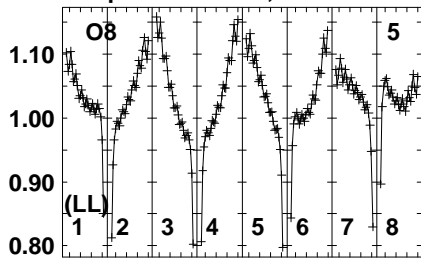
663.264 664.865 666.467 668.0688
FREQ MHz

Lower frame: Real Jy
Auto-corr total-power spectrum Antenna: *
Timerange: 00/13:35:00 to 00/13:39:00

Plot file version 134 created 21-NOV-2023 10:25:27

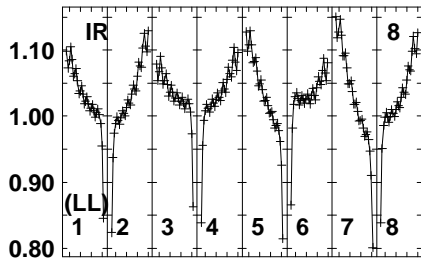
J1743-0350 RB010 1.UVDATA.1

Freq = 6.6310 GHz, Bw = 8.000 MH No calibration applied and no bandpass applied



663 664 665 666 667 668 6688
FREQ MHz

663 664 665 666 667 668 6688
FREQ MHz



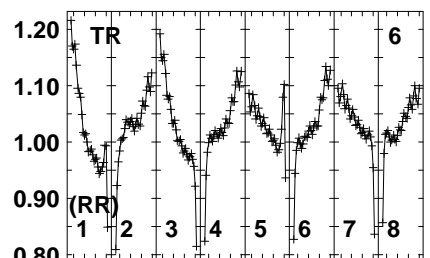
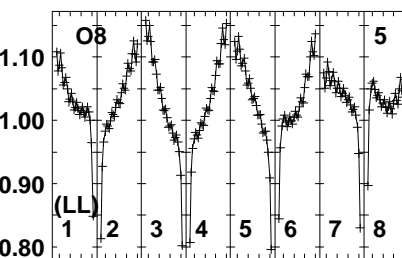
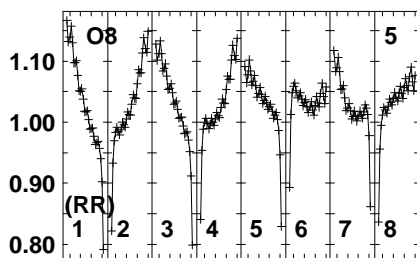
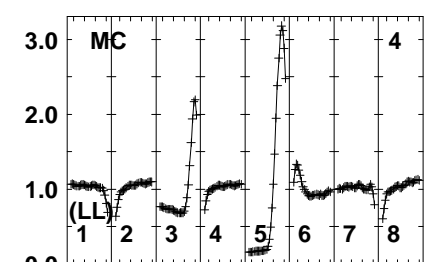
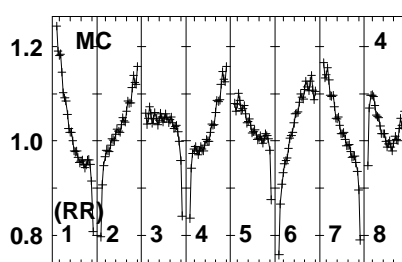
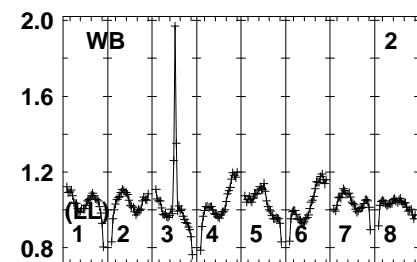
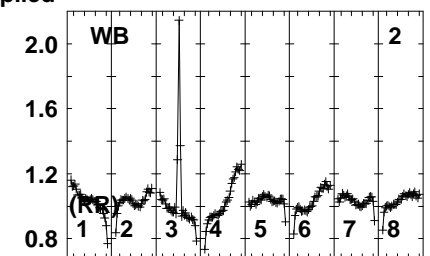
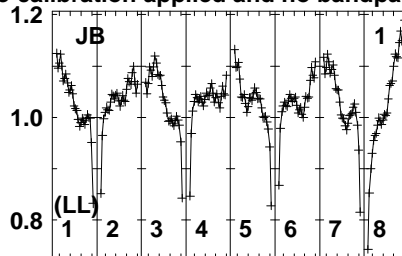
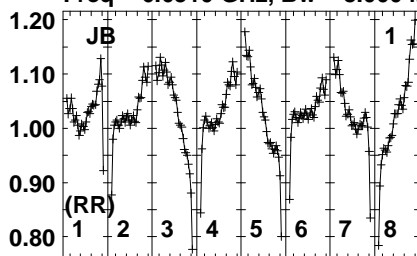
663 664 665 666 667 668 6688
FREQ MHz

Lower frame: Real Jy
Auto-corr total-power spectrum Antenna: *
Timerange: 00/13:35:00 to 00/13:39:00

Plot file version 135 created 21-NOV-2023 10:25:27

J1825-0737 RB010 1.UVDATA.1

Freq = 6.6310 GHz, Bw = 8.000 MH No calibration applied and no bandpass applied



663 664 665 666 667 668
FREQ MHz

663 664 665 666 667 668
FREQ MHz

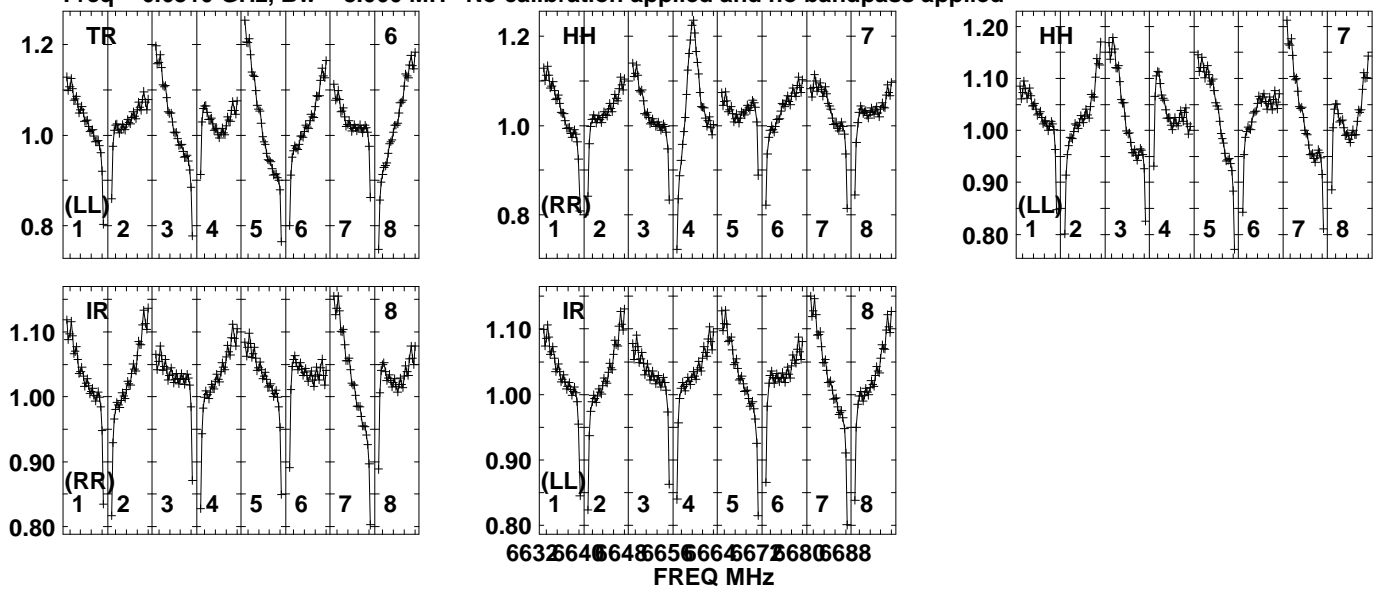
663 664 665 666 667 668
FREQ MHz

Lower frame: Real Jy
Auto-corr total-power spectrum Antenna: *
Timerange: 00/13:40:01 to 00/13:42:00

Plot file version 136 created 21-NOV-2023 10:25:27

J1825-0737 RB010 1.UVDATA.1

Freq = 6.6310 GHz, Bw = 8.000 MH No calibration applied and no bandpass applied

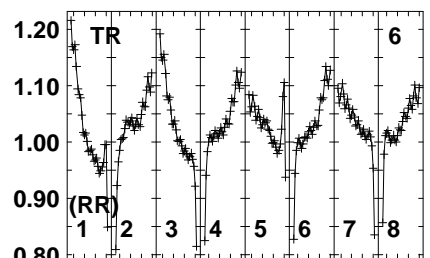
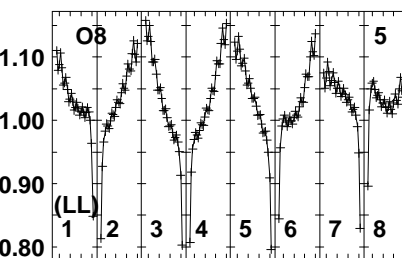
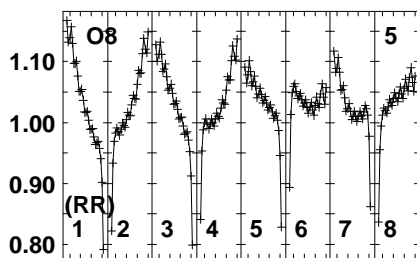
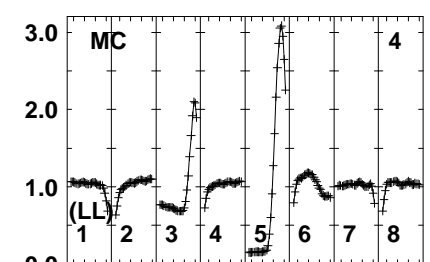
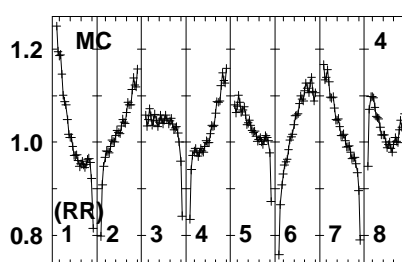
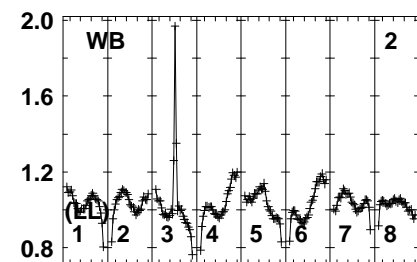
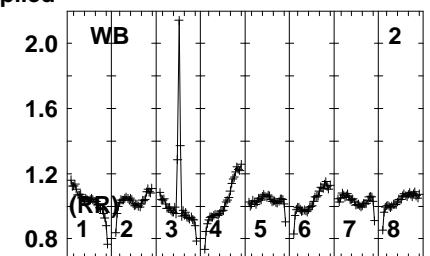
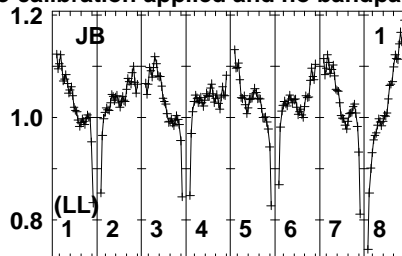
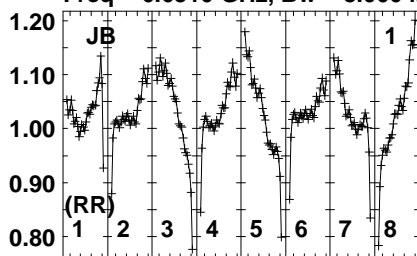


Lower frame: Real Jy
Auto-corr total-power spectrum Antenna: *
Timerange: 00/13:40:01 to 00/13:42:00

Plot file version 137 created 21-NOV-2023 10:25:27

G23.389 RB010 1.UVDATA.1

Freq = 6.6310 GHz, Bw = 8.000 MH No calibration applied and no bandpass applied



663.6 648.6 664.8 665.6 666.4 667.2 668.0 668.8
FREQ MHz

663.6 648.6 664.8 665.6 666.4 667.2 668.0 668.8
FREQ MHz

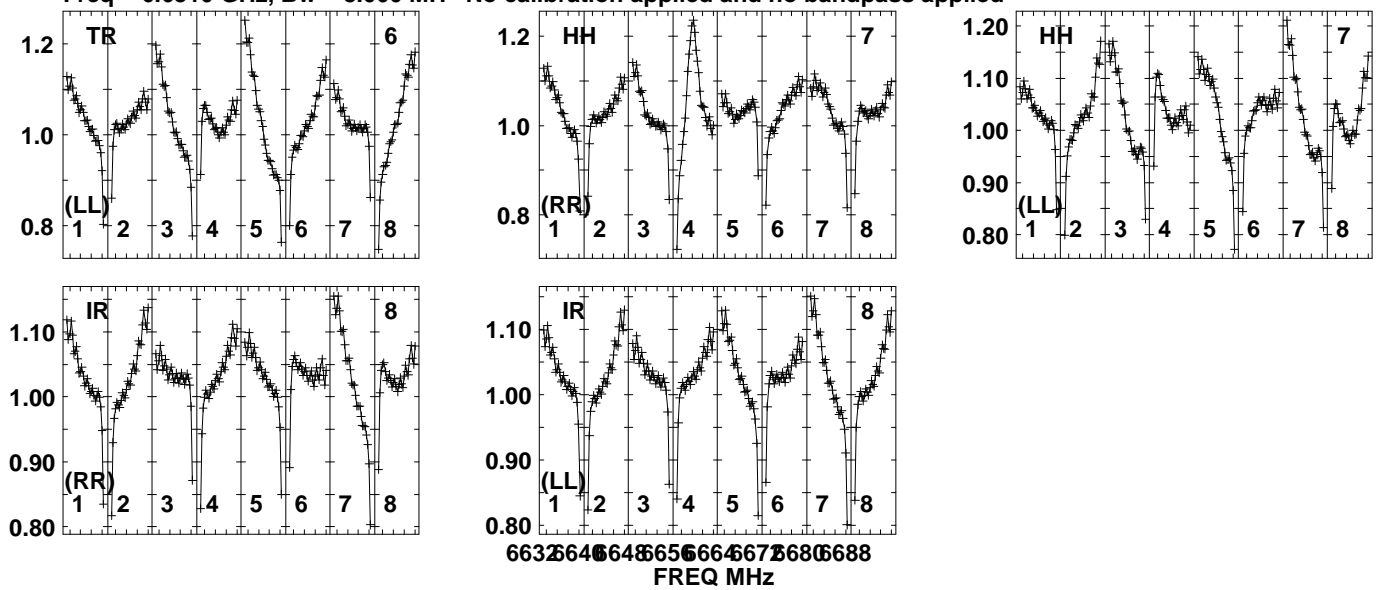
663.6 648.6 664.8 665.6 666.4 667.2 668.0 668.8
FREQ MHz

Lower frame: Real Jy
Auto-corr total-power spectrum Antenna: *
Timerange: 00/13:42:00 to 00/13:45:00

Plot file version 138 created 21-NOV-2023 10:25:27

G23.389 RB010 1.UVDATA.1

Freq = 6.6310 GHz, Bw = 8.000 MH No calibration applied and no bandpass applied

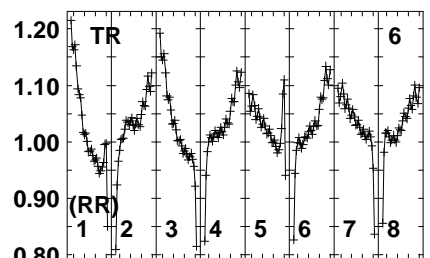
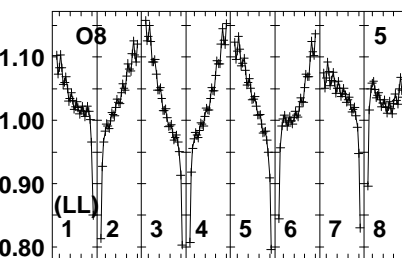
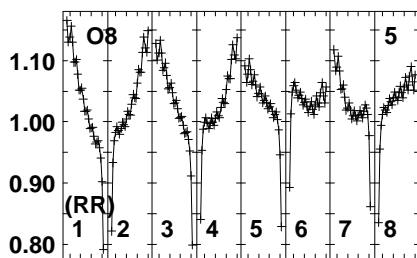
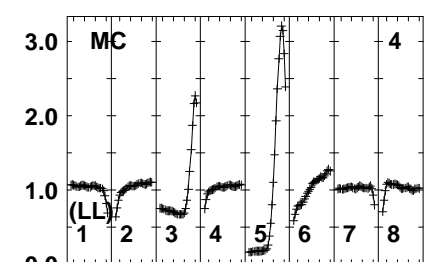
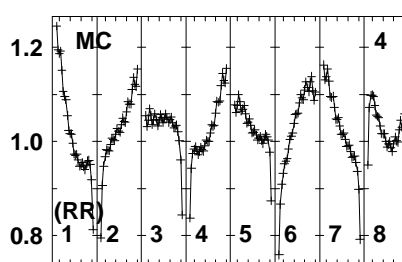
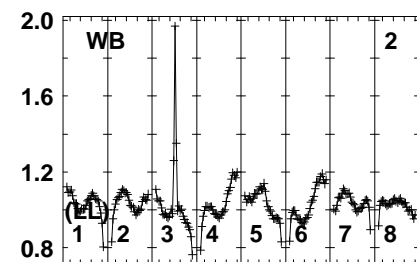
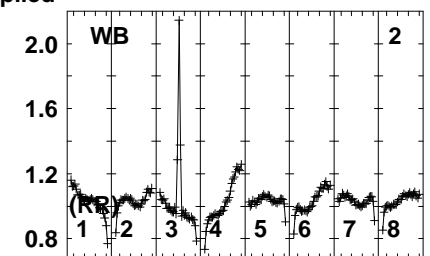
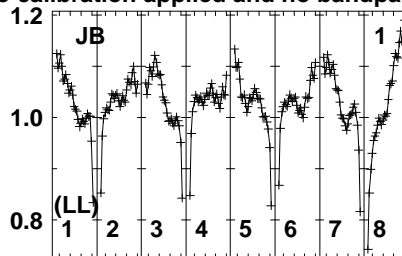
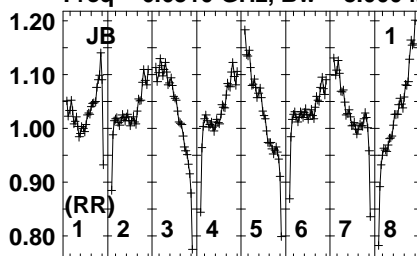


Lower frame: Real Jy
Auto-corr total-power spectrum Antenna: *
Timerange: 00/13:42:00 to 00/13:45:00

Plot file version 139 created 21-NOV-2023 10:25:27

J1825-0737 RB010 1.UVDATA.1

Freq = 6.6310 GHz, Bw = 8.000 MH No calibration applied and no bandpass applied



663.6 664.8 666.0 667.2 668.4
FREQ MHz

663.6 664.8 666.0 667.2 668.4
FREQ MHz

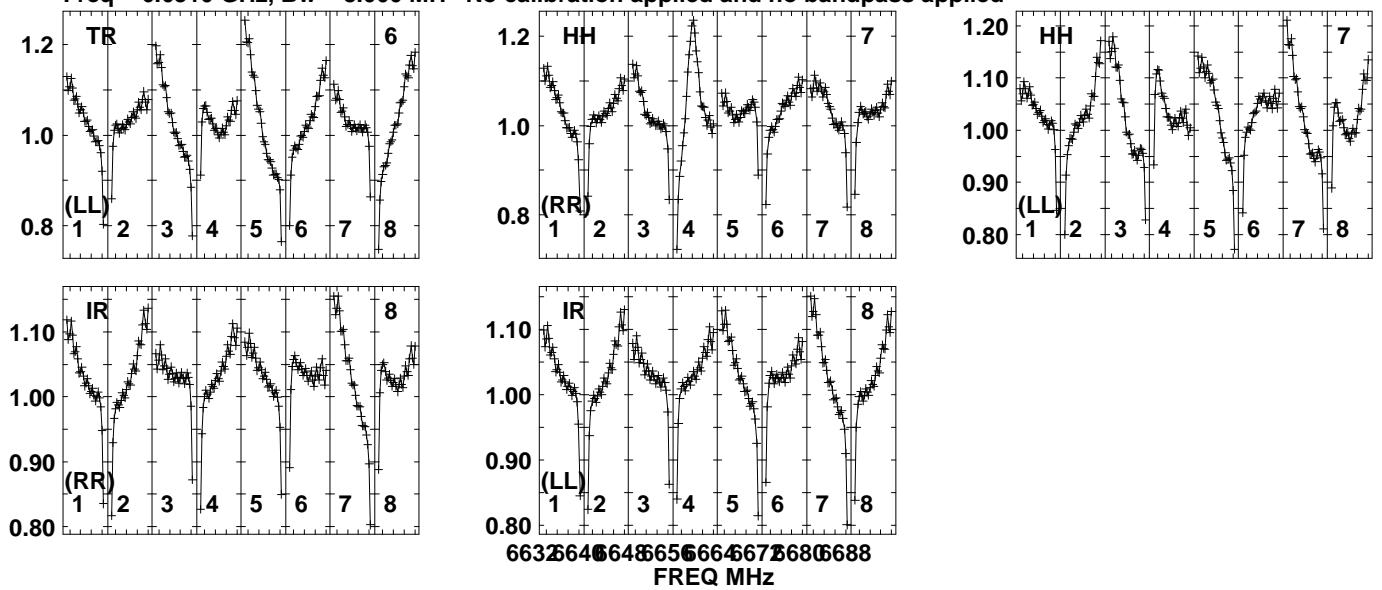
663.6 664.8 666.0 667.2 668.4
FREQ MHz

Lower frame: Real Jy
Auto-corr total-power spectrum Antenna: *
Timerange: 00/13:45:01 to 00/13:47:00

Plot file version 140 created 21-NOV-2023 10:25:27

J1825-0737 RB010 1.UVDATA.1

Freq = 6.6310 GHz, Bw = 8.000 MH No calibration applied and no bandpass applied

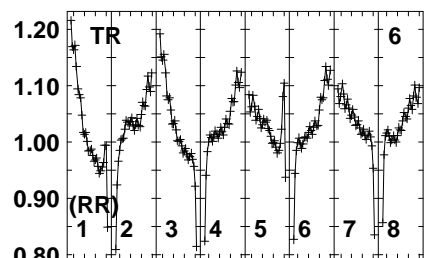
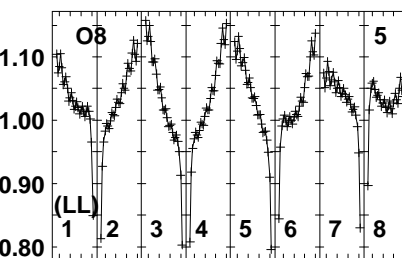
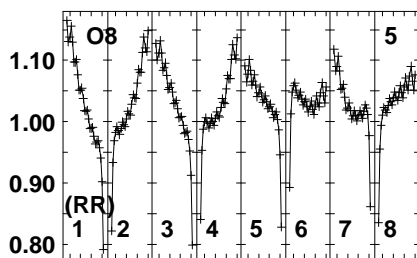
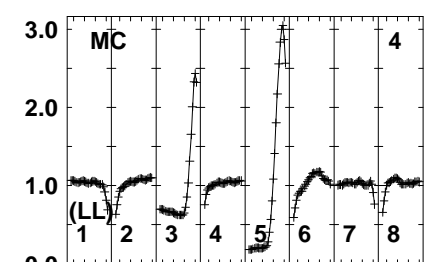
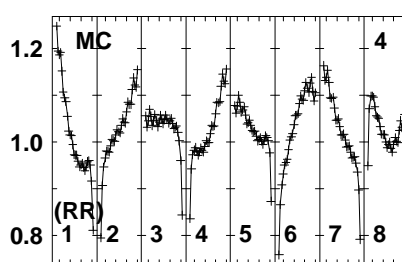
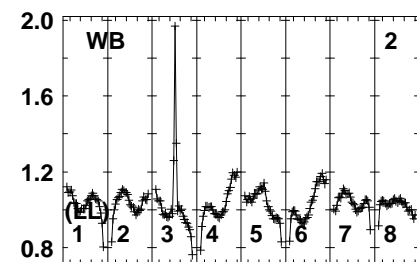
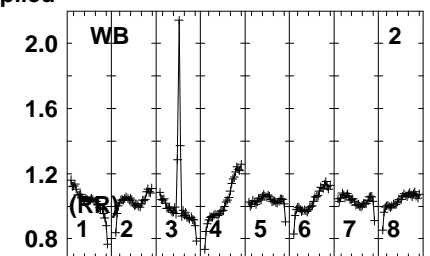
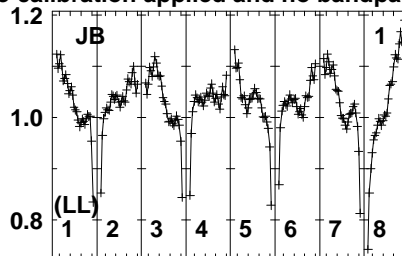
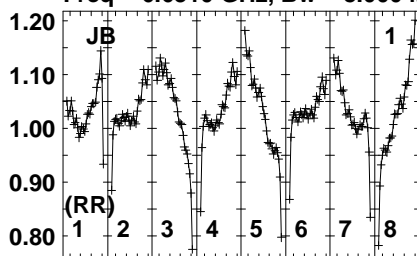


Lower frame: Real Jy
Auto-corr total-power spectrum Antenna: *
Timerange: 00/13:45:01 to 00/13:47:00

Plot file version 141 created 21-NOV-2023 10:25:27

G23.389 RB010 1.UVDATA.1

Freq = 6.6310 GHz, Bw = 8.000 MH No calibration applied and no bandpass applied



663.264 664.865 666.467 668.0688
FREQ MHz

663.264 664.865 666.467 668.0688
FREQ MHz

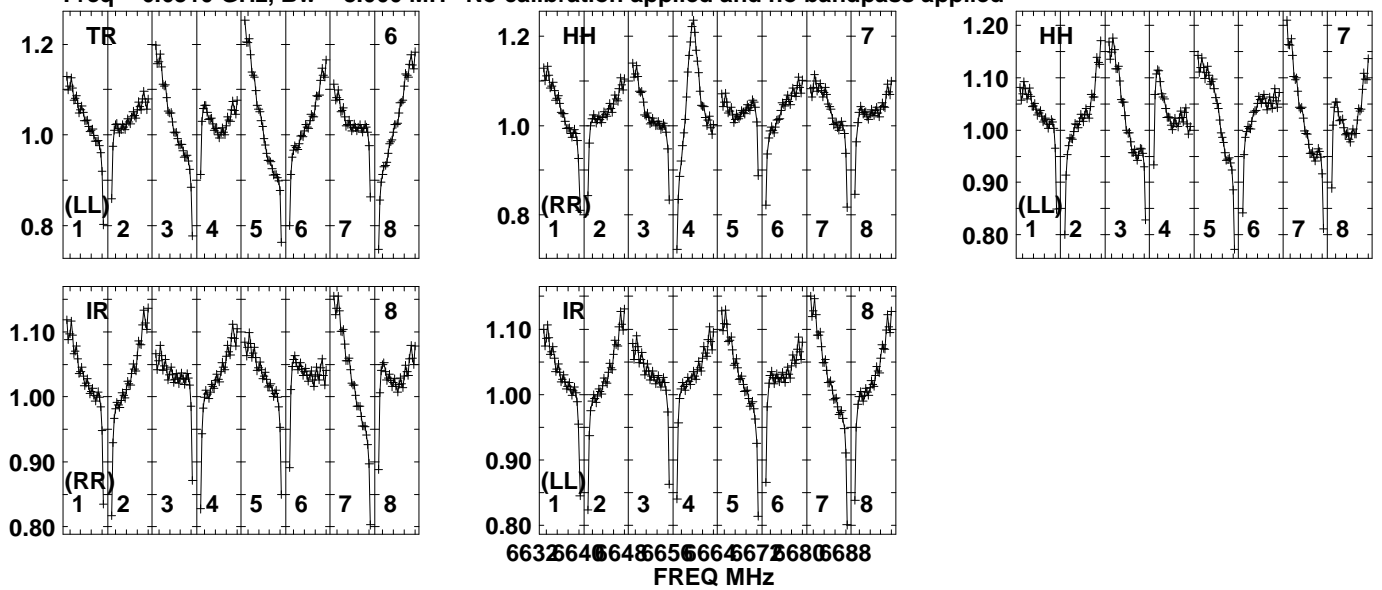
663.264 664.865 666.467 668.0688
FREQ MHz

Lower frame: Real Jy
Auto-corr total-power spectrum Antenna: *
Timerange: 00/13:47:00 to 00/13:50:00

Plot file version 142 created 21-NOV-2023 10:25:27

G23.389 RB010 1.UVDATA.1

Freq = 6.6310 GHz, Bw = 8.000 MH No calibration applied and no bandpass applied

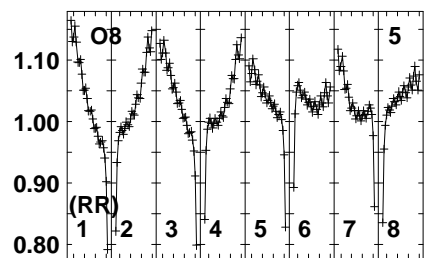
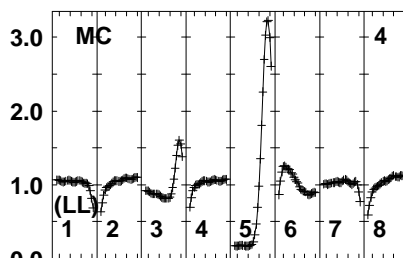
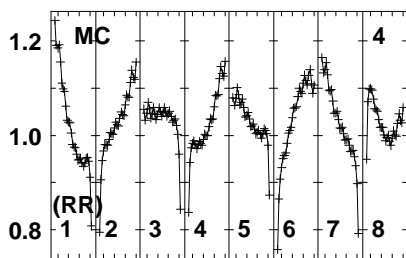
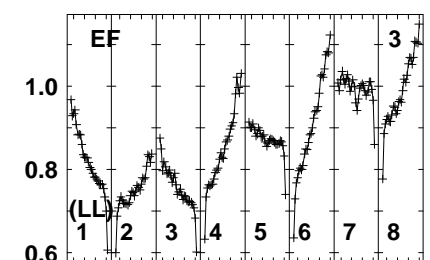
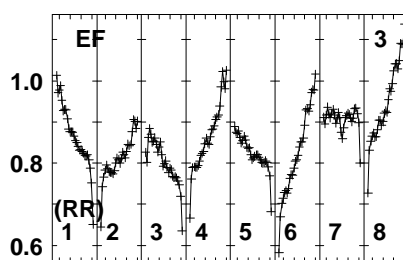
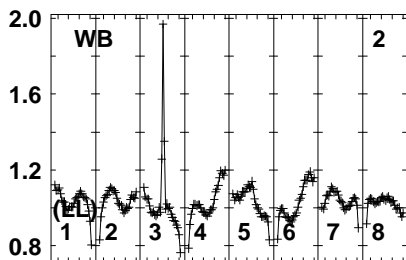
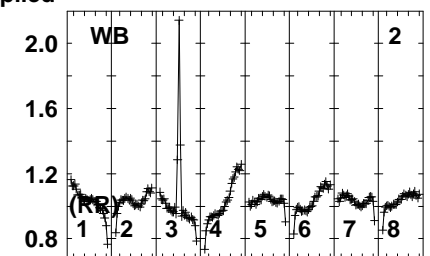
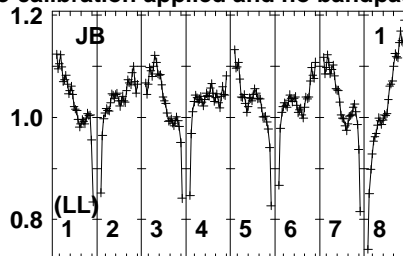
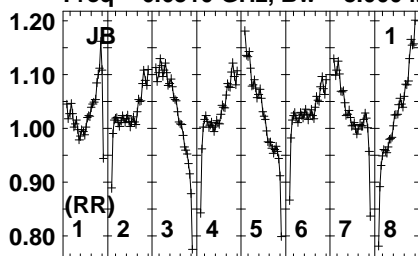


Lower frame: Real Jy
Auto-corr total-power spectrum Antenna: *
Timerange: 00/13:47:00 to 00/13:50:00

Plot file version 143 created 21-NOV-2023 10:25:27

J1825-0737 RB010 1.UVDATA.1

Freq = 6.6310 GHz, Bw = 8.000 MH No calibration applied and no bandpass applied



66326466486566666768688
FREQ MHz

66326466486566666768688
FREQ MHz

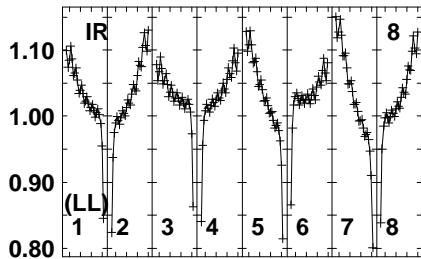
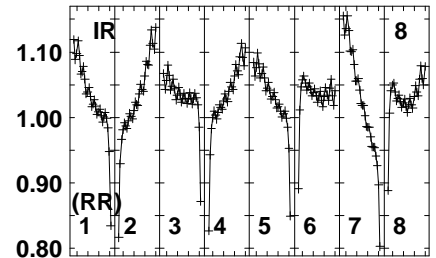
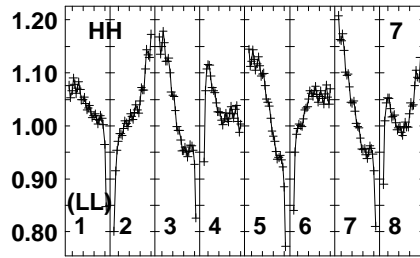
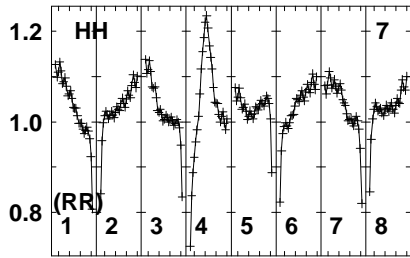
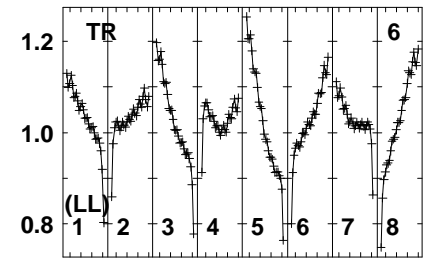
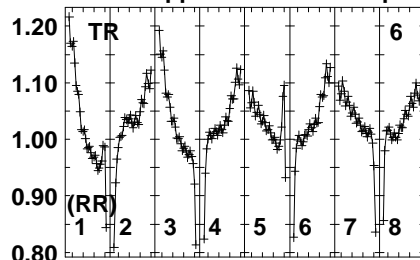
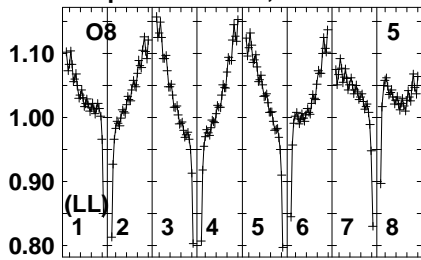
66326466486566666768688
FREQ MHz

Lower frame: Real Jy
Auto-corr total-power spectrum Antenna: *
Timerange: 00/13:50:41 to 00/13:52:40

Plot file version 144 created 21-NOV-2023 10:25:27

J1825-0737 RB010 1.UVDATA.1

Freq = 6.6310 GHz, Bw = 8.000 MH No calibration applied and no bandpass applied



663 664 665 666 667 668
FREQ MHz

663 664 665 666 667 668
FREQ MHz

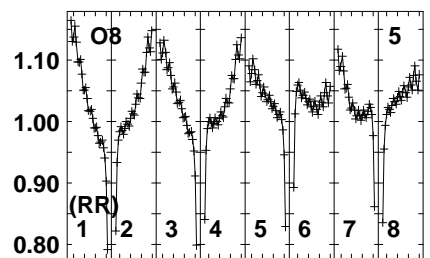
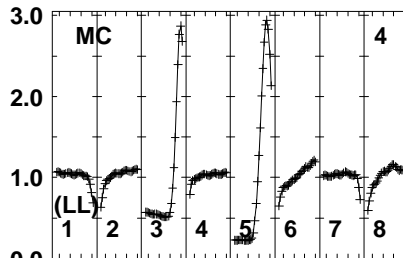
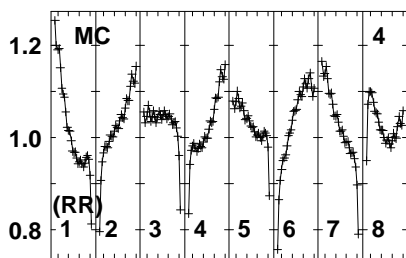
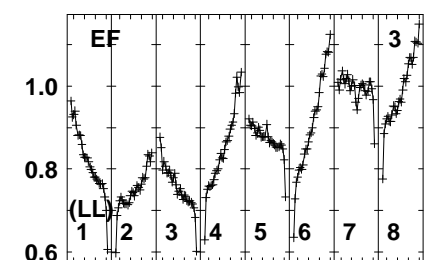
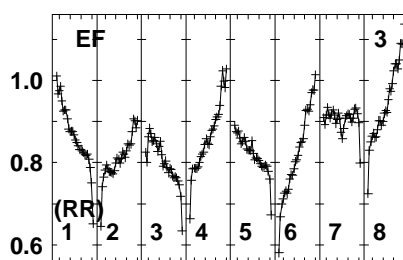
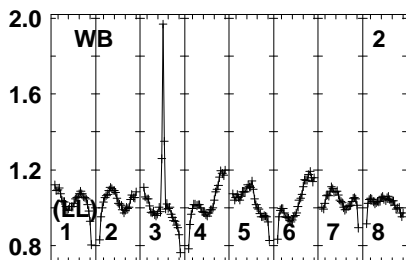
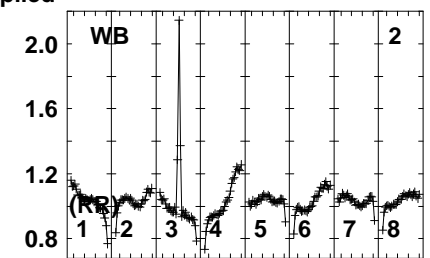
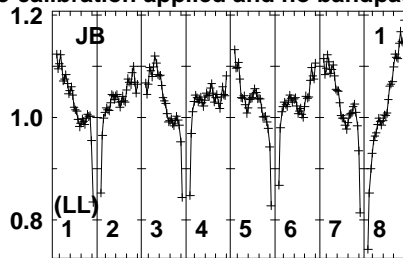
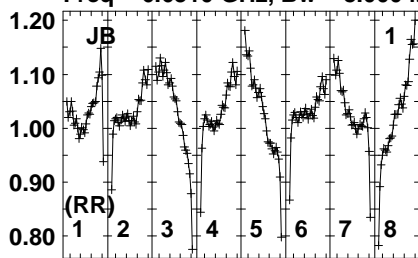
663 664 665 666 667 668
FREQ MHz

Lower frame: Real Jy
Auto-corr total-power spectrum Antenna: *
Timerange: 00/13:50:41 to 00/13:52:40

Plot file version 145 created 21-NOV-2023 10:25:27

G23.389 RB010 1.UVDATA.1

Freq = 6.6310 GHz, Bw = 8.000 MH No calibration applied and no bandpass applied



66326466486566666768688
FREQ MHz

66326466486566666768688
FREQ MHz

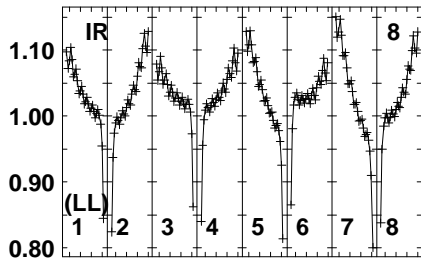
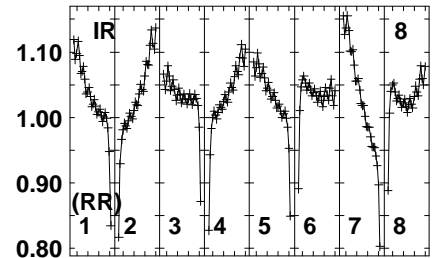
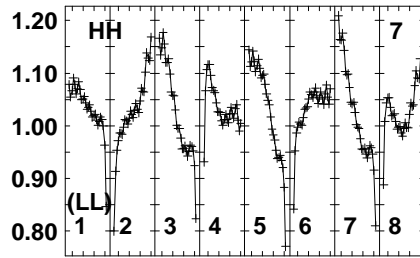
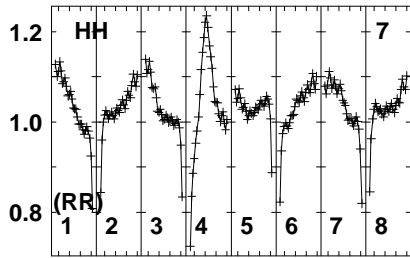
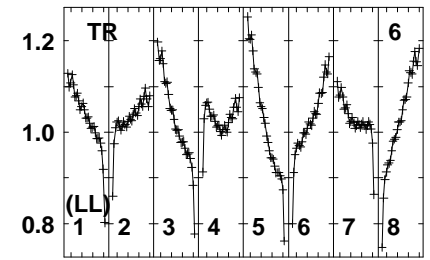
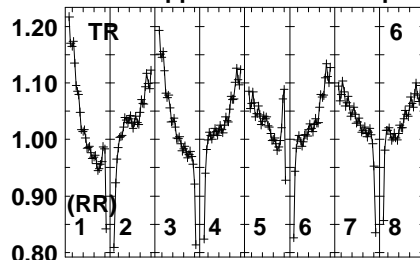
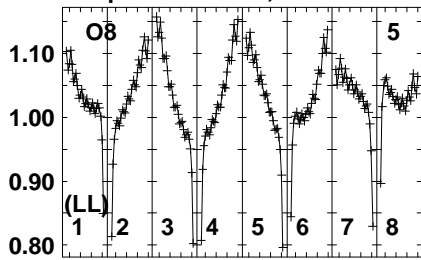
66326466486566666768688
FREQ MHz

Lower frame: Real Jy
Auto-corr total-power spectrum Antenna: *
Timerange: 00/13:52:40 to 00/13:55:40

Plot file version 146 created 21-NOV-2023 10:25:28

G23.389 RB010 1.UVDATA.1

Freq = 6.6310 GHz, Bw = 8.000 MH No calibration applied and no bandpass applied



663.564 664.865 666.166 667.467 668.768
FREQ MHz

663.564 664.865 666.166 667.467 668.768
FREQ MHz

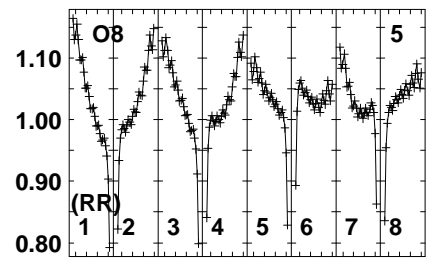
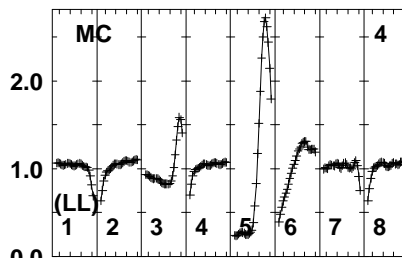
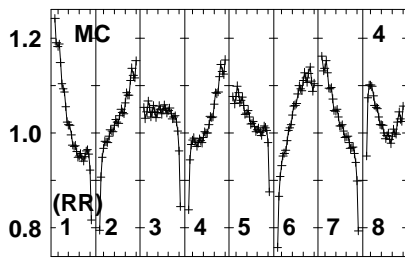
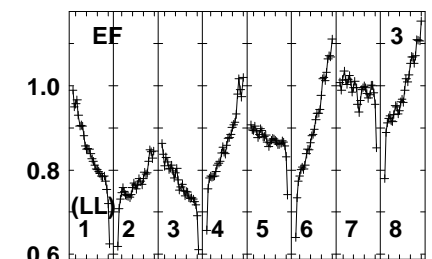
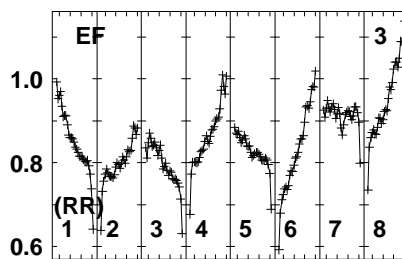
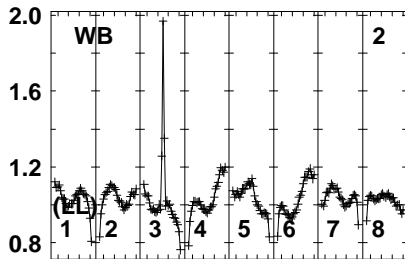
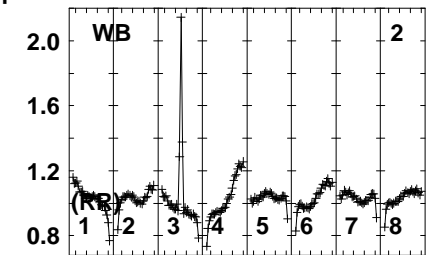
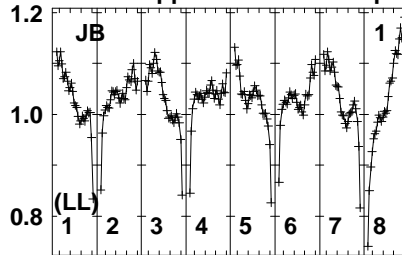
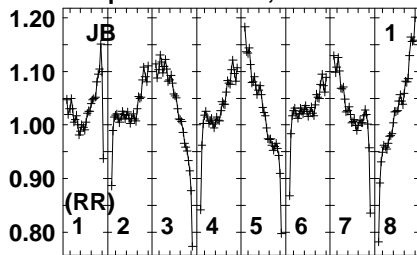
663.564 664.865 666.166 667.467 668.768
FREQ MHz

Lower frame: Real Jy
Auto-corr total-power spectrum Antenna: *
Timerange: 00/13:52:40 to 00/13:55:40

Plot file version 147 created 21-NOV-2023 10:25:28

J1825-0737 RB010 1.UVDATA.1

Freq = 6.6310 GHz, Bw = 8.000 MH No calibration applied and no bandpass applied



663264664865666667686688
FREQ MHz

663264664865666667686688
FREQ MHz

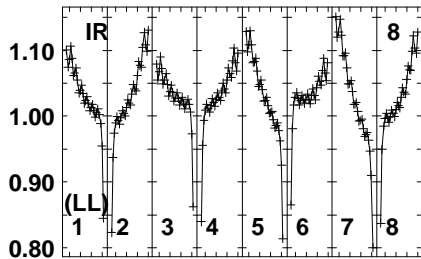
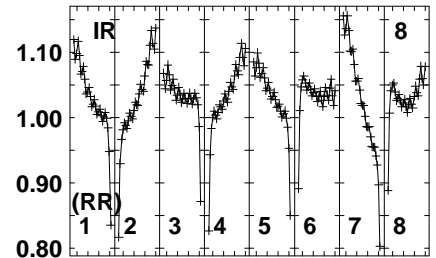
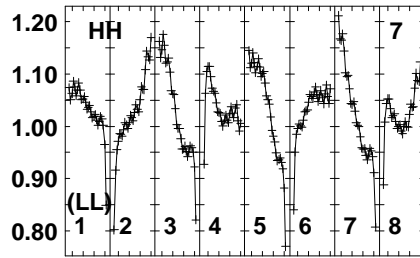
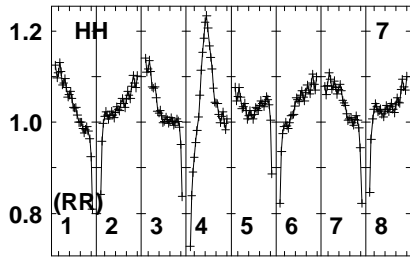
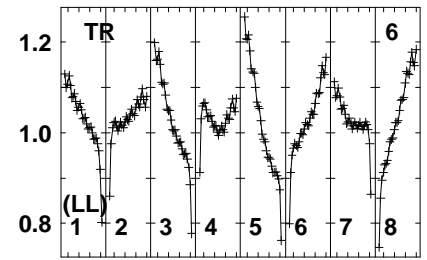
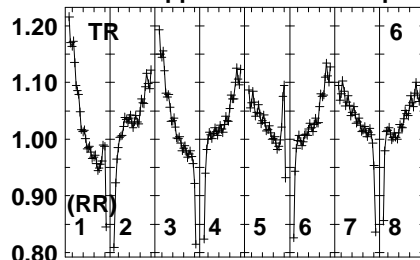
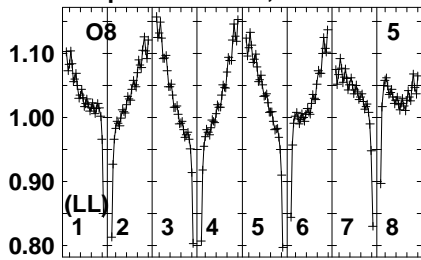
663264664865666667686688
FREQ MHz

Lower frame: Real Jy
Auto-corr total-power spectrum Antenna: *
Timerange: 00/13:55:40 to 00/13:57:39

Plot file version 148 created 21-NOV-2023 10:25:28

J1825-0737 RB010 1.UVDATA.1

Freq = 6.6310 GHz, Bw = 8.000 MH No calibration applied and no bandpass applied



663 664 665 666 667 668
FREQ MHz

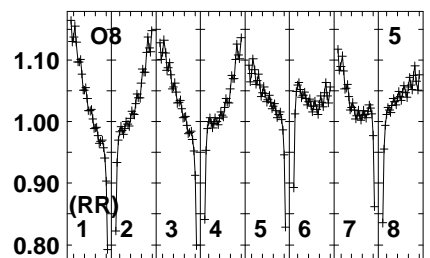
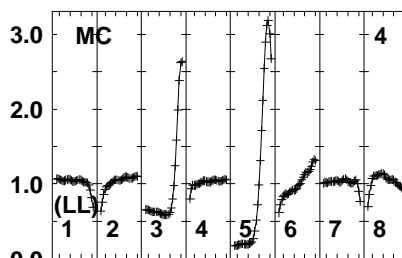
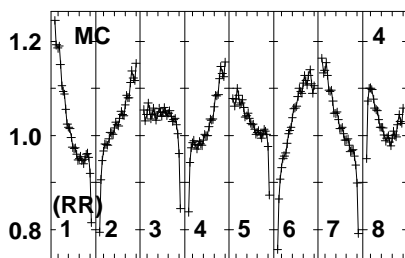
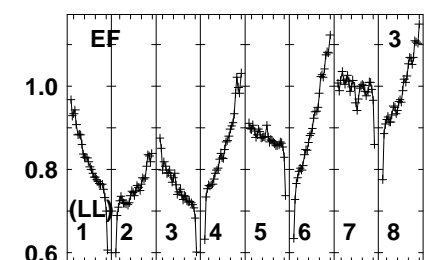
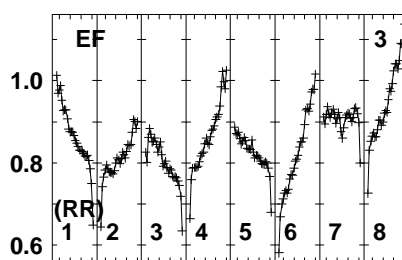
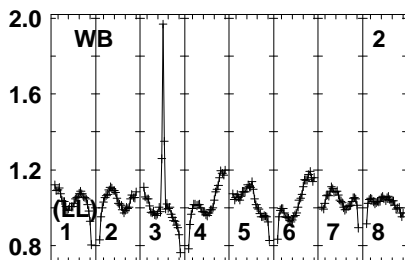
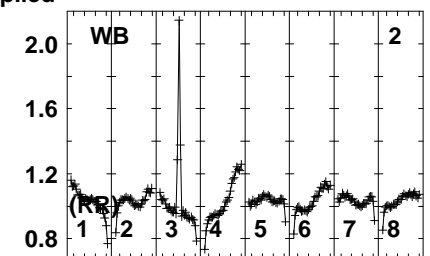
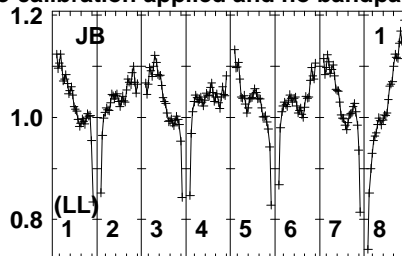
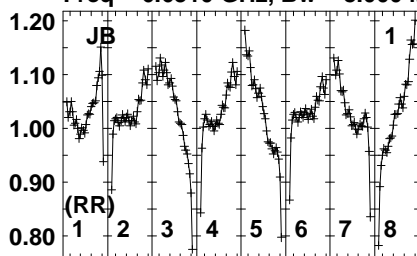
663 664 665 666 667 668
FREQ MHz

Lower frame: Real Jy
Auto-corr total-power spectrum Antenna: *
Timerange: 00/13:55:40 to 00/13:57:39

Plot file version 149 created 21-NOV-2023 10:25:28

G23.389 RB010 1.UVDATA.1

Freq = 6.6310 GHz, Bw = 8.000 MH No calibration applied and no bandpass applied



663.264 664.865 666.467 668.0688
FREQ MHz

663.264 664.865 666.467 668.0688
FREQ MHz

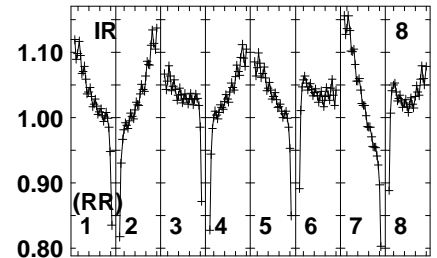
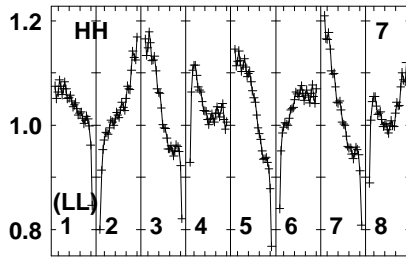
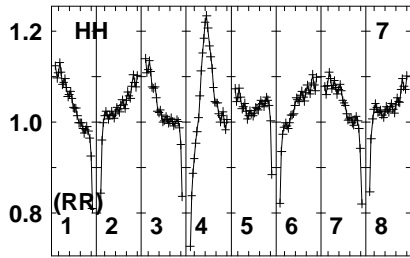
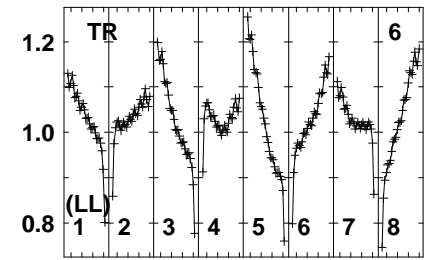
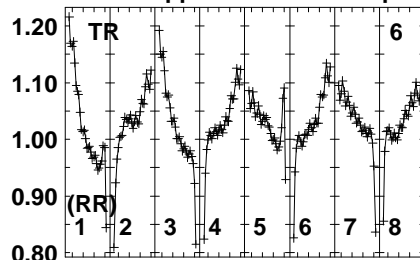
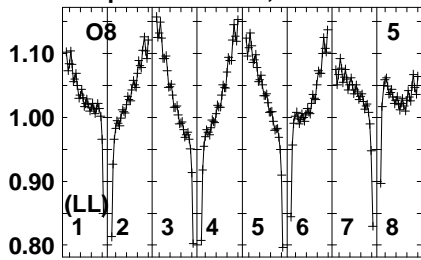
663.264 664.865 666.467 668.0688
FREQ MHz

Lower frame: Real Jy
Auto-corr total-power spectrum Antenna: *
Timerange: 00/13:57:41 to 00/14:00:39

Plot file version 150 created 21-NOV-2023 10:25:28

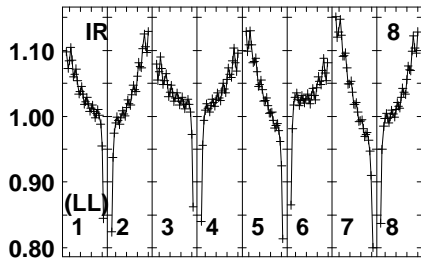
G23.389 RB010 1.UVDATA.1

Freq = 6.6310 GHz, Bw = 8.000 MH No calibration applied and no bandpass applied



6632646648656664672680688
FREQ MHz

6632646648656664672680688
FREQ MHz



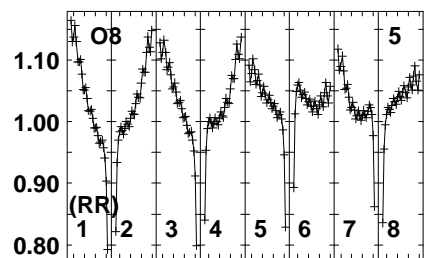
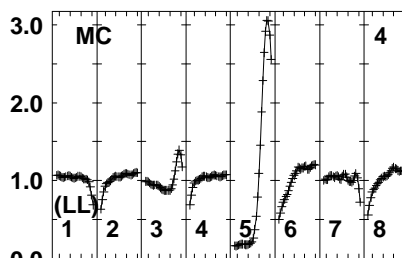
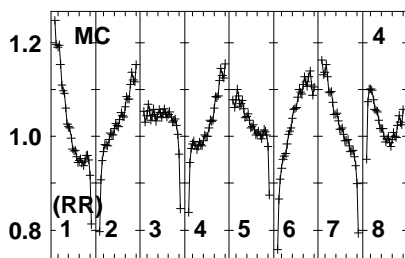
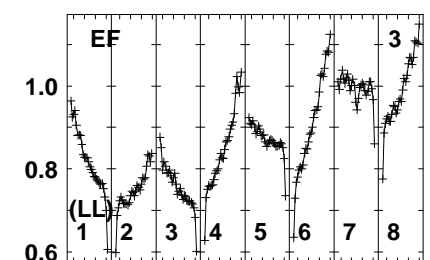
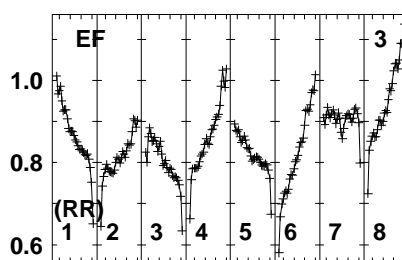
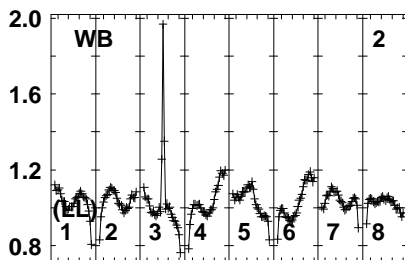
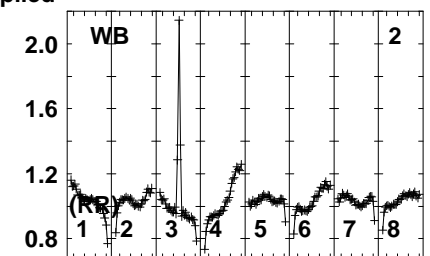
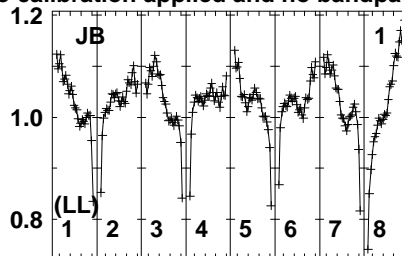
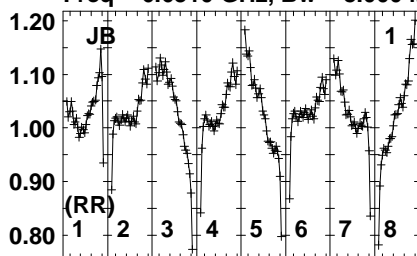
6632646648656664672680688
FREQ MHz

Lower frame: Real Jy
Auto-corr total-power spectrum Antenna: *
Timerange: 00/13:57:41 to 00/14:00:39

Plot file version 151 created 21-NOV-2023 10:25:28

J1825-0737 RB010 1.UVDATA.1

Freq = 6.6310 GHz, Bw = 8.000 MH No calibration applied and no bandpass applied



663264664865666672686688
FREQ MHz

663264664865666672686688
FREQ MHz

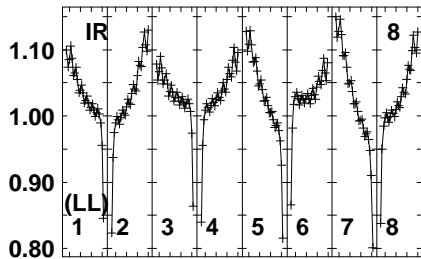
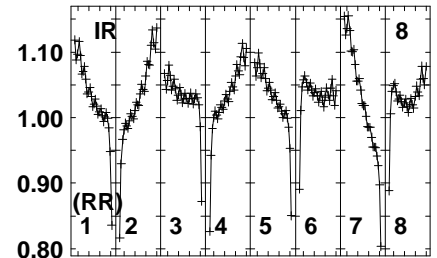
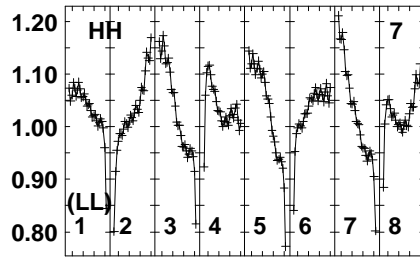
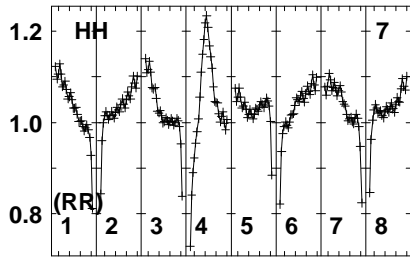
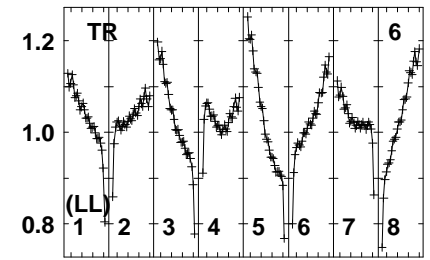
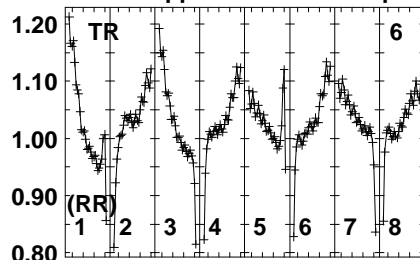
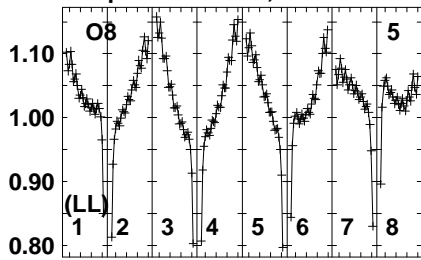
663264664865666672686688
FREQ MHz

Lower frame: Real Jy
Auto-corr total-power spectrum Antenna: *
Timerange: 00/14:01:20 to 00/14:03:19

Plot file version 152 created 21-NOV-2023 10:25:28

J1825-0737 RB010 1.UVDATA.1

Freq = 6.6310 GHz, Bw = 8.000 MH No calibration applied and no bandpass applied



663 664 665 666 667 668
FREQ MHz

663 664 665 666 667 668
FREQ MHz

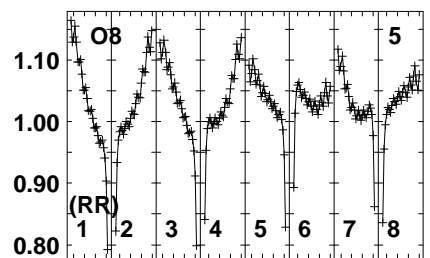
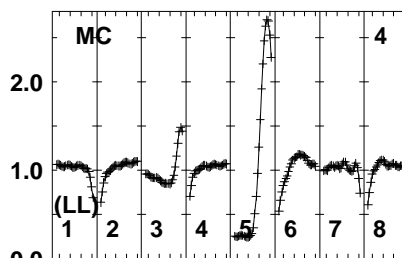
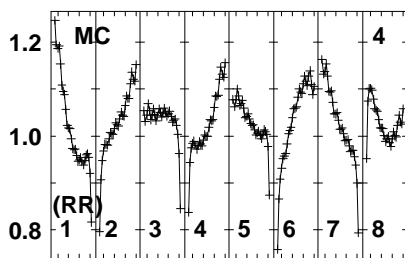
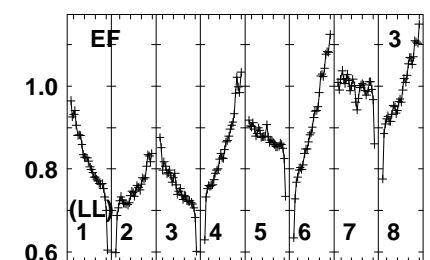
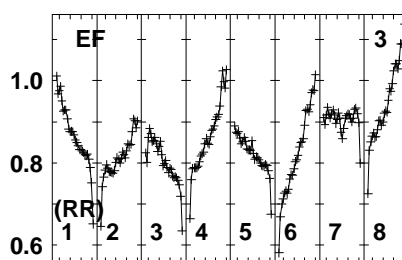
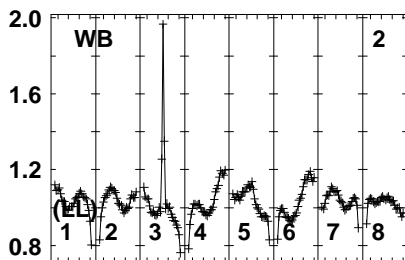
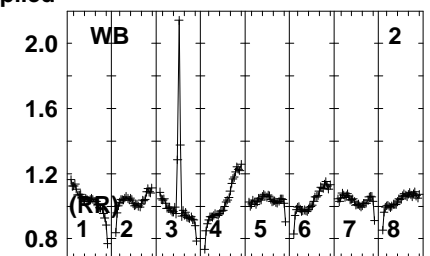
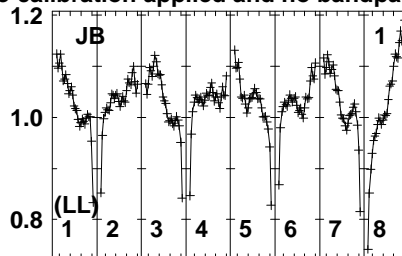
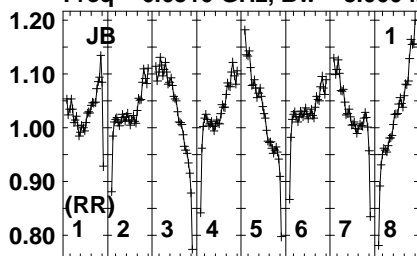
663 664 665 666 667 668
FREQ MHz

Lower frame: Real Jy
Auto-corr total-power spectrum Antenna: *
Timerange: 00/14:01:20 to 00/14:03:19

Plot file version 153 created 21-NOV-2023 10:25:28

G23.389 RB010 1.UVDATA.1

Freq = 6.6310 GHz, Bw = 8.000 MH No calibration applied and no bandpass applied



663.264 664.865 666.467 668.0688
FREQ MHz

663.264 664.865 666.467 668.0688
FREQ MHz

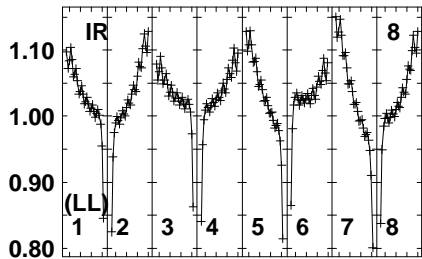
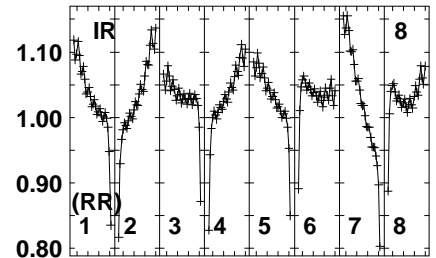
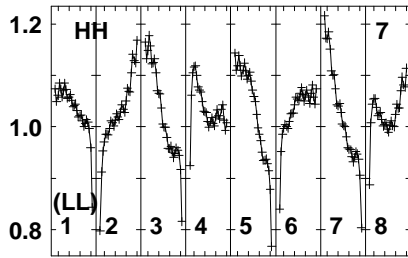
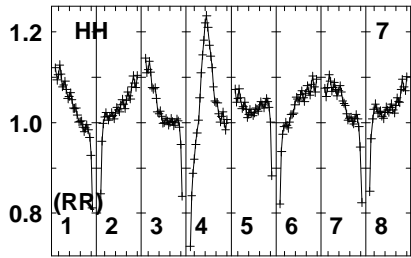
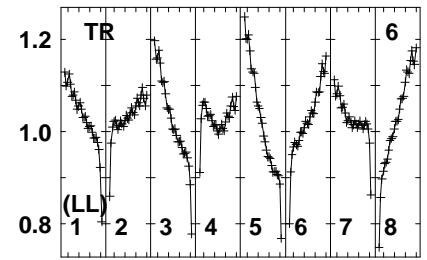
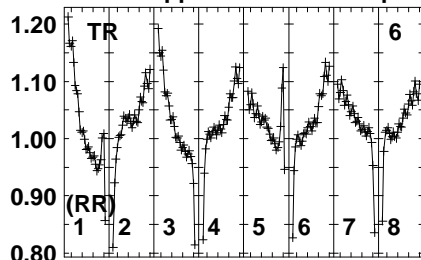
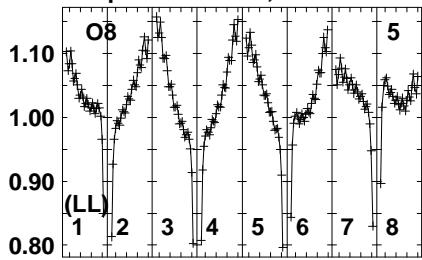
663.264 664.865 666.467 668.0688
FREQ MHz

Lower frame: Real Jy
Auto-corr total-power spectrum Antenna: *
Timerange: 00/14:03:21 to 00/14:06:20

Plot file version 154 created 21-NOV-2023 10:25:28

G23.389 RB010 1.UVDATA.1

Freq = 6.6310 GHz, Bw = 8.000 MH No calibration applied and no bandpass applied



663 664 665 666 667 668
FREQ MHz

663 664 665 666 667 668
FREQ MHz

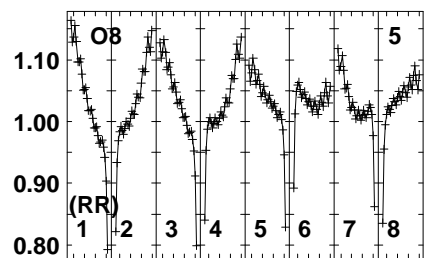
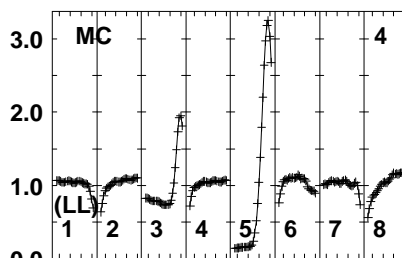
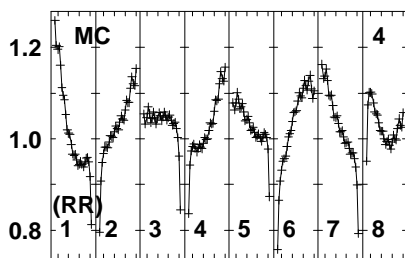
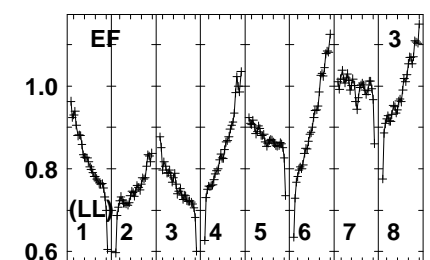
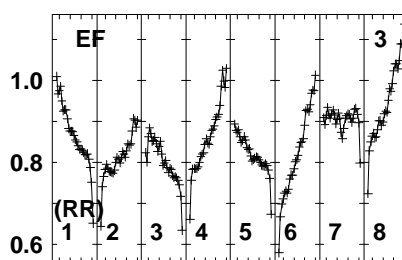
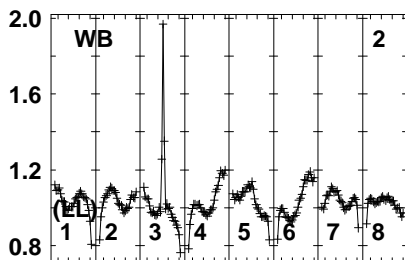
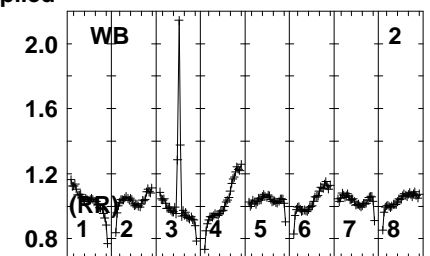
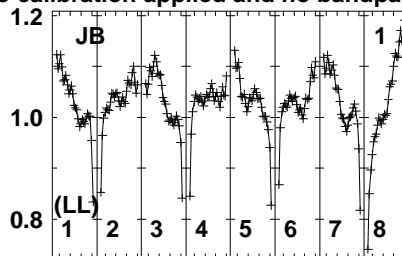
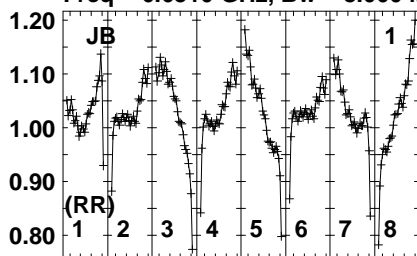
663 664 665 666 667 668
FREQ MHz

Lower frame: Real Jy
Auto-corr total-power spectrum Antenna: *
Timerange: 00/14:03:21 to 00/14:06:20

Plot file version 155 created 21-NOV-2023 10:25:29

J1825-0737 RB010 1.UVDATA.1

Freq = 6.6310 GHz, Bw = 8.000 MH No calibration applied and no bandpass applied



663.6 648.6 631.0 614.0 597.0 580.0 563.0 546.0 530.0
FREQ MHz

663.6 648.6 631.0 614.0 597.0 580.0 563.0 546.0 530.0
FREQ MHz

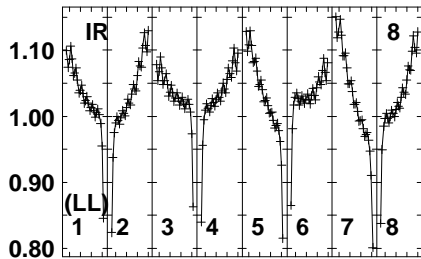
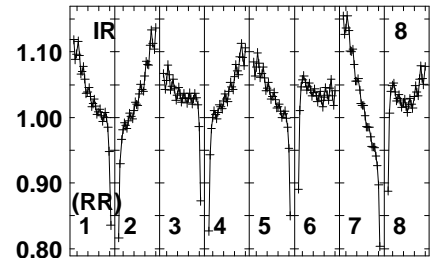
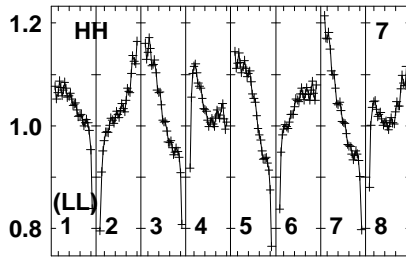
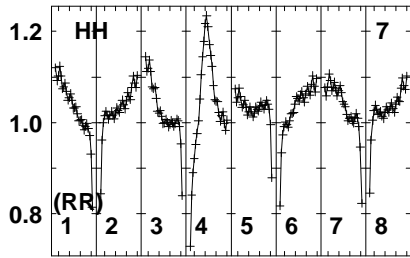
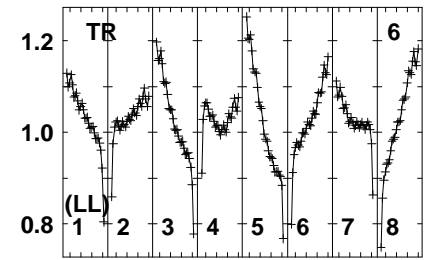
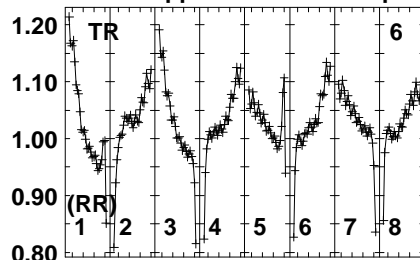
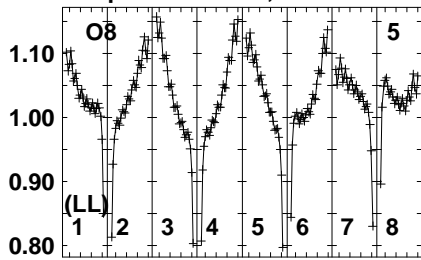
663.6 648.6 631.0 614.0 597.0 580.0 563.0 546.0 530.0
FREQ MHz

Lower frame: Real Jy
Auto-corr total-power spectrum Antenna: *
Timerange: 00/14:06:20 to 00/14:08:20

Plot file version 156 created 21-NOV-2023 10:25:29

J1825-0737 RB010 1.UVDATA.1

Freq = 6.6310 GHz, Bw = 8.000 MH No calibration applied and no bandpass applied



6632646648656664672680688
FREQ MHz

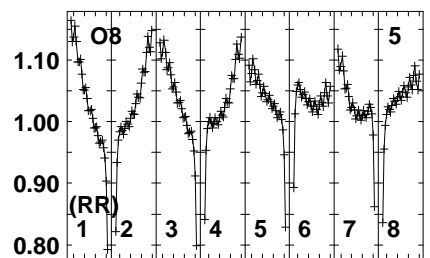
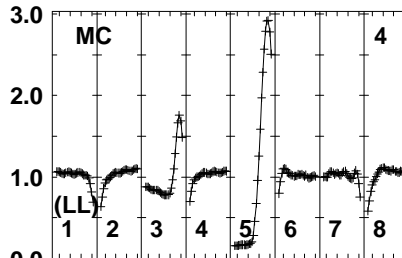
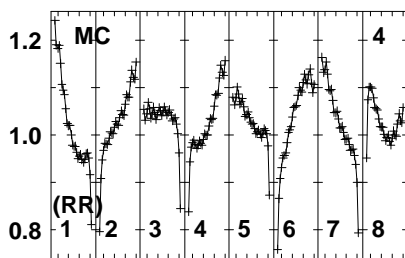
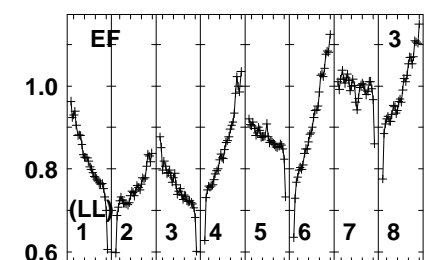
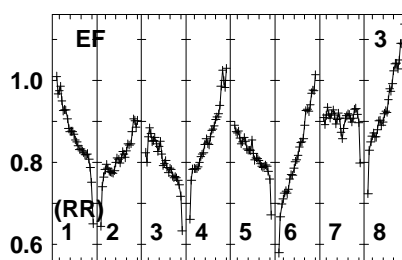
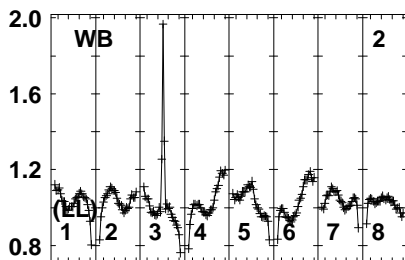
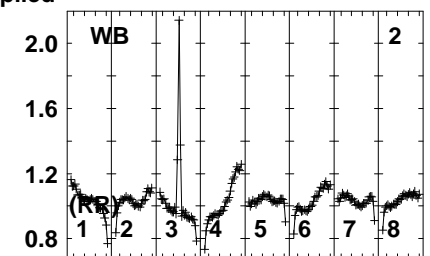
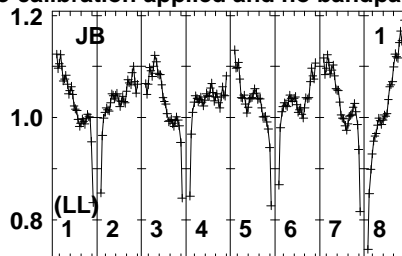
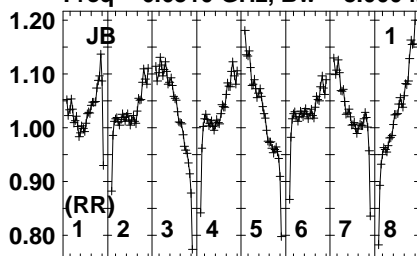
6632646648656664672680688
FREQ MHz

Lower frame: Real Jy
Auto-corr total-power spectrum Antenna: *
Timerange: 00/14:06:20 to 00/14:08:20

Plot file version 157 created 21-NOV-2023 10:25:29

G23.389 RB010 1.UVDATA.1

Freq = 6.6310 GHz, Bw = 8.000 MH No calibration applied and no bandpass applied



663.264 664.864 666.464 668.064
FREQ MHz

663.264 664.864 666.464 668.064
FREQ MHz

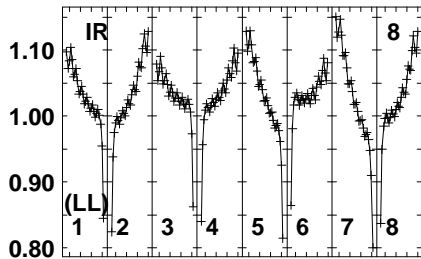
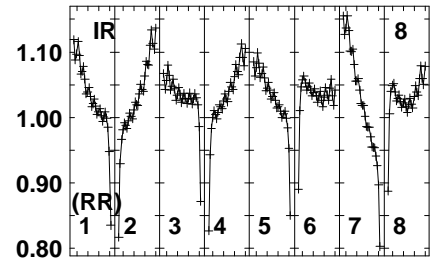
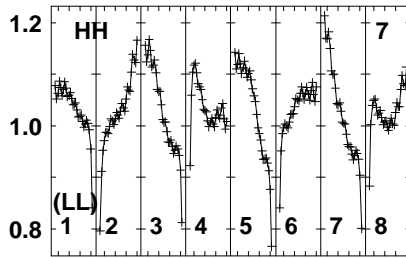
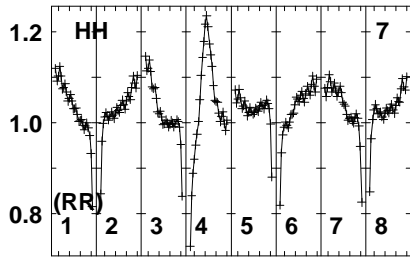
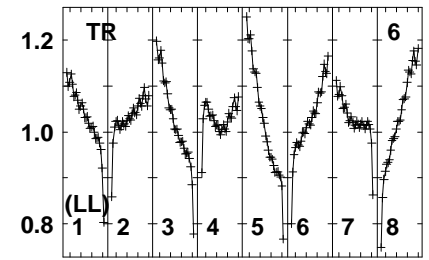
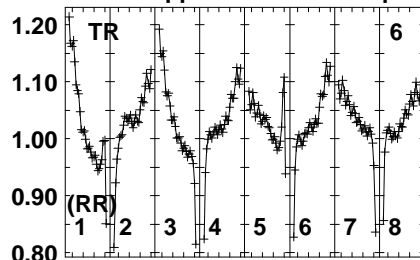
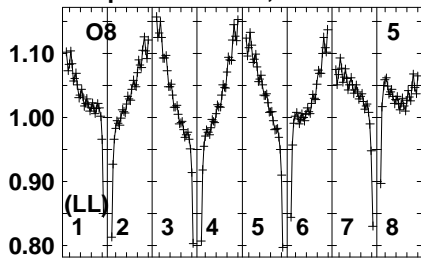
663.264 664.864 666.464 668.064
FREQ MHz

Lower frame: Real Jy
Auto-corr total-power spectrum Antenna: *
Timerange: 00/14:08:21 to 00/14:11:19

Plot file version 158 created 21-NOV-2023 10:25:29

G23.389 RB010 1.UVDATA.1

Freq = 6.6310 GHz, Bw = 8.000 MH No calibration applied and no bandpass applied



663.264 664.865 666.467 668.0688
FREQ MHz

663.264 664.865 666.467 668.0688
FREQ MHz

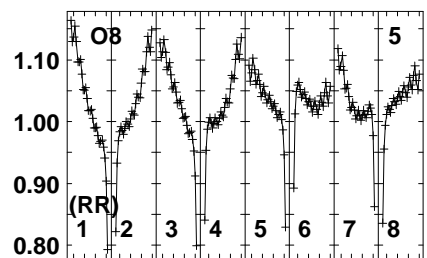
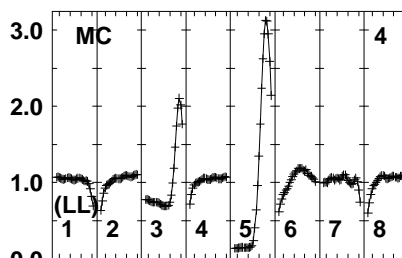
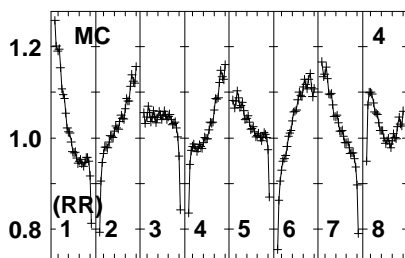
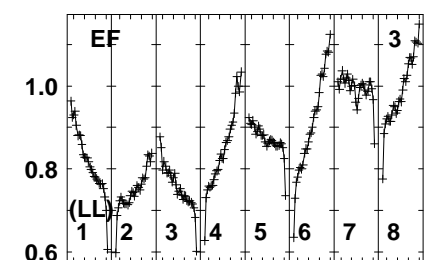
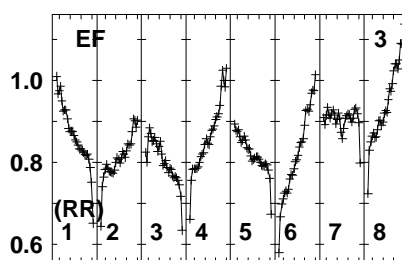
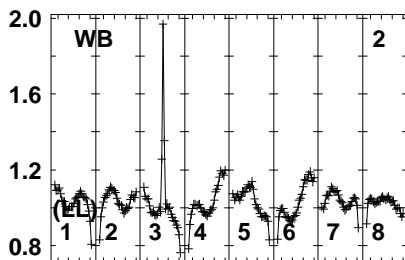
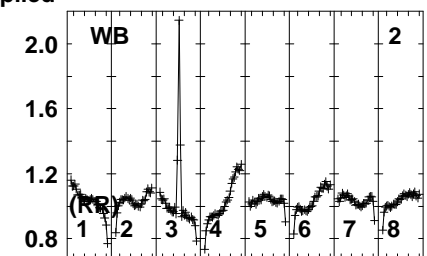
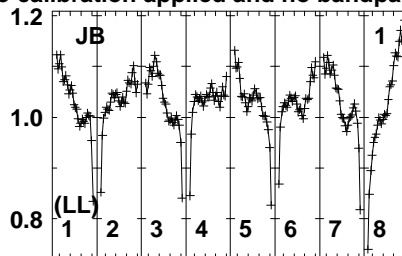
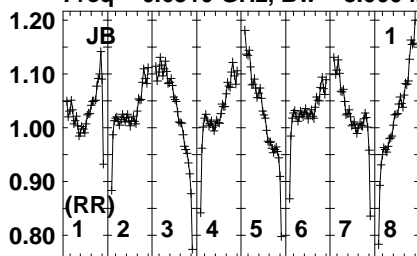
663.264 664.865 666.467 668.0688
FREQ MHz

Lower frame: Real Jy
Auto-corr total-power spectrum Antenna: *
Timerange: 00/14:08:21 to 00/14:11:19

Plot file version 159 created 21-NOV-2023 10:25:29

J1825-0737 RB010 1.UVDATA.1

Freq = 6.6310 GHz, Bw = 8.000 MH No calibration applied and no bandpass applied



663.264 664.865 666.467 668.0688
FREQ MHz

663.264 664.865 666.467 668.0688
FREQ MHz

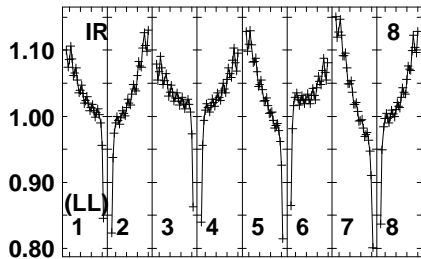
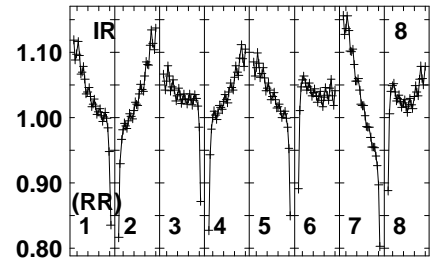
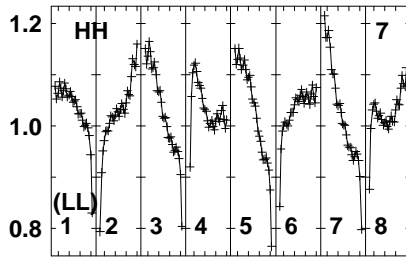
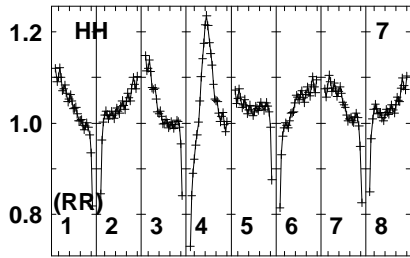
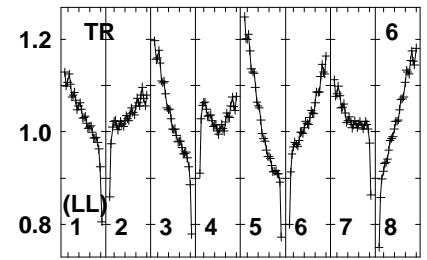
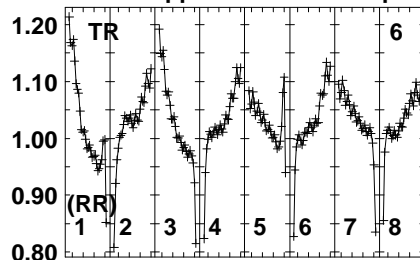
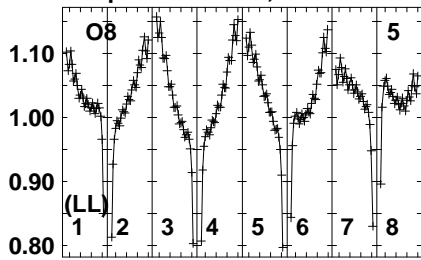
663.264 664.865 666.467 668.0688
FREQ MHz

Lower frame: Real Jy
Auto-corr total-power spectrum Antenna: *
Timerange: 00/14:12:00 to 00/14:13:59

Plot file version 160 created 21-NOV-2023 10:25:29

J1825-0737 RB010 1.UVDATA.1

Freq = 6.6310 GHz, Bw = 8.000 MH No calibration applied and no bandpass applied



663 664 665 666 667 668
FREQ MHz

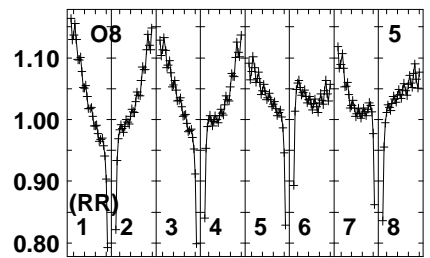
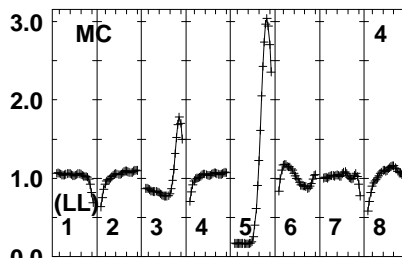
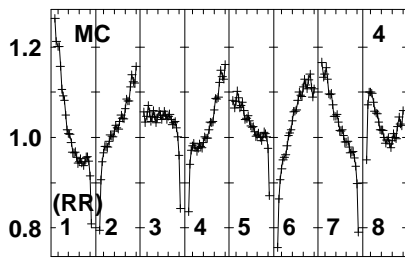
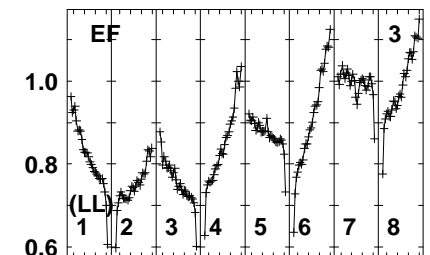
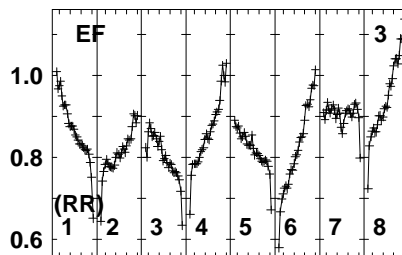
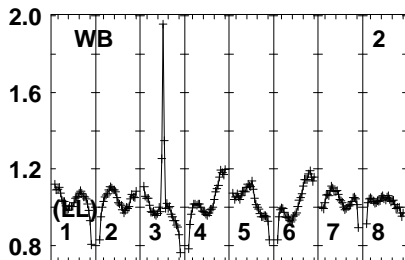
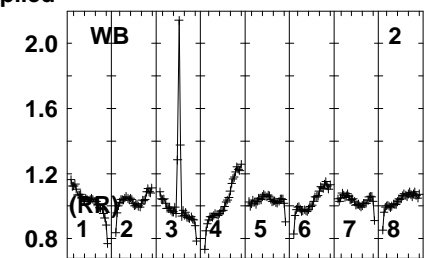
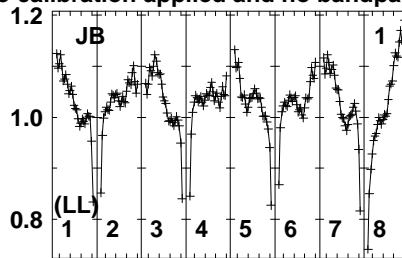
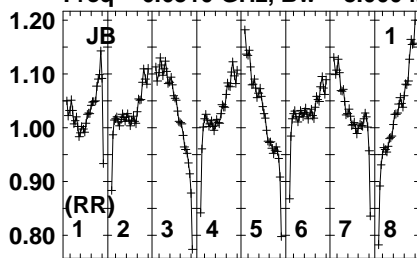
663 664 665 666 667 668
FREQ MHz

Lower frame: Real Jy
Auto-corr total-power spectrum Antenna: *
Timerange: 00/14:12:00 to 00/14:13:59

Plot file version 161 created 21-NOV-2023 10:25:29

G23.389 RB010 1.UVDATA.1

Freq = 6.6310 GHz, Bw = 8.000 MH No calibration applied and no bandpass applied



6632646648656666768688
FREQ MHz

6632646648656666768688
FREQ MHz

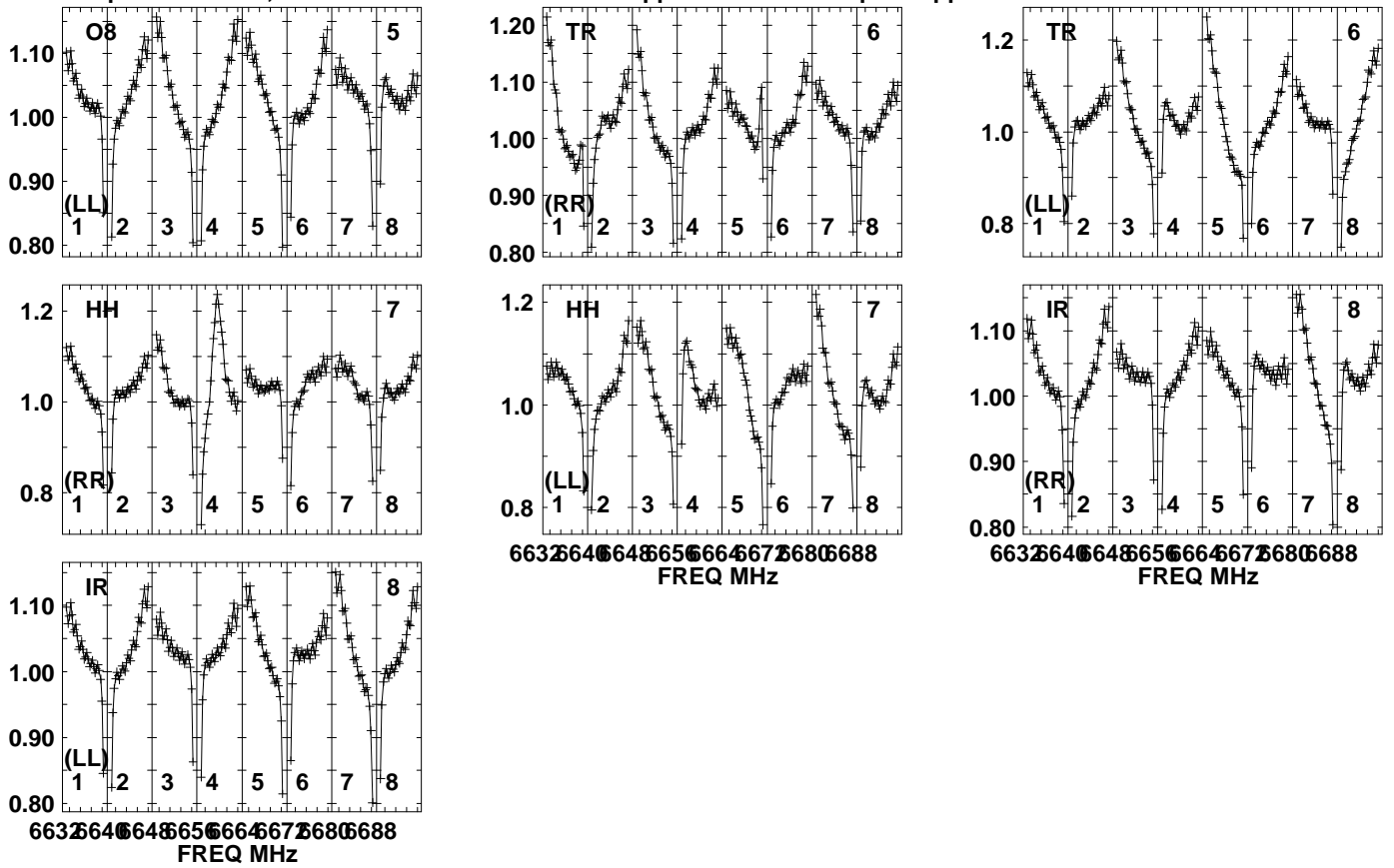
6632646648656666768688
FREQ MHz

Lower frame: Real Jy
Auto-corr total-power spectrum Antenna: *
Timerange: 00/14:14:00 to 00/14:17:00

Plot file version 162 created 21-NOV-2023 10:25:29

G23.389 RB010 1.UVDATA.1

Freq = 6.6310 GHz, Bw = 8.000 MH No calibration applied and no bandpass applied

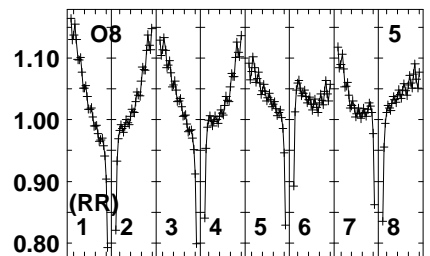
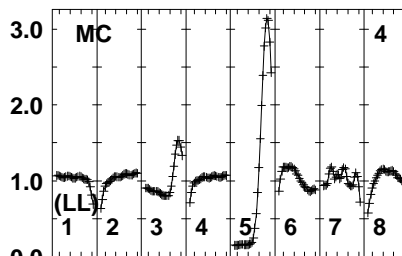
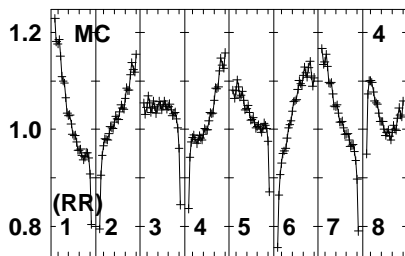
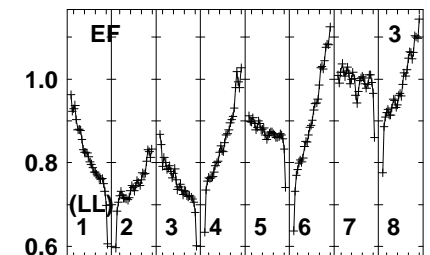
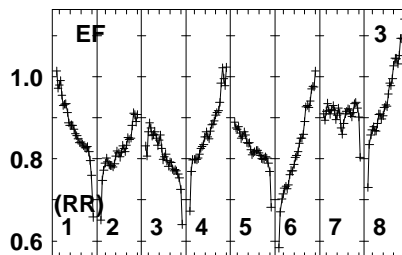
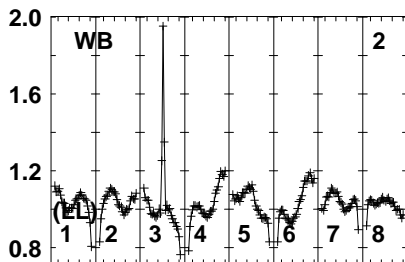
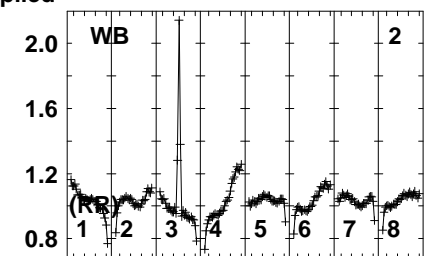
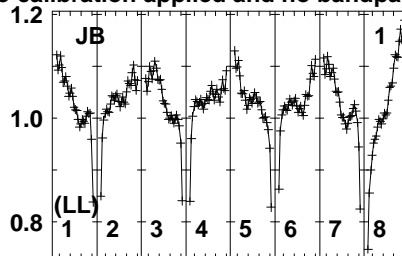
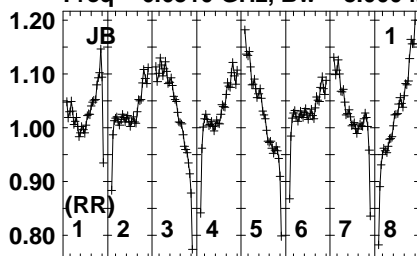


Lower frame: Real Jy
Auto-corr total-power spectrum Antenna: *
Timerange: 00/14:14:00 to 00/14:17:00

Plot file version 163 created 21-NOV-2023 10:25:29

J1825-0737 RB010 1.UVDATA.1

Freq = 6.6310 GHz, Bw = 8.000 MH No calibration applied and no bandpass applied



663.264 664.865 666.467 668.0688
FREQ MHz

663.264 664.865 666.467 668.0688
FREQ MHz

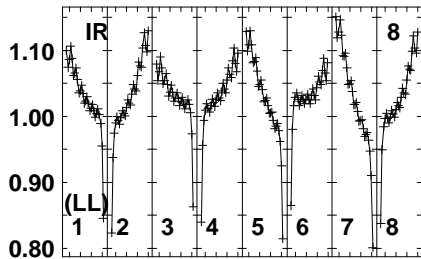
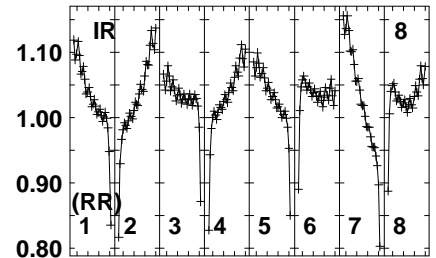
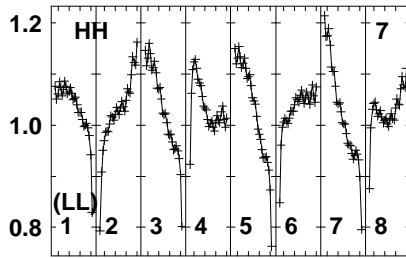
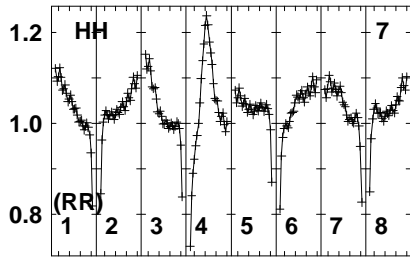
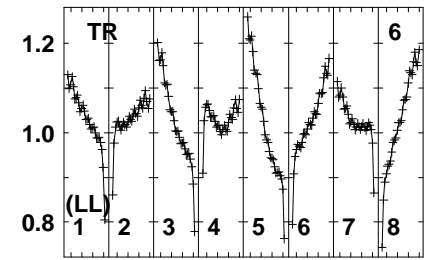
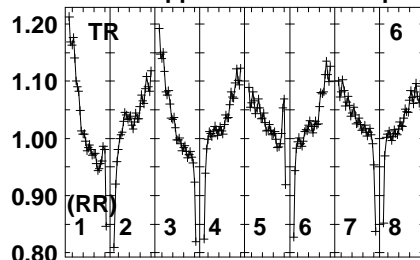
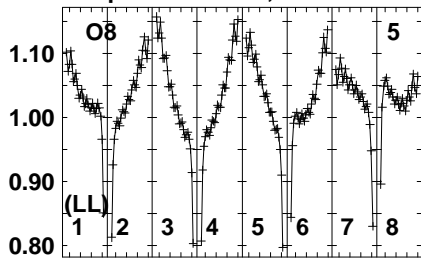
663.264 664.865 666.467 668.0688
FREQ MHz

Lower frame: Real Jy
Auto-corr total-power spectrum Antenna: *
Timerange: 00/14:17:00 to 00/14:18:59

Plot file version 164 created 21-NOV-2023 10:25:29

J1825-0737 RB010 1.UVDATA.1

Freq = 6.6310 GHz, Bw = 8.000 MH No calibration applied and no bandpass applied



663 664 665 666 667 668
FREQ MHz

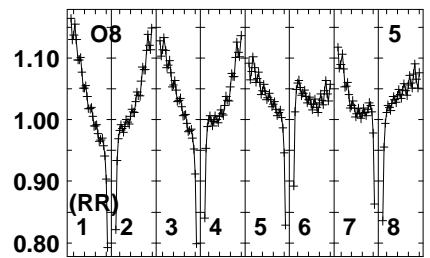
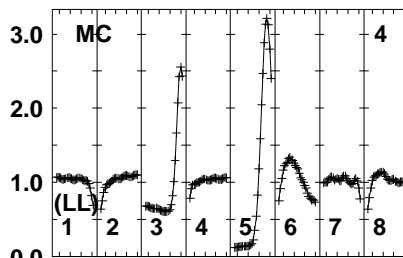
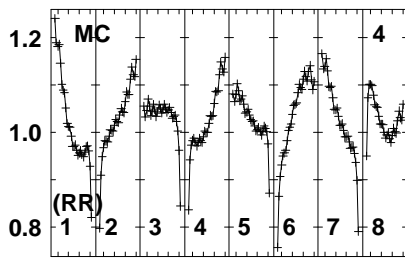
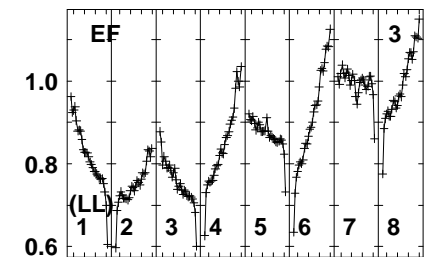
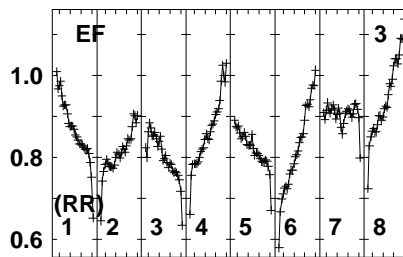
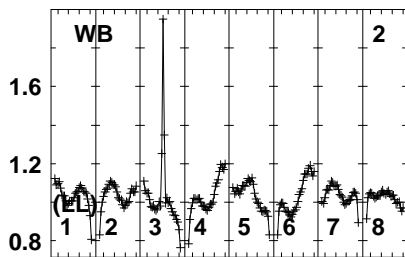
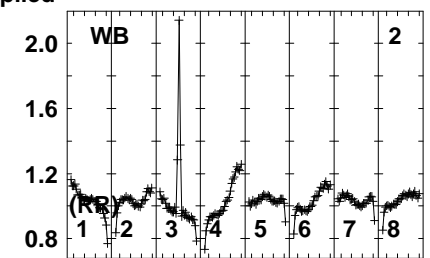
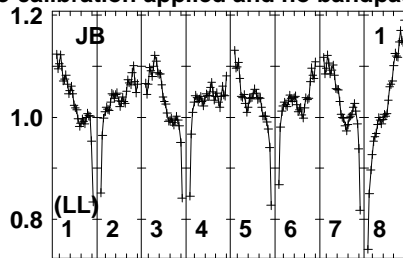
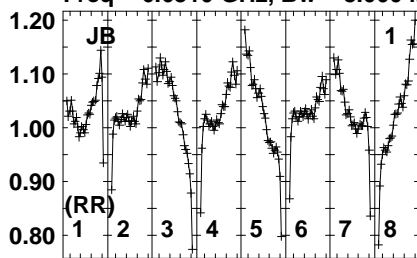
663 664 665 666 667 668
FREQ MHz

Lower frame: Real Jy
Auto-corr total-power spectrum Antenna: *
Timerange: 00/14:17:00 to 00/14:18:59

Plot file version 165 created 21-NOV-2023 10:25:30

G23.389 RB010 1.UVDATA.1

Freq = 6.6310 GHz, Bw = 8.000 MH No calibration applied and no bandpass applied



663.264 664.864 666.464 668.064
FREQ MHz

663.264 664.864 666.464 668.064
FREQ MHz

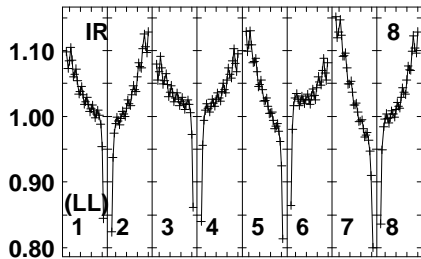
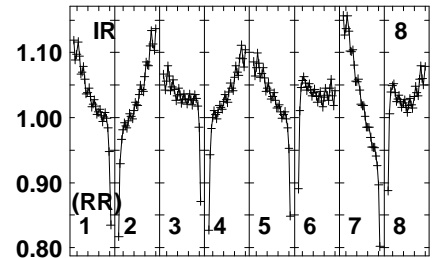
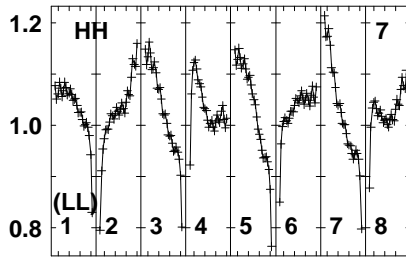
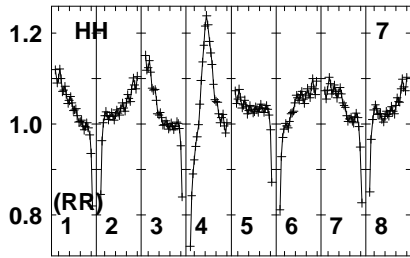
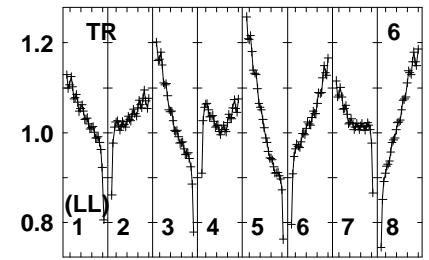
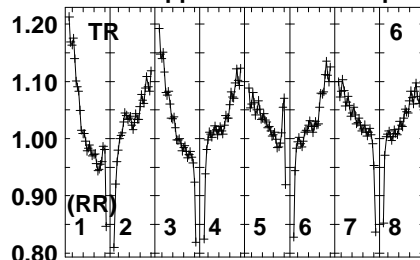
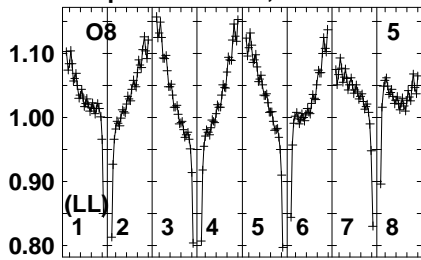
663.264 664.864 666.464 668.064
FREQ MHz

Lower frame: Real Jy
Auto-corr total-power spectrum Antenna: *
Timerange: 00/14:19:00 to 00/14:22:00

Plot file version 166 created 21-NOV-2023 10:25:30

G23.389 RB010 1.UVDATA.1

Freq = 6.6310 GHz, Bw = 8.000 MH No calibration applied and no bandpass applied



663.264 664.865 666.467 668.0688
FREQ MHz

663.264 664.865 666.467 668.0688
FREQ MHz

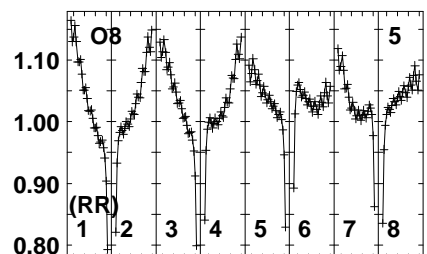
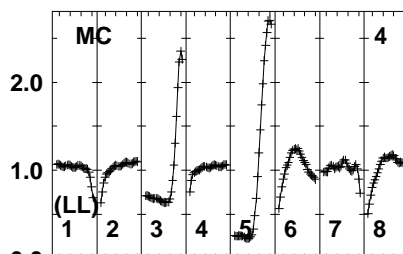
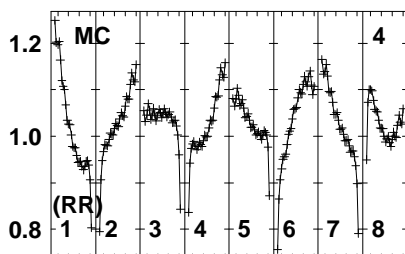
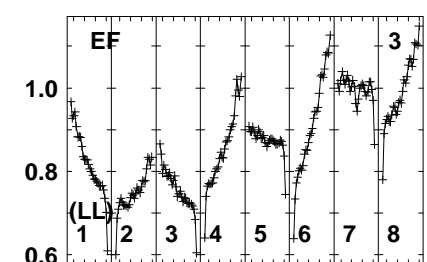
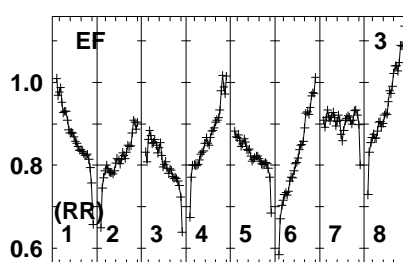
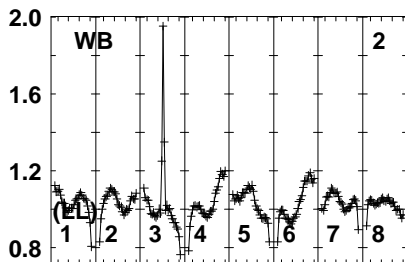
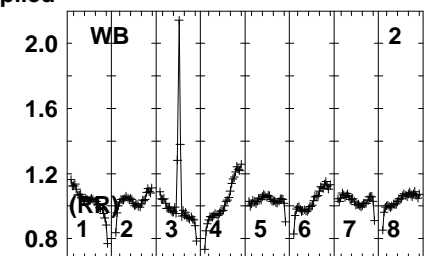
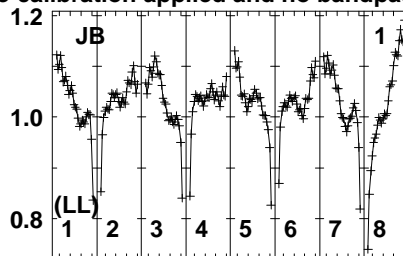
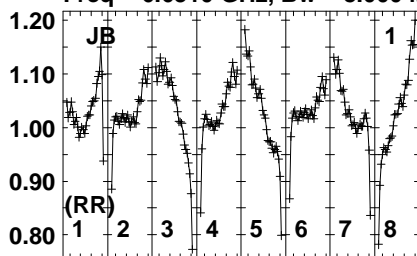
663.264 664.865 666.467 668.0688
FREQ MHz

Lower frame: Real Jy
Auto-corr total-power spectrum Antenna: *
Timerange: 00/14:19:00 to 00/14:22:00

Plot file version 167 created 21-NOV-2023 10:25:30

J1825-0737 RB010 1.UVDATA.1

Freq = 6.6310 GHz, Bw = 8.000 MH No calibration applied and no bandpass applied



663.6 64.8 66.4 86.5 66.6 67.8 68.8
FREQ MHz

663.6 64.8 66.4 86.5 66.6 67.8 68.8
FREQ MHz

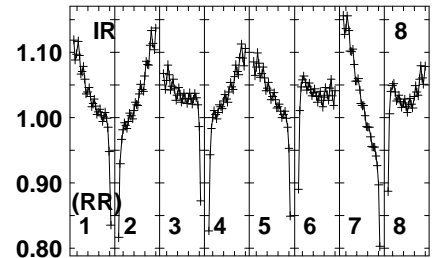
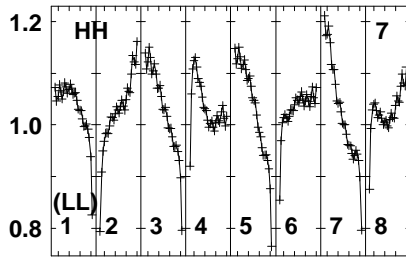
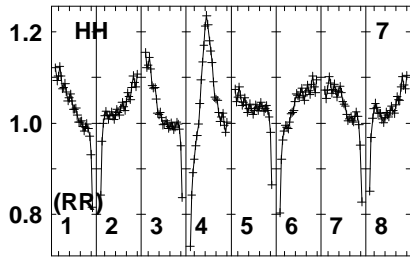
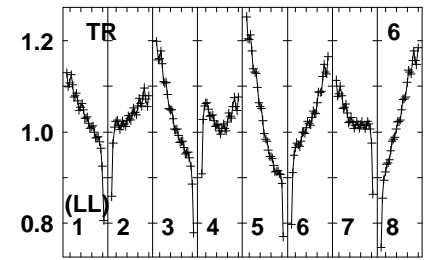
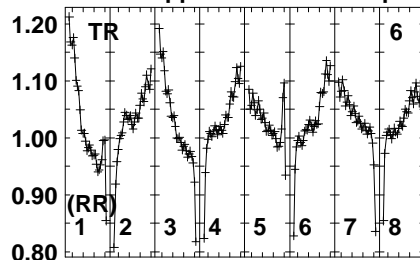
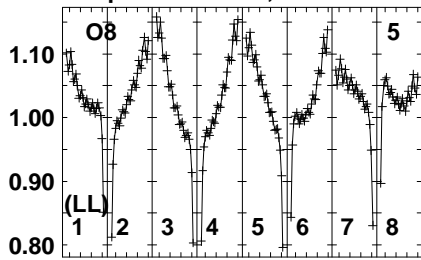
663.6 64.8 66.4 86.5 66.6 67.8 68.8
FREQ MHz

Lower frame: Real Jy
Auto-corr total-power spectrum Antenna: *
Timerange: 00/14:22:40 to 00/14:24:40

Plot file version 168 created 21-NOV-2023 10:25:30

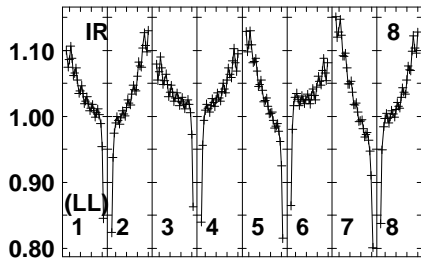
J1825-0737 RB010 1.UVDATA.1

Freq = 6.6310 GHz, Bw = 8.000 MH No calibration applied and no bandpass applied



663.5 664.0 664.5 665.0 665.5 666.0 666.5 667.0 667.5 668.0 668.5
FREQ MHz

663.5 664.0 664.5 665.0 665.5 666.0 666.5 667.0 667.5 668.0 668.5
FREQ MHz



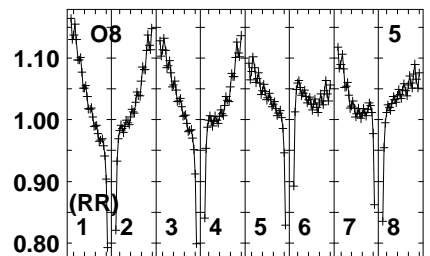
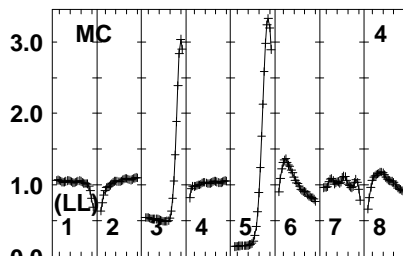
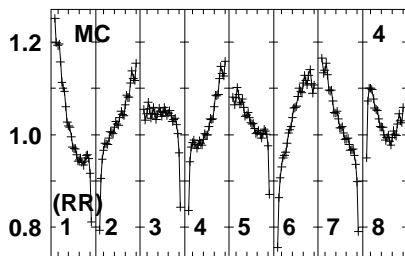
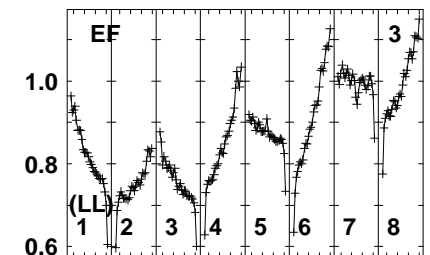
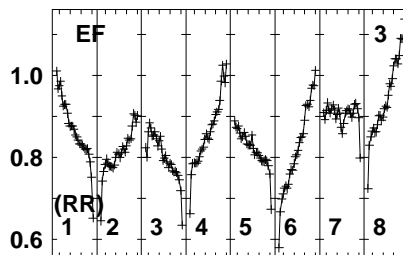
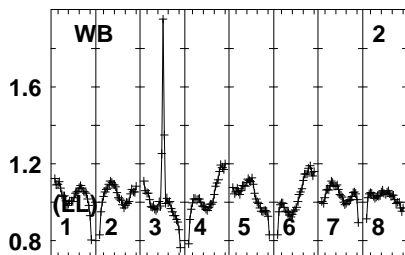
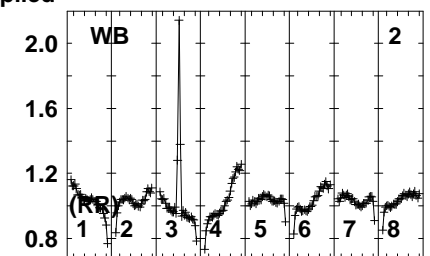
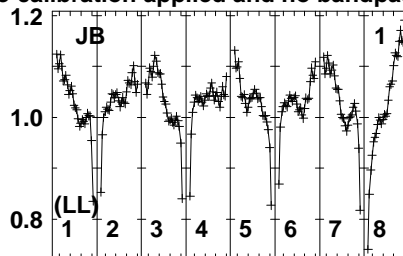
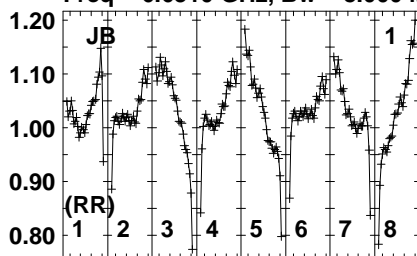
663.5 664.0 664.5 665.0 665.5 666.0 666.5 667.0 667.5 668.0 668.5
FREQ MHz

Lower frame: Real Jy
Auto-corr total-power spectrum Antenna: *
Timerange: 00/14:22:40 to 00/14:24:40

Plot file version 169 created 21-NOV-2023 10:25:30

G23.389 RB010 1.UVDATA.1

Freq = 6.6310 GHz, Bw = 8.000 MH No calibration applied and no bandpass applied



663.264 664.865 666.467 668.0688
FREQ MHz

663.264 664.865 666.467 668.0688
FREQ MHz

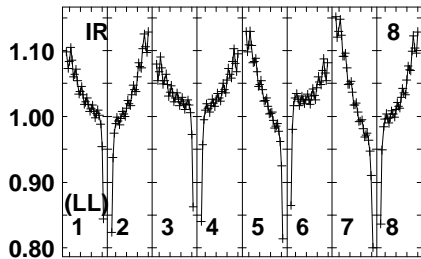
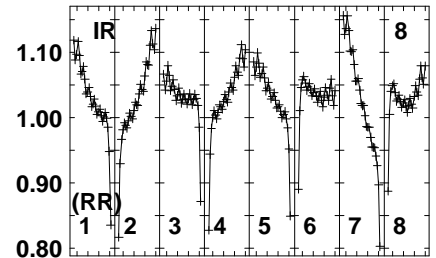
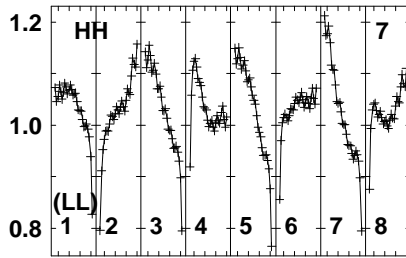
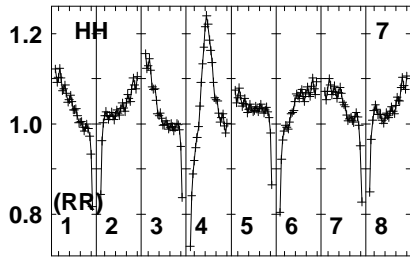
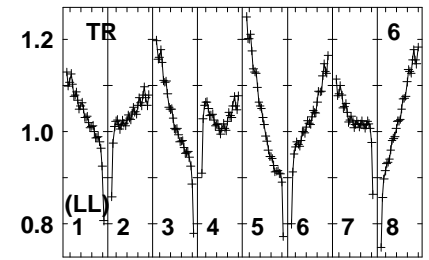
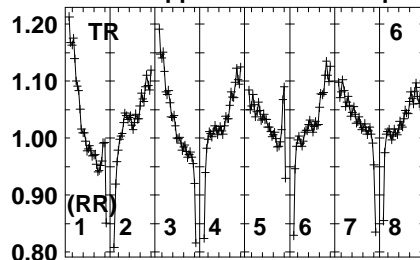
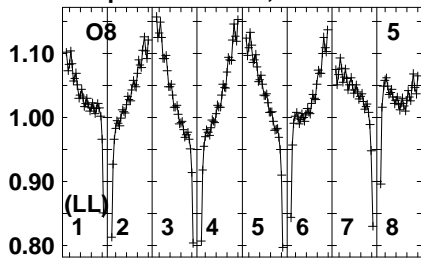
663.264 664.865 666.467 668.0688
FREQ MHz

Lower frame: Real Jy
Auto-corr total-power spectrum Antenna: *
Timerange: 00/14:24:41 to 00/14:27:39

Plot file version 170 created 21-NOV-2023 10:25:30

G23.389 RB010 1.UVDATA.1

Freq = 6.6310 GHz, Bw = 8.000 MH No calibration applied and no bandpass applied



663.264 664.865 666.467 668.0688
FREQ MHz

663.264 664.865 666.467 668.0688
FREQ MHz

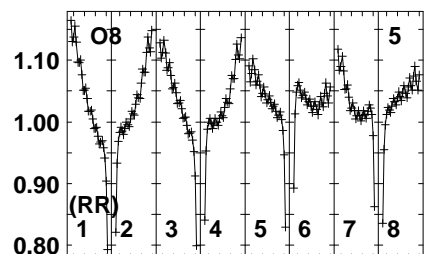
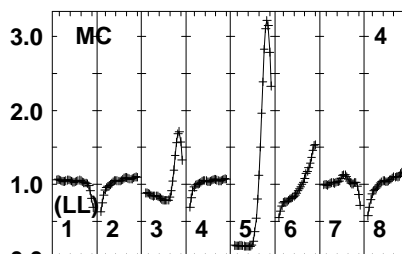
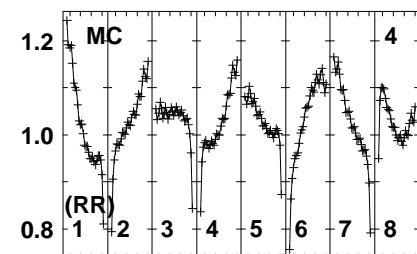
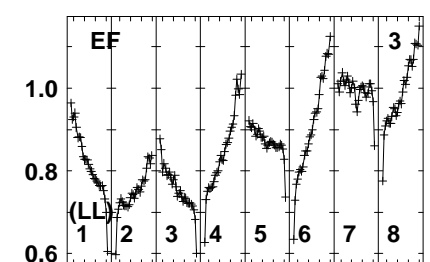
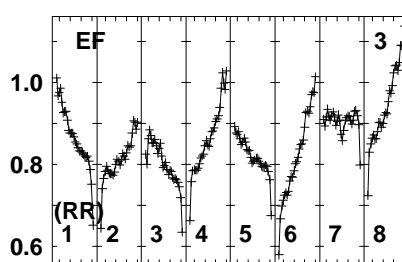
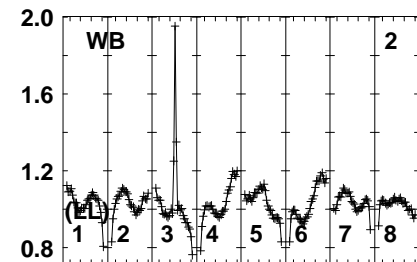
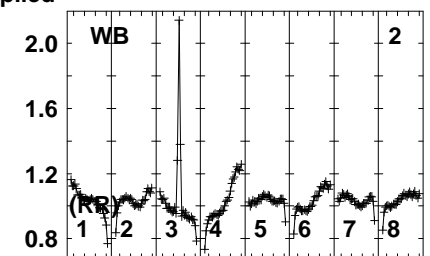
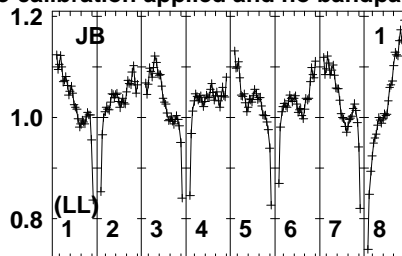
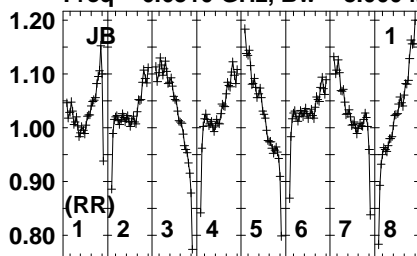
663.264 664.865 666.467 668.0688
FREQ MHz

Lower frame: Real Jy
Auto-corr total-power spectrum Antenna: *
Timerange: 00/14:24:41 to 00/14:27:39

Plot file version 171 created 21-NOV-2023 10:25:30

J1825-0737 RB010 1.UVDATA.1

Freq = 6.6310 GHz, Bw = 8.000 MH No calibration applied and no bandpass applied



663.264 664.864 666.464 668.064
FREQ MHz

663.264 664.864 666.464 668.064
FREQ MHz

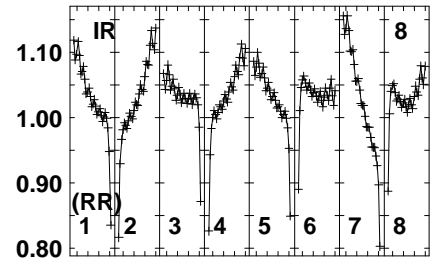
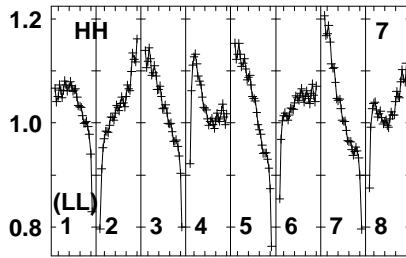
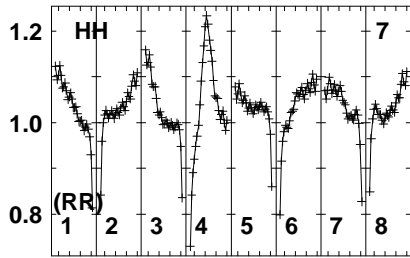
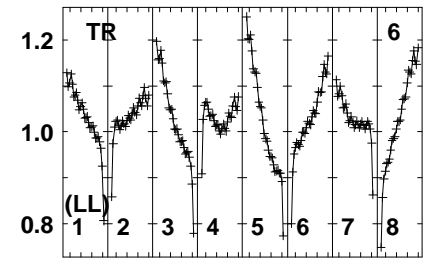
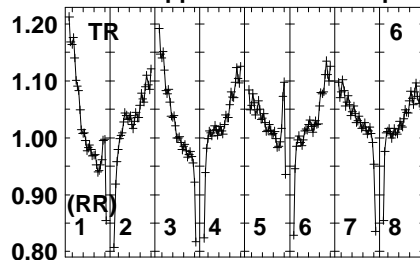
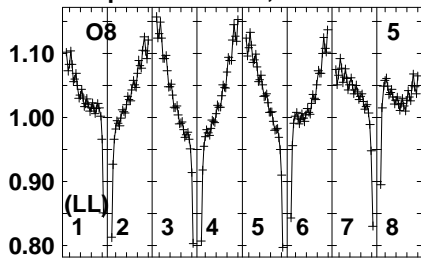
663.264 664.864 666.464 668.064
FREQ MHz

Lower frame: Real Jy
Auto-corr total-power spectrum Antenna: *
Timerange: 00/14:27:40 to 00/14:29:40

Plot file version 172 created 21-NOV-2023 10:25:30

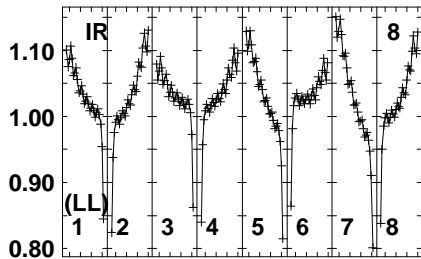
J1825-0737 RB010 1.UVDATA.1

Freq = 6.6310 GHz, Bw = 8.000 MH No calibration applied and no bandpass applied



663 664 665 666 667 668
FREQ MHz

663 664 665 666 667 668
FREQ MHz



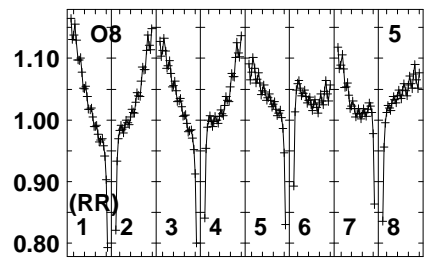
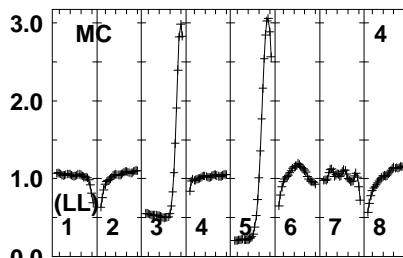
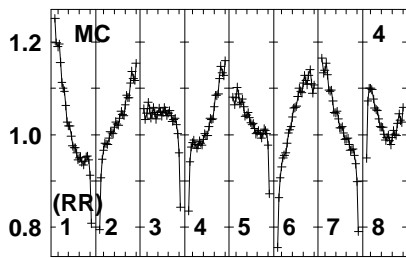
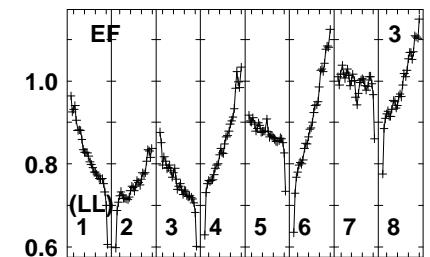
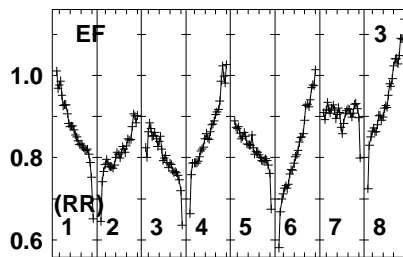
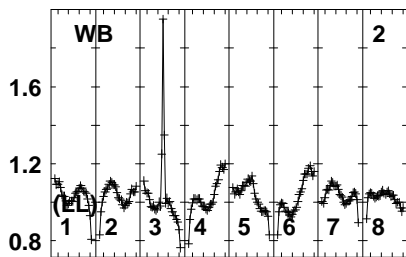
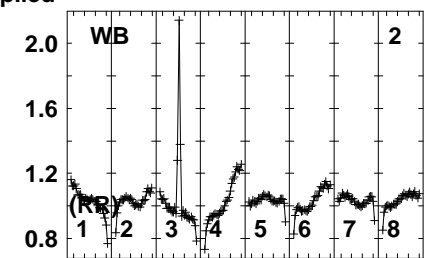
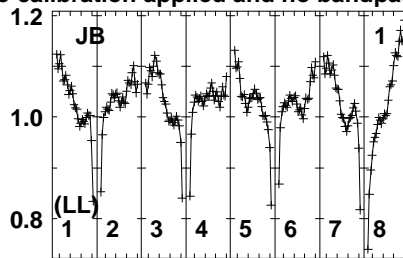
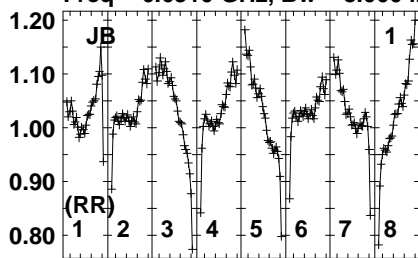
663 664 665 666 667 668
FREQ MHz

Lower frame: Real Jy
Auto-corr total-power spectrum Antenna: *
Timerange: 00/14:27:40 to 00/14:29:40

Plot file version 173 created 21-NOV-2023 10:25:30

G23.389 RB010 1.UVDATA.1

Freq = 6.6310 GHz, Bw = 8.000 MH No calibration applied and no bandpass applied



663264664865666672686688
FREQ MHz

663264664865666672686688
FREQ MHz

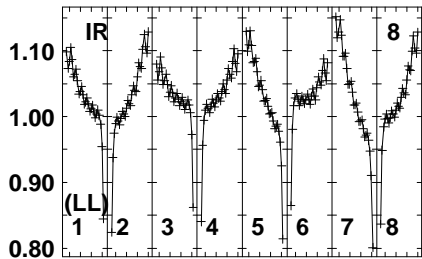
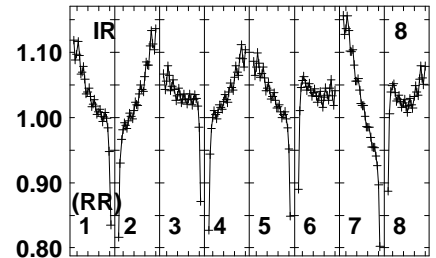
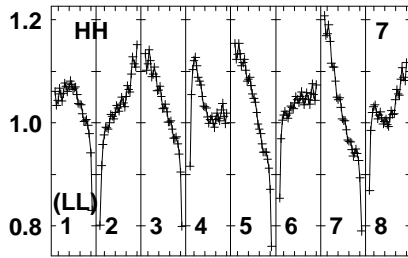
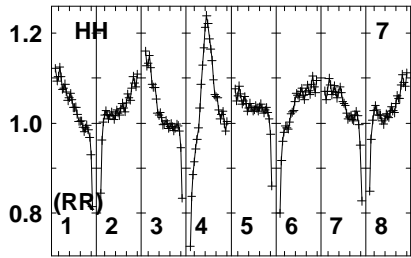
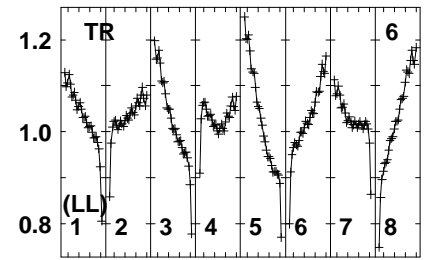
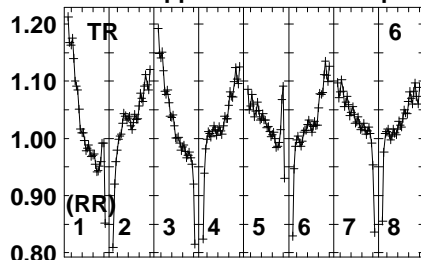
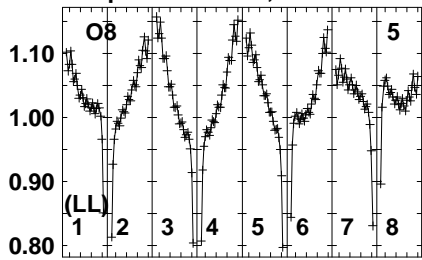
663264664865666672686688
FREQ MHz

Lower frame: Real Jy
Auto-corr total-power spectrum Antenna: *
Timerange: 00/14:29:40 to 00/14:32:39

Plot file version 174 created 21-NOV-2023 10:25:30

G23.389 RB010 1.UVDATA.1

Freq = 6.6310 GHz, Bw = 8.000 MH No calibration applied and no bandpass applied



663 664 665 666 667 668
FREQ MHz

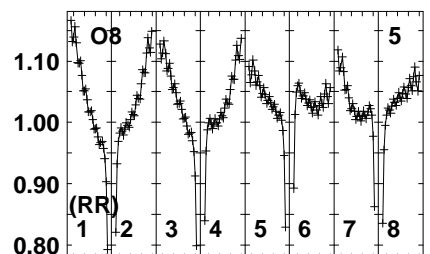
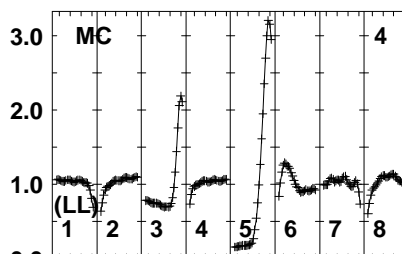
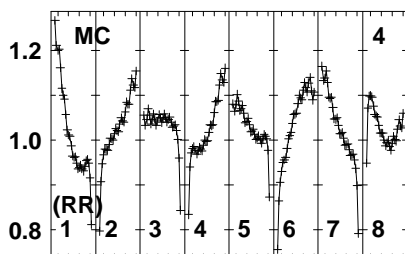
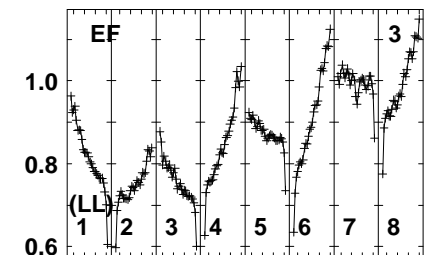
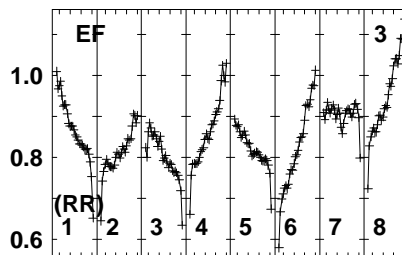
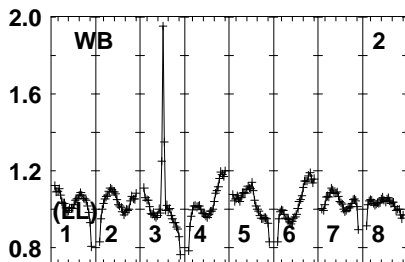
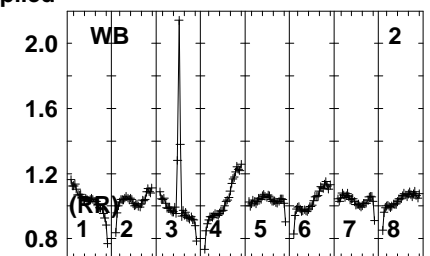
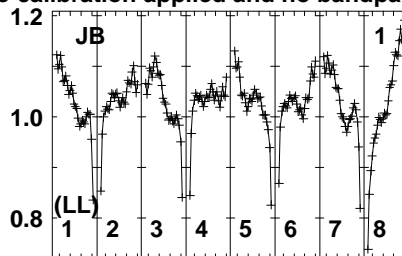
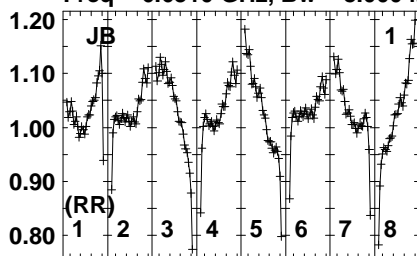
663 664 665 666 667 668
FREQ MHz

Lower frame: Real Jy
Auto-corr total-power spectrum Antenna: *
Timerange: 00/14:29:40 to 00/14:32:39

Plot file version 175 created 21-NOV-2023 10:25:30

J1825-0737 RB010 1.UVDATA.1

Freq = 6.6310 GHz, Bw = 8.000 MH No calibration applied and no bandpass applied



66326466486566667686688
FREQ MHz

66326466486566667686688
FREQ MHz

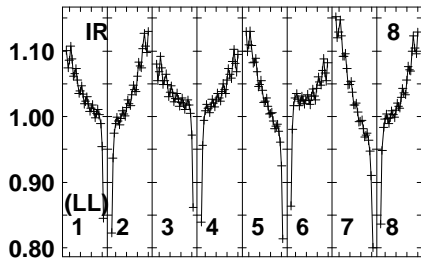
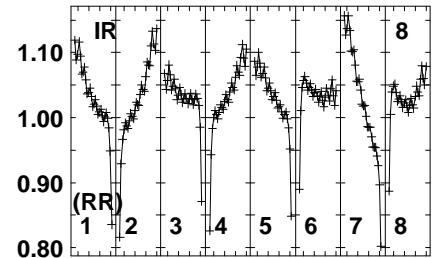
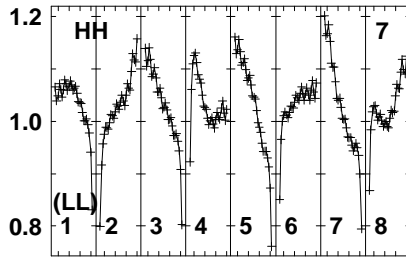
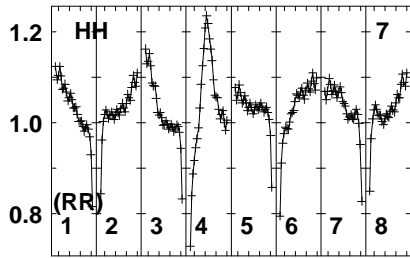
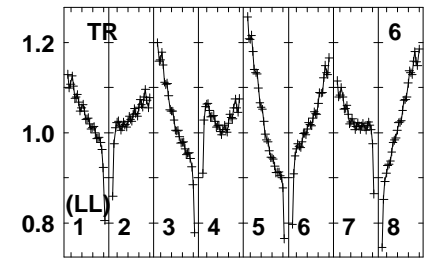
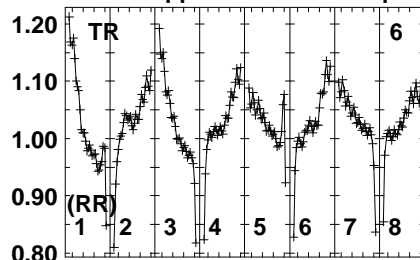
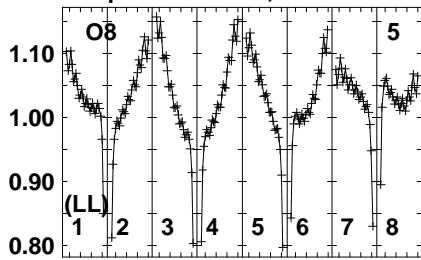
66326466486566667686688
FREQ MHz

Lower frame: Real Jy
Auto-corr total-power spectrum Antenna: *
Timerange: 00/14:33:21 to 00/14:35:20

Plot file version 176 created 21-NOV-2023 10:25:31

J1825-0737 RB010 1.UVDATA.1

Freq = 6.6310 GHz, Bw = 8.000 MH No calibration applied and no bandpass applied



663 664 665 666 667 668
FREQ MHz

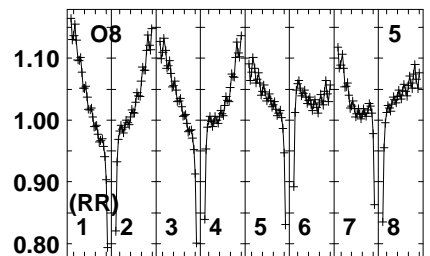
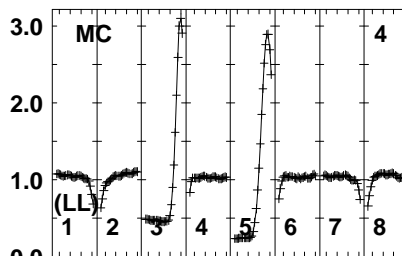
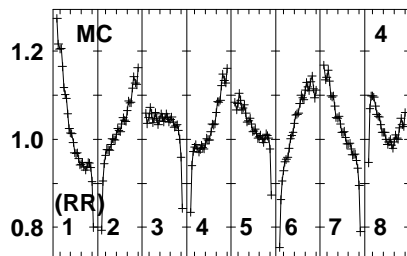
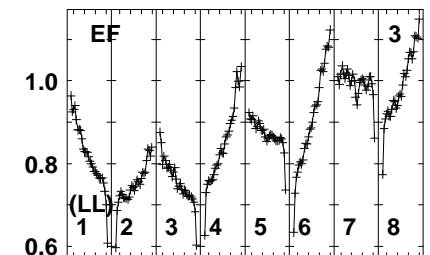
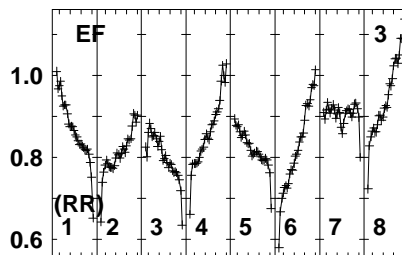
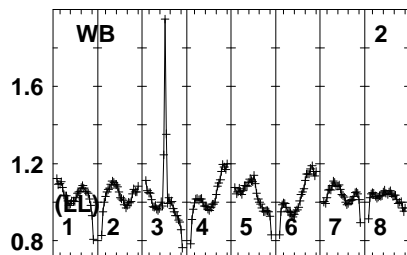
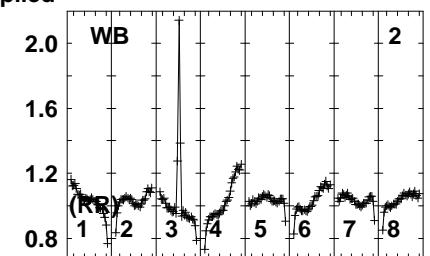
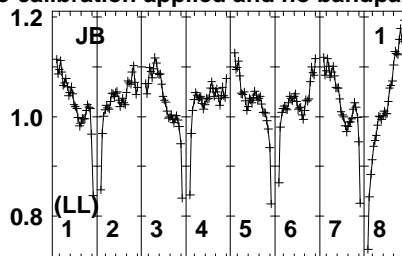
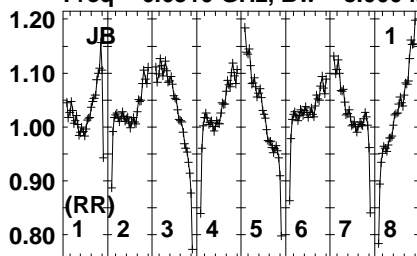
663 664 665 666 667 668
FREQ MHz

Lower frame: Real Jy
Auto-corr total-power spectrum Antenna: *
Timerange: 00/14:33:21 to 00/14:35:20

Plot file version 177 created 21-NOV-2023 10:25:31

J1743-0350 RB010 1.UVDATA.1

Freq = 6.6310 GHz, Bw = 8.000 MH No calibration applied and no bandpass applied



66326466486566666768688
FREQ MHz

66326466486566666768688
FREQ MHz

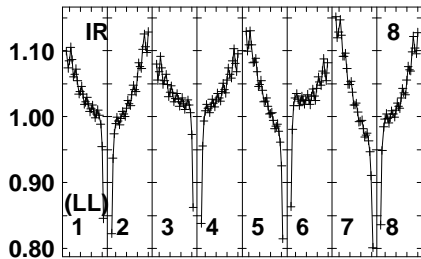
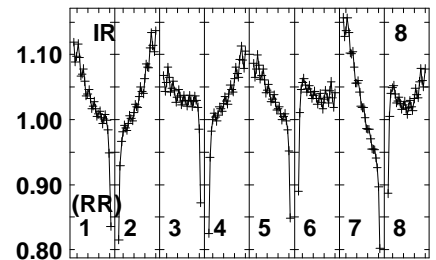
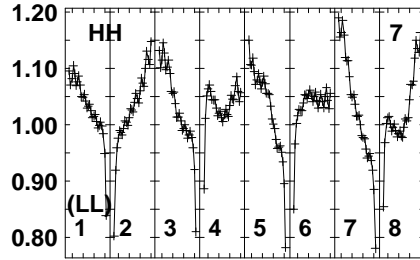
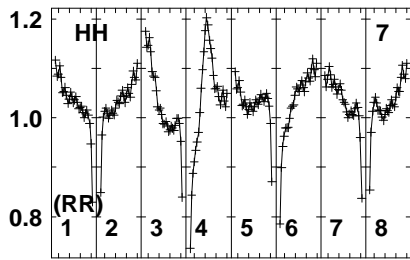
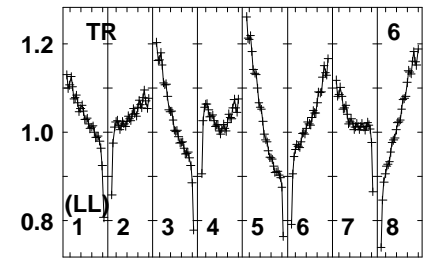
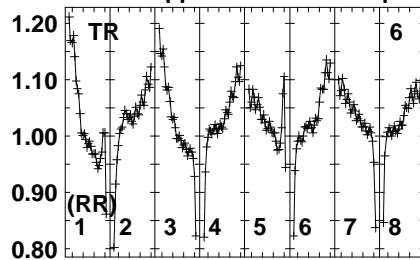
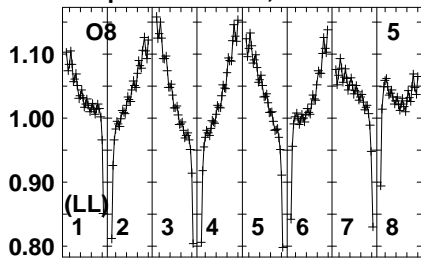
66326466486566666768688
FREQ MHz

Lower frame: Real Jy
Auto-corr total-power spectrum Antenna: *
Timerange: 00/14:36:20 to 00/14:40:20

Plot file version 178 created 21-NOV-2023 10:25:31

J1743-0350 RB010 1.UVDATA.1

Freq = 6.6310 GHz, Bw = 8.000 MH No calibration applied and no bandpass applied



663 664 665 666 667 668
FREQ MHz

663 664 665 666 667 668
FREQ MHz

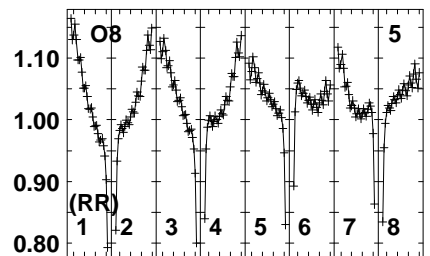
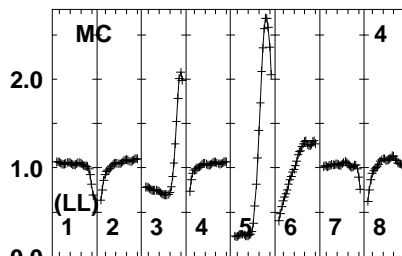
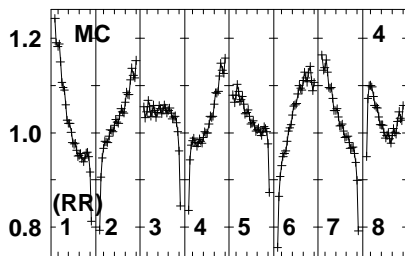
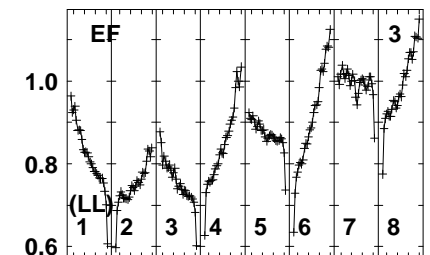
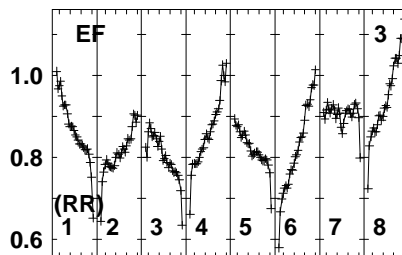
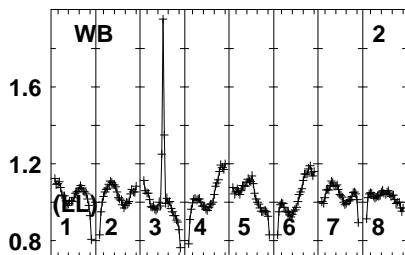
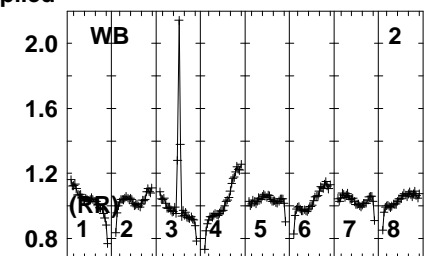
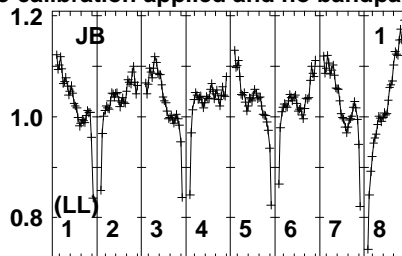
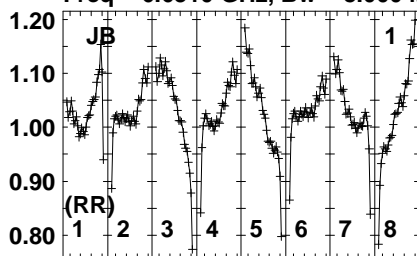
663 664 665 666 667 668
FREQ MHz

Lower frame: Real Jy
Auto-corr total-power spectrum Antenna: *
Timerange: 00/14:36:20 to 00/14:40:20

Plot file version 179 created 21-NOV-2023 10:25:31

J1825-0737 RB010 1.UVDATA.1

Freq = 6.6310 GHz, Bw = 8.000 MH No calibration applied and no bandpass applied



6632646648664866566646672686688
FREQ MHz

6632646648664866566646672686688
FREQ MHz

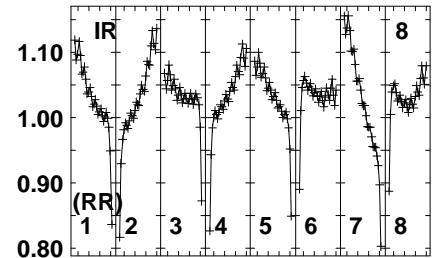
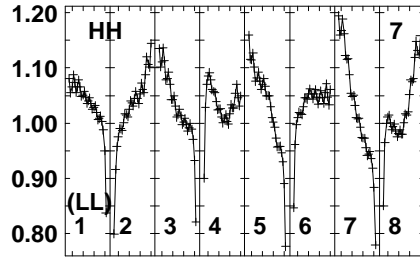
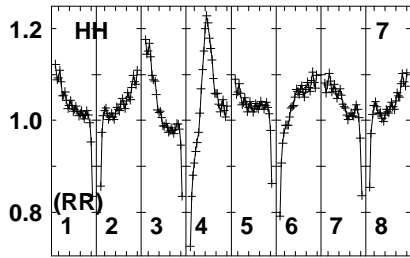
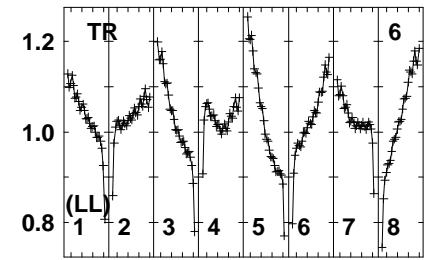
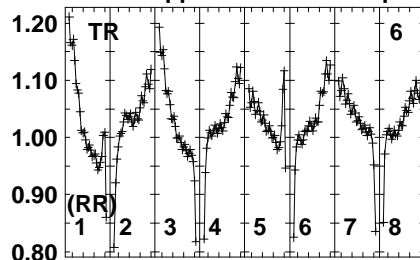
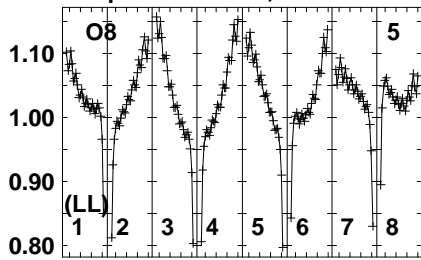
6632646648664866566646672686688
FREQ MHz

Lower frame: Real Jy
Auto-corr total-power spectrum Antenna: *
Timerange: 00/14:41:20 to 00/14:43:19

Plot file version 180 created 21-NOV-2023 10:25:31

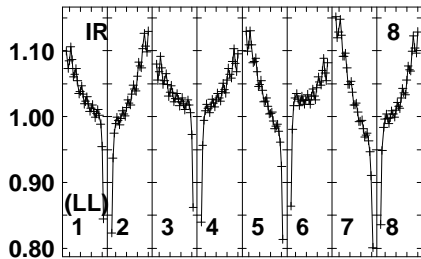
J1825-0737 RB010 1.UVDATA.1

Freq = 6.6310 GHz, Bw = 8.000 MH No calibration applied and no bandpass applied



663 664 665 666 667 668
FREQ MHz

663 664 665 666 667 668
FREQ MHz



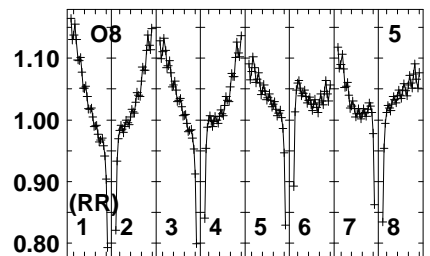
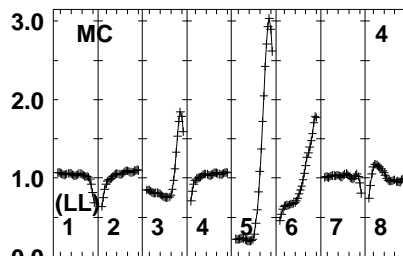
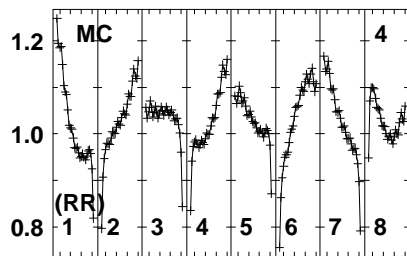
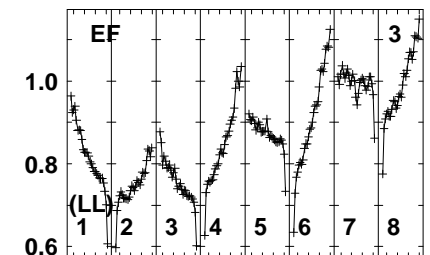
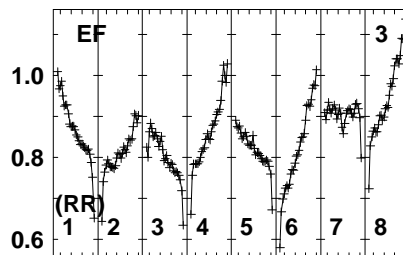
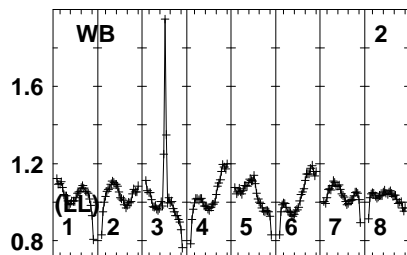
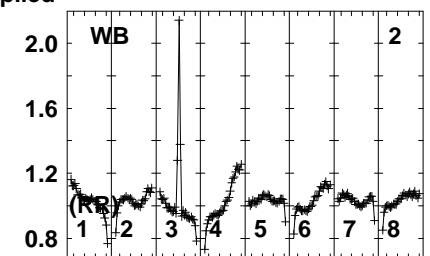
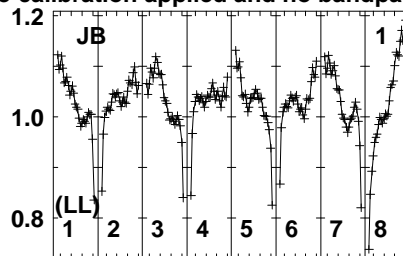
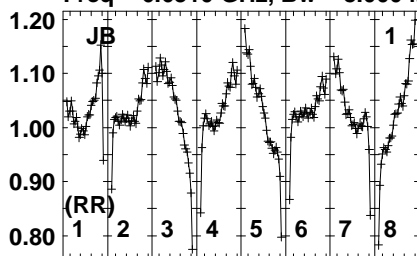
663 664 665 666 667 668
FREQ MHz

Lower frame: Real Jy
Auto-corr total-power spectrum Antenna: *
Timerange: 00/14:41:20 to 00/14:43:19

Plot file version 181 created 21-NOV-2023 10:25:31

G23.389 RB010 1.UVDATA.1

Freq = 6.6310 GHz, Bw = 8.000 MH No calibration applied and no bandpass applied



6632646648656666768688
FREQ MHz

6632646648656666768688
FREQ MHz

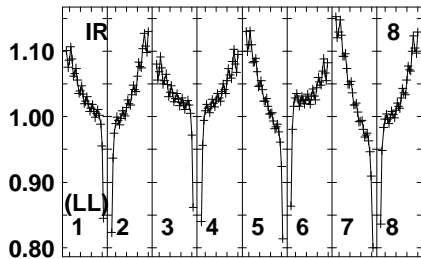
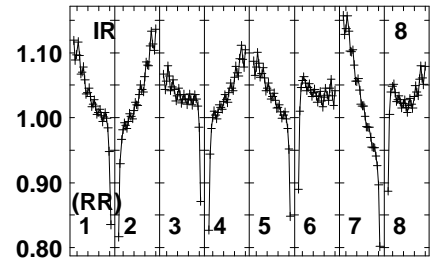
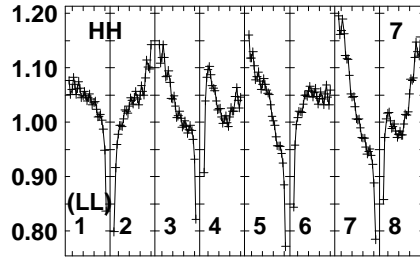
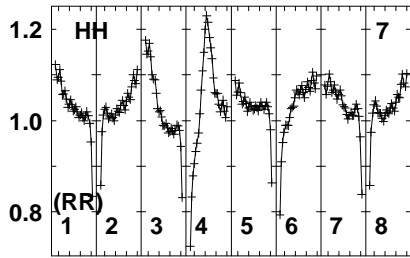
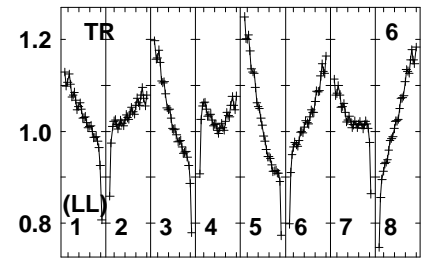
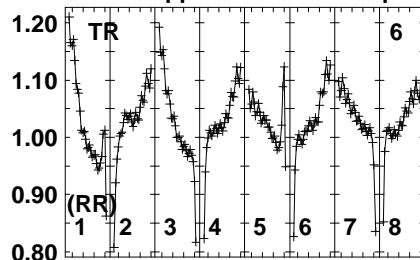
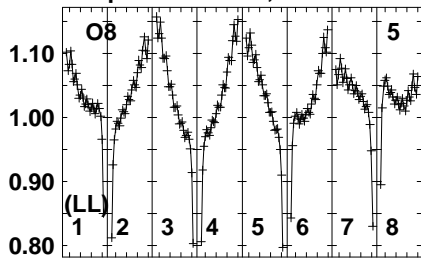
6632646648656666768688
FREQ MHz

Lower frame: Real Jy
Auto-corr total-power spectrum Antenna: *
Timerange: 00/14:43:20 to 00/14:46:20

Plot file version 182 created 21-NOV-2023 10:25:31

G23.389 RB010 1.UVDATA.1

Freq = 6.6310 GHz, Bw = 8.000 MH No calibration applied and no bandpass applied



663.264 664.865 666.467 668.0688
FREQ MHz

663.264 664.865 666.467 668.0688
FREQ MHz

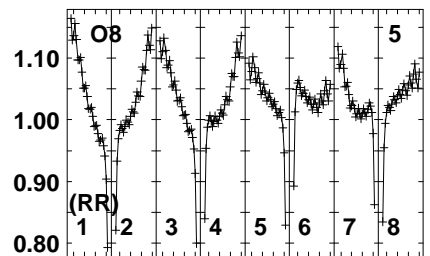
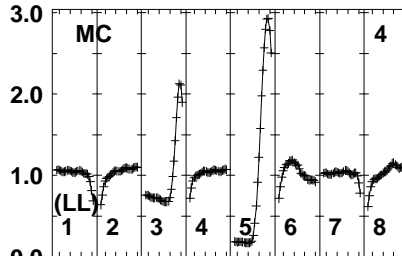
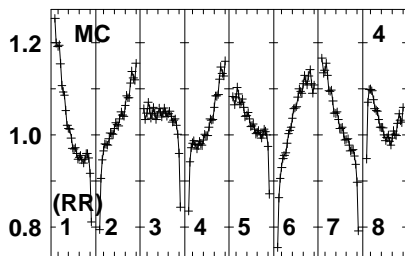
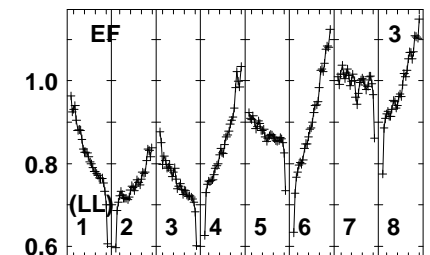
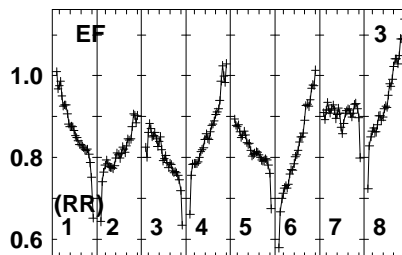
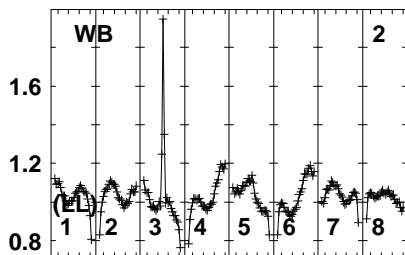
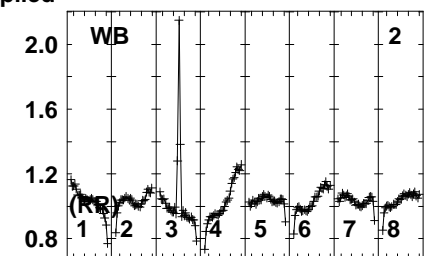
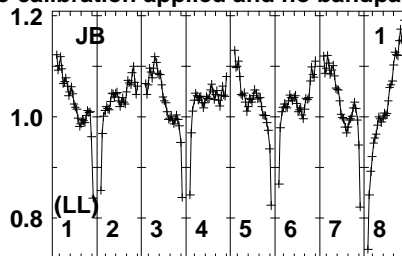
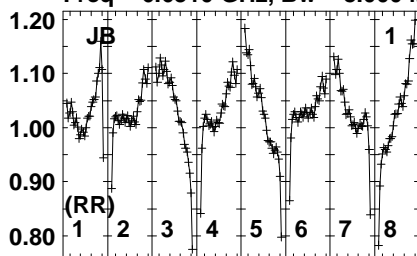
663.264 664.865 666.467 668.0688
FREQ MHz

Lower frame: Real Jy
Auto-corr total-power spectrum Antenna: *
Timerange: 00/14:43:20 to 00/14:46:20

Plot file version 183 created 21-NOV-2023 10:25:31

J1825-0737 RB010 1.UVDATA.1

Freq = 6.6310 GHz, Bw = 8.000 MH No calibration applied and no bandpass applied



663264664865666672686688
FREQ MHz

663264664865666672686688
FREQ MHz

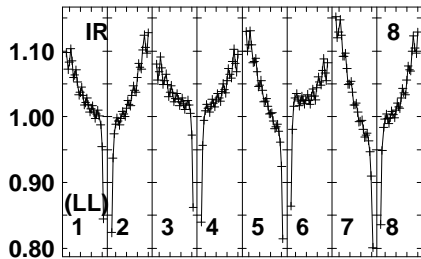
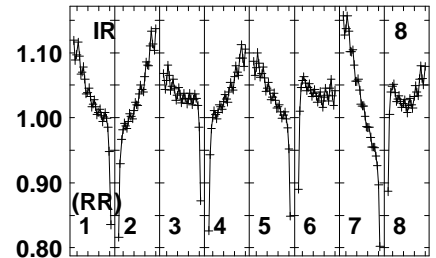
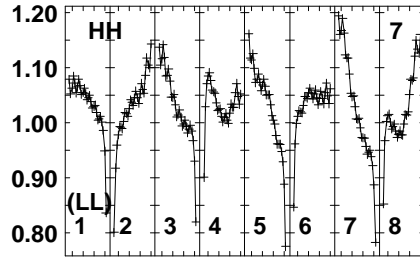
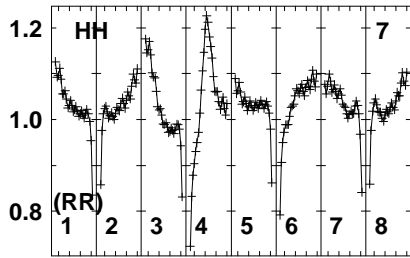
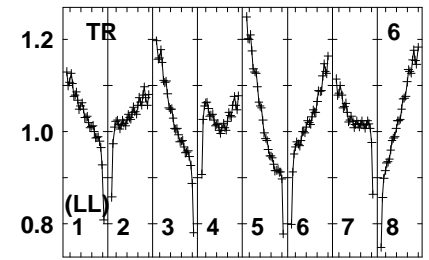
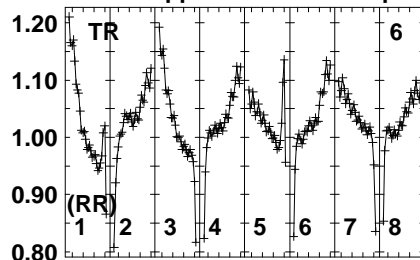
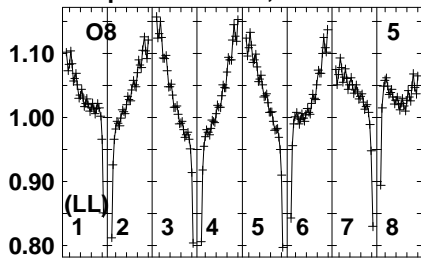
663264664865666672686688
FREQ MHz

Lower frame: Real Jy
Auto-corr total-power spectrum Antenna: *
Timerange: 00/14:46:20 to 00/14:48:19

Plot file version 184 created 21-NOV-2023 10:25:31

J1825-0737 RB010 1.UVDATA.1

Freq = 6.6310 GHz, Bw = 8.000 MH No calibration applied and no bandpass applied



663 664 665 666 667 668
FREQ MHz

663 664 665 666 667 668
FREQ MHz

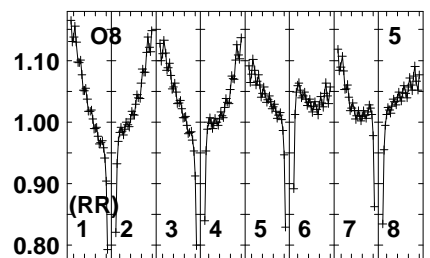
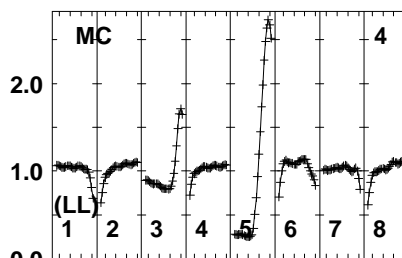
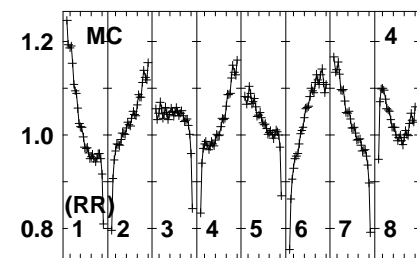
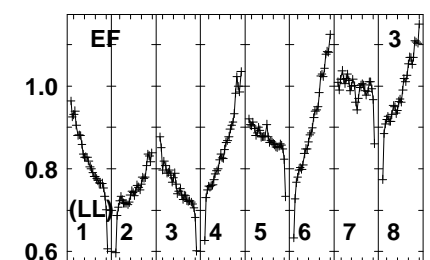
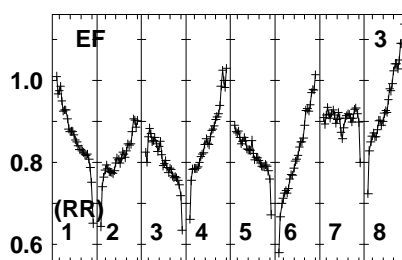
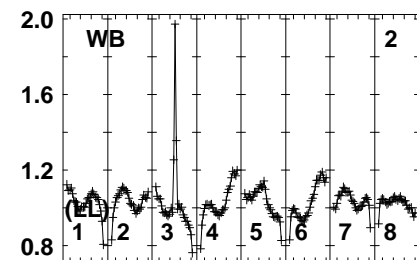
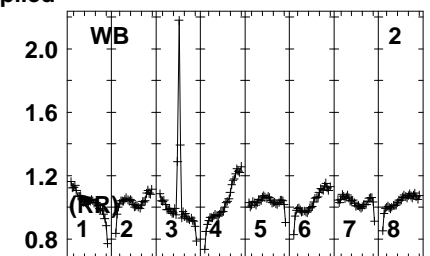
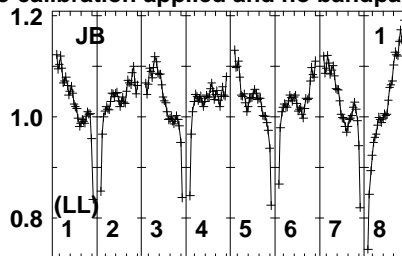
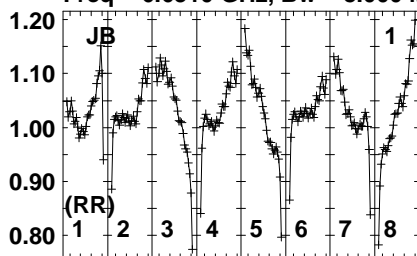
663 664 665 666 667 668
FREQ MHz

Lower frame: Real Jy
Auto-corr total-power spectrum Antenna: *
Timerange: 00/14:46:20 to 00/14:48:19

Plot file version 185 created 21-NOV-2023 10:25:31

G23.389 RB010 1.UVDATA.1

Freq = 6.6310 GHz, Bw = 8.000 MH No calibration applied and no bandpass applied



66326466486566666768688
FREQ MHz

66326466486566666768688
FREQ MHz

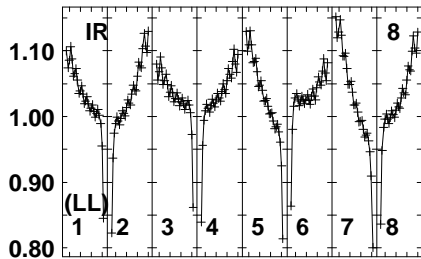
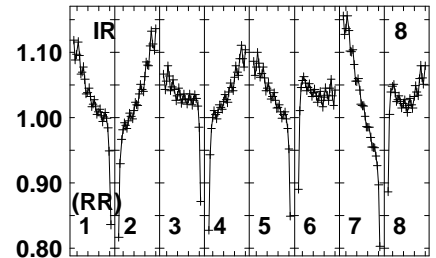
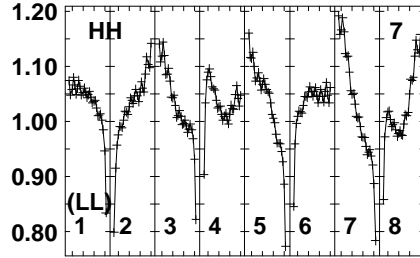
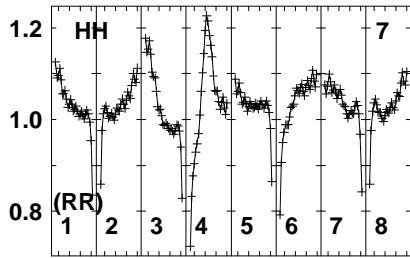
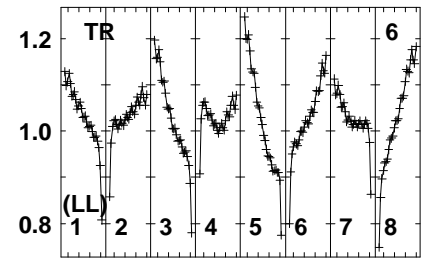
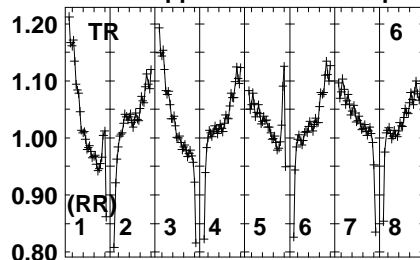
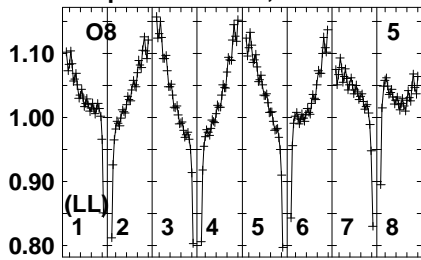
66326466486566666768688
FREQ MHz

Lower frame: Real Jy
Auto-corr total-power spectrum Antenna: *
Timerange: 00/14:48:21 to 00/14:51:20

Plot file version 186 created 21-NOV-2023 10:25:32

G23.389 RB010 1.UVDATA.1

Freq = 6.6310 GHz, Bw = 8.000 MH No calibration applied and no bandpass applied



663 664 665 666 667 668 6688
FREQ MHz

663 664 665 666 667 668 6688
FREQ MHz

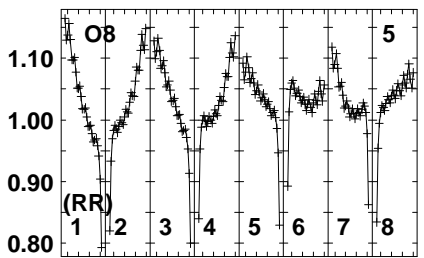
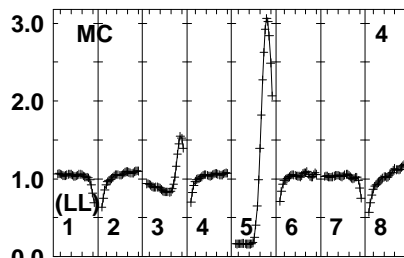
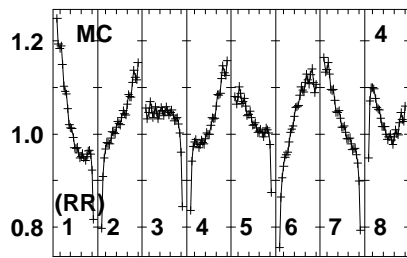
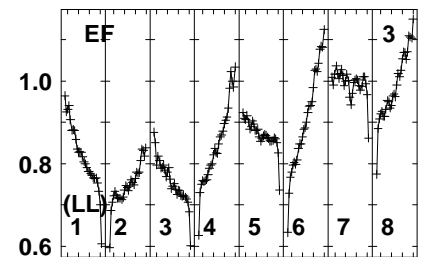
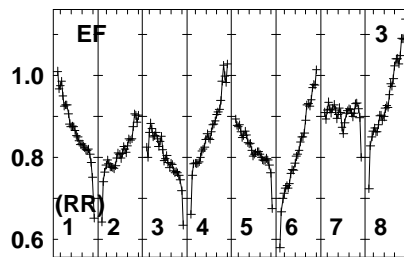
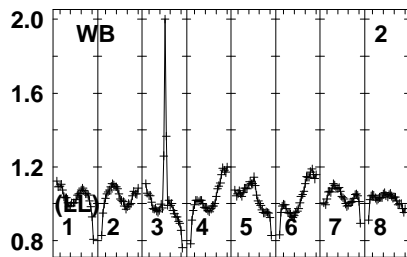
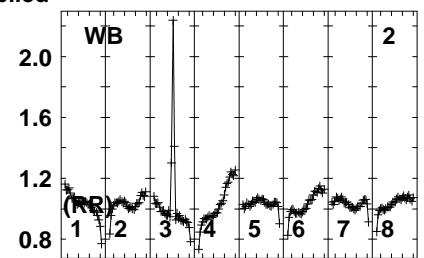
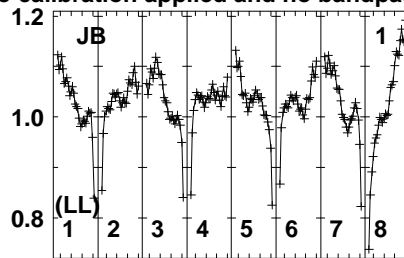
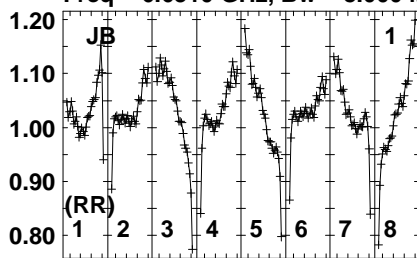
663 664 665 666 667 668 6688
FREQ MHz

Lower frame: Real Jy
Auto-corr total-power spectrum Antenna: *
Timerange: 00/14:48:21 to 00/14:51:20

Plot file version 187 created 21-NOV-2023 10:25:32

J1825-0737 RB010 1.UVDATA.1

Freq = 6.6310 GHz, Bw = 8.000 MH No calibration applied and no bandpass applied



663.264 664.865 666.467 668.0688
FREQ MHz

663.264 664.865 666.467 668.0688
FREQ MHz

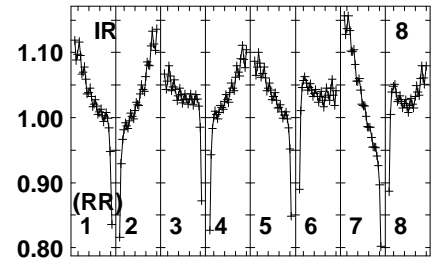
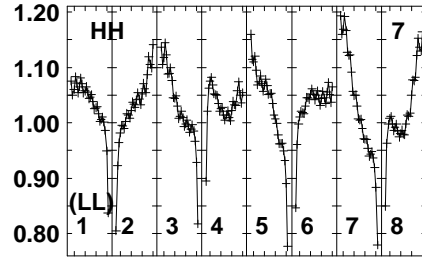
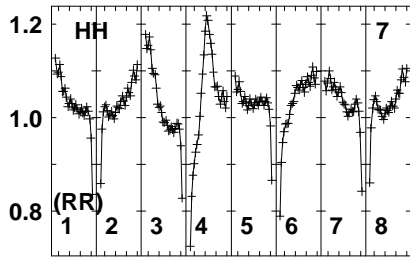
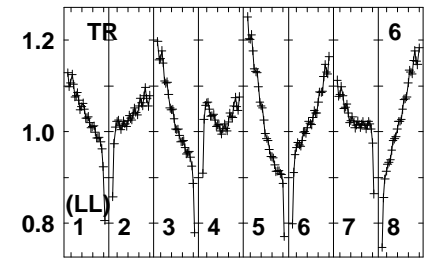
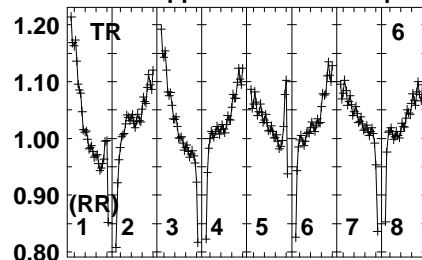
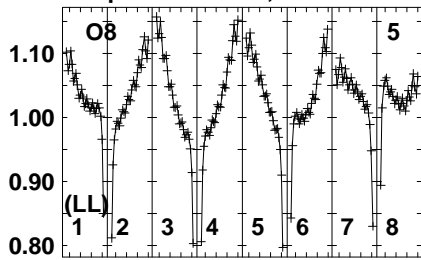
663.264 664.865 666.467 668.0688
FREQ MHz

Lower frame: Real Jy
Auto-corr total-power spectrum Antenna: *
Timerange: 00/14:52:00 to 00/14:54:00

Plot file version 188 created 21-NOV-2023 10:25:32

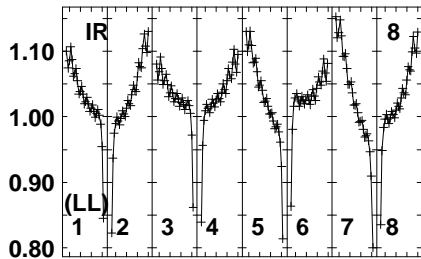
J1825-0737 RB010 1.UVDATA.1

Freq = 6.6310 GHz, Bw = 8.000 MH No calibration applied and no bandpass applied



663.5 664.5 665.5 666.5 667.5 668.5
FREQ MHz

663.5 664.5 665.5 666.5 667.5 668.5
FREQ MHz



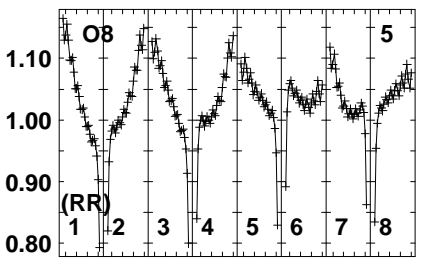
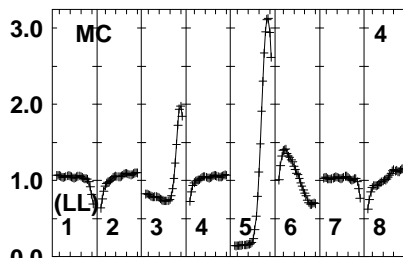
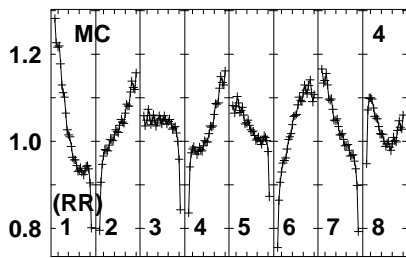
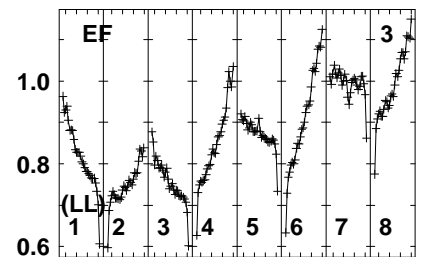
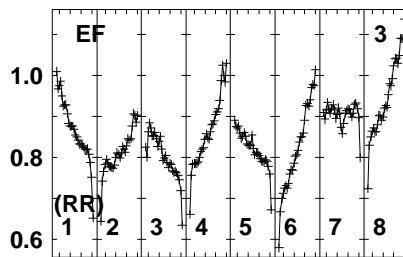
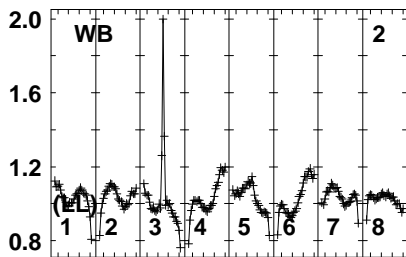
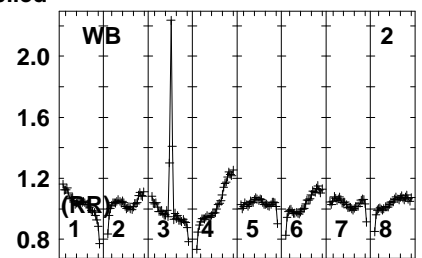
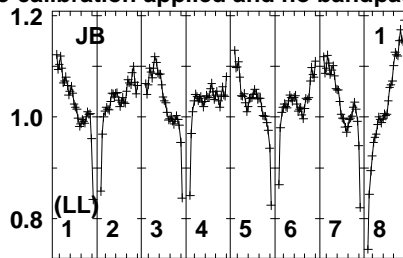
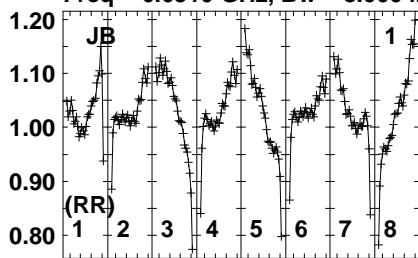
663.5 664.5 665.5 666.5 667.5 668.5
FREQ MHz

Lower frame: Real Jy
Auto-corr total-power spectrum Antenna: *
Timerange: 00/14:52:00 to 00/14:54:00

Plot file version 189 created 21-NOV-2023 10:25:32

G23.389 RB010 1.UVDATA.1

Freq = 6.6310 GHz, Bw = 8.000 MH No calibration applied and no bandpass applied



66326466486566667686688
FREQ MHz

66326466486566667686688
FREQ MHz

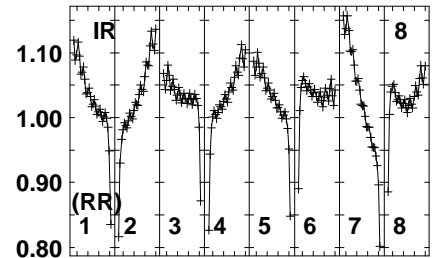
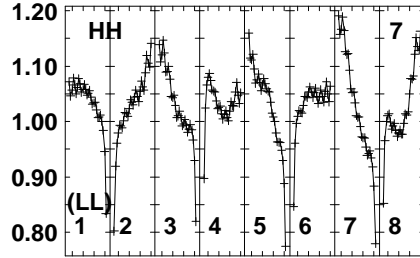
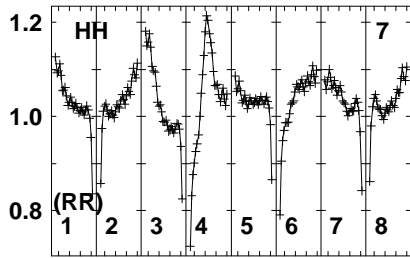
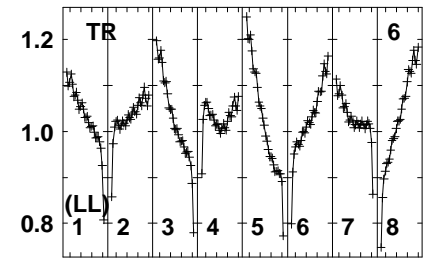
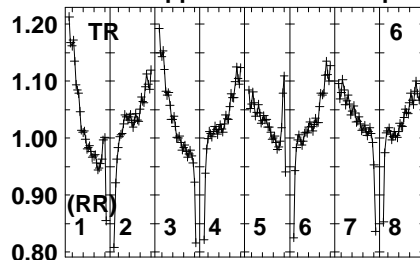
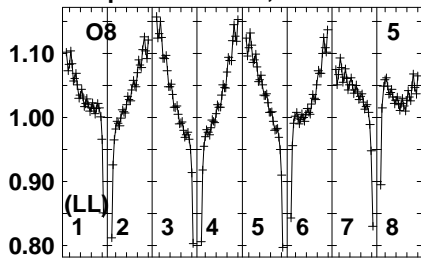
66326466486566667686688
FREQ MHz

Lower frame: Real Jy
Auto-corr total-power spectrum Antenna: *
Timerange: 00/14:54:00 to 00/14:56:59

Plot file version 190 created 21-NOV-2023 10:25:32

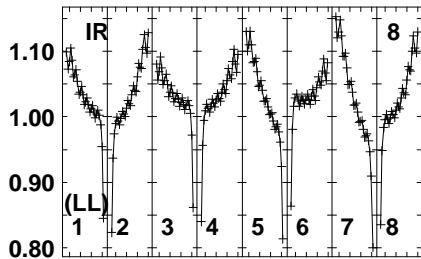
G23.389 RB010 1.UVDATA.1

Freq = 6.6310 GHz, Bw = 8.000 MH No calibration applied and no bandpass applied



663 664 665 666 667 668 6688
FREQ MHz

663 664 665 666 667 668 6688
FREQ MHz



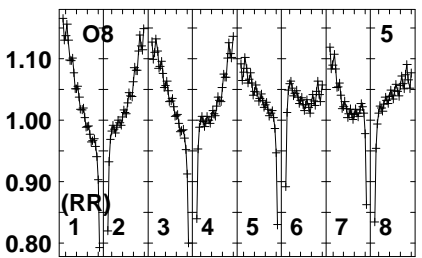
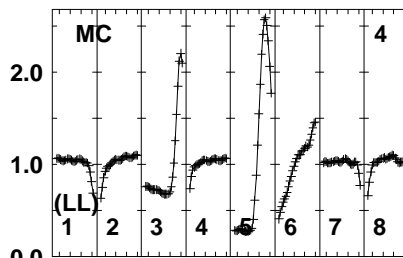
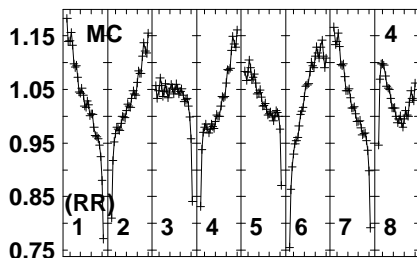
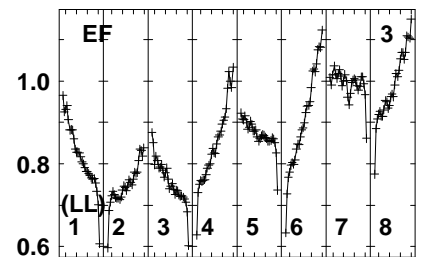
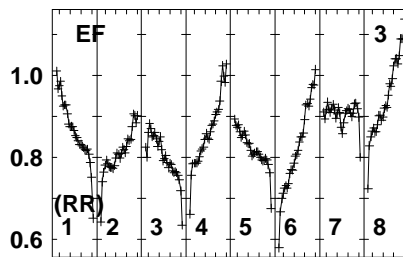
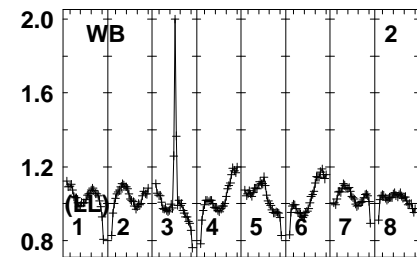
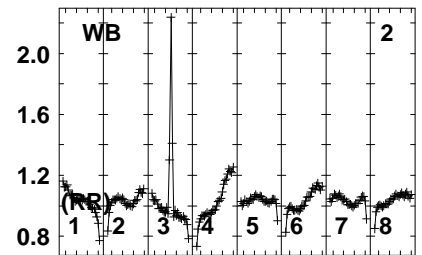
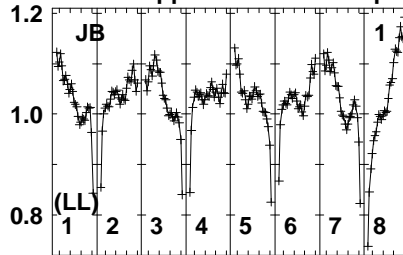
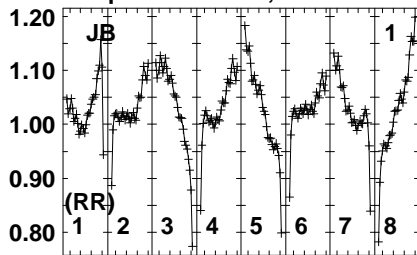
663 664 665 666 667 668 6688
FREQ MHz

Lower frame: Real Jy
Auto-corr total-power spectrum Antenna: *
Timerange: 00/14:54:00 to 00/14:56:59

Plot file version 191 created 21-NOV-2023 10:25:32

J1825-0737 RB010 1.UVDATA.1

Freq = 6.6310 GHz, Bw = 8.000 MH No calibration applied and no bandpass applied



663.264 664.865 666.467 668.0688
FREQ MHz

663.264 664.865 666.467 668.0688
FREQ MHz

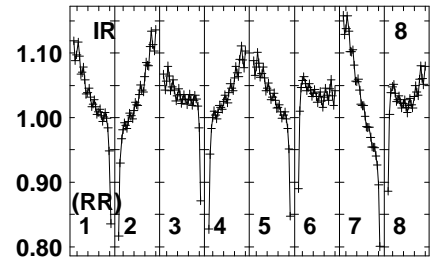
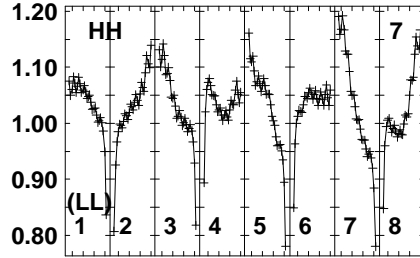
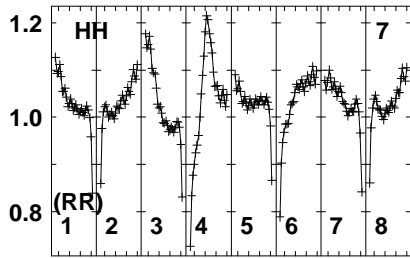
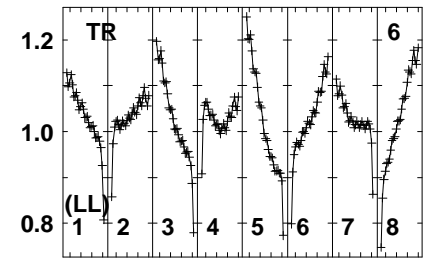
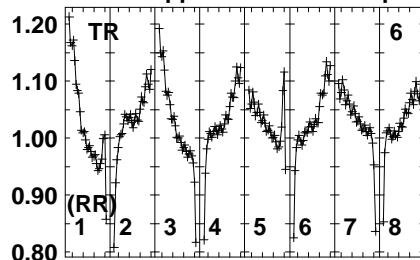
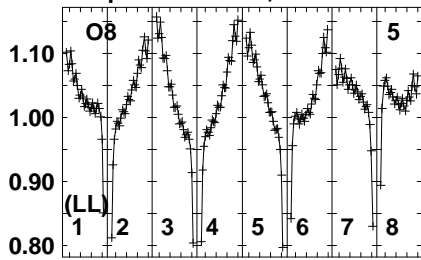
663.264 664.865 666.467 668.0688
FREQ MHz

Lower frame: Real Jy
Auto-corr total-power spectrum Antenna: *
Timerange: 00/14:57:00 to 00/14:58:59

Plot file version 192 created 21-NOV-2023 10:25:32

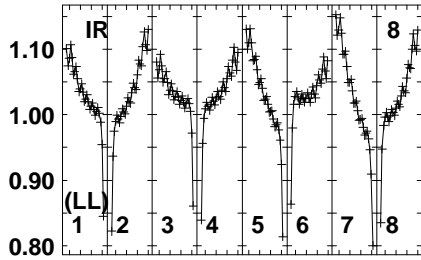
J1825-0737 RB010 1.UVDATA.1

Freq = 6.6310 GHz, Bw = 8.000 MH No calibration applied and no bandpass applied



663 664 665 666 667 668 6688
FREQ MHz

663 664 665 666 667 668 6688
FREQ MHz



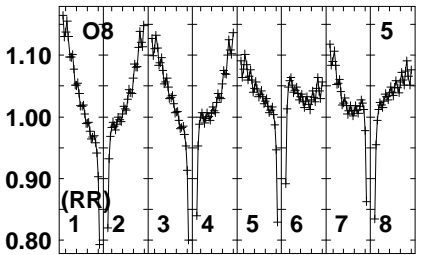
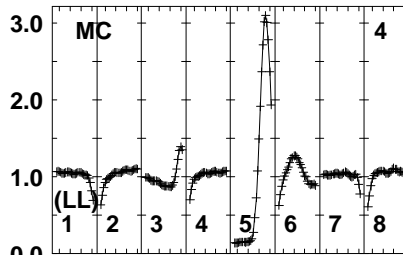
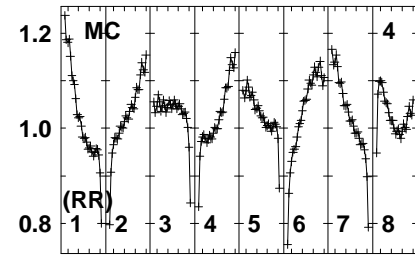
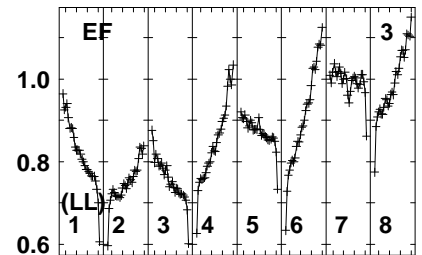
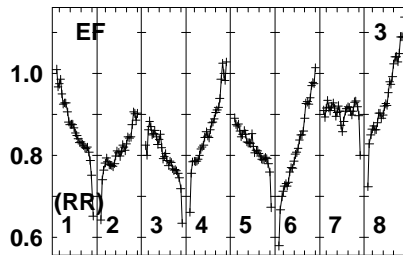
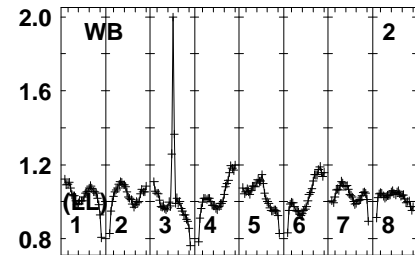
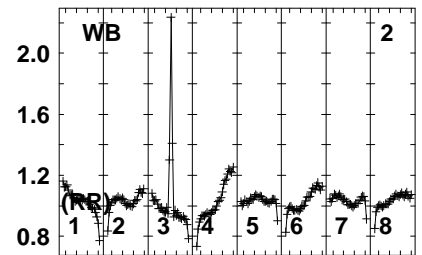
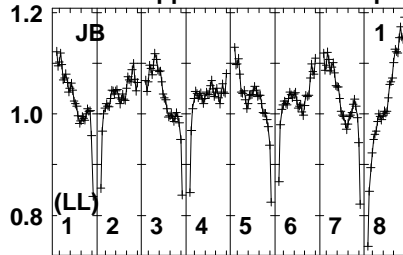
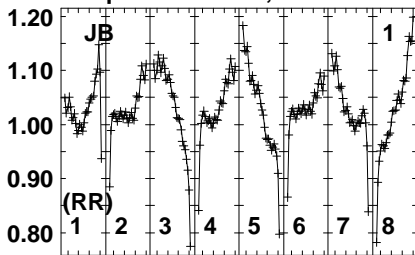
663 664 665 666 667 668 6688
FREQ MHz

Lower frame: Real Jy
Auto-corr total-power spectrum Antenna: *
Timerange: 00/14:57:00 to 00/14:58:59

Plot file version 193 created 21-NOV-2023 10:25:32

G23.389 RB010 1.UVDATA.1

Freq = 6.6310 GHz, Bw = 8.000 MH No calibration applied and no bandpass applied



66326466486566666768688
FREQ MHz

66326466486566666768688
FREQ MHz

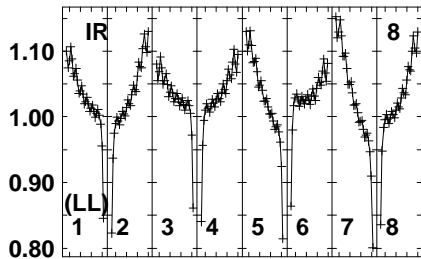
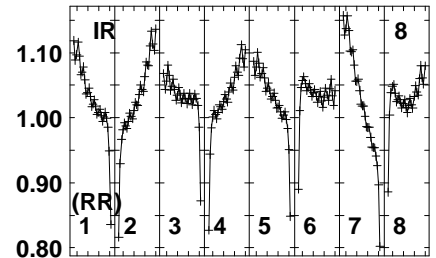
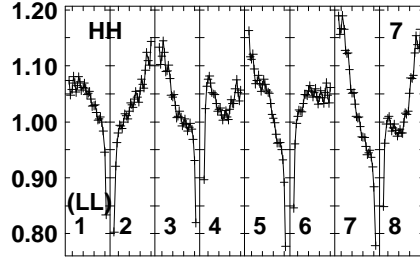
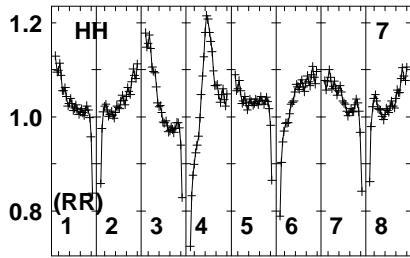
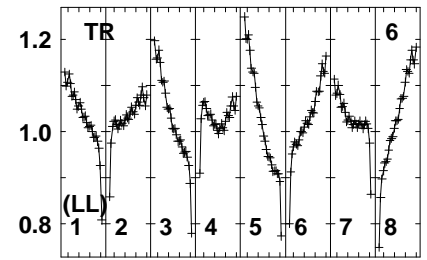
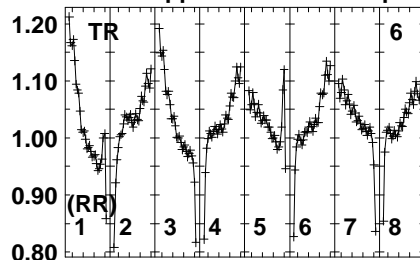
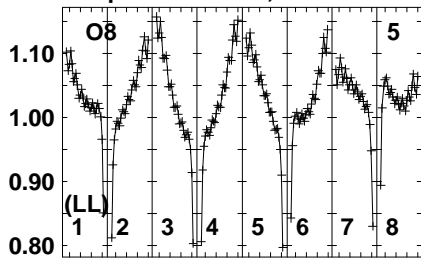
66326466486566666768688
FREQ MHz

Lower frame: Real Jy
Auto-corr total-power spectrum Antenna: *
Timerange: 00/14:59:00 to 00/15:02:00

Plot file version 194 created 21-NOV-2023 10:25:32

G23.389 RB010 1.UVDATA.1

Freq = 6.6310 GHz, Bw = 8.000 MH No calibration applied and no bandpass applied



663 664 665 666 667 668
FREQ MHz

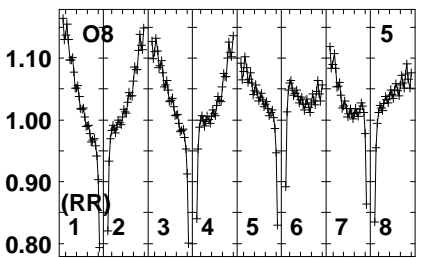
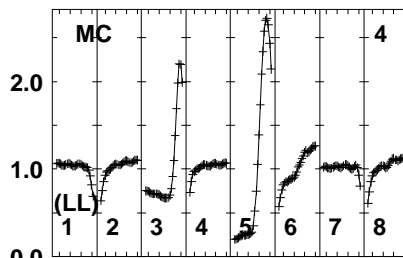
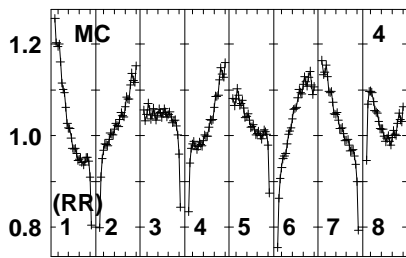
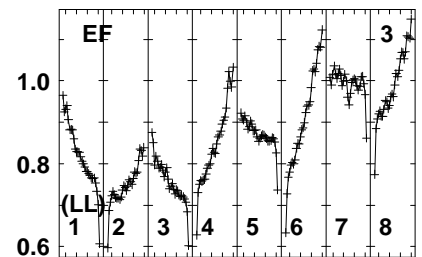
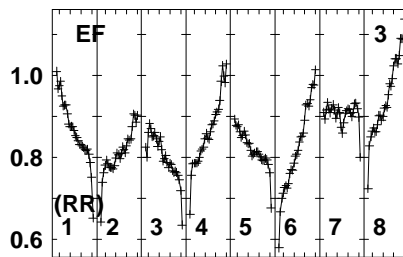
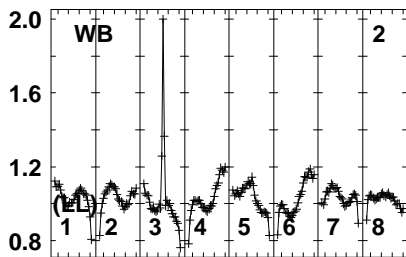
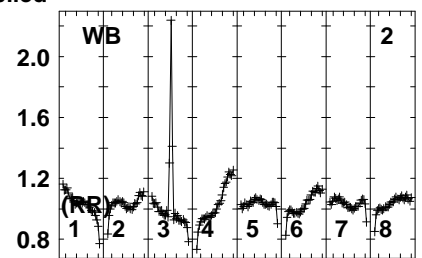
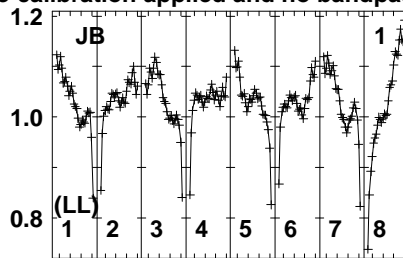
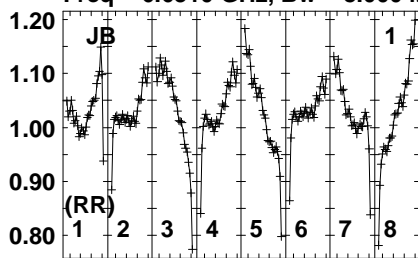
663 664 665 666 667 668
FREQ MHz

Lower frame: Real Jy
Auto-corr total-power spectrum Antenna: *
Timerange: 00/14:59:00 to 00/15:02:00

Plot file version 195 created 21-NOV-2023 10:25:32

J1825-0737 RB010 1.UVDATA.1

Freq = 6.6310 GHz, Bw = 8.000 MH No calibration applied and no bandpass applied



66326466486566666768688
FREQ MHz

66326466486566666768688
FREQ MHz

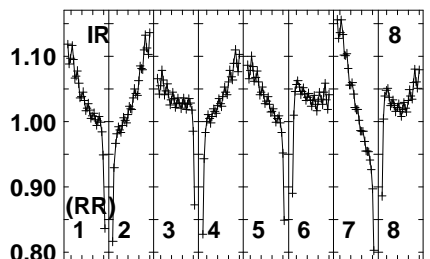
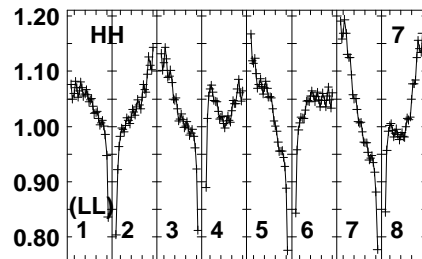
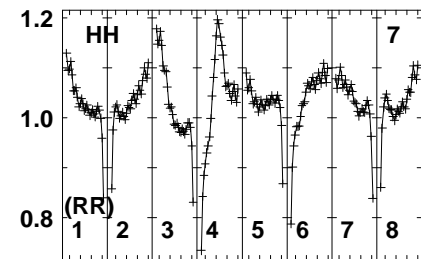
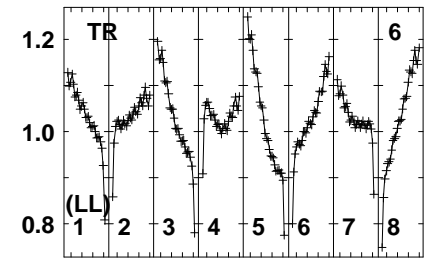
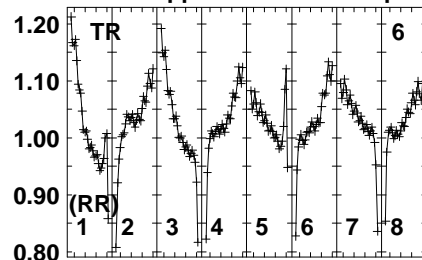
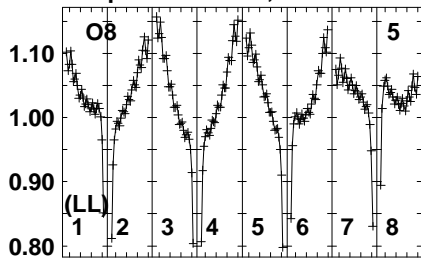
66326466486566666768688
FREQ MHz

Lower frame: Real Jy
Auto-corr total-power spectrum Antenna: *
Timerange: 00/15:02:40 to 00/15:04:40

Plot file version 196 created 21-NOV-2023 10:25:32

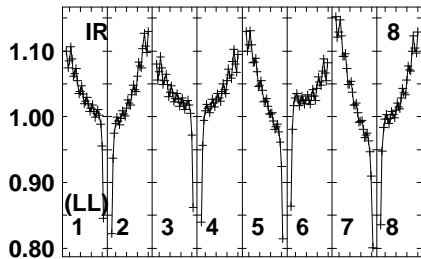
J1825-0737 RB010 1.UVDATA.1

Freq = 6.6310 GHz, Bw = 8.000 MH No calibration applied and no bandpass applied



663 664 665 666 667 668
FREQ MHz

663 664 665 666 667 668
FREQ MHz



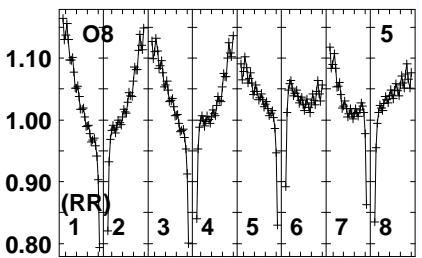
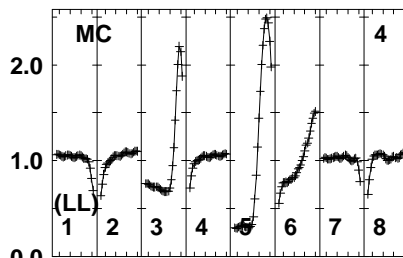
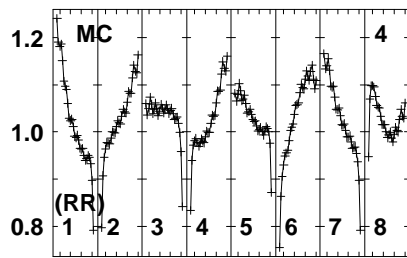
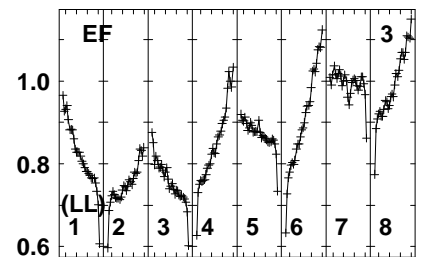
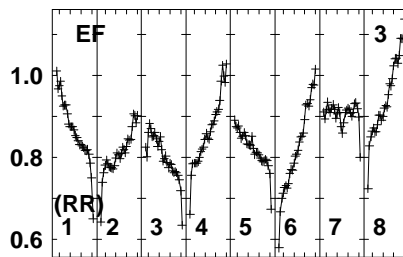
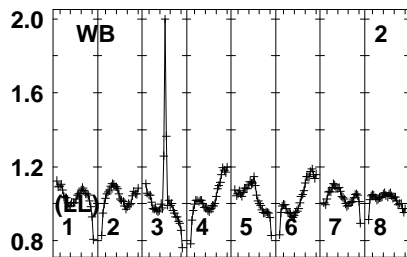
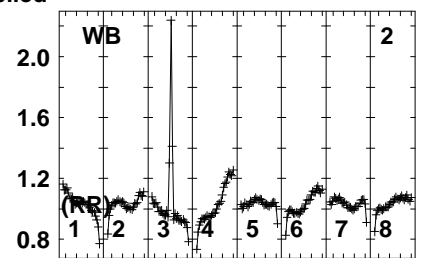
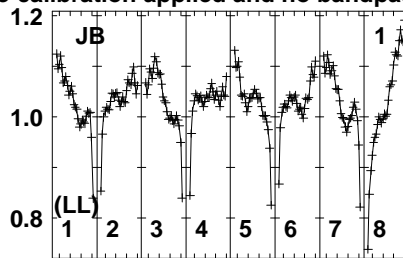
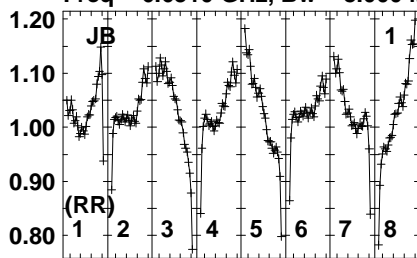
663 664 665 666 667 668
FREQ MHz

Lower frame: Real Jy
Auto-corr total-power spectrum Antenna: *
Timerange: 00/15:02:40 to 00/15:04:40

Plot file version 197 created 21-NOV-2023 10:25:33

G23.389 RB010 1.UVDATA.1

Freq = 6.6310 GHz, Bw = 8.000 MH No calibration applied and no bandpass applied



663264664865666672686688
FREQ MHz

663264664865666672686688
FREQ MHz

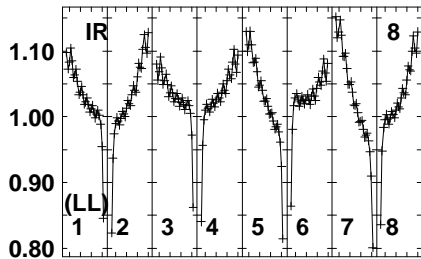
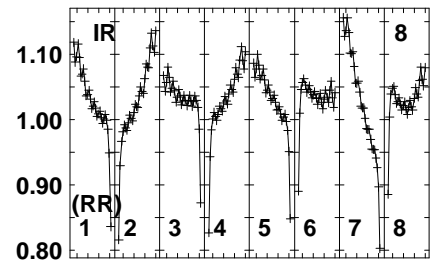
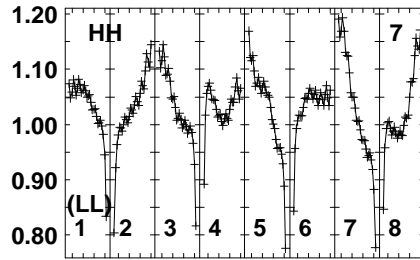
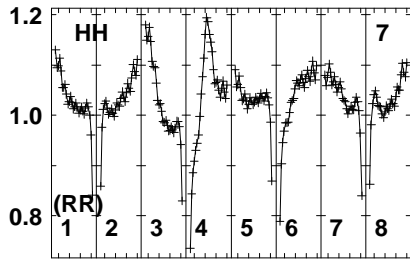
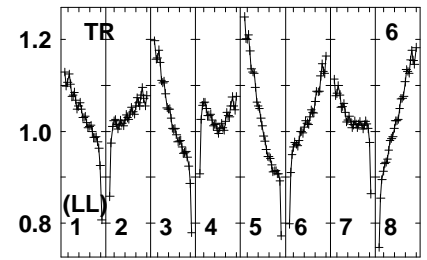
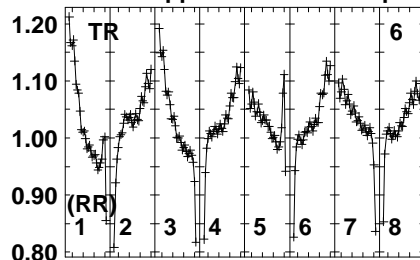
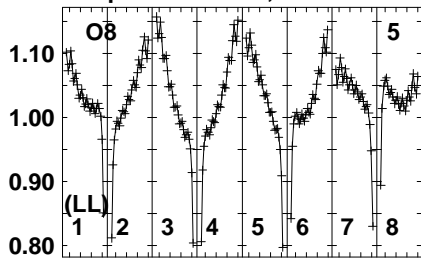
663264664865666672686688
FREQ MHz

Lower frame: Real Jy
Auto-corr total-power spectrum Antenna: *
Timerange: 00/15:04:41 to 00/15:07:39

Plot file version 198 created 21-NOV-2023 10:25:33

G23.389 RB010 1.UVDATA.1

Freq = 6.6310 GHz, Bw = 8.000 MH No calibration applied and no bandpass applied



663 664 665 666 667 668
FREQ MHz

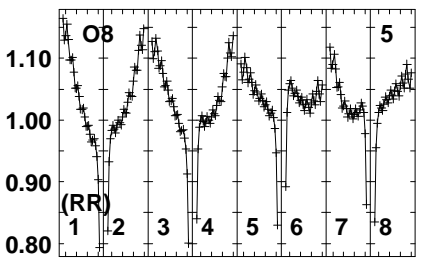
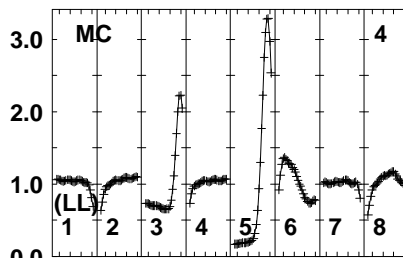
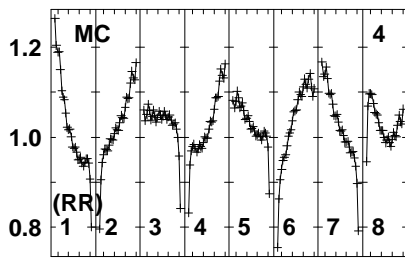
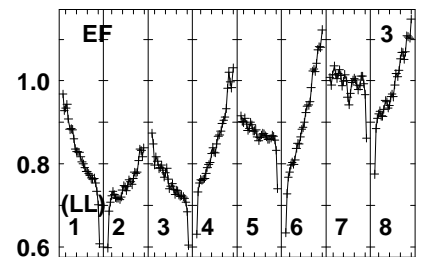
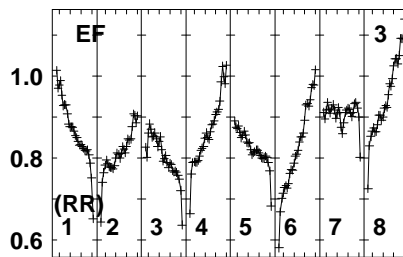
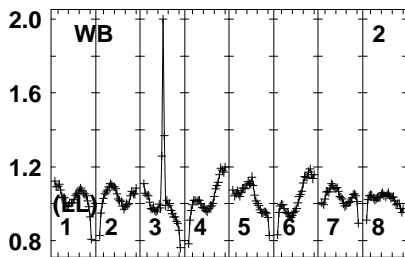
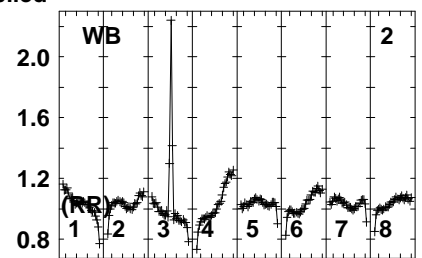
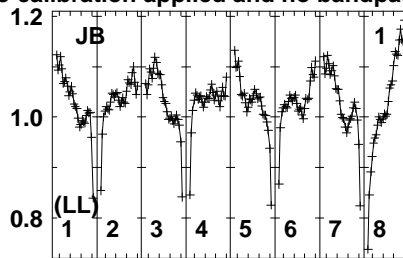
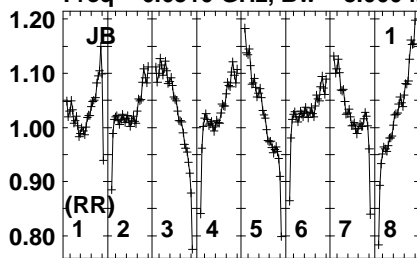
663 664 665 666 667 668
FREQ MHz

Lower frame: Real Jy
Auto-corr total-power spectrum Antenna: *
Timerange: 00/15:04:41 to 00/15:07:39

Plot file version 199 created 21-NOV-2023 10:25:33

J1825-0737 RB010 1.UVDATA.1

Freq = 6.6310 GHz, Bw = 8.000 MH No calibration applied and no bandpass applied



663264664865666667686688
FREQ MHz

663264664865666667686688
FREQ MHz

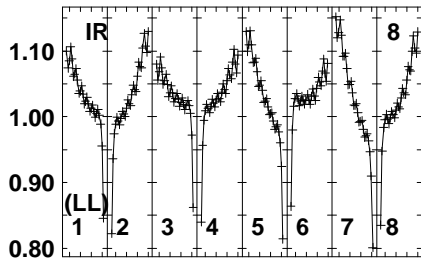
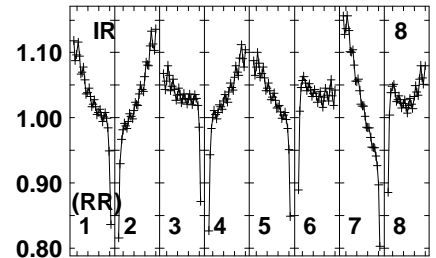
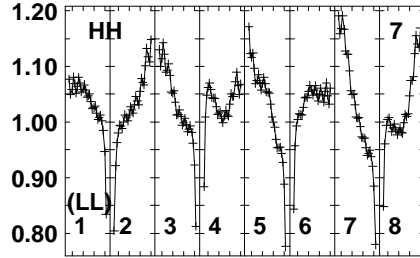
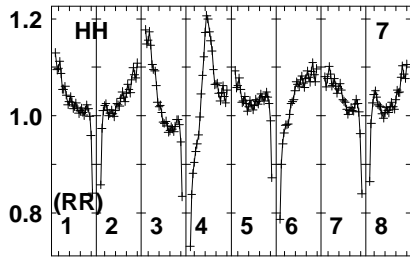
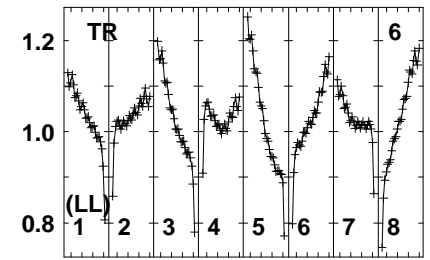
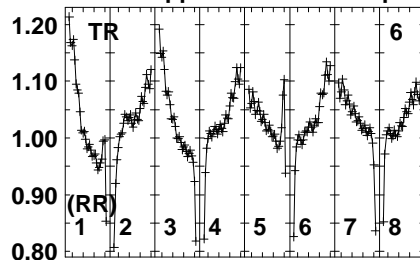
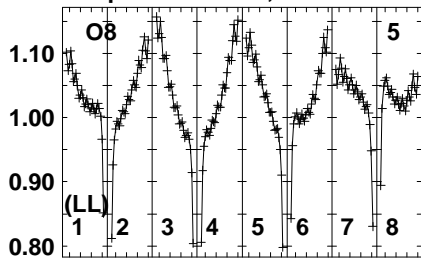
663264664865666667686688
FREQ MHz

Lower frame: Real Jy
Auto-corr total-power spectrum Antenna: *
Timerange: 00/15:07:40 to 00/15:09:40

Plot file version 200 created 21-NOV-2023 10:25:33

J1825-0737 RB010 1.UVDATA.1

Freq = 6.6310 GHz, Bw = 8.000 MH No calibration applied and no bandpass applied



663 664 665 666 667 668 6688
FREQ MHz

663 664 665 666 667 668 6688
FREQ MHz

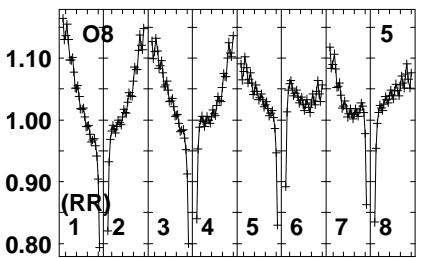
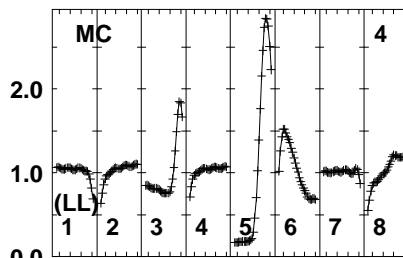
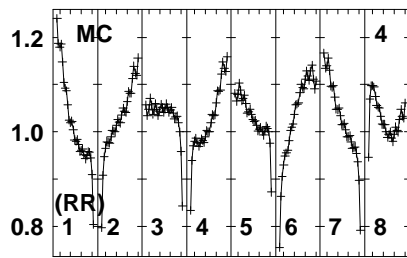
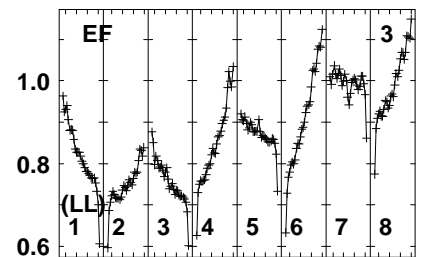
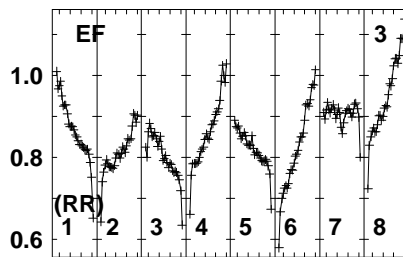
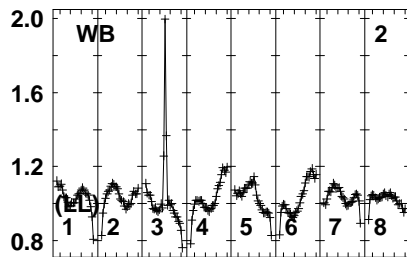
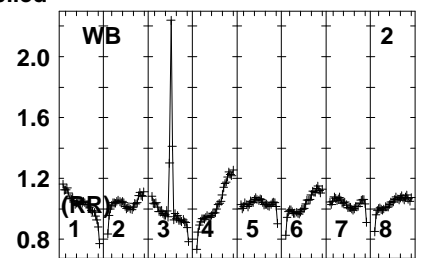
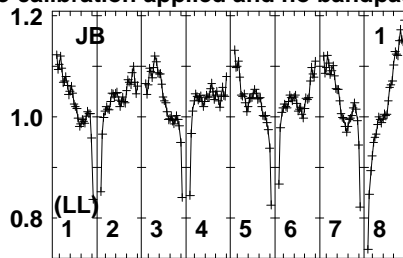
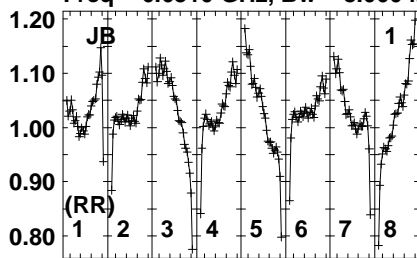
663 664 665 666 667 668 6688
FREQ MHz

Lower frame: Real Jy
Auto-corr total-power spectrum Antenna: *
Timerange: 00/15:07:40 to 00/15:09:40

Plot file version 201 created 21-NOV-2023 10:25:33

G23.389 RB010 1.UVDATA.1

Freq = 6.6310 GHz, Bw = 8.000 MH No calibration applied and no bandpass applied



663.264 664.864 666.464 668.064
FREQ MHz

663.264 664.864 666.464 668.064
FREQ MHz

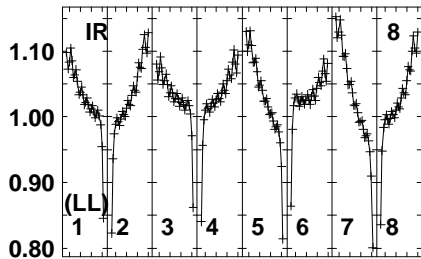
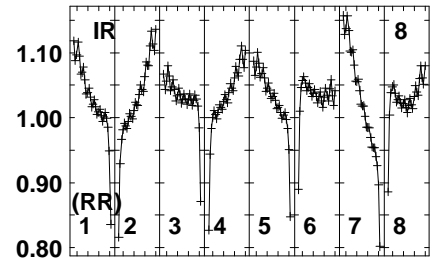
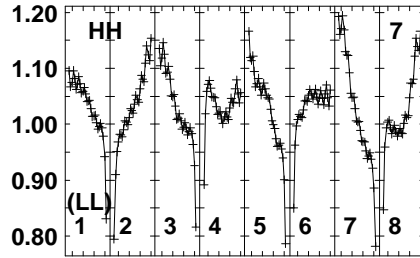
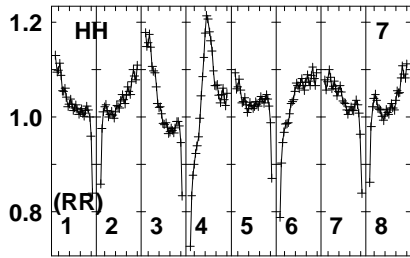
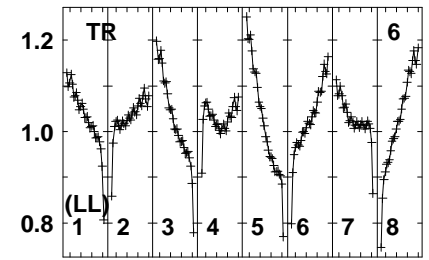
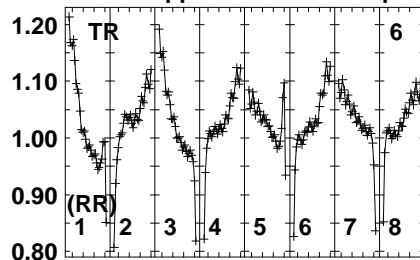
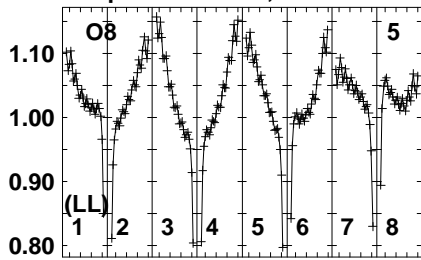
663.264 664.864 666.464 668.064
FREQ MHz

Lower frame: Real Jy
Auto-corr total-power spectrum Antenna: *
Timerange: 00/15:09:41 to 00/15:12:39

Plot file version 202 created 21-NOV-2023 10:25:33

G23.389 RB010 1.UVDATA.1

Freq = 6.6310 GHz, Bw = 8.000 MH No calibration applied and no bandpass applied



663 664 665 666 667 668 668
FREQ MHz

663 664 665 666 667 668 668
FREQ MHz

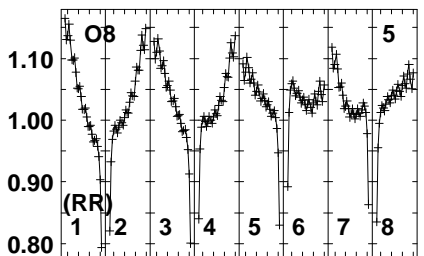
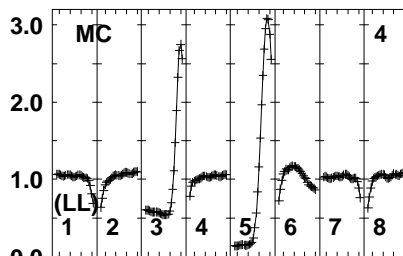
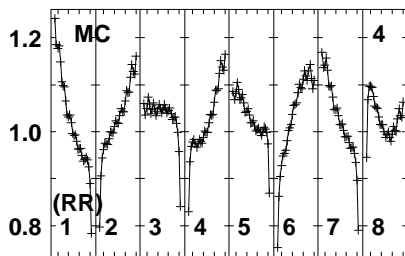
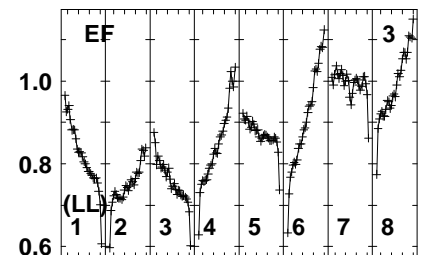
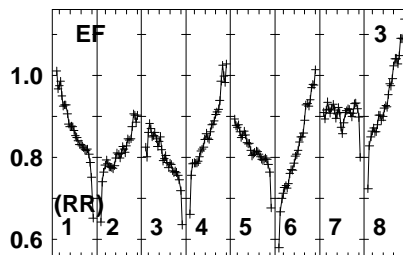
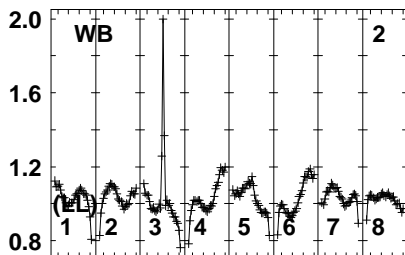
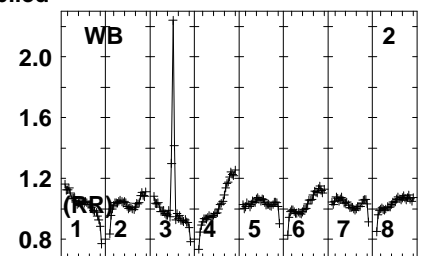
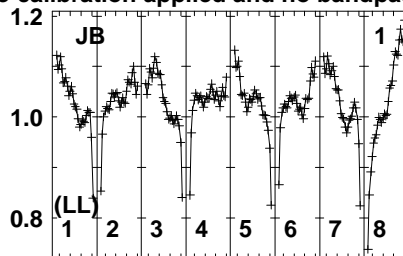
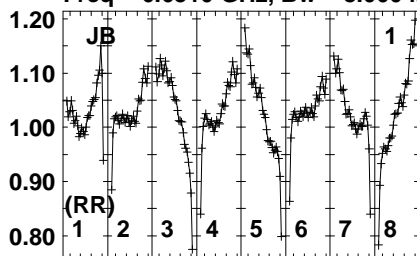
663 664 665 666 667 668 668
FREQ MHz

Lower frame: Real Jy
Auto-corr total-power spectrum Antenna: *
Timerange: 00/15:09:41 to 00/15:12:39

Plot file version 203 created 21-NOV-2023 10:25:33

J1825-0737 RB010 1.UVDATA.1

Freq = 6.6310 GHz, Bw = 8.000 MH No calibration applied and no bandpass applied



663.6 648.6 664.8 665.6 666.4 667.2 668.0 668.8
FREQ MHz

663.6 648.6 664.8 665.6 666.4 667.2 668.0 668.8
FREQ MHz

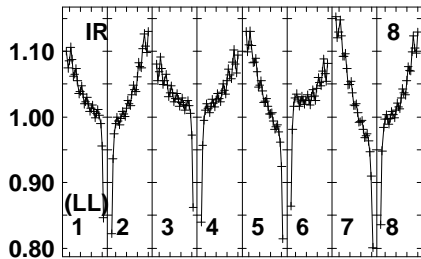
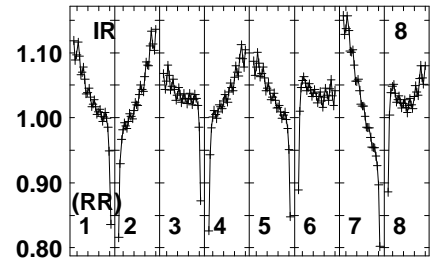
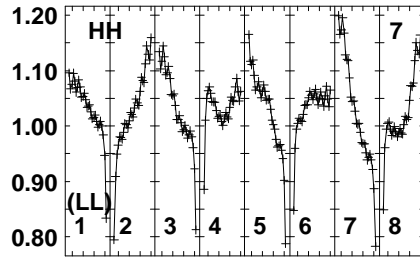
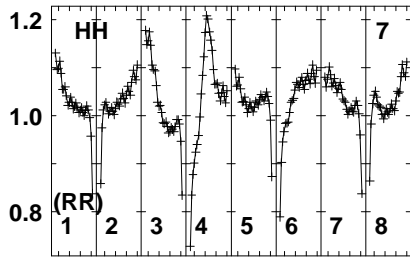
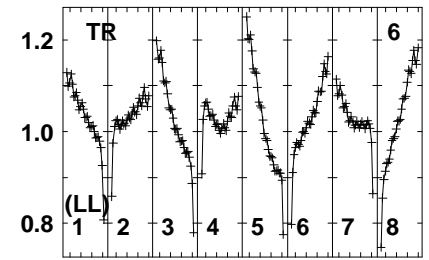
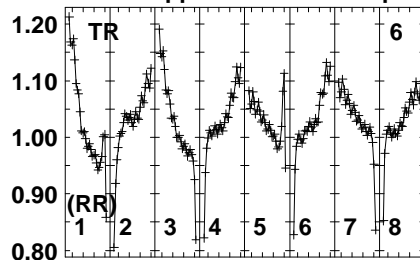
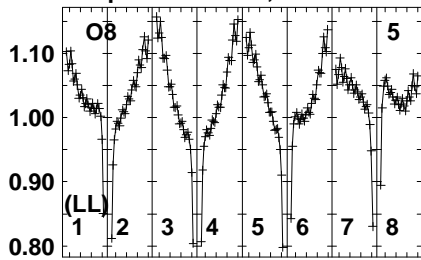
663.6 648.6 664.8 665.6 666.4 667.2 668.0 668.8
FREQ MHz

Lower frame: Real Jy
Auto-corr total-power spectrum Antenna: *
Timerange: 00/15:13:21 to 00/15:15:20

Plot file version 204 created 21-NOV-2023 10:25:33

J1825-0737 RB010 1.UVDATA.1

Freq = 6.6310 GHz, Bw = 8.000 MH No calibration applied and no bandpass applied



663 664 665 666 667 668
FREQ MHz

663 664 665 666 667 668
FREQ MHz

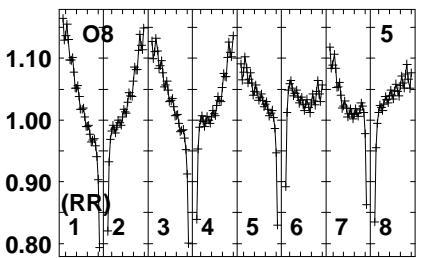
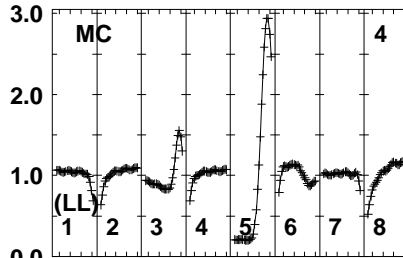
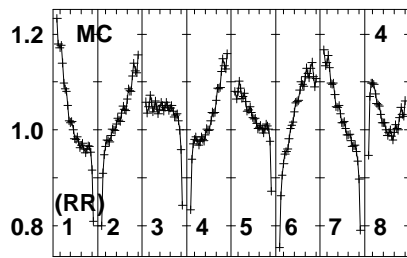
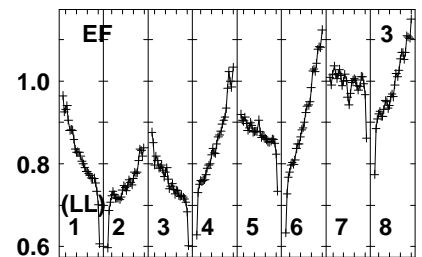
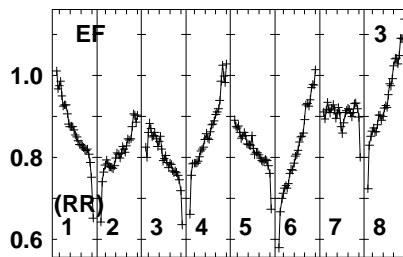
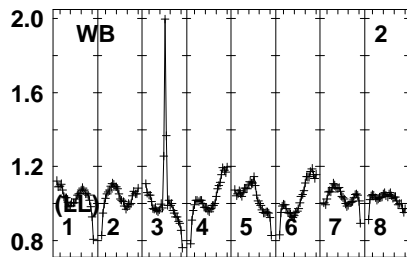
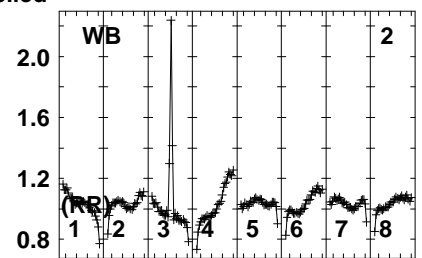
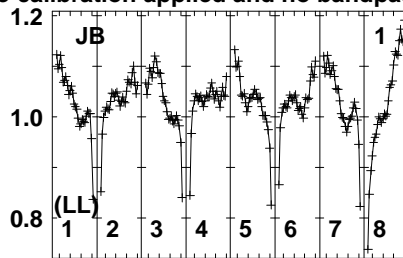
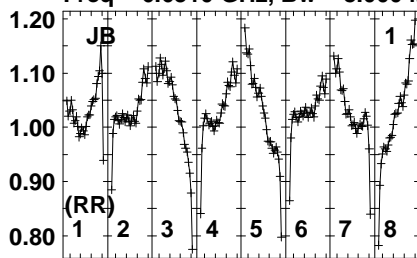
663 664 665 666 667 668
FREQ MHz

Lower frame: Real Jy
Auto-corr total-power spectrum Antenna: *
Timerange: 00/15:13:21 to 00/15:15:20

Plot file version 205 created 21-NOV-2023 10:25:33

G23.389 RB010 1.UVDATA.1

Freq = 6.6310 GHz, Bw = 8.000 MH No calibration applied and no bandpass applied



663264664865666672686688
FREQ MHz

663264664865666672686688
FREQ MHz

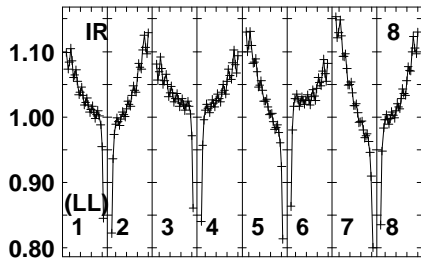
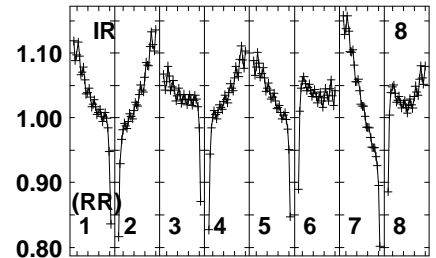
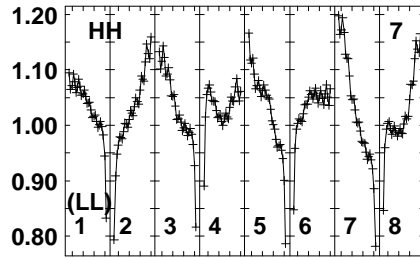
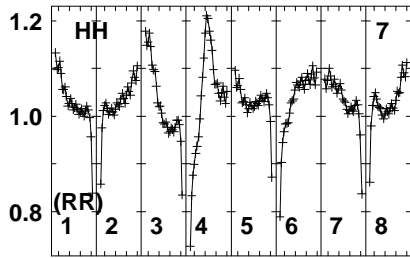
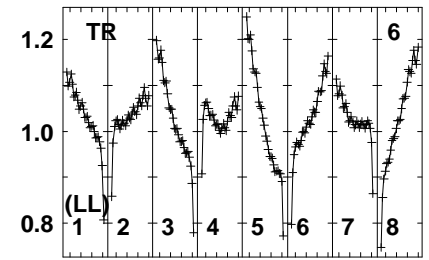
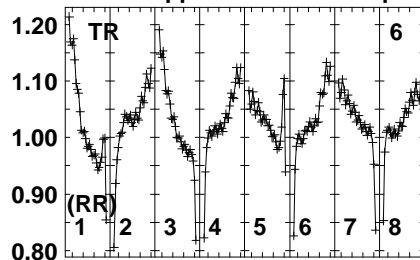
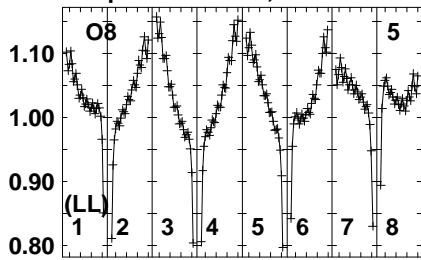
663264664865666672686688
FREQ MHz

Lower frame: Real Jy
Auto-corr total-power spectrum Antenna: *
Timerange: 00/15:15:20 to 00/15:18:20

Plot file version 206 created 21-NOV-2023 10:25:33

G23.389 RB010 1.UVDATA.1

Freq = 6.6310 GHz, Bw = 8.000 MH No calibration applied and no bandpass applied



663 664 665 666 667 668 668
FREQ MHz

663 664 665 666 667 668 668
FREQ MHz

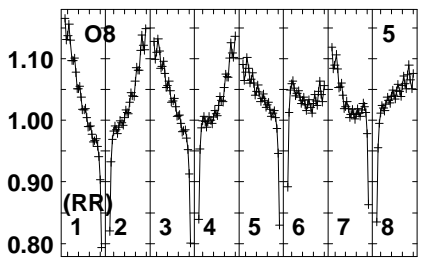
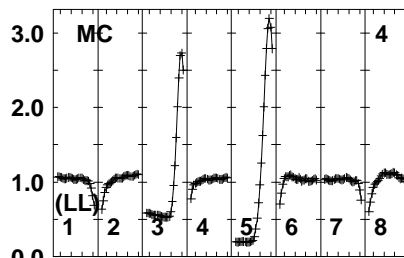
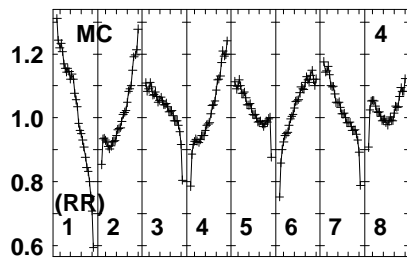
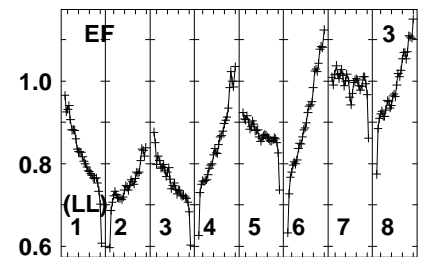
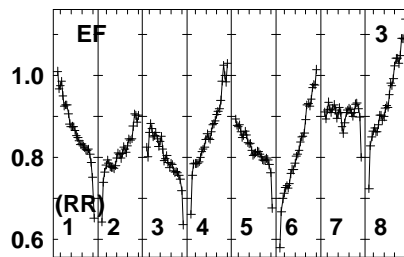
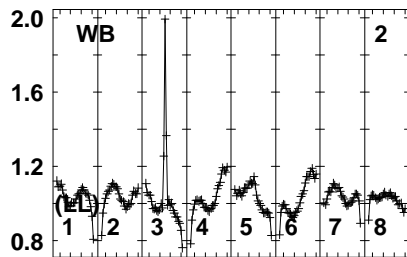
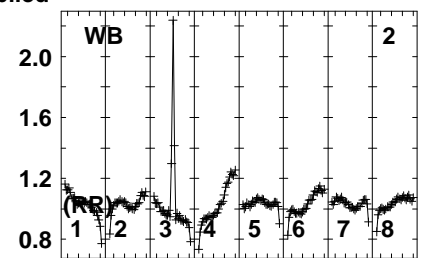
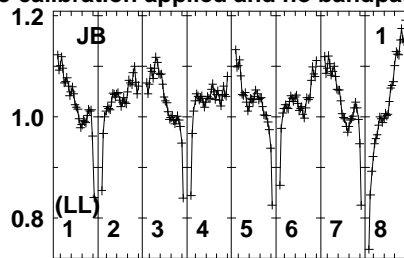
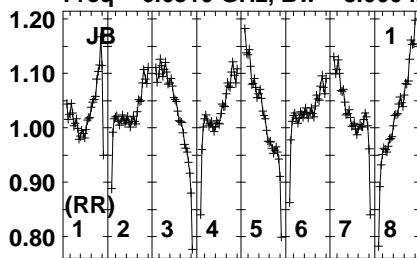
663 664 665 666 667 668 668
FREQ MHz

Lower frame: Real Jy
Auto-corr total-power spectrum Antenna: *
Timerange: 00/15:15:20 to 00/15:18:20

Plot file version 207 created 21-NOV-2023 10:25:34

J1825-0737 RB010 1.UVDATA.1

Freq = 6.6310 GHz, Bw = 8.000 MH No calibration applied and no bandpass applied



663264664865666667686688
FREQ MHz

663264664865666667686688
FREQ MHz

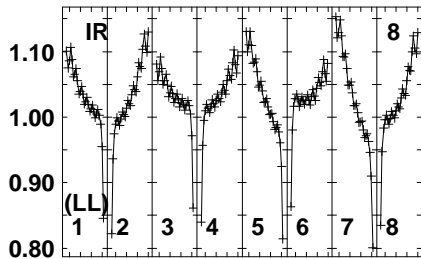
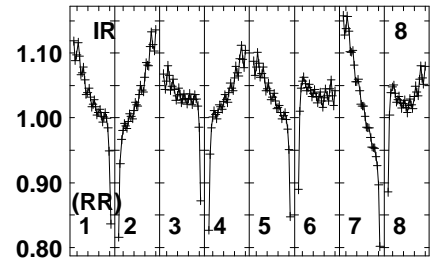
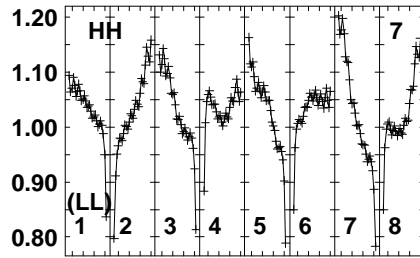
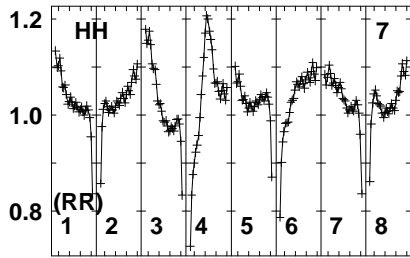
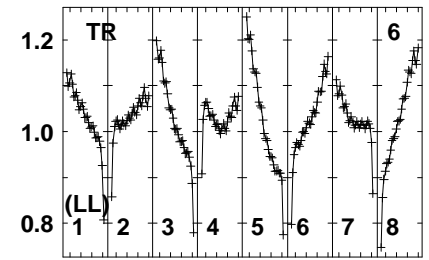
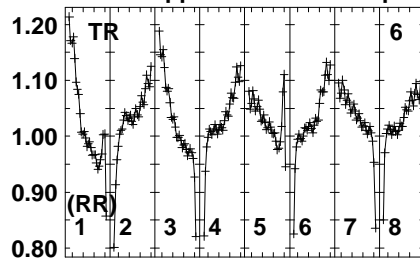
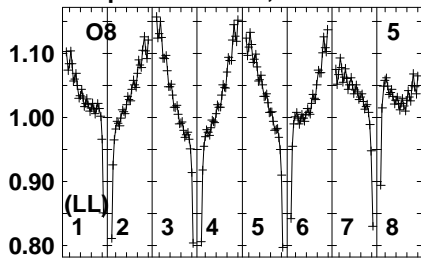
663264664865666667686688
FREQ MHz

Lower frame: Real Jy
Auto-corr total-power spectrum Antenna: *
Timerange: 00/15:18:21 to 00/15:20:20

Plot file version 208 created 21-NOV-2023 10:25:34

J1825-0737 RB010 1.UVDATA.1

Freq = 6.6310 GHz, Bw = 8.000 MH No calibration applied and no bandpass applied



663 664 665 666 667 668 6688
FREQ MHz

663 664 665 666 667 668 6688
FREQ MHz

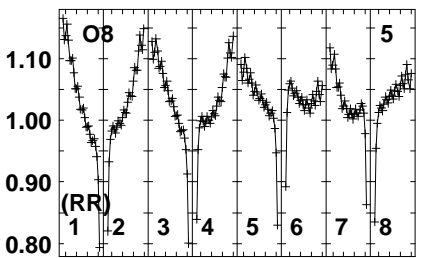
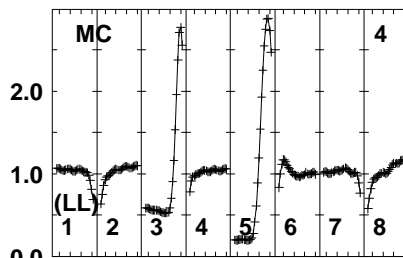
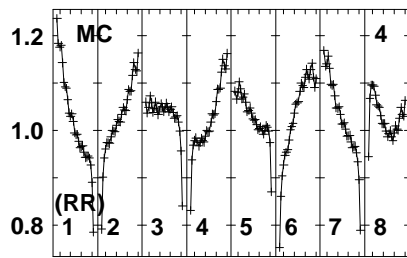
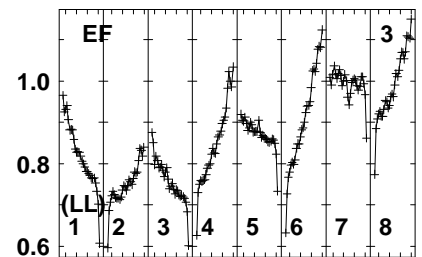
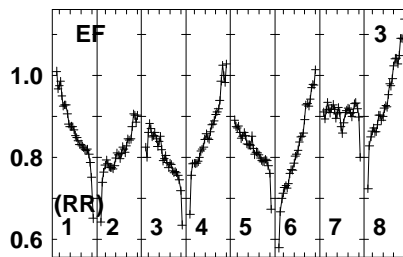
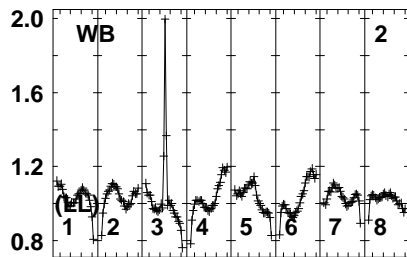
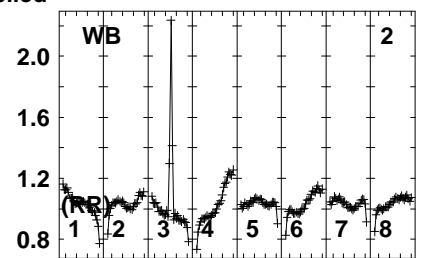
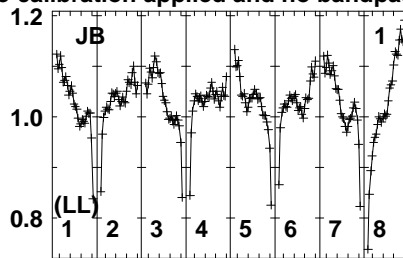
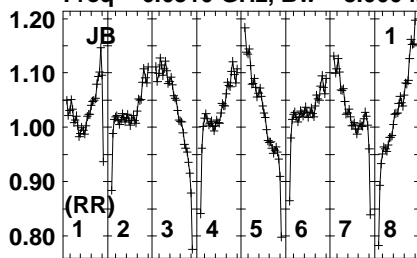
663 664 665 666 667 668 6688
FREQ MHz

Lower frame: Real Jy
Auto-corr total-power spectrum Antenna: *
Timerange: 00/15:18:21 to 00/15:20:20

Plot file version 209 created 21-NOV-2023 10:25:34

G23.389 RB010 1.UVDATA.1

Freq = 6.6310 GHz, Bw = 8.000 MH No calibration applied and no bandpass applied



663264664865666672686688
FREQ MHz

663264664865666672686688
FREQ MHz

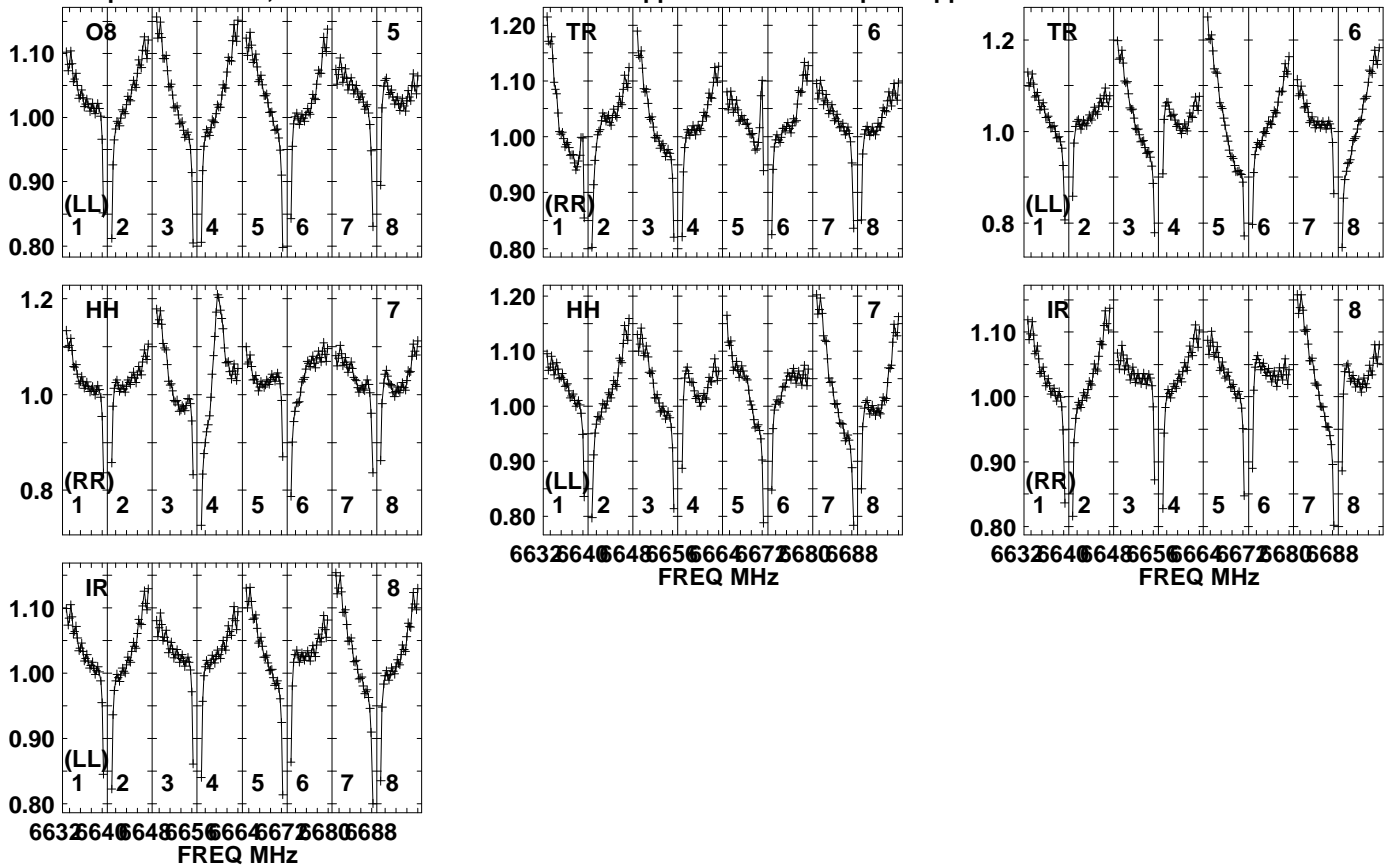
663264664865666672686688
FREQ MHz

Lower frame: Real Jy
Auto-corr total-power spectrum Antenna: *
Timerange: 00/15:20:21 to 00/15:23:20

Plot file version 210 created 21-NOV-2023 10:25:34

G23.389 RB010 1.UVDATA.1

Freq = 6.6310 GHz, Bw = 8.000 MH No calibration applied and no bandpass applied

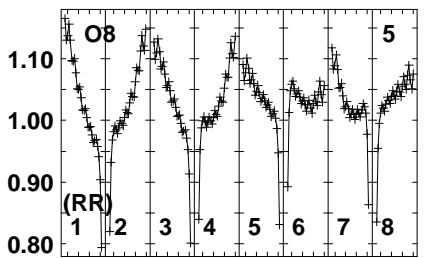
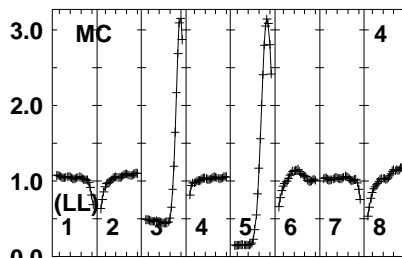
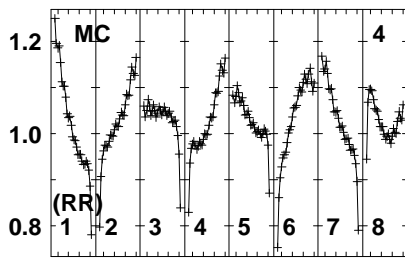
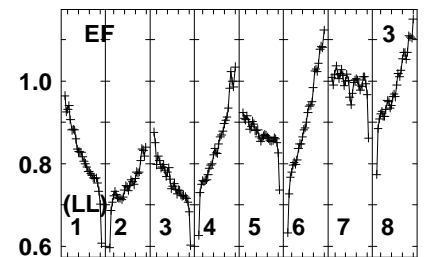
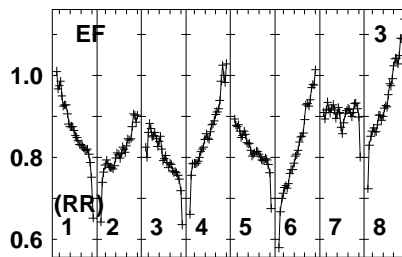
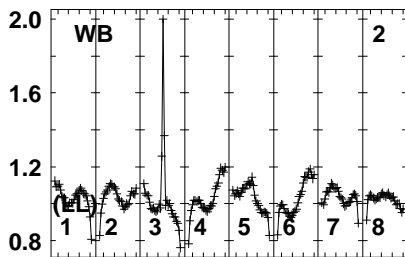
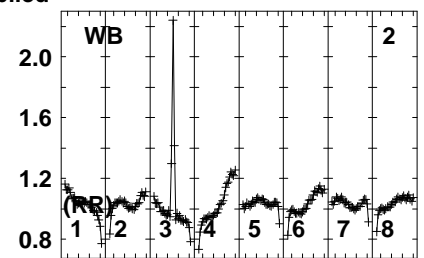
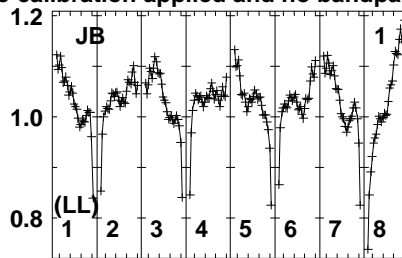
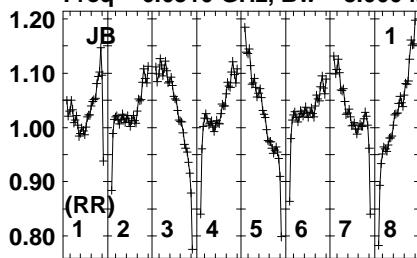


Lower frame: Real Jy
Auto-corr total-power spectrum Antenna: *
Timerange: 00/15:20:21 to 00/15:23:20

Plot file version 211 created 21-NOV-2023 10:25:34

J1825-0737 RB010 1.UVDATA.1

Freq = 6.6310 GHz, Bw = 8.000 MH No calibration applied and no bandpass applied



663.264664866486656664672686688
FREQ MHz

663.264664866486656664672686688
FREQ MHz

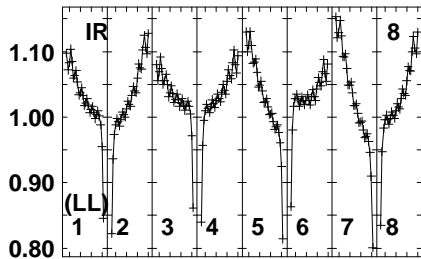
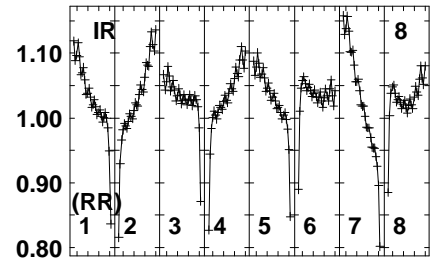
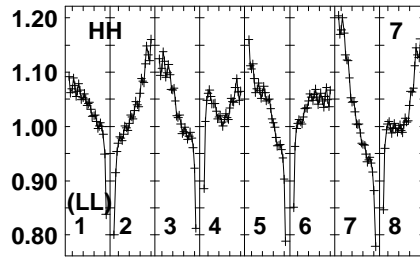
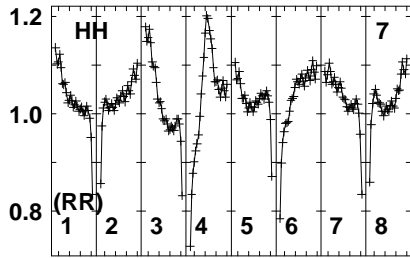
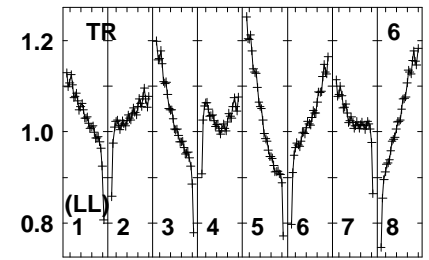
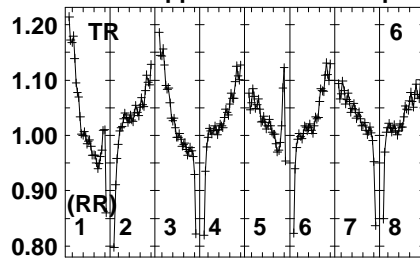
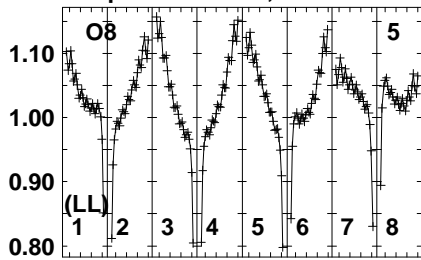
663.264664866486656664672686688
FREQ MHz

Lower frame: Real Jy
Auto-corr total-power spectrum Antenna: *
Timerange: 00/15:24:00 to 00/15:26:00

Plot file version 212 created 21-NOV-2023 10:25:34

J1825-0737 RB010 1.UVDATA.1

Freq = 6.6310 GHz, Bw = 8.000 MH No calibration applied and no bandpass applied



663 664 665 666 667 668
FREQ MHz

663 664 665 666 667 668
FREQ MHz

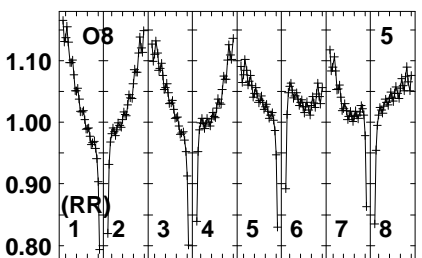
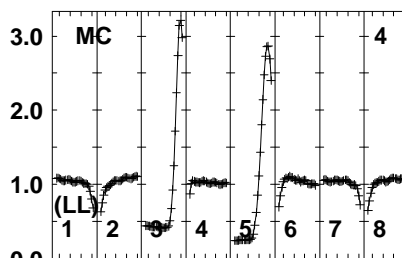
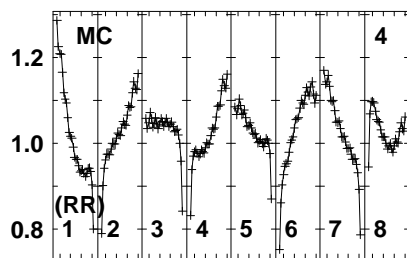
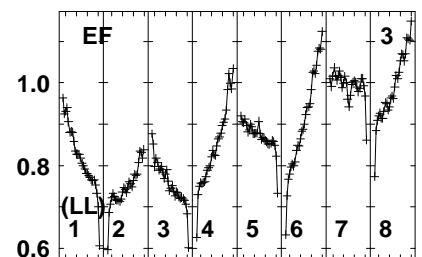
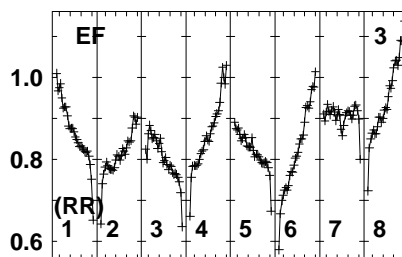
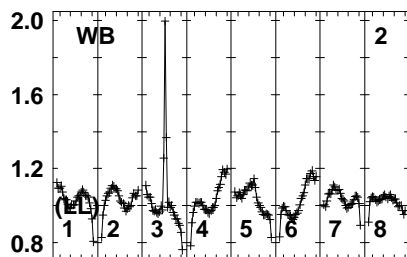
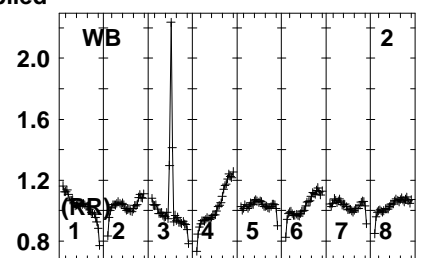
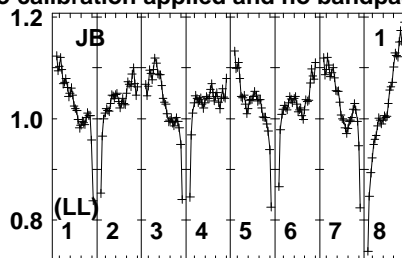
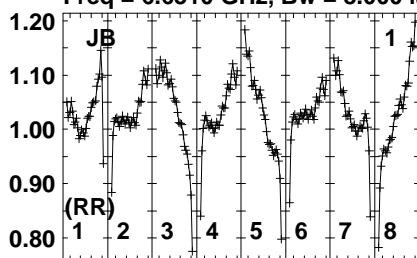
663 664 665 666 667 668
FREQ MHz

Lower frame: Real Jy
Auto-corr total-power spectrum Antenna: *
Timerange: 00/15:24:00 to 00/15:26:00

Plot file version 213 created 21-NOV-2023 10:25:34

G23.389 RB010 1.UVDATA.1

Freq = 6.6310 GHz, Bw = 8.000 MH No calibration applied and no bandpass applied



663264664866486656666672686688
FREQ MHz

663264664866486656666672686688
FREQ MHz

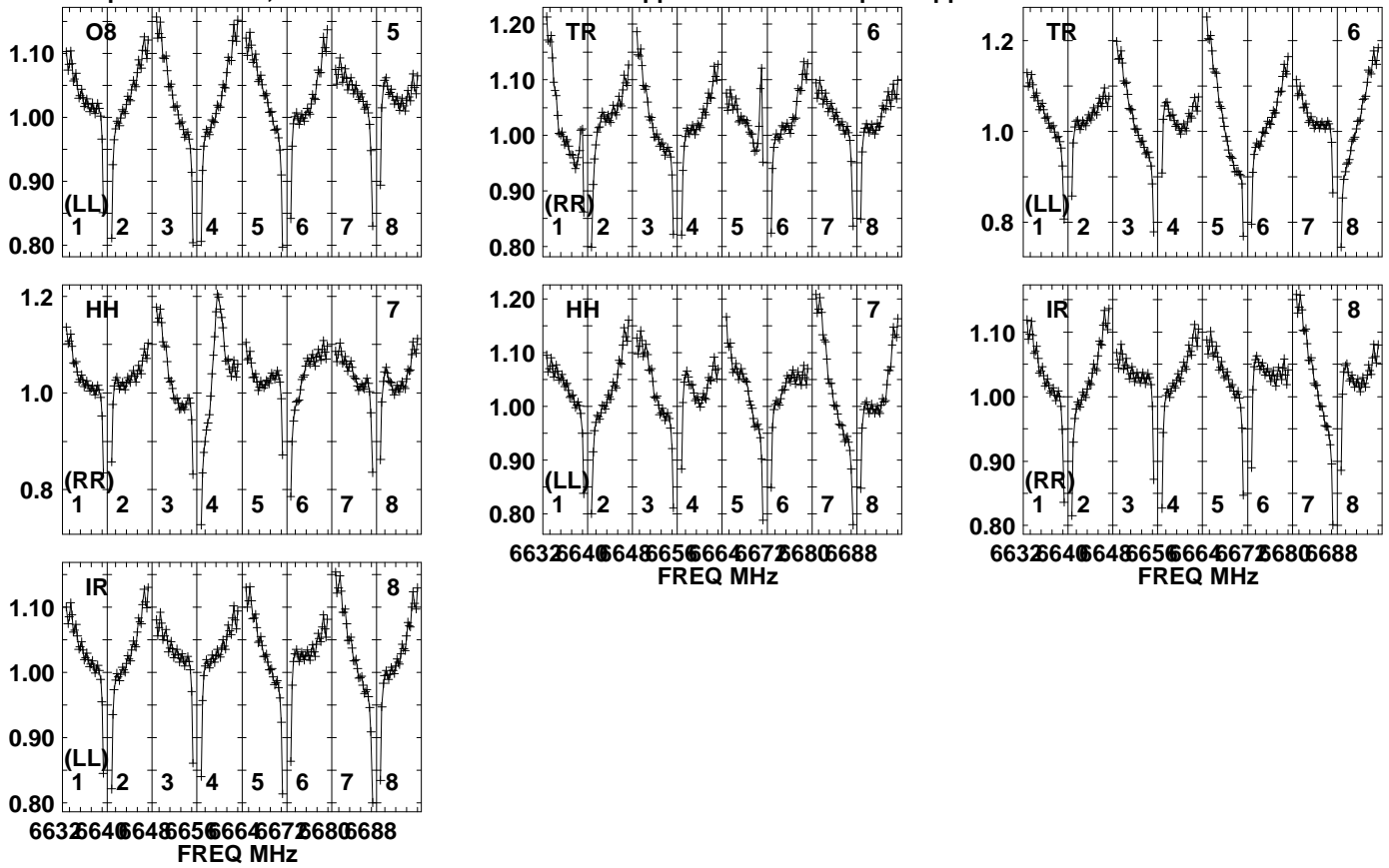
663264664866486656666672686688
FREQ MHz

Lower frame: Real Jy
Auto-corr total-power spectrum Antenna: *
Timerange: 00/15:26:00 to 00/15:28:59

Plot file version 214 created 21-NOV-2023 10:25:34

G23.389 RB010 1.UVDATA.1

Freq = 6.6310 GHz, Bw = 8.000 MH No calibration applied and no bandpass applied

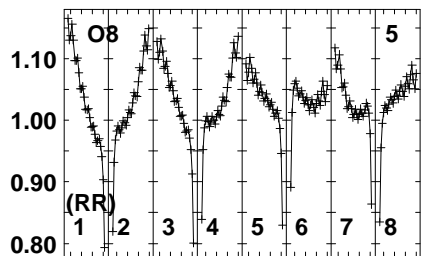
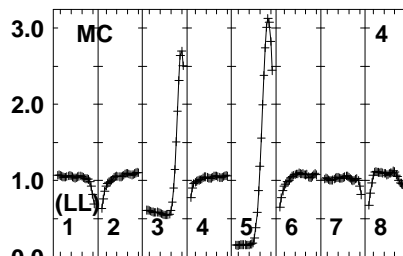
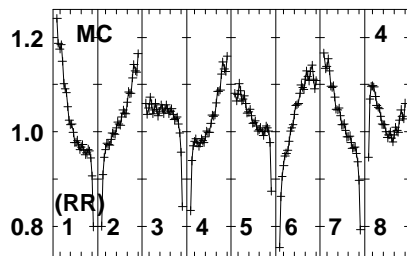
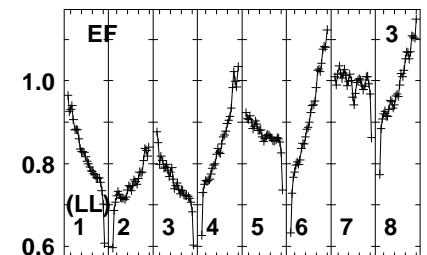
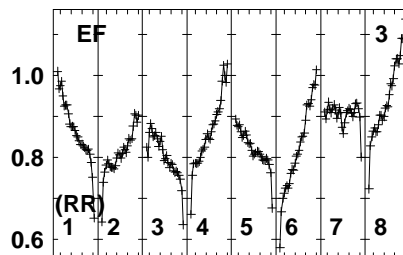
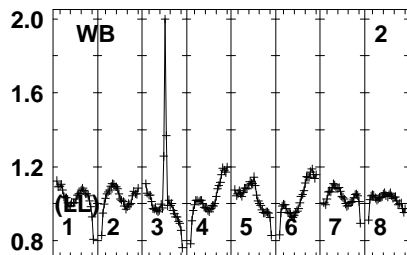
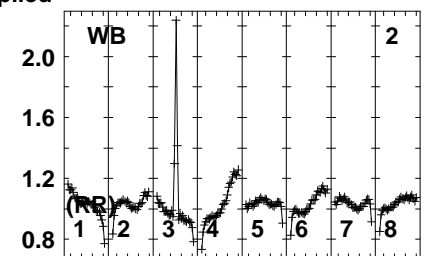
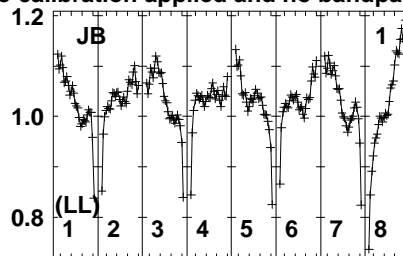
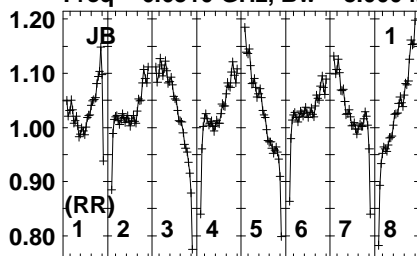


Lower frame: Real Jy
Auto-corr total-power spectrum Antenna: *
Timerange: 00/15:26:00 to 00/15:28:59

Plot file version 215 created 21-NOV-2023 10:25:34

J1825-0737 RB010 1.UVDATA.1

Freq = 6.6310 GHz, Bw = 8.000 MH No calibration applied and no bandpass applied



663264664865666672686688
FREQ MHz

663264664865666672686688
FREQ MHz

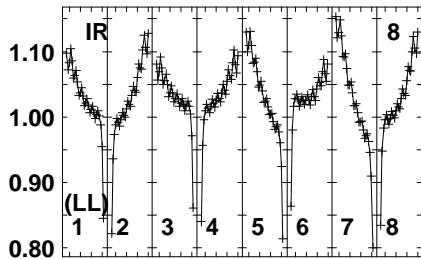
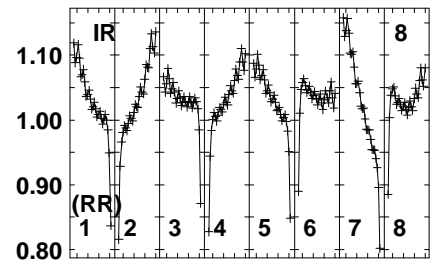
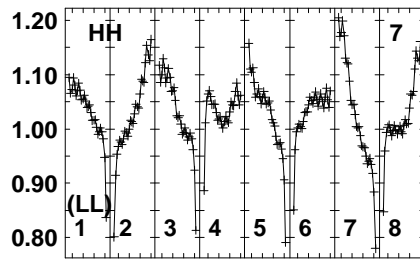
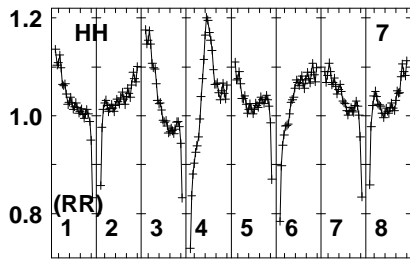
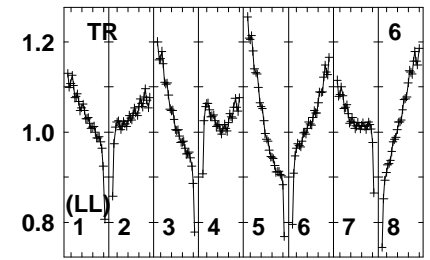
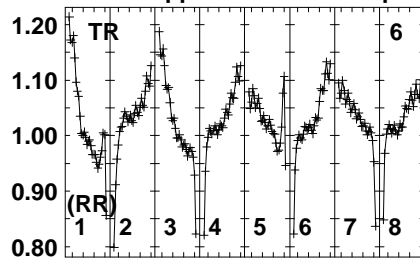
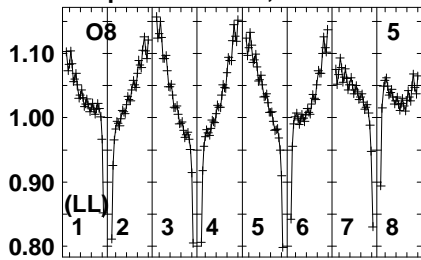
663264664865666672686688
FREQ MHz

Lower frame: Real Jy
Auto-corr total-power spectrum Antenna: *
Timerange: 00/15:29:01 to 00/15:31:00

Plot file version 216 created 21-NOV-2023 10:25:34

J1825-0737 RB010 1.UVDATA.1

Freq = 6.6310 GHz, Bw = 8.000 MH No calibration applied and no bandpass applied



663 664 665 666 667 668 688
FREQ MHz

663 664 665 666 667 668 688
FREQ MHz

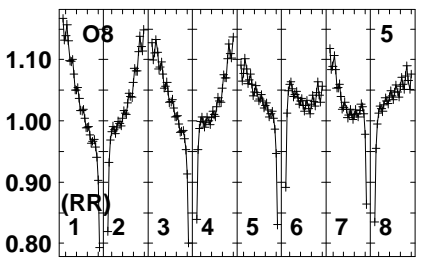
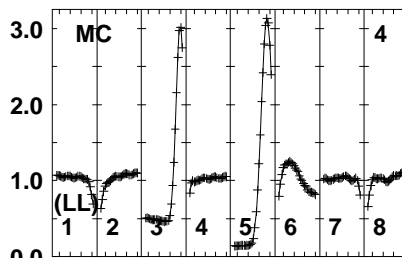
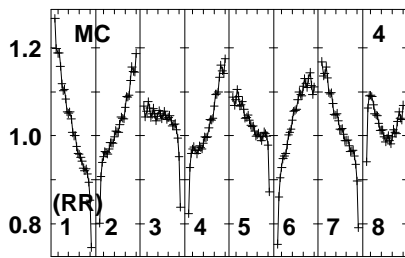
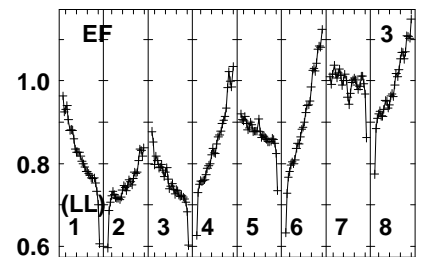
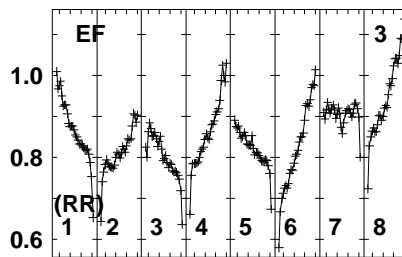
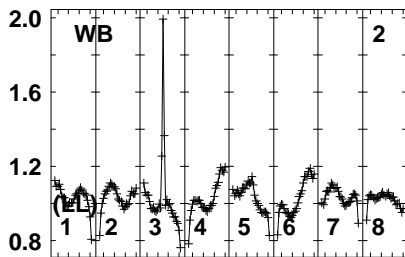
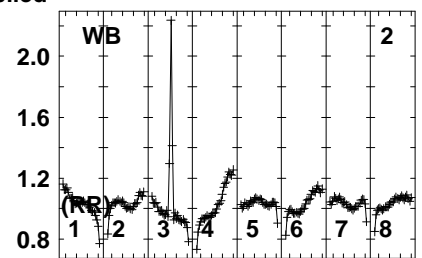
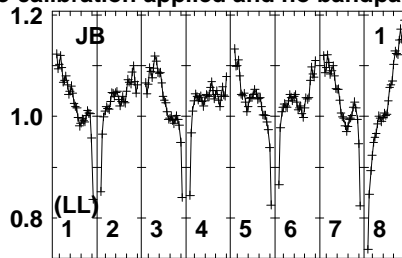
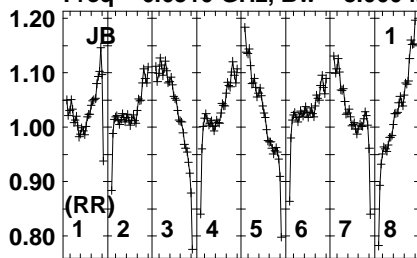
663 664 665 666 667 668 688
FREQ MHz

Lower frame: Real Jy
Auto-corr total-power spectrum Antenna: *
Timerange: 00/15:29:01 to 00/15:31:00

Plot file version 217 created 21-NOV-2023 10:25:34

G23.389 RB010 1.UVDATA.1

Freq = 6.6310 GHz, Bw = 8.000 MH No calibration applied and no bandpass applied



663264664865666672686688
FREQ MHz

663264664865666672686688
FREQ MHz

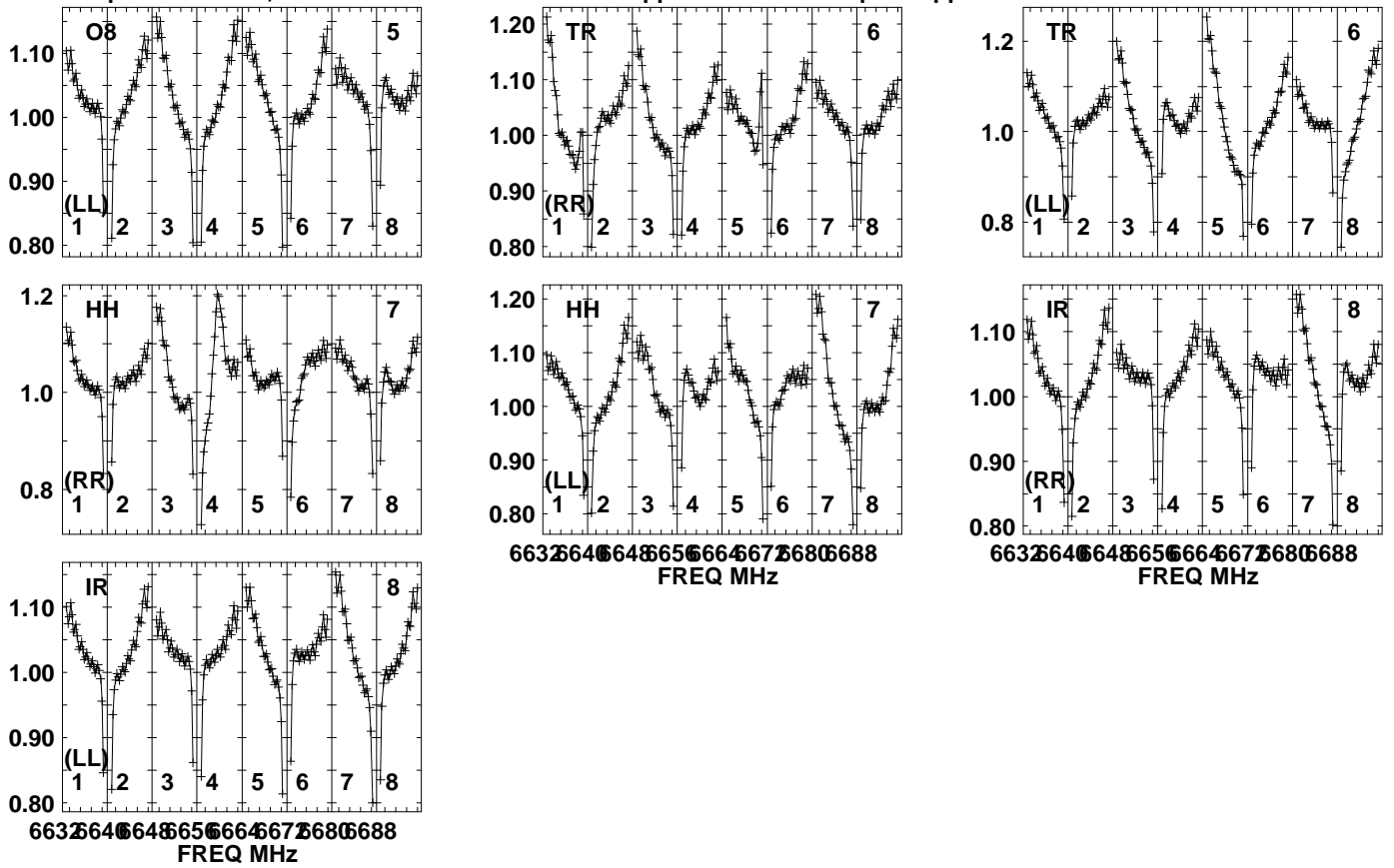
663264664865666672686688
FREQ MHz

Lower frame: Real Jy
Auto-corr total-power spectrum Antenna: *
Timerange: 00/15:31:00 to 00/15:34:00

Plot file version 218 created 21-NOV-2023 10:25:35

G23.389 RB010 1.UVDATA.1

Freq = 6.6310 GHz, Bw = 8.000 MH No calibration applied and no bandpass applied

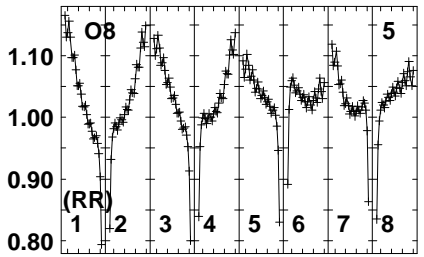
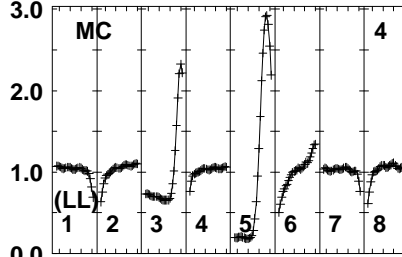
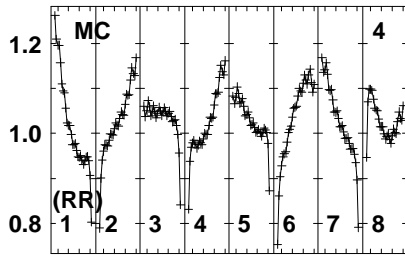
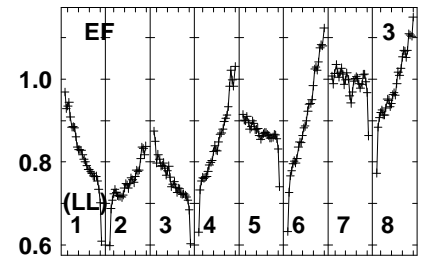
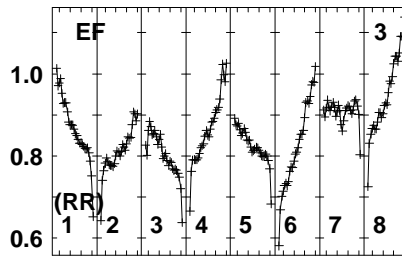
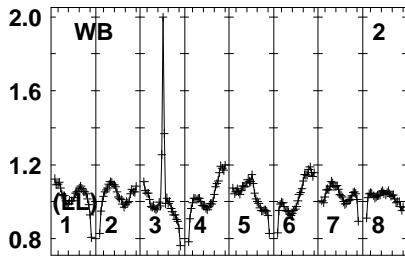
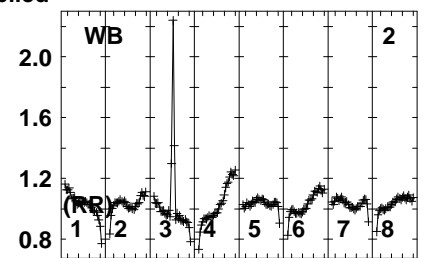
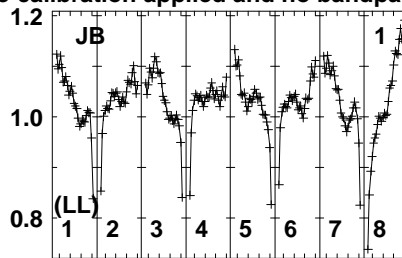
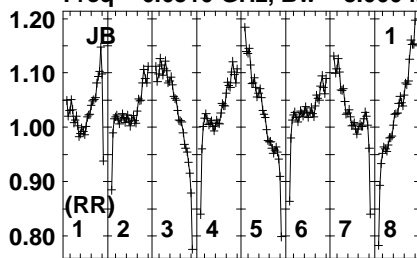


Lower frame: Real Jy
Auto-corr total-power spectrum Antenna: *
Timerange: 00/15:31:00 to 00/15:34:00

Plot file version 219 created 21-NOV-2023 10:25:35

J1825-0737 RB010 1.UVDATA.1

Freq = 6.6310 GHz, Bw = 8.000 MH No calibration applied and no bandpass applied



663.264664866566667.2686688
FREQ MHz

663.264664866566667.2686688
FREQ MHz

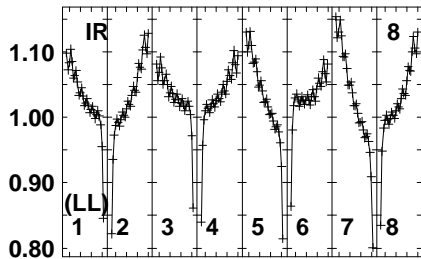
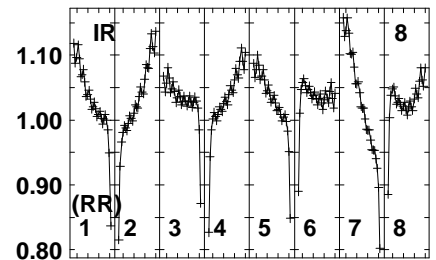
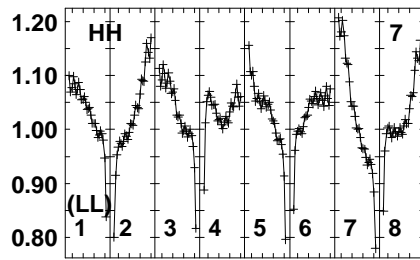
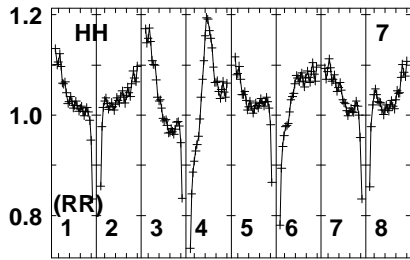
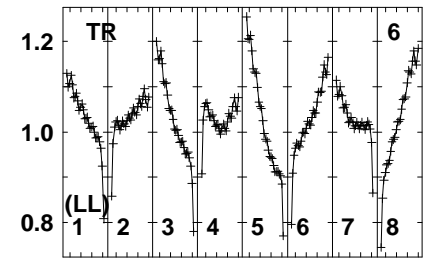
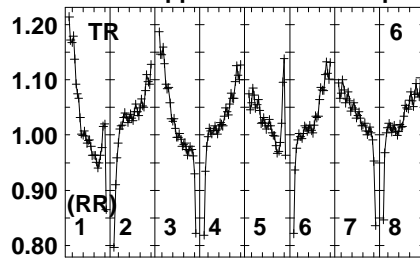
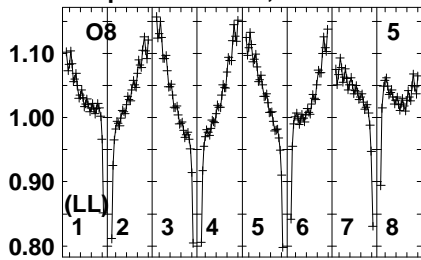
663.264664866566667.2686688
FREQ MHz

Lower frame: Real Jy
Auto-corr total-power spectrum Antenna: *
Timerange: 00/15:34:41 to 00/15:36:40

Plot file version 220 created 21-NOV-2023 10:25:35

J1825-0737 RB010 1.UVDATA.1

Freq = 6.6310 GHz, Bw = 8.000 MH No calibration applied and no bandpass applied



663 664 665 666 667 668
FREQ MHz

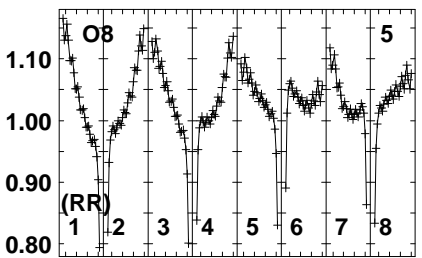
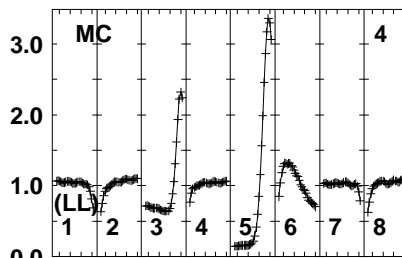
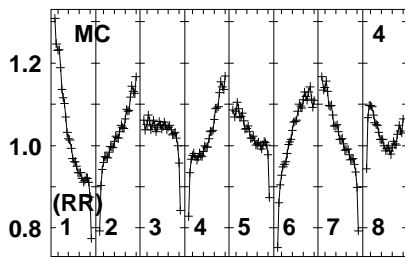
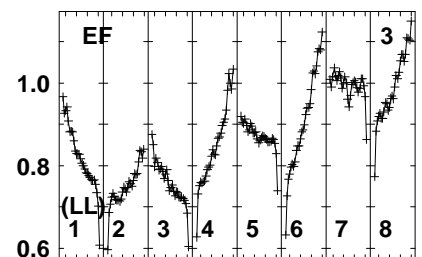
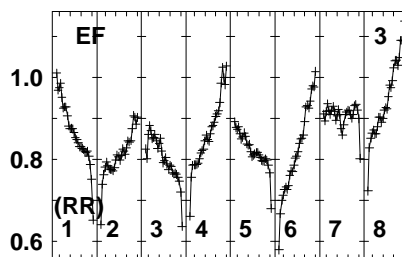
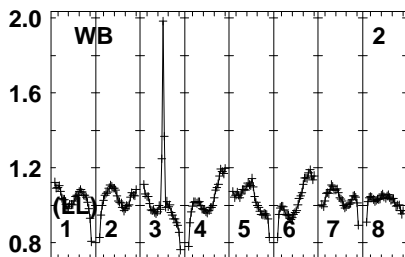
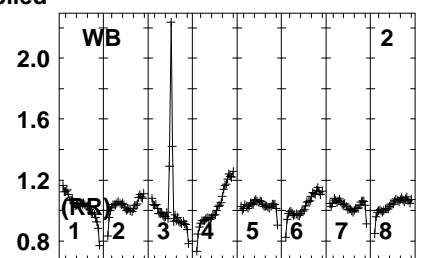
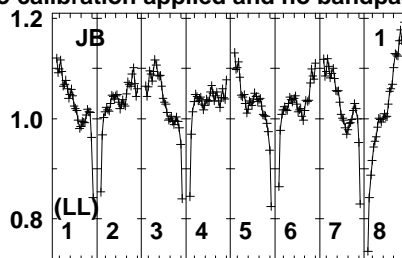
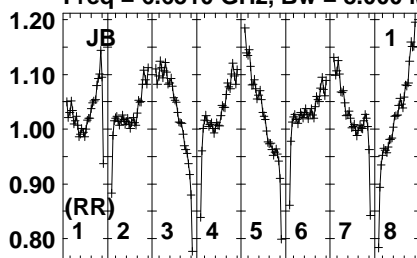
663 664 665 666 667 668
FREQ MHz

Lower frame: Real Jy
Auto-corr total-power spectrum Antenna: *
Timerange: 00/15:34:41 to 00/15:36:40

Plot file version 221 created 21-NOV-2023 10:25:35

J1743-0350 RB010 1.UVDATA.1

Freq = 6.6310 GHz, Bw = 8.000 MH No calibration applied and no bandpass applied



663264664865666672686688
FREQ MHz

663264664865666672686688
FREQ MHz

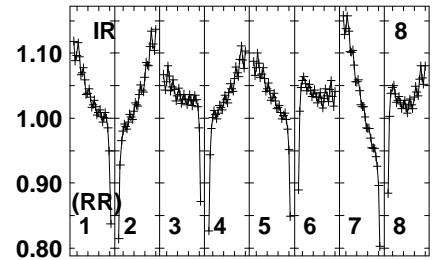
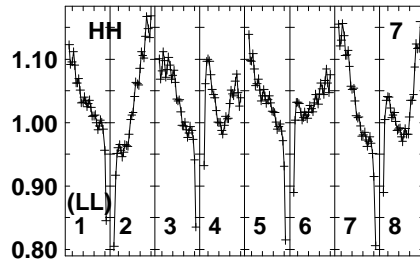
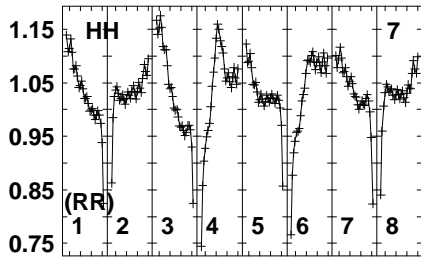
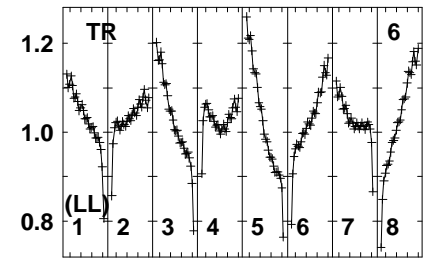
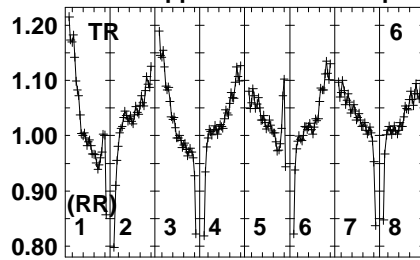
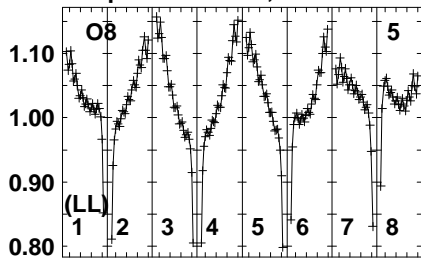
663264664865666672686688
FREQ MHz

Lower frame: Real Jy
Auto-corr total-power spectrum Antenna: *
Timerange: 00/15:37:41 to 00/15:41:39

Plot file version 222 created 21-NOV-2023 10:25:35

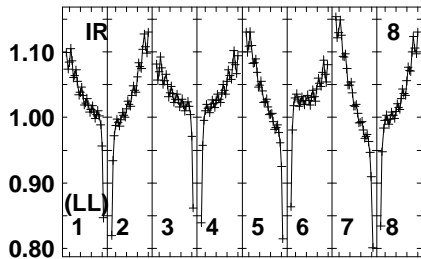
J1743-0350 RB010 1.UVDATA.1

Freq = 6.6310 GHz, Bw = 8.000 MH No calibration applied and no bandpass applied



6632646648656664672680688
FREQ MHz

6632646648656664672680688
FREQ MHz



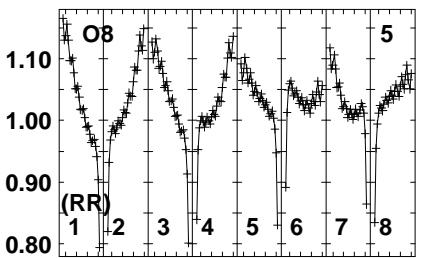
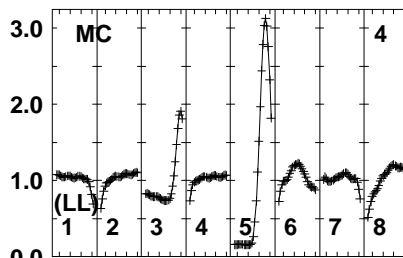
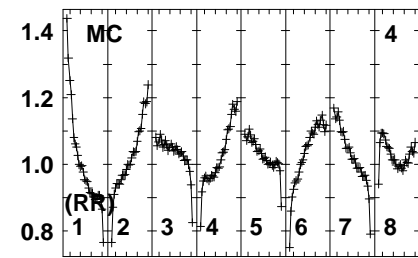
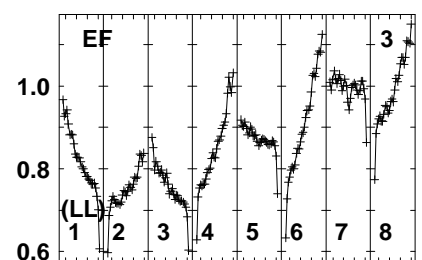
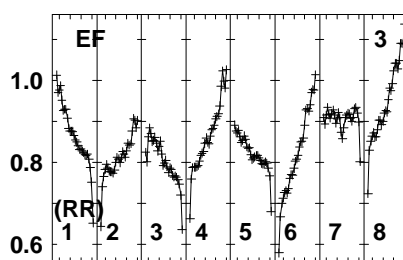
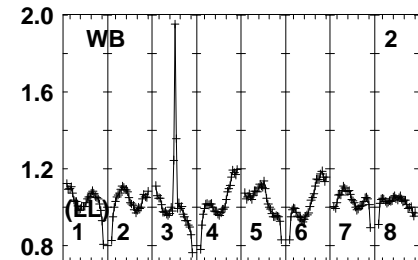
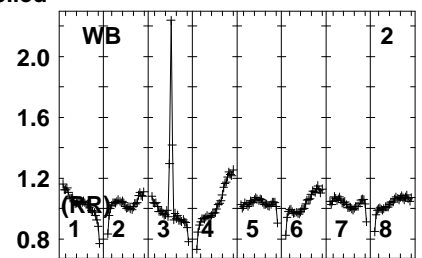
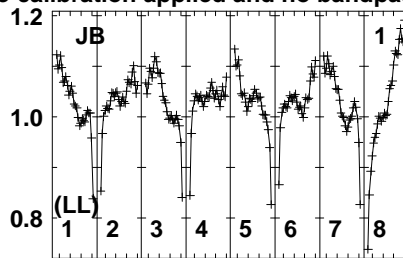
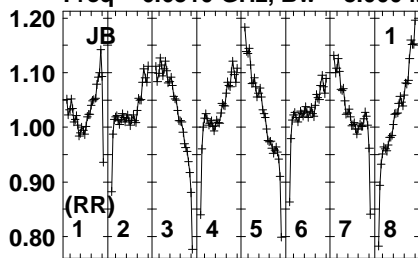
6632646648656664672680688
FREQ MHz

Lower frame: Real Jy
Auto-corr total-power spectrum Antenna: *
Timerange: 00/15:37:41 to 00/15:41:39

Plot file version 223 created 21-NOV-2023 10:25:35

J1825-0737 RB010 1.UVDATA.1

Freq = 6.6310 GHz, Bw = 8.000 MH No calibration applied and no bandpass applied



66326466486566666768688
FREQ MHz

66326466486566666768688
FREQ MHz

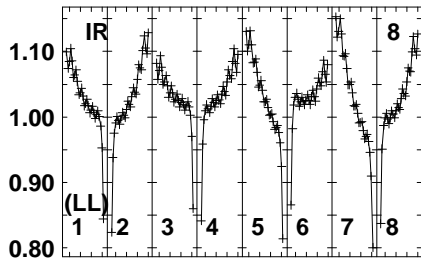
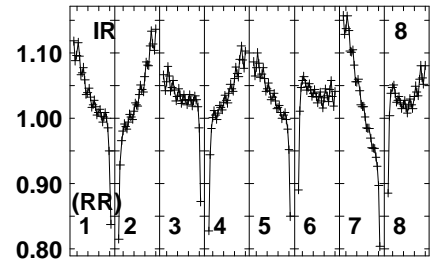
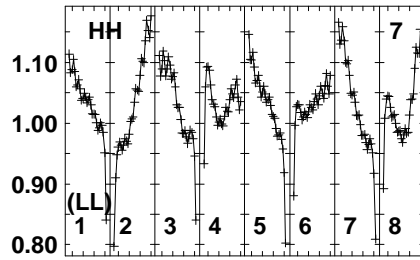
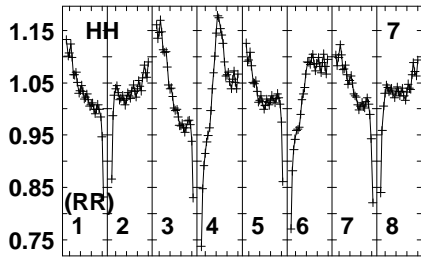
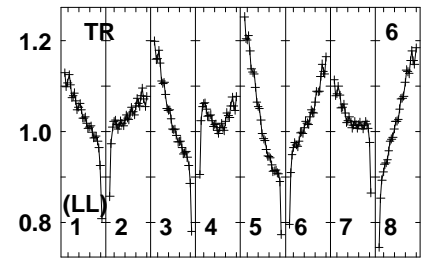
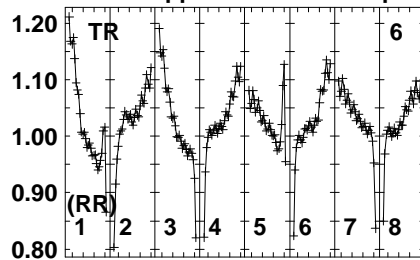
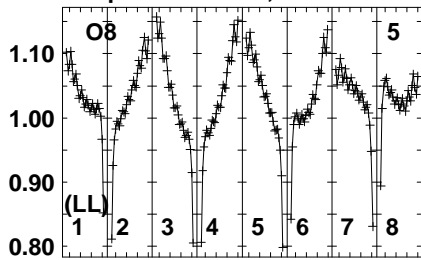
66326466486566666768688
FREQ MHz

Lower frame: Real Jy
Auto-corr total-power spectrum Antenna: *
Timerange: 00/15:42:41 to 00/15:44:40

Plot file version 224 created 21-NOV-2023 10:25:35

J1825-0737 RB010 1.UVDATA.1

Freq = 6.6310 GHz, Bw = 8.000 MH No calibration applied and no bandpass applied



663 664 665 666 667 668 668
FREQ MHz

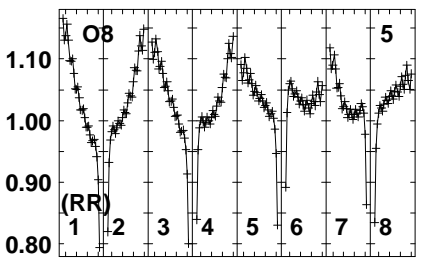
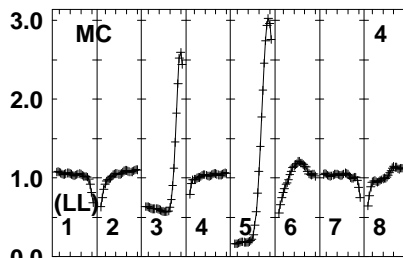
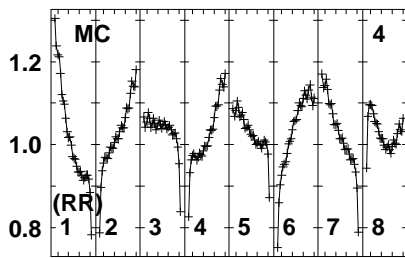
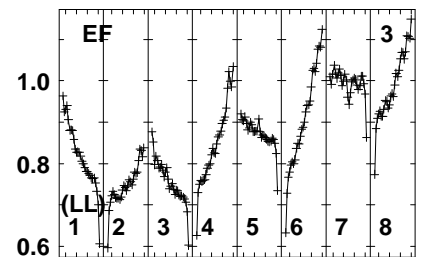
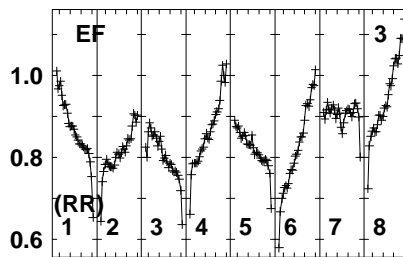
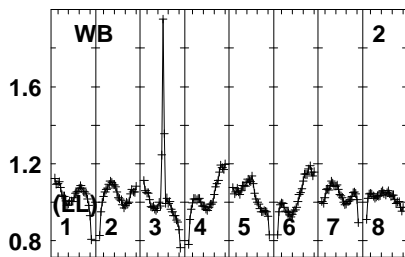
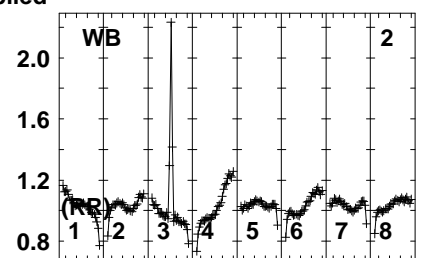
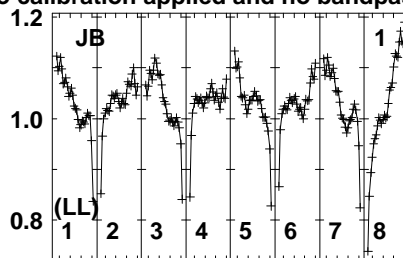
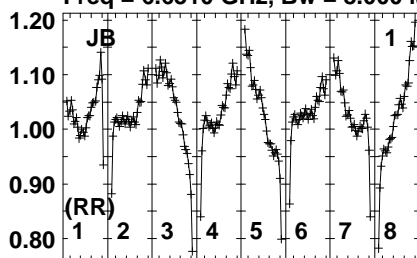
663 664 665 666 667 668 668
FREQ MHz

Lower frame: Real Jy
Auto-corr total-power spectrum Antenna: *
Timerange: 00/15:42:41 to 00/15:44:40

Plot file version 225 created 21-NOV-2023 10:25:35

G23.389 RB010 1.UVDATA.1

Freq = 6.6310 GHz, Bw = 8.000 MH No calibration applied and no bandpass applied



663.264 664.865 666.467 668.0688
FREQ MHz

663.264 664.865 666.467 668.0688
FREQ MHz

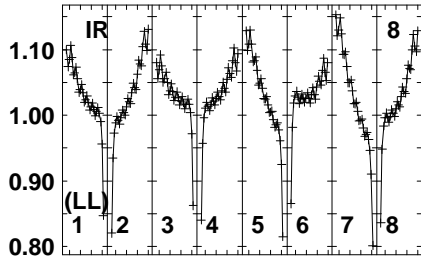
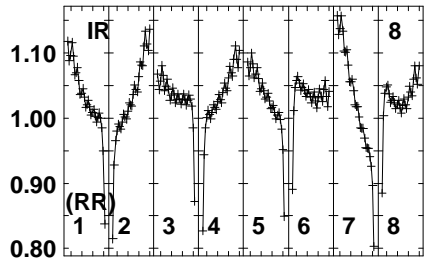
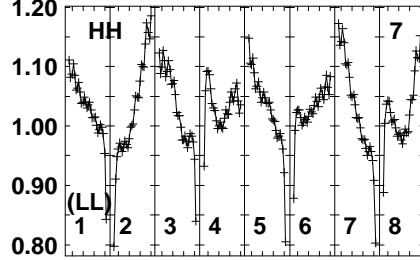
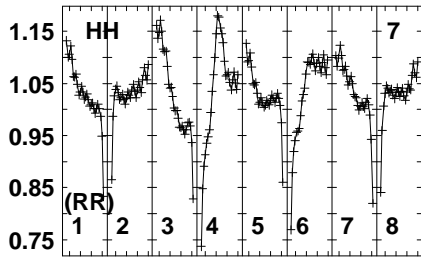
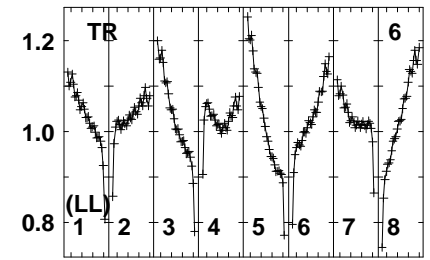
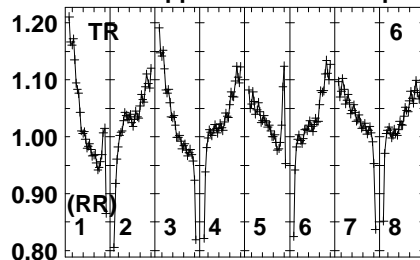
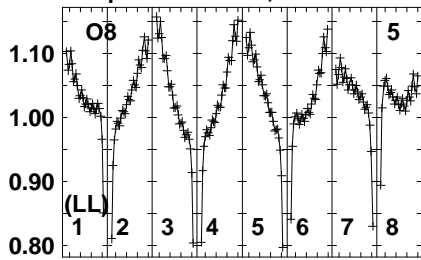
663.264 664.865 666.467 668.0688
FREQ MHz

Lower frame: Real Jy
Auto-corr total-power spectrum Antenna: *
Timerange: 00/15:44:40 to 00/15:47:40

Plot file version 226 created 21-NOV-2023 10:25:35

G23.389 RB010 1.UVDATA.1

Freq = 6.6310 GHz, Bw = 8.000 MH No calibration applied and no bandpass applied



663 664 665 666 667 668 668
FREQ MHz

663 664 665 666 667 668 668
FREQ MHz

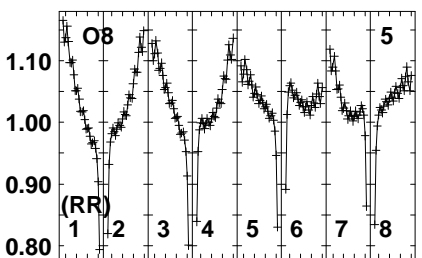
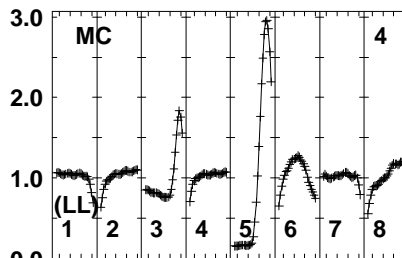
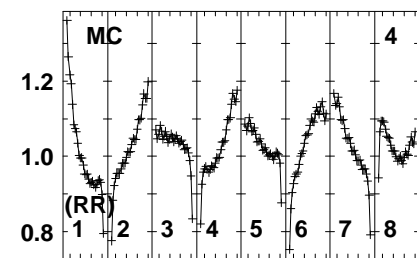
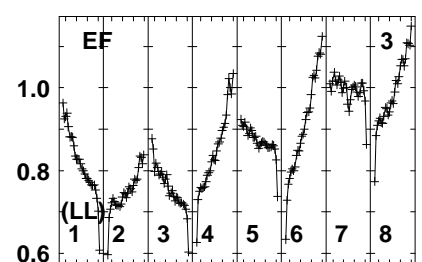
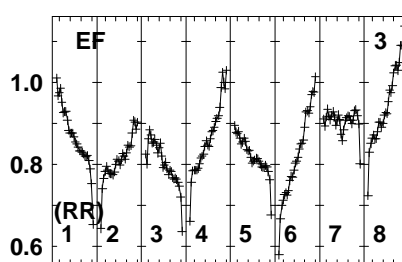
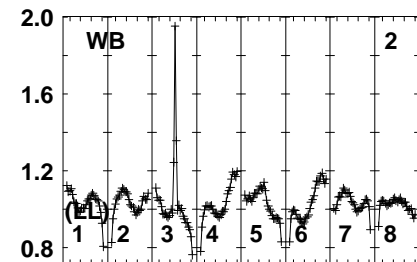
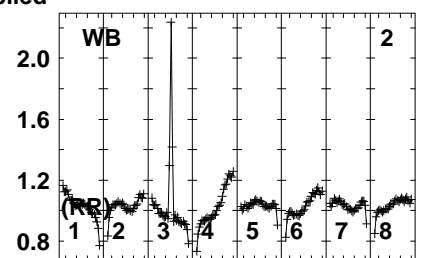
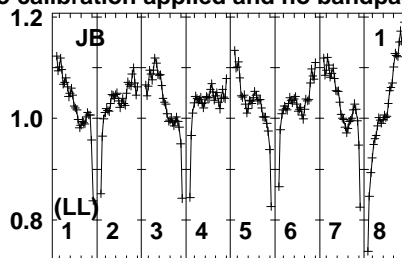
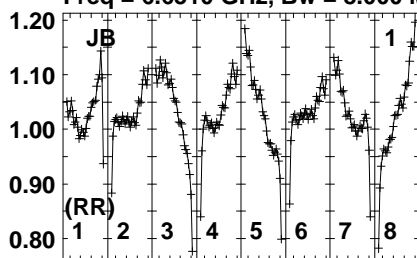
663 664 665 666 667 668 668
FREQ MHz

Lower frame: Real Jy
Auto-corr total-power spectrum Antenna: *
Timerange: 00/15:44:40 to 00/15:47:40

Plot file version 227 created 21-NOV-2023 10:25:36

J1825-0737 RB010 1.UVDATA.1

Freq = 6.6310 GHz, Bw = 8.000 MH No calibration applied and no bandpass applied



663.264 664.865 666.467 668.0688
FREQ MHz

663.264 664.865 666.467 668.0688
FREQ MHz

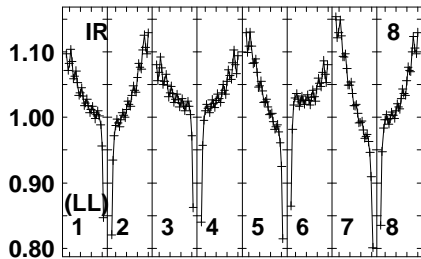
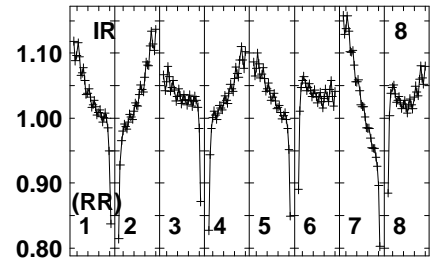
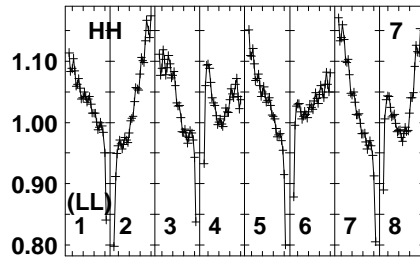
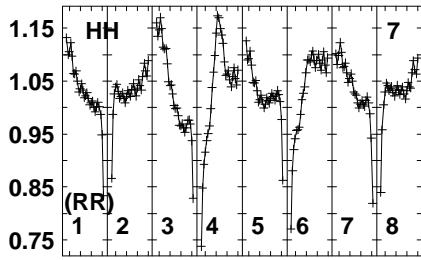
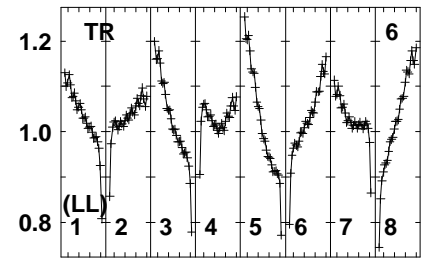
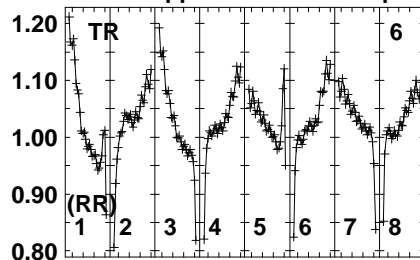
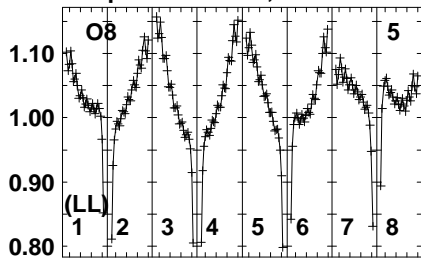
663.264 664.865 666.467 668.0688
FREQ MHz

Lower frame: Real Jy
Auto-corr total-power spectrum Antenna: *
Timerange: 00/15:47:40 to 00/15:49:40

Plot file version 228 created 21-NOV-2023 10:25:36

J1825-0737 RB010 1.UVDATA.1

Freq = 6.6310 GHz, Bw = 8.000 MH No calibration applied and no bandpass applied



663 664 665 666 667 668 668
FREQ MHz

663 664 665 666 667 668 668
FREQ MHz

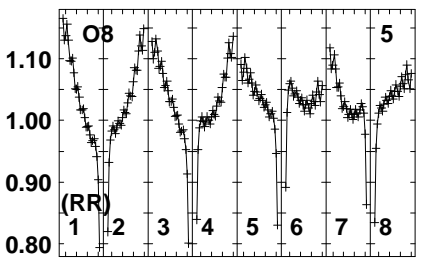
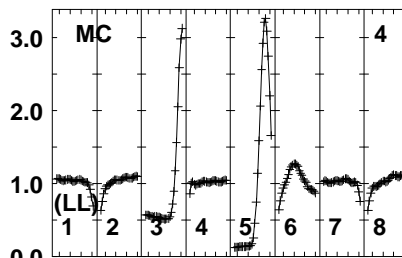
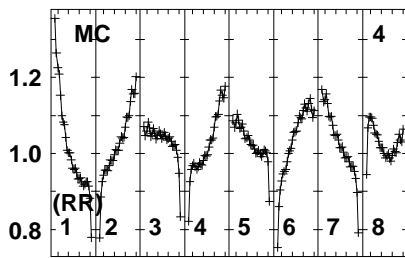
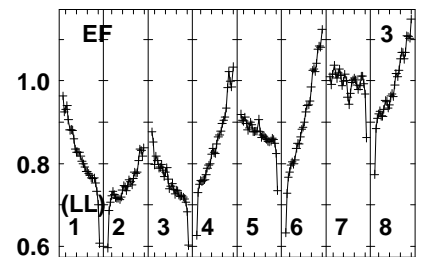
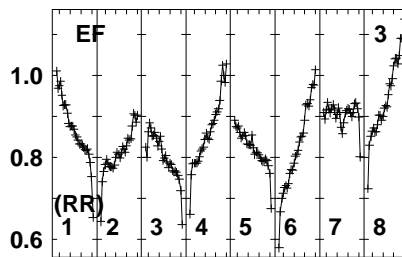
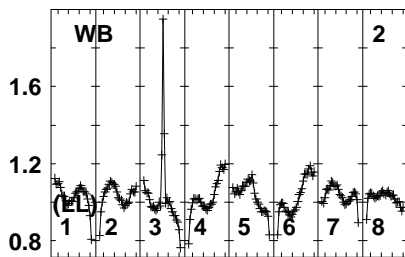
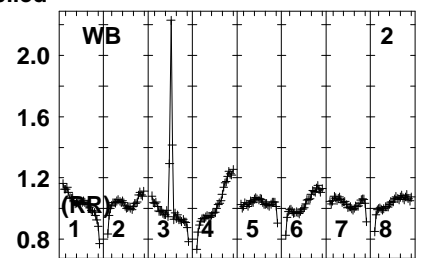
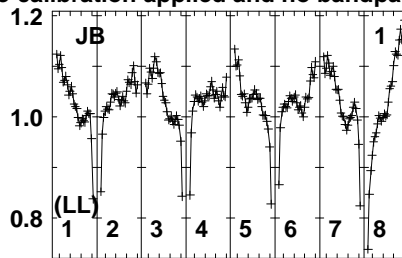
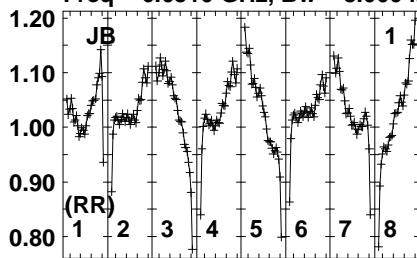
663 664 665 666 667 668 668
FREQ MHz

Lower frame: Real Jy
Auto-corr total-power spectrum Antenna: *
Timerange: 00/15:47:40 to 00/15:49:40

Plot file version 229 created 21-NOV-2023 10:25:36

G23.389 RB010 1.UVDATA.1

Freq = 6.6310 GHz, Bw = 8.000 MH No calibration applied and no bandpass applied



663.264 664.865 666.467 668.0688
FREQ MHz

663.264 664.865 666.467 668.0688
FREQ MHz

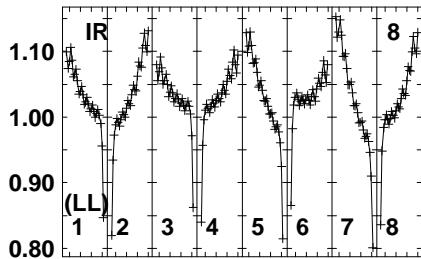
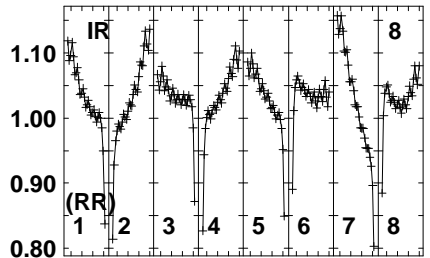
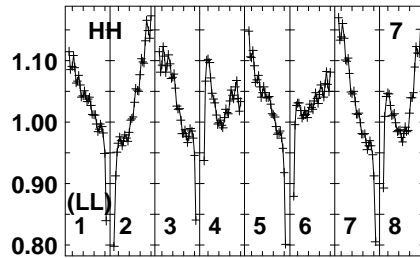
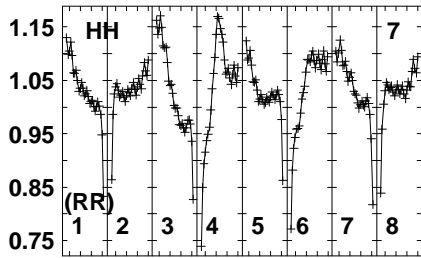
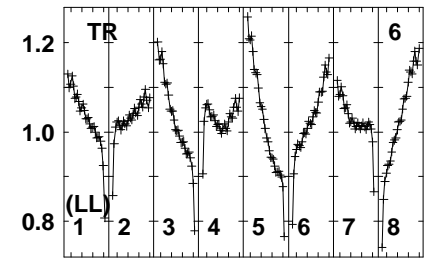
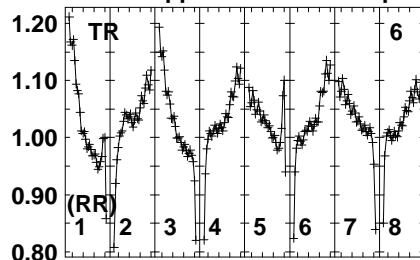
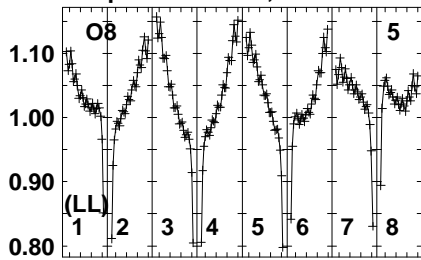
663.264 664.865 666.467 668.0688
FREQ MHz

Lower frame: Real Jy
Auto-corr total-power spectrum Antenna: *
Timerange: 00/15:49:41 to 00/15:52:39

Plot file version 230 created 21-NOV-2023 10:25:36

G23.389 RB010 1.UVDATA.1

Freq = 6.6310 GHz, Bw = 8.000 MH No calibration applied and no bandpass applied



6632646648656664672680688
FREQ MHz

6632646648656664672680688
FREQ MHz

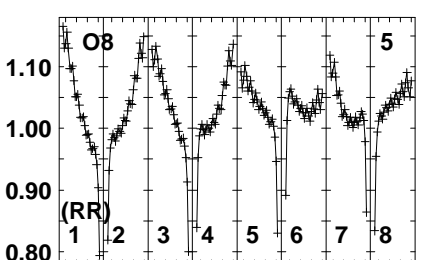
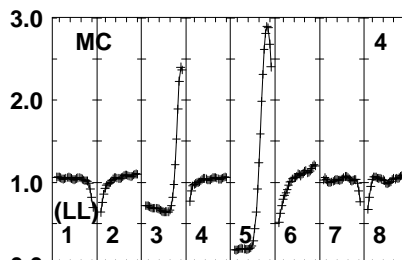
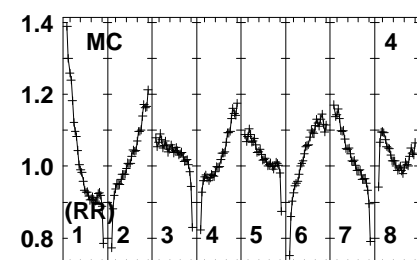
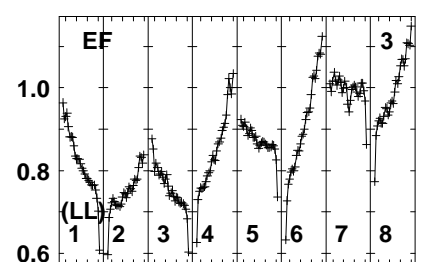
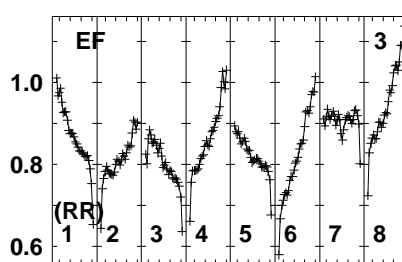
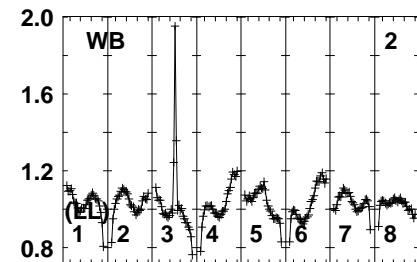
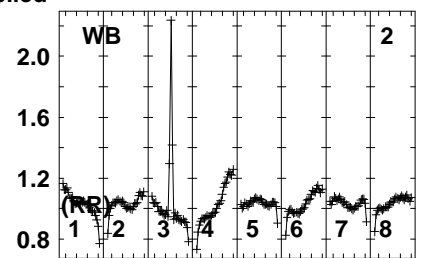
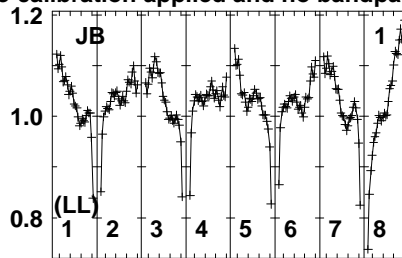
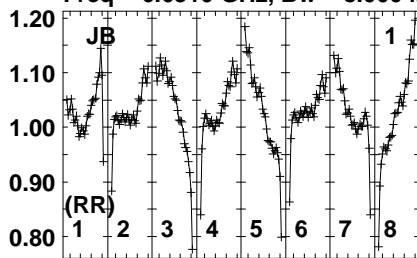
6632646648656664672680688
FREQ MHz

Lower frame: Real Jy
Auto-corr total-power spectrum Antenna: *
Timerange: 00/15:49:41 to 00/15:52:39

Plot file version 231 created 21-NOV-2023 10:25:36

J1825-0737 RB010 1.UVDATA.1

Freq = 6.6310 GHz, Bw = 8.000 MH No calibration applied and no bandpass applied



663.6 648.6 664.8 665.6 666.4 667.2 668.0 668.8
FREQ MHz

663.6 648.6 664.8 665.6 666.4 667.2 668.0 668.8
FREQ MHz

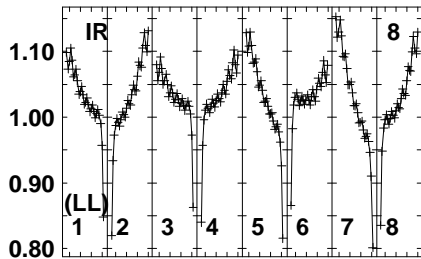
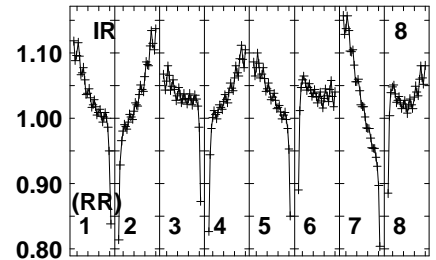
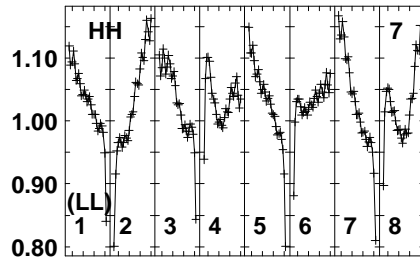
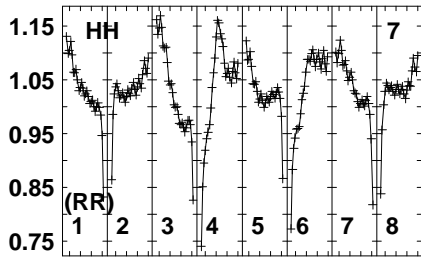
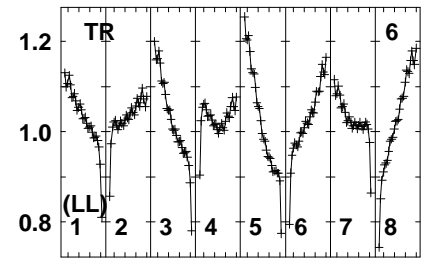
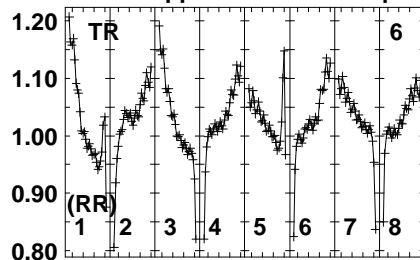
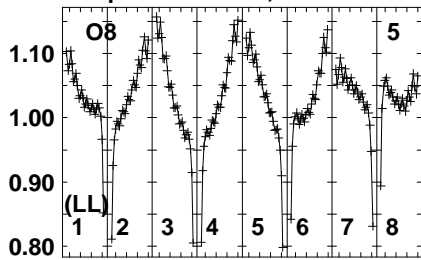
663.6 648.6 664.8 665.6 666.4 667.2 668.0 668.8
FREQ MHz

Lower frame: Real Jy
Auto-corr total-power spectrum Antenna: *
Timerange: 00/15:53:20 to 00/15:55:19

Plot file version 232 created 21-NOV-2023 10:25:36

J1825-0737 RB010 1.UVDATA.1

Freq = 6.6310 GHz, Bw = 8.000 MH No calibration applied and no bandpass applied



6632646648656664676686688
FREQ MHz

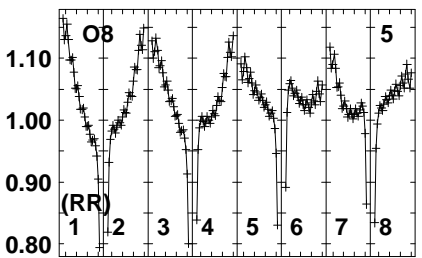
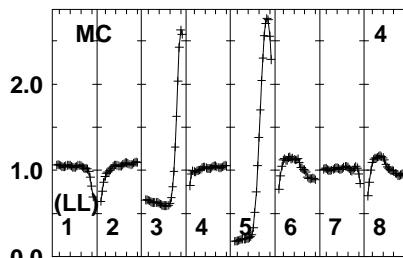
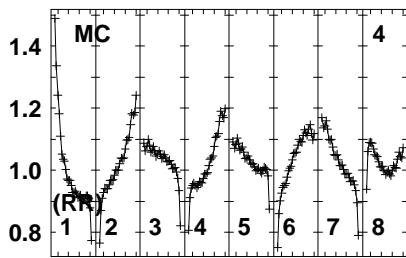
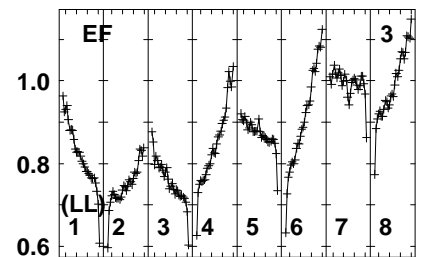
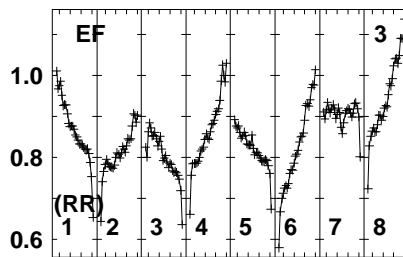
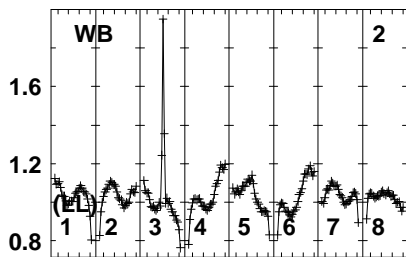
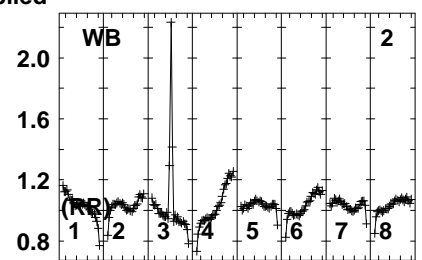
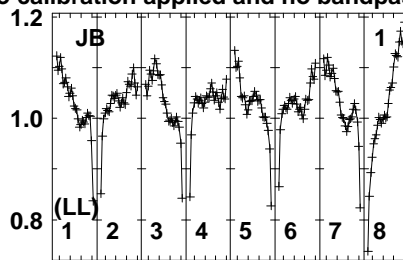
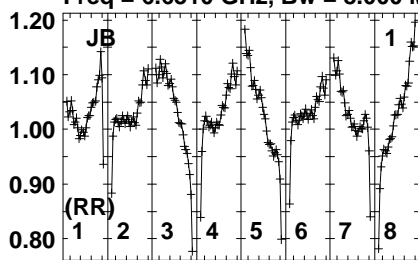
6632646648656664676686688
FREQ MHz

Lower frame: Real Jy
Auto-corr total-power spectrum Antenna: *
Timerange: 00/15:53:20 to 00/15:55:19

Plot file version 233 created 21-NOV-2023 10:25:36

G23.389 RB010 1.UVDATA.1

Freq = 6.6310 GHz, Bw = 8.000 MH No calibration applied and no bandpass applied



663.264 664.865 666.467 668.0688
FREQ MHz

663.264 664.865 666.467 668.0688
FREQ MHz

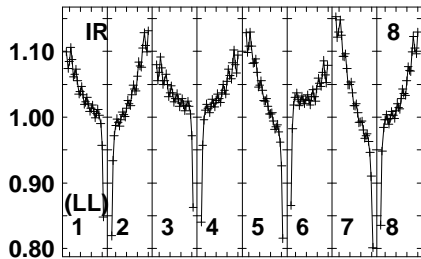
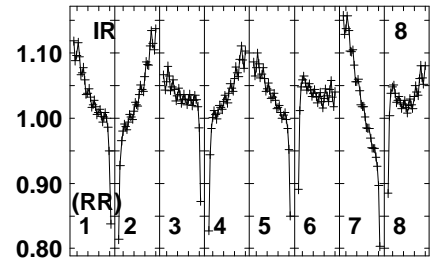
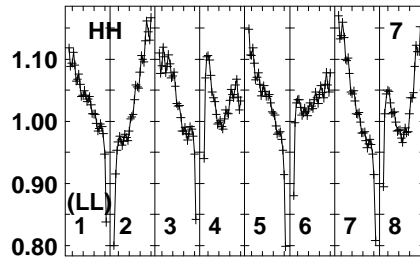
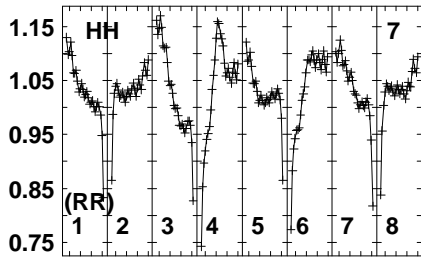
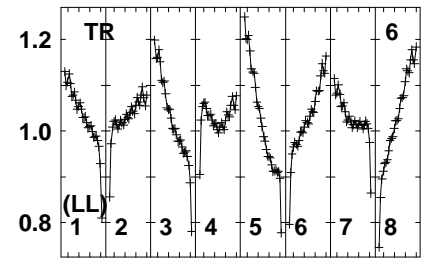
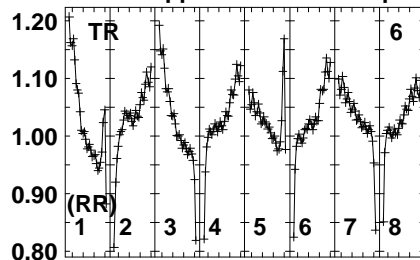
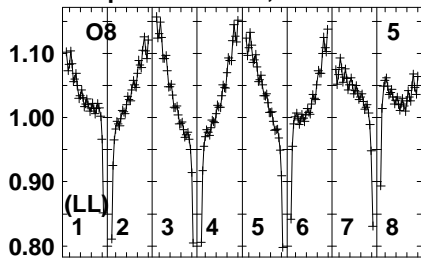
663.264 664.865 666.467 668.0688
FREQ MHz

Lower frame: Real Jy
Auto-corr total-power spectrum Antenna: *
Timerange: 00/15:55:20 to 00/15:58:20

Plot file version 234 created 21-NOV-2023 10:25:36

G23.389 RB010 1.UVDATA.1

Freq = 6.6310 GHz, Bw = 8.000 MH No calibration applied and no bandpass applied



6632646648656664676686688
FREQ MHz

6632646648656664676686688
FREQ MHz

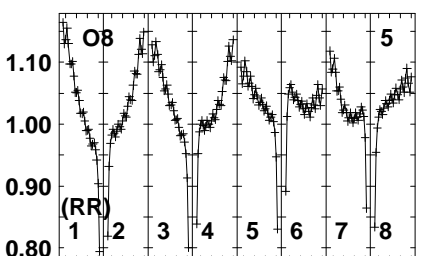
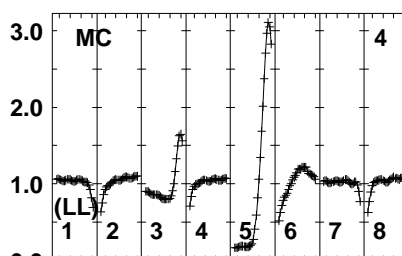
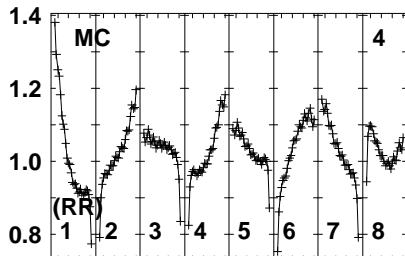
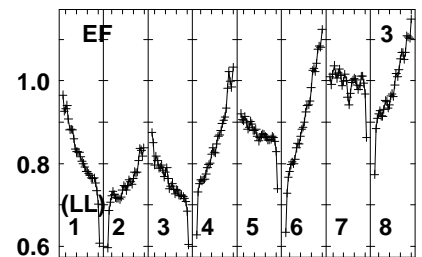
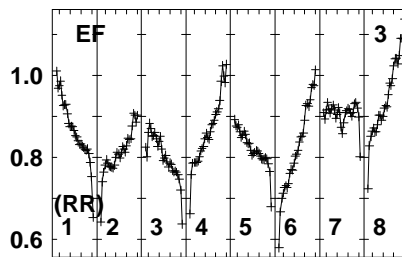
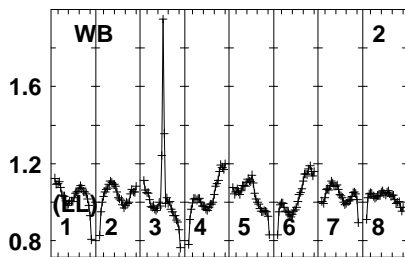
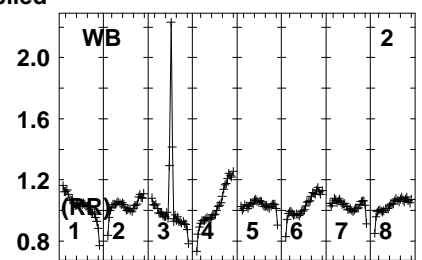
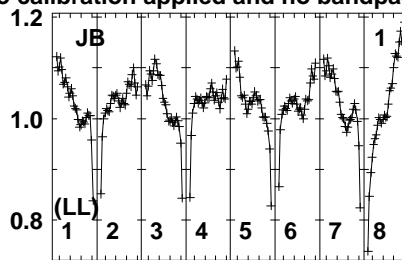
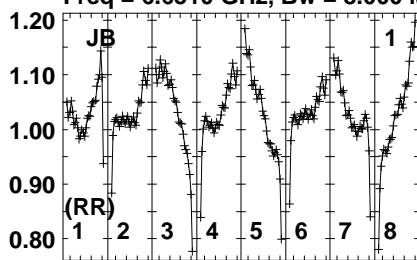
6632646648656664676686688
FREQ MHz

Lower frame: Real Jy
Auto-corr total-power spectrum Antenna: *
Timerange: 00/15:55:20 to 00/15:58:20

Plot file version 235 created 21-NOV-2023 10:25:36

J1825-0737 RB010 1.UVDATA.1

Freq = 6.6310 GHz, Bw = 8.000 MH No calibration applied and no bandpass applied



663.264 664.865 666.467 668.0688
FREQ MHz

663.264 664.865 666.467 668.0688
FREQ MHz

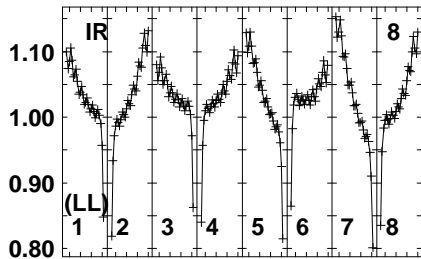
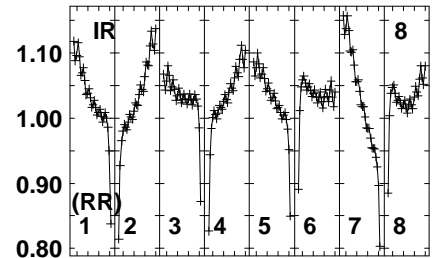
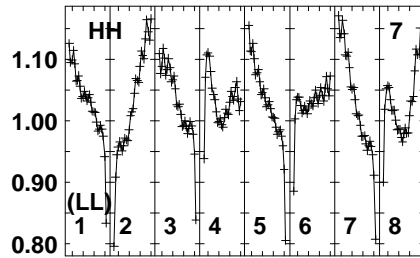
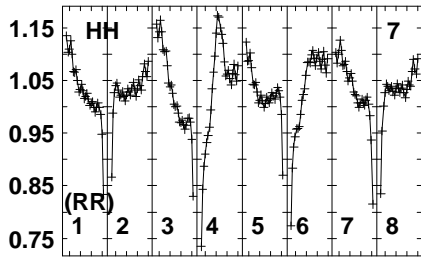
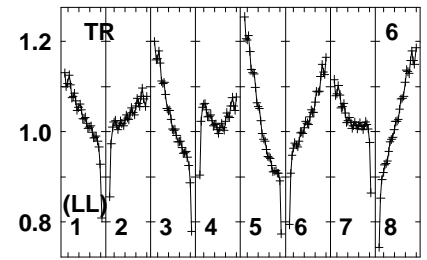
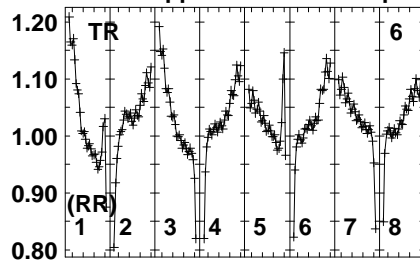
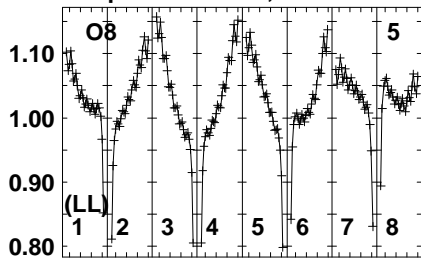
663.264 664.865 666.467 668.0688
FREQ MHz

Lower frame: Real Jy
Auto-corr total-power spectrum Antenna: *
Timerange: 00/15:58:21 to 00/16:00:20

Plot file version 236 created 21-NOV-2023 10:25:36

J1825-0737 RB010 1.UVDATA.1

Freq = 6.6310 GHz, Bw = 8.000 MH No calibration applied and no bandpass applied



663.564664865666467.5686688
FREQ MHz

663.564664865666467.5686688
FREQ MHz

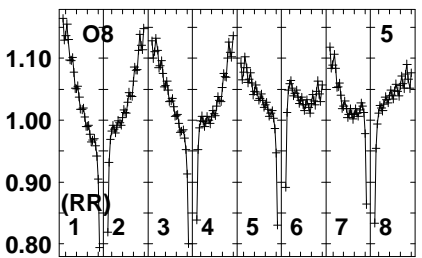
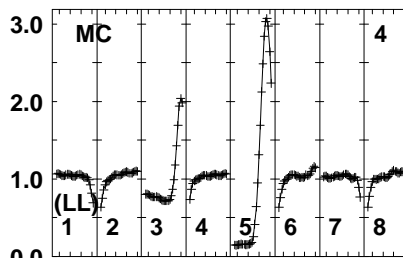
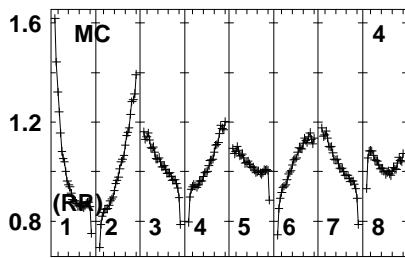
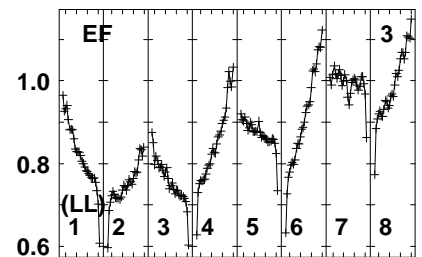
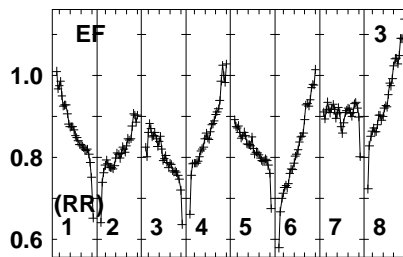
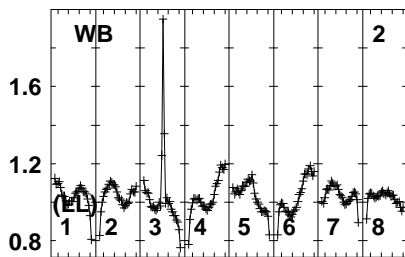
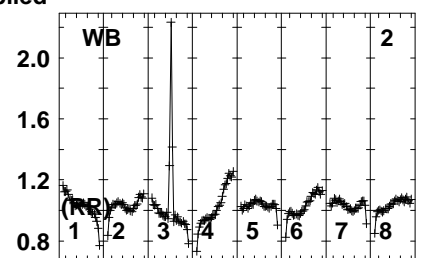
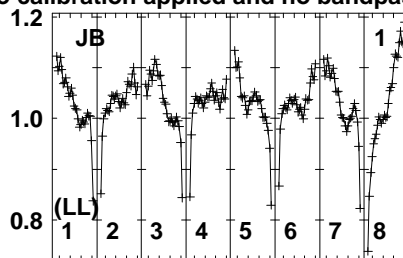
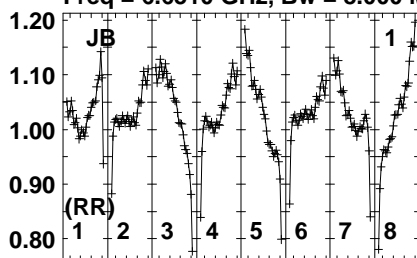
FREQ MHz

Lower frame: Real Jy
Auto-corr total-power spectrum Antenna: *
Timerange: 00/15:58:21 to 00/16:00:20

Plot file version 237 created 21-NOV-2023 10:25:36

G23.389 RB010 1.UVDATA.1

Freq = 6.6310 GHz, Bw = 8.000 MH No calibration applied and no bandpass applied



663.264 664.864 665.666 667.268 668.0688
FREQ MHz

663.264 664.865 666.466 667.268 668.0688
FREQ MHz

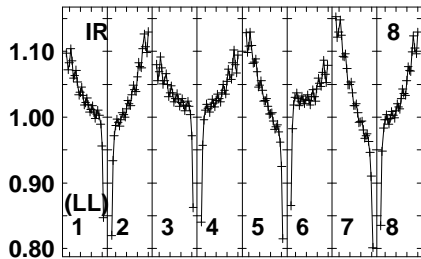
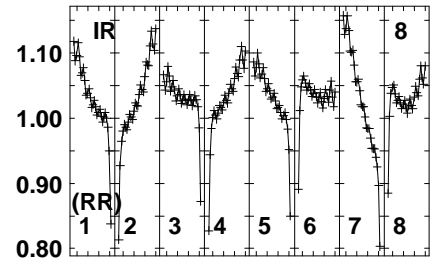
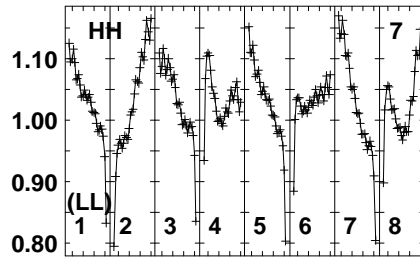
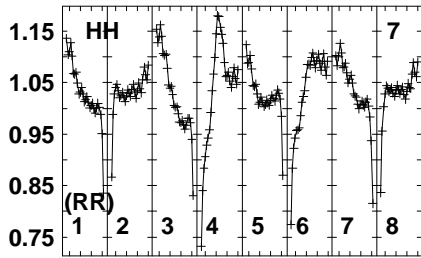
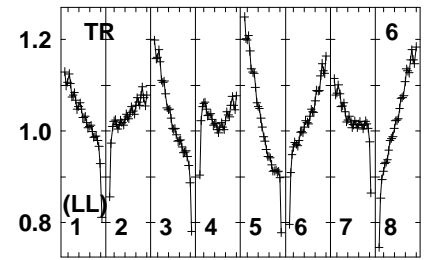
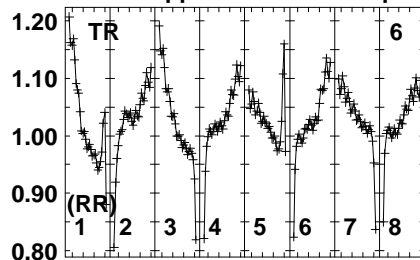
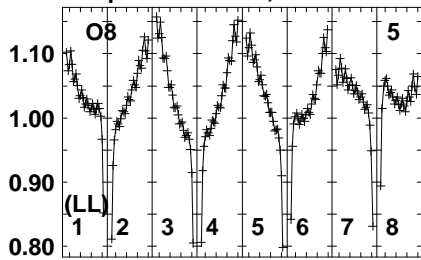
663.264 664.865 666.467 668.0688
FREQ MHz

Lower frame: Real Jy
Auto-corr total-power spectrum Antenna: *
Timerange: 00/16:00:20 to 00/16:03:19

Plot file version 238 created 21-NOV-2023 10:25:37

G23.389 RB010 1.UVDATA.1

Freq = 6.6310 GHz, Bw = 8.000 MH No calibration applied and no bandpass applied



663 664 665 666 667 668 6688
FREQ MHz

663 664 665 666 667 668 6688
FREQ MHz

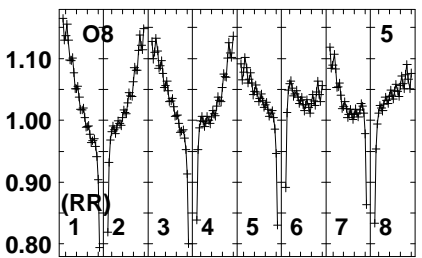
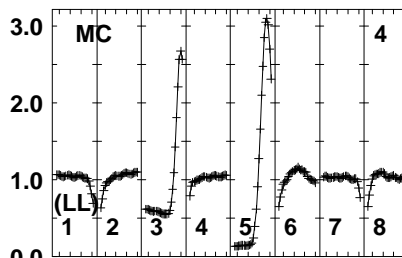
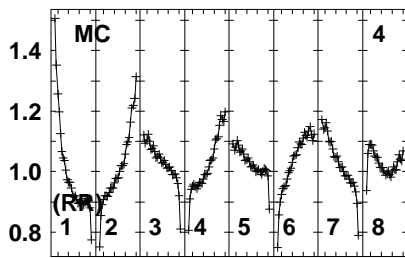
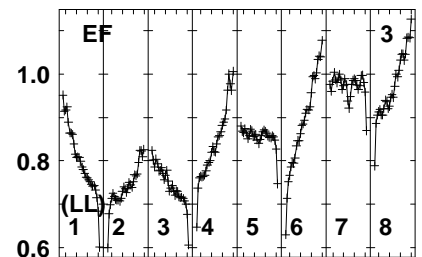
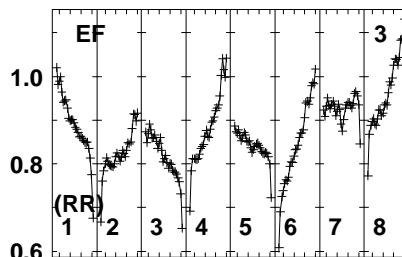
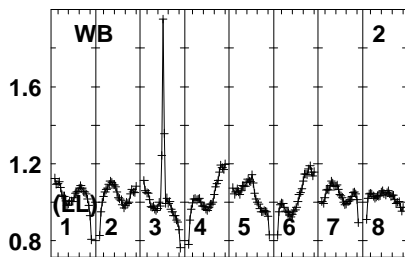
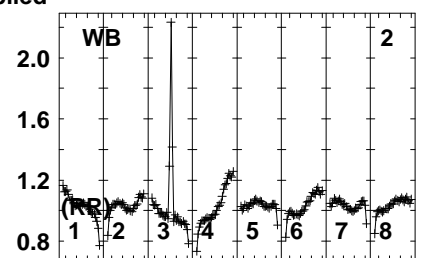
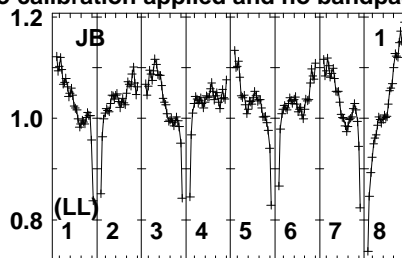
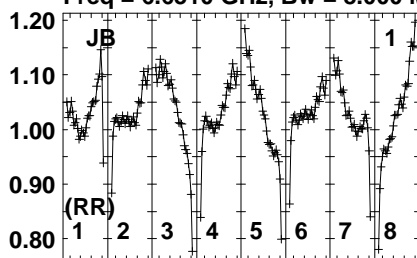
663 664 665 666 667 668 6688
FREQ MHz

Lower frame: Real Jy
Auto-corr total-power spectrum Antenna: *
Timerange: 00/16:00:20 to 00/16:03:19

Plot file version 239 created 21-NOV-2023 10:25:37

J1825-0737 RB010 1.UVDATA.1

Freq = 6.6310 GHz, Bw = 8.000 MH No calibration applied and no bandpass applied



663264664865666672686688
FREQ MHz

663264664865666672686688
FREQ MHz

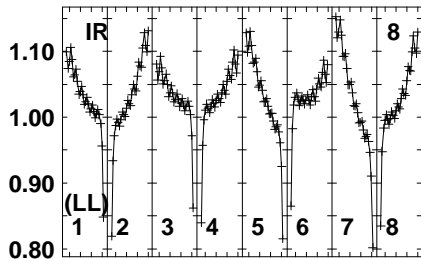
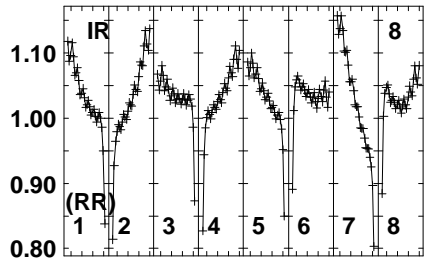
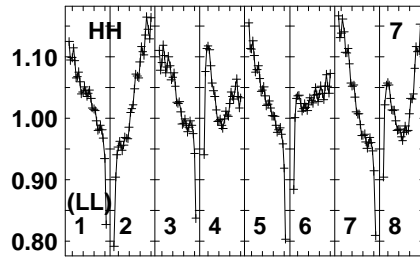
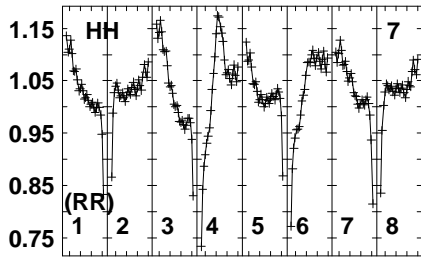
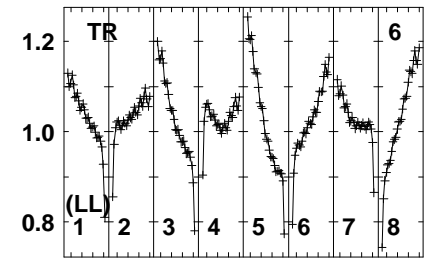
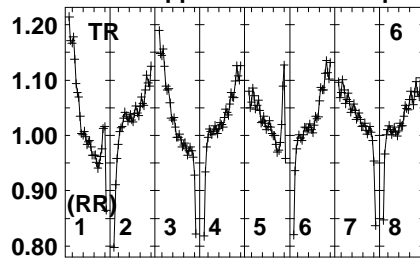
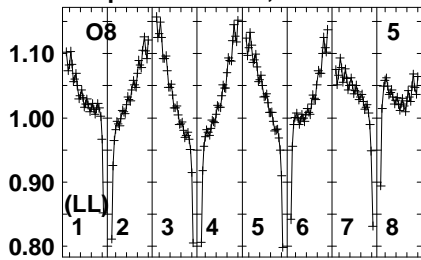
663264664865666672686688
FREQ MHz

Lower frame: Real Jy
Auto-corr total-power spectrum Antenna: *
Timerange: 00/16:04:00 to 00/16:06:00

Plot file version 240 created 21-NOV-2023 10:25:37

J1825-0737 RB010 1.UVDATA.1

Freq = 6.6310 GHz, Bw = 8.000 MH No calibration applied and no bandpass applied



663 664 665 666 667 668 6688
FREQ MHz

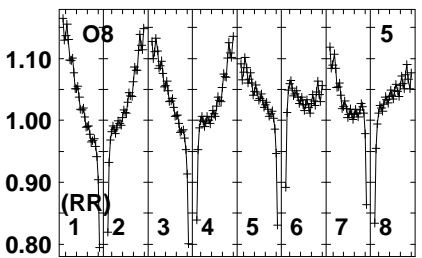
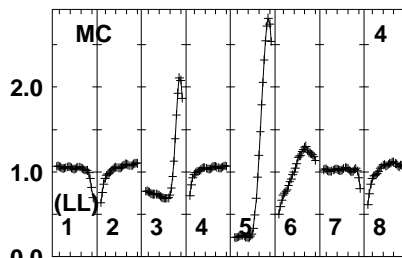
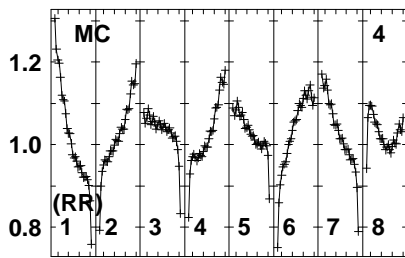
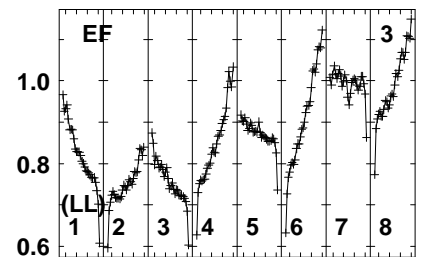
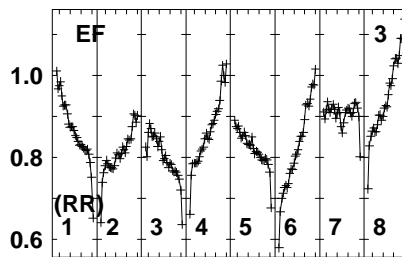
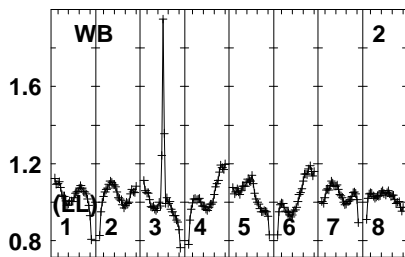
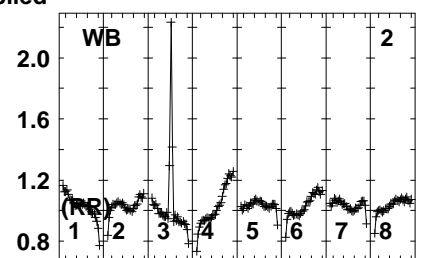
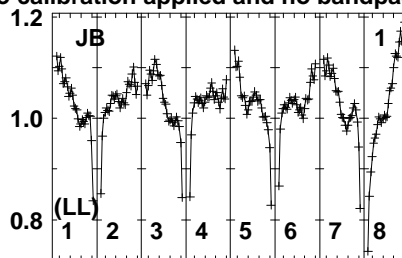
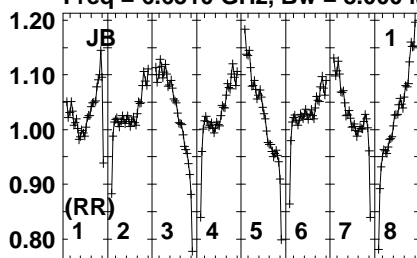
663 664 665 666 667 668 6688
FREQ MHz

Lower frame: Real Jy
Auto-corr total-power spectrum Antenna: *
Timerange: 00/16:04:00 to 00/16:06:00

Plot file version 241 created 21-NOV-2023 10:25:37

G23.389 RB010 1.UVDATA.1

Freq = 6.6310 GHz, Bw = 8.000 MH No calibration applied and no bandpass applied



663264664865666672686688
FREQ MHz

663264664865666672686688
FREQ MHz

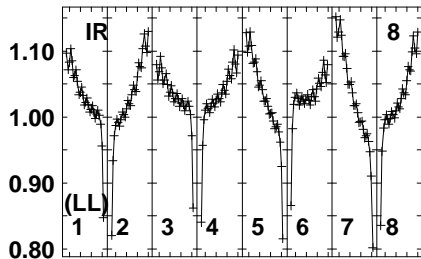
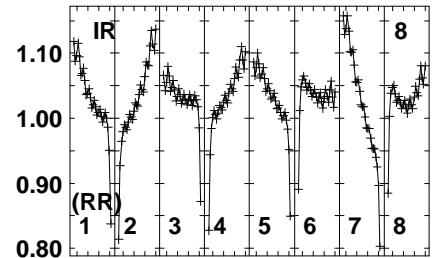
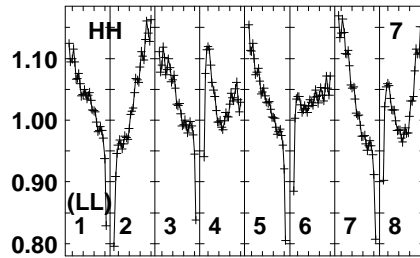
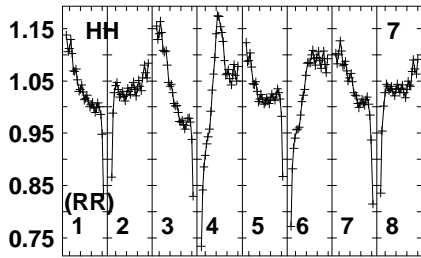
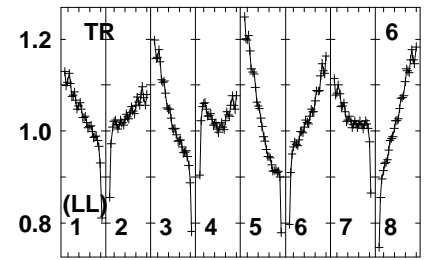
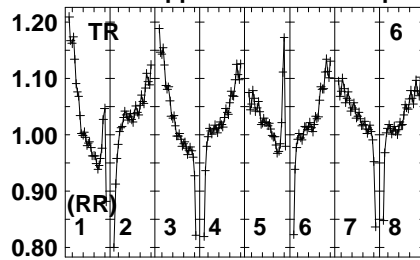
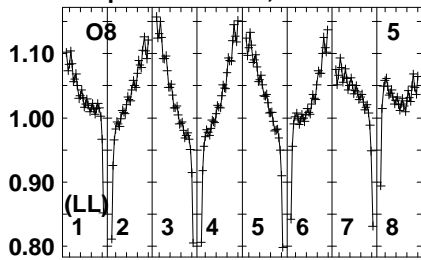
663264664865666672686688
FREQ MHz

Lower frame: Real Jy
Auto-corr total-power spectrum Antenna: *
Timerange: 00/16:06:01 to 00/16:08:59

Plot file version 242 created 21-NOV-2023 10:25:37

G23.389 RB010 1.UVDATA.1

Freq = 6.6310 GHz, Bw = 8.000 MH No calibration applied and no bandpass applied



663.2646648656664672680688
FREQ MHz

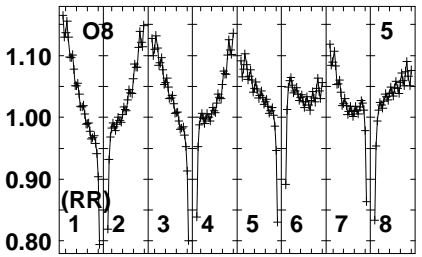
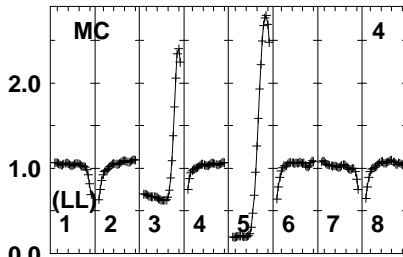
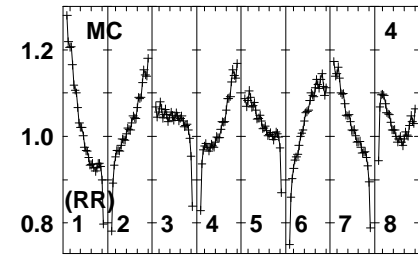
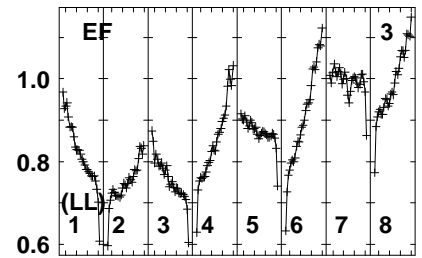
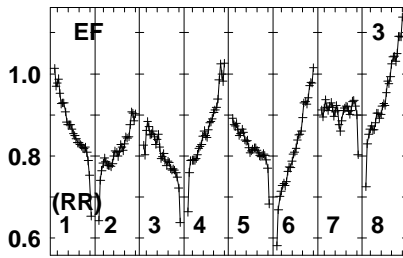
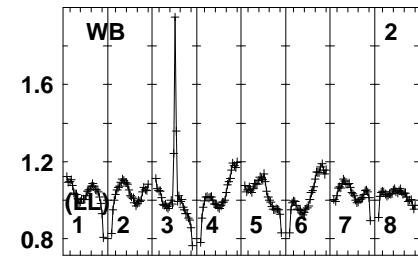
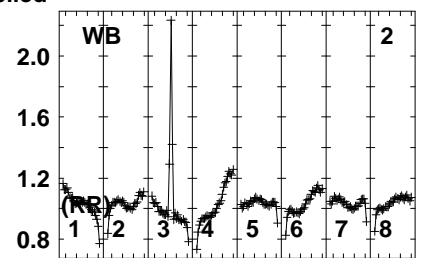
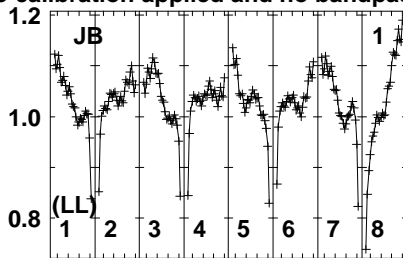
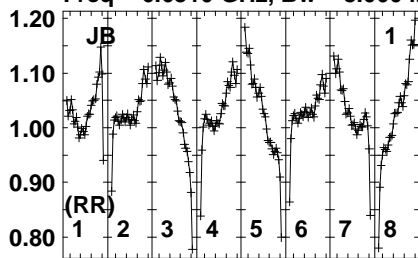
663.2646648656664672680688
FREQ MHz

Lower frame: Real Jy
Auto-corr total-power spectrum Antenna: *
Timerange: 00/16:06:01 to 00/16:08:59

Plot file version 243 created 21-NOV-2023 10:25:37

J1825-0737 RB010 1.UVDATA.1

Freq = 6.6310 GHz, Bw = 8.000 MH No calibration applied and no bandpass applied



663.264 664.865 666.467 668.0688
FREQ MHz

663.264 664.865 666.467 668.0688
FREQ MHz

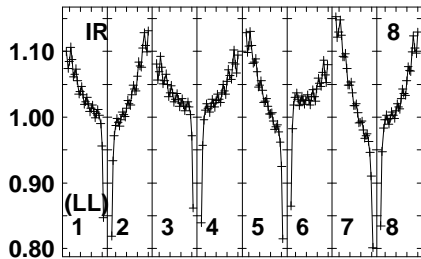
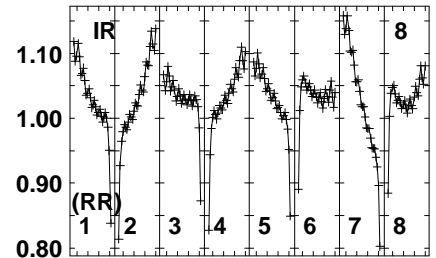
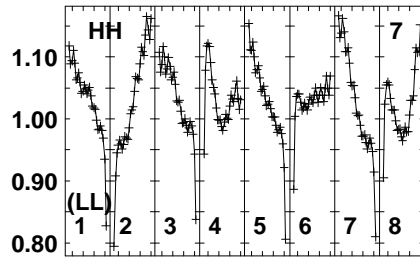
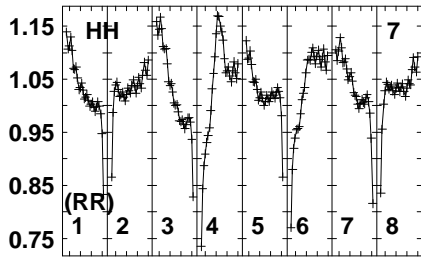
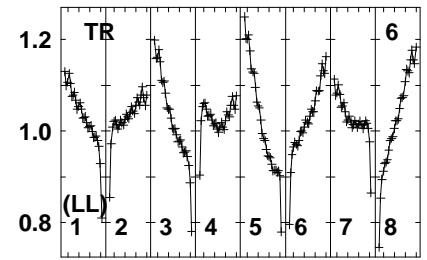
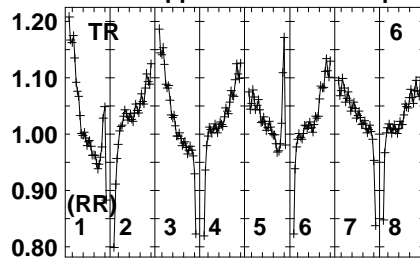
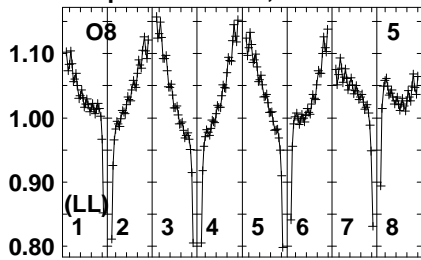
663.264 664.865 666.467 668.0688
FREQ MHz

Lower frame: Real Jy
Auto-corr total-power spectrum Antenna: *
Timerange: 00/16:09:00 to 00/16:11:00

Plot file version 244 created 21-NOV-2023 10:25:37

J1825-0737 RB010 1.UVDATA.1

Freq = 6.6310 GHz, Bw = 8.000 MH No calibration applied and no bandpass applied



663.564866486656664667.56806688
FREQ MHz

663.564866486656664667.56806688
FREQ MHz

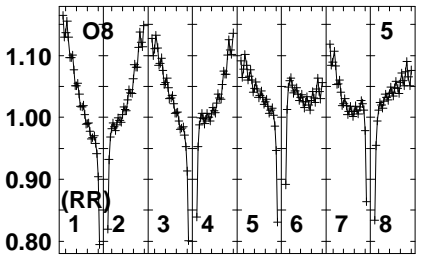
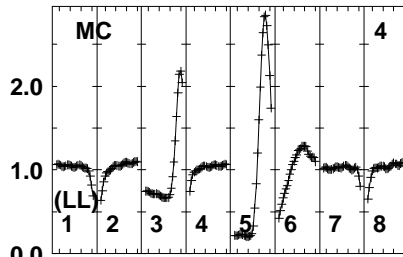
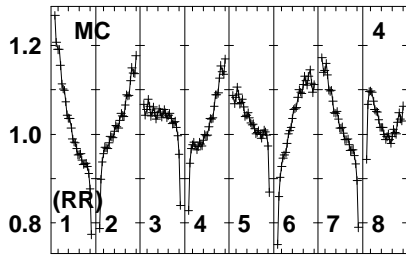
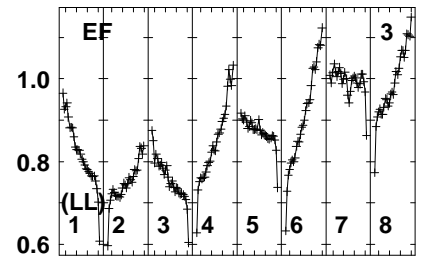
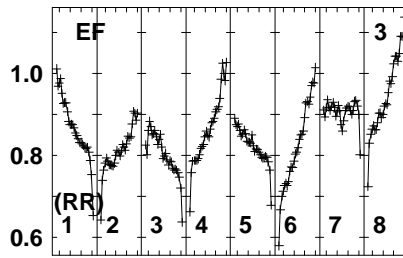
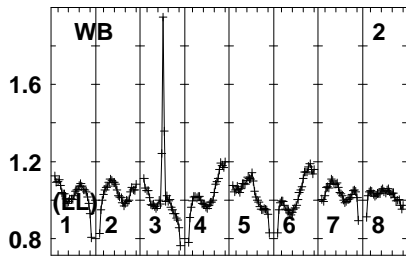
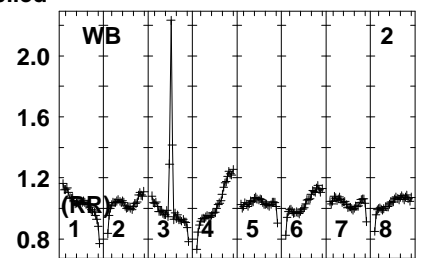
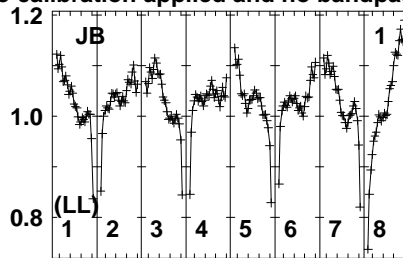
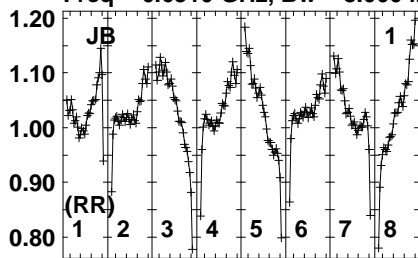
663.564866486656664667.56806688
FREQ MHz

Lower frame: Real Jy
Auto-corr total-power spectrum Antenna: *
Timerange: 00/16:09:00 to 00/16:11:00

Plot file version 245 created 21-NOV-2023 10:25:37

G23.389 RB010 1.UVDATA.1

Freq = 6.6310 GHz, Bw = 8.000 MH No calibration applied and no bandpass applied



663.264 664.865 666.467 668.0688
FREQ MHz

663.264 664.865 666.467 668.0688
FREQ MHz

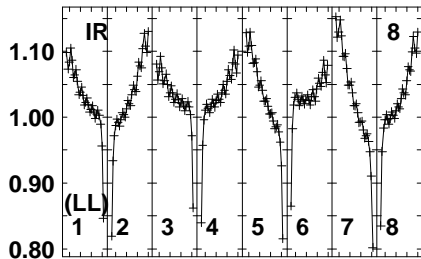
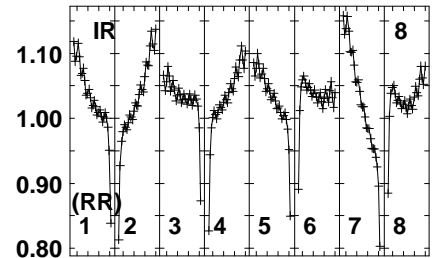
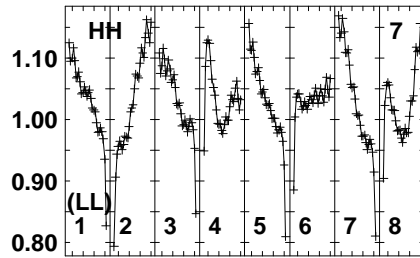
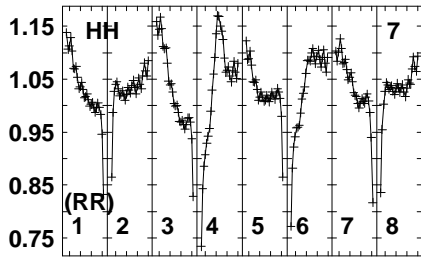
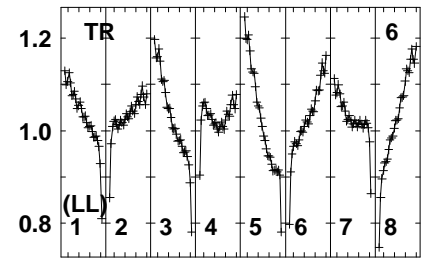
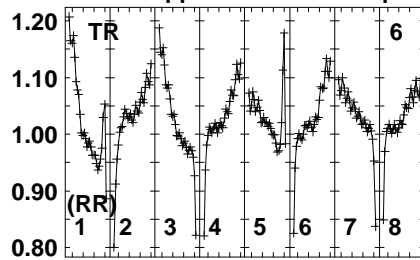
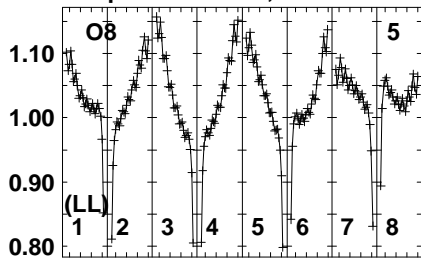
663.264 664.865 666.467 668.0688
FREQ MHz

Lower frame: Real Jy
Auto-corr total-power spectrum Antenna: *
Timerange: 00/16:11:00 to 00/16:13:59

Plot file version 246 created 21-NOV-2023 10:25:37

G23.389 RB010 1.UVDATA.1

Freq = 6.6310 GHz, Bw = 8.000 MH No calibration applied and no bandpass applied



663 664 665 666 667 668 6688
FREQ MHz

663 664 665 666 667 668 6688
FREQ MHz

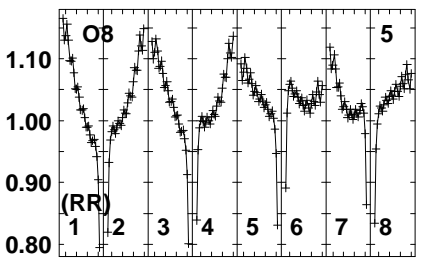
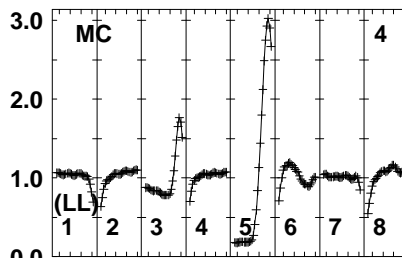
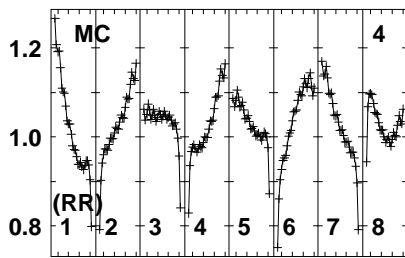
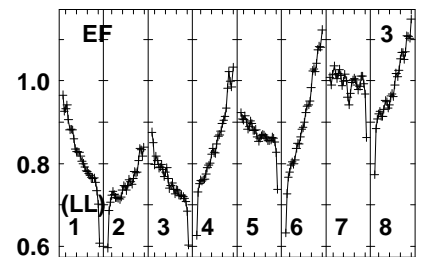
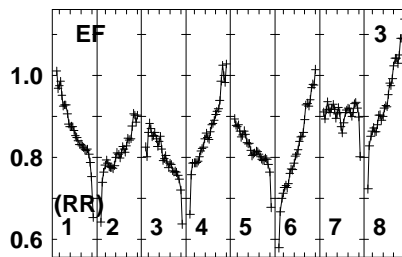
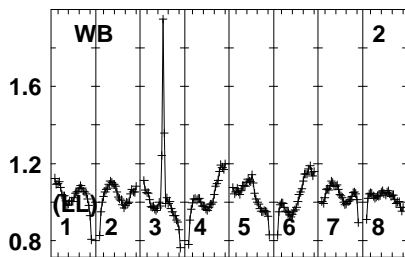
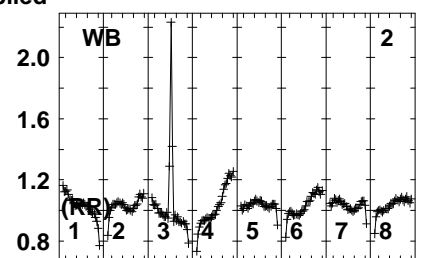
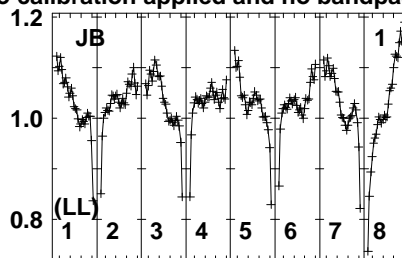
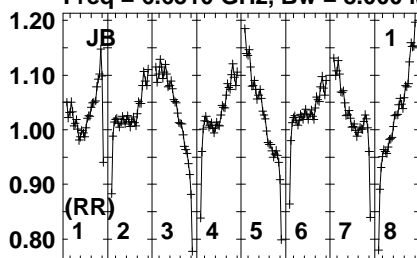
FREQ MHz

Lower frame: Real Jy
Auto-corr total-power spectrum Antenna: *
Timerange: 00/16:11:00 to 00/16:13:59

Plot file version 247 created 21-NOV-2023 10:25:37

J1825-0737 RB010 1.UVDATA.1

Freq = 6.6310 GHz, Bw = 8.000 MH No calibration applied and no bandpass applied



663.264 664.865 666.467 668.0688
FREQ MHz

663.264 664.865 666.467 668.0688
FREQ MHz

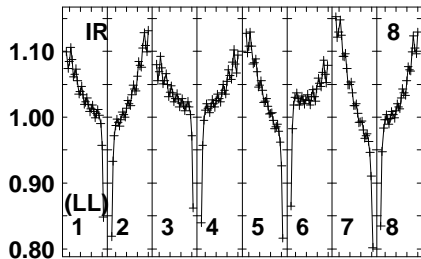
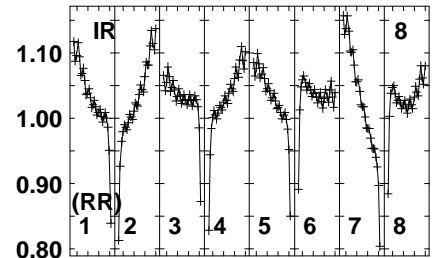
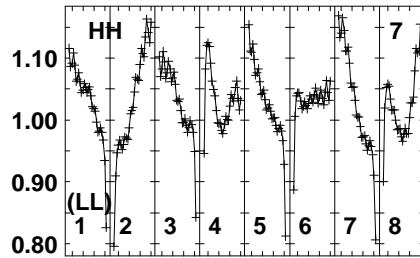
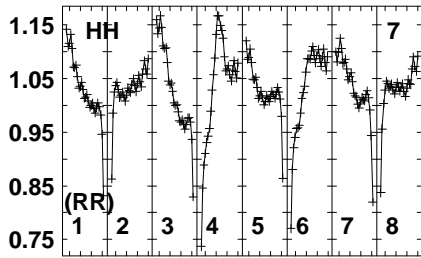
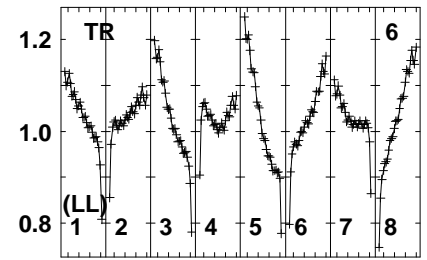
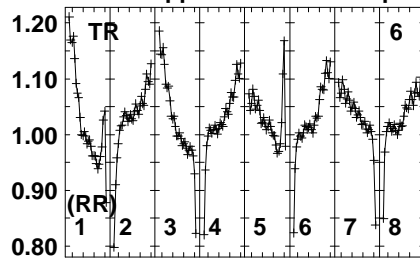
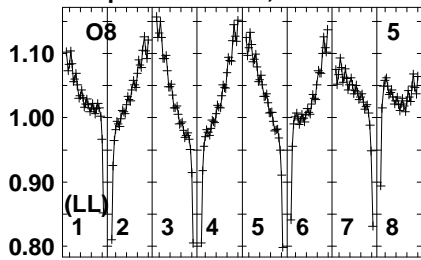
663.264 664.865 666.467 668.0688
FREQ MHz

Lower frame: Real Jy
Auto-corr total-power spectrum Antenna: *
Timerange: 00/16:14:40 to 00/16:16:39

Plot file version 248 created 21-NOV-2023 10:25:38

J1825-0737 RB010 1.UVDATA.1

Freq = 6.6310 GHz, Bw = 8.000 MH No calibration applied and no bandpass applied



663 664 665 666 667 668
FREQ MHz

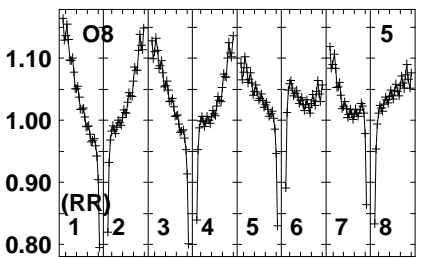
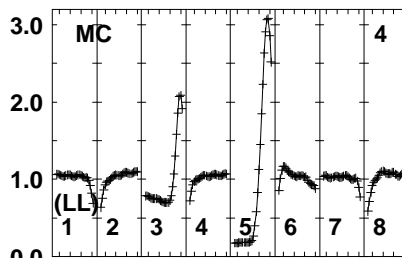
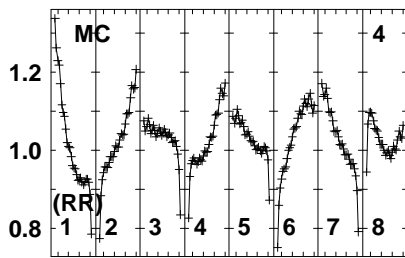
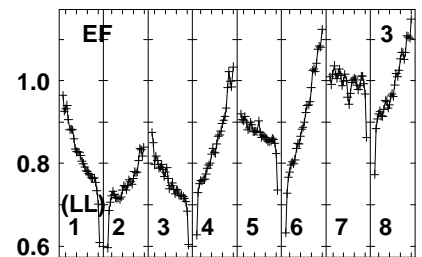
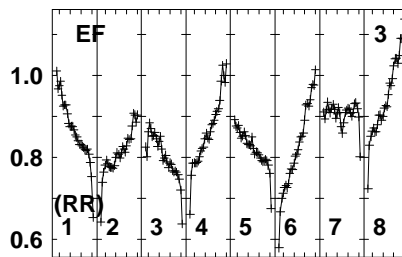
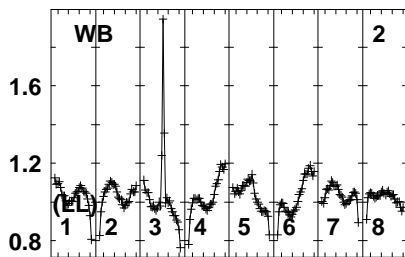
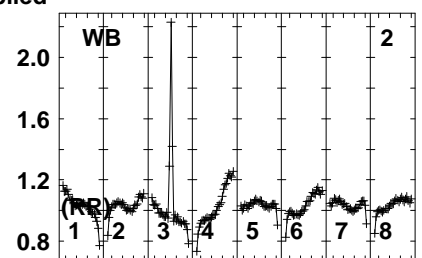
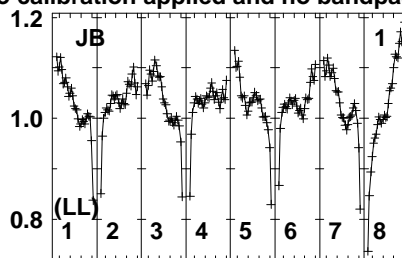
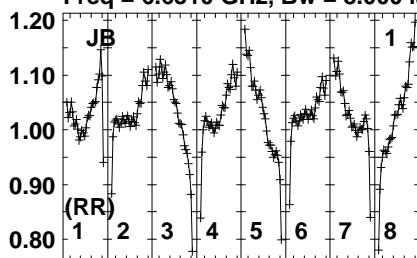
663 664 665 666 667 668
FREQ MHz

Lower frame: Real Jy
Auto-corr total-power spectrum Antenna: *
Timerange: 00/16:14:40 to 00/16:16:39

Plot file version 249 created 21-NOV-2023 10:25:38

G23.389 RB010 1.UVDATA.1

Freq = 6.6310 GHz, Bw = 8.000 MH No calibration applied and no bandpass applied



663.264 664.865 666.467 668.0688
FREQ MHz

663.264 664.865 666.467 668.0688
FREQ MHz

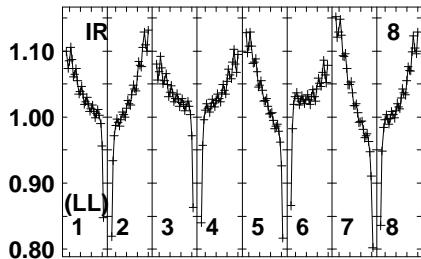
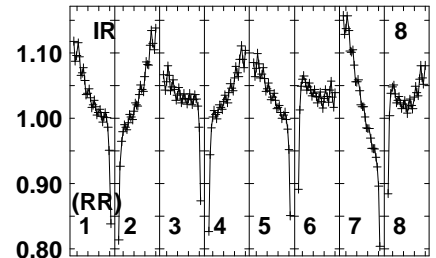
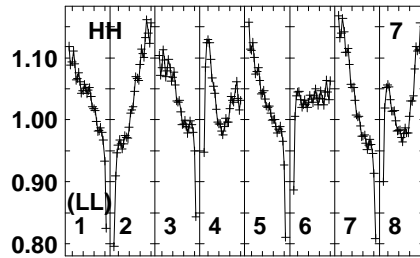
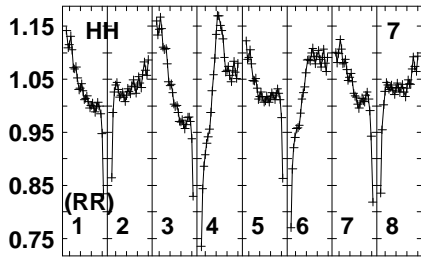
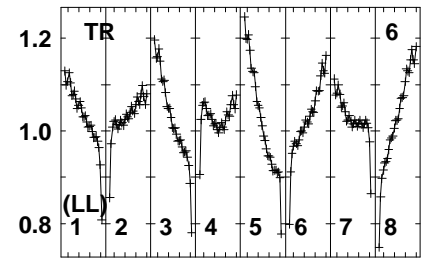
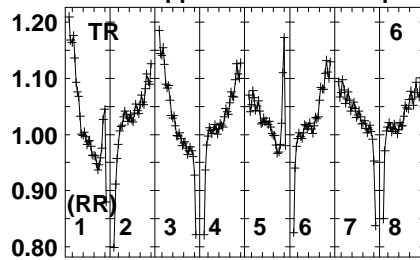
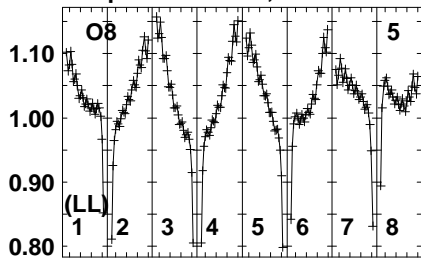
663.264 664.865 666.467 668.0688
FREQ MHz

Lower frame: Real Jy
Auto-corr total-power spectrum Antenna: *
Timerange: 00/16:16:40 to 00/16:19:40

Plot file version 250 created 21-NOV-2023 10:25:38

G23.389 RB010 1.UVDATA.1

Freq = 6.6310 GHz, Bw = 8.000 MH No calibration applied and no bandpass applied



663.564 664.865 666.467 668.0688
FREQ MHz

663.564 664.865 666.467 668.0688
FREQ MHz

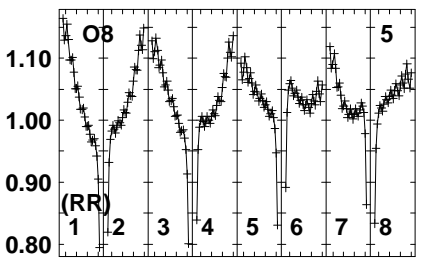
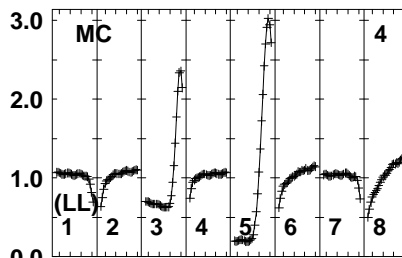
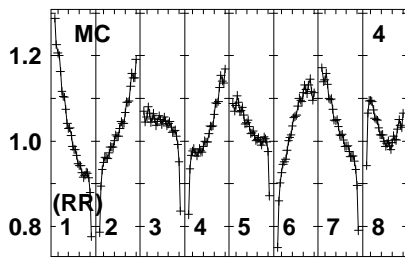
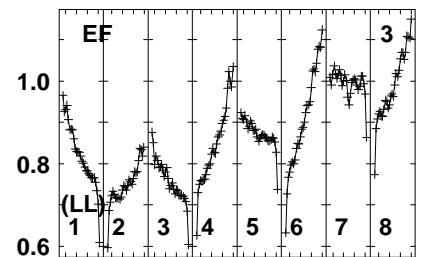
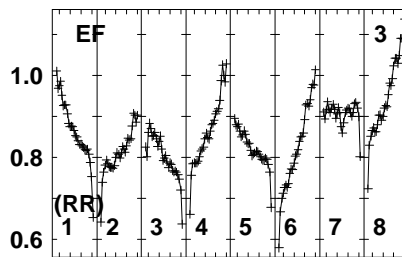
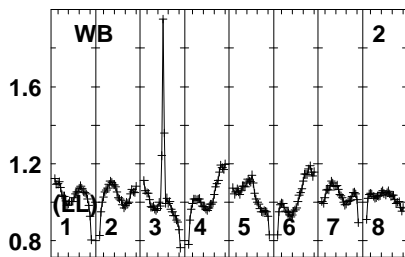
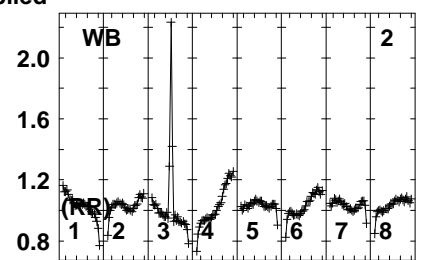
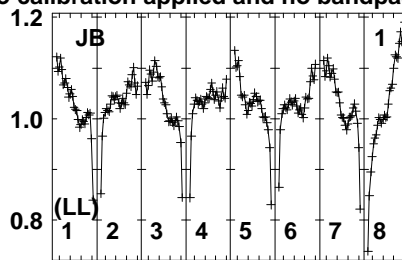
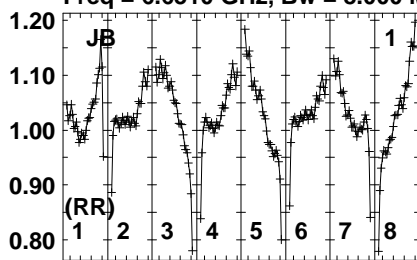
663.564 664.865 666.467 668.0688
FREQ MHz

Lower frame: Real Jy
Auto-corr total-power spectrum Antenna: *
Timerange: 00/16:16:40 to 00/16:19:40

Plot file version 251 created 21-NOV-2023 10:25:38

J1825-0737 RB010 1.UVDATA.1

Freq = 6.6310 GHz, Bw = 8.000 MH No calibration applied and no bandpass applied



663.264 664.865 666.467 668.0688
FREQ MHz

663.264 664.865 666.467 668.0688
FREQ MHz

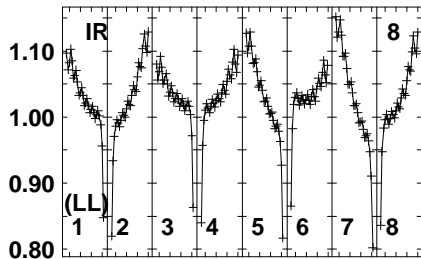
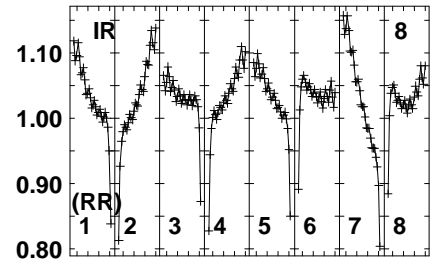
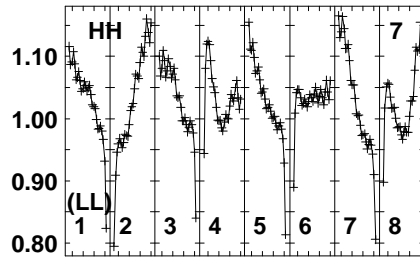
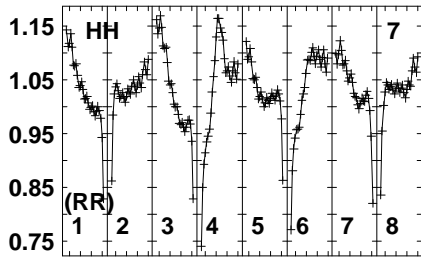
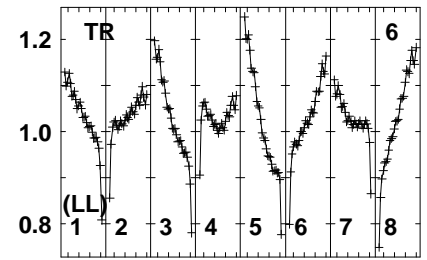
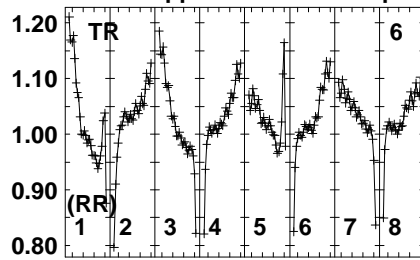
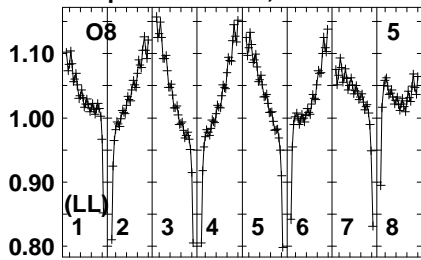
663.264 664.865 666.467 668.0688
FREQ MHz

Lower frame: Real Jy
Auto-corr total-power spectrum Antenna: *
Timerange: 00/16:19:41 to 00/16:21:40

Plot file version 252 created 21-NOV-2023 10:25:38

J1825-0737 RB010 1.UVDATA.1

Freq = 6.6310 GHz, Bw = 8.000 MH No calibration applied and no bandpass applied



663 664 665 666 667 668
FREQ MHz

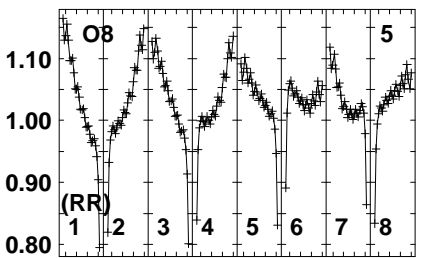
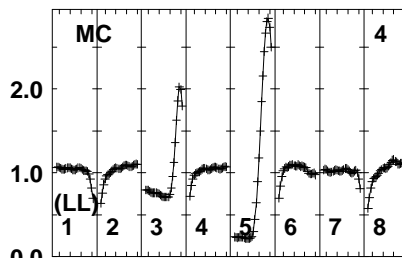
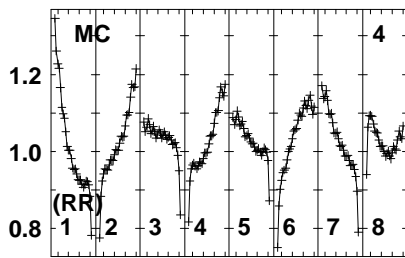
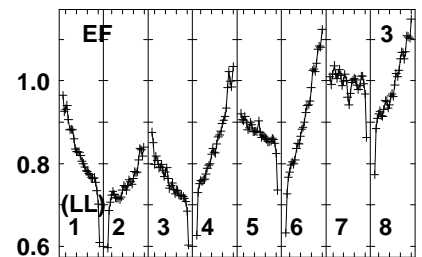
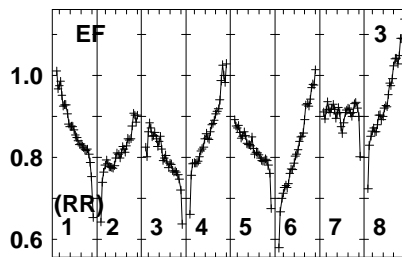
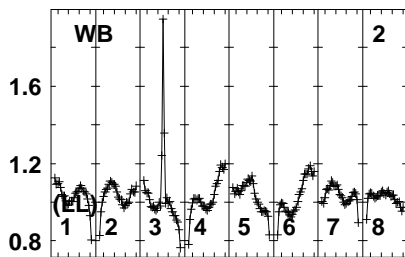
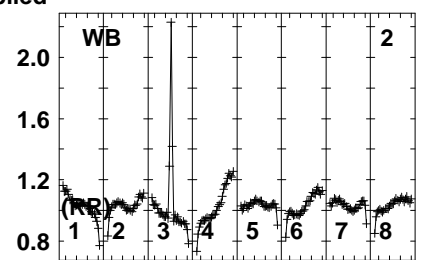
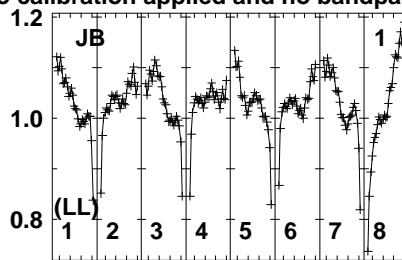
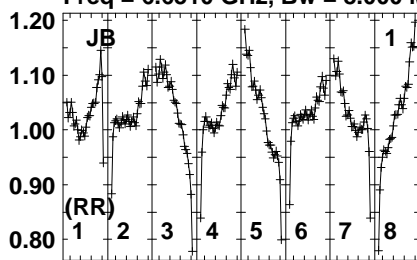
663 664 665 666 667 668
FREQ MHz

Lower frame: Real Jy
Auto-corr total-power spectrum Antenna: *
Timerange: 00/16:19:41 to 00/16:21:40

Plot file version 253 created 21-NOV-2023 10:25:38

G23.389 RB010 1.UVDATA.1

Freq = 6.6310 GHz, Bw = 8.000 MH No calibration applied and no bandpass applied



663264664865666672686688
FREQ MHz

663264664865666672686688
FREQ MHz

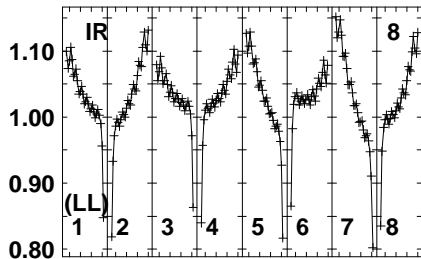
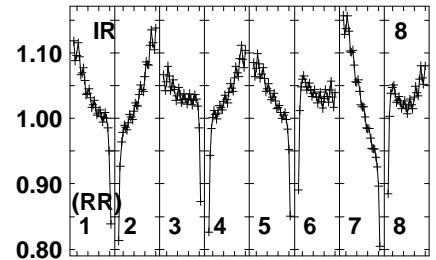
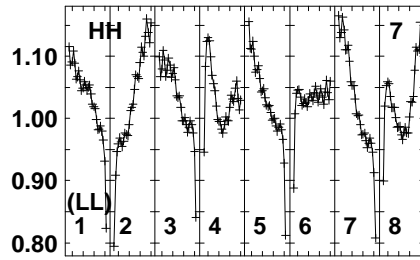
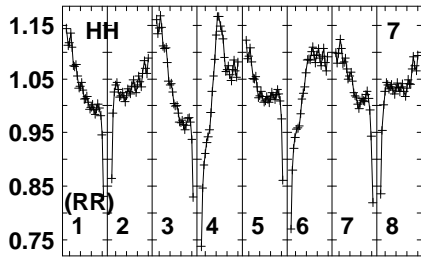
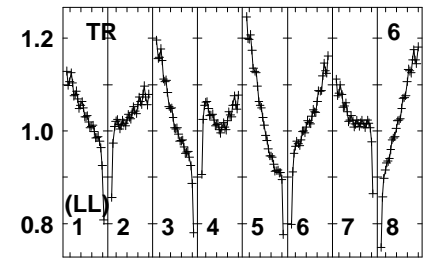
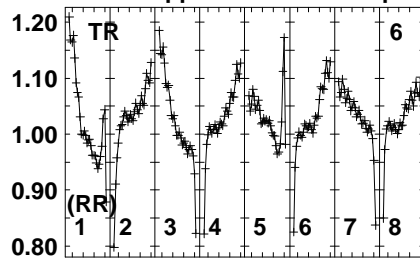
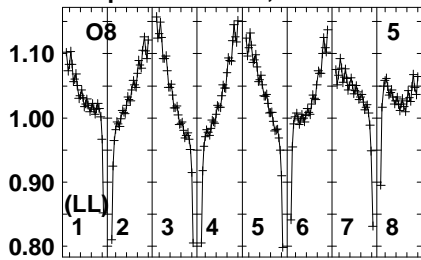
663264664865666672686688
FREQ MHz

Lower frame: Real Jy
Auto-corr total-power spectrum Antenna: *
Timerange: 00/16:21:40 to 00/16:24:40

Plot file version 254 created 21-NOV-2023 10:25:38

G23.389 RB010 1.UVDATA.1

Freq = 6.6310 GHz, Bw = 8.000 MH No calibration applied and no bandpass applied



663 664 665 666 667 668 688
FREQ MHz

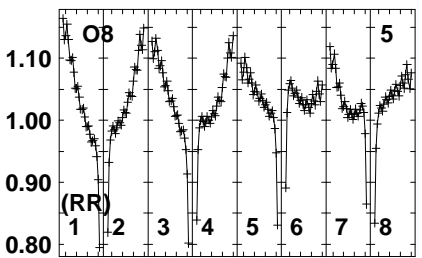
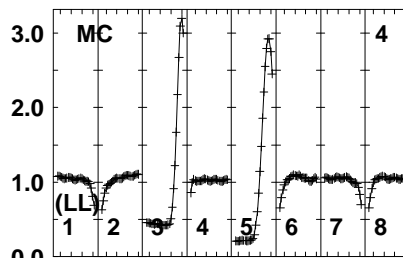
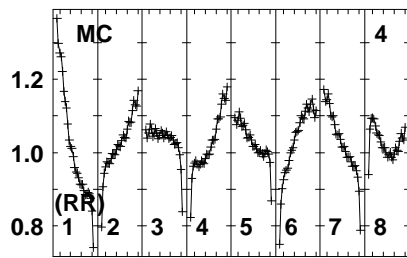
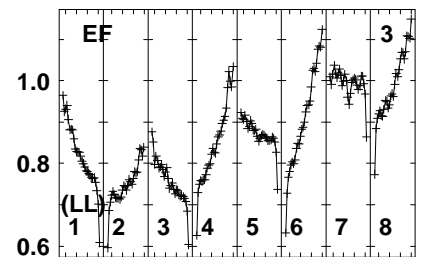
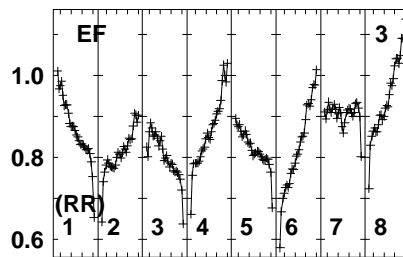
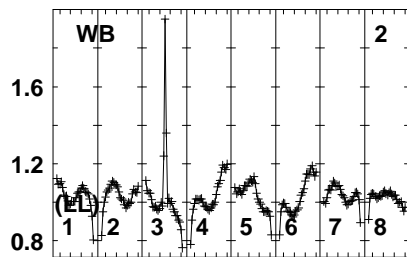
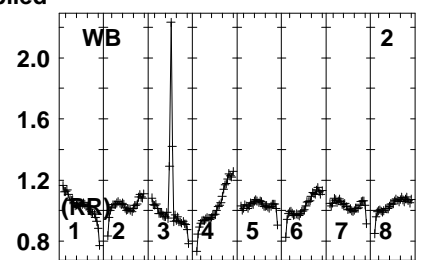
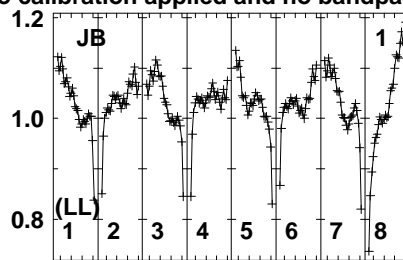
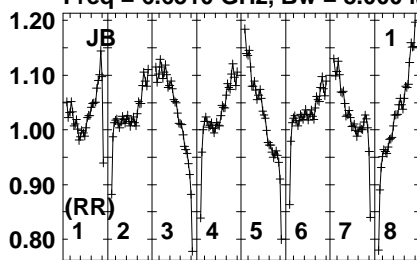
663 664 665 666 667 668 688
FREQ MHz

Lower frame: Real Jy
Auto-corr total-power spectrum Antenna: *
Timerange: 00/16:21:40 to 00/16:24:40

Plot file version 255 created 21-NOV-2023 10:25:38

J1825-0737 RB010 1.UVDATA.1

Freq = 6.6310 GHz, Bw = 8.000 MH No calibration applied and no bandpass applied



6632646648656666672686688
FREQ MHz

6632646648656666672686688
FREQ MHz

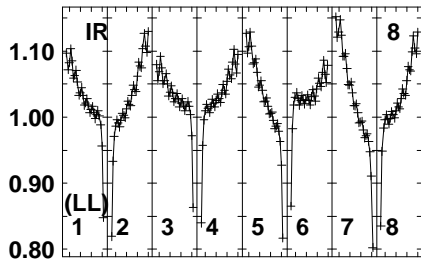
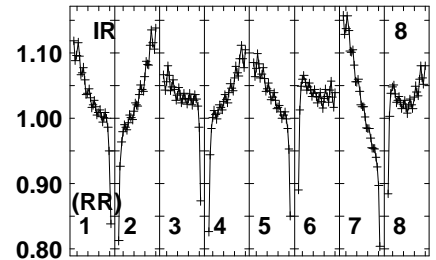
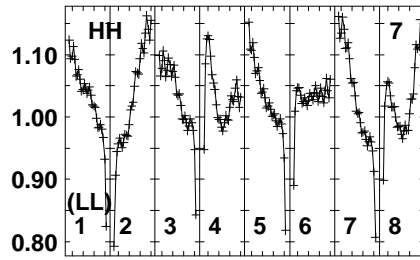
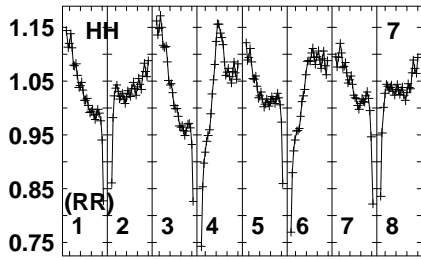
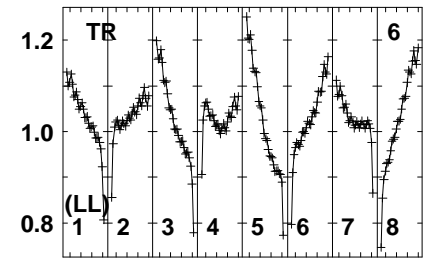
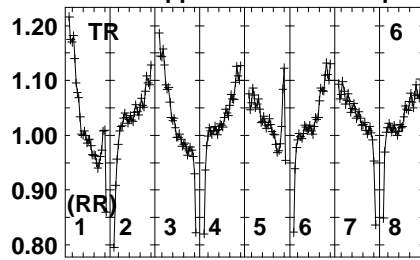
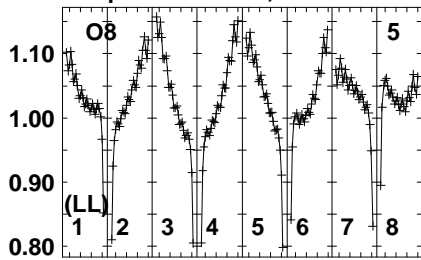
6632646648656666672686688
FREQ MHz

Lower frame: Real Jy
Auto-corr total-power spectrum Antenna: *
Timerange: 00/16:25:20 to 00/16:27:20

Plot file version 256 created 21-NOV-2023 10:25:38

J1825-0737 RB010 1.UVDATA.1

Freq = 6.6310 GHz, Bw = 8.000 MH No calibration applied and no bandpass applied



663 664 665 666 667 668 6688
FREQ MHz

663 664 665 666 667 668 6688
FREQ MHz

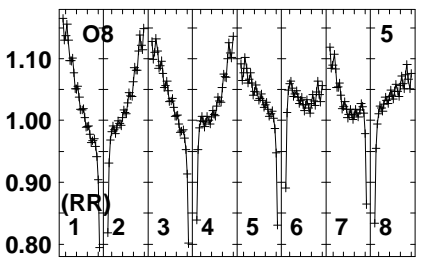
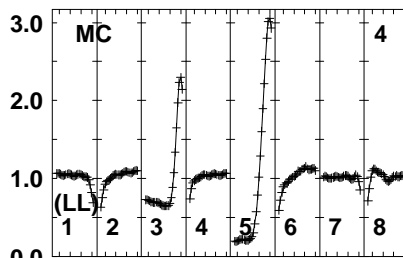
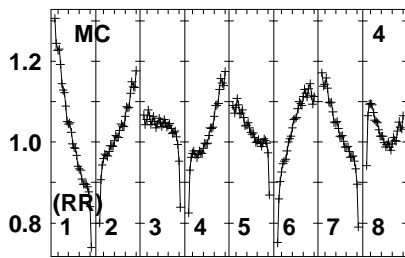
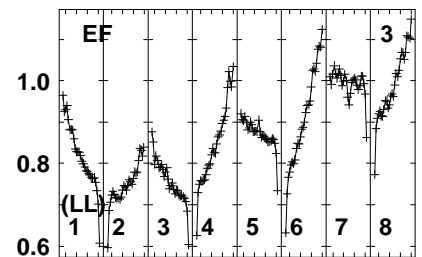
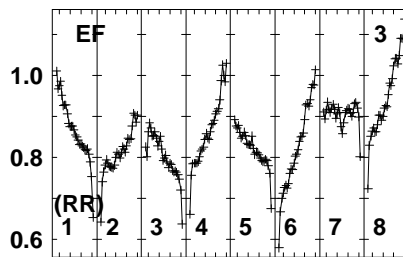
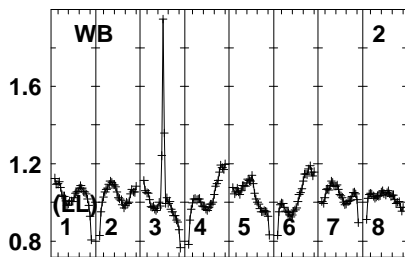
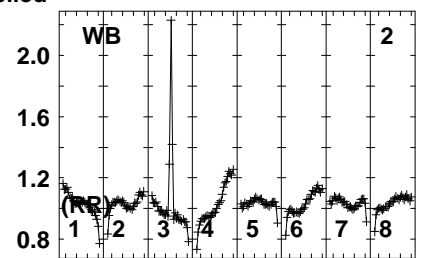
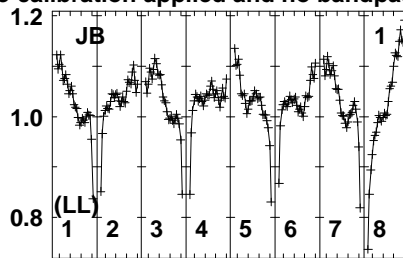
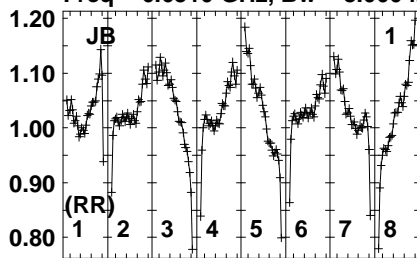
FREQ MHz

Lower frame: Real Jy
Auto-corr total-power spectrum Antenna: *
Timerange: 00/16:25:20 to 00/16:27:20

Plot file version 257 created 21-NOV-2023 10:25:38

G23.389 RB010 1.UVDATA.1

Freq = 6.6310 GHz, Bw = 8.000 MH No calibration applied and no bandpass applied



663264664865666672686688
FREQ MHz

663264664865666672686688
FREQ MHz

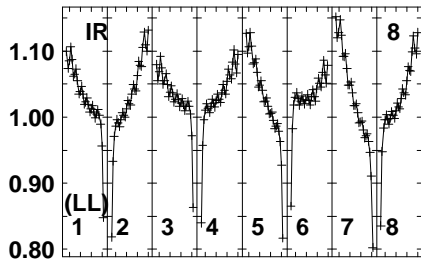
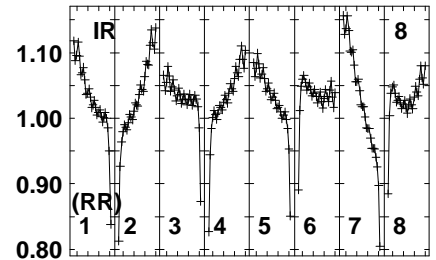
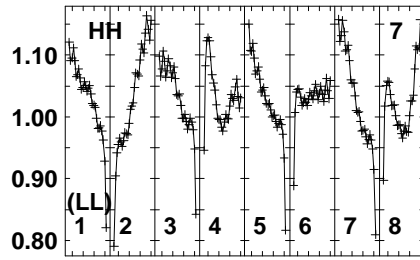
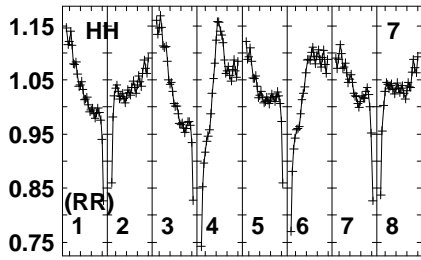
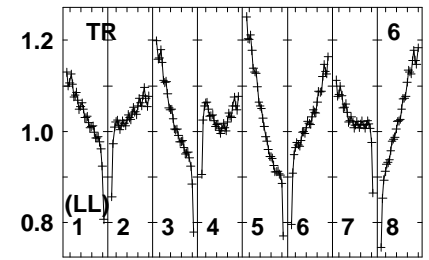
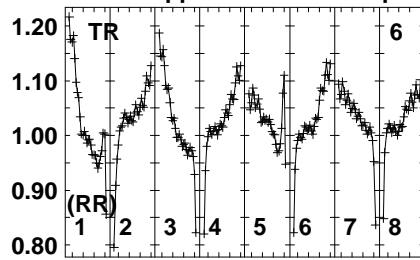
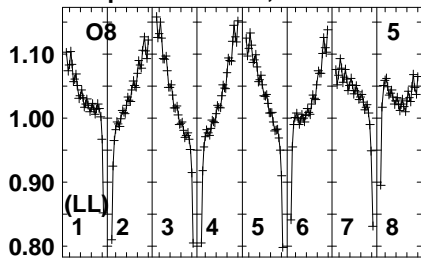
663264664865666672686688
FREQ MHz

Lower frame: Real Jy
Auto-corr total-power spectrum Antenna: *
Timerange: 00/16:27:20 to 00/16:30:20

Plot file version 258 created 21-NOV-2023 10:25:39

G23.389 RB010 1.UVDATA.1

Freq = 6.6310 GHz, Bw = 8.000 MH No calibration applied and no bandpass applied



663.564664865666467.5686688
FREQ MHz

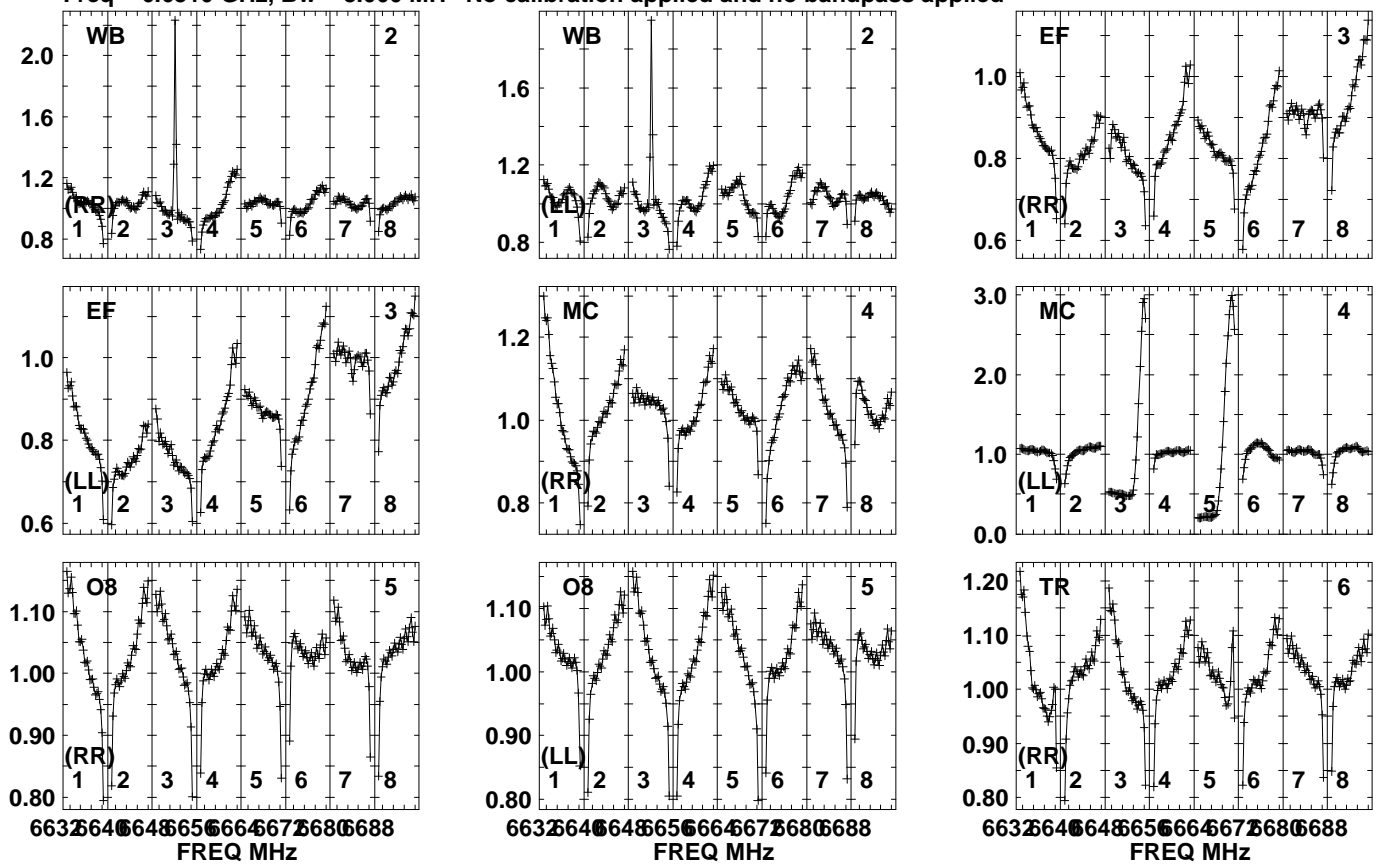
663.564664865666467.5686688
FREQ MHz

Lower frame: Real Jy
Auto-corr total-power spectrum Antenna: *
Timerange: 00/16:27:20 to 00/16:30:20

Plot file version 259 created 21-NOV-2023 10:25:39

J1825-0737 RB010 1.UVDATA.1

Freq = 6.6310 GHz, Bw = 8.000 MH No calibration applied and no bandpass applied

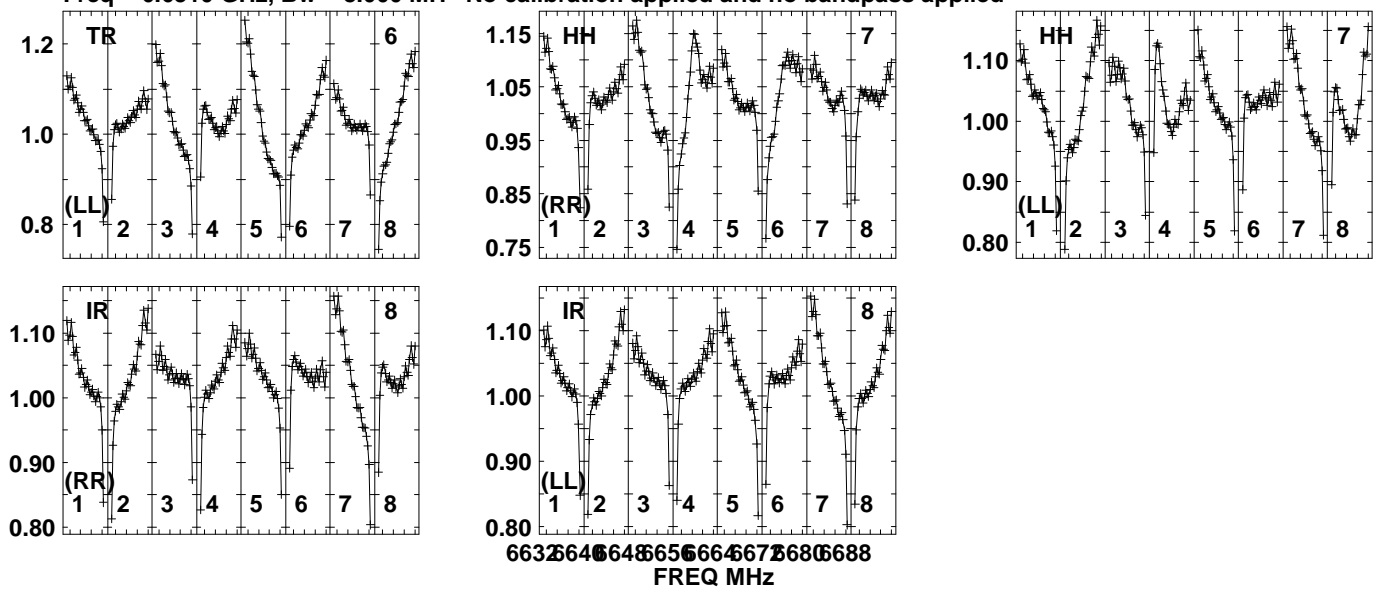


Lower frame: Real Jy
Auto-corr total-power spectrum Antenna: *
Timerange: 00/16:30:20 to 00/16:32:19

Plot file version 260 created 21-NOV-2023 10:25:39

J1825-0737 RB010 1.UVDATA.1

Freq = 6.6310 GHz, Bw = 8.000 MH No calibration applied and no bandpass applied

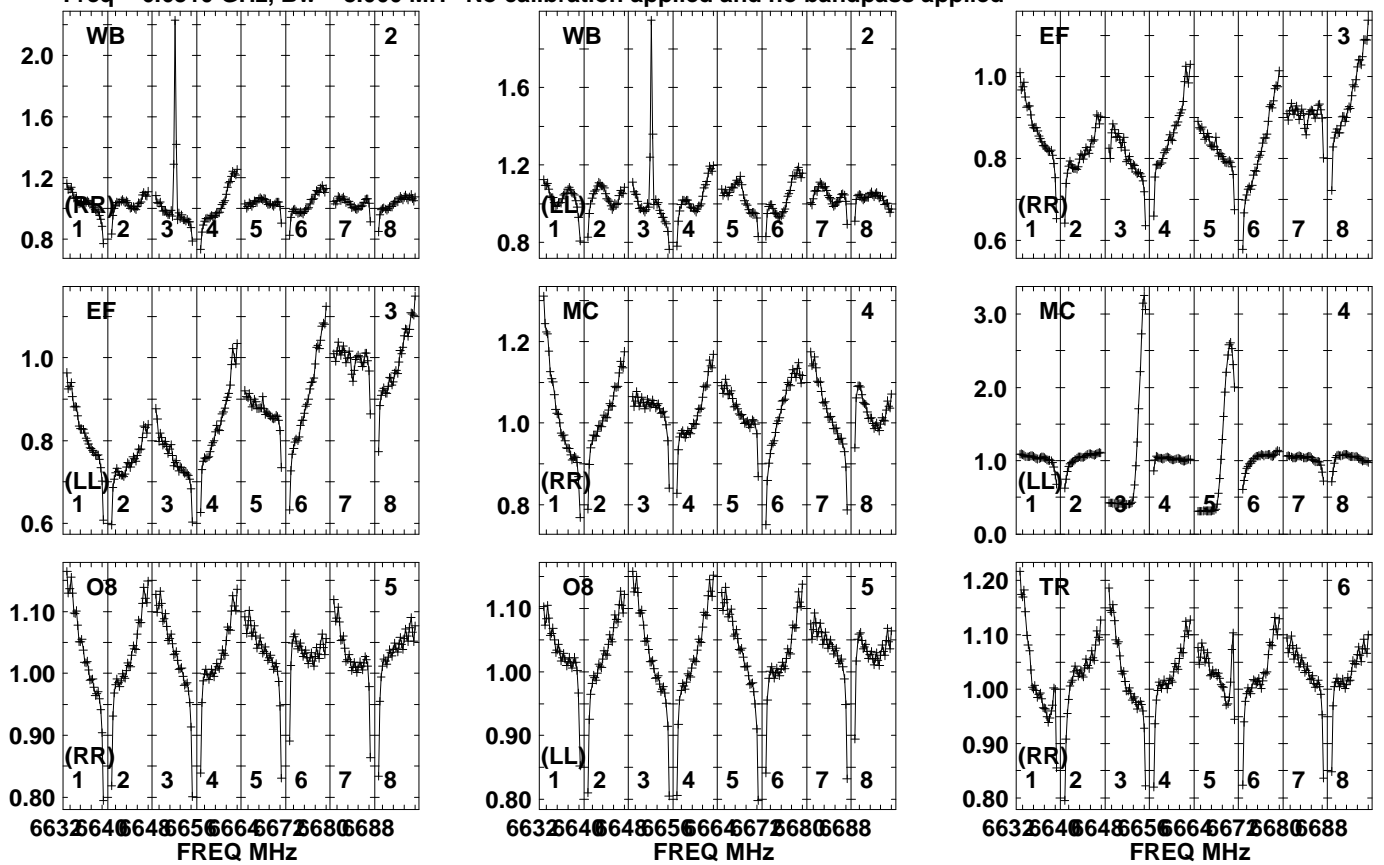


Lower frame: Real Jy
Auto-corr total-power spectrum Antenna: *
Timerange: 00/16:30:20 to 00/16:32:19

Plot file version 261 created 21-NOV-2023 10:25:39

G23.389 RB010 1.UVDATA.1

Freq = 6.6310 GHz, Bw = 8.000 MH No calibration applied and no bandpass applied

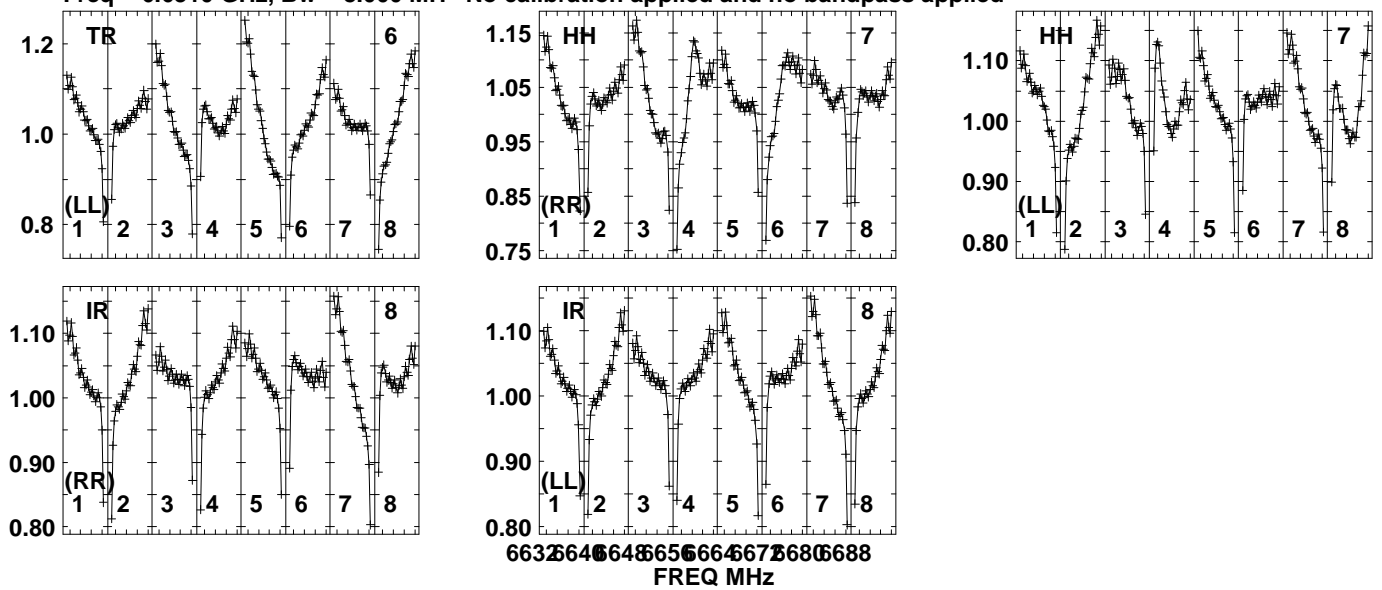


Lower frame: Real Jy
Auto-corr total-power spectrum Antenna: *
Timerange: 00/16:32:21 to 00/16:35:20

Plot file version 262 created 21-NOV-2023 10:25:39

G23.389 RB010 1.UVDATA.1

Freq = 6.6310 GHz, Bw = 8.000 MH No calibration applied and no bandpass applied

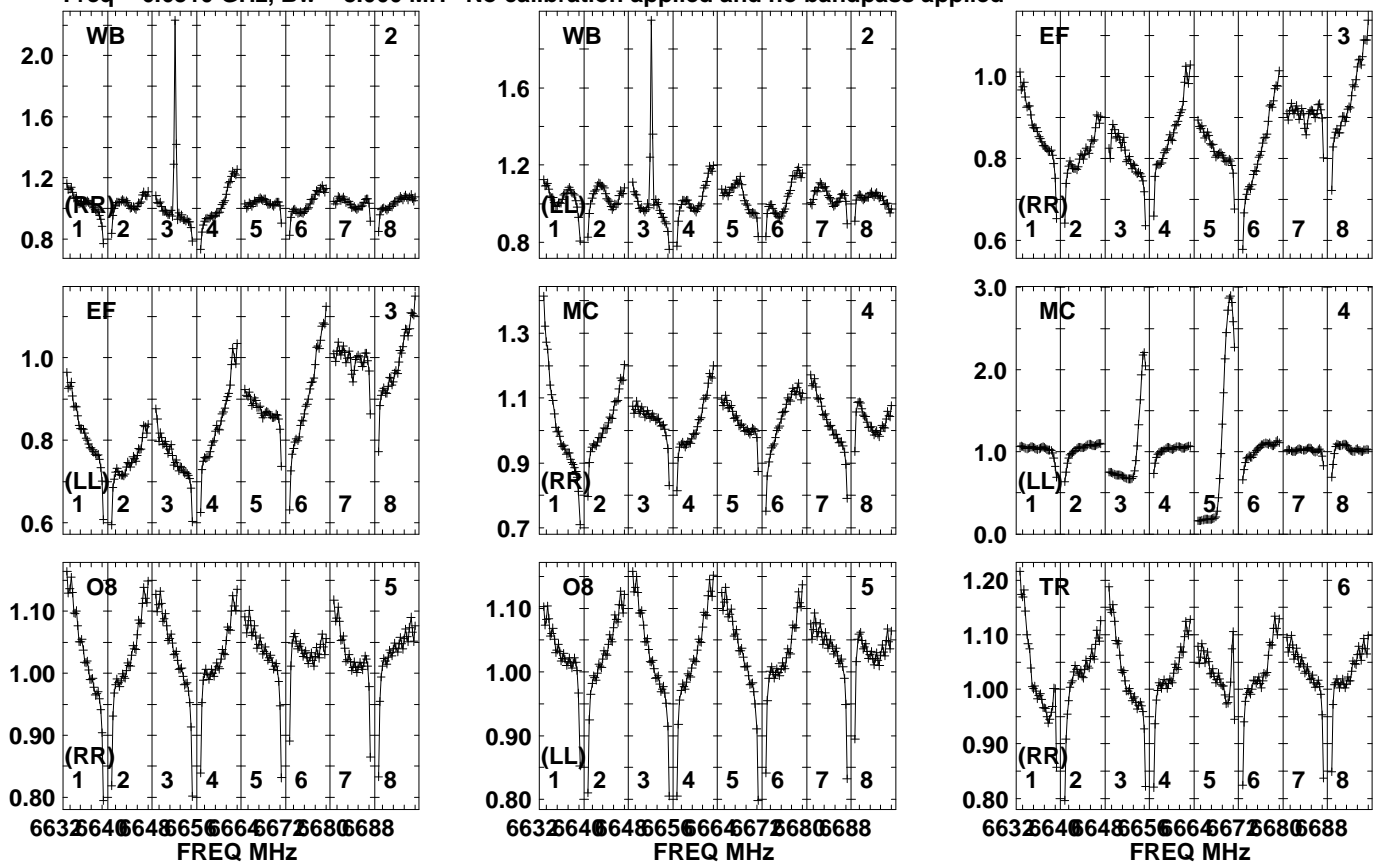


Lower frame: Real Jy
Auto-corr total-power spectrum Antenna: *
Timerange: 00/16:32:21 to 00/16:35:20

Plot file version 263 created 21-NOV-2023 10:25:40

J1825-0737 RB010 1.UVDATA.1

Freq = 6.6310 GHz, Bw = 8.000 MH No calibration applied and no bandpass applied

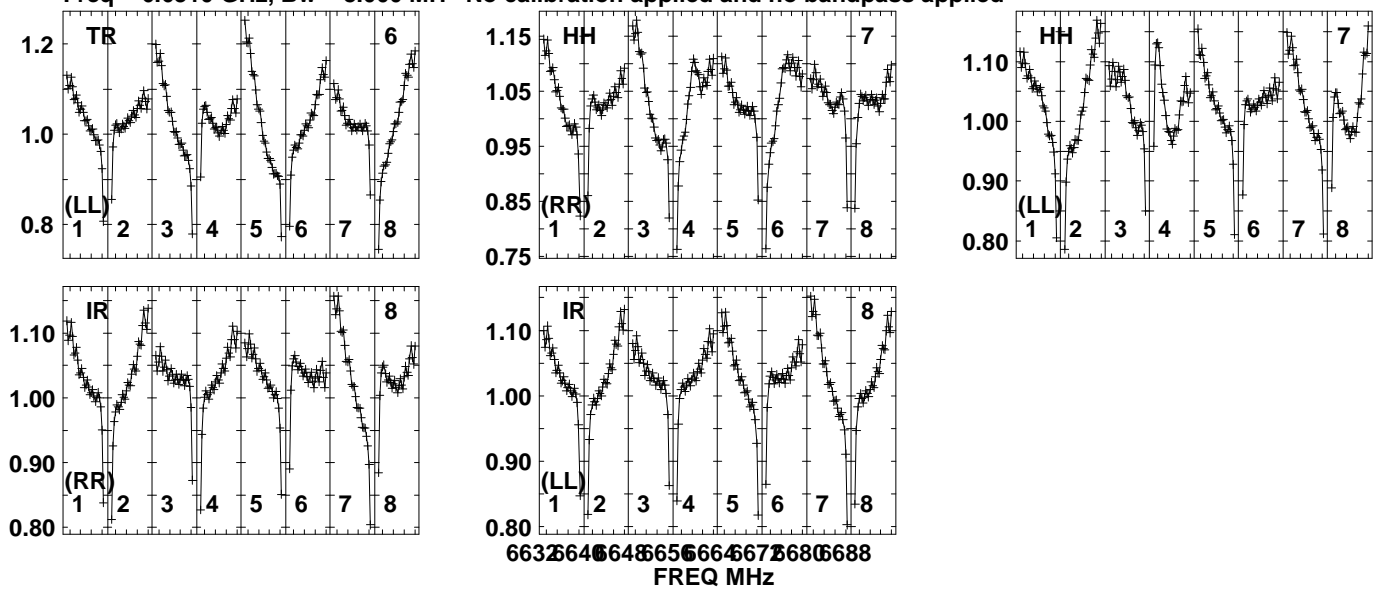


Lower frame: Real Jy
Auto-corr total-power spectrum Antenna: *
Timerange: 00/16:36:01 to 00/16:37:59

Plot file version 264 created 21-NOV-2023 10:25:40

J1825-0737 RB010 1.UVDATA.1

Freq = 6.6310 GHz, Bw = 8.000 MH No calibration applied and no bandpass applied

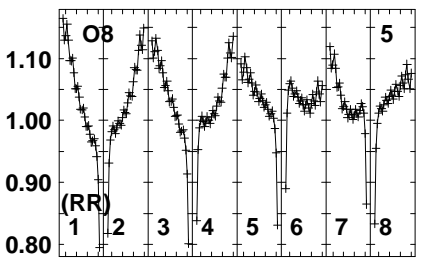
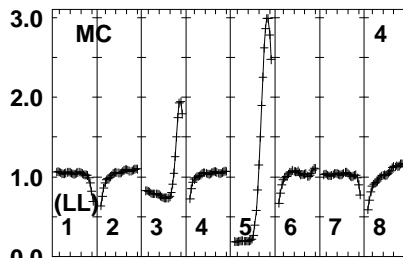
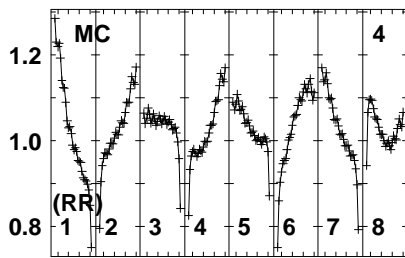
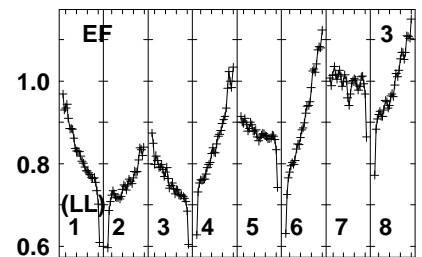
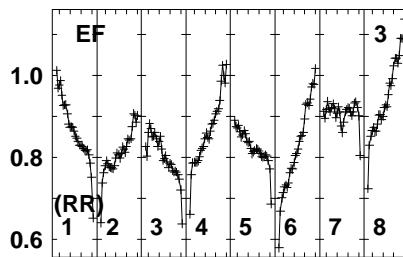
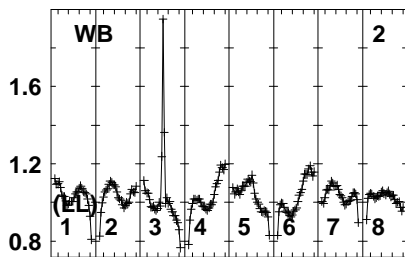
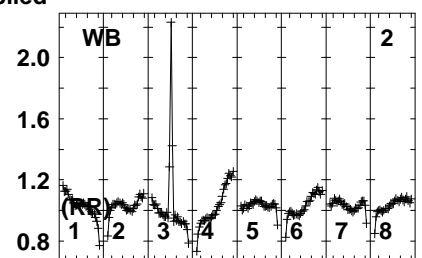
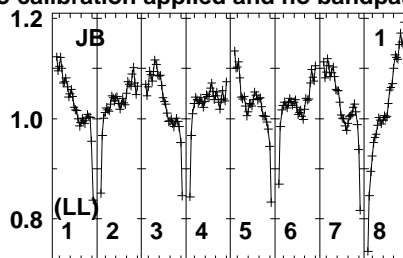
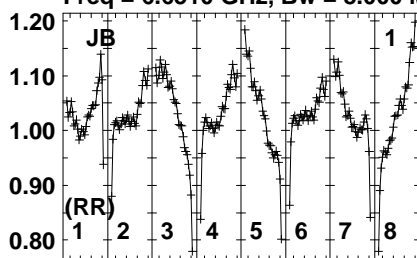


Lower frame: Real Jy
Auto-corr total-power spectrum Antenna: *
Timerange: 00/16:36:01 to 00/16:37:59

Plot file version 265 created 21-NOV-2023 10:25:40

J1743-0350 RB010 1.UVDATA.1

Freq = 6.6310 GHz, Bw = 8.000 MH No calibration applied and no bandpass applied



663264664865666672686688
FREQ MHz

663264664865666672686688
FREQ MHz

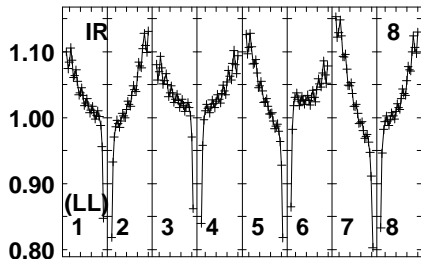
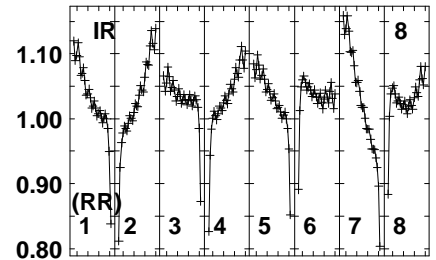
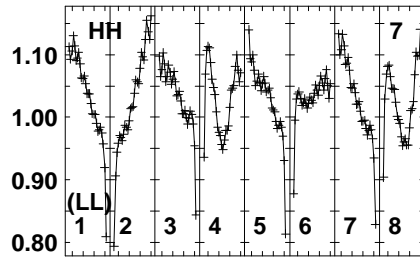
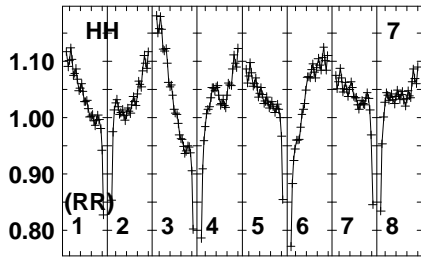
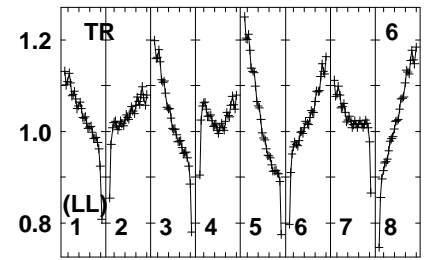
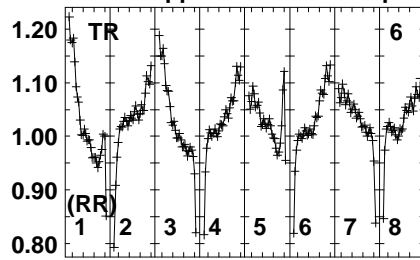
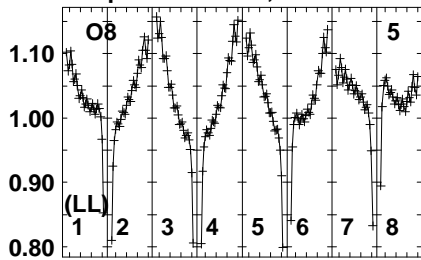
663264664865666672686688
FREQ MHz

Lower frame: Real Jy
Auto-corr total-power spectrum Antenna: *
Timerange: 00/16:39:01 to 00/16:43:00

Plot file version 266 created 21-NOV-2023 10:25:40

J1743-0350 RB010 1.UVDATA.1

Freq = 6.6310 GHz, Bw = 8.000 MH No calibration applied and no bandpass applied



6632646648656664676686688
FREQ MHz

6632646648656664676686688
FREQ MHz

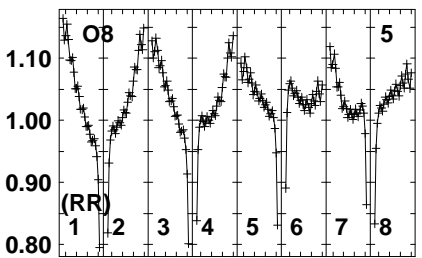
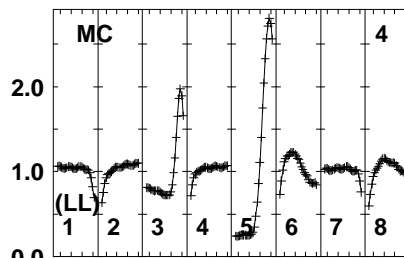
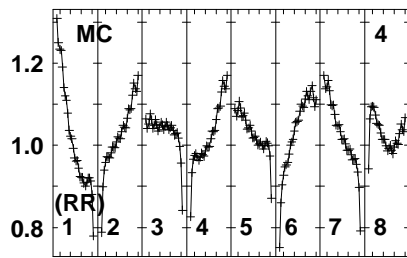
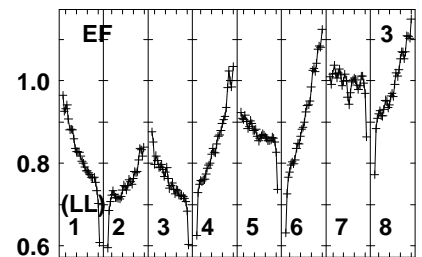
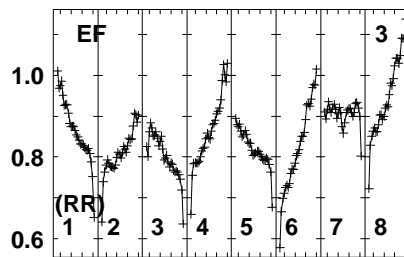
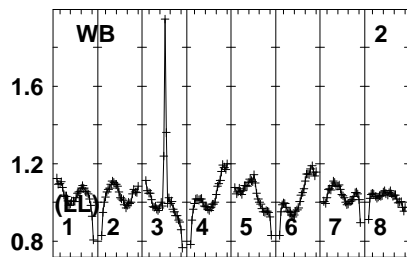
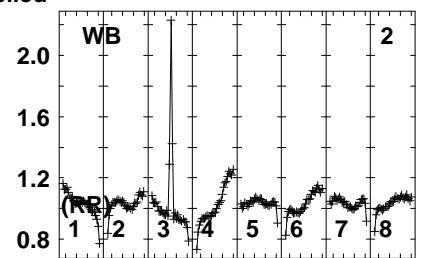
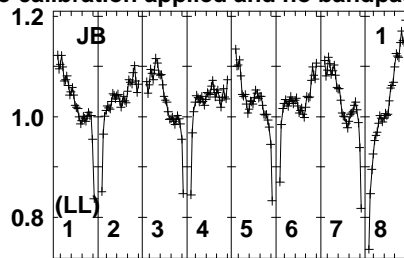
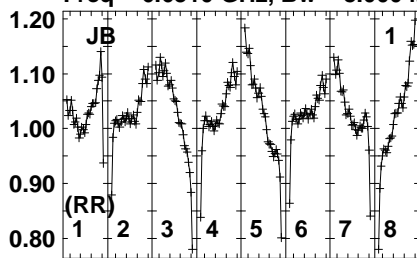
FREQ MHz

Lower frame: Real Jy
Auto-corr total-power spectrum Antenna: *
Timerange: 00/16:39:01 to 00/16:43:00

Plot file version 267 created 21-NOV-2023 10:25:40

J1825-0737 RB010 1.UVDATA.1

Freq = 6.6310 GHz, Bw = 8.000 MH No calibration applied and no bandpass applied



663.264 664.865 666.467 668.0688
FREQ MHz

663.264 664.865 666.467 668.0688
FREQ MHz

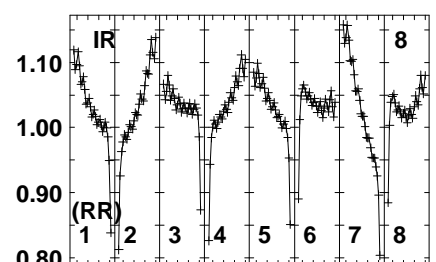
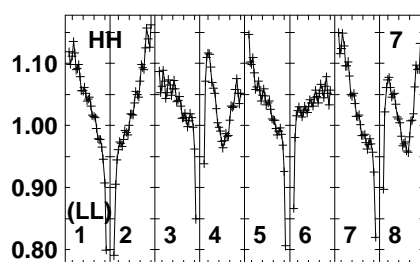
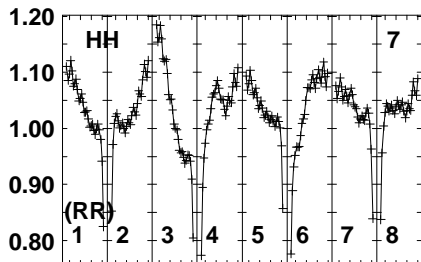
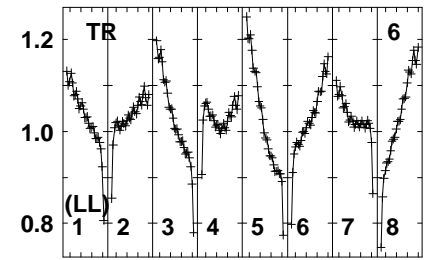
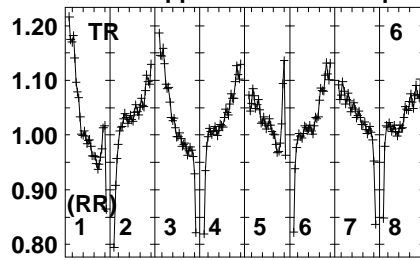
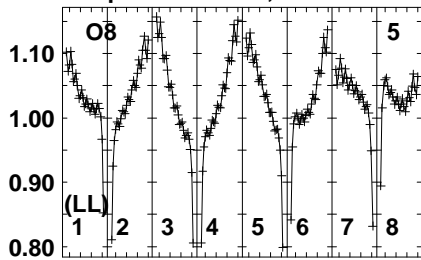
663.264 664.865 666.467 668.0688
FREQ MHz

Lower frame: Real Jy
Auto-corr total-power spectrum Antenna: *
Timerange: 00/16:44:00 to 00/16:45:59

Plot file version 268 created 21-NOV-2023 10:25:40

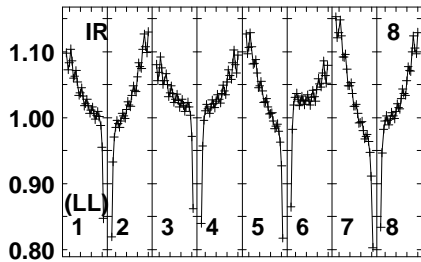
J1825-0737 RB010 1.UVDATA.1

Freq = 6.6310 GHz, Bw = 8.000 MH No calibration applied and no bandpass applied



663266486648665666466726806688
FREQ MHz

663266486648665666466726806688
FREQ MHz



663266486648665666466726806688
FREQ MHz

Lower frame: Real Jy

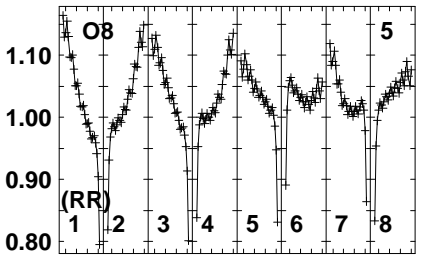
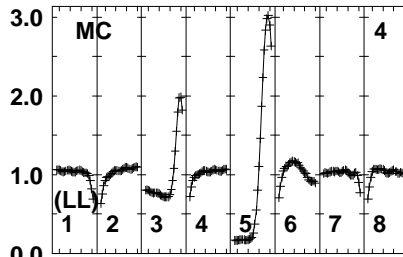
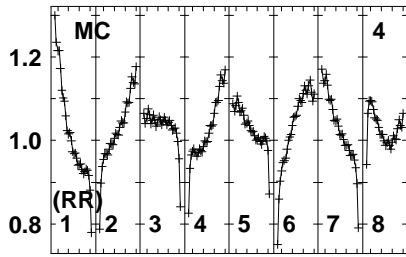
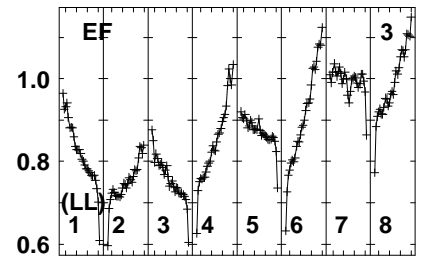
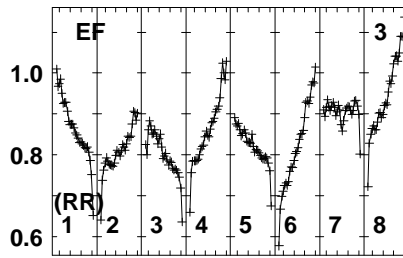
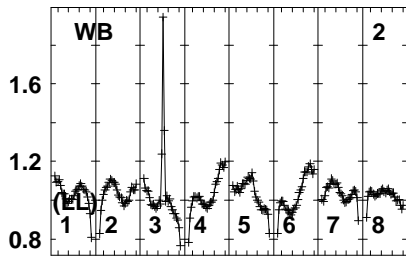
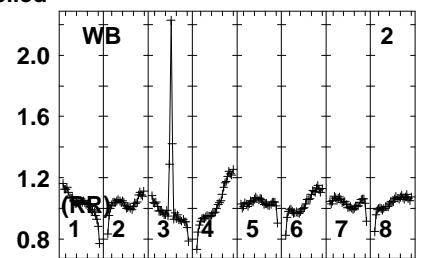
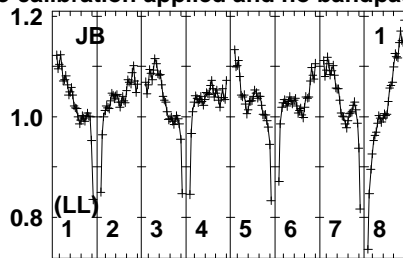
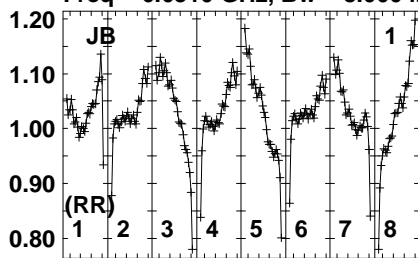
Auto-corr total-power spectrum Antenna: *

Timerange: 00/16:44:00 to 00/16:45:59

Plot file version 269 created 21-NOV-2023 10:25:40

G23.389 RB010 1.UVDATA.1

Freq = 6.6310 GHz, Bw = 8.000 MH No calibration applied and no bandpass applied



663.264 664.865 666.467 668.0688
FREQ MHz

663.264 664.865 666.467 668.0688
FREQ MHz

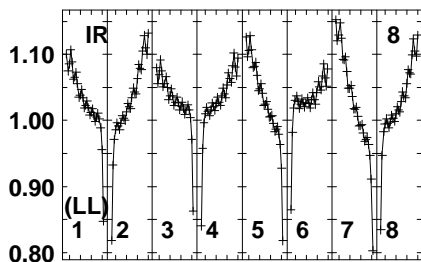
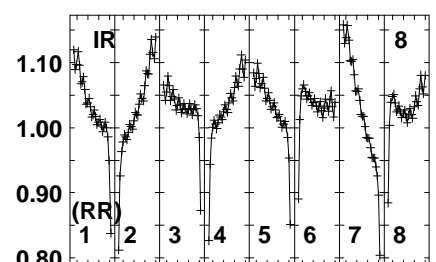
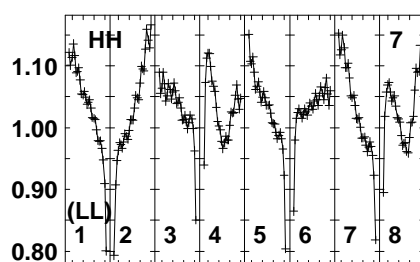
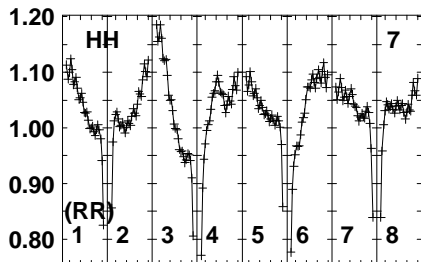
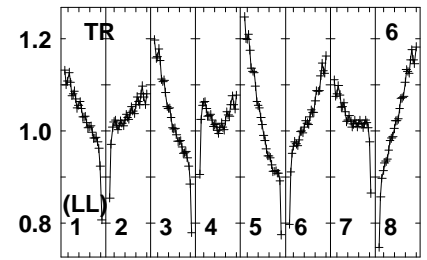
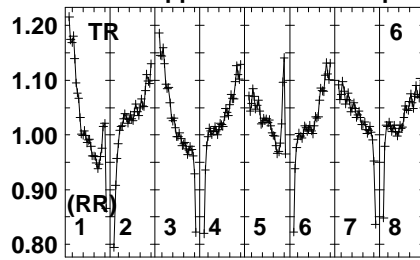
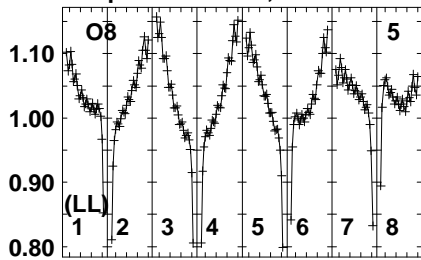
663.264 664.865 666.467 668.0688
FREQ MHz

Lower frame: Real Jy
Auto-corr total-power spectrum Antenna: *
Timerange: 00/16:46:01 to 00/16:49:00

Plot file version 270 created 21-NOV-2023 10:25:40

G23.389 RB010 1.UVDATA.1

Freq = 6.6310 GHz, Bw = 8.000 MH No calibration applied and no bandpass applied



663.2646648656664672680688
FREQ MHz

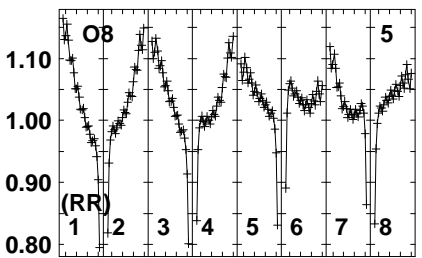
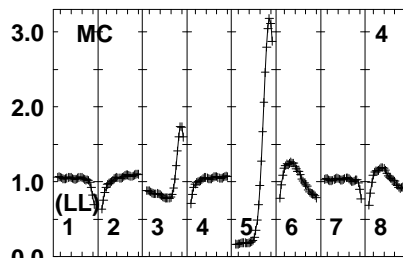
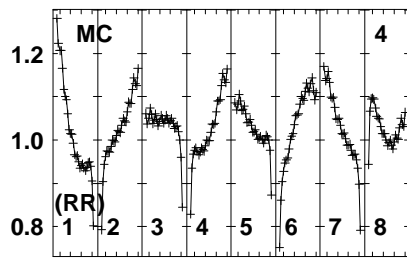
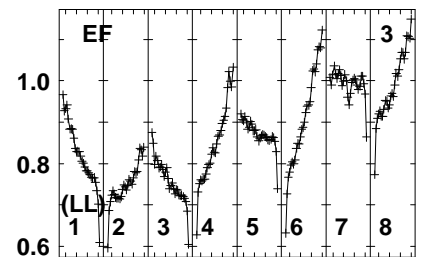
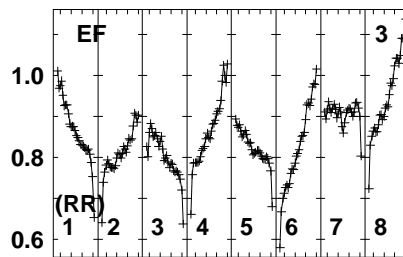
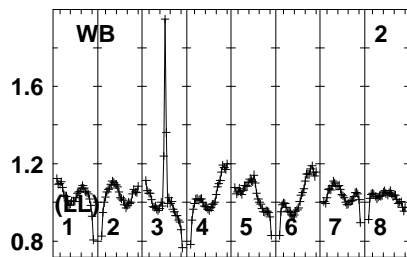
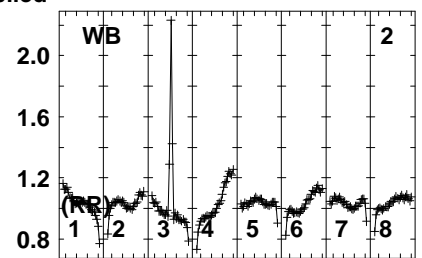
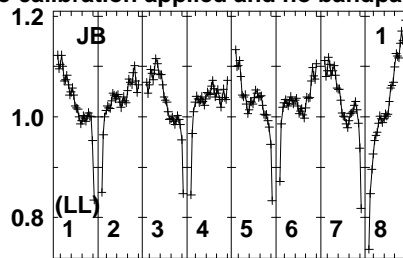
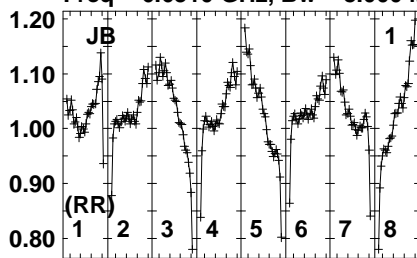
663.2646648656664672680688
FREQ MHz

Lower frame: Real Jy
Auto-corr total-power spectrum Antenna: *
Timerange: 00/16:46:01 to 00/16:49:00

Plot file version 271 created 21-NOV-2023 10:25:40

J1825-0737 RB010 1.UVDATA.1

Freq = 6.6310 GHz, Bw = 8.000 MH No calibration applied and no bandpass applied



66326466486566666768688
FREQ MHz

66326466486566666768688
FREQ MHz

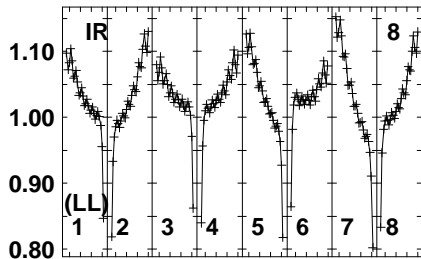
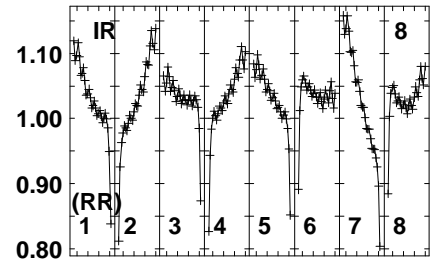
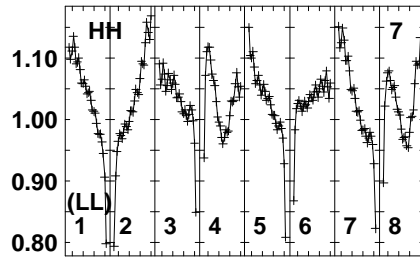
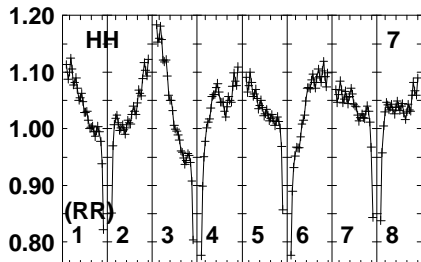
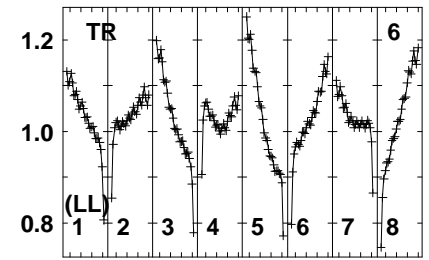
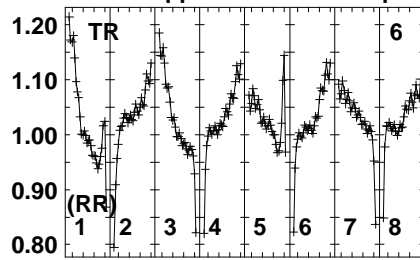
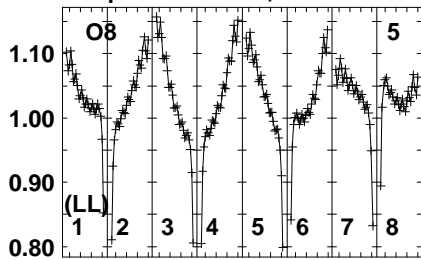
66326466486566666768688
FREQ MHz

Lower frame: Real Jy
Auto-corr total-power spectrum Antenna: *
Timerange: 00/16:49:00 to 00/16:51:00

Plot file version 272 created 21-NOV-2023 10:25:41

J1825-0737 RB010 1.UVDATA.1

Freq = 6.6310 GHz, Bw = 8.000 MH No calibration applied and no bandpass applied



6632646648656664676686688
FREQ MHz

6632646648656664676686688
FREQ MHz

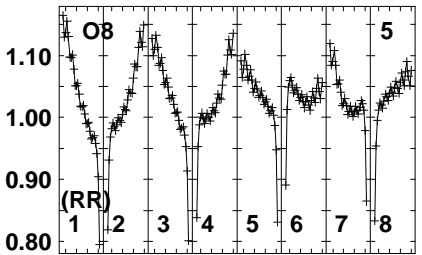
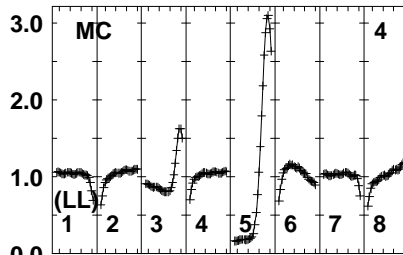
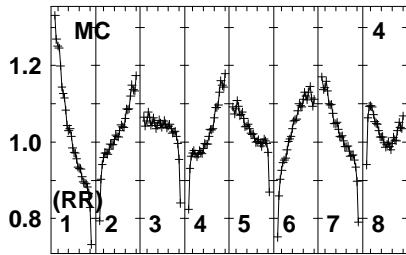
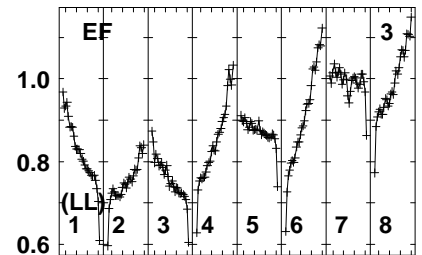
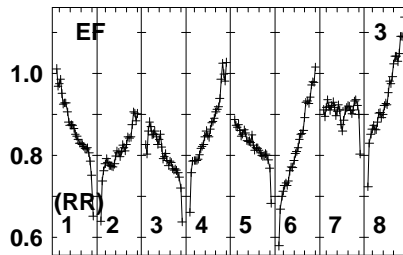
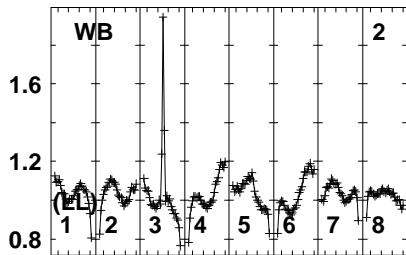
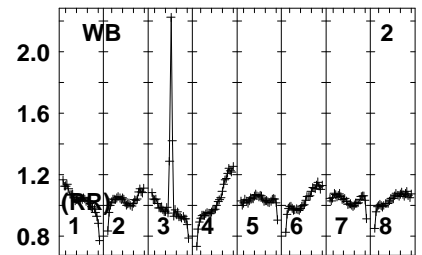
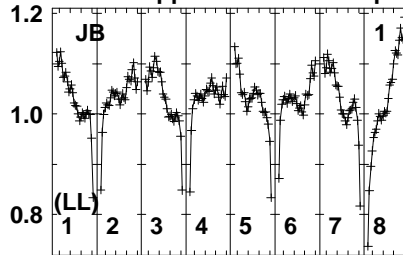
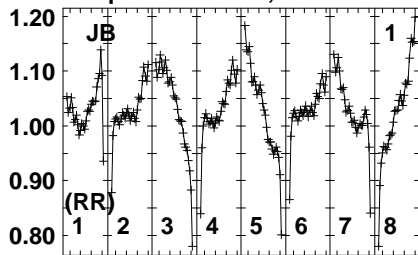
FREQ MHz

Lower frame: Real Jy
Auto-corr total-power spectrum Antenna: *
Timerange: 00/16:49:00 to 00/16:51:00

Plot file version 273 created 21-NOV-2023 10:25:41

G23.389 RB010 1.UVDATA.1

Freq = 6.6310 GHz, Bw = 8.000 MH No calibration applied and no bandpass applied



663264664865666672686688
FREQ MHz

663264664865666672686688
FREQ MHz

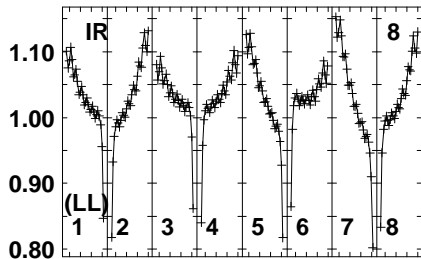
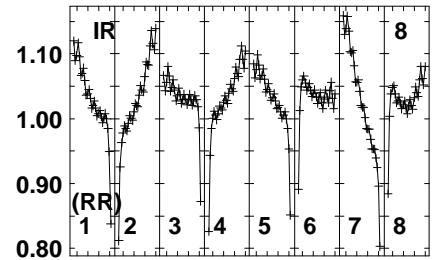
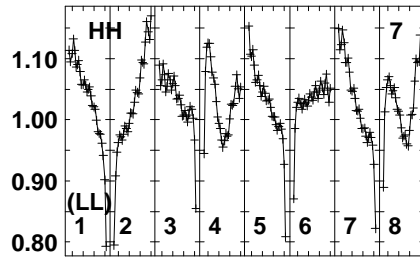
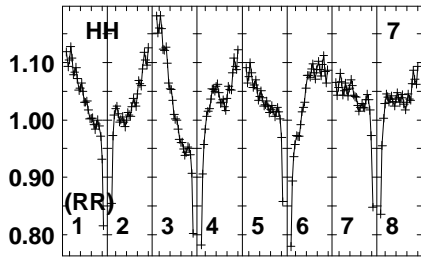
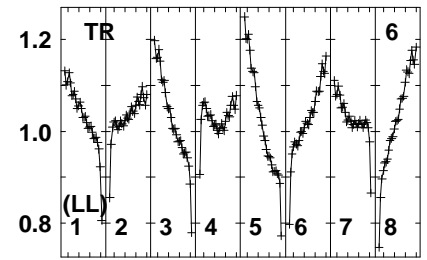
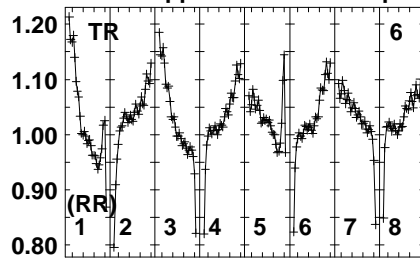
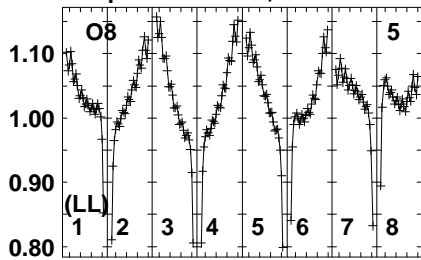
663264664865666672686688
FREQ MHz

Lower frame: Real Jy
Auto-corr total-power spectrum Antenna: *
Timerange: 00/16:51:01 to 00/16:53:59

Plot file version 274 created 21-NOV-2023 10:25:41

G23.389 RB010 1.UVDATA.1

Freq = 6.6310 GHz, Bw = 8.000 MH No calibration applied and no bandpass applied



663 664 665 666 667 668 6688
FREQ MHz

663 664 665 666 667 668 6688
FREQ MHz

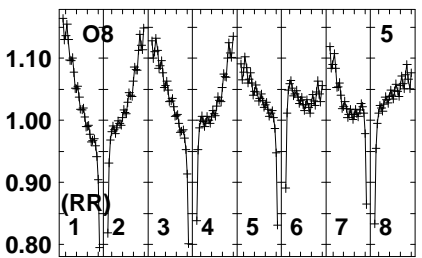
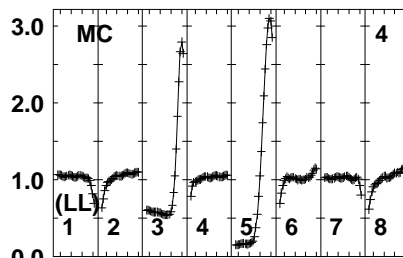
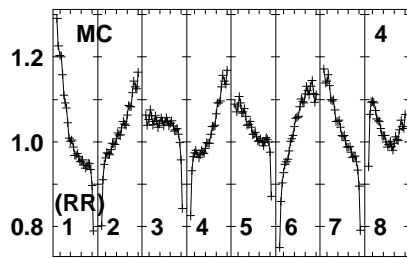
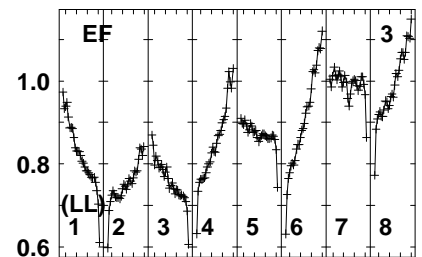
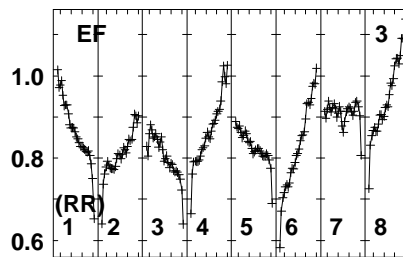
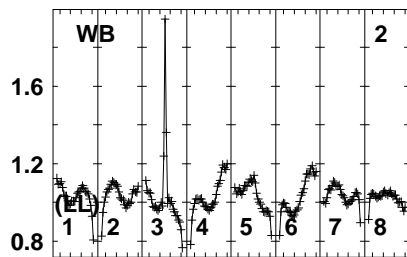
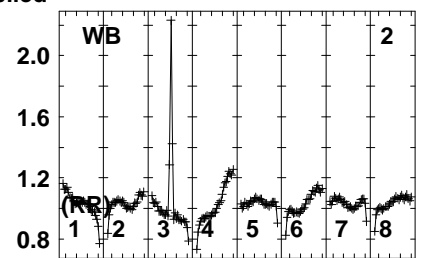
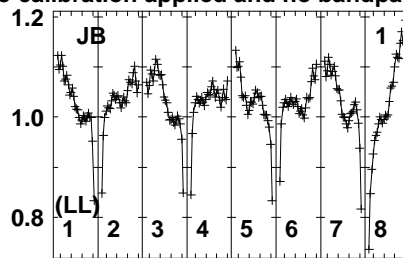
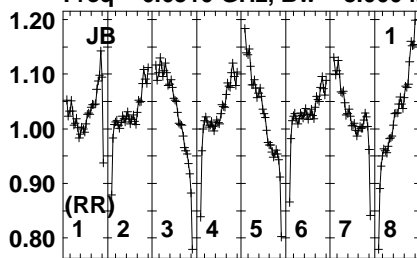
663 664 665 666 667 668 6688
FREQ MHz

Lower frame: Real Jy
Auto-corr total-power spectrum Antenna: *
Timerange: 00/16:51:01 to 00/16:53:59

Plot file version 275 created 21-NOV-2023 10:25:41

J1825-0737 RB010 1.UVDATA.1

Freq = 6.6310 GHz, Bw = 8.000 MH No calibration applied and no bandpass applied



663264664865666667686688
FREQ MHz

663264664865666667686688
FREQ MHz

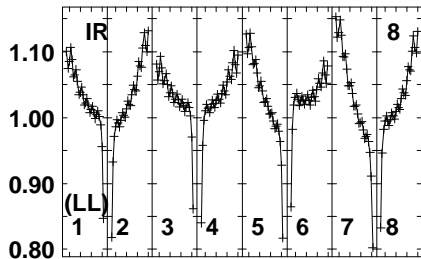
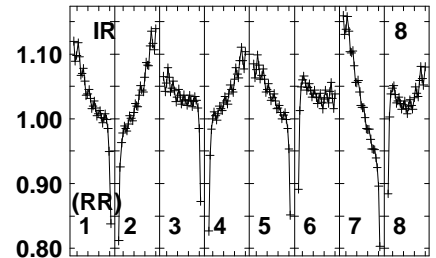
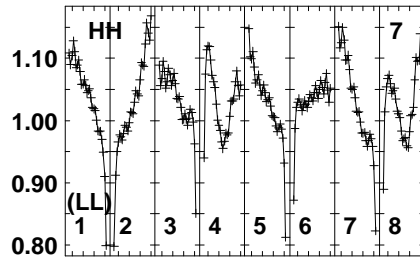
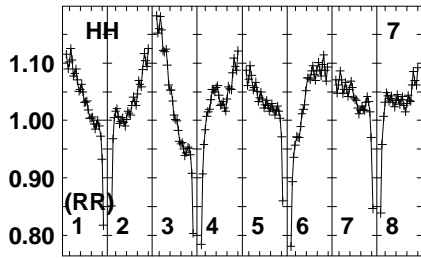
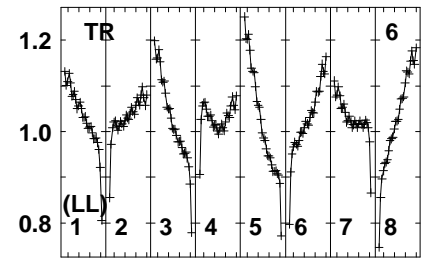
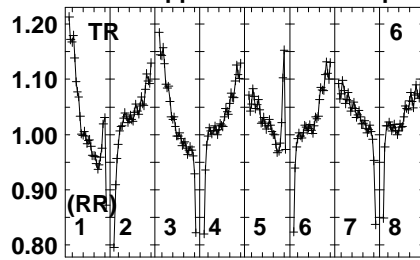
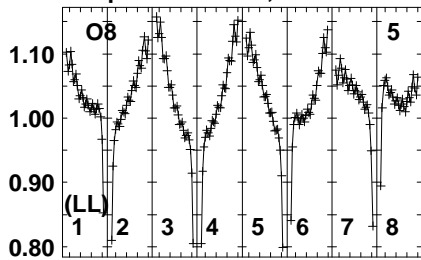
663264664865666667686688
FREQ MHz

Lower frame: Real Jy
Auto-corr total-power spectrum Antenna: *
Timerange: 00/16:54:40 to 00/16:56:39

Plot file version 276 created 21-NOV-2023 10:25:41

J1825-0737 RB010 1.UVDATA.1

Freq = 6.6310 GHz, Bw = 8.000 MH No calibration applied and no bandpass applied



6632646648656664676686688
FREQ MHz

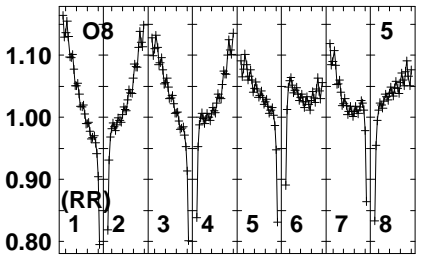
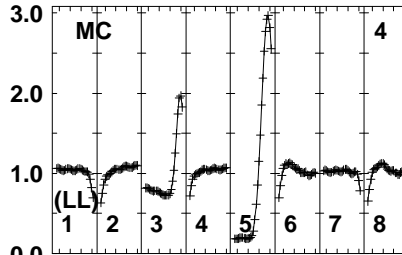
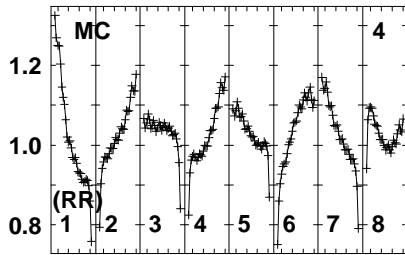
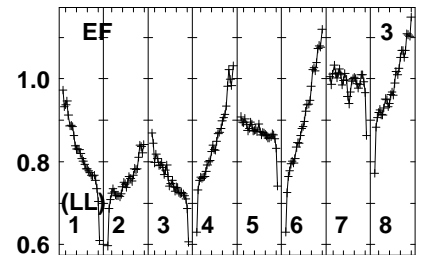
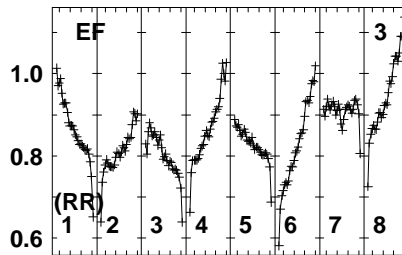
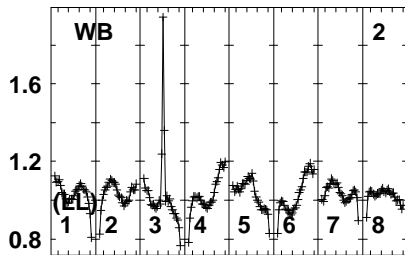
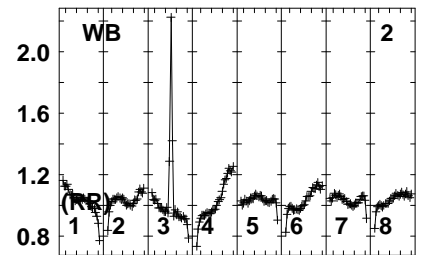
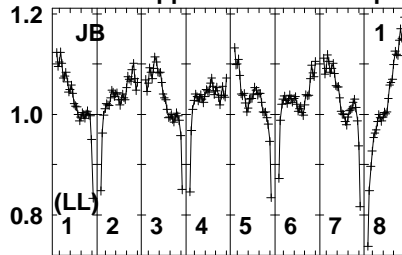
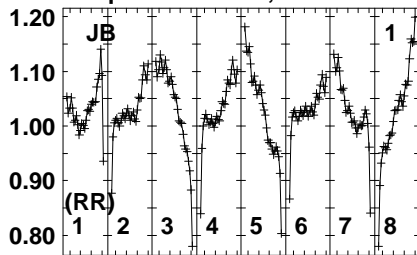
6632646648656664676686688
FREQ MHz

Lower frame: Real Jy
Auto-corr total-power spectrum Antenna: *
Timerange: 00/16:54:40 to 00/16:56:39

Plot file version 277 created 21-NOV-2023 10:25:41

G23.389 RB010 1.UVDATA.1

Freq = 6.6310 GHz, Bw = 8.000 MH No calibration applied and no bandpass applied



663.264 664.865 666.467 668.0688
FREQ MHz

663.264 664.865 666.467 668.0688
FREQ MHz

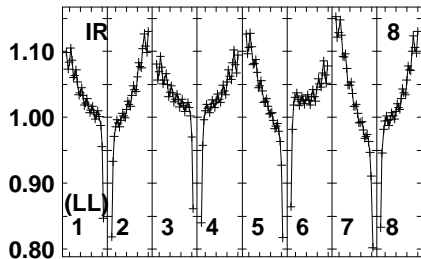
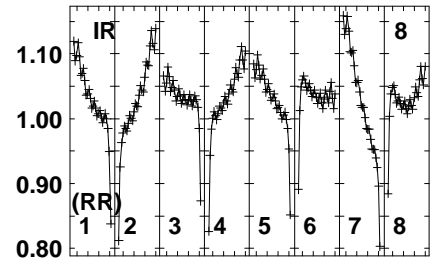
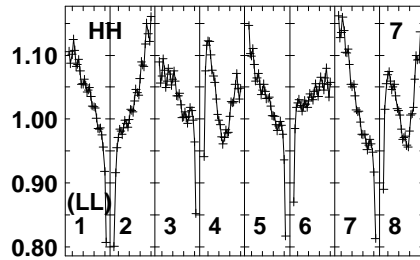
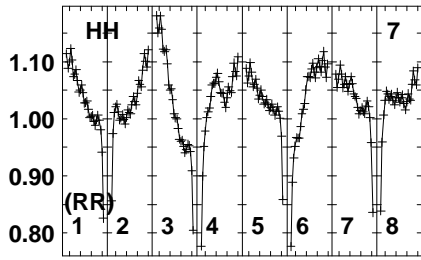
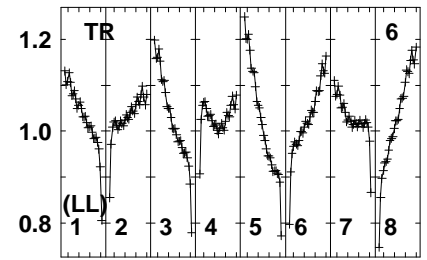
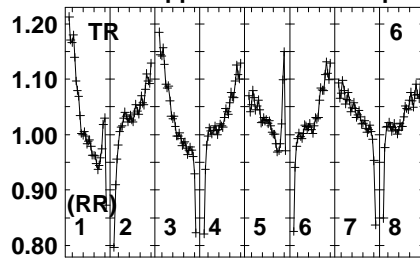
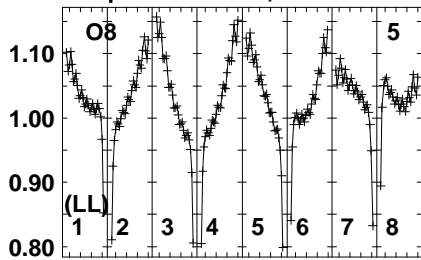
663.264 664.865 666.467 668.0688
FREQ MHz

Lower frame: Real Jy
Auto-corr total-power spectrum Antenna: *
Timerange: 00/16:56:41 to 00/16:59:40

Plot file version 278 created 21-NOV-2023 10:25:41

G23.389 RB010 1.UVDATA.1

Freq = 6.6310 GHz, Bw = 8.000 MH No calibration applied and no bandpass applied



663 664 665 666 667 668 6688
FREQ MHz

663 664 665 666 667 668 6688
FREQ MHz

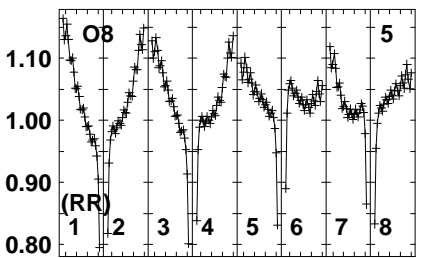
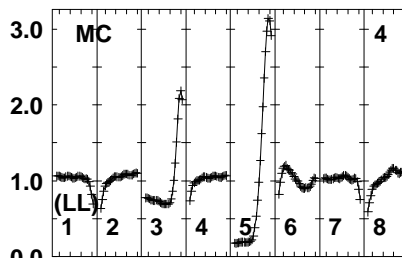
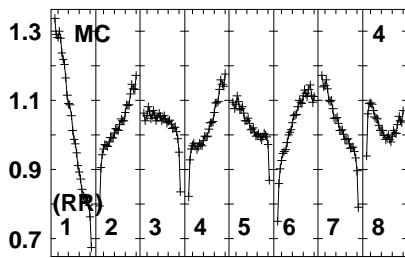
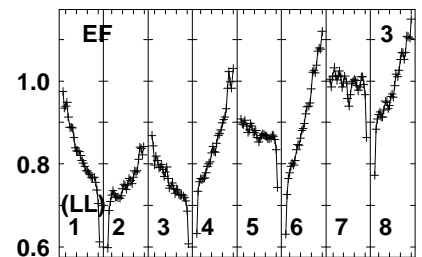
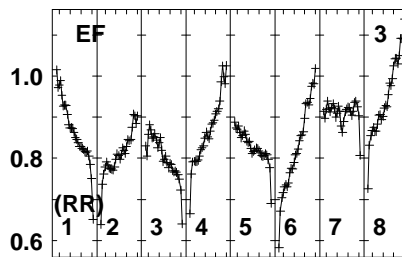
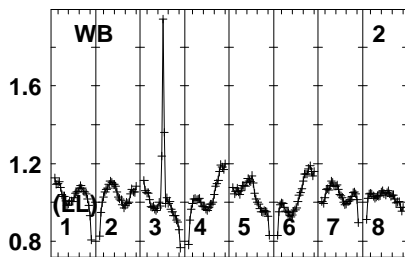
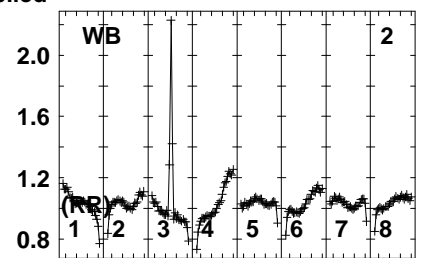
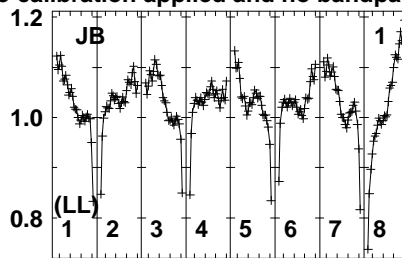
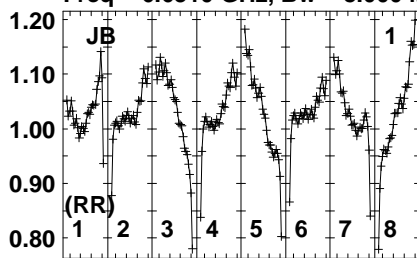
663 664 665 666 667 668 6688
FREQ MHz

Lower frame: Real Jy
Auto-corr total-power spectrum Antenna: *
Timerange: 00/16:56:41 to 00/16:59:40

Plot file version 279 created 21-NOV-2023 10:25:41

J1825-0737 RB010 1.UVDATA.1

Freq = 6.6310 GHz, Bw = 8.000 MH No calibration applied and no bandpass applied



663.264 664.865 666.467 668.0688
FREQ MHz

663.264 664.865 666.467 668.0688
FREQ MHz

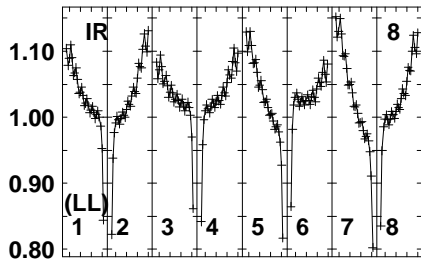
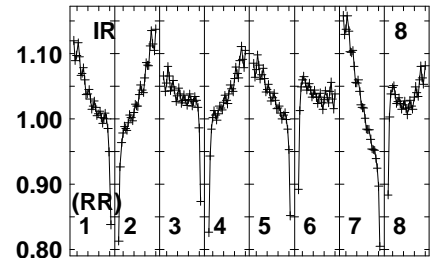
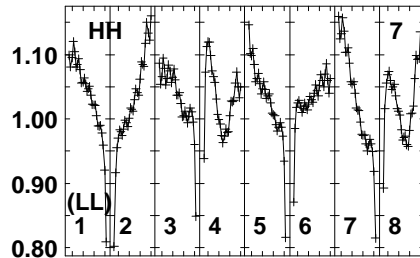
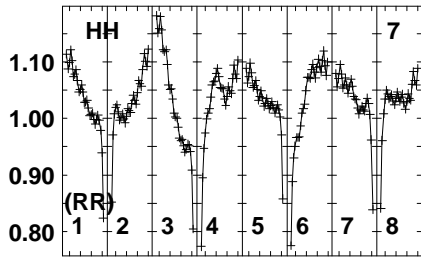
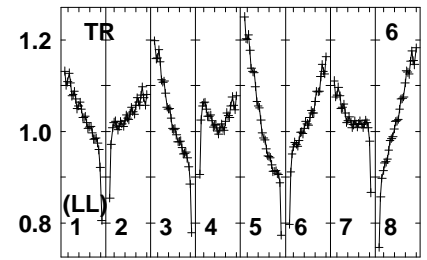
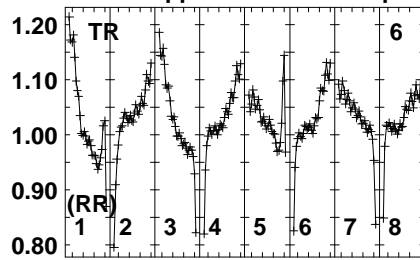
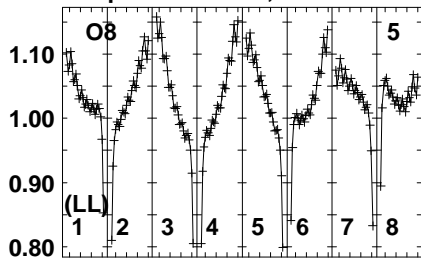
663.264 664.865 666.467 668.0688
FREQ MHz

Lower frame: Real Jy
Auto-corr total-power spectrum Antenna: *
Timerange: 00:16:59:40 to 00:17:01:39

Plot file version 280 created 21-NOV-2023 10:25:41

J1825-0737 RB010 1.UVDATA.1

Freq = 6.6310 GHz, Bw = 8.000 MH No calibration applied and no bandpass applied



6632646648656664672680688
FREQ MHz

6632646648656664672680688
FREQ MHz

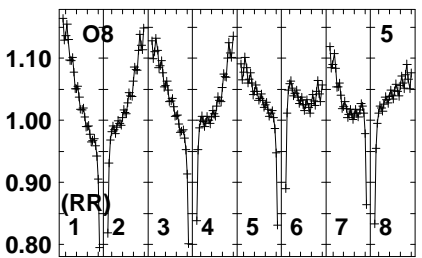
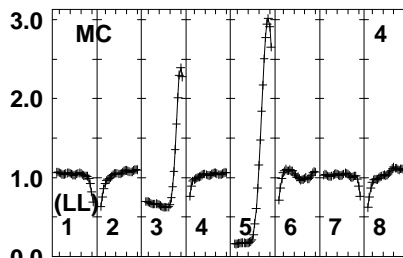
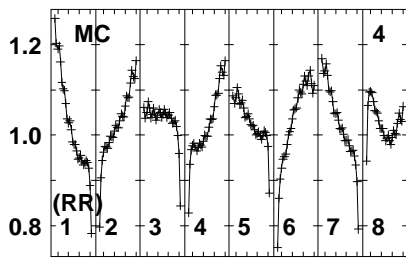
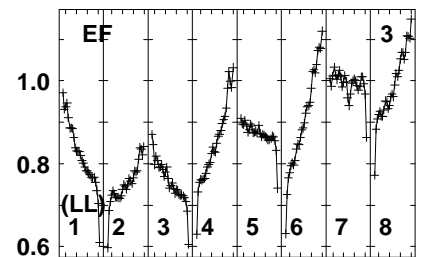
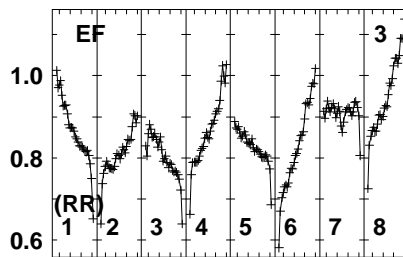
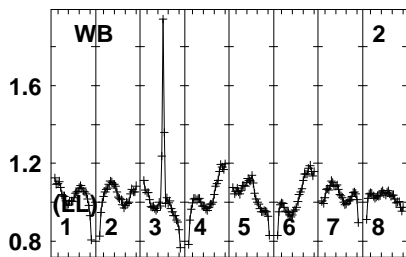
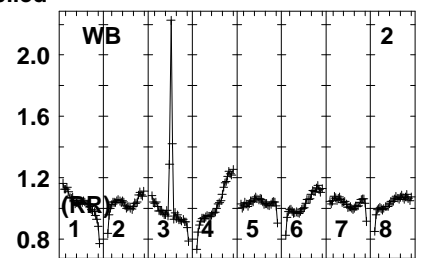
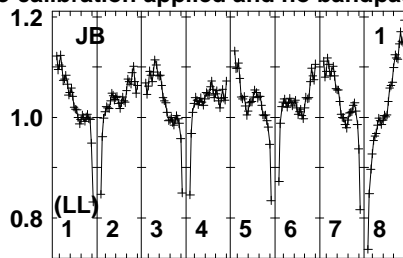
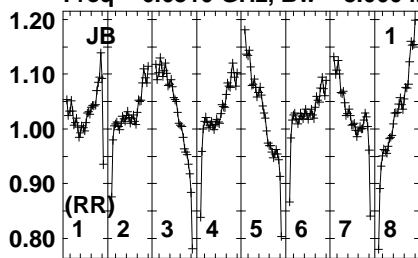
6632646648656664672680688
FREQ MHz

Lower frame: Real Jy
Auto-corr total-power spectrum Antenna: *
Timerange: 00/16:59:40 to 00/17:01:39

Plot file version 281 created 21-NOV-2023 10:25:42

G23.389 RB010 1.UVDATA.1

Freq = 6.6310 GHz, Bw = 8.000 MH No calibration applied and no bandpass applied



663264664865666672686688
FREQ MHz

663264664865666672686688
FREQ MHz

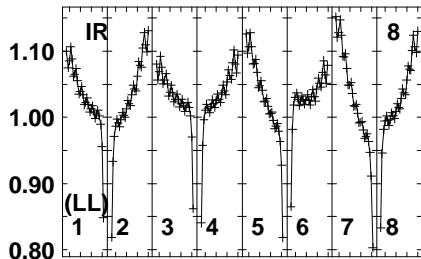
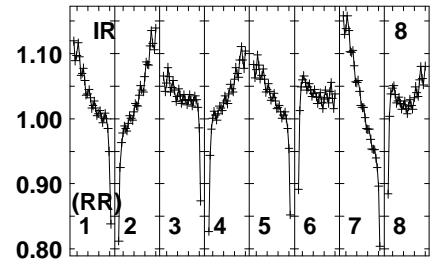
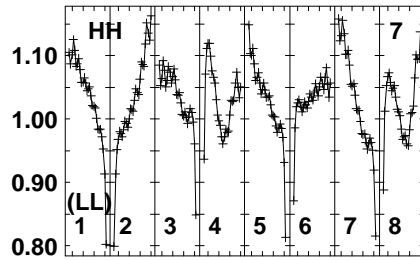
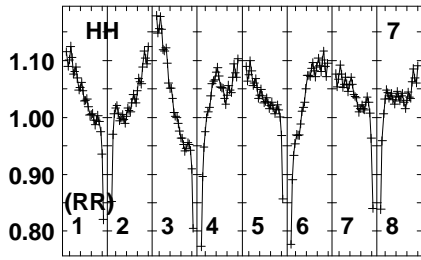
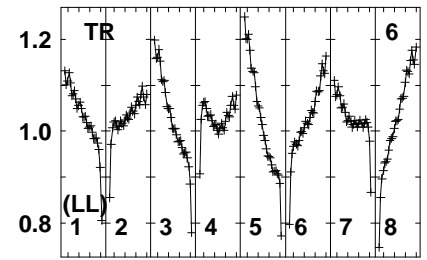
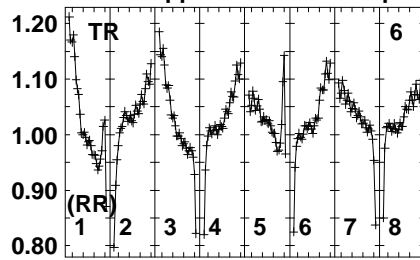
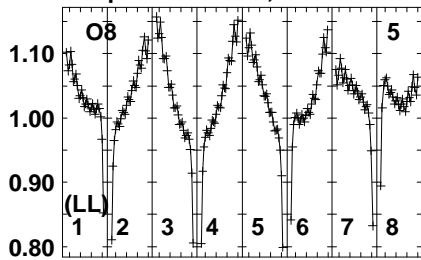
663264664865666672686688
FREQ MHz

Lower frame: Real Jy
Auto-corr total-power spectrum Antenna: *
Timerange: 00/17:01:40 to 00/17:04:40

Plot file version 282 created 21-NOV-2023 10:25:42

G23.389 RB010 1.UVDATA.1

Freq = 6.6310 GHz, Bw = 8.000 MH No calibration applied and no bandpass applied



663 664 665 666 667 668 668
FREQ MHz

663 664 665 666 667 668 668
FREQ MHz

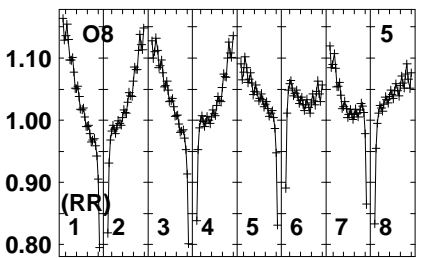
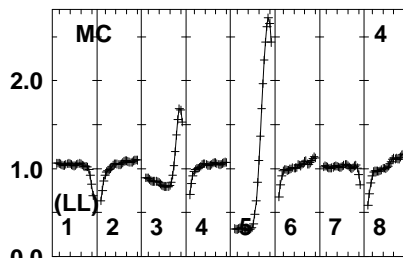
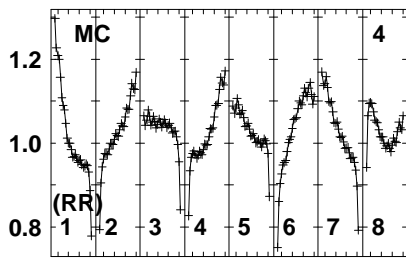
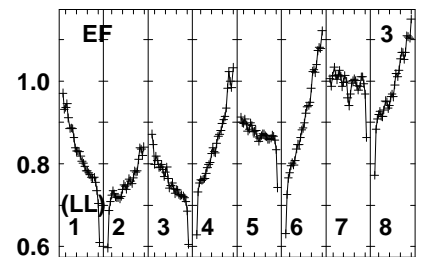
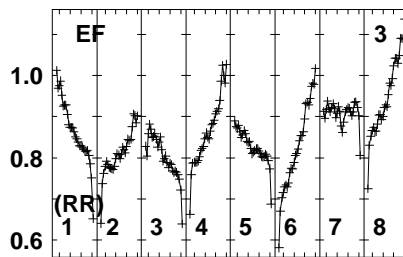
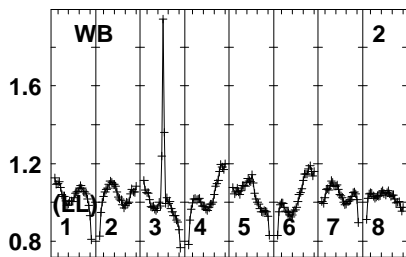
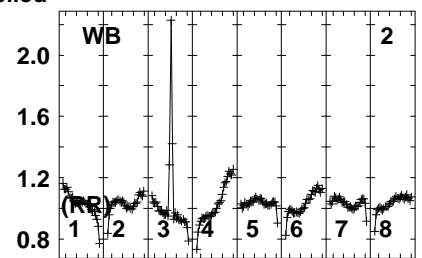
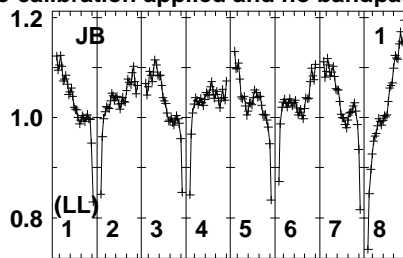
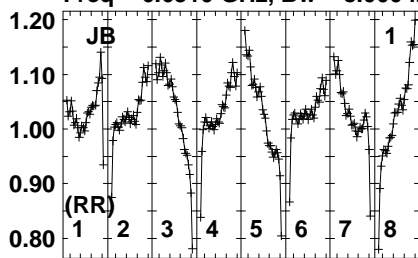
663 664 665 666 667 668 668
FREQ MHz

Lower frame: Real Jy
Auto-corr total-power spectrum Antenna: *
Timerange: 00/17:01:40 to 00/17:04:40

Plot file version 283 created 21-NOV-2023 10:25:42

J1825-0737 RB010 1.UVDATA.1

Freq = 6.6310 GHz, Bw = 8.000 MH No calibration applied and no bandpass applied



66326466486566667686688
FREQ MHz

66326466486566667686688
FREQ MHz

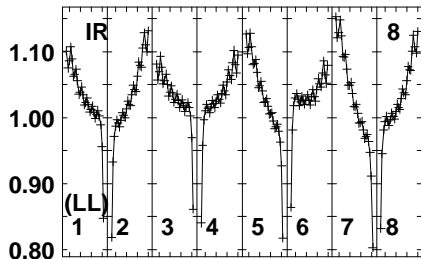
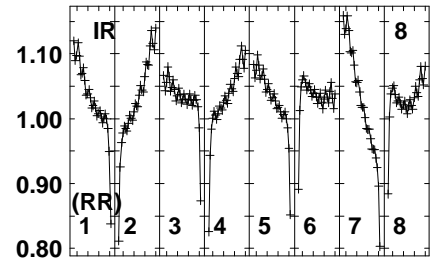
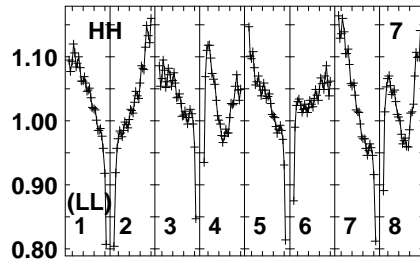
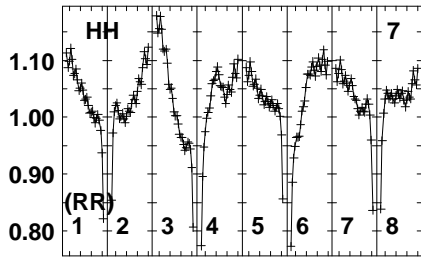
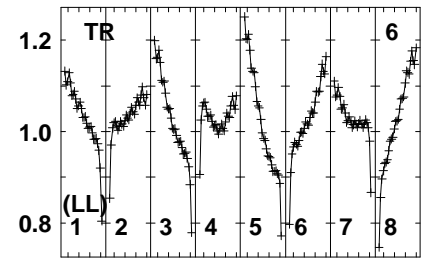
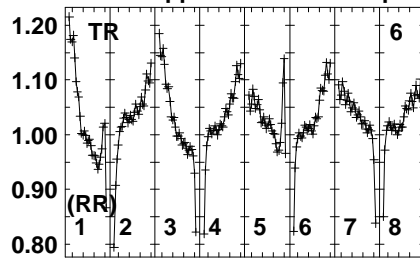
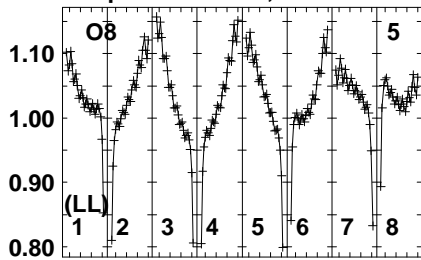
66326466486566667686688
FREQ MHz

Lower frame: Real Jy
Auto-corr total-power spectrum Antenna: *
Timerange: 00/17:05:20 to 00/17:07:20

Plot file version 284 created 21-NOV-2023 10:25:42

J1825-0737 RB010 1.UVDATA.1

Freq = 6.6310 GHz, Bw = 8.000 MH No calibration applied and no bandpass applied



663.2646648656664672680688
FREQ MHz

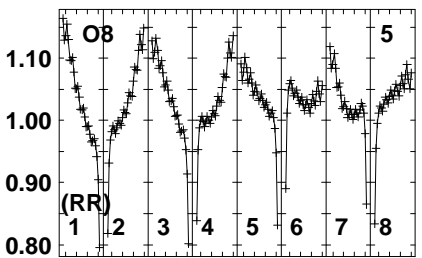
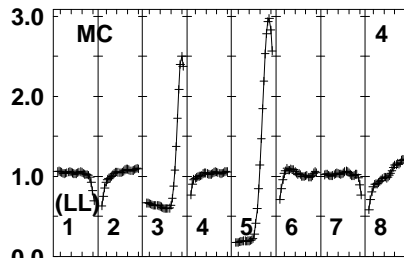
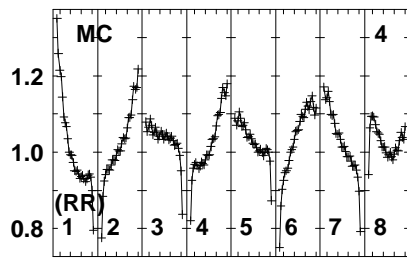
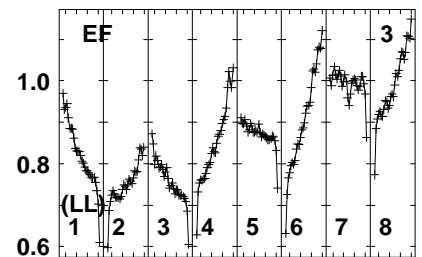
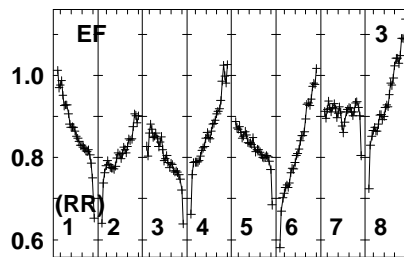
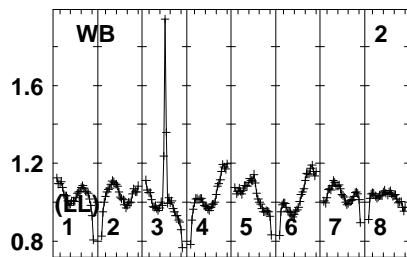
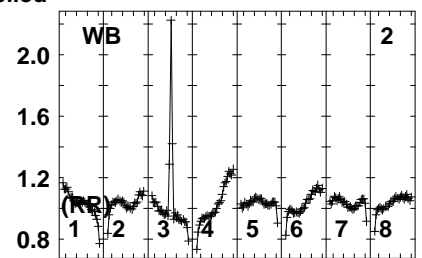
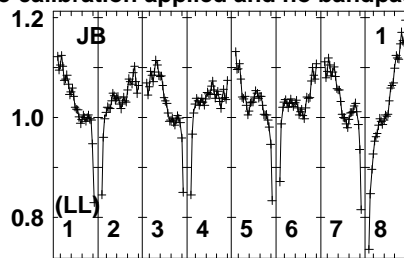
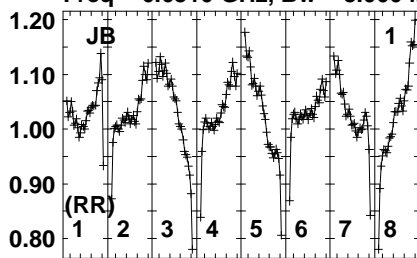
663.2646648656664672680688
FREQ MHz

Lower frame: Real Jy
Auto-corr total-power spectrum Antenna: *
Timerange: 00/17:05:20 to 00/17:07:20

Plot file version 285 created 21-NOV-2023 10:25:42

G23.389 RB010 1.UVDATA.1

Freq = 6.6310 GHz, Bw = 8.000 MH No calibration applied and no bandpass applied



663264664865666672686688
FREQ MHz

663264664865666672686688
FREQ MHz

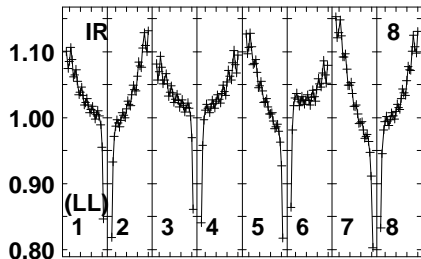
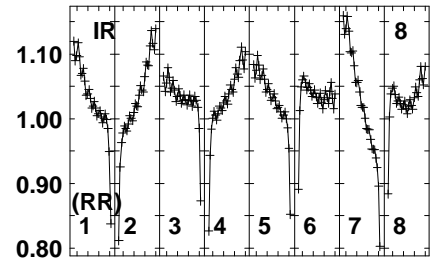
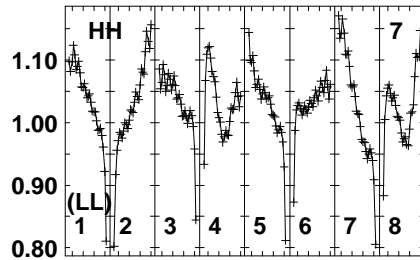
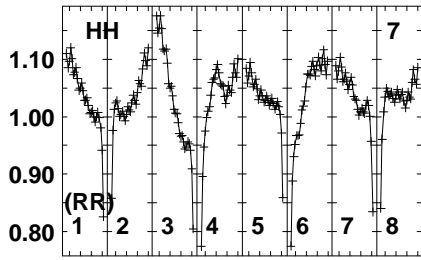
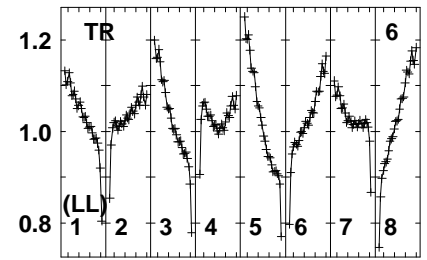
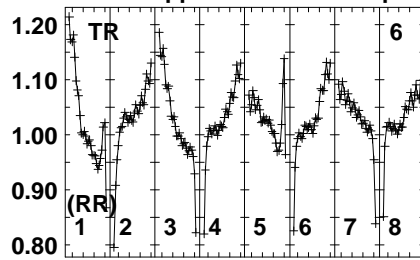
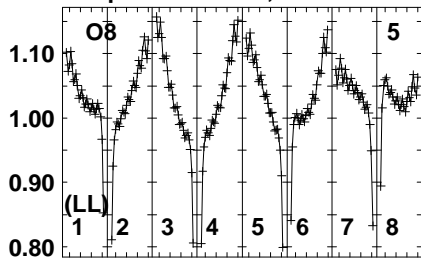
663264664865666672686688
FREQ MHz

Lower frame: Real Jy
Auto-corr total-power spectrum Antenna: *
Timerange: 00/17:07:20 to 00/17:10:19

Plot file version 286 created 21-NOV-2023 10:25:42

G23.389 RB010 1.UVDATA.1

Freq = 6.6310 GHz, Bw = 8.000 MH No calibration applied and no bandpass applied



6632646648656664676686688
FREQ MHz

6632646648656664676686688
FREQ MHz

Lower frame: Real Jy

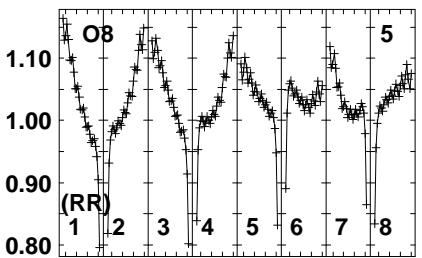
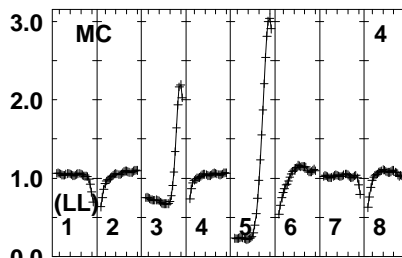
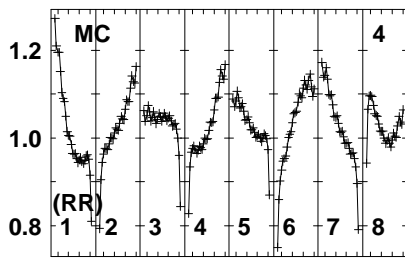
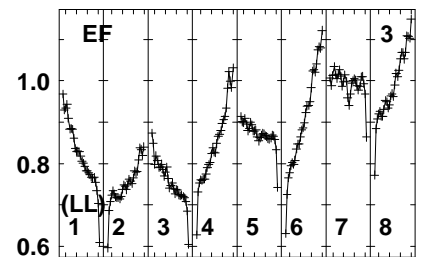
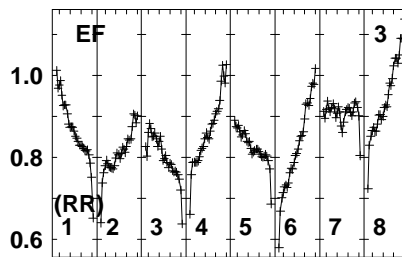
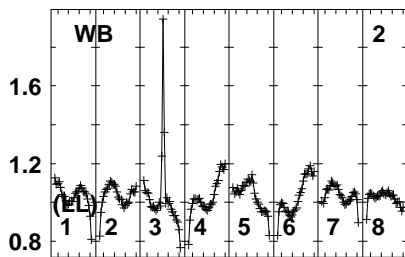
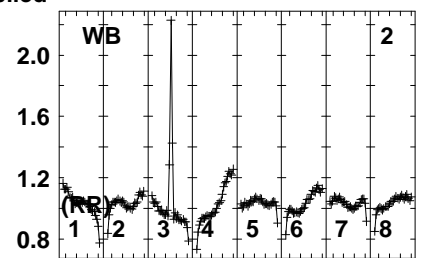
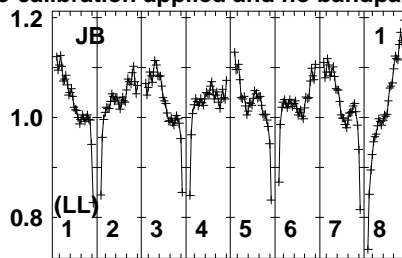
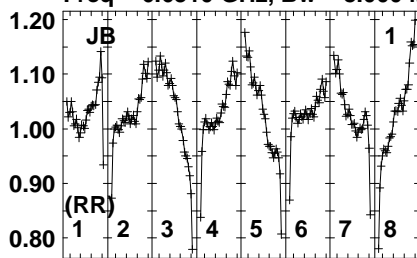
Auto-corr total-power spectrum Antenna: *

Timerange: 00/17:07:20 to 00/17:10:19

Plot file version 287 created 21-NOV-2023 10:25:42

J1825-0737 RB010 1.UVDATA.1

Freq = 6.6310 GHz, Bw = 8.000 MH No calibration applied and no bandpass applied



663.264 664.865 666.467 668.0688
FREQ MHz

663.264 664.865 666.467 668.0688
FREQ MHz

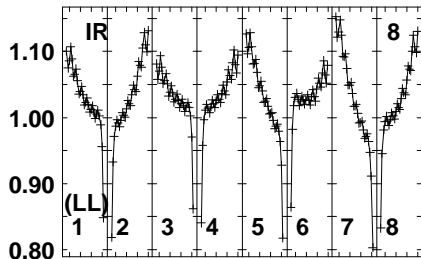
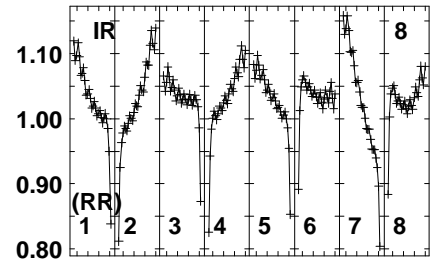
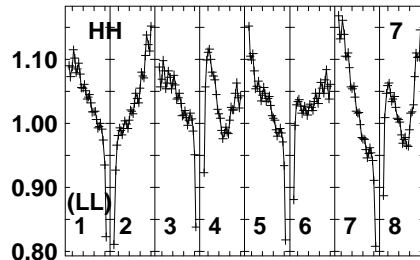
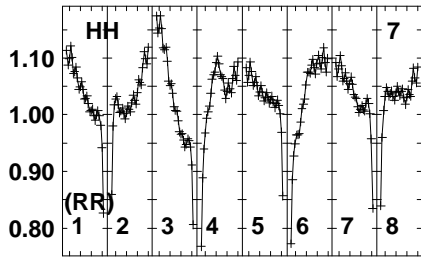
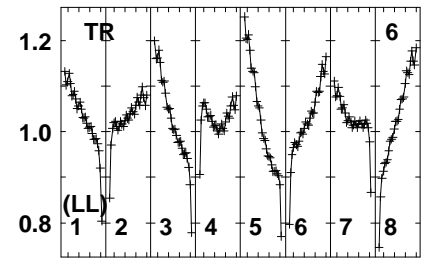
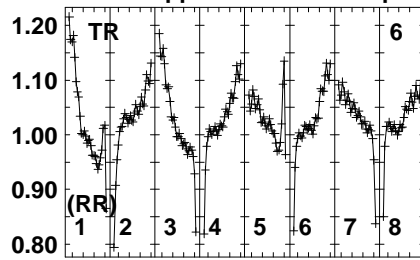
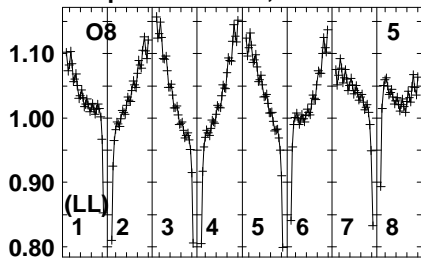
663.264 664.865 666.467 668.0688
FREQ MHz

Lower frame: Real Jy
Auto-corr total-power spectrum Antenna: *
Timerange: 00/17:10:20 to 00/17:12:20

Plot file version 288 created 21-NOV-2023 10:25:42

J1825-0737 RB010 1.UVDATA.1

Freq = 6.6310 GHz, Bw = 8.000 MH No calibration applied and no bandpass applied



6632646648656664672680688
FREQ MHz

6632646648656664672680688
FREQ MHz

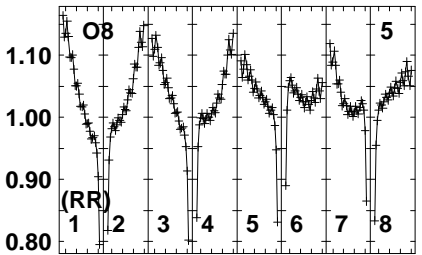
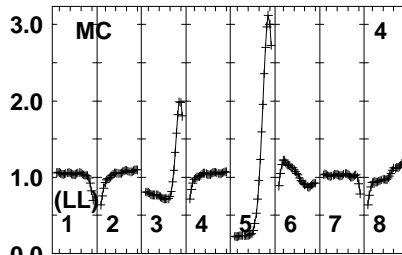
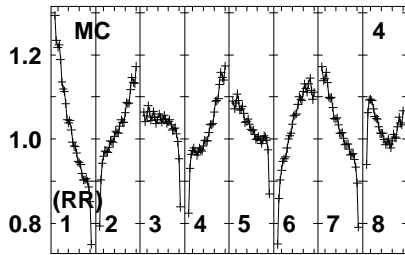
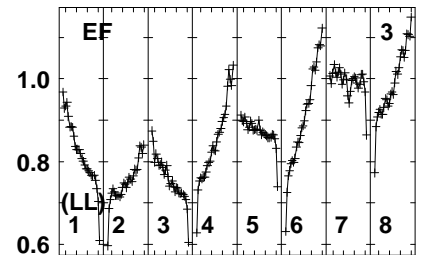
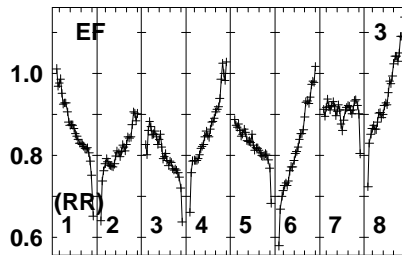
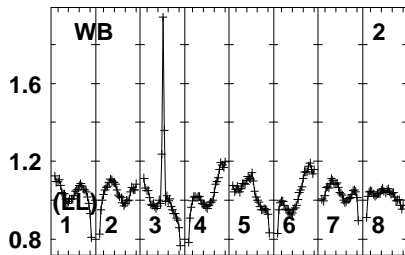
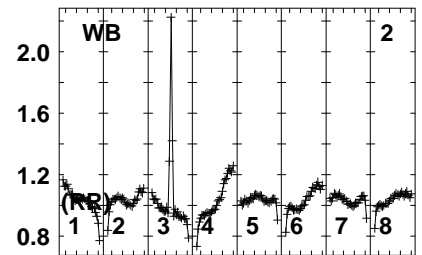
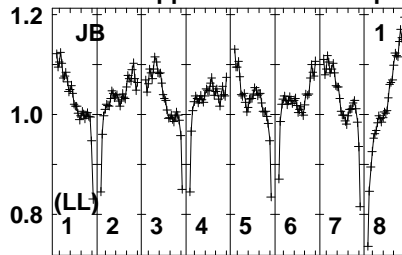
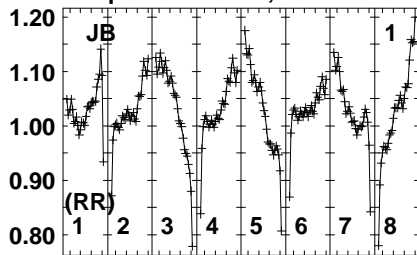
6632646648656664672680688
FREQ MHz

Lower frame: Real Jy
Auto-corr total-power spectrum Antenna: *
Timerange: 00/17:10:20 to 00/17:12:20

Plot file version 289 created 21-NOV-2023 10:25:42

G23.389 RB010 1.UVDATA.1

Freq = 6.6310 GHz, Bw = 8.000 MH No calibration applied and no bandpass applied



663.264 664.865 666.467 668.0688
FREQ MHz

663.264 664.865 666.467 668.0688
FREQ MHz

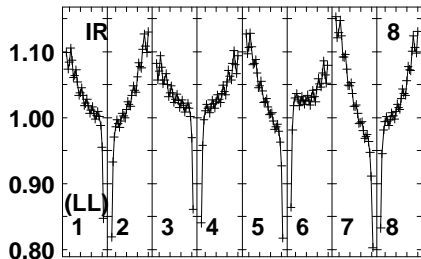
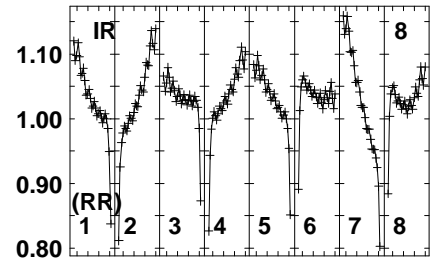
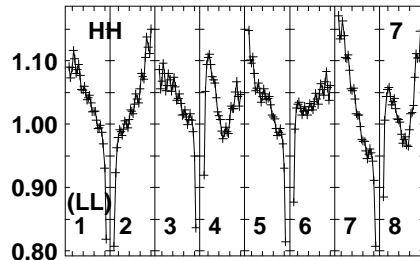
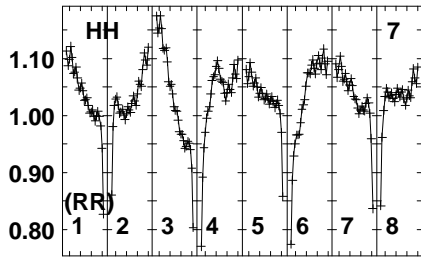
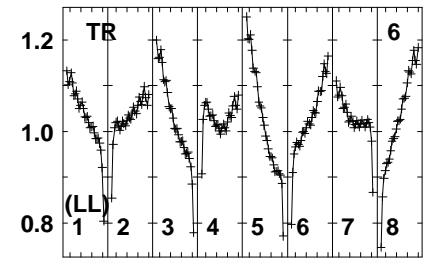
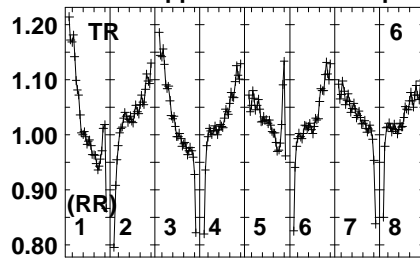
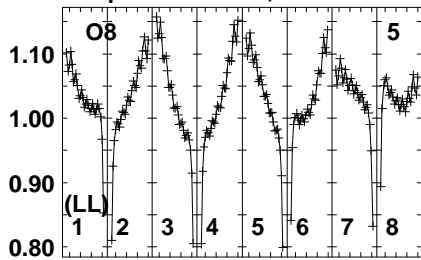
663.264 664.865 666.467 668.0688
FREQ MHz

Lower frame: Real Jy
Auto-corr total-power spectrum Antenna: *
Timerange: 00/17:12:20 to 00/17:15:20

Plot file version 290 created 21-NOV-2023 10:25:42

G23.389 RB010 1.UVDATA.1

Freq = 6.6310 GHz, Bw = 8.000 MH No calibration applied and no bandpass applied



663.26466486566646672680688
FREQ MHz

663.26466486566646672680688
FREQ MHz

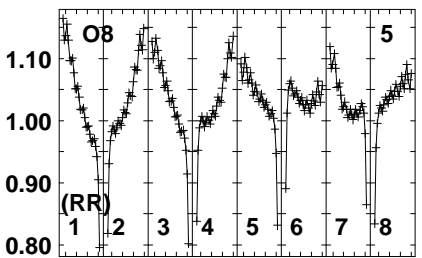
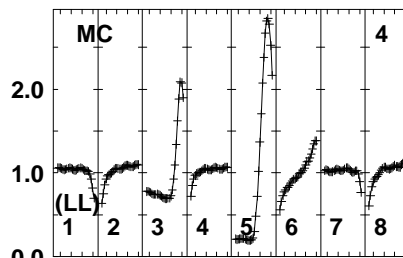
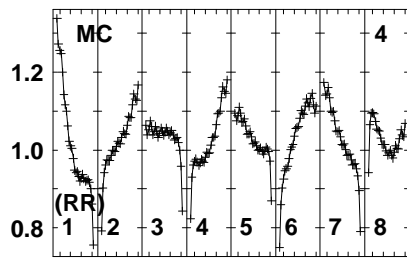
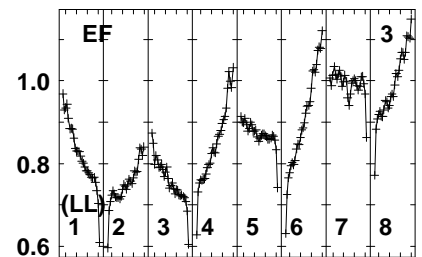
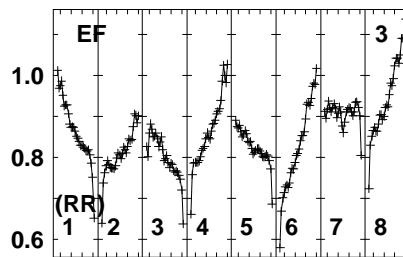
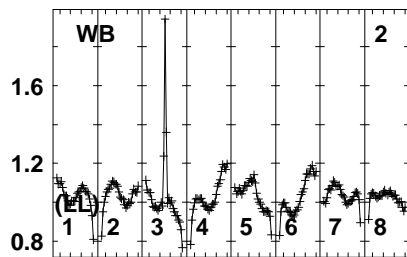
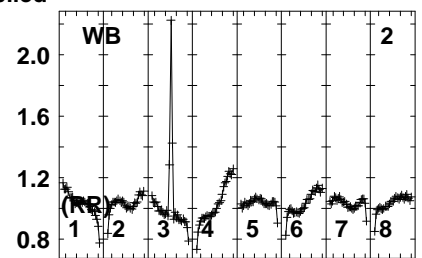
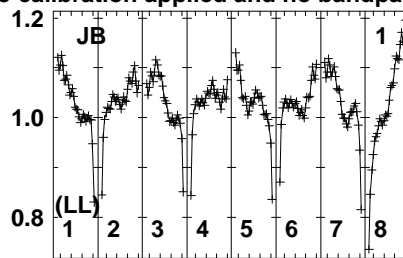
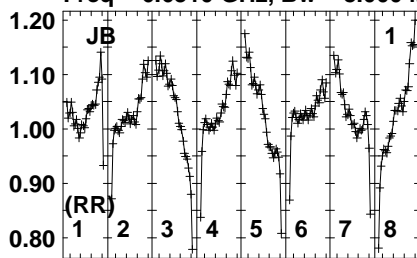
663.26466486566646672680688
FREQ MHz

Lower frame: Real Jy
Auto-corr total-power spectrum Antenna: *
Timerange: 00/17:12:20 to 00/17:15:20

Plot file version 291 created 21-NOV-2023 10:25:43

J1825-0737 RB010 1.UVDATA.1

Freq = 6.6310 GHz, Bw = 8.000 MH No calibration applied and no bandpass applied



663.264664866566667.2686688
FREQ MHz

663.264664866566667.2686688
FREQ MHz

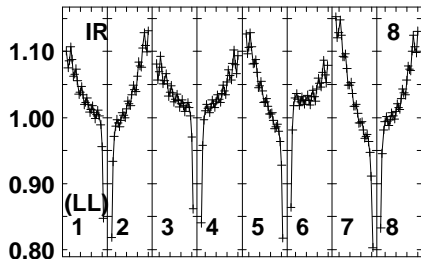
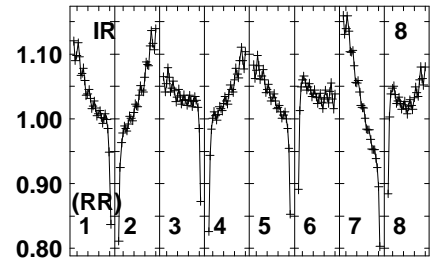
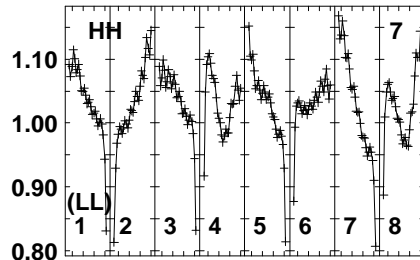
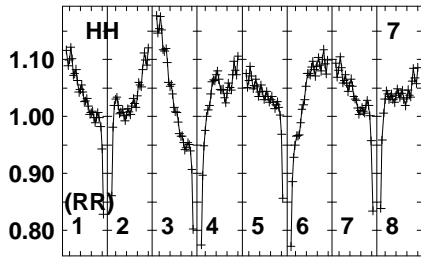
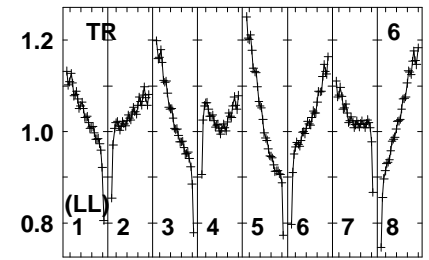
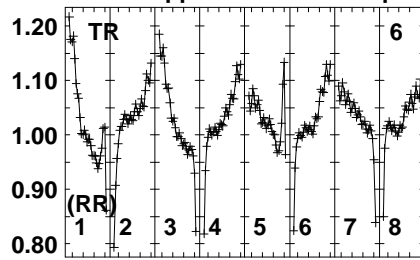
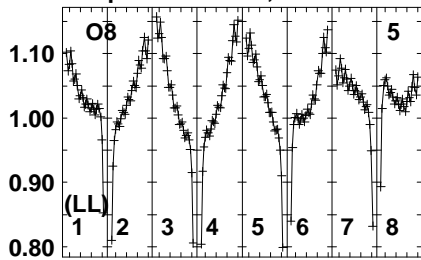
663.264664866566667.2686688
FREQ MHz

Lower frame: Real Jy
Auto-corr total-power spectrum Antenna: *
Timerange: 00/17:16:01 to 00/17:18:00

Plot file version 292 created 21-NOV-2023 10:25:43

J1825-0737 RB010 1.UVDATA.1

Freq = 6.6310 GHz, Bw = 8.000 MH No calibration applied and no bandpass applied



6632646648656664672680688
FREQ MHz

6632646648656664672680688
FREQ MHz

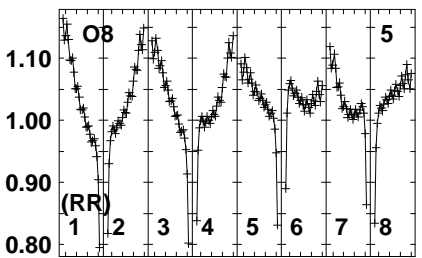
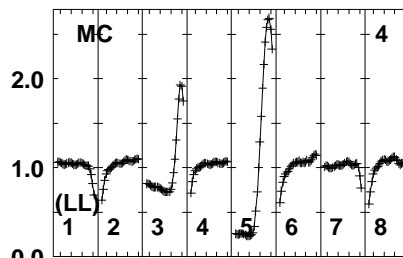
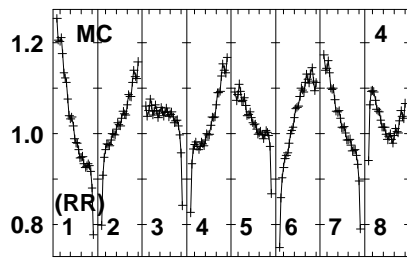
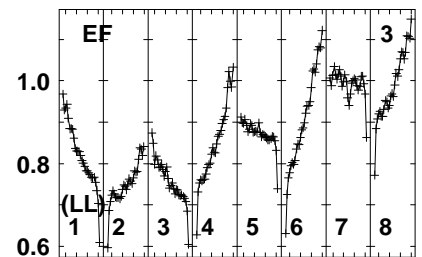
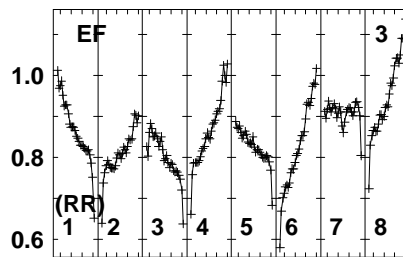
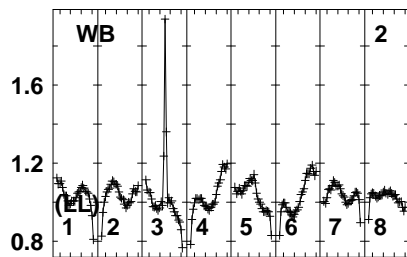
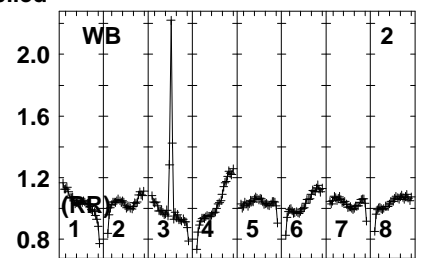
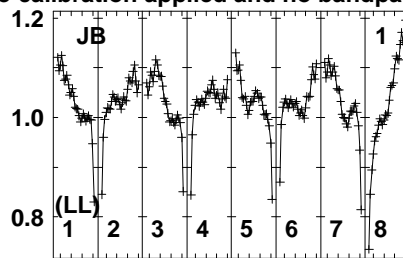
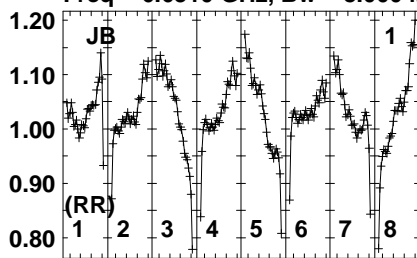
FREQ MHz

Lower frame: Real Jy
Auto-corr total-power spectrum Antenna: *
Timerange: 00/17:16:01 to 00/17:18:00

Plot file version 293 created 21-NOV-2023 10:25:43

G23.389 RB010 1.UVDATA.1

Freq = 6.6310 GHz, Bw = 8.000 MH No calibration applied and no bandpass applied



6632646648656666768688
FREQ MHz

6632646648656666768688
FREQ MHz

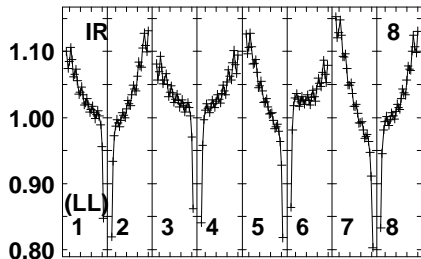
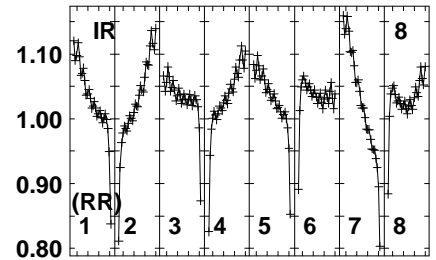
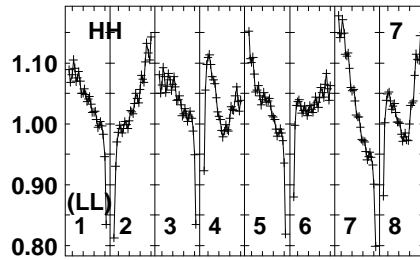
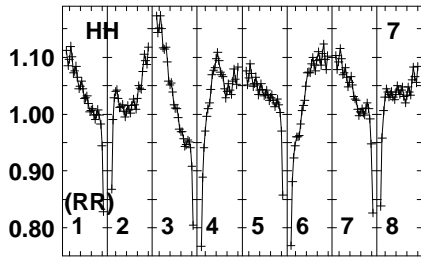
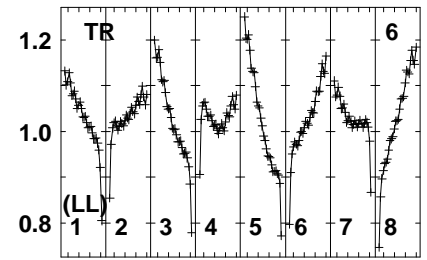
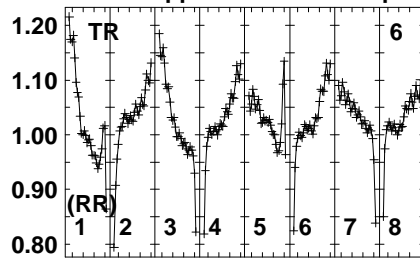
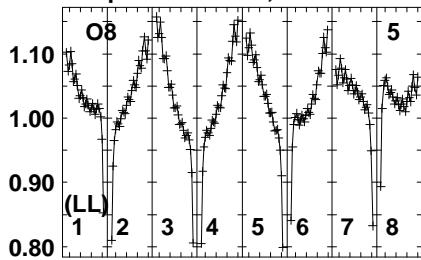
6632646648656666768688
FREQ MHz

Lower frame: Real Jy
Auto-corr total-power spectrum Antenna: *
Timerange: 00/17:18:01 to 00/17:21:00

Plot file version 294 created 21-NOV-2023 10:25:43

G23.389 RB010 1.UVDATA.1

Freq = 6.6310 GHz, Bw = 8.000 MH No calibration applied and no bandpass applied



6632646648656664672680688
FREQ MHz

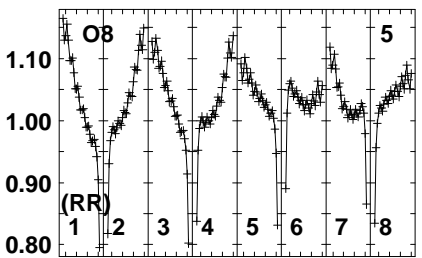
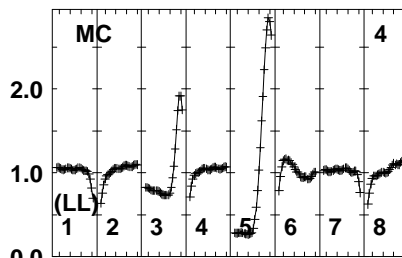
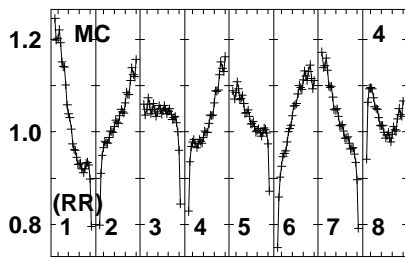
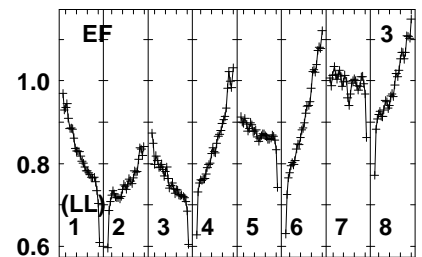
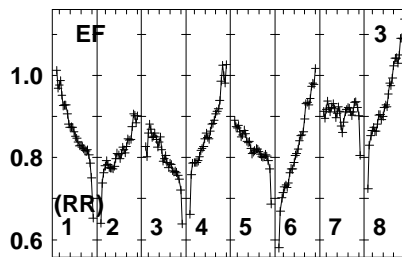
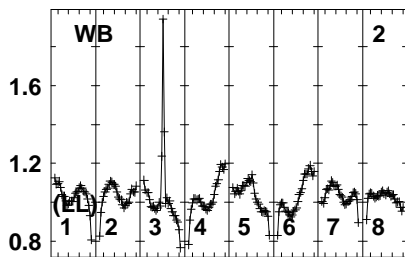
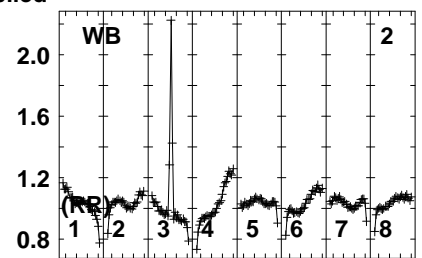
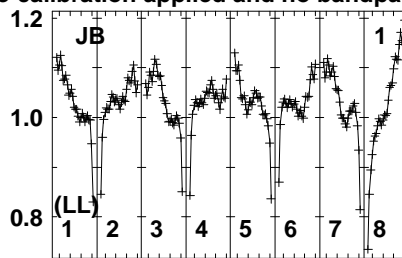
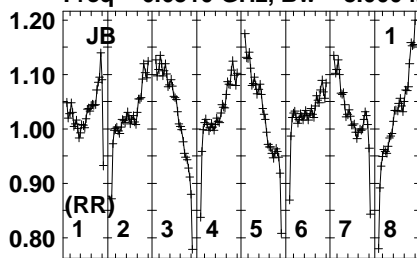
6632646648656664672680688
FREQ MHz

Lower frame: Real Jy
Auto-corr total-power spectrum Antenna: *
Timerange: 00/17:18:01 to 00/17:21:00

Plot file version 295 created 21-NOV-2023 10:25:43

J1825-0737 RB010 1.UVDATA.1

Freq = 6.6310 GHz, Bw = 8.000 MH No calibration applied and no bandpass applied



663.264 664.865 666.467 668.0688
FREQ MHz

663.264 664.865 666.467 668.0688
FREQ MHz

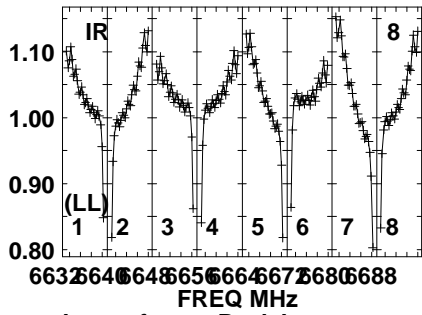
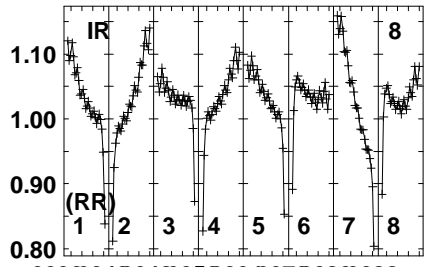
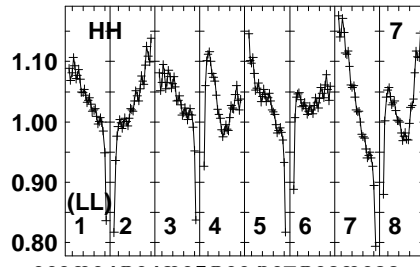
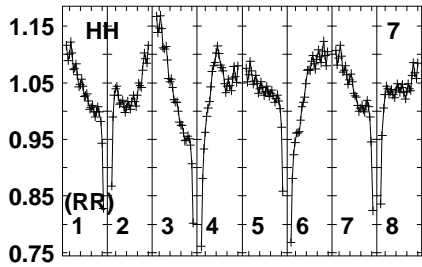
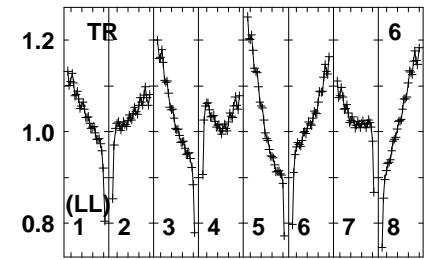
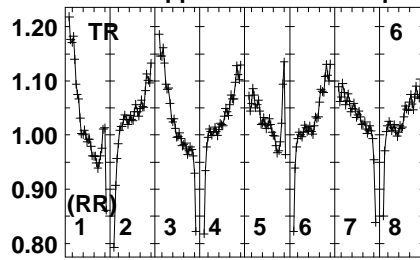
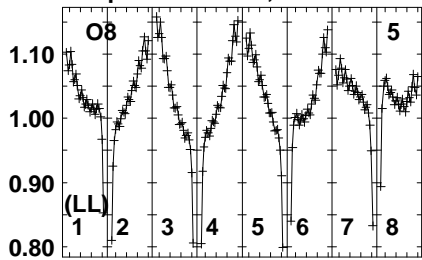
663.264 664.865 666.467 668.0688
FREQ MHz

Lower frame: Real Jy
Auto-corr total-power spectrum Antenna: *
Timerange: 00/17:21:01 to 00/17:22:59

Plot file version 296 created 21-NOV-2023 10:25:43

J1825-0737 RB010 1.UVDATA.1

Freq = 6.6310 GHz, Bw = 8.000 MH No calibration applied and no bandpass applied



663.5648656664672680688
FREQ MHz

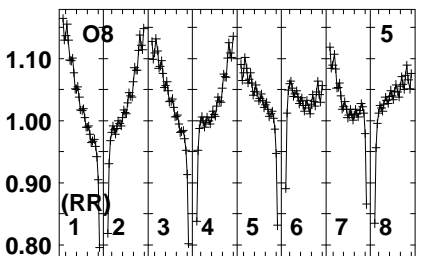
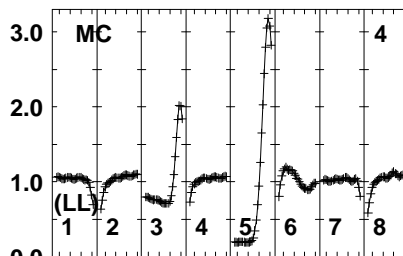
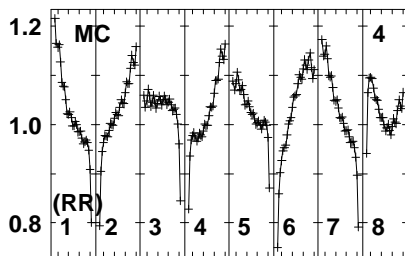
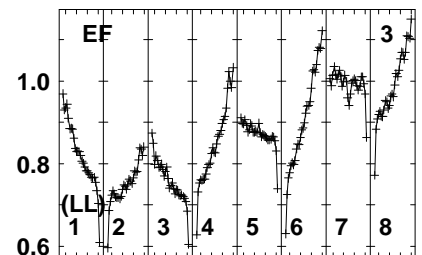
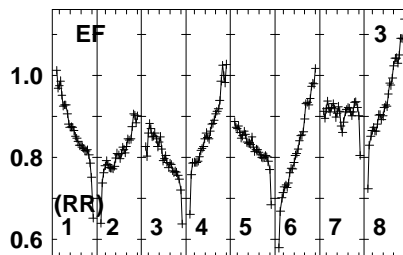
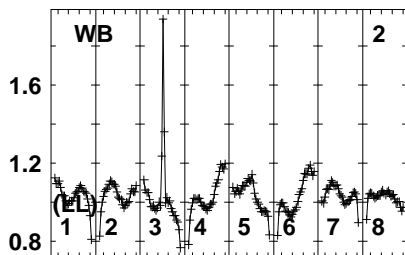
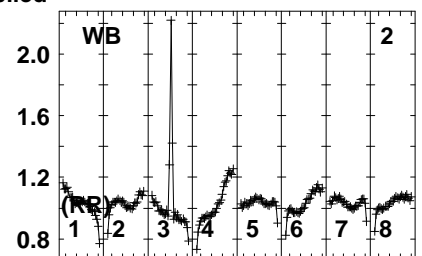
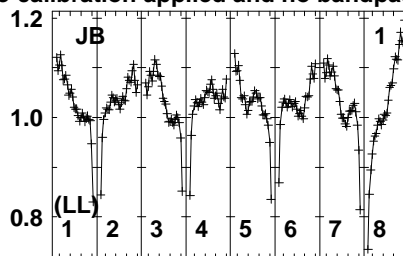
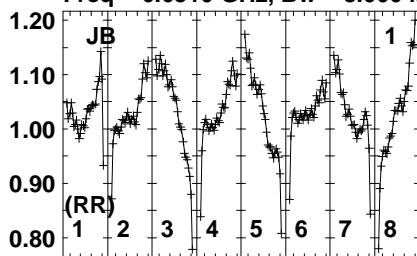
663.5648656664672680688
FREQ MHz

Lower frame: Real Jy
Auto-corr total-power spectrum Antenna: *
Timerange: 00/17:21:01 to 00/17:22:59

Plot file version 297 created 21-NOV-2023 10:25:43

G23.389 RB010 1.UVDATA.1

Freq = 6.6310 GHz, Bw = 8.000 MH No calibration applied and no bandpass applied



663.264 664.864 666.464 668.064
FREQ MHz

663.264 664.864 666.464 668.064
FREQ MHz

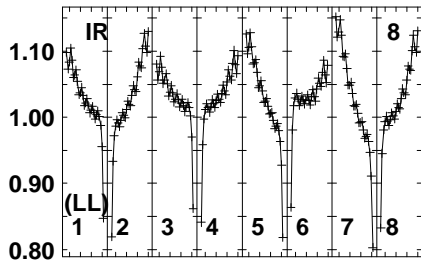
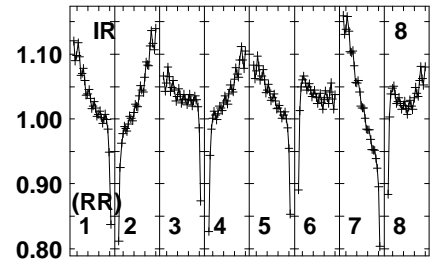
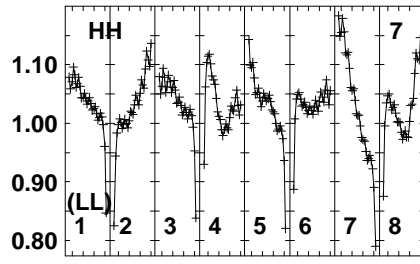
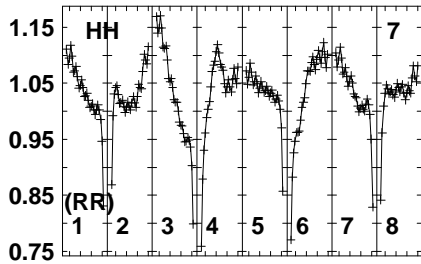
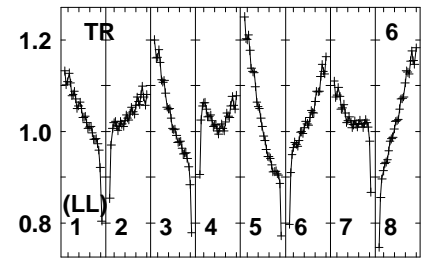
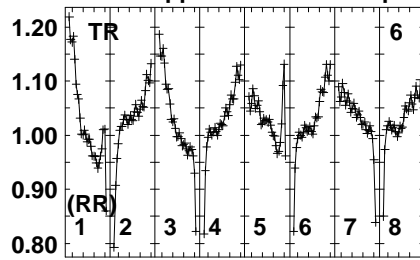
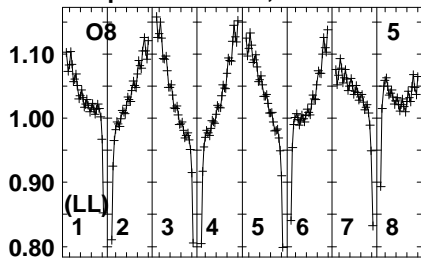
663.264 664.864 666.464 668.064
FREQ MHz

Lower frame: Real Jy
Auto-corr total-power spectrum Antenna: *
Timerange: 00/17:23:01 to 00/17:25:59

Plot file version 298 created 21-NOV-2023 10:25:43

G23.389 RB010 1.UVDATA.1

Freq = 6.6310 GHz, Bw = 8.000 MH No calibration applied and no bandpass applied



663.2646648656664672680688
FREQ MHz

663.2646648656664672680688
FREQ MHz

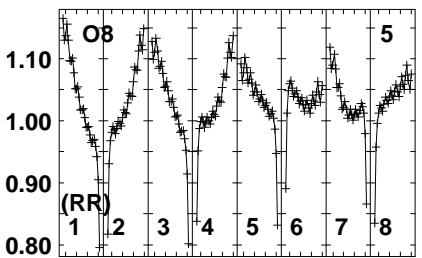
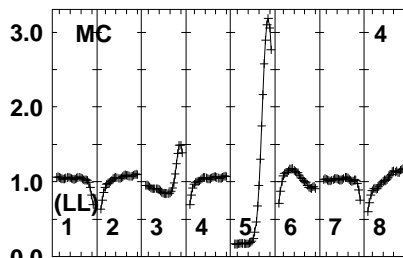
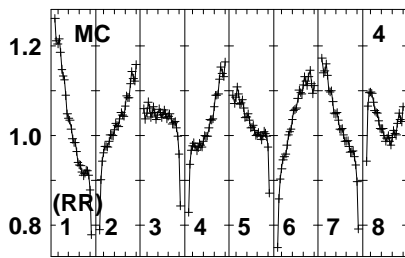
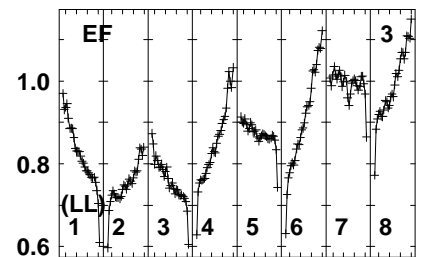
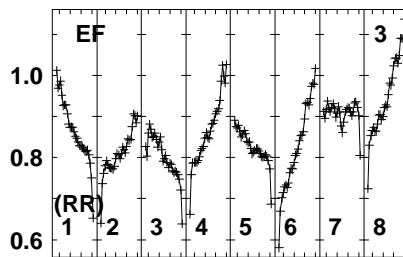
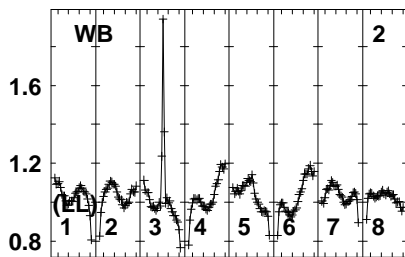
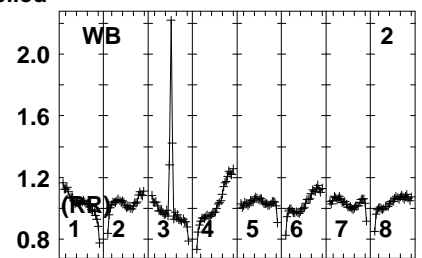
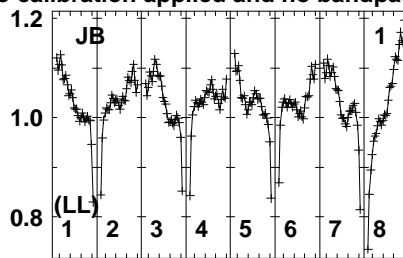
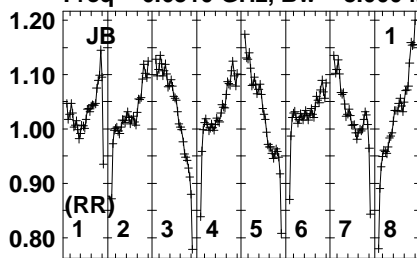
663.2646648656664672680688
FREQ MHz

Lower frame: Real Jy
Auto-corr total-power spectrum Antenna: *
Timerange: 00/17:23:01 to 00/17:25:59

Plot file version 299 created 21-NOV-2023 10:25:43

J1825-0737 RB010 1.UVDATA.1

Freq = 6.6310 GHz, Bw = 8.000 MH No calibration applied and no bandpass applied



663.264 664.865 666.467 668.0688
FREQ MHz

663.264 664.865 666.467 668.0688
FREQ MHz

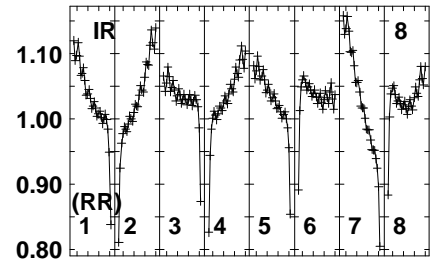
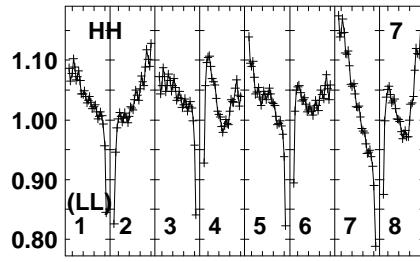
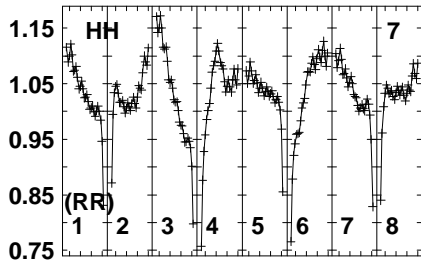
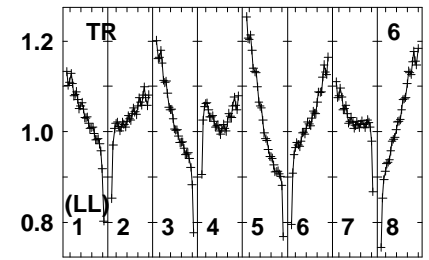
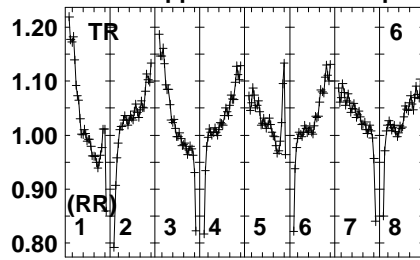
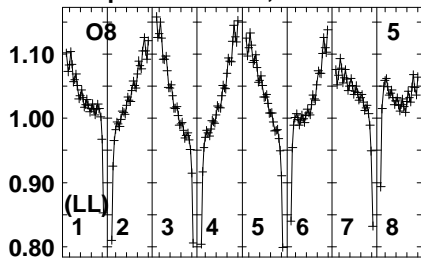
663.264 664.865 666.467 668.0688
FREQ MHz

Lower frame: Real Jy
Auto-corr total-power spectrum Antenna: *
Timerange: 00/17:26:41 to 00/17:28:40

Plot file version 300 created 21-NOV-2023 10:25:44

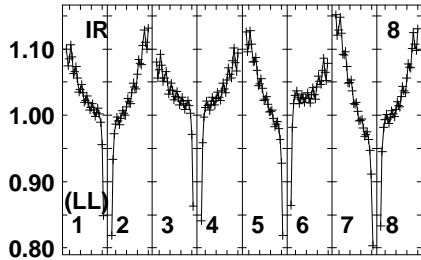
J1825-0737 RB010 1.UVDATA.1

Freq = 6.6310 GHz, Bw = 8.000 MH No calibration applied and no bandpass applied



663 664 665 666 667 668 6688
FREQ MHz

663 664 665 666 667 668 6688
FREQ MHz



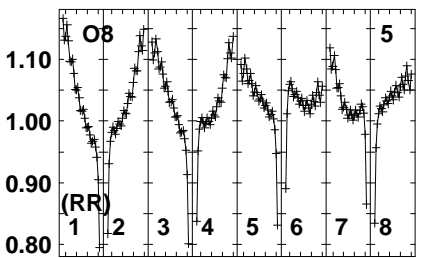
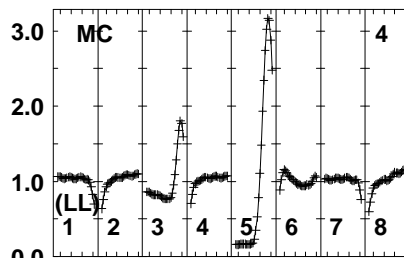
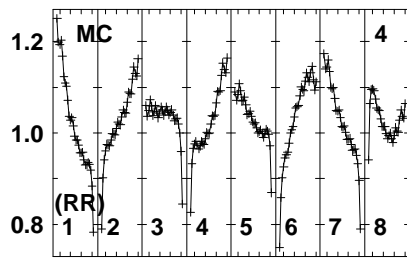
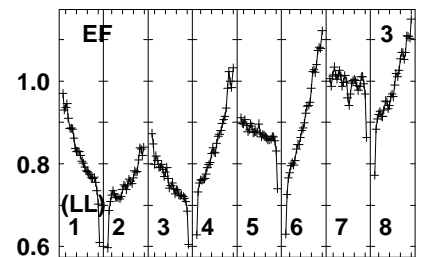
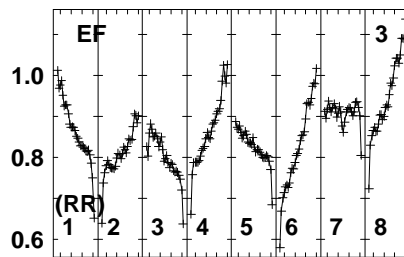
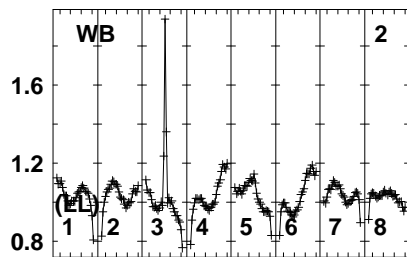
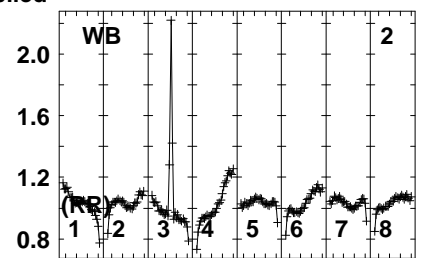
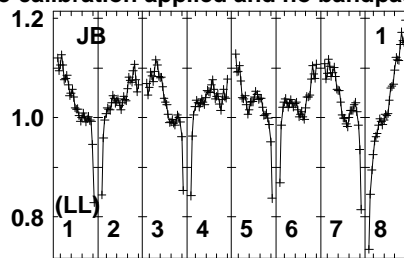
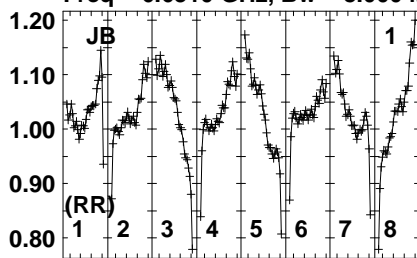
663 664 665 666 667 668 6688
FREQ MHz

Lower frame: Real Jy
Auto-corr total-power spectrum Antenna: *
Timerange: 00/17:26:41 to 00/17:28:40

Plot file version 301 created 21-NOV-2023 10:25:44

G23.389 RB010 1.UVDATA.1

Freq = 6.6310 GHz, Bw = 8.000 MH No calibration applied and no bandpass applied



663264664865666672686688
FREQ MHz

663264664865666672686688
FREQ MHz

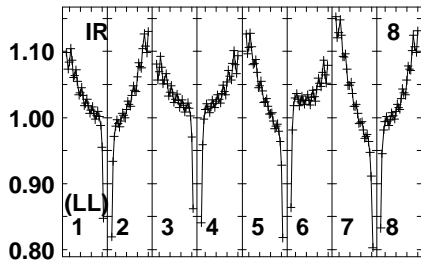
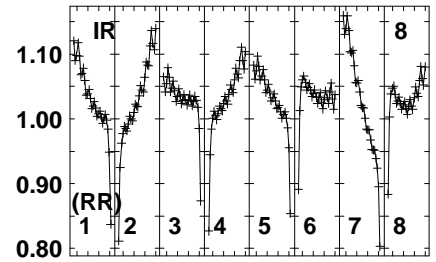
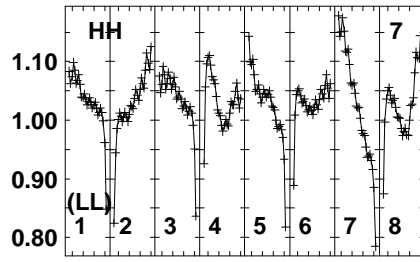
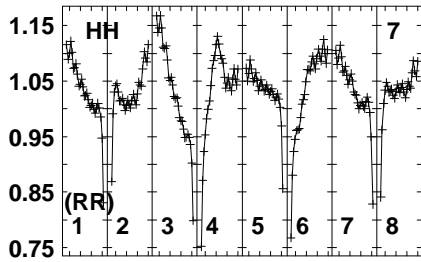
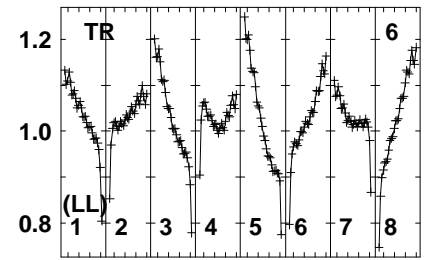
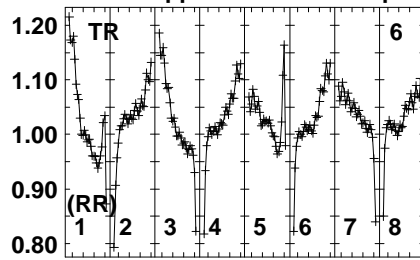
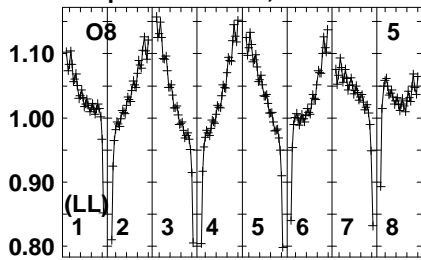
663264664865666672686688
FREQ MHz

Lower frame: Real Jy
Auto-corr total-power spectrum Antenna: *
Timerange: 00/17:28:40 to 00/17:31:40

Plot file version 302 created 21-NOV-2023 10:25:44

G23.389 RB010 1.UVDATA.1

Freq = 6.6310 GHz, Bw = 8.000 MH No calibration applied and no bandpass applied



663 664 665 666 667 668 6688
FREQ MHz

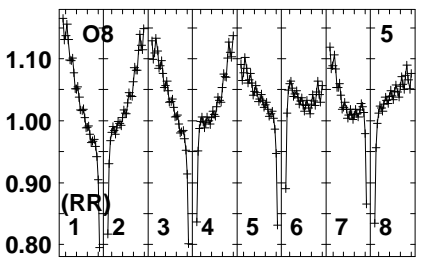
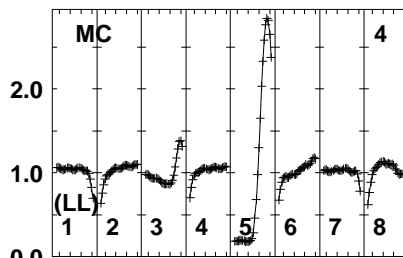
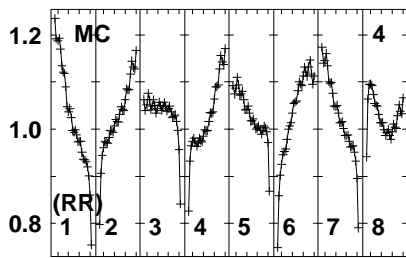
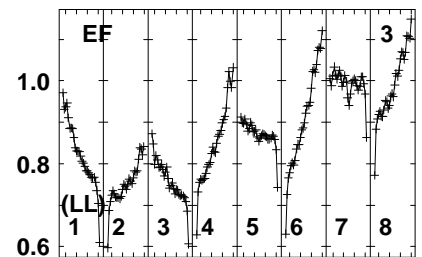
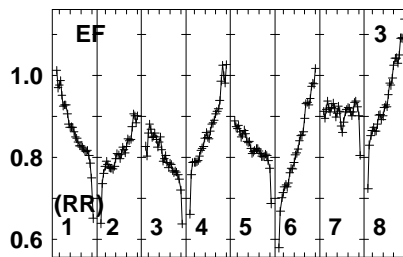
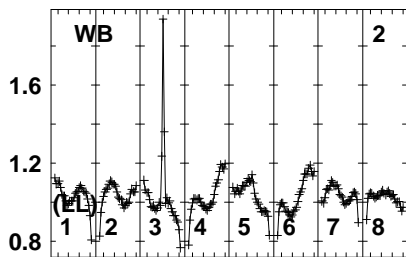
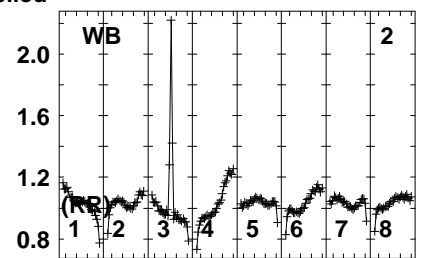
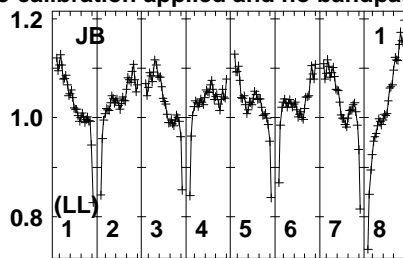
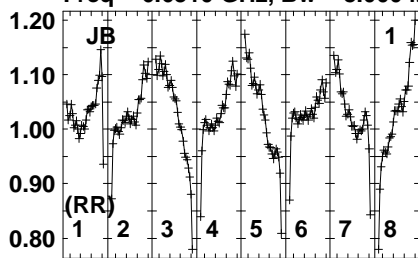
663 664 665 666 667 668 6688
FREQ MHz

Lower frame: Real Jy
Auto-corr total-power spectrum Antenna: *
Timerange: 00/17:28:40 to 00/17:31:40

Plot file version 303 created 21-NOV-2023 10:25:44

J1825-0737 RB010 1.UVDATA.1

Freq = 6.6310 GHz, Bw = 8.000 MH No calibration applied and no bandpass applied



663.264 664.864 665.666 667.268 668.0688
FREQ MHz

663.264 664.864 665.666 667.268 668.0688
FREQ MHz

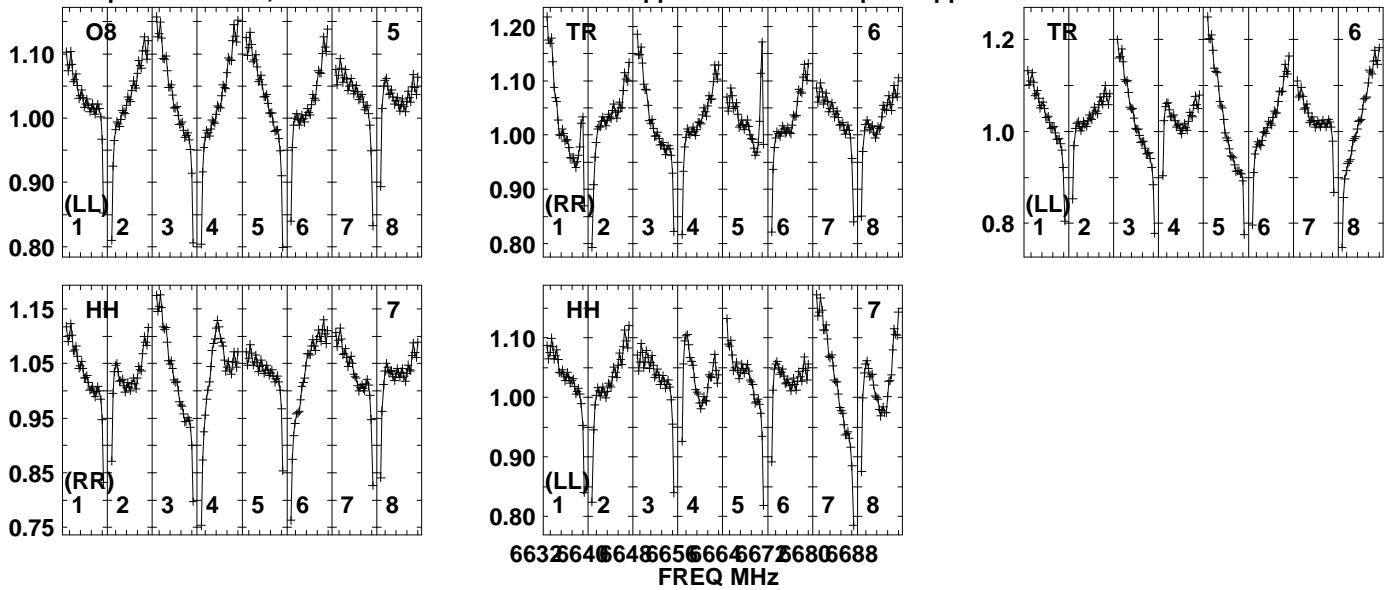
663.264 664.864 665.666 667.268 668.0688
FREQ MHz

Lower frame: Real Jy
Auto-corr total-power spectrum Antenna: *
Timerange: 00/17:31:40 to 00/17:33:40

Plot file version 304 created 21-NOV-2023 10:25:44

J1825-0737 RB010 1.UVDATA.1

Freq = 6.6310 GHz, Bw = 8.000 MH No calibration applied and no bandpass applied

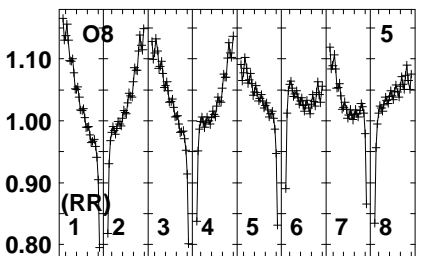
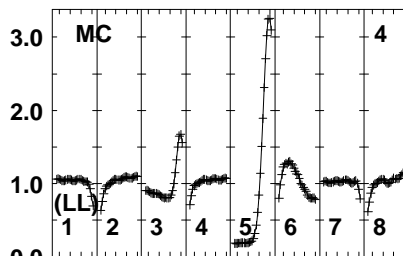
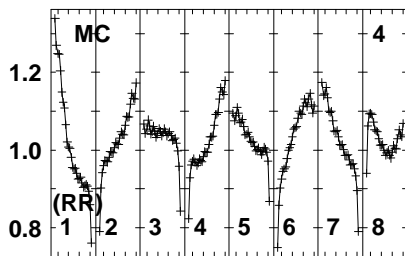
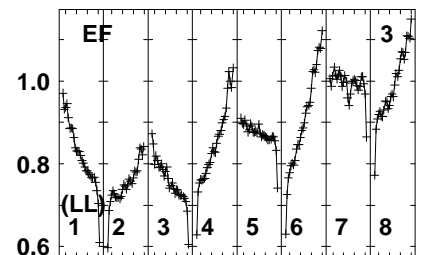
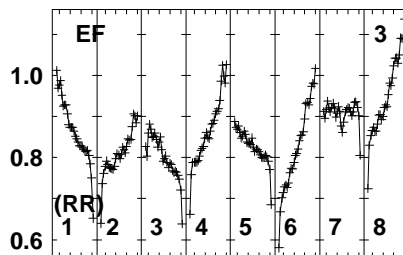
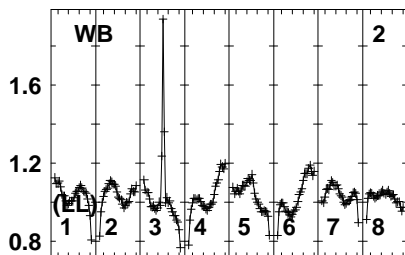
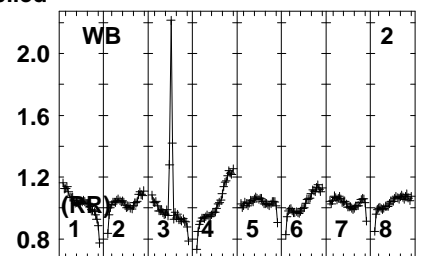
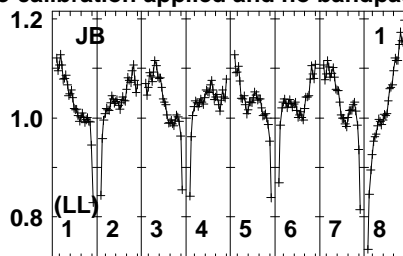
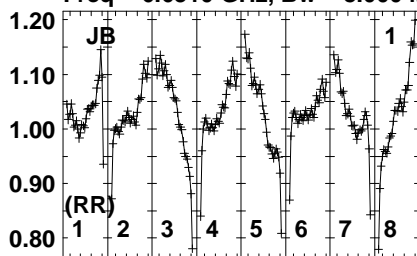


Lower frame: Real Jy
Auto-corr total-power spectrum Antenna: *
Timerange: 00/17:31:40 to 00/17:33:40

Plot file version 305 created 21-NOV-2023 10:25:44

G23.389 RB010 1.UVDATA.1

Freq = 6.6310 GHz, Bw = 8.000 MH No calibration applied and no bandpass applied



663.264 664.865 666.467 668.0688
FREQ MHz

663.264 664.865 666.467 668.0688
FREQ MHz

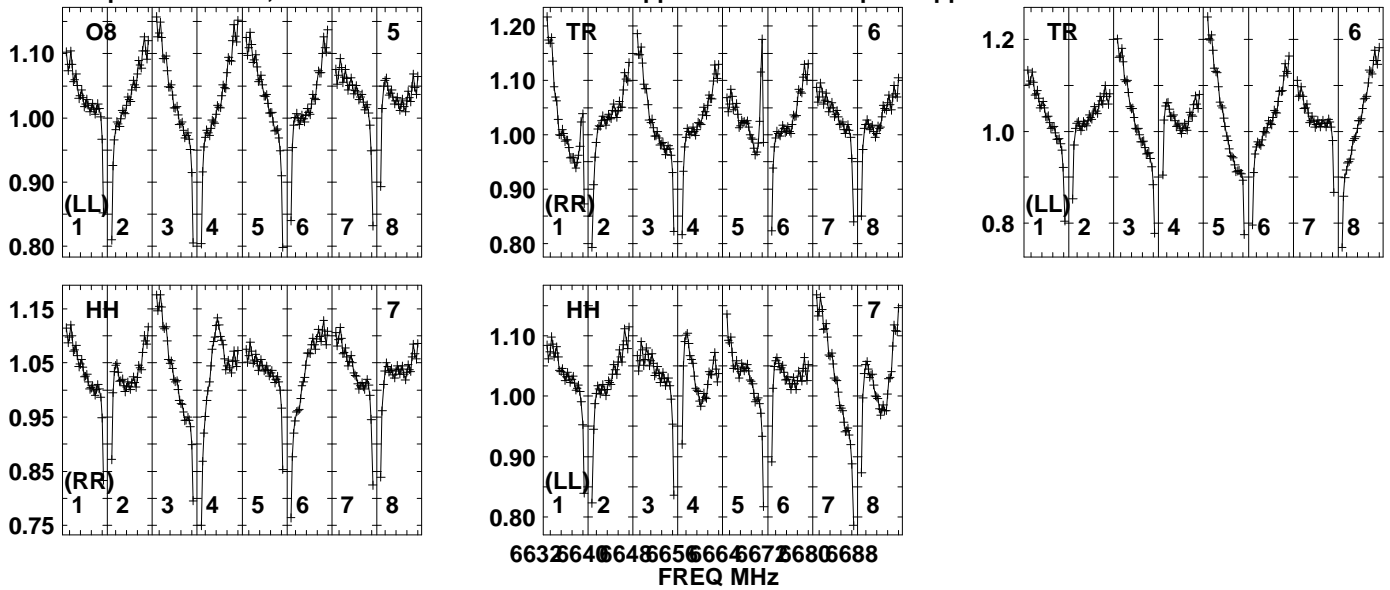
663.264 664.865 666.467 668.0688
FREQ MHz

Lower frame: Real Jy
Auto-corr total-power spectrum Antenna: *
Timerange: 00/17:33:41 to 00/17:36:40

Plot file version 306 created 21-NOV-2023 10:25:44

G23.389 RB010 1.UVDATA.1

Freq = 6.6310 GHz, Bw = 8.000 MH No calibration applied and no bandpass applied

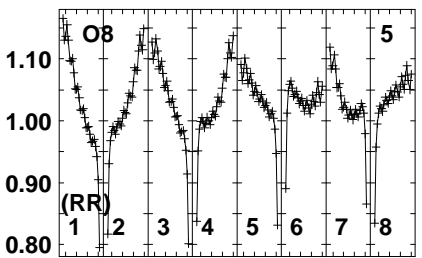
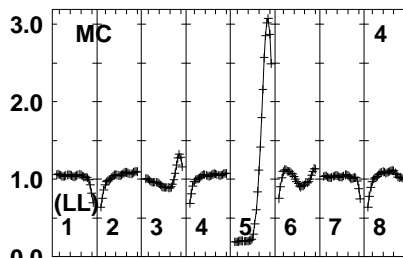
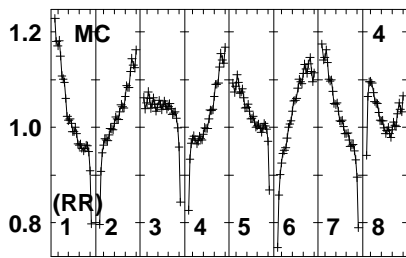
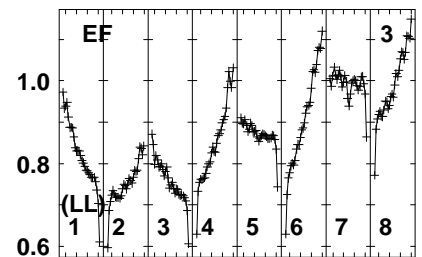
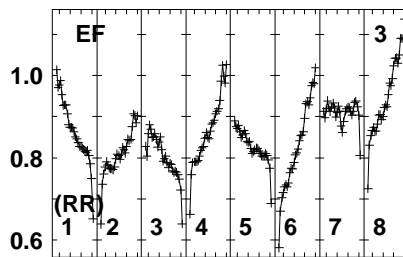
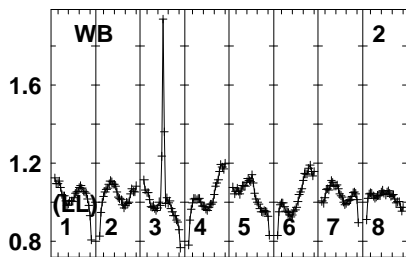
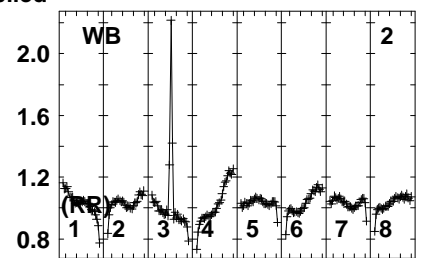
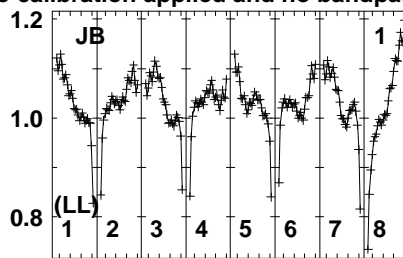
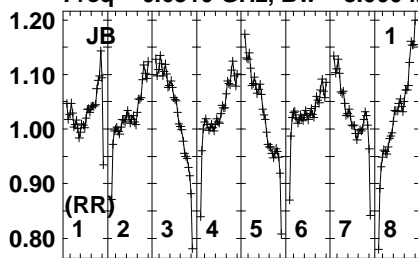


Lower frame: Real Jy
Auto-corr total-power spectrum Antenna: *
Timerange: 00/17:33:41 to 00/17:36:40

Plot file version 307 created 21-NOV-2023 10:25:44

J1825-0737 RB010 1.UVDATA.1

Freq = 6.6310 GHz, Bw = 8.000 MH No calibration applied and no bandpass applied



663.264664866566667.2686688
FREQ MHz

663.264664866566667.2686688
FREQ MHz

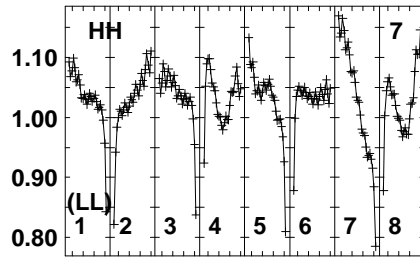
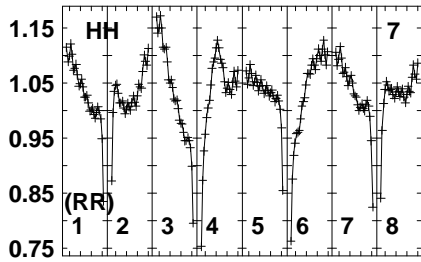
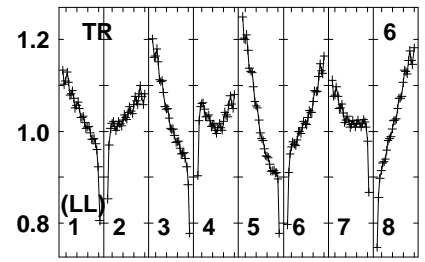
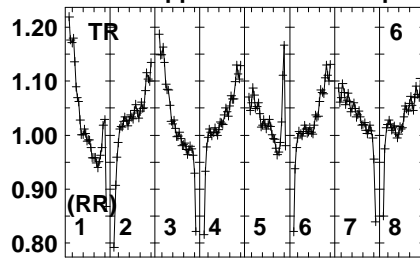
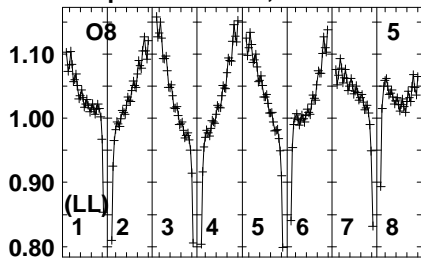
663.264664866566667.2686688
FREQ MHz

Lower frame: Real Jy
Auto-corr total-power spectrum Antenna: *
Timerange: 00/17:37:20 to 00/17:39:19

Plot file version 308 created 21-NOV-2023 10:25:44

J1825-0737 RB010 1.UVDATA.1

Freq = 6.6310 GHz, Bw = 8.000 MH No calibration applied and no bandpass applied



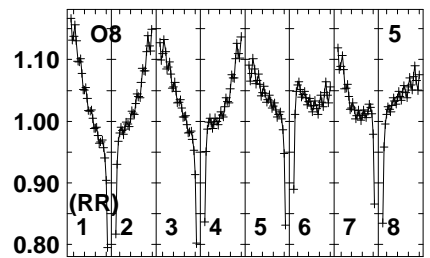
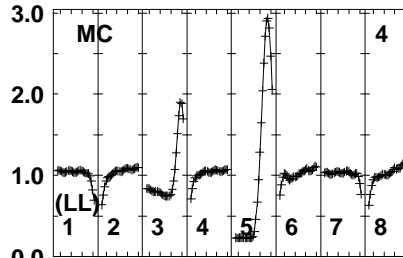
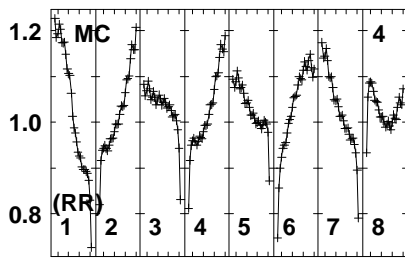
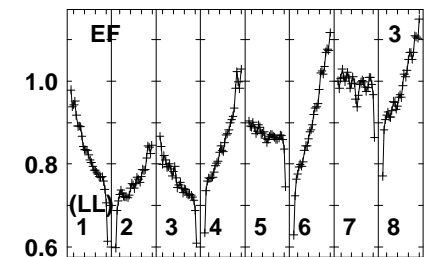
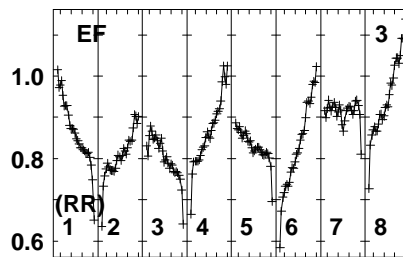
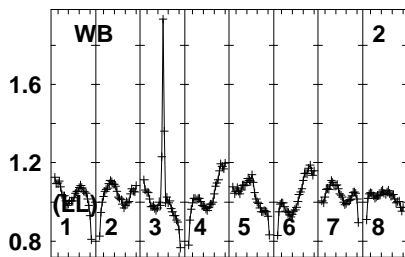
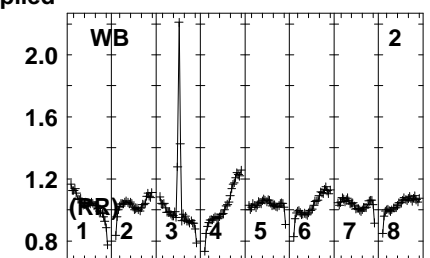
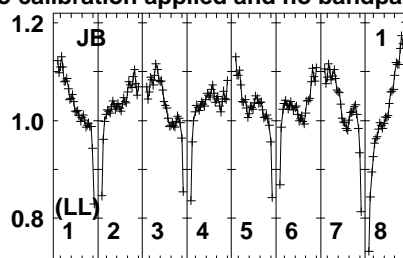
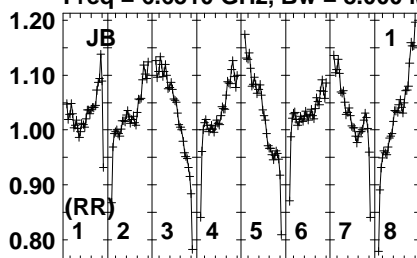
6632564664865666676686688
FREQ MHz

Lower frame: Real Jy
Auto-corr total-power spectrum Antenna: *
Timerange: 00/17:37:20 to 00/17:39:19

Plot file version 309 created 21-NOV-2023 10:25:44

J1743-0350 RB010 1.UVDATA.1

Freq = 6.6310 GHz, Bw = 8.000 MH No calibration applied and no bandpass applied



663264664865666672686688
FREQ MHz

663264664865666672686688
FREQ MHz

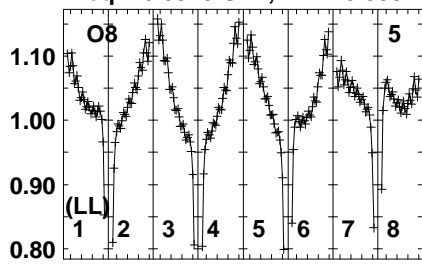
663264664865666672686688
FREQ MHz

Lower frame: Real Jy
Auto-corr total-power spectrum Antenna: *
Timerange: 00/17:40:21 to 00/17:44:19

Plot file version 310 created 21-NOV-2023 10:25:44

J1743-0350 RB010 1.UVDATA.1

Freq = 6.6310 GHz, Bw = 8.000 MH No calibration applied and no bandpass applied



Lower frame: Real Jy

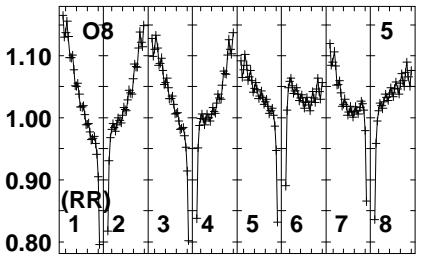
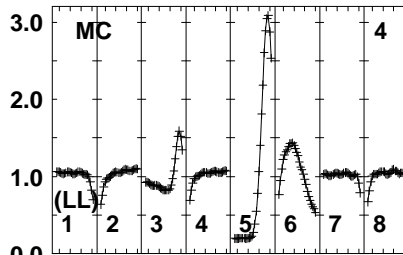
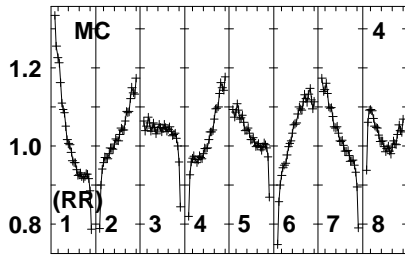
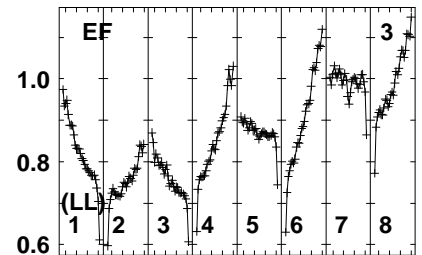
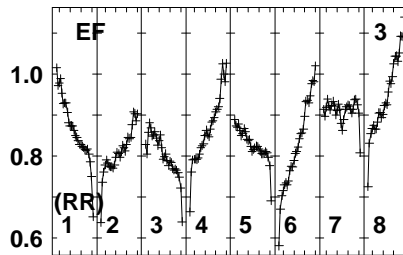
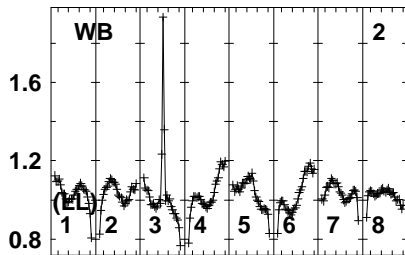
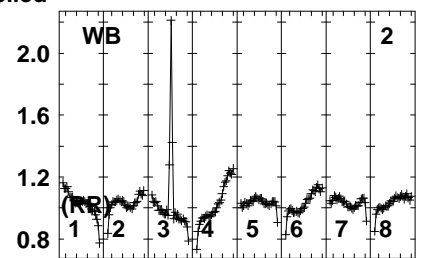
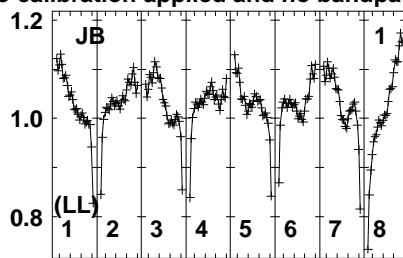
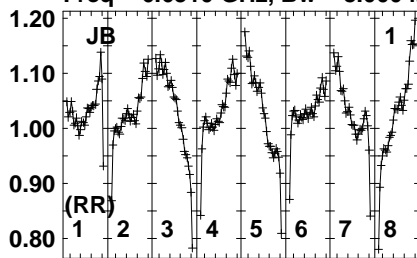
Auto-corr total-power spectrum Antenna: *

Timerange: 00/17:40:21 to 00/17:44:19

Plot file version 311 created 21-NOV-2023 10:25:45

J1825-0737 RB010 1.UVDATA.1

Freq = 6.6310 GHz, Bw = 8.000 MH No calibration applied and no bandpass applied



663.264 664.865 666.467 668.0688
FREQ MHz

663.264 664.865 666.467 668.0688
FREQ MHz

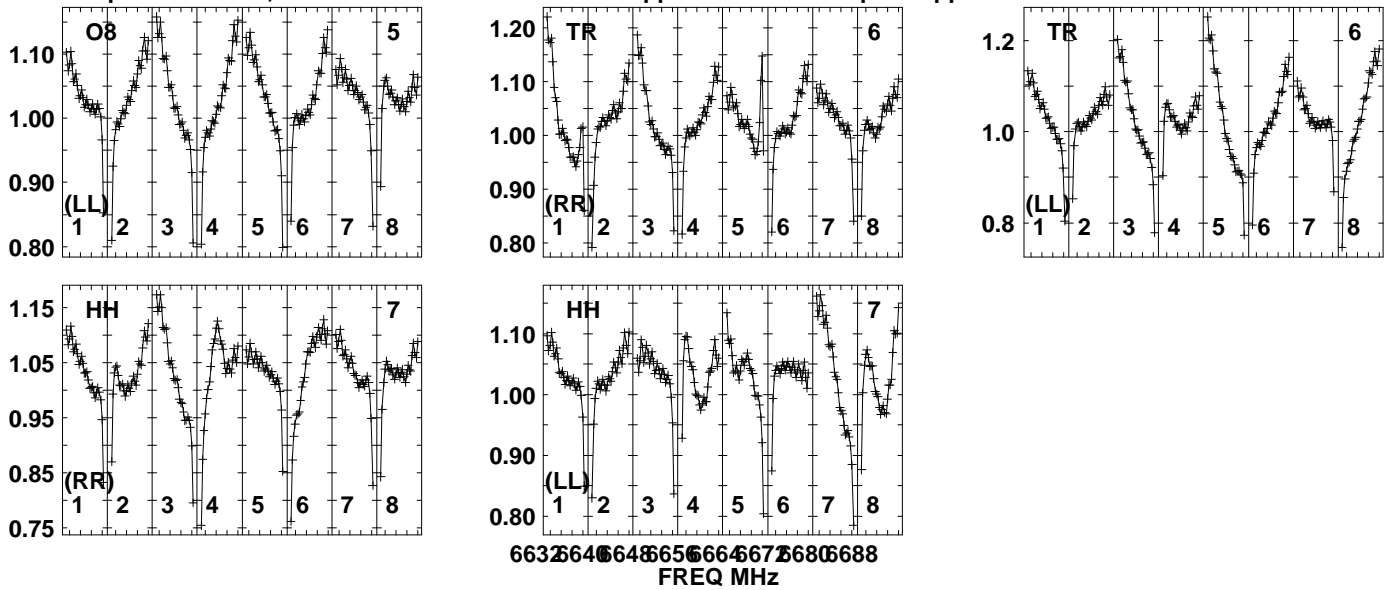
663.264 664.865 666.467 668.0688
FREQ MHz

Lower frame: Real Jy
Auto-corr total-power spectrum Antenna: *
Timerange: 00/17:45:21 to 00/17:47:19

Plot file version 312 created 21-NOV-2023 10:25:45

J1825-0737 RB010 1.UVDATA.1

Freq = 6.6310 GHz, Bw = 8.000 MH No calibration applied and no bandpass applied

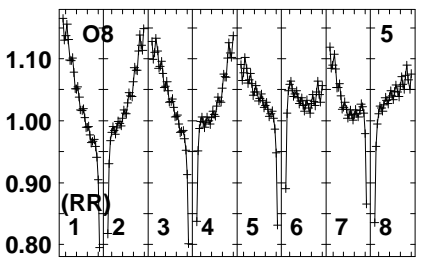
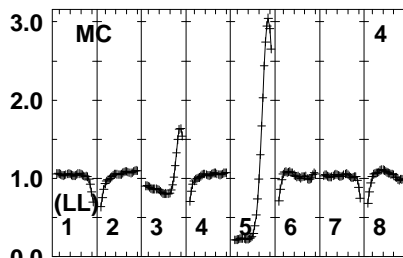
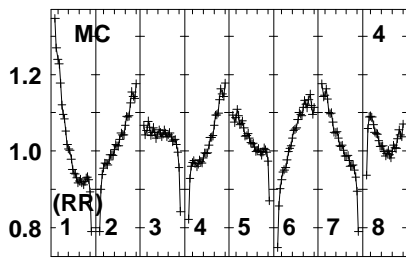
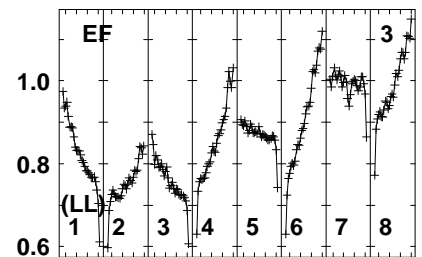
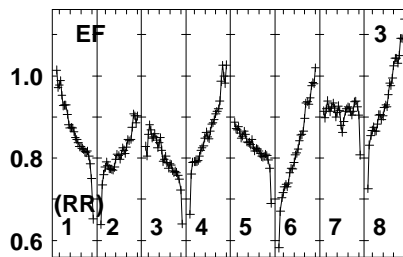
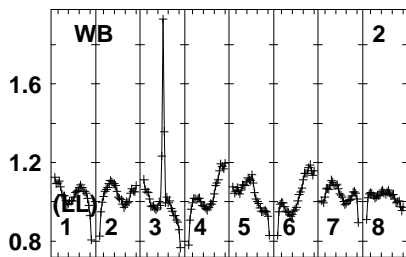
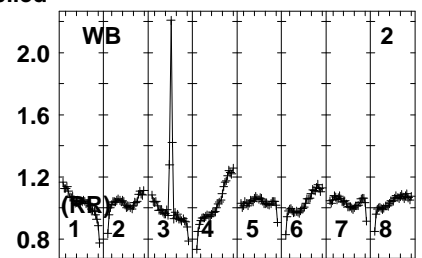
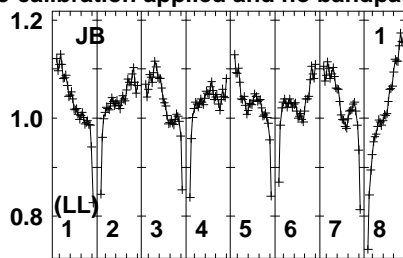
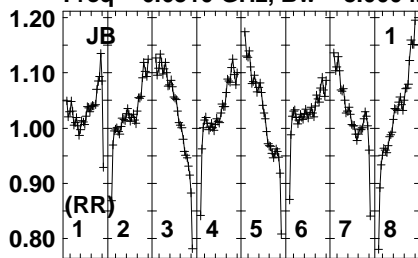


Lower frame: Real Jy
Auto-corr total-power spectrum Antenna: *
Timerange: 00/17:45:21 to 00/17:47:19

Plot file version 313 created 21-NOV-2023 10:25:45

G23.389 RB010 1.UVDATA.1

Freq = 6.6310 GHz, Bw = 8.000 MH No calibration applied and no bandpass applied



663264664865666672686688
FREQ MHz

663264664865666672686688
FREQ MHz

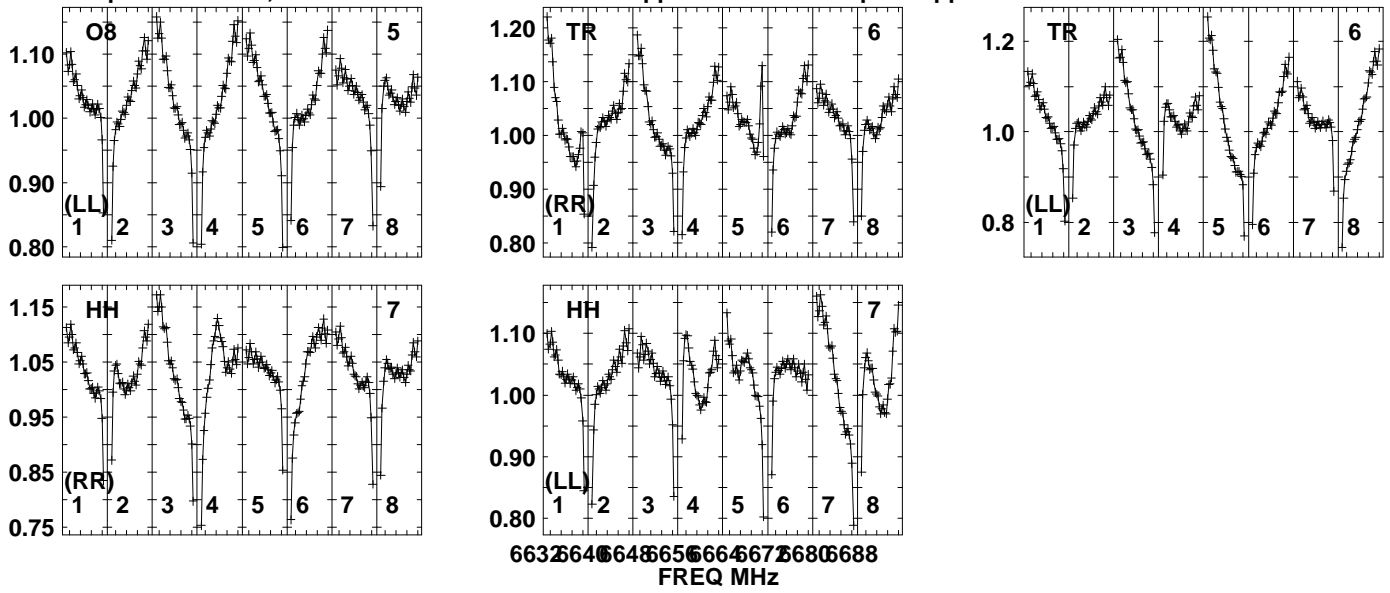
663264664865666672686688
FREQ MHz

Lower frame: Real Jy
Auto-corr total-power spectrum Antenna: *
Timerange: 00/17:47:21 to 00/17:50:19

Plot file version 314 created 21-NOV-2023 10:25:45

G23.389 RB010 1.UVDATA.1

Freq = 6.6310 GHz, Bw = 8.000 MH No calibration applied and no bandpass applied

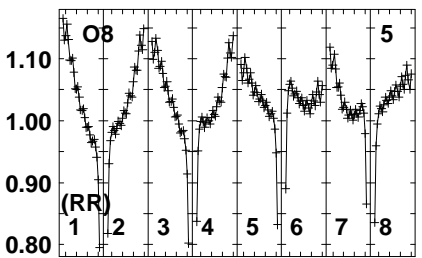
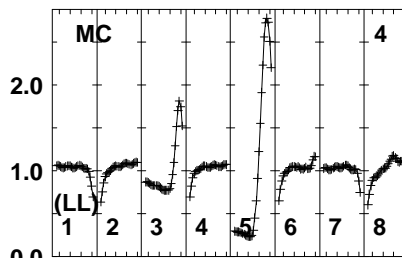
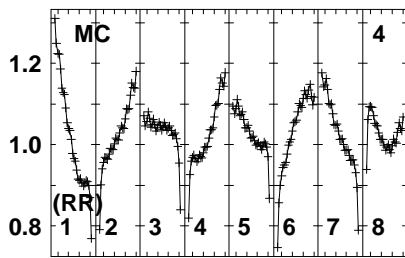
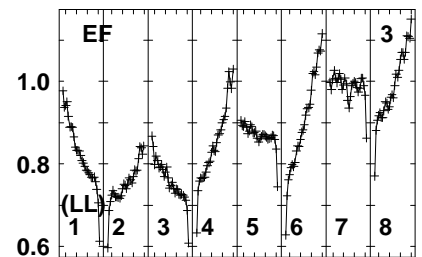
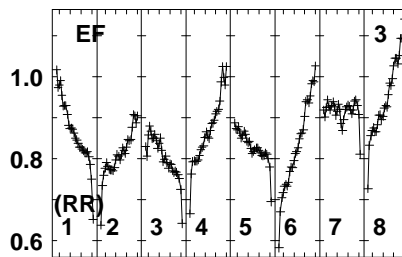
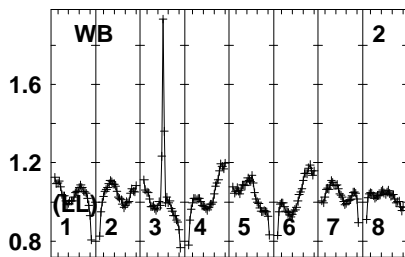
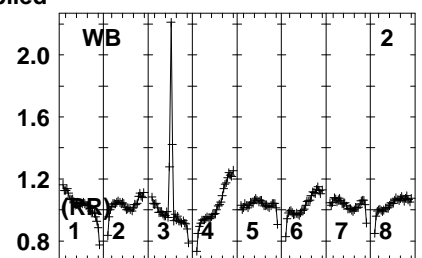
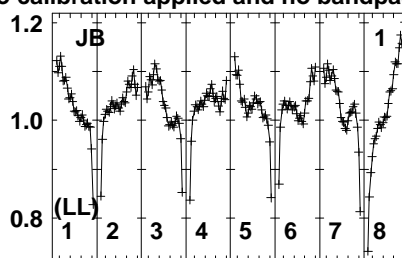
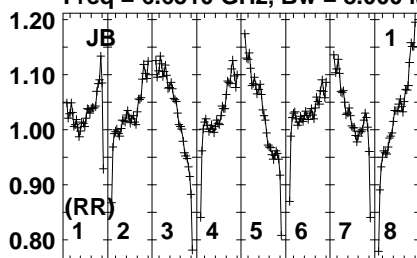


Lower frame: Real Jy
Auto-corr total-power spectrum Antenna: *
Timerange: 00/17:47:21 to 00/17:50:19

Plot file version 315 created 21-NOV-2023 10:25:45

J1825-0737 RB010 1.UVDATA.1

Freq = 6.6310 GHz, Bw = 8.000 MH No calibration applied and no bandpass applied



663264664865666672686688
FREQ MHz

663264664865666672686688
FREQ MHz

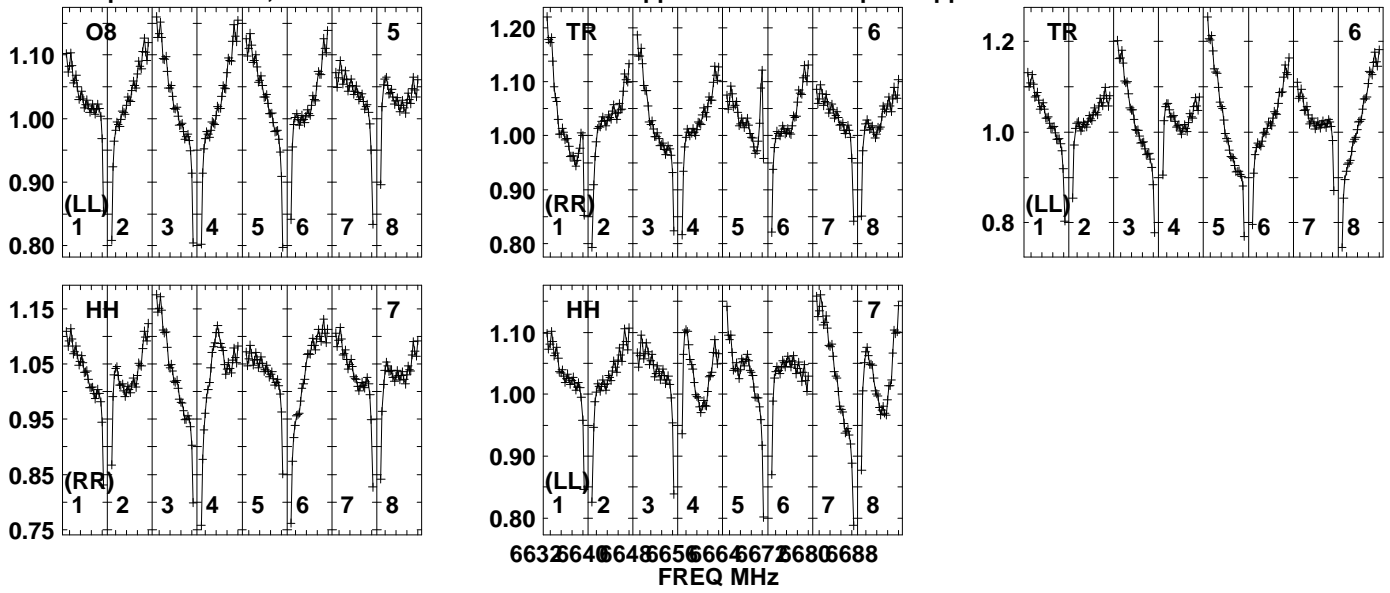
663264664865666672686688
FREQ MHz

Lower frame: Real Jy
Auto-corr total-power spectrum Antenna: *
Timerange: 00/17:50:20 to 00/17:52:20

Plot file version 316 created 21-NOV-2023 10:25:45

J1825-0737 RB010 1.UVDATA.1

Freq = 6.6310 GHz, Bw = 8.000 MH No calibration applied and no bandpass applied

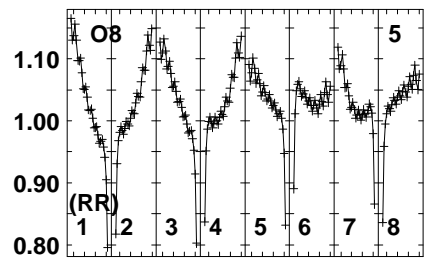
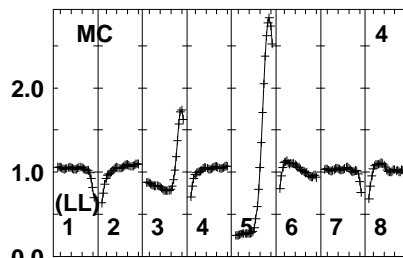
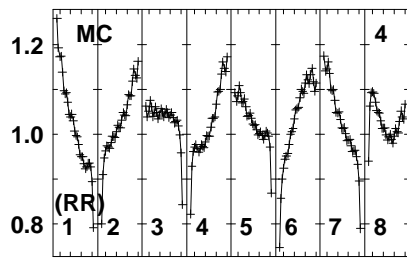
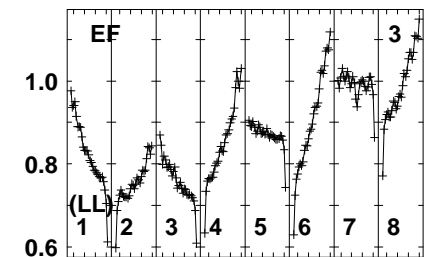
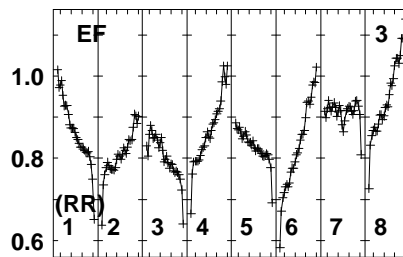
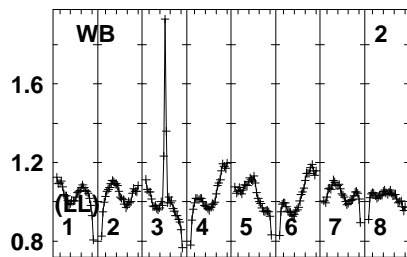
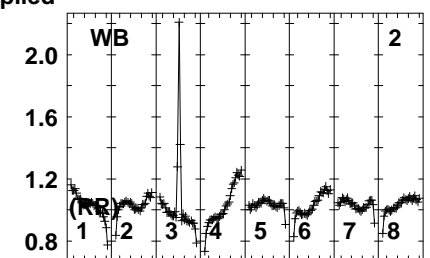
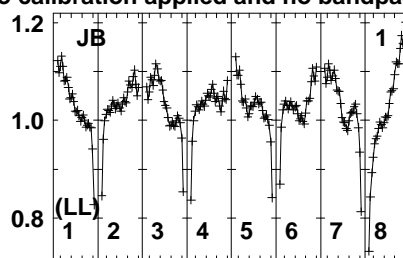
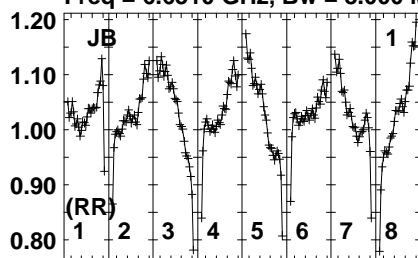


Lower frame: Real Jy
Auto-corr total-power spectrum Antenna: *
Timerange: 00/17:50:20 to 00/17:52:20

Plot file version 317 created 21-NOV-2023 10:25:45

G23.389 RB010 1.UVDATA.1

Freq = 6.6310 GHz, Bw = 8.000 MH No calibration applied and no bandpass applied



663.264 664.865 666.467 668.0688
FREQ MHz

663.264 664.865 666.467 668.0688
FREQ MHz

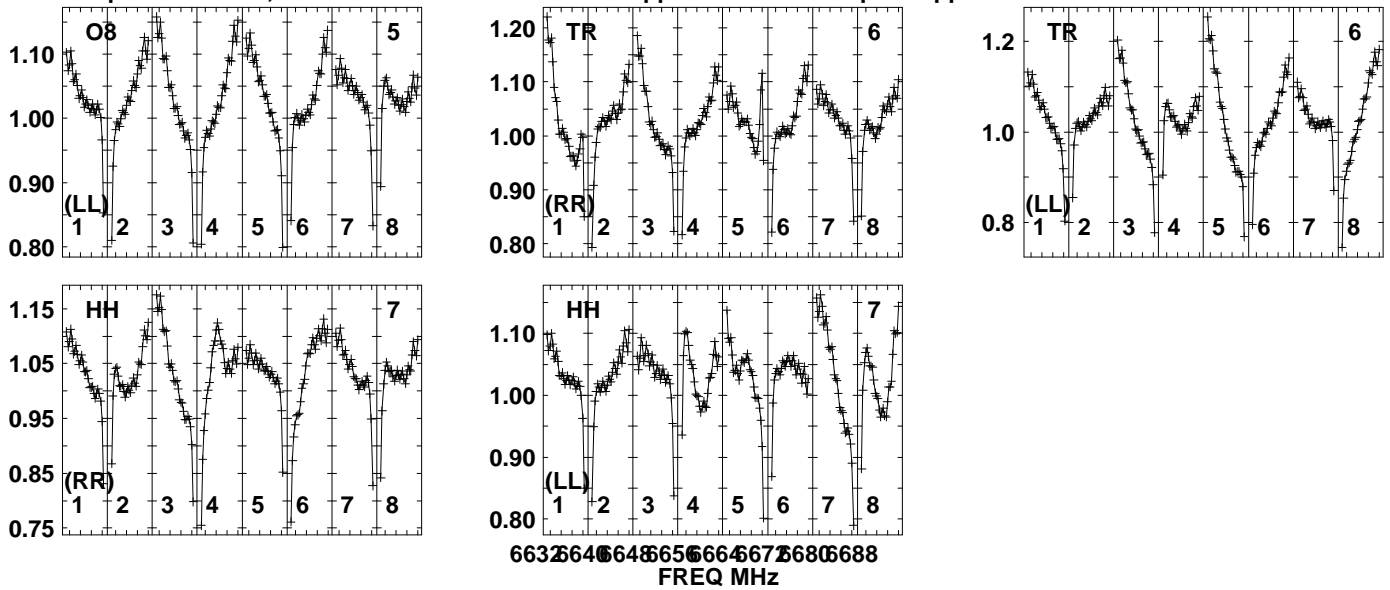
663.264 664.865 666.467 668.0688
FREQ MHz

Lower frame: Real Jy
Auto-corr total-power spectrum Antenna: *
Timerange: 00/17:52:20 to 00/17:55:19

Plot file version 318 created 21-NOV-2023 10:25:45

G23.389 RB010 1.UVDATA.1

Freq = 6.6310 GHz, Bw = 8.000 MH No calibration applied and no bandpass applied

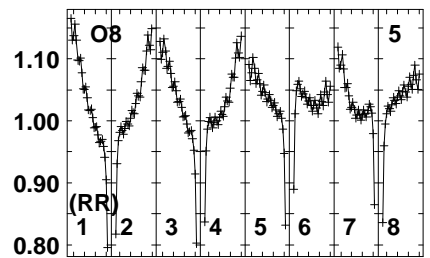
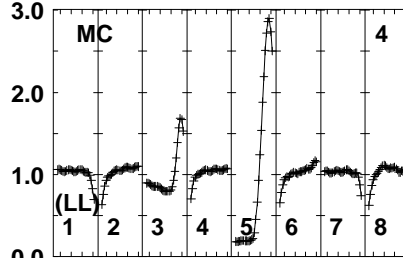
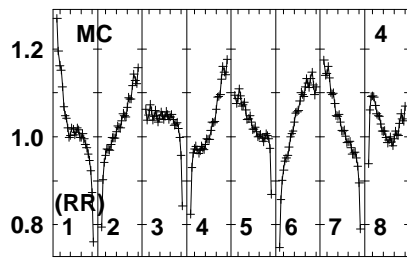
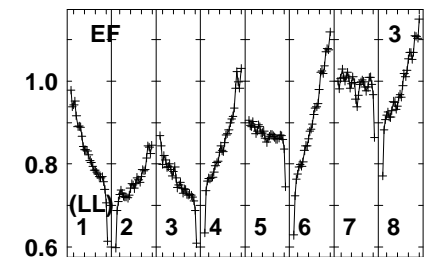
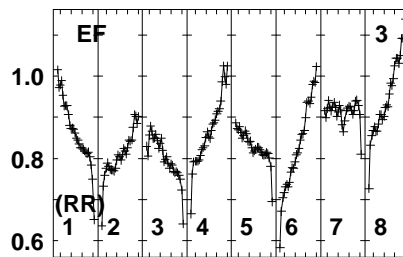
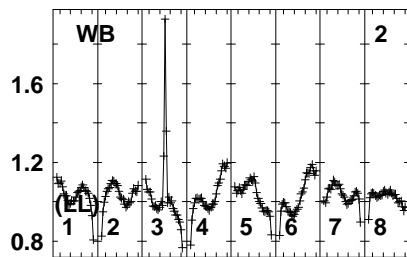
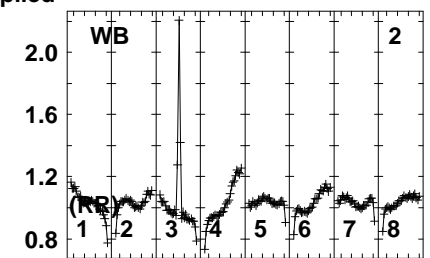
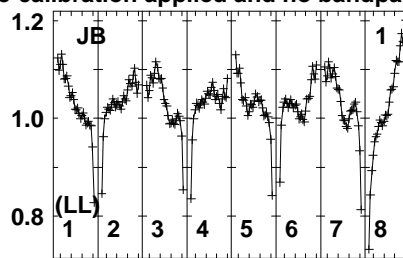
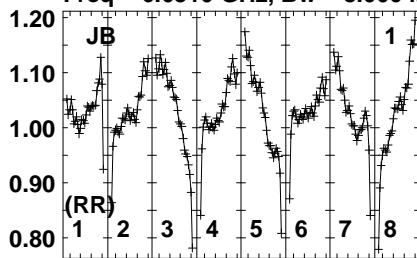


Lower frame: Real Jy
Auto-corr total-power spectrum Antenna: *
Timerange: 00/17:52:20 to 00/17:55:19

Plot file version 319 created 21-NOV-2023 10:25:45

J1825-0737 RB010 1.UVDATA.1

Freq = 6.6310 GHz, Bw = 8.000 MH No calibration applied and no bandpass applied



663.264 664.865 666.467 668.0688
FREQ MHz

663.264 664.865 666.467 668.0688
FREQ MHz

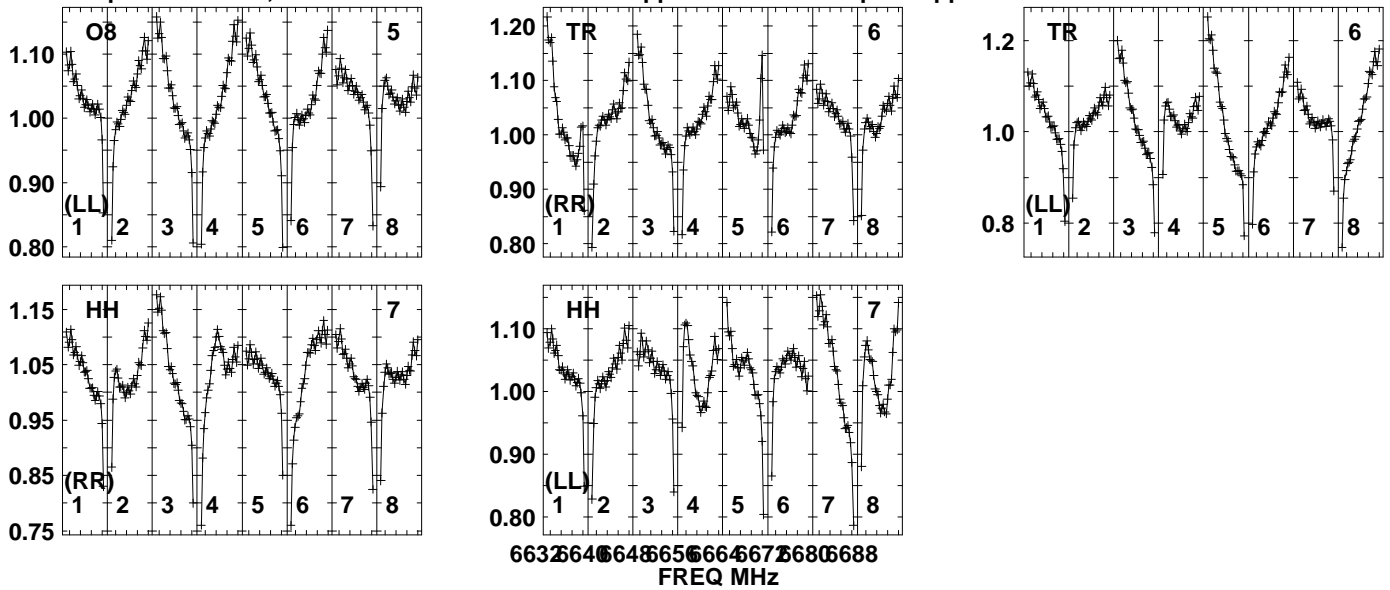
663.264 664.865 666.467 668.0688
FREQ MHz

Lower frame: Real Jy
Auto-corr total-power spectrum Antenna: *
Timerange: 00/17:56:00 to 00/17:58:00

Plot file version 320 created 21-NOV-2023 10:25:45

J1825-0737 RB010 1.UVDATA.1

Freq = 6.6310 GHz, Bw = 8.000 MH No calibration applied and no bandpass applied

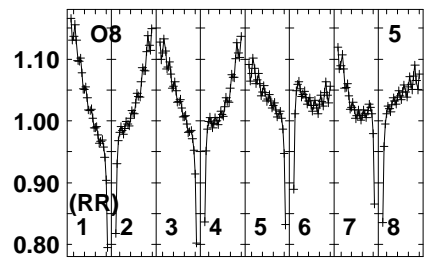
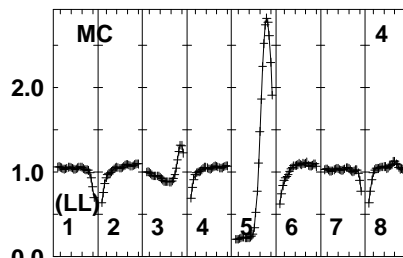
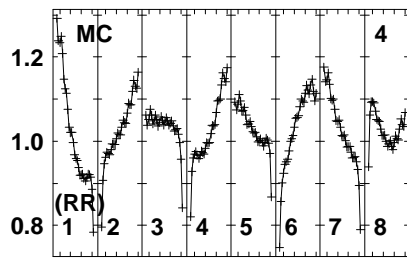
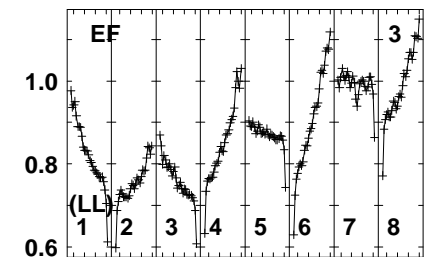
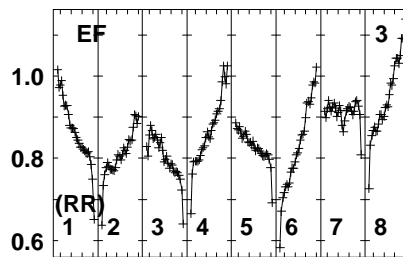
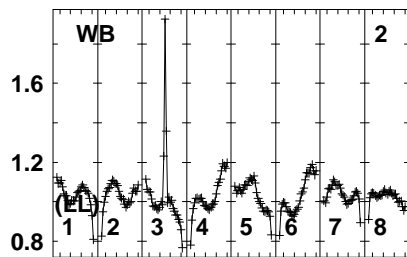
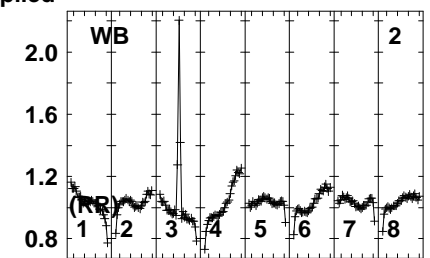
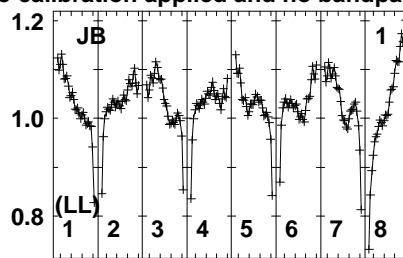
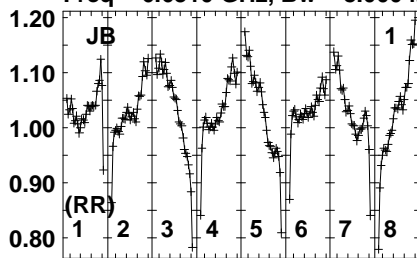


Lower frame: Real Jy
Auto-corr total-power spectrum Antenna: *
Timerange: 00/17:56:00 to 00/17:58:00

Plot file version 321 created 21-NOV-2023 10:25:45

G23.389 RB010 1.UVDATA.1

Freq = 6.6310 GHz, Bw = 8.000 MH No calibration applied and no bandpass applied



663.264 664.865 666.467 668.0688
FREQ MHz

663.264 664.865 666.467 668.0688
FREQ MHz

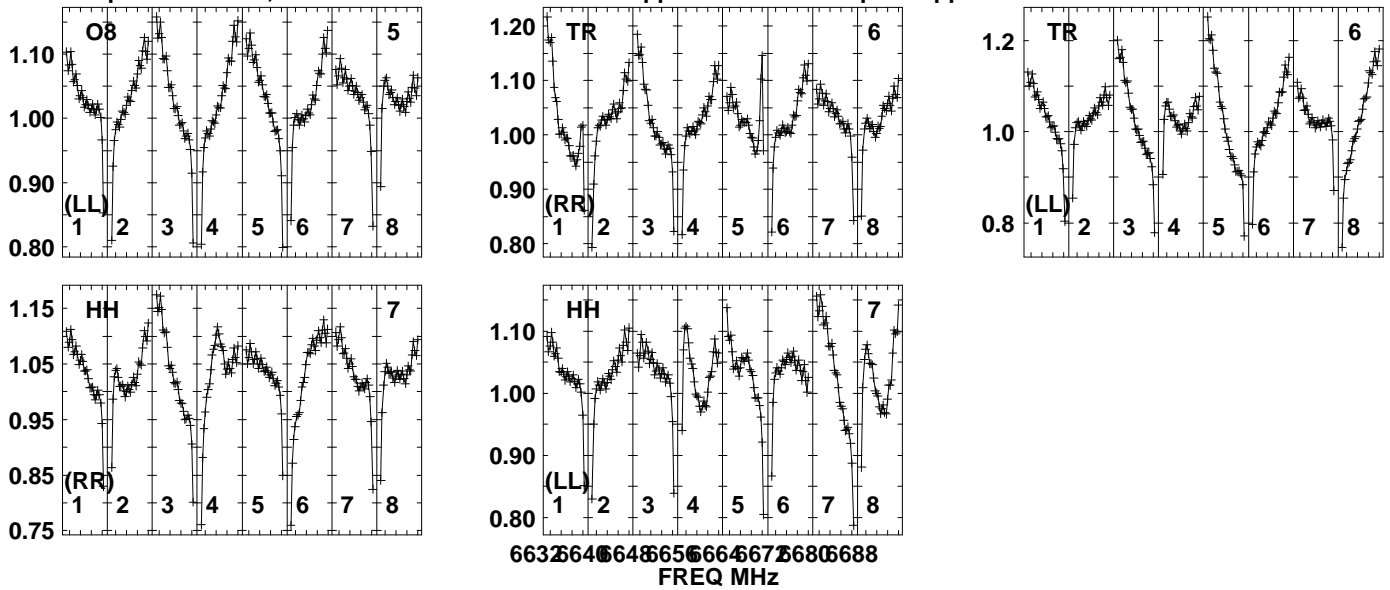
663.264 664.865 666.467 668.0688
FREQ MHz

Lower frame: Real Jy
Auto-corr total-power spectrum Antenna: *
Timerange: 00/17:58:00 to 00/18:01:00

Plot file version 322 created 21-NOV-2023 10:25:45

G23.389 RB010 1.UVDATA.1

Freq = 6.6310 GHz, Bw = 8.000 MH No calibration applied and no bandpass applied

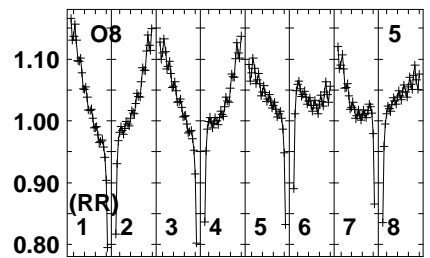
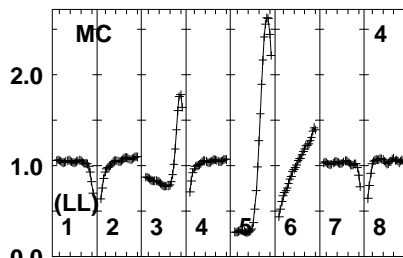
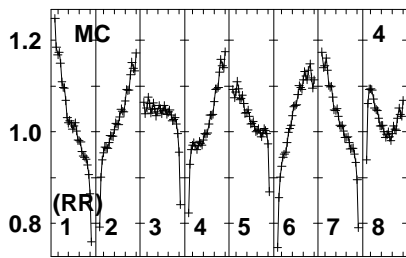
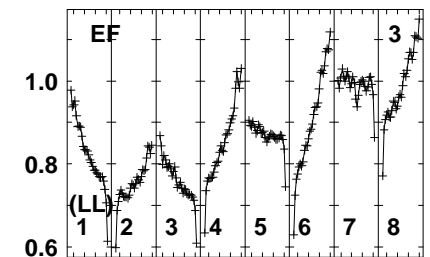
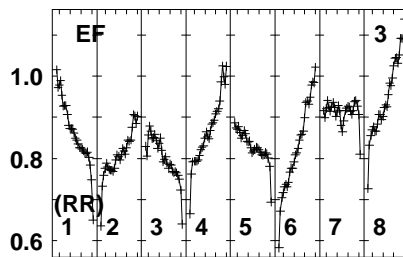
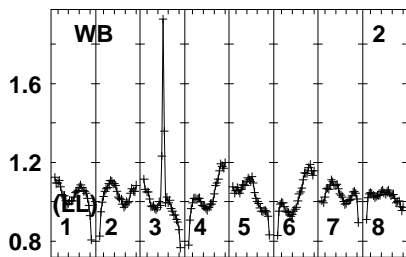
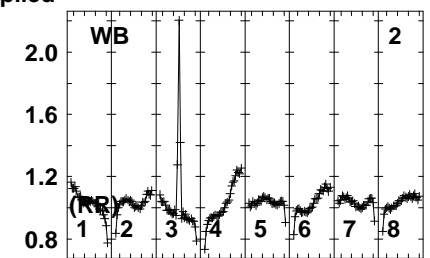
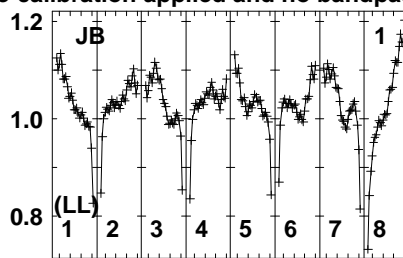
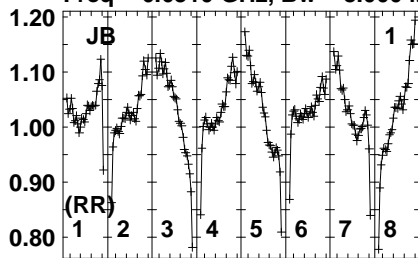


Lower frame: Real Jy
Auto-corr total-power spectrum Antenna: *
Timerange: 00/17:58:00 to 00/18:01:00

Plot file version 323 created 21-NOV-2023 10:25:45

J1825-0737 RB010 1.UVDATA.1

Freq = 6.6310 GHz, Bw = 8.000 MH No calibration applied and no bandpass applied



663.264 664.865 666.467 668.0688
FREQ MHz

663.264 664.865 666.467 668.0688
FREQ MHz

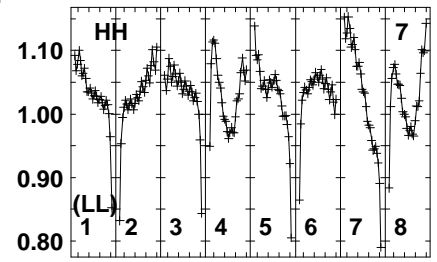
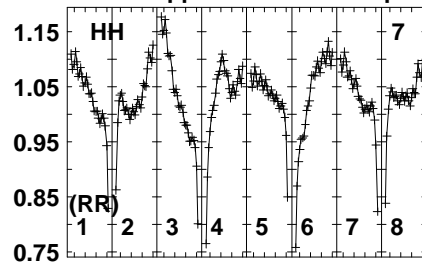
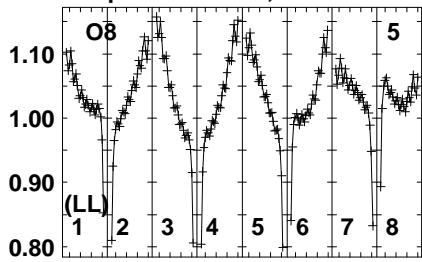
663.264 664.865 666.467 668.0688
FREQ MHz

Lower frame: Real Jy
Auto-corr total-power spectrum Antenna: *
Timerange: 00/18:01:01 to 00/18:03:00

Plot file version 324 created 21-NOV-2023 10:25:45

J1825-0737 RB010 1.UVDATA.1

Freq = 6.6310 GHz, Bw = 8.000 MH No calibration applied and no bandpass applied

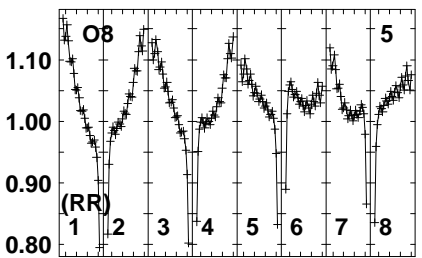
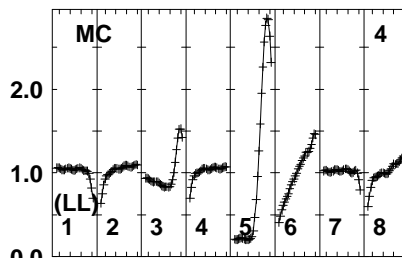
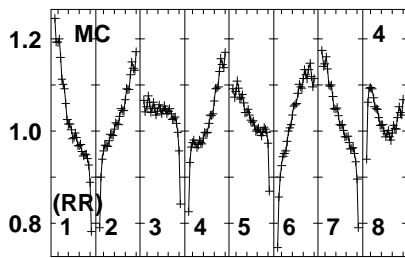
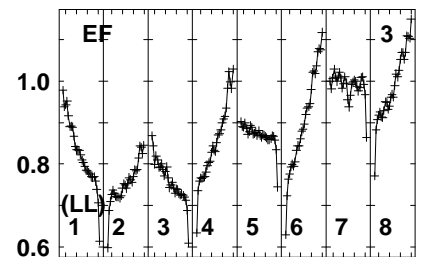
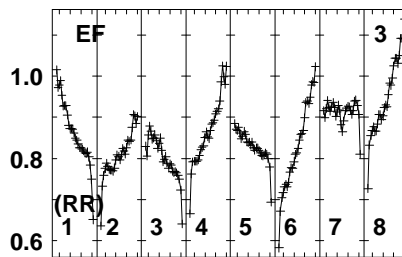
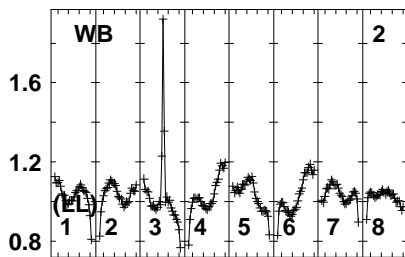
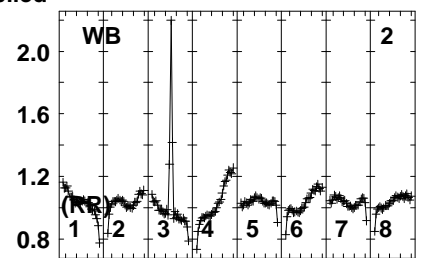
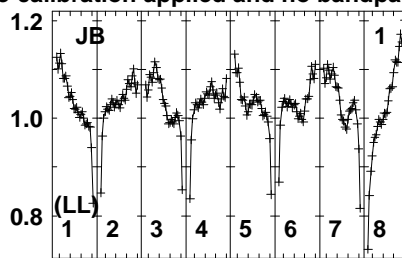
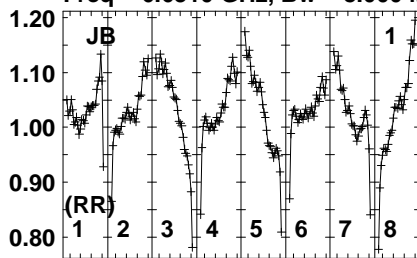


Lower frame: Real Jy
Auto-corr total-power spectrum Antenna: *
Timerange: 00/18:01:01 to 00/18:03:00

Plot file version 325 created 21-NOV-2023 10:25:46

G23.389 RB010 1.UVDATA.1

Freq = 6.6310 GHz, Bw = 8.000 MH No calibration applied and no bandpass applied



663264664865666672686688
FREQ MHz

663264664865666672686688
FREQ MHz

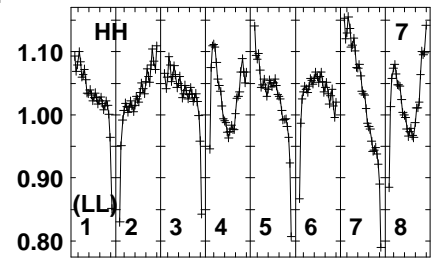
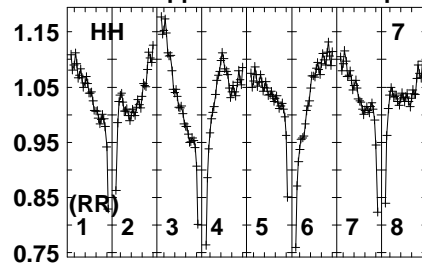
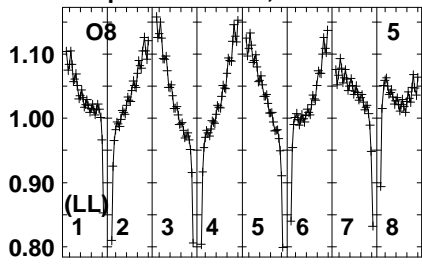
663264664865666672686688
FREQ MHz

Lower frame: Real Jy
Auto-corr total-power spectrum Antenna: *
Timerange: 00/18:03:01 to 00/18:06:00

Plot file version 326 created 21-NOV-2023 10:25:46

G23.389 RB010 1.UVDATA.1

Freq = 6.6310 GHz, Bw = 8.000 MH No calibration applied and no bandpass applied

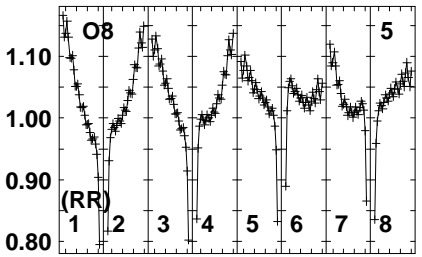
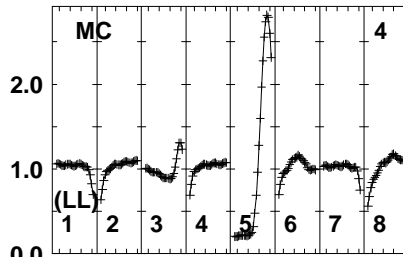
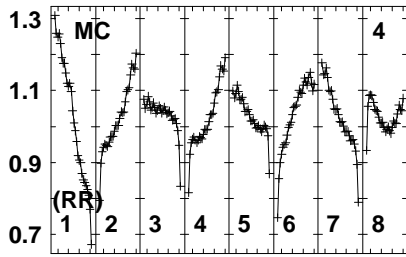
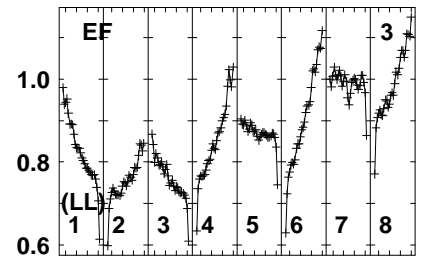
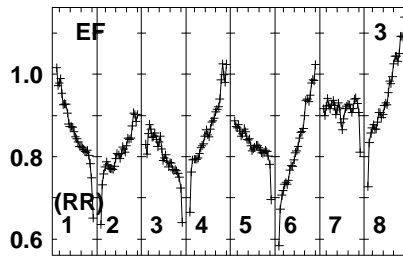
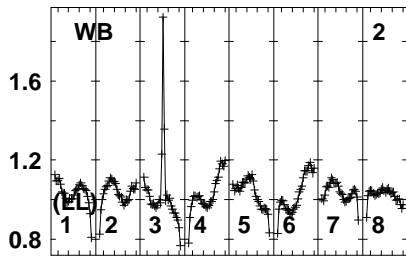
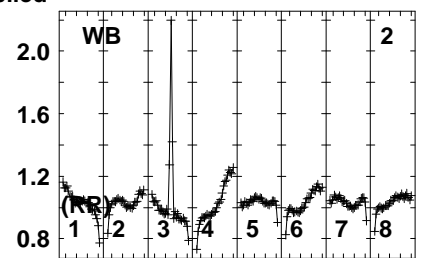
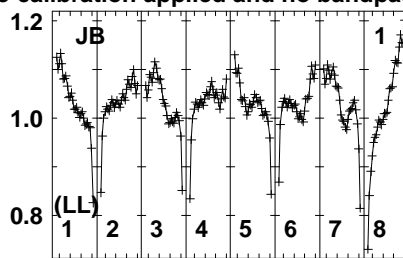
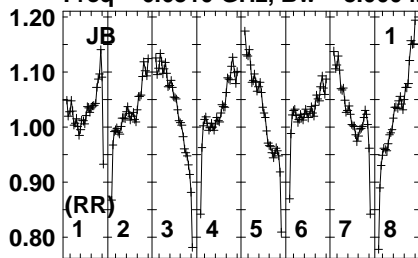


Lower frame: Real Jy
Auto-corr total-power spectrum Antenna: *
Timerange: 00/18:03:01 to 00/18:06:00

Plot file version 327 created 21-NOV-2023 10:25:46

J1825-0737 RB010 1.UVDATA.1

Freq = 6.6310 GHz, Bw = 8.000 MH No calibration applied and no bandpass applied



663264664865666672686688
FREQ MHz

663264664865666672686688
FREQ MHz

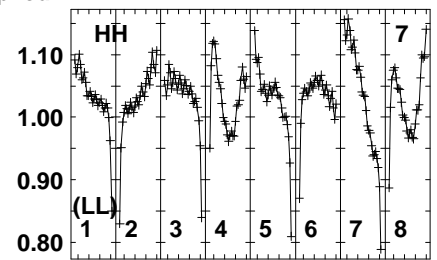
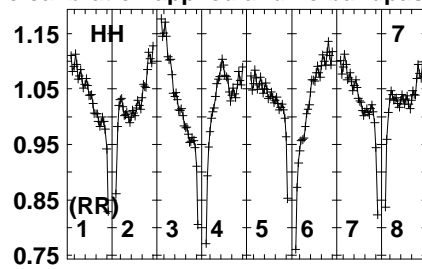
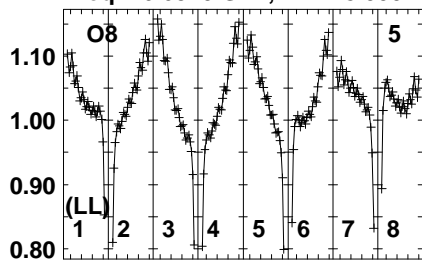
663264664865666672686688
FREQ MHz

Lower frame: Real Jy
Auto-corr total-power spectrum Antenna: *
Timerange: 00/18:06:40 to 00/18:08:40

Plot file version 328 created 21-NOV-2023 10:25:46

J1825-0737 RB010 1.UVDATA.1

Freq = 6.6310 GHz, Bw = 8.000 MH No calibration applied and no bandpass applied

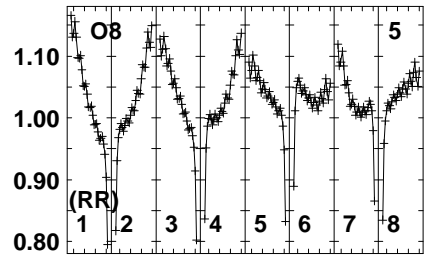
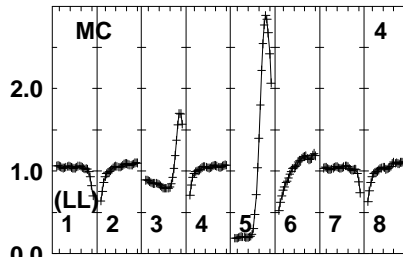
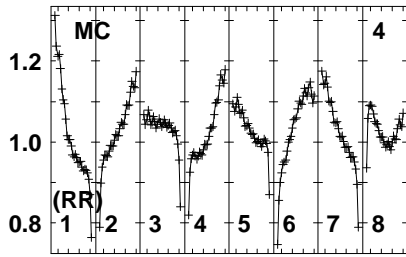
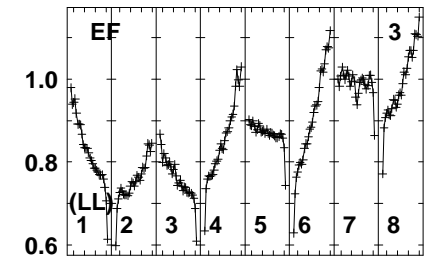
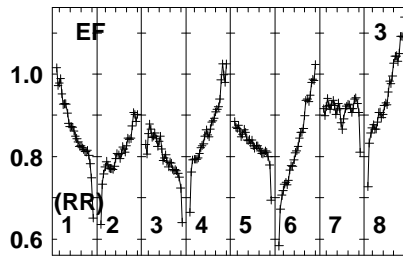
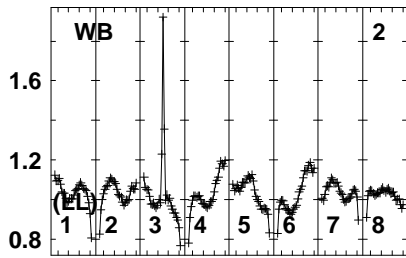
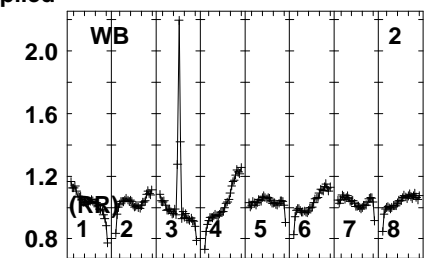
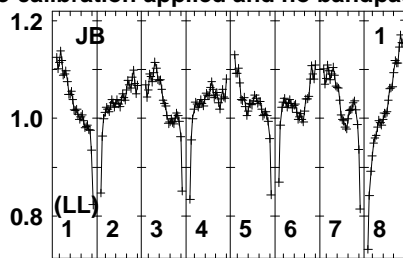
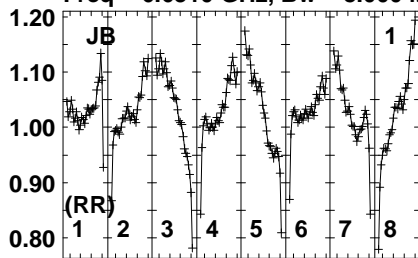


Lower frame: Real Jy
Auto-corr total-power spectrum Antenna: *
Timerange: 00/18:06:40 to 00/18:08:40

Plot file version 329 created 21-NOV-2023 10:25:46

G23.389 RB010 1.UVDATA.1

Freq = 6.6310 GHz, Bw = 8.000 MH No calibration applied and no bandpass applied



663.264 664.865 666.467 668.0688
FREQ MHz

663.264 664.865 666.467 668.0688
FREQ MHz

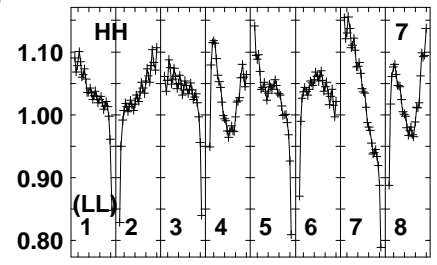
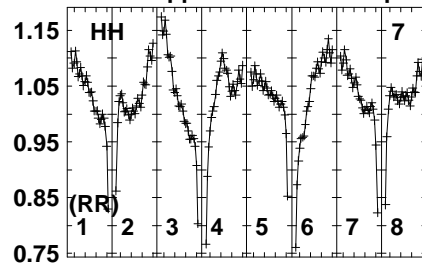
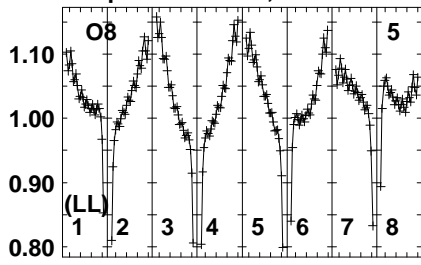
663.264 664.865 666.467 668.0688
FREQ MHz

Lower frame: Real Jy
Auto-corr total-power spectrum Antenna: *
Timerange: 00/18:08:40 to 00/18:11:39

Plot file version 330 created 21-NOV-2023 10:25:46

G23.389 RB010 1.UVDATA.1

Freq = 6.6310 GHz, Bw = 8.000 MH No calibration applied and no bandpass applied

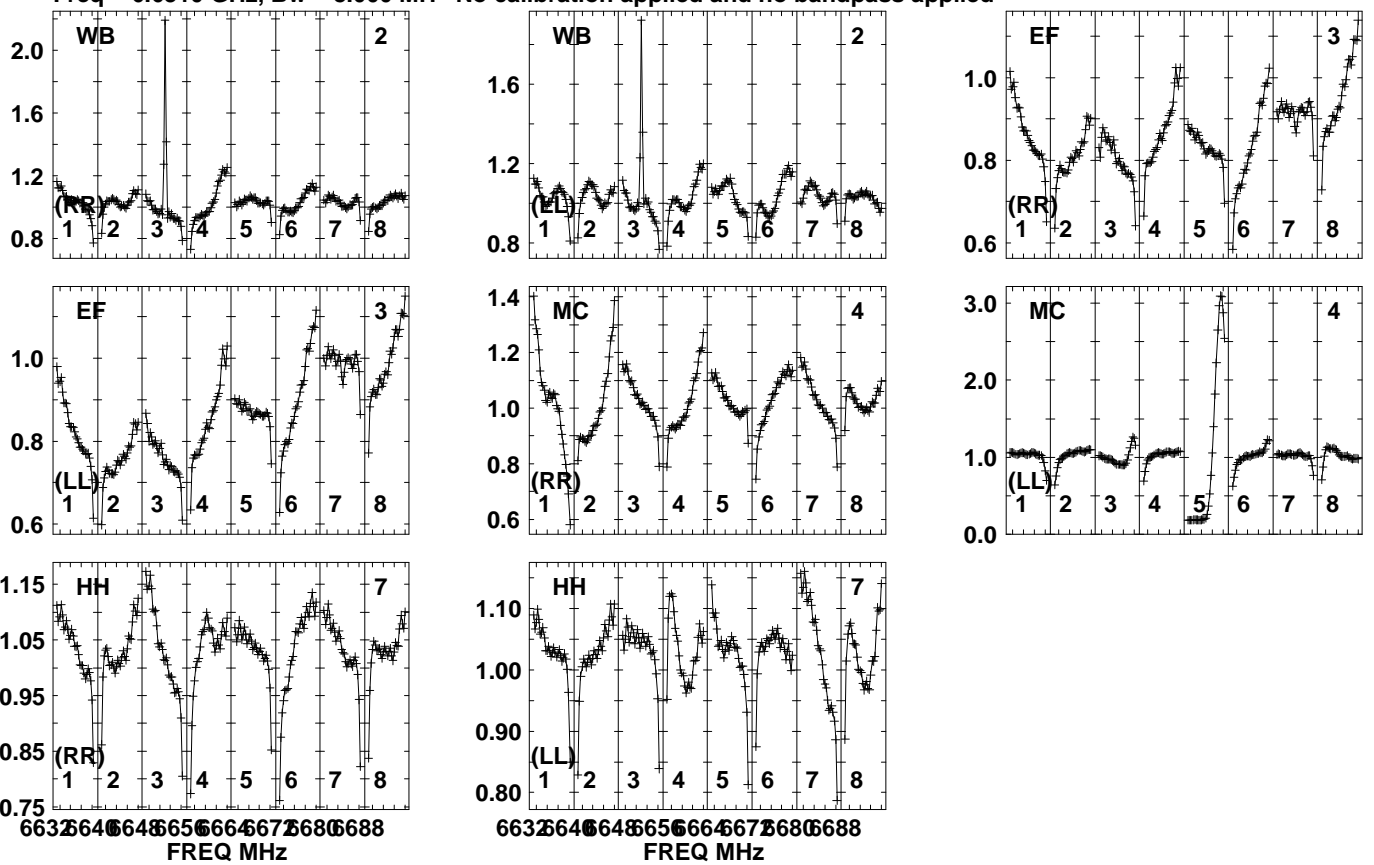


Lower frame: Real Jy
Auto-corr total-power spectrum Antenna: *
Timerange: 00/18:08:40 to 00/18:11:39

Plot file version 331 created 21-NOV-2023 10:25:46

J1825-0737 RB010 1.UVDATA.1

Freq = 6.6310 GHz, Bw = 8.000 MH No calibration applied and no bandpass applied

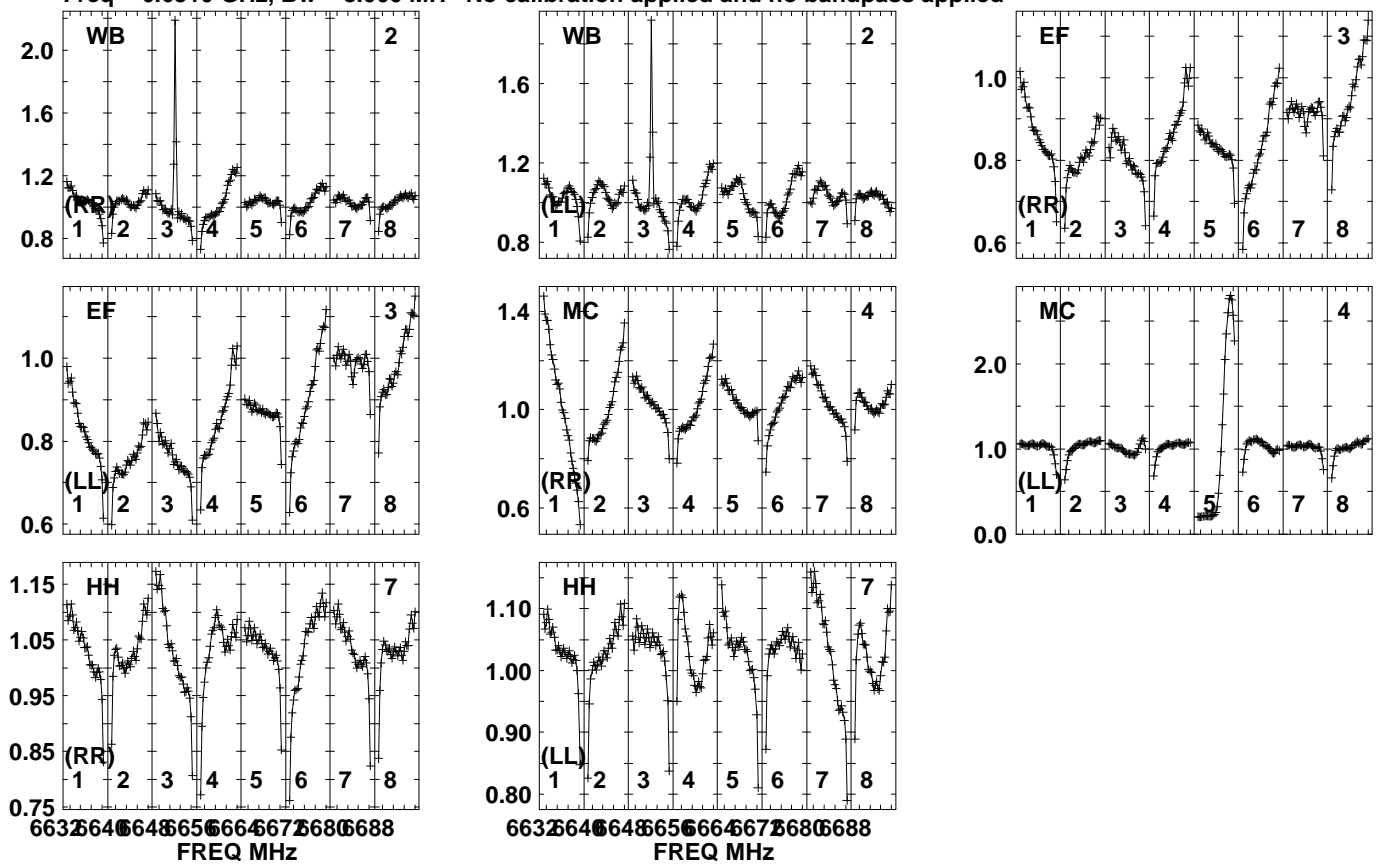


Lower frame: Real Jy
Auto-corr total-power spectrum Antenna: *
Timerange: 00/18:11:41 to 00/18:13:40

Plot file version 332 created 21-NOV-2023 10:25:46

G23.389 RB010 1.UVDATA.1

Freq = 6.6310 GHz, Bw = 8.000 MH No calibration applied and no bandpass applied

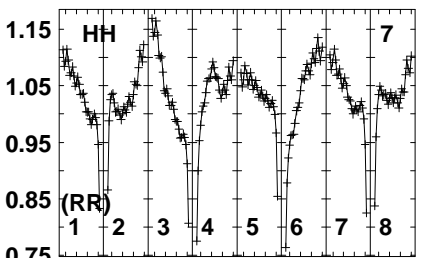
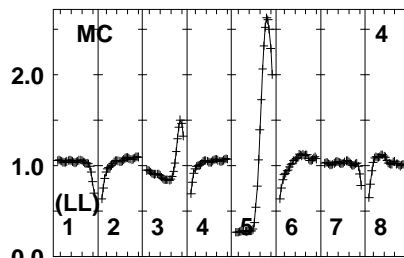
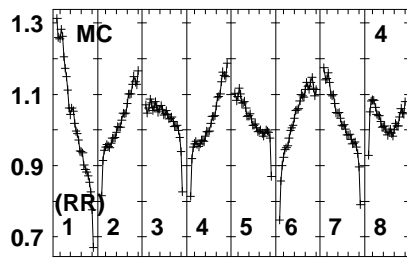
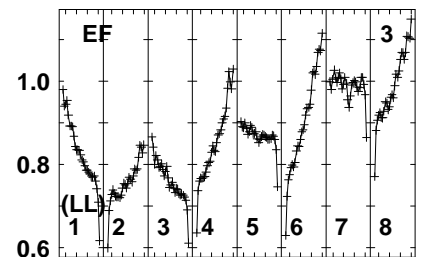
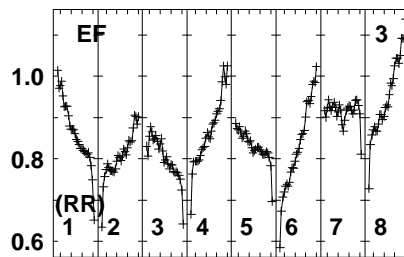
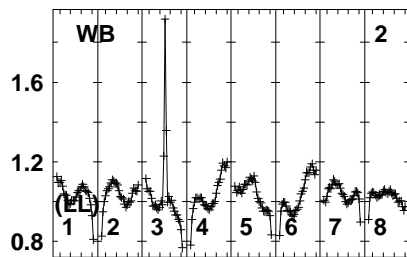
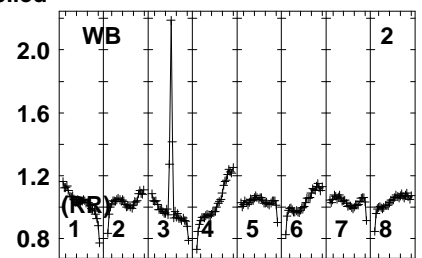
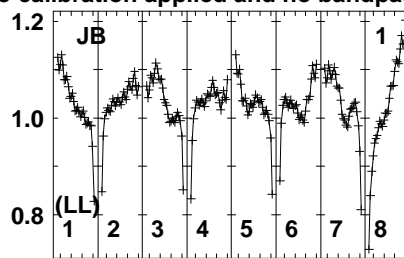
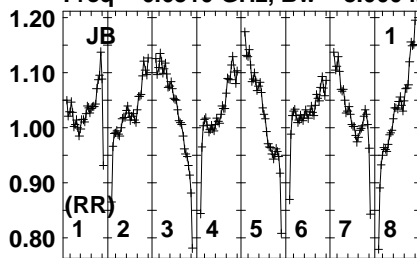


Lower frame: Real Jy
Auto-corr total-power spectrum Antenna: *
Timerange: 00/18:13:40 to 00/18:16:40

Plot file version 333 created 21-NOV-2023 10:25:46

J1825-0737 RB010 1.UVDATA.1

Freq = 6.6310 GHz, Bw = 8.000 MH No calibration applied and no bandpass applied



663.264 664.865 666.467 668.0688
FREQ MHz

663.264 664.865 666.467 668.0688
FREQ MHz

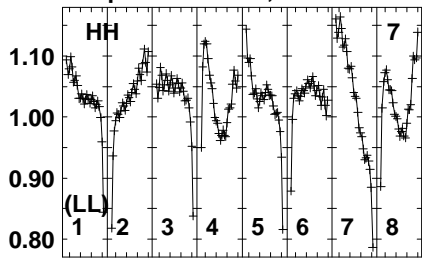
663.264 664.865 666.467 668.0688
FREQ MHz

Lower frame: Real Jy
Auto-corr total-power spectrum Antenna: *
Timerange: 00/18:17:21 to 00/18:19:20

Plot file version 334 created 21-NOV-2023 10:25:46

J1825-0737 RB010 1.UVDATA.1

Freq = 6.6310 GHz, Bw = 8.000 MH No calibration applied and no bandpass applied

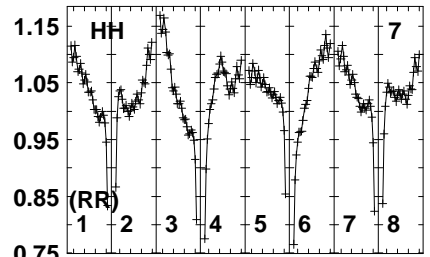
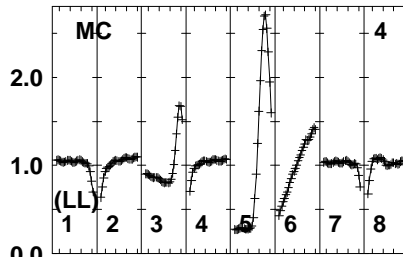
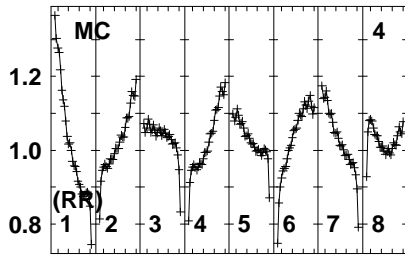
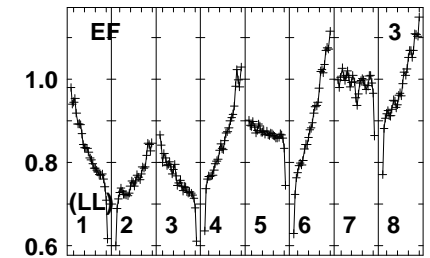
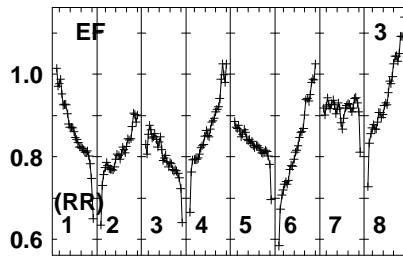
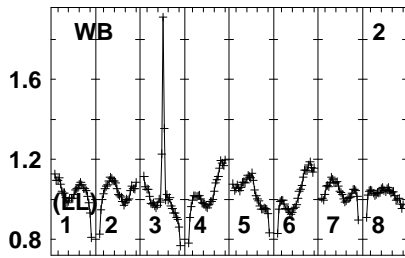
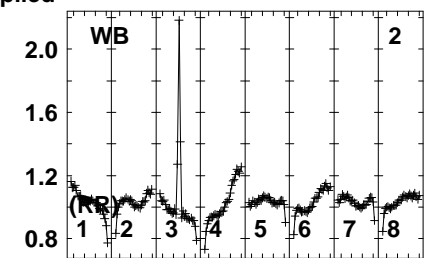
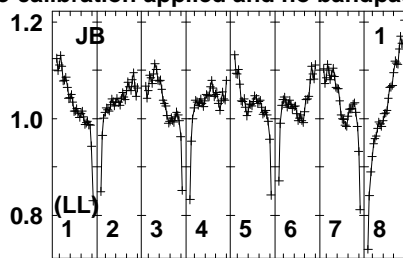
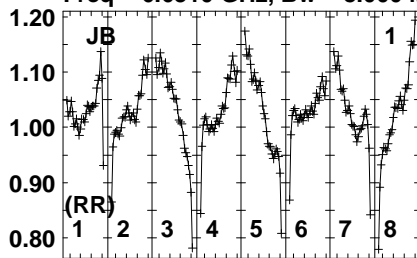


Lower frame: Real Jy
Auto-corr total-power spectrum Antenna: *
Timerange: 00/18:17:21 to 00/18:19:20

Plot file version 335 created 21-NOV-2023 10:25:46

G23.389 RB010 1.UVDATA.1

Freq = 6.6310 GHz, Bw = 8.000 MH No calibration applied and no bandpass applied



663.2 64 664.8 65 666.4 67.2 68.0 688
FREQ MHz

663.2 64 664.8 65 666.4 67.2 68.0 688
FREQ MHz

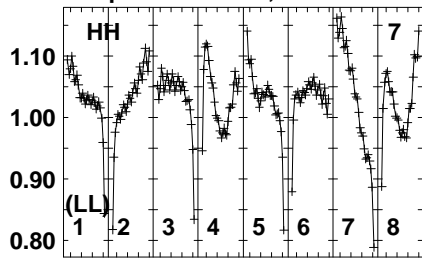
663.2 64 664.8 65 666.4 67.2 68.0 688
FREQ MHz

Lower frame: Real Jy
Auto-corr total-power spectrum Antenna: *
Timerange: 00/18:19:20 to 00/18:22:20

Plot file version 336 created 21-NOV-2023 10:25:46

G23.389 RB010 1.UVDATA.1

Freq = 6.6310 GHz, Bw = 8.000 MH No calibration applied and no bandpass applied



Lower frame: Real Jy

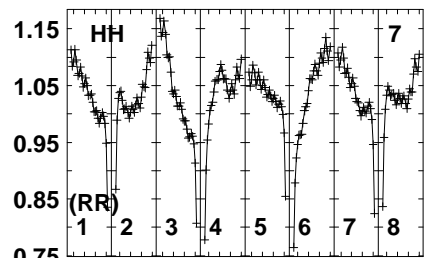
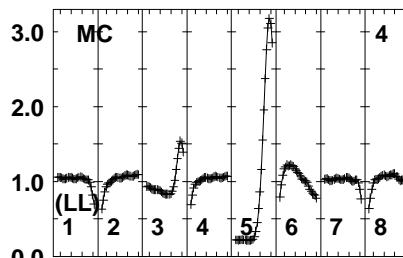
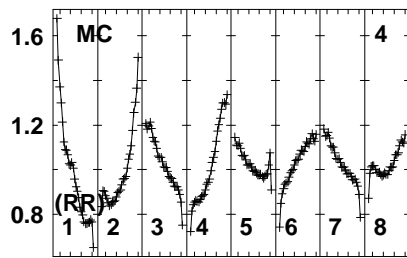
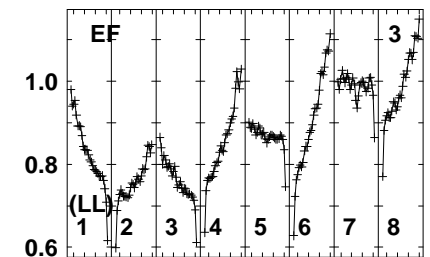
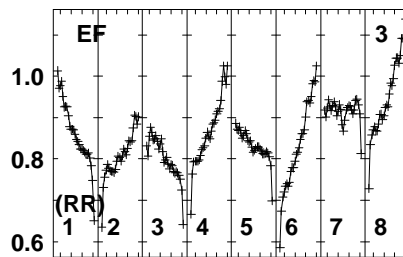
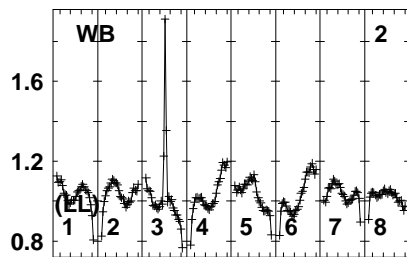
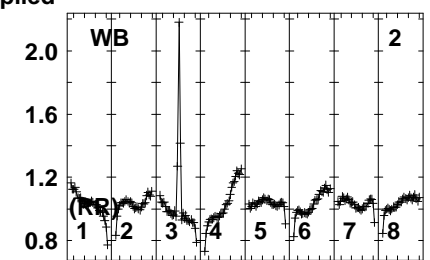
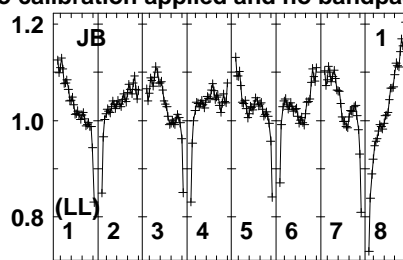
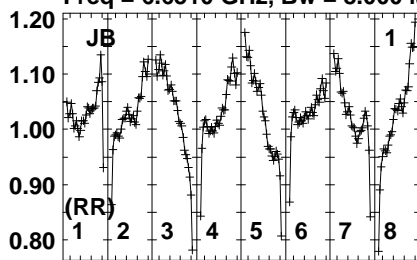
Auto-corr total-power spectrum Antenna: *

Timerange: 00/18:19:20 to 00/18:22:20

Plot file version 337 created 21-NOV-2023 10:25:46

J1825-0737 RB010 1.UVDATA.1

Freq = 6.6310 GHz, Bw = 8.000 MH No calibration applied and no bandpass applied



663.264 664.865 666.467 668.0688
FREQ MHz

663.264 664.865 666.467 668.0688
FREQ MHz

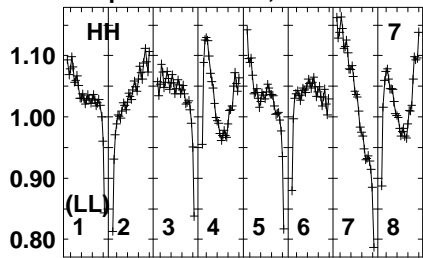
663.264 664.865 666.467 668.0688
FREQ MHz

Lower frame: Real Jy
Auto-corr total-power spectrum Antenna: *
Timerange: 00/18:22:20 to 00/18:24:19

Plot file version 338 created 21-NOV-2023 10:25:46

J1825-0737 RB010 1.UVDATA.1

Freq = 6.6310 GHz, Bw = 8.000 MH No calibration applied and no bandpass applied



Lower frame: Real Jy

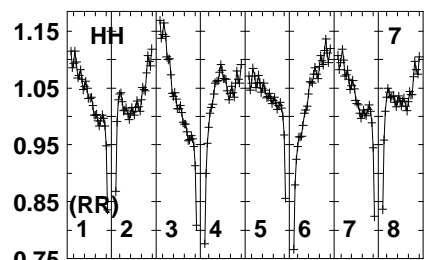
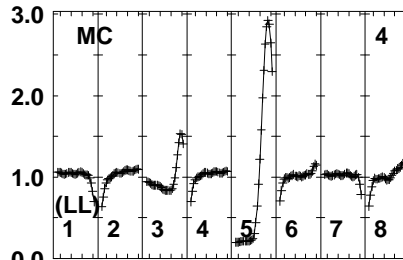
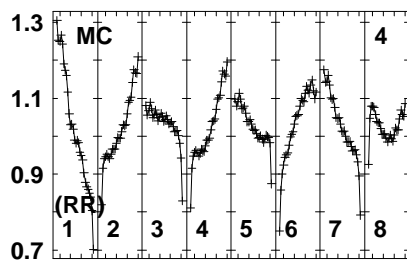
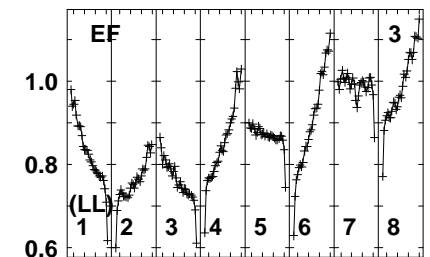
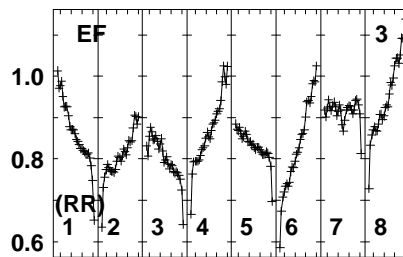
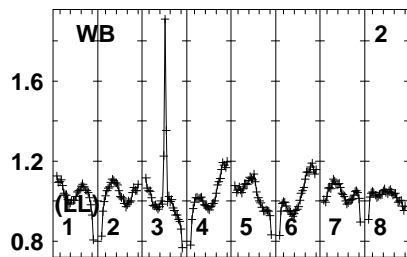
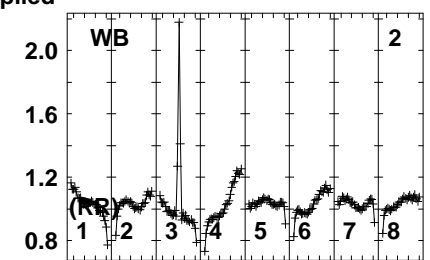
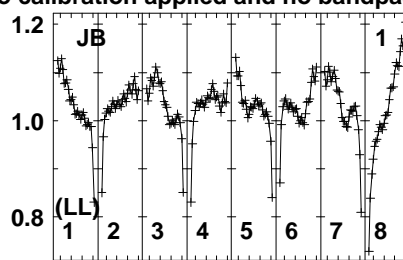
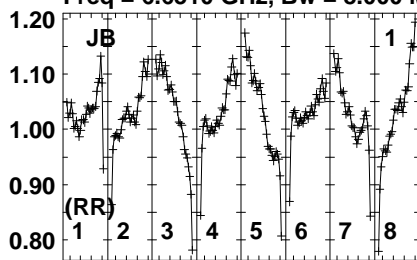
Auto-corr total-power spectrum Antenna: *

Timerange: 00/18:22:20 to 00/18:24:19

Plot file version 339 created 21-NOV-2023 10:25:46

G23.389 RB010 1.UVDATA.1

Freq = 6.6310 GHz, Bw = 8.000 MH No calibration applied and no bandpass applied



66326466486566666768688
FREQ MHz

66326466486566666768688
FREQ MHz

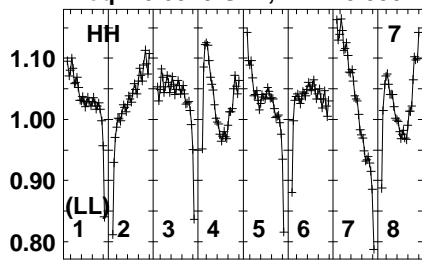
66326466486566666768688
FREQ MHz

Lower frame: Real Jy
Auto-corr total-power spectrum Antenna: *
Timerange: 00/18:24:21 to 00/18:27:19

Plot file version 340 created 21-NOV-2023 10:25:47

G23.389 RB010 1.UVDATA.1

Freq = 6.6310 GHz, Bw = 8.000 MH No calibration applied and no bandpass applied

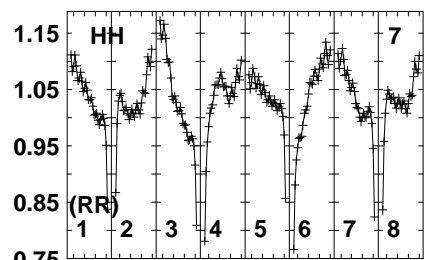
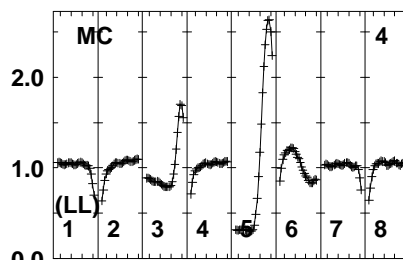
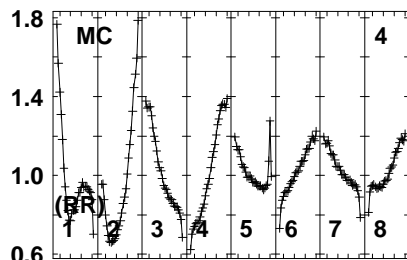
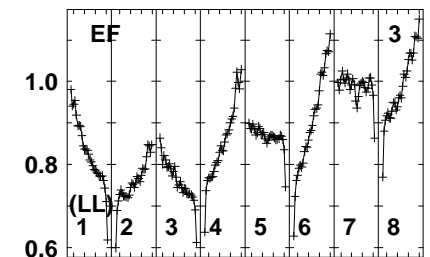
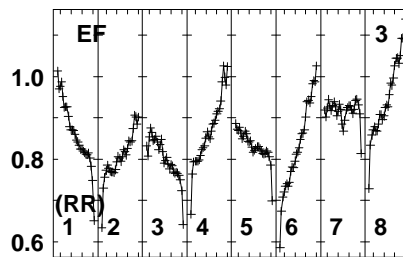
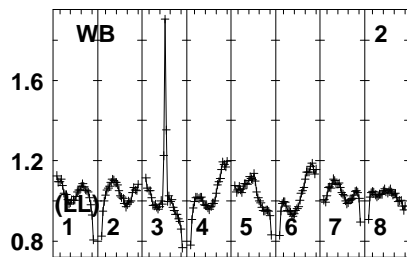
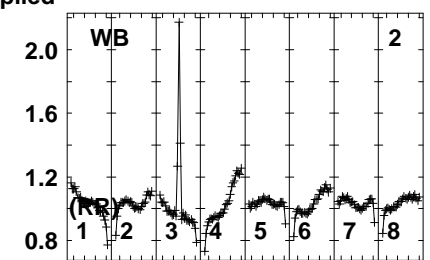
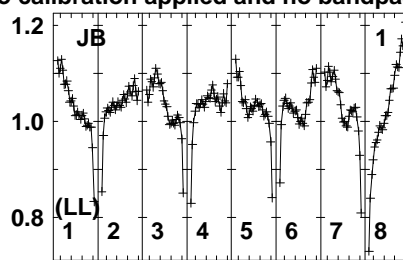
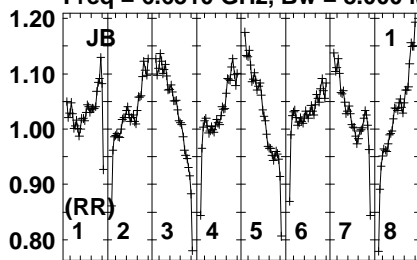


Lower frame: Real Jy
Auto-corr total-power spectrum Antenna: *
Timerange: 00/18:24:21 to 00/18:27:19

Plot file version 341 created 21-NOV-2023 10:25:47

J1825-0737 RB010 1.UVDATA.1

Freq = 6.6310 GHz, Bw = 8.000 MH No calibration applied and no bandpass applied



663.264 664.865 666.467 668.0688
FREQ MHz

663.264 664.865 666.467 668.0688
FREQ MHz

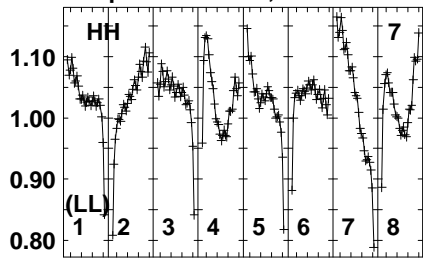
663.264 664.865 666.467 668.0688
FREQ MHz

Lower frame: Real Jy
Auto-corr total-power spectrum Antenna: *
Timerange: 00/18:28:00 to 00/18:29:59

Plot file version 342 created 21-NOV-2023 10:25:47

J1825-0737 RB010 1.UVDATA.1

Freq = 6.6310 GHz, Bw = 8.000 MH No calibration applied and no bandpass applied



Lower frame: Real Jy

Auto-corr total-power spectrum Antenna: *

Timerange: 00/18:28:00 to 00/18:29:59