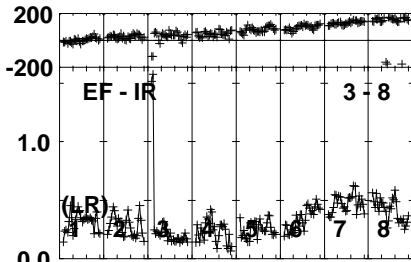
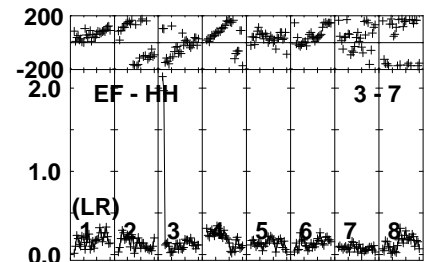
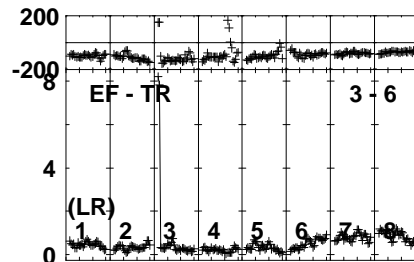
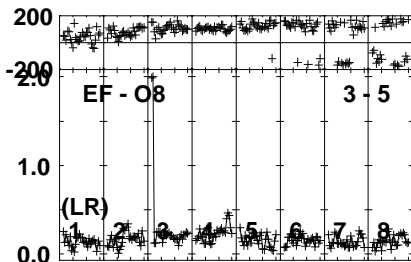
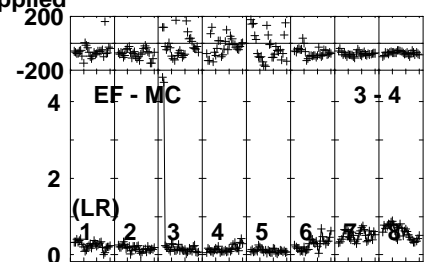
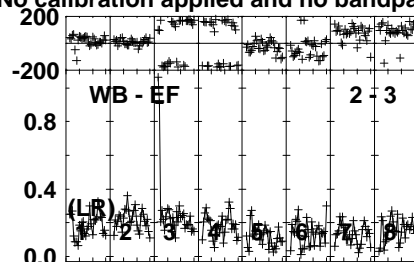
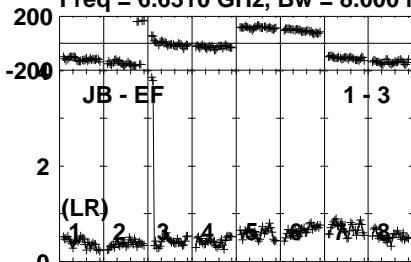


Plot file version 1 created 21-NOV-2023 10:28:52

NRAO530 RB010 1.UVDATA.1

Freq = 6.6310 GHz, Bw = 8.000 MH No calibration applied and no bandpass applied

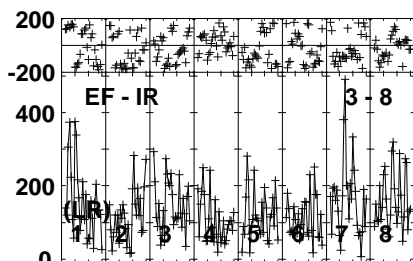
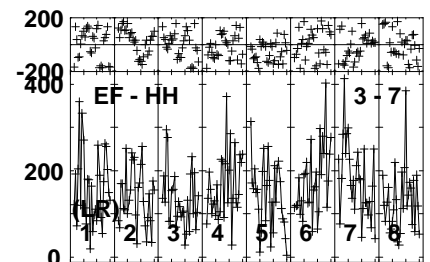
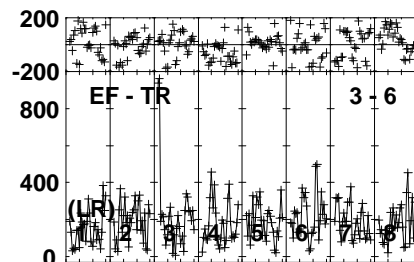
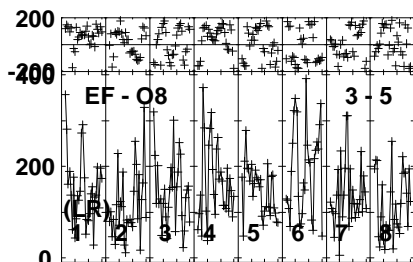
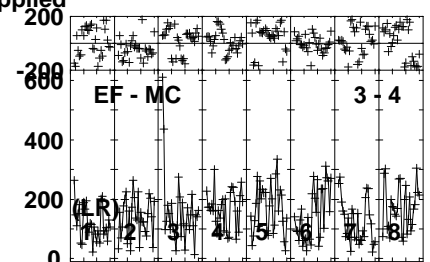
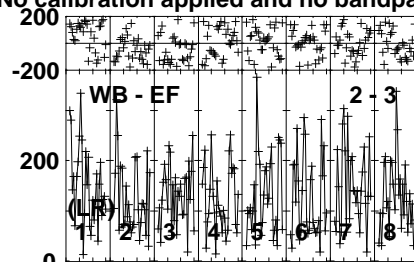
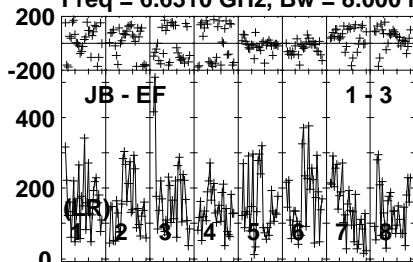


Lower frame: Milli Ampl Jy Top frame: Phas deg
Vector averaged cross-power spectrum Several baselines displayed
Timerange: 00/10:31:37 to 00/10:35:00

Plot file version 2 created 21-NOV-2023 10:28:52

J1825-0737 RB010 1.UVDATA.1

Freq = 6.6310 GHz, Bw = 8.000 MH No calibration applied and no bandpass applied



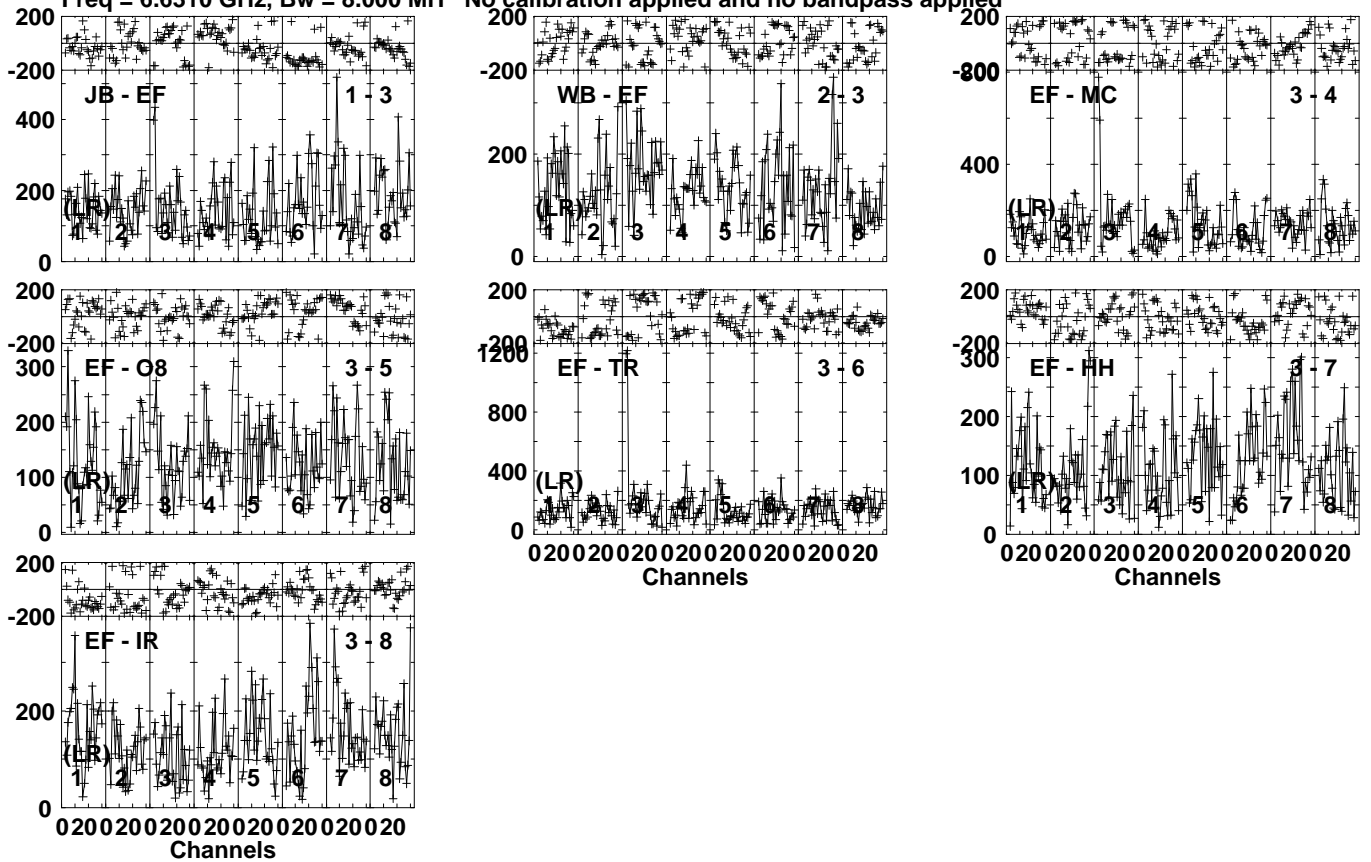
020020020020020020020020020020
Channels

Lower frame: Micro Ampl Jy Top frame: Phas deg
Vector averaged cross-power spectrum Several baselines displayed
Timerange: 00/10:41:00 to 00/10:43:00

Plot file version 3 created 21-NOV-2023 10:28:52

J1825-0737 RB010 1.UVDATA.1

Freq = 6.6310 GHz, Bw = 8.000 MH No calibration applied and no bandpass applied

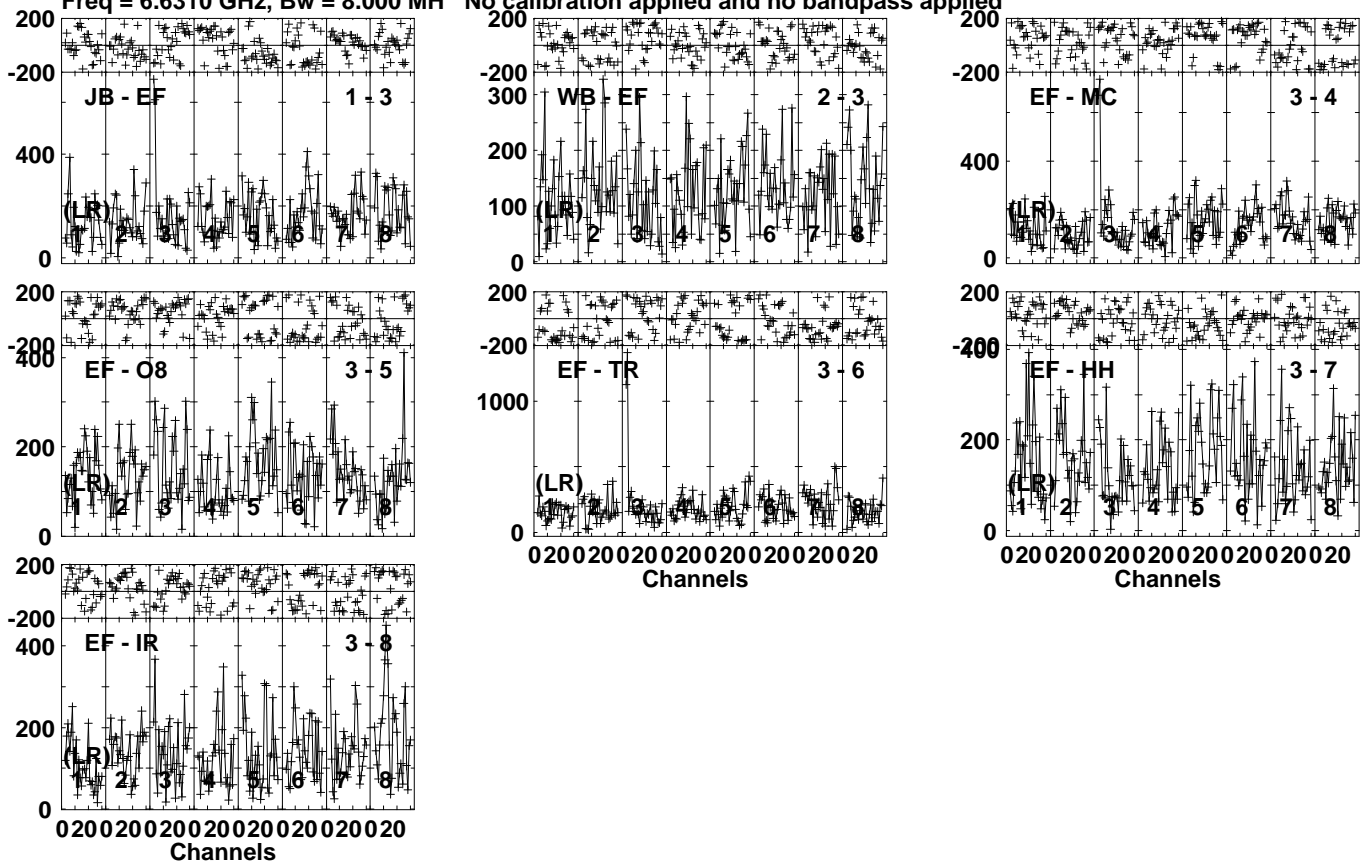


Lower frame: Micro Ampl Jy Top frame: Phas deg
Vector averaged cross-power spectrum Several baselines displayed
Timerange: 00/10:46:41 to 00/10:48:40

Plot file version 4 created 21-NOV-2023 10:28:52

J1825-0737 RB010 1.UVDATA.1

Freq = 6.6310 GHz, Bw = 8.000 MH No calibration applied and no bandpass applied

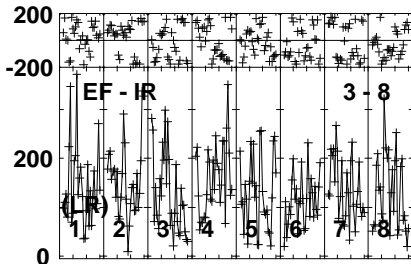
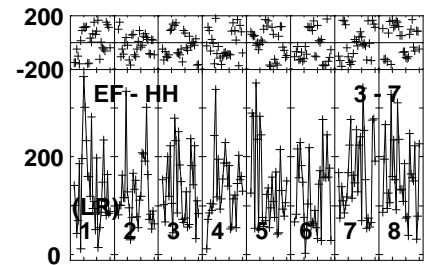
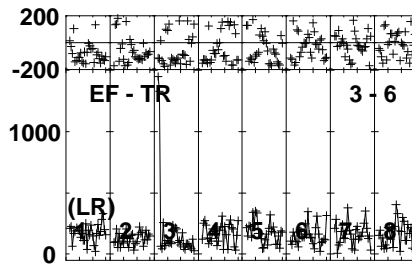
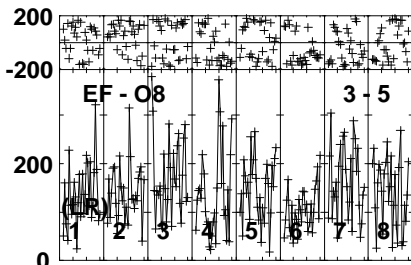
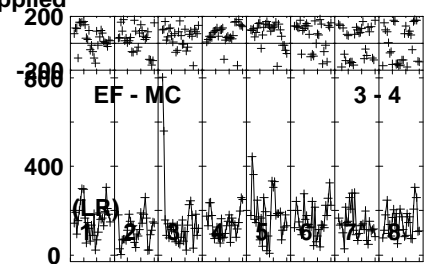
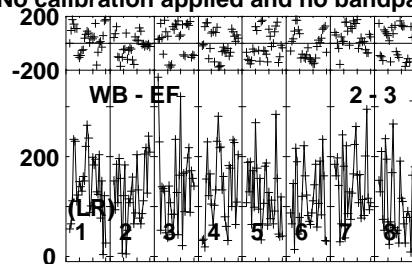
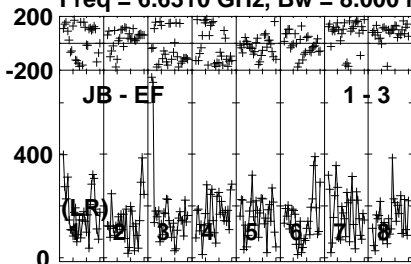


Lower frame: Micro Ampl Jy Top frame: Phas deg
Vector averaged cross-power spectrum Several baselines displayed
Timerange: 00/10:51:40 to 00/10:53:40

Plot file version 6 created 21-NOV-2023 10:28:53

J1825-0737 RB010 1.UVDATA.1

Freq = 6.6310 GHz, Bw = 8.000 MH No calibration applied and no bandpass applied



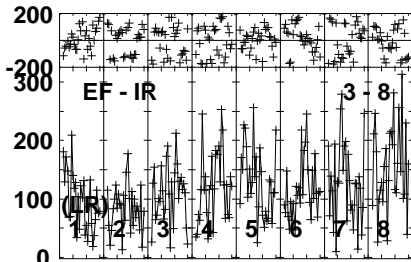
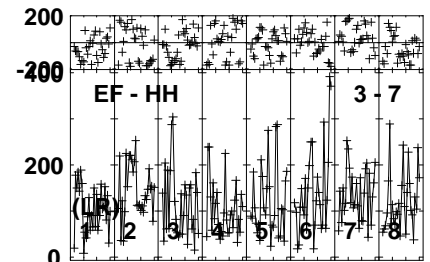
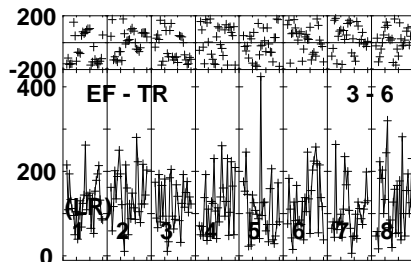
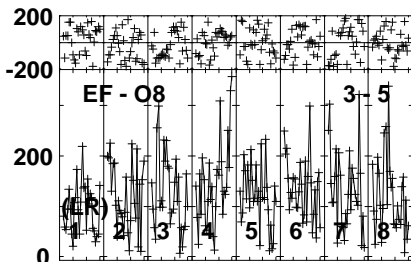
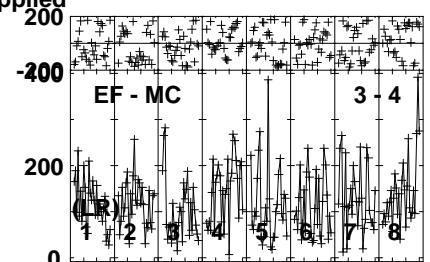
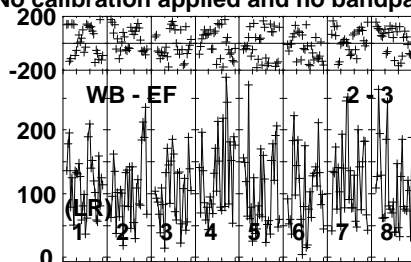
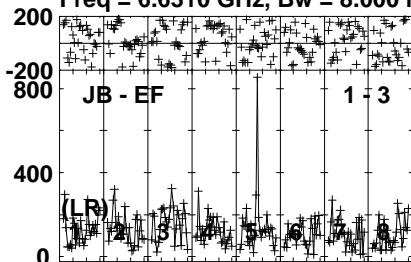
0200200200200200200200200200
Channels

Lower frame: Micro Ampl Jy Top frame: Phas deg
Vector averaged cross-power spectrum Several baselines displayed
Timerange: 00/10:57:20 to 00/10:59:20

Plot file version 7 created 21-NOV-2023 10:28:53

G23.389 RB010 1.UVDATA.1

Freq = 6.6310 GHz, Bw = 8.000 MH No calibration applied and no bandpass applied



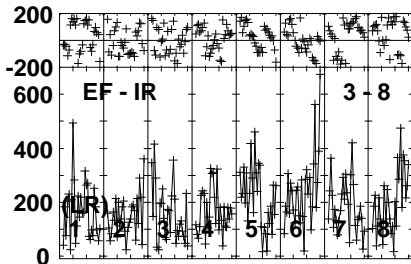
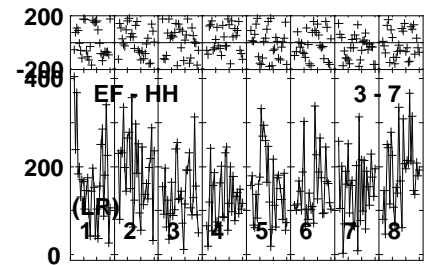
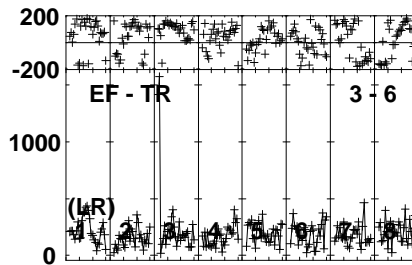
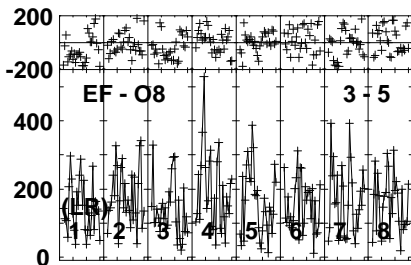
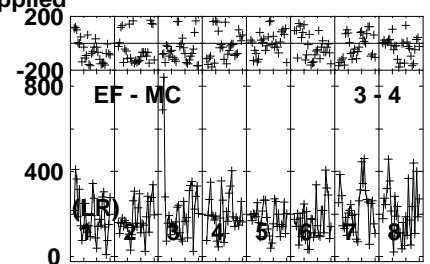
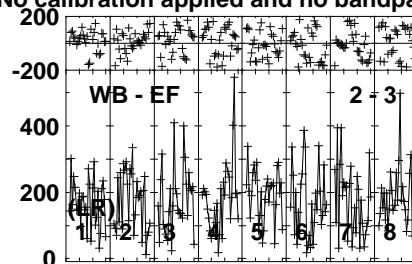
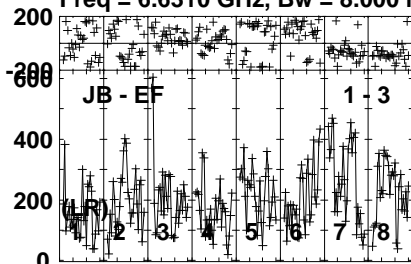
0200200200200200200200200200
Channels

Lower frame: Micro Ampl Jy Top frame: Phas deg
Vector averaged cross-power spectrum Several baselines displayed
Timerange: 00/10:59:20 to 00/11:02:19

Plot file version 8 created 21-NOV-2023 10:28:53

J1825-0737 RB010 1.UVDATA.1

Freq = 6.6310 GHz, Bw = 8.000 MH No calibration applied and no bandpass applied

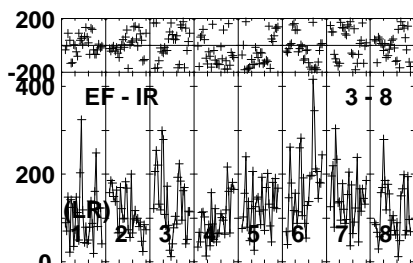
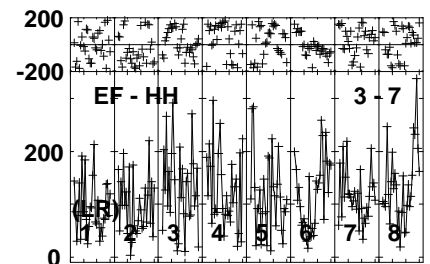
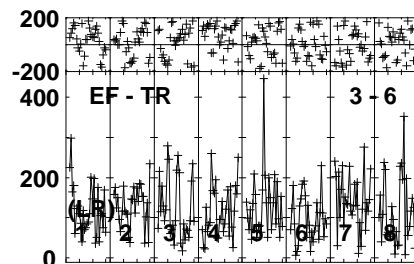
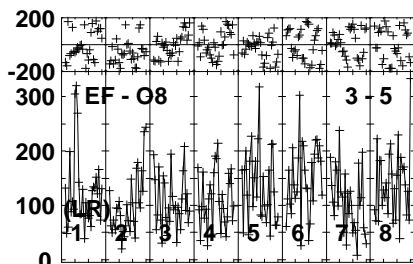
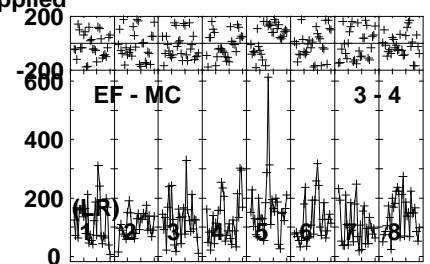
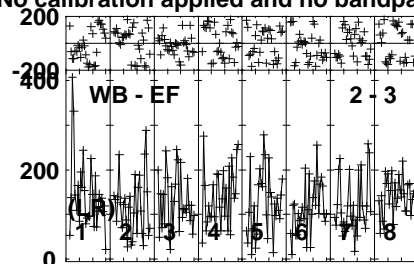
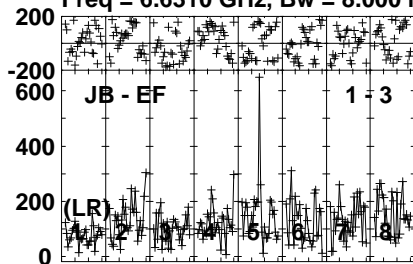


Lower frame: Micro Ampl Jy Top frame: Phas deg
Vector averaged cross-power spectrum Several baselines displayed
Timerange: 00/11:02:20 to 00/11:04:19

Plot file version 9 created 21-NOV-2023 10:28:53

G23.389 RB010 1.UVDATA.1

Freq = 6.6310 GHz, Bw = 8.000 MH No calibration applied and no bandpass applied



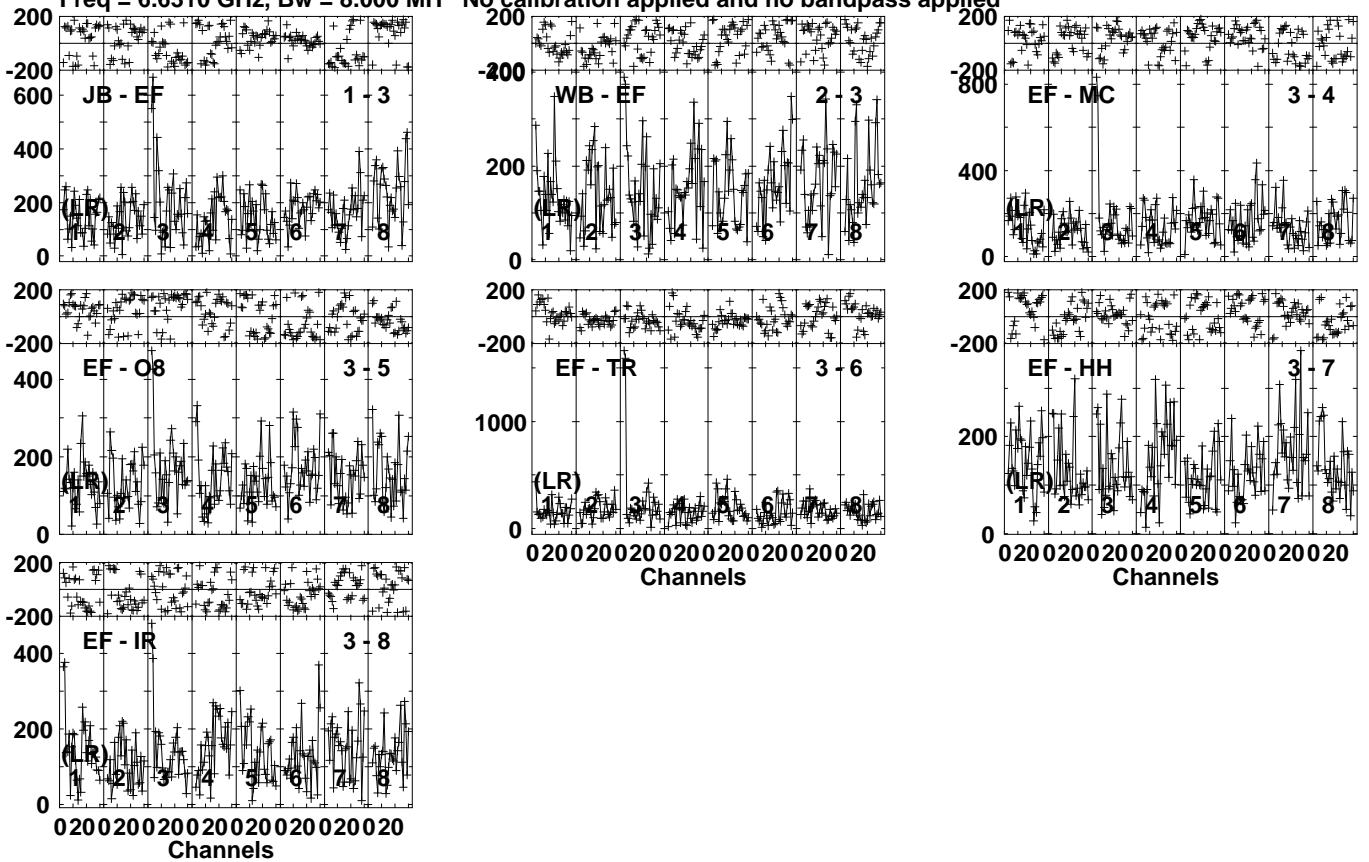
020020020020020020020020
Channels

Lower frame: Micro Ampl Jy Top frame: Phas deg
Vector averaged cross-power spectrum Several baselines displayed
Timerange: 00/11:04:21 to 00/11:07:20

Plot file version 10 created 21-NOV-2023 10:28:53

J1825-0737 RB010 1.UVDATA.1

Freq = 6.6310 GHz, Bw = 8.000 MH No calibration applied and no bandpass applied

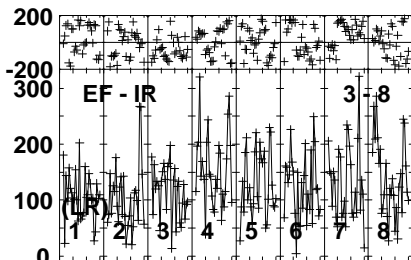
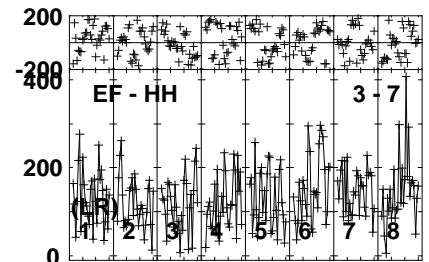
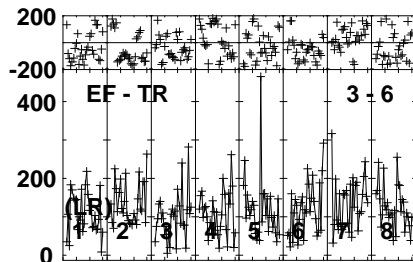
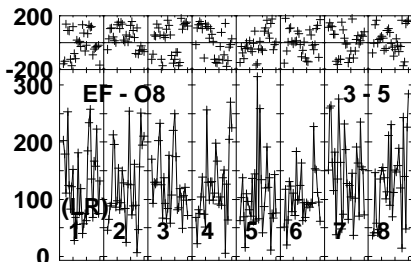
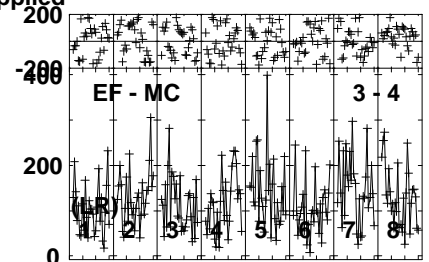
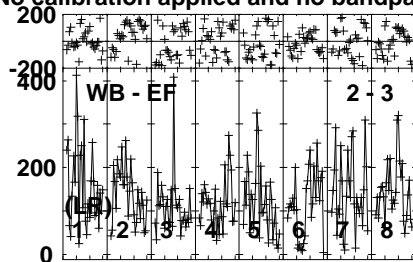
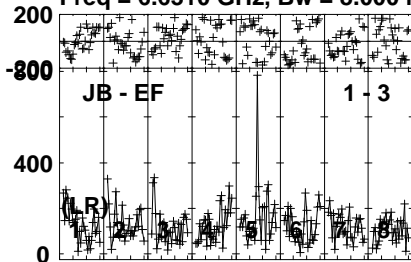


Lower frame: Micro Ampl Jy Top frame: Phas deg
Vector averaged cross-power spectrum Several baselines displayed
Timerange: 00/11:08:01 to 00/11:10:00

Plot file version 11 created 21-NOV-2023 10:28:54

G23.389 RB010 1.UVDATA.1

Freq = 6.6310 GHz, Bw = 8.000 MH No calibration applied and no bandpass applied



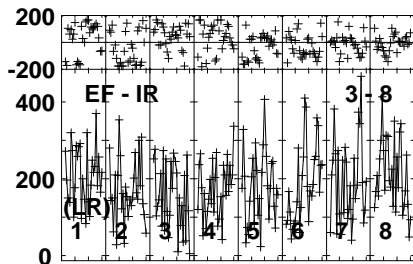
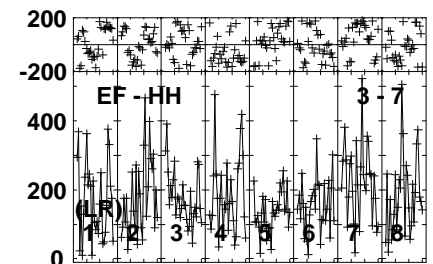
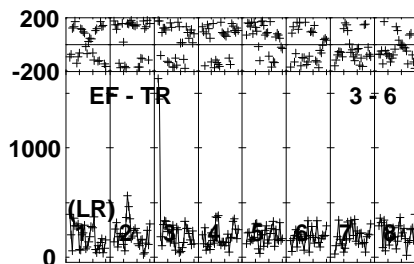
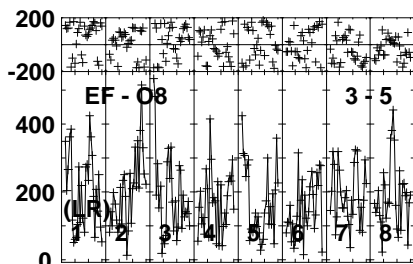
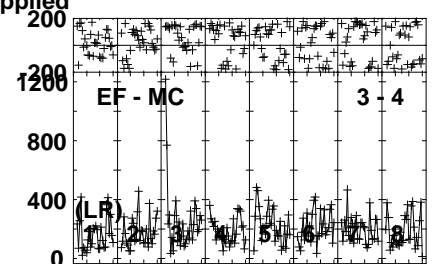
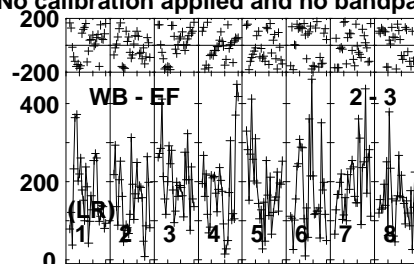
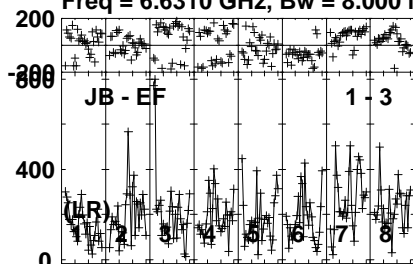
020020020020020020020020
Channels

Lower frame: Micro Ampl Jy Top frame: Phas deg
Vector averaged cross-power spectrum Several baselines displayed
Timerange: 00/11:10:00 to 00/11:13:00

Plot file version 12 created 21-NOV-2023 10:28:54

J1825-0737 RB010 1.UVDATA.1

Freq = 6.6310 GHz, Bw = 8.000 MH No calibration applied and no bandpass applied

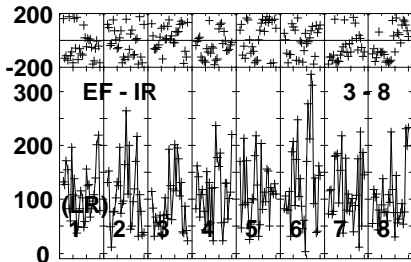
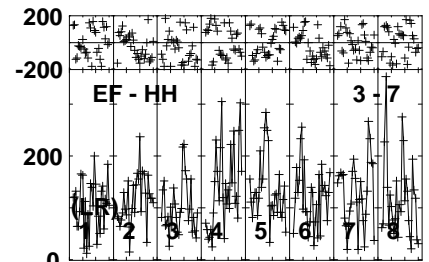
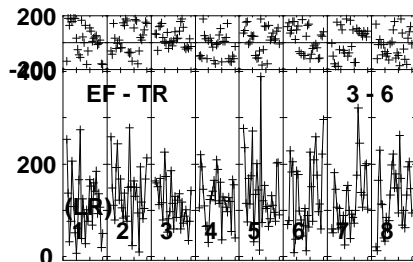
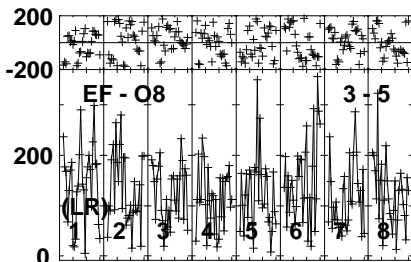
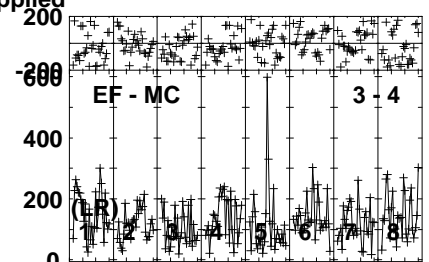
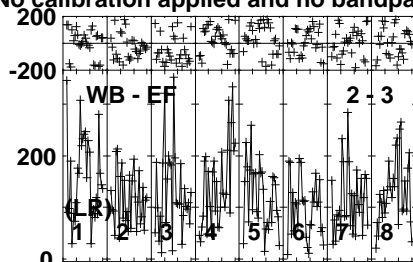
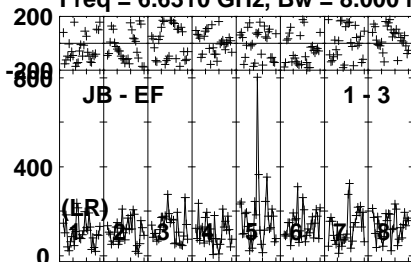


Lower frame: Micro Ampl Jy Top frame: Phas deg
Vector averaged cross-power spectrum Several baselines displayed
Timerange: 00/11:13:00 to 00/11:14:59

Plot file version 13 created 21-NOV-2023 10:28:54

G23.389 RB010 1.UVDATA.1

Freq = 6.6310 GHz, Bw = 8.000 MH No calibration applied and no bandpass applied



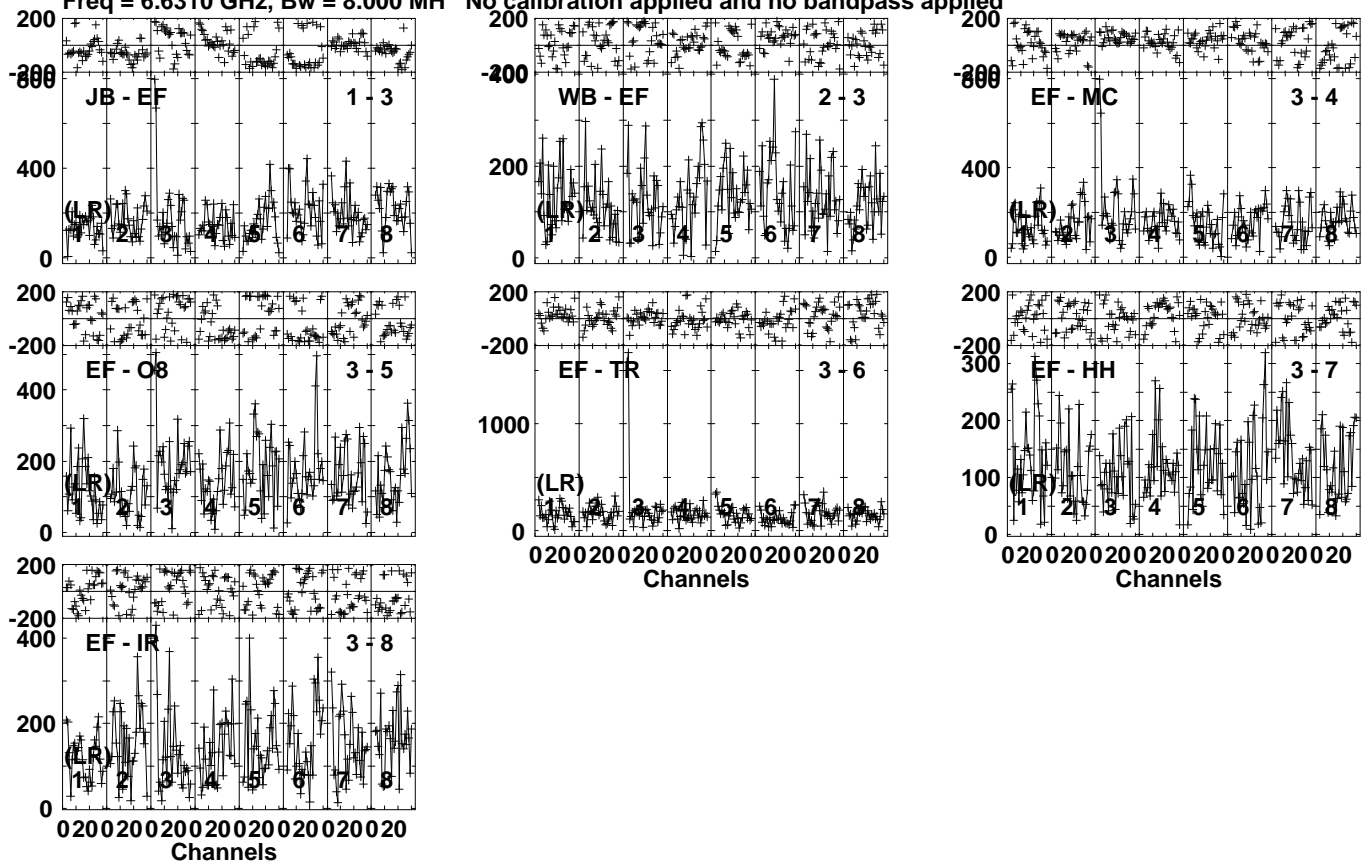
0200200200200200200200200200
Channels

Lower frame: Micro Ampl Jy Top frame: Phas deg
Vector averaged cross-power spectrum Several baselines displayed
Timerange: 00/11:15:01 to 00/11:17:59

Plot file version 14 created 21-NOV-2023 10:28:54

J1825-0737 RB010 1.UVDATA.1

Freq = 6.6310 GHz, Bw = 8.000 MH No calibration applied and no bandpass applied

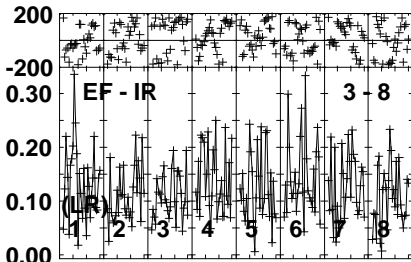
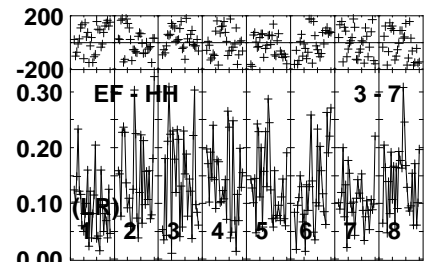
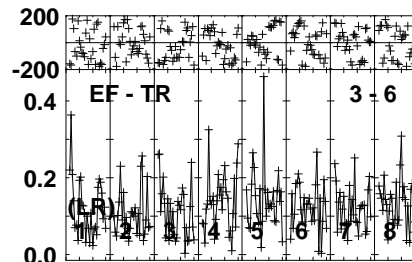
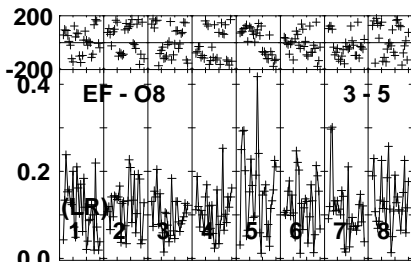
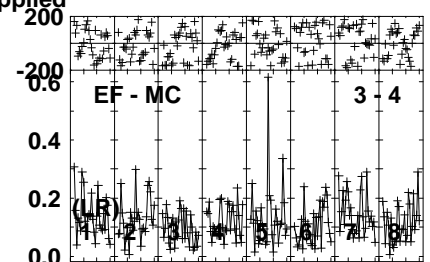
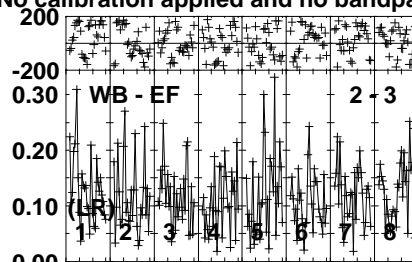
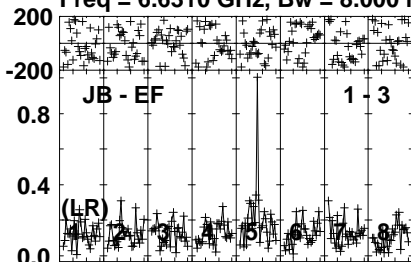


Lower frame: Micro Ampl Jy Top frame: Phas deg
Vector averaged cross-power spectrum Several baselines displayed
Timerange: 00/11:18:41 to 00/11:20:40

Plot file version 15 created 21-NOV-2023 10:28:54

G23.389 RB010 1.UVDATA.1

Freq = 6.6310 GHz, Bw = 8.000 MH No calibration applied and no bandpass applied



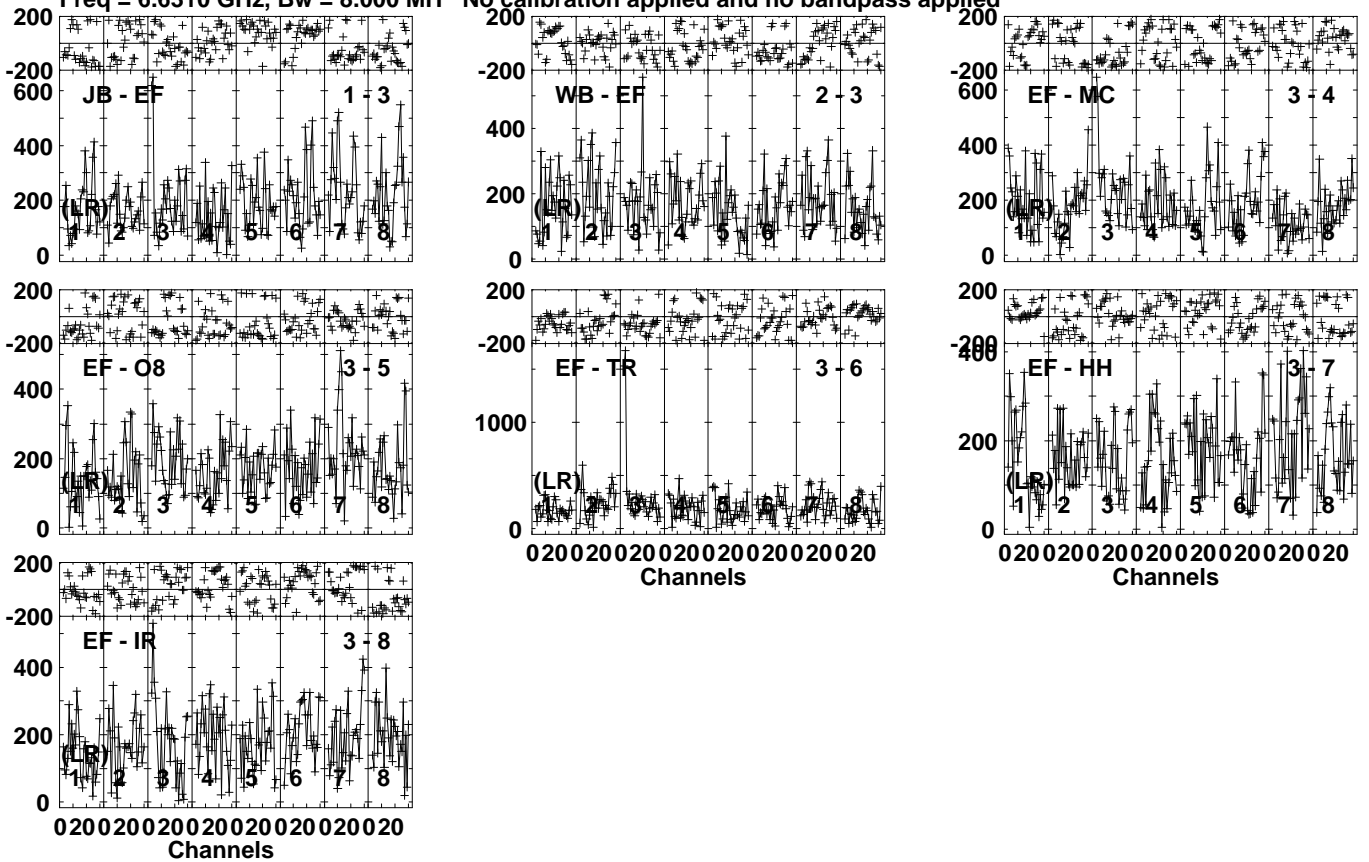
020020020020020020020020020020
Channels

Lower frame: Milli Ampl Jy Top frame: Phas deg
Vector averaged cross-power spectrum Several baselines displayed
Timerange: 00/11:20:41 to 00/11:23:40

Plot file version 16 created 21-NOV-2023 10:28:54

J1825-0737 RB010 1.UVDATA.1

Freq = 6.6310 GHz, Bw = 8.000 MH No calibration applied and no bandpass applied

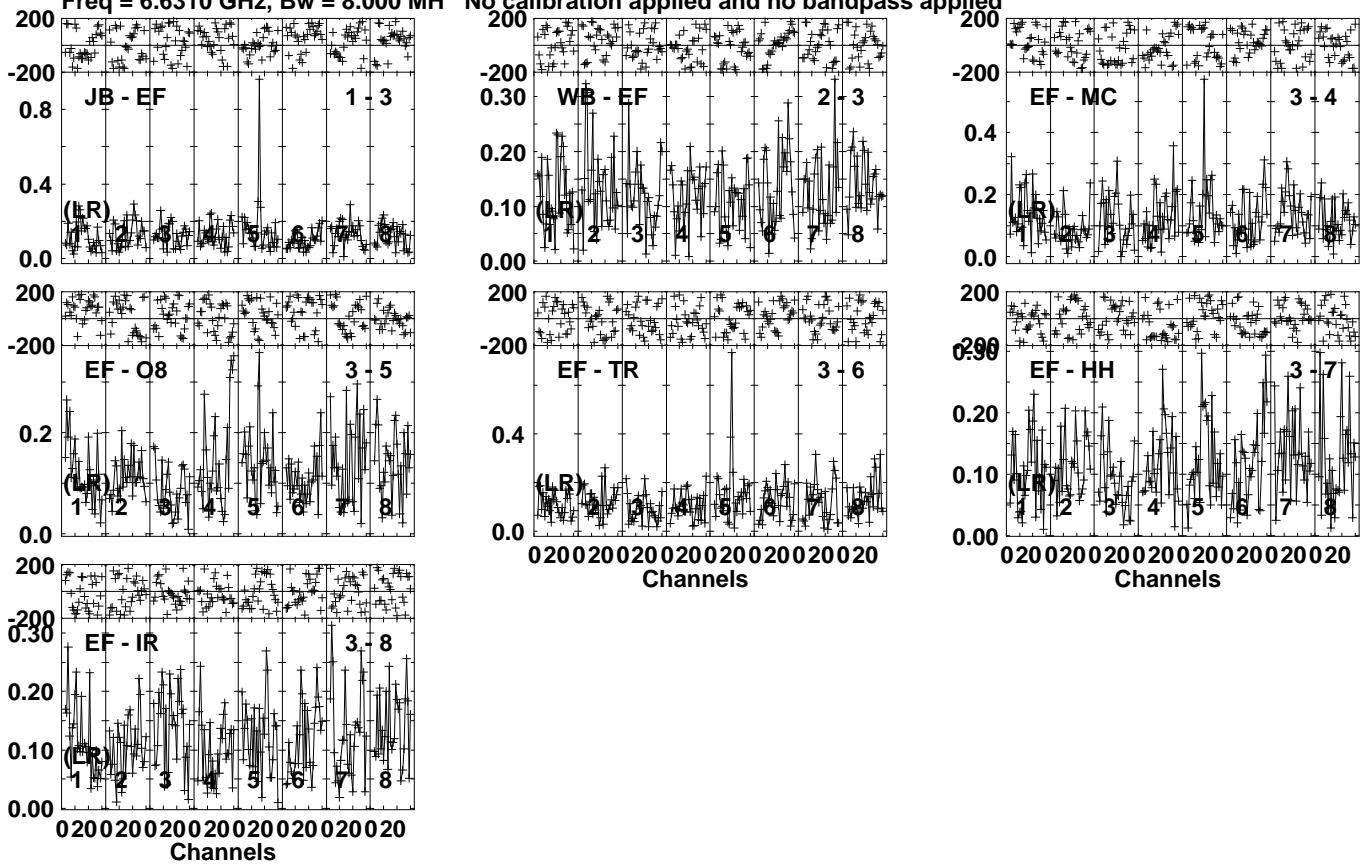


Lower frame: Micro Ampl Jy Top frame: Phas deg
Vector averaged cross-power spectrum Several baselines displayed
Timerange: 00/11:23:40 to 00/11:25:40

Plot file version 17 created 21-NOV-2023 10:28:54

G23.389 RB010 1.UVDATA.1

Freq = 6.6310 GHz, Bw = 8.000 MH No calibration applied and no bandpass applied

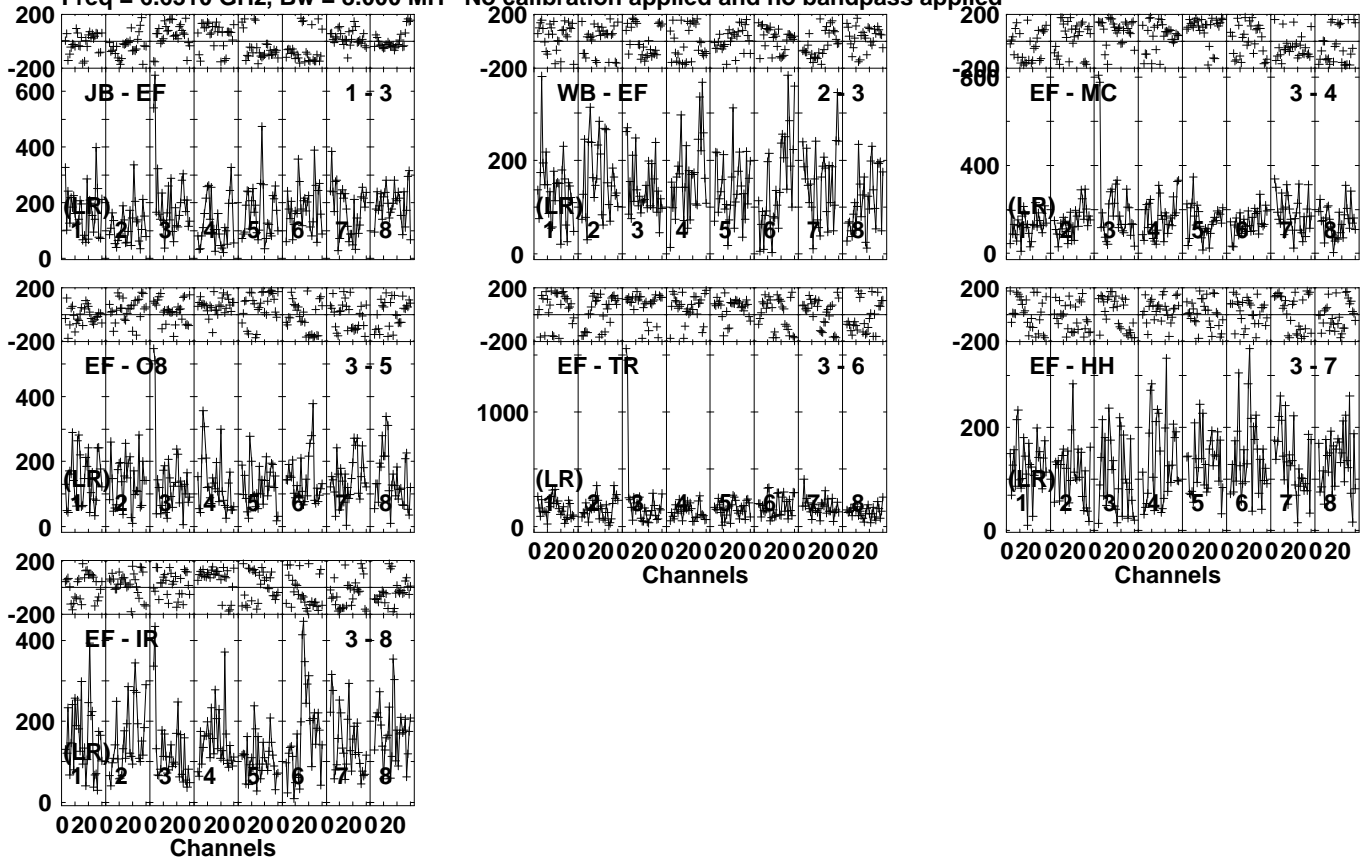


Lower frame: Milli Ampl Jy Top frame: Phas deg
Vector averaged cross-power spectrum Several baselines displayed
Timerange: 00/11:25:41 to 00/11:28:39

Plot file version 18 created 21-NOV-2023 10:28:55

J1825-0737 RB010 1.UVDATA.1

Freq = 6.6310 GHz, Bw = 8.000 MH No calibration applied and no bandpass applied

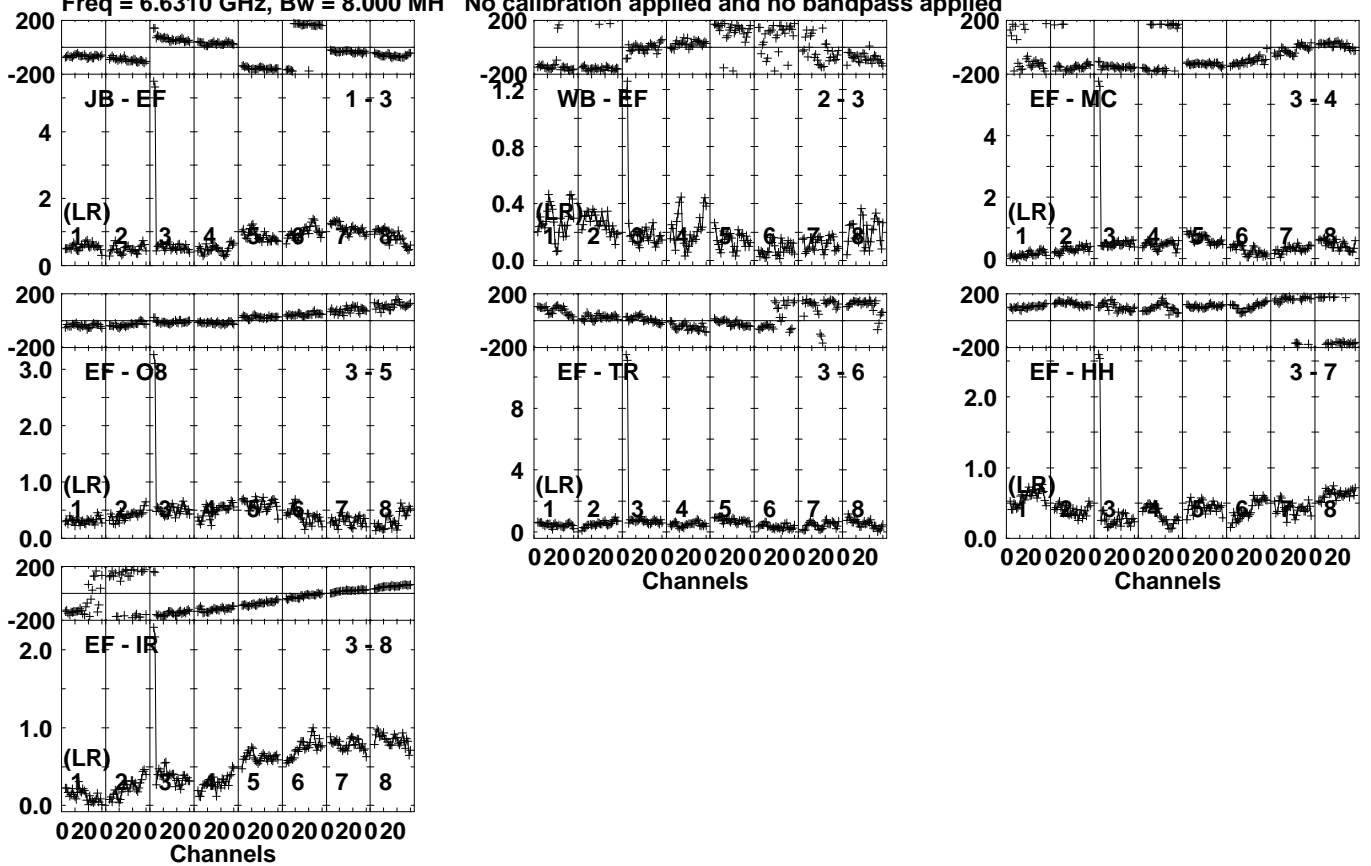


Lower frame: Micro Ampl Jy Top frame: Phas deg
Vector averaged cross-power spectrum Several baselines displayed
Timerange: 00/11:29:20 to 00/11:31:19

Plot file version 19 created 21-NOV-2023 10:28:55

J1743-0350 RB010 1.UVDATA.1

Freq = 6.6310 GHz, Bw = 8.000 MH No calibration applied and no bandpass applied

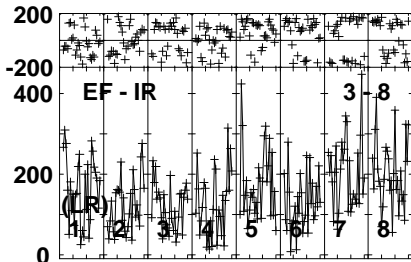
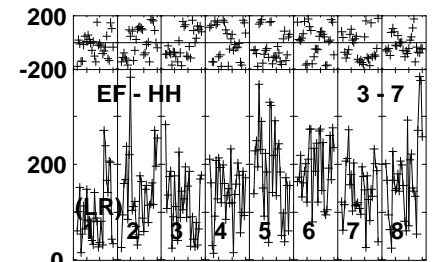
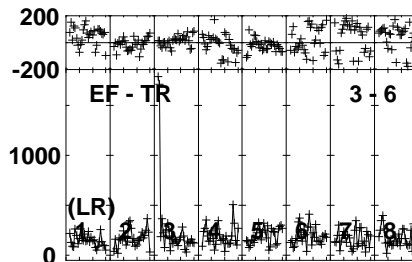
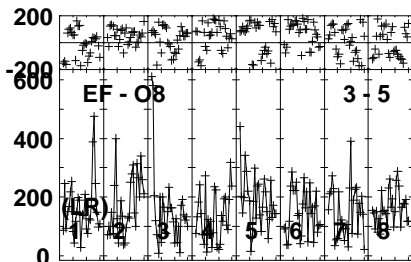
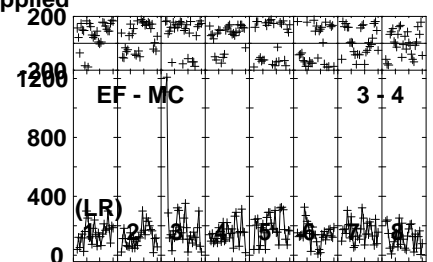
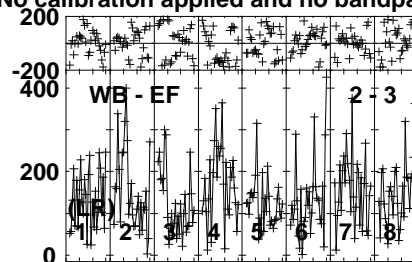
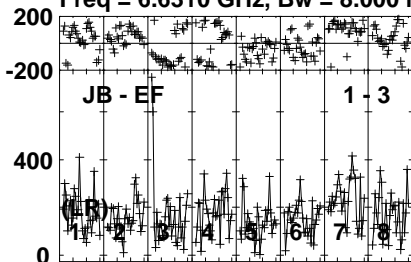


Lower frame: Milli Ampl Jy Top frame: Phas deg
Vector averaged cross-power spectrum Several baselines displayed
Timerange: 00/11:32:21 to 00/11:36:20

Plot file version 20 created 21-NOV-2023 10:28:55

J1825-0737 RB010 1.UVDATA.1

Freq = 6.6310 GHz, Bw = 8.000 MH No calibration applied and no bandpass applied



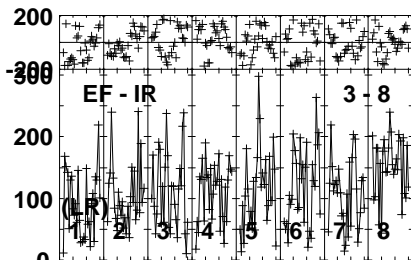
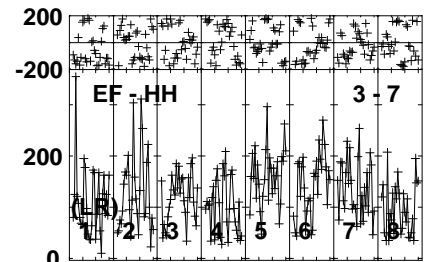
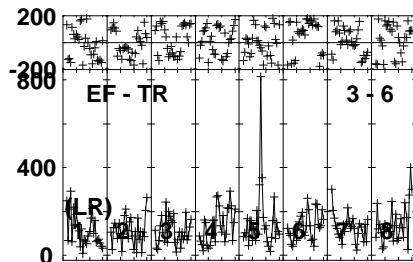
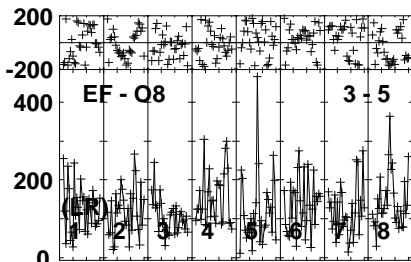
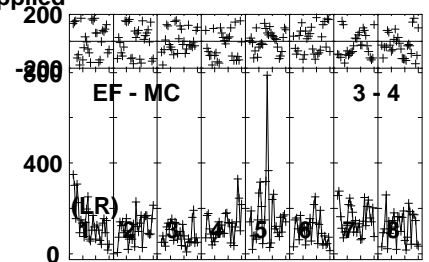
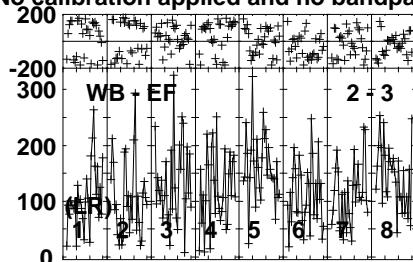
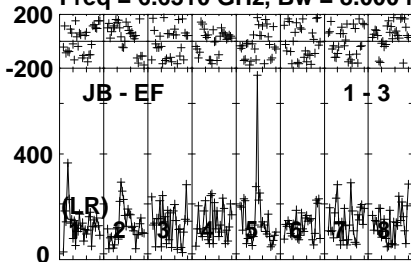
020020020020020020020020020020
Channels

Lower frame: Micro Ampl Jy Top frame: Phas deg
Vector averaged cross-power spectrum Several baselines displayed
Timerange: 00/11:37:20 to 00/11:39:19

Plot file version 21 created 21-NOV-2023 10:28:55

G23.389 RB010 1.UVDATA.1

Freq = 6.6310 GHz, Bw = 8.000 MH No calibration applied and no bandpass applied



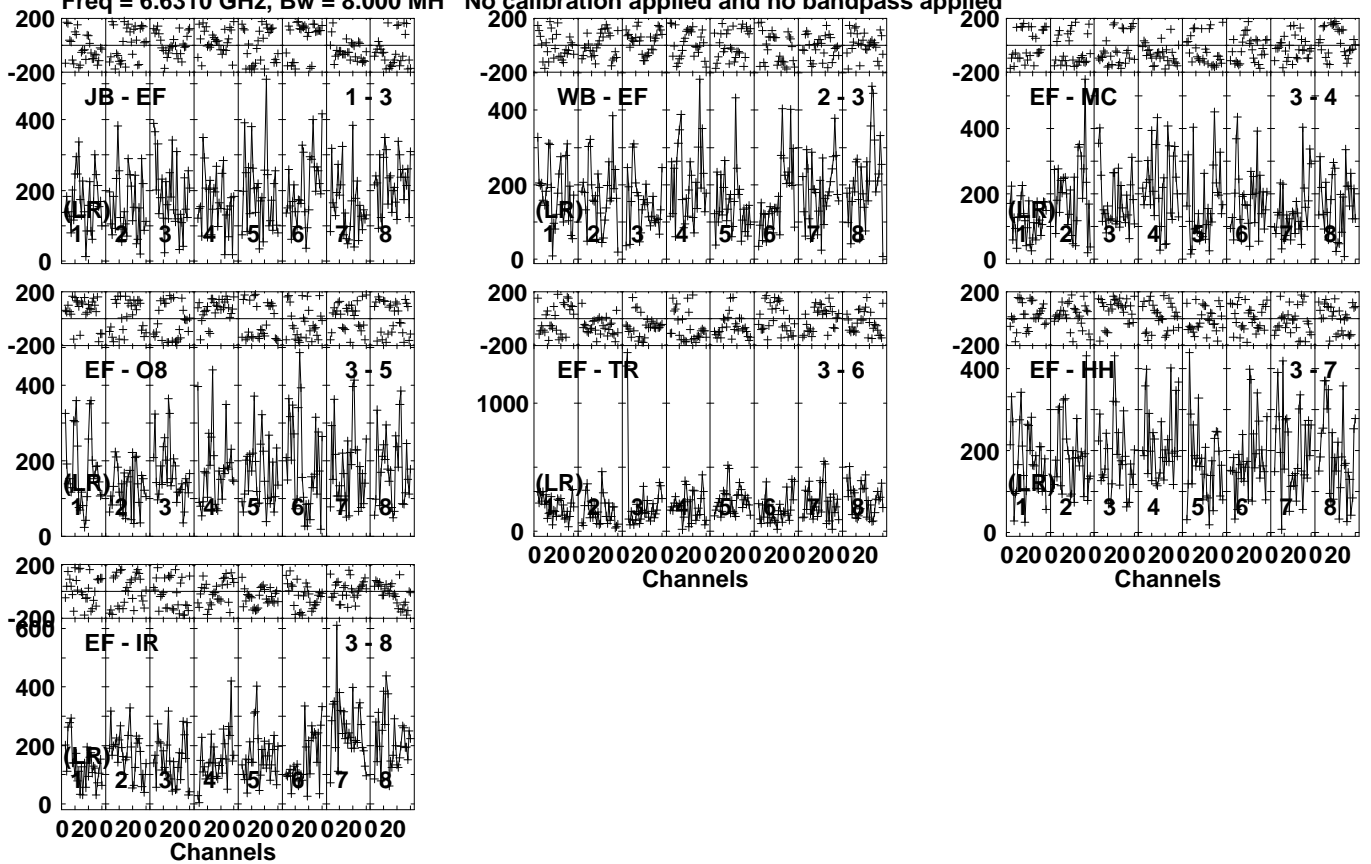
020020020020020020020020020020
Channels

Lower frame: Micro Ampl Jy Top frame: Phas deg
Vector averaged cross-power spectrum Several baselines displayed
Timerange: 00/11:39:21 to 00/11:42:19

Plot file version 22 created 21-NOV-2023 10:28:55

J1825-0737 RB010 1.UVDATA.1

Freq = 6.6310 GHz, Bw = 8.000 MH No calibration applied and no bandpass applied

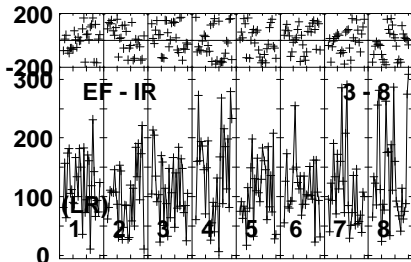
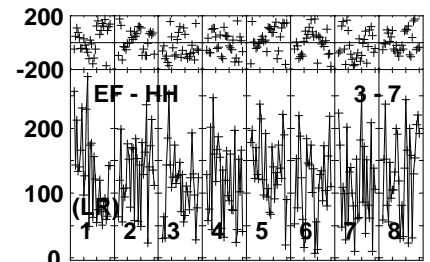
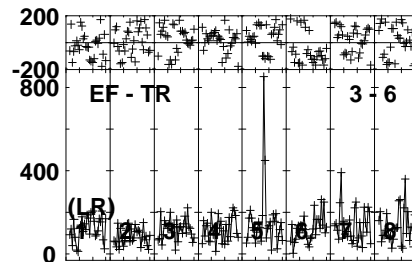
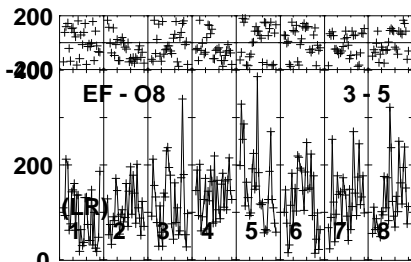
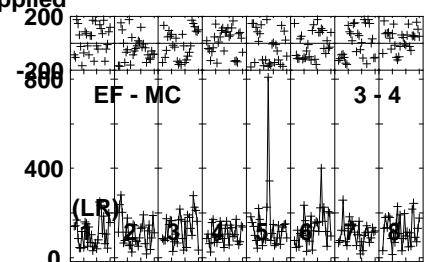
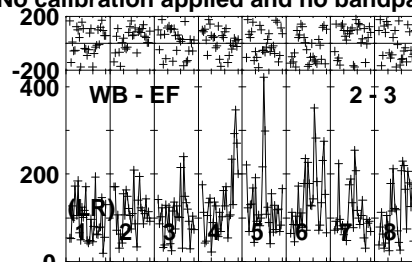
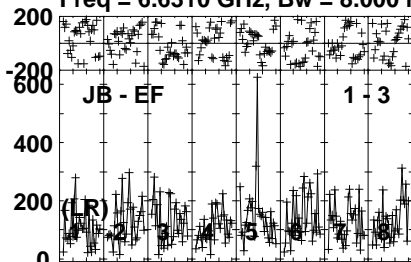


Lower frame: Micro Ampl Jy Top frame: Phas deg
Vector averaged cross-power spectrum Several baselines displayed
Timerange: 00/11:42:20 to 00/11:44:20

Plot file version 23 created 21-NOV-2023 10:28:55

G23.389 RB010 1.UVDATA.1

Freq = 6.6310 GHz, Bw = 8.000 MH No calibration applied and no bandpass applied



020020020020020020020020020020
Channels

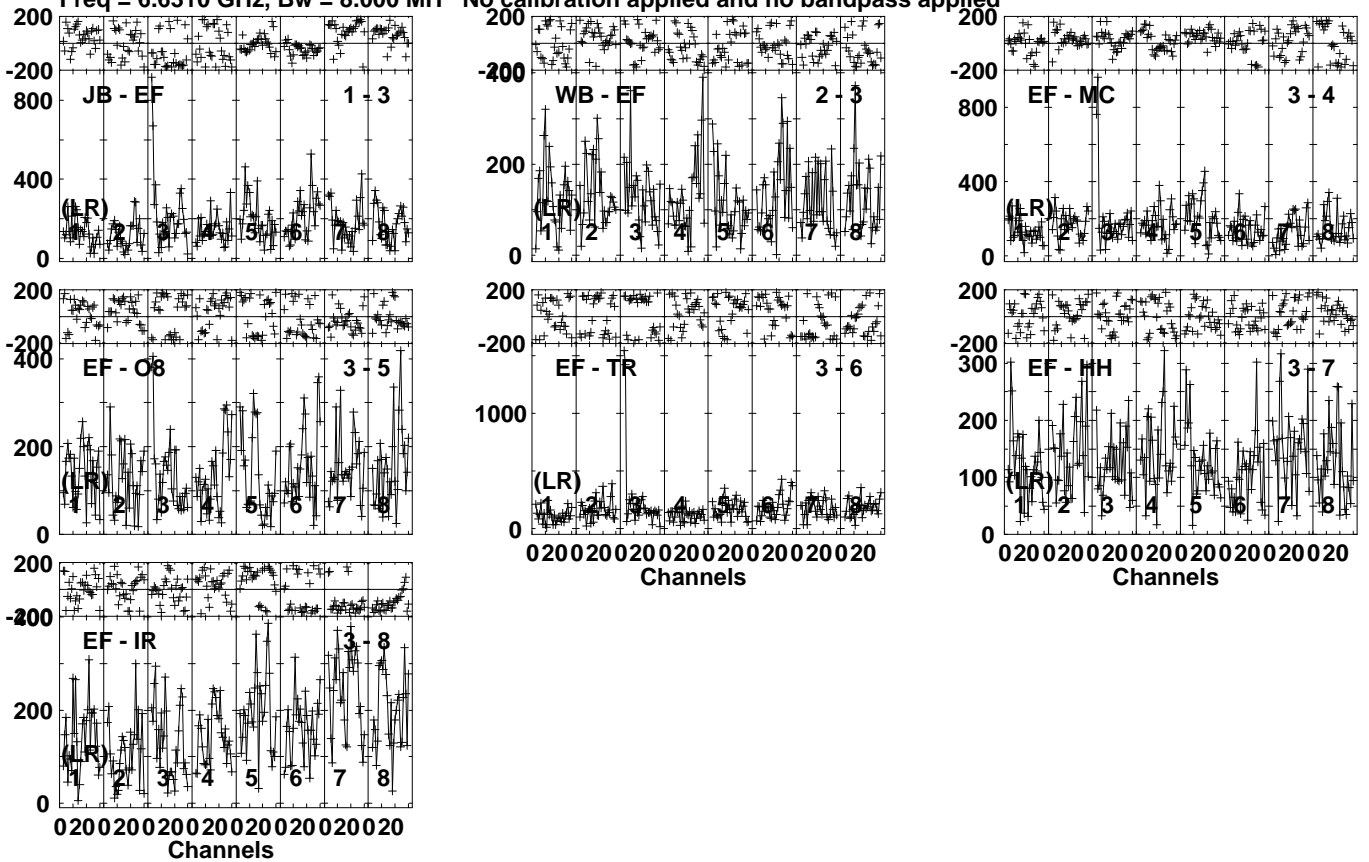
Lower frame: Micro Ampl Jy Top frame: Phas deg
Vector averaged cross-power spectrum Several baselines displayed
Timerange: 00/11:44:20 to 00/11:47:19

Plot file version 24 created 21-NOV-2023 10:28:56

J1825-0737 RB010 1.UVDATA.1

Freq = 6.6310 GHz, Bw = 8.000 MH

No calibration applied and no bandpass applied

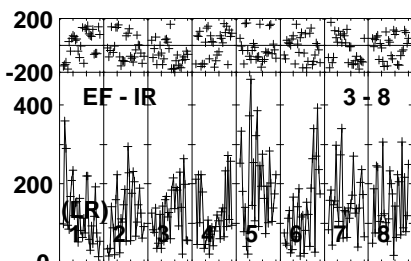
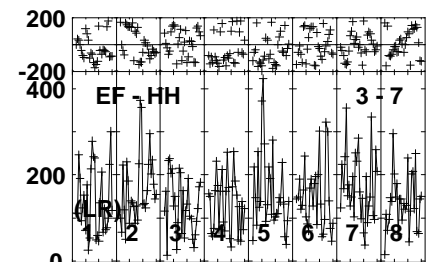
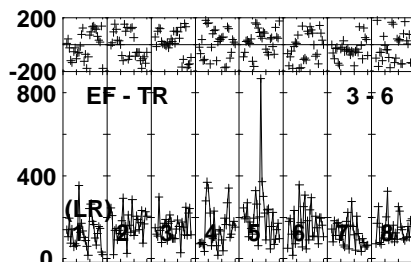
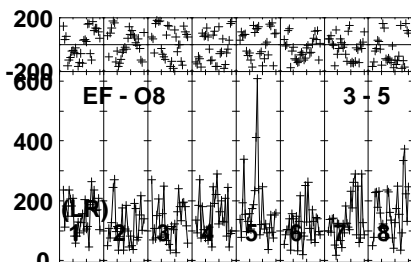
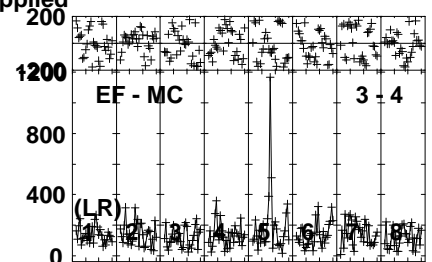
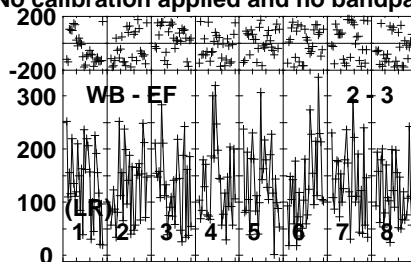
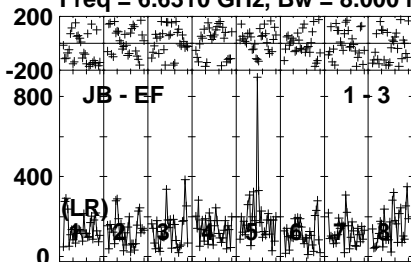


Lower frame: Micro Ampl Jy Top frame: Phas deg
Vector averaged cross-power spectrum Several baselines displayed
Timerange: 00/11:48:00 to 00/11:50:00

Plot file version 25 created 21-NOV-2023 10:28:56

G23.389 RB010 1.UVDATA.1

Freq = 6.6310 GHz, Bw = 8.000 MH No calibration applied and no bandpass applied



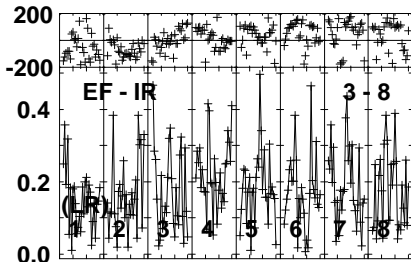
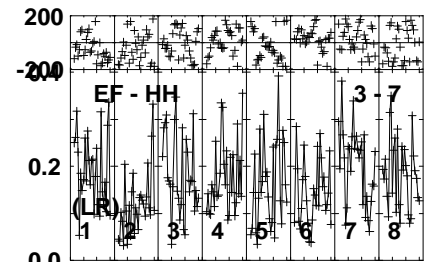
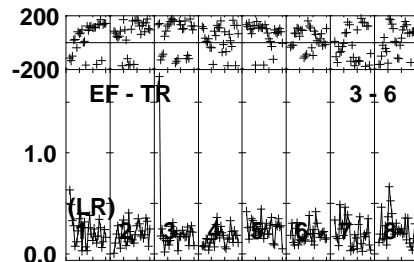
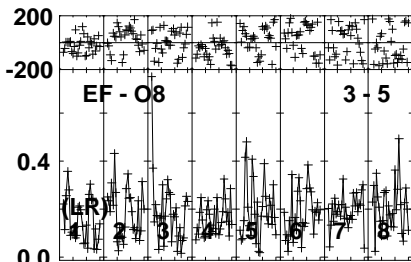
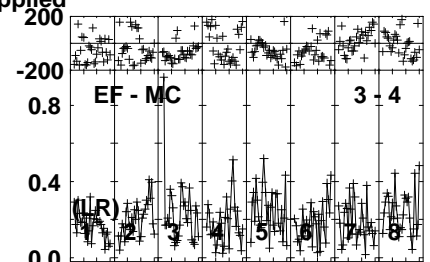
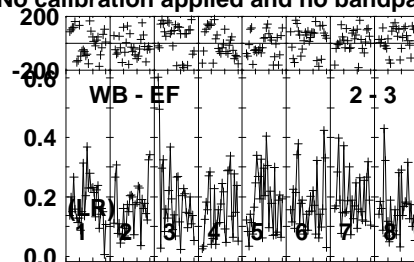
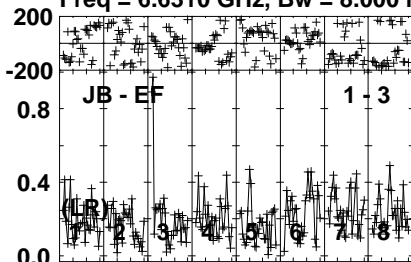
0200200200200200200200200200
Channels

Lower frame: Micro Ampl Jy Top frame: Phas deg
Vector averaged cross-power spectrum Several baselines displayed
Timerange: 00/11:50:01 to 00/11:52:59

Plot file version 26 created 21-NOV-2023 10:28:56

J1825-0737 RB010 1.UVDATA.1

Freq = 6.6310 GHz, Bw = 8.000 MH No calibration applied and no bandpass applied



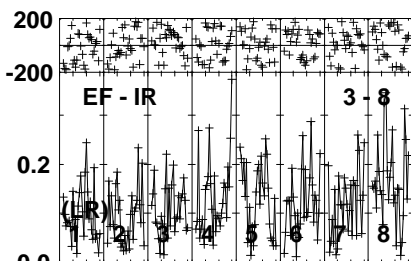
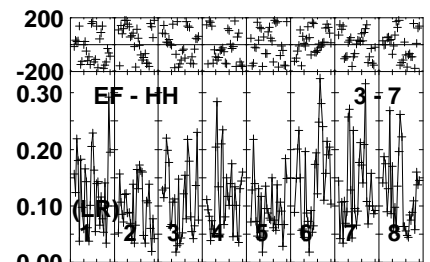
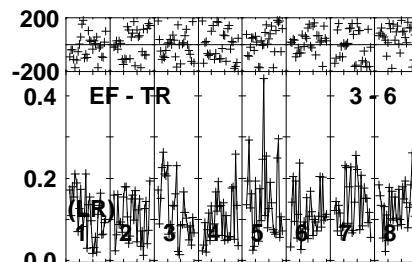
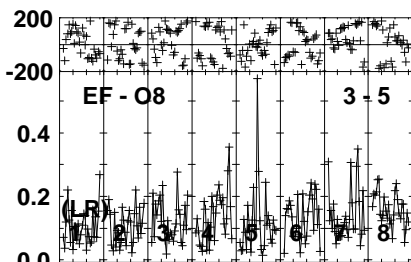
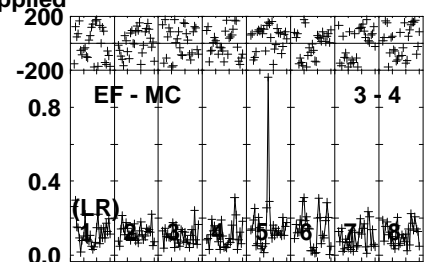
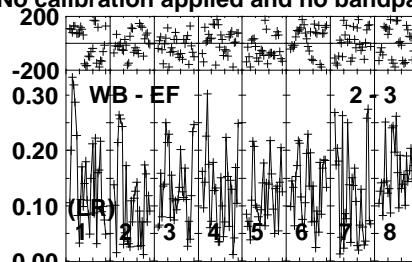
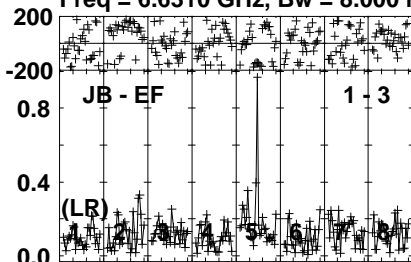
020020020020020020020020020020
Channels

Lower frame: Milli Ampl Jy Top frame: Phas deg
Vector averaged cross-power spectrum Several baselines displayed
Timerange: 00/11:53:01 to 00/11:55:00

Plot file version 27 created 21-NOV-2023 10:28:56

G23.389 RB010 1.UVDATA.1

Freq = 6.6310 GHz, Bw = 8.000 MH No calibration applied and no bandpass applied



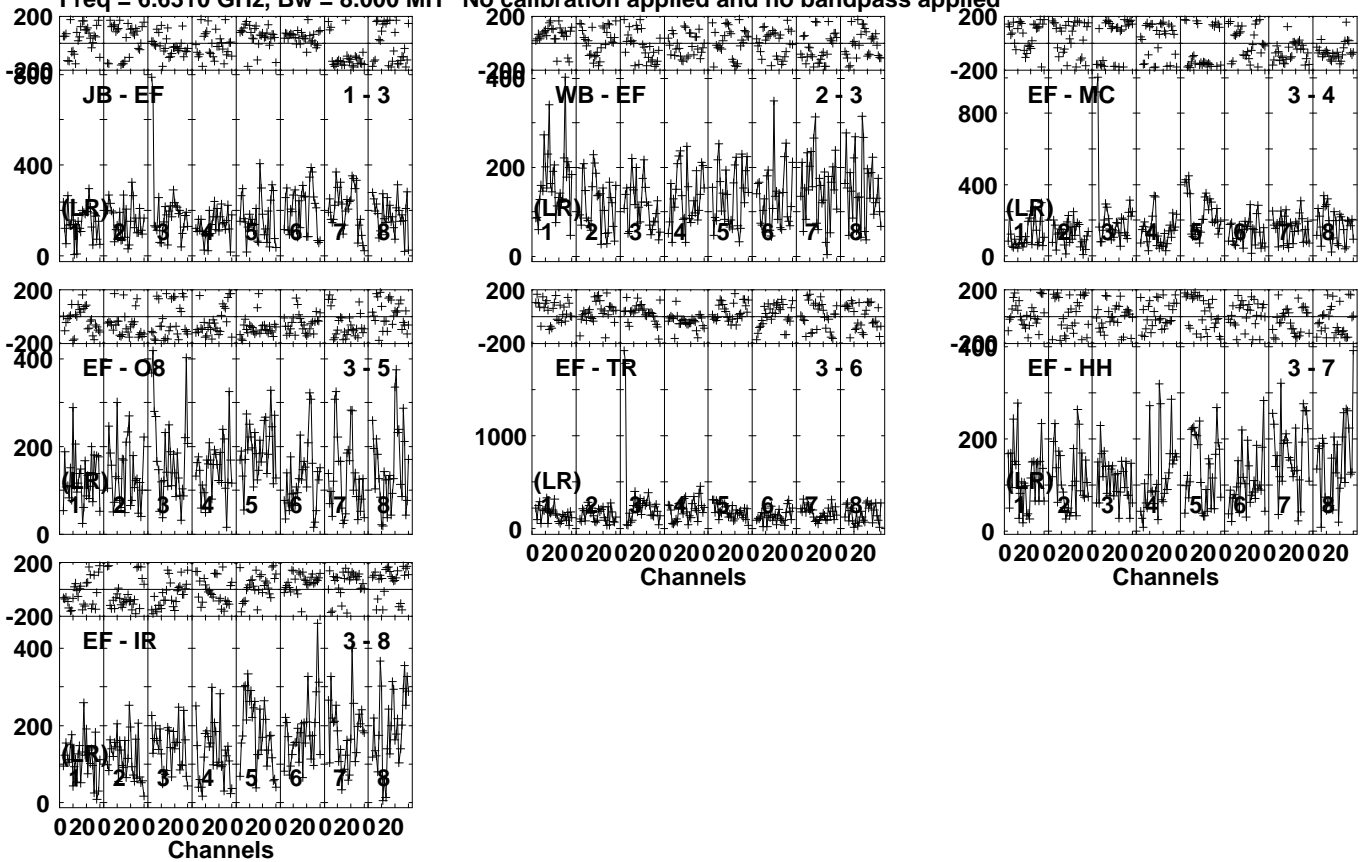
020020020020020020020020
Channels

Lower frame: Milli Ampl Jy Top frame: Phas deg
Vector averaged cross-power spectrum Several baselines displayed
Timerange: 00/11:55:00 to 00/11:58:00

Plot file version 28 created 21-NOV-2023 10:28:56

J1825-0737 RB010 1.UVDATA.1

Freq = 6.6310 GHz, Bw = 8.000 MH No calibration applied and no bandpass applied



Lower frame: Micro Ampl Jy Top frame: Phas deg

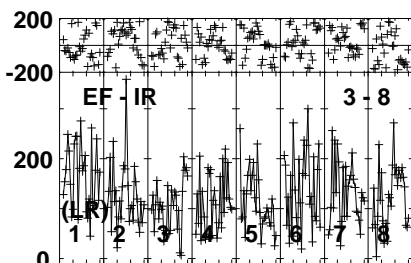
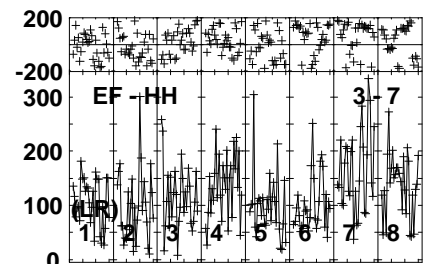
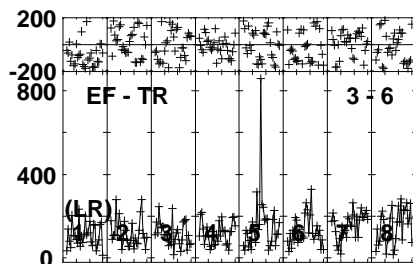
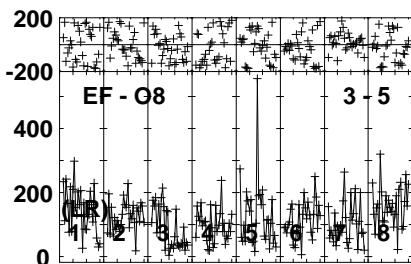
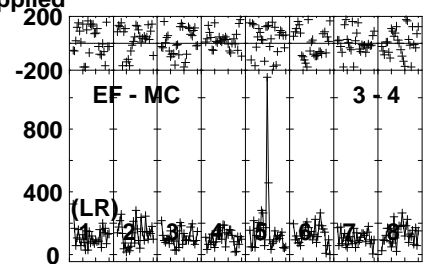
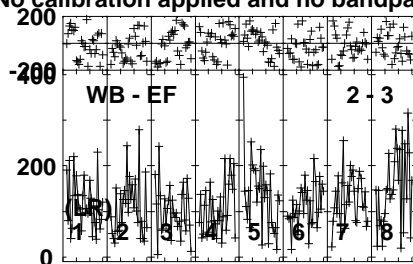
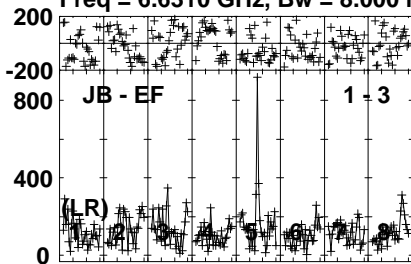
Vector averaged cross-power spectrum Several baselines displayed

Timerange: 00/11:58:40 to 00/12:00:39

Plot file version 29 created 21-NOV-2023 10:28:56

G23.389 RB010 1.UVDATA.1

Freq = 6.6310 GHz, Bw = 8.000 MH No calibration applied and no bandpass applied

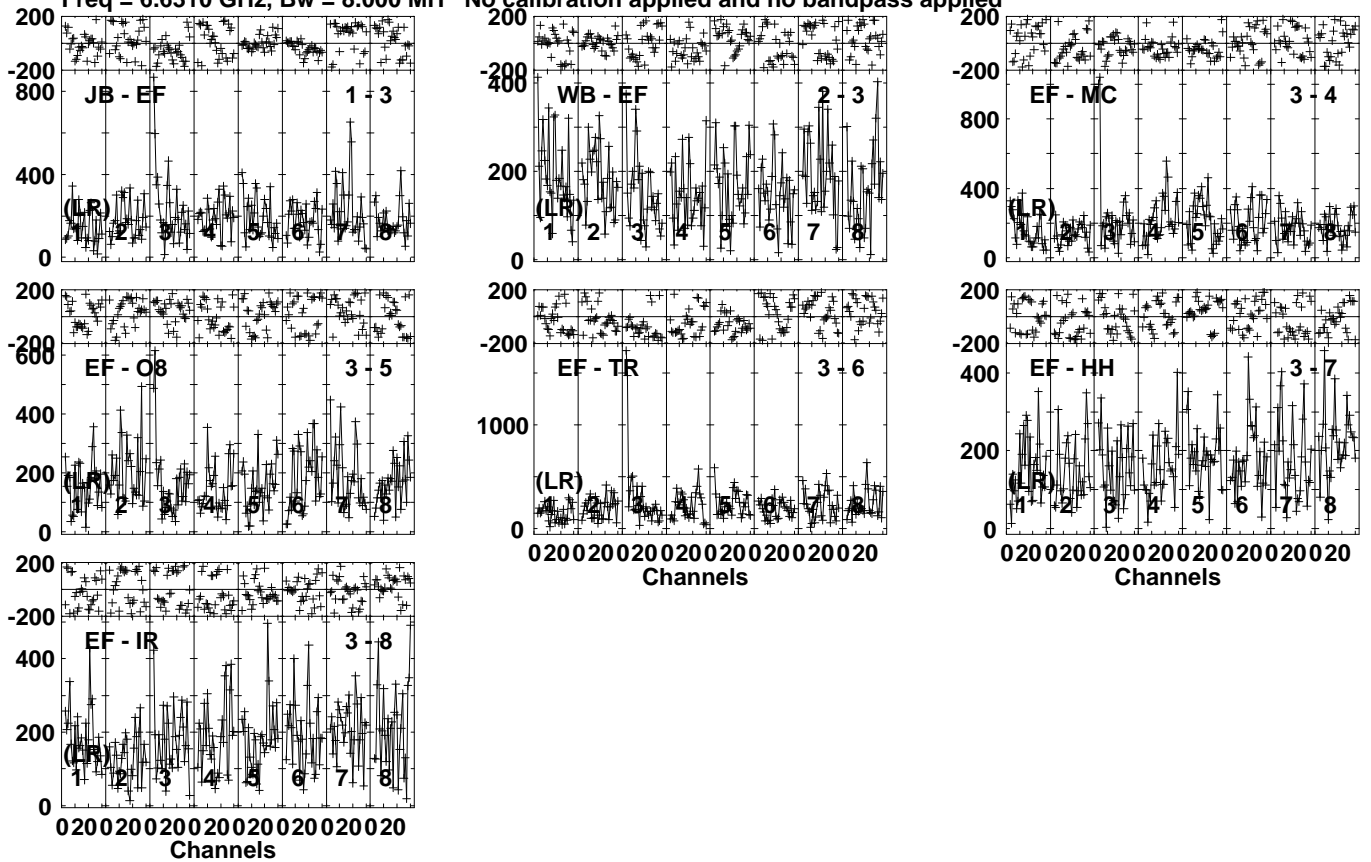


Lower frame: Micro Ampl Jy Top frame: Phas deg
Vector averaged cross-power spectrum Several baselines displayed
Timerange: 00/12:00:40 to 00/12:03:40

Plot file version 30 created 21-NOV-2023 10:28:57

J1825-0737 RB010 1.UVDATA.1

Freq = 6.6310 GHz, Bw = 8.000 MH No calibration applied and no bandpass applied

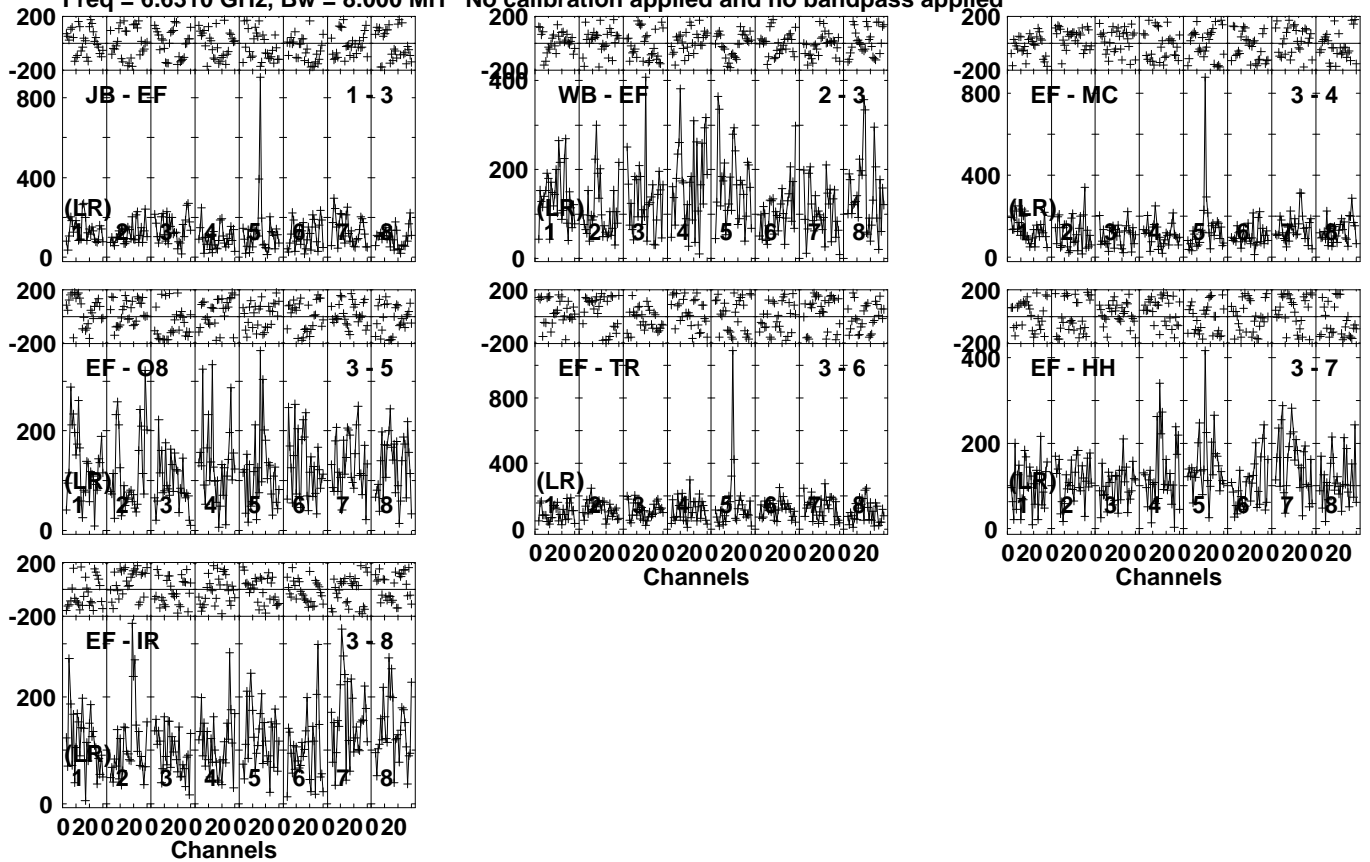


Lower frame: Micro Ampl Jy Top frame: Phas deg
Vector averaged cross-power spectrum Several baselines displayed
Timerange: 00/12:03:40 to 00/12:05:39

Plot file version 31 created 21-NOV-2023 10:28:57

G23.389 RB010 1.UVDATA.1

Freq = 6.6310 GHz, Bw = 8.000 MH No calibration applied and no bandpass applied



Lower frame: Micro Ampl Jy Top frame: Phas deg

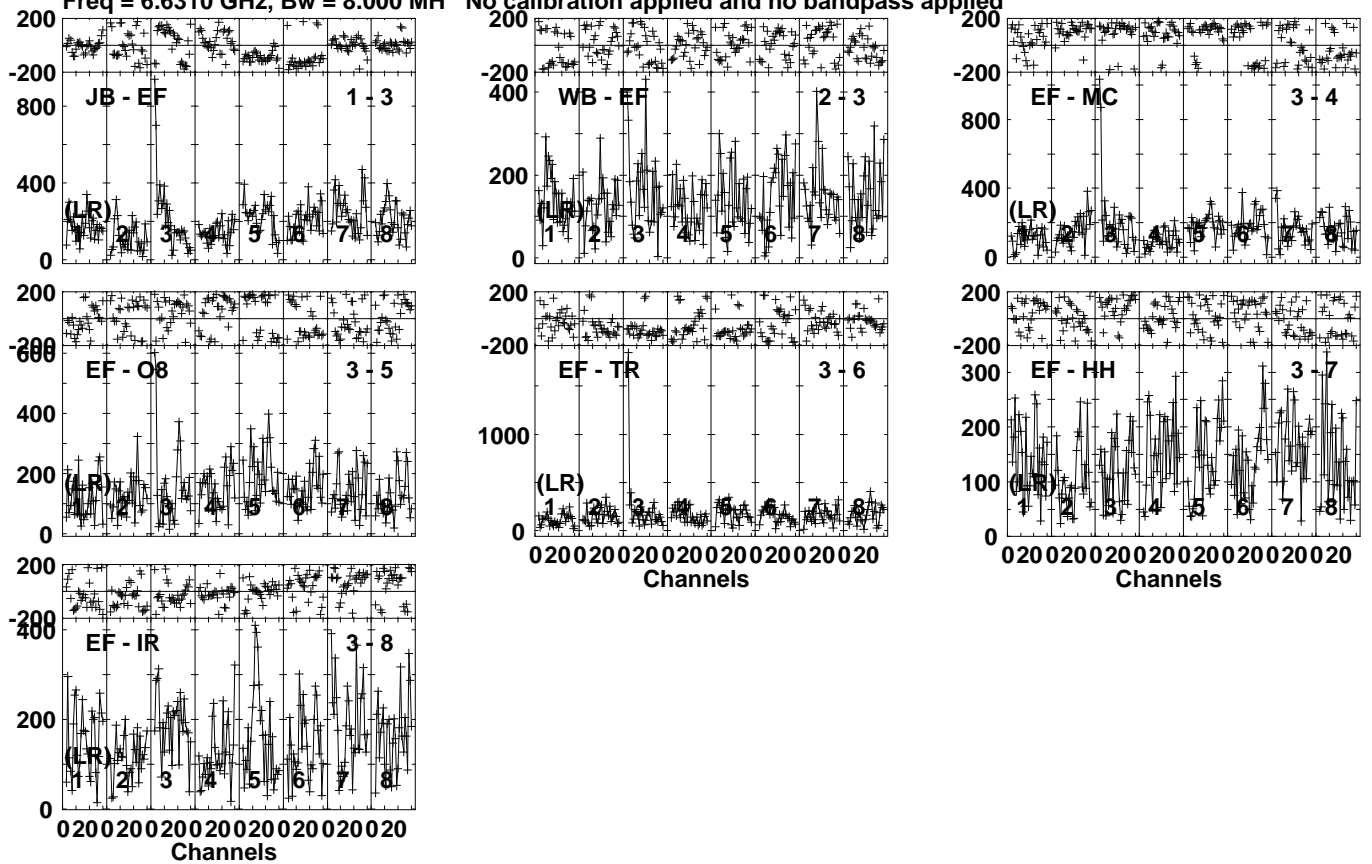
Vector averaged cross-power spectrum Several baselines displayed

Timerange: 00/12:05:41 to 00/12:08:40

Plot file version 32 created 21-NOV-2023 10:28:57

J1825-0737 RB010 1.UVDATA.1

Freq = 6.6310 GHz, Bw = 8.000 MH No calibration applied and no bandpass applied

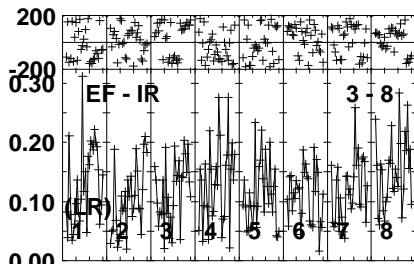
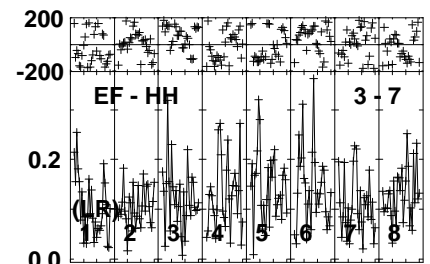
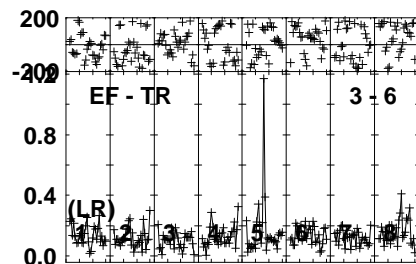
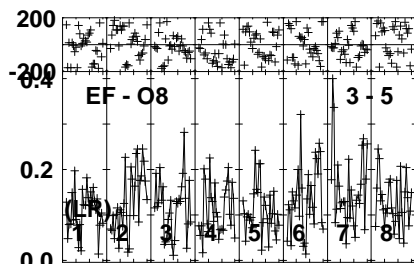
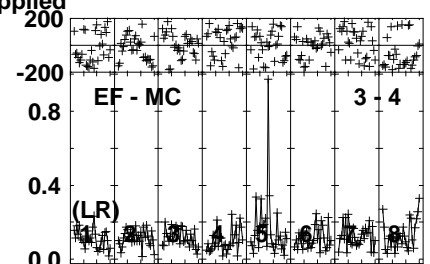
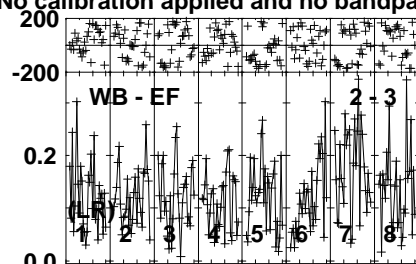
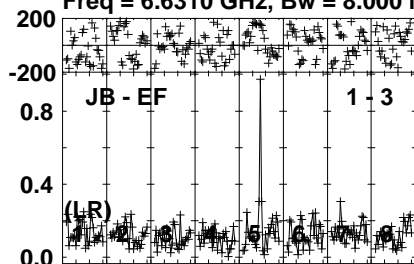


Lower frame: Micro Ampl Jy Top frame: Phas deg
Vector averaged cross-power spectrum Several baselines displayed
Timerange: 00/12:09:20 to 00/12:11:20

Plot file version 33 created 21-NOV-2023 10:28:57

G23.389 RB010 1.UVDATA.1

Freq = 6.6310 GHz, Bw = 8.000 MH No calibration applied and no bandpass applied



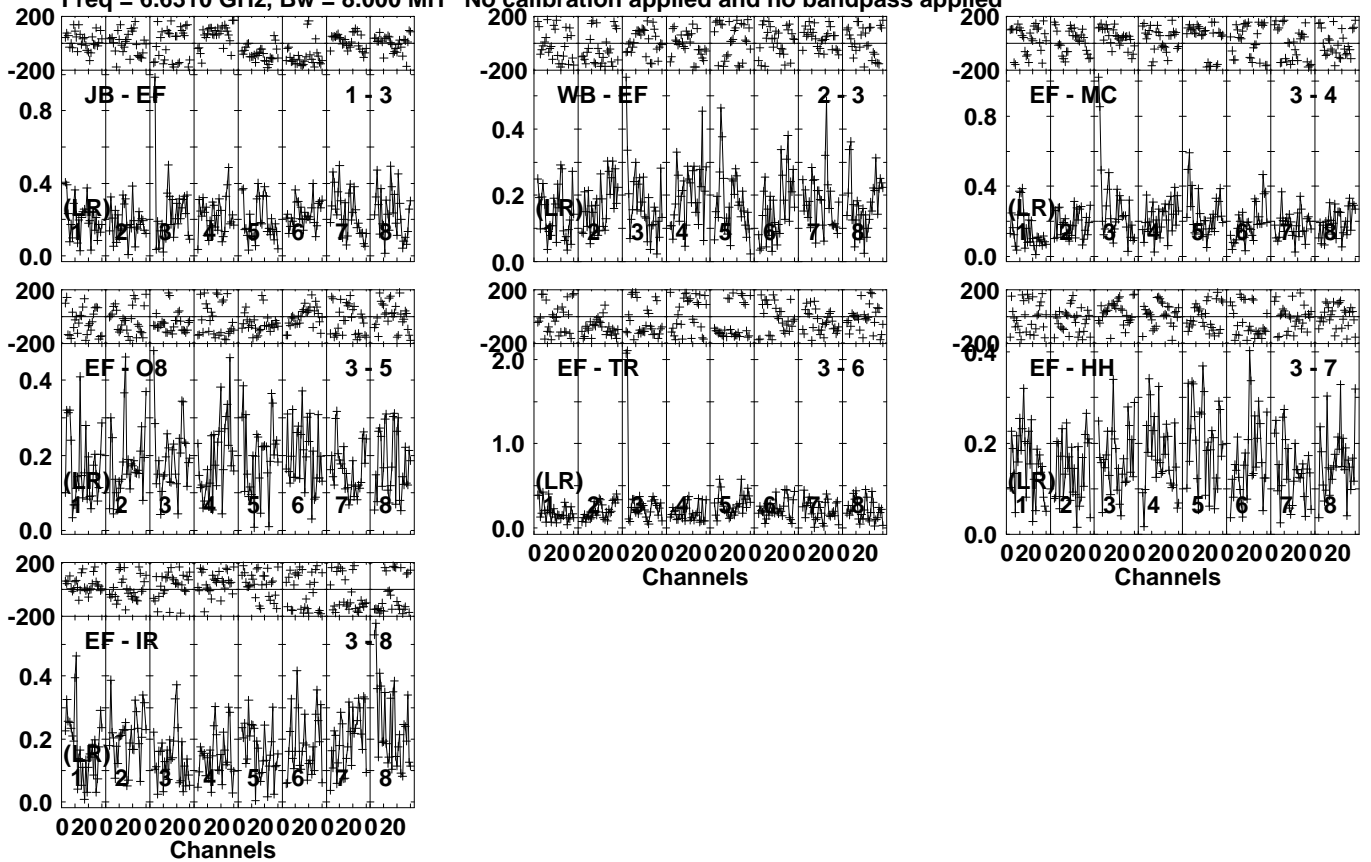
020020020020020020020020020020
Channels

Lower frame: Milli Ampl Jy Top frame: Phas deg
Vector averaged cross-power spectrum Several baselines displayed
Timerange: 00/12:11:21 to 00/12:14:19

Plot file version 34 created 21-NOV-2023 10:28:57

J1825-0737 RB010 1.UVDATA.1

Freq = 6.6310 GHz, Bw = 8.000 MH No calibration applied and no bandpass applied

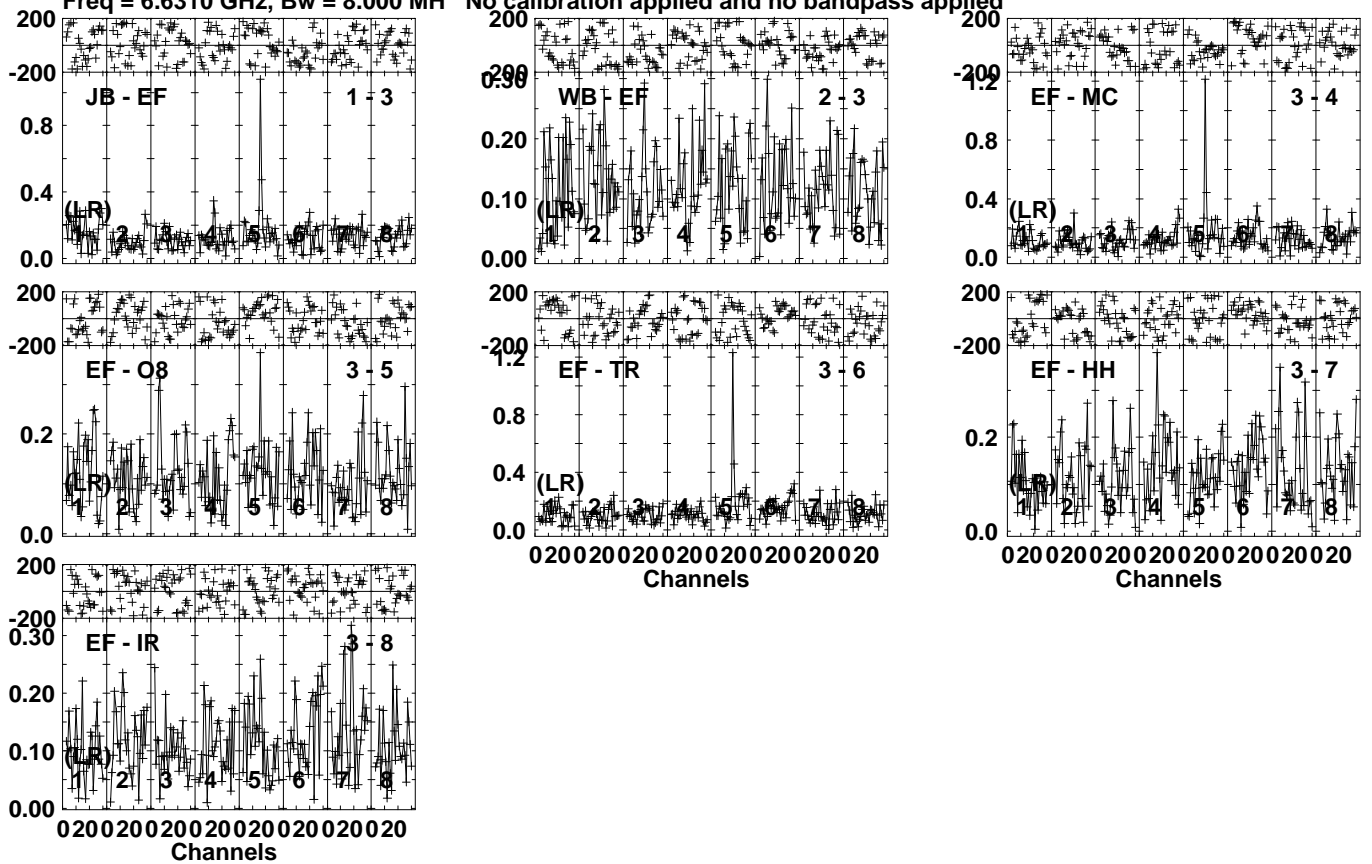


Lower frame: Milli Ampl Jy Top frame: Phas deg
Vector averaged cross-power spectrum Several baselines displayed
Timerange: 00/12:14:20 to 00/12:16:19

Plot file version 35 created 21-NOV-2023 10:28:57

G23.389 RB010 1.UVDATA.1

Freq = 6.6310 GHz, Bw = 8.000 MH No calibration applied and no bandpass applied




Lower frame: Milli Ampl Jy Top frame: Phas deg
Vector averaged cross-power spectrum Several baselines displayed
Timerange: 00/12:16:20 to 00/12:19:20

Plot file version 36 created 21-NOV-2023 10:28:58

J1825-0737 RB010 1.UVDATA.1

Freq = 6.6310 GHz, Bw = 8.000 MH No calibration applied and no bandpass applied



Lower frame: Milli Ampl Jy Top frame: Phas deg

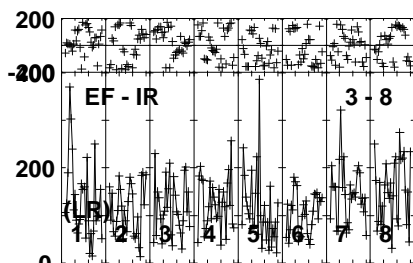
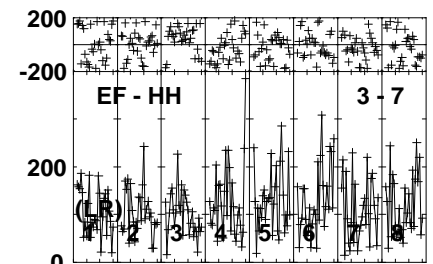
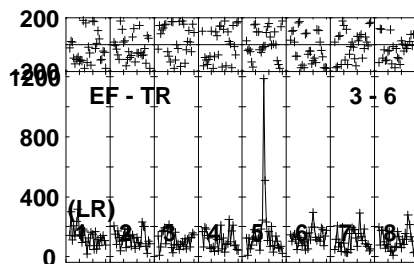
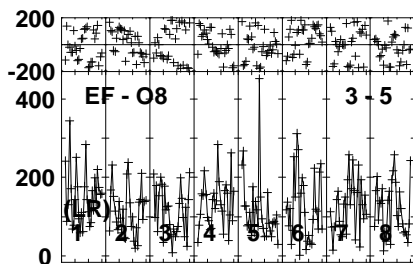
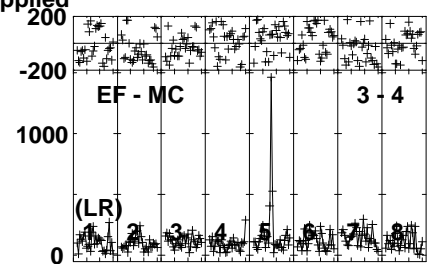
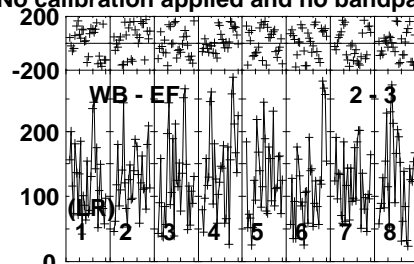
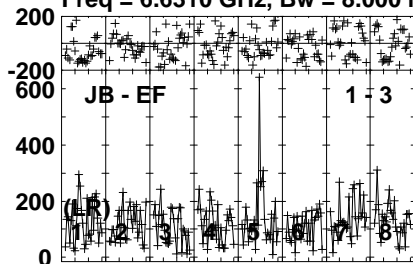
Vector averaged cross-power spectrum Several baselines displayed

Timerange: 00/12:20:01 to 00/12:22:00

Plot file version 37 created 21-NOV-2023 10:28:58

G23.389 RB010 1.UVDATA.1

Freq = 6.6310 GHz, Bw = 8.000 MH No calibration applied and no bandpass applied

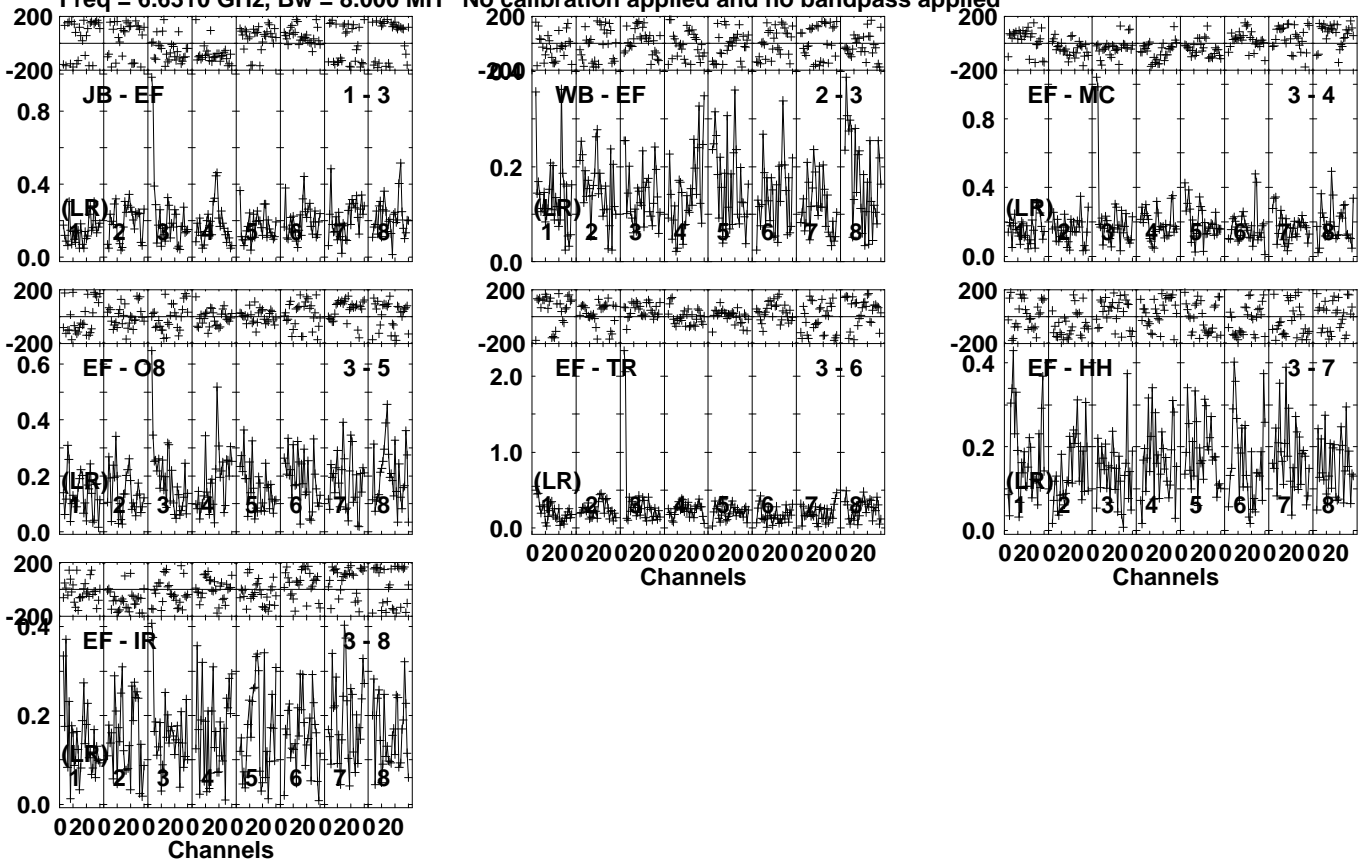


Lower frame: Micro Ampl Jy Top frame: Phas deg
Vector averaged cross-power spectrum Several baselines displayed
Timerange: 00/12:22:01 to 00/12:24:59

Plot file version 38 created 21-NOV-2023 10:28:58

J1825-0737 RB010 1.UVDATA.1

Freq = 6.6310 GHz, Bw = 8.000 MH No calibration applied and no bandpass applied

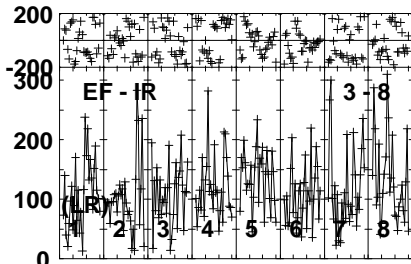
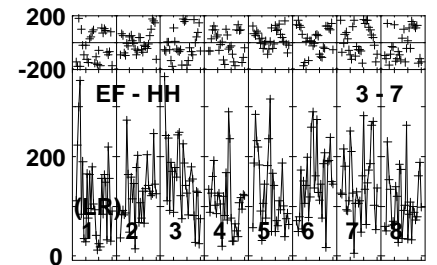
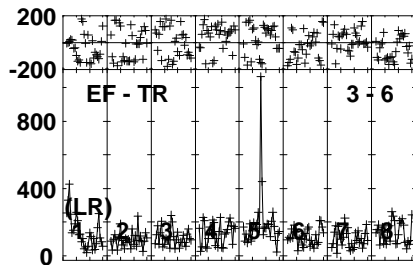
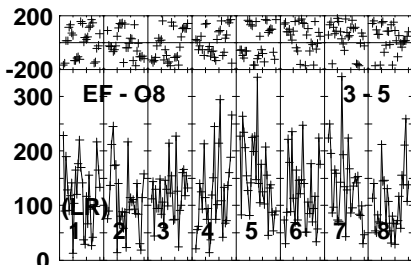
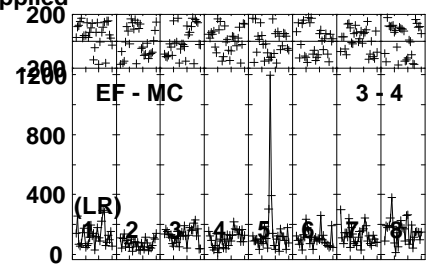
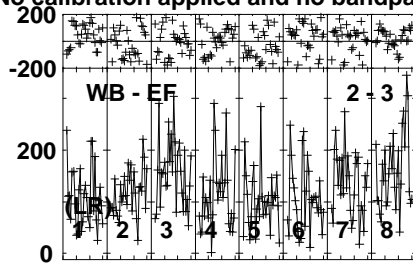
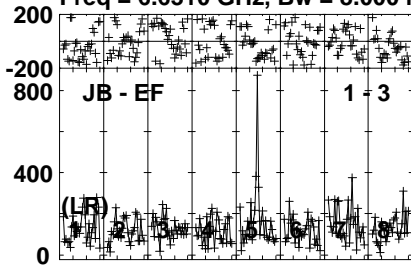


Lower frame: Milli Ampl Jy Top frame: Phas deg
Vector averaged cross-power spectrum Several baselines displayed
Timerange: 00/12:25:00 to 00/12:27:00

Plot file version 39 created 21-NOV-2023 10:28:58

G23.389 RB010 1.UVDATA.1

Freq = 6.6310 GHz, Bw = 8.000 MH No calibration applied and no bandpass applied



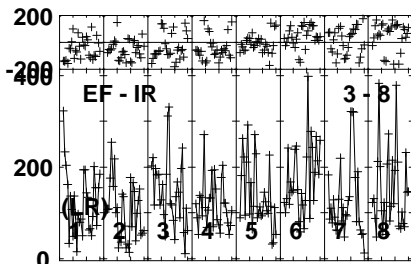
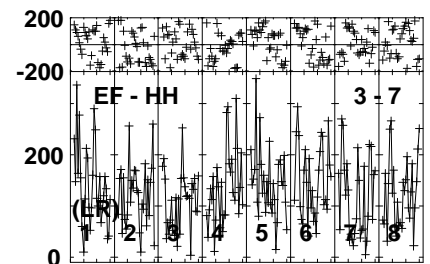
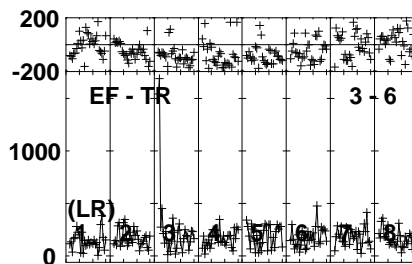
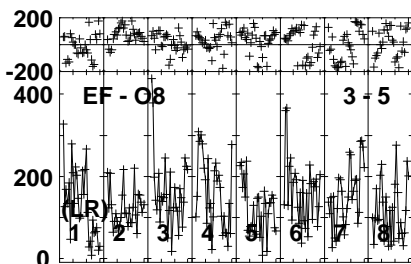
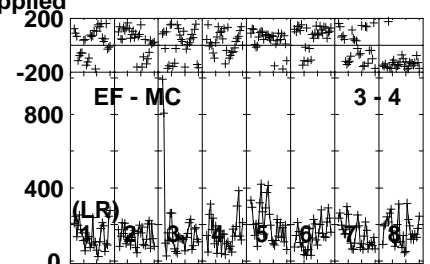
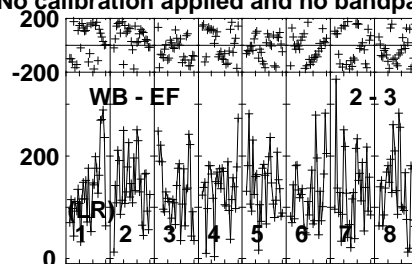
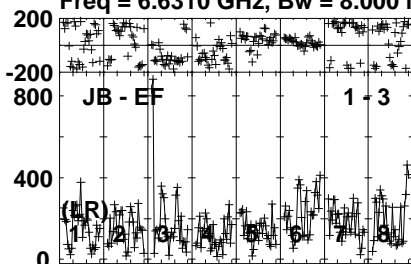
0200200200200200200200200200
Channels

Lower frame: Micro Ampl Jy Top frame: Phas deg
Vector averaged cross-power spectrum Several baselines displayed
Timerange: 00/12:27:01 to 00/12:29:59

Plot file version 40 created 21-NOV-2023 10:28:58

J1825-0737 RB010 1.UVDATA.1

Freq = 6.6310 GHz, Bw = 8.000 MH No calibration applied and no bandpass applied

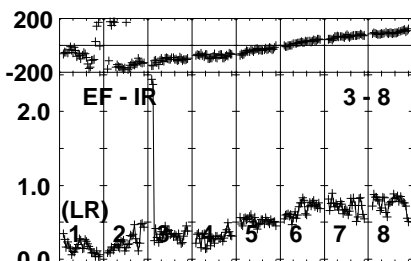
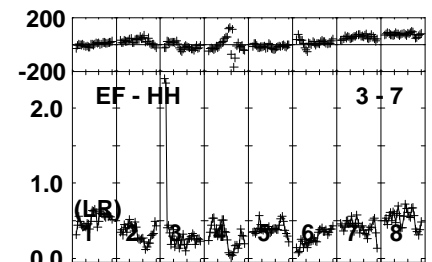
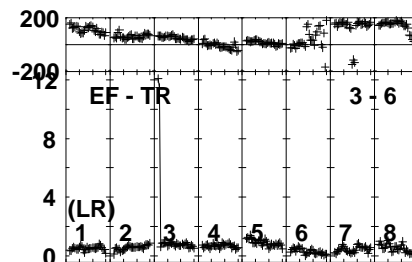
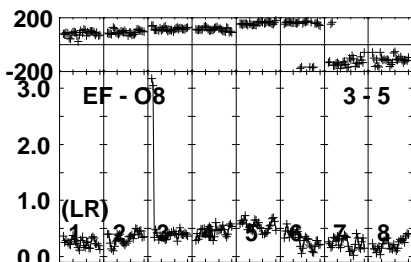
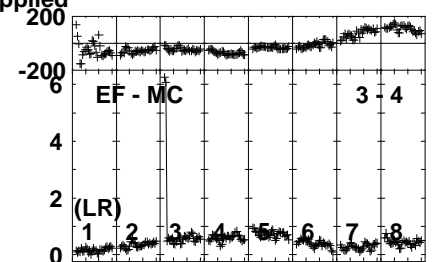
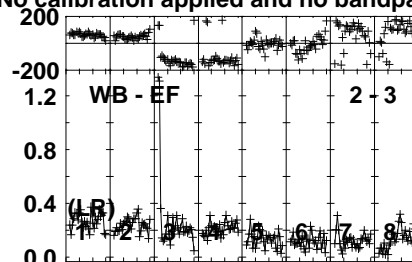
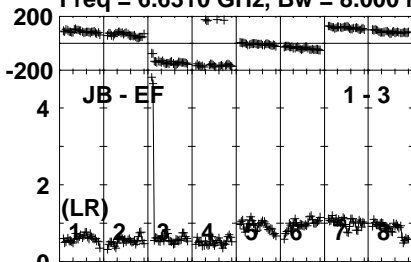


Lower frame: Micro Ampl Jy Top frame: Phas deg
Vector averaged cross-power spectrum Several baselines displayed
Timerange: 00/12:30:41 to 00/12:32:40

Plot file version 41 created 21-NOV-2023 10:28:58

J1743-0350 RB010 1.UVDATA.1

Freq = 6.6310 GHz, Bw = 8.000 MH No calibration applied and no bandpass applied



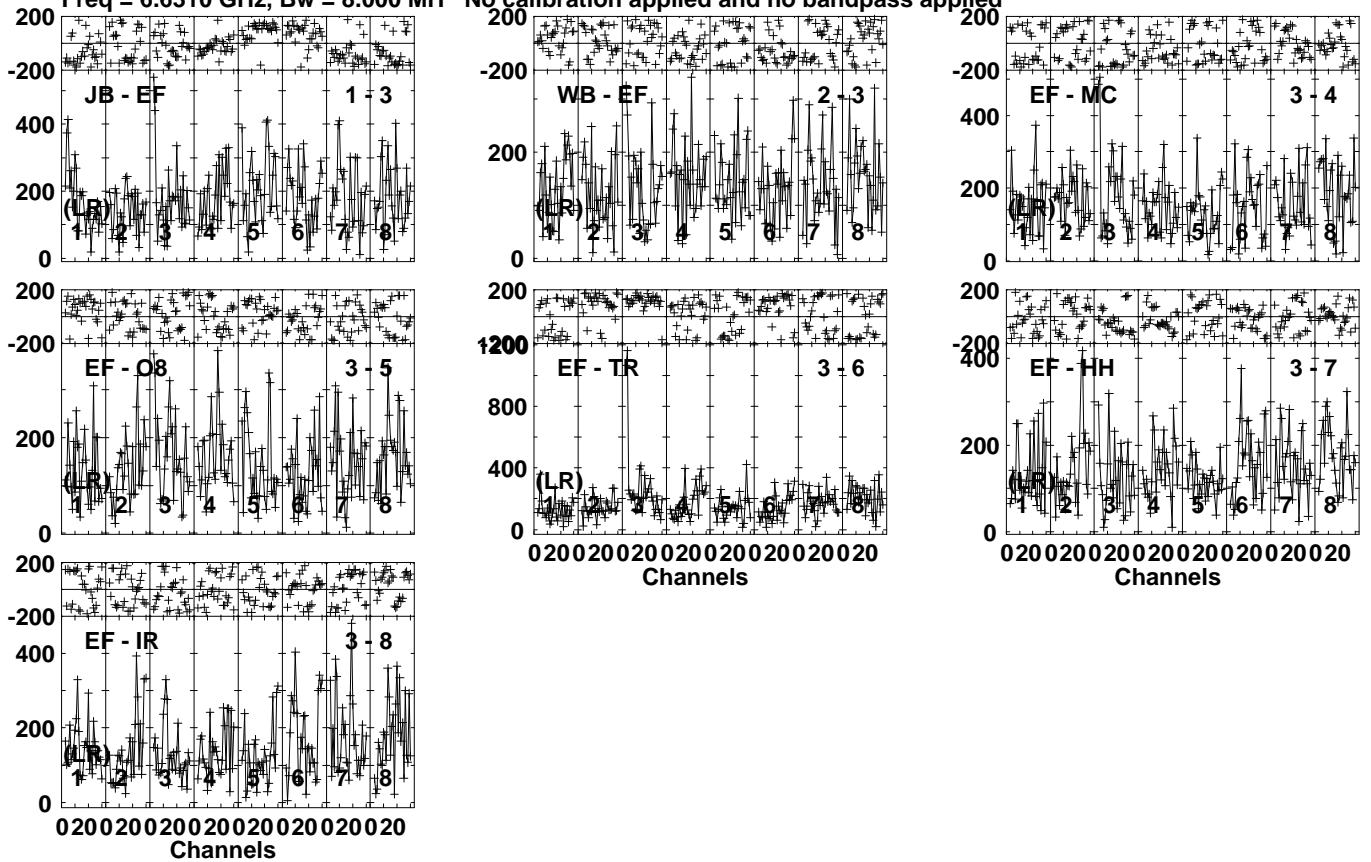
020020020020020020020020020020
Channels

Lower frame: Milli Ampl Jy Top frame: Phas deg
Vector averaged cross-power spectrum Several baselines displayed
Timerange: 00/12:33:40 to 00/12:37:39

Plot file version 42 created 21-NOV-2023 10:28:59

J1825-0737 RB010 1.UVDATA.1

Freq = 6.6310 GHz, Bw = 8.000 MH No calibration applied and no bandpass applied

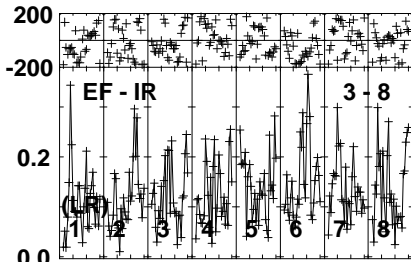
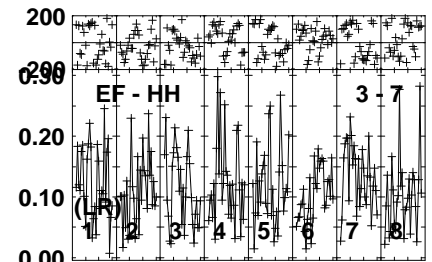
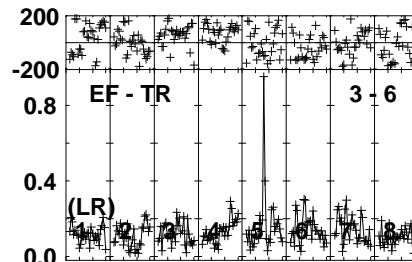
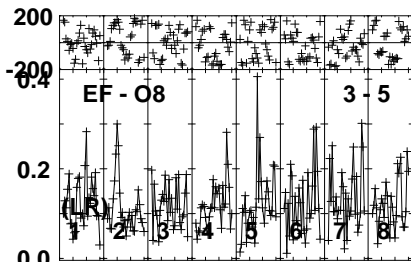
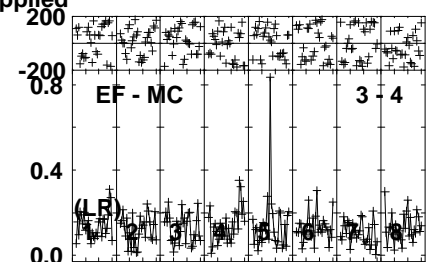
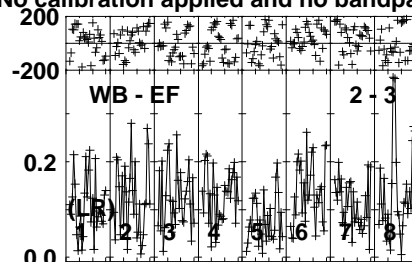
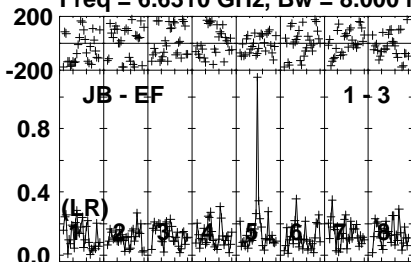


Lower frame: Micro Ampl Jy Top frame: Phas deg
Vector averaged cross-power spectrum Several baselines displayed
Timerange: 00/12:38:40 to 00/12:40:40

Plot file version 43 created 21-NOV-2023 10:28:59

G23.389 RB010 1.UVDATA.1

Freq = 6.6310 GHz, Bw = 8.000 MH No calibration applied and no bandpass applied



0200200200200200200200200200
Channels

Lower frame: Milli Ampl Jy Top frame: Phas deg

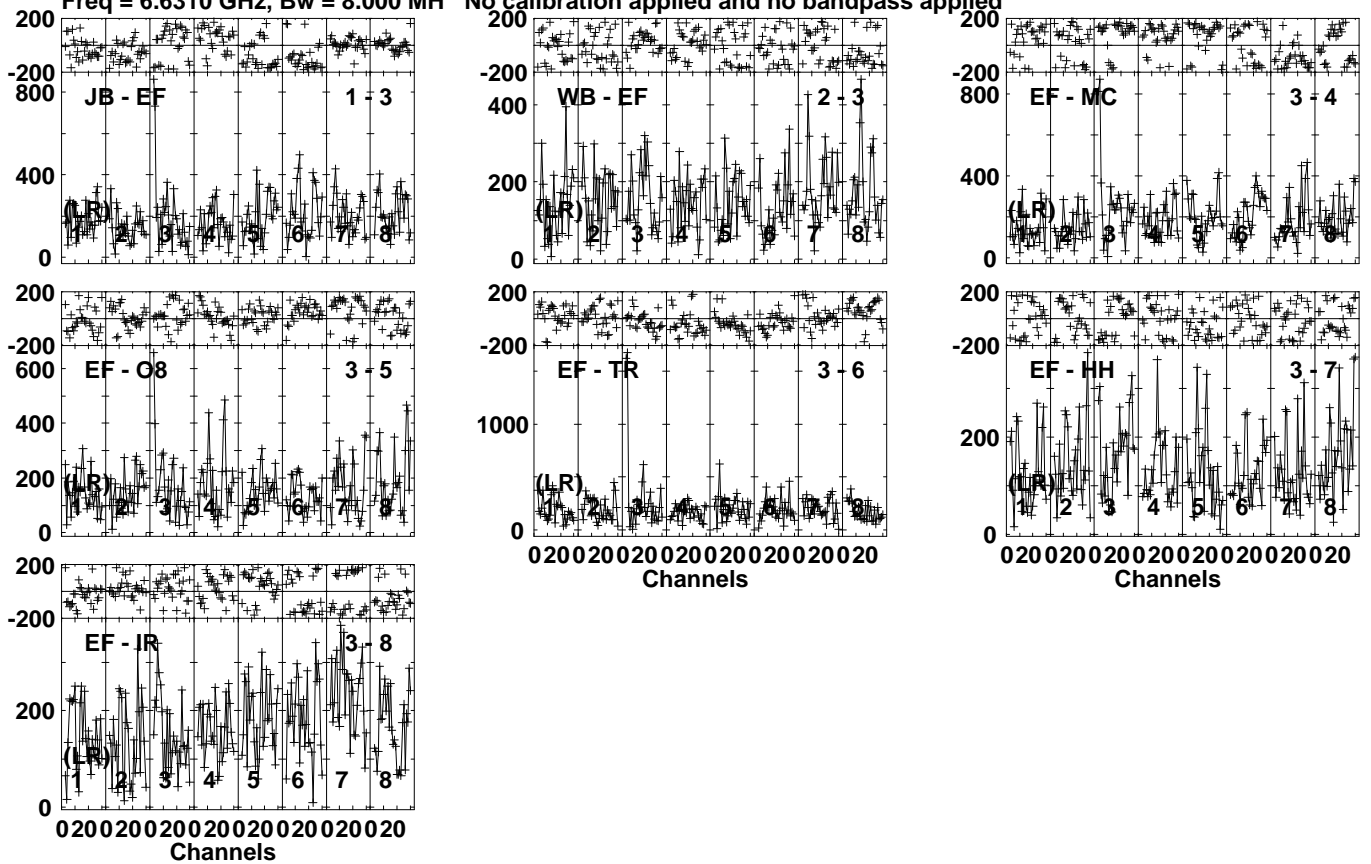
Vector averaged cross-power spectrum Several baselines displayed

Timerange: 00/12:40:40 to 00/12:43:39

Plot file version 44 created 21-NOV-2023 10:28:59

J1825-0737 RB010 1.UVDATA.1

Freq = 6.6310 GHz, Bw = 8.000 MH No calibration applied and no bandpass applied

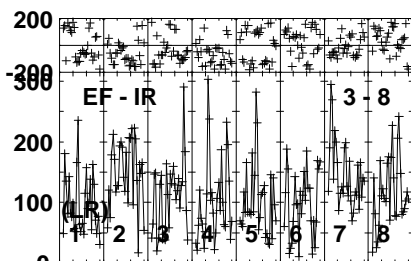
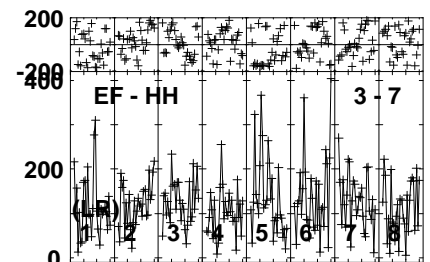
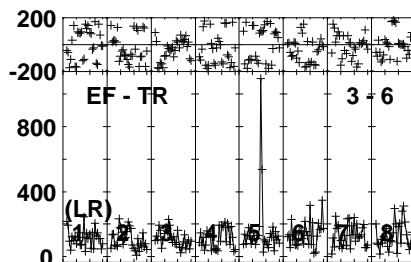
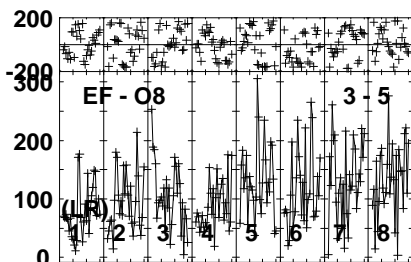
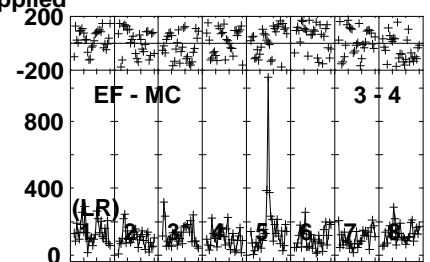
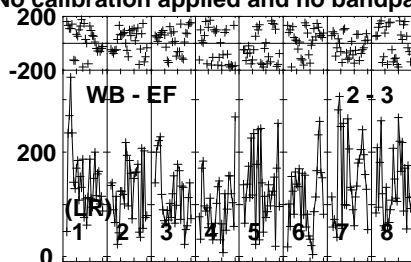
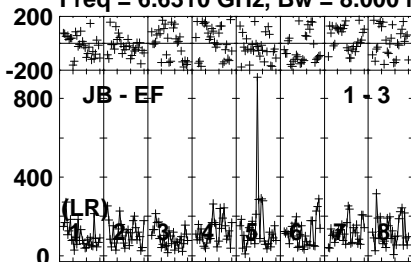


Lower frame: Micro Ampl Jy Top frame: Phas deg
Vector averaged cross-power spectrum Several baselines displayed
Timerange: 00/12:43:40 to 00/12:45:39

Plot file version 45 created 21-NOV-2023 10:28:59

G23.389 RB010 1.UVDATA.1

Freq = 6.6310 GHz, Bw = 8.000 MH No calibration applied and no bandpass applied

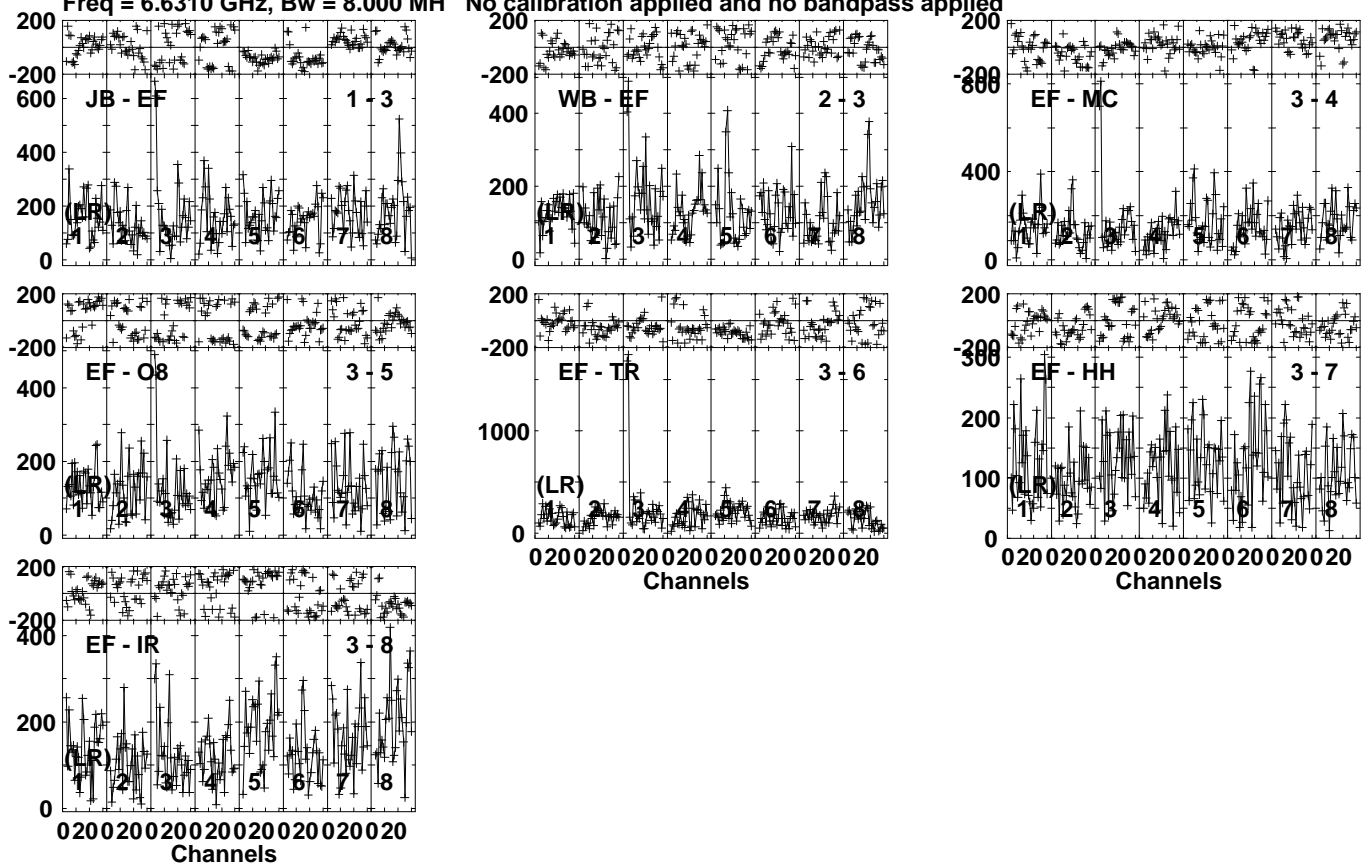


Lower frame: Micro Ampl Jy Top frame: Phas deg
Vector averaged cross-power spectrum Several baselines displayed
Timerange: 00/12:45:40 to 00/12:48:40

Plot file version 46 created 21-NOV-2023 10:28:59

J1825-0737 RB010 1.UVDATA.1

Freq = 6.6310 GHz, Bw = 8.000 MH No calibration applied and no bandpass applied

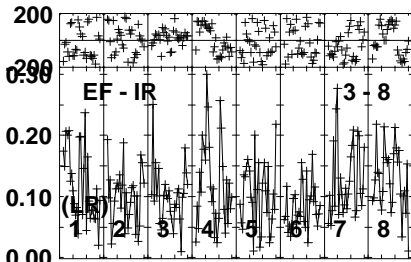
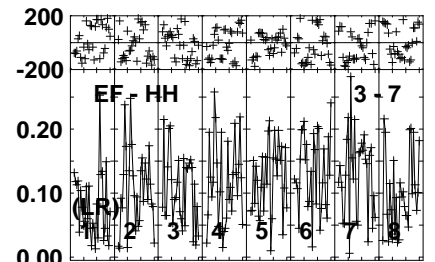
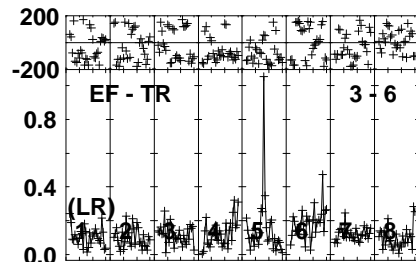
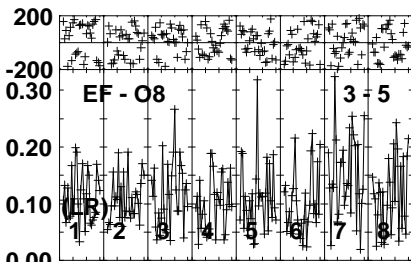
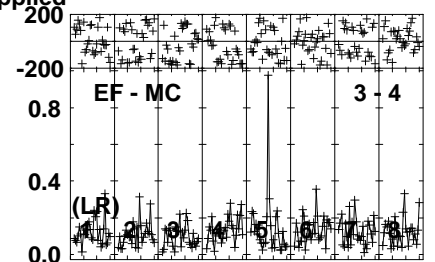
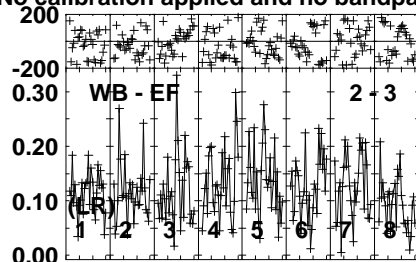
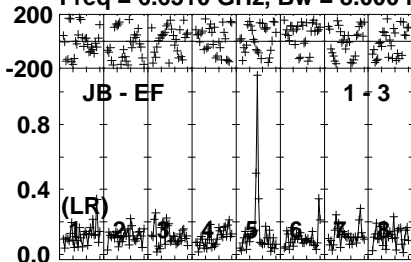


Lower frame: Micro Ampl Jy Top frame: Phas deg
Vector averaged cross-power spectrum Several baselines displayed
Timerange: 00/12:49:20 to 00/12:51:20

Plot file version 47 created 21-NOV-2023 10:28:59

G23.389 RB010 1.UVDATA.1

Freq = 6.6310 GHz, Bw = 8.000 MH No calibration applied and no bandpass applied



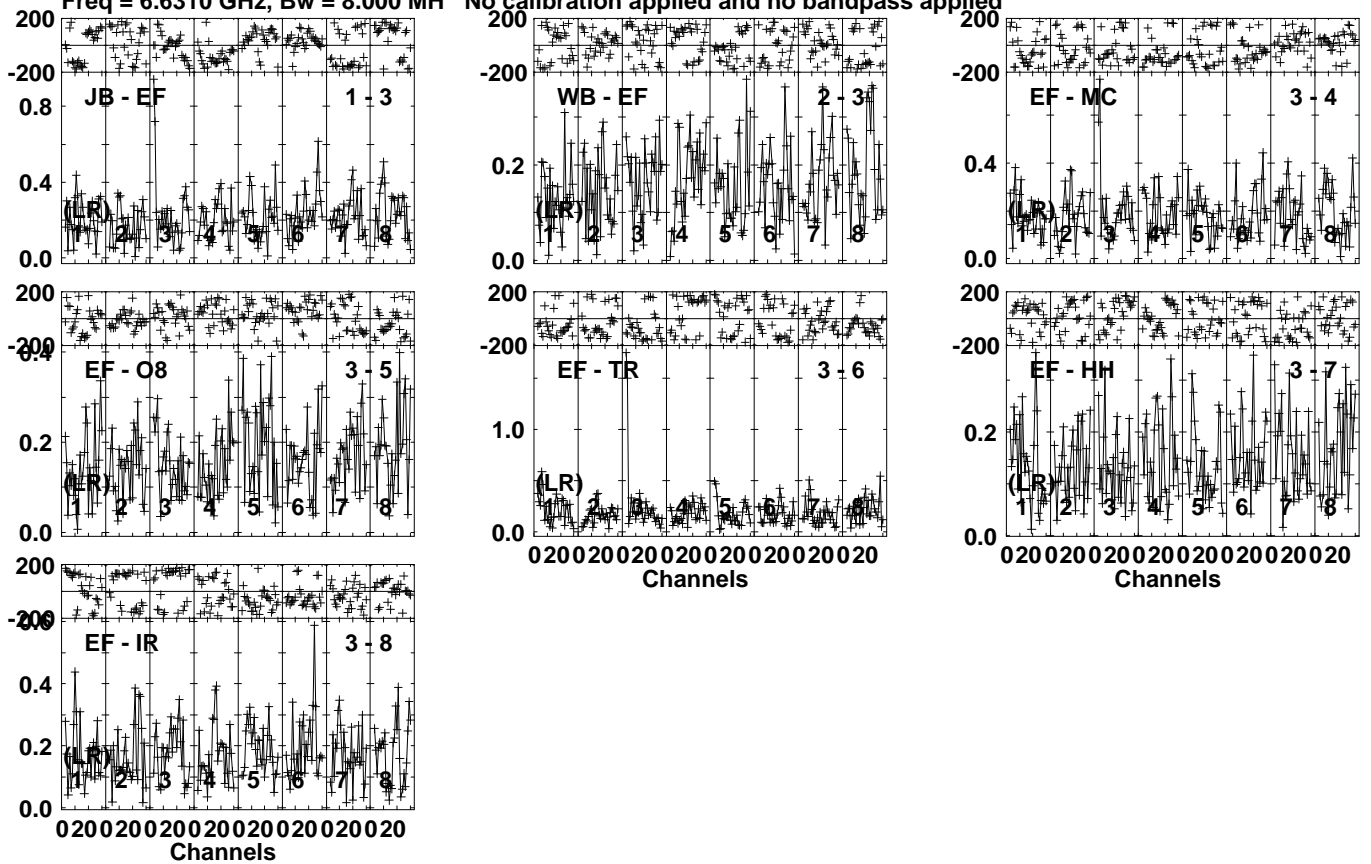
0200200200200200200200200200
Channels

Lower frame: Milli Ampl Jy Top frame: Phas deg
Vector averaged cross-power spectrum Several baselines displayed
Timerange: 00/12:51:21 to 00/12:54:19

Plot file version 48 created 21-NOV-2023 10:29:00

J1825-0737 RB010 1.UVDATA.1

Freq = 6.6310 GHz, Bw = 8.000 MH No calibration applied and no bandpass applied

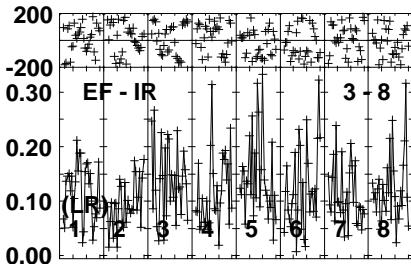
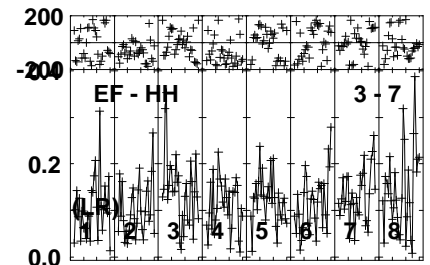
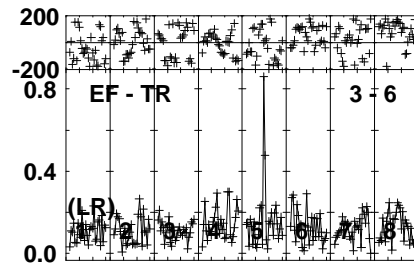
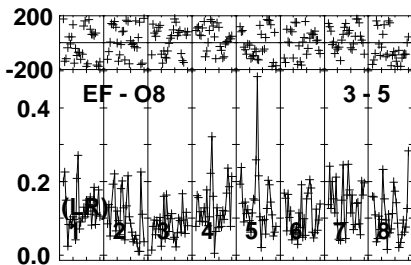
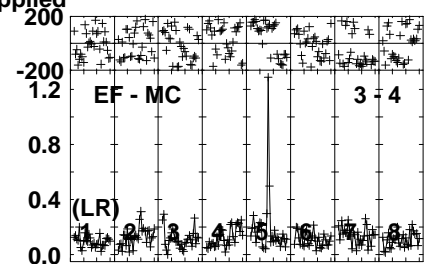
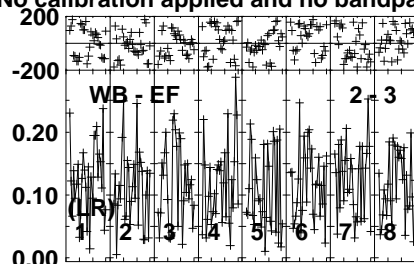
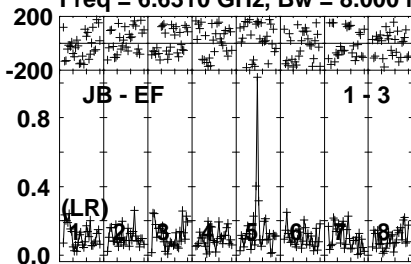


Lower frame: Milli Ampl Jy Top frame: Phas deg
Vector averaged cross-power spectrum Several baselines displayed
Timerange: 00/12:54:20 to 00/12:56:20

Plot file version 49 created 21-NOV-2023 10:29:00

G23.389 RB010 1.UVDATA.1

Freq = 6.6310 GHz, Bw = 8.000 MH No calibration applied and no bandpass applied

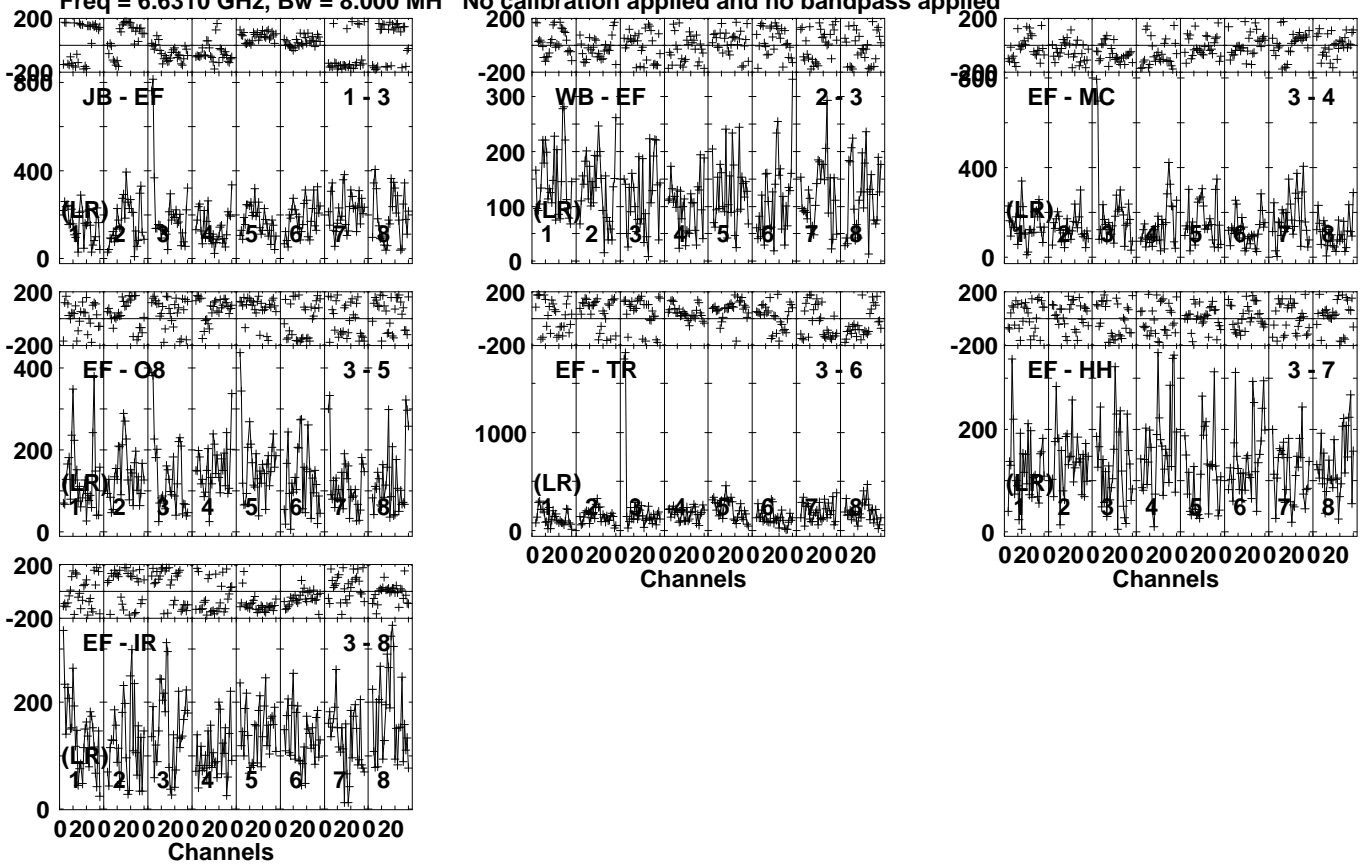


Lower frame: Milli Ampl Jy Top frame: Phas deg
Vector averaged cross-power spectrum Several baselines displayed
Timerange: 00/12:56:21 to 00/12:59:19

Plot file version 50 created 21-NOV-2023 10:29:00

J1825-0737 RB010 1.UVDATA.1

Freq = 6.6310 GHz, Bw = 8.000 MH No calibration applied and no bandpass applied

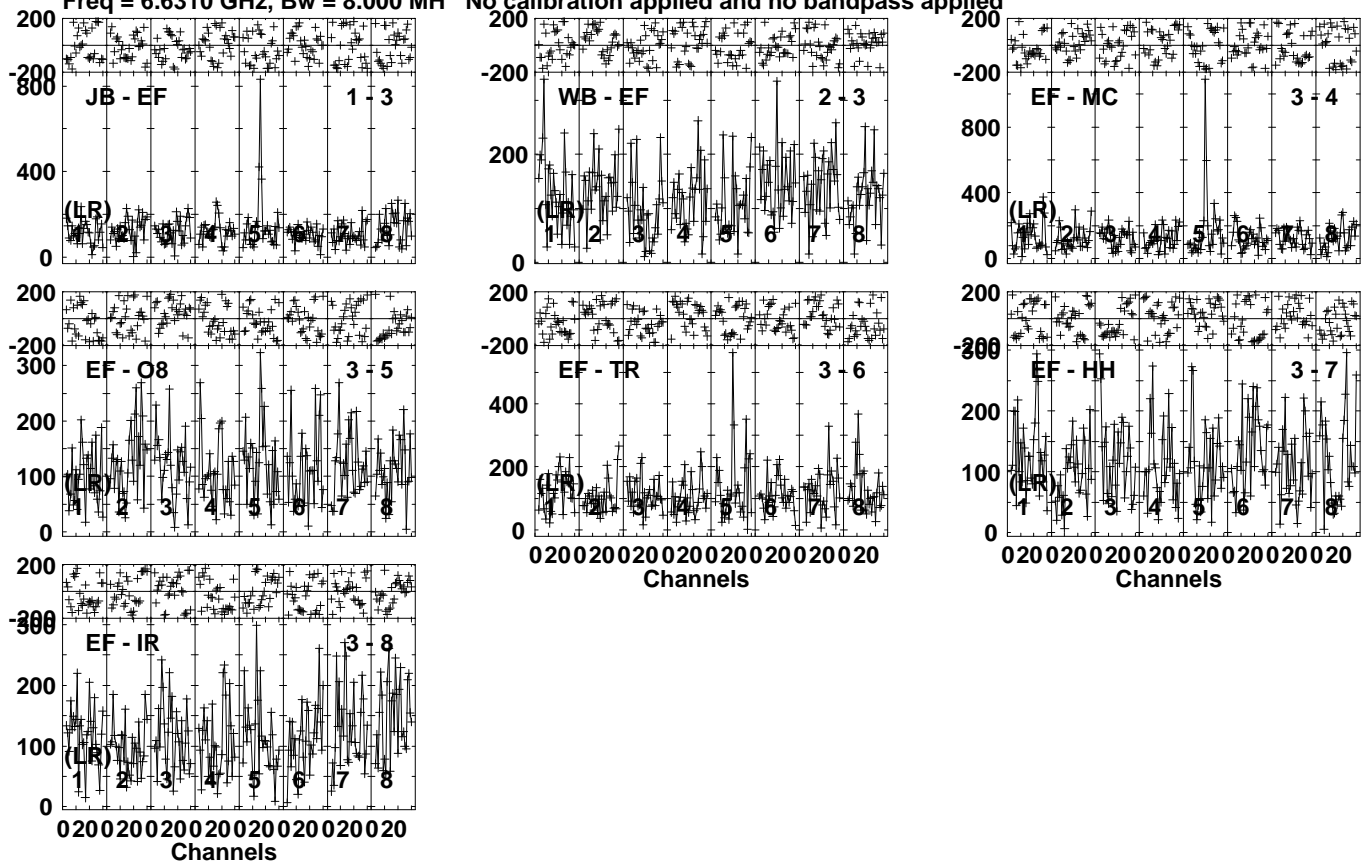


Lower frame: Micro Ampl Jy Top frame: Phas deg
Vector averaged cross-power spectrum Several baselines displayed
Timerange: 00/13:00:01 to 00/13:02:00

Plot file version 51 created 21-NOV-2023 10:29:00

G23.389 RB010 1.UVDATA.1

Freq = 6.6310 GHz, Bw = 8.000 MH No calibration applied and no bandpass applied

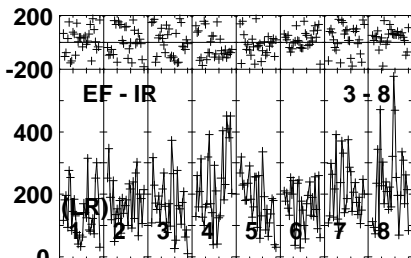
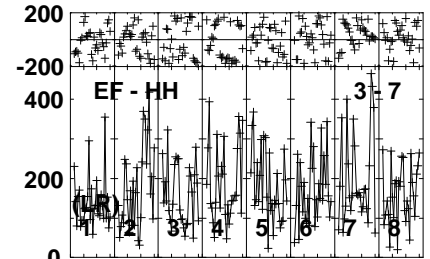
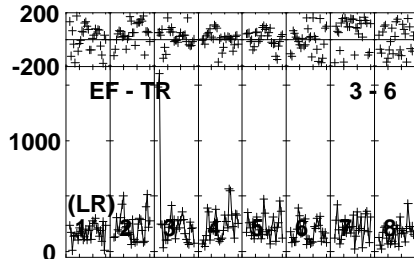
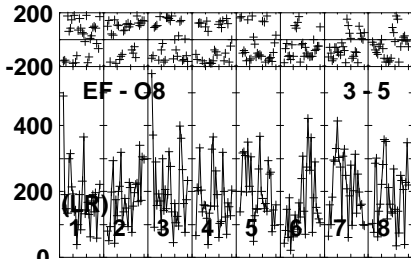
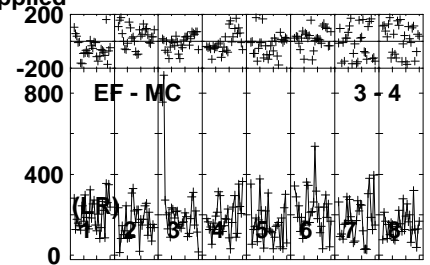
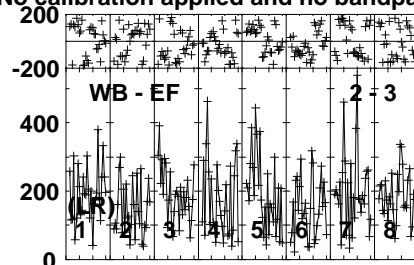
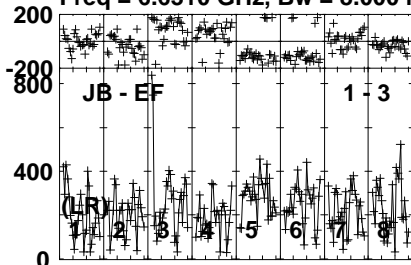


Lower frame: Micro Ampl Jy Top frame: Phas deg
 Vector averaged cross-power spectrum Several baselines displayed
 Timerange: 00/13:02:00 to 00/13:05:00

Plot file version 52 created 21-NOV-2023 10:29:00

J1825-0737 RB010 1.UVDATA.1

Freq = 6.6310 GHz, Bw = 8.000 MH No calibration applied and no bandpass applied



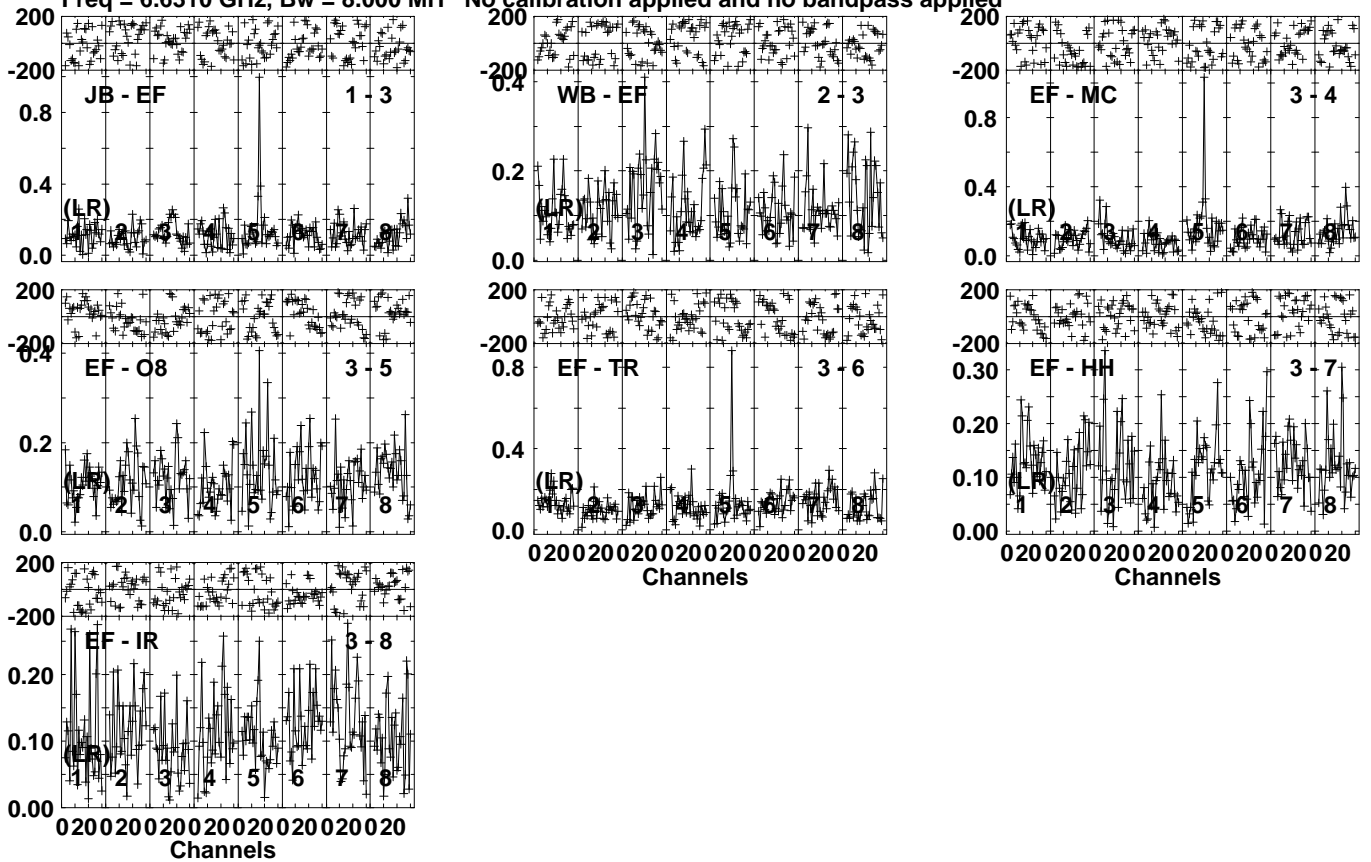
0200200200200200200200200200
Channels

Lower frame: Micro Ampl Jy Top frame: Phas deg
Vector averaged cross-power spectrum Several baselines displayed
Timerange: 00/13:05:01 to 00/13:07:00

Plot file version 53 created 21-NOV-2023 10:29:00

G23.389 RB010 1.UVDATA.1

Freq = 6.6310 GHz, Bw = 8.000 MH No calibration applied and no bandpass applied



Lower frame: Milli Ampl Jy Top frame: Phas deg

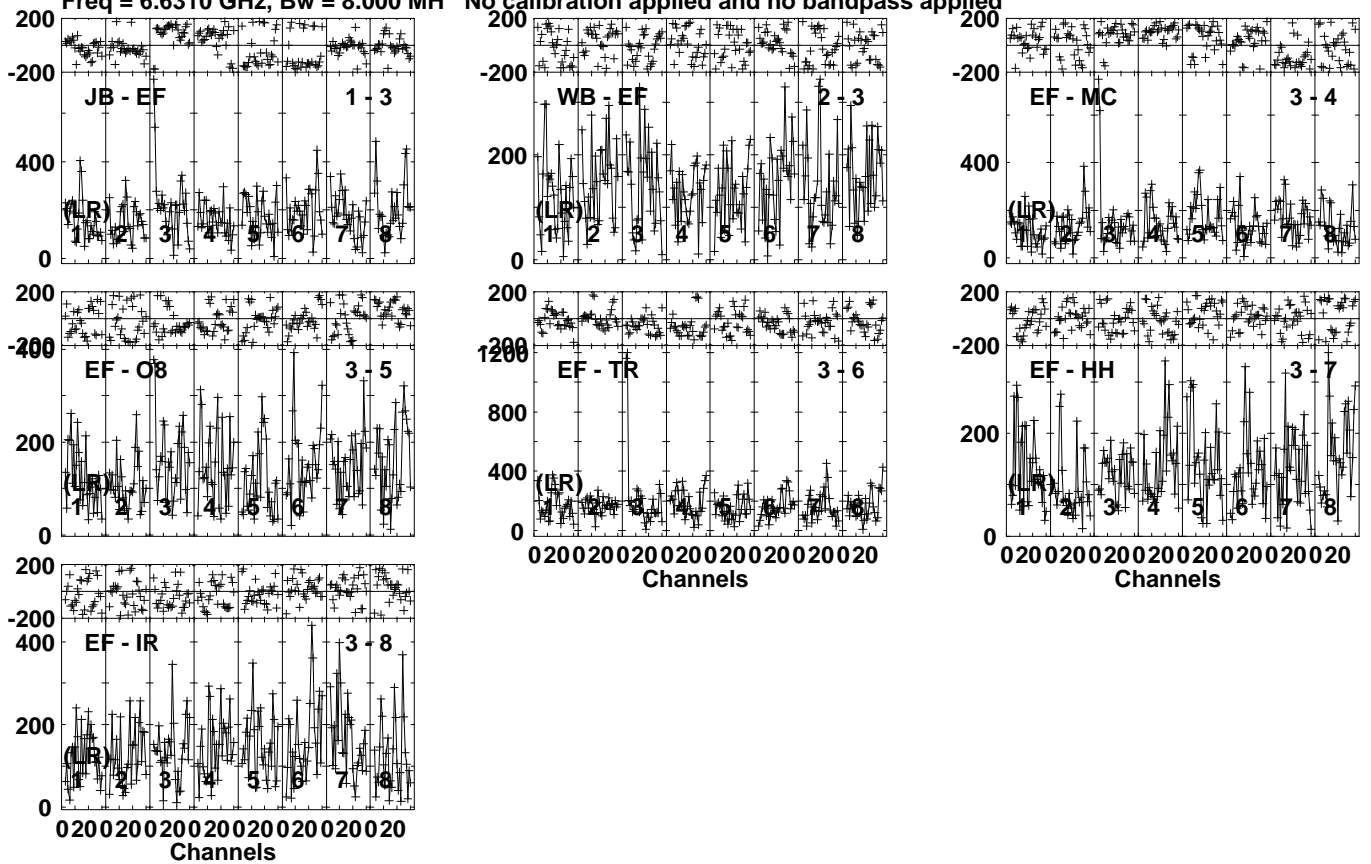
Vector averaged cross-power spectrum Several baselines displayed

Timerange: 00/13:07:01 to 00/13:09:59

Plot file version 54 created 21-NOV-2023 10:29:00

J1825-0737 RB010 1.UVDATA.1

Freq = 6.6310 GHz, Bw = 8.000 MH No calibration applied and no bandpass applied

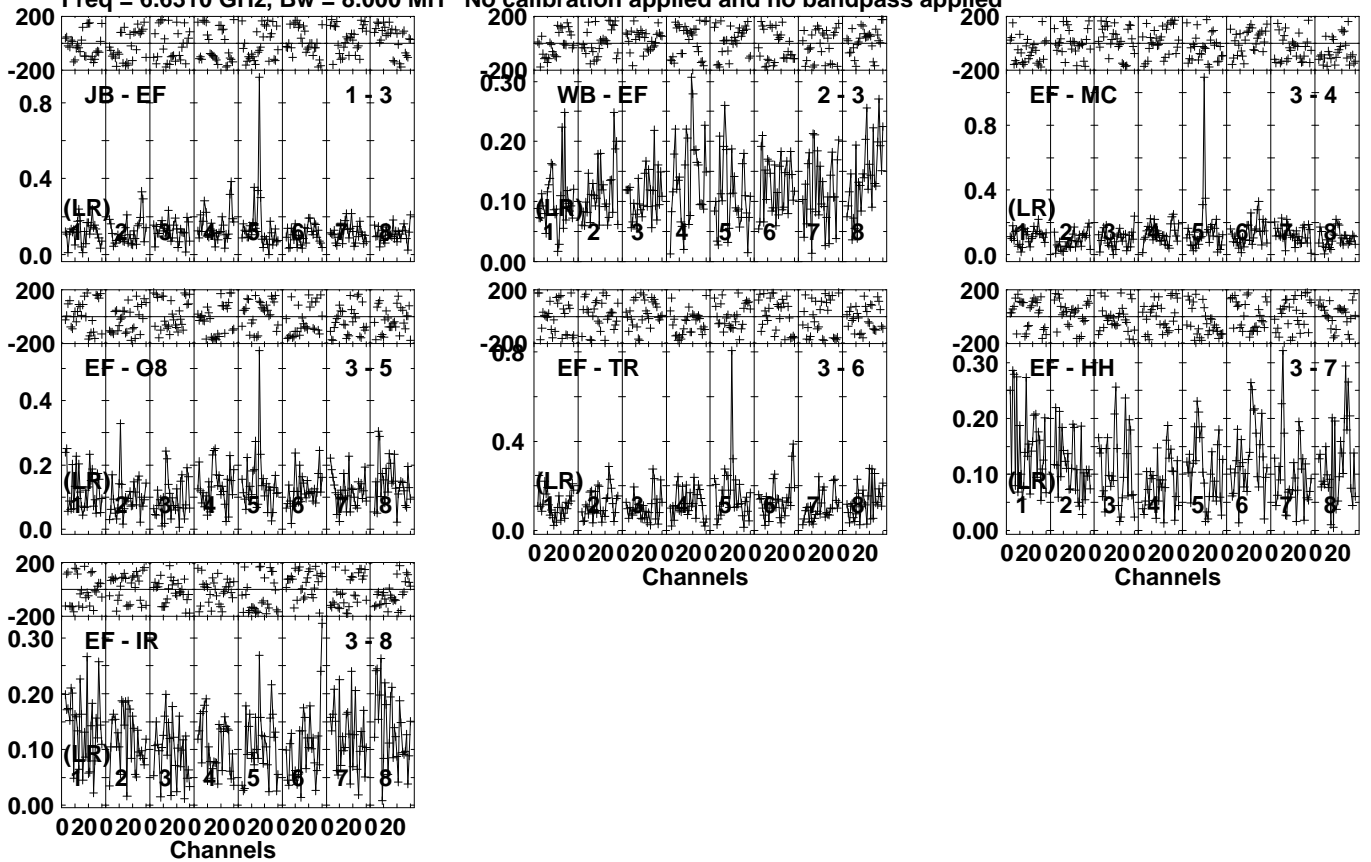


Lower frame: Micro Ampl Jy Top frame: Phas deg
Vector averaged cross-power spectrum Several baselines displayed
Timerange: 00/13:10:40 to 00/13:12:39

Plot file version 55 created 21-NOV-2023 10:29:01

G23.389 RB010 1.UVDATA.1

Freq = 6.6310 GHz, Bw = 8.000 MH No calibration applied and no bandpass applied



Lower frame: Milli Ampl Jy Top frame: Phas deg

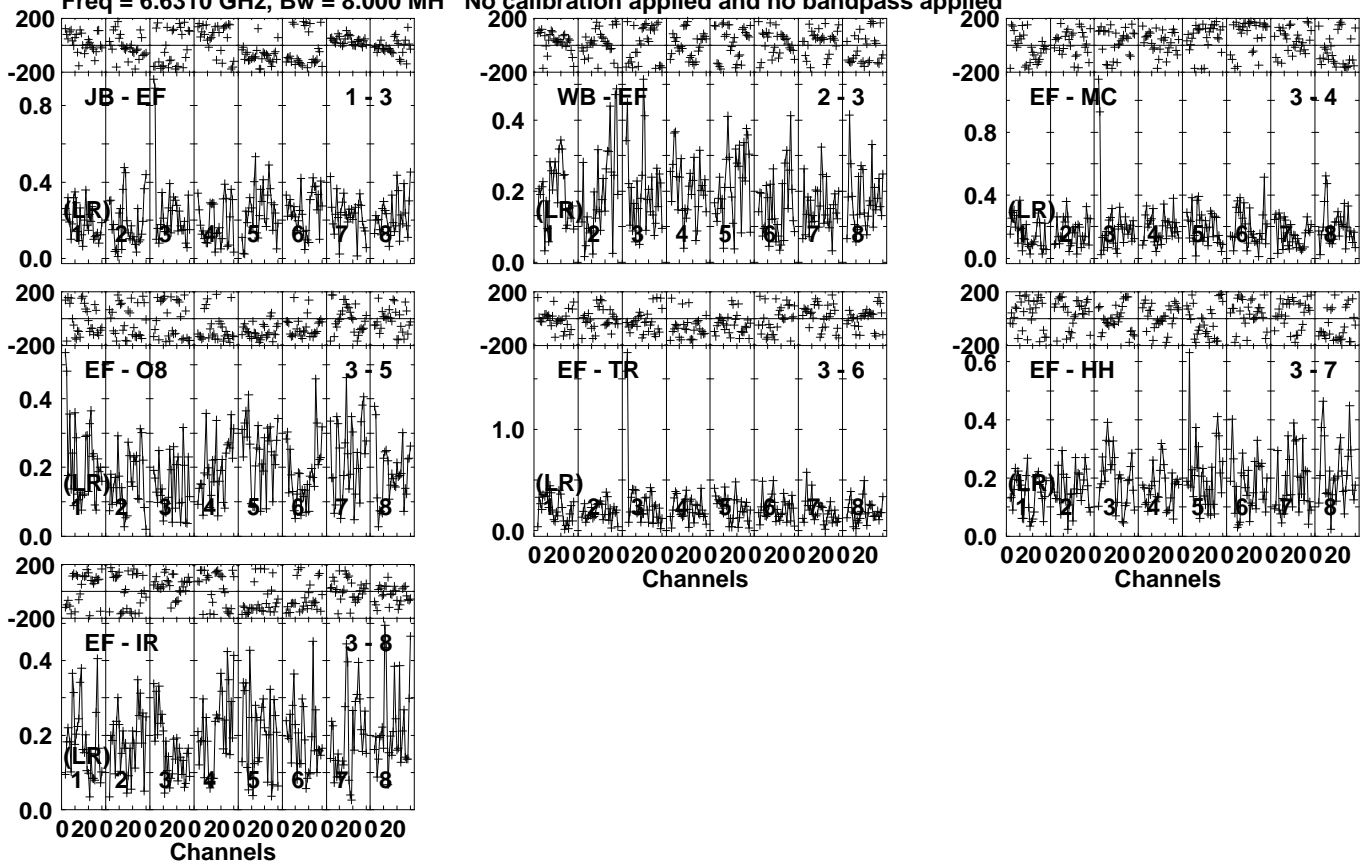
Vector averaged cross-power spectrum Several baselines displayed

Timerange: 00/13:12:41 to 00/13:15:39

Plot file version 56 created 21-NOV-2023 10:29:01

J1825-0737 RB010 1.UVDATA.1

Freq = 6.6310 GHz, Bw = 8.000 MH No calibration applied and no bandpass applied

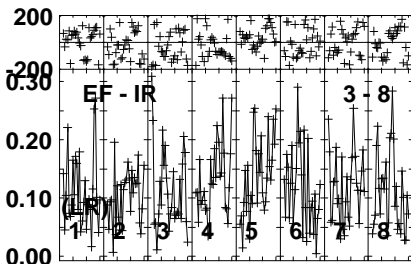
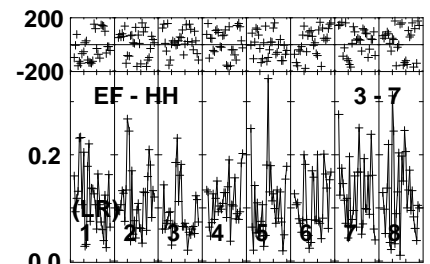
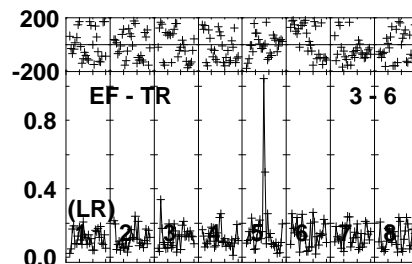
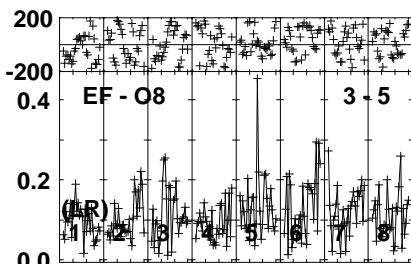
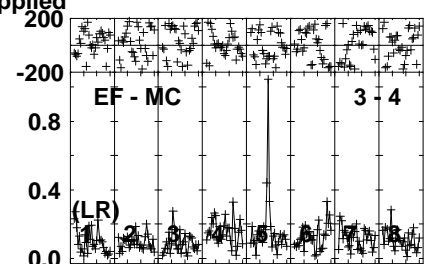
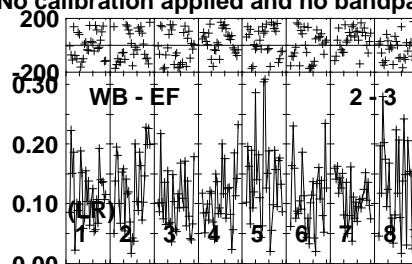
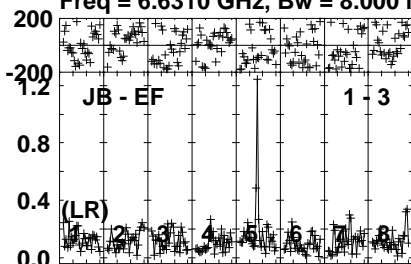


Lower frame: Milli Ampl Jy Top frame: Phas deg
Vector averaged cross-power spectrum Several baselines displayed
Timerange: 00/13:15:41 to 00/13:17:40

Plot file version 57 created 21-NOV-2023 10:29:01

G23.389 RB010 1.UVDATA.1

Freq = 6.6310 GHz, Bw = 8.000 MH No calibration applied and no bandpass applied

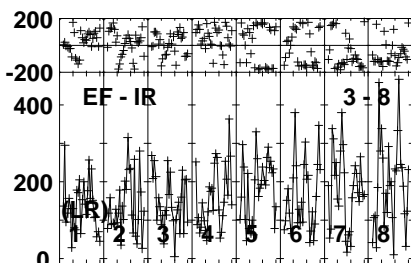
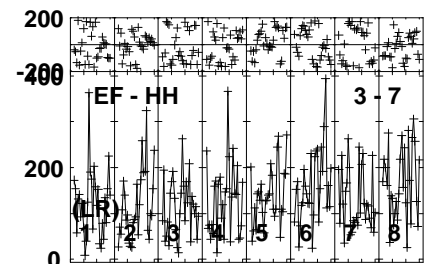
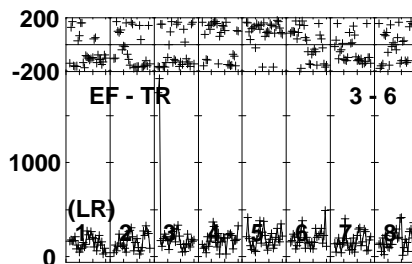
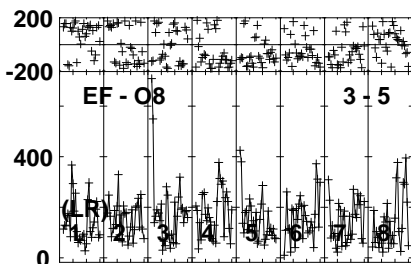
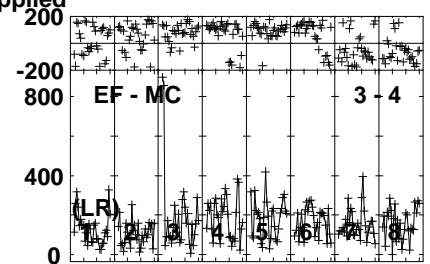
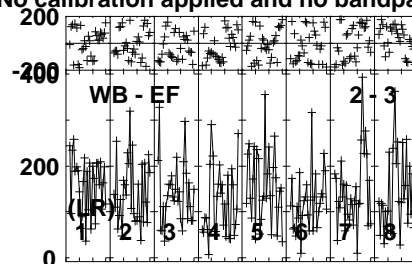
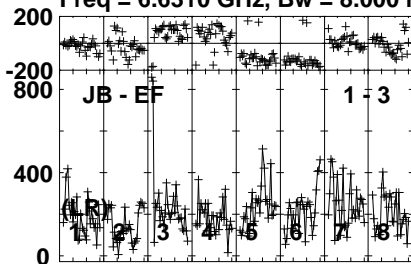


Lower frame: Milli Ampl Jy Top frame: Phas deg
Vector averaged cross-power spectrum Several baselines displayed
Timerange: 00/13:17:40 to 00/13:20:40

Plot file version 58 created 21-NOV-2023 10:29:01

J1825-0737 RB010 1.UVDATA.1

Freq = 6.6310 GHz, Bw = 8.000 MH No calibration applied and no bandpass applied



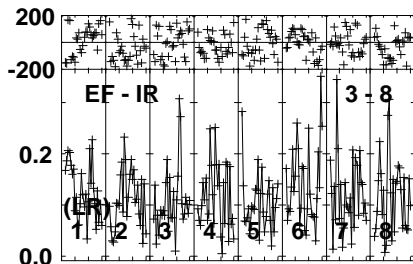
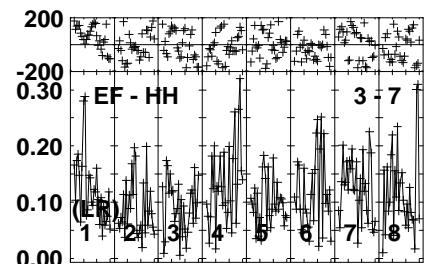
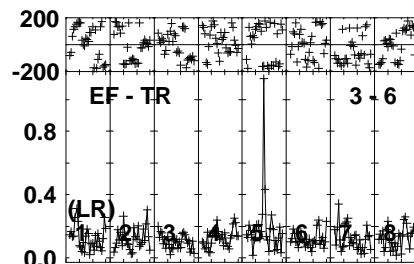
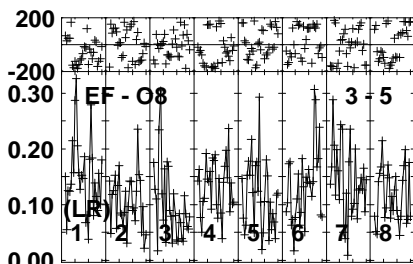
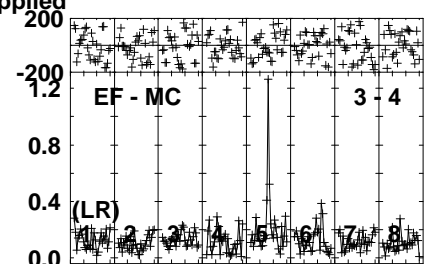
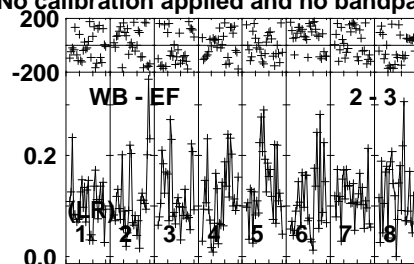
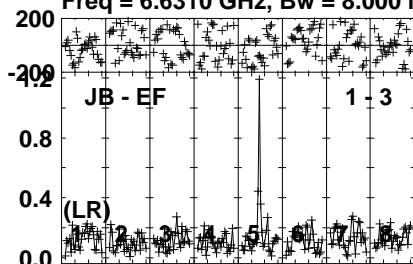
020020020020020020020020020020
Channels

Lower frame: Micro Ampl Jy Top frame: Phas deg
Vector averaged cross-power spectrum Several baselines displayed
Timerange: 00/13:21:20 to 00/13:23:20

Plot file version 59 created 21-NOV-2023 10:29:01

G23.389 RB010 1.UVDATA.1

Freq = 6.6310 GHz, Bw = 8.000 MH No calibration applied and no bandpass applied



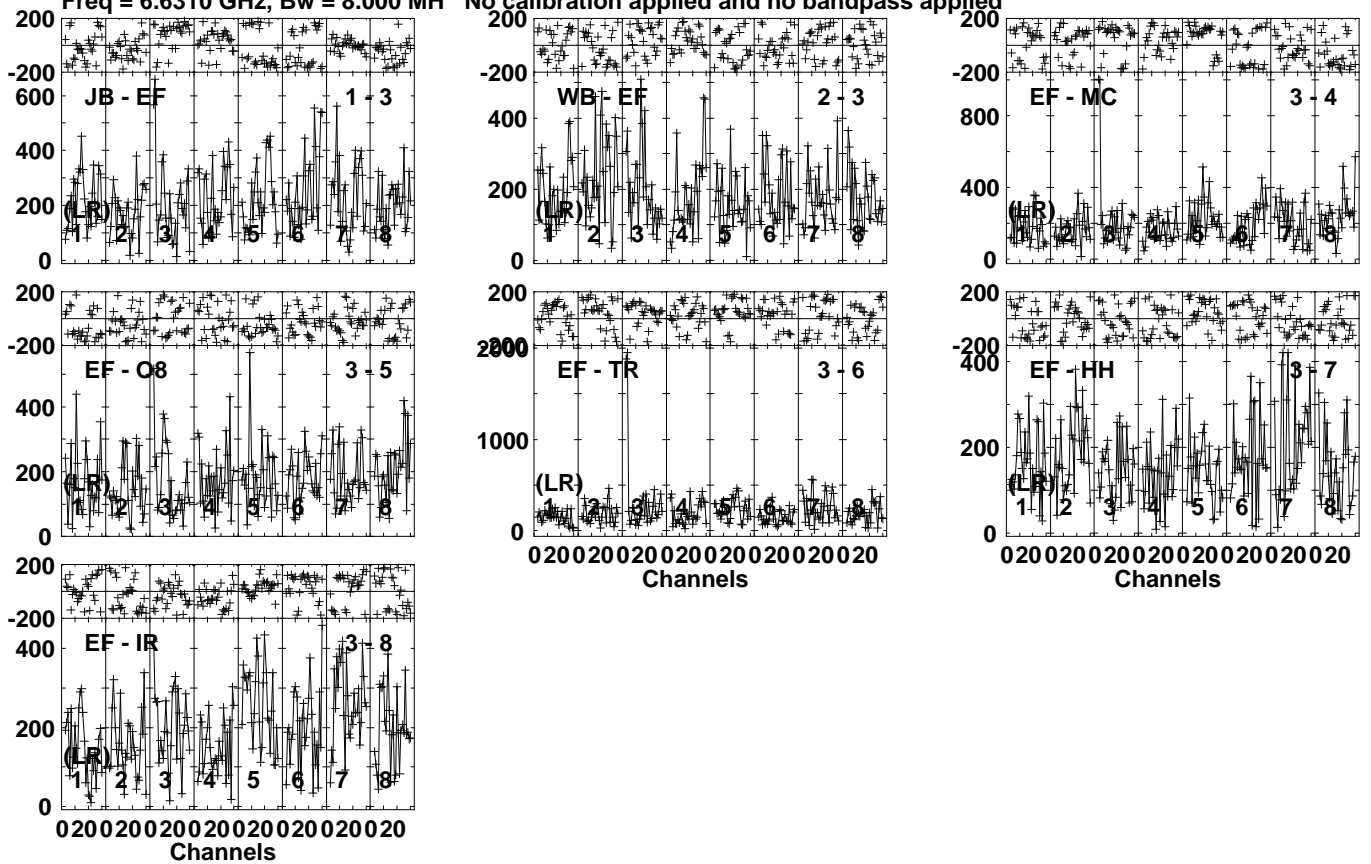
020020020020020020020020020020
Channels

Lower frame: Milli Ampl Jy Top frame: Phas deg
Vector averaged cross-power spectrum Several baselines displayed
Timerange: 00/13:23:21 to 00/13:26:19

Plot file version 60 created 21-NOV-2023 10:29:01

J1825-0737 RB010 1.UVDATA.1

Freq = 6.6310 GHz, Bw = 8.000 MH No calibration applied and no bandpass applied

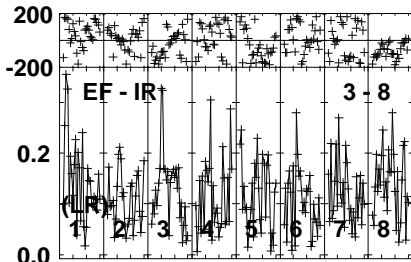
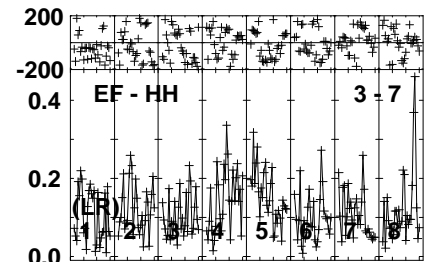
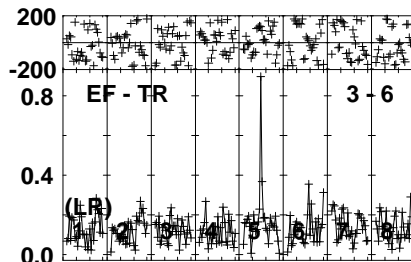
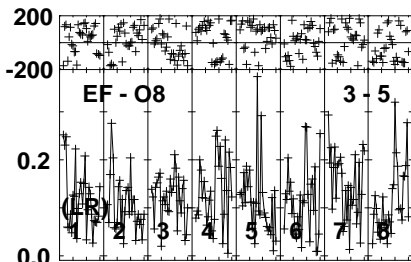
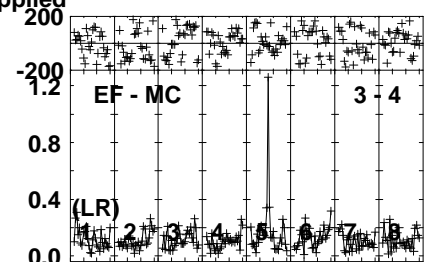
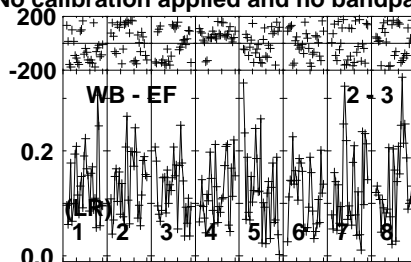
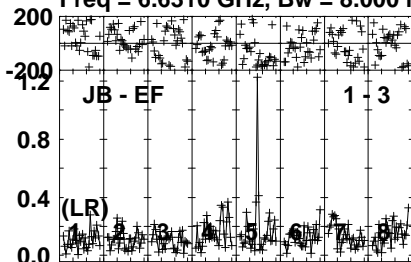


Lower frame: Micro Ampl Jy Top frame: Phas deg
Vector averaged cross-power spectrum Several baselines displayed
Timerange: 00/13:26:21 to 00/13:28:20

Plot file version 61 created 21-NOV-2023 10:29:02

G23.389 RB010 1.UVDATA.1

Freq = 6.6310 GHz, Bw = 8.000 MH No calibration applied and no bandpass applied



0200200200200200200200200200
Channels

Lower frame: Milli Ampl Jy Top frame: Phas deg

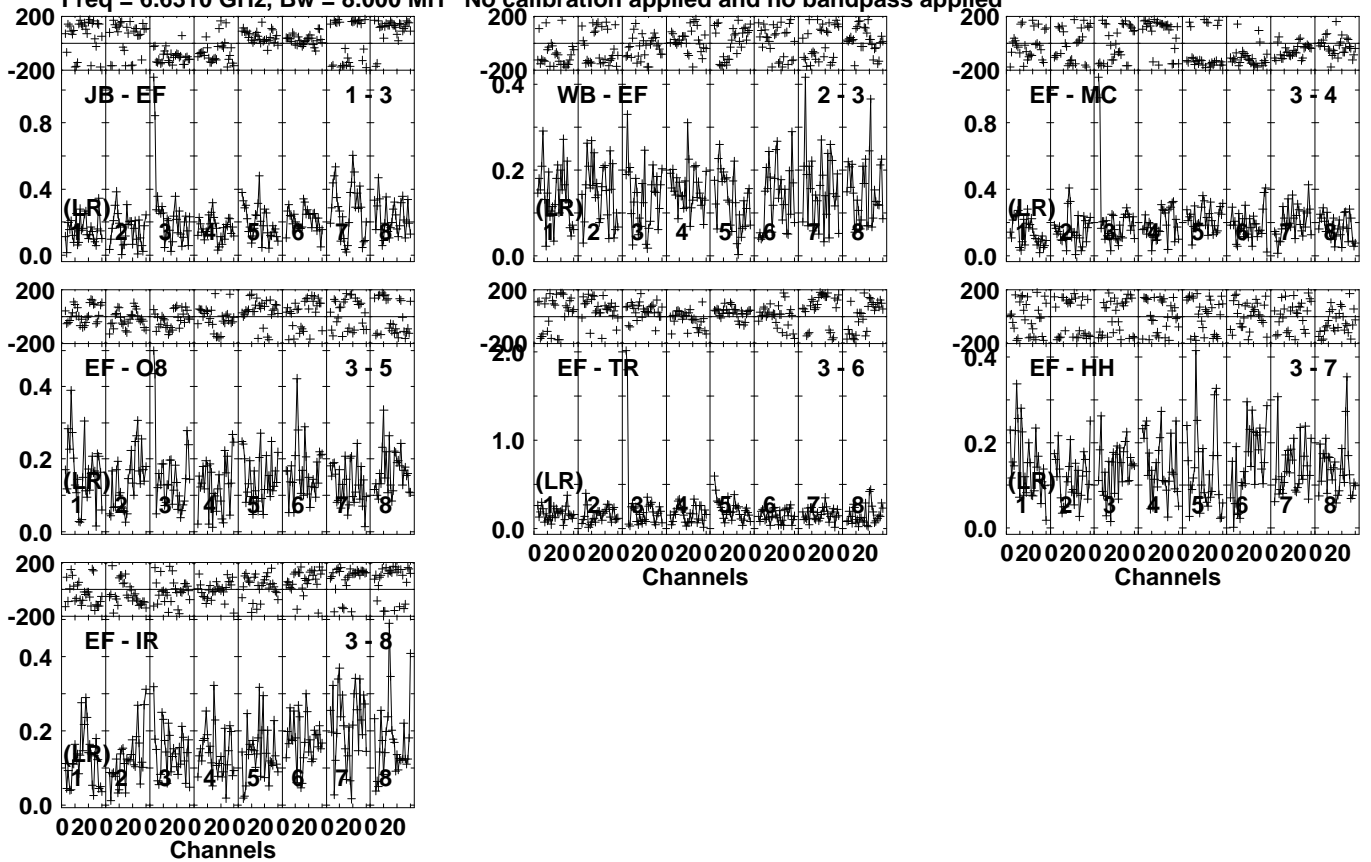
Vector averaged cross-power spectrum Several baselines displayed

Timerange: 00/13:28:20 to 00/13:31:19

Plot file version 62 created 21-NOV-2023 10:29:02

J1825-0737 RB010 1.UVDATA.1

Freq = 6.6310 GHz, Bw = 8.000 MH No calibration applied and no bandpass applied

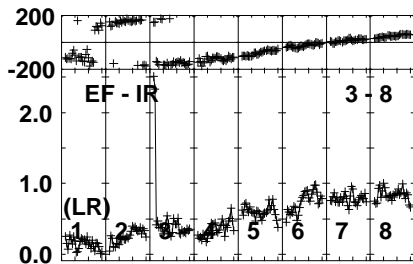
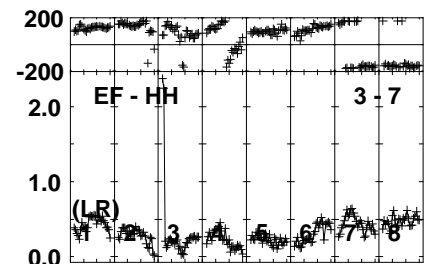
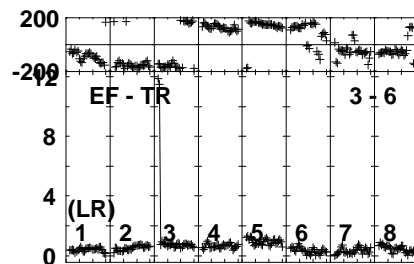
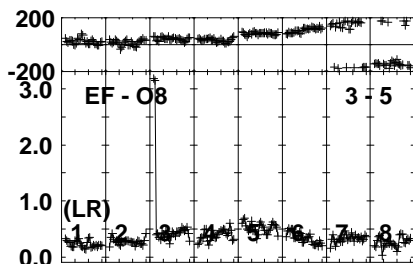
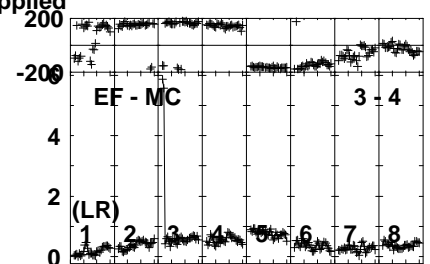
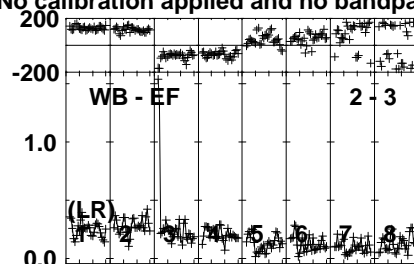
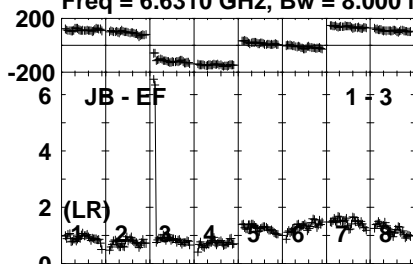


Lower frame: Milli Ampl Jy Top frame: Phas deg
Vector averaged cross-power spectrum Several baselines displayed
Timerange: 00/13:32:00 to 00/13:33:59

Plot file version 63 created 21-NOV-2023 10:29:02

J1743-0350 RB010 1.UVDATA.1

Freq = 6.6310 GHz, Bw = 8.000 MH No calibration applied and no bandpass applied

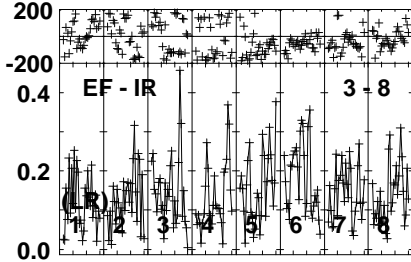
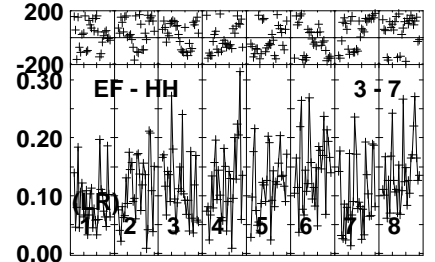
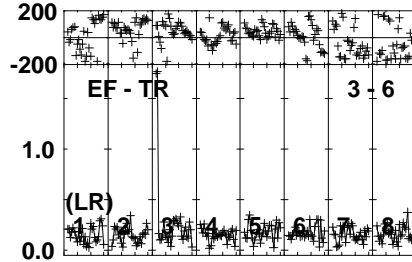
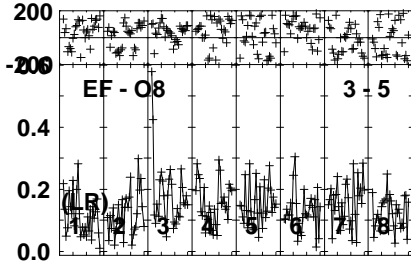
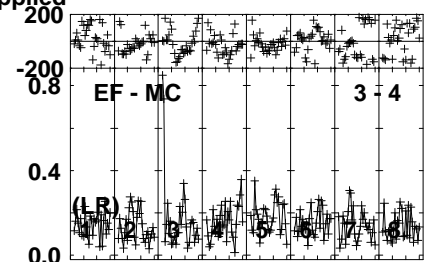
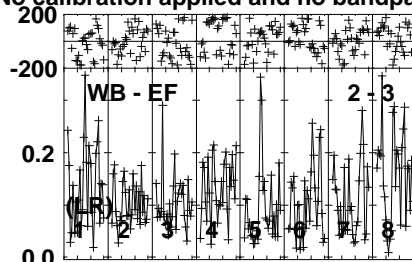
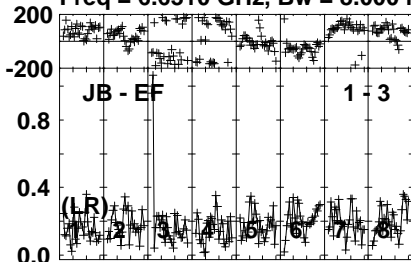


Lower frame: Milli Ampl Jy Top frame: Phas deg
Vector averaged cross-power spectrum Several baselines displayed
Timerange: 00/13:35:00 to 00/13:39:00

Plot file version 64 created 21-NOV-2023 10:29:02

J1825-0737 RB010 1.UVDATA.1

Freq = 6.6310 GHz, Bw = 8.000 MH No calibration applied and no bandpass applied



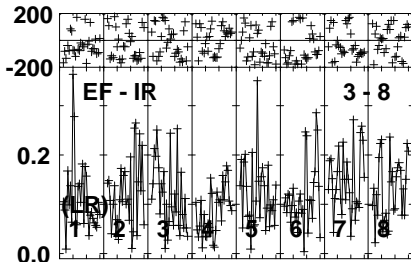
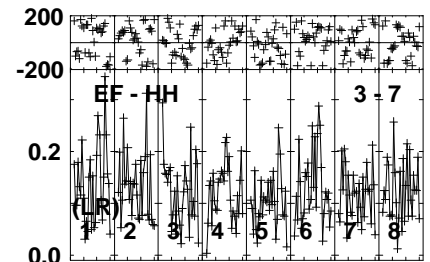
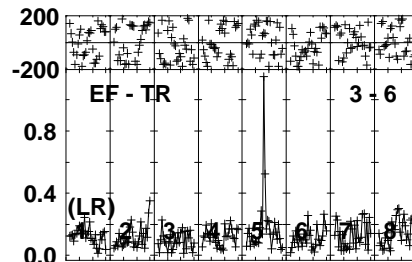
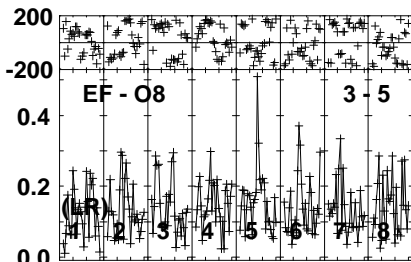
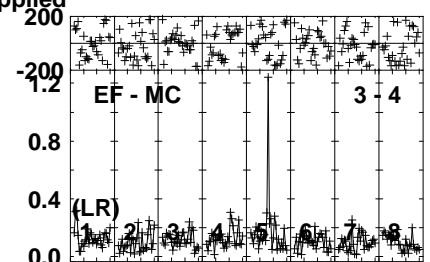
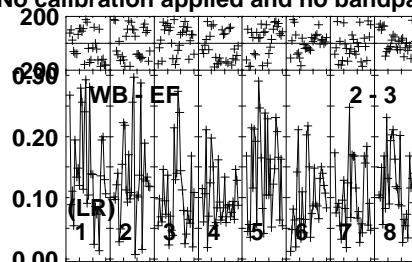
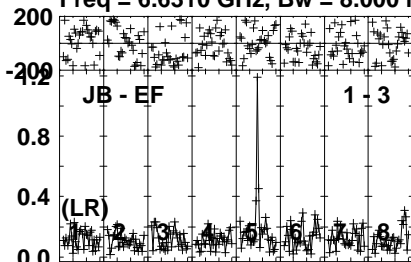
0200200200200200200200200200
Channels

Lower frame: Milli Ampl Jy Top frame: Phas deg
Vector averaged cross-power spectrum Several baselines displayed
Timerange: 00/13:50:41 to 00/13:52:40

Plot file version 65 created 21-NOV-2023 10:29:03

G23.389 RB010 1.UVDATA.1

Freq = 6.6310 GHz, Bw = 8.000 MH No calibration applied and no bandpass applied



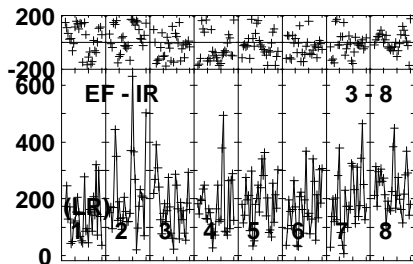
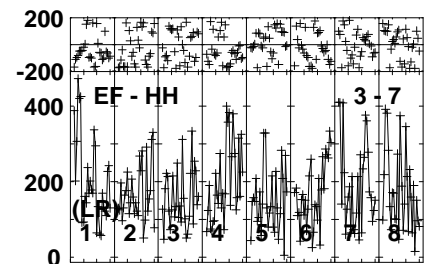
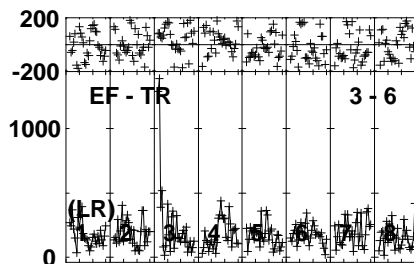
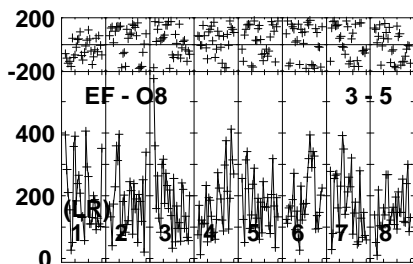
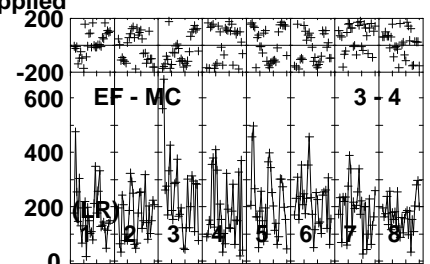
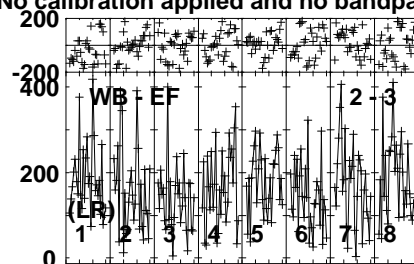
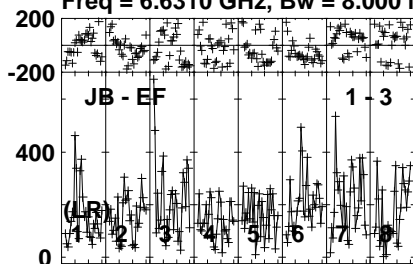
020020020020020020020020020020
Channels

Lower frame: Milli Ampl Jy Top frame: Phas deg
Vector averaged cross-power spectrum Several baselines displayed
Timerange: 00/13:52:40 to 00/13:55:40

Plot file version 66 created 21-NOV-2023 10:29:03

J1825-0737 RB010 1.UVDATA.1

Freq = 6.6310 GHz, Bw = 8.000 MH No calibration applied and no bandpass applied



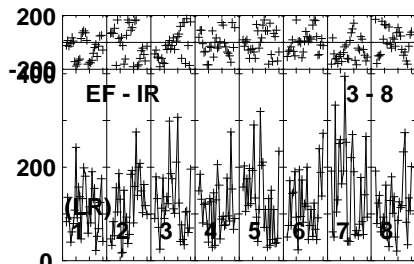
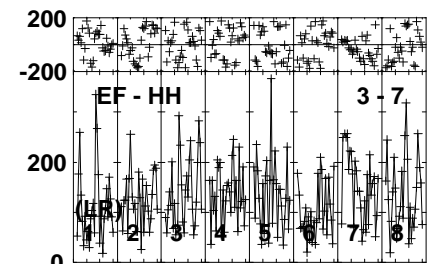
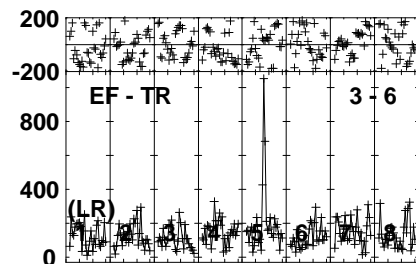
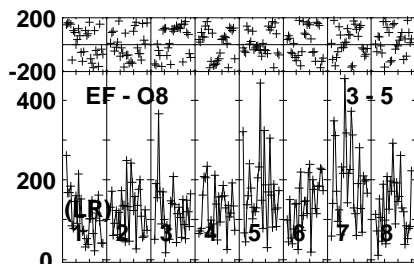
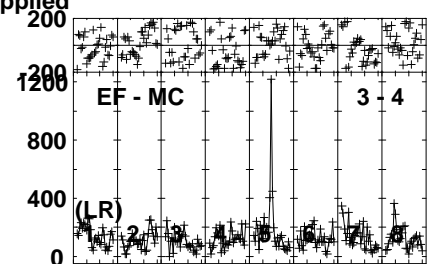
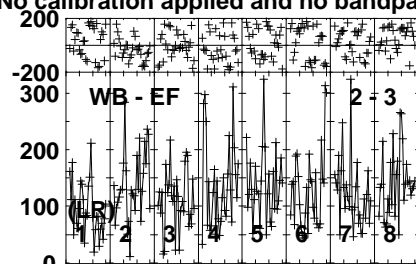
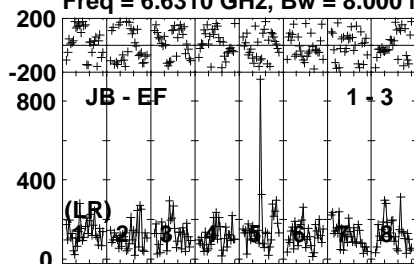
0200200200200200200200200200200200
Channels

Lower frame: Micro Ampl Jy Top frame: Phas deg
Vector averaged cross-power spectrum Several baselines displayed
Timerange: 00/13:55:40 to 00/13:57:39

Plot file version 67 created 21-NOV-2023 10:29:03

G23.389 RB010 1.UVDATA.1

Freq = 6.6310 GHz, Bw = 8.000 MH No calibration applied and no bandpass applied

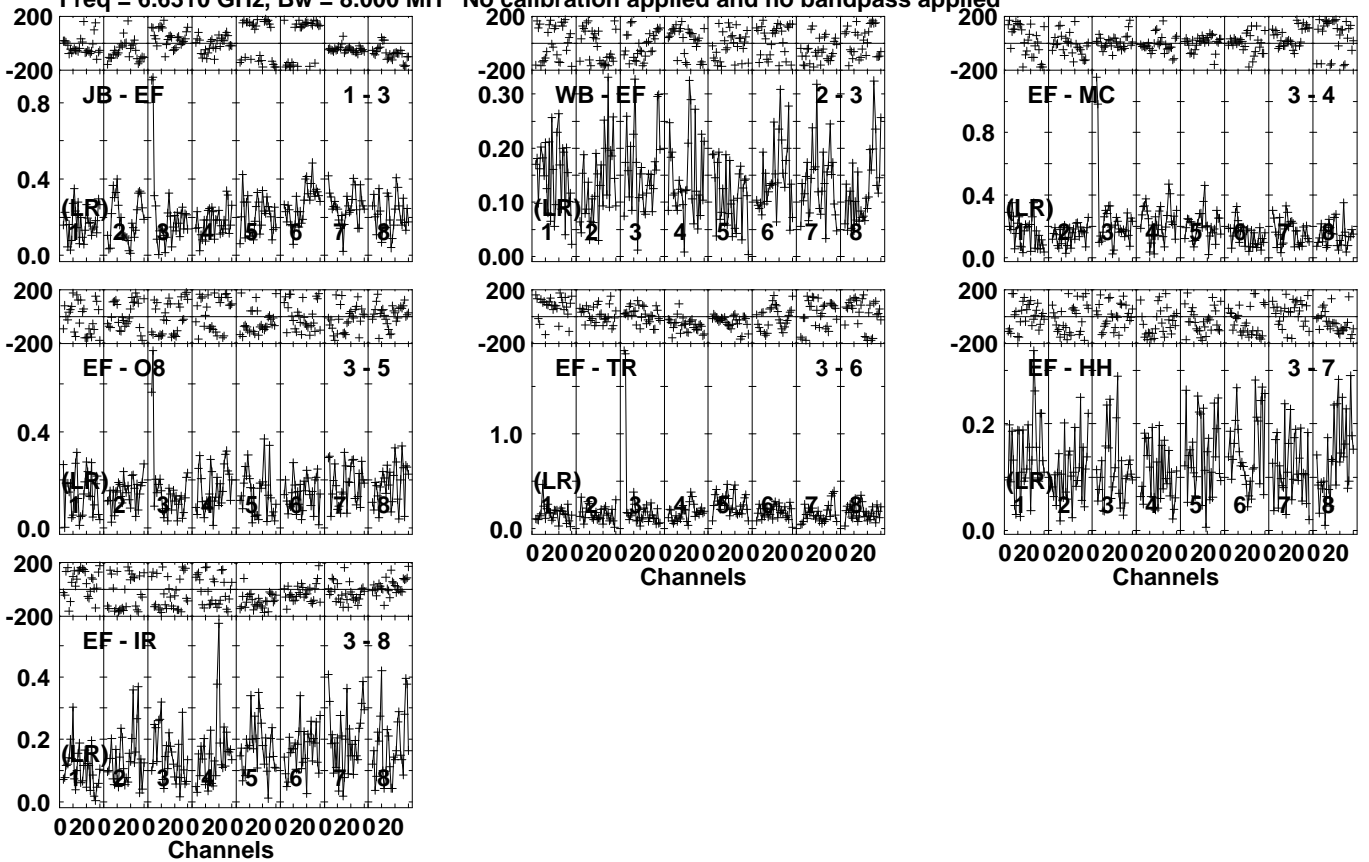


Lower frame: Micro Ampl Jy Top frame: Phas deg
Vector averaged cross-power spectrum Several baselines displayed
Timerange: 00/13:57:41 to 00/14:00:39

Plot file version 68 created 21-NOV-2023 10:29:03

J1825-0737 RB010 1.UVDATA.1

Freq = 6.6310 GHz, Bw = 8.000 MH No calibration applied and no bandpass applied

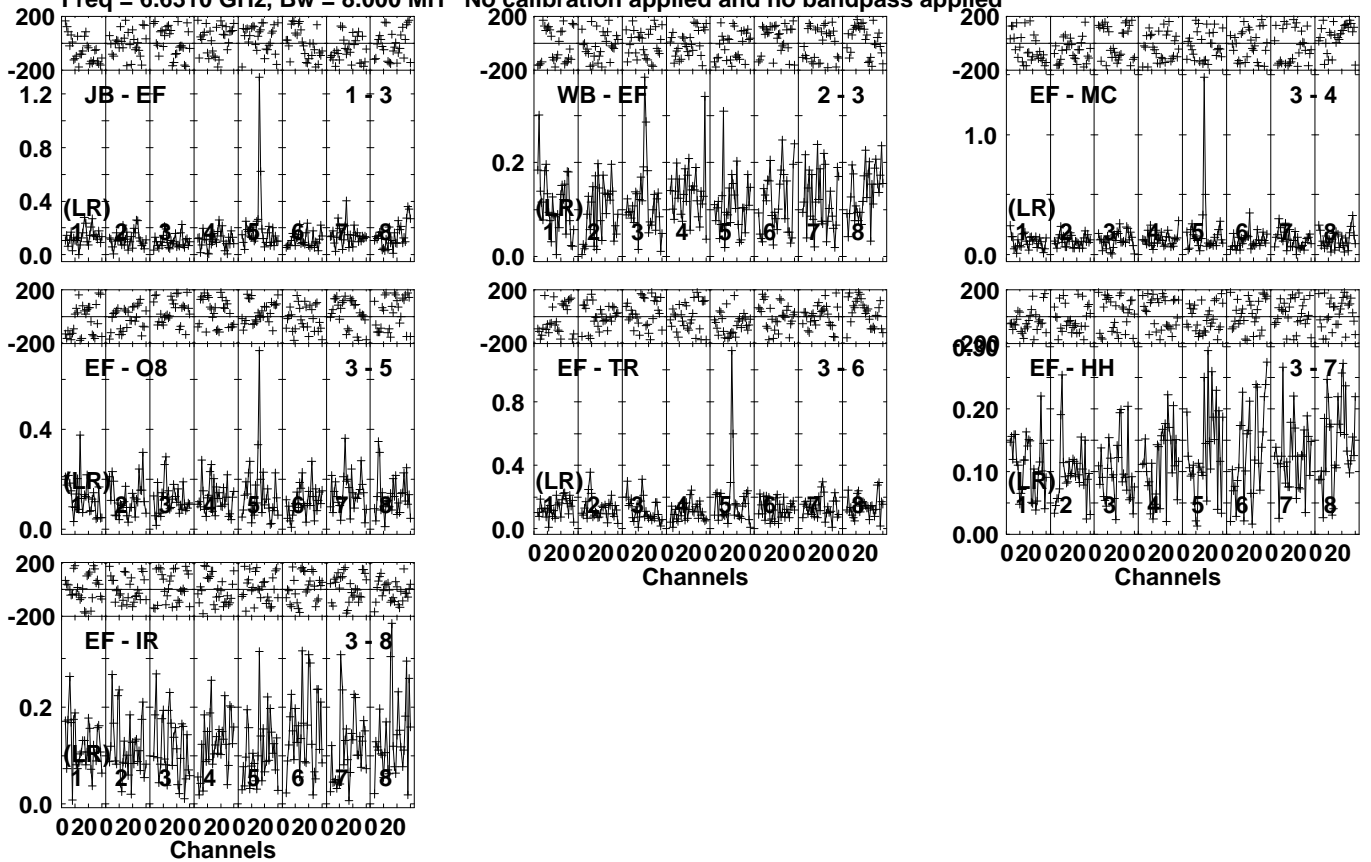


Lower frame: Milli Ampl Jy Top frame: Phas deg
Vector averaged cross-power spectrum Several baselines displayed
Timerange: 00/14:01:20 to 00/14:03:19

Plot file version 69 created 21-NOV-2023 10:29:03

G23.389 RB010 1.UVDATA.1

Freq = 6.6310 GHz, Bw = 8.000 MH No calibration applied and no bandpass applied

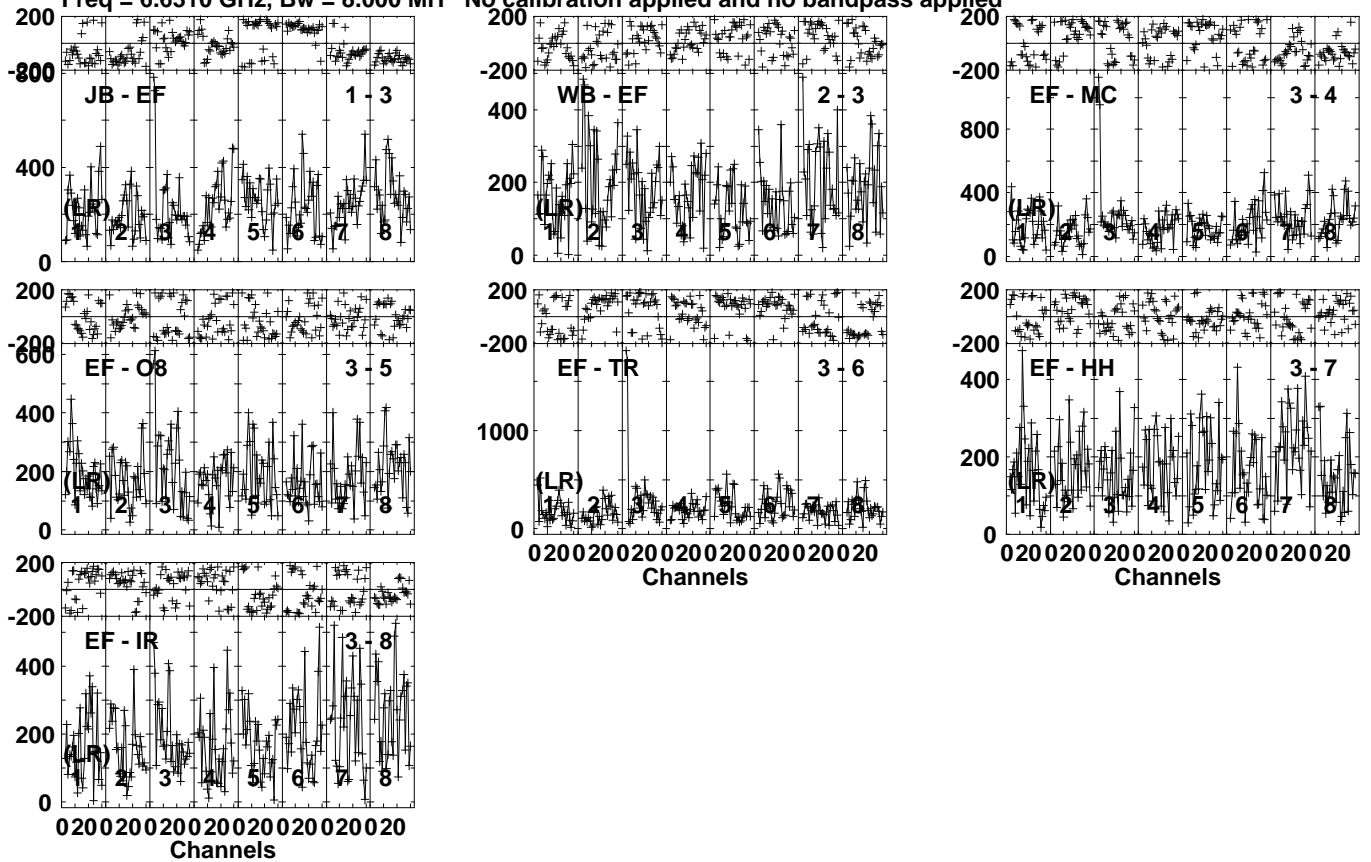


Lower frame: Milli Ampl Jy Top frame: Phas deg
Vector averaged cross-power spectrum Several baselines displayed
Timerange: 00/14:03:21 to 00/14:06:20

Plot file version 70 created 21-NOV-2023 10:29:04

J1825-0737 RB010 1.UVDATA.1

Freq = 6.6310 GHz, Bw = 8.000 MH No calibration applied and no bandpass applied

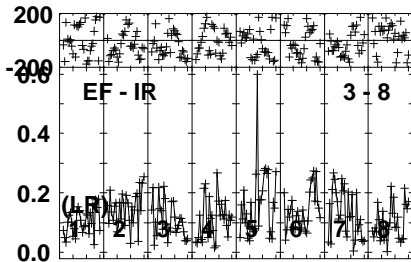
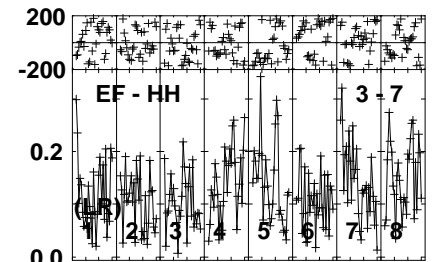
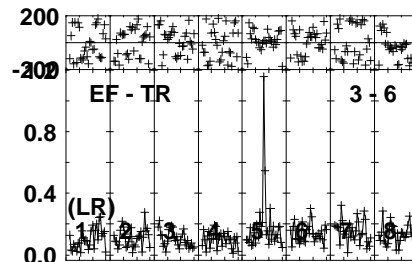
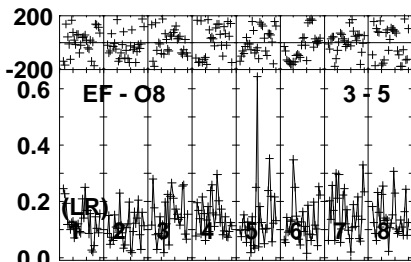
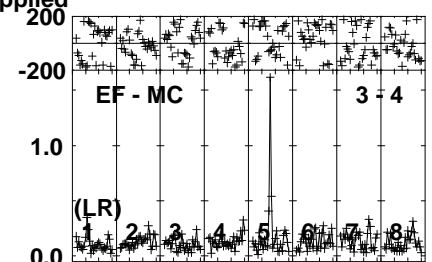
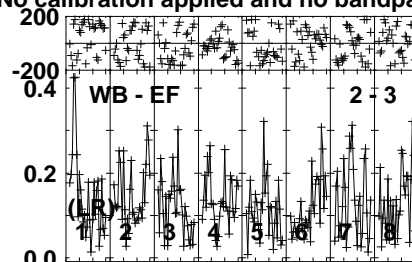



Lower frame: Micro Ampl Jy Top frame: Phas deg
Vector averaged cross-power spectrum Several baselines displayed
Timerange: 00/14:06:20 to 00/14:08:20

Plot file version 71 created 21-NOV-2023 10:29:04

G23.389 RB010 1.UVDATA.1

Freq = 6.6310 GHz, Bw = 8.000 MH No calibration applied and no bandpass applied



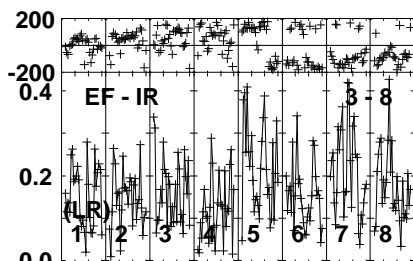
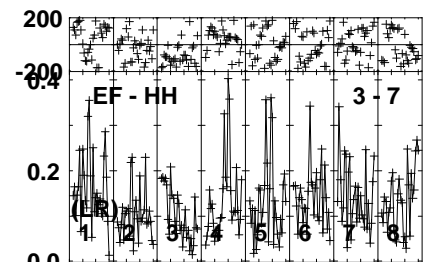
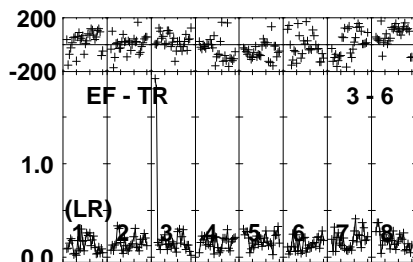
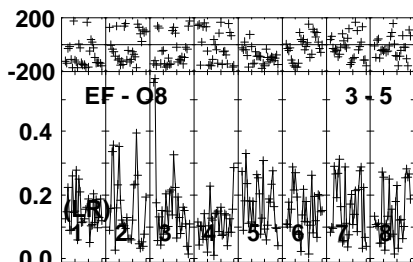
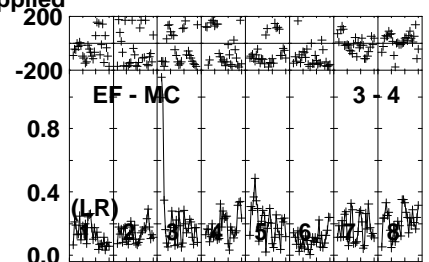
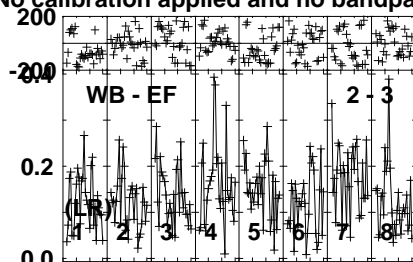
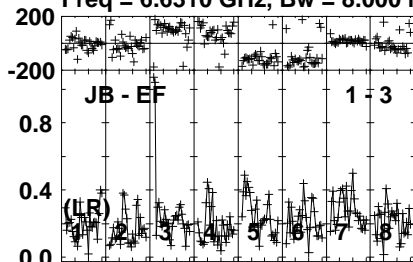
020020020020020020020020020020
Channels

Lower frame: Milli Ampl Jy Top frame: Phas deg
Vector averaged cross-power spectrum Several baselines displayed
Timerange: 00/14:08:21 to 00/14:11:19

Plot file version 72 created 21-NOV-2023 10:29:04

J1825-0737 RB010 1.UVDATA.1

Freq = 6.6310 GHz, Bw = 8.000 MH No calibration applied and no bandpass applied



0200200200200200200200200200
Channels

Lower frame: Milli Ampl Jy Top frame: Phas deg

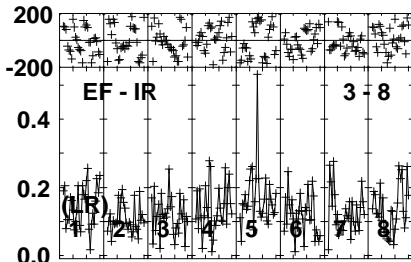
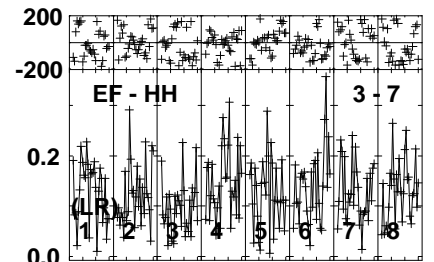
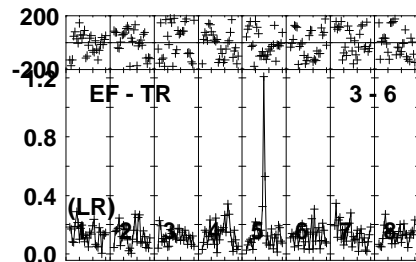
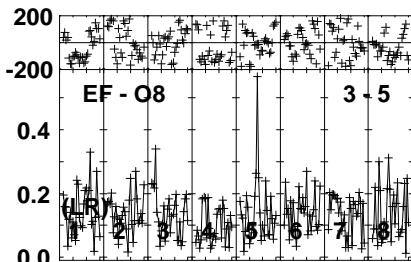
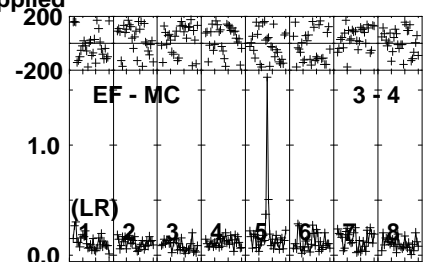
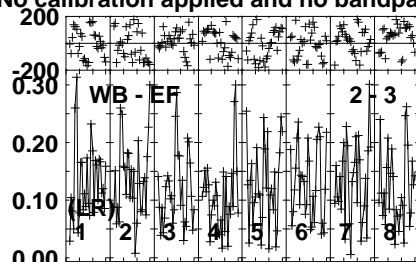

Vector averaged cross-power spectrum Several baselines displayed

Timerange: 00/14:12:00 to 00/14:13:59

Plot file version 73 created 21-NOV-2023 10:29:04

G23.389 RB010 1.UVDATA.1

Freq = 6.6310 GHz, Bw = 8.000 MH No calibration applied and no bandpass applied



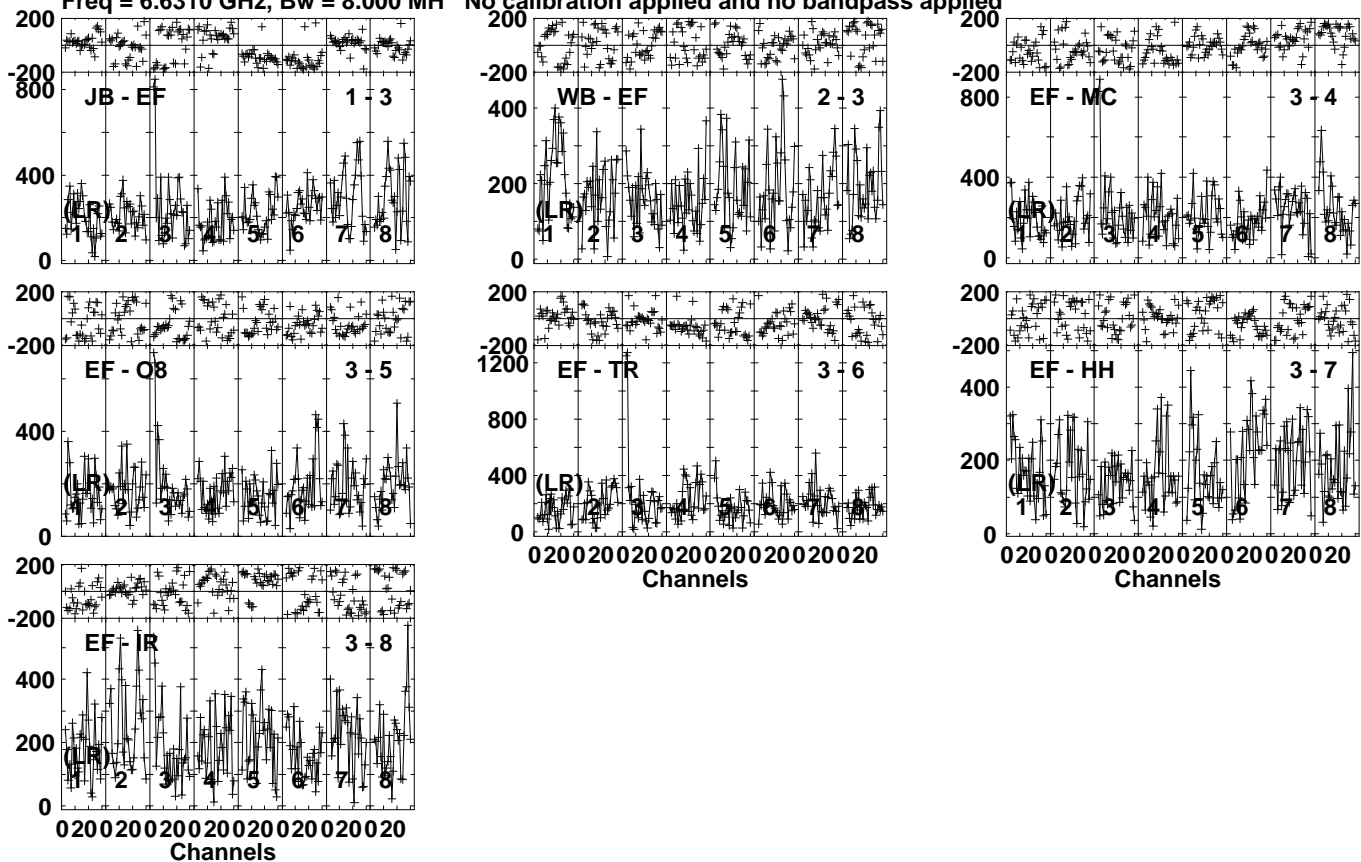
0200200200200200200200200200
Channels

Lower frame: Milli Ampl Jy Top frame: Phas deg
Vector averaged cross-power spectrum Several baselines displayed
Timerange: 00/14:14:00 to 00/14:17:00

Plot file version 74 created 21-NOV-2023 10:29:04

J1825-0737 RB010 1.UVDATA.1

Freq = 6.6310 GHz, Bw = 8.000 MH No calibration applied and no bandpass applied

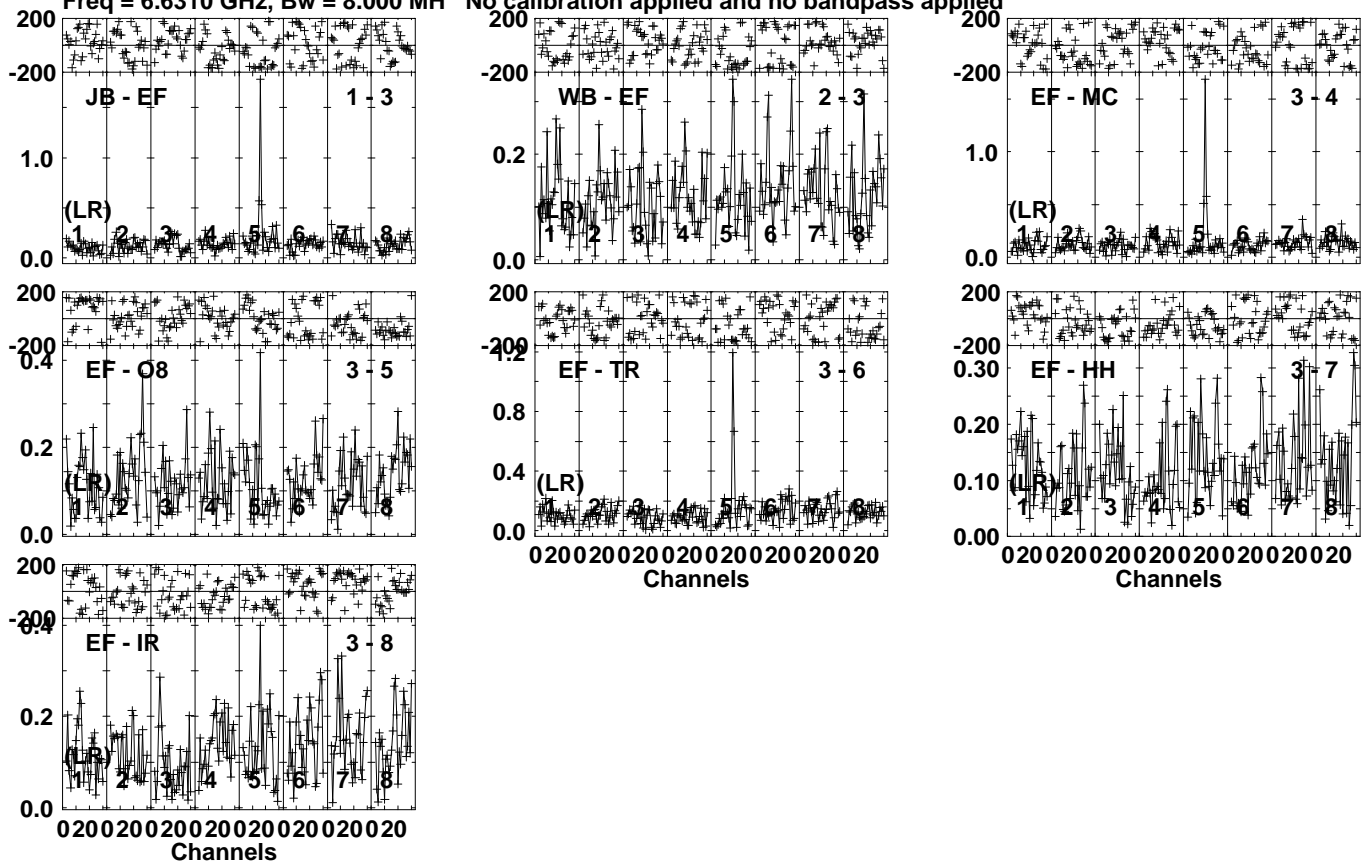


Lower frame: Micro Ampl Jy Top frame: Phas deg
Vector averaged cross-power spectrum Several baselines displayed
Timerange: 00/14:17:00 to 00/14:18:59

Plot file version 75 created 21-NOV-2023 10:29:04

G23.389 RB010 1.UVDATA.1

Freq = 6.6310 GHz, Bw = 8.000 MH No calibration applied and no bandpass applied

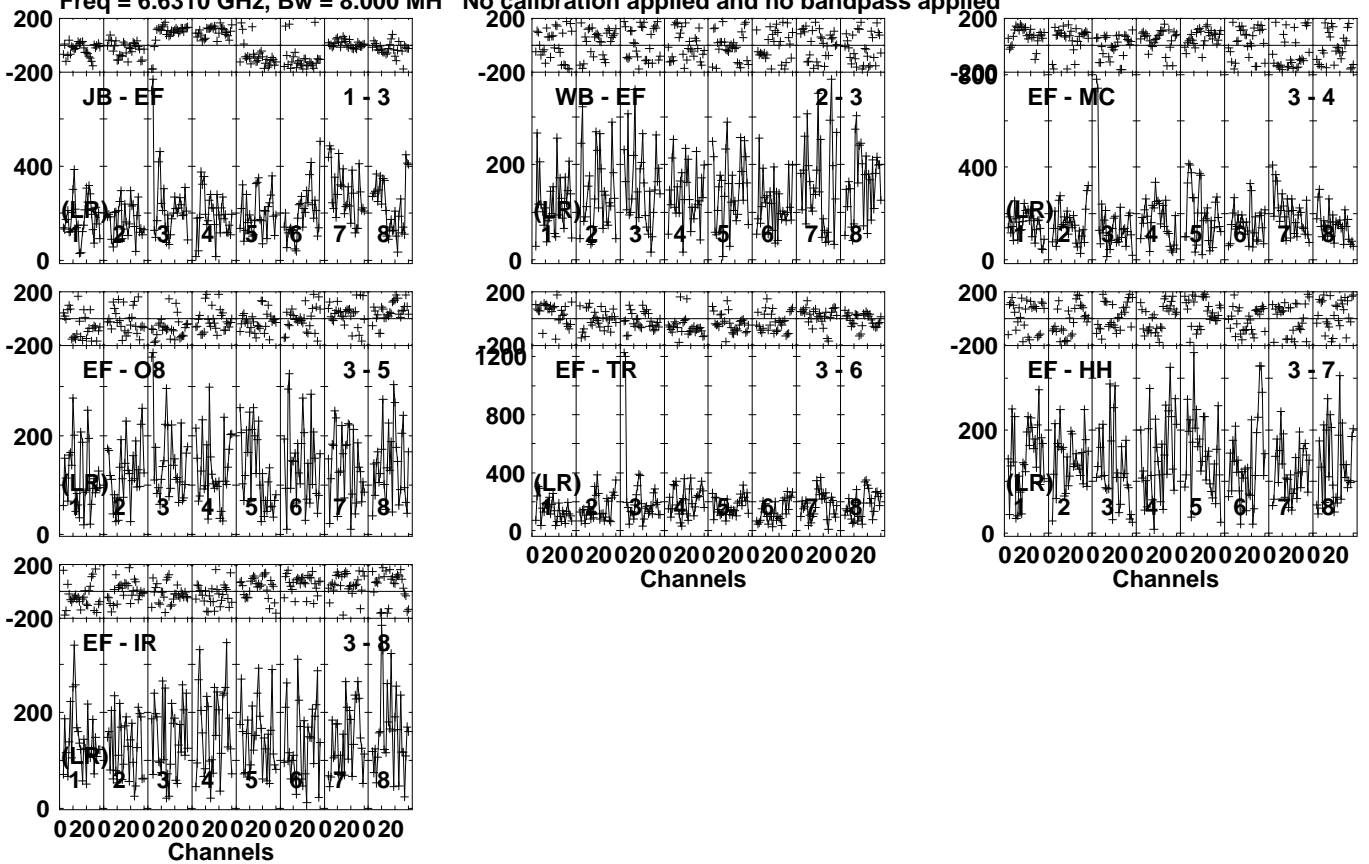


Lower frame: Milli Ampl Jy Top frame: Phas deg
Vector averaged cross-power spectrum Several baselines displayed
Timerange: 00/14:19:00 to 00/14:22:00

Plot file version 76 created 21-NOV-2023 10:29:05

J1825-0737 RB010 1.UVDATA.1

Freq = 6.6310 GHz, Bw = 8.000 MH No calibration applied and no bandpass applied

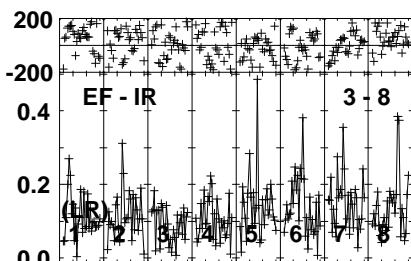
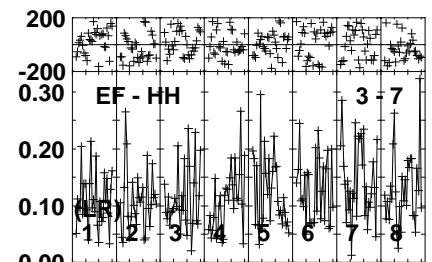
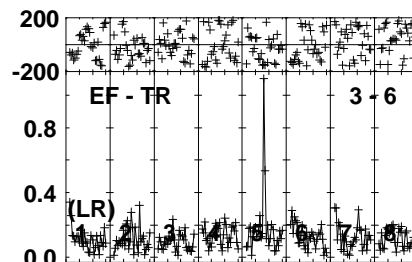
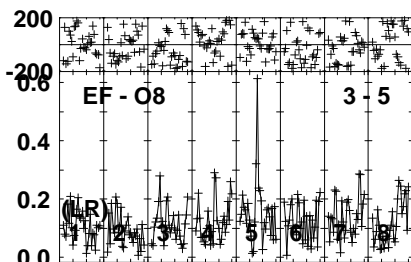
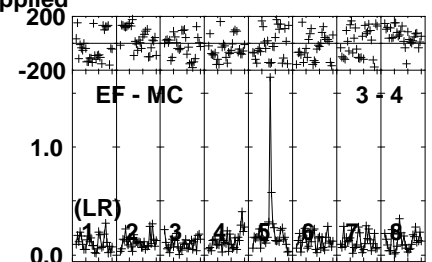
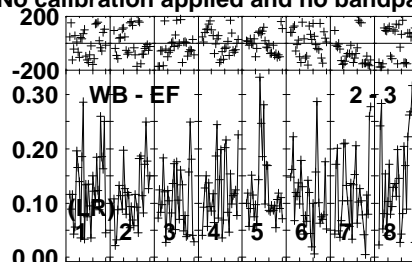



Lower frame: Micro Ampl Jy Top frame: Phas deg
Vector averaged cross-power spectrum Several baselines displayed
Timerange: 00/14:22:40 to 00/14:24:40

Plot file version 77 created 21-NOV-2023 10:29:05

G23.389 RB010 1.UVDATA.1

Freq = 6.6310 GHz, Bw = 8.000 MH No calibration applied and no bandpass applied



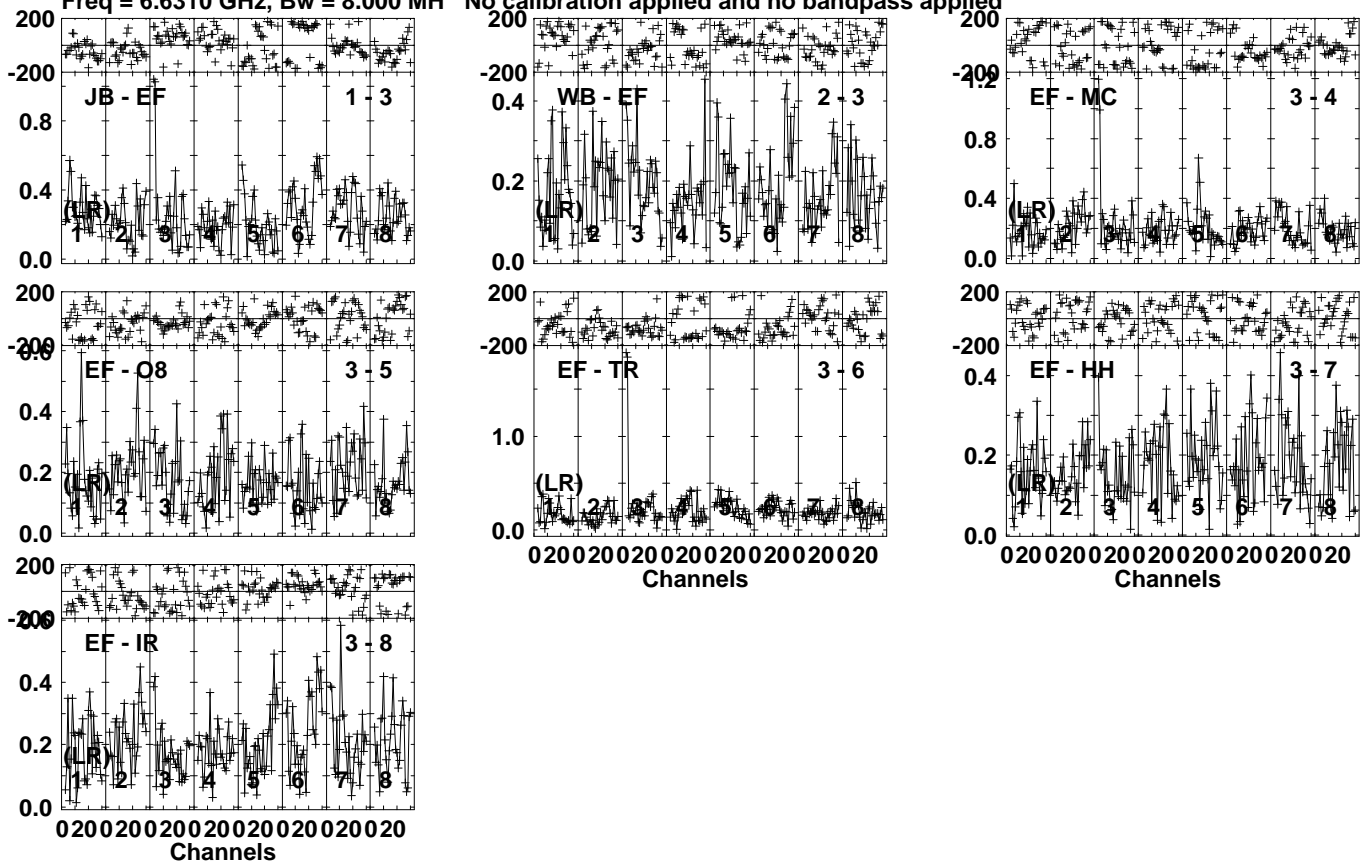
020020020020020020020020020020
Channels

Lower frame: Milli Ampl Jy Top frame: Phas deg
Vector averaged cross-power spectrum Several baselines displayed
Timerange: 00/14:24:41 to 00/14:27:39

Plot file version 78 created 21-NOV-2023 10:29:05

J1825-0737 RB010 1.UVDATA.1

Freq = 6.6310 GHz, Bw = 8.000 MH No calibration applied and no bandpass applied

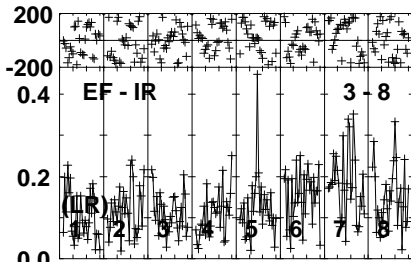
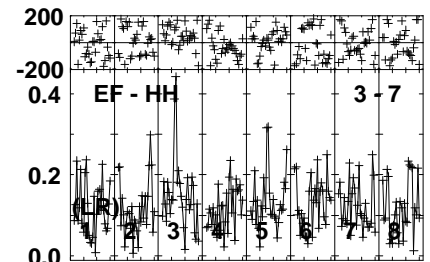
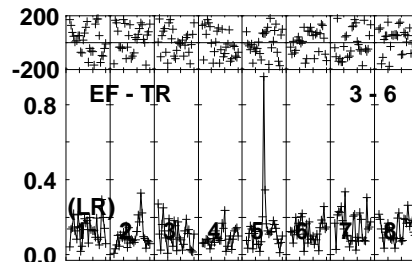
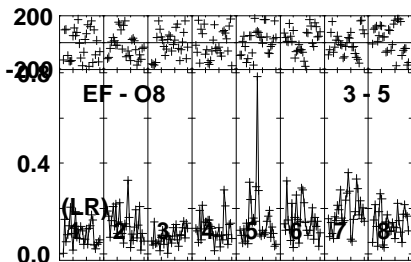
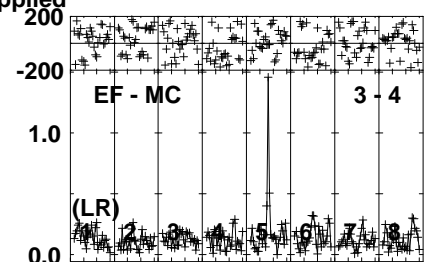
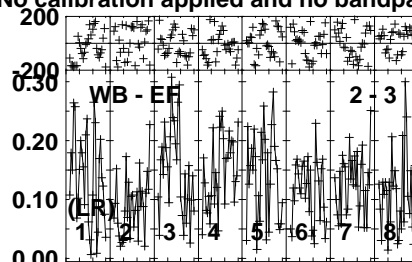



Lower frame: Milli Ampl Jy Top frame: Phas deg
Vector averaged cross-power spectrum Several baselines displayed
Timerange: 00/14:27:40 to 00/14:29:40

Plot file version 79 created 21-NOV-2023 10:29:05

G23.389 RB010 1.UVDATA.1

Freq = 6.6310 GHz, Bw = 8.000 MH No calibration applied and no bandpass applied



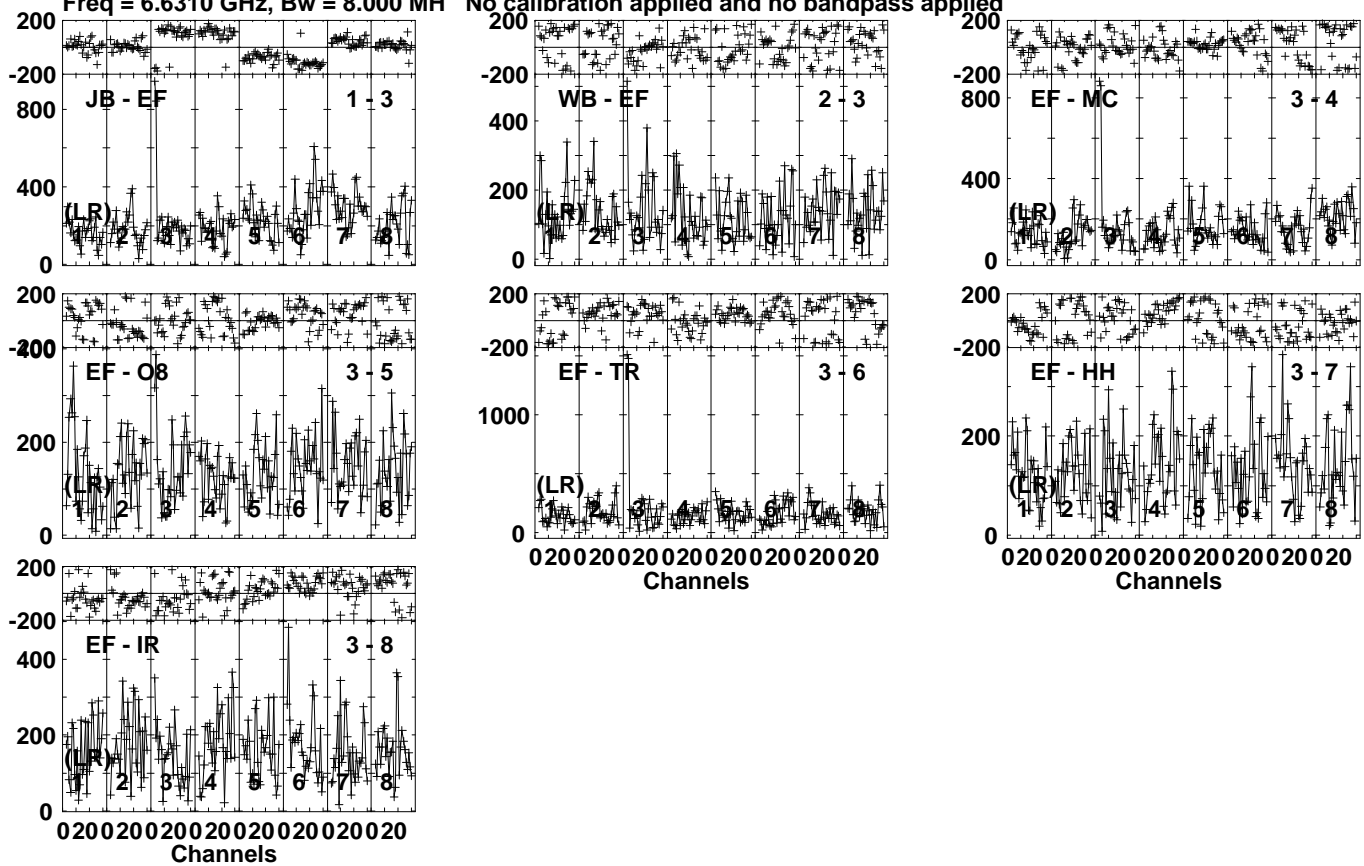
0200200200200200200200200200
Channels

Lower frame: Milli Ampl Jy Top frame: Phas deg
Vector averaged cross-power spectrum Several baselines displayed
Timerange: 00/14:29:40 to 00/14:32:39

Plot file version 80 created 21-NOV-2023 10:29:05

J1825-0737 RB010 1.UVDATA.1

Freq = 6.6310 GHz, Bw = 8.000 MH No calibration applied and no bandpass applied

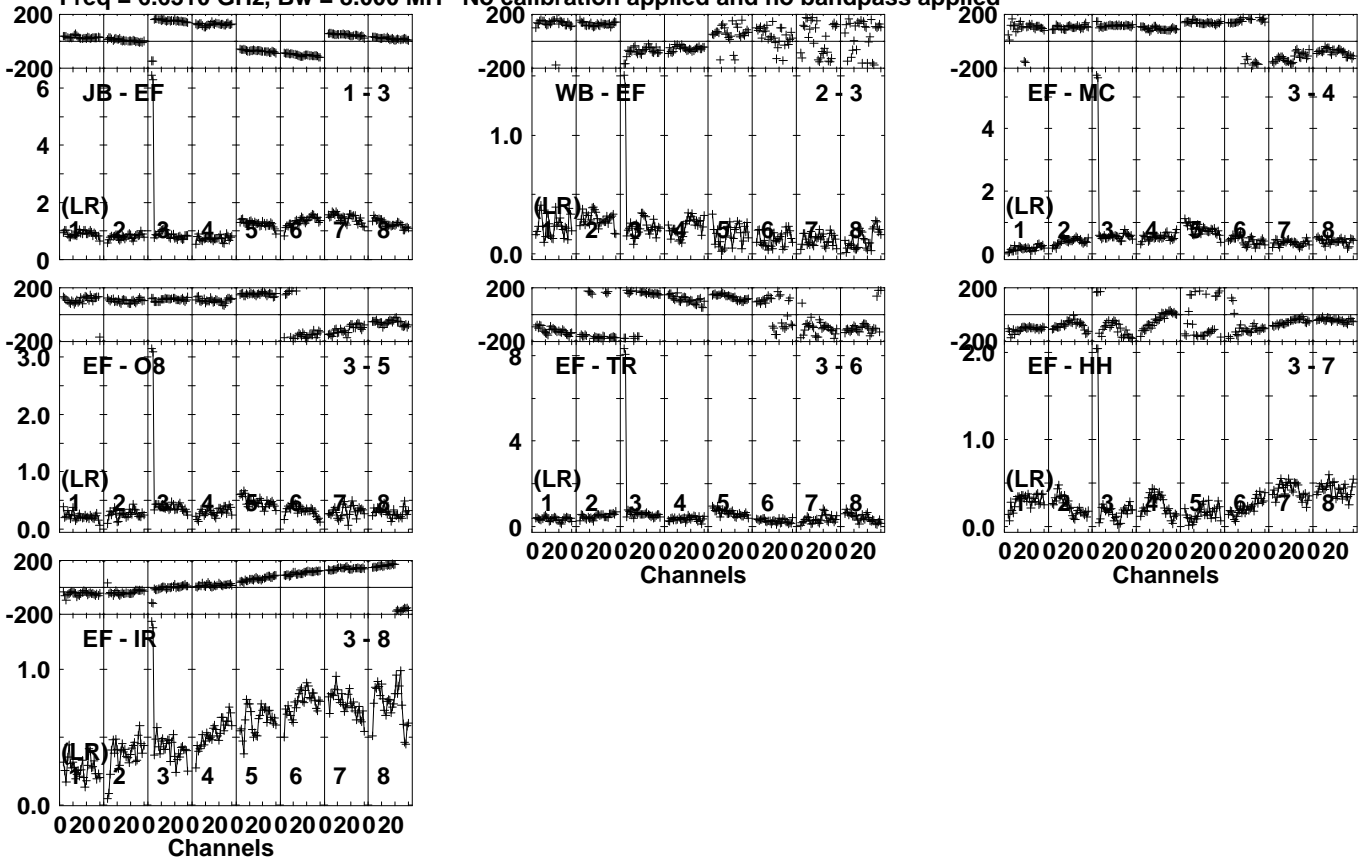


Lower frame: Micro Ampl Jy Top frame: Phas deg
 Vector averaged cross-power spectrum Several baselines displayed
 Timerange: 00/14:33:21 to 00/14:35:20

Plot file version 81 created 21-NOV-2023 10:29:06

J1743-0350 RB010 1.UVDATA.1

Freq = 6.6310 GHz, Bw = 8.000 MH No calibration applied and no bandpass applied

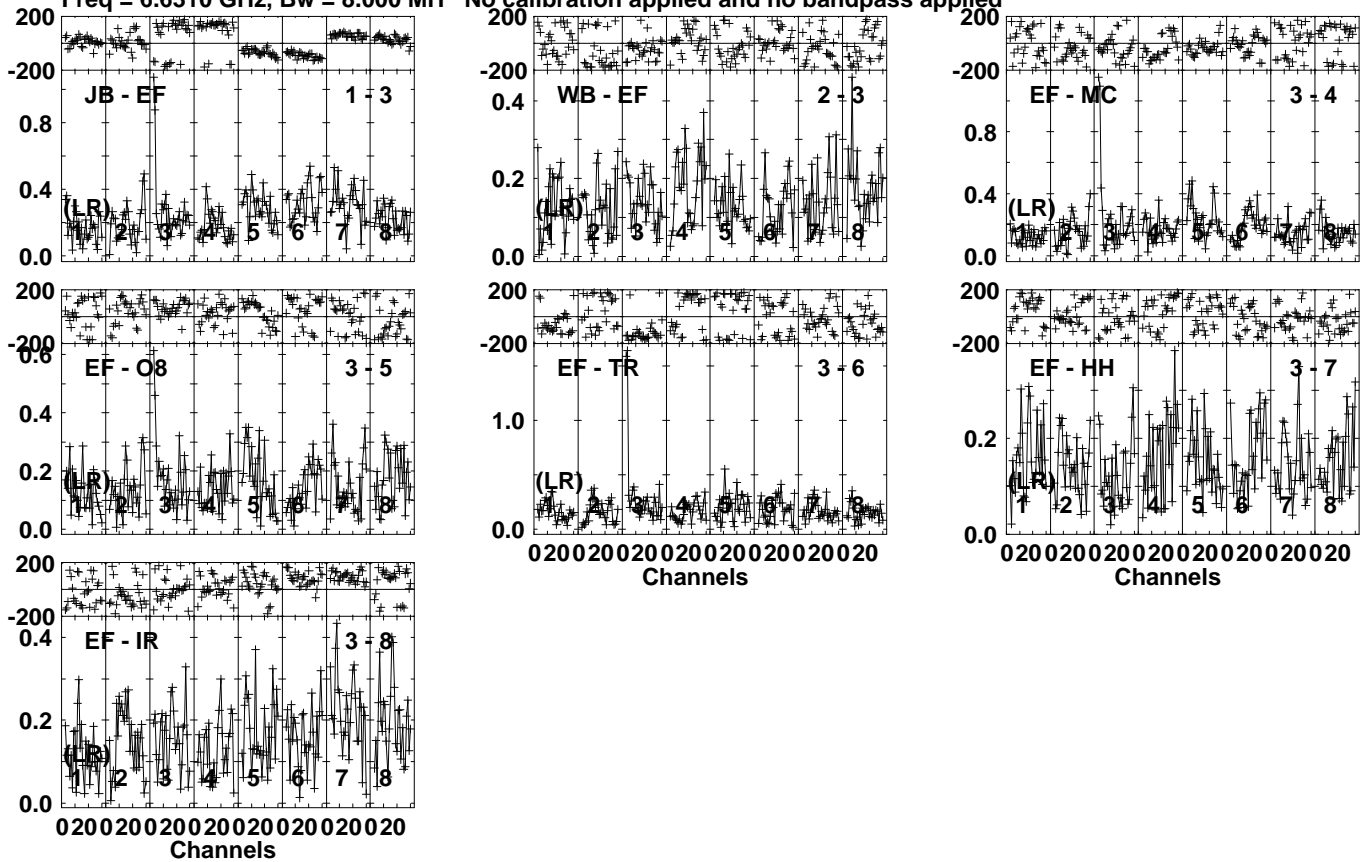


Lower frame: Milli Ampl Jy Top frame: Phas deg
Vector averaged cross-power spectrum Several baselines displayed
Timerange: 00/14:36:20 to 00/14:40:20

Plot file version 82 created 21-NOV-2023 10:29:06

J1825-0737 RB010 1.UVDATA.1

Freq = 6.6310 GHz, Bw = 8.000 MH No calibration applied and no bandpass applied

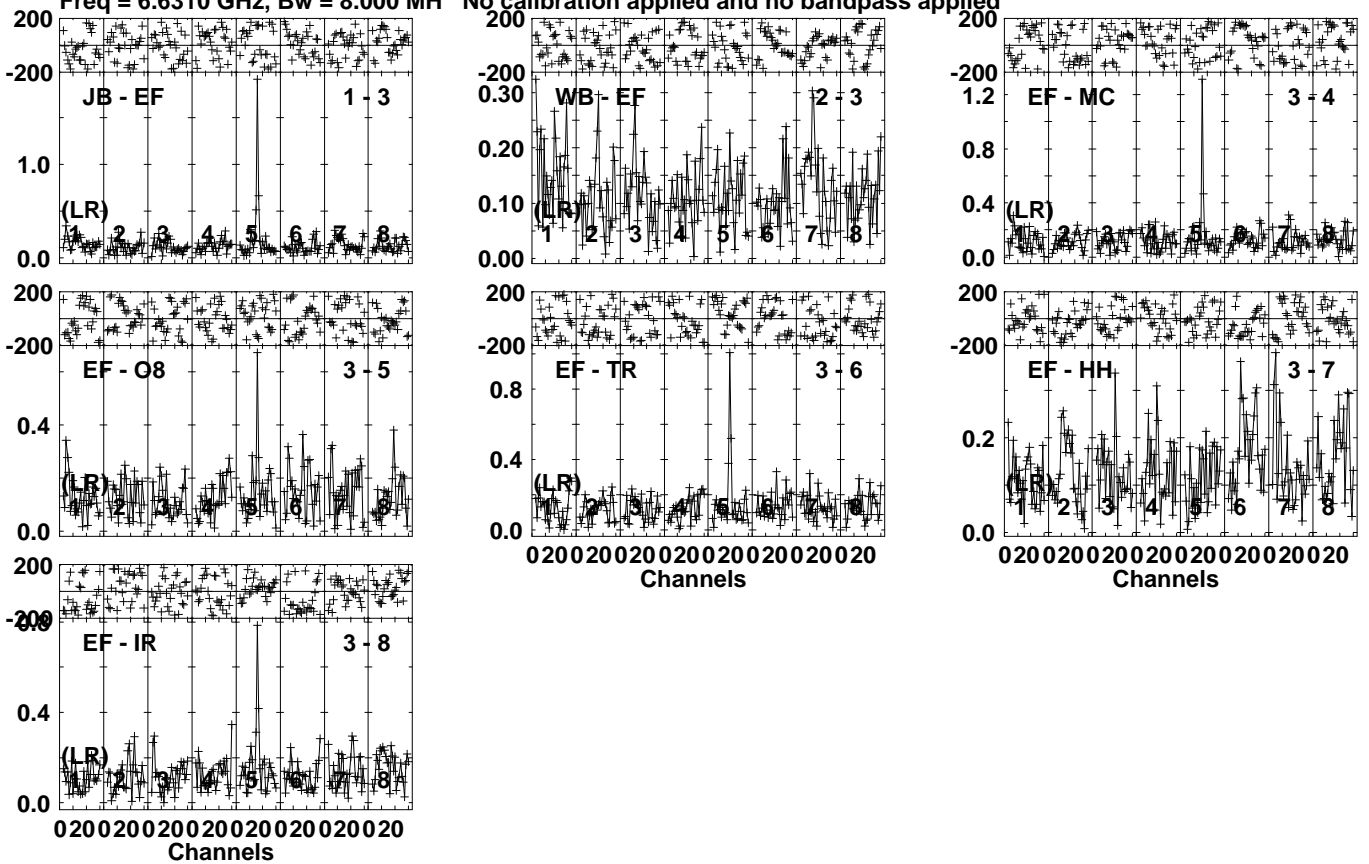


Lower frame: Milli Ampl Jy Top frame: Phas deg
Vector averaged cross-power spectrum Several baselines displayed
Timerange: 00/14:41:20 to 00/14:43:19

Plot file version 83 created 21-NOV-2023 10:29:06

G23.389 RB010 1.UVDATA.1

Freq = 6.6310 GHz, Bw = 8.000 MH No calibration applied and no bandpass applied

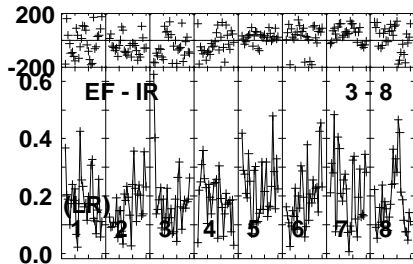
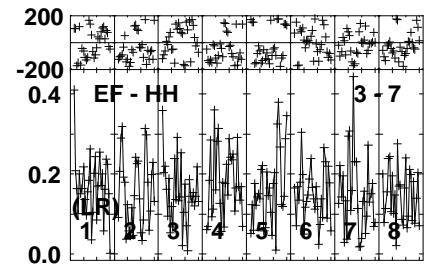
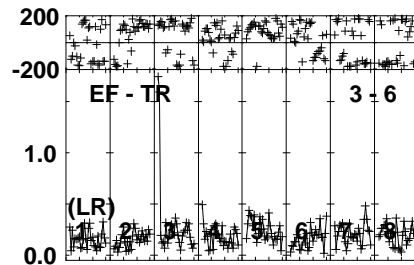
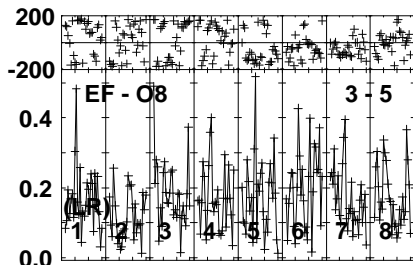
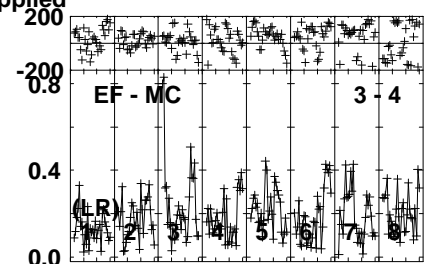
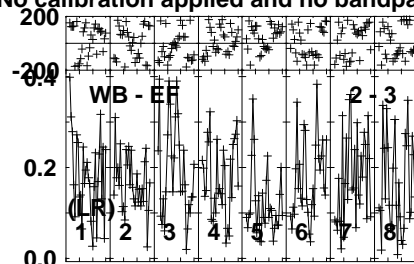
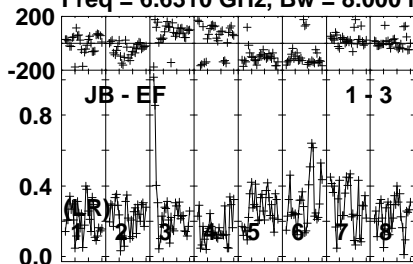


Lower frame: Milli Ampl Jy Top frame: Phas deg
Vector averaged cross-power spectrum Several baselines displayed
Timerange: 00/14:43:20 to 00/14:46:20

Plot file version 84 created 21-NOV-2023 10:29:06

J1825-0737 RB010 1.UVDATA.1

Freq = 6.6310 GHz, Bw = 8.000 MH No calibration applied and no bandpass applied



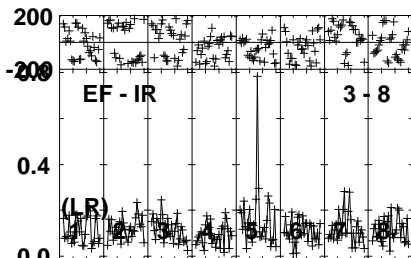
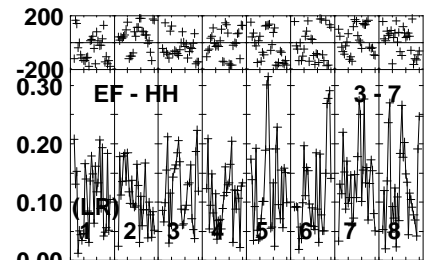
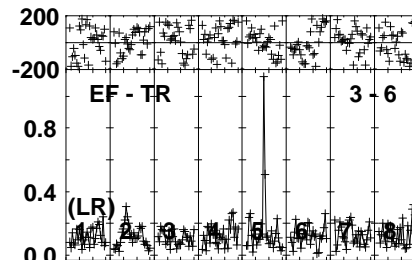
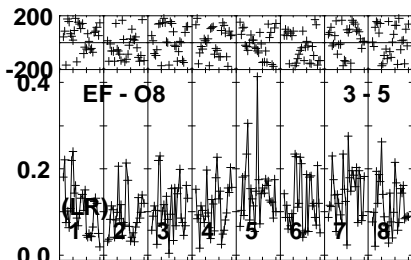
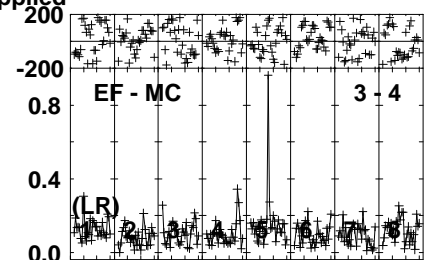
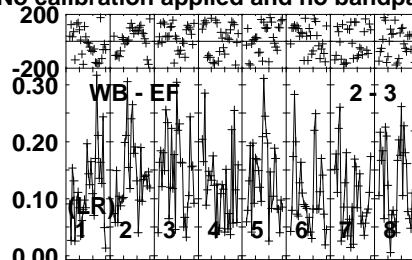

0200200200200200200200200200
Channels

Lower frame: Milli Ampl Jy Top frame: Phas deg
Vector averaged cross-power spectrum Several baselines displayed
Timerange: 00/14:46:20 to 00/14:48:19

Plot file version 85 created 21-NOV-2023 10:29:06

G23.389 RB010 1.UVDATA.1

Freq = 6.6310 GHz, Bw = 8.000 MH No calibration applied and no bandpass applied

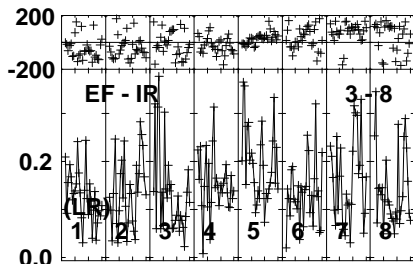
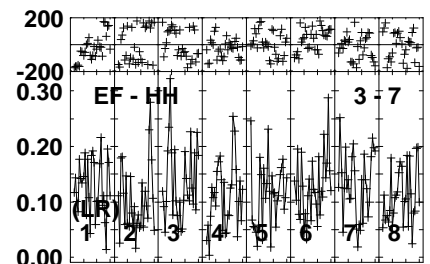
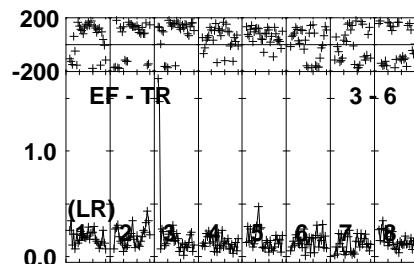
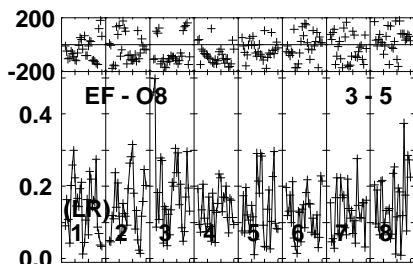
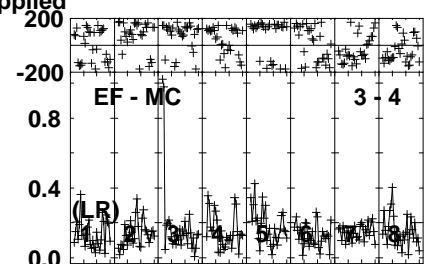
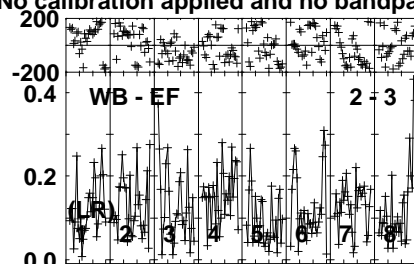
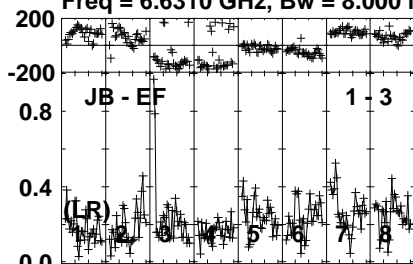


Lower frame: Milli Ampl Jy Top frame: Phas deg
Vector averaged cross-power spectrum Several baselines displayed
Timerange: 00/14:48:21 to 00/14:51:20

Plot file version 86 created 21-NOV-2023 10:29:06

J1825-0737 RB010 1.UVDATA.1

Freq = 6.6310 GHz, Bw = 8.000 MH No calibration applied and no bandpass applied



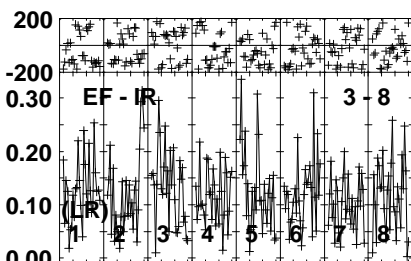
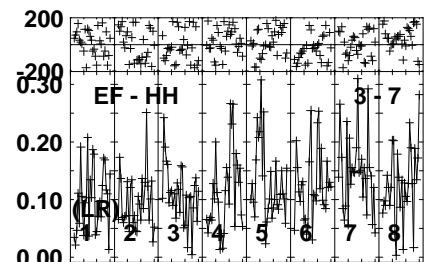

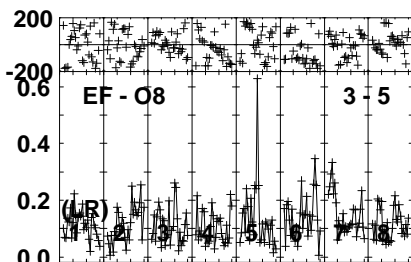
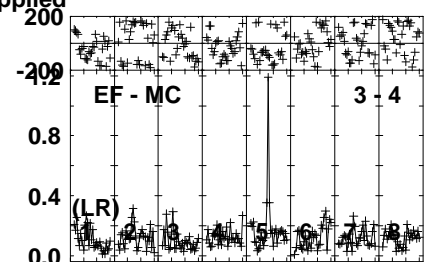
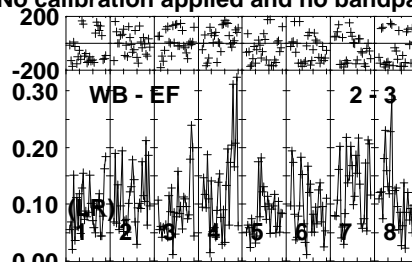

020020020020020020020020020020
Channels

Lower frame: Milli Ampl Jy Top frame: Phas deg
Vector averaged cross-power spectrum Several baselines displayed
Timerange: 00/14:52:00 to 00/14:54:00

Plot file version 87 created 21-NOV-2023 10:29:07

G23.389 RB010 1.UVDATA.1

Freq = 6.6310 GHz, Bw = 8.000 MH No calibration applied and no bandpass applied



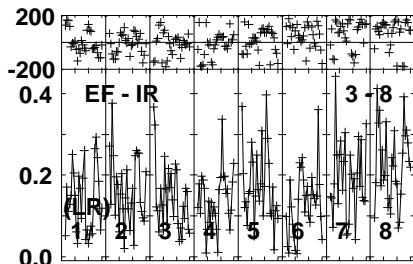
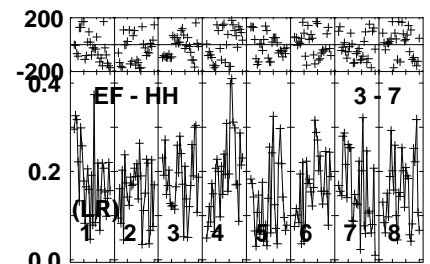
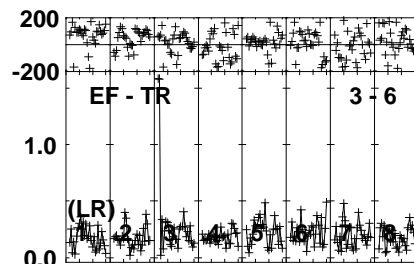
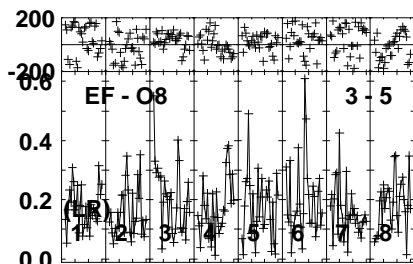
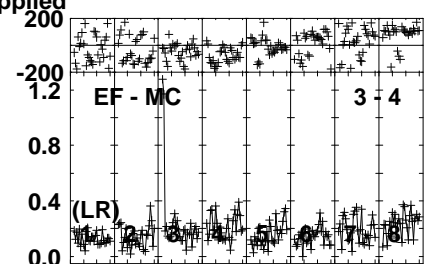
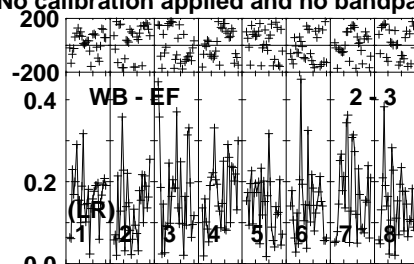
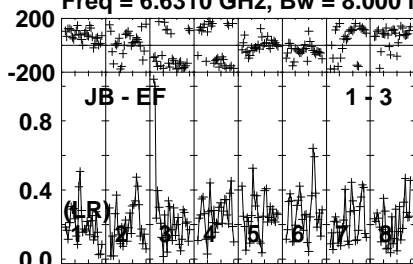
020020020020020020020020020020
Channels

Lower frame: Milli Ampl Jy Top frame: Phas deg
Vector averaged cross-power spectrum Several baselines displayed
Timerange: 00/14:54:00 to 00/14:56:59

Plot file version 88 created 21-NOV-2023 10:29:07

J1825-0737 RB010 1.UVDATA.1

Freq = 6.6310 GHz, Bw = 8.000 MH No calibration applied and no bandpass applied



0200200200200200200200200200
Channels

Lower frame: Milli Ampl Jy Top frame: Phas deg

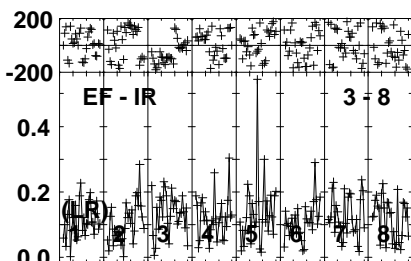
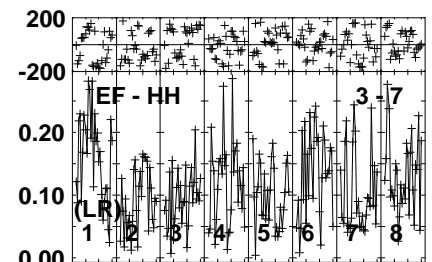
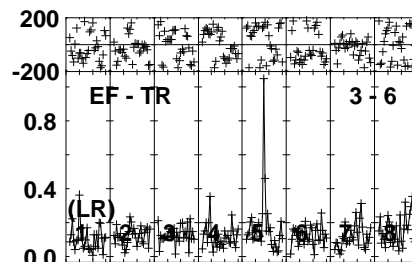
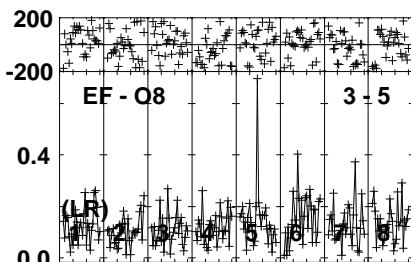
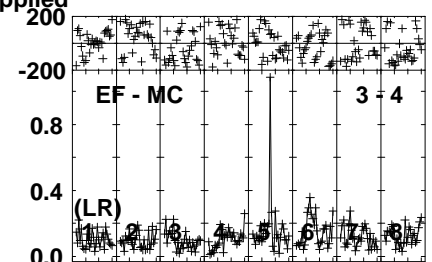
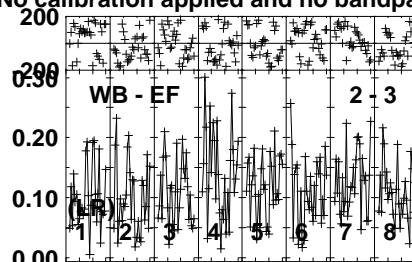
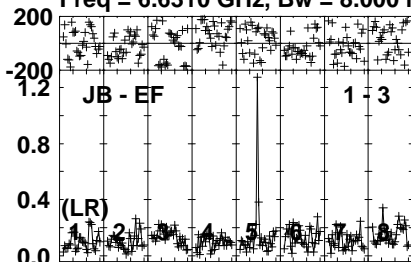
Vector averaged cross-power spectrum Several baselines displayed

Timerange: 00/14:57:00 to 00/14:58:59

Plot file version 89 created 21-NOV-2023 10:29:07

G23.389 RB010 1.UVDATA.1

Freq = 6.6310 GHz, Bw = 8.000 MH No calibration applied and no bandpass applied



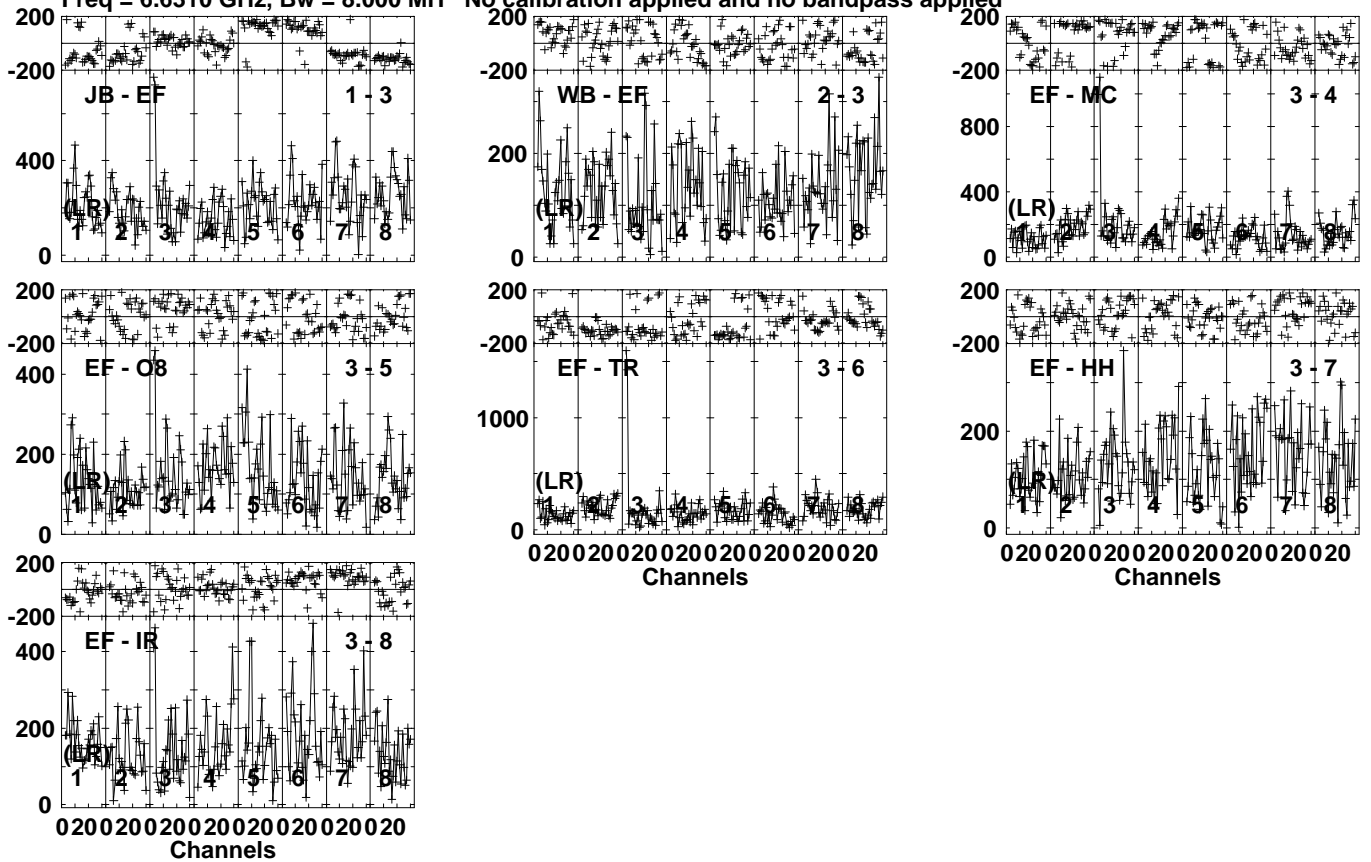
020020020020020020020020020020
Channels

Lower frame: Milli Ampl Jy Top frame: Phas deg
Vector averaged cross-power spectrum Several baselines displayed
Timerange: 00/14:59:00 to 00/15:02:00

Plot file version 90 created 21-NOV-2023 10:29:07

J1825-0737 RB010 1.UVDATA.1

Freq = 6.6310 GHz, Bw = 8.000 MH No calibration applied and no bandpass applied

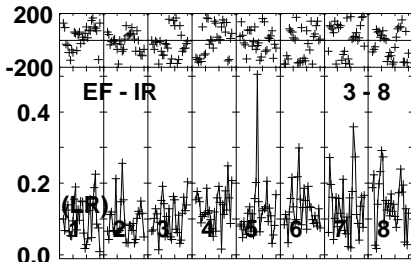
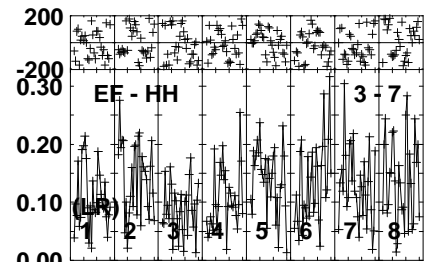
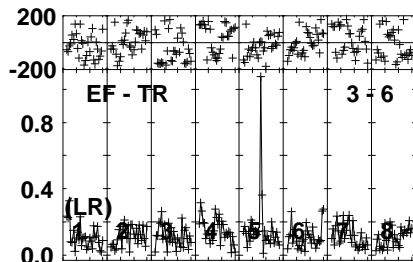
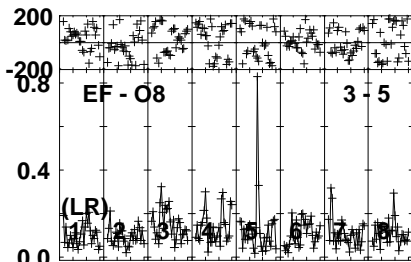
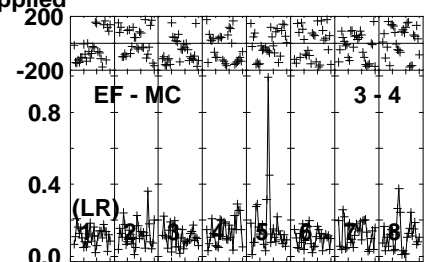
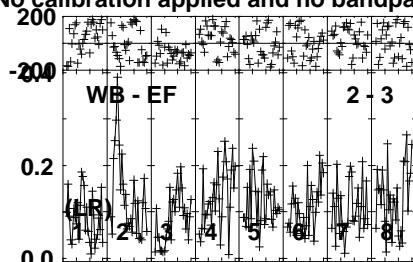
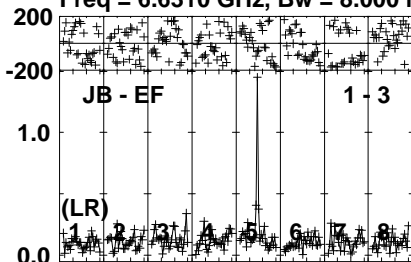


Lower frame: Micro Ampl Jy Top frame: Phas deg
Vector averaged cross-power spectrum Several baselines displayed
Timerange: 00/15:02:40 to 00/15:04:40

Plot file version 91 created 21-NOV-2023 10:29:07

G23.389 RB010 1.UVDATA.1

Freq = 6.6310 GHz, Bw = 8.000 MH No calibration applied and no bandpass applied



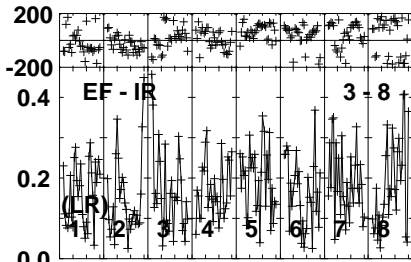
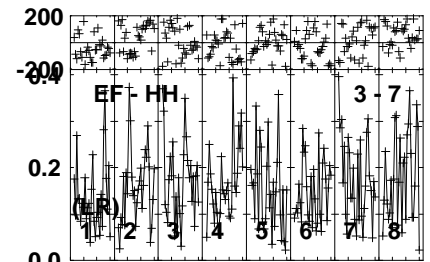
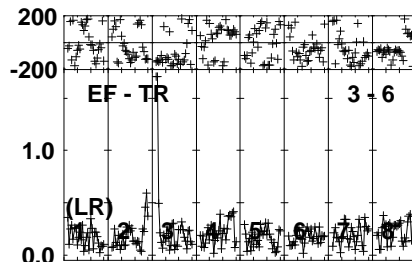
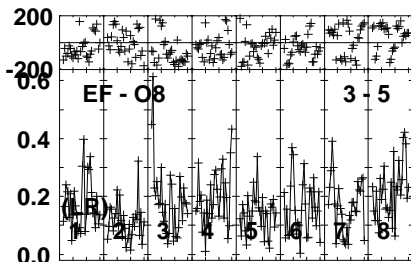
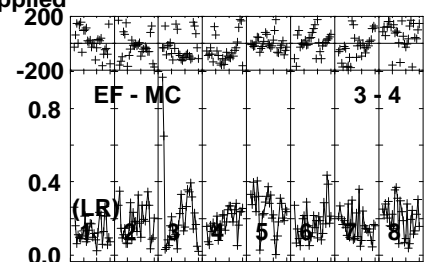
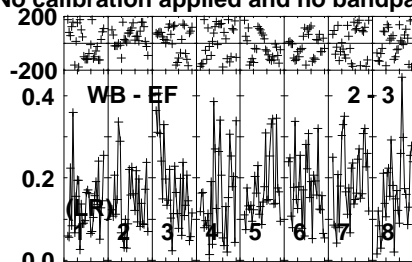
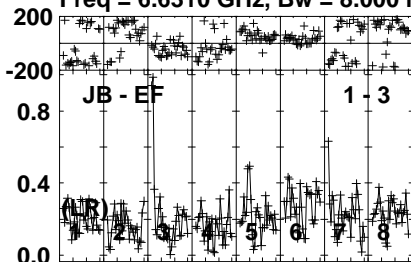
0200200200200200200200200200
Channels

Lower frame: Milli Ampl Jy Top frame: Phas deg
Vector averaged cross-power spectrum Several baselines displayed
Timerange: 00/15:04:41 to 00/15:07:39

Plot file version 92 created 21-NOV-2023 10:29:07

J1825-0737 RB010 1.UVDATA.1

Freq = 6.6310 GHz, Bw = 8.000 MH No calibration applied and no bandpass applied



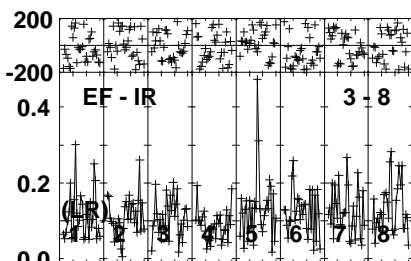
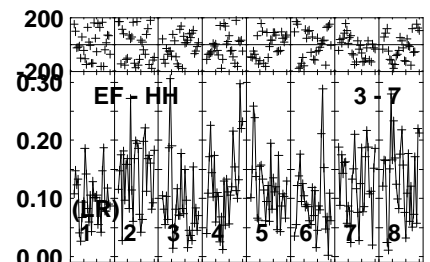
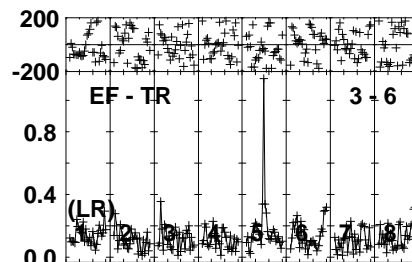
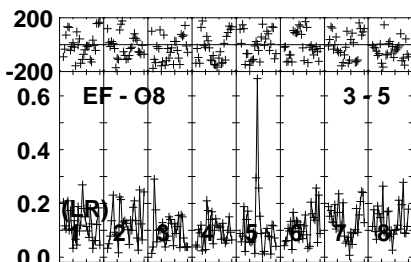
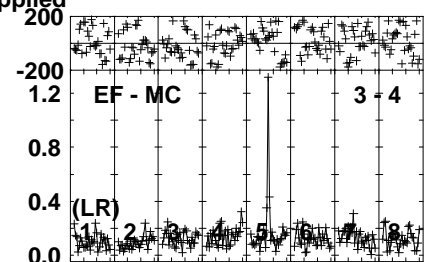
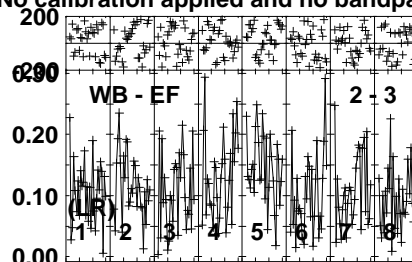
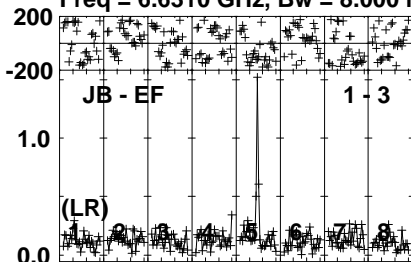
020020020020020020020020020020
Channels

Lower frame: Milli Ampl Jy Top frame: Phas deg
Vector averaged cross-power spectrum Several baselines displayed
Timerange: 00/15:07:40 to 00/15:09:40

Plot file version 93 created 21-NOV-2023 10:29:07

G23.389 RB010 1.UVDATA.1

Freq = 6.6310 GHz, Bw = 8.000 MH No calibration applied and no bandpass applied



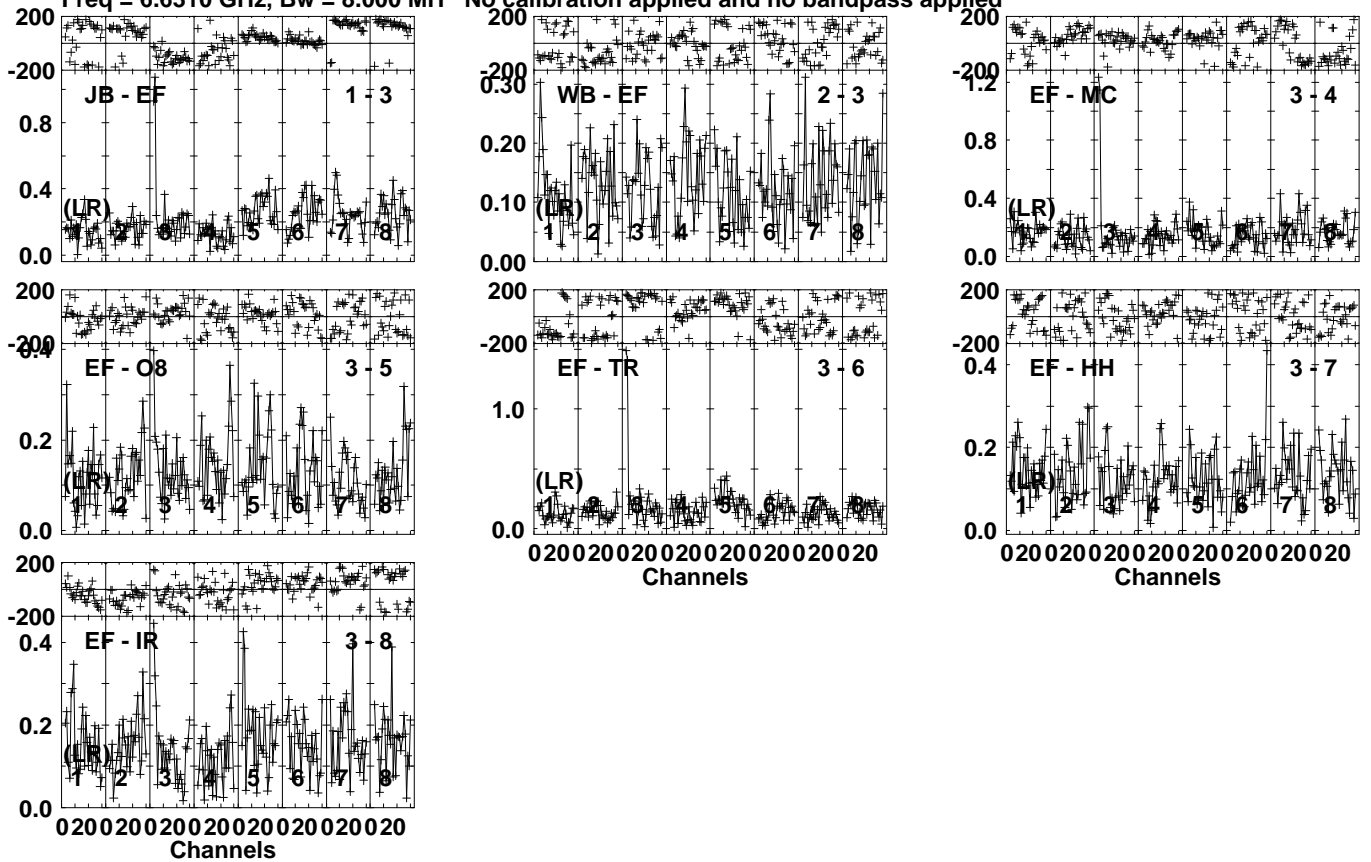
020020020020020020020020020020
Channels

Lower frame: Milli Ampl Jy Top frame: Phas deg
Vector averaged cross-power spectrum Several baselines displayed
Timerange: 00/15:09:41 to 00/15:12:39

Plot file version 94 created 21-NOV-2023 10:29:08

J1825-0737 RB010 1.UVDATA.1

Freq = 6.6310 GHz, Bw = 8.000 MH No calibration applied and no bandpass applied

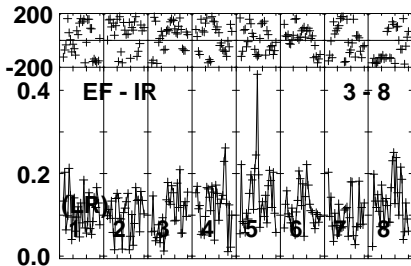
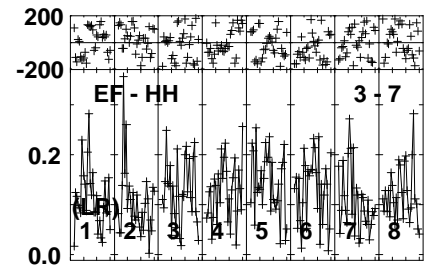
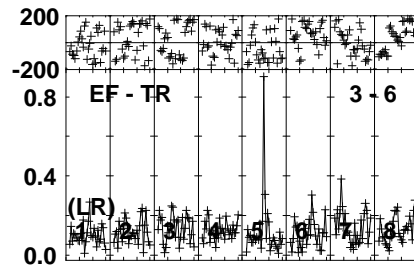
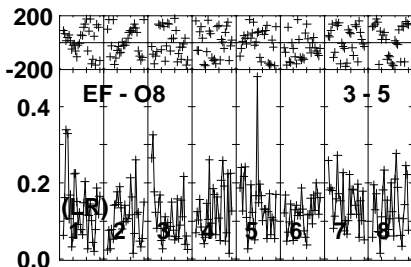
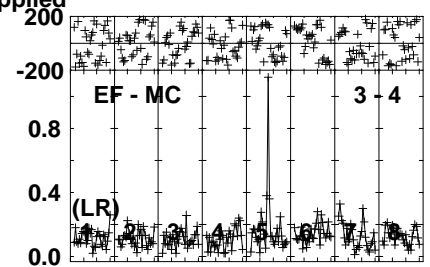
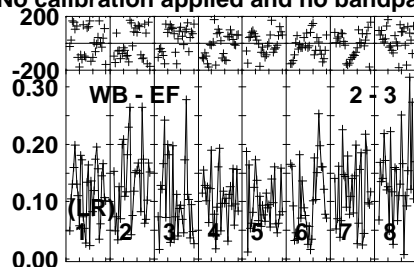
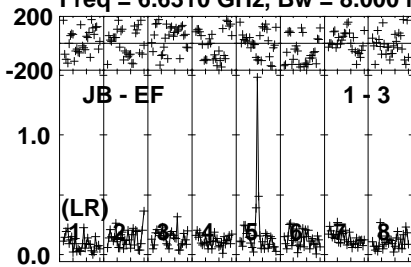


Lower frame: Milli Ampl Jy Top frame: Phas deg
Vector averaged cross-power spectrum Several baselines displayed
Timerange: 00/15:13:21 to 00/15:15:20

Plot file version 95 created 21-NOV-2023 10:29:08

G23.389 RB010 1.UVDATA.1

Freq = 6.6310 GHz, Bw = 8.000 MH No calibration applied and no bandpass applied



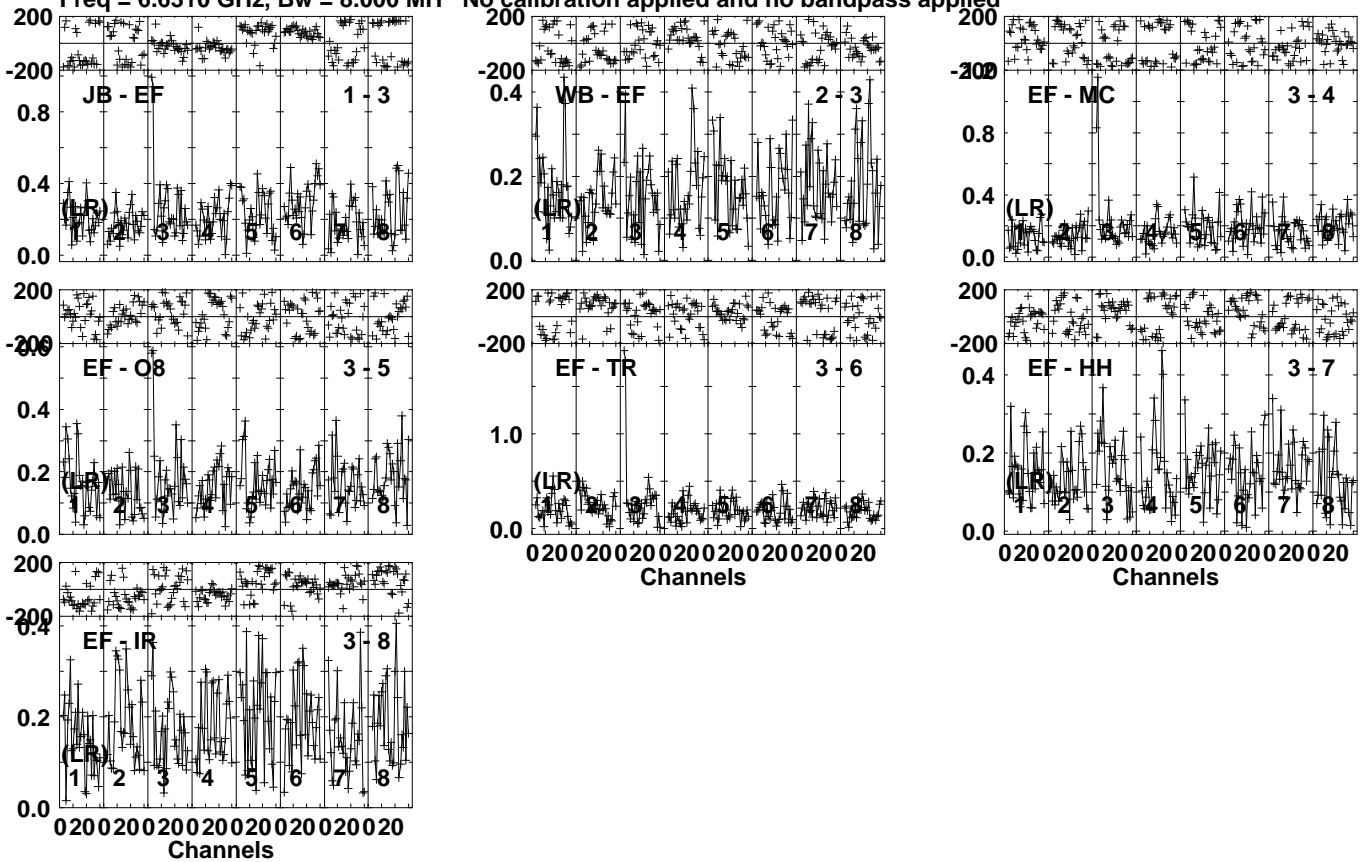
020020020020020020020020020020
Channels

Lower frame: Milli Ampl Jy Top frame: Phas deg
Vector averaged cross-power spectrum Several baselines displayed
Timerange: 00/15:15:20 to 00/15:18:20

Plot file version 96 created 21-NOV-2023 10:29:08

J1825-0737 RB010 1.UVDATA.1

Freq = 6.6310 GHz, Bw = 8.000 MH No calibration applied and no bandpass applied

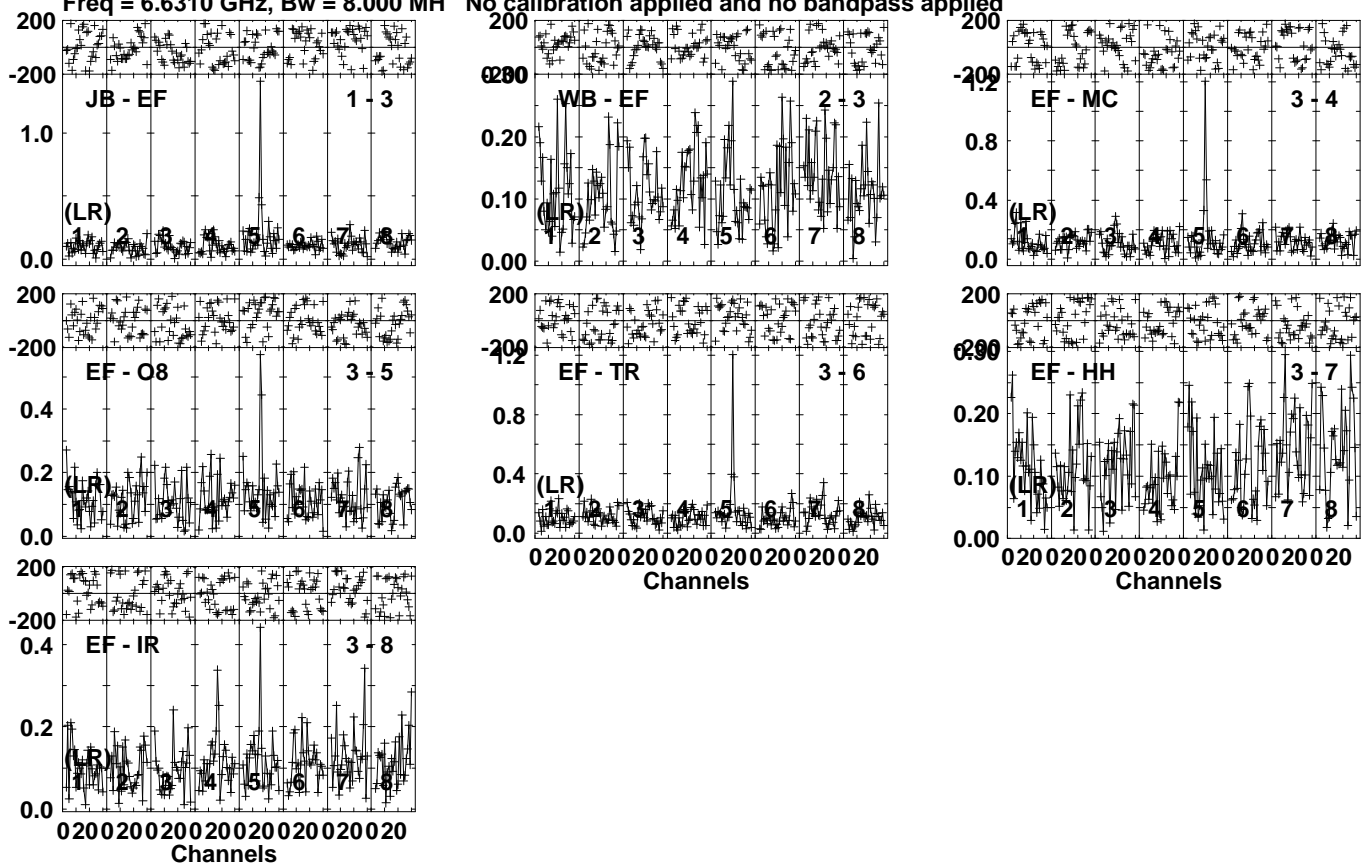


Lower frame: Milli Ampl Jy Top frame: Phas deg
Vector averaged cross-power spectrum Several baselines displayed
Timerange: 00/15:18:21 to 00/15:20:20

Plot file version 97 created 21-NOV-2023 10:29:08

G23.389 RB010 1.UVDATA.1

Freq = 6.6310 GHz, Bw = 8.000 MH No calibration applied and no bandpass applied

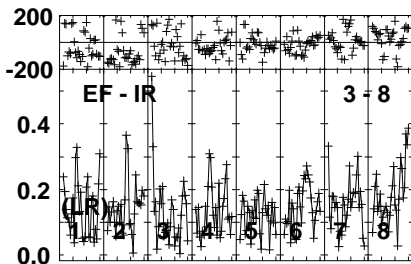
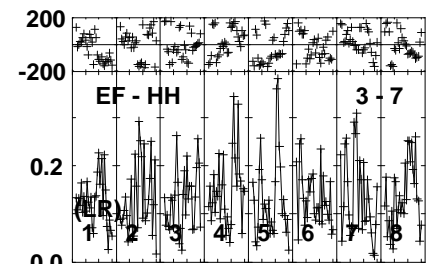
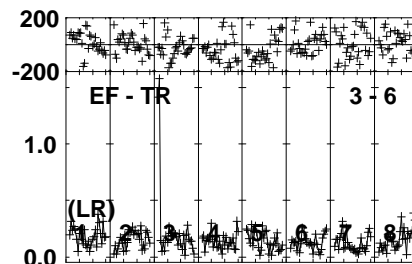
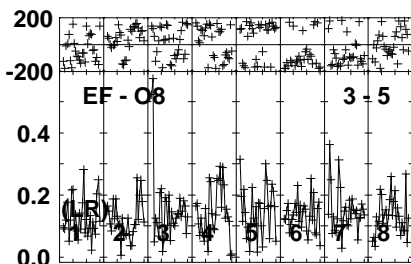
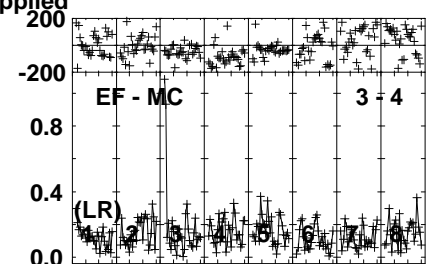
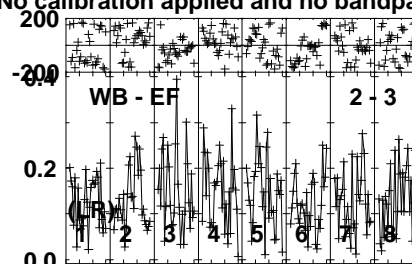
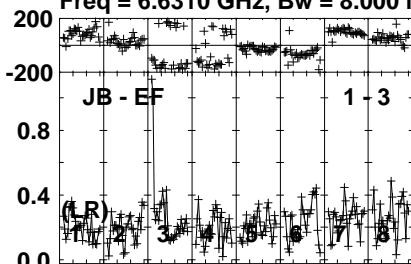


Lower frame: Milli Ampl Jy Top frame: Phas deg
Vector averaged cross-power spectrum Several baselines displayed
Timerange: 00/15:20:21 to 00/15:23:20

Plot file version 98 created 21-NOV-2023 10:29:08

J1825-0737 RB010 1.UVDATA.1

Freq = 6.6310 GHz, Bw = 8.000 MH No calibration applied and no bandpass applied



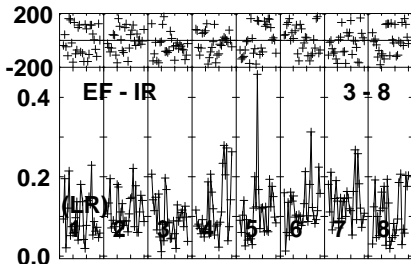
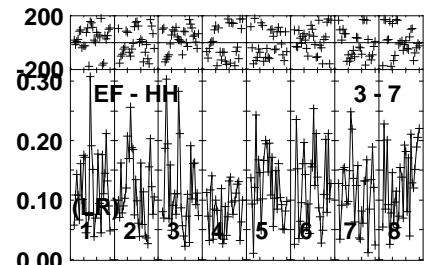
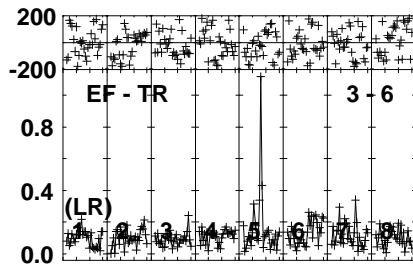
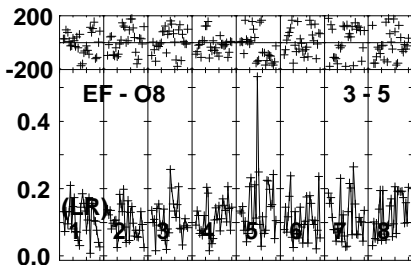
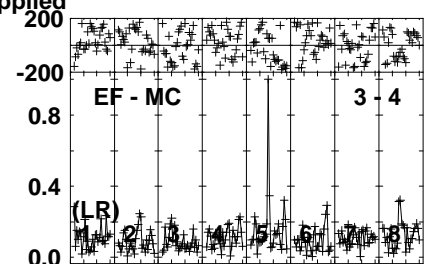
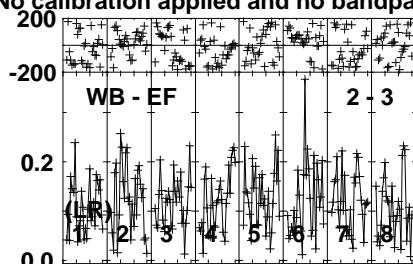

0200200200200200200200200200
Channels

Lower frame: Milli Ampl Jy Top frame: Phas deg
Vector averaged cross-power spectrum Several baselines displayed
Timerange: 00/15:24:00 to 00/15:26:00

Plot file version 99 created 21-NOV-2023 10:29:08

G23.389 RB010 1.UVDATA.1

Freq = 6.6310 GHz, Bw = 8.000 MH No calibration applied and no bandpass applied

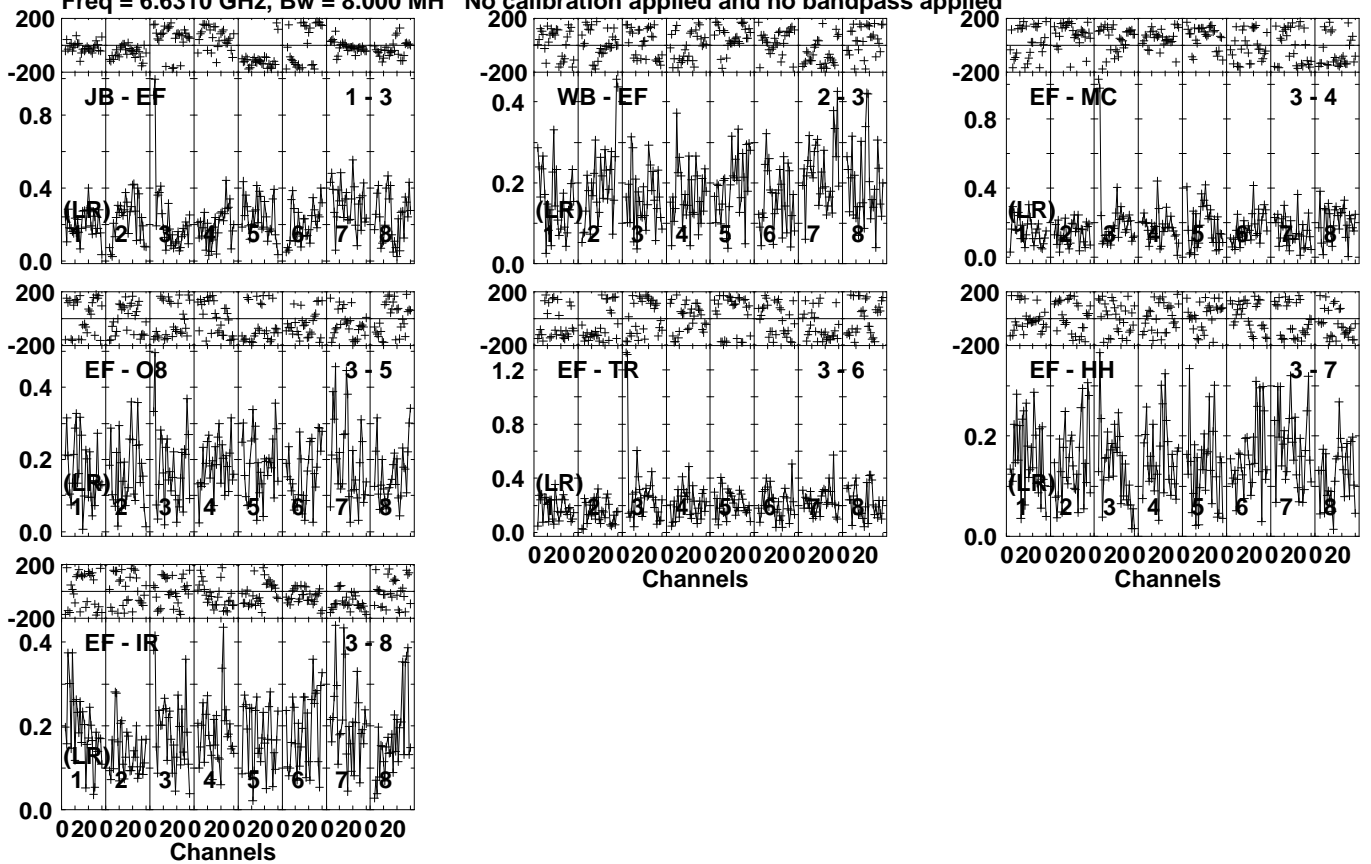


Lower frame: Milli Ampl Jy Top frame: Phas deg
Vector averaged cross-power spectrum Several baselines displayed
Timerange: 00/15:26:00 to 00/15:28:59

Plot file version 100 created 21-NOV-2023 10:29:09

J1825-0737 RB010 1.UVDATA.1

Freq = 6.6310 GHz, Bw = 8.000 MH No calibration applied and no bandpass applied

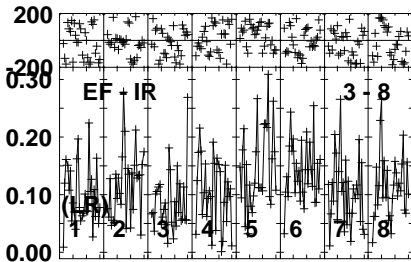
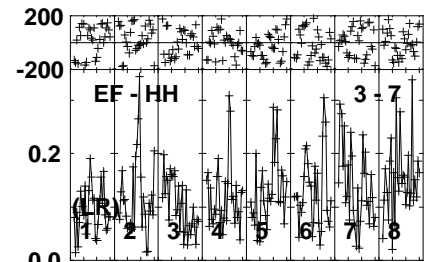
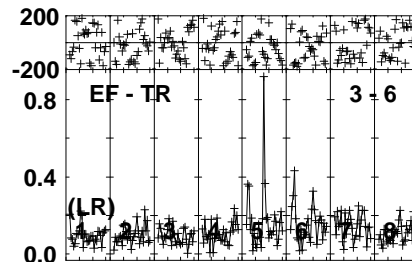
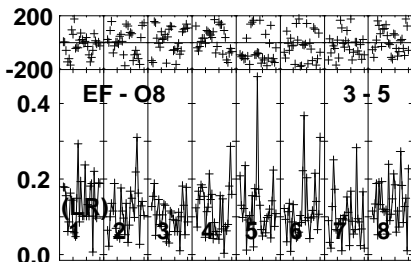
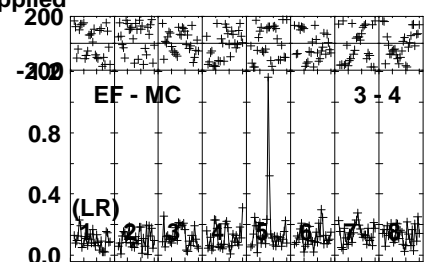
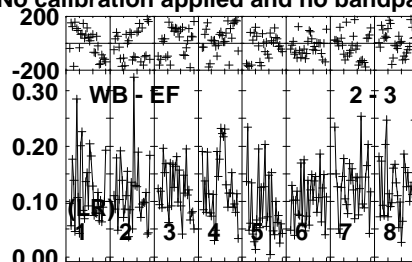
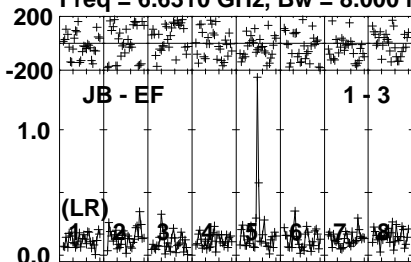


Lower frame: Milli Ampl Jy Top frame: Phas deg
Vector averaged cross-power spectrum Several baselines displayed
Timerange: 00/15:29:01 to 00/15:31:00

Plot file version 101 created 21-NOV-2023 10:29:09

G23.389 RB010 1.UVDATA.1

Freq = 6.6310 GHz, Bw = 8.000 MH No calibration applied and no bandpass applied



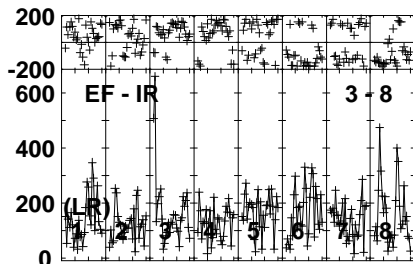
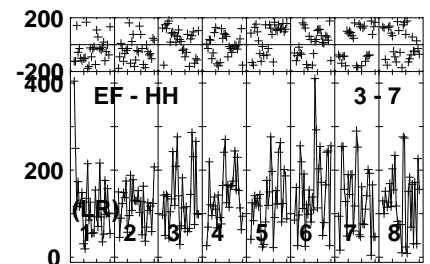
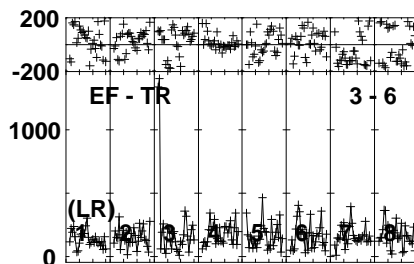
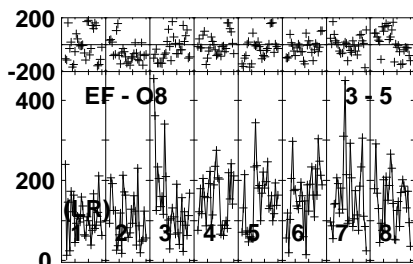
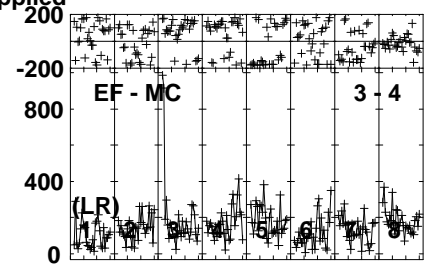
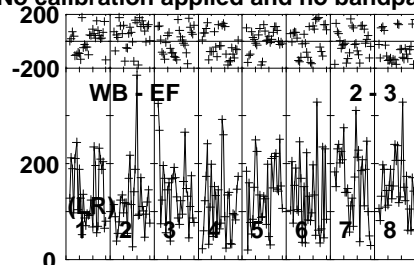
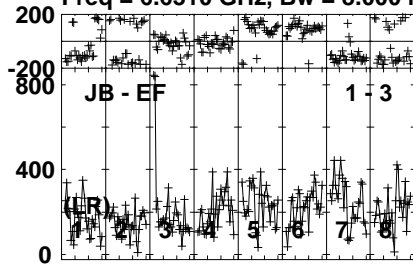
020020020020020020020020020020
Channels

Lower frame: Milli Ampl Jy Top frame: Phas deg
Vector averaged cross-power spectrum Several baselines displayed
Timerange: 00/15:31:00 to 00/15:34:00

Plot file version 102 created 21-NOV-2023 10:29:09

J1825-0737 RB010 1.UVDATA.1

Freq = 6.6310 GHz, Bw = 8.000 MH No calibration applied and no bandpass applied

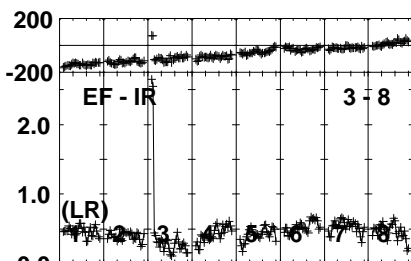
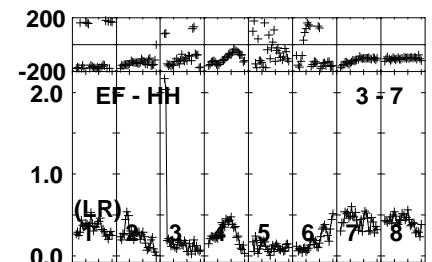
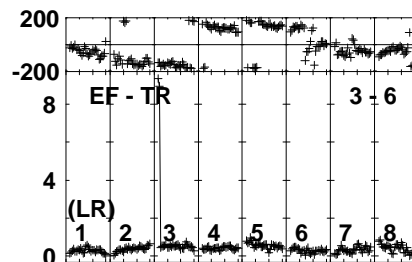
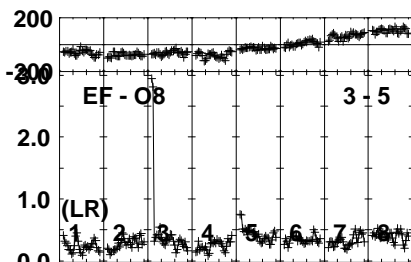
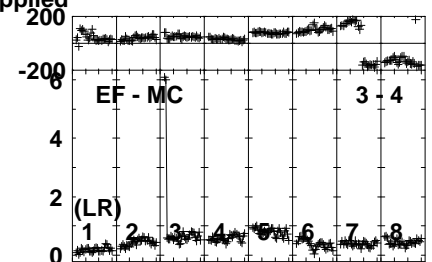
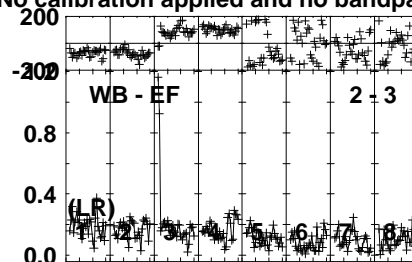
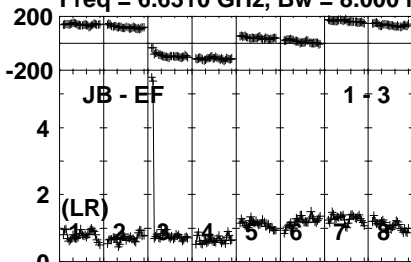


Lower frame: Micro Ampl Jy Top frame: Phas deg
Vector averaged cross-power spectrum Several baselines displayed
Timerange: 00/15:34:41 to 00/15:36:40

Plot file version 103 created 21-NOV-2023 10:29:09

J1743-0350 RB010 1.UVDATA.1

Freq = 6.6310 GHz, Bw = 8.000 MH No calibration applied and no bandpass applied



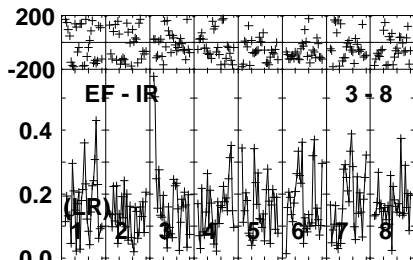
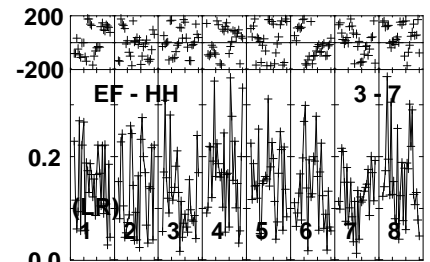
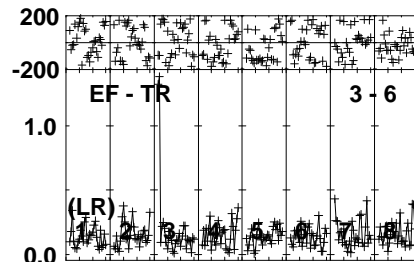
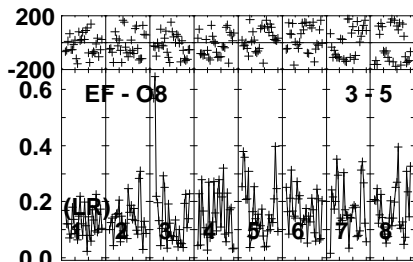
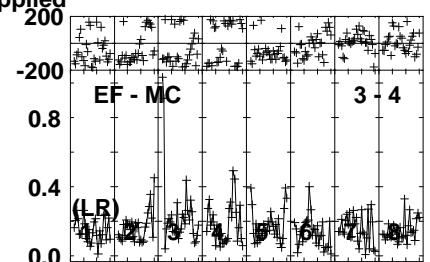
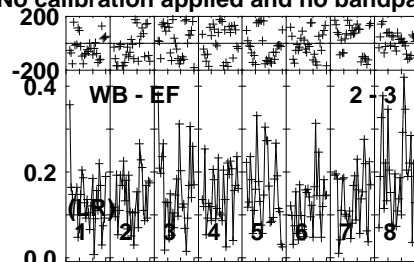
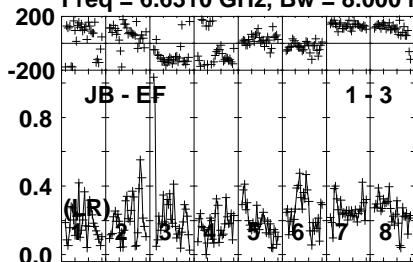
020020020020020020020020020020
Channels

Lower frame: Milli Ampl Jy Top frame: Phas deg
Vector averaged cross-power spectrum Several baselines displayed
Timerange: 00/15:37:41 to 00/15:41:39

Plot file version 104 created 21-NOV-2023 10:29:09

J1825-0737 RB010 1.UVDATA.1

Freq = 6.6310 GHz, Bw = 8.000 MH No calibration applied and no bandpass applied



020020020020020020020020020020
Channels

Lower frame: Milli Ampl Jy Top frame: Phas deg

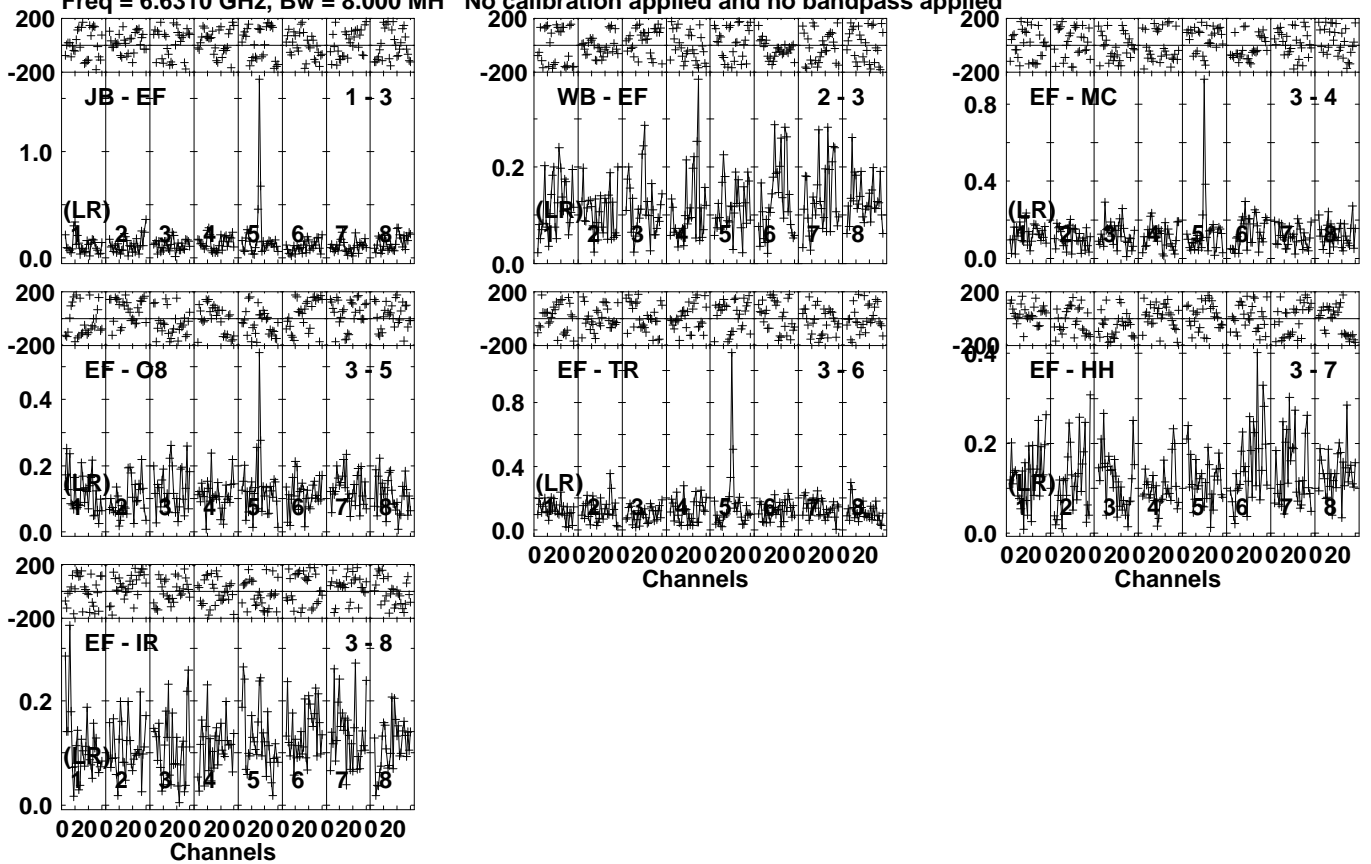
Vector averaged cross-power spectrum Several baselines displayed

Timerange: 00/15:42:41 to 00/15:44:40

Plot file version 105 created 21-NOV-2023 10:29:09

G23.389 RB010 1.UVDATA.1

Freq = 6.6310 GHz, Bw = 8.000 MH No calibration applied and no bandpass applied

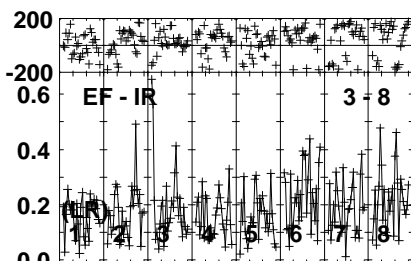
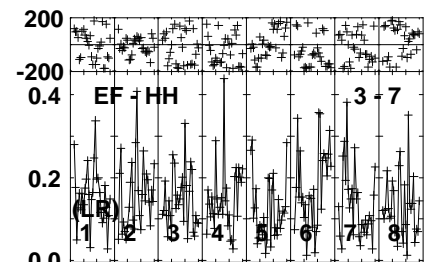
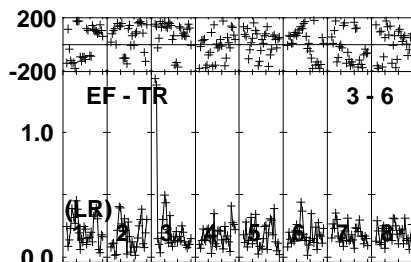
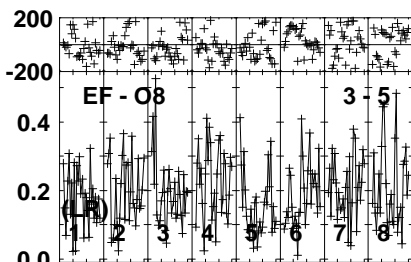
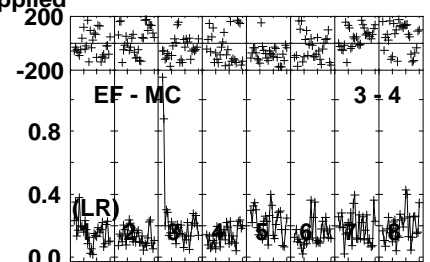
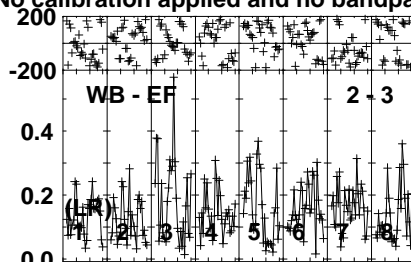
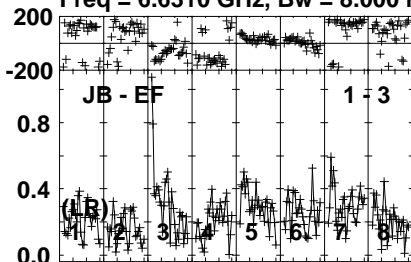


Lower frame: Milli Ampl Jy Top frame: Phas deg
Vector averaged cross-power spectrum Several baselines displayed
Timerange: 00/15:44:40 to 00/15:47:40

Plot file version 106 created 21-NOV-2023 10:29:10

J1825-0737 RB010 1.UVDATA.1

Freq = 6.6310 GHz, Bw = 8.000 MH No calibration applied and no bandpass applied



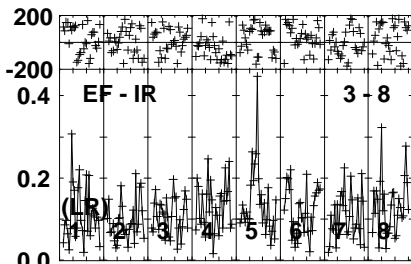
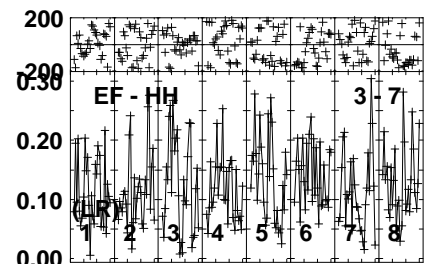
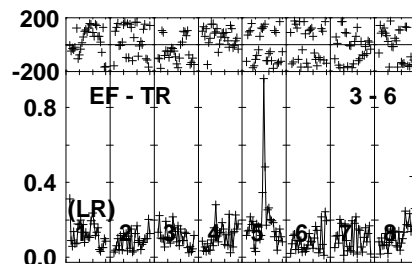
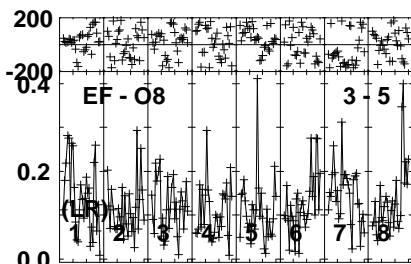
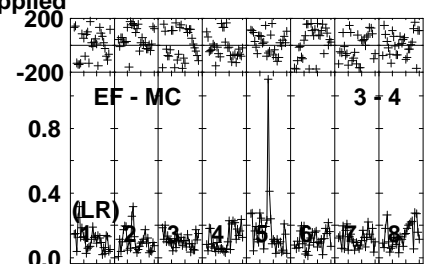
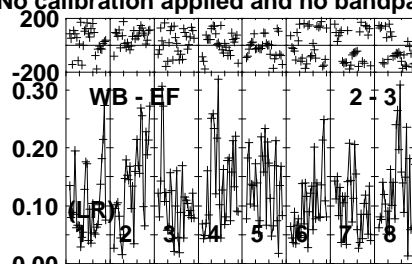

020020020020020020020020020020
Channels

Lower frame: Milli Ampl Jy Top frame: Phas deg
Vector averaged cross-power spectrum Several baselines displayed
Timerange: 00/15:47:40 to 00/15:49:40

Plot file version 107 created 21-NOV-2023 10:29:10

G23.389 RB010 1.UVDATA.1

Freq = 6.6310 GHz, Bw = 8.000 MH No calibration applied and no bandpass applied



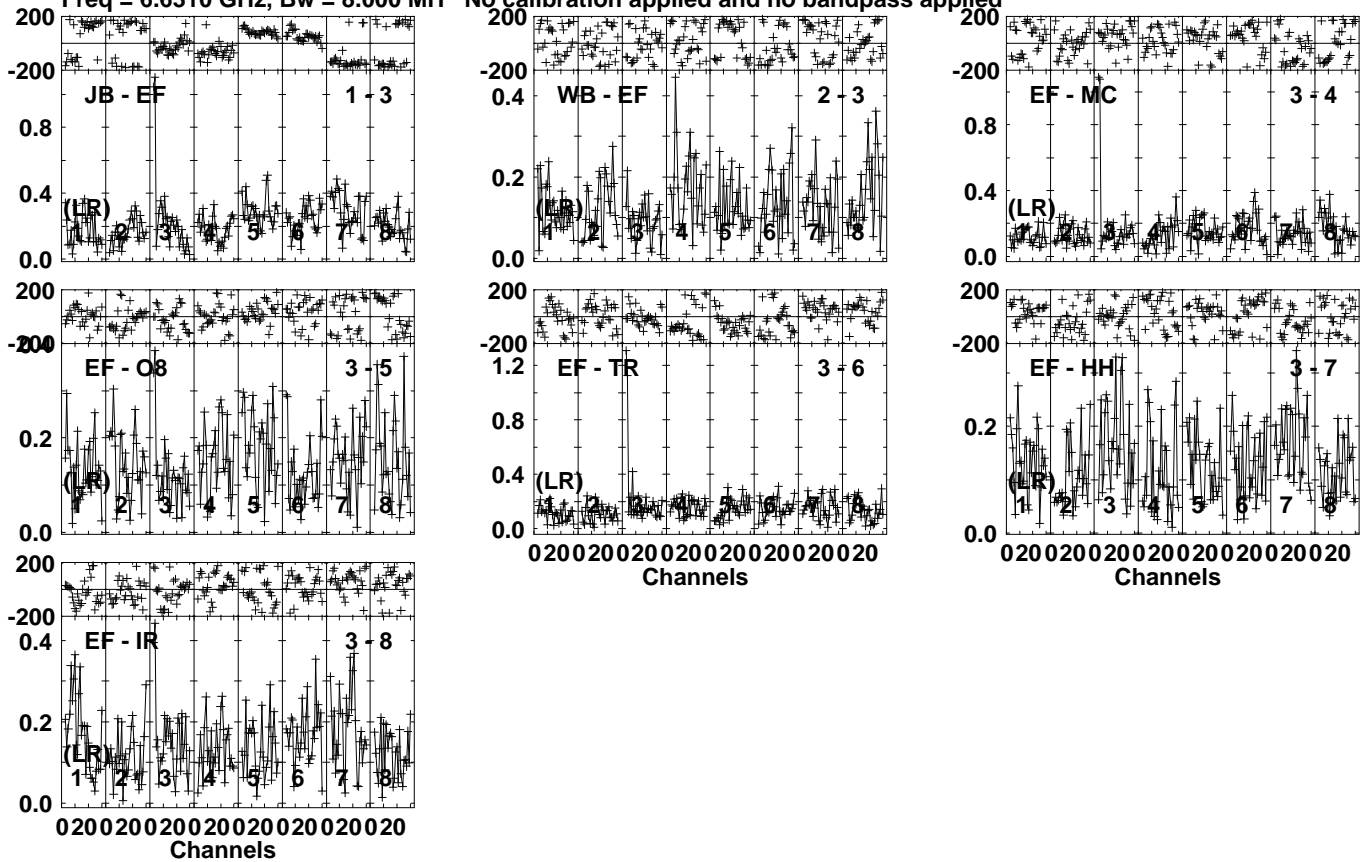
020020020020020020020020020020
Channels

Lower frame: Milli Ampl Jy Top frame: Phas deg
Vector averaged cross-power spectrum Several baselines displayed
Timerange: 00/15:49:41 to 00/15:52:39

Plot file version 108 created 21-NOV-2023 10:29:10

J1825-0737 RB010 1.UVDATA.1

Freq = 6.6310 GHz, Bw = 8.000 MH No calibration applied and no bandpass applied



Lower frame: Milli Ampl Jy Top frame: Phas deg

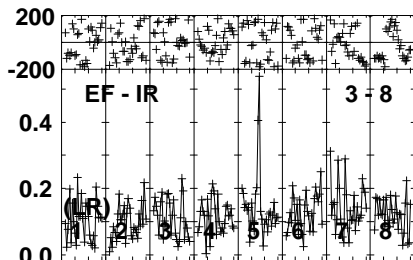
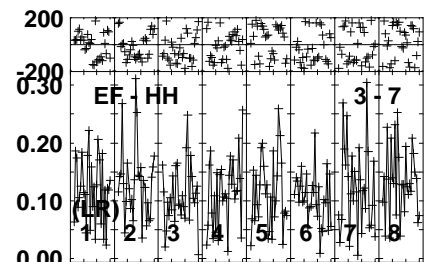
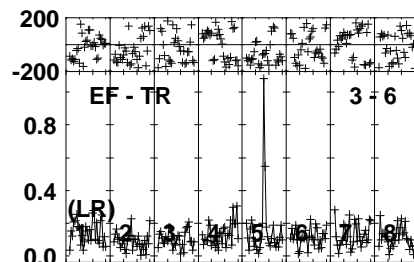
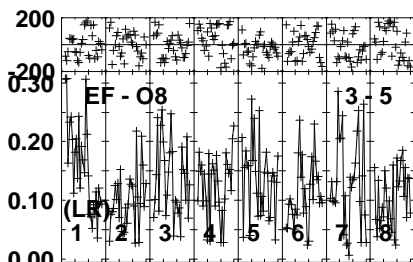
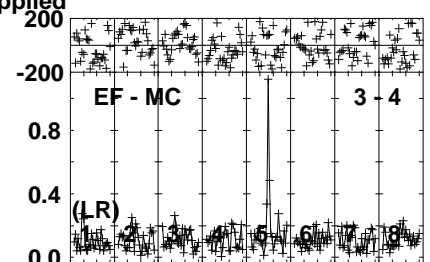
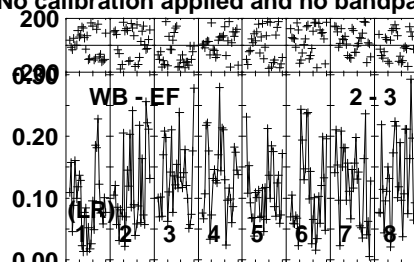
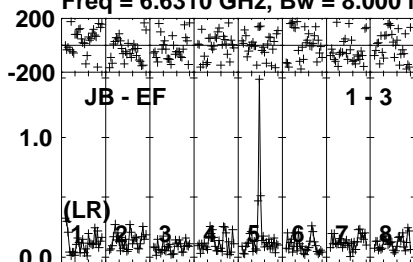
Vector averaged cross-power spectrum Several baselines displayed

Timerange: 00/15:53:20 to 00/15:55:19

Plot file version 109 created 21-NOV-2023 10:29:10

G23.389 RB010 1.UVDATA.1

Freq = 6.6310 GHz, Bw = 8.000 MH No calibration applied and no bandpass applied



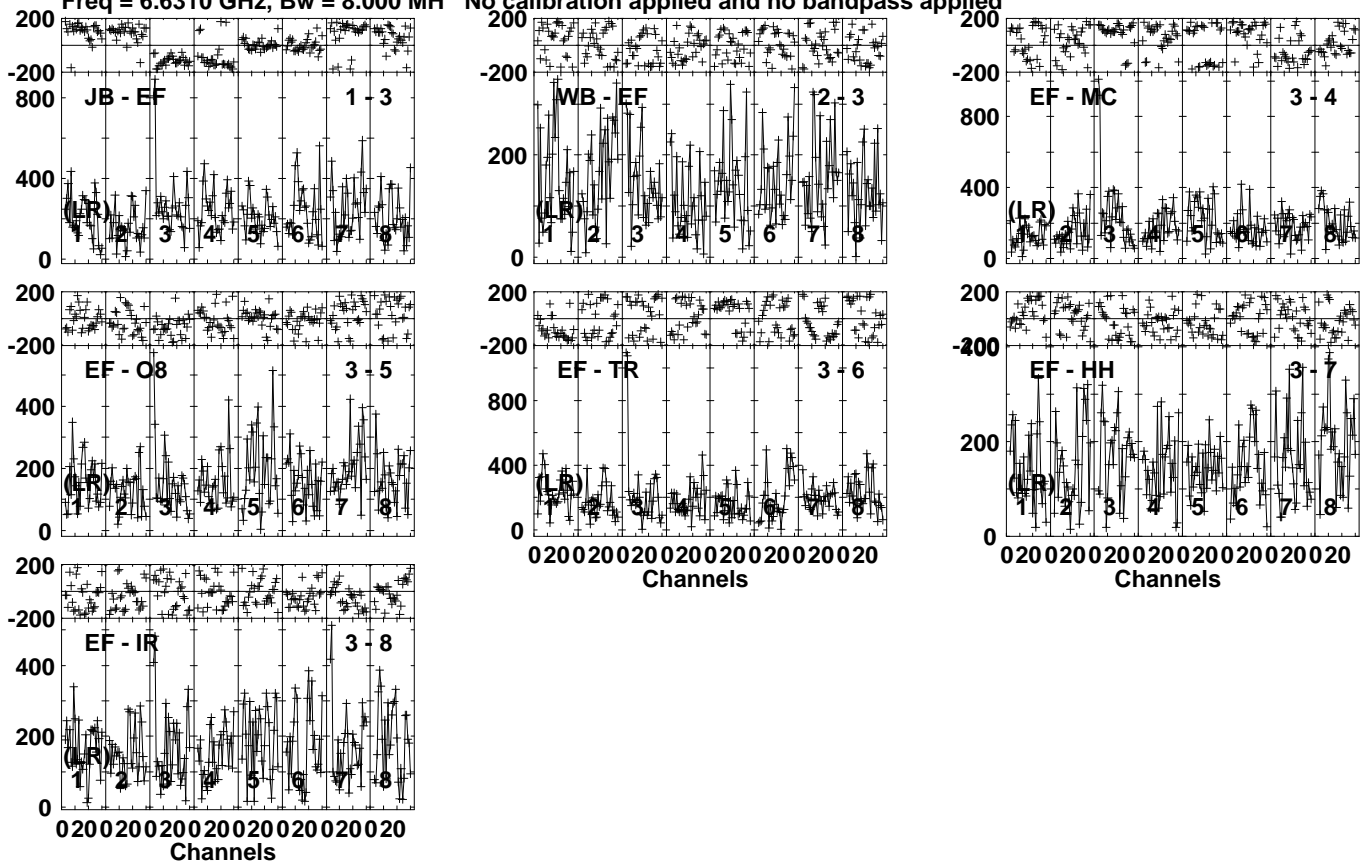
0200200200200200200200200200
Channels

Lower frame: Milli Ampl Jy Top frame: Phas deg
Vector averaged cross-power spectrum Several baselines displayed
Timerange: 00/15:55:20 to 00/15:58:20

Plot file version 110 created 21-NOV-2023 10:29:10

J1825-0737 RB010 1.UVDATA.1

Freq = 6.6310 GHz, Bw = 8.000 MH No calibration applied and no bandpass applied

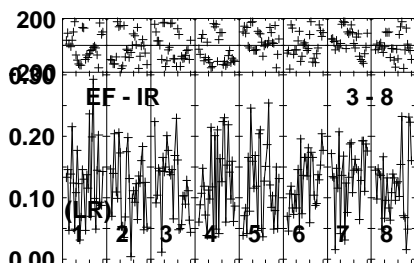
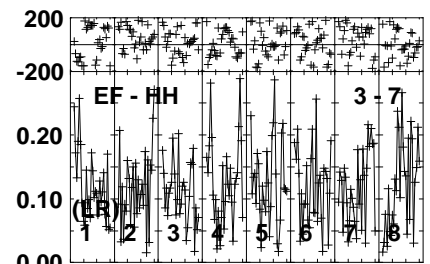
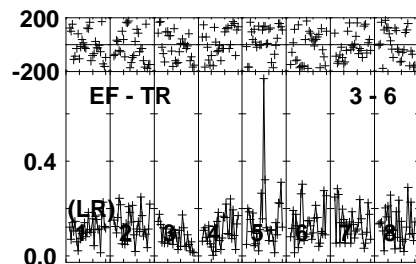
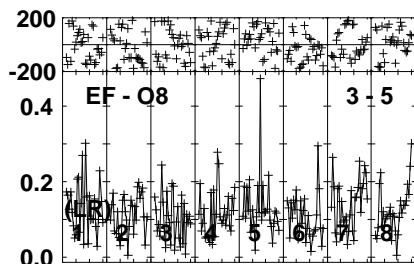
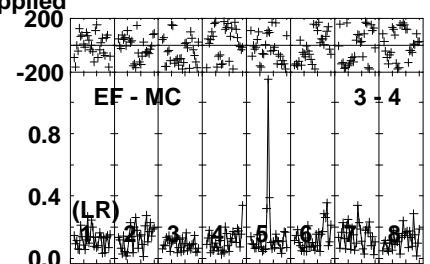
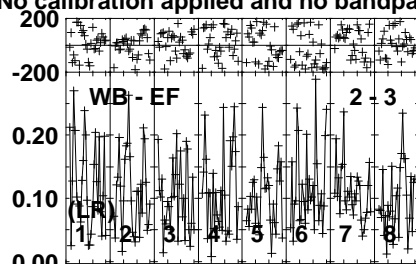
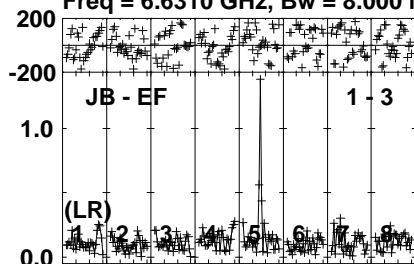


Lower frame: Micro Ampl Jy Top frame: Phas deg
 Vector averaged cross-power spectrum Several baselines displayed
 Timerange: 00/15:58:21 to 00/16:00:20

Plot file version 111 created 21-NOV-2023 10:29:10

G23.389 RB010 1.UVDATA.1

Freq = 6.6310 GHz, Bw = 8.000 MH No calibration applied and no bandpass applied



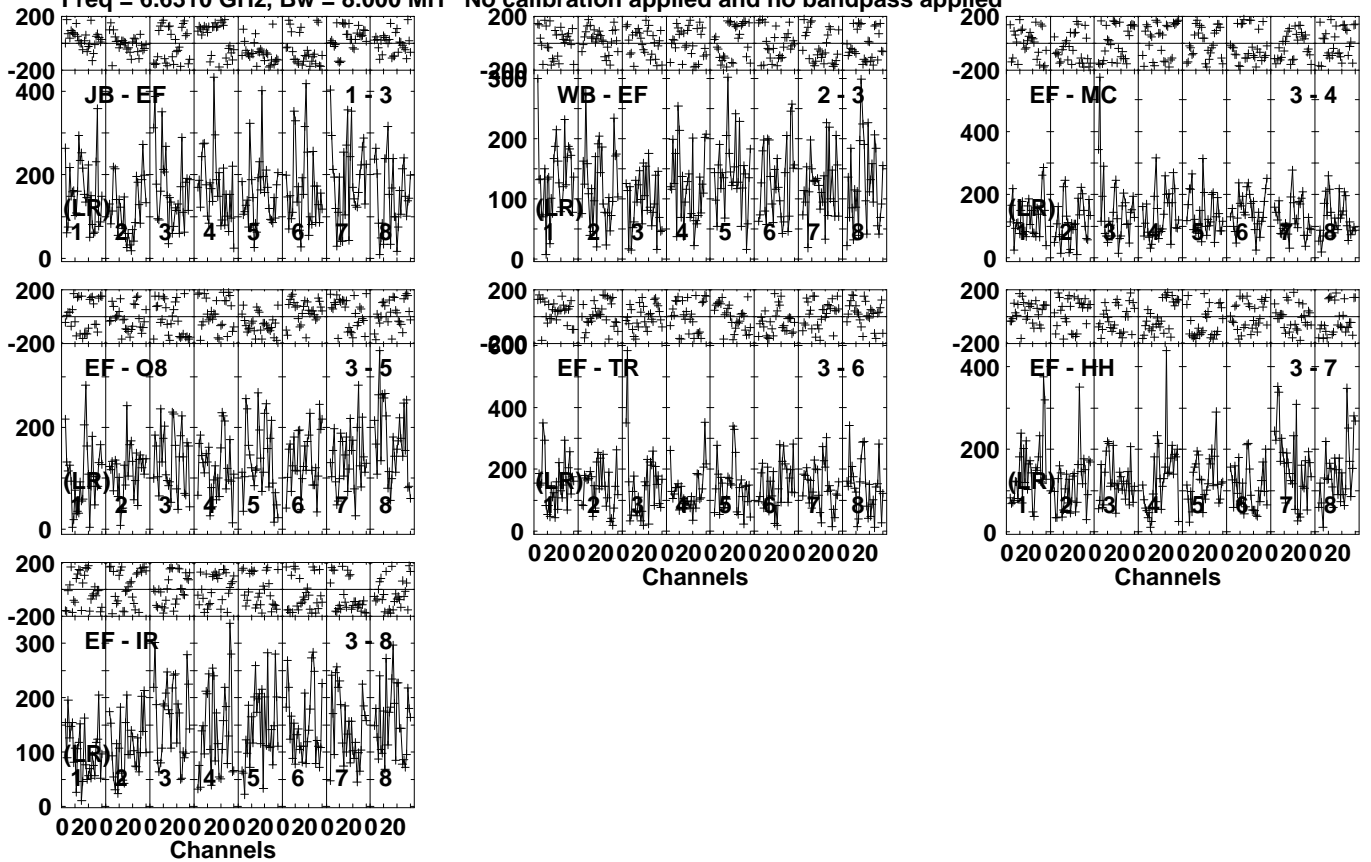
0200200200200200200200200200200200
Channels

Lower frame: Milli Ampl Jy Top frame: Phas deg
Vector averaged cross-power spectrum Several baselines displayed
Timerange: 00/16:00:20 to 00/16:03:19

Plot file version 112 created 21-NOV-2023 10:29:11

J1825-0737 RB010 1.UVDATA.1

Freq = 6.6310 GHz, Bw = 8.000 MH No calibration applied and no bandpass applied

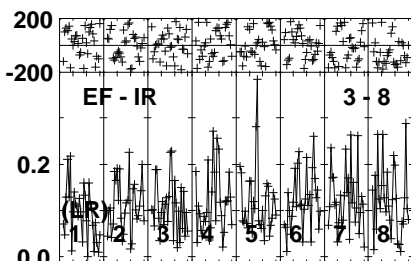
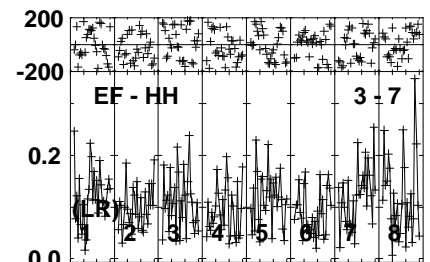
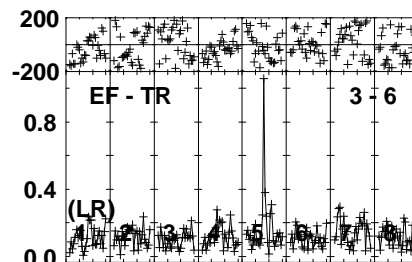
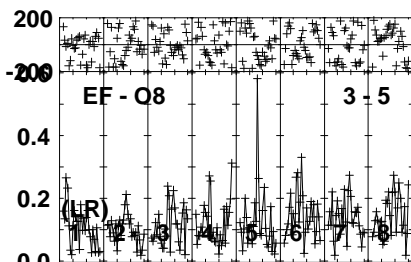
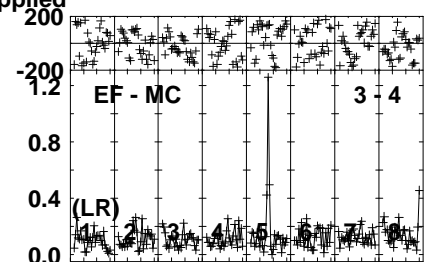
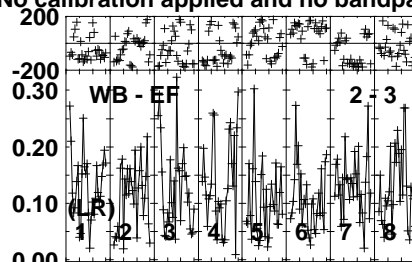



Lower frame: Micro Ampl Jy Top frame: Phas deg
Vector averaged cross-power spectrum Several baselines displayed
Timerange: 00/16:04:00 to 00/16:06:00

Plot file version 113 created 21-NOV-2023 10:29:11

G23.389 RB010 1.UVDATA.1

Freq = 6.6310 GHz, Bw = 8.000 MH No calibration applied and no bandpass applied



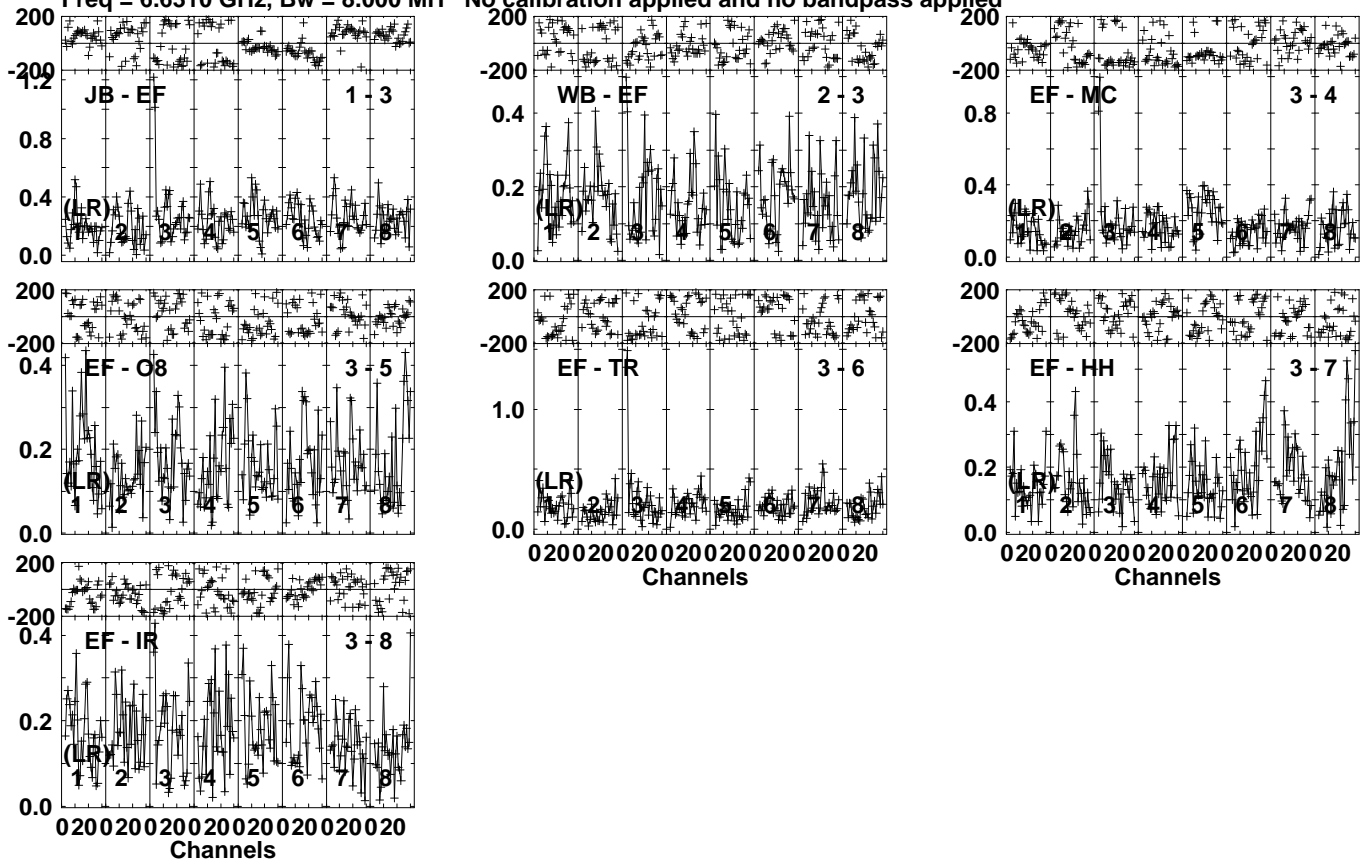
Channels

Lower frame: Milli Ampl Jy Top frame: Phas deg
Vector averaged cross-power spectrum Several baselines displayed
Timerange: 00/16:06:01 to 00/16:08:59

Plot file version 114 created 21-NOV-2023 10:29:11

J1825-0737 RB010 1.UVDATA.1

Freq = 6.6310 GHz, Bw = 8.000 MH No calibration applied and no bandpass applied



Lower frame: Milli Ampl Jy Top frame: Phas deg

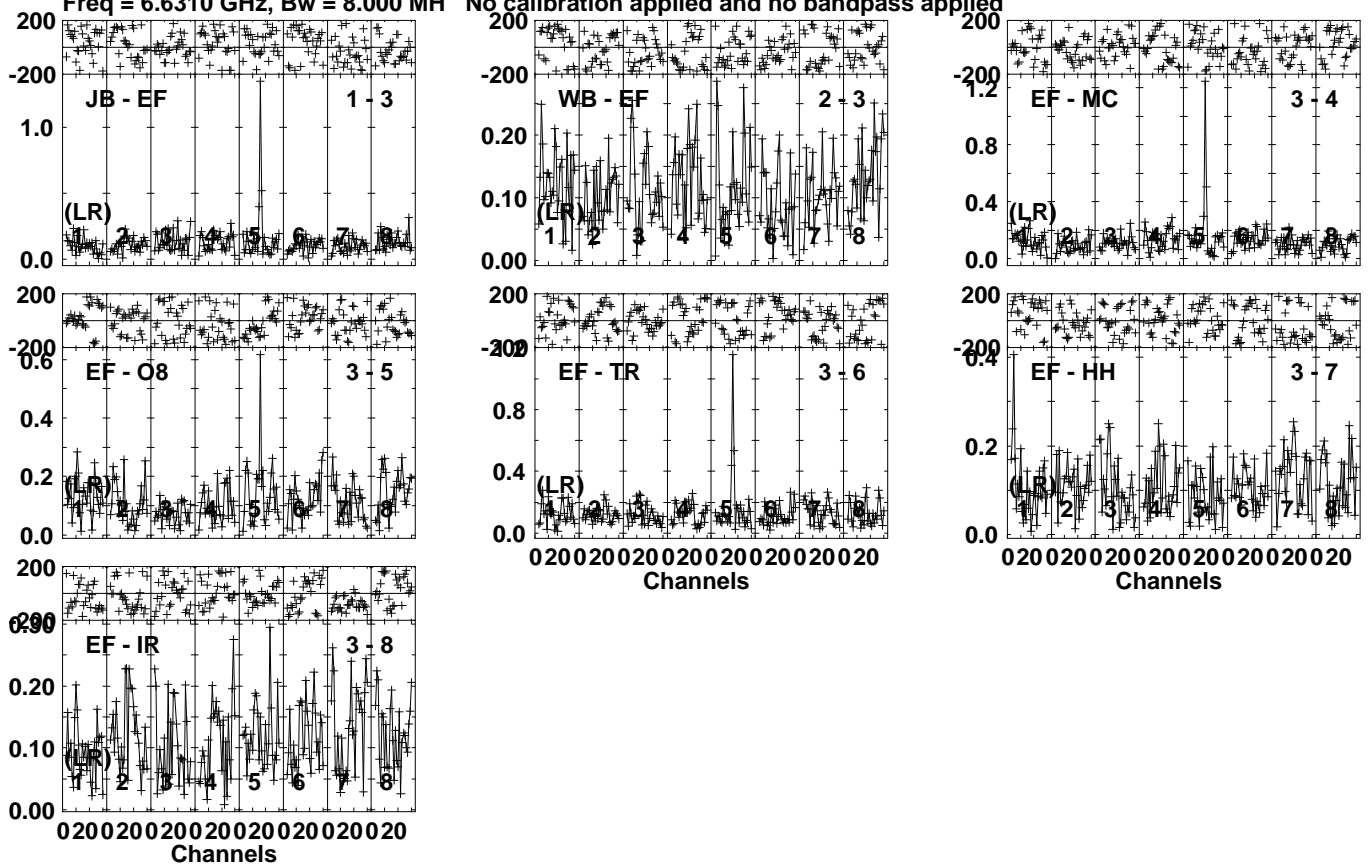
Vector averaged cross-power spectrum Several baselines displayed

Timerange: 00/16:09:00 to 00/16:11:00

Plot file version 115 created 21-NOV-2023 10:29:11

G23.389 RB010 1.UVDATA.1

Freq = 6.6310 GHz, Bw = 8.000 MH No calibration applied and no bandpass applied

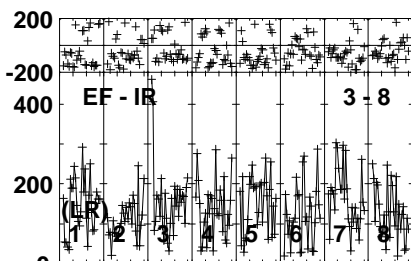
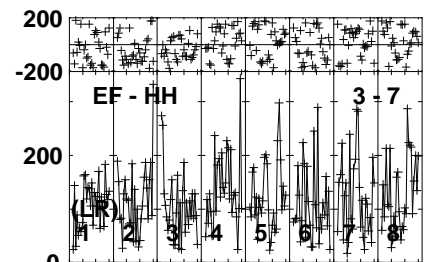
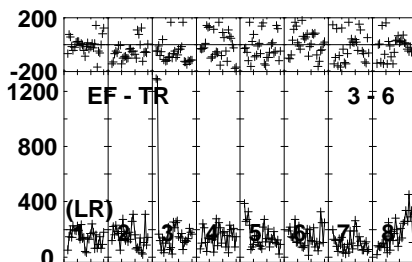
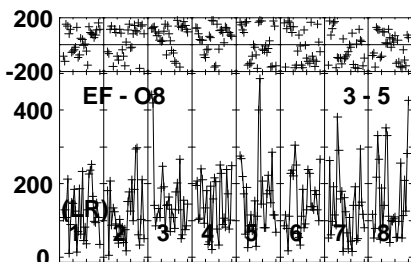
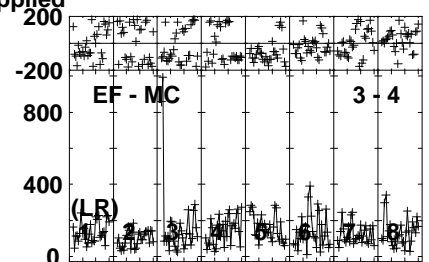
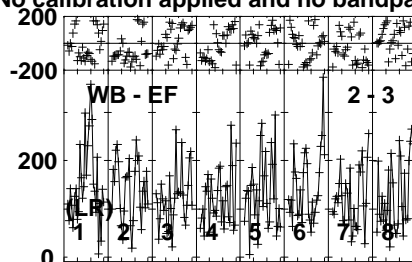
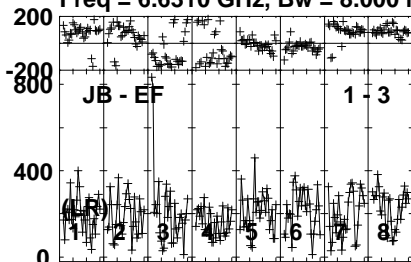


Lower frame: Milli Ampl Jy Top frame: Phas deg
Vector averaged cross-power spectrum Several baselines displayed
Timerange: 00/16:11:00 to 00/16:13:59

Plot file version 116 created 21-NOV-2023 10:29:11

J1825-0737 RB010 1.UVDATA.1

Freq = 6.6310 GHz, Bw = 8.000 MH No calibration applied and no bandpass applied



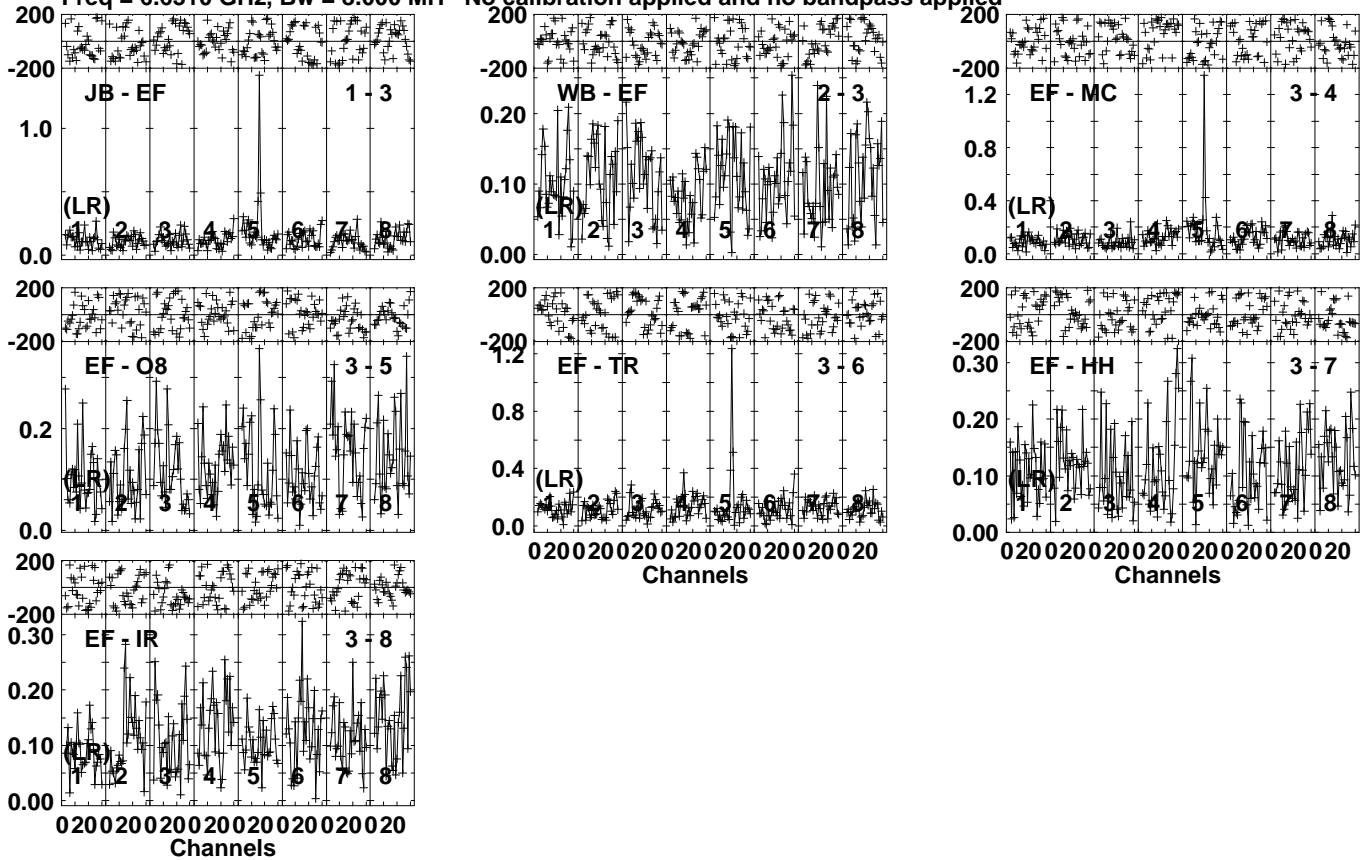
020020020020020020020020020020
Channels

Lower frame: Micro Ampl Jy Top frame: Phas deg
Vector averaged cross-power spectrum Several baselines displayed
Timerange: 00/16:14:40 to 00/16:16:39

Plot file version 117 created 21-NOV-2023 10:29:11

G23.389 RB010 1.UVDATA.1

Freq = 6.6310 GHz, Bw = 8.000 MH No calibration applied and no bandpass applied

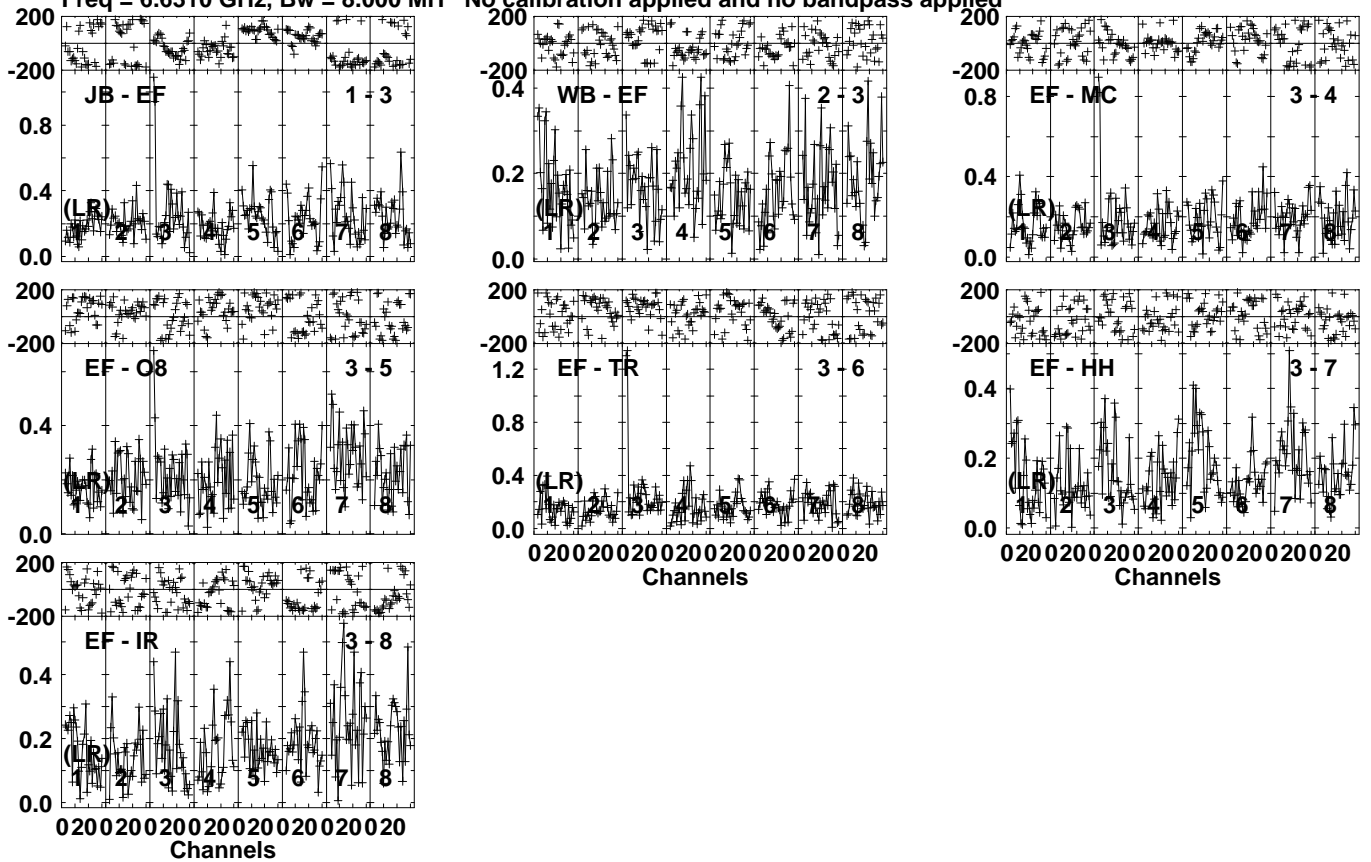


Lower frame: Milli Ampl Jy Top frame: Phas deg
Vector averaged cross-power spectrum Several baselines displayed
Timerange: 00/16:16:40 to 00/16:19:40

Plot file version 118 created 21-NOV-2023 10:29:12

J1825-0737 RB010 1.UVDATA.1

Freq = 6.6310 GHz, Bw = 8.000 MH No calibration applied and no bandpass applied

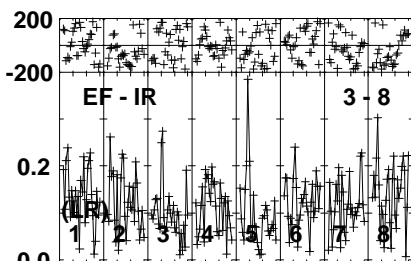
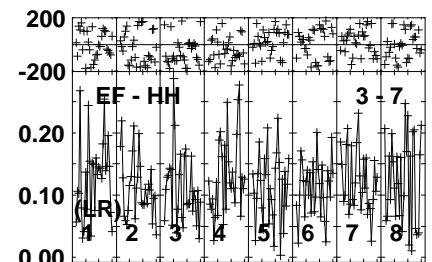
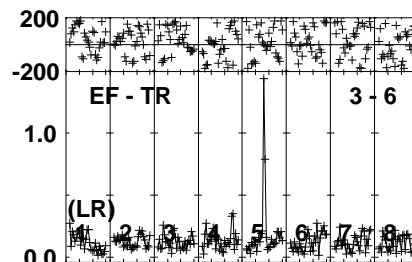
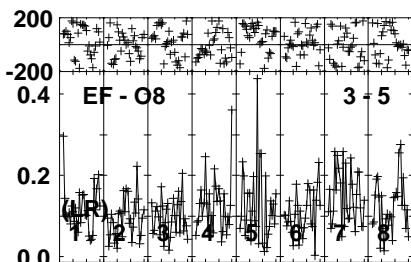
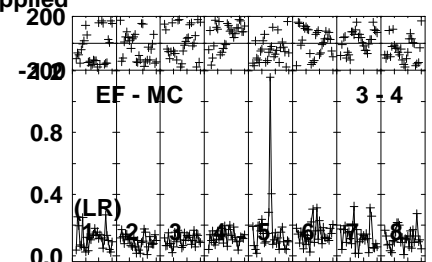
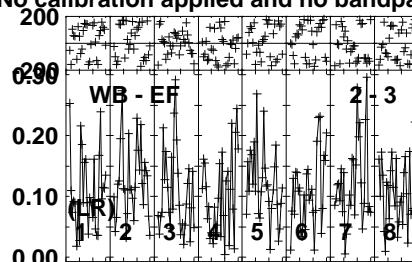



Lower frame: Milli Ampl Jy Top frame: Phas deg
Vector averaged cross-power spectrum Several baselines displayed
Timerange: 00/16:19:41 to 00/16:21:40

Plot file version 119 created 21-NOV-2023 10:29:12

G23.389 RB010 1.UVDATA.1

Freq = 6.6310 GHz, Bw = 8.000 MH No calibration applied and no bandpass applied



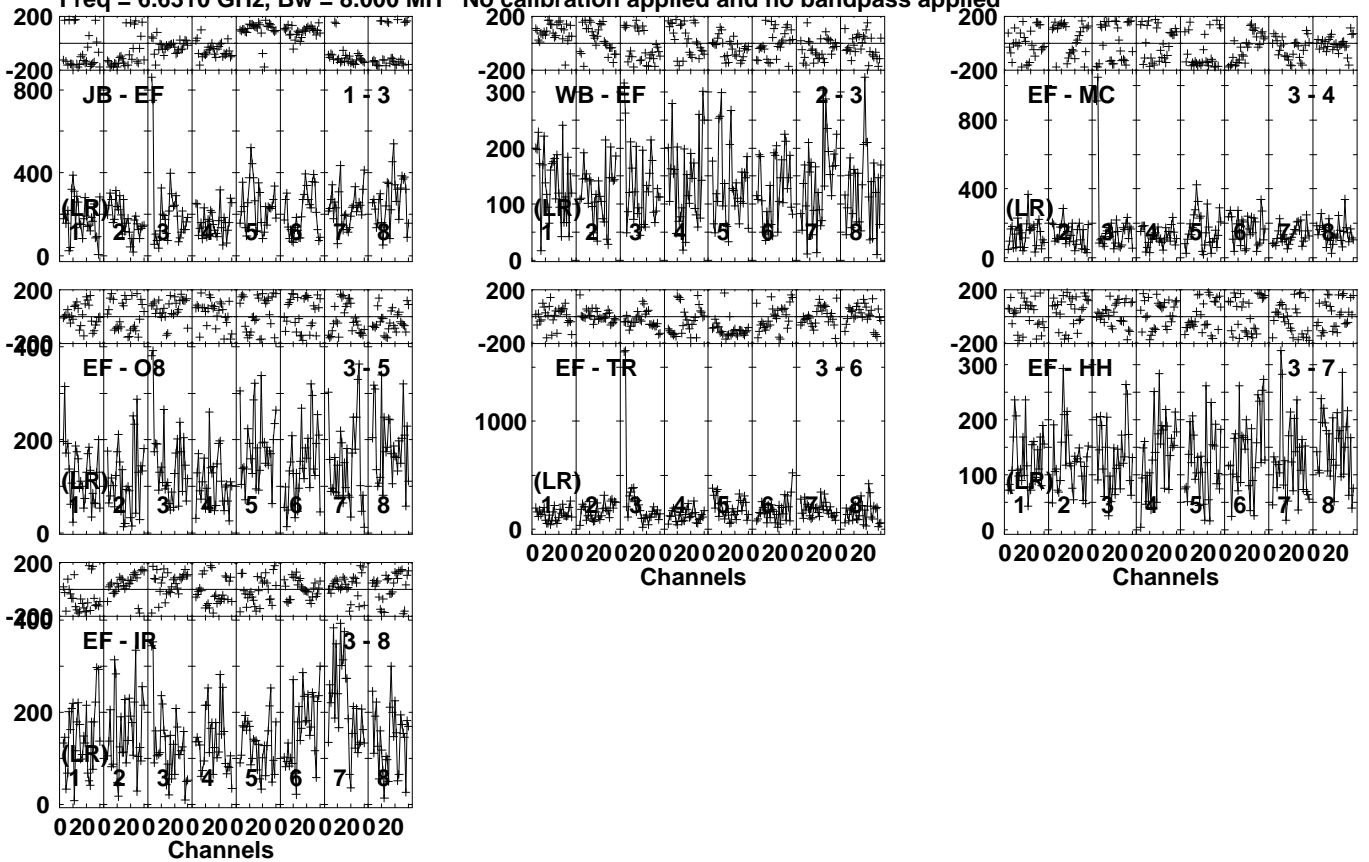
020020020020020020020020020020
Channels

Lower frame: Milli Ampl Jy Top frame: Phas deg
Vector averaged cross-power spectrum Several baselines displayed
Timerange: 00/16:21:40 to 00/16:24:40

Plot file version 120 created 21-NOV-2023 10:29:12

J1825-0737 RB010 1.UVDATA.1

Freq = 6.6310 GHz, Bw = 8.000 MH No calibration applied and no bandpass applied

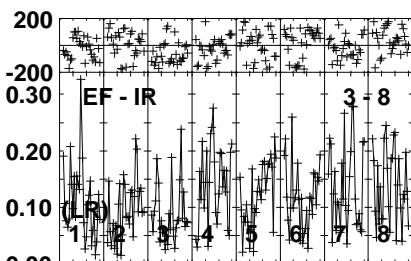
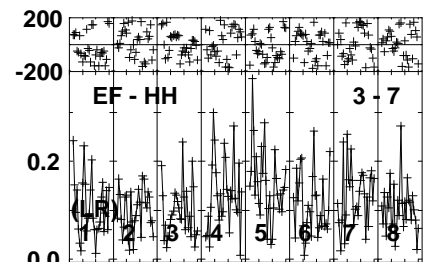
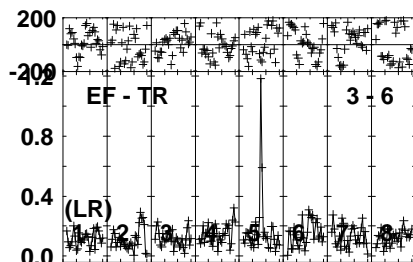
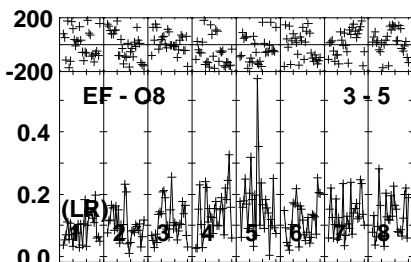
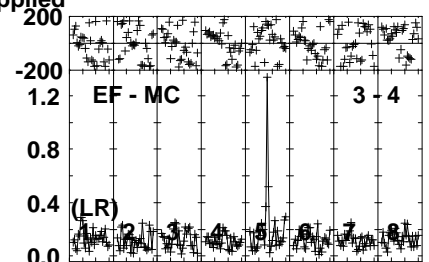
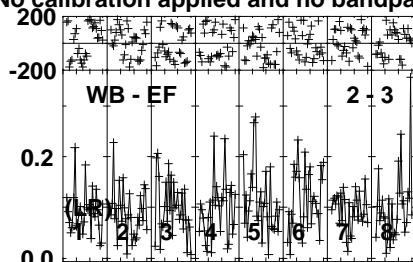



Lower frame: Micro Ampl Jy Top frame: Phas deg
Vector averaged cross-power spectrum Several baselines displayed
Timerange: 00/16:25:20 to 00/16:27:20

Plot file version 121 created 21-NOV-2023 10:29:12

G23.389 RB010 1.UVDATA.1

Freq = 6.6310 GHz, Bw = 8.000 MH No calibration applied and no bandpass applied



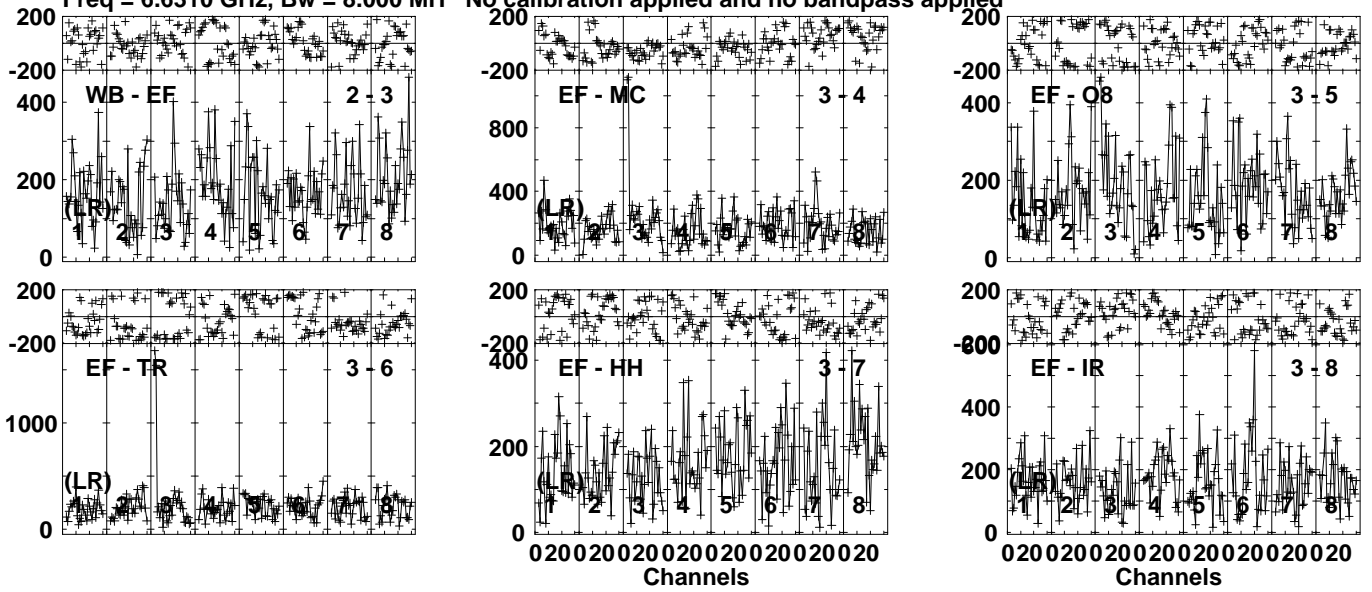
020020020020020020020020020020
Channels

Lower frame: Milli Ampl Jy Top frame: Phas deg
Vector averaged cross-power spectrum Several baselines displayed
Timerange: 00/16:27:20 to 00/16:30:20

Plot file version 122 created 21-NOV-2023 10:29:12

J1825-0737 RB010 1.UVDATA.1

Freq = 6.6310 GHz, Bw = 8.000 MH No calibration applied and no bandpass applied

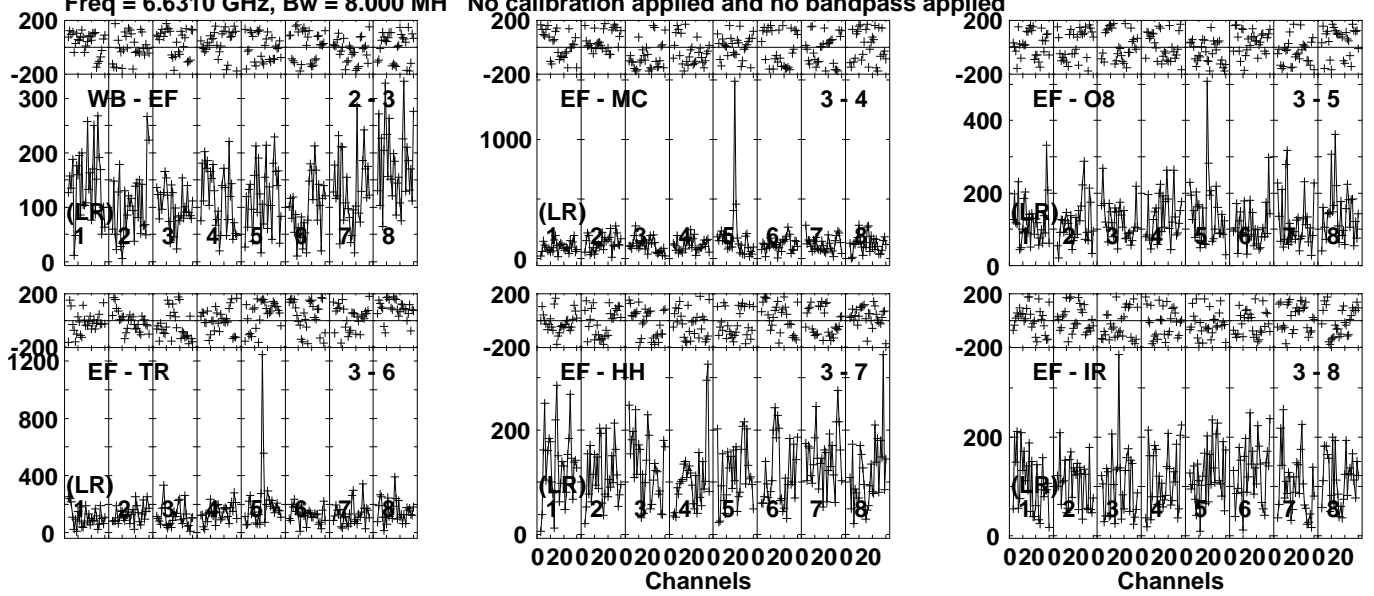


Lower frame: Micro Ampl Jy Top frame: Phas deg
Vector averaged cross-power spectrum Several baselines displayed
Timerange: 00/16:30:20 to 00/16:32:19

Plot file version 123 created 21-NOV-2023 10:29:12

G23.389 RB010 1.UVDATA.1

Freq = 6.6310 GHz, Bw = 8.000 MH No calibration applied and no bandpass applied

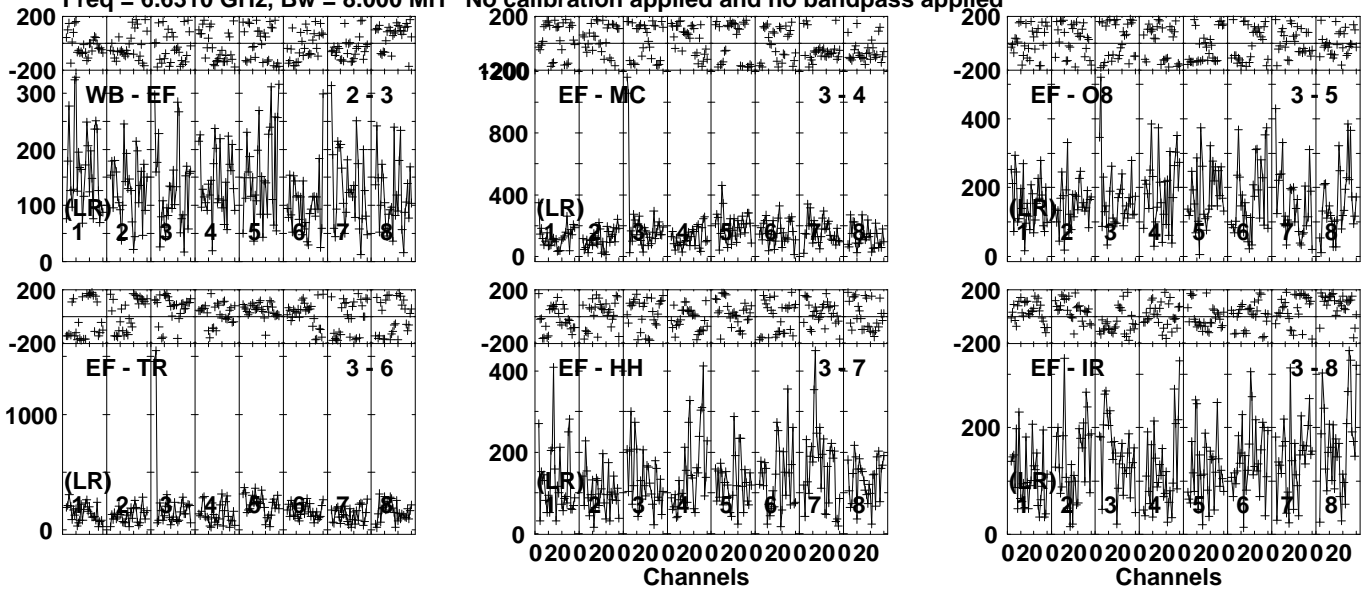


Lower frame: Micro Ampl Jy Top frame: Phas deg
Vector averaged cross-power spectrum Several baselines displayed
Timerange: 00/16:32:21 to 00/16:35:20

Plot file version 124 created 21-NOV-2023 10:29:13

J1825-0737 RB010 1.UVDATA.1

Freq = 6.6310 GHz, Bw = 8.000 MH No calibration applied and no bandpass applied

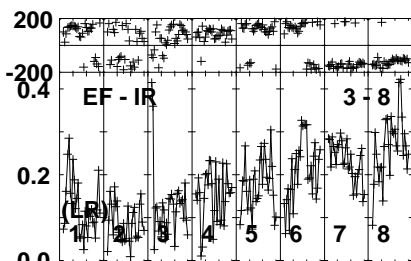
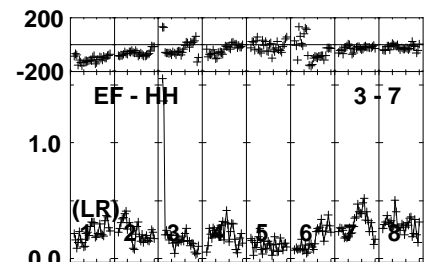
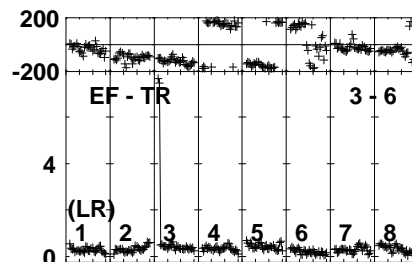
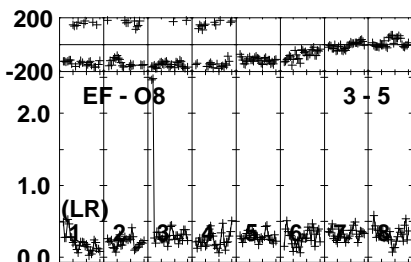
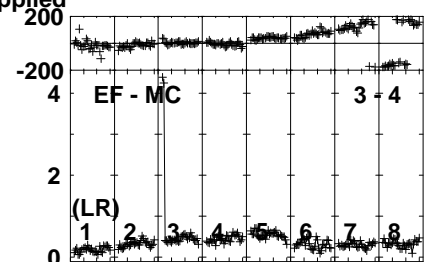
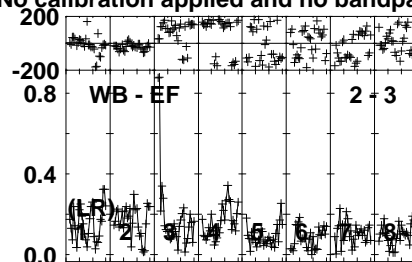
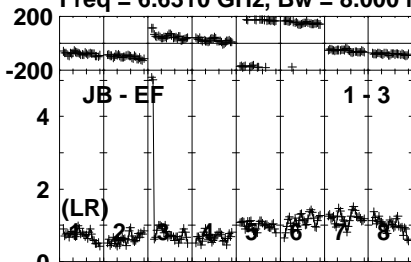


Lower frame: Micro Ampl Jy Top frame: Phas deg
Vector averaged cross-power spectrum Several baselines displayed
Timerange: 00/16:36:01 to 00/16:37:59

Plot file version 125 created 21-NOV-2023 10:29:13

J1743-0350 RB010 1.UVDATA.1

Freq = 6.6310 GHz, Bw = 8.000 MH No calibration applied and no bandpass applied



020020020020020020020020020020
Channels

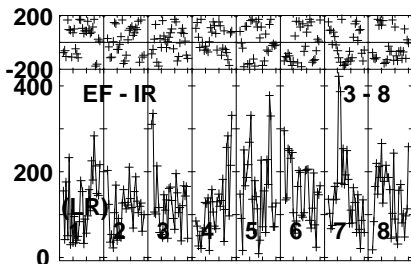
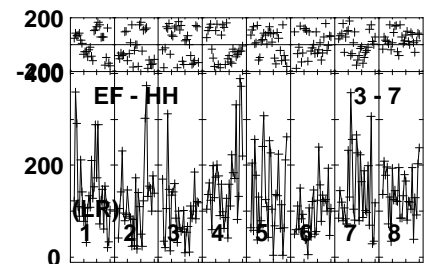
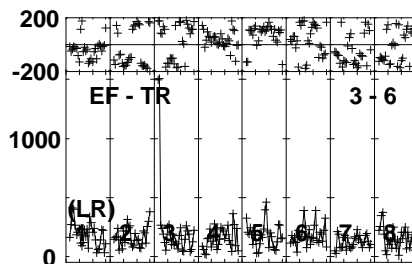
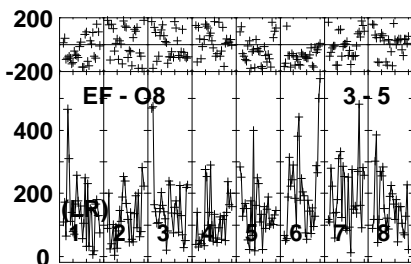
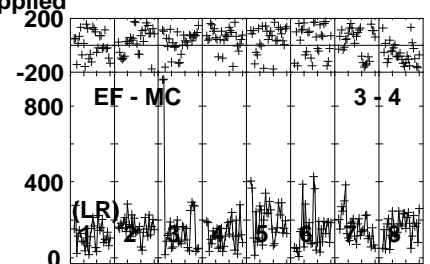
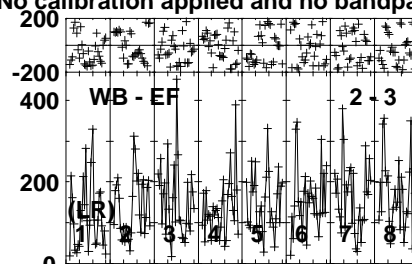
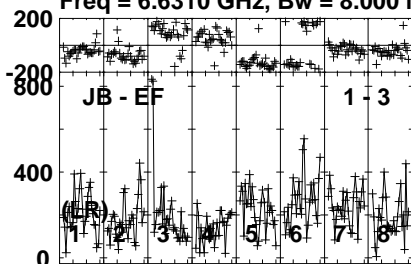
Lower frame: Milli Ampl Jy Top frame: Phas deg
Vector averaged cross-power spectrum Several baselines displayed
Timerange: 00/16:39:01 to 00/16:43:00

Plot file version 126 created 21-NOV-2023 10:29:13

J1825-0737 RB010 1.UVDATA.1

Freq = 6.6310 GHz, Bw = 8.000 MH

No calibration applied and no bandpass applied



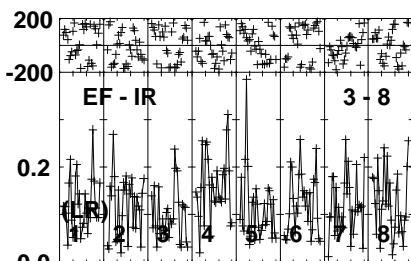
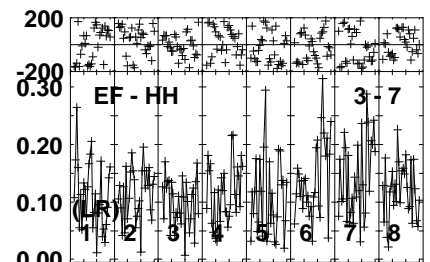

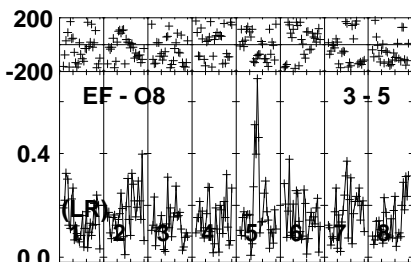
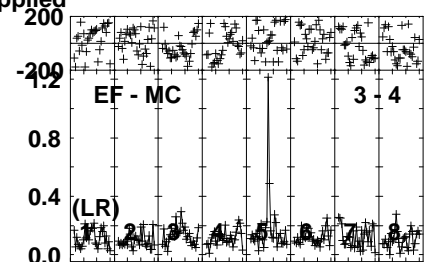
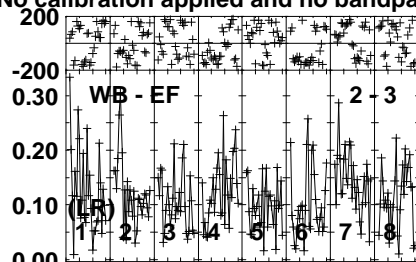

020020020020020020020020020020
Channels

Lower frame: Micro Ampl Jy Top frame: Phas deg
Vector averaged cross-power spectrum Several baselines displayed
Timerange: 00/16:44:00 to 00/16:45:59

Plot file version 127 created 21-NOV-2023 10:29:13

G23.389 RB010 1.UVDATA.1

Freq = 6.6310 GHz, Bw = 8.000 MH No calibration applied and no bandpass applied



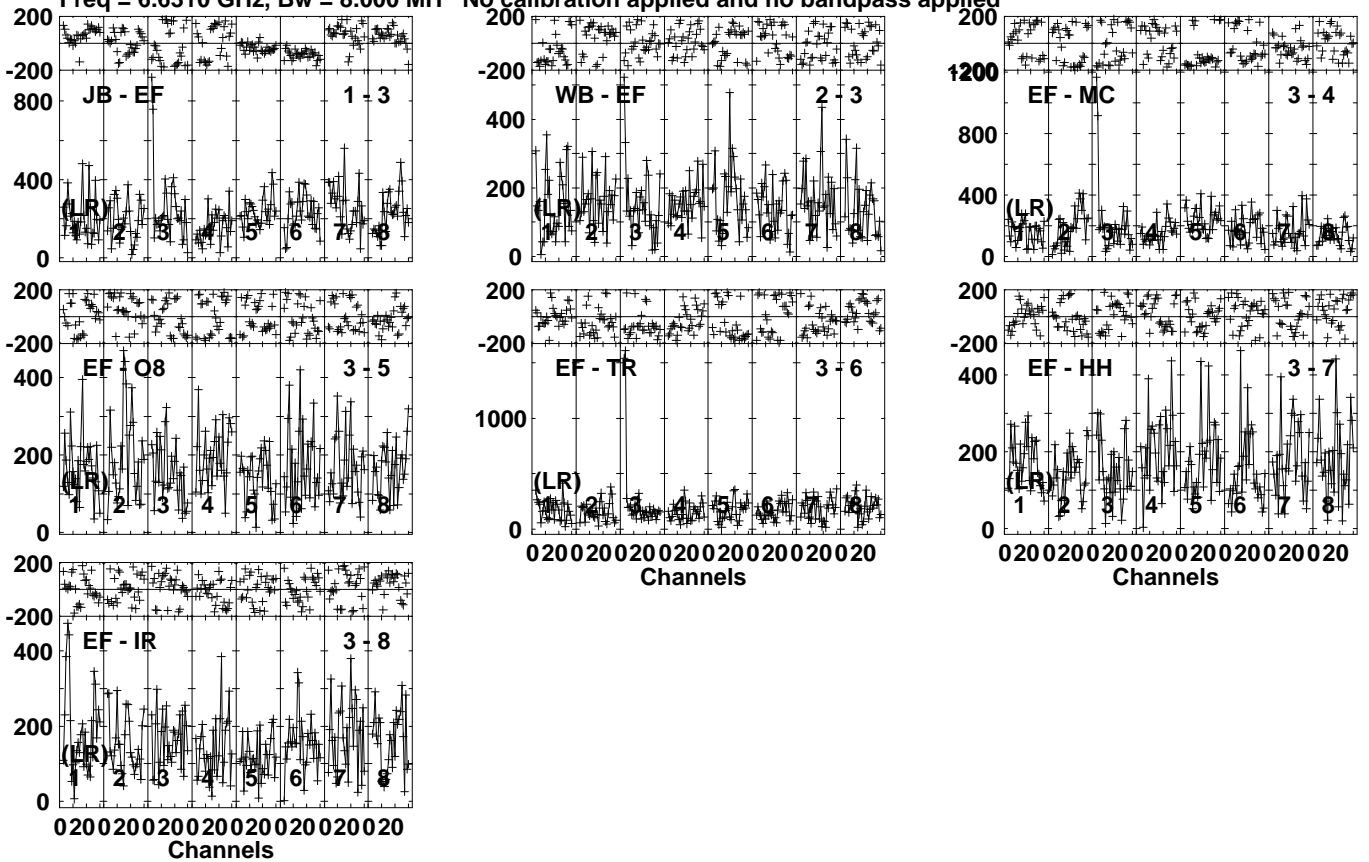
0200200200200200200200200200
Channels

Lower frame: Milli Ampl Jy Top frame: Phas deg
Vector averaged cross-power spectrum Several baselines displayed
Timerange: 00/16:46:01 to 00/16:49:00

Plot file version 128 created 21-NOV-2023 10:29:13

J1825-0737 RB010 1.UVDATA.1

Freq = 6.6310 GHz, Bw = 8.000 MH No calibration applied and no bandpass applied

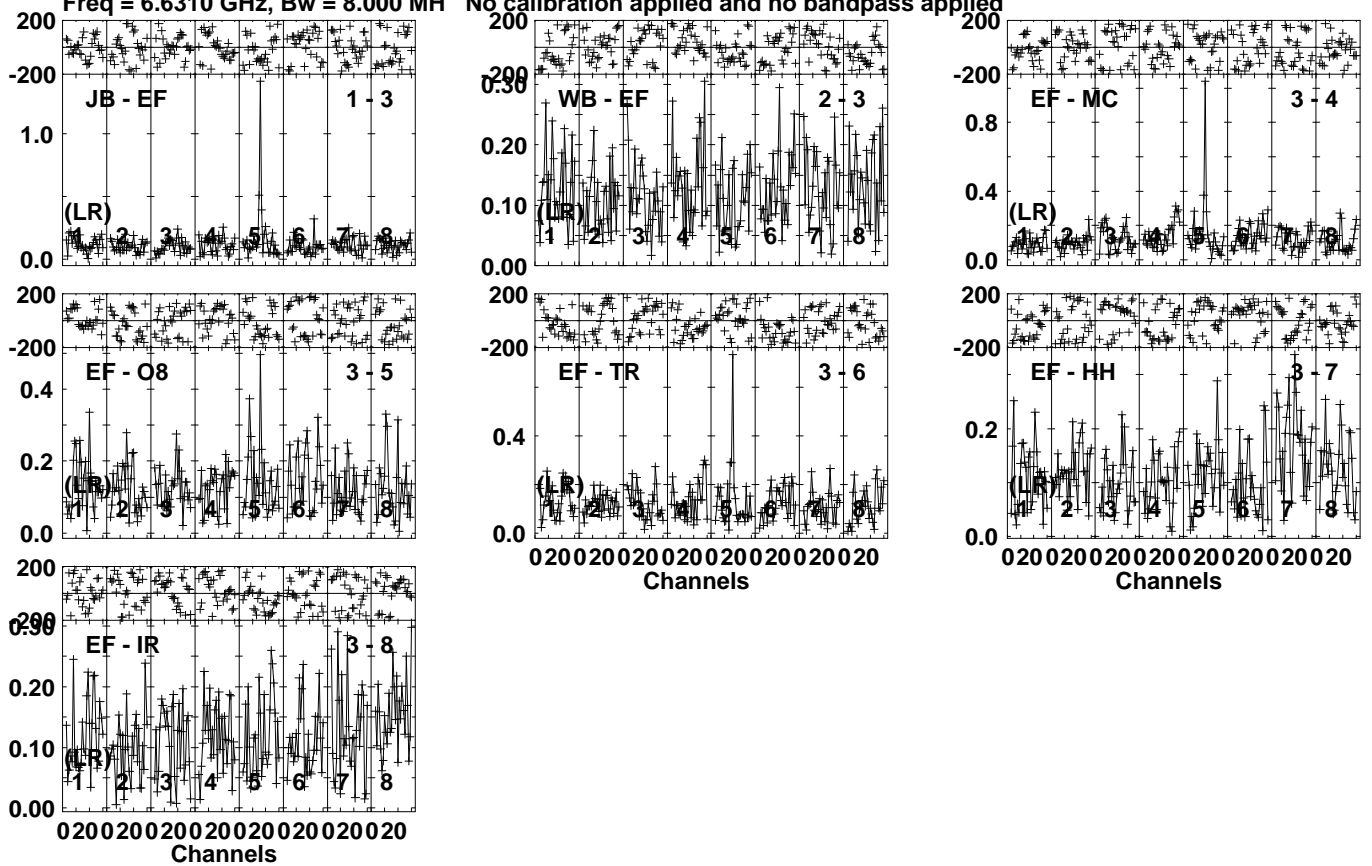


Lower frame: Micro Ampl Jy Top frame: Phas deg
Vector averaged cross-power spectrum Several baselines displayed
Timerange: 00/16:49:00 to 00/16:51:00

Plot file version 129 created 21-NOV-2023 10:29:14

G23.389 RB010 1.UVDATA.1

Freq = 6.6310 GHz, Bw = 8.000 MH No calibration applied and no bandpass applied

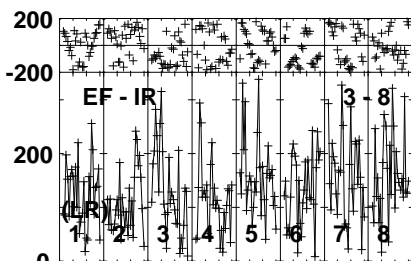
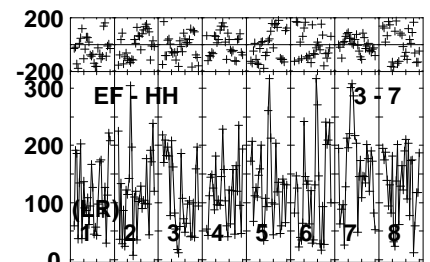
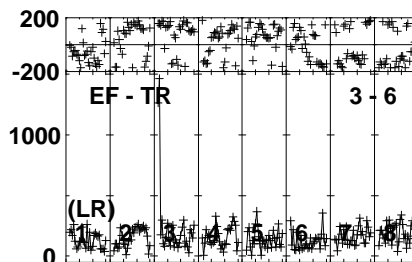
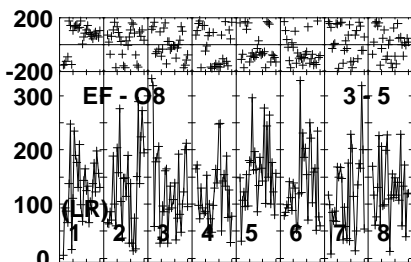
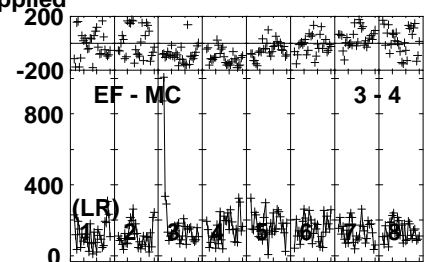
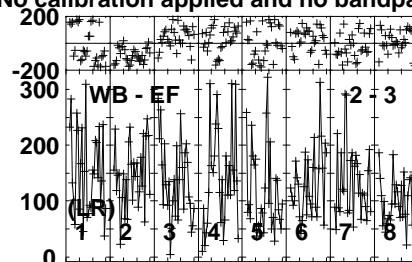
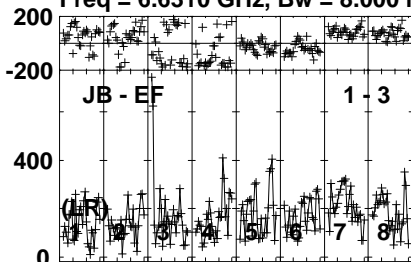


Lower frame: Milli Ampl Jy Top frame: Phas deg
Vector averaged cross-power spectrum Several baselines displayed
Timerange: 00/16:51:01 to 00/16:53:59

Plot file version 130 created 21-NOV-2023 10:29:14

J1825-0737 RB010 1.UVDATA.1

Freq = 6.6310 GHz, Bw = 8.000 MH No calibration applied and no bandpass applied



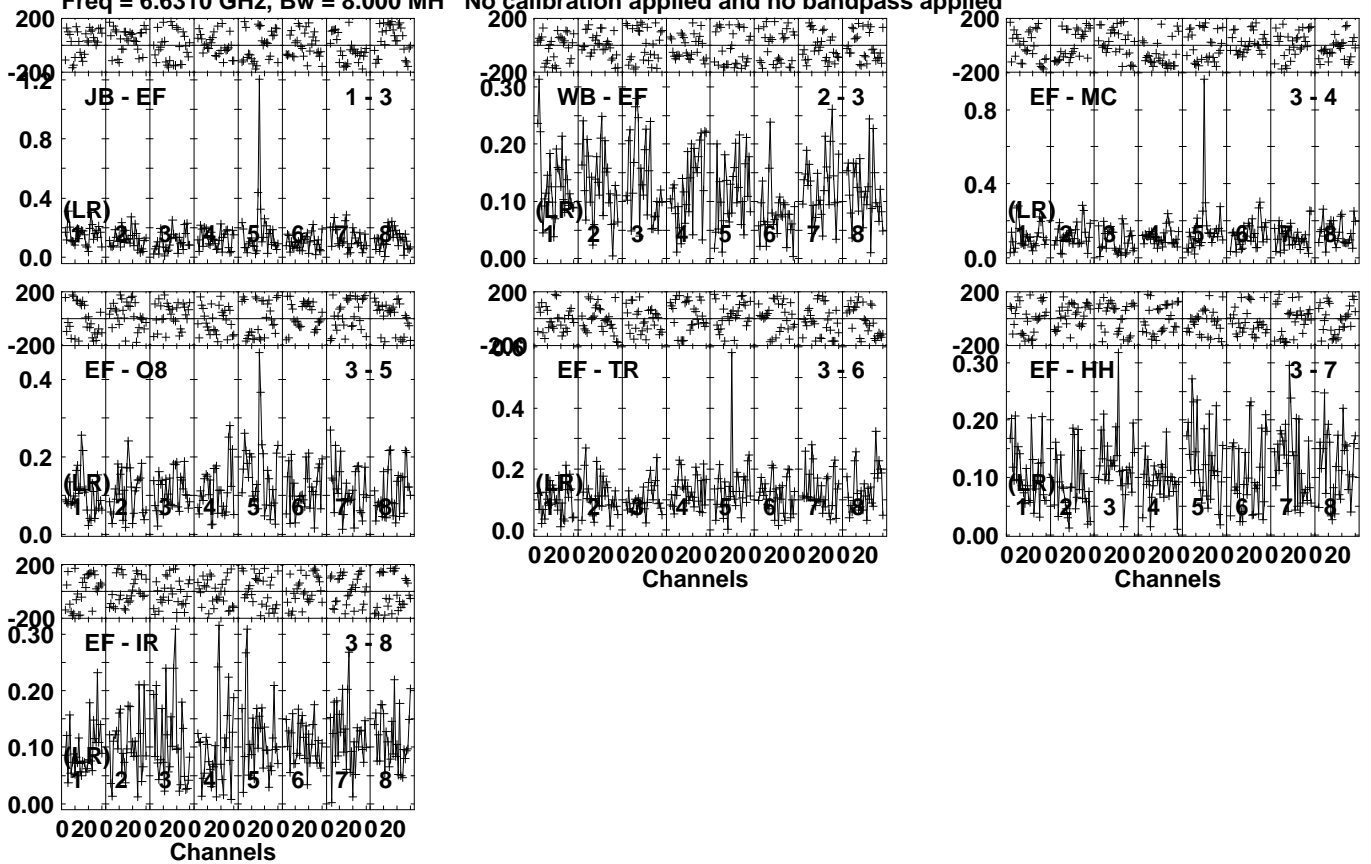
020020020020020020020020020020
Channels

Lower frame: Micro Ampl Jy Top frame: Phas deg
Vector averaged cross-power spectrum Several baselines displayed
Timerange: 00/16:54:40 to 00/16:56:39

Plot file version 131 created 21-NOV-2023 10:29:14

G23.389 RB010 1.UVDATA.1

Freq = 6.6310 GHz, Bw = 8.000 MH No calibration applied and no bandpass applied

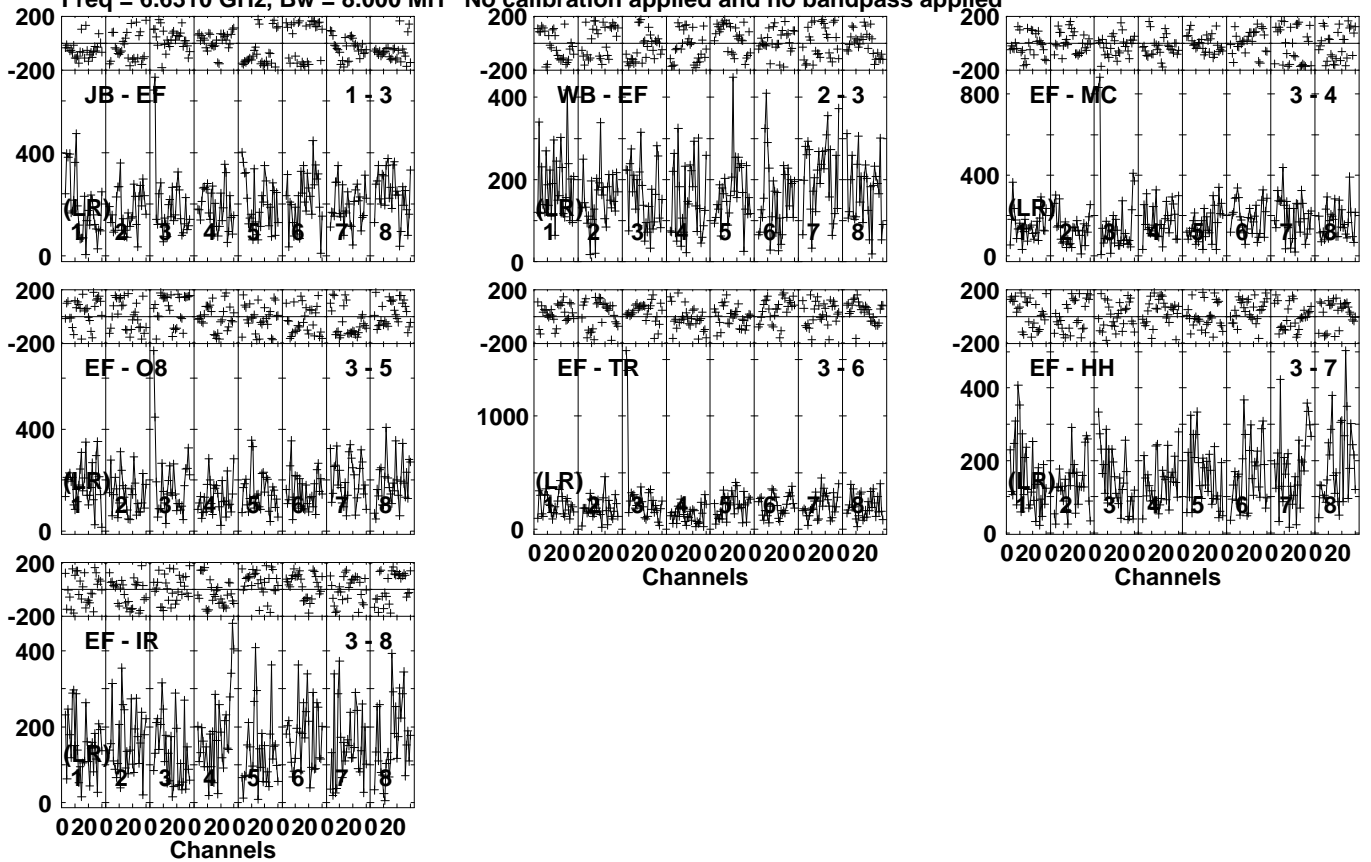


Lower frame: Milli Ampl Jy Top frame: Phas deg
Vector averaged cross-power spectrum Several baselines displayed
Timerange: 00/16:56:41 to 00/16:59:40

Plot file version 132 created 21-NOV-2023 10:29:14

J1825-0737 RB010 1.UVDATA.1

Freq = 6.6310 GHz, Bw = 8.000 MH No calibration applied and no bandpass applied

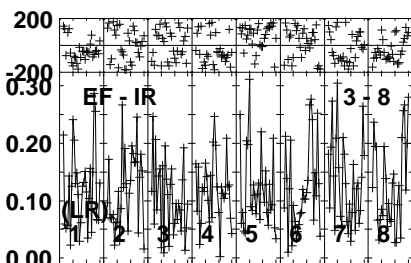
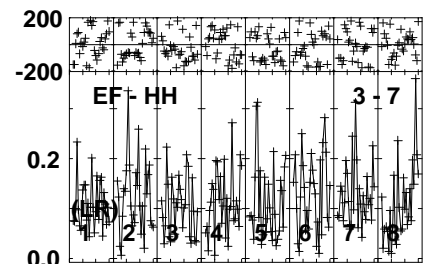
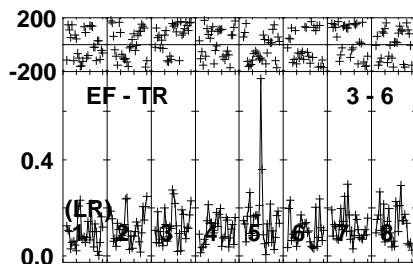
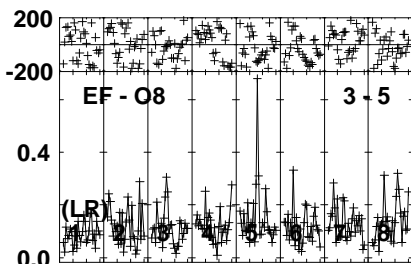
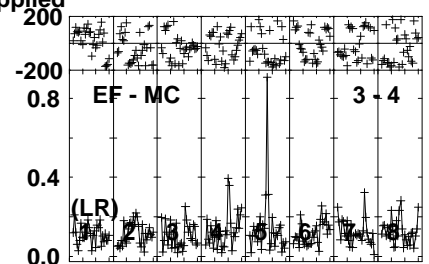
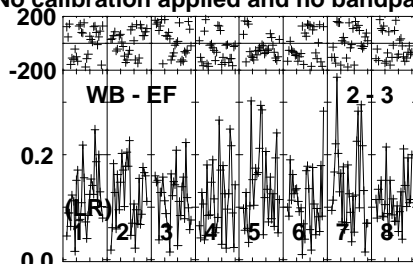
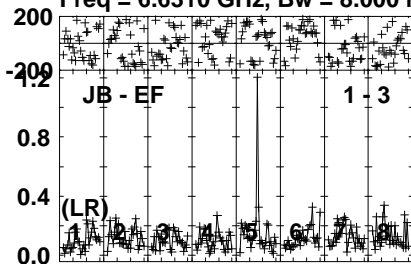


Lower frame: Micro Ampl Jy Top frame: Phas deg
Vector averaged cross-power spectrum Several baselines displayed
Timerange: 00/16:59:40 to 00/17:01:39

Plot file version 133 created 21-NOV-2023 10:29:14

G23.389 RB010 1.UVDATA.1

Freq = 6.6310 GHz, Bw = 8.000 MH No calibration applied and no bandpass applied



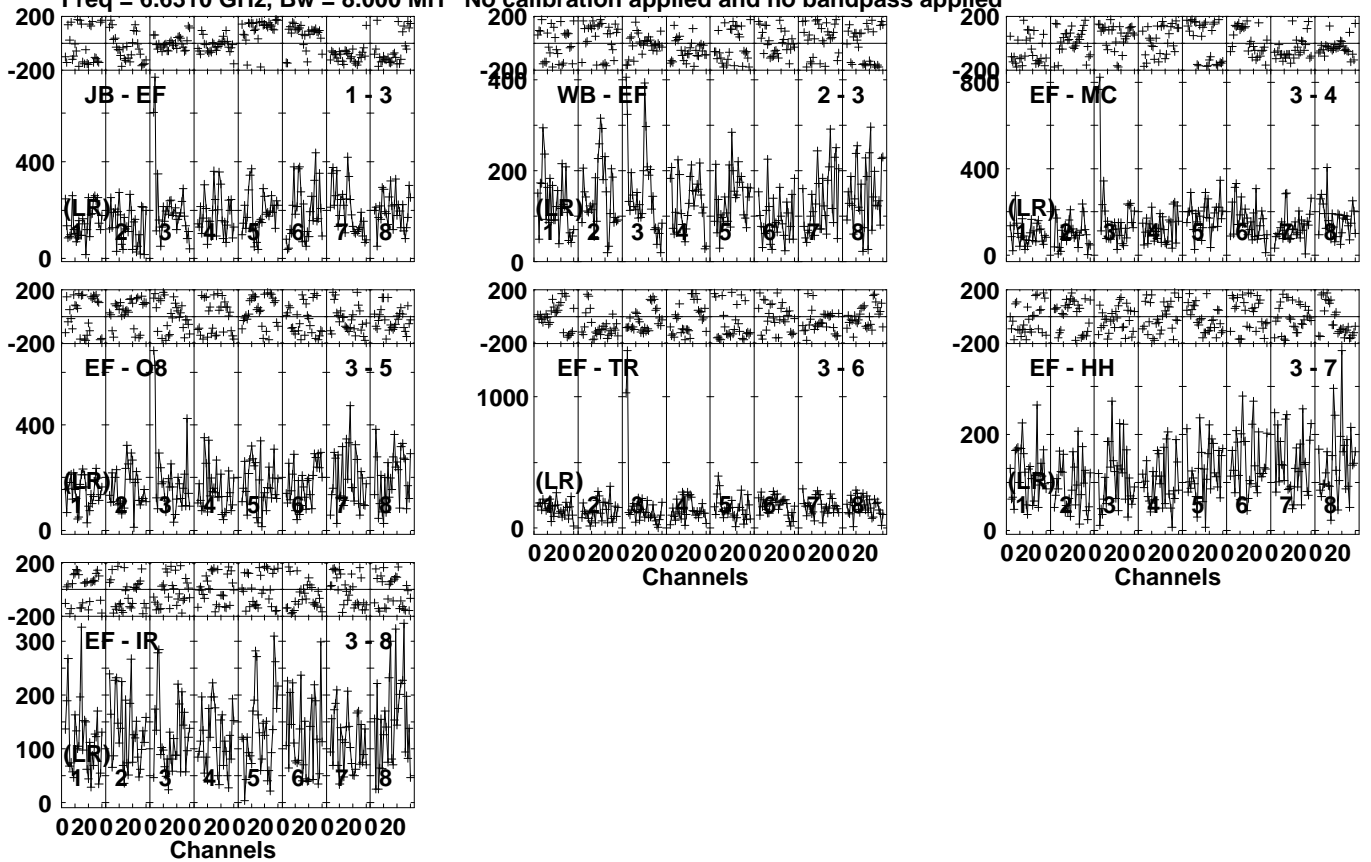
020020020020020020020020020020
Channels

Lower frame: Milli Ampl Jy Top frame: Phas deg
Vector averaged cross-power spectrum Several baselines displayed
Timerange: 00/17:01:40 to 00/17:04:40

Plot file version 134 created 21-NOV-2023 10:29:14

J1825-0737 RB010 1.UVDATA.1

Freq = 6.6310 GHz, Bw = 8.000 MH No calibration applied and no bandpass applied

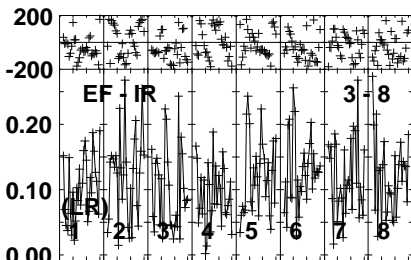
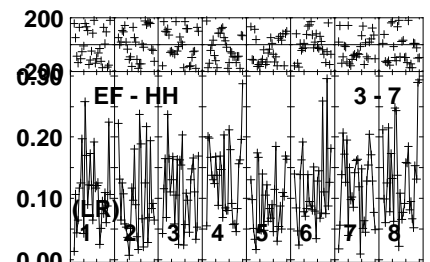
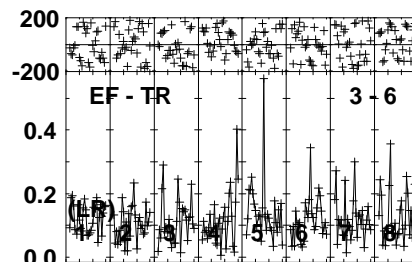
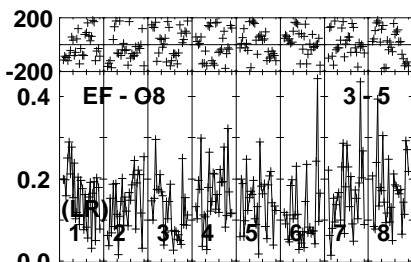
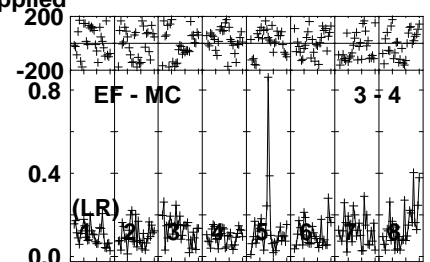
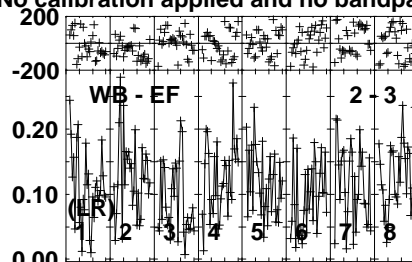
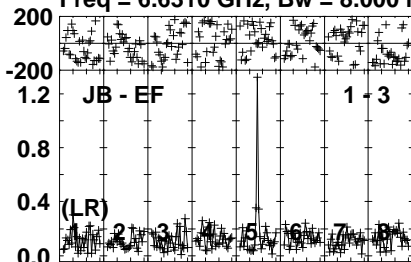


Lower frame: Micro Ampl Jy Top frame: Phas deg
Vector averaged cross-power spectrum Several baselines displayed
Timerange: 00/17:05:20 to 00/17:07:20

Plot file version 135 created 21-NOV-2023 10:29:15

G23.389 RB010 1.UVDATA.1

Freq = 6.6310 GHz, Bw = 8.000 MH No calibration applied and no bandpass applied



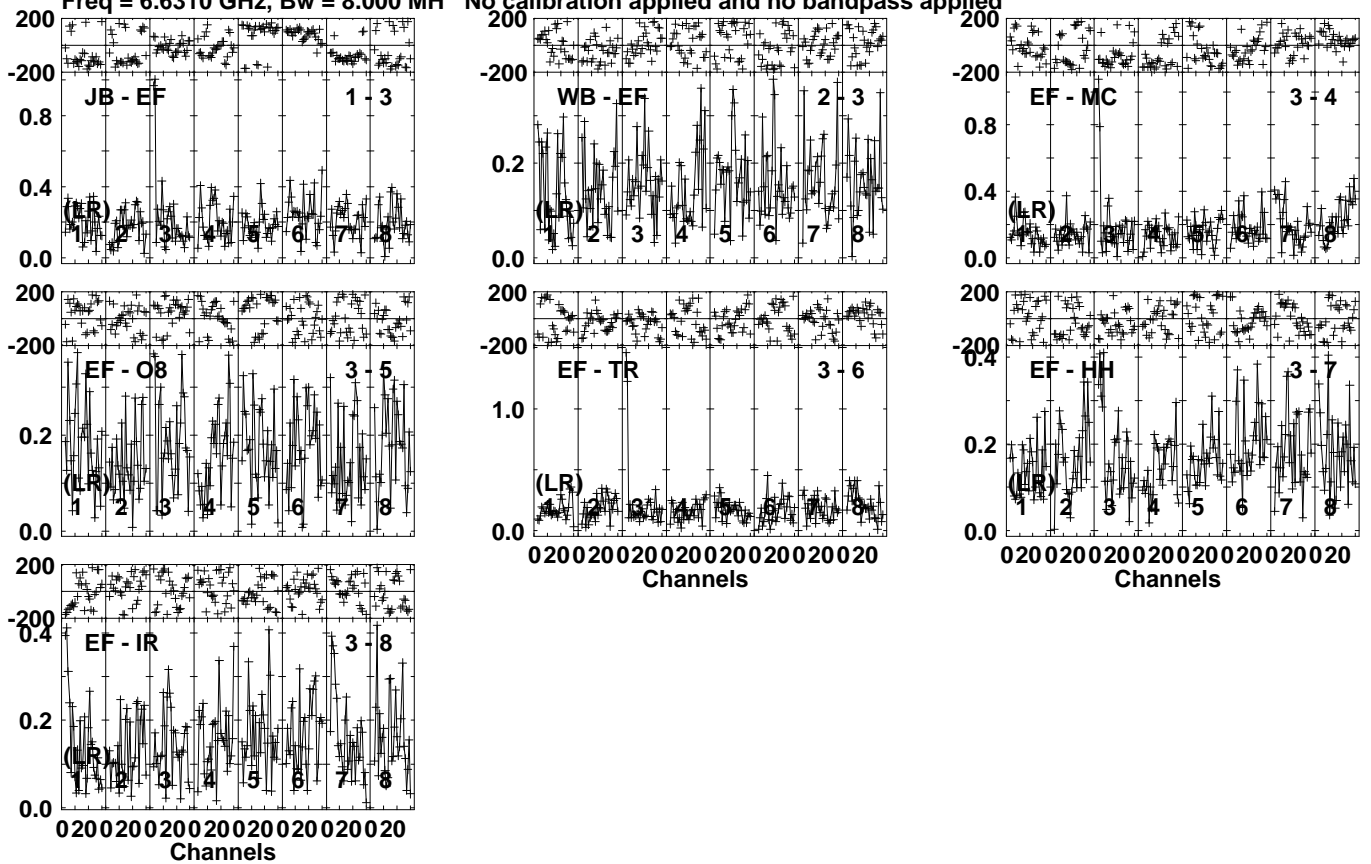
0200200200200200200200200200
Channels

Lower frame: Milli Ampl Jy Top frame: Phas deg
Vector averaged cross-power spectrum Several baselines displayed
Timerange: 00/17:07:20 to 00/17:10:19

Plot file version 136 created 21-NOV-2023 10:29:15

J1825-0737 RB010 1.UVDATA.1

Freq = 6.6310 GHz, Bw = 8.000 MH No calibration applied and no bandpass applied

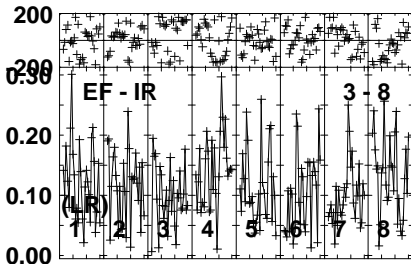
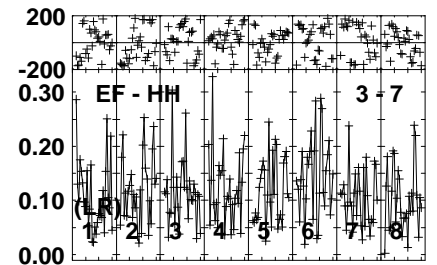
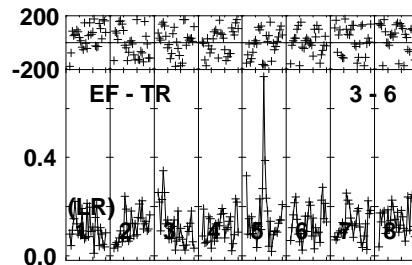
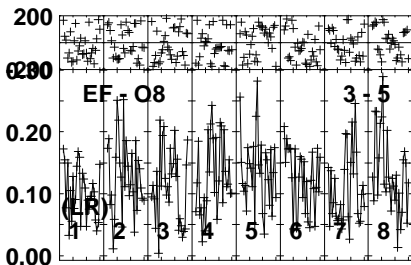
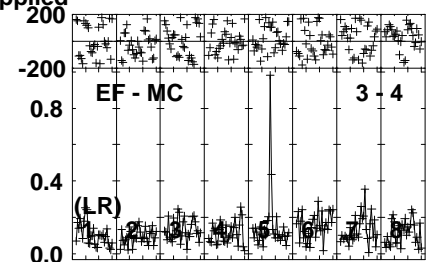
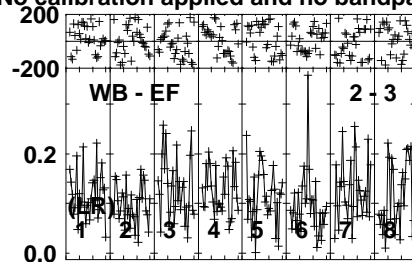
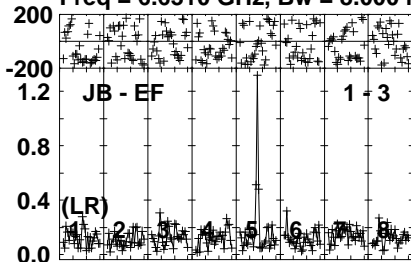


Lower frame: Milli Ampl Jy Top frame: Phas deg
Vector averaged cross-power spectrum Several baselines displayed
Timerange: 00/17:10:20 to 00/17:12:20

Plot file version 137 created 21-NOV-2023 10:29:15

G23.389 RB010 1.UVDATA.1

Freq = 6.6310 GHz, Bw = 8.000 MH No calibration applied and no bandpass applied



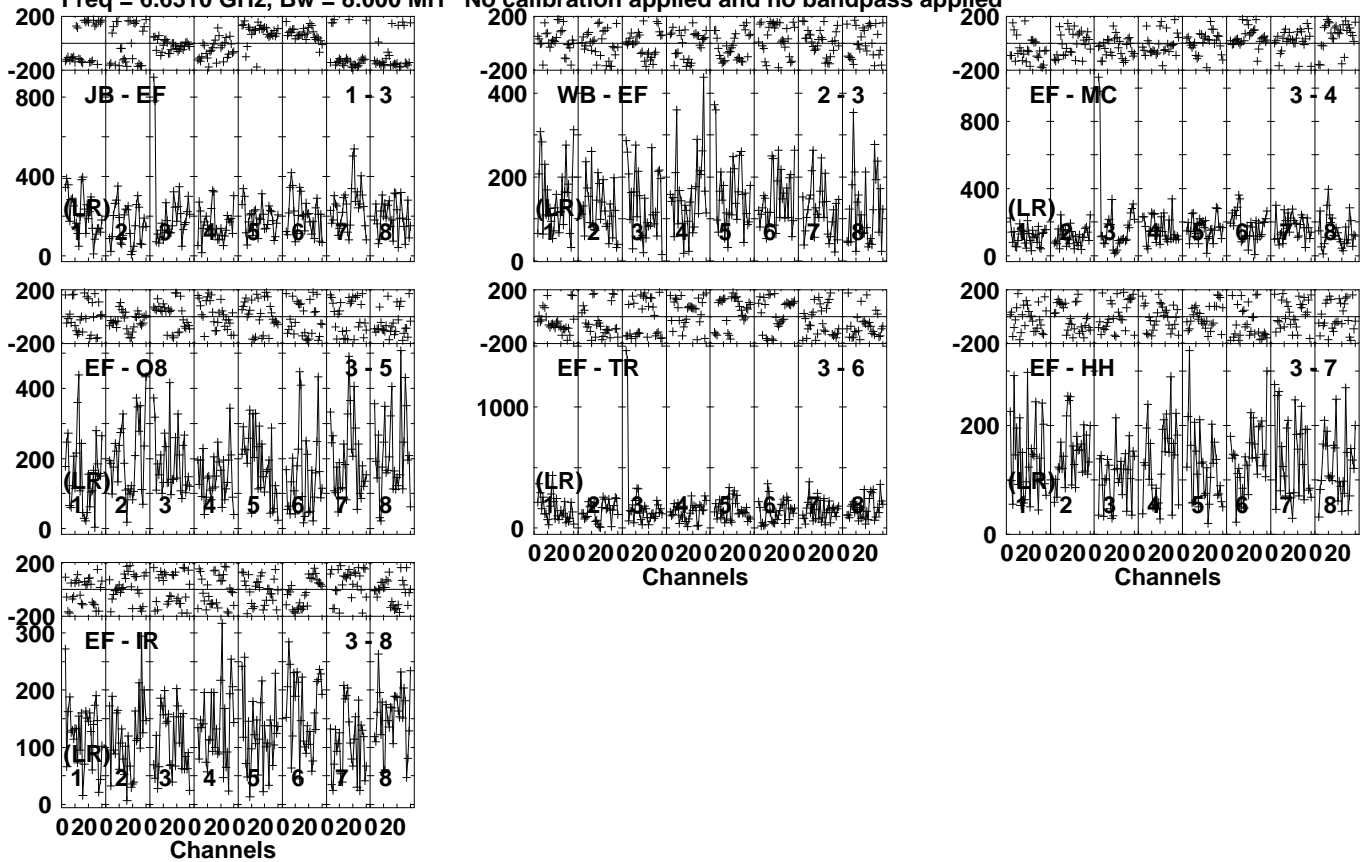
0200200200200200200200200200
Channels

Lower frame: Milli Ampl Jy Top frame: Phas deg
Vector averaged cross-power spectrum Several baselines displayed
Timerange: 00/17:12:20 to 00/17:15:20

Plot file version 138 created 21-NOV-2023 10:29:15

J1825-0737 RB010 1.UVDATA.1

Freq = 6.6310 GHz, Bw = 8.000 MH No calibration applied and no bandpass applied

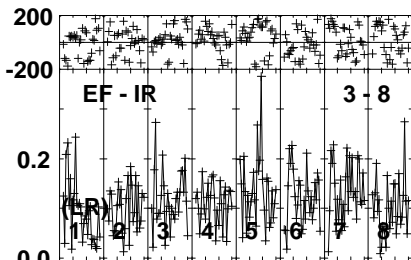
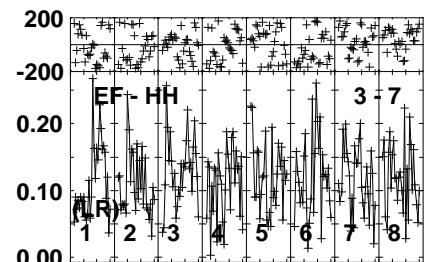
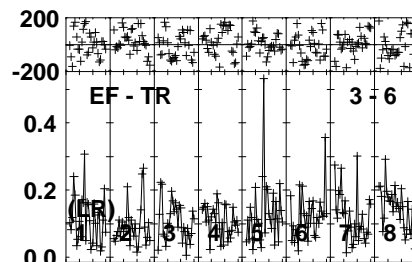
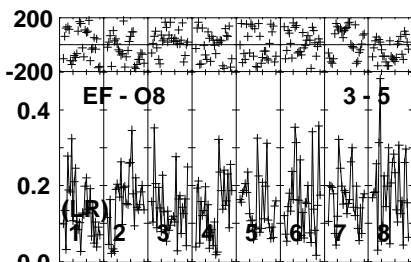
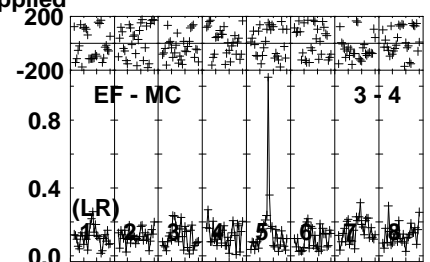
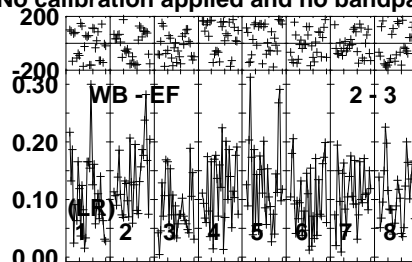
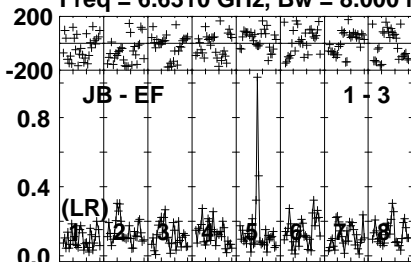


Lower frame: Micro Ampl Jy Top frame: Phas deg
Vector averaged cross-power spectrum Several baselines displayed
Timerange: 00/17:16:01 to 00/17:18:00

Plot file version 139 created 21-NOV-2023 10:29:15

G23.389 RB010 1.UVDATA.1

Freq = 6.6310 GHz, Bw = 8.000 MH No calibration applied and no bandpass applied



020020020020020020020020020020
Channels

020020020020020020020020020020
Channels

020020020020020020020020020020
Channels

Lower frame: Milli Ampl Jy Top frame: Phas deg

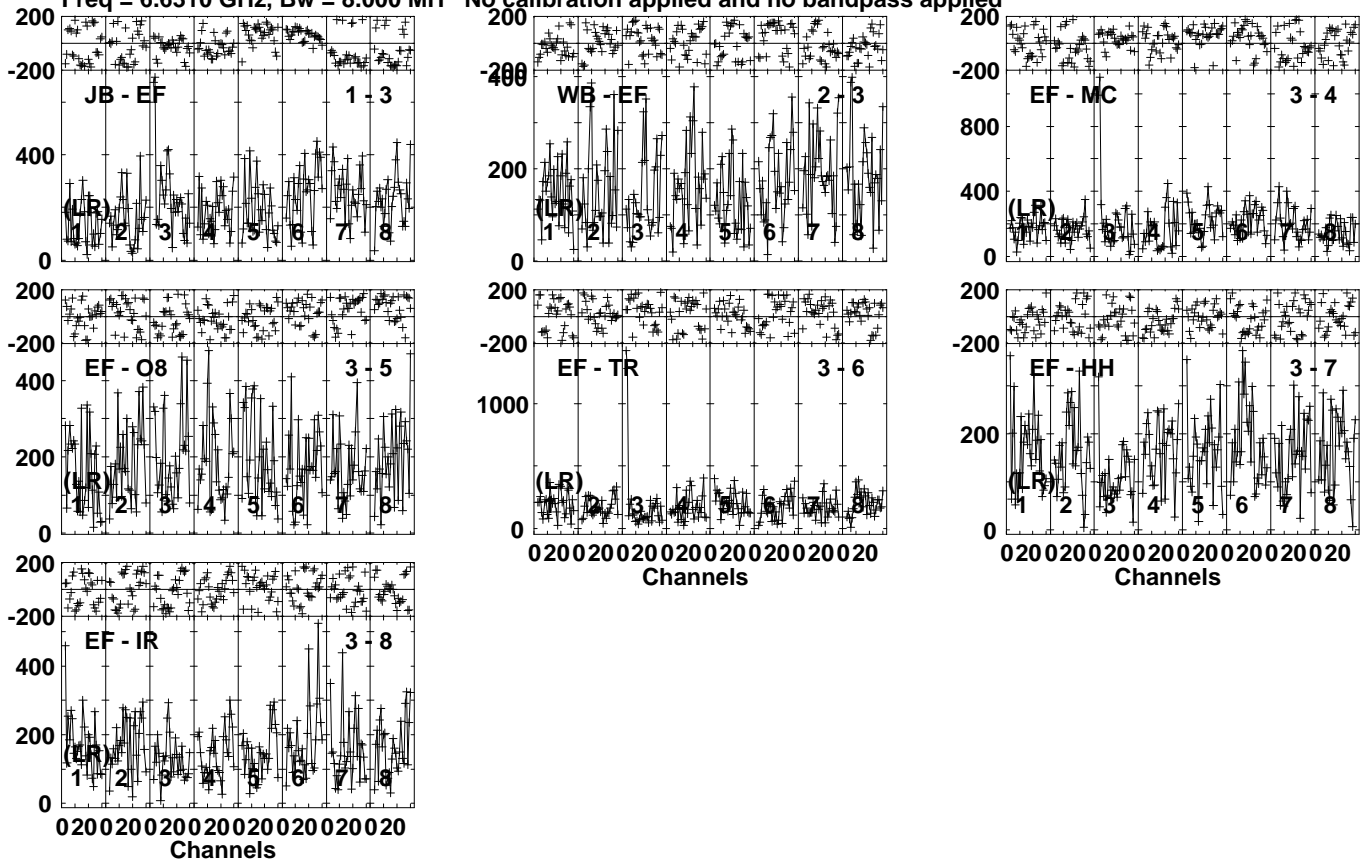
Vector averaged cross-power spectrum Several baselines displayed

Timerange: 00/17:18:01 to 00/17:21:00

Plot file version 140 created 21-NOV-2023 10:29:15

J1825-0737 RB010 1.UVDATA.1

Freq = 6.6310 GHz, Bw = 8.000 MH No calibration applied and no bandpass applied

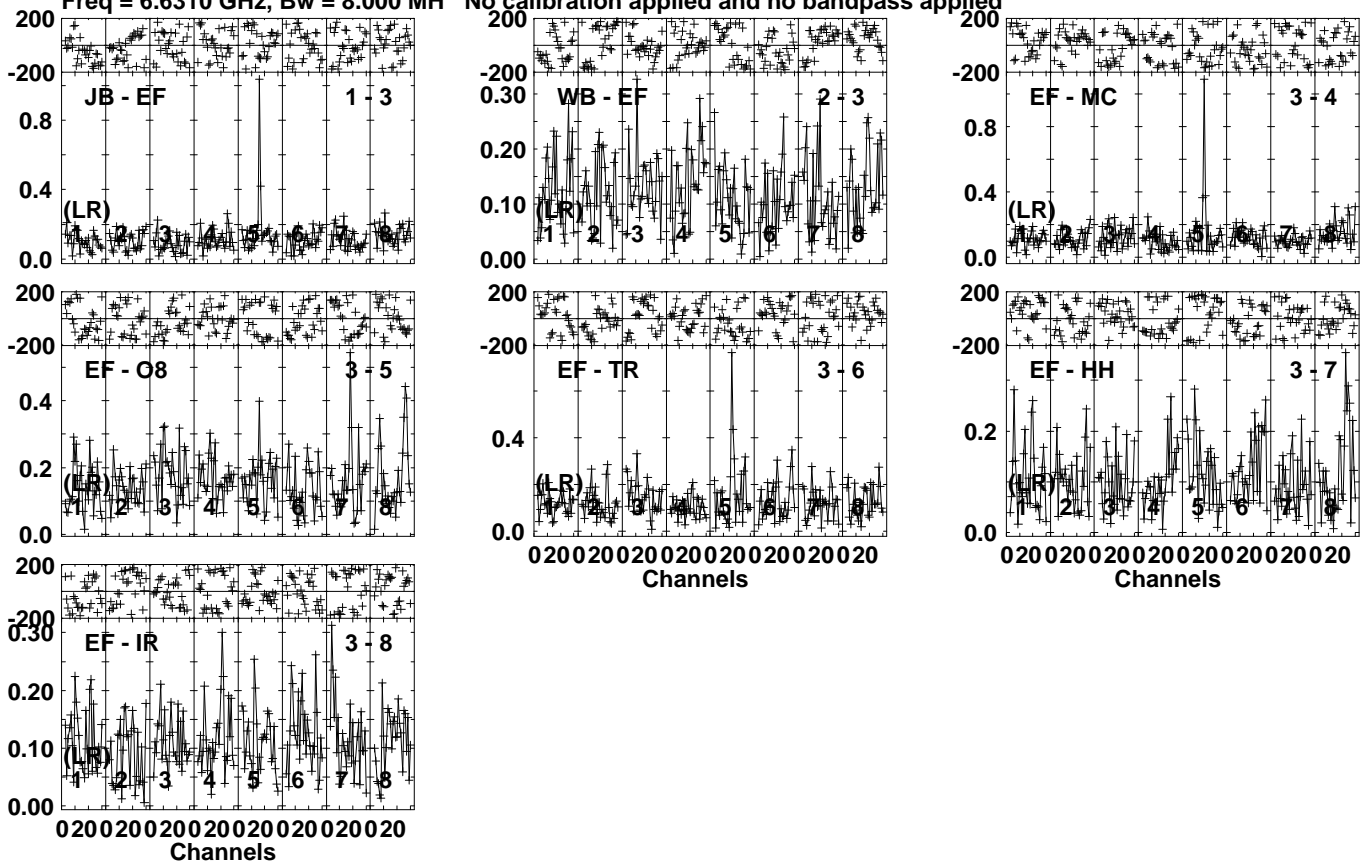


Lower frame: Micro Ampl Jy Top frame: Phas deg
Vector averaged cross-power spectrum Several baselines displayed
Timerange: 00/17:21:01 to 00/17:22:59

Plot file version 141 created 21-NOV-2023 10:29:15

G23.389 RB010 1.UVDATA.1

Freq = 6.6310 GHz, Bw = 8.000 MH No calibration applied and no bandpass applied

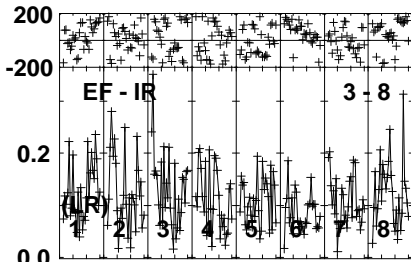
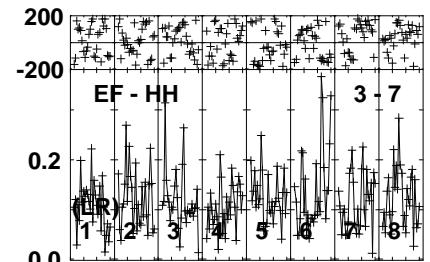
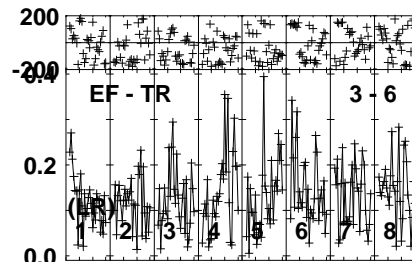
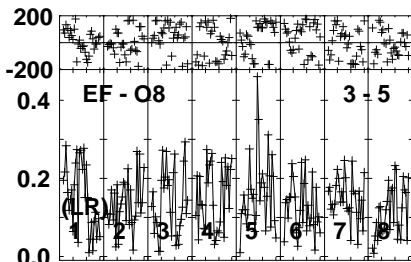
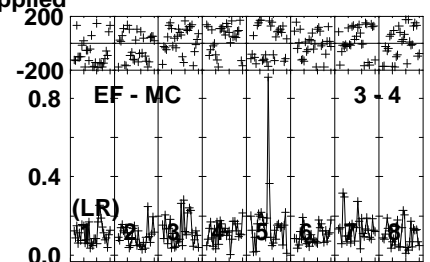
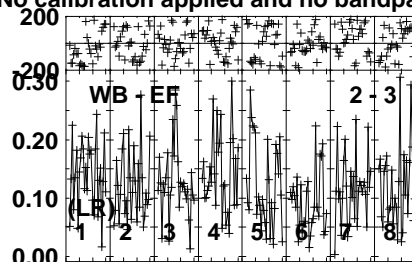
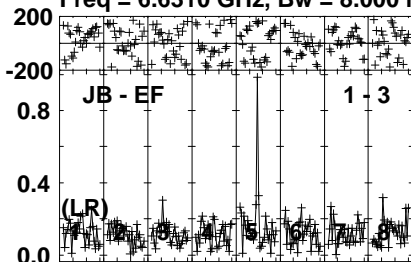


Lower frame: Milli Ampl Jy Top frame: Phas deg
Vector averaged cross-power spectrum Several baselines displayed
Timerange: 00/17:23:01 to 00/17:25:59

Plot file version 143 created 21-NOV-2023 10:29:16

G23.389 RB010 1.UVDATA.1

Freq = 6.6310 GHz, Bw = 8.000 MH No calibration applied and no bandpass applied



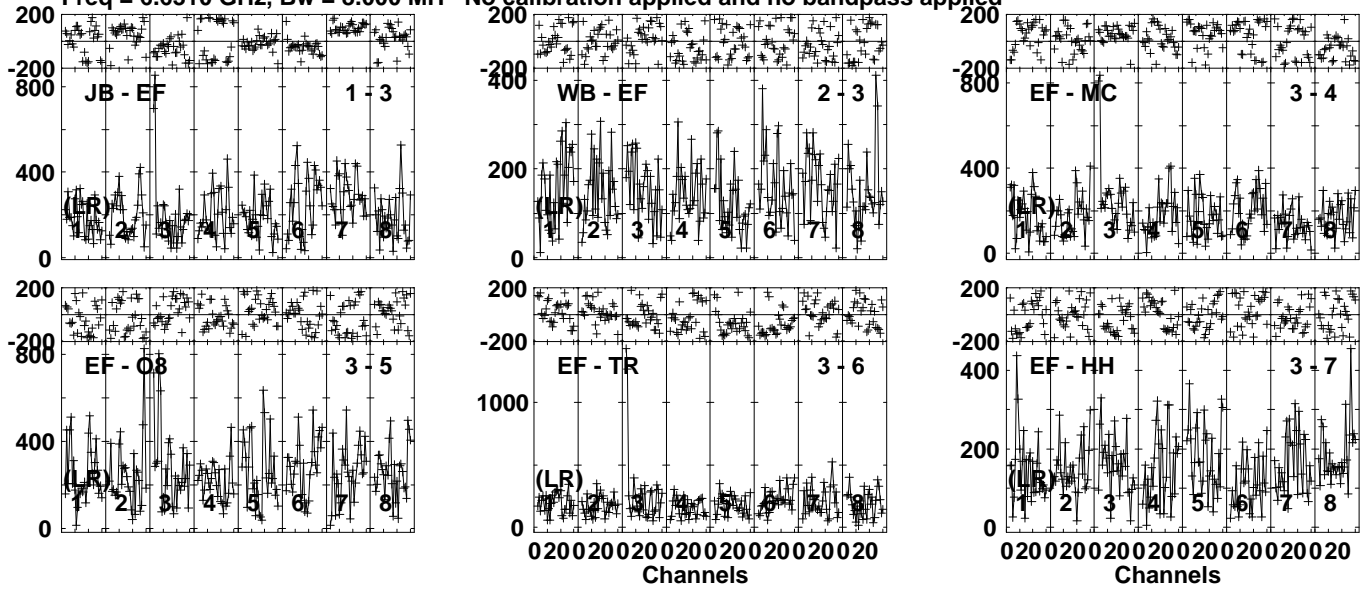
0200200200200200200200200200
Channels

Lower frame: Milli Ampl Jy Top frame: Phas deg
Vector averaged cross-power spectrum Several baselines displayed
Timerange: 00/17:28:40 to 00/17:31:40

Plot file version 144 created 21-NOV-2023 10:29:16

J1825-0737 RB010 1.UVDATA.1

Freq = 6.6310 GHz, Bw = 8.000 MH No calibration applied and no bandpass applied

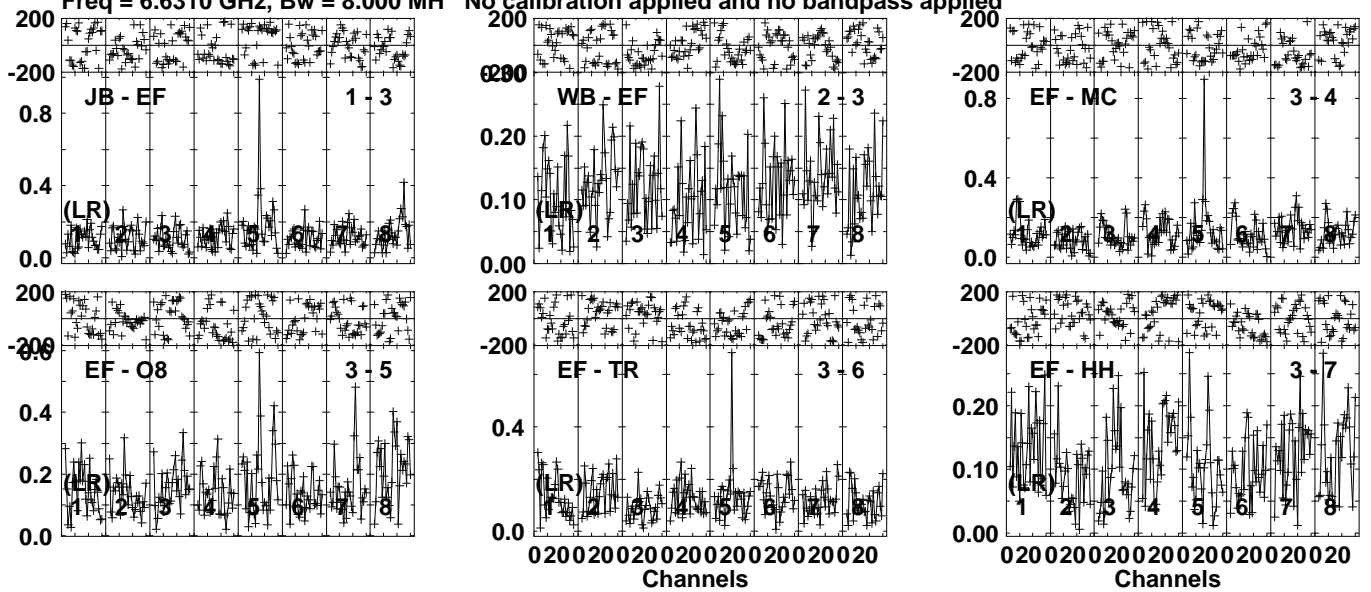


Lower frame: Micro Ampl Jy Top frame: Phas deg
Vector averaged cross-power spectrum Several baselines displayed
Timerange: 00/17:31:40 to 00/17:33:40

Plot file version 145 created 21-NOV-2023 10:29:16

G23.389 RB010 1.UVDATA.1

Freq = 6.6310 GHz, Bw = 8.000 MH No calibration applied and no bandpass applied

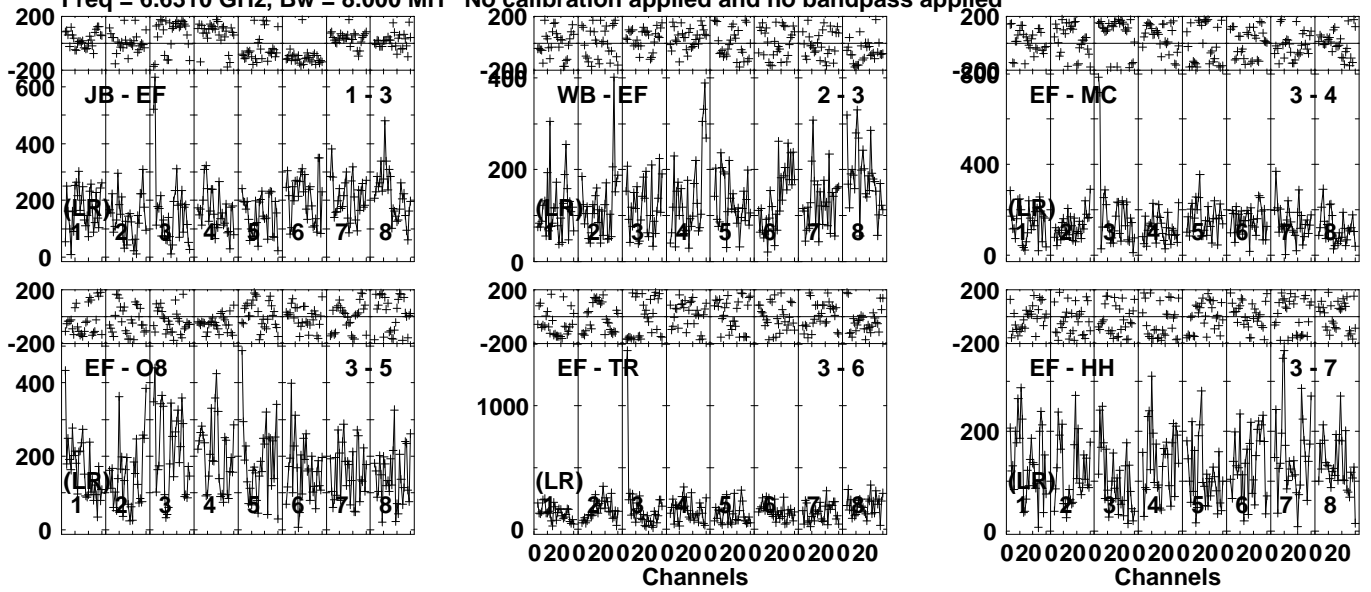


Lower frame: Milli Ampl Jy Top frame: Phas deg
Vector averaged cross-power spectrum Several baselines displayed
Timerange: 00/17:33:41 to 00/17:36:40

Plot file version 146 created 21-NOV-2023 10:29:16

J1825-0737 RB010 1.UVDATA.1

Freq = 6.6310 GHz, Bw = 8.000 MH No calibration applied and no bandpass applied

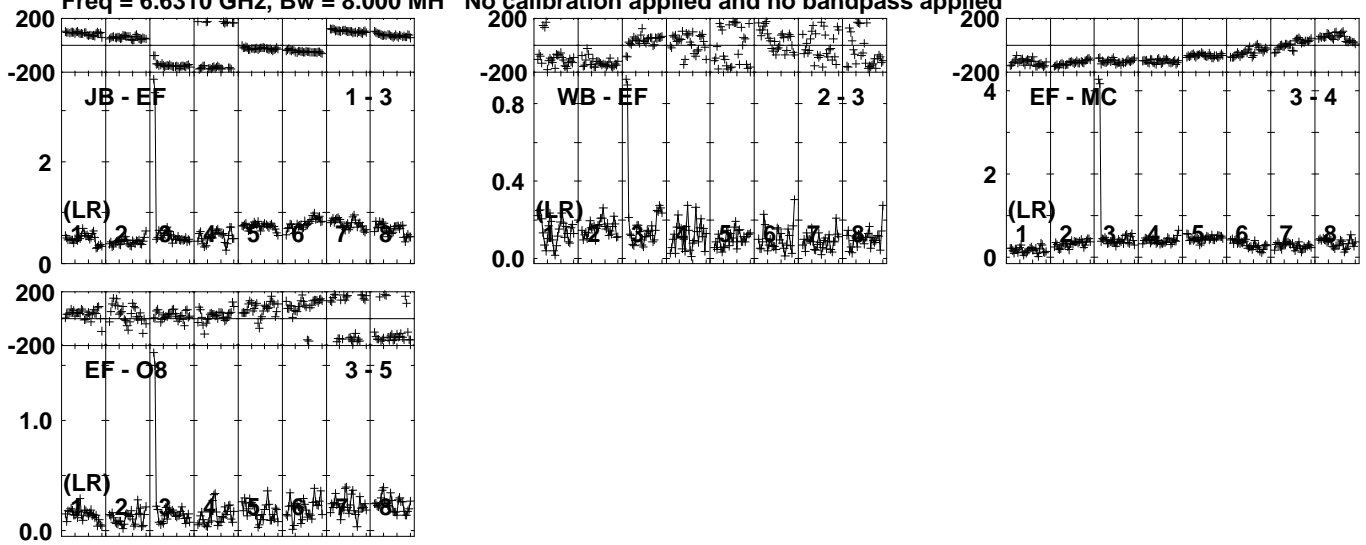


Lower frame: Micro Ampl Jy Top frame: Phas deg
Vector averaged cross-power spectrum Several baselines displayed
Timerange: 00/17:37:20 to 00/17:39:19

Plot file version 147 created 21-NOV-2023 10:29:16

J1743-0350 RB010 1.UVDATA.1

Freq = 6.6310 GHz, Bw = 8.000 MH No calibration applied and no bandpass applied

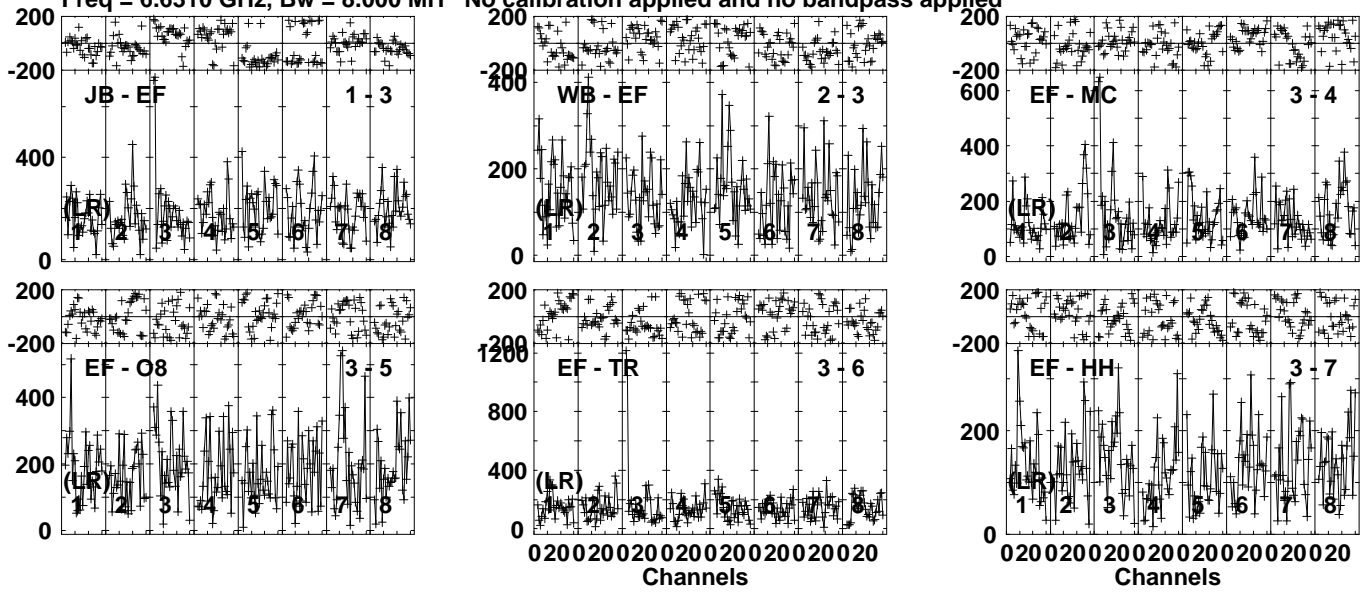


Lower frame: Milli Ampl Jy Top frame: Phas deg
Vector averaged cross-power spectrum Several baselines displayed
Timerange: 00/17:40:21 to 00/17:44:19

Plot file version 148 created 21-NOV-2023 10:29:16

J1825-0737 RB010 1.UVDATA.1

Freq = 6.6310 GHz, Bw = 8.000 MH No calibration applied and no bandpass applied

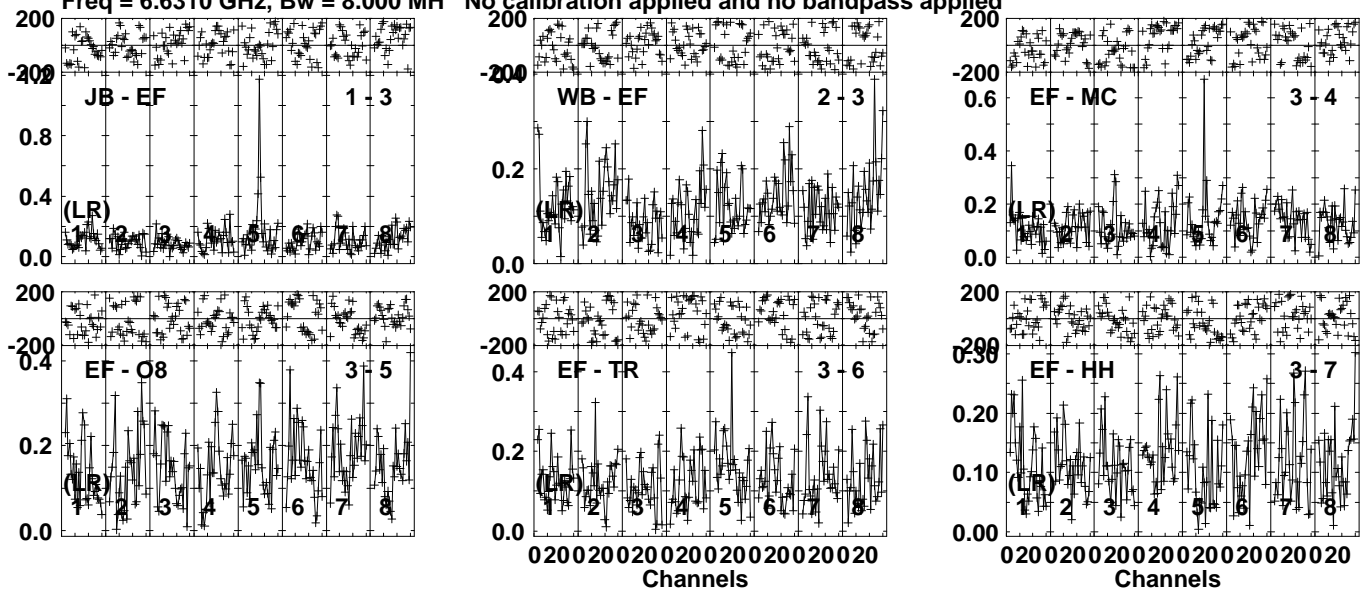


Lower frame: Micro Ampl Jy Top frame: Phas deg
Vector averaged cross-power spectrum Several baselines displayed
Timerange: 00/17:45:21 to 00/17:47:19

Plot file version 149 created 21-NOV-2023 10:29:17

G23.389 RB010 1.UVDATA.1

Freq = 6.6310 GHz, Bw = 8.000 MH No calibration applied and no bandpass applied

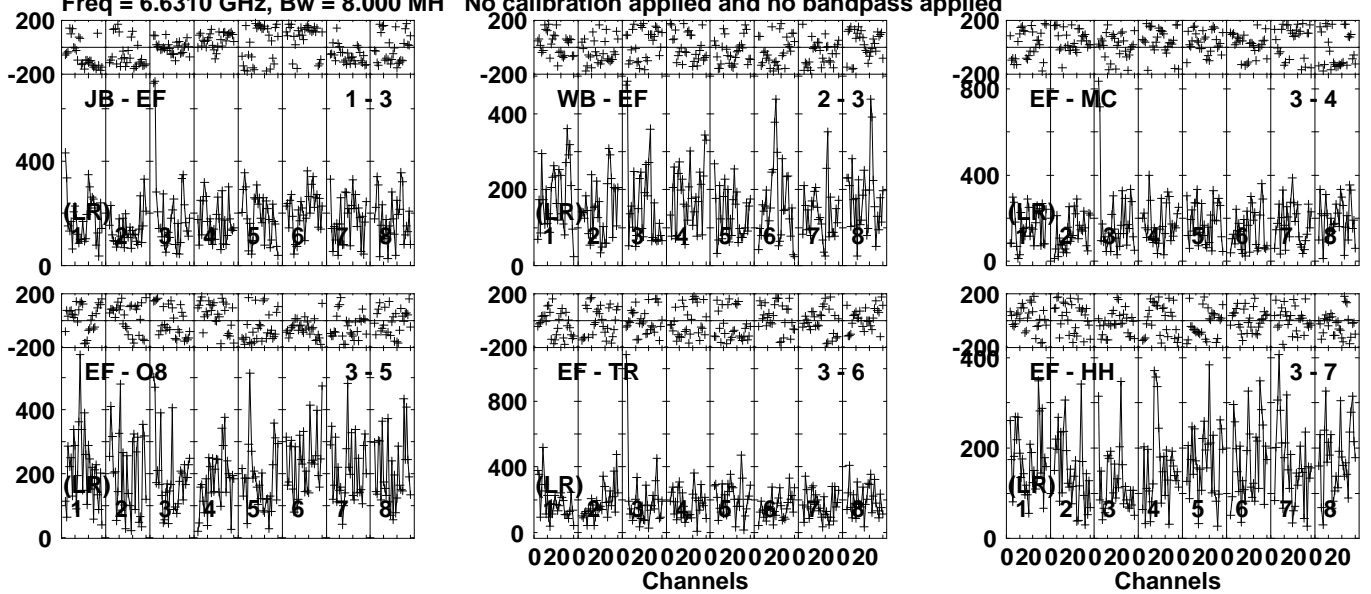


Lower frame: Milli Ampl Jy Top frame: Phas deg
Vector averaged cross-power spectrum Several baselines displayed
Timerange: 00/17:47:21 to 00/17:50:19

Plot file version 150 created 21-NOV-2023 10:29:17

J1825-0737 RB010 1.UVDATA.1

Freq = 6.6310 GHz, Bw = 8.000 MH No calibration applied and no bandpass applied

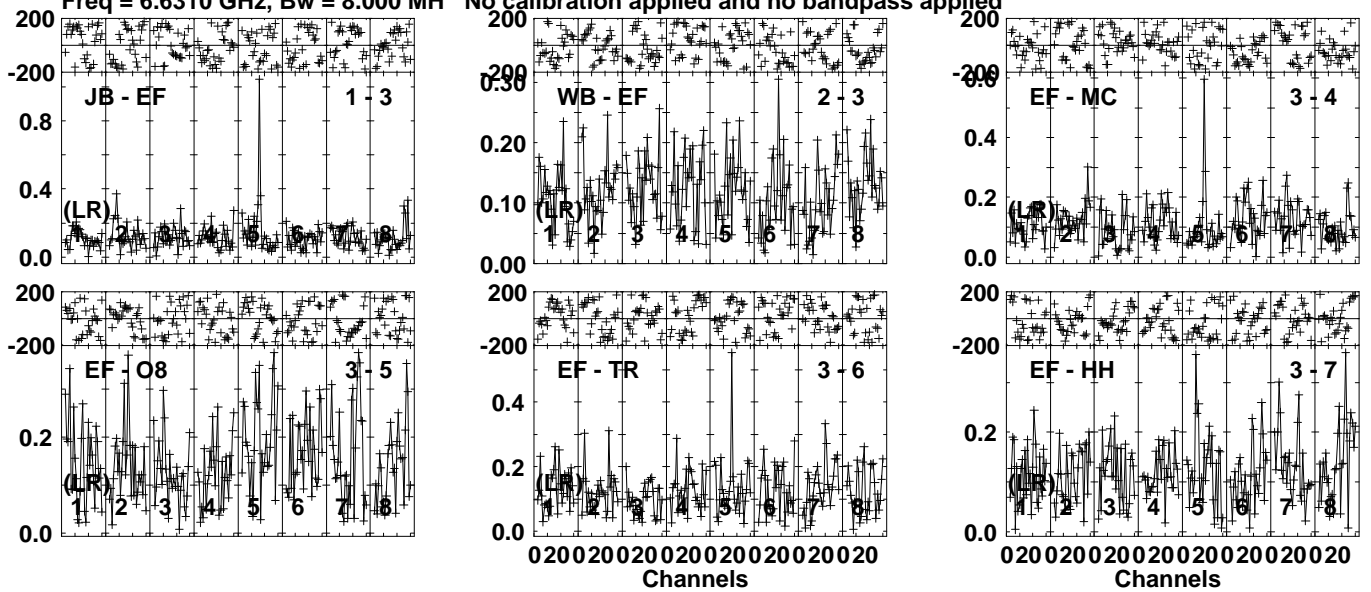


Lower frame: Micro Ampl Jy Top frame: Phas deg
Vector averaged cross-power spectrum Several baselines displayed
Timerange: 00/17:50:20 to 00/17:52:20

Plot file version 151 created 21-NOV-2023 10:29:17

G23.389 RB010 1.UVDATA.1

Freq = 6.6310 GHz, Bw = 8.000 MH No calibration applied and no bandpass applied

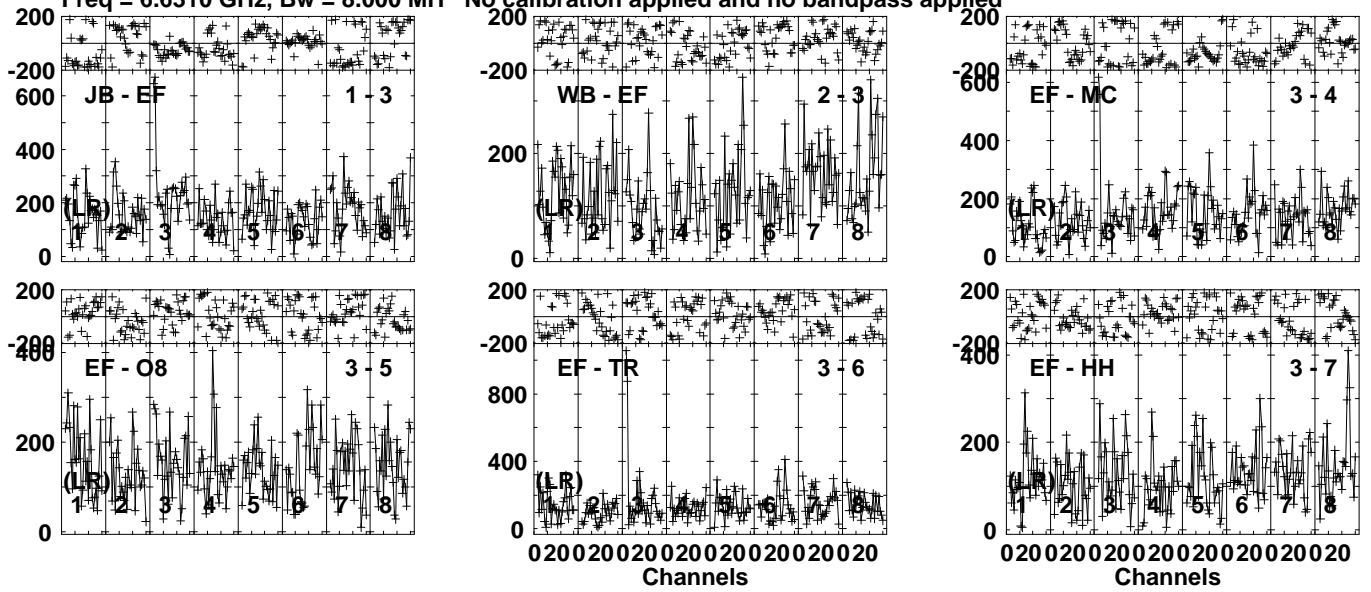


Lower frame: Milli Ampl Jy Top frame: Phas deg
Vector averaged cross-power spectrum Several baselines displayed
Timerange: 00/17:52:20 to 00/17:55:19

Plot file version 152 created 21-NOV-2023 10:29:17

J1825-0737 RB010 1.UVDATA.1

Freq = 6.6310 GHz, Bw = 8.000 MH No calibration applied and no bandpass applied

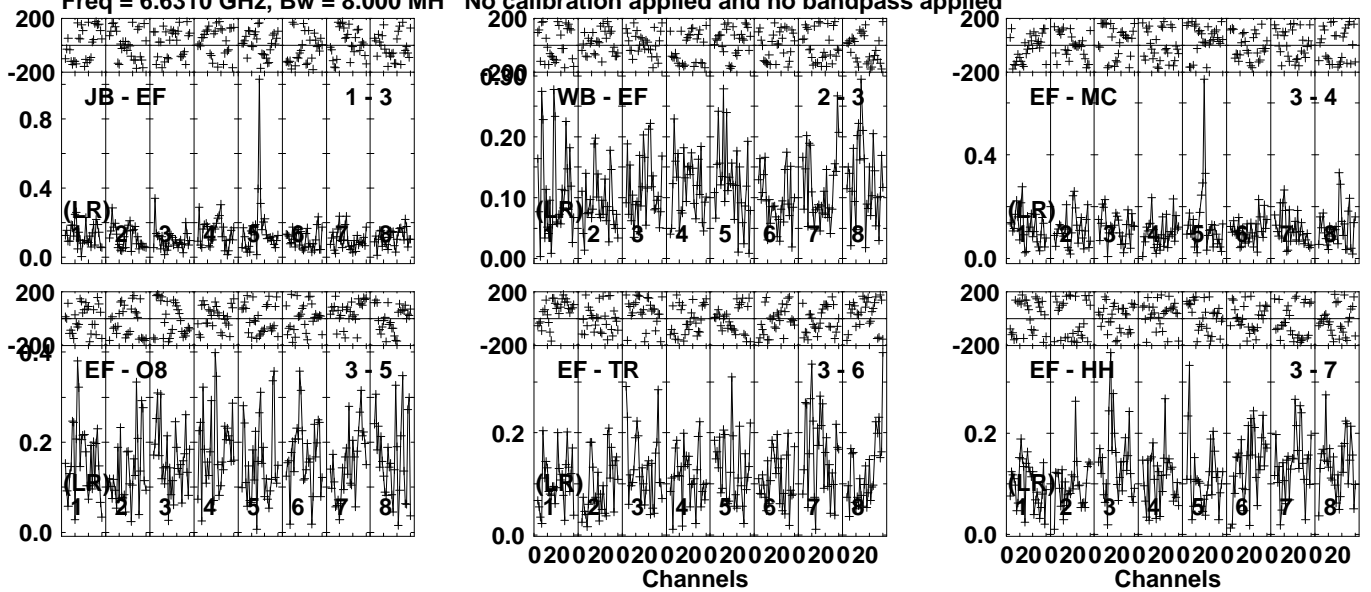


Lower frame: Micro Ampl Jy Top frame: Phas deg
Vector averaged cross-power spectrum Several baselines displayed
Timerange: 00/17:56:00 to 00/17:58:00

Plot file version 153 created 21-NOV-2023 10:29:17

G23.389 RB010 1.UVDATA.1

Freq = 6.6310 GHz, Bw = 8.000 MH No calibration applied and no bandpass applied

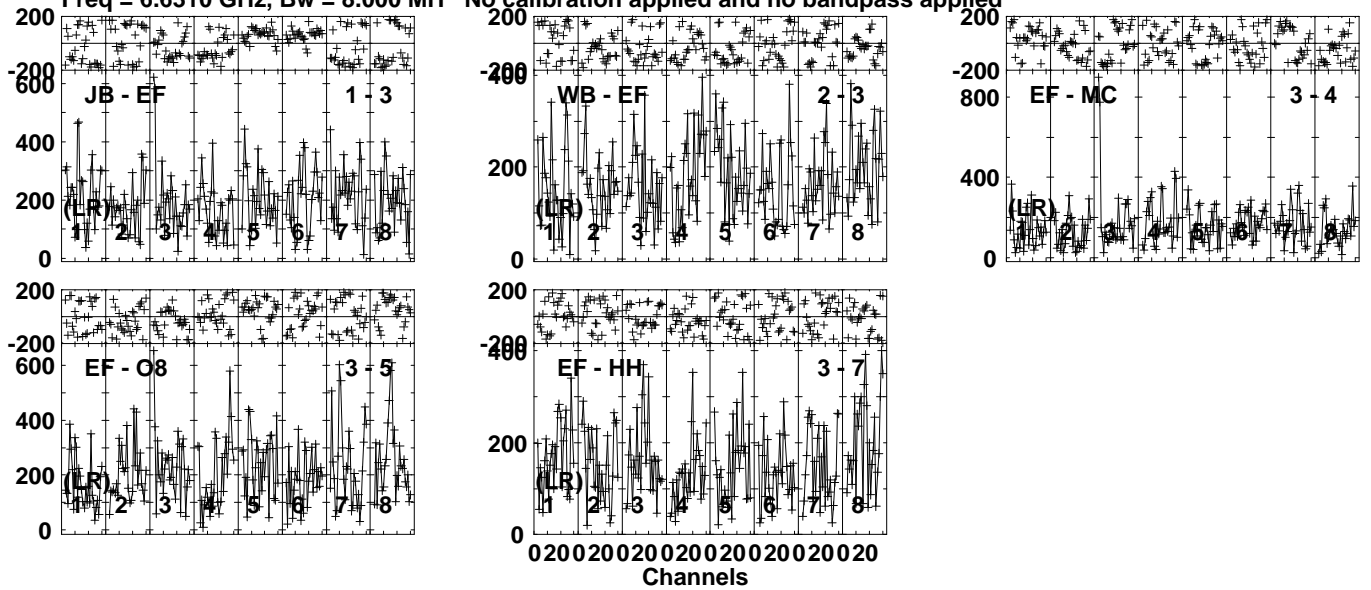


Lower frame: Milli Ampl Jy Top frame: Phas deg
Vector averaged cross-power spectrum Several baselines displayed
Timerange: 00/17:58:00 to 00/18:01:00

Plot file version 154 created 21-NOV-2023 10:29:17

J1825-0737 RB010 1.UVDATA.1

Freq = 6.6310 GHz, Bw = 8.000 MH No calibration applied and no bandpass applied

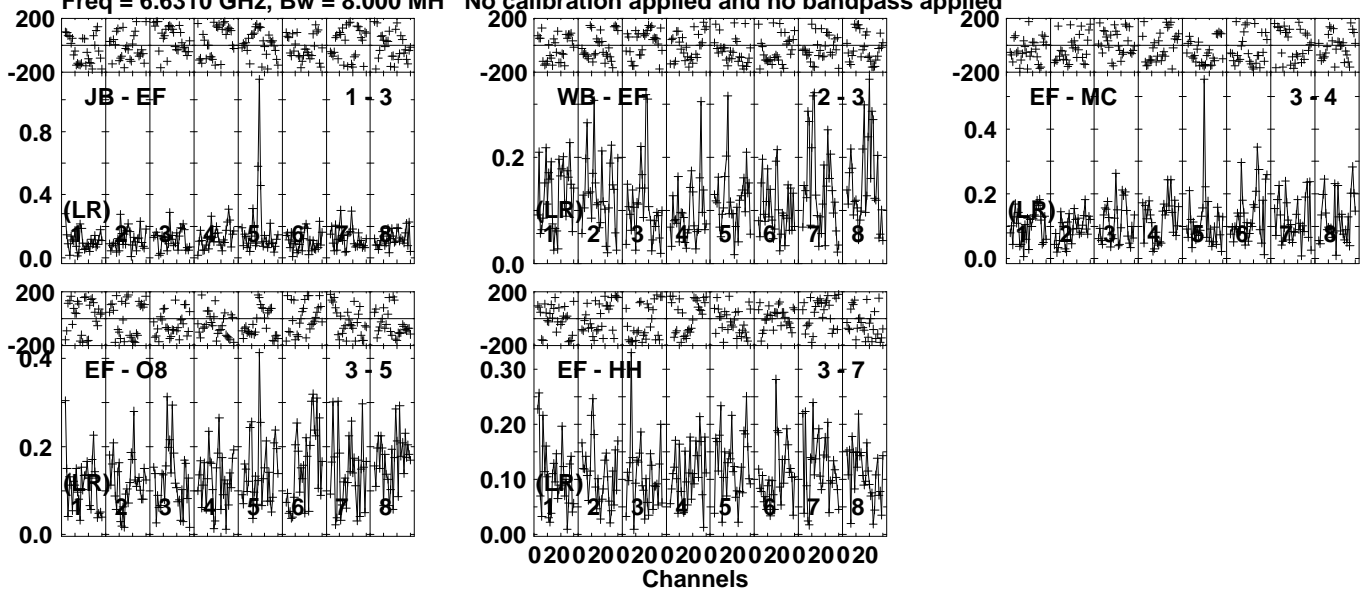


Lower frame: Micro Ampl Jy Top frame: Phas deg
Vector averaged cross-power spectrum Several baselines displayed
Timerange: 00/18:01:01 to 00/18:03:00

Plot file version 155 created 21-NOV-2023 10:29:17

G23.389 RB010 1.UVDATA.1

Freq = 6.6310 GHz, Bw = 8.000 MH No calibration applied and no bandpass applied

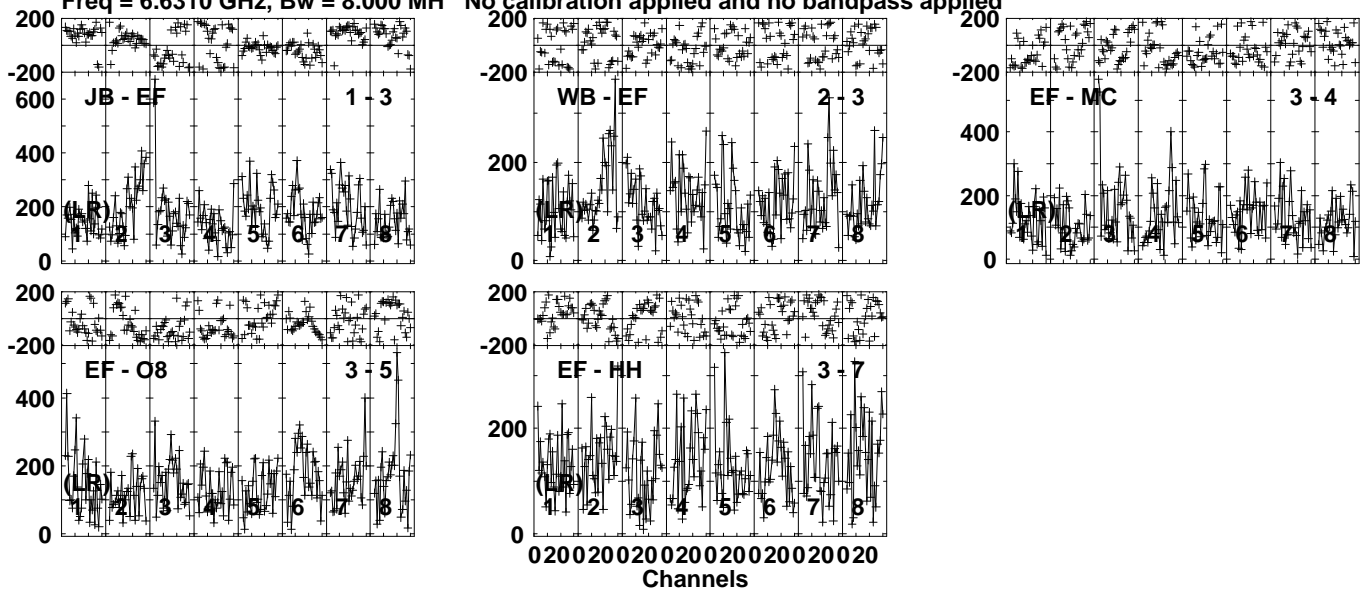


Lower frame: Milli Ampl Jy Top frame: Phas deg
Vector averaged cross-power spectrum Several baselines displayed
Timerange: 00/18:03:01 to 00/18:06:00

Plot file version 156 created 21-NOV-2023 10:29:17

J1825-0737 RB010 1.UVDATA.1

Freq = 6.6310 GHz, Bw = 8.000 MH No calibration applied and no bandpass applied

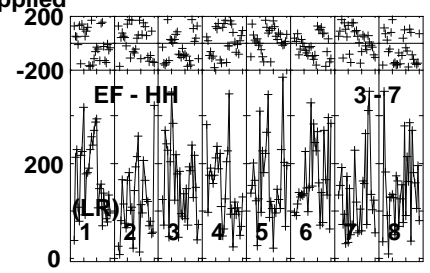
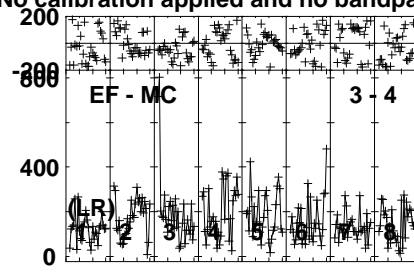
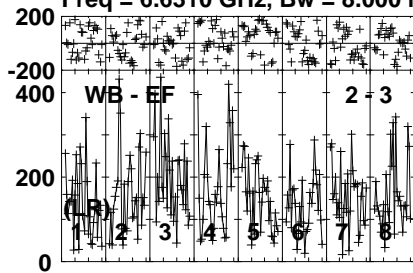


Lower frame: Micro Ampl Jy Top frame: Phas deg
Vector averaged cross-power spectrum Several baselines displayed
Timerange: 00/18:06:40 to 00/18:08:40

Plot file version 158 created 21-NOV-2023 10:29:18

J1825-0737 RB010 1.UVDATA.1

Freq = 6.6310 GHz, Bw = 8.000 MH No calibration applied and no bandpass applied

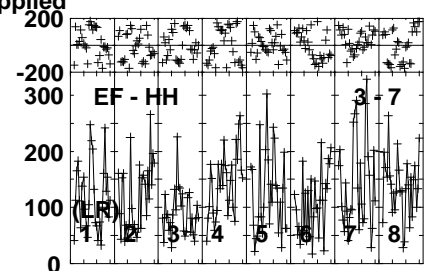
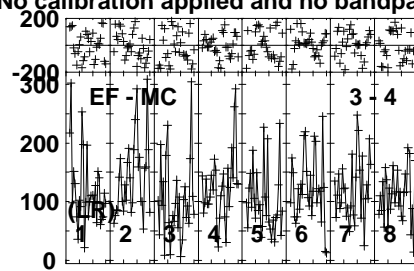
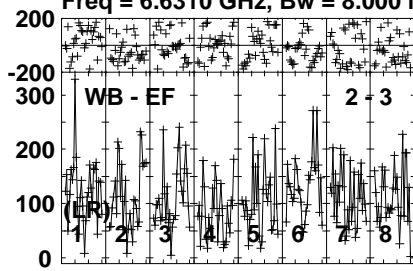


Lower frame: Micro Ampl Jy Top frame: Phas deg
Vector averaged cross-power spectrum Several baselines displayed
Timerange: 00/18:11:41 to 00/18:13:40

Plot file version 159 created 21-NOV-2023 10:29:18

G23.389 RB010 1.UVDATA.1

Freq = 6.6310 GHz, Bw = 8.000 MH No calibration applied and no bandpass applied

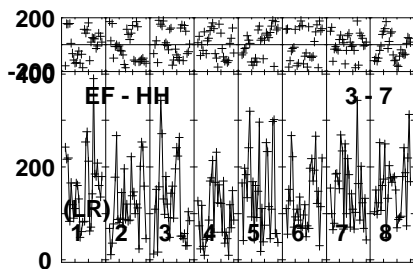
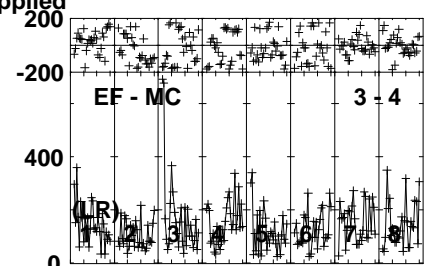
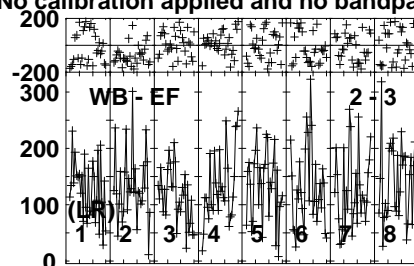
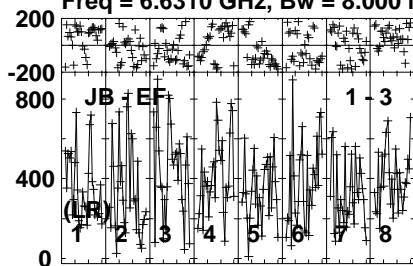


Lower frame: Micro Ampl Jy Top frame: Phas deg
Vector averaged cross-power spectrum Several baselines displayed
Timerange: 00/18:13:40 to 00/18:16:40

Plot file version 160 created 21-NOV-2023 10:29:18

J1825-0737 RB010 1.UVDATA.1

Freq = 6.6310 GHz, Bw = 8.000 MH No calibration applied and no bandpass applied

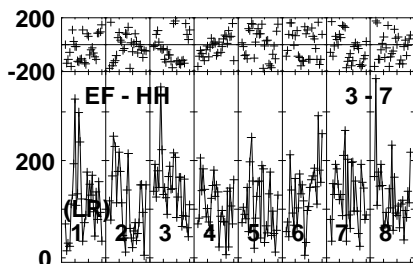
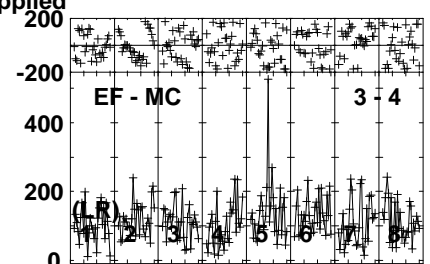
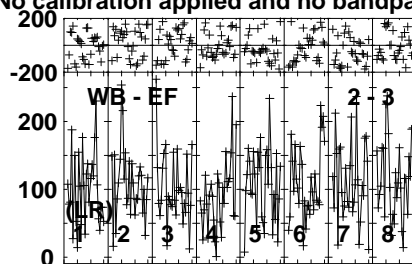
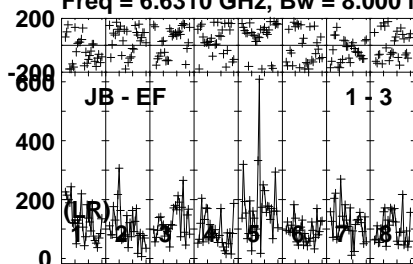


Lower frame: Micro Ampl Jy Top frame: Phas deg
Vector averaged cross-power spectrum Several baselines displayed
Timerange: 00/18:17:21 to 00/18:19:20

Plot file version 161 created 21-NOV-2023 10:29:18

G23.389 RB010 1.UVDATA.1

Freq = 6.6310 GHz, Bw = 8.000 MH No calibration applied and no bandpass applied

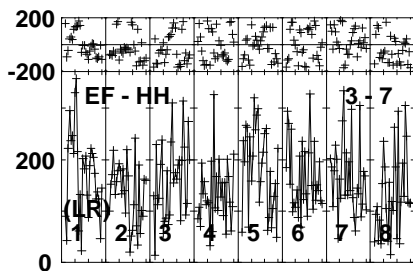
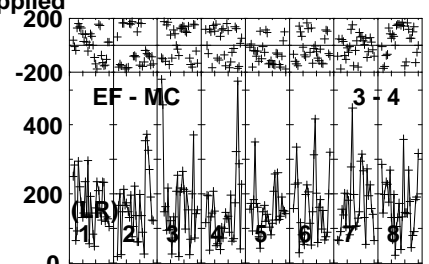
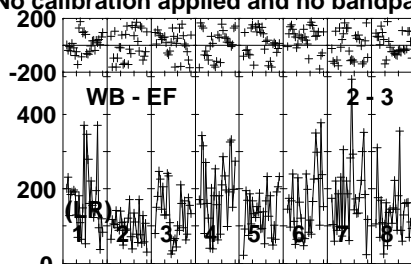
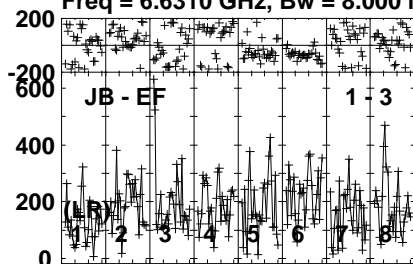


Lower frame: Micro Ampl Jy Top frame: Phas deg
Vector averaged cross-power spectrum Several baselines displayed
Timerange: 00/18:19:20 to 00/18:22:20

Plot file version 162 created 21-NOV-2023 10:29:18

J1825-0737 RB010 1.UVDATA.1

Freq = 6.6310 GHz, Bw = 8.000 MH No calibration applied and no bandpass applied

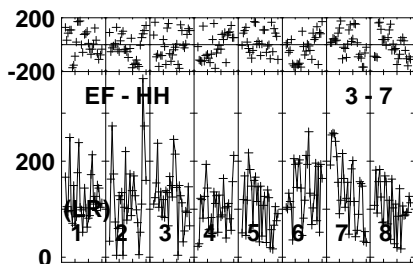
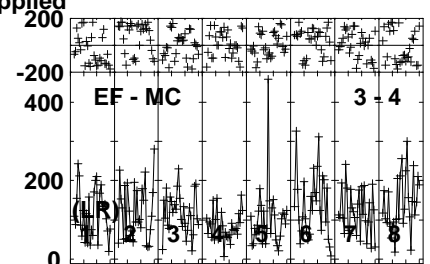
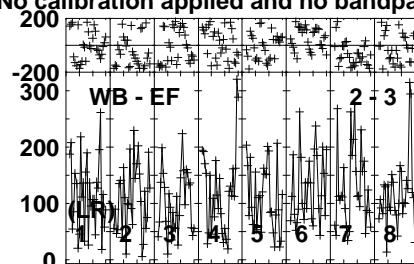
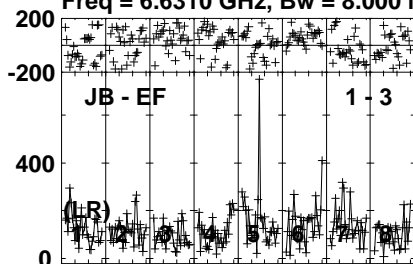


Lower frame: Micro Ampl Jy Top frame: Phas deg
Vector averaged cross-power spectrum Several baselines displayed
Timerange: 00/18:22:20 to 00/18:24:19

Plot file version 163 created 21-NOV-2023 10:29:18

G23.389 RB010 1.UVDATA.1

Freq = 6.6310 GHz, Bw = 8.000 MH No calibration applied and no bandpass applied

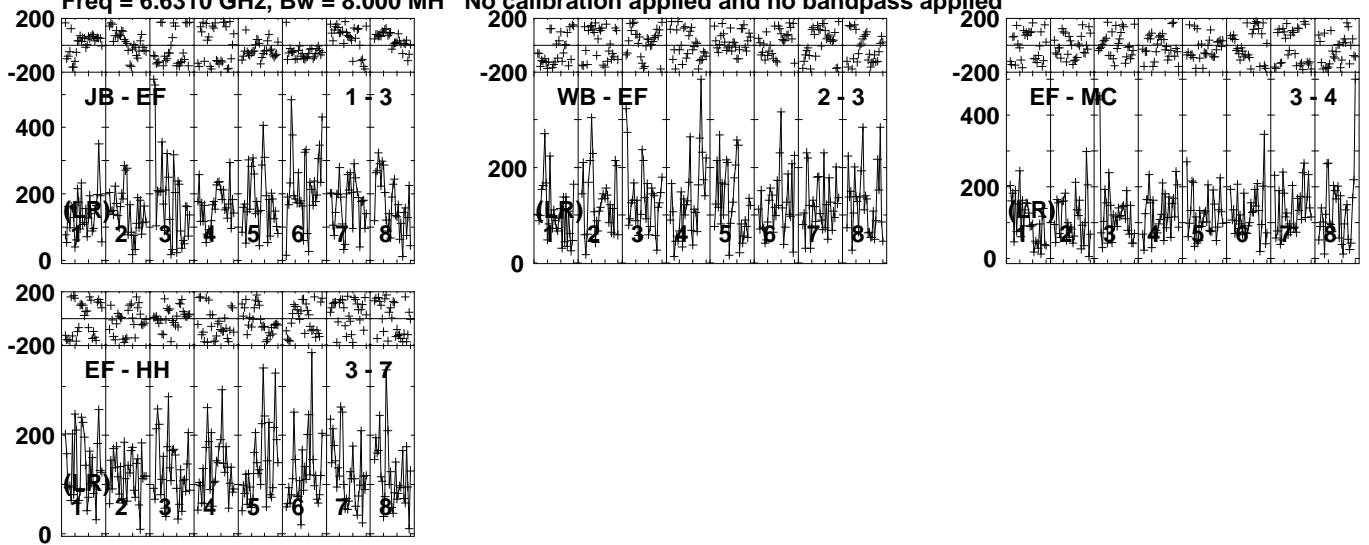


Lower frame: Micro Ampl Jy Top frame: Phas deg
Vector averaged cross-power spectrum Several baselines displayed
Timerange: 00/18:24:21 to 00/18:27:19

Plot file version 164 created 21-NOV-2023 10:29:18

J1825-0737 RB010 1.UVDATA.1

Freq = 6.6310 GHz, Bw = 8.000 MH No calibration applied and no bandpass applied



Lower frame: Micro Ampl Jy Top frame: Phas deg
Vector averaged cross-power spectrum Several baselines displayed
Timerange: 00/18:28:00 to 00/18:29:59