
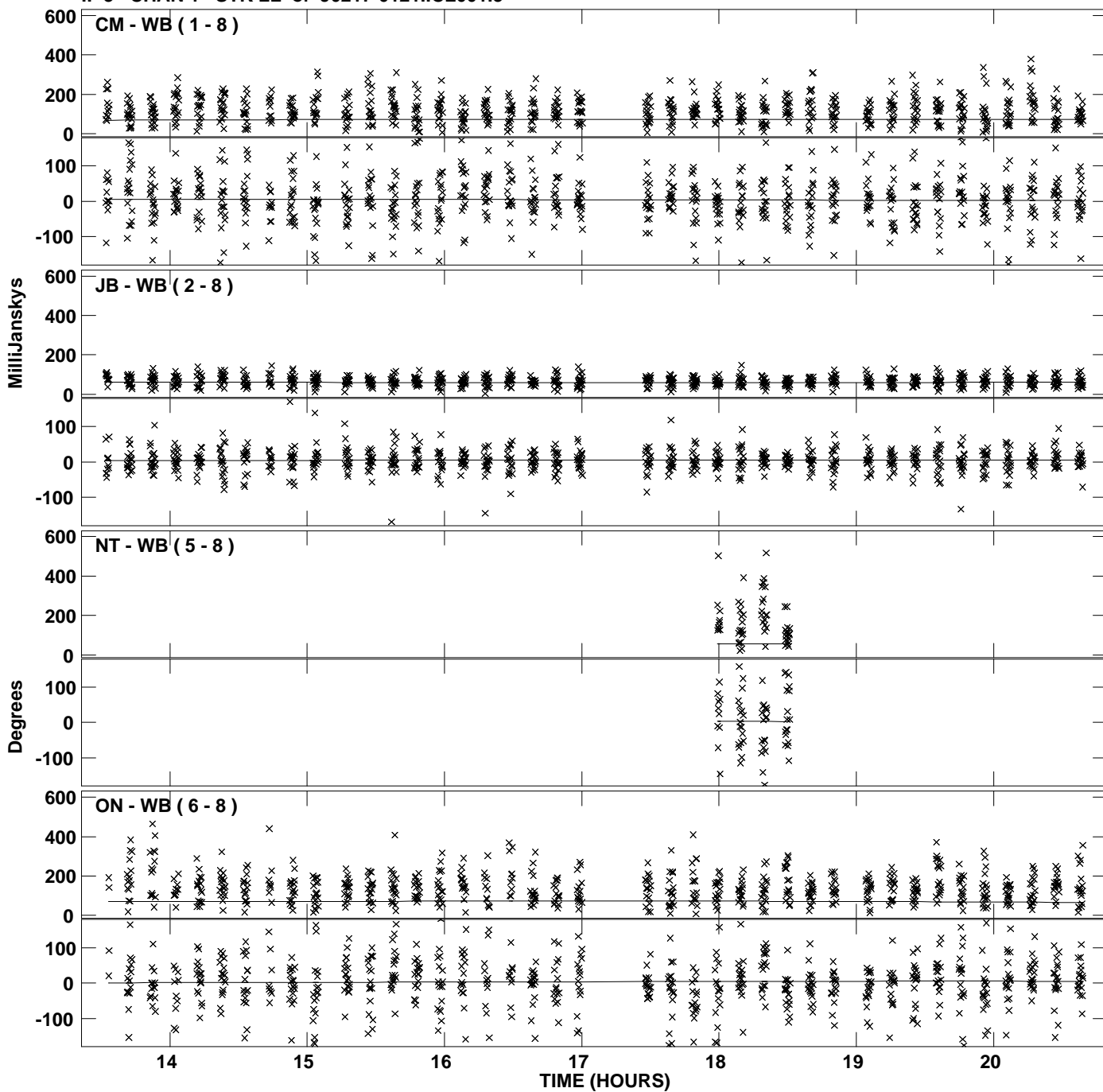


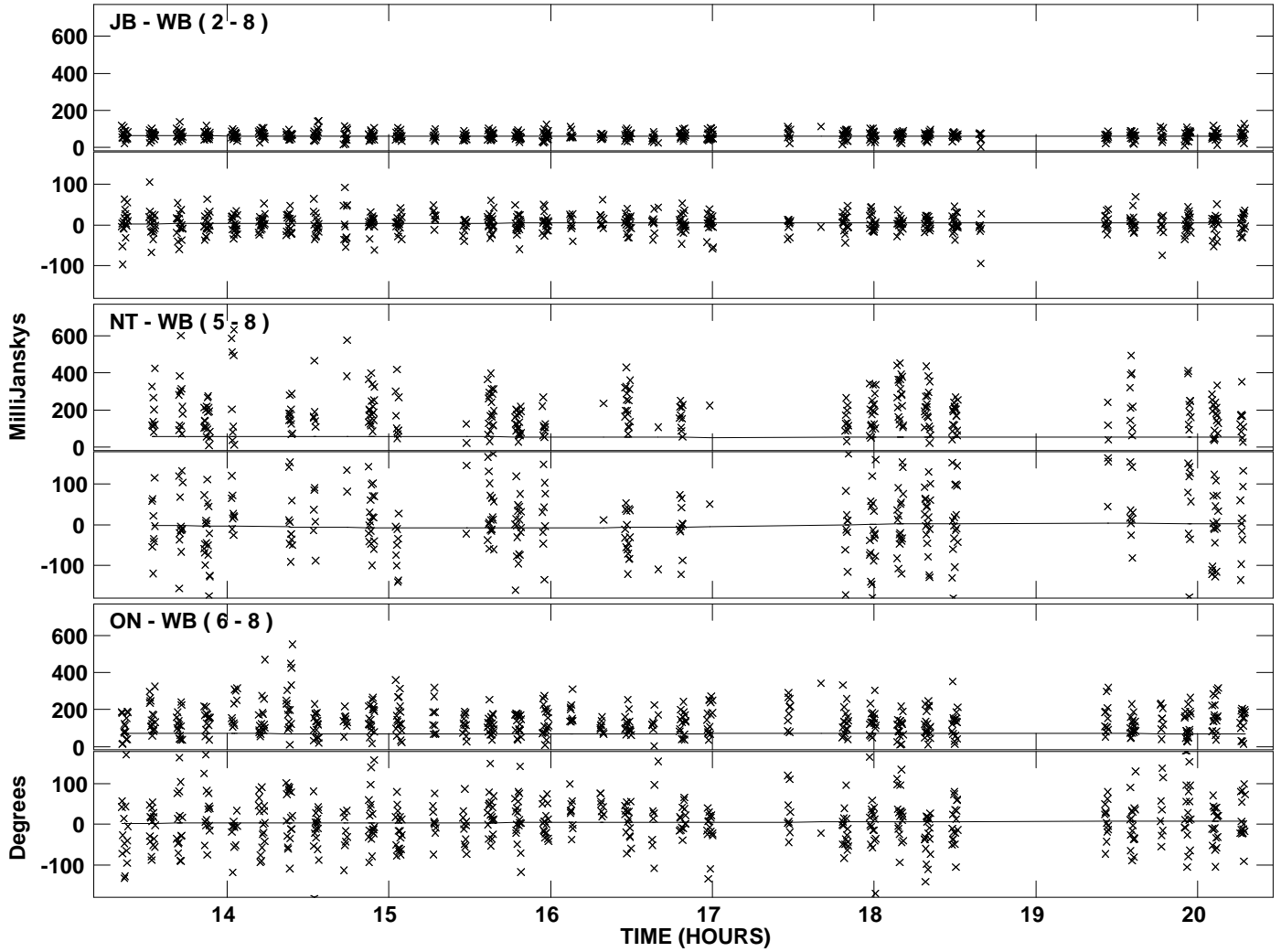
Plot file version 1 created 10-MAR-2010 12:44:30
Amplitude andPhase vs Time for J0217-0121.MULTI.1 Vect aver. CL # 3
IF 2 CHAN 1 STK LL of J0217-0121.ICL001.3




Plot file version 2 created 10-MAR-2010 12:44:31
Amplitude andPhase vs Time for J0217-0121.MULTI.1 Vect aver. CL # 3
IF 3 CHAN 1 STK LL of J0217-0121.ICL001.3



Plot file version 3 created 10-MAR-2010 12:44:31
Amplitude and Phase vs Time for J0217-0121.MULTI.1 Vect aver. CL # 3
IF 1 CHAN 1 STK RR of J0217-0121.ICL001.3



Plot file version 4 created 10-MAR-2010 12:44:31
Amplitude andPhase vs Time for J0217-0121.MULTI.1 Vect aver. CL # 3
IF 2 CHAN 1 STK RR of J0217-0121.ICL001.3



Plot file version 5 created 10-MAR-2010 12:44:32
Amplitude and Phase vs Time for J0217-0121.MULTI.1 Vect aver. CL # 3
IF 3 CHAN 1 STK RR of J0217-0121.ICL001.3

