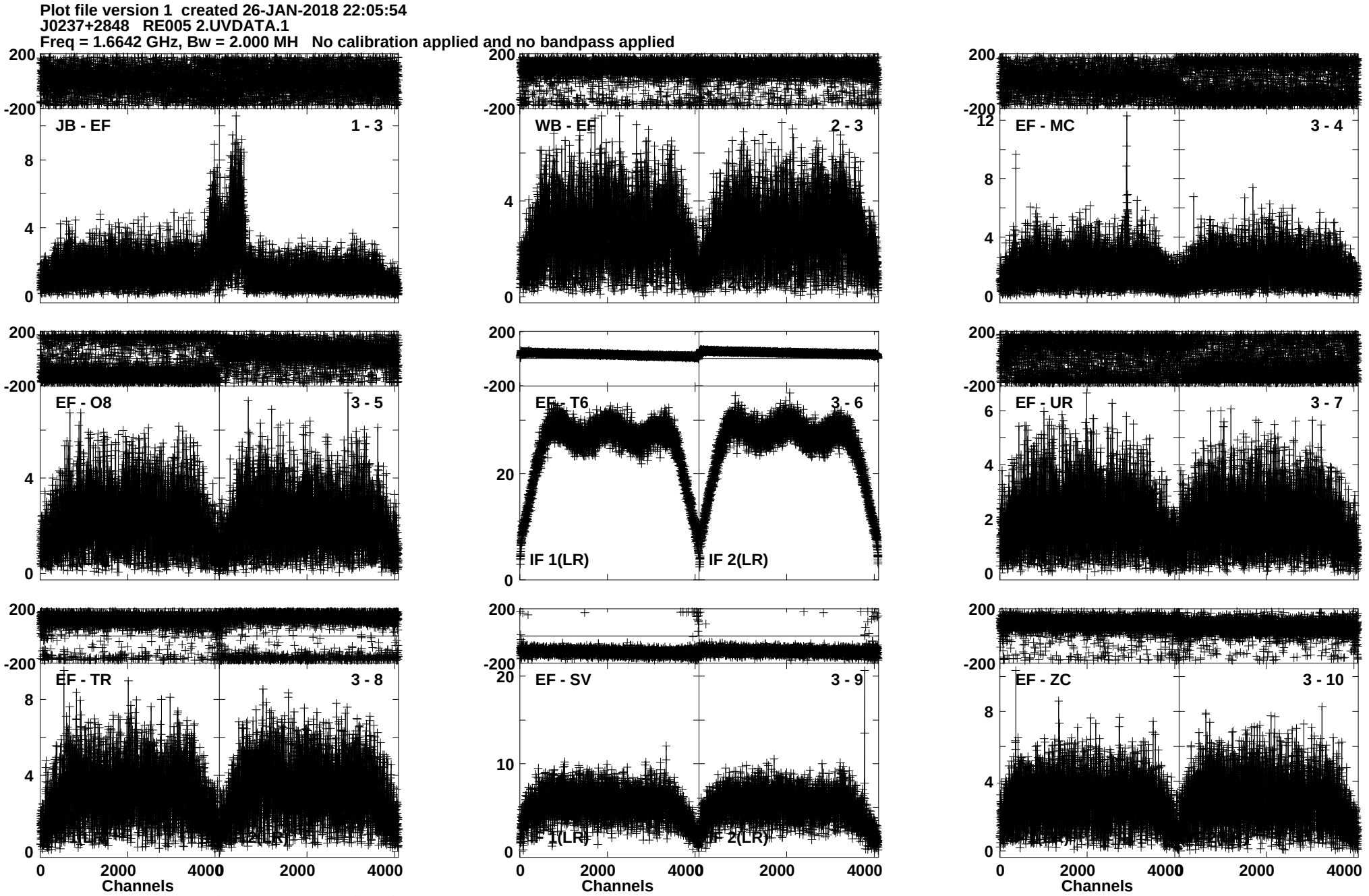
Plot file version 1 created 26-JAN-2018 22:05:54
J0237+2848 RE005 2.UVDATA.1
Freq = 1.6642 GHz, Bw = 2.000 MH No calibration applied and no bandpass applied
JB - EF
1 - 3
WB - EF
2 - 3
EF - MC
3 - 4
EF - O8
3 - 5
EF - T6
3 - 6
IF 1(LR)
IF 2(LR)
EF - UR
3 - 7
EF - TR
3 - 8
EF - SV
3 - 9
EF - ZC
3 - 10
Channels
Lower frame: Milli Ampl Jy Top frame: Phas deg
Vector averaged cross-power spectrum Baseline: JB (01) - EF (03)
Timerange: 00/03:30:01 to 00/03:35:59

Plot file version 2 created 26-JAN-2018 22:06:08
J0237+2848 RE005 2.UVDATA.1
Freq = 1.6642 GHz, Bw = 2.000 MH No calibration applied and no bandpass applied

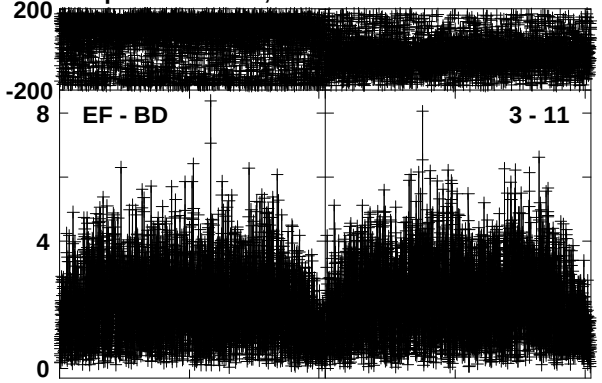

Lower frame: Milli Ampl Jy Top frame: Phas deg
Vector averaged cross-power spectrum Baseline: EF (03) - BD (11)
Timerange: 00/03:30:01 to 00/03:35:59

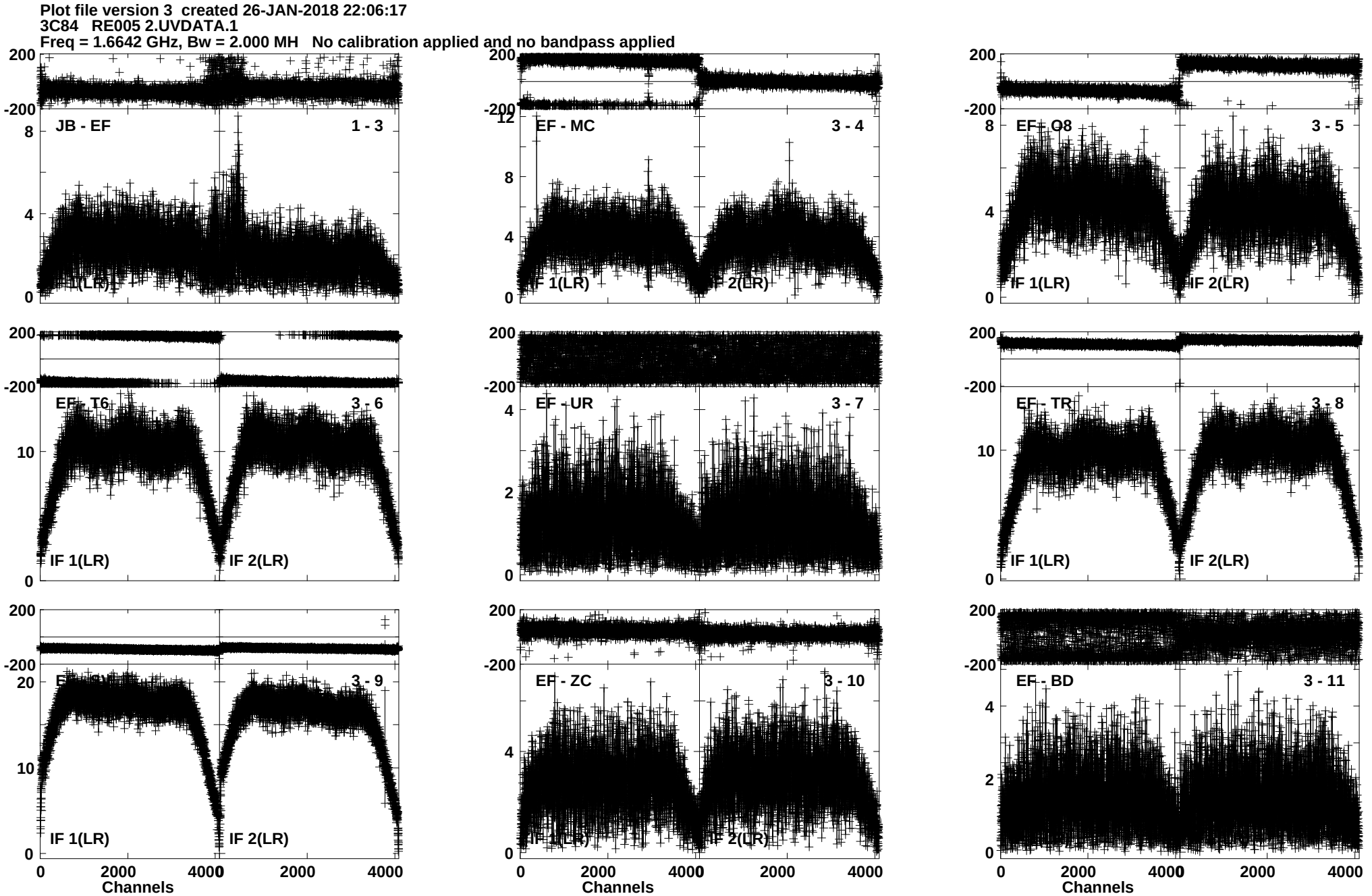
Plot file version 3 created 26-JAN-2018 22:06:17
3C84 RE005 2.UVDATA.1
Freq = 1.6642 GHz, Bw = 2.000 MH No calibration applied and no bandpass applied
JB - EF 1 - 3
EF - MC 3 - 4
EF - O8 3 - 5
EF - T6 3 - 6
EF - UR 3 - 7
EF - TR 3 - 8
EF - ZC 3 - 10
EF - BD 3 - 11
IF 1(LR)
IF 2(LR)
Channels
Lower frame: Milli Ampl Jy Top frame: Phas deg
Vector averaged cross-power spectrum Baseline: JB (01) - EF (03)
Timerange: 00/03:37:38 to 00/03:49:26

Plot file version 4 created 26-JAN-2018 22:07:29
J0217-0121 RE005 2.UVDATA.1
Freq = 1.6642 GHz, Bw = 2.000 MH No calibration applied and no bandpass applied

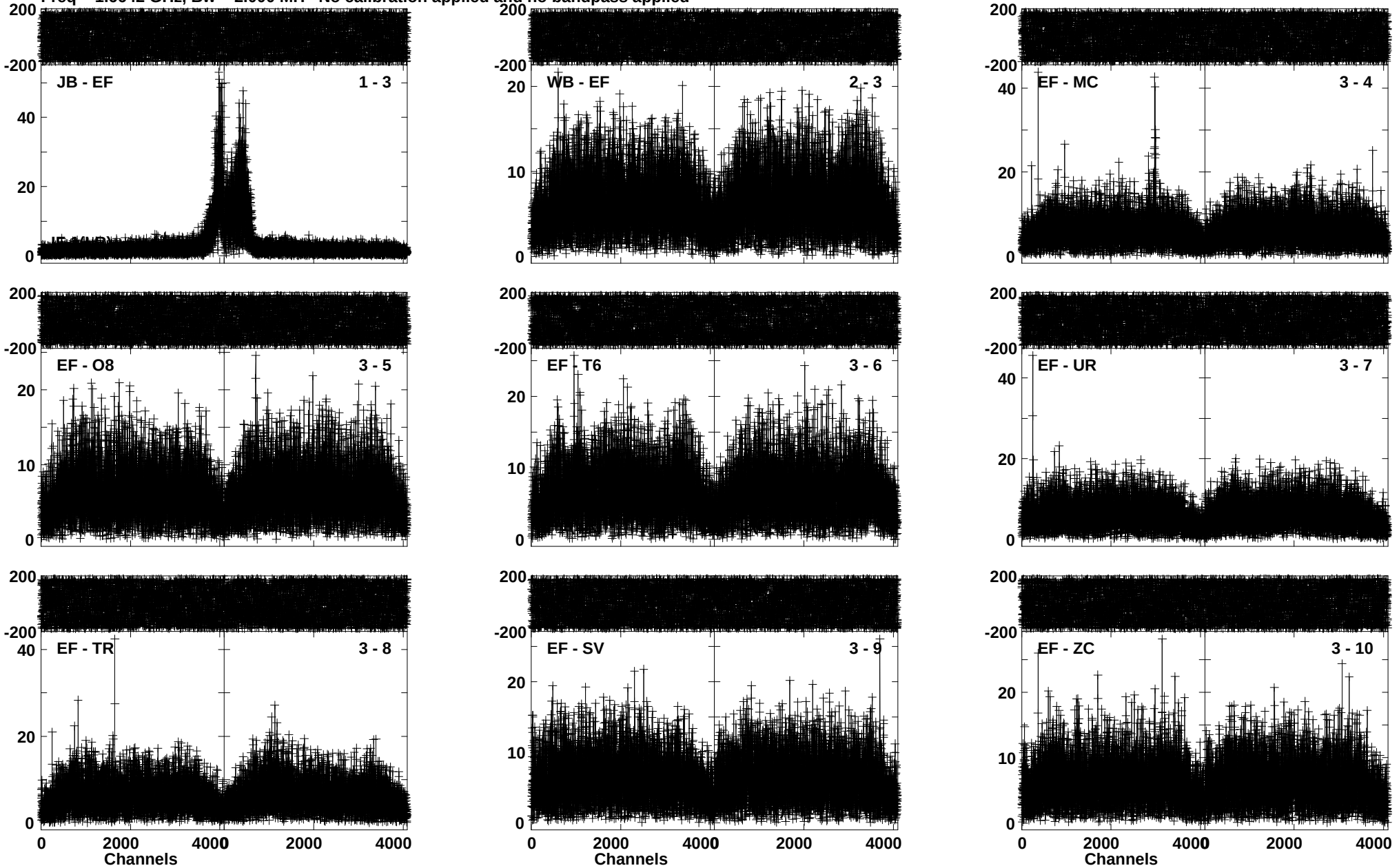

Lower frame: Milli Ampl Jy Top frame: Phas deg
Vector averaged cross-power spectrum Baseline: JB (01) - EF (03)
Timerange: 00/04:12:52 to 00/04:15:20

Plot file version 5 created 26-JAN-2018 22:07:37
J0217-0121 RE005 2.UVDATA.1
Freq = 1.6642 GHz, Bw = 2.000 MH No calibration applied and no bandpass applied

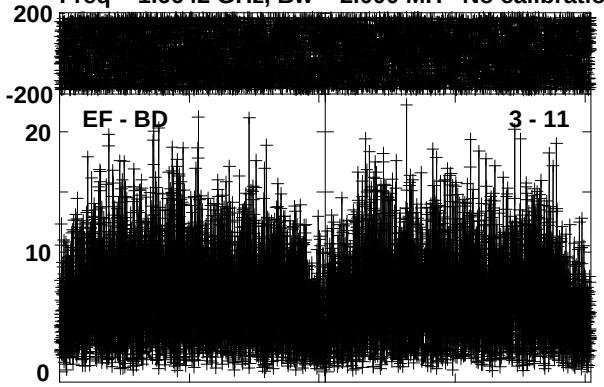

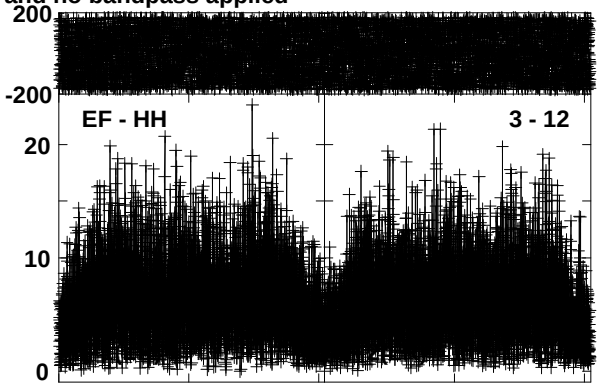

Lower frame: Milli Ampl Jy Top frame: Phas deg
Vector averaged cross-power spectrum Baseline: EF (03) - BD (11)
Timerange: 00/04:12:52 to 00/04:15:20

Plot file version 6 created 26-JAN-2018 22:07:44
OCETI RE005 2.UVDATA.1
Freq = 1.6642 GHz, Bw = 2.000 MH No calibration applied and no bandpass applied

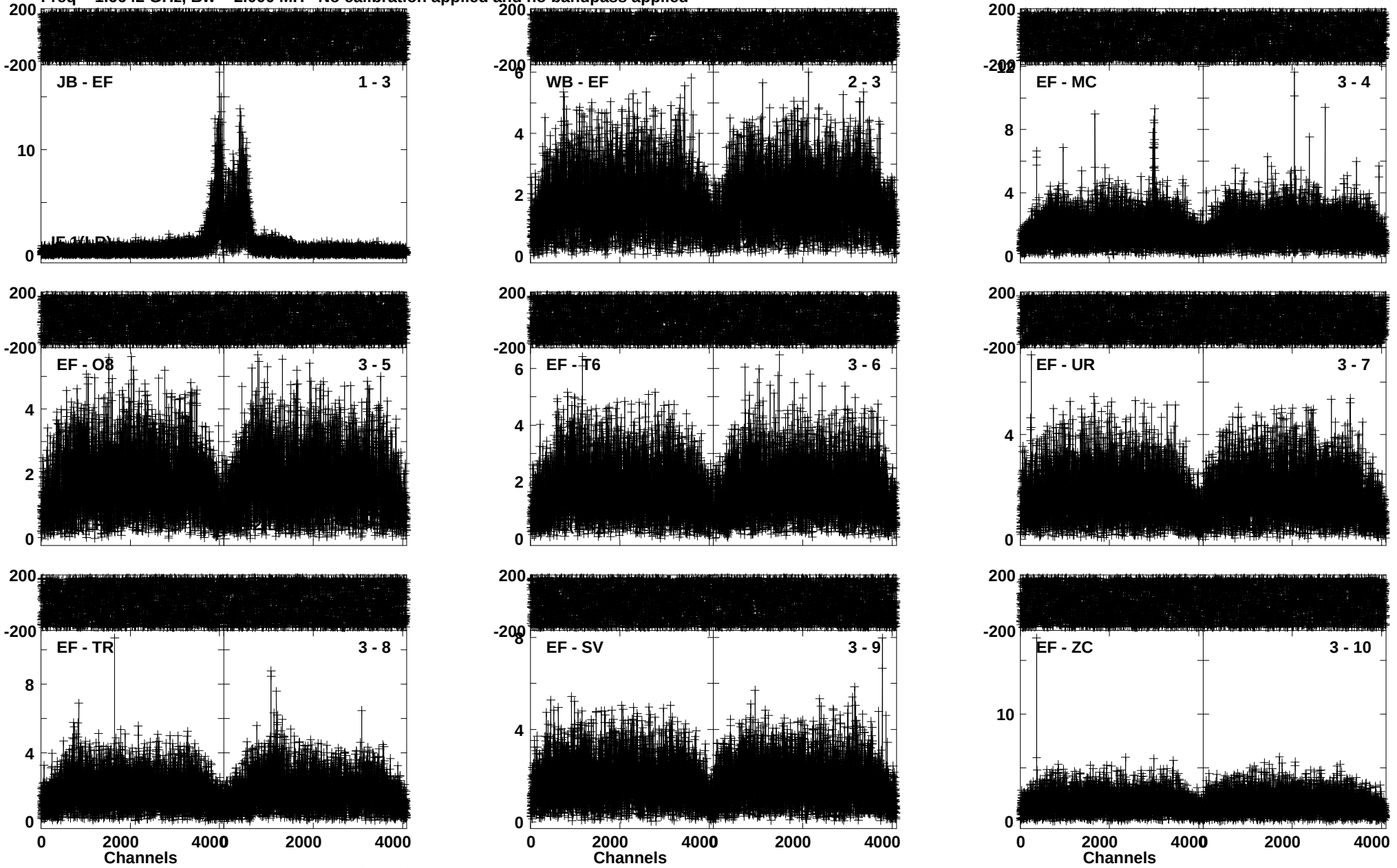

Lower frame: Milli Ampl Jy Top frame: Phas deg
Vector averaged cross-power spectrum Baseline: JB (01) - EF (03)
Timerange: 00/04:15:22 to 00/04:22:20

Plot file version 7 created 26-JAN-2018 22:07:56
OCETI RE005 2.UVDATA.1
Freq = 1.6642 GHz, Bw = 2.000 MH No calibration applied and no bandpass applied

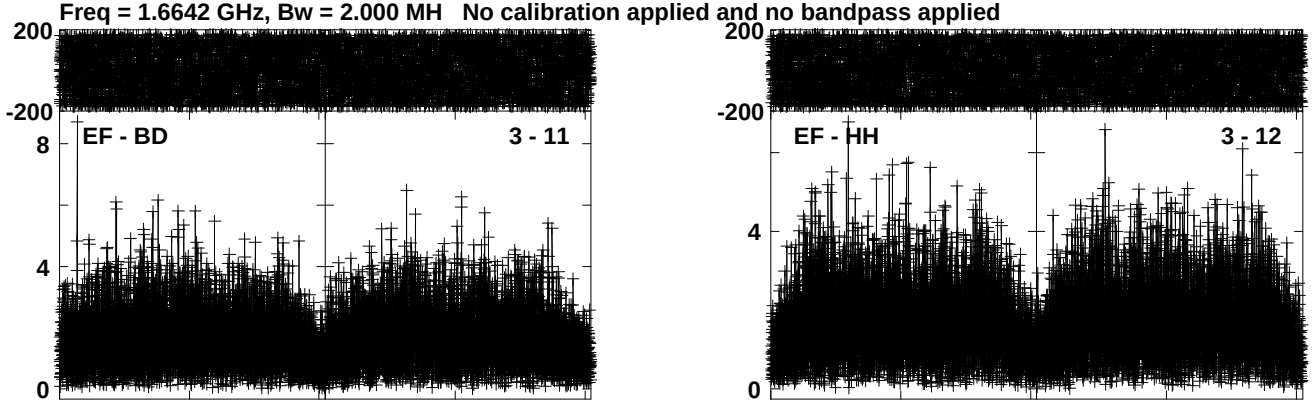

Lower frame: Milli Ampl Jy Top frame: Phas deg
Vector averaged cross-power spectrum Baseline: EF (03) - BD (11)
Timerange: 00/04:15:22 to 00/04:22:20

Plot file version 8 created 26-JAN-2018 22:08:07
J0217-0121 RE005 2.UVDATA.1
Freq = 1.6642 GHz, Bw = 2.000 MH No calibration applied and no bandpass applied

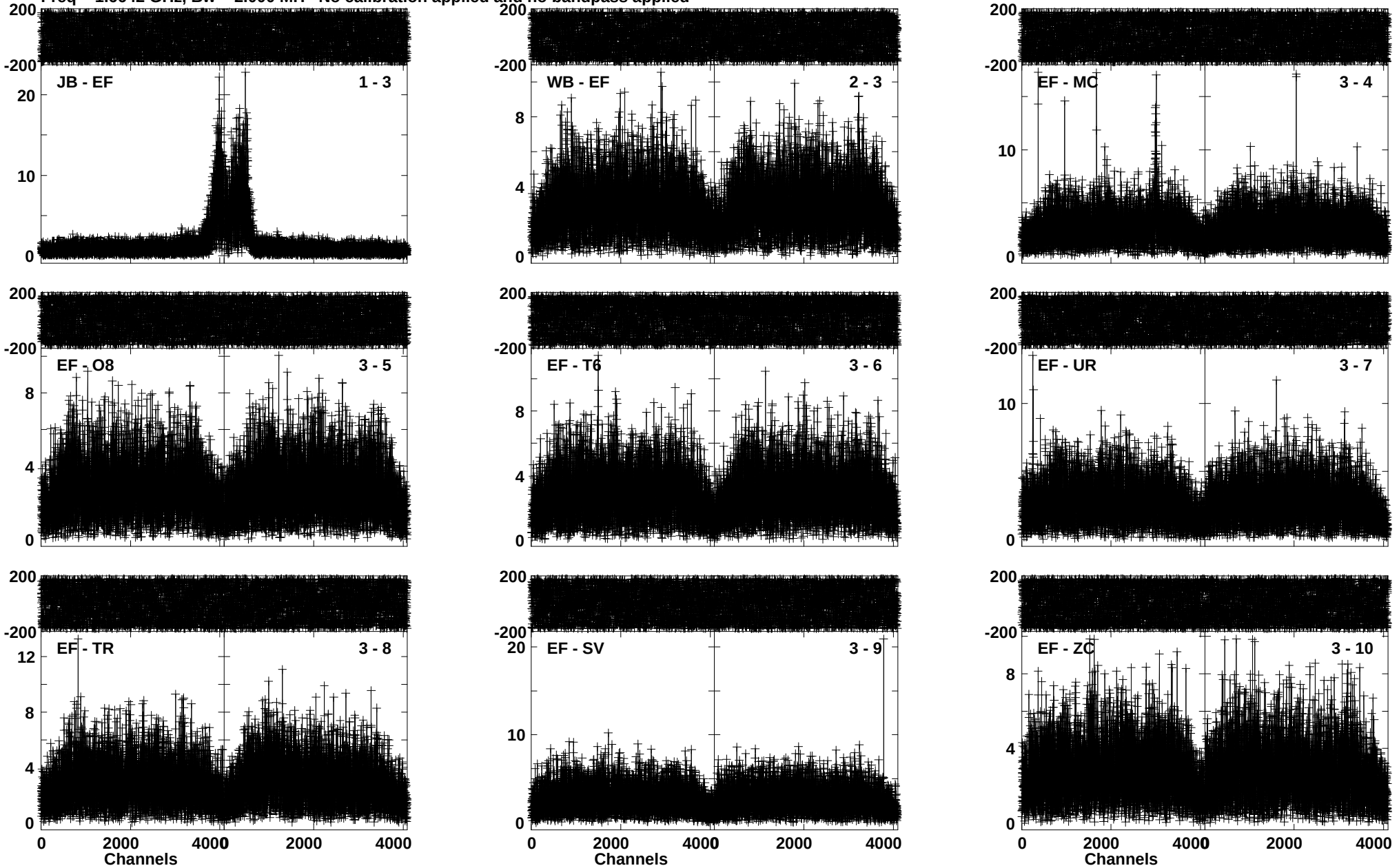

Lower frame: Milli Ampl Jy Top frame: Phas deg
Vector averaged cross-power spectrum Baseline: JB (01) - EF (03)
Timerange: 00/04:23:02 to 00/04:25:30

Plot file version 9 created 26-JAN-2018 22:08:15
J0217-0121 RE005 2.UVDATA.1
Freq = 1.6642 GHz, Bw = 2.000 MH No calibration applied and no bandpass applied

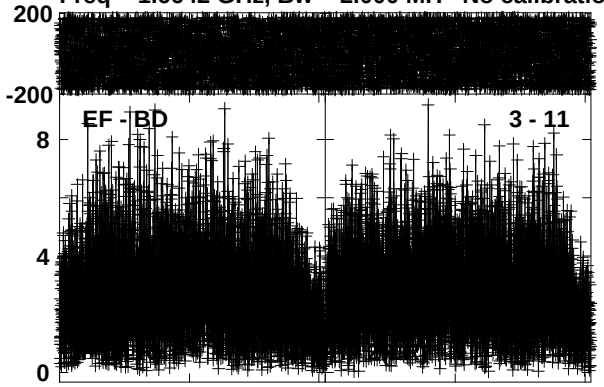

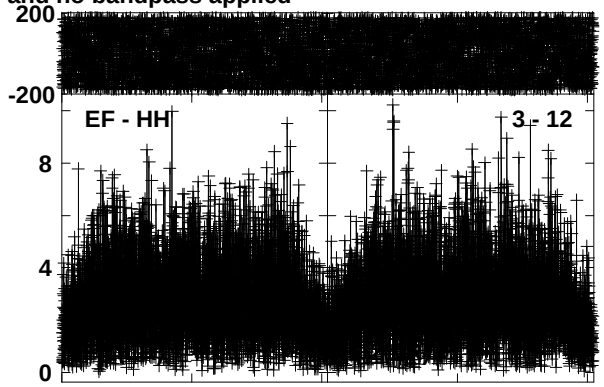

Lower frame: Milli Ampl Jy Top frame: Phas deg
Vector averaged cross-power spectrum Baseline: EF (03) - BD (11)
Timerange: 00/04:23:02 to 00/04:25:30

Plot file version 10 created 26-JAN-2018 22:08:23
OCETI RE005 2.UVDATA.1
Freq = 1.6642 GHz, Bw = 2.000 MH No calibration applied and no bandpass applied

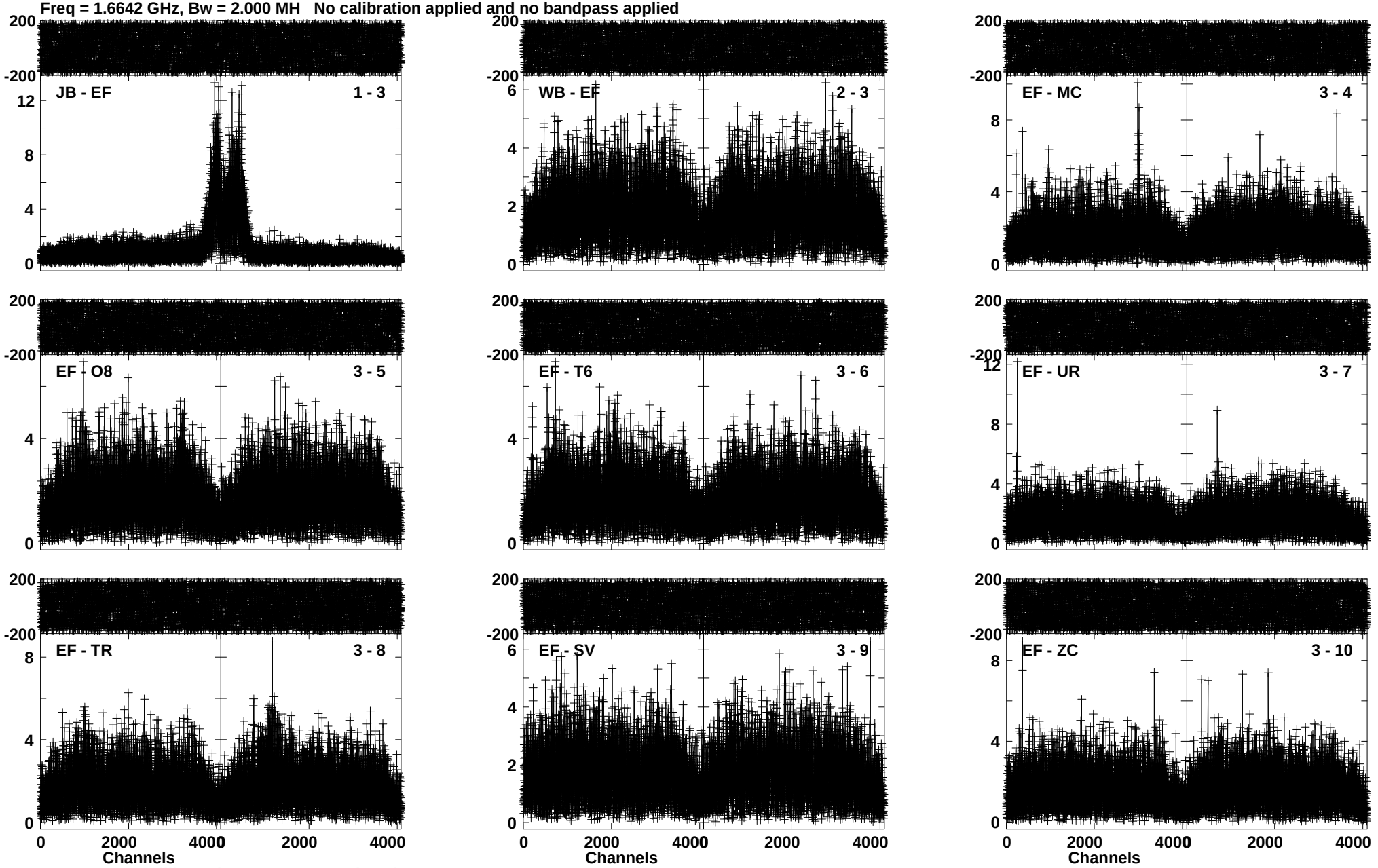

Lower frame: Milli Ampl Jy Top frame: Phas deg
Vector averaged cross-power spectrum Baseline: JB (01) - EF (03)
Timerange: 00/04:25:32 to 00/04:32:30

Plot file version 11 created 26-JAN-2018 22:08:35
OCETI RE005 2.UVDATA.1
Freq = 1.6642 GHz, Bw = 2.000 MH No calibration applied and no bandpass applied

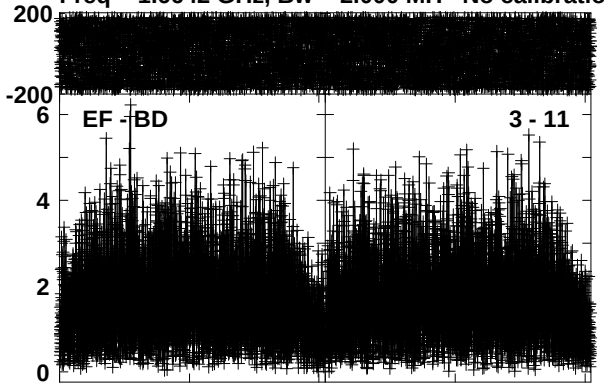

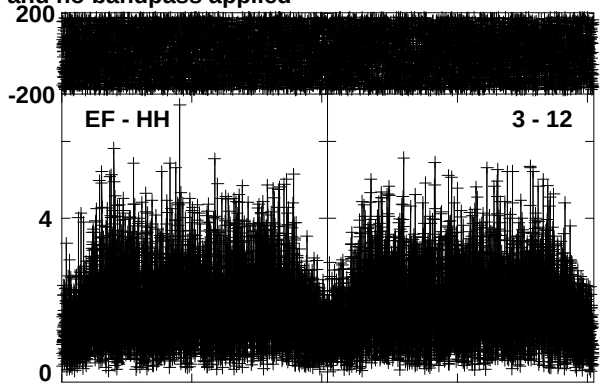

Lower frame: Milli Ampl Jy Top frame: Phas deg
Vector averaged cross-power spectrum Baseline: EF (03) - BD (11)
Timerange: 00/04:25:32 to 00/04:32:30

Plot file version 12 created 26-JAN-2018 22:08:46
J0217-0121 RE005 2.UVDATA.1
Freq = 1.6642 GHz, Bw = 2.000 MH No calibration applied and no bandpass applied

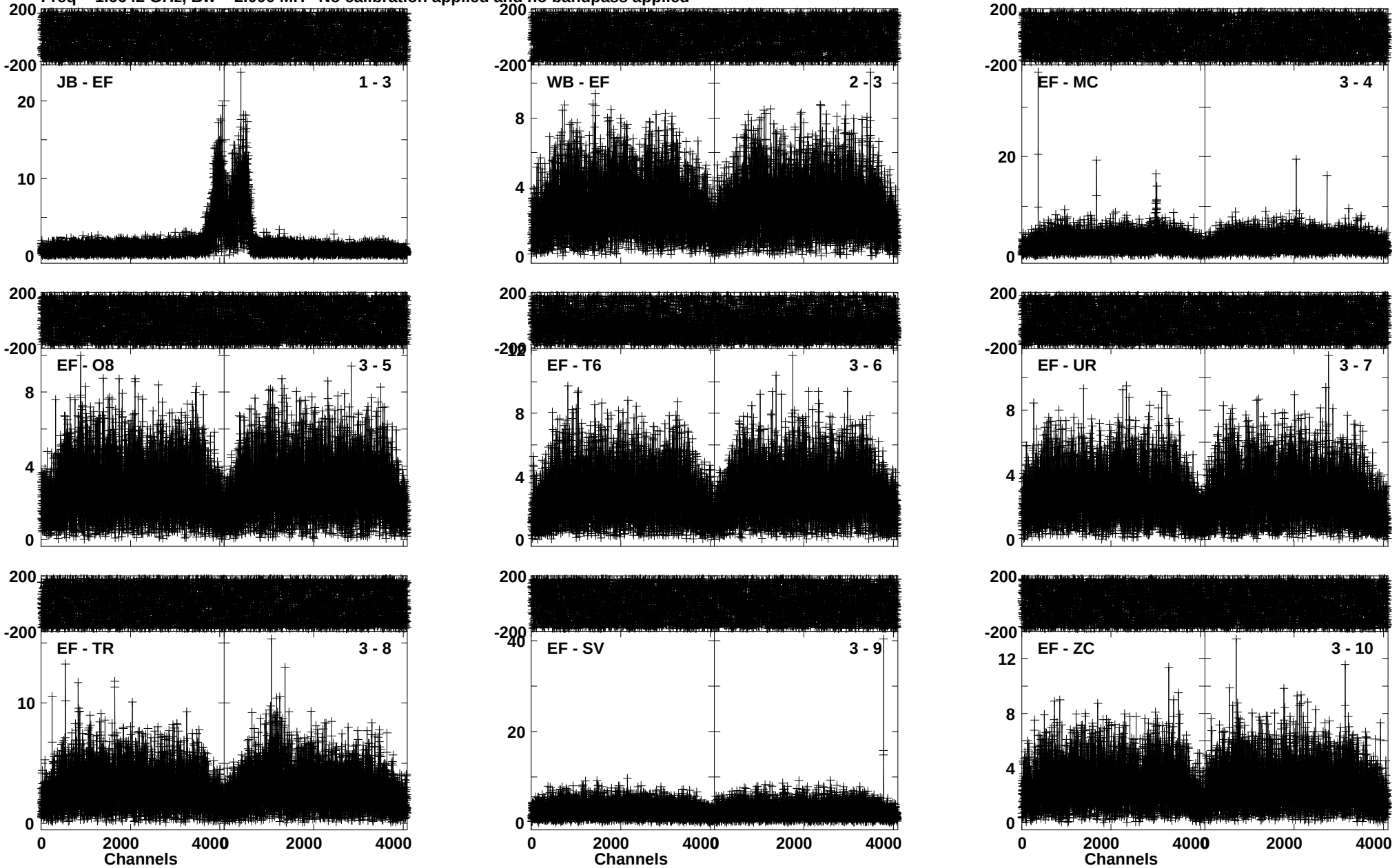

Lower frame: Milli Ampl Jy Top frame: Phas deg
Vector averaged cross-power spectrum Baseline: JB (01) - EF (03)
Timerange: 00/04:33:12 to 00/04:35:40

Plot file version 13 created 26-JAN-2018 22:08:54
J0217-0121 RE005 2.UVDATA.1
Freq = 1.6642 GHz, Bw = 2.000 MH No calibration applied and no bandpass applied

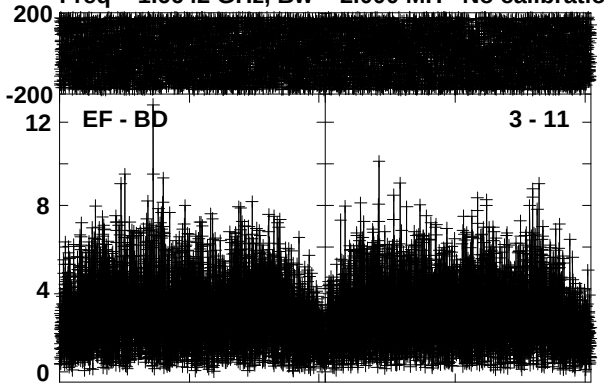

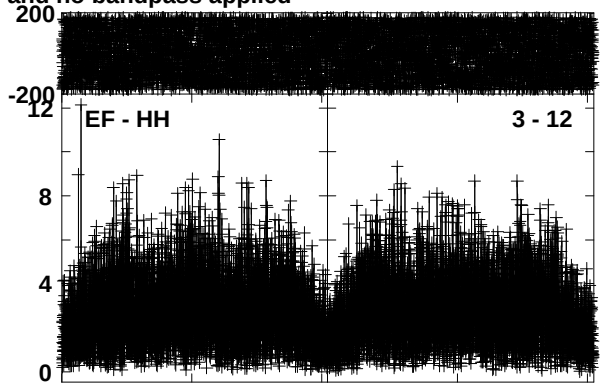

Lower frame: Milli Ampl Jy Top frame: Phas deg
Vector averaged cross-power spectrum Baseline: EF (03) - BD (11)
Timerange: 00/04:33:12 to 00/04:35:40

Plot file version 14 created 26-JAN-2018 22:09:02
OCETI RE005 2.UVDATA.1
Freq = 1.6642 GHz, Bw = 2.000 MH No calibration applied and no bandpass applied

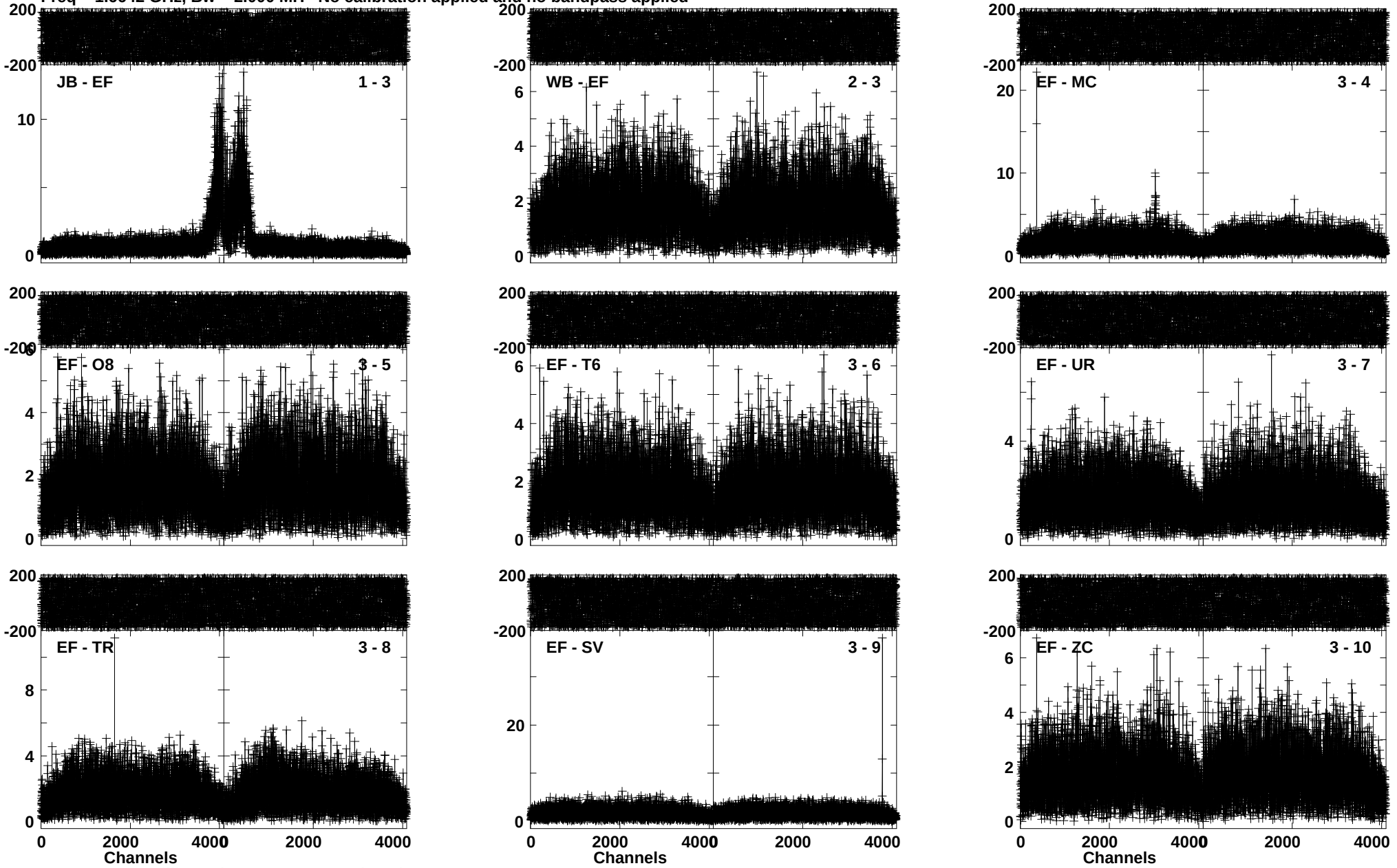

Lower frame: Milli Ampl Jy Top frame: Phas deg
Vector averaged cross-power spectrum Baseline: JB (01) - EF (03)
Timerange: 00/04:35:42 to 00/04:42:40

Plot file version 15 created 26-JAN-2018 22:09:13
OCETI RE005 2.UVDATA.1
Freq = 1.6642 GHz, Bw = 2.000 MH No calibration applied and no bandpass applied

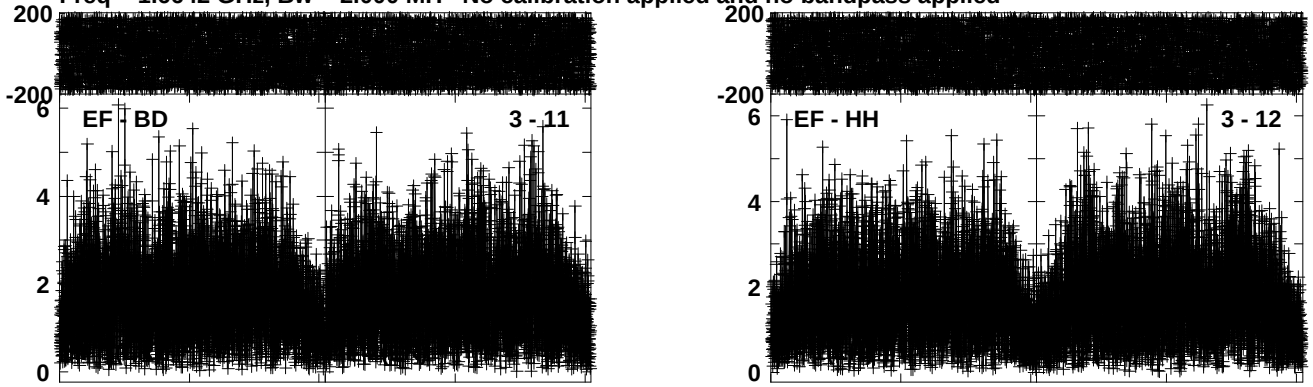

Lower frame: Milli Ampl Jy Top frame: Phas deg
Vector averaged cross-power spectrum Baseline: EF (03) - BD (11)
Timerange: 00/04:35:42 to 00/04:42:40

Plot file version 16 created 26-JAN-2018 22:09:24
J0217-0121 RE005 2.UVDATA.1
Freq = 1.6642 GHz, Bw = 2.000 MH No calibration applied and no bandpass applied

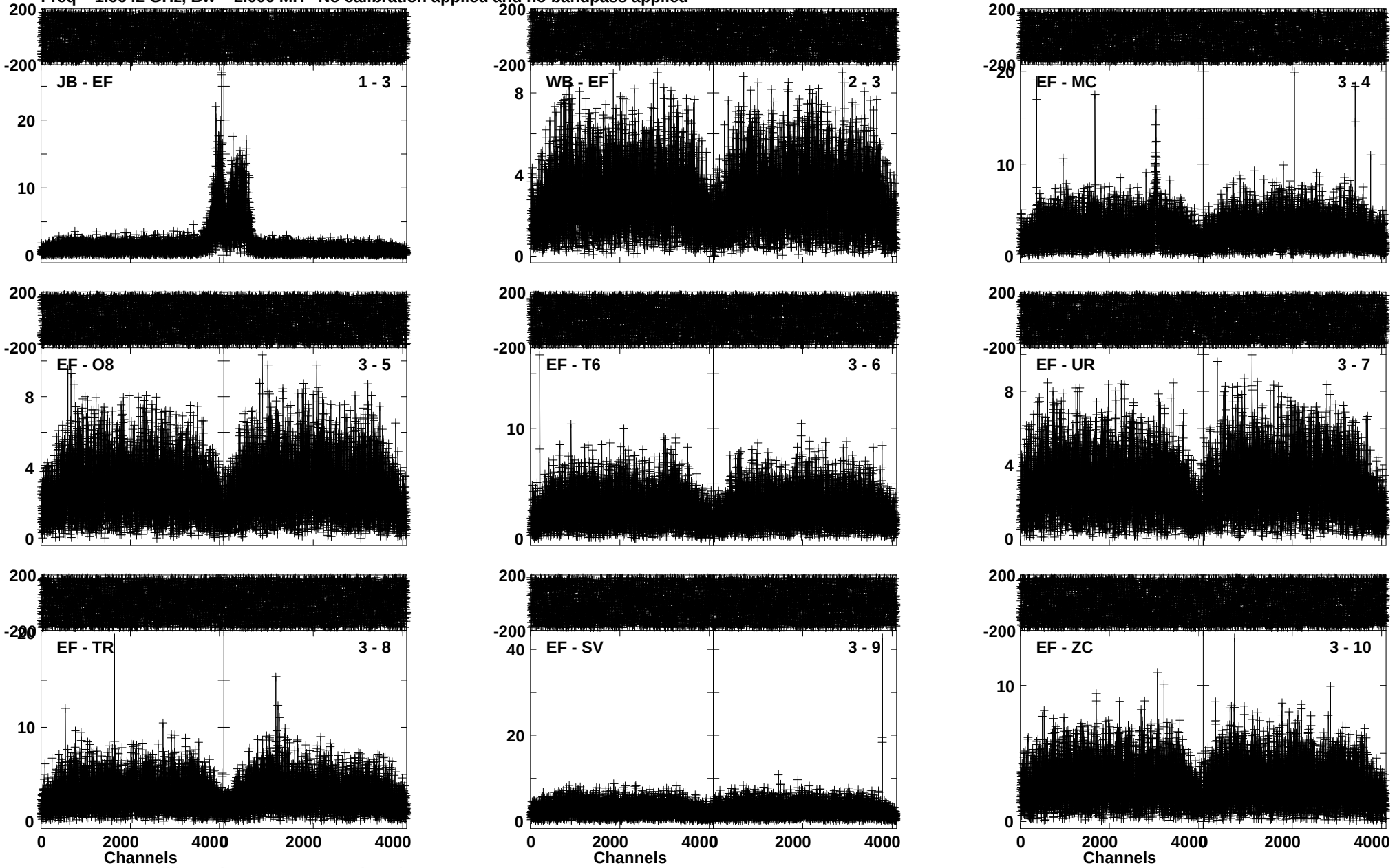

Lower frame: Milli Ampl Jy Top frame: Phas deg
Vector averaged cross-power spectrum Baseline: JB (01) - EF (03)
Timerange: 00/04:43:22 to 00/04:45:50

Plot file version 17 created 26-JAN-2018 22:09:33
J0217-0121 RE005 2.UVDATA.1
Freq = 1.6642 GHz, Bw = 2.000 MH No calibration applied and no bandpass applied

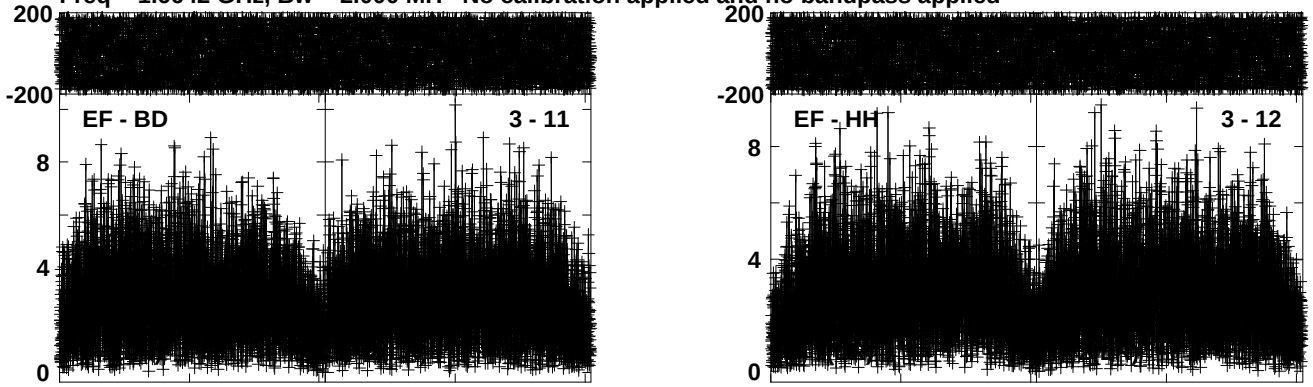

Lower frame: Milli Ampl Jy Top frame: Phas deg
Vector averaged cross-power spectrum Baseline: EF (03) - BD (11)
Timerange: 00/04:43:22 to 00/04:45:50

Plot file version 18 created 26-JAN-2018 22:09:40
OCETI RE005 2.UVDATA.1
Freq = 1.6642 GHz, Bw = 2.000 MH No calibration applied and no bandpass applied

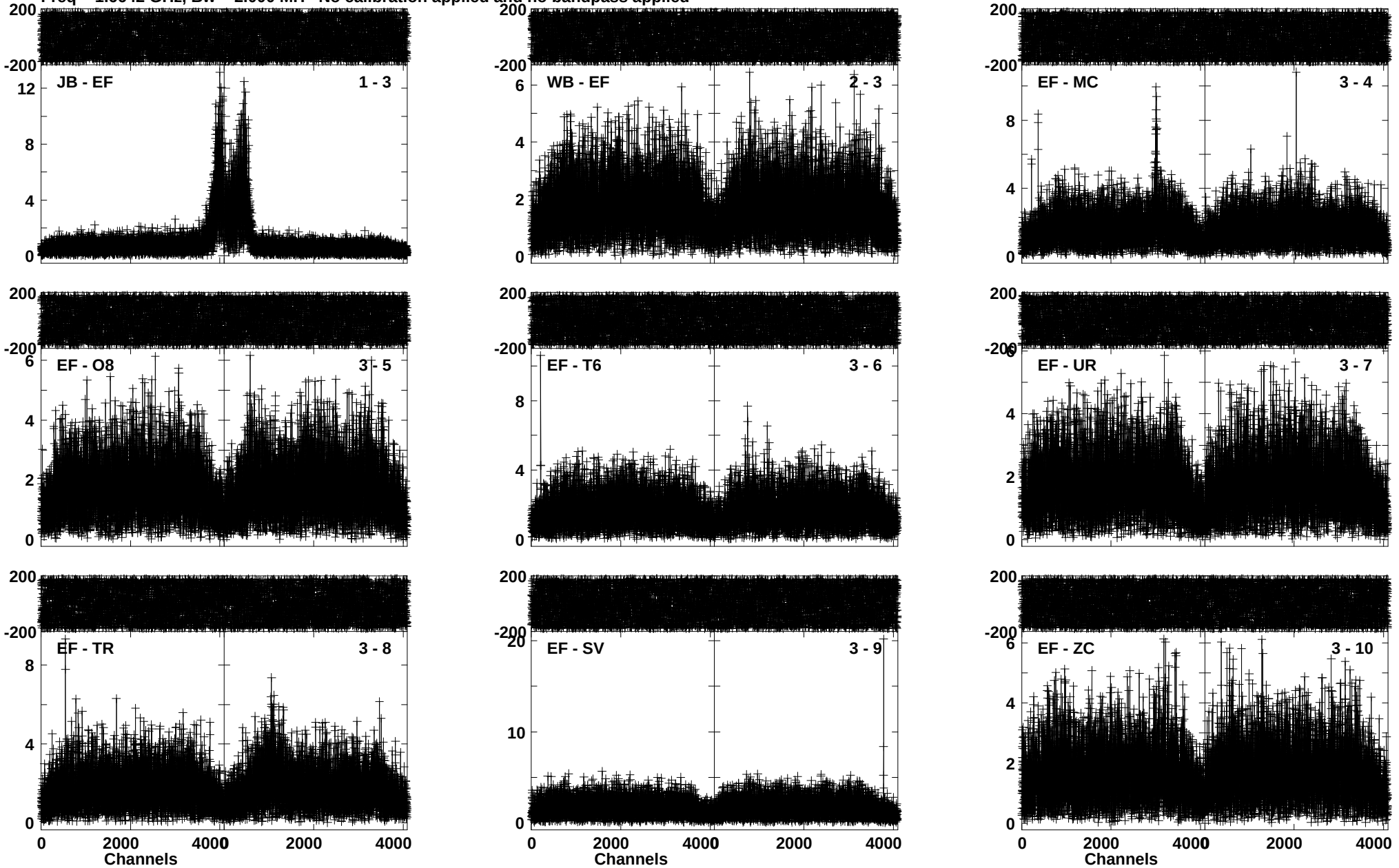

Lower frame: Milli Ampl Jy Top frame: Phas deg
Vector averaged cross-power spectrum Baseline: JB (01) - EF (03)
Timerange: 00/04:45:52 to 00/04:52:50

Plot file version 19 created 26-JAN-2018 22:09:52
OCETI RE005 2.UVDATA.1
Freq = 1.6642 GHz, Bw = 2.000 MH No calibration applied and no bandpass applied

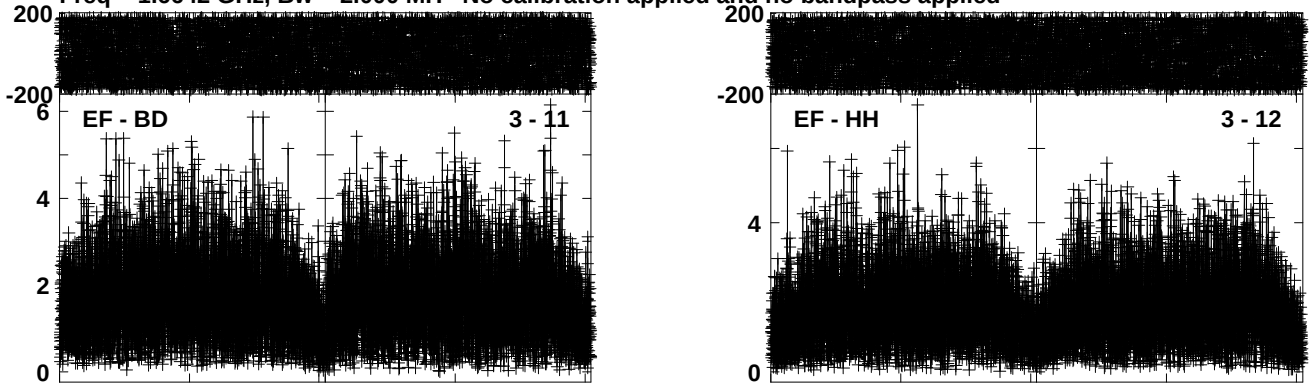

Lower frame: Milli Ampl Jy Top frame: Phas deg
Vector averaged cross-power spectrum Baseline: EF (03) - BD (11)
Timerange: 00/04:45:52 to 00/04:52:50

Plot file version 20 created 26-JAN-2018 22:10:02
J0217-0121 RE005 2.UVDATA.1
Freq = 1.6642 GHz, Bw = 2.000 MH No calibration applied and no bandpass applied

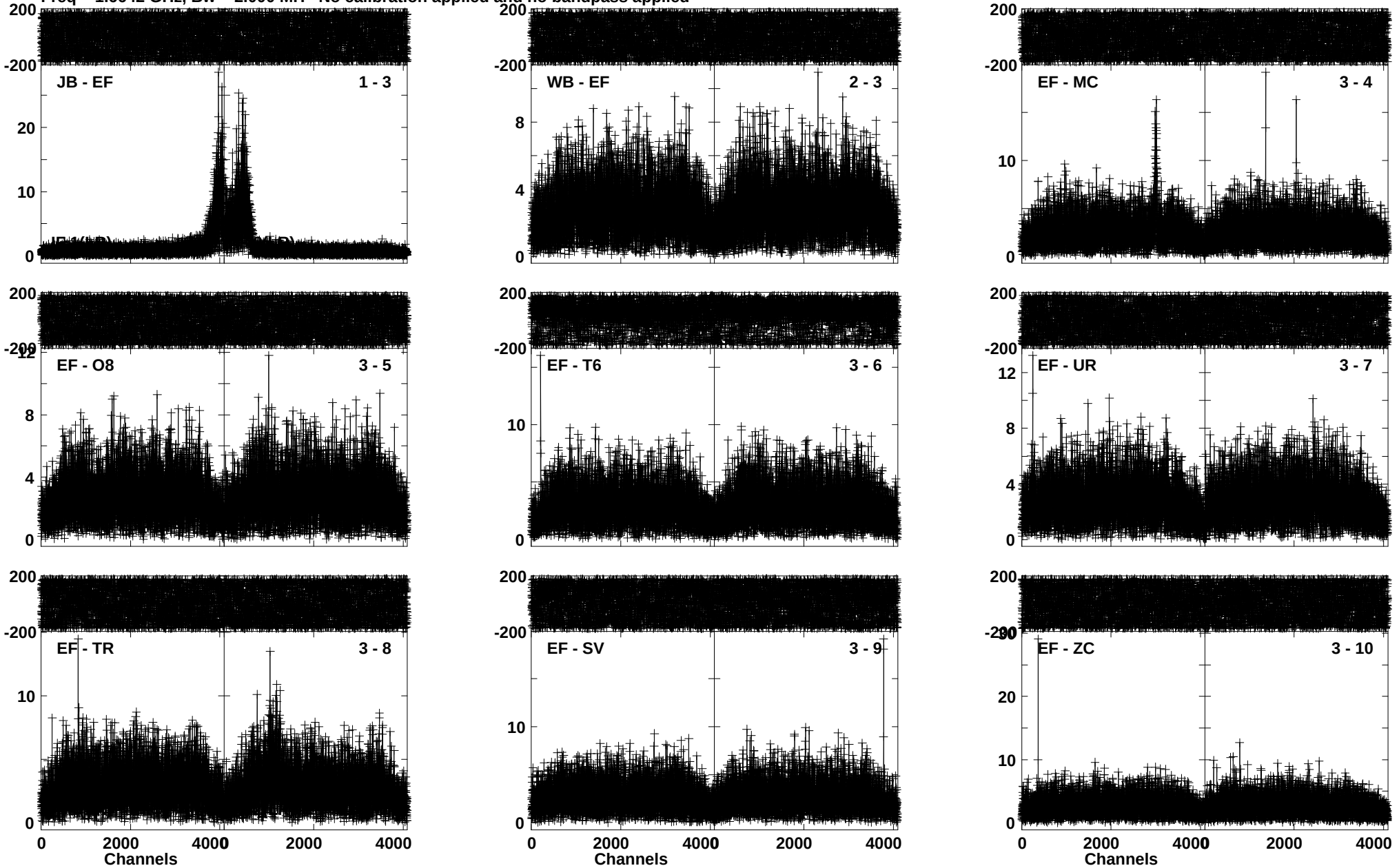

Lower frame: Milli Ampl Jy Top frame: Phas deg
Vector averaged cross-power spectrum Baseline: JB (01) - EF (03)
Timerange: 00/04:53:32 to 00/04:56:00

Plot file version 21 created 26-JAN-2018 22:10:11
J0217-0121 RE005 2.UVDATA.1
Freq = 1.6642 GHz, Bw = 2.000 MH No calibration applied and no bandpass applied

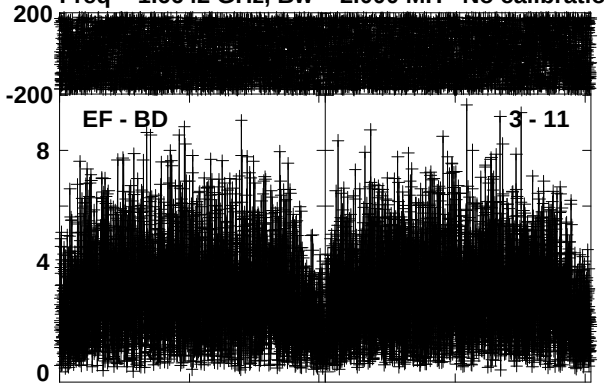

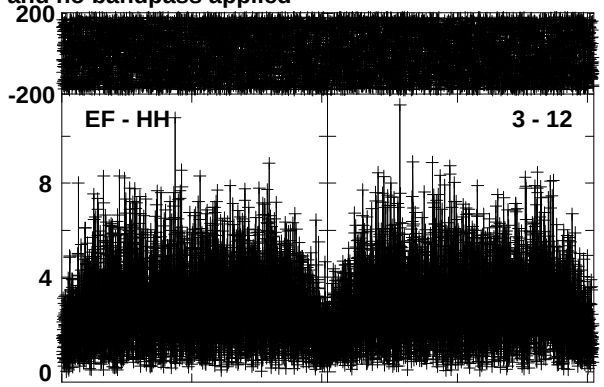

Lower frame: Milli Ampl Jy Top frame: Phas deg
Vector averaged cross-power spectrum Baseline: EF (03) - BD (11)
Timerange: 00/04:53:32 to 00/04:56:00

Plot file version 22 created 26-JAN-2018 22:10:18
OCETI RE005 2.UVDATA.1
Freq = 1.6642 GHz, Bw = 2.000 MH No calibration applied and no bandpass applied

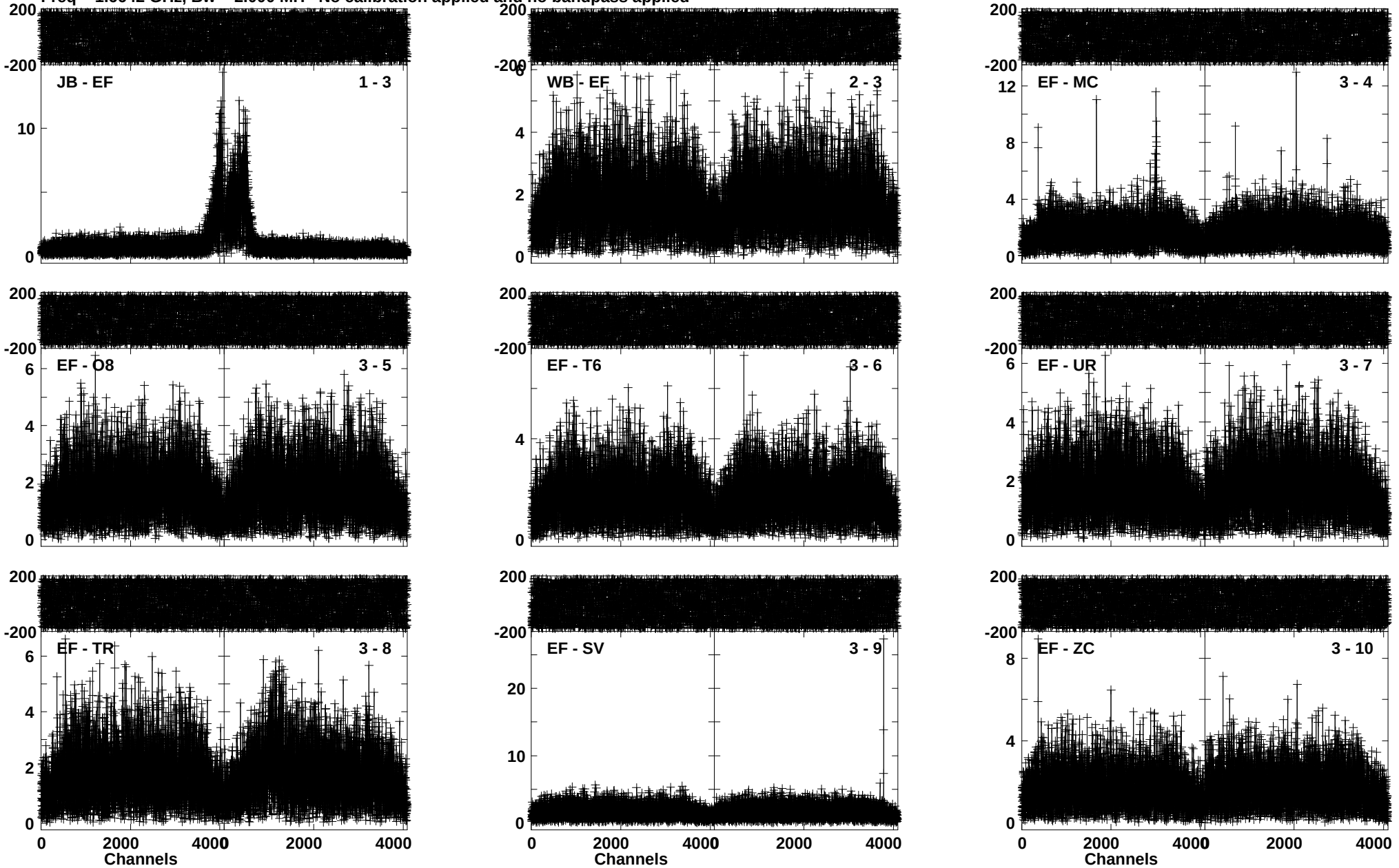

Lower frame: Milli Ampl Jy Top frame: Phas deg
Vector averaged cross-power spectrum Baseline: JB (01) - EF (03)
Timerange: 00/04:56:02 to 00/05:03:00

Plot file version 23 created 26-JAN-2018 22:10:30
OCETI RE005 2.UVDATA.1
Freq = 1.6642 GHz, Bw = 2.000 MH No calibration applied and no bandpass applied

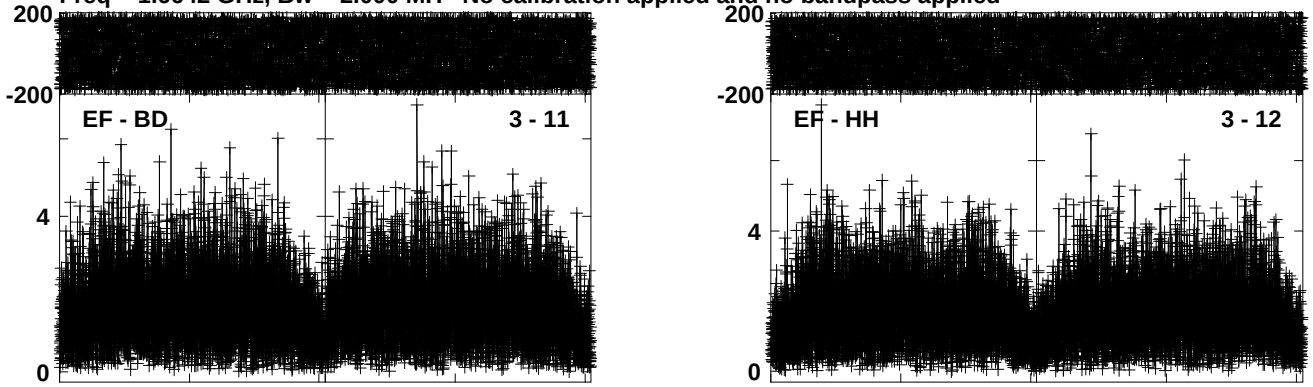

Lower frame: Milli Ampl Jy Top frame: Phas deg
Vector averaged cross-power spectrum Baseline: EF (03) - BD (11)
Timerange: 00/04:56:02 to 00/05:03:00

Plot file version 24 created 26-JAN-2018 22:10:41
J0217-0121 RE005 2.UVDATA.1
Freq = 1.6642 GHz, Bw = 2.000 MH No calibration applied and no bandpass applied

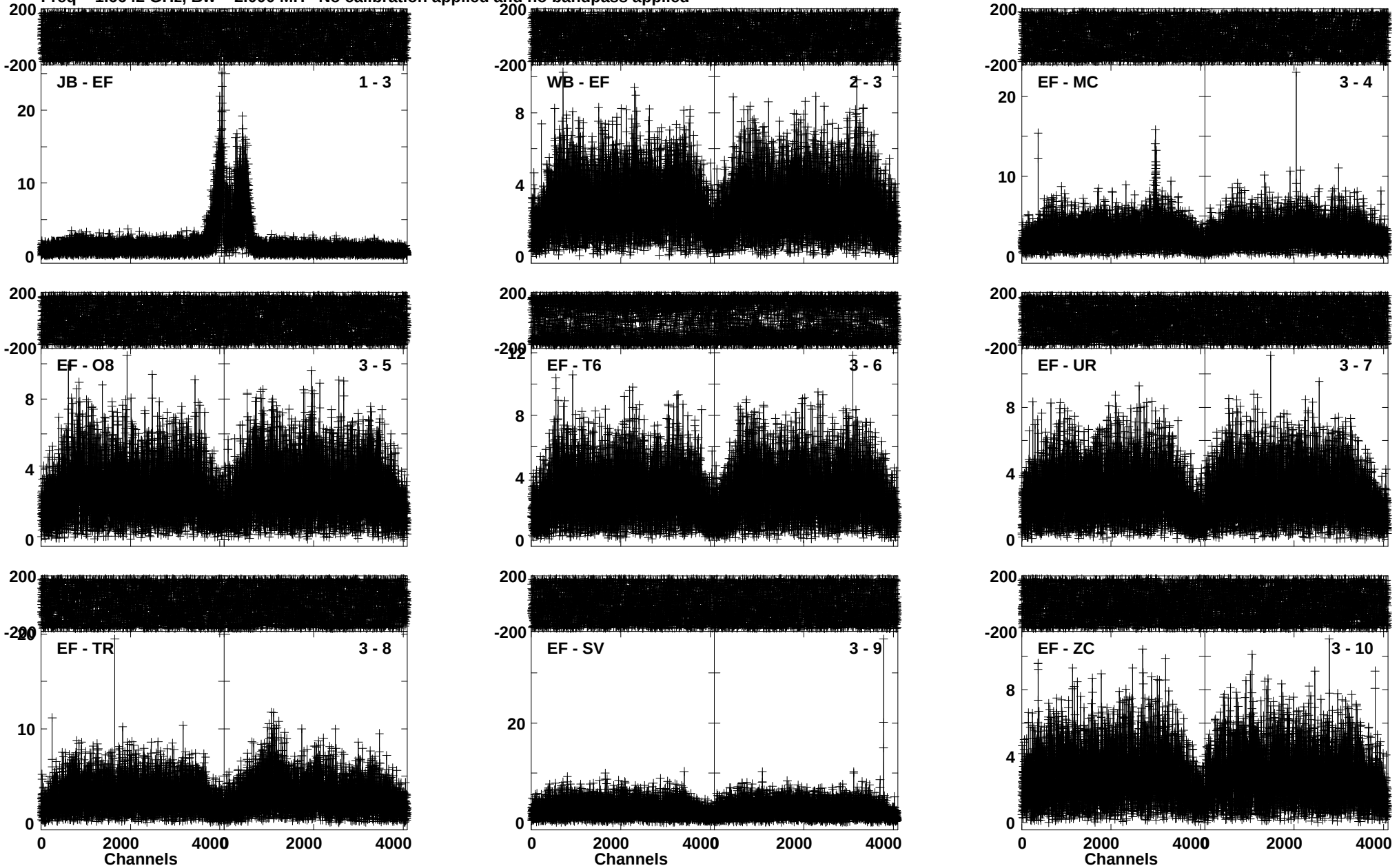

Lower frame: Milli Ampl Jy Top frame: Phas deg
Vector averaged cross-power spectrum Baseline: JB (01) - EF (03)
Timerange: 00/05:03:42 to 00/05:06:10

Plot file version 25 created 26-JAN-2018 22:10:50
J0217-0121 RE005 2.UVDATA.1
Freq = 1.6642 GHz, Bw = 2.000 MH No calibration applied and no bandpass applied

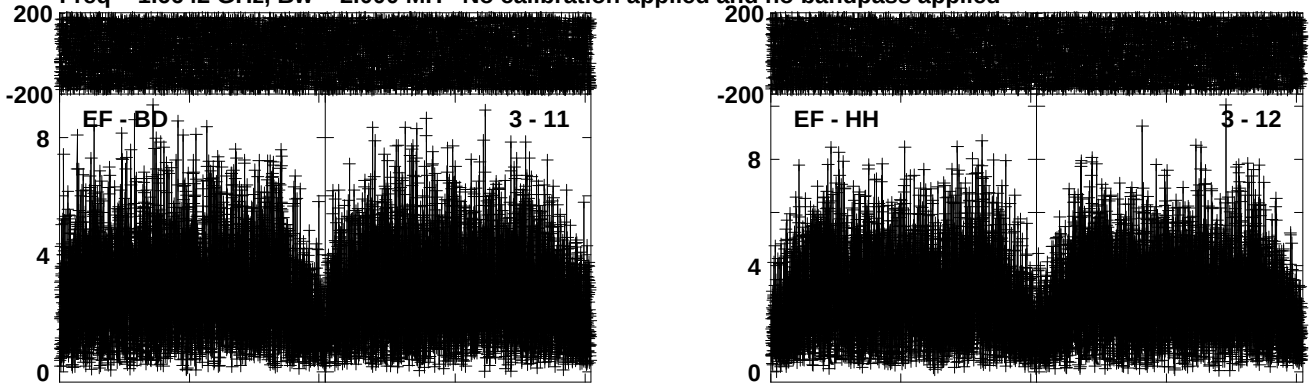

Lower frame: Milli Ampl Jy Top frame: Phas deg
Vector averaged cross-power spectrum Baseline: EF (03) - BD (11)
Timerange: 00/05:03:42 to 00/05:06:10

Plot file version 26 created 26-JAN-2018 22:10:57
OCETI RE005 2.UVDATA.1
Freq = 1.6642 GHz, Bw = 2.000 MH No calibration applied and no bandpass applied

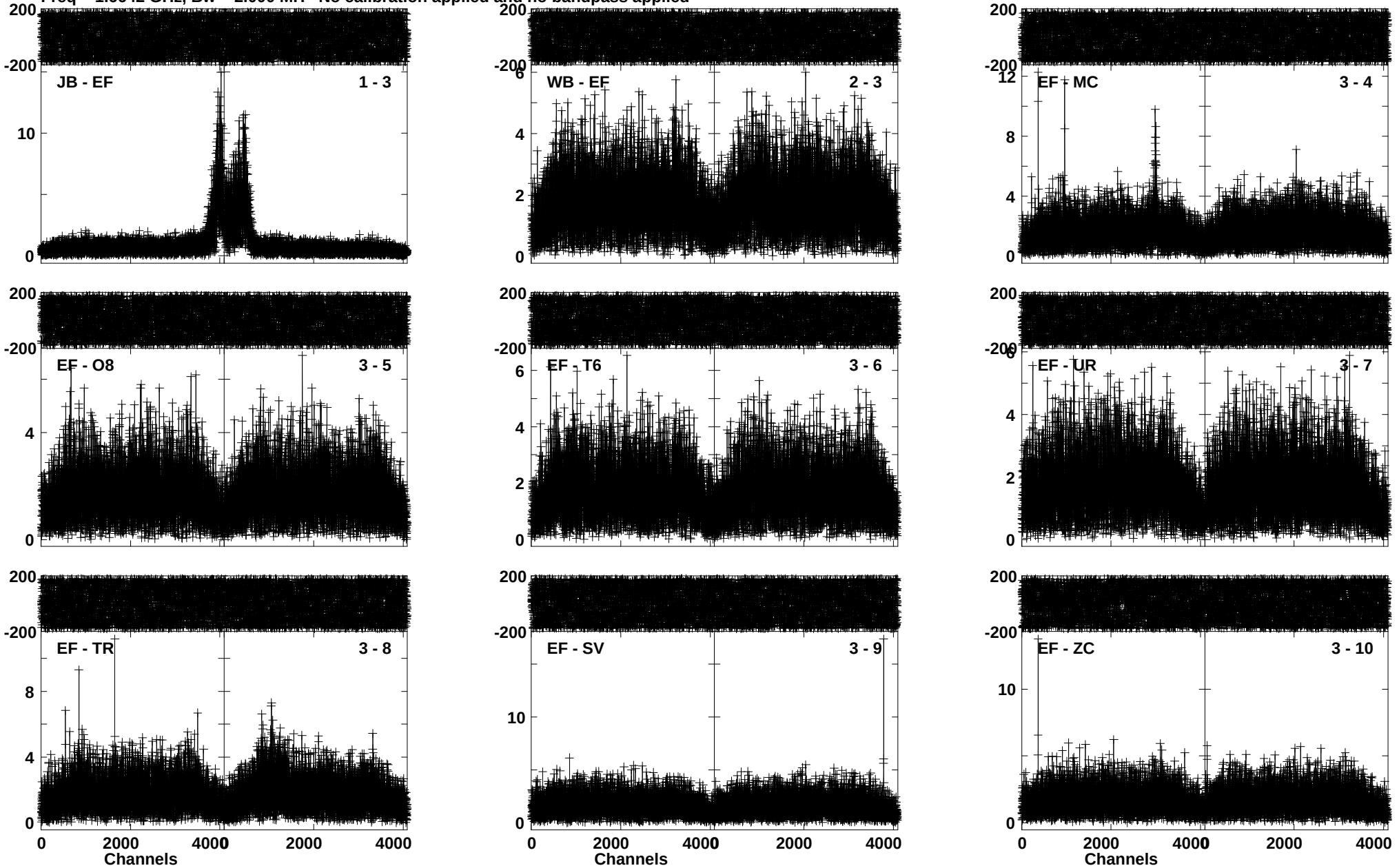

Lower frame: Milli Ampl Jy Top frame: Phas deg
Vector averaged cross-power spectrum Baseline: JB (01) - EF (03)
Timerange: 00/05:06:12 to 00/05:13:10

Plot file version 27 created 26-JAN-2018 22:11:09
OCETI RE005 2.UVDATA.1
Freq = 1.6642 GHz, Bw = 2.000 MH No calibration applied and no bandpass applied

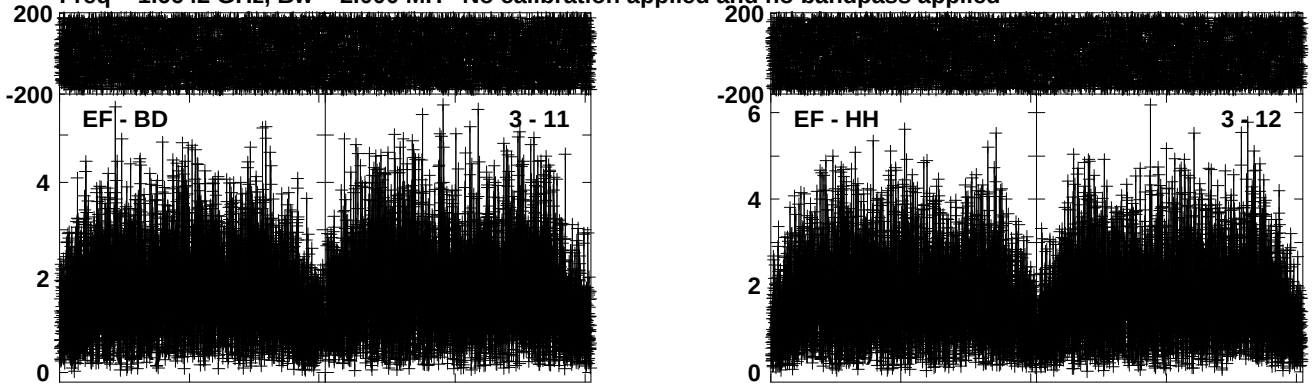

Lower frame: Milli Ampl Jy Top frame: Phas deg
Vector averaged cross-power spectrum Baseline: EF (03) - BD (11)
Timerange: 00/05:06:12 to 00/05:13:10

Plot file version 28 created 26-JAN-2018 22:11:20
J0217-0121 RE005 2.UVDATA.1
Freq = 1.6642 GHz, Bw = 2.000 MH No calibration applied and no bandpass applied

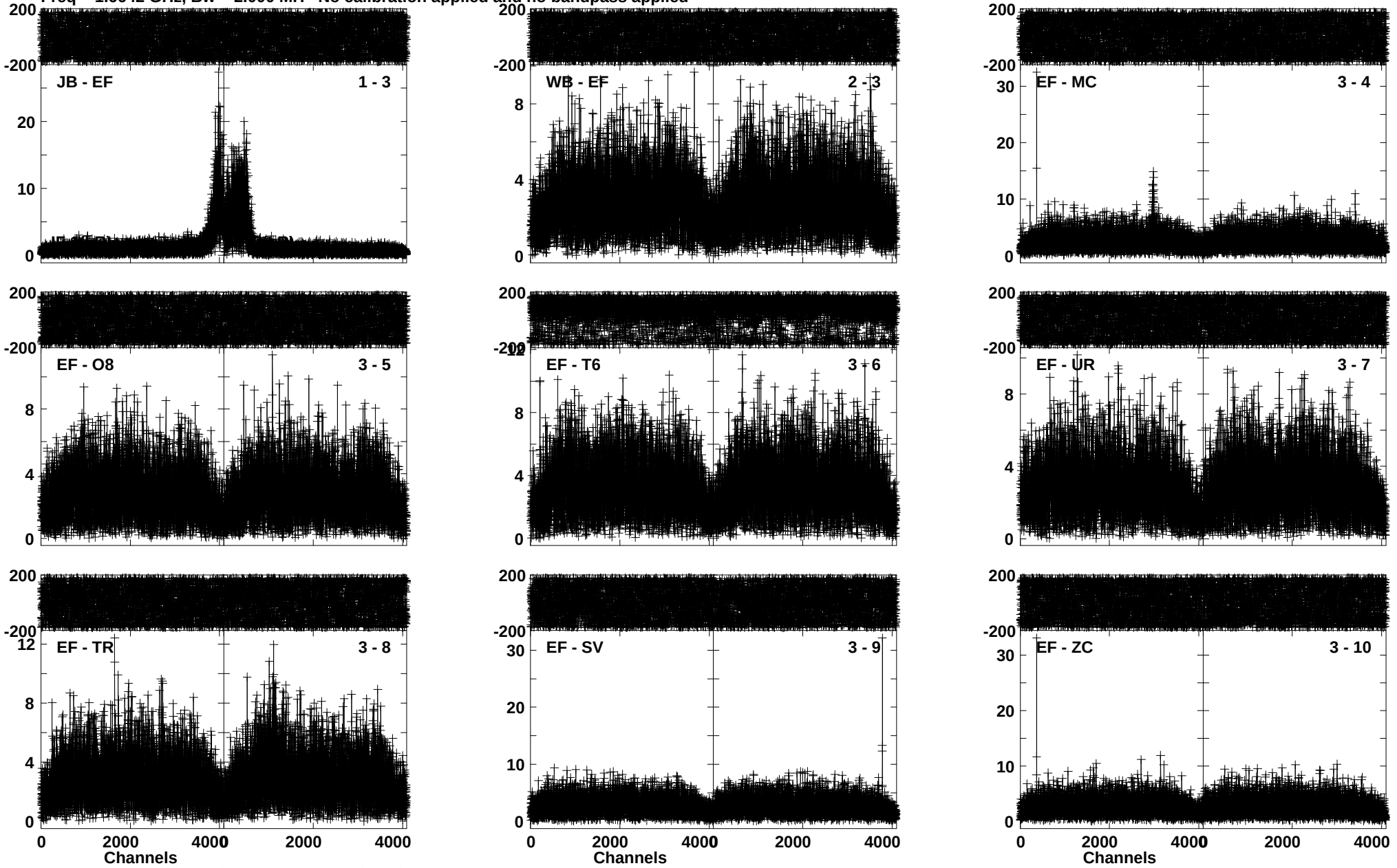

Lower frame: Milli Ampl Jy Top frame: Phas deg
Vector averaged cross-power spectrum Baseline: JB (01) - EF (03)
Timerange: 00/05:13:52 to 00/05:16:20

Plot file version 29 created 26-JAN-2018 22:11:29
J0217-0121 RE005 2.UVDATA.1
Freq = 1.6642 GHz, Bw = 2.000 MH No calibration applied and no bandpass applied

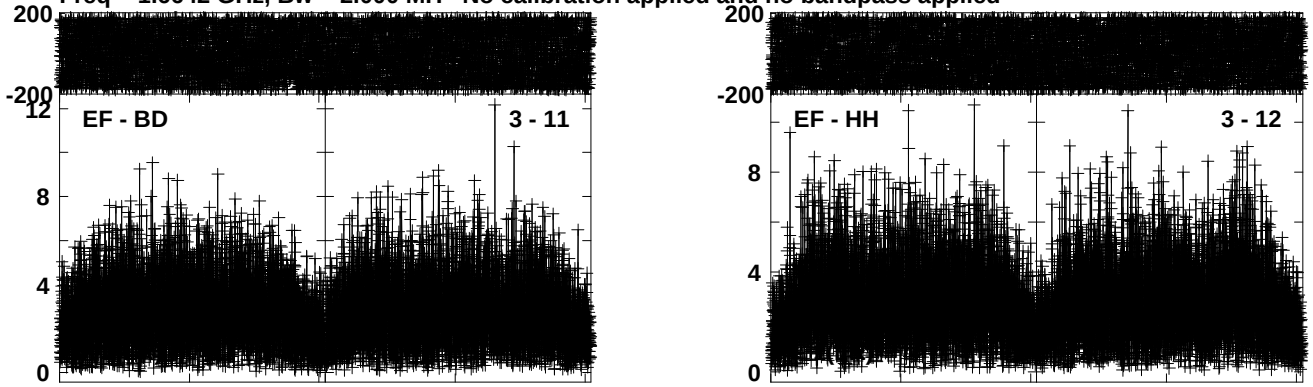

Lower frame: Milli Ampl Jy Top frame: Phas deg
Vector averaged cross-power spectrum Baseline: EF (03) - BD (11)
Timerange: 00/05:13:52 to 00/05:16:20

Plot file version 30 created 26-JAN-2018 22:11:36
OCETI RE005 2.UVDATA.1
Freq = 1.6642 GHz, Bw = 2.000 MH No calibration applied and no bandpass applied

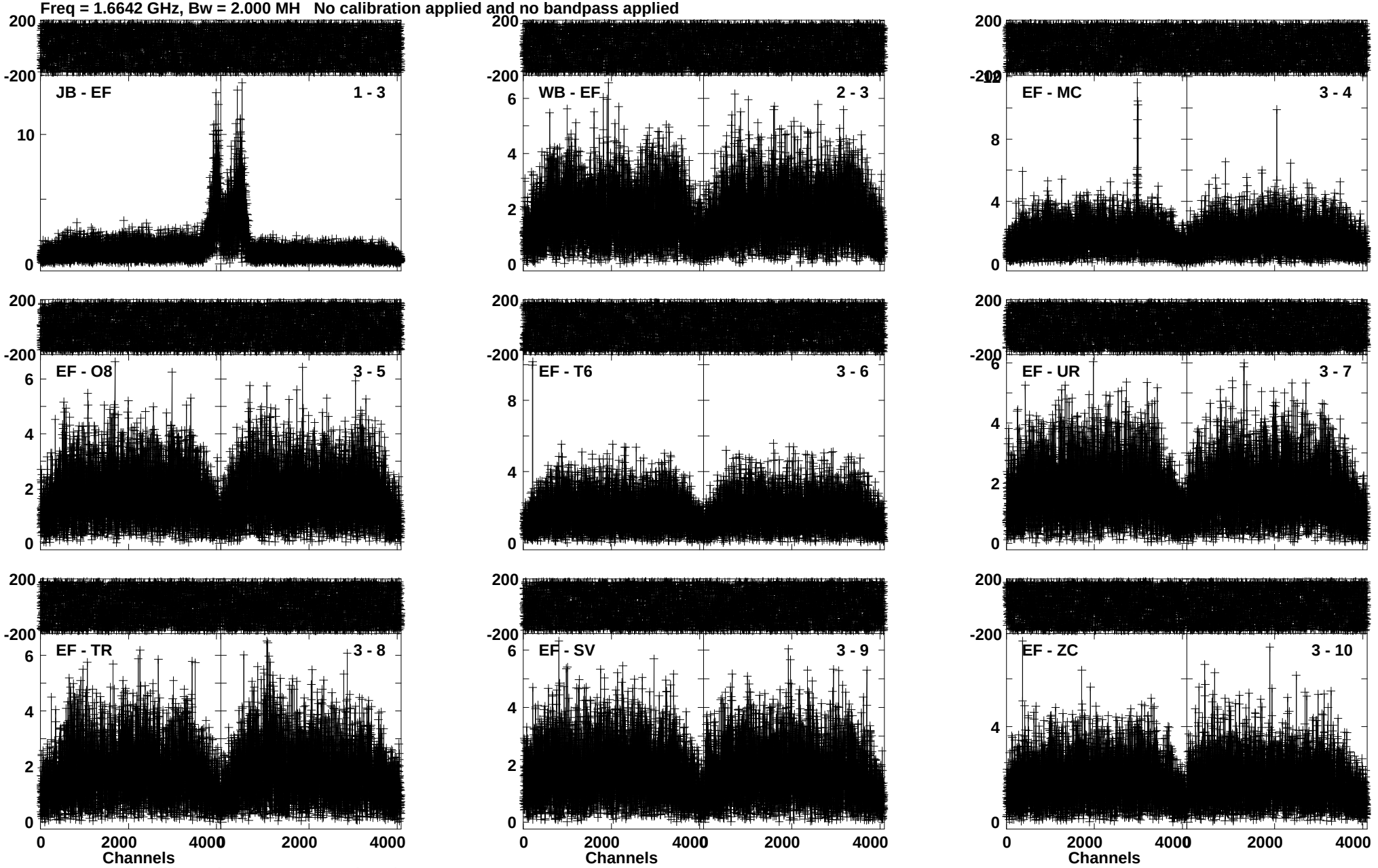

Lower frame: Milli Ampl Jy Top frame: Phas deg
Vector averaged cross-power spectrum Baseline: JB (01) - EF (03)
Timerange: 00/05:16:22 to 00/05:23:20

Plot file version 31 created 26-JAN-2018 22:11:48
OCETI RE005 2.UVDATA.1
Freq = 1.6642 GHz, Bw = 2.000 MH No calibration applied and no bandpass applied

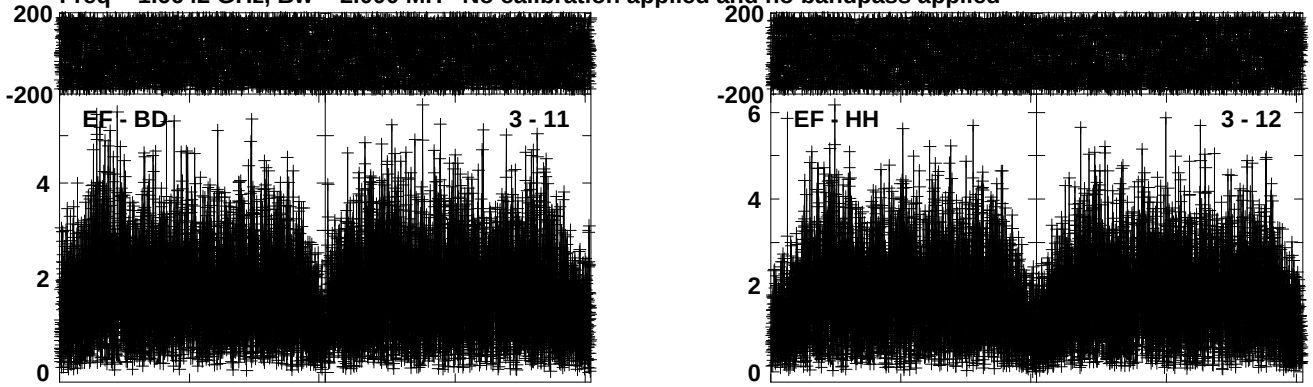

Lower frame: Milli Ampl Jy Top frame: Phas deg
Vector averaged cross-power spectrum Baseline: EF (03) - BD (11)
Timerange: 00/05:16:22 to 00/05:23:20

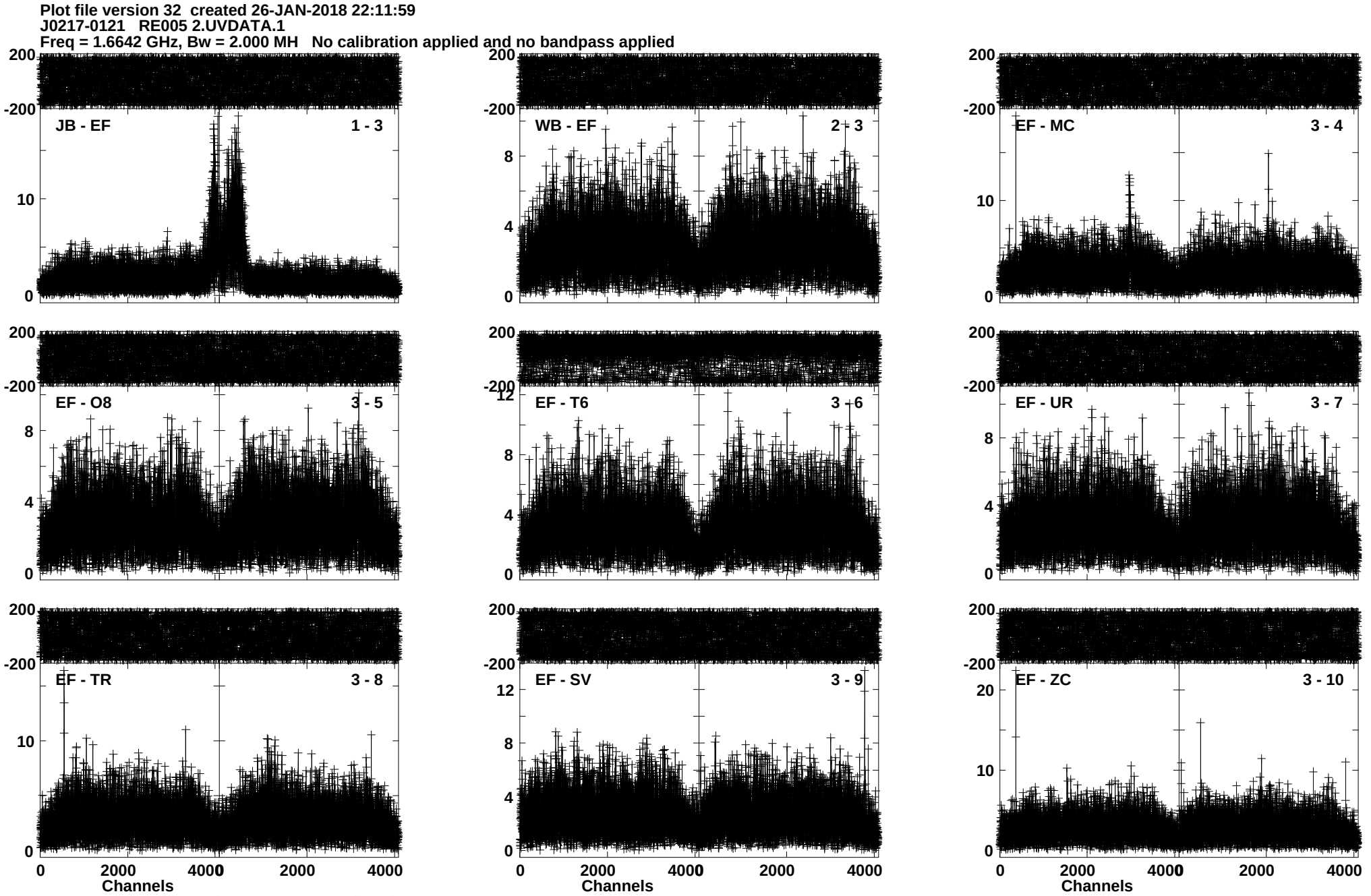
Plot file version 32 created 26-JAN-2018 22:11:59
J0217-0121 RE005 2.UVDATA.1
Freq = 1.6642 GHz, Bw = 2.000 MH No calibration applied and no bandpass applied
JB - EF 1 - 3
WB - EF 2 - 3
EF - MC 3 - 4
EF - O8 3 - 5
EF - T6 3 - 6
EF - UR 3 - 7
EF - TR 3 - 8
EF - SV 3 - 9
EF - ZC 3 - 10
Channels
Lower frame: Milli Ampl Jy Top frame: Phas deg
Vector averaged cross-power spectrum Baseline: JB (01) - EF (03)
Timerange: 00/05:24:02 to 00/05:26:30

Plot file version 33 created 26-JAN-2018 22:12:08
J0217-0121 RE005 2.UVDATA.1
Freq = 1.6642 GHz, Bw = 2.000 MH No calibration applied and no bandpass applied

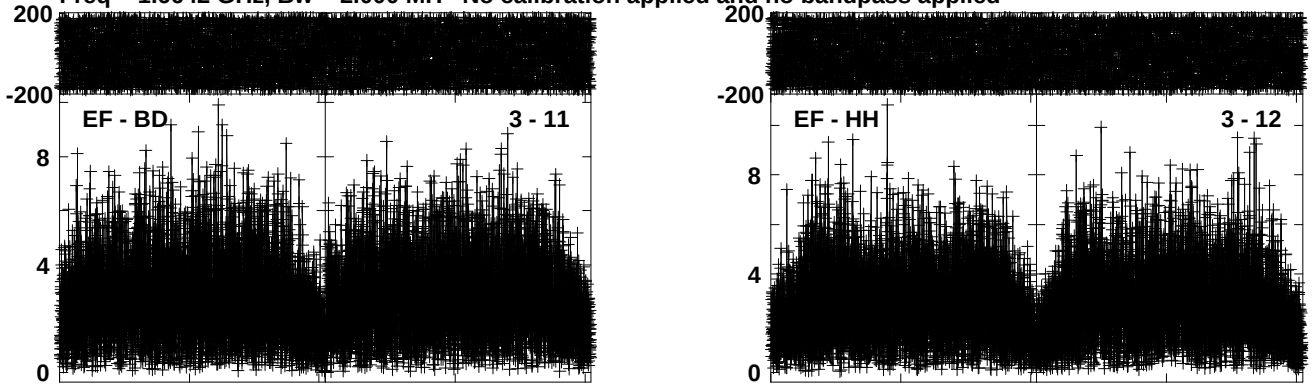

Lower frame: Milli Ampl Jy Top frame: Phas deg
Vector averaged cross-power spectrum Baseline: EF (03) - BD (11)
Timerange: 00/05:24:02 to 00/05:26:30

Plot file version 34 created 26-JAN-2018 22:12:15
OCETI RE005 2.UVDATA.1
Freq = 1.6642 GHz, Bw = 2.000 MH No calibration applied and no bandpass applied

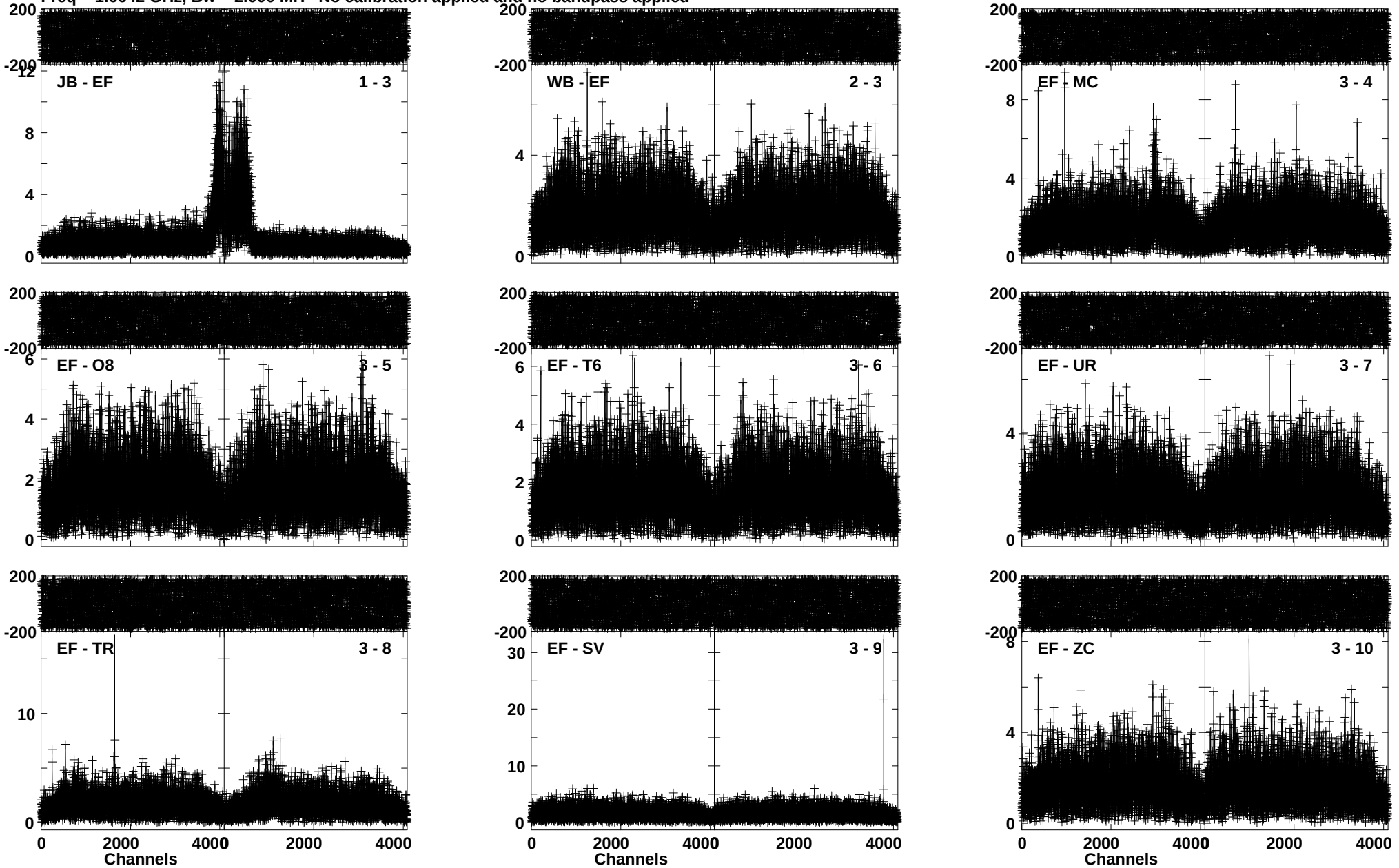

Lower frame: Milli Ampl Jy Top frame: Phas deg
Vector averaged cross-power spectrum Baseline: JB (01) - EF (03)
Timerange: 00/05:26:32 to 00/05:33:30

Plot file version 35 created 26-JAN-2018 22:12:27
OCETI RE005 2.UVDATA.1
Freq = 1.6642 GHz, Bw = 2.000 MH No calibration applied and no bandpass applied

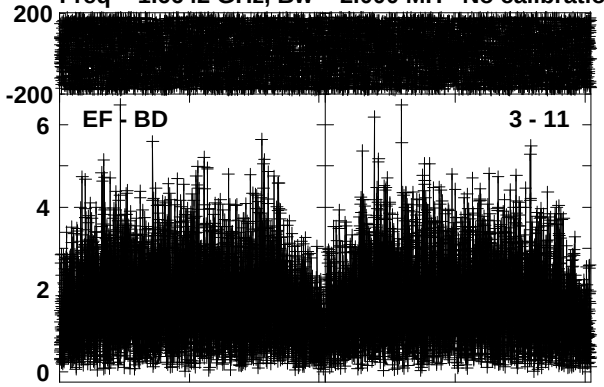

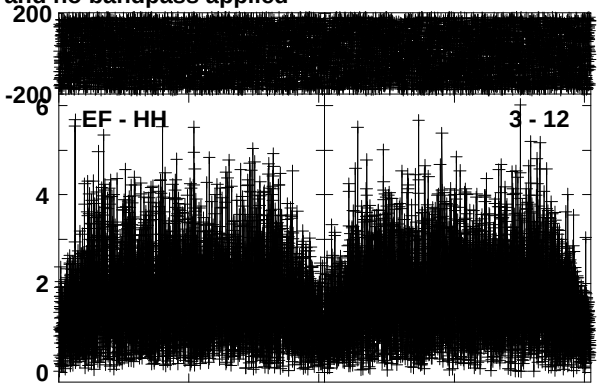

Lower frame: Milli Ampl Jy Top frame: Phas deg
Vector averaged cross-power spectrum Baseline: EF (03) - BD (11)
Timerange: 00/05:26:32 to 00/05:33:30

Plot file version 36 created 26-JAN-2018 22:12:37
J0217-0121 RE005 2.UVDATA.1
Freq = 1.6642 GHz, Bw = 2.000 MH No calibration applied and no bandpass applied

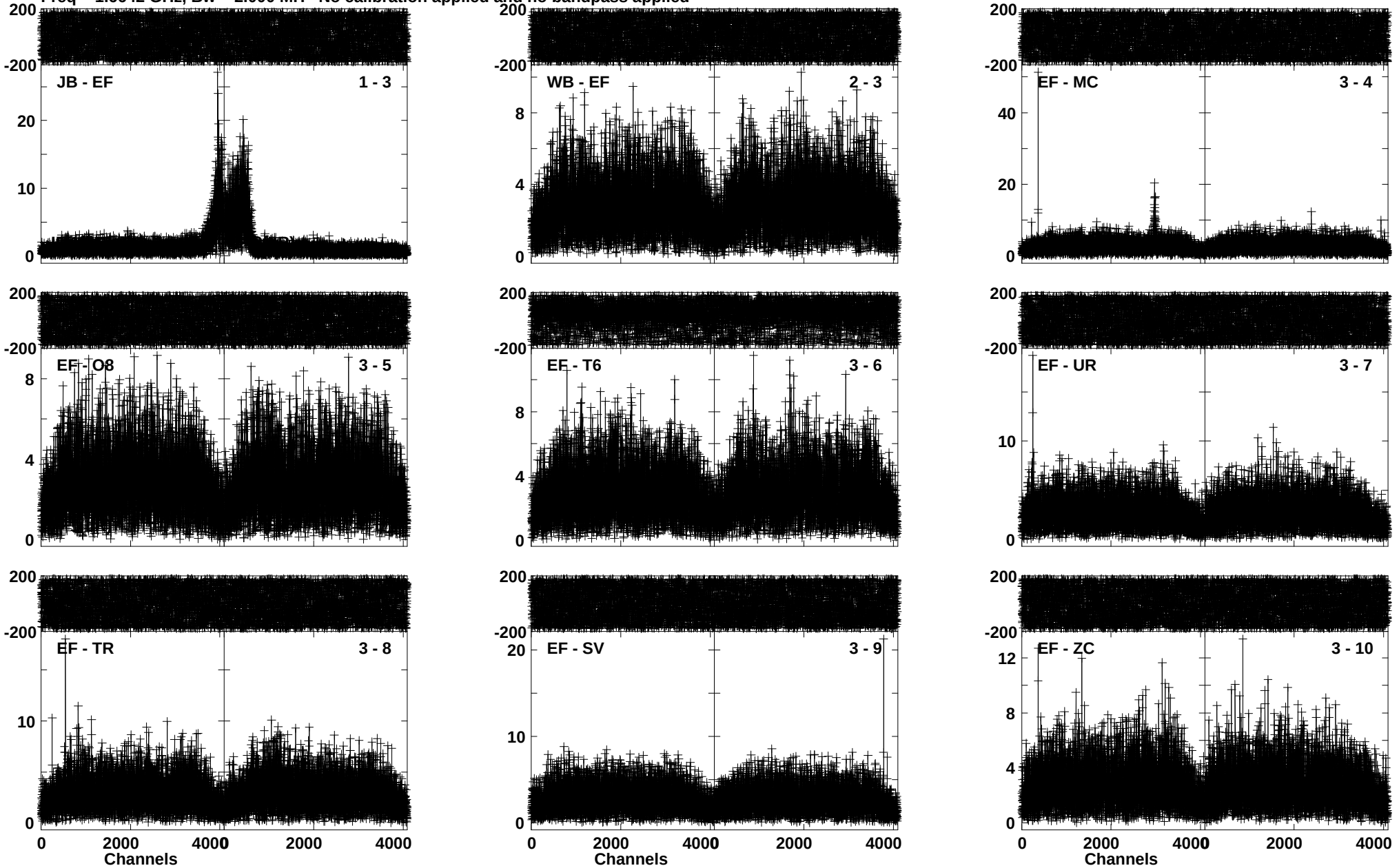

Lower frame: Milli Ampl Jy Top frame: Phas deg
Vector averaged cross-power spectrum Baseline: JB (01) - EF (03)
Timerange: 00/05:34:12 to 00/05:36:40

Plot file version 37 created 26-JAN-2018 22:12:45
J0217-0121 RE005 2.UVDATA.1
Freq = 1.6642 GHz, Bw = 2.000 MH No calibration applied and no bandpass applied

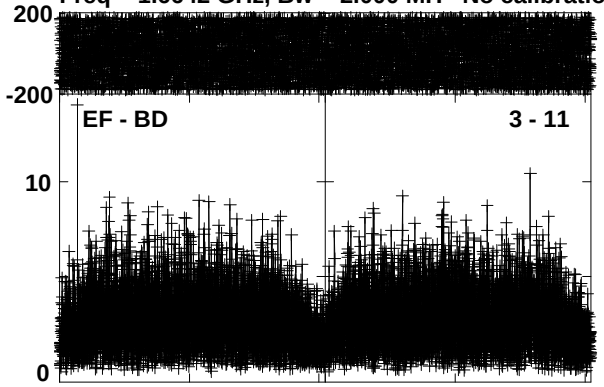

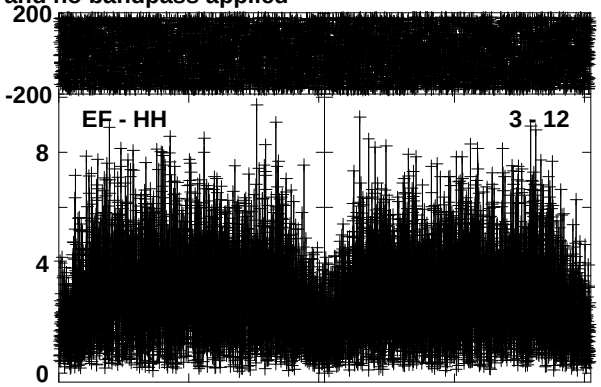

Lower frame: Milli Ampl Jy Top frame: Phas deg
Vector averaged cross-power spectrum Baseline: EF (03) - BD (11)
Timerange: 00/05:34:12 to 00/05:36:40

Plot file version 38 created 26-JAN-2018 22:12:51
J0237+2848 RE005 2.UVDATA.1
Freq = 1.6642 GHz, Bw = 2.000 MH No calibration applied and no bandpass applied

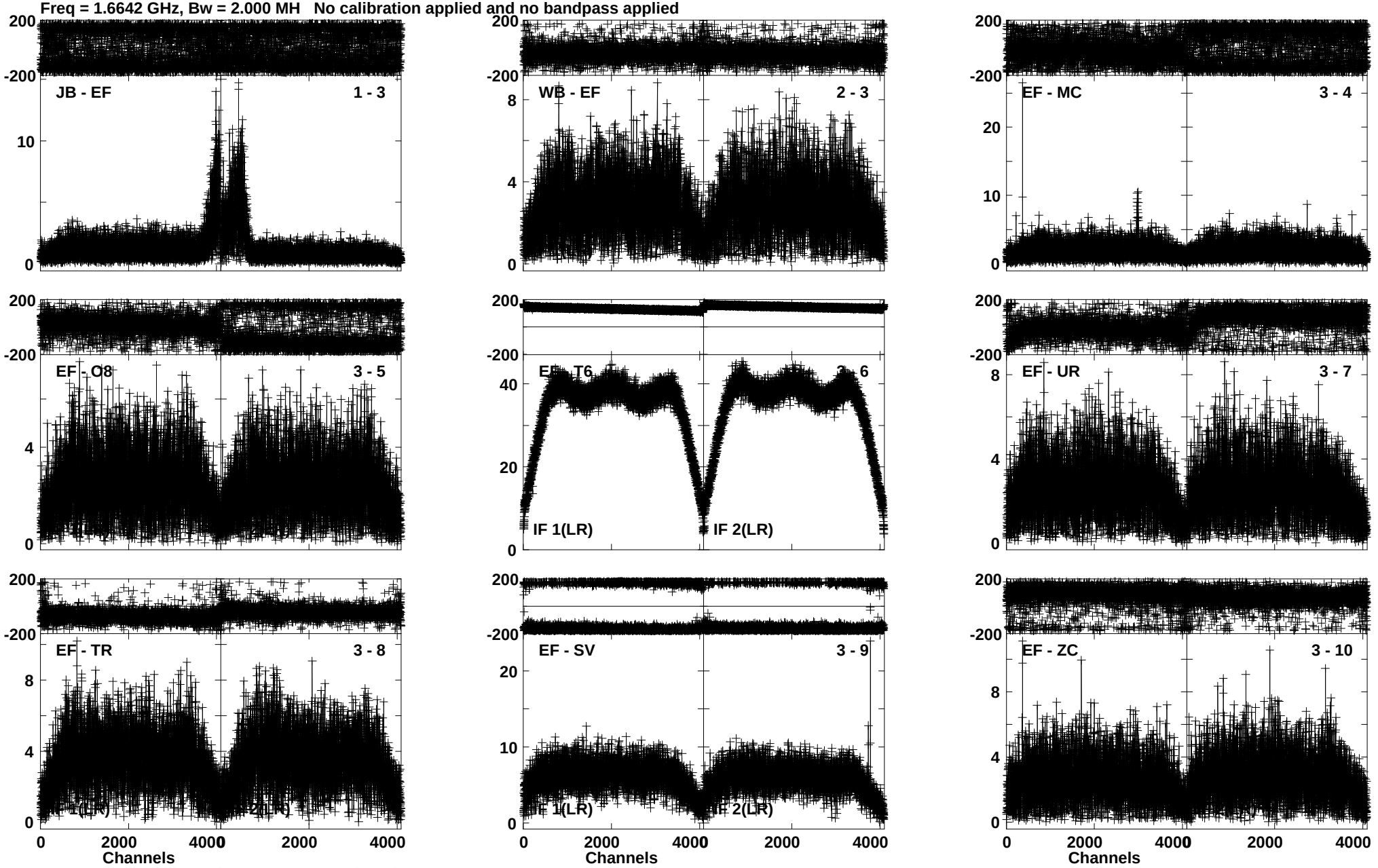

Lower frame: Milli Ampl Jy Top frame: Phas deg
Vector averaged cross-power spectrum Baseline: JB (01) - EF (03)
Timerange: 00/05:39:05 to 00/05:44:53

Plot file version 39 created 26-JAN-2018 22:13:02
J0237+2848 RE005 2.UVDATA.1
Freq = 1.6642 GHz, Bw = 2.000 MH No calibration applied and no bandpass applied

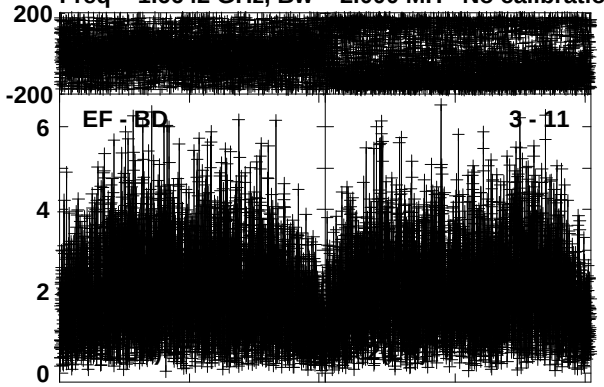

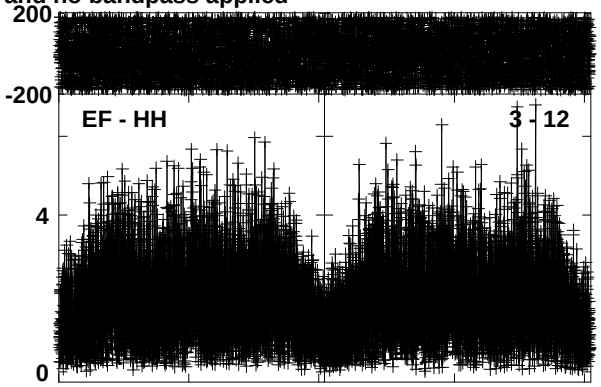

Lower frame: Milli Ampl Jy Top frame: Phas deg
Vector averaged cross-power spectrum Baseline: EF (03) - BD (11)
Timerange: 00/05:39:05 to 00/05:44:53

Plot file version 40 created 26-JAN-2018 22:13:12
J0217-0121 RE005 2.UVDATA.1
Freq = 1.6642 GHz, Bw = 2.000 MH No calibration applied and no bandpass applied

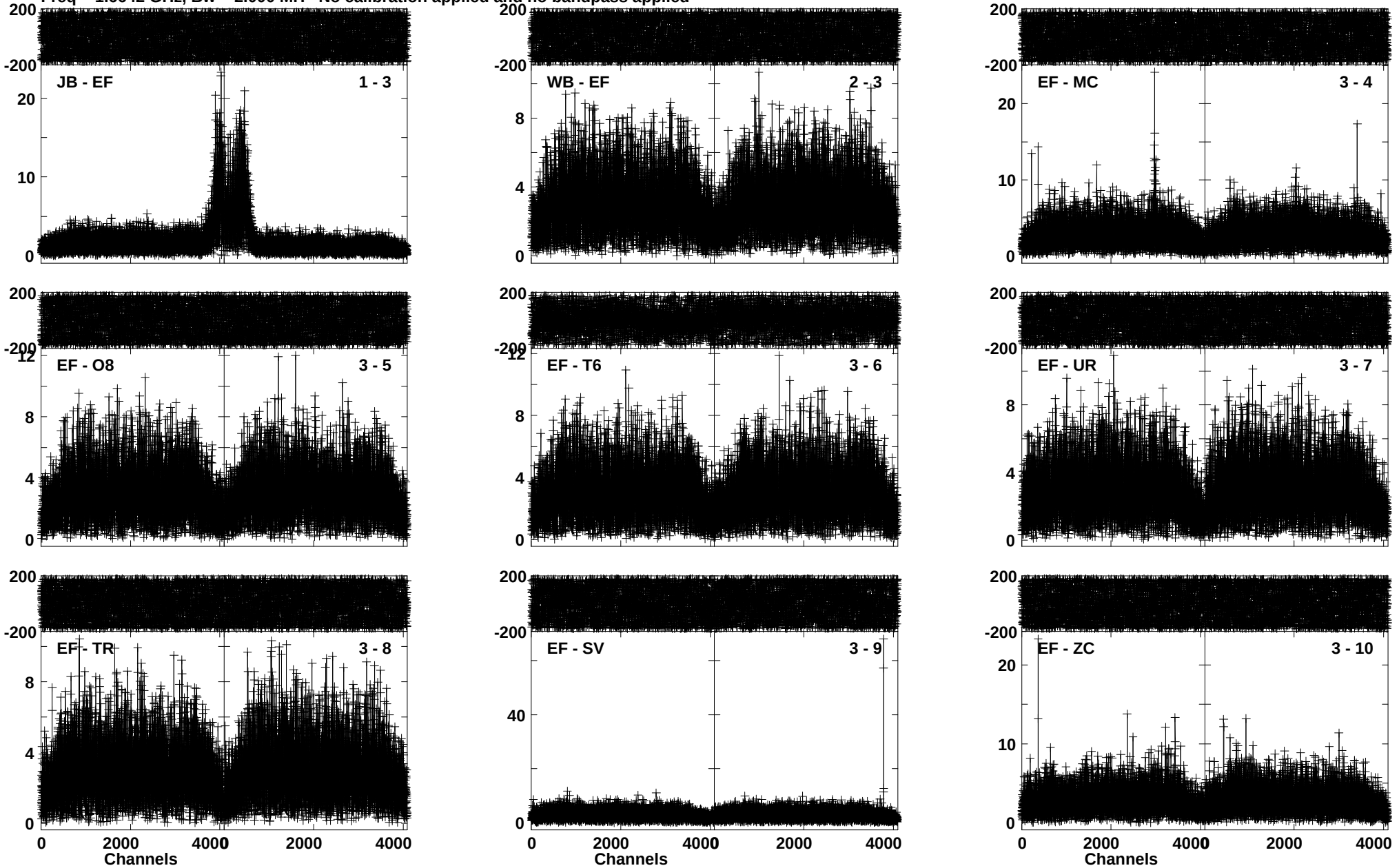

Lower frame: Milli Ampl Jy Top frame: Phas deg
Vector averaged cross-power spectrum Baseline: JB (01) - EF (03)
Timerange: 00/05:47:18 to 00/05:49:36

Plot file version 41 created 26-JAN-2018 22:13:20
J0217-0121 RE005 2.UVDATA.1
Freq = 1.6642 GHz, Bw = 2.000 MH No calibration applied and no bandpass applied

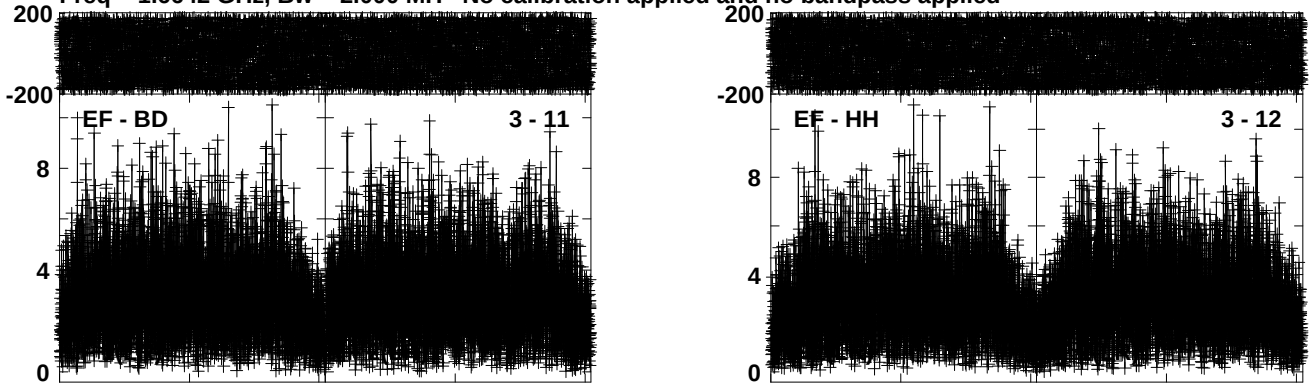

Lower frame: Milli Ampl Jy Top frame: Phas deg
Vector averaged cross-power spectrum Baseline: EF (03) - BD (11)
Timerange: 00/05:47:18 to 00/05:49:36

Plot file version 42 created 26-JAN-2018 22:13:27
OCETI RE005 2.UVDATA.1
Freq = 1.6642 GHz, Bw = 2.000 MH No calibration applied and no bandpass applied

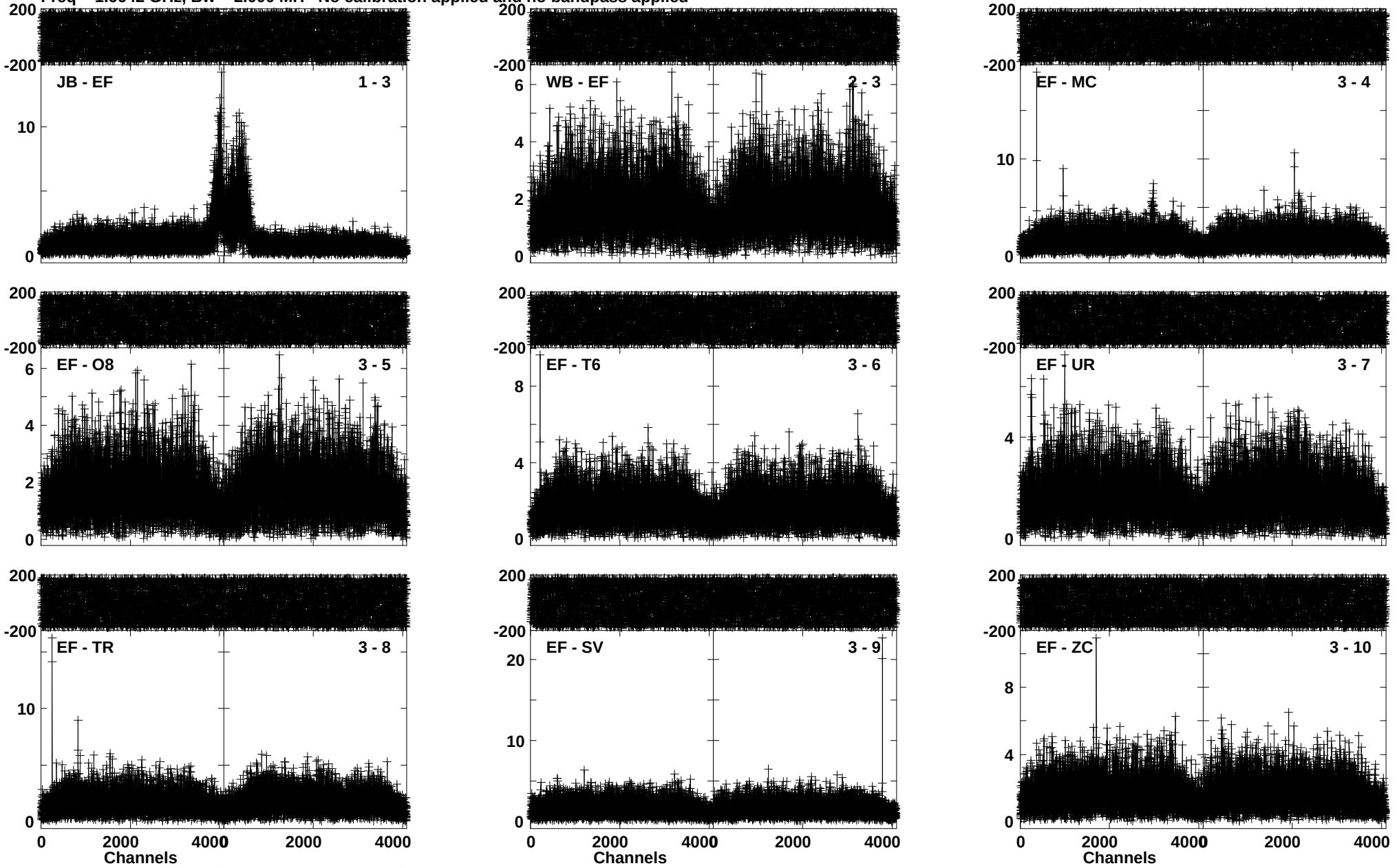

Lower frame: Milli Ampl Jy Top frame: Phas deg
Vector averaged cross-power spectrum Baseline: JB (01) - EF (03)
Timerange: 00/05:49:38 to 00/05:56:36

Plot file version 43 created 26-JAN-2018 22:13:39
OCETI RE005 2.UVDATA.1
Freq = 1.6642 GHz, Bw = 2.000 MH No calibration applied and no bandpass applied

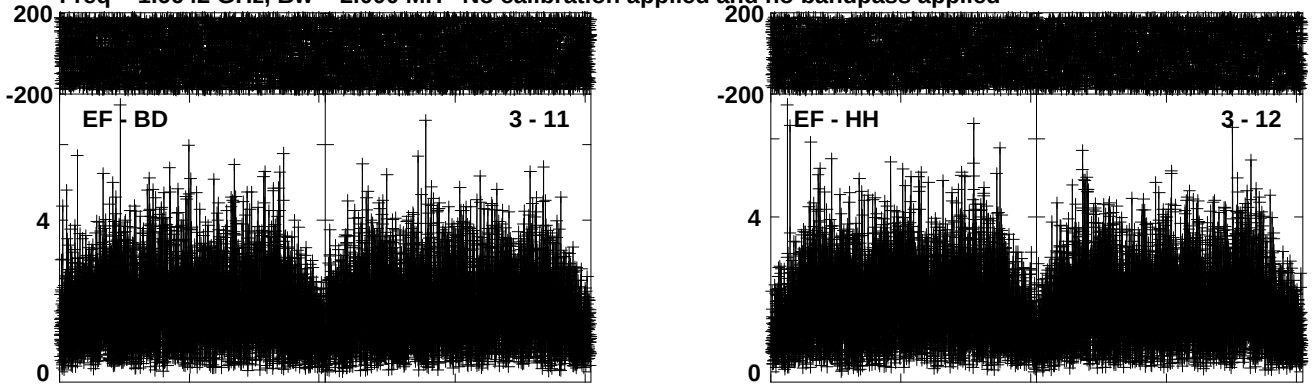

Lower frame: Milli Ampl Jy Top frame: Phas deg
Vector averaged cross-power spectrum Baseline: EF (03) - BD (11)
Timerange: 00/05:49:38 to 00/05:56:36

Plot file version 44 created 26-JAN-2018 22:13:49
J0217-0121 RE005 2.UVDATA.1
Freq = 1.6642 GHz, Bw = 2.000 MH No calibration applied and no bandpass applied

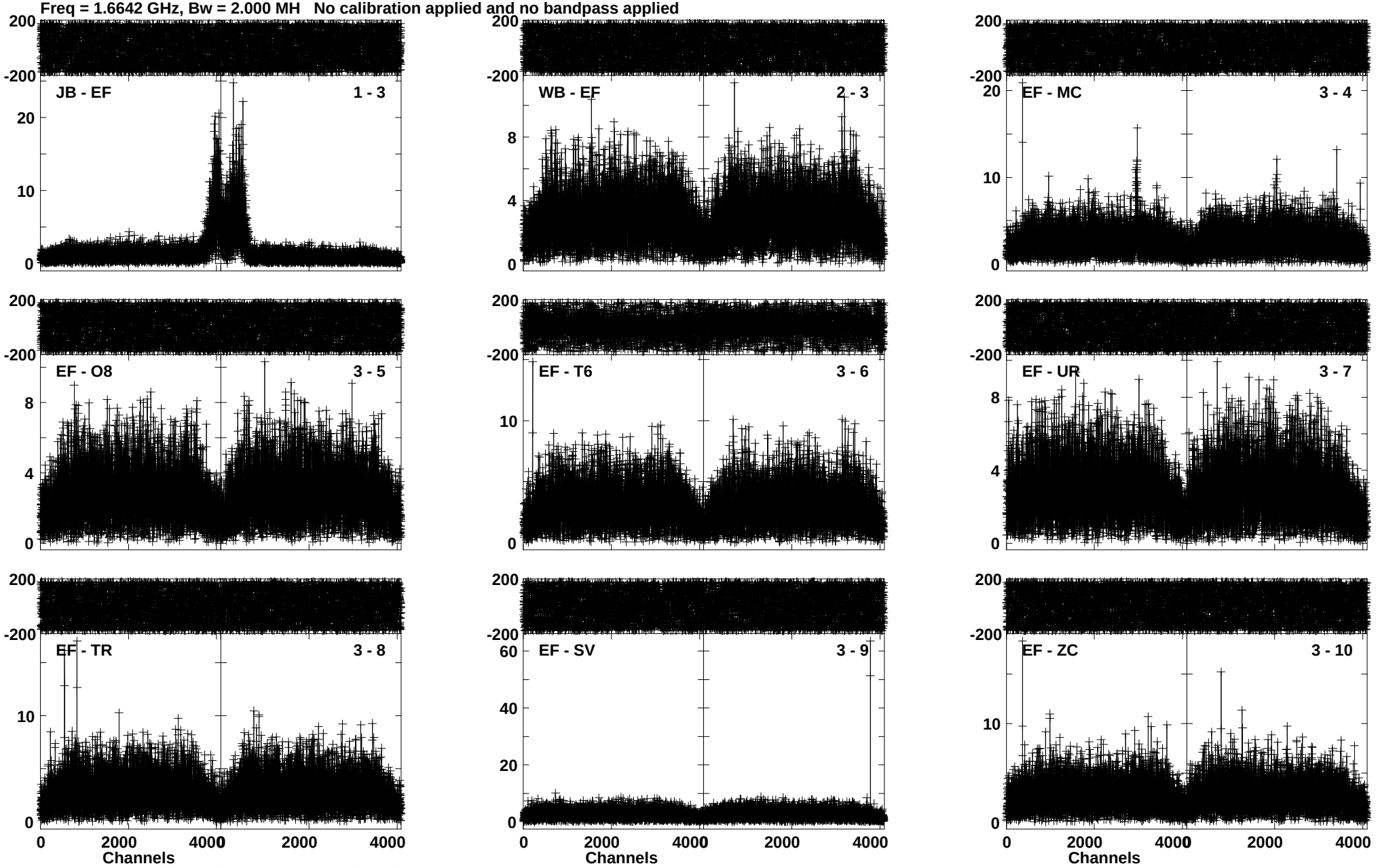

Lower frame: Milli Ampl Jy Top frame: Phas deg
Vector averaged cross-power spectrum Baseline: JB (01) - EF (03)
Timerange: 00/05:57:18 to 00/05:59:46

Plot file version 45 created 26-JAN-2018 22:13:58
J0217-0121 RE005 2.UVDATA.1
Freq = 1.6642 GHz, Bw = 2.000 MH No calibration applied and no bandpass applied

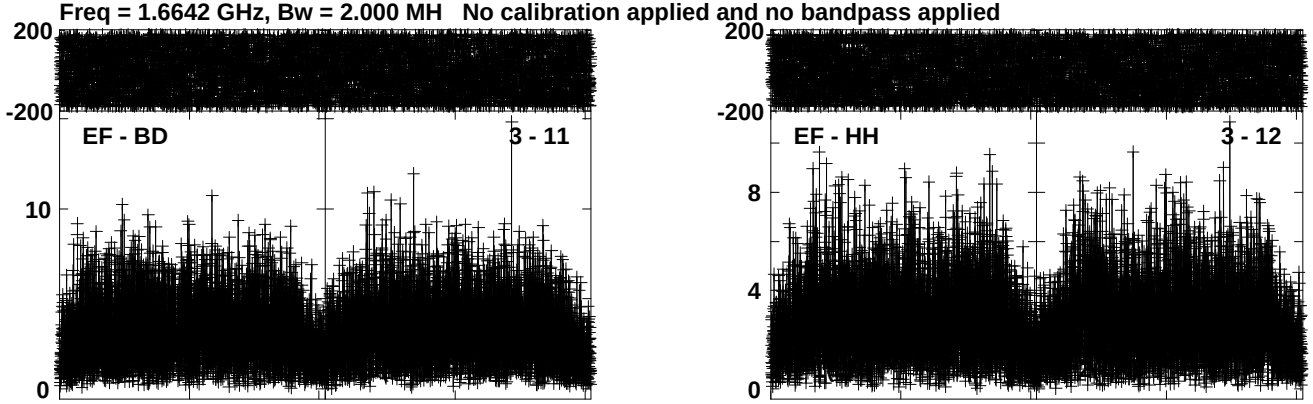

Lower frame: Milli Ampl Jy Top frame: Phas deg
Vector averaged cross-power spectrum Baseline: EF (03) - BD (11)
Timerange: 00/05:57:18 to 00/05:59:46

Plot file version 46 created 26-JAN-2018 22:14:05
OCETI RE005 2.UVDATA.1
Freq = 1.6642 GHz, Bw = 2.000 MH No calibration applied and no bandpass applied

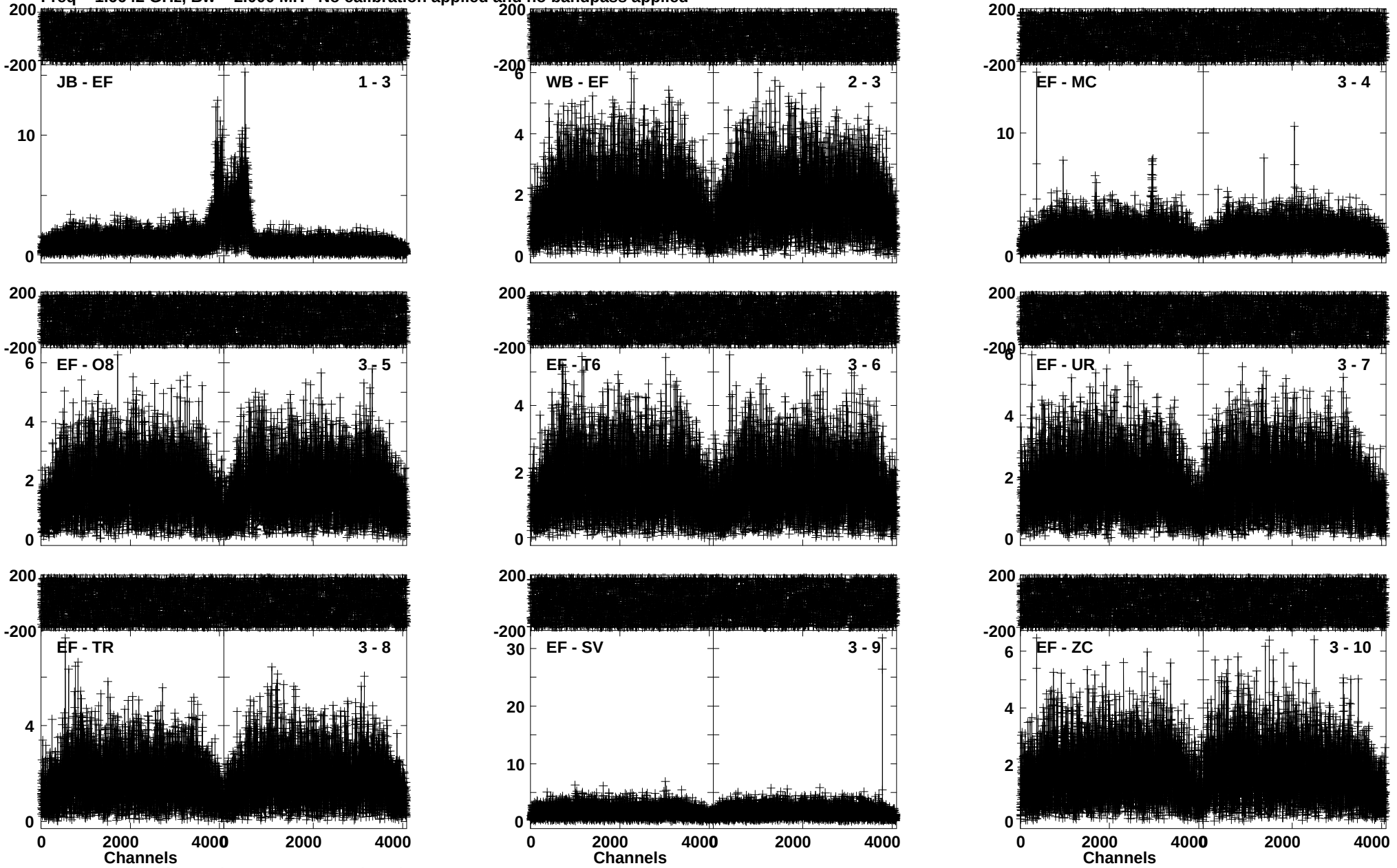

Lower frame: Milli Ampl Jy Top frame: Phas deg
Vector averaged cross-power spectrum Baseline: JB (01) - EF (03)
Timerange: 00/05:59:48 to 00/06:06:46

Plot file version 47 created 26-JAN-2018 22:14:17
OCETI RE005 2.UVDATA.1
Freq = 1.6642 GHz, Bw = 2.000 MH No calibration applied and no bandpass applied

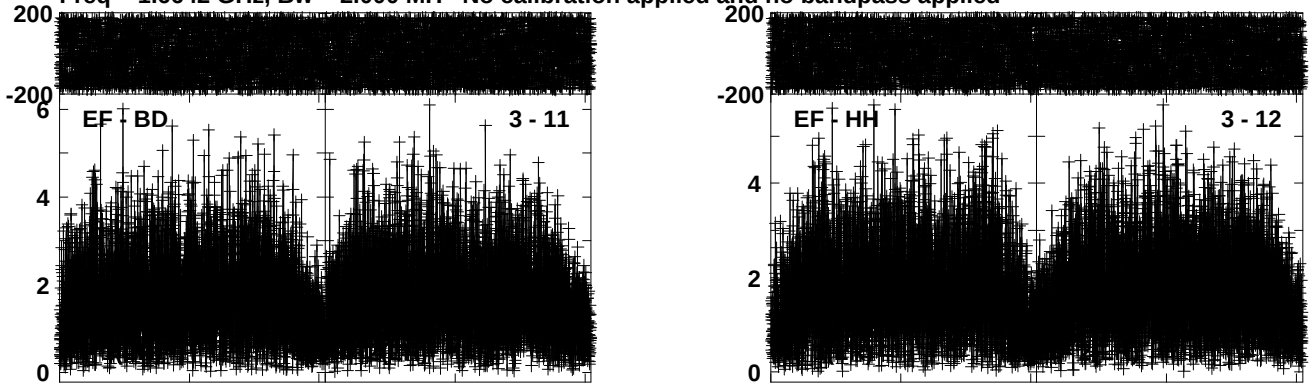

Lower frame: Milli Ampl Jy Top frame: Phas deg
Vector averaged cross-power spectrum Baseline: EF (03) - BD (11)
Timerange: 00/05:59:48 to 00/06:06:46

Plot file version 48 created 26-JAN-2018 22:14:22
J0217-0121 RE005 2.UVDATA.1
Freq = 1.6642 GHz, Bw = 2.000 MH No calibration applied and no bandpass applied

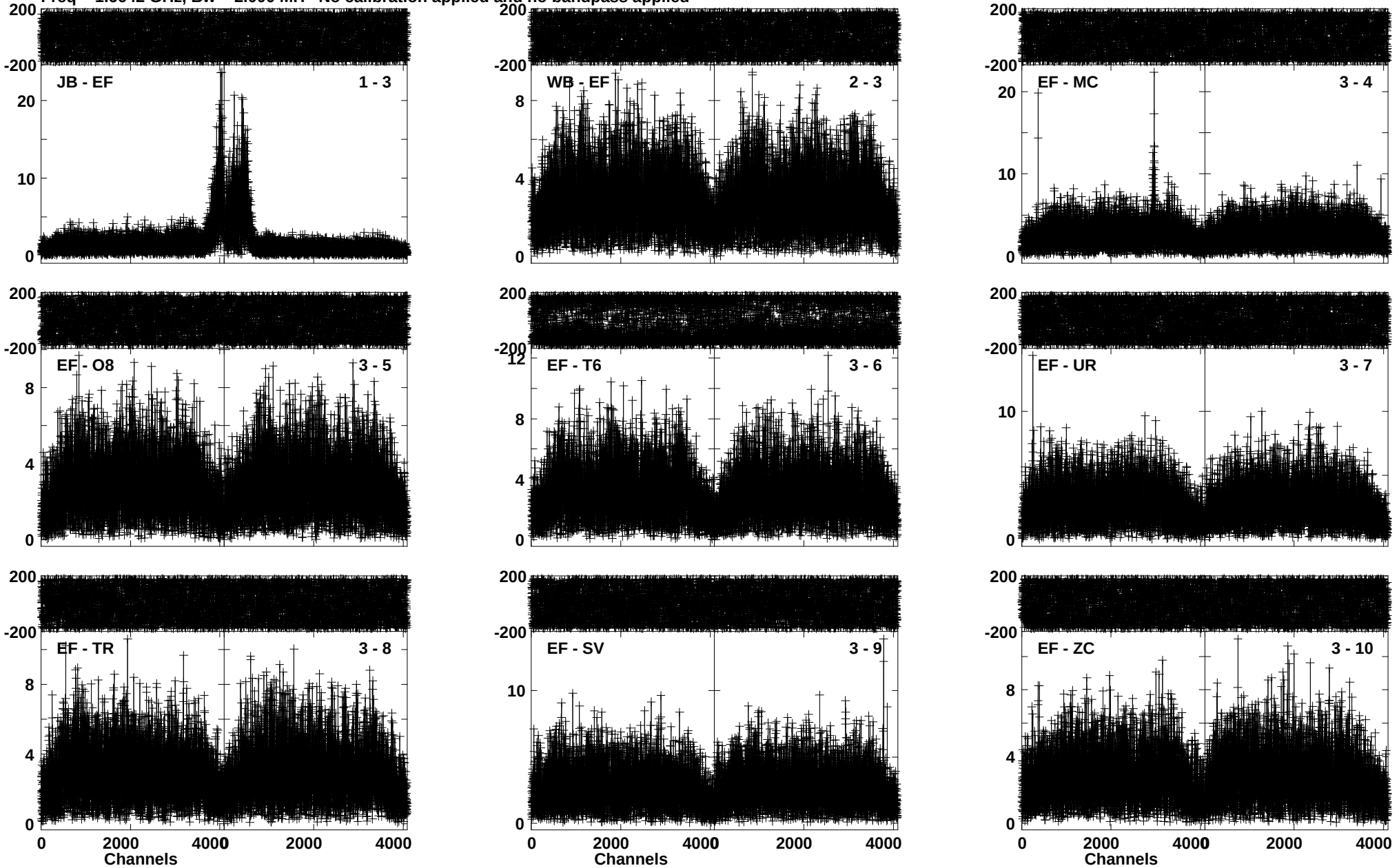

Lower frame: Milli Ampl Jy Top frame: Phas deg
Vector averaged cross-power spectrum Baseline: JB (01) - EF (03)
Timerange: 00/06:07:28 to 00/06:09:56

Plot file version 49 created 26-JAN-2018 22:14:25
J0217-0121 RE005 2.UVDATA.1
Freq = 1.6642 GHz, Bw = 2.000 MH No calibration applied and no bandpass applied

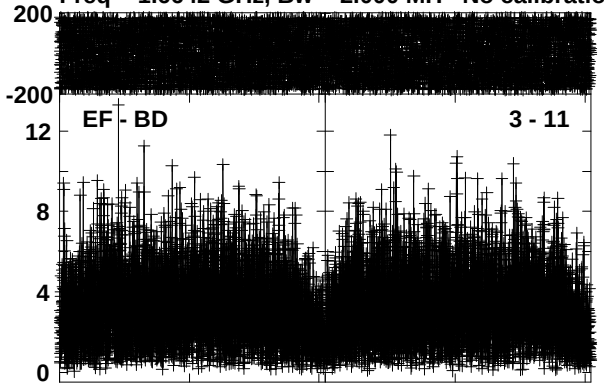

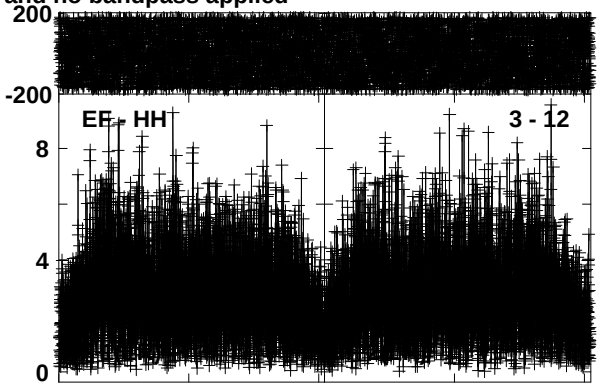

Lower frame: Milli Ampl Jy Top frame: Phas deg
Vector averaged cross-power spectrum Baseline: EF (03) - BD (11)
Timerange: 00/06:07:28 to 00/06:09:56

Plot file version 50 created 26-JAN-2018 22:14:35
OCETI RE005 2.UVDATA.1
Freq = 1.6642 GHz, Bw = 2.000 MH No calibration applied and no bandpass applied

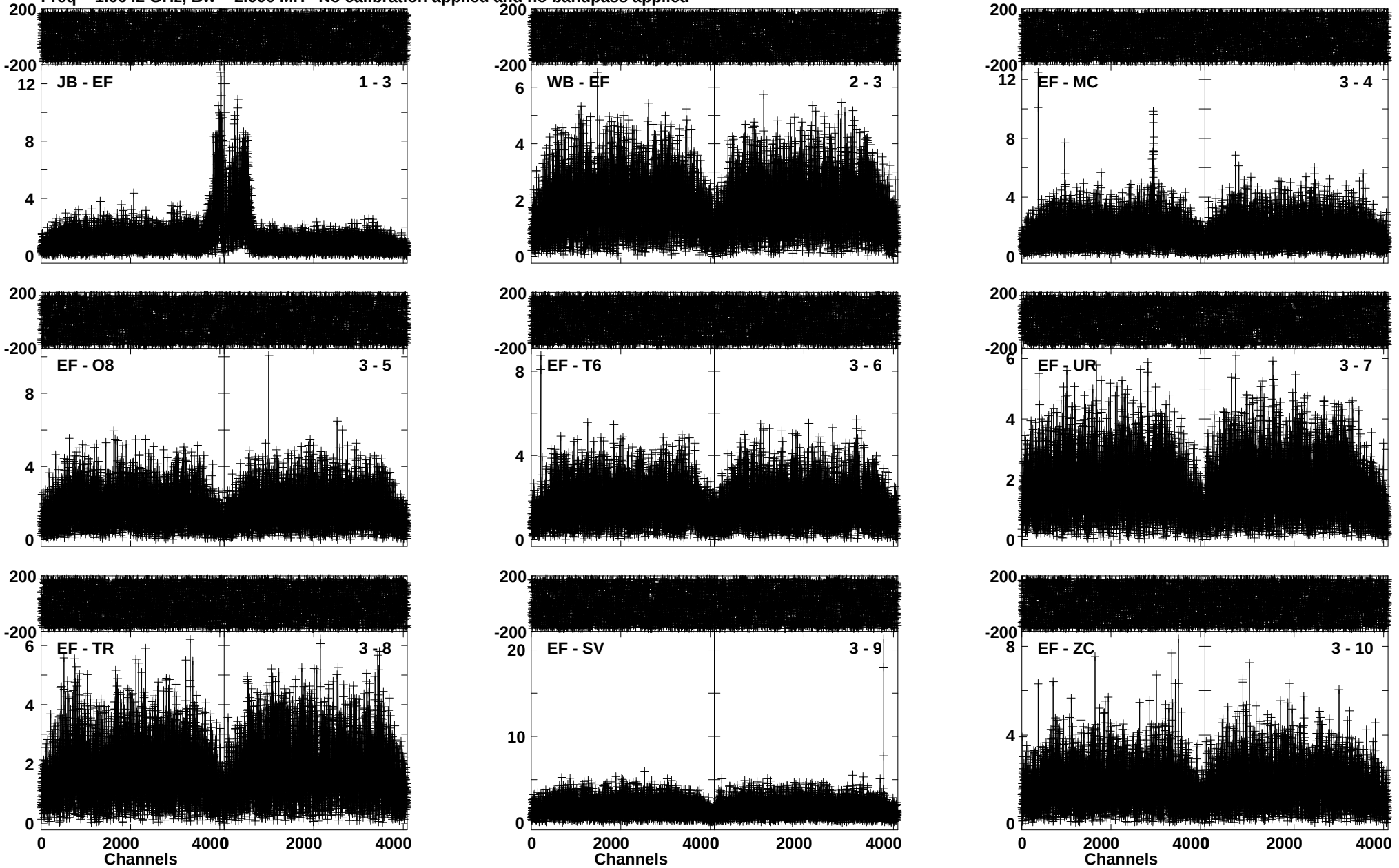

Lower frame: Milli Ampl Jy Top frame: Phas deg
Vector averaged cross-power spectrum Baseline: JB (01) - EF (03)
Timerange: 00/06:09:58 to 00/06:16:56

Plot file version 51 created 26-JAN-2018 22:14:47
OCETI RE005 2.UVDATA.1
Freq = 1.6642 GHz, Bw = 2.000 MH No calibration applied and no bandpass applied

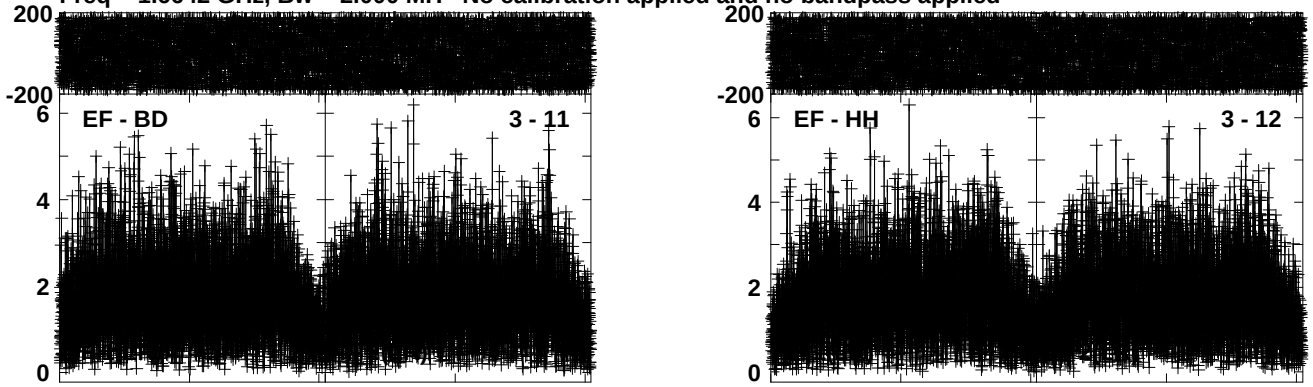

Lower frame: Milli Ampl Jy Top frame: Phas deg
Vector averaged cross-power spectrum Baseline: EF (03) - BD (11)
Timerange: 00/06:09:58 to 00/06:16:56

Plot file version 52 created 26-JAN-2018 22:14:58
J0217-0121 RE005 2.UVDATA.1
Freq = 1.6642 GHz, Bw = 2.000 MH No calibration applied and no bandpass applied

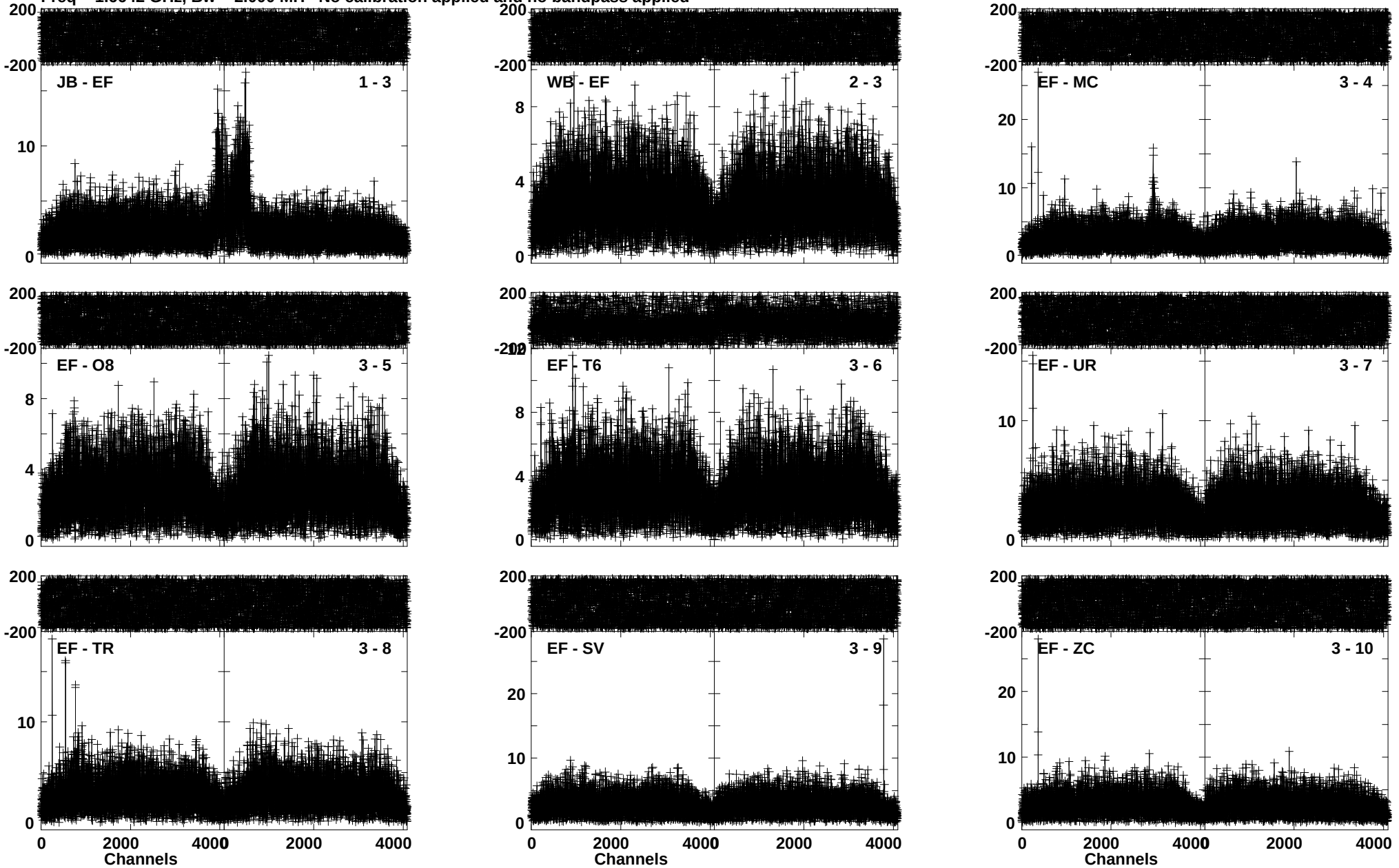

Lower frame: Milli Ampl Jy Top frame: Phas deg
Vector averaged cross-power spectrum Baseline: JB (01) - EF (03)
Timerange: 00/06:17:38 to 00/06:20:06

Plot file version 53 created 26-JAN-2018 22:15:07
J0217-0121 RE005 2.UVDATA.1
Freq = 1.6642 GHz, Bw = 2.000 MH No calibration applied and no bandpass applied

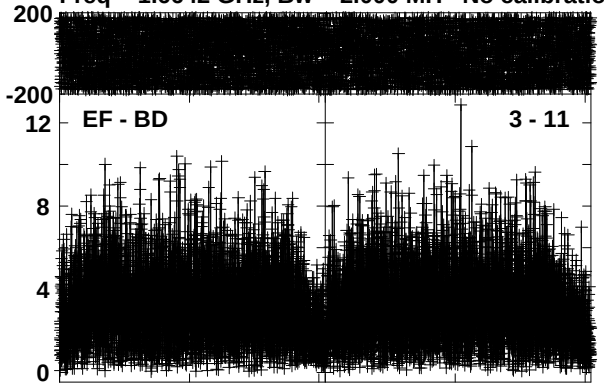

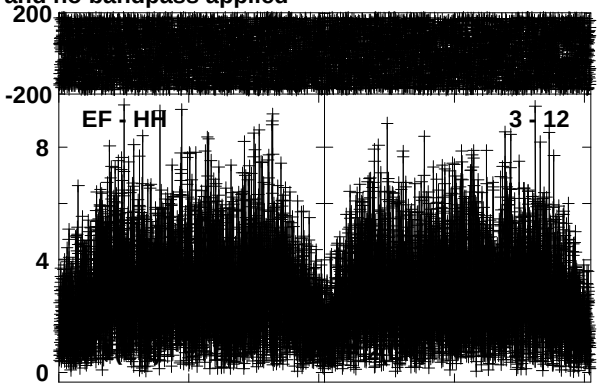

Lower frame: Milli Ampl Jy Top frame: Phas deg
Vector averaged cross-power spectrum Baseline: EF (03) - BD (11)
Timerange: 00/06:17:38 to 00/06:20:06

Plot file version 54 created 26-JAN-2018 22:15:14
OCETI RE005 2.UVDATA.1
Freq = 1.6642 GHz, Bw = 2.000 MH No calibration applied and no bandpass applied

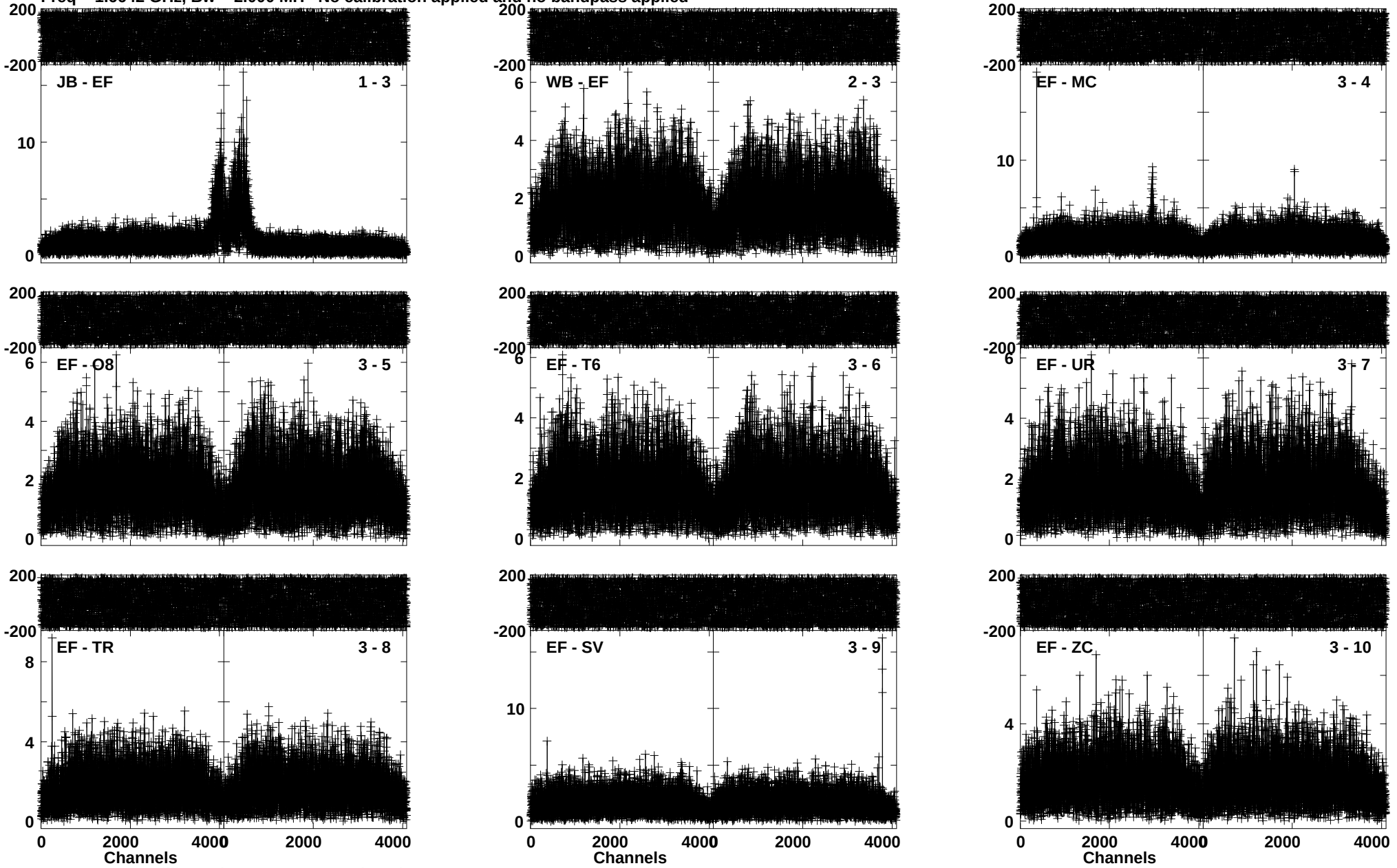

Lower frame: Milli Ampl Jy Top frame: Phas deg
Vector averaged cross-power spectrum Baseline: JB (01) - EF (03)
Timerange: 00/06:20:08 to 00/06:27:06

Plot file version 55 created 26-JAN-2018 22:15:25
OCETI RE005 2.UVDATA.1
Freq = 1.6642 GHz, Bw = 2.000 MH No calibration applied and no bandpass applied

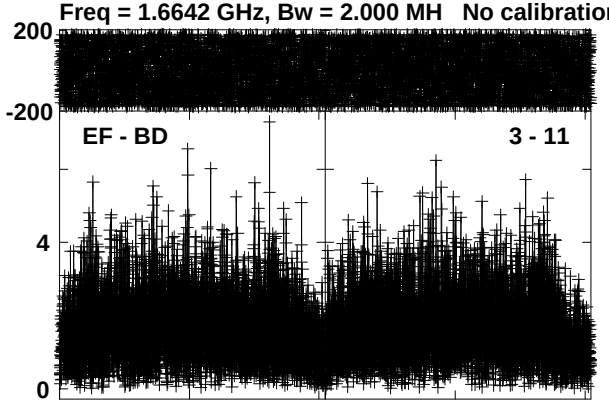

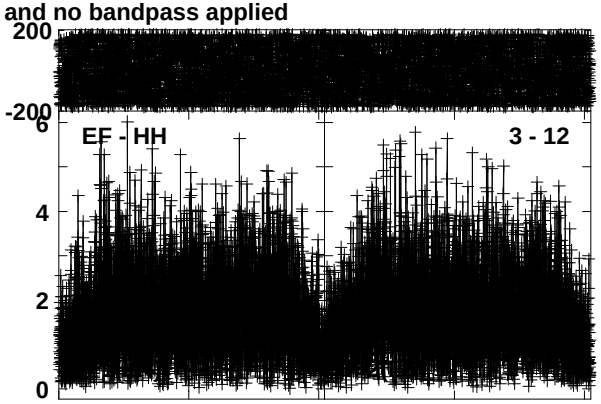

Lower frame: Milli Ampl Jy Top frame: Phas deg
Vector averaged cross-power spectrum Baseline: EF (03) - BD (11)
Timerange: 00/06:20:08 to 00/06:27:06

Plot file version 56 created 26-JAN-2018 22:15:36
J0217-0121 RE005 2.UVDATA.1
Freq = 1.6642 GHz, Bw = 2.000 MH No calibration applied and no bandpass applied

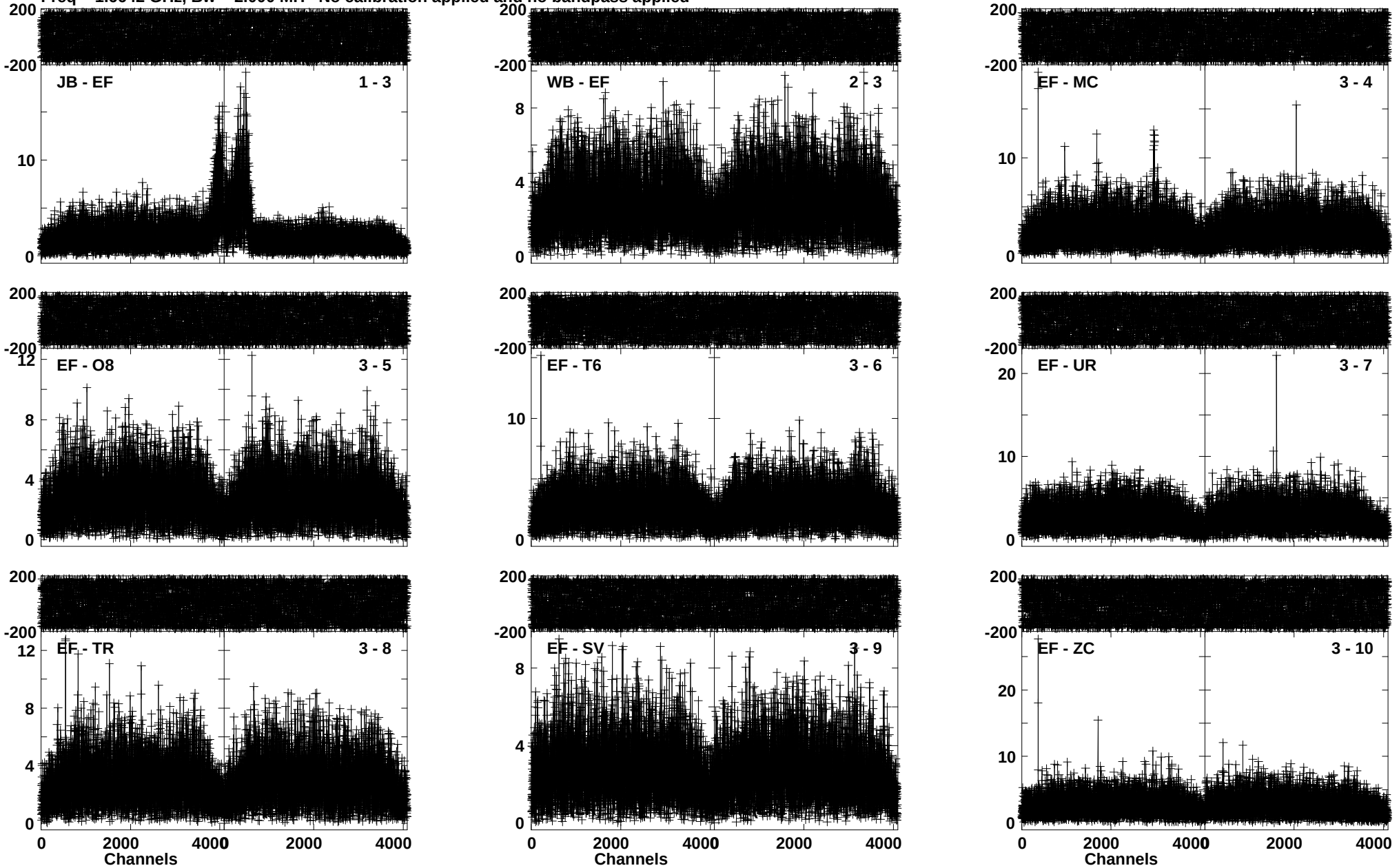

Lower frame: Milli Ampl Jy Top frame: Phas deg
Vector averaged cross-power spectrum Baseline: JB (01) - EF (03)
Timerange: 00/06:27:48 to 00/06:30:16

Plot file version 57 created 26-JAN-2018 22:15:45
J0217-0121 RE005 2.UVDATA.1
Freq = 1.6642 GHz, Bw = 2.000 MH No calibration applied and no bandpass applied

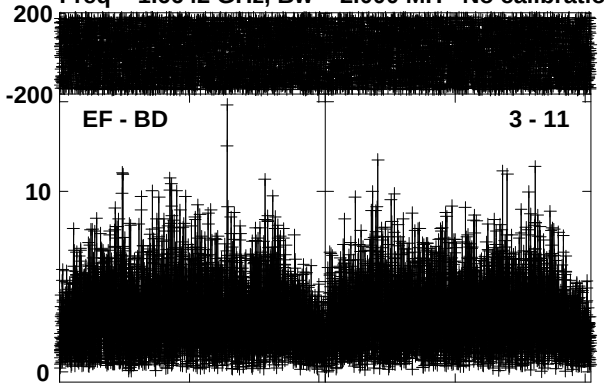

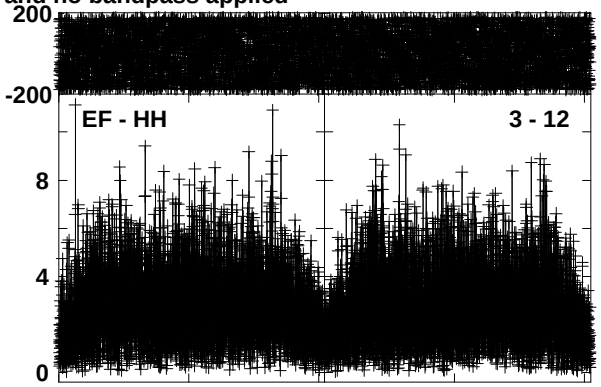

Lower frame: Milli Ampl Jy Top frame: Phas deg
Vector averaged cross-power spectrum Baseline: EF (03) - BD (11)
Timerange: 00/06:27:48 to 00/06:30:16

Plot file version 58 created 26-JAN-2018 22:15:52
OCETI RE005 2.UVDATA.1
Freq = 1.6642 GHz, Bw = 2.000 MH No calibration applied and no bandpass applied

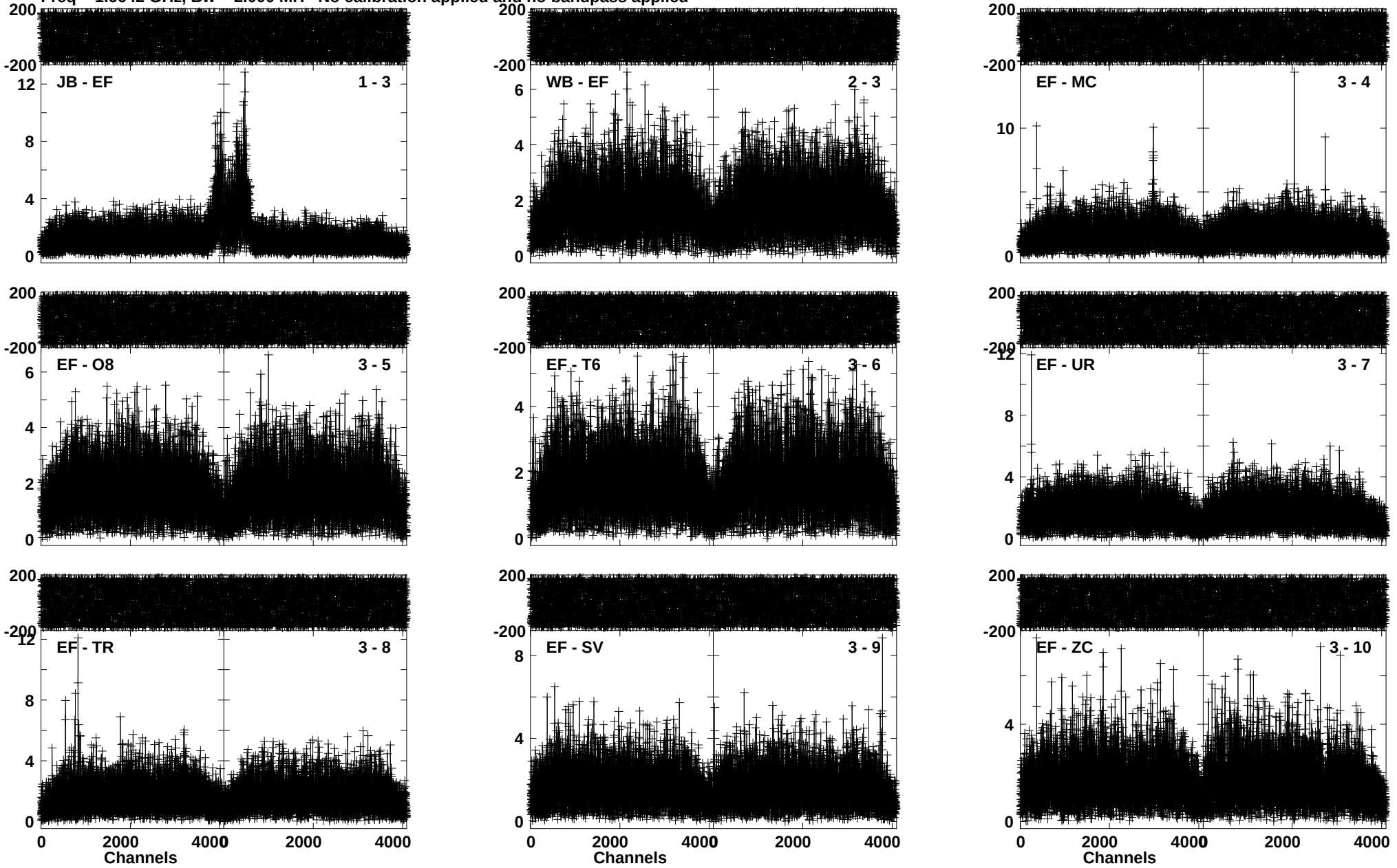

Lower frame: Milli Ampl Jy Top frame: Phas deg
Vector averaged cross-power spectrum Baseline: JB (01) - EF (03)
Timerange: 00/06:30:18 to 00/06:37:16

Plot file version 59 created 26-JAN-2018 22:16:04
OCETI RE005 2.UVDATA.1
Freq = 1.6642 GHz, Bw = 2.000 MH No calibration applied and no bandpass applied

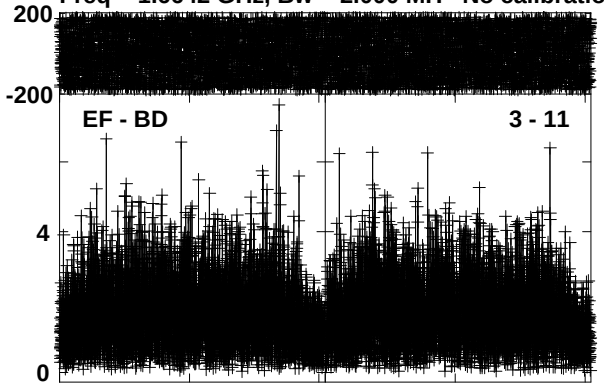

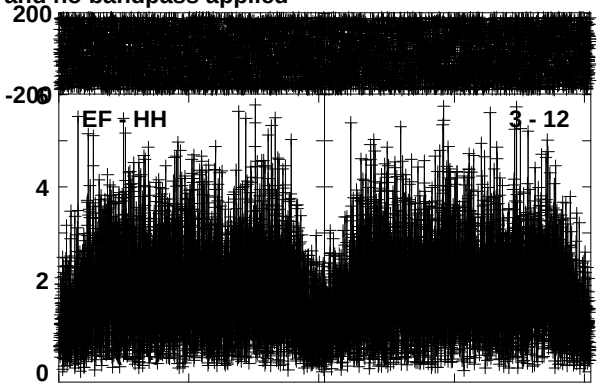

Lower frame: Milli Ampl Jy Top frame: Phas deg
Vector averaged cross-power spectrum Baseline: EF (03) - BD (11)
Timerange: 00/06:30:18 to 00/06:37:16

Plot file version 60 created 26-JAN-2018 22:16:15
J0217-0121 RE005 2.UVDATA.1
Freq = 1.6642 GHz, Bw = 2.000 MH No calibration applied and no bandpass applied

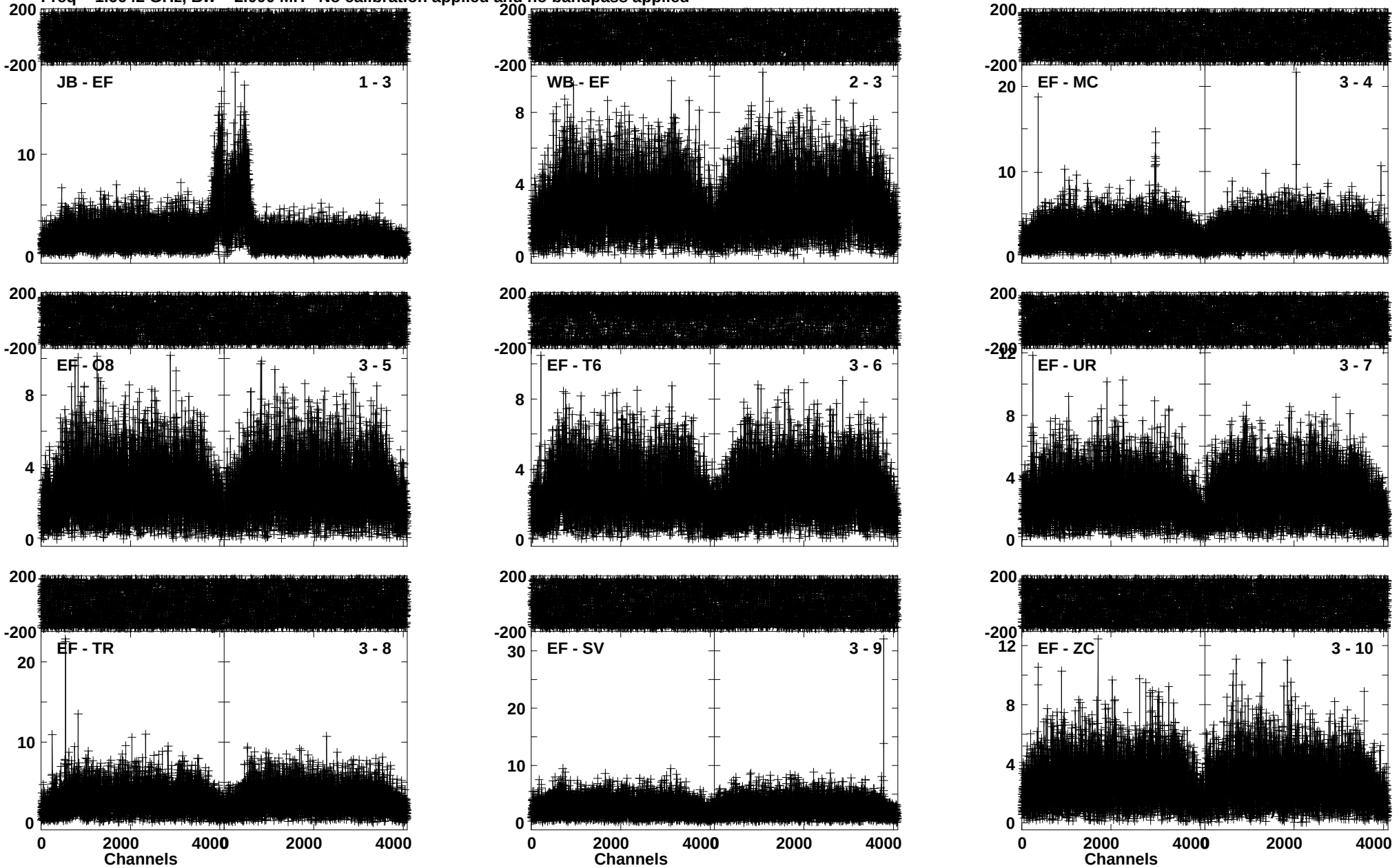

Lower frame: Milli Ampl Jy Top frame: Phas deg
Vector averaged cross-power spectrum Baseline: JB (01) - EF (03)
Timerange: 00/06:37:58 to 00/06:40:26

Plot file version 61 created 26-JAN-2018 22:16:23
J0217-0121 RE005 2.UVDATA.1
Freq = 1.6642 GHz, Bw = 2.000 MH No calibration applied and no bandpass applied

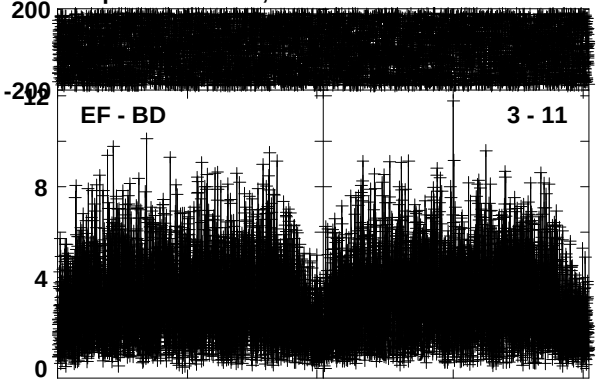

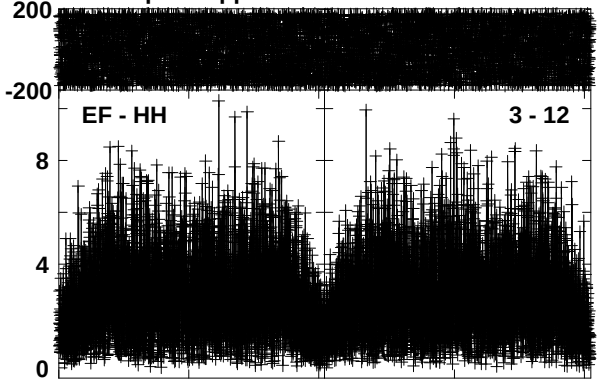

Lower frame: Milli Ampl Jy Top frame: Phas deg
Vector averaged cross-power spectrum Baseline: EF (03) - BD (11)
Timerange: 00/06:37:58 to 00/06:40:26

Plot file version 62 created 26-JAN-2018 22:16:30
OCETI RE005 2.UVDATA.1
Freq = 1.6642 GHz, Bw = 2.000 MH No calibration applied and no bandpass applied

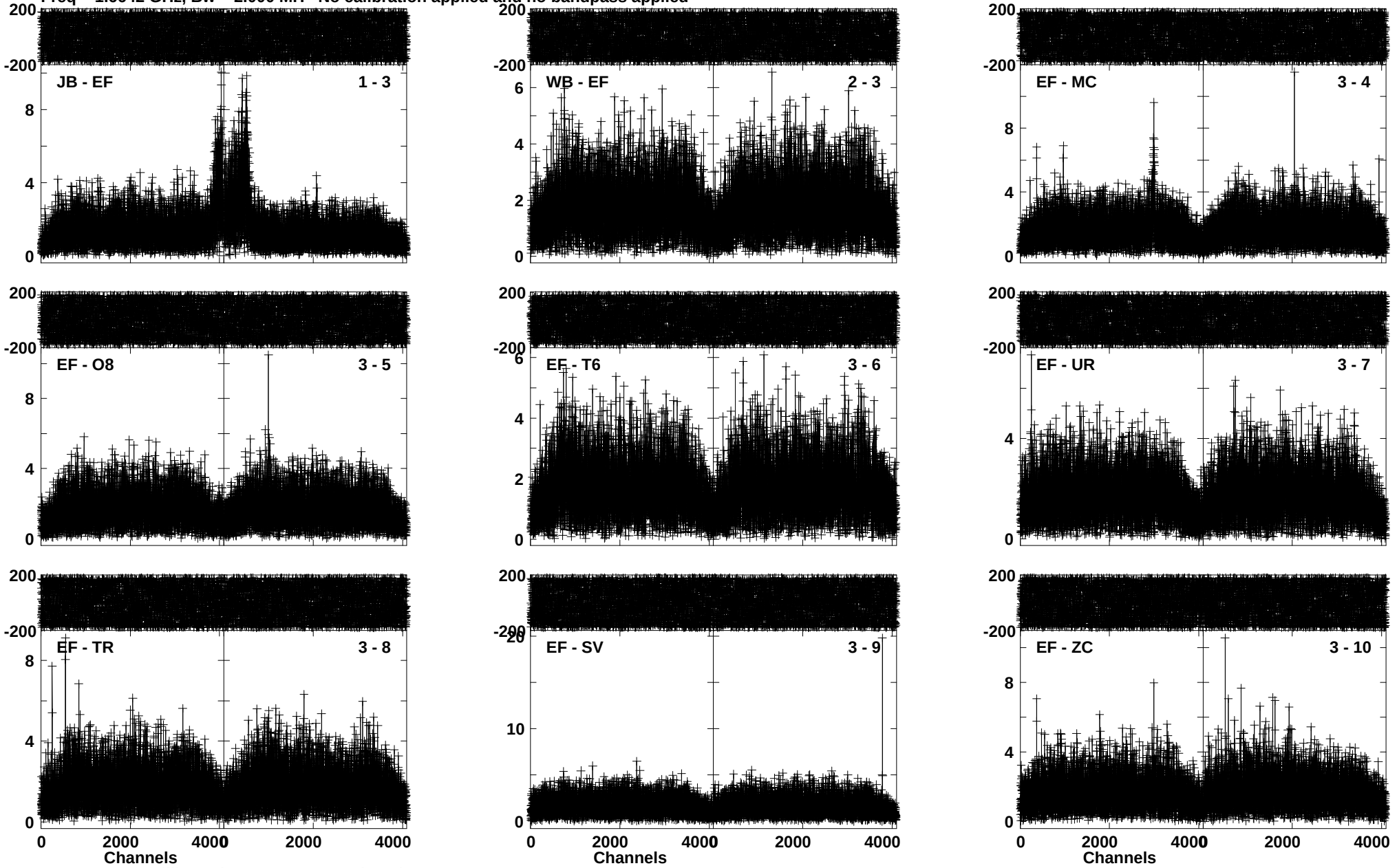

Lower frame: Milli Ampl Jy Top frame: Phas deg
Vector averaged cross-power spectrum Baseline: JB (01) - EF (03)
Timerange: 00/06:40:28 to 00/06:47:26

Plot file version 63 created 26-JAN-2018 22:16:42
OCETI RE005 2.UVDATA.1
Freq = 1.6642 GHz, Bw = 2.000 MH No calibration applied and no bandpass applied

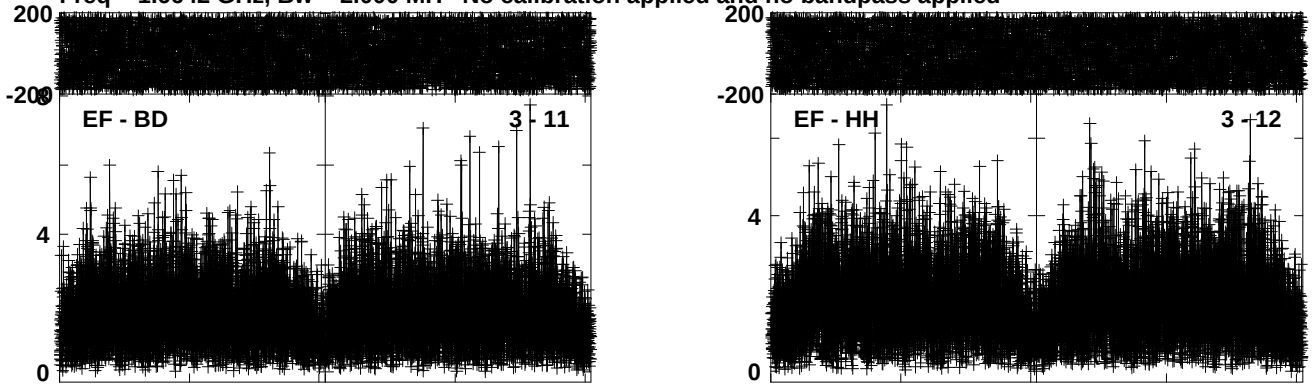

Lower frame: Milli Ampl Jy Top frame: Phas deg
Vector averaged cross-power spectrum Baseline: EF (03) - BD (11)
Timerange: 00/06:40:28 to 00/06:47:26

Plot file version 64 created 26-JAN-2018 22:16:46
J0217-0121 RE005 2.UVDATA.1
Freq = 1.6642 GHz, Bw = 2.000 MH No calibration applied and no bandpass applied

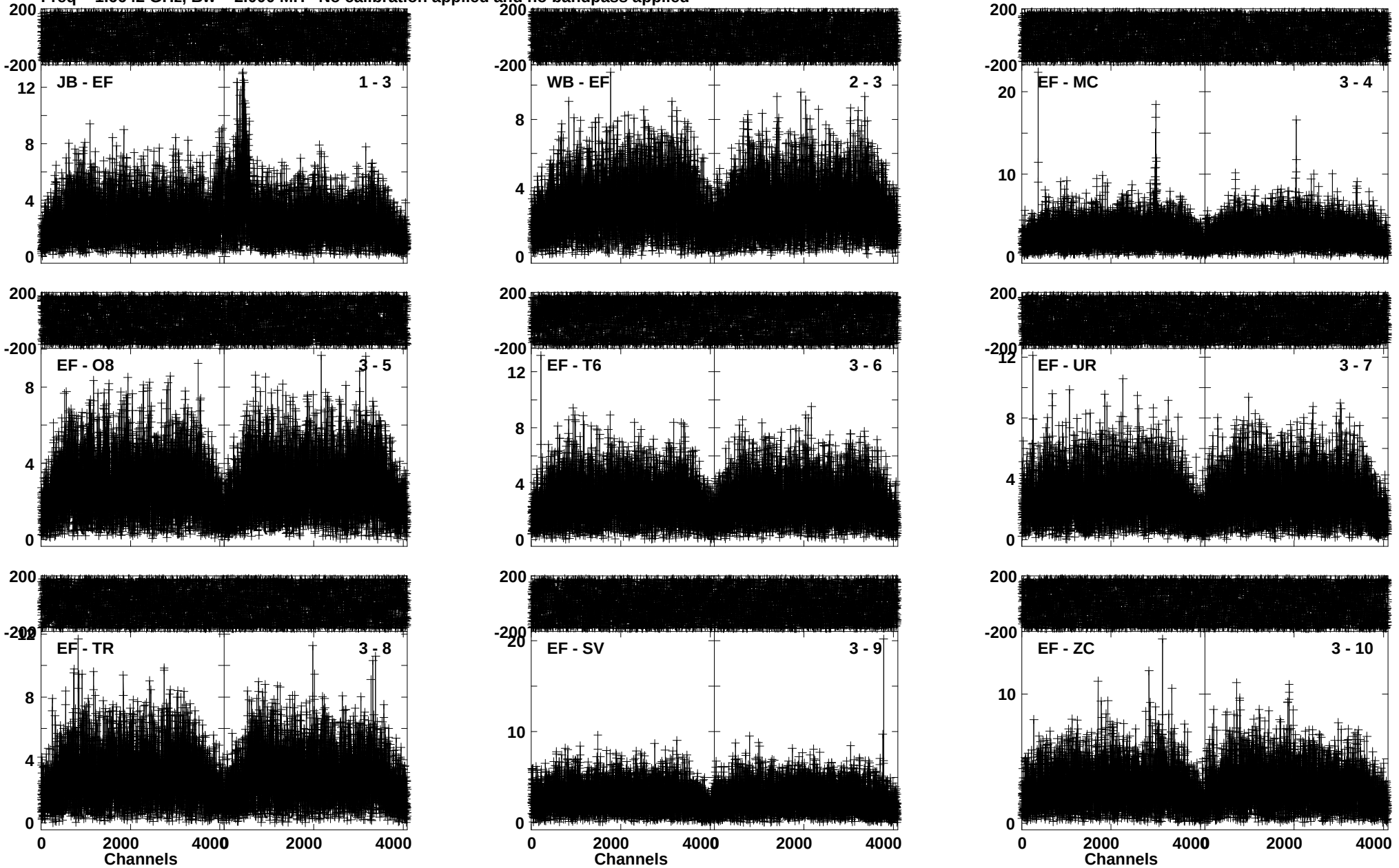

Lower frame: Milli Ampl Jy Top frame: Phas deg
Vector averaged cross-power spectrum Baseline: JB (01) - EF (03)
Timerange: 00/06:48:08 to 00/06:50:36

Plot file version 65 created 26-JAN-2018 22:16:50
J0217-0121 RE005 2.UVDATA.1
Freq = 1.6642 GHz, Bw = 2.000 MH No calibration applied and no bandpass applied

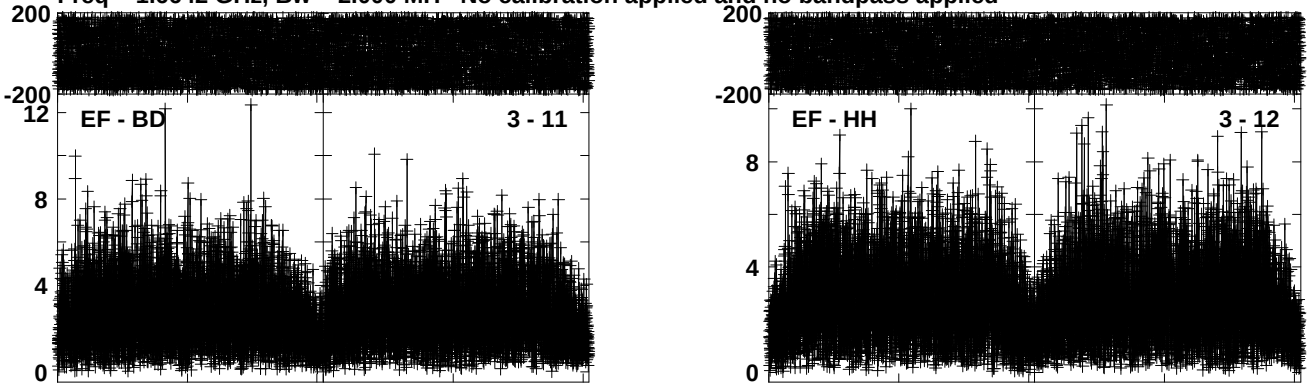

Lower frame: Milli Ampl Jy Top frame: Phas deg
Vector averaged cross-power spectrum Baseline: EF (03) - BD (11)
Timerange: 00/06:48:08 to 00/06:50:36

Plot file version 66 created 26-JAN-2018 22:17:01
OCETI RE005 2.UVDATA.1
Freq = 1.6642 GHz, Bw = 2.000 MH No calibration applied and no bandpass applied

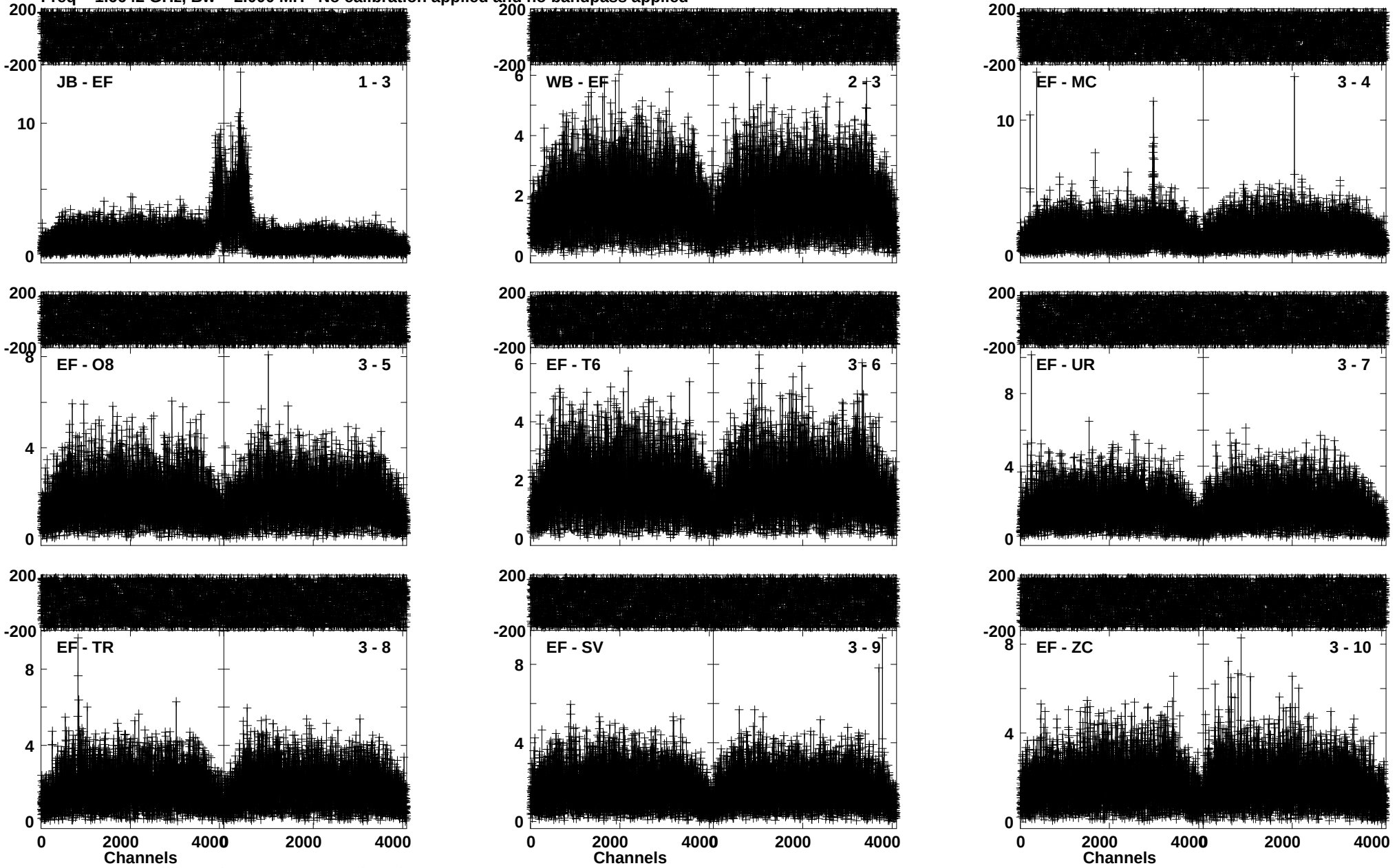

Lower frame: Milli Ampl Jy Top frame: Phas deg
Vector averaged cross-power spectrum Baseline: JB (01) - EF (03)
Timerange: 00/06:50:38 to 00/06:57:36

Plot file version 67 created 26-JAN-2018 22:17:12
OCETI RE005 2.UVDATA.1
Freq = 1.6642 GHz, Bw = 2.000 MH No calibration applied and no bandpass applied

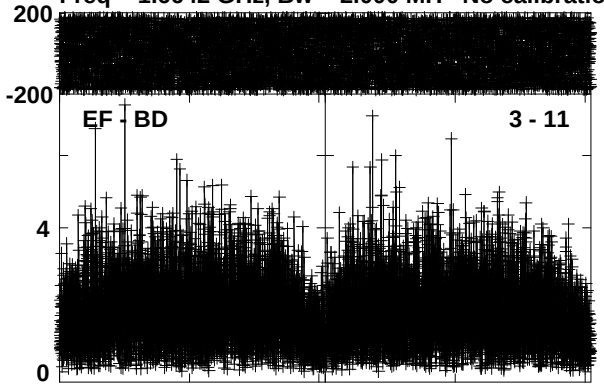

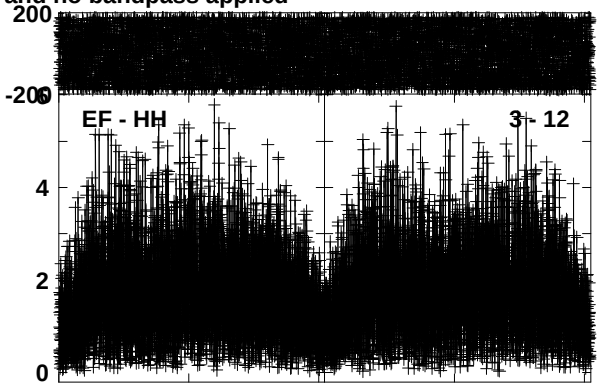

Lower frame: Milli Ampl Jy Top frame: Phas deg
Vector averaged cross-power spectrum Baseline: EF (03) - BD (11)
Timerange: 00/06:50:38 to 00/06:57:36

Plot file version 68 created 26-JAN-2018 22:17:22
J0217-0121 RE005 2.UVDATA.1
Freq = 1.6642 GHz, Bw = 2.000 MH No calibration applied and no bandpass applied

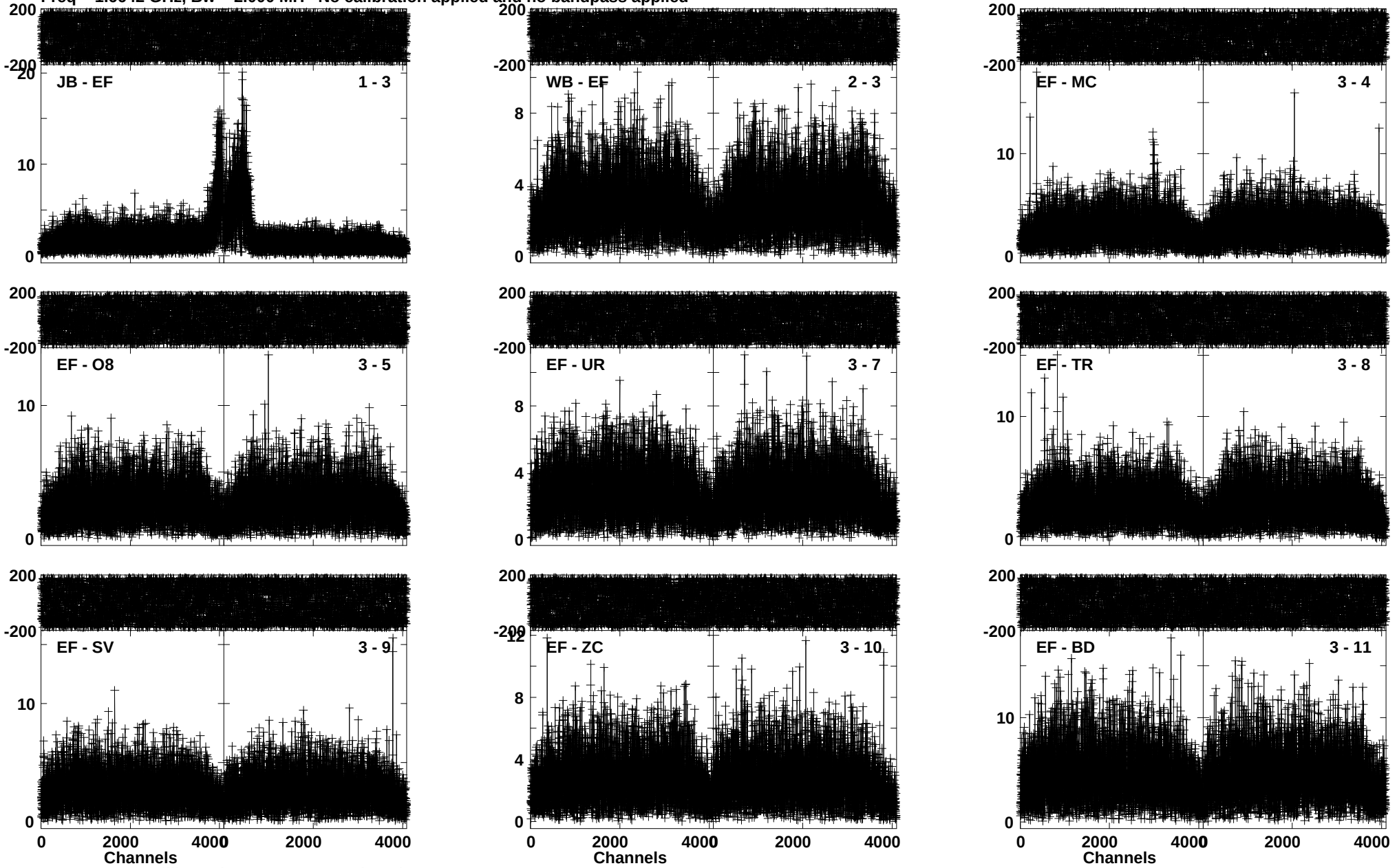

Lower frame: Milli Ampl Jy Top frame: Phas deg
Vector averaged cross-power spectrum Baseline: JB (01) - EF (03)
Timerange: 00/06:58:18 to 00/07:00:46

Plot file version 69 created 26-JAN-2018 22:17:30
J0217-0121 RE005 2.UVDATA.1
Freq = 1.6642 GHz, Bw = 2.000 MH No calibration applied and no bandpass applied

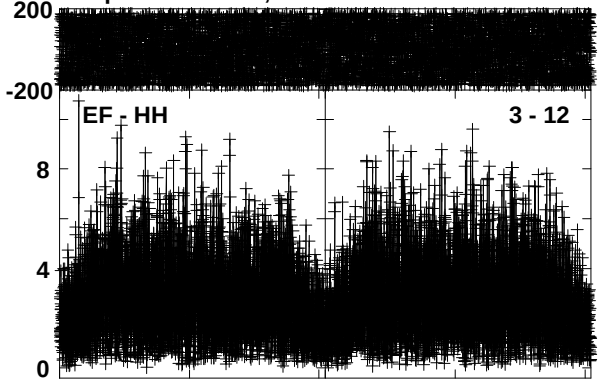

Lower frame: Milli Ampl Jy Top frame: Phas deg
Vector averaged cross-power spectrum Baseline: EF (03) - HH (12)
Timerange: 00/06:58:18 to 00/07:00:46

Plot file version 70 created 26-JAN-2018 22:17:36
OCETI RE005 2.UVDATA.1
Freq = 1.6642 GHz, Bw = 2.000 MH No calibration applied and no bandpass applied

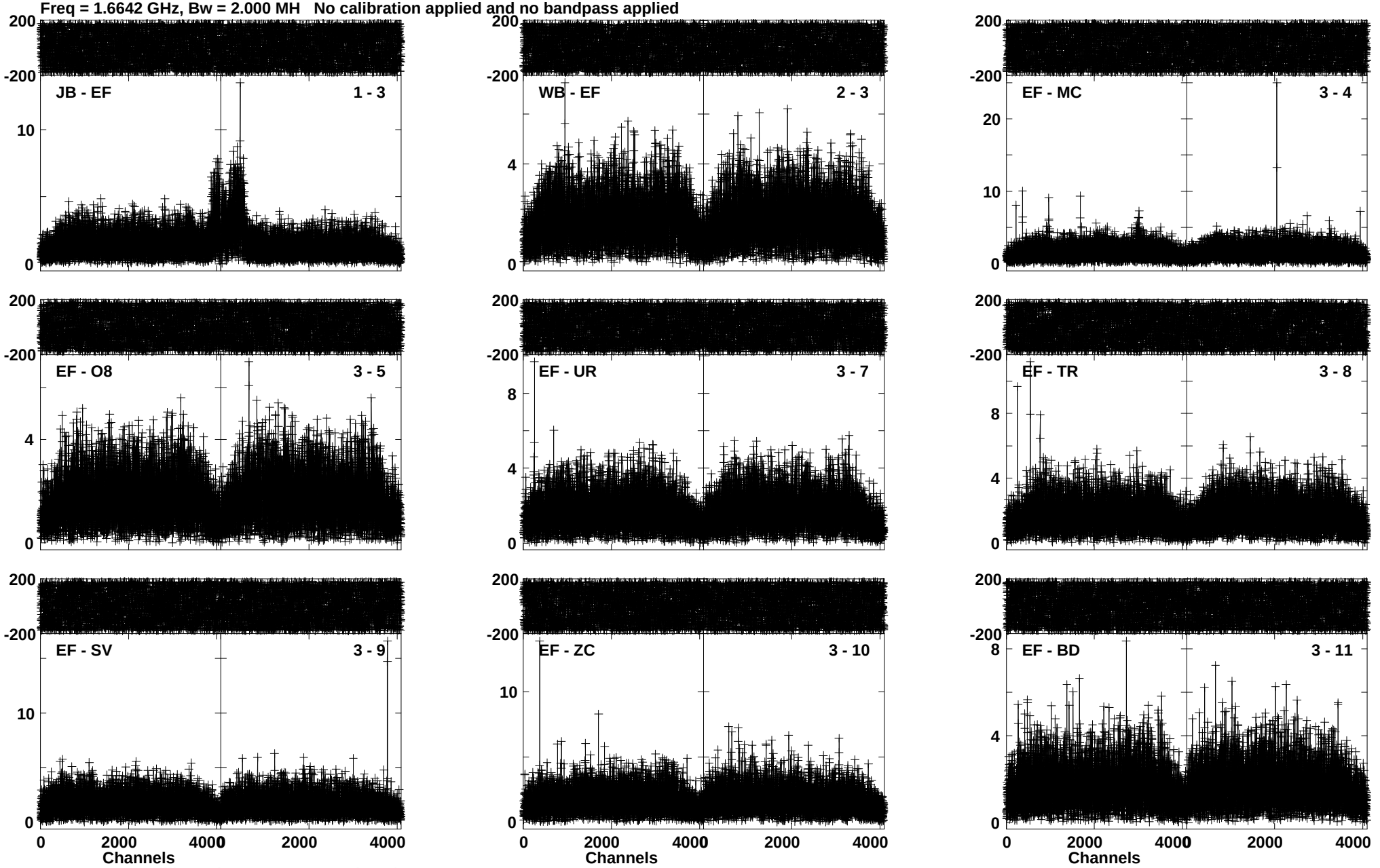

Lower frame: Milli Ampl Jy Top frame: Phas deg
Vector averaged cross-power spectrum Baseline: JB (01) - EF (03)
Timerange: 00/07:00:48 to 00/07:07:46

Plot file version 71 created 26-JAN-2018 22:17:47
OCETI RE005 2.UVDATA.1
Freq = 1.6642 GHz, Bw = 2.000 MH No calibration applied and no bandpass applied

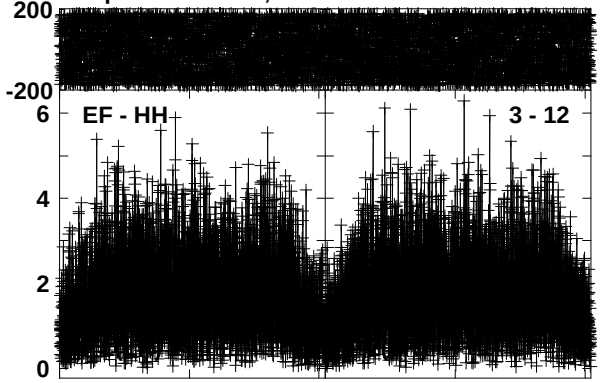

Lower frame: Milli Ampl Jy Top frame: Phas deg
Vector averaged cross-power spectrum Baseline: EF (03) - HH (12)
Timerange: 00/07:00:48 to 00/07:07:46

Plot file version 72 created 26-JAN-2018 22:17:56
J0217-0121 RE005 2.UVDATA.1
Freq = 1.6642 GHz, Bw = 2.000 MH No calibration applied and no bandpass applied

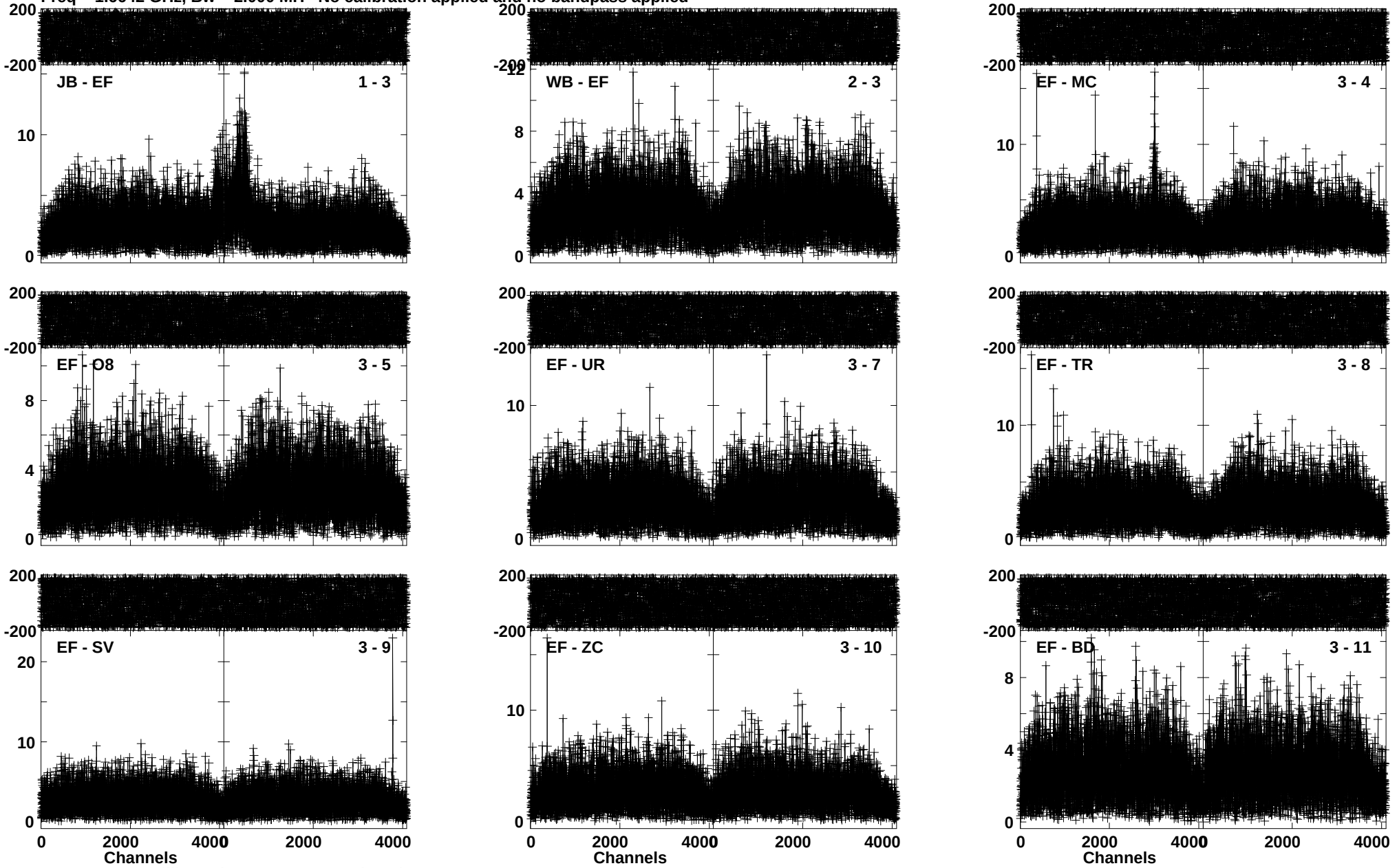

Lower frame: Milli Ampl Jy Top frame: Phas deg
Vector averaged cross-power spectrum Baseline: JB (01) - EF (03)
Timerange: 00/07:08:28 to 00/07:10:56

Plot file version 73 created 26-JAN-2018 22:18:04
J0217-0121 RE005 2.UVDATA.1
Freq = 1.6642 GHz, Bw = 2.000 MH No calibration applied and no bandpass applied

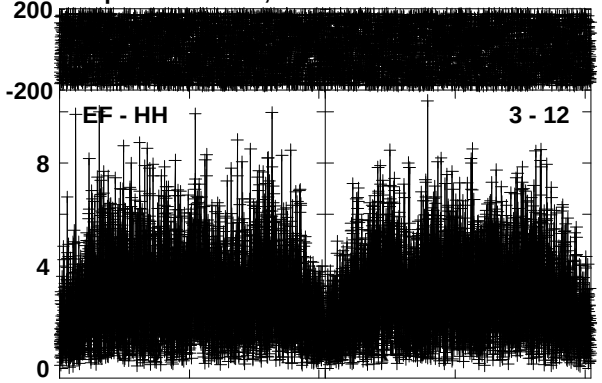

Lower frame: Milli Ampl Jy Top frame: Phas deg
Vector averaged cross-power spectrum Baseline: EF (03) - HH (12)
Timerange: 00/07:08:28 to 00/07:10:56

Plot file version 74 created 26-JAN-2018 22:18:09
OCETI RE005 2.UVDATA.1
Freq = 1.6642 GHz, Bw = 2.000 MH No calibration applied and no bandpass applied

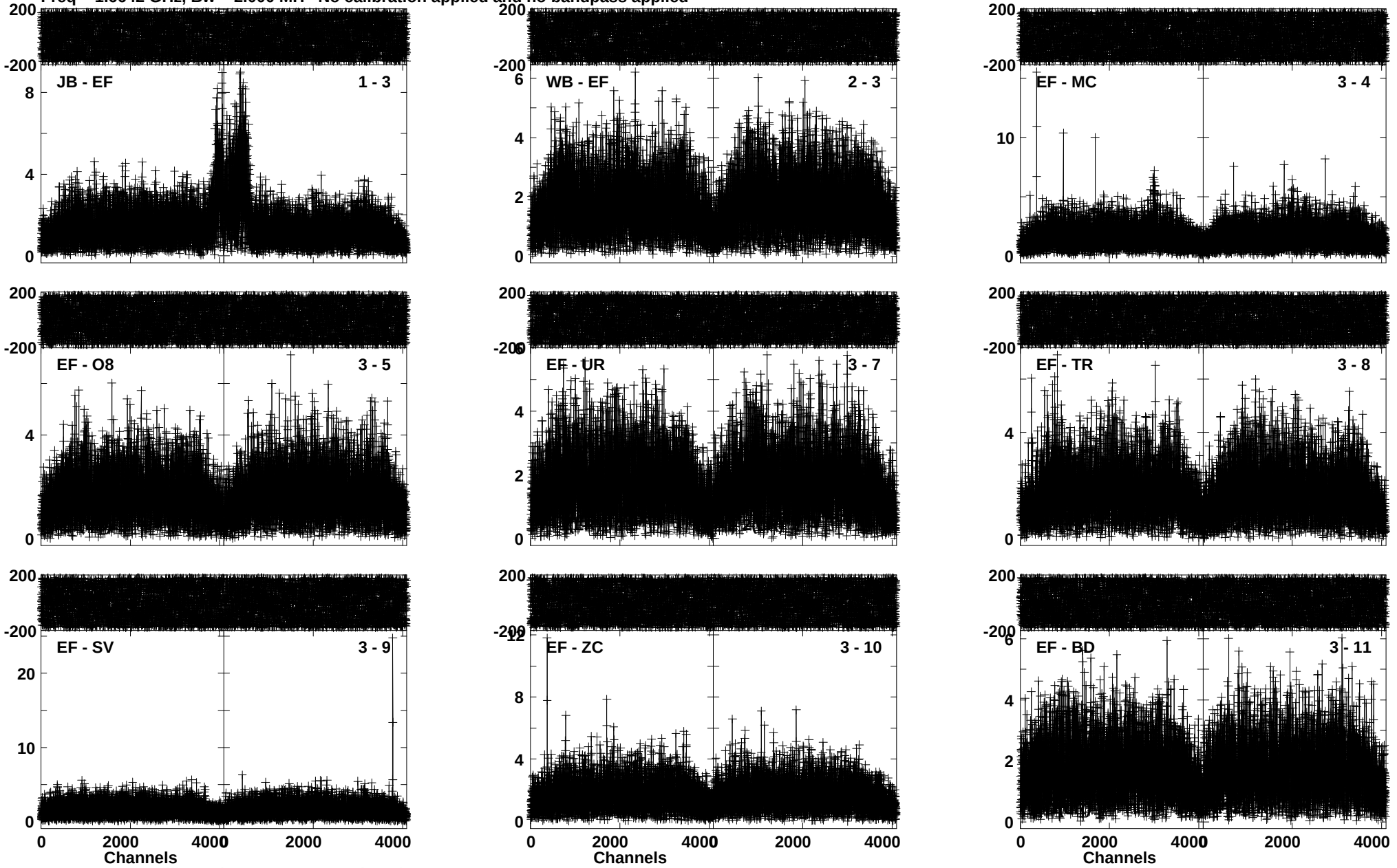

Lower frame: Milli Ampl Jy Top frame: Phas deg
Vector averaged cross-power spectrum Baseline: JB (01) - EF (03)
Timerange: 00/07:10:58 to 00/07:17:56

Plot file version 75 created 26-JAN-2018 22:18:21
OCETI RE005 2.UVDATA.1
Freq = 1.6642 GHz, Bw = 2.000 MH No calibration applied and no bandpass applied

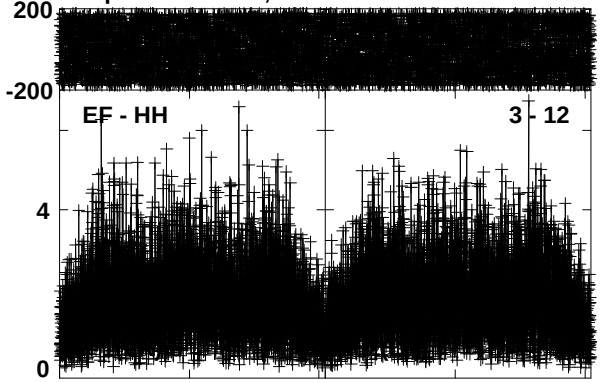

Lower frame: Milli Ampl Jy Top frame: Phas deg
Vector averaged cross-power spectrum Baseline: EF (03) - HH (12)
Timerange: 00/07:10:58 to 00/07:17:56

Plot file version 76 created 26-JAN-2018 22:18:29
J0217-0121 RE005 2.UVDATA.1
Freq = 1.6642 GHz, Bw = 2.000 MH No calibration applied and no bandpass applied

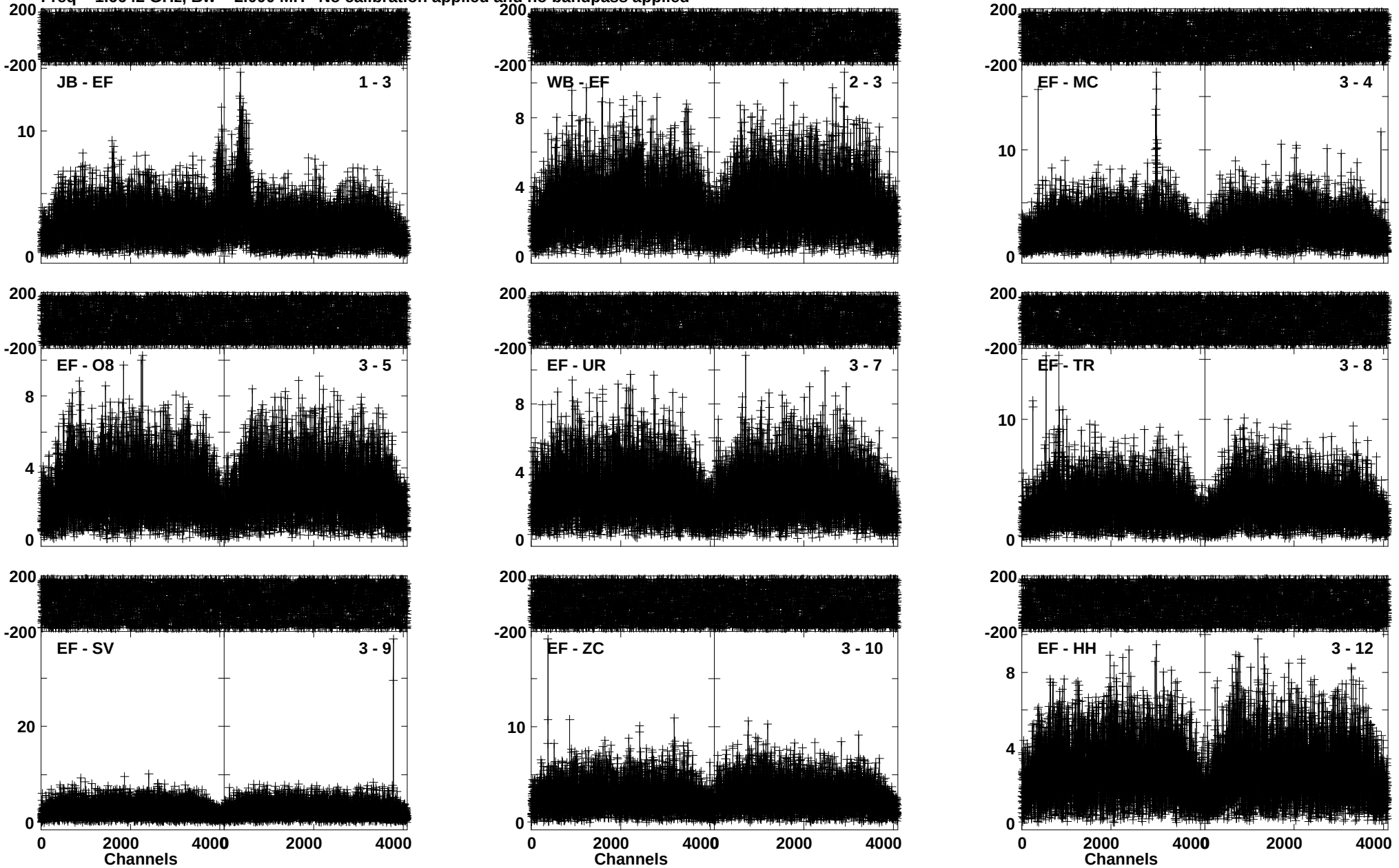

Lower frame: Milli Ampl Jy Top frame: Phas deg
Vector averaged cross-power spectrum Baseline: JB (01) - EF (03)
Timerange: 00/07:18:38 to 00/07:21:06

Plot file version 77 created 26-JAN-2018 22:18:43
OCETI RE005 2.UVDATA.1
Freq = 1.6642 GHz, Bw = 2.000 MH No calibration applied and no bandpass applied

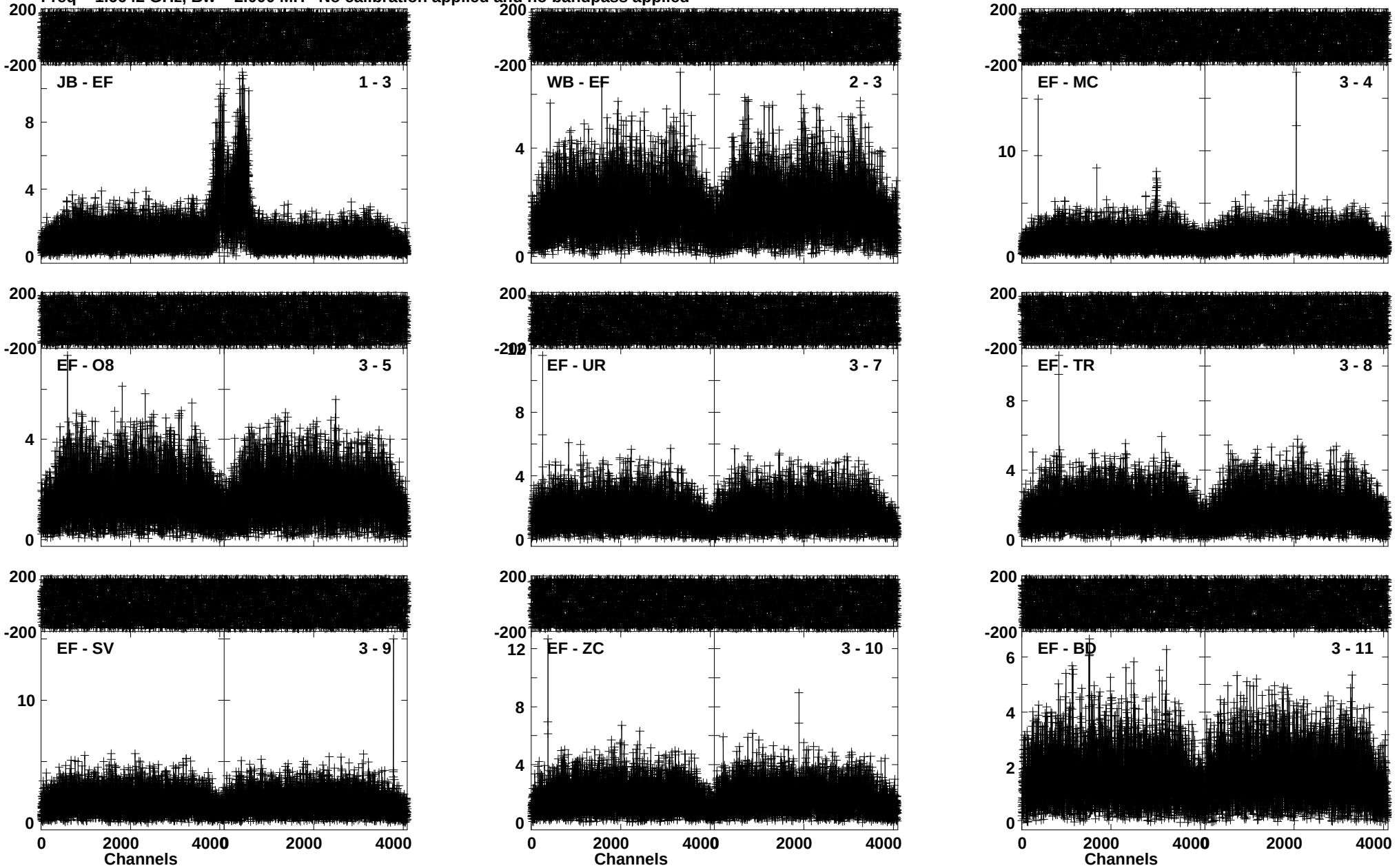

Lower frame: Milli Ampl Jy Top frame: Phas deg
Vector averaged cross-power spectrum Baseline: JB (01) - EF (03)
Timerange: 00/07:21:08 to 00/07:28:06

Plot file version 78 created 26-JAN-2018 22:18:54
OCETI RE005 2.UVDATA.1
Freq = 1.6642 GHz, Bw = 2.000 MH No calibration applied and no bandpass applied

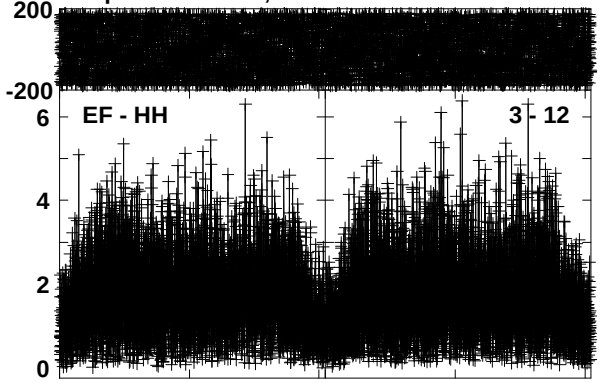

Lower frame: Milli Ampl Jy Top frame: Phas deg
Vector averaged cross-power spectrum Baseline: EF (03) - HH (12)
Timerange: 00/07:21:08 to 00/07:28:06

Plot file version 79 created 26-JAN-2018 22:18:57
J0217-0121 RE005 2.UVDATA.1
Freq = 1.6642 GHz, Bw = 2.000 MH No calibration applied and no bandpass applied

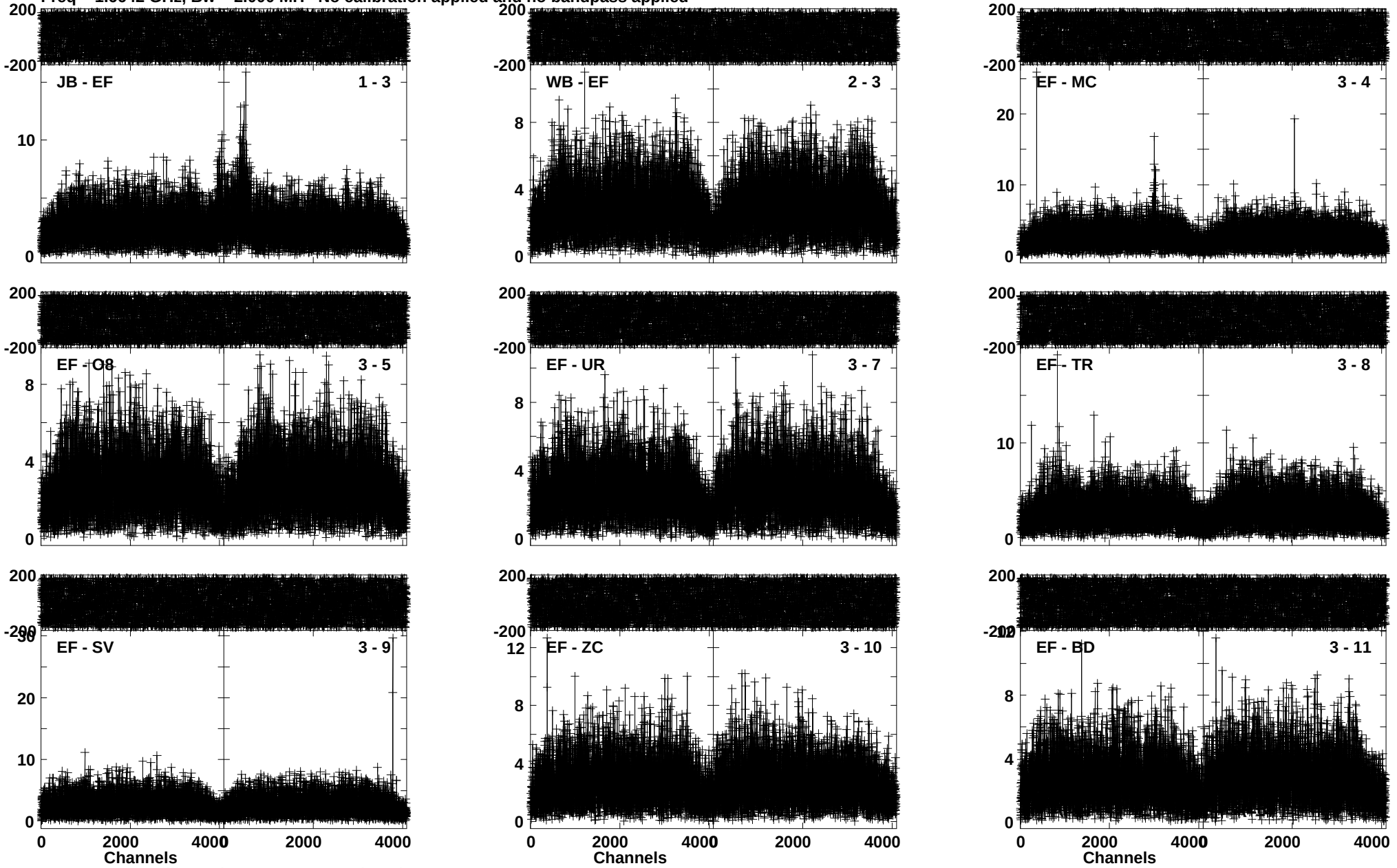

Lower frame: Milli Ampl Jy Top frame: Phas deg
Vector averaged cross-power spectrum Baseline: JB (01) - EF (03)
Timerange: 00/07:28:48 to 00/07:31:16

Plot file version 80 created 26-JAN-2018 22:19:01
J0217-0121 RE005 2.UVDATA.1
Freq = 1.6642 GHz, Bw = 2.000 MH No calibration applied and no bandpass applied

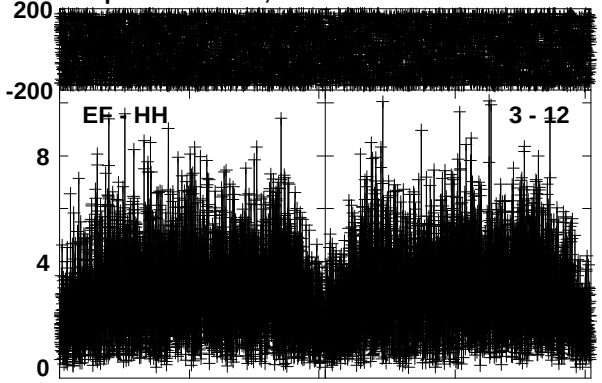

Lower frame: Milli Ampl Jy Top frame: Phas deg
Vector averaged cross-power spectrum Baseline: EF (03) - HH (12)
Timerange: 00/07:28:48 to 00/07:31:16

Plot file version 81 created 26-JAN-2018 22:19:15
J0237+2848 RE005 2.UVDATA.1
Freq = 1.6642 GHz, Bw = 2.000 MH No calibration applied and no bandpass applied

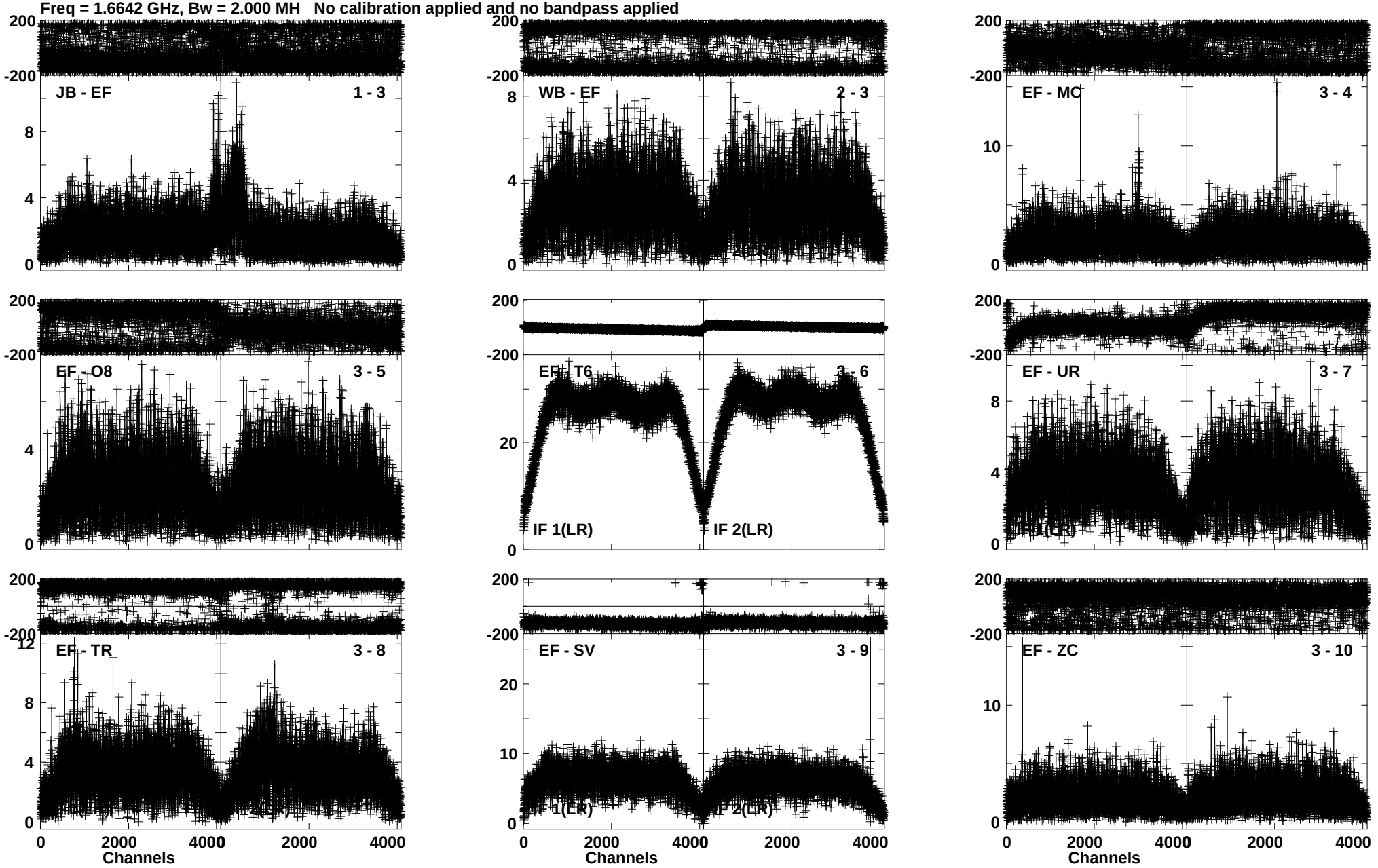

Lower frame: Milli Ampl Jy Top frame: Phas deg
Vector averaged cross-power spectrum Baseline: JB (01) - EF (03)
Timerange: 00/07:33:41 to 00/07:39:29

Plot file version 82 created 26-JAN-2018 22:19:29
J0237+2848 RE005 2.UVDATA.1
Freq = 1.6642 GHz, Bw = 2.000 MH No calibration applied and no bandpass applied

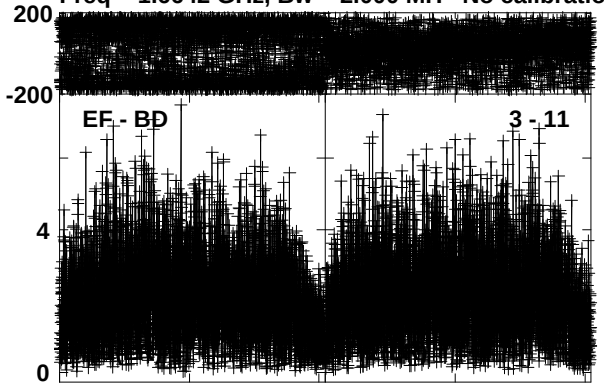

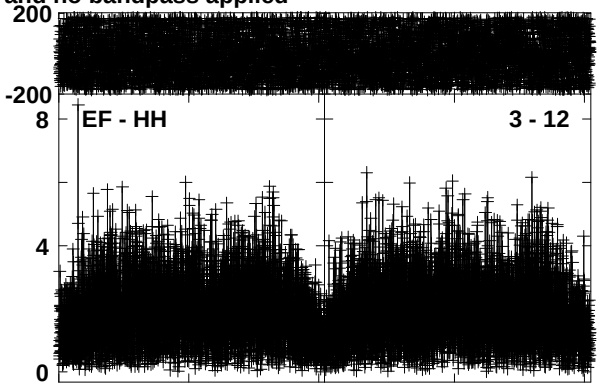

Lower frame: Milli Ampl Jy Top frame: Phas deg
Vector averaged cross-power spectrum Baseline: EF (03) - BD (11)
Timerange: 00/07:33:41 to 00/07:39:29

Plot file version 83 created 26-JAN-2018 22:19:37
3C84 RE005 2.UVDATA.1
Freq = 1.6642 GHz, Bw = 2.000 MH No calibration applied and no bandpass applied

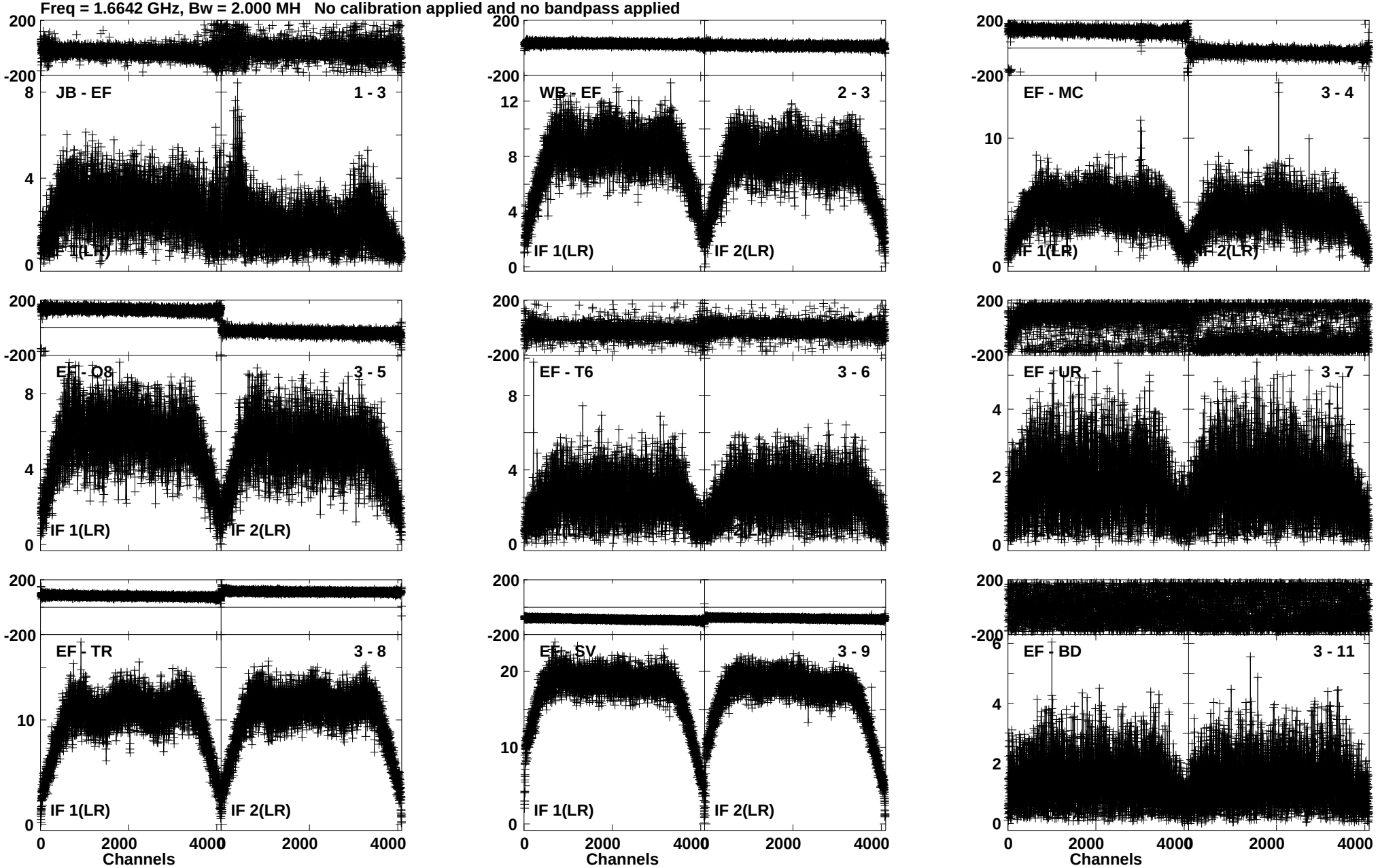

Lower frame: Milli Ampl Jy Top frame: Phas deg
Vector averaged cross-power spectrum Baseline: JB (01) - EF (03)
Timerange: 00/07:41:27 to 00/07:51:15

Plot file version 84 created 26-JAN-2018 22:19:51
3C84 RE005 2.UVDATA.1
Freq = 1.6642 GHz, Bw = 2.000 MH No calibration applied and no bandpass applied

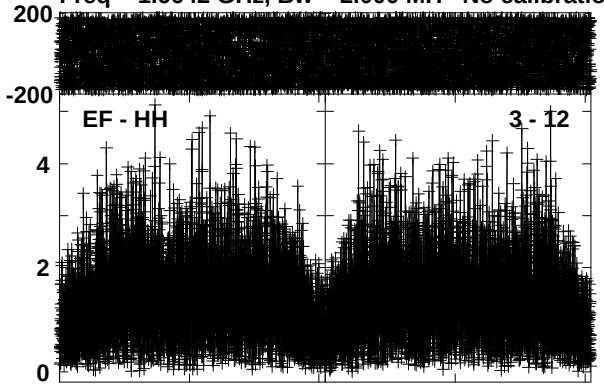

Lower frame: Milli Ampl Jy Top frame: Phas deg
Vector averaged cross-power spectrum Baseline: EF (03) - HH (12)
Timerange: 00/07:41:27 to 00/07:51:15

Plot file version 85 created 26-JAN-2018 22:20:02
3C138 RE005 2.UVDATA.1
Freq = 1.6642 GHz, Bw = 2.000 MH No calibration applied and no bandpass applied

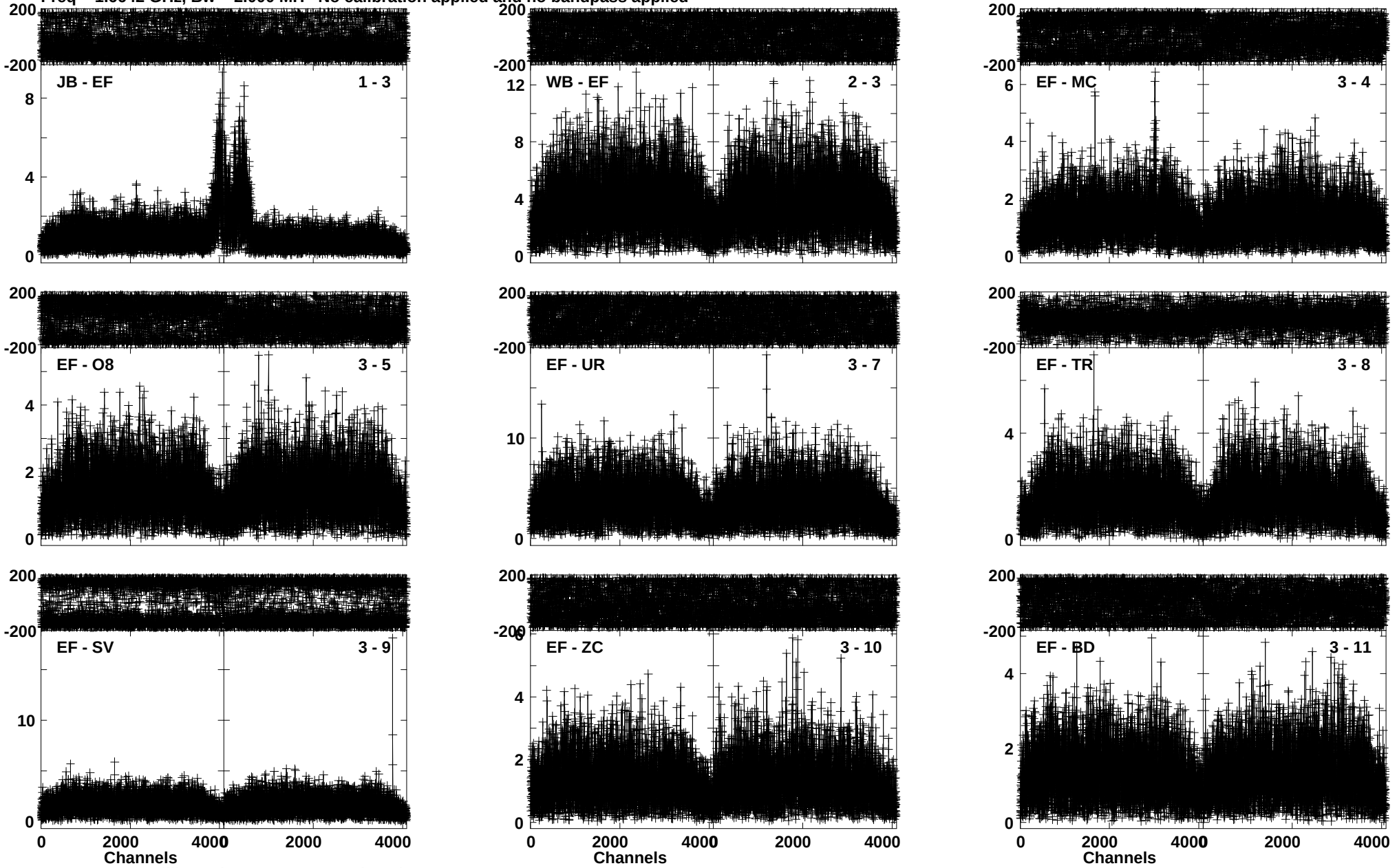

Lower frame: Milli Ampl Jy Top frame: Phas deg
Vector averaged cross-power spectrum Baseline: JB (01) - EF (03)
Timerange: 00/07:54:11 to 00/08:05:59

Plot file version 86 created 26-JAN-2018 22:20:16
3C138 RE005 2.UVDATA.1
Freq = 1.6642 GHz, Bw = 2.000 MH No calibration applied and no bandpass applied

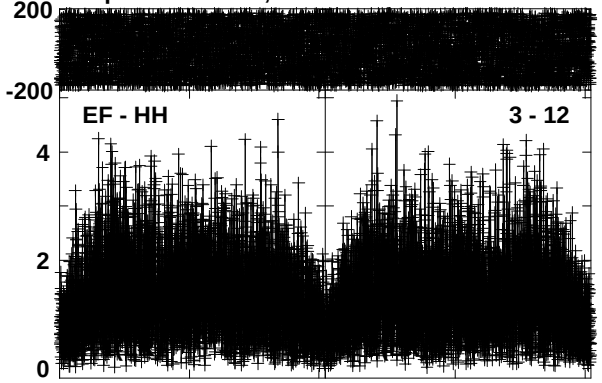

Lower frame: Milli Ampl Jy Top frame: Phas deg
Vector averaged cross-power spectrum Baseline: EF (03) - HH (12)
Timerange: 00/07:54:11 to 00/08:05:59

Plot file version 87 created 26-JAN-2018 22:20:22
J0217-0121 RE005 2.UVDATA.1
Freq = 1.6642 GHz, Bw = 2.000 MH No calibration applied and no bandpass applied

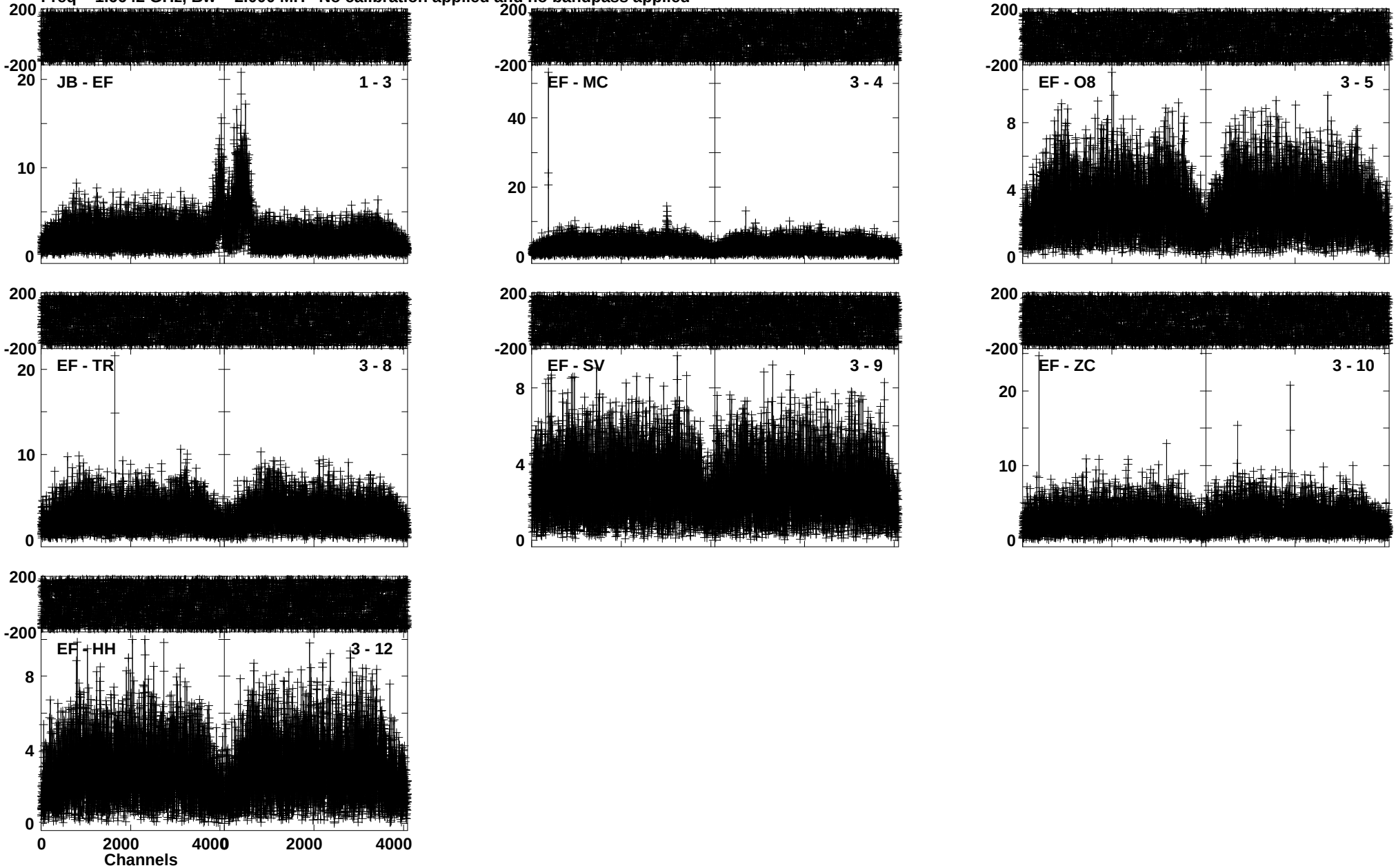

Lower frame: Milli Ampl Jy Top frame: Phas deg
Vector averaged cross-power spectrum Baseline: JB (01) - EF (03)
Timerange: 00/08:09:22 to 00/08:11:40

Plot file version 88 created 26-JAN-2018 22:20:30
OCETI RE005 2.UVDATA.1
Freq = 1.6642 GHz, Bw = 2.000 MH No calibration applied and no bandpass applied

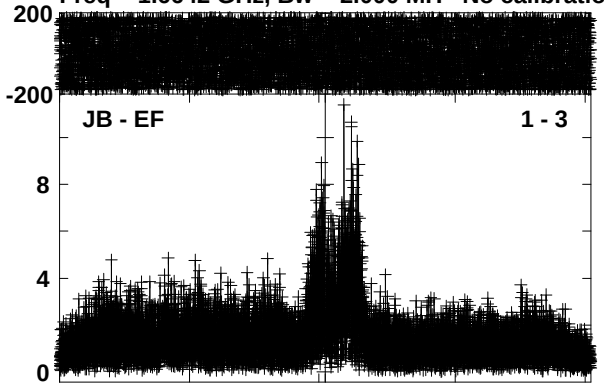

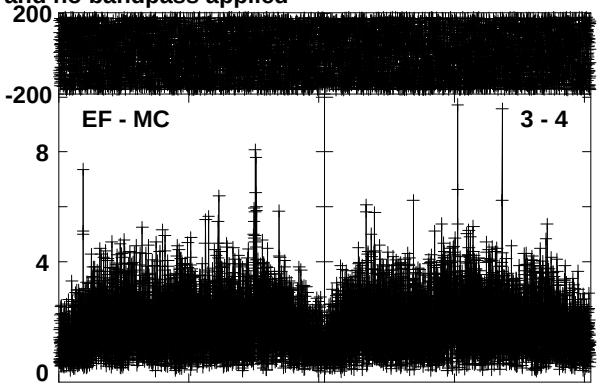

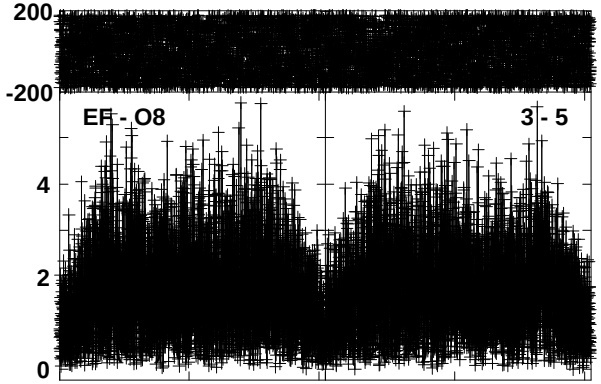

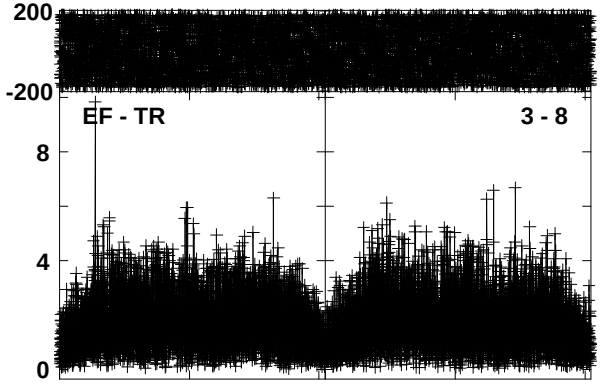

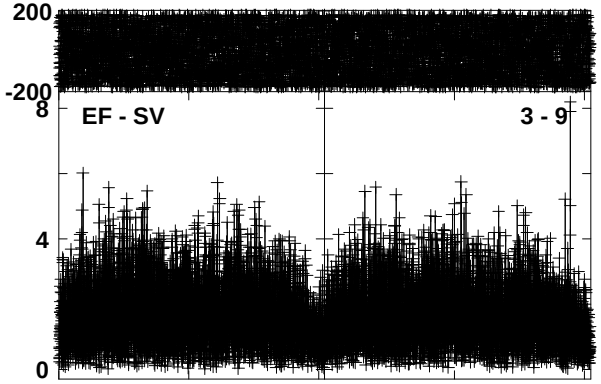

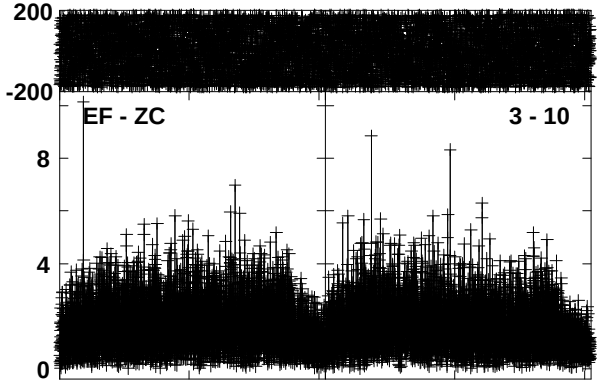

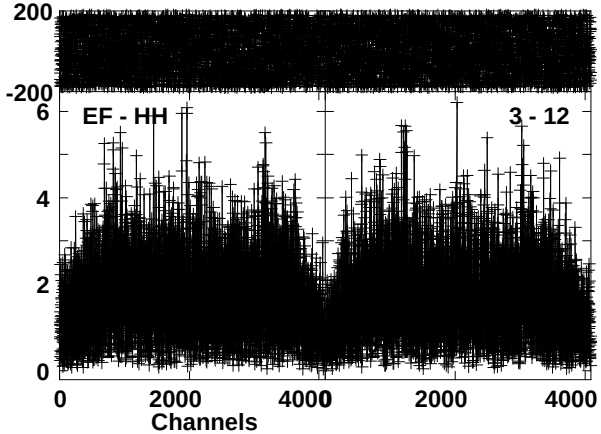

Lower frame: Milli Ampl Jy Top frame: Phas deg
Vector averaged cross-power spectrum Baseline: JB (01) - EF (03)
Timerange: 00/08:11:42 to 00/08:18:40

Plot file version 89 created 26-JAN-2018 22:20:41
J0217-0121 RE005 2.UVDATA.1
Freq = 1.6642 GHz, Bw = 2.000 MH No calibration applied and no bandpass applied

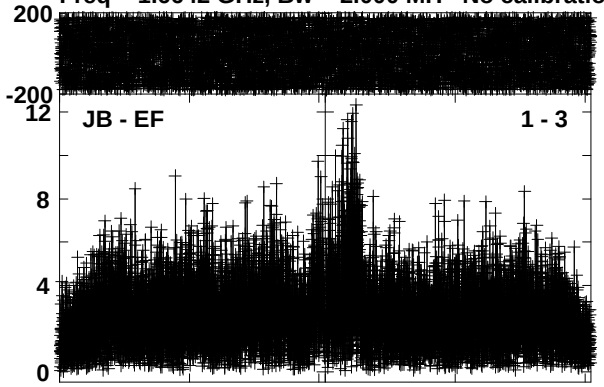

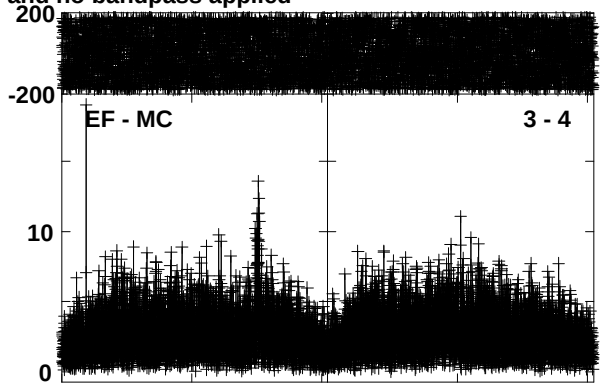

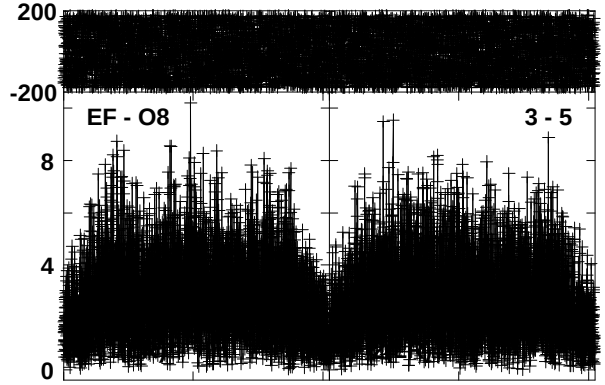

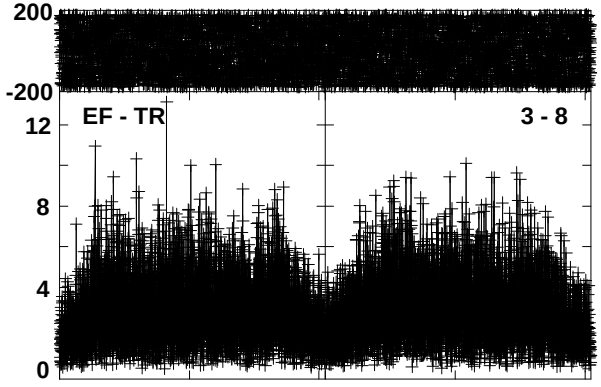

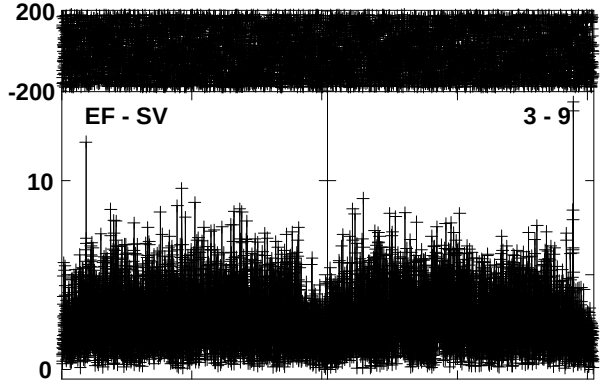

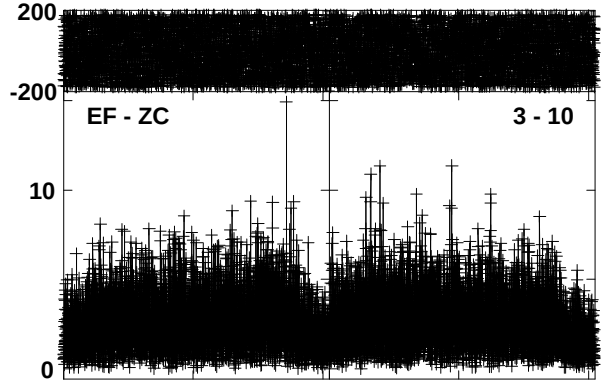

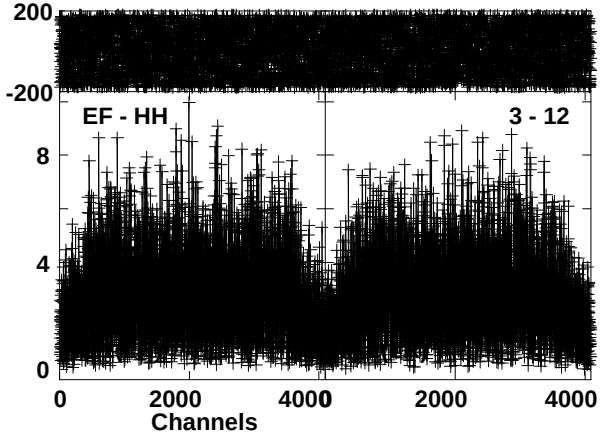

Lower frame: Milli Ampl Jy Top frame: Phas deg
Vector averaged cross-power spectrum Baseline: JB (01) - EF (03)
Timerange: 00/08:19:22 to 00/08:21:50

Plot file version 90 created 26-JAN-2018 22:20:49
OCETI RE005 2.UVDATA.1
Freq = 1.6642 GHz, Bw = 2.000 MH No calibration applied and no bandpass applied

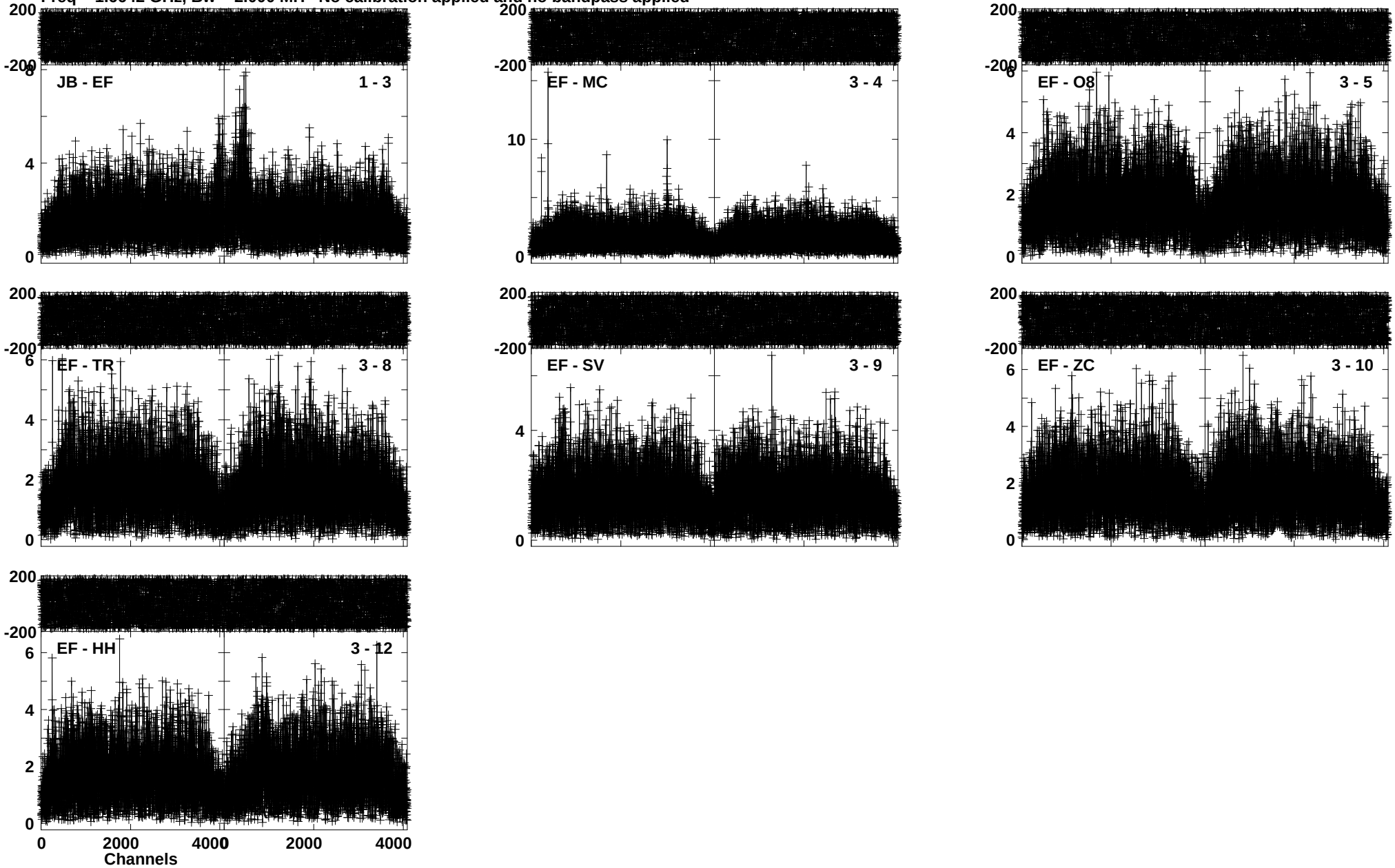

Lower frame: Milli Ampl Jy Top frame: Phas deg
Vector averaged cross-power spectrum Baseline: JB (01) - EF (03)
Timerange: 00/08:21:52 to 00/08:28:50

Plot file version 91 created 26-JAN-2018 22:21:00
J0217-0121 RE005 2.UVDATA.1
Freq = 1.6642 GHz, Bw = 2.000 MH No calibration applied and no bandpass applied

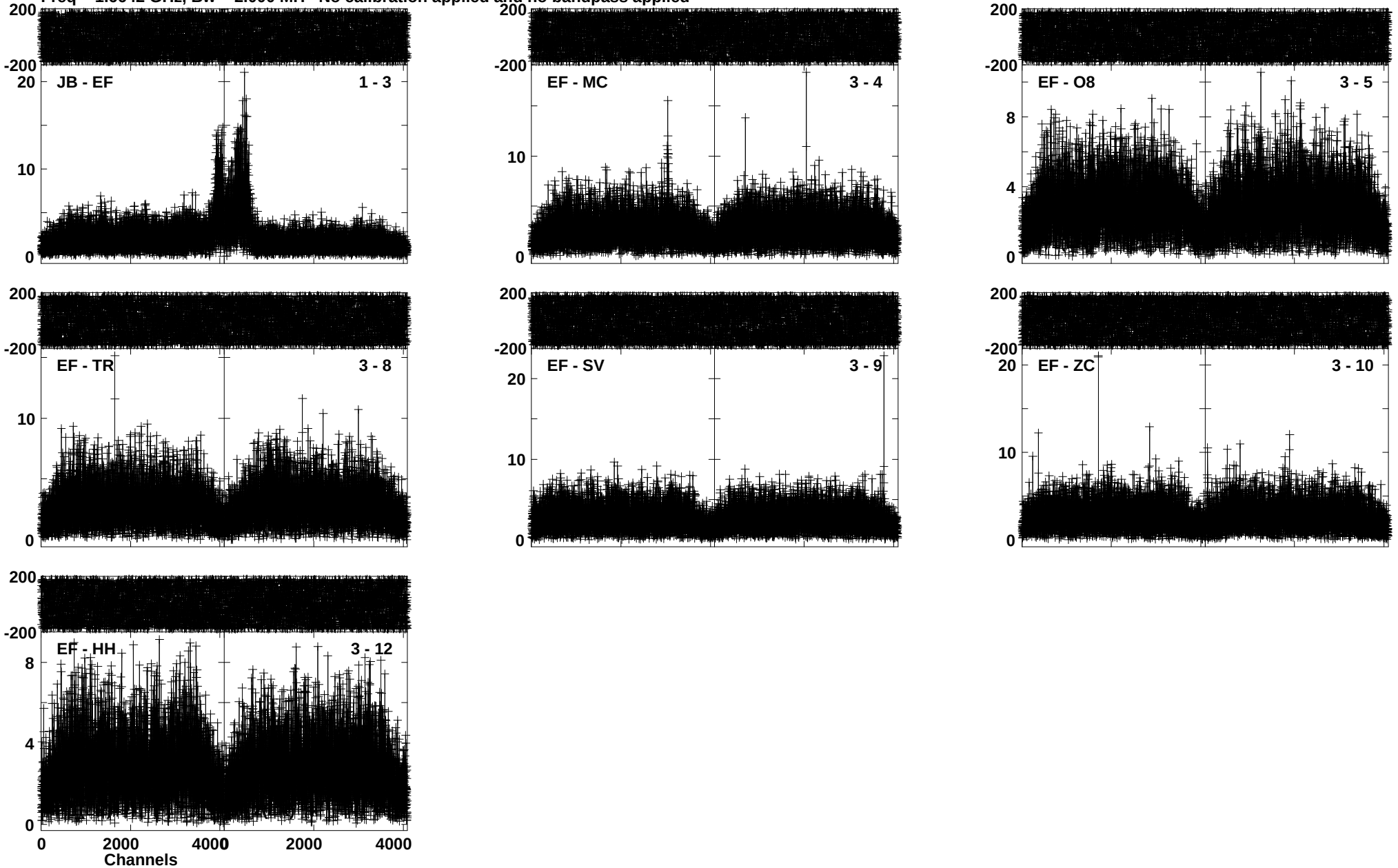

Lower frame: Milli Ampl Jy Top frame: Phas deg
Vector averaged cross-power spectrum Baseline: JB (01) - EF (03)
Timerange: 00/08:29:32 to 00/08:32:00

Plot file version 92 created 26-JAN-2018 22:21:08
OCETI RE005 2.UVDATA.1
Freq = 1.6642 GHz, Bw = 2.000 MH No calibration applied and no bandpass applied

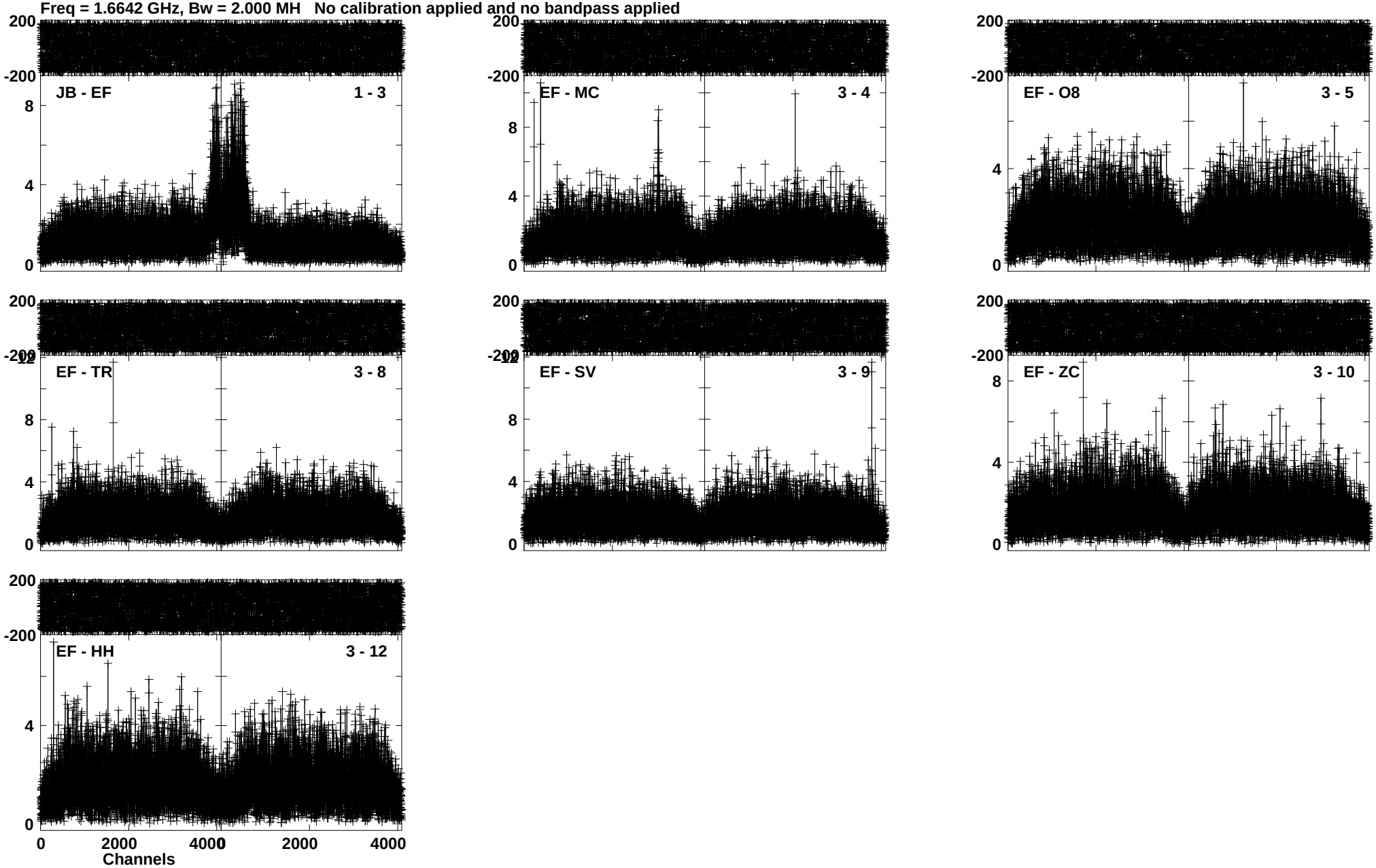

Lower frame: Milli Ampl Jy Top frame: Phas deg
Vector averaged cross-power spectrum Baseline: JB (01) - EF (03)
Timerange: 00/08:32:02 to 00/08:39:00

Plot file version 93 created 26-JAN-2018 22:21:17
J0217-0121 RE005 2.UVDATA.1
Freq = 1.6642 GHz, Bw = 2.000 MH No calibration applied and no bandpass applied

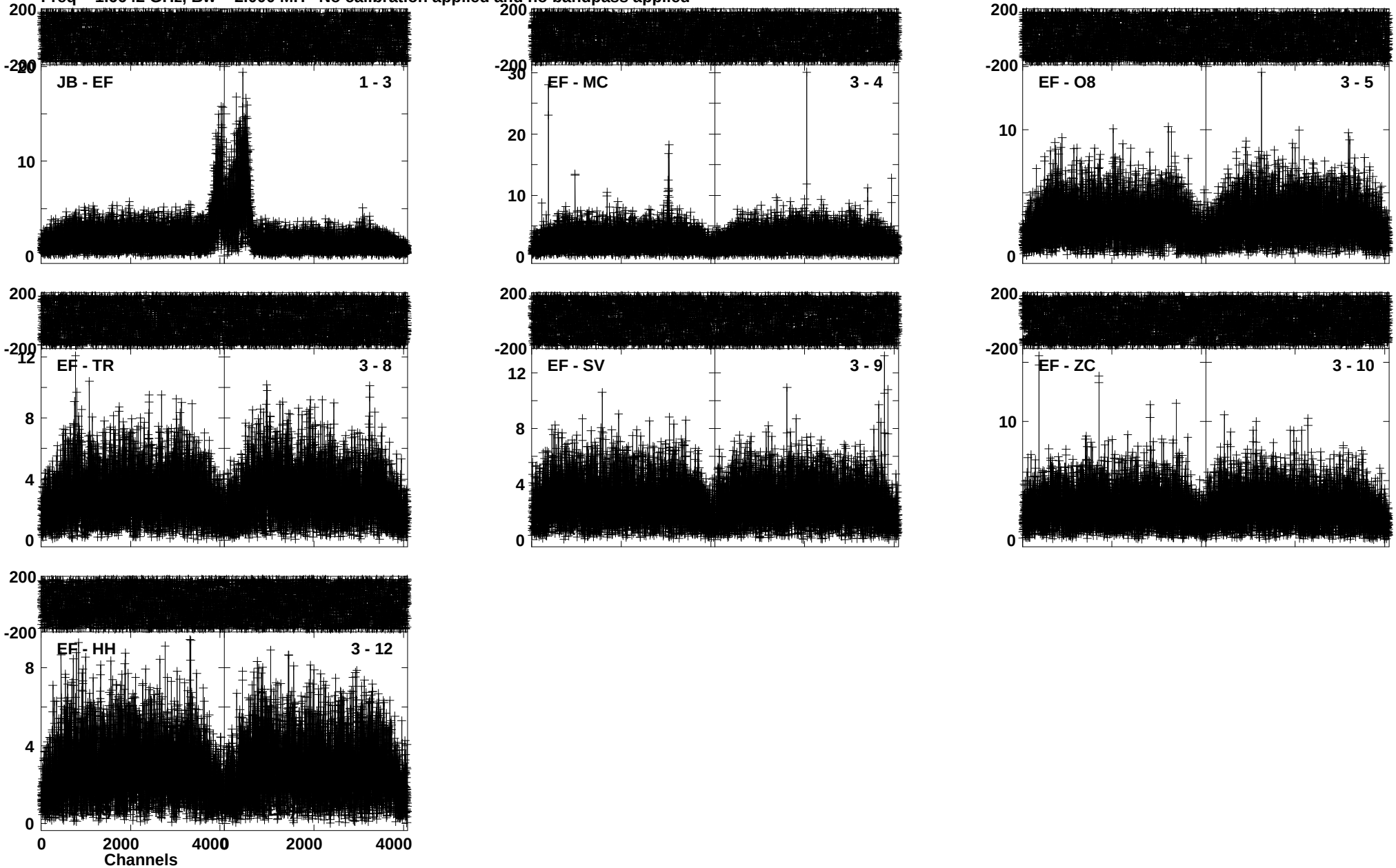

Lower frame: Milli Ampl Jy Top frame: Phas deg
Vector averaged cross-power spectrum Baseline: JB (01) - EF (03)
Timerange: 00/08:39:42 to 00/08:42:10

Plot file version 94 created 26-JAN-2018 22:21:26
OCETI RE005 2.UVDATA.1
Freq = 1.6642 GHz, Bw = 2.000 MH No calibration applied and no bandpass applied

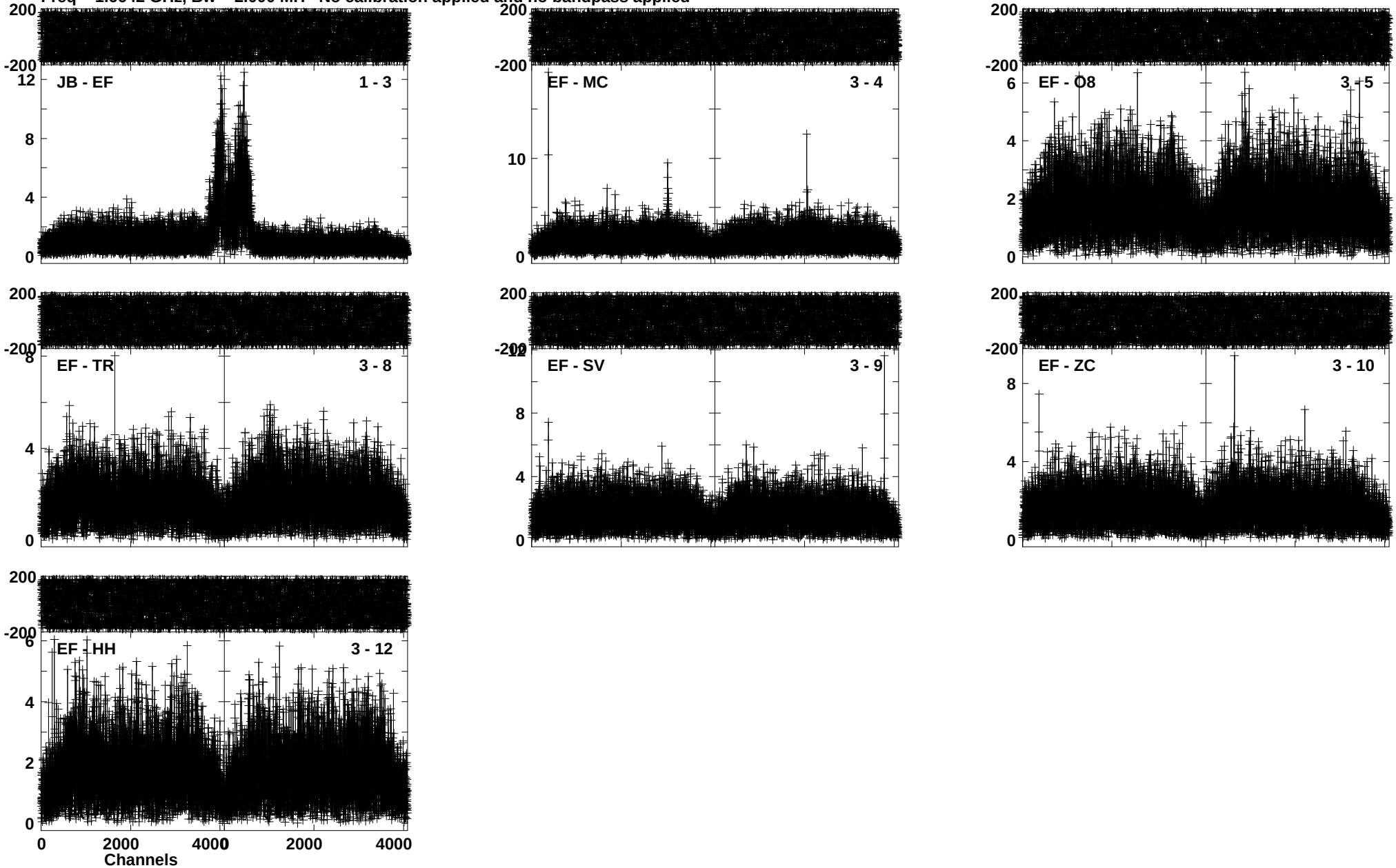

Lower frame: Milli Ampl Jy Top frame: Phas deg
Vector averaged cross-power spectrum Baseline: JB (01) - EF (03)
Timerange: 00/08:42:12 to 00/08:49:10

Plot file version 95 created 26-JAN-2018 22:21:38
J0217-0121 RE005 2.UVDATA.1
Freq = 1.6642 GHz, Bw = 2.000 MH No calibration applied and no bandpass applied

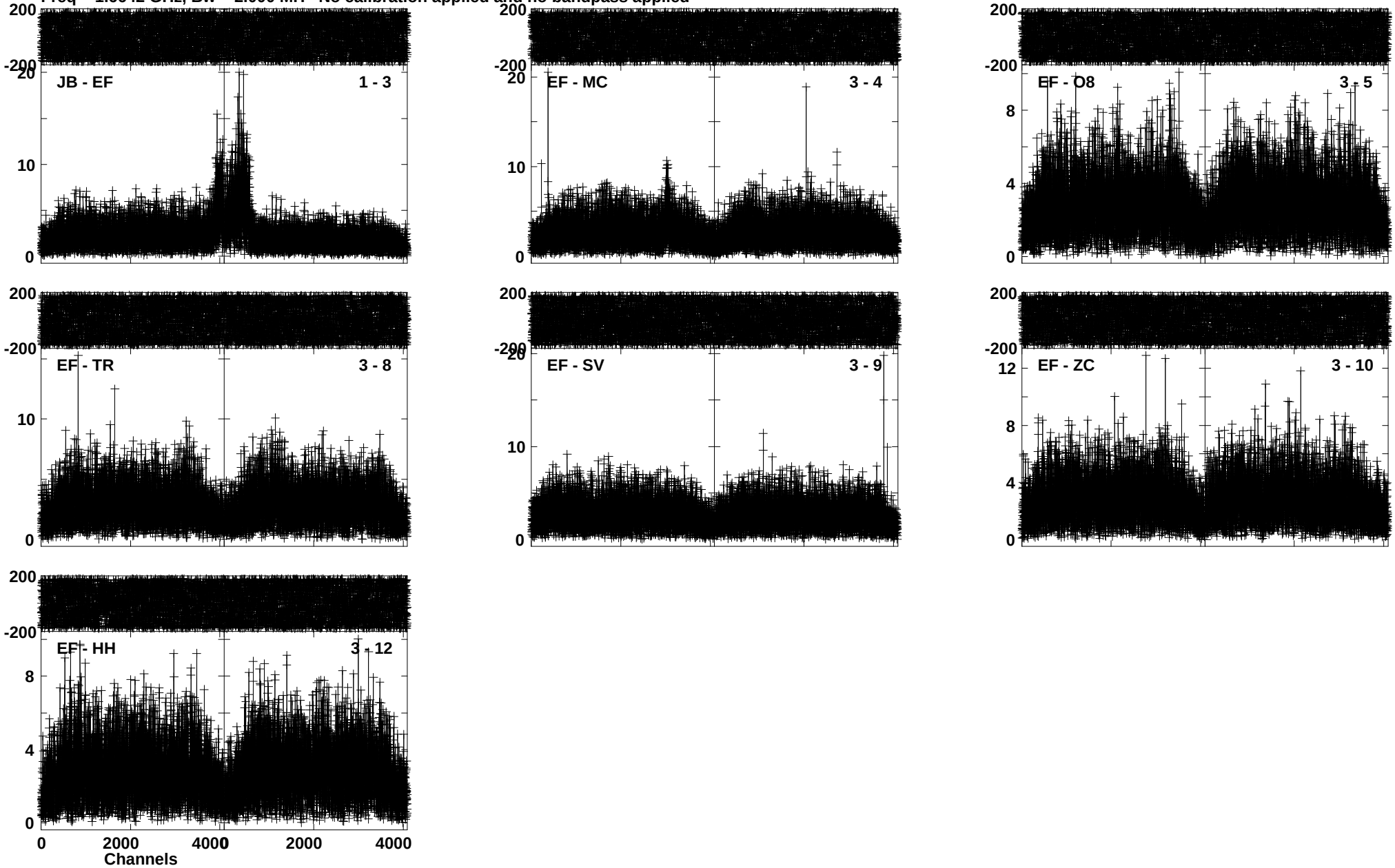

Lower frame: Milli Ampl Jy Top frame: Phas deg
Vector averaged cross-power spectrum Baseline: JB (01) - EF (03)
Timerange: 00/08:49:52 to 00/08:52:20

Plot file version 96 created 26-JAN-2018 22:21:46
OCETI RE005 2.UVDATA.1
Freq = 1.6642 GHz, Bw = 2.000 MH No calibration applied and no bandpass applied

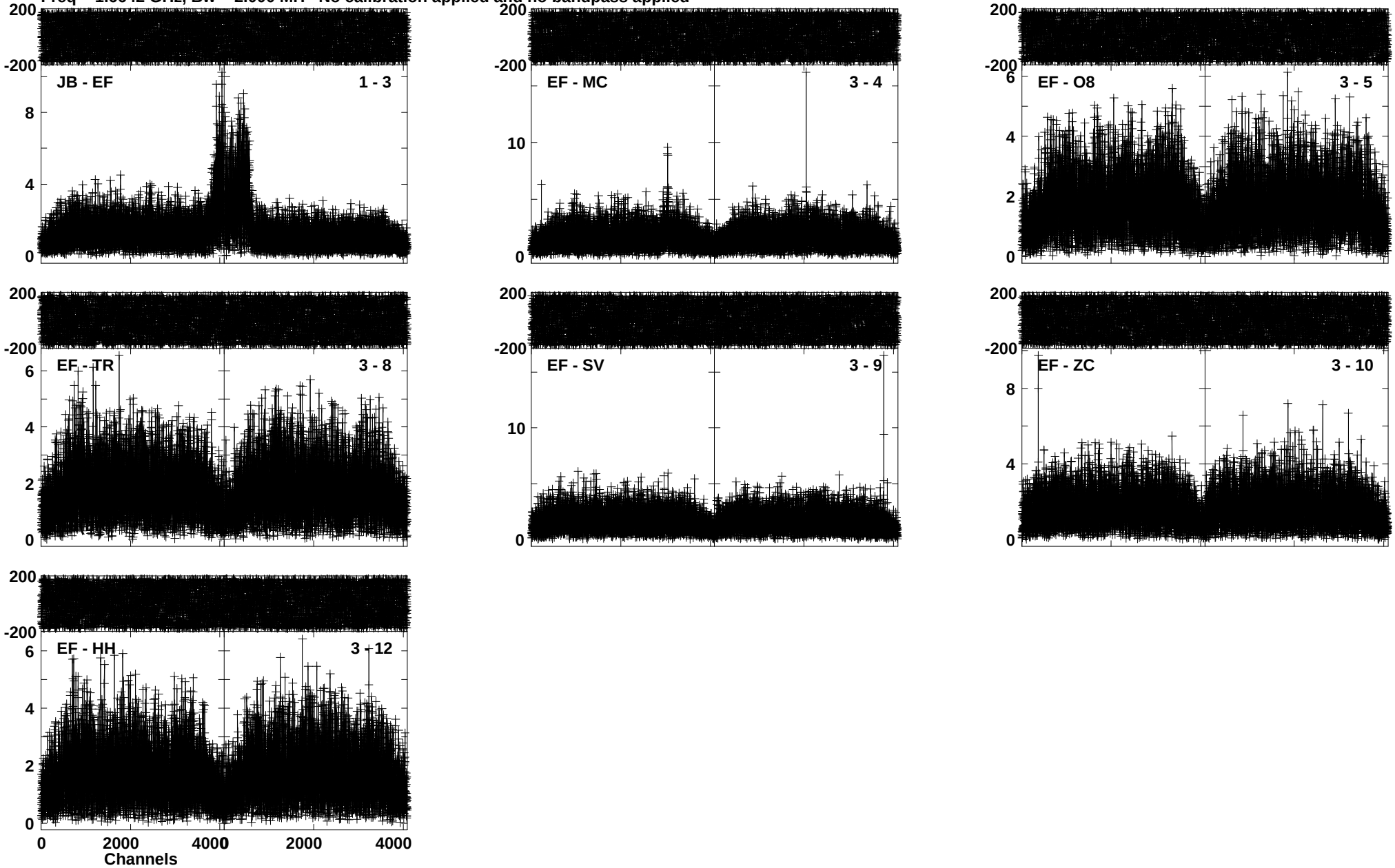

Lower frame: Milli Ampl Jy Top frame: Phas deg
Vector averaged cross-power spectrum Baseline: JB (01) - EF (03)
Timerange: 00/08:52:22 to 00/08:59:20

Plot file version 97 created 26-JAN-2018 22:21:57
J0217-0121 RE005 2.UVDATA.1
Freq = 1.6642 GHz, Bw = 2.000 MH No calibration applied and no bandpass applied

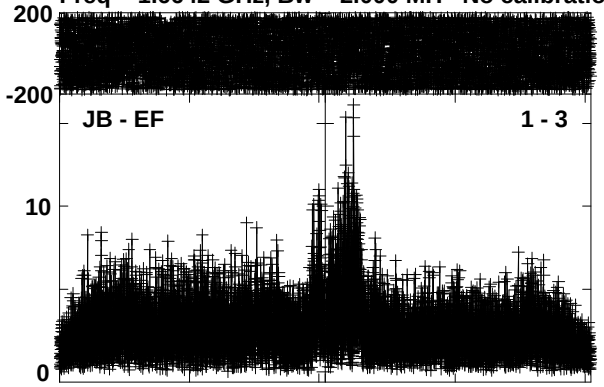

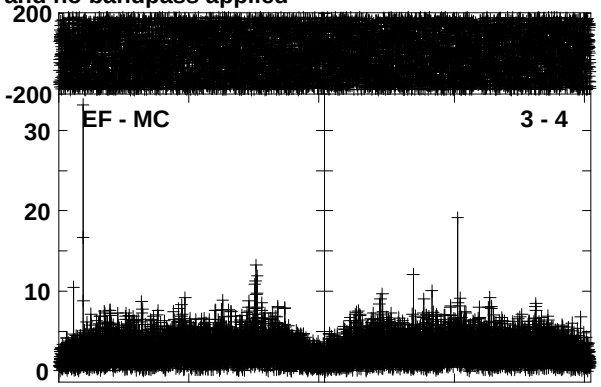

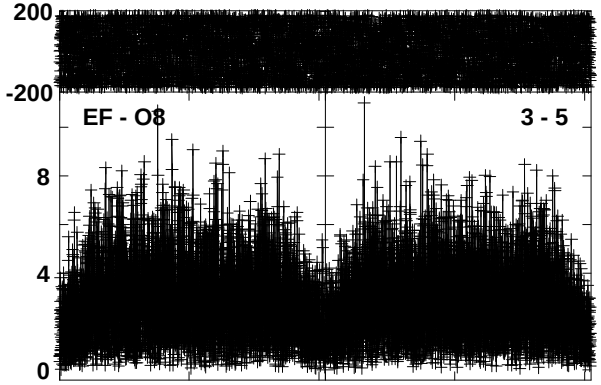

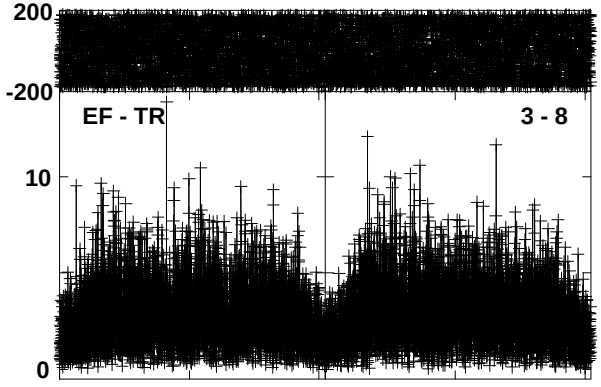

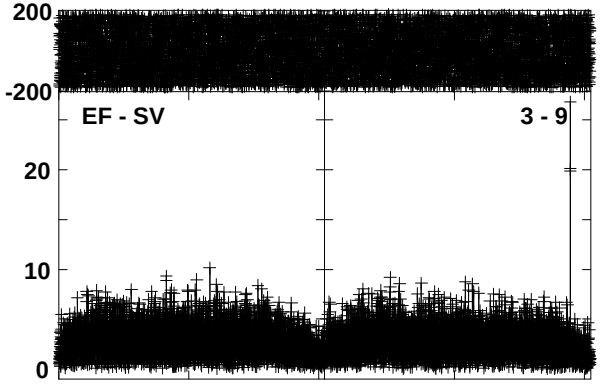

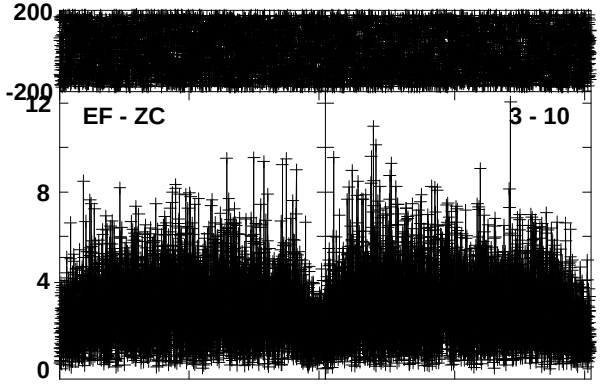

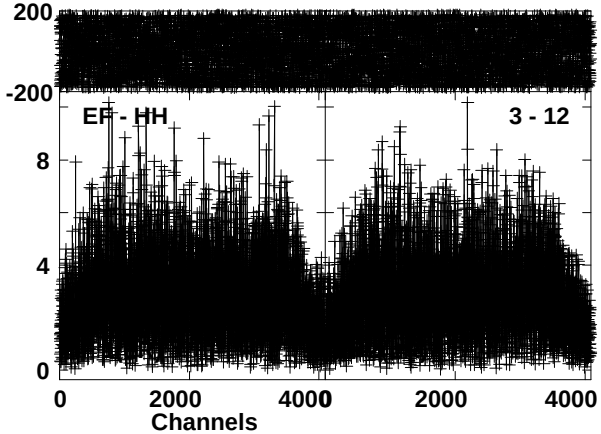

Lower frame: Milli Ampl Jy Top frame: Phas deg
Vector averaged cross-power spectrum Baseline: JB (01) - EF (03)
Timerange: 00/09:00:02 to 00/09:02:30

Plot file version 98 created 26-JAN-2018 22:22:05
OCETI RE005 2.UVDATA.1
Freq = 1.6642 GHz, Bw = 2.000 MH No calibration applied and no bandpass applied

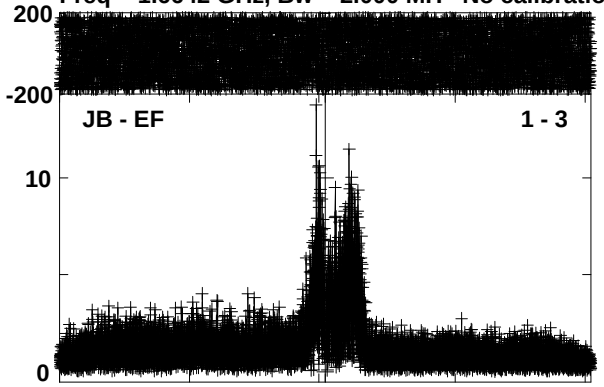

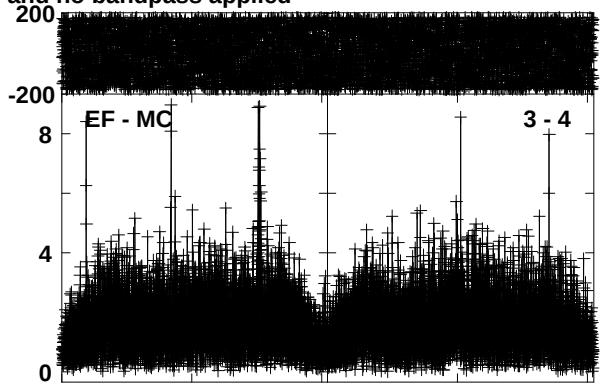

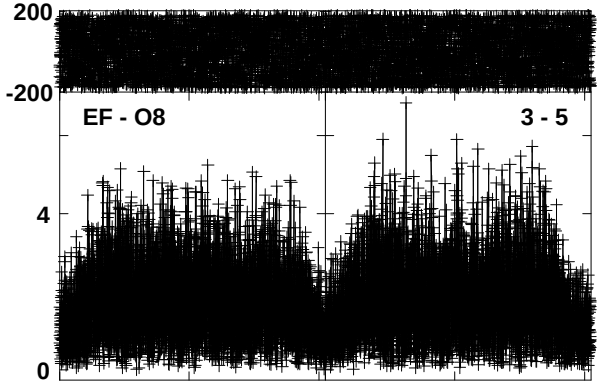

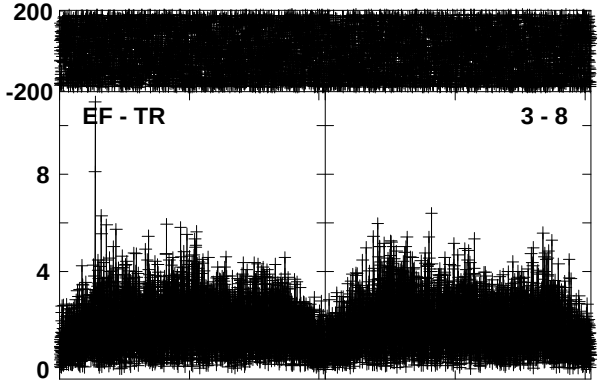

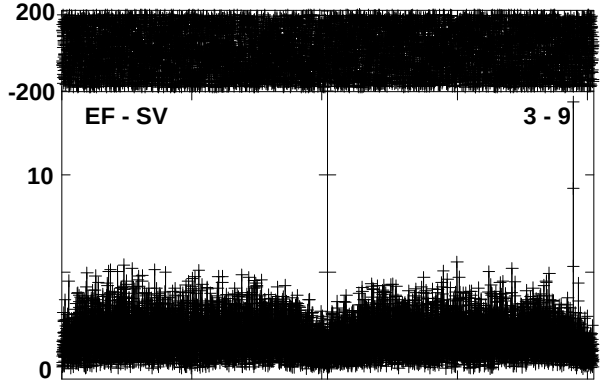

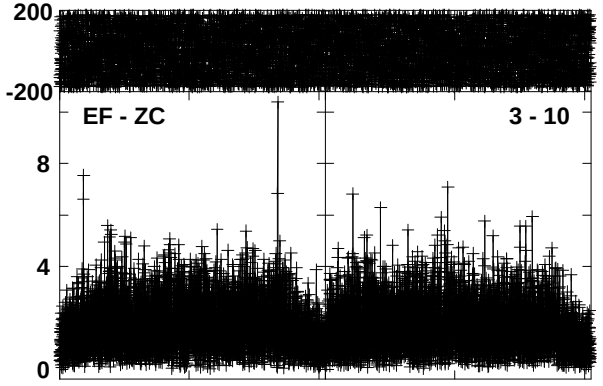

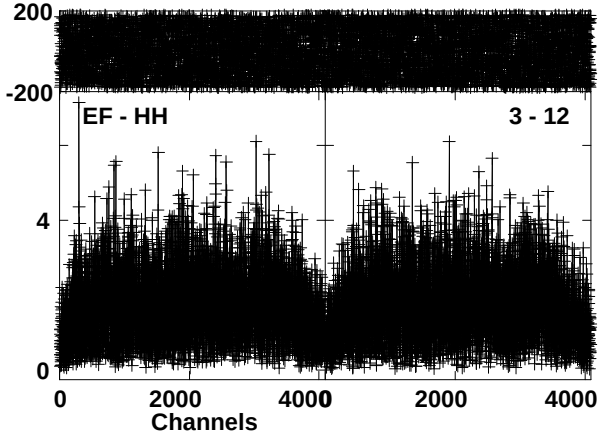

Lower frame: Milli Ampl Jy Top frame: Phas deg
Vector averaged cross-power spectrum Baseline: JB (01) - EF (03)
Timerange: 00/09:02:32 to 00/09:09:30

Plot file version 99 created 26-JAN-2018 22:22:17
J0217-0121 RE005 2.UVDATA.1
Freq = 1.6642 GHz, Bw = 2.000 MH No calibration applied and no bandpass applied

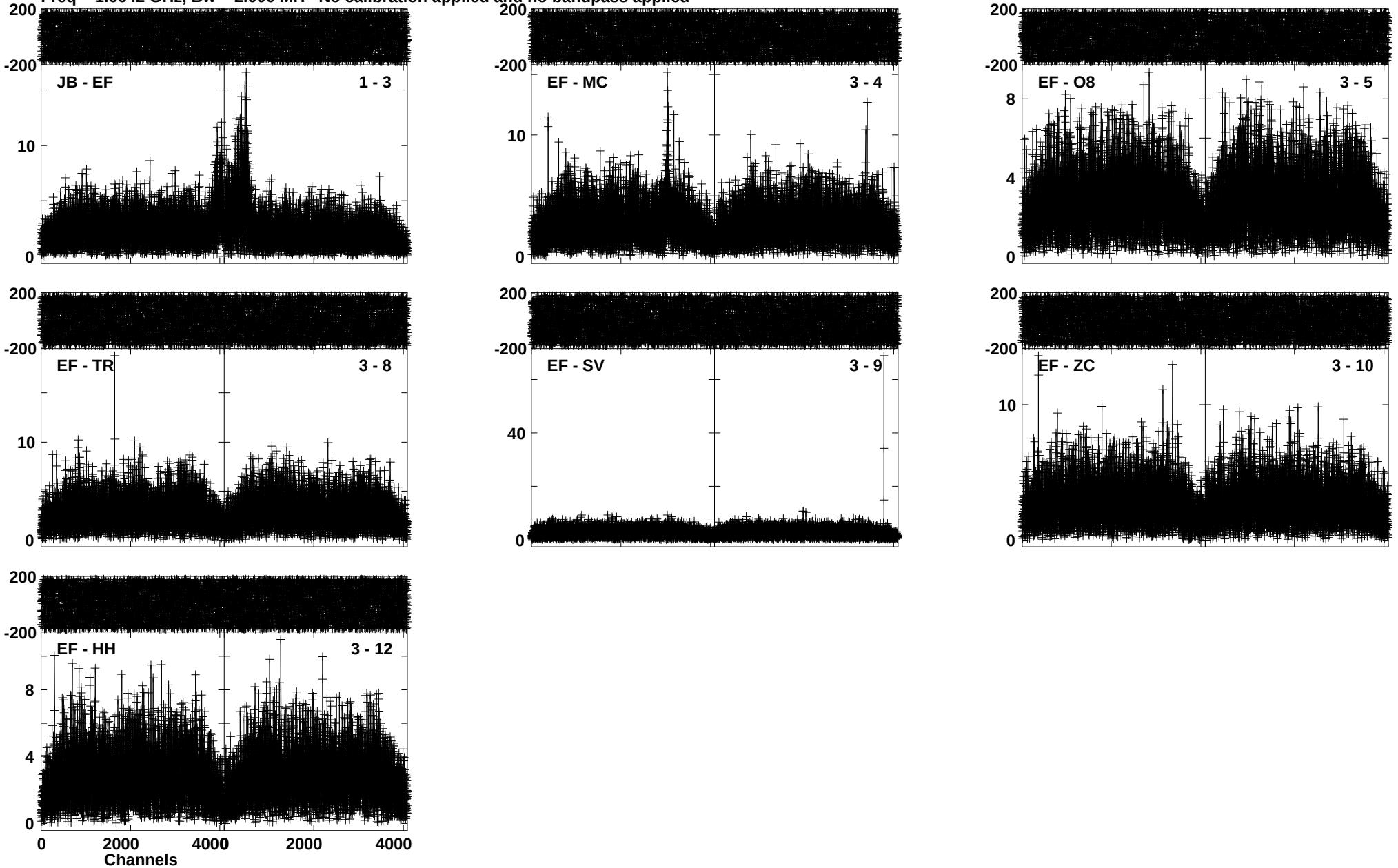

Lower frame: Milli Ampl Jy Top frame: Phas deg
Vector averaged cross-power spectrum Baseline: JB (01) - EF (03)
Timerange: 00/09:10:12 to 00/09:12:40

Plot file version 100 created 26-JAN-2018 22:22:25
OCETI RE005 2.UVDATA.1
Freq = 1.6642 GHz, Bw = 2.000 MH No calibration applied and no bandpass applied

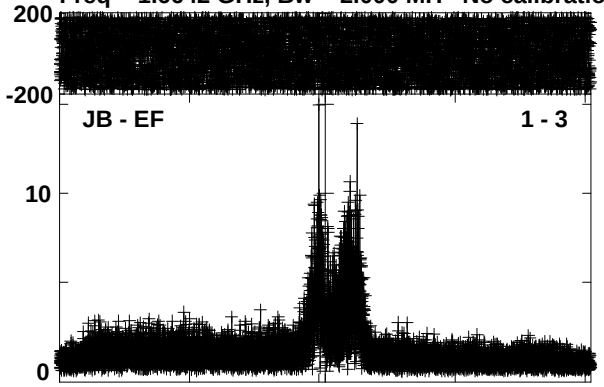

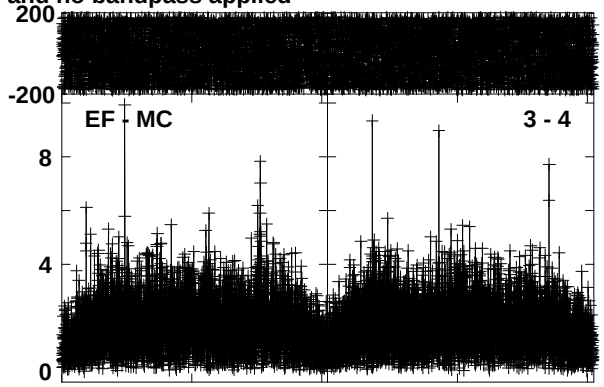

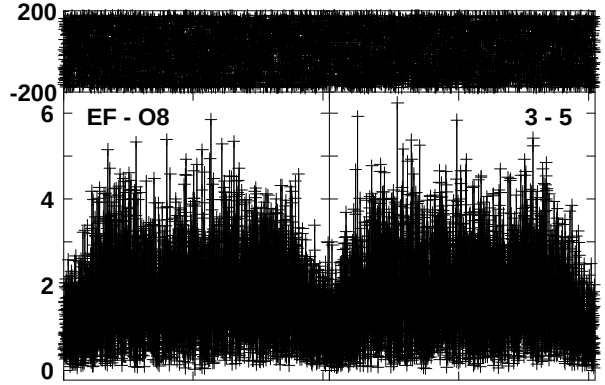

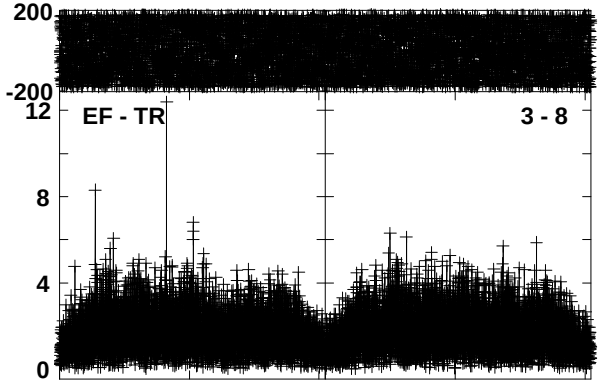

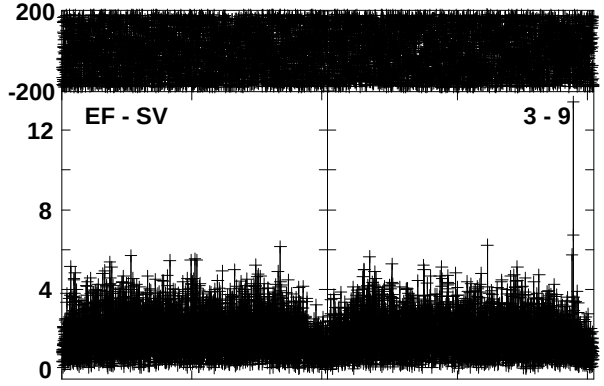

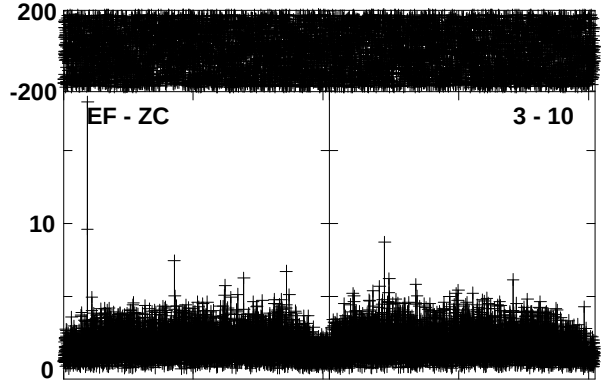

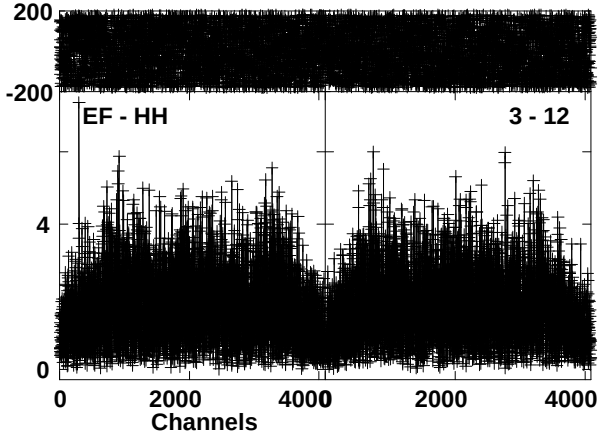

Lower frame: Milli Ampl Jy Top frame: Phas deg
Vector averaged cross-power spectrum Baseline: JB (01) - EF (03)
Timerange: 00/09:12:42 to 00/09:19:40

Plot file version 101 created 26-JAN-2018 22:22:33
J0217-0121 RE005 2.UVDATA.1
Freq = 1.6642 GHz, Bw = 2.000 MH No calibration applied and no bandpass applied

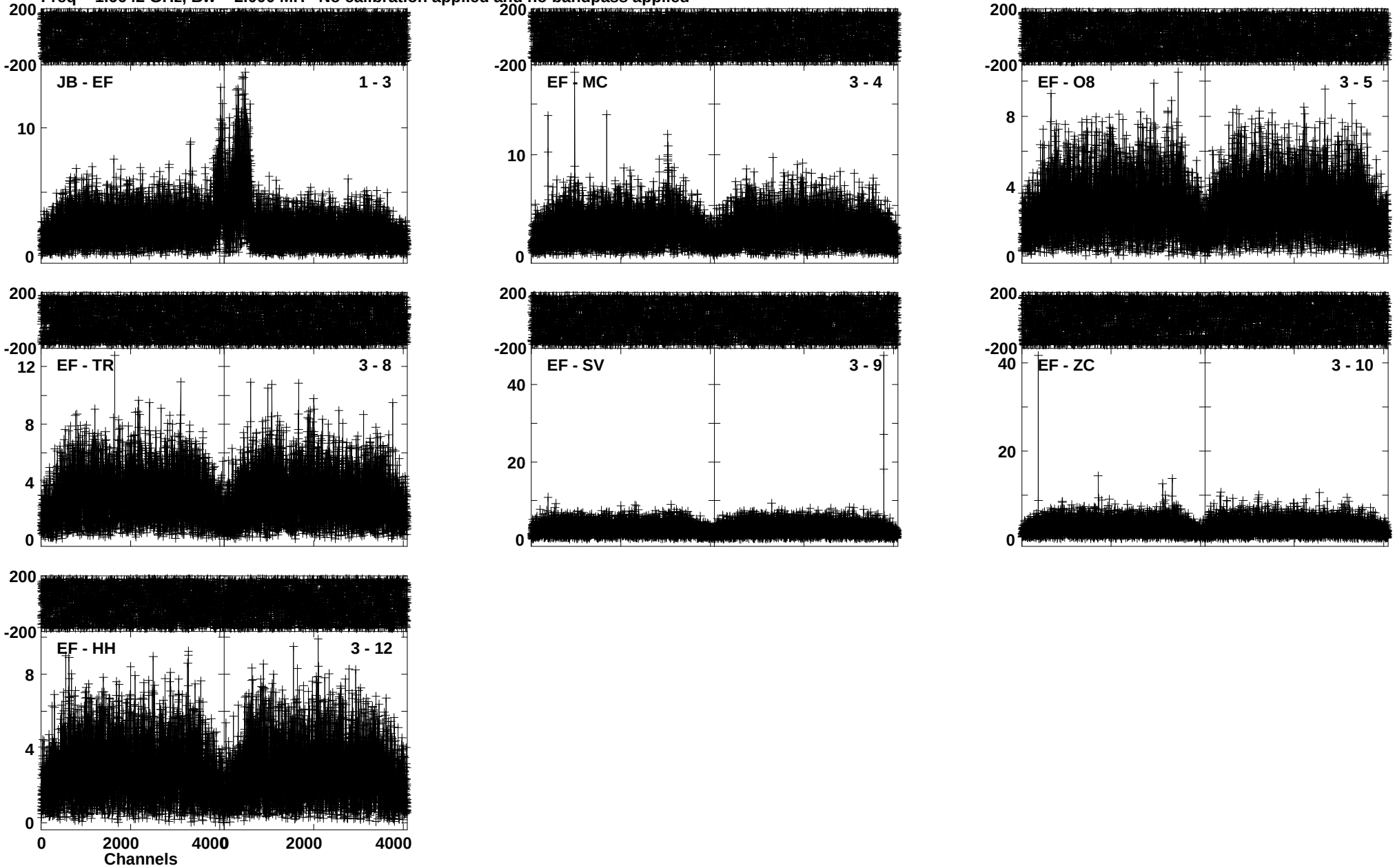

Lower frame: Milli Ampl Jy Top frame: Phas deg
Vector averaged cross-power spectrum Baseline: JB (01) - EF (03)
Timerange: 00/09:20:22 to 00/09:22:50

Plot file version 102 created 26-JAN-2018 22:22:42
OCETI RE005 2.UVDATA.1
Freq = 1.6642 GHz, Bw = 2.000 MH No calibration applied and no bandpass applied

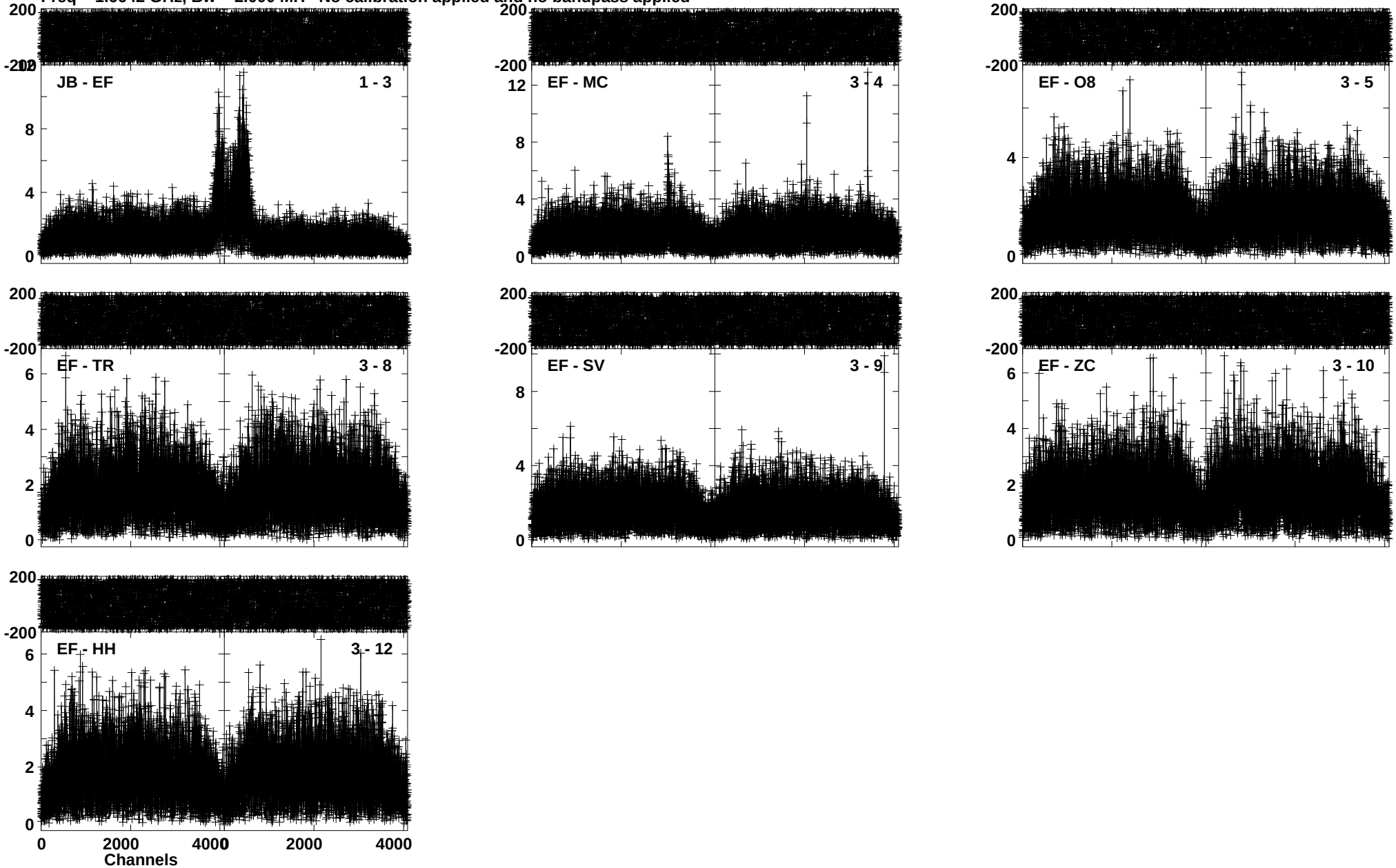

Lower frame: Milli Ampl Jy Top frame: Phas deg
Vector averaged cross-power spectrum Baseline: JB (01) - EF (03)
Timerange: 00/09:22:52 to 00/09:29:50

Plot file version 103 created 26-JAN-2018 22:22:54
J0217-0121 RE005 2.UVDATA.1
Freq = 1.6642 GHz, Bw = 2.000 MH No calibration applied and no bandpass applied

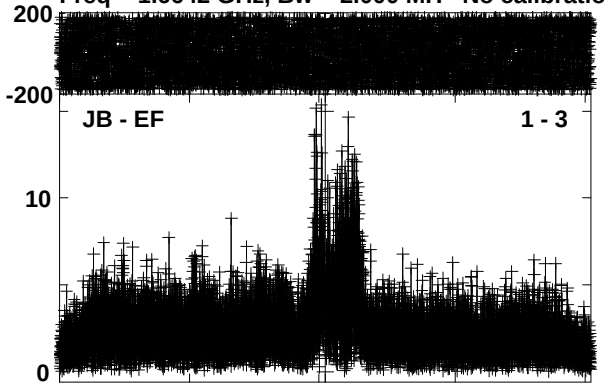

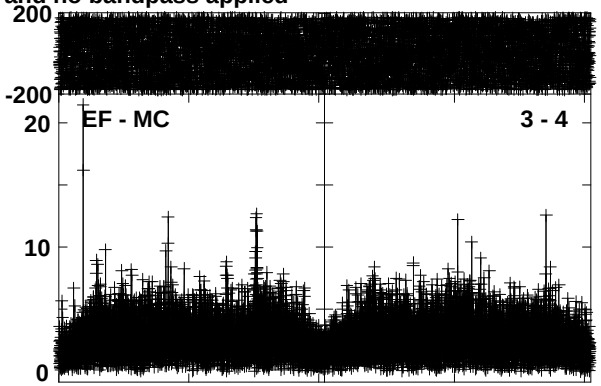

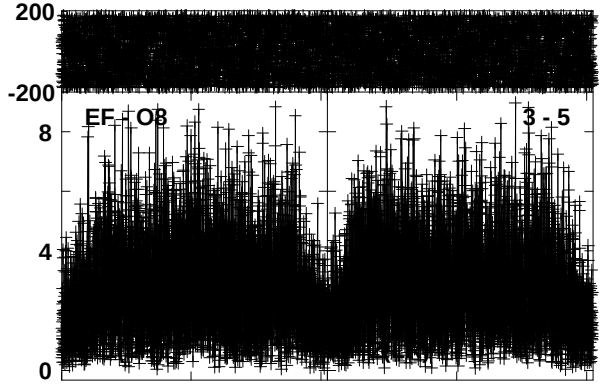

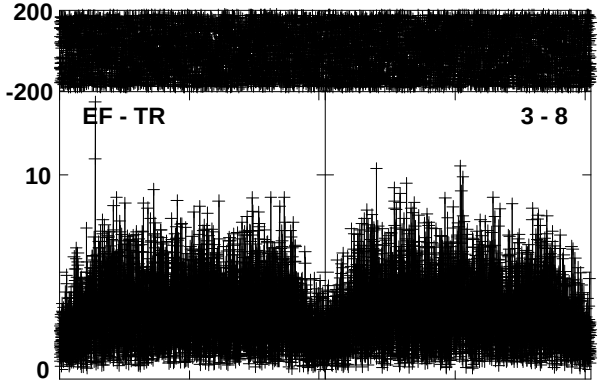

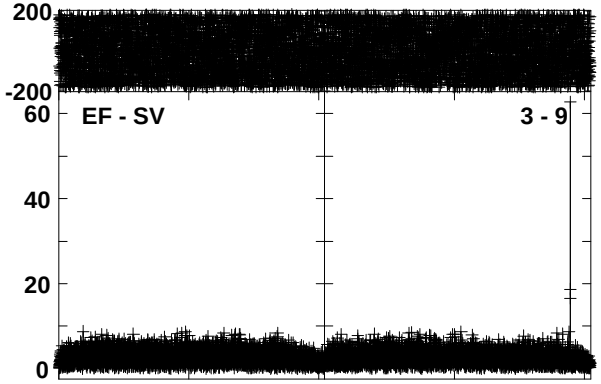

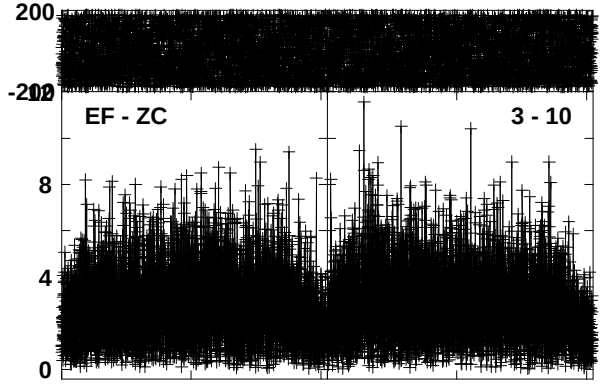

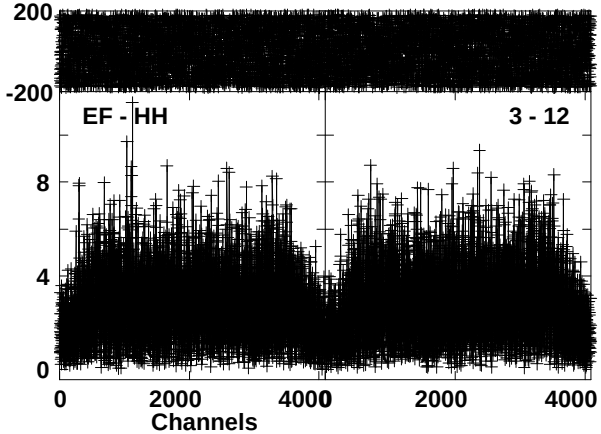

Lower frame: Milli Ampl Jy Top frame: Phas deg
Vector averaged cross-power spectrum Baseline: JB (01) - EF (03)
Timerange: 00/09:30:32 to 00/09:33:00

Plot file version 104 created 26-JAN-2018 22:23:02
J0237+2848 RE005 2.UVDATA.1
Freq = 1.6642 GHz, Bw = 2.000 MH No calibration applied and no bandpass applied

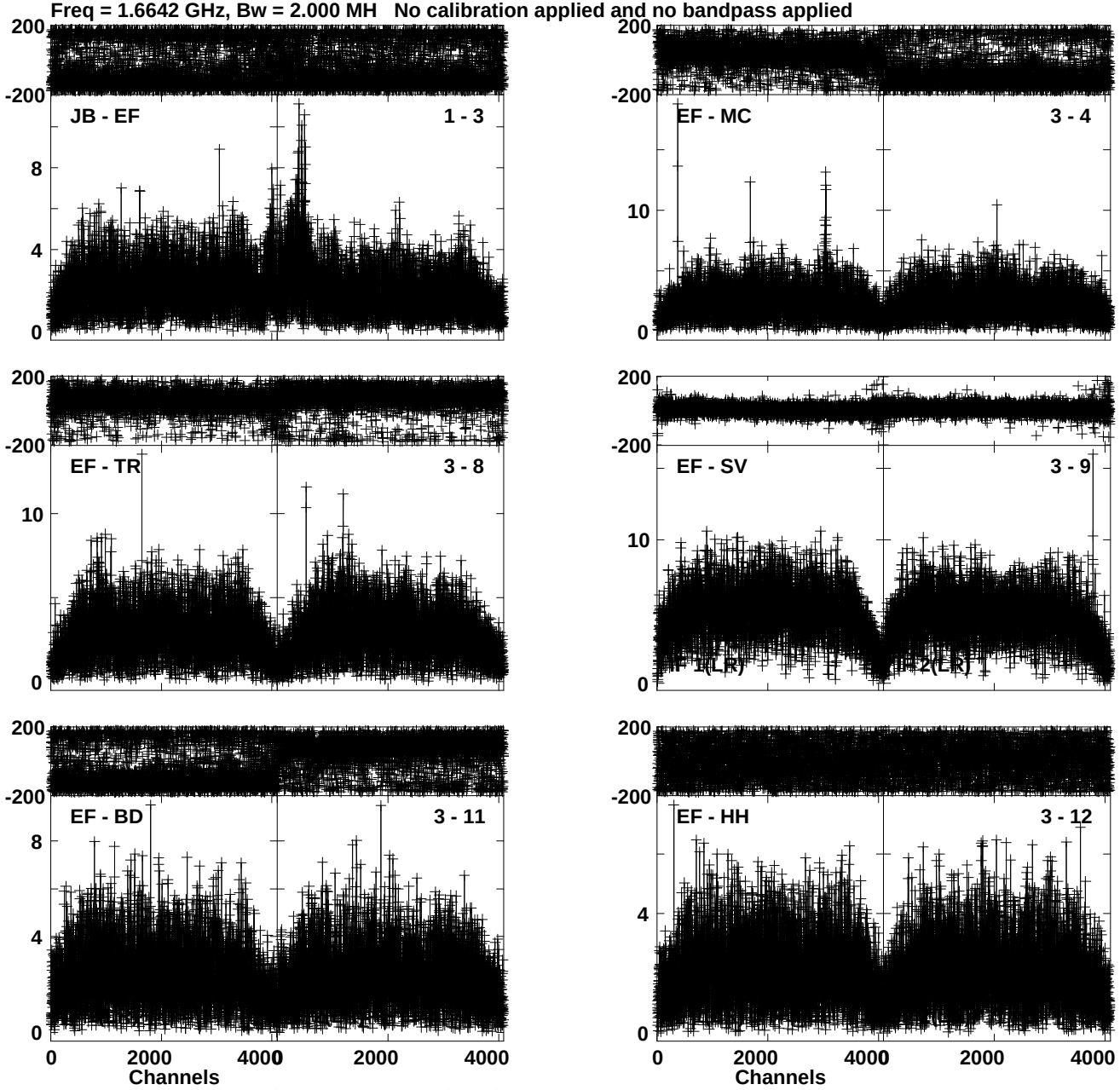

Lower frame: Milli Ampl Jy Top frame: Phas deg
Vector averaged cross-power spectrum Baseline: JB (01) - EF (03)
Timerange: 00/09:35:35 to 00/09:41:23

Plot file version 105 created 26-JAN-2018 22:23:14
J0217-0121 RE005 2.UVDATA.1
Freq = 1.6642 GHz, Bw = 2.000 MH No calibration applied and no bandpass applied

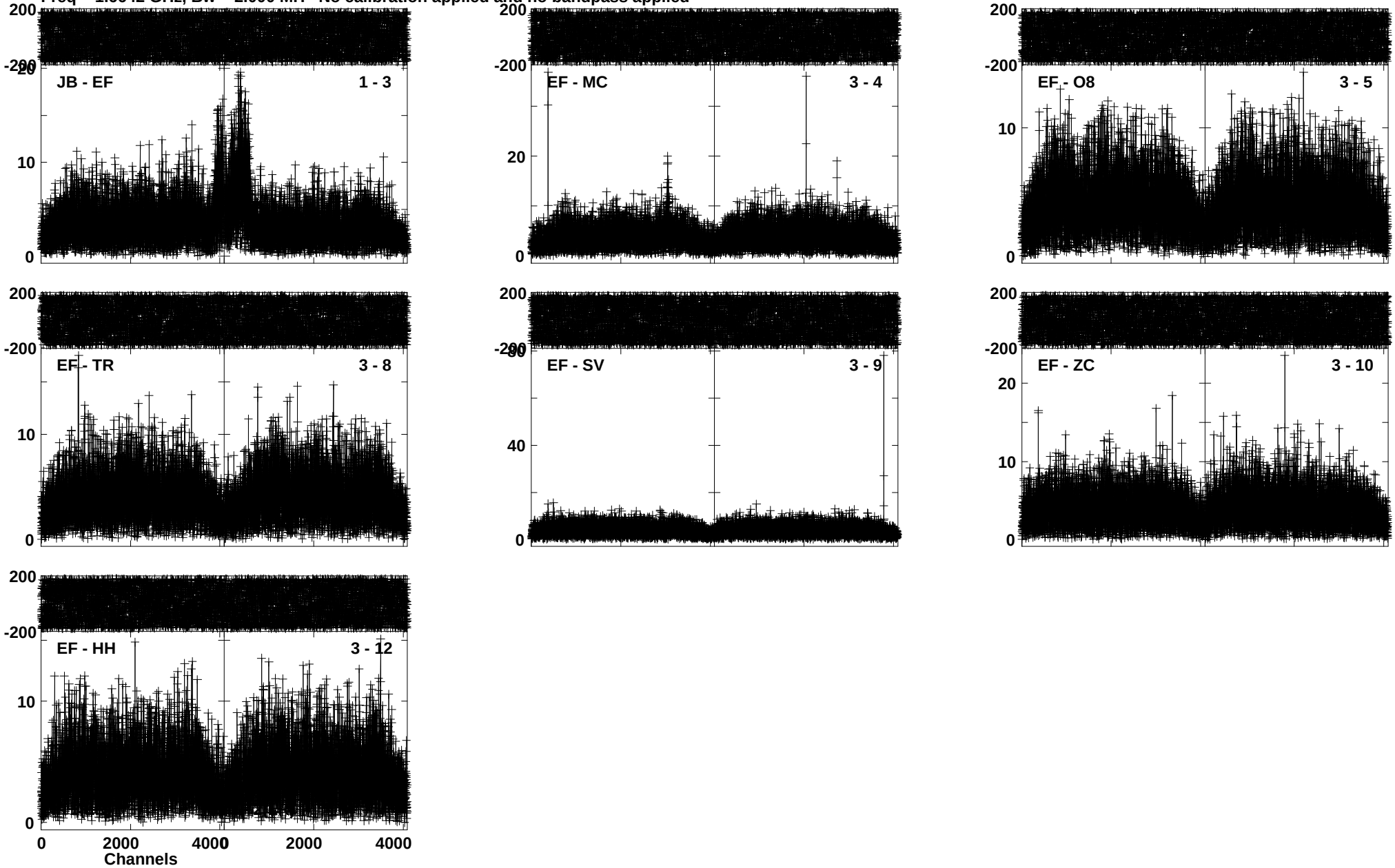

Lower frame: Milli Ampl Jy Top frame: Phas deg
Vector averaged cross-power spectrum Baseline: JB (01) - EF (03)
Timerange: 00/09:43:59 to 00/09:46:17

Plot file version 106 created 26-JAN-2018 22:23:21
OCETI RE005 2.UVDATA.1
Freq = 1.6642 GHz, Bw = 2.000 MH No calibration applied and no bandpass applied

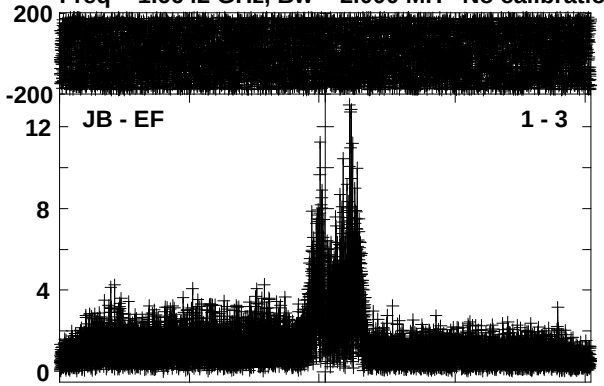

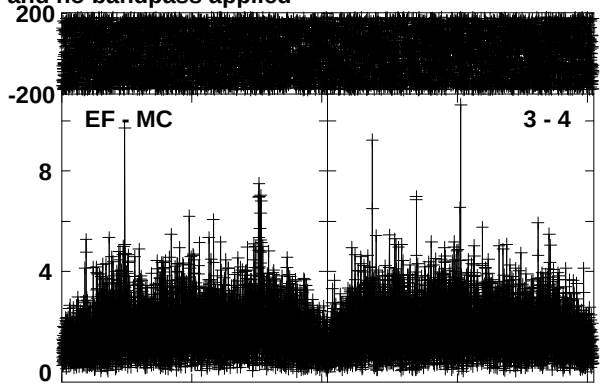

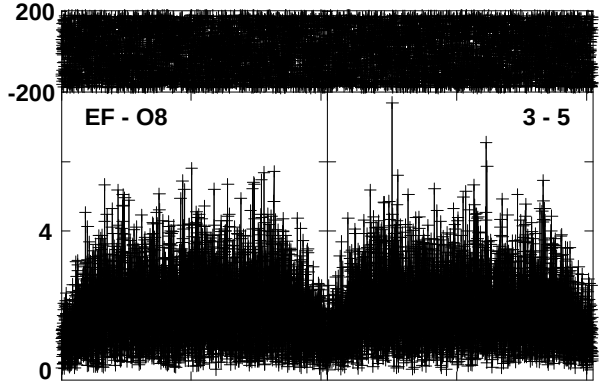

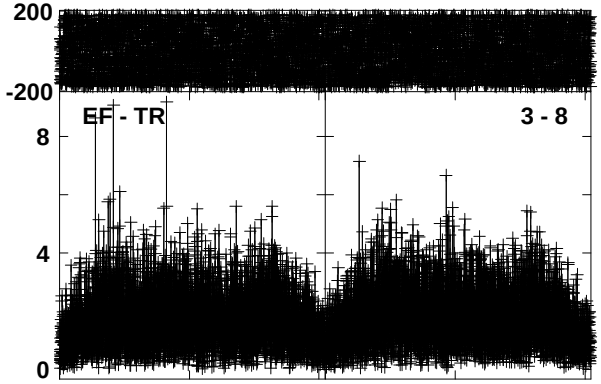

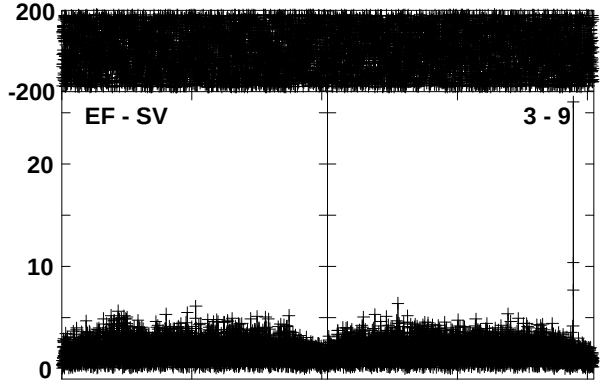

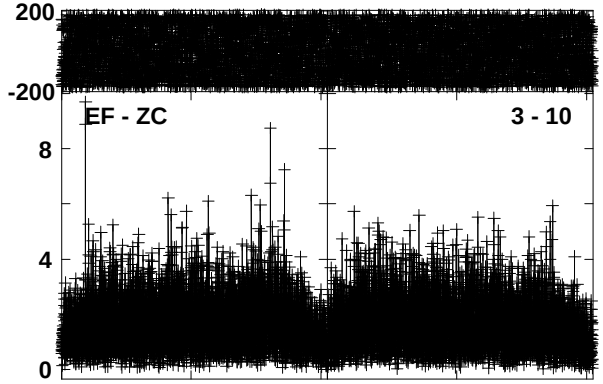

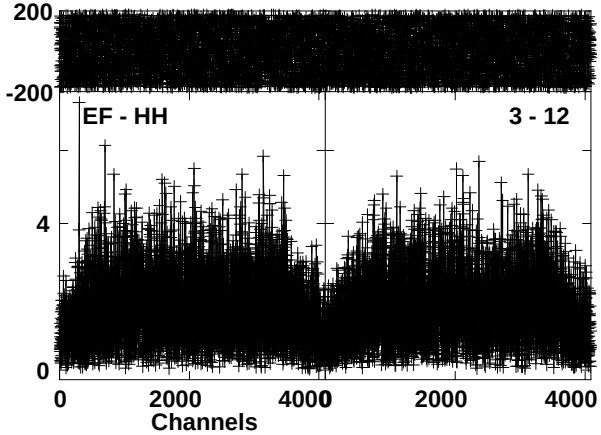

Lower frame: Milli Ampl Jy Top frame: Phas deg
Vector averaged cross-power spectrum Baseline: JB (01) - EF (03)
Timerange: 00/09:46:19 to 00/09:53:17

Plot file version 107 created 26-JAN-2018 22:23:33
J0217-0121 RE005 2.UVDATA.1
Freq = 1.6642 GHz, Bw = 2.000 MH No calibration applied and no bandpass applied

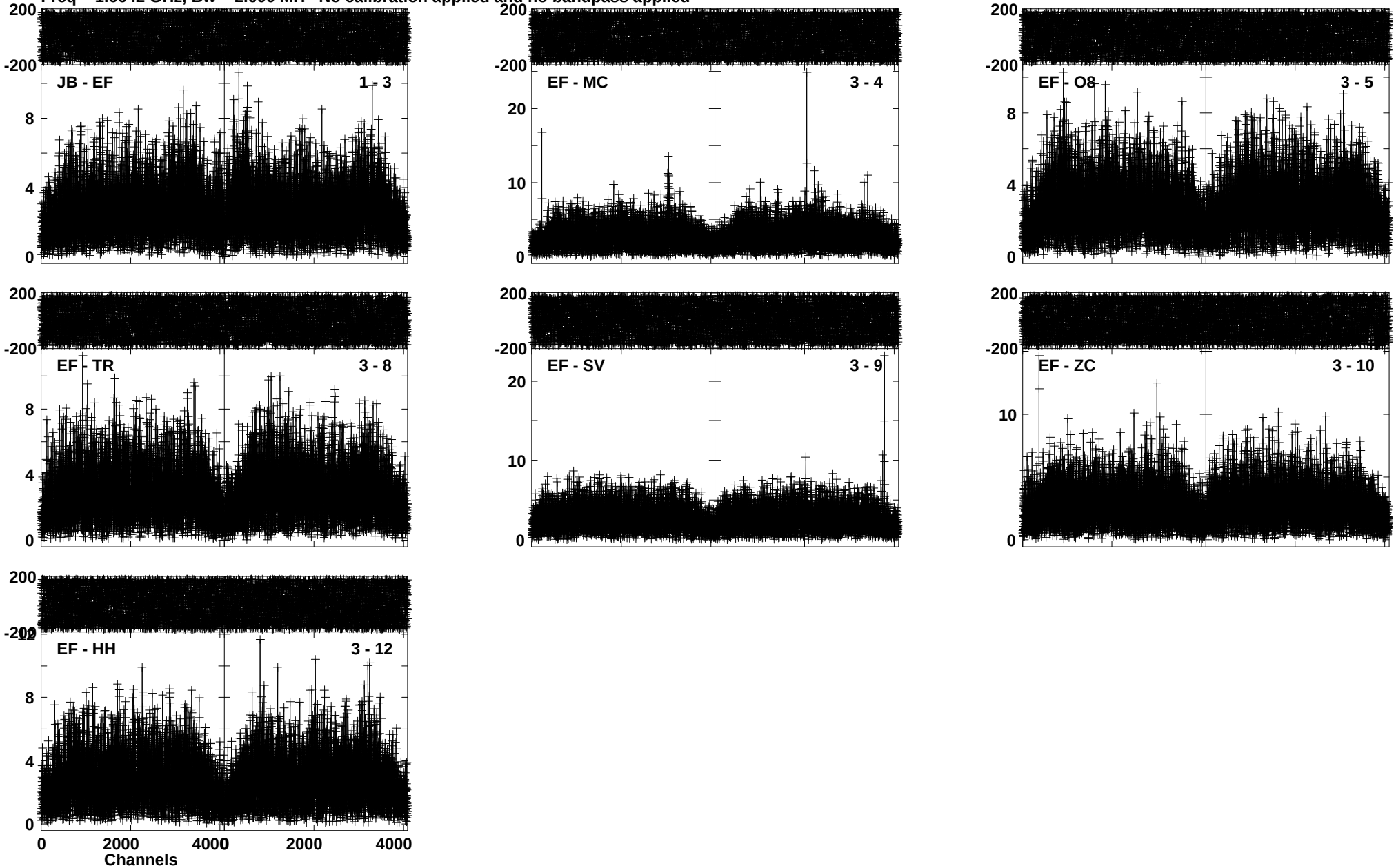

Lower frame: Milli Ampl Jy Top frame: Phas deg
Vector averaged cross-power spectrum Baseline: JB (01) - EF (03)
Timerange: 00/09:53:59 to 00/09:56:27

Plot file version 108 created 26-JAN-2018 22:23:41
OCETI RE005 2.UVDATA.1
Freq = 1.6642 GHz, Bw = 2.000 MH No calibration applied and no bandpass applied

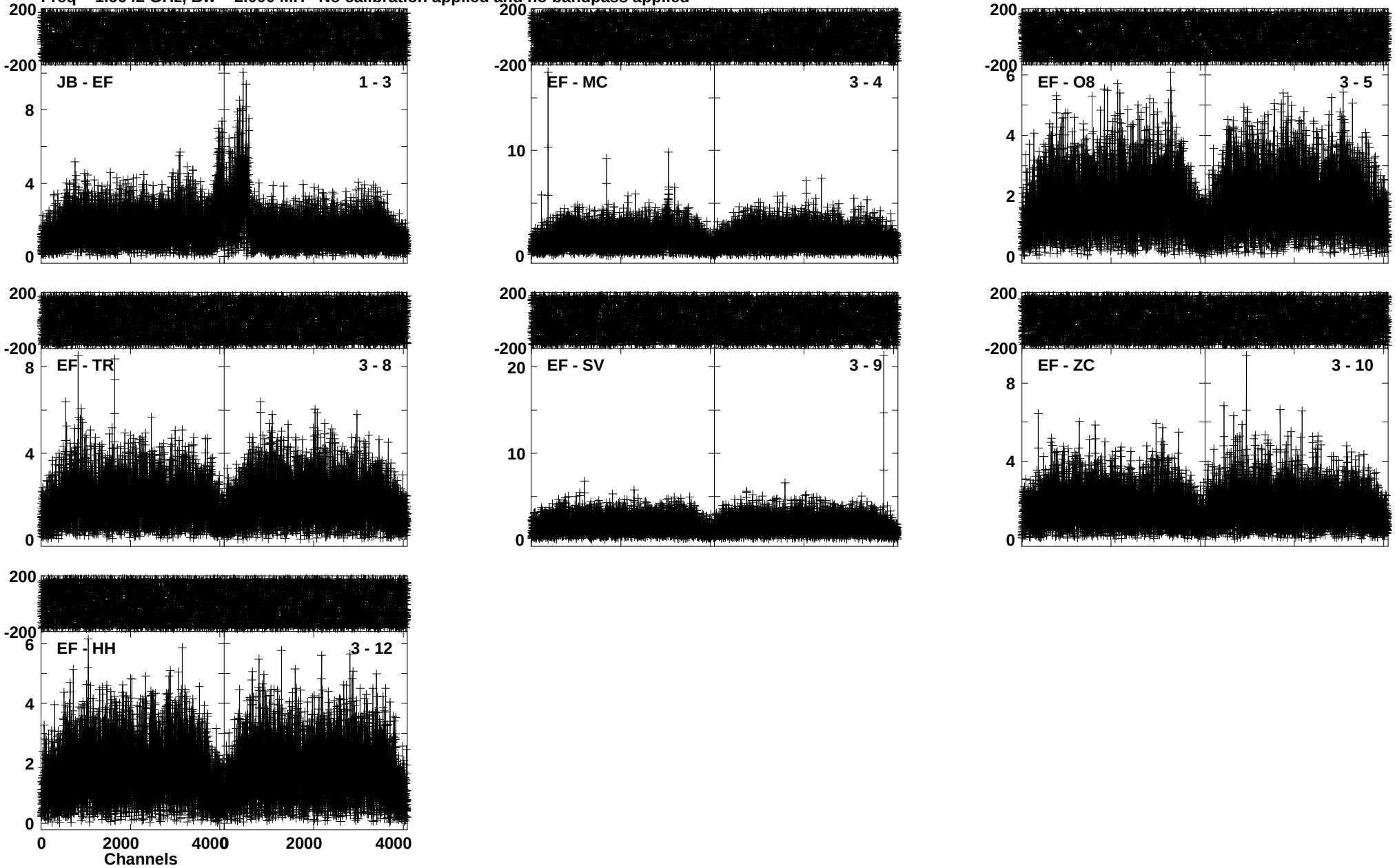

Lower frame: Milli Ampl Jy Top frame: Phas deg
Vector averaged cross-power spectrum Baseline: JB (01) - EF (03)
Timerange: 00/09:56:29 to 00/10:03:27

Plot file version 109 created 26-JAN-2018 22:23:52
J0217-0121 RE005 2.UVDATA.1
Freq = 1.6642 GHz, Bw = 2.000 MH No calibration applied and no bandpass applied

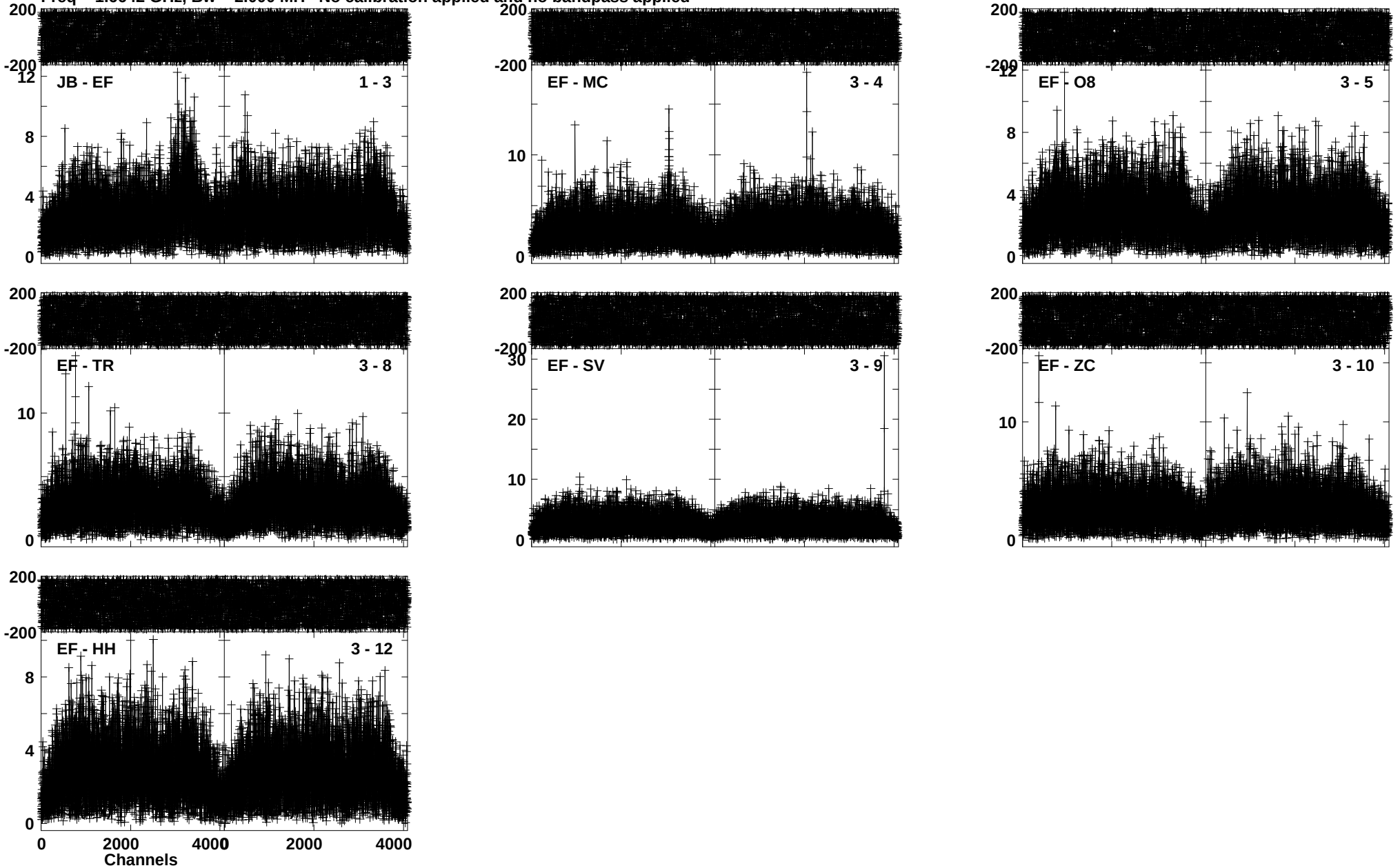

Lower frame: Milli Ampl Jy Top frame: Phas deg
Vector averaged cross-power spectrum Baseline: JB (01) - EF (03)
Timerange: 00/10:04:09 to 00/10:06:37

Plot file version 110 created 26-JAN-2018 22:24:00
OCETI RE005 2.UVDATA.1
Freq = 1.6642 GHz, Bw = 2.000 MH No calibration applied and no bandpass applied

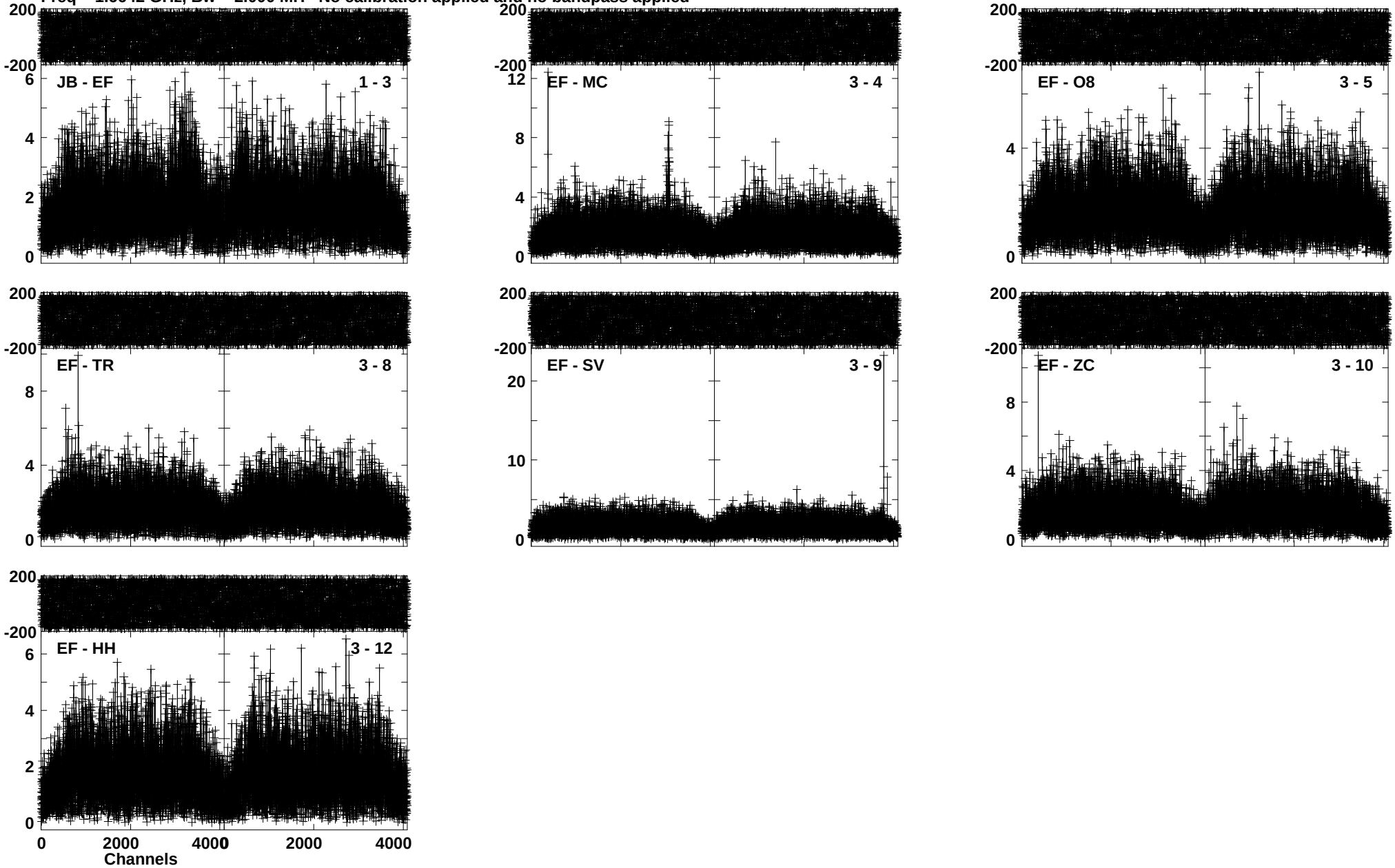

Lower frame: Milli Ampl Jy Top frame: Phas deg
Vector averaged cross-power spectrum Baseline: JB (01) - EF (03)
Timerange: 00/10:06:39 to 00/10:13:37

Plot file version 111 created 26-JAN-2018 22:24:08
J0217-0121 RE005 2.UVDATA.1
Freq = 1.6642 GHz, Bw = 2.000 MH No calibration applied and no bandpass applied

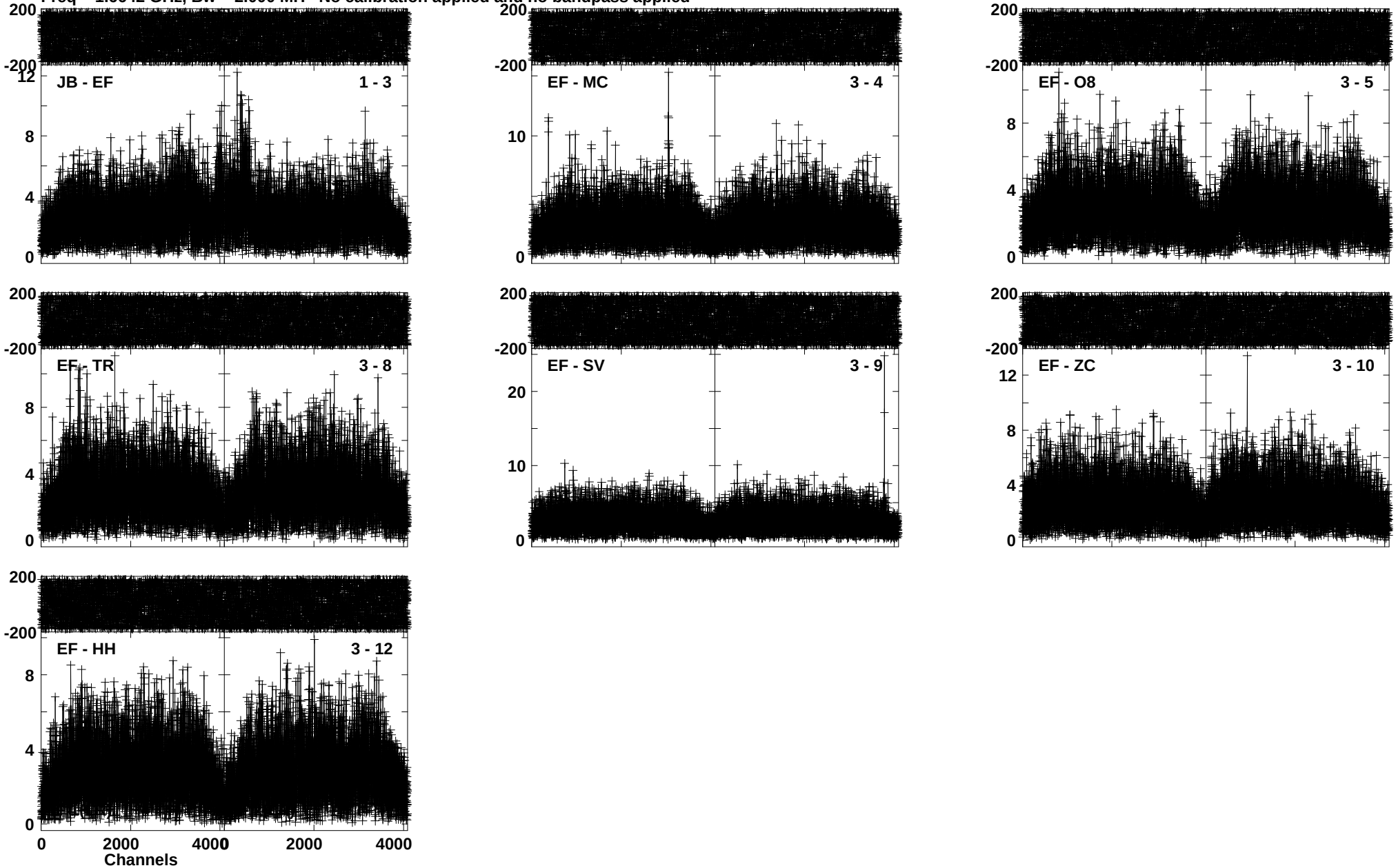

Lower frame: Milli Ampl Jy Top frame: Phas deg
Vector averaged cross-power spectrum Baseline: JB (01) - EF (03)
Timerange: 00/10:14:19 to 00/10:16:47

Plot file version 112 created 26-JAN-2018 22:24:17
OCETI RE005 2.UVDATA.1
Freq = 1.6642 GHz, Bw = 2.000 MH No calibration applied and no bandpass applied

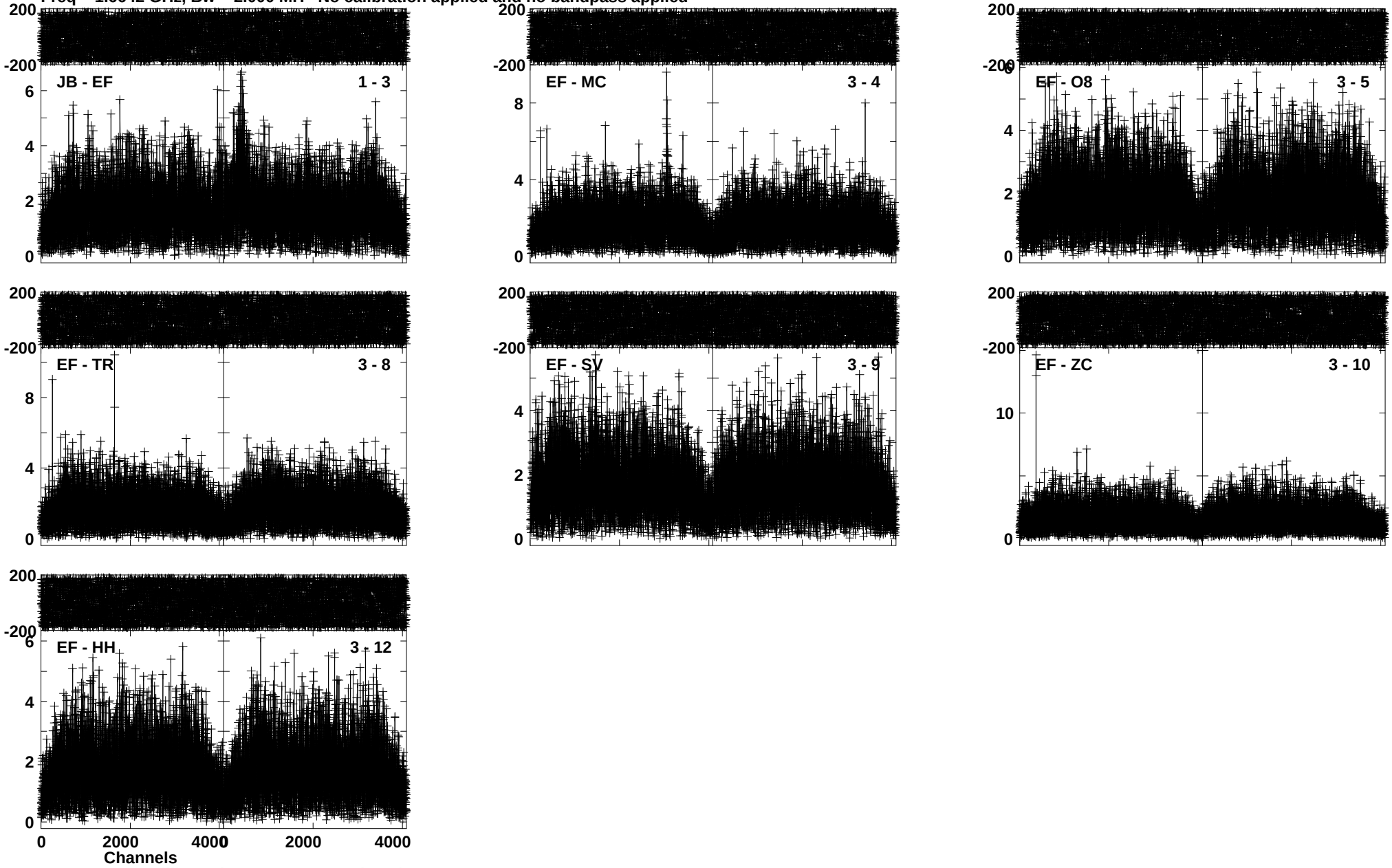

Lower frame: Milli Ampl Jy Top frame: Phas deg
Vector averaged cross-power spectrum Baseline: JB (01) - EF (03)
Timerange: 00/10:16:49 to 00/10:23:47

Plot file version 113 created 26-JAN-2018 22:24:28
J0217-0121 RE005 2.UVDATA.1
Freq = 1.6642 GHz, Bw = 2.000 MH No calibration applied and no bandpass applied

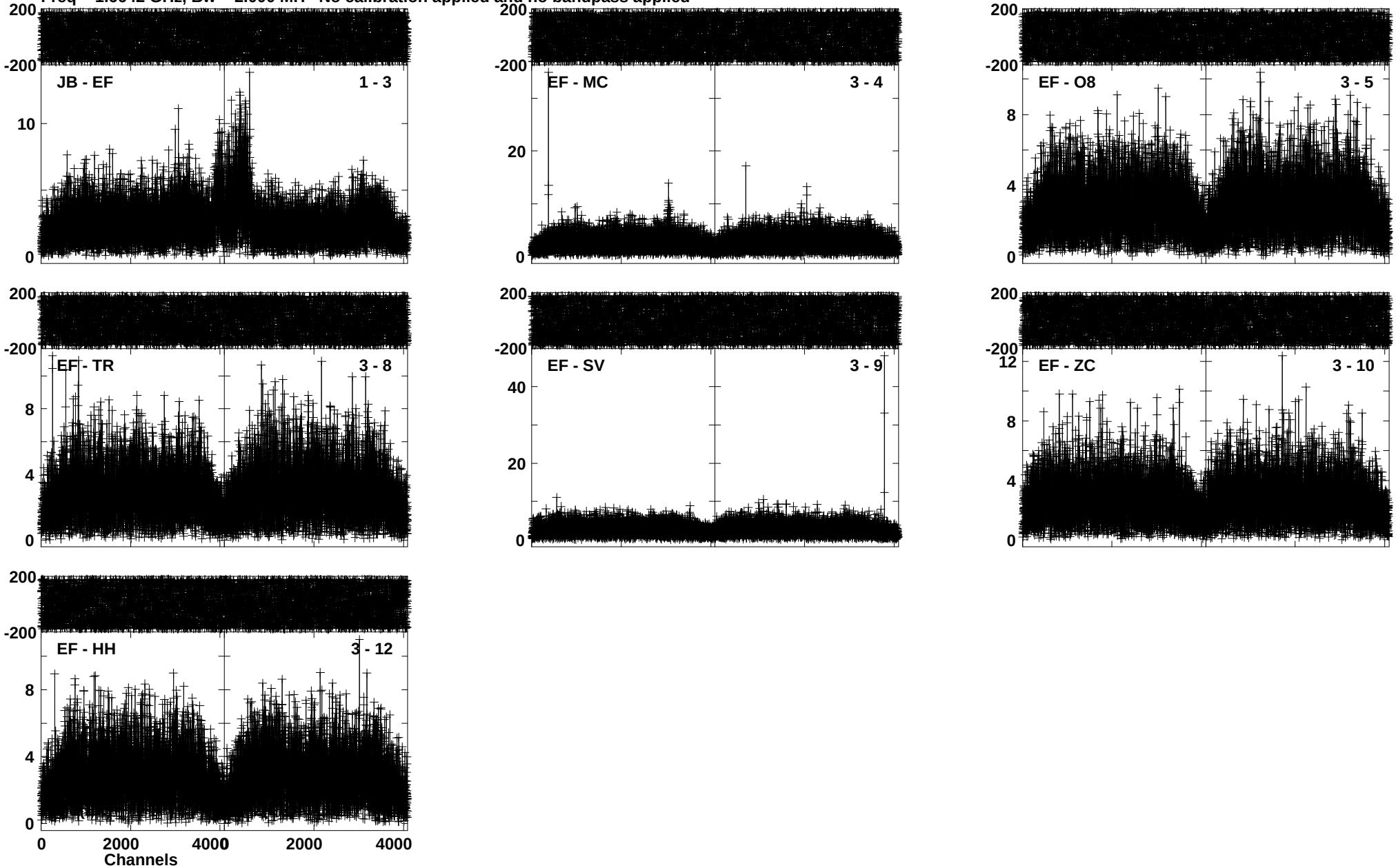

Lower frame: Milli Ampl Jy Top frame: Phas deg
Vector averaged cross-power spectrum Baseline: JB (01) - EF (03)
Timerange: 00/10:24:29 to 00/10:26:57

Plot file version 114 created 26-JAN-2018 22:24:36
OCETI RE005 2.UVDATA.1
Freq = 1.6642 GHz, Bw = 2.000 MH No calibration applied and no bandpass applied

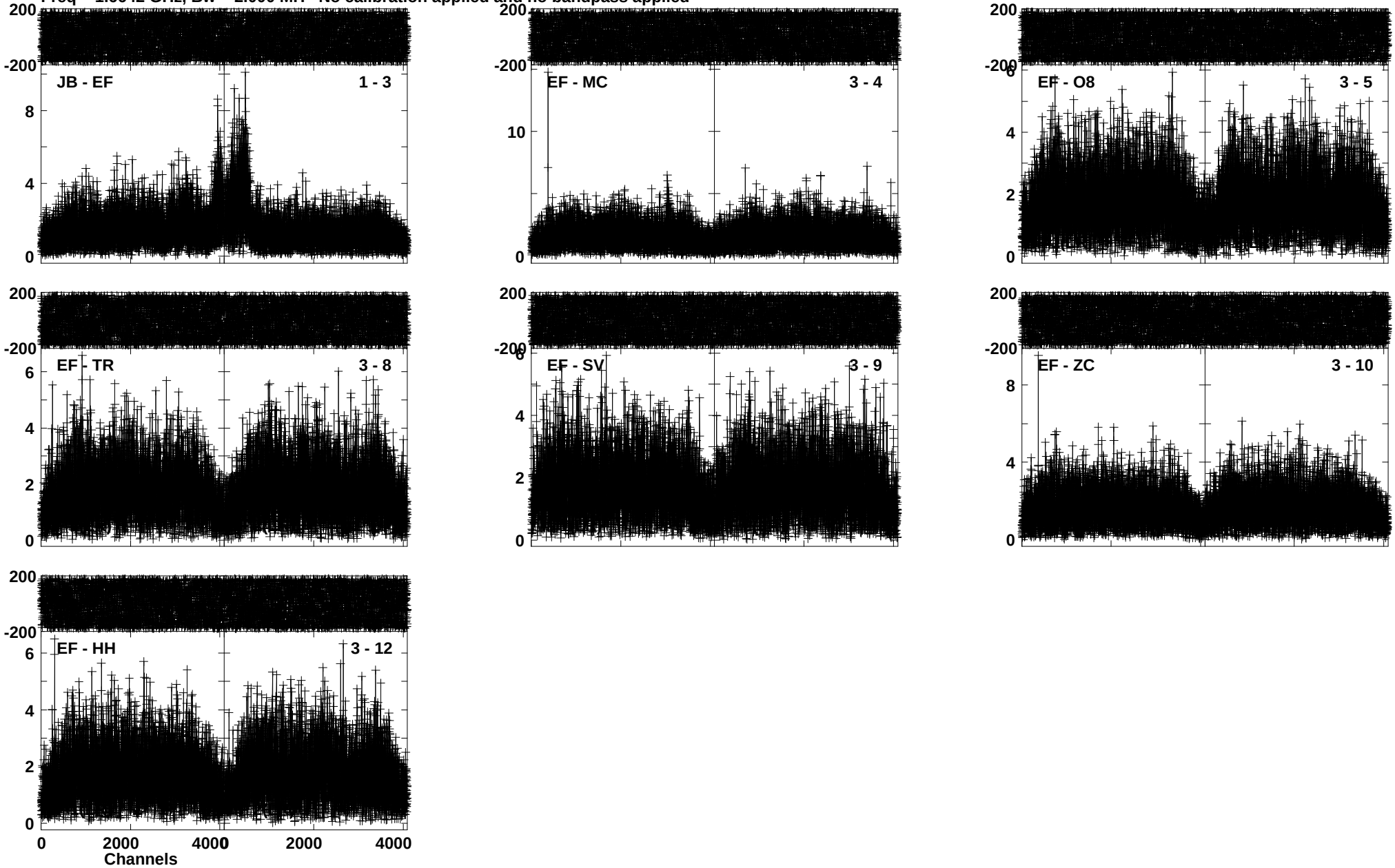

Lower frame: Milli Ampl Jy Top frame: Phas deg
Vector averaged cross-power spectrum Baseline: JB (01) - EF (03)
Timerange: 00/10:26:59 to 00/10:33:57

Plot file version 115 created 26-JAN-2018 22:24:48
J0217-0121 RE005 2.UVDATA.1
Freq = 1.6642 GHz, Bw = 2.000 MH No calibration applied and no bandpass applied

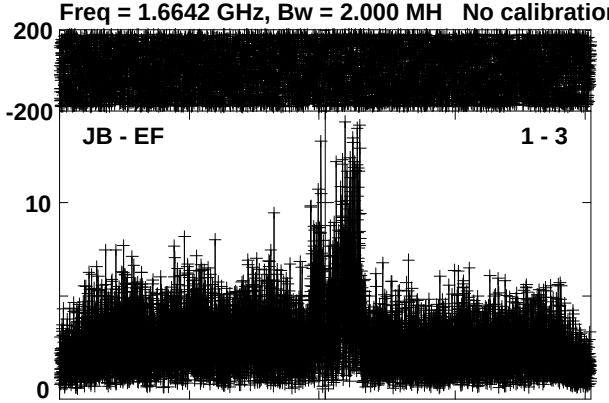

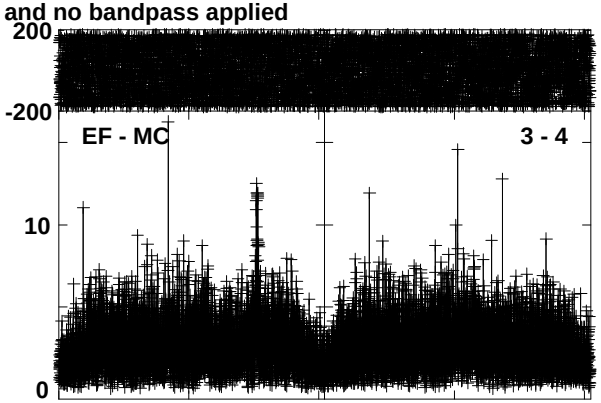

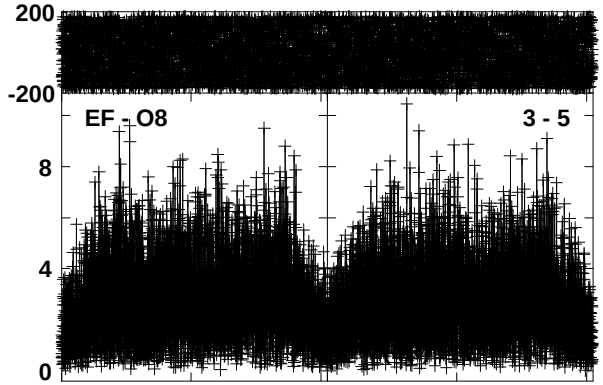

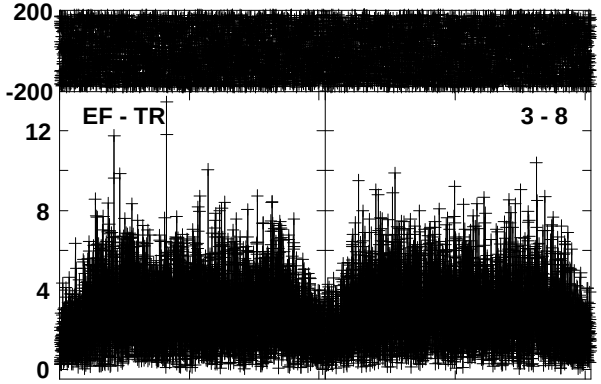

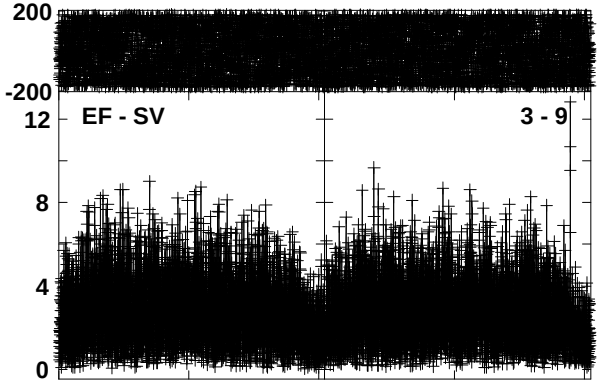

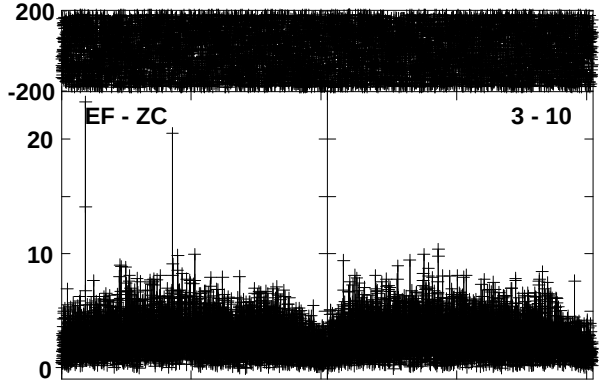

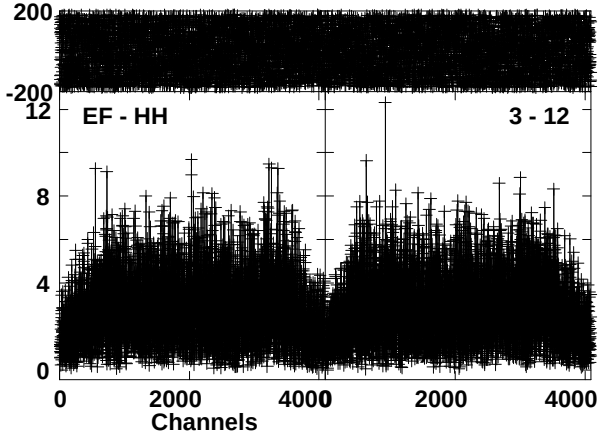

Lower frame: Milli Ampl Jy Top frame: Phas deg
Vector averaged cross-power spectrum Baseline: JB (01) - EF (03)
Timerange: 00/10:34:39 to 00/10:37:07

Plot file version 116 created 26-JAN-2018 22:24:55
OCETI RE005 2.UVDATA.1
Freq = 1.6642 GHz, Bw = 2.000 MH No calibration applied and no bandpass applied

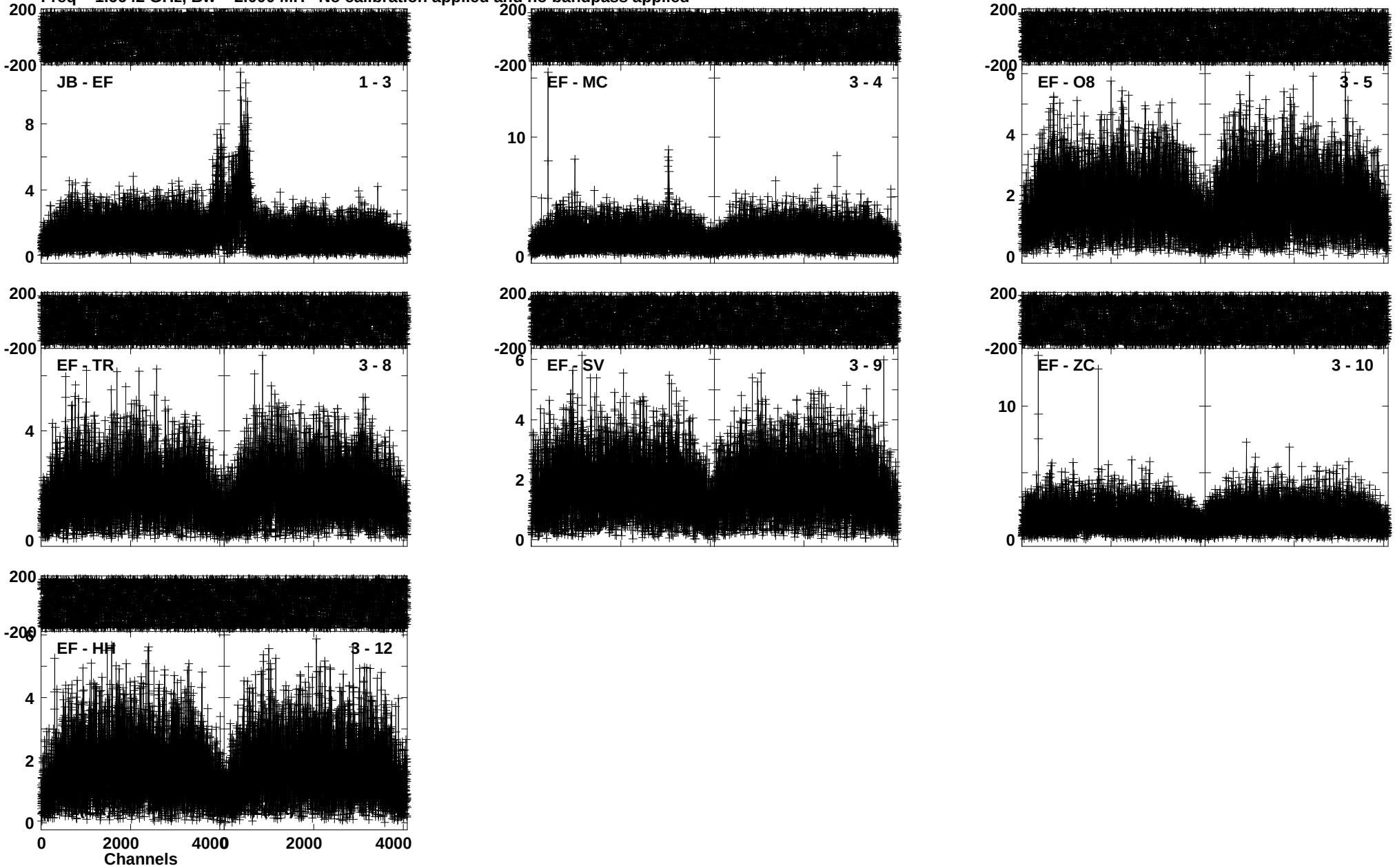

Lower frame: Milli Ampl Jy Top frame: Phas deg
Vector averaged cross-power spectrum Baseline: JB (01) - EF (03)
Timerange: 00/10:37:09 to 00/10:44:07

Plot file version 117 created 26-JAN-2018 22:25:06
J0217-0121 RE005 2.UVDATA.1
Freq = 1.6642 GHz, Bw = 2.000 MH No calibration applied and no bandpass applied

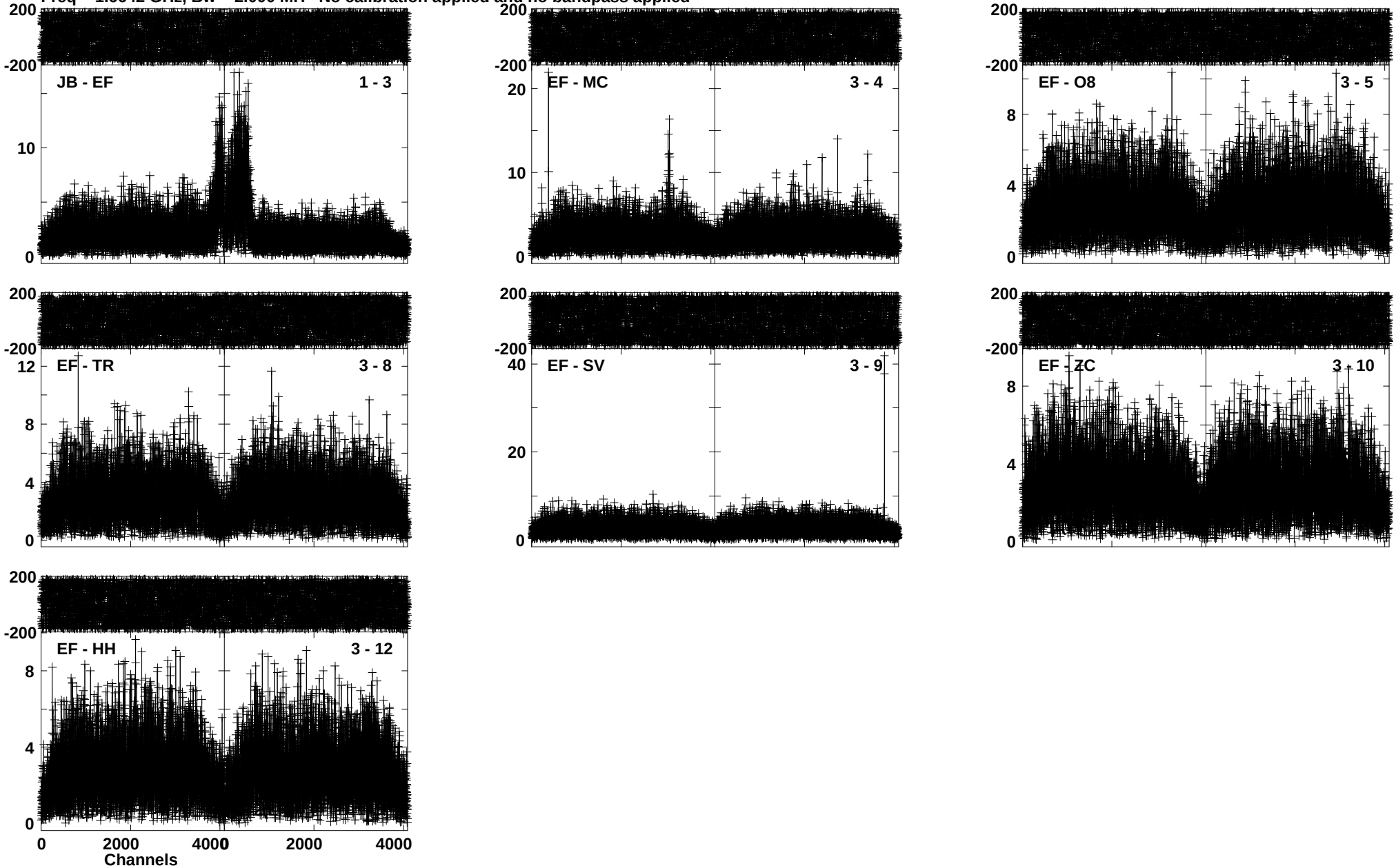

Lower frame: Milli Ampl Jy Top frame: Phas deg
Vector averaged cross-power spectrum Baseline: JB (01) - EF (03)
Timerange: 00/10:44:49 to 00/10:47:17

Plot file version 118 created 26-JAN-2018 22:25:18
J0237+2848 RE005 2.UVDATA.1
Freq = 1.6642 GHz, Bw = 2.000 MH No calibration applied and no bandpass applied

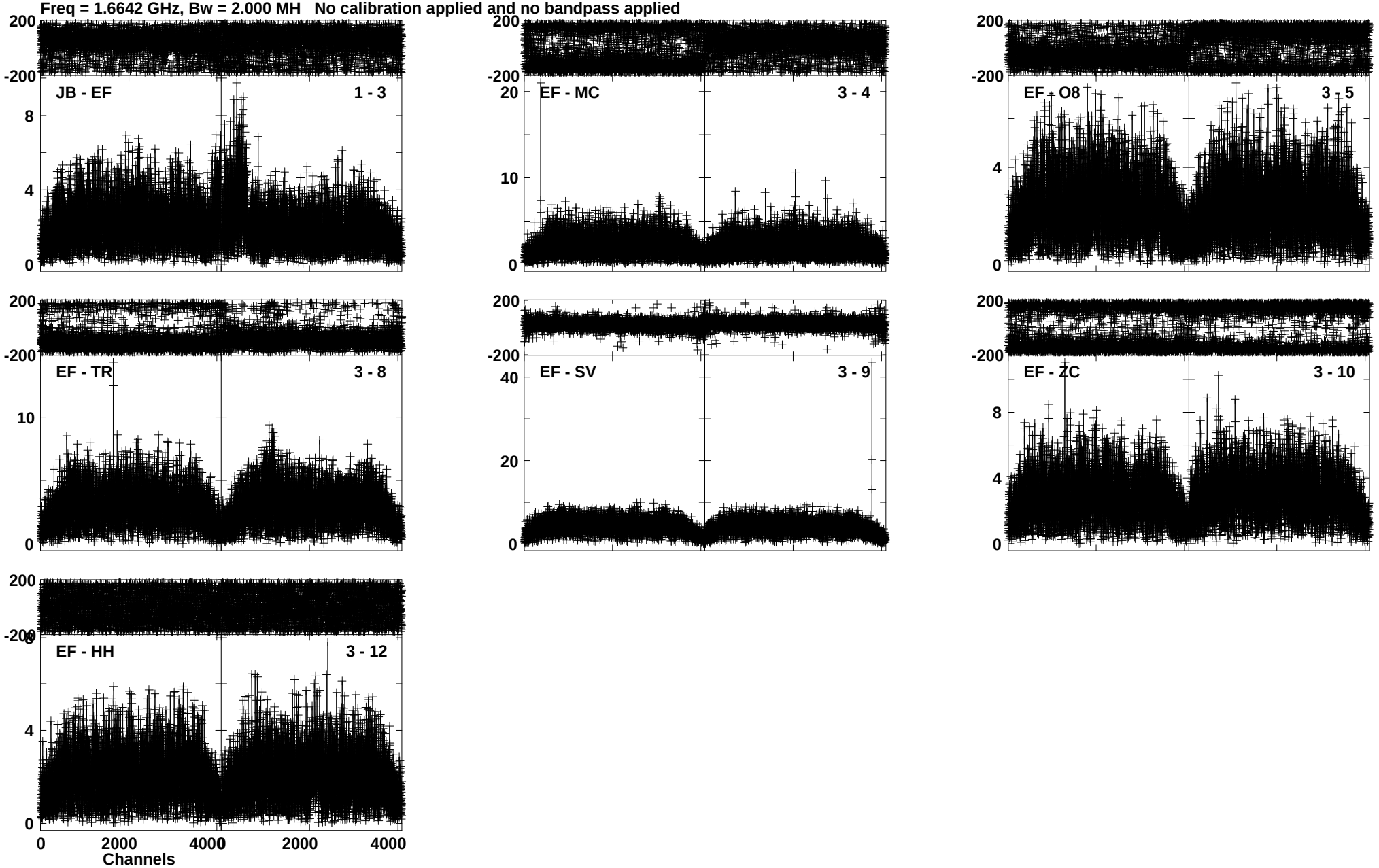

Lower frame: Milli Ampl Jy Top frame: Phas deg
Vector averaged cross-power spectrum Baseline: JB (01) - EF (03)
Timerange: 00/10:49:48 to 00/10:55:36

Plot file version 119 created 26-JAN-2018 22:25:33
3C84 RE005 2.UVDATA.1
Freq = 1.6642 GHz, Bw = 2.000 MH No calibration applied and no bandpass applied

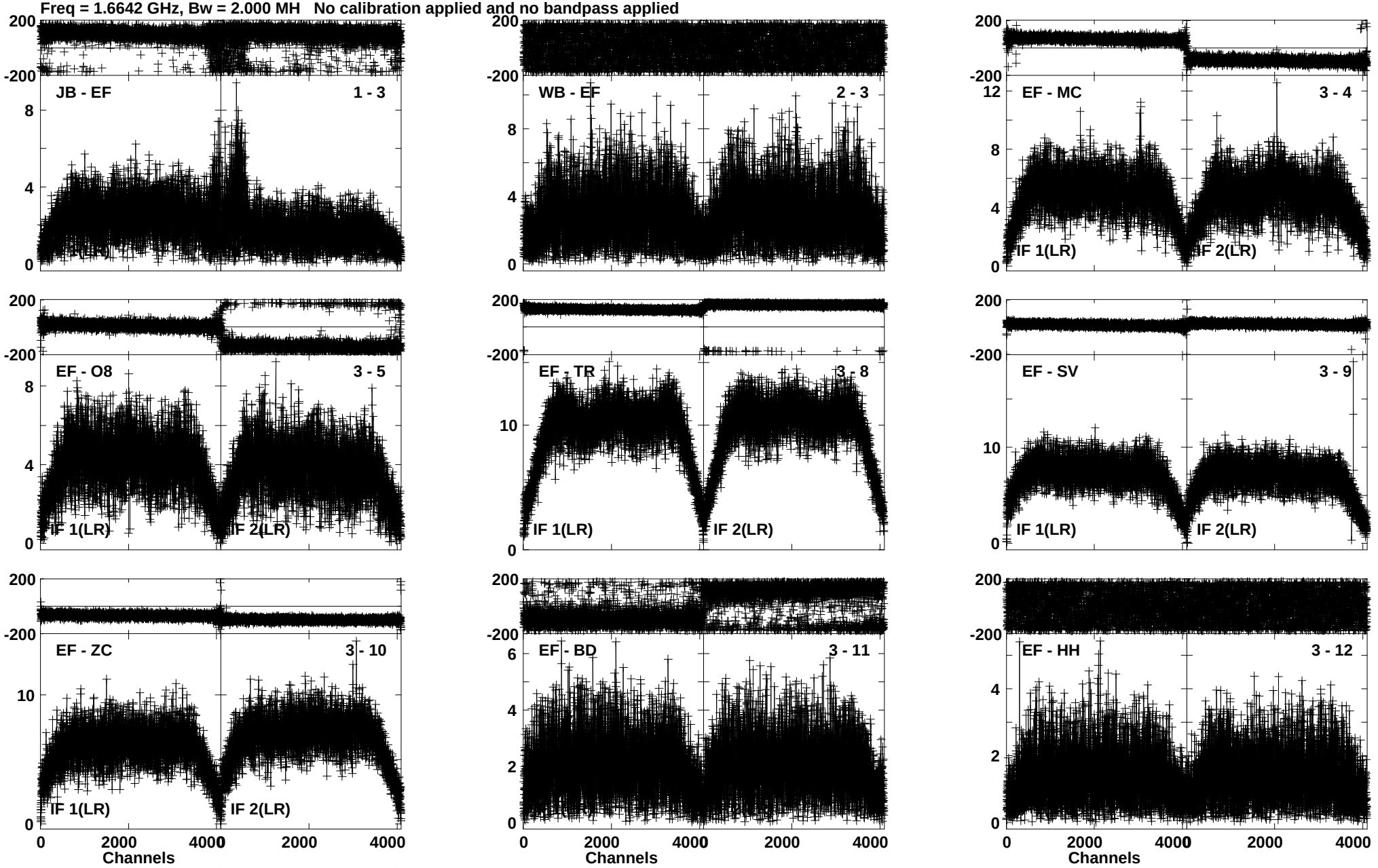

Lower frame: Milli Ampl Jy Top frame: Phas deg
Vector averaged cross-power spectrum Baseline: JB (01) - EF (03)
Timerange: 00/10:57:11 to 00/11:07:29

Plot file version 120 created 26-JAN-2018 22:25:47
J0217-0121 RE005 2.UVDATA.1
Freq = 1.6642 GHz, Bw = 2.000 MH No calibration applied and no bandpass applied

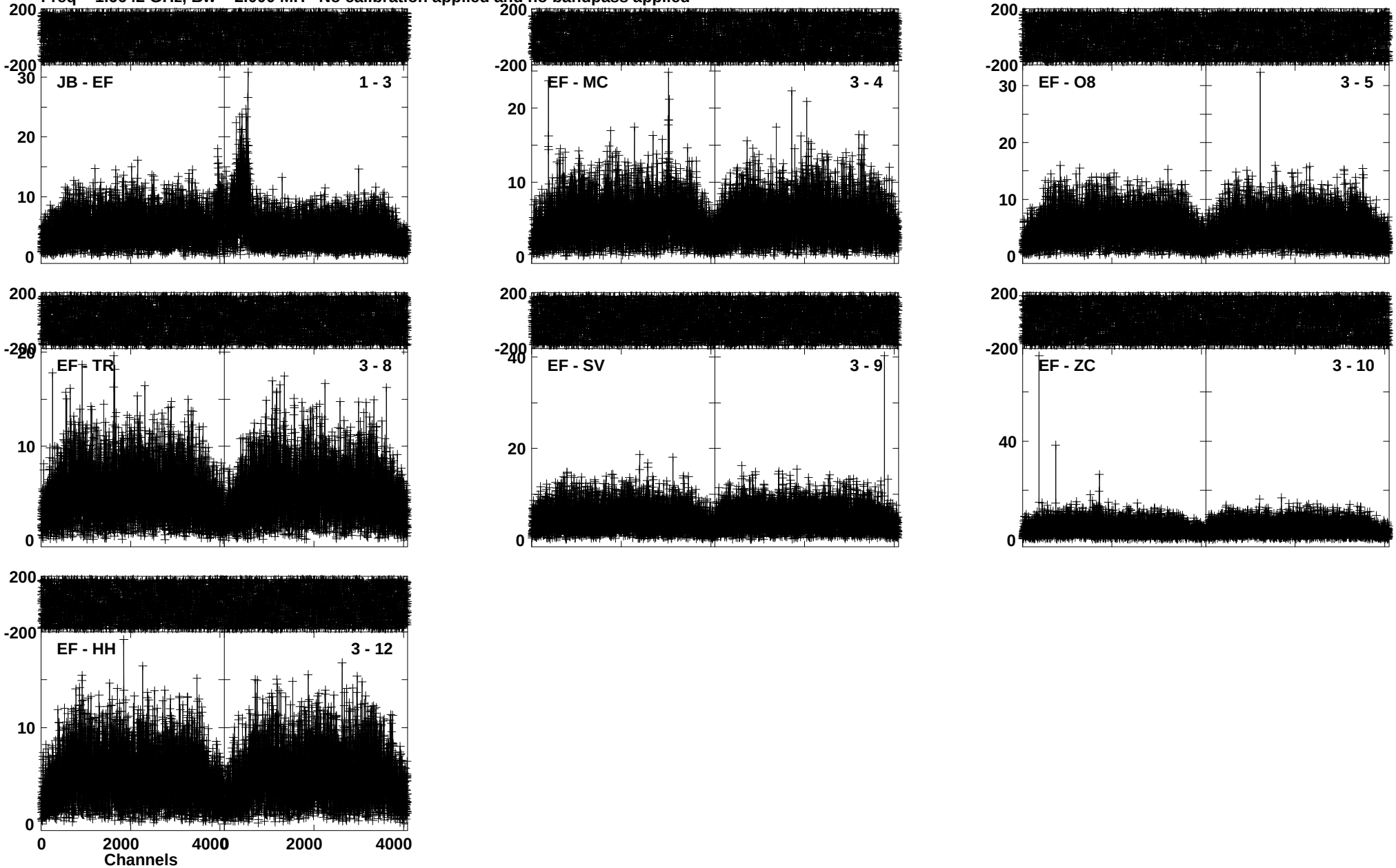

Lower frame: Milli Ampl Jy Top frame: Phas deg
Vector averaged cross-power spectrum Baseline: JB (01) - EF (03)
Timerange: 00/11:11:01 to 00/11:13:19

Plot file version 121 created 26-JAN-2018 22:25:54
OCETI RE005 2.UVDATA.1
Freq = 1.6642 GHz, Bw = 2.000 MH No calibration applied and no bandpass applied

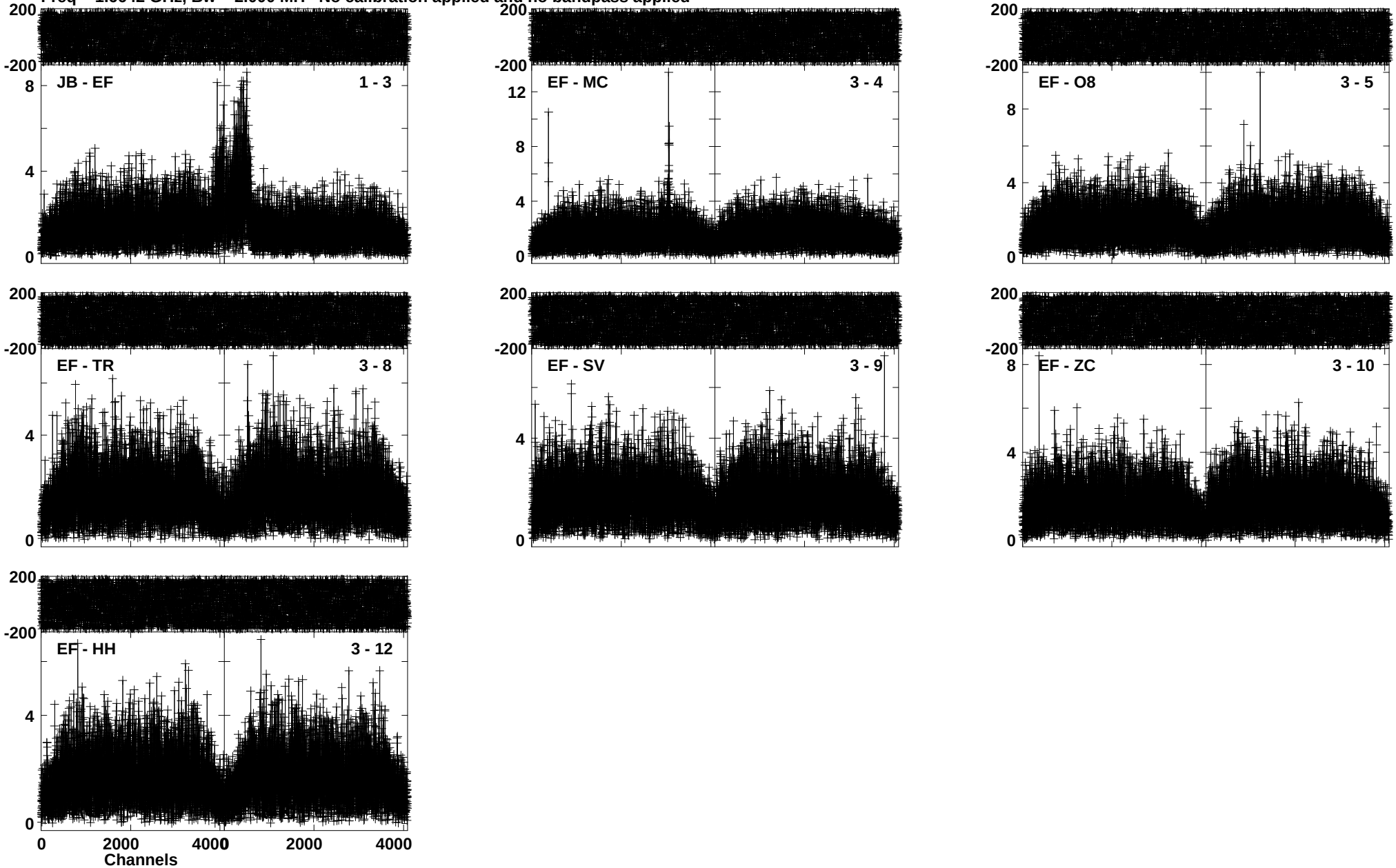

Lower frame: Milli Ampl Jy Top frame: Phas deg
Vector averaged cross-power spectrum Baseline: JB (01) - EF (03)
Timerange: 00/11:13:21 to 00/11:20:19

Plot file version 122 created 26-JAN-2018 22:26:06
J0217-0121 RE005 2.UVDATA.1
Freq = 1.6642 GHz, Bw = 2.000 MH No calibration applied and no bandpass applied

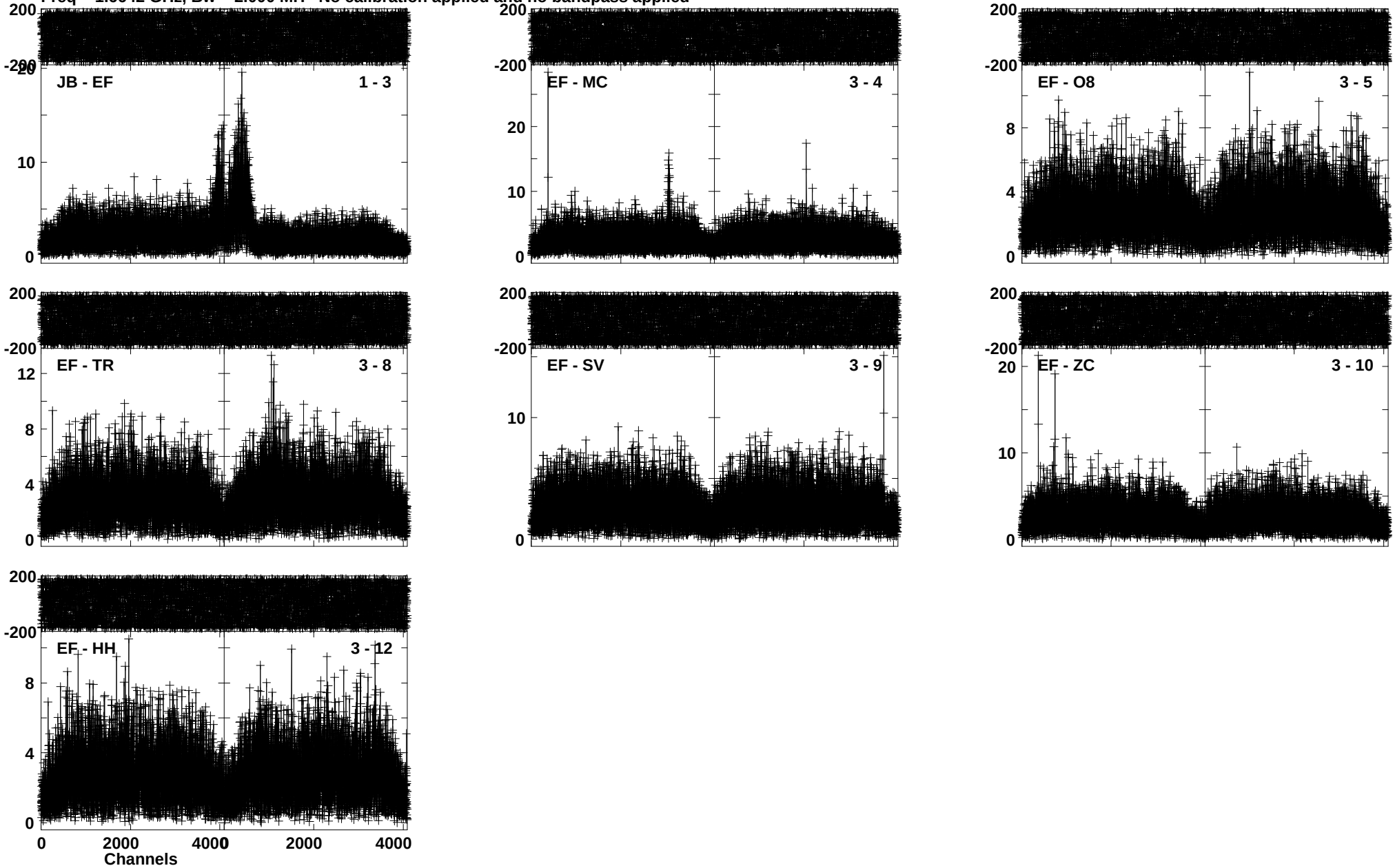

Lower frame: Milli Ampl Jy Top frame: Phas deg
Vector averaged cross-power spectrum Baseline: JB (01) - EF (03)
Timerange: 00/11:21:01 to 00/11:23:29

Plot file version 123 created 26-JAN-2018 22:26:13
OCETI RE005 2.UVDATA.1
Freq = 1.6642 GHz, Bw = 2.000 MH No calibration applied and no bandpass applied

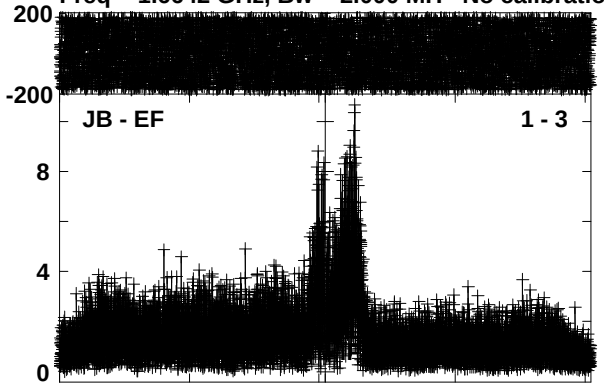

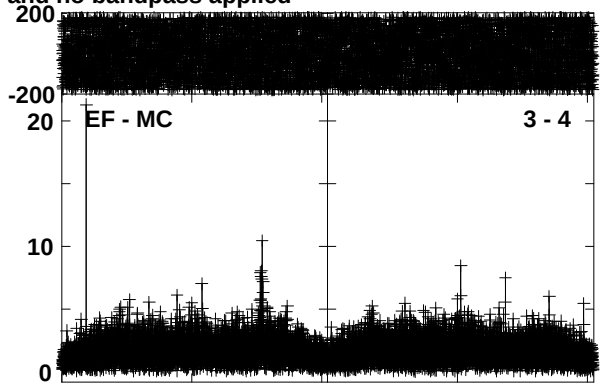

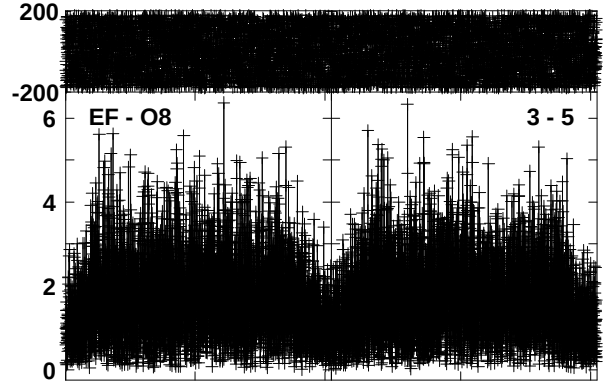

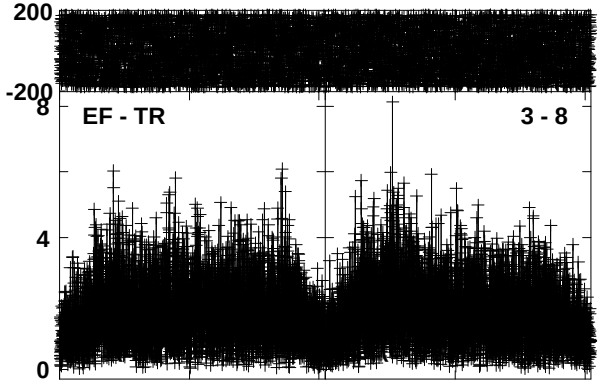

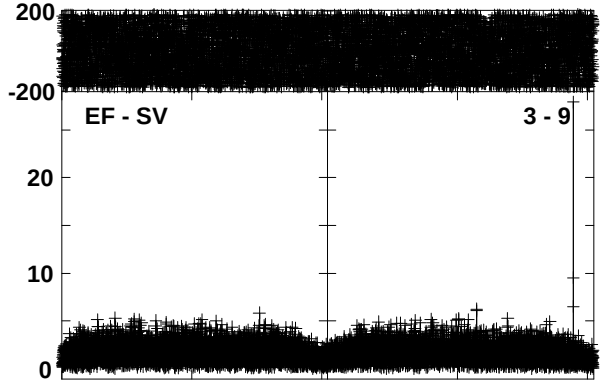

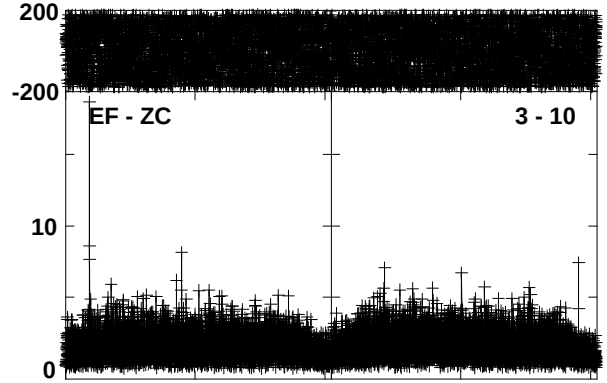

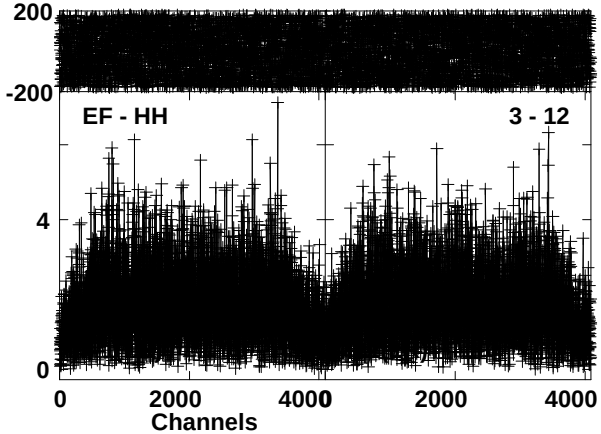

Lower frame: Milli Ampl Jy Top frame: Phas deg
Vector averaged cross-power spectrum Baseline: JB (01) - EF (03)
Timerange: 00/11:23:31 to 00/11:30:29

Plot file version 124 created 26-JAN-2018 22:26:25
J0217-0121 RE005 2.UVDATA.1
Freq = 1.6642 GHz, Bw = 2.000 MH No calibration applied and no bandpass applied

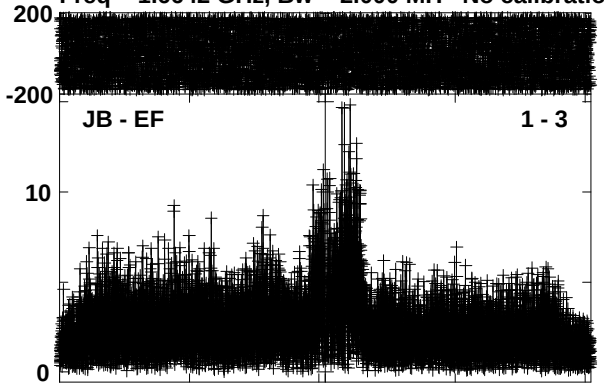

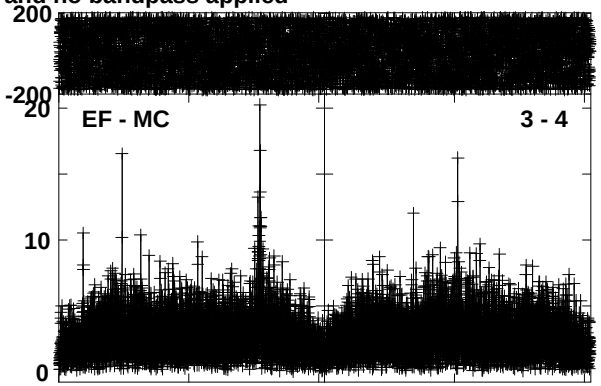

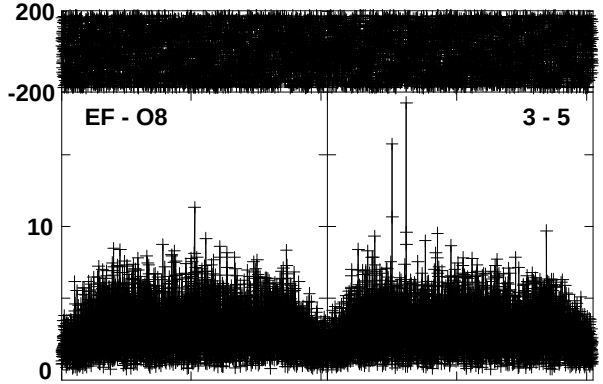

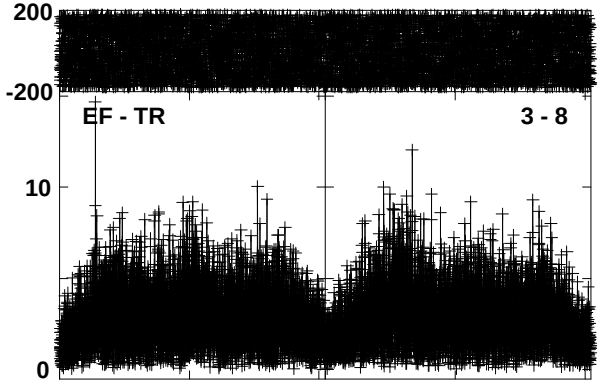

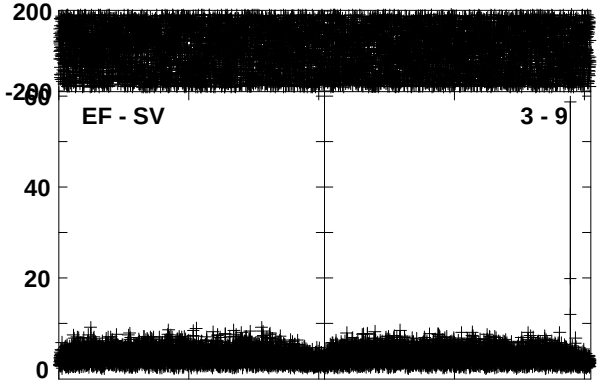

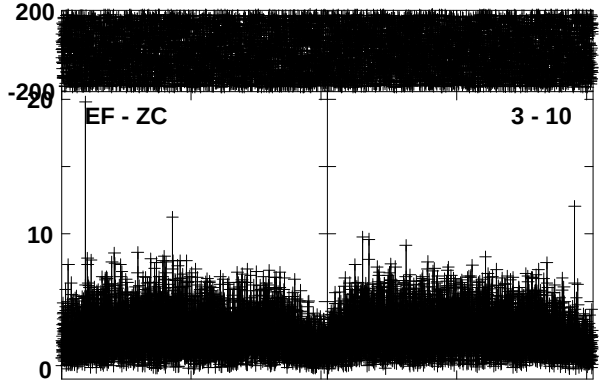

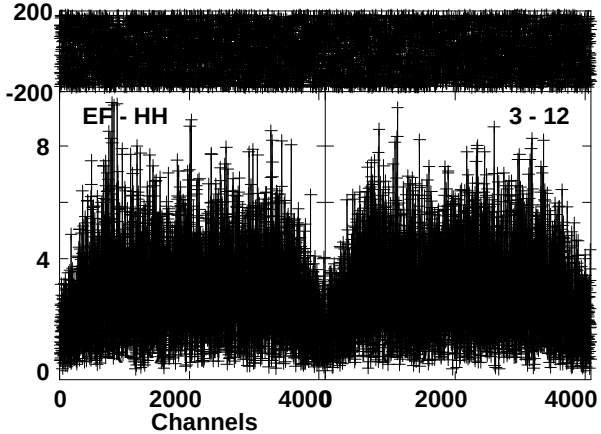

Lower frame: Milli Ampl Jy Top frame: Phas deg
Vector averaged cross-power spectrum Baseline: JB (01) - EF (03)
Timerange: 00/11:31:11 to 00/11:33:39

Plot file version 125 created 26-JAN-2018 22:26:33
OCETI RE005 2.UVDATA.1
Freq = 1.6642 GHz, Bw = 2.000 MH No calibration applied and no bandpass applied

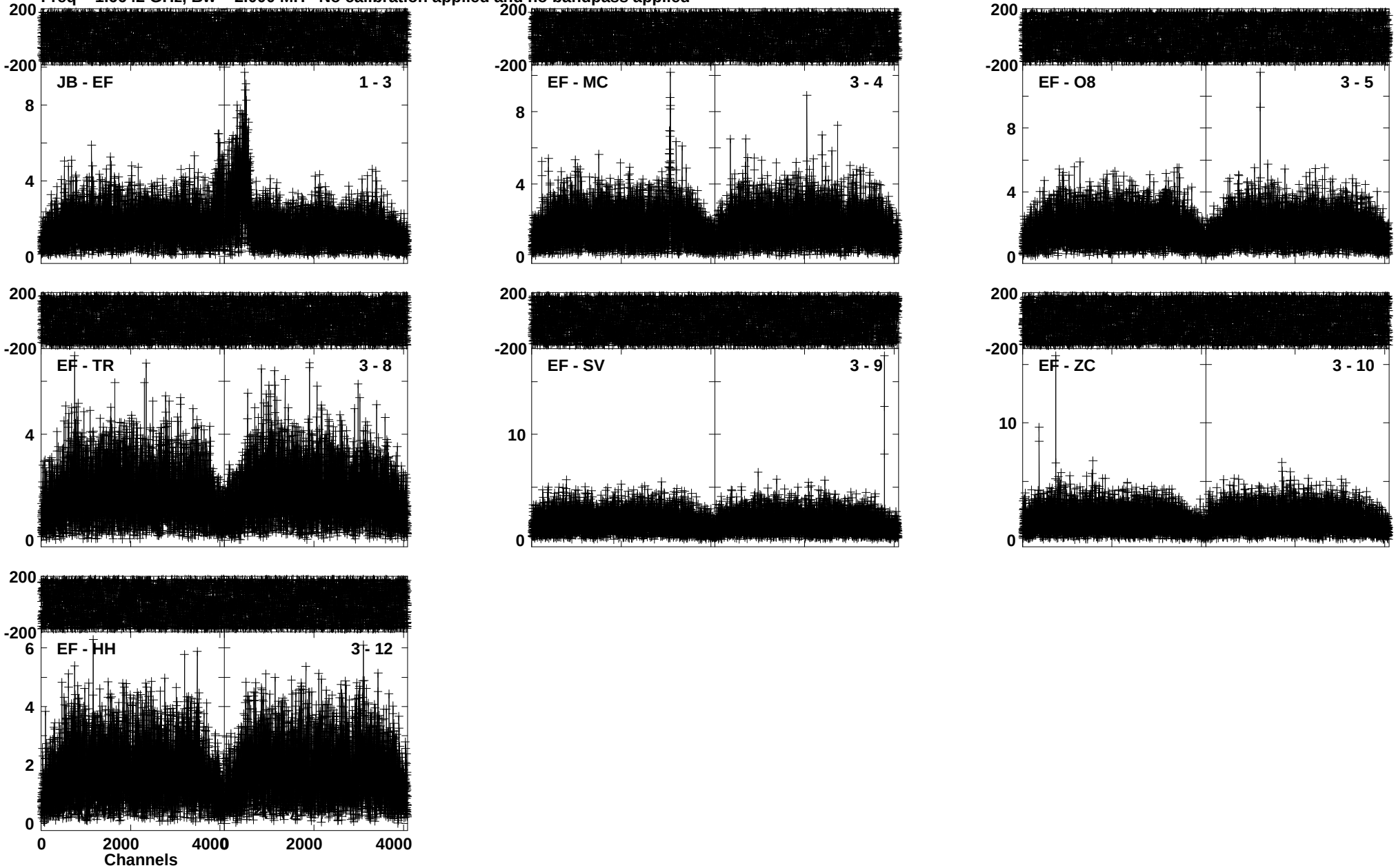

Lower frame: Milli Ampl Jy Top frame: Phas deg
Vector averaged cross-power spectrum Baseline: JB (01) - EF (03)
Timerange: 00/11:33:41 to 00/11:40:39

Plot file version 126 created 26-JAN-2018 22:26:41
J0217-0121 RE005 2.UVDATA.1
Freq = 1.6642 GHz, Bw = 2.000 MH No calibration applied and no bandpass applied

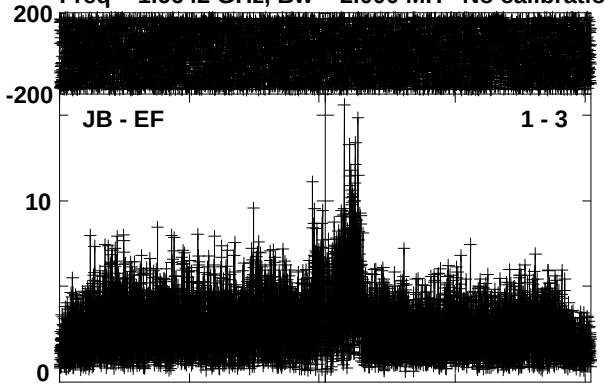

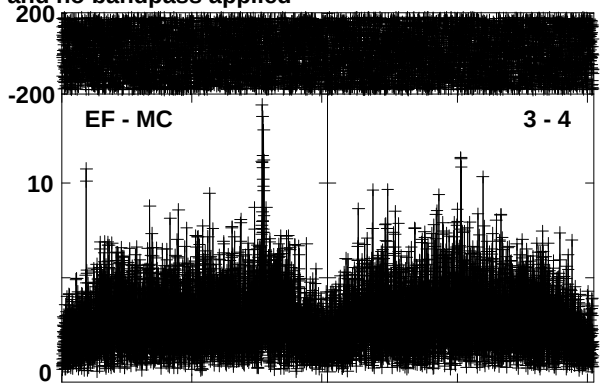

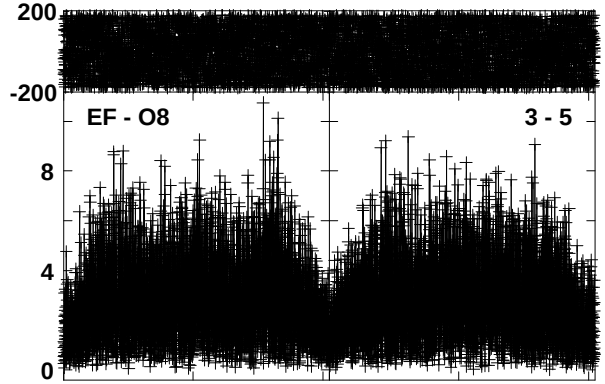

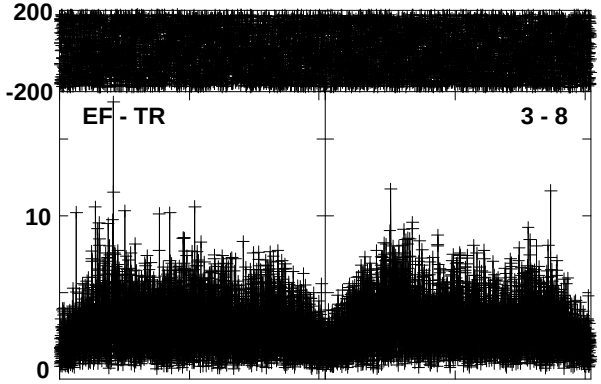

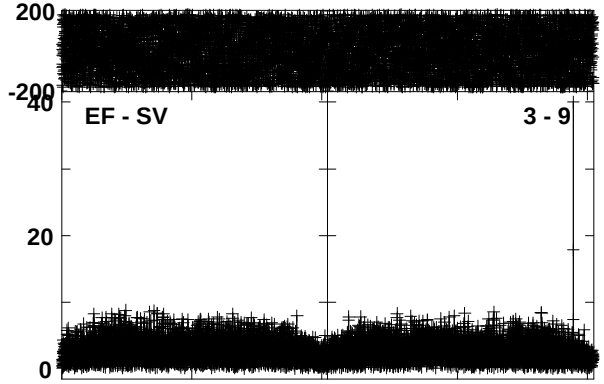

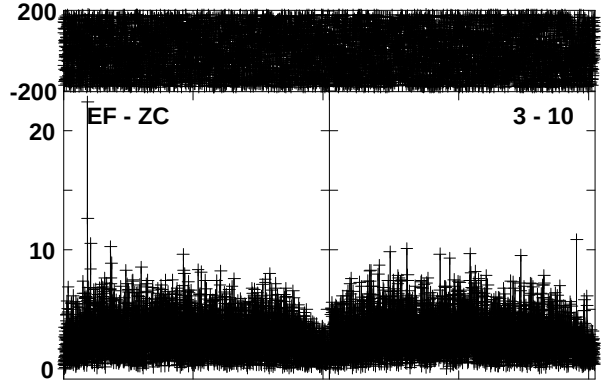

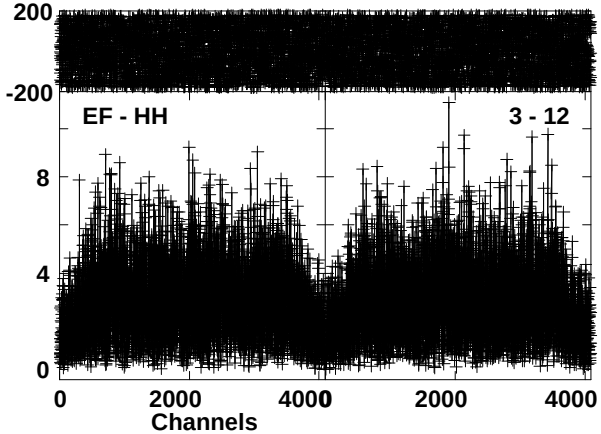

Lower frame: Milli Ampl Jy Top frame: Phas deg
Vector averaged cross-power spectrum Baseline: JB (01) - EF (03)
Timerange: 00/11:41:21 to 00/11:43:49

Plot file version 127 created 26-JAN-2018 22:26:48
OCETI RE005 2.UVDATA.1
Freq = 1.6642 GHz, Bw = 2.000 MH No calibration applied and no bandpass applied

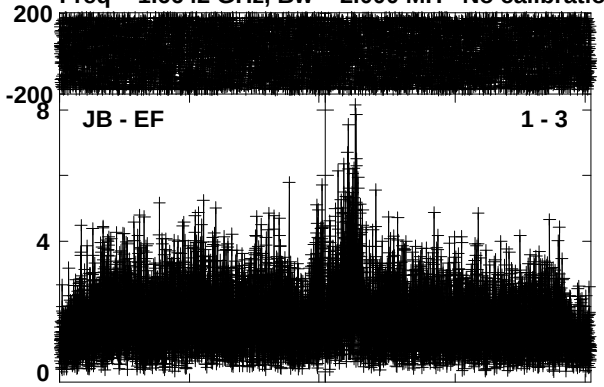

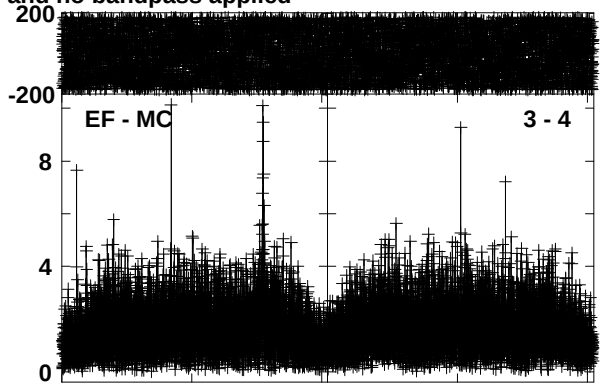

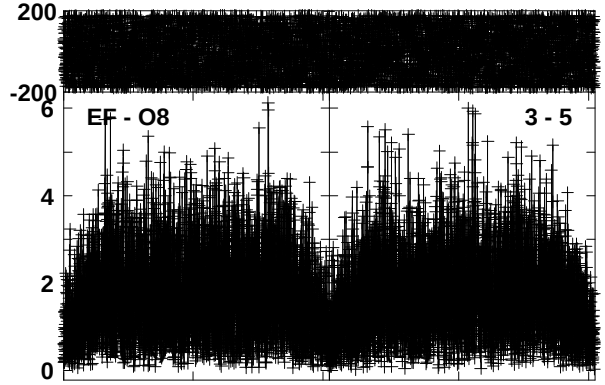

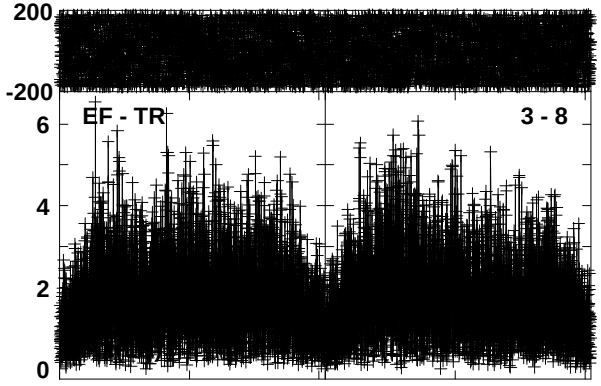

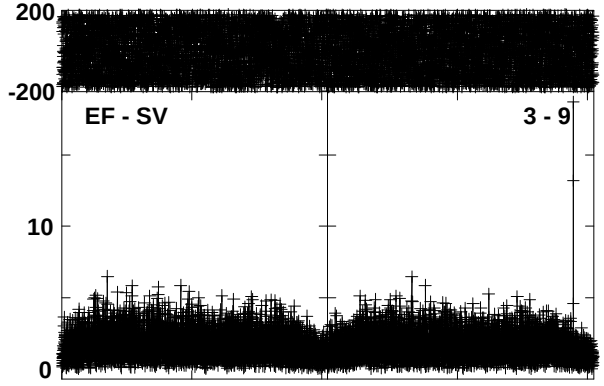

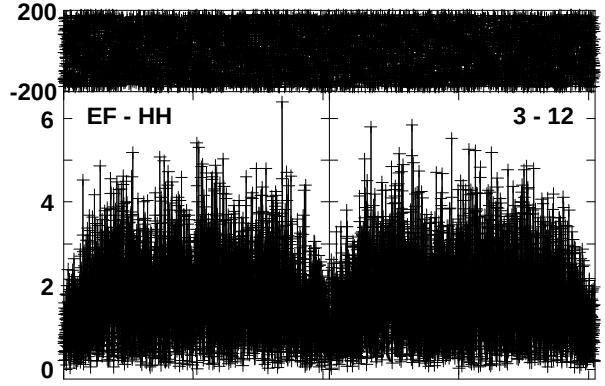

Lower frame: Milli Ampl Jy Top frame: Phas deg
Vector averaged cross-power spectrum Baseline: JB (01) - EF (03)
Timerange: 00/11:43:51 to 00/11:50:49

Plot file version 128 created 26-JAN-2018 22:26:57
J0217-0121 RE005 2.UVDATA.1
Freq = 1.6642 GHz, Bw = 2.000 MH No calibration applied and no bandpass applied

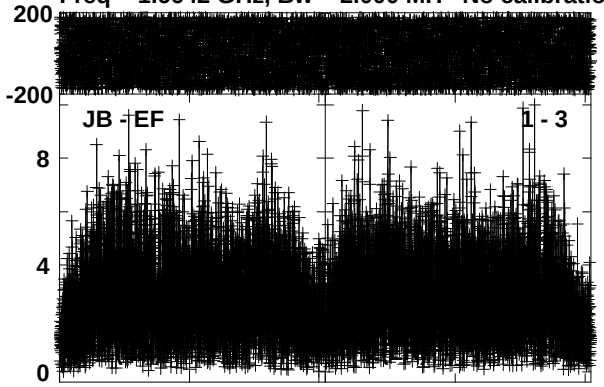

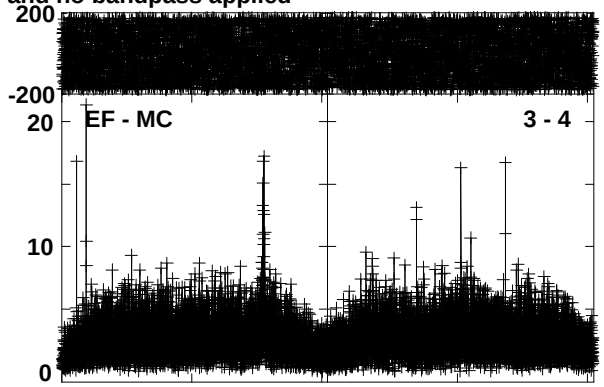

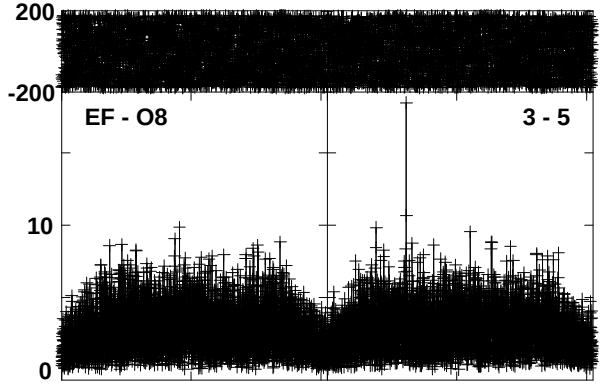

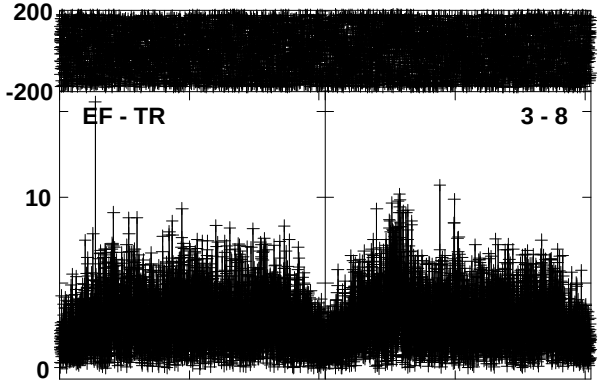

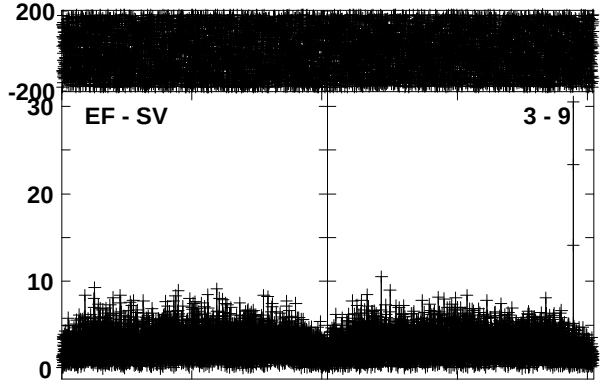

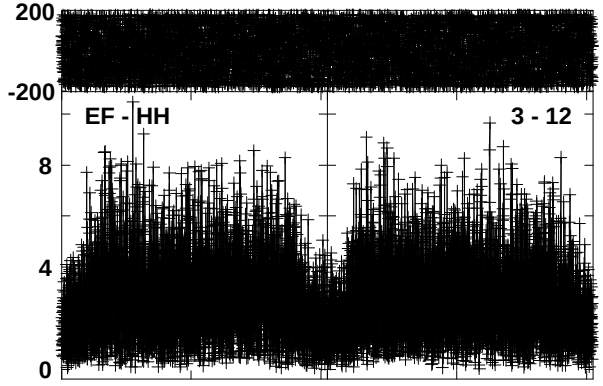

Lower frame: Milli Ampl Jy Top frame: Phas deg
Vector averaged cross-power spectrum Baseline: JB (01) - EF (03)
Timerange: 00/11:51:31 to 00/11:53:59

Plot file version 129 created 26-JAN-2018 22:27:03
OCETI RE005 2.UVDATA.1
Freq = 1.6642 GHz, Bw = 2.000 MH No calibration applied and no bandpass applied

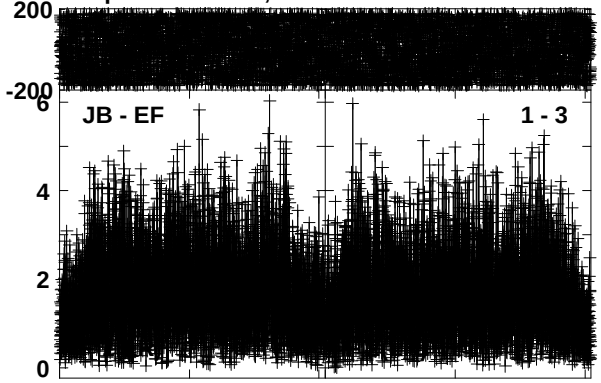

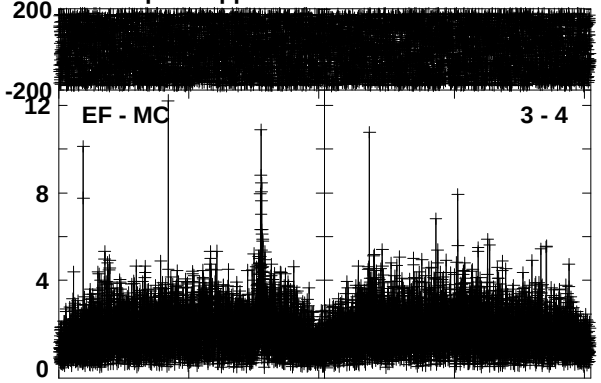

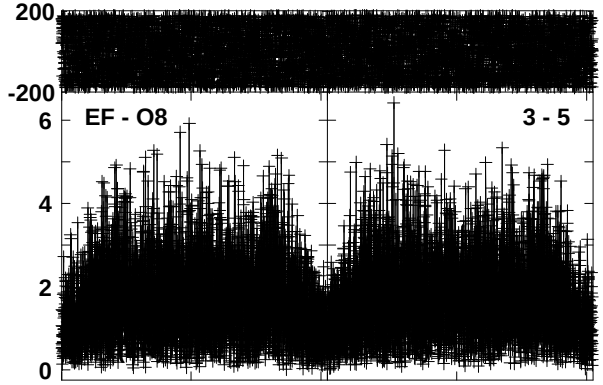

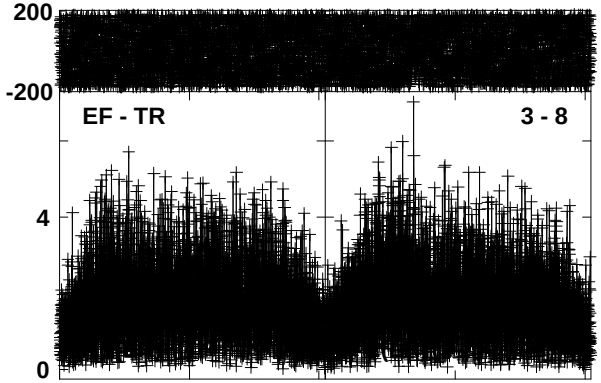

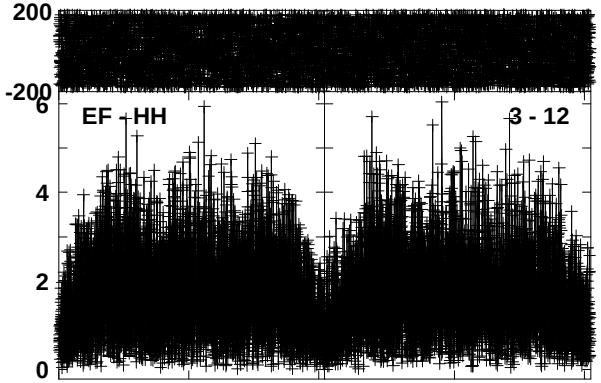

Lower frame: Milli Ampl Jy Top frame: Phas deg
Vector averaged cross-power spectrum Baseline: JB (01) - EF (03)
Timerange: 00/11:54:01 to 00/12:00:59

Plot file version 130 created 26-JAN-2018 22:27:10
J0217-0121 RE005 2.UVDATA.1
Freq = 1.6642 GHz, Bw = 2.000 MH No calibration applied and no bandpass applied

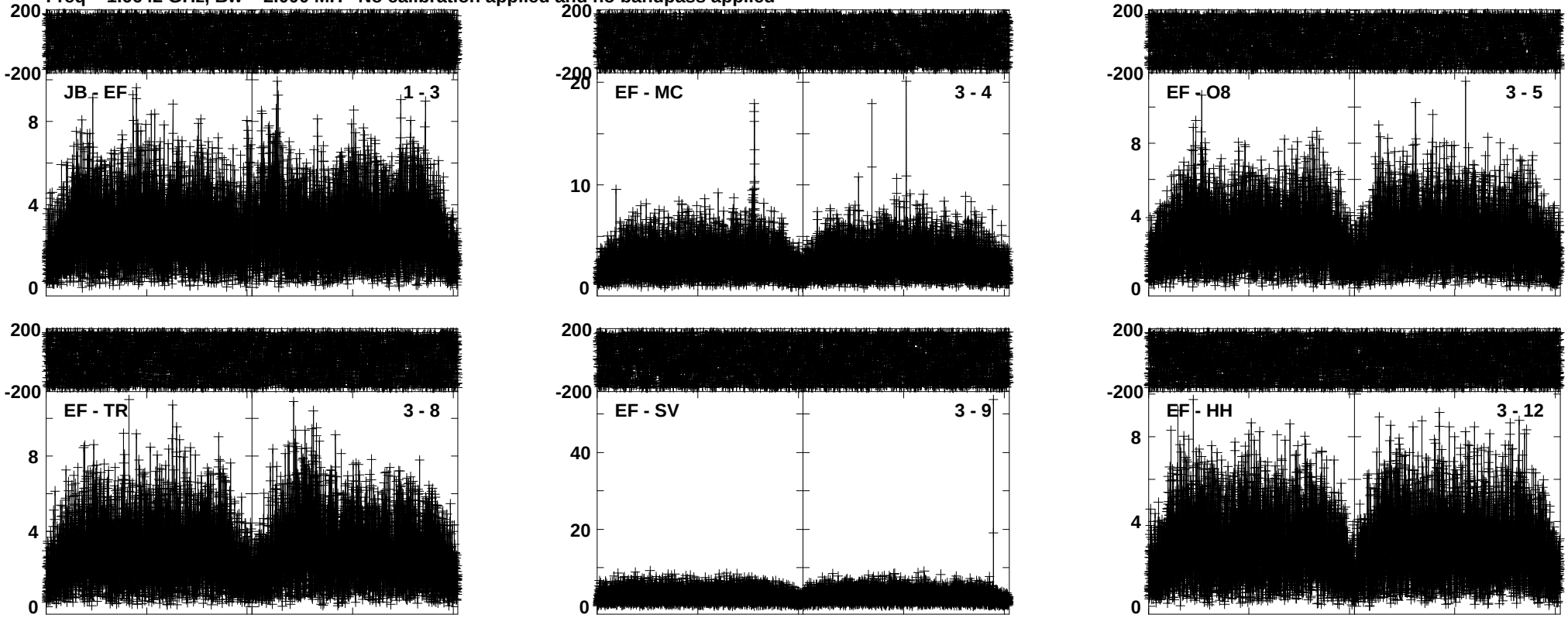

Lower frame: Milli Ampl Jy Top frame: Phas deg
Vector averaged cross-power spectrum Baseline: JB (01) - EF (03)
Timerange: 00/12:01:41 to 00/12:04:09

Plot file version 131 created 26-JAN-2018 22:27:15
OCETI RE005 2.UVDATA.1
Freq = 1.6642 GHz, Bw = 2.000 MH No calibration applied and no bandpass applied

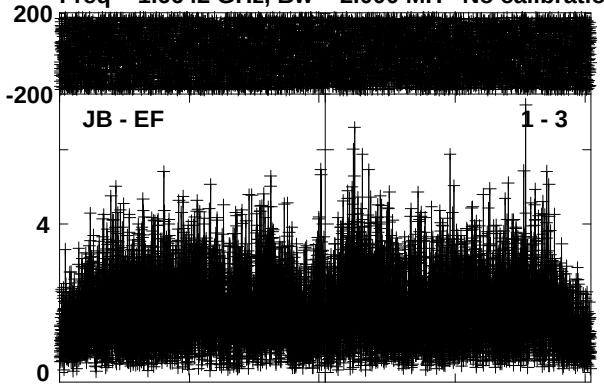

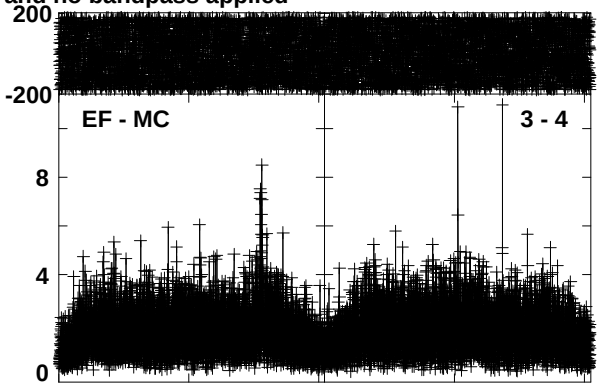

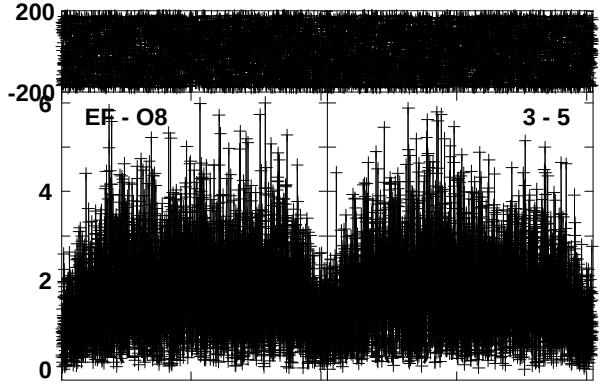

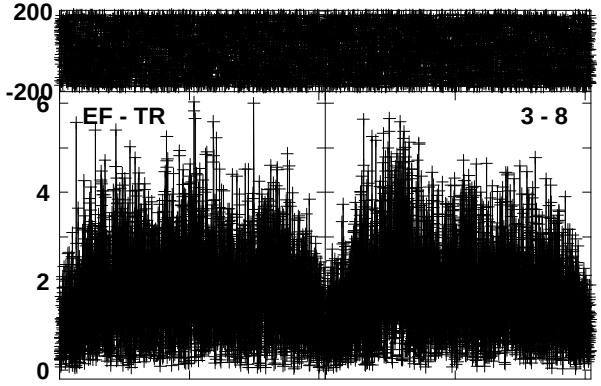

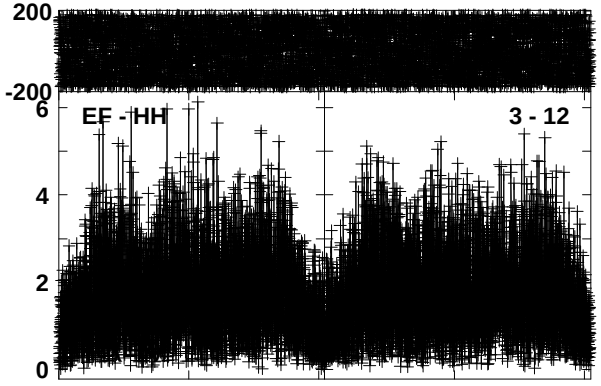

Lower frame: Milli Ampl Jy Top frame: Phas deg
Vector averaged cross-power spectrum Baseline: JB (01) - EF (03)
Timerange: 00/12:04:11 to 00/12:11:09

Plot file version 132 created 26-JAN-2018 22:27:23
J0217-0121 RE005 2.UVDATA.1
Freq = 1.6642 GHz, Bw = 2.000 MH No calibration applied and no bandpass applied

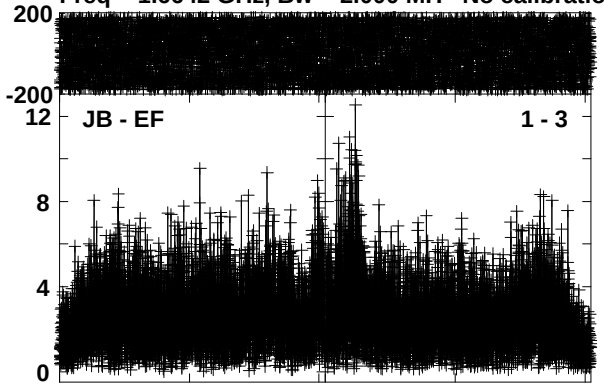

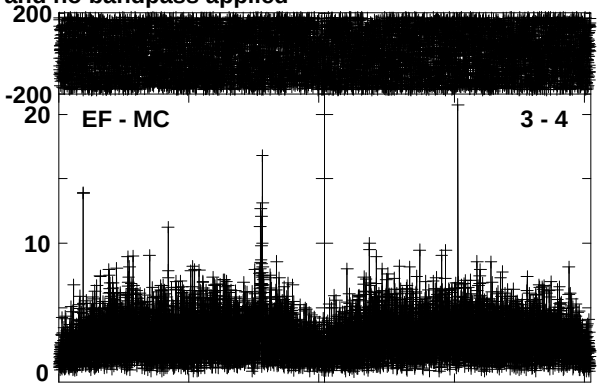

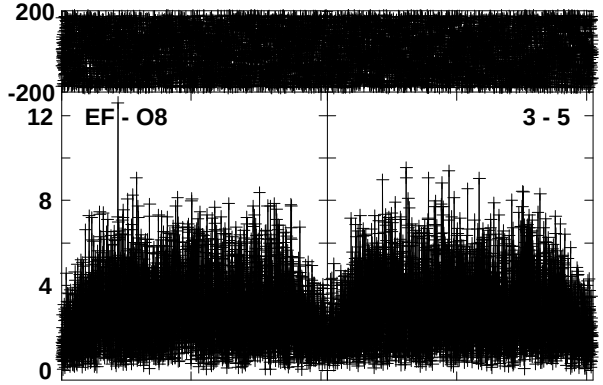

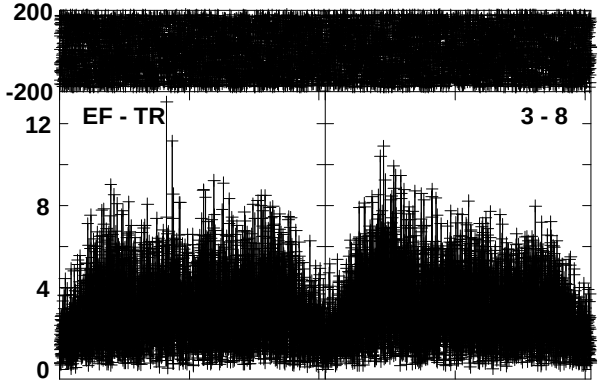

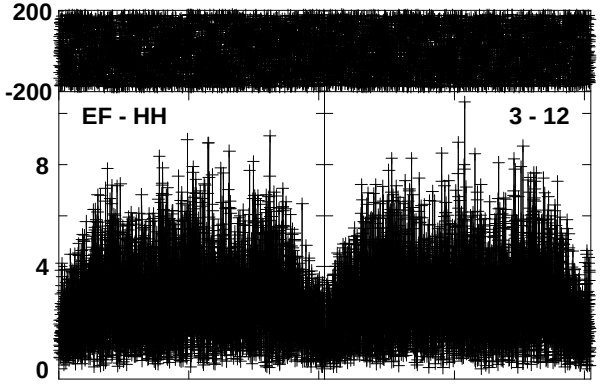

Lower frame: Milli Ampl Jy Top frame: Phas deg
Vector averaged cross-power spectrum Baseline: JB (01) - EF (03)
Timerange: 00/12:11:51 to 00/12:14:19

Plot file version 133 created 26-JAN-2018 22:27:29
J0237+2848 RE005 2.UVDATA.1
Freq = 1.6642 GHz, Bw = 2.000 MH No calibration applied and no bandpass applied

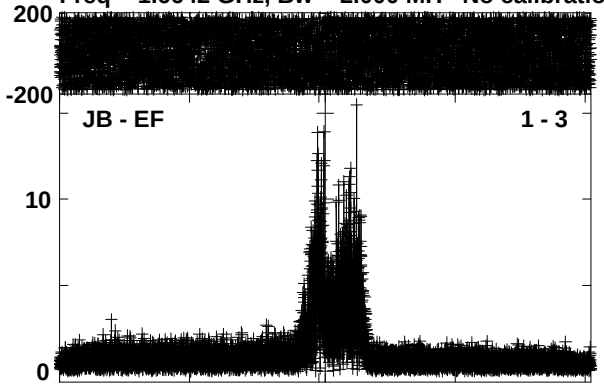

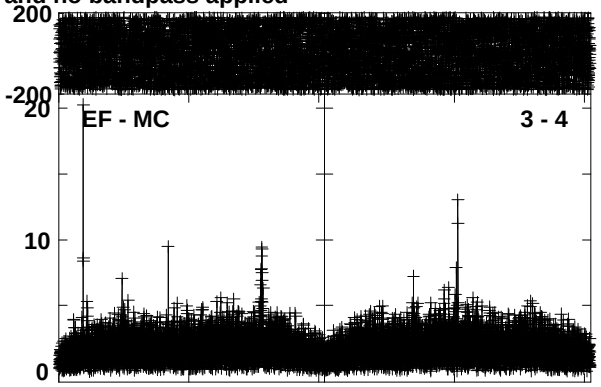

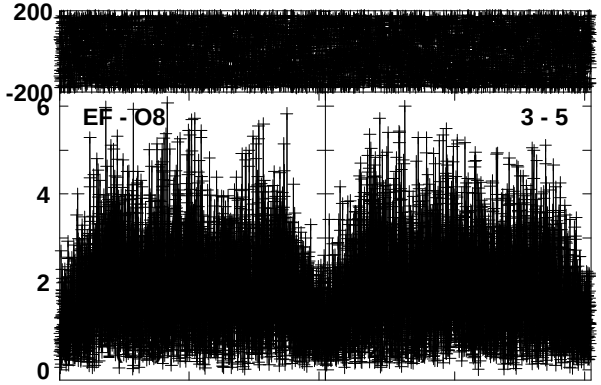

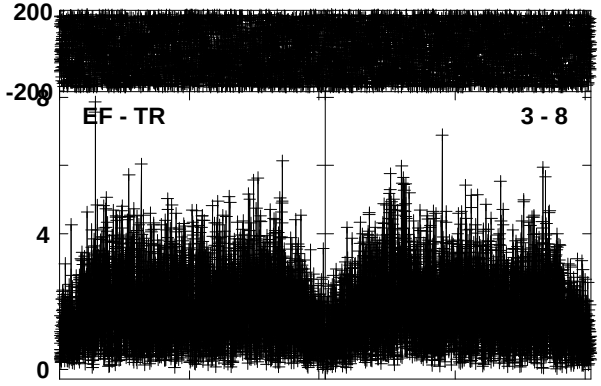

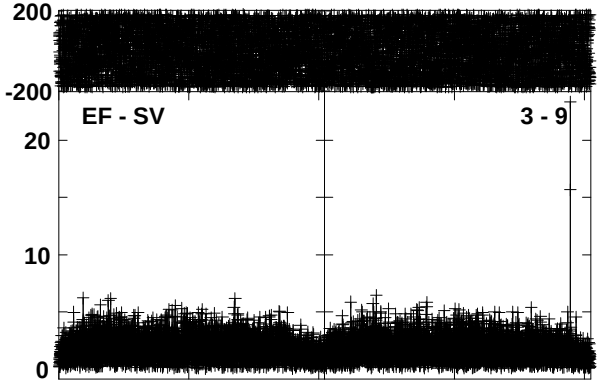

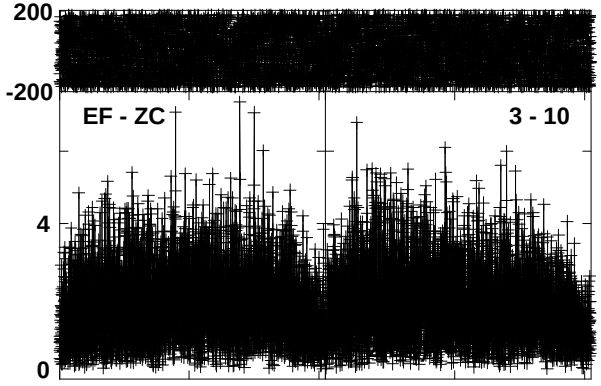

Lower frame: Milli Ampl Jy Top frame: Phas deg
Vector averaged cross-power spectrum Baseline: JB (01) - EF (03)
Timerange: 00/12:16:43 to 00/12:22:31

Plot file version 134 created 26-JAN-2018 22:27:36
J0217-0121 RE005 2.UVDATA.1
Freq = 1.6642 GHz, Bw = 2.000 MH No calibration applied and no bandpass applied

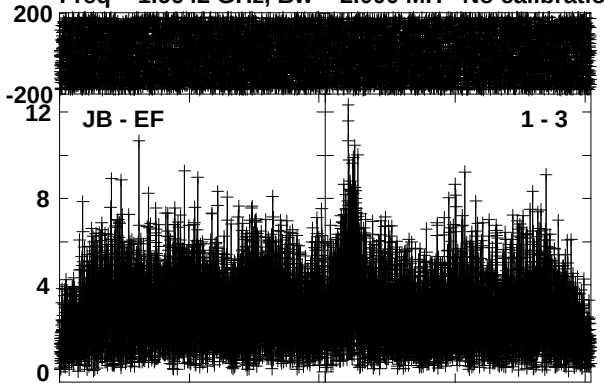

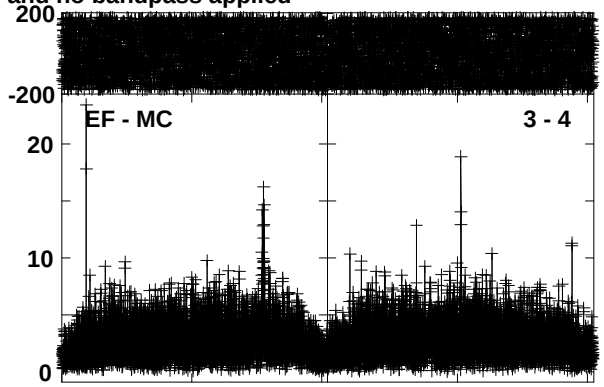

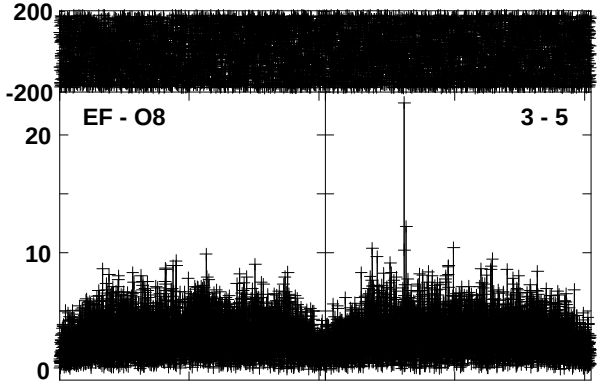

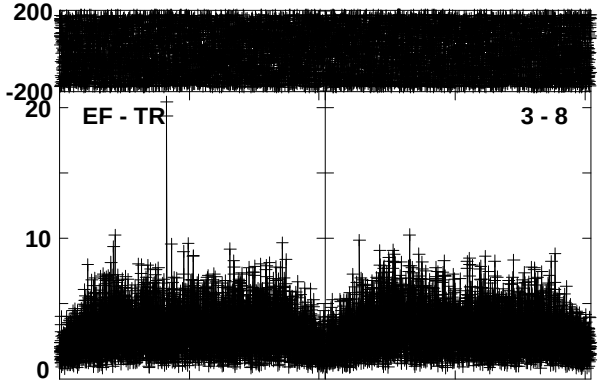

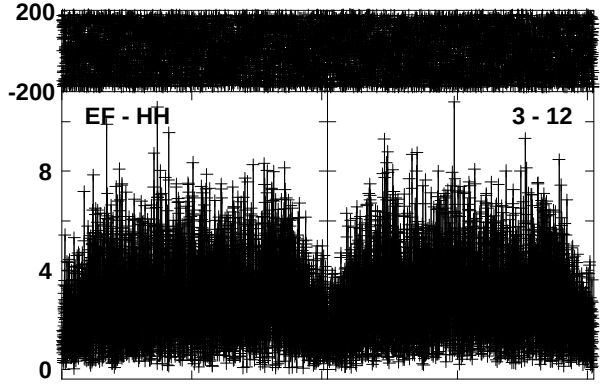

Lower frame: Milli Ampl Jy Top frame: Phas deg
Vector averaged cross-power spectrum Baseline: JB (01) - EF (03)
Timerange: 00/12:24:56 to 00/12:27:14

Plot file version 135 created 26-JAN-2018 22:27:40
OCETI RE005 2.UVDATA.1
Freq = 1.6642 GHz, Bw = 2.000 MH No calibration applied and no bandpass applied

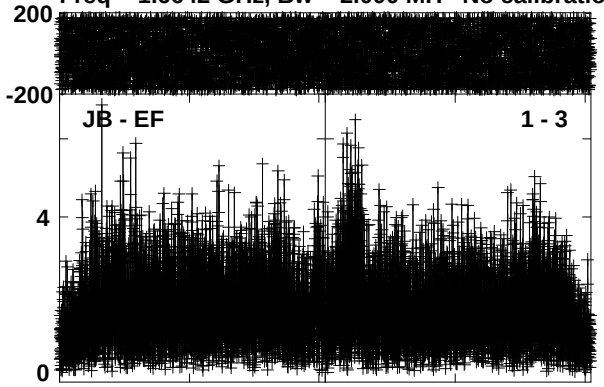

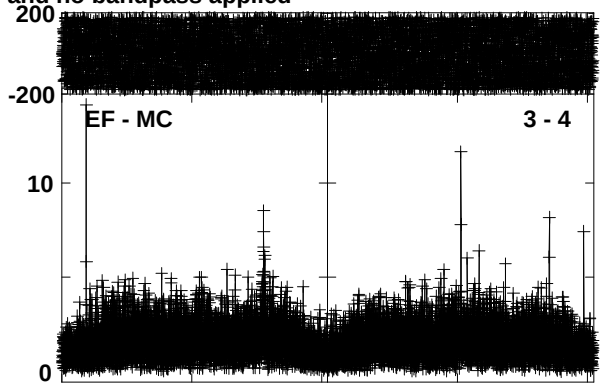

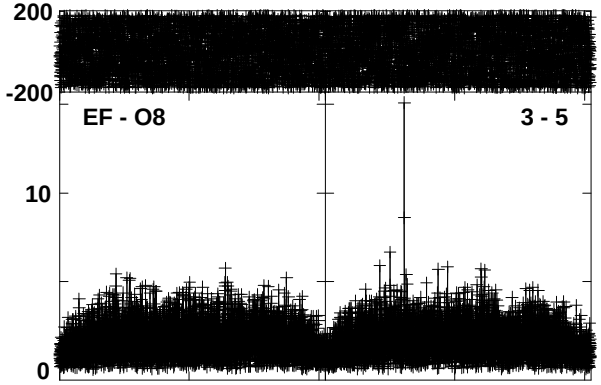

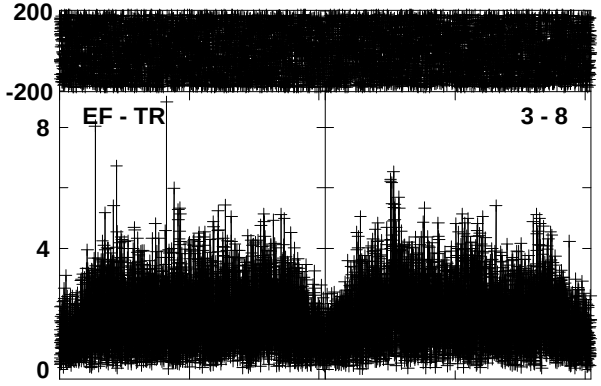

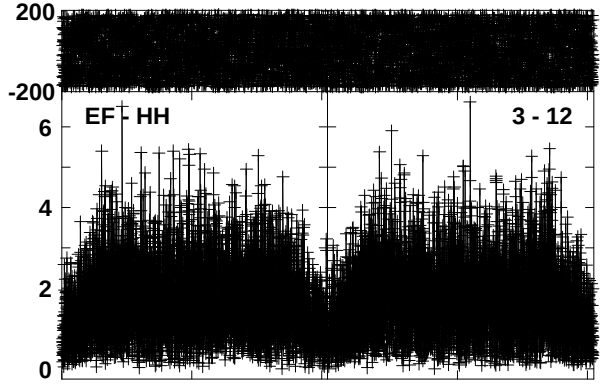

Lower frame: Milli Ampl Jy Top frame: Phas deg
Vector averaged cross-power spectrum Baseline: JB (01) - EF (03)
Timerange: 00/12:27:16 to 00/12:34:14

Plot file version 136 created 26-JAN-2018 22:27:48
J0217-0121 RE005 2.UVDATA.1
Freq = 1.6642 GHz, Bw = 2.000 MH No calibration applied and no bandpass applied

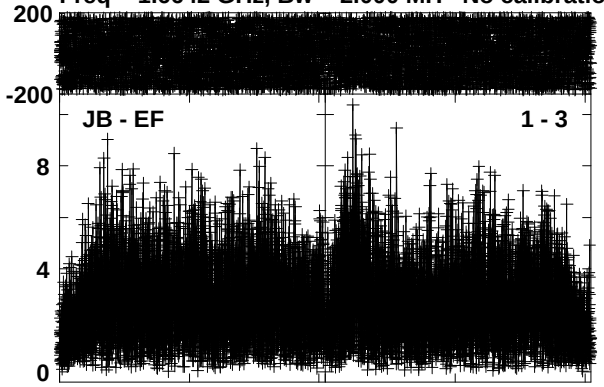

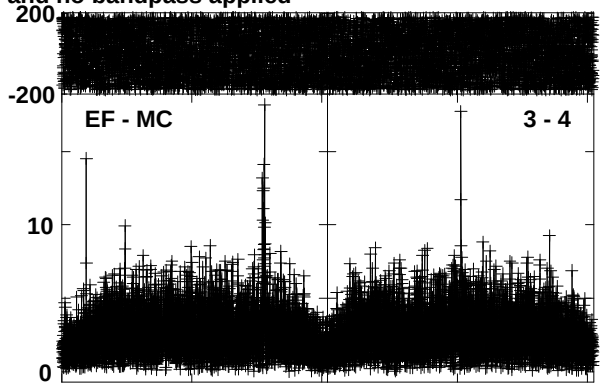

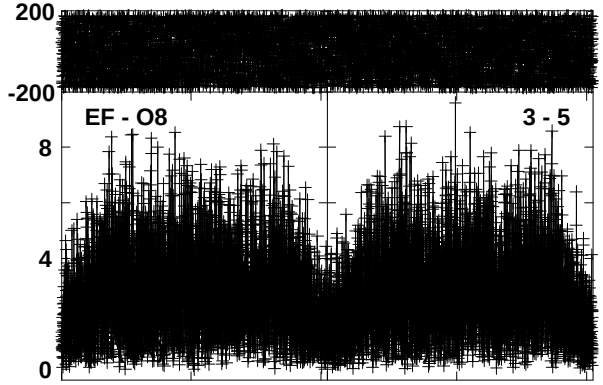

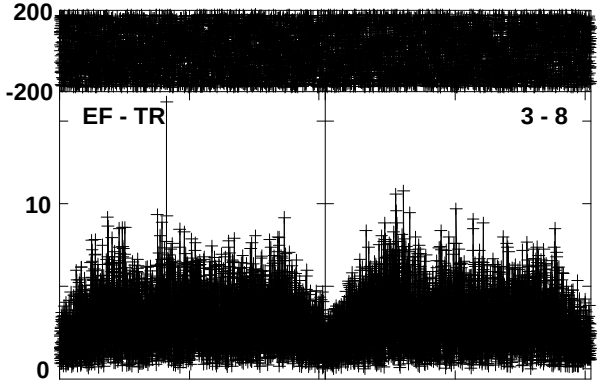

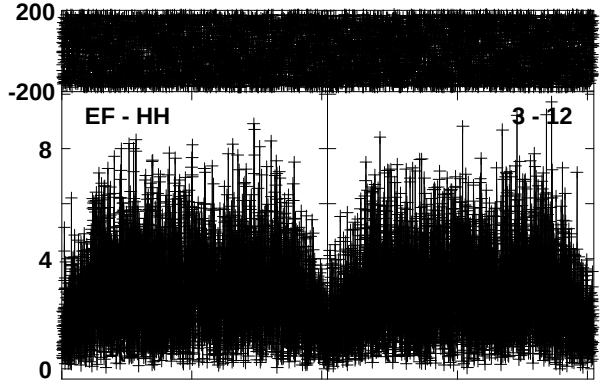

Lower frame: Milli Ampl Jy Top frame: Phas deg
Vector averaged cross-power spectrum Baseline: JB (01) - EF (03)
Timerange: 00/12:34:56 to 00/12:37:24

Plot file version 137 created 26-JAN-2018 22:27:53
OCETI RE005 2.UVDATA.1
Freq = 1.6642 GHz, Bw = 2.000 MH No calibration applied and no bandpass applied

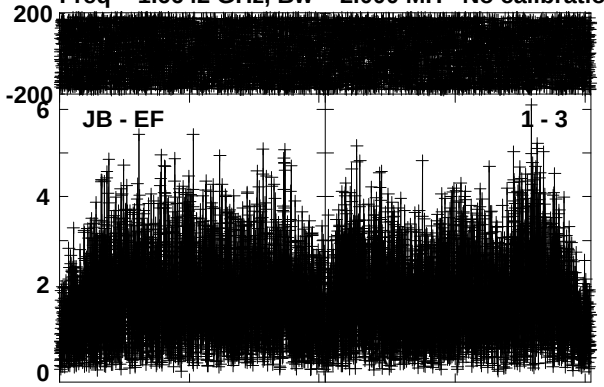

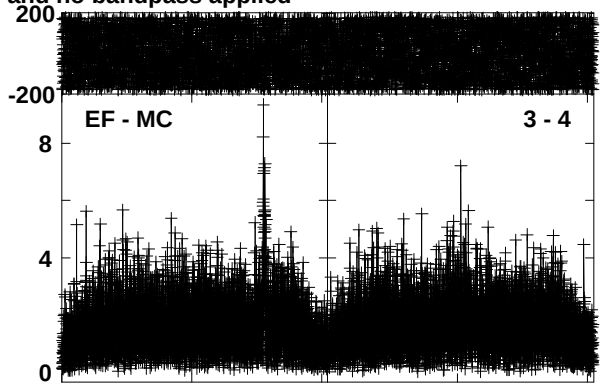

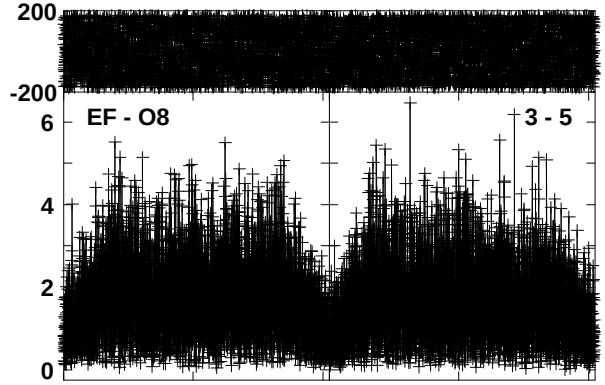

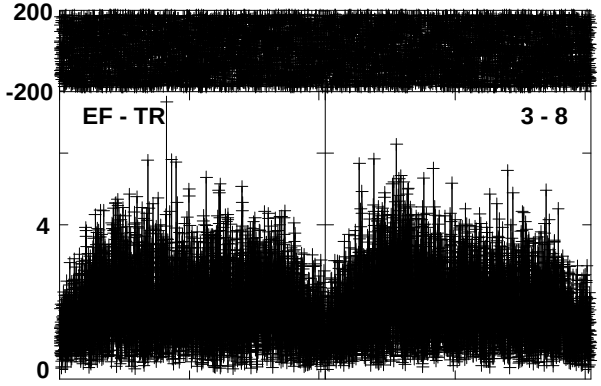

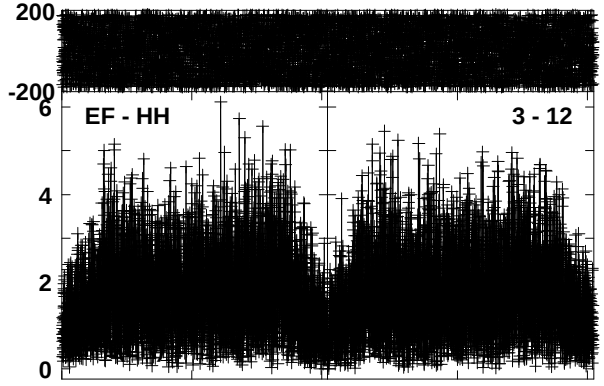

Lower frame: Milli Ampl Jy Top frame: Phas deg
Vector averaged cross-power spectrum Baseline: JB (01) - EF (03)
Timerange: 00/12:37:26 to 00/12:44:24

Plot file version 138 created 26-JAN-2018 22:28:00
J0217-0121 RE005 2.UVDATA.1
Freq = 1.6642 GHz, Bw = 2.000 MH No calibration applied and no bandpass applied

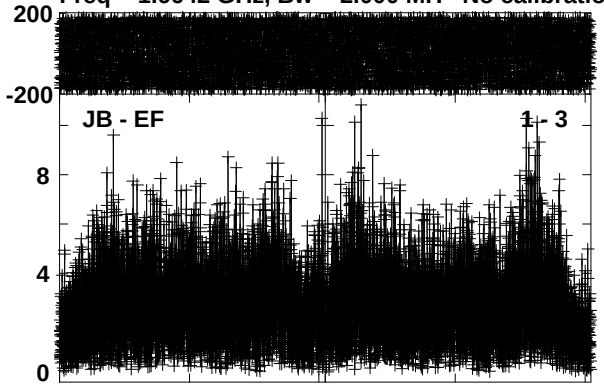

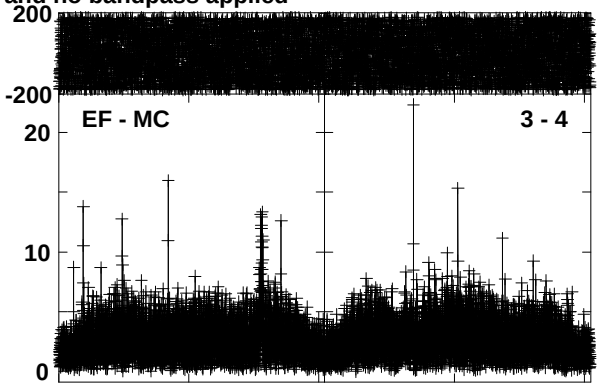

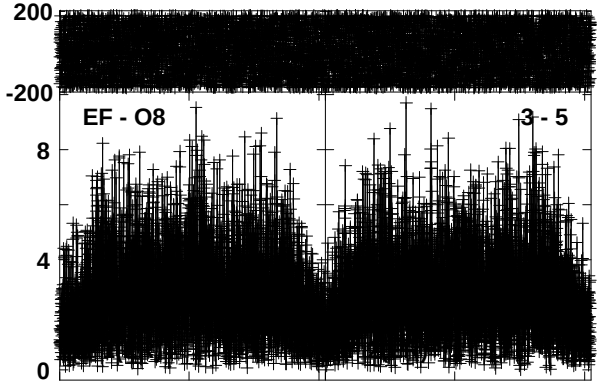

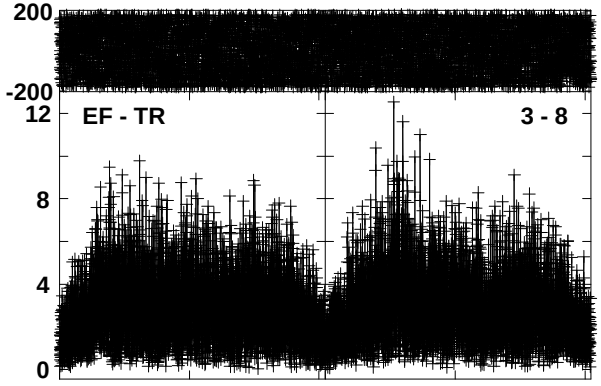

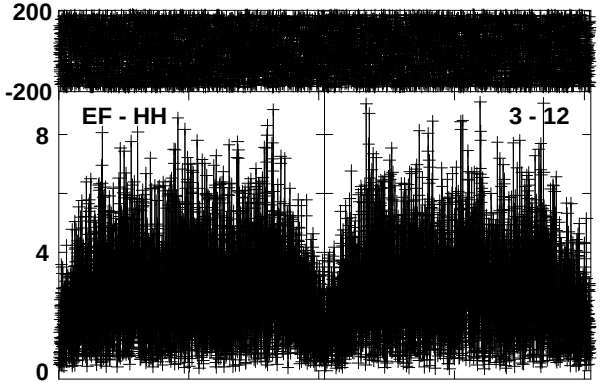

Lower frame: Milli Ampl Jy Top frame: Phas deg
Vector averaged cross-power spectrum Baseline: JB (01) - EF (03)
Timerange: 00/12:45:06 to 00/12:47:34

Plot file version 139 created 26-JAN-2018 22:28:05
OCETI RE005 2.UVDATA.1
Freq = 1.6642 GHz, Bw = 2.000 MH No calibration applied and no bandpass applied

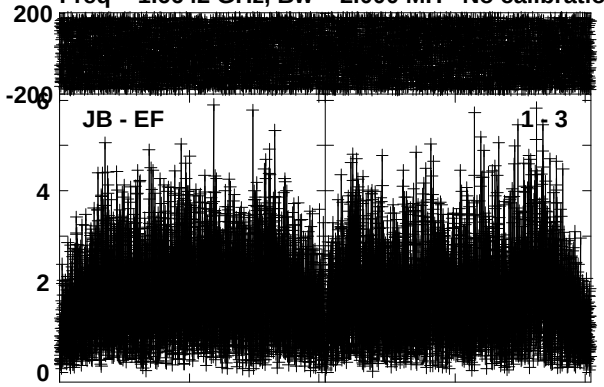

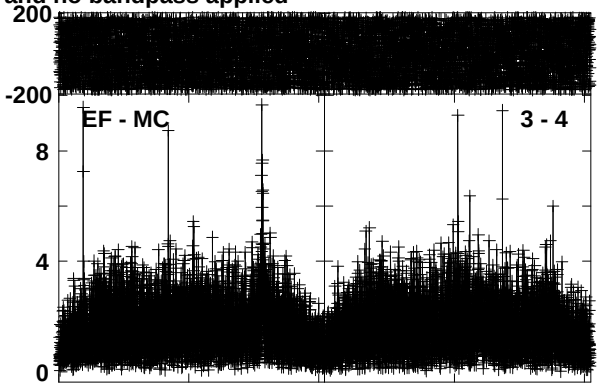

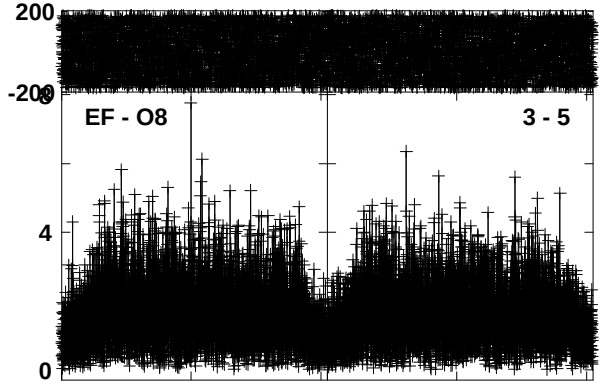

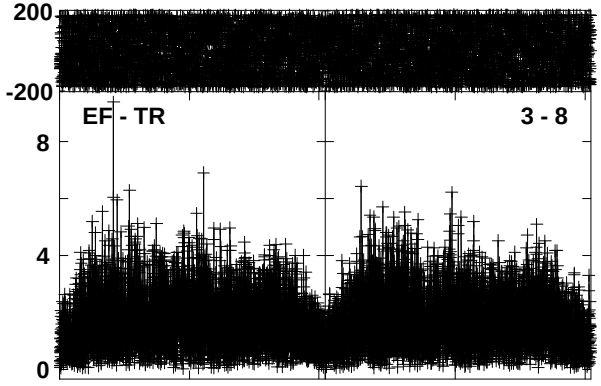

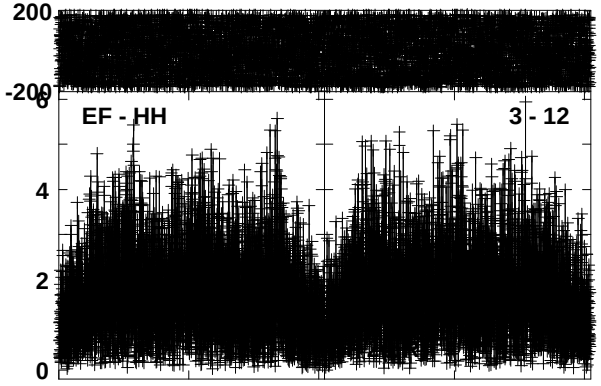

Lower frame: Milli Ampl Jy Top frame: Phas deg
Vector averaged cross-power spectrum Baseline: JB (01) - EF (03)
Timerange: 00/12:47:36 to 00/12:54:34

Plot file version 140 created 26-JAN-2018 22:28:12
J0217-0121 RE005 2.UVDATA.1
Freq = 1.6642 GHz, Bw = 2.000 MH No calibration applied and no bandpass applied

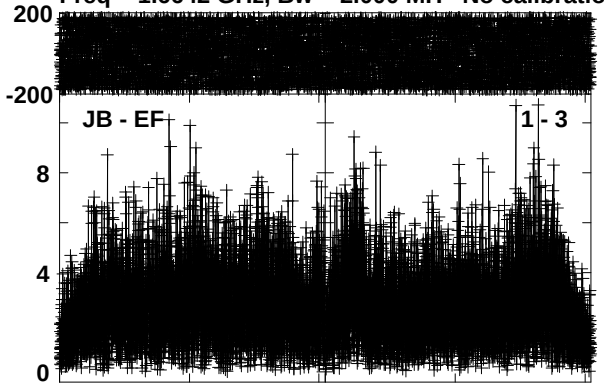

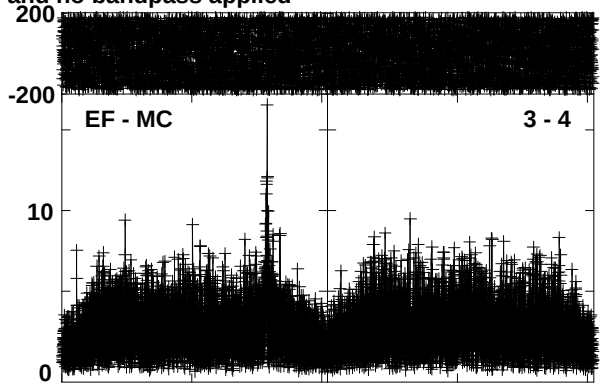

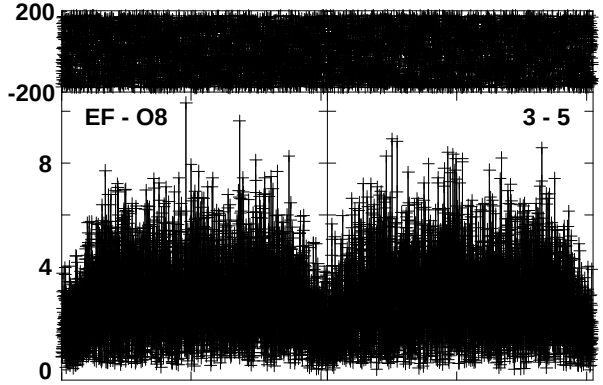

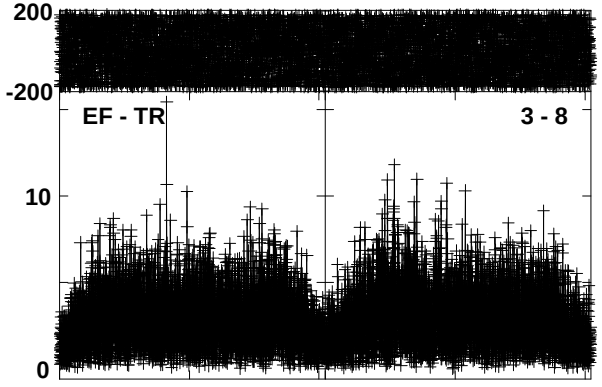

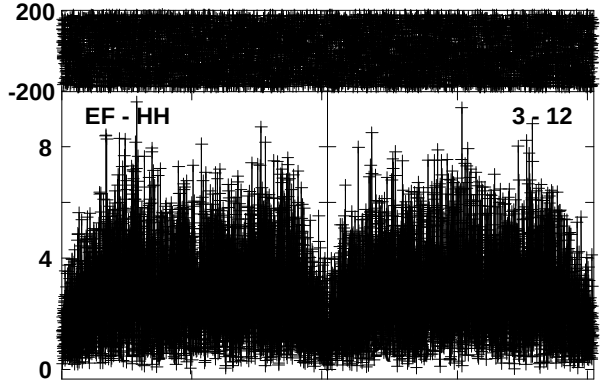

Lower frame: Milli Ampl Jy Top frame: Phas deg
Vector averaged cross-power spectrum Baseline: JB (01) - EF (03)
Timerange: 00/12:55:16 to 00/12:57:44

Plot file version 141 created 26-JAN-2018 22:28:16
OCETI RE005 2.UVDATA.1
Freq = 1.6642 GHz, Bw = 2.000 MH No calibration applied and no bandpass applied

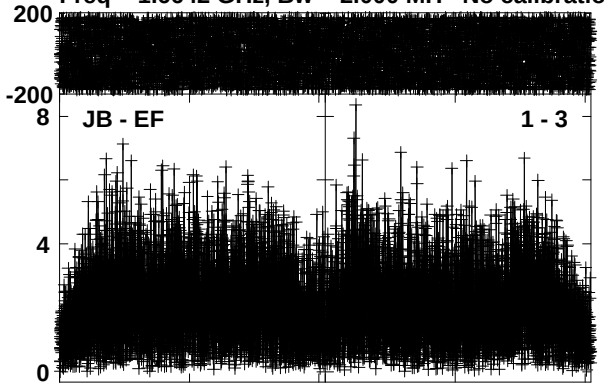

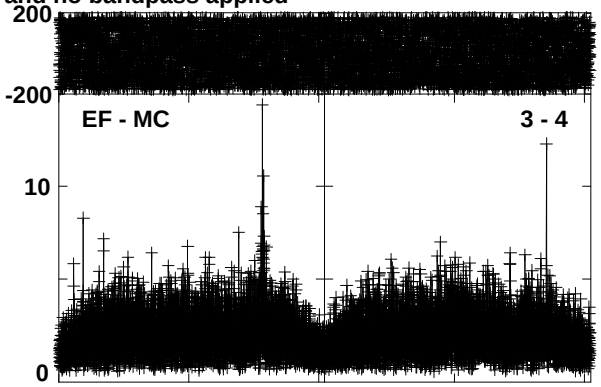

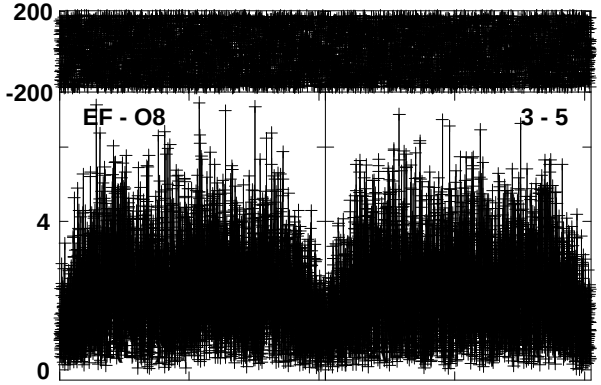

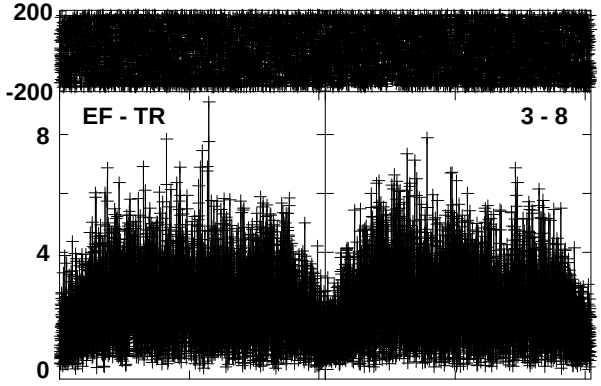

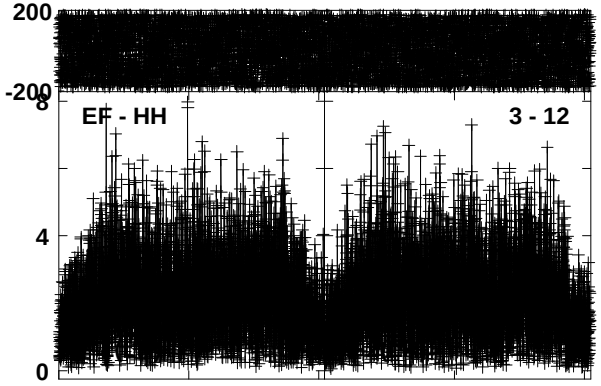

Lower frame: Milli Ampl Jy Top frame: Phas deg
Vector averaged cross-power spectrum Baseline: JB (01) - EF (03)
Timerange: 00/12:57:46 to 00/13:04:44