
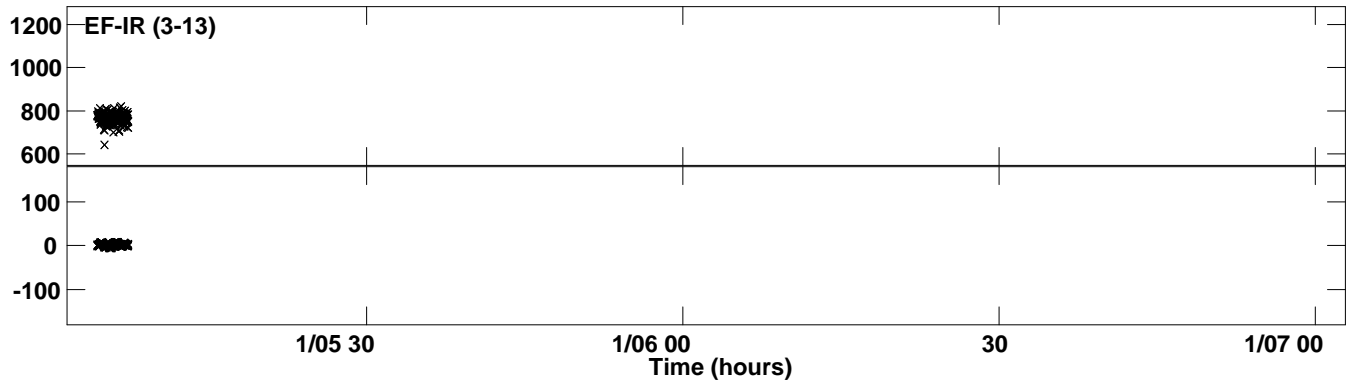



PLot file version 1 created 26-SEP-2019 11:55:36
Amplitude andPhase vs Time for 0528+134.MULTI.1 CL # 3
IF 1 CHAN 1 STK LL of 0528+134.ICL001.3



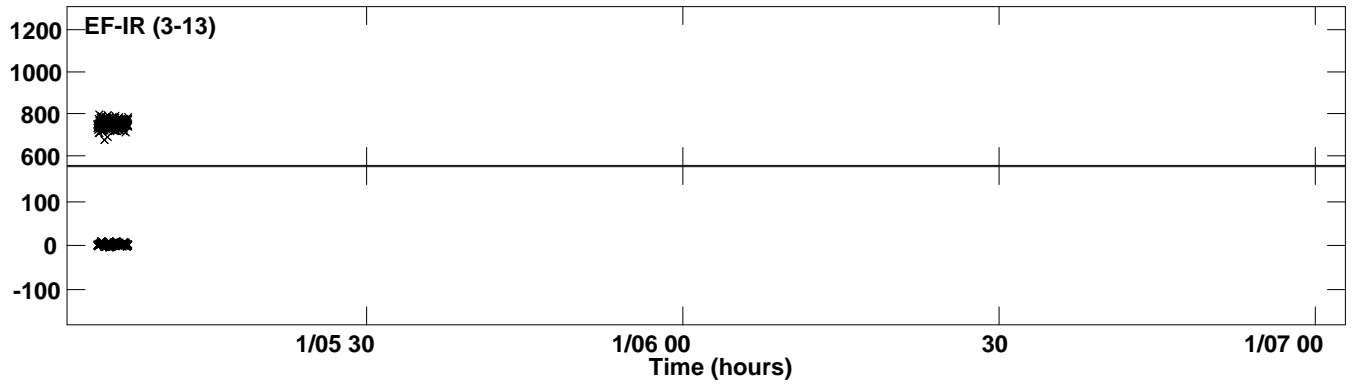
PLot file version 2 created 26-SEP-2019 11:55:36
Amplitude andPhase vs Time for 0528+134.MULTI.1 CL # 3
IF 1 CHAN 1 STK LL of 0528+134.ICL001.3




PLot file version 3 created 26-SEP-2019 11:55:38
Amplitude andPhase vs Time for 0528+134.MULTI.1 CL # 3
IF 2 CHAN 1 STK LL of 0528+134.ICL001.3



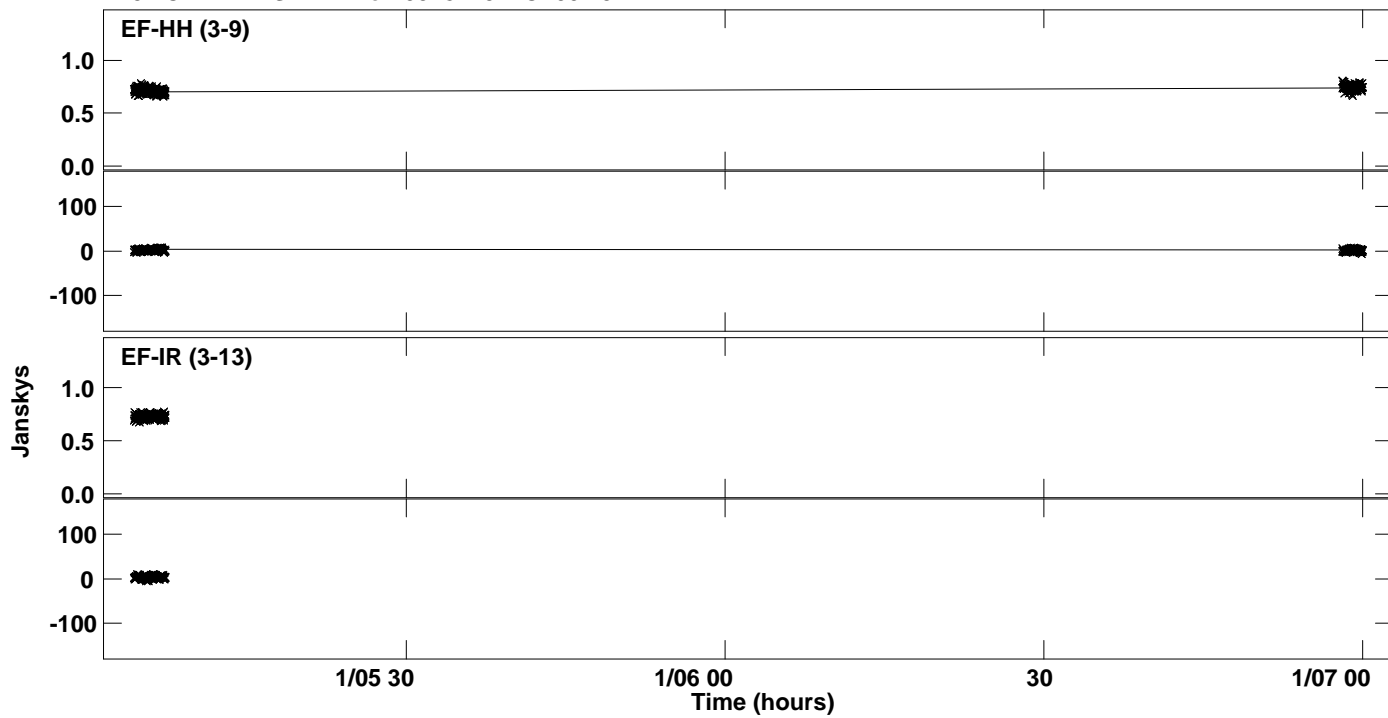
PLot file version 4 created 26-SEP-2019 11:55:38
Amplitude andPhase vs Time for 0528+134.MULTI.1 CL # 3
IF 2 CHAN 1 STK LL of 0528+134.ICL001.3




Plot file version 5 created 26-SEP-2019 11:55:39
Amplitude andPhase vs Time for 0528+134.MULTI.1 CL # 3
IF 3 CHAN 1 STK LL of 0528+134.ICL001.3



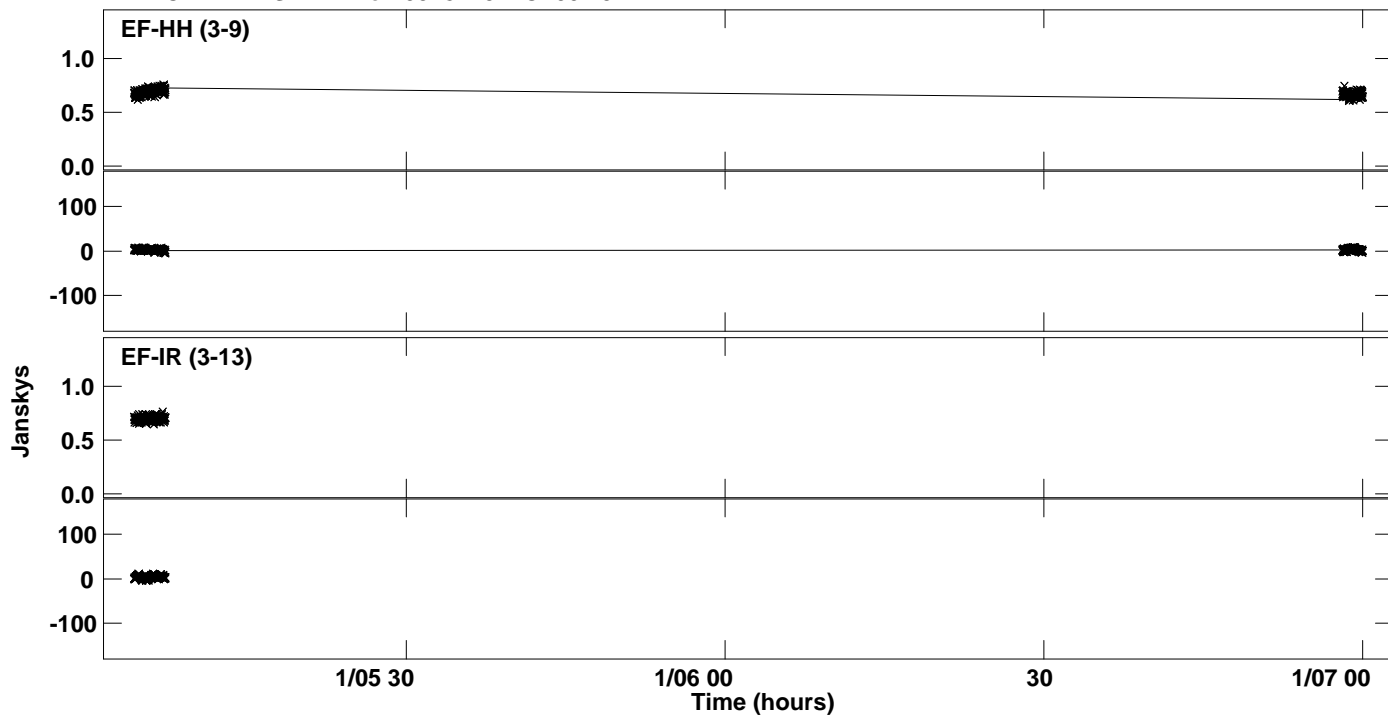
Plot file version 6 created 26-SEP-2019 11:55:39
Amplitude and Phase vs Time for 0528+134.MULTI.1 CL # 3
IF 3 CHAN 1 STK LL of 0528+134.ICL001.3




PLot file version 7 created 26-SEP-2019 11:55:40
Amplitude andPhase vs Time for 0528+134.MULTI.1 CL # 3
IF 4 CHAN 1 STK LL of 0528+134.ICL001.3




Plot file version 8 created 26-SEP-2019 11:55:40
Amplitude and Phase vs Time for 0528+134.MULTI.1 CL # 3
IF 4 CHAN 1 STK LL of 0528+134.ICL001.3



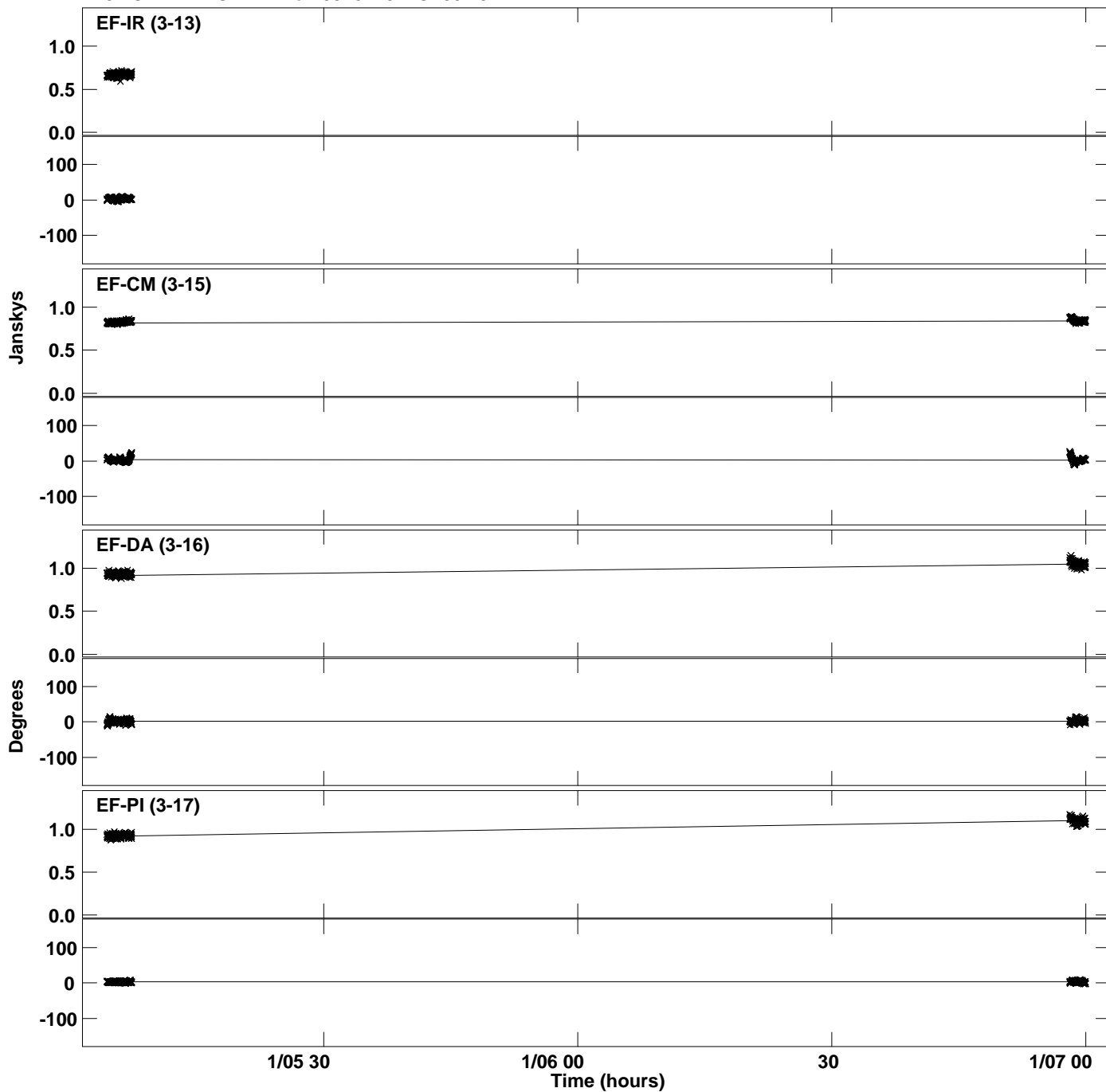
PLot file version 9 created 26-SEP-2019 11:55:41
Amplitude andPhase vs Time for 0528+134.MULTI.1 CL # 3
IF 5 CHAN 1 STK LL of 0528+134.ICL001.3



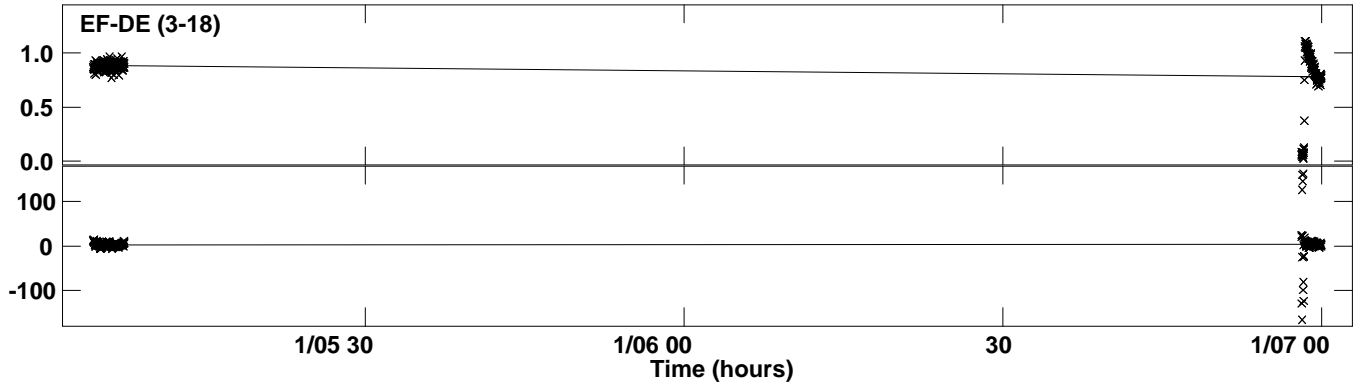
Plot file version 10 created 26-SEP-2019 11:55:41
Amplitude and Phase vs Time for 0528+134.MULTI.1 CL # 3
IF 5 CHAN 1 STK LL of 0528+134.ICL001.3




Plot file version 11 created 26-SEP-2019 11:55:41
Amplitude and Phase vs Time for 0528+134.MULTI.1 CL # 3
IF 5 CHAN 1 STK LL of 0528+134.ICL001.3




PLot file version 12 created 26-SEP-2019 11:55:41
Amplitude andPhase vs Time for 0528+134.MULTI.1 CL # 3
IF 5 CHAN 1 STK LL of 0528+134.ICL001.3




PLot file version 13 created 26-SEP-2019 11:55:42
Amplitude andPhase vs Time for 0528+134.MULTI.1 CL # 3
IF 6 CHAN 1 STK LL of 0528+134.ICL001.3



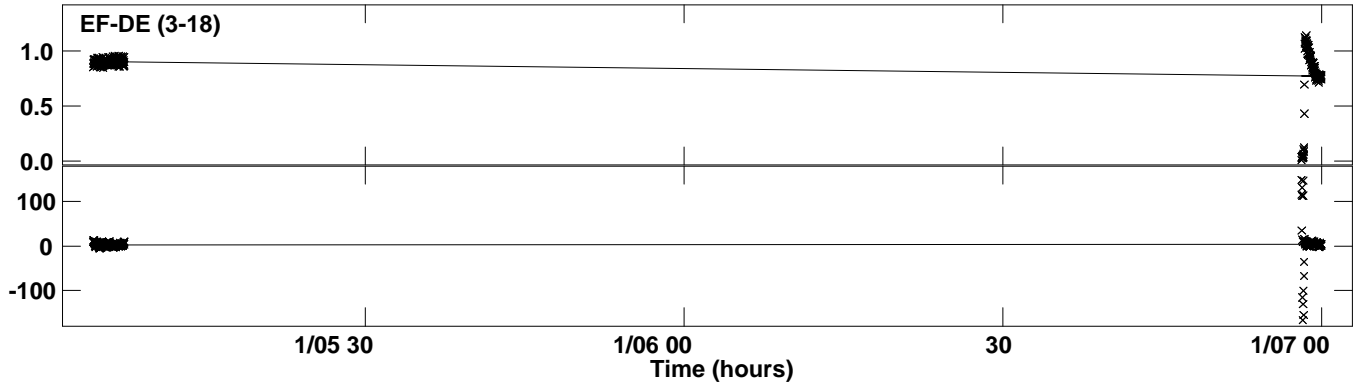
Plot file version 14 created 26-SEP-2019 11:55:42
Amplitude andPhase vs Time for 0528+134.MULTI.1 CL # 3
IF 6 CHAN 1 STK LL of 0528+134.ICL001.3




Plot file version 15 created 26-SEP-2019 11:55:42
Amplitude andPhase vs Time for 0528+134.MULTI.1 CL # 3
IF 6 CHAN 1 STK LL of 0528+134.ICL001.3




PLot file version 16 created 26-SEP-2019 11:55:42
Amplitude andPhase vs Time for 0528+134.MULTI.1 CL # 3
IF 6 CHAN 1 STK LL of 0528+134.ICL001.3




PLot file version 17 created 26-SEP-2019 11:55:43
Amplitude andPhase vs Time for 0528+134.MULTI.1 CL # 3
IF 7 CHAN 1 STK LL of 0528+134.ICL001.3




Plot file version 18 created 26-SEP-2019 11:55:43
Amplitude andPhase vs Time for 0528+134.MULTI.1 CL # 3
IF 7 CHAN 1 STK LL of 0528+134.ICL001.3



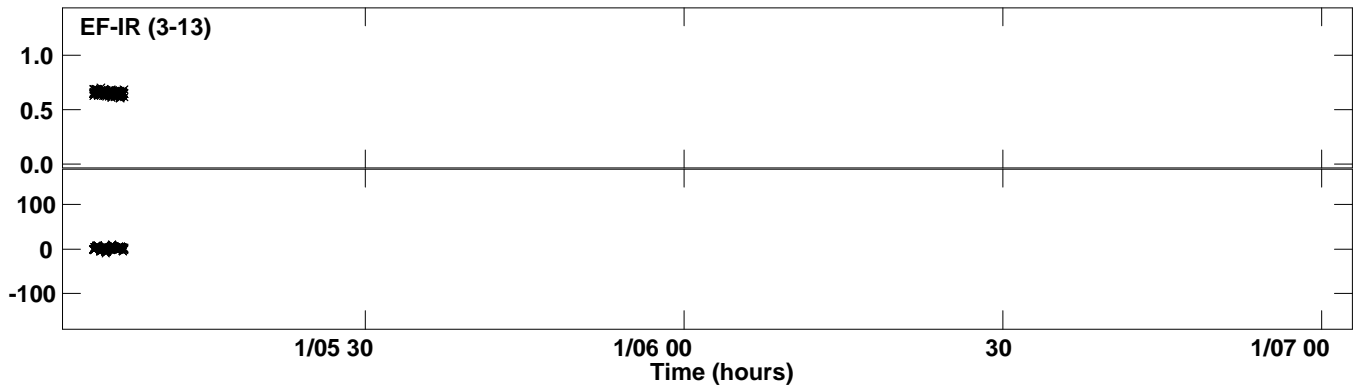
PLot file version 20 created 26-SEP-2019 11:55:45
Amplitude andPhase vs Time for 0528+134.MULTI.1 CL # 3
IF 8 CHAN 1 STK LL of 0528+134.ICL001.3




Plot file version 21 created 26-SEP-2019 11:55:45
Amplitude andPhase vs Time for 0528+134.MULTI.1 CL # 3
IF 8 CHAN 1 STK LL of 0528+134.ICL001.3



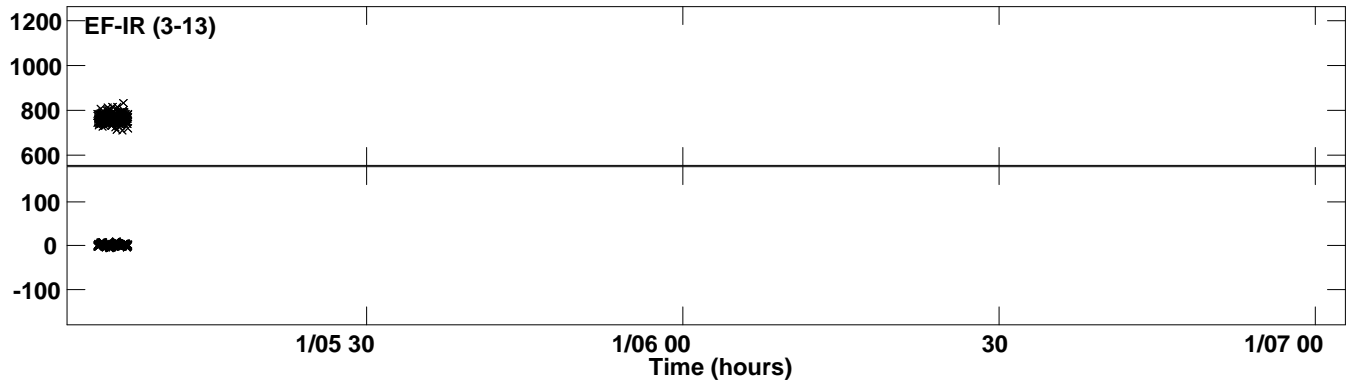
PLot file version 22 created 26-SEP-2019 11:55:45
Amplitude andPhase vs Time for 0528+134.MULTI.1 CL # 3
IF 8 CHAN 1 STK LL of 0528+134.ICL001.3




PLot file version 23 created 26-SEP-2019 11:55:47
Amplitude and Phase vs Time for 0528+134.MULTI.1 CL # 3
IF 1 CHAN 1 STK RR of 0528+134.ICL001.3



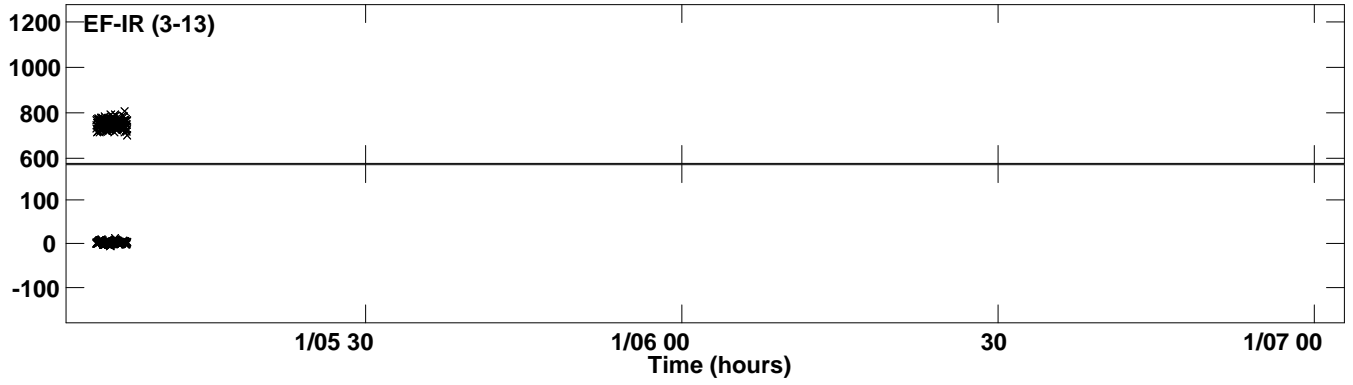
PLot file version 24 created 26-SEP-2019 11:55:47
Amplitude andPhase vs Time for 0528+134.MULTI.1 CL # 3
IF 1 CHAN 1 STK RR of 0528+134.ICL001.3




PLot file version 25 created 26-SEP-2019 11:55:49
Amplitude and Phase vs Time for 0528+134.MULTI.1 CL # 3
IF 2 CHAN 1 STK RR of 0528+134.ICL001.3



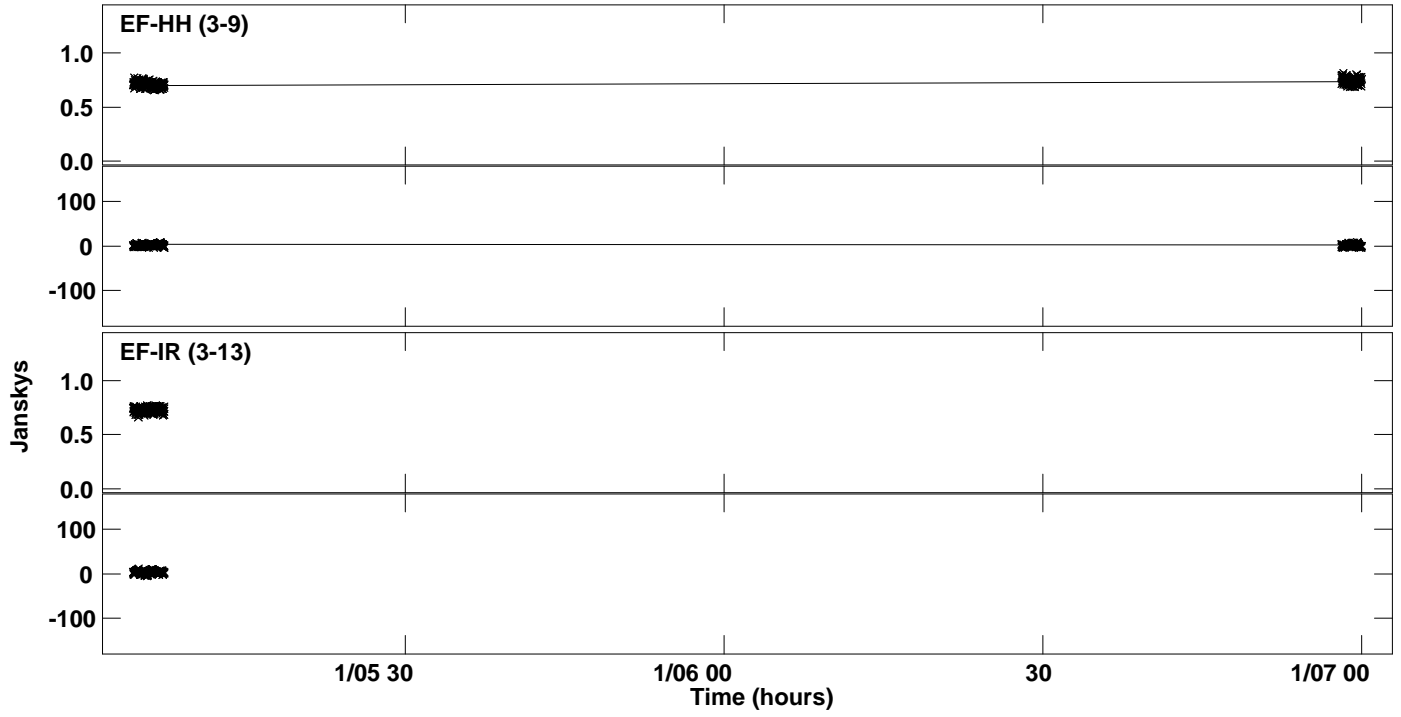
PLot file version 26 created 26-SEP-2019 11:55:49
Amplitude andPhase vs Time for 0528+134.MULTI.1 CL # 3
IF 2 CHAN 1 STK RR of 0528+134.ICL001.3




PLot file version 27 created 26-SEP-2019 11:55:52
Amplitude andPhase vs Time for 0528+134.MULTI.1 CL # 3
IF 3 CHAN 1 STK RR of 0528+134.ICL001.3



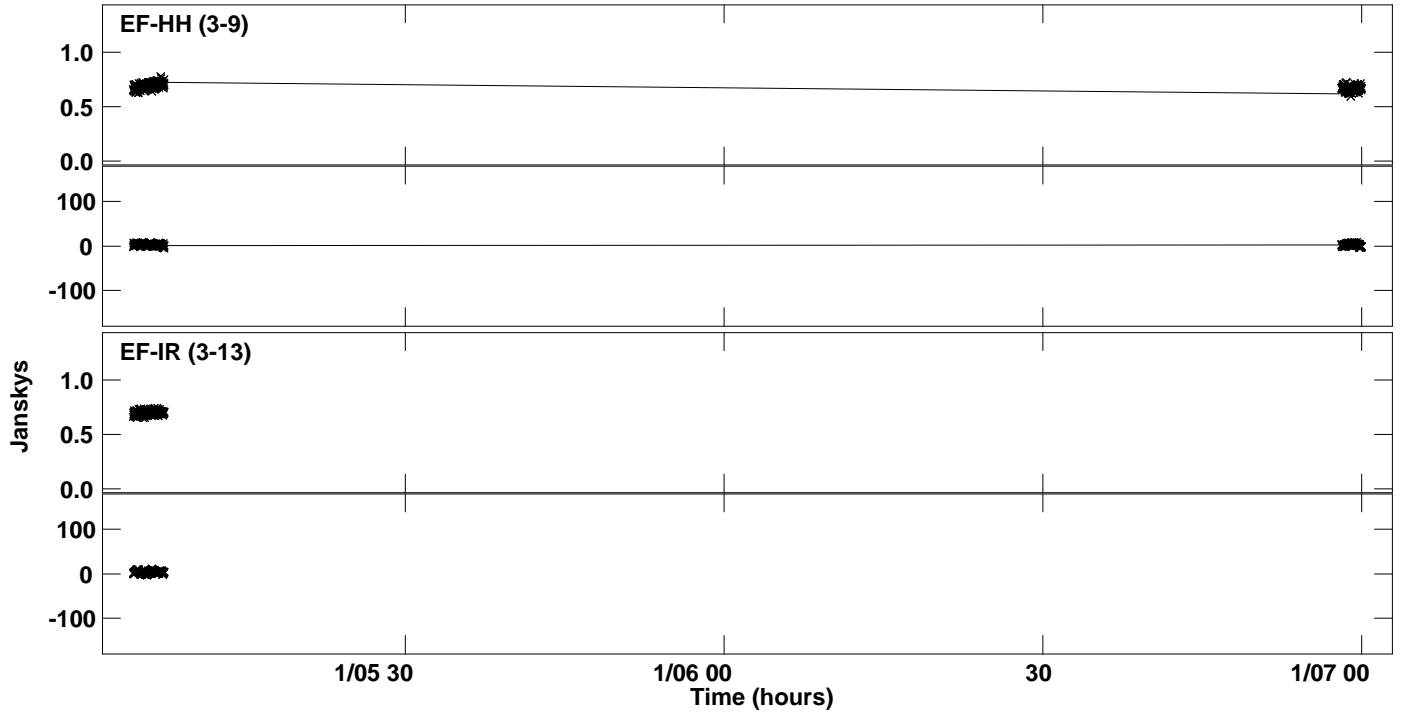
PLot file version 28 created 26-SEP-2019 11:55:52
Amplitude andPhase vs Time for 0528+134.MULTI.1 CL # 3
IF 3 CHAN 1 STK RR of 0528+134.ICL001.3




PLot file version 29 created 26-SEP-2019 11:55:54
Amplitude andPhase vs Time for 0528+134.MULTI.1 CL # 3
IF 4 CHAN 1 STK RR of 0528+134.ICL001.3




PLot file version 30 created 26-SEP-2019 11:55:54
Amplitude andPhase vs Time for 0528+134.MULTI.1 CL # 3
IF 4 CHAN 1 STK RR of 0528+134.ICL001.3




PLot file version 31 created 26-SEP-2019 11:55:56
Amplitude andPhase vs Time for 0528+134.MULTI.1 CL # 3
IF 5 CHAN 1 STK RR of 0528+134.ICL001.3




Plot file version 32 created 26-SEP-2019 11:55:56
Amplitude andPhase vs Time for 0528+134.MULTI.1 CL # 3
IF 5 CHAN 1 STK RR of 0528+134.ICL001.3




Plot file version 33 created 26-SEP-2019 11:55:56
Amplitude andPhase vs Time for 0528+134.MULTI.1 CL # 3
IF 5 CHAN 1 STK RR of 0528+134.ICL001.3




PLot file version 34 created 26-SEP-2019 11:55:58
Amplitude andPhase vs Time for 0528+134.MULTI.1 CL # 3
IF 6 CHAN 1 STK RR of 0528+134.ICL001.3




Plot file version 35 created 26-SEP-2019 11:55:58
Amplitude and Phase vs Time for 0528+134.MULTI.1 CL # 3
IF 6 CHAN 1 STK RR of 0528+134.ICL001.3




Plot file version 36 created 26-SEP-2019 11:55:58
Amplitude andPhase vs Time for 0528+134.MULTI.1 CL # 3
IF 6 CHAN 1 STK RR of 0528+134.ICL001.3




PLot file version 37 created 26-SEP-2019 11:56:00
Amplitude andPhase vs Time for 0528+134.MULTI.1 CL # 3
IF 7 CHAN 1 STK RR of 0528+134.ICL001.3



Plot file version 38 created 26-SEP-2019 11:56:00
Amplitude andPhase vs Time for 0528+134.MULTI.1 CL # 3
IF 7 CHAN 1 STK RR of 0528+134.ICL001.3



PLot file version 39 created 26-SEP-2019 11:56:02
Amplitude andPhase vs Time for 0528+134.MULTI.1 CL # 3
IF 8 CHAN 1 STK RR of 0528+134.ICL001.3



Plot file version 40 created 26-SEP-2019 11:56:02
Amplitude andPhase vs Time for 0528+134.MULTI.1 CL # 3
IF 8 CHAN 1 STK RR of 0528+134.ICL001.3

