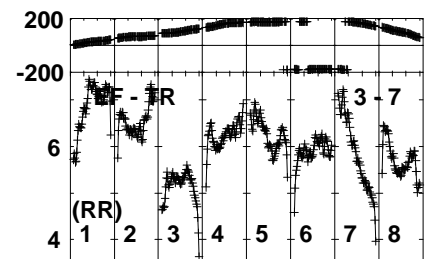
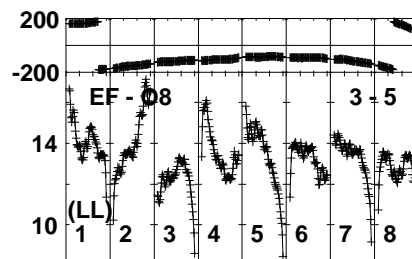
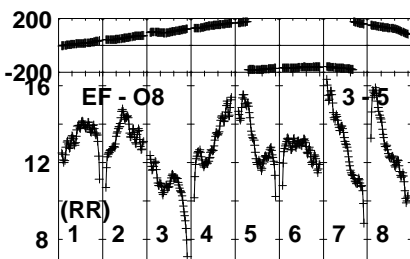
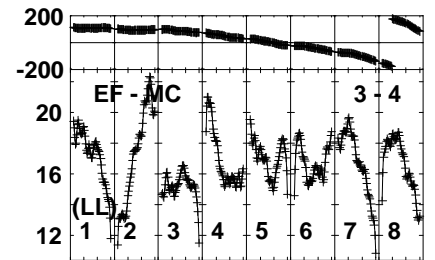
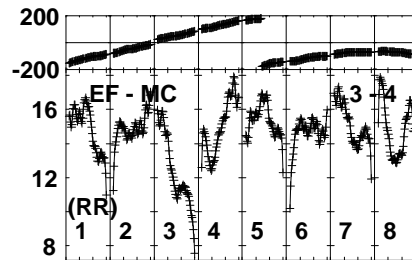
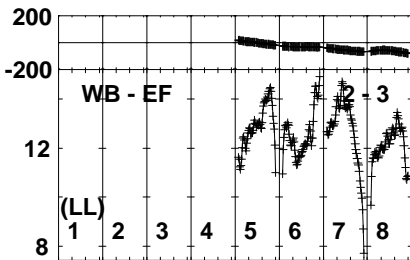
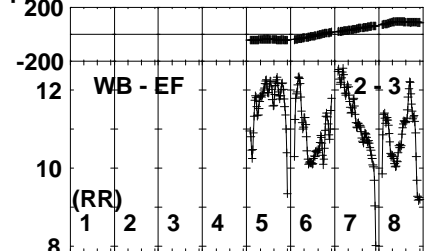
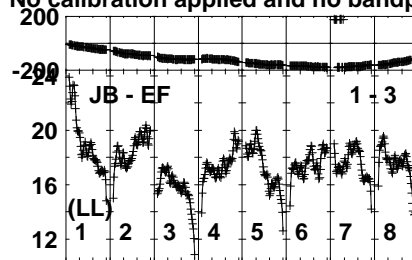
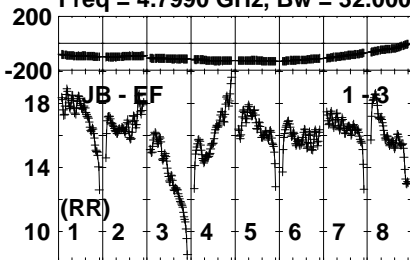


Plot file version 1 created 19-OCT-2021 14:12:05

1749+096 RG012G.UVDATA.1

Freq = 4.7990 GHz, Bw = 32.000 MH

No calibration applied and no bandpass applied



0400400400400400400400400400
Channels

0400400400400400400400400400
Channels

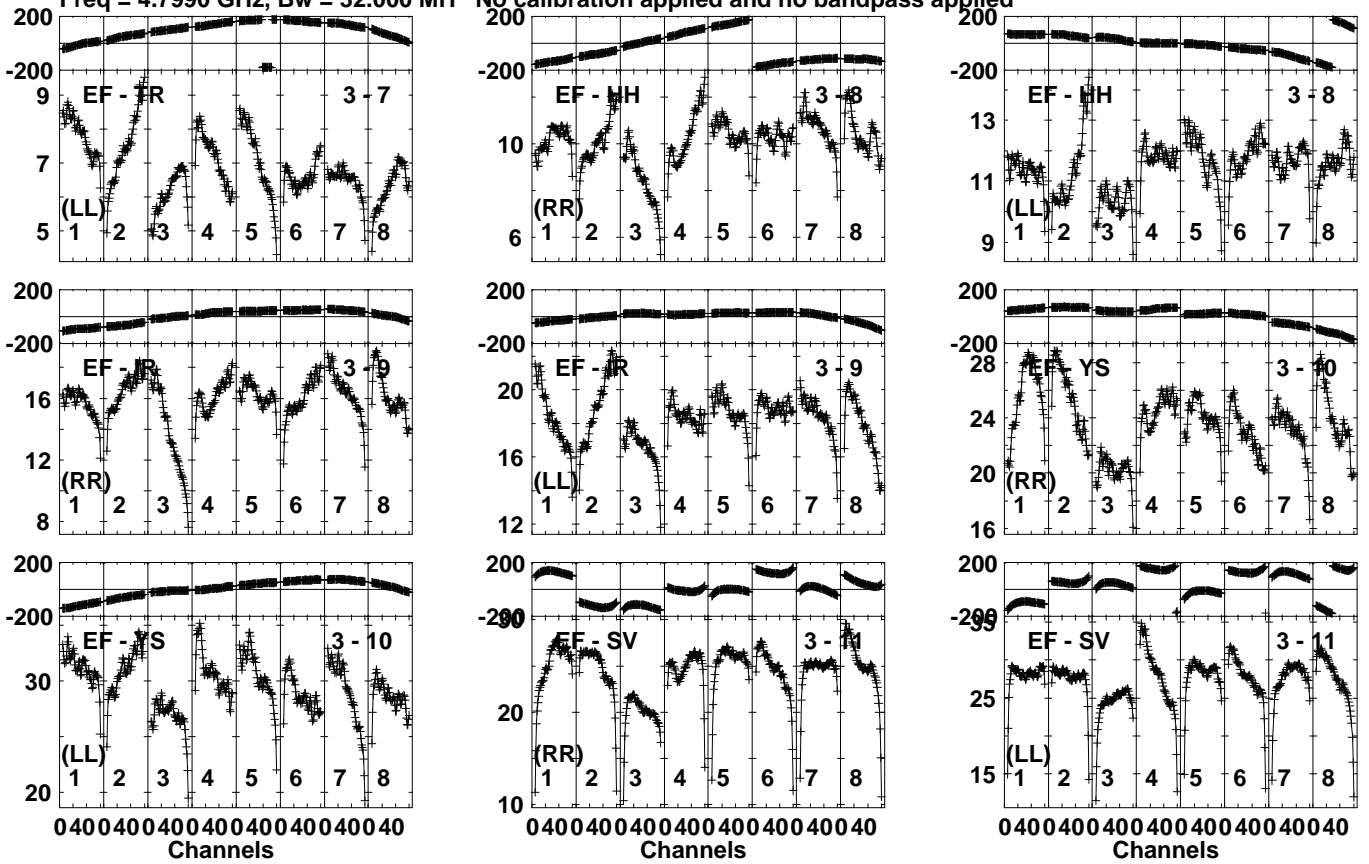
0400400400400400400400400400
Channels

Lower frame: Milli Ampl Jy Top frame: Phas deg
Vector averaged cross-power spectrum Several baselines displayed
Timerange: 00/13:30:01 to 00/13:33:59

Plot file version 2 created 19-OCT-2021 14:12:06

1749+096 RG012G.UVDATA.1

Freq = 4.7990 GHz, Bw = 32.000 MH No calibration applied and no bandpass applied

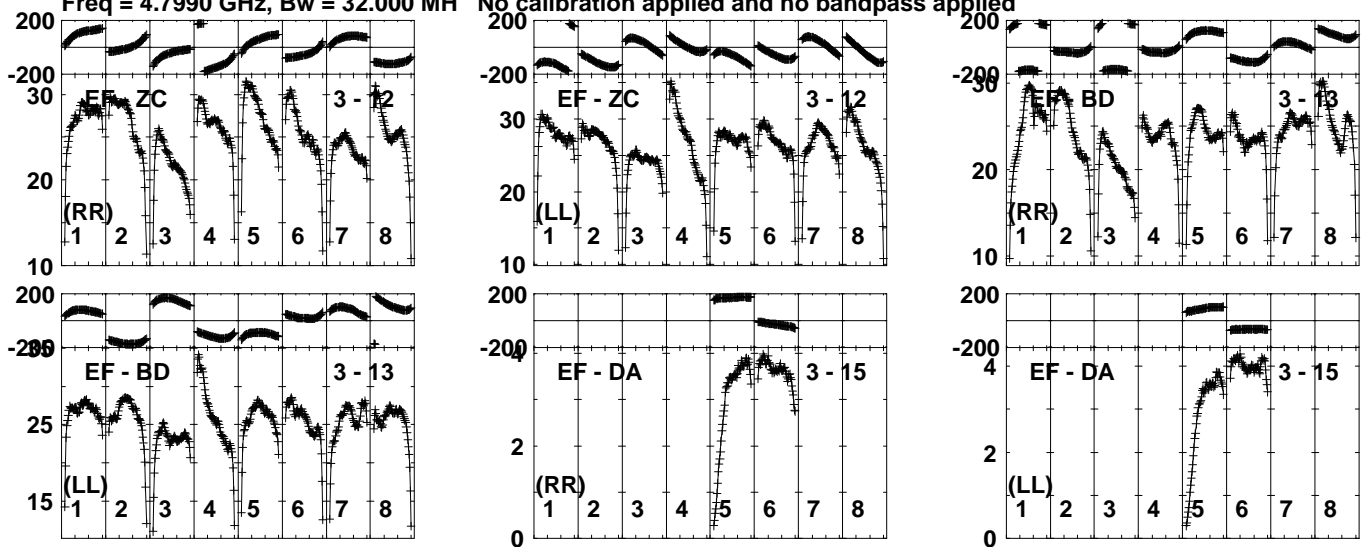


Lower frame: Milli Ampl Jy Top frame: Phas deg
Vector averaged cross-power spectrum Several baselines displayed
Timerange: 00/13:30:01 to 00/13:33:59

Plot file version 3 created 19-OCT-2021 14:12:06

1749+096 RG012G.UVDATA.1

Freq = 4.7990 GHz, Bw = 32.000 MH No calibration applied and no bandpass applied



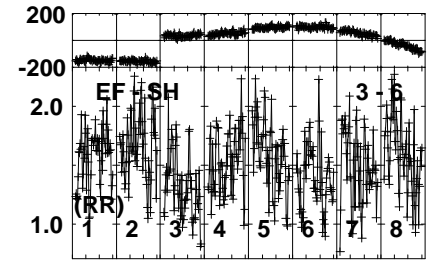
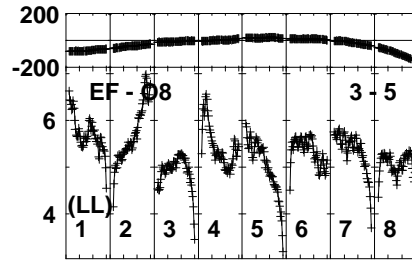
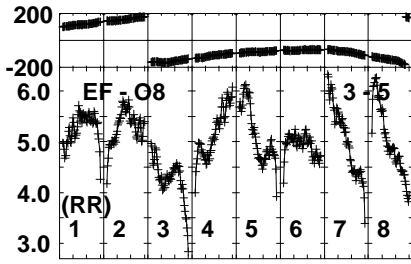
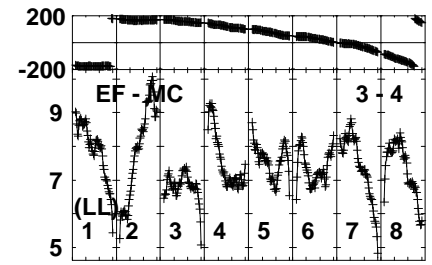
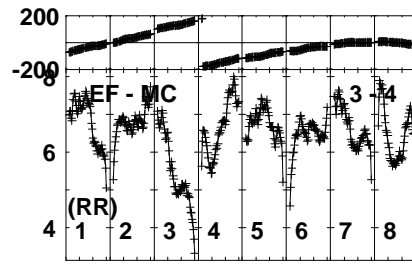
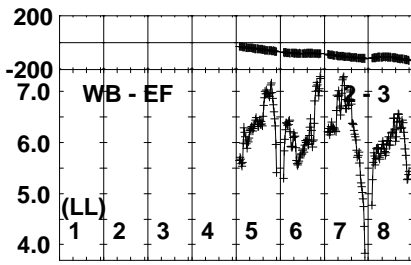
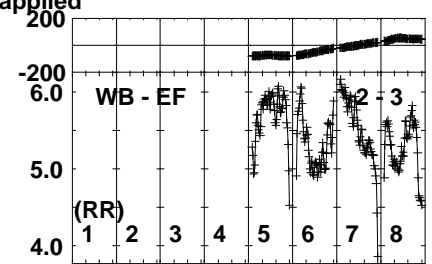
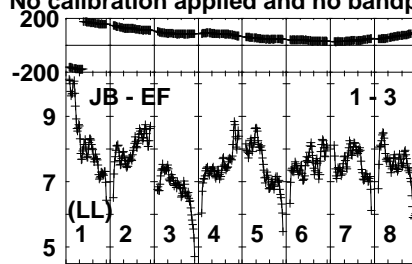
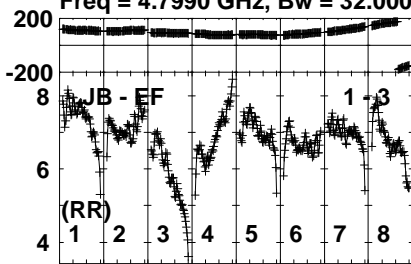
Lower frame: Milli Ampl Jy Top frame: Phas deg
Vector averaged cross-power spectrum Several baselines displayed
Timerange: 00/13:30:01 to 00/13:33:59

Plot file version 4 created 19-OCT-2021 14:12:07

J1745-0753 RG012G.UVDATA.1

Freq = 4.7990 GHz, Bw = 32.000 MH

No calibration applied and no bandpass applied



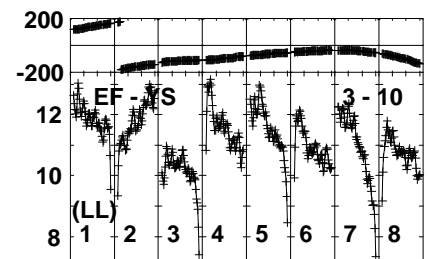
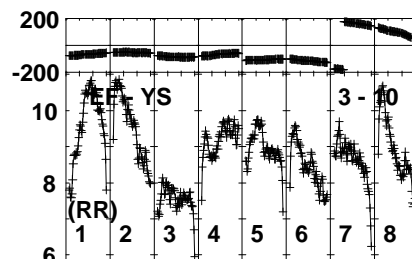
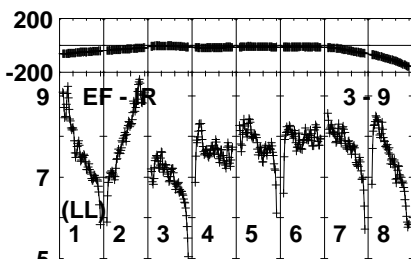
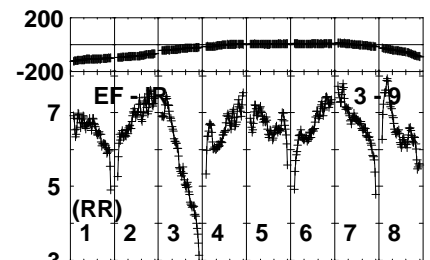
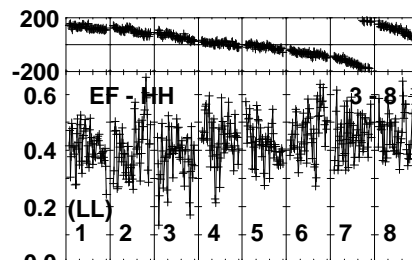
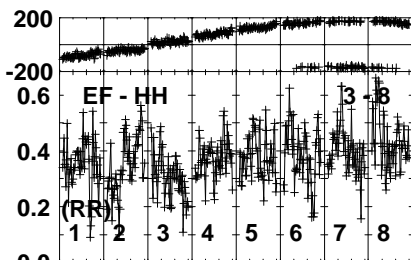
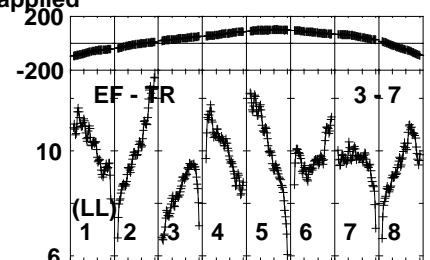
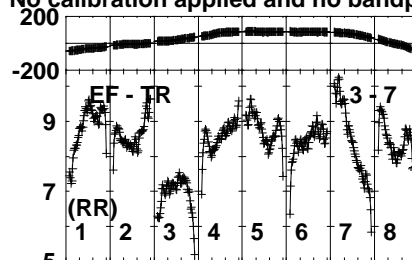
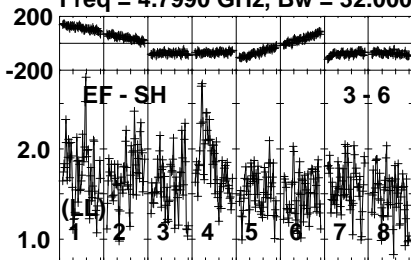
Lower frame: Milli Ampl Jy Top frame: Phas deg
Vector averaged cross-power spectrum Several baselines displayed
Timerange: 00/13:36:00 to 00/13:38:00

Plot file version 5 created 19-OCT-2021 14:12:07

J1745-0753 RG012G.UVDATA.1

Freq = 4.7990 GHz, Bw = 32.000 MH

No calibration applied and no bandpass applied



040040040040040040040040
Channels

040040040040040040040040
Channels

040040040040040040040040
Channels

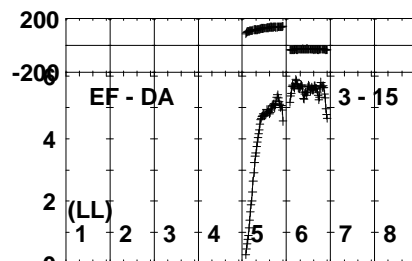
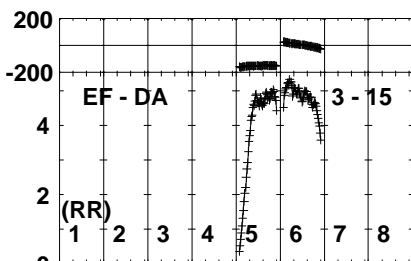
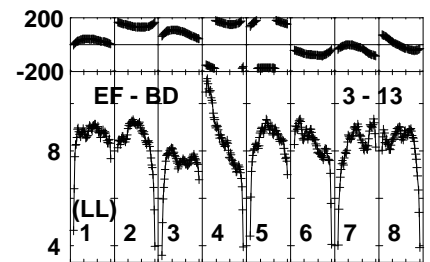
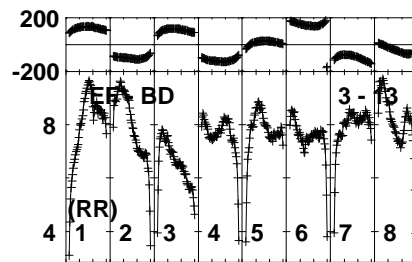
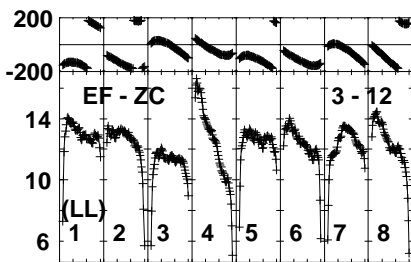
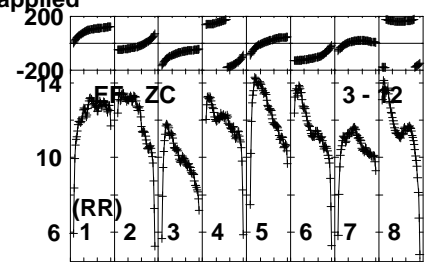
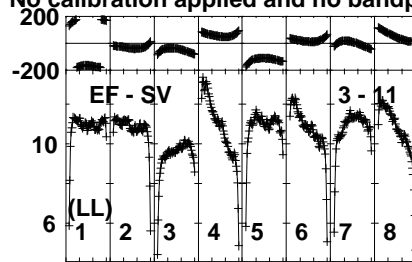
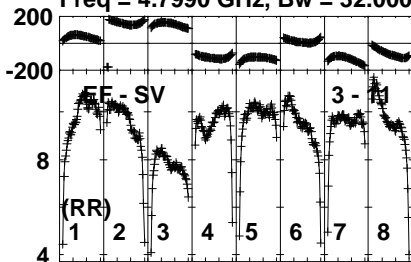
Lower frame: Milli Ampl Jy Top frame: Phas deg
Vector averaged cross-power spectrum Several baselines displayed
Timerange: 00/13:36:00 to 00/13:38:00

Plot file version 6 created 19-OCT-2021 14:12:07

J1745-0753 RG012G.UVDATA.1

Freq = 4.7990 GHz, Bw = 32.000 MH

No calibration applied and no bandpass applied



0400400400400400400400400400
Channels

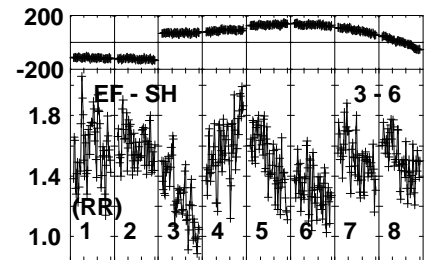
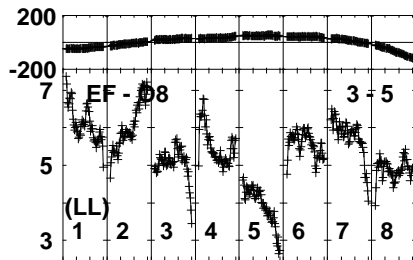
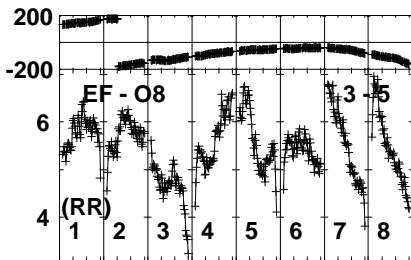
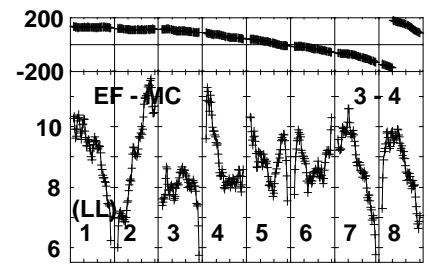
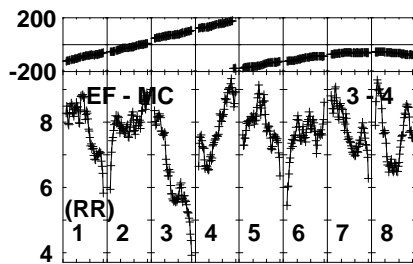
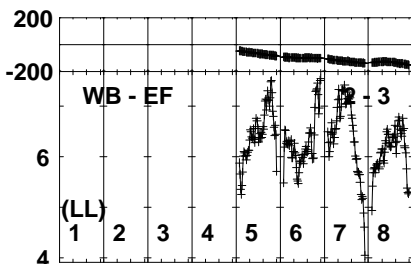
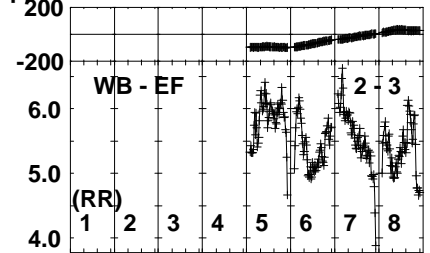
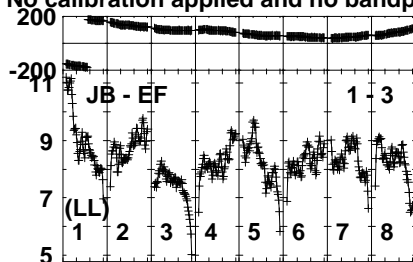
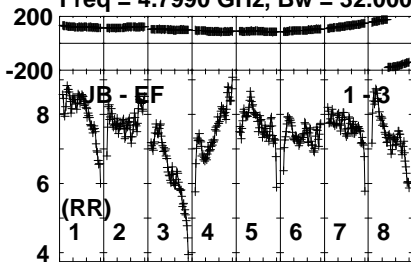
0400400400400400400400400400
Channels

Lower frame: Milli Ampl Jy Top frame: Phas deg
Vector averaged cross-power spectrum Several baselines displayed
Timerange: 00/13:36:00 to 00/13:38:00

Plot file version 7 created 19-OCT-2021 14:12:07

J1745-0753 RG012G.UVDATA.1

Freq = 4.7990 GHz, Bw = 32.000 MH No calibration applied and no bandpass applied



0400400400400400400400400400
Channels

0400400400400400400400400400
Channels

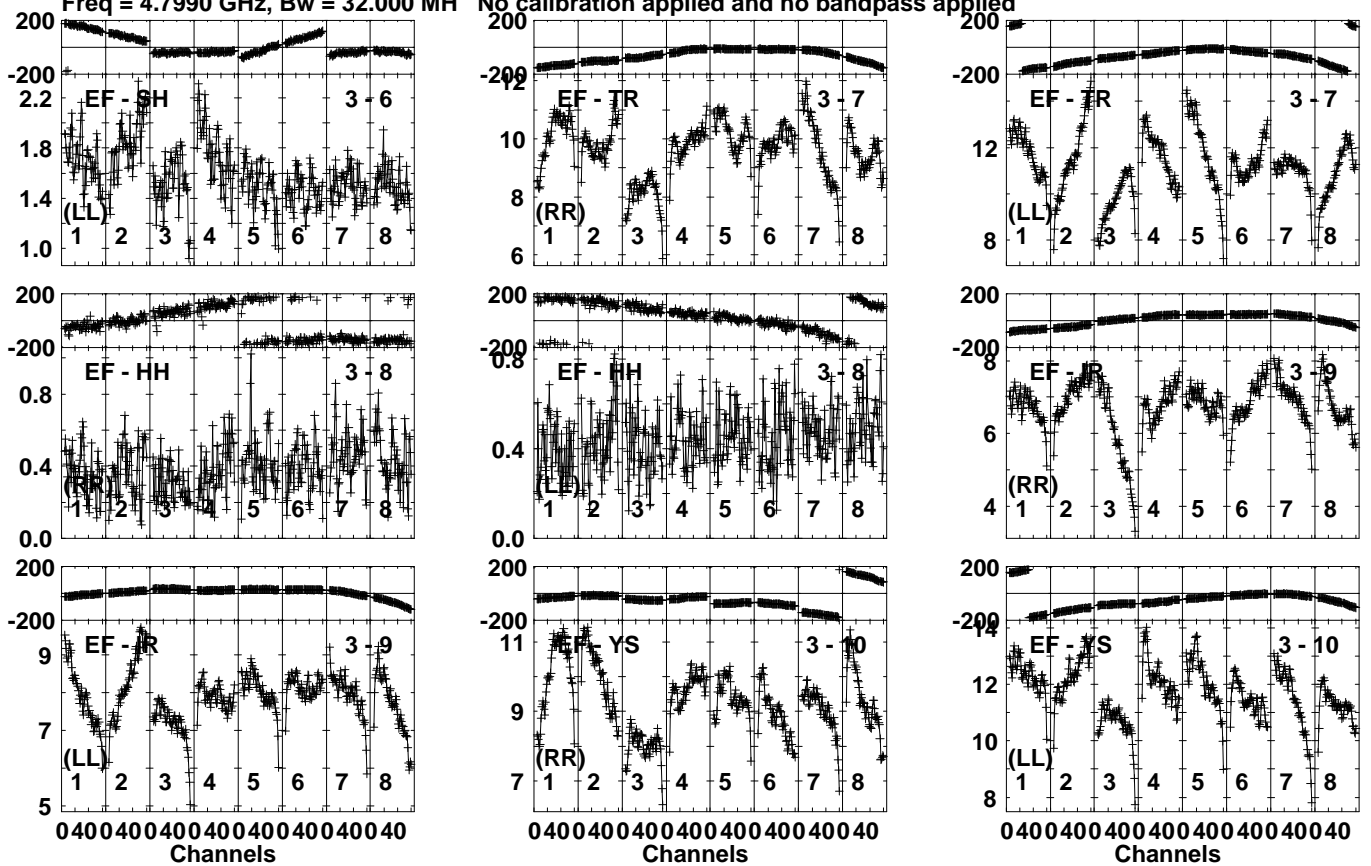
0400400400400400400400400400
Channels

Lower frame: Milli Ampl Jy Top frame: Phas deg
Vector averaged cross-power spectrum Several baselines displayed
Timerange: 00/13:38:41 to 00/13:39:19

Plot file version 8 created 19-OCT-2021 14:12:08

J1745-0753 RG012G.UVDATA.1

Freq = 4.7990 GHz, Bw = 32.000 MH No calibration applied and no bandpass applied



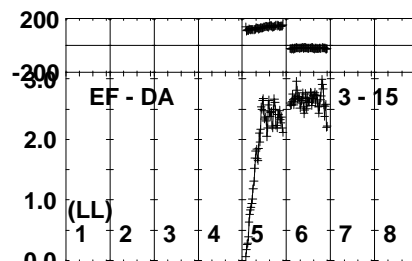
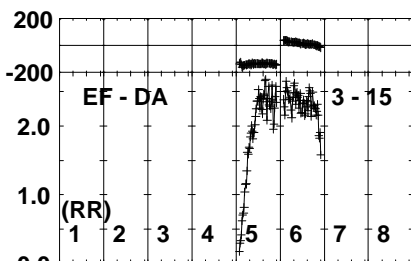
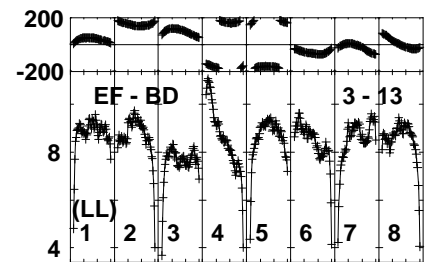
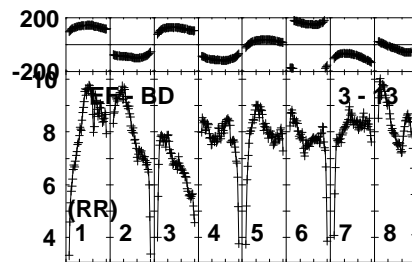
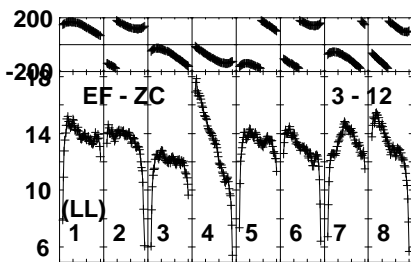
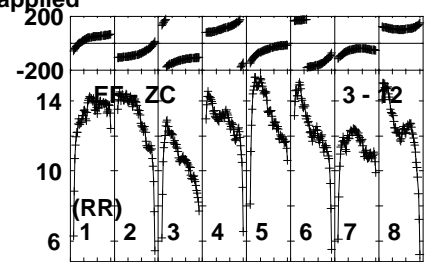
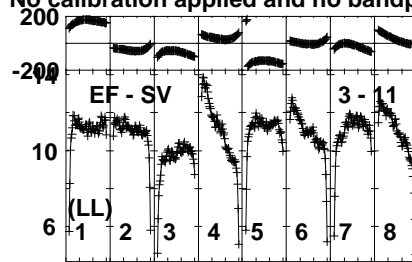
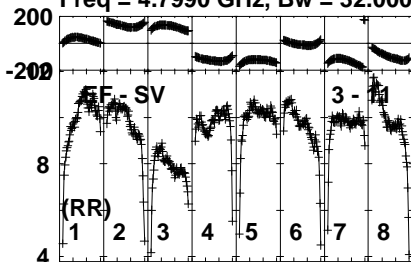
Lower frame: Milli Ampl Jy Top frame: Phas deg
Vector averaged cross-power spectrum Several baselines displayed
Timerange: 00/13:38:41 to 00/13:39:19

Plot file version 9 created 19-OCT-2021 14:12:08

J1745-0753 RG012G.UVDATA.1

Freq = 4.7990 GHz, Bw = 32.000 MH

No calibration applied and no bandpass applied

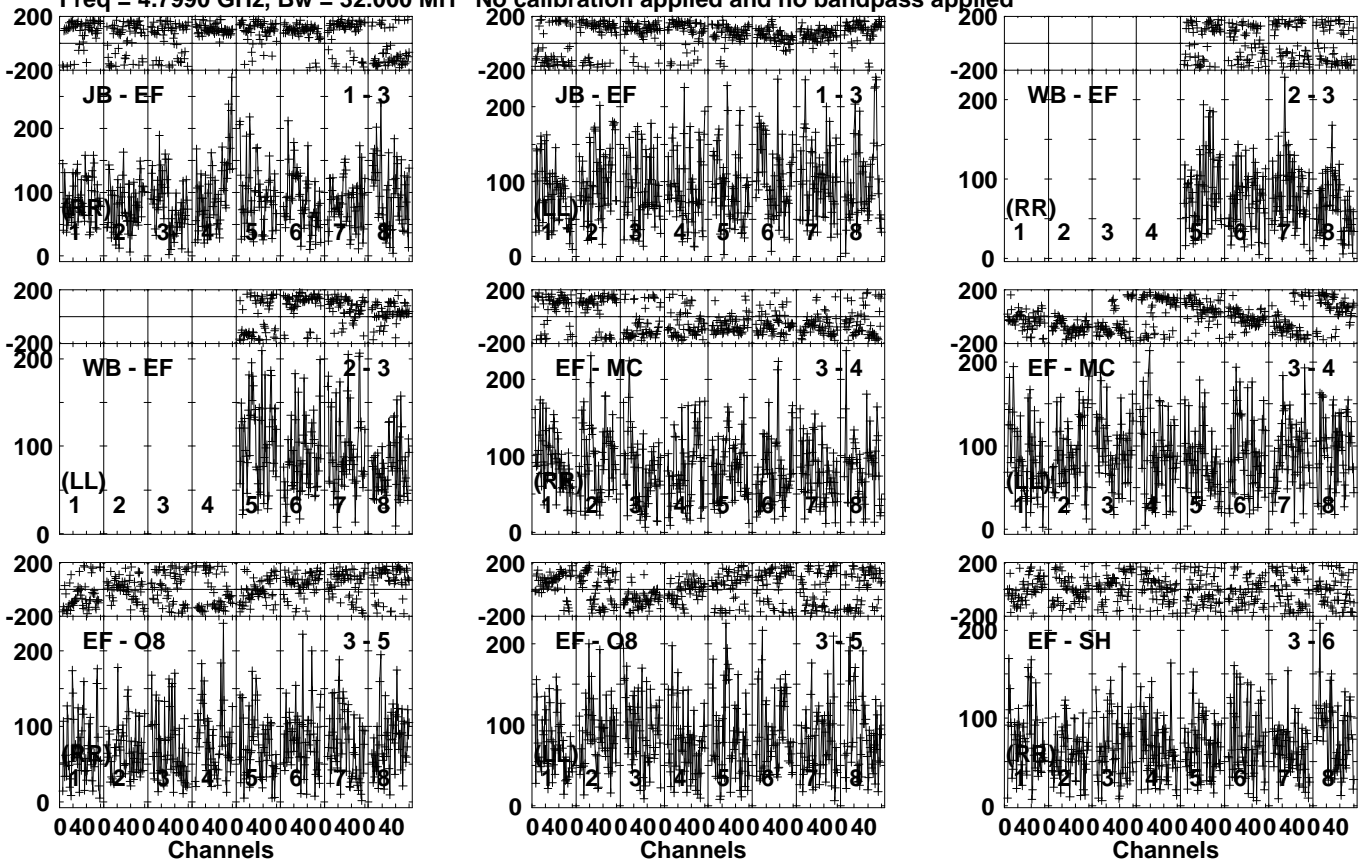


Lower frame: Milli Ampl Jy Top frame: Phas deg
Vector averaged cross-power spectrum Several baselines displayed
Timerange: 00/13:38:41 to 00/13:39:19

Plot file version 10 created 19-OCT-2021 14:12:09

VLASS1 RG012G.UVDATA.1

Freq = 4.7990 GHz, Bw = 32.000 MH No calibration applied and no bandpass applied

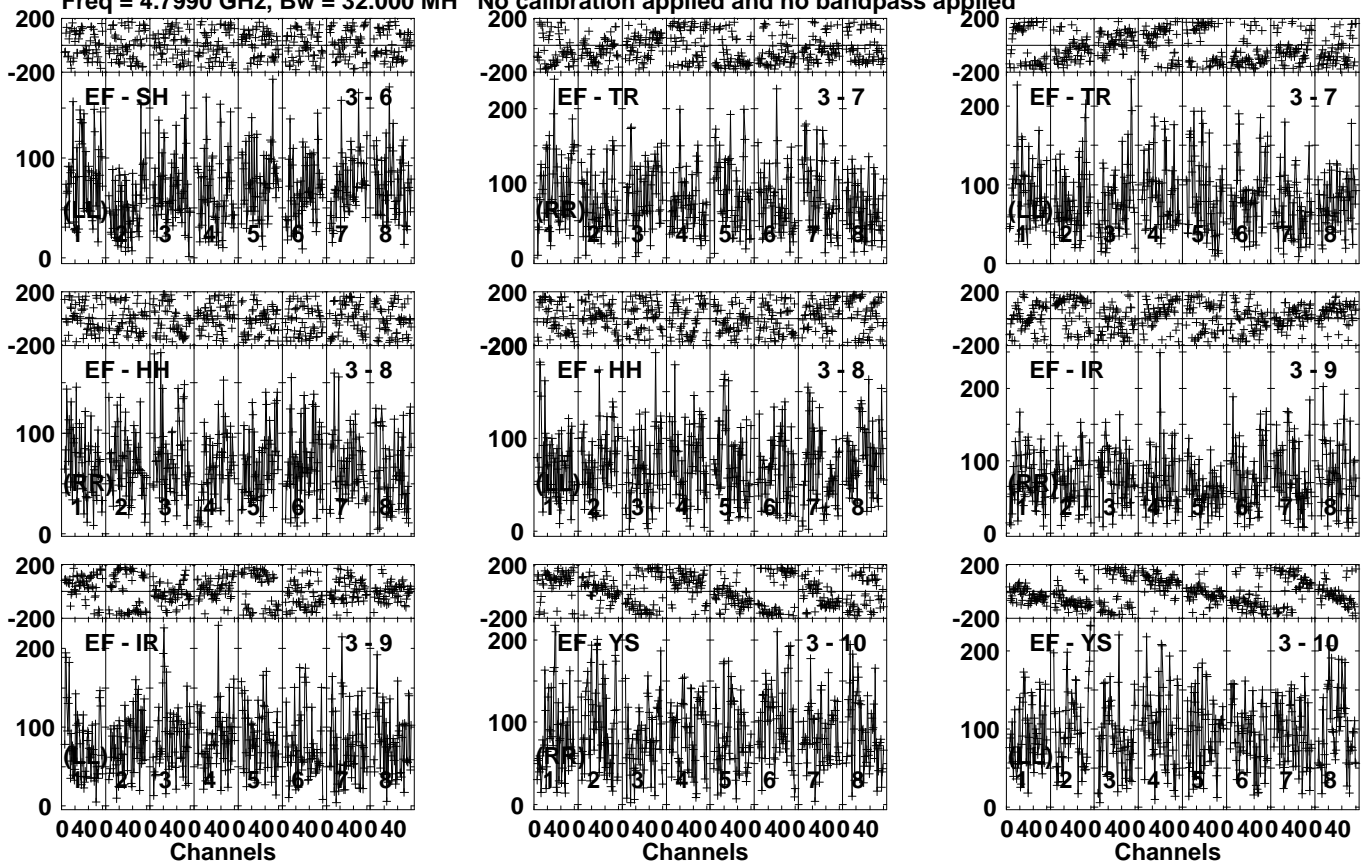


Lower frame: Micro Ampl Jy Top frame: Phas deg
Vector averaged cross-power spectrum Several baselines displayed
Timerange: 00/13:39:41 to 00/13:43:50

Plot file version 11 created 19-OCT-2021 14:12:09

VLASS1 RG012G.UVDATA.1

Freq = 4.7990 GHz, Bw = 32.000 MH No calibration applied and no bandpass applied

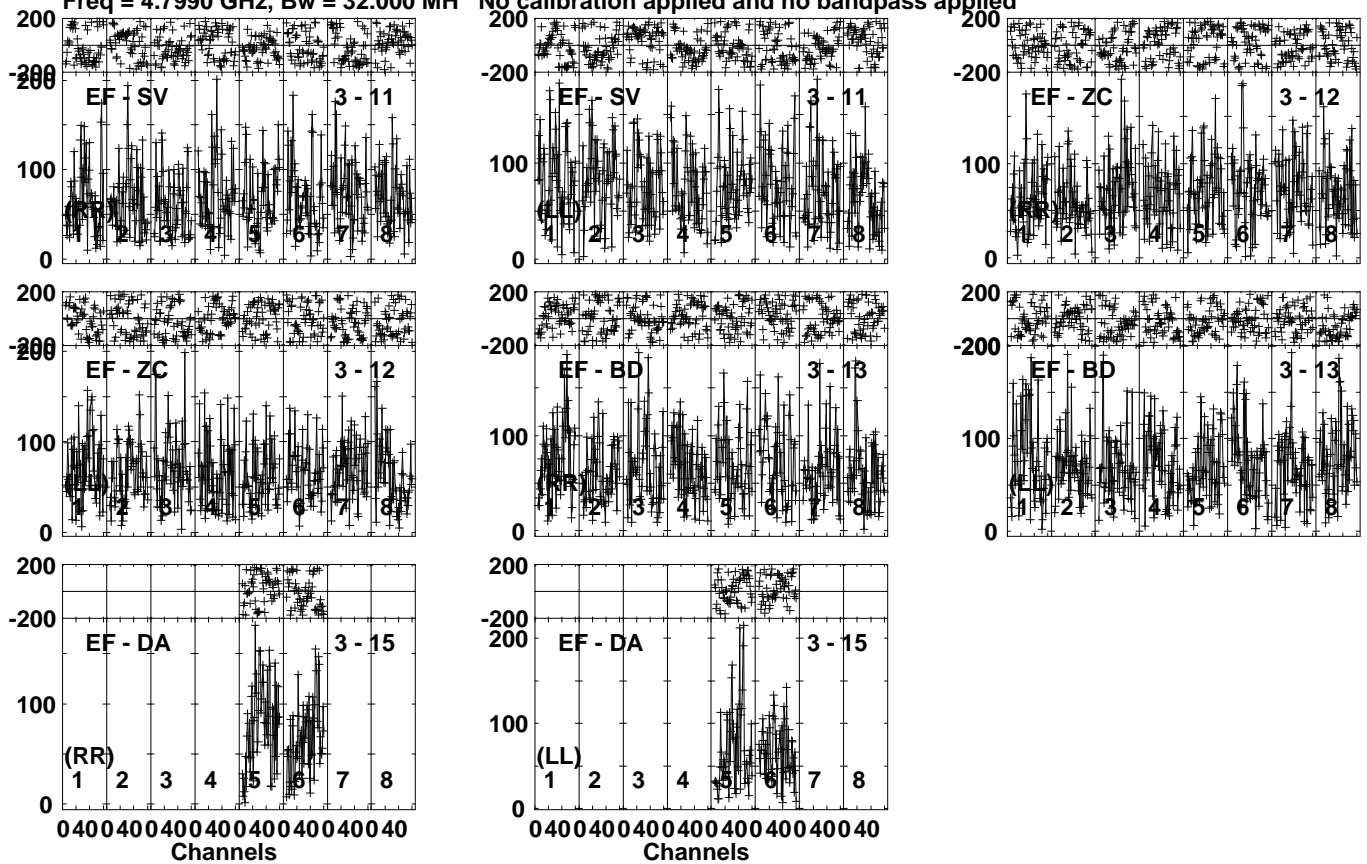


Lower frame: Micro Ampl Jy Top frame: Phas deg
Vector averaged cross-power spectrum Several baselines displayed
Timerange: 00/13:39:41 to 00/13:43:50

Plot file version 12 created 19-OCT-2021 14:12:09

VLASS1 RG012G.UVDATA.1

Freq = 4.7990 GHz, Bw = 32.000 MH No calibration applied and no bandpass applied



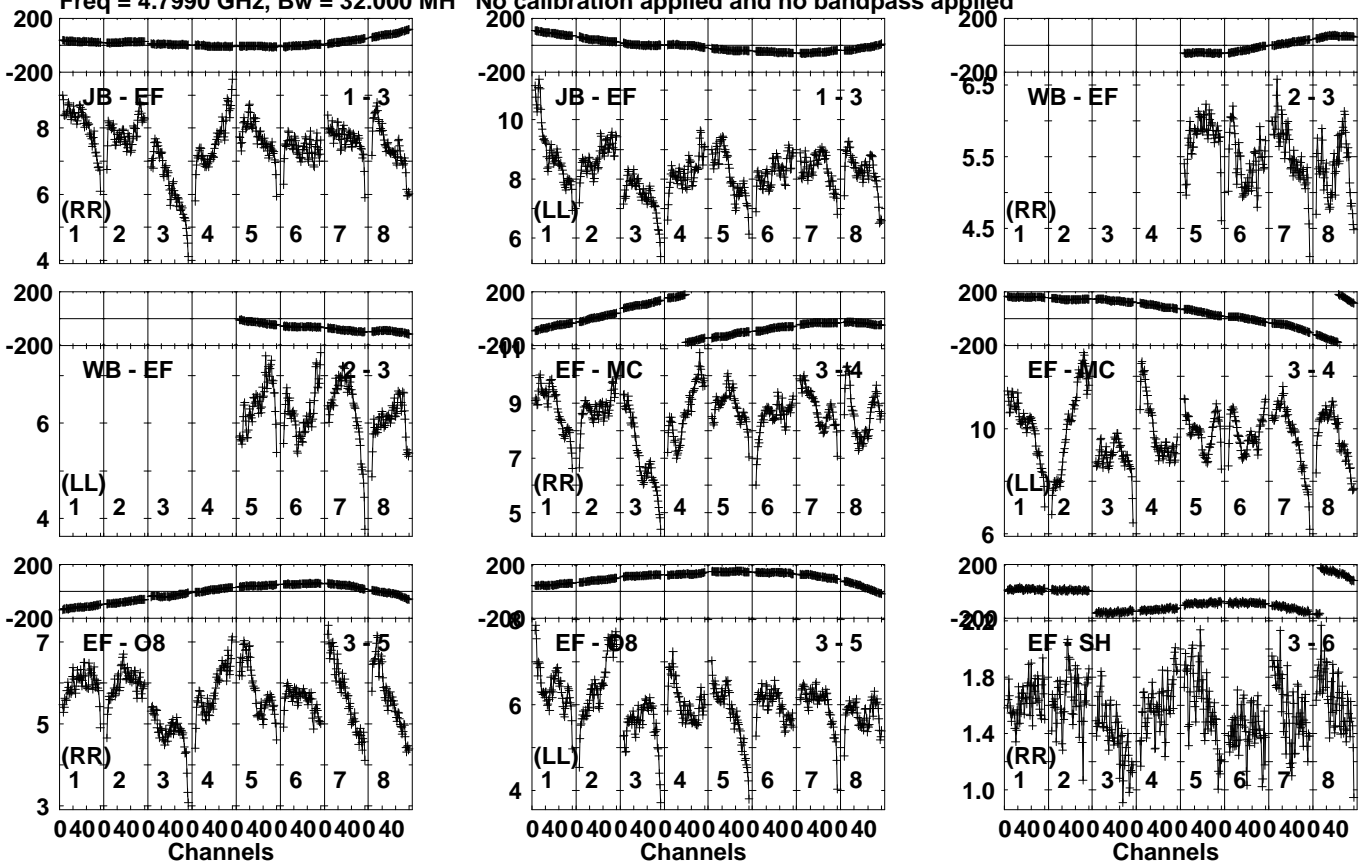
Lower frame: Micro Ampl Jy Top frame: Phas deg
Vector averaged cross-power spectrum Several baselines displayed
Timerange: 00/13:39:41 to 00/13:43:50

Plot file version 13 created 19-OCT-2021 14:12:10

J1745-0753 RG012G.UVDATA.1

Freq = 4.7990 GHz, Bw = 32.000 MH

No calibration applied and no bandpass applied

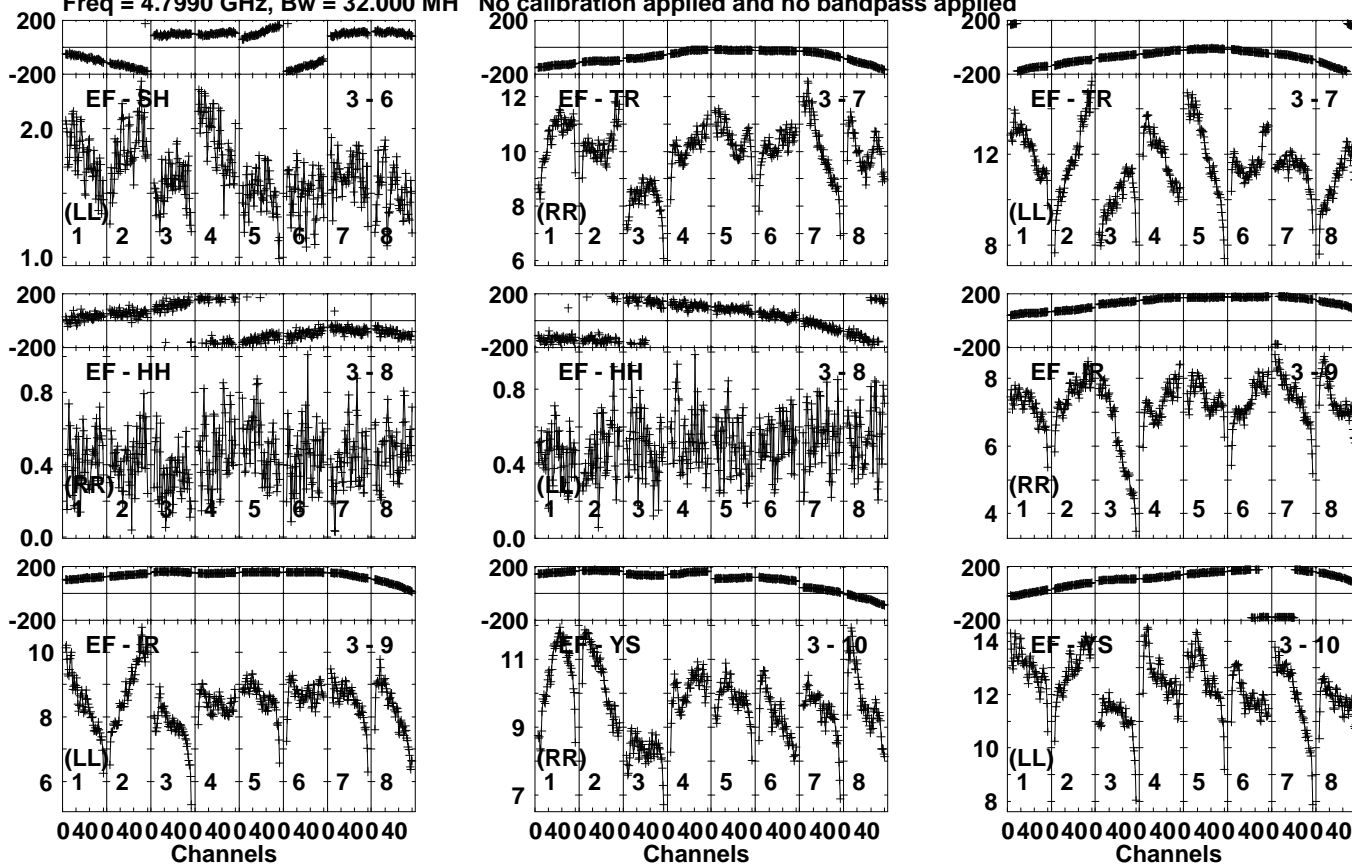


Lower frame: Milli Ampl Jy Top frame: Phas deg
Vector averaged cross-power spectrum Several baselines displayed
Timerange: 00/13:44:10 to 00/13:45:00

Plot file version 14 created 19-OCT-2021 14:12:10

J1745-0753 RG012G.UVDATA.1

Freq = 4.7990 GHz, Bw = 32.000 MH No calibration applied and no bandpass applied



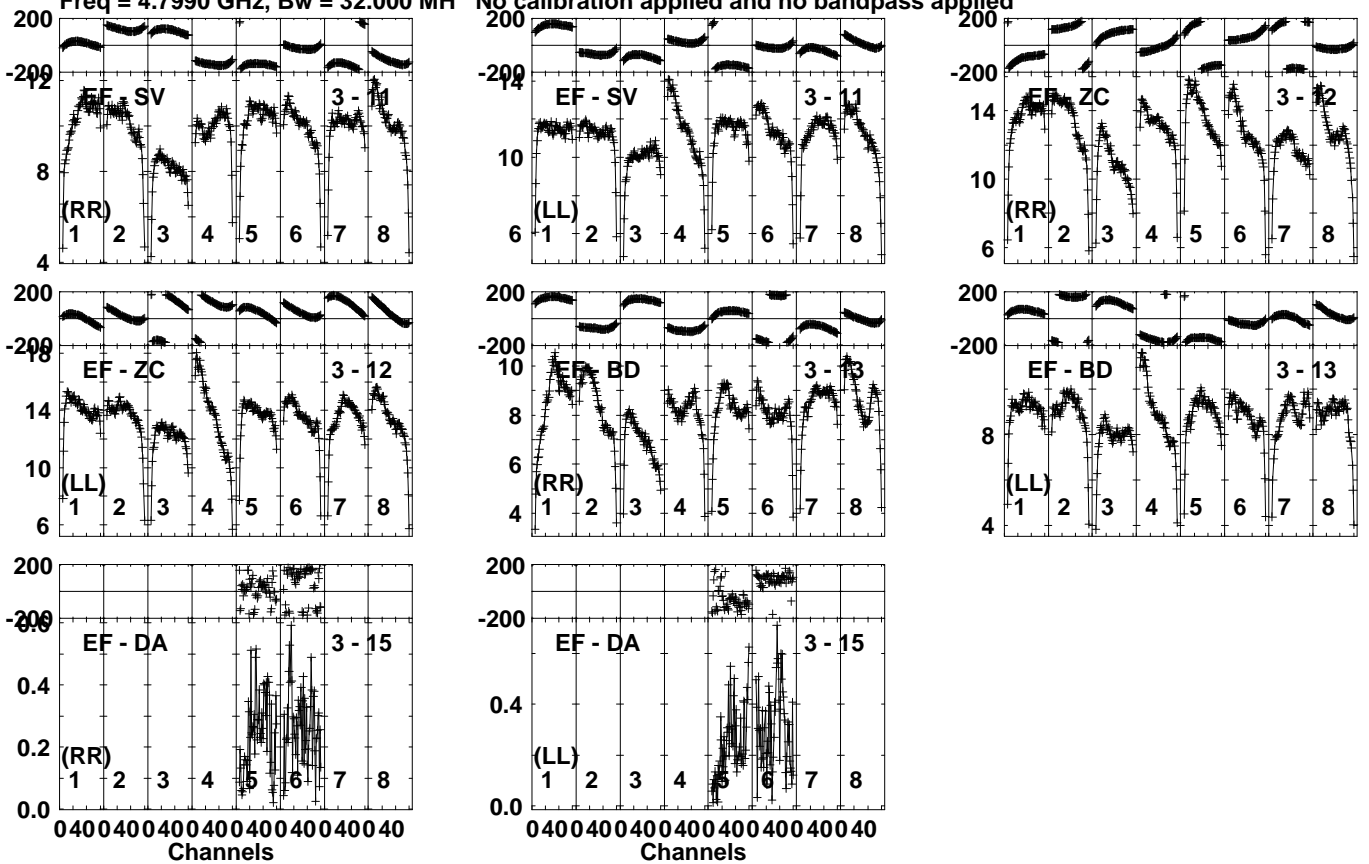
Lower frame: Milli Ampl Jy Top frame: Phas deg
 Vector averaged cross-power spectrum Several baselines displayed
 Timerange: 00/13:44:10 to 00/13:45:00

Plot file version 15 created 19-OCT-2021 14:12:11

J1745-0753 RG012G.UVDATA.1

Freq = 4.7990 GHz, Bw = 32.000 MH

No calibration applied and no bandpass applied

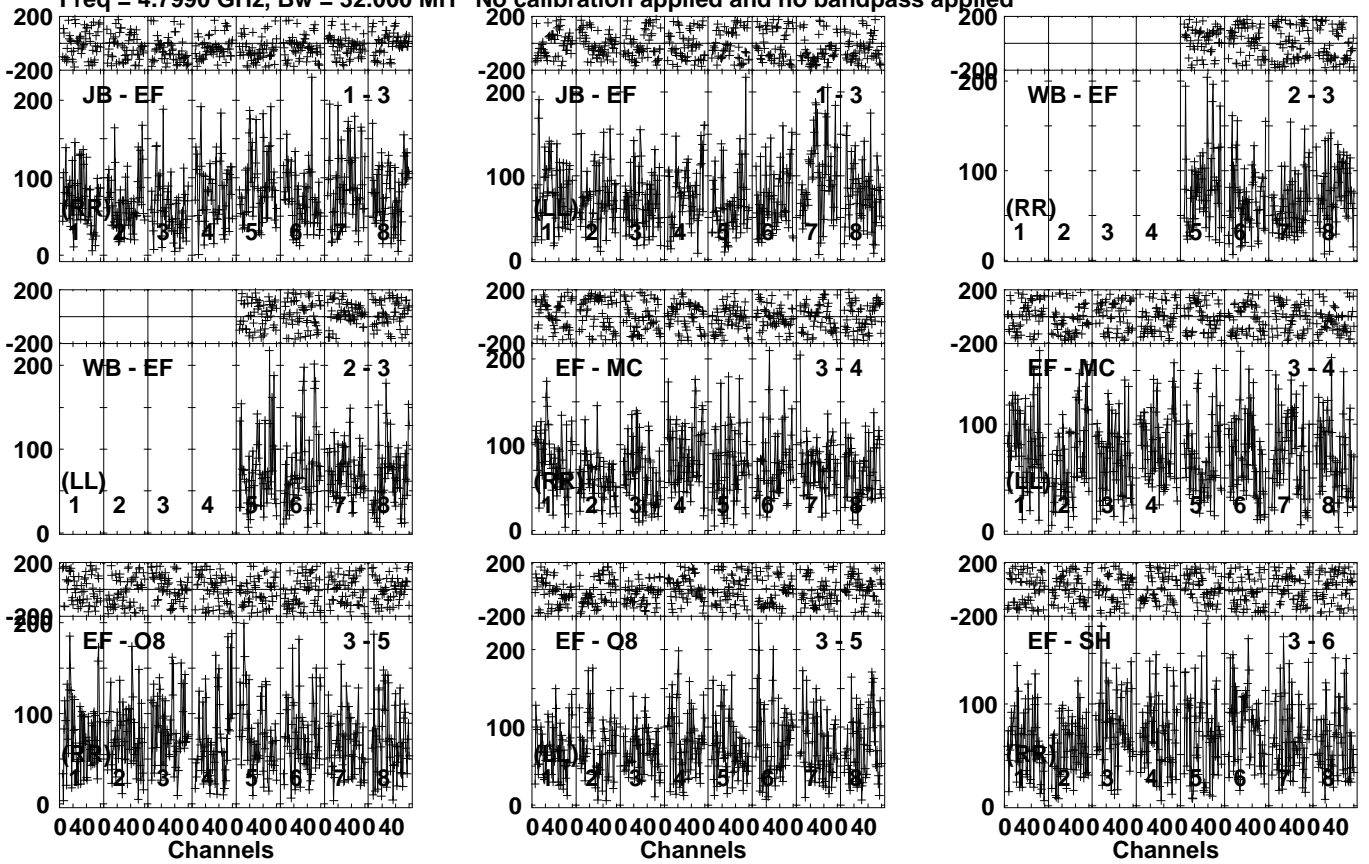


Lower frame: Milli Ampl Jy Top frame: Phas deg
Vector averaged cross-power spectrum Several baselines displayed
Timerange: 00/13:44:10 to 00/13:45:00

Plot file version 16 created 19-OCT-2021 14:12:11

RSOPH RG012G.UVDATA.1

Freq = 4.7990 GHz, Bw = 32.000 MH No calibration applied and no bandpass applied

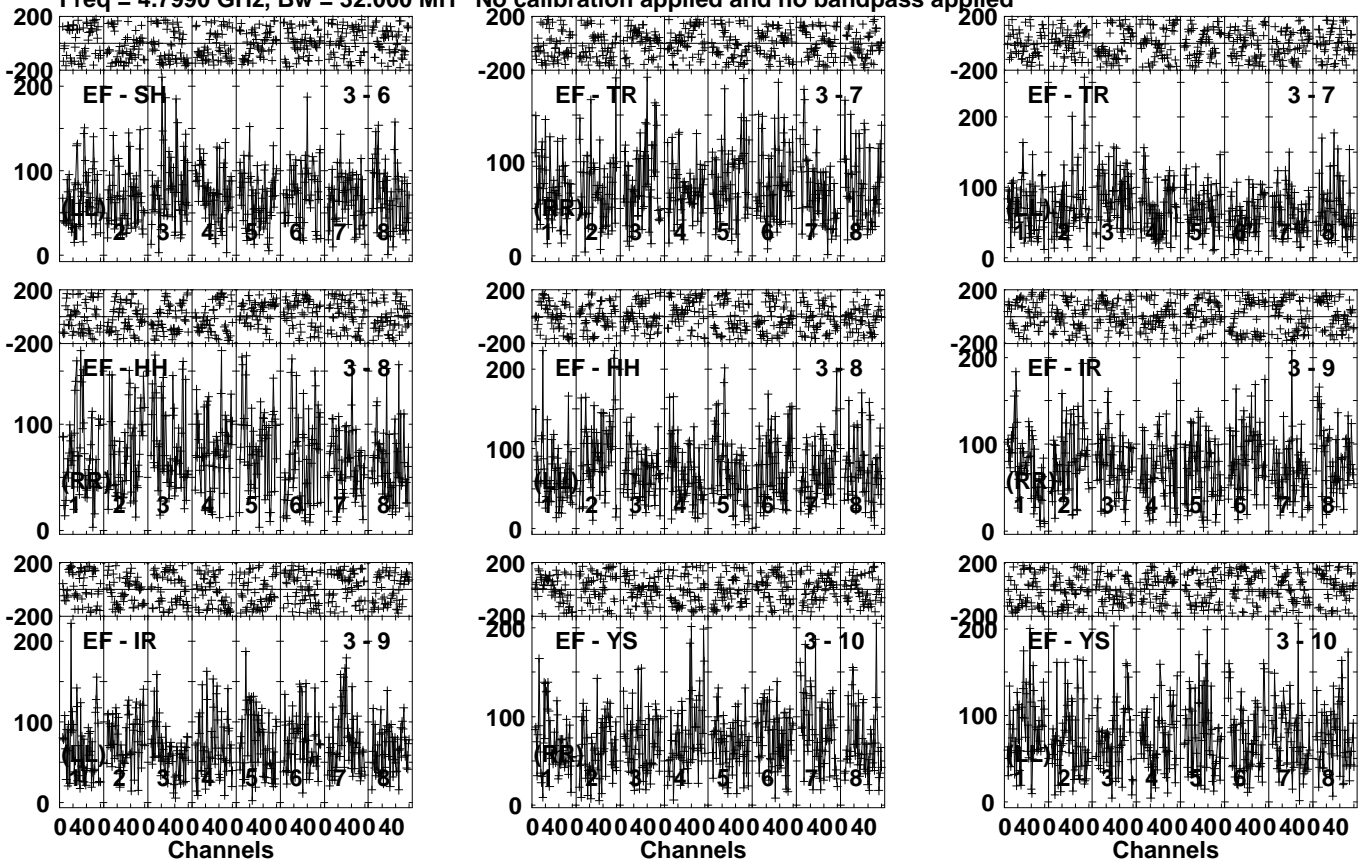


Lower frame: Micro Ampl Jy Top frame: Phas deg
Vector averaged cross-power spectrum Several baselines displayed
Timerange: 00/13:45:20 to 00/13:49:29

Plot file version 17 created 19-OCT-2021 14:12:12

RSOPH RG012G.UVDATA.1

Freq = 4.7990 GHz, Bw = 32.000 MH No calibration applied and no bandpass applied

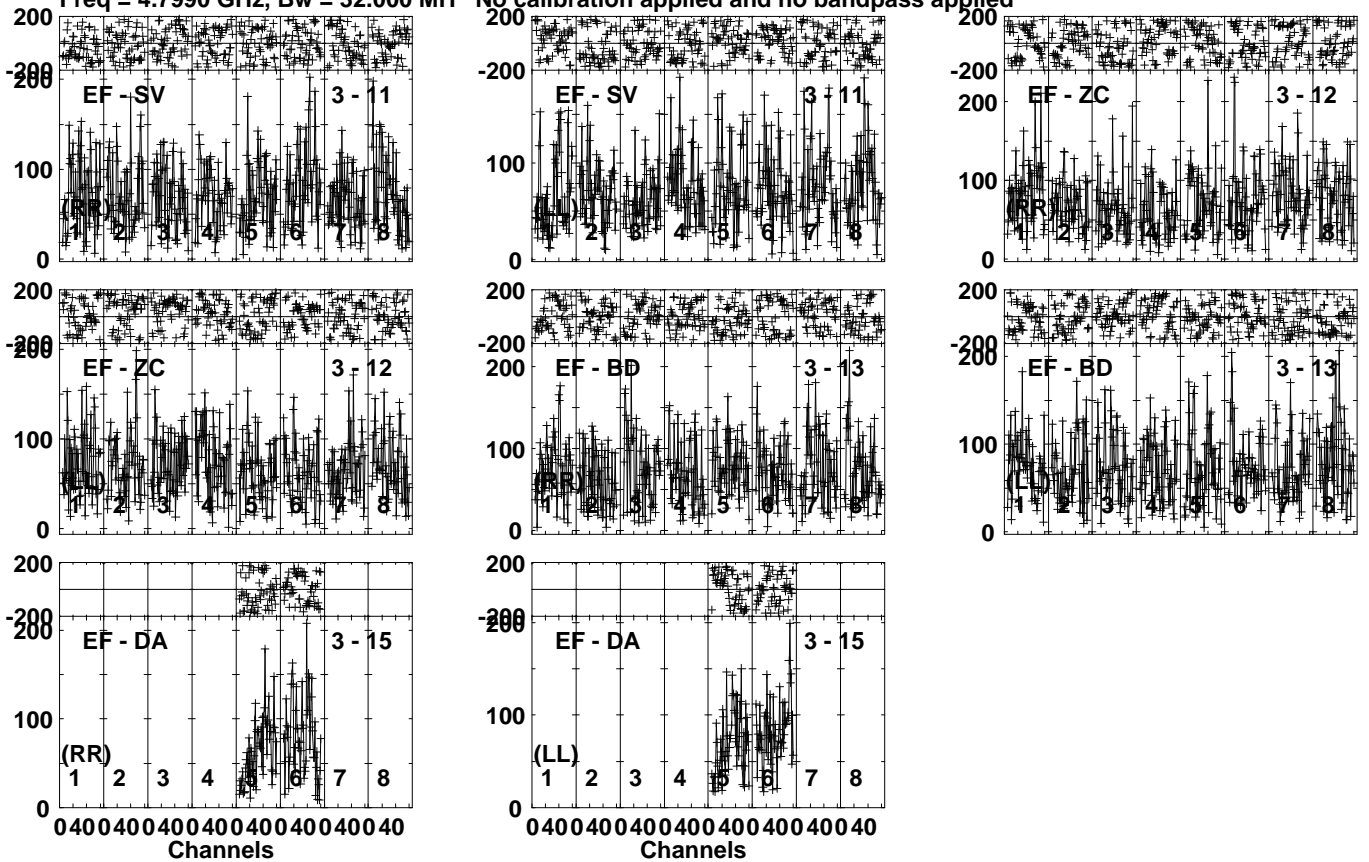


Lower frame: Micro Ampl Jy Top frame: Phas deg
Vector averaged cross-power spectrum Several baselines displayed
Timerange: 00/13:45:20 to 00/13:49:29

Plot file version 18 created 19-OCT-2021 14:12:12

RSOPH RG012G.UVDATA.1

Freq = 4.7990 GHz, Bw = 32.000 MH No calibration applied and no bandpass applied



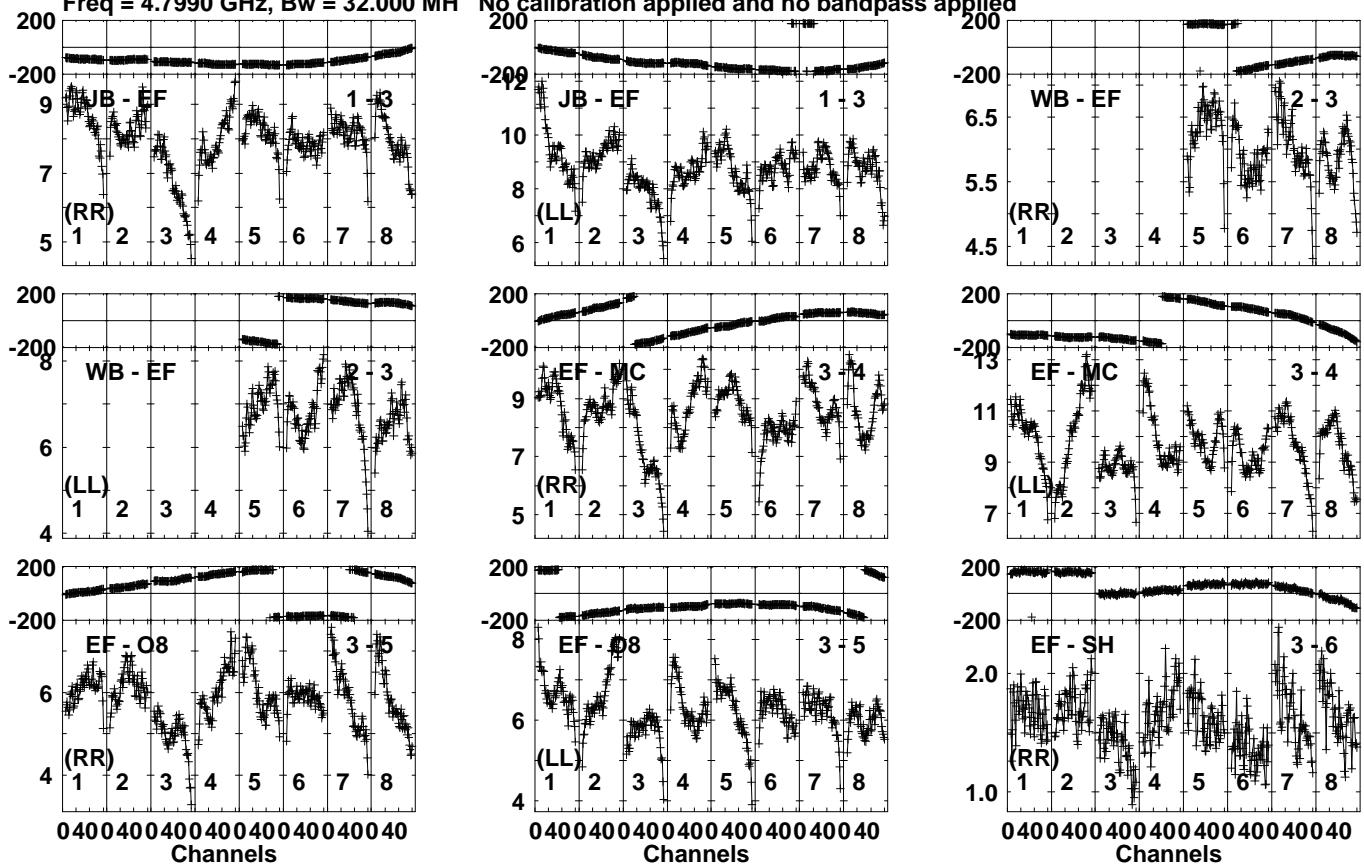
Lower frame: Micro Ampl Jy Top frame: Phas deg
Vector averaged cross-power spectrum Several baselines displayed
Timerange: 00/13:45:20 to 00/13:49:29

Plot file version 19 created 19-OCT-2021 14:12:13

J1745-0753 RG012G.UVDATA.1

Freq = 4.7990 GHz, Bw = 32.000 MH

No calibration applied and no bandpass applied

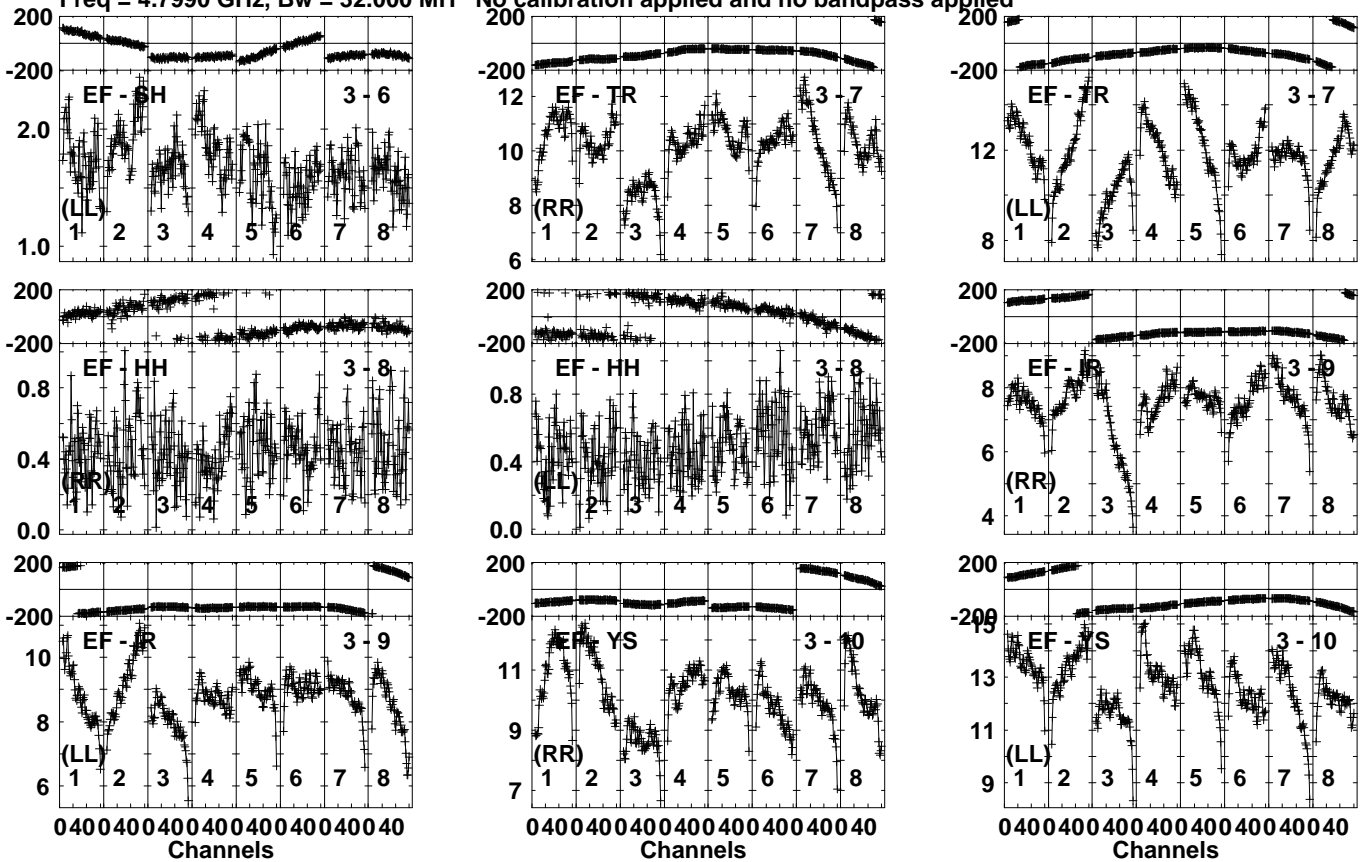


Lower frame: Milli Ampl Jy Top frame: Phas deg
Vector averaged cross-power spectrum Several baselines displayed
Timerange: 00/13:50:11 to 00/13:50:49

Plot file version 20 created 19-OCT-2021 14:12:13

J1745-0753 RG012G.UVDATA.1

Freq = 4.7990 GHz, Bw = 32.000 MH No calibration applied and no bandpass applied



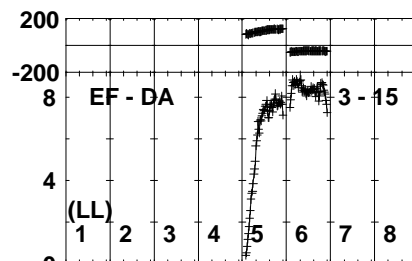
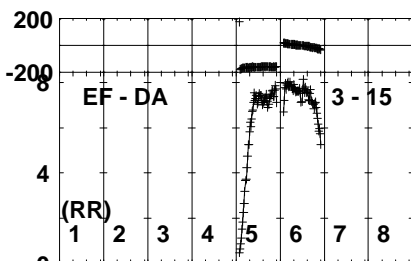
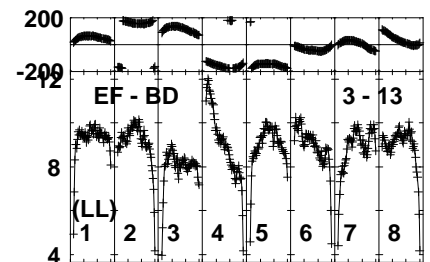
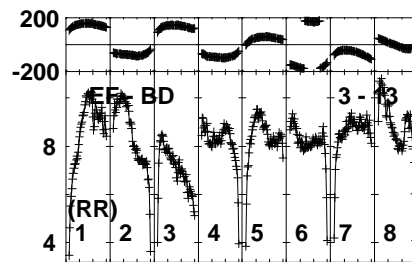
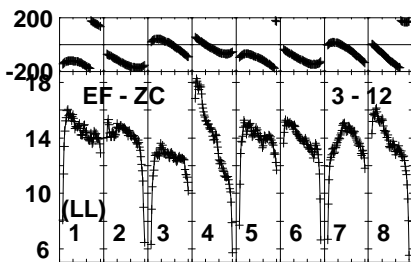
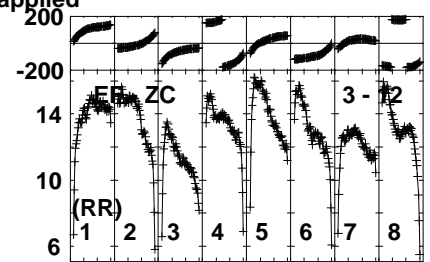
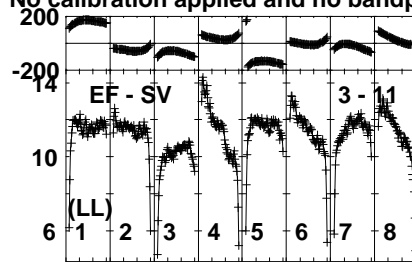
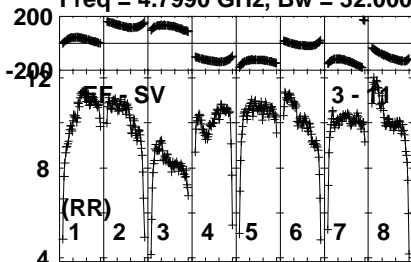
Lower frame: Milli Ampl Jy Top frame: Phas deg
Vector averaged cross-power spectrum Several baselines displayed
Timerange: 00/13:50:11 to 00/13:50:49

Plot file version 21 created 19-OCT-2021 14:12:13

J1745-0753 RG012G.UVDATA.1

Freq = 4.7990 GHz, Bw = 32.000 MH

No calibration applied and no bandpass applied

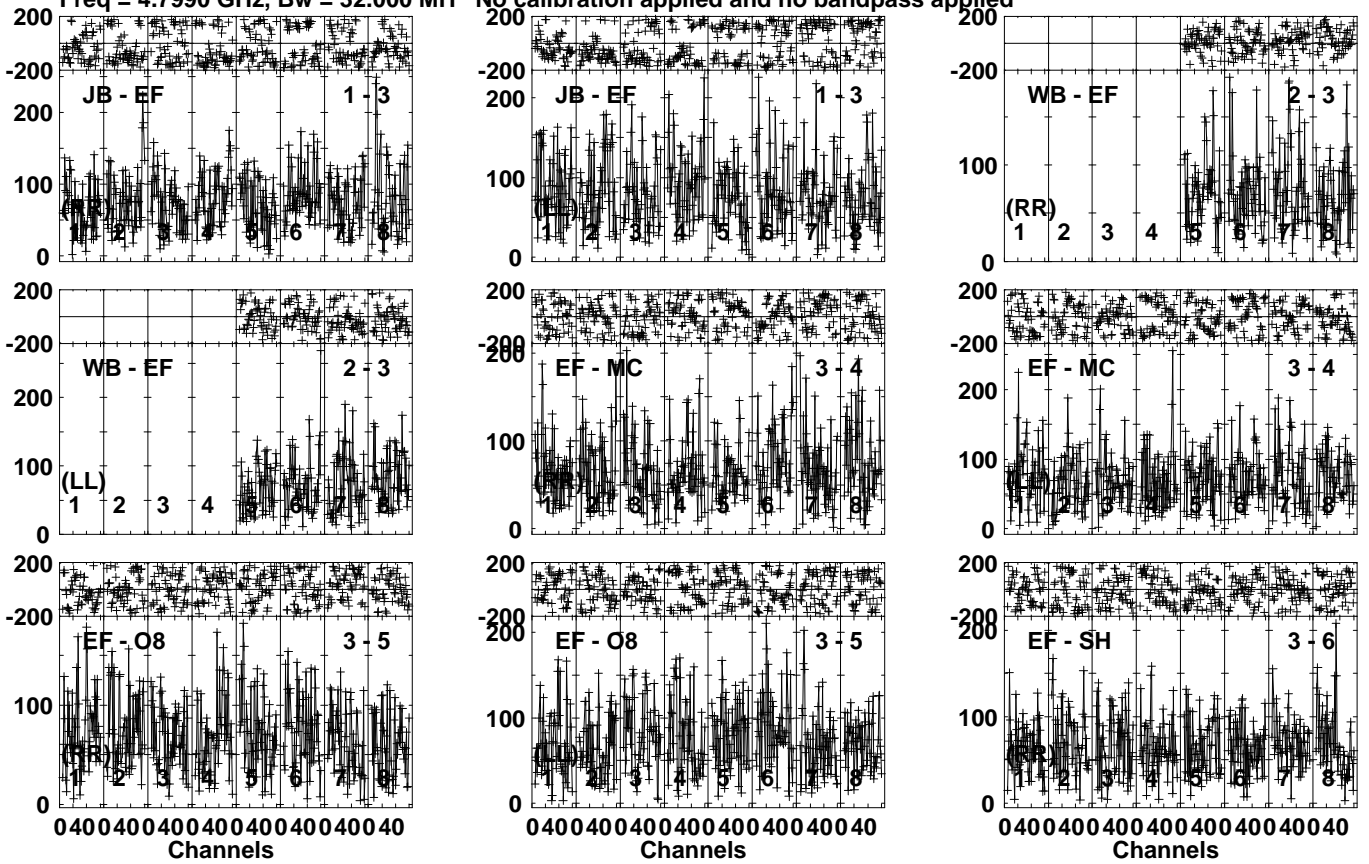


Lower frame: Milli Ampl Jy Top frame: Phas deg
Vector averaged cross-power spectrum Several baselines displayed
Timerange: 00/13:50:11 to 00/13:50:49

Plot file version 22 created 19-OCT-2021 14:12:14

RSOPH RG012G.UVDATA.1

Freq = 4.7990 GHz, Bw = 32.000 MH No calibration applied and no bandpass applied

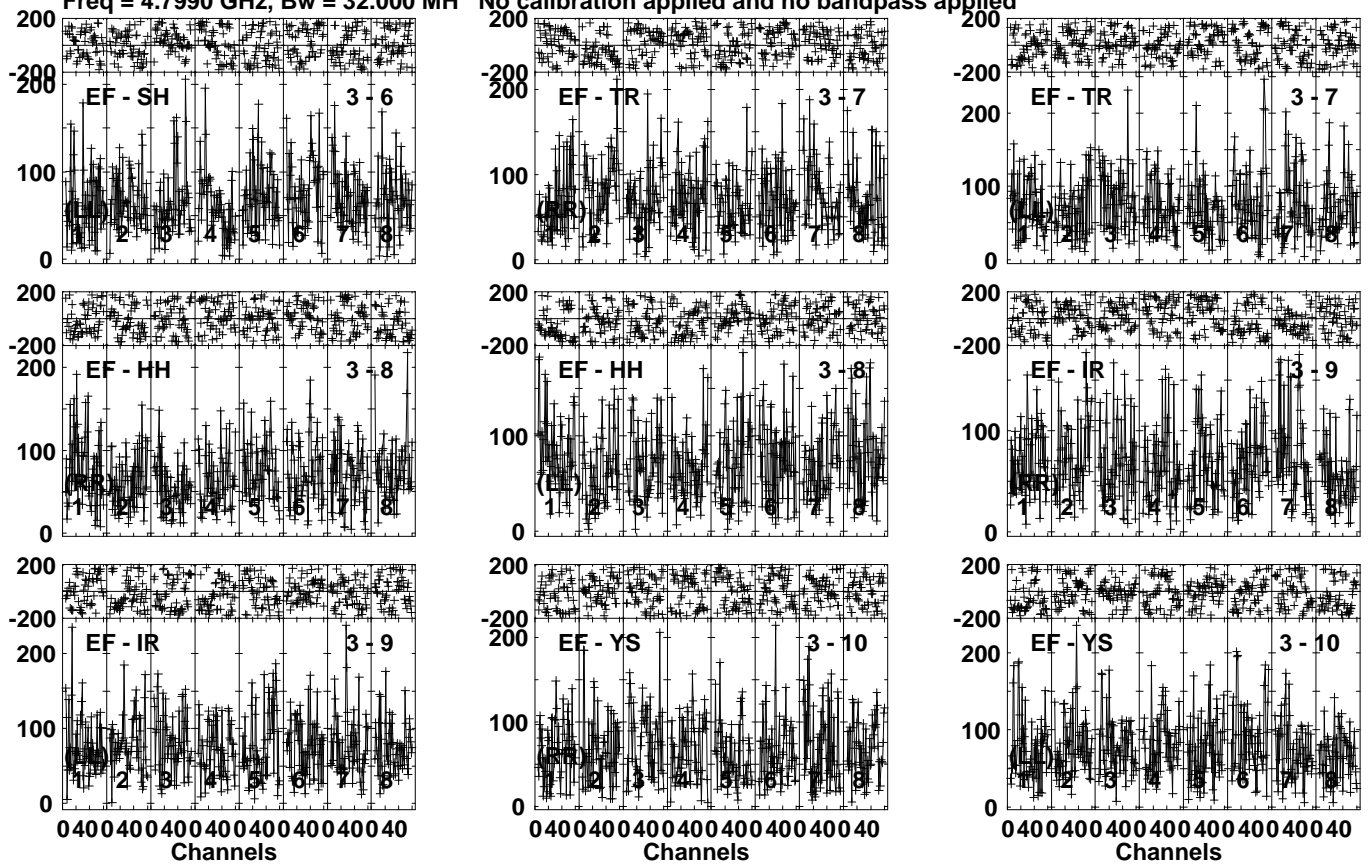


Lower frame: Micro Ampl Jy Top frame: Phas deg
Vector averaged cross-power spectrum Several baselines displayed
Timerange: 00/13:51:10 to 00/13:55:20

Plot file version 23 created 19-OCT-2021 14:12:14

RSOPH RG012G.UVDATA.1

Freq = 4.7990 GHz, Bw = 32.000 MH No calibration applied and no bandpass applied

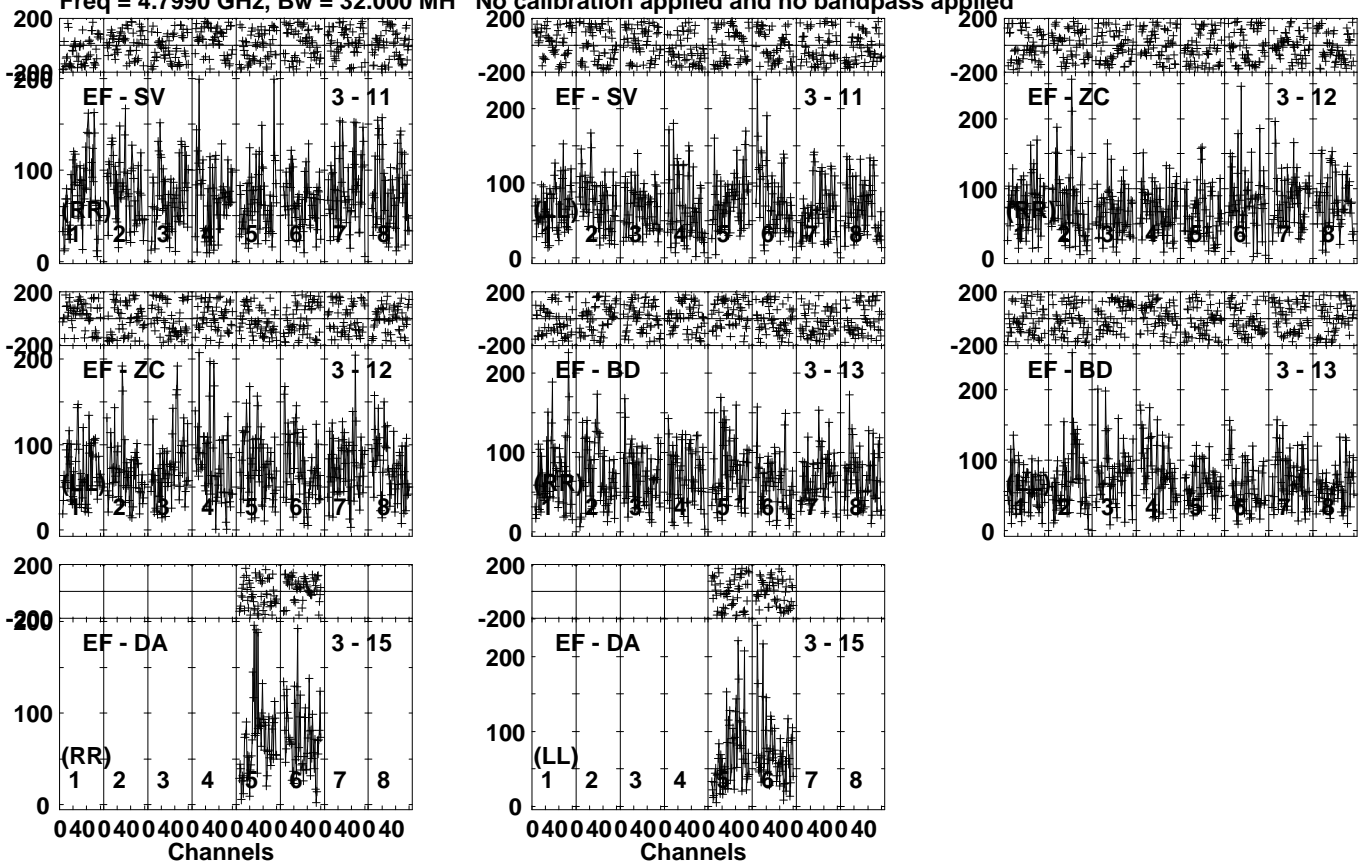


Lower frame: Micro Ampl Jy Top frame: Phas deg
Vector averaged cross-power spectrum Several baselines displayed
Timerange: 00/13:51:10 to 00/13:55:20

Plot file version 24 created 19-OCT-2021 14:12:14

RSOPH RG012G.UVDATA.1

Freq = 4.7990 GHz, Bw = 32.000 MH No calibration applied and no bandpass applied



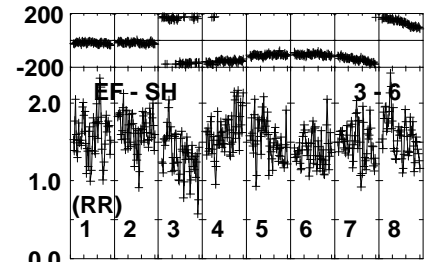
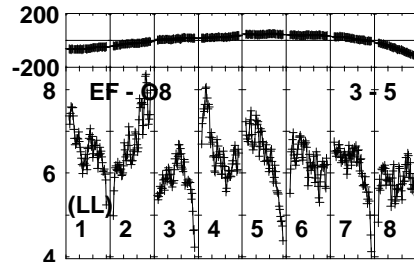
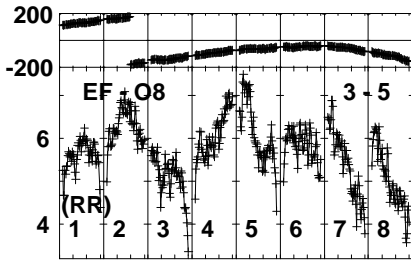
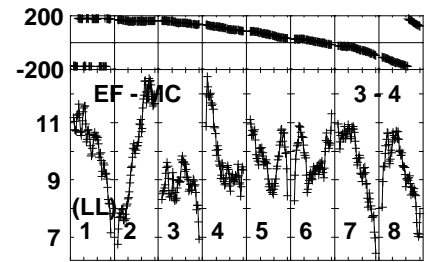
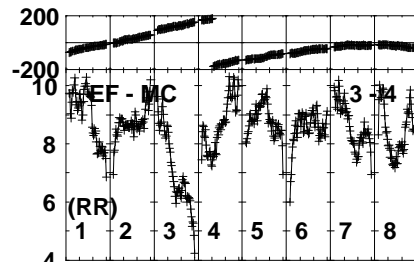
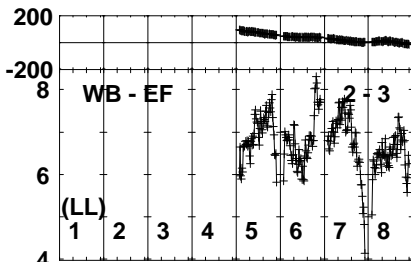
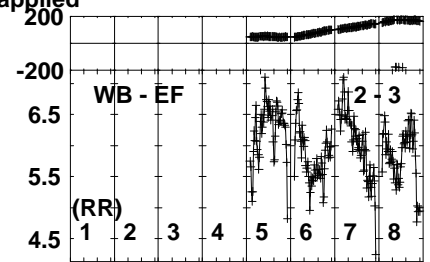
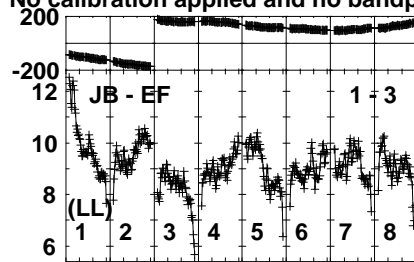
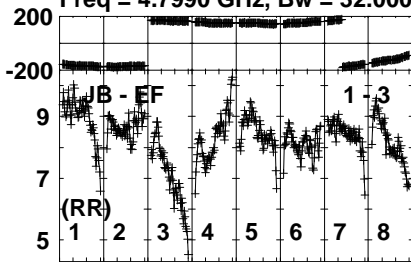
Lower frame: Micro Ampl Jy Top frame: Phas deg
Vector averaged cross-power spectrum Several baselines displayed
Timerange: 00/13:51:10 to 00/13:55:20

Plot file version 25 created 19-OCT-2021 14:12:15

J1745-0753 RG012G.UVDATA.1

Freq = 4.7990 GHz, Bw = 32.000 MH

No calibration applied and no bandpass applied

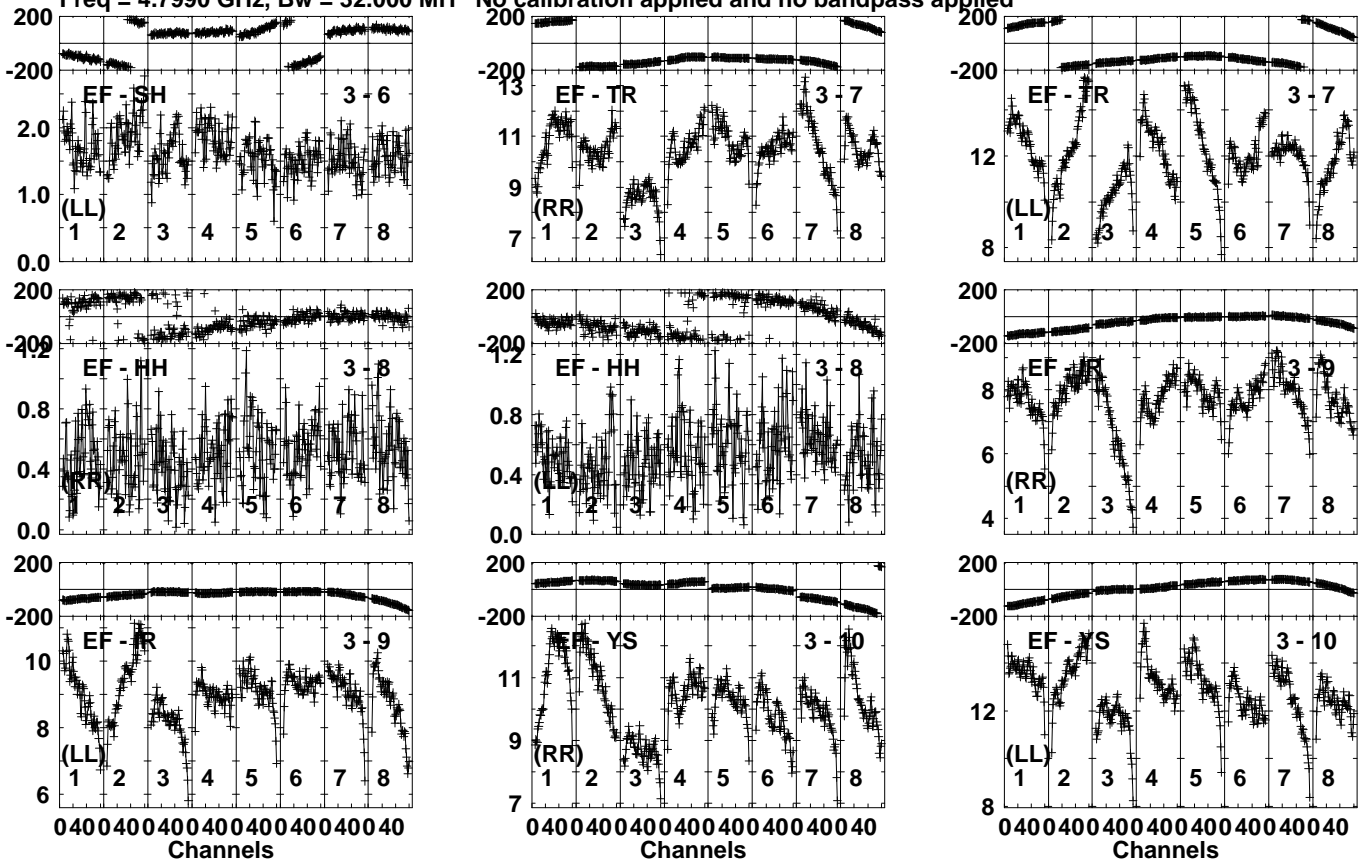


Lower frame: Milli Ampl Jy Top frame: Phas deg
Vector averaged cross-power spectrum Several baselines displayed
Timerange: 00/13:55:40 to 00/13:56:29

Plot file version 26 created 19-OCT-2021 14:12:15

J1745-0753 RG012G.UVDATA.1

Freq = 4.7990 GHz, Bw = 32.000 MH No calibration applied and no bandpass applied



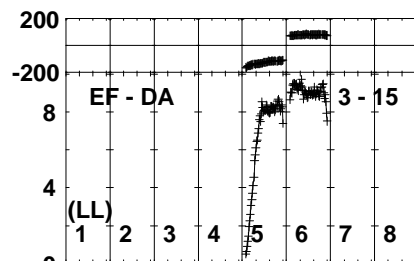
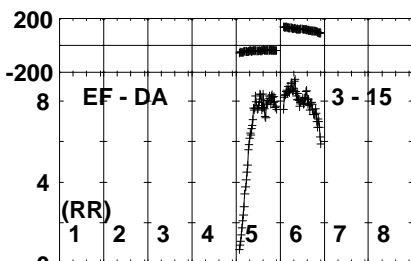
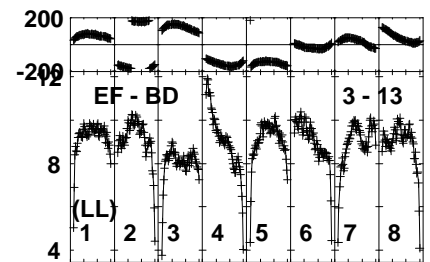
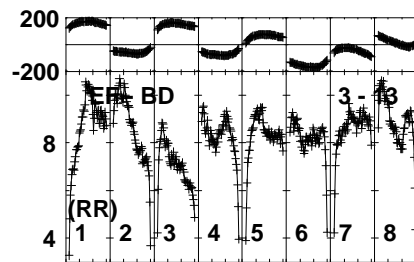
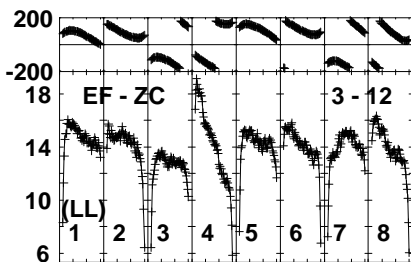
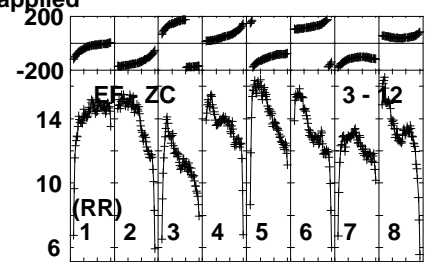
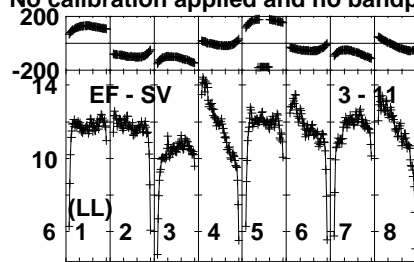
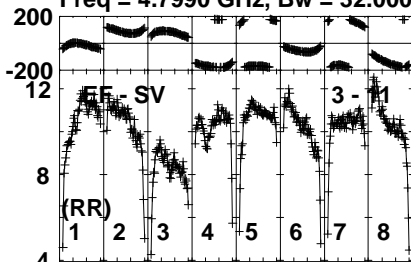
Lower frame: Milli Ampl Jy Top frame: Phas deg
Vector averaged cross-power spectrum Several baselines displayed
Timerange: 00/13:55:40 to 00/13:56:29

Plot file version 27 created 19-OCT-2021 14:12:16

J1745-0753 RG012G.UVDATA.1

Freq = 4.7990 GHz, Bw = 32.000 MH

No calibration applied and no bandpass applied

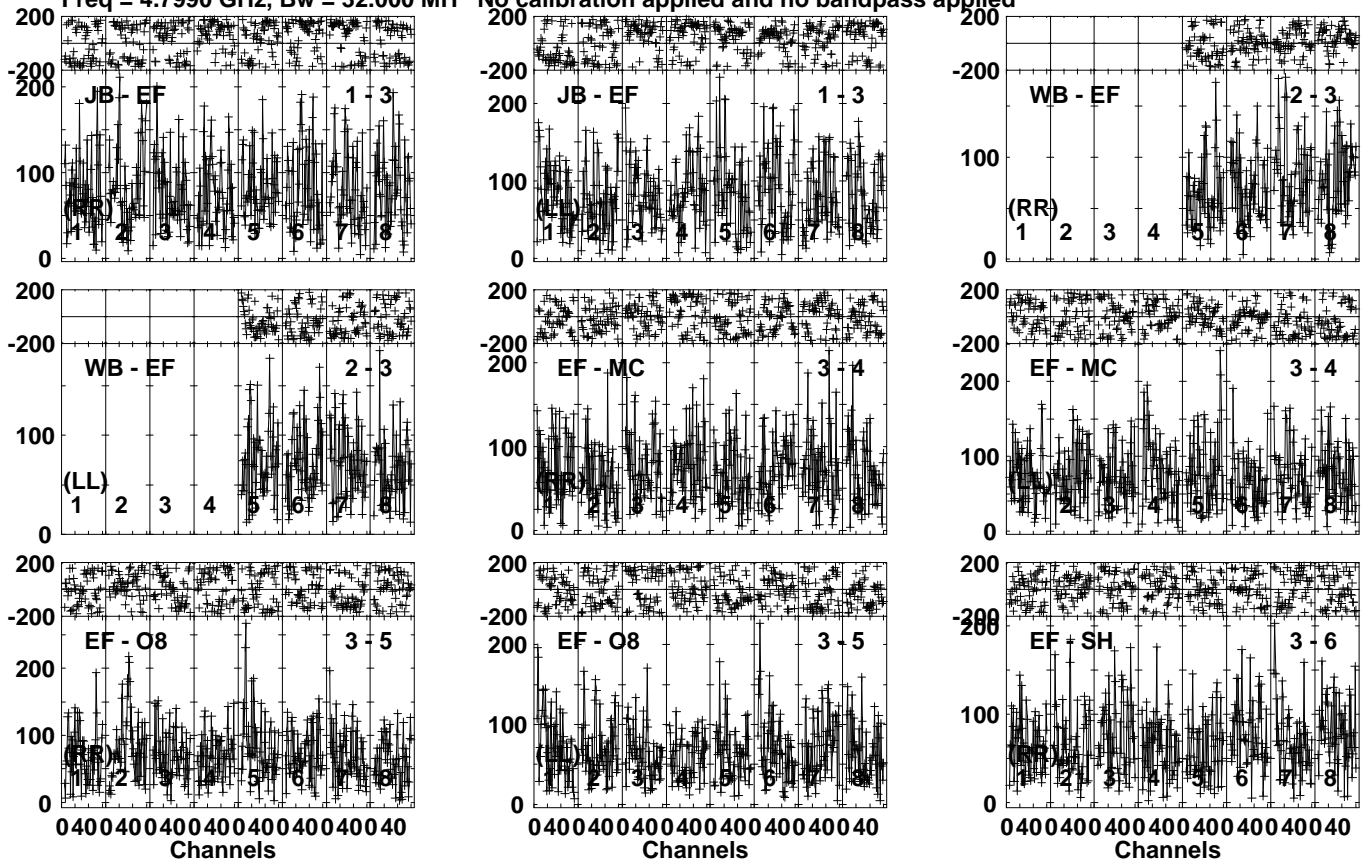


Lower frame: Milli Ampl Jy Top frame: Phas deg
Vector averaged cross-power spectrum Several baselines displayed
Timerange: 00/13:55:40 to 00/13:56:29

Plot file version 28 created 19-OCT-2021 14:12:16

RSOPH RG012G.UVDATA.1

Freq = 4.7990 GHz, Bw = 32.000 MH No calibration applied and no bandpass applied

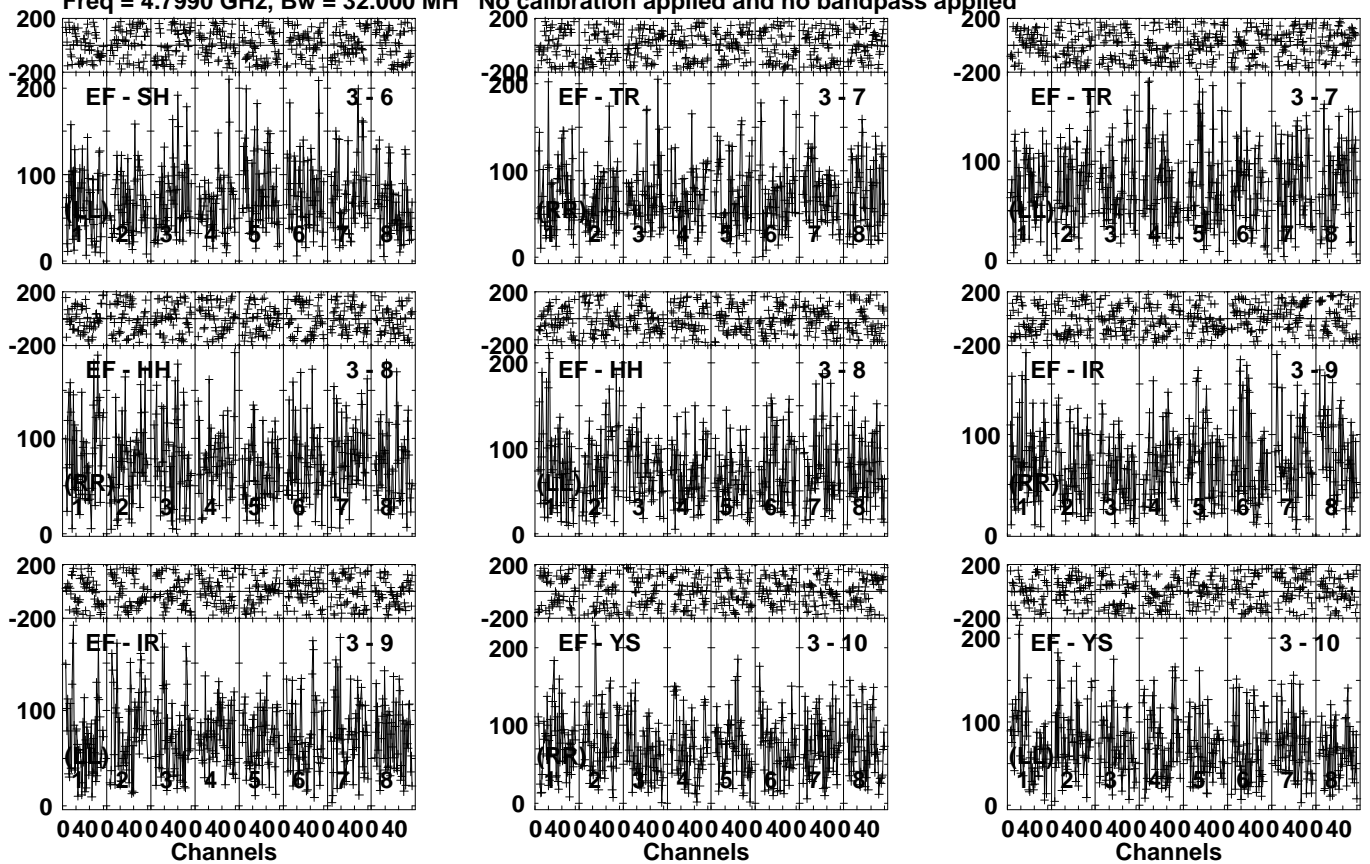


Lower frame: Micro Ampl Jy Top frame: Phas deg
Vector averaged cross-power spectrum Several baselines displayed
Timerange: 00/13:56:50 to 00/14:01:00

Plot file version 29 created 19-OCT-2021 14:12:17

RSOPH RG012G.UVDATA.1

Freq = 4.7990 GHz, Bw = 32.000 MH No calibration applied and no bandpass applied

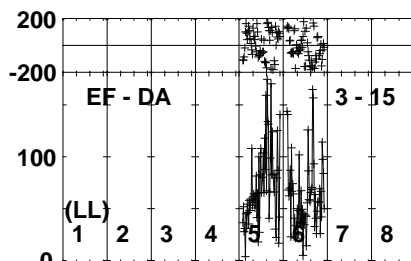
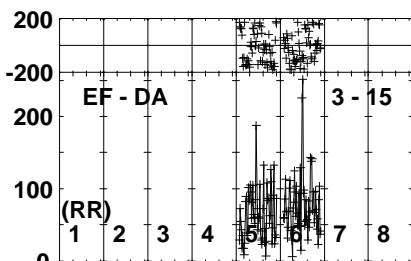
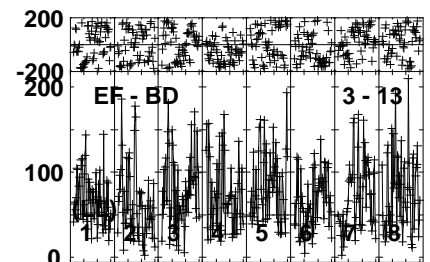
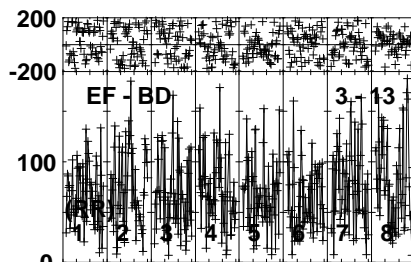
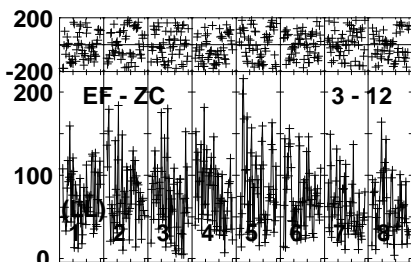
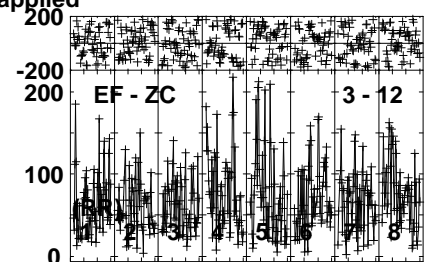
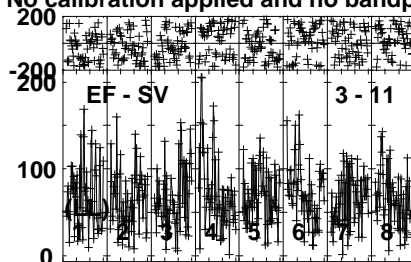
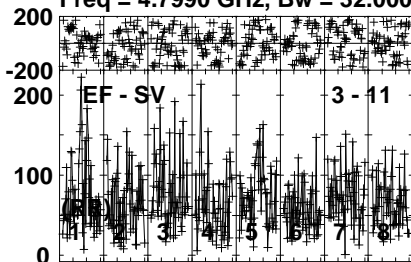


Lower frame: Micro Ampl Jy Top frame: Phas deg
Vector averaged cross-power spectrum Several baselines displayed
Timerange: 00/13:56:50 to 00/14:01:00

Plot file version 30 created 19-OCT-2021 14:12:17

RSOPH RG012G.UVDATA.1

Freq = 4.7990 GHz, Bw = 32.000 MH No calibration applied and no bandpass applied



0400400400400400400400400400
Channels

0400400400400400400400400400
Channels

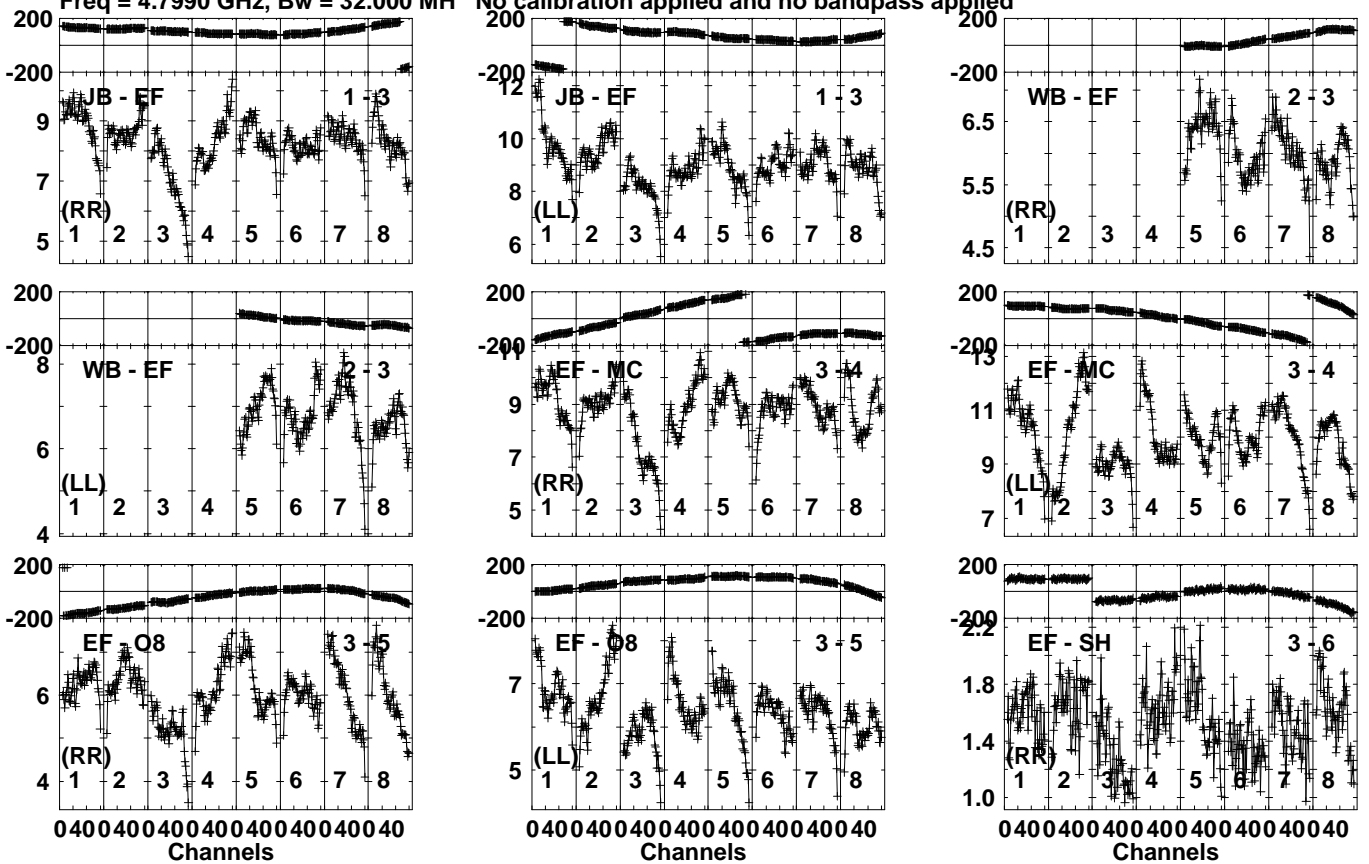
Lower frame: Micro Ampl Jy Top frame: Phas deg
Vector averaged cross-power spectrum Several baselines displayed
Timerange: 00/13:56:50 to 00/14:01:00

Plot file version 31 created 19-OCT-2021 14:12:18

J1745-0753 RG012G.UVDATA.1

Freq = 4.7990 GHz, Bw = 32.000 MH

No calibration applied and no bandpass applied



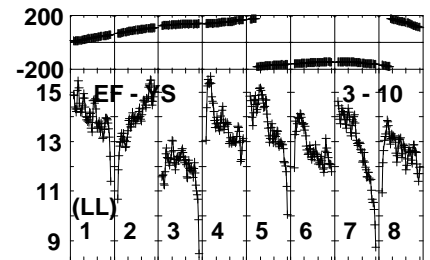
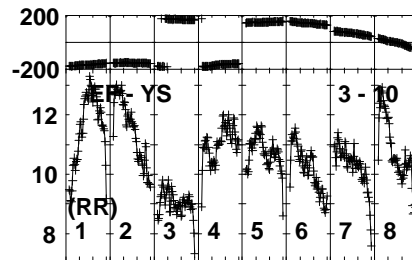
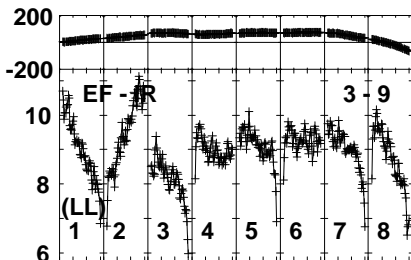
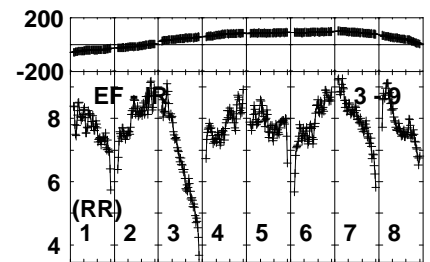
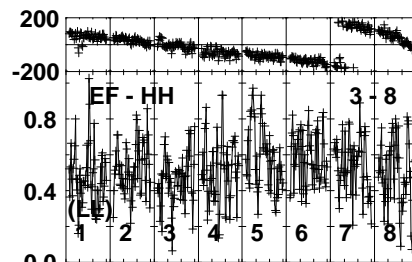
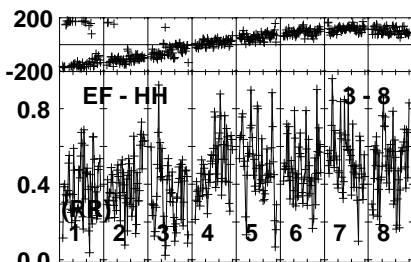
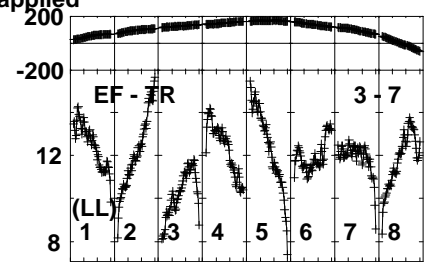
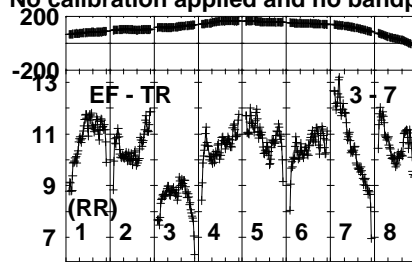
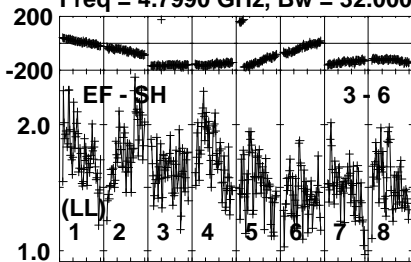
Lower frame: Milli Ampl Jy Top frame: Phas deg
Vector averaged cross-power spectrum Several baselines displayed
Timerange: 00/14:01:40 to 00/14:02:20

Plot file version 32 created 19-OCT-2021 14:12:18

J1745-0753 RG012G.UVDATA.1

Freq = 4.7990 GHz, Bw = 32.000 MH

No calibration applied and no bandpass applied

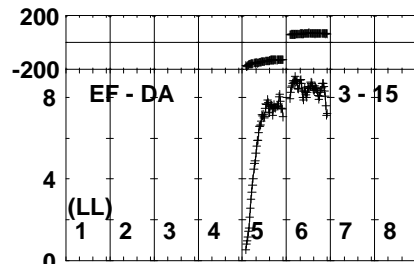
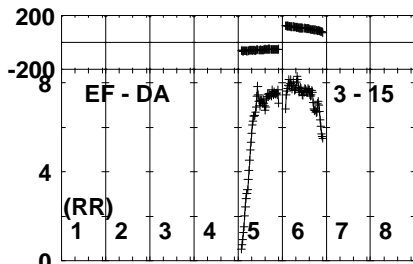
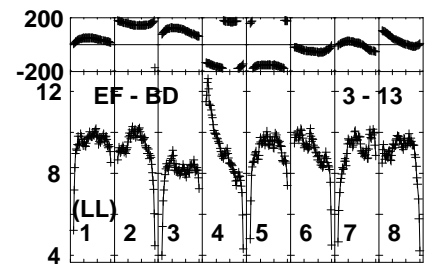
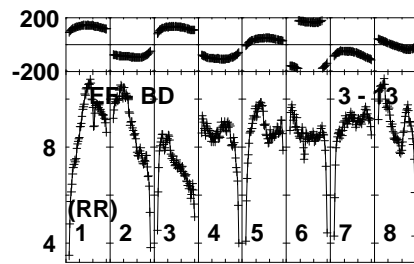
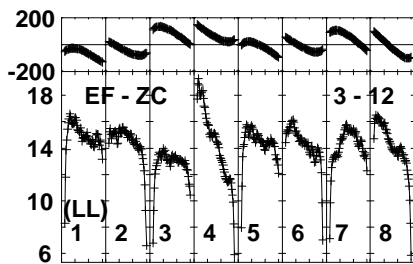
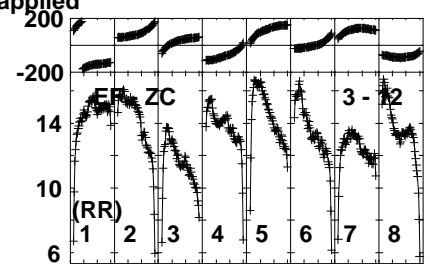
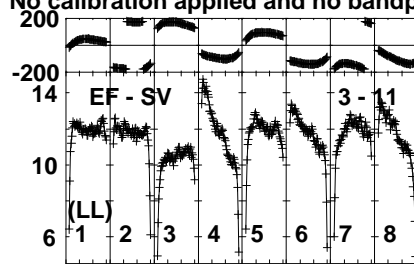
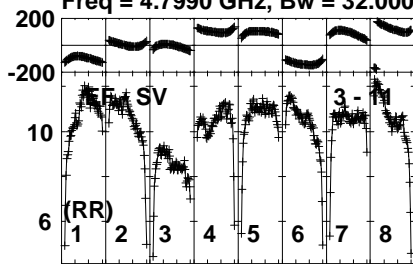


Lower frame: Milli Ampl Jy Top frame: Phas deg
Vector averaged cross-power spectrum Several baselines displayed
Timerange: 00/14:01:40 to 00/14:02:20

Plot file version 33 created 19-OCT-2021 14:12:18

J1745-0753 RG012G.UVDATA.1

Freq = 4.7990 GHz, Bw = 32.000 MH No calibration applied and no bandpass applied

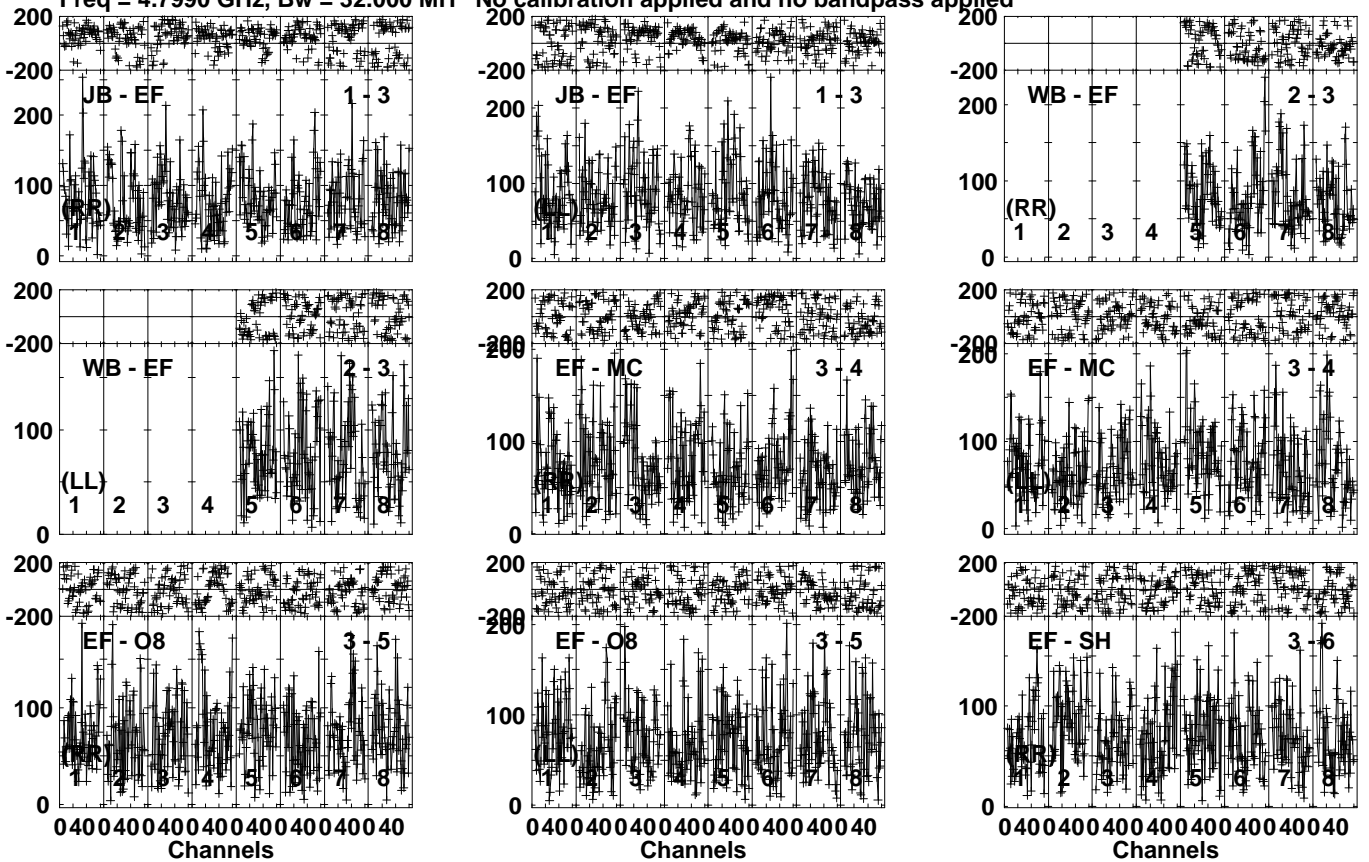


Lower frame: Milli Ampl Jy Top frame: Phas deg
Vector averaged cross-power spectrum Several baselines displayed
Timerange: 00/14:01:40 to 00/14:02:20

Plot file version 34 created 19-OCT-2021 14:12:19

RSOPH RG012G.UVDATA.1

Freq = 4.7990 GHz, Bw = 32.000 MH No calibration applied and no bandpass applied

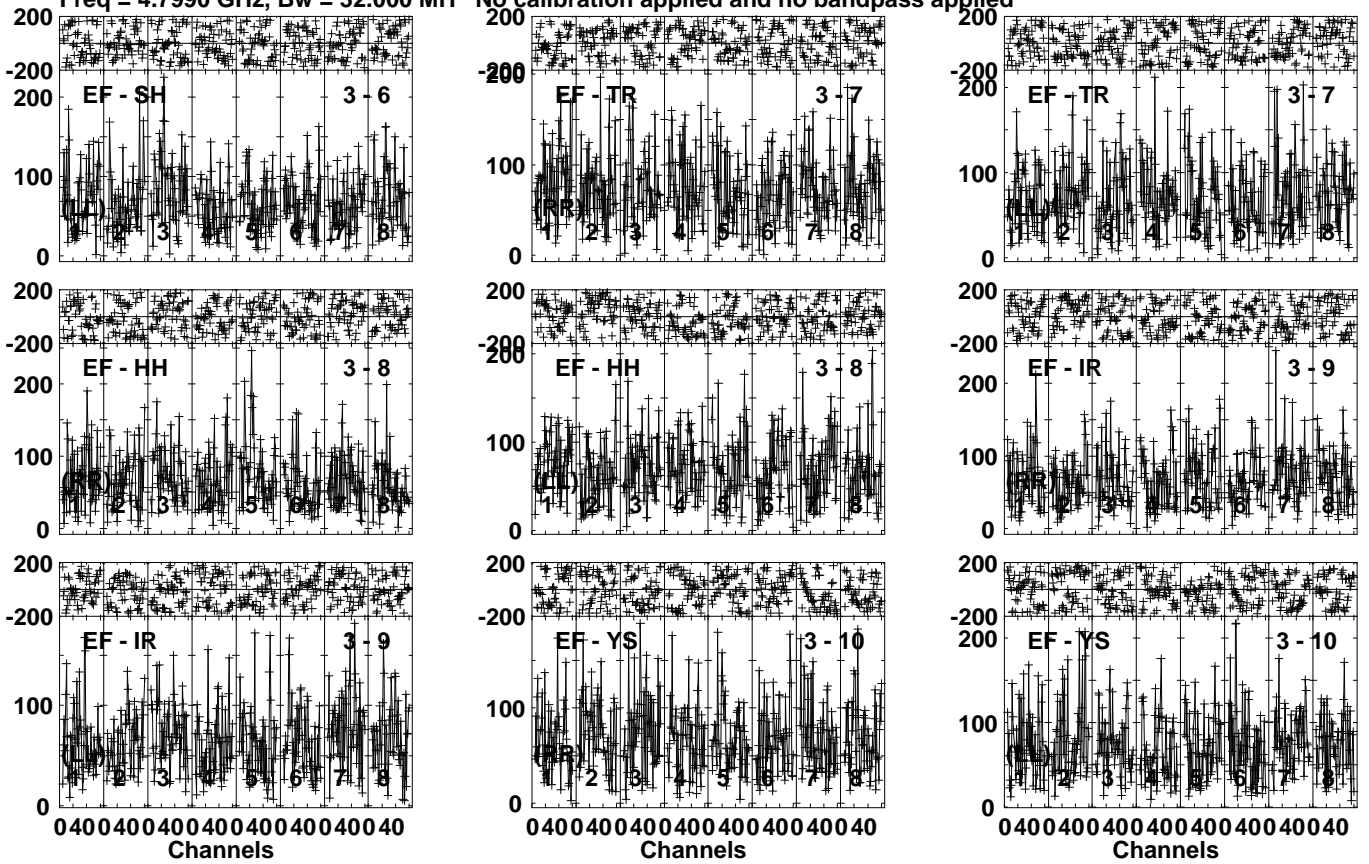


Lower frame: Micro Ampl Jy Top frame: Phas deg
Vector averaged cross-power spectrum Several baselines displayed
Timerange: 00/14:02:40 to 00/14:06:49

Plot file version 35 created 19-OCT-2021 14:12:19

RSOPH RG012G.UVDATA.1

Freq = 4.7990 GHz, Bw = 32.000 MH No calibration applied and no bandpass applied

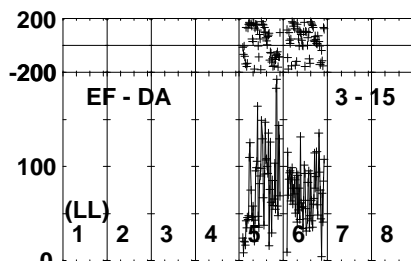
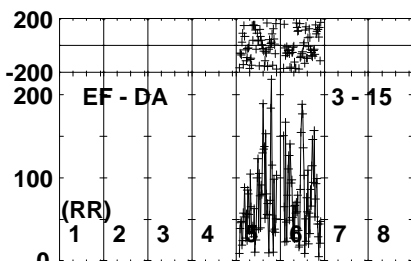
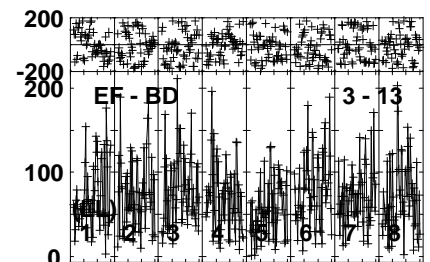
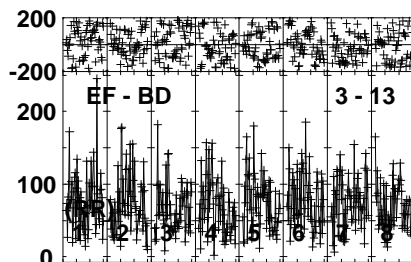
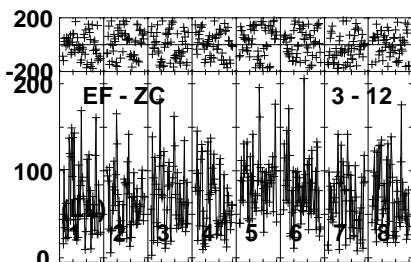
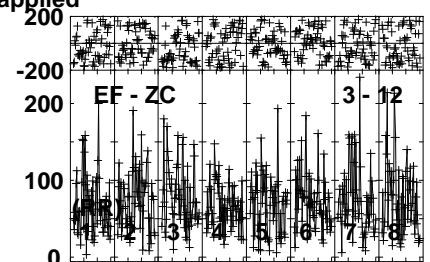
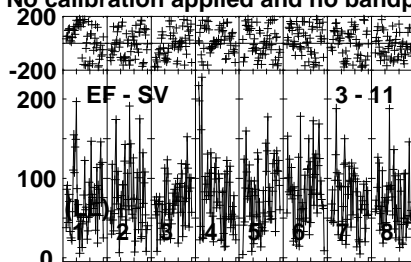
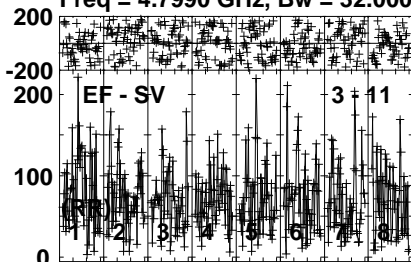


Lower frame: Micro Ampl Jy Top frame: Phas deg
Vector averaged cross-power spectrum Several baselines displayed
Timerange: 00/14:02:40 to 00/14:06:49

Plot file version 36 created 19-OCT-2021 14:12:20

RSOPH RG012G.UVDATA.1

Freq = 4.7990 GHz, Bw = 32.000 MH No calibration applied and no bandpass applied



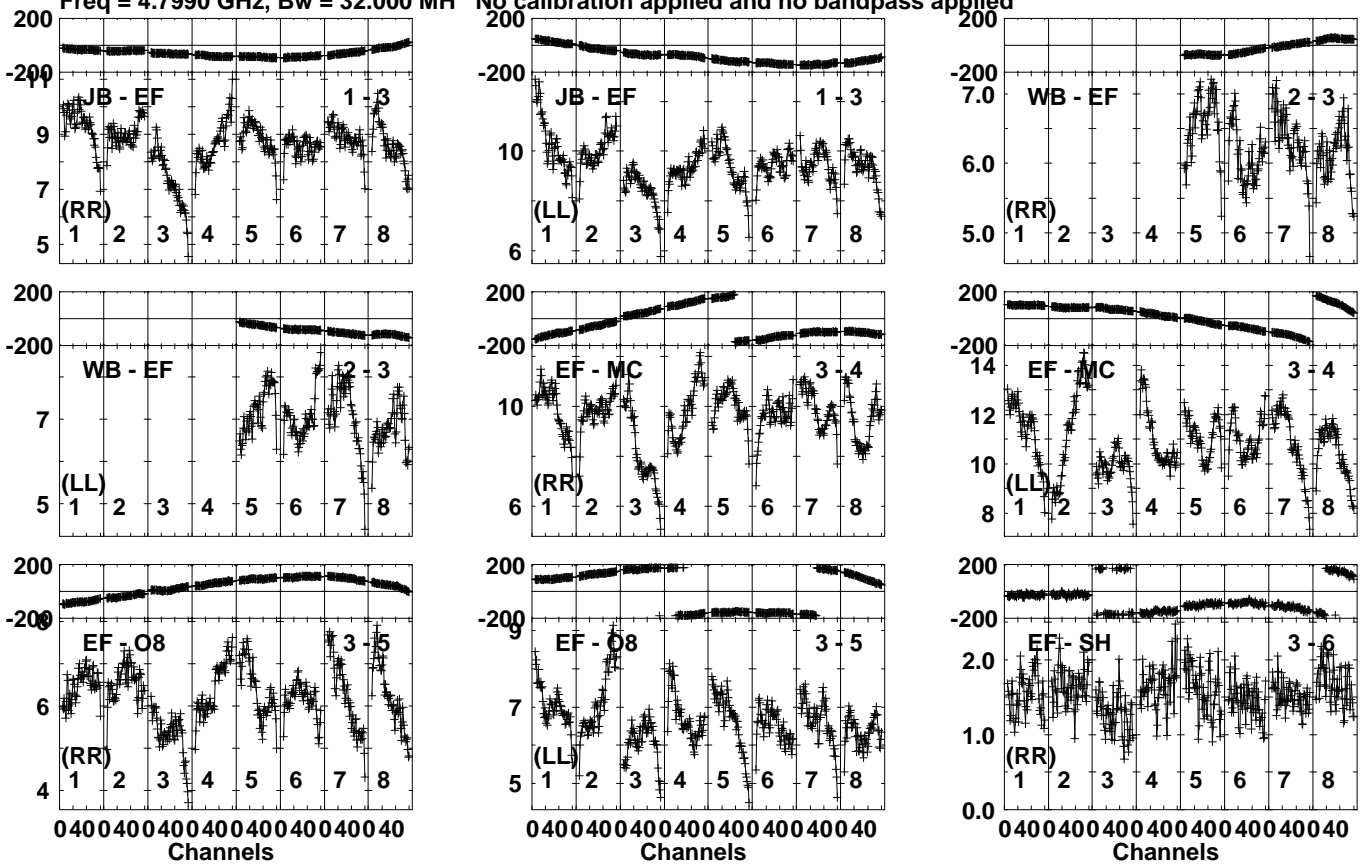
Lower frame: Micro Ampl Jy Top frame: Phas deg
Vector averaged cross-power spectrum Several baselines displayed
Timerange: 00/14:02:40 to 00/14:06:49

Plot file version 37 created 19-OCT-2021 14:12:20

J1745-0753 RG012G.UVDATA.1

Freq = 4.7990 GHz, Bw = 32.000 MH

No calibration applied and no bandpass applied

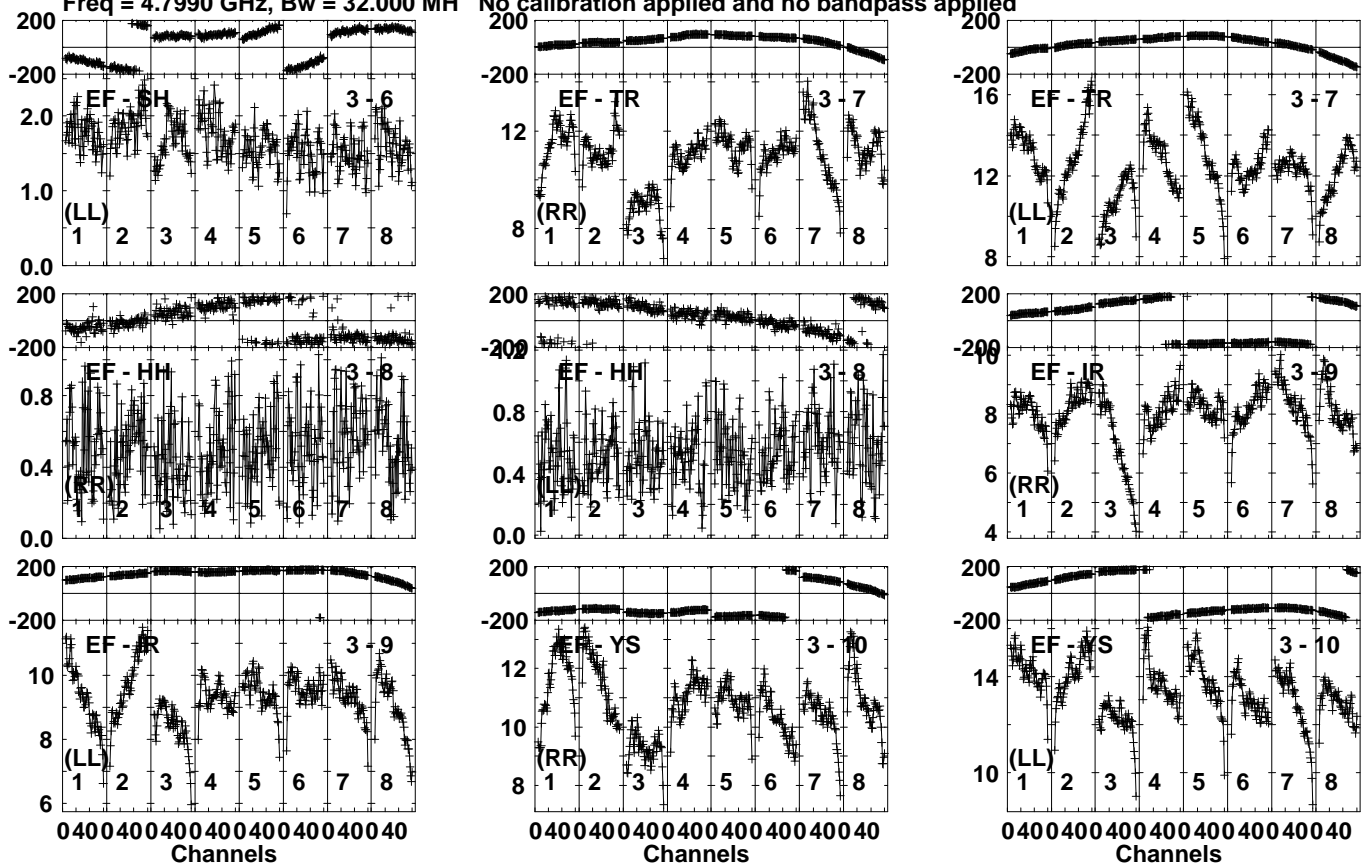


Lower frame: Milli Ampl Jy Top frame: Phas deg
Vector averaged cross-power spectrum Several baselines displayed
Timerange: 00/14:07:10 to 00/14:08:00

Plot file version 38 created 19-OCT-2021 14:12:21

J1745-0753 RG012G.UVDATA.1

Freq = 4.7990 GHz, Bw = 32.000 MH No calibration applied and no bandpass applied



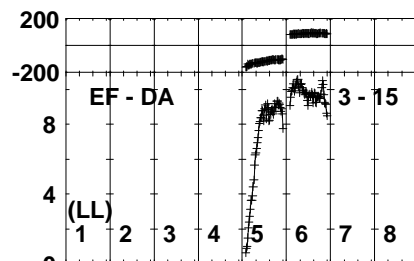
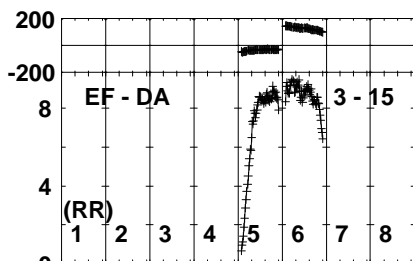
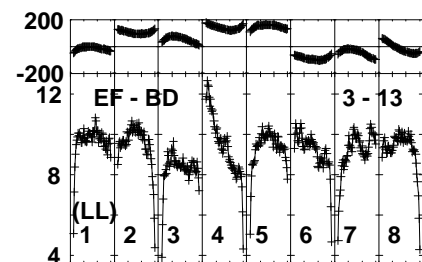
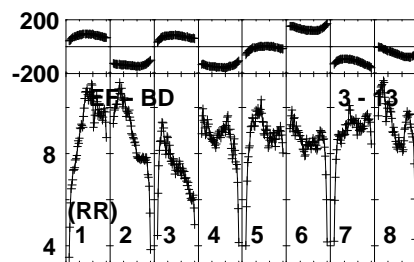
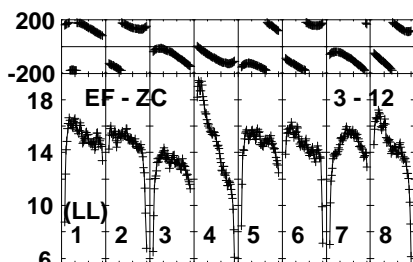
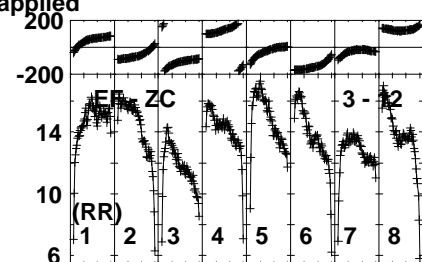
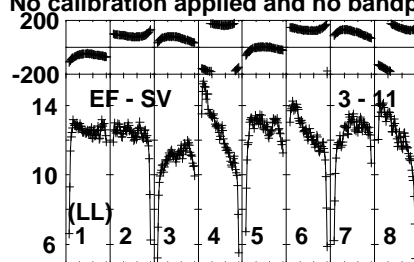
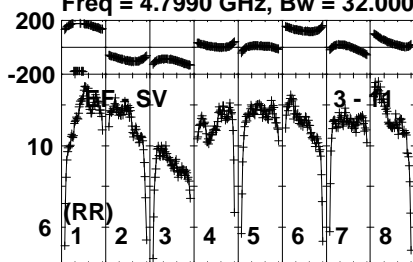
Lower frame: Milli Ampl Jy Top frame: Phas deg
Vector averaged cross-power spectrum Several baselines displayed
Timerange: 00/14:07:10 to 00/14:08:00

Plot file version 39 created 19-OCT-2021 14:12:21

J1745-0753 RG012G.UVDATA.1

Freq = 4.7990 GHz, Bw = 32.000 MH

No calibration applied and no bandpass applied



0400400400400400400400400400
Channels

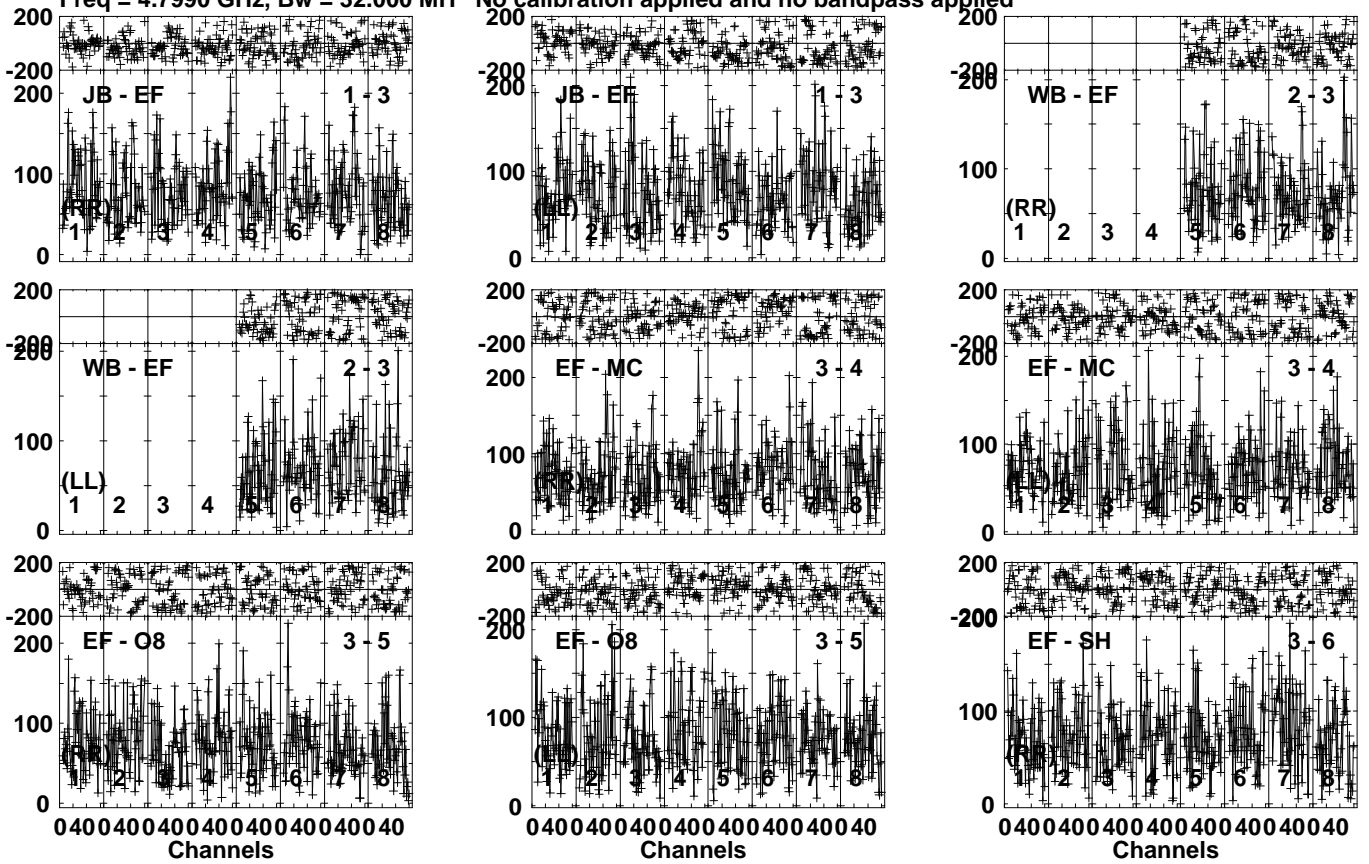
0400400400400400400400400400
Channels

Lower frame: Milli Ampl Jy Top frame: Phas deg
Vector averaged cross-power spectrum Several baselines displayed
Timerange: 00/14:07:10 to 00/14:08:00

Plot file version 40 created 19-OCT-2021 14:12:22

RSOPH RG012G.UVDATA.1

Freq = 4.7990 GHz, Bw = 32.000 MH No calibration applied and no bandpass applied

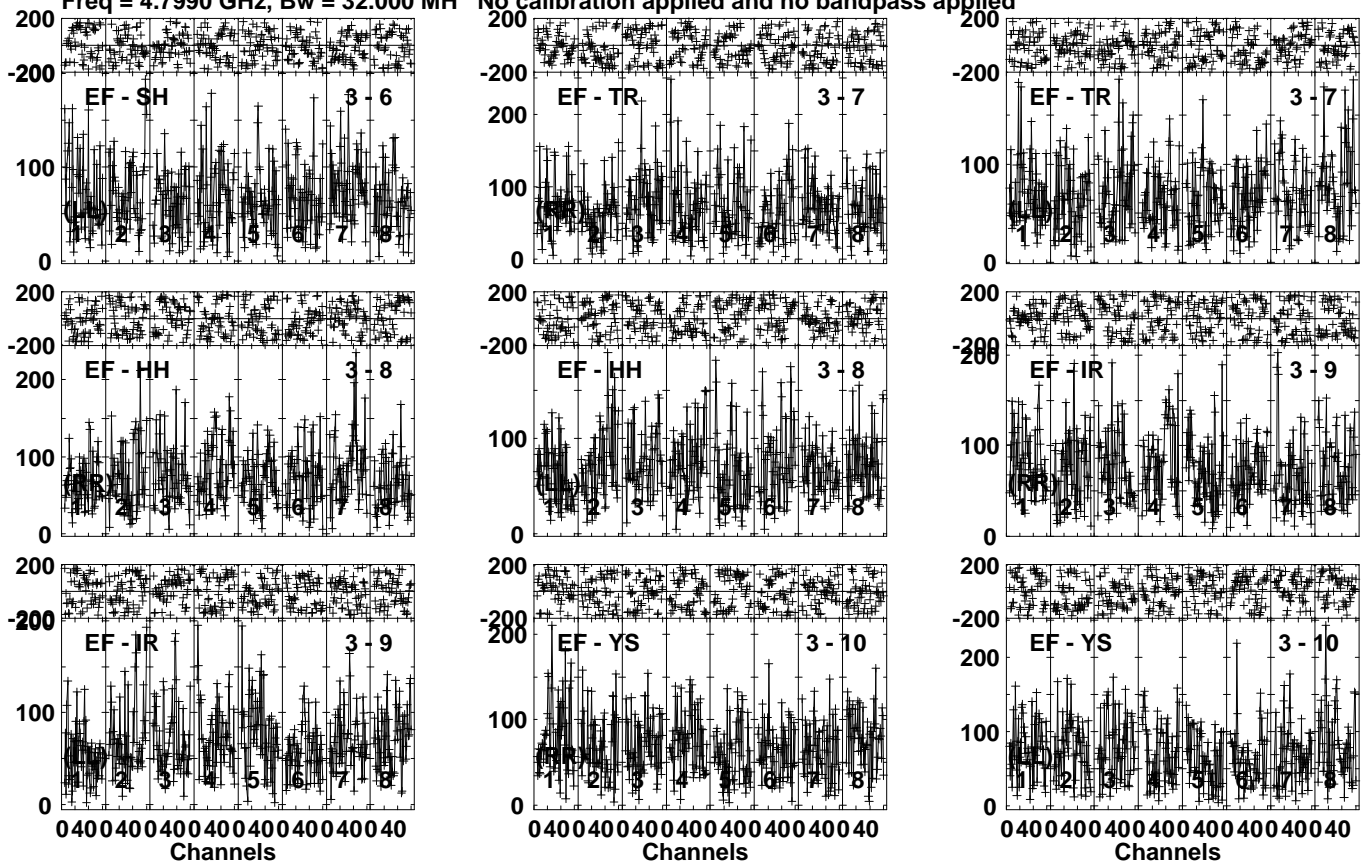


Lower frame: Micro Ampl Jy Top frame: Phas deg
Vector averaged cross-power spectrum Several baselines displayed
Timerange: 00/14:08:20 to 00/14:12:30

Plot file version 41 created 19-OCT-2021 14:12:22

RSOPH RG012G.UVDATA.1

Freq = 4.7990 GHz, Bw = 32.000 MH No calibration applied and no bandpass applied

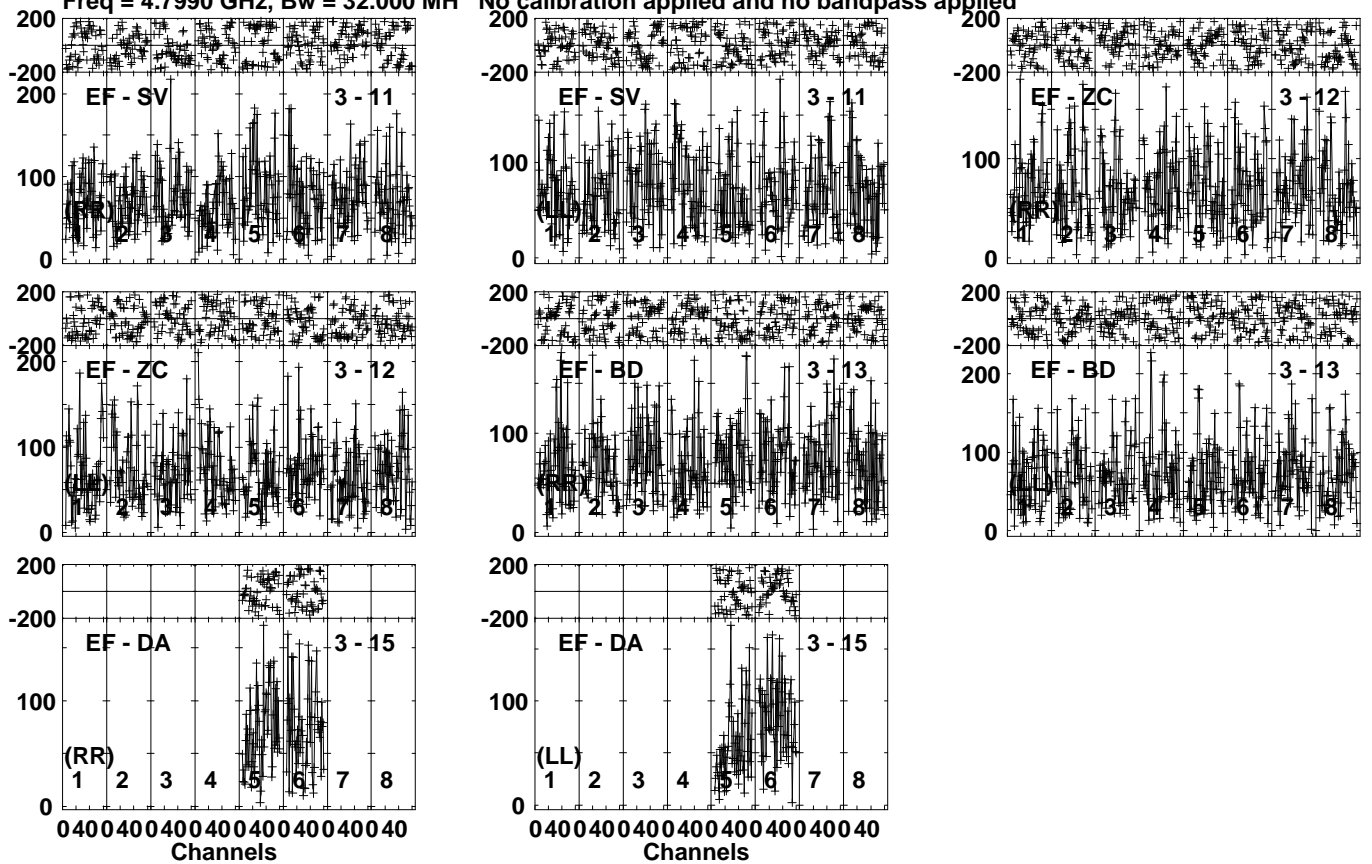


Lower frame: Micro Ampl Jy Top frame: Phas deg
Vector averaged cross-power spectrum Several baselines displayed
Timerange: 00/14:08:20 to 00/14:12:30

Plot file version 42 created 19-OCT-2021 14:12:23

RSOPH RG012G.UVDATA.1

Freq = 4.7990 GHz, Bw = 32.000 MH No calibration applied and no bandpass applied



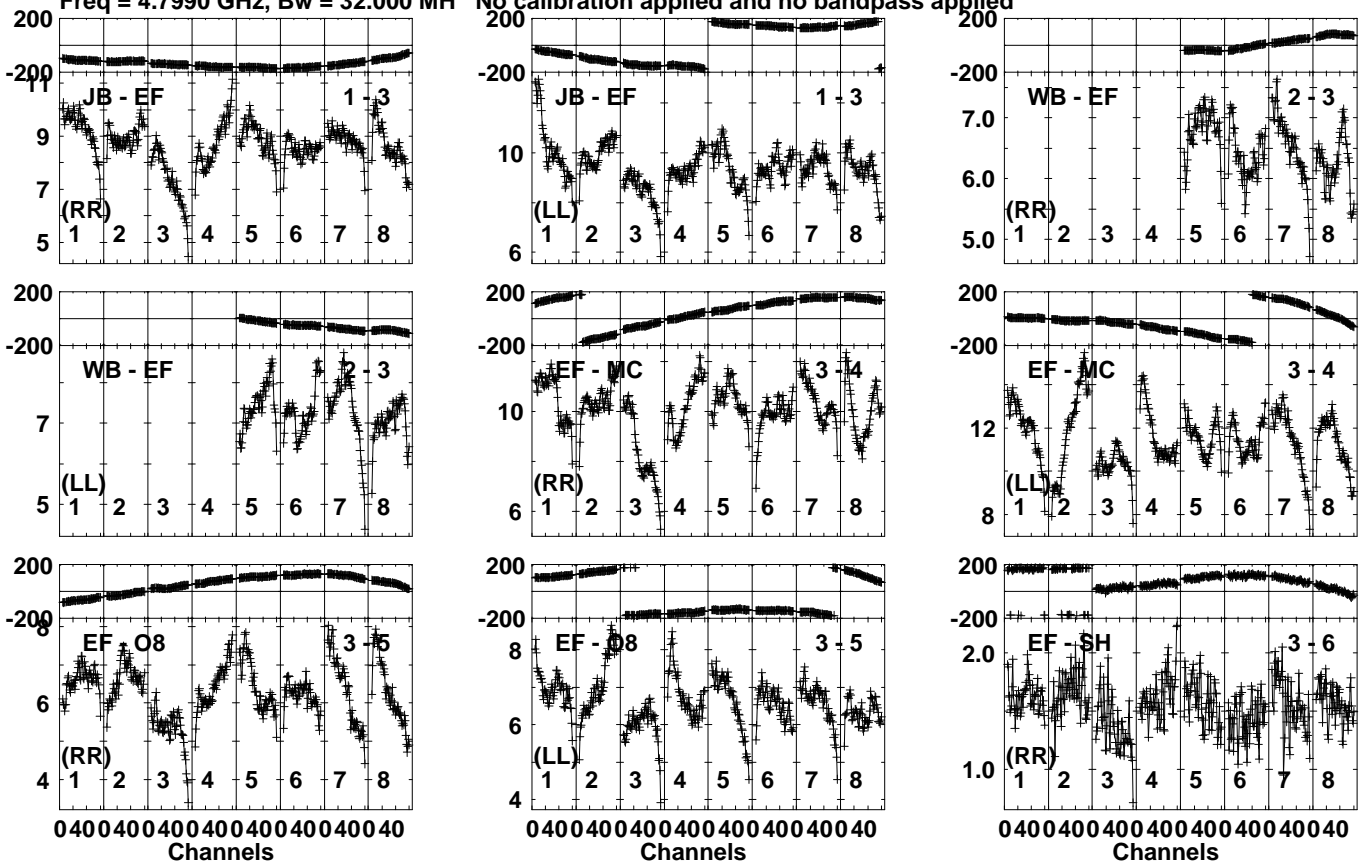
Lower frame: Micro Ampl Jy Top frame: Phas deg
Vector averaged cross-power spectrum Several baselines displayed
Timerange: 00/14:08:20 to 00/14:12:30

Plot file version 43 created 19-OCT-2021 14:12:23

J1745-0753 RG012G.UVDATA.1

Freq = 4.7990 GHz, Bw = 32.000 MH

No calibration applied and no bandpass applied



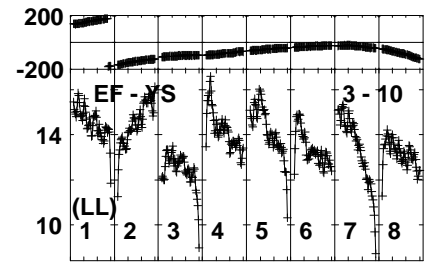
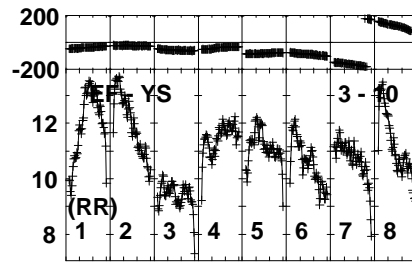
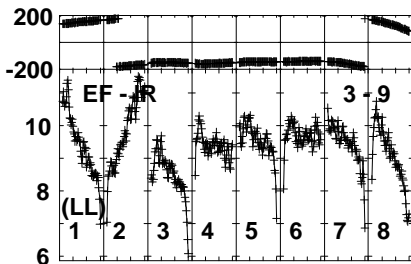
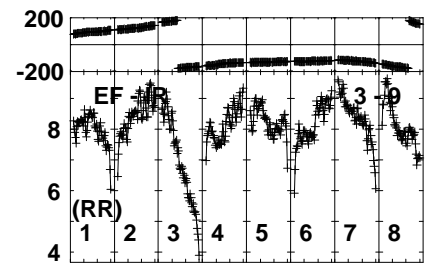
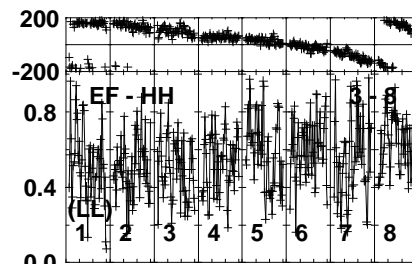
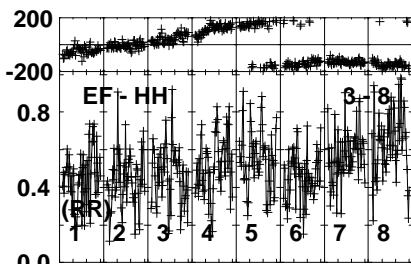
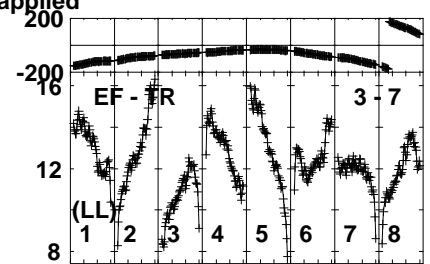
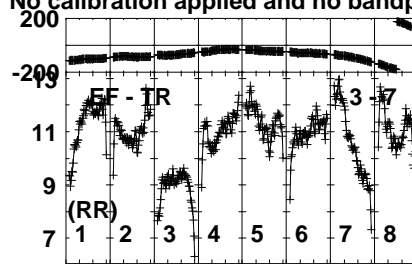
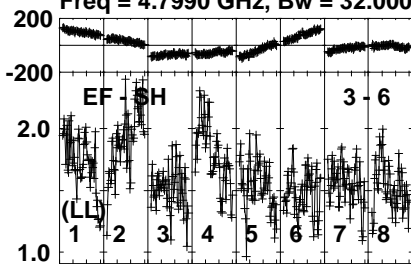
Lower frame: Milli Ampl Jy Top frame: Phas deg
Vector averaged cross-power spectrum Several baselines displayed
Timerange: 00/14:13:11 to 00/14:13:49

Plot file version 44 created 19-OCT-2021 14:12:23

J1745-0753 RG012G.UVDATA.1

Freq = 4.7990 GHz, Bw = 32.000 MH

No calibration applied and no bandpass applied



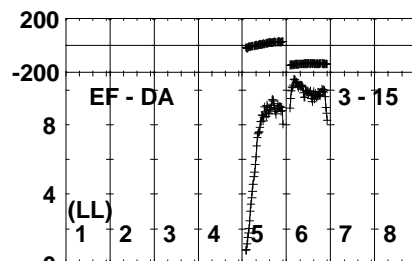
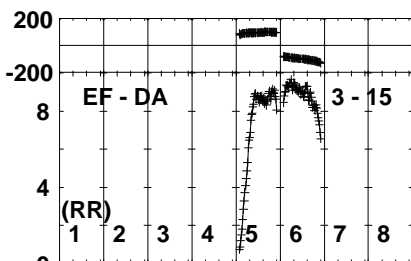
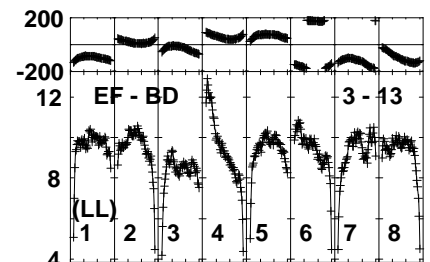
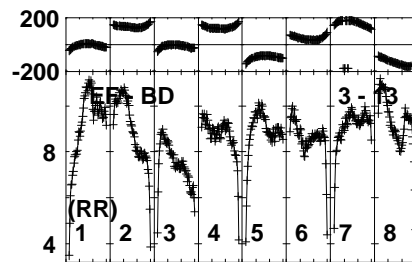
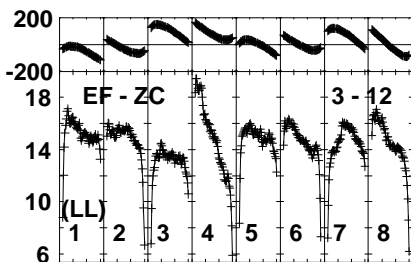
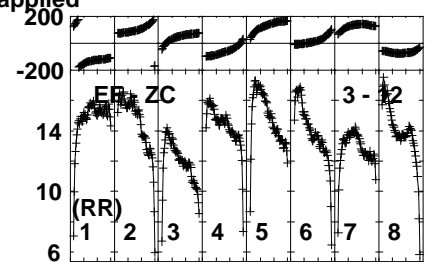
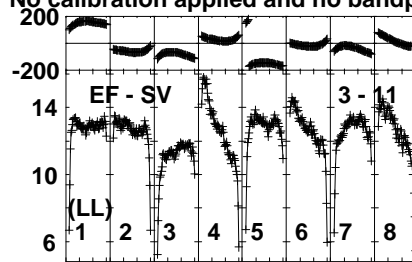
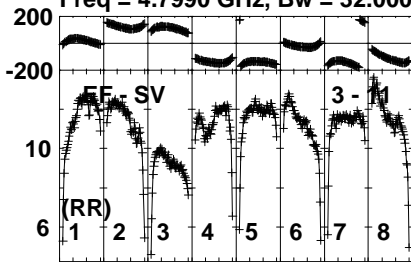
Lower frame: Milli Ampl Jy Top frame: Phas deg
 Vector averaged cross-power spectrum Several baselines displayed
 Timerange: 00/14:13:11 to 00/14:13:49

Plot file version 45 created 19-OCT-2021 14:12:24

J1745-0753 RG012G.UVDATA.1

Freq = 4.7990 GHz, Bw = 32.000 MH

No calibration applied and no bandpass applied

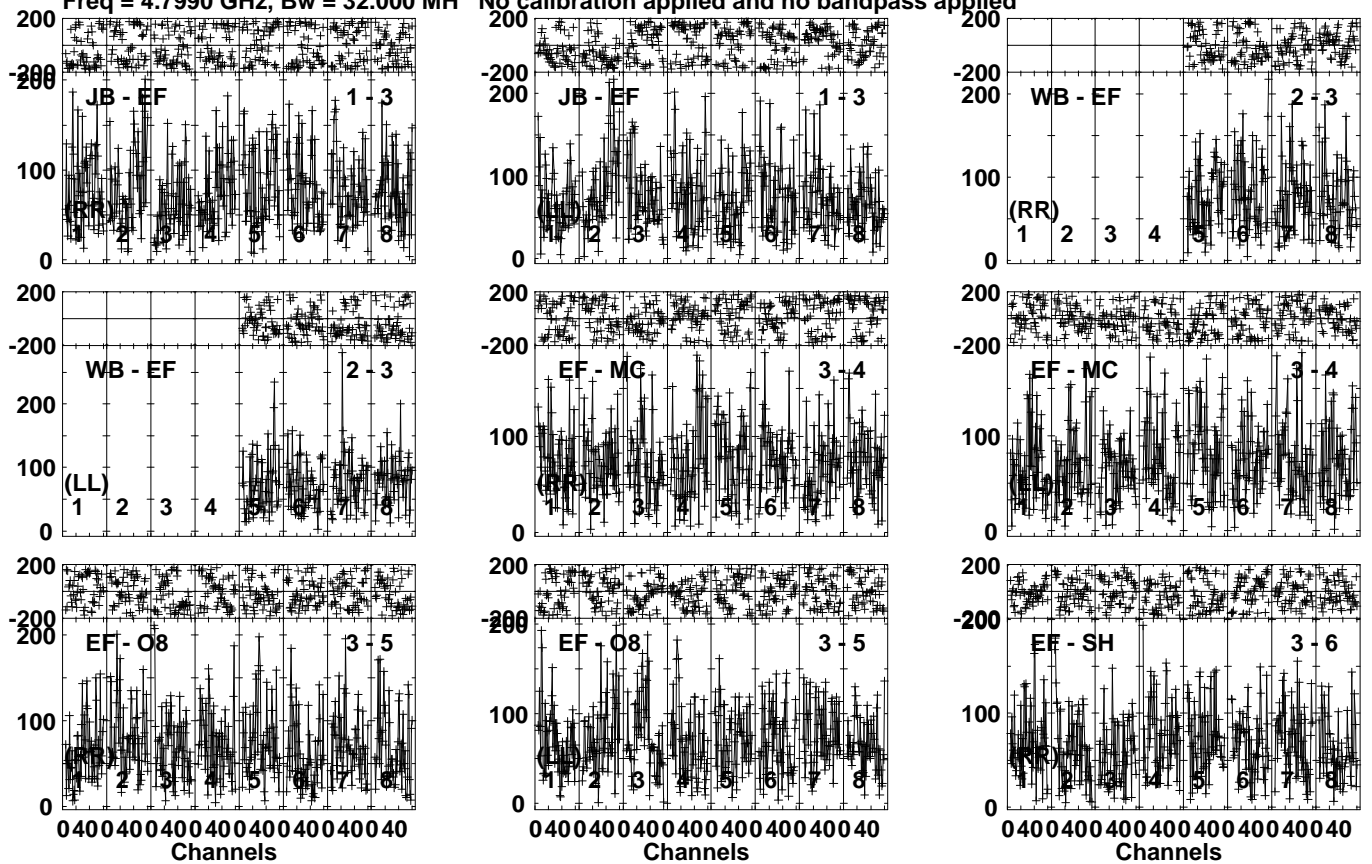


Lower frame: Milli Ampl Jy Top frame: Phas deg
Vector averaged cross-power spectrum Several baselines displayed
Timerange: 00/14:13:11 to 00/14:13:49

Plot file version 46 created 19-OCT-2021 14:12:24

RSOPH RG012G.UVDATA.1

Freq = 4.7990 GHz, Bw = 32.000 MH No calibration applied and no bandpass applied

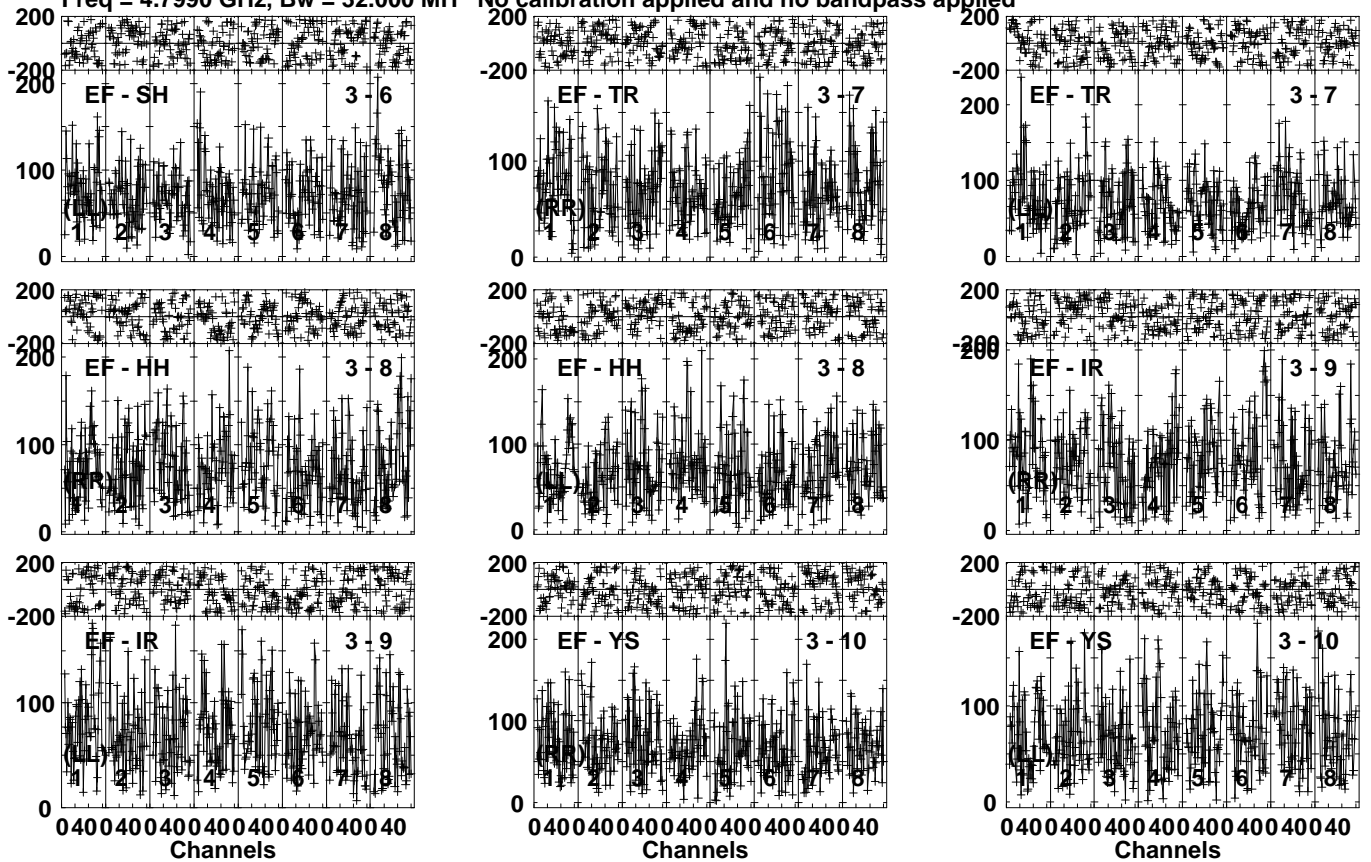


Lower frame: Micro Ampl Jy Top frame: Phas deg
Vector averaged cross-power spectrum Several baselines displayed
Timerange: 00/14:14:10 to 00/14:18:20

Plot file version 47 created 19-OCT-2021 14:12:25

RSOPH RG012G.UVDATA.1

Freq = 4.7990 GHz, Bw = 32.000 MH No calibration applied and no bandpass applied

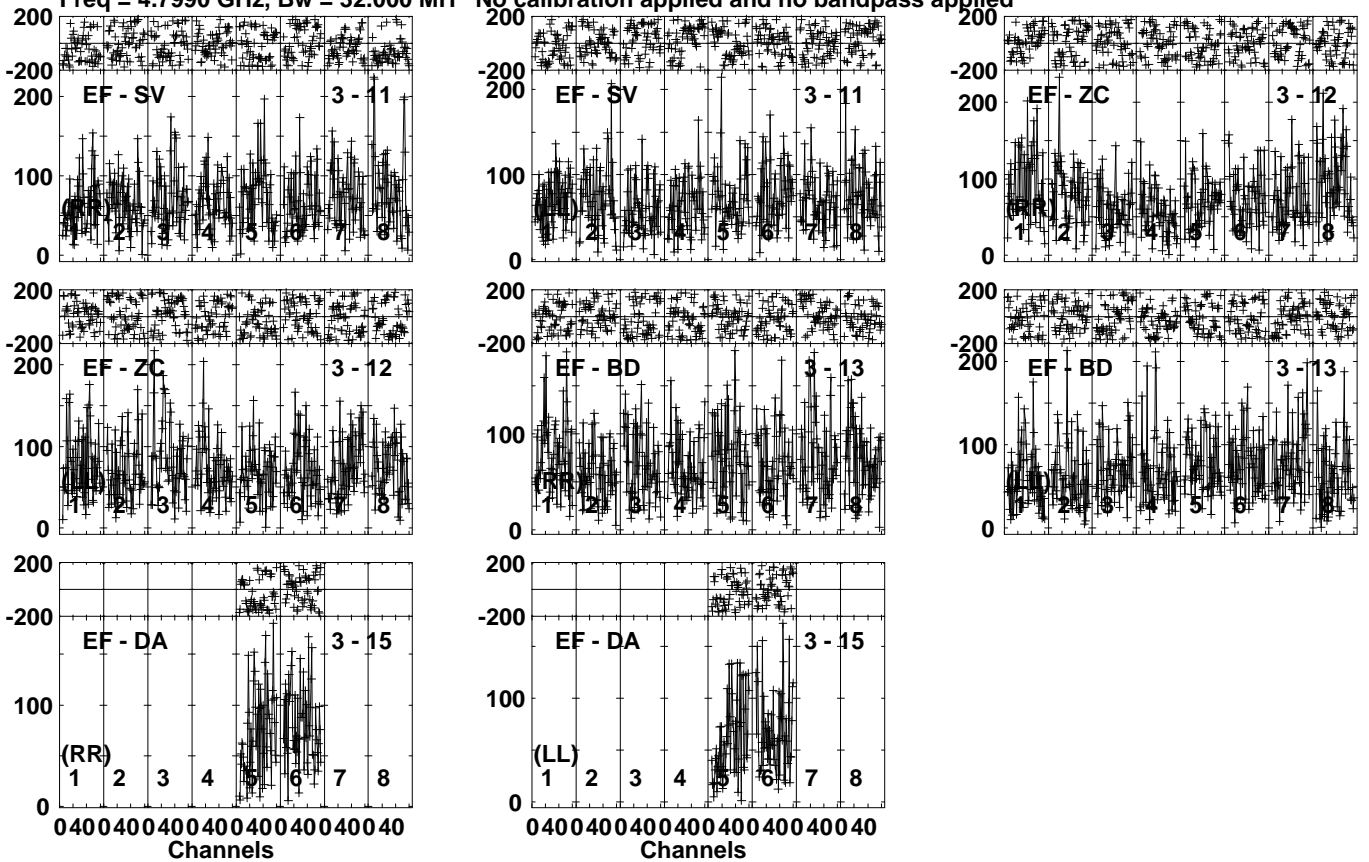


Lower frame: Micro Ampl Jy Top frame: Phas deg
Vector averaged cross-power spectrum Several baselines displayed
Timerange: 00/14:14:10 to 00/14:18:20

Plot file version 48 created 19-OCT-2021 14:12:25

RSOPH RG012G.UVDATA.1

Freq = 4.7990 GHz, Bw = 32.000 MH No calibration applied and no bandpass applied



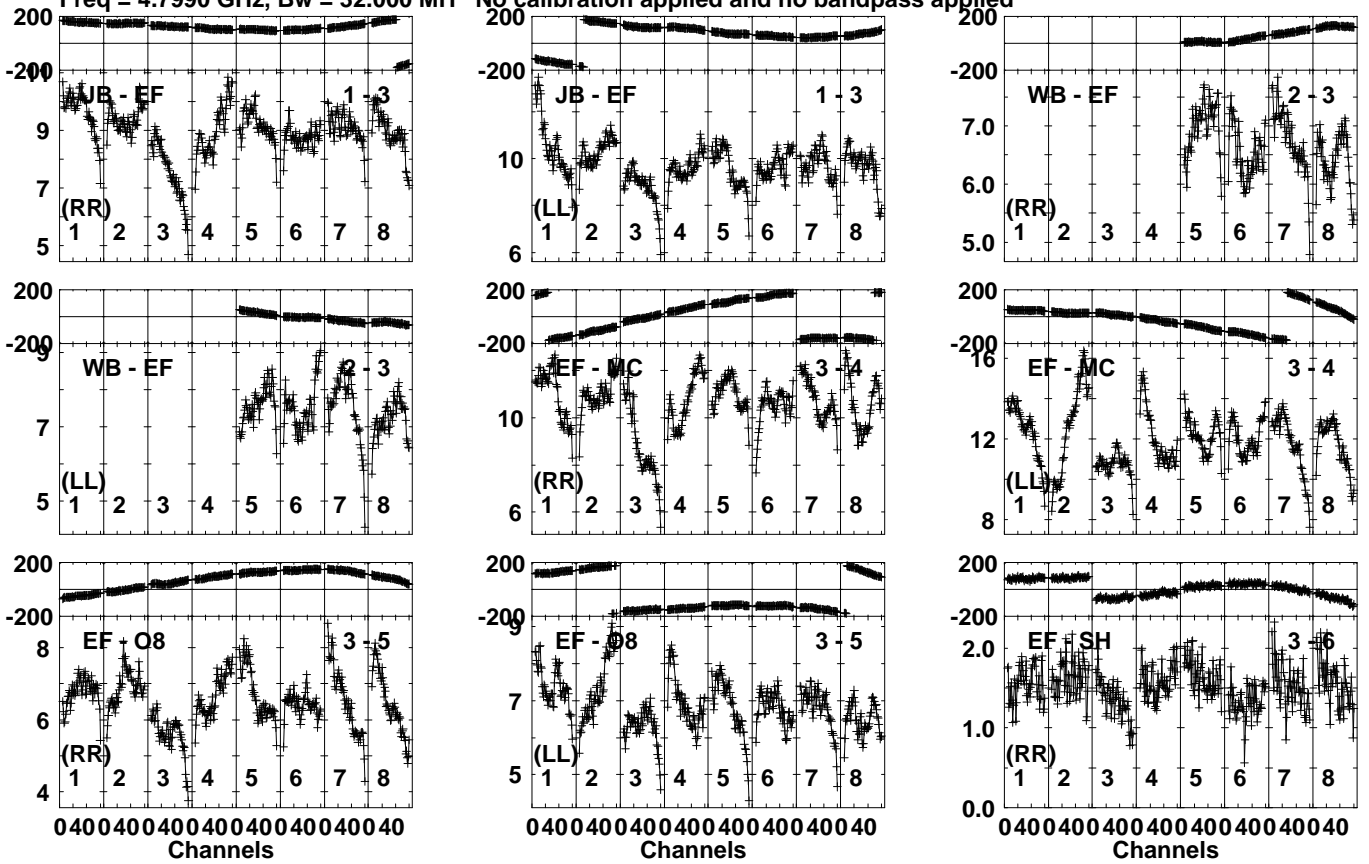
Lower frame: Micro Ampl Jy Top frame: Phas deg
Vector averaged cross-power spectrum Several baselines displayed
Timerange: 00/14:14:10 to 00/14:18:20

Plot file version 49 created 19-OCT-2021 14:12:26

J1745-0753 RG012G.UVDATA.1

Freq = 4.7990 GHz, Bw = 32.000 MH

No calibration applied and no bandpass applied



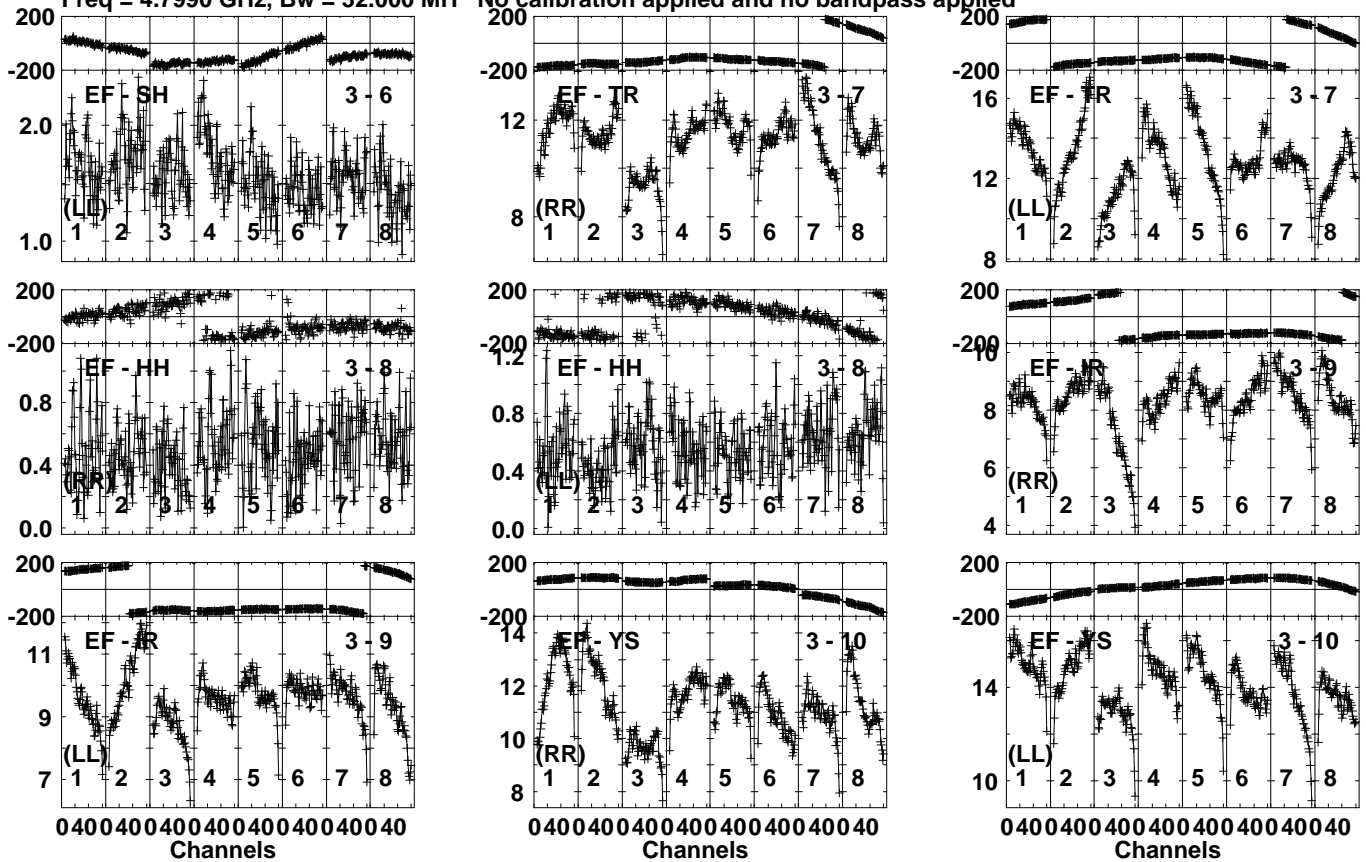
Lower frame: Milli Ampl Jy Top frame: Phas deg
Vector averaged cross-power spectrum Several baselines displayed
Timerange: 00/14:18:40 to 00/14:19:30

Plot file version 50 created 19-OCT-2021 14:12:26

J1745-0753 RG012G.UVDATA.1

Freq = 4.7990 GHz, Bw = 32.000 MH

No calibration applied and no bandpass applied

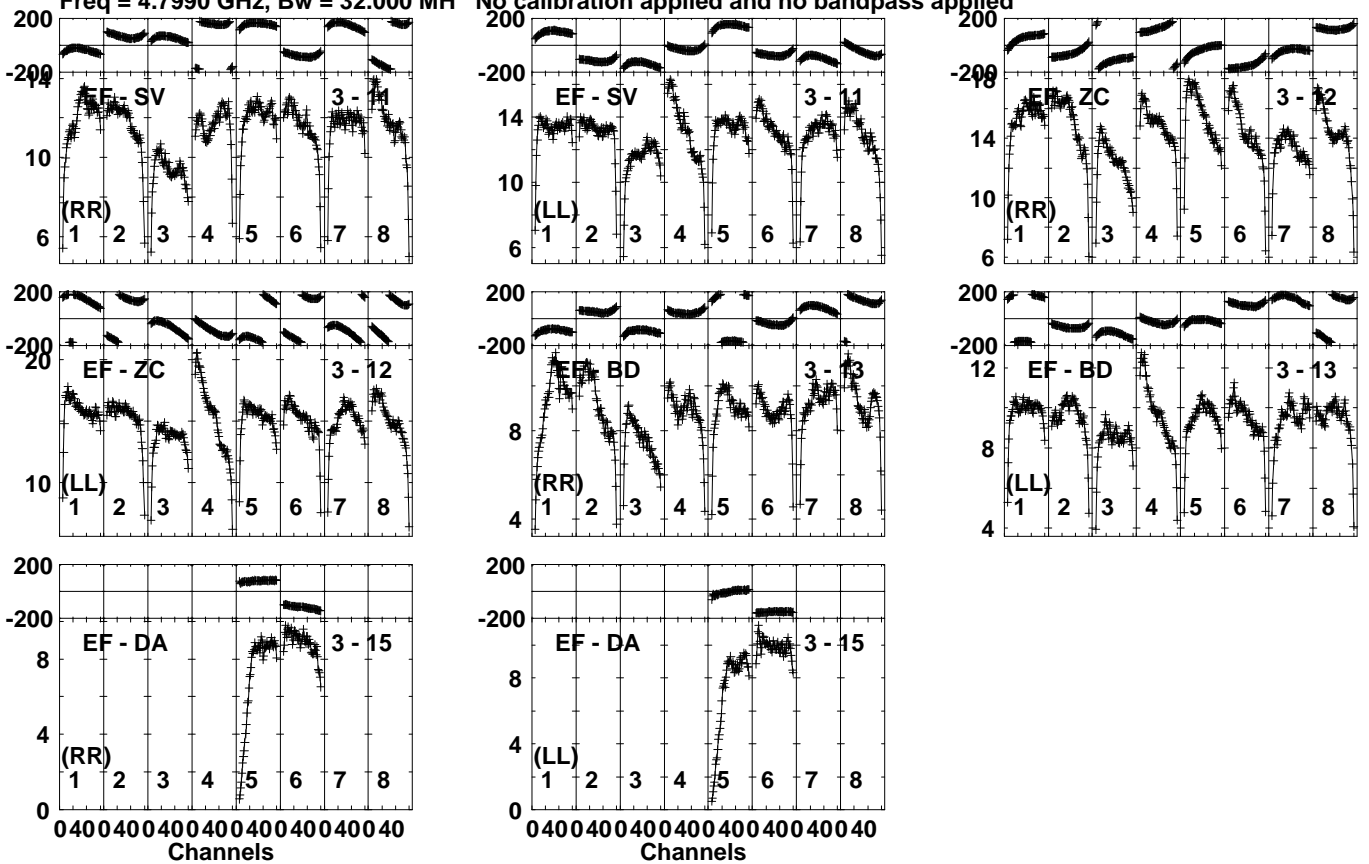


Lower frame: Milli Ampl Jy Top frame: Phas deg
 Vector averaged cross-power spectrum Several baselines displayed
 Timerange: 00/14:18:40 to 00/14:19:30

Plot file version 51 created 19-OCT-2021 14:12:27

J1745-0753 RG012G.UVDATA.1

Freq = 4.7990 GHz, Bw = 32.000 MH No calibration applied and no bandpass applied

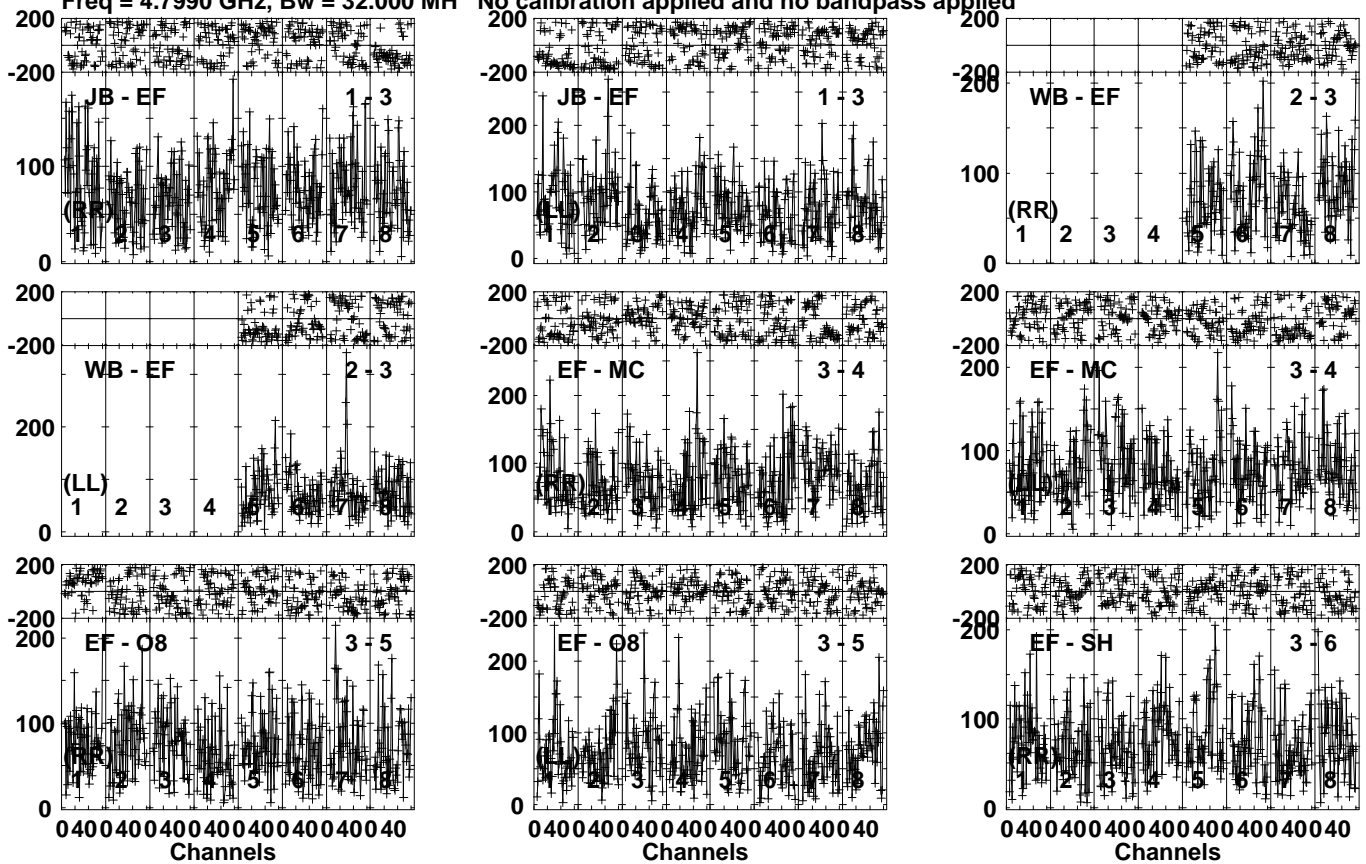


Lower frame: Milli Ampl Jy Top frame: Phas deg
 Vector averaged cross-power spectrum Several baselines displayed
 Timerange: 00/14:18:40 to 00/14:19:30

Plot file version 52 created 19-OCT-2021 14:12:27

RSOPH RG012G.UVDATA.1

Freq = 4.7990 GHz, Bw = 32.000 MH No calibration applied and no bandpass applied

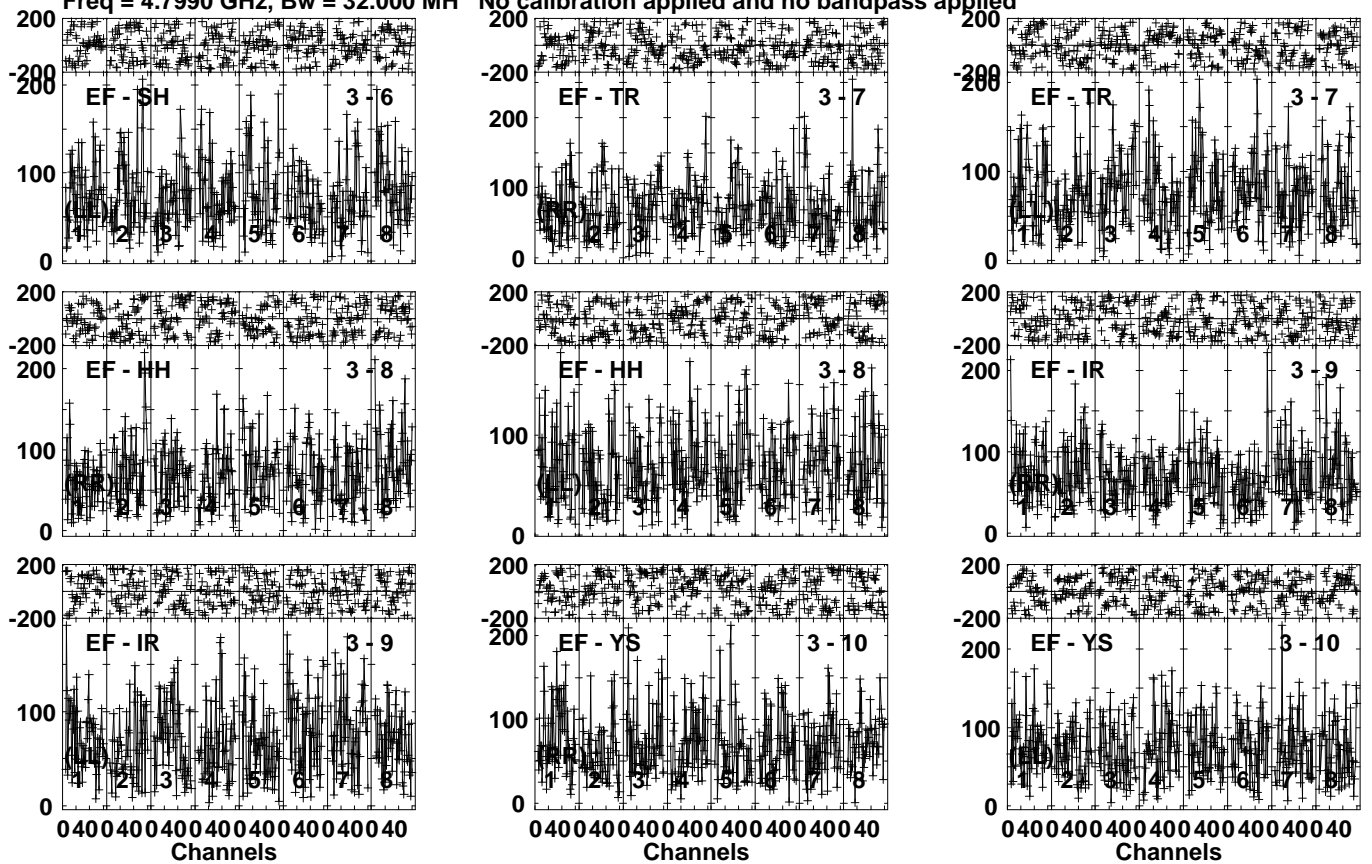


Lower frame: Micro Ampl Jy Top frame: Phas deg
Vector averaged cross-power spectrum Several baselines displayed
Timerange: 00/14:19:51 to 00/14:24:00

Plot file version 53 created 19-OCT-2021 14:12:28

RSOPH RG012G.UVDATA.1

Freq = 4.7990 GHz, Bw = 32.000 MH No calibration applied and no bandpass applied

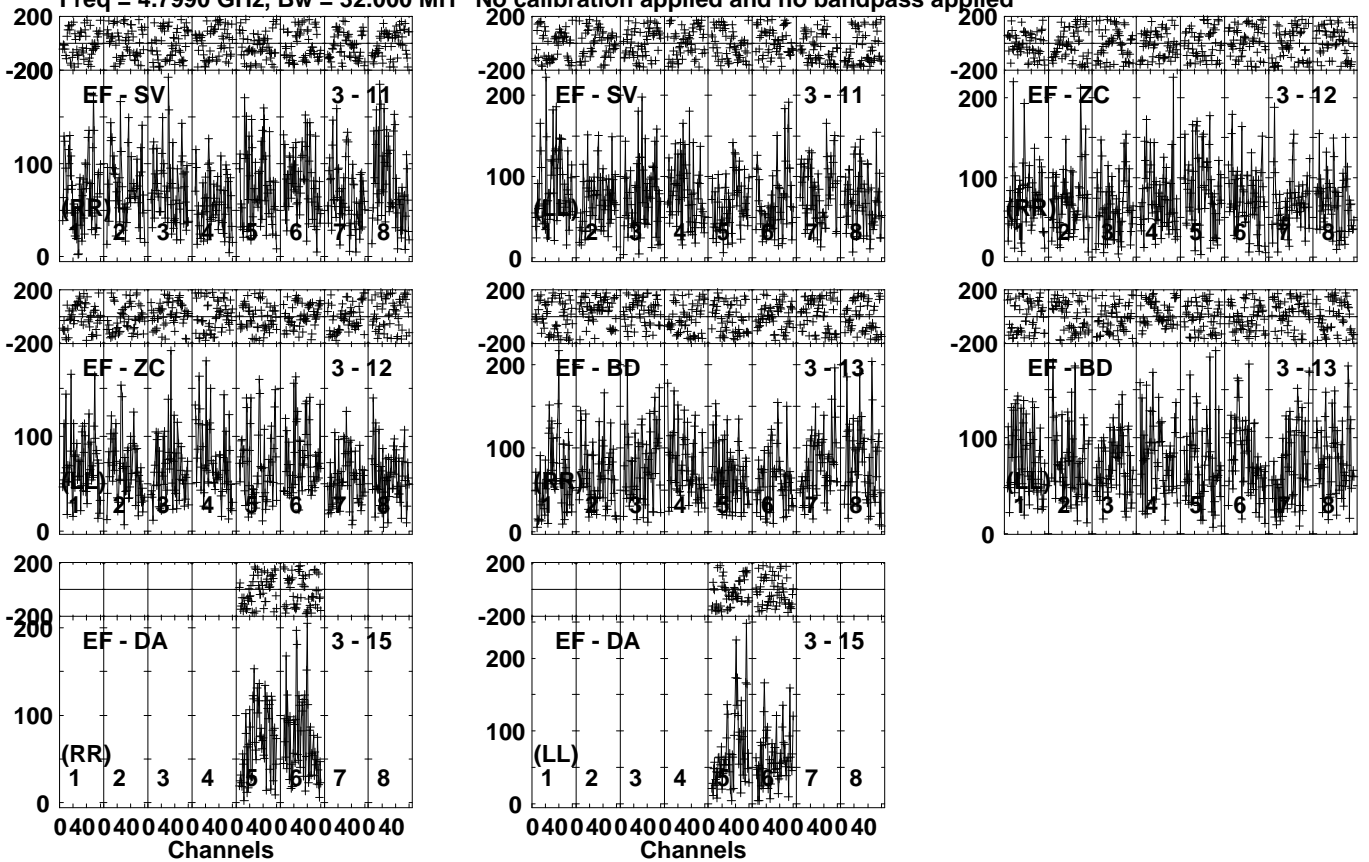


Lower frame: Micro Ampl Jy Top frame: Phas deg
Vector averaged cross-power spectrum Several baselines displayed
Timerange: 00/14:19:51 to 00/14:24:00

Plot file version 54 created 19-OCT-2021 14:12:28

RSOPH RG012G.UVDATA.1

Freq = 4.7990 GHz, Bw = 32.000 MH No calibration applied and no bandpass applied



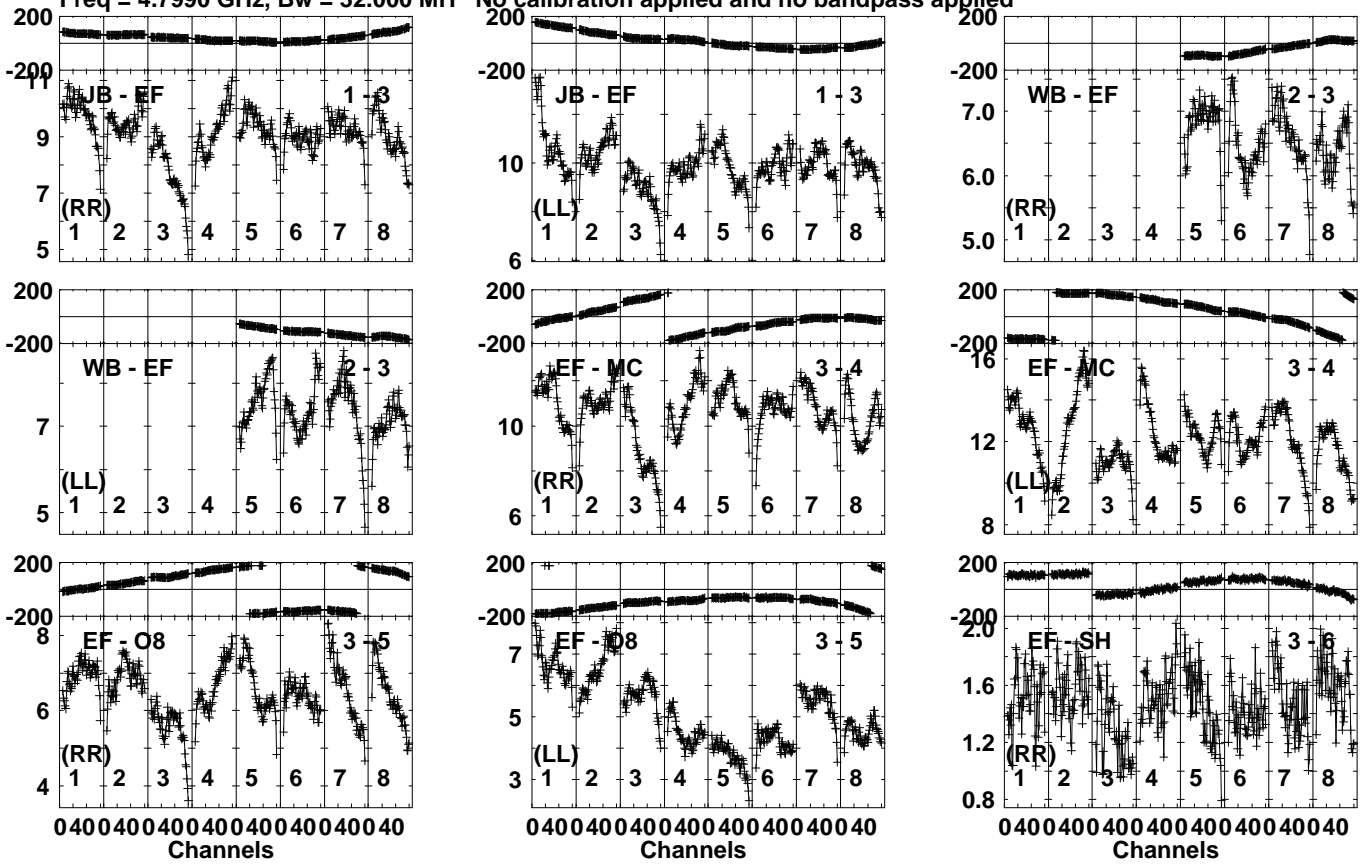
Lower frame: Micro Ampl Jy Top frame: Phas deg
 Vector averaged cross-power spectrum Several baselines displayed
 Timerange: 00/14:19:51 to 00/14:24:00

Plot file version 55 created 19-OCT-2021 14:12:29

J1745-0753 RG012G.UVDATA.1

Freq = 4.7990 GHz, Bw = 32.000 MH

No calibration applied and no bandpass applied



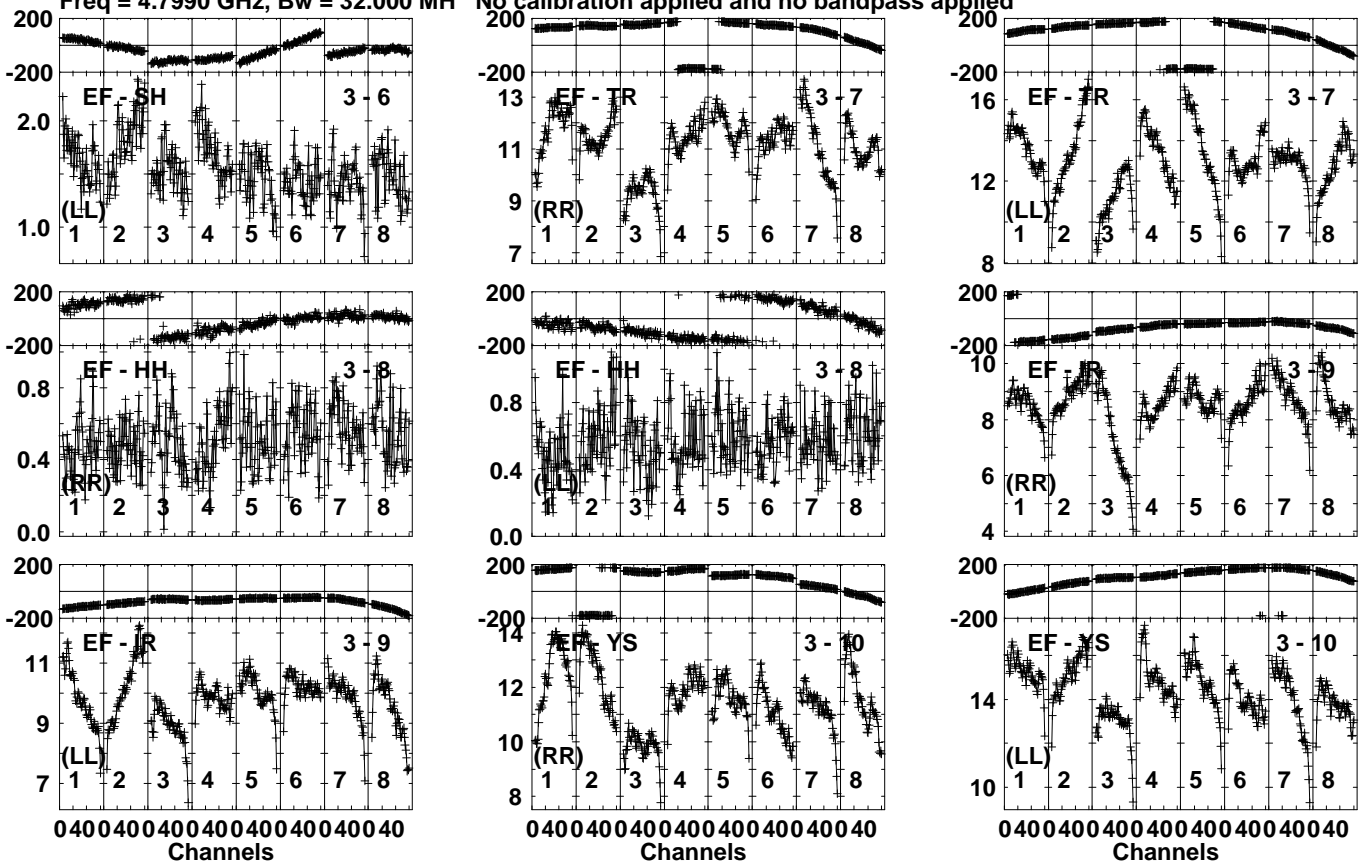
Lower frame: Milli Ampl Jy Top frame: Phas deg
Vector averaged cross-power spectrum Several baselines displayed
Timerange: 00/14:24:41 to 00/14:25:19

Plot file version 56 created 19-OCT-2021 14:12:29

J1745-0753 RG012G.UVDATA.1

Freq = 4.7990 GHz, Bw = 32.000 MH

No calibration applied and no bandpass applied



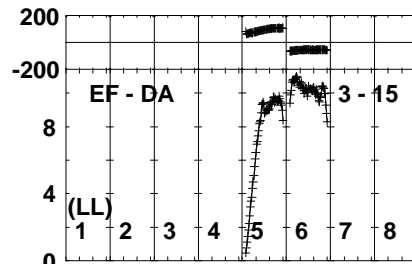
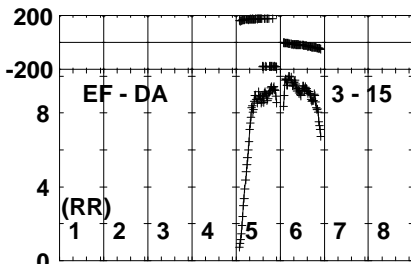
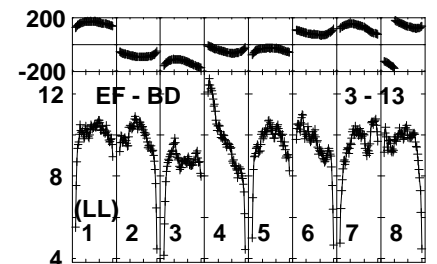
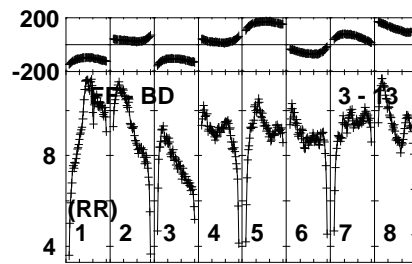
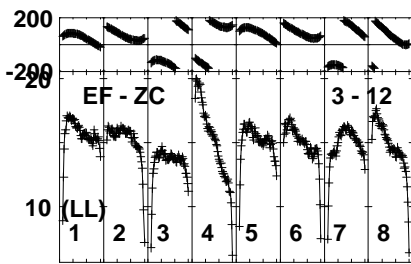
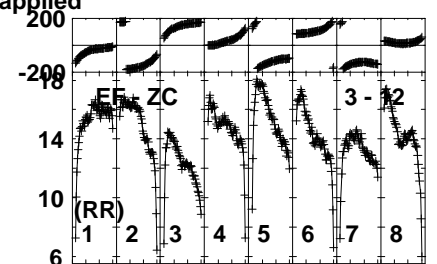
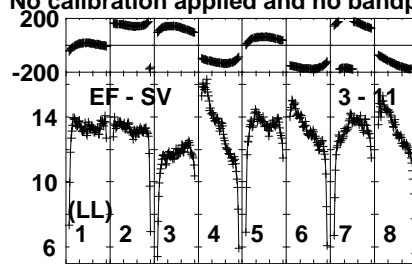
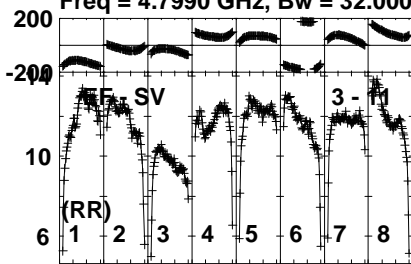
Lower frame: Milli Ampl Jy Top frame: Phas deg
Vector averaged cross-power spectrum Several baselines displayed
Timerange: 00/14:24:41 to 00/14:25:19

Plot file version 57 created 19-OCT-2021 14:12:29

J1745-0753 RG012G.UVDATA.1

Freq = 4.7990 GHz, Bw = 32.000 MH

No calibration applied and no bandpass applied

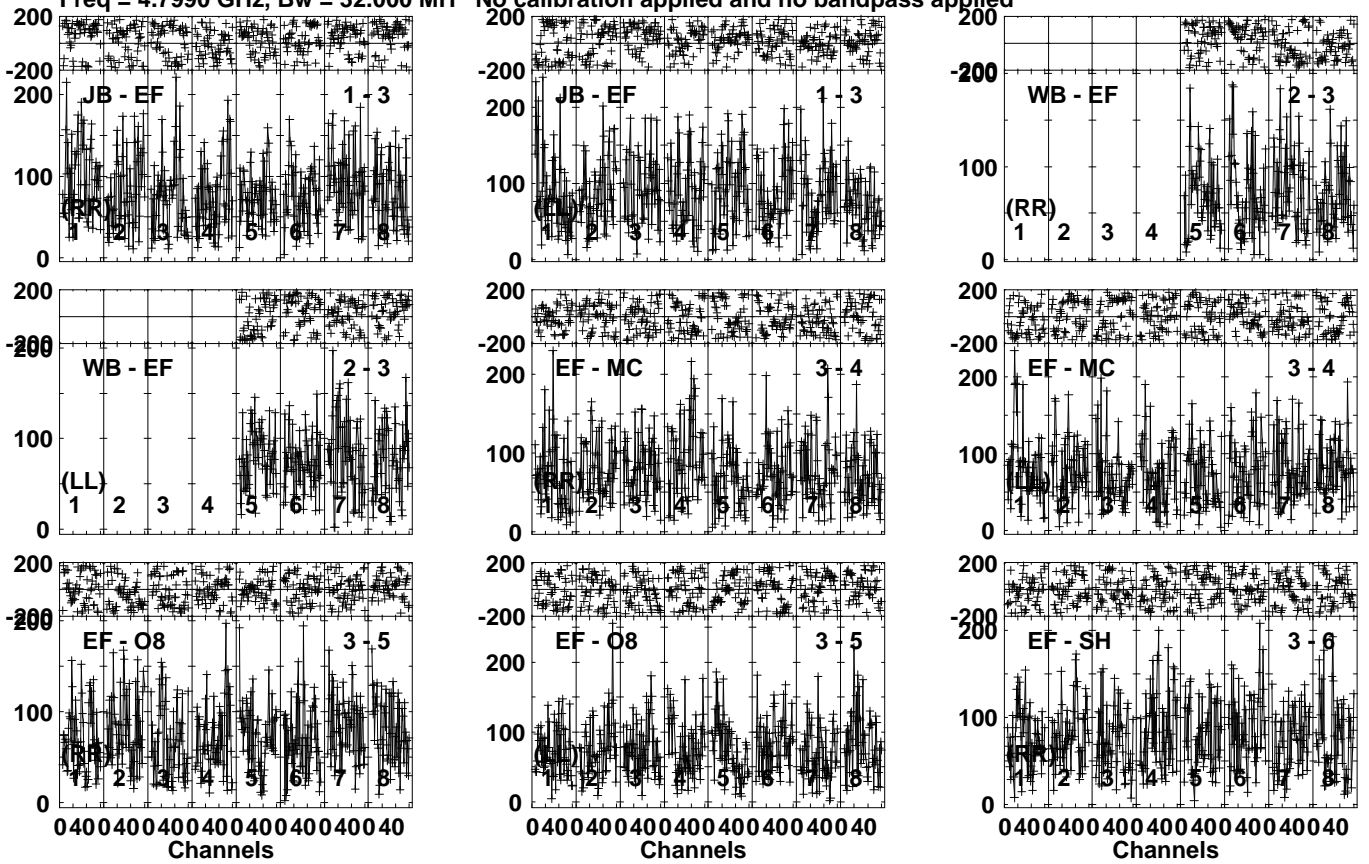


Lower frame: Milli Ampl Jy Top frame: Phas deg
Vector averaged cross-power spectrum Several baselines displayed
Timerange: 00/14:24:41 to 00/14:25:19

Plot file version 58 created 19-OCT-2021 14:12:30

RSOPH RG012G.UVDATA.1

Freq = 4.7990 GHz, Bw = 32.000 MH No calibration applied and no bandpass applied

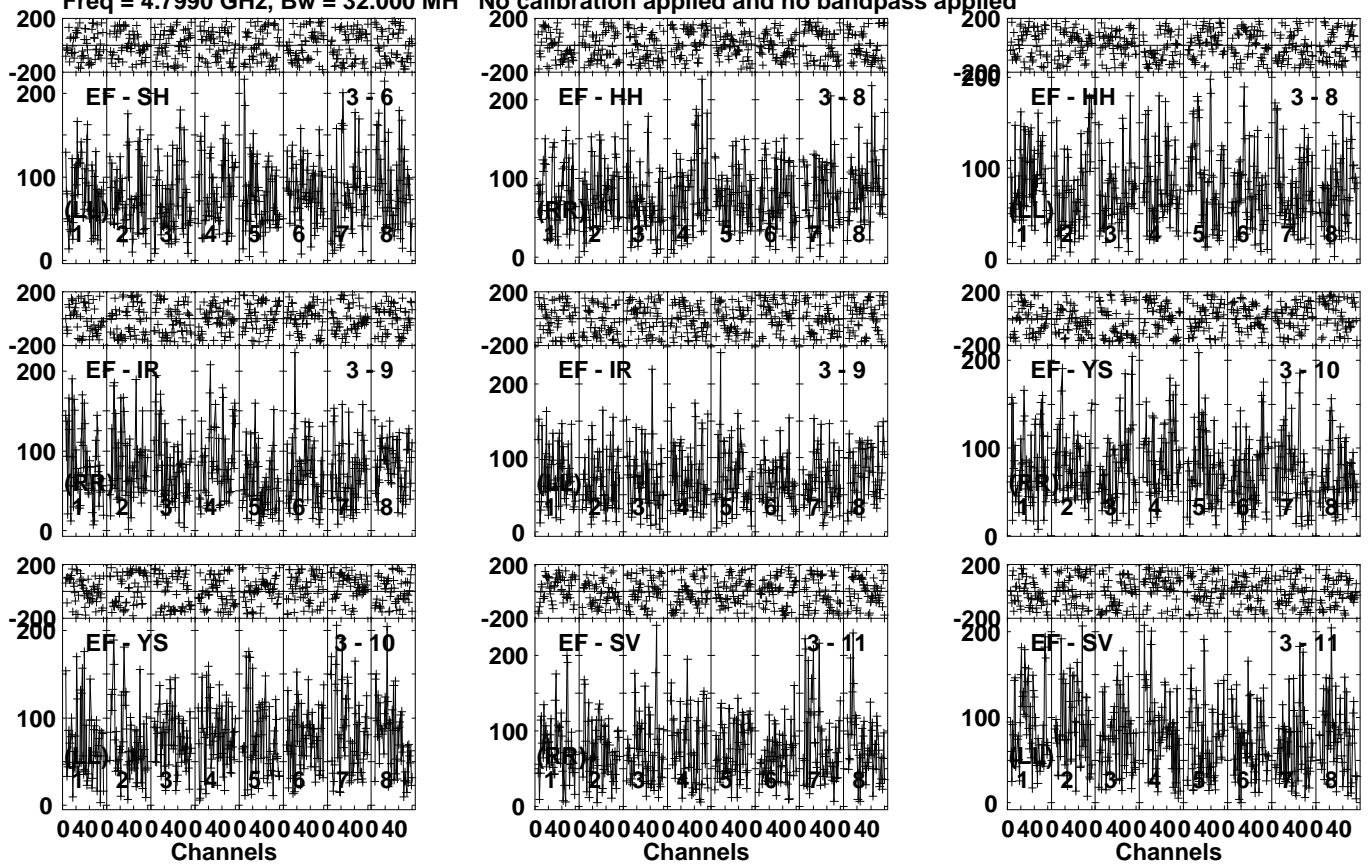


Lower frame: Micro Ampl Jy Top frame: Phas deg
Vector averaged cross-power spectrum Several baselines displayed
Timerange: 00/14:25:41 to 00/14:29:19

Plot file version 59 created 19-OCT-2021 14:12:30

RSOPH RG012G.UVDATA.1

Freq = 4.7990 GHz, Bw = 32.000 MH No calibration applied and no bandpass applied

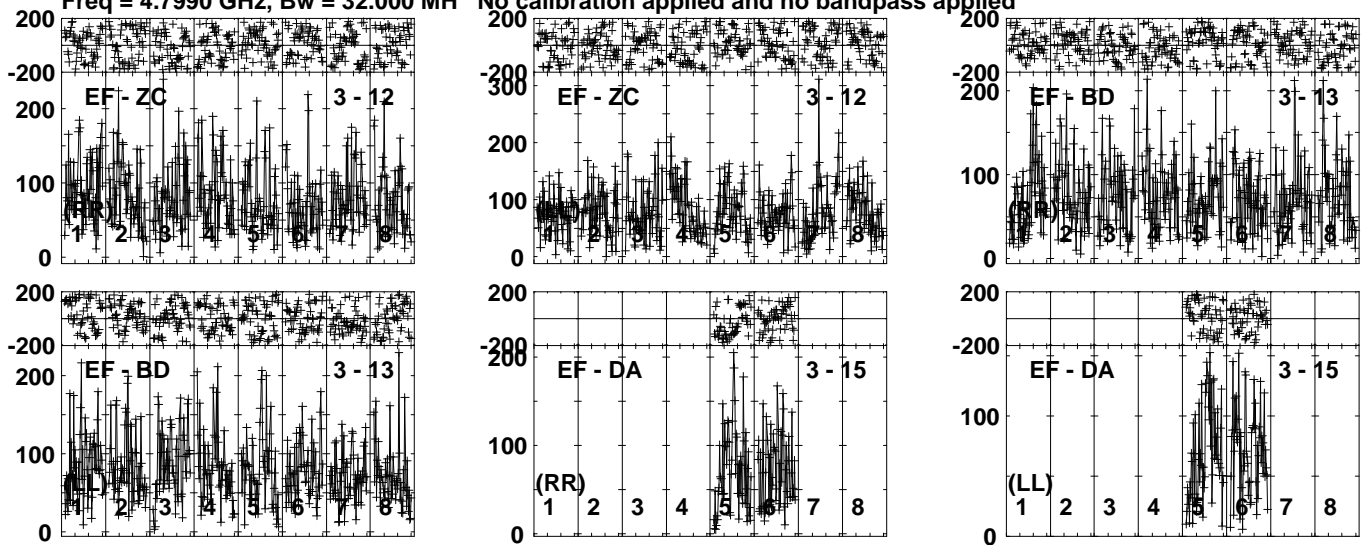


Lower frame: Micro Ampl Jy Top frame: Phas deg
Vector averaged cross-power spectrum Several baselines displayed
Timerange: 00/14:25:41 to 00/14:29:19

Plot file version 60 created 19-OCT-2021 14:12:31

RSOPH RG012G.UVDATA.1

Freq = 4.7990 GHz, Bw = 32.000 MH No calibration applied and no bandpass applied



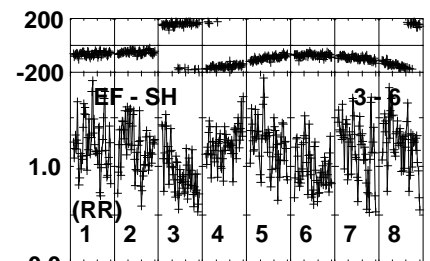
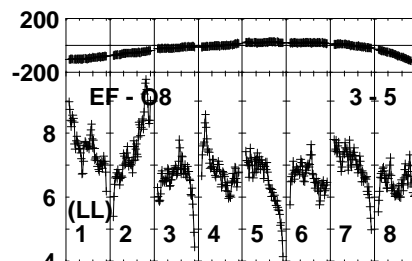
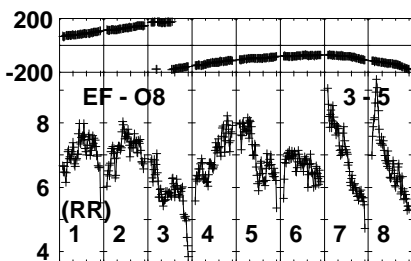
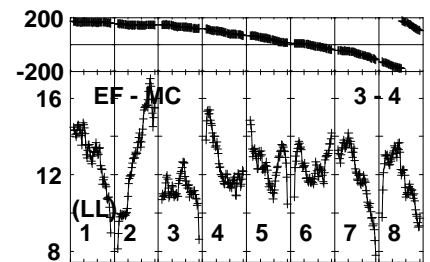
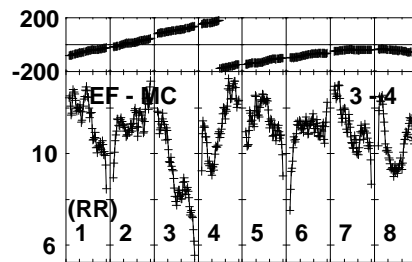
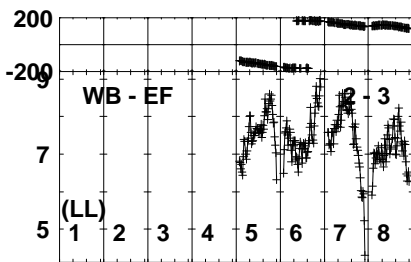
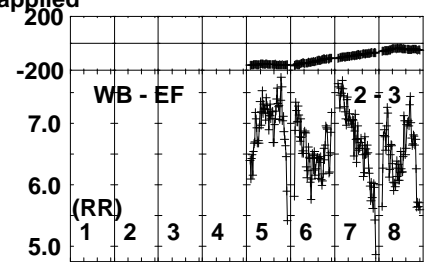
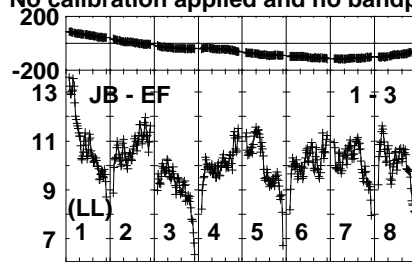
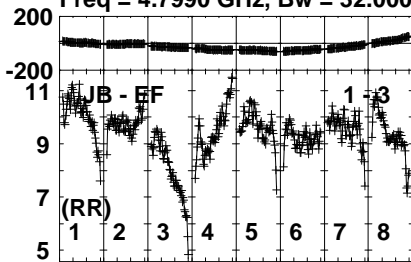
Lower frame: Micro Ampl Jy Top frame: Phas deg
Vector averaged cross-power spectrum Several baselines displayed
Timerange: 00/14:25:41 to 00/14:29:19

Plot file version 61 created 19-OCT-2021 14:12:31

J1745-0753 RG012G.UVDATA.1

Freq = 4.7990 GHz, Bw = 32.000 MH

No calibration applied and no bandpass applied



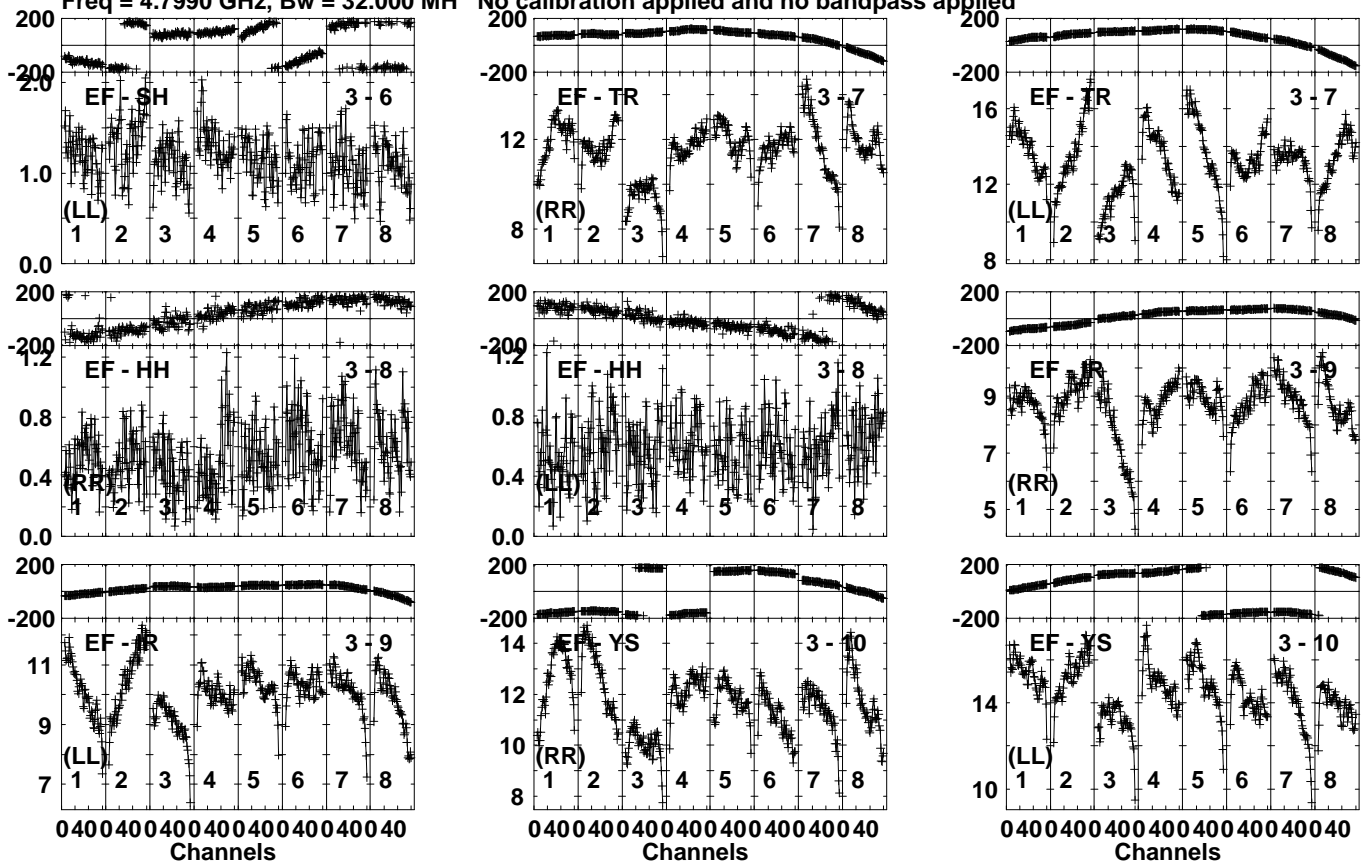
Lower frame: Milli Ampl Jy Top frame: Phas deg
Vector averaged cross-power spectrum Several baselines displayed
Timerange: 00/14:29:40 to 00/14:30:30

Plot file version 62 created 19-OCT-2021 14:12:31

J1745-0753 RG012G.UVDATA.1

Freq = 4.7990 GHz, Bw = 32.000 MH

No calibration applied and no bandpass applied



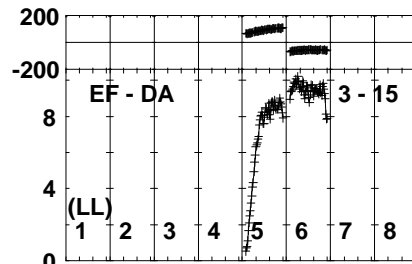
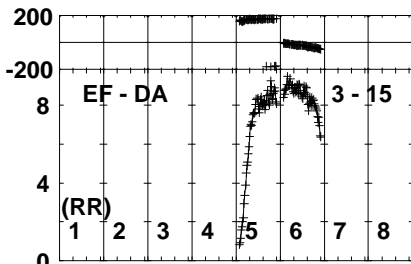
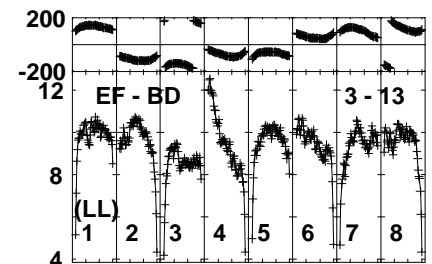
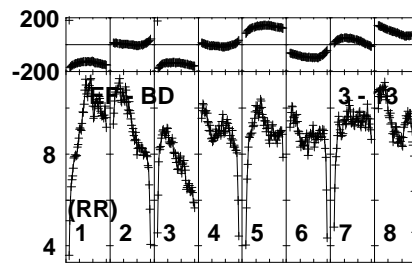
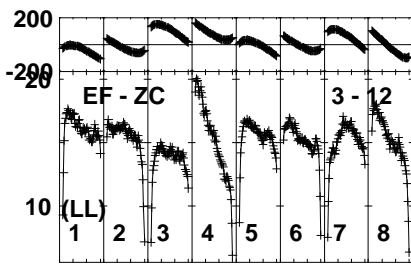
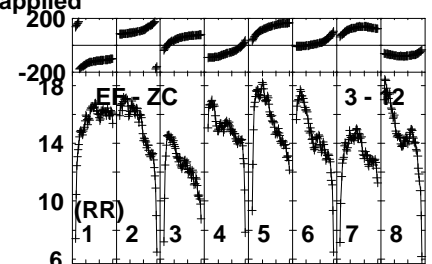
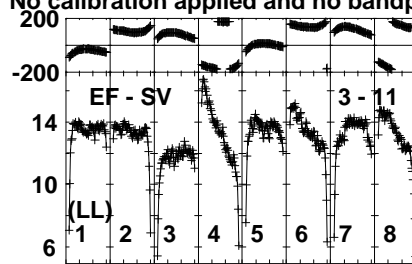
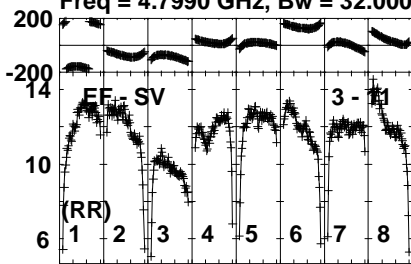
Lower frame: Milli Ampl Jy Top frame: Phas deg
Vector averaged cross-power spectrum Several baselines displayed
Timerange: 00/14:29:40 to 00/14:30:30

Plot file version 63 created 19-OCT-2021 14:12:32

J1745-0753 RG012G.UVDATA.1

Freq = 4.7990 GHz, Bw = 32.000 MH

No calibration applied and no bandpass applied

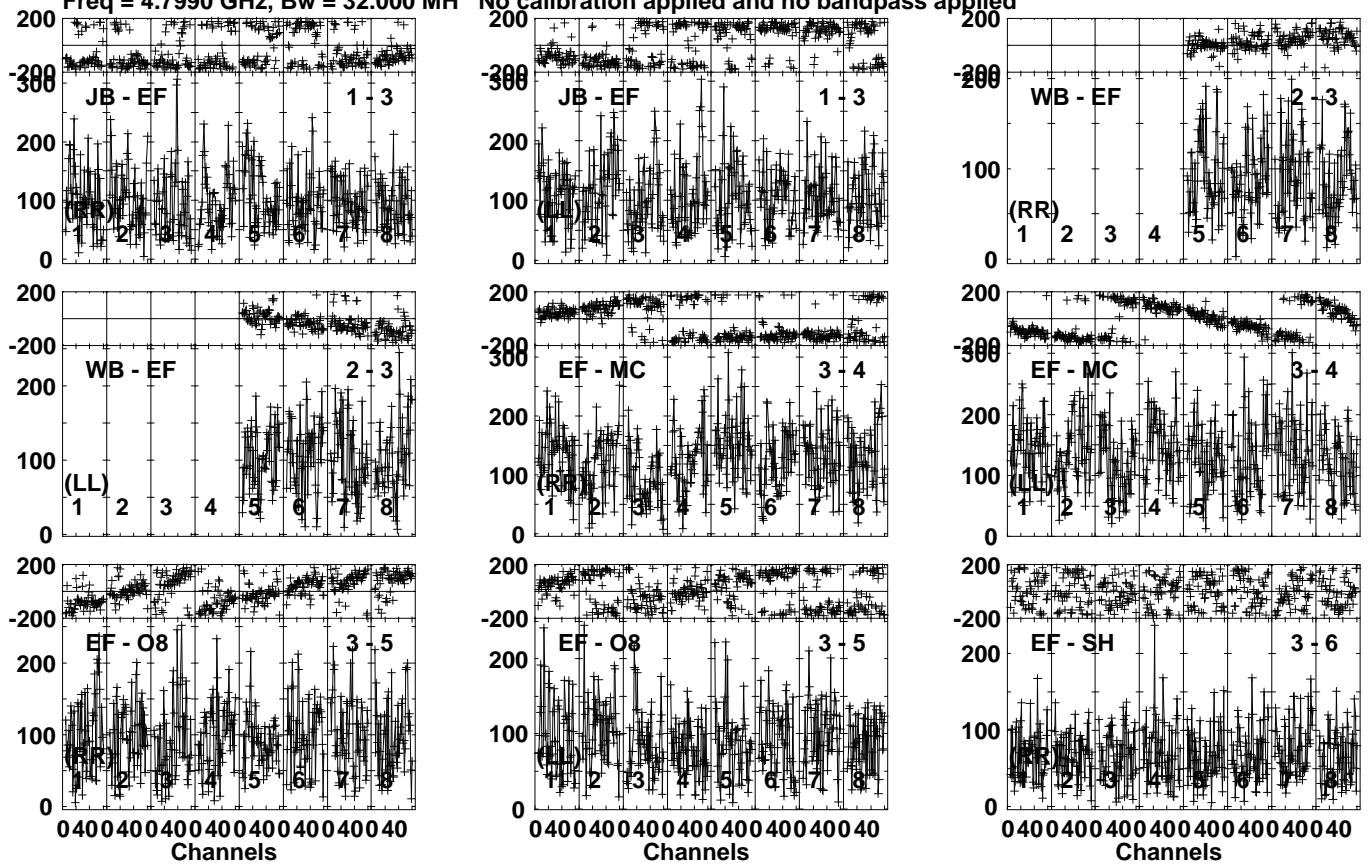


Lower frame: Milli Ampl Jy Top frame: Phas deg
Vector averaged cross-power spectrum Several baselines displayed
Timerange: 00/14:29:40 to 00/14:30:30

Plot file version 64 created 19-OCT-2021 14:12:32

VLASS1 RG012G.UVDATA.1

Freq = 4.7990 GHz, Bw = 32.000 MH No calibration applied and no bandpass applied

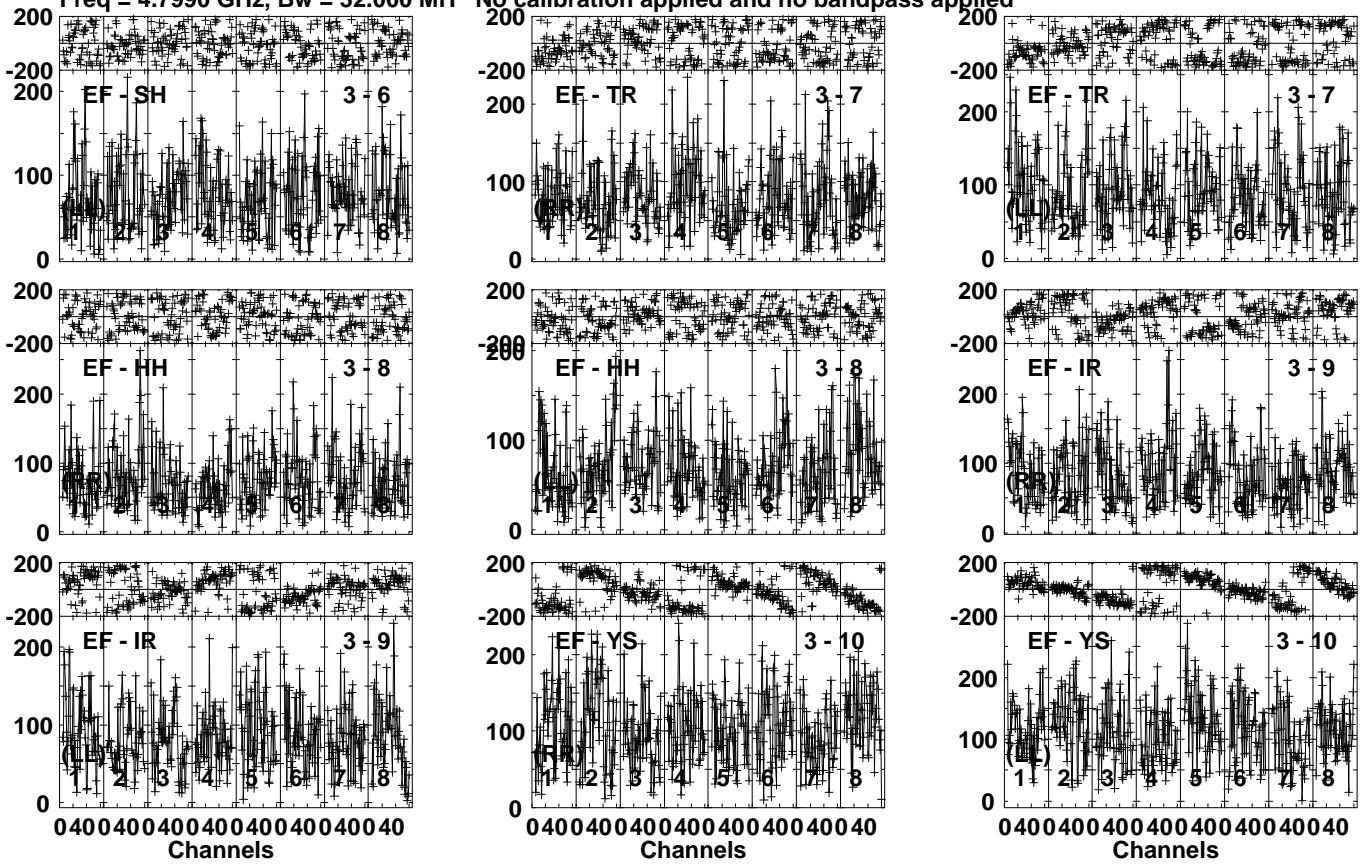


Lower frame: Micro Ampl Jy Top frame: Phas deg
Vector averaged cross-power spectrum Several baselines displayed
Timerange: 00/14:30:51 to 00/14:34:29

Plot file version 65 created 19-OCT-2021 14:12:32

VLASS1 RG012G.UVDATA.1

Freq = 4.7990 GHz, Bw = 32.000 MH No calibration applied and no bandpass applied

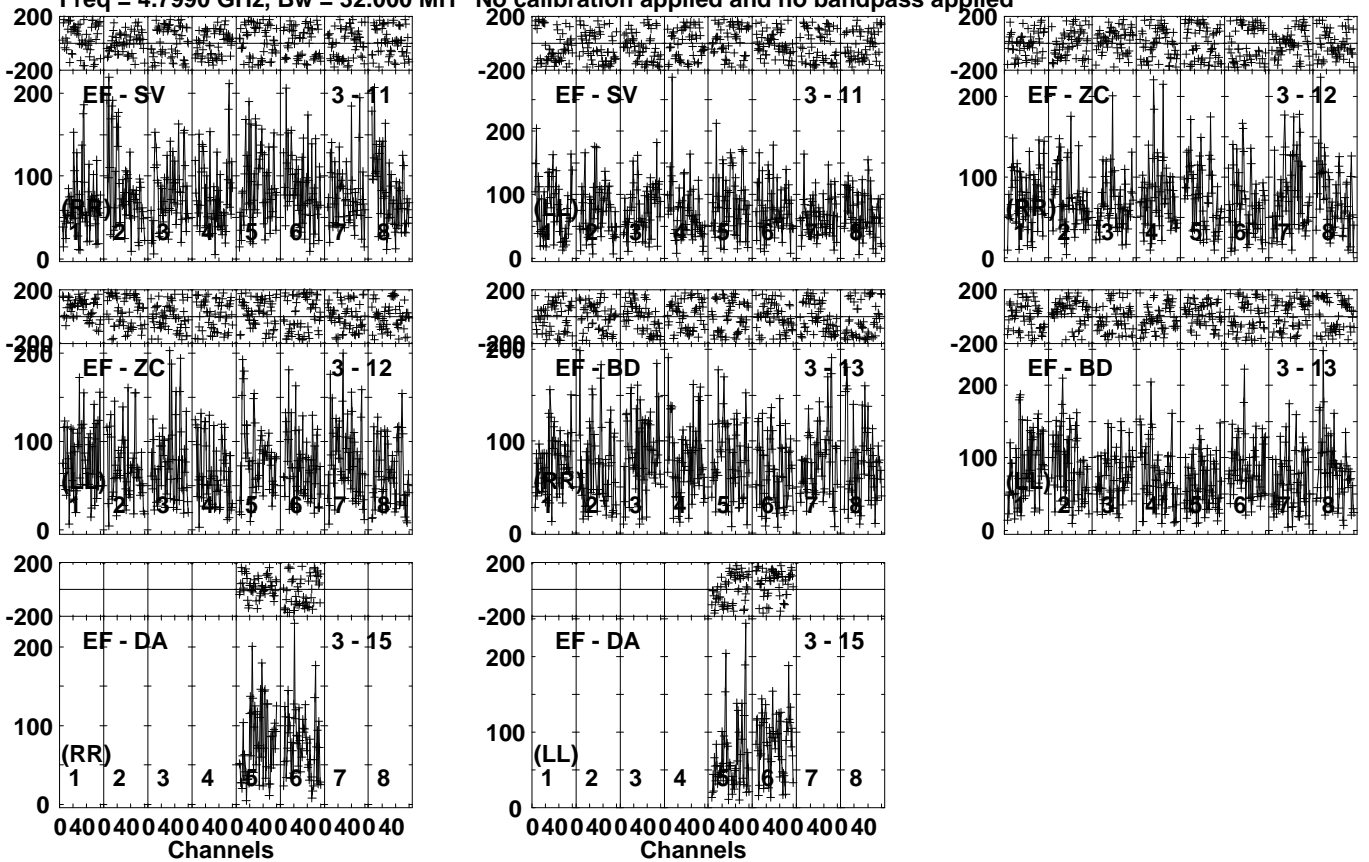


Lower frame: Micro Ampl Jy Top frame: Phas deg
Vector averaged cross-power spectrum Several baselines displayed
Timerange: 00/14:30:51 to 00/14:34:29

Plot file version 66 created 19-OCT-2021 14:12:33

VLASS1 RG012G.UVDATA.1

Freq = 4.7990 GHz, Bw = 32.000 MH No calibration applied and no bandpass applied



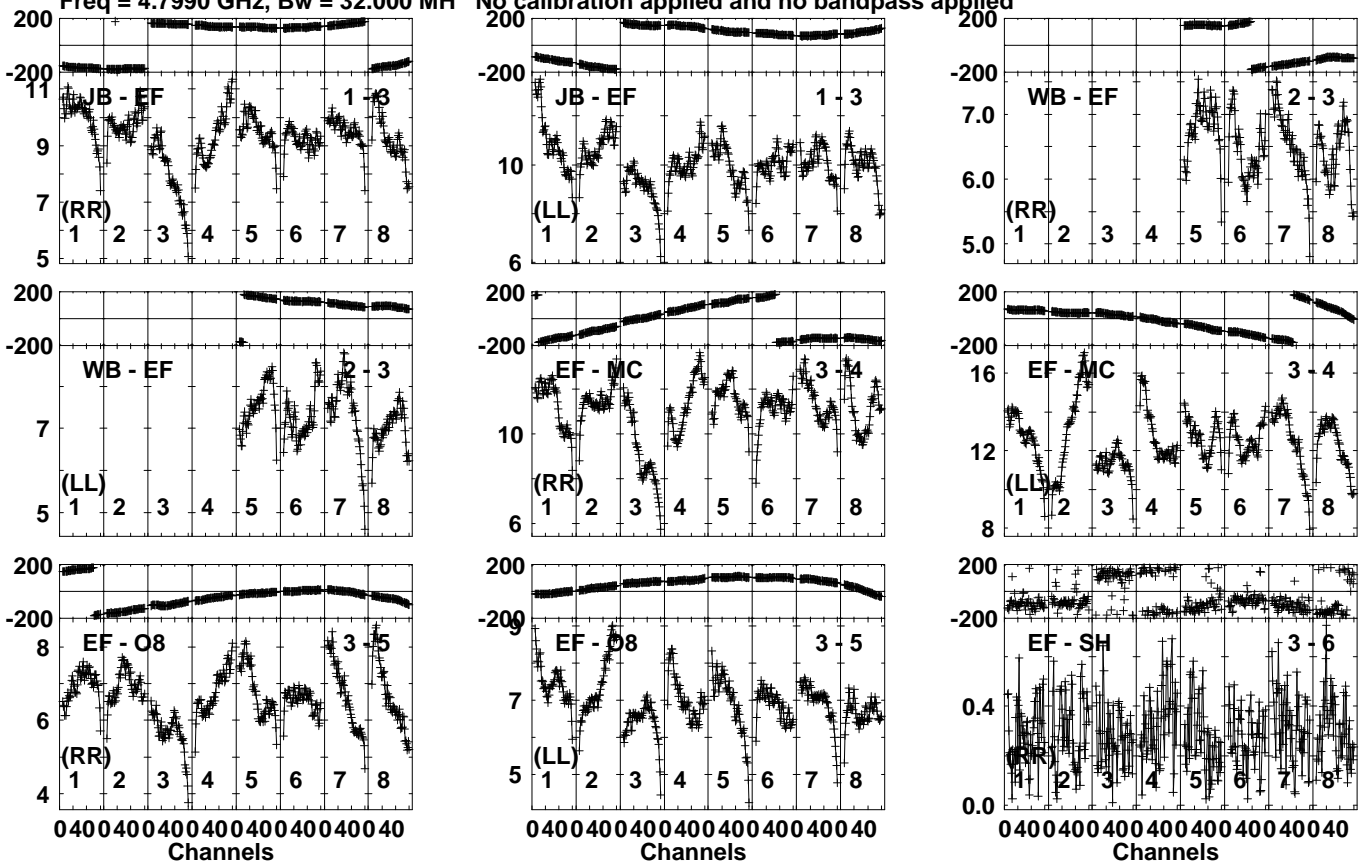
Lower frame: Micro Ampl Jy Top frame: Phas deg
Vector averaged cross-power spectrum Several baselines displayed
Timerange: 00/14:30:51 to 00/14:34:29

Plot file version 67 created 19-OCT-2021 14:12:33

J1745-0753 RG012G.UVDATA.1

Freq = 4.7990 GHz, Bw = 32.000 MH

No calibration applied and no bandpass applied

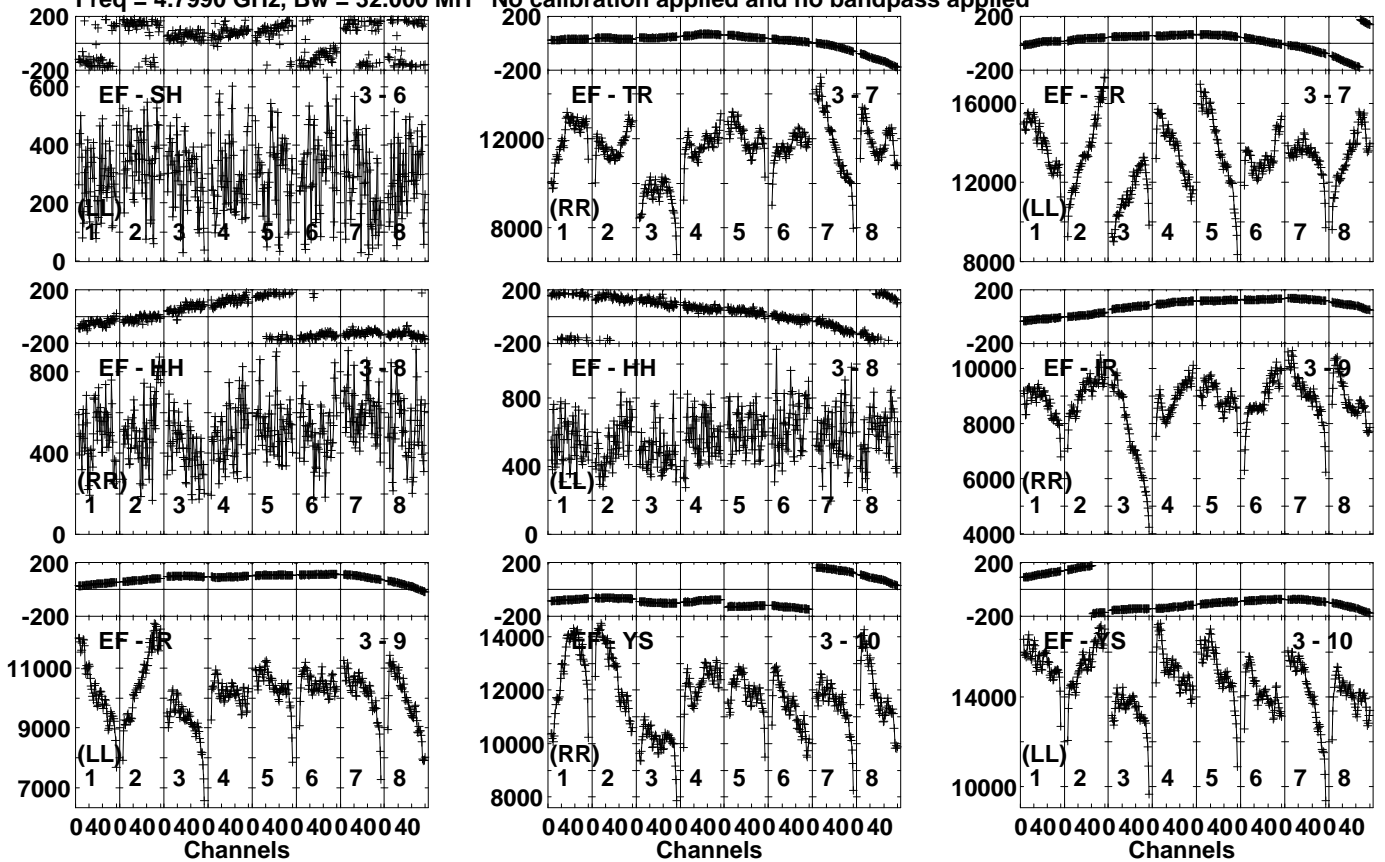


Lower frame: Milli Ampl Jy Top frame: Phas deg
Vector averaged cross-power spectrum Several baselines displayed
Timerange: 00/14:35:11 to 00/14:35:49

Plot file version 68 created 19-OCT-2021 14:12:34

J1745-0753 RG012G.UVDATA.1

Freq = 4.7990 GHz, Bw = 32.000 MH No calibration applied and no bandpass applied

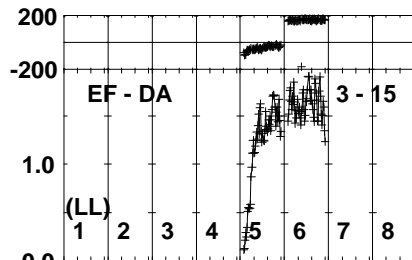
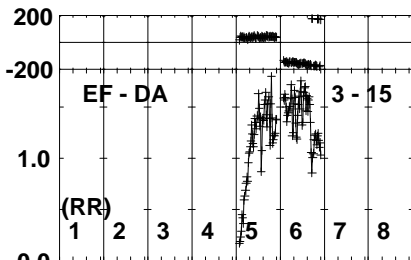
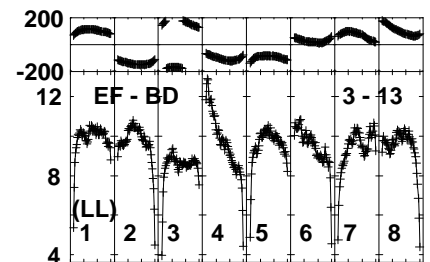
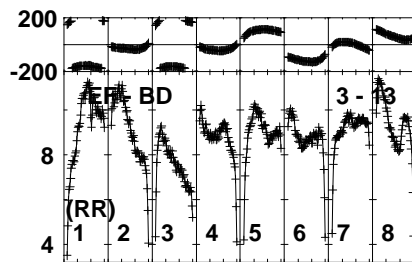
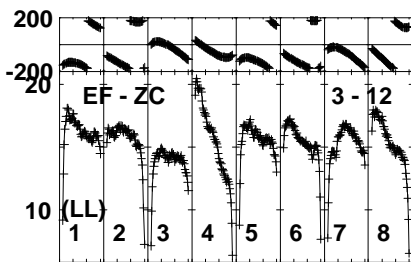
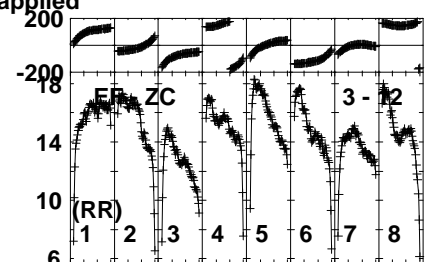
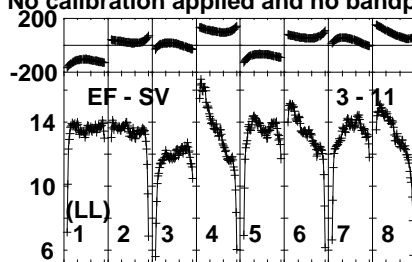
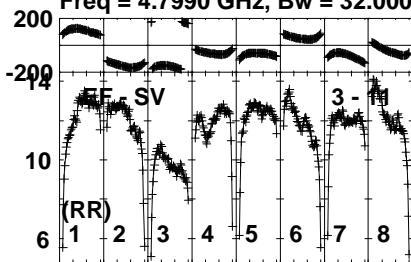


Lower frame: Micro Ampl Jy Top frame: Phas deg
Vector averaged cross-power spectrum Several baselines displayed
Timerange: 00:14:35:11 to 00:14:35:49

Plot file version 69 created 19-OCT-2021 14:12:34

J1745-0753 RG012G.UVDATA.1

Freq = 4.7990 GHz, Bw = 32.000 MH No calibration applied and no bandpass applied

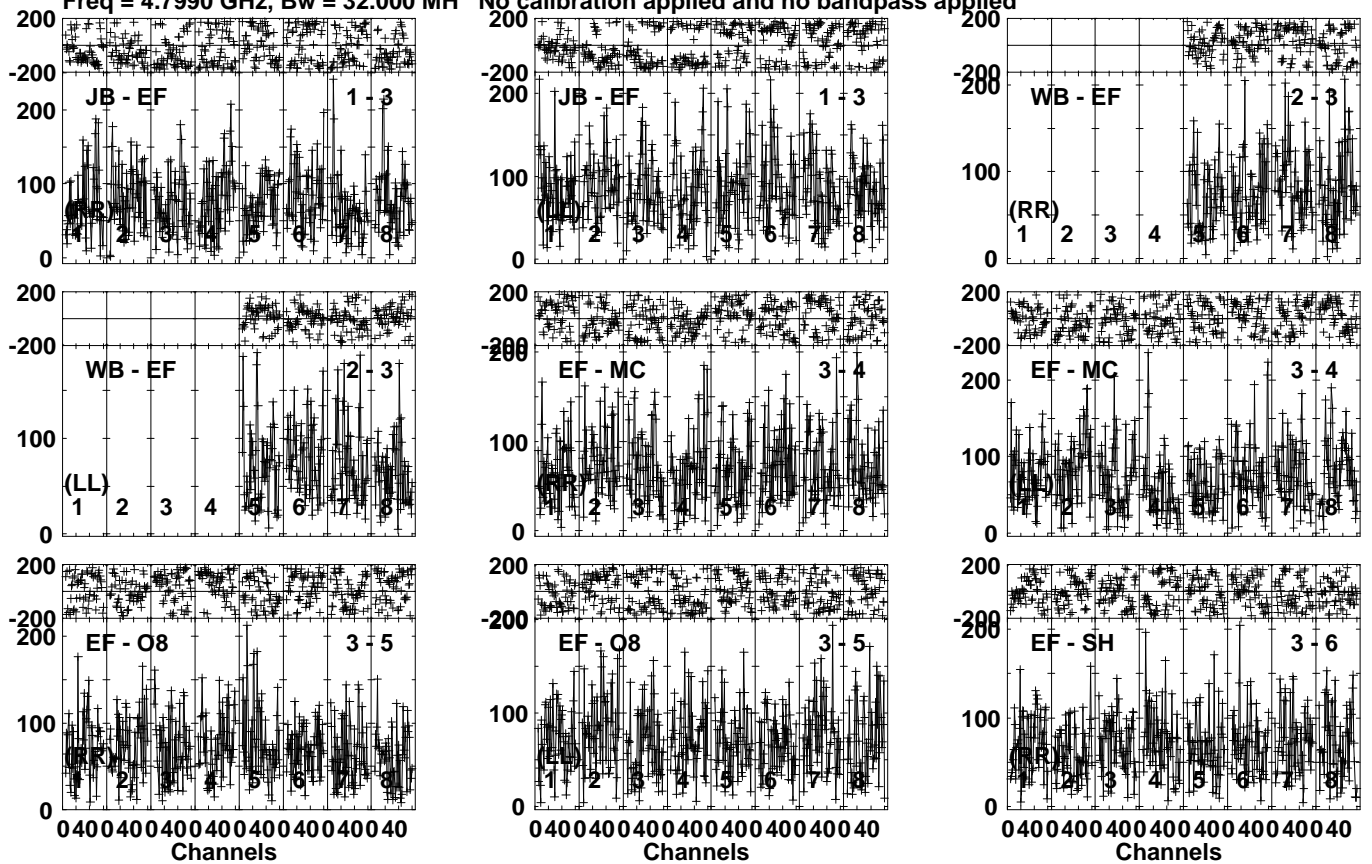


Lower frame: Milli Ampl Jy Top frame: Phas deg
Vector averaged cross-power spectrum Several baselines displayed
Timerange: 00/14:35:11 to 00/14:35:49

Plot file version 70 created 19-OCT-2021 14:12:34

RSOPH RG012G.UVDATA.1

Freq = 4.7990 GHz, Bw = 32.000 MH No calibration applied and no bandpass applied

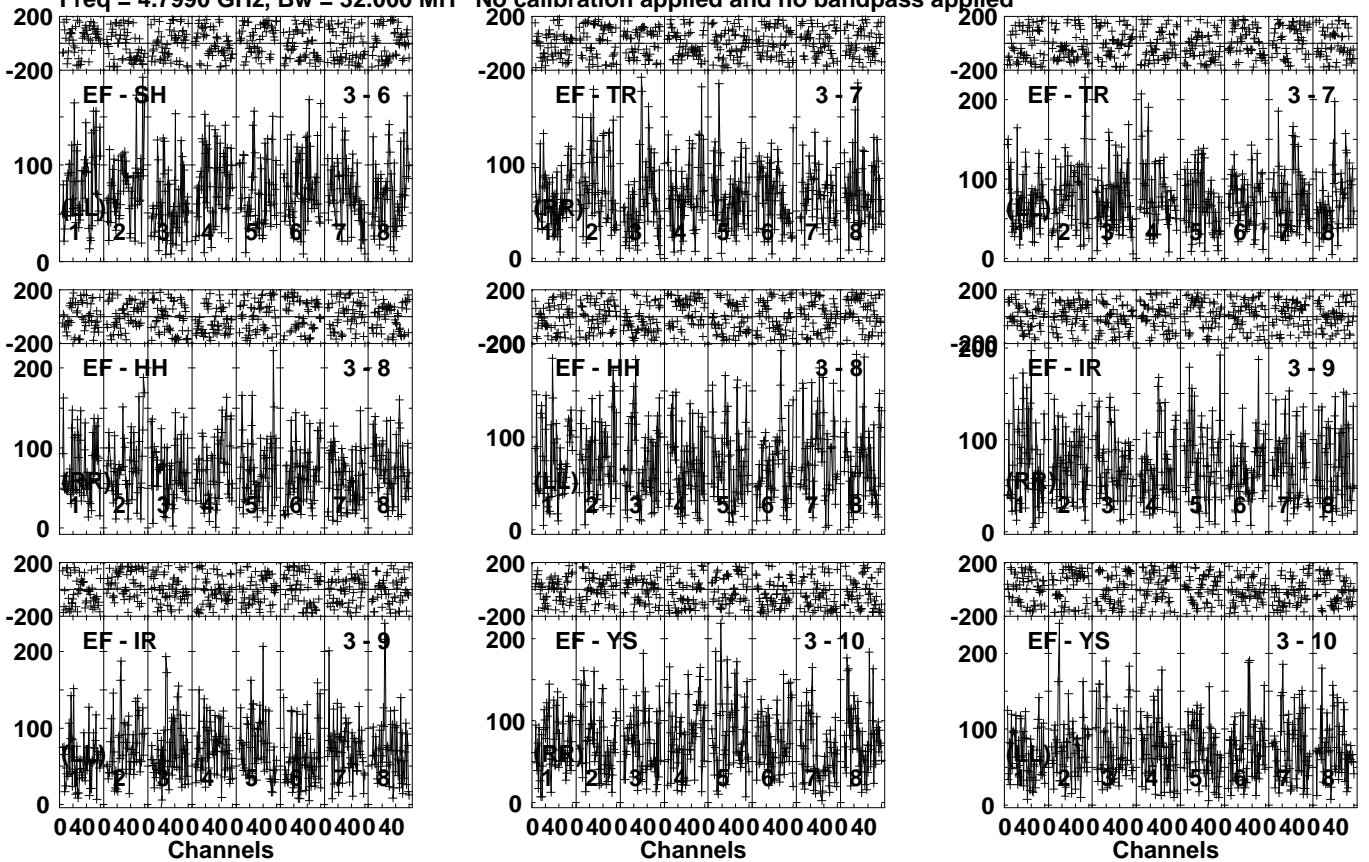


Lower frame: Micro Ampl Jy Top frame: Phas deg
Vector averaged cross-power spectrum Several baselines displayed
Timerange: 00/14:36:10 to 00/14:40:20

Plot file version 71 created 19-OCT-2021 14:12:35

RSOPH RG012G.UVDATA.1

Freq = 4.7990 GHz, Bw = 32.000 MH No calibration applied and no bandpass applied

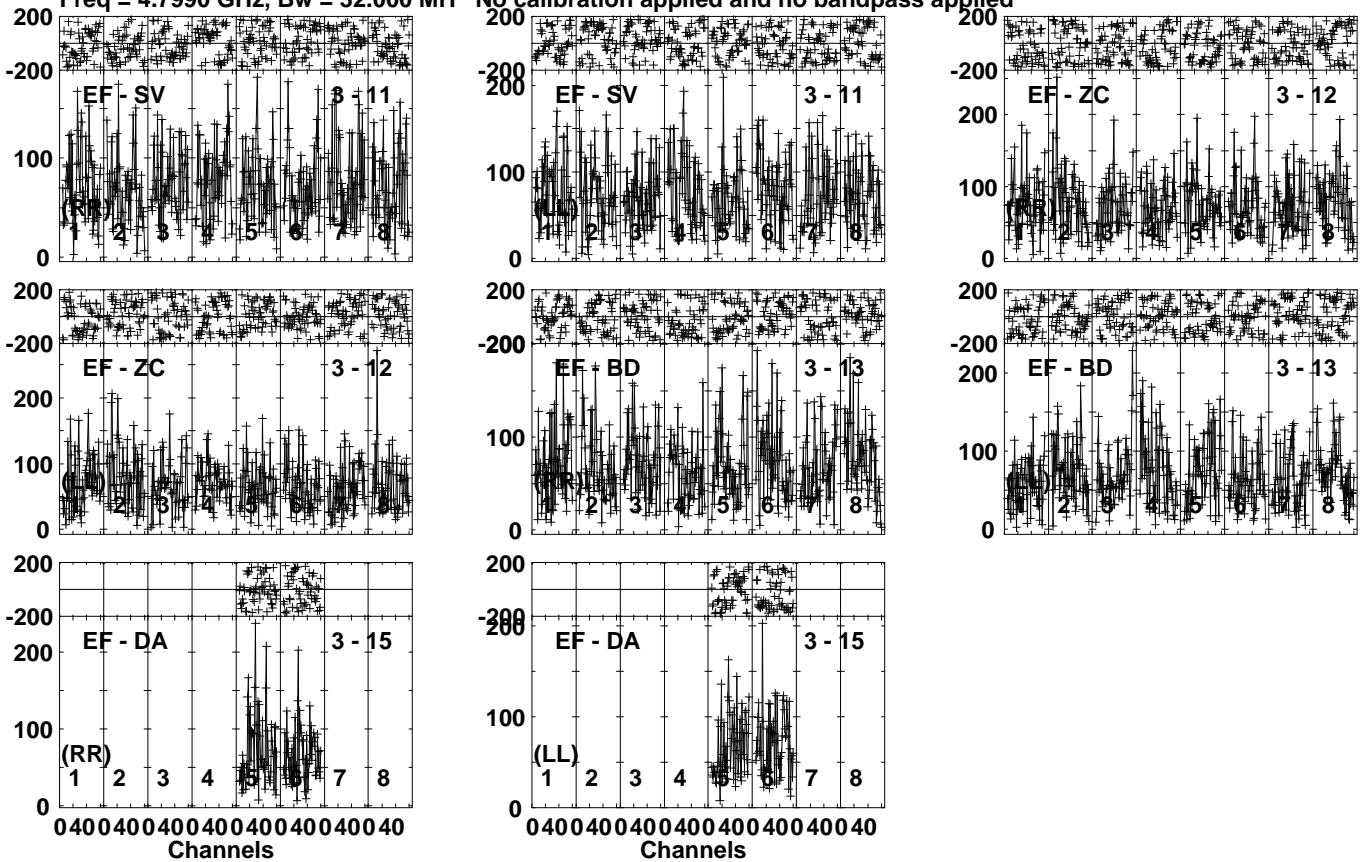


Lower frame: Micro Ampl Jy Top frame: Phas deg
Vector averaged cross-power spectrum Several baselines displayed
Timerange: 00/14:36:10 to 00/14:40:20

Plot file version 72 created 19-OCT-2021 14:12:35

RSOPH RG012G.UVDATA.1

Freq = 4.7990 GHz, Bw = 32.000 MH No calibration applied and no bandpass applied



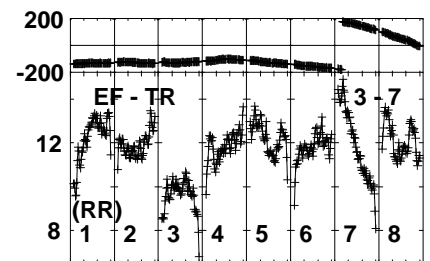
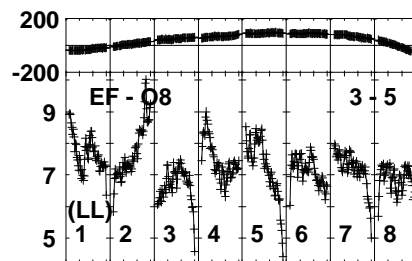
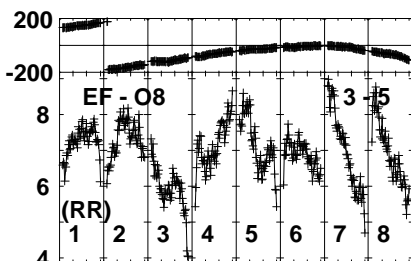
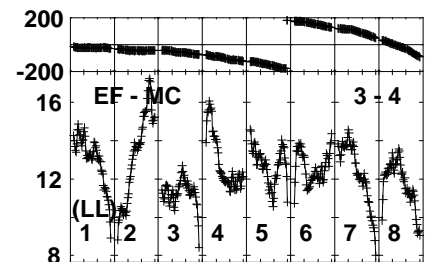
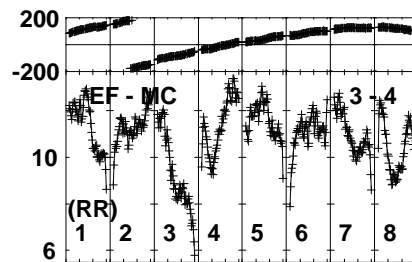
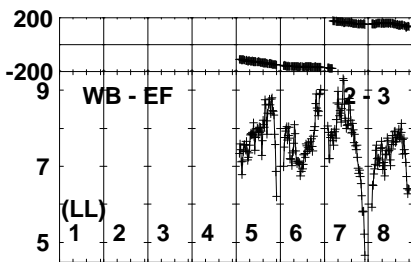
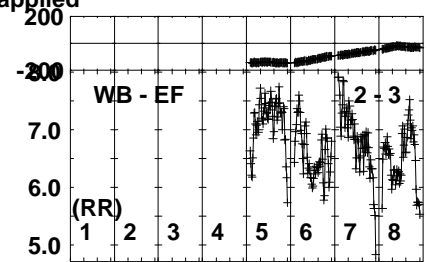
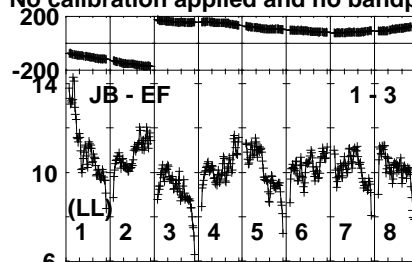
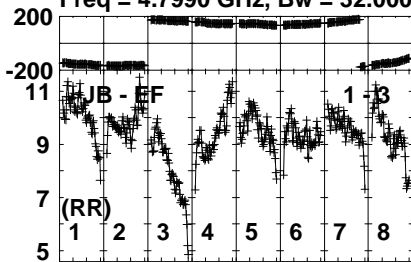
Lower frame: Micro Ampl Jy Top frame: Phas deg
Vector averaged cross-power spectrum Several baselines displayed
Timerange: 00/14:36:10 to 00/14:40:20

Plot file version 73 created 19-OCT-2021 14:12:36

J1745-0753 RG012G.UVDATA.1

Freq = 4.7990 GHz, Bw = 32.000 MH

No calibration applied and no bandpass applied



0400400400400400400400400400400400400400400
Channels

0400400400400400400400400400400400400400400
Channels

0400400400400400400400400400400400400400400
Channels

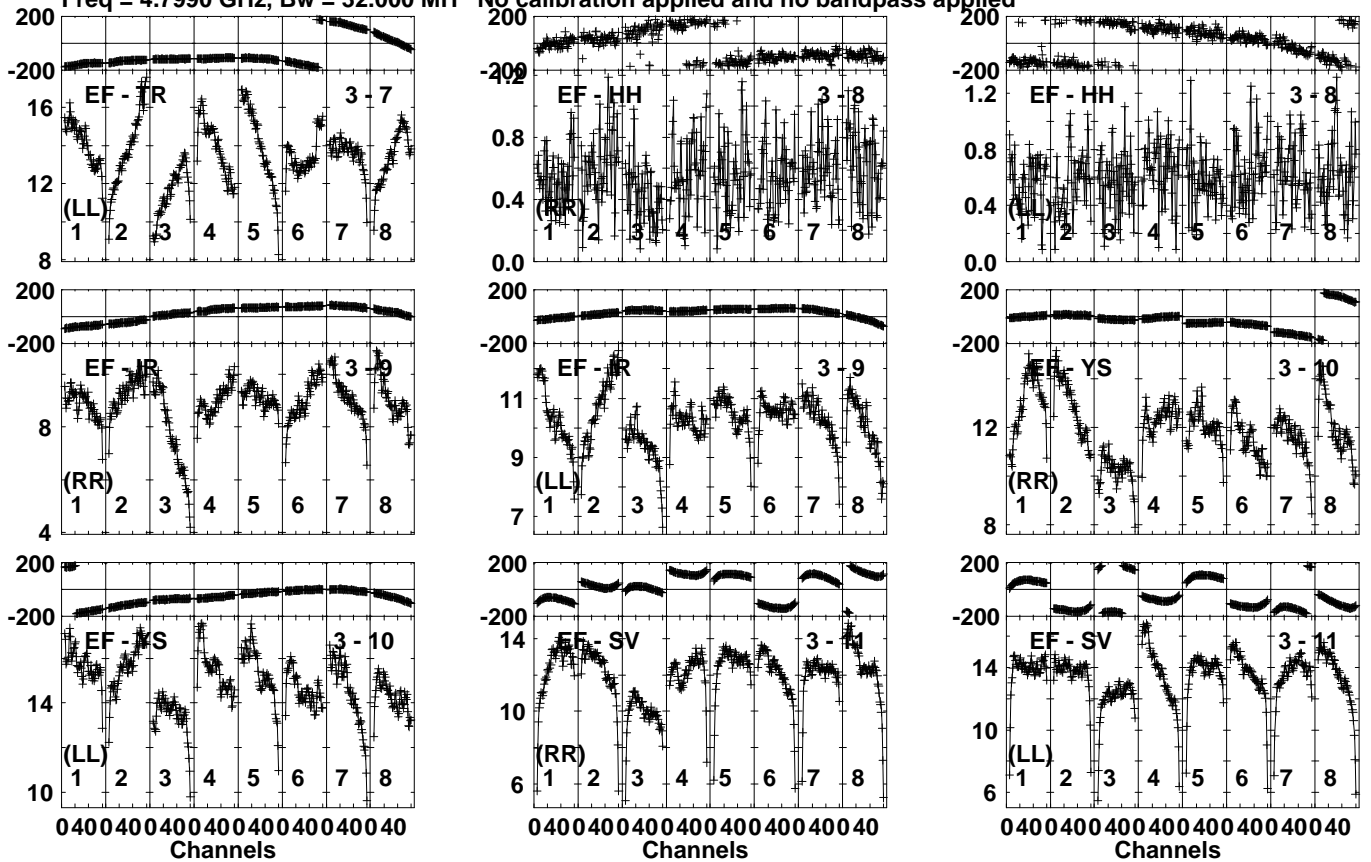
Lower frame: Milli Ampl Jy Top frame: Phas deg
Vector averaged cross-power spectrum Several baselines displayed
Timerange: 00/14:40:40 to 00/14:41:29

Plot file version 74 created 19-OCT-2021 14:12:36

J1745-0753 RG012G.UVDATA.1

Freq = 4.7990 GHz, Bw = 32.000 MH

No calibration applied and no bandpass applied



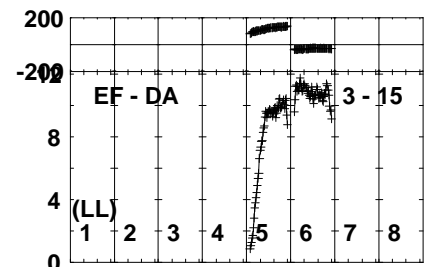
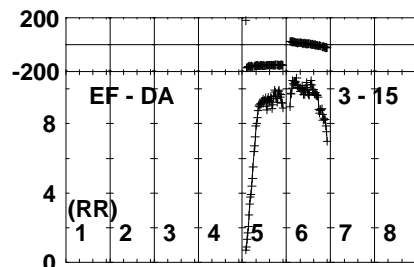
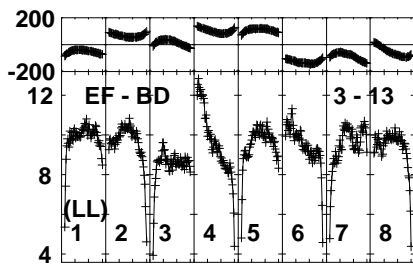
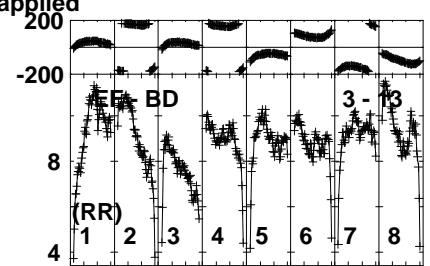
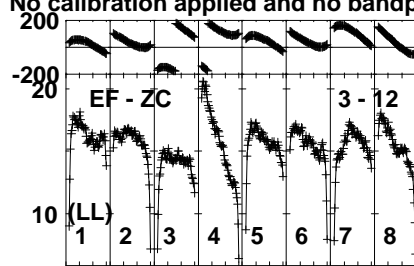
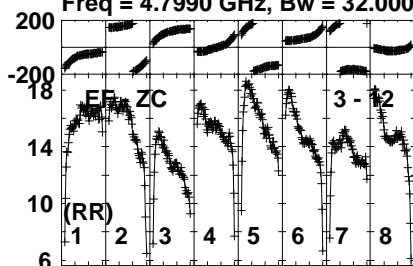
Lower frame: Milli Ampl Jy Top frame: Phas deg
Vector averaged cross-power spectrum Several baselines displayed
Timerange: 00/14:40:40 to 00/14:41:29

Plot file version 75 created 19-OCT-2021 14:12:37

J1745-0753 RG012G.UVDATA.1

Freq = 4.7990 GHz, Bw = 32.000 MH

No calibration applied and no bandpass applied

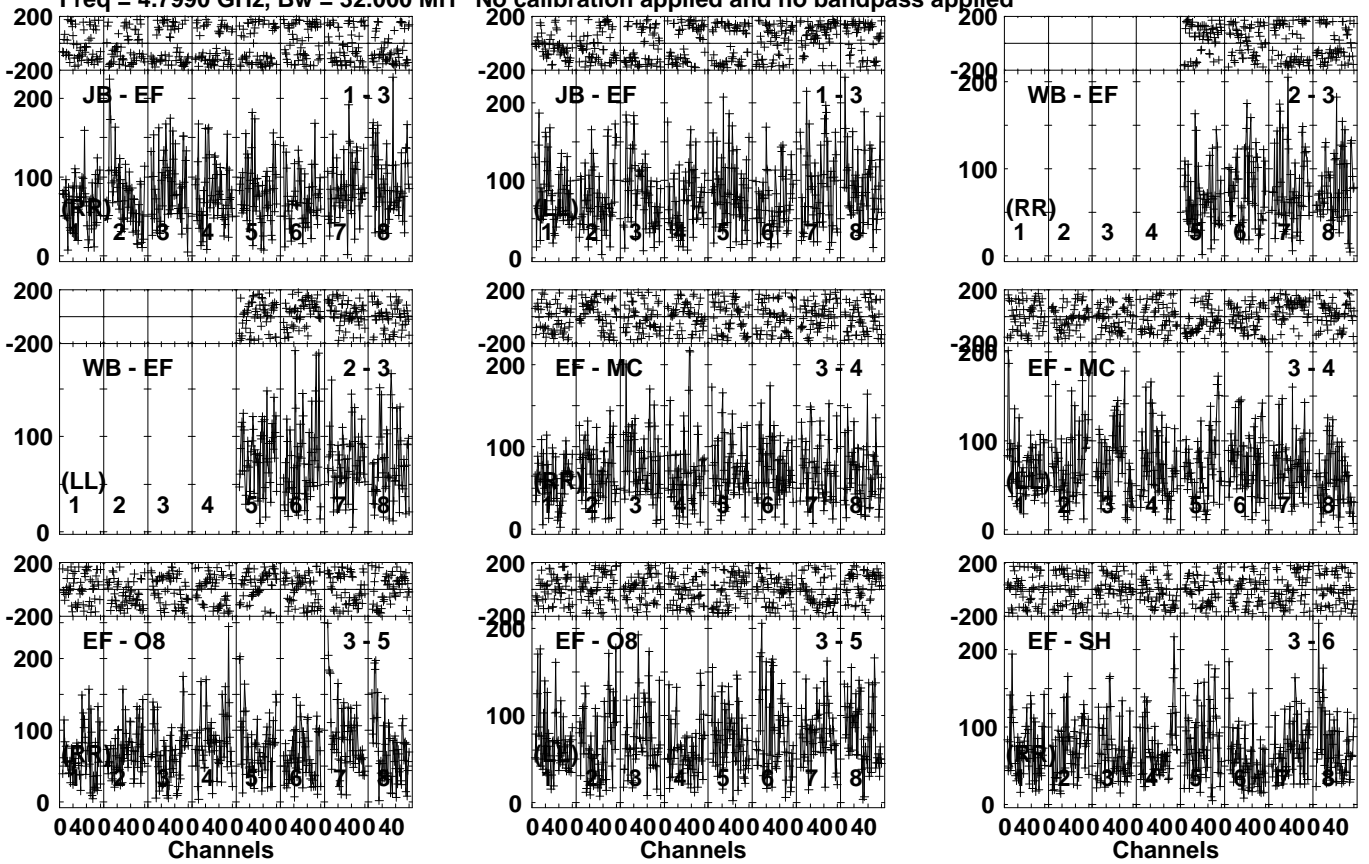


Lower frame: Milli Ampl Jy Top frame: Phas deg
Vector averaged cross-power spectrum Several baselines displayed
Timerange: 00/14:40:40 to 00/14:41:29

Plot file version 76 created 19-OCT-2021 14:12:37

RSOPH RG012G.UVDATA.1

Freq = 4.7990 GHz, Bw = 32.000 MH No calibration applied and no bandpass applied

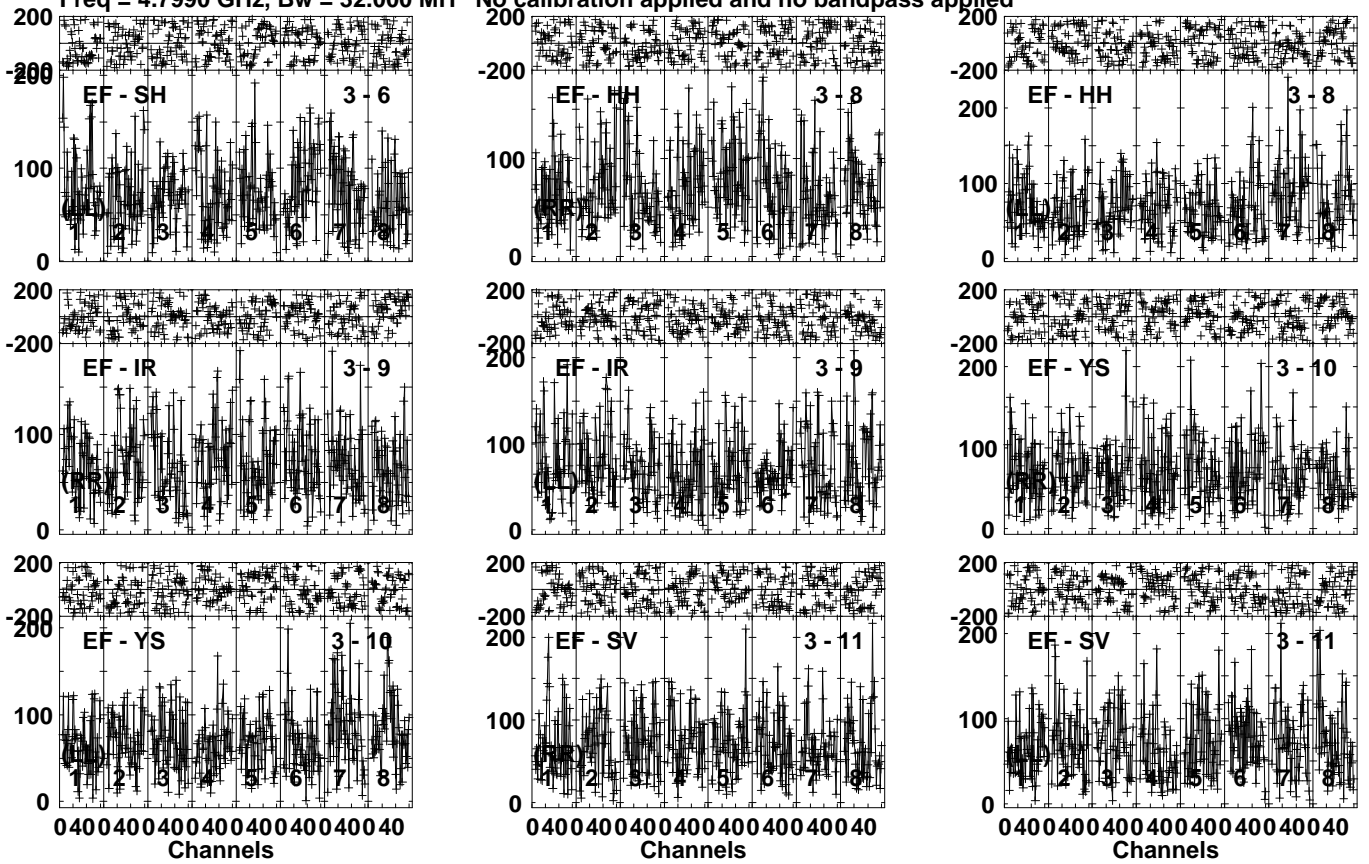


Lower frame: Micro Ampl Jy Top frame: Phas deg
Vector averaged cross-power spectrum Several baselines displayed
Timerange: 00/14:41:50 to 00/14:46:00

Plot file version 77 created 19-OCT-2021 14:12:37

RSOPH RG012G.UVDATA.1

Freq = 4.7990 GHz, Bw = 32.000 MH No calibration applied and no bandpass applied

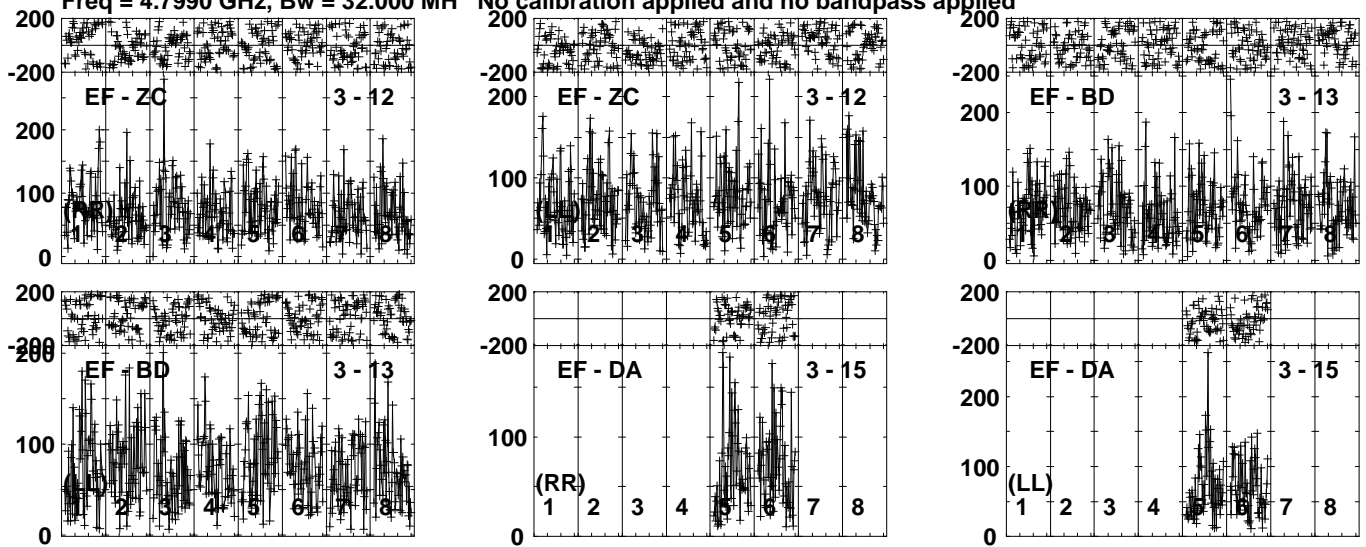


Lower frame: Micro Ampl Jy Top frame: Phas deg
Vector averaged cross-power spectrum Several baselines displayed
Timerange: 00/14:41:50 to 00/14:46:00

Plot file version 78 created 19-OCT-2021 14:12:38

RSOPH RG012G.UVDATA.1

Freq = 4.7990 GHz, Bw = 32.000 MH No calibration applied and no bandpass applied



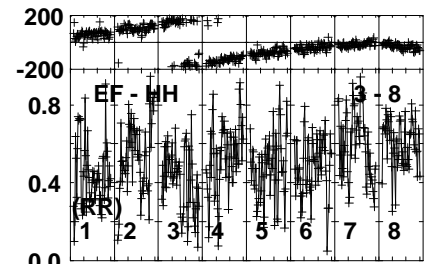
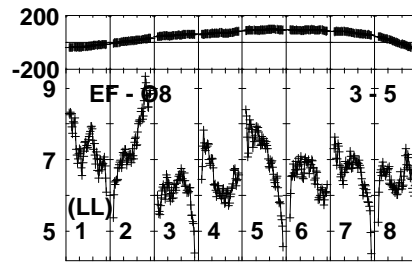
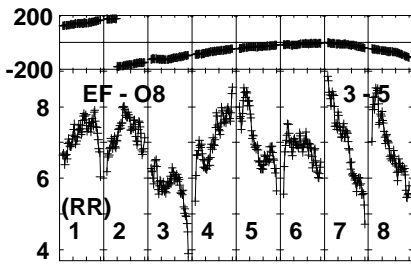
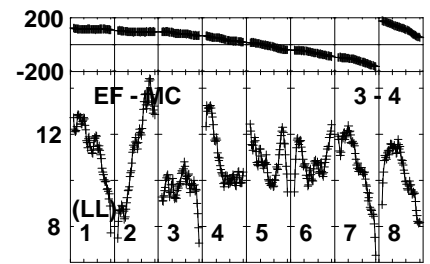
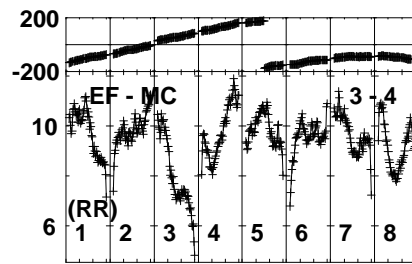
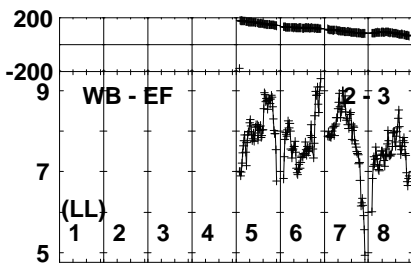
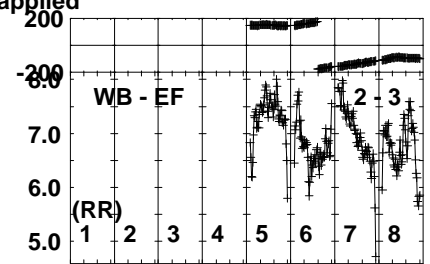
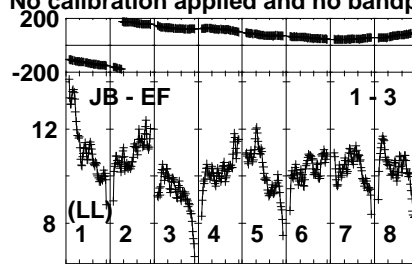
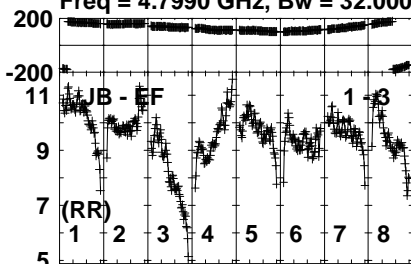
Lower frame: Micro Ampl Jy Top frame: Phas deg
Vector averaged cross-power spectrum Several baselines displayed
Timerange: 00/14:41:50 to 00/14:46:00

Plot file version 79 created 19-OCT-2021 14:12:38

J1745-0753 RG012G.UVDATA.1

Freq = 4.7990 GHz, Bw = 32.000 MH

No calibration applied and no bandpass applied

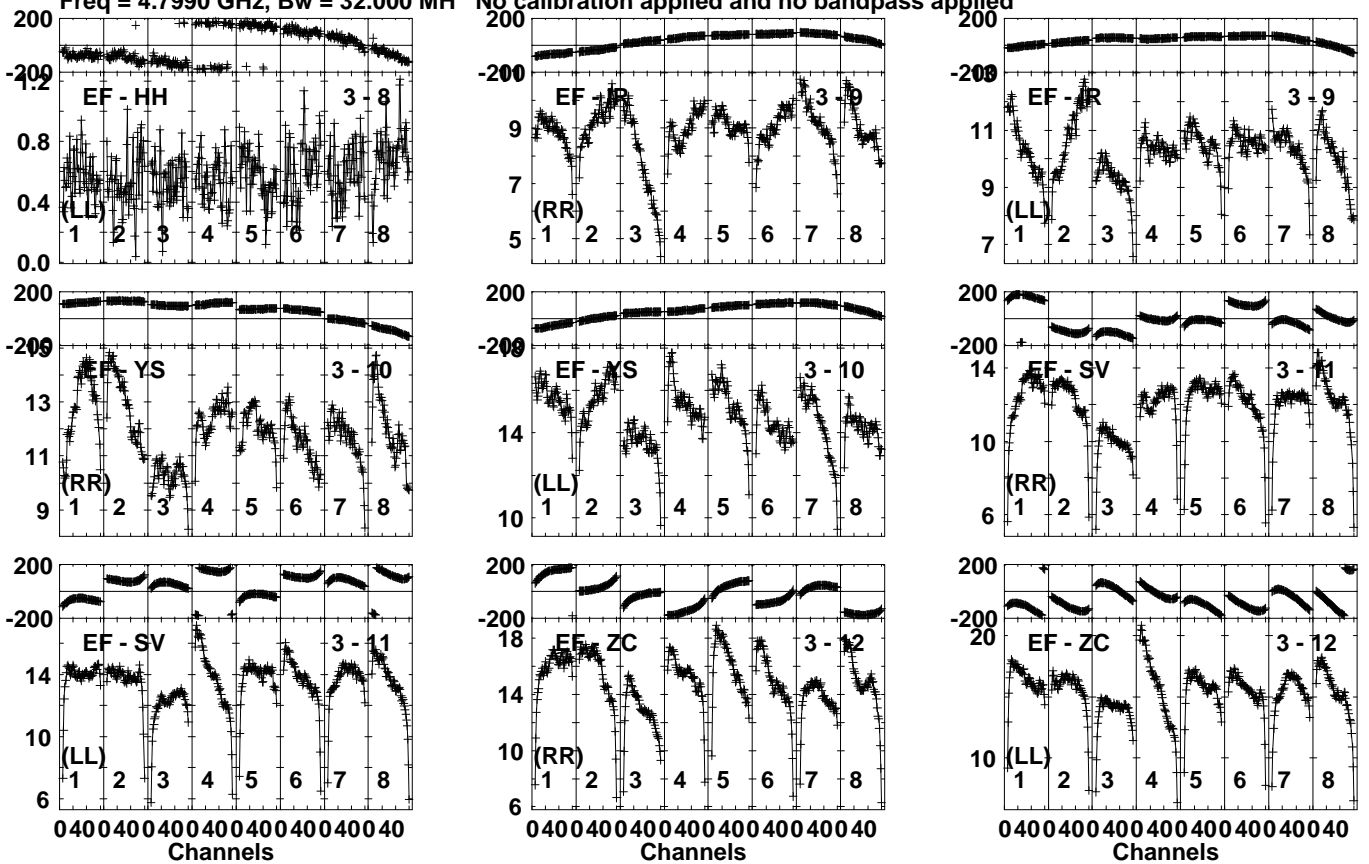


Lower frame: Milli Ampl Jy Top frame: Phas deg
Vector averaged cross-power spectrum Several baselines displayed
Timerange: 00/14:46:40 to 00/14:47:20

Plot file version 80 created 19-OCT-2021 14:12:39

J1745-0753 RG012G.UVDATA.1

Freq = 4.7990 GHz, Bw = 32.000 MH No calibration applied and no bandpass applied



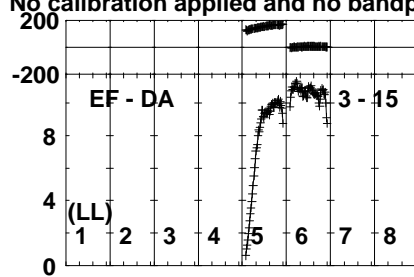
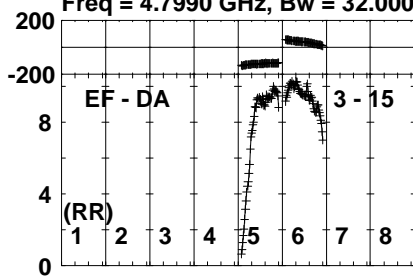
Lower frame: Milli Ampl Jy Top frame: Phas deg
Vector averaged cross-power spectrum Several baselines displayed
Timerange: 00/14:46:40 to 00/14:47:20

Plot file version 81 created 19-OCT-2021 14:12:39

J1745-0753 RG012G.UVDATA.1

Freq = 4.7990 GHz, Bw = 32.000 MH

No calibration applied and no bandpass applied

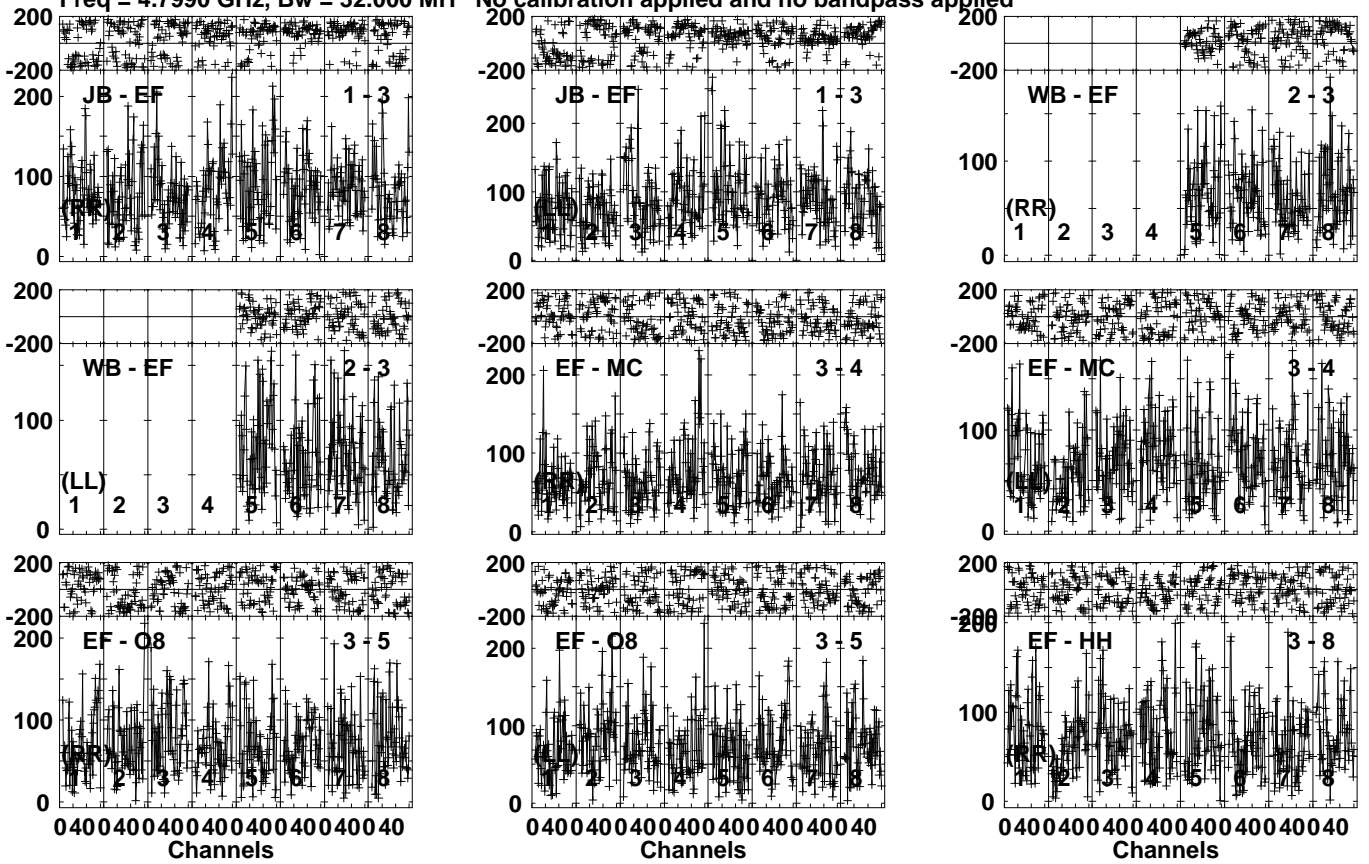


Lower frame: Milli Ampl Jy Top frame: Phas deg
Vector averaged cross-power spectrum Several baselines displayed
Timerange: 00/14:46:40 to 00/14:47:20

Plot file version 82 created 19-OCT-2021 14:12:40

RSOPH RG012G.UVDATA.1

Freq = 4.7990 GHz, Bw = 32.000 MH No calibration applied and no bandpass applied

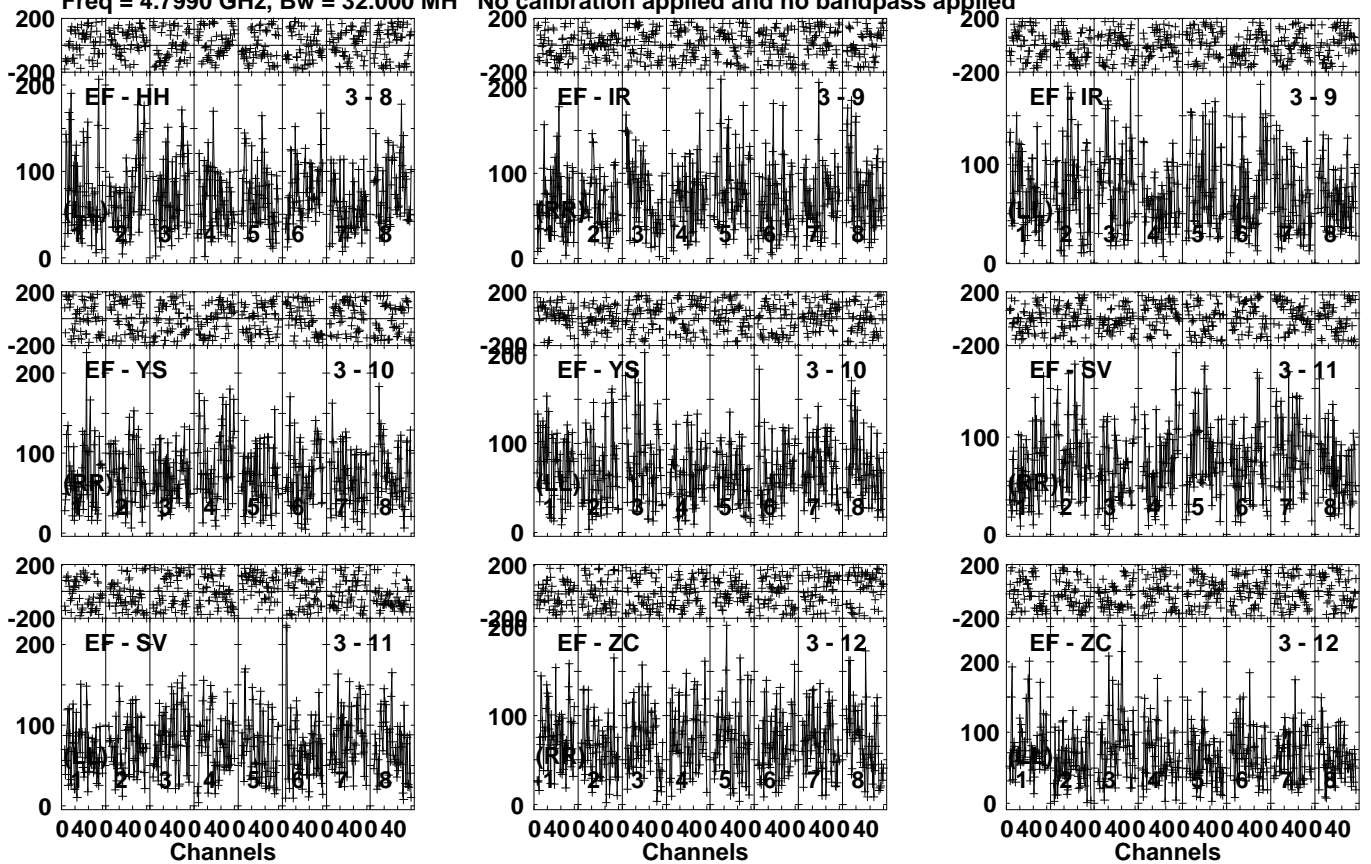


Lower frame: Micro Ampl Jy Top frame: Phas deg
Vector averaged cross-power spectrum Several baselines displayed
Timerange: 00/14:47:40 to 00/14:51:49

Plot file version 83 created 19-OCT-2021 14:12:40

RSOPH RG012G.UVDATA.1

Freq = 4.7990 GHz, Bw = 32.000 MH No calibration applied and no bandpass applied

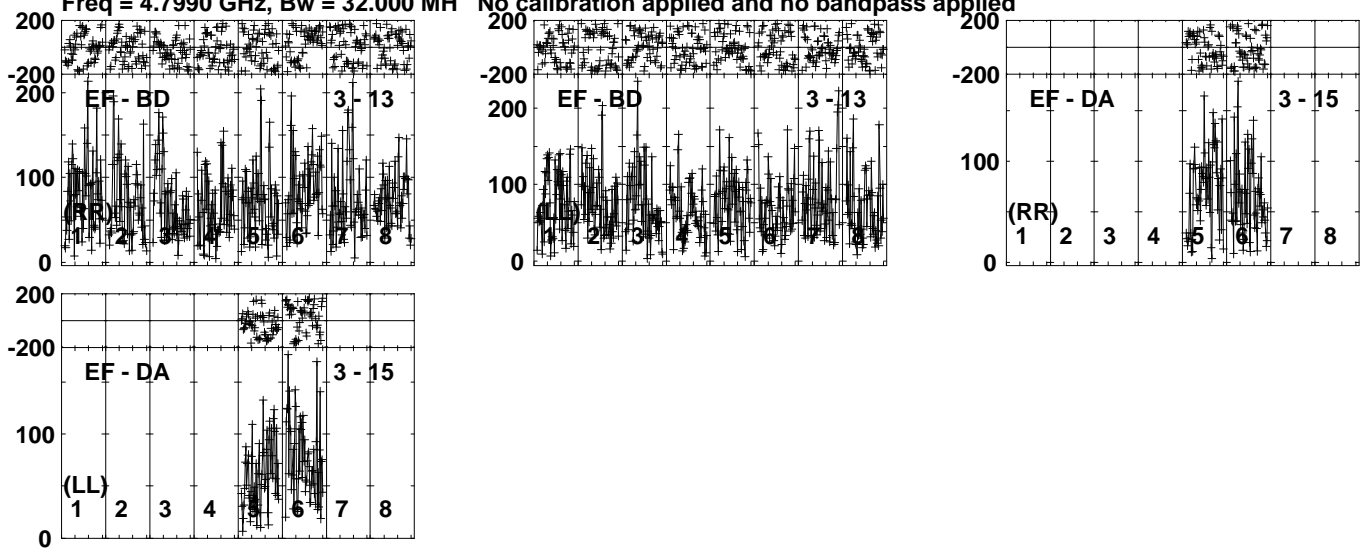


Lower frame: Micro Ampl Jy Top frame: Phas deg
Vector averaged cross-power spectrum Several baselines displayed
Timerange: 00/14:47:40 to 00/14:51:49

Plot file version 84 created 19-OCT-2021 14:12:40

RSOPH RG012G.UVDATA.1

Freq = 4.7990 GHz, Bw = 32.000 MH No calibration applied and no bandpass applied



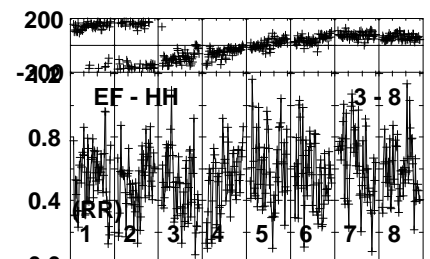
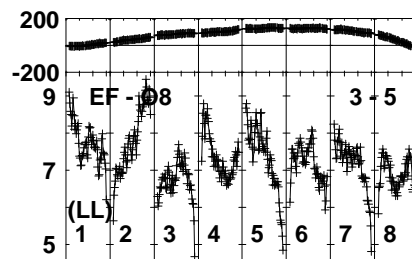
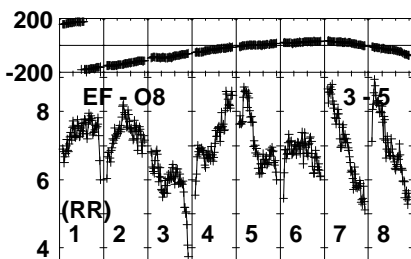
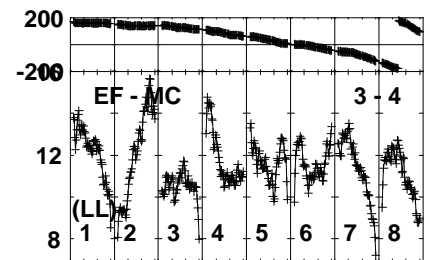
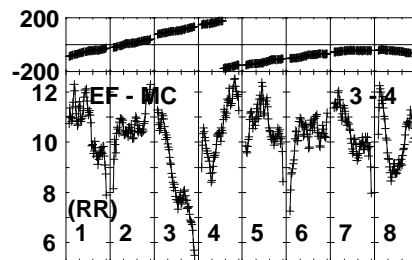
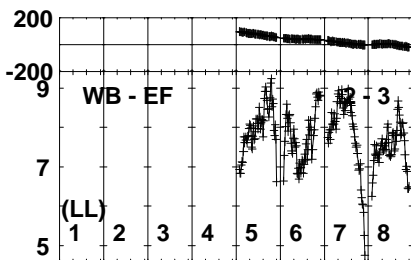
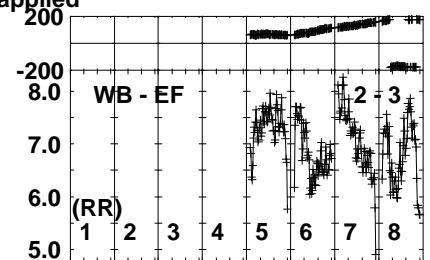
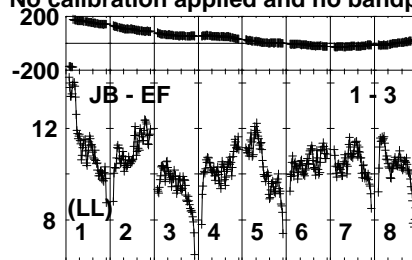
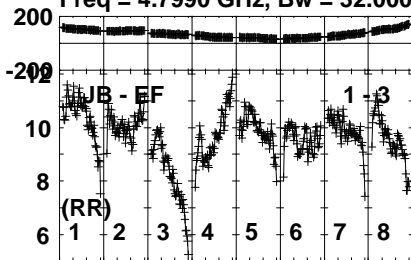
Lower frame: Micro Ampl Jy Top frame: Phas deg
Vector averaged cross-power spectrum Several baselines displayed
Timerange: 00/14:47:40 to 00/14:51:49

Plot file version 85 created 19-OCT-2021 14:12:41

J1745-0753 RG012G.UVDATA.1

Freq = 4.7990 GHz, Bw = 32.000 MH

No calibration applied and no bandpass applied



0400400400400400400400400400
Channels

0400400400400400400400400400
Channels

0400400400400400400400400400
Channels

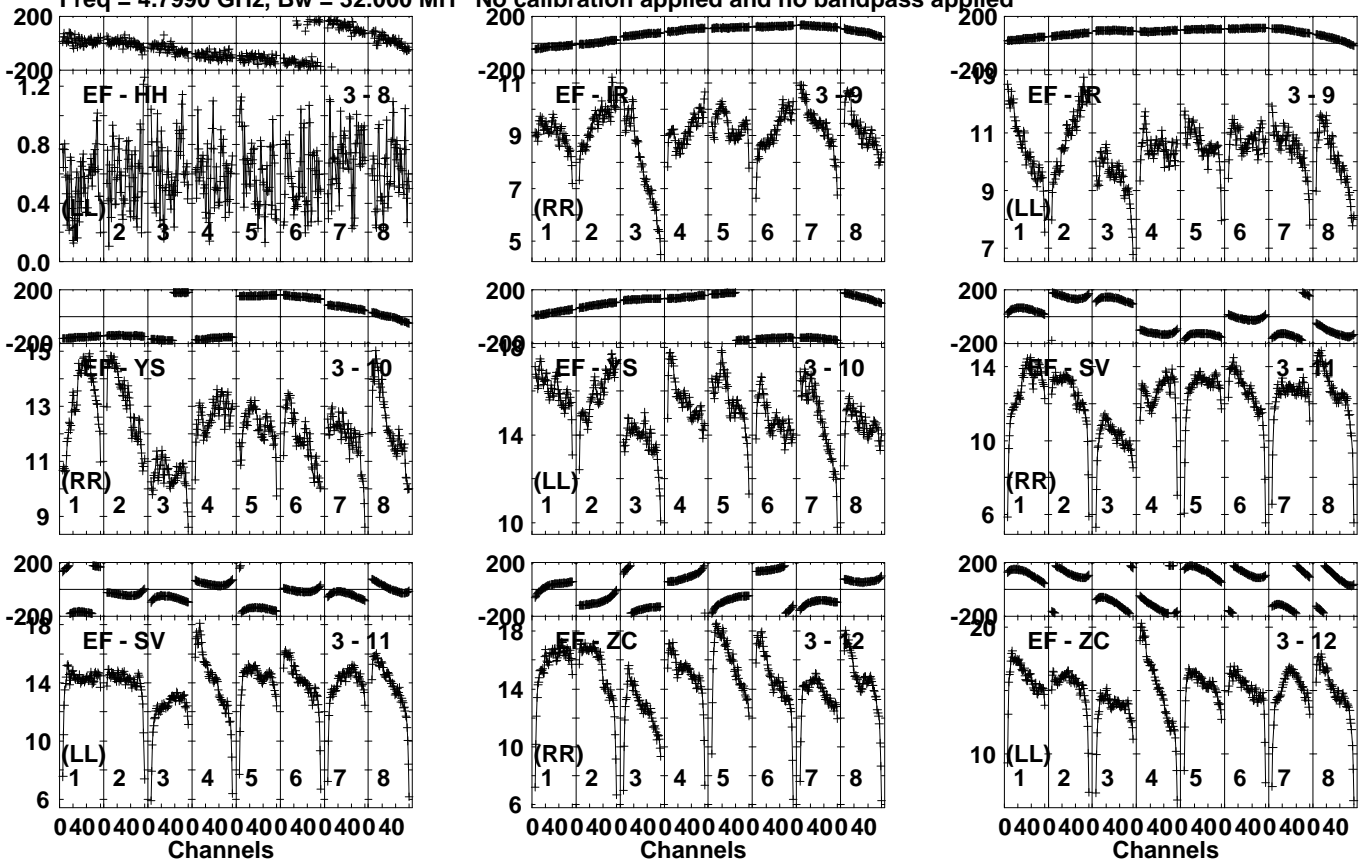
Lower frame: Milli Ampl Jy Top frame: Phas deg
Vector averaged cross-power spectrum Several baselines displayed
Timerange: 00/14:52:10 to 00/14:53:00

Plot file version 86 created 19-OCT-2021 14:12:41

J1745-0753 RG012G.UVDATA.1

Freq = 4.7990 GHz, Bw = 32.000 MH

No calibration applied and no bandpass applied

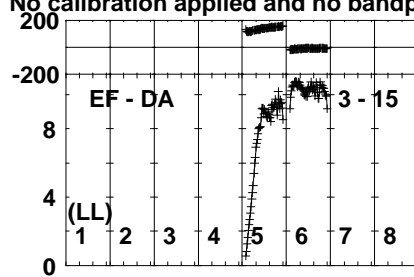
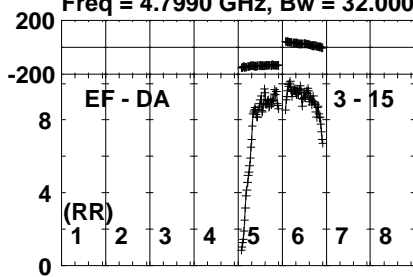


Plot file version 87 created 19-OCT-2021 14:12:42

J1745-0753 RG012G.UVDATA.1

Freq = 4.7990 GHz, Bw = 32.000 MH

No calibration applied and no bandpass applied

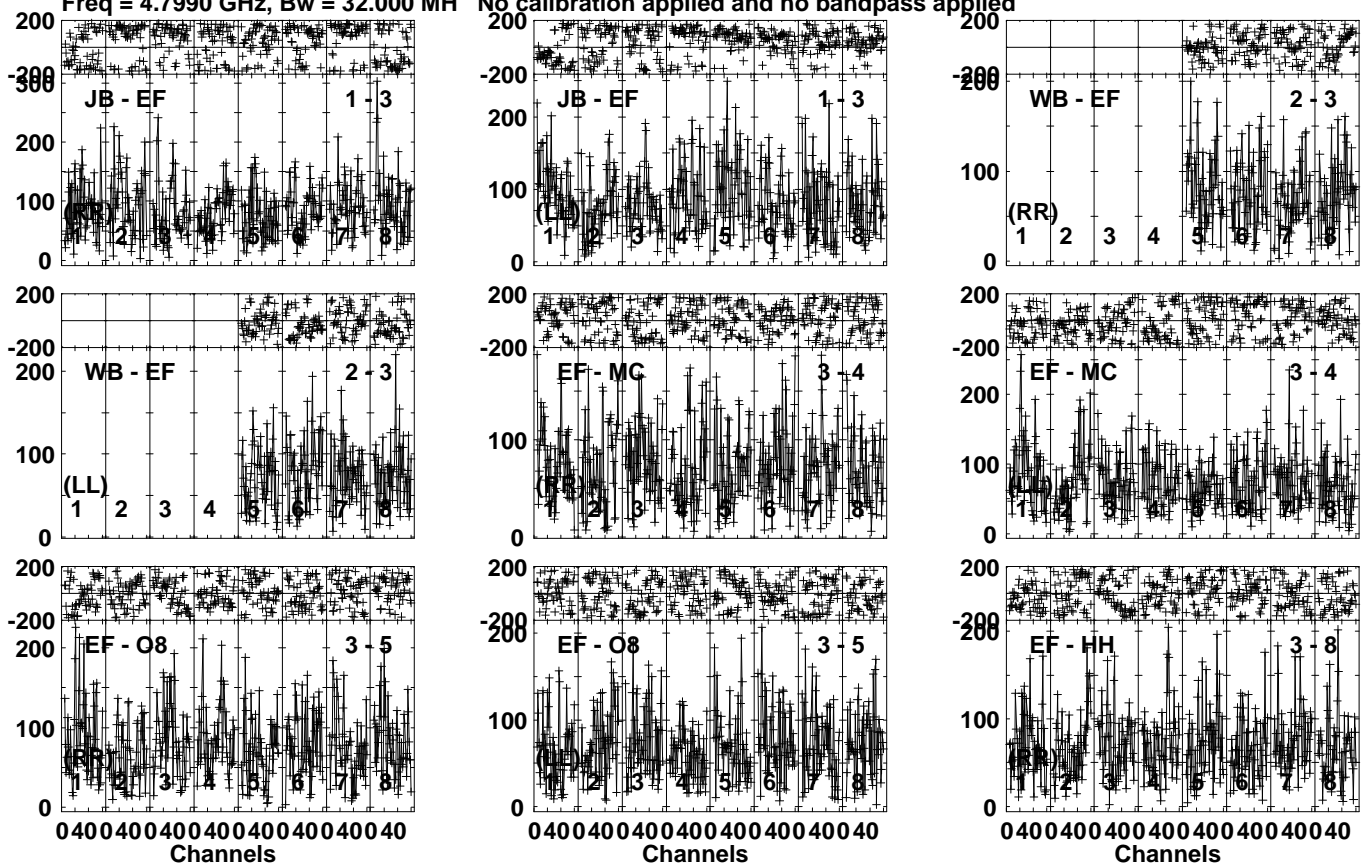


Lower frame: Milli Ampl Jy Top frame: Phas deg
Vector averaged cross-power spectrum Several baselines displayed
Timerange: 00/14:52:10 to 00/14:53:00

Plot file version 88 created 19-OCT-2021 14:12:42

RSOPH RG012G.UVDATA.1

Freq = 4.7990 GHz, Bw = 32.000 MH No calibration applied and no bandpass applied

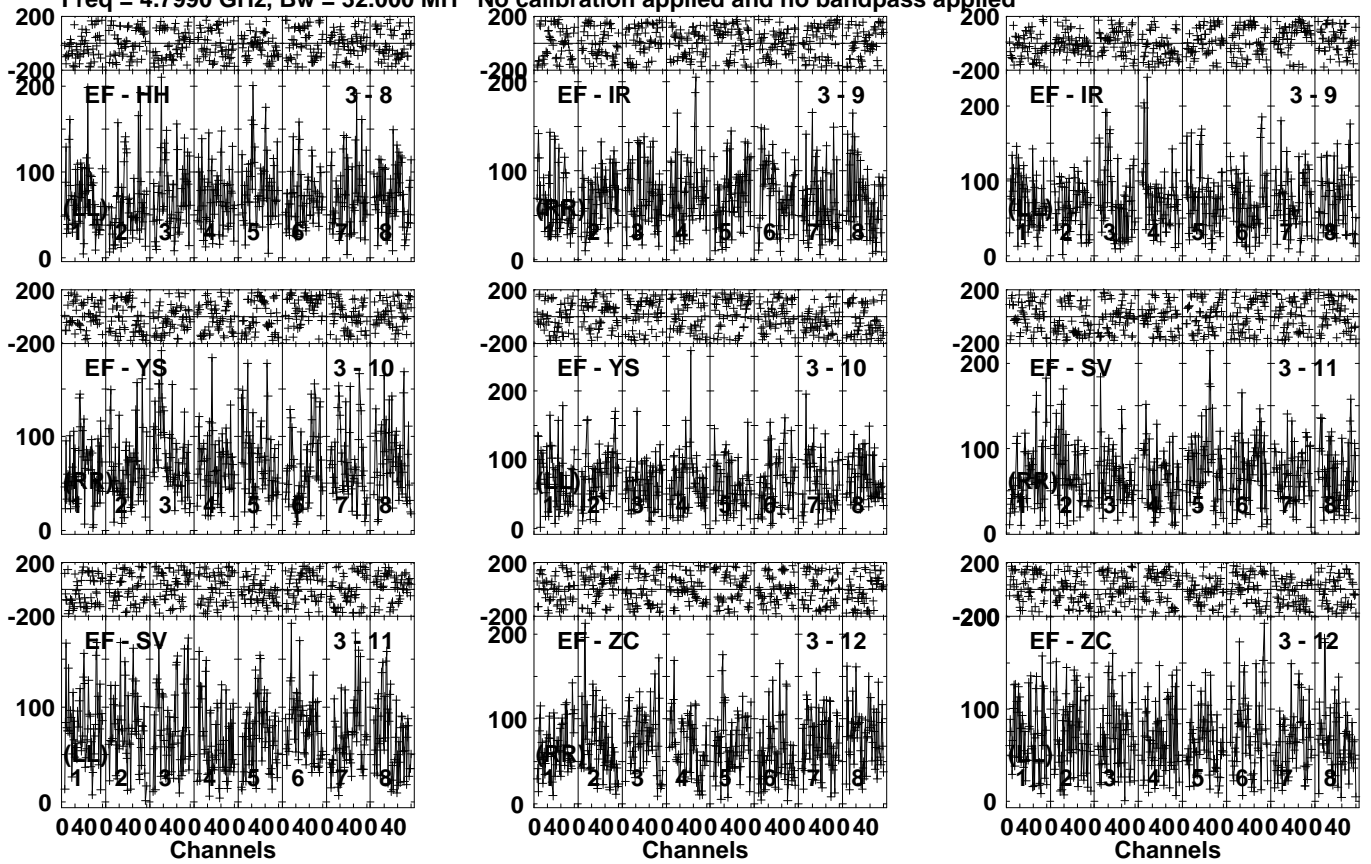


Lower frame: Micro Ampl Jy Top frame: Phas deg
Vector averaged cross-power spectrum Several baselines displayed
Timerange: 00/14:53:20 to 00/14:57:30

Plot file version 89 created 19-OCT-2021 14:12:42

RSOPH RG012G.UVDATA.1

Freq = 4.7990 GHz, Bw = 32.000 MH No calibration applied and no bandpass applied

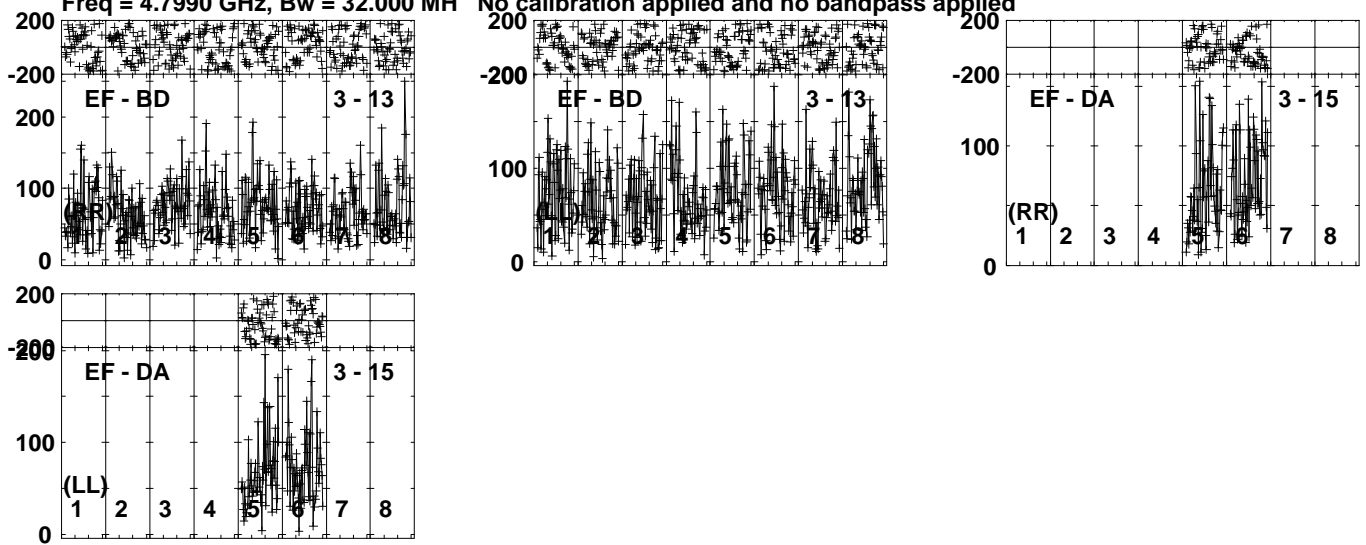


Lower frame: Micro Ampl Jy Top frame: Phas deg
Vector averaged cross-power spectrum Several baselines displayed
Timerange: 00/14:53:20 to 00/14:57:30

Plot file version 90 created 19-OCT-2021 14:12:43

RSOPH RG012G.UVDATA.1

Freq = 4.7990 GHz, Bw = 32.000 MH No calibration applied and no bandpass applied



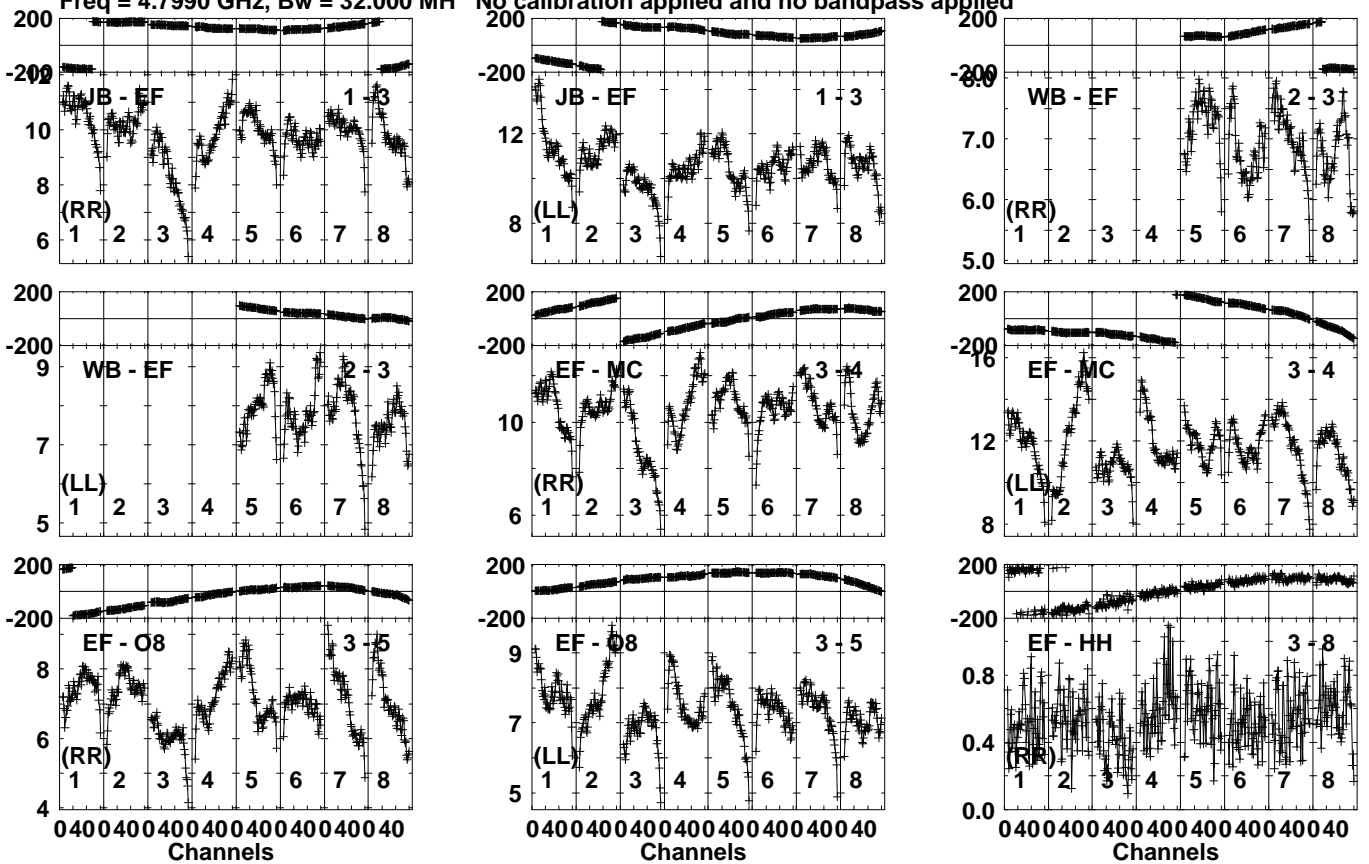
Lower frame: Micro Ampl Jy Top frame: Phas deg
Vector averaged cross-power spectrum Several baselines displayed
Timerange: 00/14:53:20 to 00/14:57:30

Plot file version 91 created 19-OCT-2021 14:12:43

J1745-0753 RG012G.UVDATA.1

Freq = 4.7990 GHz, Bw = 32.000 MH

No calibration applied and no bandpass applied

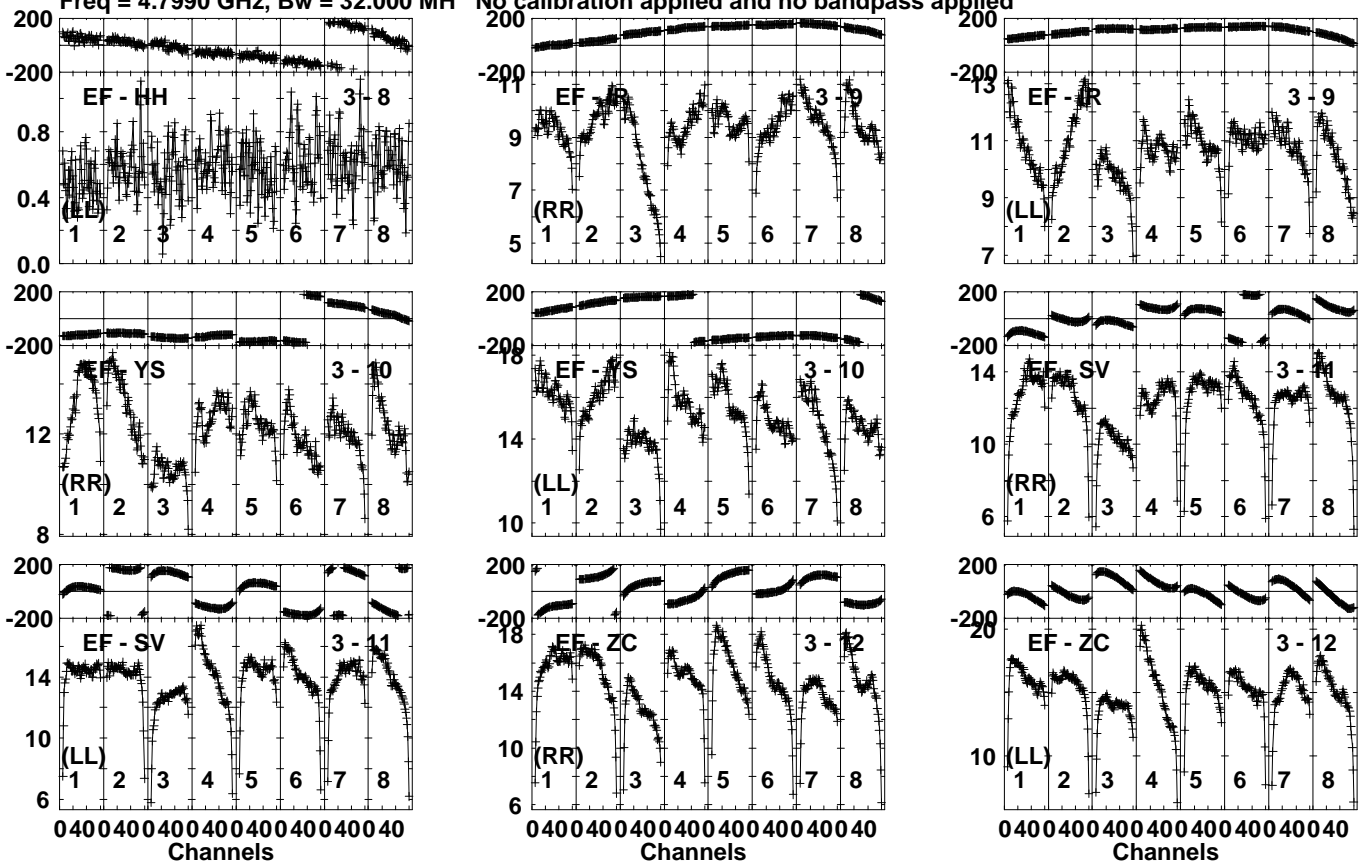


Lower frame: Milli Ampl Jy Top frame: Phas deg
 Vector averaged cross-power spectrum Several baselines displayed
 Timerange: 00/14:58:11 to 00/14:58:49

Plot file version 92 created 19-OCT-2021 14:12:43

J1745-0753 RG012G.UVDATA.1

Freq = 4.7990 GHz, Bw = 32.000 MH No calibration applied and no bandpass applied



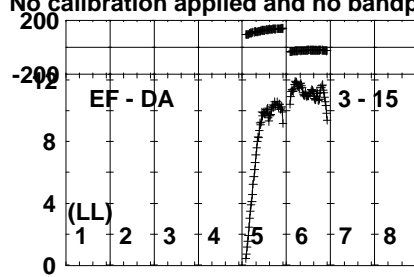
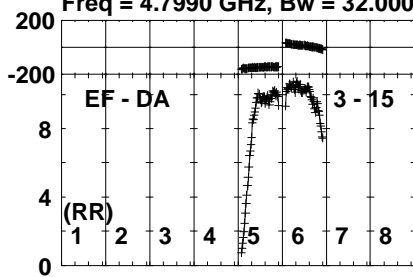
Lower frame: Milli Ampl Jy Top frame: Phas deg
Vector averaged cross-power spectrum Several baselines displayed
Timerange: 00/14:58:11 to 00/14:58:49

Plot file version 93 created 19-OCT-2021 14:12:44

J1745-0753 RG012G.UVDATA.1

Freq = 4.7990 GHz, Bw = 32.000 MH

No calibration applied and no bandpass applied

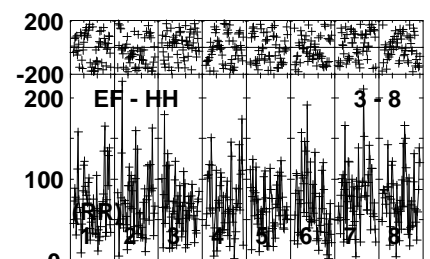
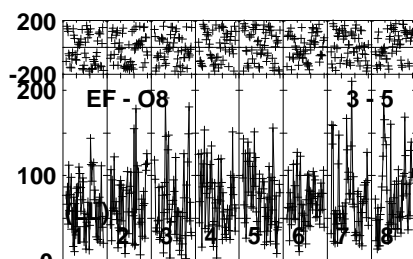
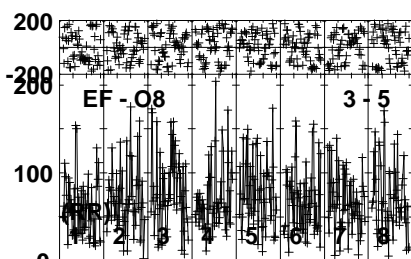
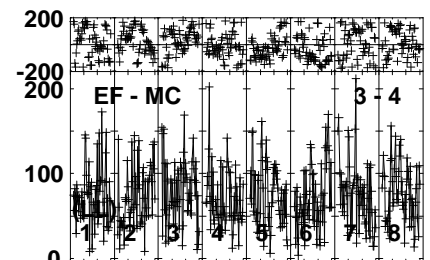
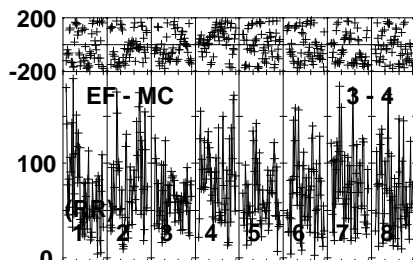
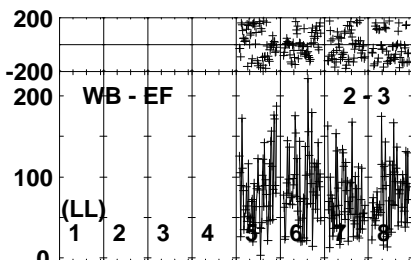
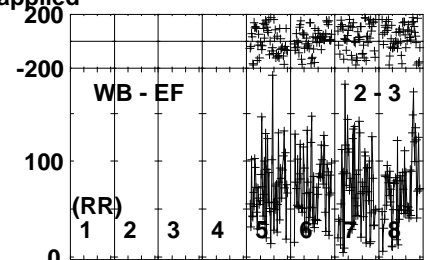
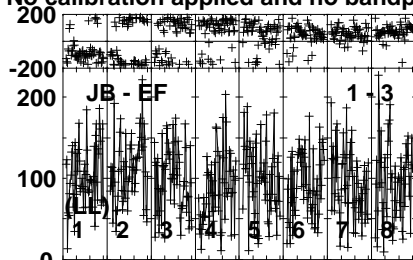
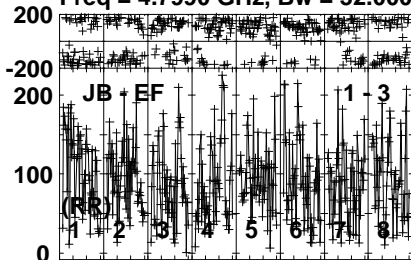


Lower frame: Milli Ampl Jy Top frame: Phas deg
Vector averaged cross-power spectrum Several baselines displayed
Timerange: 00/14:58:11 to 00/14:58:49

Plot file version 94 created 19-OCT-2021 14:12:44

RSOPH RG012G.UVDATA.1

Freq = 4.7990 GHz, Bw = 32.000 MH No calibration applied and no bandpass applied



0400400400400400400400400400
Channels

0400400400400400400400400400
Channels

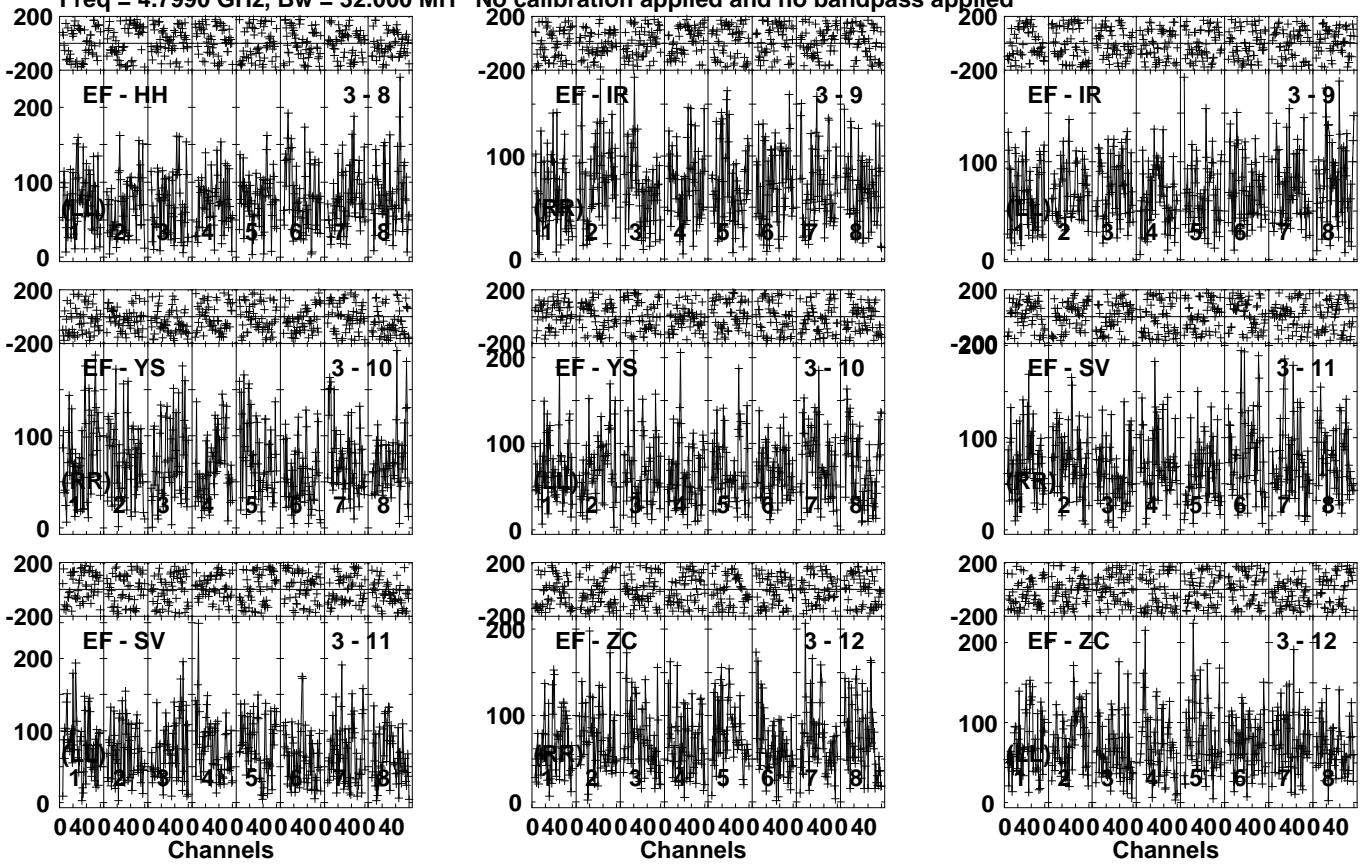
0400400400400400400400400400
Channels

Lower frame: Micro Ampl Jy Top frame: Phas deg
Vector averaged cross-power spectrum Several baselines displayed
Timerange: 00/14:59:10 to 00/15:03:20

Plot file version 95 created 19-OCT-2021 14:12:44

RSOPH RG012G.UVDATA.1

Freq = 4.7990 GHz, Bw = 32.000 MH No calibration applied and no bandpass applied

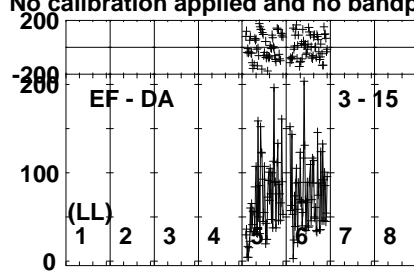
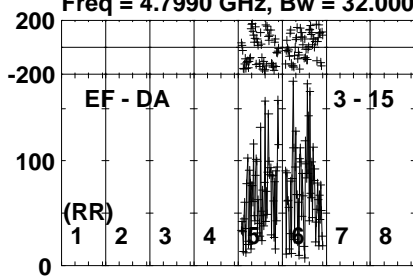


Lower frame: Micro Ampl Jy Top frame: Phas deg
Vector averaged cross-power spectrum Several baselines displayed
Timerange: 00/14:59:10 to 00/15:03:20

Plot file version 96 created 19-OCT-2021 14:12:45

RSOPH RG012G.UVDATA.1

Freq = 4.7990 GHz, Bw = 32.000 MH No calibration applied and no bandpass applied

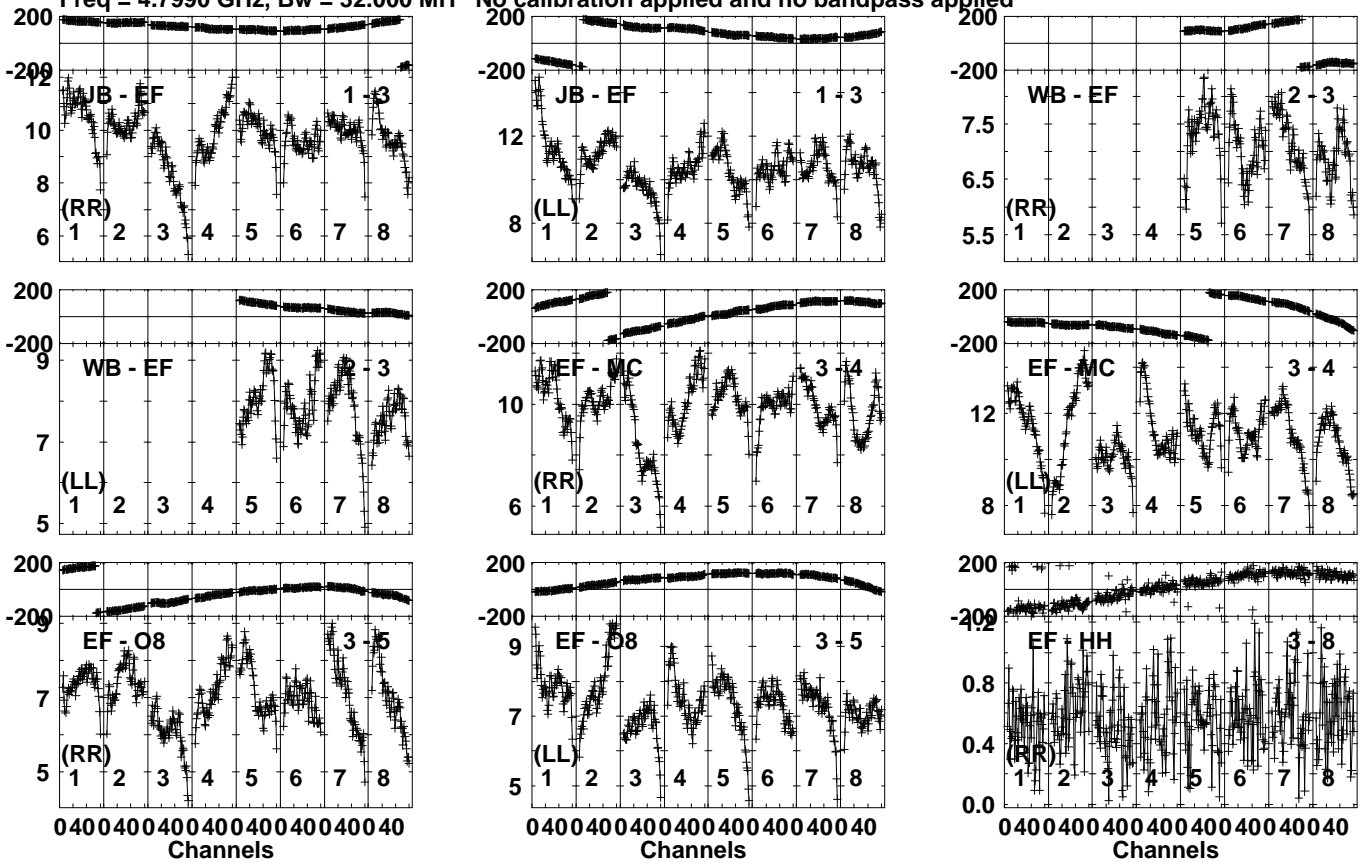


Lower frame: Micro Ampl Jy Top frame: Phas deg
Vector averaged cross-power spectrum Several baselines displayed
Timerange: 00/14:59:10 to 00/15:03:20

Plot file version 97 created 19-OCT-2021 14:12:45

J1745-0753 RG012G.UVDATA.1

Freq = 4.7990 GHz, Bw = 32.000 MH No calibration applied and no bandpass applied



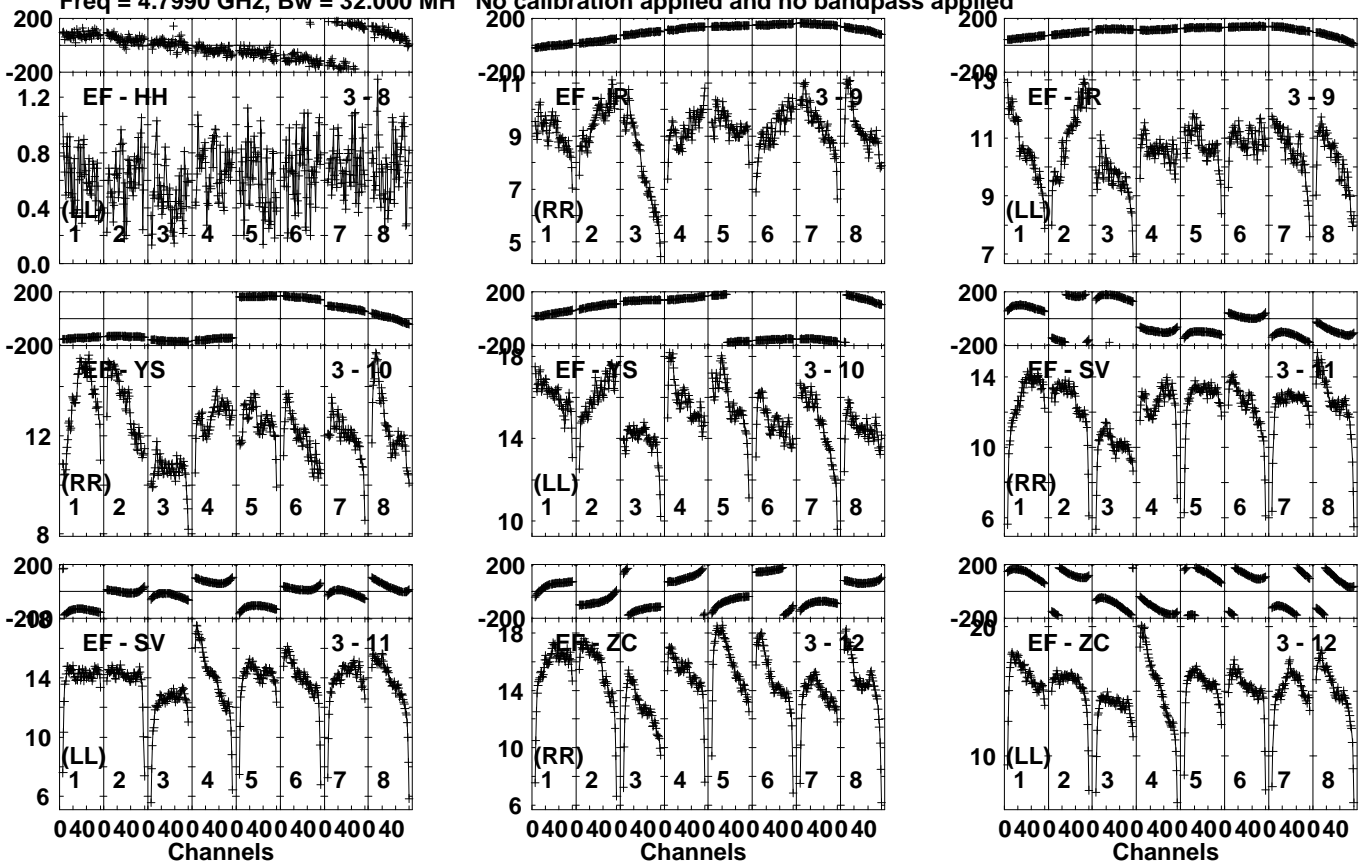
Lower frame: Milli Ampl Jy Top frame: Phas deg
 Vector averaged cross-power spectrum Several baselines displayed
 Timerange: 00/15:03:40 to 00/15:04:30

Plot file version 98 created 19-OCT-2021 14:12:45

J1745-0753 RG012G.UVDATA.1

Freq = 4.7990 GHz, Bw = 32.000 MH

No calibration applied and no bandpass applied



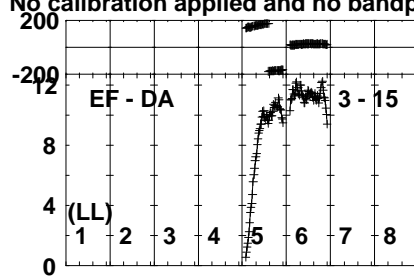
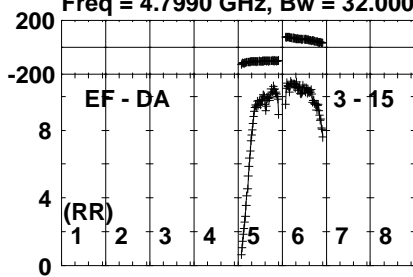
Lower frame: Milli Ampl Jy Top frame: Phas deg
Vector averaged cross-power spectrum Several baselines displayed
Timerange: 00/15:03:40 to 00/15:04:30

Plot file version 99 created 19-OCT-2021 14:12:46

J1745-0753 RG012G.UVDATA.1

Freq = 4.7990 GHz, Bw = 32.000 MH

No calibration applied and no bandpass applied



Lower frame: Milli Ampl Jy Top frame: Phas deg

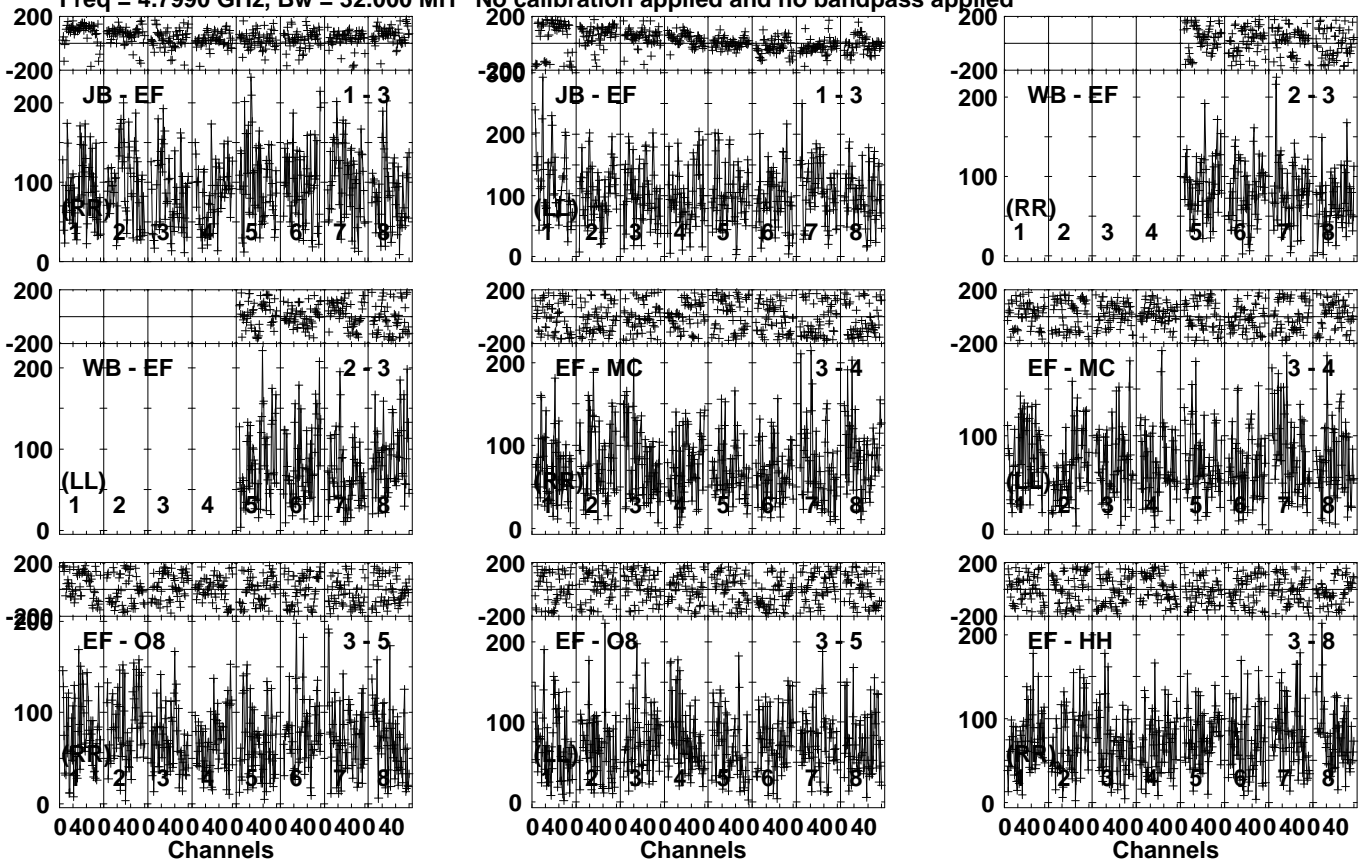
Vector averaged cross-power spectrum Several baselines displayed

Timerange: 00/15:03:40 to 00/15:04:30

Plot file version 100 created 19-OCT-2021 14:12:46

RSOPH RG012G.UVDATA.1

Freq = 4.7990 GHz, Bw = 32.000 MH No calibration applied and no bandpass applied

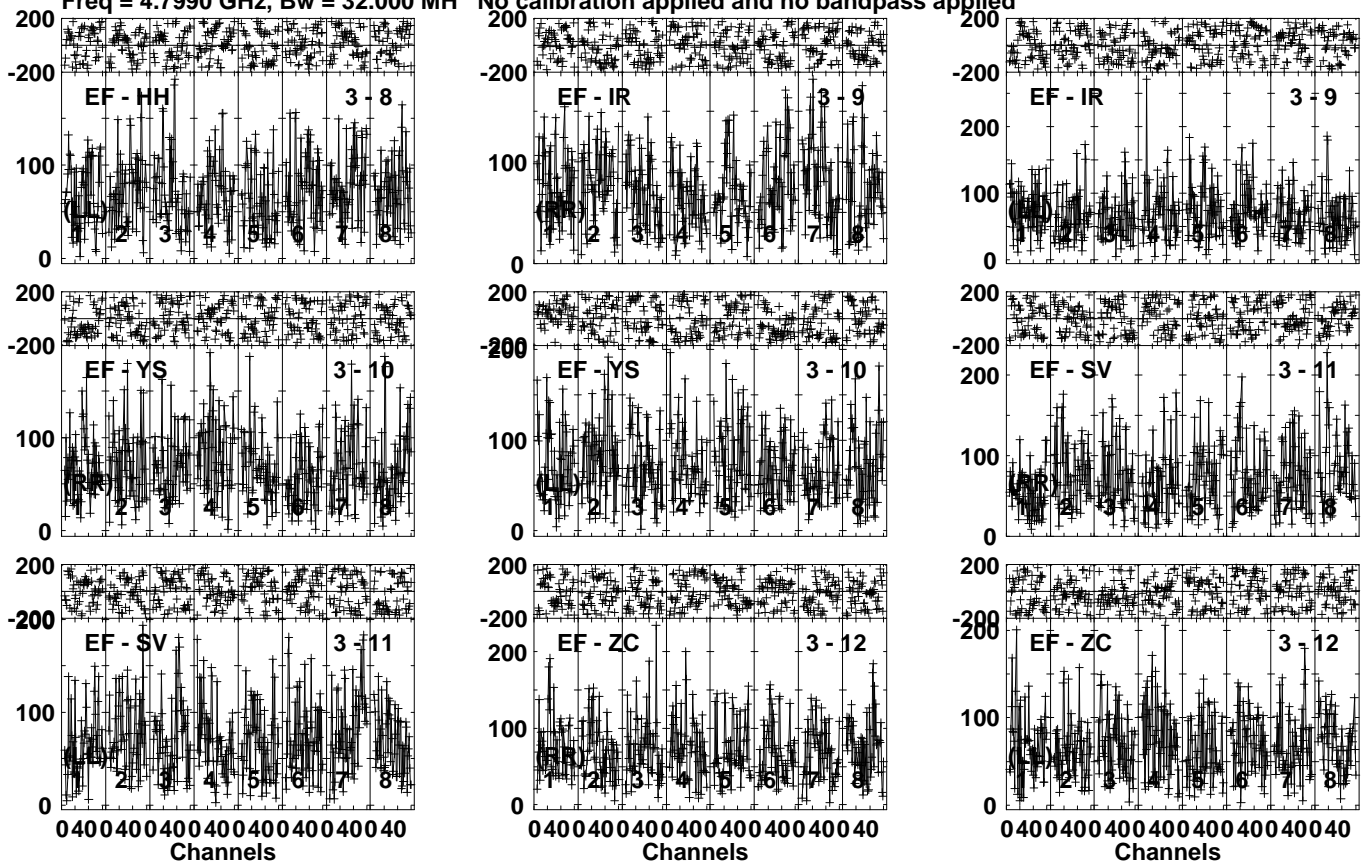


Lower frame: Micro Ampl Jy Top frame: Phas deg
Vector averaged cross-power spectrum Several baselines displayed
Timerange: 00/15:04:51 to 00/15:09:00

Plot file version 101 created 19-OCT-2021 14:12:46

RSOPH RG012G.UVDATA.1

Freq = 4.7990 GHz, Bw = 32.000 MH No calibration applied and no bandpass applied

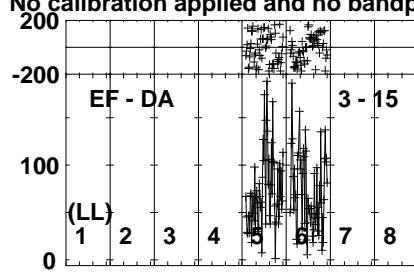
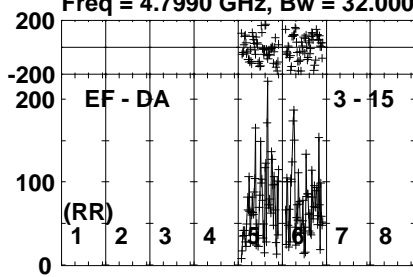


Lower frame: Micro Ampl Jy Top frame: Phas deg
Vector averaged cross-power spectrum Several baselines displayed
Timerange: 00/15:04:51 to 00/15:09:00

Plot file version 102 created 19-OCT-2021 14:12:47

RSOPH RG012G.UVDATA.1

Freq = 4.7990 GHz, Bw = 32.000 MH No calibration applied and no bandpass applied



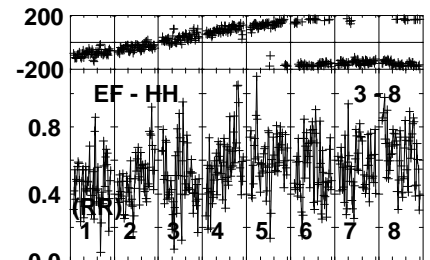
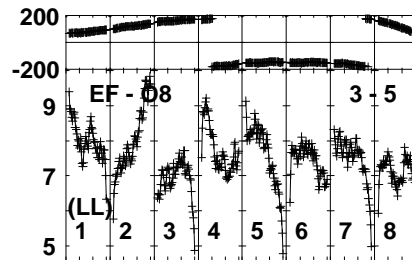
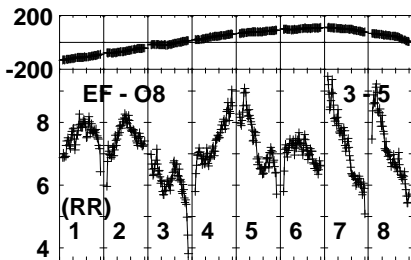
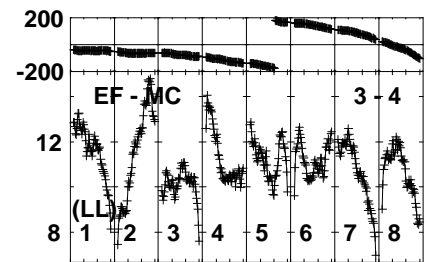
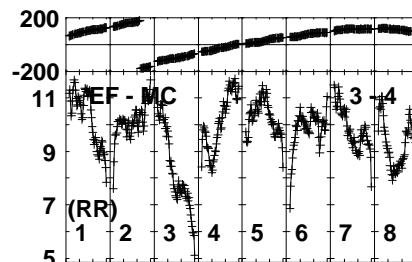
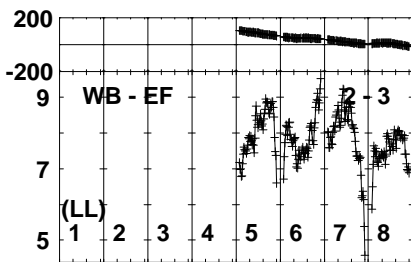
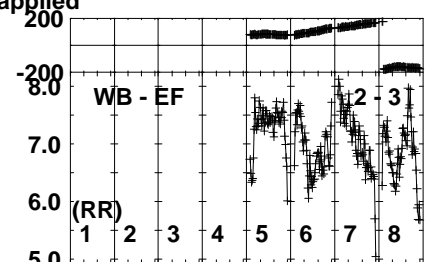
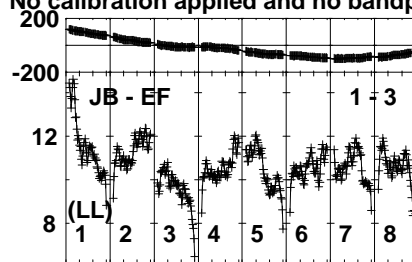
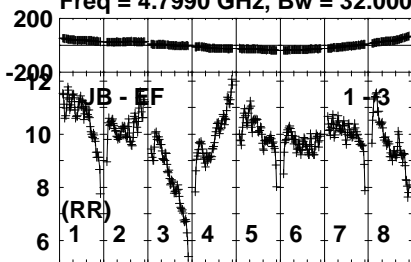
Lower frame: Micro Ampl Jy Top frame: Phas deg
Vector averaged cross-power spectrum Several baselines displayed
Timerange: 00/15:04:51 to 00/15:09:00

Plot file version 103 created 19-OCT-2021 14:12:47

J1745-0753 RG012G.UVDATA.1

Freq = 4.7990 GHz, Bw = 32.000 MH

No calibration applied and no bandpass applied



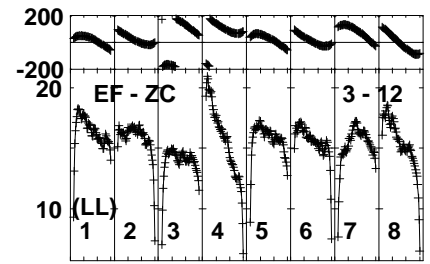
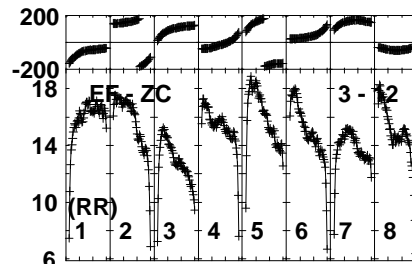
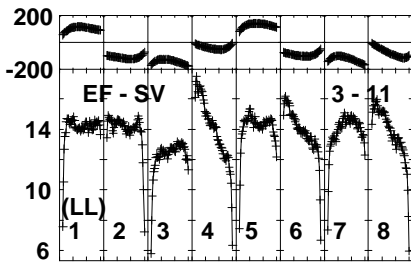
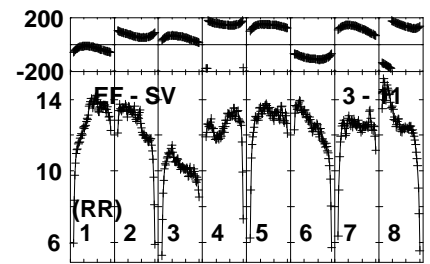
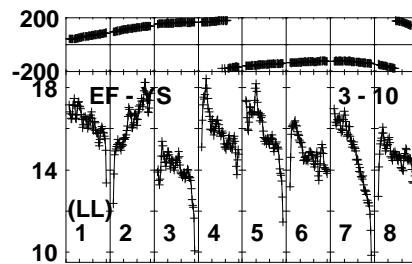
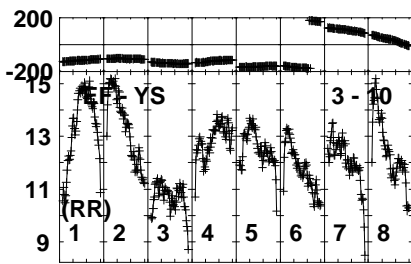
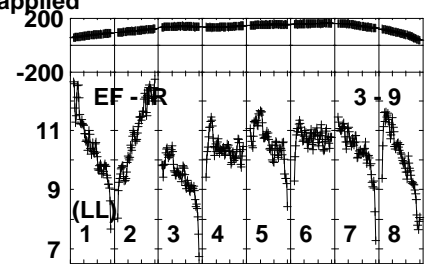
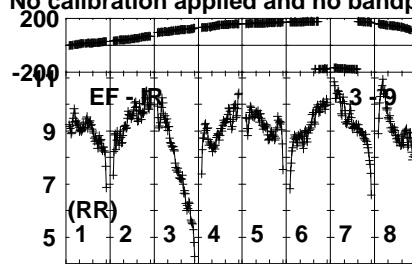
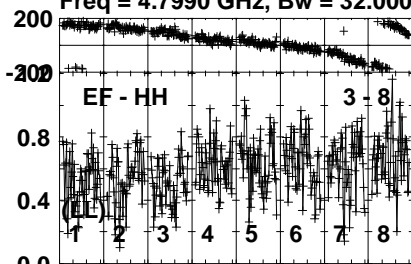
Lower frame: Milli Ampl Jy Top frame: Phas deg
Vector averaged cross-power spectrum Several baselines displayed
Timerange: 00/15:09:41 to 00/15:10:19

Plot file version 104 created 19-OCT-2021 14:12:47

J1745-0753 RG012G.UVDATA.1

Freq = 4.7990 GHz, Bw = 32.000 MH

No calibration applied and no bandpass applied



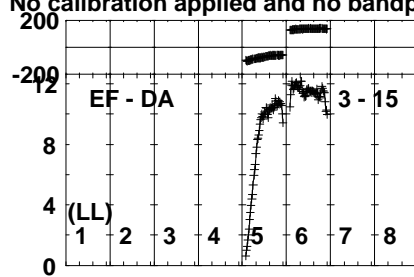
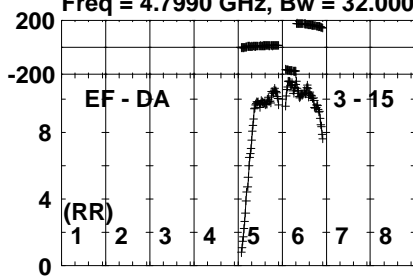
Lower frame: Milli Ampl Jy Top frame: Phas deg
Vector averaged cross-power spectrum Several baselines displayed
Timerange: 00/15:09:41 to 00/15:10:19

Plot file version 105 created 19-OCT-2021 14:12:48

J1745-0753 RG012G.UVDATA.1

Freq = 4.7990 GHz, Bw = 32.000 MH

No calibration applied and no bandpass applied

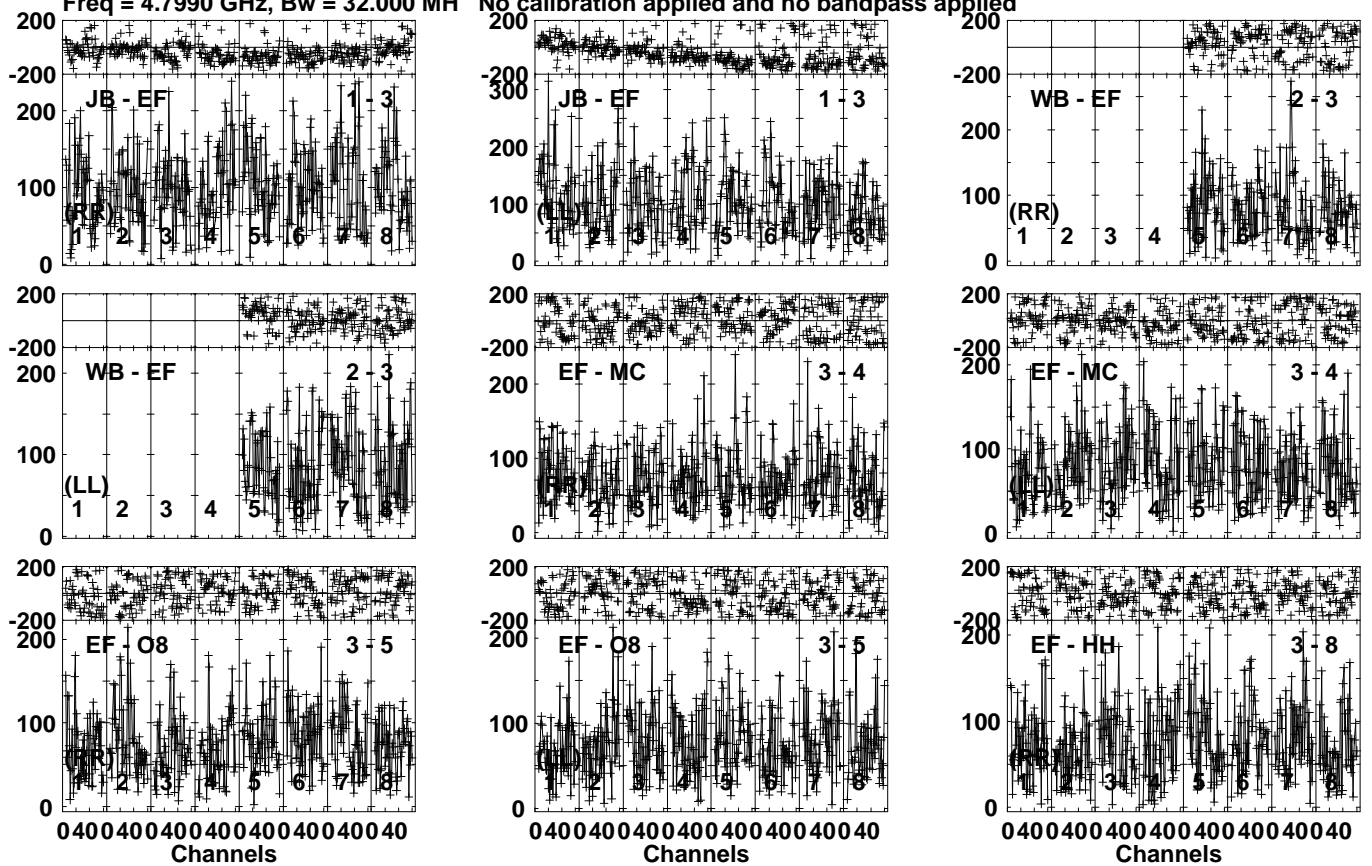


Lower frame: Milli Ampl Jy Top frame: Phas deg
Vector averaged cross-power spectrum Several baselines displayed
Timerange: 00/15:09:41 to 00/15:10:19

Plot file version 106 created 19-OCT-2021 14:12:48

RSOPH RG012G.UVDATA.1

Freq = 4.7990 GHz, Bw = 32.000 MH No calibration applied and no bandpass applied

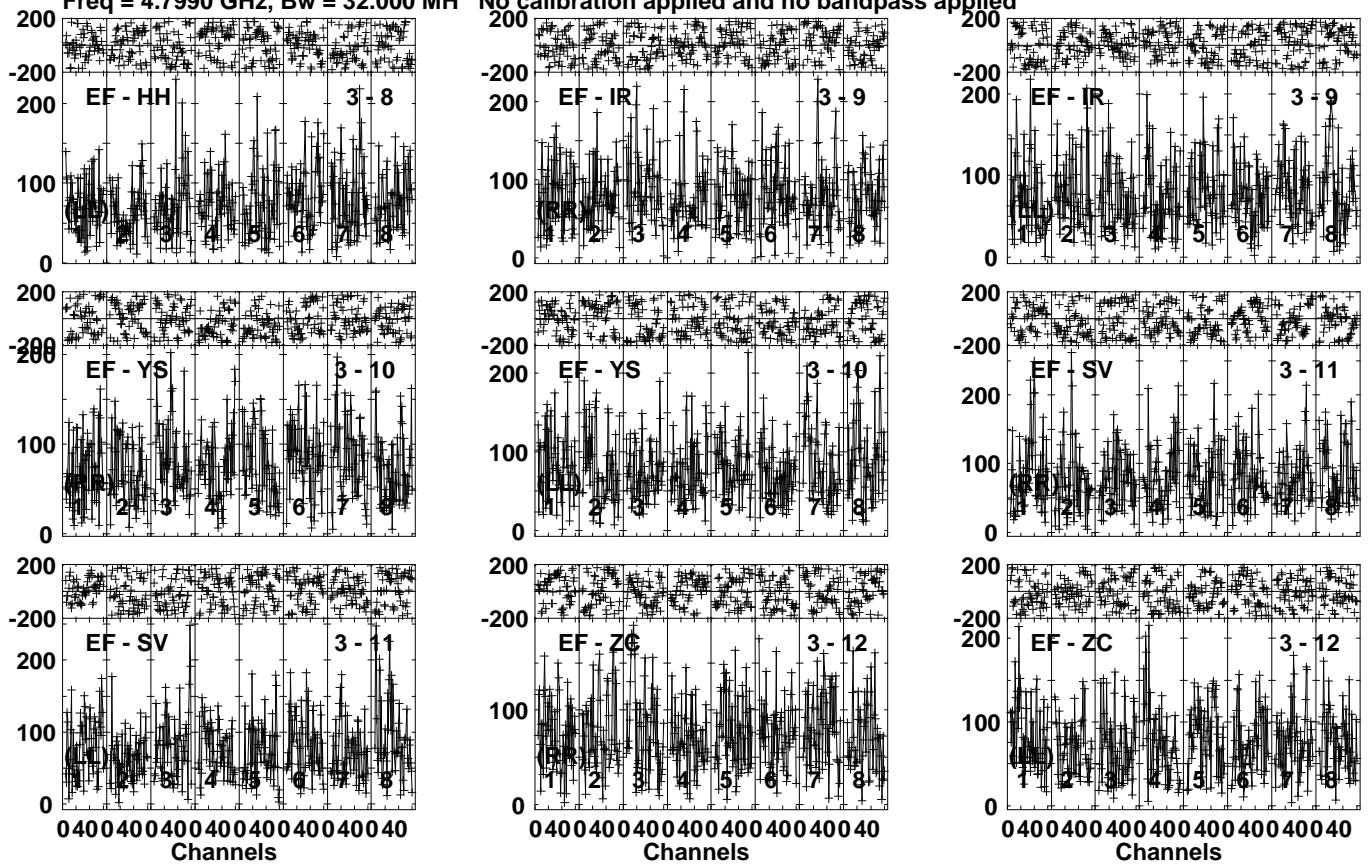


Lower frame: Micro Ampl Jy Top frame: Phas deg
Vector averaged cross-power spectrum Several baselines displayed
Timerange: 00/15:10:41 to 00/15:14:19

Plot file version 107 created 19-OCT-2021 14:12:48

RSOPH RG012G.UVDATA.1

Freq = 4.7990 GHz, Bw = 32.000 MH No calibration applied and no bandpass applied



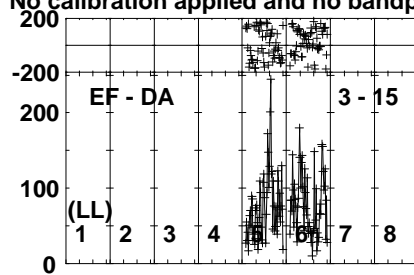
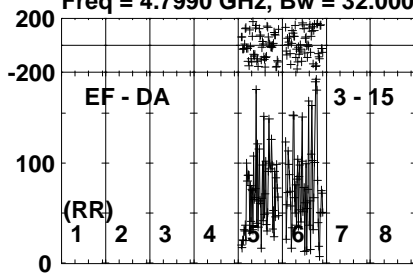
Lower frame: Micro Ampl Jy Top frame: Phas deg
Vector averaged cross-power spectrum Several baselines displayed
Timerange: 00/15:10:41 to 00/15:14:19

Plot file version 108 created 19-OCT-2021 14:12:49

RSOPH RG012G.UVDATA.1

Freq = 4.7990 GHz, Bw = 32.000 MH

No calibration applied and no bandpass applied



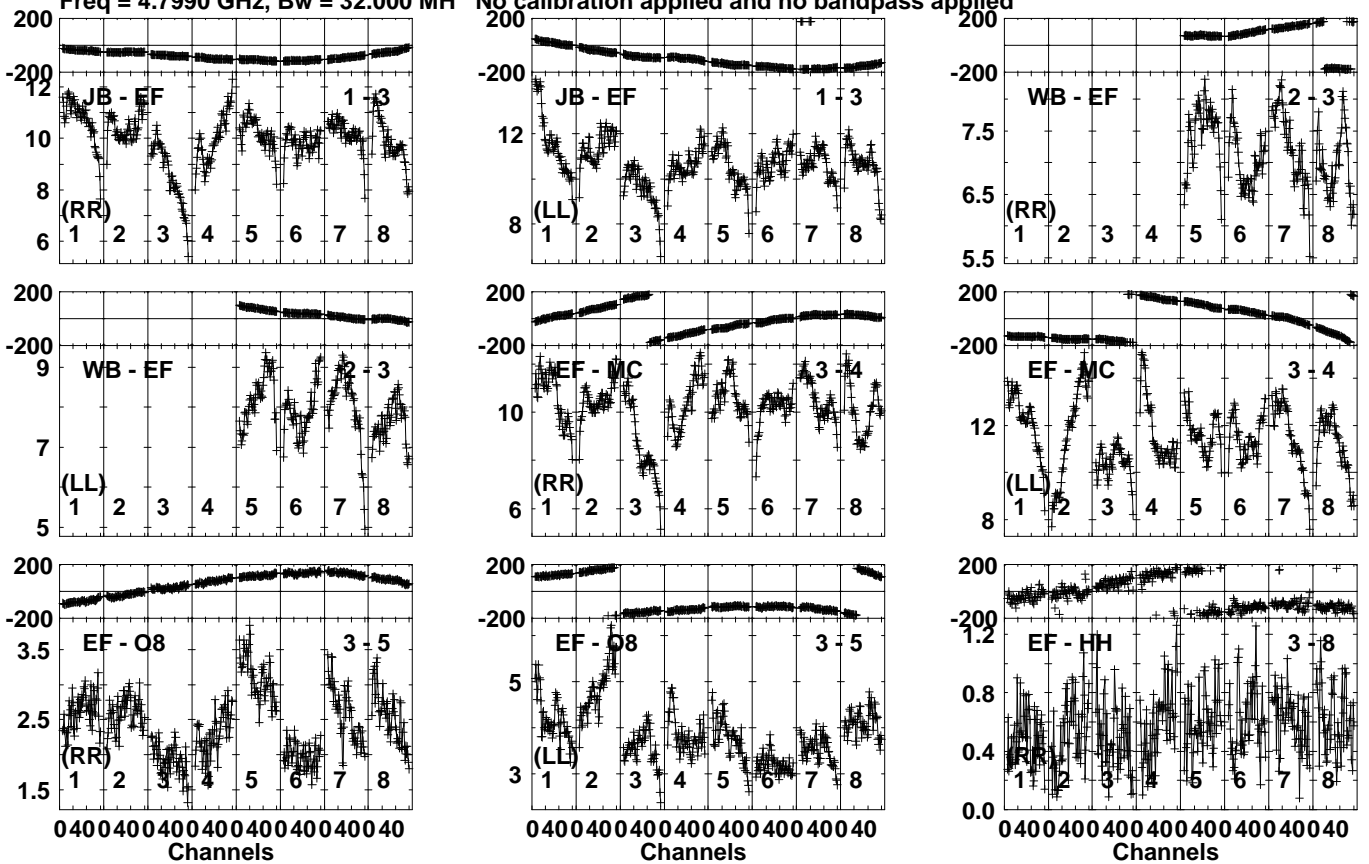
Lower frame: Micro Ampl Jy Top frame: Phas deg
Vector averaged cross-power spectrum Several baselines displayed
Timerange: 00/15:10:41 to 00/15:14:19

Plot file version 109 created 19-OCT-2021 14:12:49

J1745-0753 RG012G.UVDATA.1

Freq = 4.7990 GHz, Bw = 32.000 MH

No calibration applied and no bandpass applied

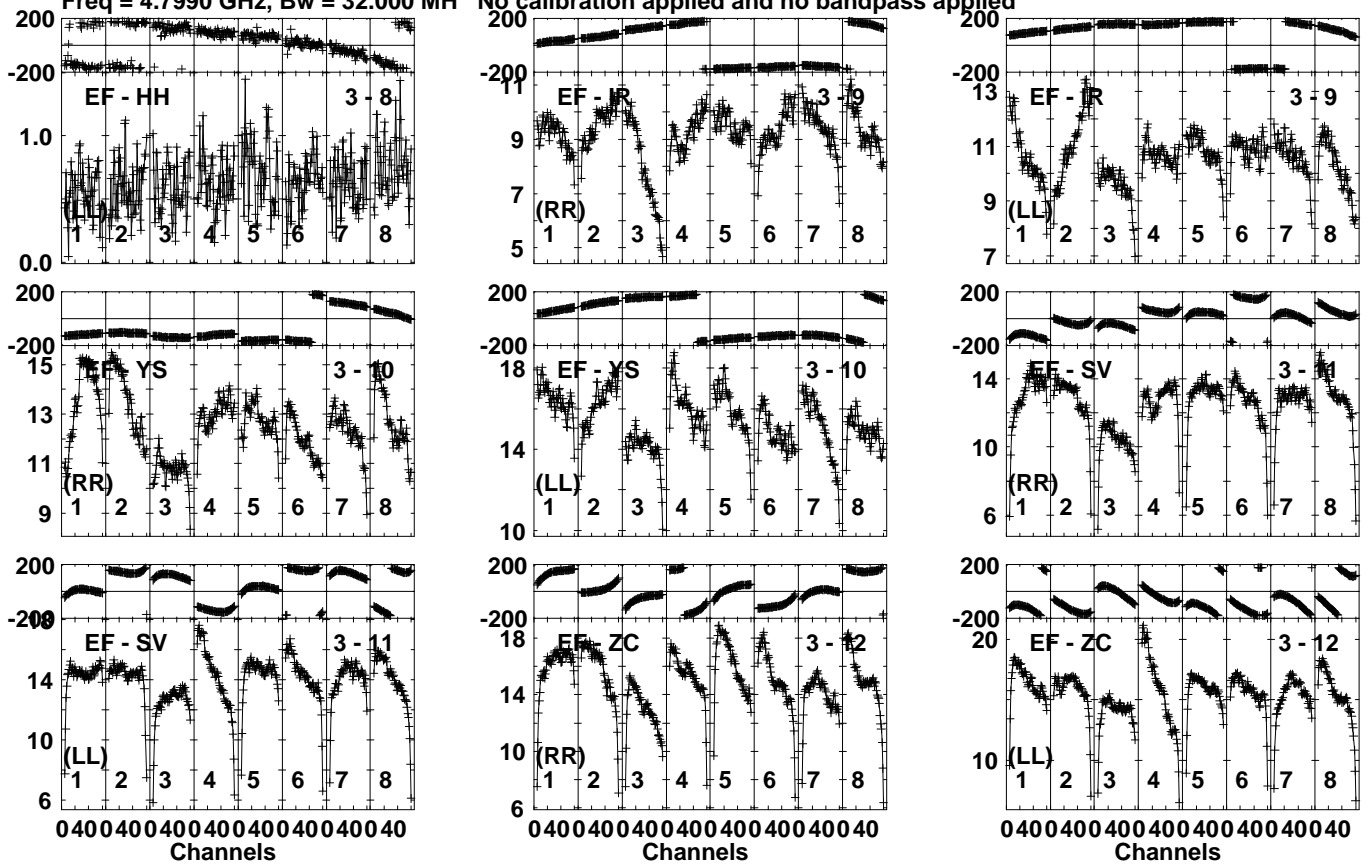


Lower frame: Milli Ampl Jy Top frame: Phas deg
Vector averaged cross-power spectrum Several baselines displayed
Timerange: 00/15:14:40 to 00/15:15:30

Plot file version 110 created 19-OCT-2021 14:12:49

J1745-0753 RG012G.UVDATA.1

Freq = 4.7990 GHz, Bw = 32.000 MH No calibration applied and no bandpass applied



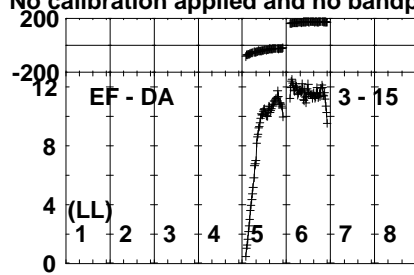
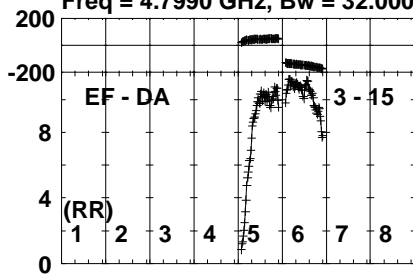
Lower frame: Milli Ampl Jy Top frame: Phas deg
Vector averaged cross-power spectrum Several baselines displayed
Timerange: 00/15:14:40 to 00/15:15:30

Plot file version 111 created 19-OCT-2021 14:12:49

J1745-0753 RG012G.UVDATA.1

Freq = 4.7990 GHz, Bw = 32.000 MH

No calibration applied and no bandpass applied



Lower frame: Milli Ampl Jy Top frame: Phas deg

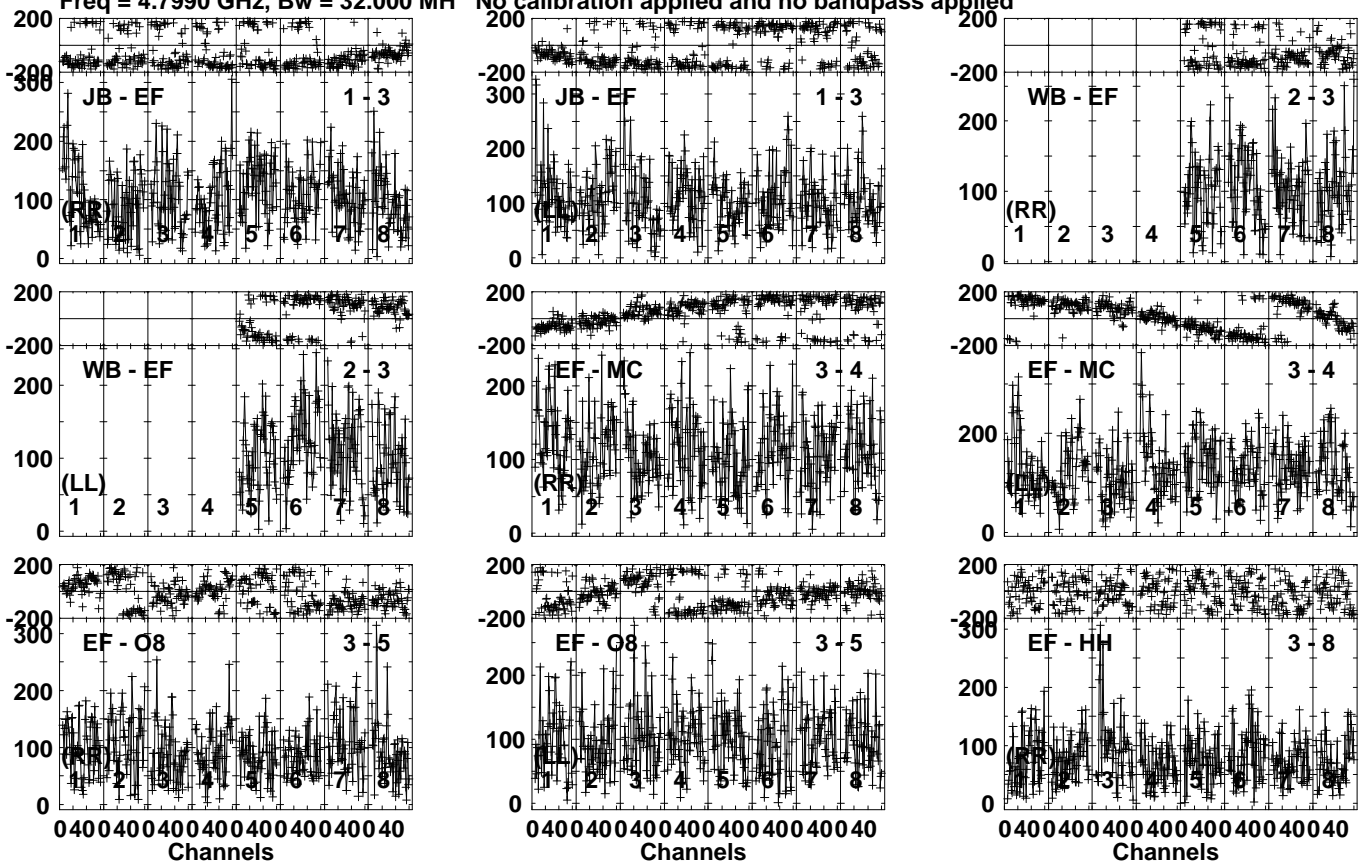
Vector averaged cross-power spectrum Several baselines displayed

Timerange: 00/15:14:40 to 00/15:15:30

Plot file version 112 created 19-OCT-2021 14:12:50

VLASS1 RG012G.UVDATA.1

Freq = 4.7990 GHz, Bw = 32.000 MH No calibration applied and no bandpass applied

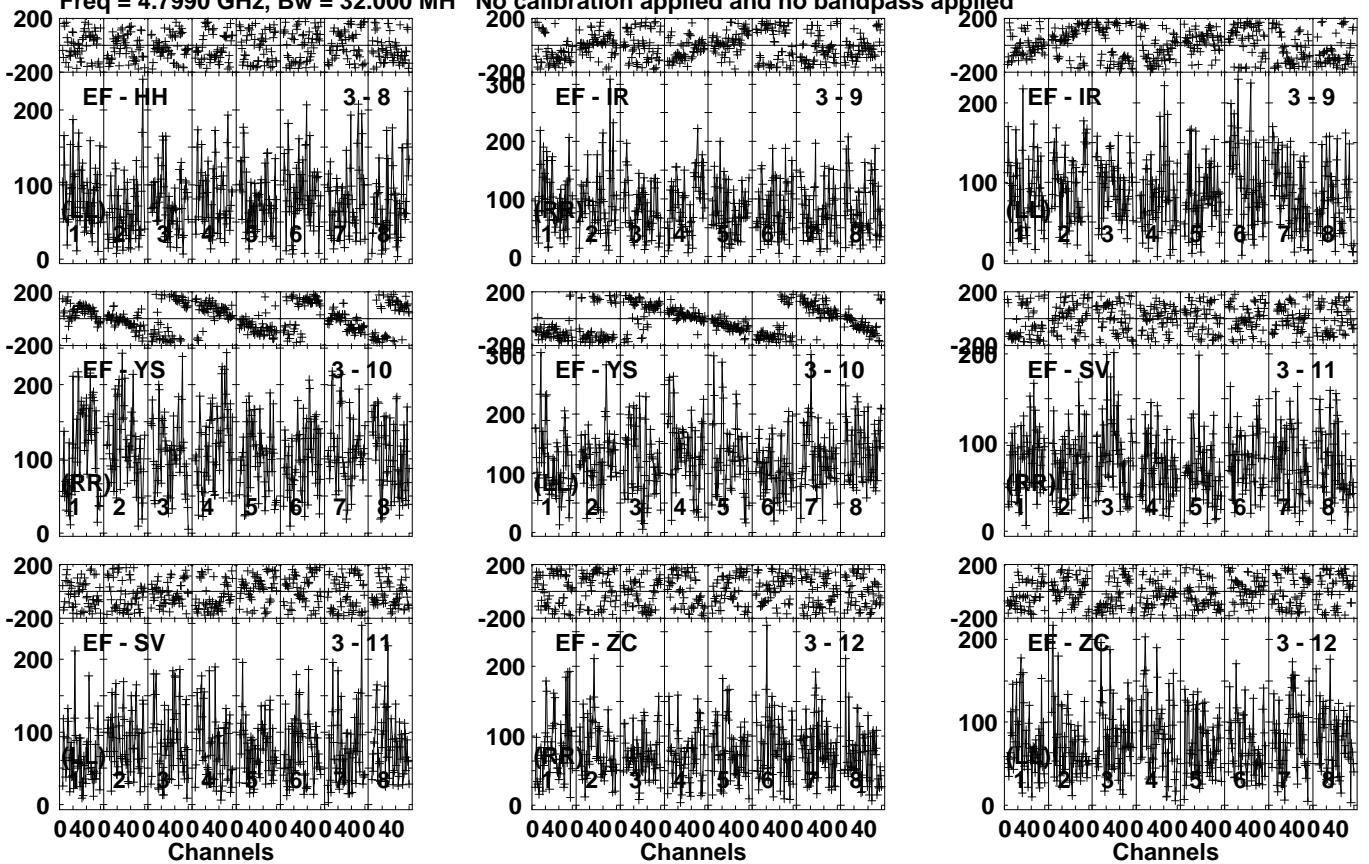


Lower frame: Micro Ampl Jy Top frame: Phas deg
Vector averaged cross-power spectrum Several baselines displayed
Timerange: 00/15:15:51 to 00/15:19:29

Plot file version 113 created 19-OCT-2021 14:12:50

VLASS1 RG012G.UVDATA.1

Freq = 4.7990 GHz, Bw = 32.000 MH No calibration applied and no bandpass applied

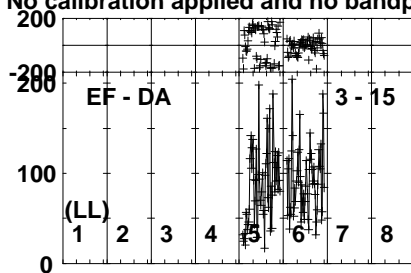
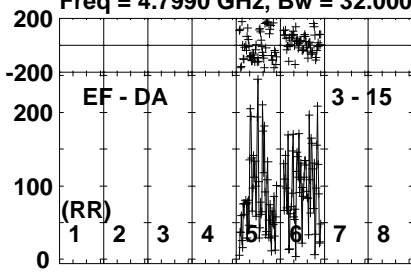


Lower frame: Micro Ampl Jy Top frame: Phas deg
Vector averaged cross-power spectrum Several baselines displayed
Timerange: 00/15:15:51 to 00/15:19:29

Plot file version 114 created 19-OCT-2021 14:12:50

VLASS1 RG012G.UVDATA.1

Freq = 4.7990 GHz, Bw = 32.000 MH No calibration applied and no bandpass applied

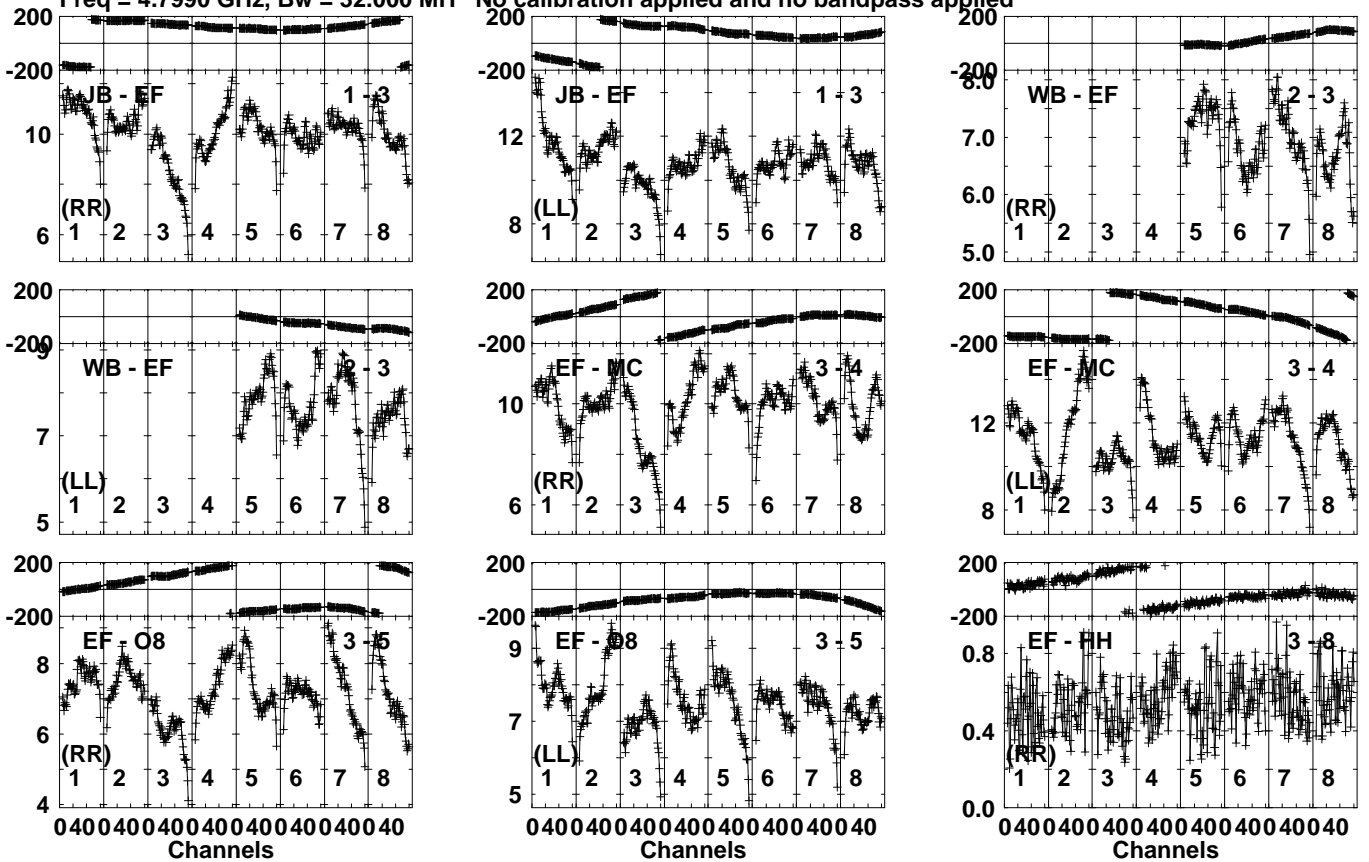


Lower frame: Micro Ampl Jy Top frame: Phas deg
Vector averaged cross-power spectrum Several baselines displayed
Timerange: 00/15:15:51 to 00/15:19:29

Plot file version 115 created 19-OCT-2021 14:12:51

J1745-0753 RG012G.UVDATA.1

Freq = 4.7990 GHz, Bw = 32.000 MH No calibration applied and no bandpass applied



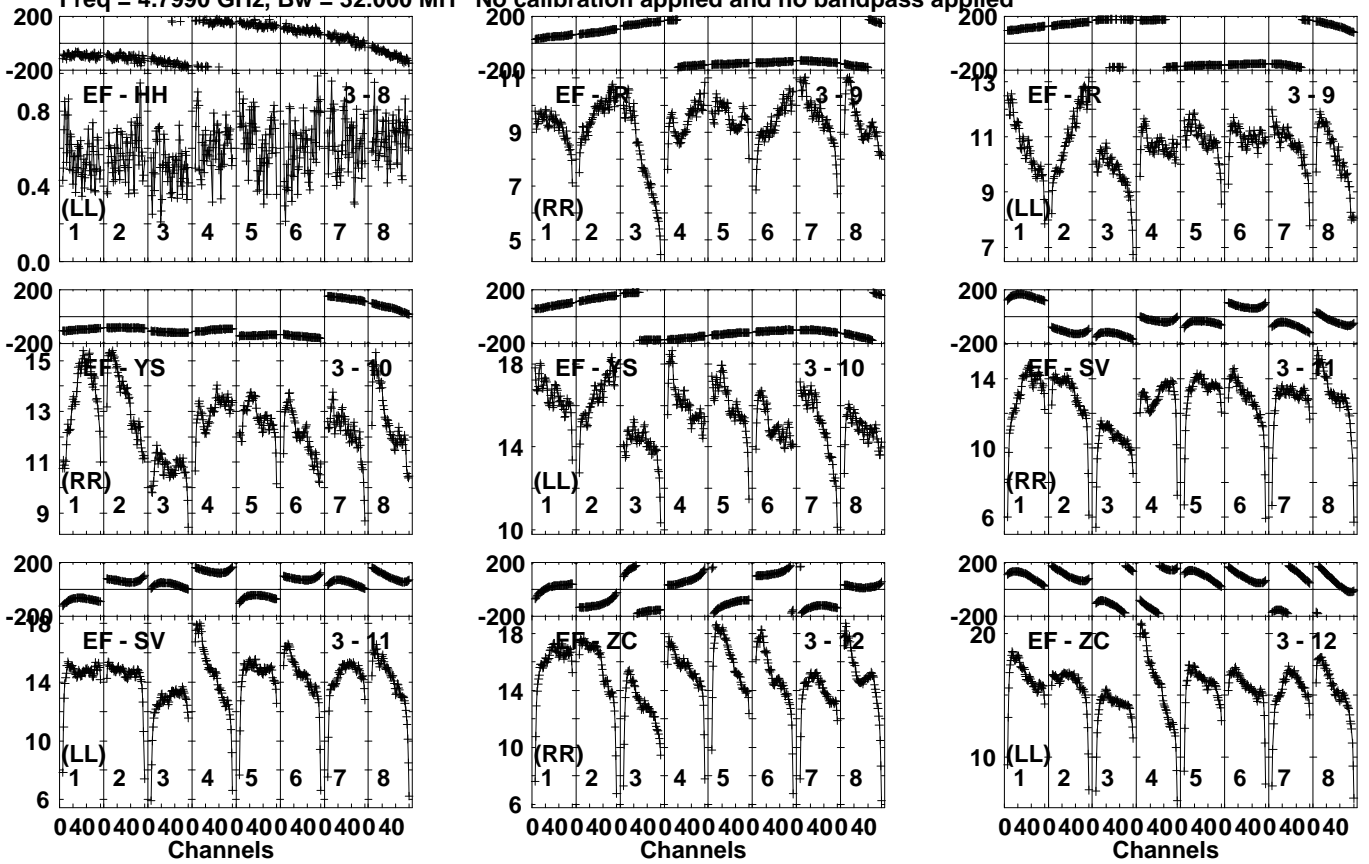
Lower frame: Milli Ampl Jy Top frame: Phas deg
Vector averaged cross-power spectrum Several baselines displayed
Timerange: 00/15:20:11 to 00/15:20:49

Plot file version 116 created 19-OCT-2021 14:12:51

J1745-0753 RG012G.UVDATA.1

Freq = 4.7990 GHz, Bw = 32.000 MH

No calibration applied and no bandpass applied



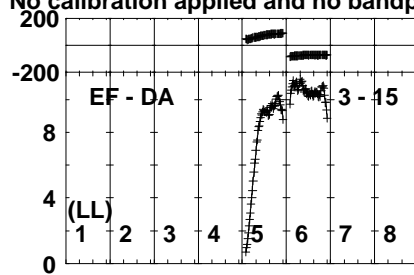
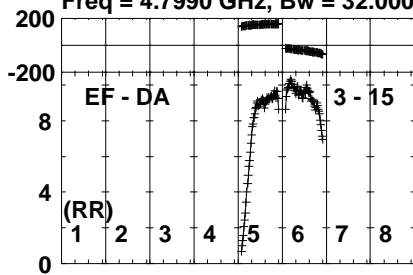
Lower frame: Milli Ampl Jy Top frame: Phas deg
Vector averaged cross-power spectrum Several baselines displayed
Timerange: 00/15:20:11 to 00/15:20:49

Plot file version 117 created 19-OCT-2021 14:12:51

J1745-0753 RG012G.UVDATA.1

Freq = 4.7990 GHz, Bw = 32.000 MH

No calibration applied and no bandpass applied



Lower frame: Milli Ampl Jy Top frame: Phas deg

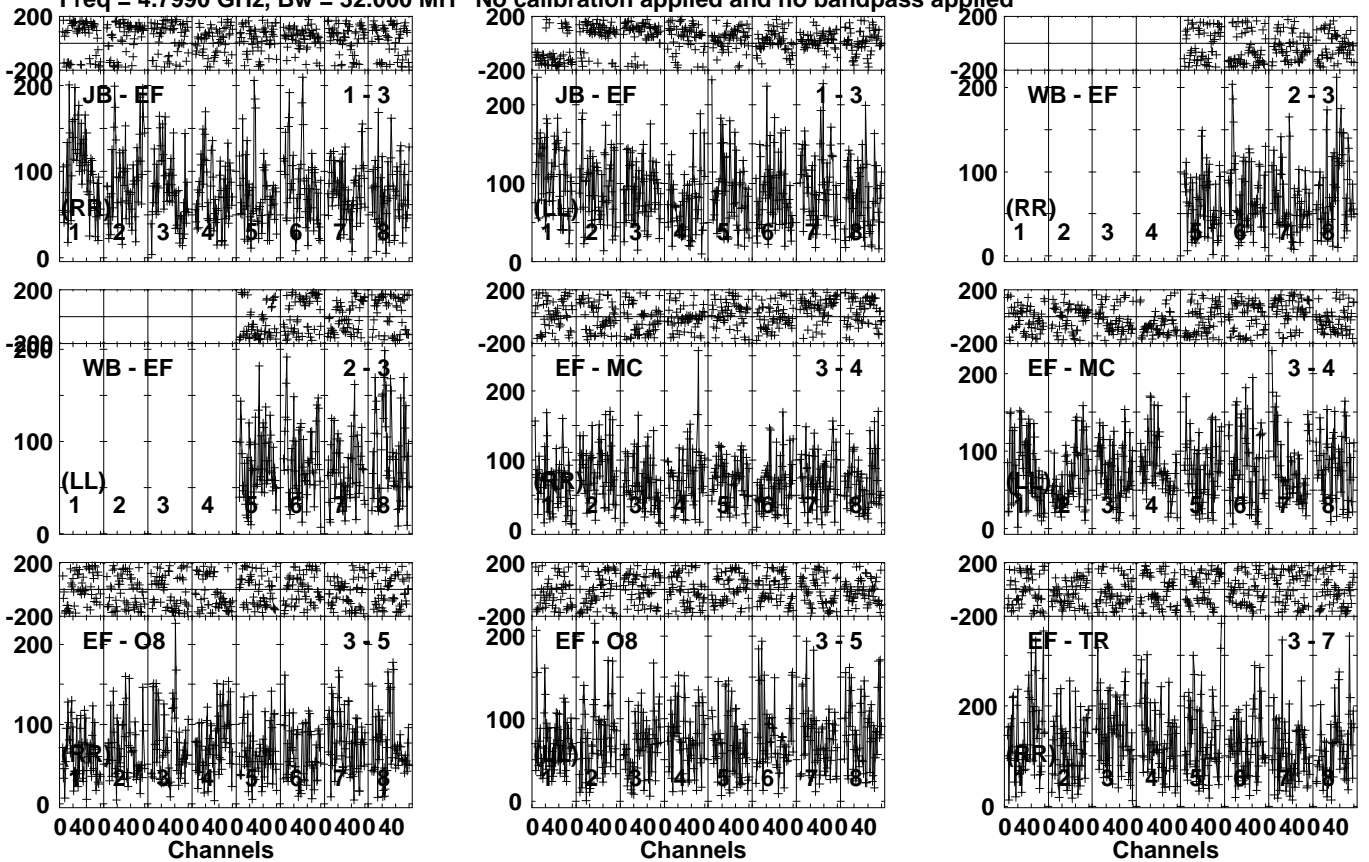
Vector averaged cross-power spectrum Several baselines displayed

Timerange: 00/15:20:11 to 00/15:20:49

Plot file version 118 created 19-OCT-2021 14:12:51

RSOPH RG012G.UVDATA.1

Freq = 4.7990 GHz, Bw = 32.000 MH No calibration applied and no bandpass applied

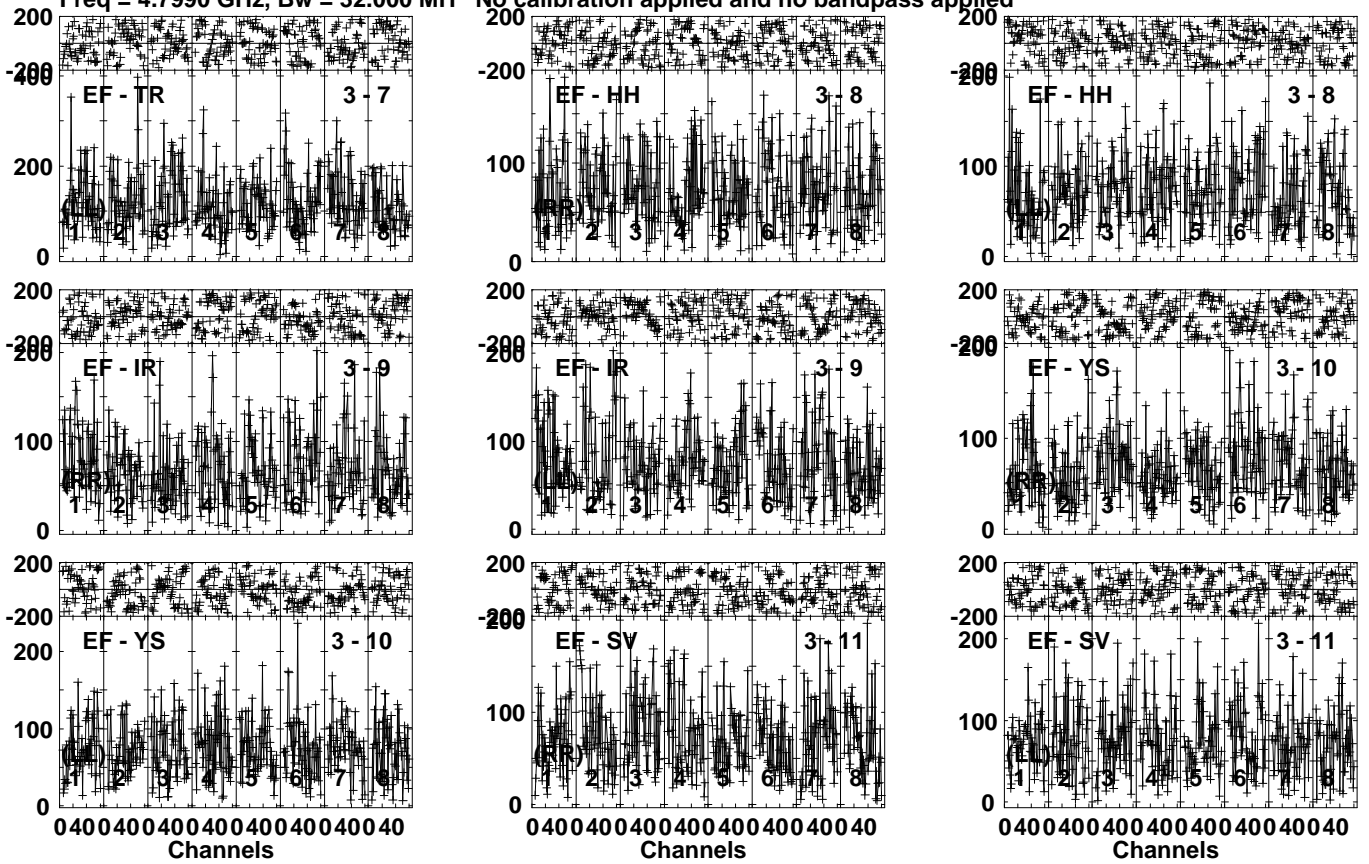


Lower frame: Micro Ampl Jy Top frame: Phas deg
Vector averaged cross-power spectrum Several baselines displayed
Timerange: 00/15:21:10 to 00/15:25:20

Plot file version 119 created 19-OCT-2021 14:12:52

RSOPH RG012G.UVDATA.1

Freq = 4.7990 GHz, Bw = 32.000 MH No calibration applied and no bandpass applied

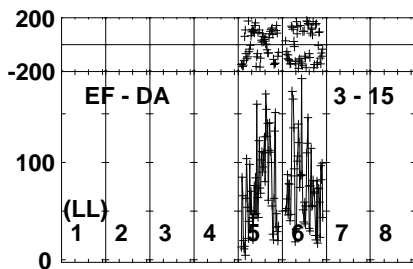
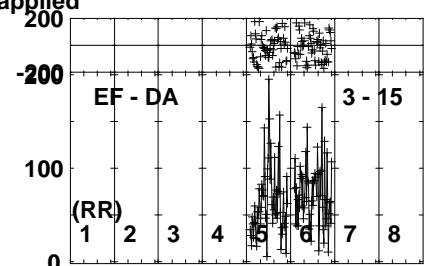
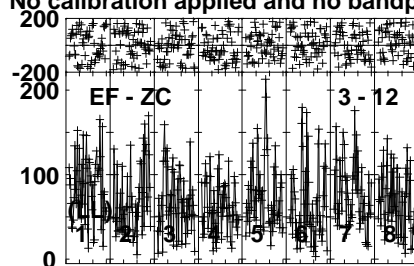
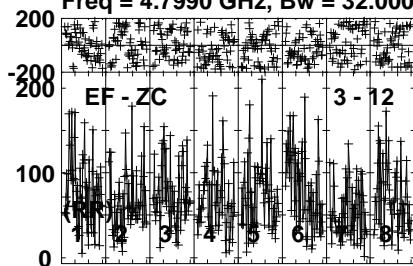


Lower frame: Micro Ampl Jy Top frame: Phas deg
Vector averaged cross-power spectrum Several baselines displayed
Timerange: 00/15:21:10 to 00/15:25:20

Plot file version 120 created 19-OCT-2021 14:12:52

RSOPH RG012G.UVDATA.1

Freq = 4.7990 GHz, Bw = 32.000 MH No calibration applied and no bandpass applied



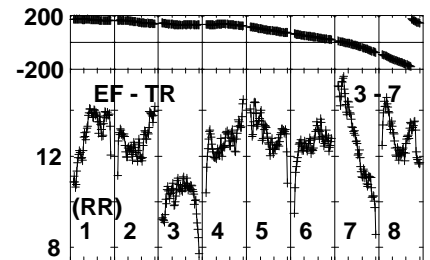
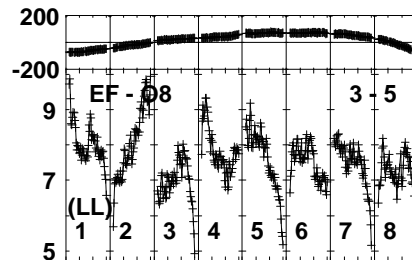
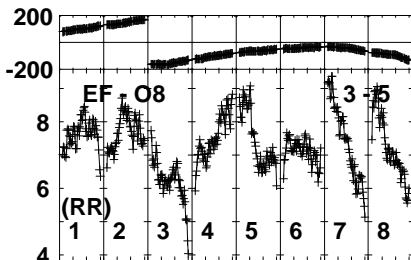
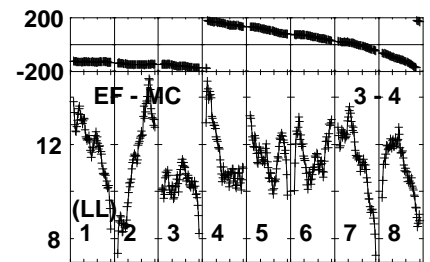
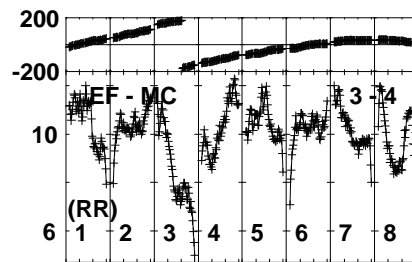
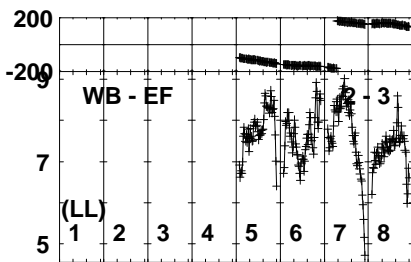
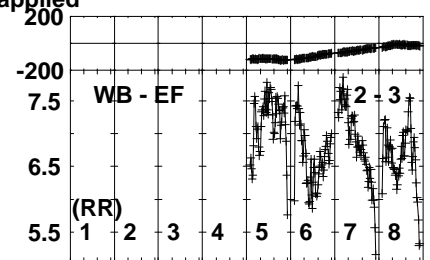
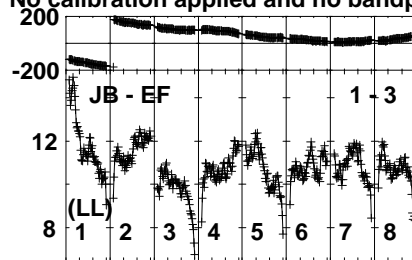
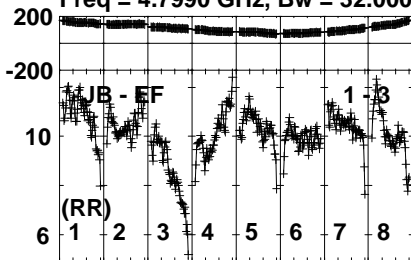
Lower frame: Micro Ampl Jy Top frame: Phas deg
Vector averaged cross-power spectrum Several baselines displayed
Timerange: 00/15:21:10 to 00/15:25:20

Plot file version 121 created 19-OCT-2021 14:12:52

J1745-0753 RG012G.UVDATA.1

Freq = 4.7990 GHz, Bw = 32.000 MH

No calibration applied and no bandpass applied

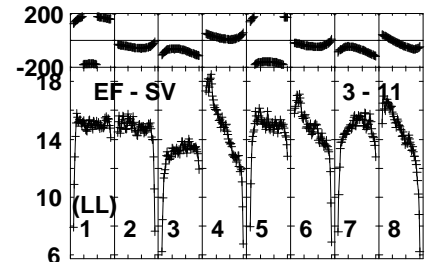
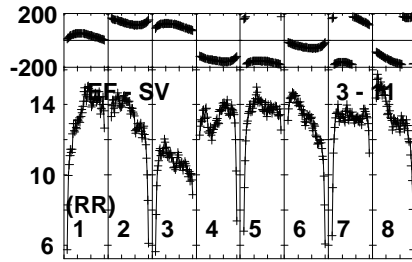
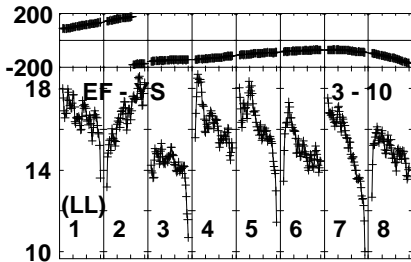
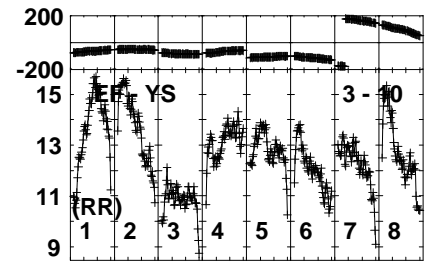
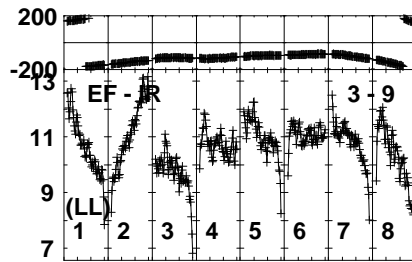
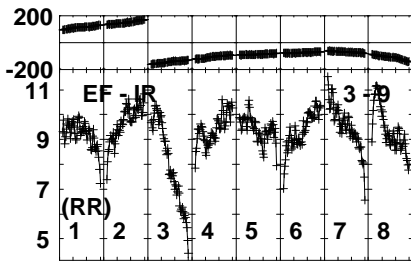
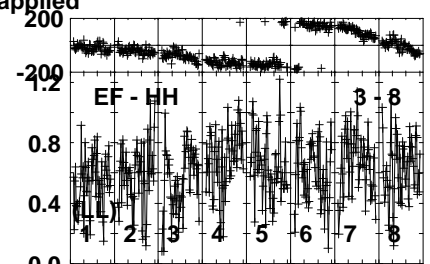
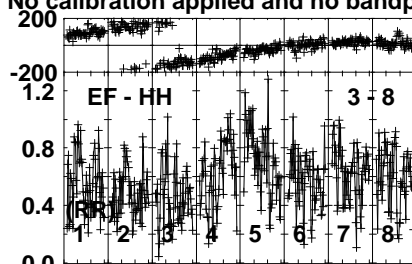
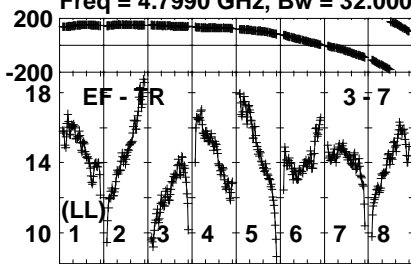


Lower frame: Milli Ampl Jy Top frame: Phas deg
Vector averaged cross-power spectrum Several baselines displayed
Timerange: 00/15:25:40 to 00/15:26:29

Plot file version 122 created 19-OCT-2021 14:12:53

J1745-0753 RG012G.UVDATA.1

Freq = 4.7990 GHz, Bw = 32.000 MH No calibration applied and no bandpass applied



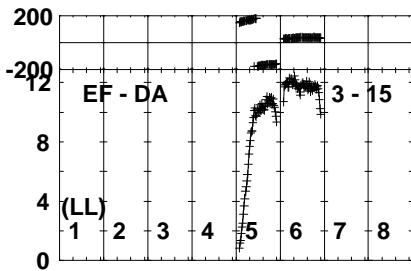
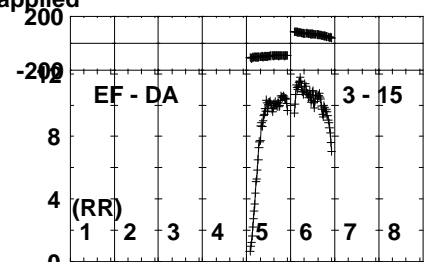
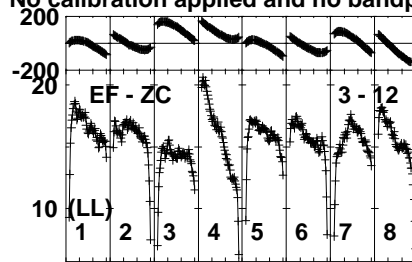
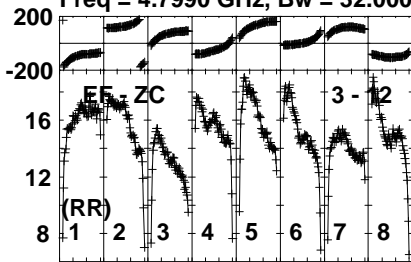
Lower frame: Milli Ampl Jy Top frame: Phas deg
Vector averaged cross-power spectrum Several baselines displayed
Timerange: 00/15:25:40 to 00/15:26:29

Plot file version 123 created 19-OCT-2021 14:12:53

J1745-0753 RG012G.UVDATA.1

Freq = 4.7990 GHz, Bw = 32.000 MH

No calibration applied and no bandpass applied

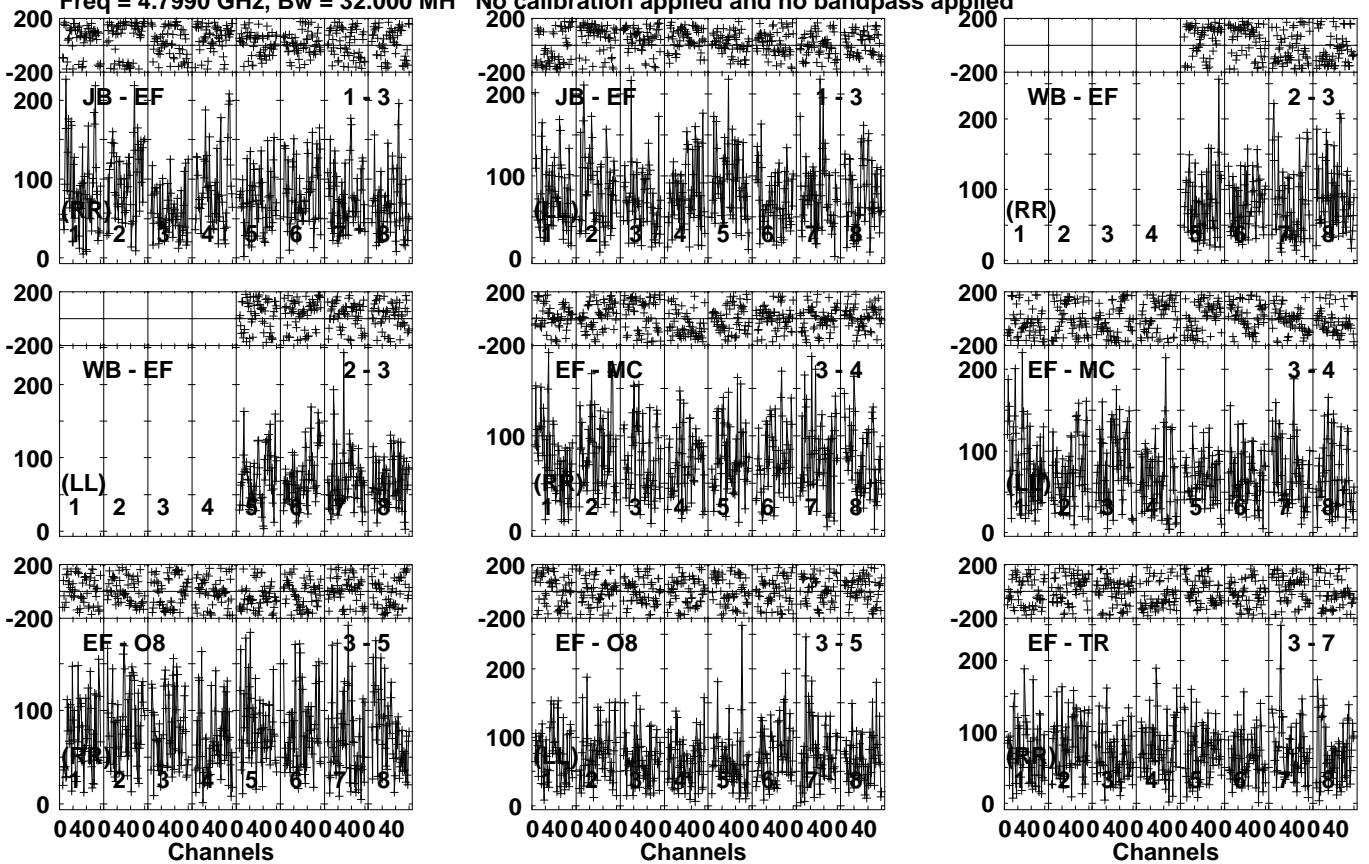


Lower frame: Milli Ampl Jy Top frame: Phas deg
Vector averaged cross-power spectrum Several baselines displayed
Timerange: 00/15:25:40 to 00/15:26:29

Plot file version 124 created 19-OCT-2021 14:12:53

RSOPH RG012G.UVDATA.1

Freq = 4.7990 GHz, Bw = 32.000 MH No calibration applied and no bandpass applied

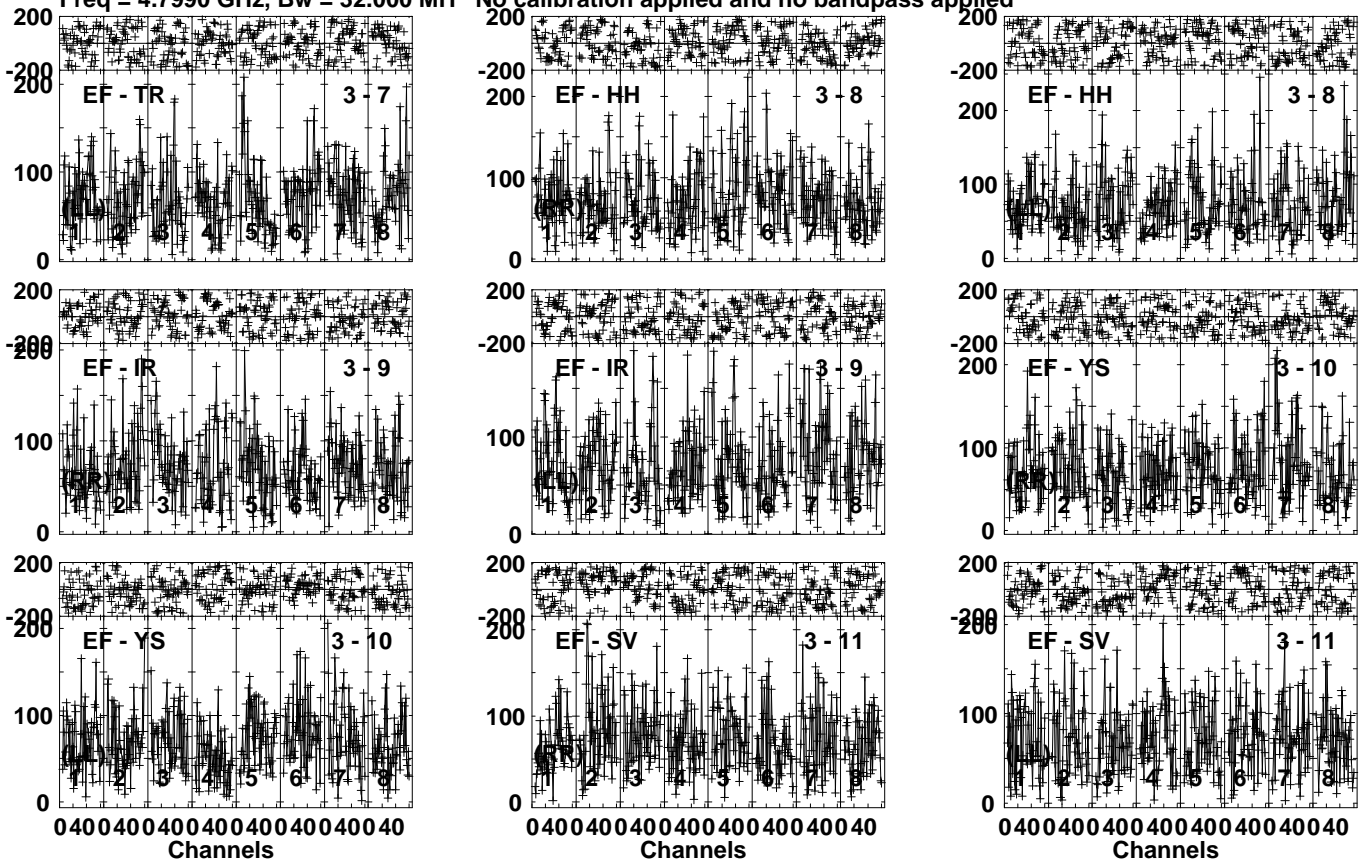


Lower frame: Micro Ampl Jy Top frame: Phas deg
Vector averaged cross-power spectrum Several baselines displayed
Timerange: 00/15:26:50 to 00/15:31:00

Plot file version 125 created 19-OCT-2021 14:12:53

RSOPH RG012G.UVDATA.1

Freq = 4.7990 GHz, Bw = 32.000 MH No calibration applied and no bandpass applied

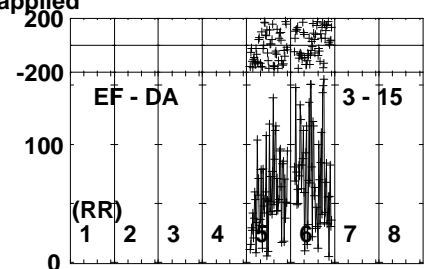
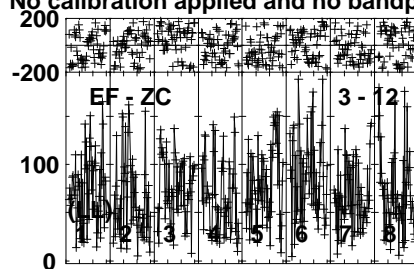
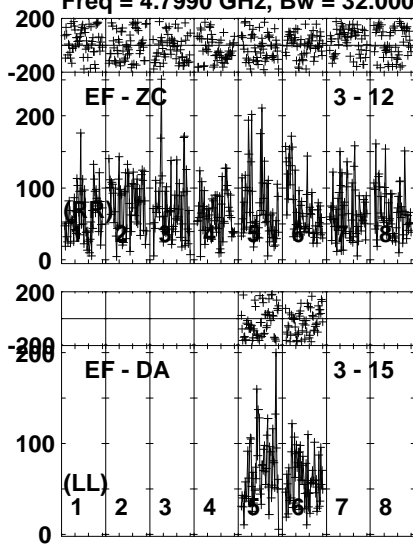


Lower frame: Micro Ampl Jy Top frame: Phas deg
Vector averaged cross-power spectrum Several baselines displayed
Timerange: 00/15:26:50 to 00/15:31:00

Plot file version 126 created 19-OCT-2021 14:12:54

RSOPH RG012G.UVDATA.1

Freq = 4.7990 GHz, Bw = 32.000 MH No calibration applied and no bandpass applied



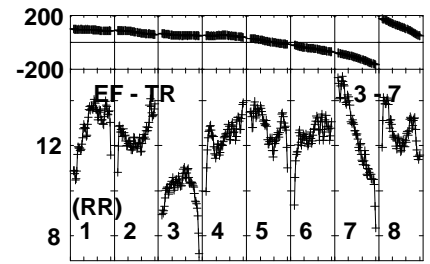
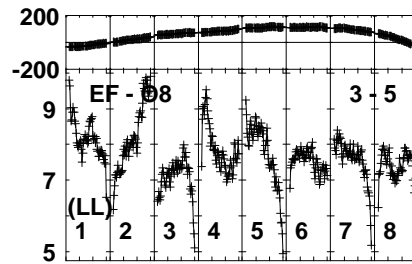
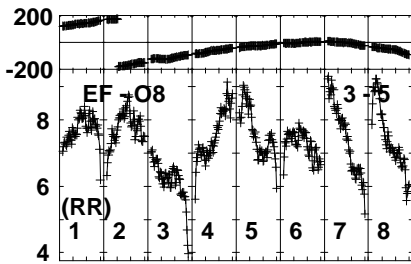
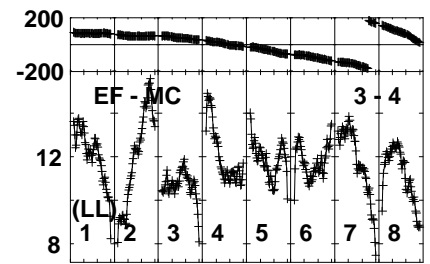
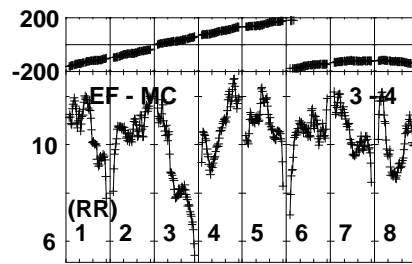
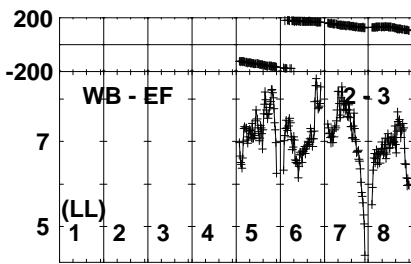
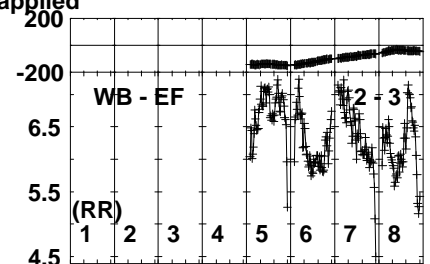
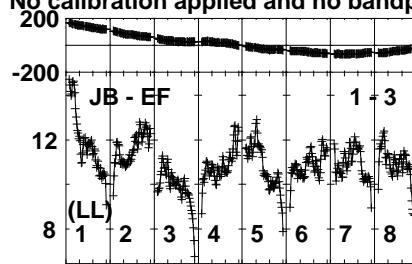
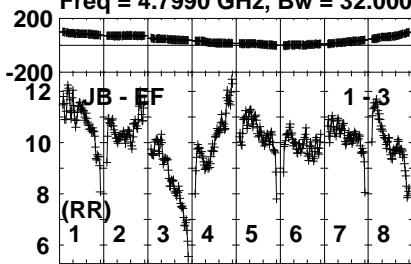
Lower frame: Micro Ampl Jy Top frame: Phas deg
Vector averaged cross-power spectrum Several baselines displayed
Timerange: 00/15:26:50 to 00/15:31:00

Plot file version 127 created 19-OCT-2021 14:12:54

J1745-0753 RG012G.UVDATA.1

Freq = 4.7990 GHz, Bw = 32.000 MH

No calibration applied and no bandpass applied

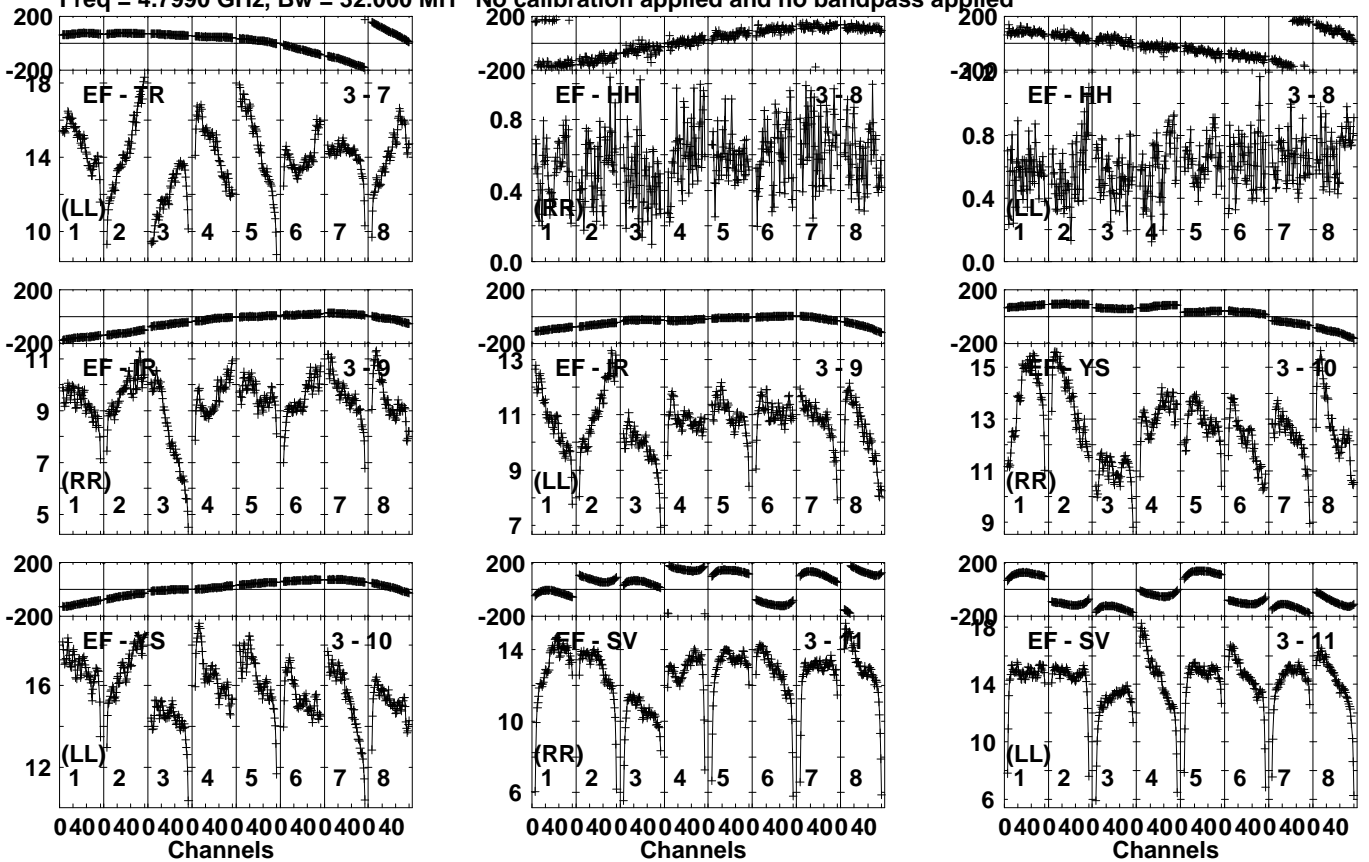


Lower frame: Milli Ampl Jy Top frame: Phas deg
Vector averaged cross-power spectrum Several baselines displayed
Timerange: 00/15:31:40 to 00/15:32:20

Plot file version 128 created 19-OCT-2021 14:12:54

J1745-0753 RG012G.UVDATA.1

Freq = 4.7990 GHz, Bw = 32.000 MH No calibration applied and no bandpass applied

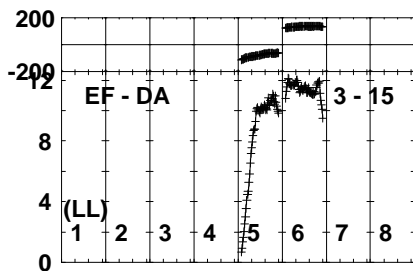
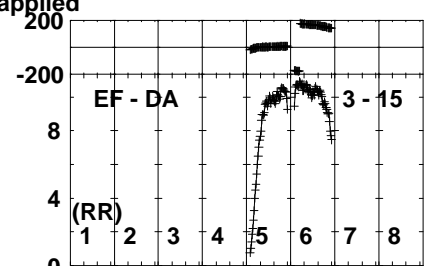
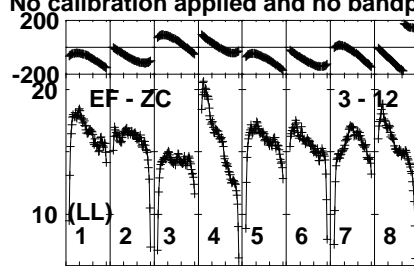
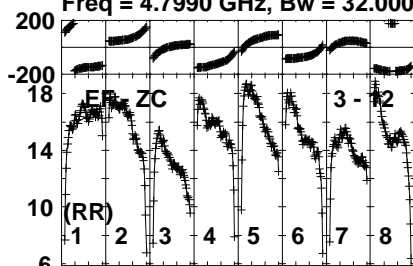


Lower frame: Milli Ampl Jy Top frame: Phas deg
Vector averaged cross-power spectrum Several baselines displayed
Timerange: 00/15:31:40 to 00/15:32:20

Plot file version 129 created 19-OCT-2021 14:12:55

J1745-0753 RG012G.UVDATA.1

Freq = 4.7990 GHz, Bw = 32.000 MH No calibration applied and no bandpass applied

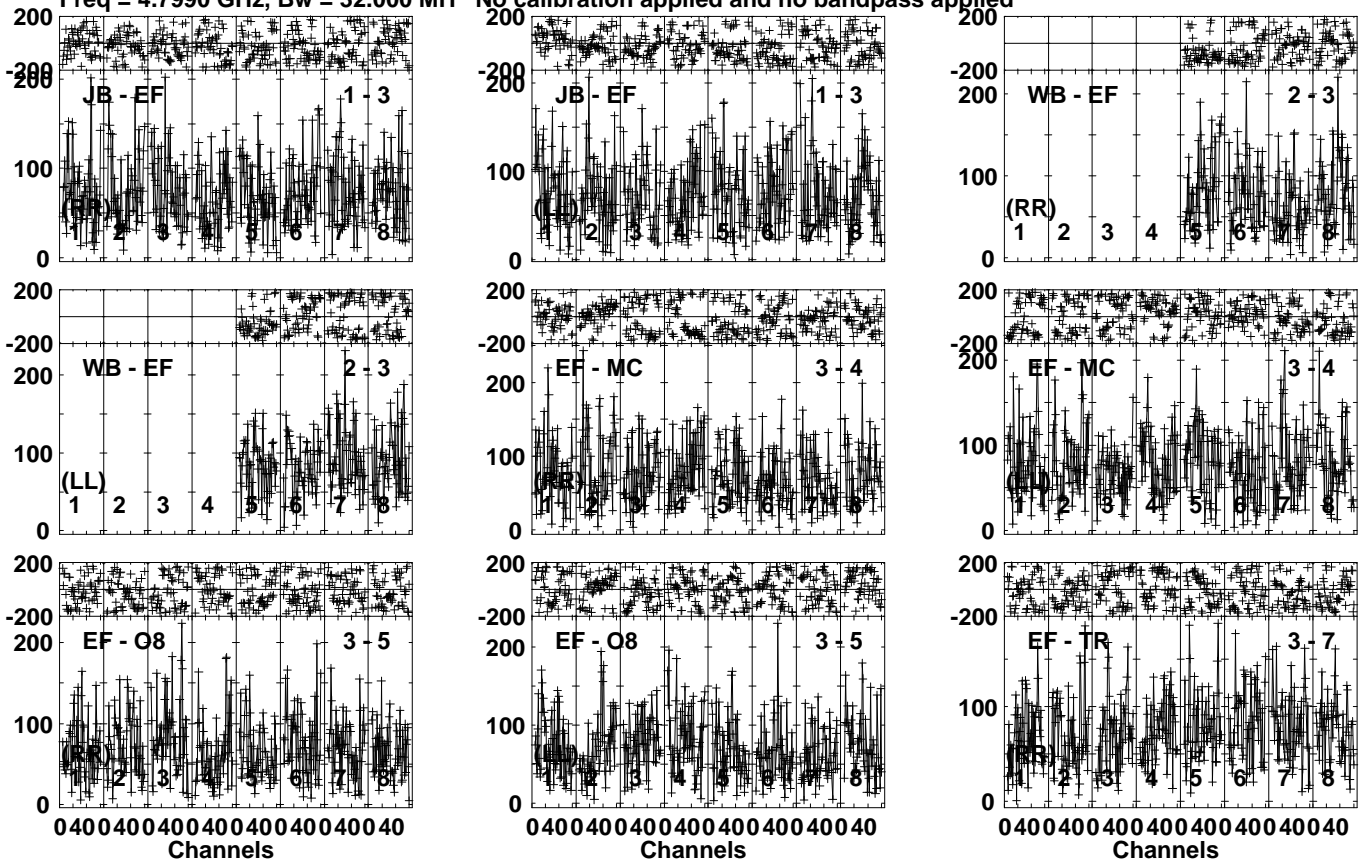


Lower frame: Milli Ampl Jy Top frame: Phas deg
Vector averaged cross-power spectrum Several baselines displayed
Timerange: 00/15:31:40 to 00/15:32:20

Plot file version 130 created 19-OCT-2021 14:12:55

RSOPH RG012G.UVDATA.1

Freq = 4.7990 GHz, Bw = 32.000 MH No calibration applied and no bandpass applied

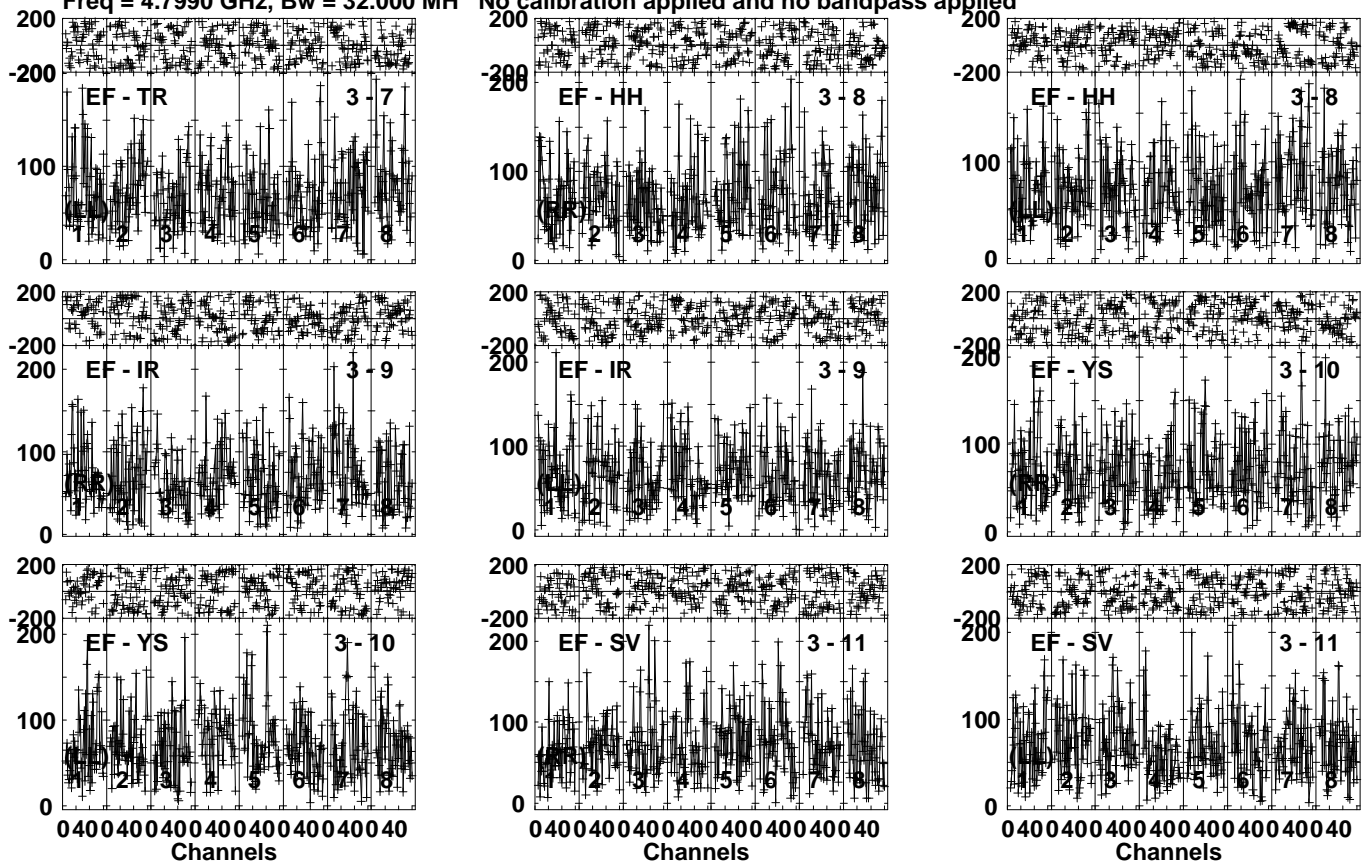


Lower frame: Micro Ampl Jy Top frame: Phas deg
Vector averaged cross-power spectrum Several baselines displayed
Timerange: 00/15:32:40 to 00/15:36:49

Plot file version 131 created 19-OCT-2021 14:12:55

RSOPH RG012G.UVDATA.1

Freq = 4.7990 GHz, Bw = 32.000 MH No calibration applied and no bandpass applied

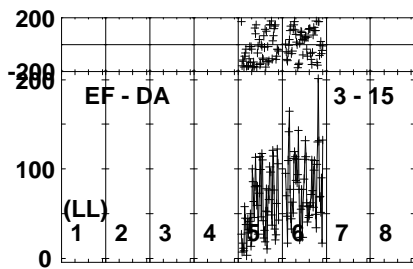
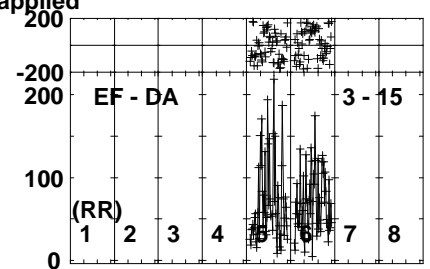
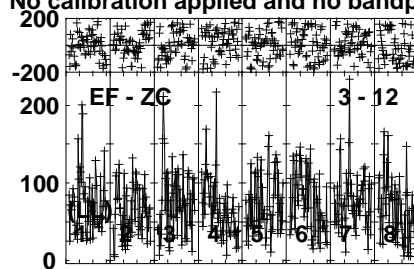
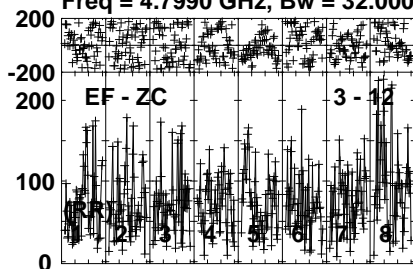


Lower frame: Micro Ampl Jy Top frame: Phas deg
Vector averaged cross-power spectrum Several baselines displayed
Timerange: 00/15:32:40 to 00/15:36:49

Plot file version 132 created 19-OCT-2021 14:12:56

RSOPH RG012G.UVDATA.1

Freq = 4.7990 GHz, Bw = 32.000 MH No calibration applied and no bandpass applied



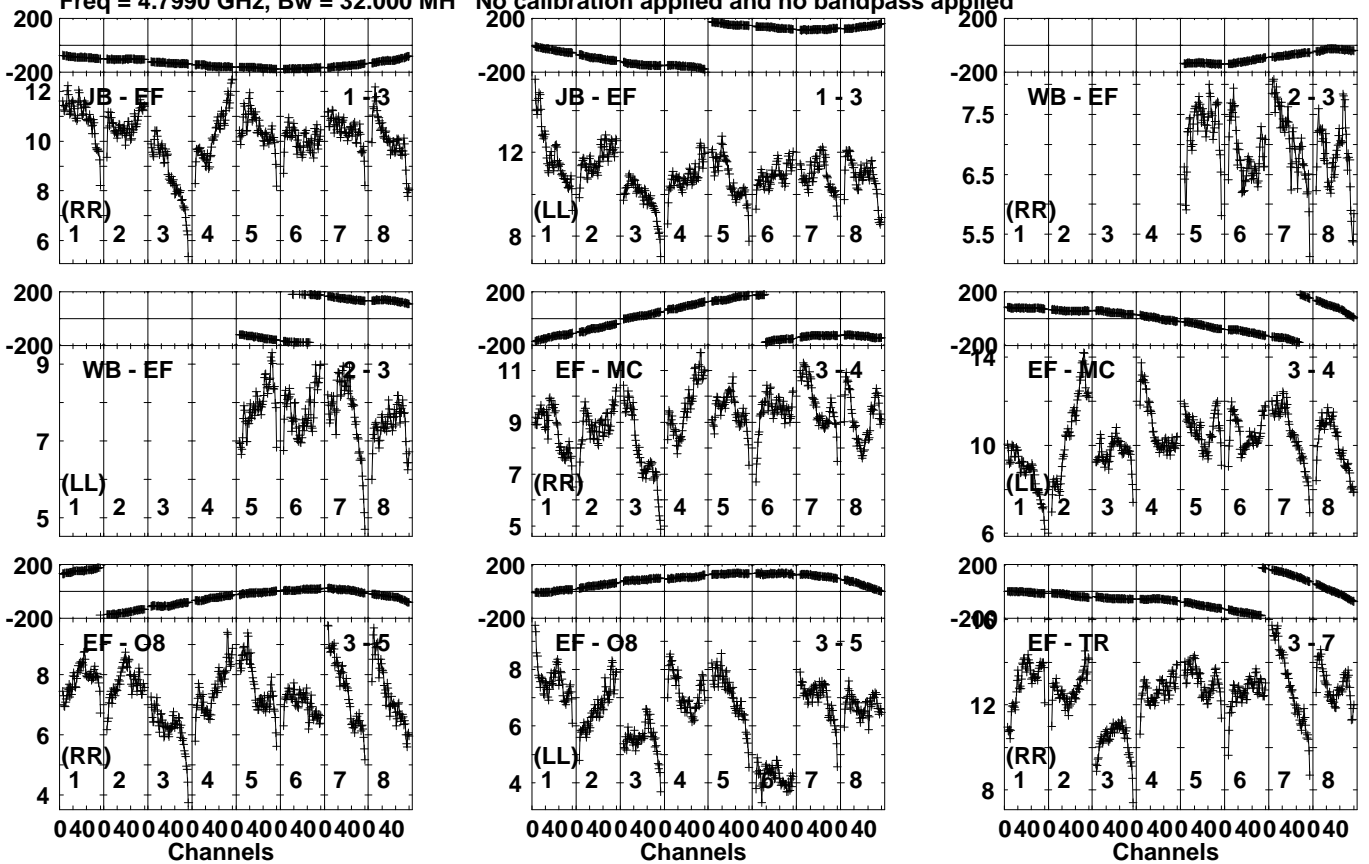
Lower frame: Micro Ampl Jy Top frame: Phas deg
Vector averaged cross-power spectrum Several baselines displayed
Timerange: 00/15:32:40 to 00/15:36:49

Plot file version 133 created 19-OCT-2021 14:12:56

J1745-0753 RG012G.UVDATA.1

Freq = 4.7990 GHz, Bw = 32.000 MH

No calibration applied and no bandpass applied



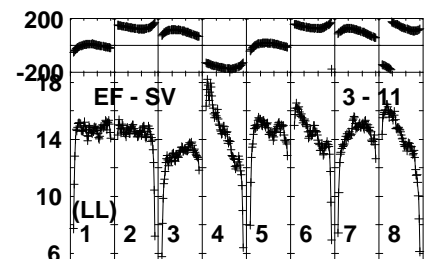
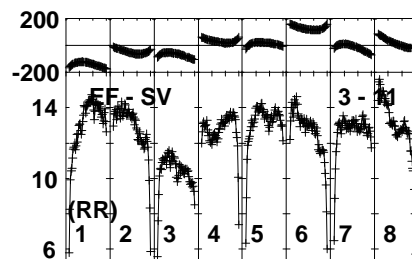
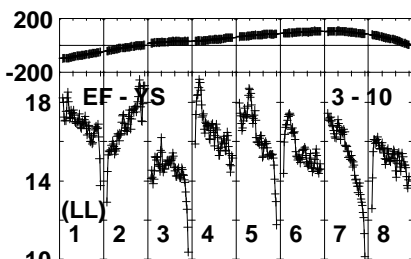
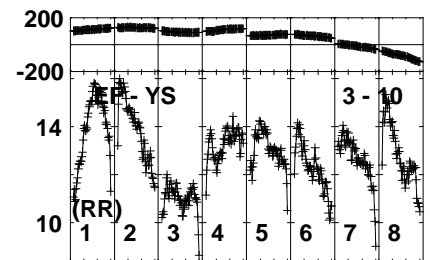
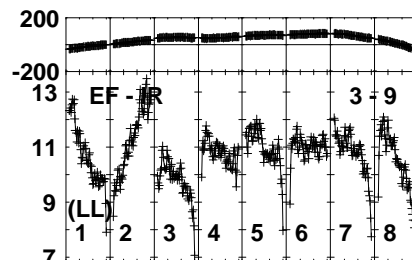
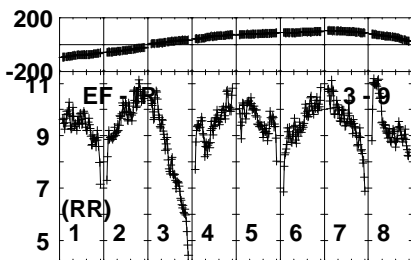
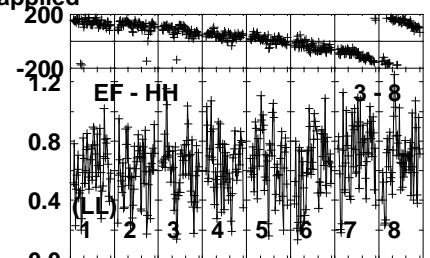
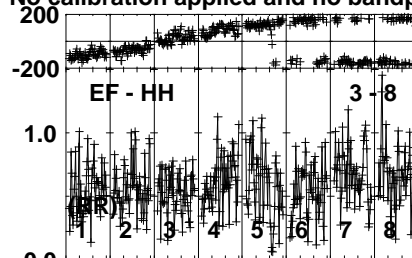
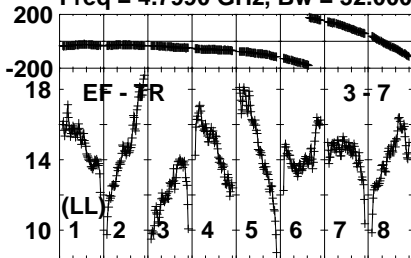
Lower frame: Milli Ampl Jy Top frame: Phas deg
Vector averaged cross-power spectrum Several baselines displayed
Timerange: 00/15:37:10 to 00/15:38:00

Plot file version 134 created 19-OCT-2021 14:12:56

J1745-0753 RG012G.UVDATA.1

Freq = 4.7990 GHz, Bw = 32.000 MH

No calibration applied and no bandpass applied



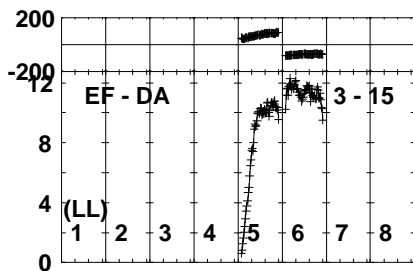
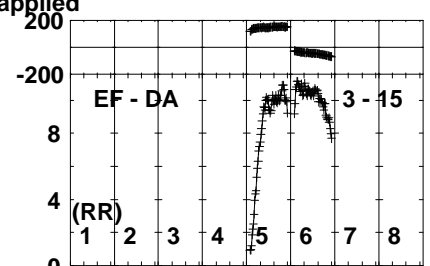
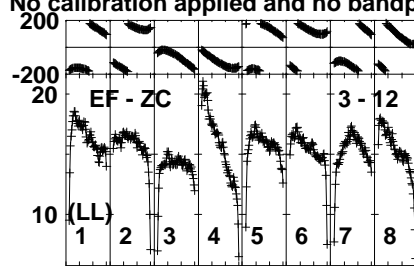
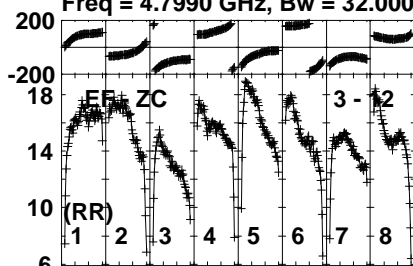
Lower frame: Milli Ampl Jy Top frame: Phas deg
Vector averaged cross-power spectrum Several baselines displayed
Timerange: 00/15:37:10 to 00/15:38:00

Plot file version 135 created 19-OCT-2021 14:12:57

J1745-0753 RG012G.UVDATA.1

Freq = 4.7990 GHz, Bw = 32.000 MH

No calibration applied and no bandpass applied

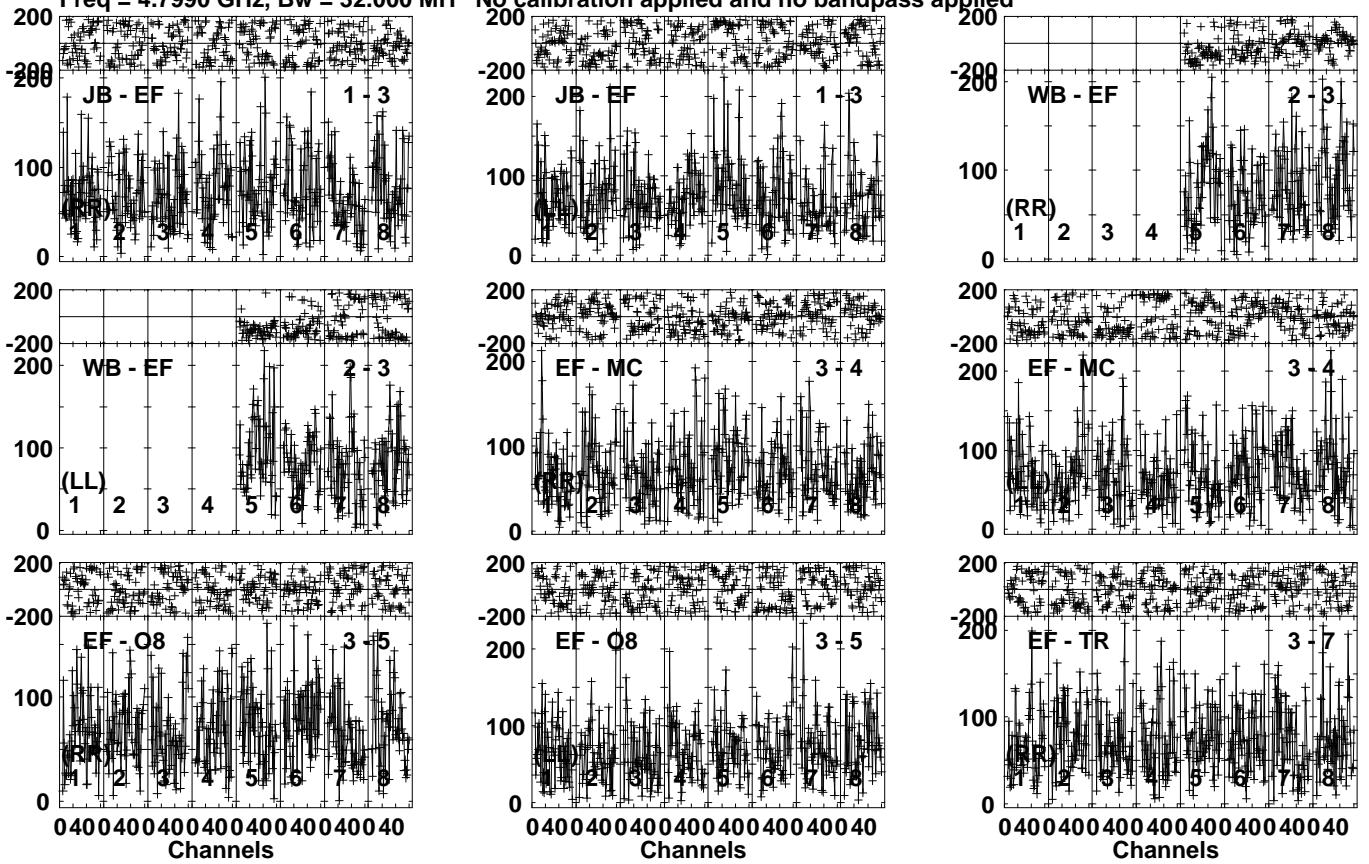


Lower frame: Milli Ampl Jy Top frame: Phas deg
Vector averaged cross-power spectrum Several baselines displayed
Timerange: 00/15:37:10 to 00/15:38:00

Plot file version 136 created 19-OCT-2021 14:12:57

RSOPH RG012G.UVDATA.1

Freq = 4.7990 GHz, Bw = 32.000 MH No calibration applied and no bandpass applied

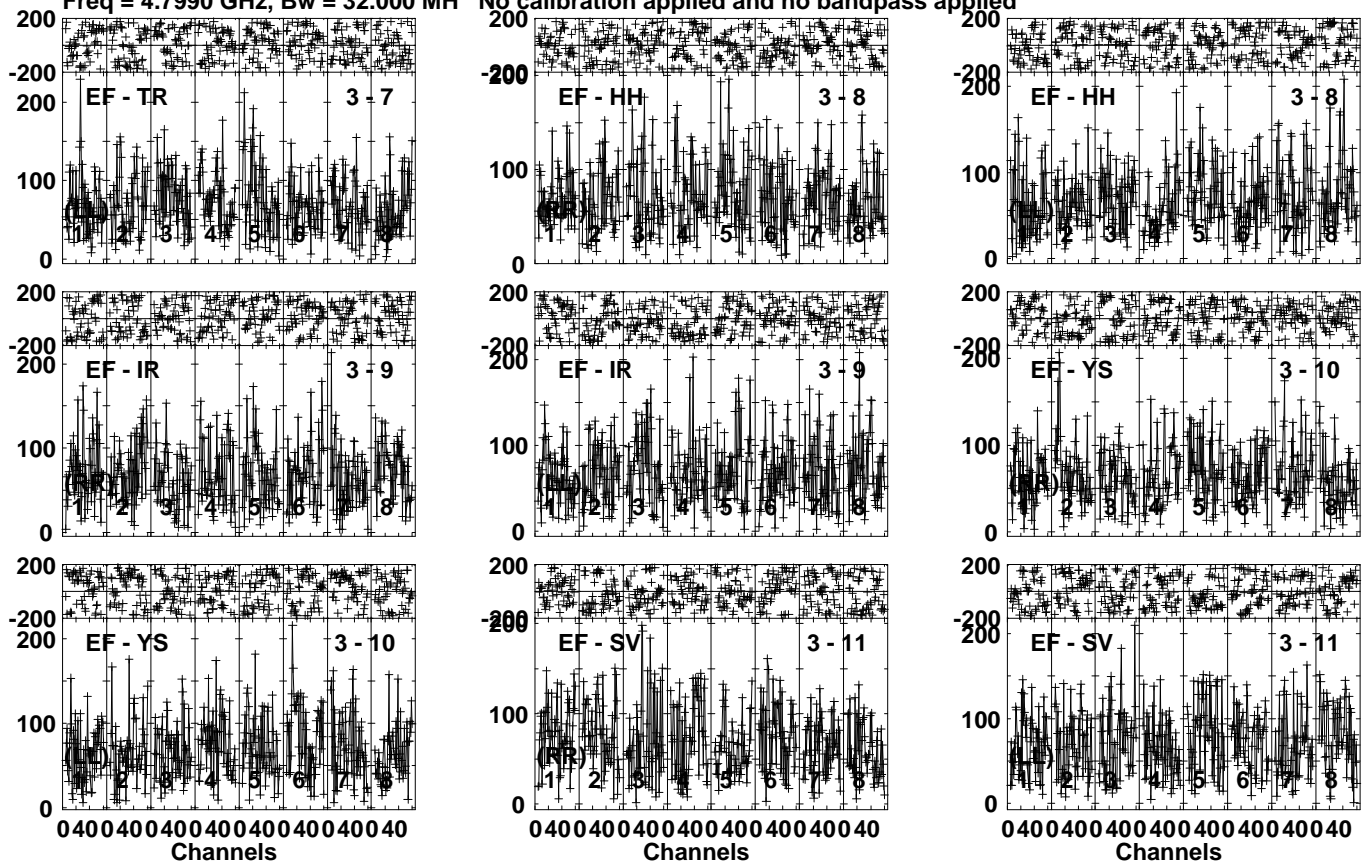


Lower frame: Micro Ampl Jy Top frame: Phas deg
Vector averaged cross-power spectrum Several baselines displayed
Timerange: 00/15:38:20 to 00/15:42:30

Plot file version 137 created 19-OCT-2021 14:12:57

RSOPH RG012G.UVDATA.1

Freq = 4.7990 GHz, Bw = 32.000 MH No calibration applied and no bandpass applied

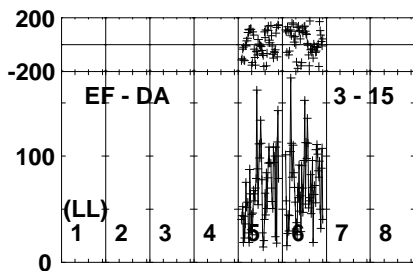
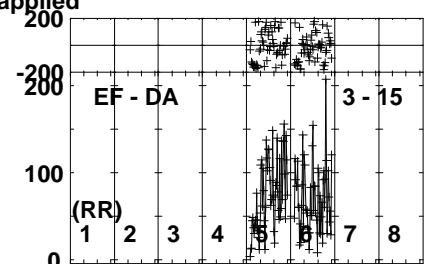
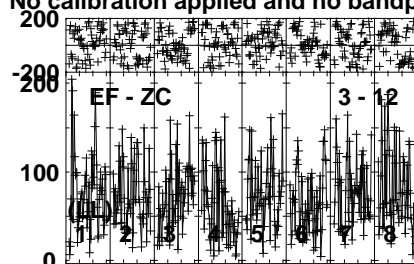
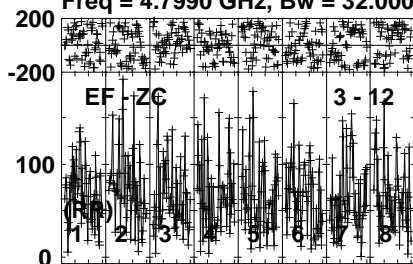


Lower frame: Micro Ampl Jy Top frame: Phas deg
Vector averaged cross-power spectrum Several baselines displayed
Timerange: 00/15:38:20 to 00/15:42:30

Plot file version 138 created 19-OCT-2021 14:12:58

RSOPH RG012G.UVDATA.1

Freq = 4.7990 GHz, Bw = 32.000 MH No calibration applied and no bandpass applied

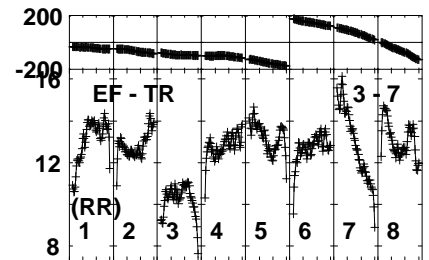
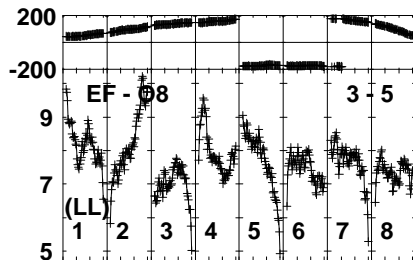
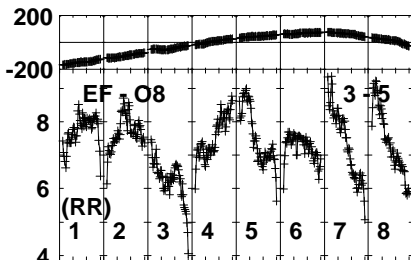
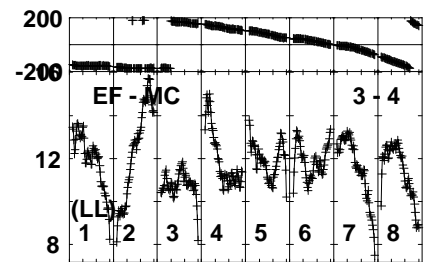
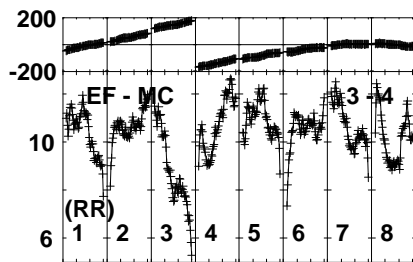
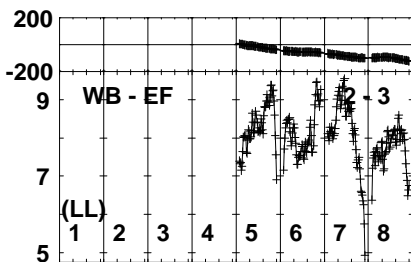
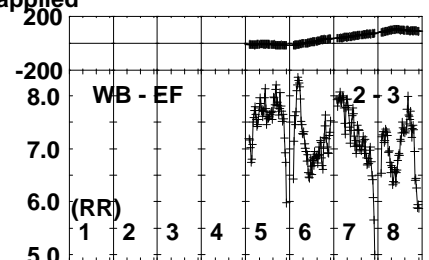
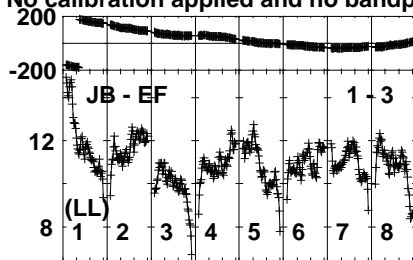
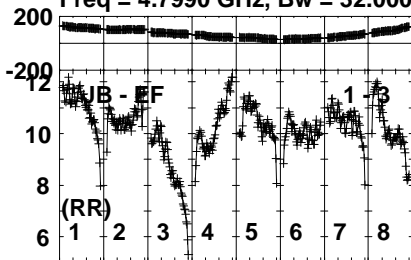


Lower frame: Micro Ampl Jy Top frame: Phas deg
Vector averaged cross-power spectrum Several baselines displayed
Timerange: 00/15:38:20 to 00/15:42:30

Plot file version 139 created 19-OCT-2021 14:12:58

J1745-0753 RG012G.UVDATA.1

Freq = 4.7990 GHz, Bw = 32.000 MH No calibration applied and no bandpass applied



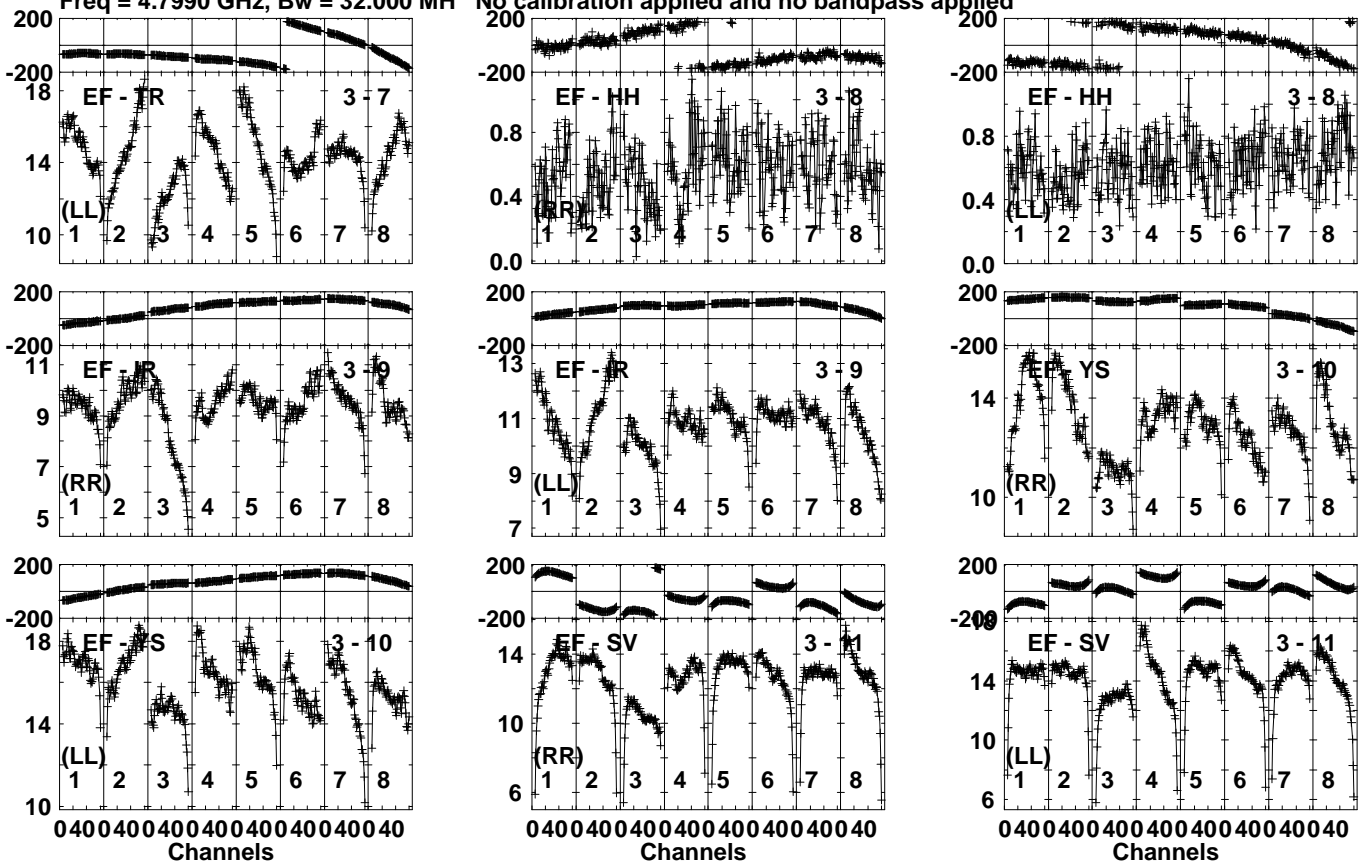
Lower frame: Milli Ampl Jy Top frame: Phas deg
Vector averaged cross-power spectrum Several baselines displayed
Timerange: 00/15:43:11 to 00/15:43:49

Plot file version 140 created 19-OCT-2021 14:12:58

J1745-0753 RG012G.UVDATA.1

Freq = 4.7990 GHz, Bw = 32.000 MH

No calibration applied and no bandpass applied



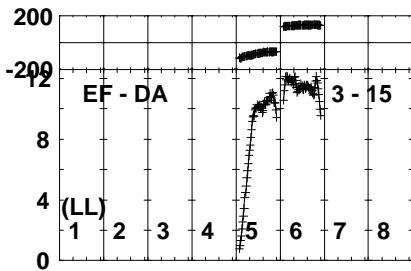
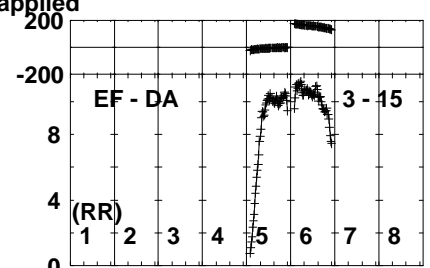
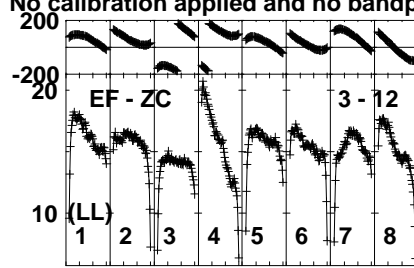
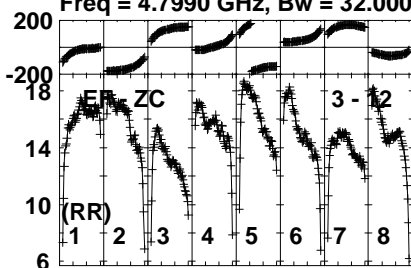
Lower frame: Milli Ampl Jy Top frame: Phas deg
Vector averaged cross-power spectrum Several baselines displayed
Timerange: 00/15:43:11 to 00/15:43:49

Plot file version 141 created 19-OCT-2021 14:12:59

J1745-0753 RG012G.UVDATA.1

Freq = 4.7990 GHz, Bw = 32.000 MH

No calibration applied and no bandpass applied

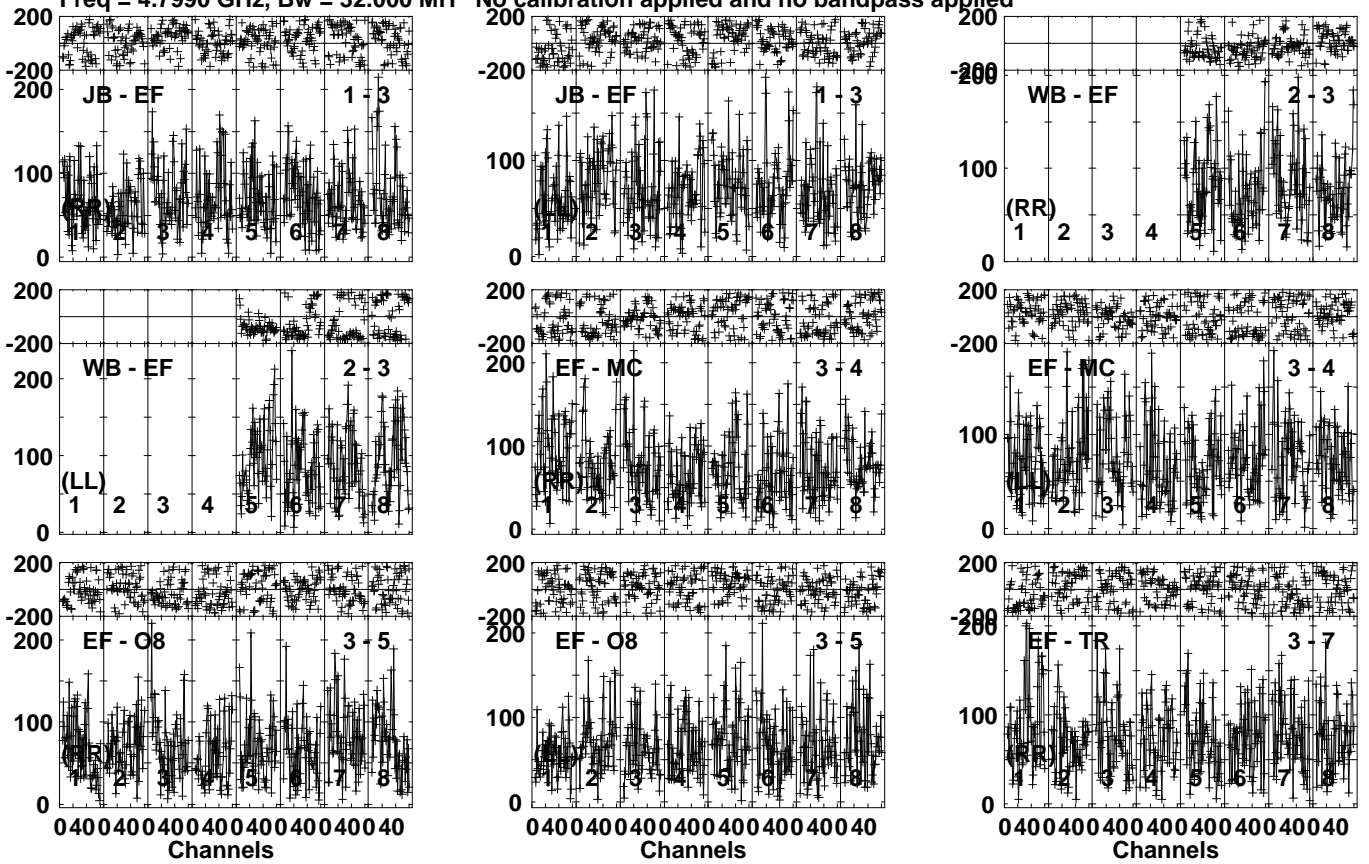


Lower frame: Milli Ampl Jy Top frame: Phas deg
Vector averaged cross-power spectrum Several baselines displayed
Timerange: 00/15:43:11 to 00/15:43:49

Plot file version 142 created 19-OCT-2021 14:12:59

RSOPH RG012G.UVDATA.1

Freq = 4.7990 GHz, Bw = 32.000 MH No calibration applied and no bandpass applied

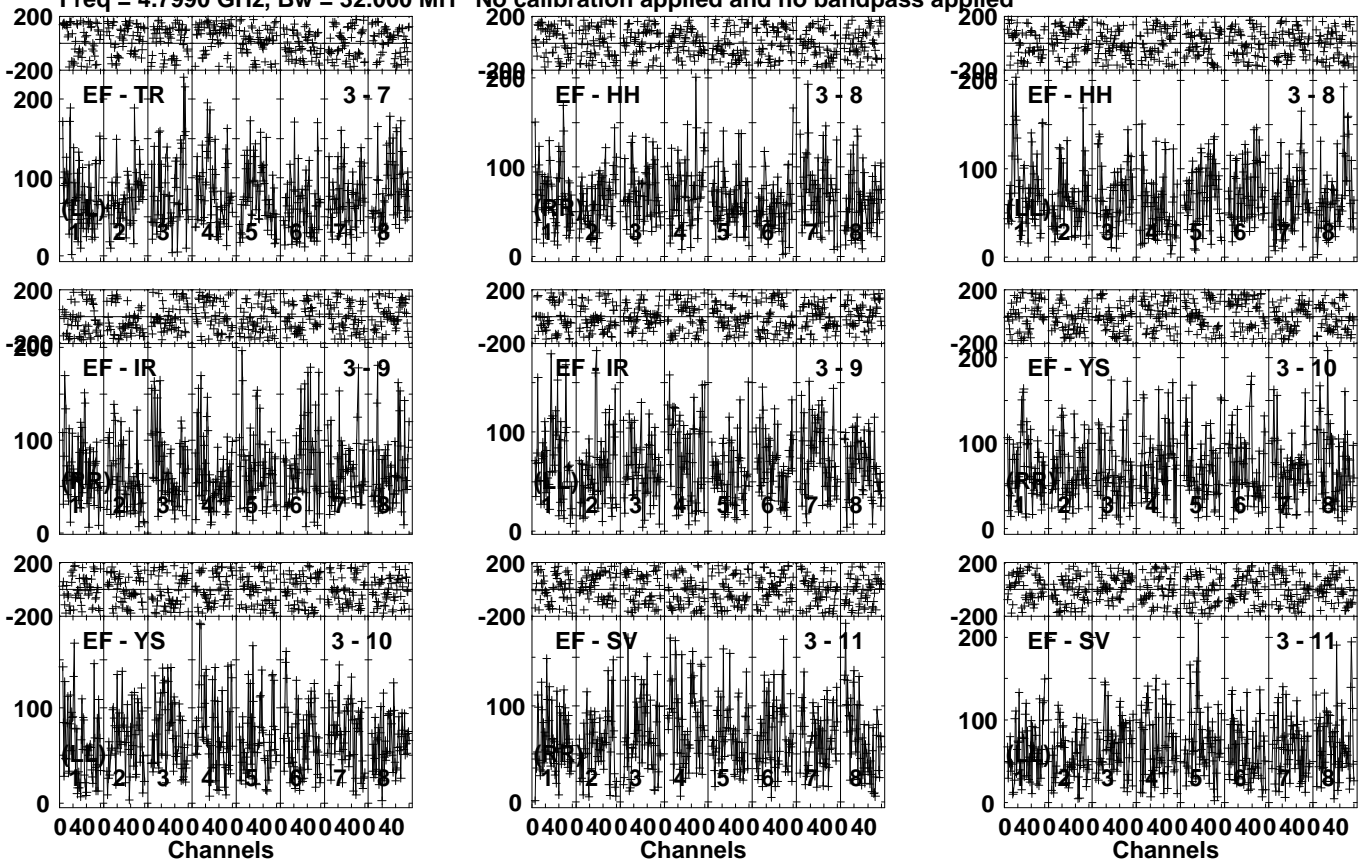


Lower frame: Micro Ampl Jy Top frame: Phas deg
Vector averaged cross-power spectrum Several baselines displayed
Timerange: 00/15:44:10 to 00/15:48:20

Plot file version 143 created 19-OCT-2021 14:12:59

RSOPH RG012G.UVDATA.1

Freq = 4.7990 GHz, Bw = 32.000 MH No calibration applied and no bandpass applied

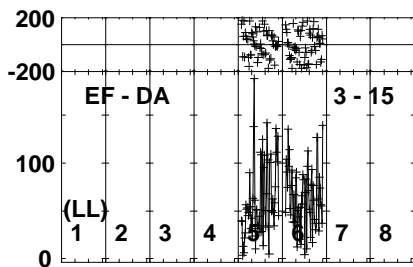
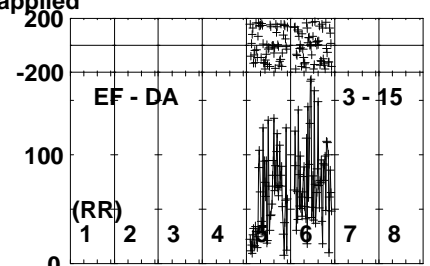
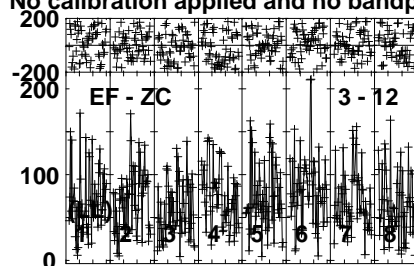
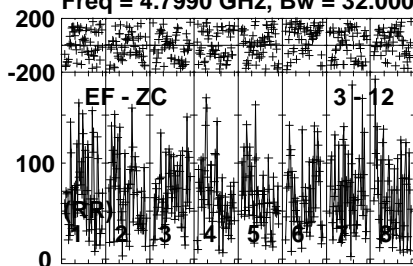


Lower frame: Micro Ampl Jy Top frame: Phas deg
Vector averaged cross-power spectrum Several baselines displayed
Timerange: 00/15:44:10 to 00/15:48:20

Plot file version 144 created 19-OCT-2021 14:13:00

RSOPH RG012G.UVDATA.1

Freq = 4.7990 GHz, Bw = 32.000 MH No calibration applied and no bandpass applied



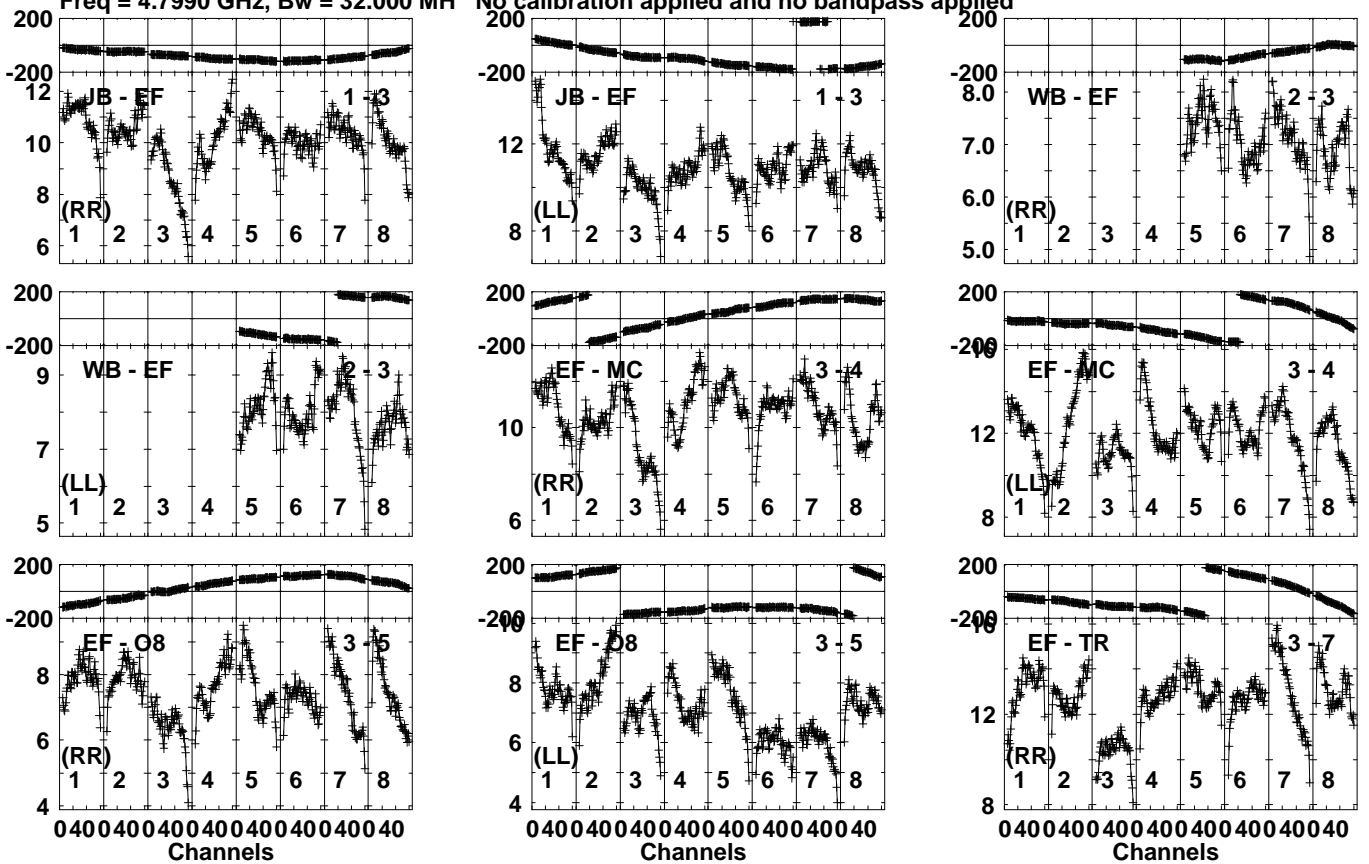
Lower frame: Micro Ampl Jy Top frame: Phas deg
Vector averaged cross-power spectrum Several baselines displayed
Timerange: 00/15:44:10 to 00/15:48:20

Plot file version 145 created 19-OCT-2021 14:13:00

J1745-0753 RG012G.UVDATA.1

Freq = 4.7990 GHz, Bw = 32.000 MH

No calibration applied and no bandpass applied

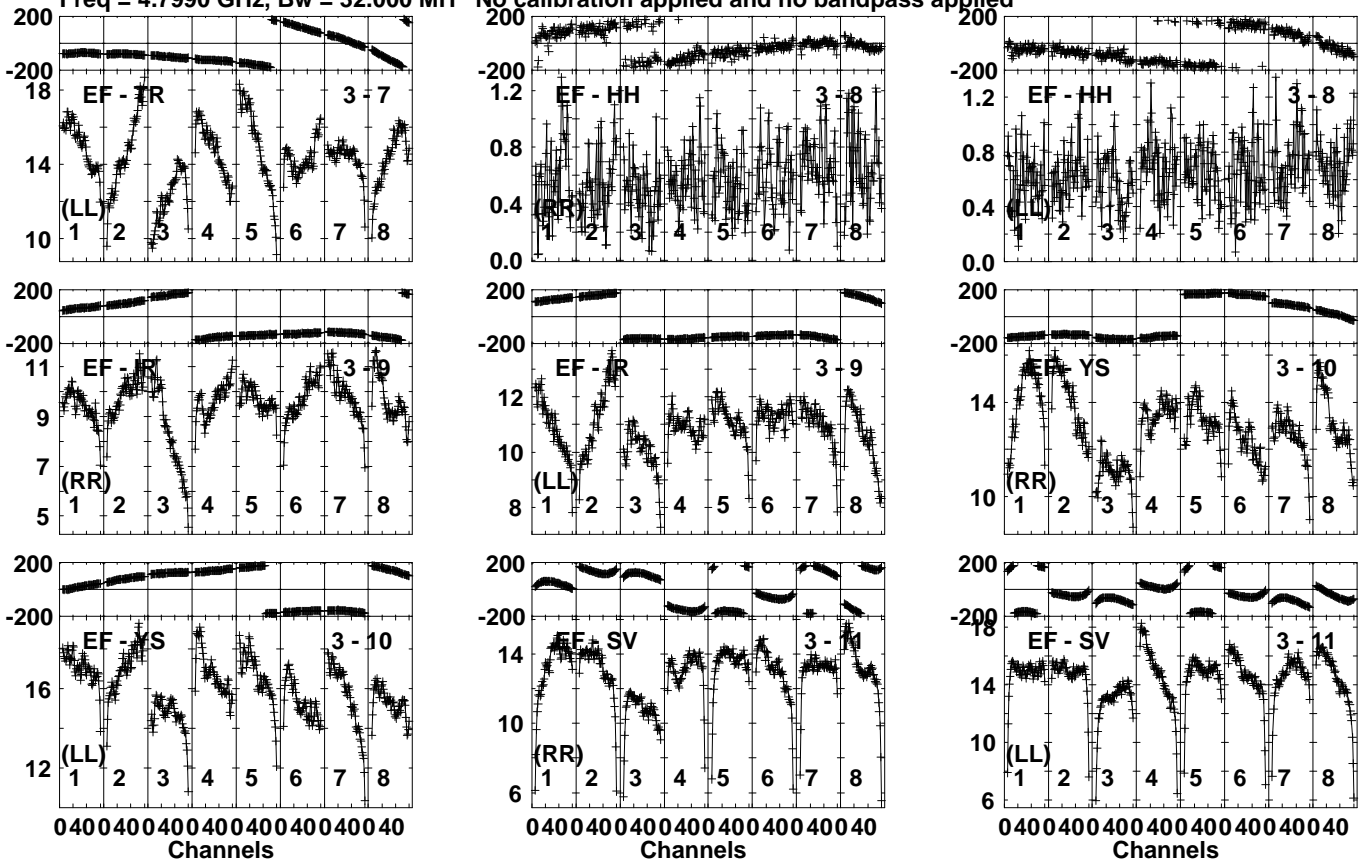


Lower frame: Milli Ampl Jy Top frame: Phas deg
Vector averaged cross-power spectrum Several baselines displayed
Timerange: 00/15:48:40 to 00/15:49:30

Plot file version 146 created 19-OCT-2021 14:13:00

J1745-0753 RG012G.UVDATA.1

Freq = 4.7990 GHz, Bw = 32.000 MH No calibration applied and no bandpass applied



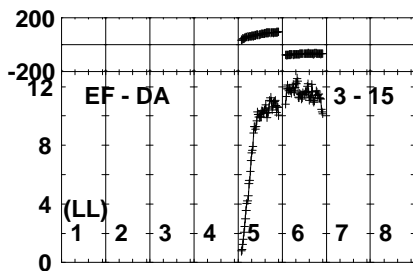
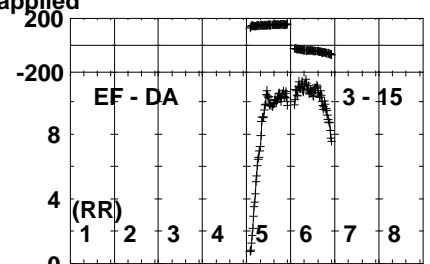
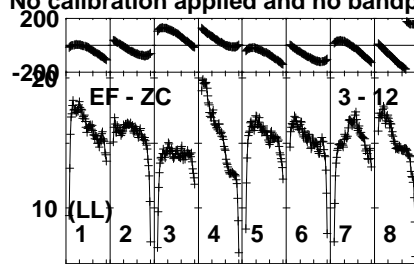
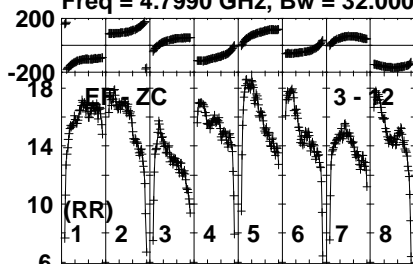
Lower frame: Milli Ampl Jy Top frame: Phas deg
Vector averaged cross-power spectrum Several baselines displayed
Timerange: 00/15:48:40 to 00/15:49:30

Plot file version 147 created 19-OCT-2021 14:13:00

J1745-0753 RG012G.UVDATA.1

Freq = 4.7990 GHz, Bw = 32.000 MH

No calibration applied and no bandpass applied

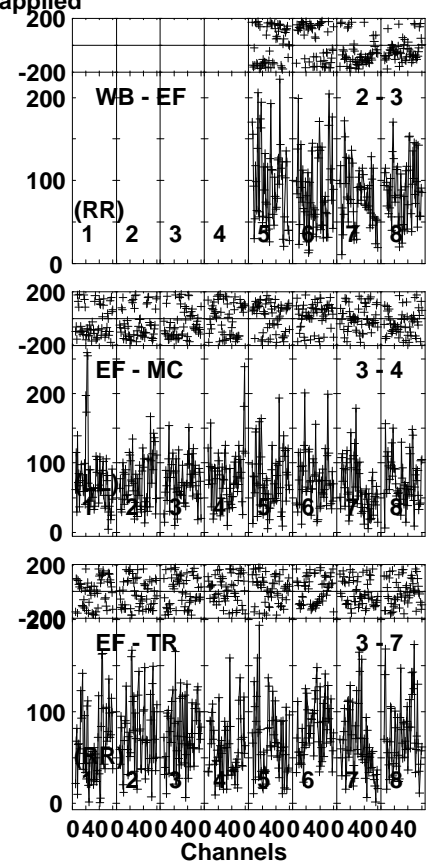
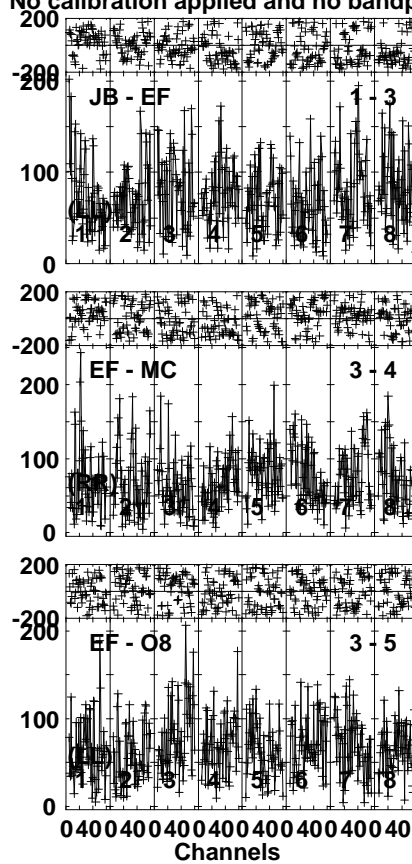
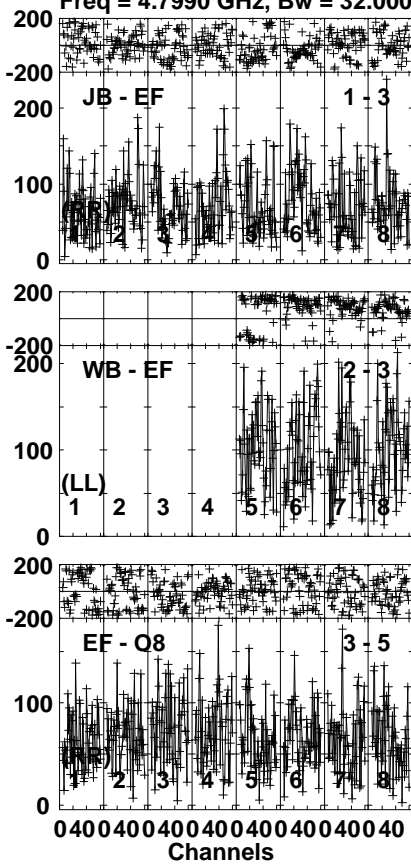


Lower frame: Milli Ampl Jy Top frame: Phas deg
Vector averaged cross-power spectrum Several baselines displayed
Timerange: 00/15:48:40 to 00/15:49:30

Plot file version 148 created 19-OCT-2021 14:13:01

RSOPH RG012G.UVDATA.1

Freq = 4.7990 GHz, Bw = 32.000 MH No calibration applied and no bandpass applied

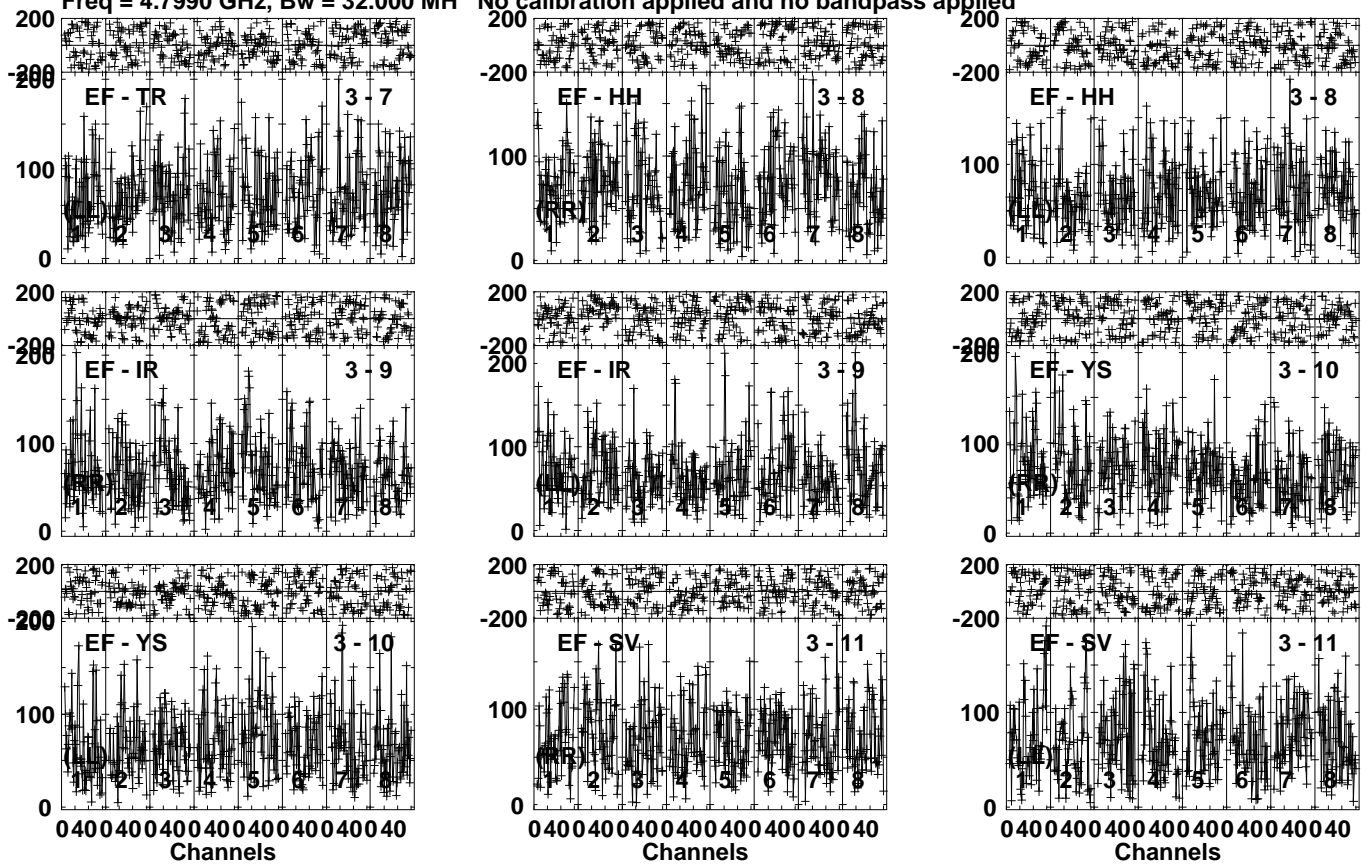


Lower frame: Micro Ampl Jy Top frame: Phas deg
Vector averaged cross-power spectrum Several baselines displayed
Timerange: 00/15:49:51 to 00/15:54:00

Plot file version 149 created 19-OCT-2021 14:13:01

RSOPH RG012G.UVDATA.1

Freq = 4.7990 GHz, Bw = 32.000 MH No calibration applied and no bandpass applied

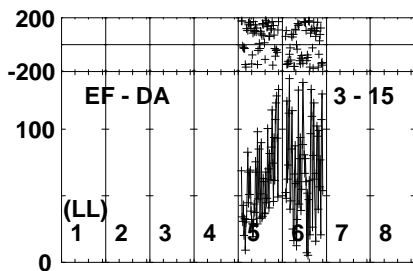
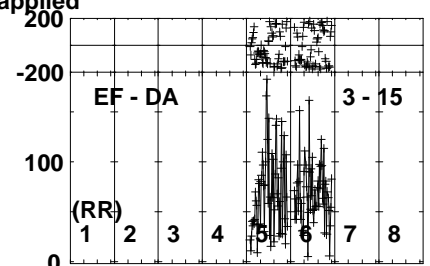
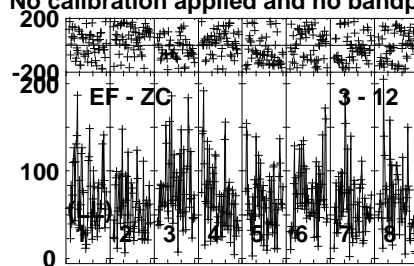
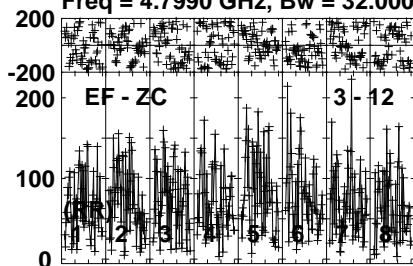


Lower frame: Micro Ampl Jy Top frame: Phas deg
Vector averaged cross-power spectrum Several baselines displayed
Timerange: 00/15:49:51 to 00/15:54:00

Plot file version 150 created 19-OCT-2021 14:13:02

RSOPH RG012G.UVDATA.1

Freq = 4.7990 GHz, Bw = 32.000 MH No calibration applied and no bandpass applied



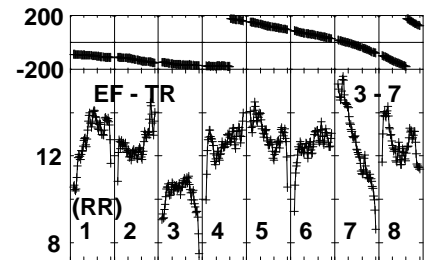
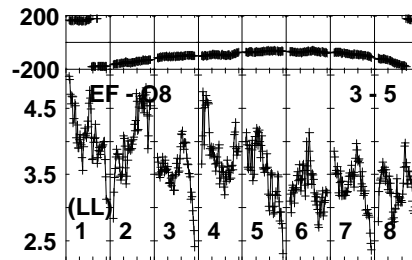
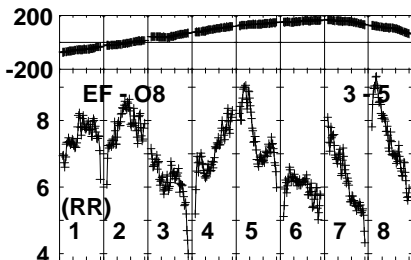
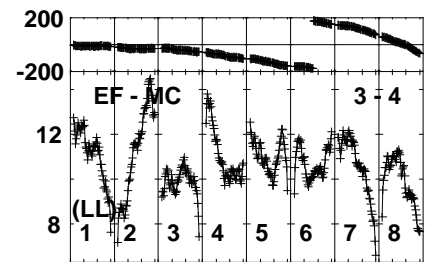
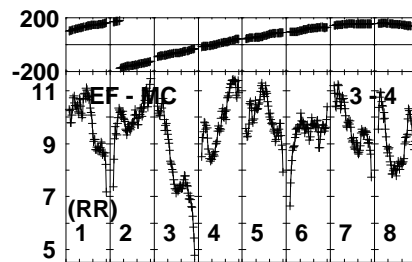
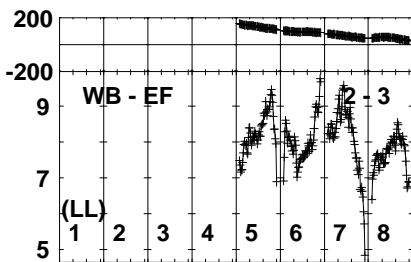
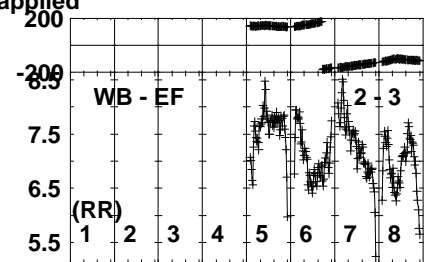
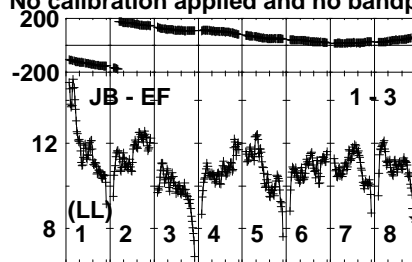
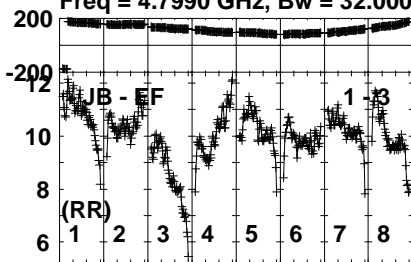
Lower frame: Micro Ampl Jy Top frame: Phas deg
Vector averaged cross-power spectrum Several baselines displayed
Timerange: 00/15:49:51 to 00/15:54:00

Plot file version 151 created 19-OCT-2021 14:13:02

J1745-0753 RG012G.UVDATA.1

Freq = 4.7990 GHz, Bw = 32.000 MH

No calibration applied and no bandpass applied



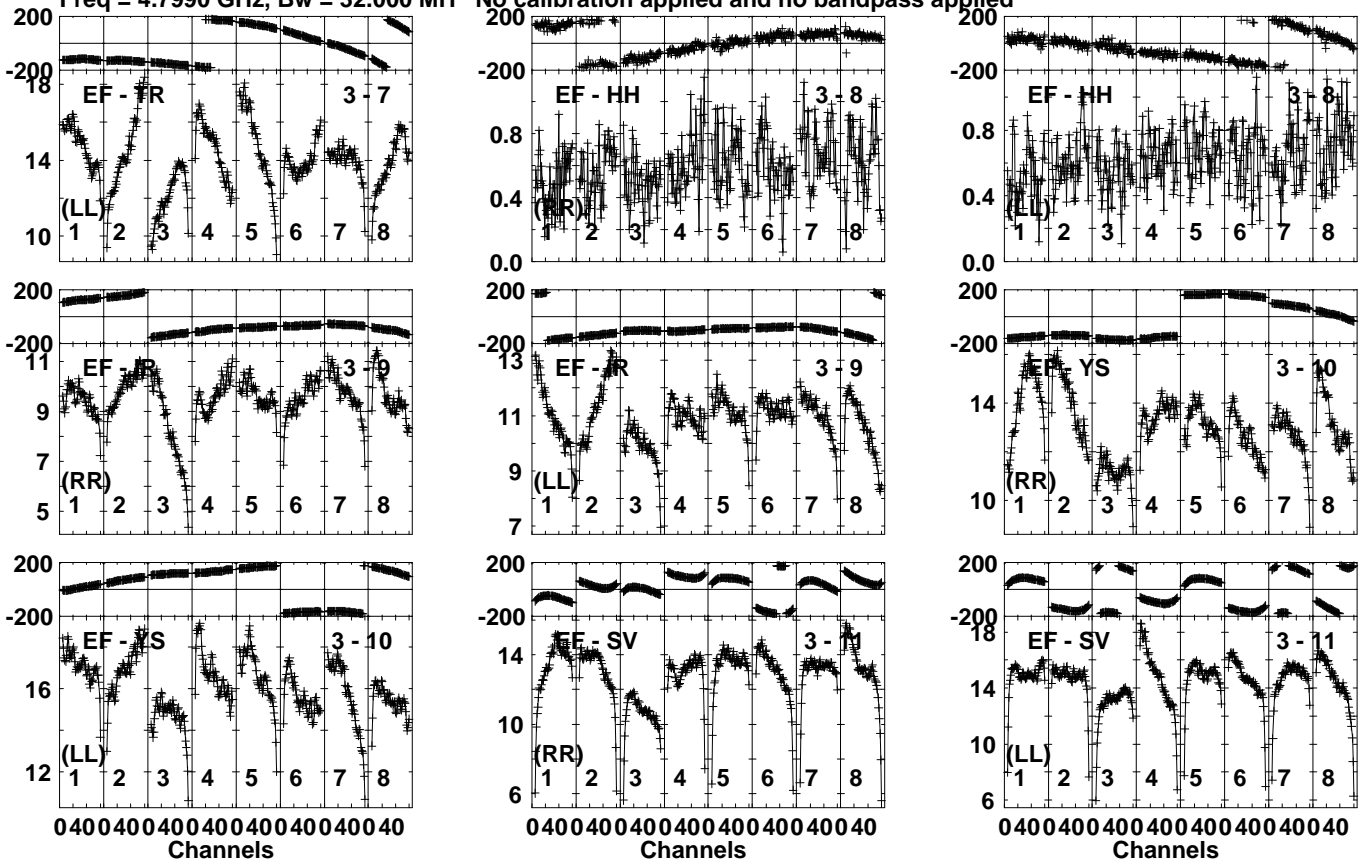
Lower frame: Milli Ampl Jy Top frame: Phas deg
Vector averaged cross-power spectrum Several baselines displayed
Timerange: 00/15:54:41 to 00/15:55:19

Plot file version 152 created 19-OCT-2021 14:13:02

J1745-0753 RG012G.UVDATA.1

Freq = 4.7990 GHz, Bw = 32.000 MH

No calibration applied and no bandpass applied



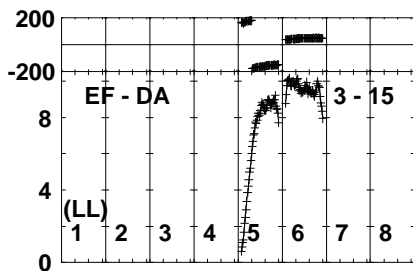
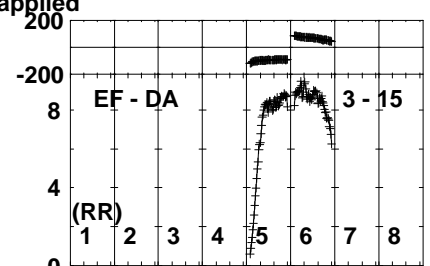
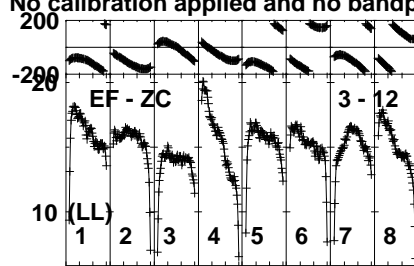
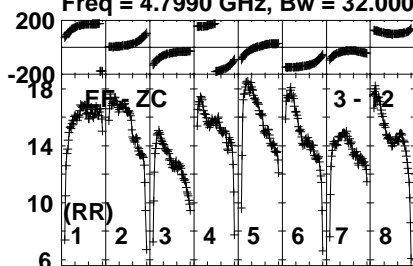
Lower frame: Milli Ampl Jy Top frame: Phas deg
Vector averaged cross-power spectrum Several baselines displayed
Timerange: 00/15:54:41 to 00/15:55:19

Plot file version 153 created 19-OCT-2021 14:13:03

J1745-0753 RG012G.UVDATA.1

Freq = 4.7990 GHz, Bw = 32.000 MH

No calibration applied and no bandpass applied

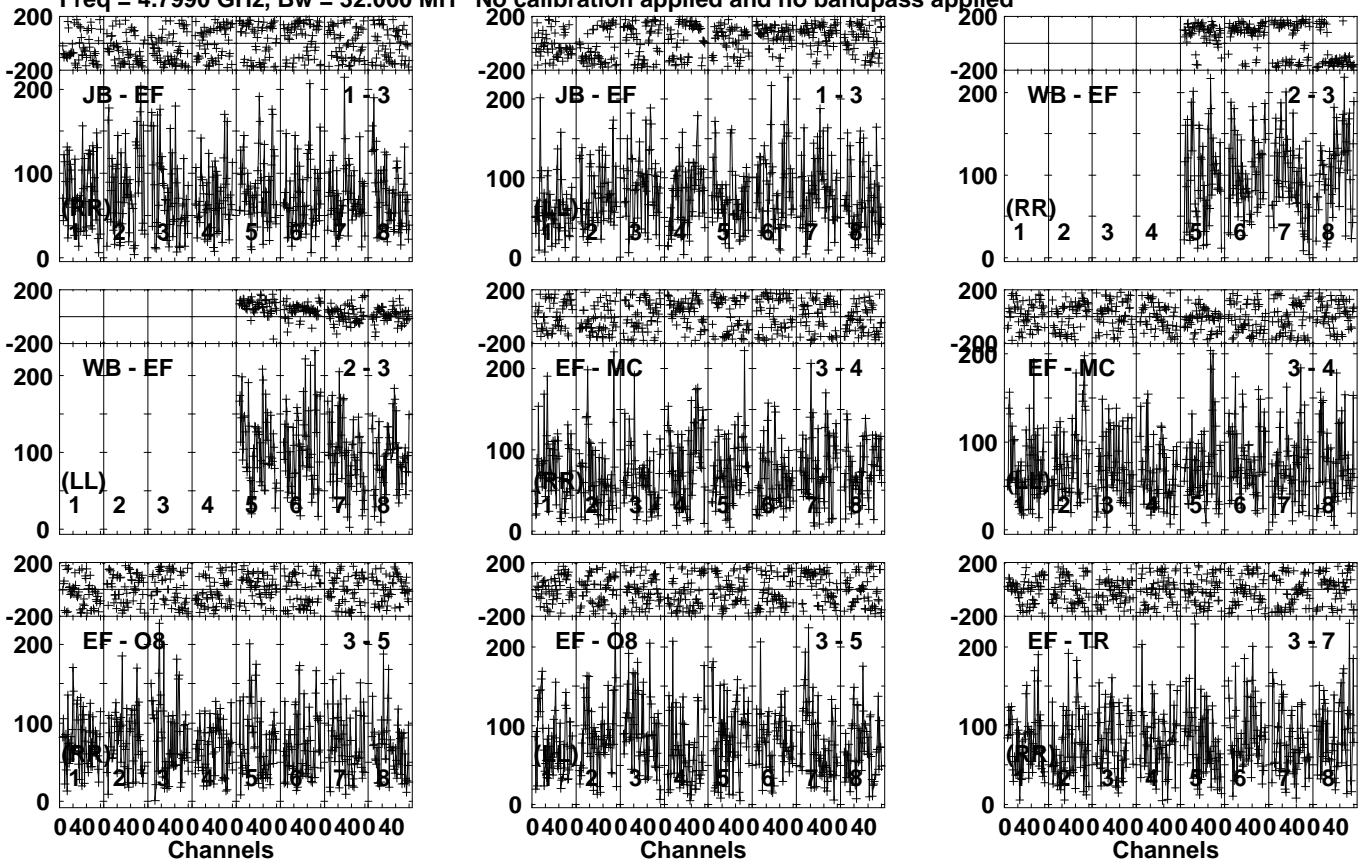


Lower frame: Milli Ampl Jy Top frame: Phas deg
Vector averaged cross-power spectrum Several baselines displayed
Timerange: 00/15:54:41 to 00/15:55:19

Plot file version 154 created 19-OCT-2021 14:13:03

RSOPH RG012G.UVDATA.1

Freq = 4.7990 GHz, Bw = 32.000 MH No calibration applied and no bandpass applied

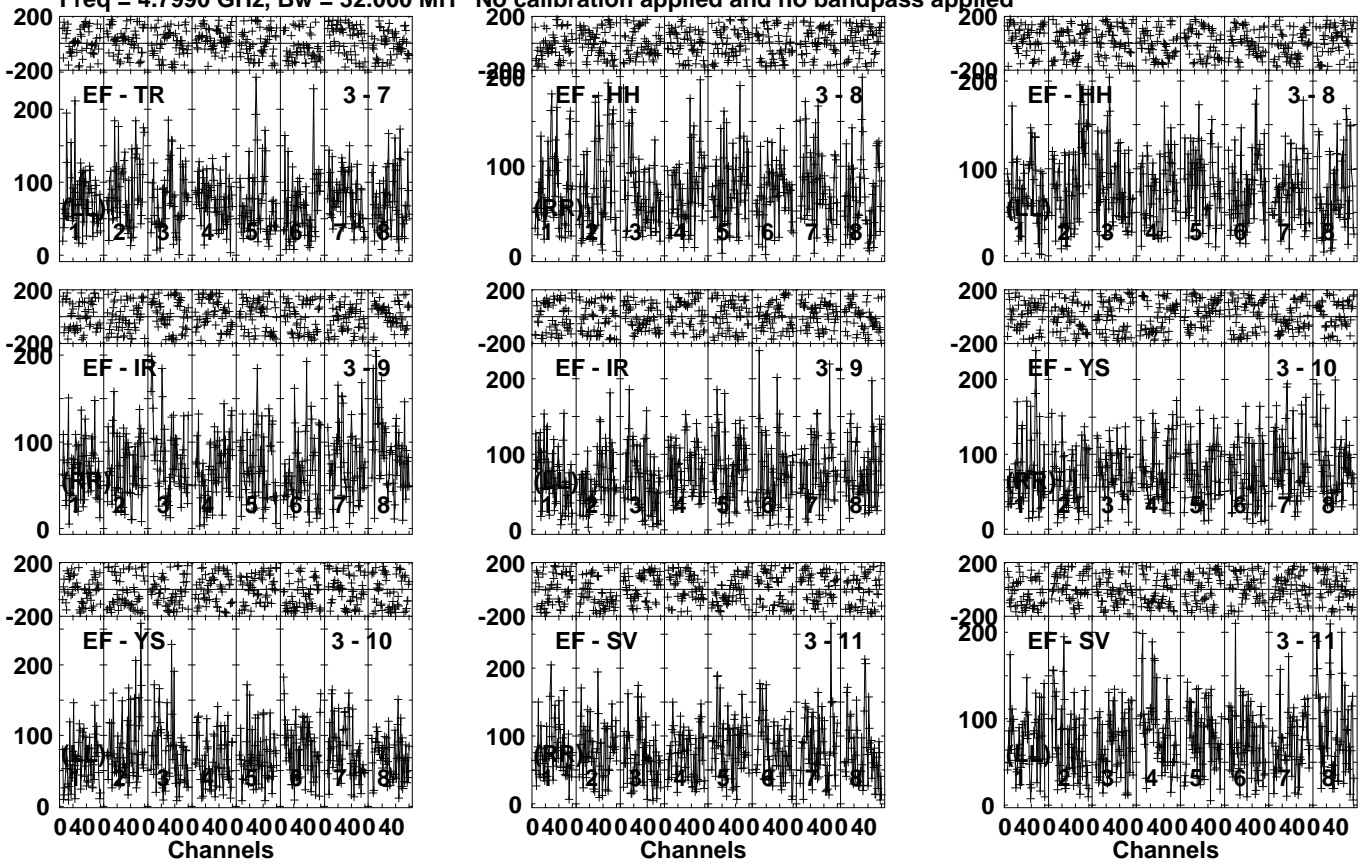


Lower frame: Micro Ampl Jy Top frame: Phas deg
Vector averaged cross-power spectrum Several baselines displayed
Timerange: 00/15:55:41 to 00/15:59:19

Plot file version 155 created 19-OCT-2021 14:13:03

RSOPH RG012G.UVDATA.1

Freq = 4.7990 GHz, Bw = 32.000 MH No calibration applied and no bandpass applied

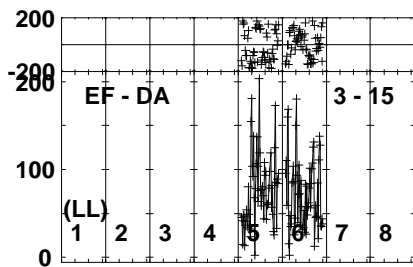
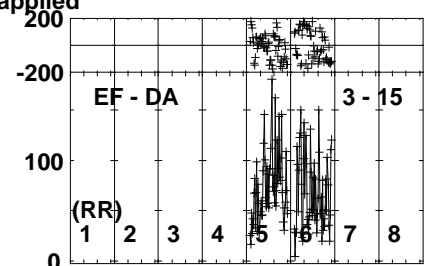
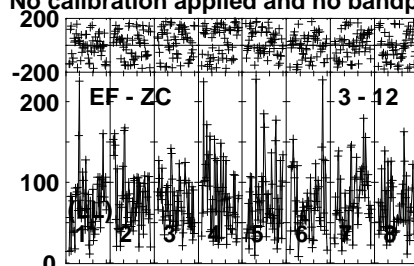
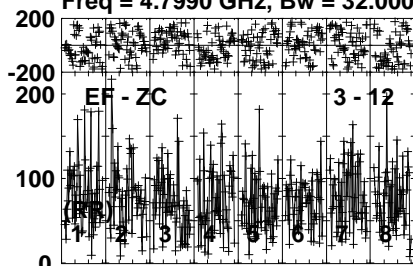


Lower frame: Micro Ampl Jy Top frame: Phas deg
Vector averaged cross-power spectrum Several baselines displayed
Timerange: 00/15:55:41 to 00/15:59:19

Plot file version 156 created 19-OCT-2021 14:13:03

RSOPH RG012G.UVDATA.1

Freq = 4.7990 GHz, Bw = 32.000 MH No calibration applied and no bandpass applied



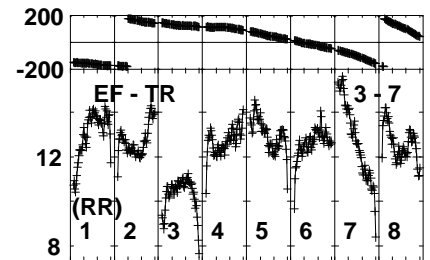
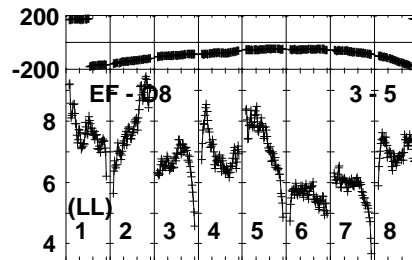
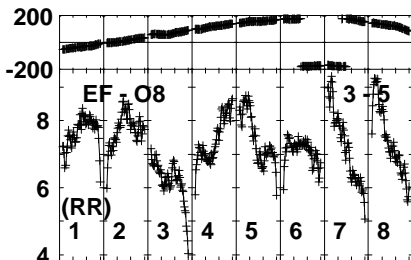
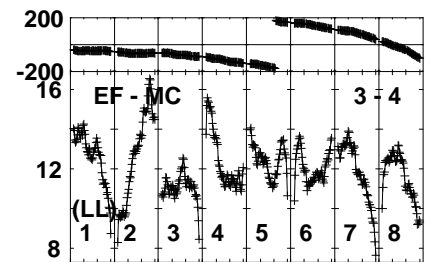
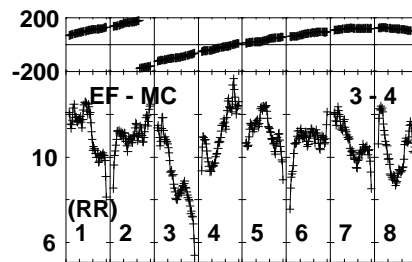
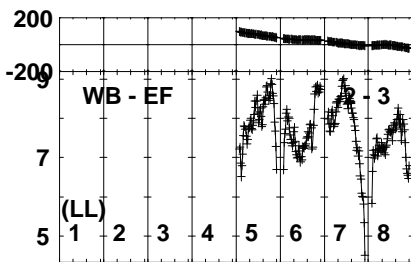
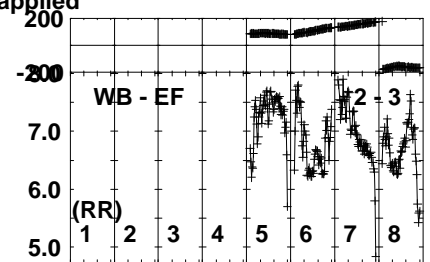
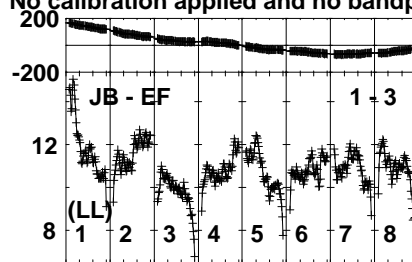
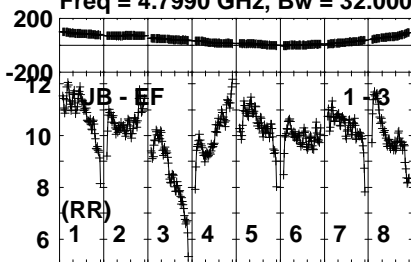
Lower frame: Micro Ampl Jy Top frame: Phas deg
Vector averaged cross-power spectrum Several baselines displayed
Timerange: 00/15:55:41 to 00/15:59:19

Plot file version 157 created 19-OCT-2021 14:13:04

J1745-0753 RG012G.UVDATA.1

Freq = 4.7990 GHz, Bw = 32.000 MH

No calibration applied and no bandpass applied

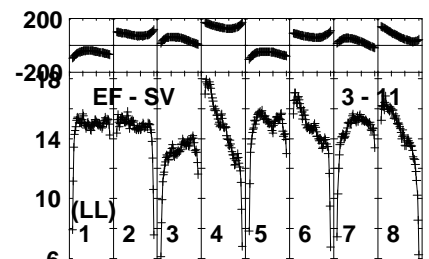
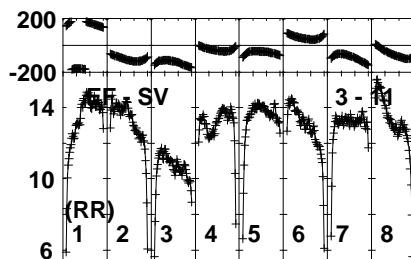
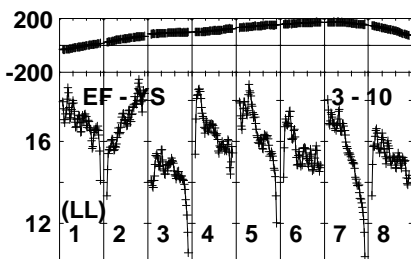
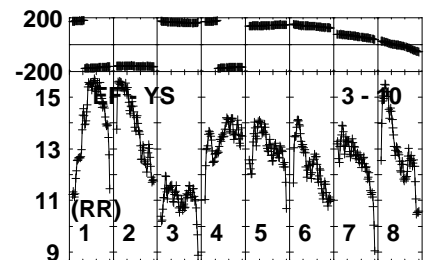
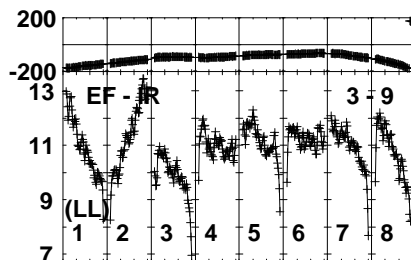
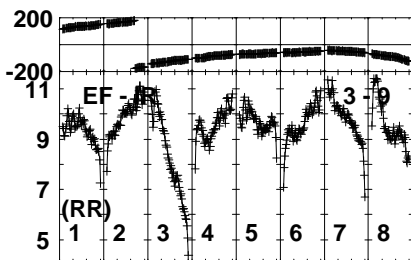
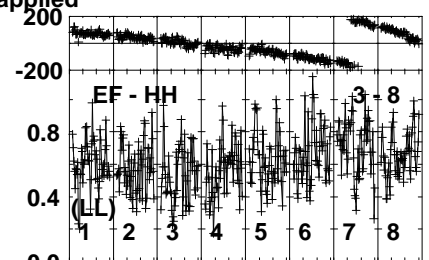
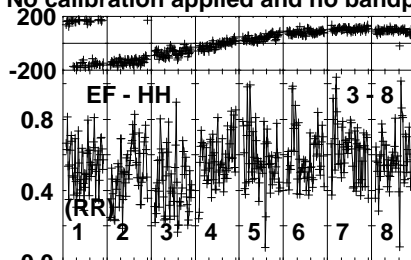
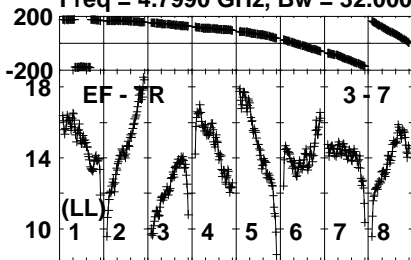


Lower frame: Milli Ampl Jy Top frame: Phas deg
Vector averaged cross-power spectrum Several baselines displayed
Timerange: 00/15:59:40 to 00/16:00:30

Plot file version 158 created 19-OCT-2021 14:13:04

J1745-0753 RG012G.UVDATA.1

Freq = 4.7990 GHz, Bw = 32.000 MH No calibration applied and no bandpass applied



040040040040040040040040
Channels

040040040040040040040040
Channels

040040040040040040040040
Channels

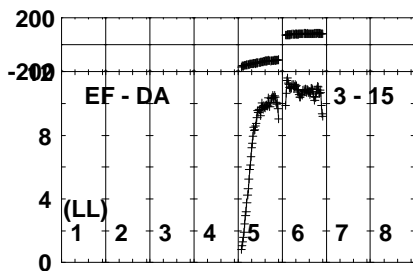
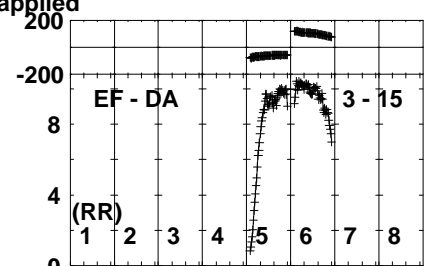
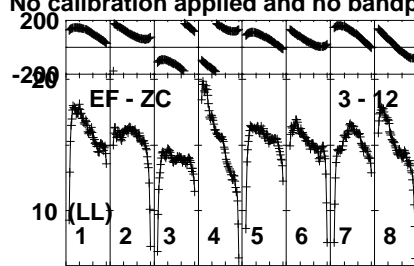
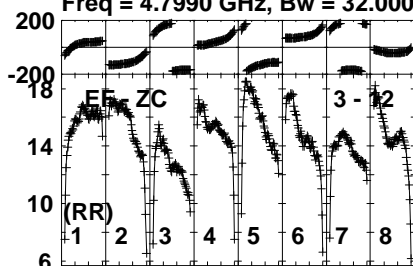
Lower frame: Milli Ampl Jy Top frame: Phas deg
Vector averaged cross-power spectrum Several baselines displayed
Timerange: 00/15:59:40 to 00/16:00:30

Plot file version 159 created 19-OCT-2021 14:13:04

J1745-0753 RG012G.UVDATA.1

Freq = 4.7990 GHz, Bw = 32.000 MH

No calibration applied and no bandpass applied

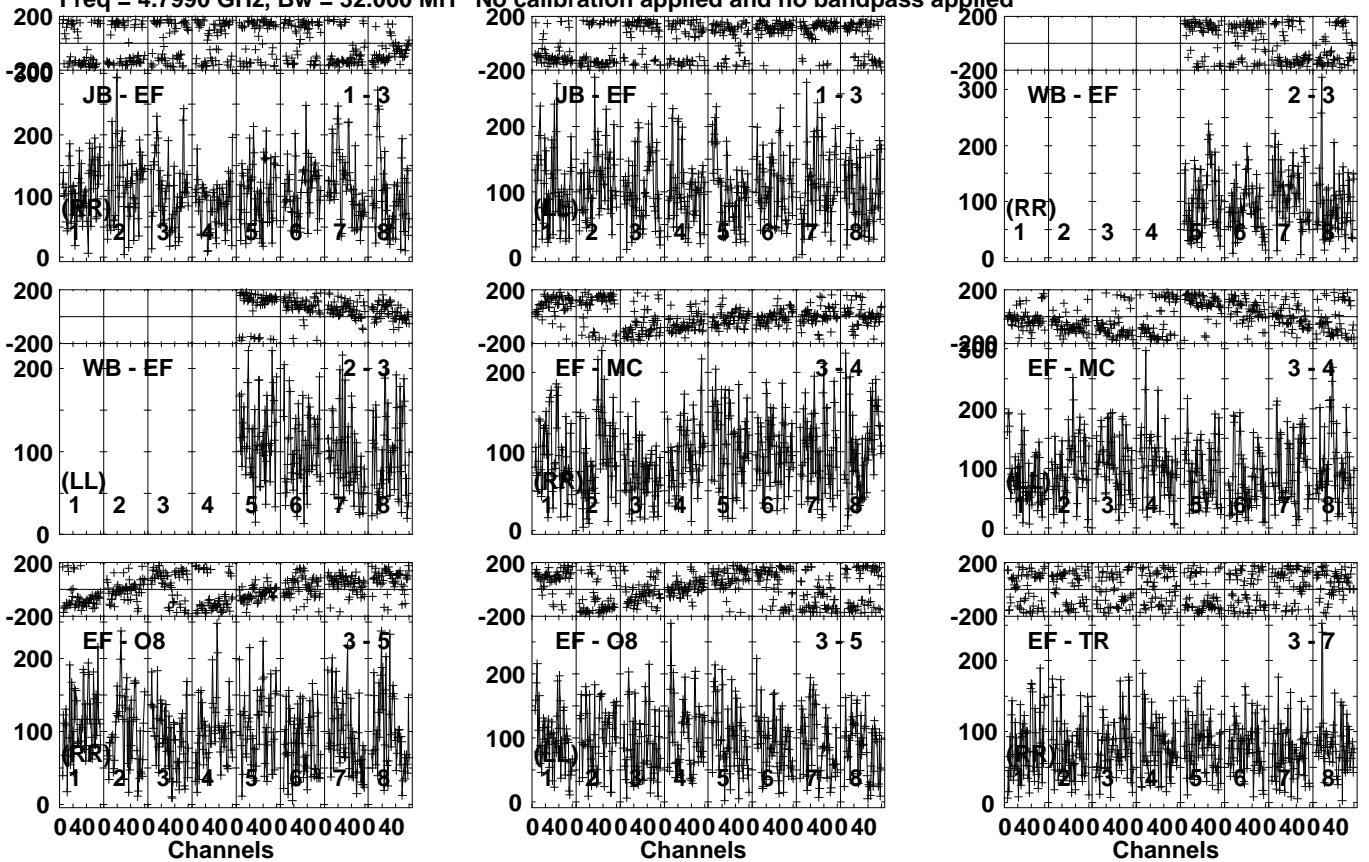


Lower frame: Milli Ampl Jy Top frame: Phas deg
Vector averaged cross-power spectrum Several baselines displayed
Timerange: 00/15:59:40 to 00/16:00:30

Plot file version 160 created 19-OCT-2021 14:13:05

VLASS1 RG012G.UVDATA.1

Freq = 4.7990 GHz, Bw = 32.000 MH No calibration applied and no bandpass applied

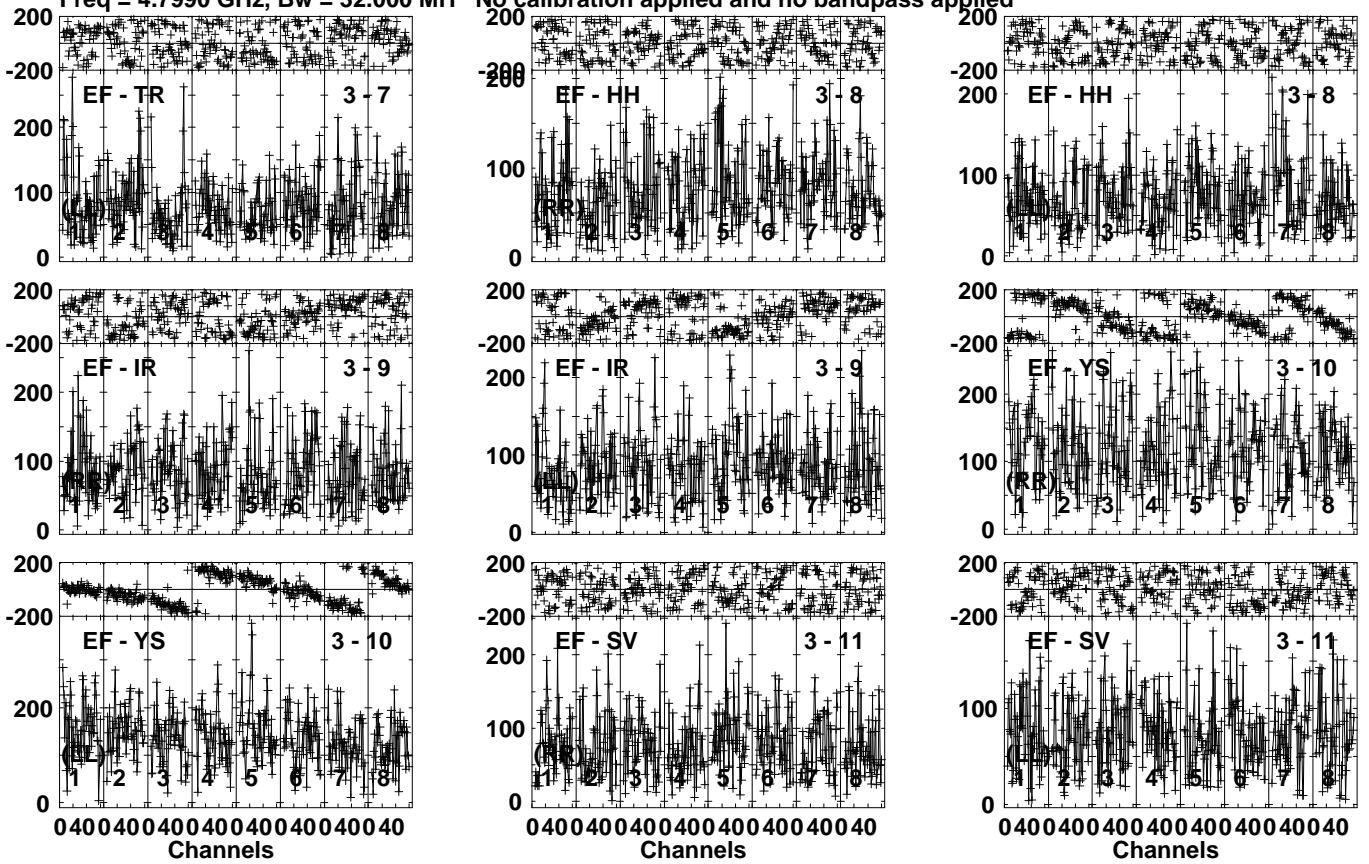


Lower frame: Micro Ampl Jy Top frame: Phas deg
Vector averaged cross-power spectrum Several baselines displayed
Timerange: 00/16:00:51 to 00/16:04:29

Plot file version 161 created 19-OCT-2021 14:13:05

VLASS1 RG012G.UVDATA.1

Freq = 4.7990 GHz, Bw = 32.000 MH No calibration applied and no bandpass applied

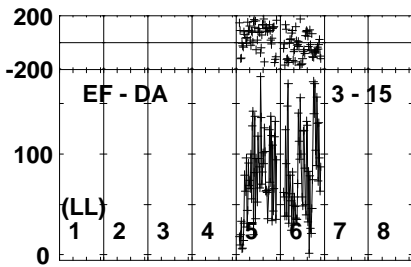
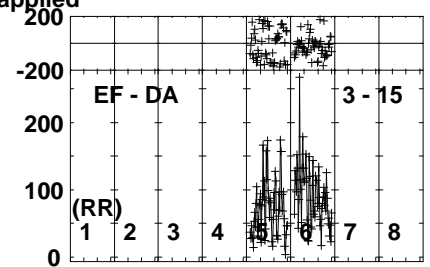
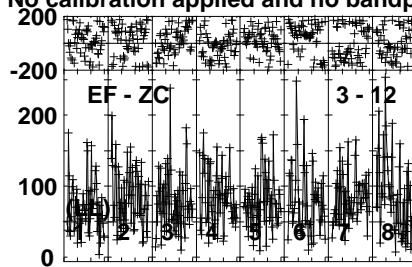
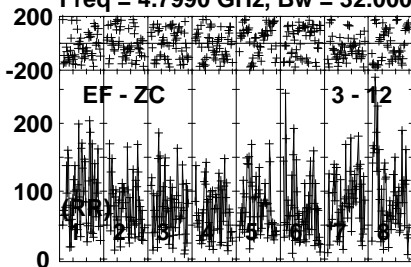


Lower frame: Micro Ampl Jy Top frame: Phas deg
Vector averaged cross-power spectrum Several baselines displayed
Timerange: 00/16:00:51 to 00/16:04:29

Plot file version 162 created 19-OCT-2021 14:13:05

VLASS1 RG012G.UVDATA.1

Freq = 4.7990 GHz, Bw = 32.000 MH No calibration applied and no bandpass applied



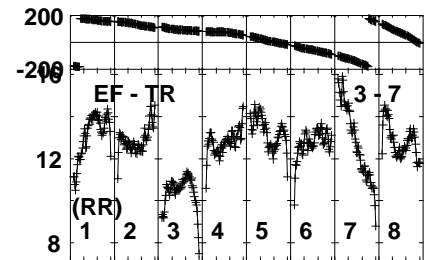
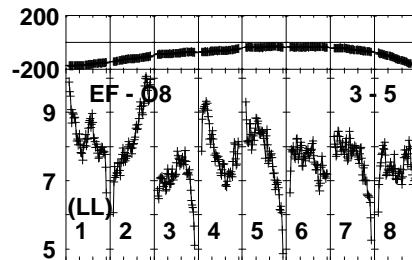
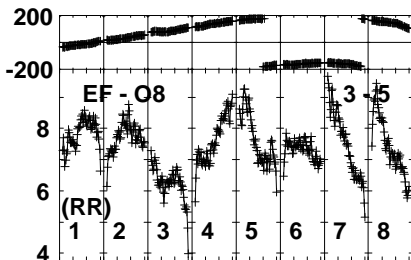
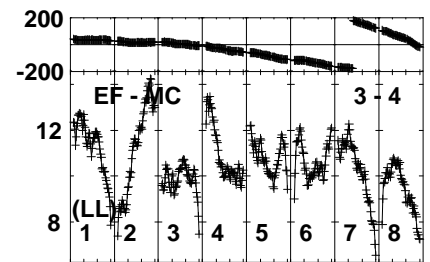
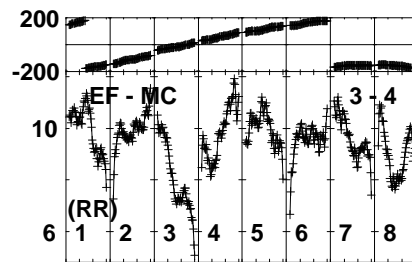
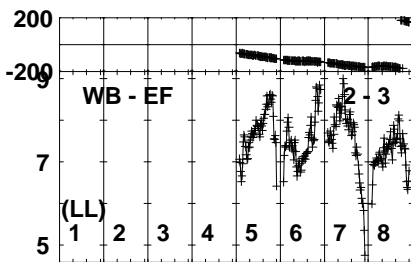
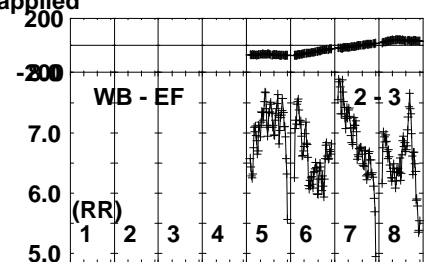
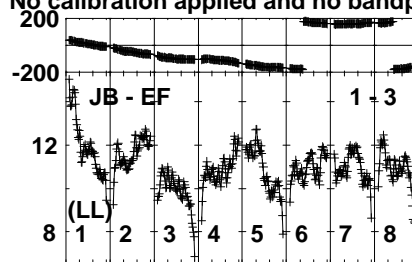
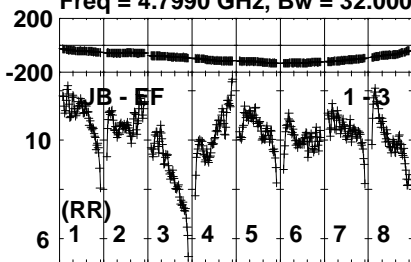
Lower frame: Micro Ampl Jy Top frame: Phas deg
Vector averaged cross-power spectrum Several baselines displayed
Timerange: 00/16:00:51 to 00/16:04:29

Plot file version 163 created 19-OCT-2021 14:13:06

J1745-0753 RG012G.UVDATA.1

Freq = 4.7990 GHz, Bw = 32.000 MH

No calibration applied and no bandpass applied



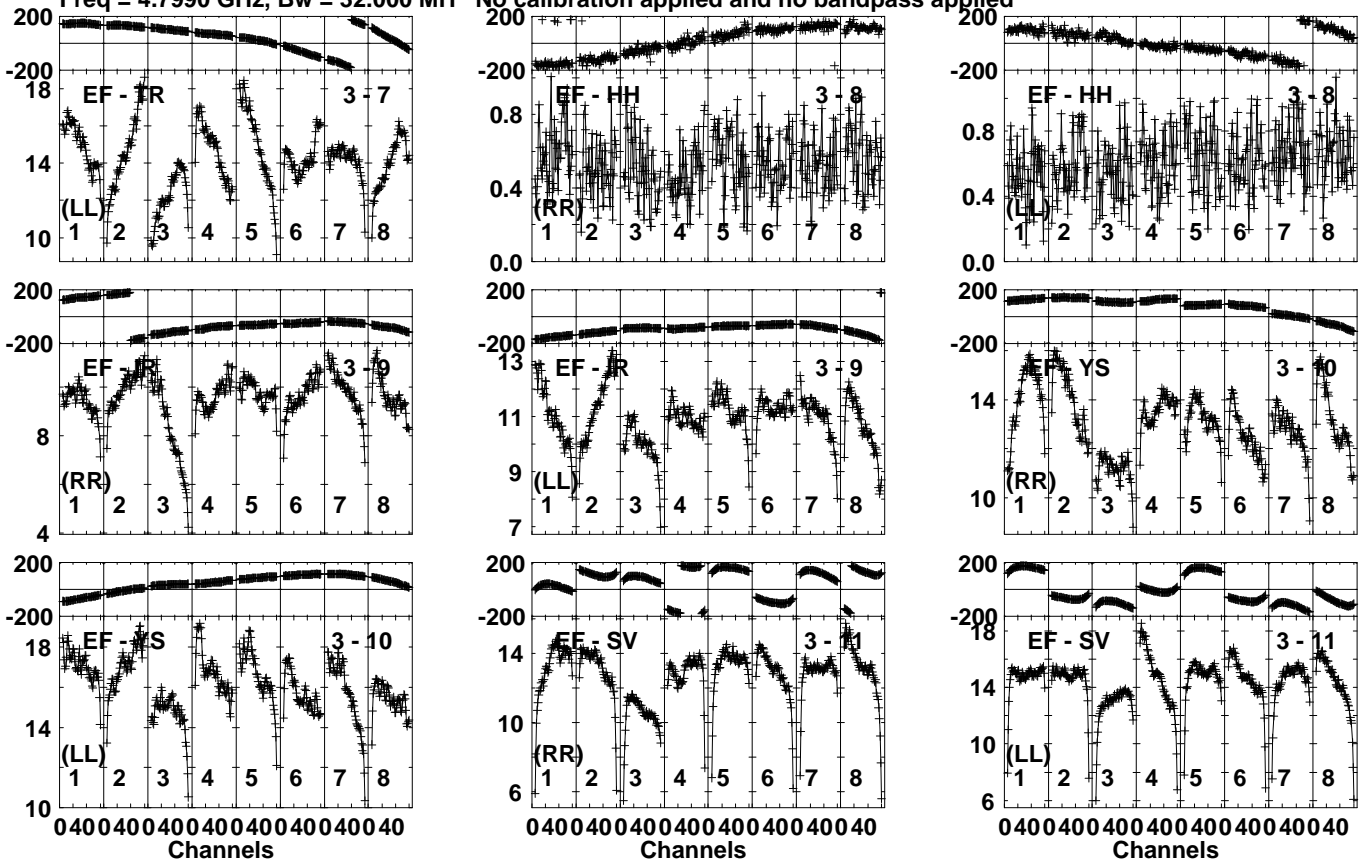
Lower frame: Milli Ampl Jy Top frame: Phas deg
Vector averaged cross-power spectrum Several baselines displayed
Timerange: 00/16:05:11 to 00/16:05:49

Plot file version 164 created 19-OCT-2021 14:13:06

J1745-0753 RG012G.UVDATA.1

Freq = 4.7990 GHz, Bw = 32.000 MH

No calibration applied and no bandpass applied



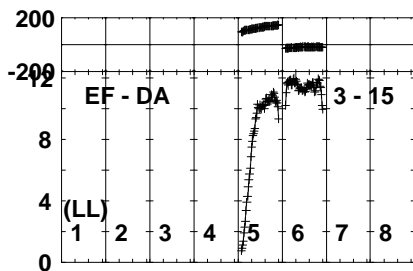
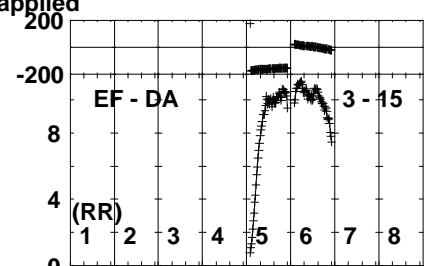
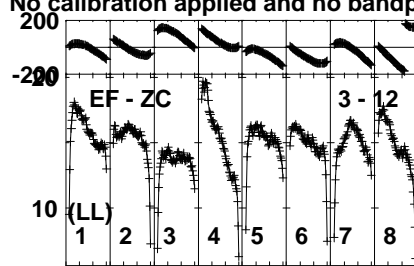
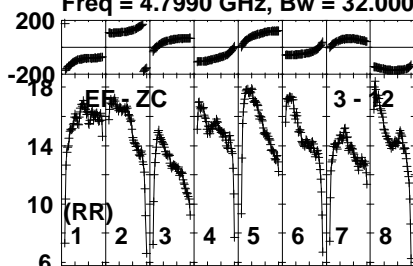
Lower frame: Milli Ampl Jy Top frame: Phas deg
Vector averaged cross-power spectrum Several baselines displayed
Timerange: 00/16:05:11 to 00/16:05:49

Plot file version 165 created 19-OCT-2021 14:13:06

J1745-0753 RG012G.UVDATA.1

Freq = 4.7990 GHz, Bw = 32.000 MH

No calibration applied and no bandpass applied

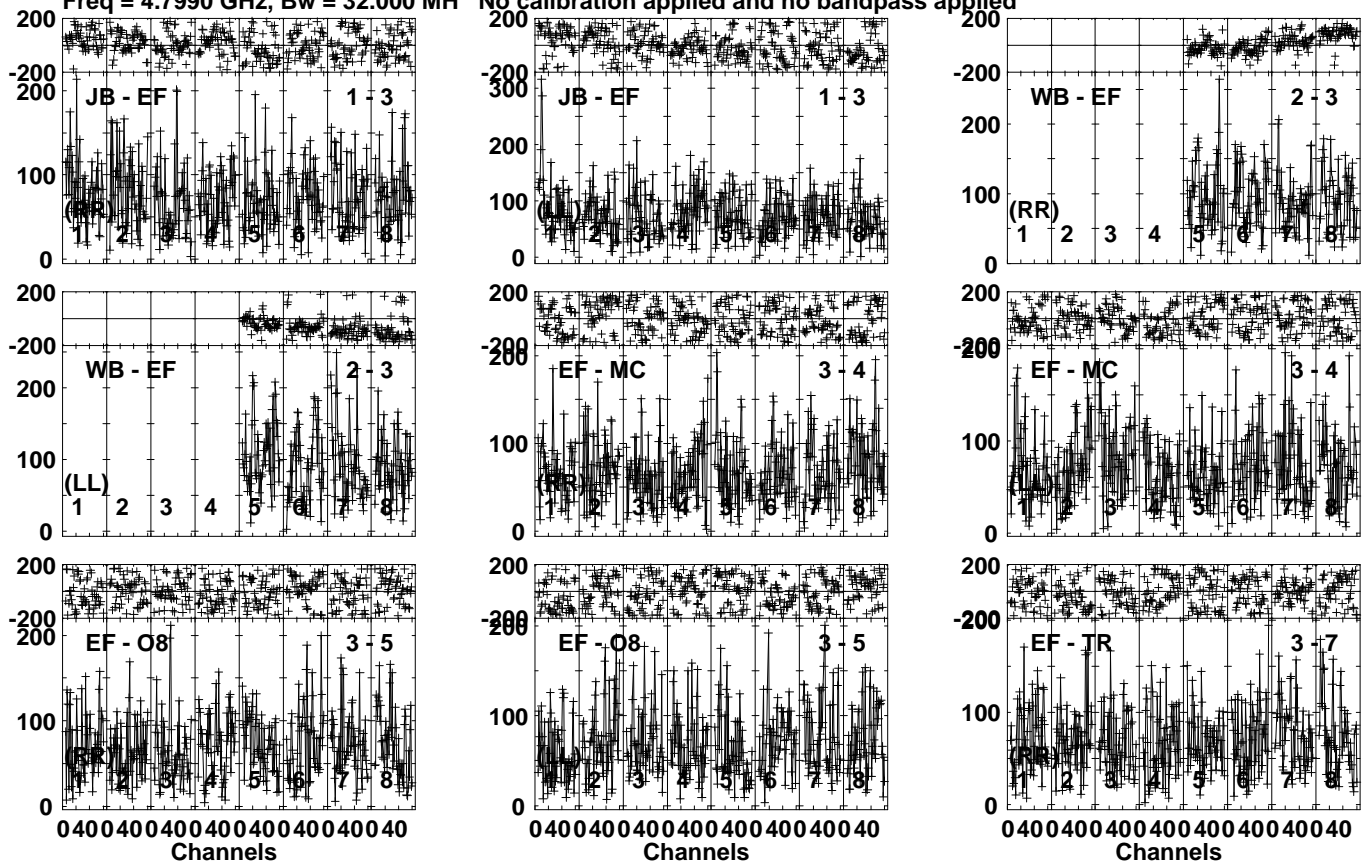


Lower frame: Milli Ampl Jy Top frame: Phas deg
Vector averaged cross-power spectrum Several baselines displayed
Timerange: 00/16:05:11 to 00/16:05:49

Plot file version 166 created 19-OCT-2021 14:13:06

RSOPH RG012G.UVDATA.1

Freq = 4.7990 GHz, Bw = 32.000 MH No calibration applied and no bandpass applied

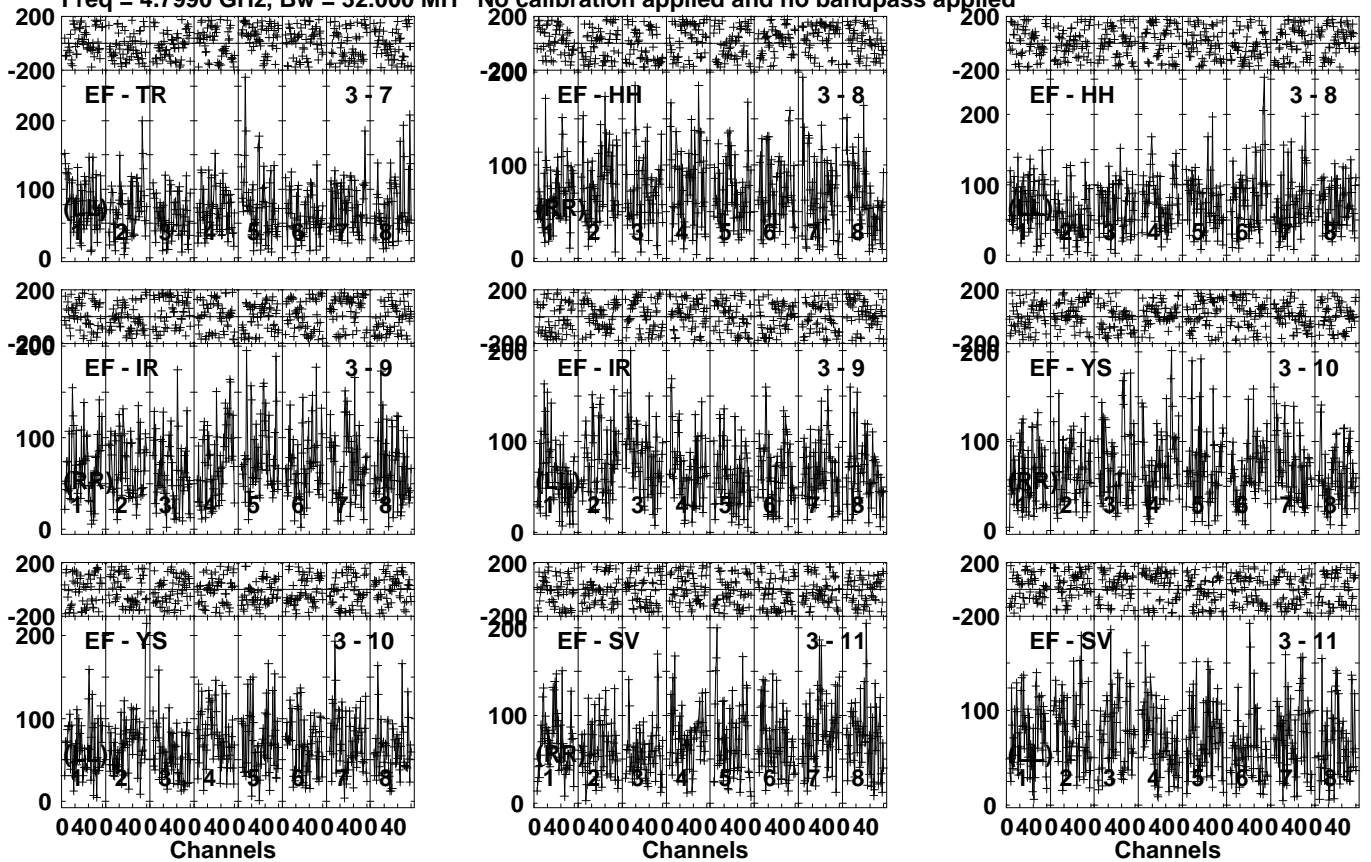


Lower frame: Micro Ampl Jy Top frame: Phas deg
Vector averaged cross-power spectrum Several baselines displayed
Timerange: 00/16:06:11 to 00/16:10:20

Plot file version 167 created 19-OCT-2021 14:13:07

RSOPH RG012G.UVDATA.1

Freq = 4.7990 GHz, Bw = 32.000 MH No calibration applied and no bandpass applied

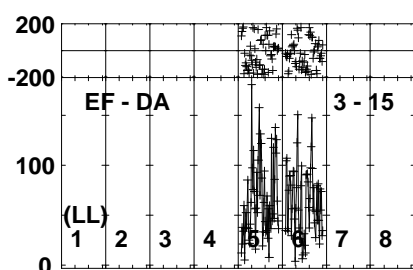
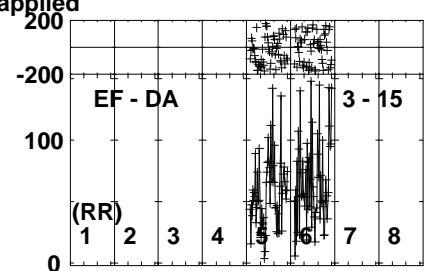
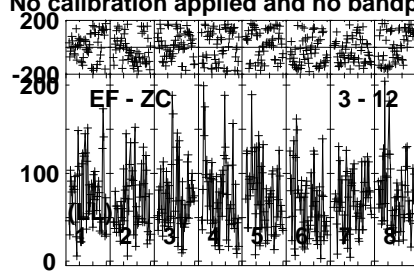
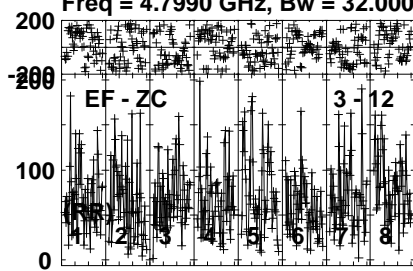


Lower frame: Micro Ampl Jy Top frame: Phas deg
Vector averaged cross-power spectrum Several baselines displayed
Timerange: 00/16:06:11 to 00/16:10:20

Plot file version 168 created 19-OCT-2021 14:13:07

RSOPH RG012G.UVDATA.1

Freq = 4.7990 GHz, Bw = 32.000 MH No calibration applied and no bandpass applied



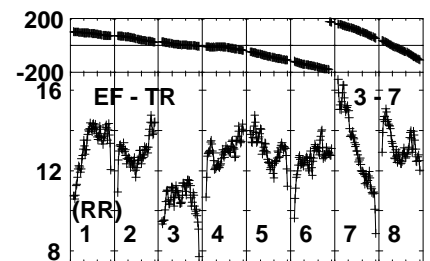
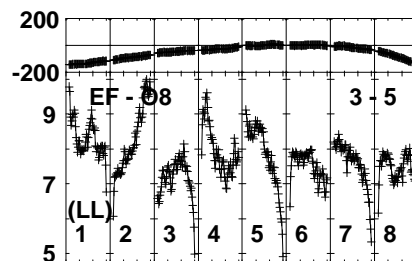
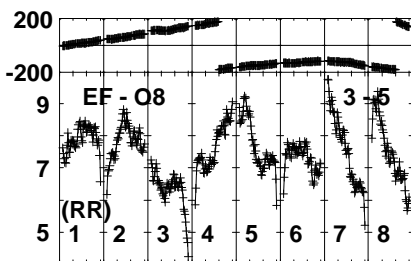
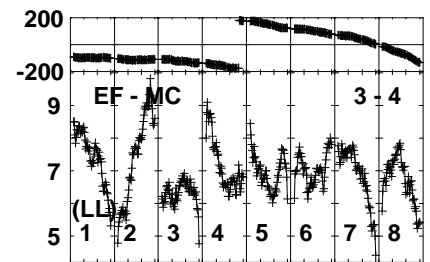
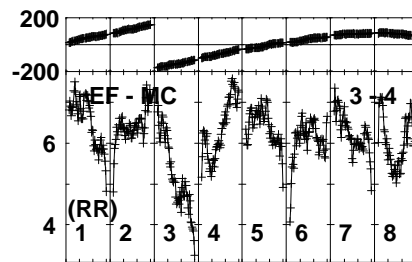
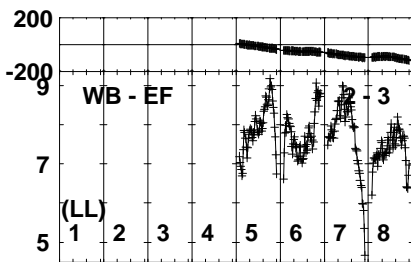
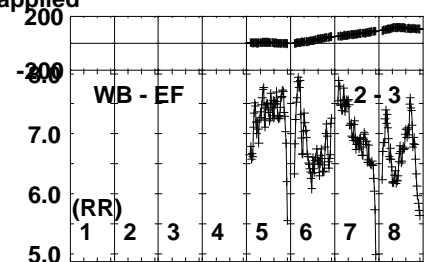
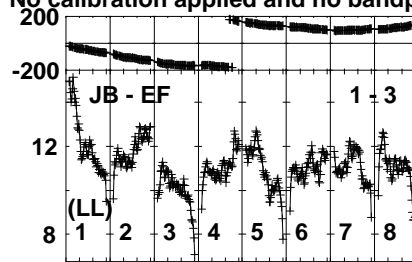
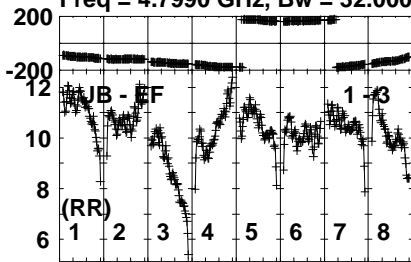
Lower frame: Micro Ampl Jy Top frame: Phas deg
Vector averaged cross-power spectrum Several baselines displayed
Timerange: 00/16:06:11 to 00/16:10:20

Plot file version 169 created 19-OCT-2021 14:13:07

J1745-0753 RG012G.UVDATA.1

Freq = 4.7990 GHz, Bw = 32.000 MH

No calibration applied and no bandpass applied



0400400400400400400400400400
Channels

0400400400400400400400400400
Channels

0400400400400400400400400400
Channels

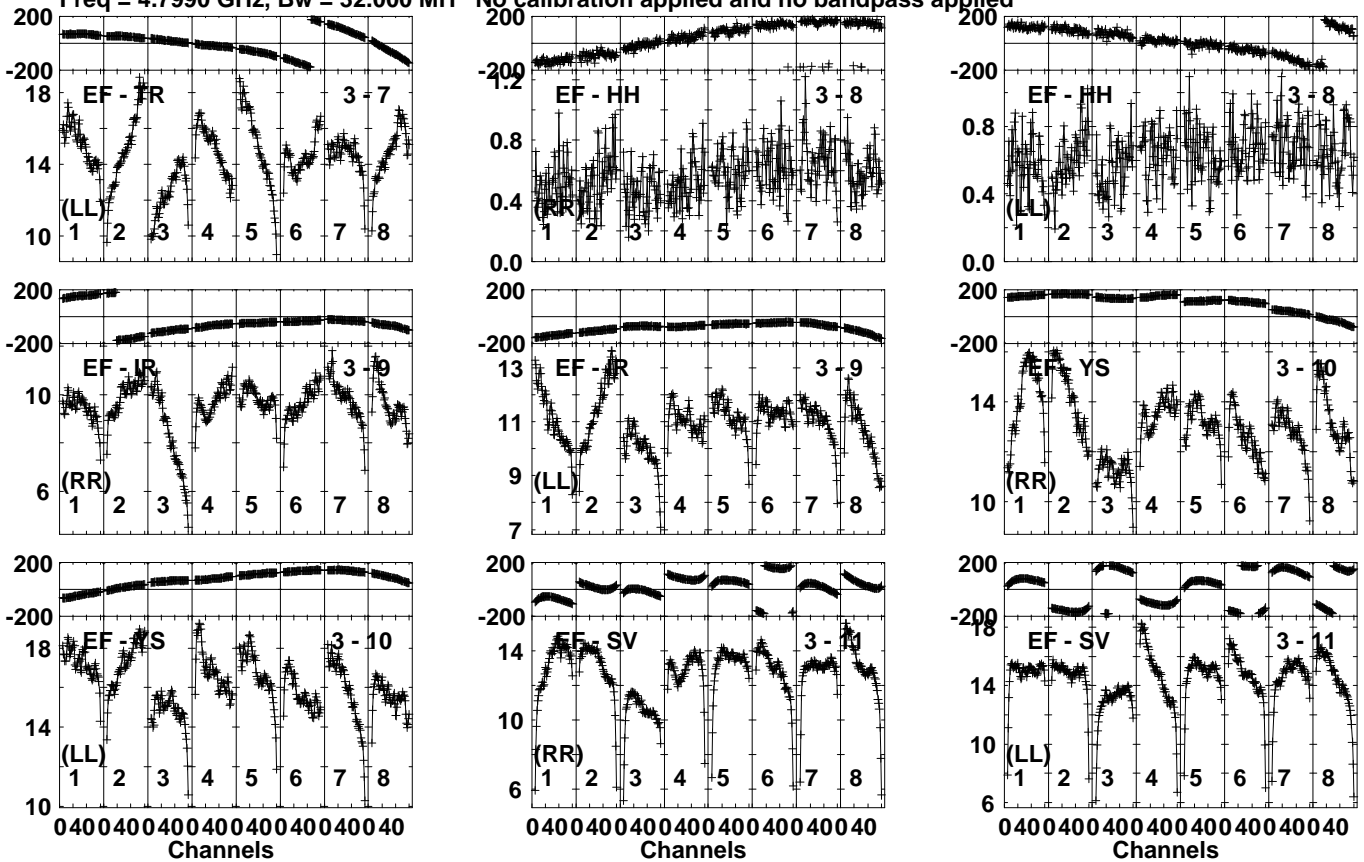
Lower frame: Milli Ampl Jy Top frame: Phas deg
Vector averaged cross-power spectrum Several baselines displayed
Timerange: 00/16:10:40 to 00/16:11:30

Plot file version 170 created 19-OCT-2021 14:13:08

J1745-0753 RG012G.UVDATA.1

Freq = 4.7990 GHz, Bw = 32.000 MH

No calibration applied and no bandpass applied



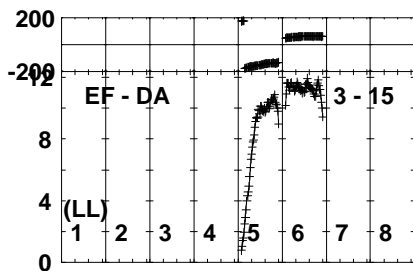
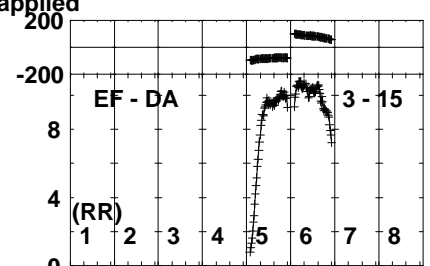
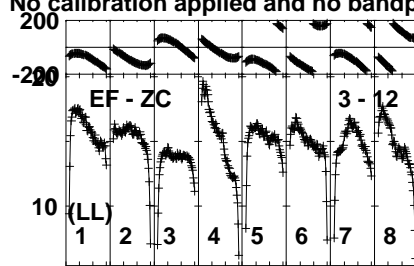
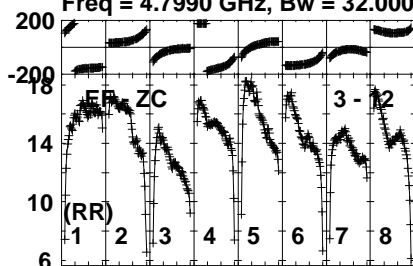
Lower frame: Milli Ampl Jy Top frame: Phas deg
Vector averaged cross-power spectrum Several baselines displayed
Timerange: 00/16:10:40 to 00/16:11:30

Plot file version 171 created 19-OCT-2021 14:13:08

J1745-0753 RG012G.UVDATA.1

Freq = 4.7990 GHz, Bw = 32.000 MH

No calibration applied and no bandpass applied

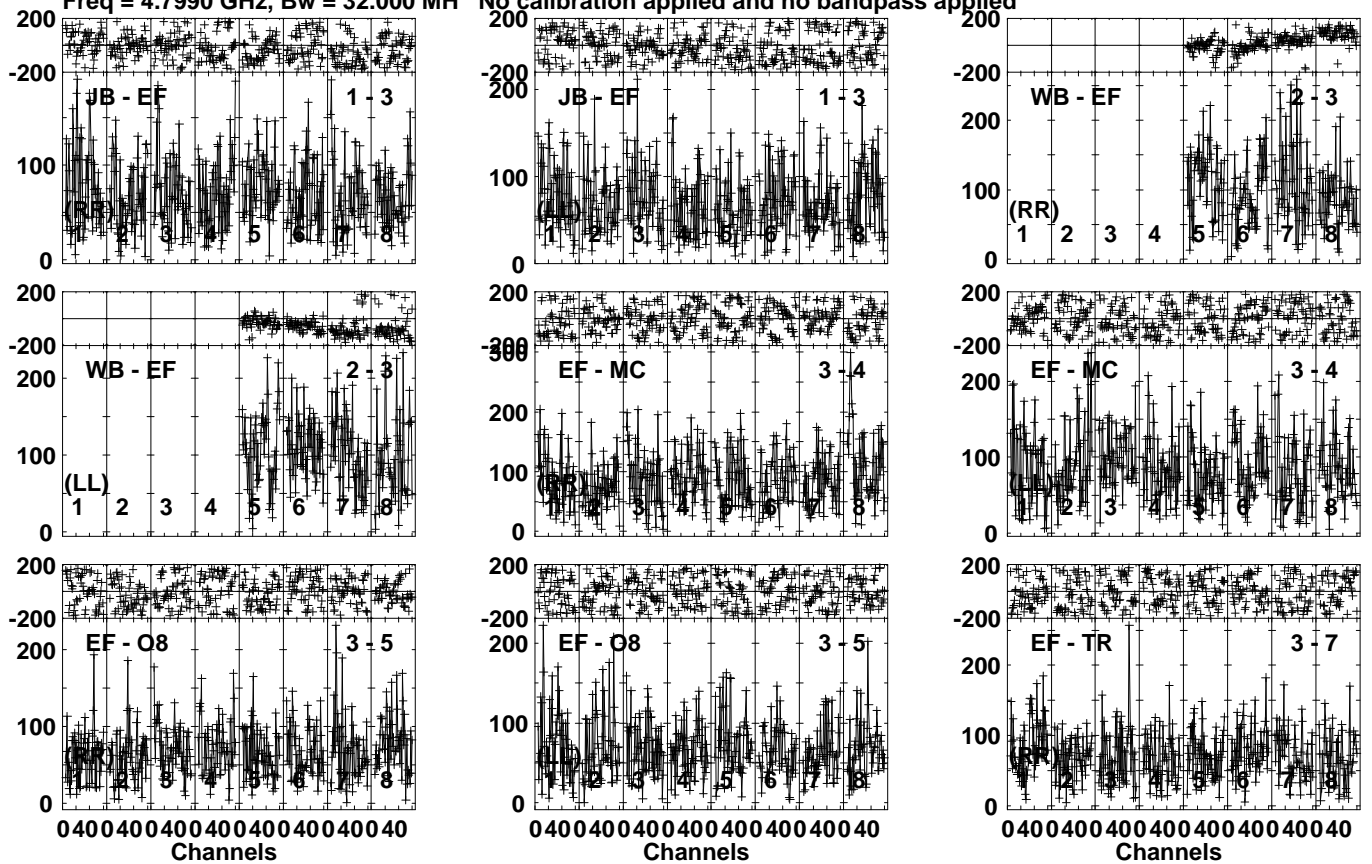


Lower frame: Milli Ampl Jy Top frame: Phas deg
Vector averaged cross-power spectrum Several baselines displayed
Timerange: 00/16:10:40 to 00/16:11:30

Plot file version 172 created 19-OCT-2021 14:13:08

RSOPH RG012G.UVDATA.1

Freq = 4.7990 GHz, Bw = 32.000 MH No calibration applied and no bandpass applied

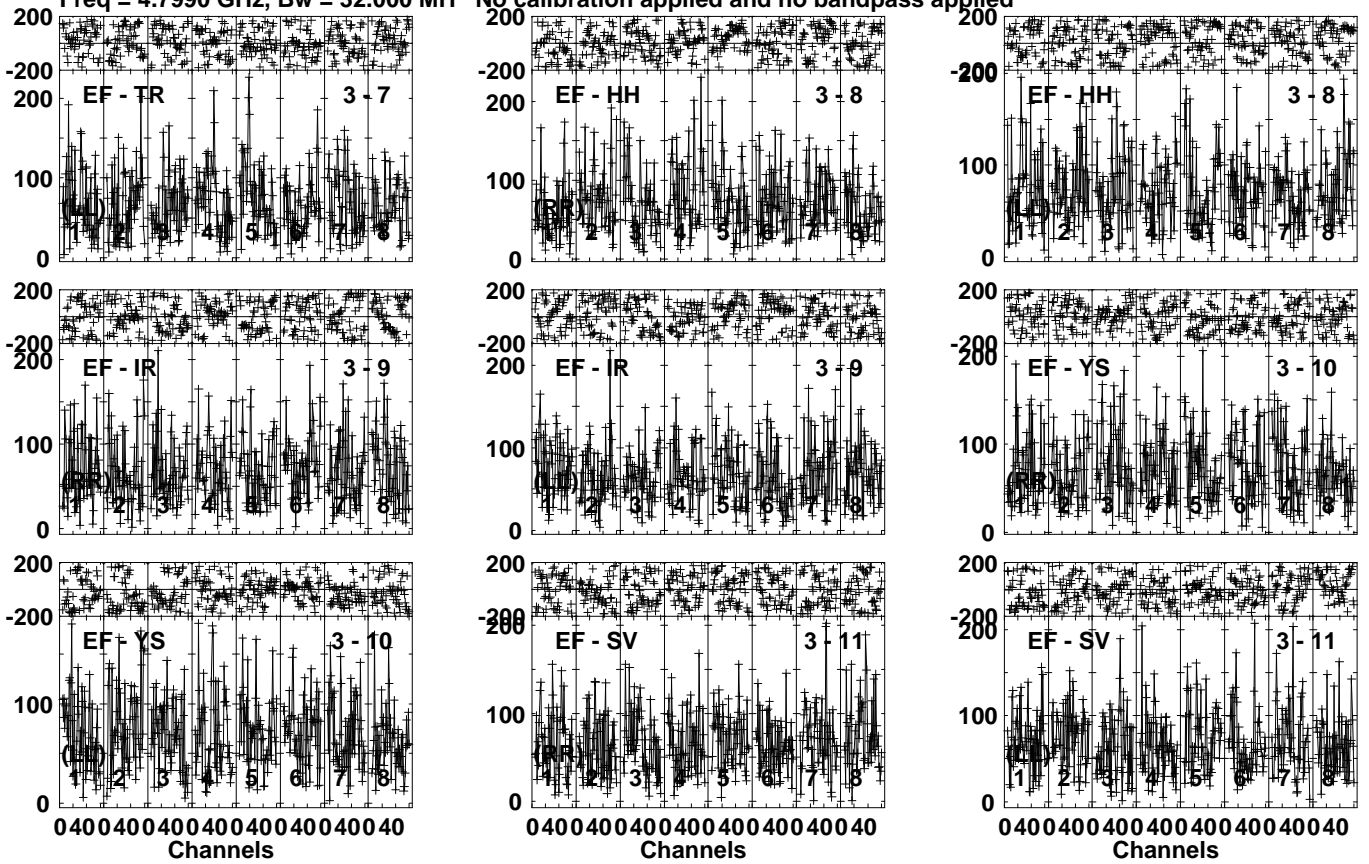


Lower frame: Micro Ampl Jy Top frame: Phas deg
Vector averaged cross-power spectrum Several baselines displayed
Timerange: 00/16:11:50 to 00/16:16:00

Plot file version 173 created 19-OCT-2021 14:13:09

RSOPH RG012G.UVDATA.1

Freq = 4.7990 GHz, Bw = 32.000 MH No calibration applied and no bandpass applied

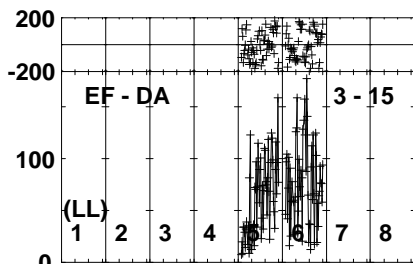
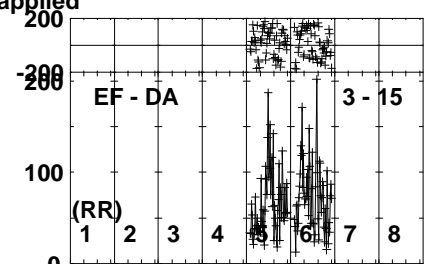
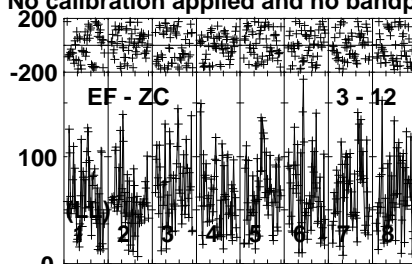
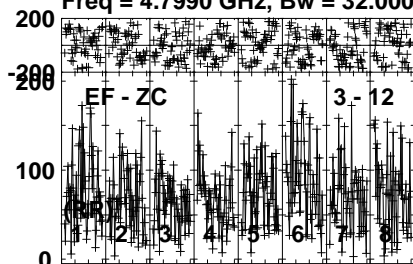


Lower frame: Micro Ampl Jy Top frame: Phas deg
Vector averaged cross-power spectrum Several baselines displayed
Timerange: 00/16:11:50 to 00/16:16:00

Plot file version 174 created 19-OCT-2021 14:13:09

RSOPH RG012G.UVDATA.1

Freq = 4.7990 GHz, Bw = 32.000 MH No calibration applied and no bandpass applied



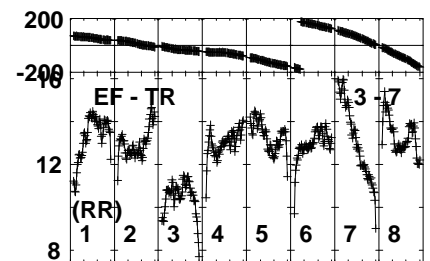
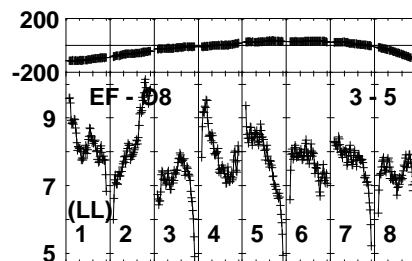
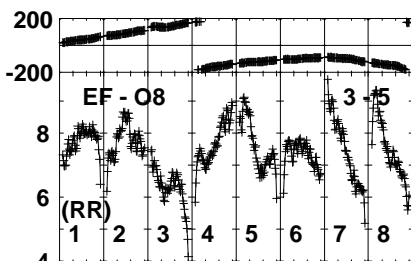
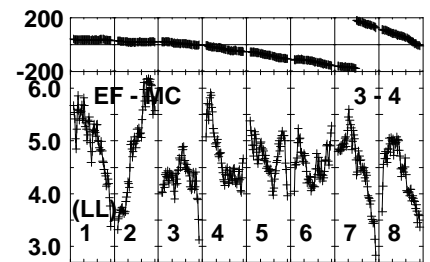
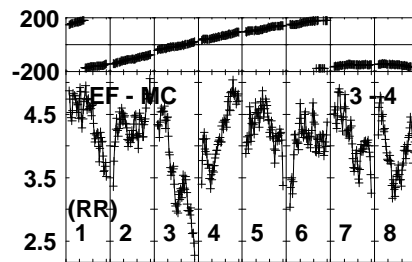
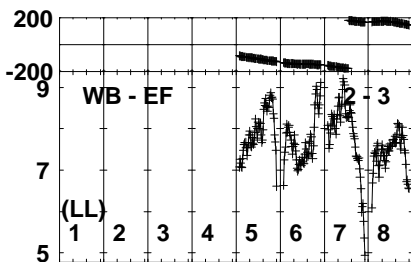
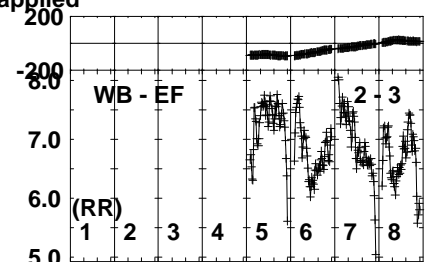
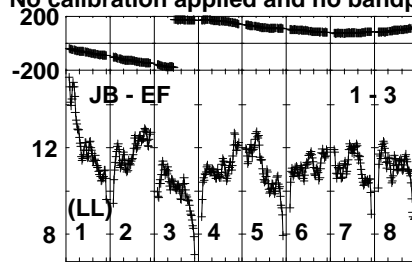
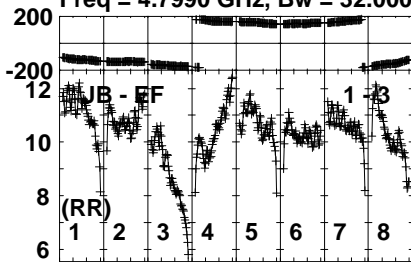
Lower frame: Micro Ampl Jy Top frame: Phas deg
Vector averaged cross-power spectrum Several baselines displayed
Timerange: 00/16:11:50 to 00/16:16:00

Plot file version 175 created 19-OCT-2021 14:13:09

J1745-0753 RG012G.UVDATA.1

Freq = 4.7990 GHz, Bw = 32.000 MH

No calibration applied and no bandpass applied

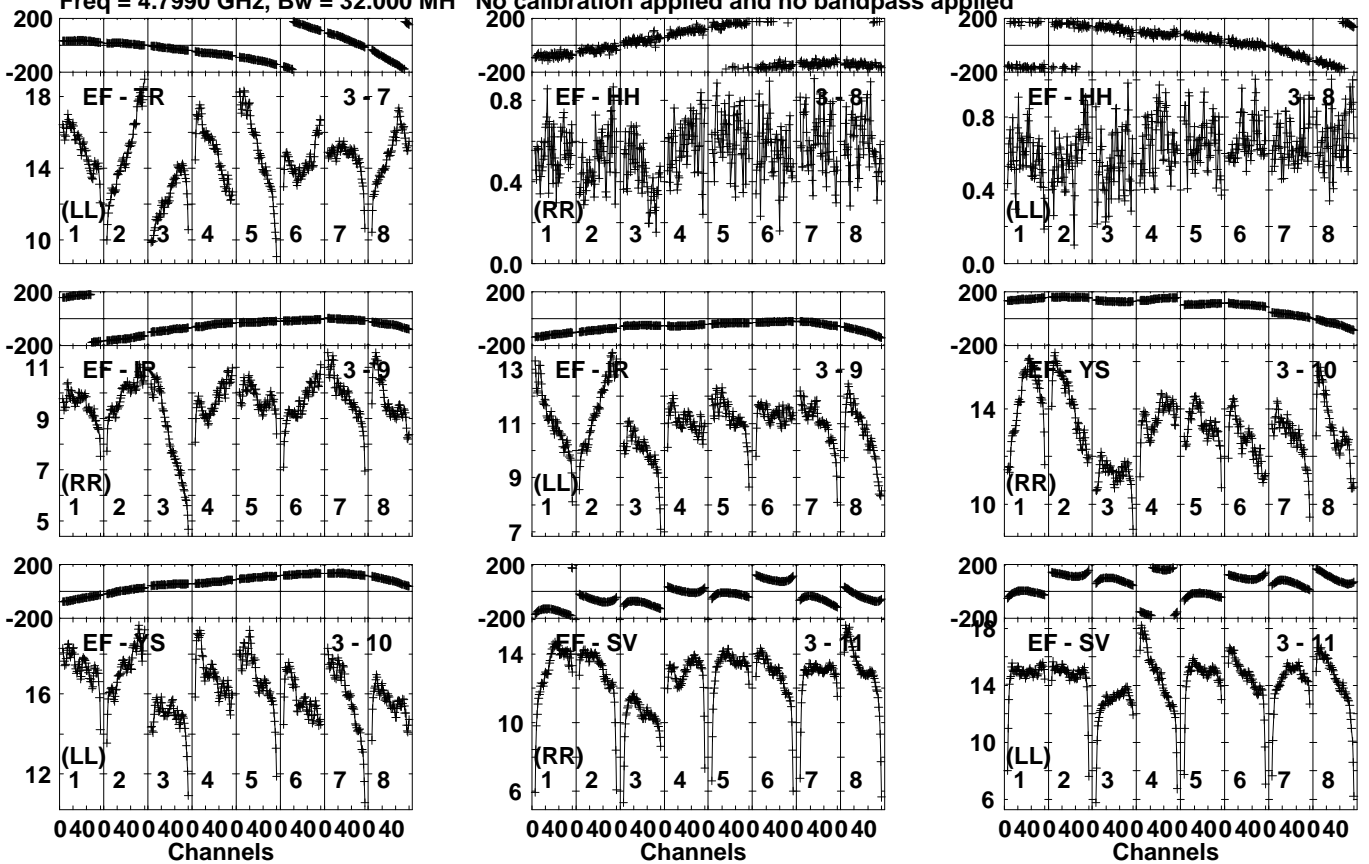


Lower frame: Milli Ampl Jy Top frame: Phas deg
Vector averaged cross-power spectrum Several baselines displayed
Timerange: 00/16:16:40 to 00/16:17:19

Plot file version 176 created 19-OCT-2021 14:13:10

J1745-0753 RG012G.UVDATA.1

Freq = 4.7990 GHz, Bw = 32.000 MH No calibration applied and no bandpass applied



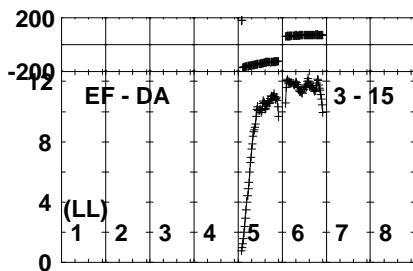
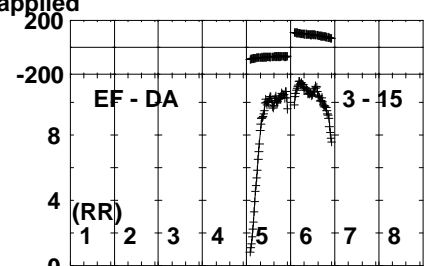
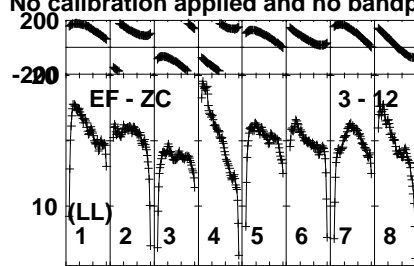
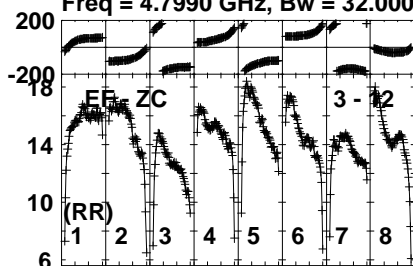
Lower frame: Milli Ampl Jy Top frame: Phas deg
Vector averaged cross-power spectrum Several baselines displayed
Timerange: 00/16:16:40 to 00/16:17:19

Plot file version 177 created 19-OCT-2021 14:13:10

J1745-0753 RG012G.UVDATA.1

Freq = 4.7990 GHz, Bw = 32.000 MH

No calibration applied and no bandpass applied

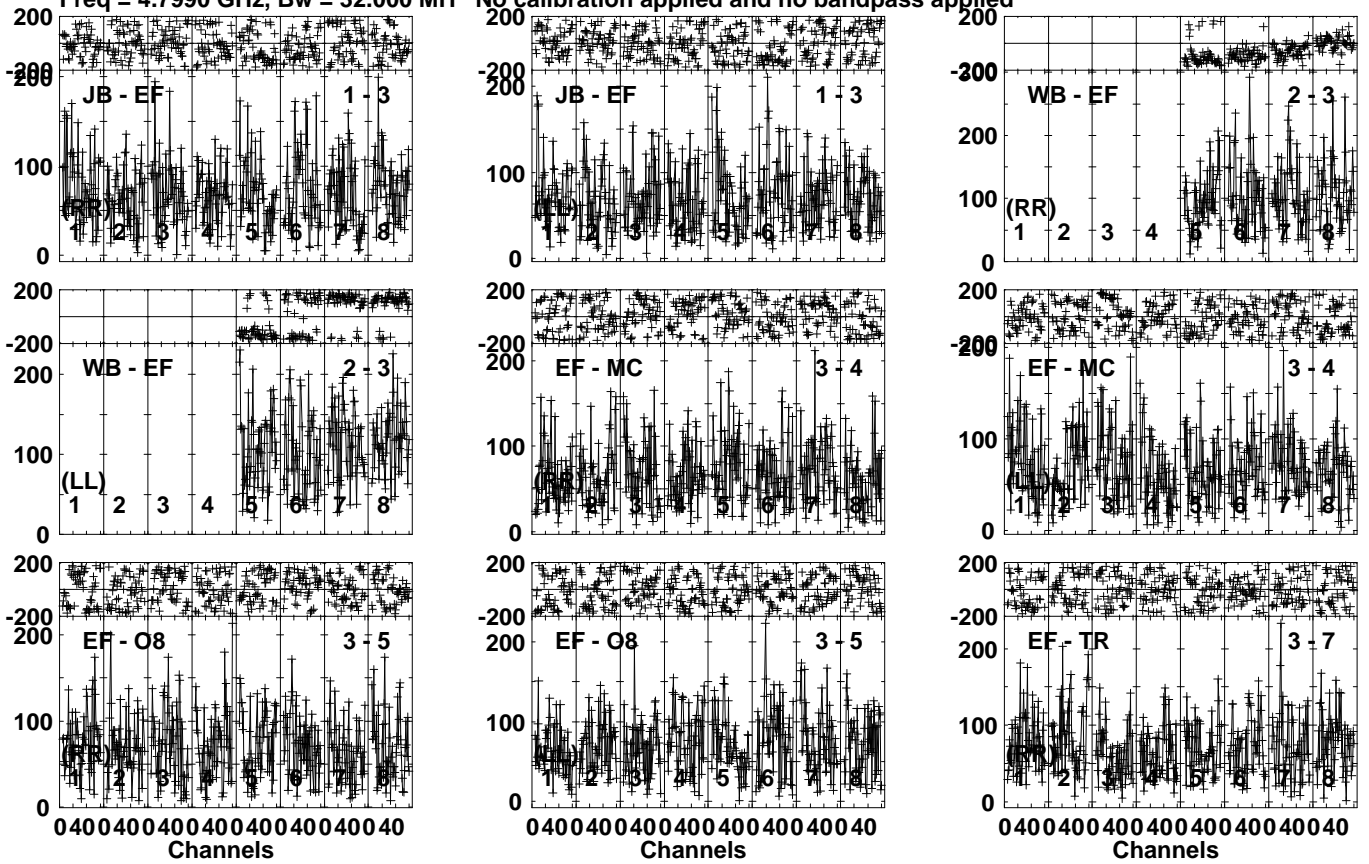


Lower frame: Milli Ampl Jy Top frame: Phas deg
Vector averaged cross-power spectrum Several baselines displayed
Timerange: 00/16:16:40 to 00/16:17:19

Plot file version 178 created 19-OCT-2021 14:13:10

RSOPH RG012G.UVDATA.1

Freq = 4.7990 GHz, Bw = 32.000 MH No calibration applied and no bandpass applied

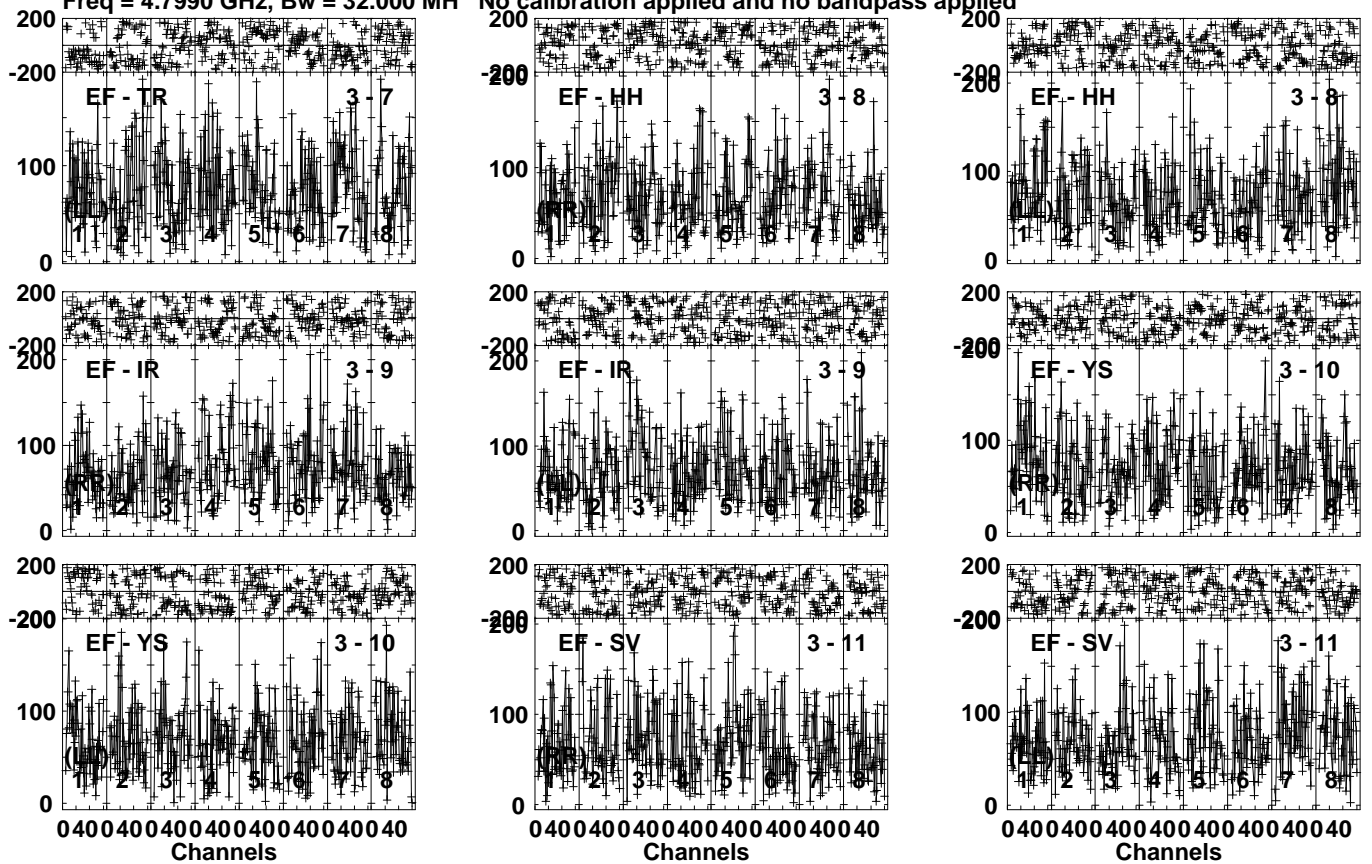


Lower frame: Micro Ampl Jy Top frame: Phas deg
Vector averaged cross-power spectrum Several baselines displayed
Timerange: 00/16:17:40 to 00/16:21:50

Plot file version 179 created 19-OCT-2021 14:13:11

RSOPH RG012G.UVDATA.1

Freq = 4.7990 GHz, Bw = 32.000 MH No calibration applied and no bandpass applied

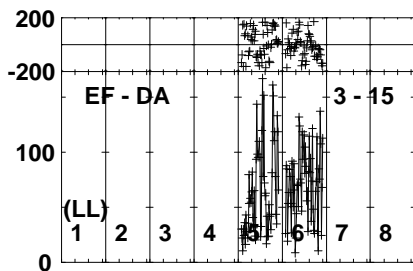
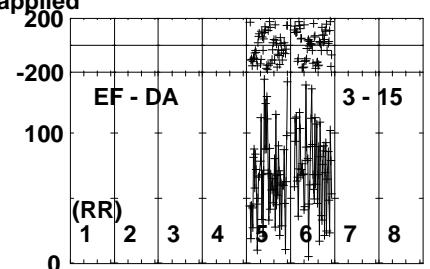
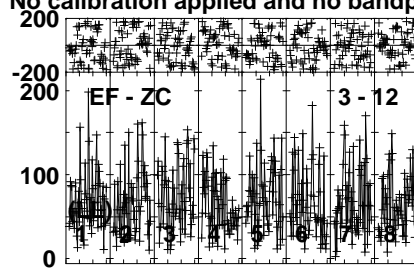
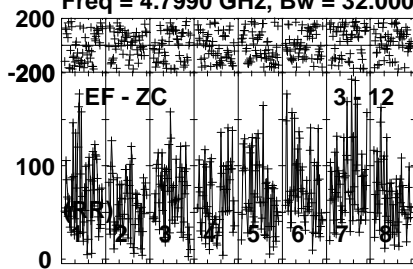


Lower frame: Micro Ampl Jy Top frame: Phas deg
Vector averaged cross-power spectrum Several baselines displayed
Timerange: 00/16:17:40 to 00/16:21:50

Plot file version 180 created 19-OCT-2021 14:13:11

RSOPH RG012G.UVDATA.1

Freq = 4.7990 GHz, Bw = 32.000 MH No calibration applied and no bandpass applied



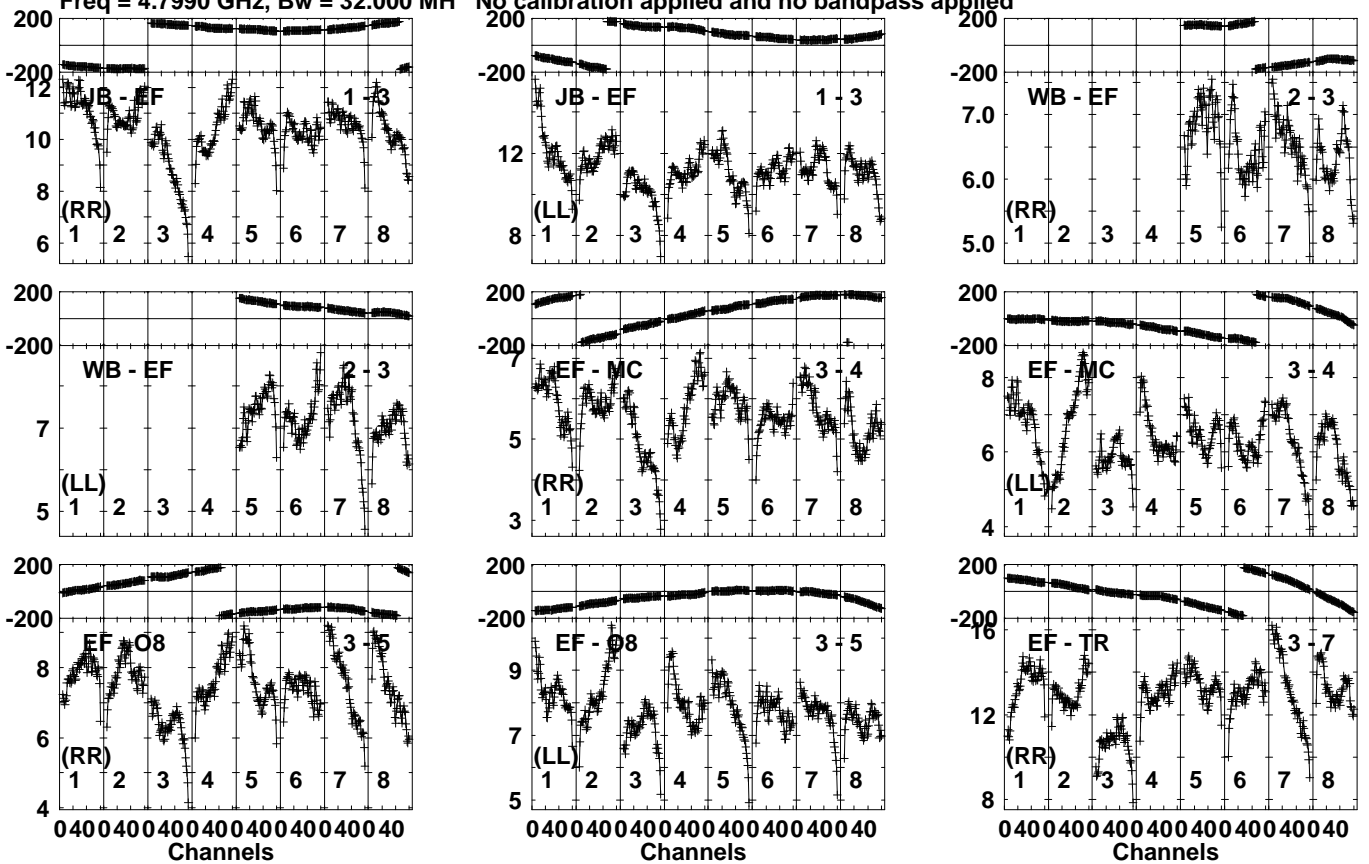
Lower frame: Micro Ampl Jy Top frame: Phas deg
Vector averaged cross-power spectrum Several baselines displayed
Timerange: 00/16:17:40 to 00/16:21:50

Plot file version 181 created 19-OCT-2021 14:13:11

J1745-0753 RG012G.UVDATA.1

Freq = 4.7990 GHz, Bw = 32.000 MH

No calibration applied and no bandpass applied



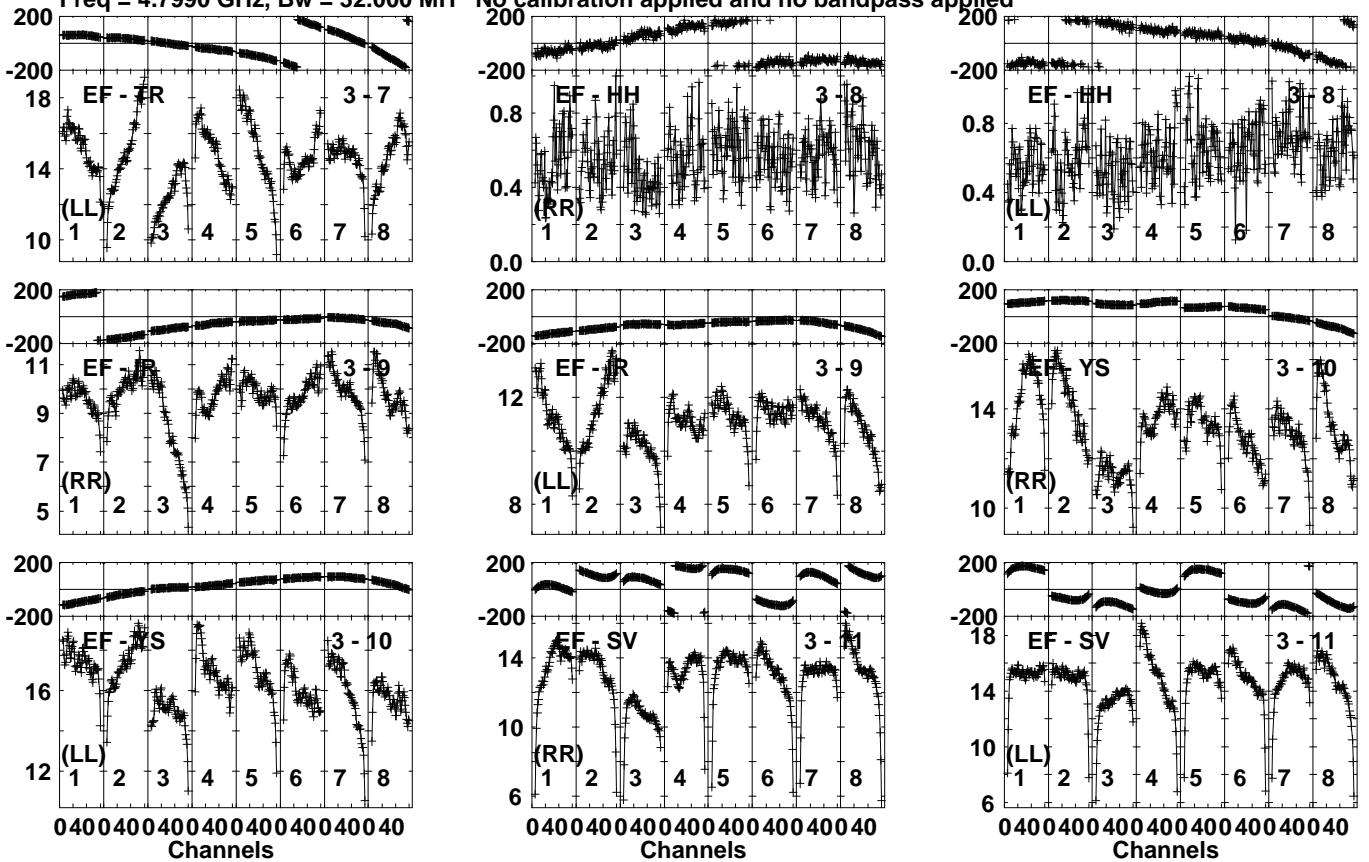
Lower frame: Milli Ampl Jy Top frame: Phas deg
Vector averaged cross-power spectrum Several baselines displayed
Timerange: 00/16:22:10 to 00/16:23:00

Plot file version 182 created 19-OCT-2021 14:13:12

J1745-0753 RG012G.UVDATA.1

Freq = 4.7990 GHz, Bw = 32.000 MH

No calibration applied and no bandpass applied



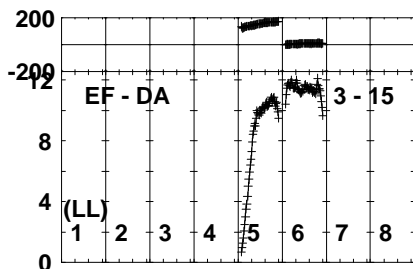
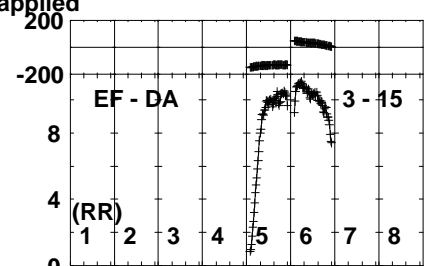
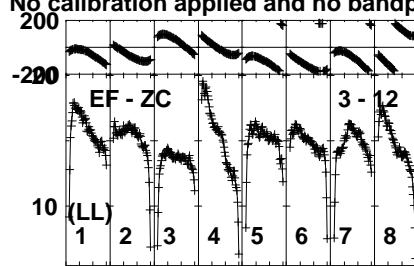
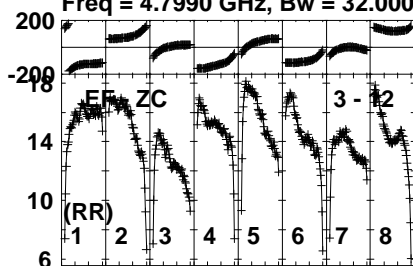
Lower frame: Milli Ampl Jy Top frame: Phas deg
Vector averaged cross-power spectrum Several baselines displayed
Timerange: 00/16:22:10 to 00/16:23:00

Plot file version 183 created 19-OCT-2021 14:13:12

J1745-0753 RG012G.UVDATA.1

Freq = 4.7990 GHz, Bw = 32.000 MH

No calibration applied and no bandpass applied

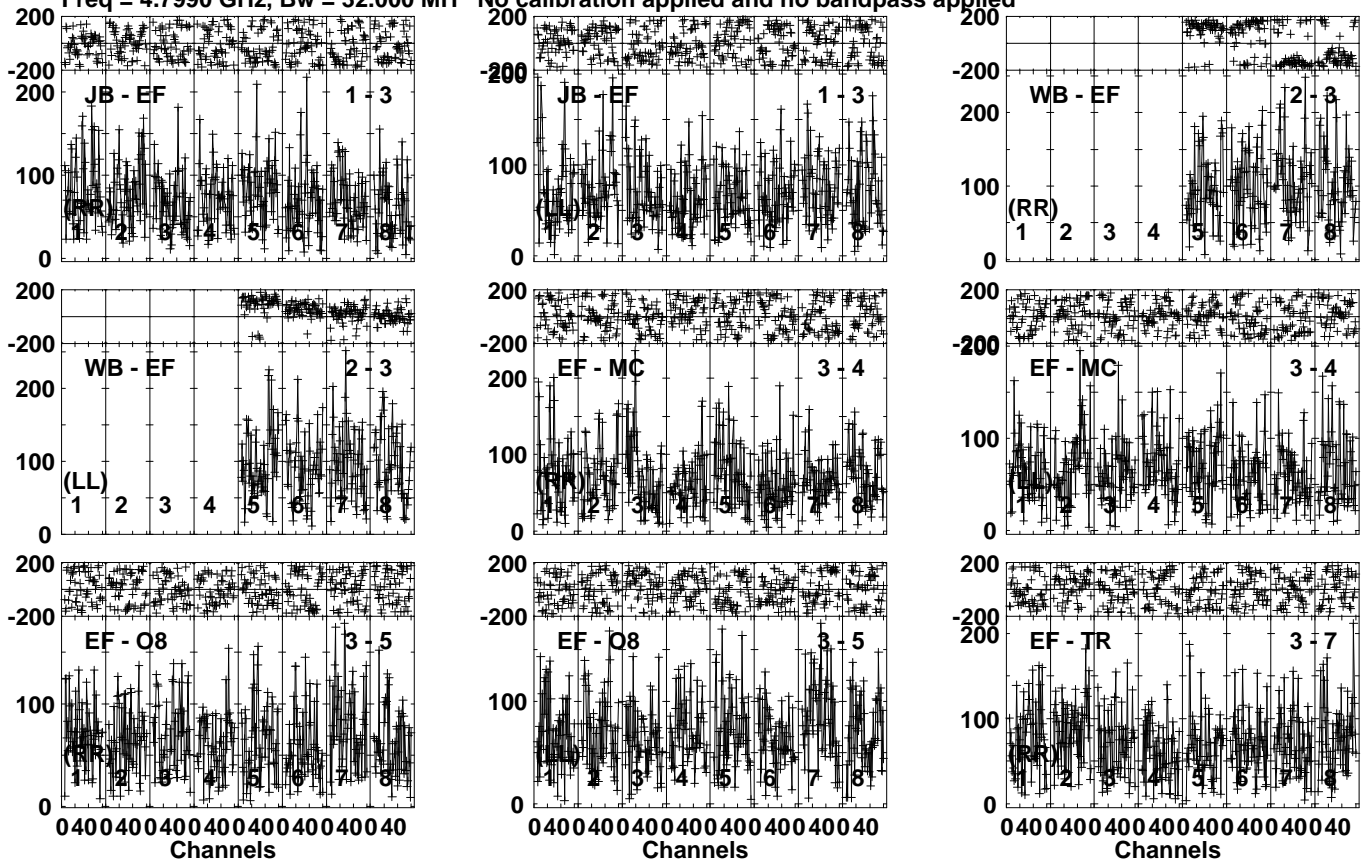


Lower frame: Milli Ampl Jy Top frame: Phas deg
Vector averaged cross-power spectrum Several baselines displayed
Timerange: 00/16:22:10 to 00/16:23:00

Plot file version 184 created 19-OCT-2021 14:13:12

RSOPH RG012G.UVDATA.1

Freq = 4.7990 GHz, Bw = 32.000 MH No calibration applied and no bandpass applied

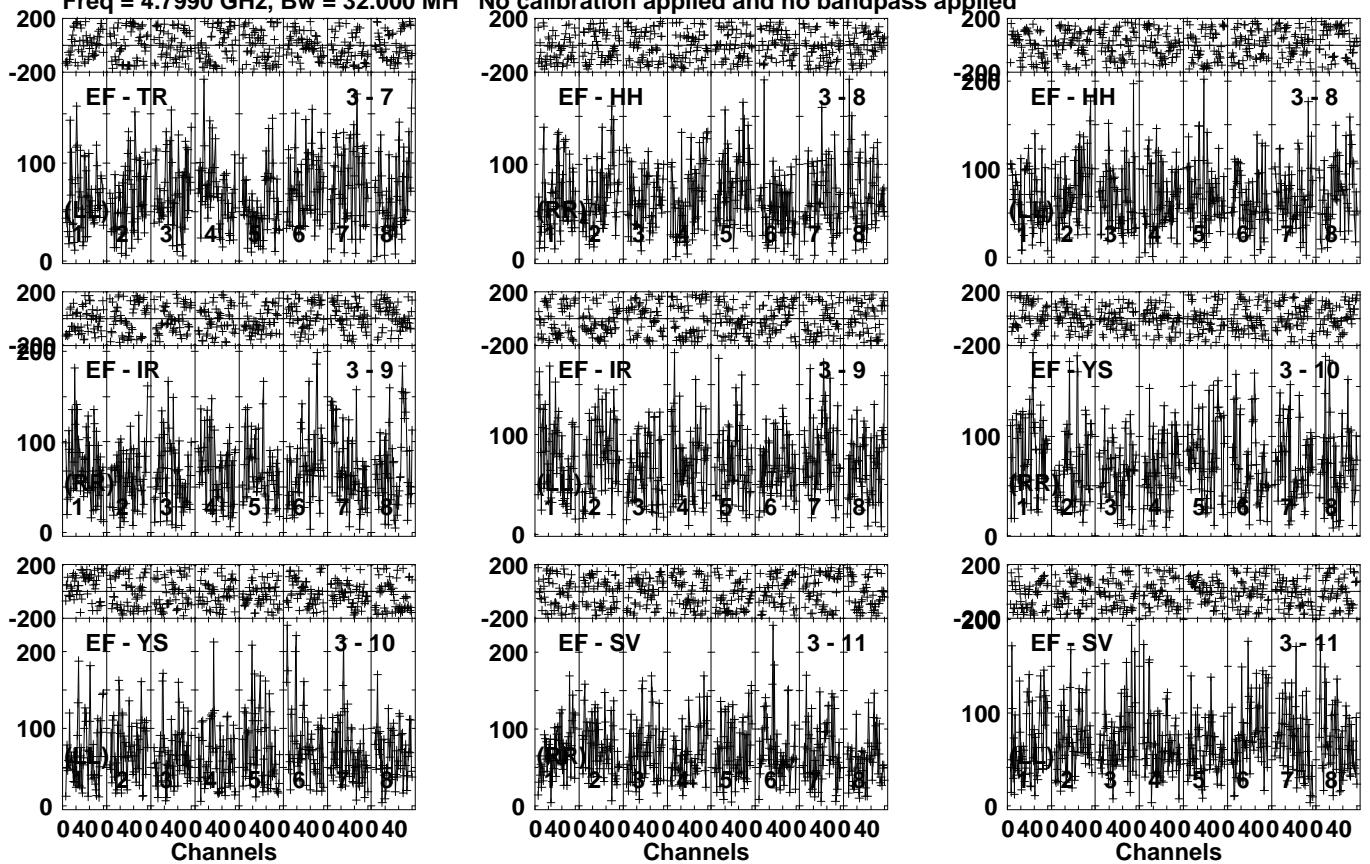


Lower frame: Micro Ampl Jy Top frame: Phas deg
Vector averaged cross-power spectrum Several baselines displayed
Timerange: 00/16:23:20 to 00/16:27:30

Plot file version 185 created 19-OCT-2021 14:13:13

RSOPH RG012G.UVDATA.1

Freq = 4.7990 GHz, Bw = 32.000 MH No calibration applied and no bandpass applied

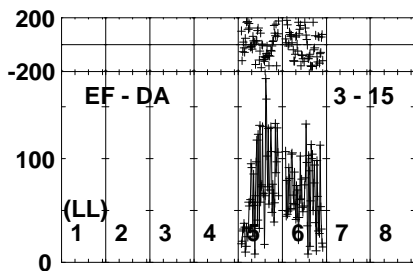
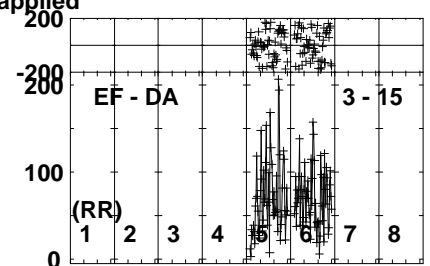
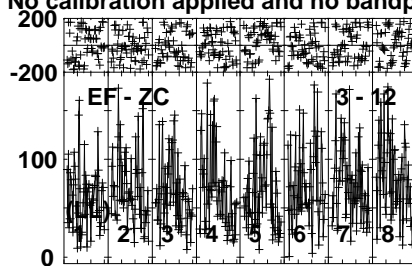
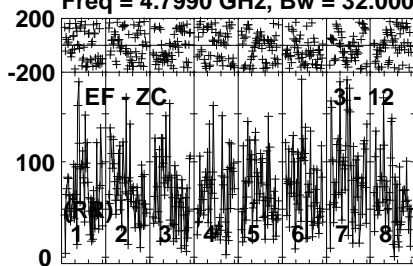


Lower frame: Micro Ampl Jy Top frame: Phas deg
Vector averaged cross-power spectrum Several baselines displayed
Timerange: 00/16:23:20 to 00/16:27:30

Plot file version 186 created 19-OCT-2021 14:13:13

RSOPH RG012G.UVDATA.1

Freq = 4.7990 GHz, Bw = 32.000 MH No calibration applied and no bandpass applied



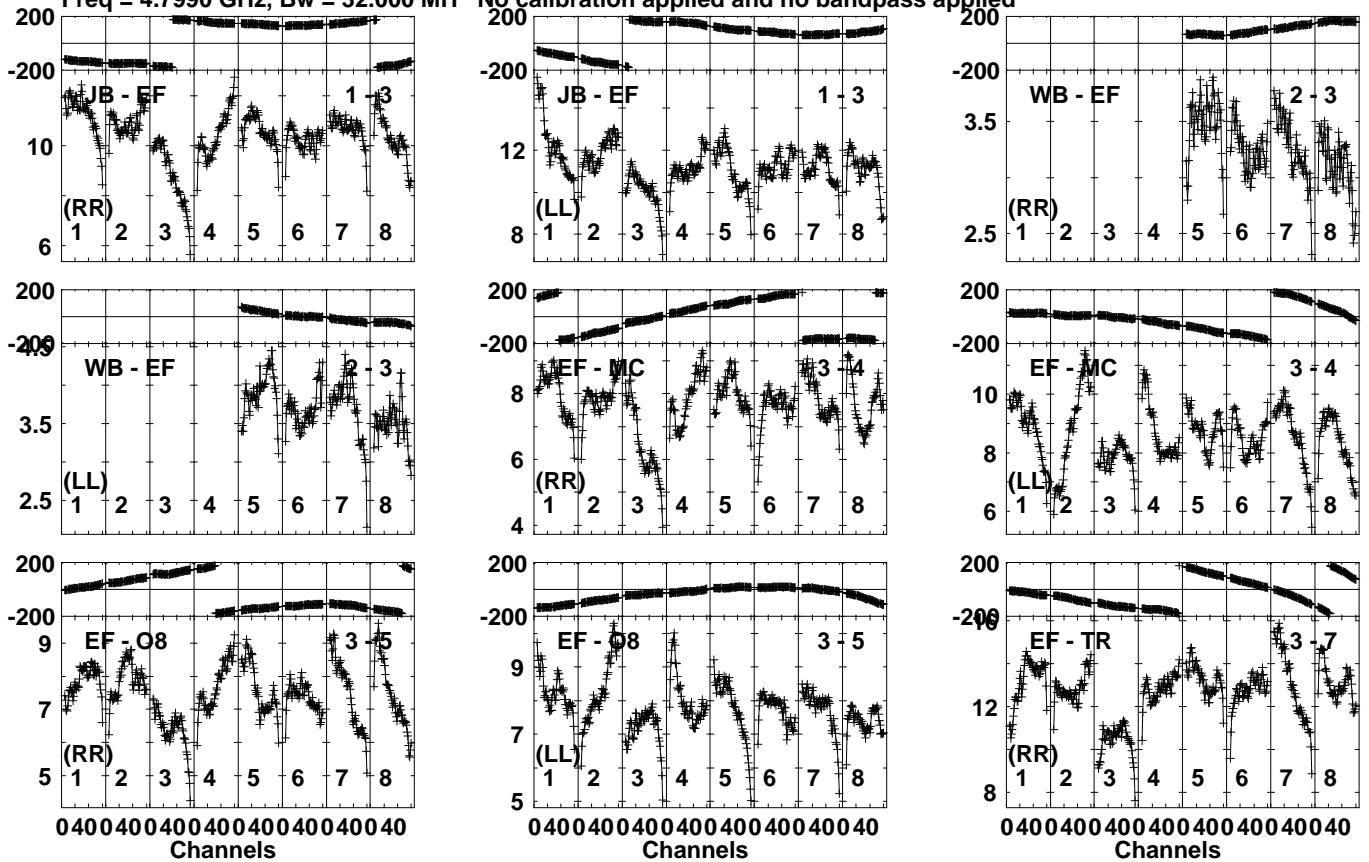
Lower frame: Micro Ampl Jy Top frame: Phas deg
Vector averaged cross-power spectrum Several baselines displayed
Timerange: 00/16:23:20 to 00/16:27:30

Plot file version 187 created 19-OCT-2021 14:13:13

J1745-0753 RG012G.UVDATA.1

Freq = 4.7990 GHz, Bw = 32.000 MH

No calibration applied and no bandpass applied



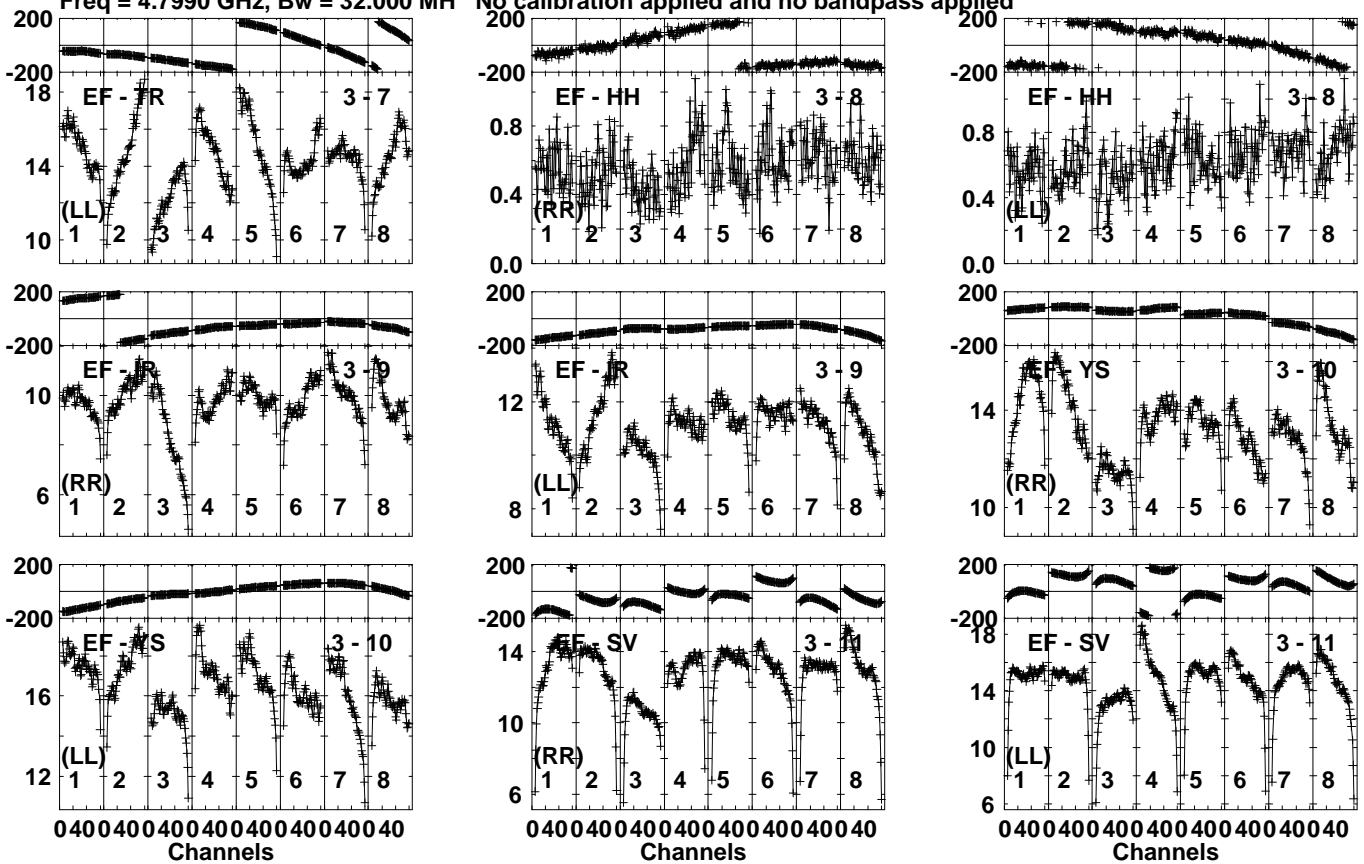
Lower frame: Milli Ampl Jy Top frame: Phas deg
Vector averaged cross-power spectrum Several baselines displayed
Timerange: 00/16:28:11 to 00/16:28:49

Plot file version 188 created 19-OCT-2021 14:13:14

J1745-0753 RG012G.UVDATA.1

Freq = 4.7990 GHz, Bw = 32.000 MH

No calibration applied and no bandpass applied



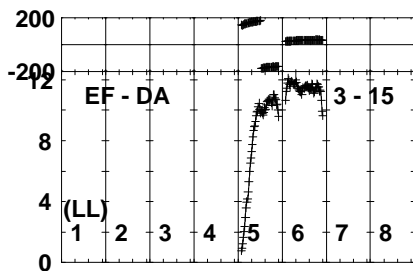
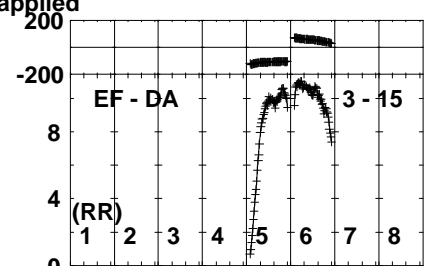
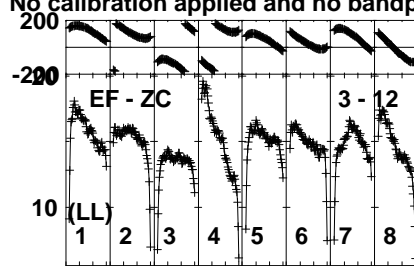
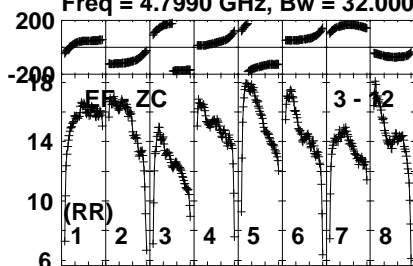
Lower frame: Milli Ampl Jy Top frame: Phas deg
Vector averaged cross-power spectrum Several baselines displayed
Timerange: 00/16:28:11 to 00/16:28:49

Plot file version 189 created 19-OCT-2021 14:13:14

J1745-0753 RG012G.UVDATA.1

Freq = 4.7990 GHz, Bw = 32.000 MH

No calibration applied and no bandpass applied

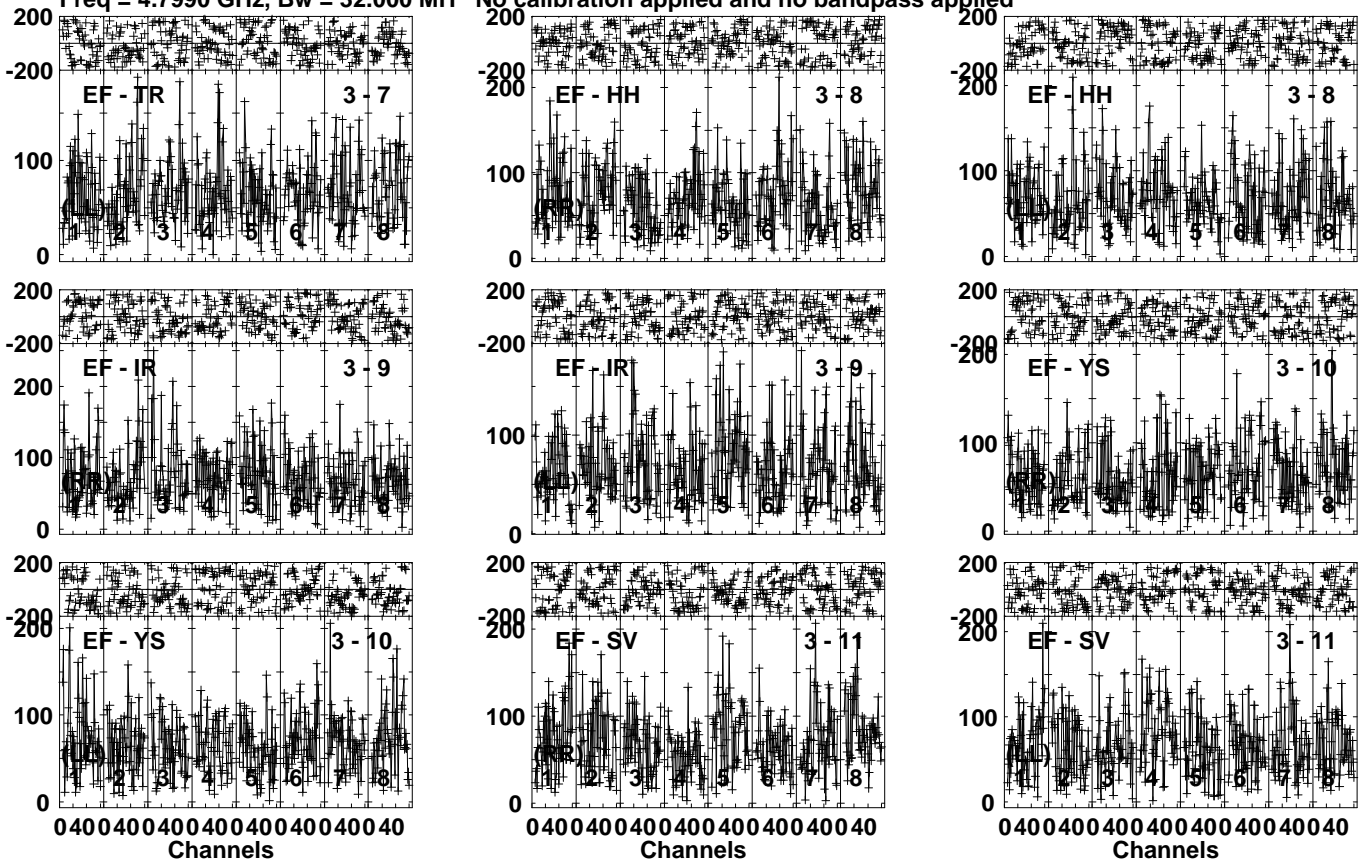


Lower frame: Milli Ampl Jy Top frame: Phas deg
Vector averaged cross-power spectrum Several baselines displayed
Timerange: 00/16:28:11 to 00/16:28:49

Plot file version 191 created 19-OCT-2021 14:13:15

RSOPH RG012G.UVDATA.1

Freq = 4.7990 GHz, Bw = 32.000 MH No calibration applied and no bandpass applied

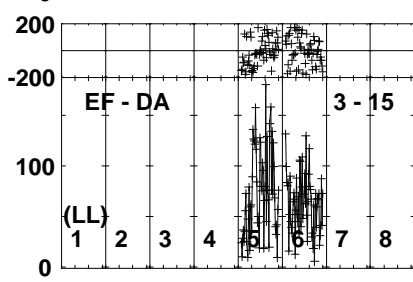
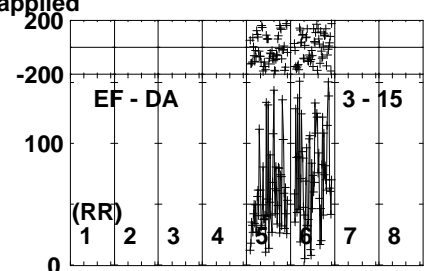
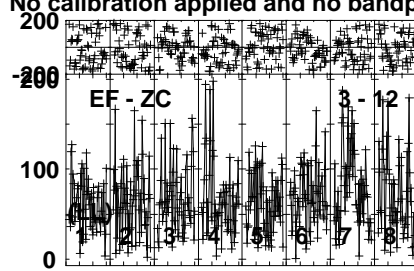
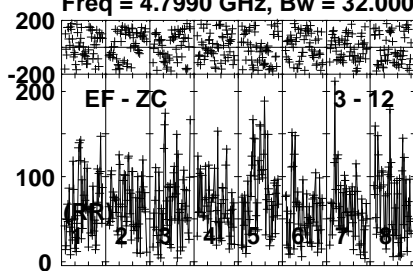


Lower frame: Micro Ampl Jy Top frame: Phas deg
Vector averaged cross-power spectrum Several baselines displayed
Timerange: 00/16:29:10 to 00/16:33:20

Plot file version 192 created 19-OCT-2021 14:13:15

RSOPH RG012G.UVDATA.1

Freq = 4.7990 GHz, Bw = 32.000 MH No calibration applied and no bandpass applied



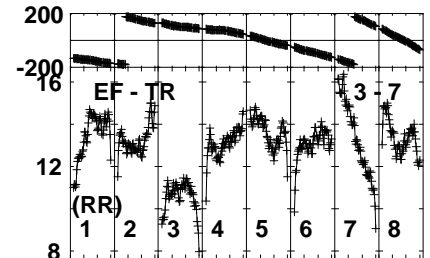
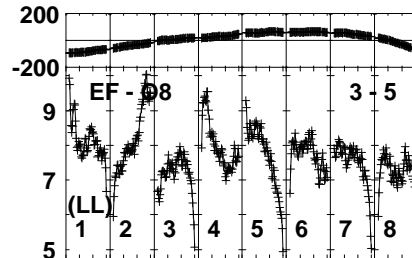
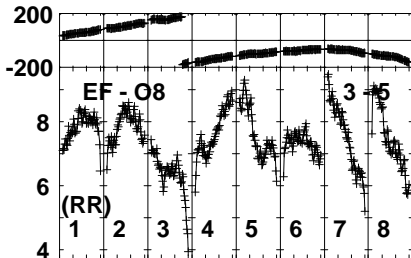
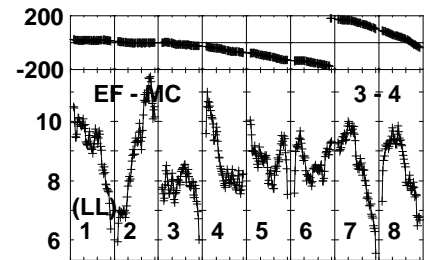
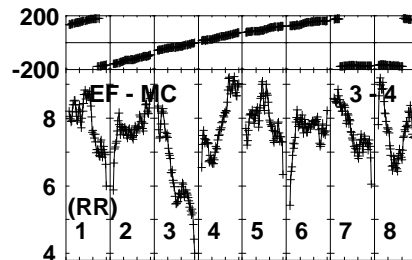
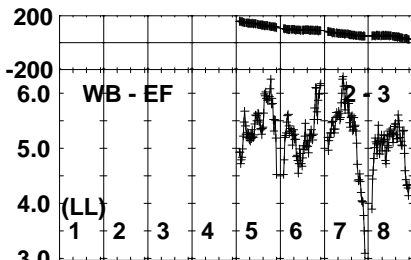
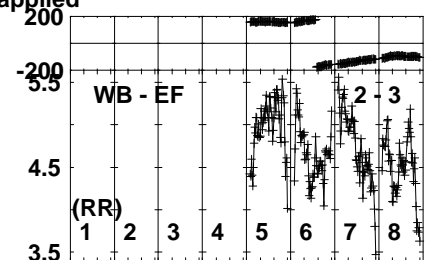
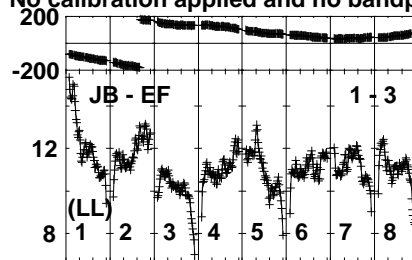
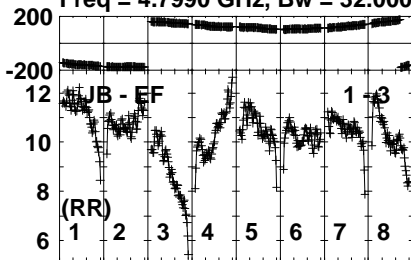
Lower frame: Micro Ampl Jy Top frame: Phas deg
Vector averaged cross-power spectrum Several baselines displayed
Timerange: 00/16:29:10 to 00/16:33:20

Plot file version 193 created 19-OCT-2021 14:13:15

J1745-0753 RG012G.UVDATA.1

Freq = 4.7990 GHz, Bw = 32.000 MH

No calibration applied and no bandpass applied



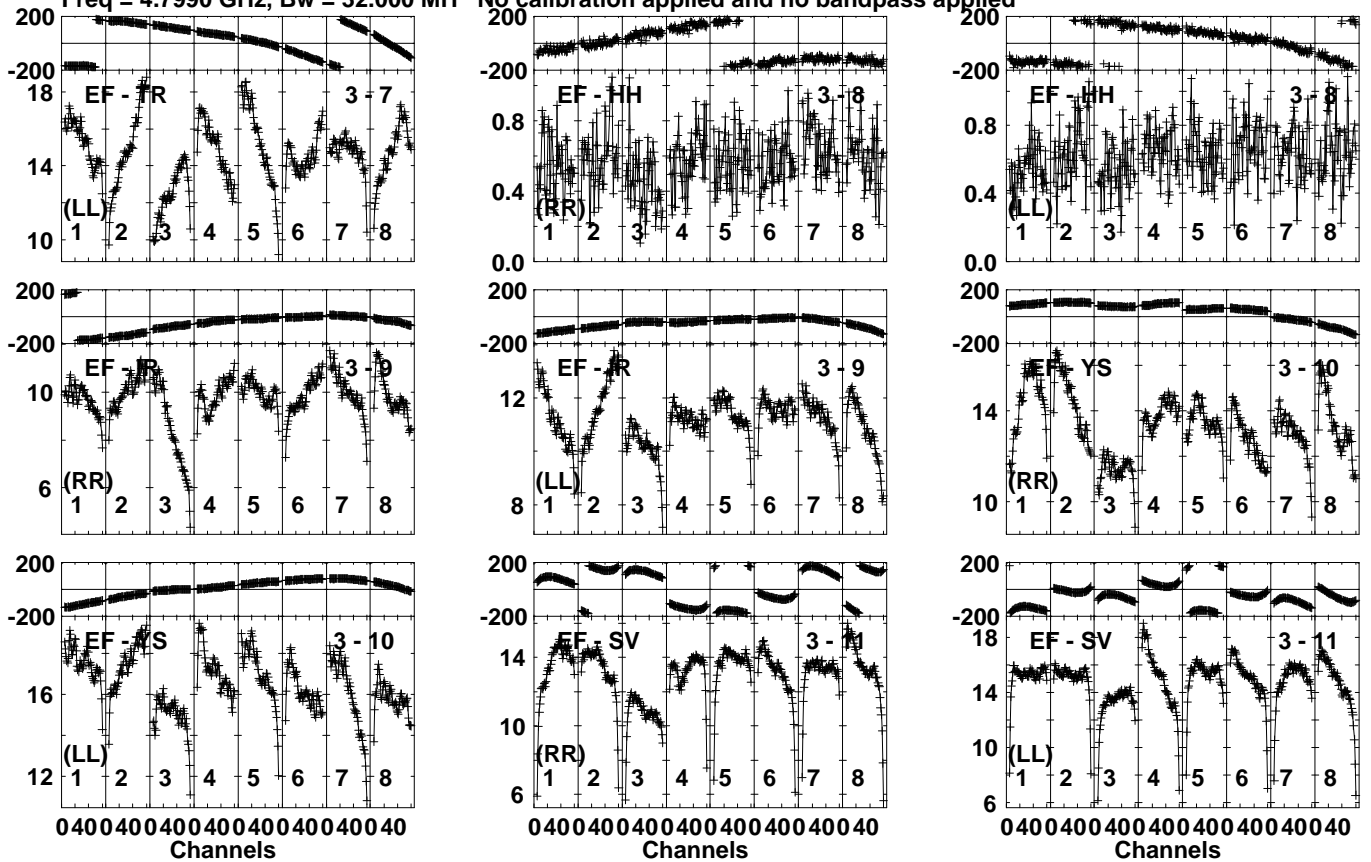
Lower frame: Milli Ampl Jy Top frame: Phas deg
Vector averaged cross-power spectrum Several baselines displayed
Timerange: 00/16:33:40 to 00/16:34:30

Plot file version 194 created 19-OCT-2021 14:13:16

J1745-0753 RG012G.UVDATA.1

Freq = 4.7990 GHz, Bw = 32.000 MH

No calibration applied and no bandpass applied



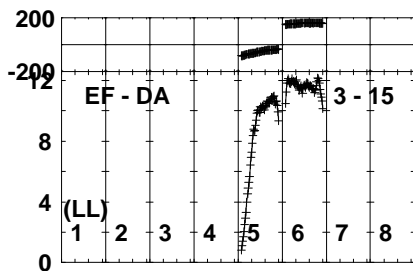
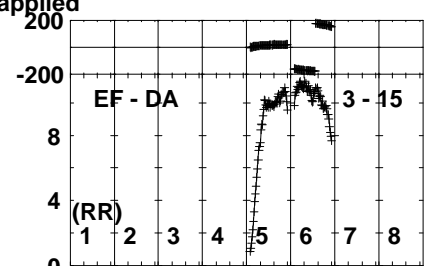
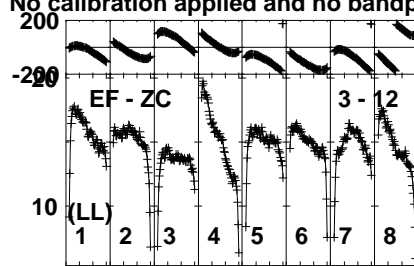
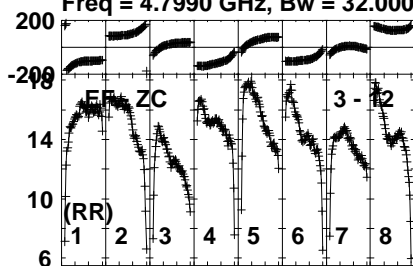
Lower frame: Milli Ampl Jy Top frame: Phas deg
Vector averaged cross-power spectrum Several baselines displayed
Timerange: 00/16:33:40 to 00/16:34:30

Plot file version 195 created 19-OCT-2021 14:13:16

J1745-0753 RG012G.UVDATA.1

Freq = 4.7990 GHz, Bw = 32.000 MH

No calibration applied and no bandpass applied

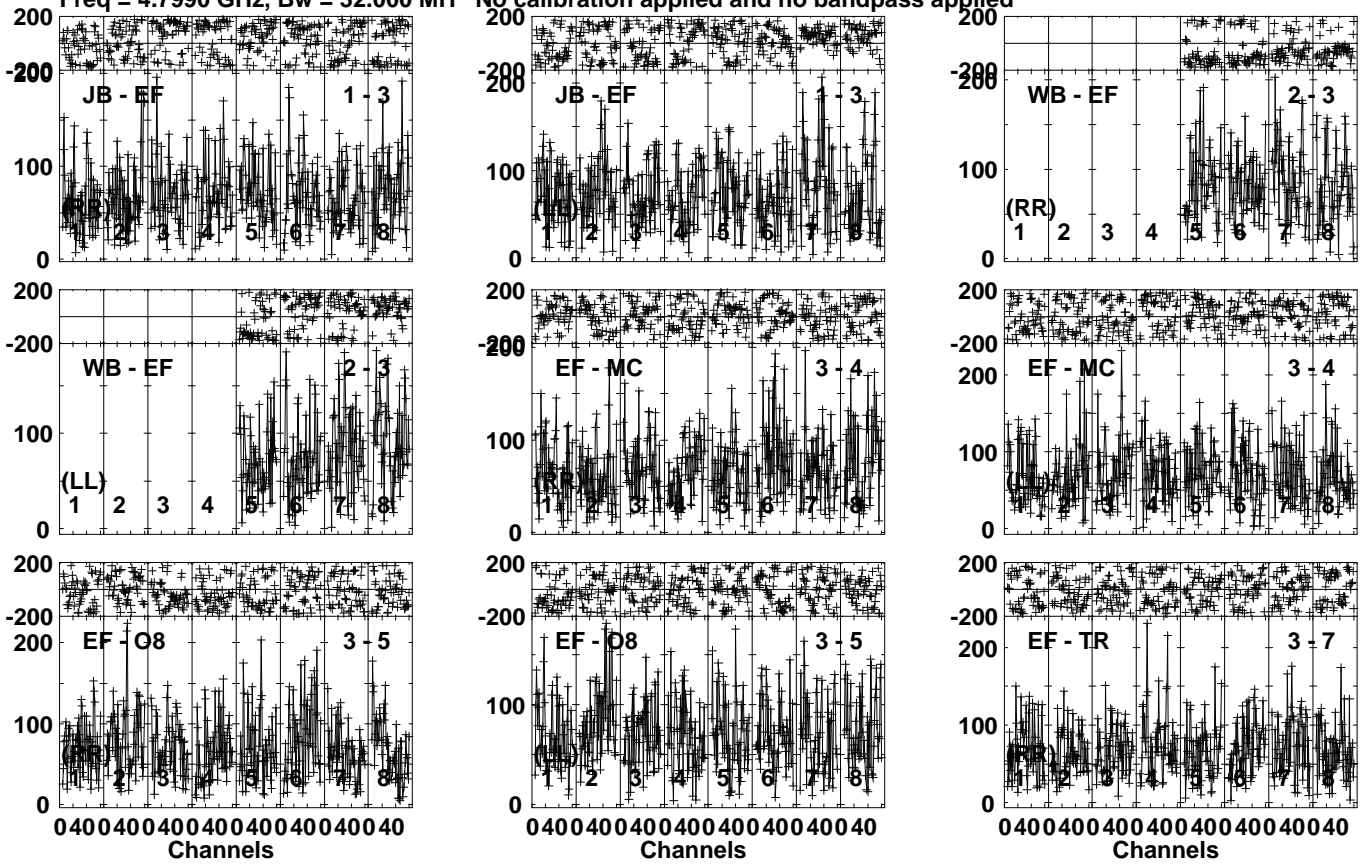


Lower frame: Milli Ampl Jy Top frame: Phas deg
Vector averaged cross-power spectrum Several baselines displayed
Timerange: 00/16:33:40 to 00/16:34:30

Plot file version 196 created 19-OCT-2021 14:13:16

RSOPH RG012G.UVDATA.1

Freq = 4.7990 GHz, Bw = 32.000 MH No calibration applied and no bandpass applied

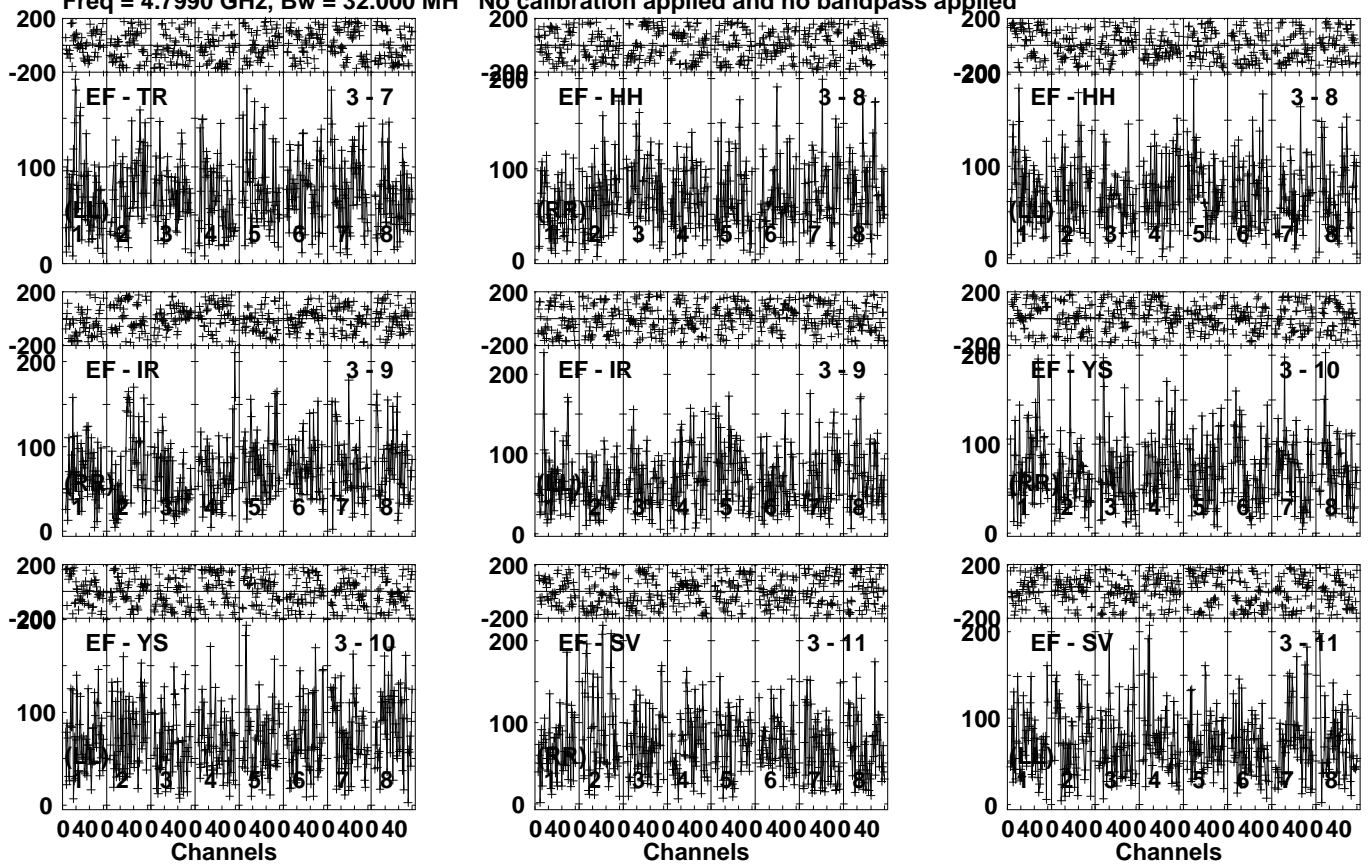


Lower frame: Micro Ampl Jy Top frame: Phas deg
Vector averaged cross-power spectrum Several baselines displayed
Timerange: 00/16:34:51 to 00/16:39:00

Plot file version 197 created 19-OCT-2021 14:13:17

RSOPH RG012G.UVDATA.1

Freq = 4.7990 GHz, Bw = 32.000 MH No calibration applied and no bandpass applied

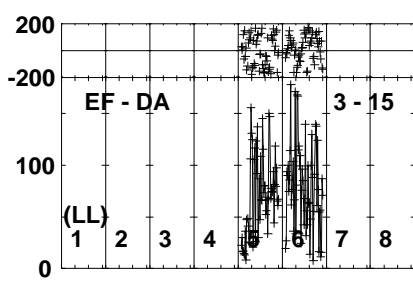
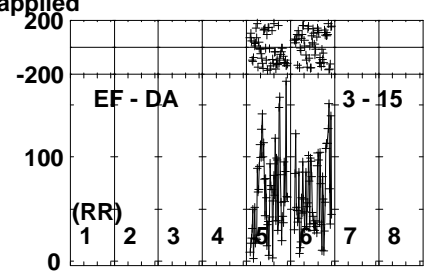
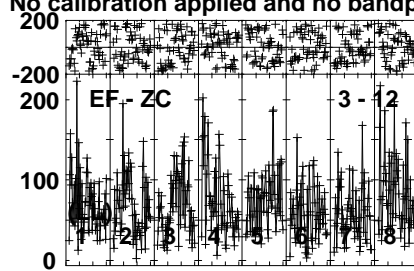
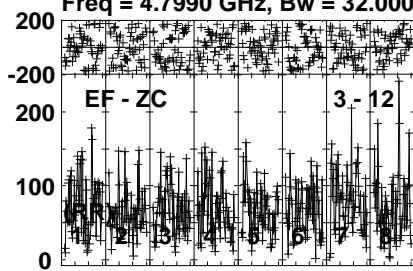


Lower frame: Micro Ampl Jy Top frame: Phas deg
Vector averaged cross-power spectrum Several baselines displayed
Timerange: 00/16:34:51 to 00/16:39:00

Plot file version 198 created 19-OCT-2021 14:13:17

RSOPH RG012G.UVDATA.1

Freq = 4.7990 GHz, Bw = 32.000 MH No calibration applied and no bandpass applied



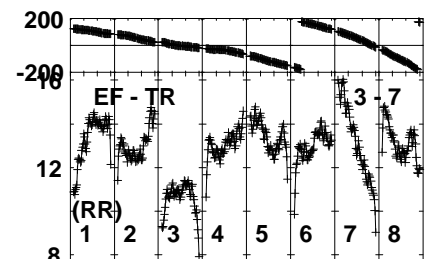
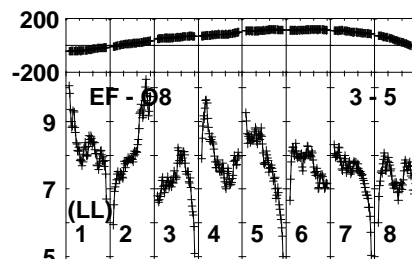
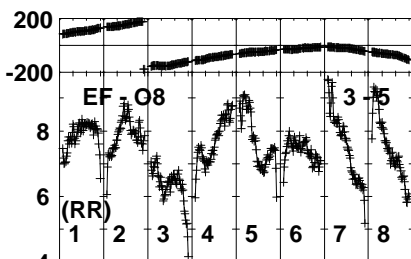
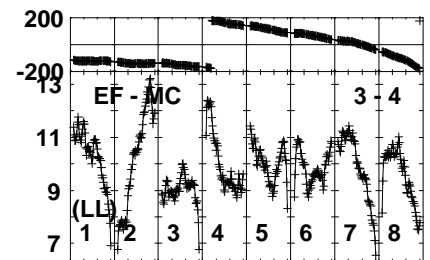
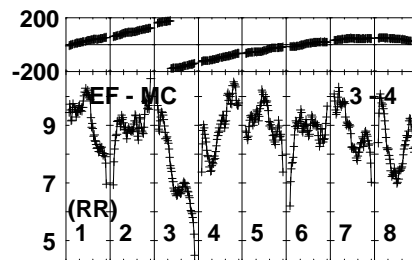
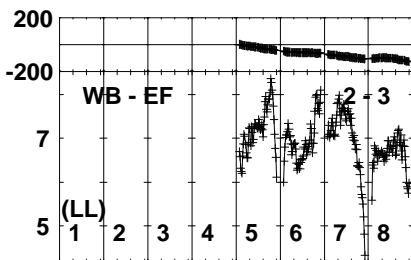
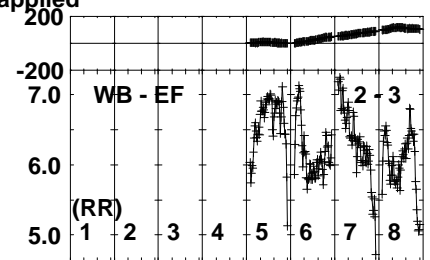
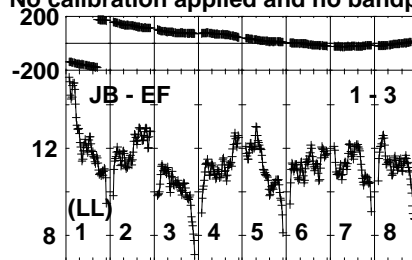
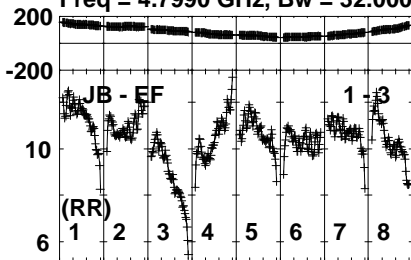
Lower frame: Micro Ampl Jy Top frame: Phas deg
Vector averaged cross-power spectrum Several baselines displayed
Timerange: 00/16:34:51 to 00/16:39:00

Plot file version 199 created 19-OCT-2021 14:13:17

J1745-0753 RG012G.UVDATA.1

Freq = 4.7990 GHz, Bw = 32.000 MH

No calibration applied and no bandpass applied



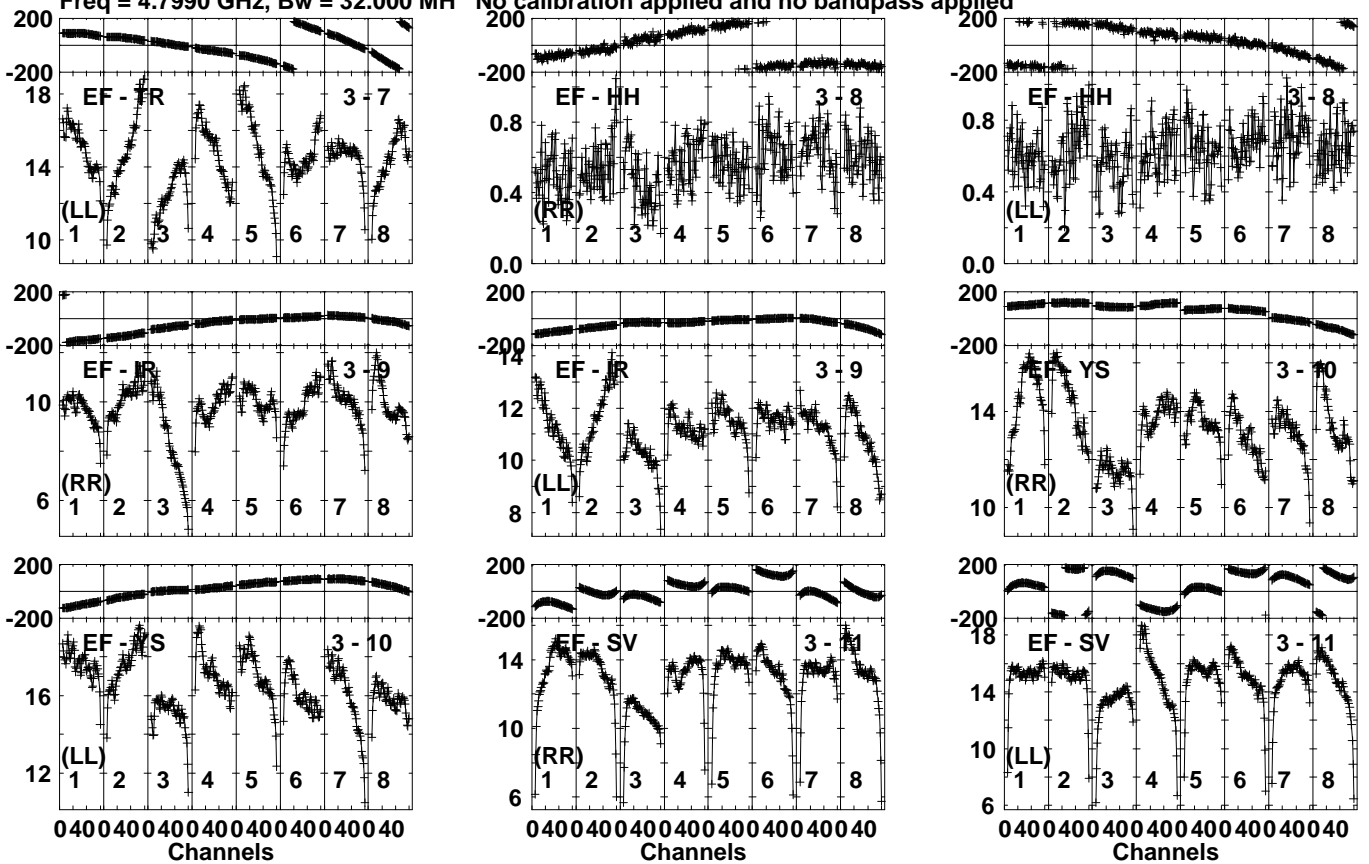
Lower frame: Milli Ampl Jy Top frame: Phas deg
Vector averaged cross-power spectrum Several baselines displayed
Timerange: 00/16:39:41 to 00/16:40:19

Plot file version 200 created 19-OCT-2021 14:13:18

J1745-0753 RG012G.UVDATA.1

Freq = 4.7990 GHz, Bw = 32.000 MH

No calibration applied and no bandpass applied



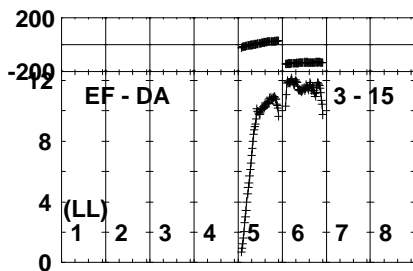
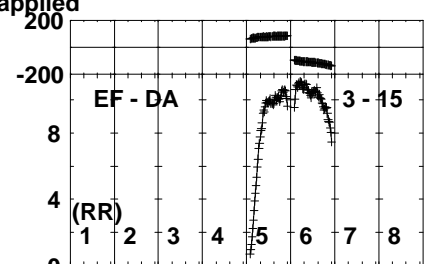
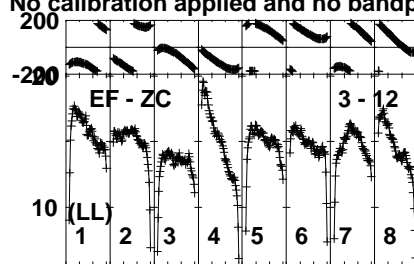
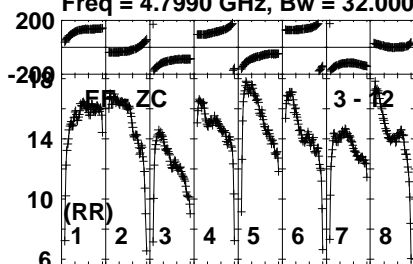
Lower frame: Milli Ampl Jy Top frame: Phas deg
Vector averaged cross-power spectrum Several baselines displayed
Timerange: 00/16:39:41 to 00/16:40:19

Plot file version 201 created 19-OCT-2021 14:13:18

J1745-0753 RG012G.UVDATA.1

Freq = 4.7990 GHz, Bw = 32.000 MH

No calibration applied and no bandpass applied

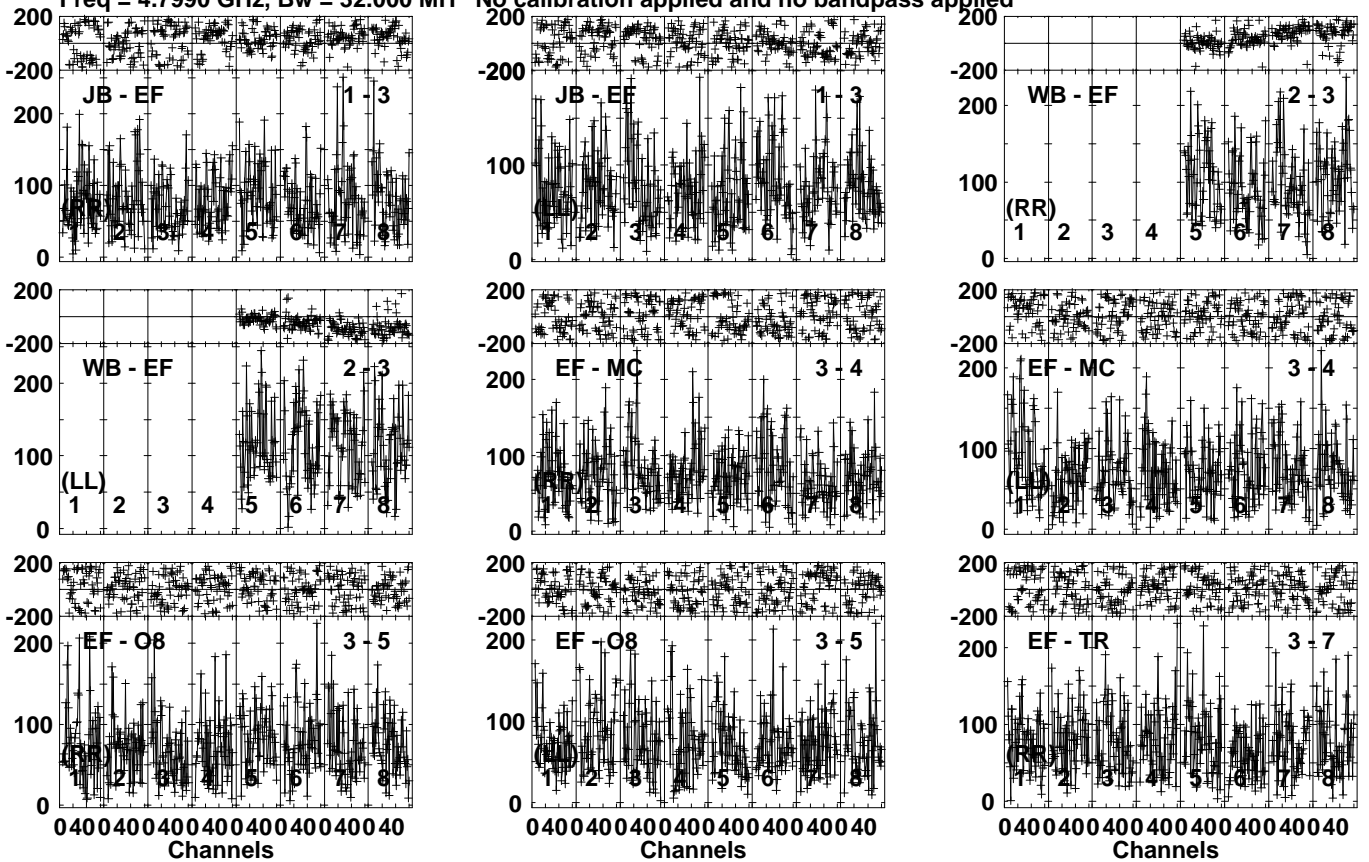


Lower frame: Milli Ampl Jy Top frame: Phas deg
Vector averaged cross-power spectrum Several baselines displayed
Timerange: 00/16:39:41 to 00/16:40:19

Plot file version 202 created 19-OCT-2021 14:13:18

RSOPH RG012G.UVDATA.1

Freq = 4.7990 GHz, Bw = 32.000 MH No calibration applied and no bandpass applied

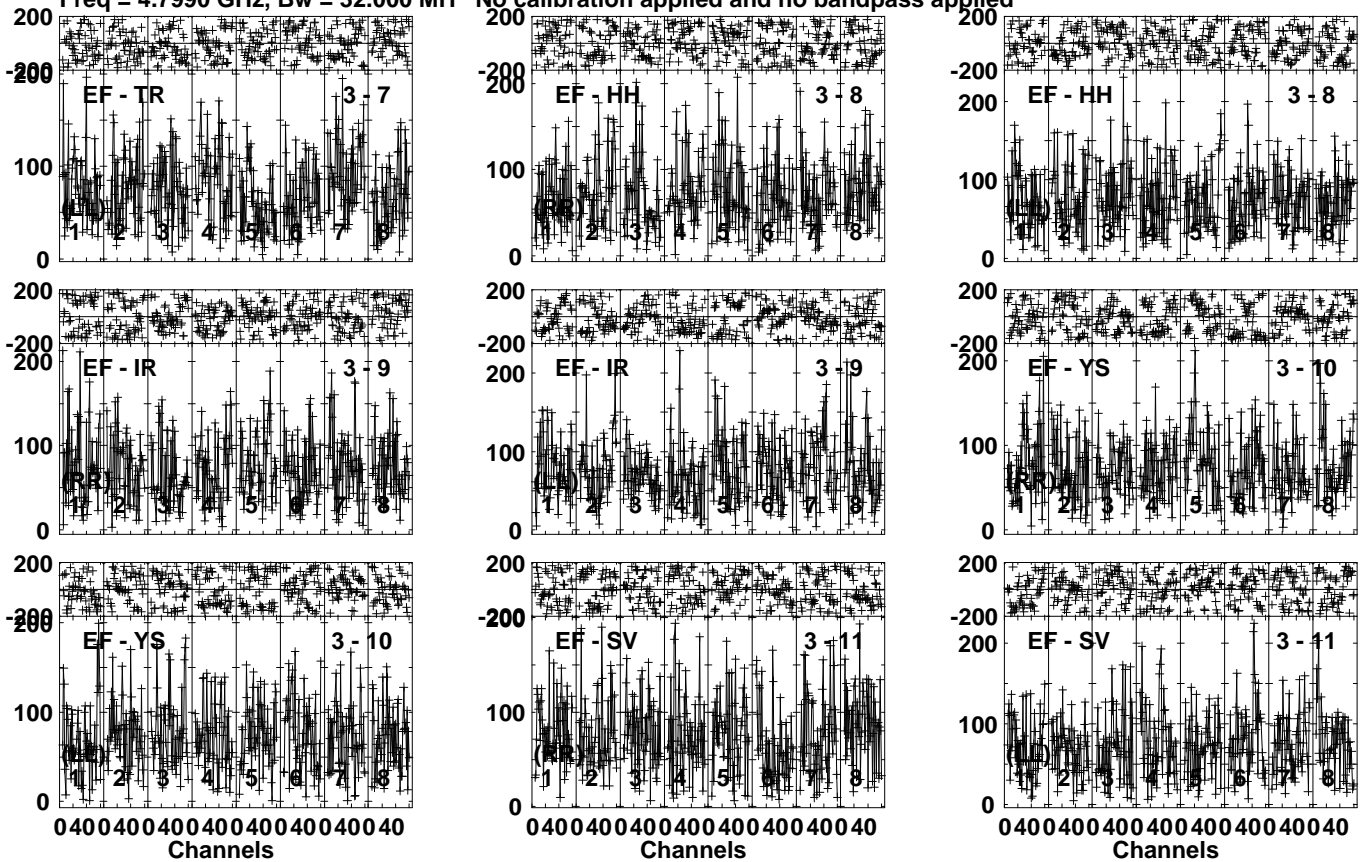


Lower frame: Micro Ampl Jy Top frame: Phas deg
Vector averaged cross-power spectrum Several baselines displayed
Timerange: 00/16:40:41 to 00/16:44:20

Plot file version 203 created 19-OCT-2021 14:13:18

RSOPH RG012G.UVDATA.1

Freq = 4.7990 GHz, Bw = 32.000 MH No calibration applied and no bandpass applied

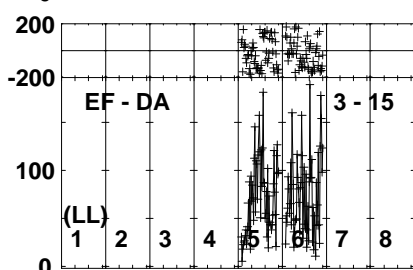
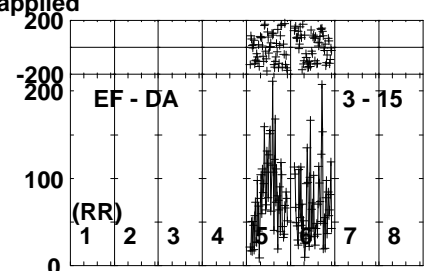
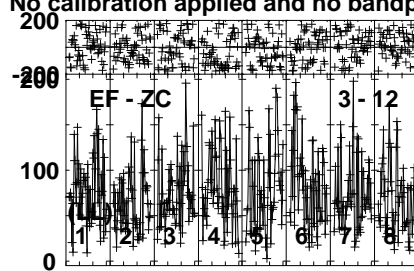
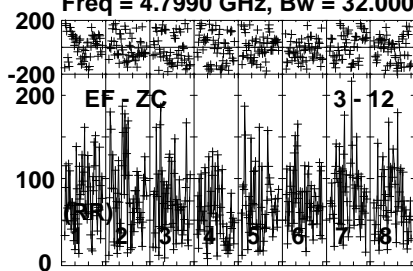


Lower frame: Micro Ampl Jy Top frame: Phas deg
Vector averaged cross-power spectrum Several baselines displayed
Timerange: 00/16:40:41 to 00/16:44:20

Plot file version 204 created 19-OCT-2021 14:13:19

RSOPH RG012G.UVDATA.1

Freq = 4.7990 GHz, Bw = 32.000 MH No calibration applied and no bandpass applied



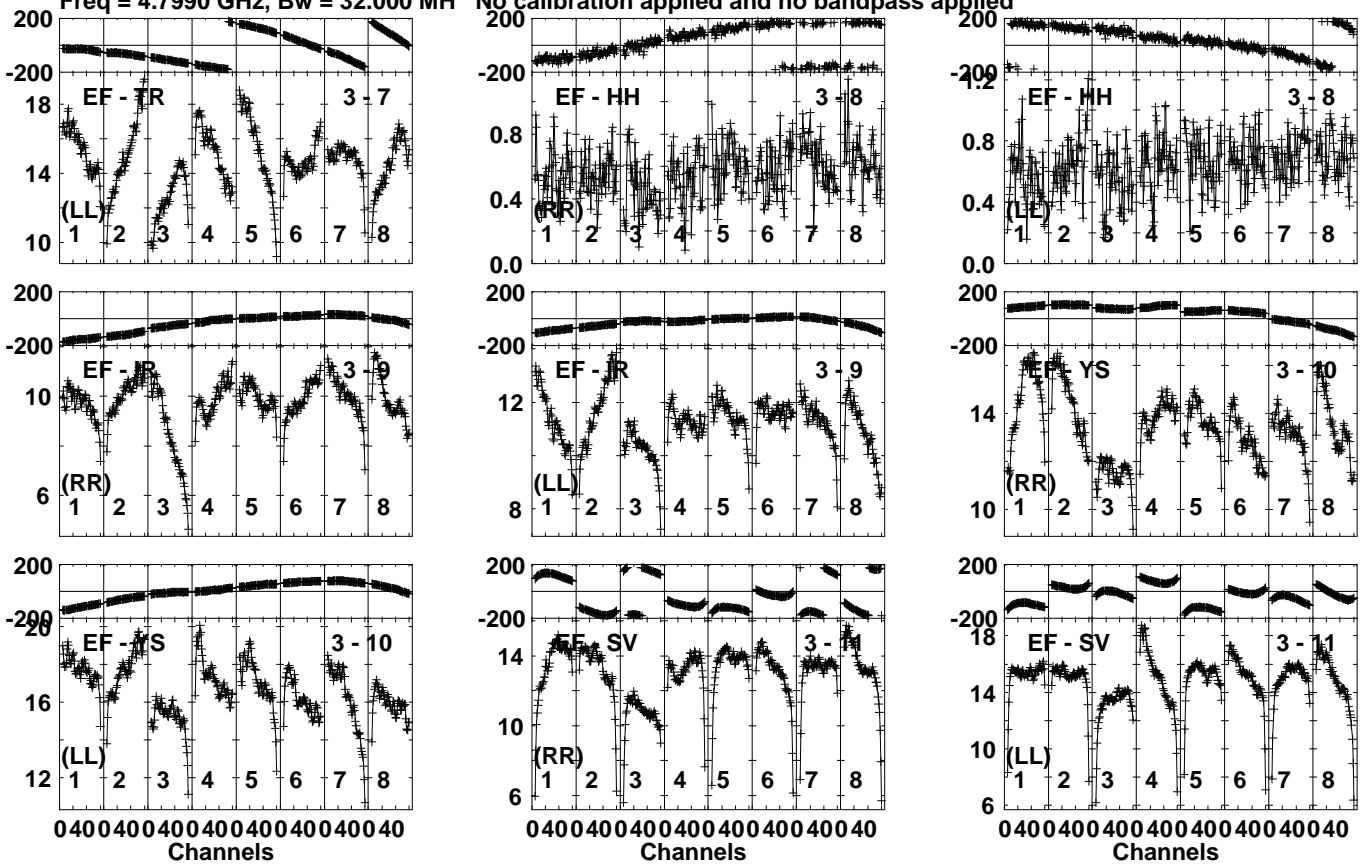
Lower frame: Micro Ampl Jy Top frame: Phas deg
Vector averaged cross-power spectrum Several baselines displayed
Timerange: 00/16:40:41 to 00/16:44:20

Plot file version 206 created 19-OCT-2021 14:13:19

J1745-0753 RG012G.UVDATA.1

Freq = 4.7990 GHz, Bw = 32.000 MH

No calibration applied and no bandpass applied



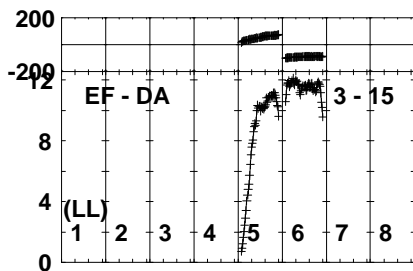
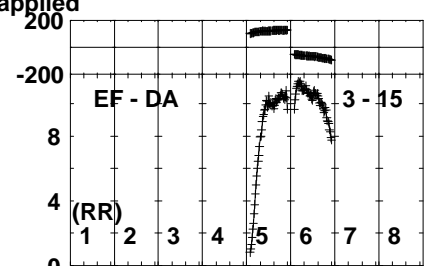
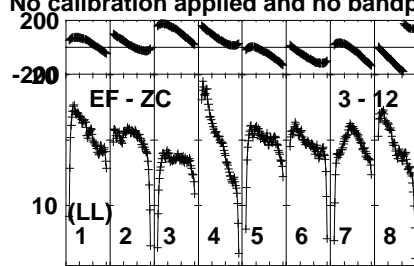
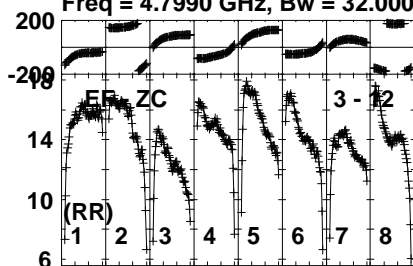
Lower frame: Milli Ampl Jy Top frame: Phas deg
Vector averaged cross-power spectrum Several baselines displayed
Timerange: 00/16:44:40 to 00/16:45:30

Plot file version 207 created 19-OCT-2021 14:13:20

J1745-0753 RG012G.UVDATA.1

Freq = 4.7990 GHz, Bw = 32.000 MH

No calibration applied and no bandpass applied

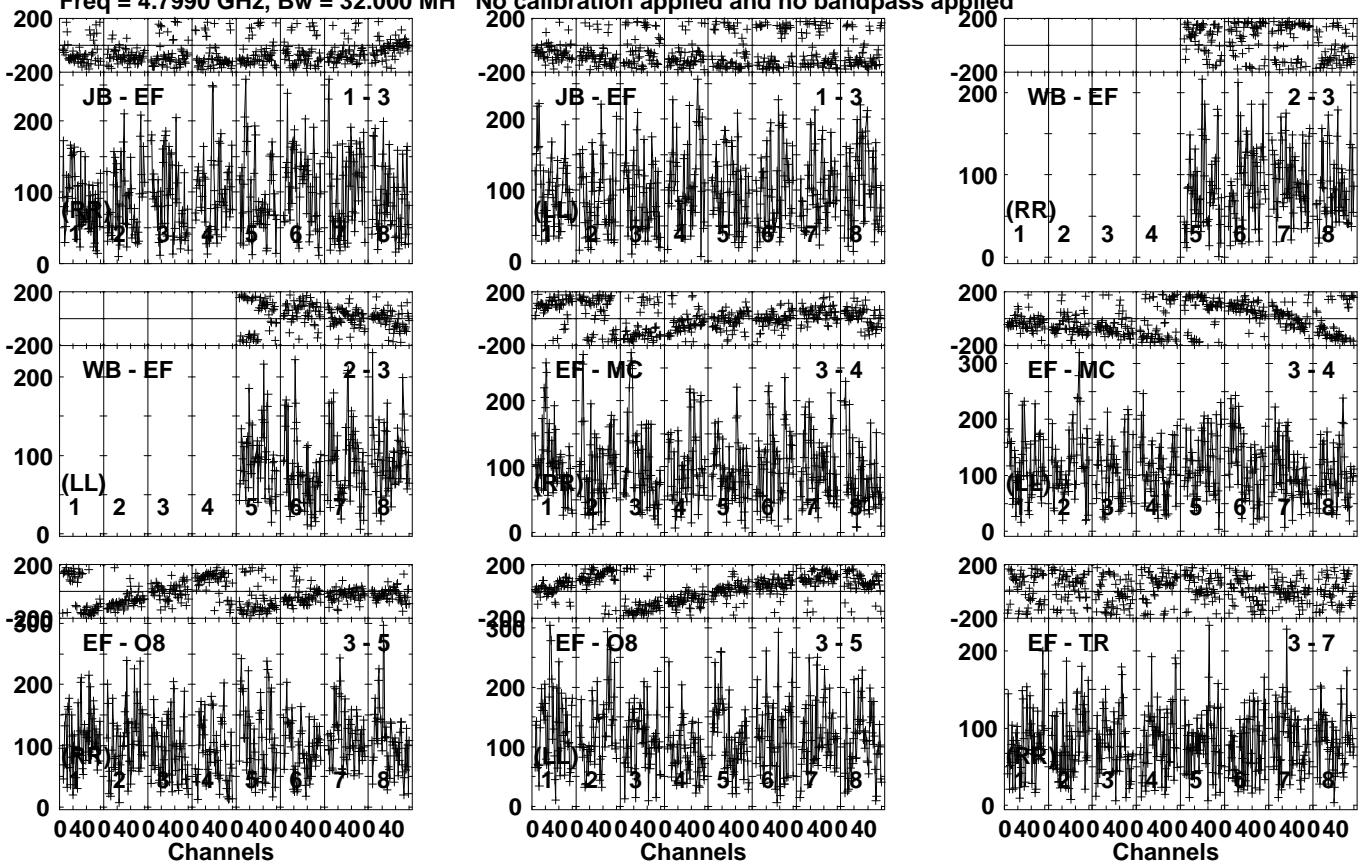


Lower frame: Milli Ampl Jy Top frame: Phas deg
Vector averaged cross-power spectrum Several baselines displayed
Timerange: 00/16:44:40 to 00/16:45:30

Plot file version 208 created 19-OCT-2021 14:13:20

VLASS1 RG012G.UVDATA.1

Freq = 4.7990 GHz, Bw = 32.000 MH No calibration applied and no bandpass applied

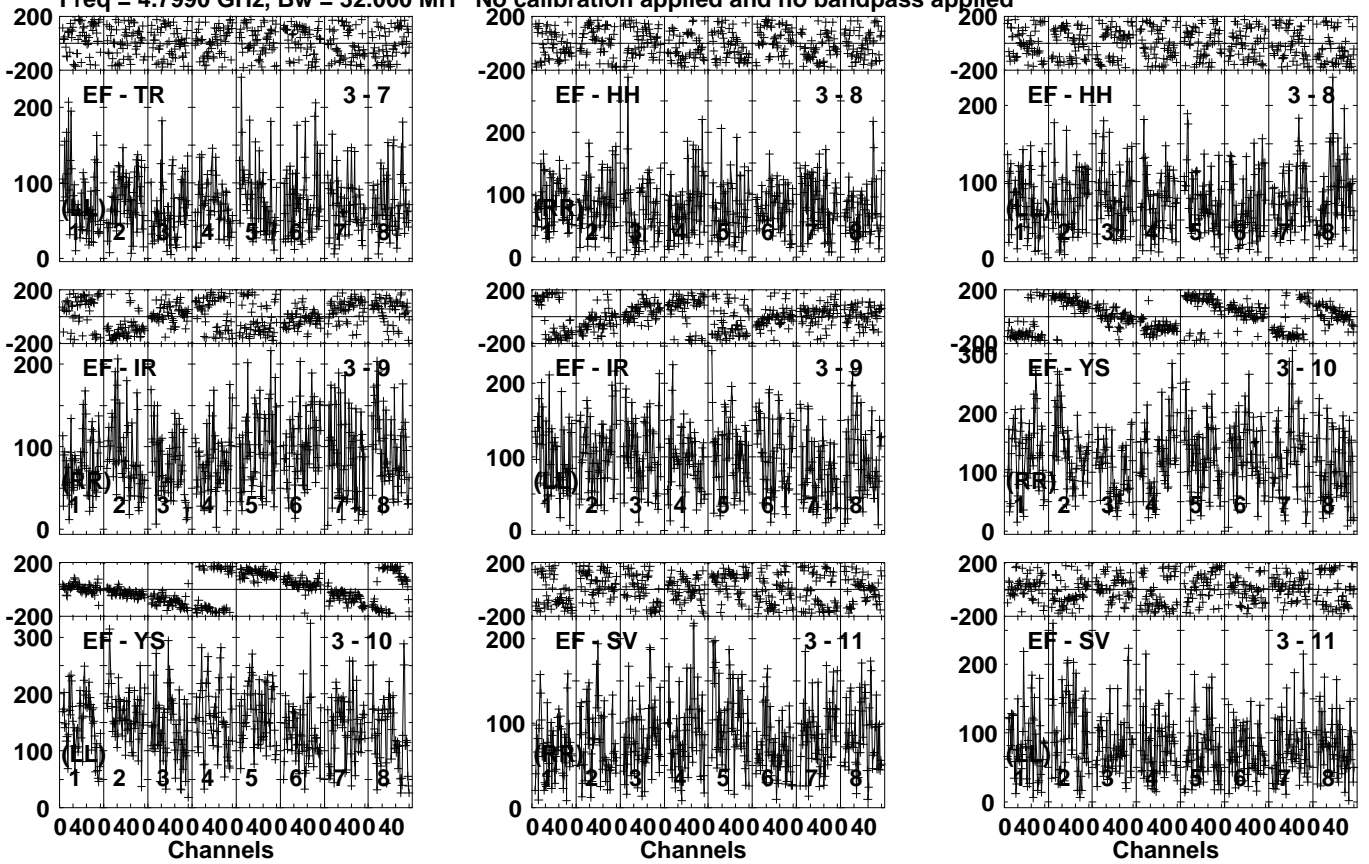


Lower frame: Micro Ampl Jy Top frame: Phas deg
Vector averaged cross-power spectrum Several baselines displayed
Timerange: 00:16:45:51 to 00:16:49:29

Plot file version 209 created 19-OCT-2021 14:13:20

VLASS1 RG012G.UVDATA.1

Freq = 4.7990 GHz, Bw = 32.000 MH No calibration applied and no bandpass applied

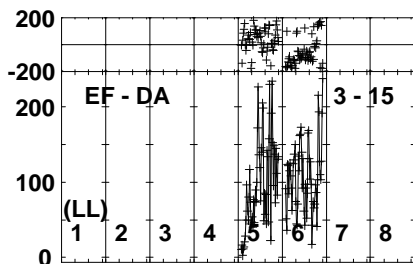
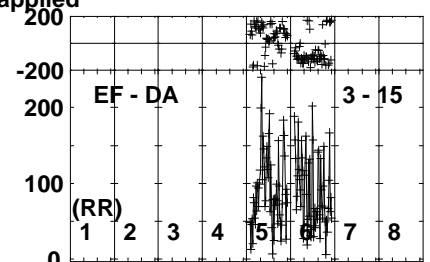
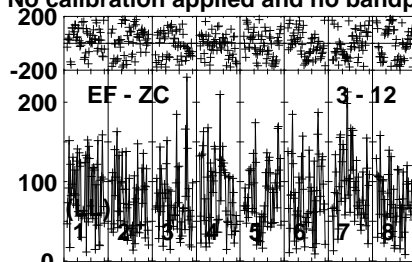
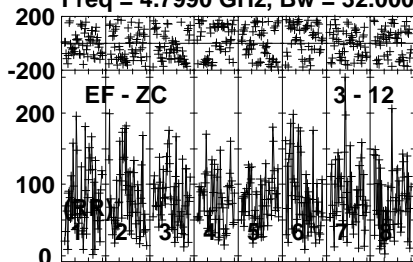


Lower frame: Micro Ampl Jy Top frame: Phas deg
Vector averaged cross-power spectrum Several baselines displayed
Timerange: 00/16:45:51 to 00/16:49:29

Plot file version 210 created 19-OCT-2021 14:13:21

VLASS1 RG012G.UVDATA.1

Freq = 4.7990 GHz, Bw = 32.000 MH No calibration applied and no bandpass applied



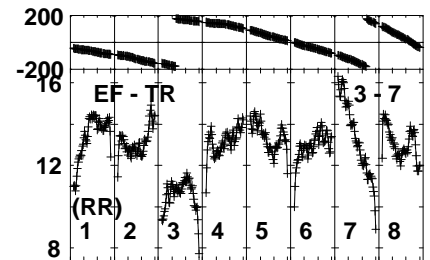
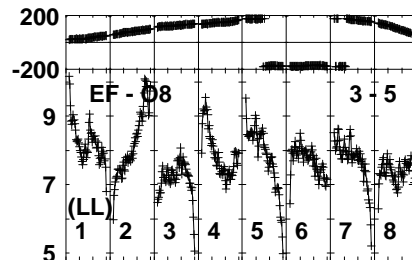
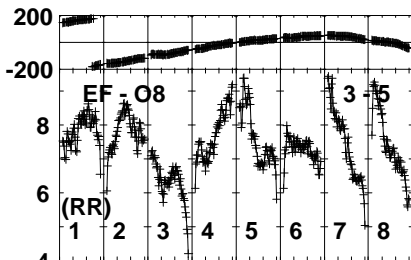
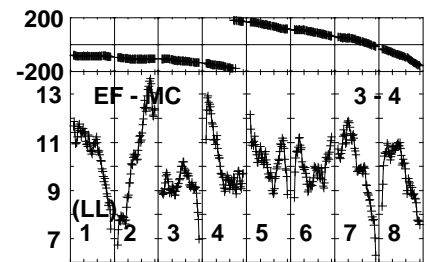
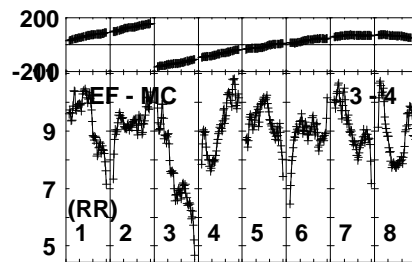
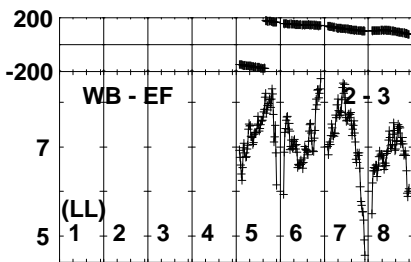
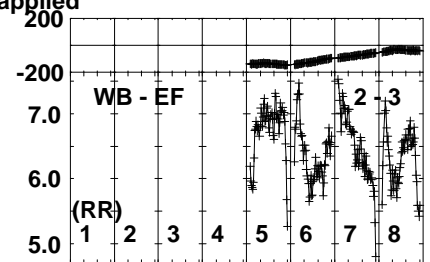
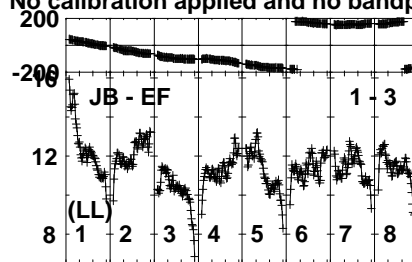
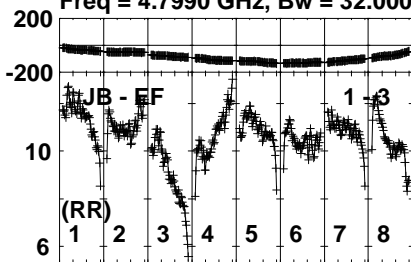
Lower frame: Micro Ampl Jy Top frame: Phas deg
Vector averaged cross-power spectrum Several baselines displayed
Timerange: 00/16:45:51 to 00/16:49:29

Plot file version 211 created 19-OCT-2021 14:13:21

J1745-0753 RG012G.UVDATA.1

Freq = 4.7990 GHz, Bw = 32.000 MH

No calibration applied and no bandpass applied



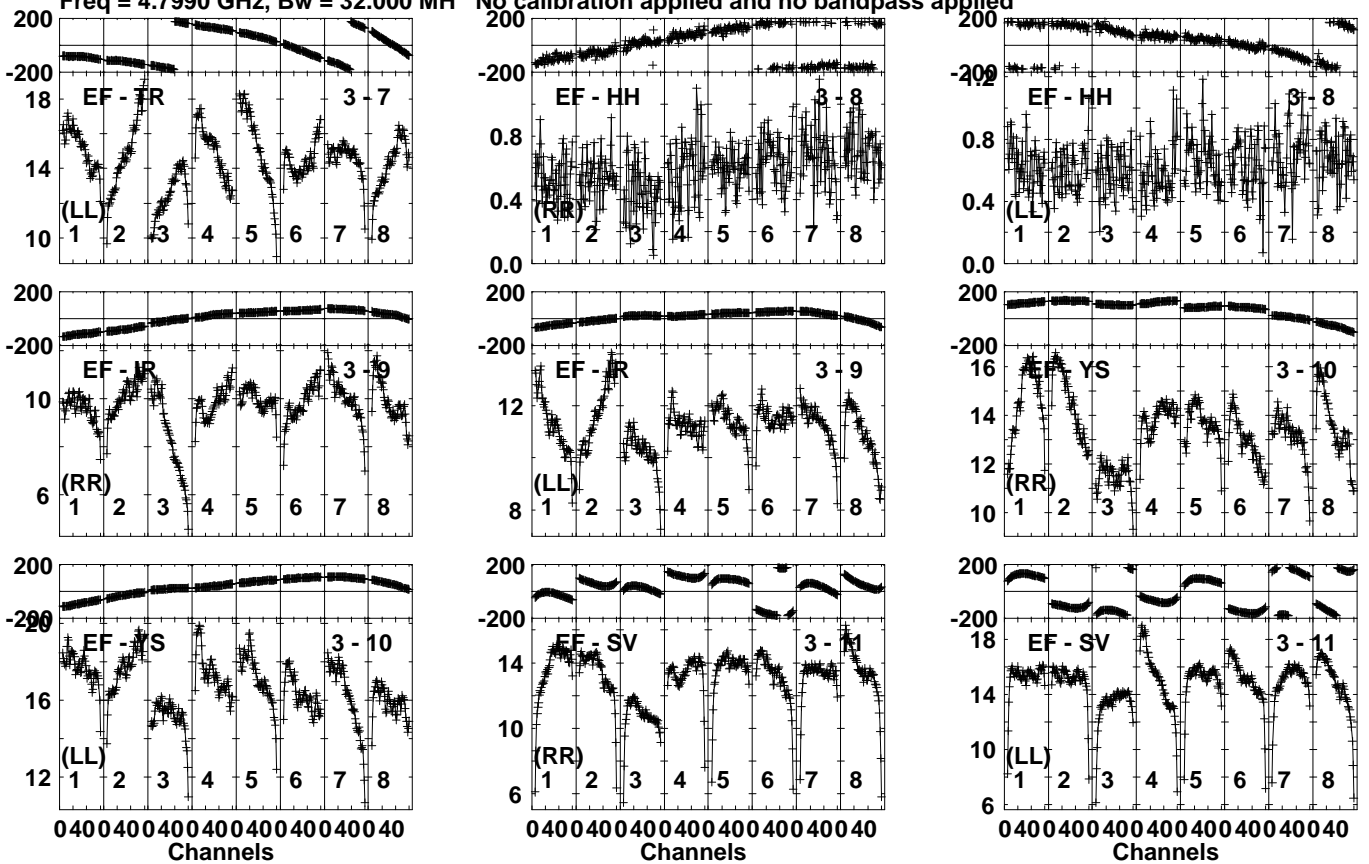
Lower frame: Milli Ampl Jy Top frame: Phas deg
Vector averaged cross-power spectrum Several baselines displayed
Timerange: 00/16:50:11 to 00/16:50:49

Plot file version 212 created 19-OCT-2021 14:13:21

J1745-0753 RG012G.UVDATA.1

Freq = 4.7990 GHz, Bw = 32.000 MH

No calibration applied and no bandpass applied



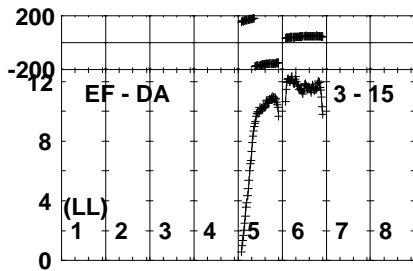
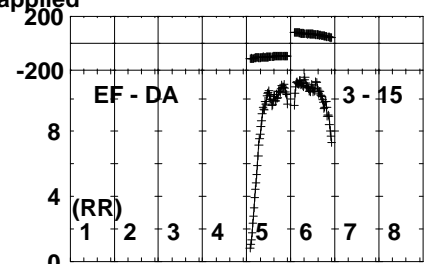
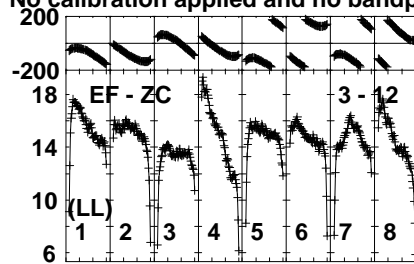
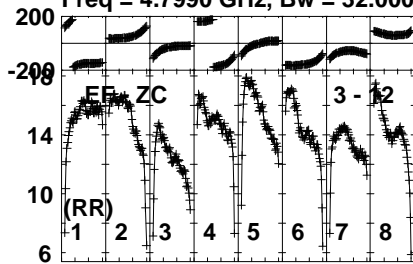
Lower frame: Milli Ampl Jy Top frame: Phas deg
Vector averaged cross-power spectrum Several baselines displayed
Timerange: 00/16:50:11 to 00/16:50:49

Plot file version 213 created 19-OCT-2021 14:13:21

J1745-0753 RG012G.UVDATA.1

Freq = 4.7990 GHz, Bw = 32.000 MH

No calibration applied and no bandpass applied

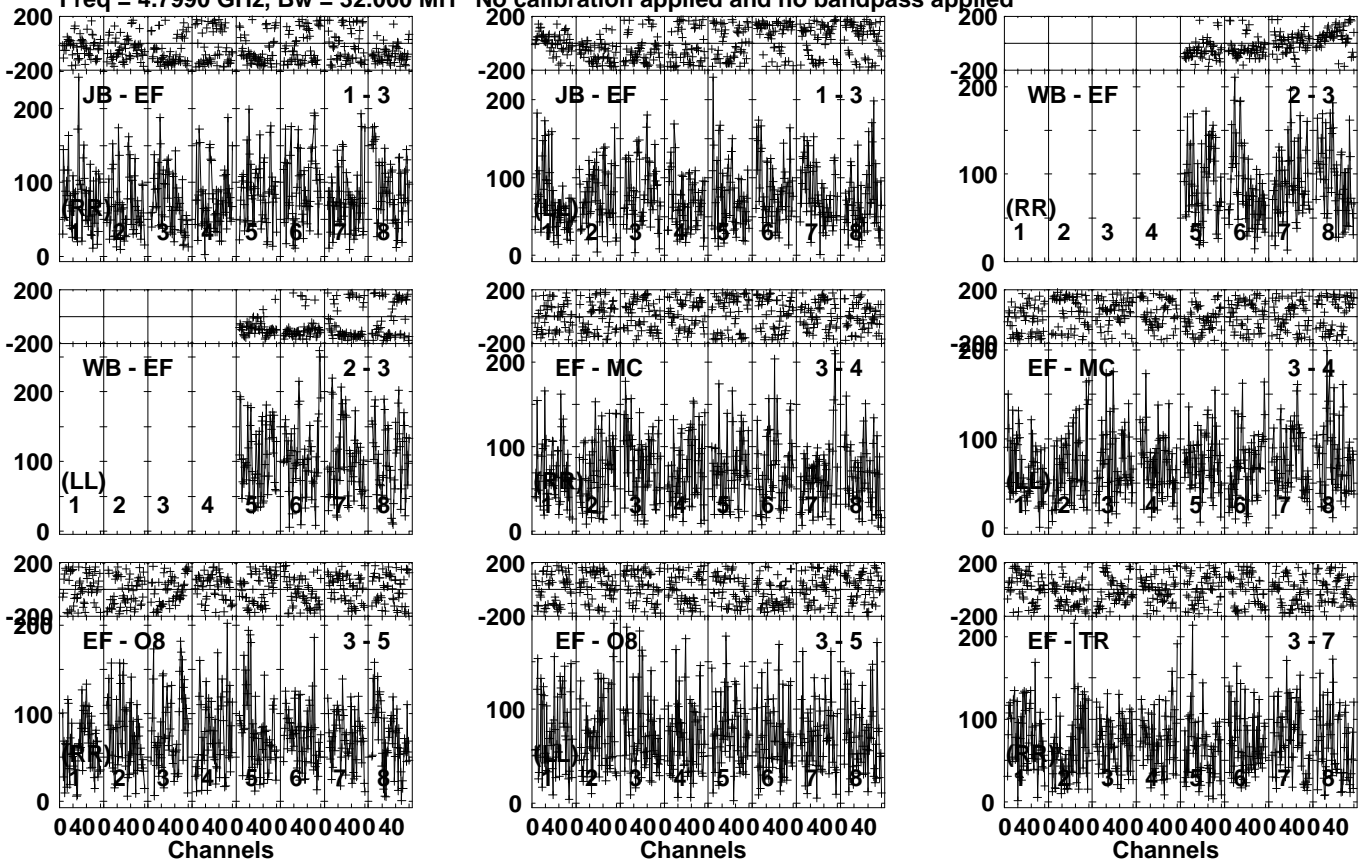


Lower frame: Milli Ampl Jy Top frame: Phas deg
Vector averaged cross-power spectrum Several baselines displayed
Timerange: 00/16:50:11 to 00/16:50:49

Plot file version 214 created 19-OCT-2021 14:13:22

RSOPH RG012G.UVDATA.1

Freq = 4.7990 GHz, Bw = 32.000 MH No calibration applied and no bandpass applied

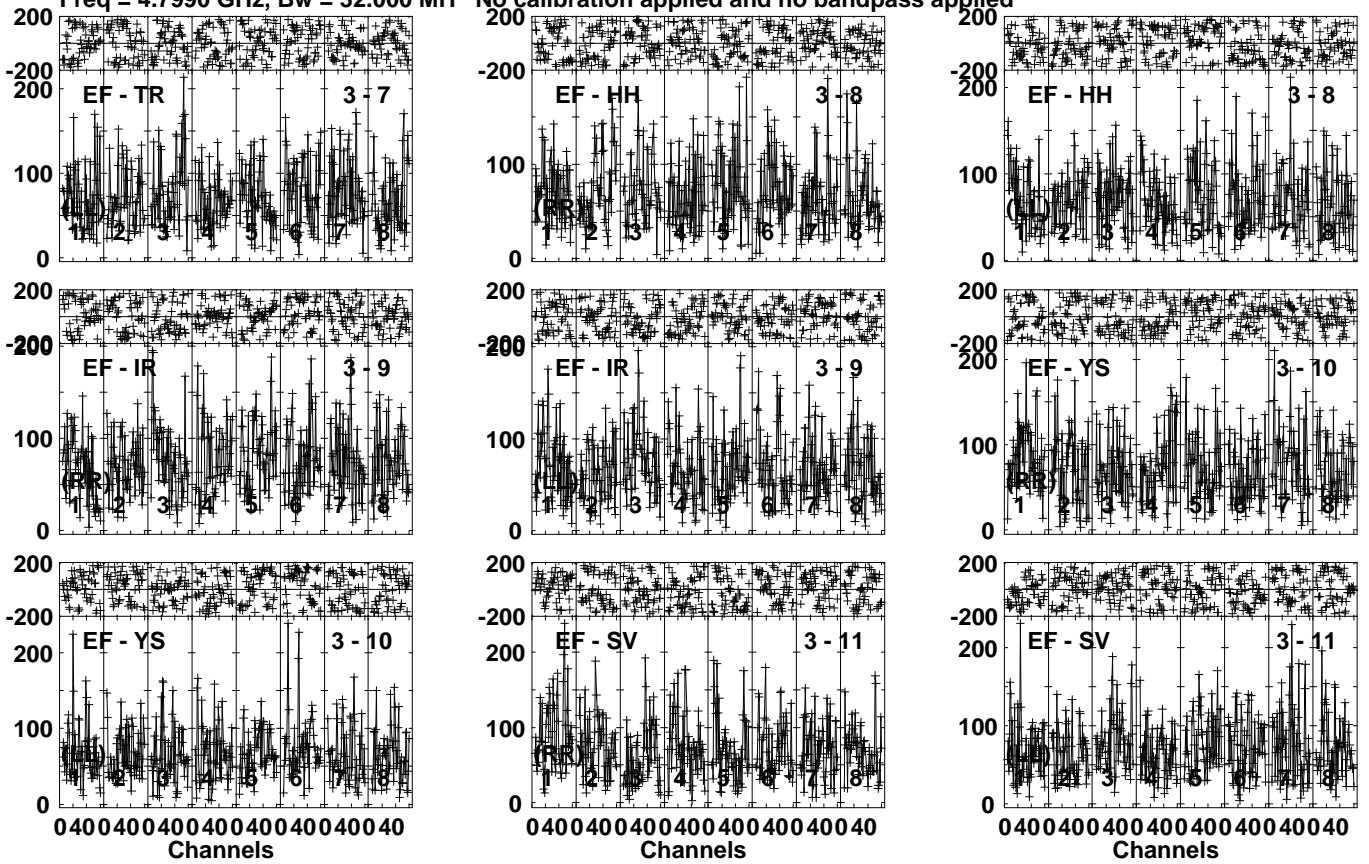


Lower frame: Micro Ampl Jy Top frame: Phas deg
Vector averaged cross-power spectrum Several baselines displayed
Timerange: 00/16:51:11 to 00/16:55:20

Plot file version 215 created 19-OCT-2021 14:13:22

RSOPH RG012G.UVDATA.1

Freq = 4.7990 GHz, Bw = 32.000 MH No calibration applied and no bandpass applied

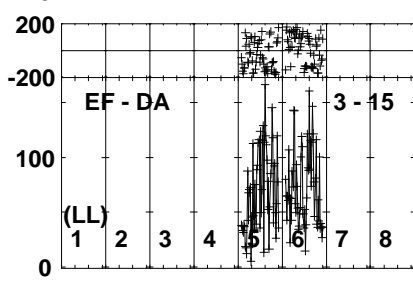
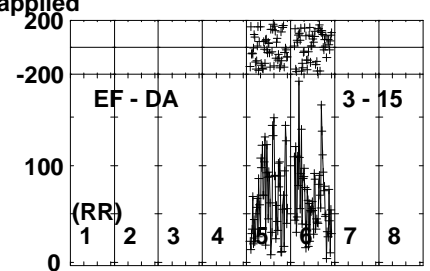
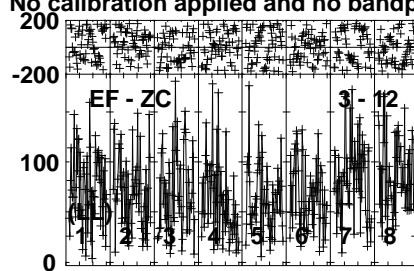
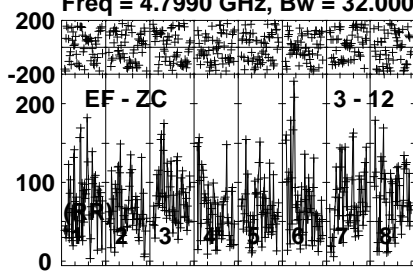


Lower frame: Micro Ampl Jy Top frame: Phas deg
Vector averaged cross-power spectrum Several baselines displayed
Timerange: 00/16:51:11 to 00/16:55:20

Plot file version 216 created 19-OCT-2021 14:13:22

RSOPH RG012G.UVDATA.1

Freq = 4.7990 GHz, Bw = 32.000 MH No calibration applied and no bandpass applied

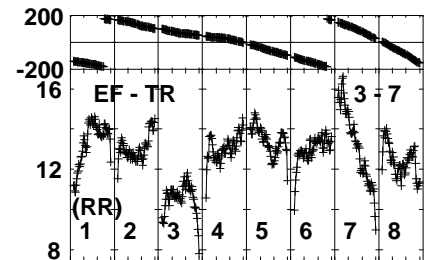
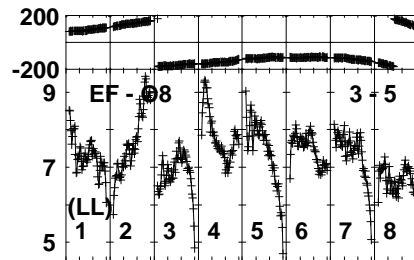
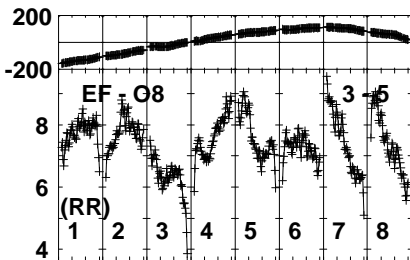
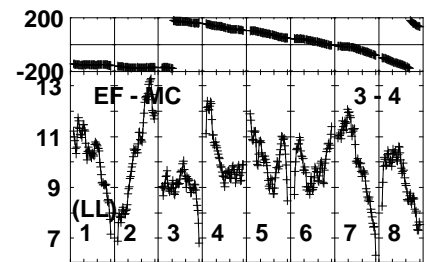
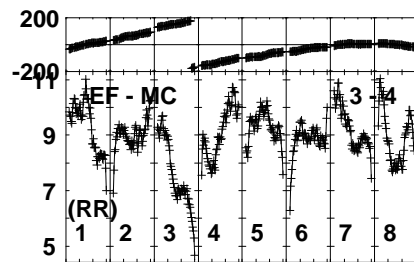
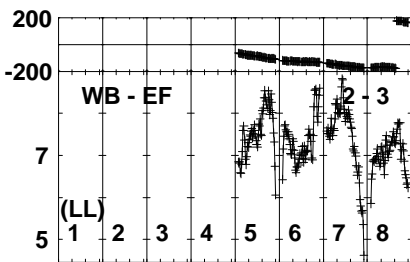
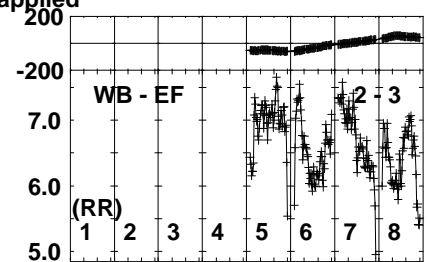
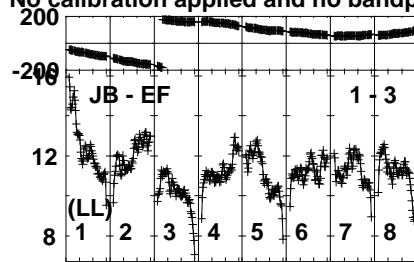
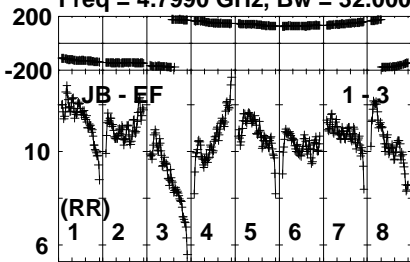


Lower frame: Micro Ampl Jy Top frame: Phas deg
Vector averaged cross-power spectrum Several baselines displayed
Timerange: 00/16:51:11 to 00/16:55:20

Plot file version 217 created 19-OCT-2021 14:13:23

J1745-0753 RG012G.UVDATA.1

Freq = 4.7990 GHz, Bw = 32.000 MH No calibration applied and no bandpass applied



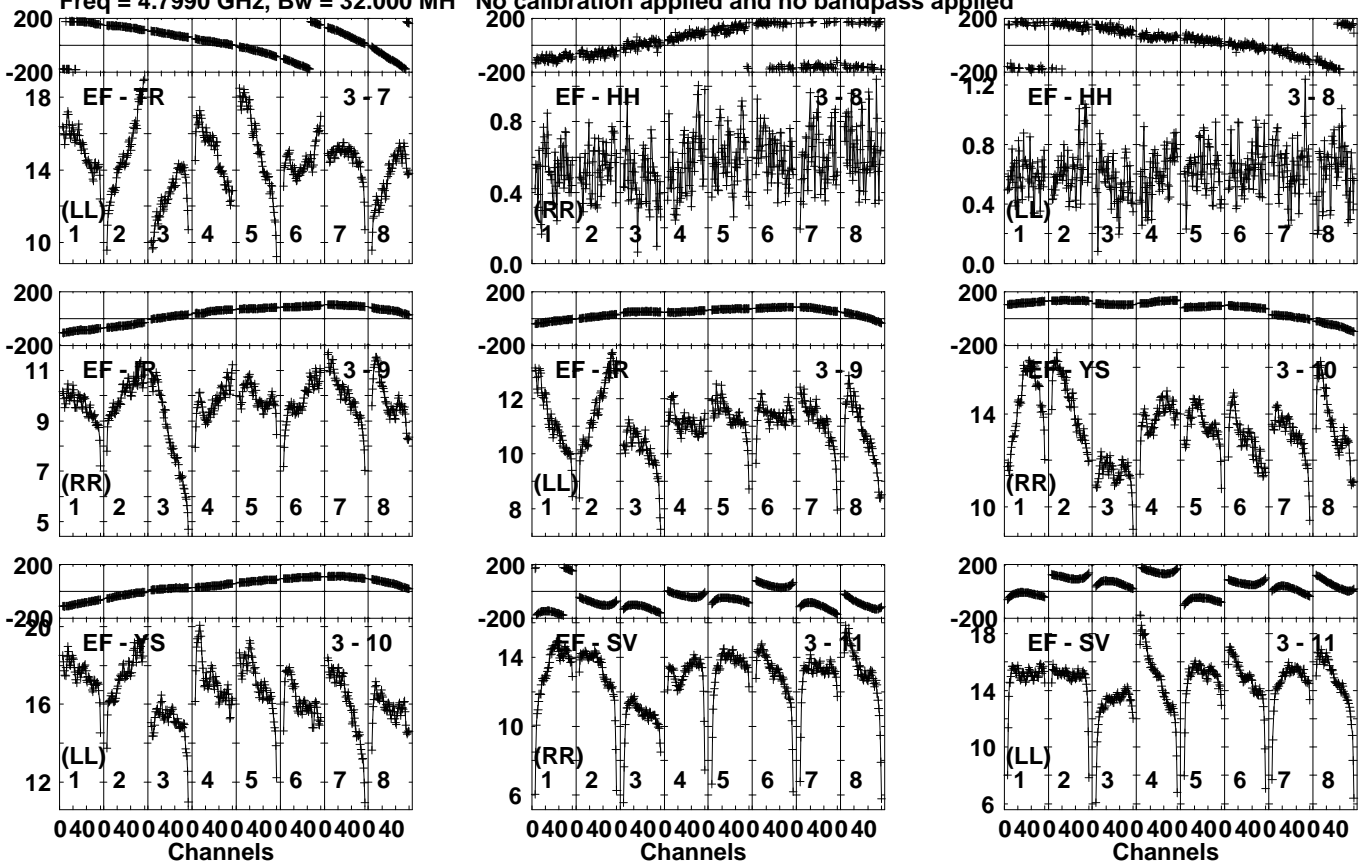
Lower frame: Milli Ampl Jy Top frame: Phas deg
Vector averaged cross-power spectrum Several baselines displayed
Timerange: 00/16:55:40 to 00/16:56:30

Plot file version 218 created 19-OCT-2021 14:13:23

J1745-0753 RG012G.UVDATA.1

Freq = 4.7990 GHz, Bw = 32.000 MH

No calibration applied and no bandpass applied



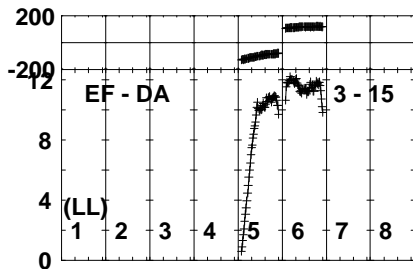
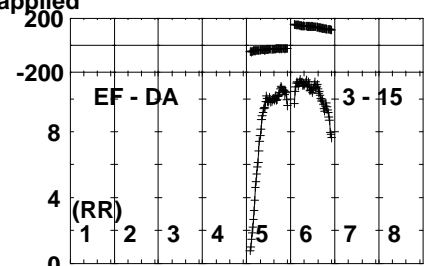
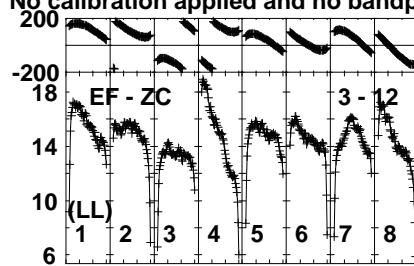
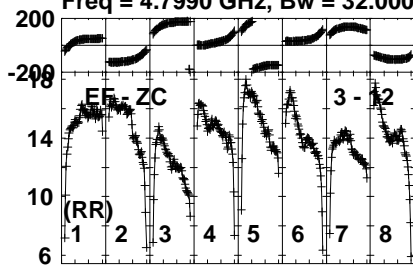
Lower frame: Milli Ampl Jy Top frame: Phas deg
Vector averaged cross-power spectrum Several baselines displayed
Timerange: 00/16:55:40 to 00/16:56:30

Plot file version 219 created 19-OCT-2021 14:13:23

J1745-0753 RG012G.UVDATA.1

Freq = 4.7990 GHz, Bw = 32.000 MH

No calibration applied and no bandpass applied

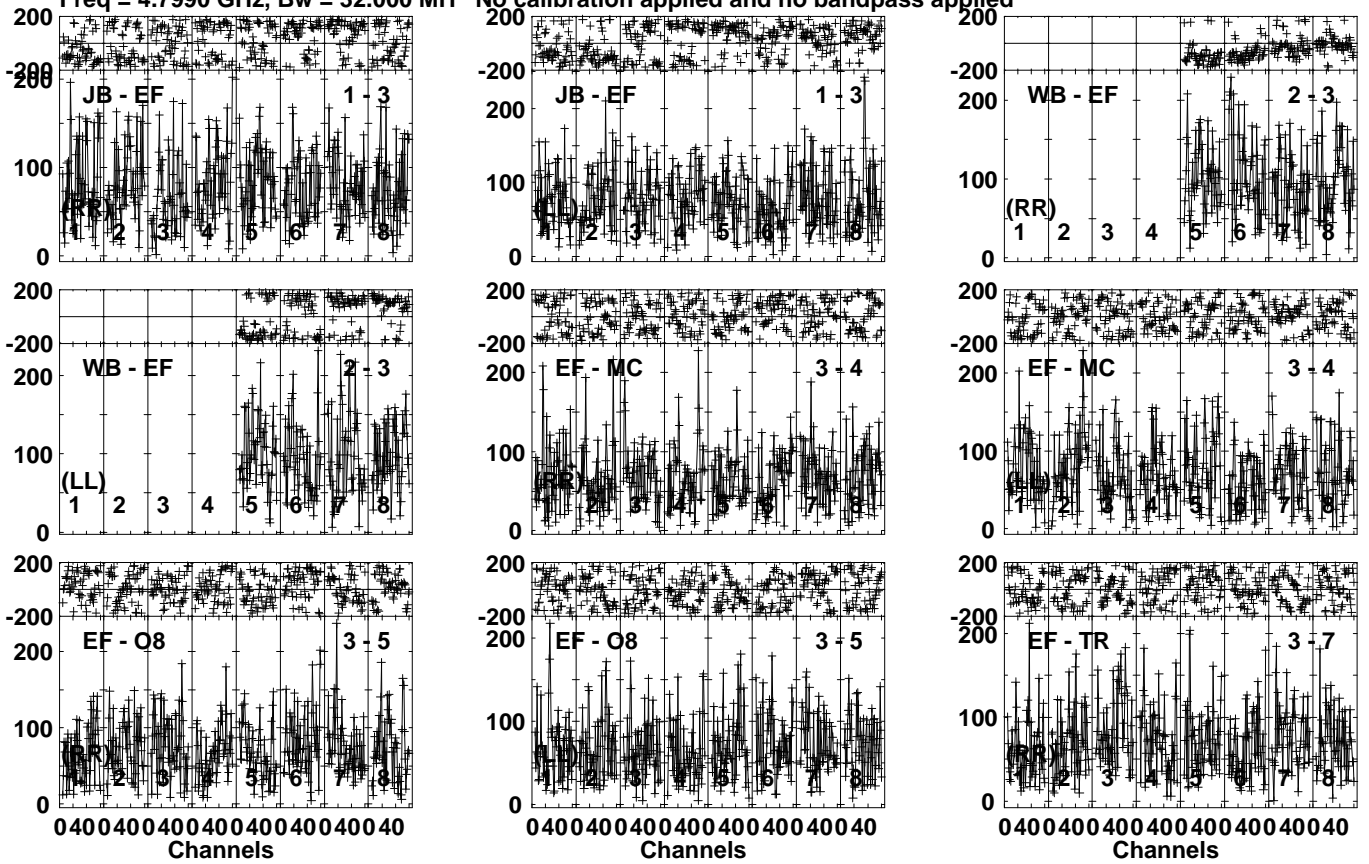


Lower frame: Milli Ampl Jy Top frame: Phas deg
Vector averaged cross-power spectrum Several baselines displayed
Timerange: 00/16:55:40 to 00/16:56:30

Plot file version 220 created 19-OCT-2021 14:13:24

RSOPH RG012G.UVDATA.1

Freq = 4.7990 GHz, Bw = 32.000 MH No calibration applied and no bandpass applied

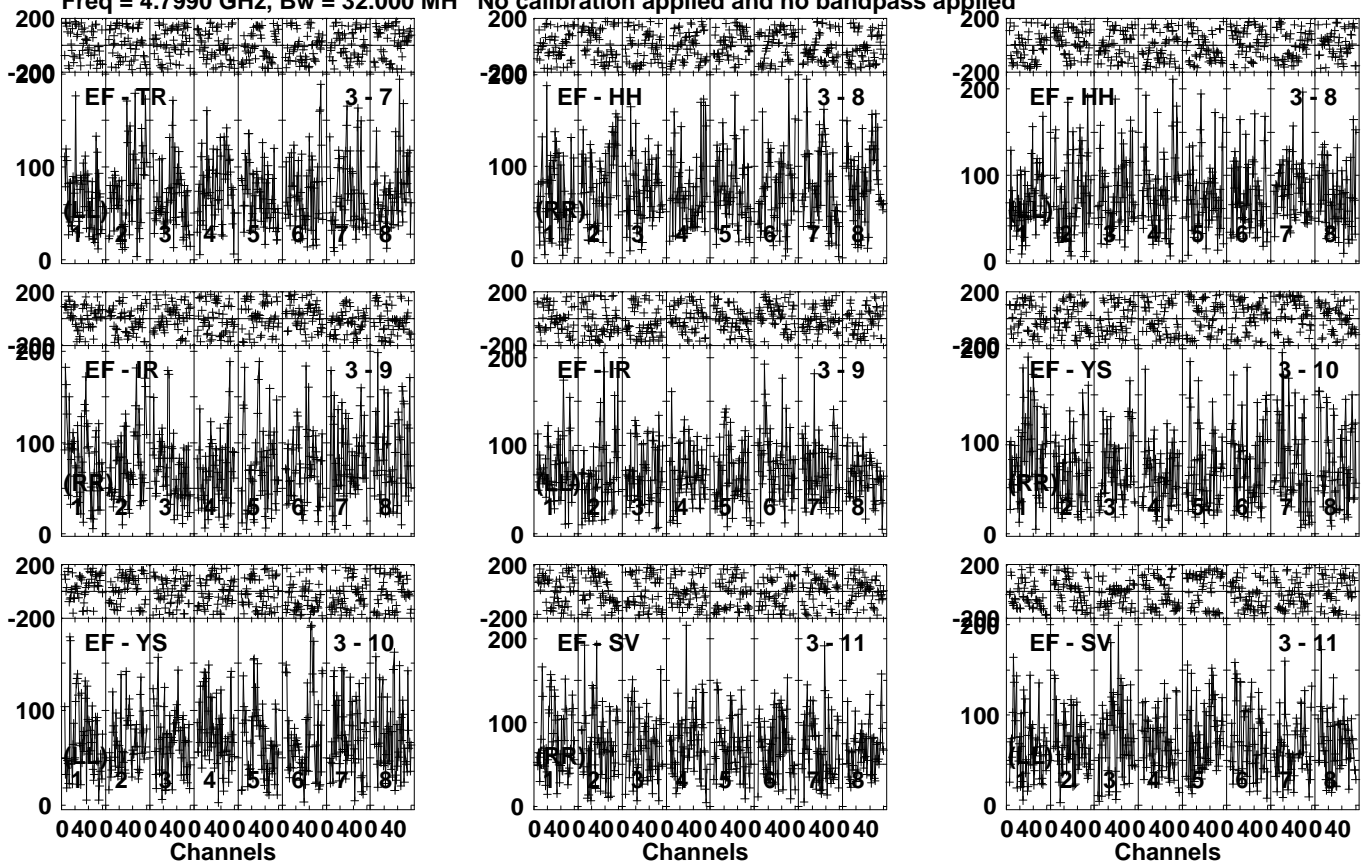


Lower frame: Micro Ampl Jy Top frame: Phas deg
Vector averaged cross-power spectrum Several baselines displayed
Timerange: 00/16:56:50 to 00/17:01:00

Plot file version 221 created 19-OCT-2021 14:13:24

RSOPH RG012G.UVDATA.1

Freq = 4.7990 GHz, Bw = 32.000 MH No calibration applied and no bandpass applied

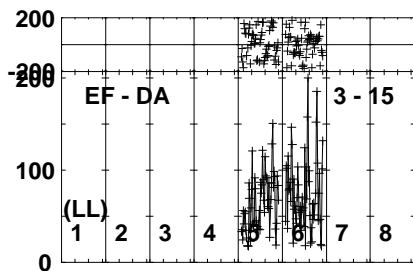
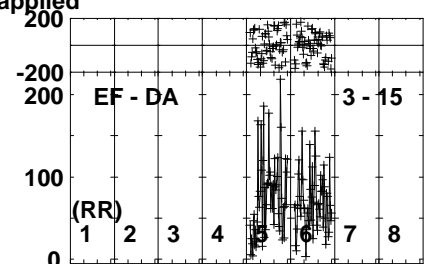
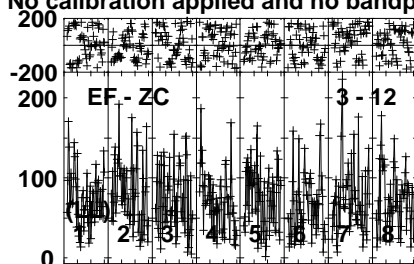
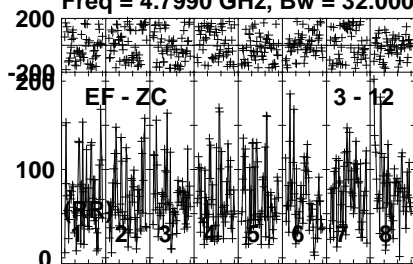


Lower frame: Micro Ampl Jy Top frame: Phas deg
Vector averaged cross-power spectrum Several baselines displayed
Timerange: 00/16:56:50 to 00/17:01:00

Plot file version 222 created 19-OCT-2021 14:13:24

RSOPH RG012G.UVDATA.1

Freq = 4.7990 GHz, Bw = 32.000 MH No calibration applied and no bandpass applied



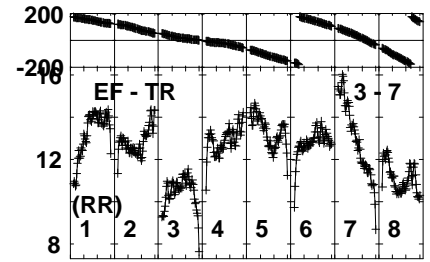
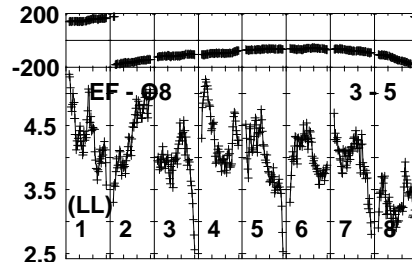
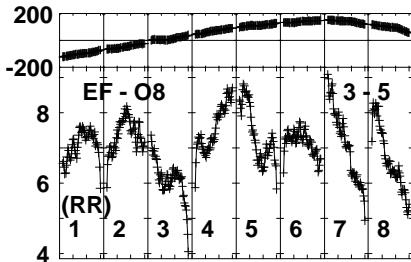
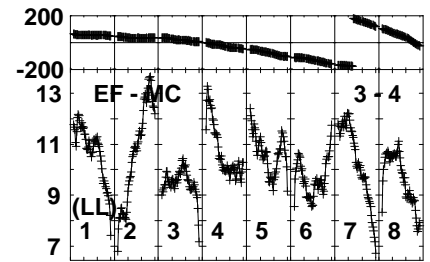
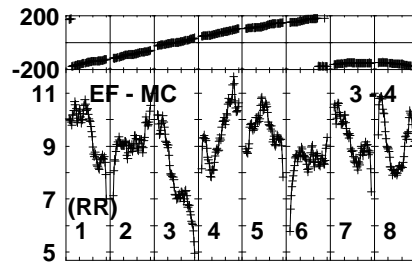
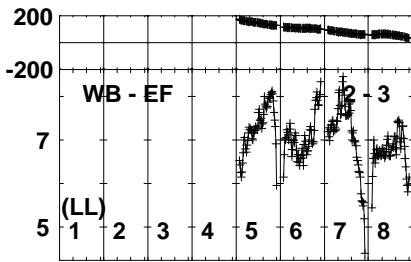
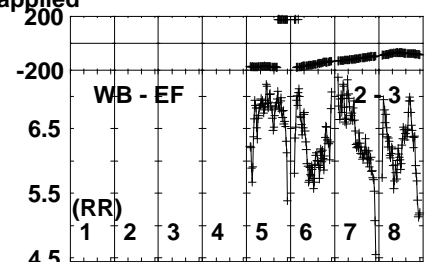
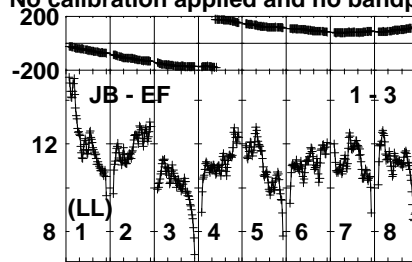
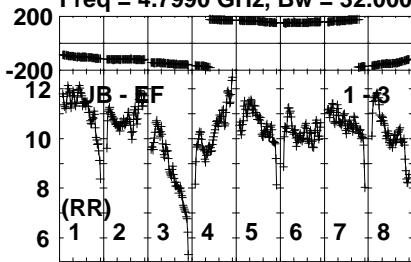
Lower frame: Micro Ampl Jy Top frame: Phas deg
Vector averaged cross-power spectrum Several baselines displayed
Timerange: 00/16:56:50 to 00/17:01:00

Plot file version 223 created 19-OCT-2021 14:13:25

J1745-0753 RG012G.UVDATA.1

Freq = 4.7990 GHz, Bw = 32.000 MH

No calibration applied and no bandpass applied

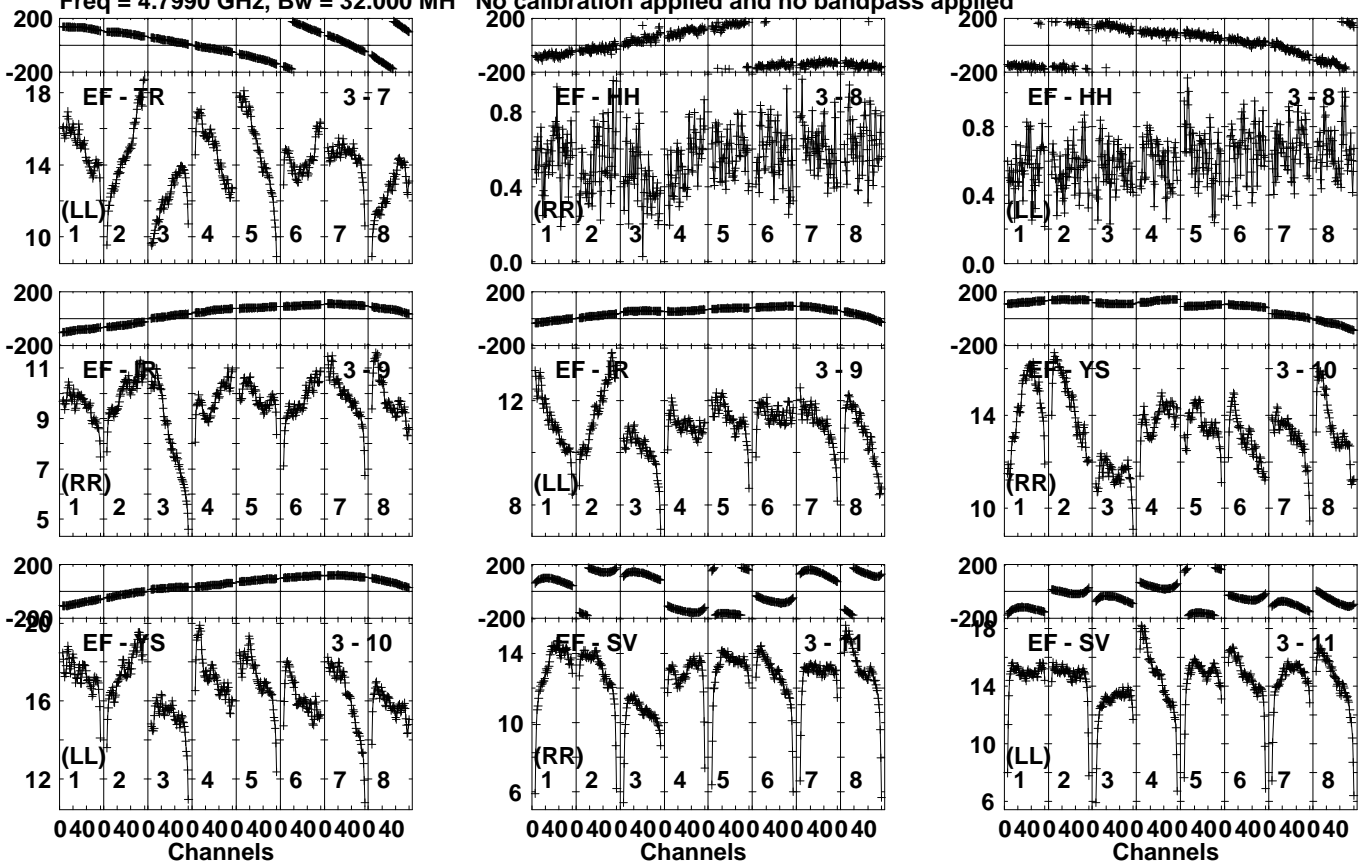


Lower frame: Milli Ampl Jy Top frame: Phas deg
Vector averaged cross-power spectrum Several baselines displayed
Timerange: 00/17:01:40 to 00/17:02:19

Plot file version 224 created 19-OCT-2021 14:13:25

J1745-0753 RG012G.UVDATA.1

Freq = 4.7990 GHz, Bw = 32.000 MH No calibration applied and no bandpass applied



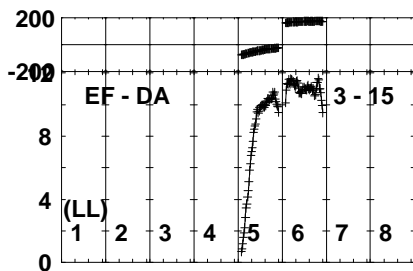
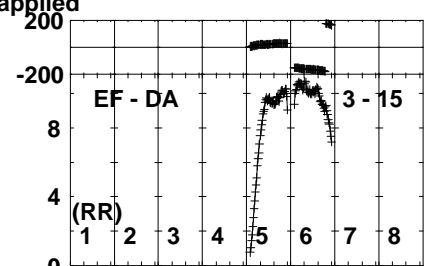
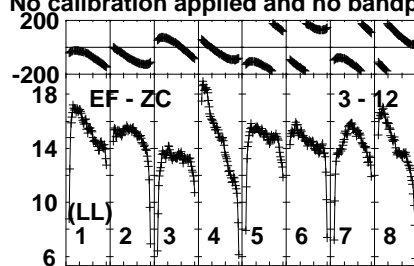
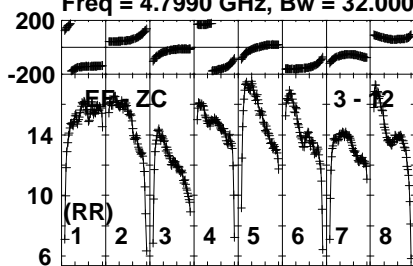
Lower frame: Milli Ampl Jy Top frame: Phas deg
Vector averaged cross-power spectrum Several baselines displayed
Timerange: 00/17:01:40 to 00/17:02:19

Plot file version 225 created 19-OCT-2021 14:13:25

J1745-0753 RG012G.UVDATA.1

Freq = 4.7990 GHz, Bw = 32.000 MH

No calibration applied and no bandpass applied

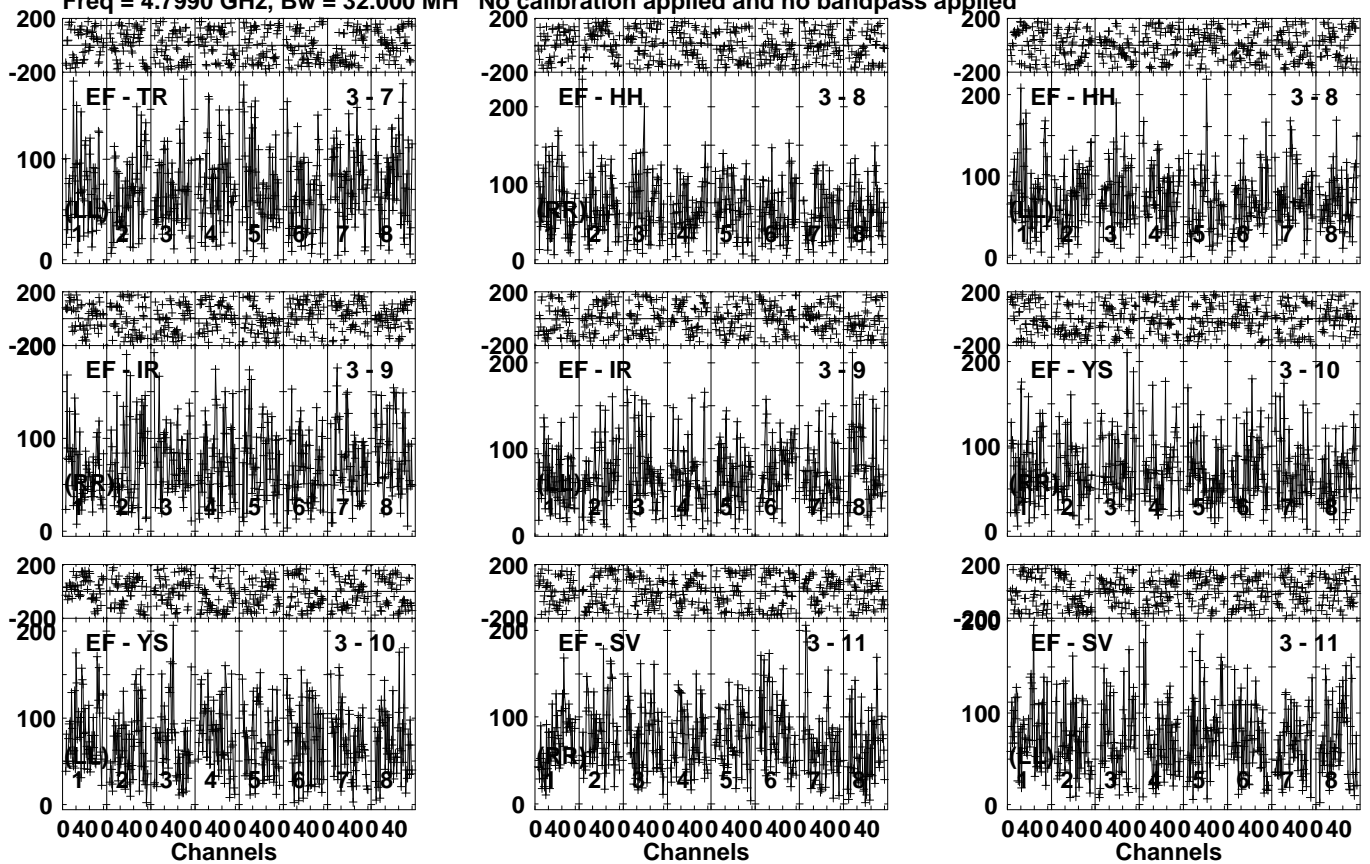


Lower frame: Milli Ampl Jy Top frame: Phas deg
Vector averaged cross-power spectrum Several baselines displayed
Timerange: 00/17:01:40 to 00/17:02:19

Plot file version 227 created 19-OCT-2021 14:13:26

RSOPH RG012G.UVDATA.1

Freq = 4.7990 GHz, Bw = 32.000 MH No calibration applied and no bandpass applied

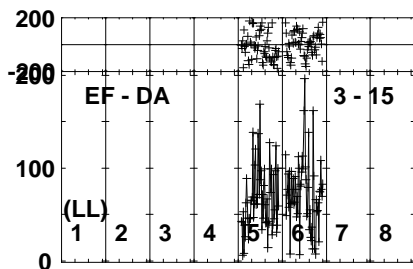
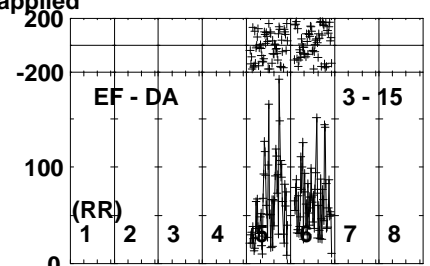
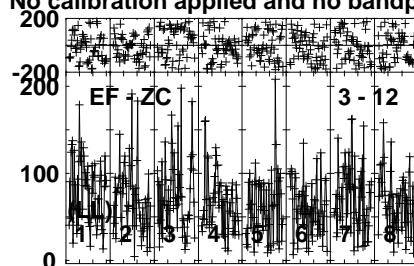
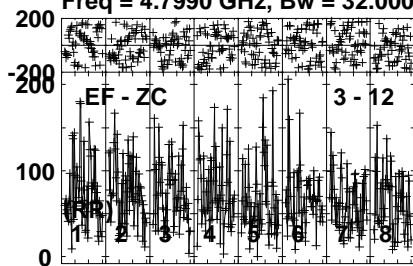


Lower frame: Micro Ampl Jy Top frame: Phas deg
Vector averaged cross-power spectrum Several baselines displayed
Timerange: 00/17:02:40 to 00/17:06:50

Plot file version 228 created 19-OCT-2021 14:13:27

RSOPH RG012G.UVDATA.1

Freq = 4.7990 GHz, Bw = 32.000 MH No calibration applied and no bandpass applied



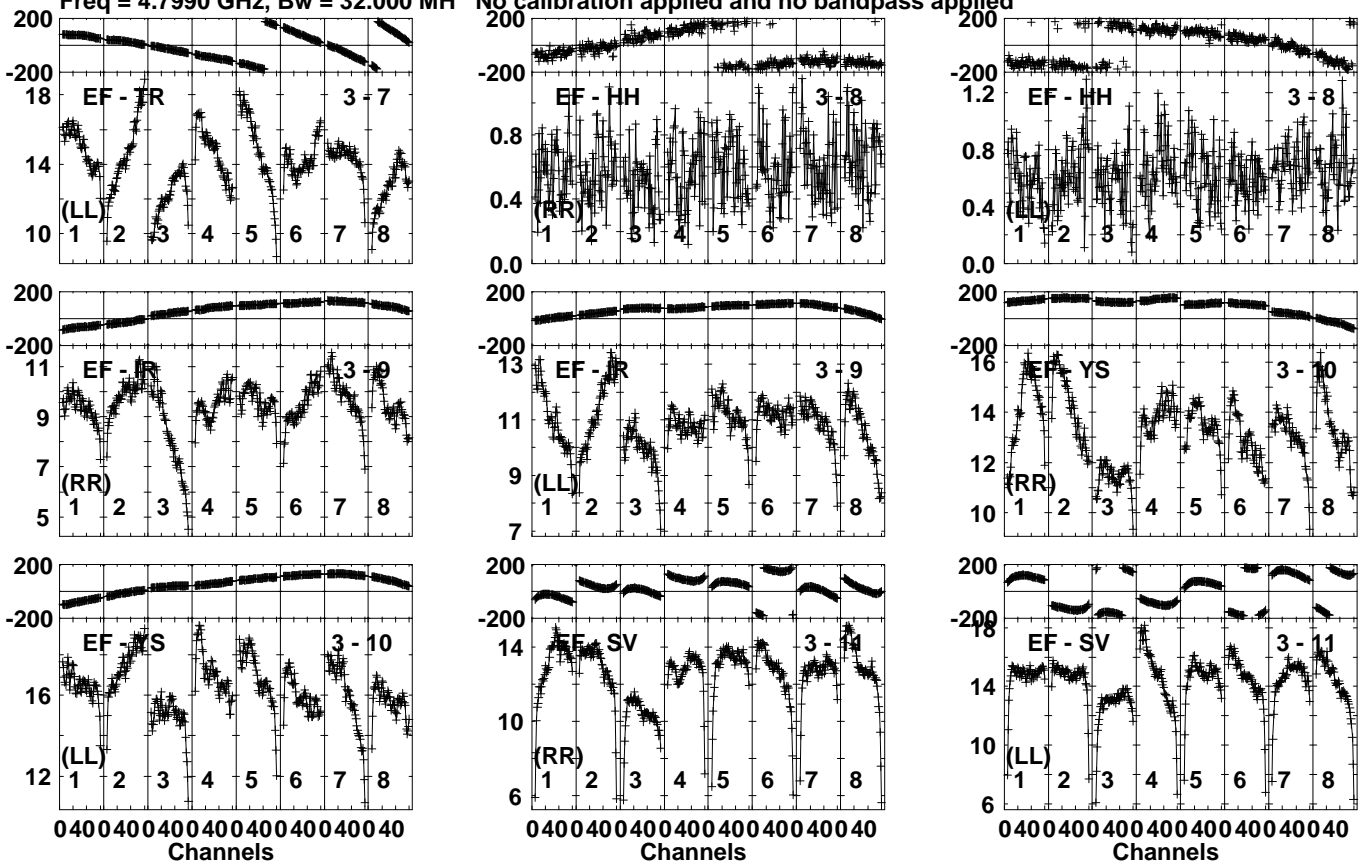
Lower frame: Micro Ampl Jy Top frame: Phas deg
Vector averaged cross-power spectrum Several baselines displayed
Timerange: 00/17:02:40 to 00/17:06:50

Plot file version 230 created 19-OCT-2021 14:13:27

J1745-0753 RG012G.UVDATA.1

Freq = 4.7990 GHz, Bw = 32.000 MH

No calibration applied and no bandpass applied



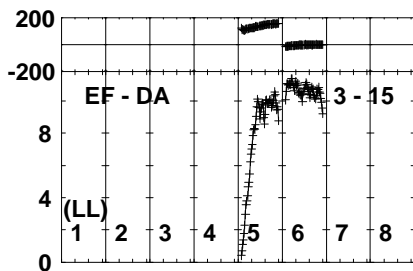
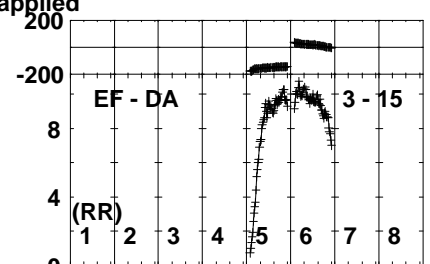
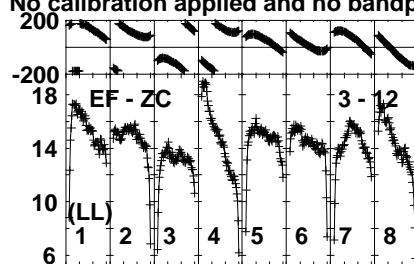
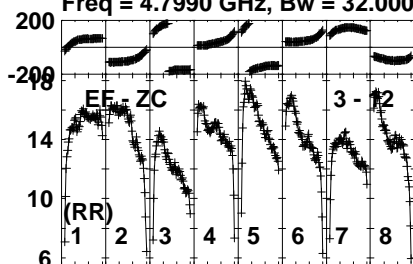
Lower frame: Milli Ampl Jy Top frame: Phas deg
Vector averaged cross-power spectrum Several baselines displayed
Timerange: 00/17:07:10 to 00/17:08:00

Plot file version 231 created 19-OCT-2021 14:13:27

J1745-0753 RG012G.UVDATA.1

Freq = 4.7990 GHz, Bw = 32.000 MH

No calibration applied and no bandpass applied

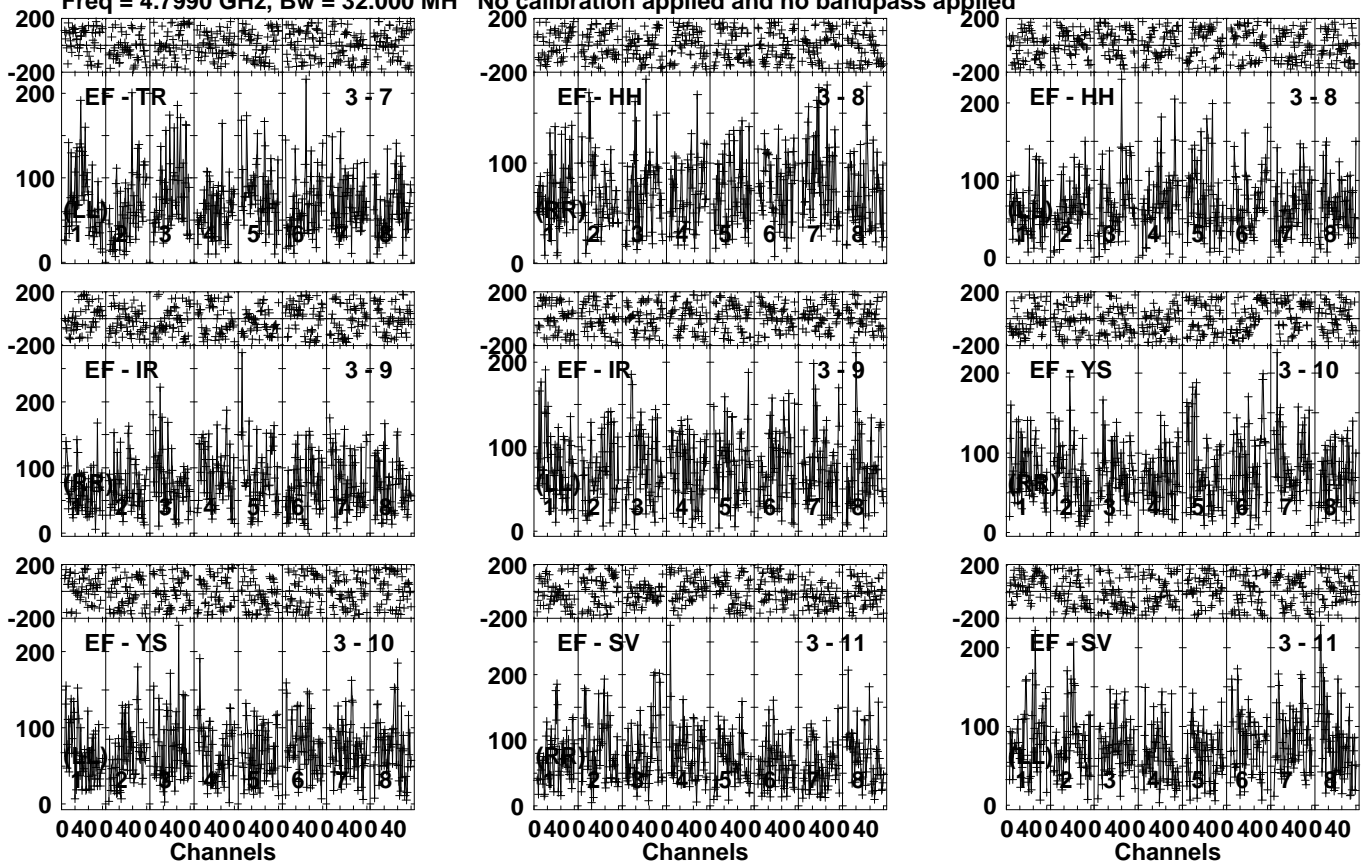


Lower frame: Milli Ampl Jy Top frame: Phas deg
Vector averaged cross-power spectrum Several baselines displayed
Timerange: 00/17:07:10 to 00/17:08:00

Plot file version 233 created 19-OCT-2021 14:13:28

RSOPH RG012G.UVDATA.1

Freq = 4.7990 GHz, Bw = 32.000 MH No calibration applied and no bandpass applied

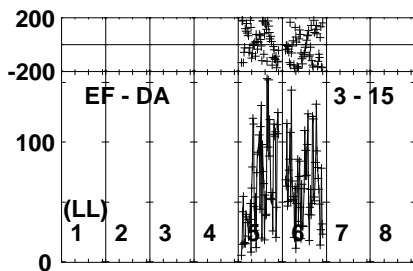
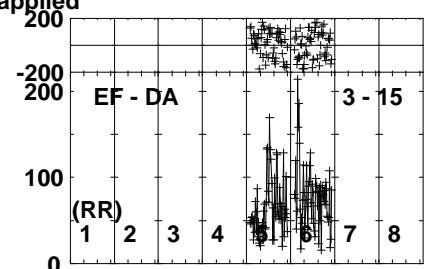
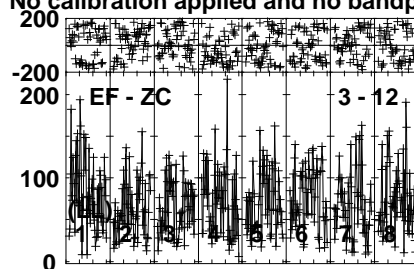
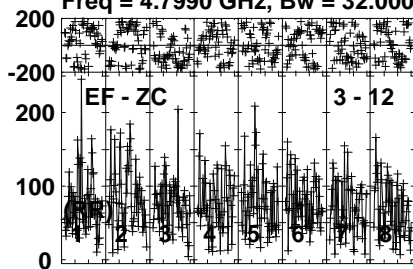


Lower frame: Micro Ampl Jy Top frame: Phas deg
Vector averaged cross-power spectrum Several baselines displayed
Timerange: 00/17:08:20 to 00/17:12:30

Plot file version 234 created 19-OCT-2021 14:13:29

RSOPH RG012G.UVDATA.1

Freq = 4.7990 GHz, Bw = 32.000 MH No calibration applied and no bandpass applied

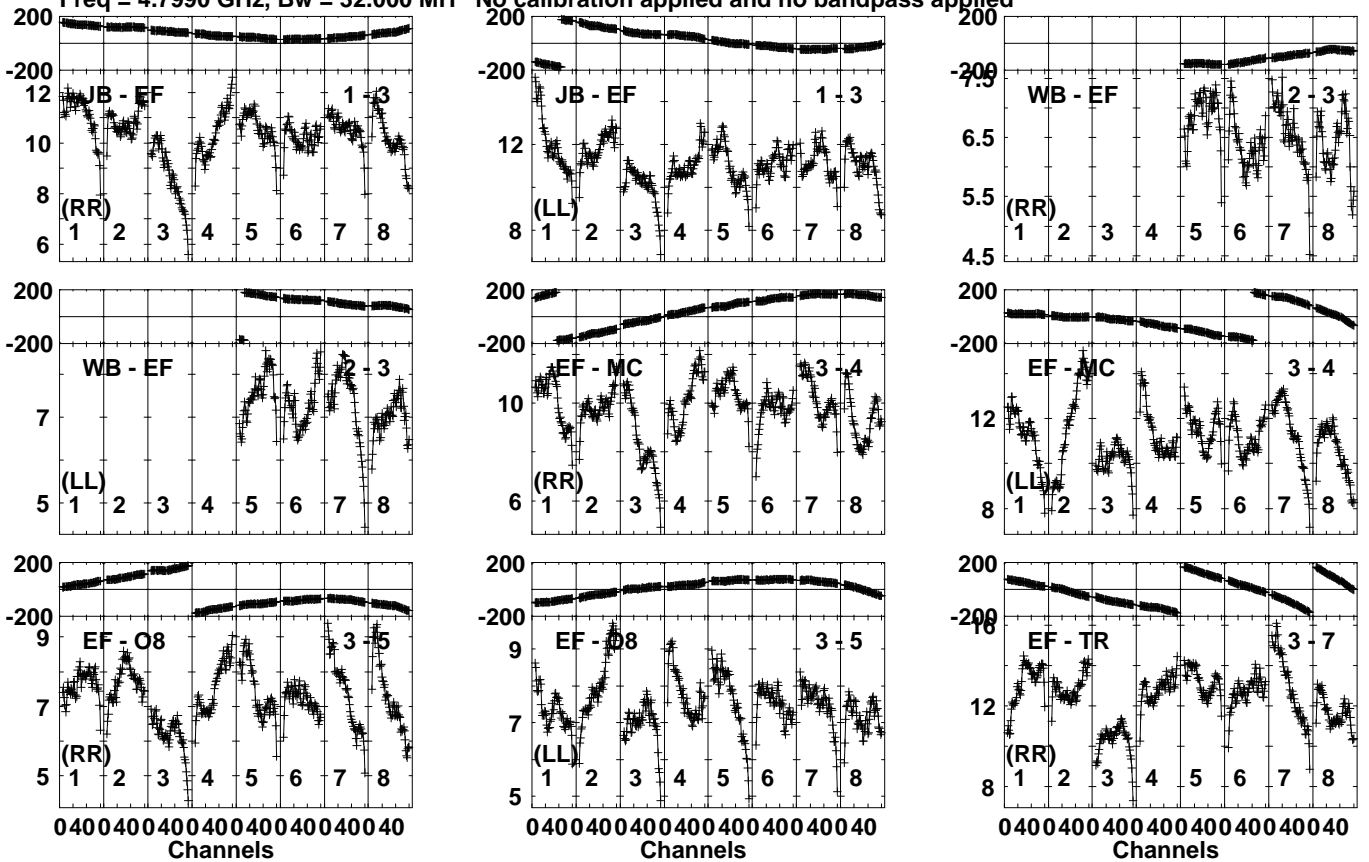


Lower frame: Micro Ampl Jy Top frame: Phas deg
Vector averaged cross-power spectrum Several baselines displayed
Timerange: 00/17:08:20 to 00/17:12:30

Plot file version 235 created 19-OCT-2021 14:13:29

J1745-0753 RG012G.UVDATA.1

Freq = 4.7990 GHz, Bw = 32.000 MH No calibration applied and no bandpass applied



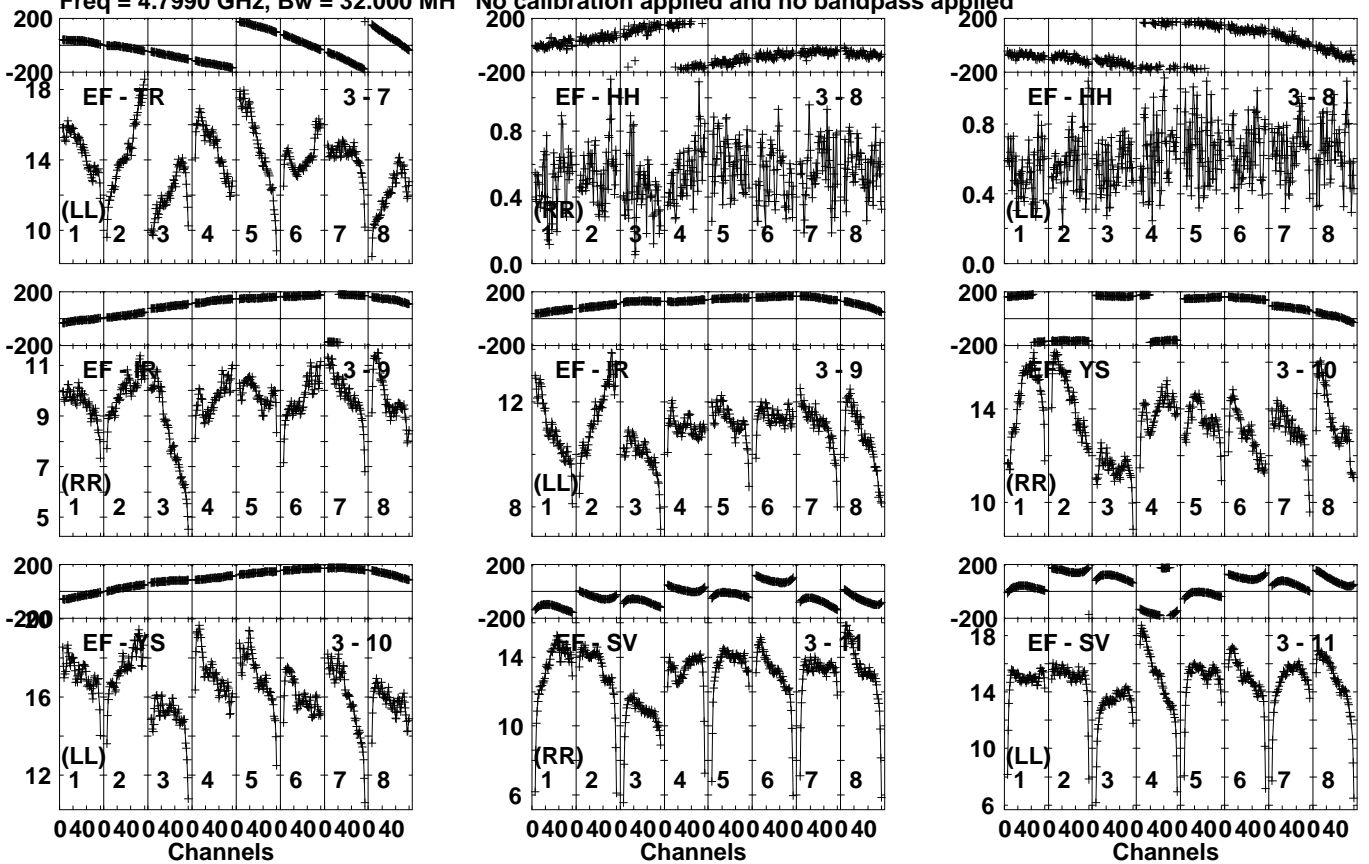
Lower frame: Milli Ampl Jy Top frame: Phas deg
Vector averaged cross-power spectrum Several baselines displayed
Timerange: 00/17:13:11 to 00/17:13:49

Plot file version 236 created 19-OCT-2021 14:13:29

J1745-0753 RG012G.UVDATA.1

Freq = 4.7990 GHz, Bw = 32.000 MH

No calibration applied and no bandpass applied



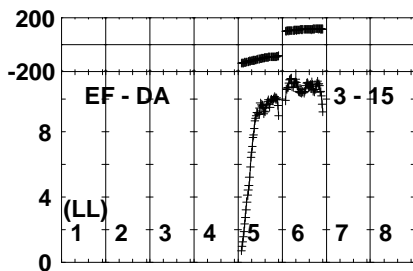
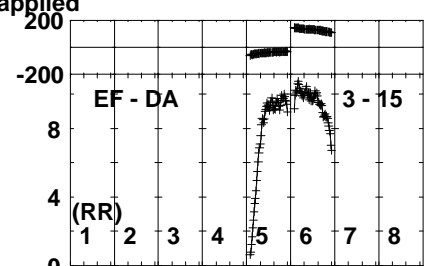
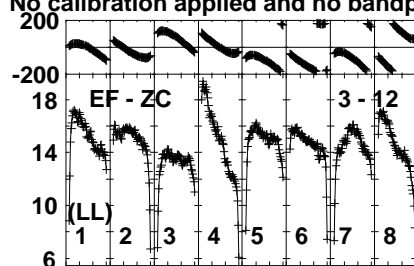
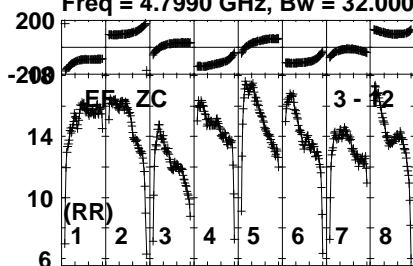
Lower frame: Milli Ampl Jy Top frame: Phas deg
Vector averaged cross-power spectrum Several baselines displayed
Timerange: 00/17:13:11 to 00/17:13:49

Plot file version 237 created 19-OCT-2021 14:13:29

J1745-0753 RG012G.UVDATA.1

Freq = 4.7990 GHz, Bw = 32.000 MH

No calibration applied and no bandpass applied

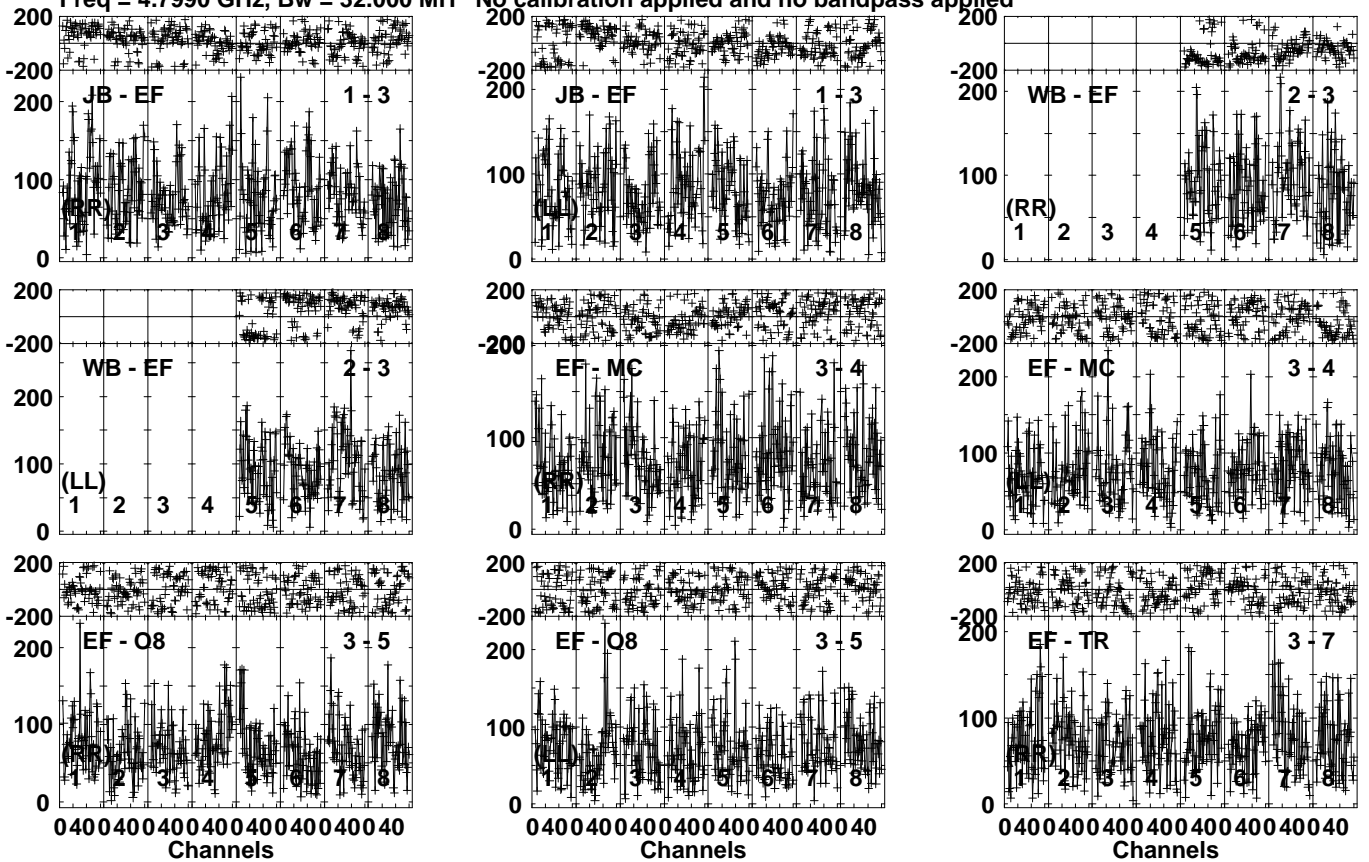


Lower frame: Milli Ampl Jy Top frame: Phas deg
Vector averaged cross-power spectrum Several baselines displayed
Timerange: 00/17:13:11 to 00/17:13:49

Plot file version 238 created 19-OCT-2021 14:13:30

RSOPH RG012G.UVDATA.1

Freq = 4.7990 GHz, Bw = 32.000 MH No calibration applied and no bandpass applied

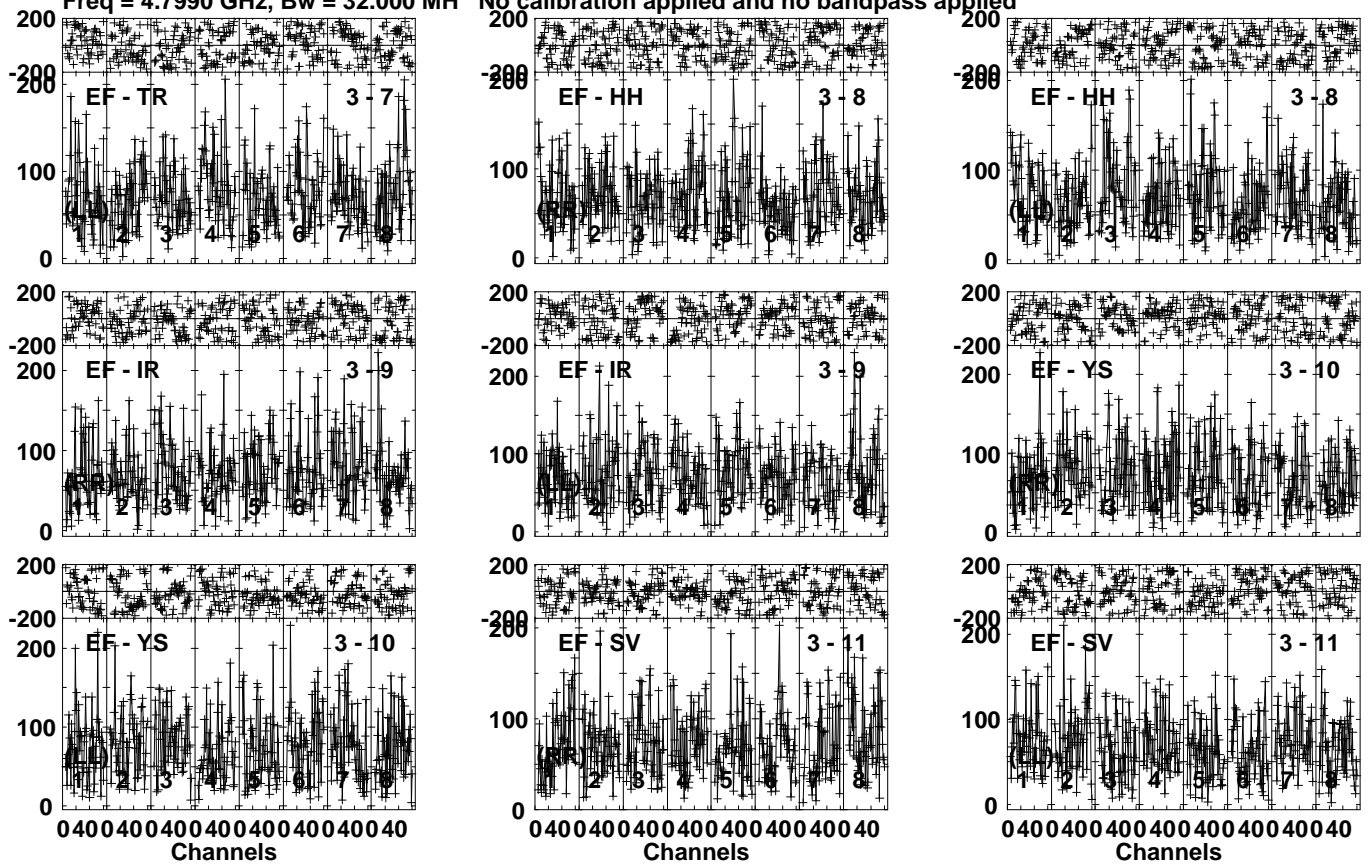


Lower frame: Micro Ampl Jy Top frame: Phas deg
Vector averaged cross-power spectrum Several baselines displayed
Timerange: 00/17:14:10 to 00/17:18:20

Plot file version 239 created 19-OCT-2021 14:13:30

RSOPH RG012G.UVDATA.1

Freq = 4.7990 GHz, Bw = 32.000 MH No calibration applied and no bandpass applied

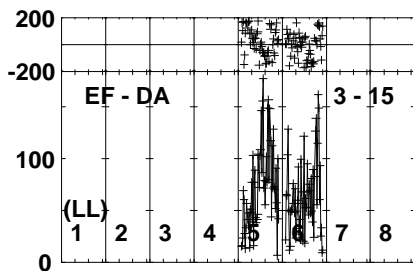
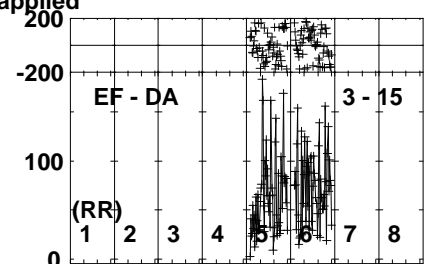
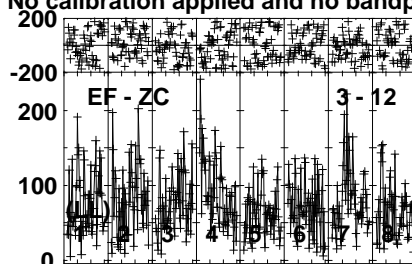
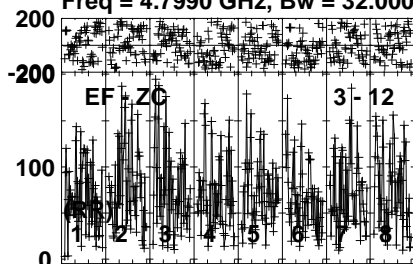


Lower frame: Micro Ampl Jy Top frame: Phas deg
Vector averaged cross-power spectrum Several baselines displayed
Timerange: 00/17:14:10 to 00/17:18:20

Plot file version 240 created 19-OCT-2021 14:13:31

RSOPH RG012G.UVDATA.1

Freq = 4.7990 GHz, Bw = 32.000 MH No calibration applied and no bandpass applied



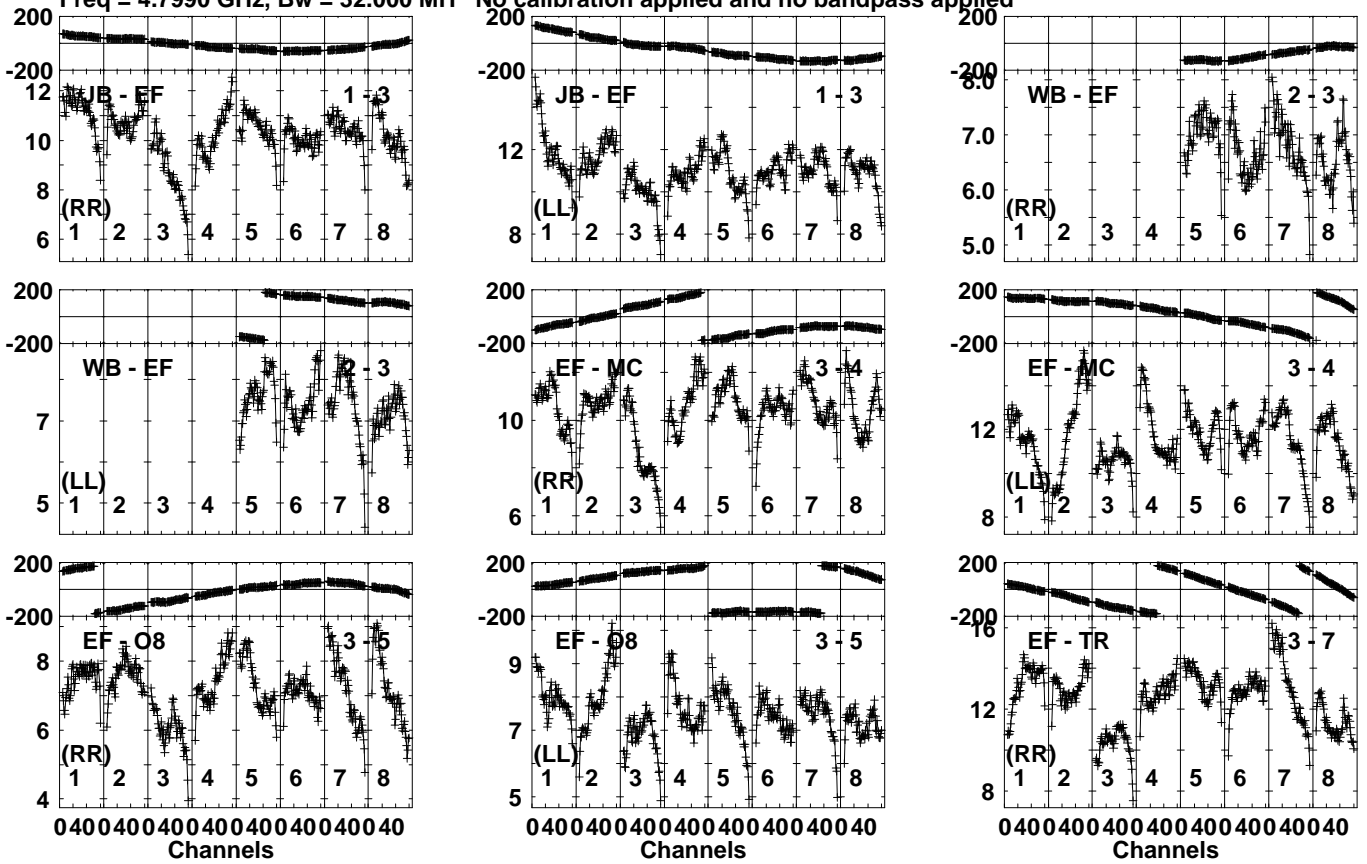
Lower frame: Micro Ampl Jy Top frame: Phas deg
Vector averaged cross-power spectrum Several baselines displayed
Timerange: 00/17:14:10 to 00/17:18:20

Plot file version 241 created 19-OCT-2021 14:13:31

J1745-0753 RG012G.UVDATA.1

Freq = 4.7990 GHz, Bw = 32.000 MH

No calibration applied and no bandpass applied



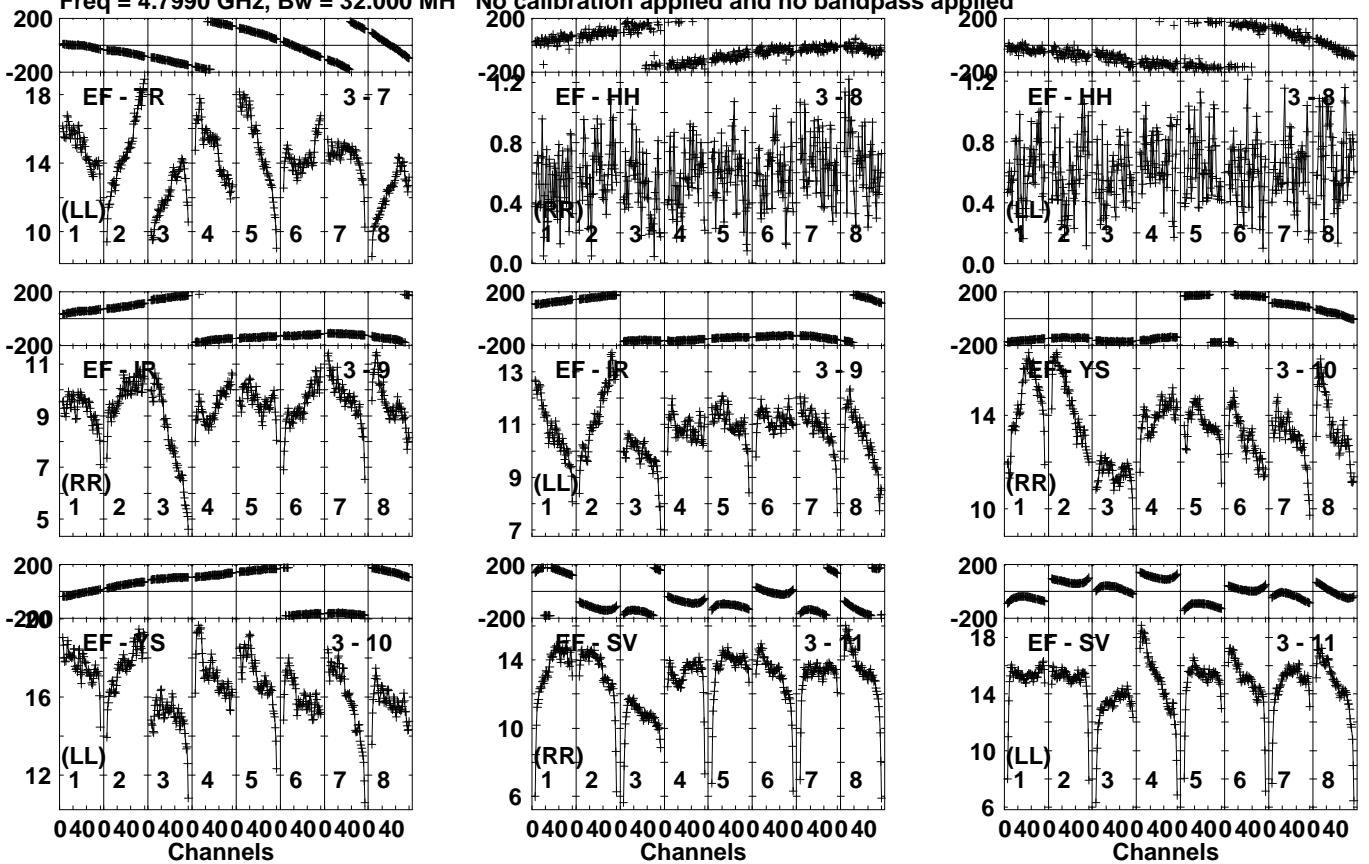
Lower frame: Milli Ampl Jy Top frame: Phas deg
Vector averaged cross-power spectrum Several baselines displayed
Timerange: 00/17:18:40 to 00/17:19:30

Plot file version 242 created 19-OCT-2021 14:13:31

J1745-0753 RG012G.UVDATA.1

Freq = 4.7990 GHz, Bw = 32.000 MH

No calibration applied and no bandpass applied



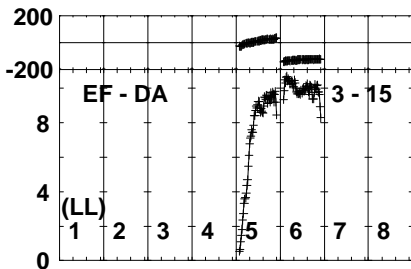
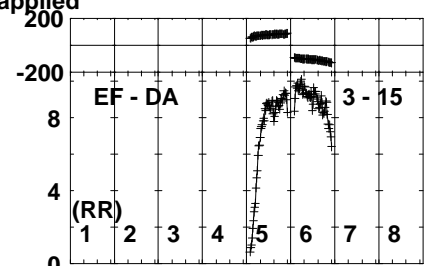
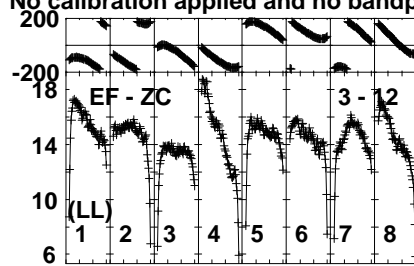
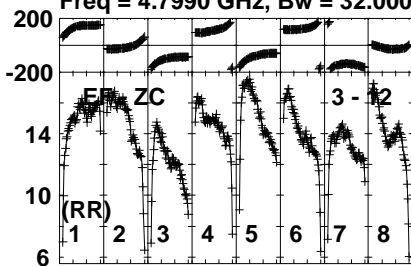
Lower frame: Milli Ampl Jy Top frame: Phas deg
Vector averaged cross-power spectrum Several baselines displayed
Timerange: 00/17:18:40 to 00/17:19:30

Plot file version 243 created 19-OCT-2021 14:13:32

J1745-0753 RG012G.UVDATA.1

Freq = 4.7990 GHz, Bw = 32.000 MH

No calibration applied and no bandpass applied

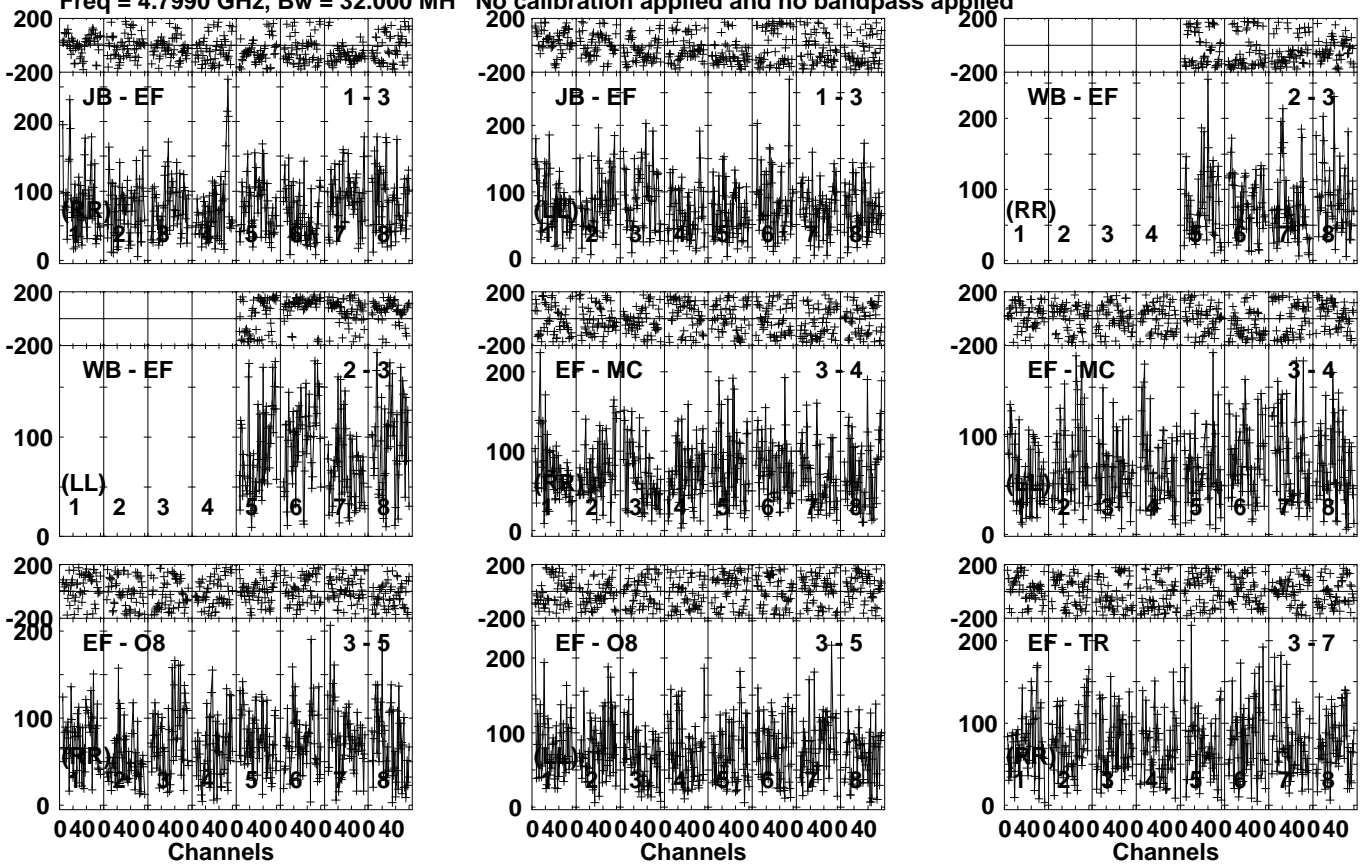


Lower frame: Milli Ampl Jy Top frame: Phas deg
Vector averaged cross-power spectrum Several baselines displayed
Timerange: 00/17:18:40 to 00/17:19:30

Plot file version 244 created 19-OCT-2021 14:13:32

RSOPH RG012G.UVDATA.1

Freq = 4.7990 GHz, Bw = 32.000 MH No calibration applied and no bandpass applied

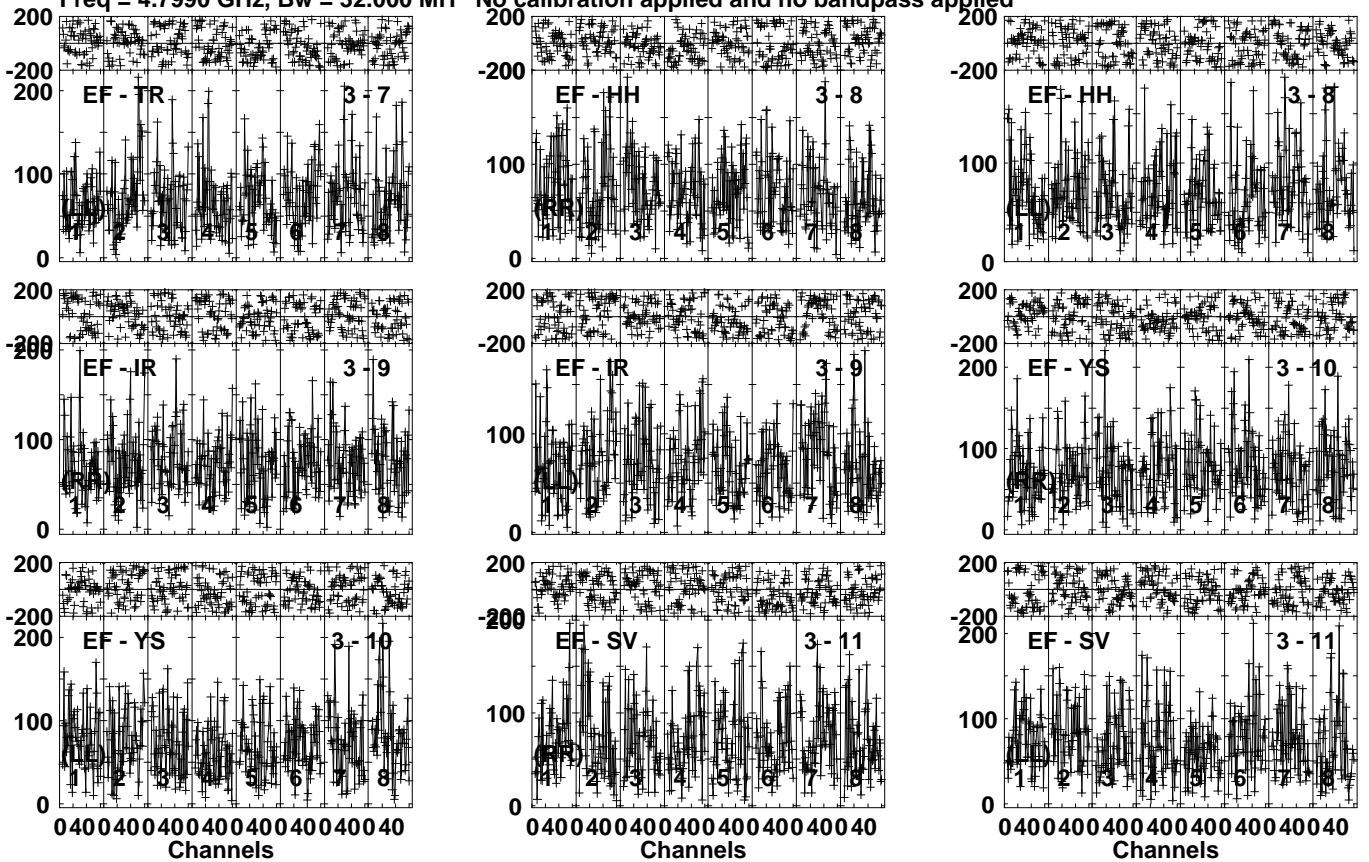


Lower frame: Micro Ampl Jy Top frame: Phas deg
Vector averaged cross-power spectrum Several baselines displayed
Timerange: 00/17:19:51 to 00/17:24:00

Plot file version 245 created 19-OCT-2021 14:13:32

RSOPH RG012G.UVDATA.1

Freq = 4.7990 GHz, Bw = 32.000 MH No calibration applied and no bandpass applied

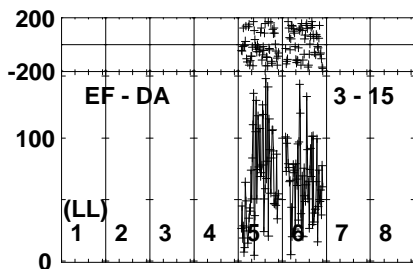
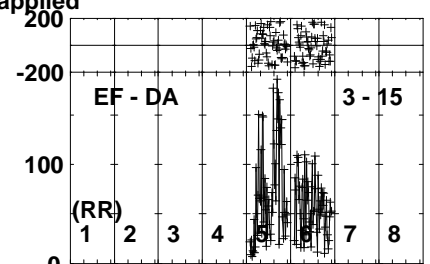
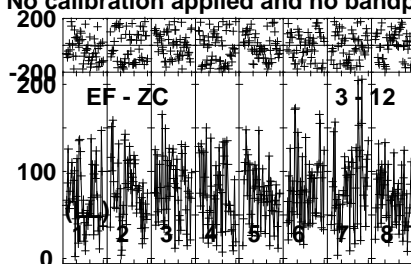
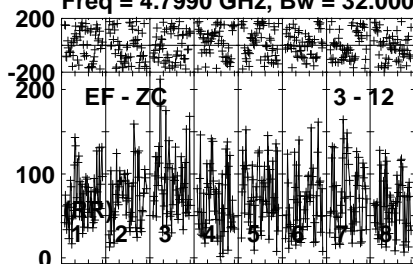


Lower frame: Micro Ampl Jy Top frame: Phas deg
Vector averaged cross-power spectrum Several baselines displayed
Timerange: 00/17:19:51 to 00/17:24:00

Plot file version 246 created 19-OCT-2021 14:13:33

RSOPH RG012G.UVDATA.1

Freq = 4.7990 GHz, Bw = 32.000 MH No calibration applied and no bandpass applied



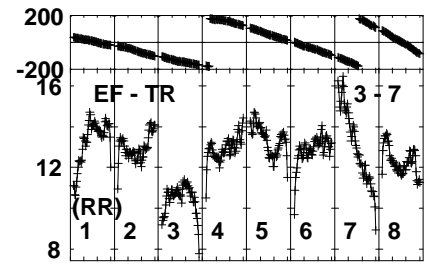
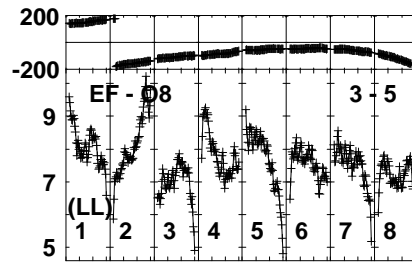
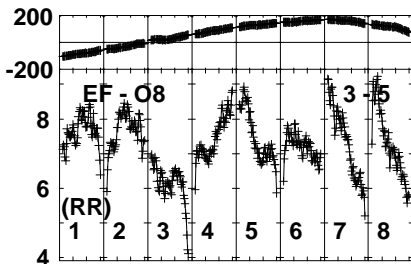
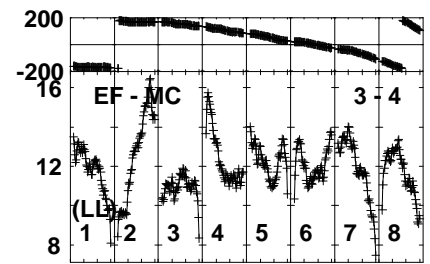
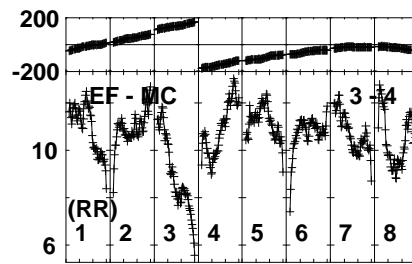
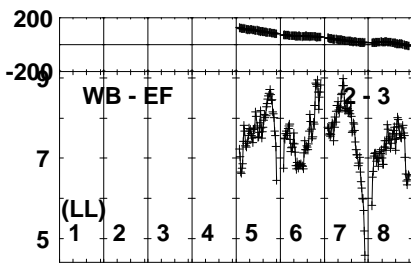
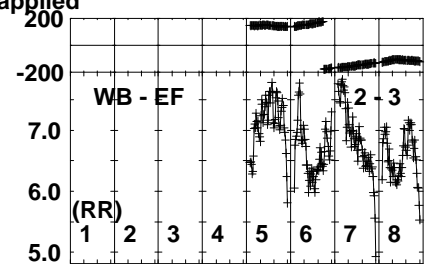
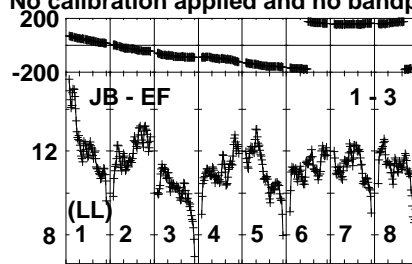
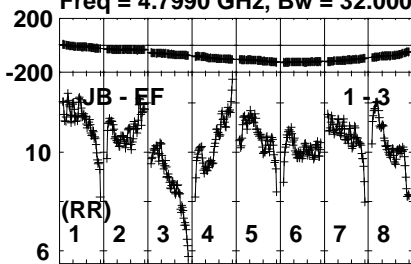
Lower frame: Micro Ampl Jy Top frame: Phas deg
Vector averaged cross-power spectrum Several baselines displayed
Timerange: 00/17:19:51 to 00/17:24:00

Plot file version 247 created 19-OCT-2021 14:13:33

J1745-0753 RG012G.UVDATA.1

Freq = 4.7990 GHz, Bw = 32.000 MH

No calibration applied and no bandpass applied

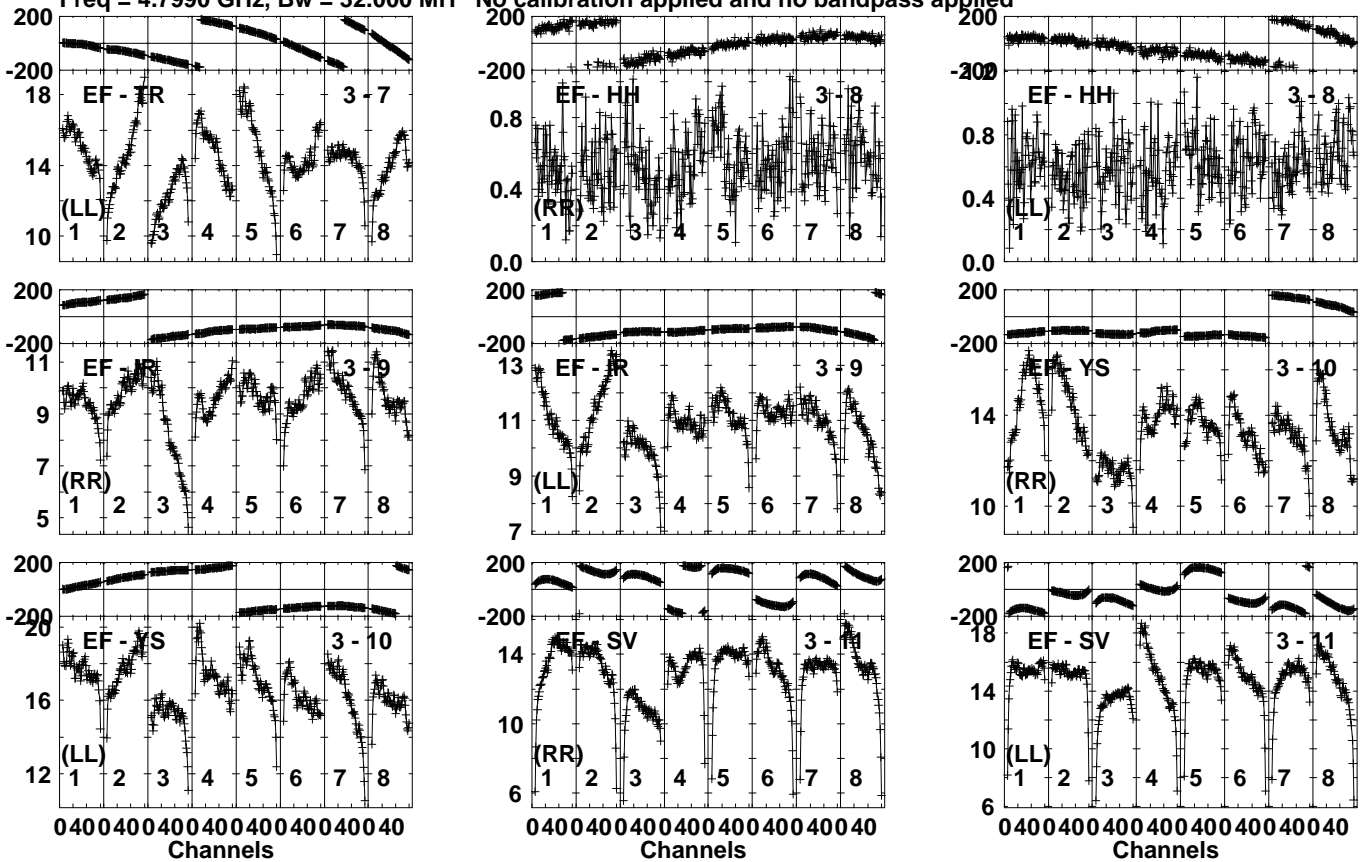


Lower frame: Milli Ampl Jy Top frame: Phas deg
Vector averaged cross-power spectrum Several baselines displayed
Timerange: 00/17:24:41 to 00/17:25:19

Plot file version 248 created 19-OCT-2021 14:13:33

J1745-0753 RG012G.UVDATA.1

Freq = 4.7990 GHz, Bw = 32.000 MH No calibration applied and no bandpass applied



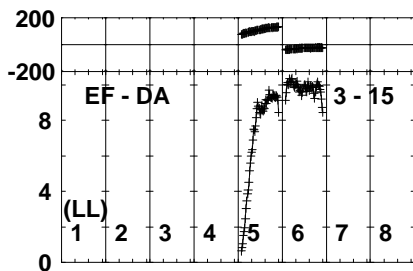
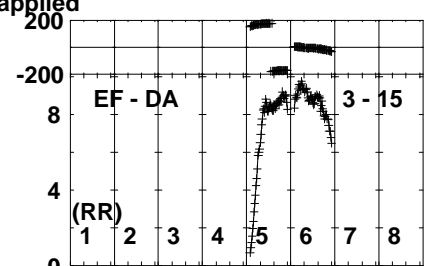
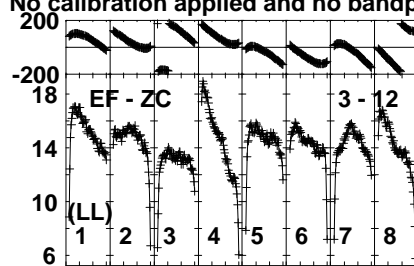
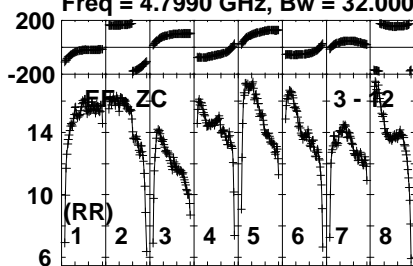
Lower frame: Milli Ampl Jy Top frame: Phas deg
Vector averaged cross-power spectrum Several baselines displayed
Timerange: 00/17:24:41 to 00/17:25:19

Plot file version 249 created 19-OCT-2021 14:13:34

J1745-0753 RG012G.UVDATA.1

Freq = 4.7990 GHz, Bw = 32.000 MH

No calibration applied and no bandpass applied

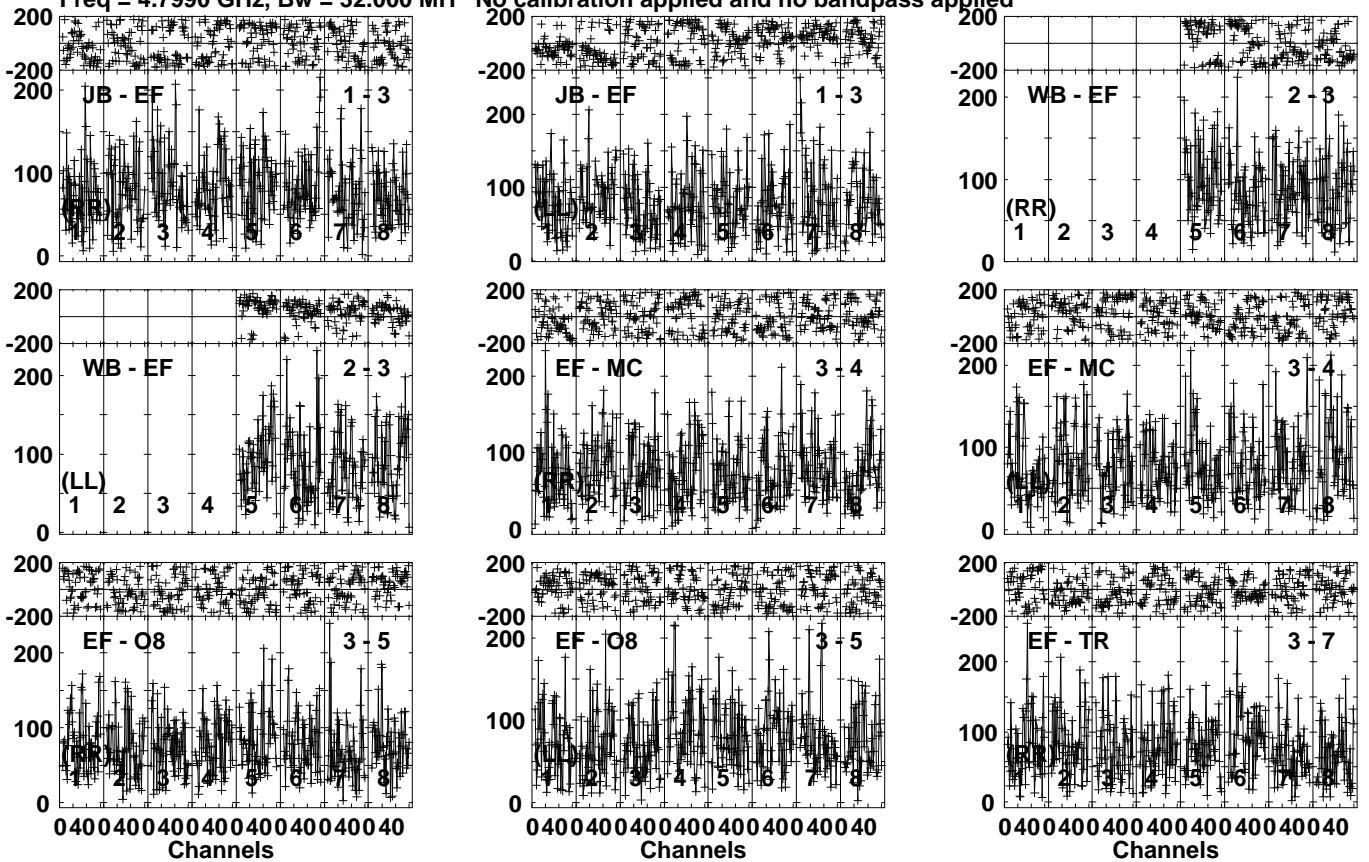


Lower frame: Milli Ampl Jy Top frame: Phas deg
Vector averaged cross-power spectrum Several baselines displayed
Timerange: 00/17:24:41 to 00/17:25:19

Plot file version 250 created 19-OCT-2021 14:13:34

RSOPH RG012G.UVDATA.1

Freq = 4.7990 GHz, Bw = 32.000 MH No calibration applied and no bandpass applied

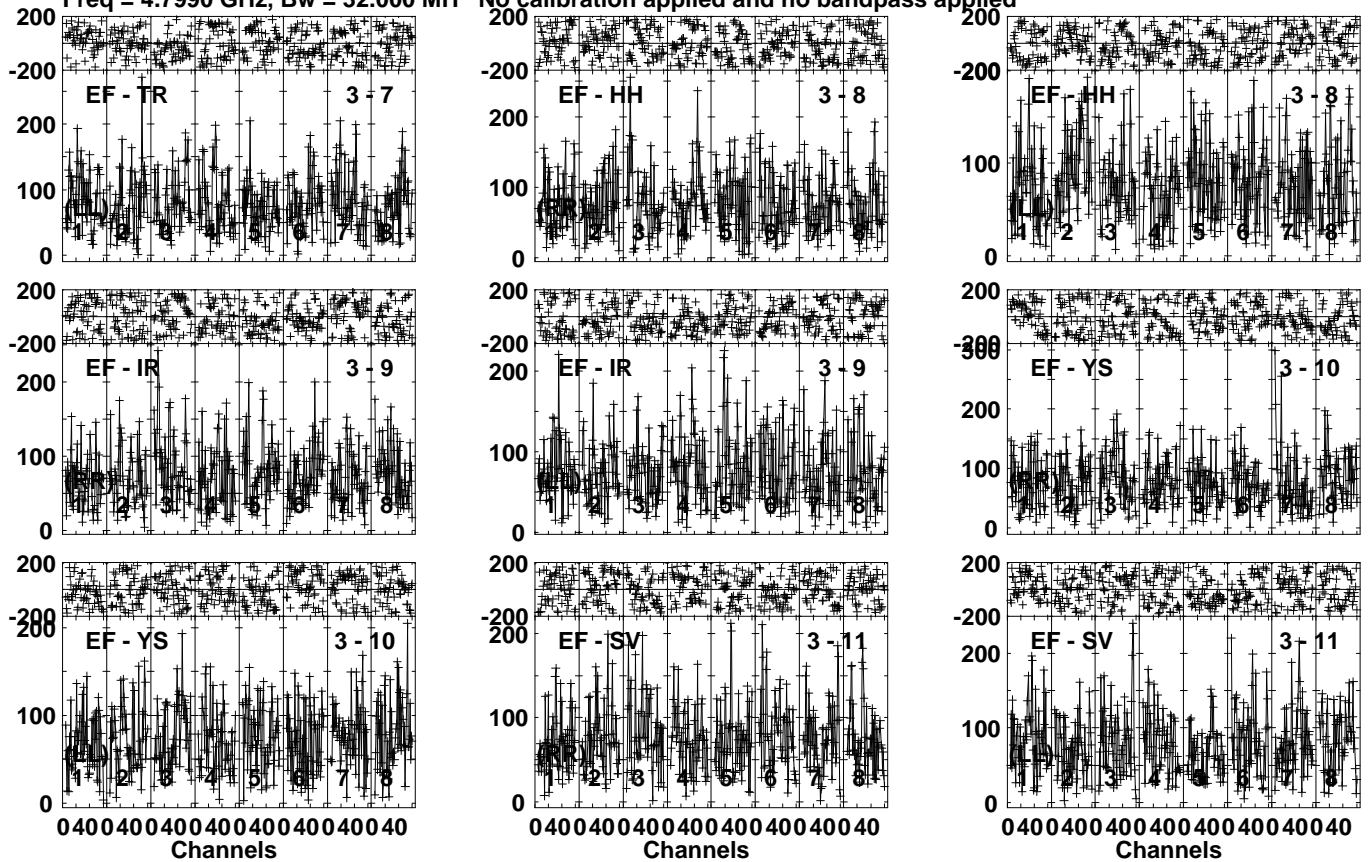


Lower frame: Micro Ampl Jy Top frame: Phas deg
Vector averaged cross-power spectrum Several baselines displayed
Timerange: 00/17:25:41 to 00/17:29:20

Plot file version 251 created 19-OCT-2021 14:13:34

RSOPH RG012G.UVDATA.1

Freq = 4.7990 GHz, Bw = 32.000 MH No calibration applied and no bandpass applied

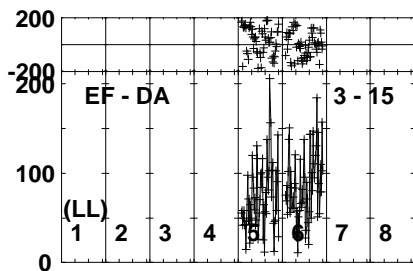
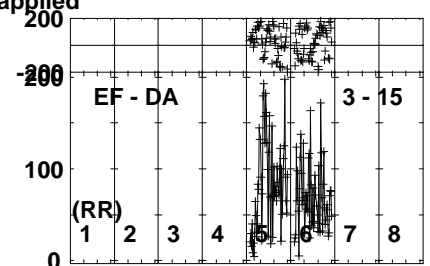
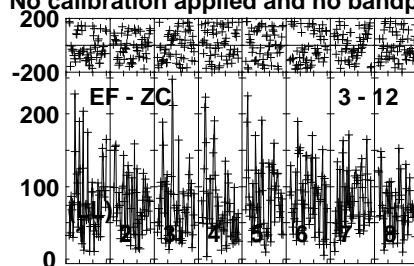
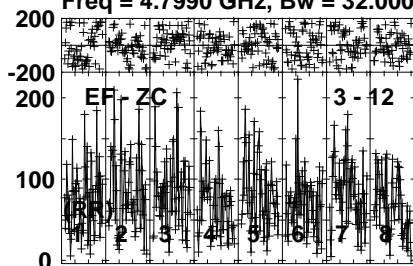


Lower frame: Micro Ampl Jy Top frame: Phas deg
Vector averaged cross-power spectrum Several baselines displayed
Timerange: 00/17:25:41 to 00/17:29:20

Plot file version 252 created 19-OCT-2021 14:13:34

RSOPH RG012G.UVDATA.1

Freq = 4.7990 GHz, Bw = 32.000 MH No calibration applied and no bandpass applied



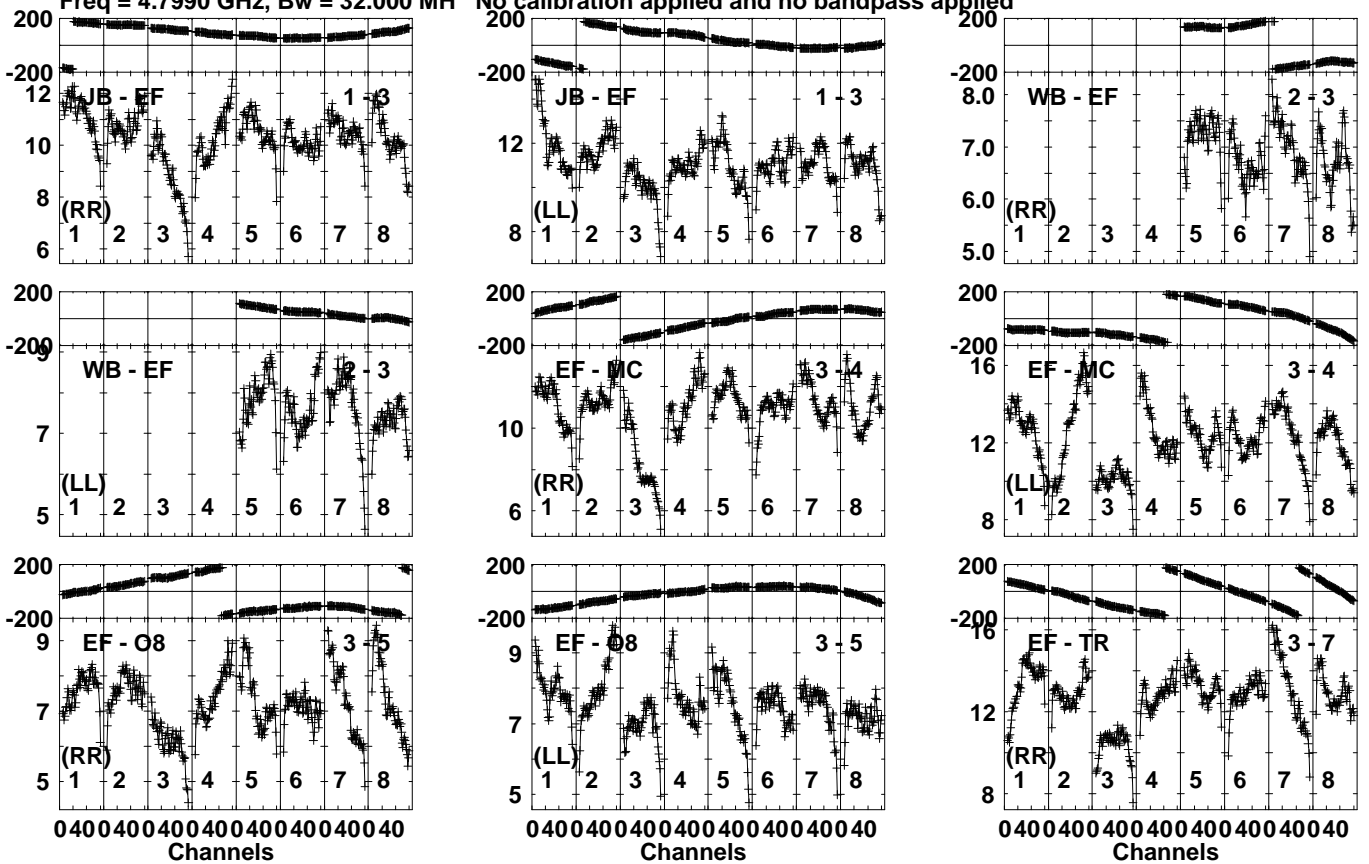
Lower frame: Micro Ampl Jy Top frame: Phas deg
Vector averaged cross-power spectrum Several baselines displayed
Timerange: 00/17:25:41 to 00/17:29:20

Plot file version 253 created 19-OCT-2021 14:13:35

J1745-0753 RG012G.UVDATA.1

Freq = 4.7990 GHz, Bw = 32.000 MH

No calibration applied and no bandpass applied



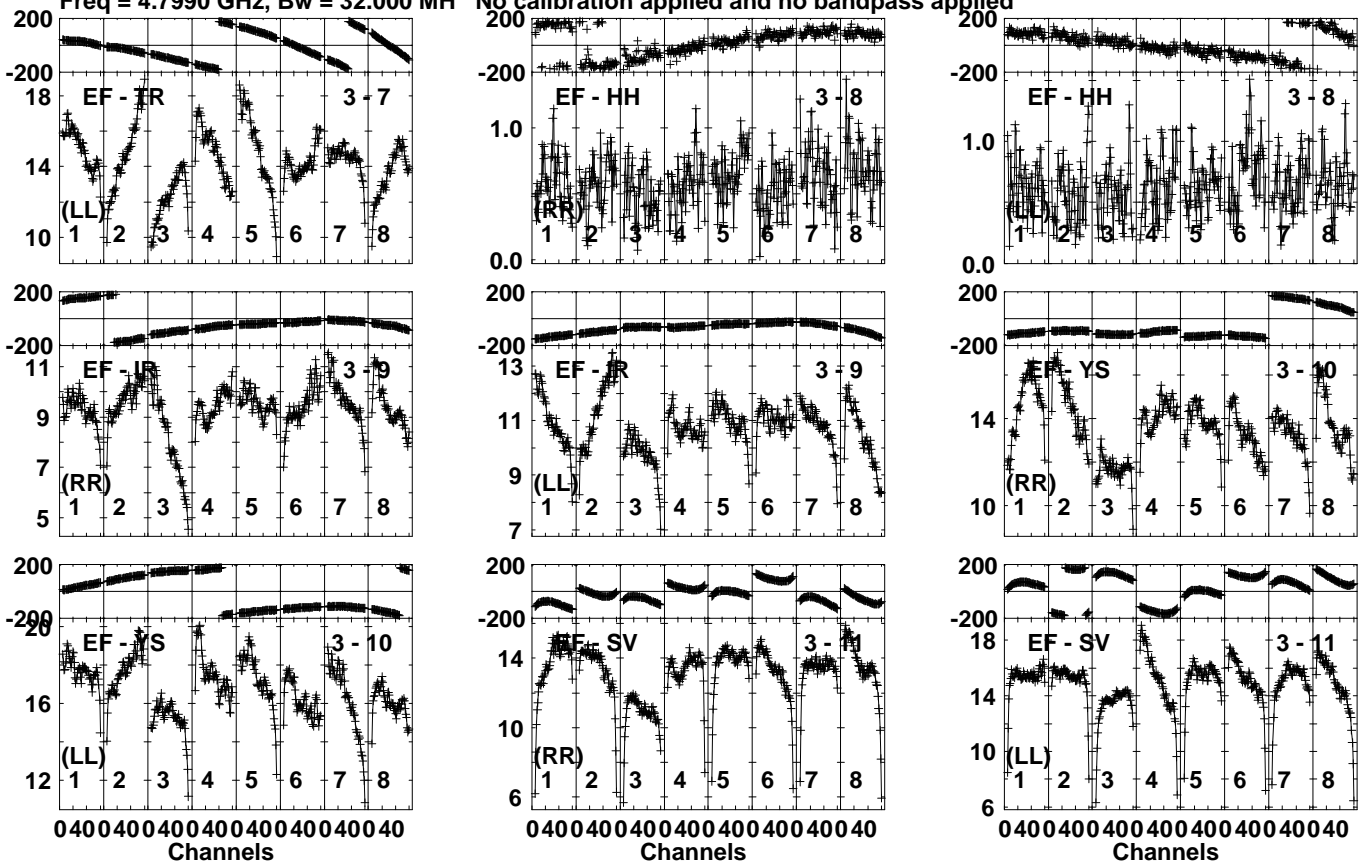
Lower frame: Milli Ampl Jy Top frame: Phas deg
Vector averaged cross-power spectrum Several baselines displayed
Timerange: 00/17:29:40 to 00/17:30:30

Plot file version 254 created 19-OCT-2021 14:13:35

J1745-0753 RG012G.UVDATA.1

Freq = 4.7990 GHz, Bw = 32.000 MH

No calibration applied and no bandpass applied



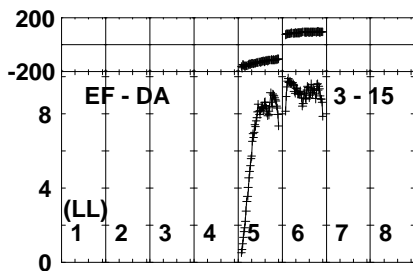
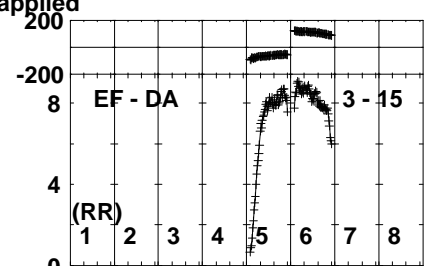
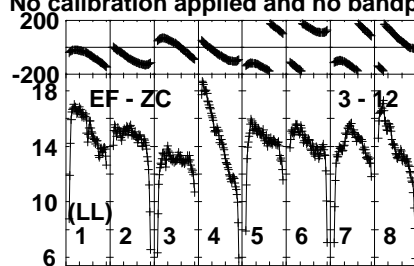
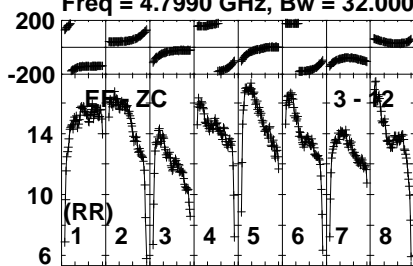
Lower frame: Milli Ampl Jy Top frame: Phas deg
Vector averaged cross-power spectrum Several baselines displayed
Timerange: 00/17:29:40 to 00/17:30:30

Plot file version 255 created 19-OCT-2021 14:13:35

J1745-0753 RG012G.UVDATA.1

Freq = 4.7990 GHz, Bw = 32.000 MH

No calibration applied and no bandpass applied

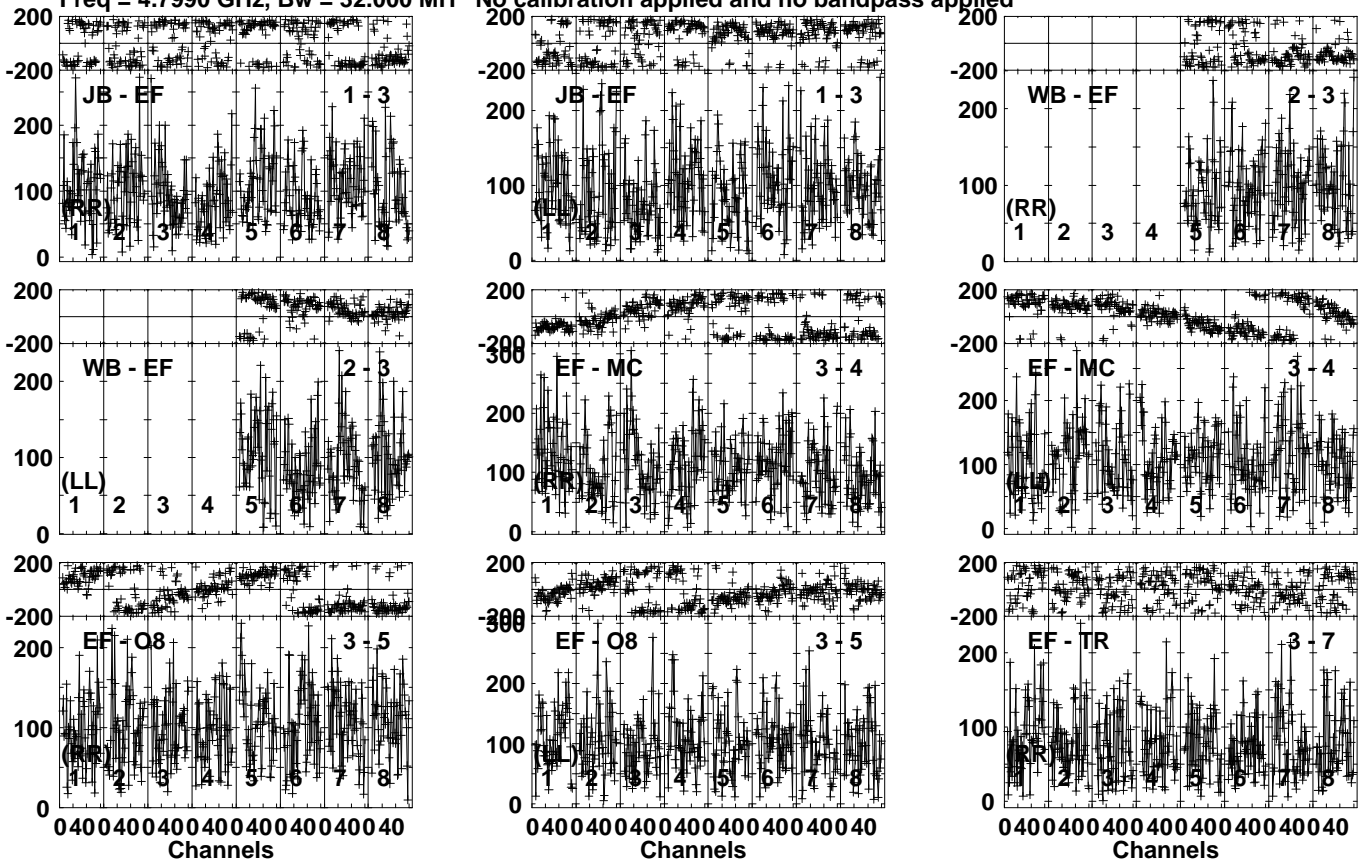


Lower frame: Milli Ampl Jy Top frame: Phas deg
Vector averaged cross-power spectrum Several baselines displayed
Timerange: 00/17:29:40 to 00/17:30:30

Plot file version 256 created 19-OCT-2021 14:13:36

VLASS1 RG012G.UVDATA.1

Freq = 4.7990 GHz, Bw = 32.000 MH No calibration applied and no bandpass applied

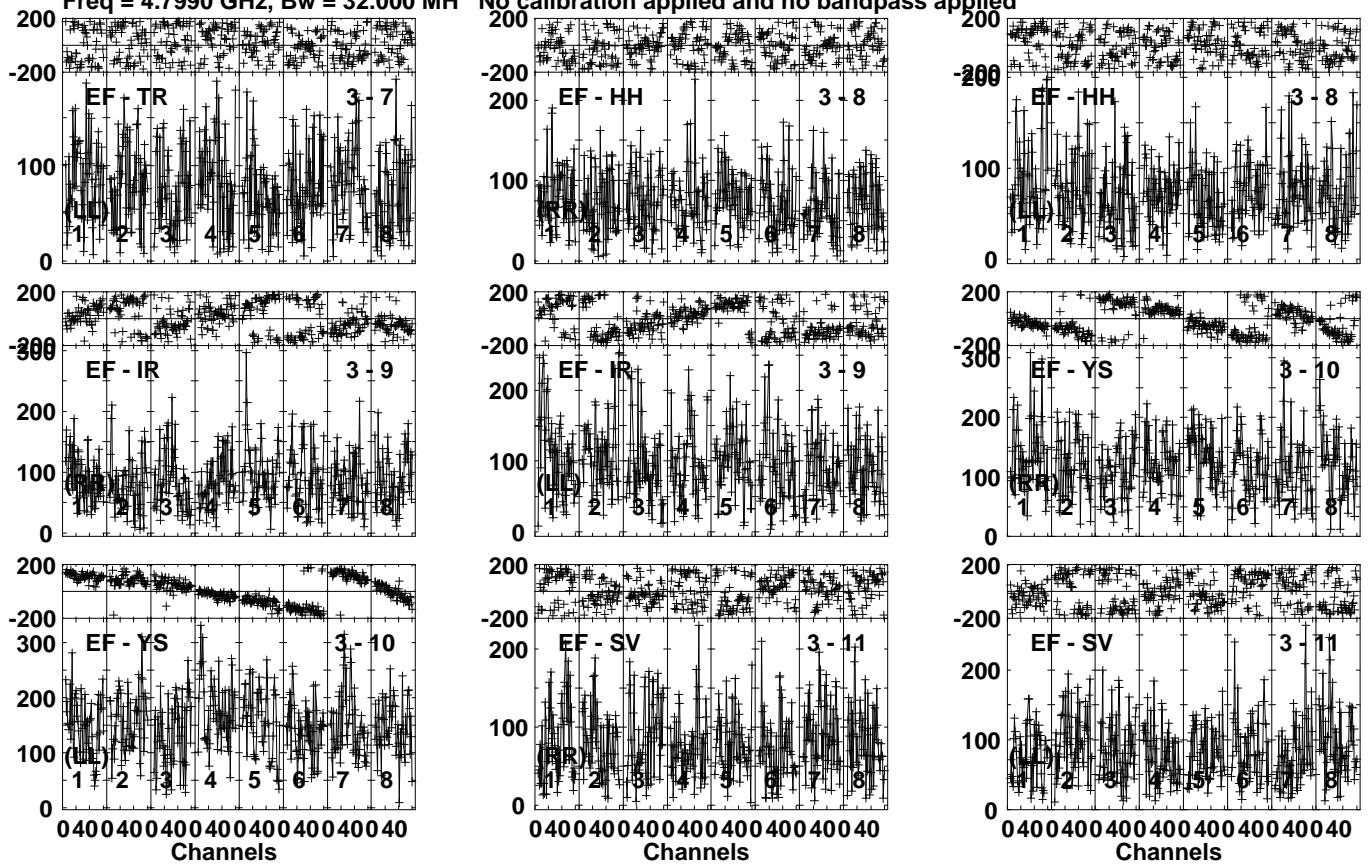


Lower frame: Micro Ampl Jy Top frame: Phas deg
Vector averaged cross-power spectrum Several baselines displayed
Timerange: 00/17:30:51 to 00/17:34:29

Plot file version 257 created 19-OCT-2021 14:13:36

VLASS1 RG012G.UVDATA.1

Freq = 4.7990 GHz, Bw = 32.000 MH No calibration applied and no bandpass applied

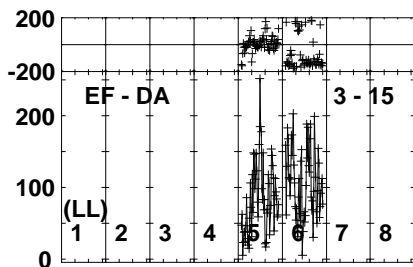
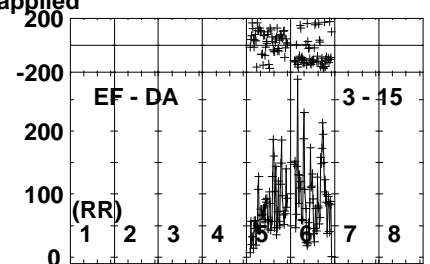
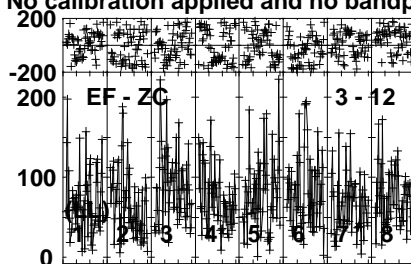
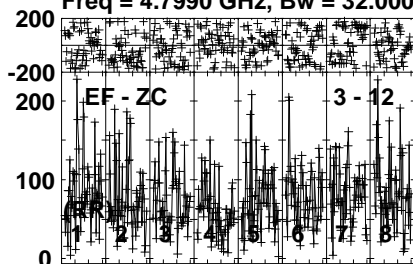


Lower frame: Micro Ampl Jy Top frame: Phas deg
Vector averaged cross-power spectrum Several baselines displayed
Timerange: 00/17:30:51 to 00/17:34:29

Plot file version 258 created 19-OCT-2021 14:13:36

VLASS1 RG012G.UVDATA.1

Freq = 4.7990 GHz, Bw = 32.000 MH No calibration applied and no bandpass applied



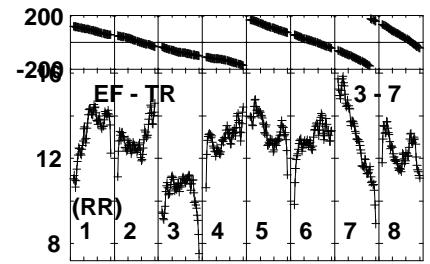
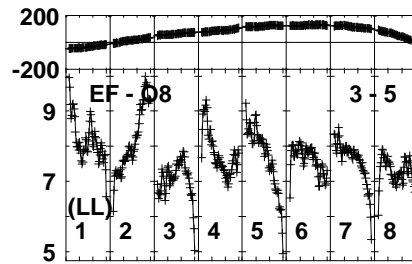
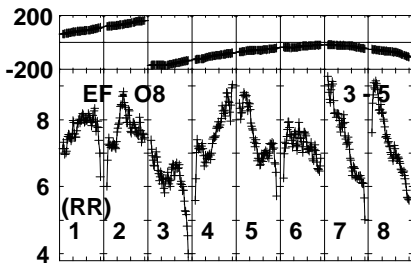
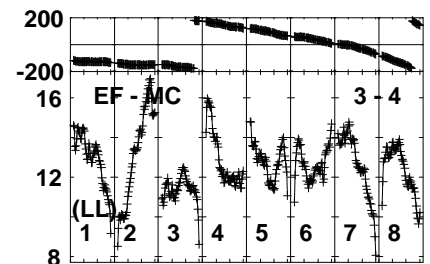
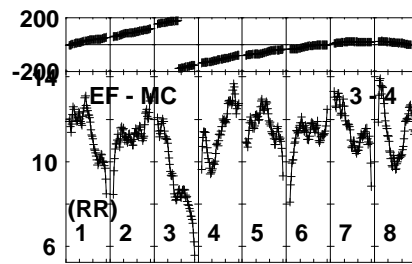
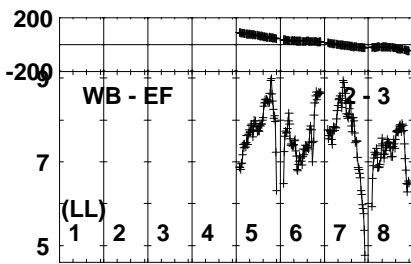
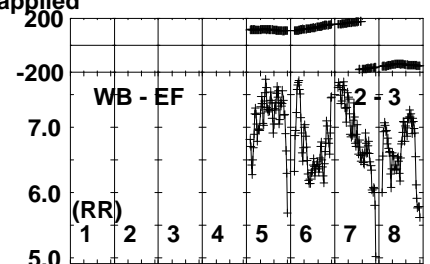
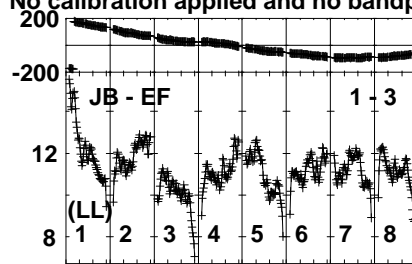
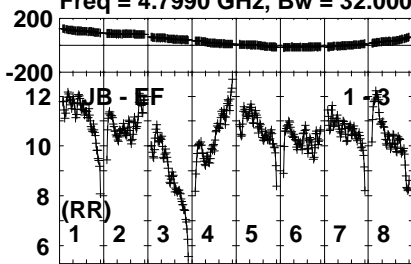
Lower frame: Micro Ampl Jy Top frame: Phas deg
Vector averaged cross-power spectrum Several baselines displayed
Timerange: 00/17:30:51 to 00/17:34:29

Plot file version 259 created 19-OCT-2021 14:13:37

J1745-0753 RG012G.UVDATA.1

Freq = 4.7990 GHz, Bw = 32.000 MH

No calibration applied and no bandpass applied



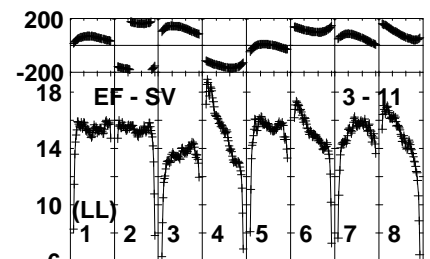
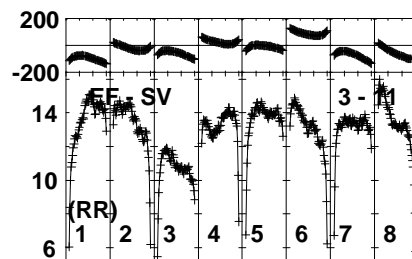
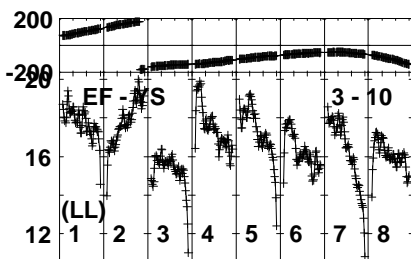
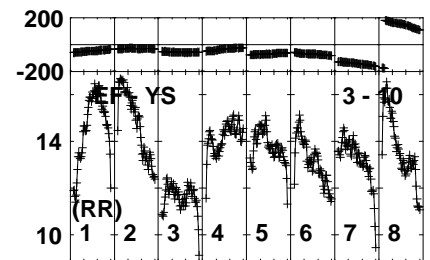
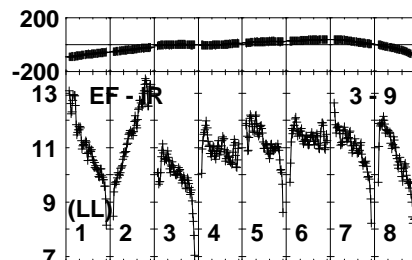
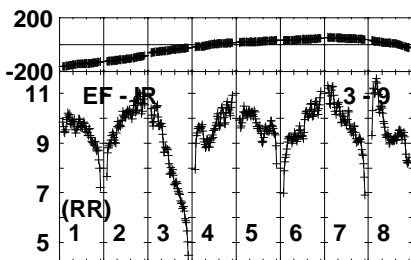
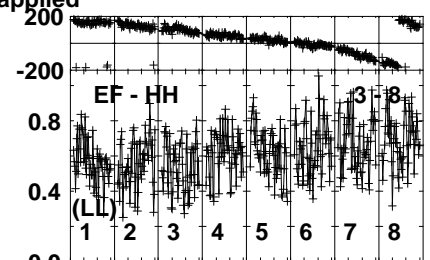
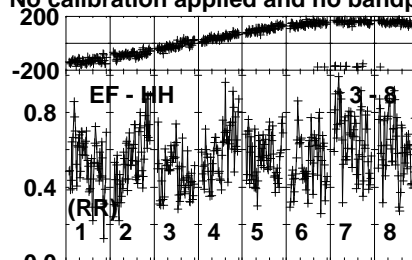
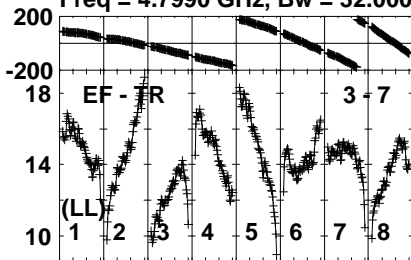
Lower frame: Milli Ampl Jy Top frame: Phas deg
Vector averaged cross-power spectrum Several baselines displayed
Timerange: 00/17:35:11 to 00/17:35:49

Plot file version 260 created 19-OCT-2021 14:13:37

J1745-0753 RG012G.UVDATA.1

Freq = 4.7990 GHz, Bw = 32.000 MH

No calibration applied and no bandpass applied



040040040040040040040040040040
Channels

040040040040040040040040040040
Channels

040040040040040040040040040040
Channels

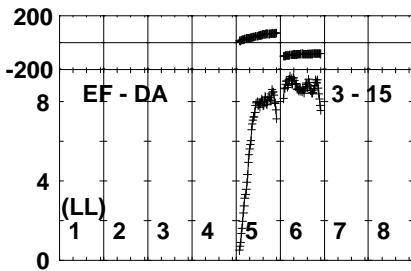
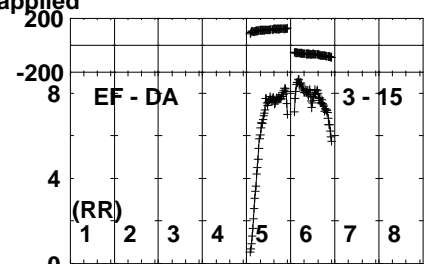
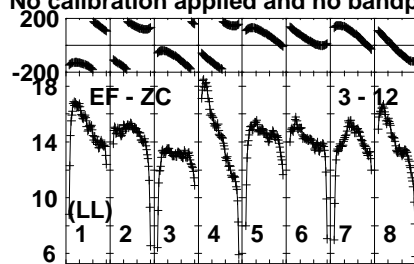
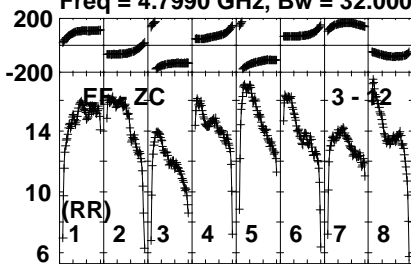
Lower frame: Milli Ampl Jy Top frame: Phas deg
Vector averaged cross-power spectrum Several baselines displayed
Timerange: 00/17:35:11 to 00/17:35:49

Plot file version 261 created 19-OCT-2021 14:13:37

J1745-0753 RG012G.UVDATA.1

Freq = 4.7990 GHz, Bw = 32.000 MH

No calibration applied and no bandpass applied

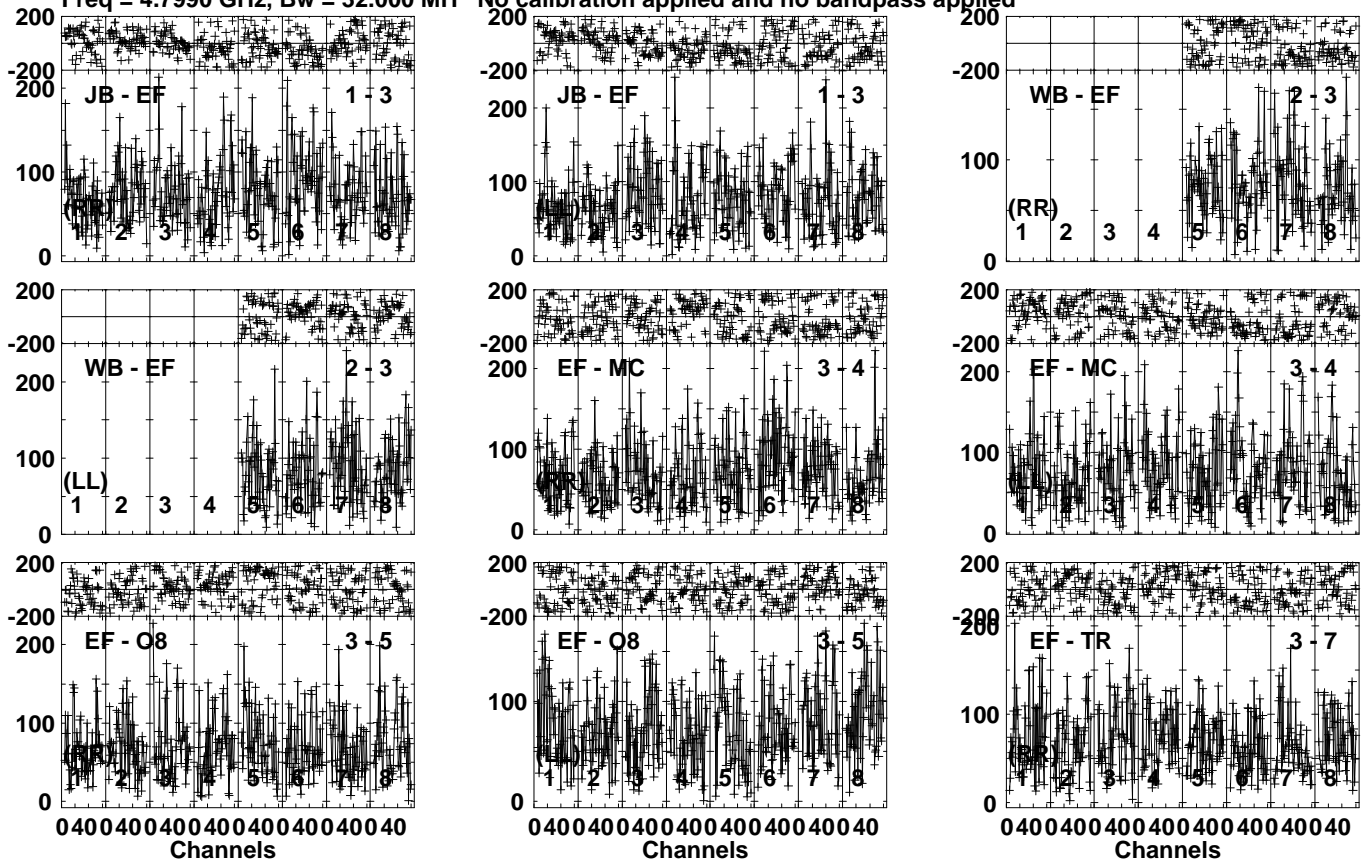


Lower frame: Milli Ampl Jy Top frame: Phas deg
Vector averaged cross-power spectrum Several baselines displayed
Timerange: 00/17:35:11 to 00/17:35:49

Plot file version 262 created 19-OCT-2021 14:13:37

RSOPH RG012G.UVDATA.1

Freq = 4.7990 GHz, Bw = 32.000 MH No calibration applied and no bandpass applied

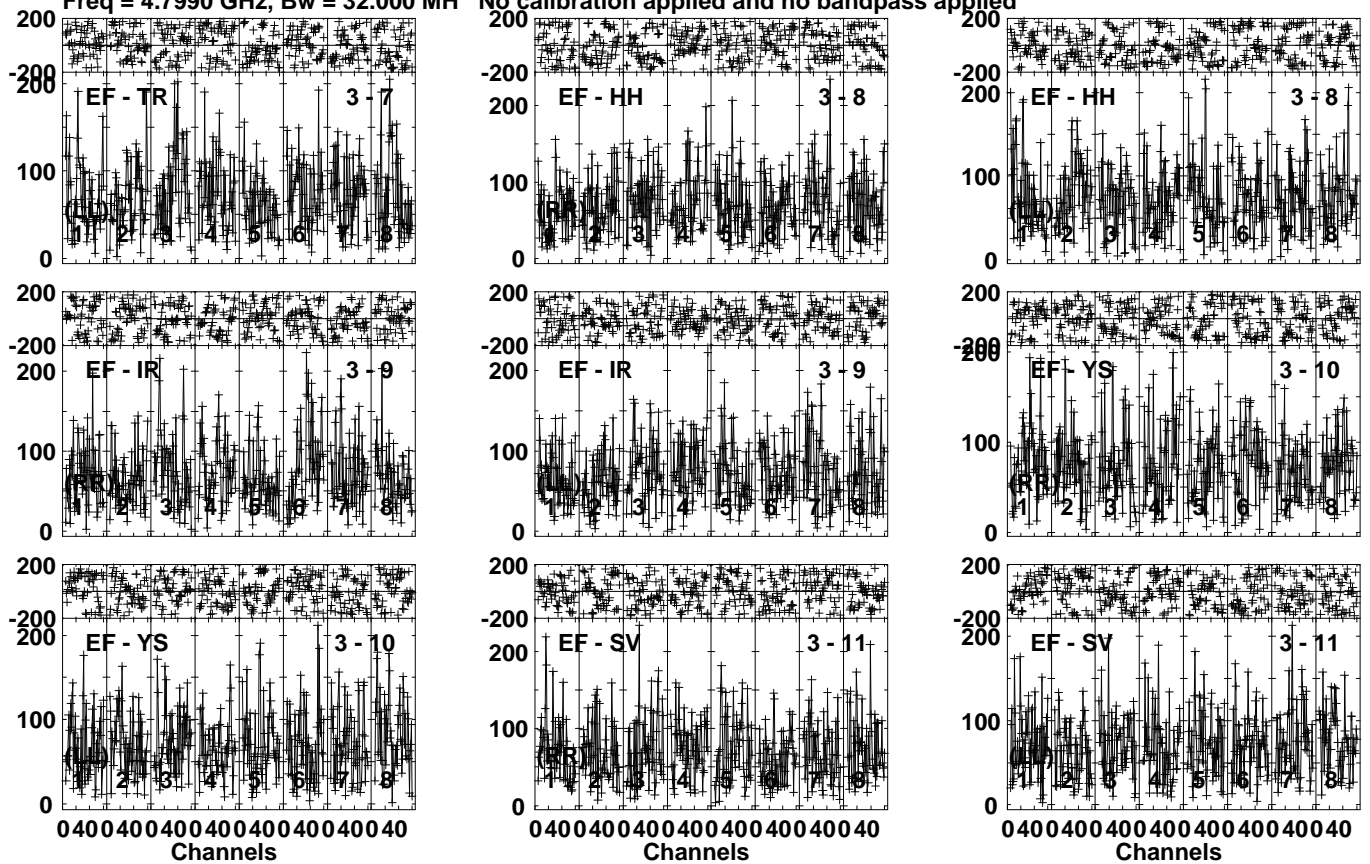


Lower frame: Micro Ampl Jy Top frame: Phas deg
Vector averaged cross-power spectrum Several baselines displayed
Timerange: 00/17:36:11 to 00/17:40:20

Plot file version 263 created 19-OCT-2021 14:13:38

RSOPH RG012G.UVDATA.1

Freq = 4.7990 GHz, Bw = 32.000 MH No calibration applied and no bandpass applied

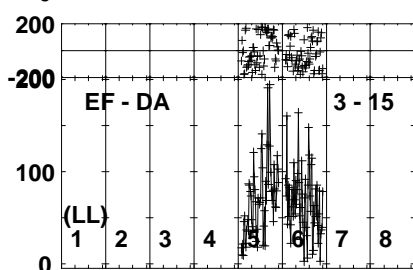
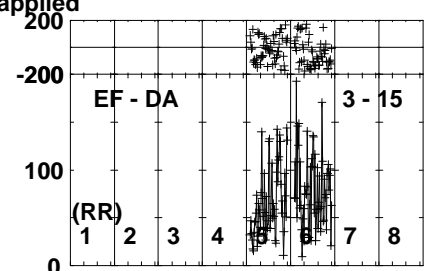
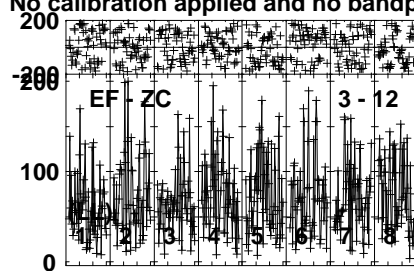
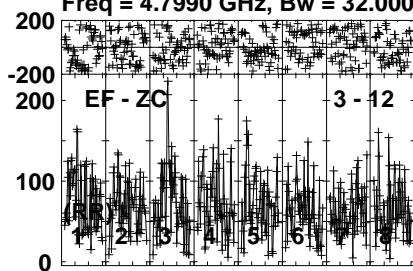


Lower frame: Micro Ampl Jy Top frame: Phas deg
Vector averaged cross-power spectrum Several baselines displayed
Timerange: 00/17:36:11 to 00/17:40:20

Plot file version 264 created 19-OCT-2021 14:13:38

RSOPH RG012G.UVDATA.1

Freq = 4.7990 GHz, Bw = 32.000 MH No calibration applied and no bandpass applied



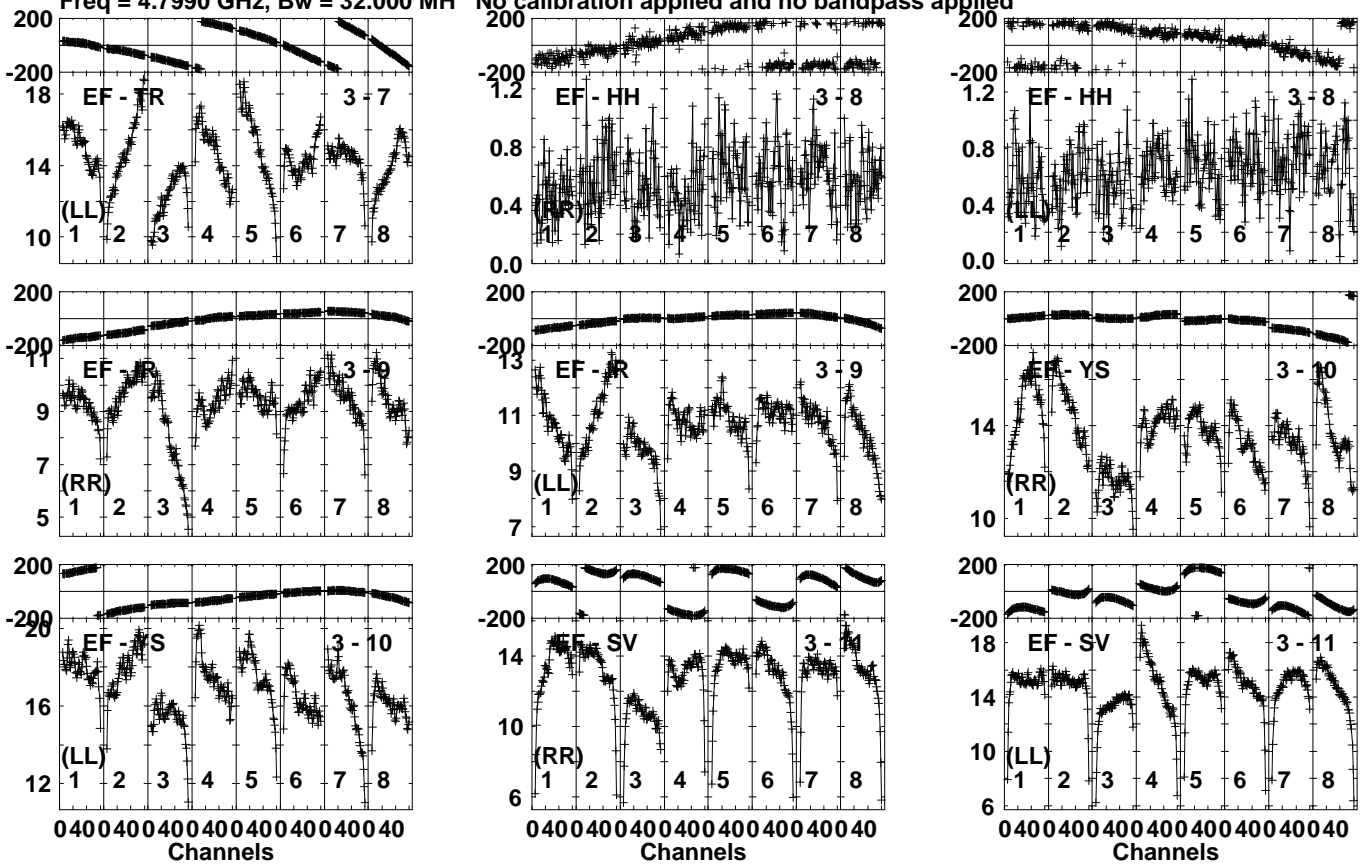
Lower frame: Micro Ampl Jy Top frame: Phas deg
Vector averaged cross-power spectrum Several baselines displayed
Timerange: 00/17:36:11 to 00/17:40:20

Plot file version 266 created 19-OCT-2021 14:13:39

J1745-0753 RG012G.UVDATA.1

Freq = 4.7990 GHz, Bw = 32.000 MH

No calibration applied and no bandpass applied



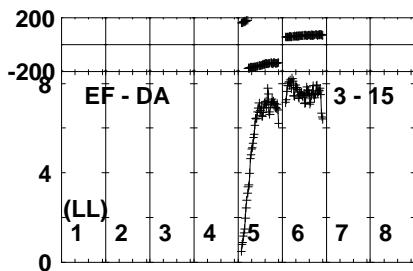
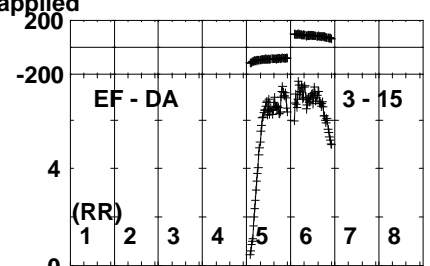
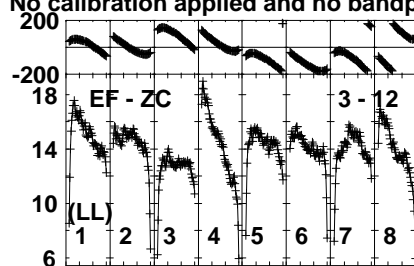
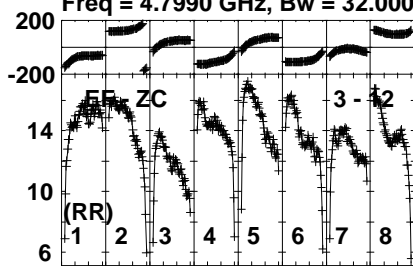
Lower frame: Milli Ampl Jy Top frame: Phas deg
Vector averaged cross-power spectrum Several baselines displayed
Timerange: 00/17:40:40 to 00/17:41:30

Plot file version 267 created 19-OCT-2021 14:13:39

J1745-0753 RG012G.UVDATA.1

Freq = 4.7990 GHz, Bw = 32.000 MH

No calibration applied and no bandpass applied

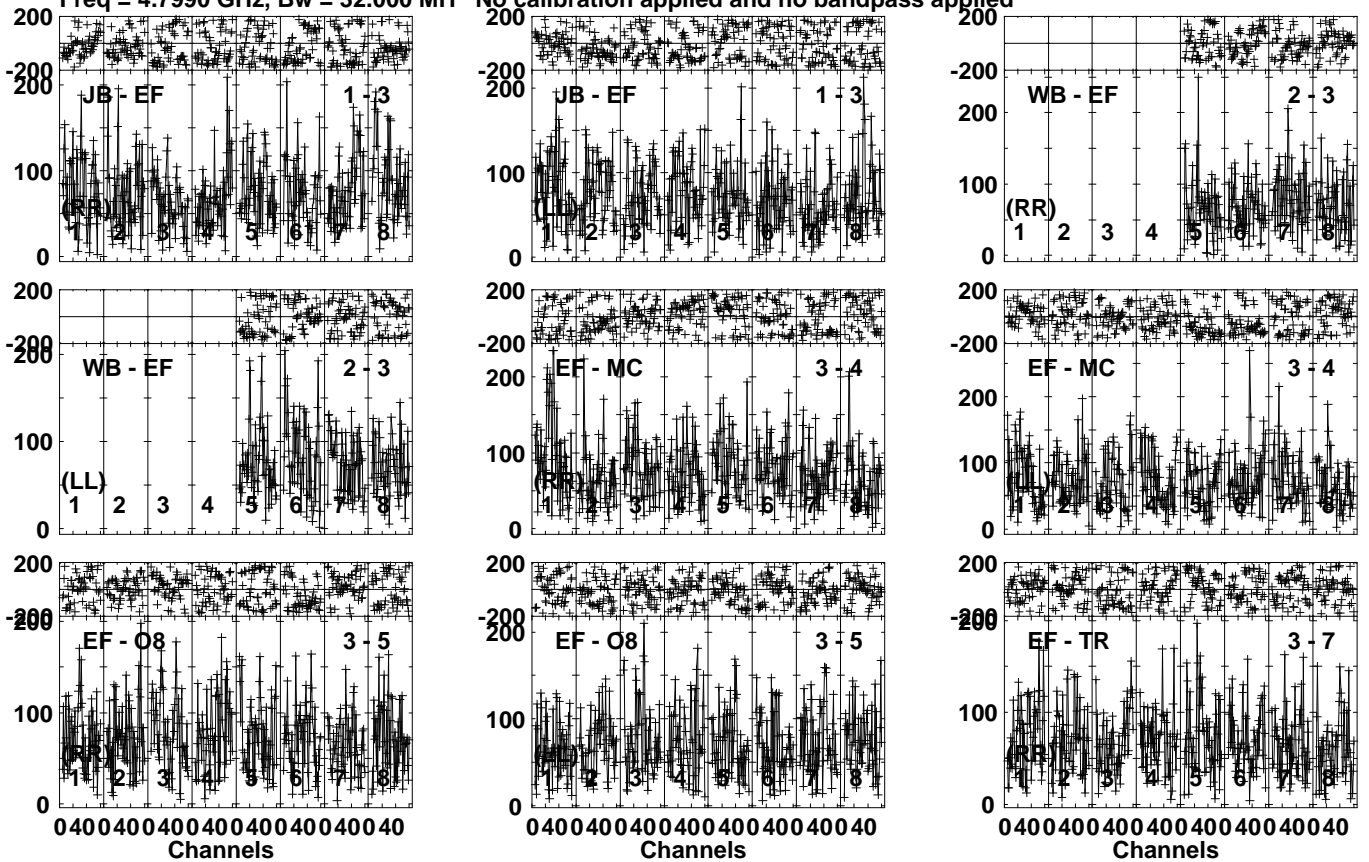


Lower frame: Milli Ampl Jy Top frame: Phas deg
Vector averaged cross-power spectrum Several baselines displayed
Timerange: 00/17:40:40 to 00/17:41:30

Plot file version 268 created 19-OCT-2021 14:13:39

RSOPH RG012G.UVDATA.1

Freq = 4.7990 GHz, Bw = 32.000 MH No calibration applied and no bandpass applied

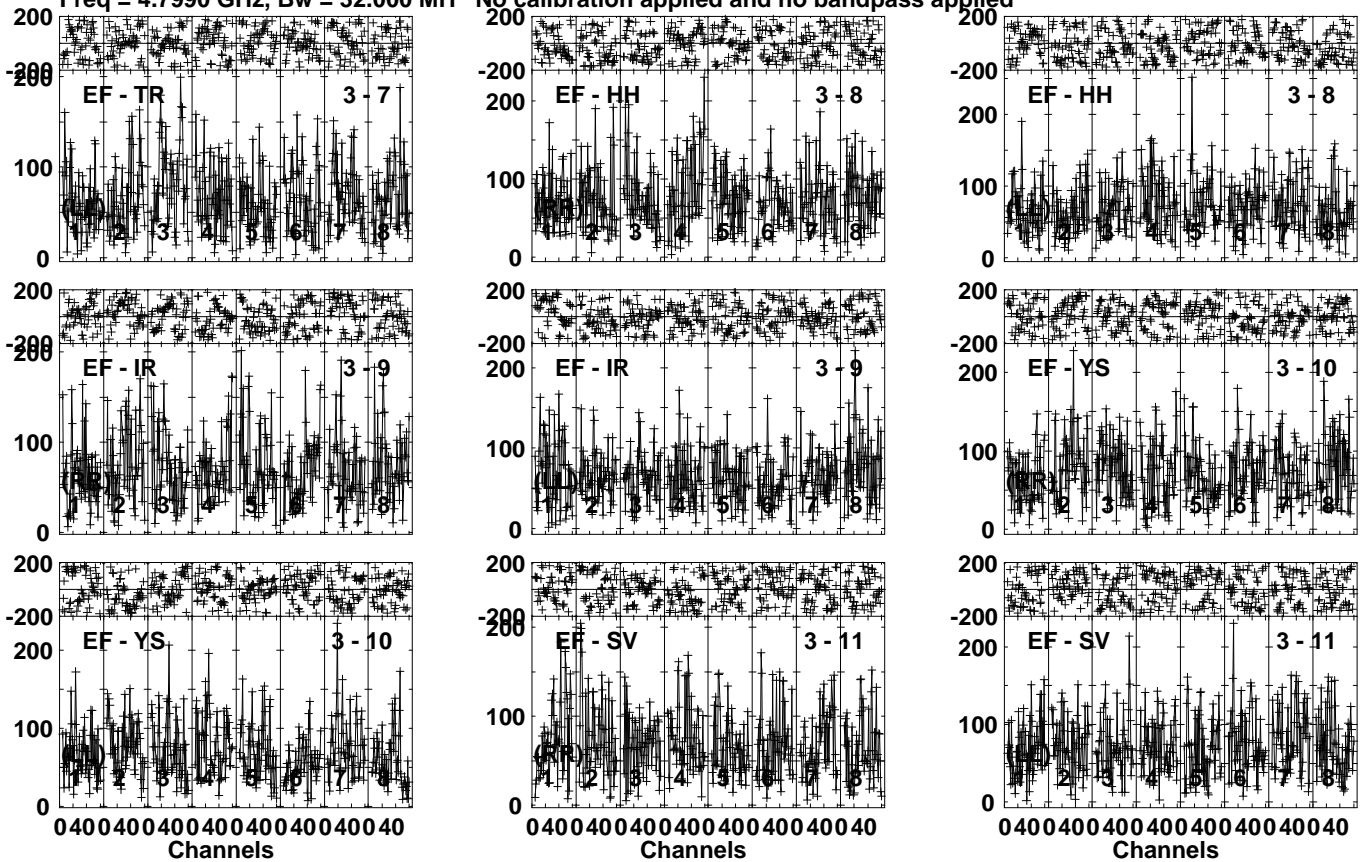


Lower frame: Micro Ampl Jy Top frame: Phas deg
Vector averaged cross-power spectrum Several baselines displayed
Timerange: 00/17:41:50 to 00/17:46:00

Plot file version 269 created 19-OCT-2021 14:13:40

RSOPH RG012G.UVDATA.1

Freq = 4.7990 GHz, Bw = 32.000 MH No calibration applied and no bandpass applied

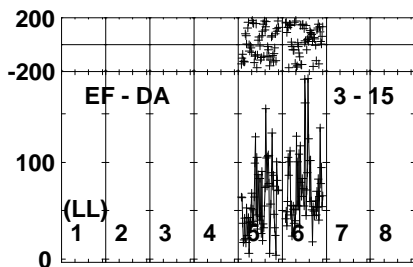
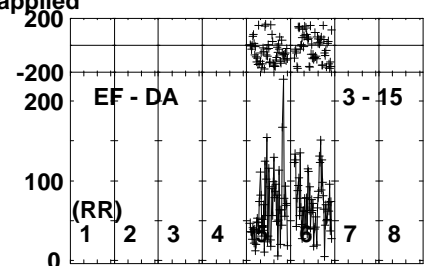
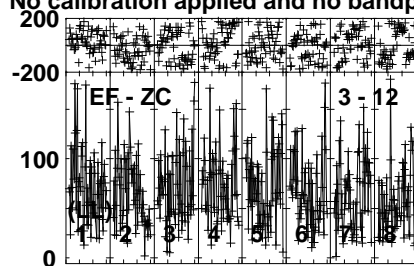
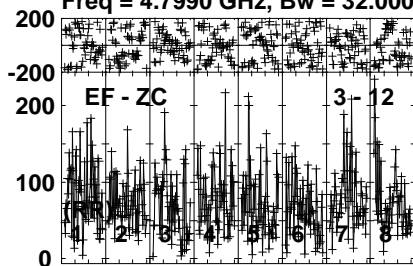


Lower frame: Micro Ampl Jy Top frame: Phas deg
Vector averaged cross-power spectrum Several baselines displayed
Timerange: 00/17:41:50 to 00/17:46:00

Plot file version 270 created 19-OCT-2021 14:13:40

RSOPH RG012G.UVDATA.1

Freq = 4.7990 GHz, Bw = 32.000 MH No calibration applied and no bandpass applied

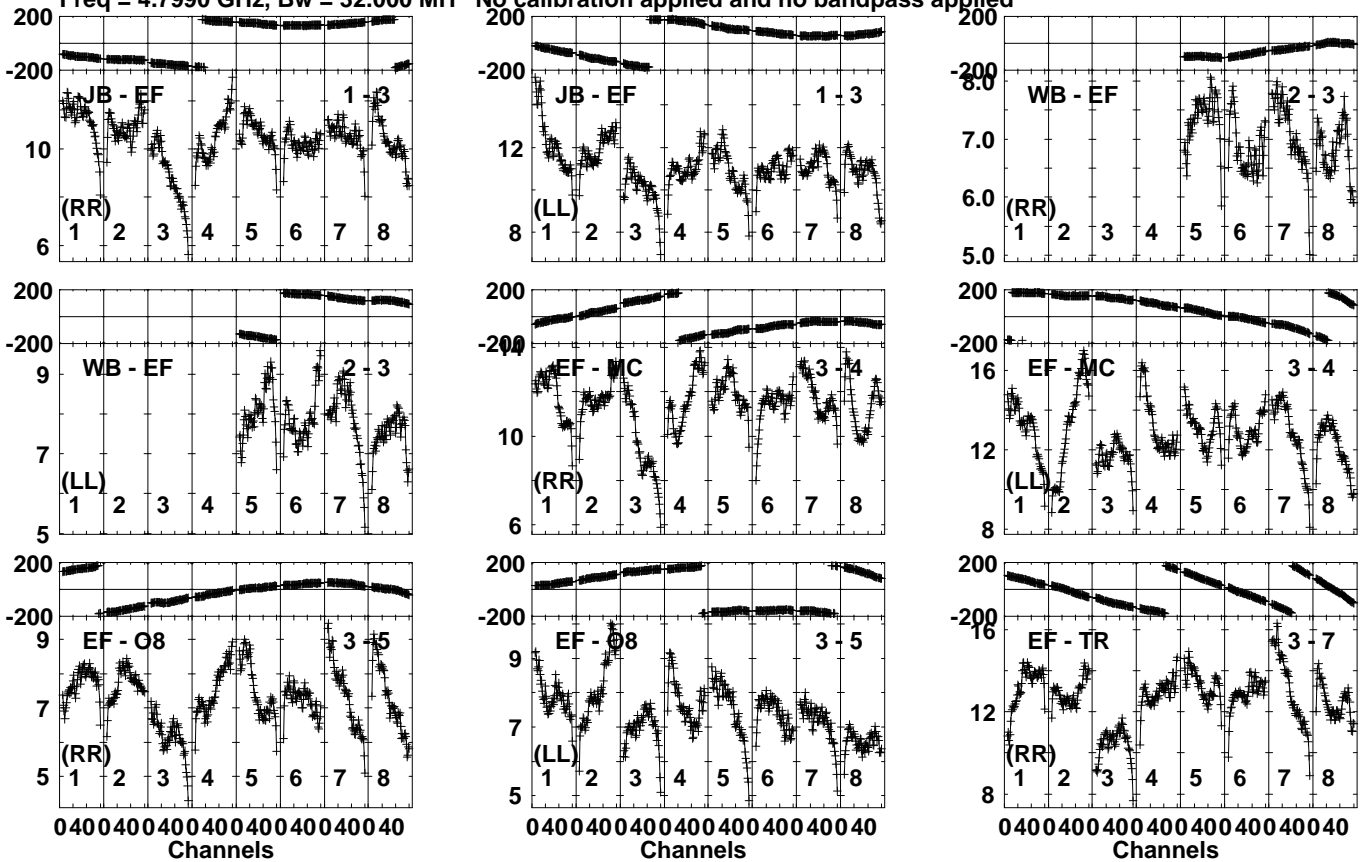


Lower frame: Micro Ampl Jy Top frame: Phas deg
Vector averaged cross-power spectrum Several baselines displayed
Timerange: 00/17:41:50 to 00/17:46:00

Plot file version 271 created 19-OCT-2021 14:13:41

J1745-0753 RG012G.UVDATA.1

Freq = 4.7990 GHz, Bw = 32.000 MH No calibration applied and no bandpass applied



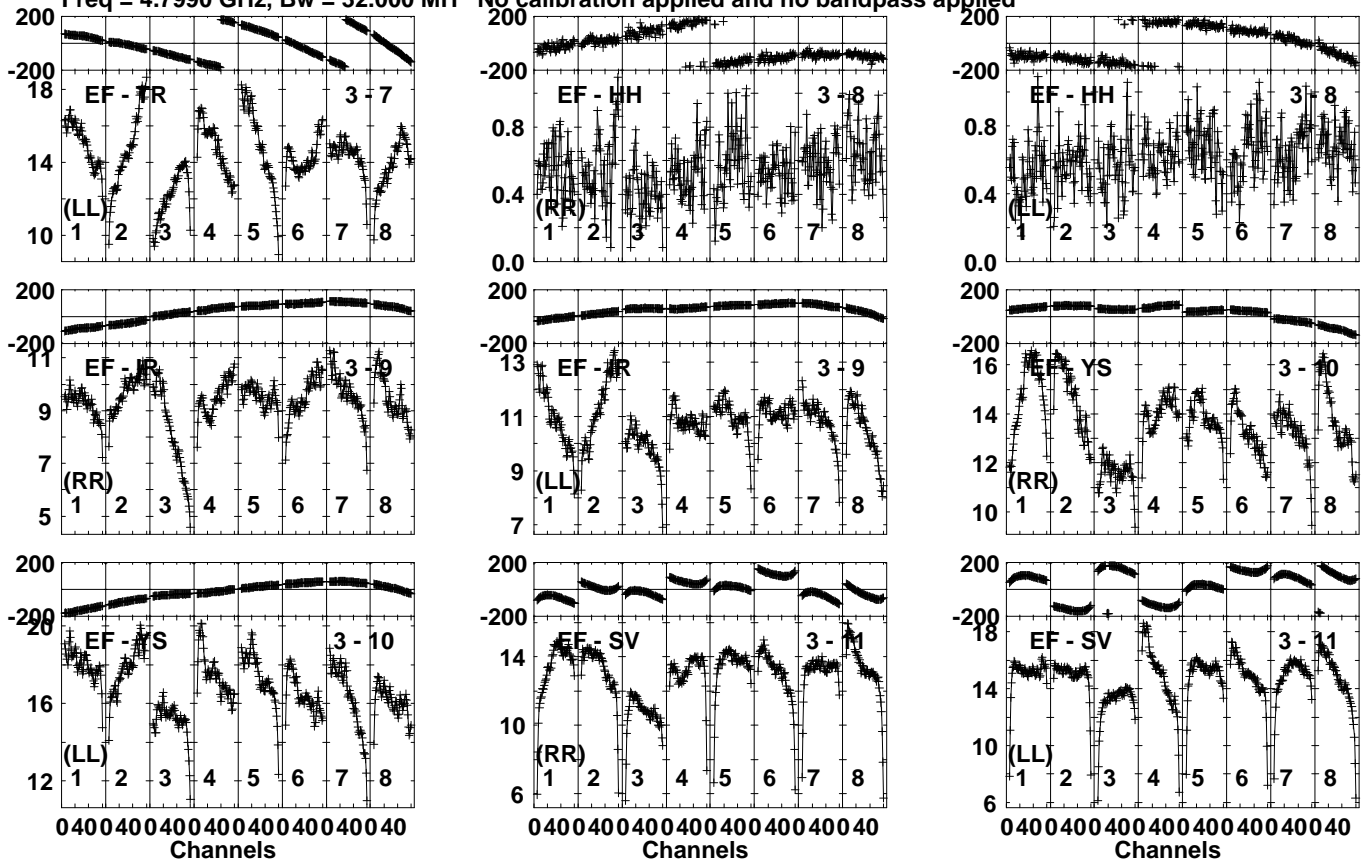
Lower frame: Milli Ampl Jy Top frame: Phas deg
Vector averaged cross-power spectrum Several baselines displayed
Timerange: 00/17:46:40 to 00/17:47:19

Plot file version 272 created 19-OCT-2021 14:13:41

J1745-0753 RG012G.UVDATA.1

Freq = 4.7990 GHz, Bw = 32.000 MH

No calibration applied and no bandpass applied



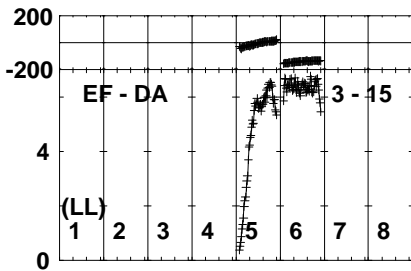
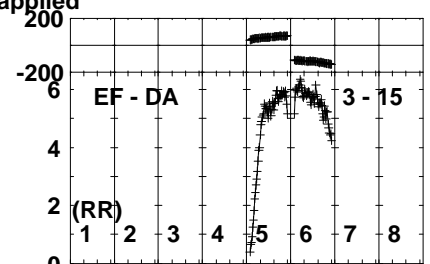
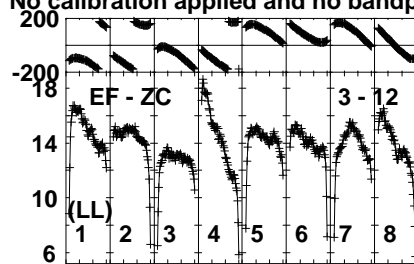
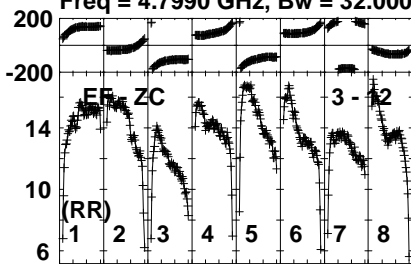
Lower frame: Milli Ampl Jy Top frame: Phas deg
Vector averaged cross-power spectrum Several baselines displayed
Timerange: 00/17:46:40 to 00/17:47:19

Plot file version 273 created 19-OCT-2021 14:13:41

J1745-0753 RG012G.UVDATA.1

Freq = 4.7990 GHz, Bw = 32.000 MH

No calibration applied and no bandpass applied

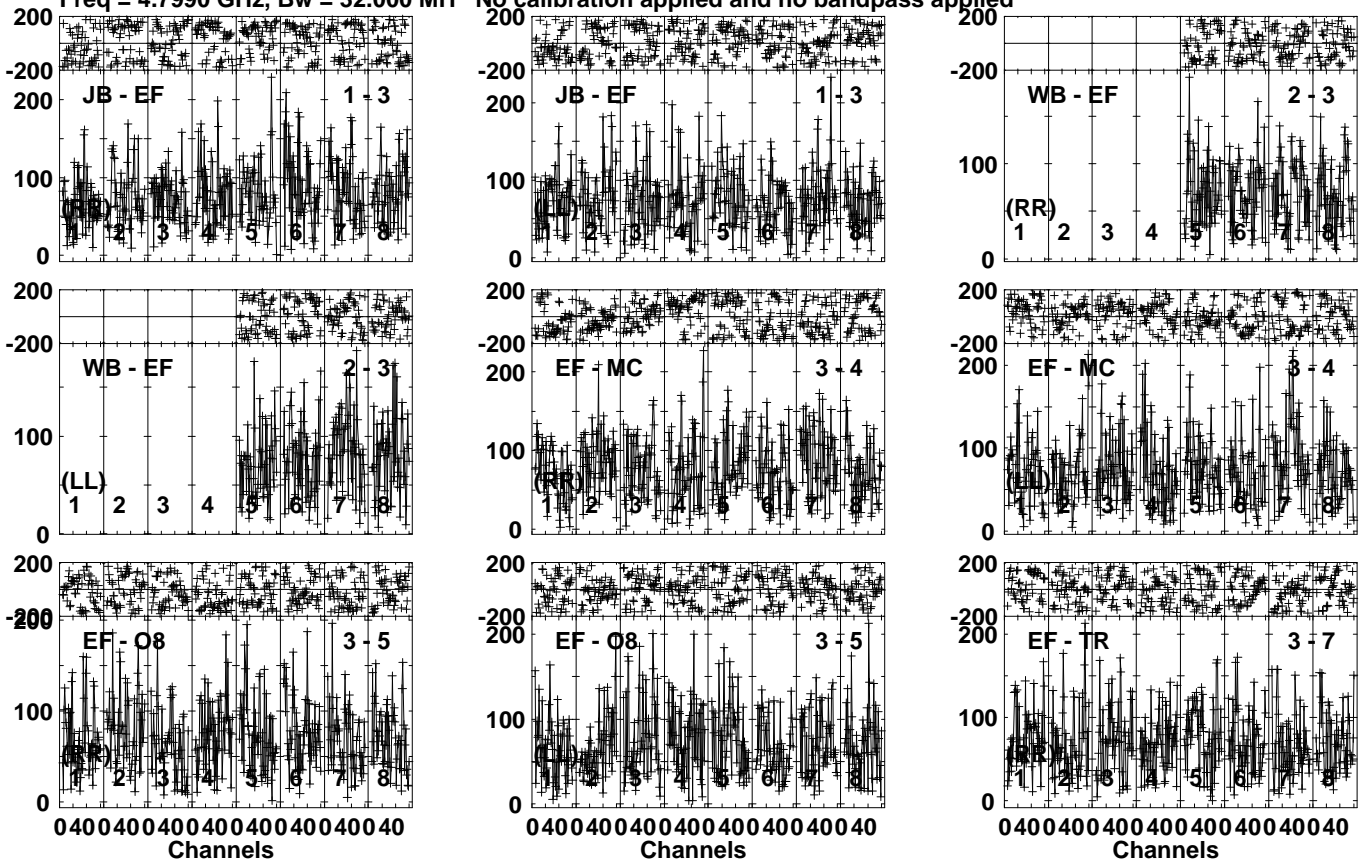


Lower frame: Milli Ampl Jy Top frame: Phas deg
Vector averaged cross-power spectrum Several baselines displayed
Timerange: 00/17:46:40 to 00/17:47:19

Plot file version 274 created 19-OCT-2021 14:13:41

RSOPH RG012G.UVDATA.1

Freq = 4.7990 GHz, Bw = 32.000 MH No calibration applied and no bandpass applied

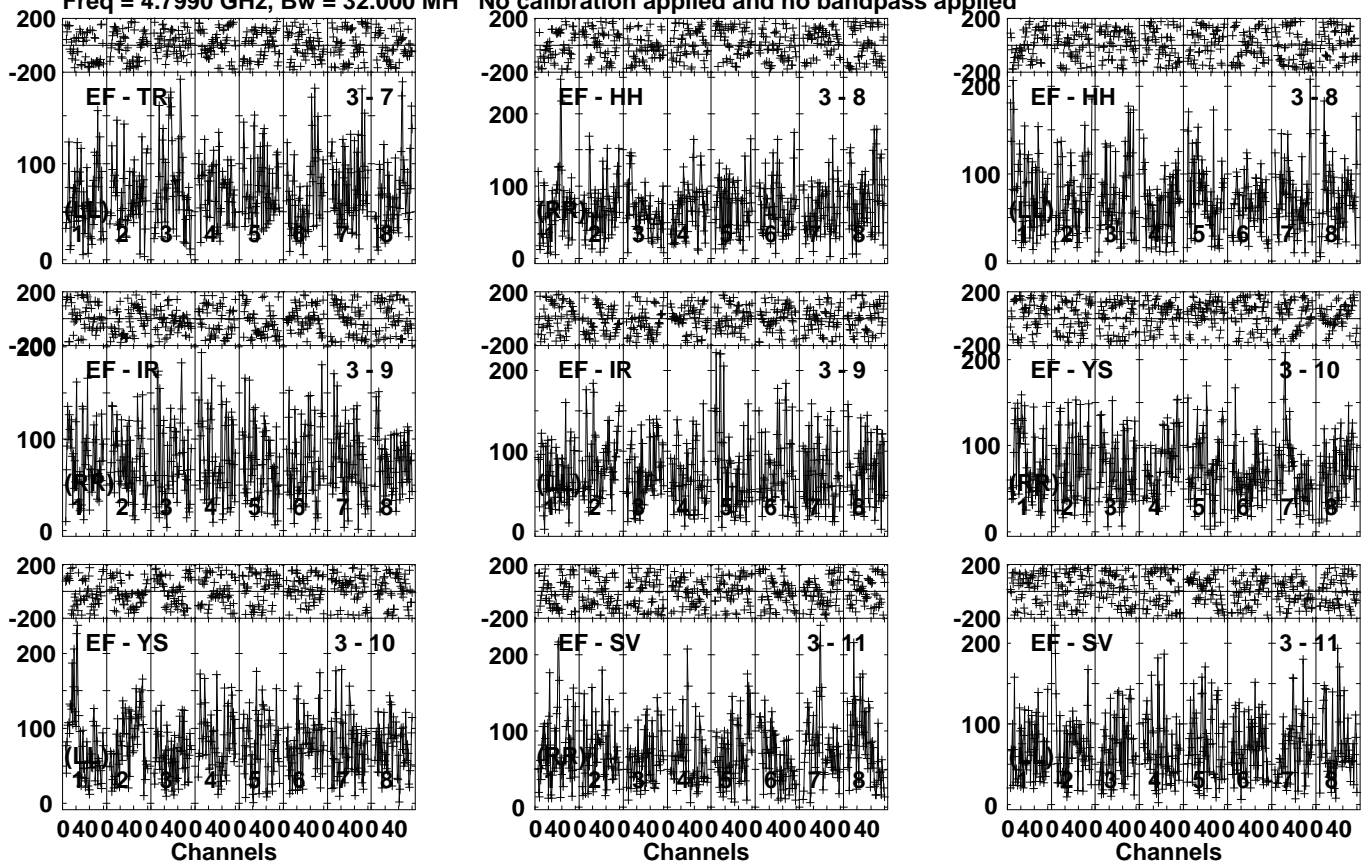


Lower frame: Micro Ampl Jy Top frame: Phas deg
Vector averaged cross-power spectrum Several baselines displayed
Timerange: 00/17:47:40 to 00/17:51:50

Plot file version 275 created 19-OCT-2021 14:13:42

RSOPH RG012G.UVDATA.1

Freq = 4.7990 GHz, Bw = 32.000 MH No calibration applied and no bandpass applied

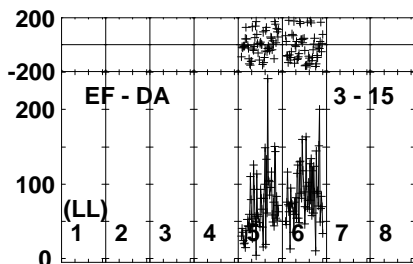
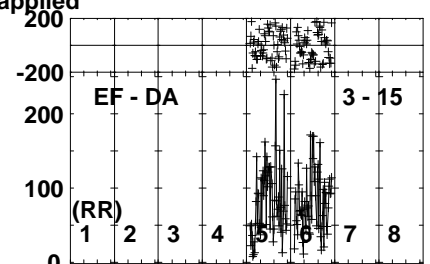
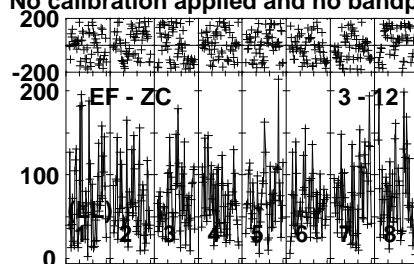
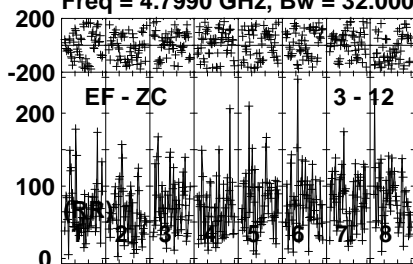


Lower frame: Micro Ampl Jy Top frame: Phas deg
Vector averaged cross-power spectrum Several baselines displayed
Timerange: 00/17:47:40 to 00/17:51:50

Plot file version 276 created 19-OCT-2021 14:13:42

RSOPH RG012G.UVDATA.1

Freq = 4.7990 GHz, Bw = 32.000 MH No calibration applied and no bandpass applied

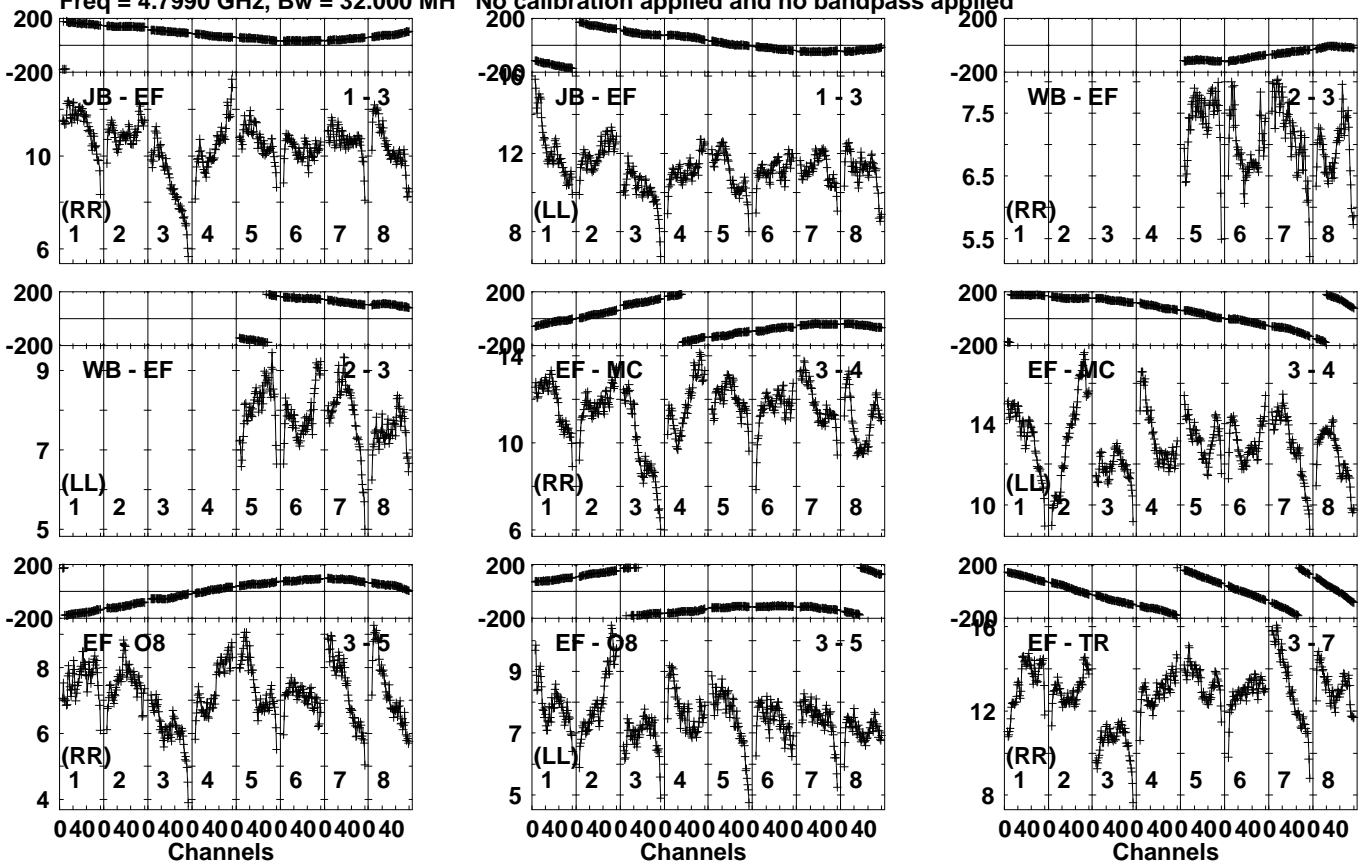


Lower frame: Micro Ampl Jy Top frame: Phas deg
Vector averaged cross-power spectrum Several baselines displayed
Timerange: 00/17:47:40 to 00/17:51:50

Plot file version 277 created 19-OCT-2021 14:13:43

J1745-0753 RG012G.UVDATA.1

Freq = 4.7990 GHz, Bw = 32.000 MH No calibration applied and no bandpass applied

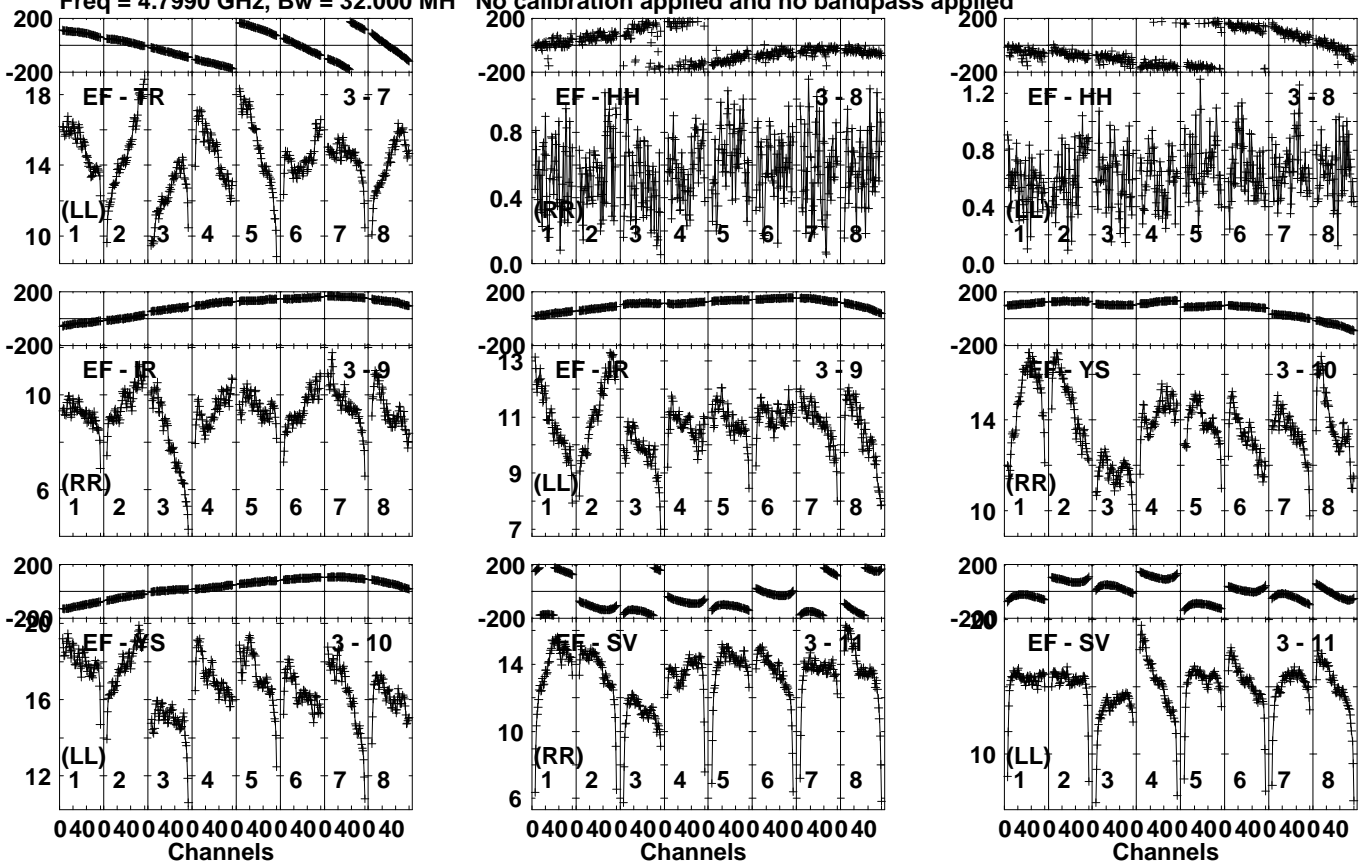


Lower frame: Milli Ampl Jy Top frame: Phas deg
Vector averaged cross-power spectrum Several baselines displayed
Timerange: 00/17:52:10 to 00/17:53:00

Plot file version 278 created 19-OCT-2021 14:13:43

J1745-0753 RG012G.UVDATA.1

Freq = 4.7990 GHz, Bw = 32.000 MH No calibration applied and no bandpass applied



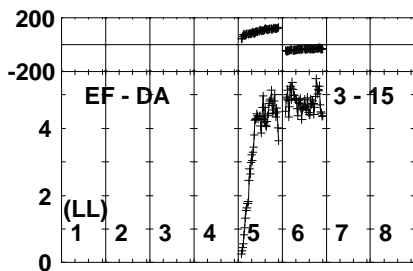
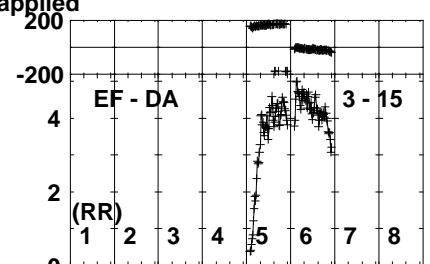
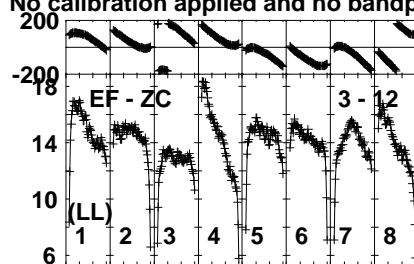
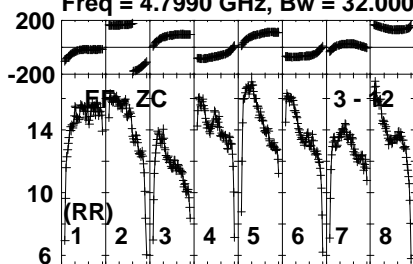
Lower frame: Milli Ampl Jy Top frame: Phas deg
Vector averaged cross-power spectrum Several baselines displayed
Timerange: 00/17:52:10 to 00/17:53:00

Plot file version 279 created 19-OCT-2021 14:13:43

J1745-0753 RG012G.UVDATA.1

Freq = 4.7990 GHz, Bw = 32.000 MH

No calibration applied and no bandpass applied

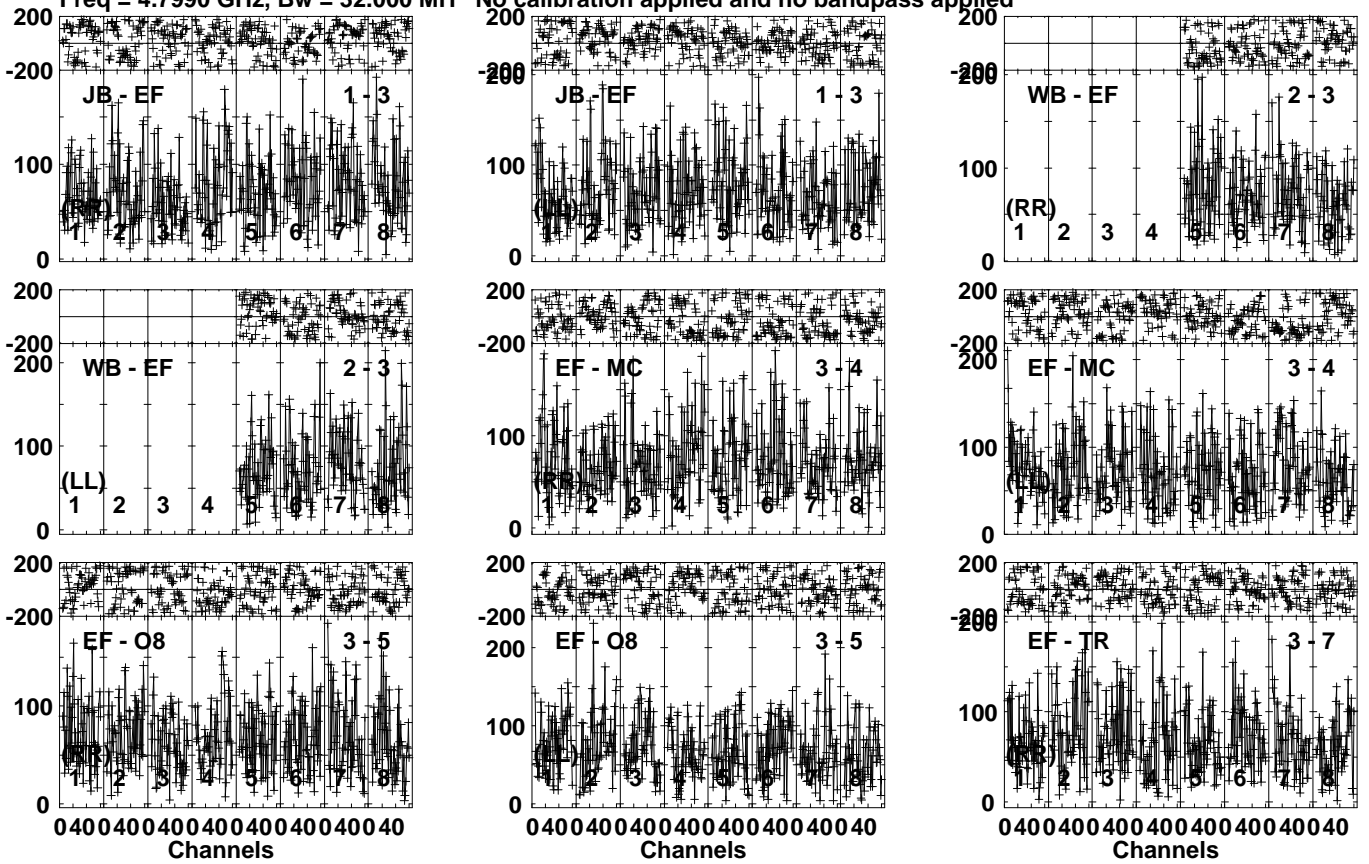


Lower frame: Milli Ampl Jy Top frame: Phas deg
Vector averaged cross-power spectrum Several baselines displayed
Timerange: 00/17:52:10 to 00/17:53:00

Plot file version 280 created 19-OCT-2021 14:13:44

RSOPH RG012G.UVDATA.1

Freq = 4.7990 GHz, Bw = 32.000 MH No calibration applied and no bandpass applied

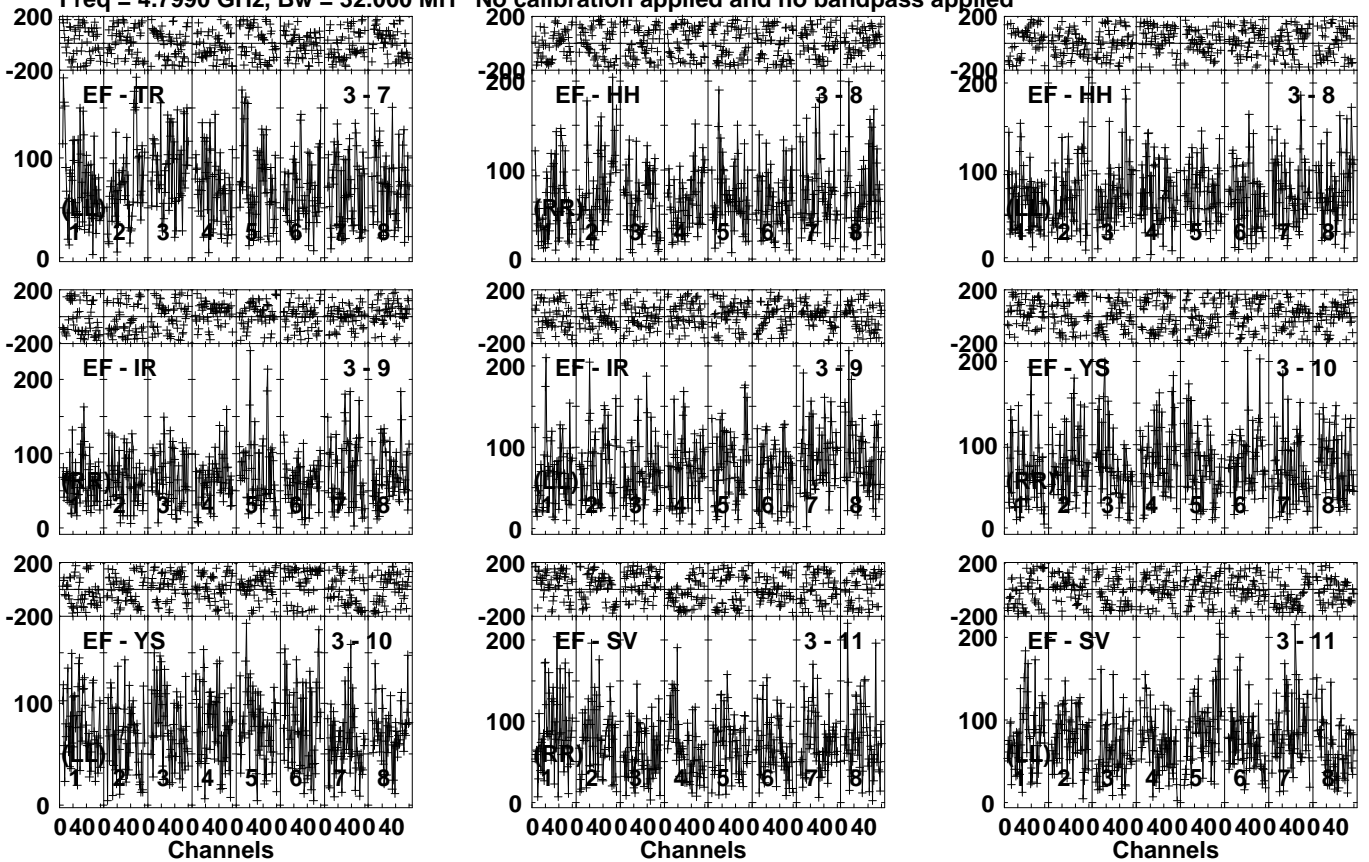


Lower frame: Micro Ampl Jy Top frame: Phas deg
Vector averaged cross-power spectrum Several baselines displayed
Timerange: 00/17:53:20 to 00/17:57:30

Plot file version 281 created 19-OCT-2021 14:13:44

RSOPH RG012G.UVDATA.1

Freq = 4.7990 GHz, Bw = 32.000 MH No calibration applied and no bandpass applied

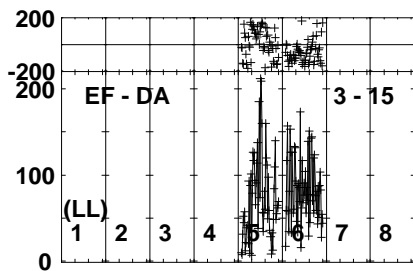
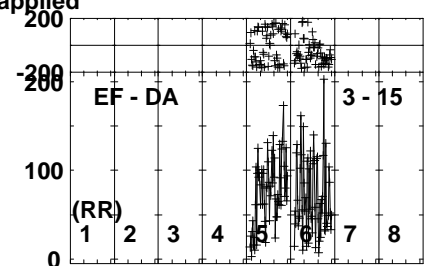
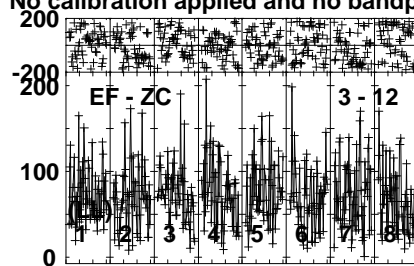
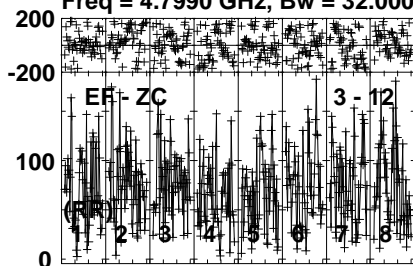


Lower frame: Micro Ampl Jy Top frame: Phas deg
Vector averaged cross-power spectrum Several baselines displayed
Timerange: 00/17:53:20 to 00/17:57:30

Plot file version 282 created 19-OCT-2021 14:13:44

RSOPH RG012G.UVDATA.1

Freq = 4.7990 GHz, Bw = 32.000 MH No calibration applied and no bandpass applied



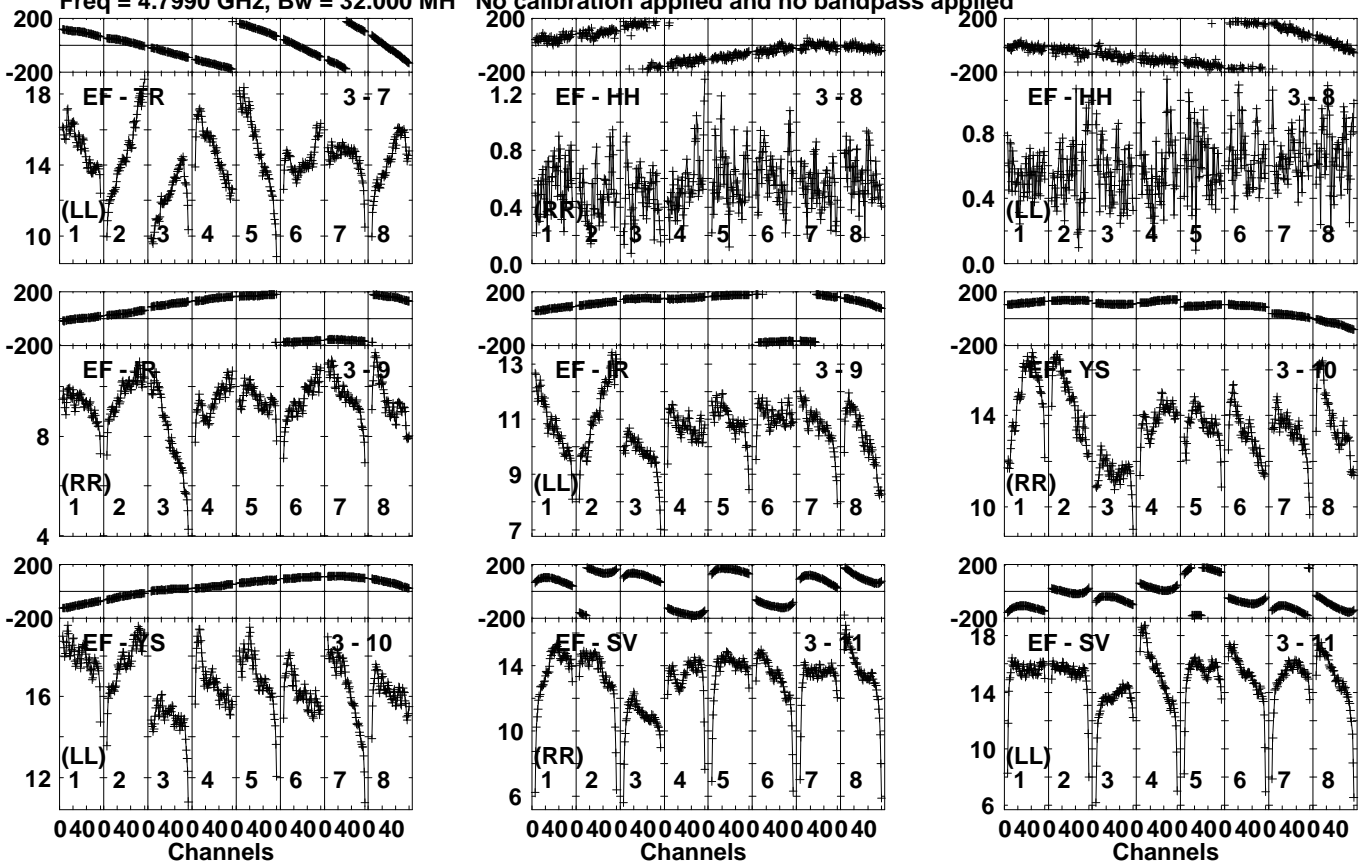
Lower frame: Micro Ampl Jy Top frame: Phas deg
Vector averaged cross-power spectrum Several baselines displayed
Timerange: 00/17:53:20 to 00/17:57:30

Plot file version 284 created 19-OCT-2021 14:13:45

J1745-0753 RG012G.UVDATA.1

Freq = 4.7990 GHz, Bw = 32.000 MH

No calibration applied and no bandpass applied



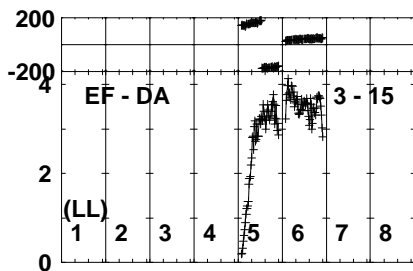
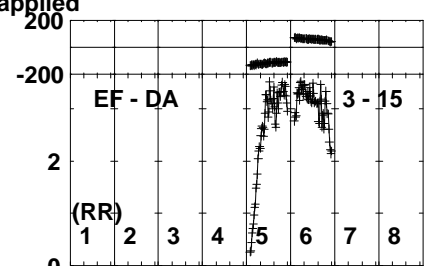
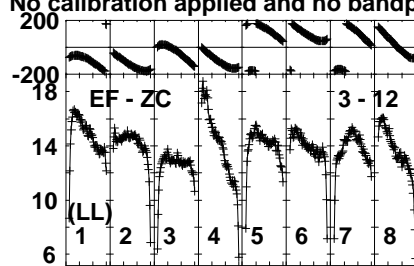
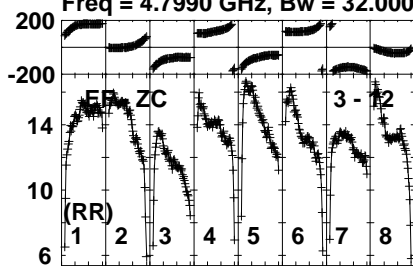
Lower frame: Milli Ampl Jy Top frame: Phas deg
Vector averaged cross-power spectrum Several baselines displayed
Timerange: 00/17:58:11 to 00/17:58:49

Plot file version 285 created 19-OCT-2021 14:13:45

J1745-0753 RG012G.UVDATA.1

Freq = 4.7990 GHz, Bw = 32.000 MH

No calibration applied and no bandpass applied

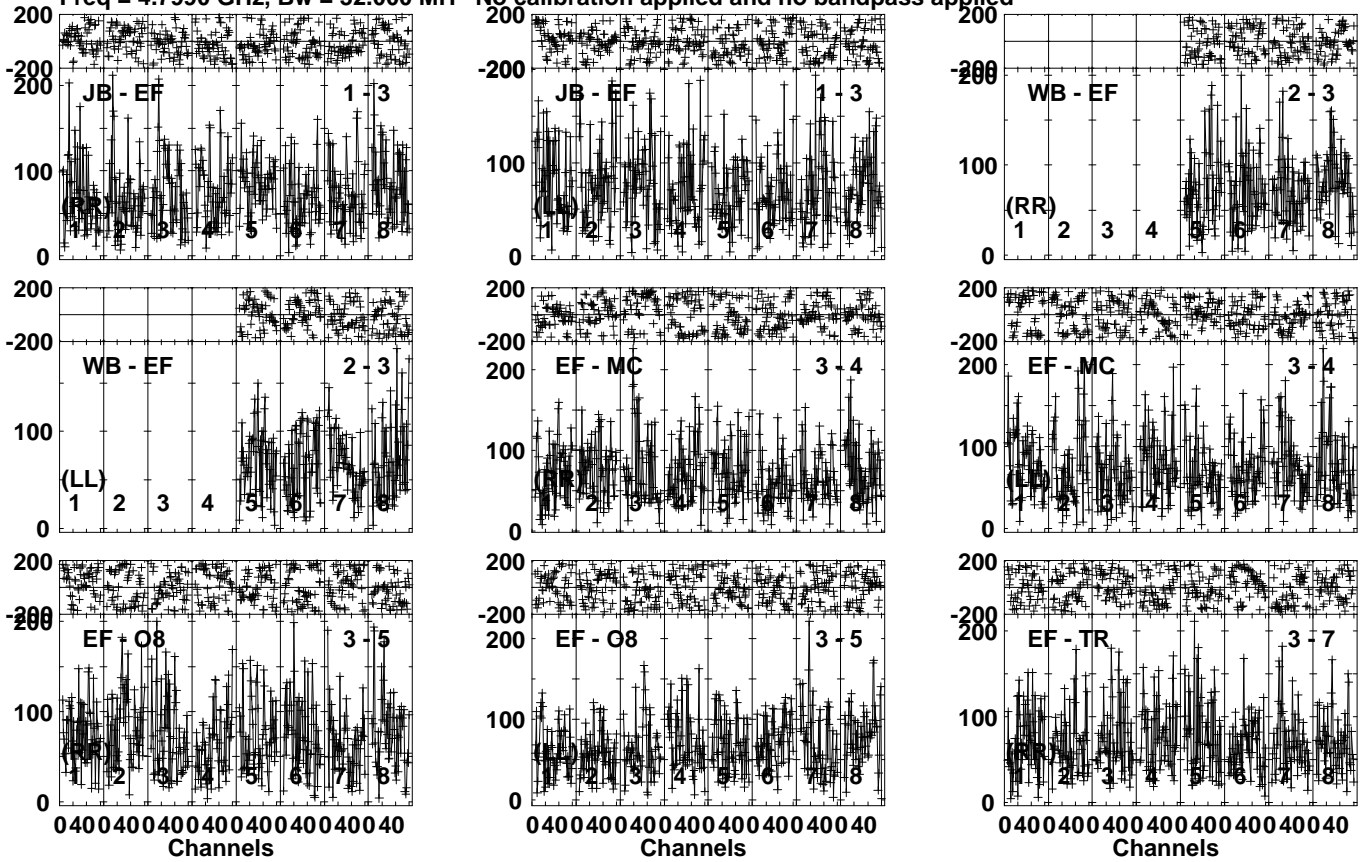


Lower frame: Milli Ampl Jy Top frame: Phas deg
Vector averaged cross-power spectrum Several baselines displayed
Timerange: 00/17:58:11 to 00/17:58:49

Plot file version 286 created 19-OCT-2021 14:13:46

RSOPH RG012G.UVDATA.1

Freq = 4.7990 GHz, Bw = 32.000 MH No calibration applied and no bandpass applied

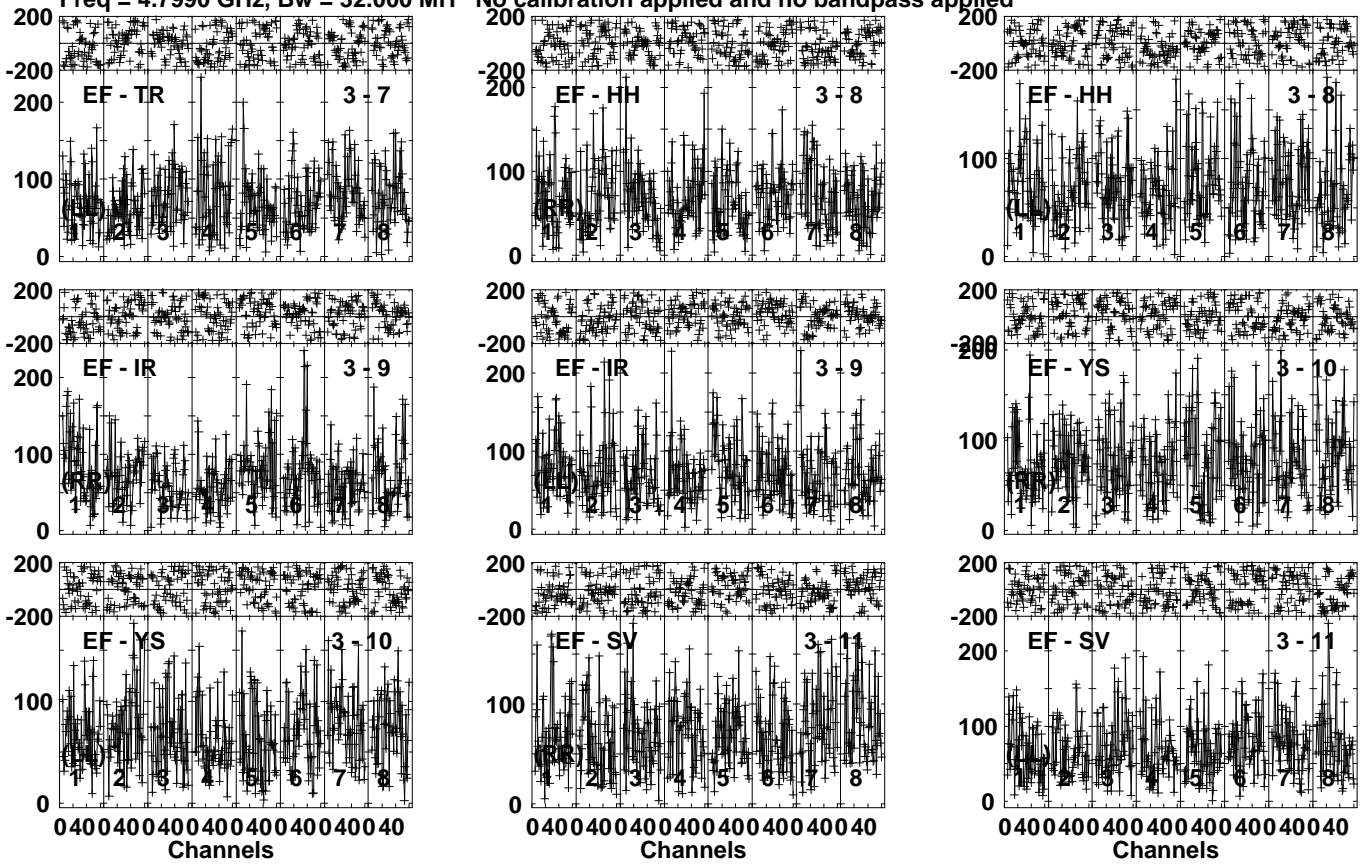


Lower frame: Micro Ampl Jy Top frame: Phas deg
Vector averaged cross-power spectrum Several baselines displayed
Timerange: 00/17:59:10 to 00/18:03:20

Plot file version 287 created 19-OCT-2021 14:13:46

RSOPH RG012G.UVDATA.1

Freq = 4.7990 GHz, Bw = 32.000 MH No calibration applied and no bandpass applied

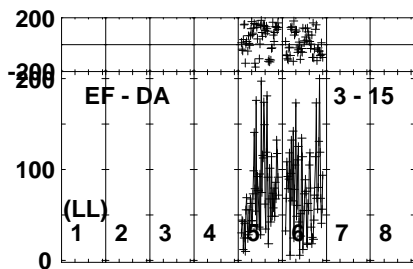
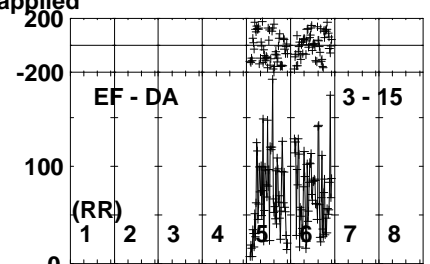
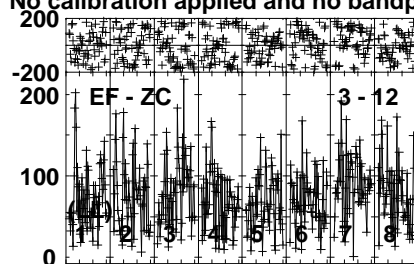
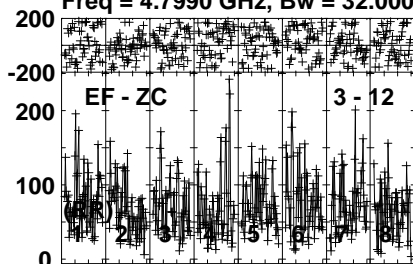


Lower frame: Micro Ampl Jy Top frame: Phas deg
Vector averaged cross-power spectrum Several baselines displayed
Timerange: 00/17:59:10 to 00/18:03:20

Plot file version 288 created 19-OCT-2021 14:13:46

RSOPH RG012G.UVDATA.1

Freq = 4.7990 GHz, Bw = 32.000 MH No calibration applied and no bandpass applied



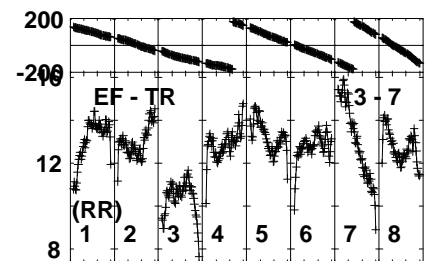
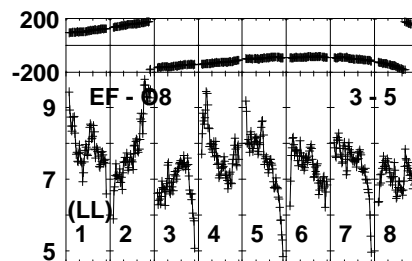
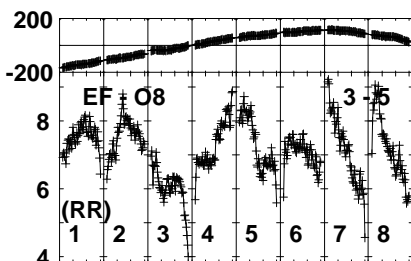
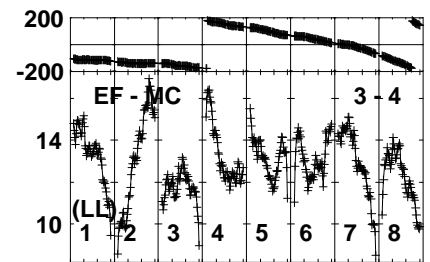
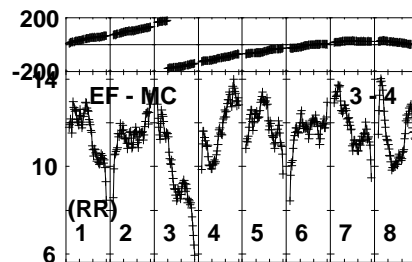
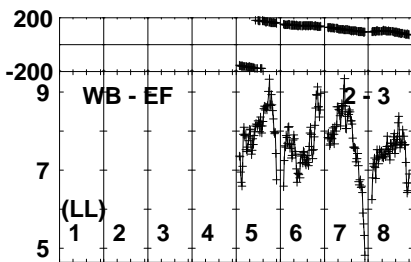
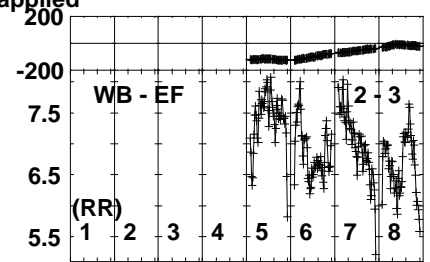
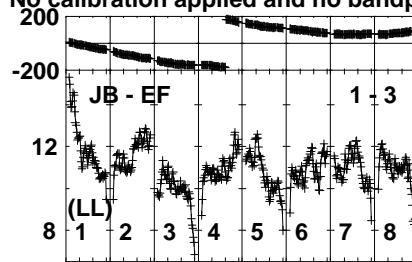
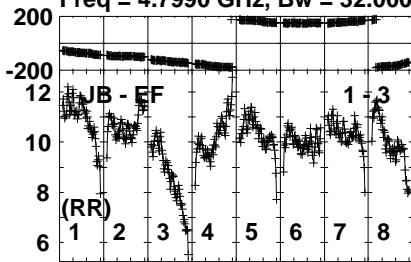
Lower frame: Micro Ampl Jy Top frame: Phas deg
Vector averaged cross-power spectrum Several baselines displayed
Timerange: 00/17:59:10 to 00/18:03:20

Plot file version 289 created 19-OCT-2021 14:13:47

J1745-0753 RG012G.UVDATA.1

Freq = 4.7990 GHz, Bw = 32.000 MH

No calibration applied and no bandpass applied



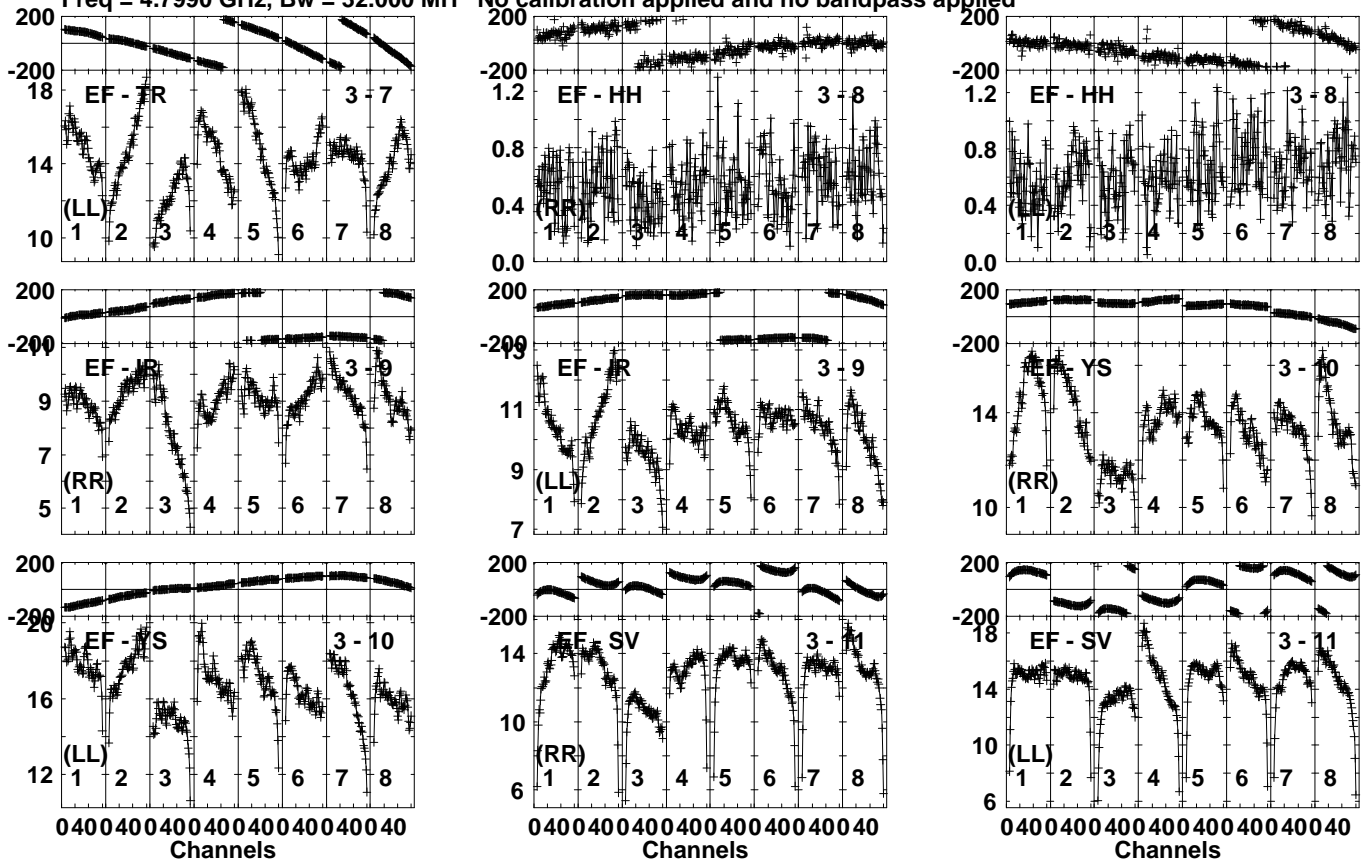
Lower frame: Milli Ampl Jy Top frame: Phas deg
Vector averaged cross-power spectrum Several baselines displayed
Timerange: 00/18:03:40 to 00/18:04:30

Plot file version 290 created 19-OCT-2021 14:13:47

J1745-0753 RG012G.UVDATA.1

Freq = 4.7990 GHz, Bw = 32.000 MH

No calibration applied and no bandpass applied



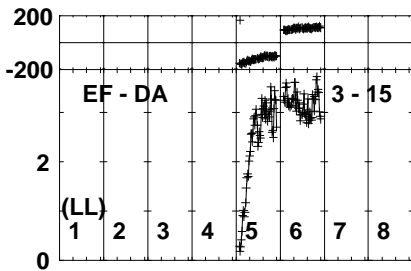
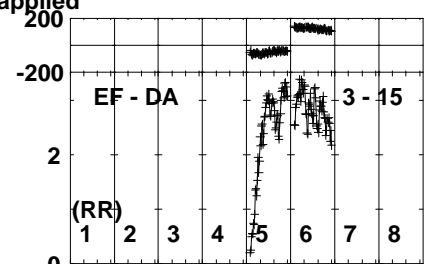
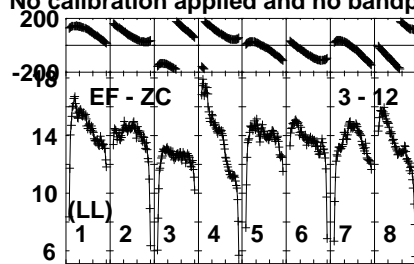
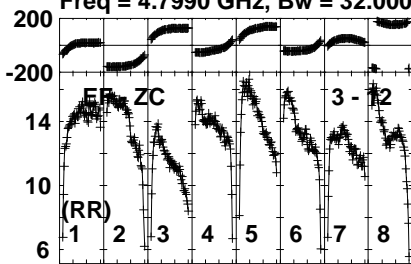
Lower frame: Milli Ampl Jy Top frame: Phas deg
Vector averaged cross-power spectrum Several baselines displayed
Timerange: 00/18:03:40 to 00/18:04:30

Plot file version 291 created 19-OCT-2021 14:13:47

J1745-0753 RG012G.UVDATA.1

Freq = 4.7990 GHz, Bw = 32.000 MH

No calibration applied and no bandpass applied

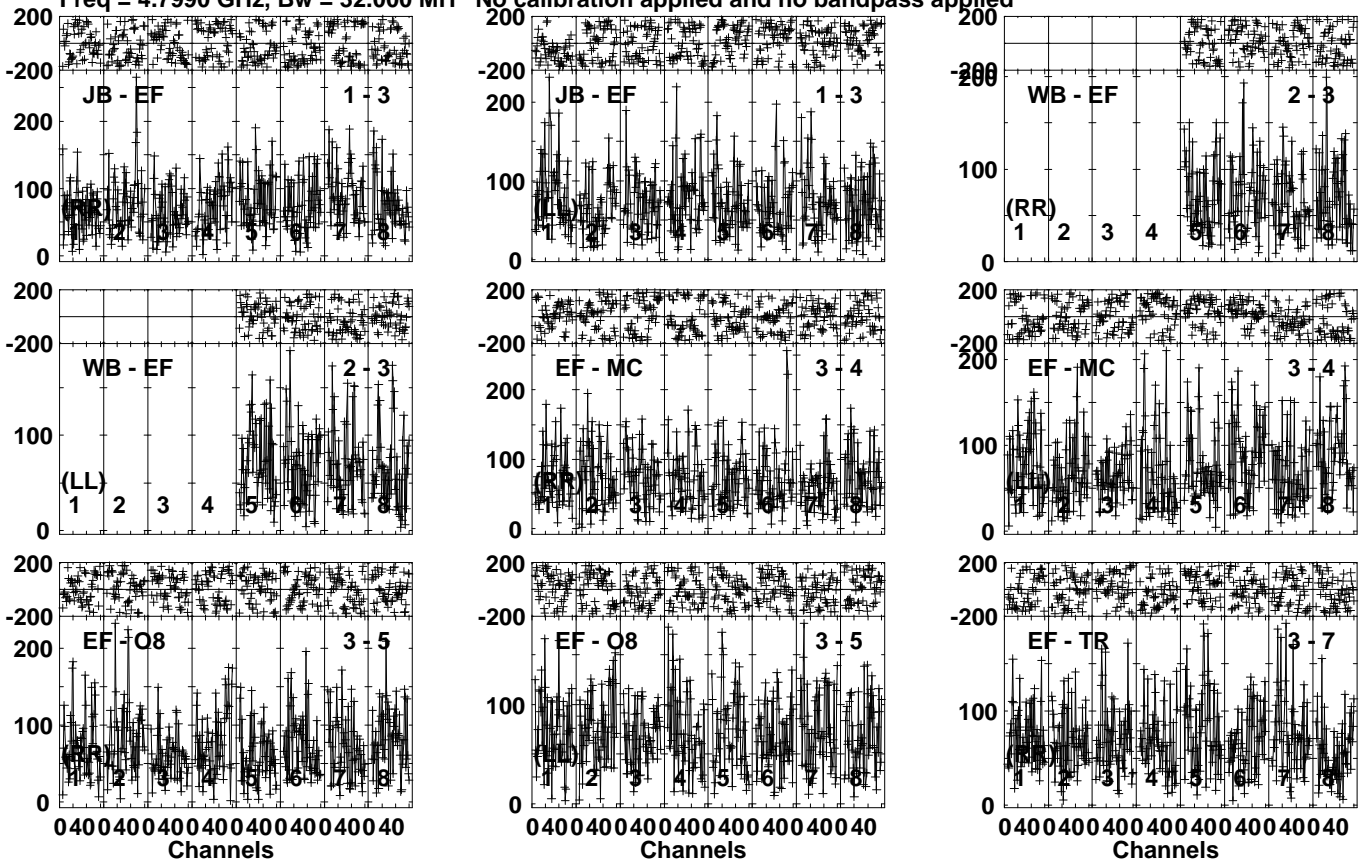


Lower frame: Milli Ampl Jy Top frame: Phas deg
Vector averaged cross-power spectrum Several baselines displayed
Timerange: 00/18:03:40 to 00/18:04:30

Plot file version 292 created 19-OCT-2021 14:13:48

RSOPH RG012G.UVDATA.1

Freq = 4.7990 GHz, Bw = 32.000 MH No calibration applied and no bandpass applied

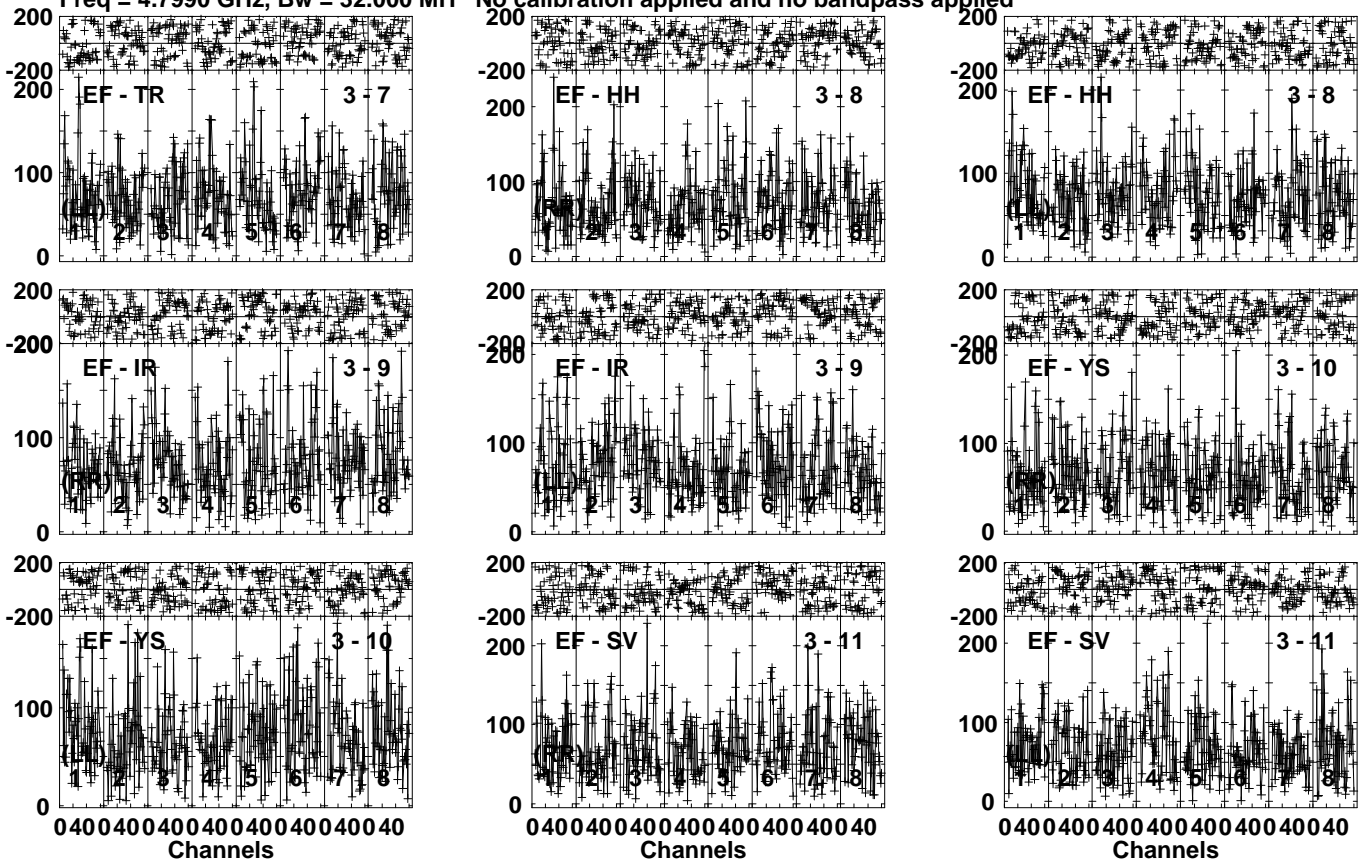


Lower frame: Micro Ampl Jy Top frame: Phas deg
Vector averaged cross-power spectrum Several baselines displayed
Timerange: 00/18:04:51 to 00/18:09:00

Plot file version 293 created 19-OCT-2021 14:13:48

RSOPH RG012G.UVDATA.1

Freq = 4.7990 GHz, Bw = 32.000 MH No calibration applied and no bandpass applied

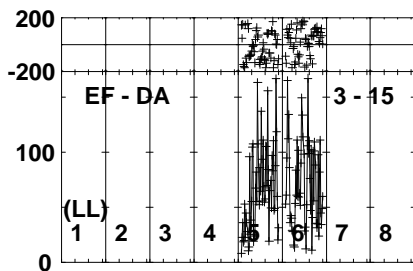
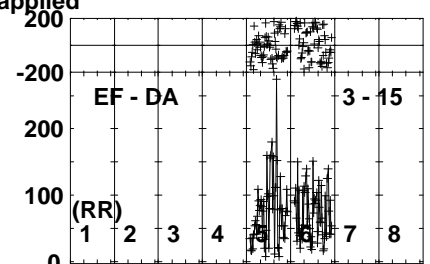
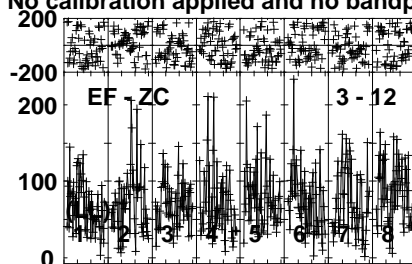
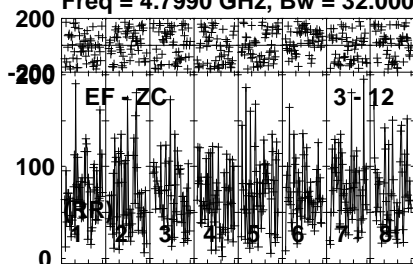


Lower frame: Micro Ampl Jy Top frame: Phas deg
Vector averaged cross-power spectrum Several baselines displayed
Timerange: 00/18:04:51 to 00/18:09:00

Plot file version 294 created 19-OCT-2021 14:13:48

RSOPH RG012G.UVDATA.1

Freq = 4.7990 GHz, Bw = 32.000 MH No calibration applied and no bandpass applied



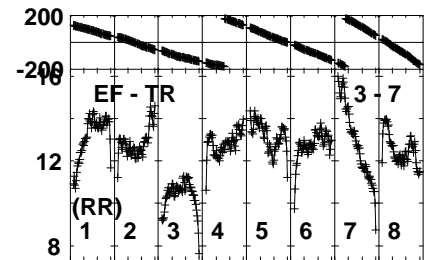
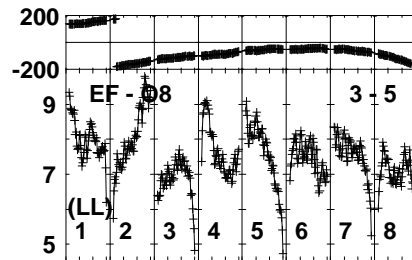
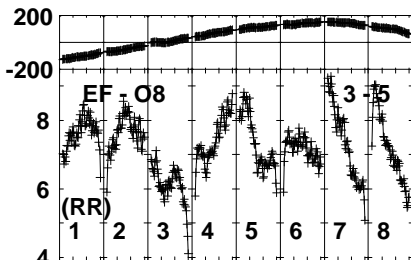
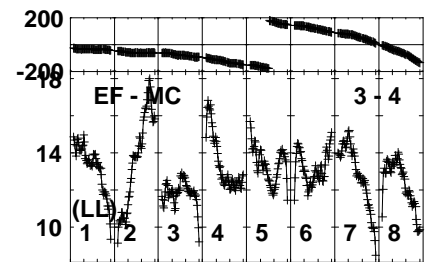
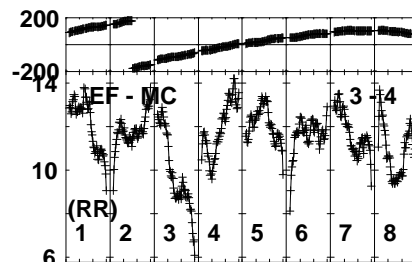
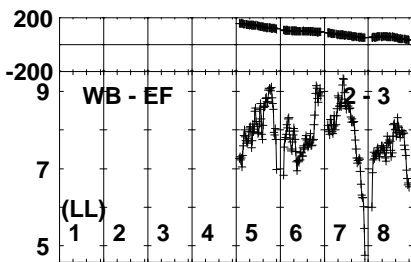
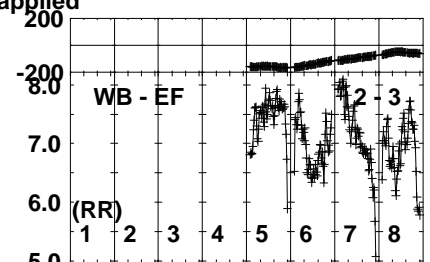
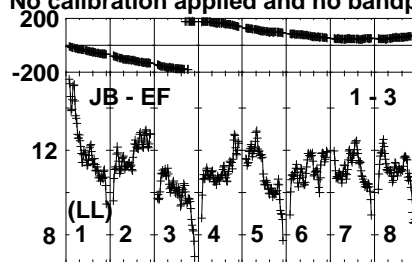
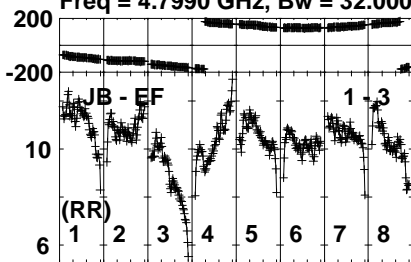
Lower frame: Micro Ampl Jy Top frame: Phas deg
Vector averaged cross-power spectrum Several baselines displayed
Timerange: 00/18:04:51 to 00/18:09:00

Plot file version 295 created 19-OCT-2021 14:13:49

J1745-0753 RG012G.UVDATA.1

Freq = 4.7990 GHz, Bw = 32.000 MH

No calibration applied and no bandpass applied

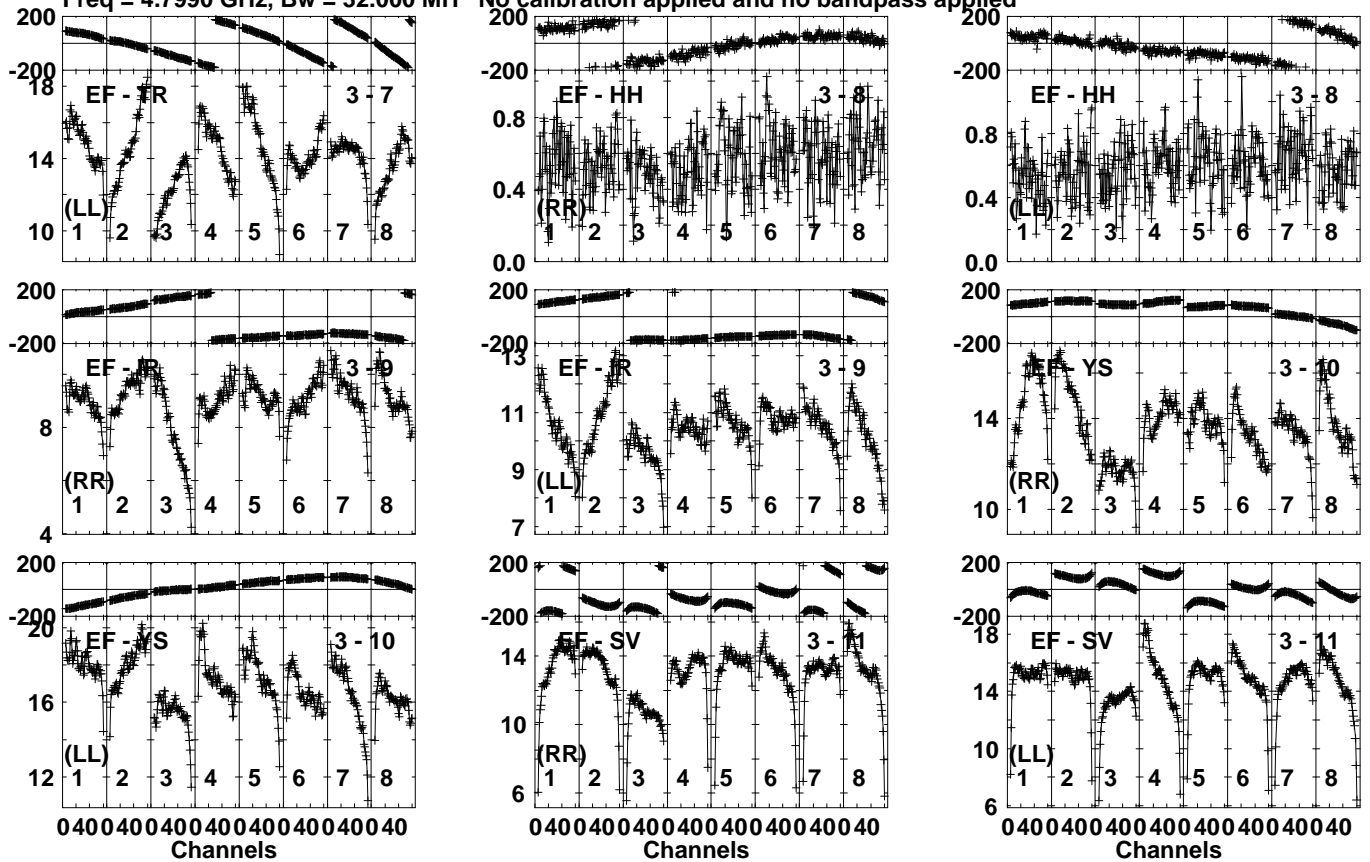


Lower frame: Milli Ampl Jy Top frame: Phas deg
Vector averaged cross-power spectrum Several baselines displayed
Timerange: 00/18:09:41 to 00/18:10:19

Plot file version 296 created 19-OCT-2021 14:13:49

J1745-0753 RG012G.UVDATA.1

Freq = 4.7990 GHz, Bw = 32.000 MH No calibration applied and no bandpass applied



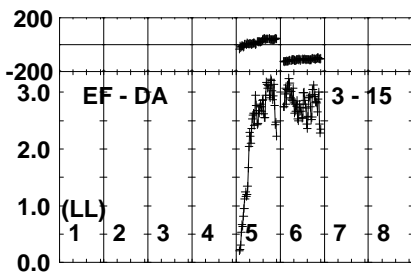
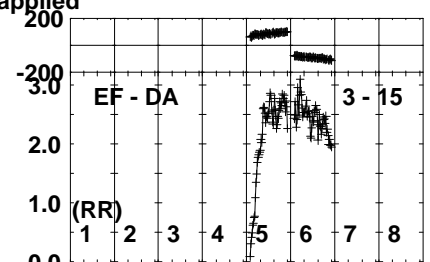
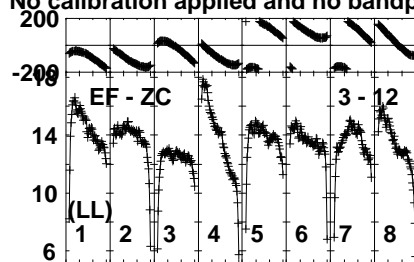
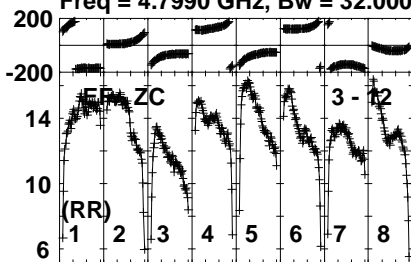
Lower frame: Milli Ampl Jy Top frame: Phas deg
Vector averaged cross-power spectrum Several baselines displayed
Timerange: 00/18:09:41 to 00/18:10:19

Plot file version 297 created 19-OCT-2021 14:13:49

J1745-0753 RG012G.UVDATA.1

Freq = 4.7990 GHz, Bw = 32.000 MH

No calibration applied and no bandpass applied

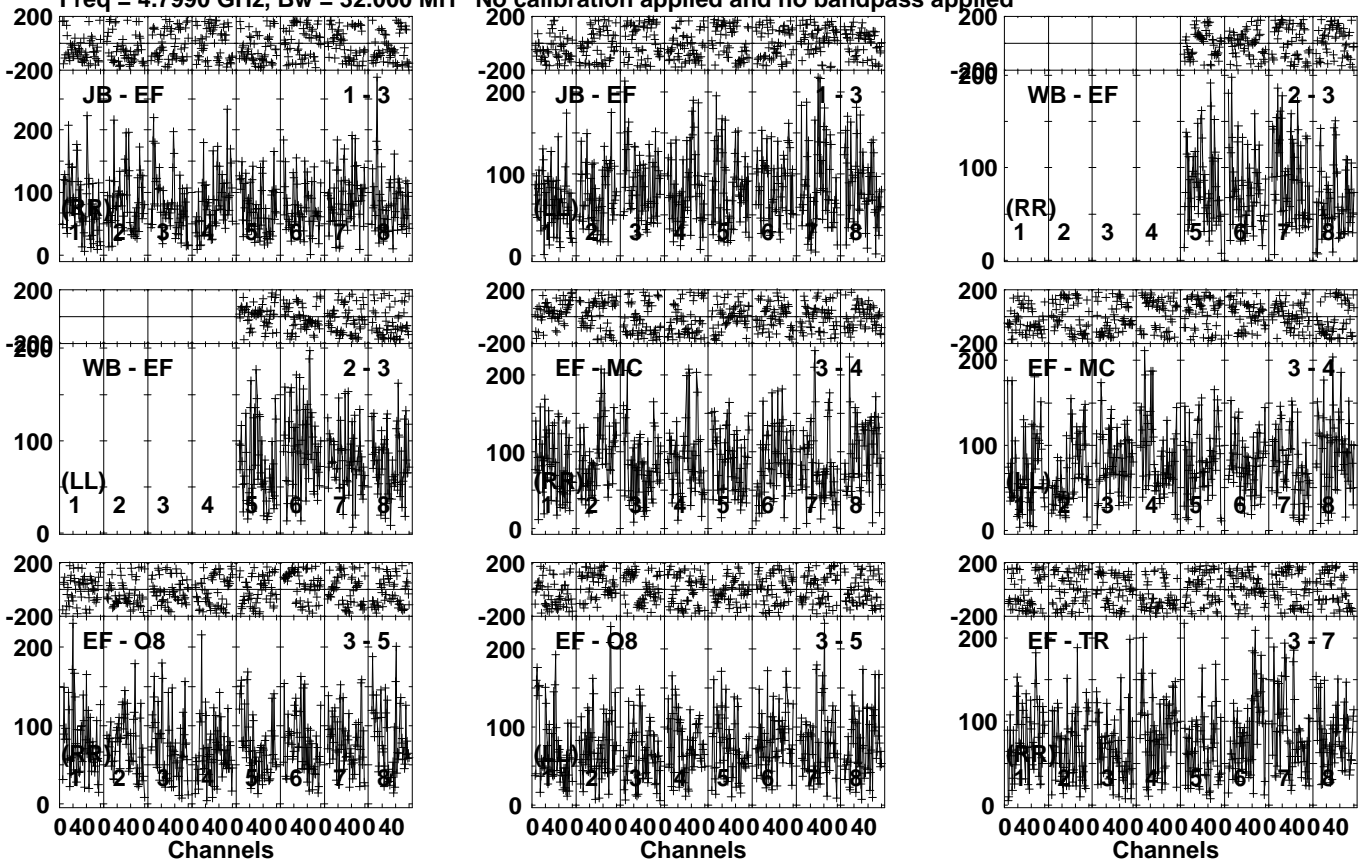


Lower frame: Milli Ampl Jy Top frame: Phas deg
Vector averaged cross-power spectrum Several baselines displayed
Timerange: 00/18:09:41 to 00/18:10:19

Plot file version 298 created 19-OCT-2021 14:13:49

RSOPH RG012G.UVDATA.1

Freq = 4.7990 GHz, Bw = 32.000 MH No calibration applied and no bandpass applied

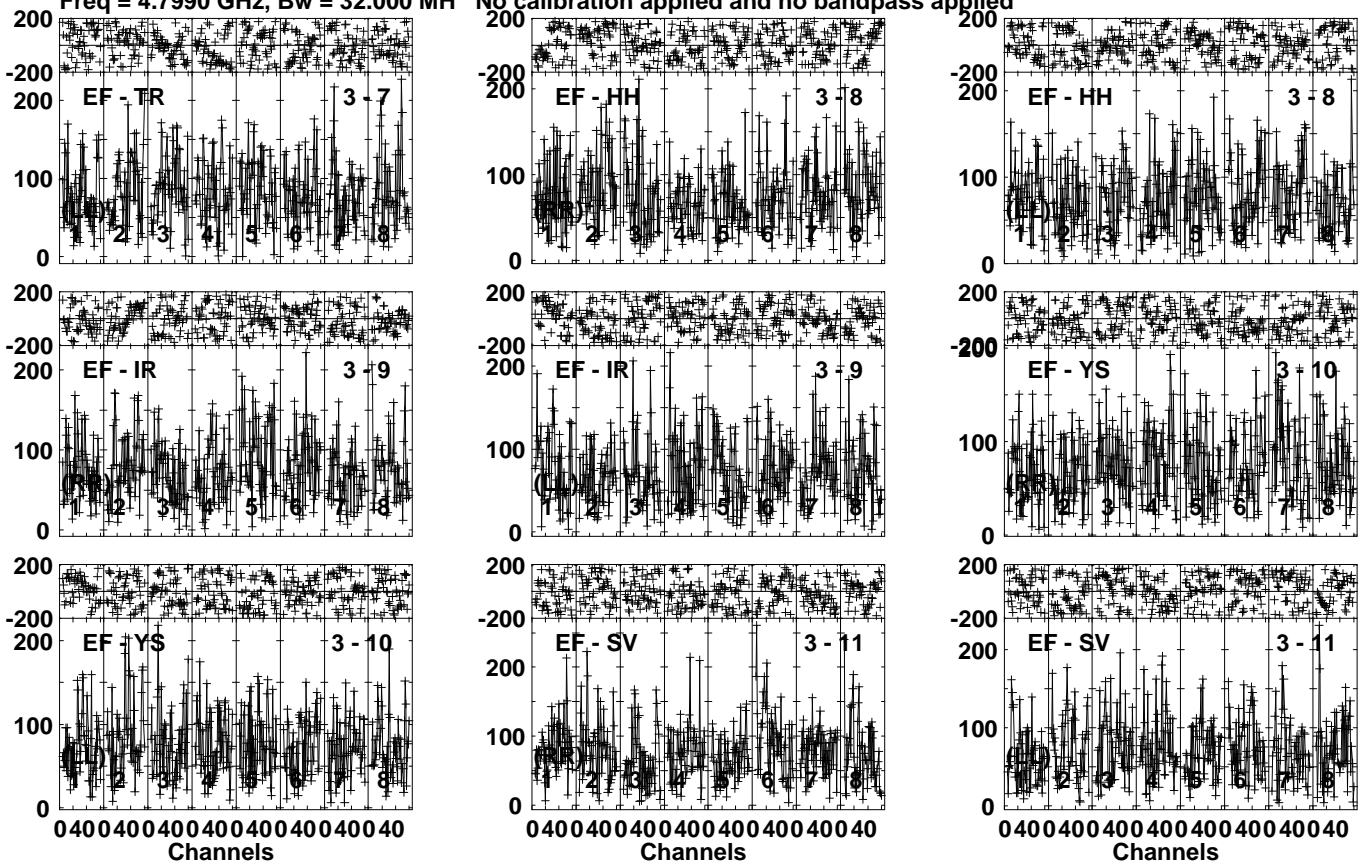


Lower frame: Micro Ampl Jy Top frame: Phas deg
Vector averaged cross-power spectrum Several baselines displayed
Timerange: 00/18:10:41 to 00/18:14:20

Plot file version 299 created 19-OCT-2021 14:13:50

RSOPH RG012G.UVDATA.1

Freq = 4.7990 GHz, Bw = 32.000 MH No calibration applied and no bandpass applied

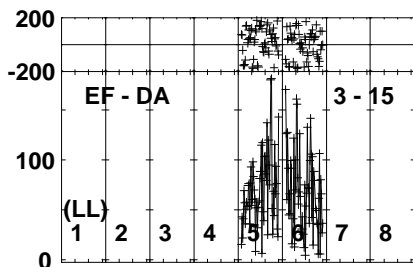
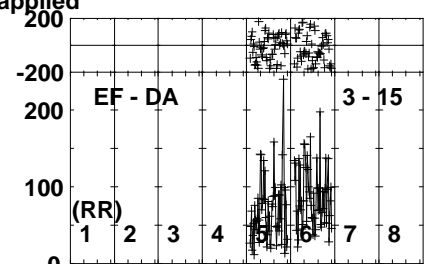
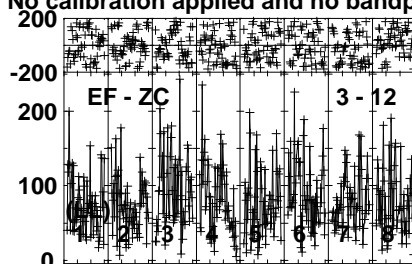
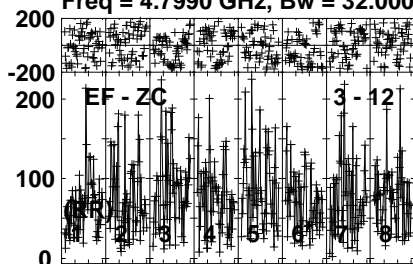


Lower frame: Micro Ampl Jy Top frame: Phas deg
Vector averaged cross-power spectrum Several baselines displayed
Timerange: 00/18:10:41 to 00/18:14:20

Plot file version 300 created 19-OCT-2021 14:13:50

RSOPH RG012G.UVDATA.1

Freq = 4.7990 GHz, Bw = 32.000 MH No calibration applied and no bandpass applied



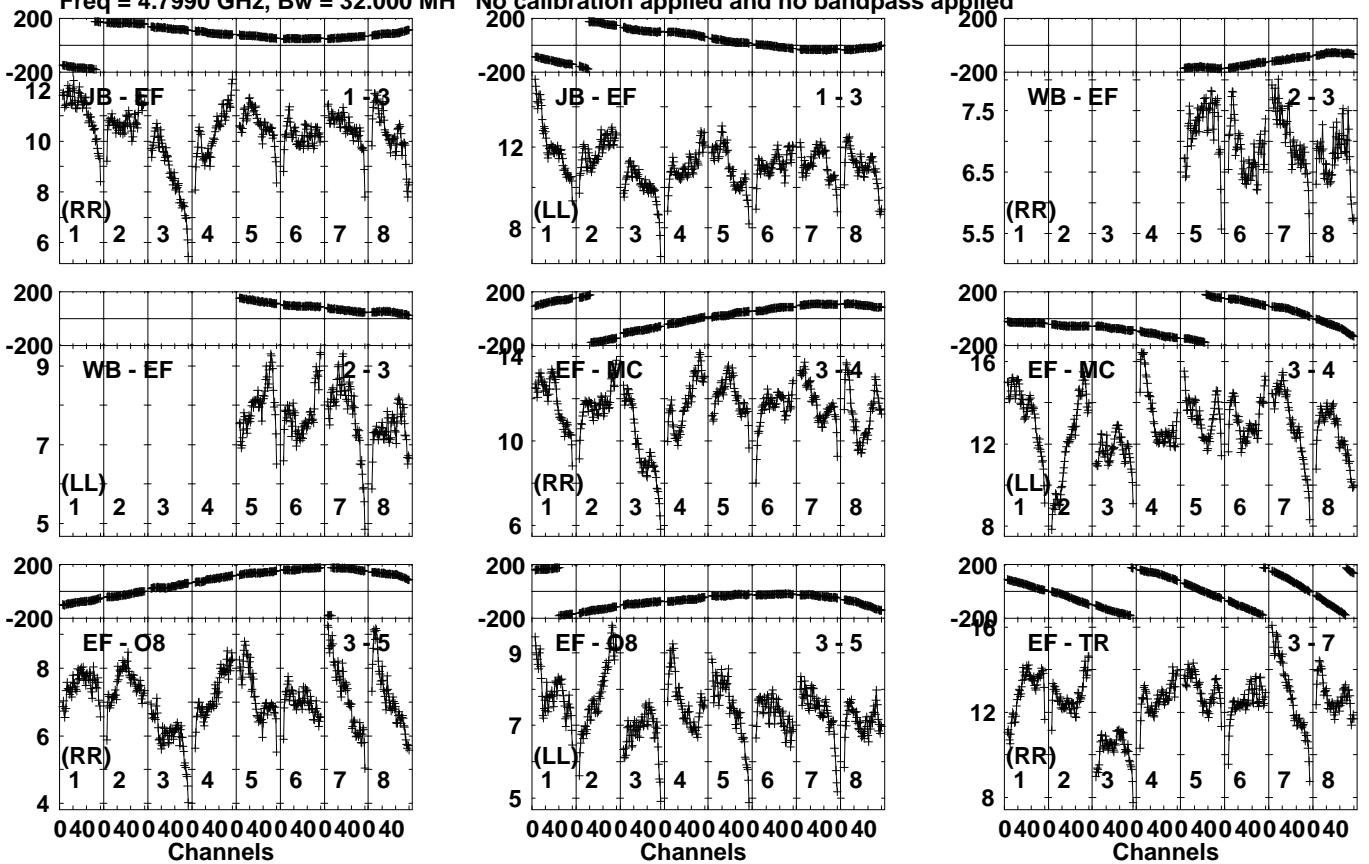
Lower frame: Micro Ampl Jy Top frame: Phas deg
Vector averaged cross-power spectrum Several baselines displayed
Timerange: 00/18:10:41 to 00/18:14:20

Plot file version 301 created 19-OCT-2021 14:13:50

J1745-0753 RG012G.UVDATA.1

Freq = 4.7990 GHz, Bw = 32.000 MH

No calibration applied and no bandpass applied



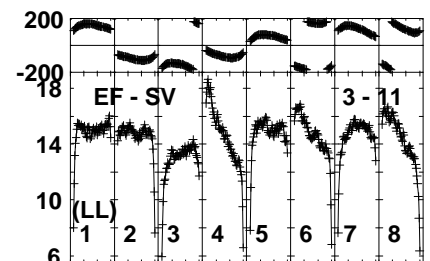
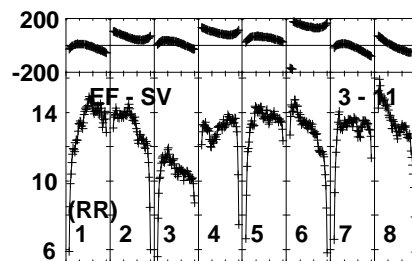
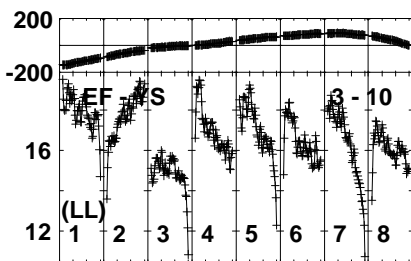
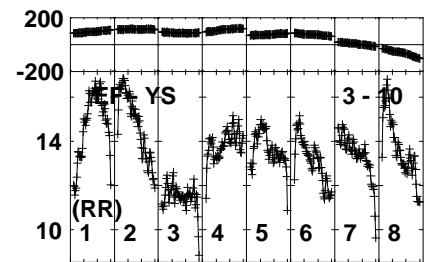
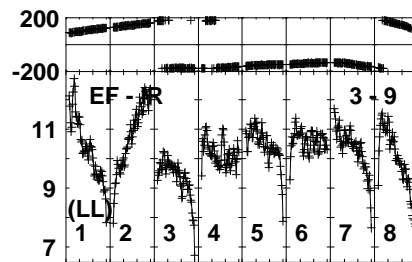
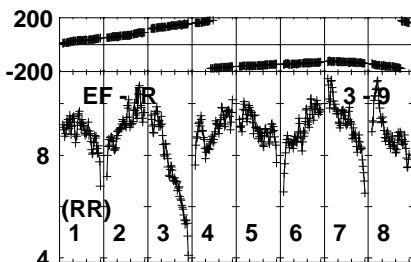
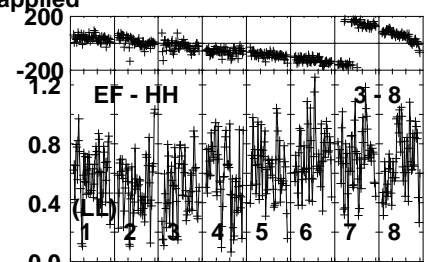
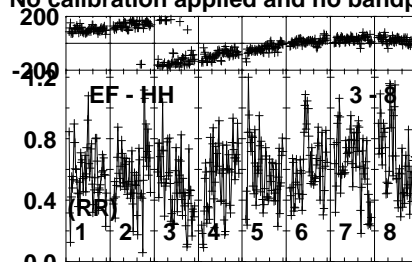
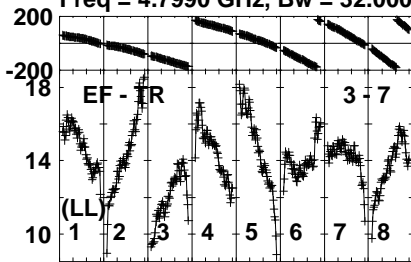
Lower frame: Milli Ampl Jy Top frame: Phas deg
Vector averaged cross-power spectrum Several baselines displayed
Timerange: 00/18:14:40 to 00/18:15:30

Plot file version 302 created 19-OCT-2021 14:13:51

J1745-0753 RG012G.UVDATA.1

Freq = 4.7990 GHz, Bw = 32.000 MH

No calibration applied and no bandpass applied



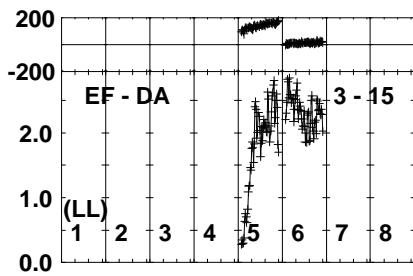
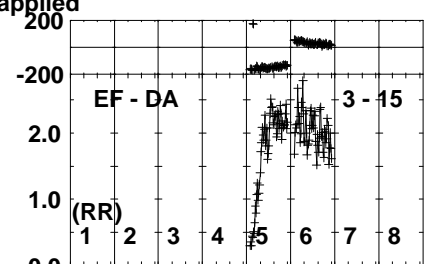
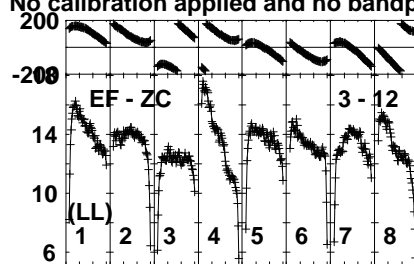
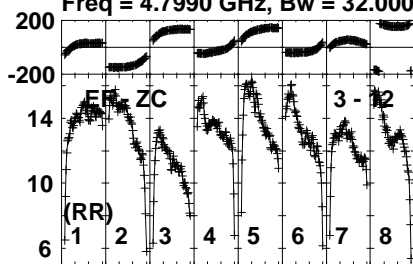
Lower frame: Milli Ampl Jy Top frame: Phas deg
Vector averaged cross-power spectrum Several baselines displayed
Timerange: 00/18:14:40 to 00/18:15:30

Plot file version 303 created 19-OCT-2021 14:13:51

J1745-0753 RG012G.UVDATA.1

Freq = 4.7990 GHz, Bw = 32.000 MH

No calibration applied and no bandpass applied

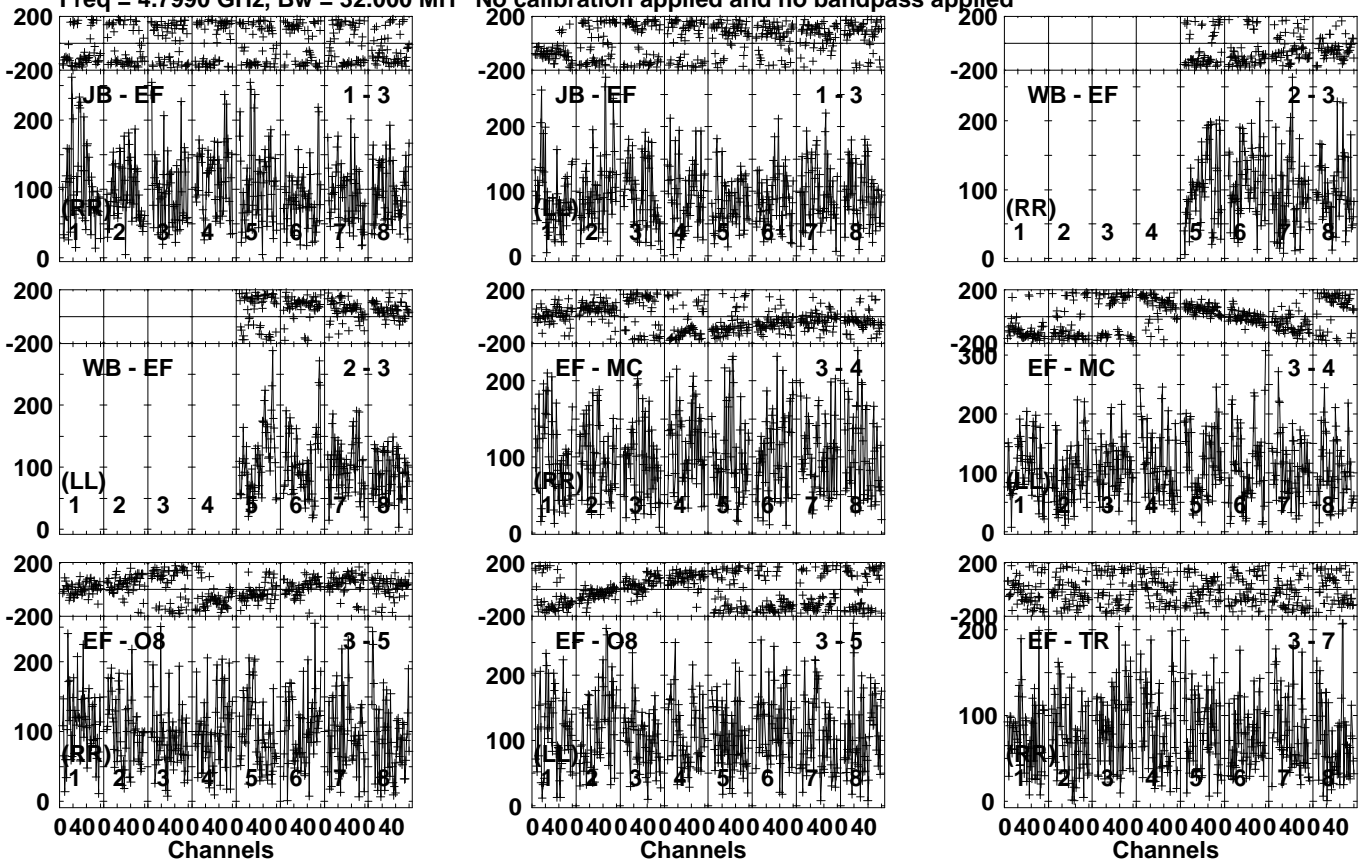


Lower frame: Milli Ampl Jy Top frame: Phas deg
Vector averaged cross-power spectrum Several baselines displayed
Timerange: 00/18:14:40 to 00/18:15:30

Plot file version 304 created 19-OCT-2021 14:13:51

VLASS1 RG012G.UVDATA.1

Freq = 4.7990 GHz, Bw = 32.000 MH No calibration applied and no bandpass applied

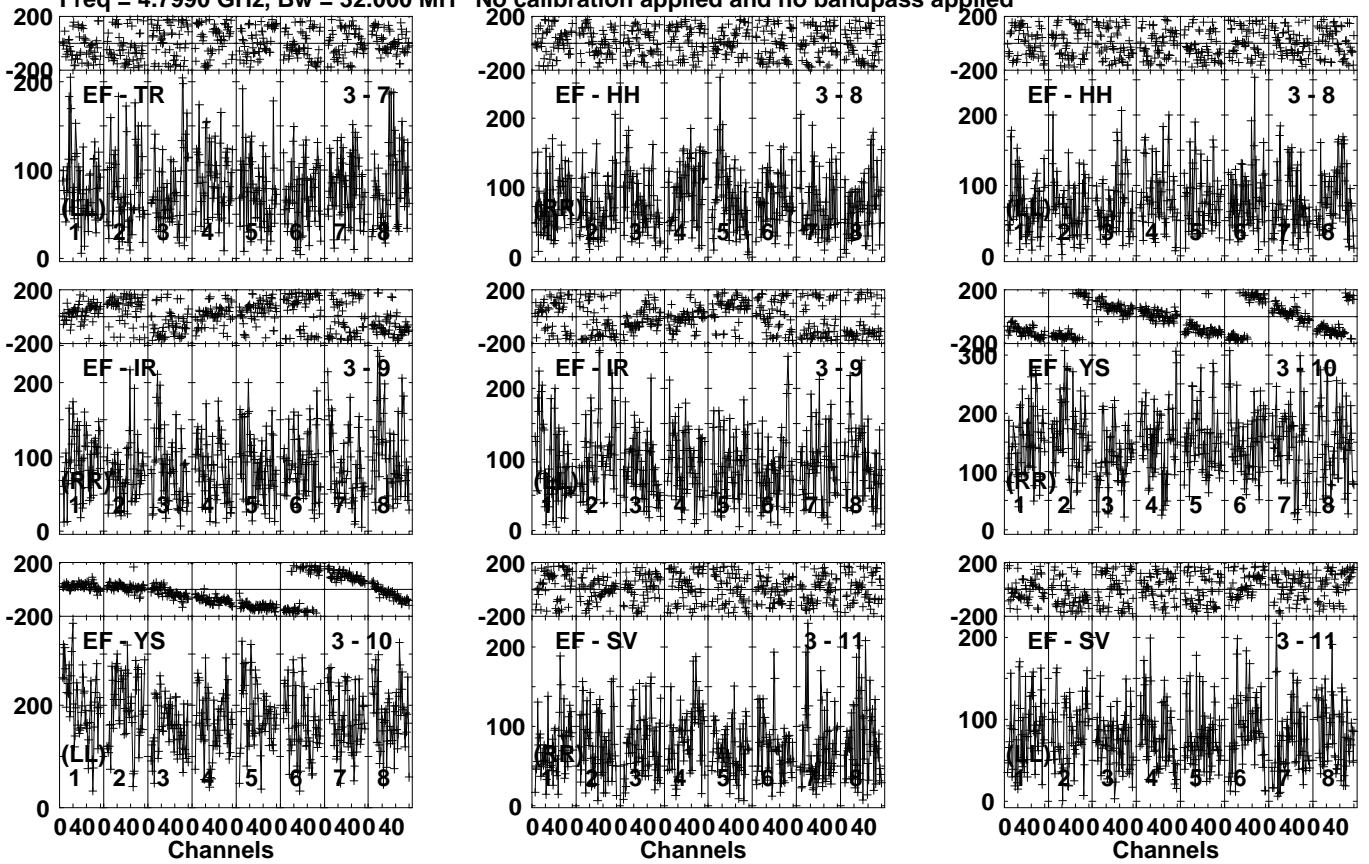


Lower frame: Micro Ampl Jy Top frame: Phas deg
Vector averaged cross-power spectrum Several baselines displayed
Timerange: 00/18:15:51 to 00/18:19:29

Plot file version 305 created 19-OCT-2021 14:13:52

VLASS1 RG012G.UVDATA.1

Freq = 4.7990 GHz, Bw = 32.000 MH No calibration applied and no bandpass applied

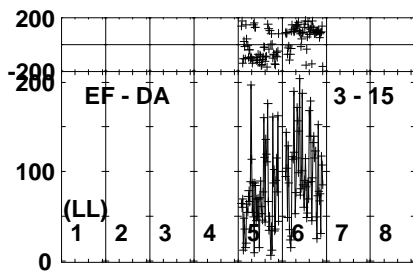
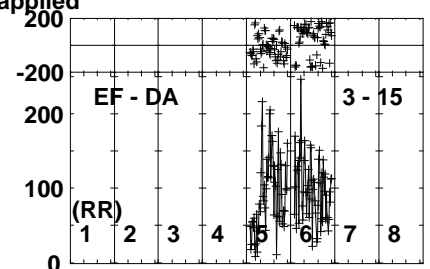
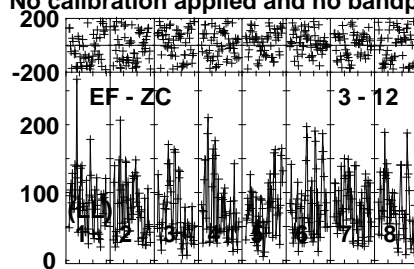
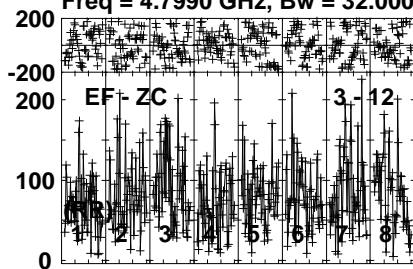


Lower frame: Micro Ampl Jy Top frame: Phas deg
Vector averaged cross-power spectrum Several baselines displayed
Timerange: 00/18:15:51 to 00/18:19:29

Plot file version 306 created 19-OCT-2021 14:13:52

VLASS1 RG012G.UVDATA.1

Freq = 4.7990 GHz, Bw = 32.000 MH No calibration applied and no bandpass applied

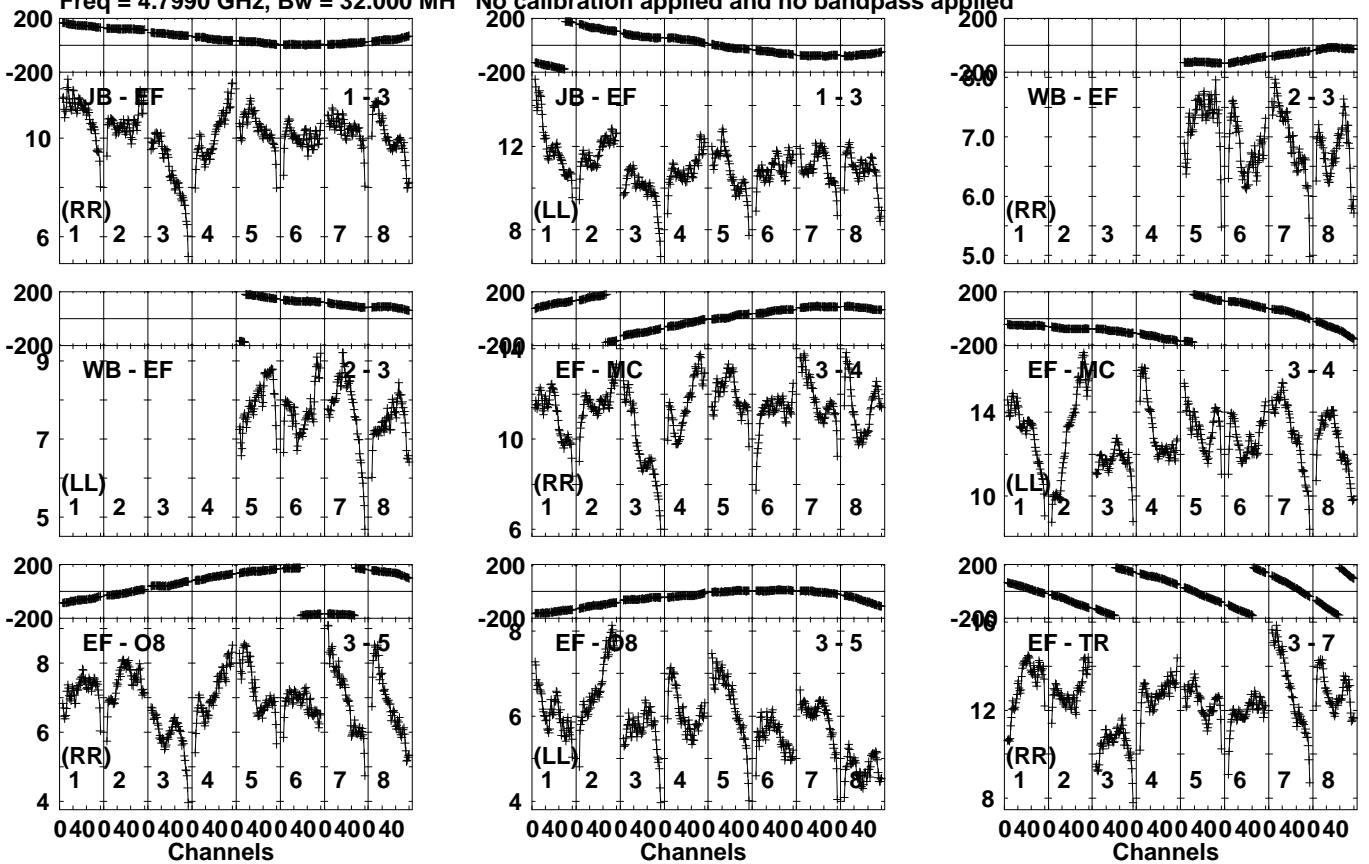


Lower frame: Micro Ampl Jy Top frame: Phas deg
Vector averaged cross-power spectrum Several baselines displayed
Timerange: 00/18:15:51 to 00/18:19:29

Plot file version 307 created 19-OCT-2021 14:13:52

J1745-0753 RG012G.UVDATA.1

Freq = 4.7990 GHz, Bw = 32.000 MH No calibration applied and no bandpass applied

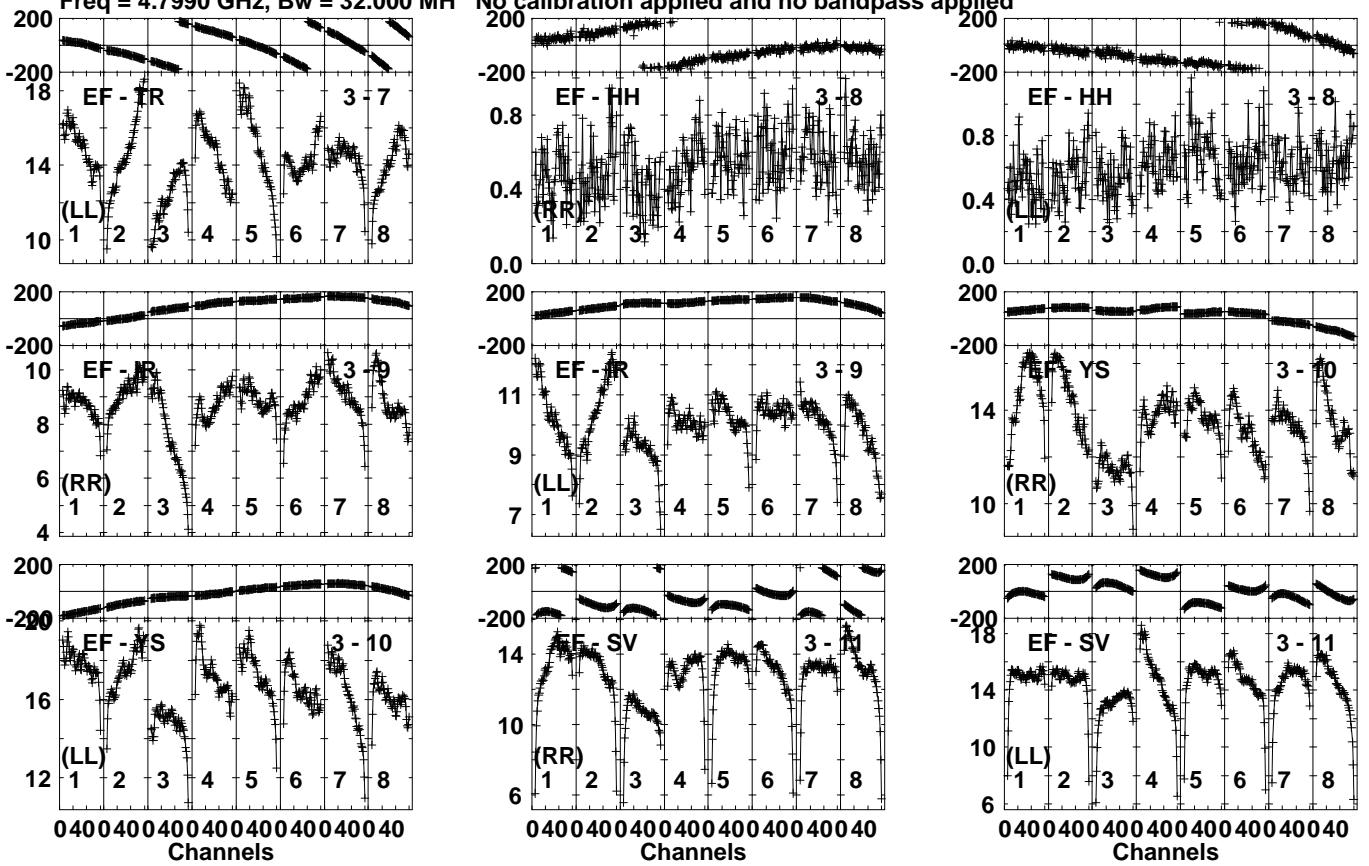


Lower frame: Milli Ampl Jy Top frame: Phas deg
Vector averaged cross-power spectrum Several baselines displayed
Timerange: 00/18:20:11 to 00/18:20:49

Plot file version 308 created 19-OCT-2021 14:13:52

J1745-0753 RG012G.UVDATA.1

Freq = 4.7990 GHz, Bw = 32.000 MH No calibration applied and no bandpass applied



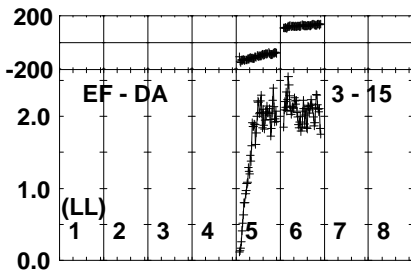
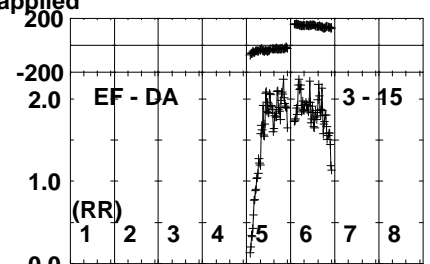
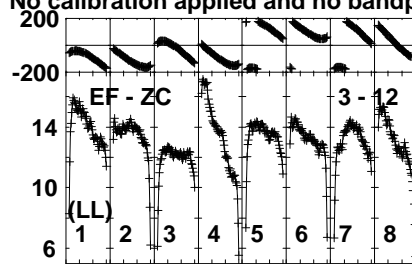
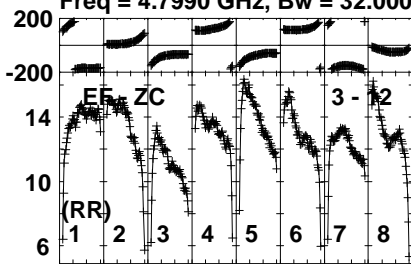
Lower frame: Milli Ampl Jy Top frame: Phas deg
Vector averaged cross-power spectrum Several baselines displayed
Timerange: 00/18:20:11 to 00/18:20:49

Plot file version 309 created 19-OCT-2021 14:13:53

J1745-0753 RG012G.UVDATA.1

Freq = 4.7990 GHz, Bw = 32.000 MH

No calibration applied and no bandpass applied

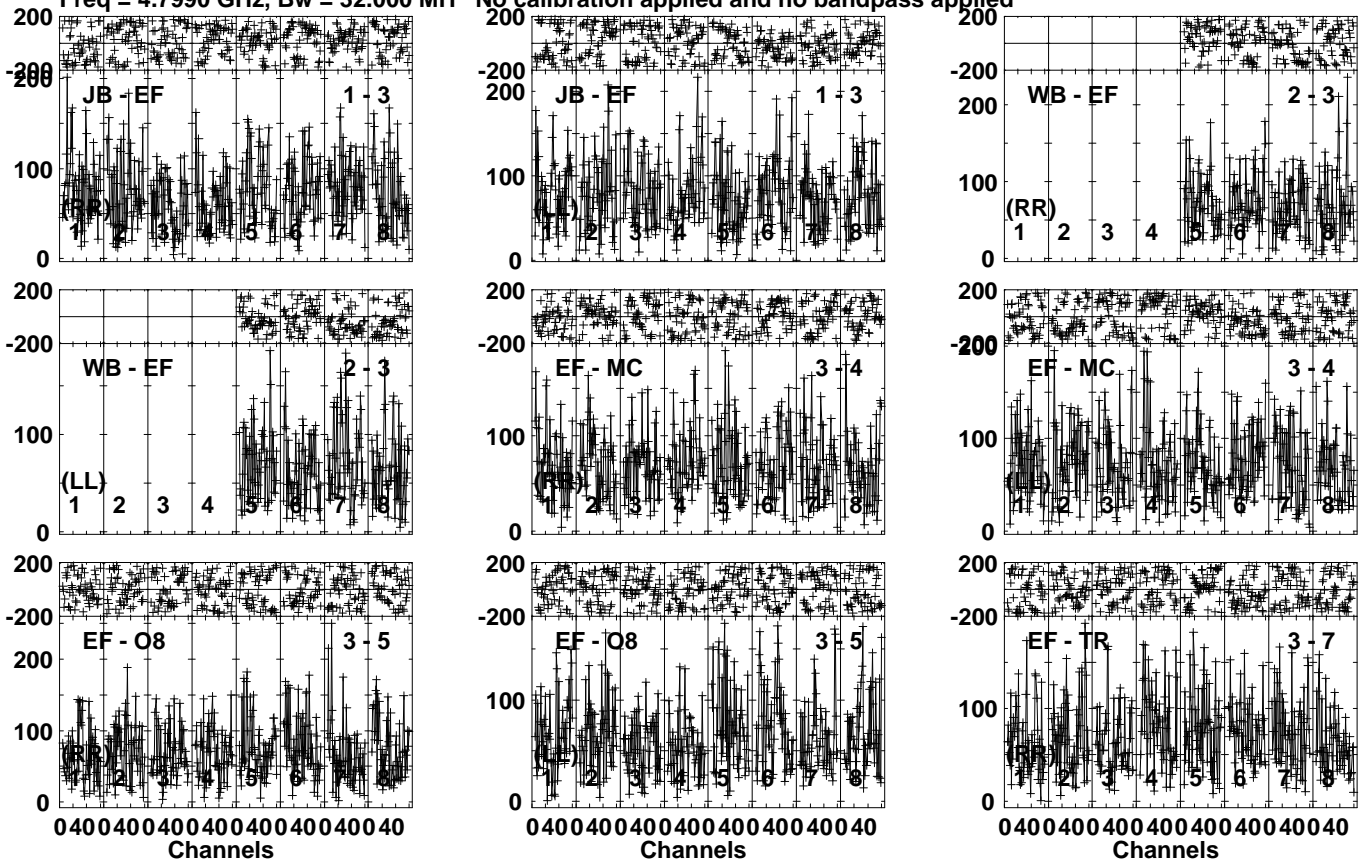


Lower frame: Milli Ampl Jy Top frame: Phas deg
Vector averaged cross-power spectrum Several baselines displayed
Timerange: 00/18:20:11 to 00/18:20:49

Plot file version 310 created 19-OCT-2021 14:13:53

RSOPH RG012G.UVDATA.1

Freq = 4.7990 GHz, Bw = 32.000 MH No calibration applied and no bandpass applied

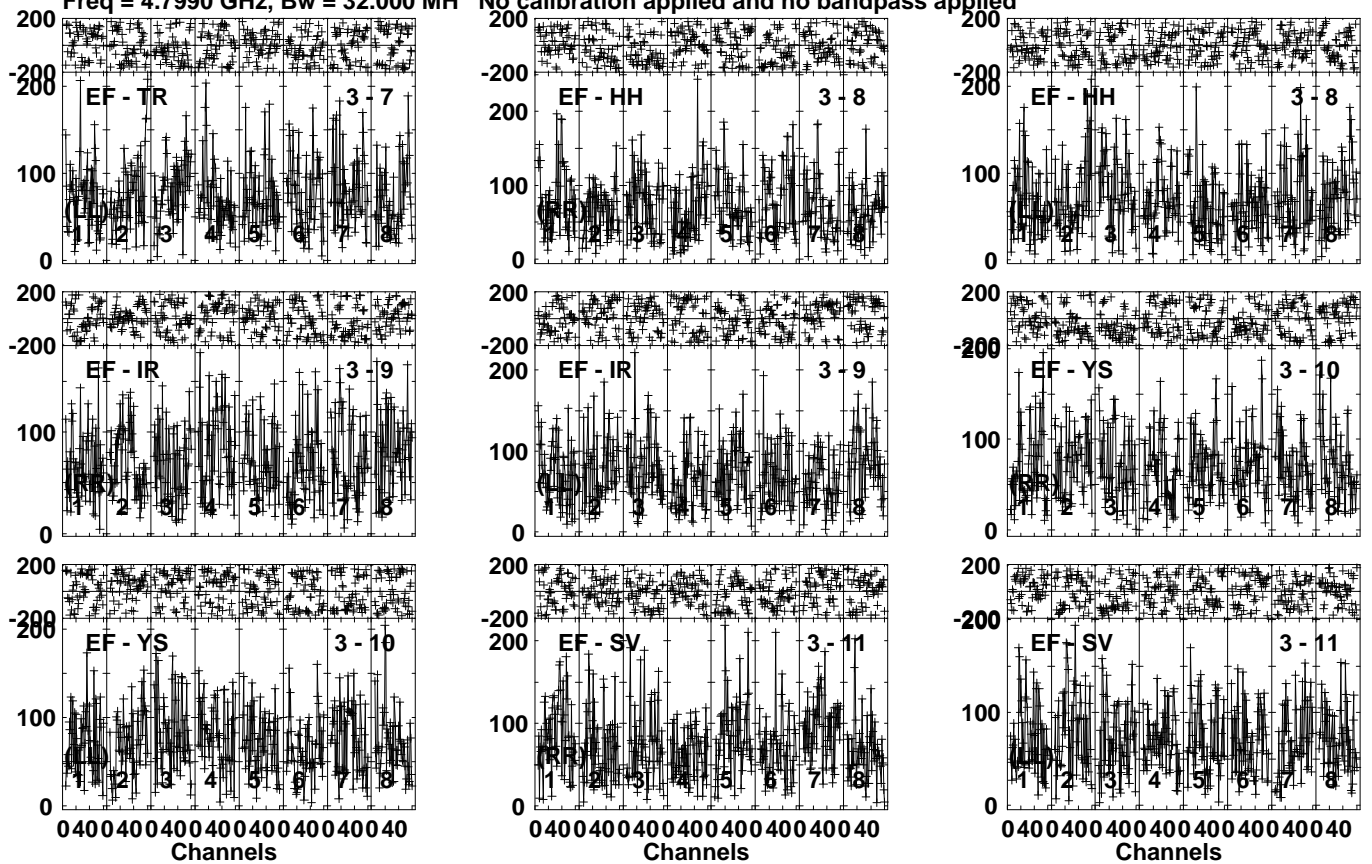


Lower frame: Micro Ampl Jy Top frame: Phas deg
Vector averaged cross-power spectrum Several baselines displayed
Timerange: 00/18:21:11 to 00/18:25:20

Plot file version 311 created 19-OCT-2021 14:13:53

RSOPH RG012G.UVDATA.1

Freq = 4.7990 GHz, Bw = 32.000 MH No calibration applied and no bandpass applied

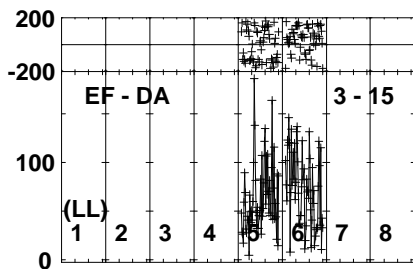
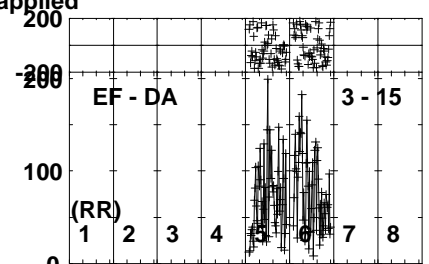
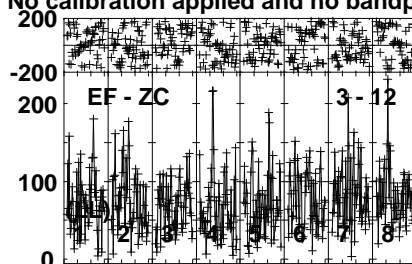
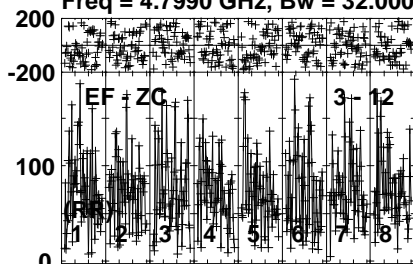


Lower frame: Micro Ampl Jy Top frame: Phas deg
Vector averaged cross-power spectrum Several baselines displayed
Timerange: 00/18:21:11 to 00/18:25:20

Plot file version 312 created 19-OCT-2021 14:13:54

RSOPH RG012G.UVDATA.1

Freq = 4.7990 GHz, Bw = 32.000 MH No calibration applied and no bandpass applied

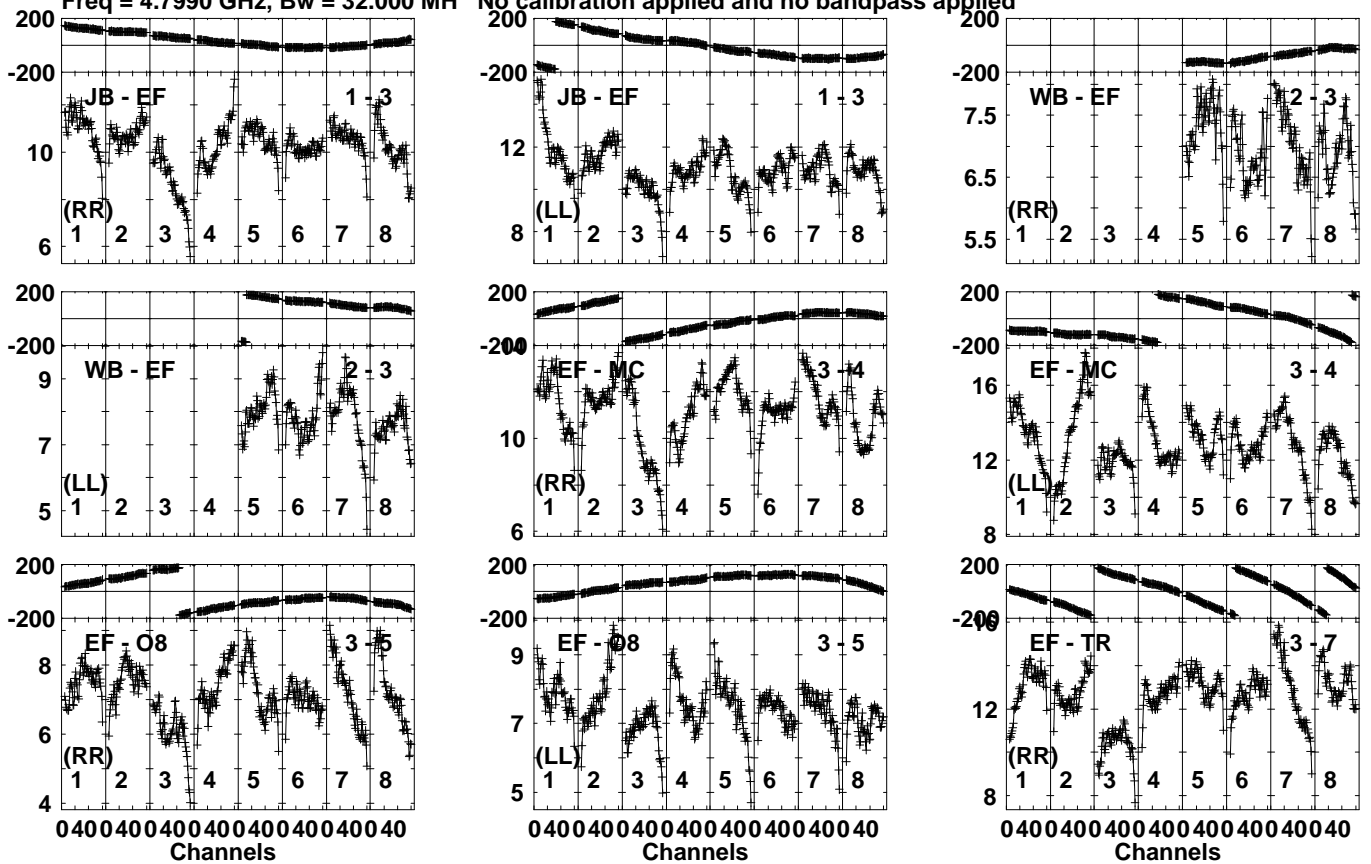


Lower frame: Micro Ampl Jy Top frame: Phas deg
Vector averaged cross-power spectrum Several baselines displayed
Timerange: 00/18:21:11 to 00/18:25:20

Plot file version 313 created 19-OCT-2021 14:13:54

J1745-0753 RG012G.UVDATA.1

Freq = 4.7990 GHz, Bw = 32.000 MH No calibration applied and no bandpass applied

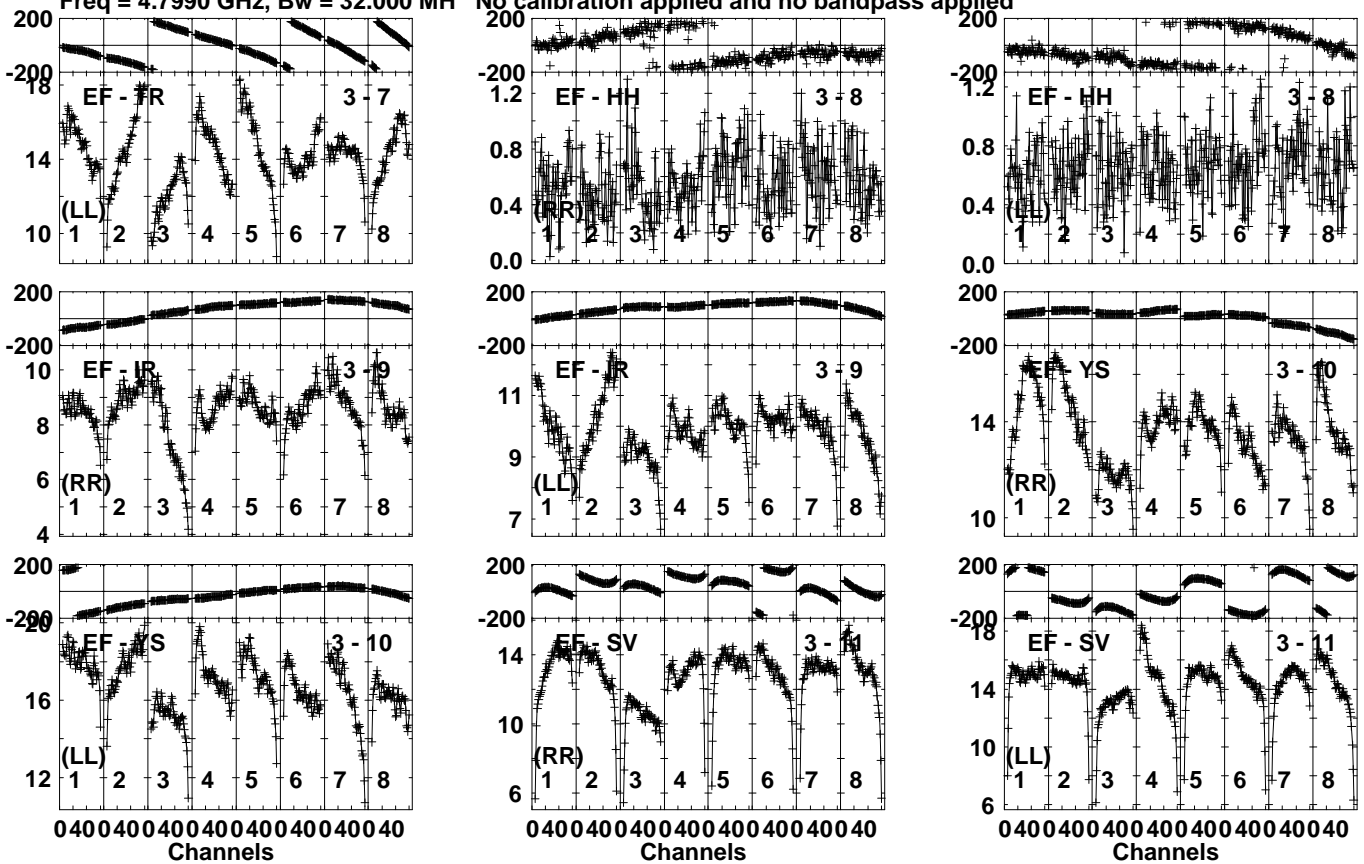


Lower frame: Milli Ampl Jy Top frame: Phas deg
Vector averaged cross-power spectrum Several baselines displayed
Timerange: 00/18:25:40 to 00/18:26:30

Plot file version 314 created 19-OCT-2021 14:13:54

J1745-0753 RG012G.UVDATA.1

Freq = 4.7990 GHz, Bw = 32.000 MH No calibration applied and no bandpass applied



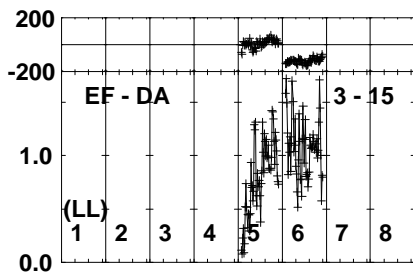
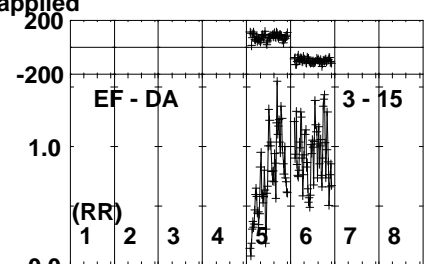
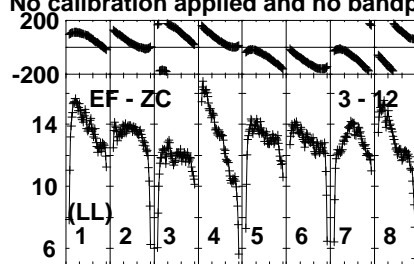
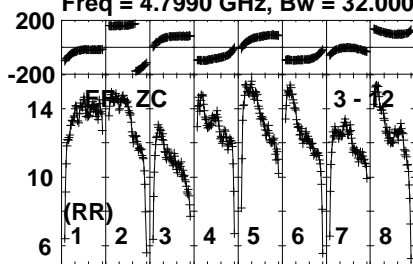
Lower frame: Milli Ampl Jy Top frame: Phas deg
Vector averaged cross-power spectrum Several baselines displayed
Timerange: 00/18:25:40 to 00/18:26:30

Plot file version 315 created 19-OCT-2021 14:13:55

J1745-0753 RG012G.UVDATA.1

Freq = 4.7990 GHz, Bw = 32.000 MH

No calibration applied and no bandpass applied

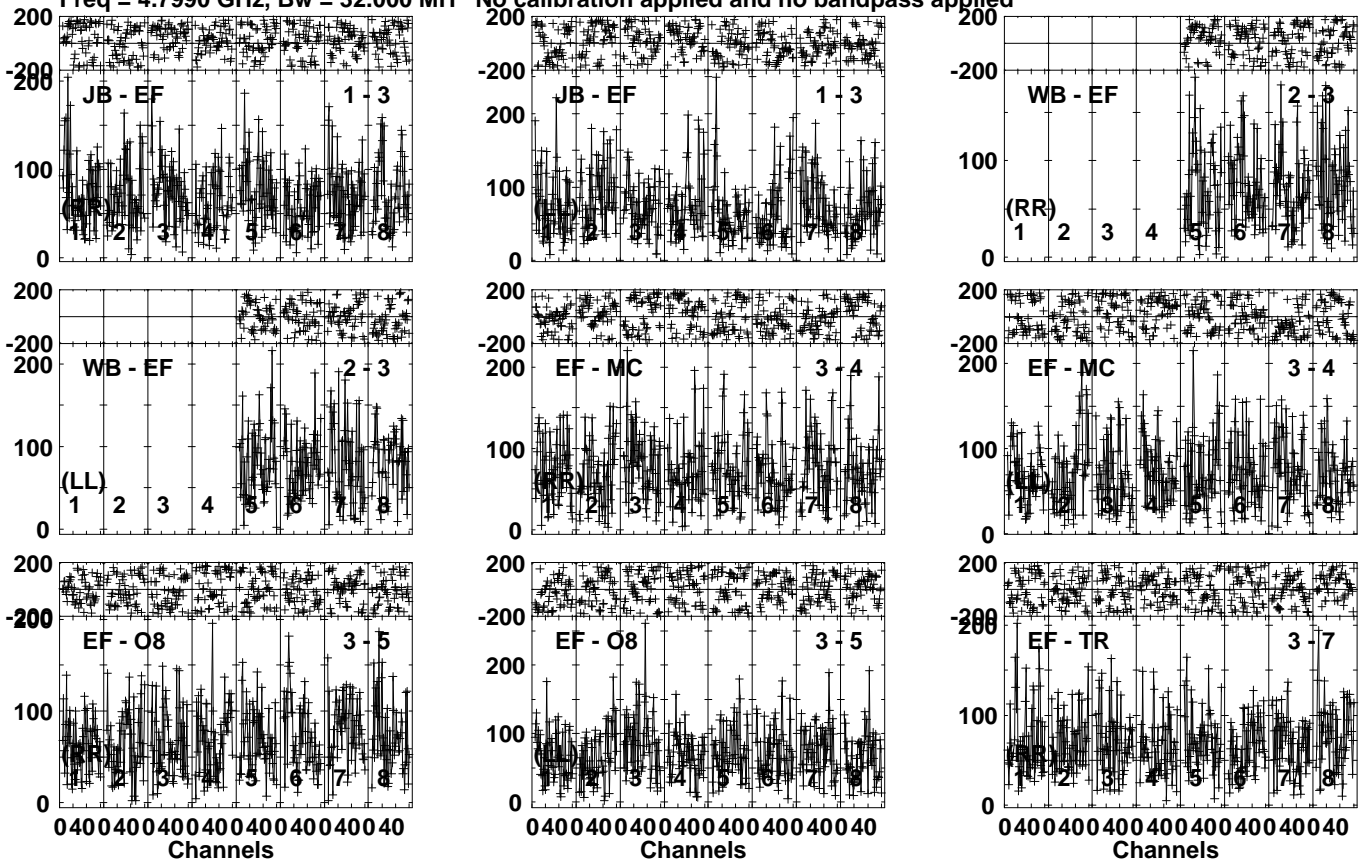


Lower frame: Milli Ampl Jy Top frame: Phas deg
Vector averaged cross-power spectrum Several baselines displayed
Timerange: 00/18:25:40 to 00/18:26:30

Plot file version 316 created 19-OCT-2021 14:13:55

RSOPH RG012G.UVDATA.1

Freq = 4.7990 GHz, Bw = 32.000 MH No calibration applied and no bandpass applied

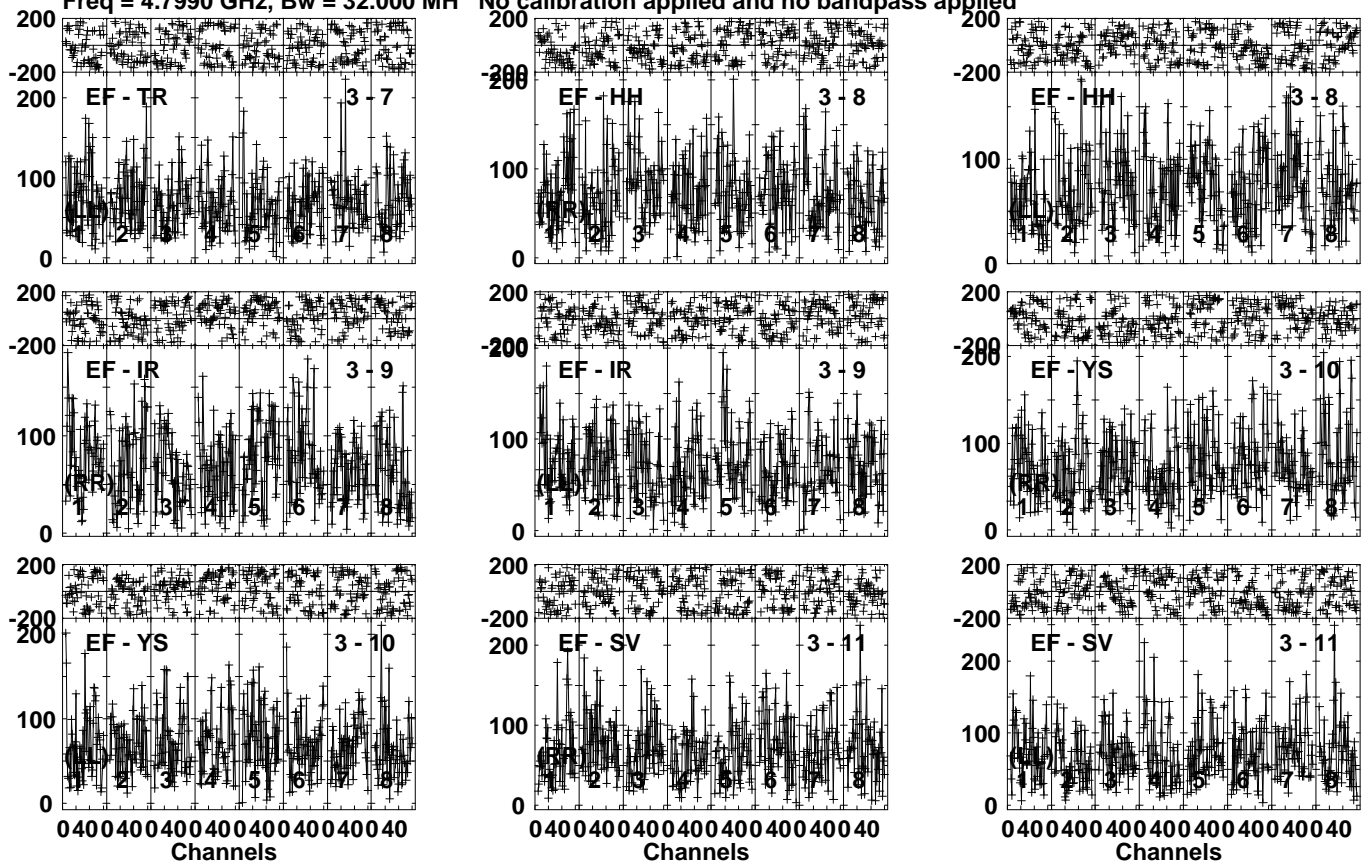


Lower frame: Micro Ampl Jy Top frame: Phas deg
Vector averaged cross-power spectrum Several baselines displayed
Timerange: 00/18:26:50 to 00/18:31:00

Plot file version 317 created 19-OCT-2021 14:13:55

RSOPH RG012G.UVDATA.1

Freq = 4.7990 GHz, Bw = 32.000 MH No calibration applied and no bandpass applied

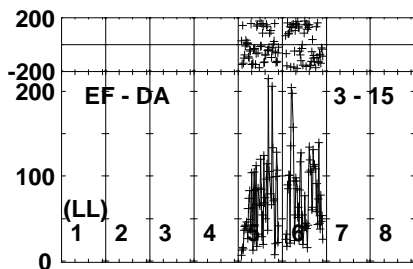
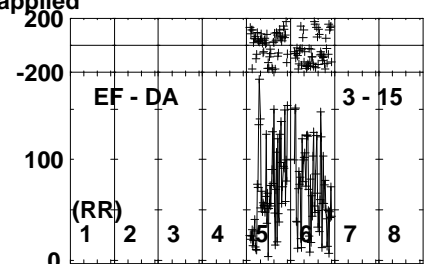
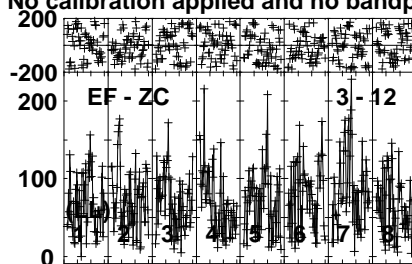
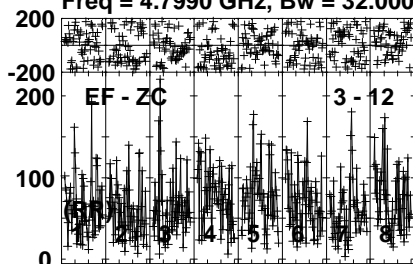


Lower frame: Micro Ampl Jy Top frame: Phas deg
Vector averaged cross-power spectrum Several baselines displayed
Timerange: 00/18:26:50 to 00/18:31:00

Plot file version 318 created 19-OCT-2021 14:13:56

RSOPH RG012G.UVDATA.1

Freq = 4.7990 GHz, Bw = 32.000 MH No calibration applied and no bandpass applied

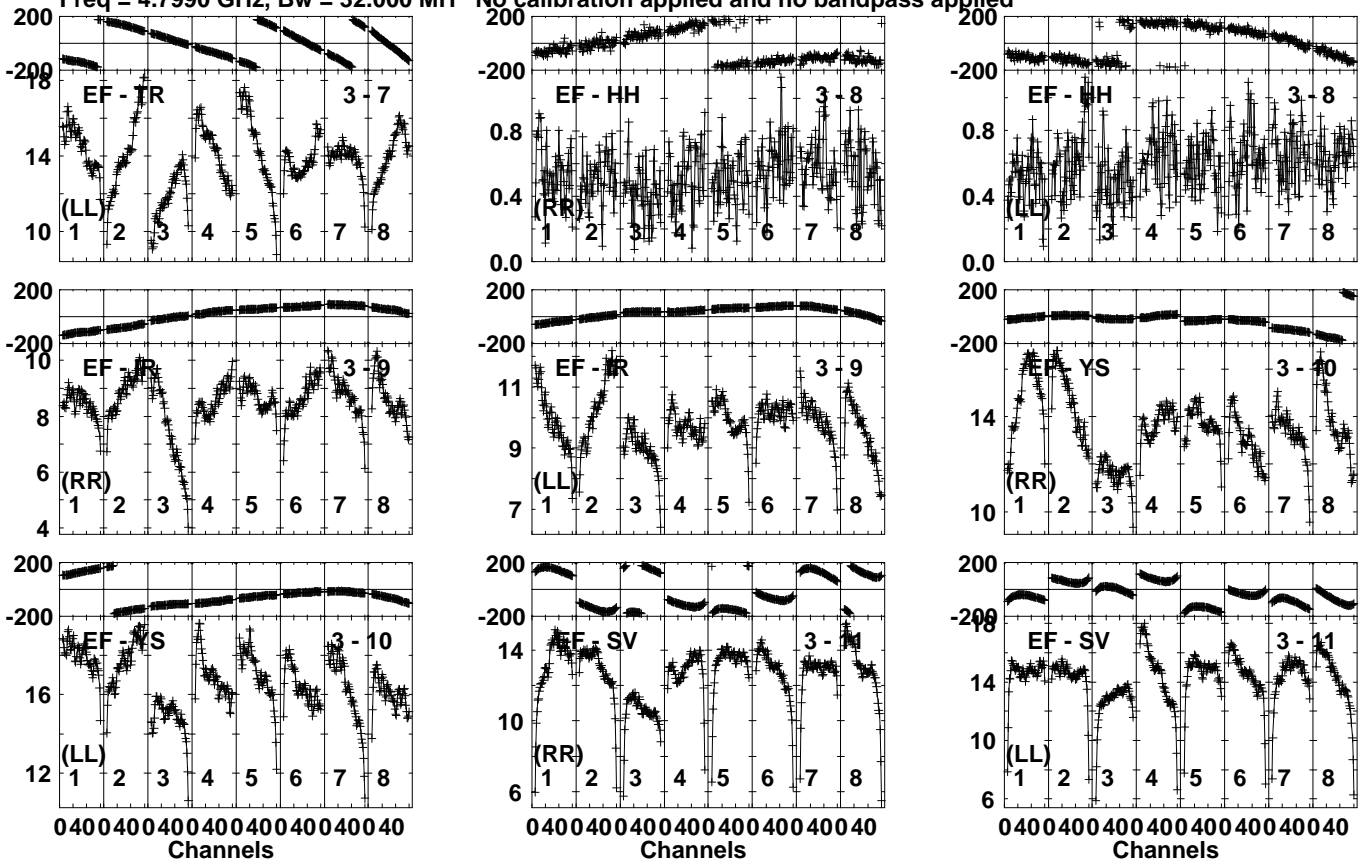


Lower frame: Micro Ampl Jy Top frame: Phas deg
Vector averaged cross-power spectrum Several baselines displayed
Timerange: 00/18:26:50 to 00/18:31:00

Plot file version 320 created 19-OCT-2021 14:13:57

J1745-0753 RG012G.UVDATA.1

Freq = 4.7990 GHz, Bw = 32.000 MH No calibration applied and no bandpass applied



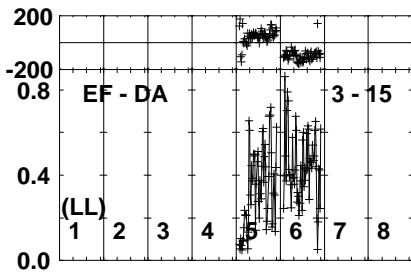
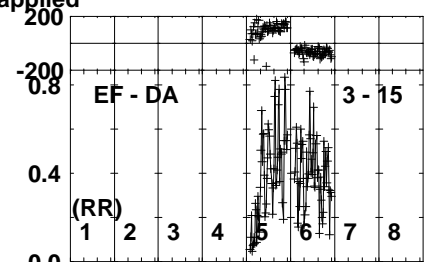
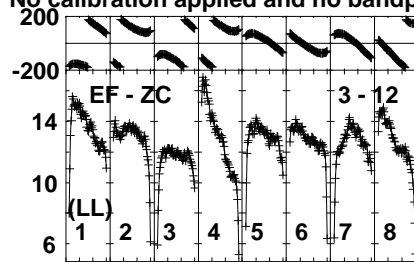
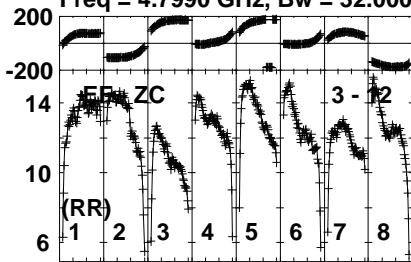
Lower frame: Milli Ampl Jy Top frame: Phas deg
Vector averaged cross-power spectrum Several baselines displayed
Timerange: 00/18:31:40 to 00/18:32:19

Plot file version 321 created 19-OCT-2021 14:13:57

J1745-0753 RG012G.UVDATA.1

Freq = 4.7990 GHz, Bw = 32.000 MH

No calibration applied and no bandpass applied

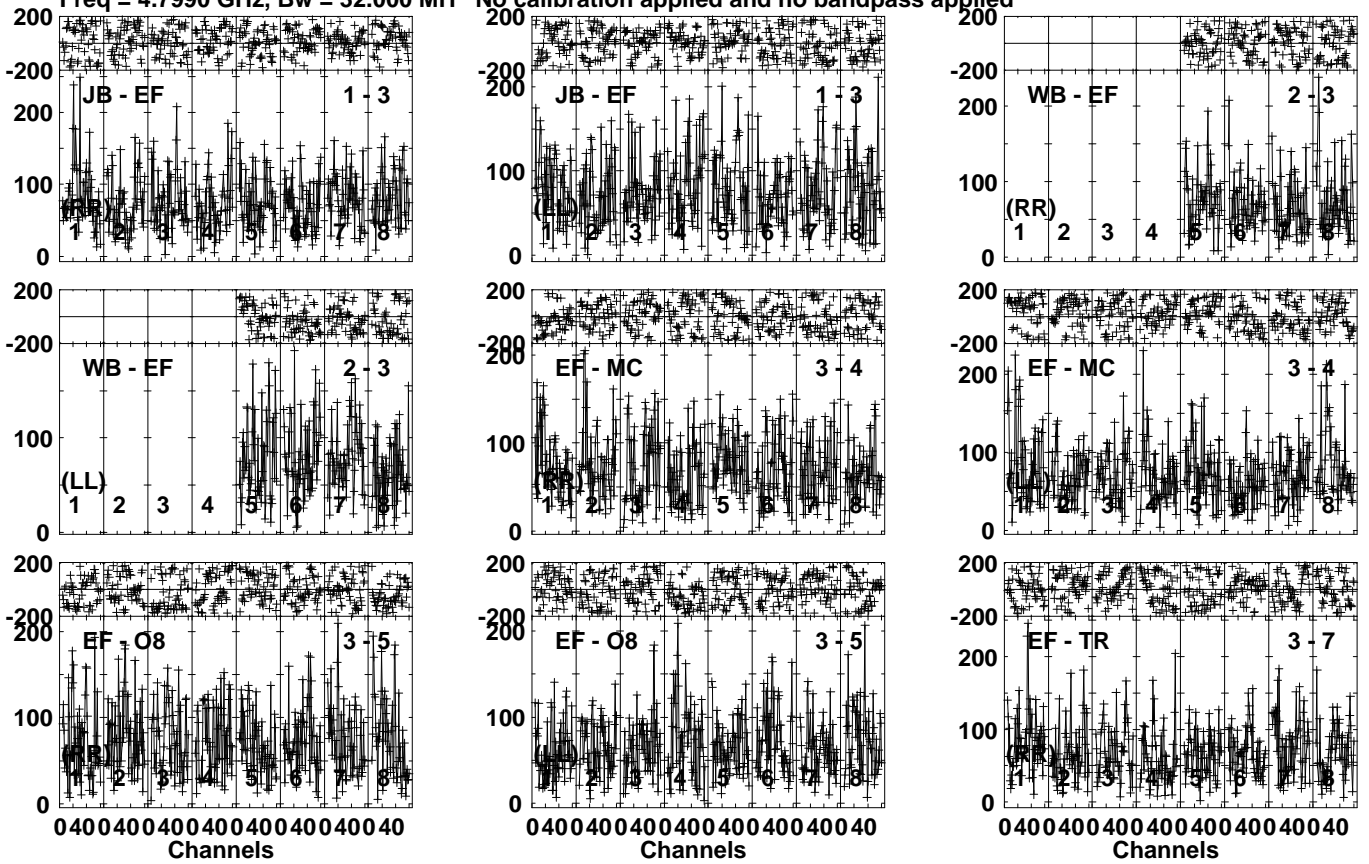


Lower frame: Milli Ampl Jy Top frame: Phas deg
Vector averaged cross-power spectrum Several baselines displayed
Timerange: 00/18:31:40 to 00/18:32:19

Plot file version 322 created 19-OCT-2021 14:13:57

RSOPH RG012G.UVDATA.1

Freq = 4.7990 GHz, Bw = 32.000 MH No calibration applied and no bandpass applied

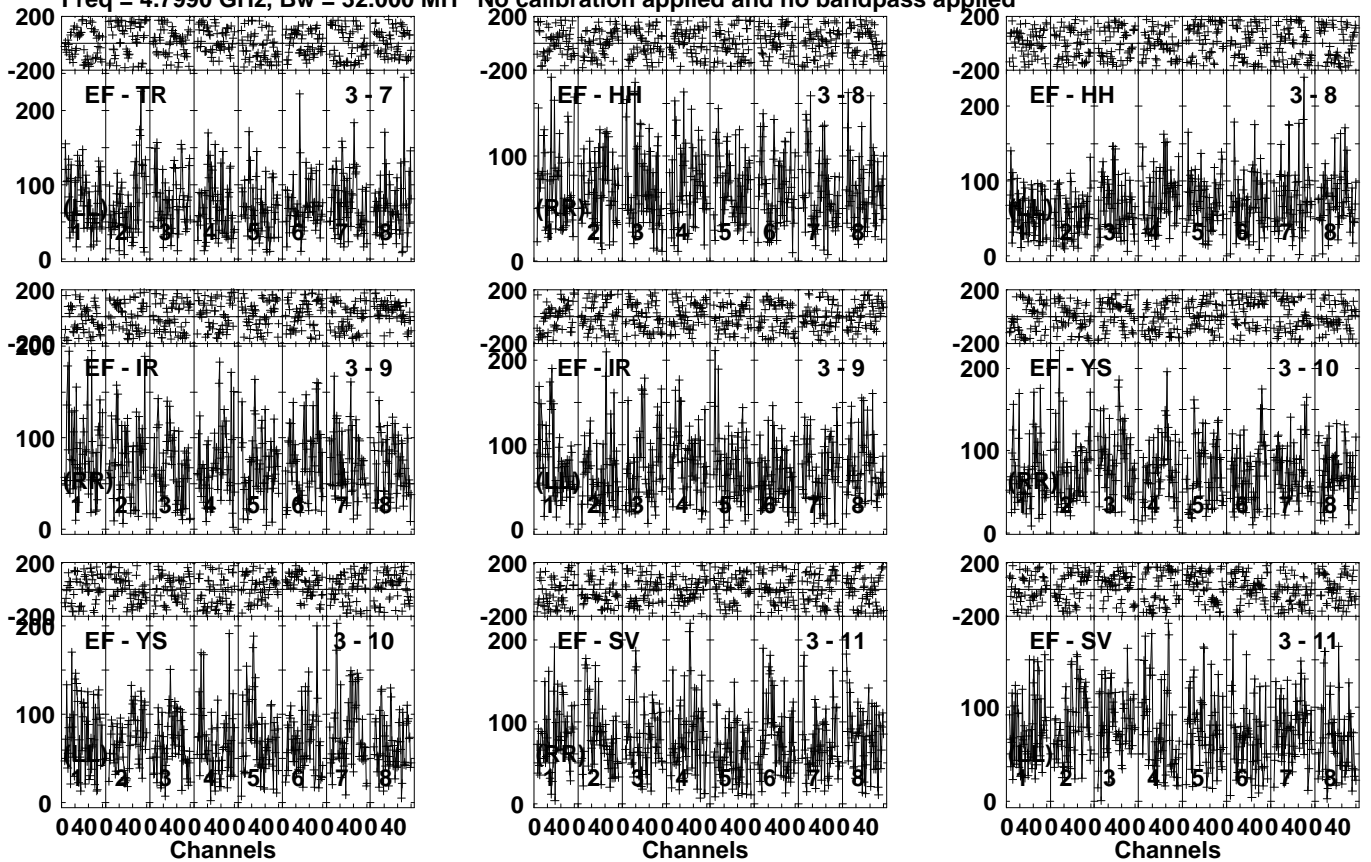


Lower frame: Micro Ampl Jy Top frame: Phas deg
Vector averaged cross-power spectrum Several baselines displayed
Timerange: 00/18:32:40 to 00/18:36:50

Plot file version 323 created 19-OCT-2021 14:13:58

RSOPH RG012G.UVDATA.1

Freq = 4.7990 GHz, Bw = 32.000 MH No calibration applied and no bandpass applied

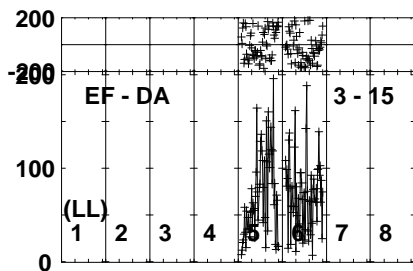
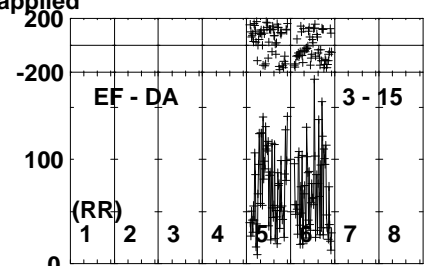
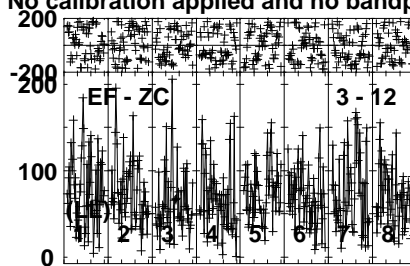
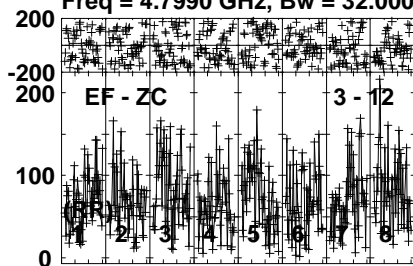


Lower frame: Micro Ampl Jy Top frame: Phas deg
Vector averaged cross-power spectrum Several baselines displayed
Timerange: 00/18:32:40 to 00/18:36:50

Plot file version 324 created 19-OCT-2021 14:13:58

RSOPH RG012G.UVDATA.1

Freq = 4.7990 GHz, Bw = 32.000 MH No calibration applied and no bandpass applied



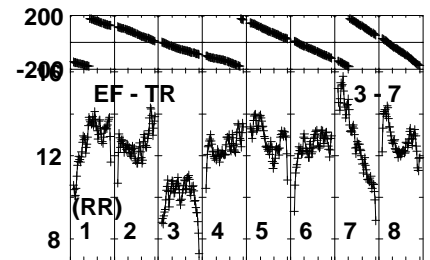
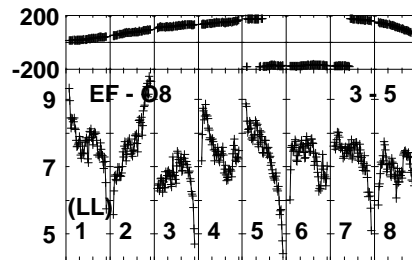
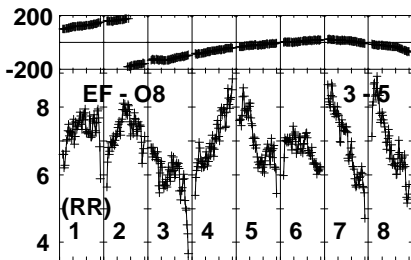
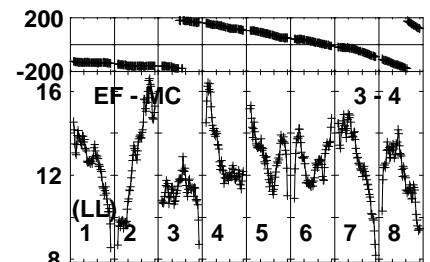
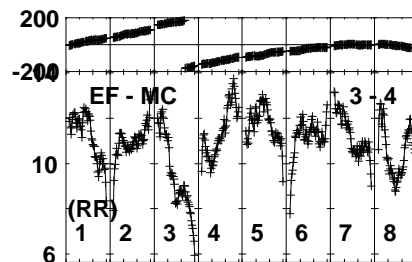
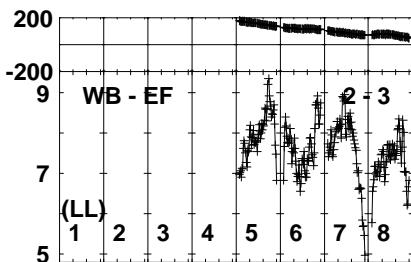
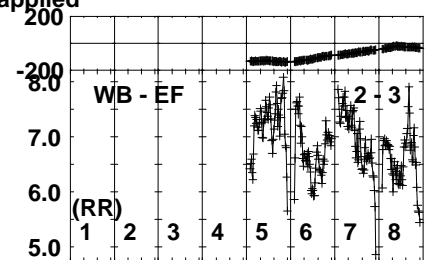
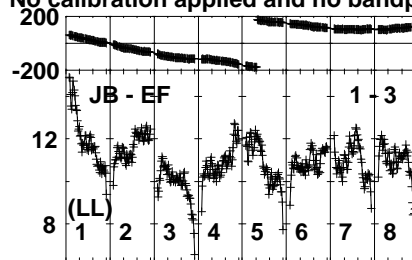
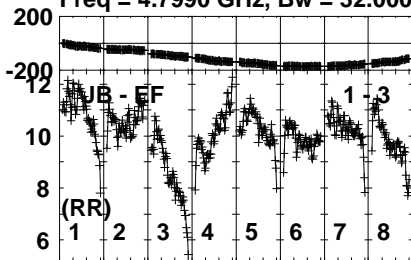
Lower frame: Micro Ampl Jy Top frame: Phas deg
Vector averaged cross-power spectrum Several baselines displayed
Timerange: 00/18:32:40 to 00/18:36:50

Plot file version 325 created 19-OCT-2021 14:13:58

J1745-0753 RG012G.UVDATA.1

Freq = 4.7990 GHz, Bw = 32.000 MH

No calibration applied and no bandpass applied

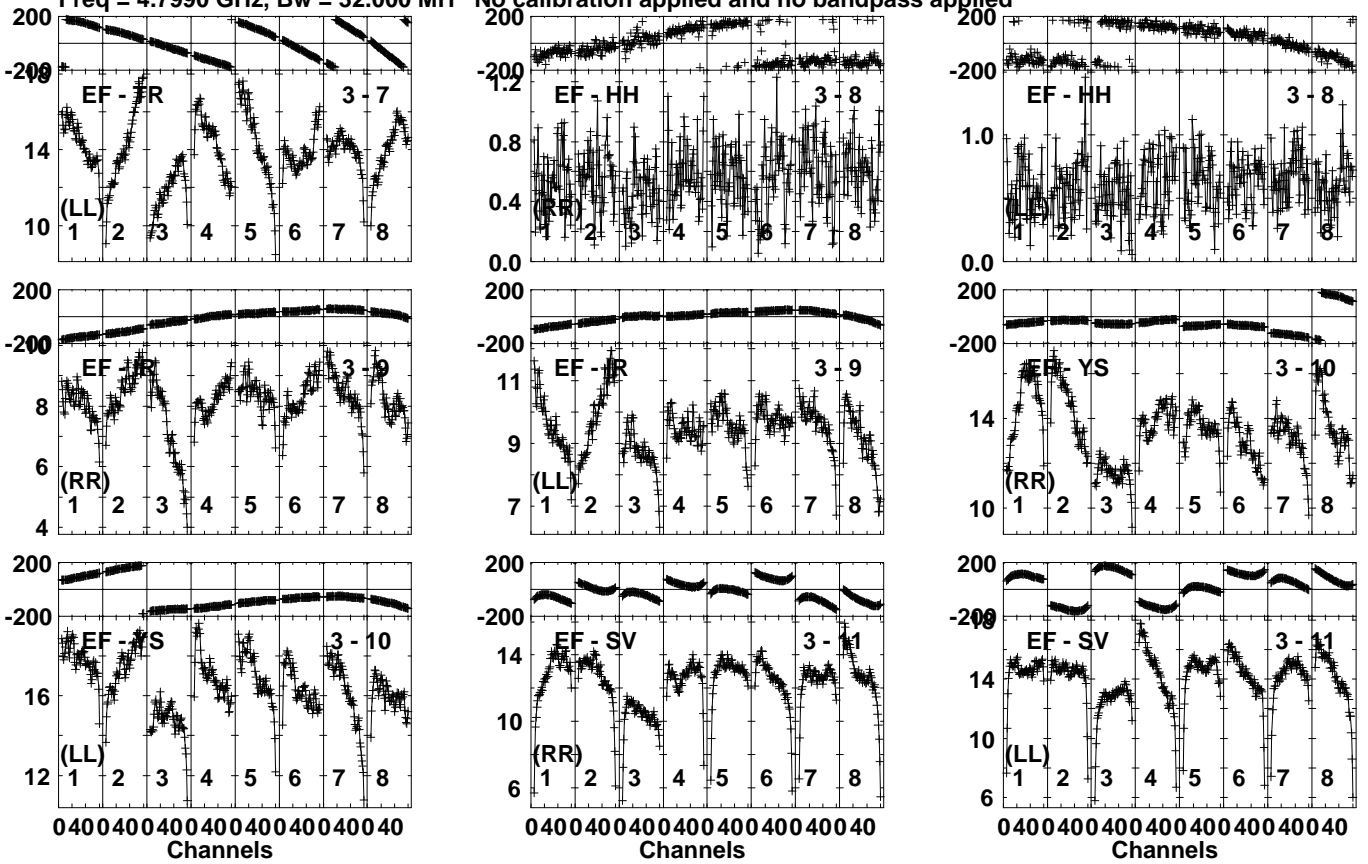


Lower frame: Milli Ampl Jy Top frame: Phas deg
Vector averaged cross-power spectrum Several baselines displayed
Timerange: 00/18:37:10 to 00/18:38:00

Plot file version 326 created 19-OCT-2021 14:13:59

J1745-0753 RG012G.UVDATA.1

Freq = 4.7990 GHz, Bw = 32.000 MH No calibration applied and no bandpass applied



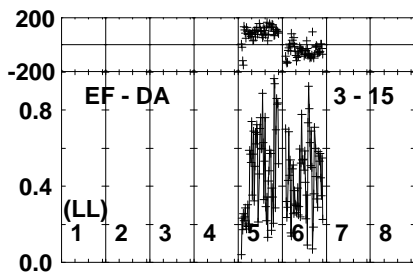
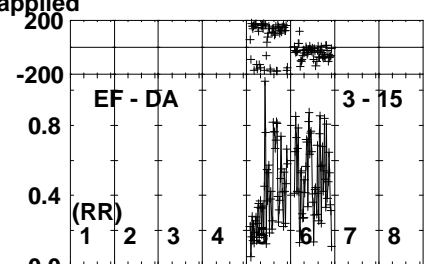
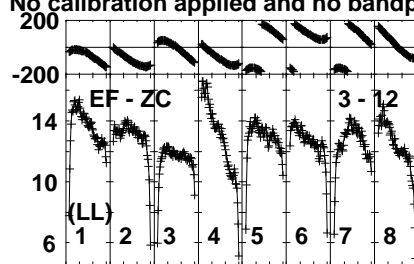
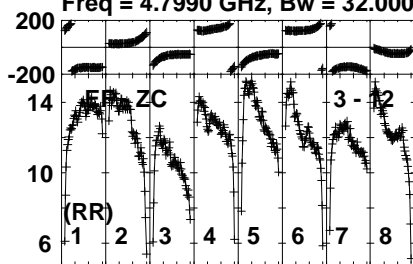
Lower frame: Milli Ampl Jy Top frame: Phas deg
Vector averaged cross-power spectrum Several baselines displayed
Timerange: 00/18:37:10 to 00/18:38:00

Plot file version 327 created 19-OCT-2021 14:13:59

J1745-0753 RG012G.UVDATA.1

Freq = 4.7990 GHz, Bw = 32.000 MH

No calibration applied and no bandpass applied

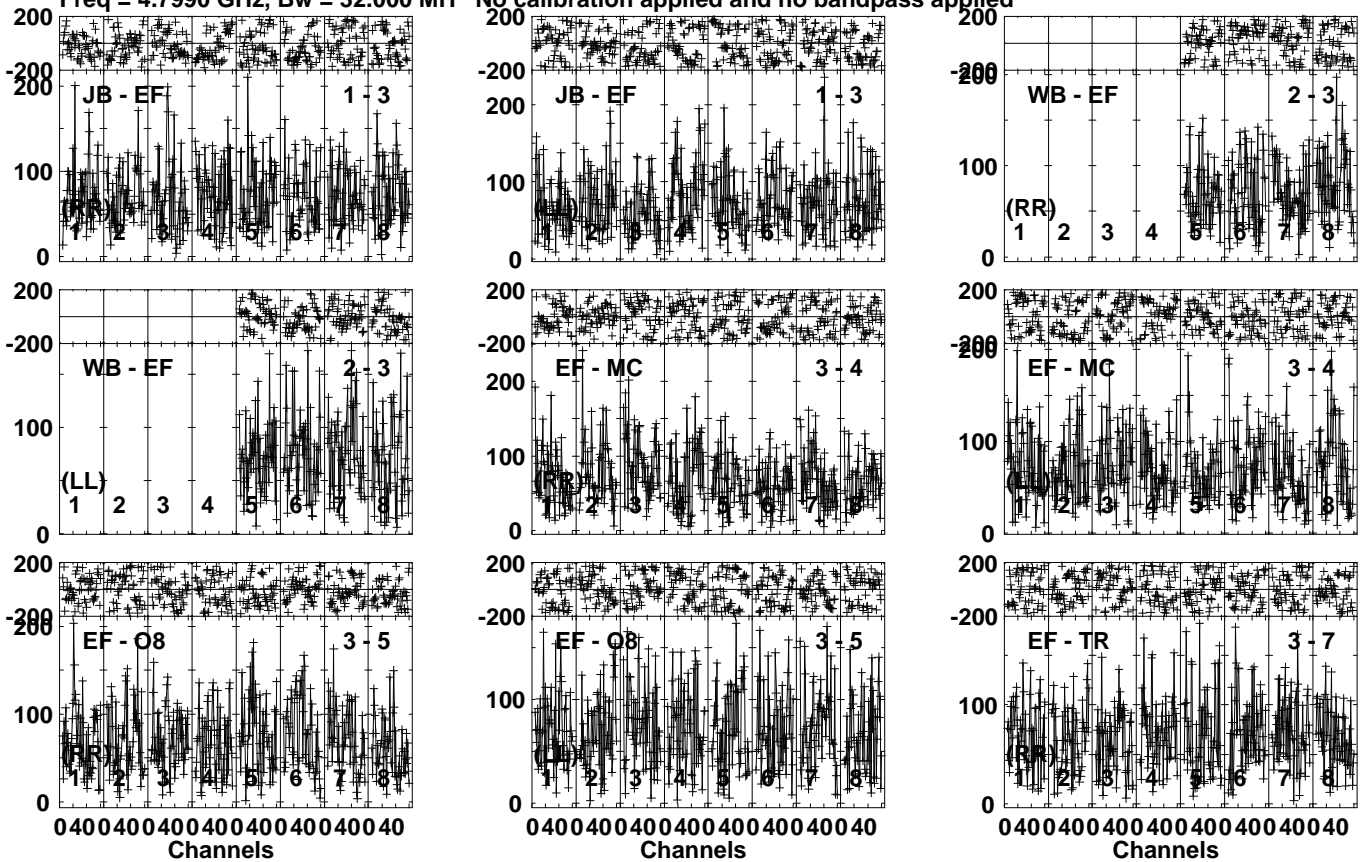


Lower frame: Milli Ampl Jy Top frame: Phas deg
Vector averaged cross-power spectrum Several baselines displayed
Timerange: 00/18:37:10 to 00/18:38:00

Plot file version 328 created 19-OCT-2021 14:13:59

RSOPH RG012G.UVDATA.1

Freq = 4.7990 GHz, Bw = 32.000 MH No calibration applied and no bandpass applied

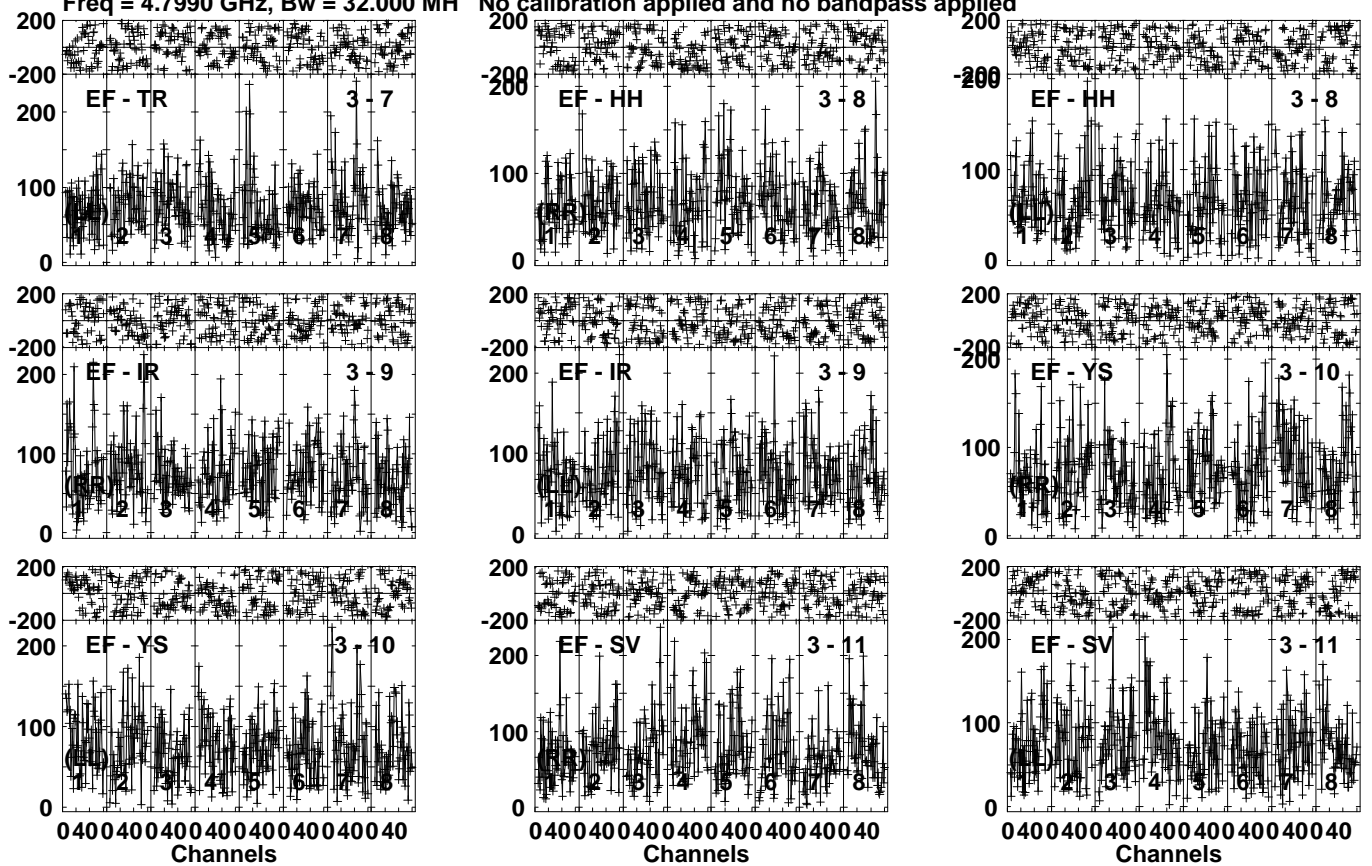


Lower frame: Micro Ampl Jy Top frame: Phas deg
Vector averaged cross-power spectrum Several baselines displayed
Timerange: 00/18:38:20 to 00/18:42:30

Plot file version 329 created 19-OCT-2021 14:14:00

RSOPH RG012G.UVDATA.1

Freq = 4.7990 GHz, Bw = 32.000 MH No calibration applied and no bandpass applied

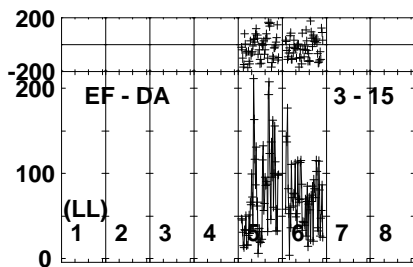
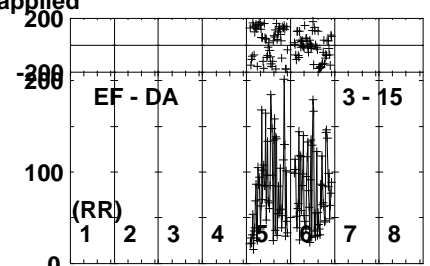
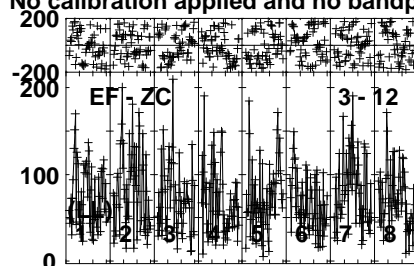
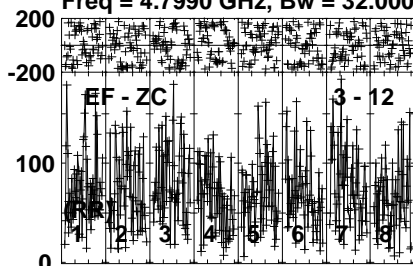


Lower frame: Micro Ampl Jy Top frame: Phas deg
Vector averaged cross-power spectrum Several baselines displayed
Timerange: 00/18:38:20 to 00/18:42:30

Plot file version 330 created 19-OCT-2021 14:14:00

RSOPH RG012G.UVDATA.1

Freq = 4.7990 GHz, Bw = 32.000 MH No calibration applied and no bandpass applied



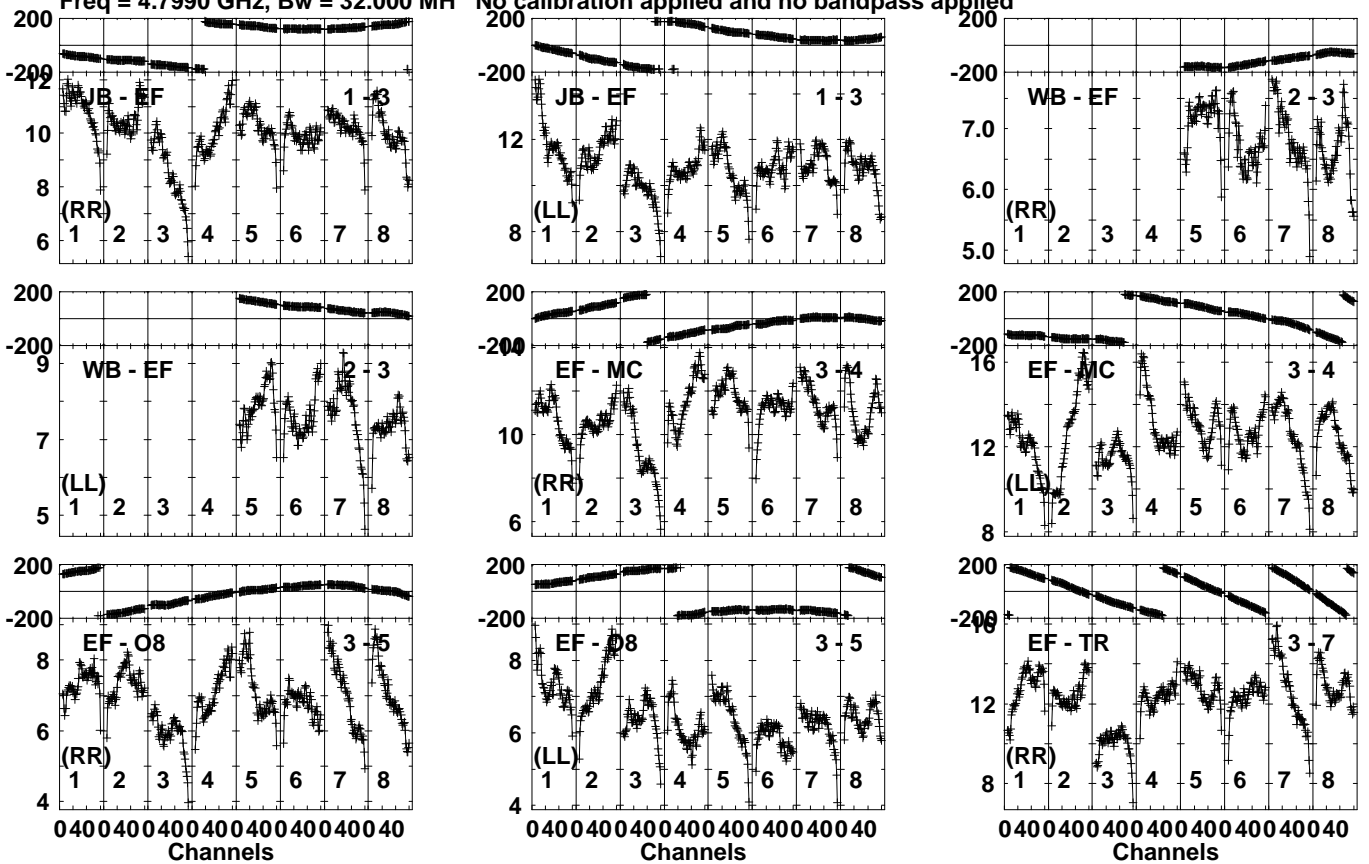
Lower frame: Micro Ampl Jy Top frame: Phas deg
Vector averaged cross-power spectrum Several baselines displayed
Timerange: 00/18:38:20 to 00/18:42:30

Plot file version 331 created 19-OCT-2021 14:14:00

J1745-0753 RG012G.UVDATA.1

Freq = 4.7990 GHz, Bw = 32.000 MH

No calibration applied and no bandpass applied



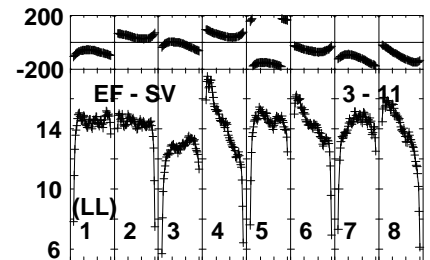
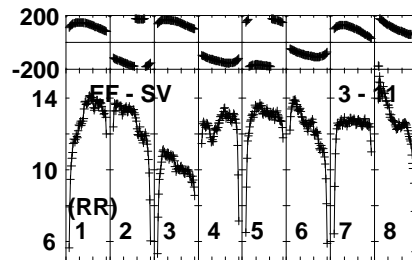
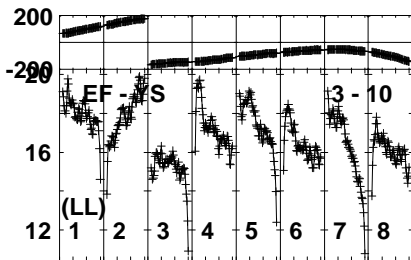
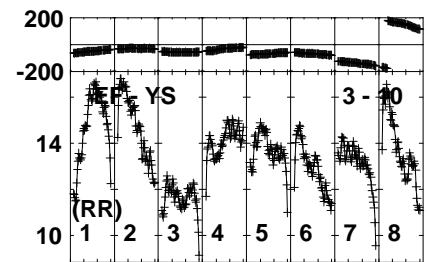
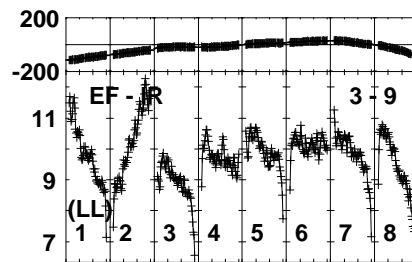
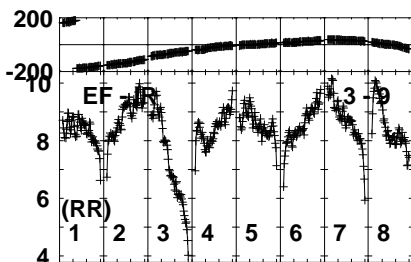
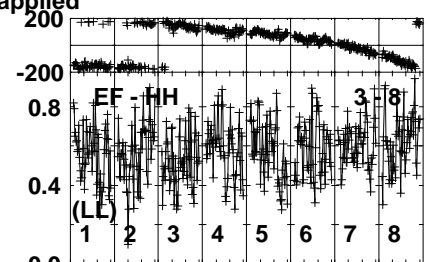
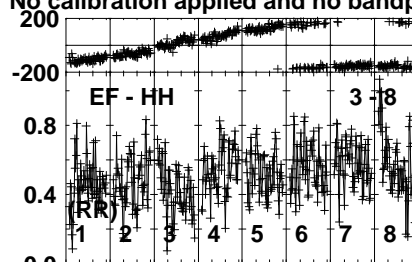
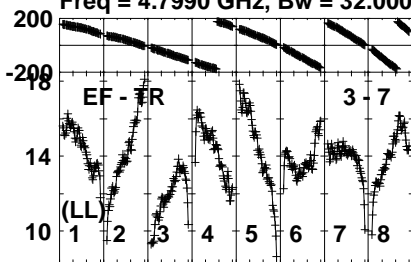
Lower frame: Milli Ampl Jy Top frame: Phas deg
Vector averaged cross-power spectrum Several baselines displayed
Timerange: 00/18:43:11 to 00/18:43:49

Plot file version 332 created 19-OCT-2021 14:14:01

J1745-0753 RG012G.UVDATA.1

Freq = 4.7990 GHz, Bw = 32.000 MH

No calibration applied and no bandpass applied



0400400400400400400400400400
Channels

0400400400400400400400400400
Channels

0400400400400400400400400400
Channels

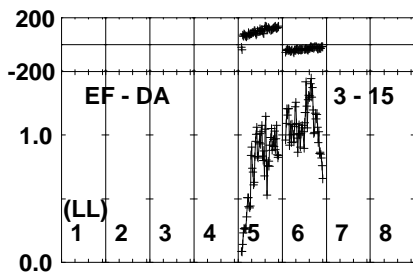
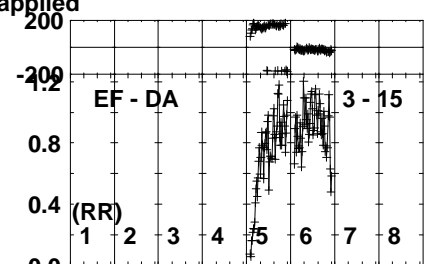
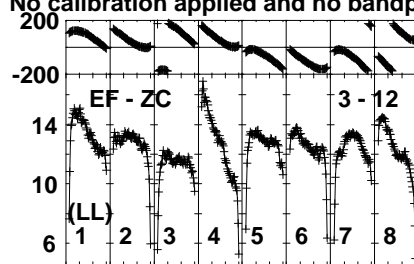
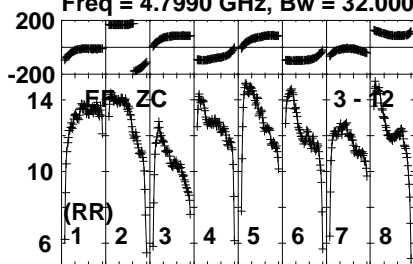
Lower frame: Milli Ampl Jy Top frame: Phas deg
Vector averaged cross-power spectrum Several baselines displayed
Timerange: 00/18:43:11 to 00/18:43:49

Plot file version 333 created 19-OCT-2021 14:14:01

J1745-0753 RG012G.UVDATA.1

Freq = 4.7990 GHz, Bw = 32.000 MH

No calibration applied and no bandpass applied

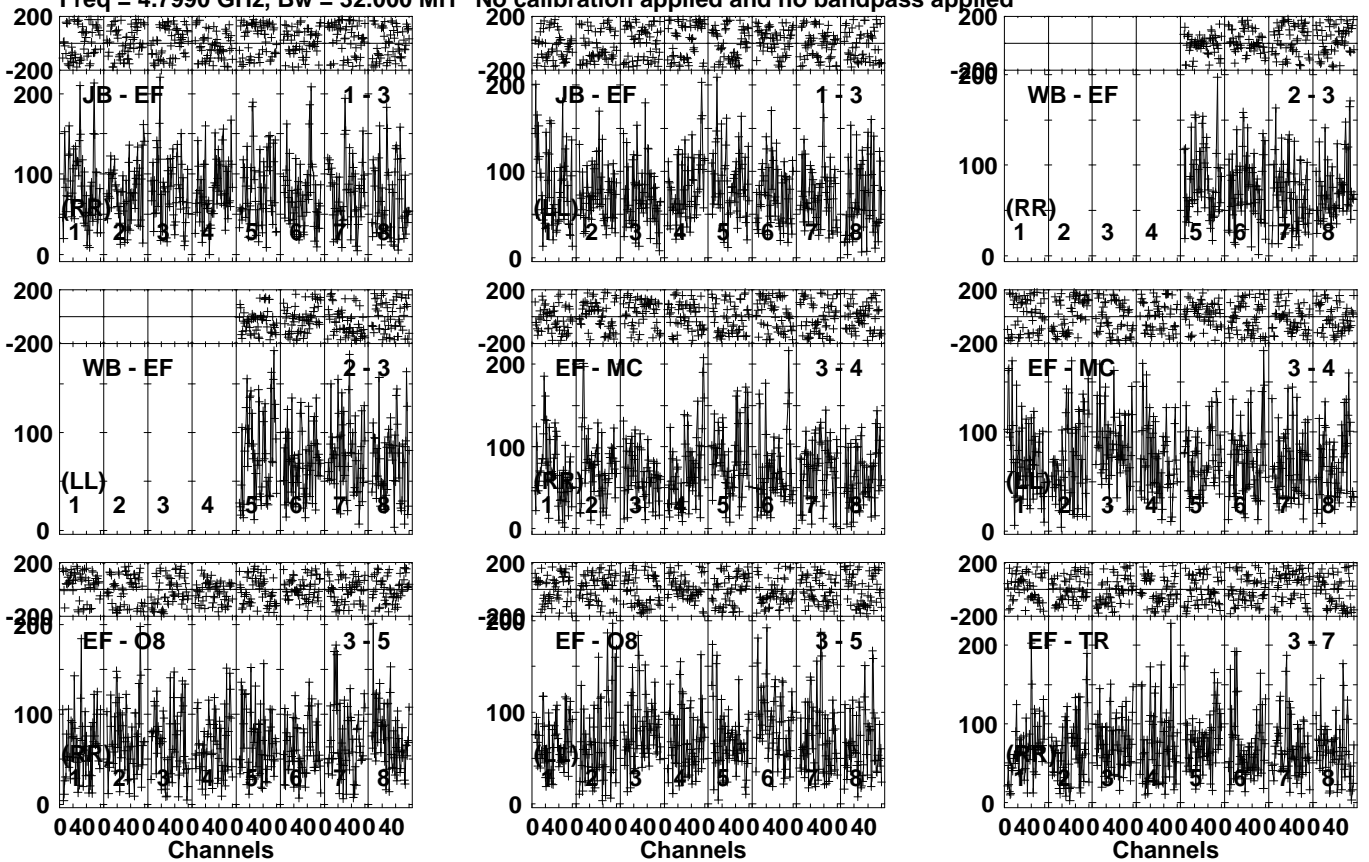


Lower frame: Milli Ampl Jy Top frame: Phas deg
Vector averaged cross-power spectrum Several baselines displayed
Timerange: 00/18:43:11 to 00/18:43:49

Plot file version 334 created 19-OCT-2021 14:14:01

RSOPH RG012G.UVDATA.1

Freq = 4.7990 GHz, Bw = 32.000 MH No calibration applied and no bandpass applied

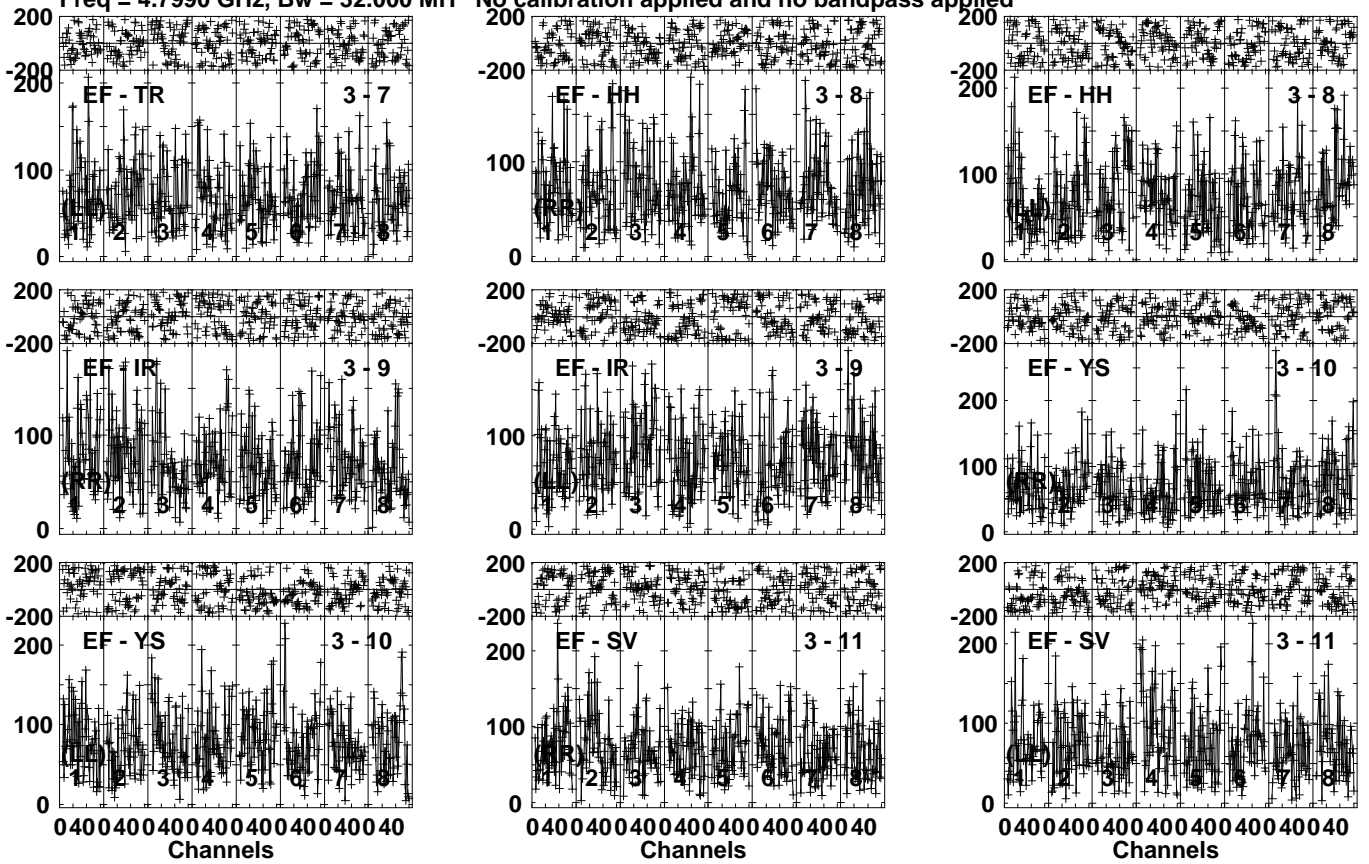


Lower frame: Micro Ampl Jy Top frame: Phas deg
Vector averaged cross-power spectrum Several baselines displayed
Timerange: 00/18:44:10 to 00/18:48:20

Plot file version 335 created 19-OCT-2021 14:14:02

RSOPH RG012G.UVDATA.1

Freq = 4.7990 GHz, Bw = 32.000 MH No calibration applied and no bandpass applied

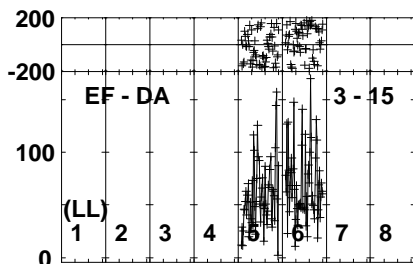
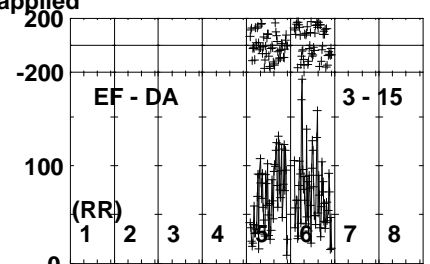
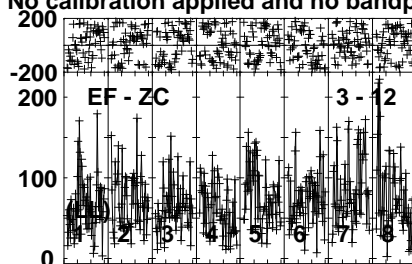
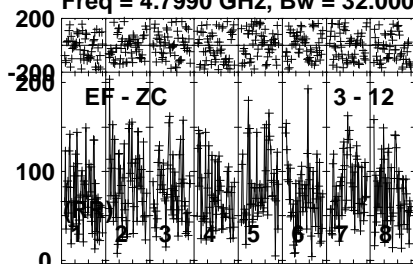


Lower frame: Micro Ampl Jy Top frame: Phas deg
Vector averaged cross-power spectrum Several baselines displayed
Timerange: 00/18:44:10 to 00/18:48:20

Plot file version 336 created 19-OCT-2021 14:14:02

RSOPH RG012G.UVDATA.1

Freq = 4.7990 GHz, Bw = 32.000 MH No calibration applied and no bandpass applied

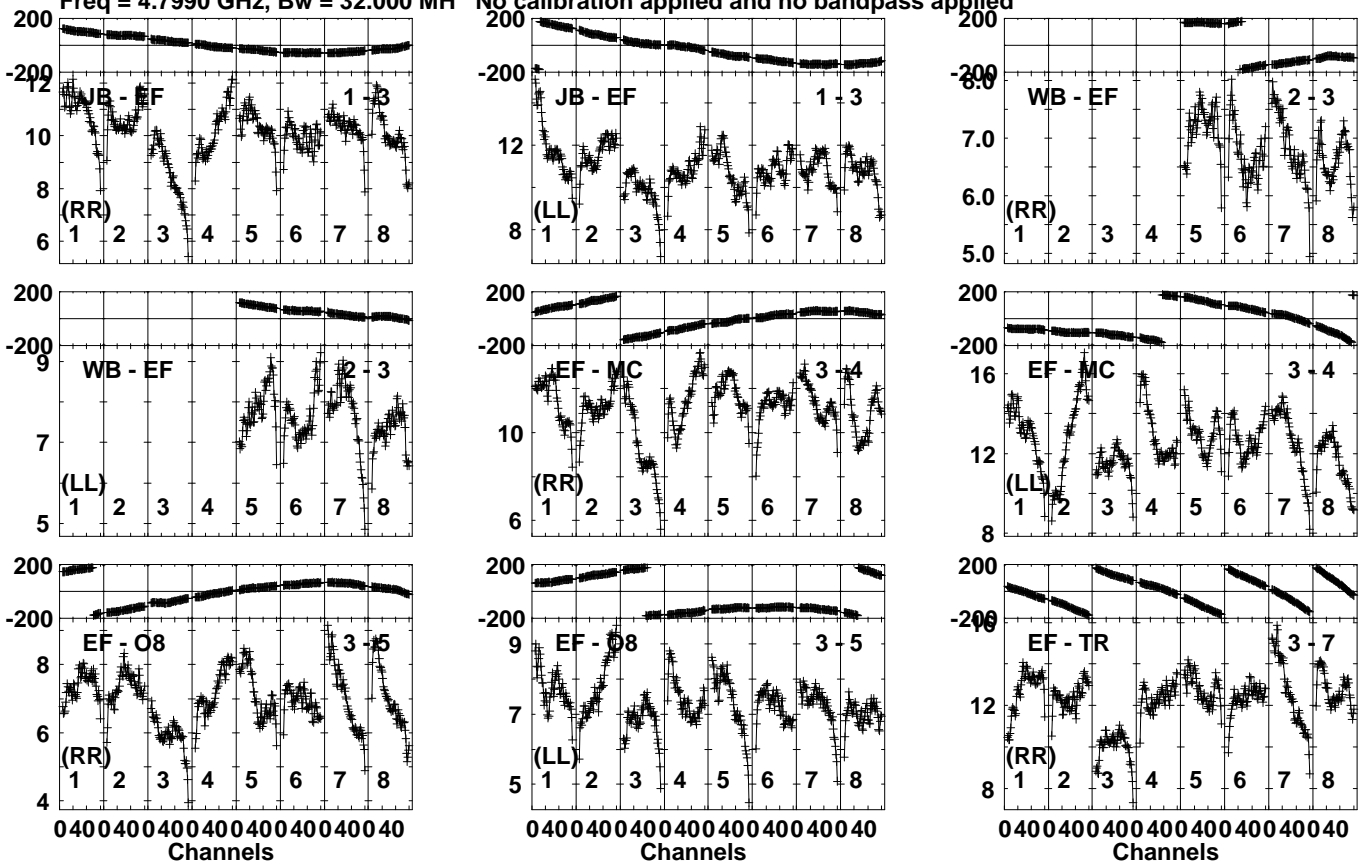


Lower frame: Micro Ampl Jy Top frame: Phas deg
Vector averaged cross-power spectrum Several baselines displayed
Timerange: 00/18:44:10 to 00/18:48:20

Plot file version 337 created 19-OCT-2021 14:14:02

J1745-0753 RG012G.UVDATA.1

Freq = 4.7990 GHz, Bw = 32.000 MH No calibration applied and no bandpass applied

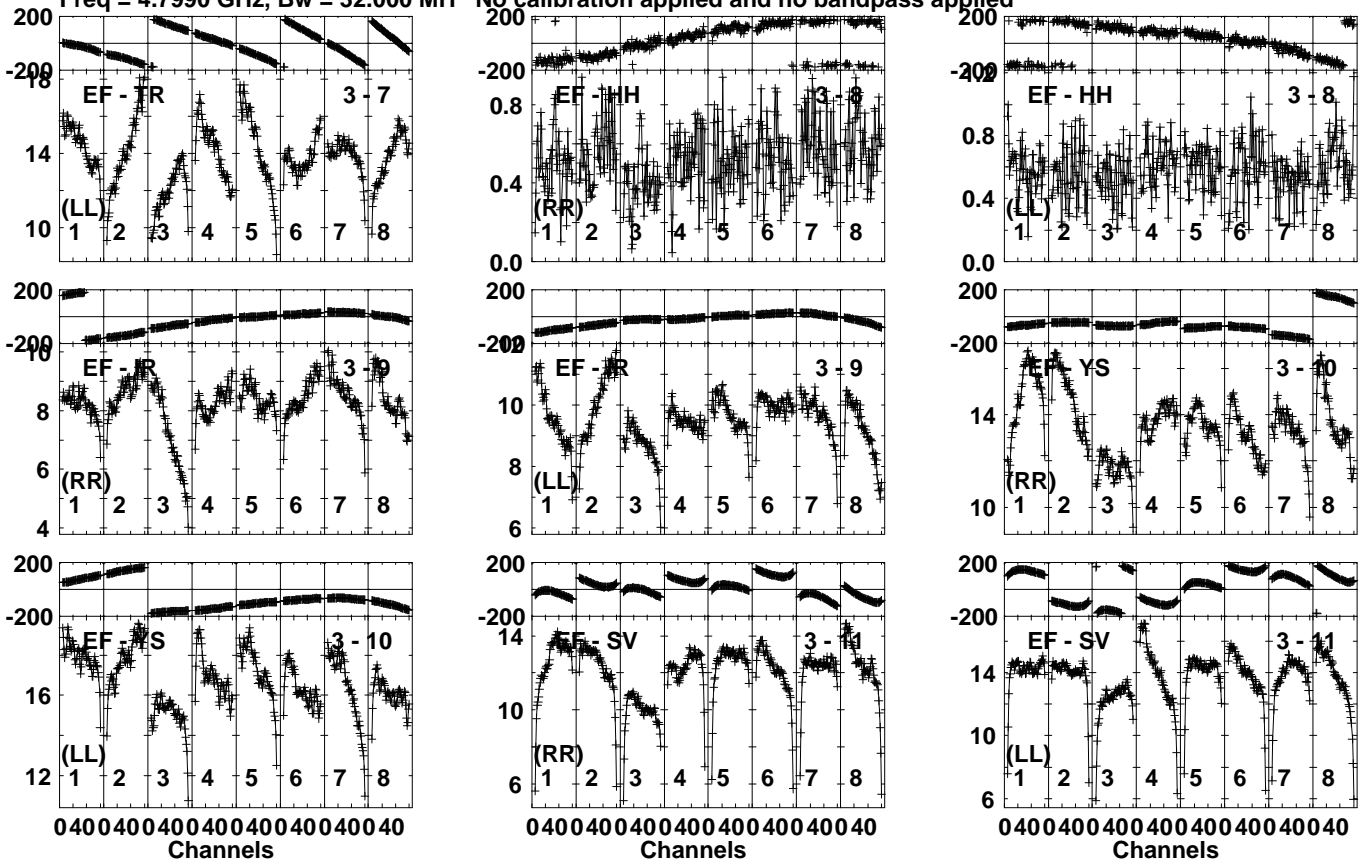


Lower frame: Milli Ampl Jy Top frame: Phas deg
Vector averaged cross-power spectrum Several baselines displayed
Timerange: 00/18:48:40 to 00/18:49:30

Plot file version 338 created 19-OCT-2021 14:14:03

J1745-0753 RG012G.UVDATA.1

Freq = 4.7990 GHz, Bw = 32.000 MH No calibration applied and no bandpass applied



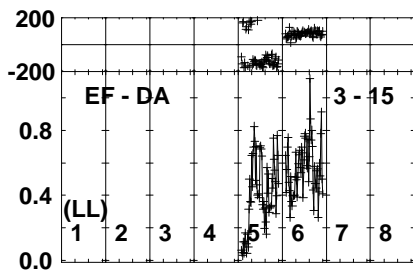
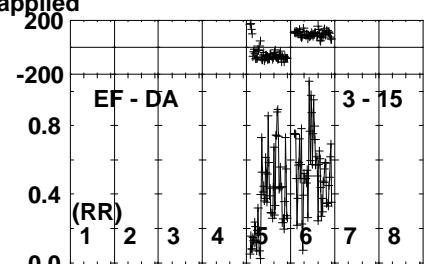
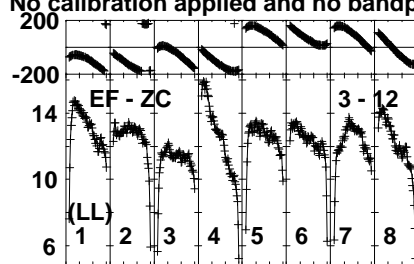
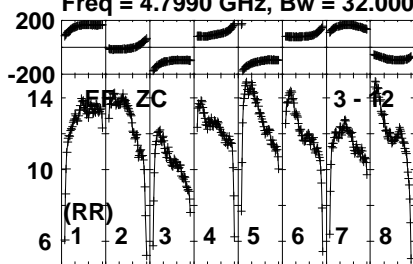
Lower frame: Milli Ampl Jy Top frame: Phas deg
Vector averaged cross-power spectrum Several baselines displayed
Timerange: 00/18:48:40 to 00/18:49:30

Plot file version 339 created 19-OCT-2021 14:14:03

J1745-0753 RG012G.UVDATA.1

Freq = 4.7990 GHz, Bw = 32.000 MH

No calibration applied and no bandpass applied

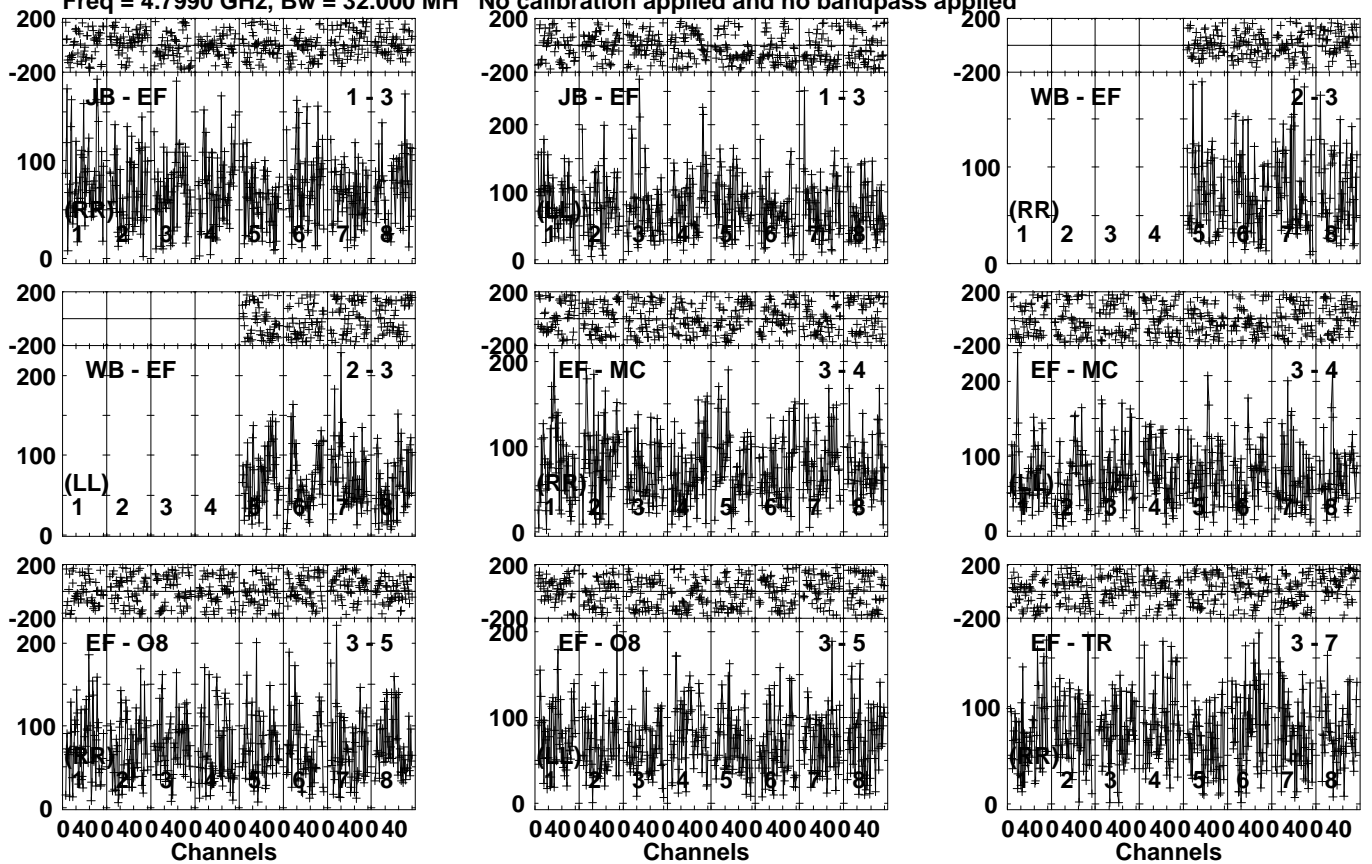


Lower frame: Milli Ampl Jy Top frame: Phas deg
Vector averaged cross-power spectrum Several baselines displayed
Timerange: 00/18:48:40 to 00/18:49:30

Plot file version 340 created 19-OCT-2021 14:14:03

RSOPH RG012G.UVDATA.1

Freq = 4.7990 GHz, Bw = 32.000 MH No calibration applied and no bandpass applied

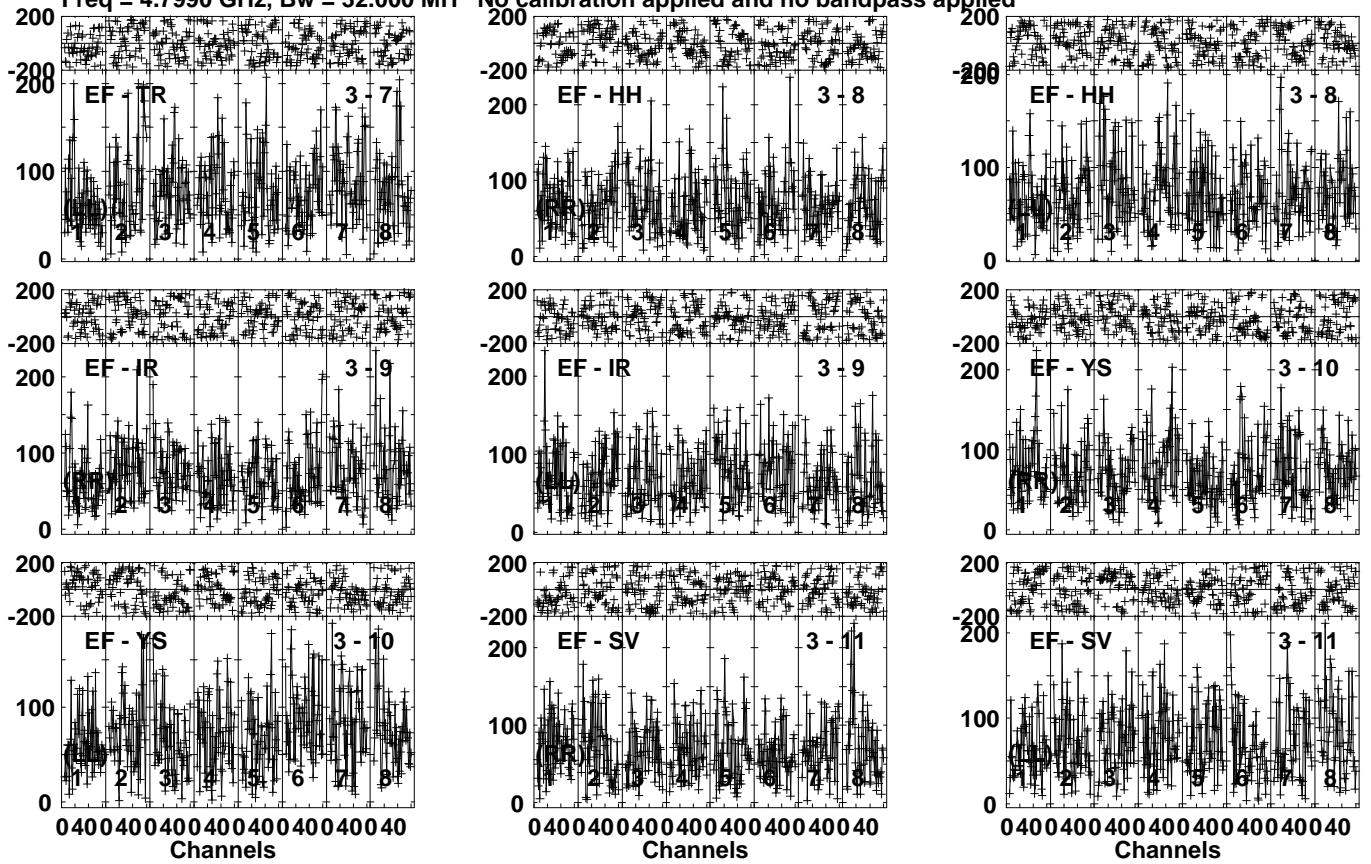


Lower frame: Micro Ampl Jy Top frame: Phas deg
Vector averaged cross-power spectrum Several baselines displayed
Timerange: 00/18:49:51 to 00/18:54:00

Plot file version 341 created 19-OCT-2021 14:14:04

RSOPH RG012G.UVDATA.1

Freq = 4.7990 GHz, Bw = 32.000 MH No calibration applied and no bandpass applied

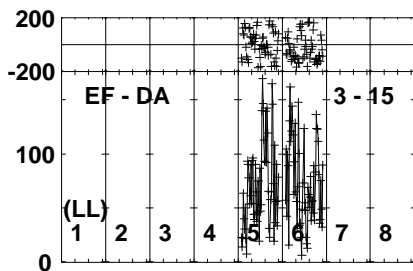
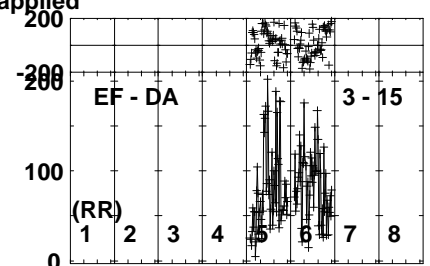
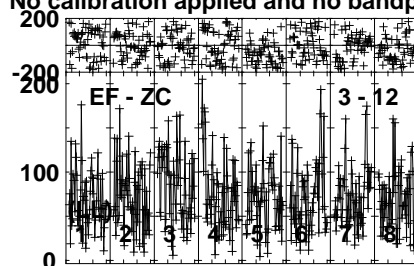
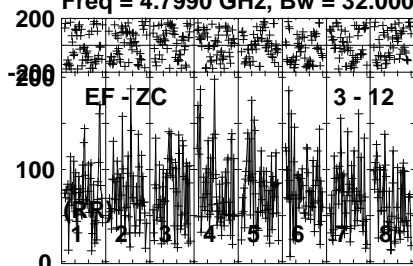


Lower frame: Micro Ampl Jy Top frame: Phas deg
Vector averaged cross-power spectrum Several baselines displayed
Timerange: 00/18:49:51 to 00/18:54:00

Plot file version 342 created 19-OCT-2021 14:14:04

RSOPH RG012G.UVDATA.1

Freq = 4.7990 GHz, Bw = 32.000 MH No calibration applied and no bandpass applied



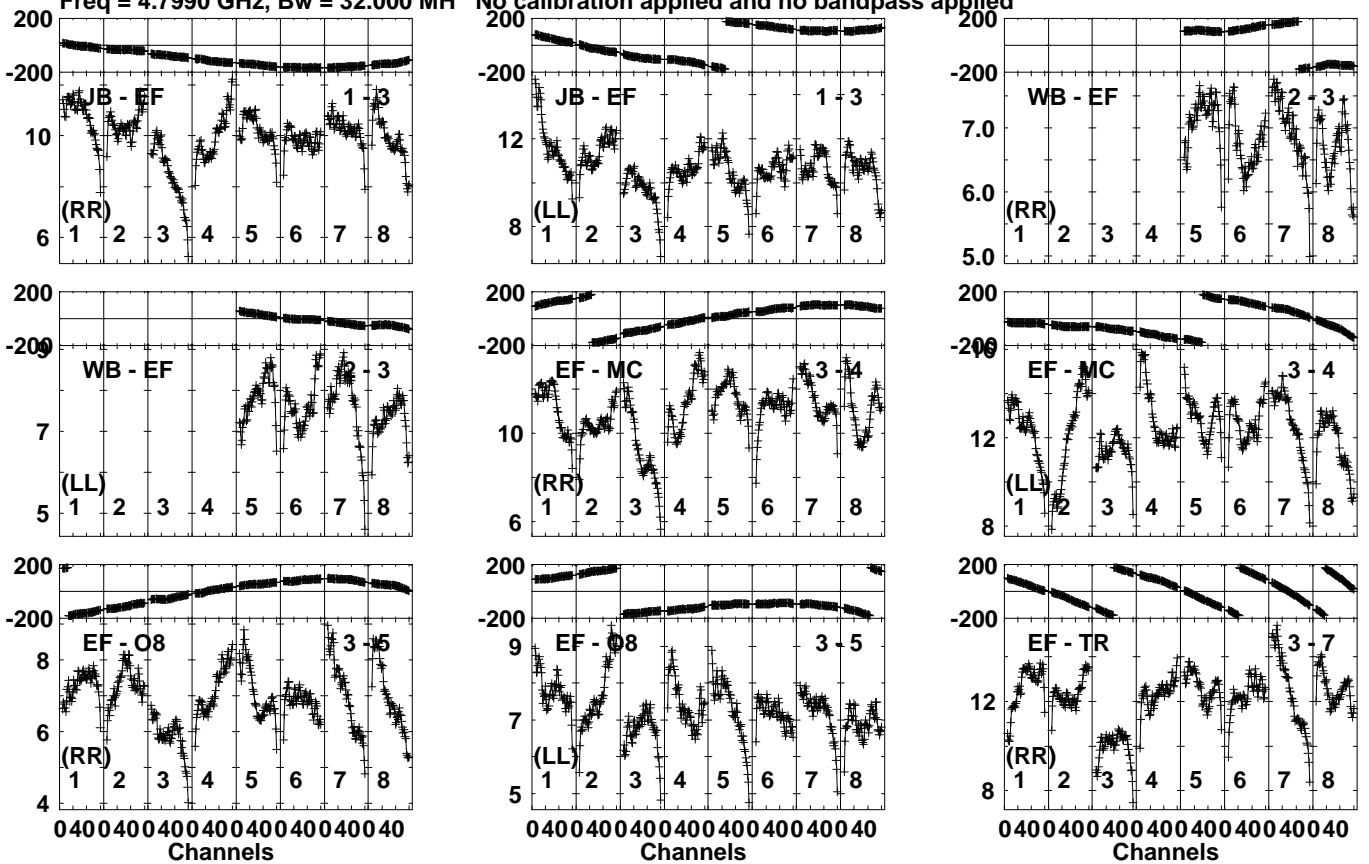
Lower frame: Micro Ampl Jy Top frame: Phas deg
Vector averaged cross-power spectrum Several baselines displayed
Timerange: 00/18:49:51 to 00/18:54:00

Plot file version 343 created 19-OCT-2021 14:14:04

J1745-0753 RG012G.UVDATA.1

Freq = 4.7990 GHz, Bw = 32.000 MH

No calibration applied and no bandpass applied



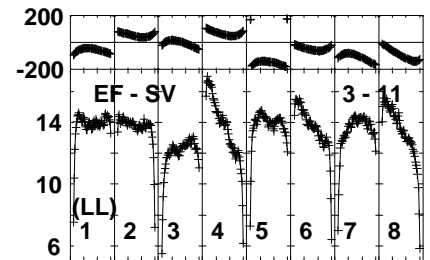
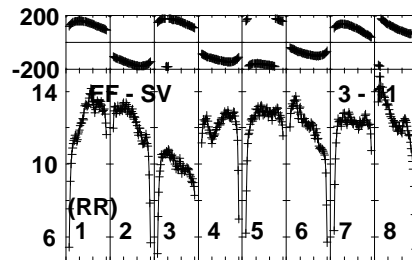
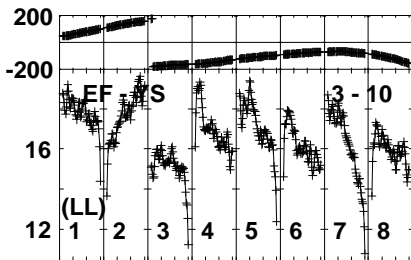
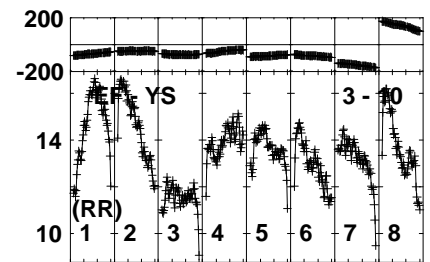
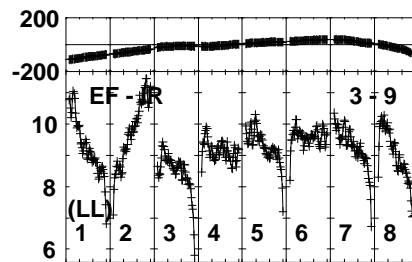
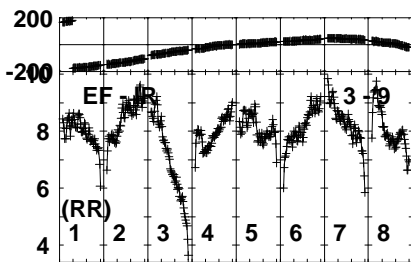
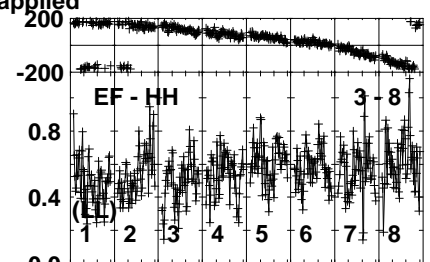
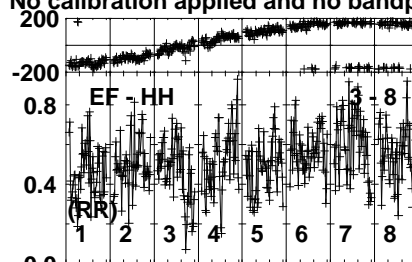
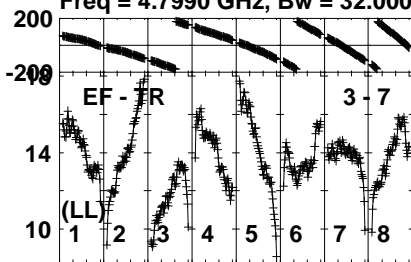
Lower frame: Milli Ampl Jy Top frame: Phas deg
Vector averaged cross-power spectrum Several baselines displayed
Timerange: 00/18:54:41 to 00/18:55:19

Plot file version 344 created 19-OCT-2021 14:14:05

J1745-0753 RG012G.UVDATA.1

Freq = 4.7990 GHz, Bw = 32.000 MH

No calibration applied and no bandpass applied



040040040040040040040040040040
Channels

040040040040040040040040040040
Channels

040040040040040040040040040040
Channels

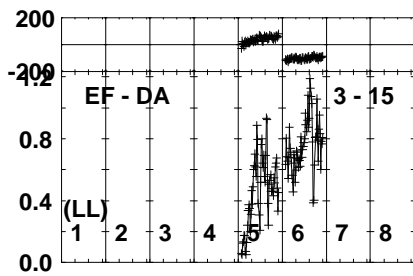
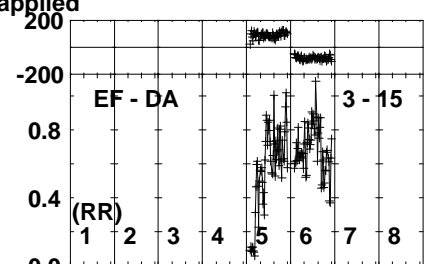
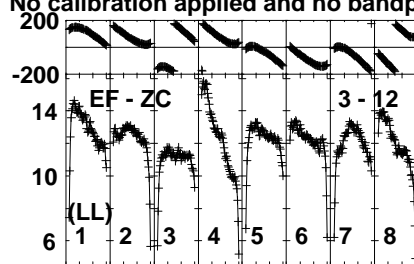
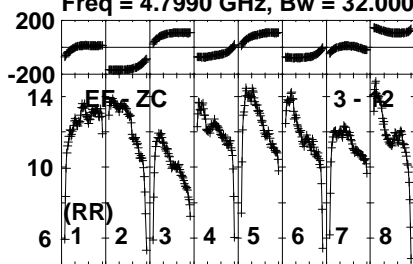
Lower frame: Milli Ampl Jy Top frame: Phas deg
Vector averaged cross-power spectrum Several baselines displayed
Timerange: 00/18:54:41 to 00/18:55:19

Plot file version 345 created 19-OCT-2021 14:14:05

J1745-0753 RG012G.UVDATA.1

Freq = 4.7990 GHz, Bw = 32.000 MH

No calibration applied and no bandpass applied

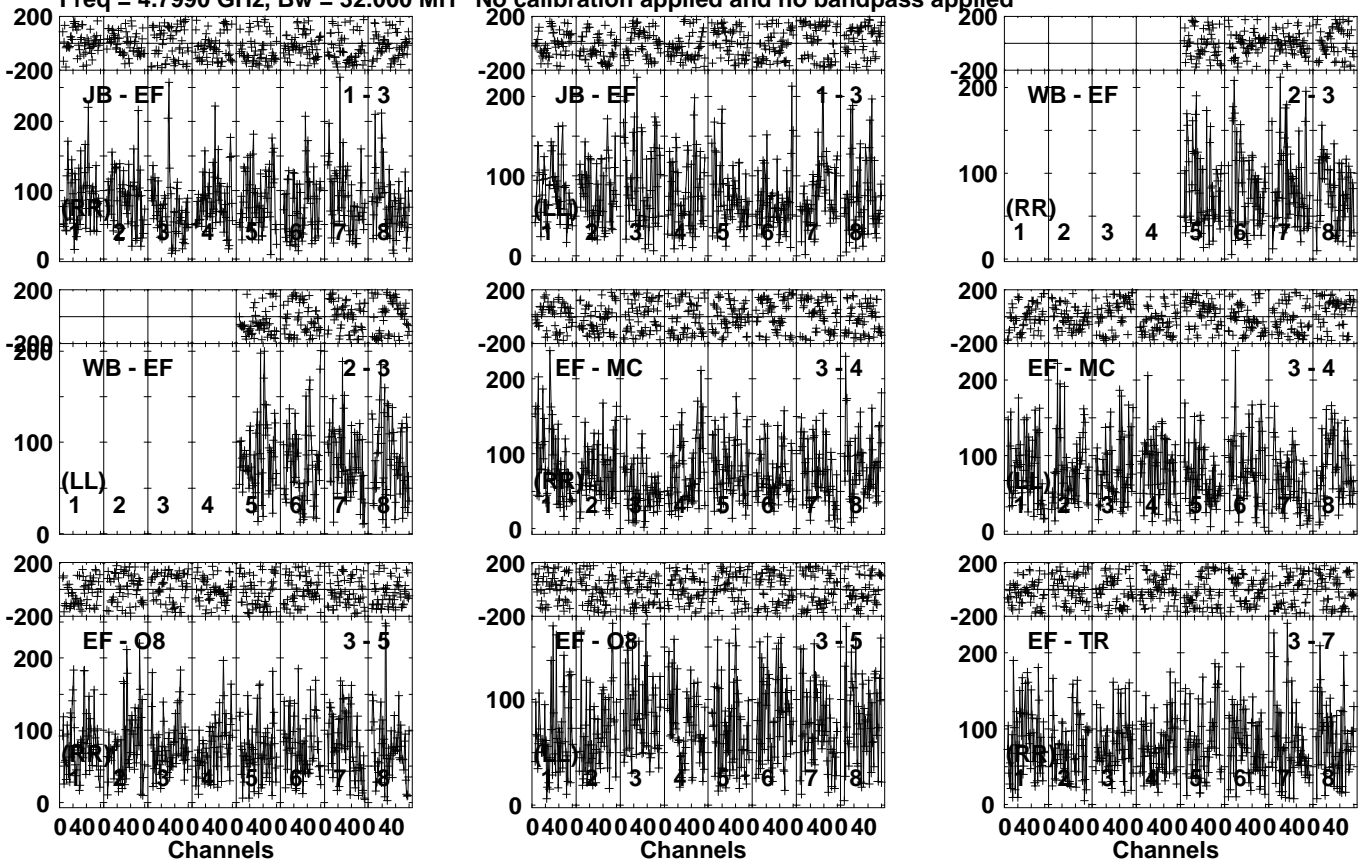


Lower frame: Milli Ampl Jy Top frame: Phas deg
Vector averaged cross-power spectrum Several baselines displayed
Timerange: 00/18:54:41 to 00/18:55:19

Plot file version 346 created 19-OCT-2021 14:14:05

RSOPH RG012G.UVDATA.1

Freq = 4.7990 GHz, Bw = 32.000 MH No calibration applied and no bandpass applied

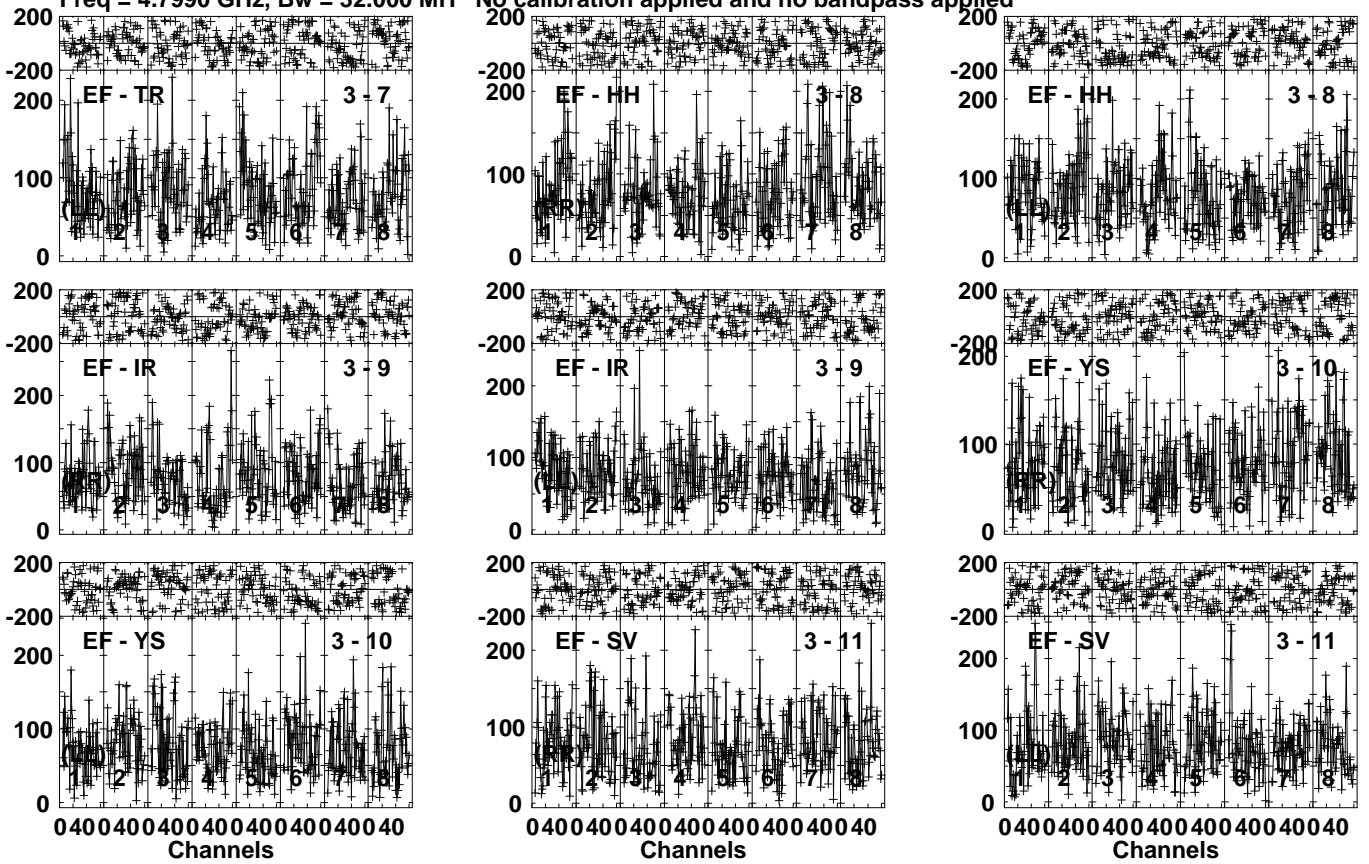


Lower frame: Micro Ampl Jy Top frame: Phas deg
Vector averaged cross-power spectrum Several baselines displayed
Timerange: 00/18:55:41 to 00/18:59:20

Plot file version 347 created 19-OCT-2021 14:14:05

RSOPH RG012G.UVDATA.1

Freq = 4.7990 GHz, Bw = 32.000 MH No calibration applied and no bandpass applied

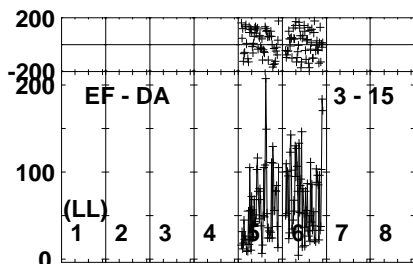
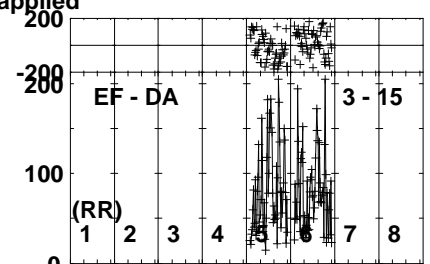
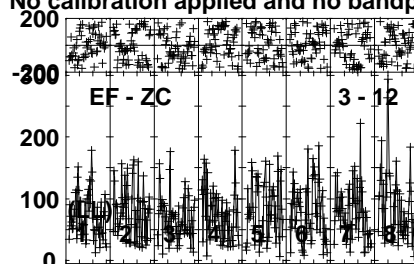
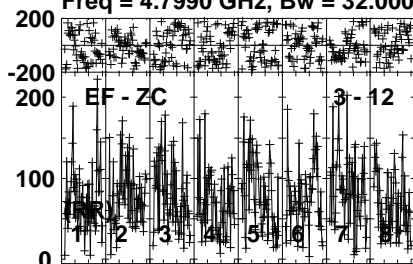


Lower frame: Micro Ampl Jy Top frame: Phas deg
Vector averaged cross-power spectrum Several baselines displayed
Timerange: 00/18:55:41 to 00/18:59:20

Plot file version 348 created 19-OCT-2021 14:14:06

RSOPH RG012G.UVDATA.1

Freq = 4.7990 GHz, Bw = 32.000 MH No calibration applied and no bandpass applied



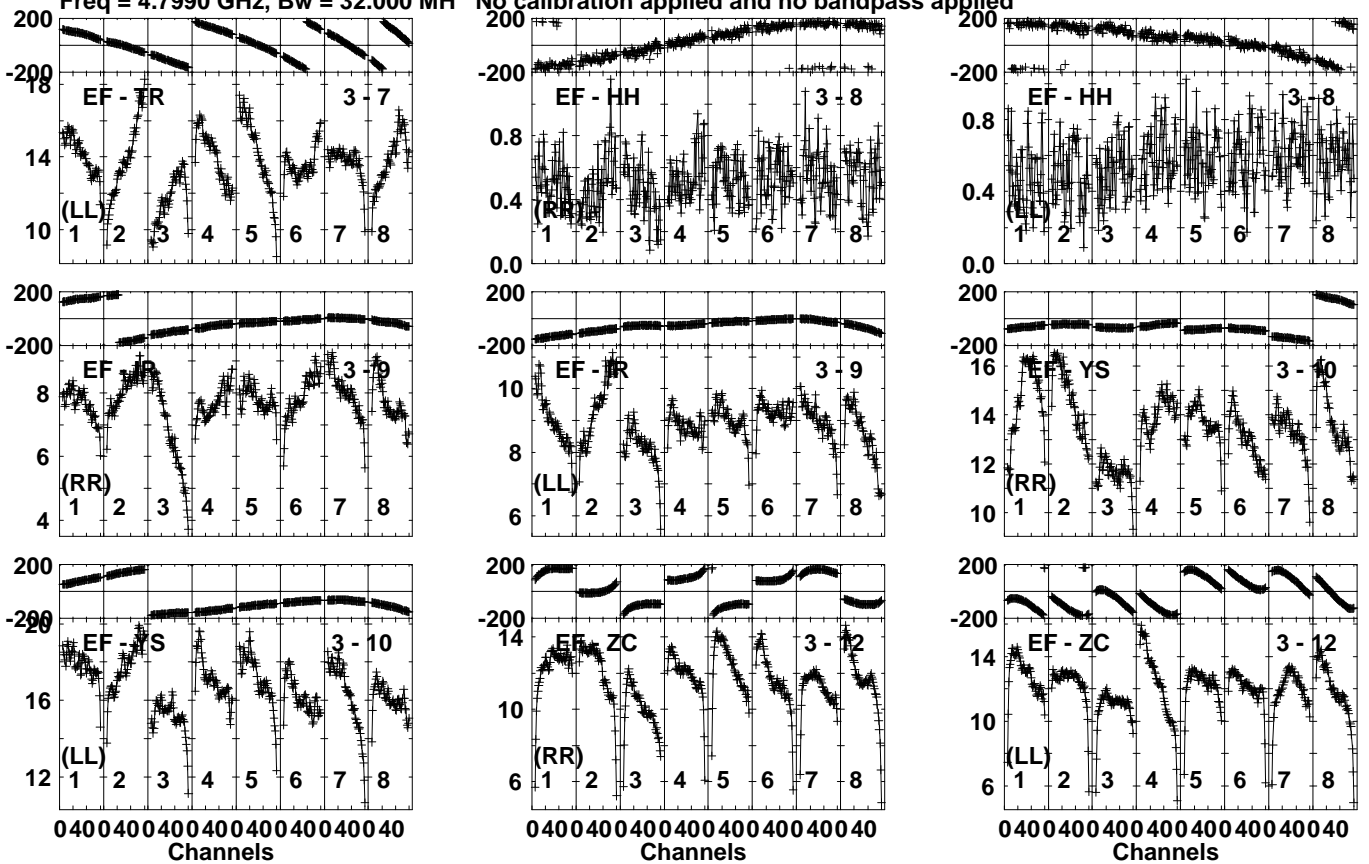
Lower frame: Micro Ampl Jy Top frame: Phas deg
Vector averaged cross-power spectrum Several baselines displayed
Timerange: 00/18:55:41 to 00/18:59:20

Plot file version 350 created 19-OCT-2021 14:14:06

J1745-0753 RG012G.UVDATA.1

Freq = 4.7990 GHz, Bw = 32.000 MH

No calibration applied and no bandpass applied



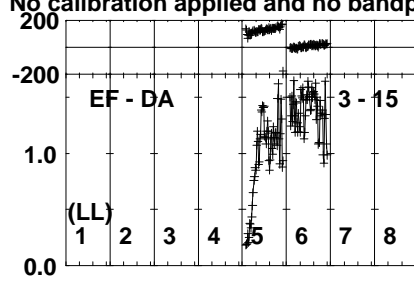
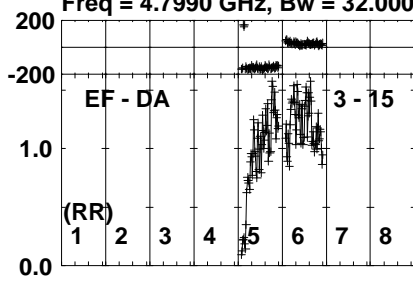
Lower frame: Milli Ampl Jy Top frame: Phas deg
Vector averaged cross-power spectrum Several baselines displayed
Timerange: 00/18:59:40 to 00/19:00:30

Plot file version 351 created 19-OCT-2021 14:14:07

J1745-0753 RG012G.UVDATA.1

Freq = 4.7990 GHz, Bw = 32.000 MH

No calibration applied and no bandpass applied

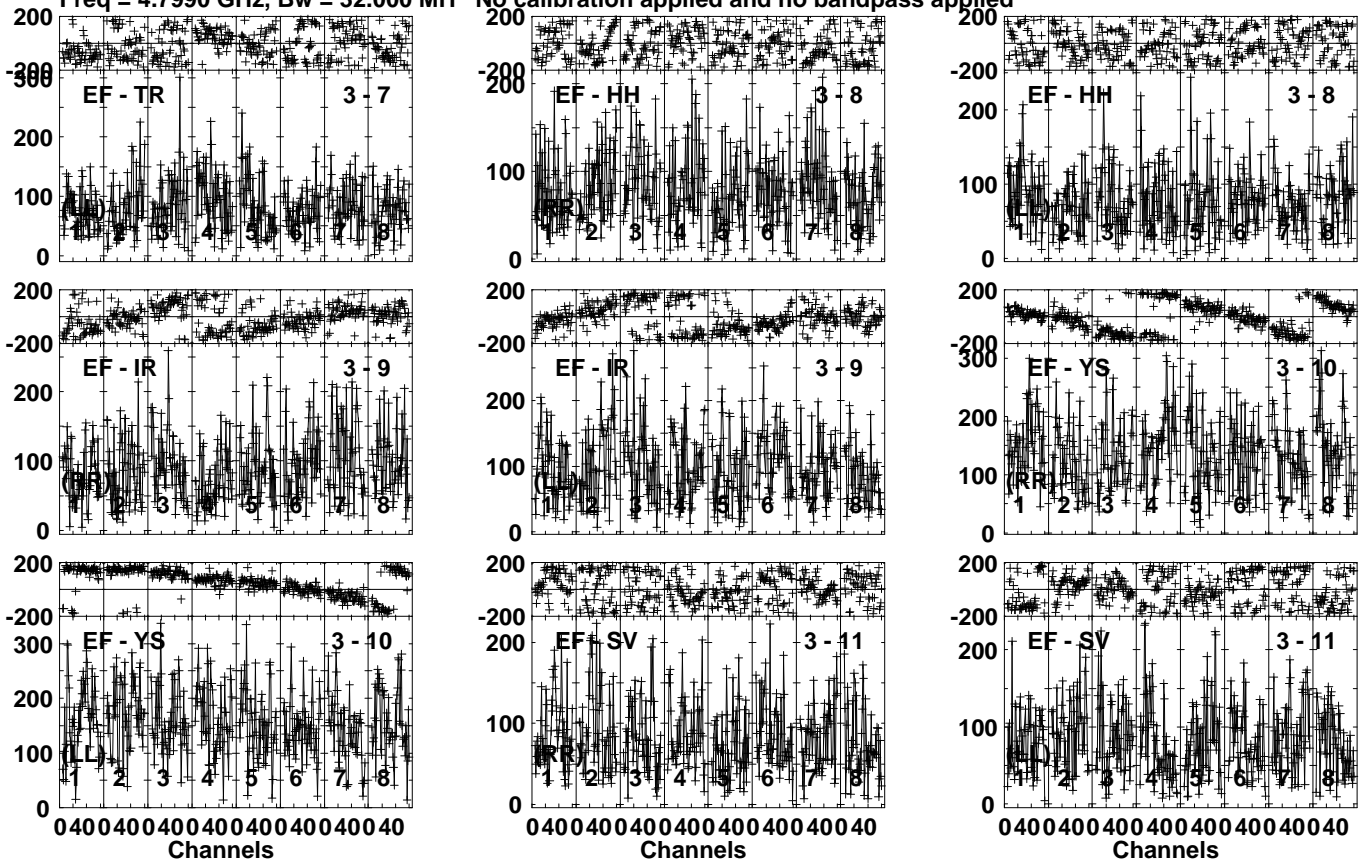


Lower frame: Milli Ampl Jy Top frame: Phas deg
Vector averaged cross-power spectrum Several baselines displayed
Timerange: 00/18:59:40 to 00/19:00:30

Plot file version 353 created 19-OCT-2021 14:14:07

VLASS1 RG012G.UVDATA.1

Freq = 4.7990 GHz, Bw = 32.000 MH No calibration applied and no bandpass applied

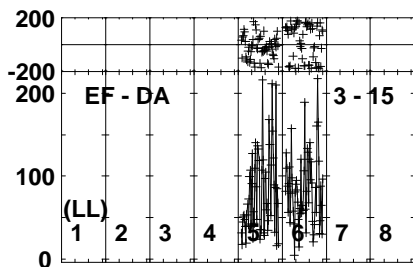
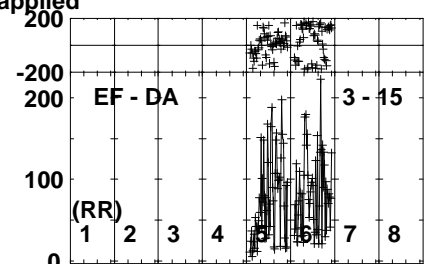
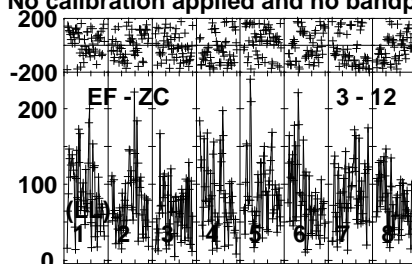
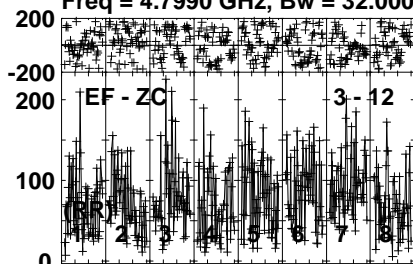


Lower frame: Micro Ampl Jy Top frame: Phas deg
Vector averaged cross-power spectrum Several baselines displayed
Timerange: 00/19:00:51 to 00/19:04:29

Plot file version 354 created 19-OCT-2021 14:14:07

VLASS1 RG012G.UVDATA.1

Freq = 4.7990 GHz, Bw = 32.000 MH No calibration applied and no bandpass applied



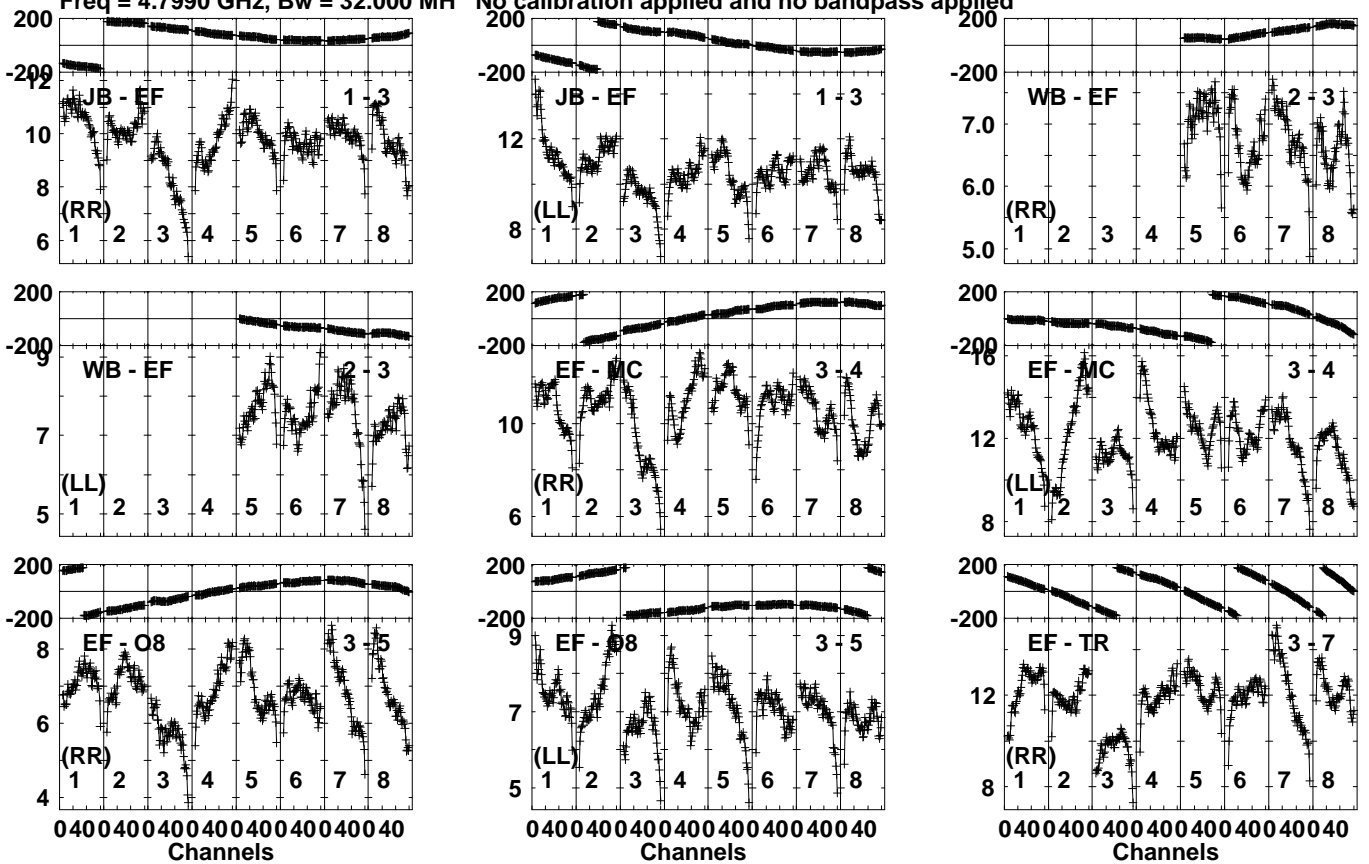
Lower frame: Micro Ampl Jy Top frame: Phas deg
Vector averaged cross-power spectrum Several baselines displayed
Timerange: 00/19:00:51 to 00/19:04:29

Plot file version 355 created 19-OCT-2021 14:14:08

J1745-0753 RG012G.UVDATA.1

Freq = 4.7990 GHz, Bw = 32.000 MH

No calibration applied and no bandpass applied

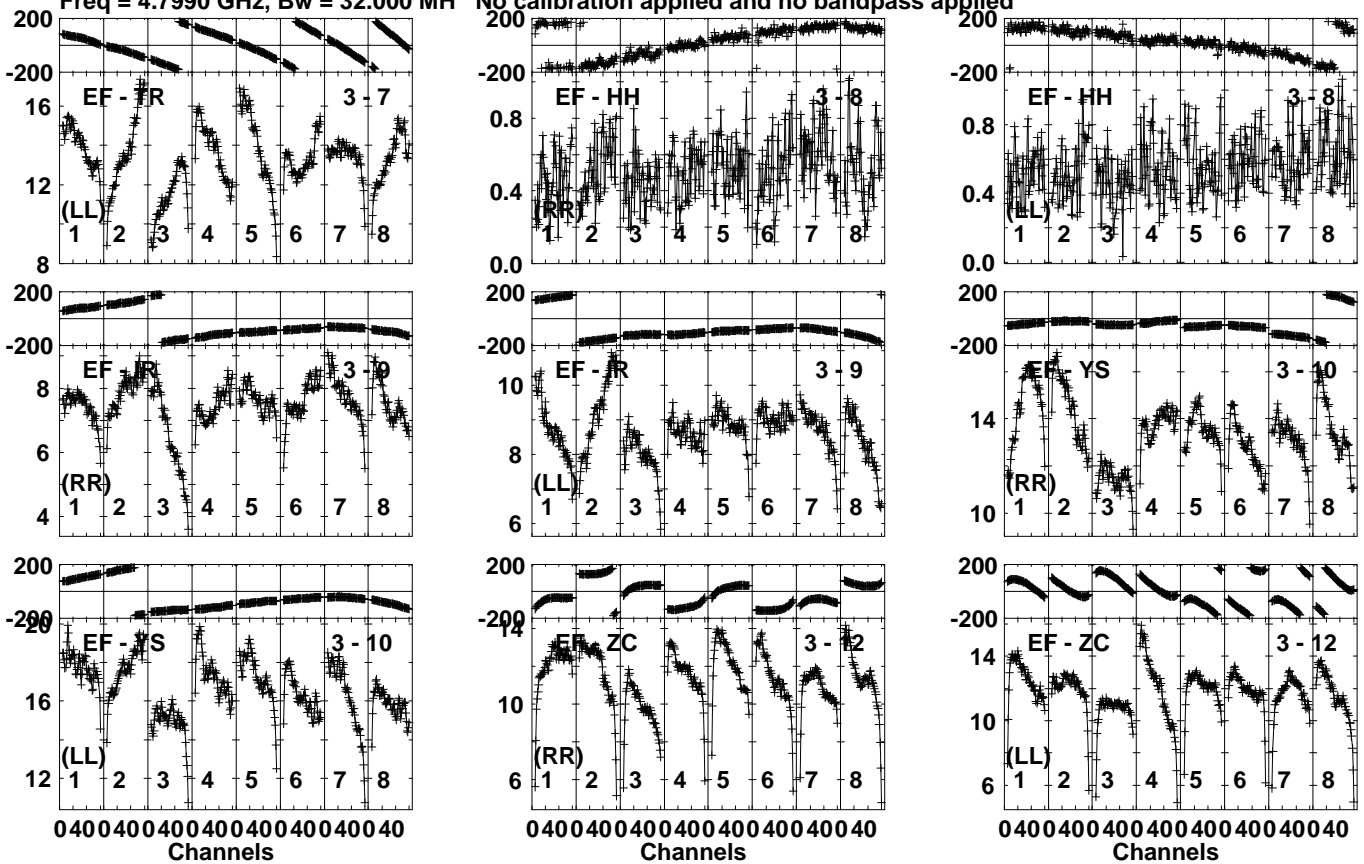


Lower frame: Milli Ampl Jy Top frame: Phas deg
Vector averaged cross-power spectrum Several baselines displayed
Timerange: 00/19:05:11 to 00/19:05:49

Plot file version 356 created 19-OCT-2021 14:14:08

J1745-0753 RG012G.UVDATA.1

Freq = 4.7990 GHz, Bw = 32.000 MH No calibration applied and no bandpass applied



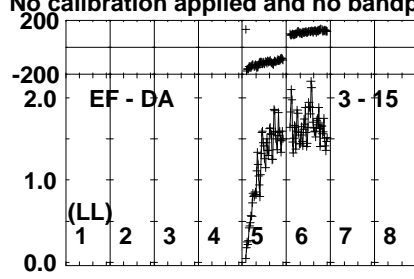
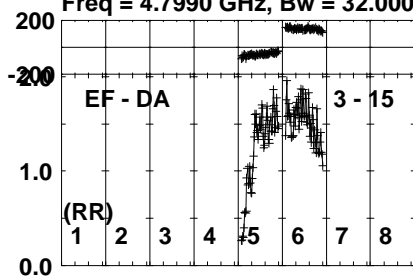
Lower frame: Milli Ampl Jy Top frame: Phas deg
Vector averaged cross-power spectrum Several baselines displayed
Timerange: 00/19:05:11 to 00/19:05:49

Plot file version 357 created 19-OCT-2021 14:14:08

J1745-0753 RG012G.UVDATA.1

Freq = 4.7990 GHz, Bw = 32.000 MH

No calibration applied and no bandpass applied



Lower frame: Milli Ampl Jy Top frame: Phas deg

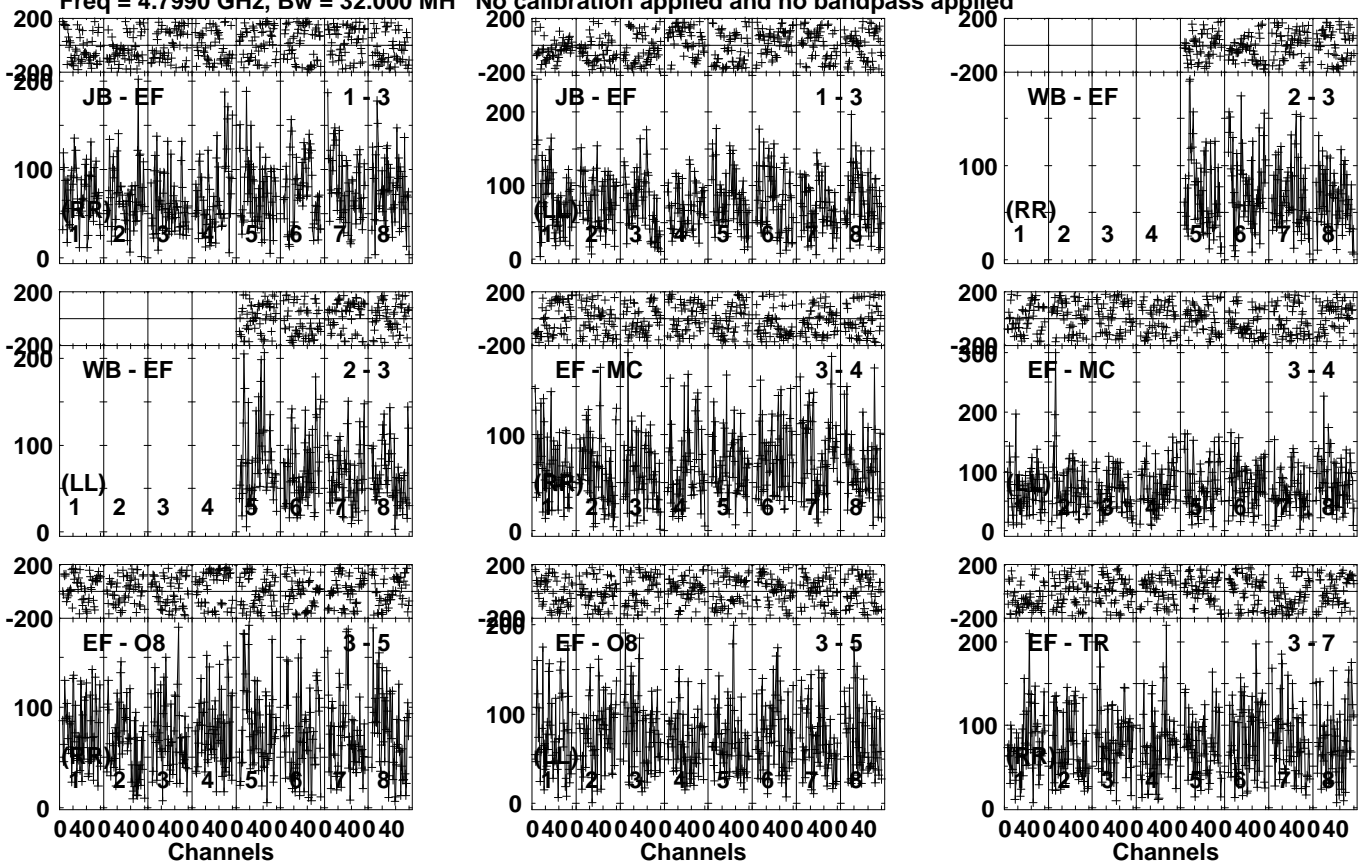
Vector averaged cross-power spectrum Several baselines displayed

Timerange: 00/19:05:11 to 00/19:05:49

Plot file version 358 created 19-OCT-2021 14:14:08

RSOPH RG012G.UVDATA.1

Freq = 4.7990 GHz, Bw = 32.000 MH No calibration applied and no bandpass applied

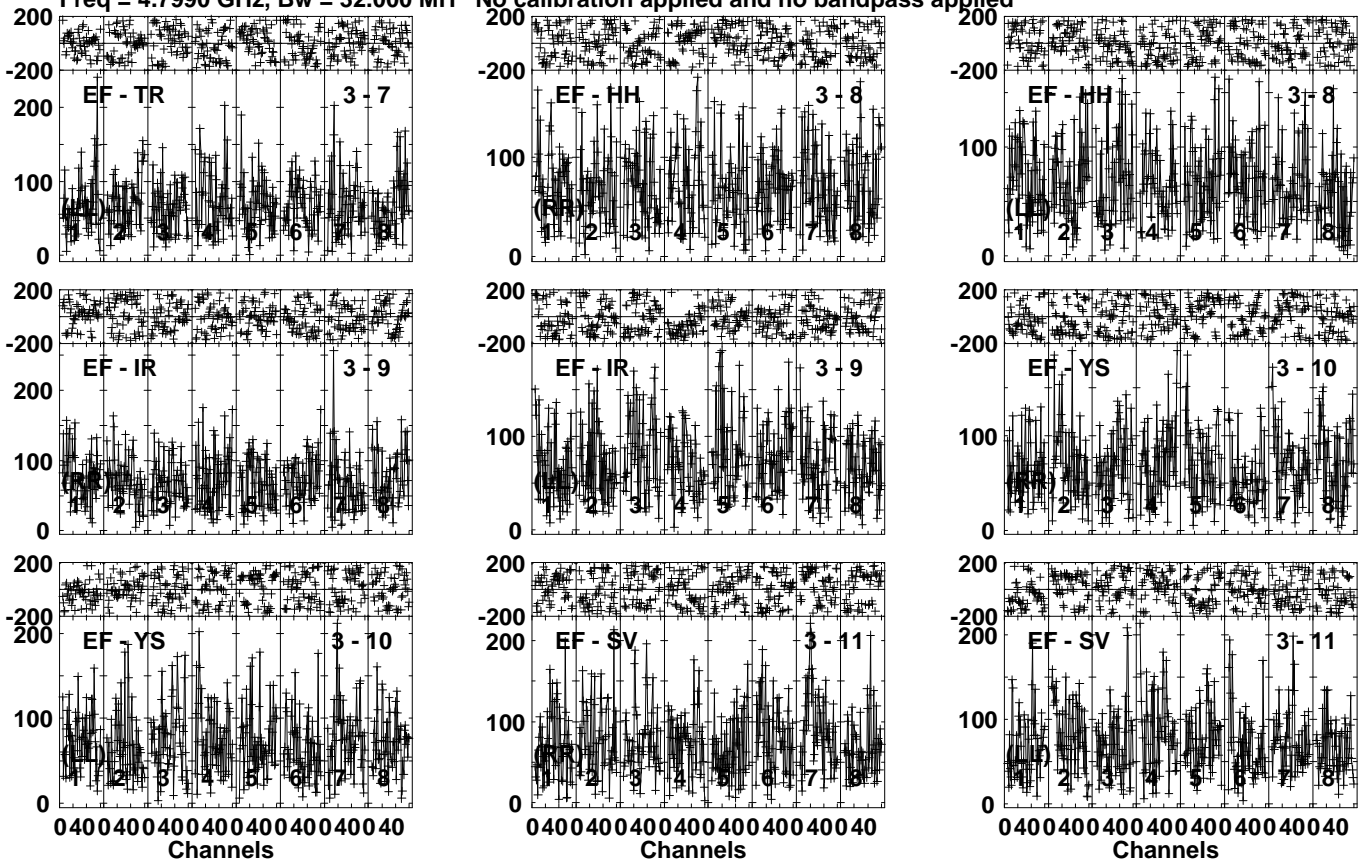


Lower frame: Micro Ampl Jy Top frame: Phas deg
Vector averaged cross-power spectrum Several baselines displayed
Timerange: 00/19:06:11 to 00/19:10:20

Plot file version 359 created 19-OCT-2021 14:14:09

RSOPH RG012G.UVDATA.1

Freq = 4.7990 GHz, Bw = 32.000 MH No calibration applied and no bandpass applied

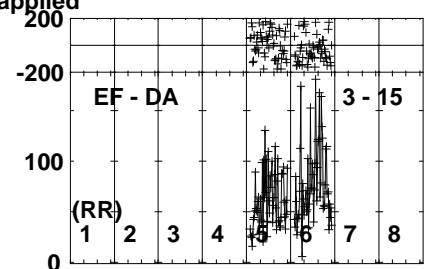
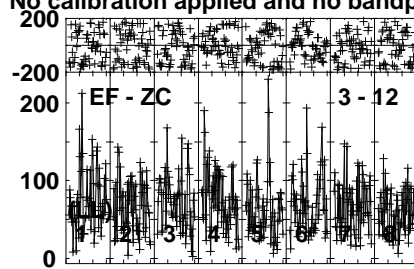
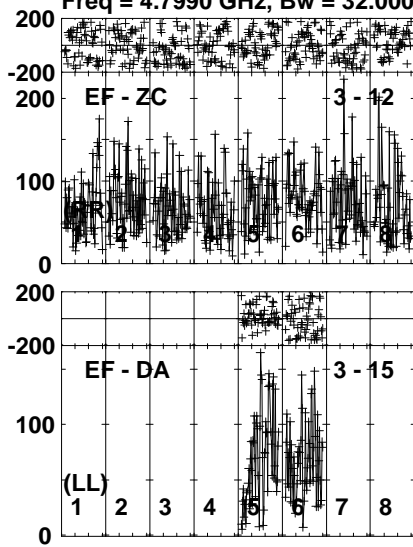


Lower frame: Micro Ampl Jy Top frame: Phas deg
Vector averaged cross-power spectrum Several baselines displayed
Timerange: 00/19:06:11 to 00/19:10:20

Plot file version 360 created 19-OCT-2021 14:14:09

RSOPH RG012G.UVDATA.1

Freq = 4.7990 GHz, Bw = 32.000 MH No calibration applied and no bandpass applied



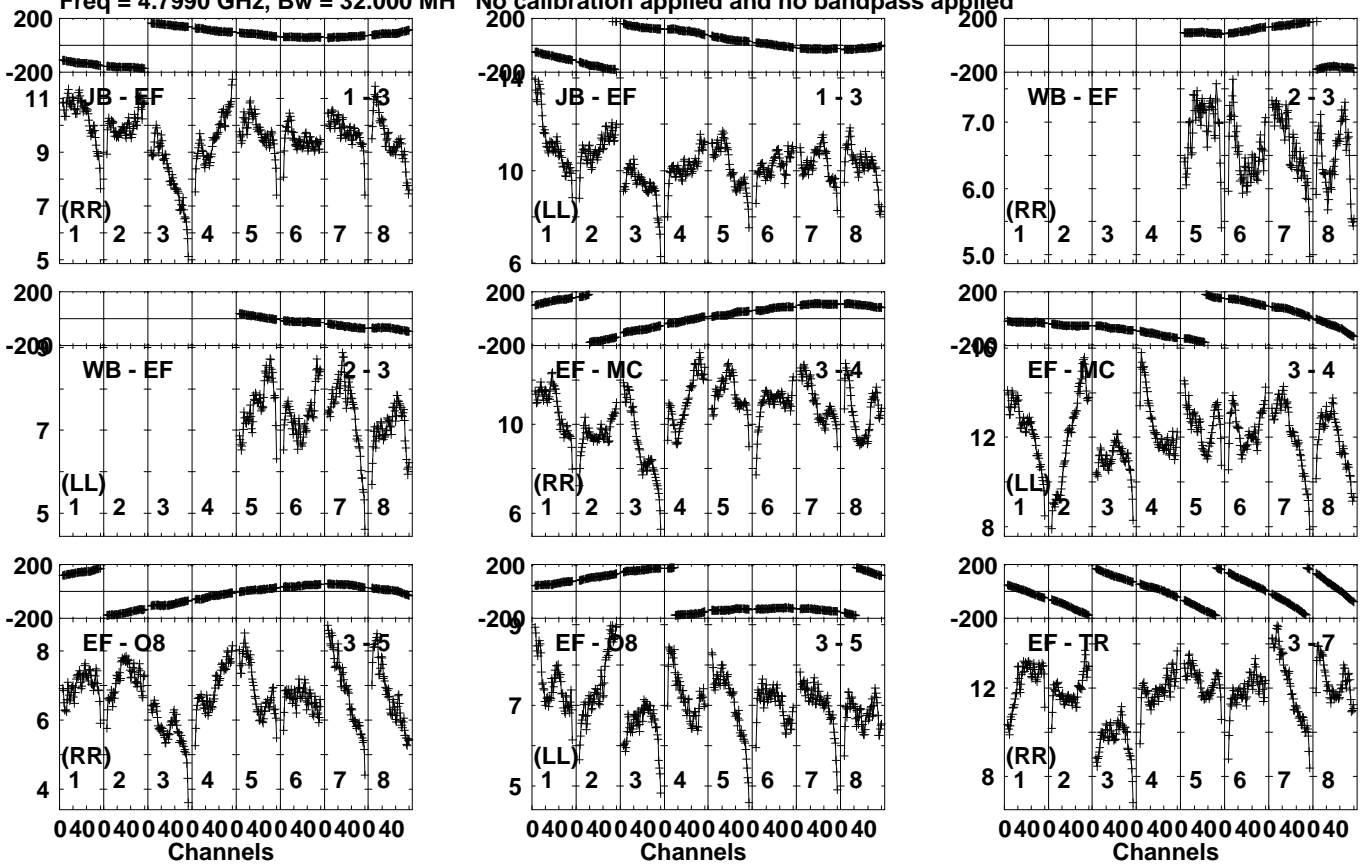
Lower frame: Micro Ampl Jy Top frame: Phas deg
Vector averaged cross-power spectrum Several baselines displayed
Timerange: 00/19:06:11 to 00/19:10:20

Plot file version 361 created 19-OCT-2021 14:14:09

J1745-0753 RG012G.UVDATA.1

Freq = 4.7990 GHz, Bw = 32.000 MH

No calibration applied and no bandpass applied



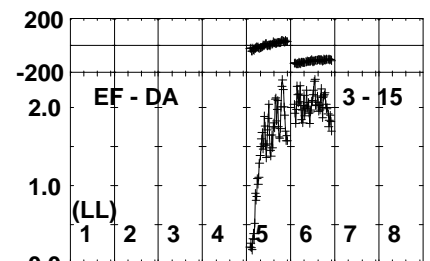
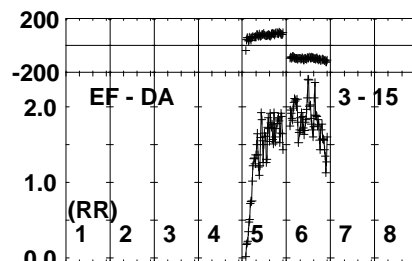
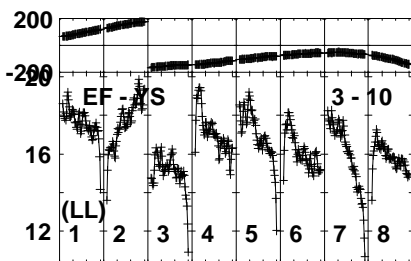
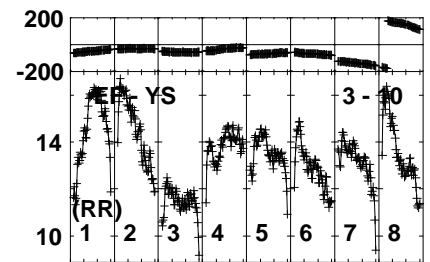
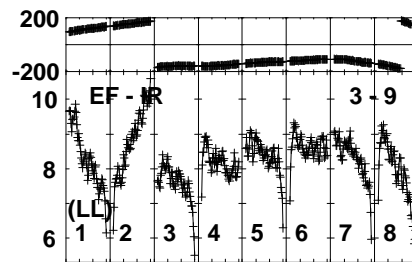
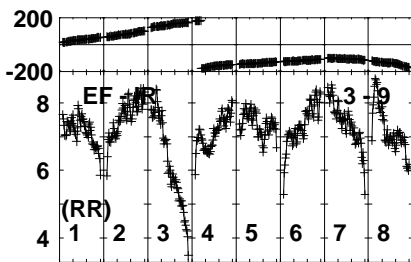
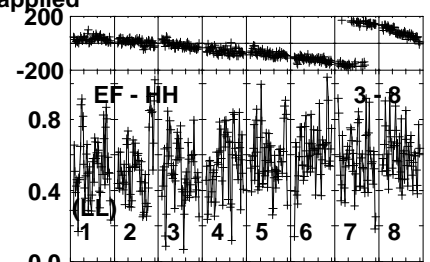
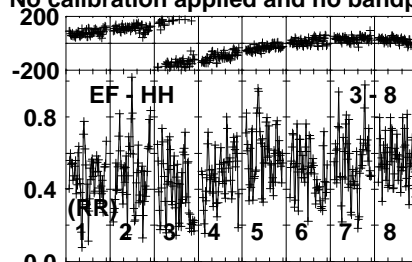
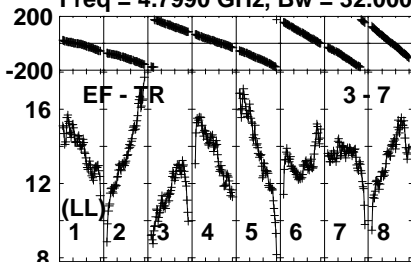
Lower frame: Milli Ampl Jy Top frame: Phas deg
Vector averaged cross-power spectrum Several baselines displayed
Timerange: 00/19:10:40 to 00/19:11:30

Plot file version 362 created 19-OCT-2021 14:14:10

J1745-0753 RG012G.UVDATA.1

Freq = 4.7990 GHz, Bw = 32.000 MH

No calibration applied and no bandpass applied

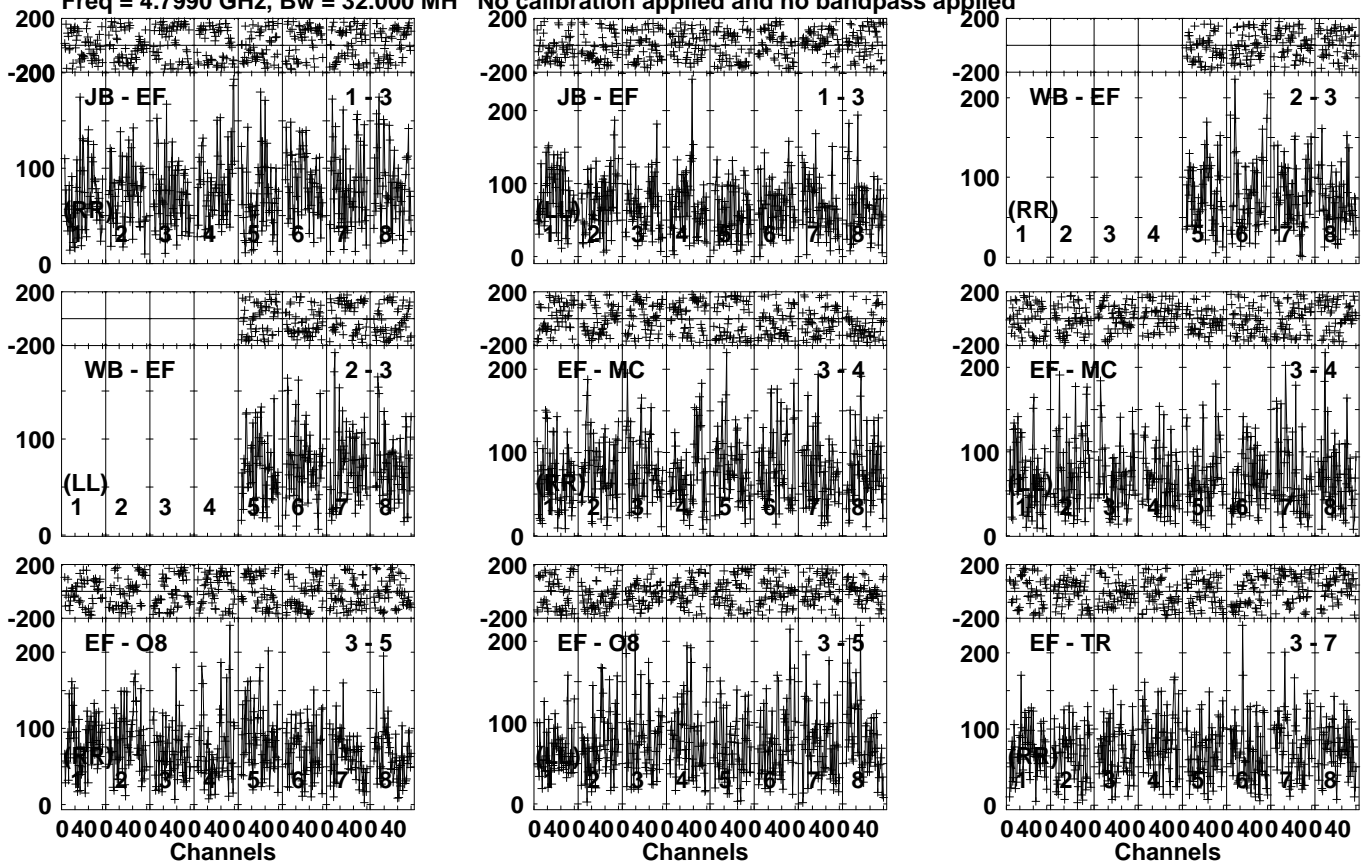


Lower frame: Milli Ampl Jy Top frame: Phas deg
Vector averaged cross-power spectrum Several baselines displayed
Timerange: 00/19:10:40 to 00/19:11:30

Plot file version 363 created 19-OCT-2021 14:14:10

RSOPH RG012G.UVDATA.1

Freq = 4.7990 GHz, Bw = 32.000 MH No calibration applied and no bandpass applied

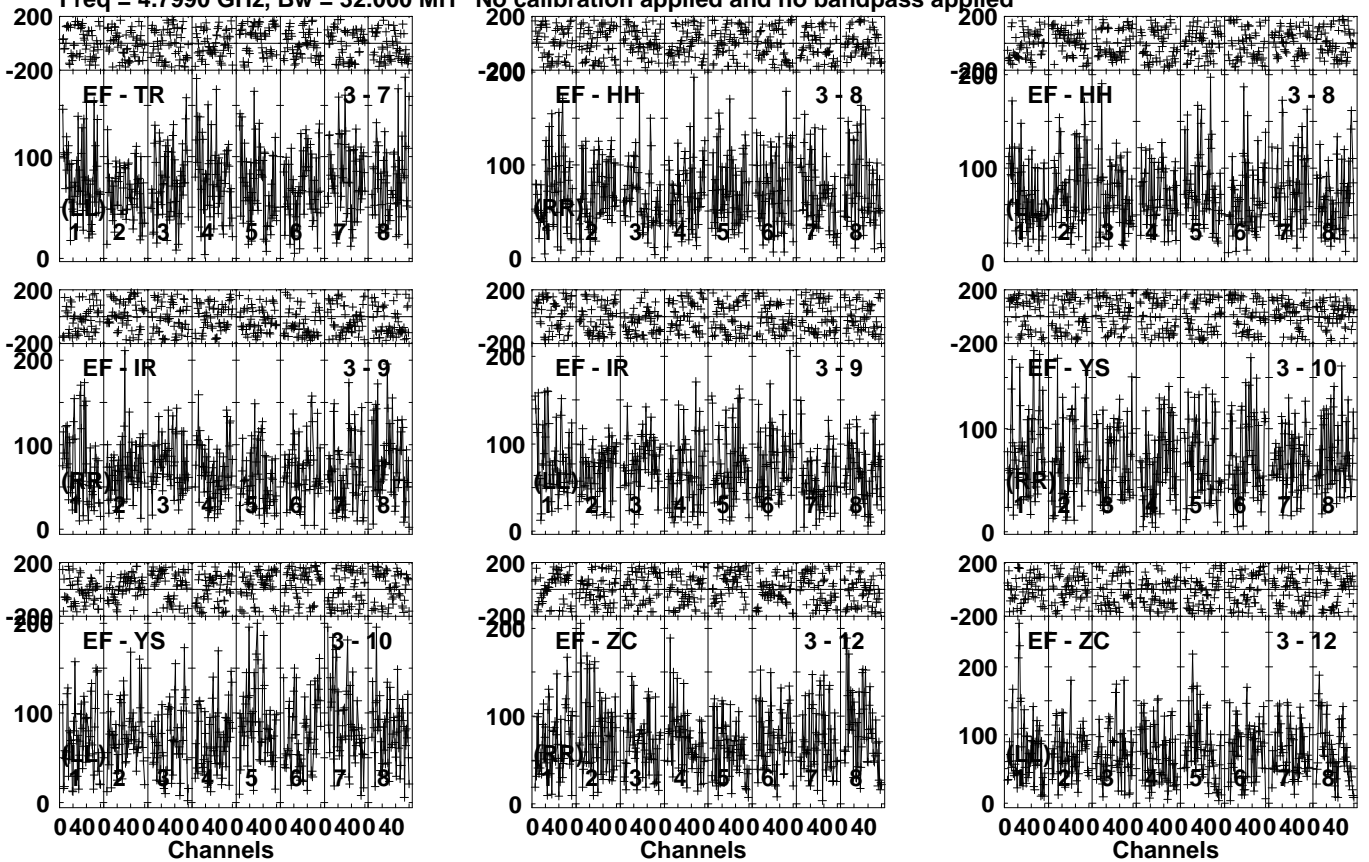


Lower frame: Micro Ampl Jy Top frame: Phas deg
Vector averaged cross-power spectrum Several baselines displayed
Timerange: 00/19:11:50 to 00/19:16:00

Plot file version 364 created 19-OCT-2021 14:14:10

RSOPH RG012G.UVDATA.1

Freq = 4.7990 GHz, Bw = 32.000 MH No calibration applied and no bandpass applied

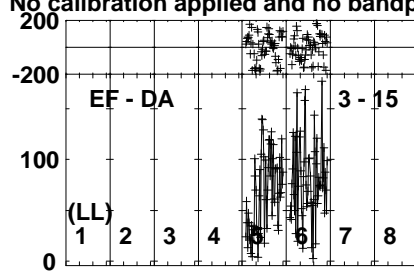
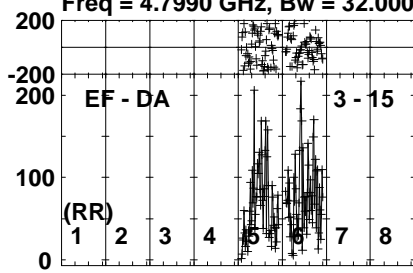


Lower frame: Micro Ampl Jy Top frame: Phas deg
Vector averaged cross-power spectrum Several baselines displayed
Timerange: 00/19:11:50 to 00/19:16:00

Plot file version 365 created 19-OCT-2021 14:14:11

RSOPH RG012G.UVDATA.1

Freq = 4.7990 GHz, Bw = 32.000 MH No calibration applied and no bandpass applied



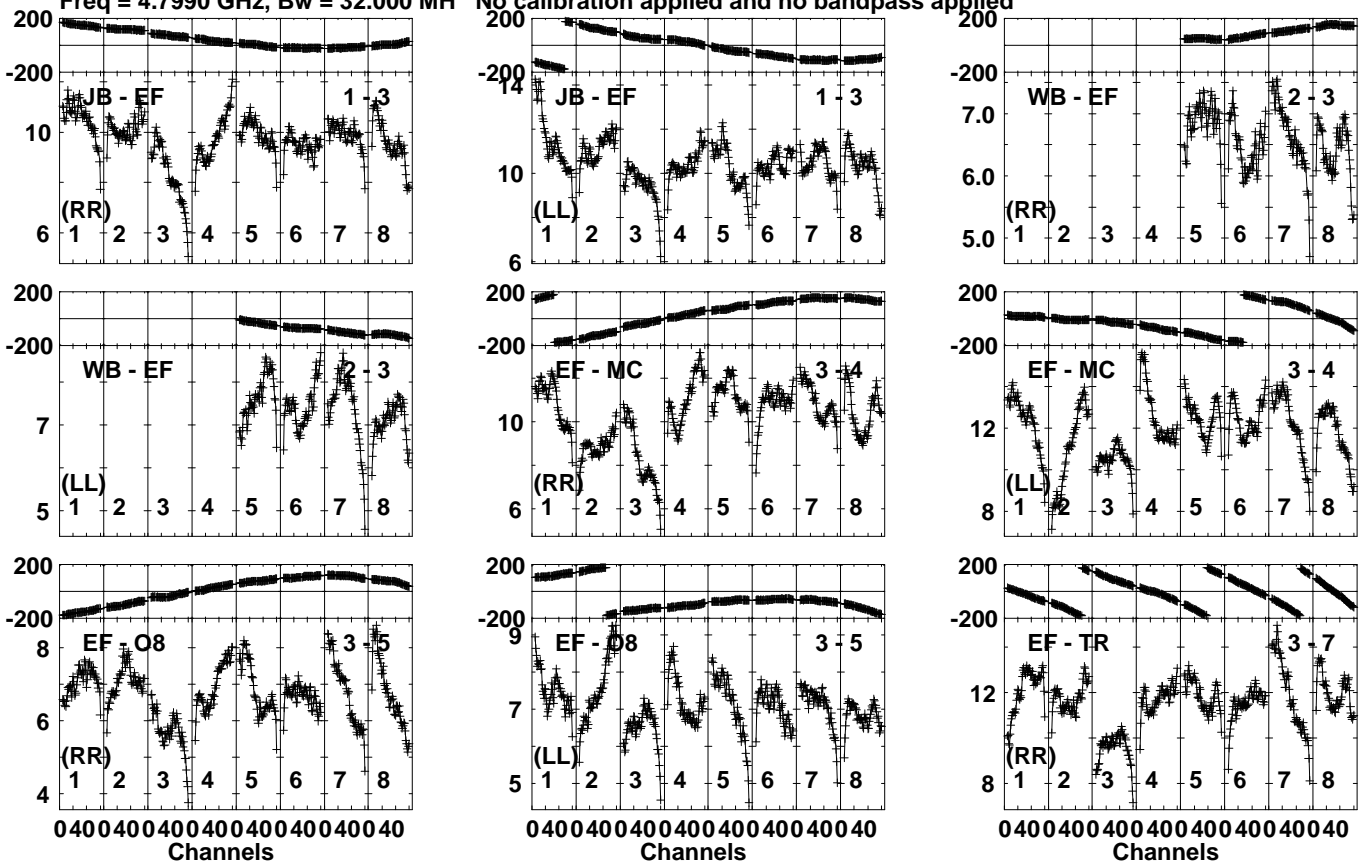
Lower frame: Micro Ampl Jy Top frame: Phas deg
Vector averaged cross-power spectrum Several baselines displayed
Timerange: 00/19:11:50 to 00/19:16:00

Plot file version 366 created 19-OCT-2021 14:14:11

J1745-0753 RG012G.UVDATA.1

Freq = 4.7990 GHz, Bw = 32.000 MH

No calibration applied and no bandpass applied

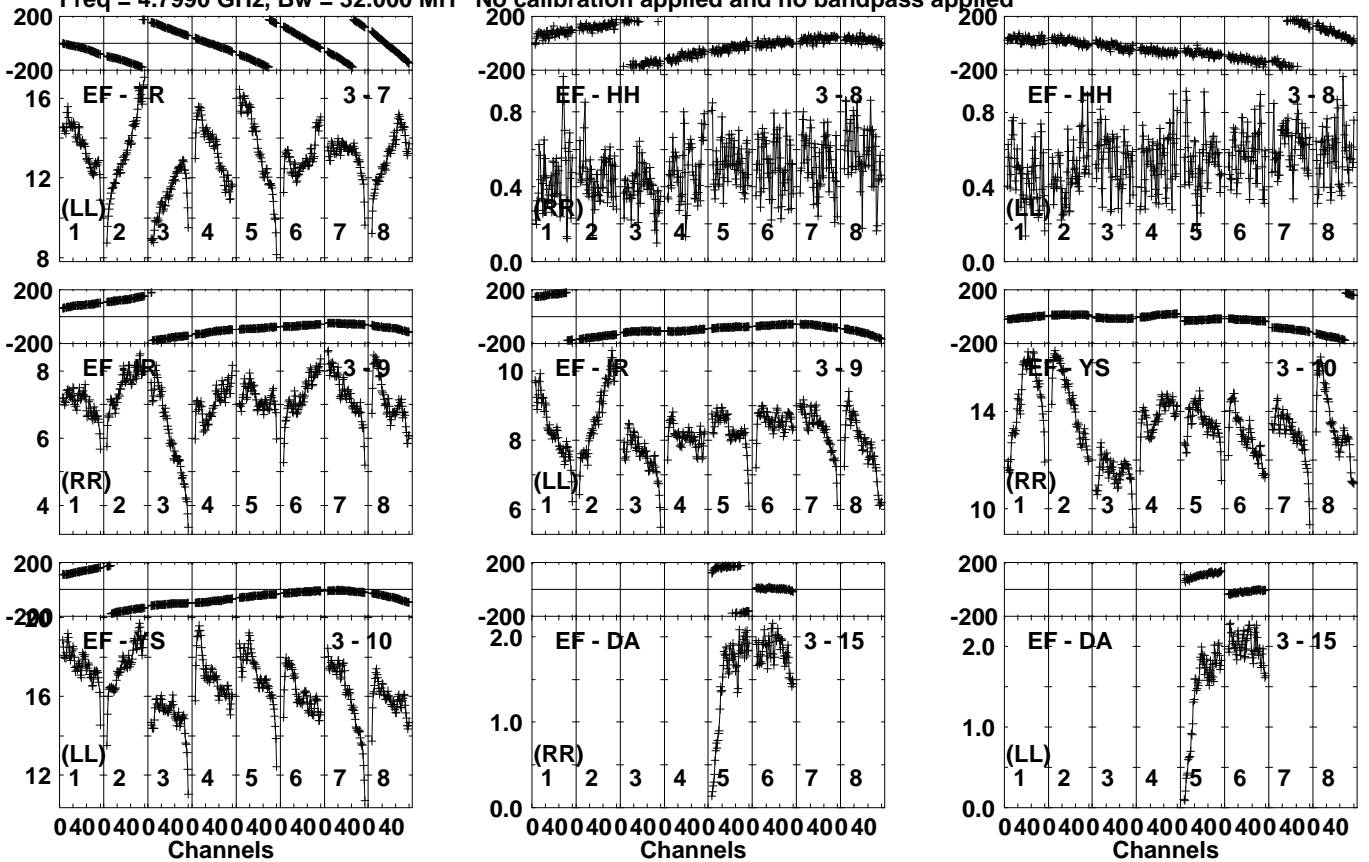


Lower frame: Milli Ampl Jy Top frame: Phas deg
Vector averaged cross-power spectrum Several baselines displayed
Timerange: 00/19:16:40 to 00/19:17:19

Plot file version 367 created 19-OCT-2021 14:14:11

J1745-0753 RG012G.UVDATA.1

Freq = 4.7990 GHz, Bw = 32.000 MH No calibration applied and no bandpass applied

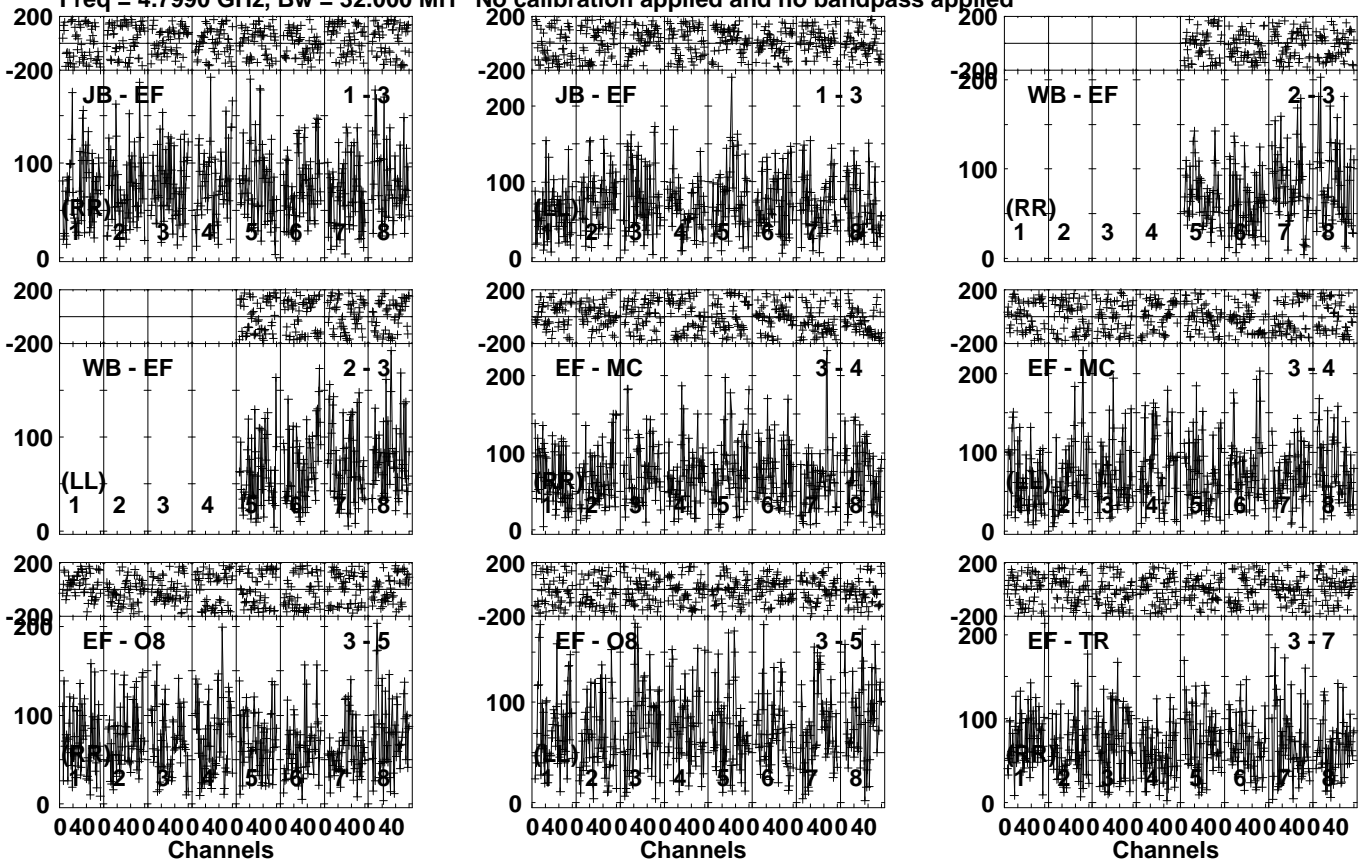


Lower frame: Milli Ampl Jy Top frame: Phas deg
Vector averaged cross-power spectrum Several baselines displayed
Timerange: 00/19:16:40 to 00/19:17:19

Plot file version 368 created 19-OCT-2021 14:14:12

RSOPH RG012G.UVDATA.1

Freq = 4.7990 GHz, Bw = 32.000 MH No calibration applied and no bandpass applied

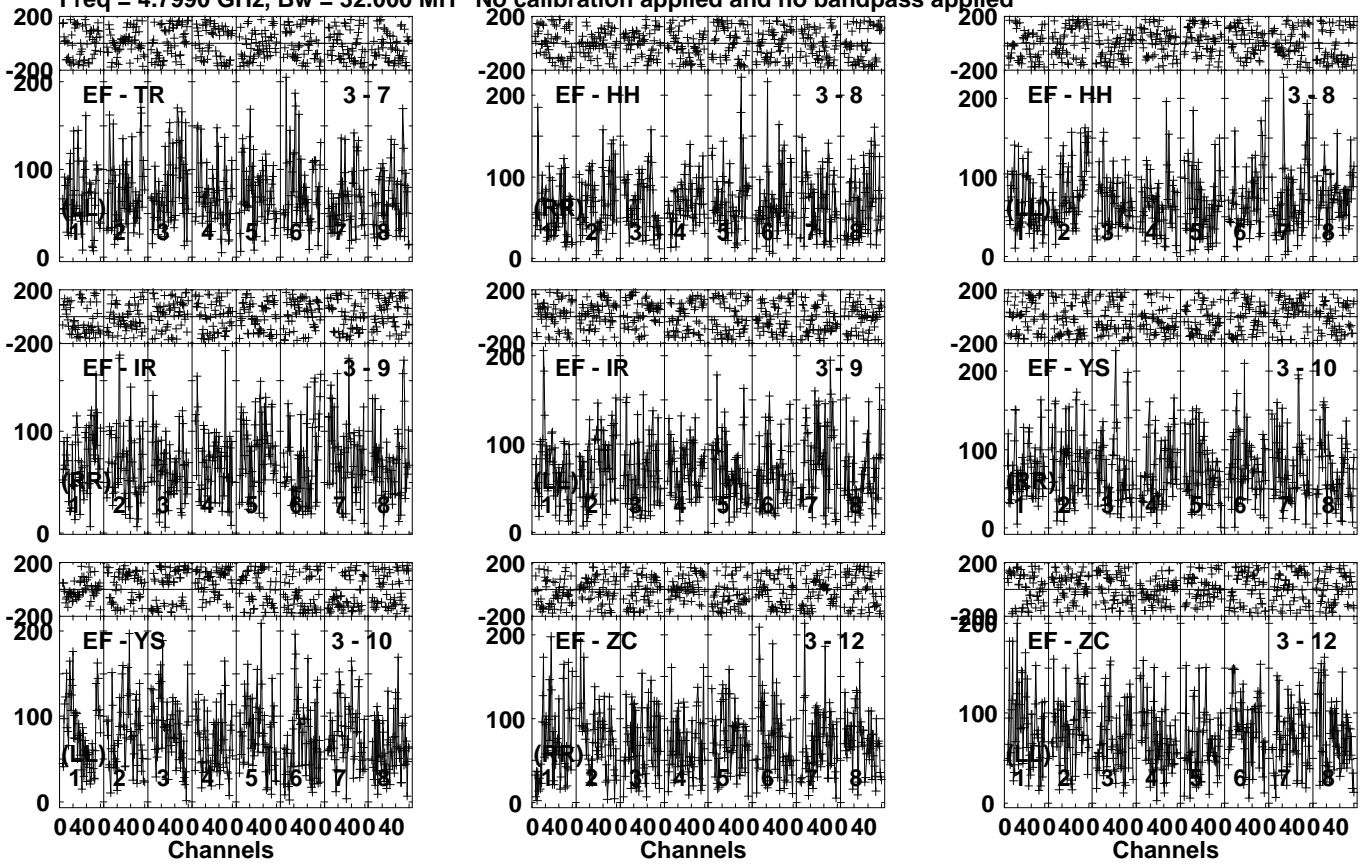


Lower frame: Micro Ampl Jy Top frame: Phas deg
Vector averaged cross-power spectrum Several baselines displayed
Timerange: 00/19:17:40 to 00/19:21:50

Plot file version 369 created 19-OCT-2021 14:14:12

RSOPH RG012G.UVDATA.1

Freq = 4.7990 GHz, Bw = 32.000 MH No calibration applied and no bandpass applied

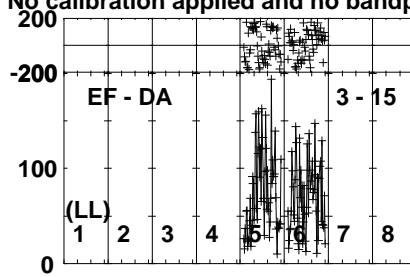
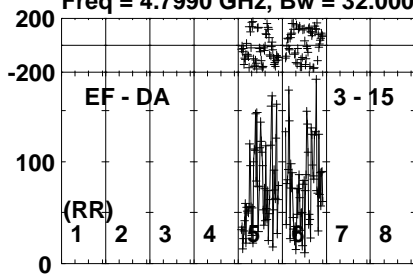


Lower frame: Micro Ampl Jy Top frame: Phas deg
Vector averaged cross-power spectrum Several baselines displayed
Timerange: 00/19:17:40 to 00/19:21:50

Plot file version 370 created 19-OCT-2021 14:14:13

RSOPH RG012G.UVDATA.1

Freq = 4.7990 GHz, Bw = 32.000 MH No calibration applied and no bandpass applied



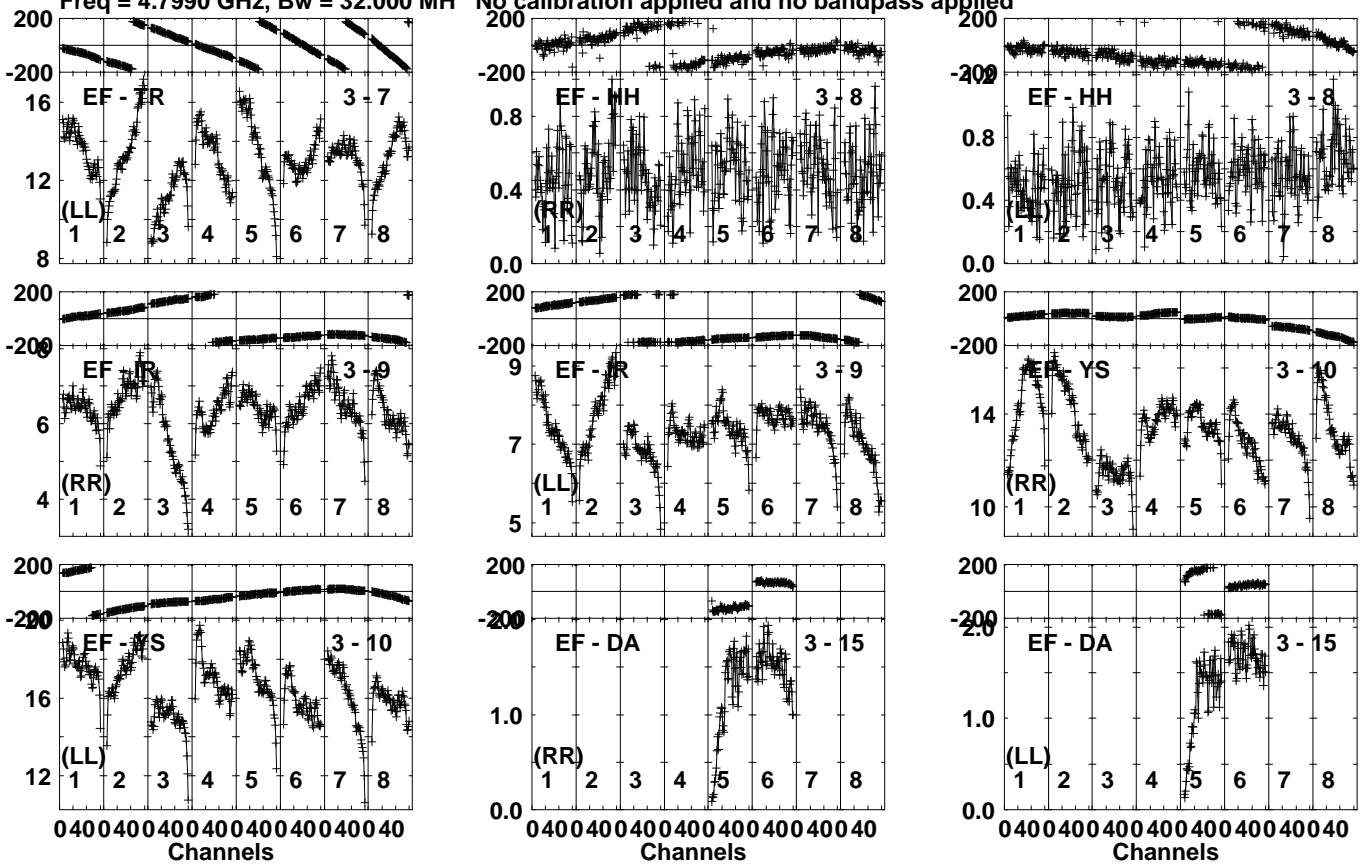
Lower frame: Micro Ampl Jy Top frame: Phas deg
Vector averaged cross-power spectrum Several baselines displayed
Timerange: 00/19:17:40 to 00/19:21:50

Plot file version 372 created 19-OCT-2021 14:14:13

J1745-0753 RG012G.UVDATA.1

Freq = 4.7990 GHz, Bw = 32.000 MH

No calibration applied and no bandpass applied

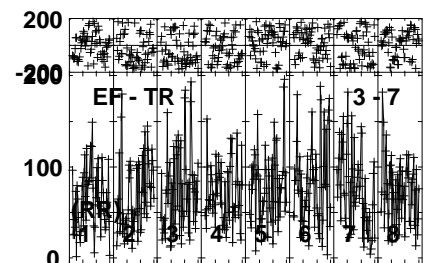
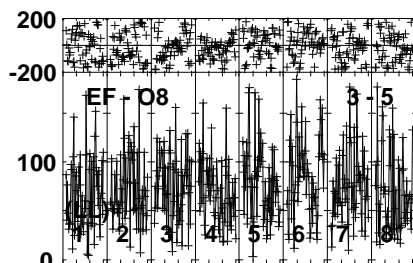
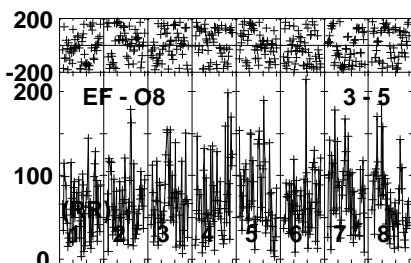
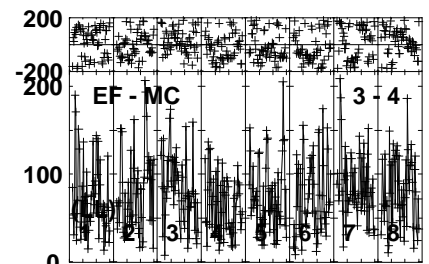
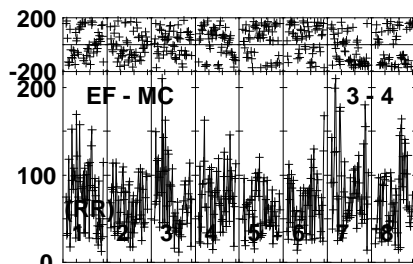
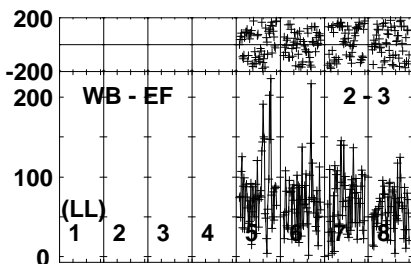
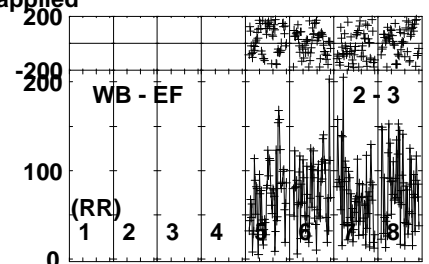
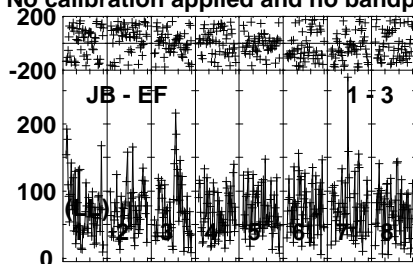
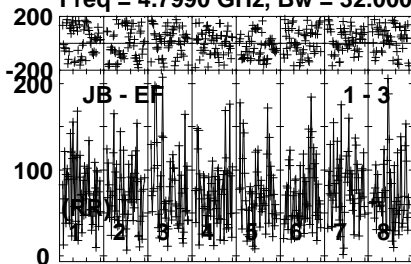


Lower frame: Milli Ampl Jy Top frame: Phas deg
Vector averaged cross-power spectrum Several baselines displayed
Timerange: 00/19:22:10 to 00/19:23:00

Plot file version 373 created 19-OCT-2021 14:14:14

RSOPH RG012G.UVDATA.1

Freq = 4.7990 GHz, Bw = 32.000 MH No calibration applied and no bandpass applied



0400400400400400400400400400
Channels

0400400400400400400400400400
Channels

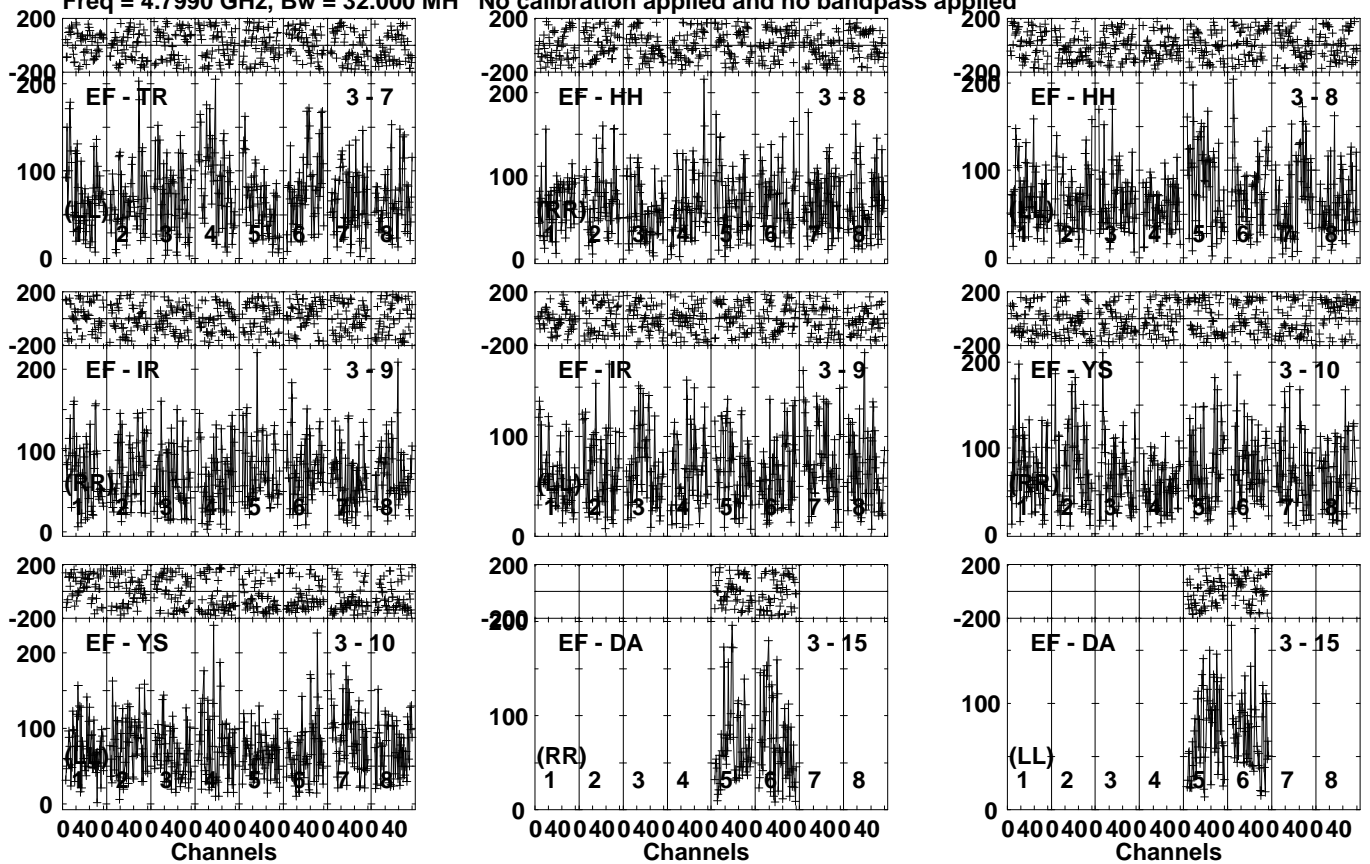
0400400400400400400400400400
Channels

Lower frame: Micro Ampl Jy Top frame: Phas deg
Vector averaged cross-power spectrum Several baselines displayed
Timerange: 00/19:23:20 to 00/19:27:30

Plot file version 374 created 19-OCT-2021 14:14:14

RSOPH RG012G.UVDATA.1

Freq = 4.7990 GHz, Bw = 32.000 MH No calibration applied and no bandpass applied



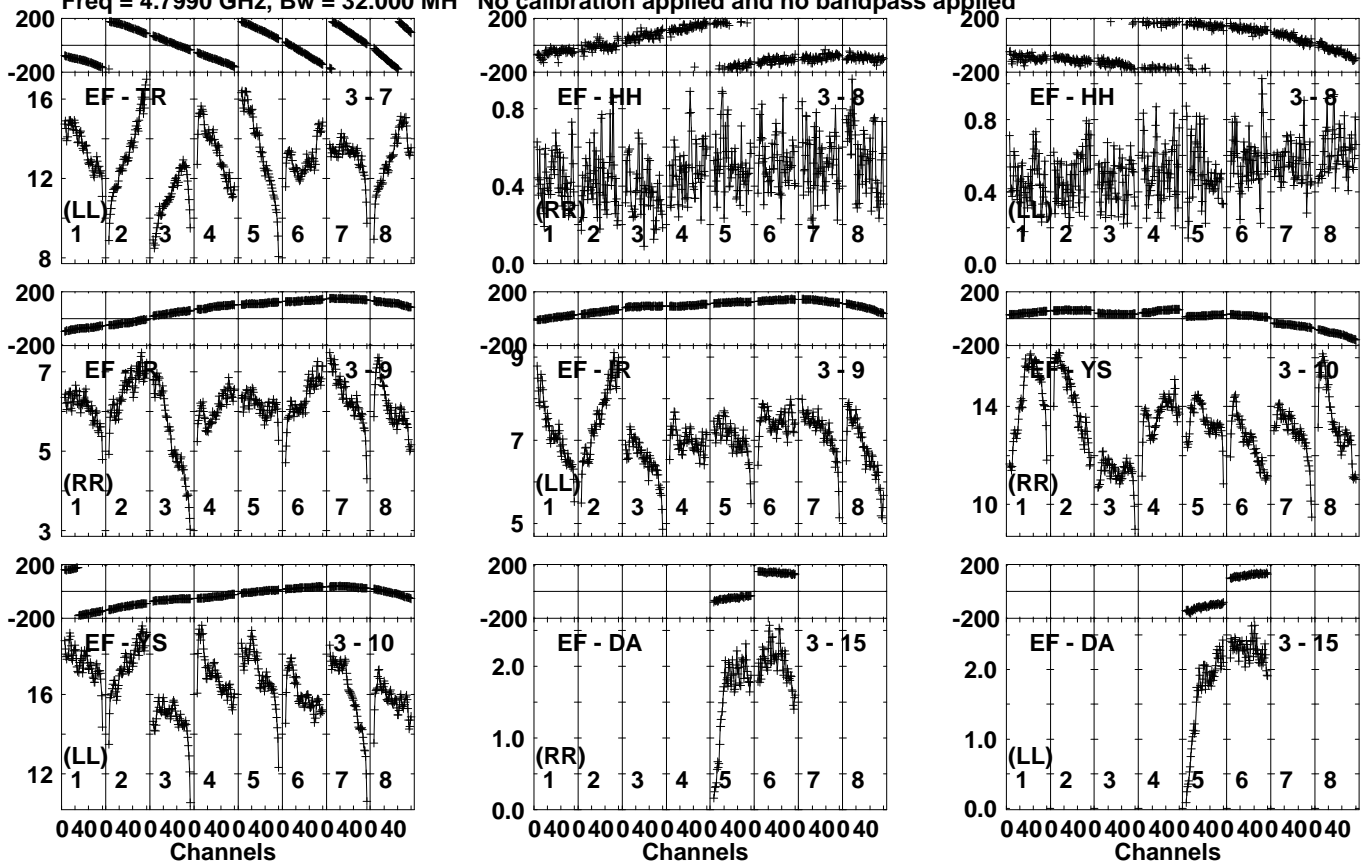
Lower frame: Micro Ampl Jy Top frame: Phas deg
Vector averaged cross-power spectrum Several baselines displayed
Timerange: 00/19:23:20 to 00/19:27:30

Plot file version 376 created 19-OCT-2021 14:14:15

J1745-0753 RG012G.UVDATA.1

Freq = 4.7990 GHz, Bw = 32.000 MH

No calibration applied and no bandpass applied

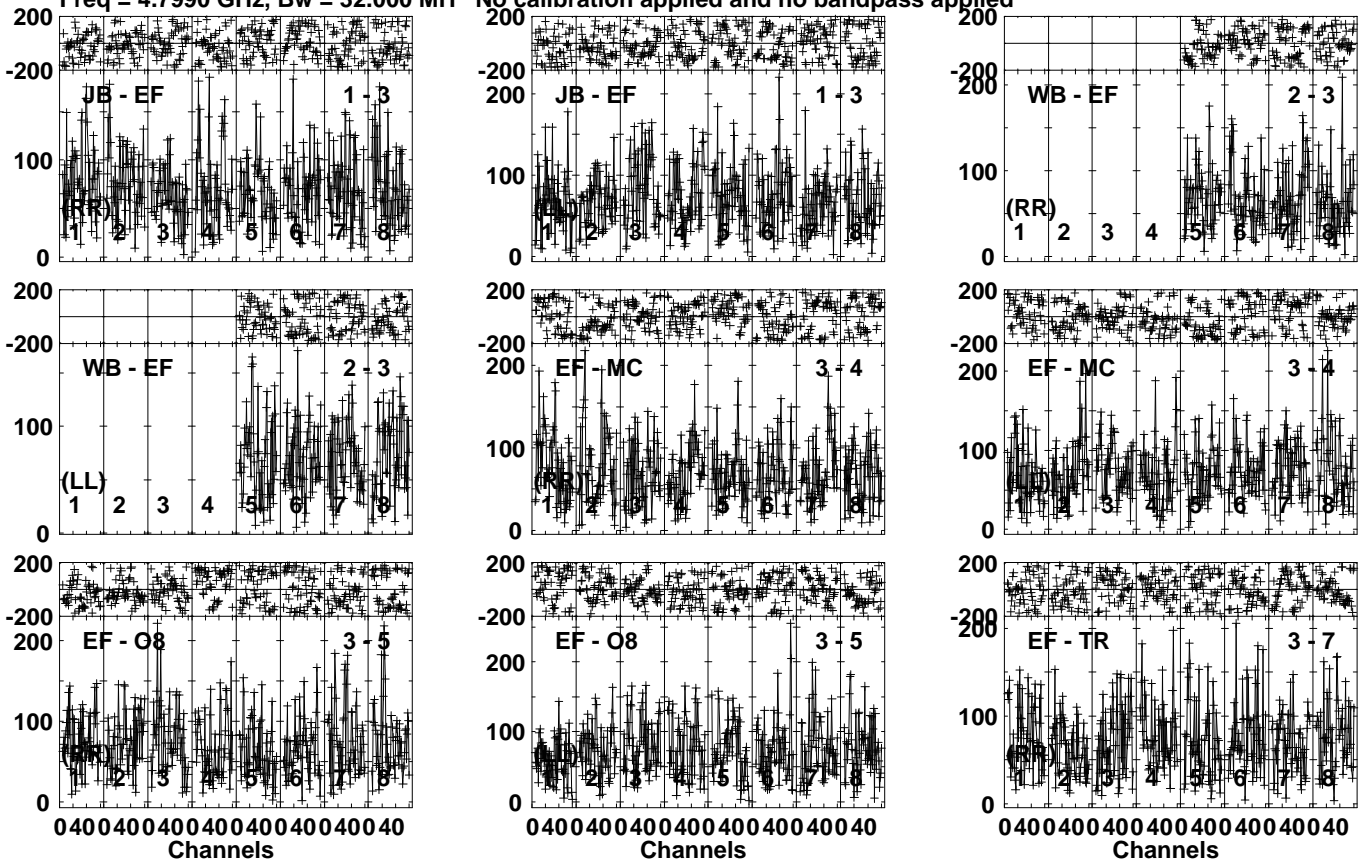


Lower frame: Milli Ampl Jy Top frame: Phas deg
Vector averaged cross-power spectrum Several baselines displayed
Timerange: 00/19:28:11 to 00/19:28:49

Plot file version 377 created 19-OCT-2021 14:14:15

RSOPH RG012G.UVDATA.1

Freq = 4.7990 GHz, Bw = 32.000 MH No calibration applied and no bandpass applied

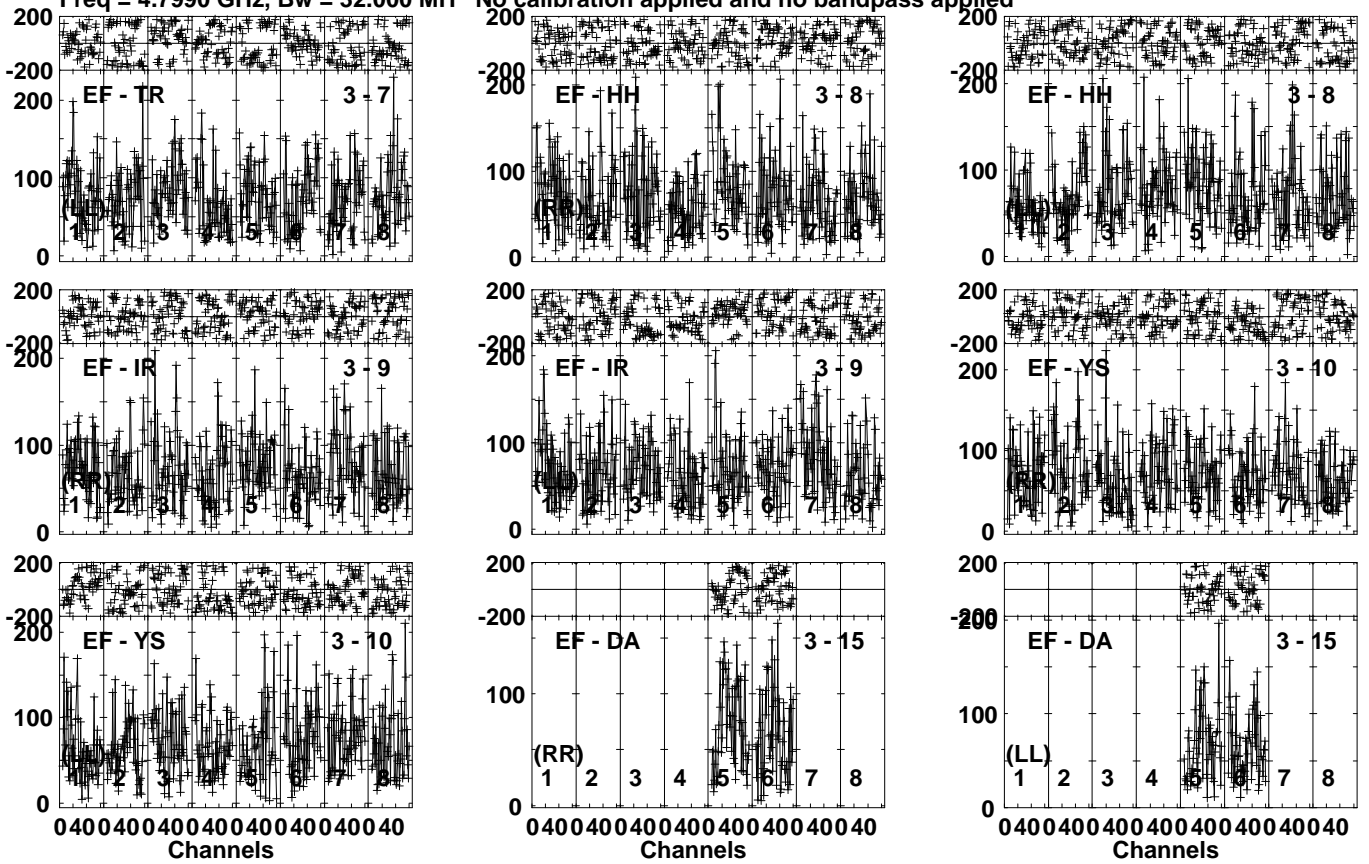


Lower frame: Micro Ampl Jy Top frame: Phas deg
Vector averaged cross-power spectrum Several baselines displayed
Timerange: 00/19:29:10 to 00/19:33:20

Plot file version 378 created 19-OCT-2021 14:14:15

RSOPH RG012G.UVDATA.1

Freq = 4.7990 GHz, Bw = 32.000 MH No calibration applied and no bandpass applied



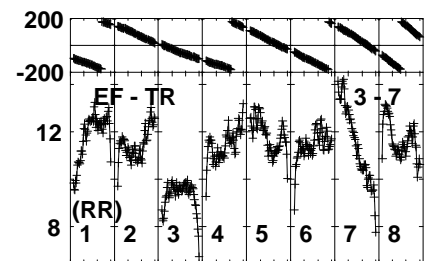
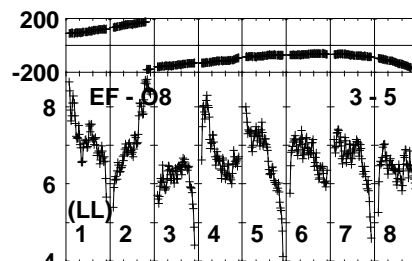
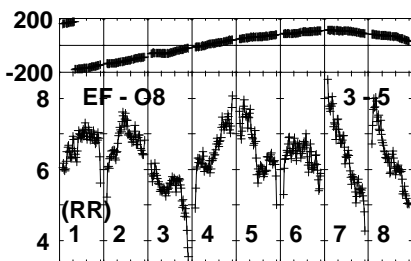
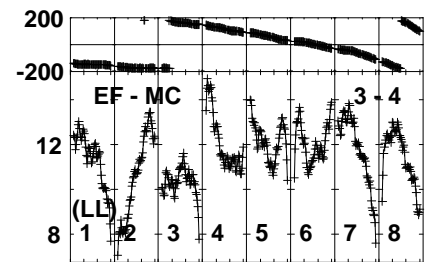
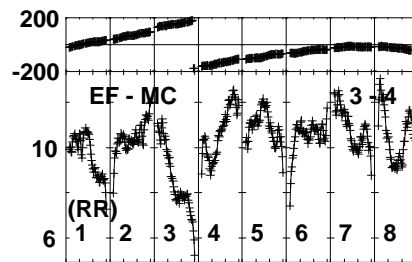
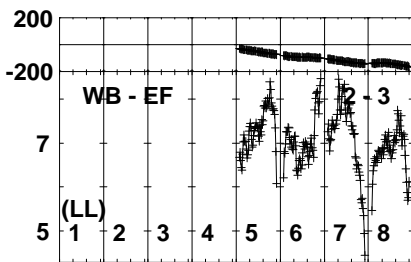
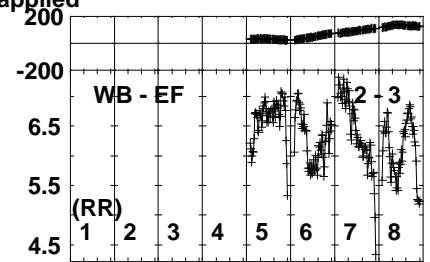
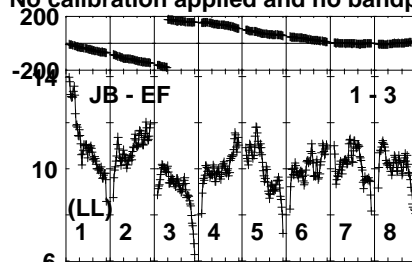
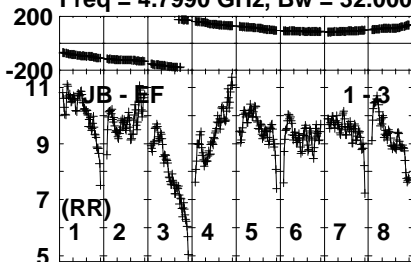
Lower frame: Micro Ampl Jy Top frame: Phas deg
Vector averaged cross-power spectrum Several baselines displayed
Timerange: 00/19:29:10 to 00/19:33:20

Plot file version 379 created 19-OCT-2021 14:14:16

J1745-0753 RG012G.UVDATA.1

Freq = 4.7990 GHz, Bw = 32.000 MH

No calibration applied and no bandpass applied



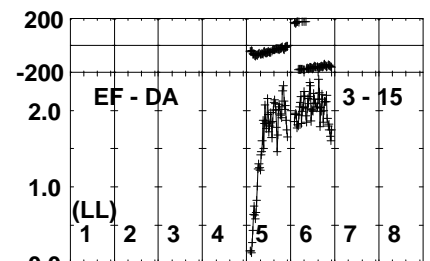
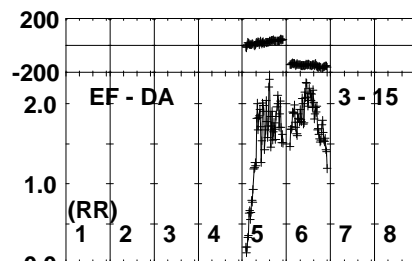
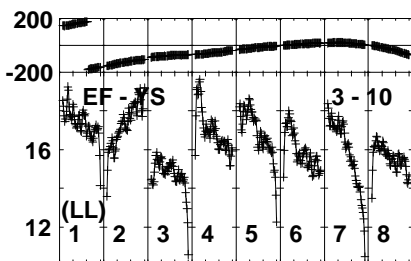
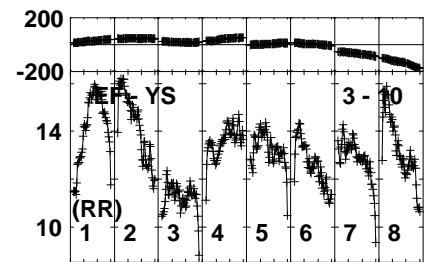
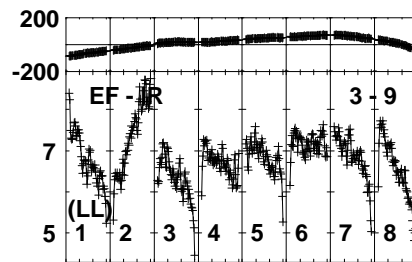
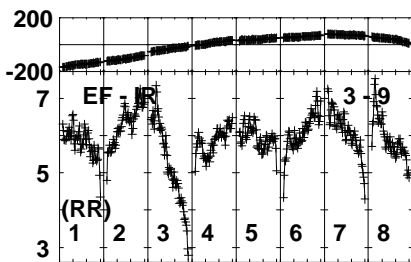
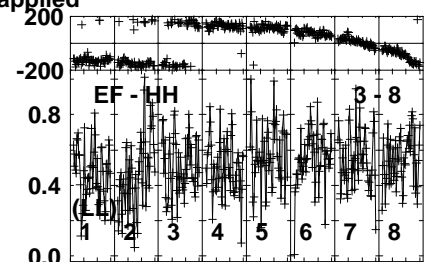
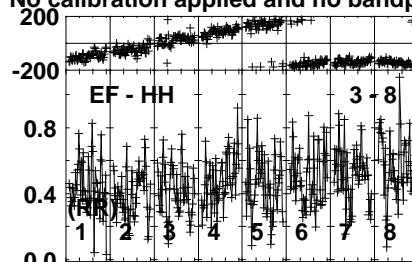
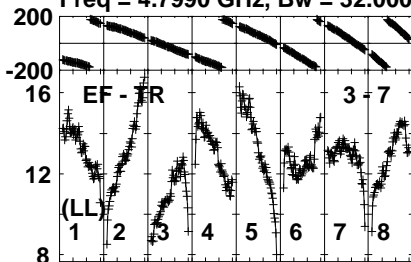
Lower frame: Milli Ampl Jy Top frame: Phas deg
Vector averaged cross-power spectrum Several baselines displayed
Timerange: 00/19:33:40 to 00/19:34:30

Plot file version 380 created 19-OCT-2021 14:14:16

J1745-0753 RG012G.UVDATA.1

Freq = 4.7990 GHz, Bw = 32.000 MH

No calibration applied and no bandpass applied

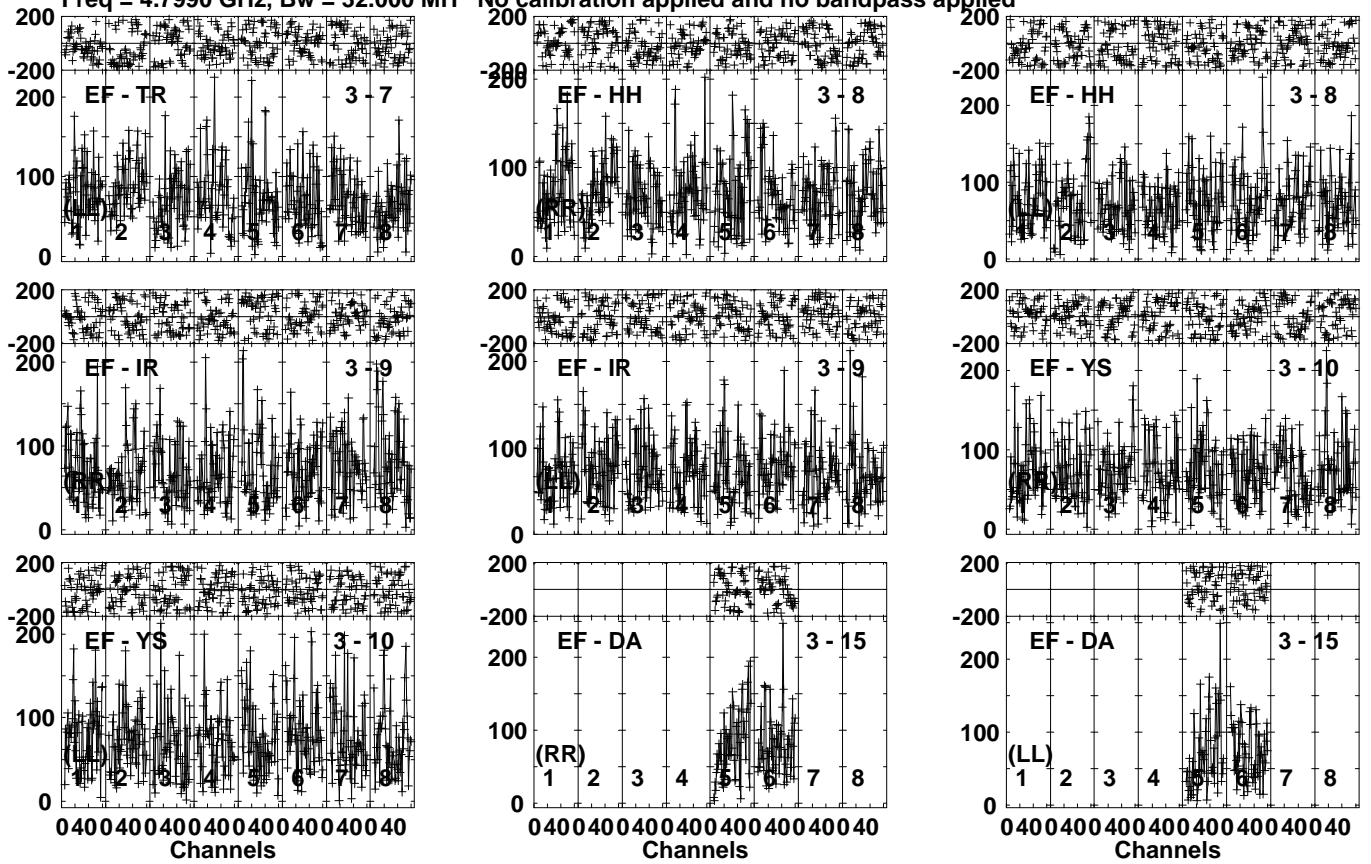


Lower frame: Milli Ampl Jy Top frame: Phas deg
Vector averaged cross-power spectrum Several baselines displayed
Timerange: 00/19:33:40 to 00/19:34:30

Plot file version 382 created 19-OCT-2021 14:14:17

RSOPH RG012G.UVDATA.1

Freq = 4.7990 GHz, Bw = 32.000 MH No calibration applied and no bandpass applied



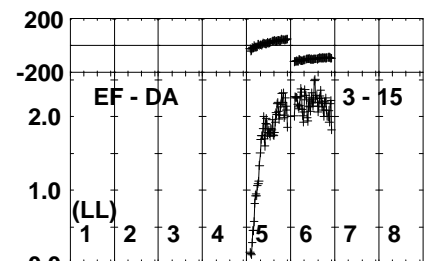
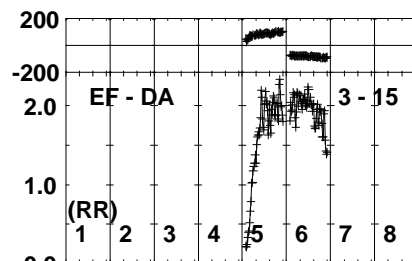
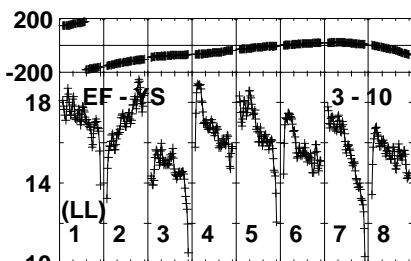
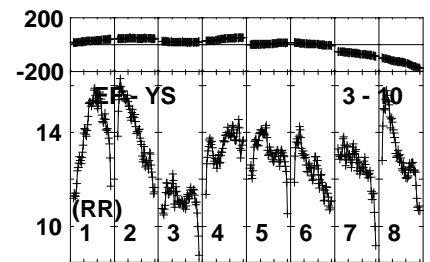
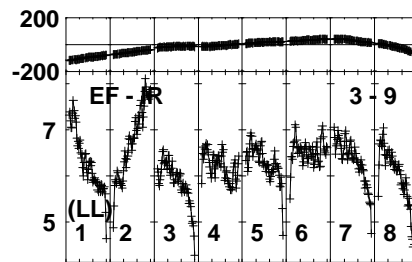
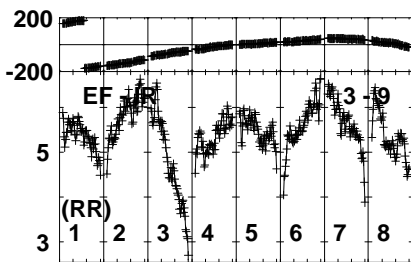
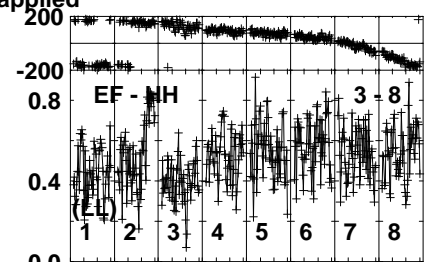
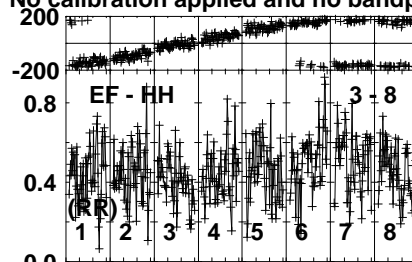
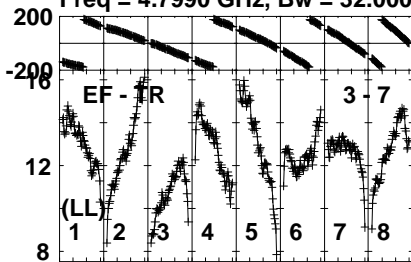
Lower frame: Micro Ampl Jy Top frame: Phas deg
Vector averaged cross-power spectrum Several baselines displayed
Timerange: 00/19:34:51 to 00/19:39:00

Plot file version 384 created 19-OCT-2021 14:14:18

J1745-0753 RG012G.UVDATA.1

Freq = 4.7990 GHz, Bw = 32.000 MH

No calibration applied and no bandpass applied

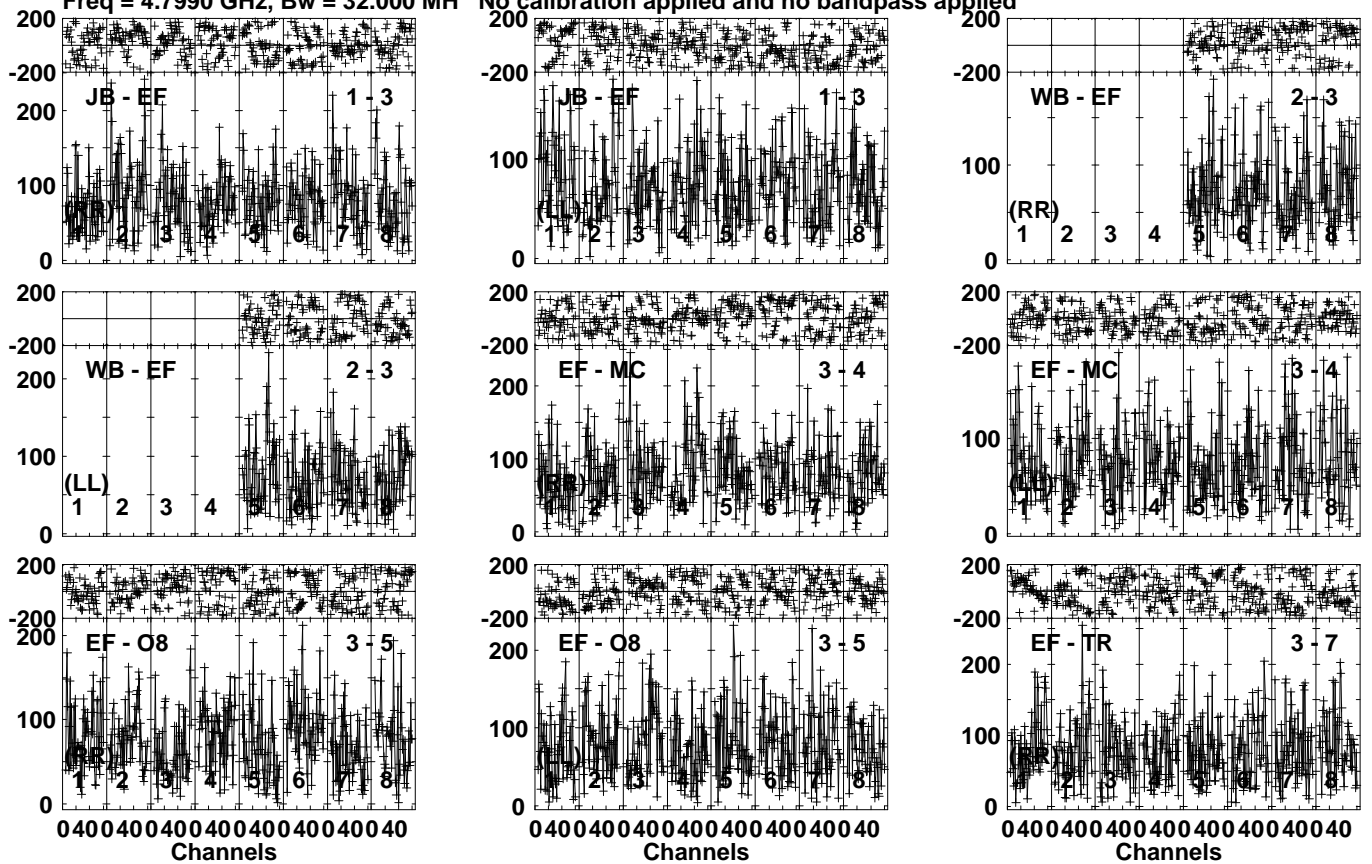


Lower frame: Milli Ampl Jy Top frame: Phas deg
Vector averaged cross-power spectrum Several baselines displayed
Timerange: 00/19:39:41 to 00/19:40:19

Plot file version 385 created 19-OCT-2021 14:14:18

RSOPH RG012G.UVDATA.1

Freq = 4.7990 GHz, Bw = 32.000 MH No calibration applied and no bandpass applied

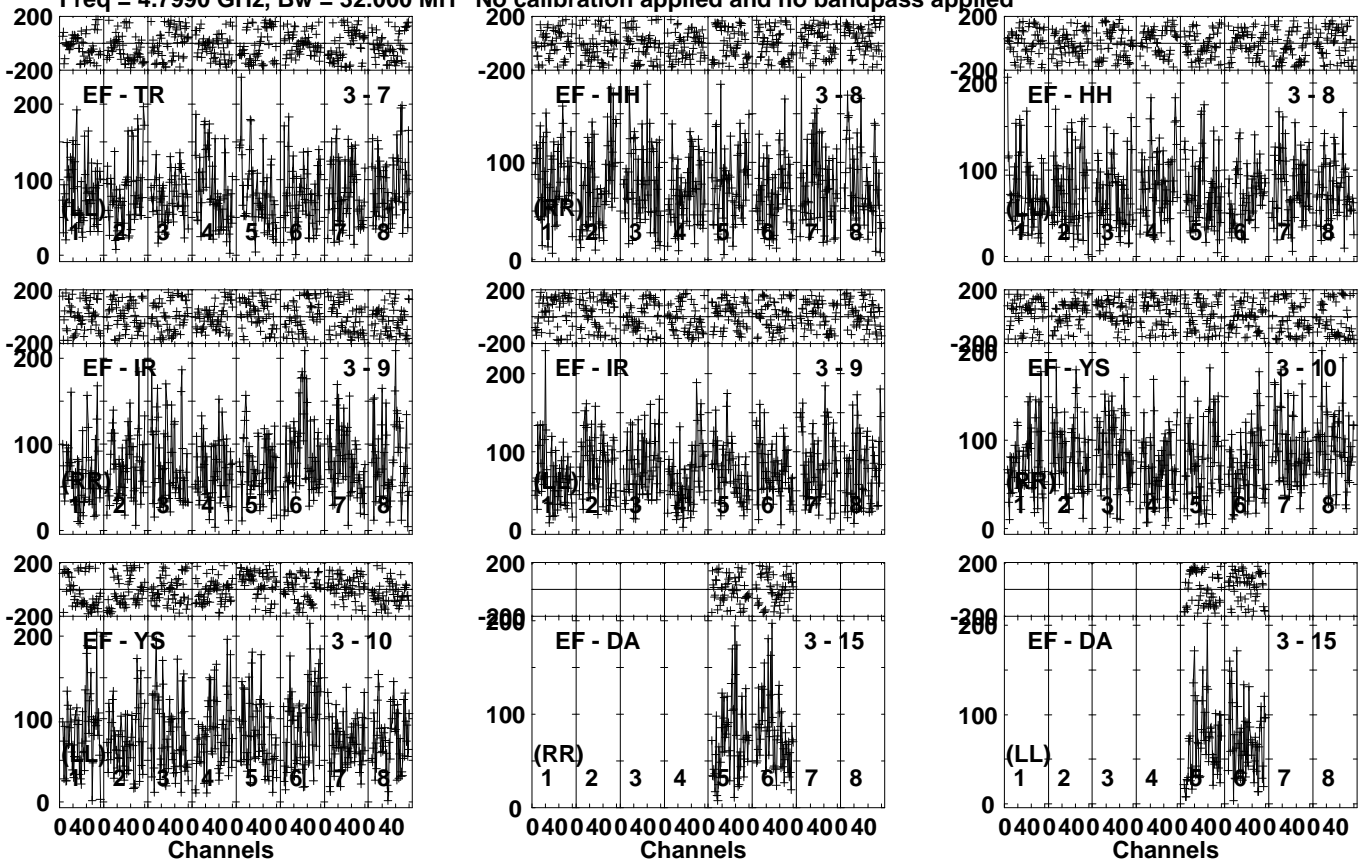


Lower frame: Micro Ampl Jy Top frame: Phas deg
Vector averaged cross-power spectrum Several baselines displayed
Timerange: 00/19:40:41 to 00/19:44:20

Plot file version 386 created 19-OCT-2021 14:14:18

RSOPH RG012G.UVDATA.1

Freq = 4.7990 GHz, Bw = 32.000 MH No calibration applied and no bandpass applied



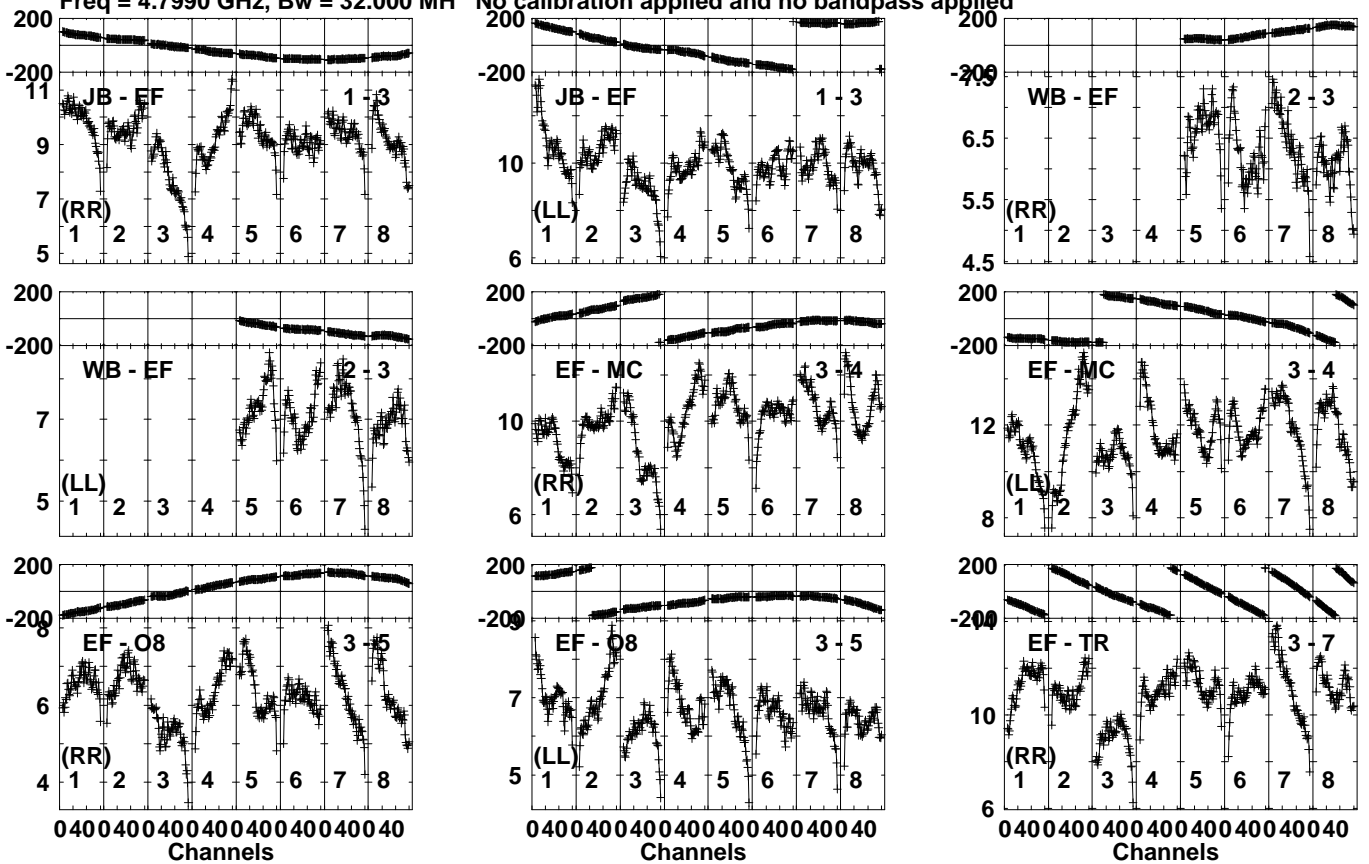
Lower frame: Micro Ampl Jy Top frame: Phas deg
Vector averaged cross-power spectrum Several baselines displayed
Timerange: 00/19:40:41 to 00/19:44:20

Plot file version 387 created 19-OCT-2021 14:14:19

J1745-0753 RG012G.UVDATA.1

Freq = 4.7990 GHz, Bw = 32.000 MH

No calibration applied and no bandpass applied

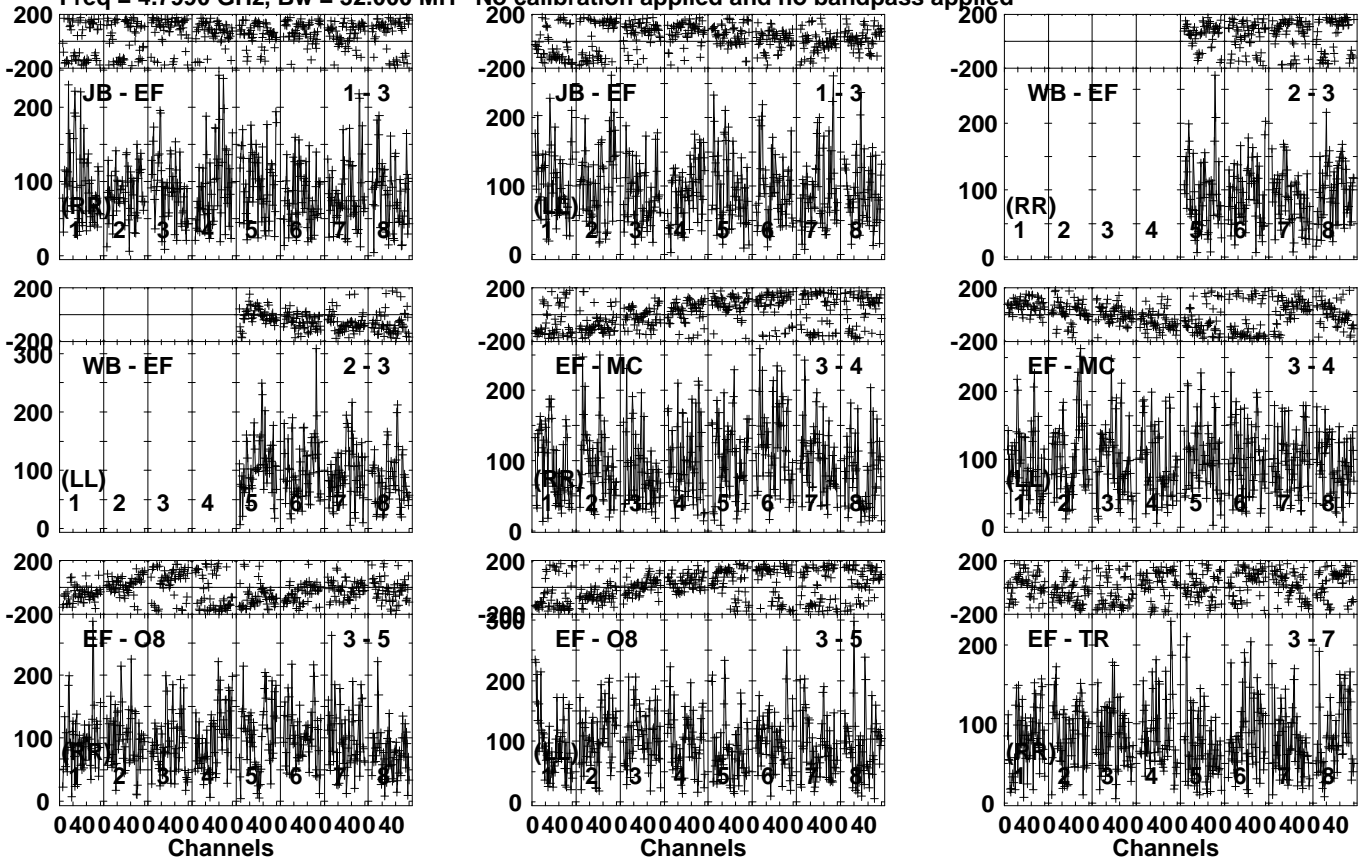


Lower frame: Milli Ampl Jy Top frame: Phas deg
Vector averaged cross-power spectrum Several baselines displayed
Timerange: 00/19:44:40 to 00/19:45:30

Plot file version 389 created 19-OCT-2021 14:14:19

VLASS1 RG012G.UVDATA.1

Freq = 4.7990 GHz, Bw = 32.000 MH No calibration applied and no bandpass applied

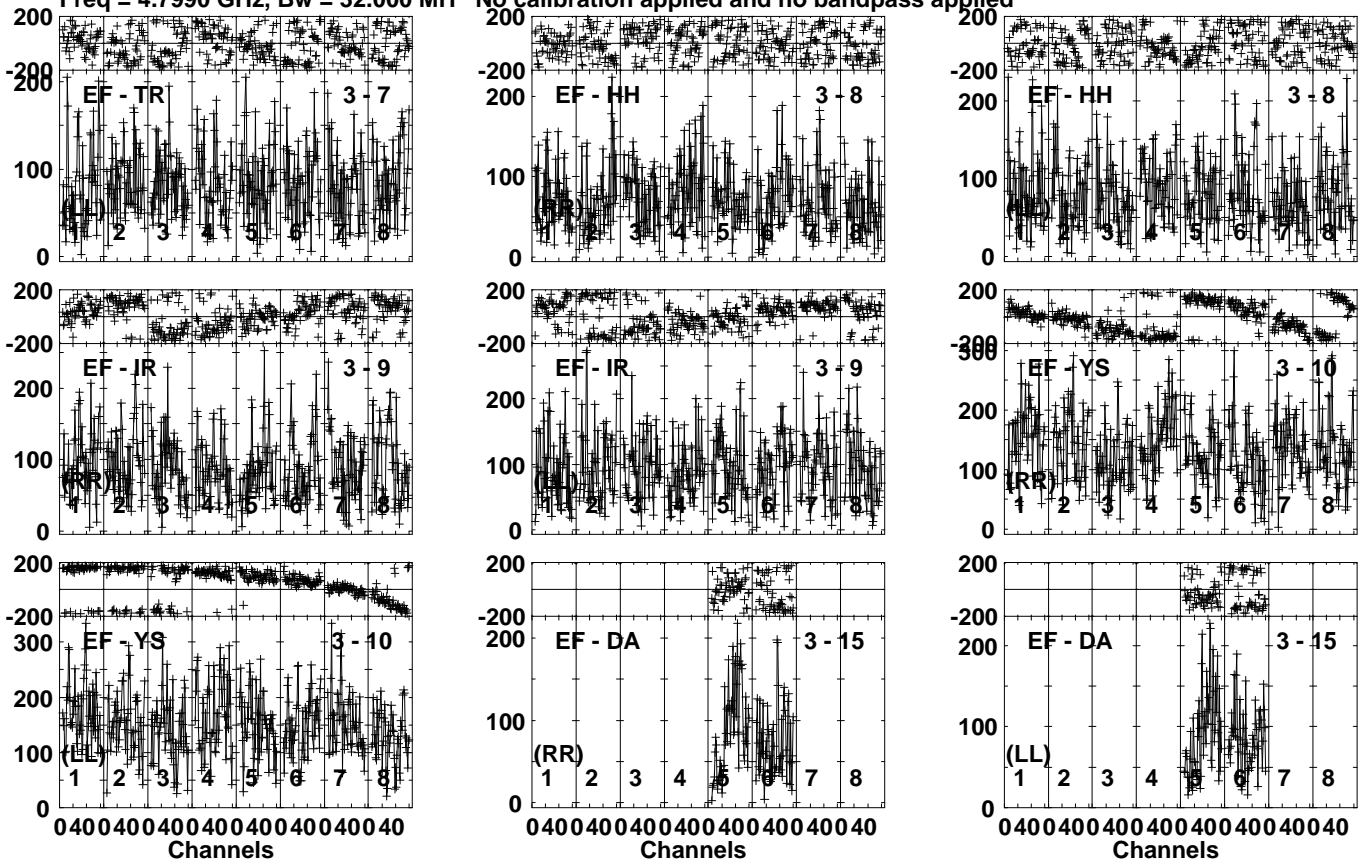


Lower frame: Micro Ampl Jy Top frame: Phas deg
Vector averaged cross-power spectrum Several baselines displayed
Timerange: 00/19:45:51 to 00/19:49:29

Plot file version 390 created 19-OCT-2021 14:14:19

VLASS1 RG012G.UVDATA.1

Freq = 4.7990 GHz, Bw = 32.000 MH No calibration applied and no bandpass applied



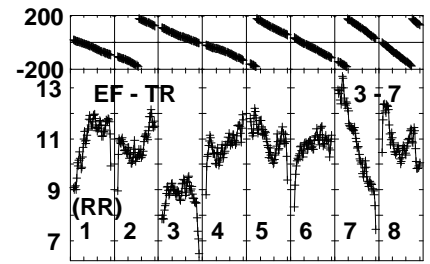
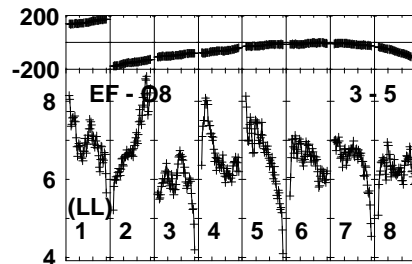
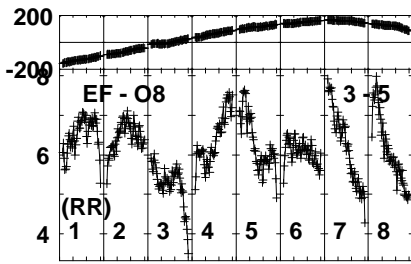
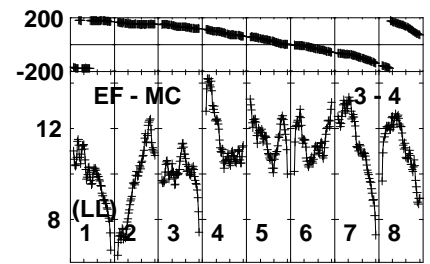
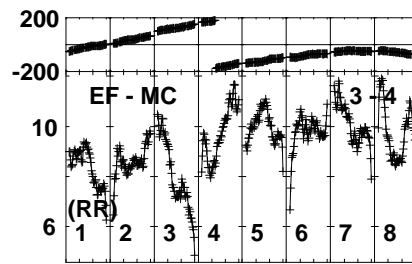
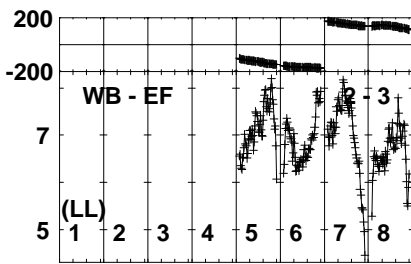
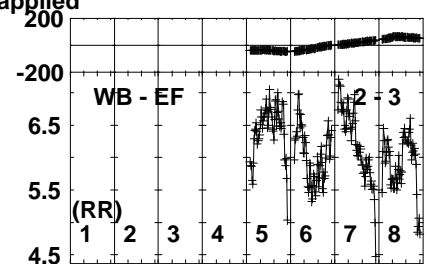
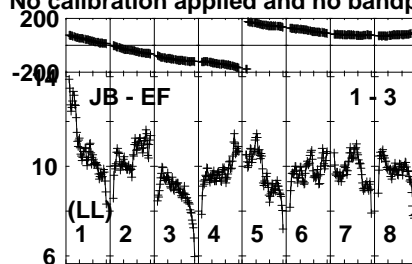
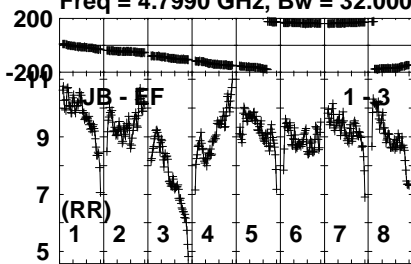
Lower frame: Micro Ampl Jy Top frame: Phas deg
Vector averaged cross-power spectrum Several baselines displayed
Timerange: 00/19:45:51 to 00/19:49:29

Plot file version 391 created 19-OCT-2021 14:14:20

J1745-0753 RG012G.UVDATA.1

Freq = 4.7990 GHz, Bw = 32.000 MH

No calibration applied and no bandpass applied



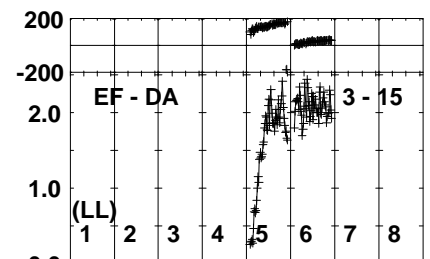
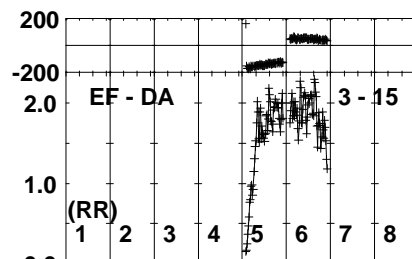
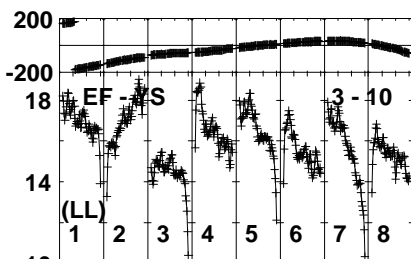
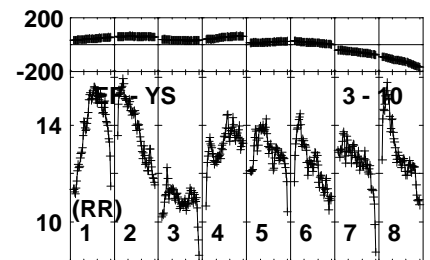
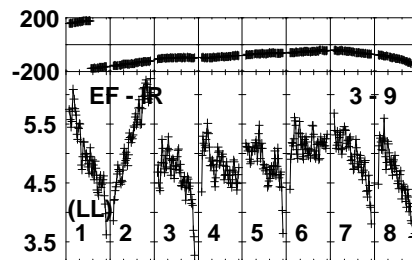
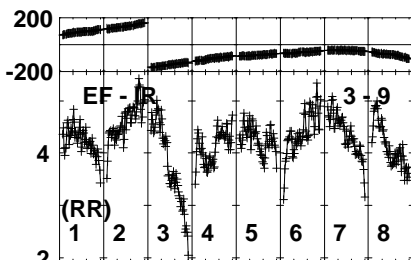
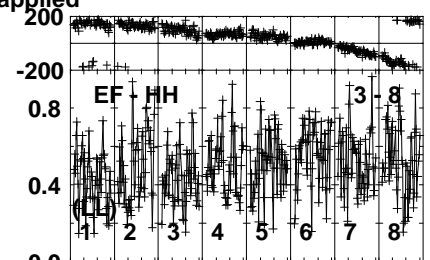
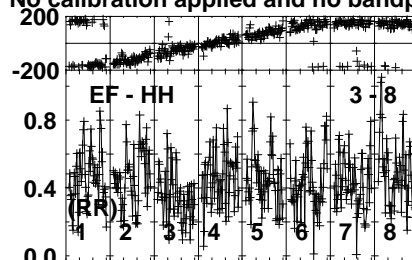
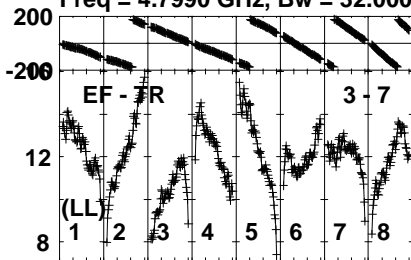
Lower frame: Milli Ampl Jy Top frame: Phas deg
Vector averaged cross-power spectrum Several baselines displayed
Timerange: 00/19:50:11 to 00/19:50:49

Plot file version 392 created 19-OCT-2021 14:14:20

J1745-0753 RG012G.UVDATA.1

Freq = 4.7990 GHz, Bw = 32.000 MH

No calibration applied and no bandpass applied

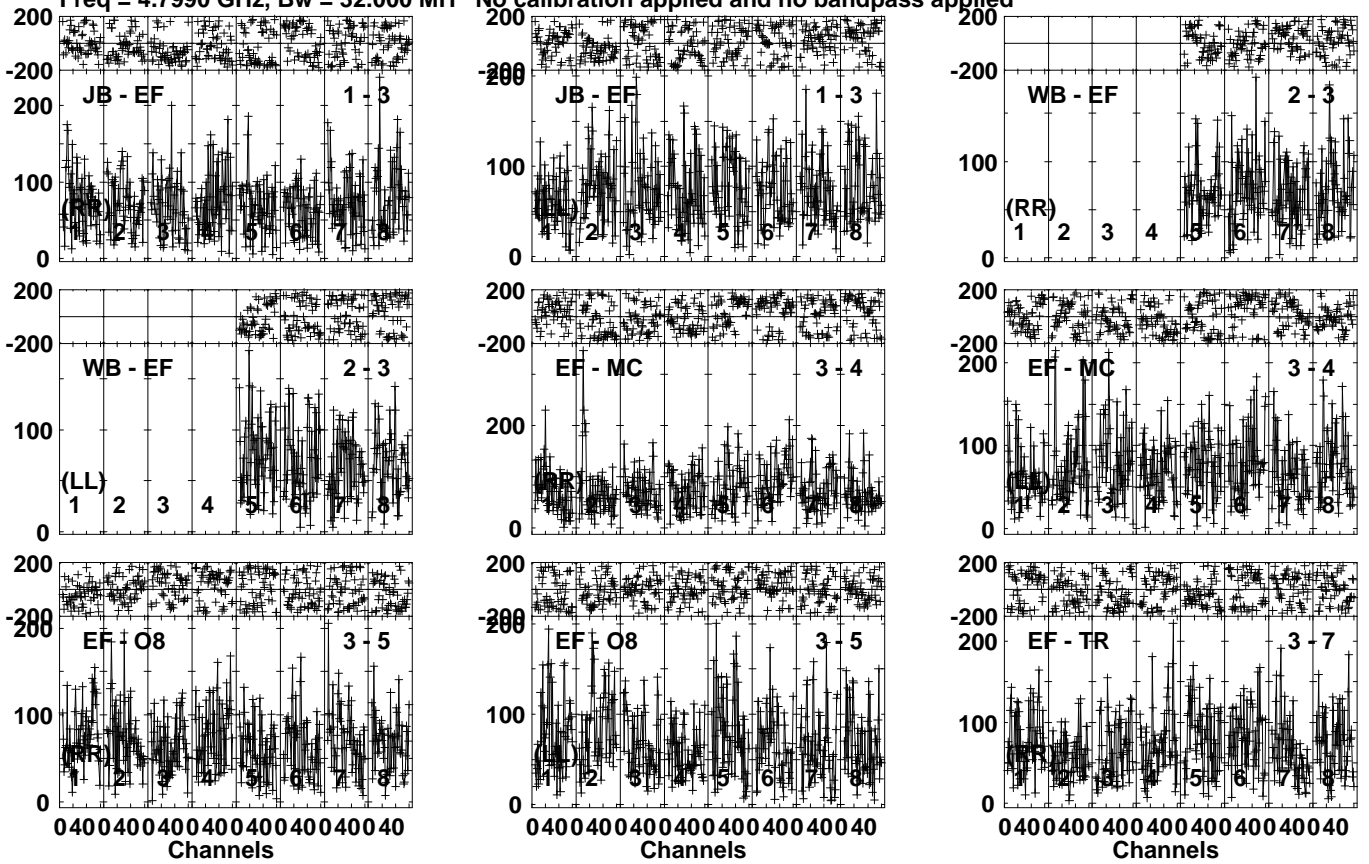


Lower frame: Milli Ampl Jy Top frame: Phas deg
Vector averaged cross-power spectrum Several baselines displayed
Timerange: 00/19:50:11 to 00/19:50:49

Plot file version 393 created 19-OCT-2021 14:14:20

RSOPH RG012G.UVDATA.1

Freq = 4.7990 GHz, Bw = 32.000 MH No calibration applied and no bandpass applied

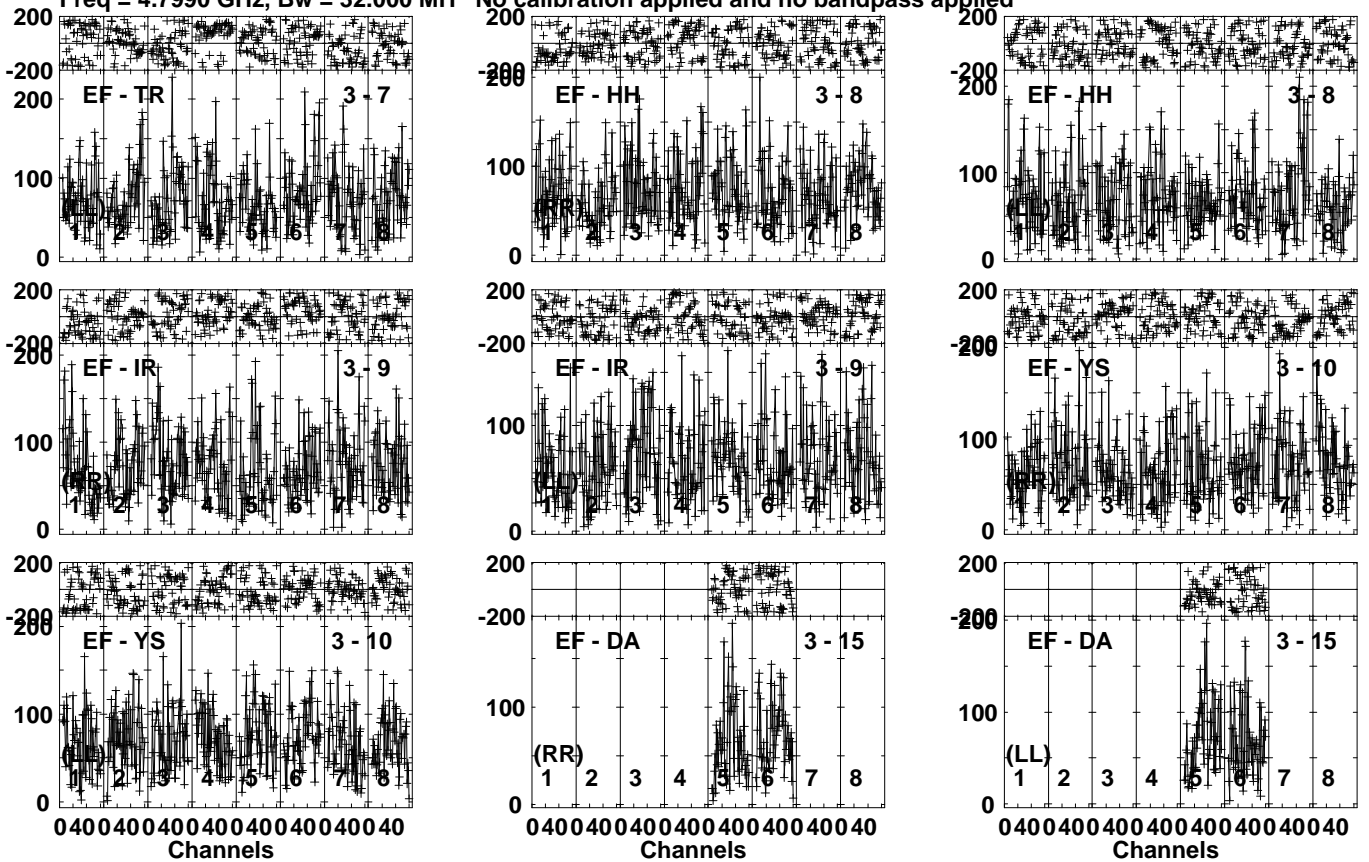


Lower frame: Micro Ampl Jy Top frame: Phas deg
Vector averaged cross-power spectrum Several baselines displayed
Timerange: 00/19:51:11 to 00/19:55:20

Plot file version 394 created 19-OCT-2021 14:14:21

RSOPH RG012G.UVDATA.1

Freq = 4.7990 GHz, Bw = 32.000 MH No calibration applied and no bandpass applied



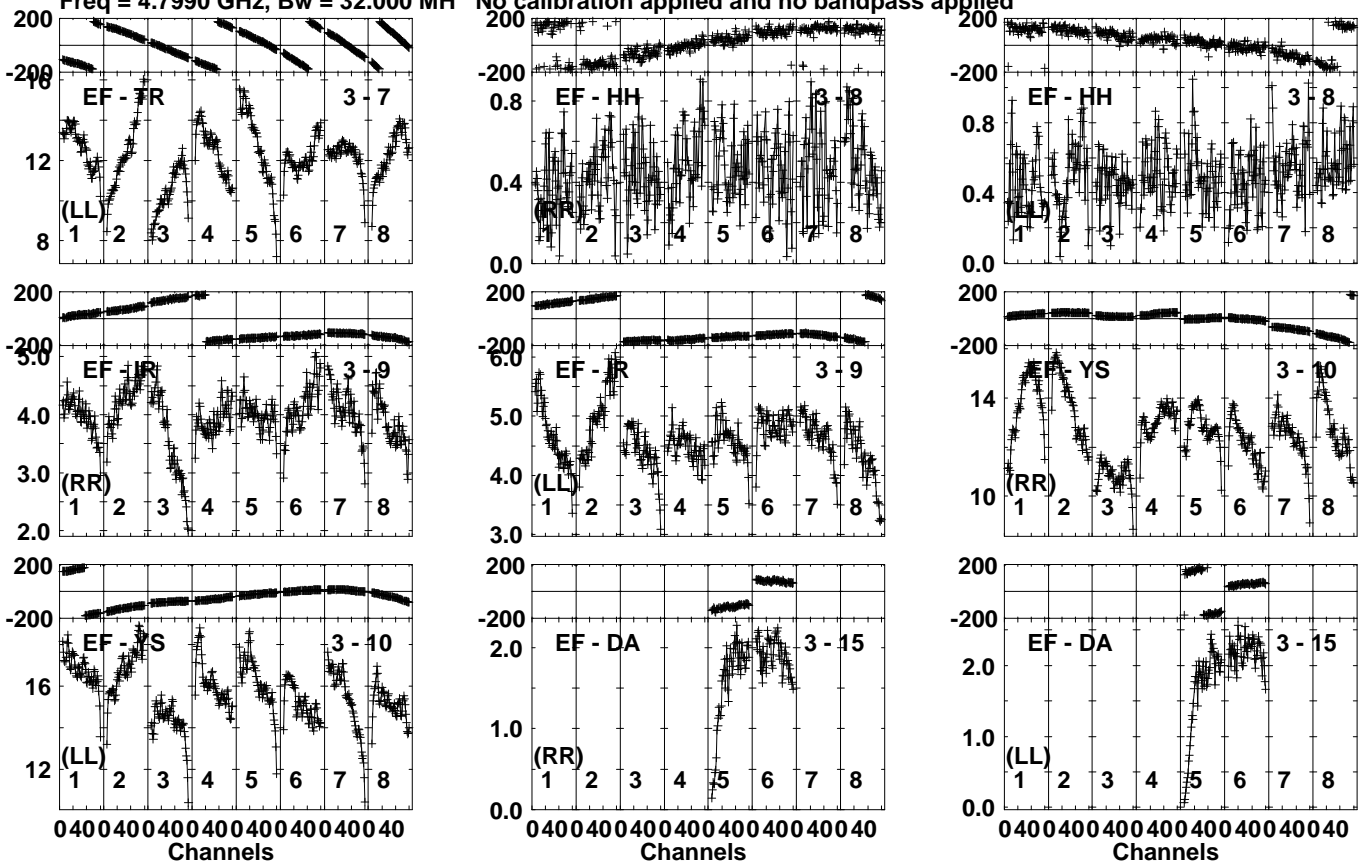
Lower frame: Micro Ampl Jy Top frame: Phas deg
Vector averaged cross-power spectrum Several baselines displayed
Timerange: 00/19:51:11 to 00/19:55:20

Plot file version 396 created 19-OCT-2021 14:14:21

J1745-0753 RG012G.UVDATA.1

Freq = 4.7990 GHz, Bw = 32.000 MH

No calibration applied and no bandpass applied

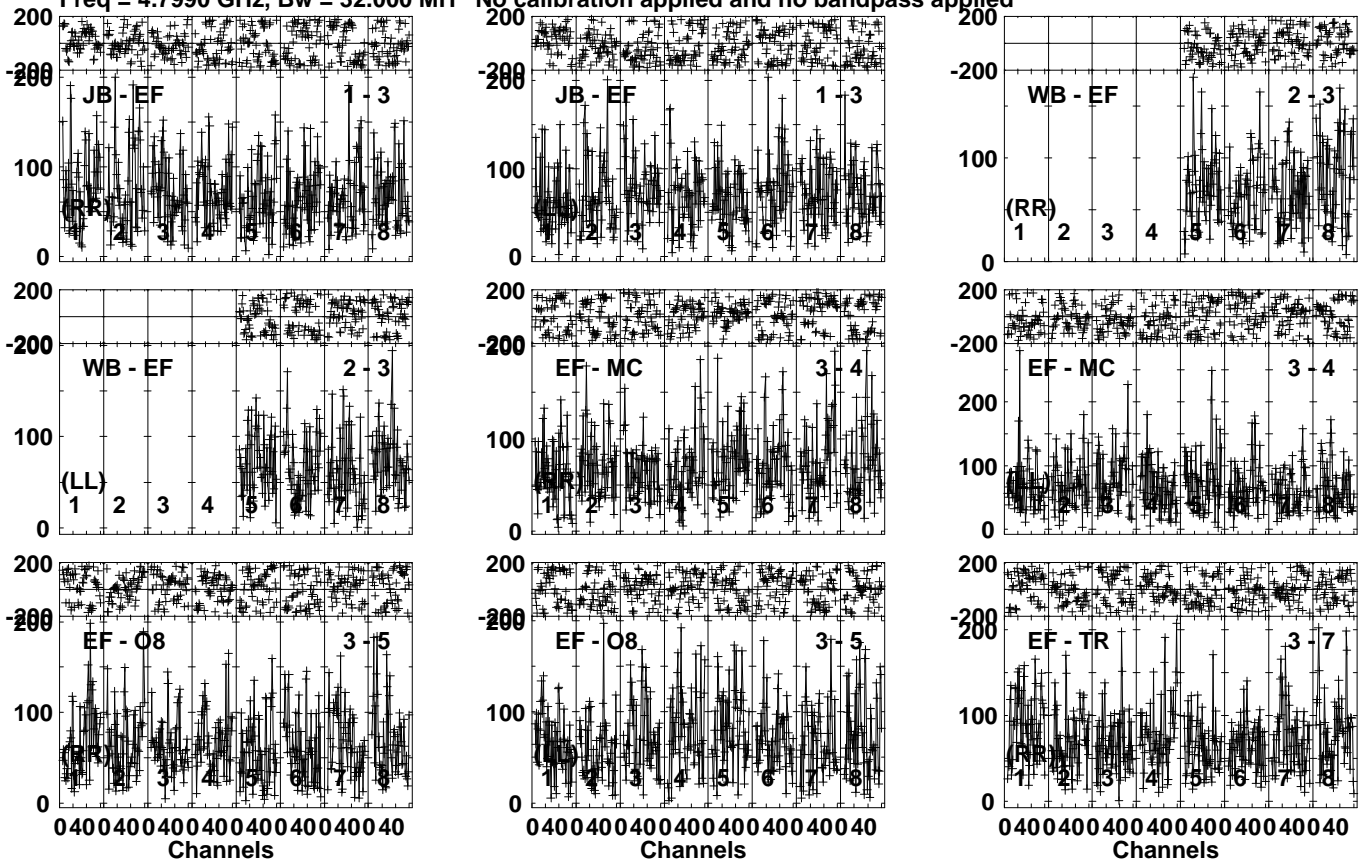


Lower frame: Milli Ampl Jy Top frame: Phas deg
Vector averaged cross-power spectrum Several baselines displayed
Timerange: 00/19:55:40 to 00/19:56:30

Plot file version 397 created 19-OCT-2021 14:14:22

RSOPH RG012G.UVDATA.1

Freq = 4.7990 GHz, Bw = 32.000 MH No calibration applied and no bandpass applied

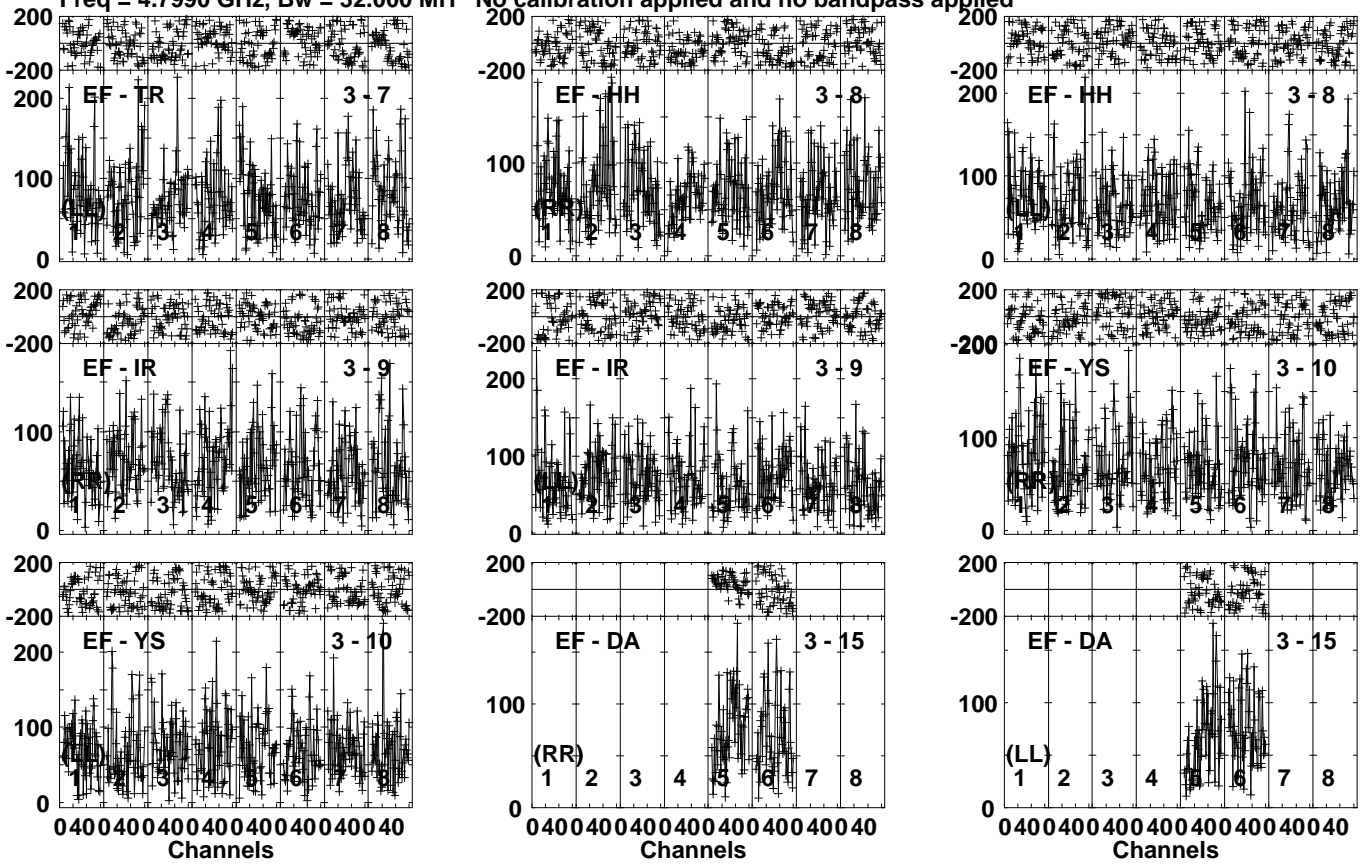


Lower frame: Micro Ampl Jy Top frame: Phas deg
Vector averaged cross-power spectrum Several baselines displayed
Timerange: 00/19:56:50 to 00/20:01:00

Plot file version 398 created 19-OCT-2021 14:14:22

RSOPH RG012G.UVDATA.1

Freq = 4.7990 GHz, Bw = 32.000 MH No calibration applied and no bandpass applied



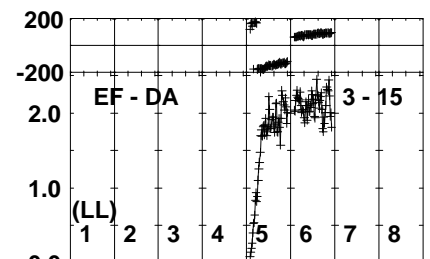
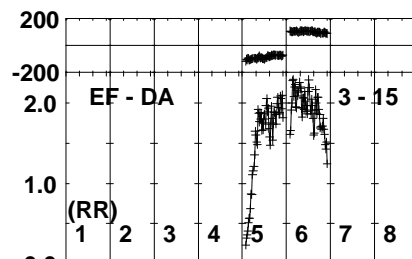
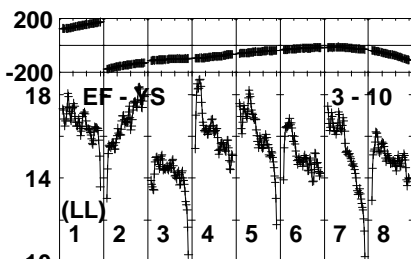
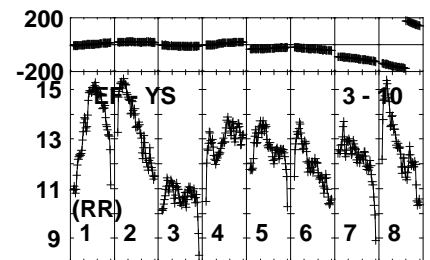
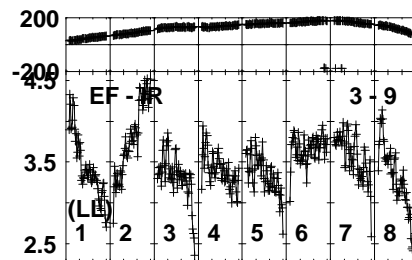
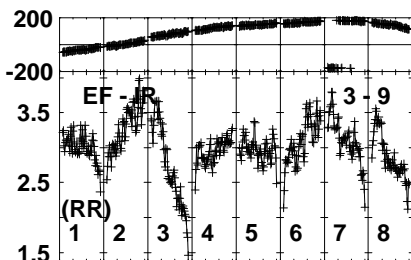
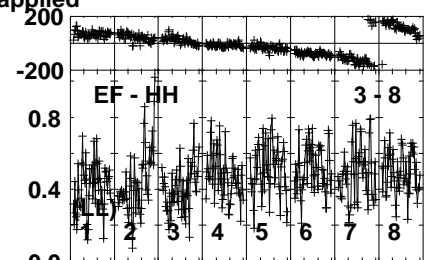
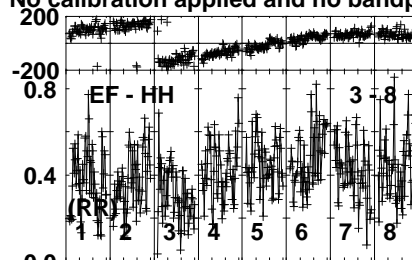
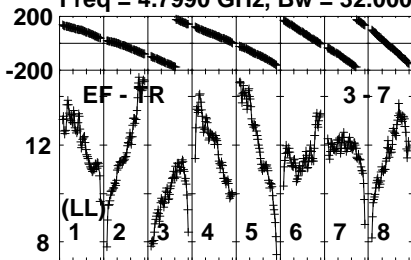
Lower frame: Micro Ampl Jy Top frame: Phas deg
Vector averaged cross-power spectrum Several baselines displayed
Timerange: 00/19:56:50 to 00/20:01:00

Plot file version 400 created 19-OCT-2021 14:14:23

J1745-0753 RG012G.UVDATA.1

Freq = 4.7990 GHz, Bw = 32.000 MH

No calibration applied and no bandpass applied

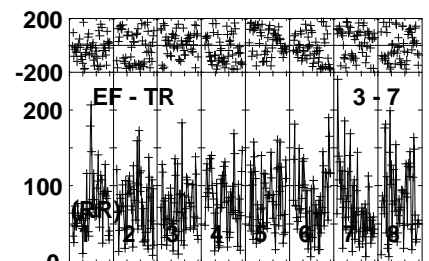
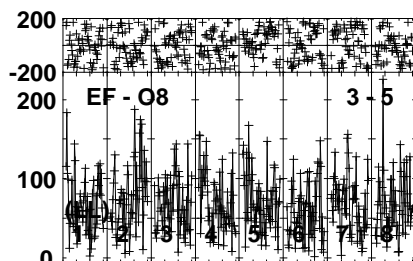
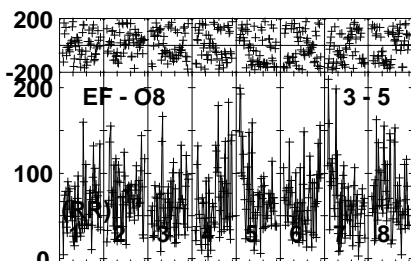
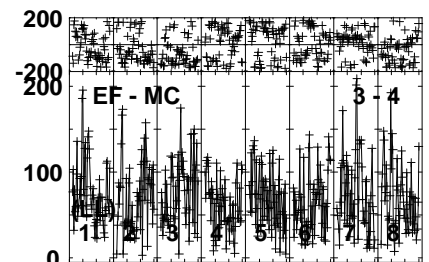
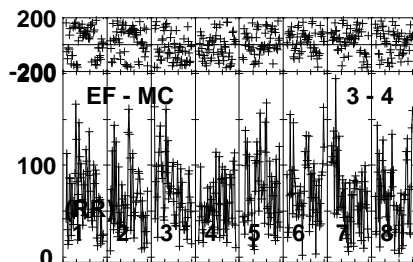
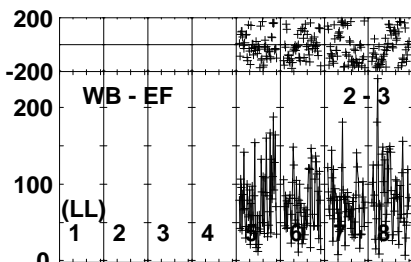
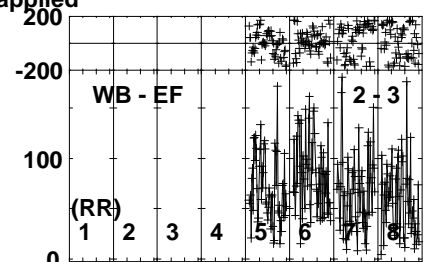
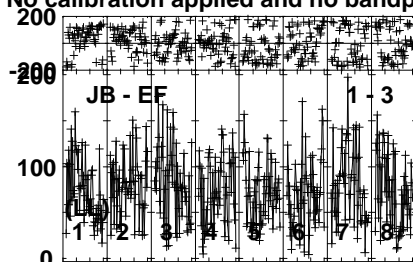
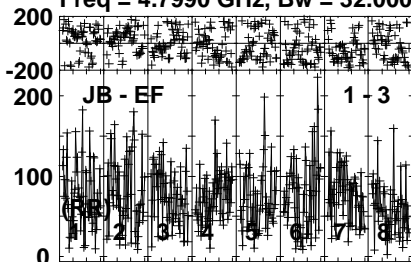


Lower frame: Milli Ampl Jy Top frame: Phas deg
Vector averaged cross-power spectrum Several baselines displayed
Timerange: 00/20:01:40 to 00/20:02:19

Plot file version 401 created 19-OCT-2021 14:14:23

RSOPH RG012G.UVDATA.1

Freq = 4.7990 GHz, Bw = 32.000 MH No calibration applied and no bandpass applied

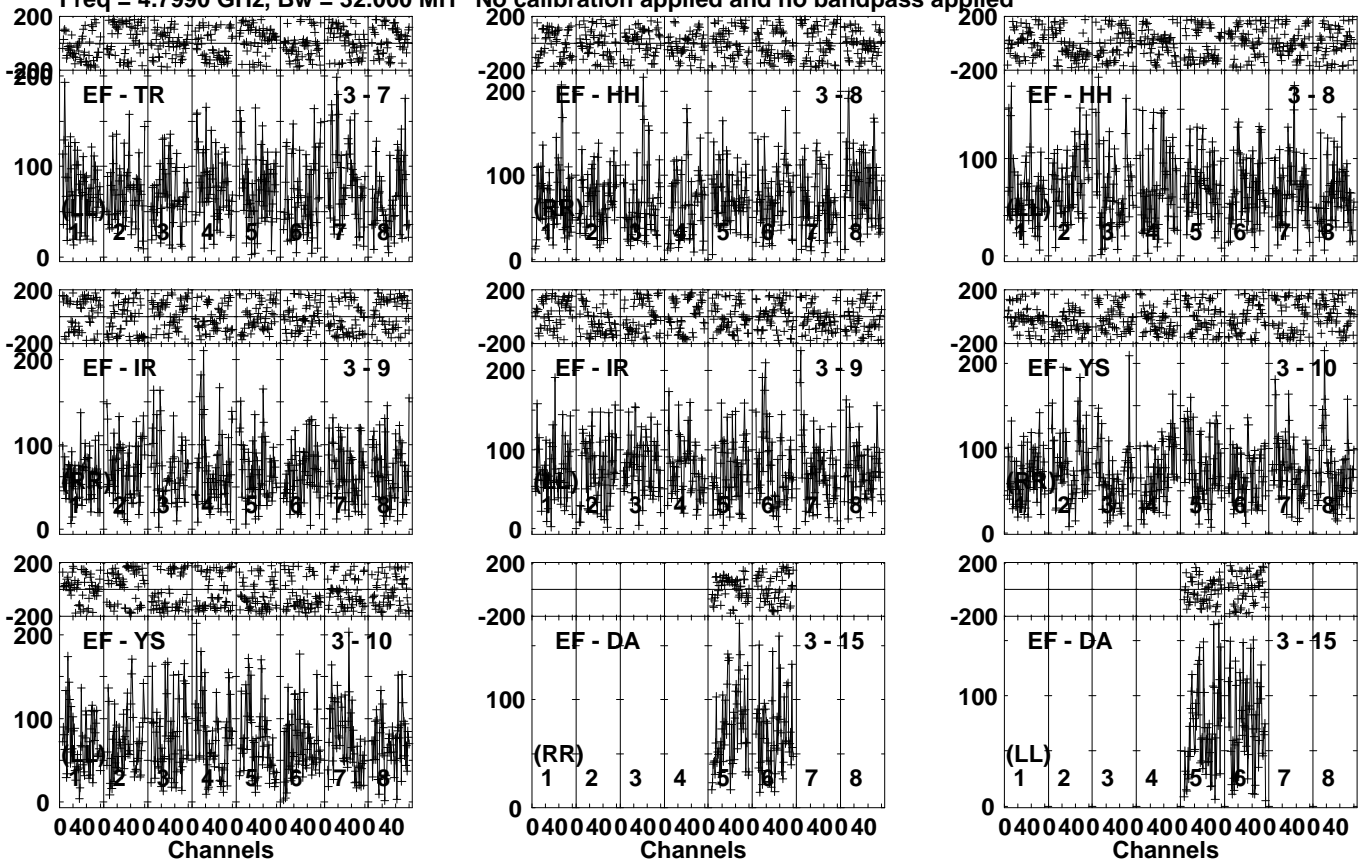


Lower frame: Micro Ampl Jy Top frame: Phas deg
Vector averaged cross-power spectrum Several baselines displayed
Timerange: 00/20:02:40 to 00/20:06:50

Plot file version 402 created 19-OCT-2021 14:14:23

RSOPH RG012G.UVDATA.1

Freq = 4.7990 GHz, Bw = 32.000 MH No calibration applied and no bandpass applied

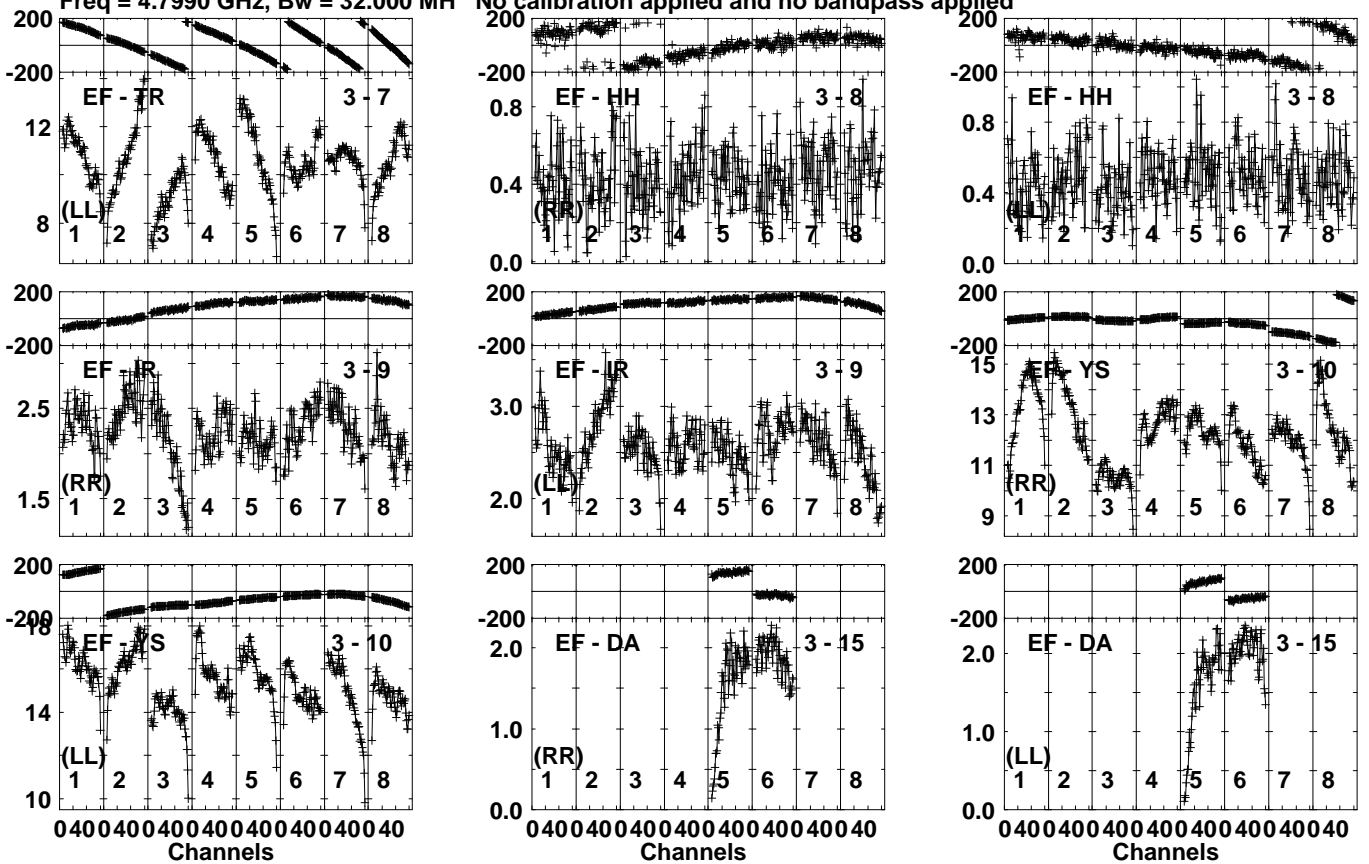


Lower frame: Micro Ampl Jy Top frame: Phas deg
Vector averaged cross-power spectrum Several baselines displayed
Timerange: 00/20:02:40 to 00/20:06:50

Plot file version 404 created 19-OCT-2021 14:14:24

J1745-0753 RG012G.UVDATA.1

Freq = 4.7990 GHz, Bw = 32.000 MH No calibration applied and no bandpass applied

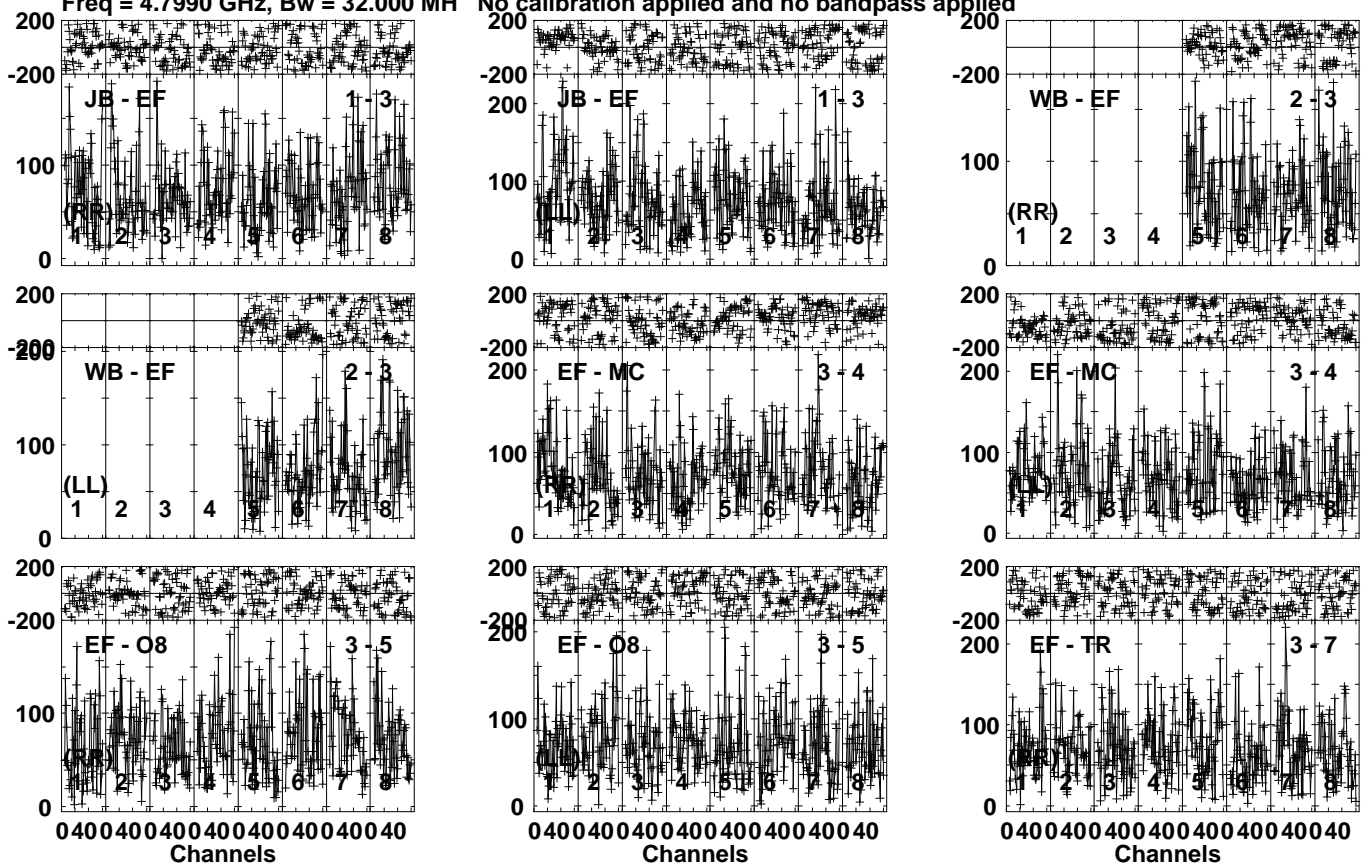


Lower frame: Milli Ampl Jy Top frame: Phas deg
Vector averaged cross-power spectrum Several baselines displayed
Timerange: 00/20:07:10 to 00/20:08:00

Plot file version 405 created 19-OCT-2021 14:14:25

RSOPH RG012G.UVDATA.1

Freq = 4.7990 GHz, Bw = 32.000 MH No calibration applied and no bandpass applied

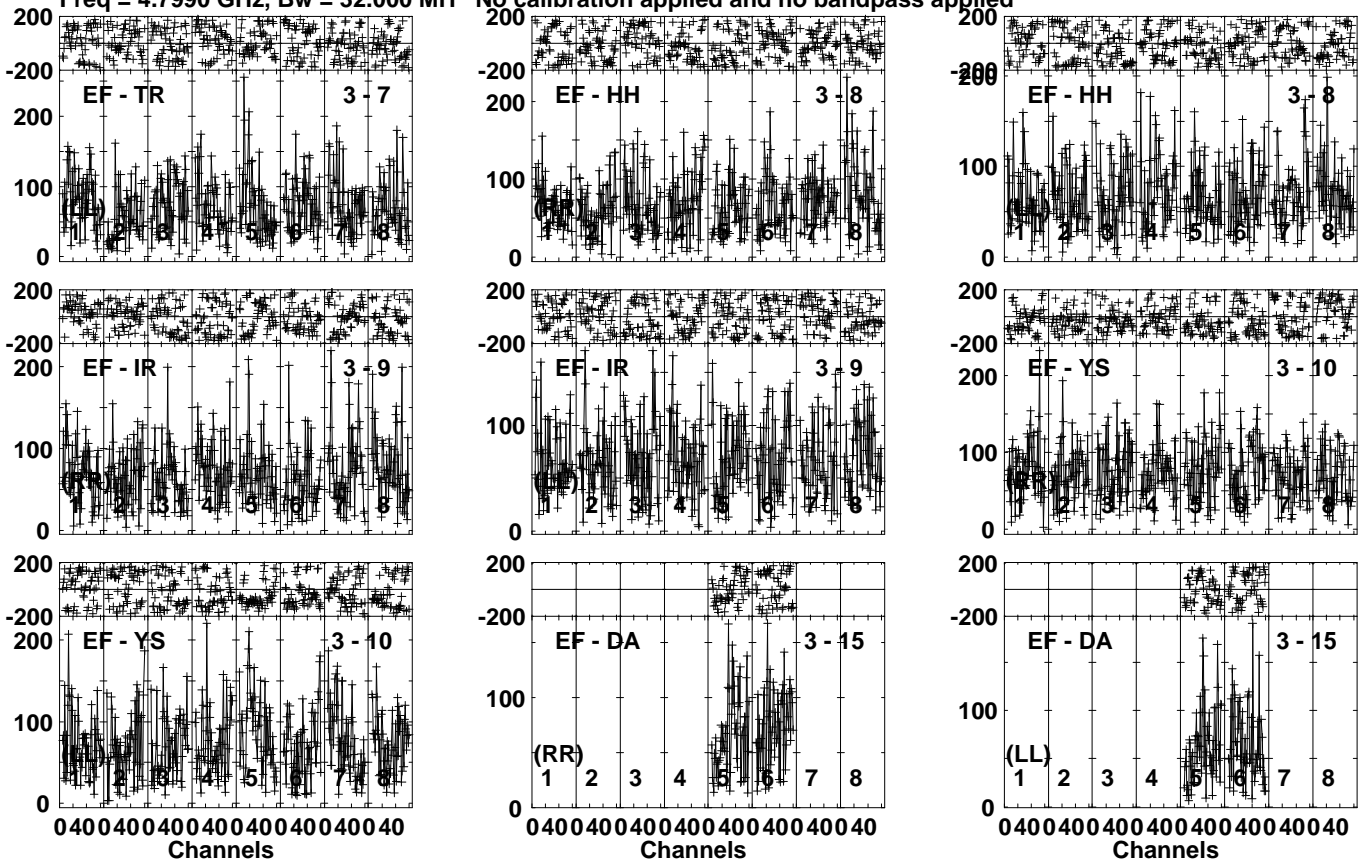


Lower frame: Micro Ampl Jy Top frame: Phas deg
Vector averaged cross-power spectrum Several baselines displayed
Timerange: 00/20:08:20 to 00/20:12:30

Plot file version 406 created 19-OCT-2021 14:14:25

RSOPH RG012G.UVDATA.1

Freq = 4.7990 GHz, Bw = 32.000 MH No calibration applied and no bandpass applied



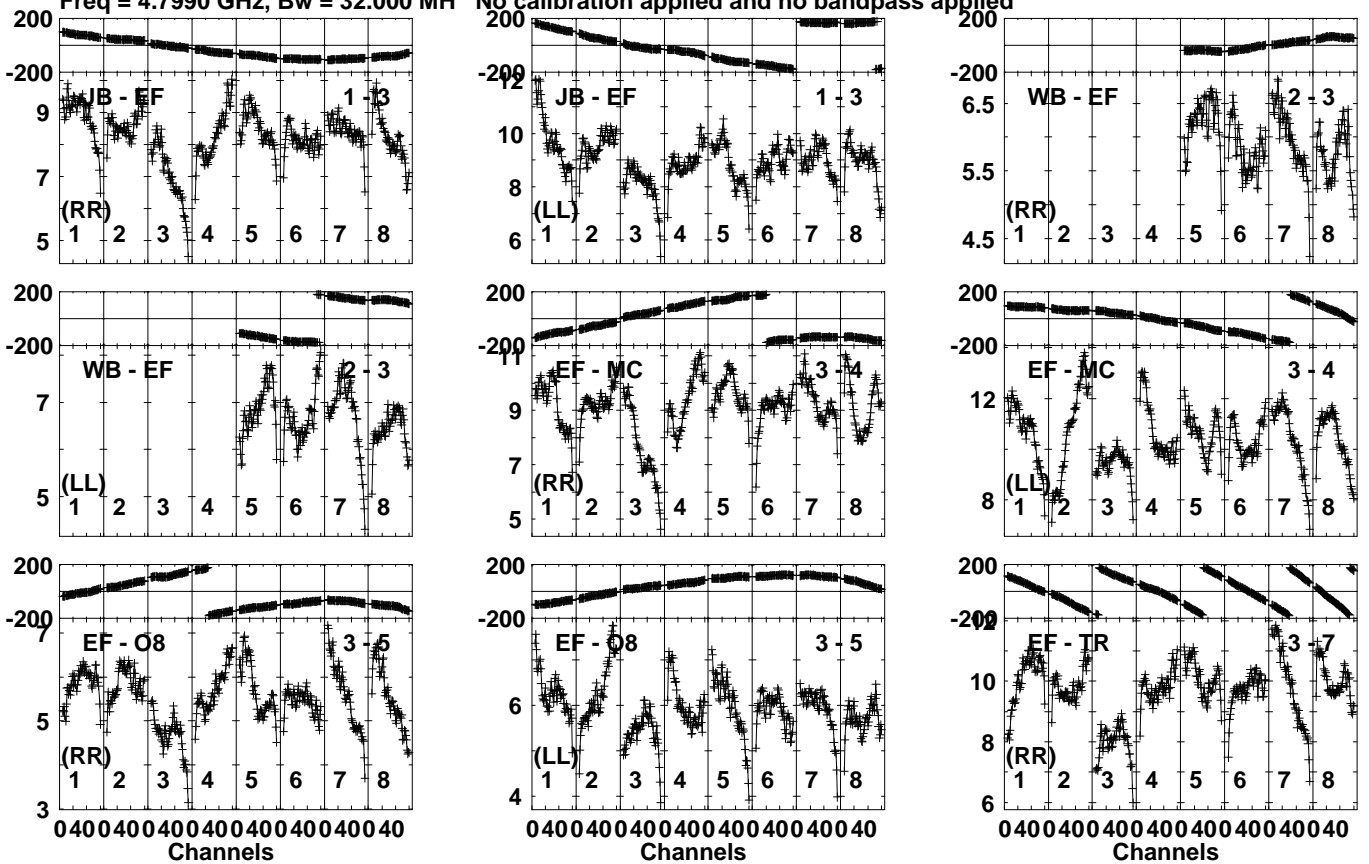
Lower frame: Micro Ampl Jy Top frame: Phas deg
Vector averaged cross-power spectrum Several baselines displayed
Timerange: 00/20:08:20 to 00/20:12:30

Plot file version 407 created 19-OCT-2021 14:14:26

J1745-0753 RG012G.UVDATA.1

Freq = 4.7990 GHz, Bw = 32.000 MH

No calibration applied and no bandpass applied



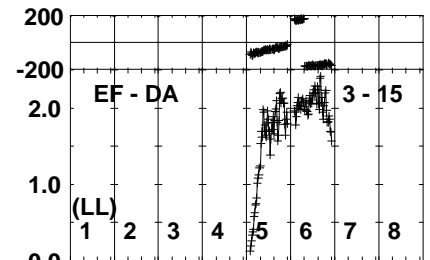
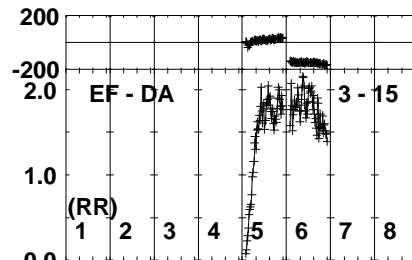
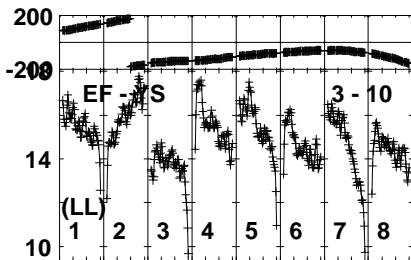
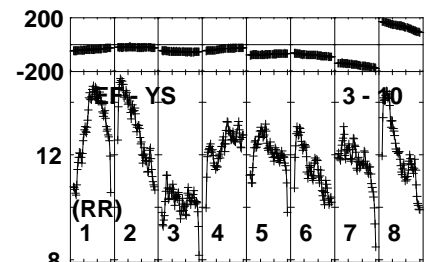
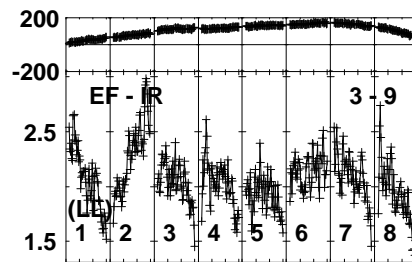
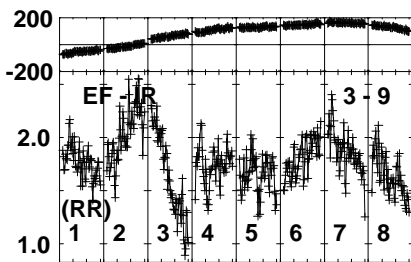
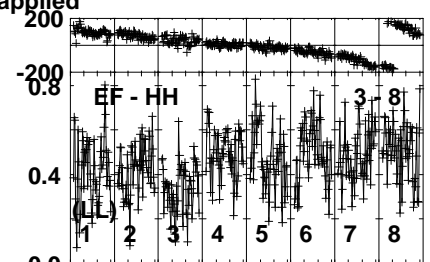
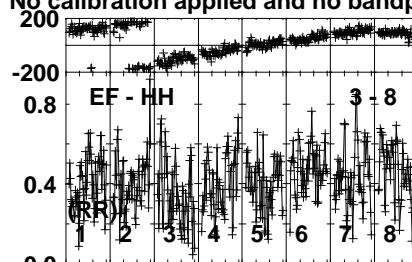
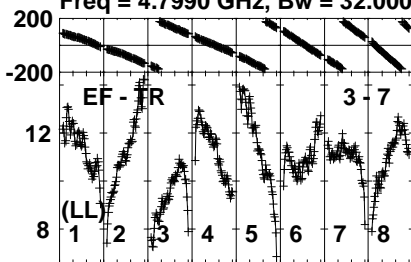
Lower frame: Milli Ampl Jy Top frame: Phas deg
Vector averaged cross-power spectrum Several baselines displayed
Timerange: 00/20:13:11 to 00/20:13:49

Plot file version 408 created 19-OCT-2021 14:14:26

J1745-0753 RG012G.UVDATA.1

Freq = 4.7990 GHz, Bw = 32.000 MH

No calibration applied and no bandpass applied

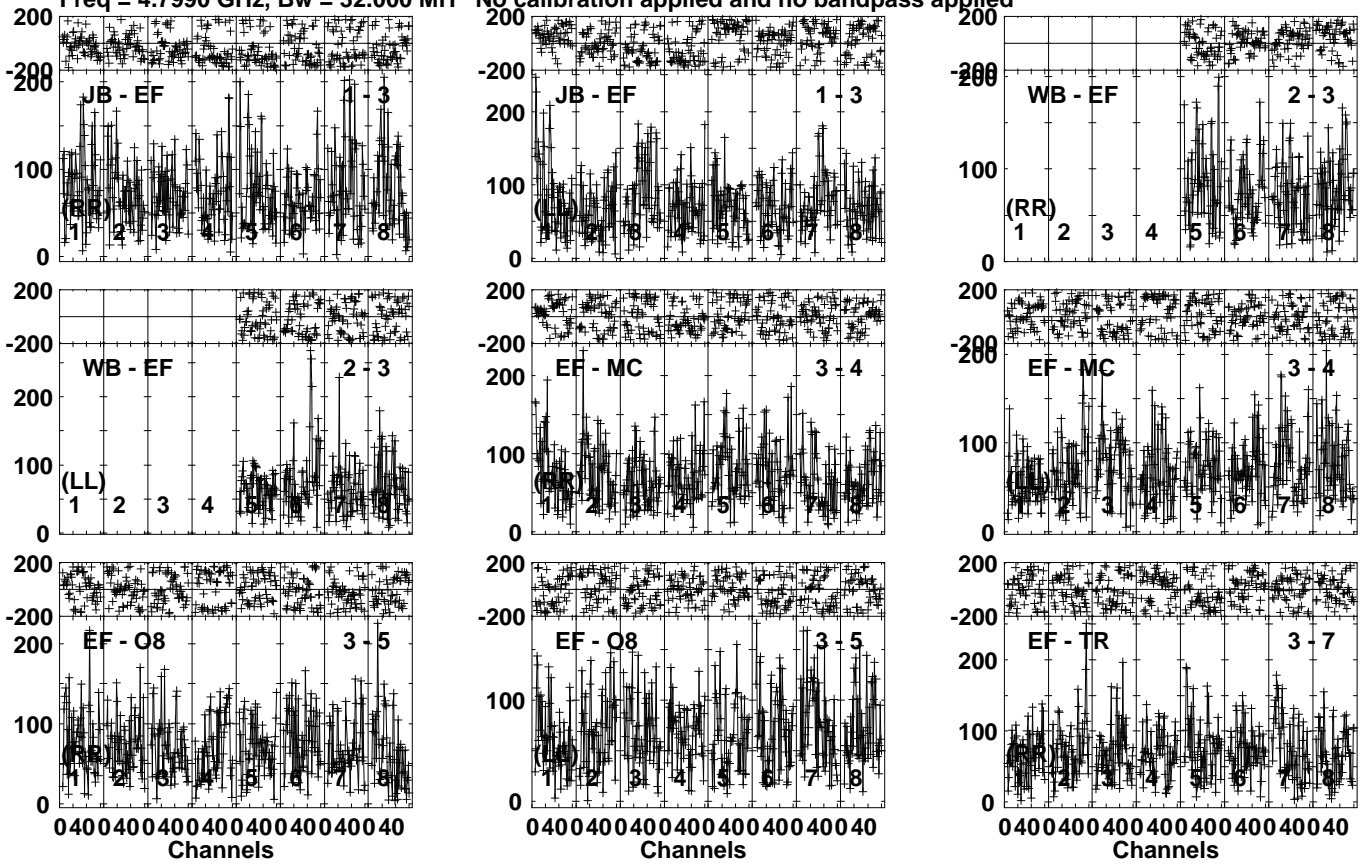


Lower frame: Milli Ampl Jy Top frame: Phas deg
Vector averaged cross-power spectrum Several baselines displayed
Timerange: 00/20:13:11 to 00/20:13:49

Plot file version 409 created 19-OCT-2021 14:14:26

RSOPH RG012G.UVDATA.1

Freq = 4.7990 GHz, Bw = 32.000 MH No calibration applied and no bandpass applied

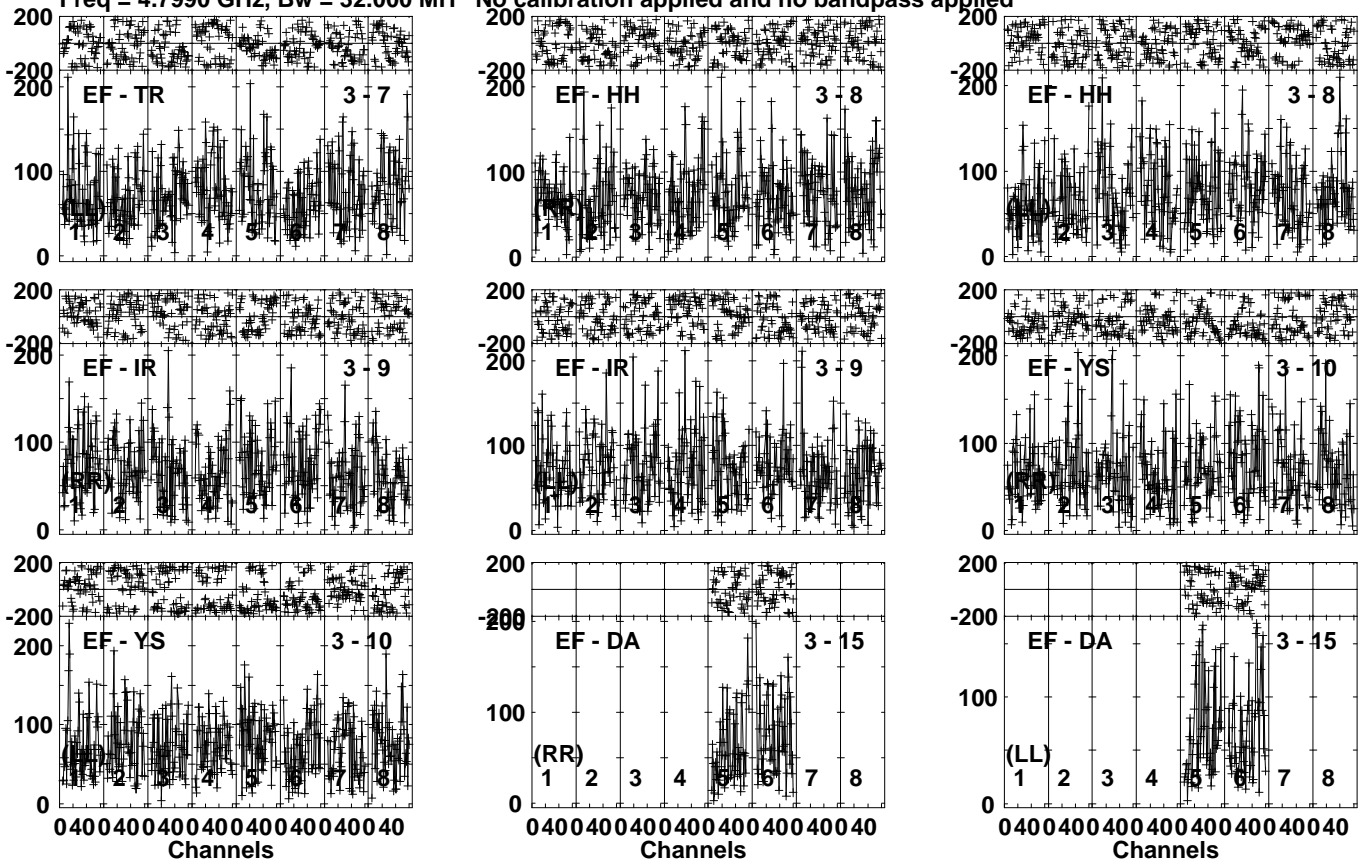


Lower frame: Micro Ampl Jy Top frame: Phas deg
Vector averaged cross-power spectrum Several baselines displayed
Timerange: 00/20:14:10 to 00/20:18:20

Plot file version 410 created 19-OCT-2021 14:14:26

RSOPH RG012G.UVDATA.1

Freq = 4.7990 GHz, Bw = 32.000 MH No calibration applied and no bandpass applied

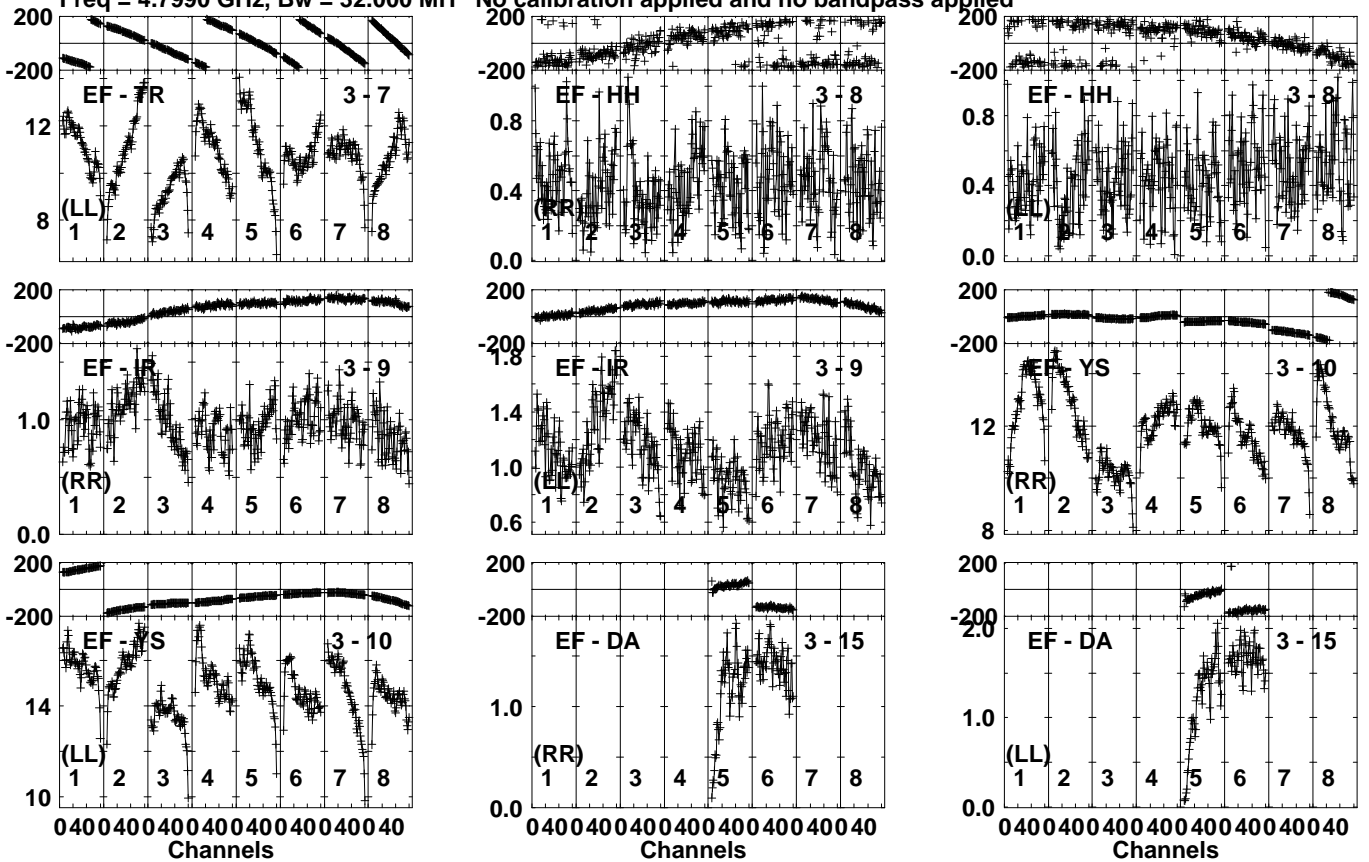


Lower frame: Micro Ampl Jy Top frame: Phas deg
Vector averaged cross-power spectrum Several baselines displayed
Timerange: 00/20:14:10 to 00/20:18:20

Plot file version 412 created 19-OCT-2021 14:14:27

J1745-0753 RG012G.UVDATA.1

Freq = 4.7990 GHz, Bw = 32.000 MH No calibration applied and no bandpass applied

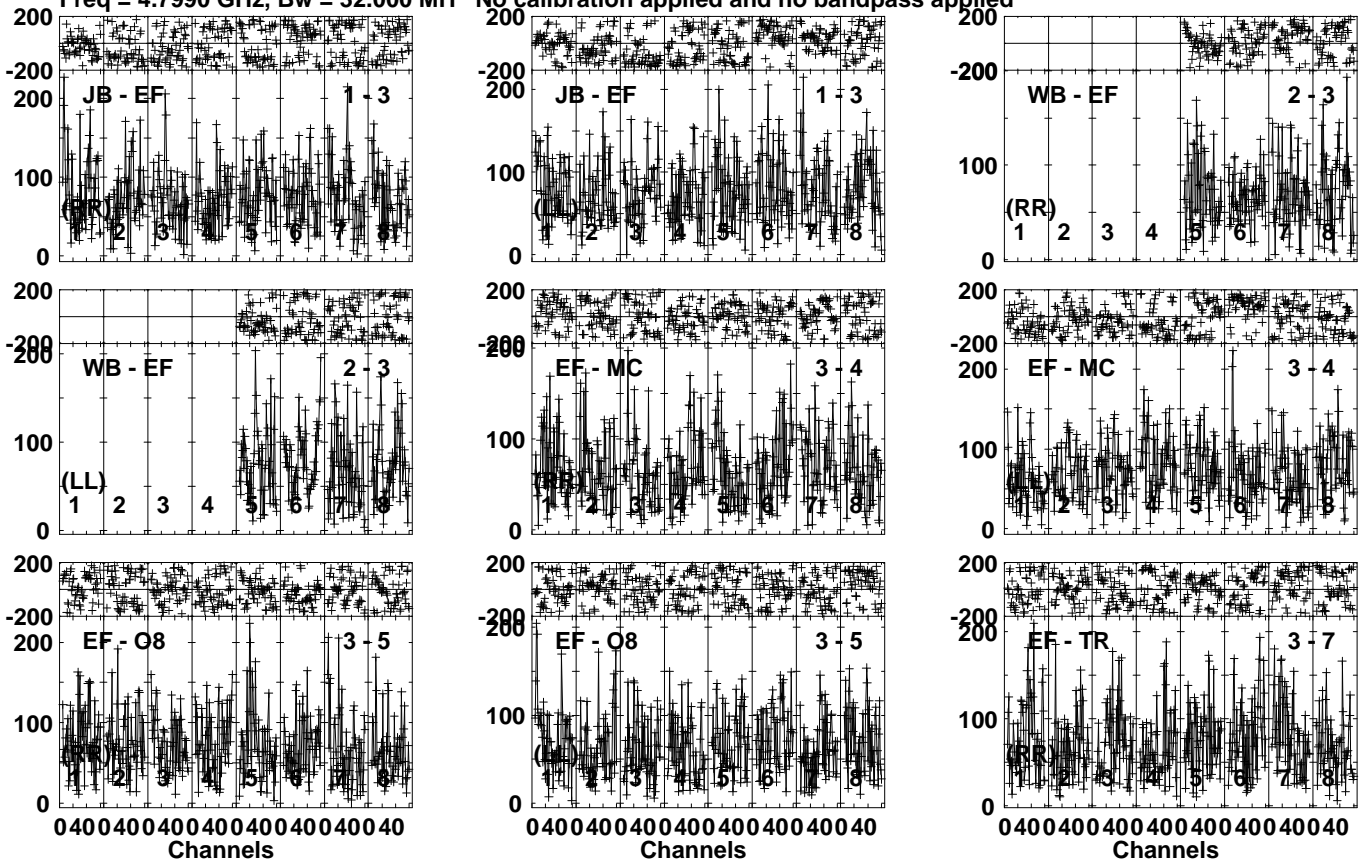


Lower frame: Milli Ampl Jy Top frame: Phas deg
Vector averaged cross-power spectrum Several baselines displayed
Timerange: 00/20:18:40 to 00/20:19:30

Plot file version 413 created 19-OCT-2021 14:14:28

RSOPH RG012G.UVDATA.1

Freq = 4.7990 GHz, Bw = 32.000 MH No calibration applied and no bandpass applied

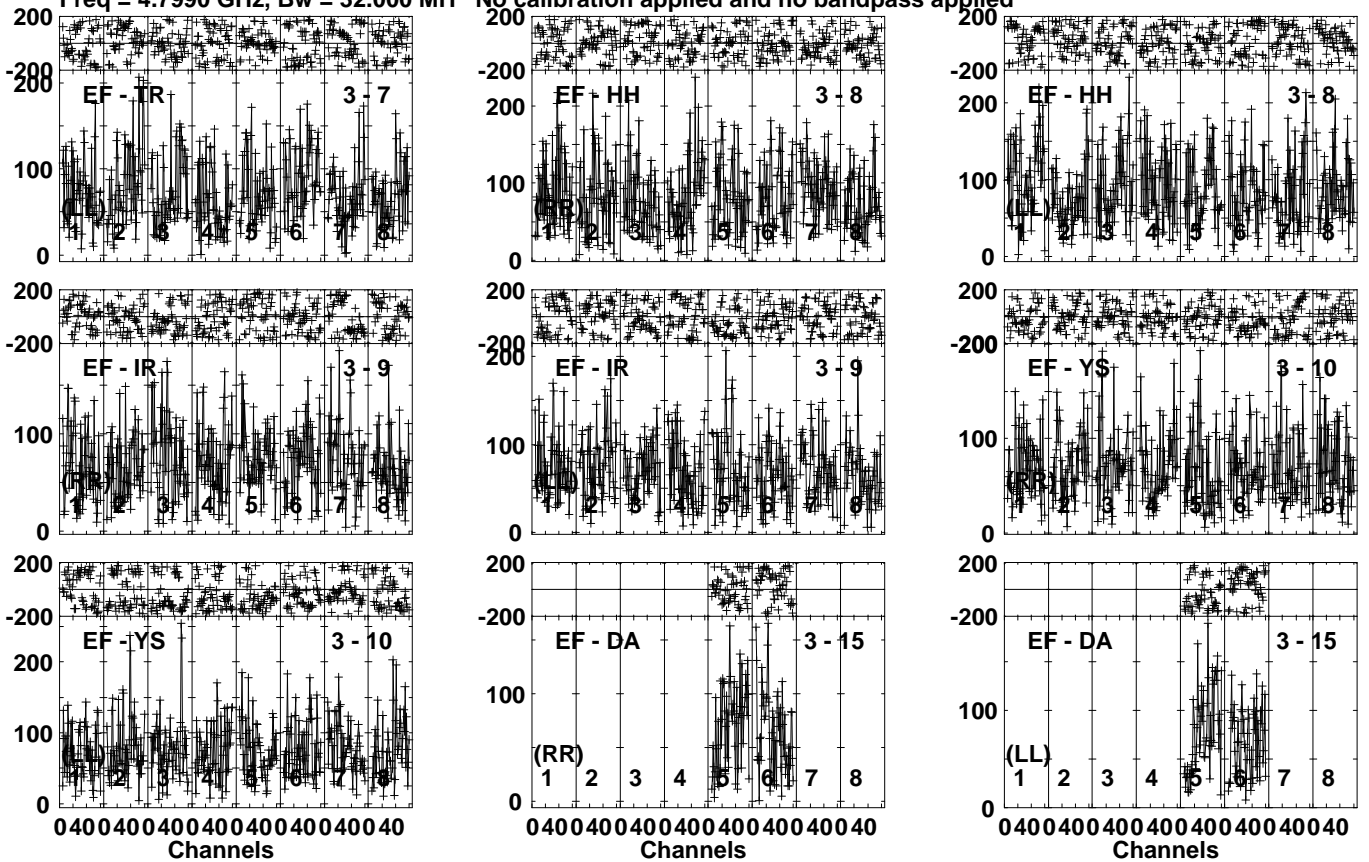


Lower frame: Micro Ampl Jy Top frame: Phas deg
Vector averaged cross-power spectrum Several baselines displayed
Timerange: 00/20:19:51 to 00/20:24:00

Plot file version 414 created 19-OCT-2021 14:14:28

RSOPH RG012G.UVDATA.1

Freq = 4.7990 GHz, Bw = 32.000 MH No calibration applied and no bandpass applied

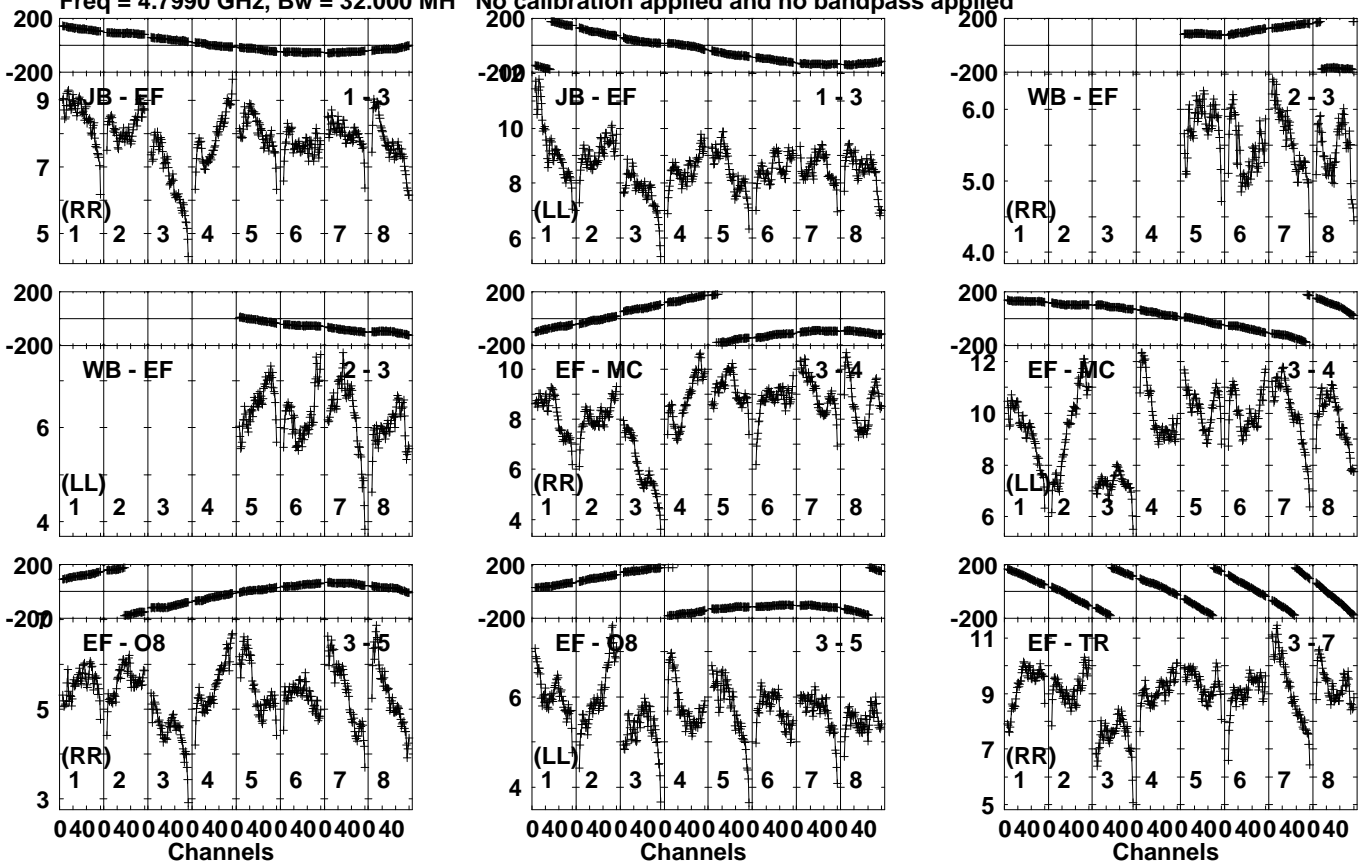


Lower frame: Micro Ampl Jy Top frame: Phas deg
Vector averaged cross-power spectrum Several baselines displayed
Timerange: 00/20:19:51 to 00/20:24:00

Plot file version 415 created 19-OCT-2021 14:14:29

J1745-0753 RG012G.UVDATA.1

Freq = 4.7990 GHz, Bw = 32.000 MH No calibration applied and no bandpass applied



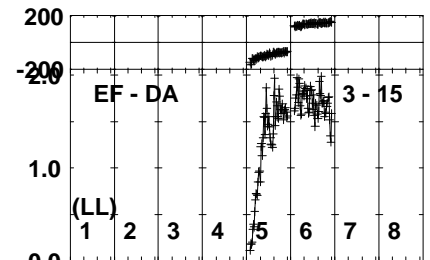
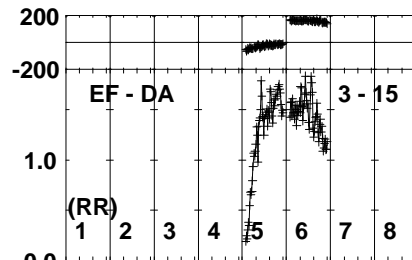
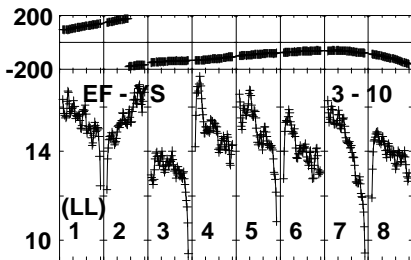
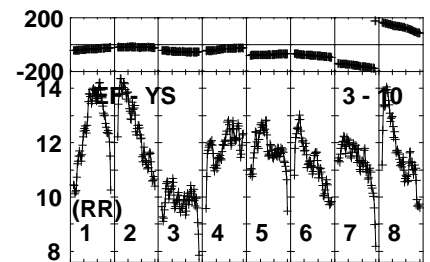
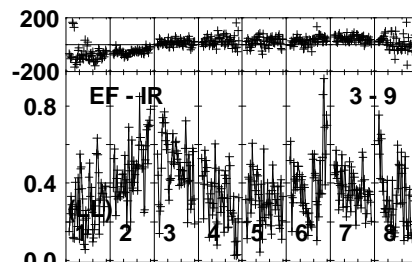
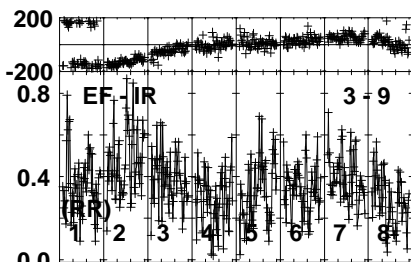
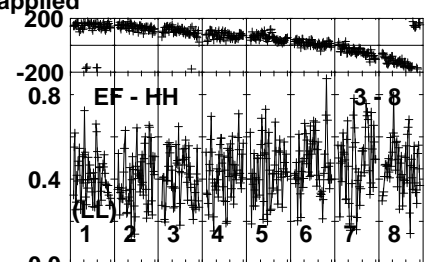
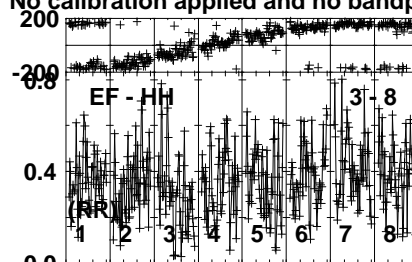
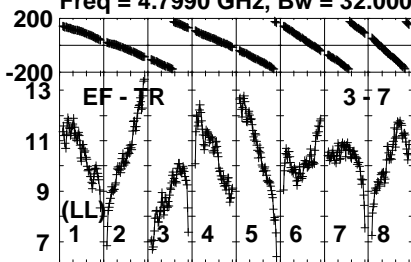
Lower frame: Milli Ampl Jy Top frame: Phas deg
Vector averaged cross-power spectrum Several baselines displayed
Timerange: 00/20:24:41 to 00/20:25:19

Plot file version 416 created 19-OCT-2021 14:14:29

J1745-0753 RG012G.UVDATA.1

Freq = 4.7990 GHz, Bw = 32.000 MH

No calibration applied and no bandpass applied

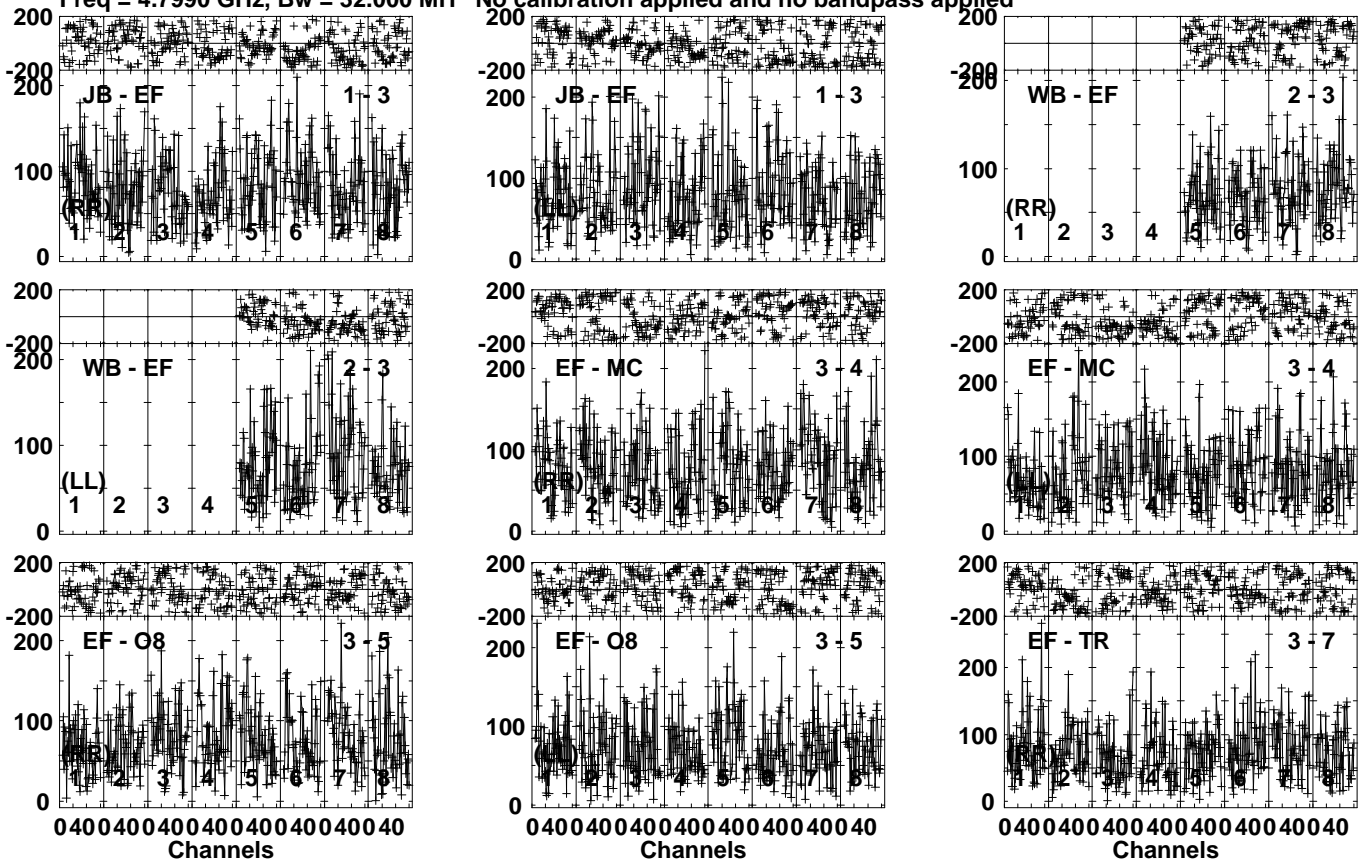


Lower frame: Milli Ampl Jy Top frame: Phas deg
Vector averaged cross-power spectrum Several baselines displayed
Timerange: 00/20:24:41 to 00/20:25:19

Plot file version 417 created 19-OCT-2021 14:14:29

RSOPH RG012G.UVDATA.1

Freq = 4.7990 GHz, Bw = 32.000 MH No calibration applied and no bandpass applied

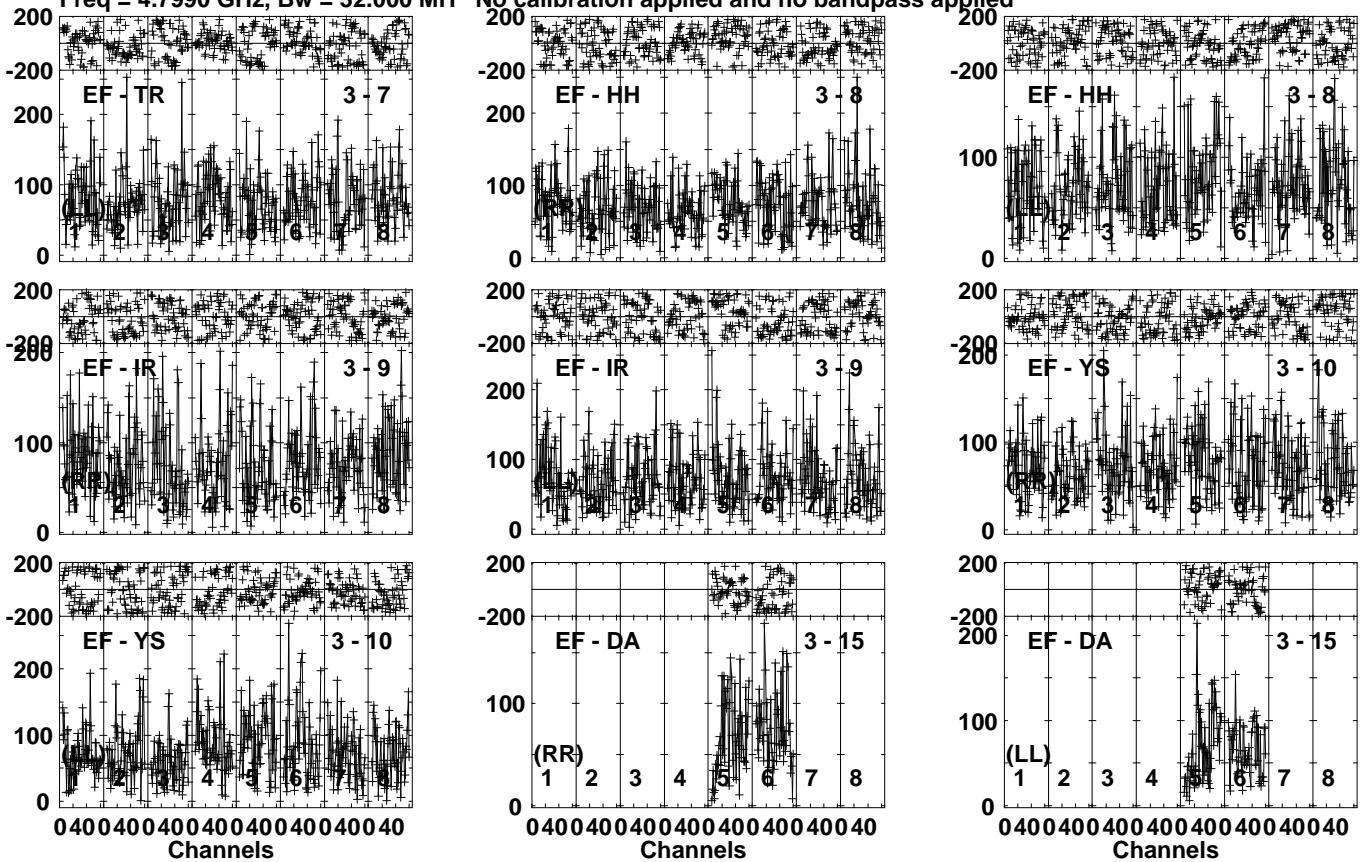


Lower frame: Micro Ampl Jy Top frame: Phas deg
Vector averaged cross-power spectrum Several baselines displayed
Timerange: 00/20:25:41 to 00/20:29:20

Plot file version 418 created 19-OCT-2021 14:14:29

RSOPH RG012G.UVDATA.1

Freq = 4.7990 GHz, Bw = 32.000 MH No calibration applied and no bandpass applied



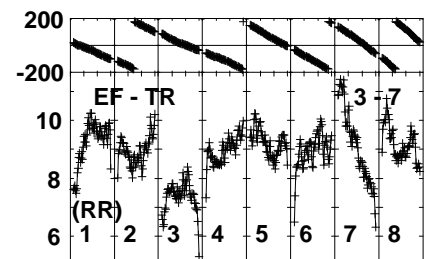
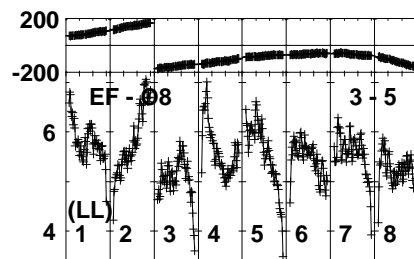
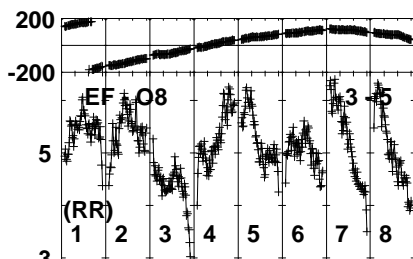
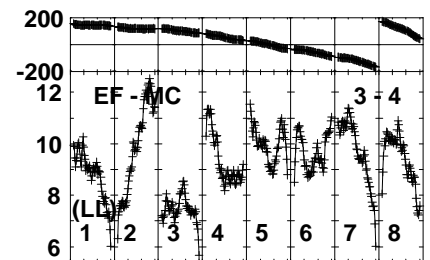
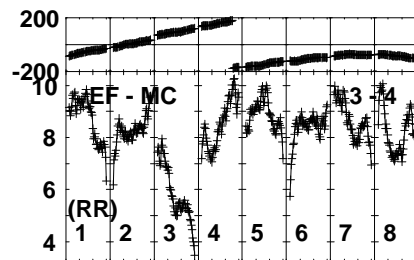
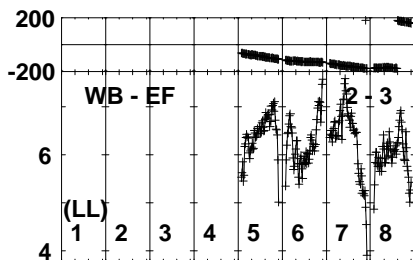
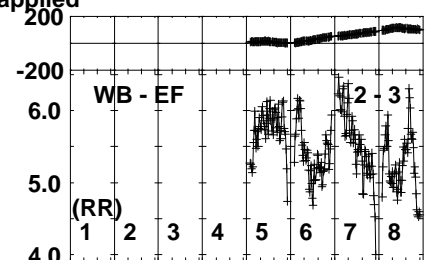
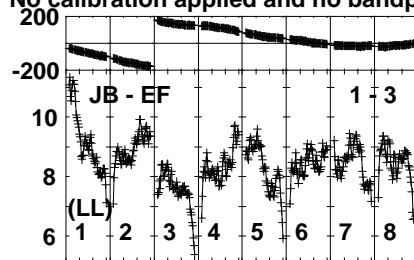
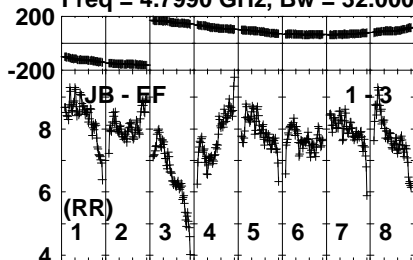
Lower frame: Micro Ampl Jy Top frame: Phas deg
Vector averaged cross-power spectrum Several baselines displayed
Timerange: 00/20:25:41 to 00/20:29:20

Plot file version 419 created 19-OCT-2021 14:14:30

J1745-0753 RG012G.UVDATA.1

Freq = 4.7990 GHz, Bw = 32.000 MH

No calibration applied and no bandpass applied

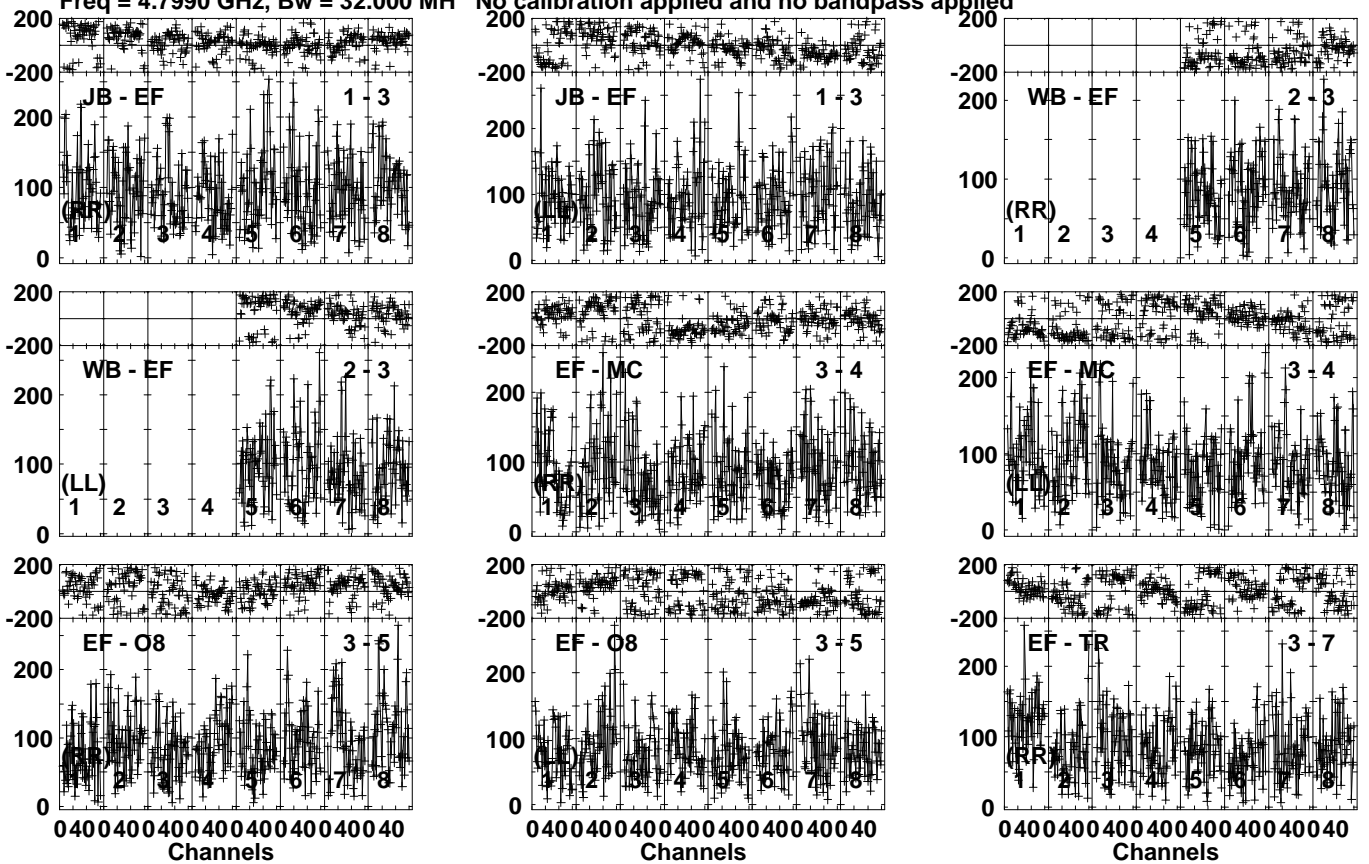


Lower frame: Milli Ampl Jy Top frame: Phas deg
Vector averaged cross-power spectrum Several baselines displayed
Timerange: 00/20:29:40 to 00/20:30:30

Plot file version 421 created 19-OCT-2021 14:14:30

VLASS1 RG012G.UVDATA.1

Freq = 4.7990 GHz, Bw = 32.000 MH No calibration applied and no bandpass applied

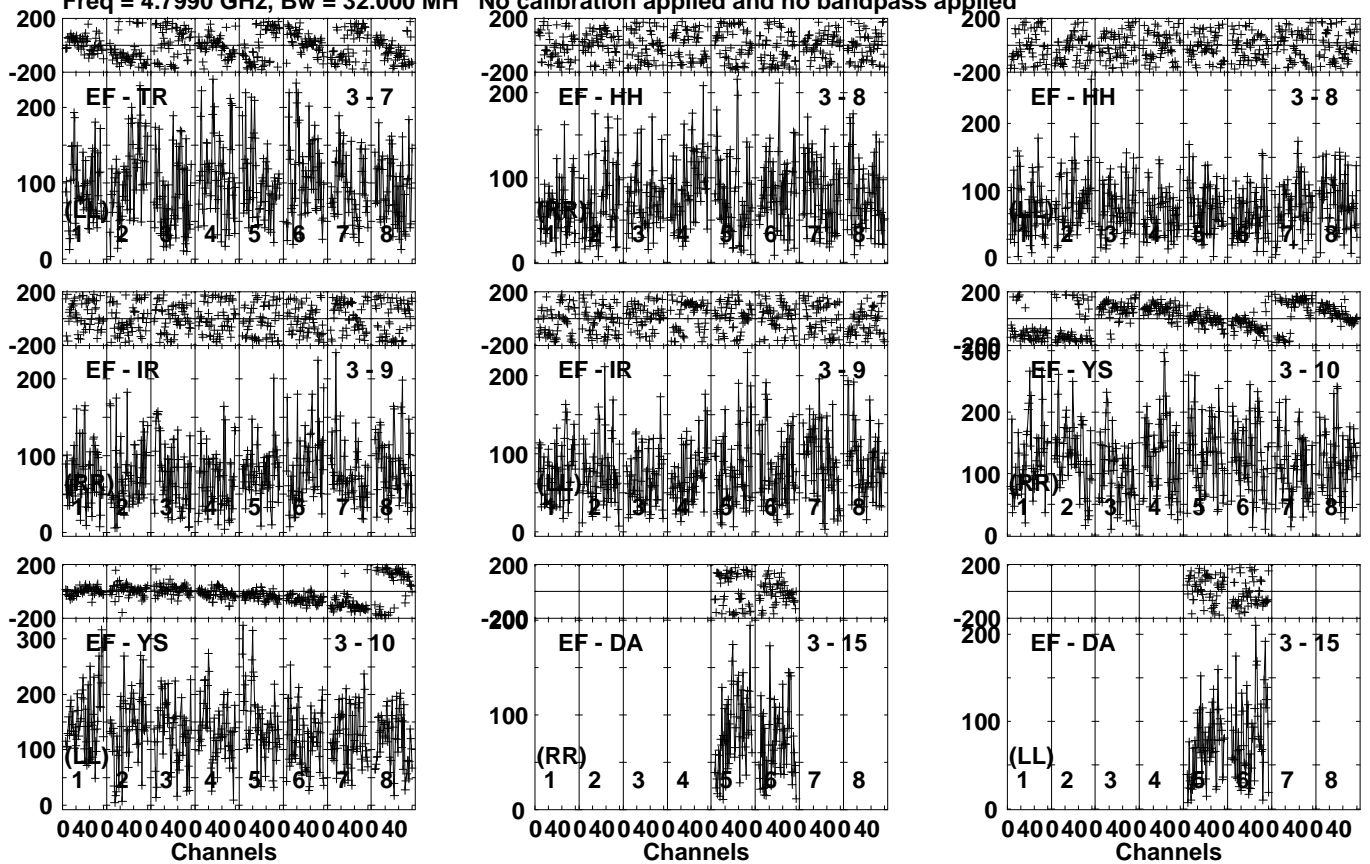


Lower frame: Micro Ampl Jy Top frame: Phas deg
Vector averaged cross-power spectrum Several baselines displayed
Timerange: 00/20:30:51 to 00/20:34:29

Plot file version 422 created 19-OCT-2021 14:14:31

VLASS1 RG012G.UVDATA.1

Freq = 4.7990 GHz, Bw = 32.000 MH No calibration applied and no bandpass applied

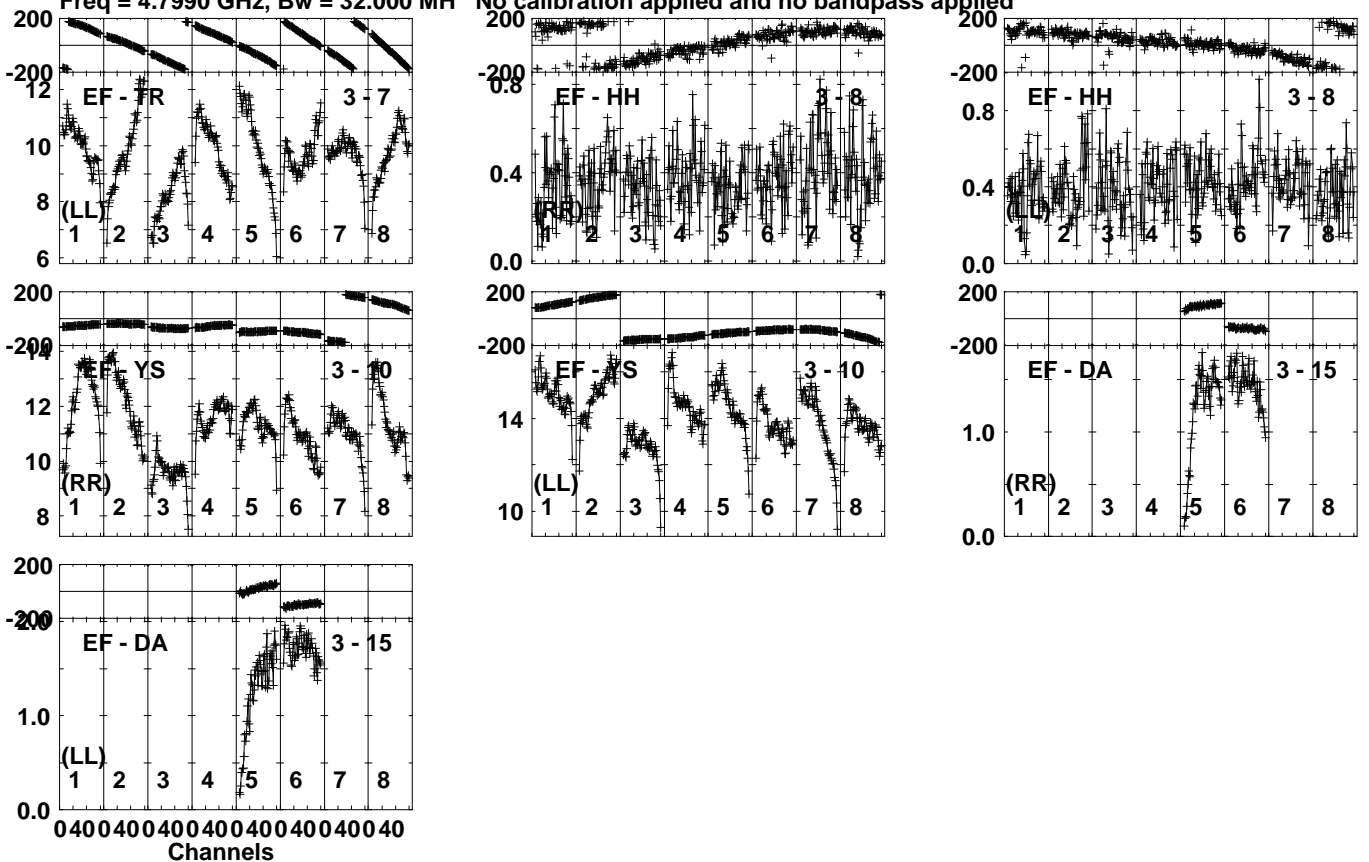


Lower frame: Micro Ampl Jy Top frame: Phas deg
Vector averaged cross-power spectrum Several baselines displayed
Timerange: 00/20:30:51 to 00/20:34:29

Plot file version 424 created 19-OCT-2021 14:14:31

J1745-0753 RG012G.UVDATA.1

Freq = 4.7990 GHz, Bw = 32.000 MH No calibration applied and no bandpass applied

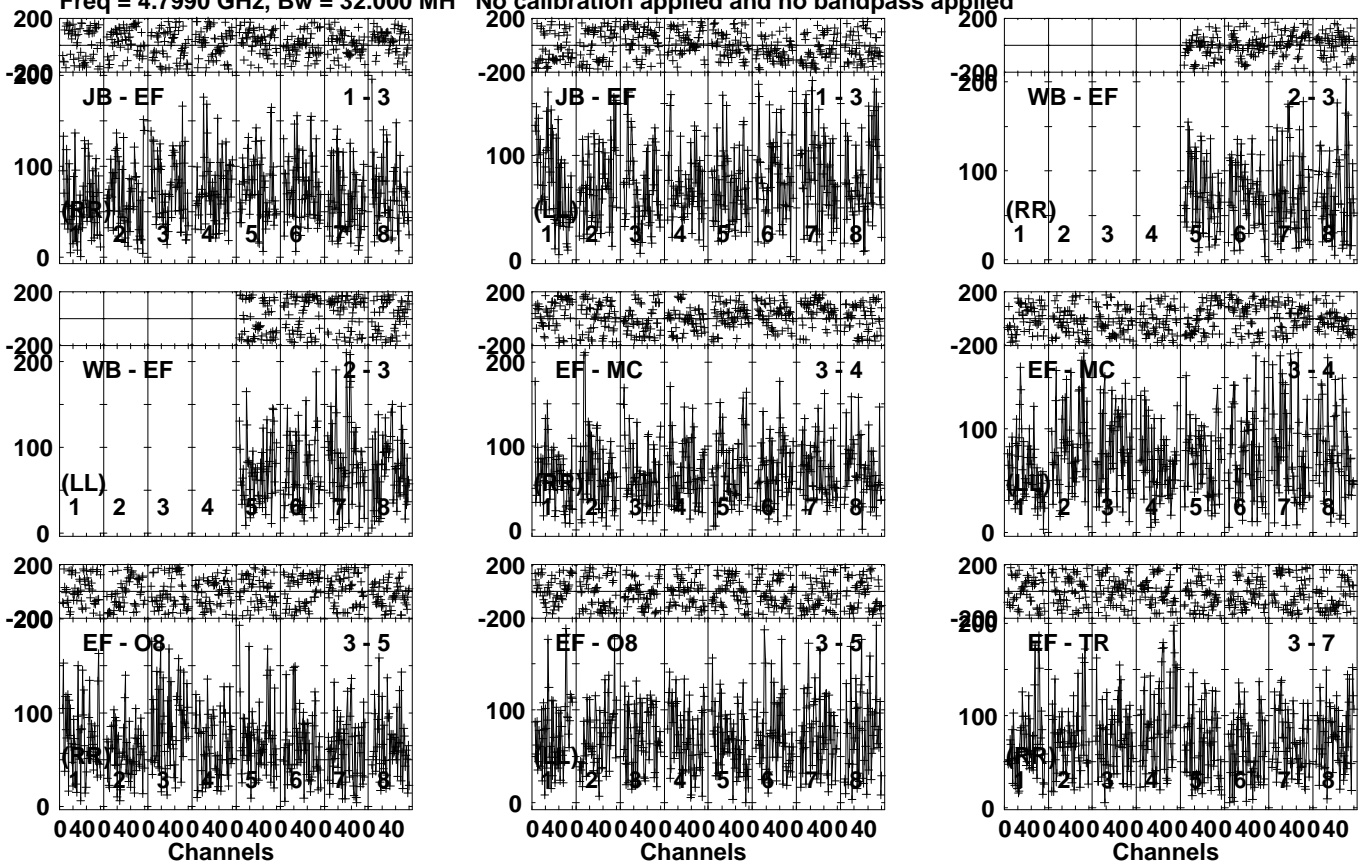


Lower frame: Milli Ampl Jy Top frame: Phas deg
Vector averaged cross-power spectrum Several baselines displayed
Timerange: 00/20:35:11 to 00/20:35:49

Plot file version 425 created 19-OCT-2021 14:14:32

RSOPH RG012G.UVDATA.1

Freq = 4.7990 GHz, Bw = 32.000 MH No calibration applied and no bandpass applied

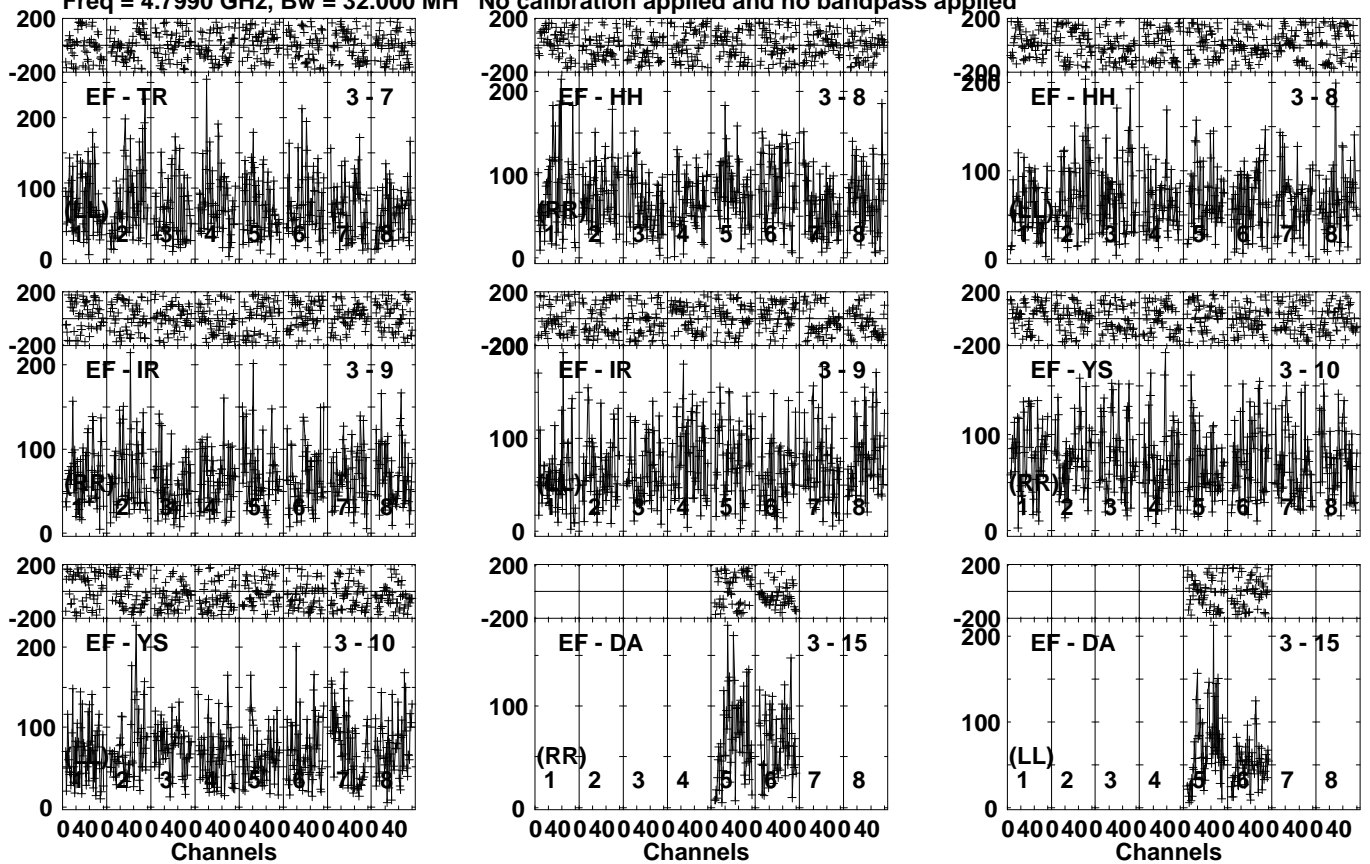


Lower frame: Micro Ampl Jy Top frame: Phas deg
Vector averaged cross-power spectrum Several baselines displayed
Timerange: 00/20:36:11 to 00/20:40:20

Plot file version 426 created 19-OCT-2021 14:14:32

RSOPH RG012G.UVDATA.1

Freq = 4.7990 GHz, Bw = 32.000 MH No calibration applied and no bandpass applied



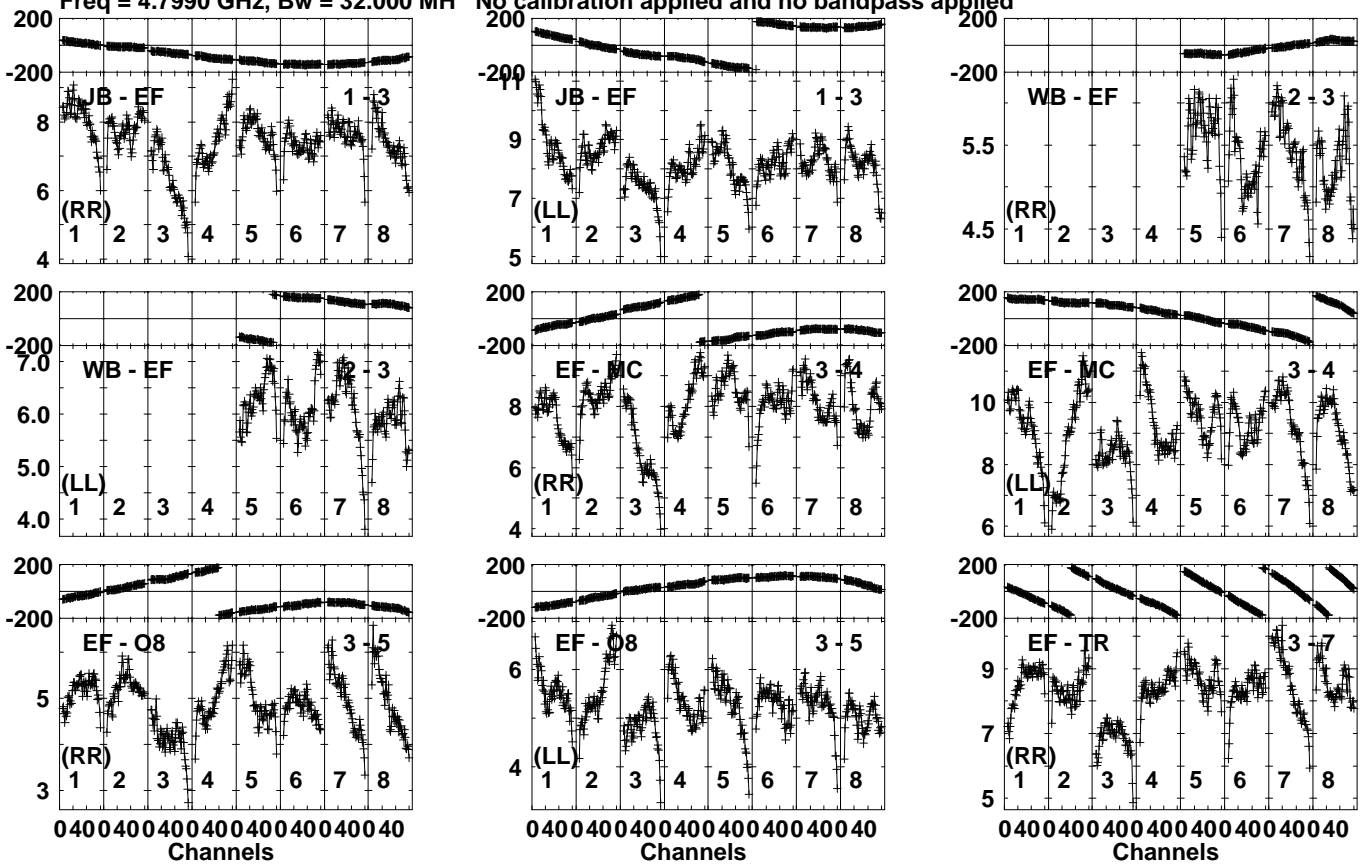
Lower frame: Micro Ampl Jy Top frame: Phas deg
Vector averaged cross-power spectrum Several baselines displayed
Timerange: 00/20:36:11 to 00/20:40:20

Plot file version 427 created 19-OCT-2021 14:14:33

J1745-0753 RG012G.UVDATA.1

Freq = 4.7990 GHz, Bw = 32.000 MH

No calibration applied and no bandpass applied

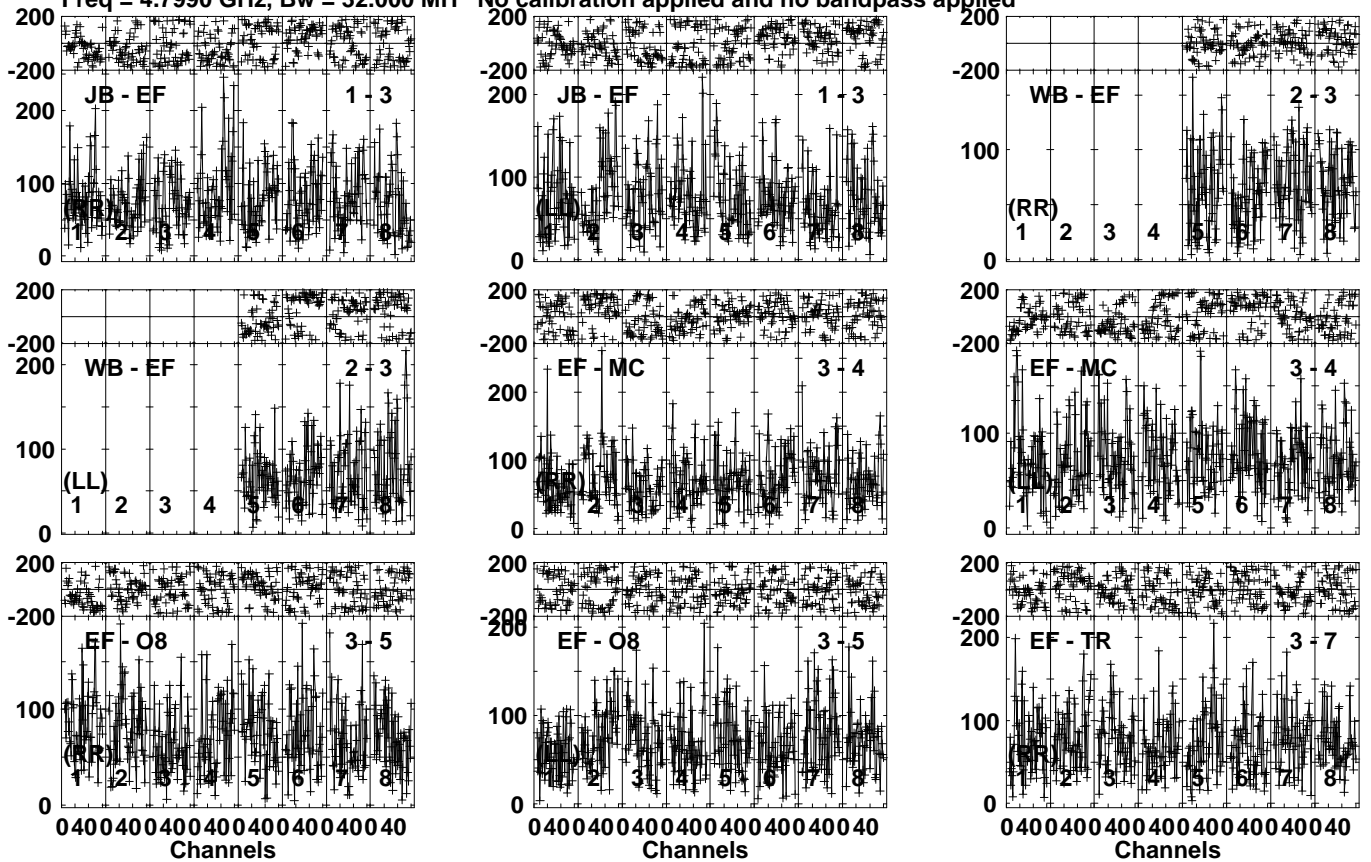


Lower frame: Milli Ampl Jy Top frame: Phas deg
Vector averaged cross-power spectrum Several baselines displayed
Timerange: 00/20:40:40 to 00/20:41:30

Plot file version 429 created 19-OCT-2021 14:14:33

RSOPH RG012G.UVDATA.1

Freq = 4.7990 GHz, Bw = 32.000 MH No calibration applied and no bandpass applied

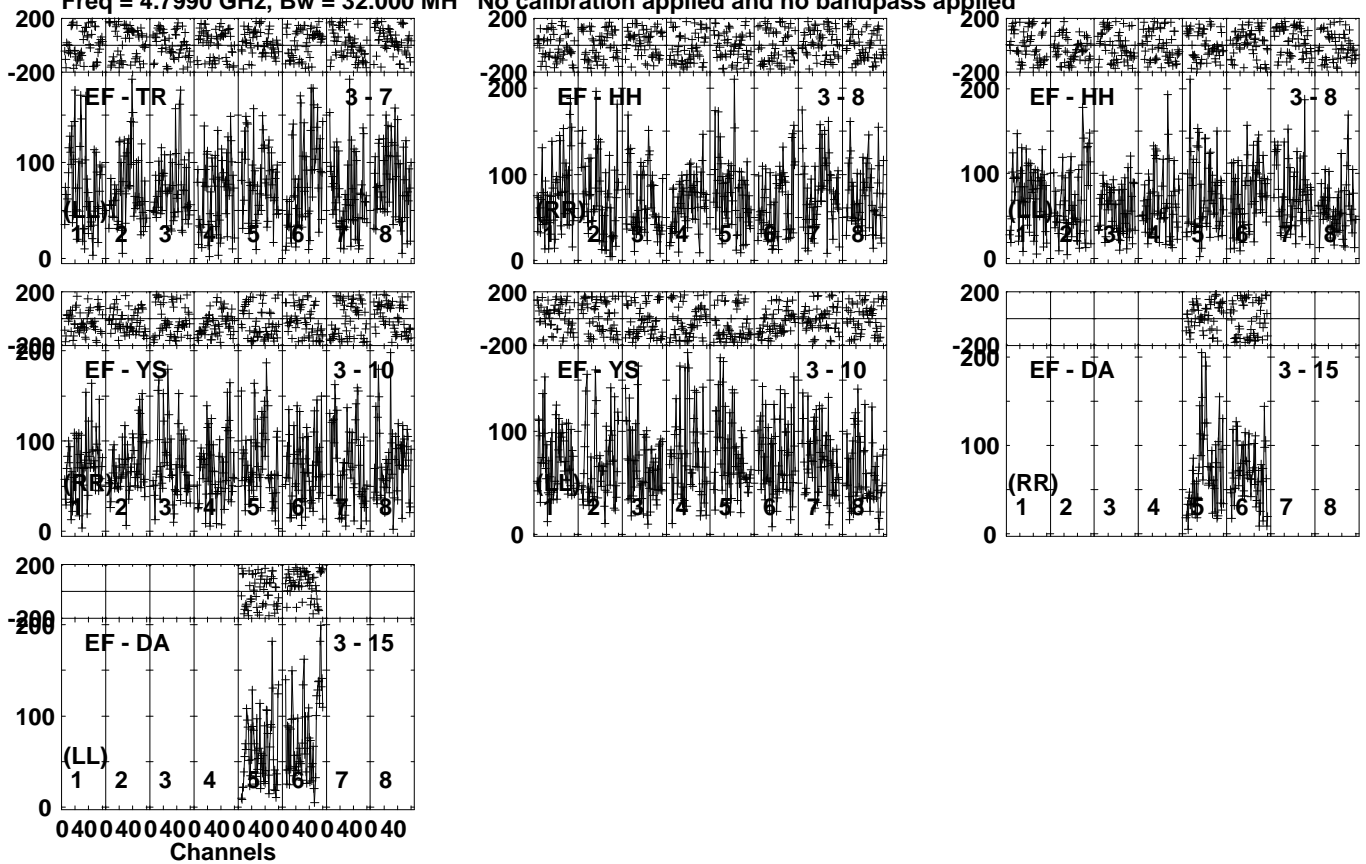


Lower frame: Micro Ampl Jy Top frame: Phas deg
Vector averaged cross-power spectrum Several baselines displayed
Timerange: 00/20:41:50 to 00/20:46:00

Plot file version 430 created 19-OCT-2021 14:14:33

RSOPH RG012G.UVDATA.1

Freq = 4.7990 GHz, Bw = 32.000 MH No calibration applied and no bandpass applied



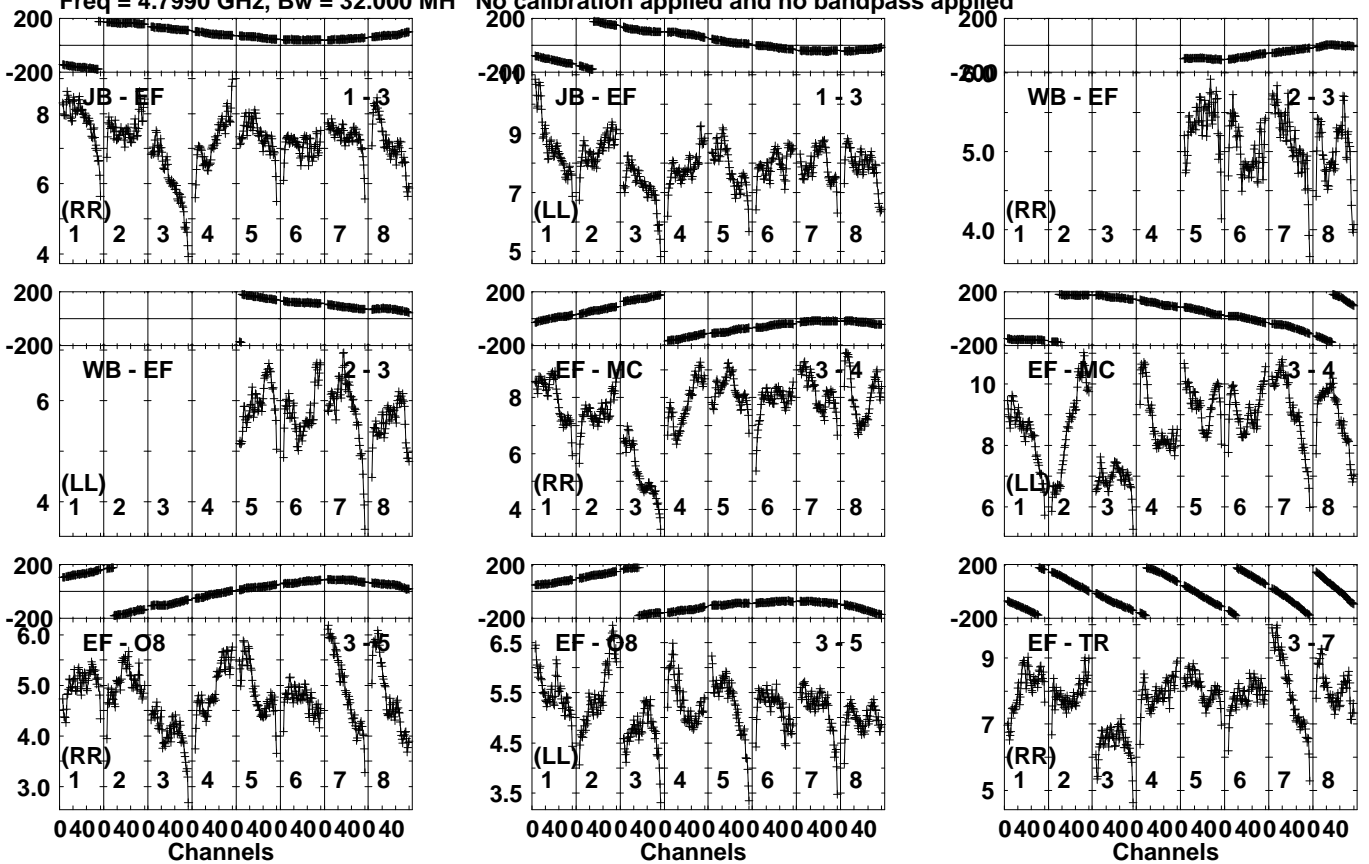
Lower frame: Micro Ampl Jy Top frame: Phas deg
Vector averaged cross-power spectrum Several baselines displayed
Timerange: 00/20:41:50 to 00/20:46:00

Plot file version 431 created 19-OCT-2021 14:14:34

J1745-0753 RG012G.UVDATA.1

Freq = 4.7990 GHz, Bw = 32.000 MH

No calibration applied and no bandpass applied



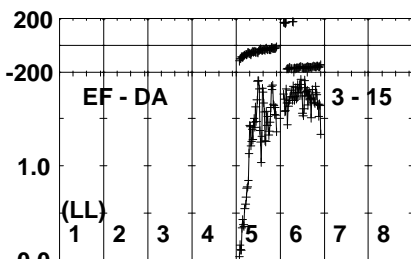
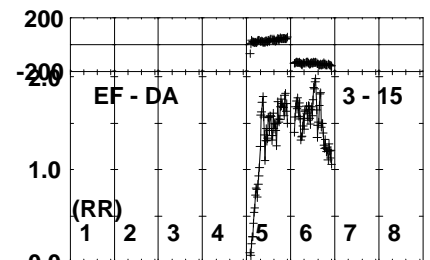
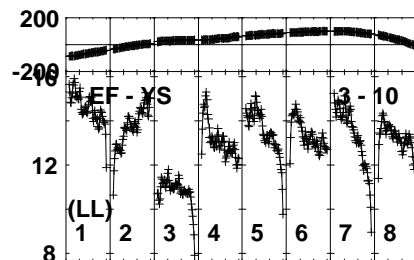
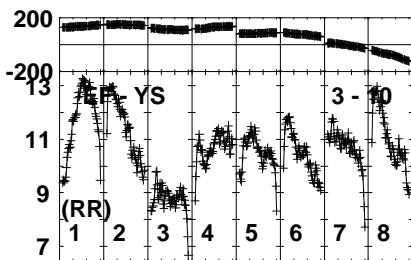
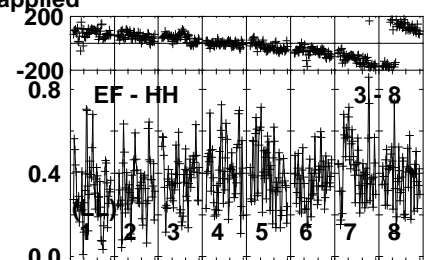
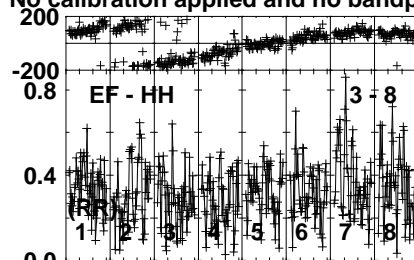
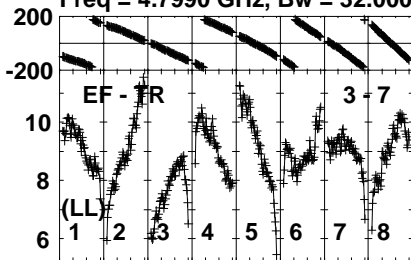
Lower frame: Milli Ampl Jy Top frame: Phas deg
Vector averaged cross-power spectrum Several baselines displayed
Timerange: 00/20:46:40 to 00/20:47:19

Plot file version 432 created 19-OCT-2021 14:14:34

J1745-0753 RG012G.UVDATA.1

Freq = 4.7990 GHz, Bw = 32.000 MH

No calibration applied and no bandpass applied



040040040040040040040040040040

Channels

Lower frame: Milli Ampl Jy Top frame: Phas deg

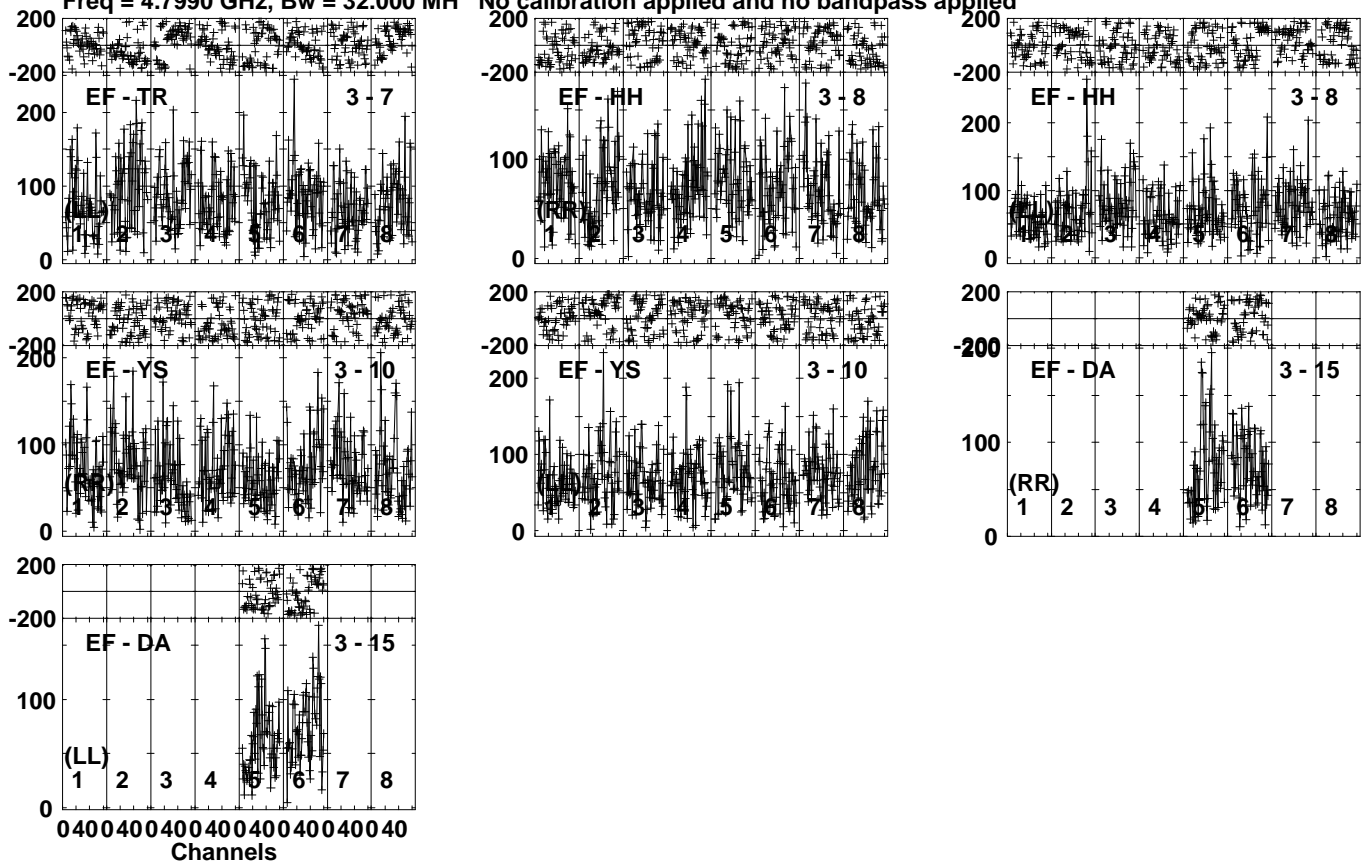
Vector averaged cross-power spectrum Several baselines displayed

Timerange: 00/20:46:40 to 00/20:47:19

Plot file version 434 created 19-OCT-2021 14:14:35

RSOPH RG012G.UVDATA.1

Freq = 4.7990 GHz, Bw = 32.000 MH No calibration applied and no bandpass applied



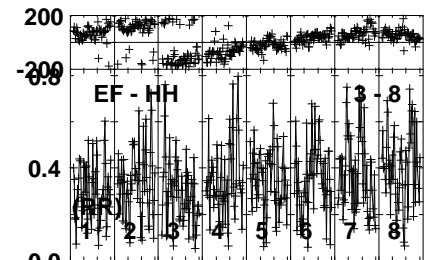
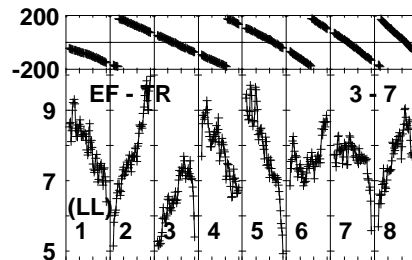
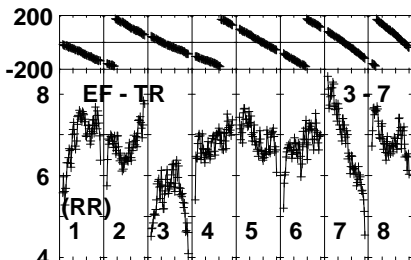
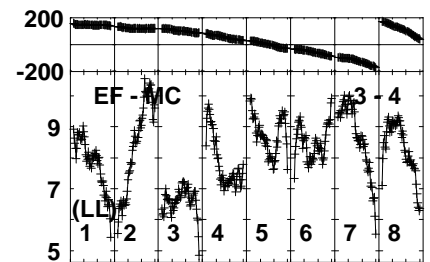
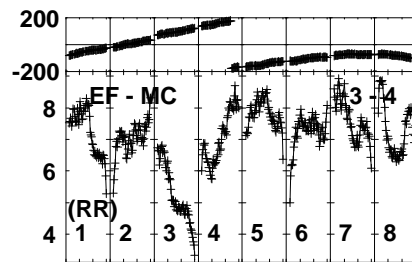
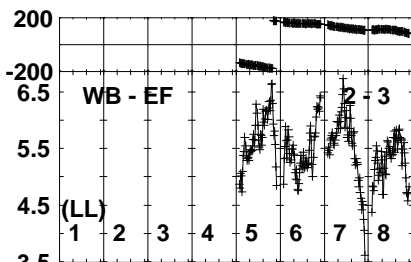
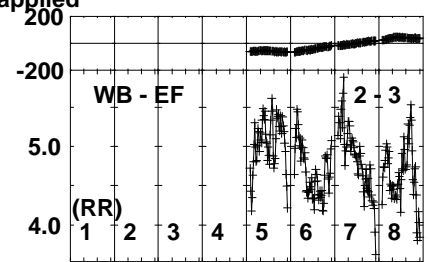
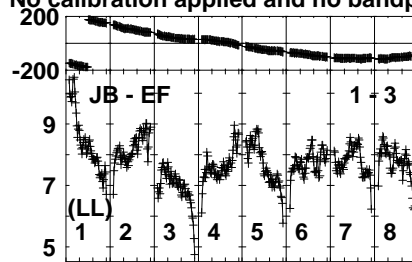
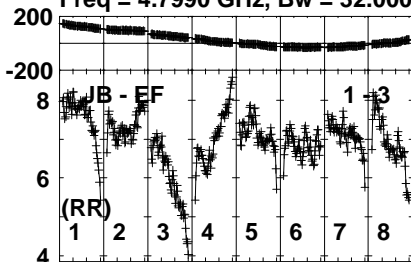
Lower frame: Micro Ampl Jy Top frame: Phas deg
Vector averaged cross-power spectrum Several baselines displayed
Timerange: 00/20:47:40 to 00/20:51:50

Plot file version 435 created 19-OCT-2021 14:14:35

J1745-0753 RG012G.UVDATA.1

Freq = 4.7990 GHz, Bw = 32.000 MH

No calibration applied and no bandpass applied

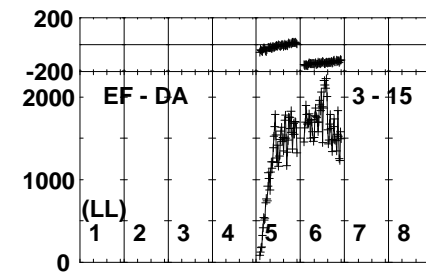
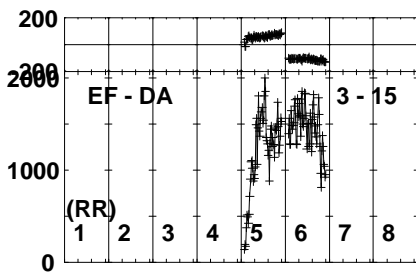
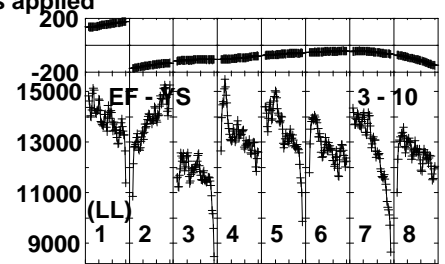
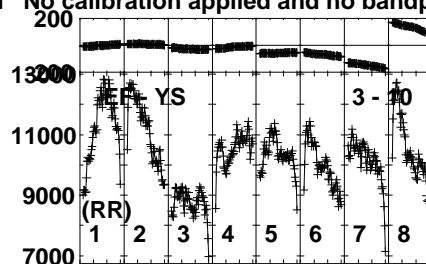
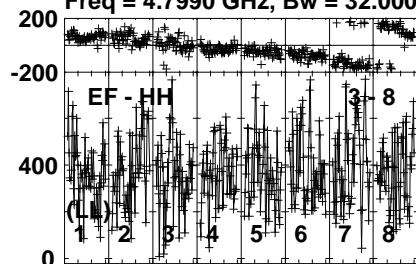


Lower frame: Milli Ampl Jy Top frame: Phas deg
Vector averaged cross-power spectrum Several baselines displayed
Timerange: 00/20:52:10 to 00/20:53:00

Plot file version 436 created 19-OCT-2021 14:14:35

J1745-0753 RG012G.UVDATA.1

Freq = 4.7990 GHz, Bw = 32.000 MH No calibration applied and no bandpass applied

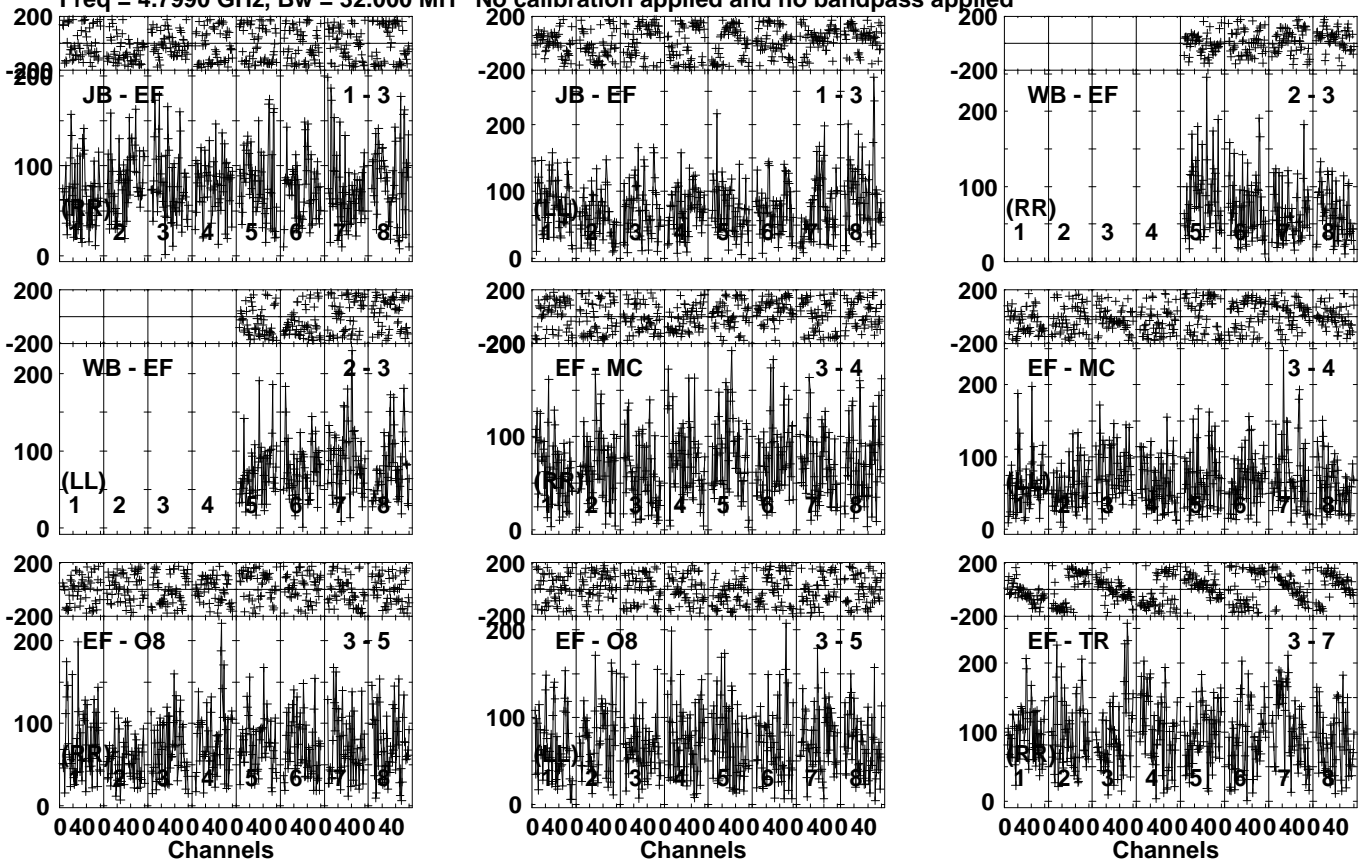


Lower frame: Micro Ampl Jy Top frame: Phas deg
Vector averaged cross-power spectrum Several baselines displayed
Timerange: 00/20:52:10 to 00/20:53:00

Plot file version 437 created 19-OCT-2021 14:14:36

RSOPH RG012G.UVDATA.1

Freq = 4.7990 GHz, Bw = 32.000 MH No calibration applied and no bandpass applied

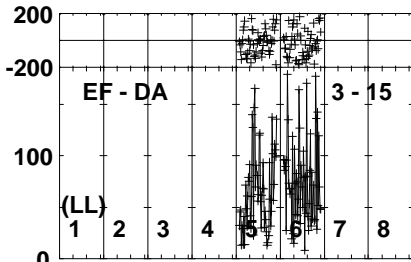
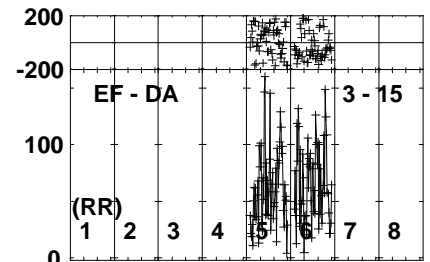
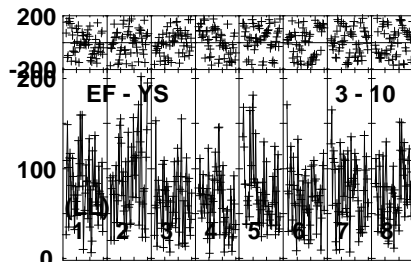
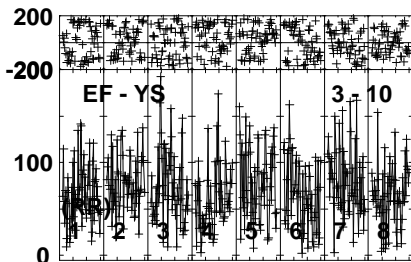
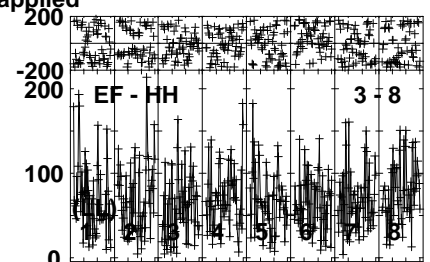
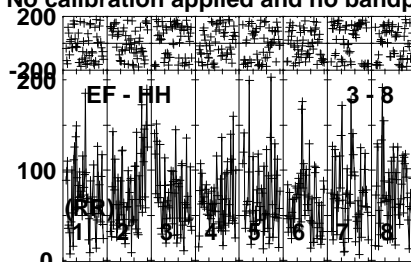
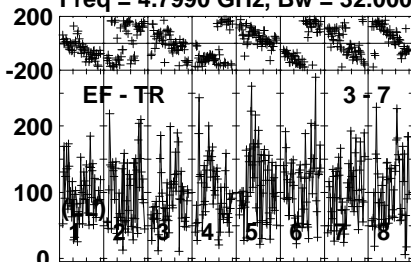


Lower frame: Micro Ampl Jy Top frame: Phas deg
Vector averaged cross-power spectrum Several baselines displayed
Timerange: 00/20:53:20 to 00/20:57:30

Plot file version 438 created 19-OCT-2021 14:14:36

RSOPH RG012G.UVDATA.1

Freq = 4.7990 GHz, Bw = 32.000 MH No calibration applied and no bandpass applied



040040040040040040040040

Channels

Lower frame: Micro Ampl Jy Top frame: Phas deg

Vector averaged cross-power spectrum Several baselines displayed

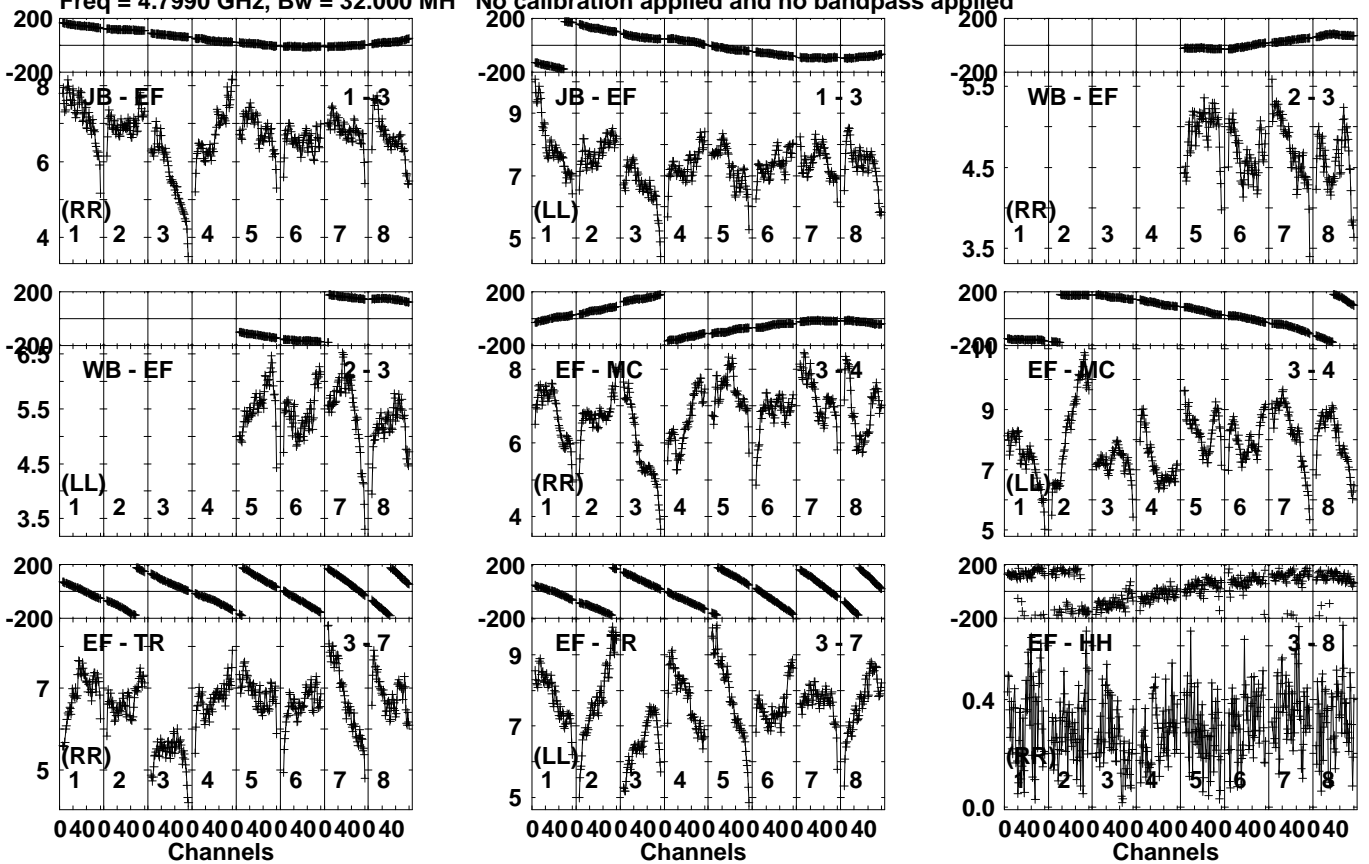
Timerange: 00/20:53:20 to 00/20:57:30

Plot file version 439 created 19-OCT-2021 14:14:36

J1745-0753 RG012G.UVDATA.1

Freq = 4.7990 GHz, Bw = 32.000 MH

No calibration applied and no bandpass applied



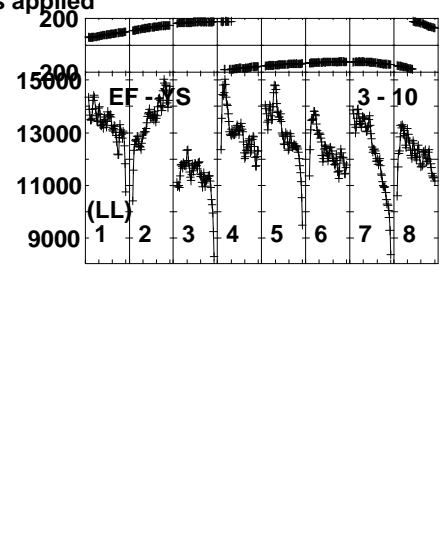
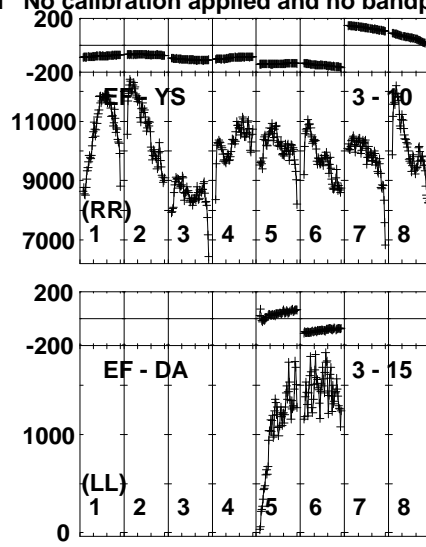
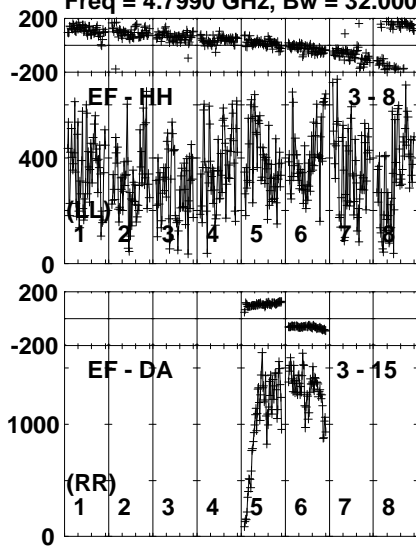
Lower frame: Milli Ampl Jy Top frame: Phas deg
Vector averaged cross-power spectrum Several baselines displayed
Timerange: 00/20:58:11 to 00/20:58:49

Plot file version 440 created 19-OCT-2021 14:14:36

J1745-0753 RG012G.UVDATA.1

Freq = 4.7990 GHz, Bw = 32.000 MH

No calibration applied and no bandpass applied

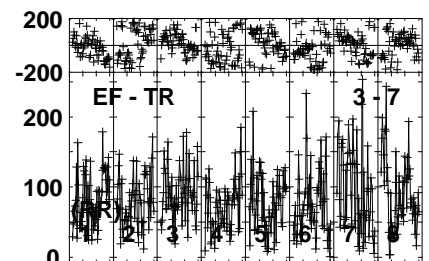
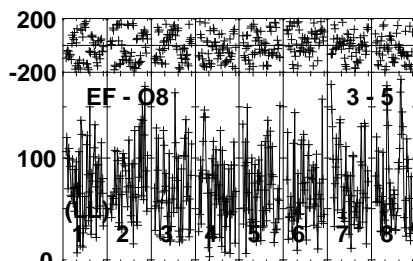
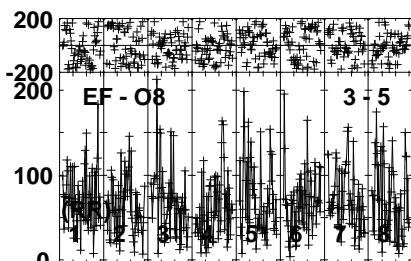
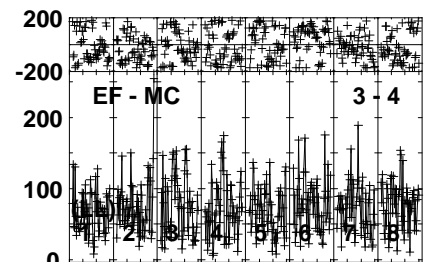
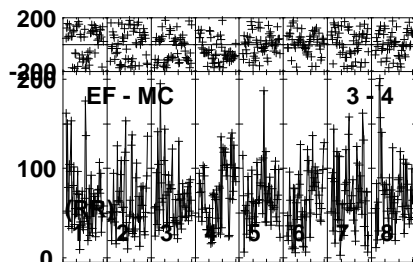
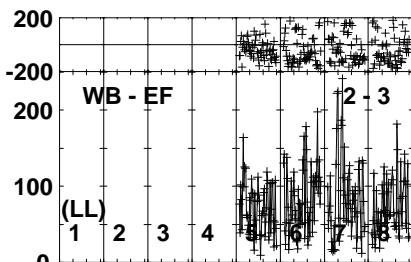
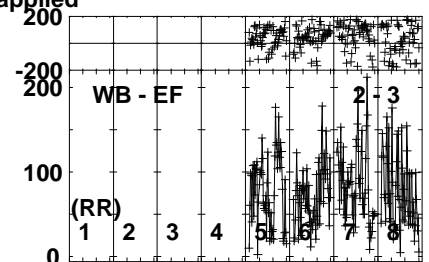
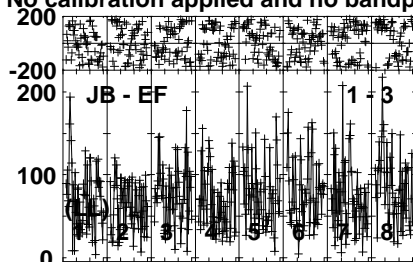
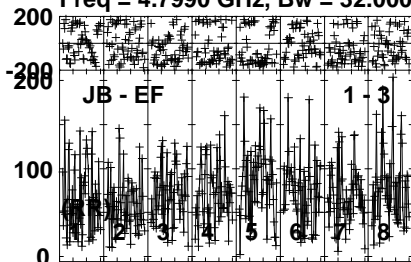


Lower frame: Micro Ampl Jy Top frame: Phas deg
Vector averaged cross-power spectrum Several baselines displayed
Timerange: 00/20:58:11 to 00/20:58:49

Plot file version 441 created 19-OCT-2021 14:14:37

RSOPH RG012G.UVDATA.1

Freq = 4.7990 GHz, Bw = 32.000 MH No calibration applied and no bandpass applied



0400400400400400400400400400
Channels

0400400400400400400400400400
Channels

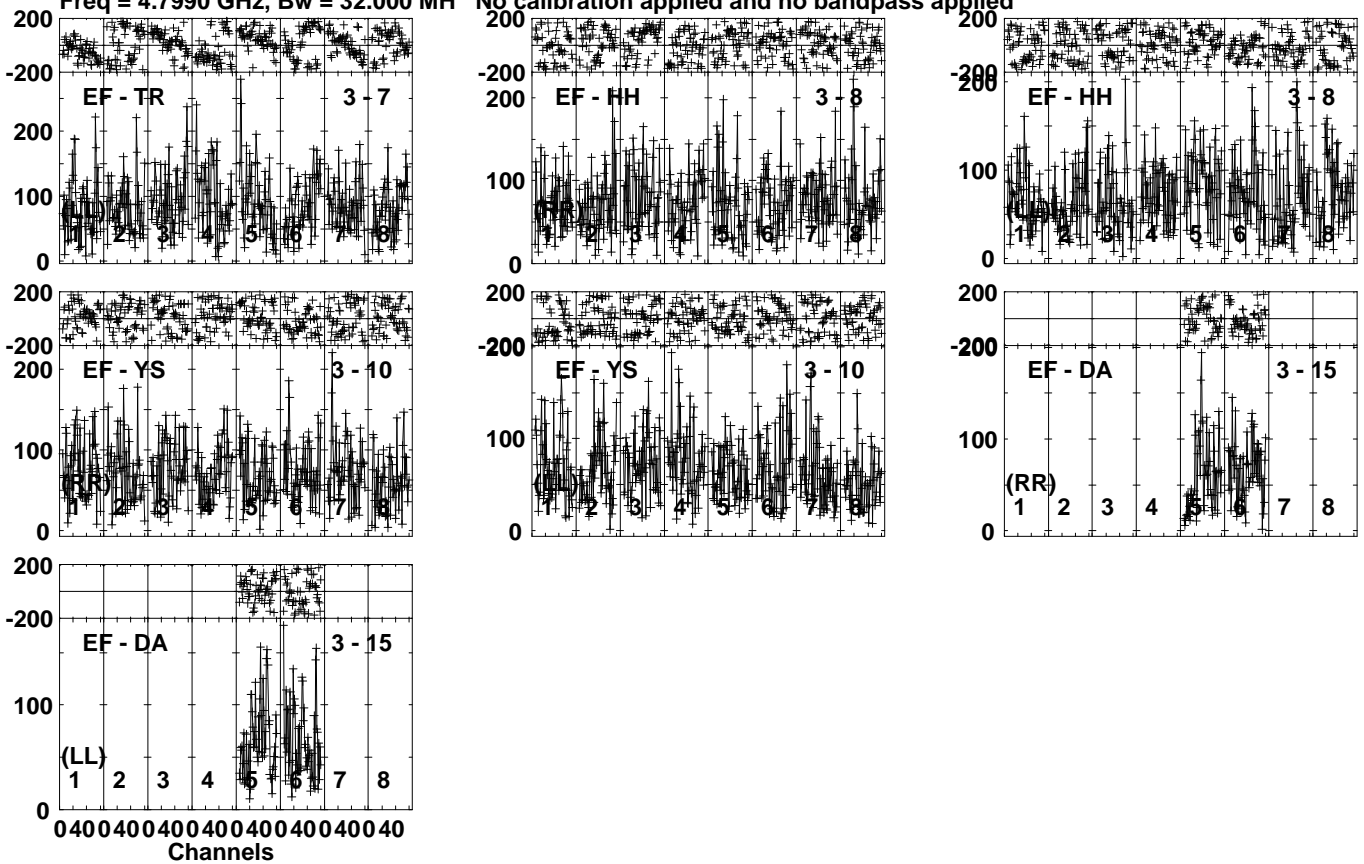
0400400400400400400400400400
Channels

Lower frame: Micro Ampl Jy Top frame: Phas deg
Vector averaged cross-power spectrum Several baselines displayed
Timerange: 00/20:59:10 to 00/21:03:20

Plot file version 442 created 19-OCT-2021 14:14:37

RSOPH RG012G.UVDATA.1

Freq = 4.7990 GHz, Bw = 32.000 MH No calibration applied and no bandpass applied

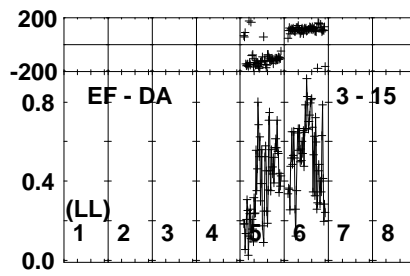
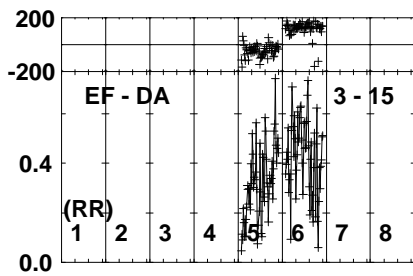
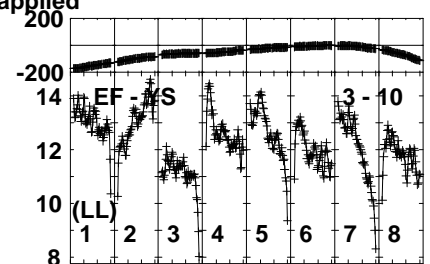
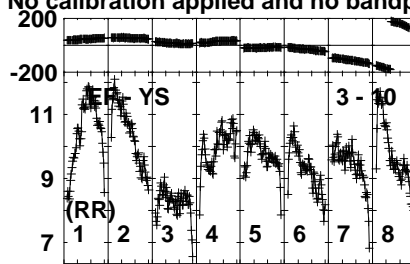
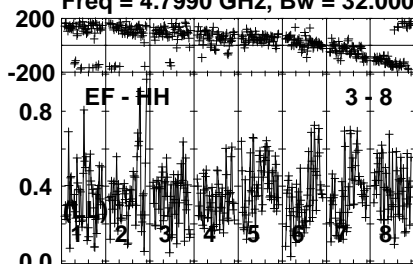


Lower frame: Micro Ampl Jy Top frame: Phas deg
Vector averaged cross-power spectrum Several baselines displayed
Timerange: 00/20:59:10 to 00/21:03:20

Plot file version 444 created 19-OCT-2021 14:14:38

J1745-0753 RG012G.UVDATA.1

Freq = 4.7990 GHz, Bw = 32.000 MH No calibration applied and no bandpass applied

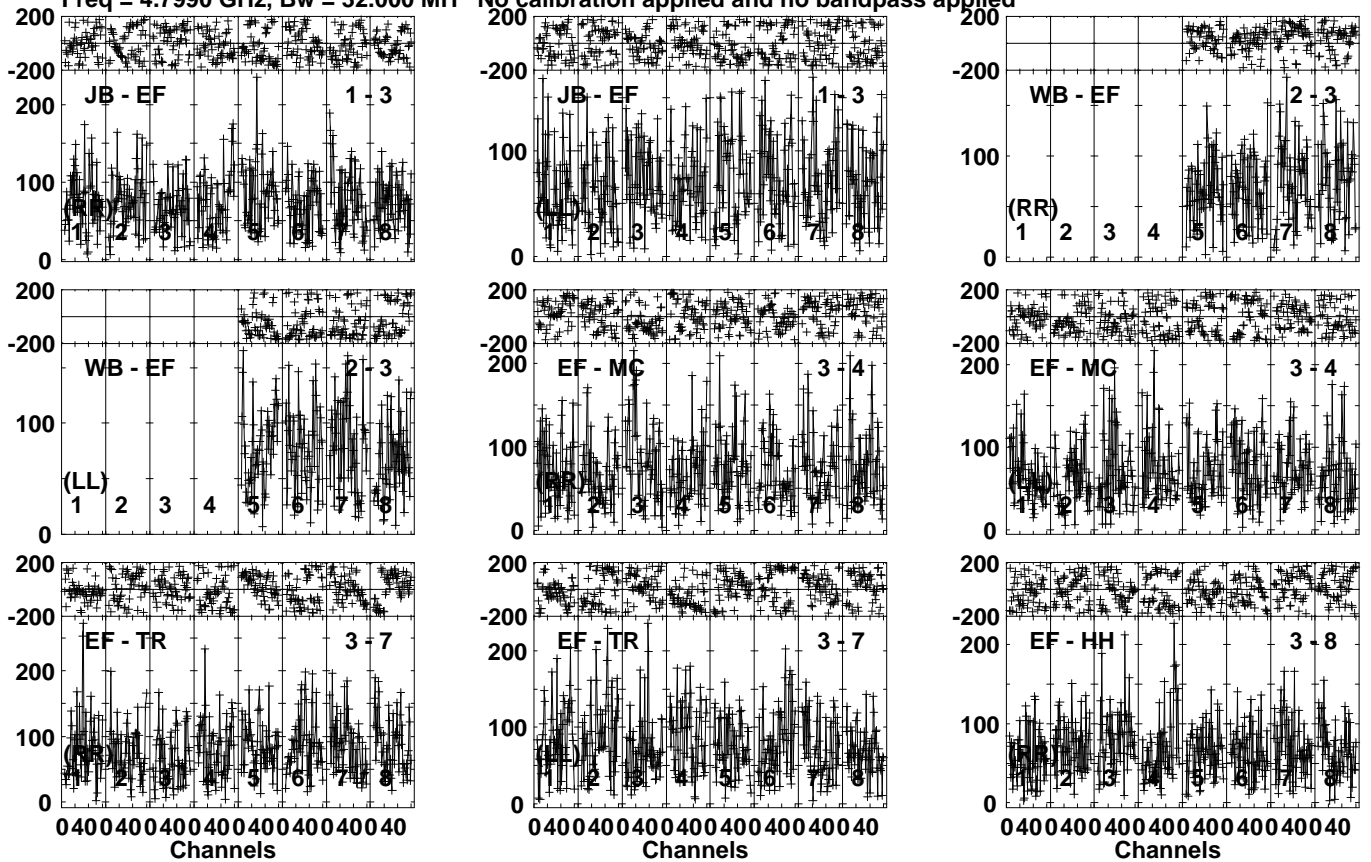


Lower frame: Milli Ampl Jy Top frame: Phas deg
Vector averaged cross-power spectrum Several baselines displayed
Timerange: 00/21:03:40 to 00/21:04:30

Plot file version 445 created 19-OCT-2021 14:14:38

RSOPH RG012G.UVDATA.1

Freq = 4.7990 GHz, Bw = 32.000 MH No calibration applied and no bandpass applied

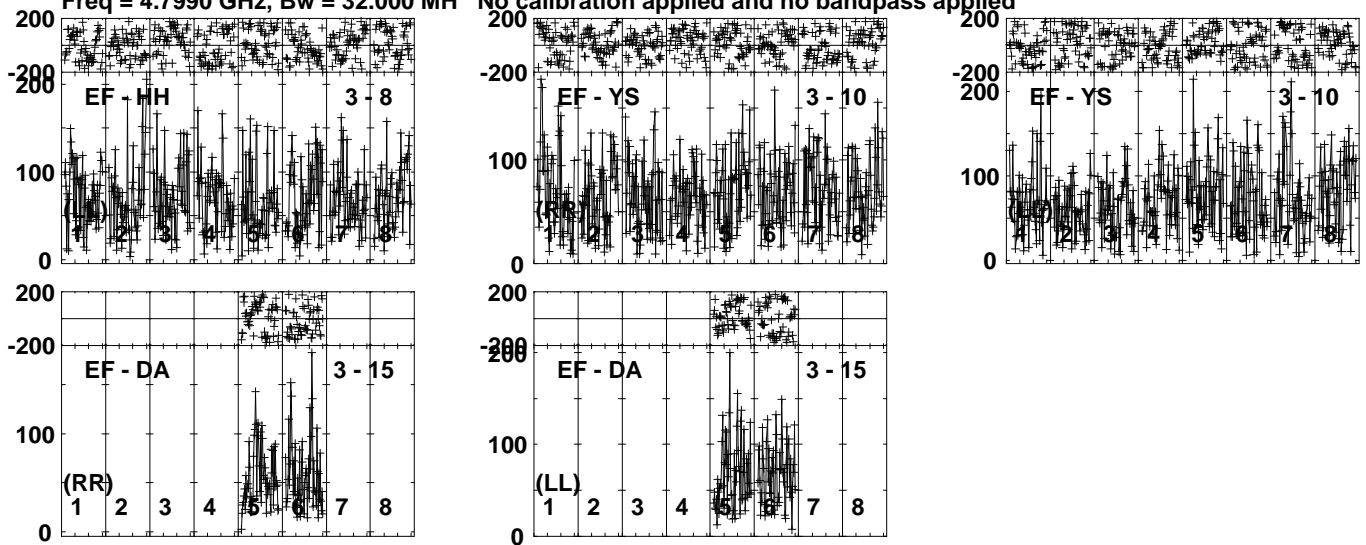


Lower frame: Micro Ampl Jy Top frame: Phas deg
Vector averaged cross-power spectrum Several baselines displayed
Timerange: 00/21:04:51 to 00/21:09:00

Plot file version 446 created 19-OCT-2021 14:14:38

RSOPH RG012G.UVDATA.1

Freq = 4.7990 GHz, Bw = 32.000 MH No calibration applied and no bandpass applied



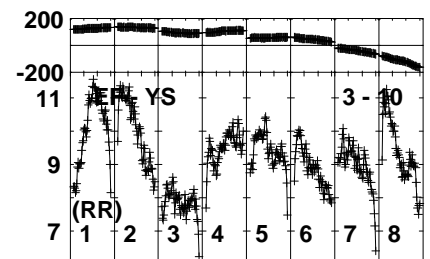
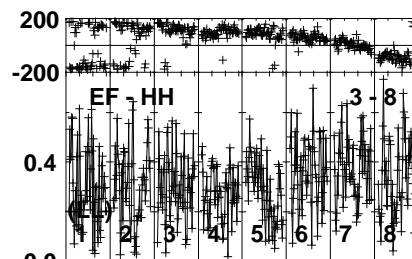
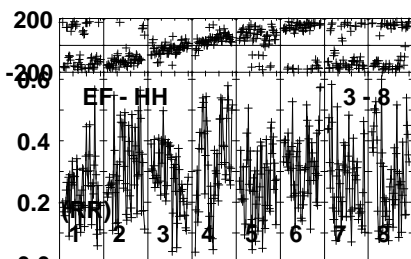
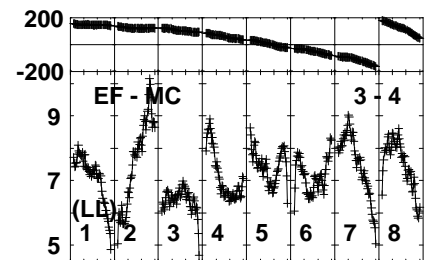
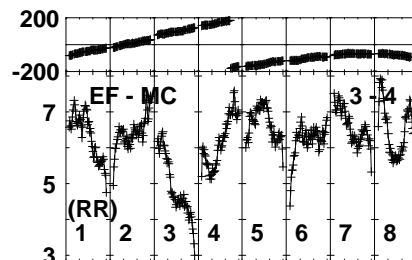
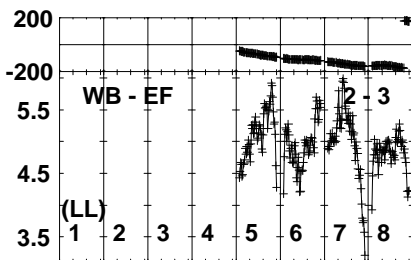
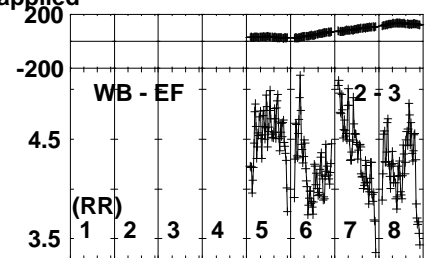
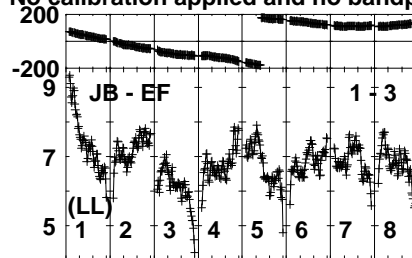
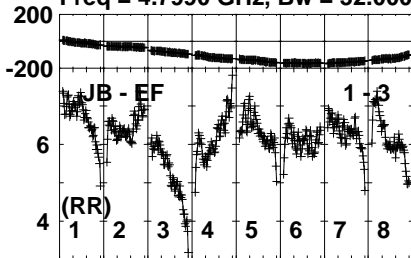
Lower frame: Micro Ampl Jy Top frame: Phas deg
Vector averaged cross-power spectrum Several baselines displayed
Timerange: 00/21:04:51 to 00/21:09:00

Plot file version 447 created 19-OCT-2021 14:14:38

J1745-0753 RG012G.UVDATA.1

Freq = 4.7990 GHz, Bw = 32.000 MH

No calibration applied and no bandpass applied



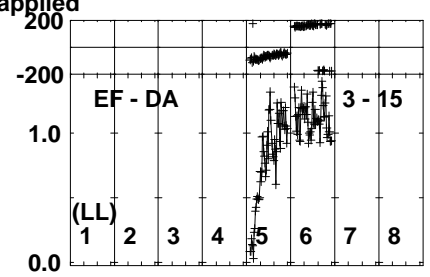
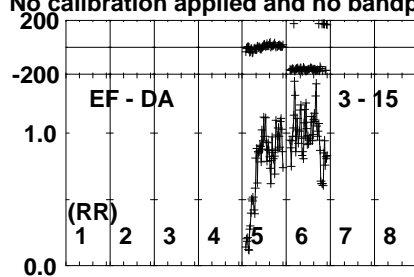
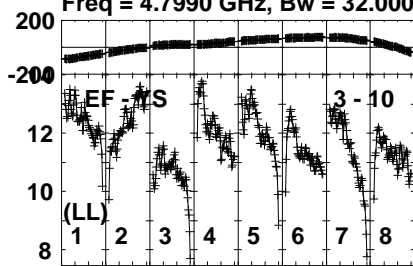
Lower frame: Milli Ampl Jy Top frame: Phas deg
 Vector averaged cross-power spectrum Several baselines displayed
 Timerange: 00/21:09:41 to 00/21:10:19

Plot file version 448 created 19-OCT-2021 14:14:38

J1745-0753 RG012G.UVDATA.1

Freq = 4.7990 GHz, Bw = 32.000 MH

No calibration applied and no bandpass applied

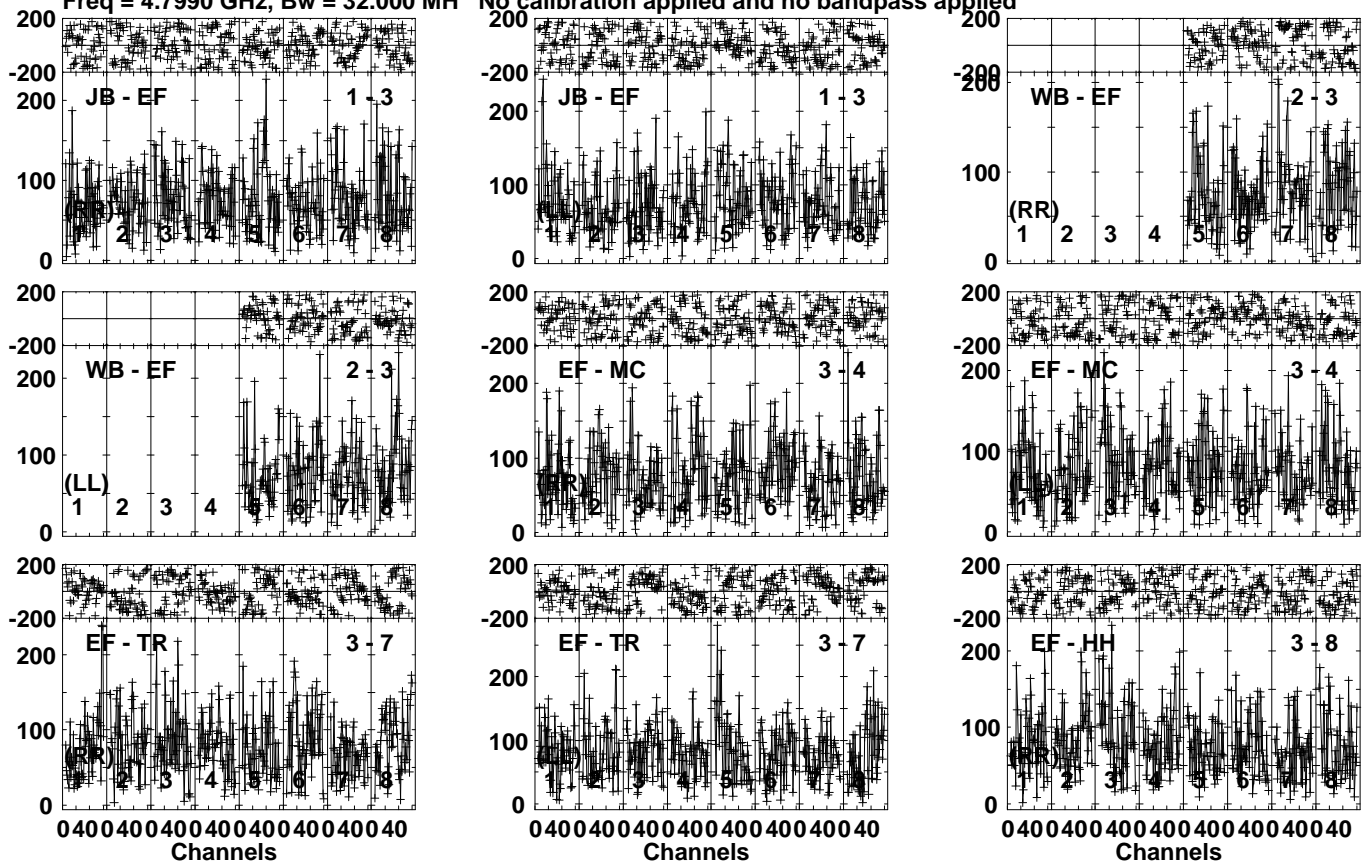


Lower frame: Milli Ampl Jy Top frame: Phas deg
Vector averaged cross-power spectrum Several baselines displayed
Timerange: 00/21:09:41 to 00/21:10:19

Plot file version 449 created 19-OCT-2021 14:14:39

RSOPH RG012G.UVDATA.1

Freq = 4.7990 GHz, Bw = 32.000 MH No calibration applied and no bandpass applied

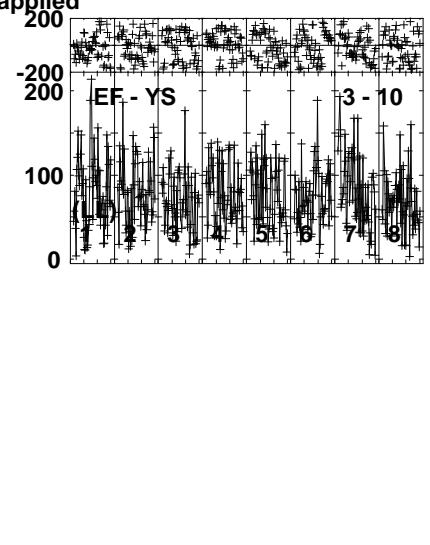
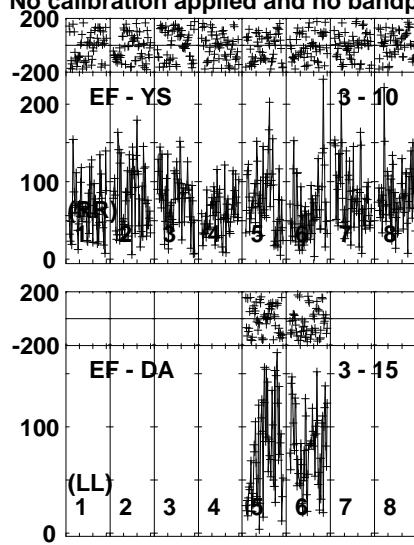
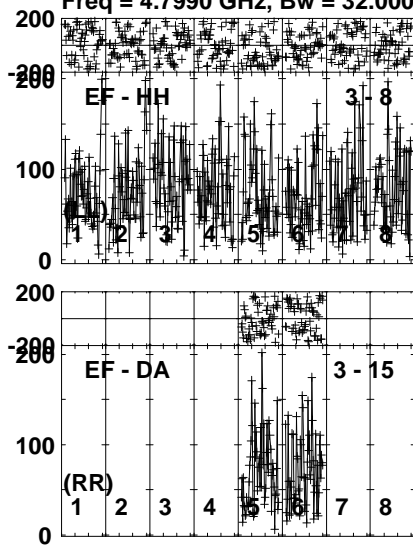


Lower frame: Micro Ampl Jy Top frame: Phas deg
Vector averaged cross-power spectrum Several baselines displayed
Timerange: 00/21:10:41 to 00/21:14:20

Plot file version 450 created 19-OCT-2021 14:14:39

RSOPH RG012G.UVDATA.1

Freq = 4.7990 GHz, Bw = 32.000 MH No calibration applied and no bandpass applied



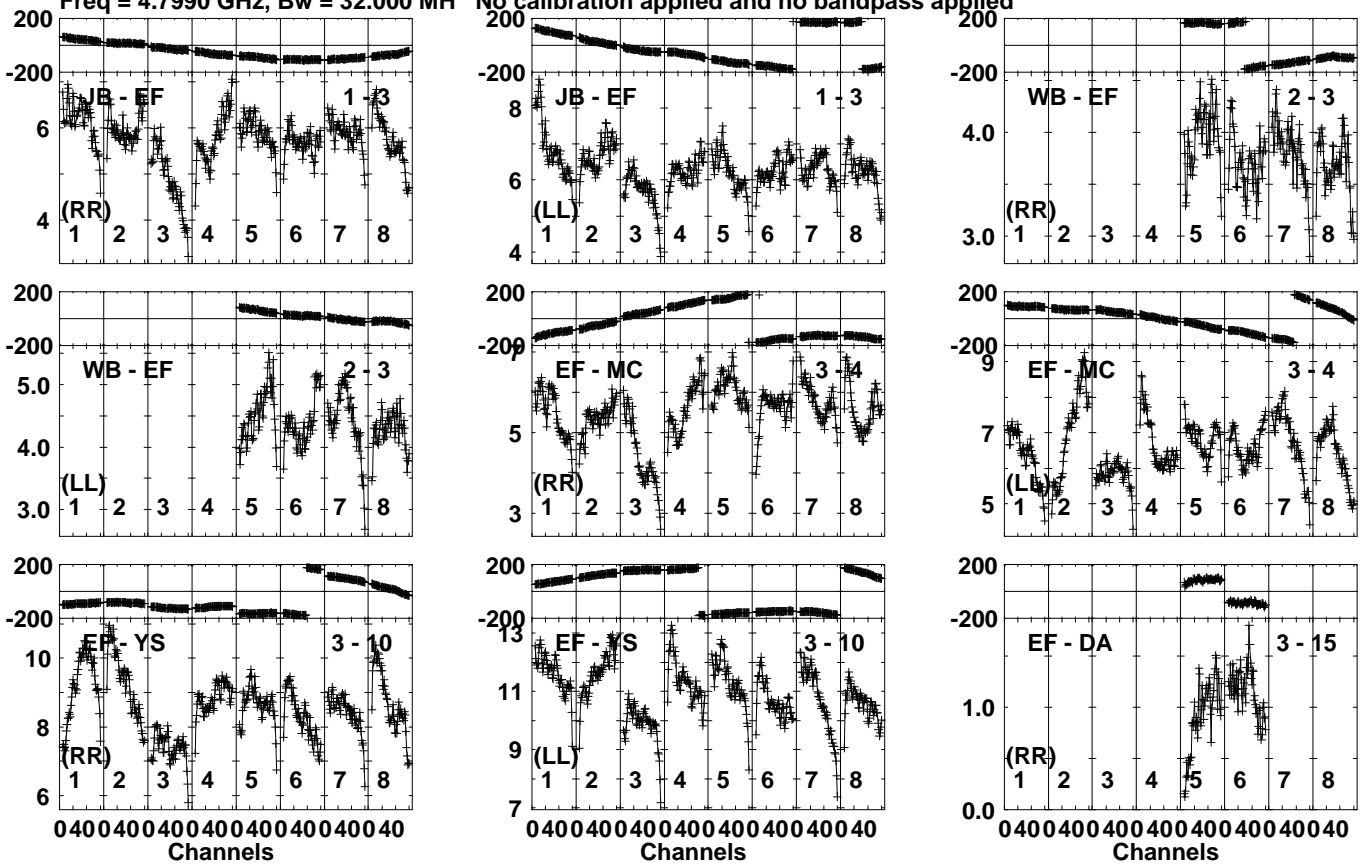
Lower frame: Micro Ampl Jy Top frame: Phas deg
Vector averaged cross-power spectrum Several baselines displayed
Timerange: 00/21:10:41 to 00/21:14:20

Plot file version 451 created 19-OCT-2021 14:14:39

J1745-0753 RG012G.UVDATA.1

Freq = 4.7990 GHz, Bw = 32.000 MH

No calibration applied and no bandpass applied

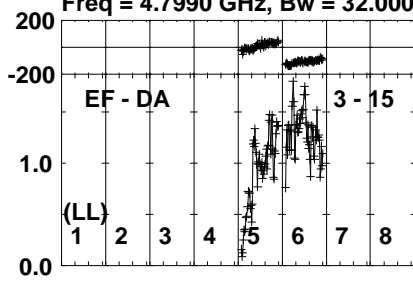


Lower frame: Milli Ampl Jy Top frame: Phas deg
Vector averaged cross-power spectrum Several baselines displayed
Timerange: 00/21:14:40 to 00/21:15:30

Plot file version 452 created 19-OCT-2021 14:14:39

J1745-0753 RG012G.UVDATA.1

Freq = 4.7990 GHz, Bw = 32.000 MH No calibration applied and no bandpass applied



Lower frame: Milli Ampl Jy Top frame: Phas deg

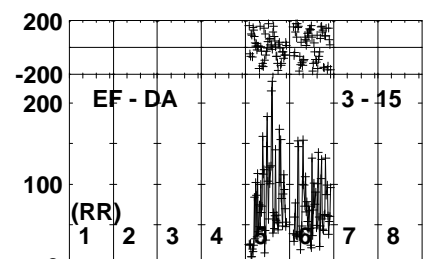
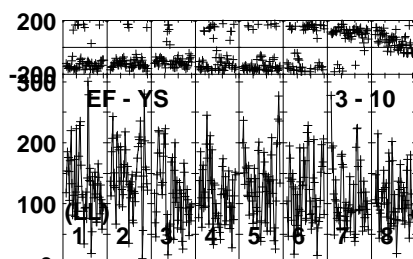
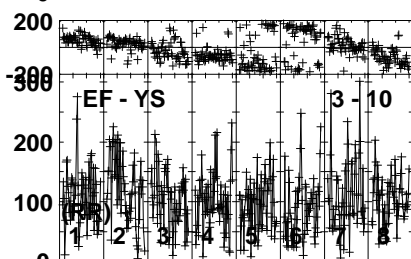
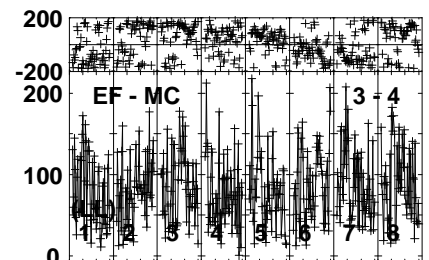
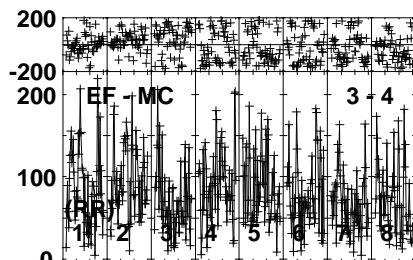
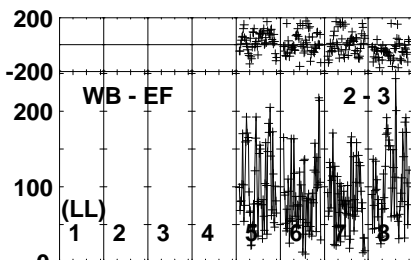
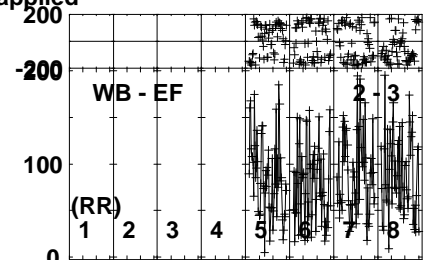
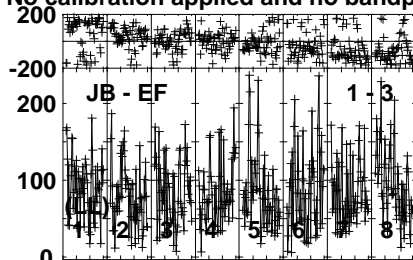
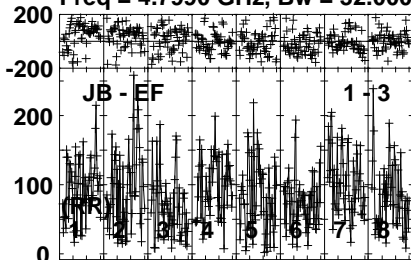
Vector averaged cross-power spectrum Several baselines displayed

Timerange: 00/21:14:40 to 00/21:15:30

Plot file version 453 created 19-OCT-2021 14:14:39

VLASS1 RG012G.UVDATA.1

Freq = 4.7990 GHz, Bw = 32.000 MH No calibration applied and no bandpass applied

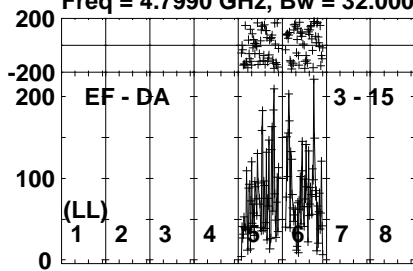


Lower frame: Micro Ampl Jy Top frame: Phas deg
Vector averaged cross-power spectrum Several baselines displayed
Timerange: 00/21:15:51 to 00/21:19:29

Plot file version 454 created 19-OCT-2021 14:14:39

VLASS1 RG012G.UVDATA.1

Freq = 4.7990 GHz, Bw = 32.000 MH No calibration applied and no bandpass applied



Lower frame: Micro Ampl Jy Top frame: Phas deg

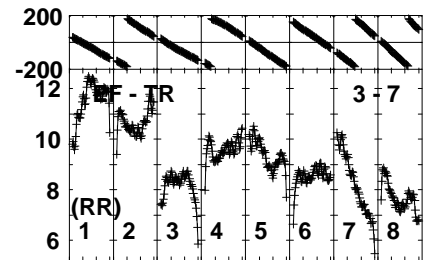
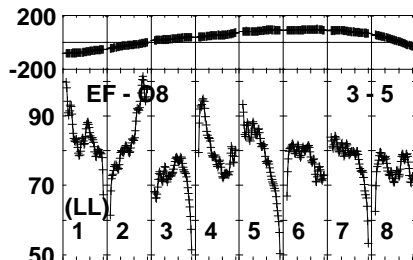
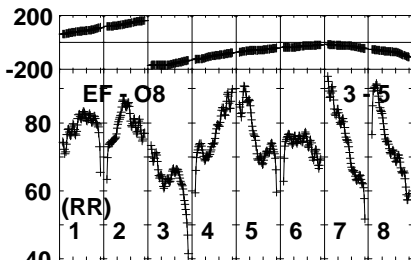
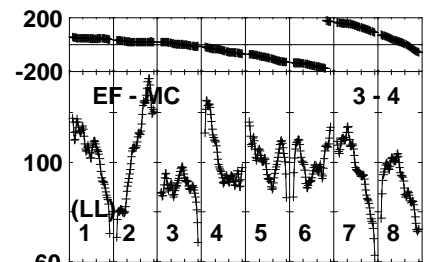
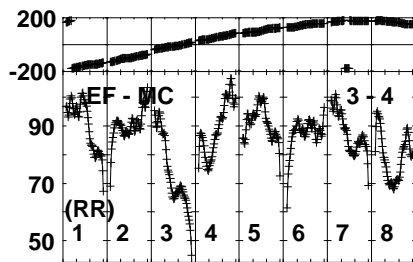
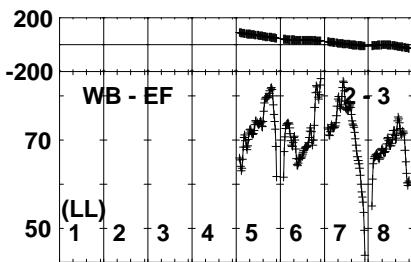
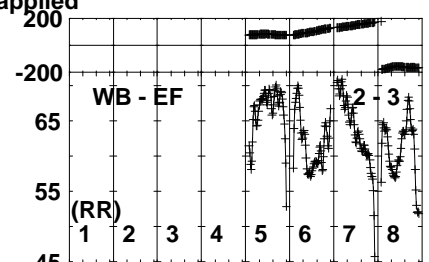
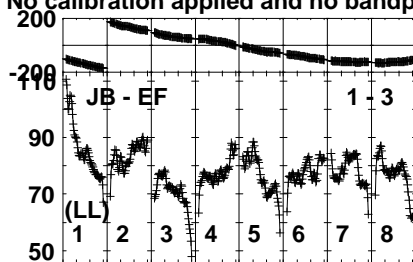
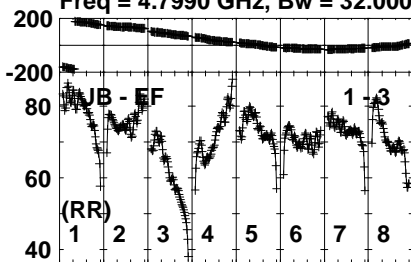
Vector averaged cross-power spectrum Several baselines displayed

Timerange: 00/21:15:51 to 00/21:19:29

Plot file version 455 created 19-OCT-2021 14:14:40

3C454.3 RG012G.UVDATA.1

Freq = 4.7990 GHz, Bw = 32.000 MH No calibration applied and no bandpass applied

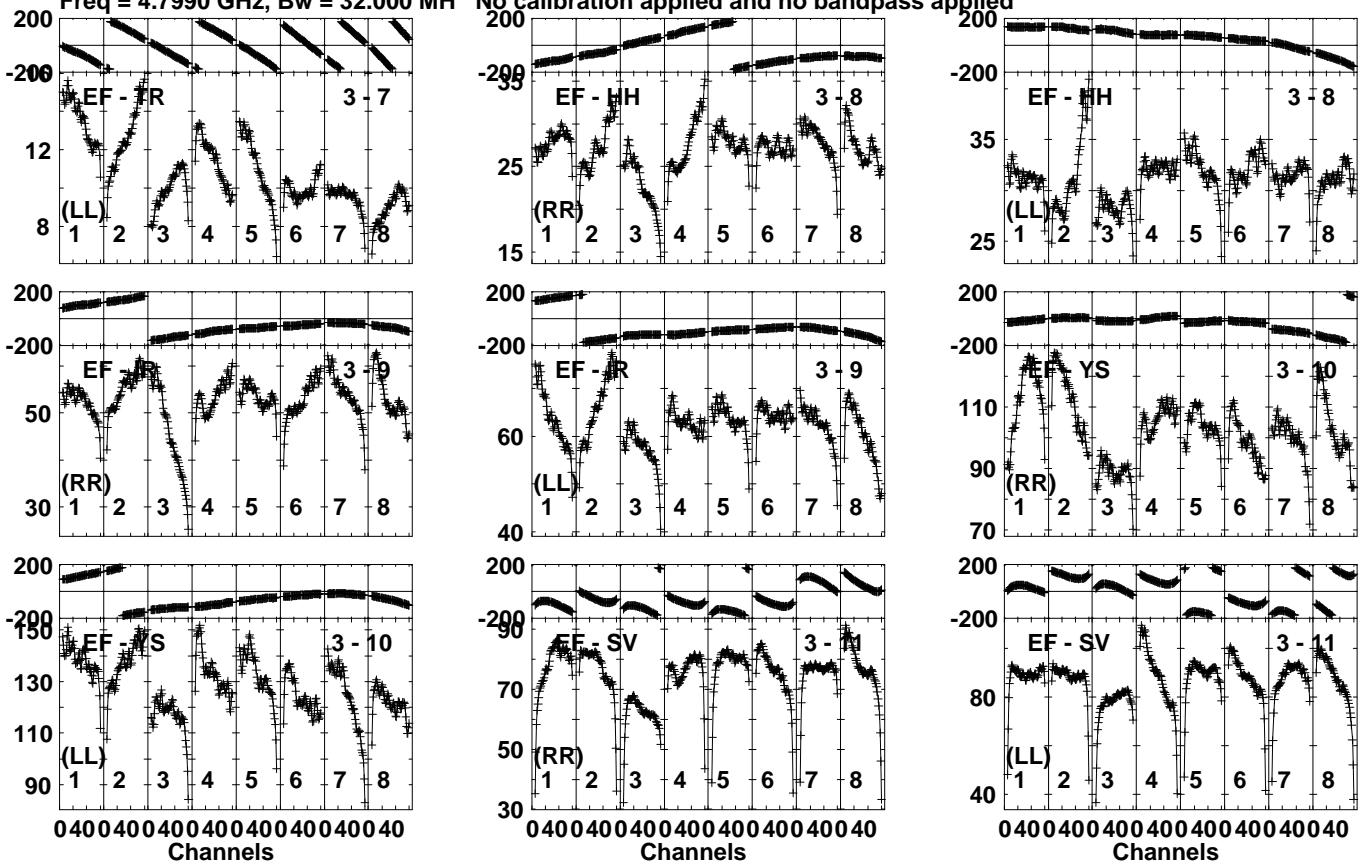


Lower frame: Milli Ampl Jy Top frame: Phas deg
Vector averaged cross-power spectrum Several baselines displayed
Timerange: 00/21:25:31 to 00/21:29:59

Plot file version 456 created 19-OCT-2021 14:14:41

3C454.3 RG012G.UVDATA.1

Freq = 4.7990 GHz, Bw = 32.000 MH No calibration applied and no bandpass applied

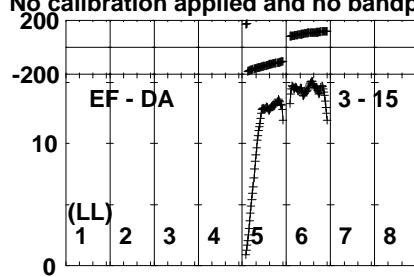
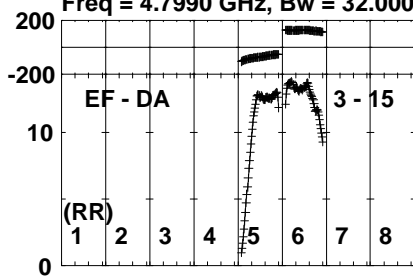


Lower frame: Milli Ampl Jy Top frame: Phas deg
Vector averaged cross-power spectrum Several baselines displayed
Timerange: 00/21:25:31 to 00/21:29:59

Plot file version 457 created 19-OCT-2021 14:14:41

3C454.3 RG012G.UVDATA.1

Freq = 4.7990 GHz, Bw = 32.000 MH No calibration applied and no bandpass applied



Lower frame: Milli Ampl Jy Top frame: Phas deg
Vector averaged cross-power spectrum Several baselines displayed
Timerange: 00/21:25:31 to 00/21:29:59