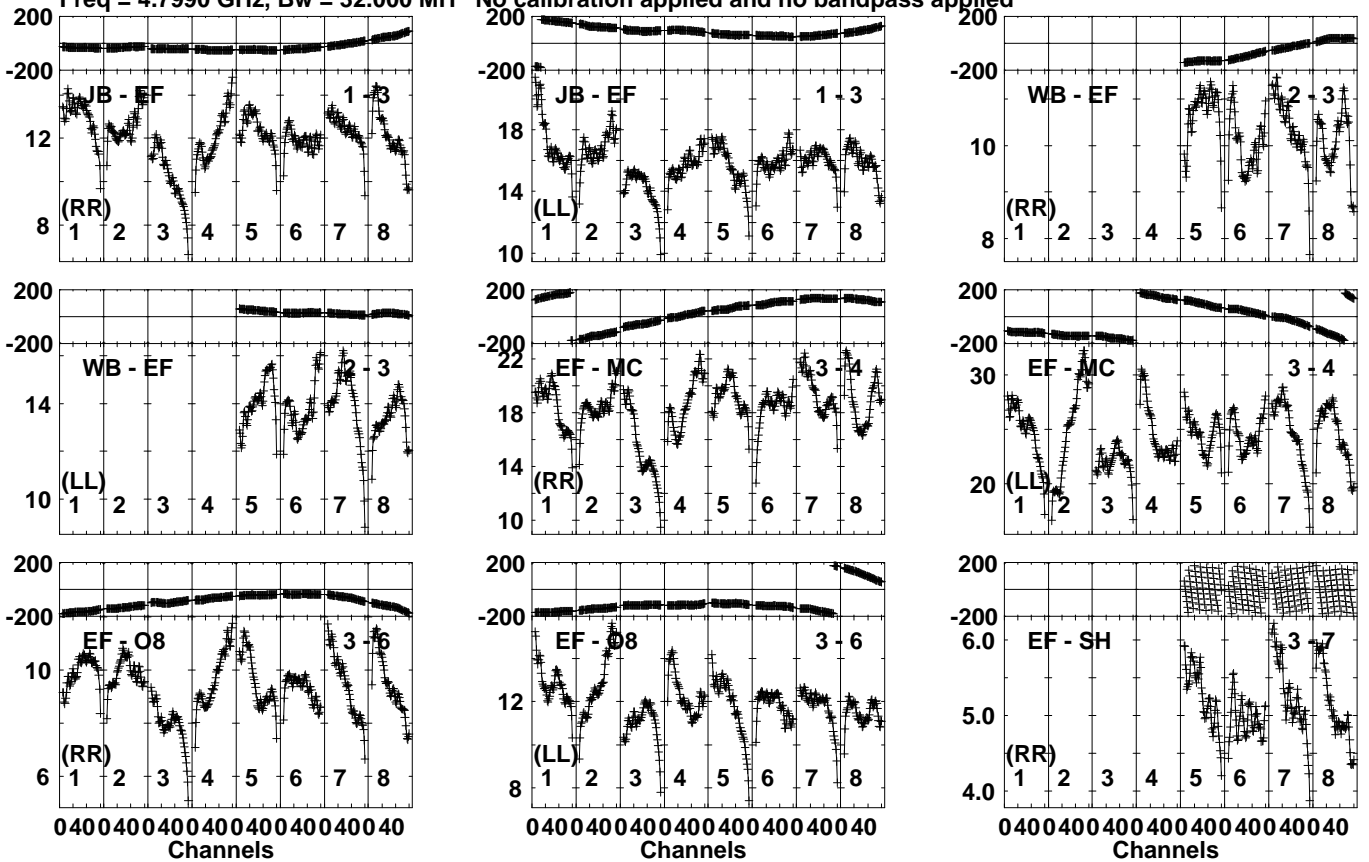


Plot file version 1 created 13-OCT-2021 16:51:42

1749+096 RG012I.UVDATA.1

Freq = 4.7990 GHz, Bw = 32.000 MH No calibration applied and no bandpass applied

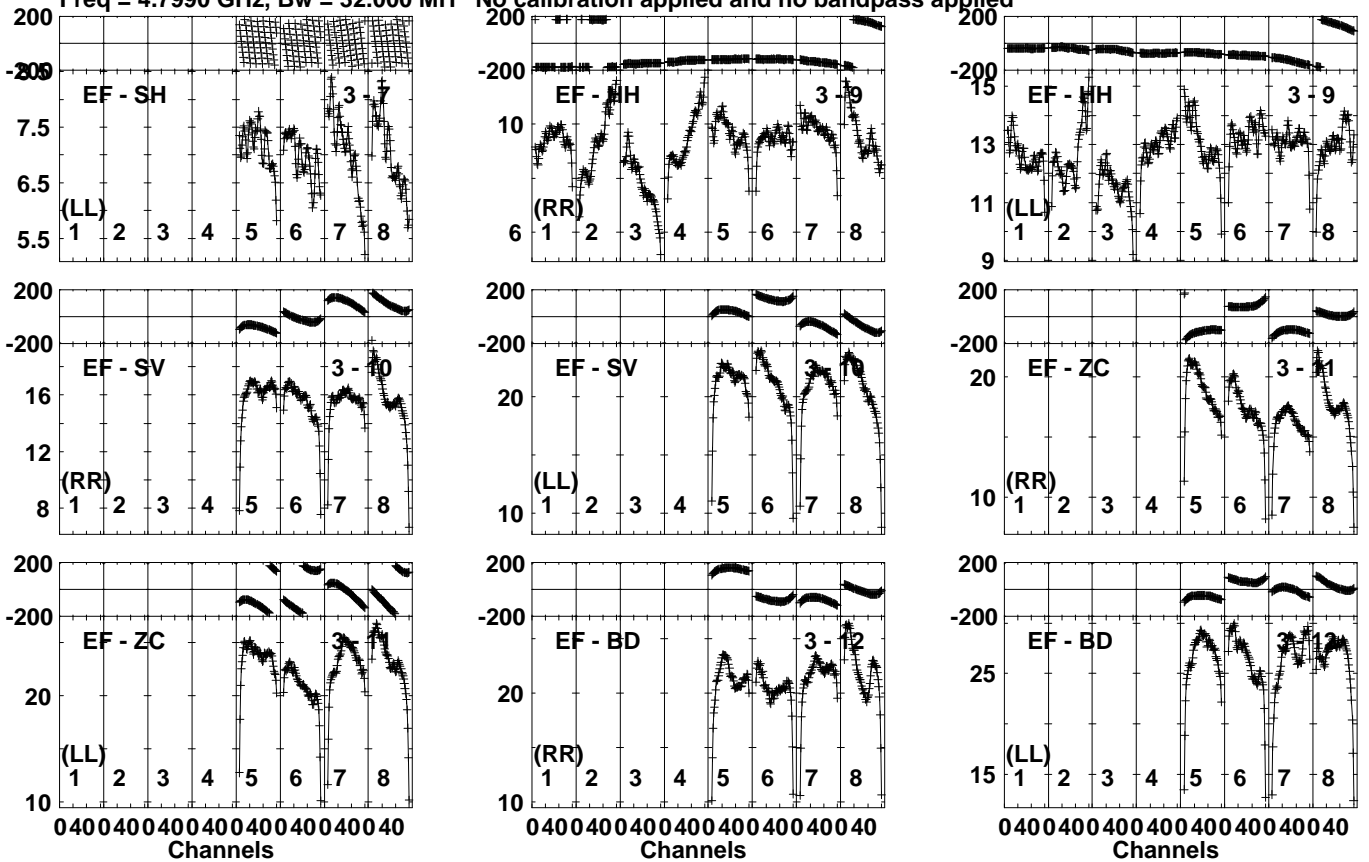


Lower frame: Milli Ampl Jy Top frame: Phas deg
Vector averaged cross-power spectrum Several baselines displayed
Timerange: 00/12:30:11 to 00/12:34:00

Plot file version 2 created 13-OCT-2021 16:51:43

1749+096 RG012I.UVDATA.1

Freq = 4.7990 GHz, Bw = 32.000 MH No calibration applied and no bandpass applied

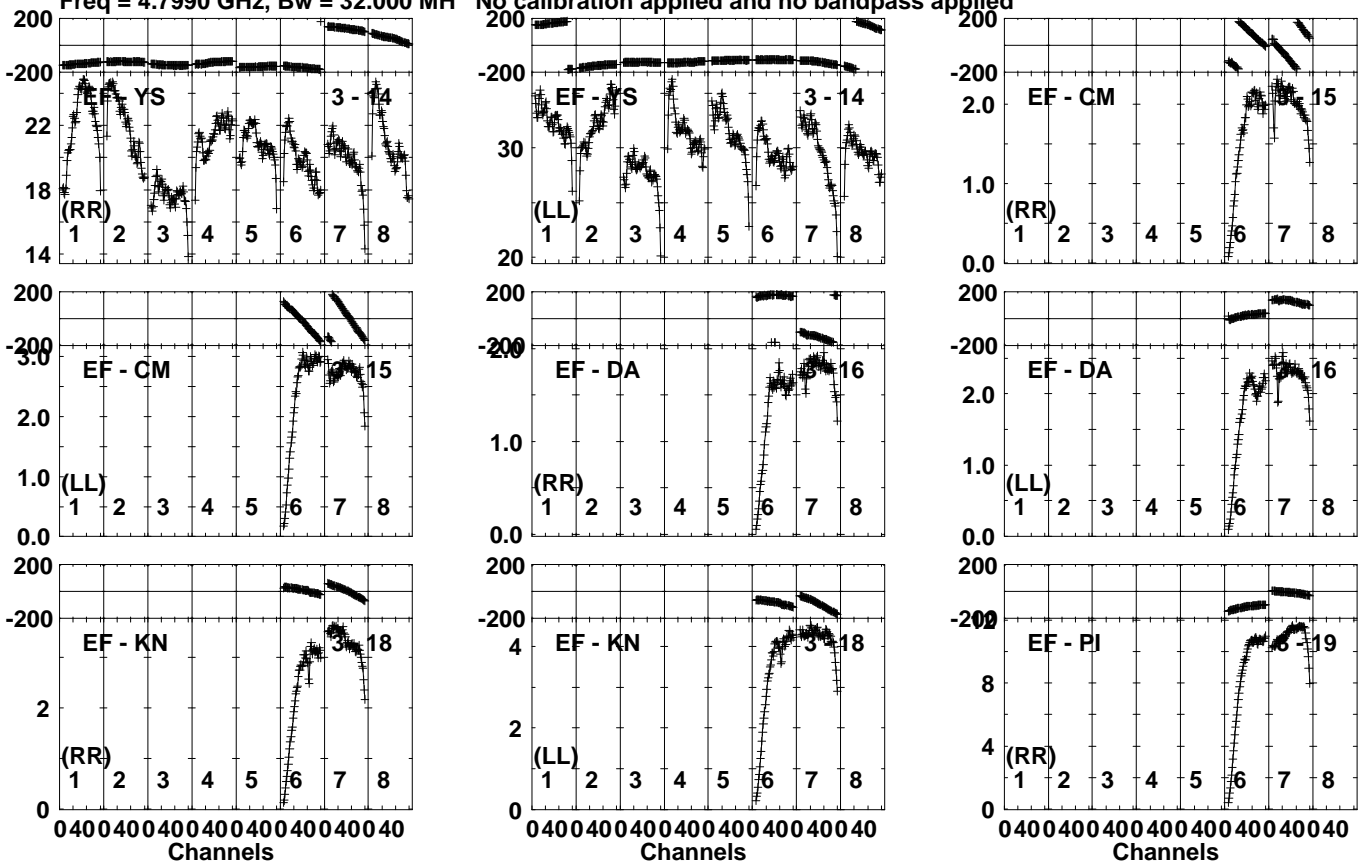


Lower frame: Milli Ampl Jy Top frame: Phas deg
Vector averaged cross-power spectrum Several baselines displayed
Timerange: 00/12:30:11 to 00/12:34:00

Plot file version 3 created 13-OCT-2021 16:51:44

1749+096 RG012I.UVDATA.1

Freq = 4.7990 GHz, Bw = 32.000 MH No calibration applied and no bandpass applied

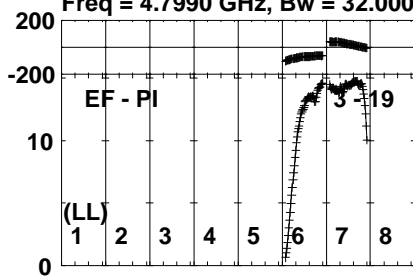


Lower frame: Milli Ampl Jy Top frame: Phas deg
Vector averaged cross-power spectrum Several baselines displayed
Timerange: 00/12:30:11 to 00/12:34:00

Plot file version 4 created 13-OCT-2021 16:51:44

1749+096 RG012I.UVDATA.1

Freq = 4.7990 GHz, Bw = 32.000 MH No calibration applied and no bandpass applied



Lower frame: Milli Ampl Jy Top frame: Phas deg

Vector averaged cross-power spectrum Several baselines displayed

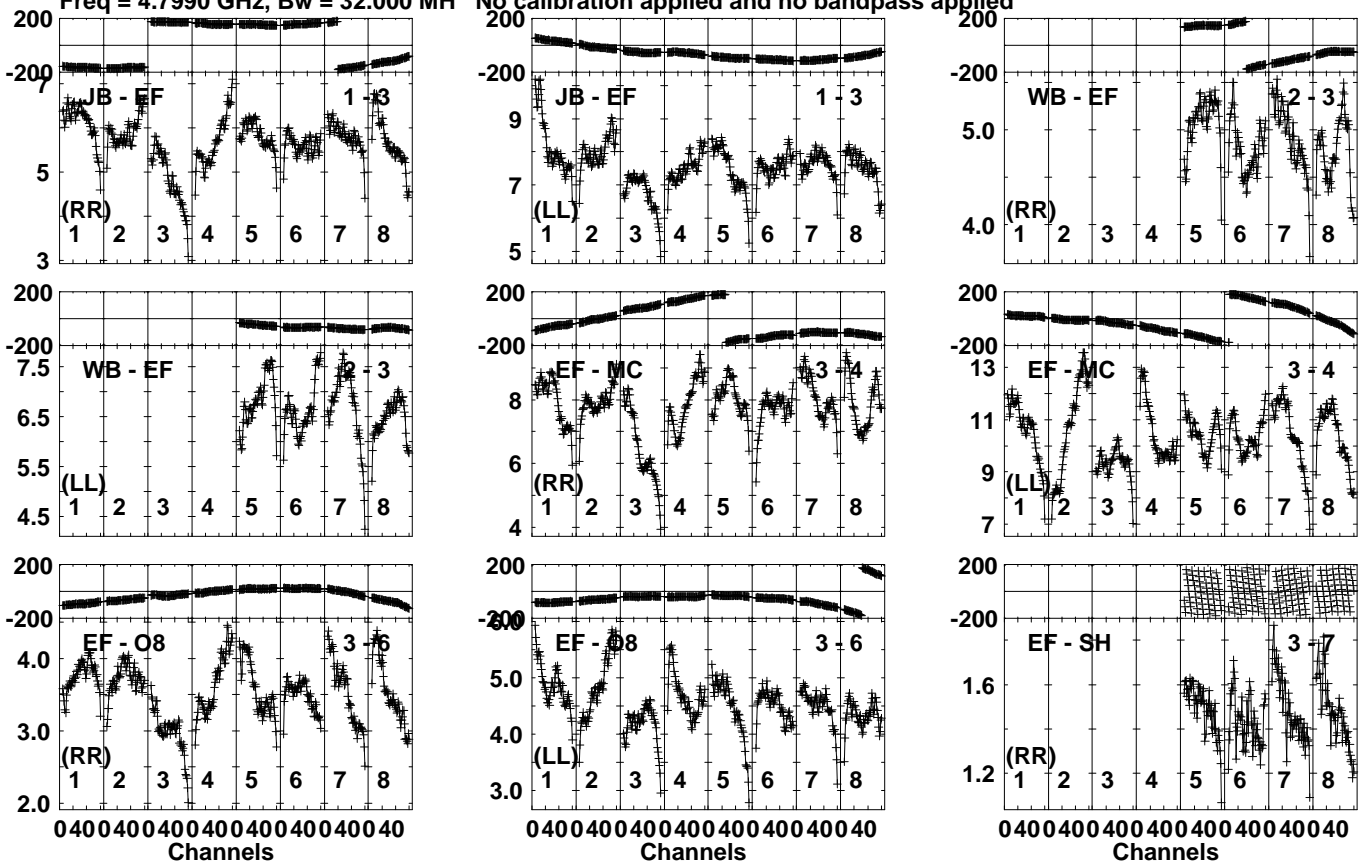
Timerange: 00/12:30:11 to 00/12:34:00

Plot file version 5 created 13-OCT-2021 16:51:45

J1745-0753 RG0121.UVDATA.1

Freq = 4.7990 GHz, Bw = 32.000 MH

No calibration applied and no bandpass applied



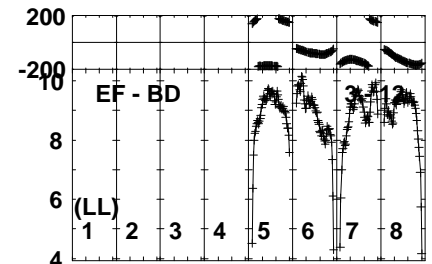
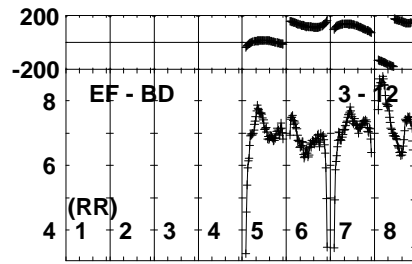
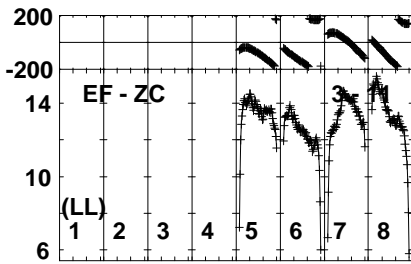
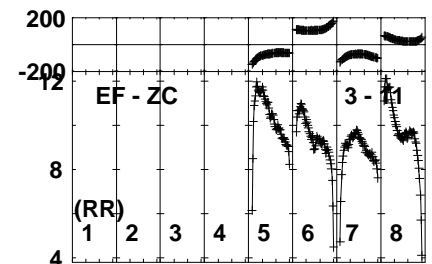
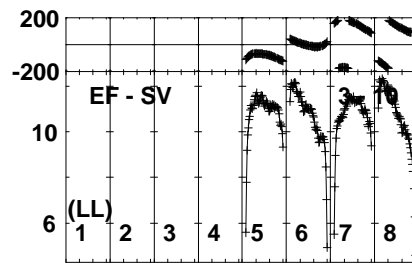
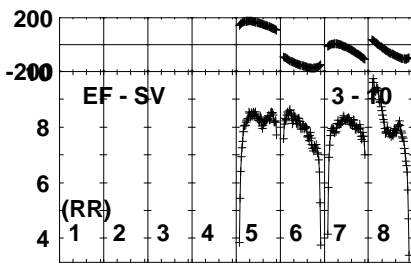
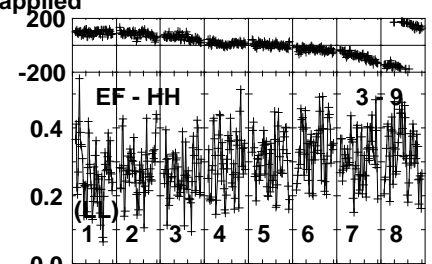
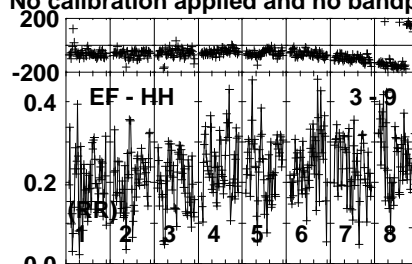
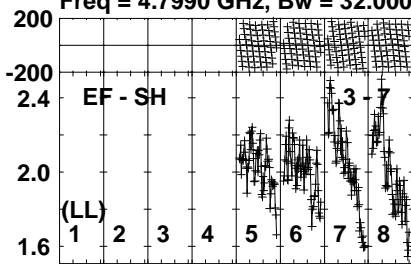
Lower frame: Milli Ampl Jy Top frame: Phas deg
 Vector averaged cross-power spectrum Several baselines displayed
 Timerange: 00/12:36:00 to 00/12:37:59

Plot file version 6 created 13-OCT-2021 16:51:45

J1745-0753 RG0121.UVDATA.1

Freq = 4.7990 GHz, Bw = 32.000 MH

No calibration applied and no bandpass applied



Lower frame: Milli Ampl Jy Top frame: Phas deg

Vector averaged cross-power spectrum Several baselines displayed

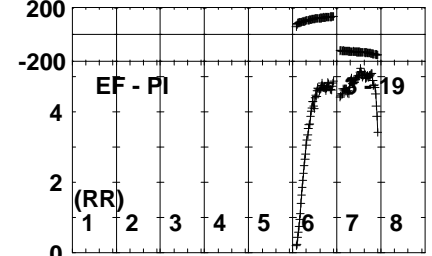
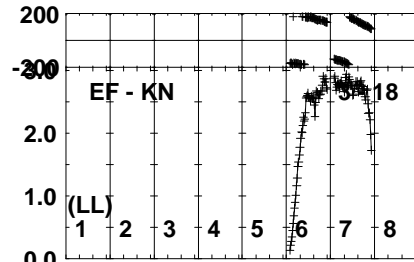
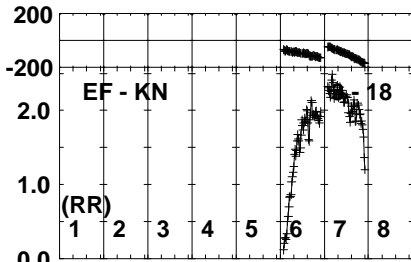
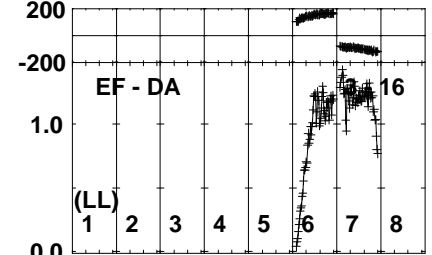
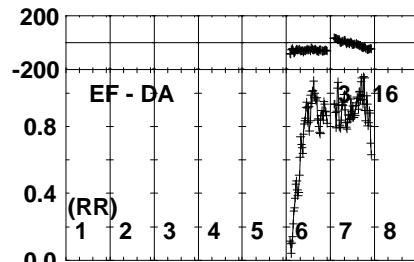
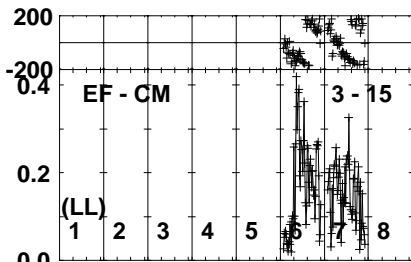
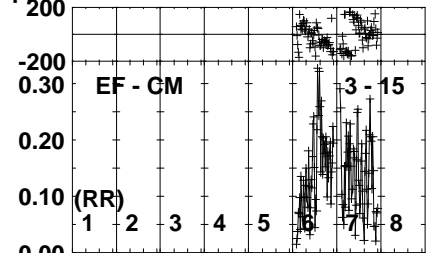
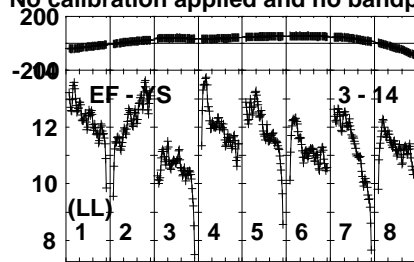
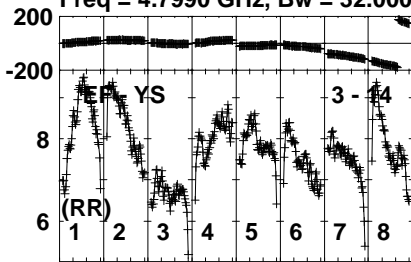
Timerange: 00/12:36:00 to 00/12:37:59

Plot file version 7 created 13-OCT-2021 16:51:45

J1745-0753 RG0121.UVDATA.1

Freq = 4.7990 GHz, Bw = 32.000 MH

No calibration applied and no bandpass applied

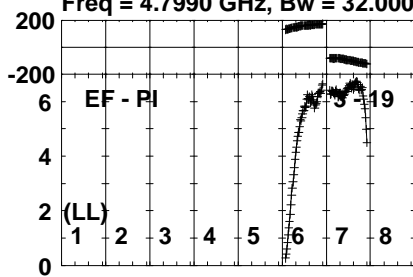


Lower frame: Milli Ampl Jy Top frame: Phas deg
 Vector averaged cross-power spectrum Several baselines displayed
 Timerange: 00/12:36:00 to 00/12:37:59

Plot file version 8 created 13-OCT-2021 16:51:46

J1745-0753 RG0121.UVDATA.1

Freq = 4.7990 GHz, Bw = 32.000 MH No calibration applied and no bandpass applied



Lower frame: Milli Ampl Jy Top frame: Phas deg

Vector averaged cross-power spectrum Several baselines displayed

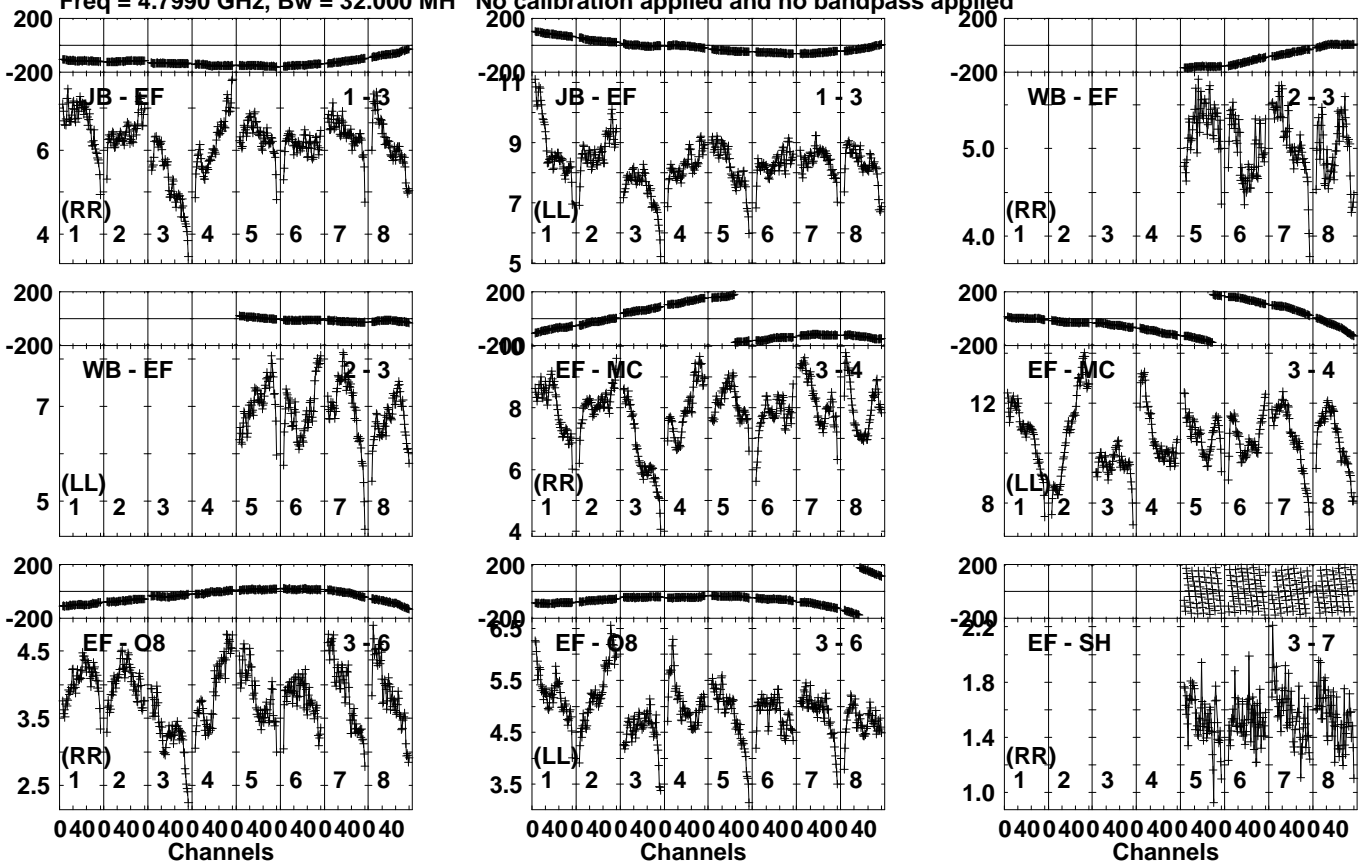
Timerange: 00/12:36:00 to 00/12:37:59

Plot file version 9 created 13-OCT-2021 16:51:46

J1745-0753 RG0121.UVDATA.1

Freq = 4.7990 GHz, Bw = 32.000 MH

No calibration applied and no bandpass applied

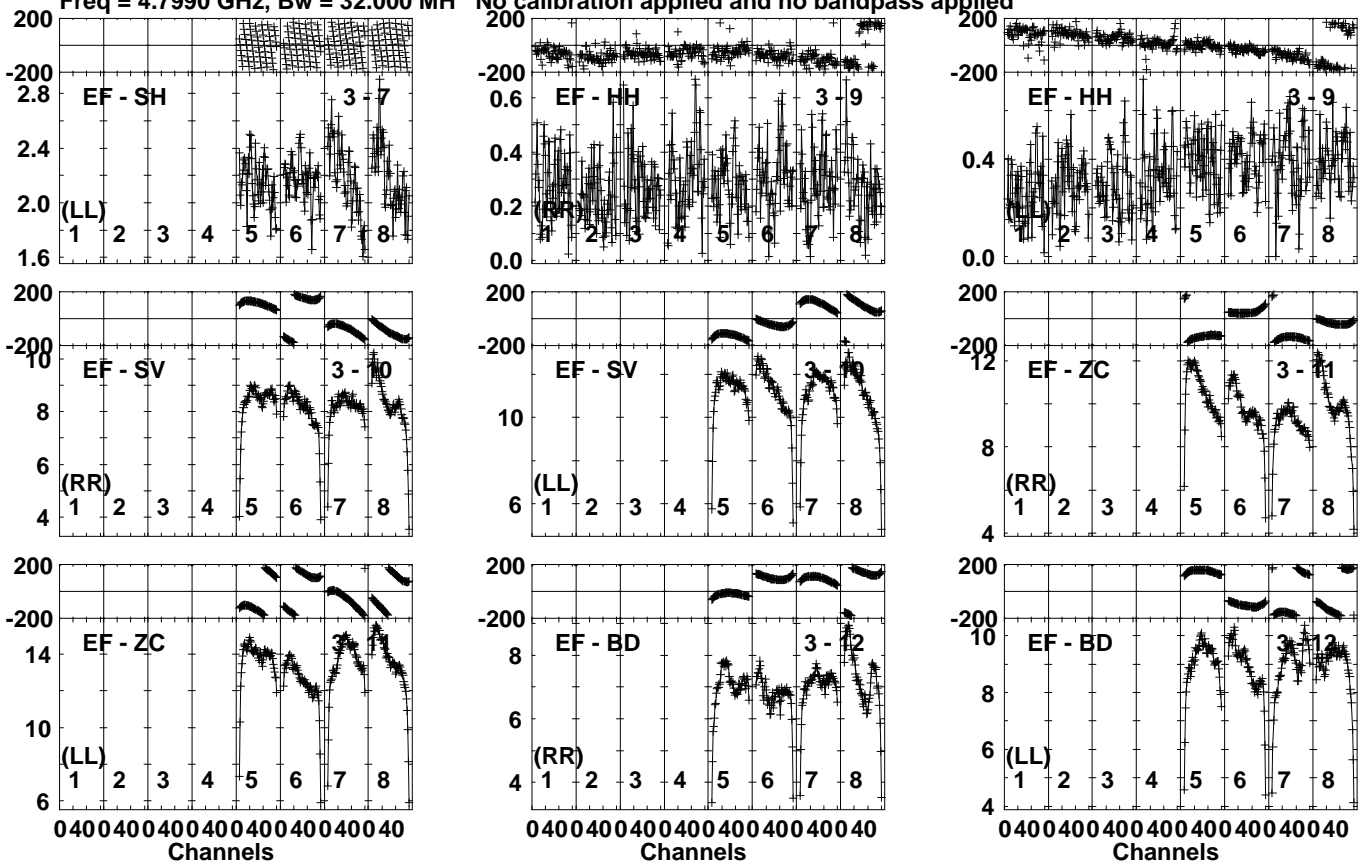


Lower frame: Milli Ampl Jy Top frame: Phas deg
Vector averaged cross-power spectrum Several baselines displayed
Timerange: 00/12:38:40 to 00/12:39:19

Plot file version 10 created 13-OCT-2021 16:51:46

J1745-0753 RG0121.UVDATA.1

Freq = 4.7990 GHz, Bw = 32.000 MH No calibration applied and no bandpass applied



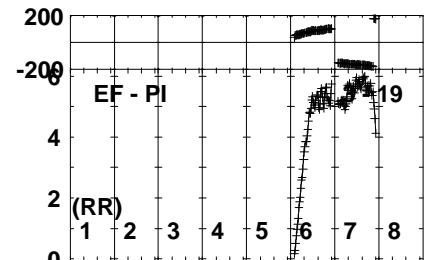
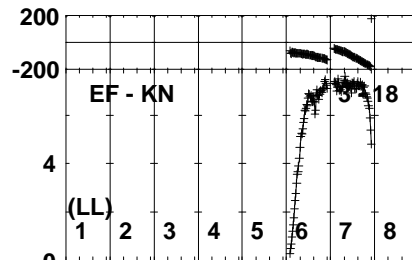
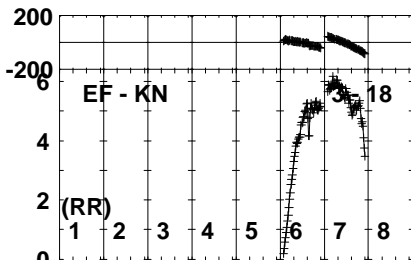
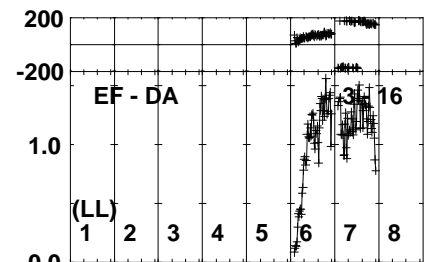
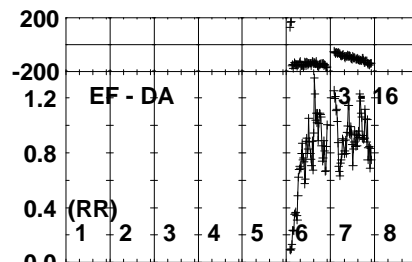
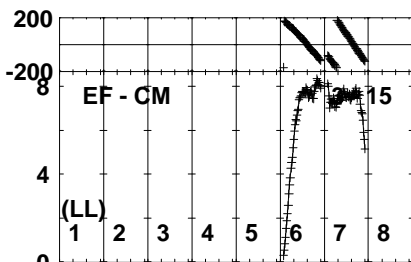
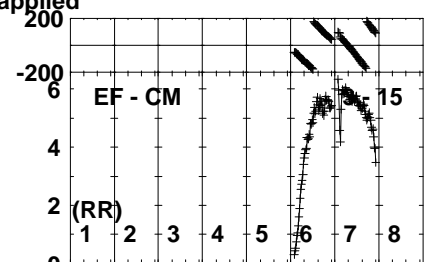
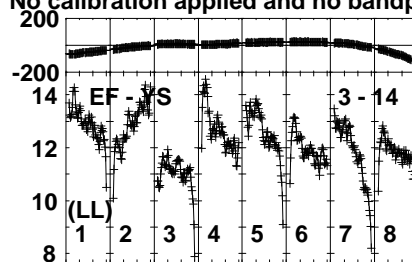
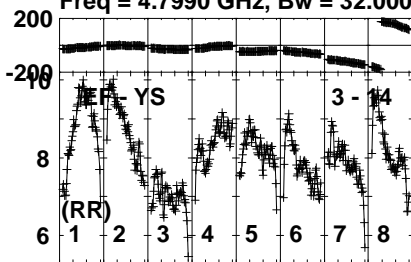
Lower frame: Milli Ampl Jy Top frame: Phas deg
Vector averaged cross-power spectrum Several baselines displayed
Timerange: 00/12:38:40 to 00/12:39:19

Plot file version 11 created 13-OCT-2021 16:51:47

J1745-0753 RG0121.UVDATA.1

Freq = 4.7990 GHz, Bw = 32.000 MH

No calibration applied and no bandpass applied

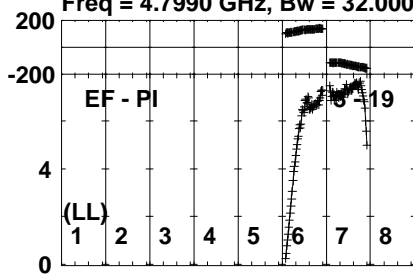


Lower frame: Milli Ampl Jy Top frame: Phas deg
Vector averaged cross-power spectrum Several baselines displayed
Timerange: 00/12:38:40 to 00/12:39:19

Plot file version 12 created 13-OCT-2021 16:51:47

J1745-0753 RG0121.UVDATA.1

Freq = 4.7990 GHz, Bw = 32.000 MH No calibration applied and no bandpass applied



Lower frame: Milli Ampl Jy Top frame: Phas deg

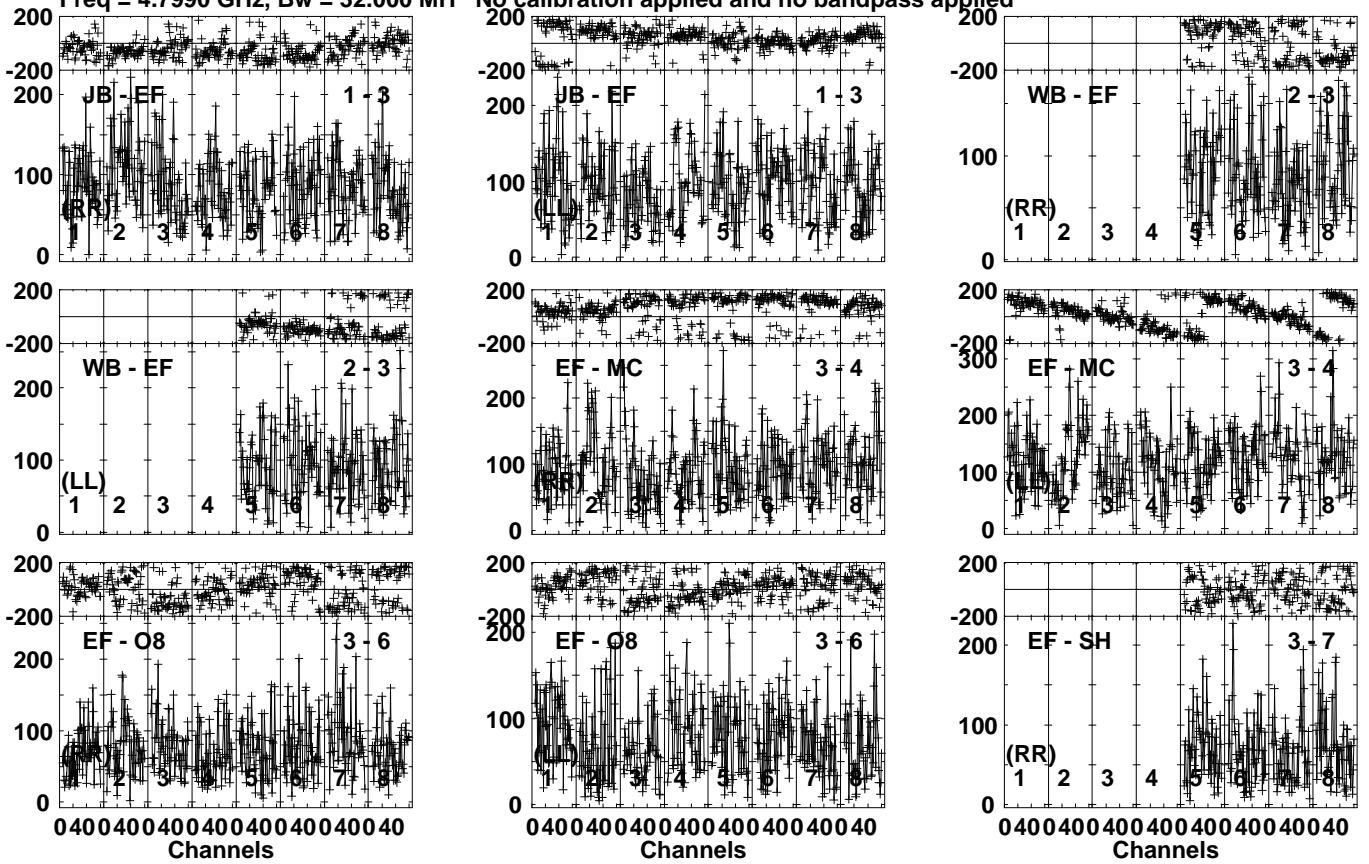
Vector averaged cross-power spectrum Several baselines displayed

Timerange: 00/12:38:40 to 00/12:39:19

Plot file version 13 created 13-OCT-2021 16:51:47

VLASS1 RG0121.UVDATA.1

Freq = 4.7990 GHz, Bw = 32.000 MH No calibration applied and no bandpass applied

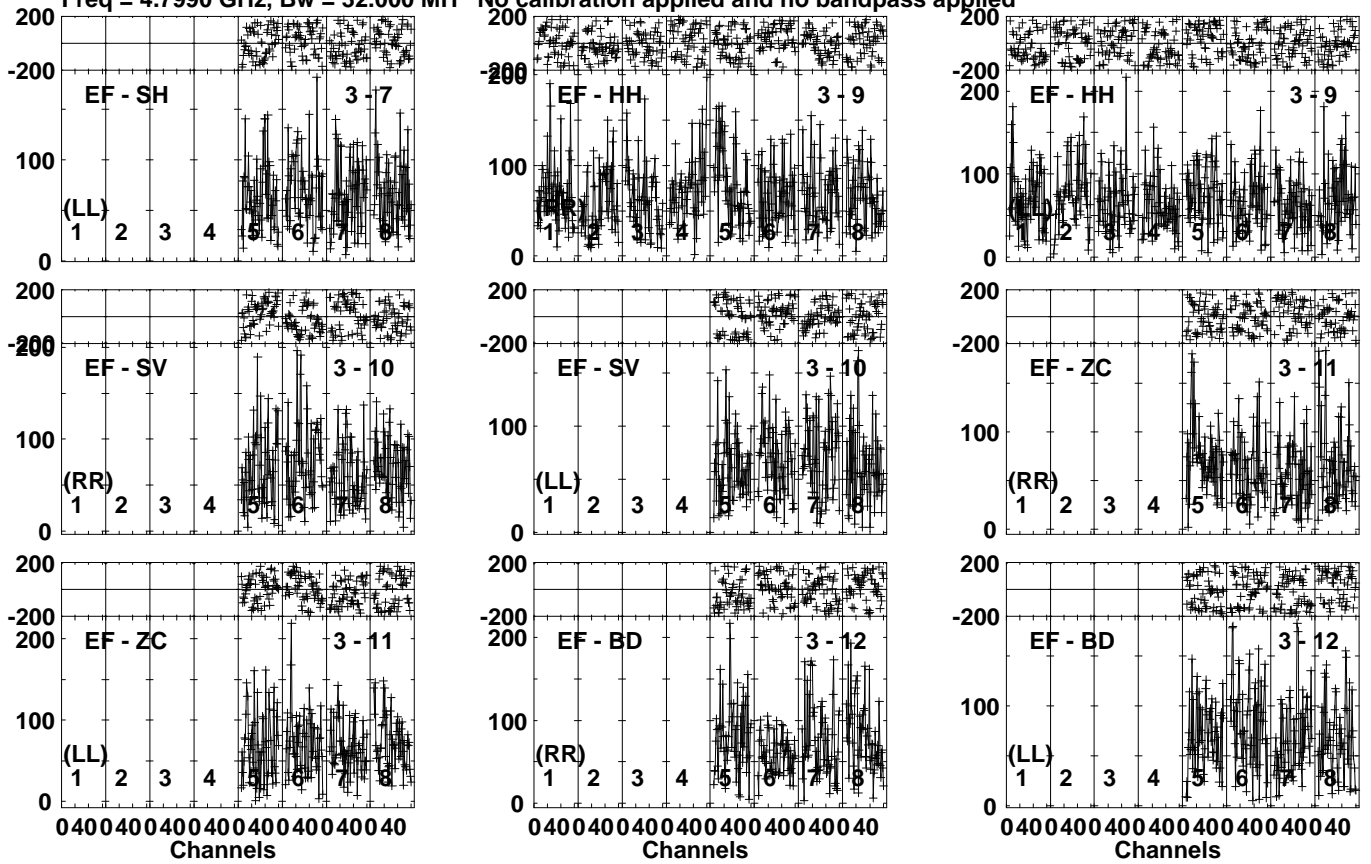


Lower frame: Micro Ampl Jy Top frame: Phas deg
Vector averaged cross-power spectrum Several baselines displayed
Timerange: 00/12:39:40 to 00/12:43:49

Plot file version 14 created 13-OCT-2021 16:51:48

VLASS1 RG0121.UVDATA.1

Freq = 4.7990 GHz, Bw = 32.000 MH No calibration applied and no bandpass applied

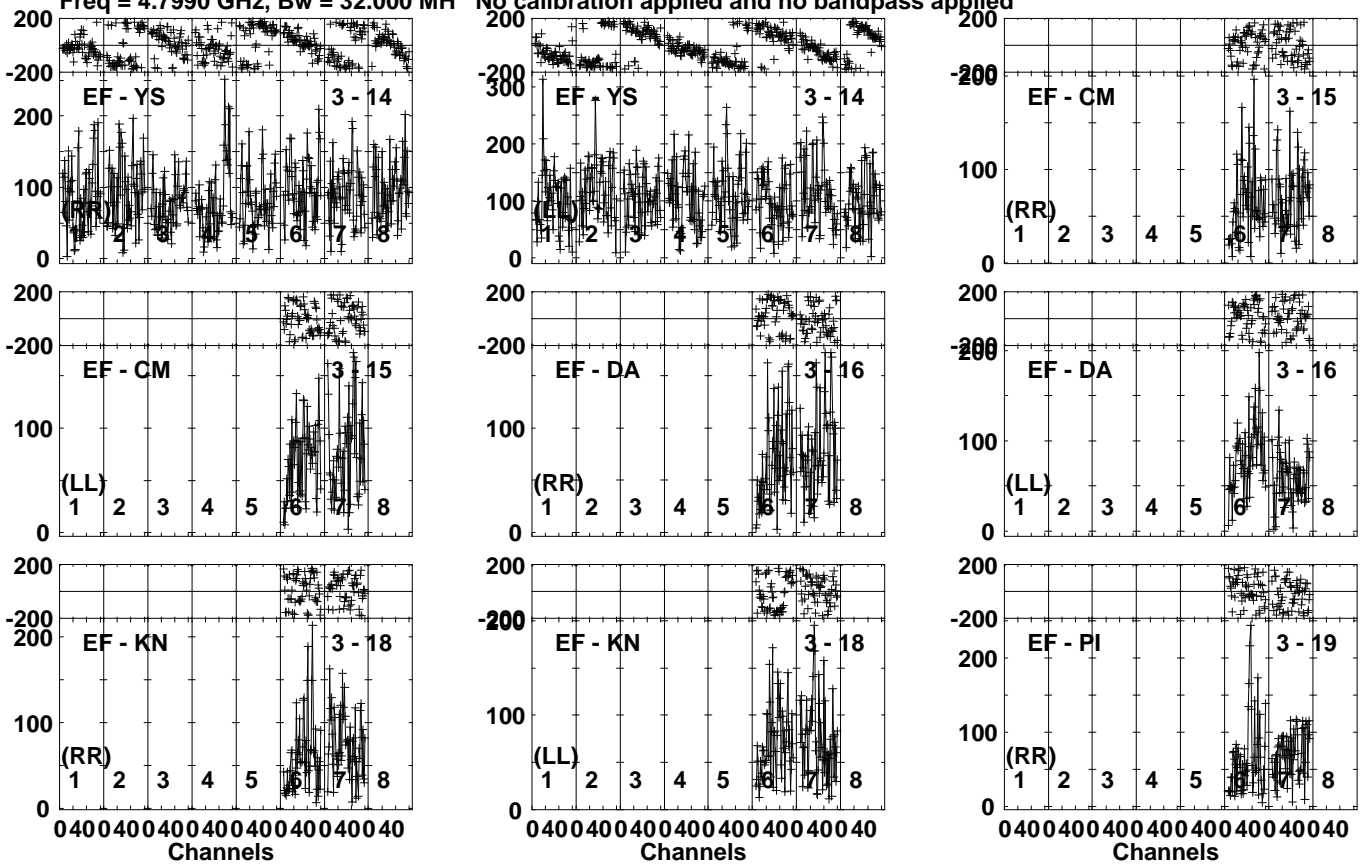


Lower frame: Micro Ampl Jy Top frame: Phas deg
Vector averaged cross-power spectrum Several baselines displayed
Timerange: 00/12:39:40 to 00/12:43:49

Plot file version 15 created 13-OCT-2021 16:51:49

VLASS1 RG0121.UVDATA.1

Freq = 4.7990 GHz, Bw = 32.000 MH No calibration applied and no bandpass applied

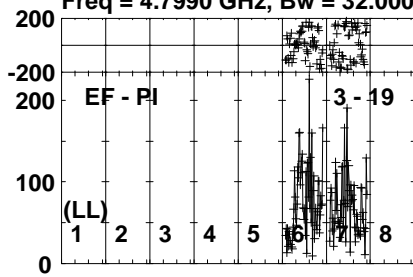


Lower frame: Micro Ampl Jy Top frame: Phas deg
Vector averaged cross-power spectrum Several baselines displayed
Timerange: 00/12:39:40 to 00/12:43:49

Plot file version 16 created 13-OCT-2021 16:51:49

VLASS1 RG0121.UVDATA.1

Freq = 4.7990 GHz, Bw = 32.000 MH No calibration applied and no bandpass applied



Lower frame: Micro Ampl Jy Top frame: Phas deg

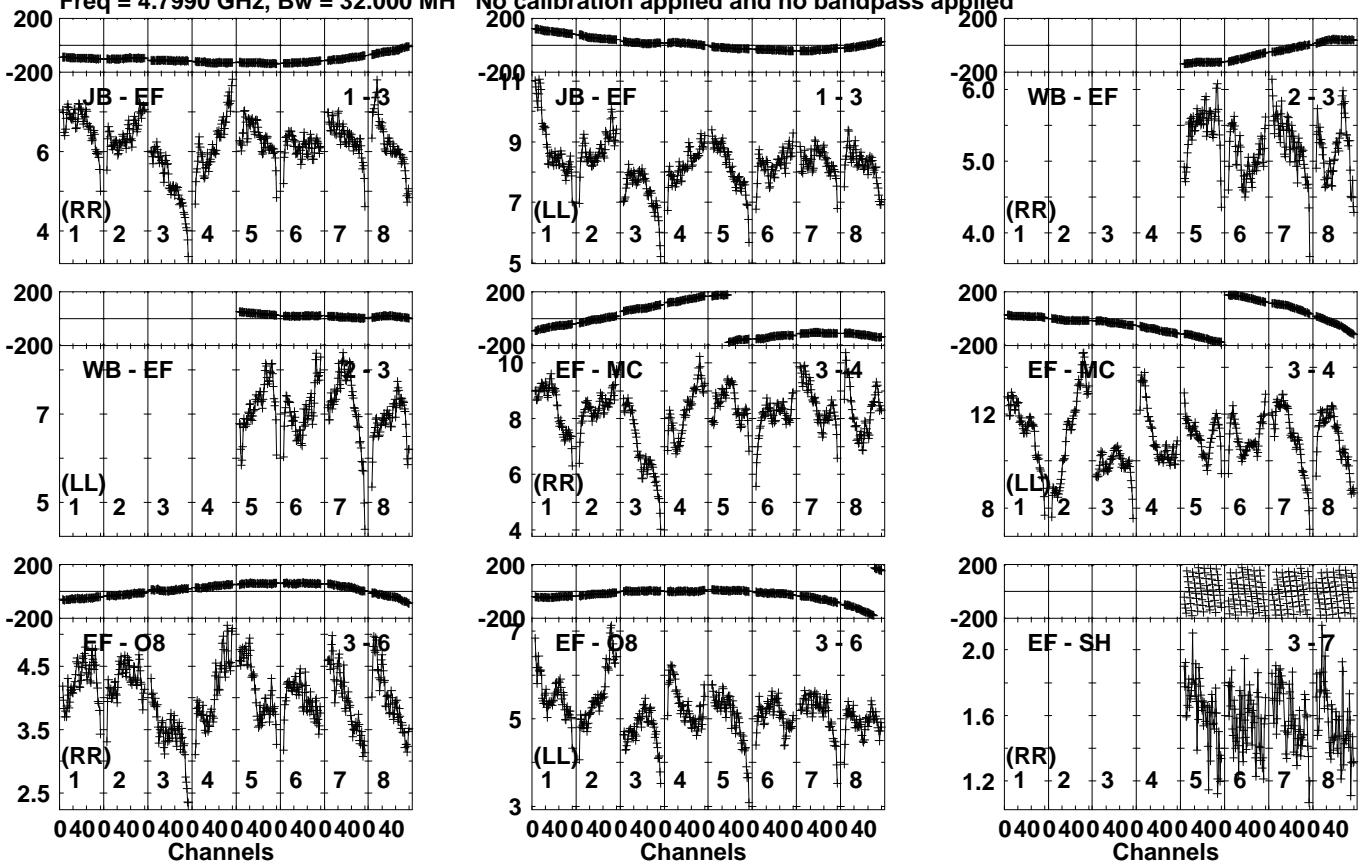
Vector averaged cross-power spectrum Several baselines displayed

Timerange: 00/12:39:40 to 00/12:43:49

Plot file version 17 created 13-OCT-2021 16:51:49

J1745-0753 RG0121.UVDATA.1

Freq = 4.7990 GHz, Bw = 32.000 MH No calibration applied and no bandpass applied



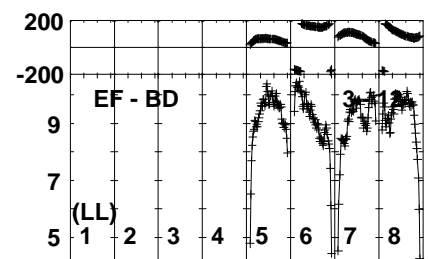
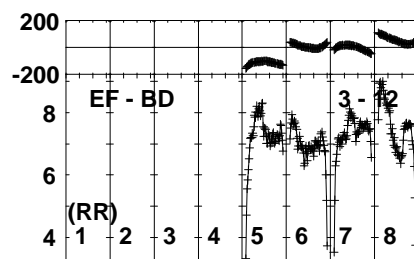
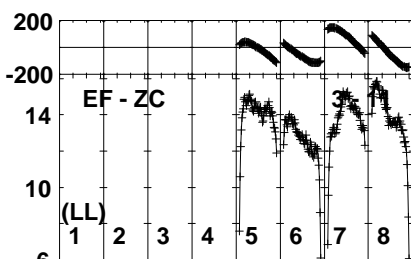
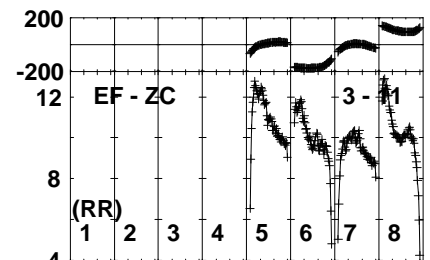
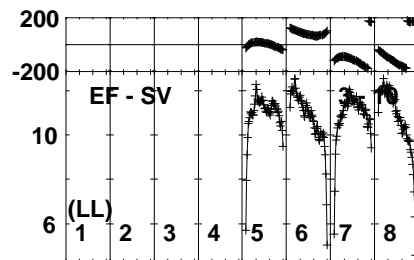
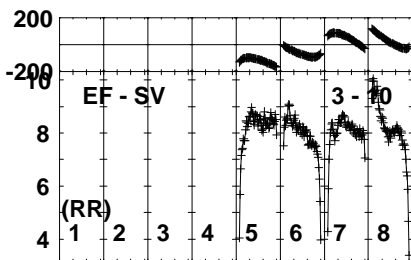
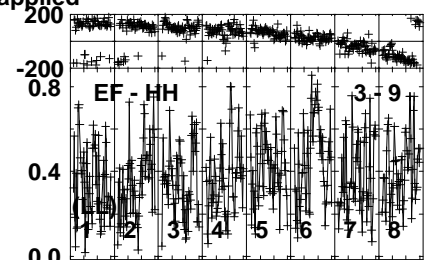
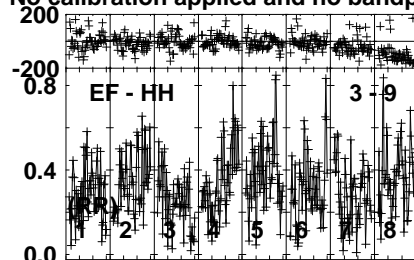
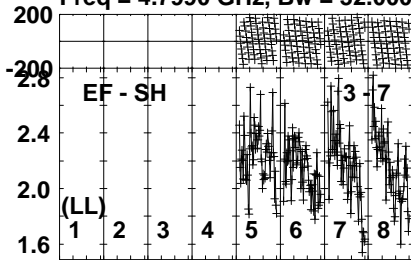
Lower frame: Milli Ampl Jy Top frame: Phas deg
Vector averaged cross-power spectrum Several baselines displayed
Timerange: 00/12:44:10 to 00/12:45:00

Plot file version 18 created 13-OCT-2021 16:51:50

J1745-0753 RG0121.UVDATA.1

Freq = 4.7990 GHz, Bw = 32.000 MH

No calibration applied and no bandpass applied



Lower frame: Milli Ampl Jy Top frame: Phas deg

Vector averaged cross-power spectrum Several baselines displayed

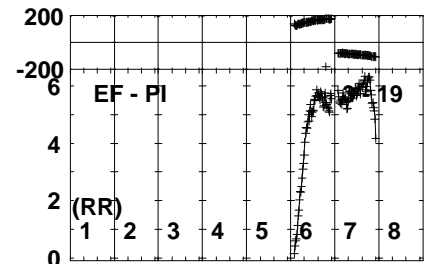
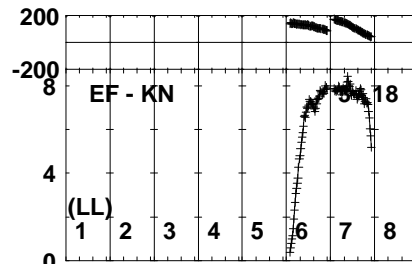
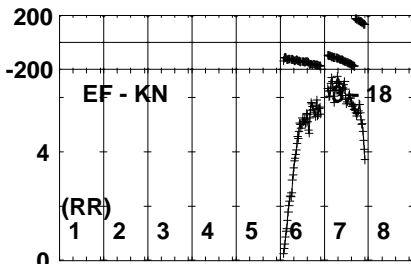
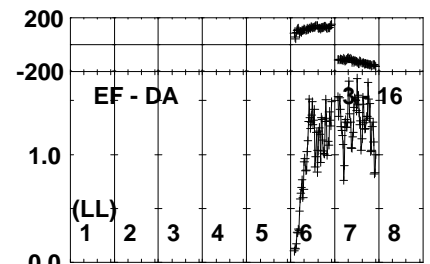
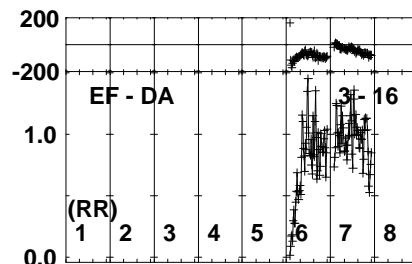
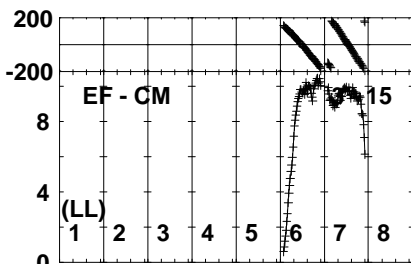
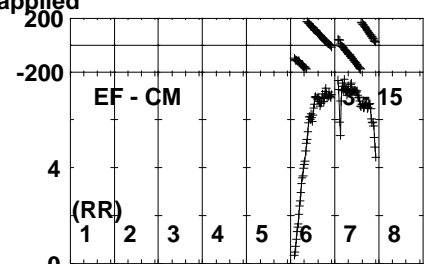
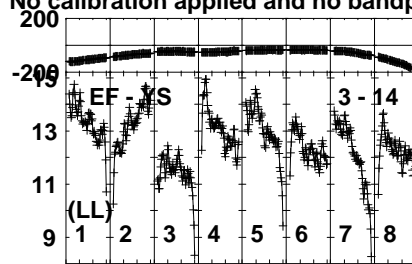
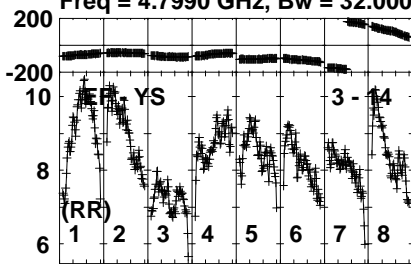
Timerange: 00/12:44:10 to 00/12:45:00

Plot file version 19 created 13-OCT-2021 16:51:51

J1745-0753 RG0121.UVDATA.1

Freq = 4.7990 GHz, Bw = 32.000 MH

No calibration applied and no bandpass applied

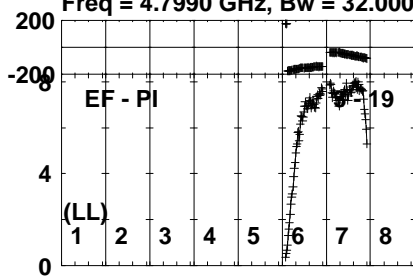


Lower frame: Milli Ampl Jy Top frame: Phas deg
Vector averaged cross-power spectrum Several baselines displayed
Timerange: 00/12:44:10 to 00/12:45:00

Plot file version 20 created 13-OCT-2021 16:51:51

J1745-0753 RG0121.UVDATA.1

Freq = 4.7990 GHz, Bw = 32.000 MH No calibration applied and no bandpass applied



Lower frame: Milli Ampl Jy Top frame: Phas deg

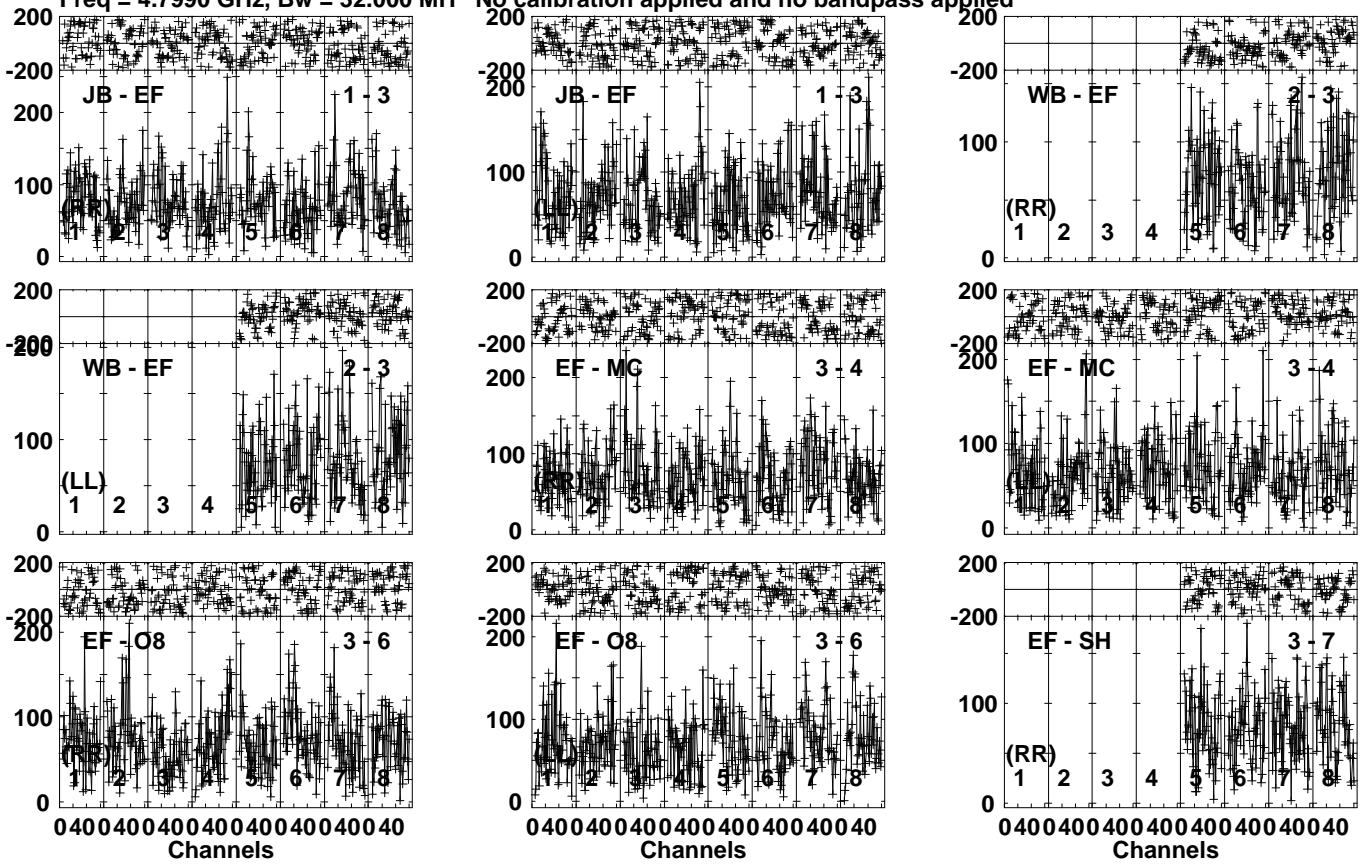
Vector averaged cross-power spectrum Several baselines displayed

Timerange: 00/12:44:10 to 00/12:45:00

Plot file version 21 created 13-OCT-2021 16:51:51

RSOPH RG012I.UVDATA.1

Freq = 4.7990 GHz, Bw = 32.000 MH No calibration applied and no bandpass applied

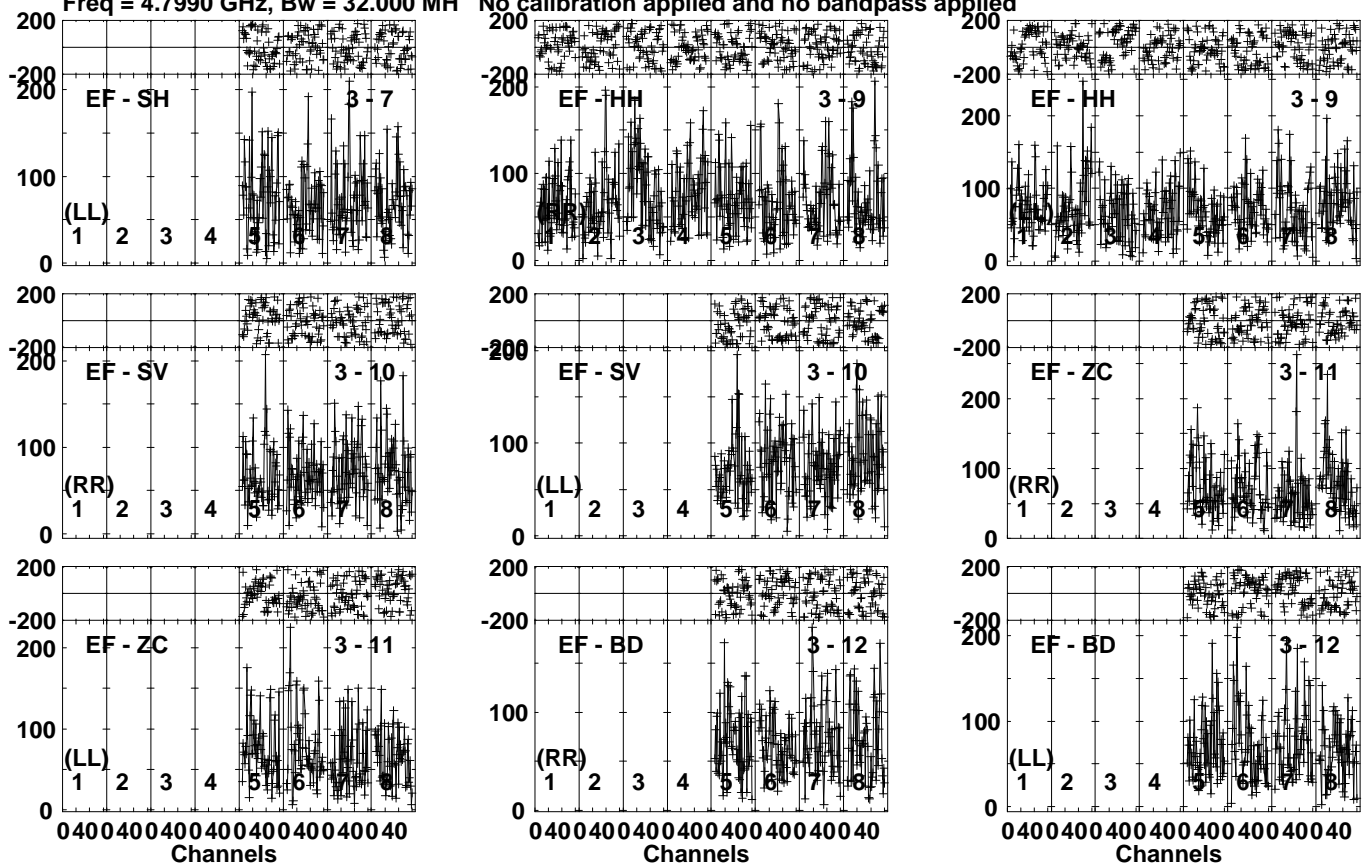


Lower frame: Micro Ampl Jy Top frame: Phas deg
Vector averaged cross-power spectrum Several baselines displayed
Timerange: 00/12:45:20 to 00/12:49:30

Plot file version 22 created 13-OCT-2021 16:51:52

RSOPH RG012I.UVDATA.1

Freq = 4.7990 GHz, Bw = 32.000 MH No calibration applied and no bandpass applied

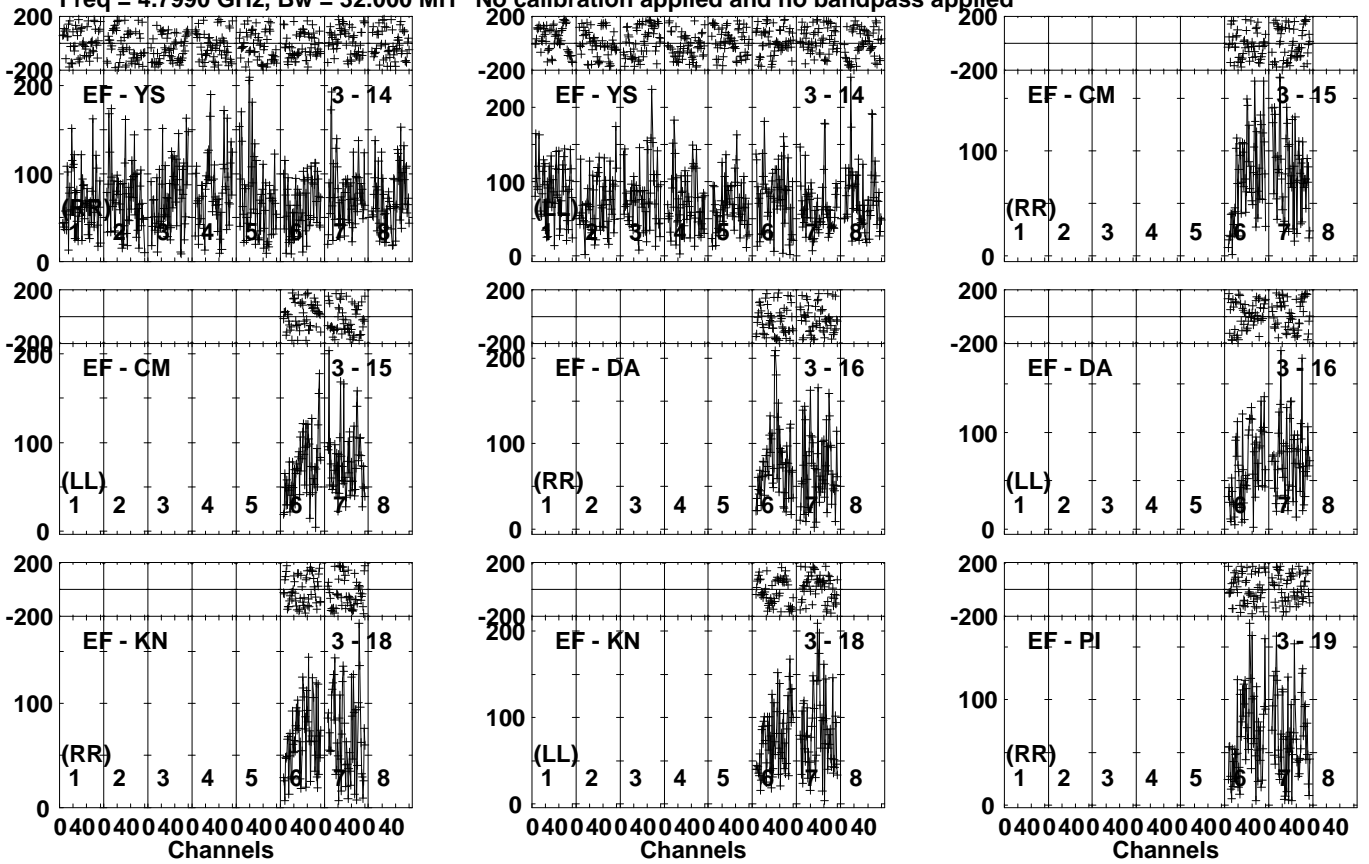


Lower frame: Micro Ampl Jy Top frame: Phas deg
Vector averaged cross-power spectrum Several baselines displayed
Timerange: 00/12:45:20 to 00/12:49:30

Plot file version 23 created 13-OCT-2021 16:51:53

RSOPH RG012I.UVDATA.1

Freq = 4.7990 GHz, Bw = 32.000 MH No calibration applied and no bandpass applied

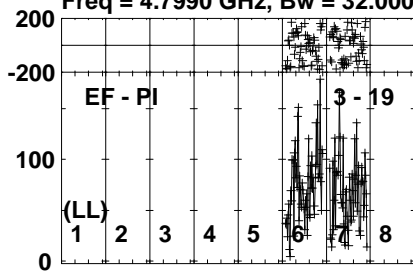


Lower frame: Micro Ampl Jy Top frame: Phas deg
Vector averaged cross-power spectrum Several baselines displayed
Timerange: 00/12:45:20 to 00/12:49:30

Plot file version 24 created 13-OCT-2021 16:51:53

RSOPH RG012I.UVDATA.1

Freq = 4.7990 GHz, Bw = 32.000 MH No calibration applied and no bandpass applied



Lower frame: Micro Ampl Jy Top frame: Phas deg

Vector averaged cross-power spectrum Several baselines displayed

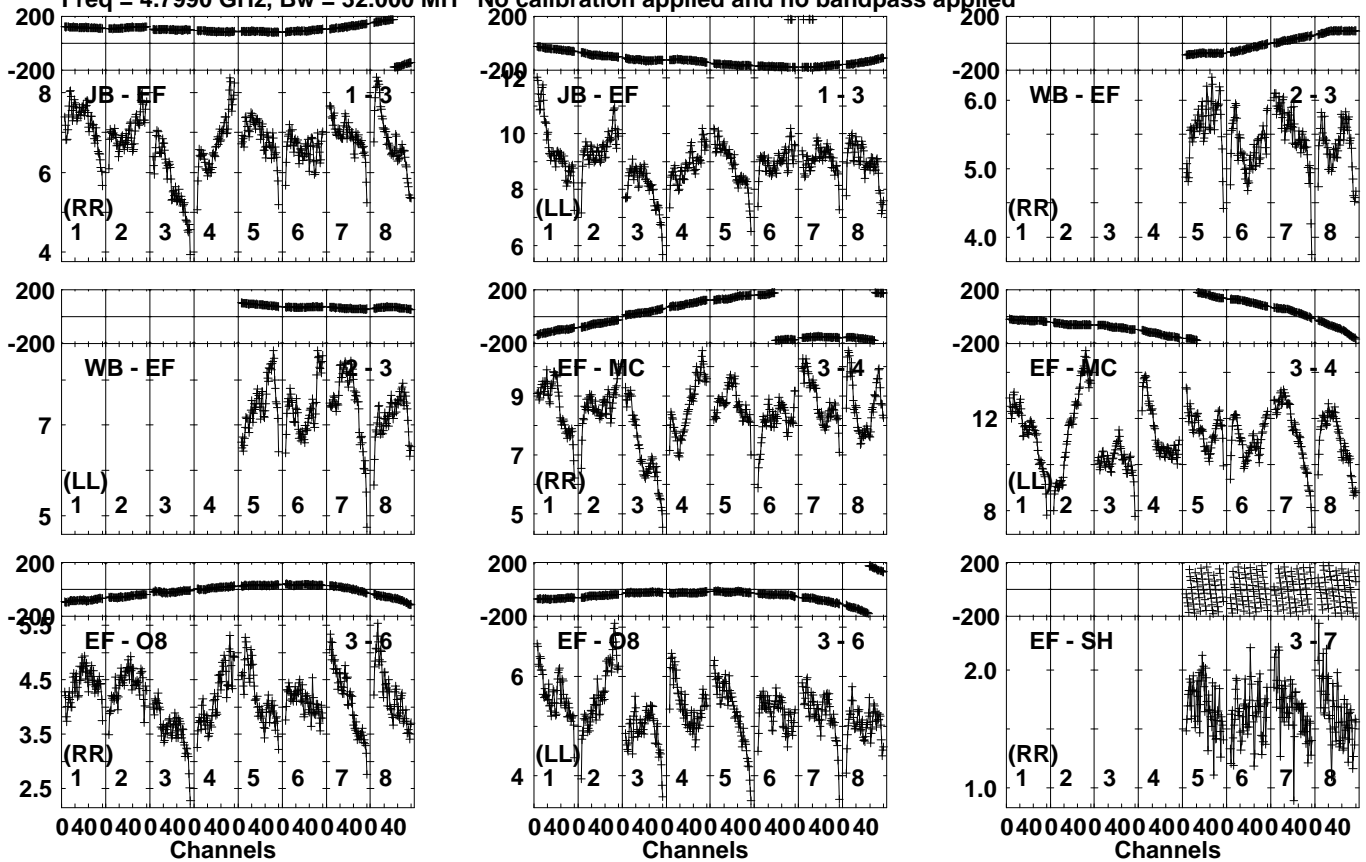
Timerange: 00/12:45:20 to 00/12:49:30

Plot file version 25 created 13-OCT-2021 16:51:54

J1745-0753 RG012I.UVDATA.1

Freq = 4.7990 GHz, Bw = 32.000 MH

No calibration applied and no bandpass applied



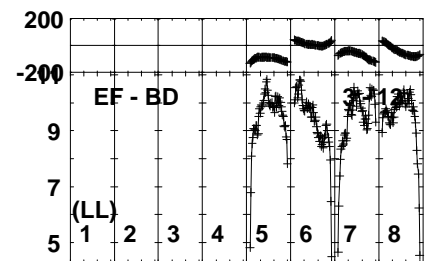
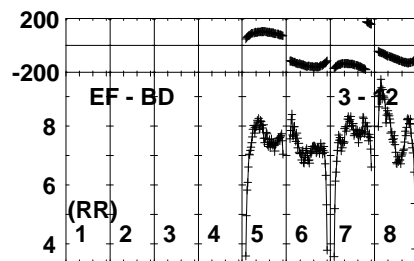
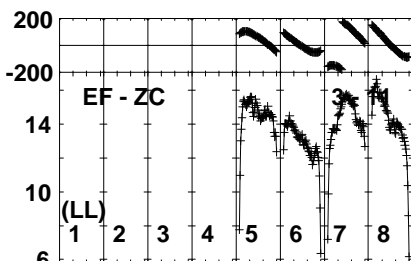
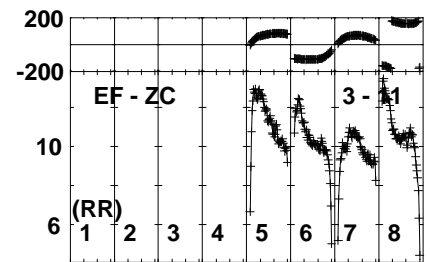
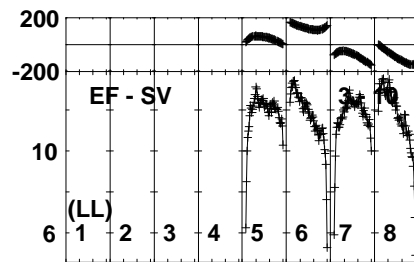
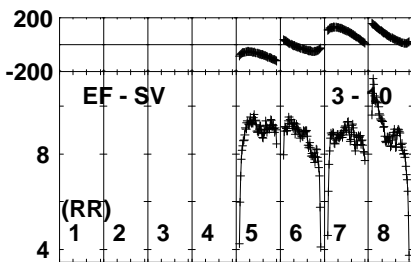
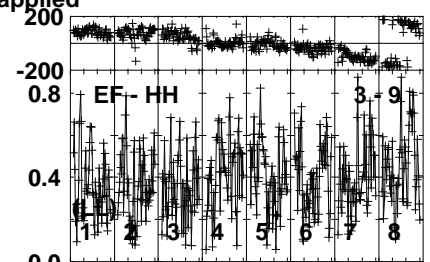
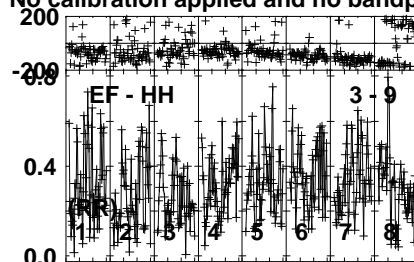
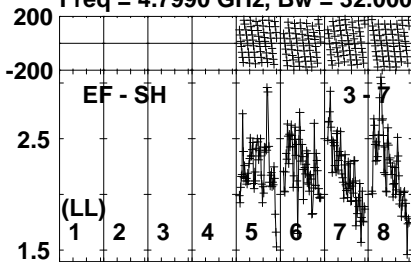
Lower frame: Milli Ampl Jy Top frame: Phas deg
 Vector averaged cross-power spectrum Several baselines displayed
 Timerange: 00/12:50:11 to 00/12:50:49

Plot file version 26 created 13-OCT-2021 16:51:54

J1745-0753 RG0121.UVDATA.1

Freq = 4.7990 GHz, Bw = 32.000 MH

No calibration applied and no bandpass applied



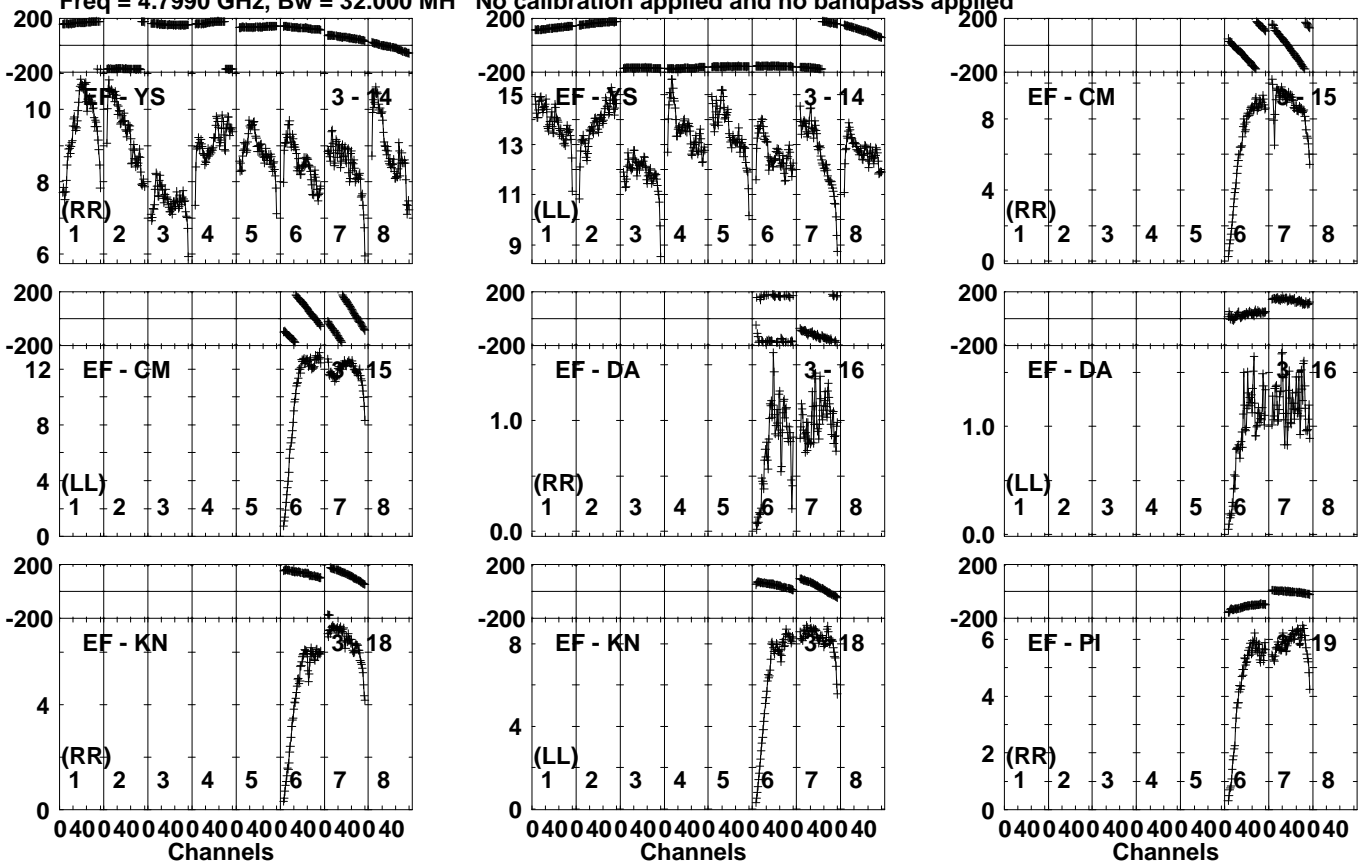
Lower frame: Milli Ampl Jy Top frame: Phas deg
Vector averaged cross-power spectrum Several baselines displayed
Timerange: 00/12:50:11 to 00/12:50:49

Plot file version 27 created 13-OCT-2021 16:51:55

J1745-0753 RG0121.UVDATA.1

Freq = 4.7990 GHz, Bw = 32.000 MH

No calibration applied and no bandpass applied

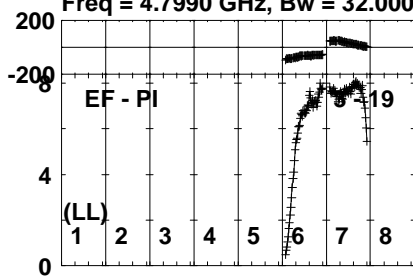


Lower frame: Milli Ampl Jy Top frame: Phas deg
Vector averaged cross-power spectrum Several baselines displayed
Timerange: 00/12:50:11 to 00/12:50:49

Plot file version 28 created 13-OCT-2021 16:51:55

J1745-0753 RG0121.UVDATA.1

Freq = 4.7990 GHz, Bw = 32.000 MH No calibration applied and no bandpass applied



Lower frame: Milli Ampl Jy Top frame: Phas deg

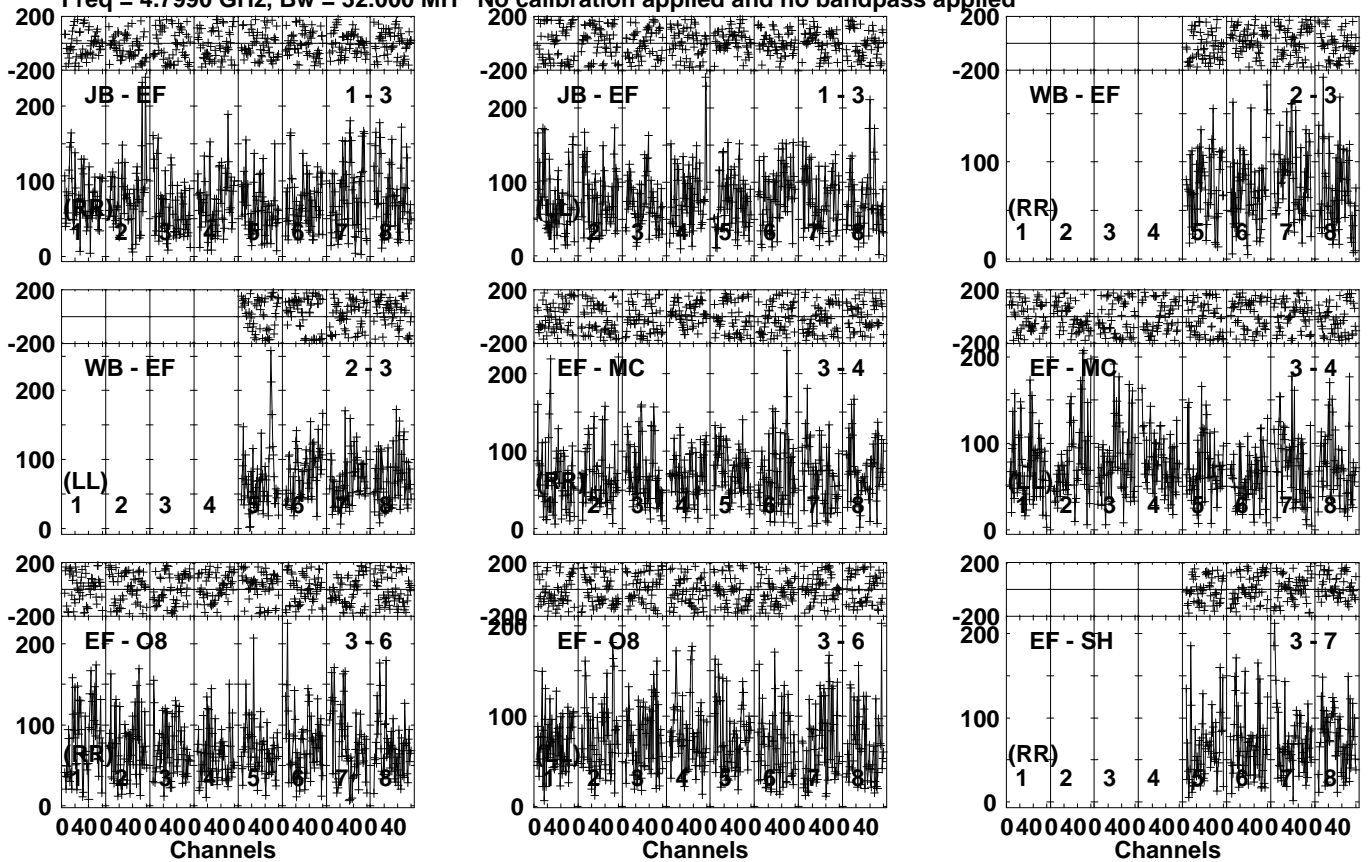
Vector averaged cross-power spectrum Several baselines displayed

Timerange: 00/12:50:11 to 00/12:50:49

Plot file version 29 created 13-OCT-2021 16:51:55

RSOPH RG012I.UVDATA.1

Freq = 4.7990 GHz, Bw = 32.000 MH No calibration applied and no bandpass applied

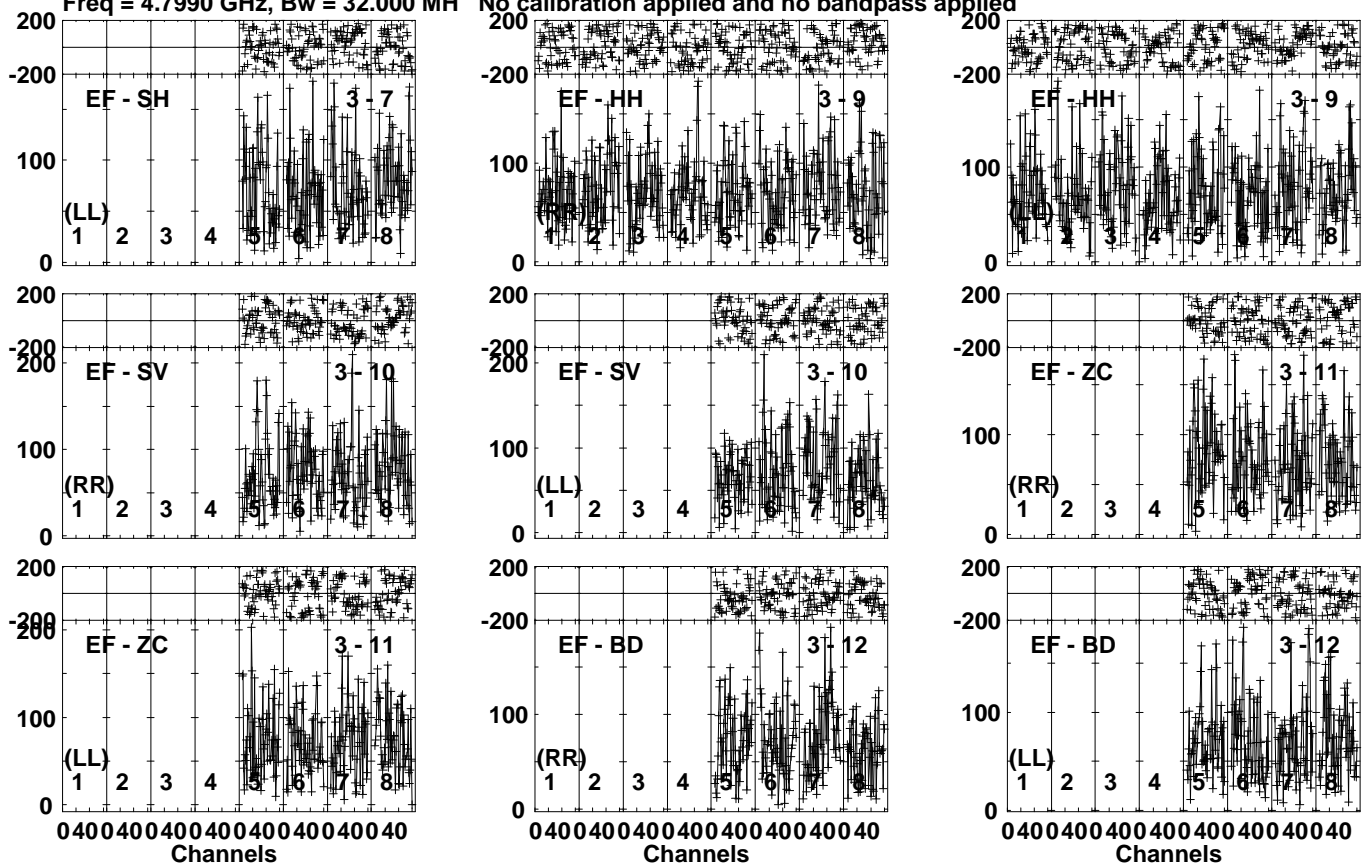


Lower frame: Micro Ampl Jy Top frame: Phas deg
Vector averaged cross-power spectrum Several baselines displayed
Timerange: 00/12:51:11 to 00/12:55:20

Plot file version 30 created 13-OCT-2021 16:51:56

RSOPH RG012I.UVDATA.1

Freq = 4.7990 GHz, Bw = 32.000 MH No calibration applied and no bandpass applied

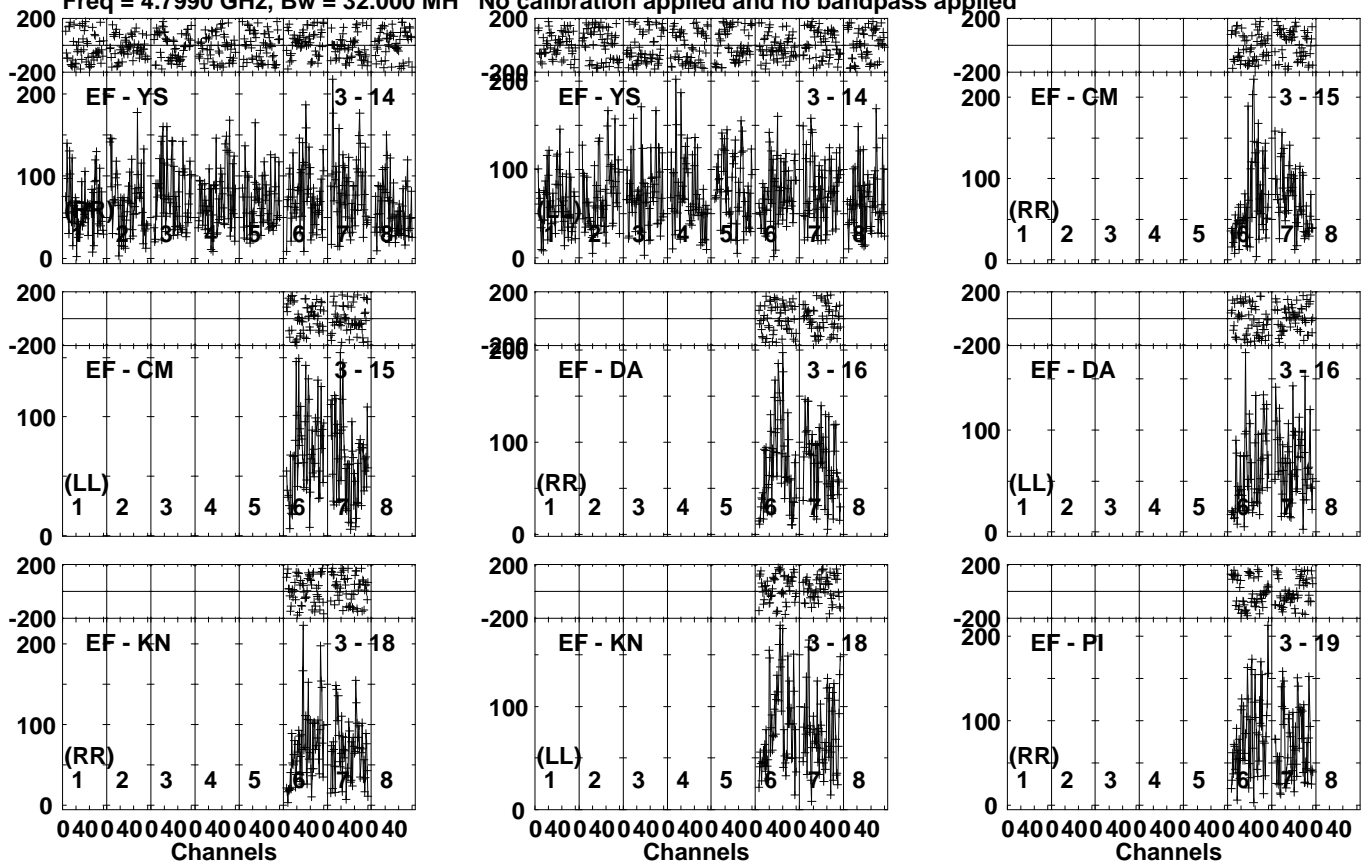


Lower frame: Micro Ampl Jy Top frame: Phas deg
Vector averaged cross-power spectrum Several baselines displayed
Timerange: 00/12:51:11 to 00/12:55:20

Plot file version 31 created 13-OCT-2021 16:51:57

RSOPH RG012I.UVDATA.1

Freq = 4.7990 GHz, Bw = 32.000 MH No calibration applied and no bandpass applied

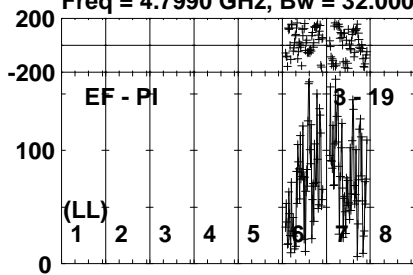


Lower frame: Micro Ampl Jy Top frame: Phas deg
Vector averaged cross-power spectrum Several baselines displayed
Timerange: 00/12:51:11 to 00/12:55:20

Plot file version 32 created 13-OCT-2021 16:51:57

RSOPH RG012I.UVDATA.1

Freq = 4.7990 GHz, Bw = 32.000 MH No calibration applied and no bandpass applied

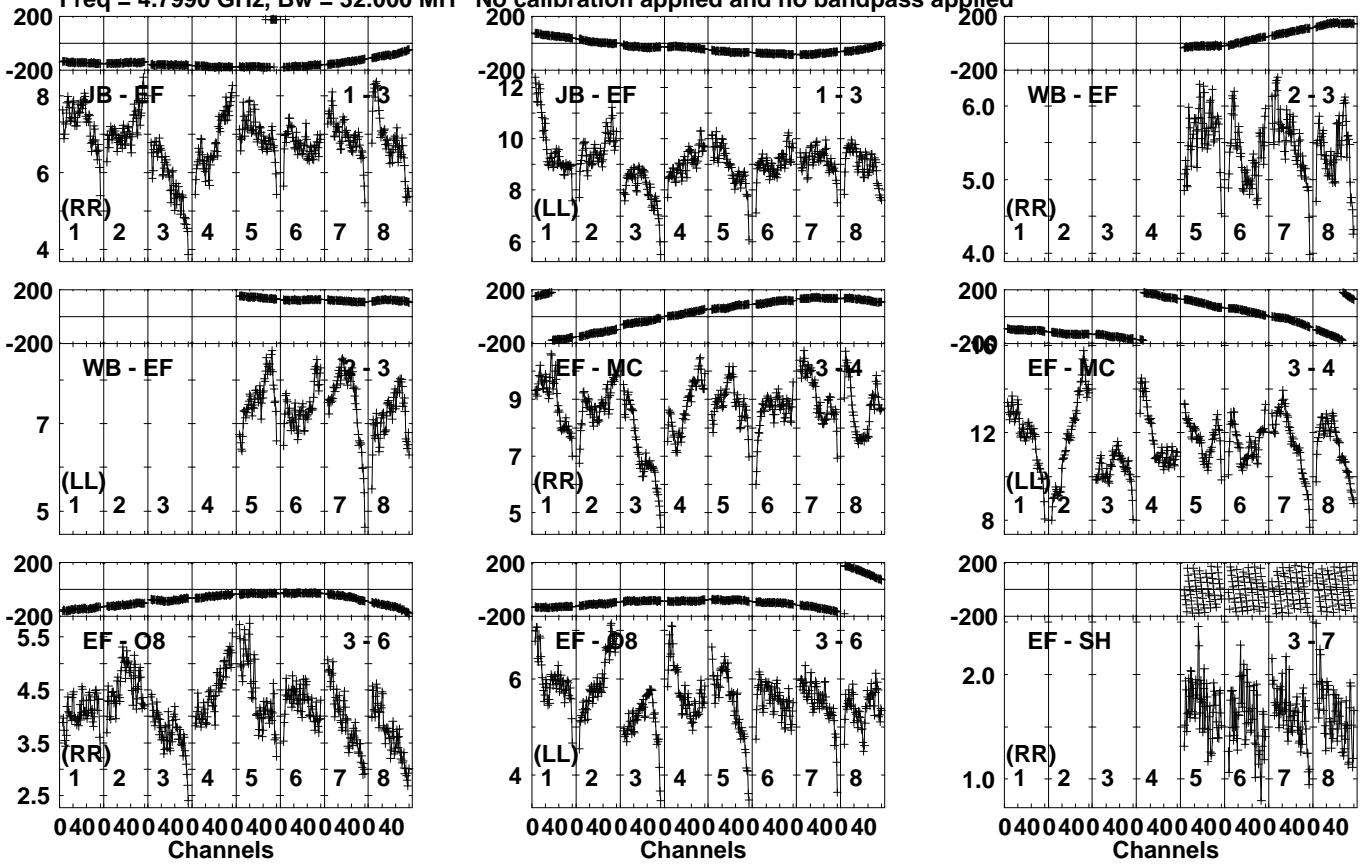


Lower frame: Micro Ampl Jy Top frame: Phas deg
Vector averaged cross-power spectrum Several baselines displayed
Timerange: 00/12:51:11 to 00/12:55:20

Plot file version 33 created 13-OCT-2021 16:51:58

J1745-0753 RG0121.UVDATA.1

Freq = 4.7990 GHz, Bw = 32.000 MH No calibration applied and no bandpass applied

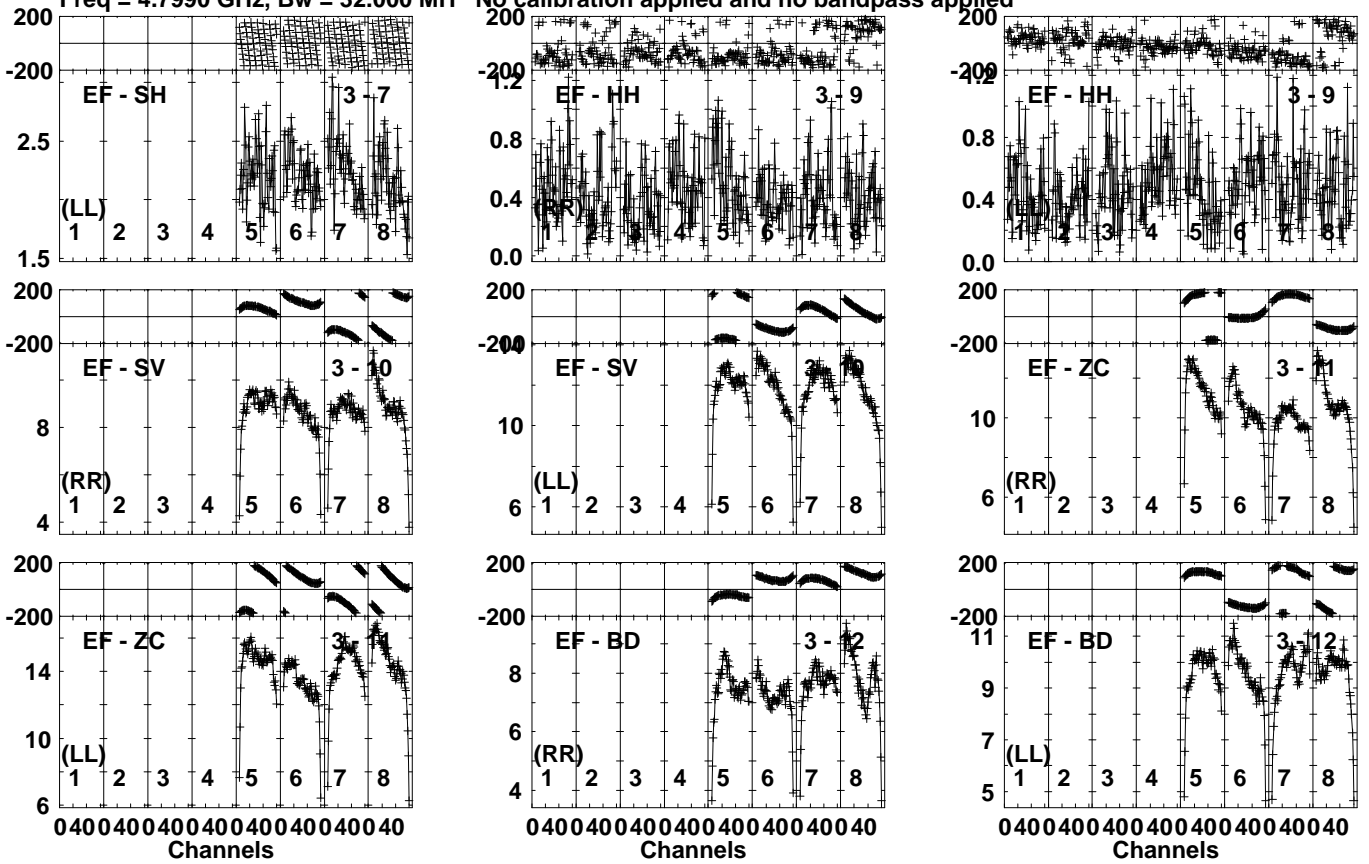


Lower frame: Milli Ampl Jy Top frame: Phas deg
Vector averaged cross-power spectrum Several baselines displayed
Timerange: 00/12:55:40 to 00/12:56:30

Plot file version 34 created 13-OCT-2021 16:51:58

J1745-0753 RG0121.UVDATA.1

Freq = 4.7990 GHz, Bw = 32.000 MH No calibration applied and no bandpass applied

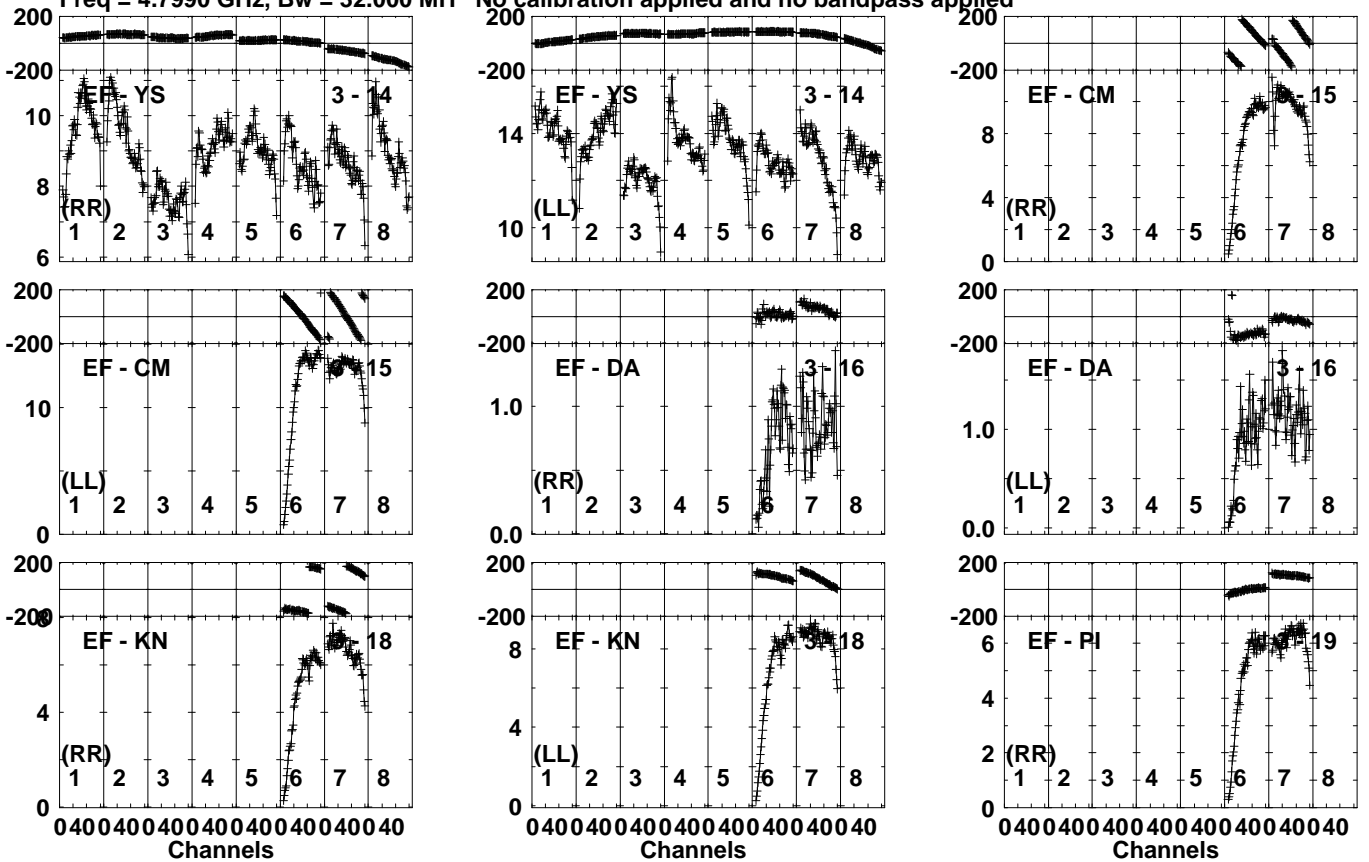


Lower frame: Milli Ampl Jy Top frame: Phas deg
Vector averaged cross-power spectrum Several baselines displayed
Timerange: 00/12:55:40 to 00/12:56:30

Plot file version 35 created 13-OCT-2021 16:51:59

J1745-0753 RG0121.UVDATA.1

Freq = 4.7990 GHz, Bw = 32.000 MH No calibration applied and no bandpass applied

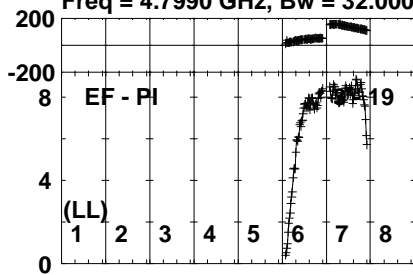


Lower frame: Milli Ampl Jy Top frame: Phas deg
Vector averaged cross-power spectrum Several baselines displayed
Timerange: 00/12:55:40 to 00/12:56:30

Plot file version 36 created 13-OCT-2021 16:51:59

J1745-0753 RG0121.UVDATA.1

Freq = 4.7990 GHz, Bw = 32.000 MH No calibration applied and no bandpass applied



Lower frame: Milli Ampl Jy Top frame: Phas deg

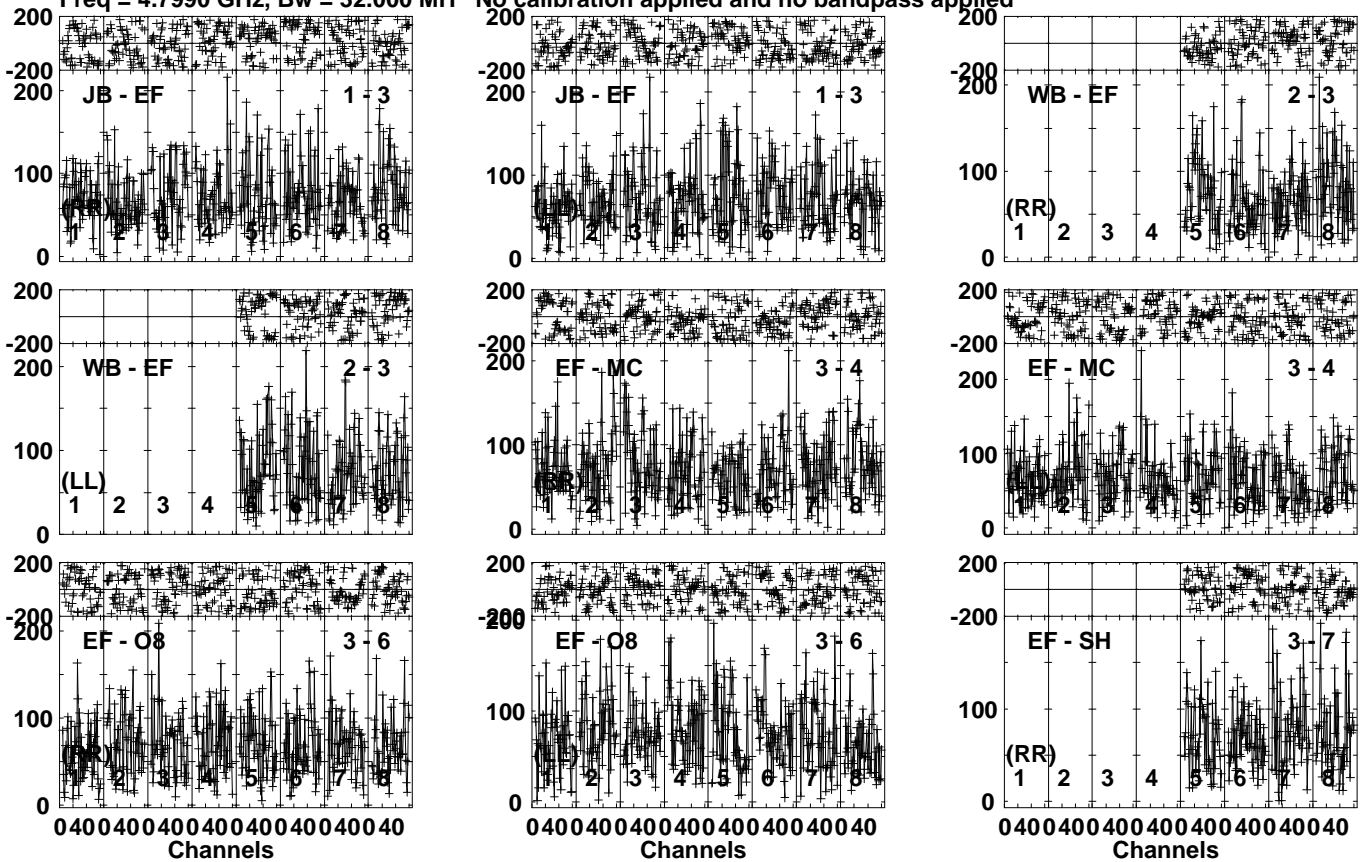
Vector averaged cross-power spectrum Several baselines displayed

Timerange: 00/12:55:40 to 00/12:56:30

Plot file version 37 created 13-OCT-2021 16:51:59

RSOPH RG012I.UVDATA.1

Freq = 4.7990 GHz, Bw = 32.000 MH No calibration applied and no bandpass applied

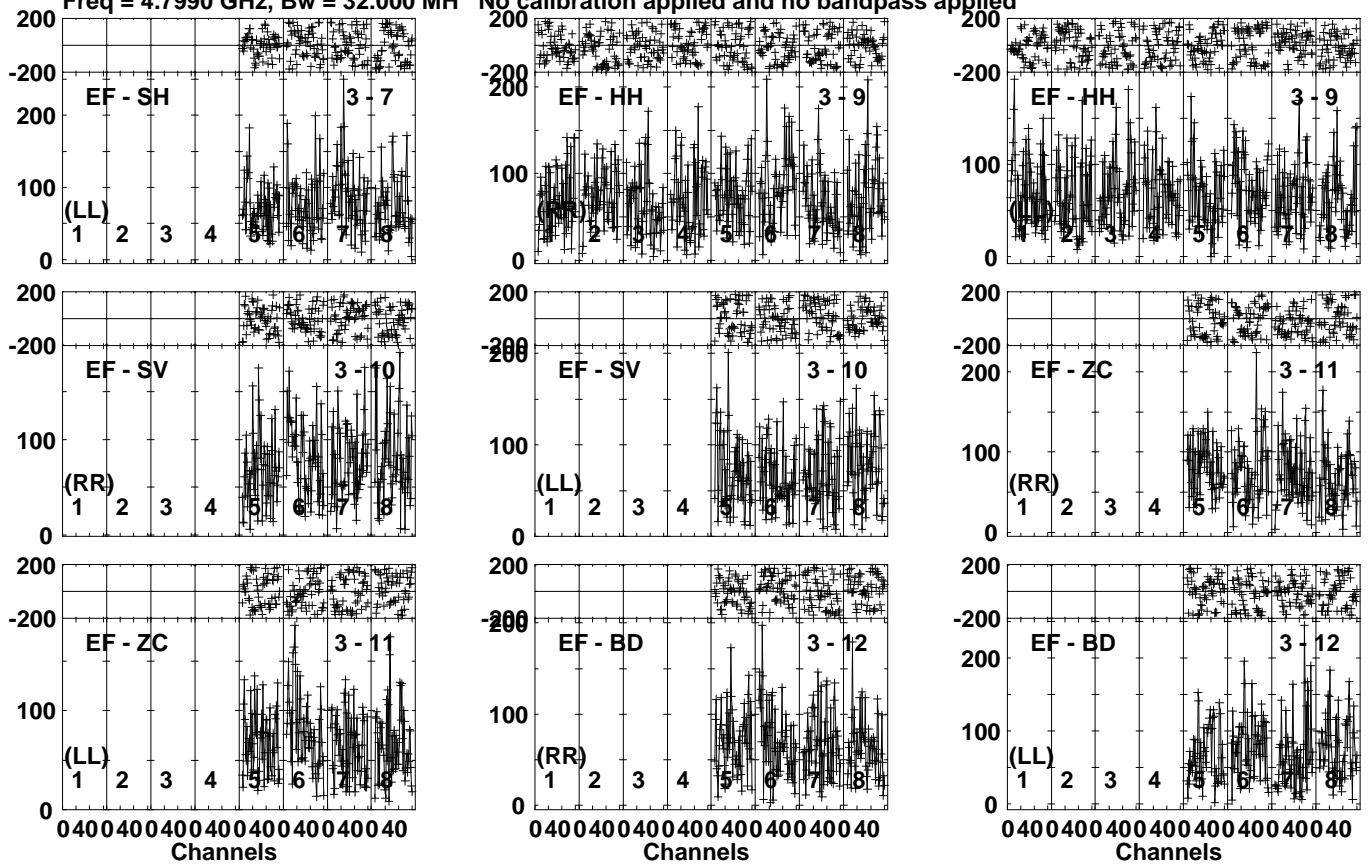


Lower frame: Micro Ampl Jy Top frame: Phas deg
Vector averaged cross-power spectrum Several baselines displayed
Timerange: 00/12:56:50 to 00/13:00:59

Plot file version 38 created 13-OCT-2021 16:52:00

RSOPH RG012I.UVDATA.1

Freq = 4.7990 GHz, Bw = 32.000 MH No calibration applied and no bandpass applied

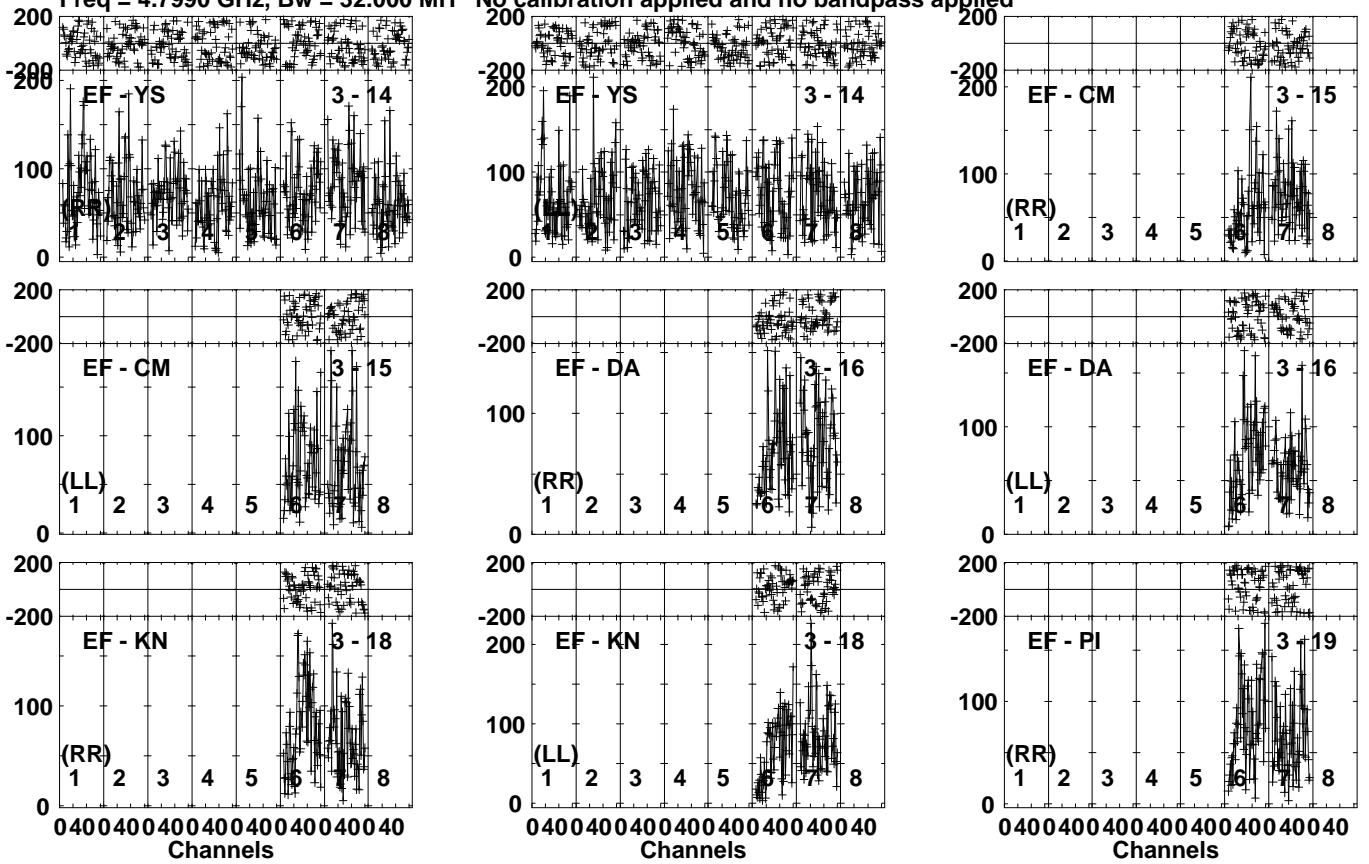


Lower frame: Micro Ampl Jy Top frame: Phas deg
Vector averaged cross-power spectrum Several baselines displayed
Timerange: 00/12:56:50 to 00/13:00:59

Plot file version 39 created 13-OCT-2021 16:52:01

RSOPH RG012I.UVDATA.1

Freq = 4.7990 GHz, Bw = 32.000 MH No calibration applied and no bandpass applied

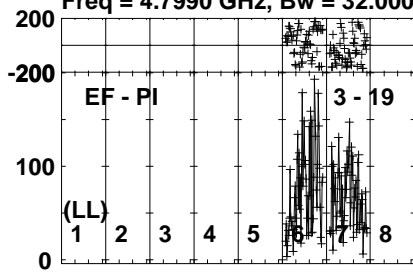


Lower frame: Micro Ampl Jy Top frame: Phas deg
Vector averaged cross-power spectrum Several baselines displayed
Timerange: 00/12:56:50 to 00/13:00:59

Plot file version 40 created 13-OCT-2021 16:52:01

RSOPH RG012I.UVDATA.1

Freq = 4.7990 GHz, Bw = 32.000 MH No calibration applied and no bandpass applied

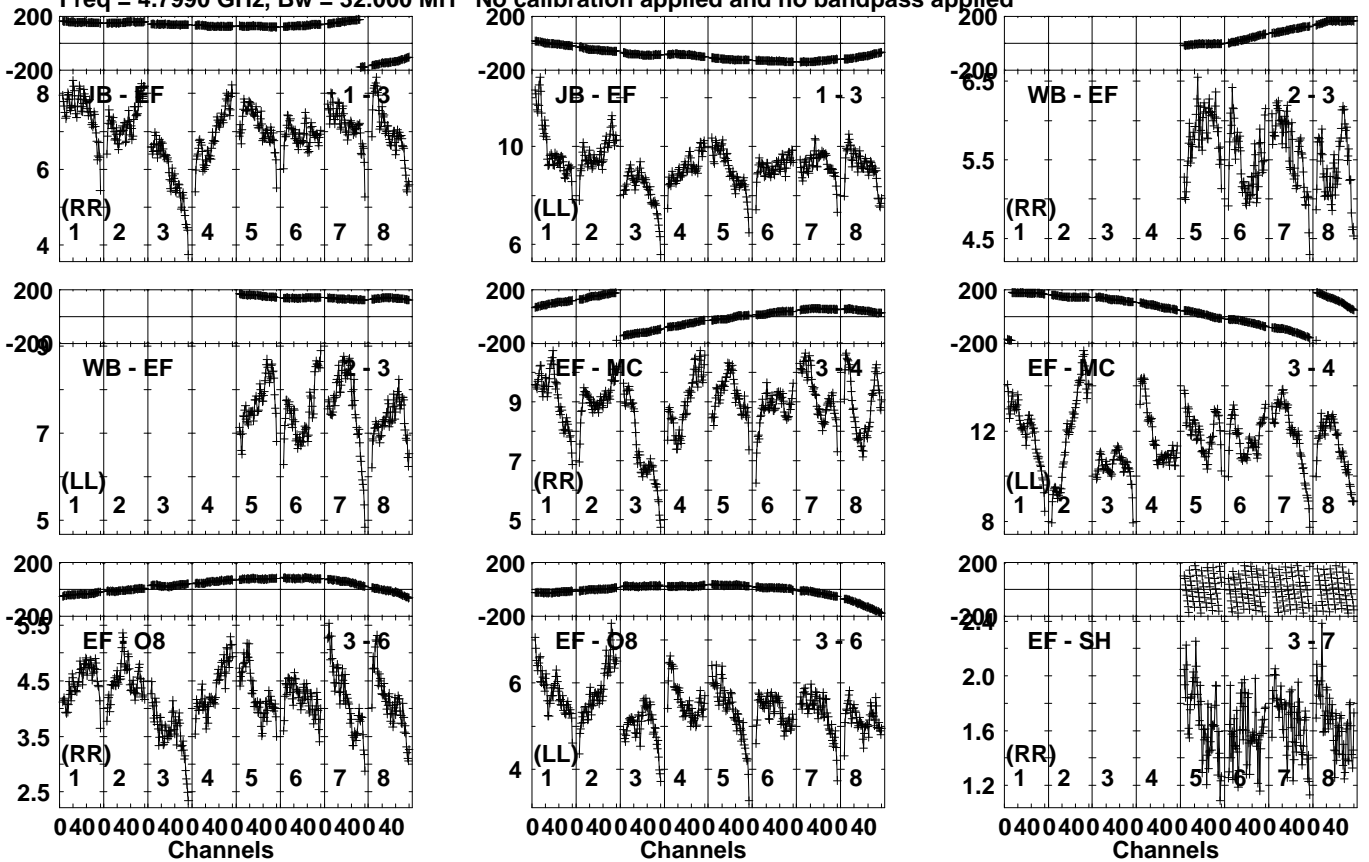


Lower frame: Micro Ampl Jy Top frame: Phas deg
Vector averaged cross-power spectrum Several baselines displayed
Timerange: 00/12:56:50 to 00/13:00:59

Plot file version 41 created 13-OCT-2021 16:52:02

J1745-0753 RG0121.UVDATA.1

Freq = 4.7990 GHz, Bw = 32.000 MH No calibration applied and no bandpass applied

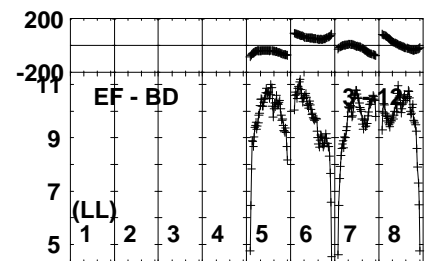
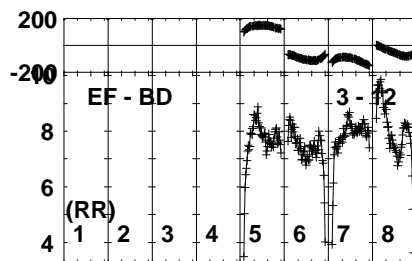
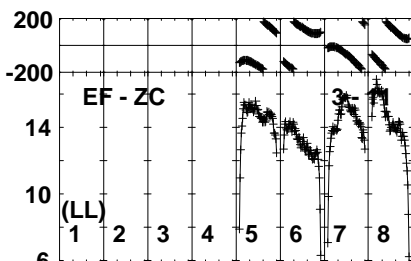
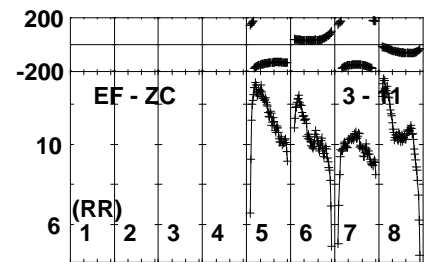
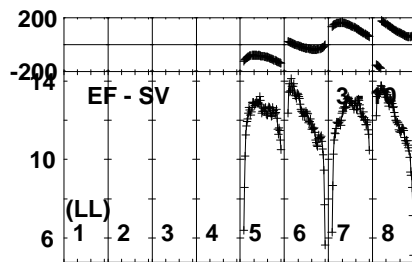
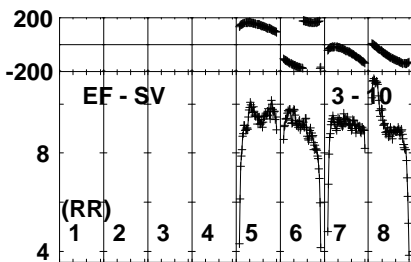
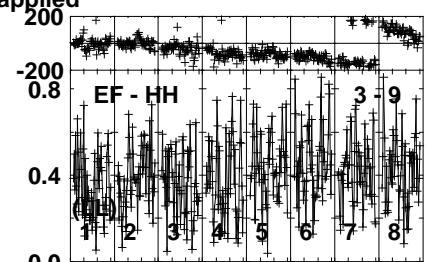
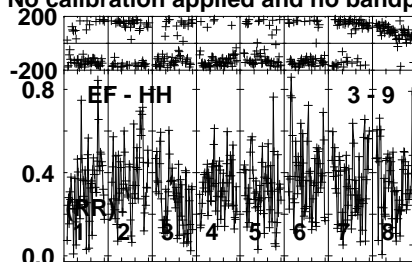
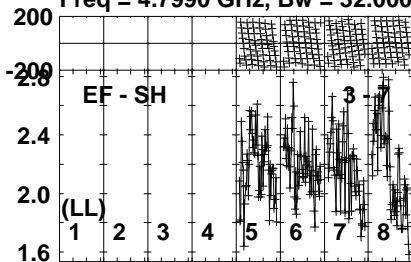


Lower frame: Milli Ampl Jy Top frame: Phas deg
 Vector averaged cross-power spectrum Several baselines displayed
 Timerange: 00/13:01:41 to 00/13:02:19

Plot file version 42 created 13-OCT-2021 16:52:02

J1745-0753 RG0121.UVDATA.1

Freq = 4.7990 GHz, Bw = 32.000 MH No calibration applied and no bandpass applied



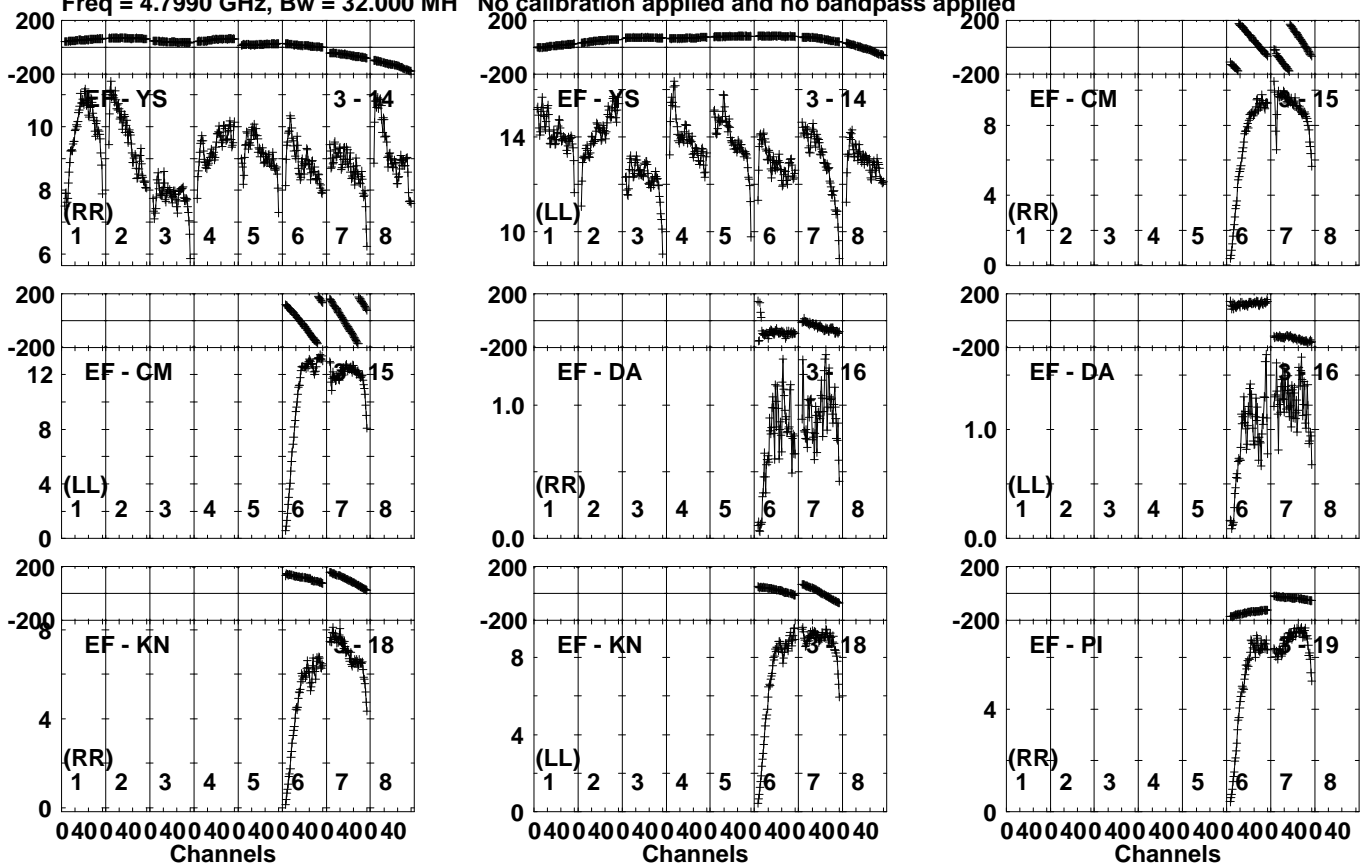
Lower frame: Milli Ampl Jy Top frame: Phas deg
Vector averaged cross-power spectrum Several baselines displayed
Timerange: 00/13:01:41 to 00/13:02:19

Plot file version 43 created 13-OCT-2021 16:52:03

J1745-0753 RG0121.UVDATA.1

Freq = 4.7990 GHz, Bw = 32.000 MH

No calibration applied and no bandpass applied

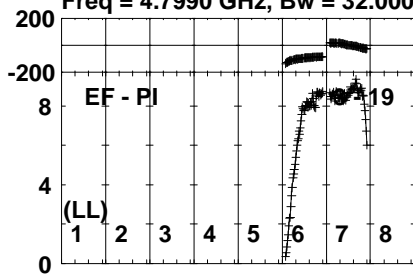


Lower frame: Milli Ampl Jy Top frame: Phas deg
Vector averaged cross-power spectrum Several baselines displayed
Timerange: 00/13:01:41 to 00/13:02:19

Plot file version 44 created 13-OCT-2021 16:52:03

J1745-0753 RG0121.UVDATA.1

Freq = 4.7990 GHz, Bw = 32.000 MH No calibration applied and no bandpass applied



Lower frame: Milli Ampl Jy Top frame: Phas deg

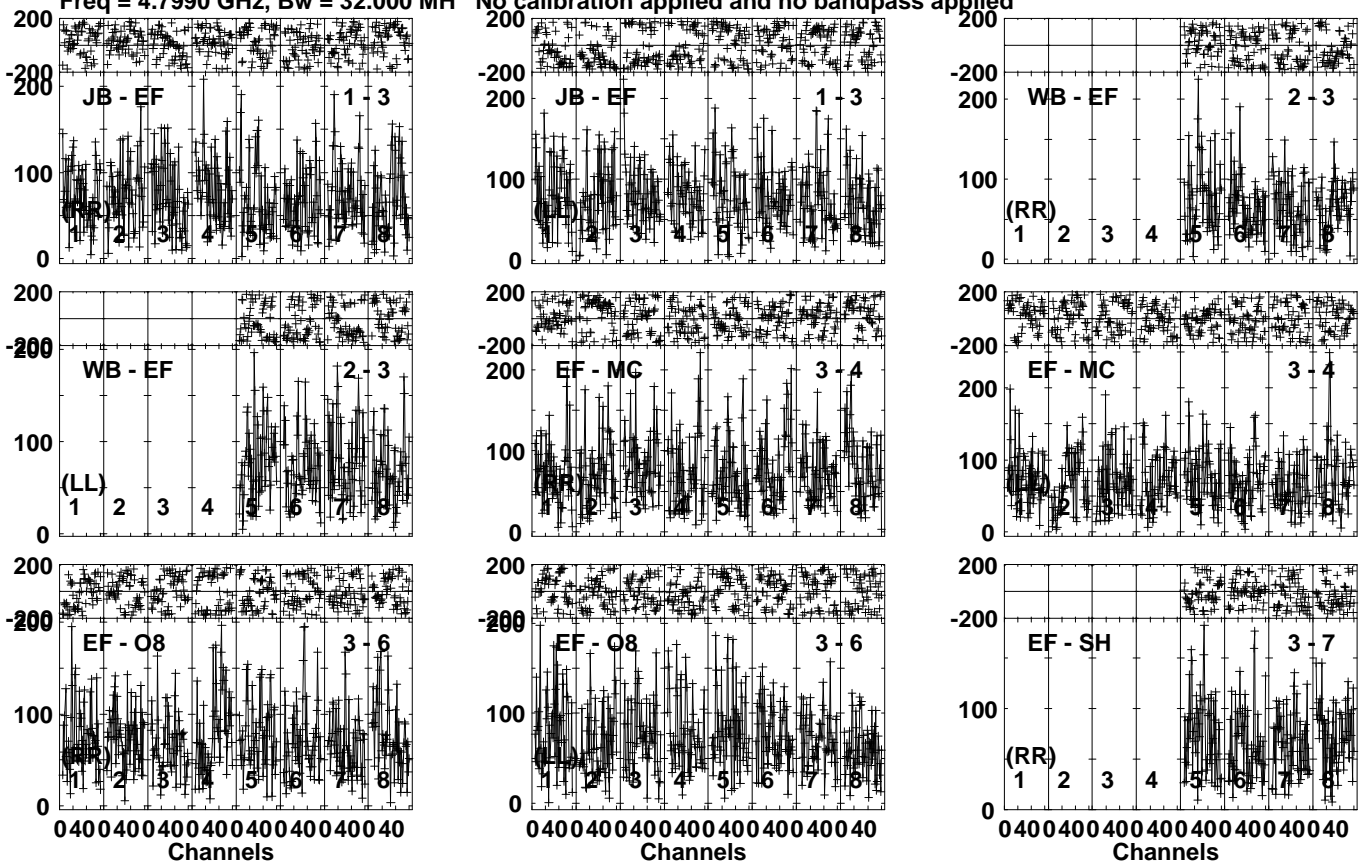
Vector averaged cross-power spectrum Several baselines displayed

Timerange: 00/13:01:41 to 00/13:02:19

Plot file version 45 created 13-OCT-2021 16:52:03

RSOPH RG012I.UVDATA.1

Freq = 4.7990 GHz, Bw = 32.000 MH No calibration applied and no bandpass applied

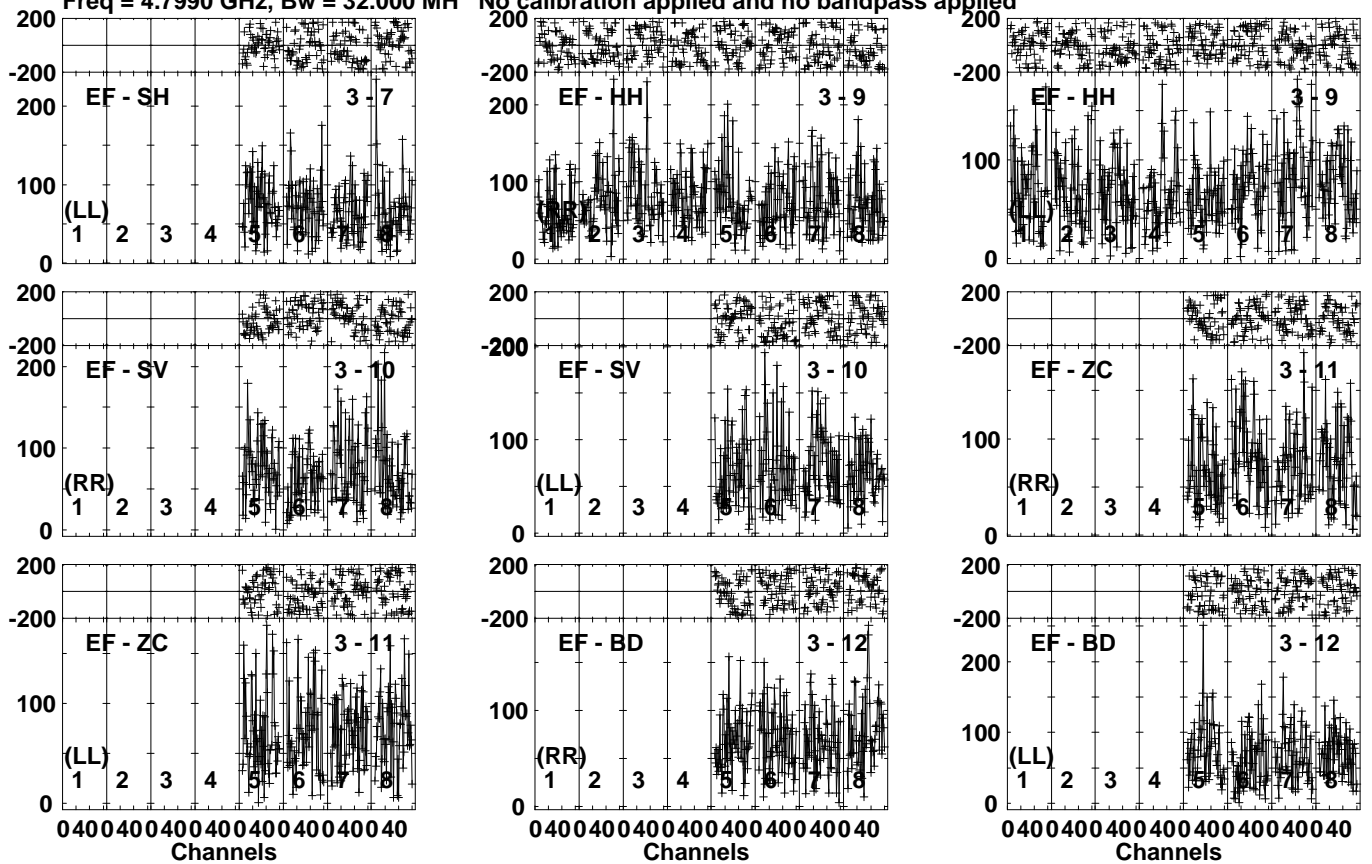


Lower frame: Micro Ampl Jy Top frame: Phas deg
Vector averaged cross-power spectrum Several baselines displayed
Timerange: 00/13:02:40 to 00/13:06:50

Plot file version 46 created 13-OCT-2021 16:52:04

RSOPH RG012I.UVDATA.1

Freq = 4.7990 GHz, Bw = 32.000 MH No calibration applied and no bandpass applied

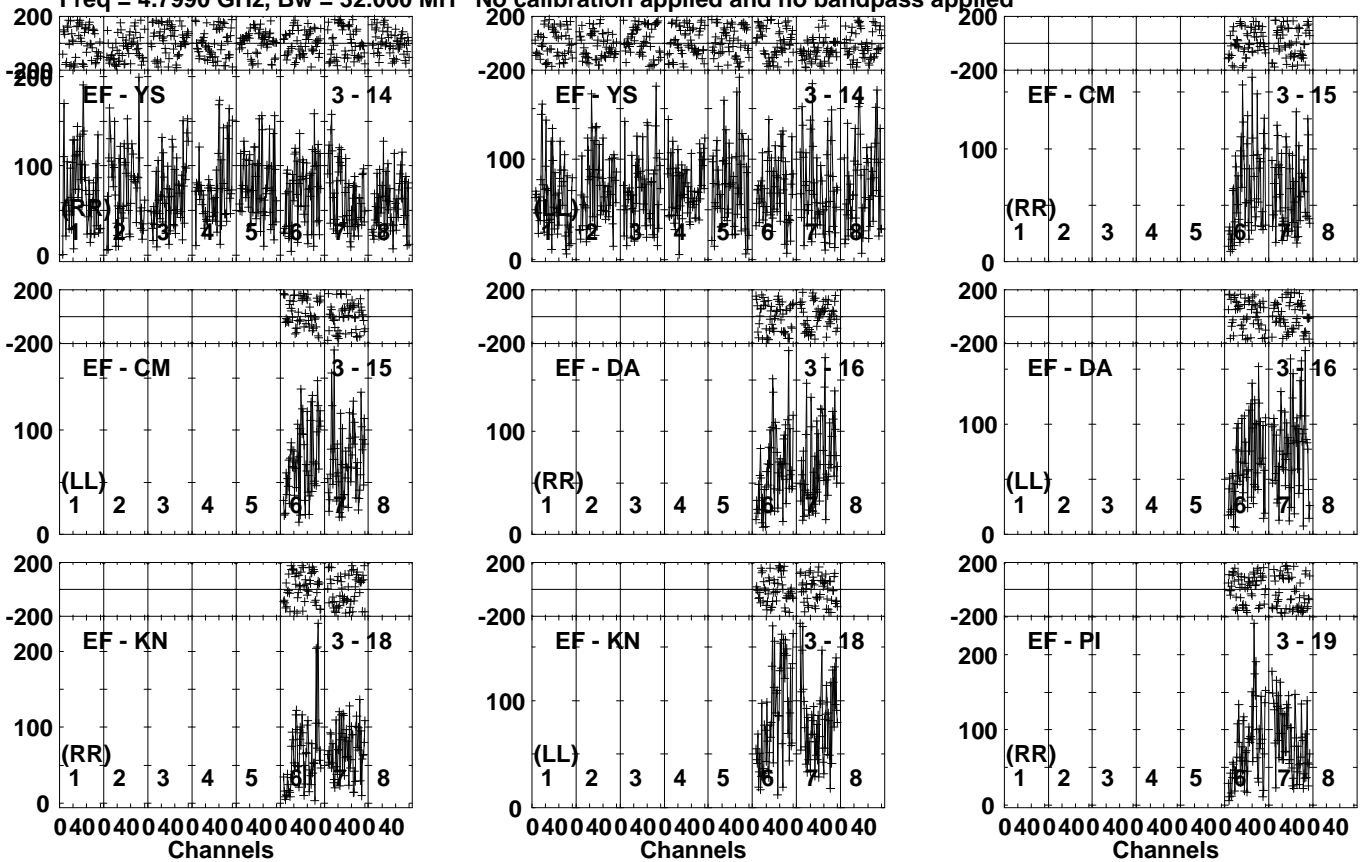


Lower frame: Micro Ampl Jy Top frame: Phas deg
Vector averaged cross-power spectrum Several baselines displayed
Timerange: 00/13:02:40 to 00/13:06:50

Plot file version 47 created 13-OCT-2021 16:52:05

RSOPH RG012I.UVDATA.1

Freq = 4.7990 GHz, Bw = 32.000 MH No calibration applied and no bandpass applied

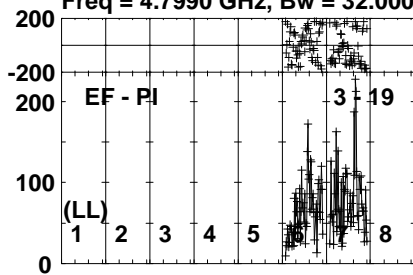


Lower frame: Micro Ampl Jy Top frame: Phas deg
Vector averaged cross-power spectrum Several baselines displayed
Timerange: 00/13:02:40 to 00/13:06:50

Plot file version 48 created 13-OCT-2021 16:52:05

RSOPH RG012I.UVDATA.1

Freq = 4.7990 GHz, Bw = 32.000 MH No calibration applied and no bandpass applied



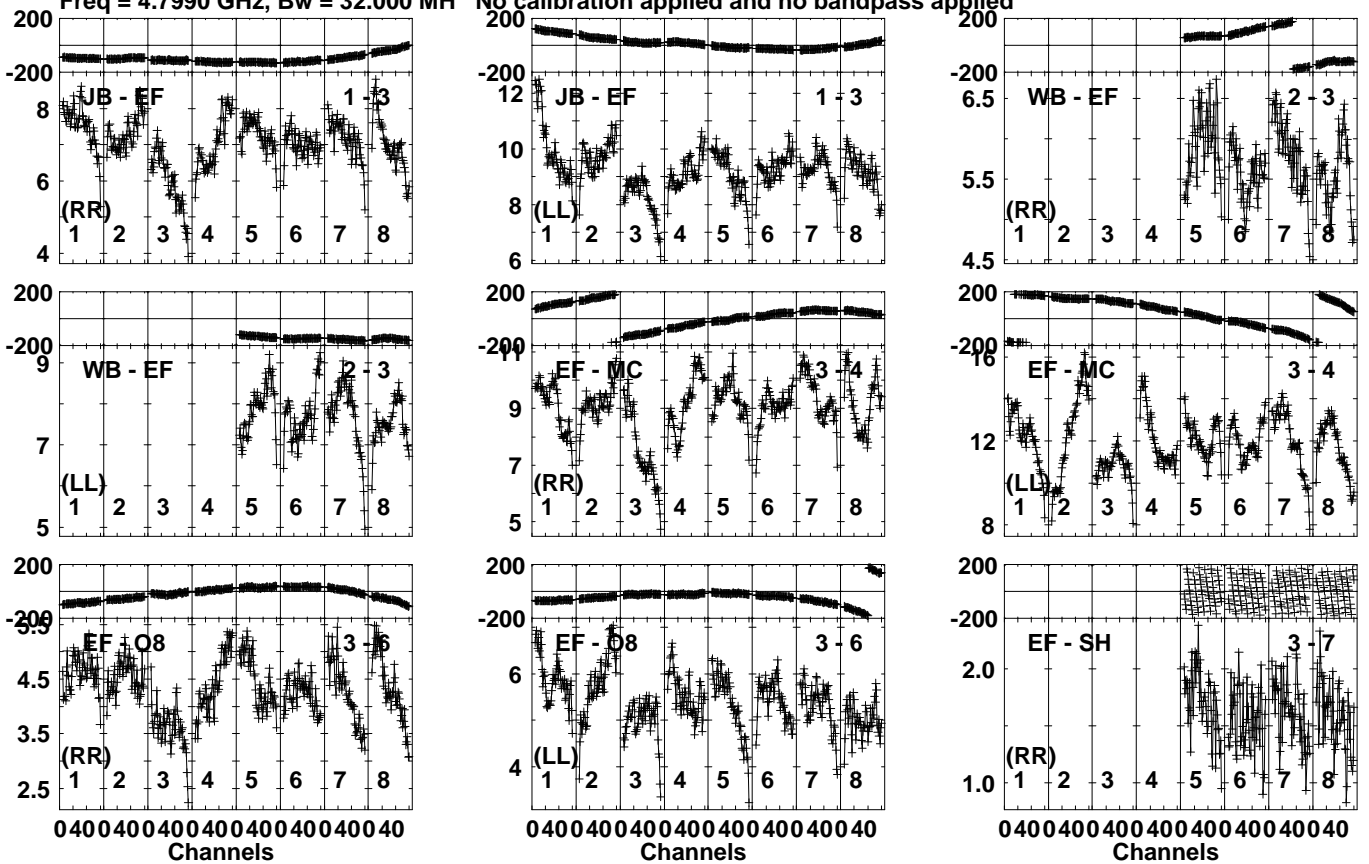
Lower frame: Micro Ampl Jy Top frame: Phas deg
Vector averaged cross-power spectrum Several baselines displayed
Timerange: 00/13:02:40 to 00/13:06:50

Plot file version 49 created 13-OCT-2021 16:52:05

J1745-0753 RG0121.UVDATA.1

Freq = 4.7990 GHz, Bw = 32.000 MH

No calibration applied and no bandpass applied



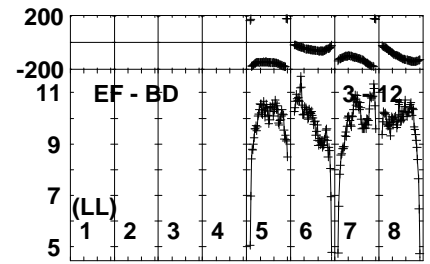
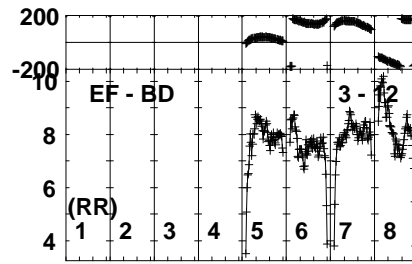
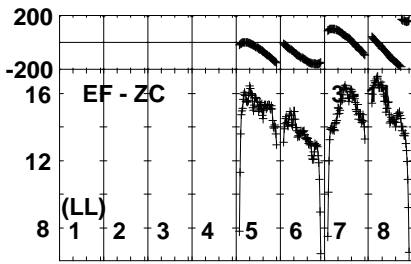
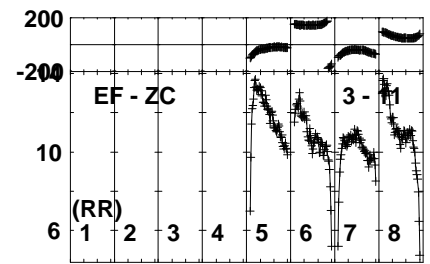
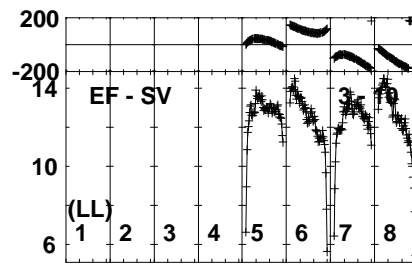
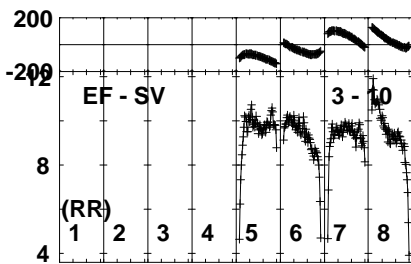
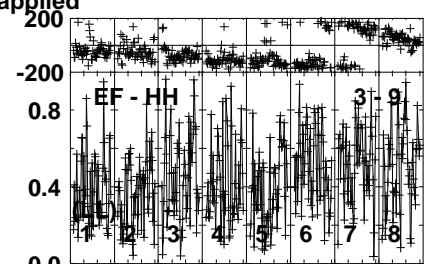
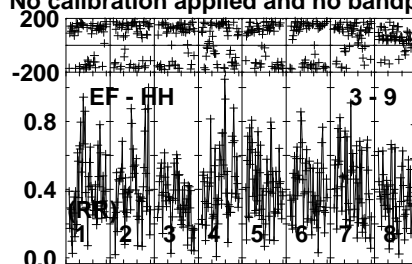
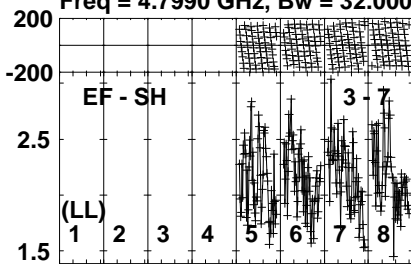
Lower frame: Milli Ampl Jy Top frame: Phas deg
 Vector averaged cross-power spectrum Several baselines displayed
 Timerange: 00/13:07:10 to 00/13:07:59

Plot file version 50 created 13-OCT-2021 16:52:06

J1745-0753 RG0121.UVDATA.1

Freq = 4.7990 GHz, Bw = 32.000 MH

No calibration applied and no bandpass applied



040040040040040040040040
Channels

040040040040040040040040
Channels

040040040040040040040040
Channels

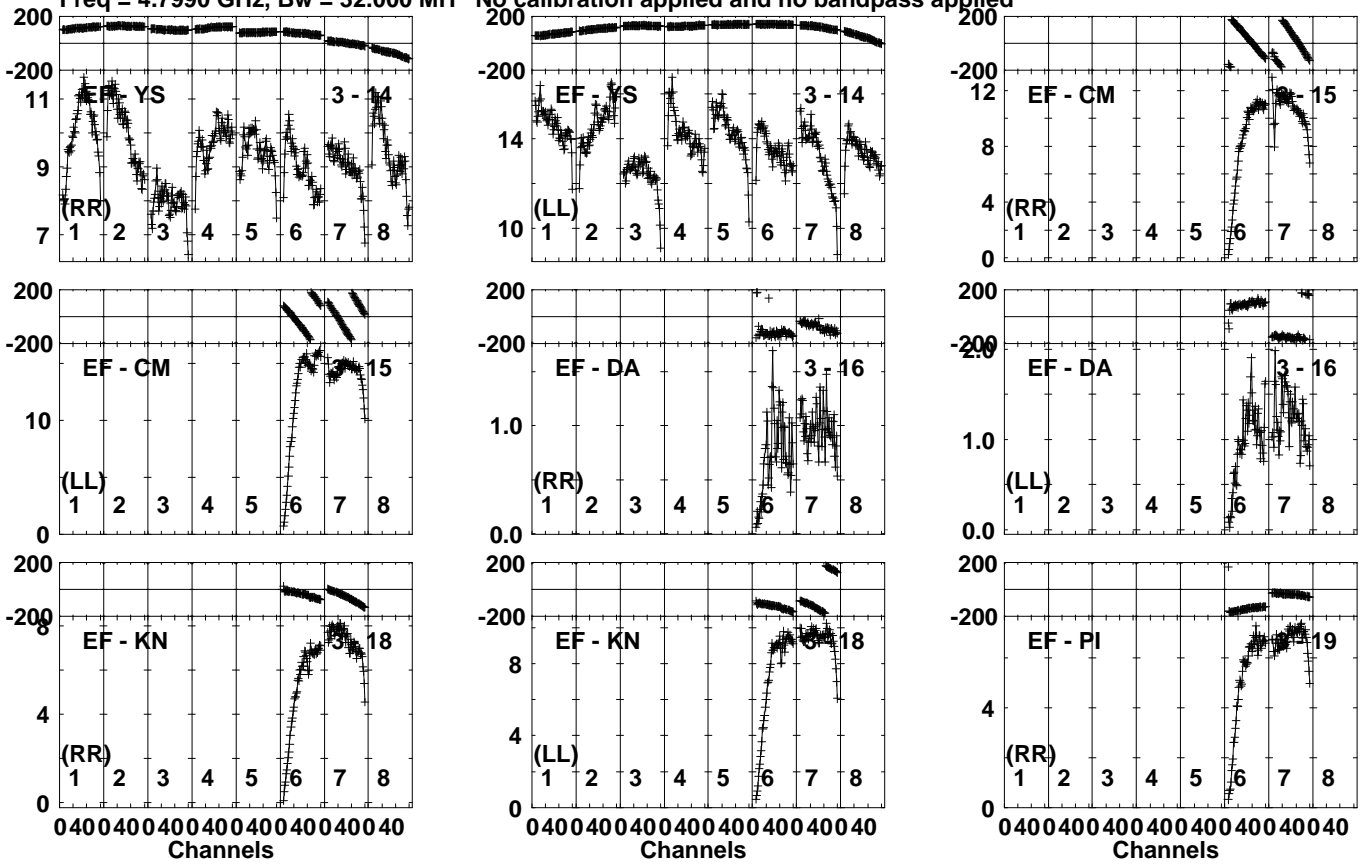
Lower frame: Milli Ampl Jy Top frame: Phas deg
Vector averaged cross-power spectrum Several baselines displayed
Timerange: 00/13:07:10 to 00/13:07:59

Plot file version 51 created 13-OCT-2021 16:52:07

J1745-0753 RG0121.UVDATA.1

Freq = 4.7990 GHz, Bw = 32.000 MH

No calibration applied and no bandpass applied

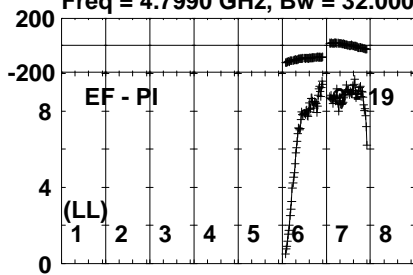


Lower frame: Milli Ampl Jy Top frame: Phas deg
 Vector averaged cross-power spectrum Several baselines displayed
 Timerange: 00/13:07:10 to 00/13:07:59

Plot file version 52 created 13-OCT-2021 16:52:07

J1745-0753 RG0121.UVDATA.1

Freq = 4.7990 GHz, Bw = 32.000 MH No calibration applied and no bandpass applied



Lower frame: Milli Ampl Jy Top frame: Phas deg

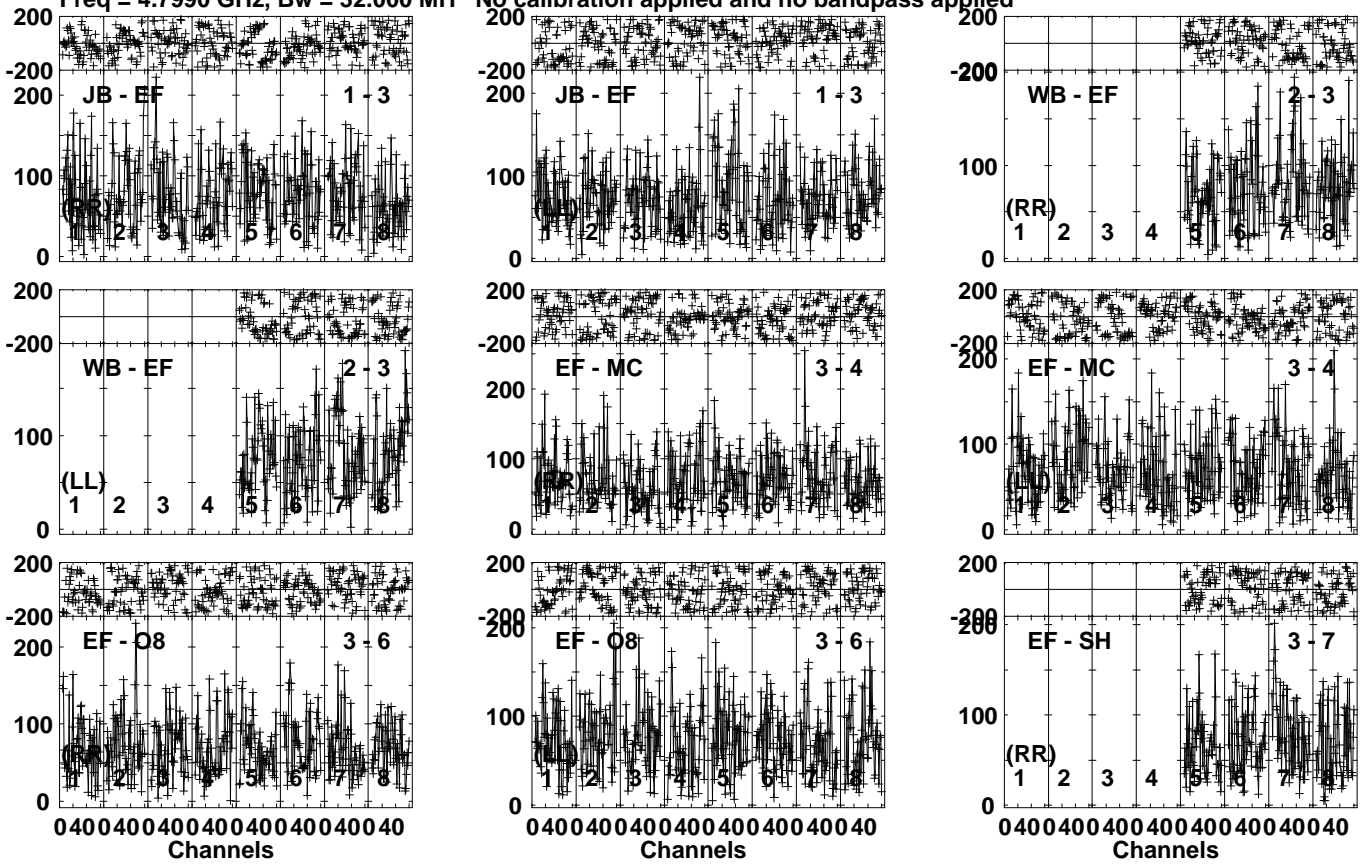
Vector averaged cross-power spectrum Several baselines displayed

Timerange: 00/13:07:10 to 00/13:07:59

Plot file version 53 created 13-OCT-2021 16:52:07

RSOPH RG012I.UVDATA.1

Freq = 4.7990 GHz, Bw = 32.000 MH No calibration applied and no bandpass applied

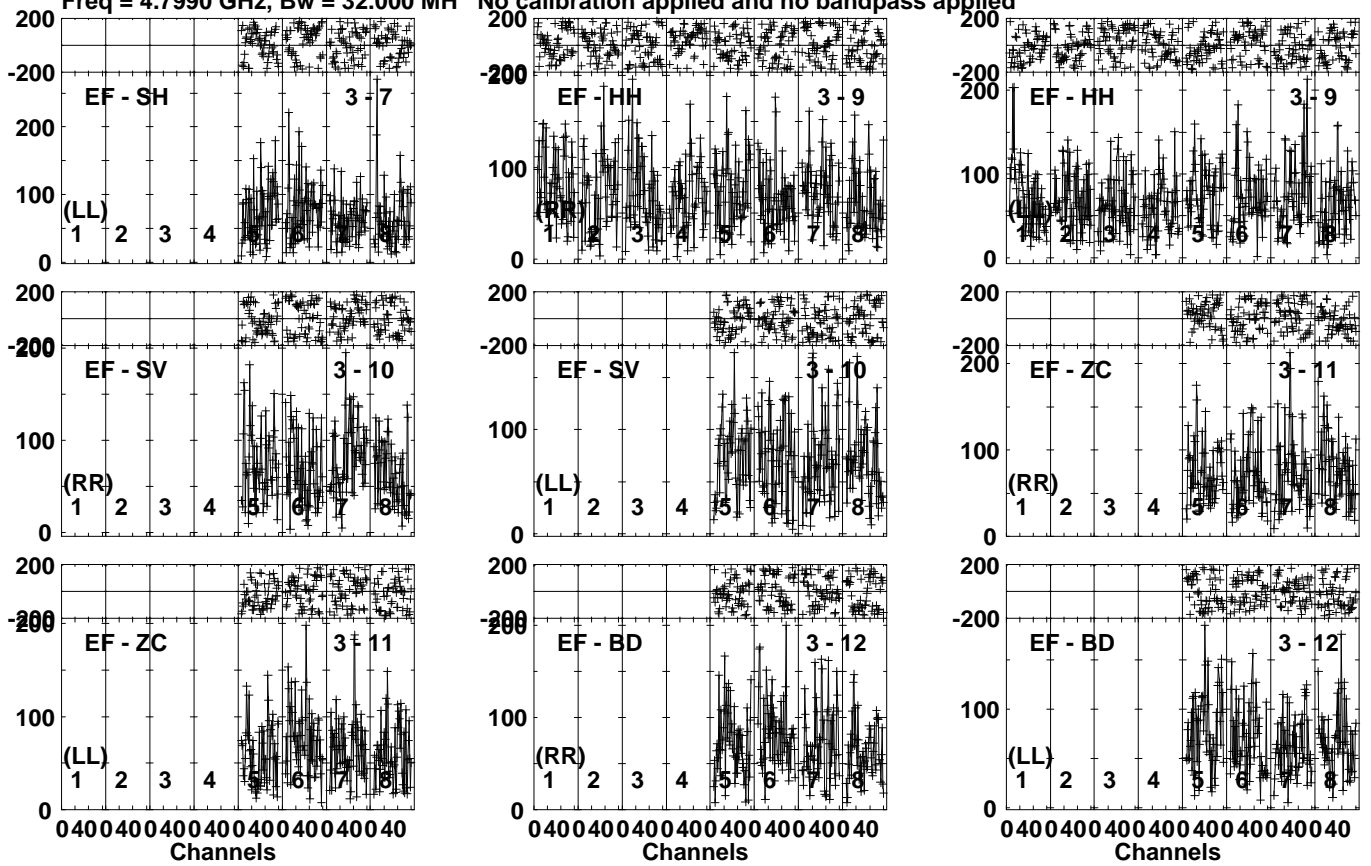


Lower frame: Micro Ampl Jy Top frame: Phas deg
Vector averaged cross-power spectrum Several baselines displayed
Timerange: 00/13:08:20 to 00/13:12:30

Plot file version 54 created 13-OCT-2021 16:52:08

RSOPH RG012I.UVDATA.1

Freq = 4.7990 GHz, Bw = 32.000 MH No calibration applied and no bandpass applied

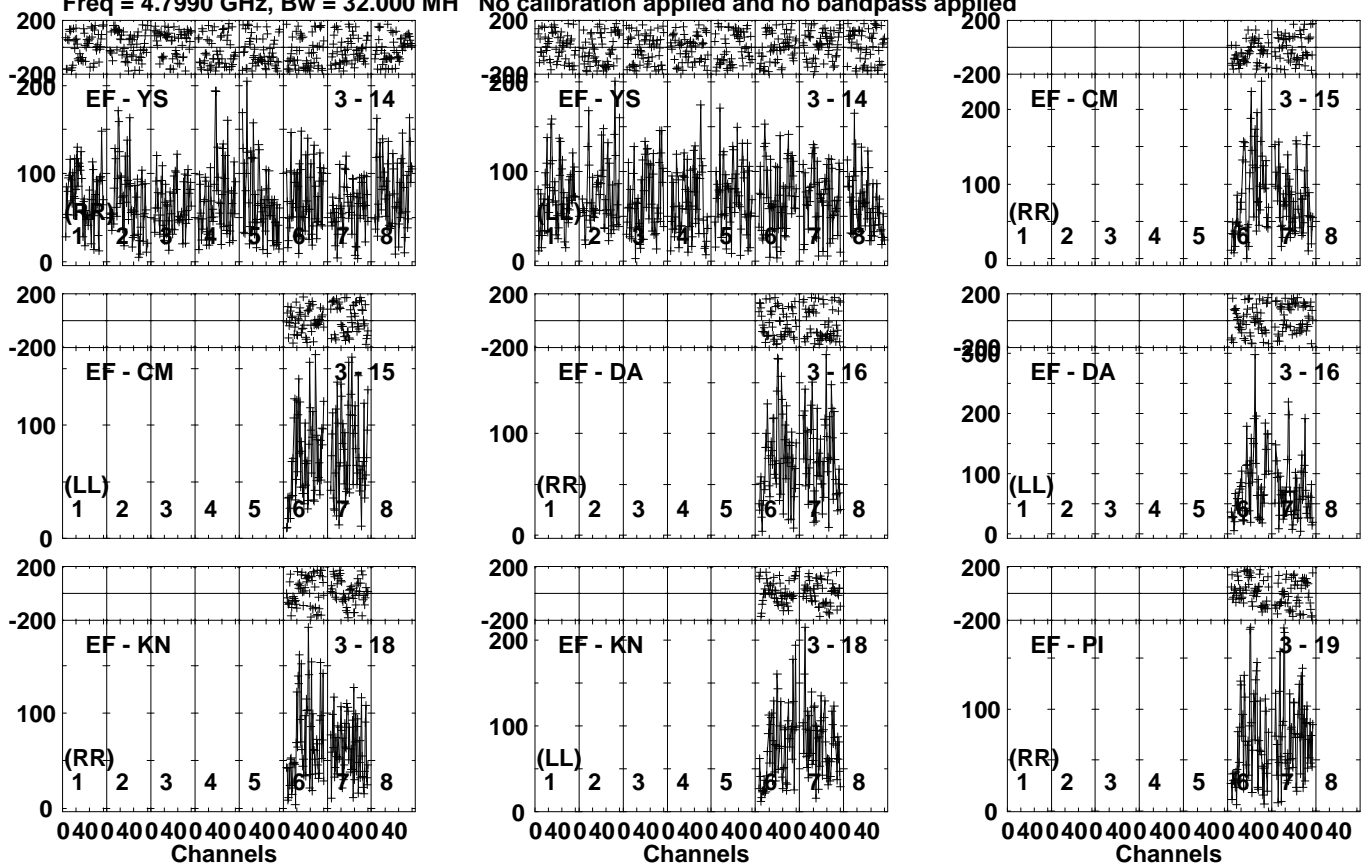


Lower frame: Micro Ampl Jy Top frame: Phas deg
Vector averaged cross-power spectrum Several baselines displayed
Timerange: 00/13:08:20 to 00/13:12:30

Plot file version 55 created 13-OCT-2021 16:52:09

RSOPH RG012I.UVDATA.1

Freq = 4.7990 GHz, Bw = 32.000 MH No calibration applied and no bandpass applied

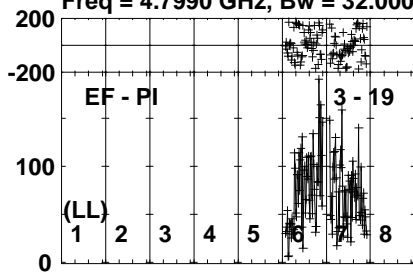


Lower frame: Micro Ampl Jy Top frame: Phas deg
Vector averaged cross-power spectrum Several baselines displayed
Timerange: 00/13:08:20 to 00/13:12:30

Plot file version 56 created 13-OCT-2021 16:52:10

RSOPH RG012I.UVDATA.1

Freq = 4.7990 GHz, Bw = 32.000 MH No calibration applied and no bandpass applied



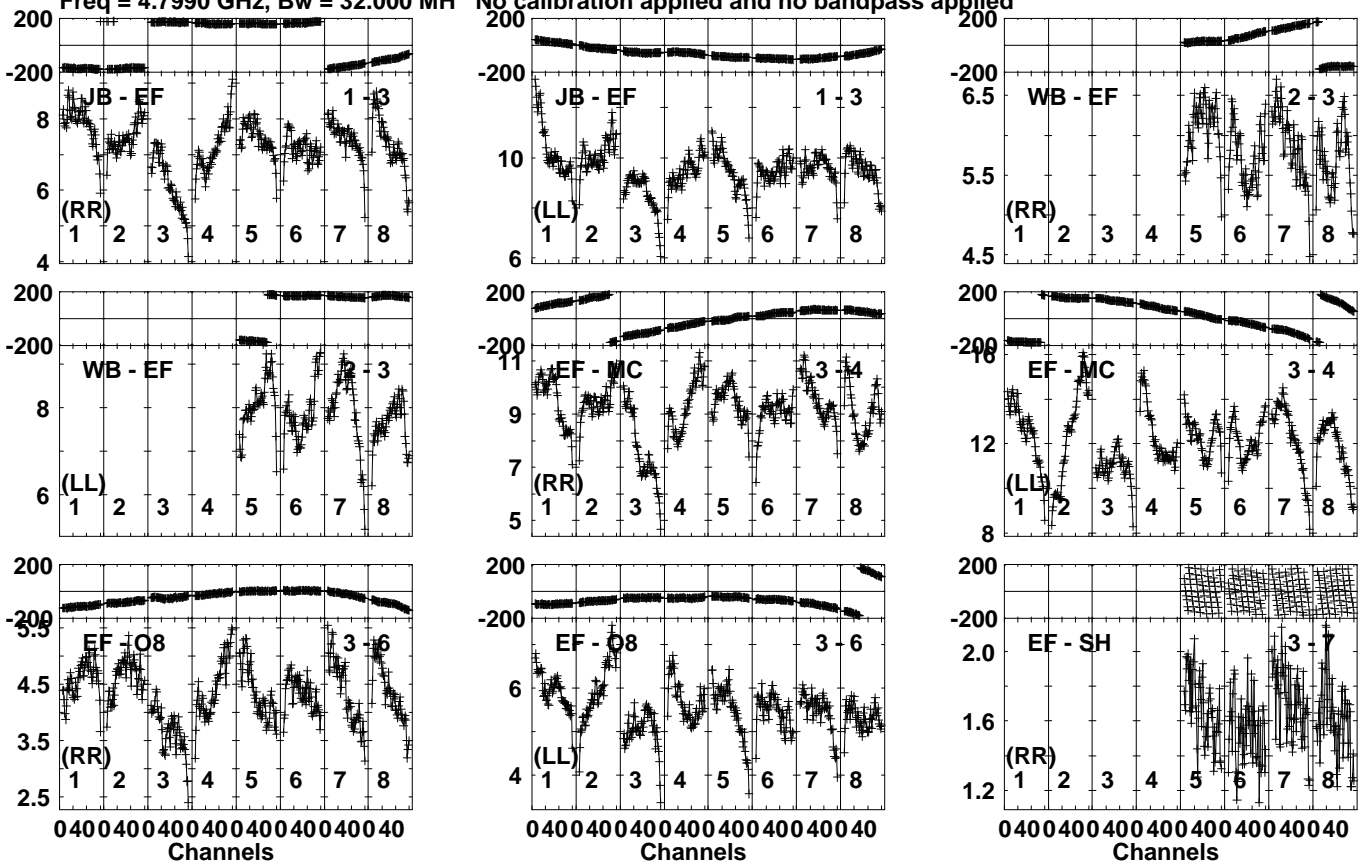
Lower frame: Micro Ampl Jy Top frame: Phas deg
Vector averaged cross-power spectrum Several baselines displayed
Timerange: 00/13:08:20 to 00/13:12:30

Plot file version 57 created 13-OCT-2021 16:52:10

J1745-0753 RG0121.UVDATA.1

Freq = 4.7990 GHz, Bw = 32.000 MH

No calibration applied and no bandpass applied

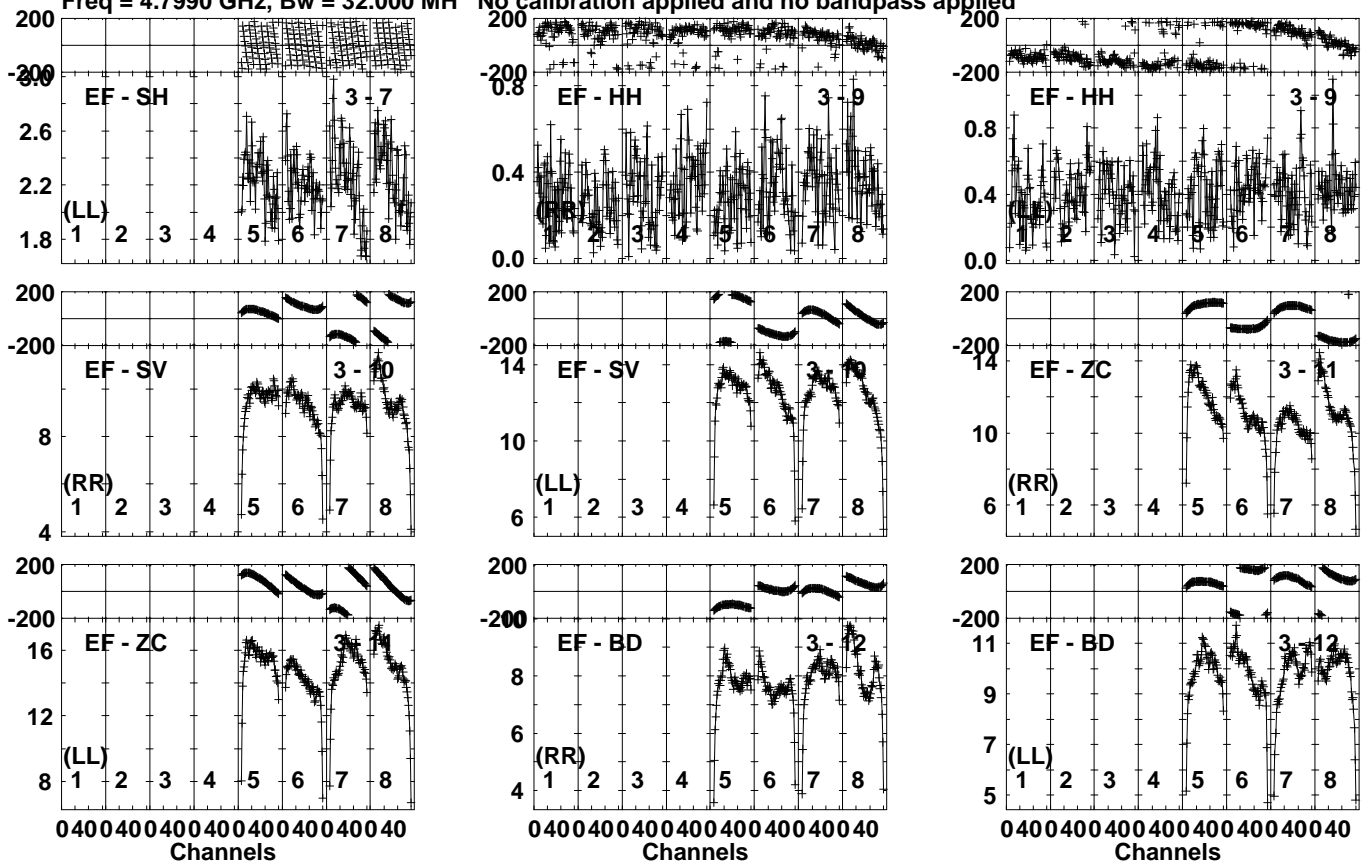


Lower frame: Milli Ampl Jy Top frame: Phas deg
Vector averaged cross-power spectrum Several baselines displayed
Timerange: 00/13:13:11 to 00/13:13:50

Plot file version 58 created 13-OCT-2021 16:52:10

J1745-0753 RG0121.UVDATA.1

Freq = 4.7990 GHz, Bw = 32.000 MH No calibration applied and no bandpass applied

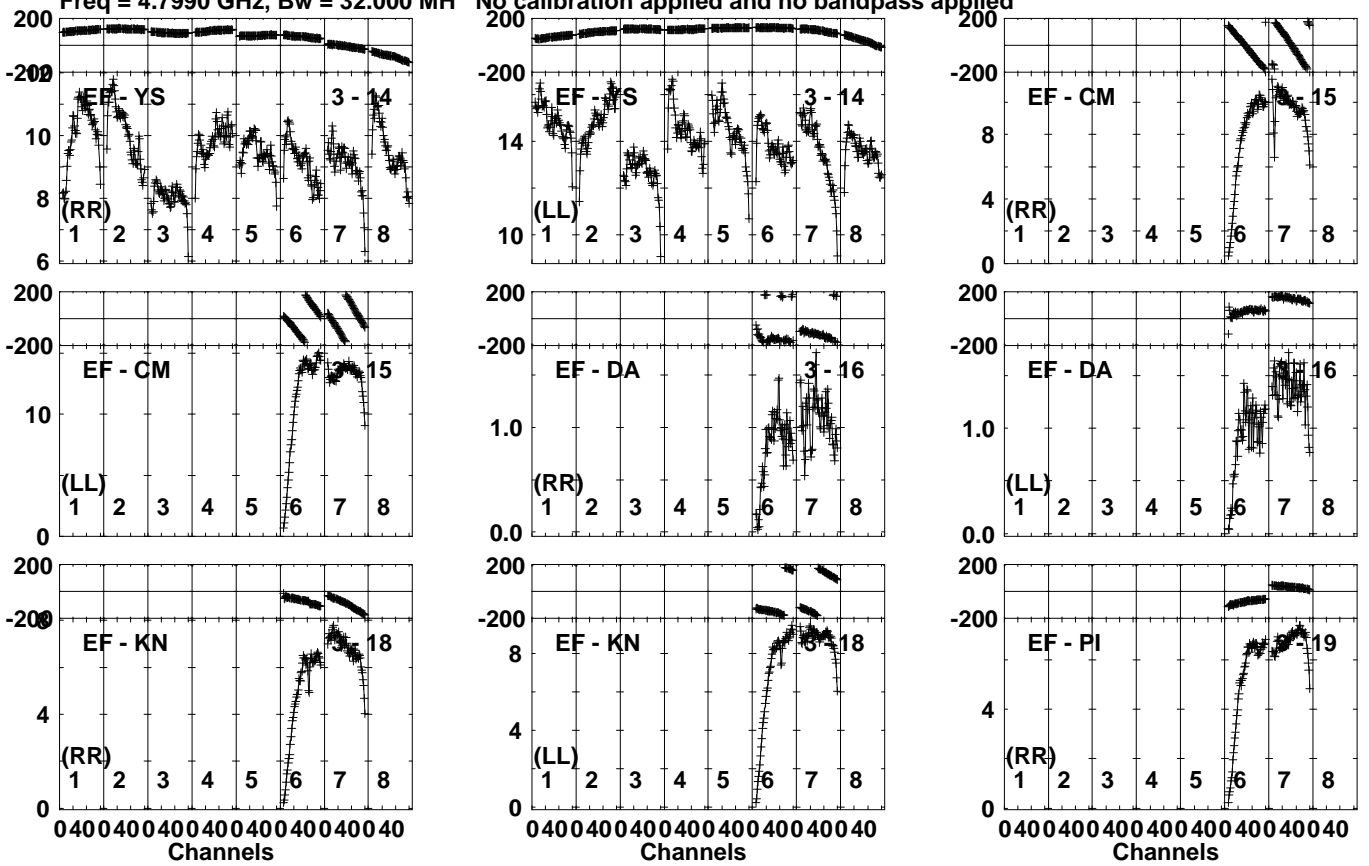


Lower frame: Milli Ampl Jy Top frame: Phas deg
Vector averaged cross-power spectrum Several baselines displayed
Timerange: 00/13:13:11 to 00/13:13:50

Plot file version 59 created 13-OCT-2021 16:52:11

J1745-0753 RG0121.UVDATA.1

Freq = 4.7990 GHz, Bw = 32.000 MH No calibration applied and no bandpass applied

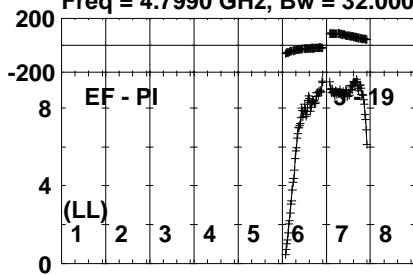


Lower frame: Milli Ampl Jy Top frame: Phas deg
Vector averaged cross-power spectrum Several baselines displayed
Timerange: 00/13:13:11 to 00/13:13:50

Plot file version 60 created 13-OCT-2021 16:52:12

J1745-0753 RG0121.UVDATA.1

Freq = 4.7990 GHz, Bw = 32.000 MH No calibration applied and no bandpass applied



Lower frame: Milli Ampl Jy Top frame: Phas deg

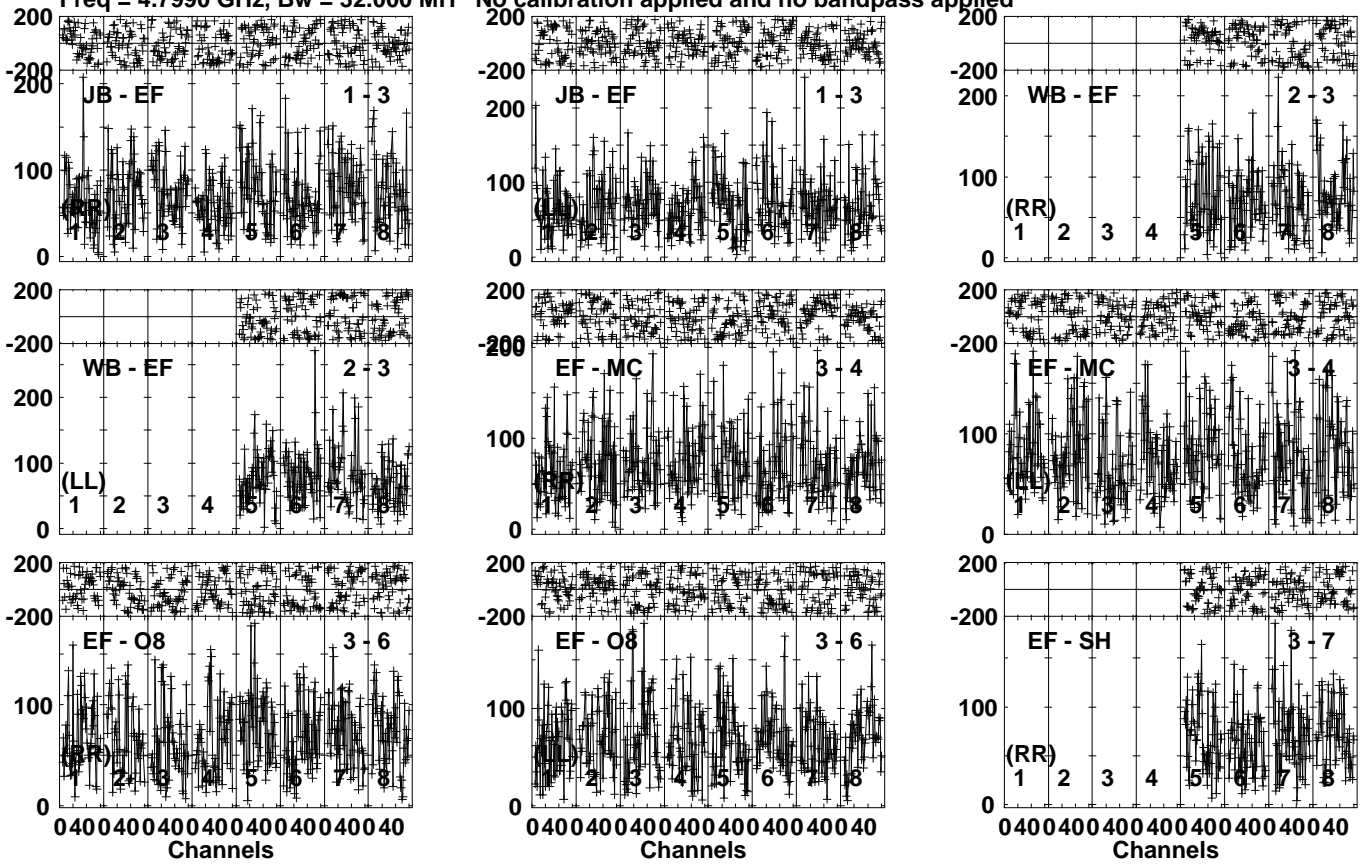
Vector averaged cross-power spectrum Several baselines displayed

Timerange: 00/13:13:11 to 00/13:13:50

Plot file version 61 created 13-OCT-2021 16:52:12

RSOPH RG012I.UVDATA.1

Freq = 4.7990 GHz, Bw = 32.000 MH No calibration applied and no bandpass applied

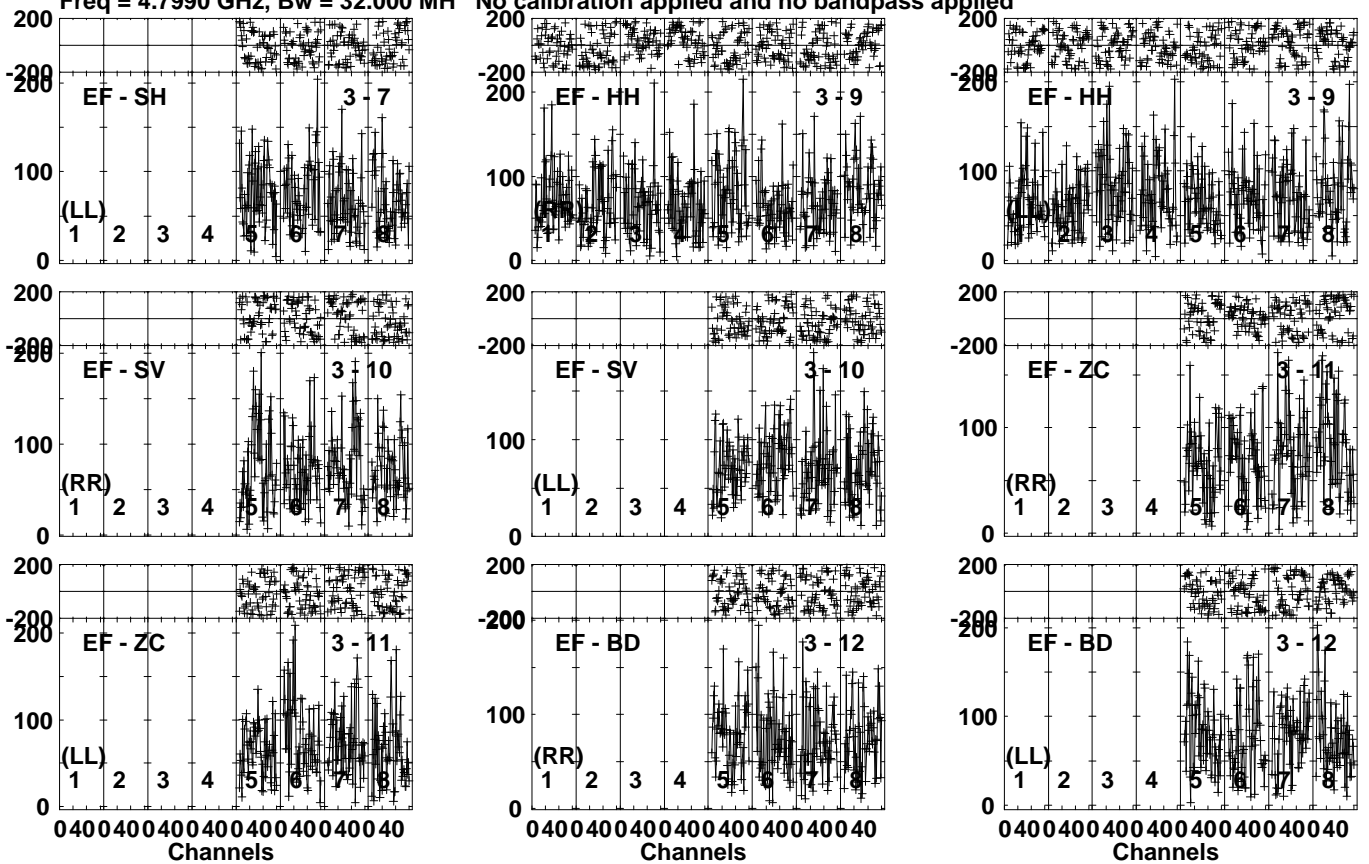


Lower frame: Micro Ampl Jy Top frame: Phas deg
Vector averaged cross-power spectrum Several baselines displayed
Timerange: 00/13:14:10 to 00/13:18:19

Plot file version 62 created 13-OCT-2021 16:52:12

RSOPH RG012I.UVDATA.1

Freq = 4.7990 GHz, Bw = 32.000 MH No calibration applied and no bandpass applied

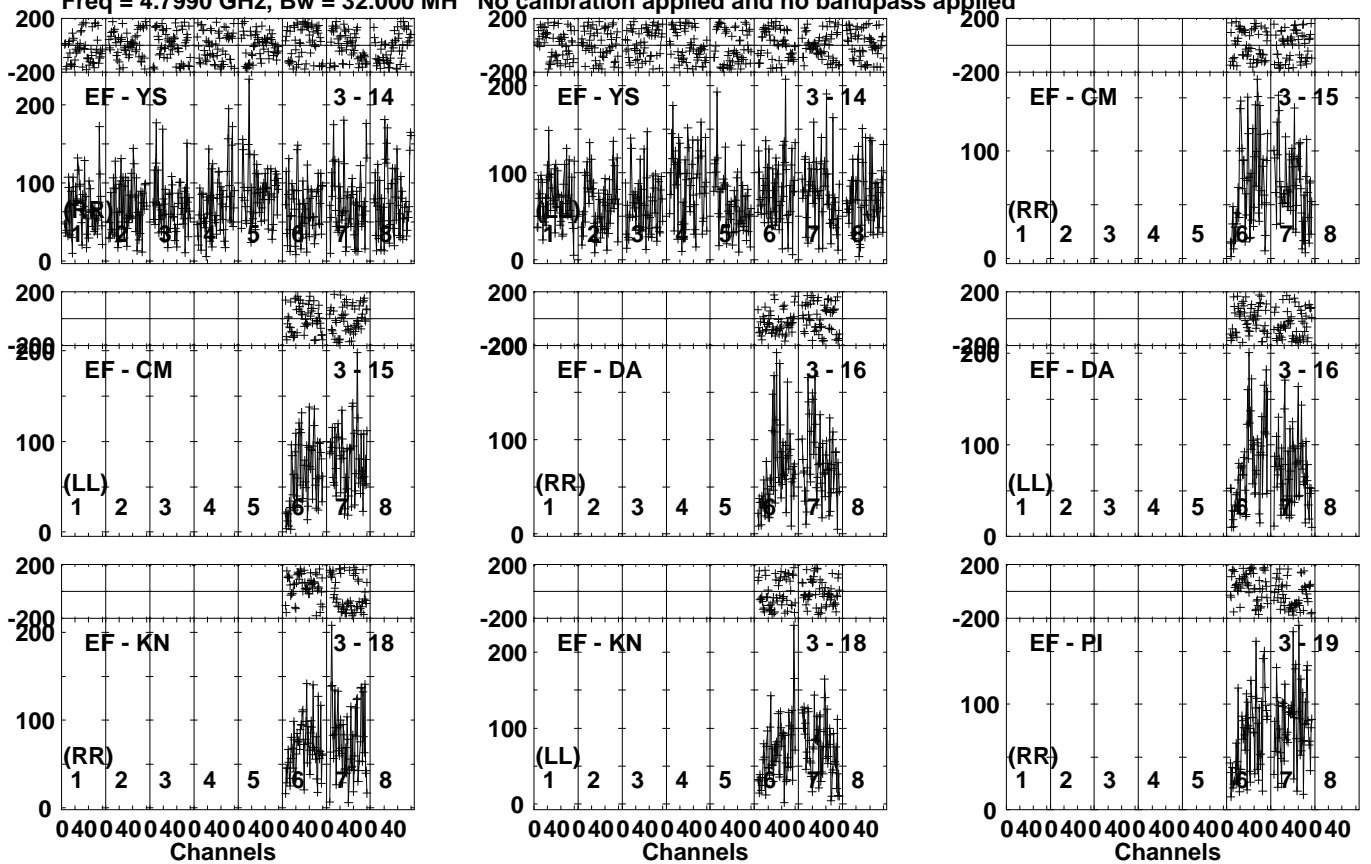


Lower frame: Micro Ampl Jy Top frame: Phas deg
Vector averaged cross-power spectrum Several baselines displayed
Timerange: 00/13:14:10 to 00/13:18:19

Plot file version 63 created 13-OCT-2021 16:52:13

RSOPH RG012I.UVDATA.1

Freq = 4.7990 GHz, Bw = 32.000 MH No calibration applied and no bandpass applied

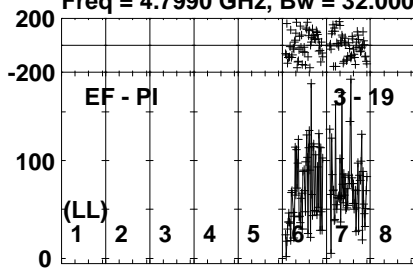


Lower frame: Micro Ampl Jy Top frame: Phas deg
Vector averaged cross-power spectrum Several baselines displayed
Timerange: 00/13:14:10 to 00/13:18:19

Plot file version 64 created 13-OCT-2021 16:52:14

RSOPH RG012I.UVDATA.1

Freq = 4.7990 GHz, Bw = 32.000 MH No calibration applied and no bandpass applied



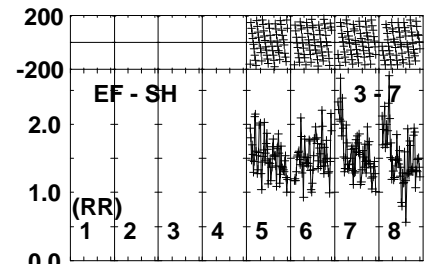
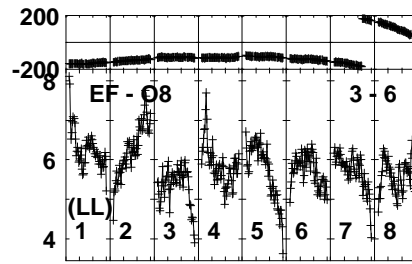
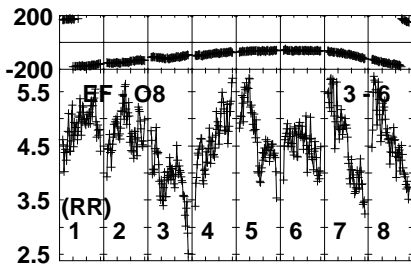
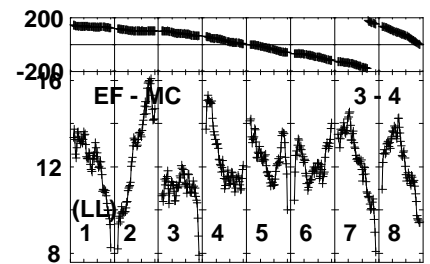
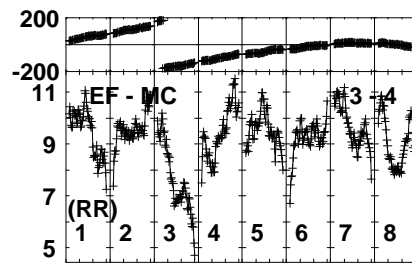
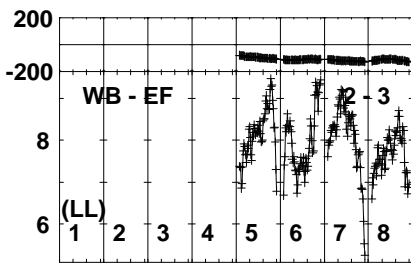
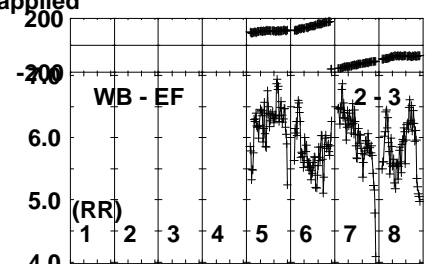
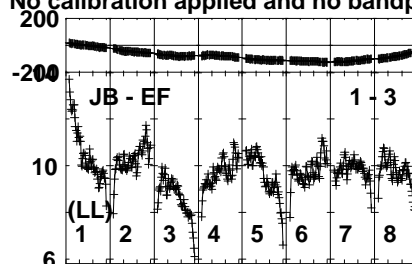
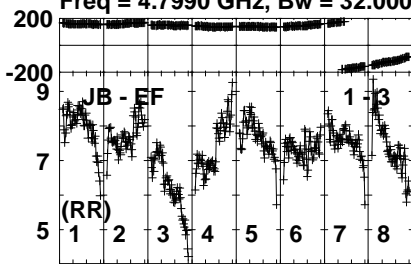
Lower frame: Micro Ampl Jy Top frame: Phas deg
Vector averaged cross-power spectrum Several baselines displayed
Timerange: 00/13:14:10 to 00/13:18:19

Plot file version 65 created 13-OCT-2021 16:52:14

J1745-0753 RG0121.UVDATA.1

Freq = 4.7990 GHz, Bw = 32.000 MH

No calibration applied and no bandpass applied

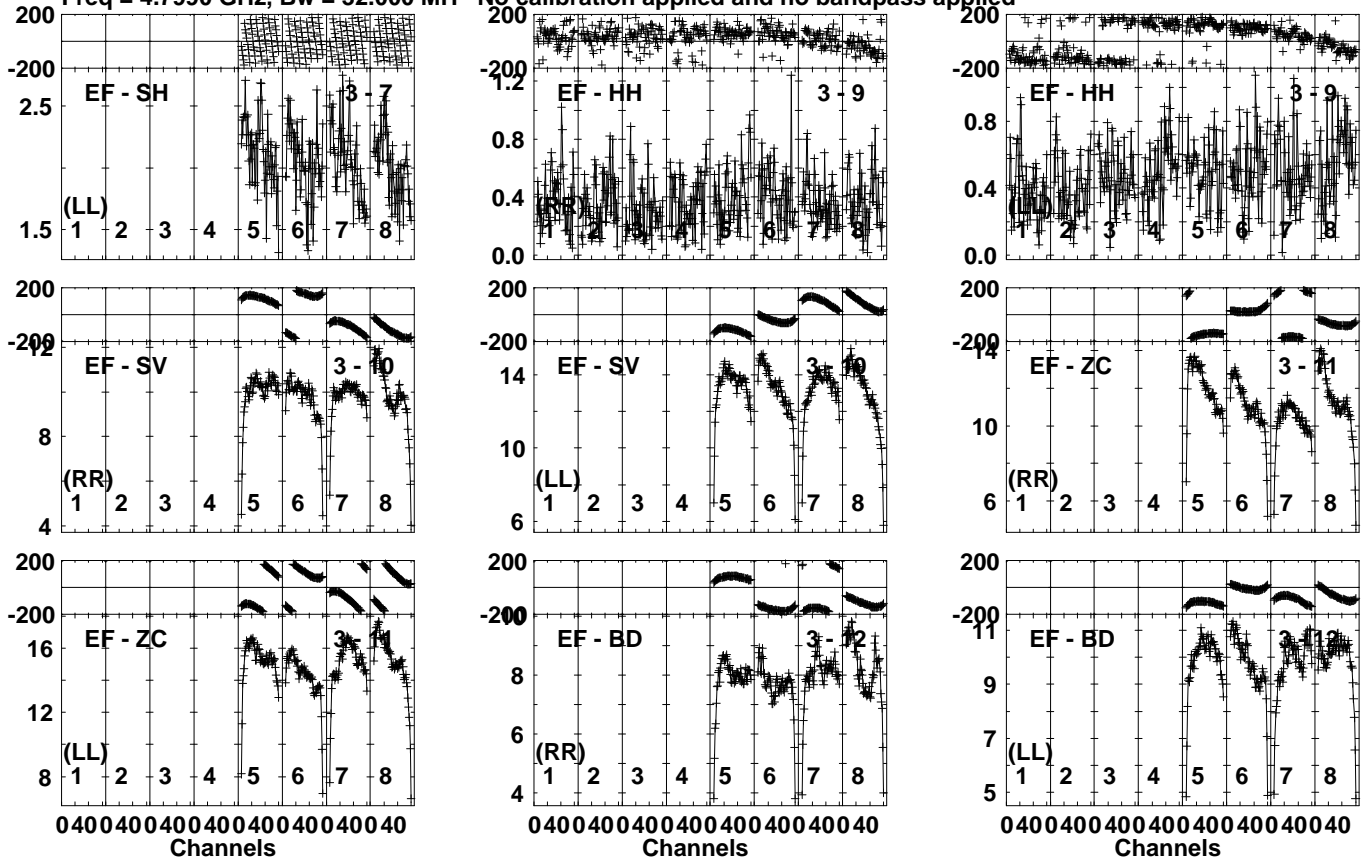


Lower frame: Milli Ampl Jy Top frame: Phas deg
Vector averaged cross-power spectrum Several baselines displayed
Timerange: 00/13:18:40 to 00/13:19:30

Plot file version 66 created 13-OCT-2021 16:52:14

J1745-0753 RG0121.UVDATA.1

Freq = 4.7990 GHz, Bw = 32.000 MH No calibration applied and no bandpass applied

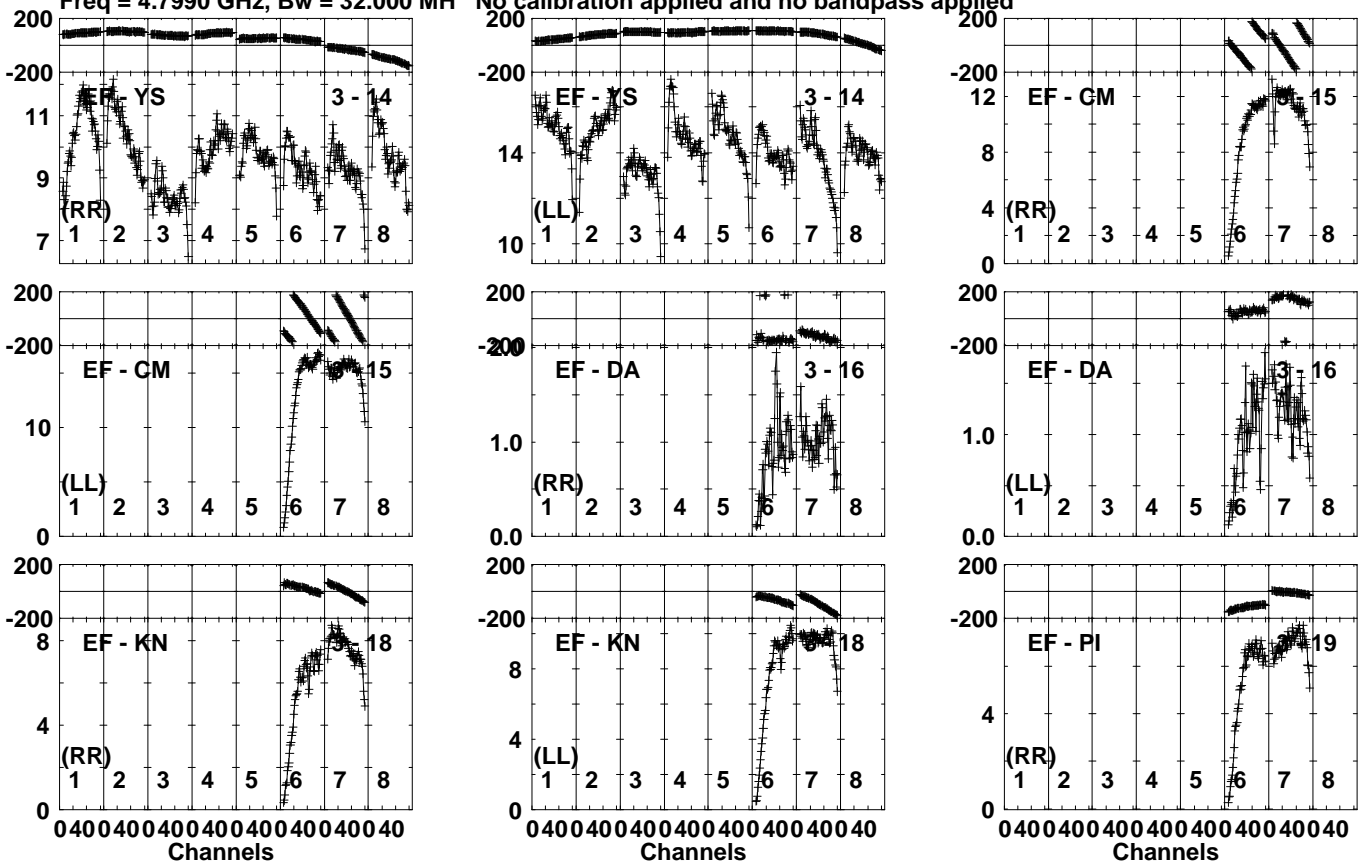


Lower frame: Milli Ampl Jy Top frame: Phas deg
Vector averaged cross-power spectrum Several baselines displayed
Timerange: 00/13:18:40 to 00/13:19:30

Plot file version 67 created 13-OCT-2021 16:52:15

J1745-0753 RG0121.UVDATA.1

Freq = 4.7990 GHz, Bw = 32.000 MH No calibration applied and no bandpass applied

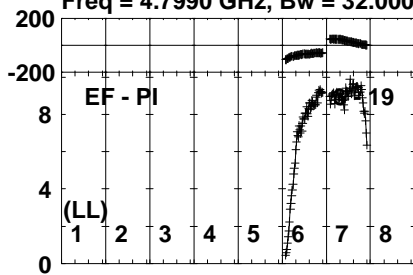


Lower frame: Milli Ampl Jy Top frame: Phas deg
Vector averaged cross-power spectrum Several baselines displayed
Timerange: 00/13:18:40 to 00/13:19:30

Plot file version 68 created 13-OCT-2021 16:52:16

J1745-0753 RG0121.UVDATA.1

Freq = 4.7990 GHz, Bw = 32.000 MH No calibration applied and no bandpass applied



Lower frame: Milli Ampl Jy Top frame: Phas deg

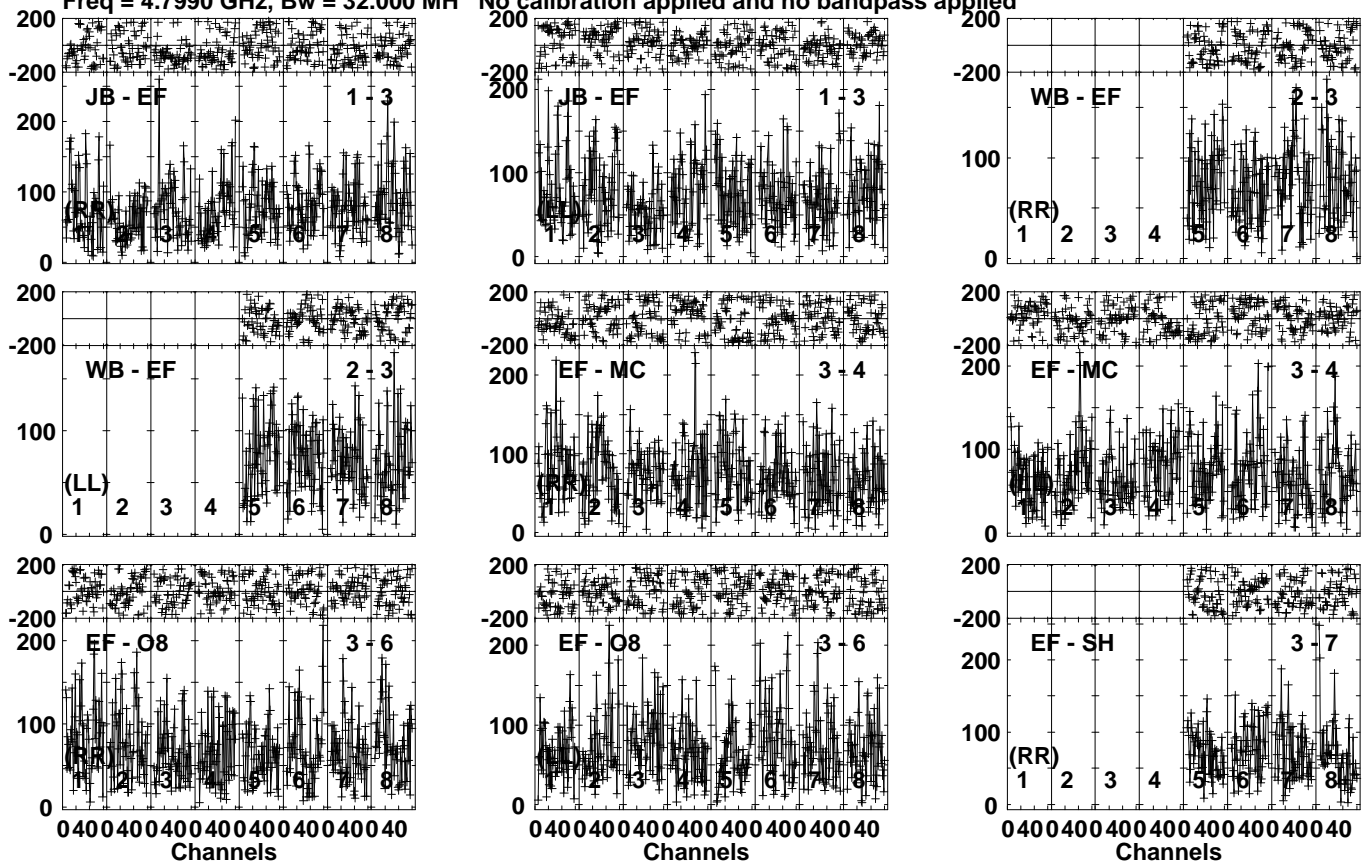
Vector averaged cross-power spectrum Several baselines displayed

Timerange: 00/13:18:40 to 00/13:19:30

Plot file version 69 created 13-OCT-2021 16:52:16

RSOPH RG012I.UVDATA.1

Freq = 4.7990 GHz, Bw = 32.000 MH No calibration applied and no bandpass applied

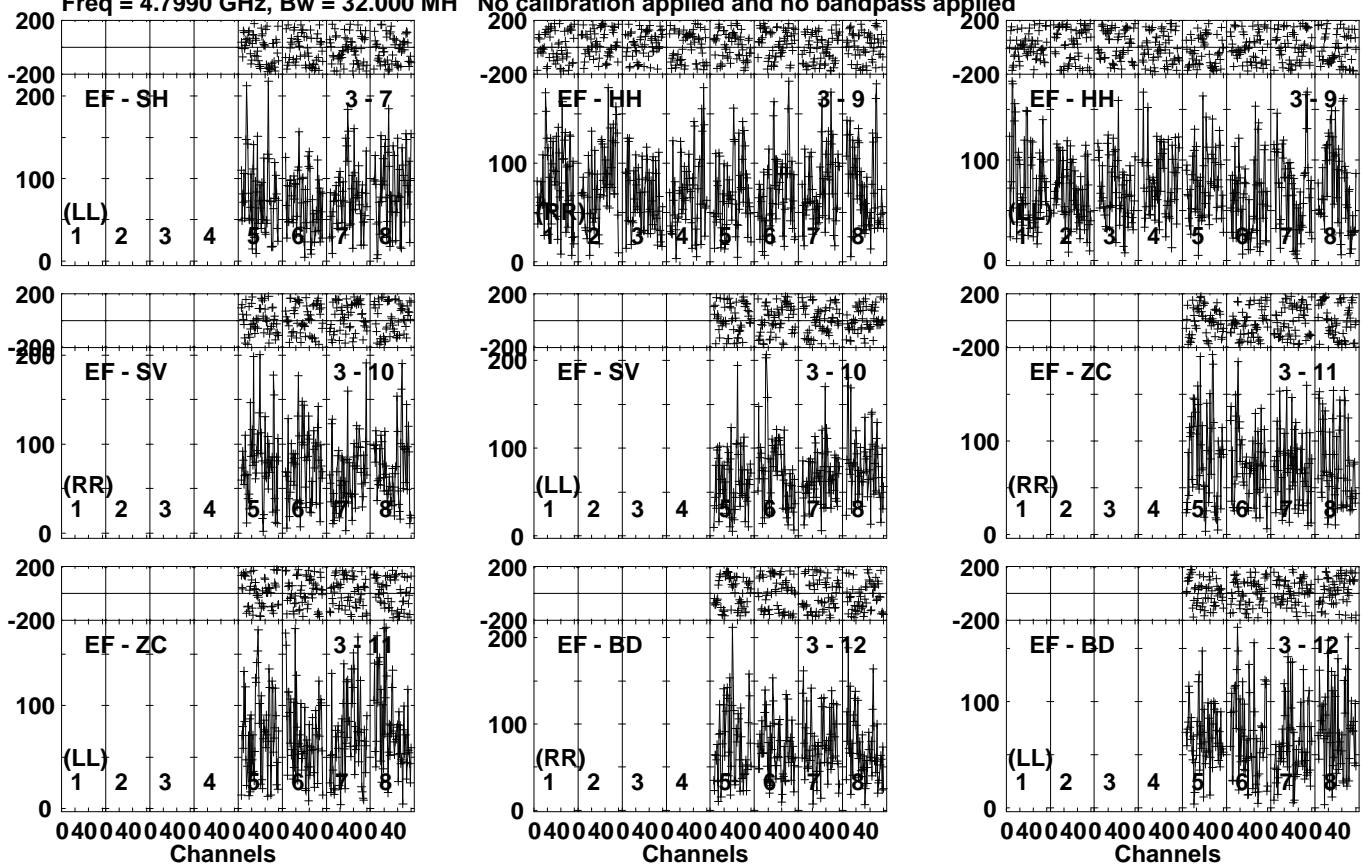


Lower frame: Micro Ampl Jy Top frame: Phas deg
Vector averaged cross-power spectrum Several baselines displayed
Timerange: 00/13:19:50 to 00/13:24:00

Plot file version 70 created 13-OCT-2021 16:52:16

RSOPH RG012I.UVDATA.1

Freq = 4.7990 GHz, Bw = 32.000 MH No calibration applied and no bandpass applied

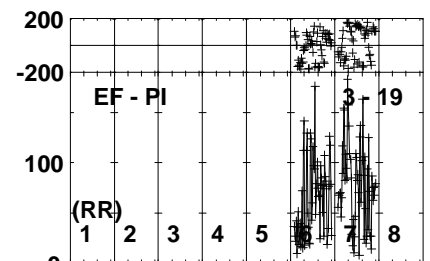
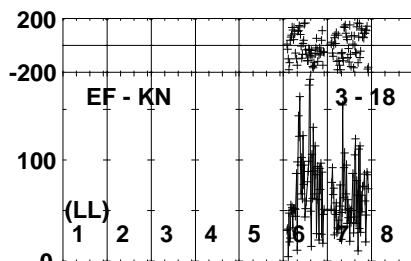
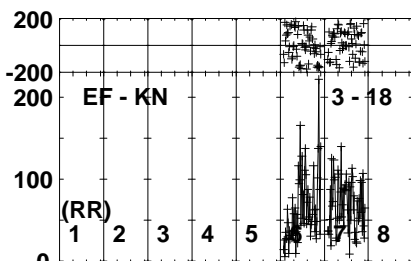
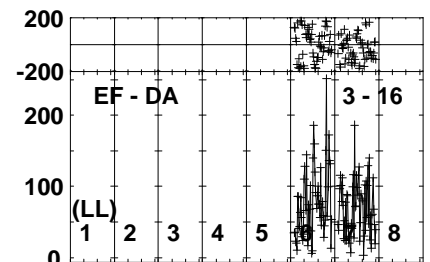
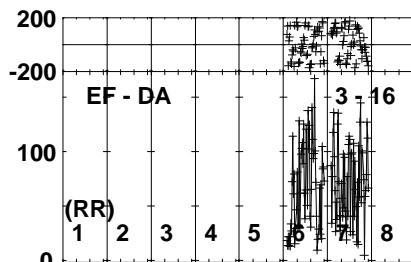
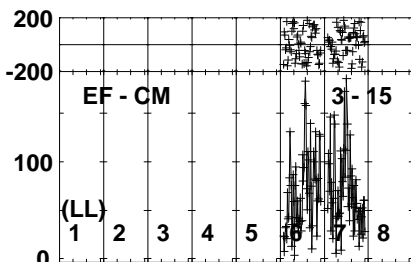
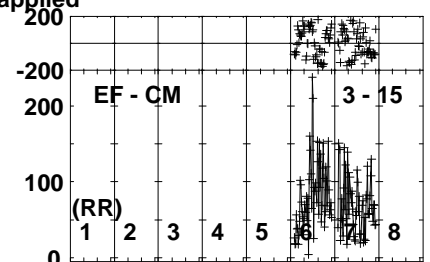
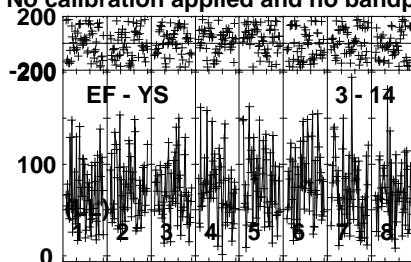
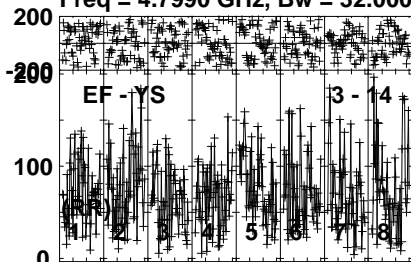


Lower frame: Micro Ampl Jy Top frame: Phas deg
Vector averaged cross-power spectrum Several baselines displayed
Timerange: 00/13:19:50 to 00/13:24:00

Plot file version 71 created 13-OCT-2021 16:52:17

RSOPH RG012I.UVDATA.1

Freq = 4.7990 GHz, Bw = 32.000 MH No calibration applied and no bandpass applied



0400400400400400400400400400400400400400400
Channels

0400400400400400400400400400400400400400400
Channels

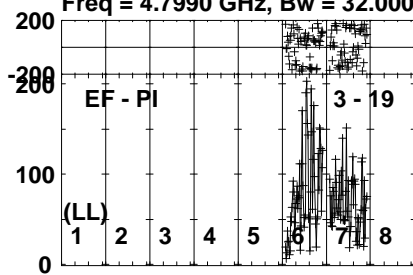
0400400400400400400400400400400400400400400
Channels

Lower frame: Micro Ampl Jy Top frame: Phas deg
Vector averaged cross-power spectrum Several baselines displayed
Timerange: 00/13:19:50 to 00/13:24:00

Plot file version 72 created 13-OCT-2021 16:52:18

RSOPH RG012I.UVDATA.1

Freq = 4.7990 GHz, Bw = 32.000 MH No calibration applied and no bandpass applied



Lower frame: Micro Ampl Jy Top frame: Phas deg

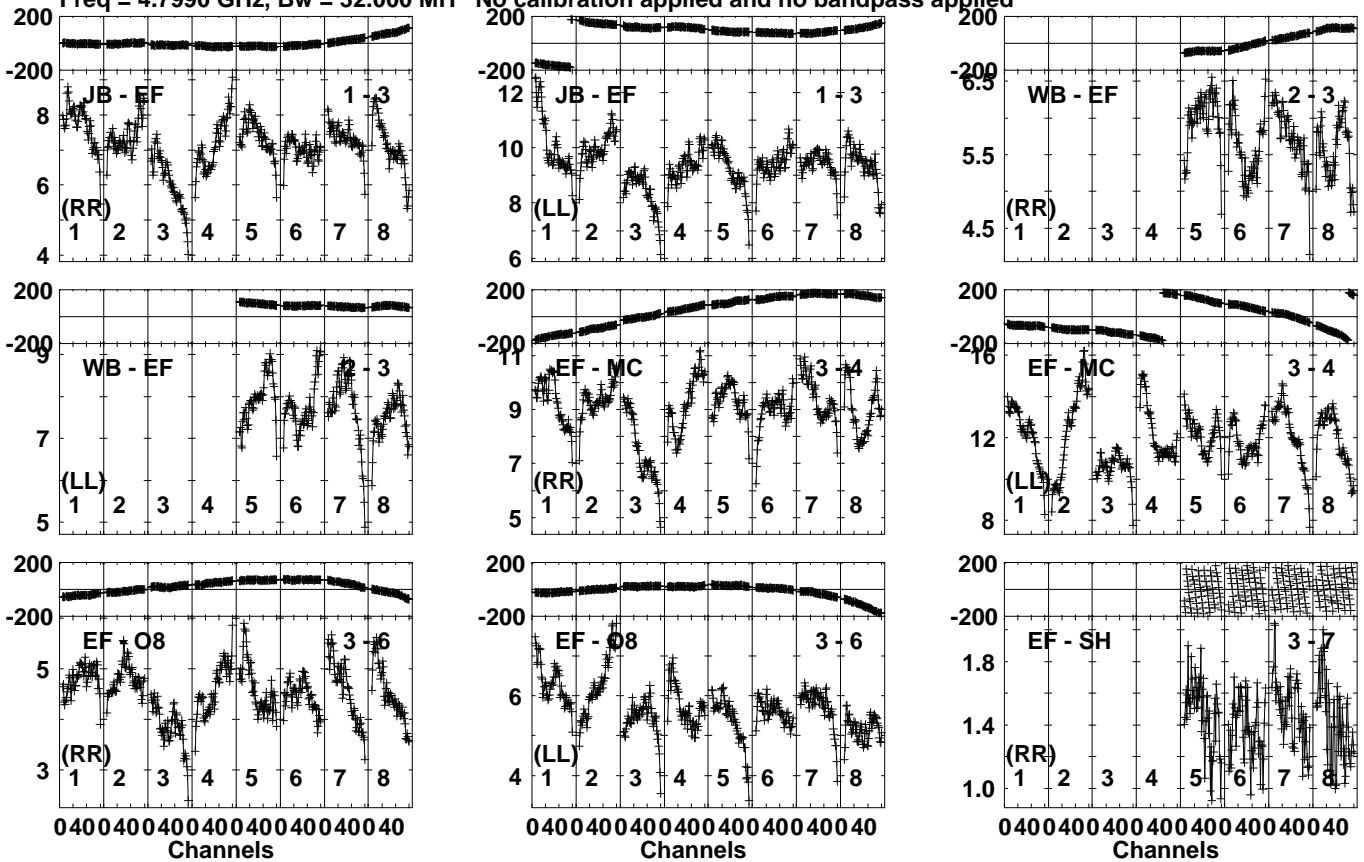
Vector averaged cross-power spectrum Several baselines displayed

Timerange: 00/13:19:50 to 00/13:24:00

Plot file version 73 created 13-OCT-2021 16:52:18

J1745-0753 RG0121.UVDATA.1

Freq = 4.7990 GHz, Bw = 32.000 MH No calibration applied and no bandpass applied



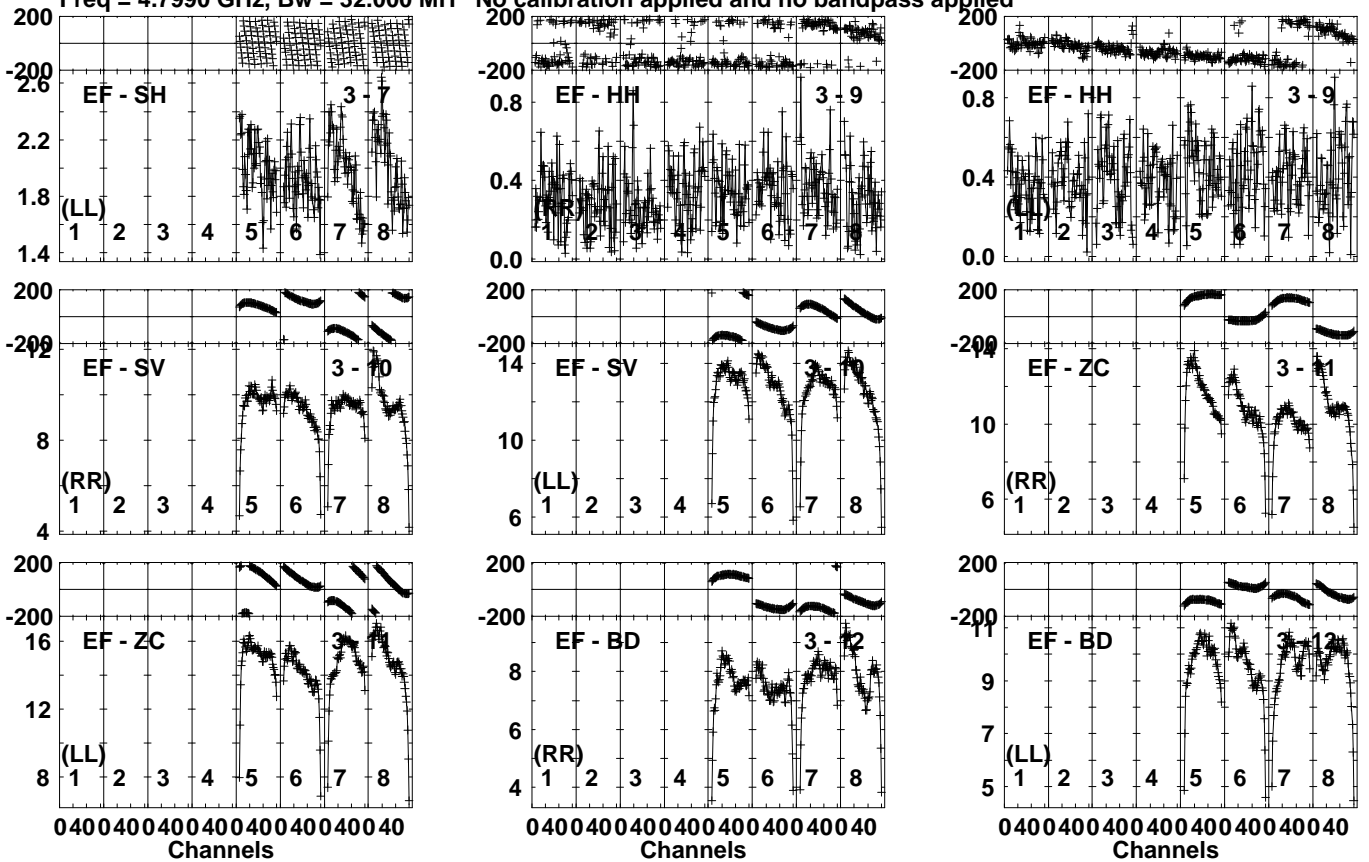
Lower frame: Milli Ampl Jy Top frame: Phas deg
 Vector averaged cross-power spectrum Several baselines displayed
 Timerange: 00/13:24:41 to 00/13:25:19

Plot file version 74 created 13-OCT-2021 16:52:19

J1745-0753 RG0121.UVDATA.1

Freq = 4.7990 GHz, Bw = 32.000 MH

No calibration applied and no bandpass applied



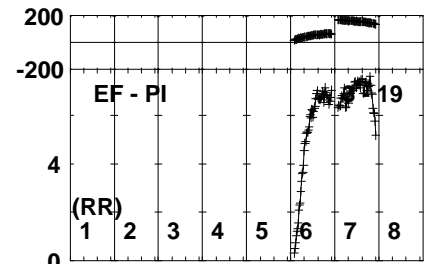
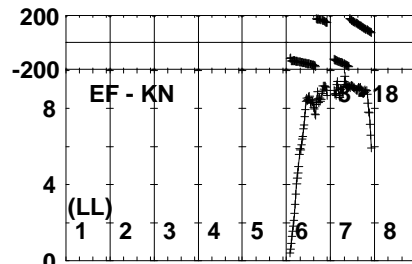
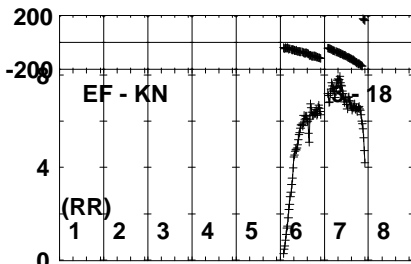
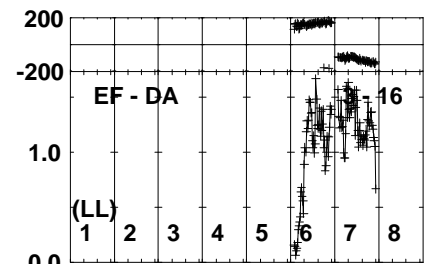
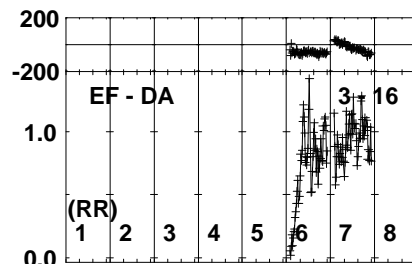
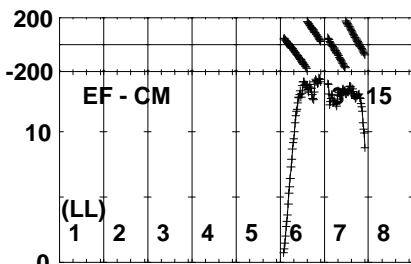
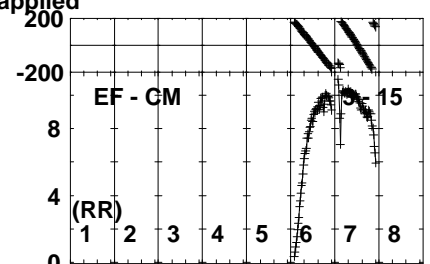
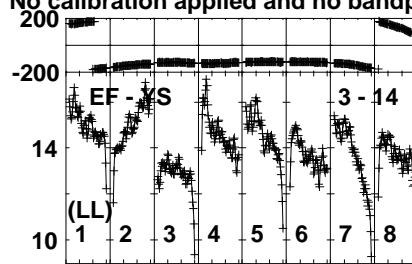
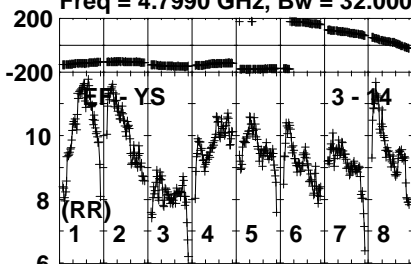
Lower frame: Milli Ampl Jy Top frame: Phas deg
Vector averaged cross-power spectrum Several baselines displayed
Timerange: 00/13:24:41 to 00/13:25:19

Plot file version 75 created 13-OCT-2021 16:52:19

J1745-0753 RG0121.UVDATA.1

Freq = 4.7990 GHz, Bw = 32.000 MH

No calibration applied and no bandpass applied

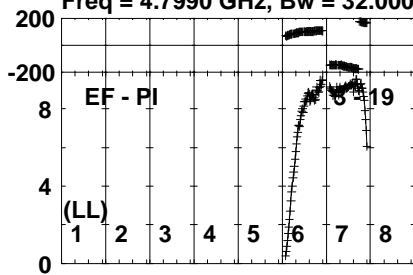


Lower frame: Milli Ampl Jy Top frame: Phas deg
Vector averaged cross-power spectrum Several baselines displayed
Timerange: 00/13:24:41 to 00/13:25:19

Plot file version 76 created 13-OCT-2021 16:52:20

J1745-0753 RG0121.UVDATA.1

Freq = 4.7990 GHz, Bw = 32.000 MH No calibration applied and no bandpass applied



Lower frame: Milli Ampl Jy Top frame: Phas deg

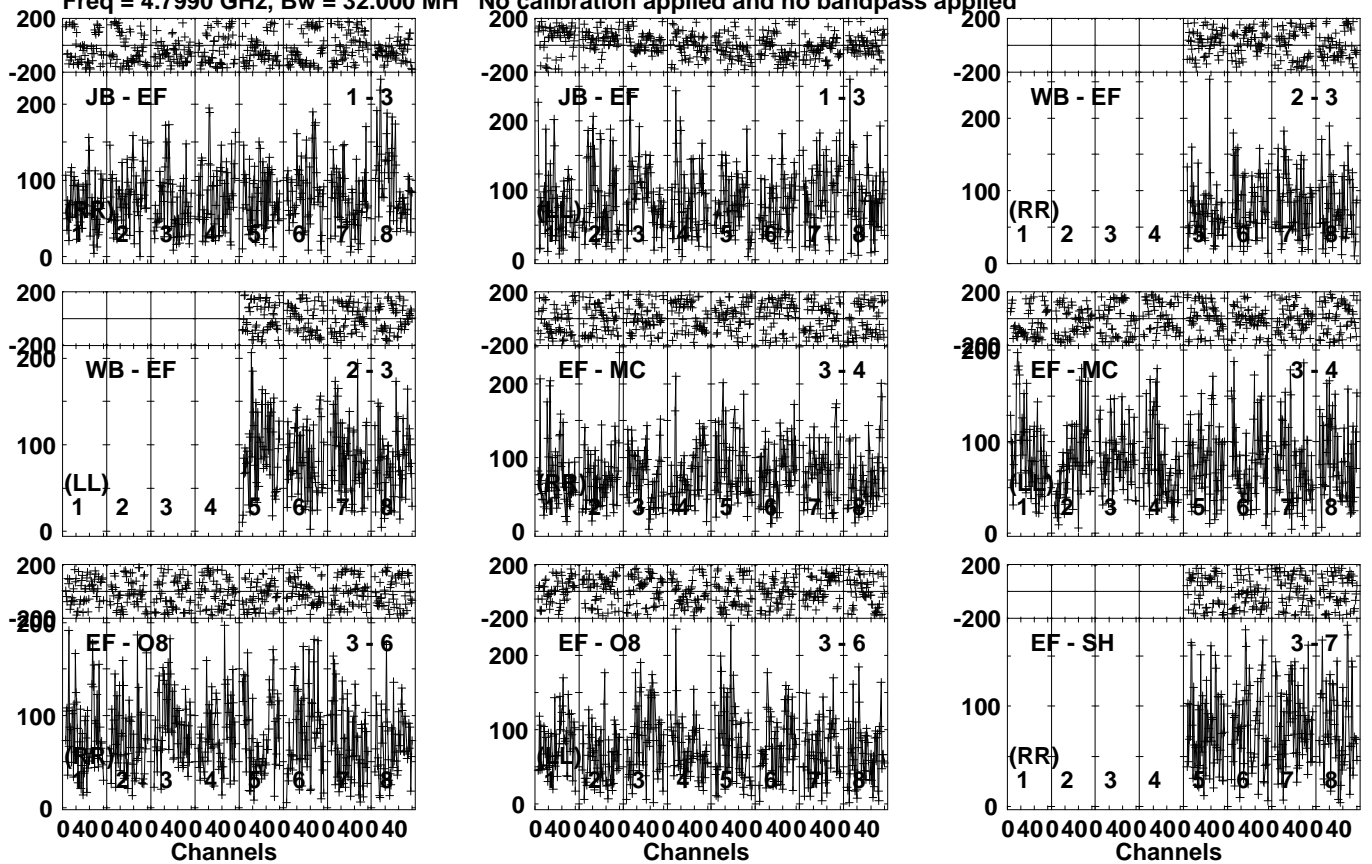
Vector averaged cross-power spectrum Several baselines displayed

Timerange: 00/13:24:41 to 00/13:25:19

Plot file version 77 created 13-OCT-2021 16:52:20

RSOPH RG012I.UVDATA.1

Freq = 4.7990 GHz, Bw = 32.000 MH No calibration applied and no bandpass applied

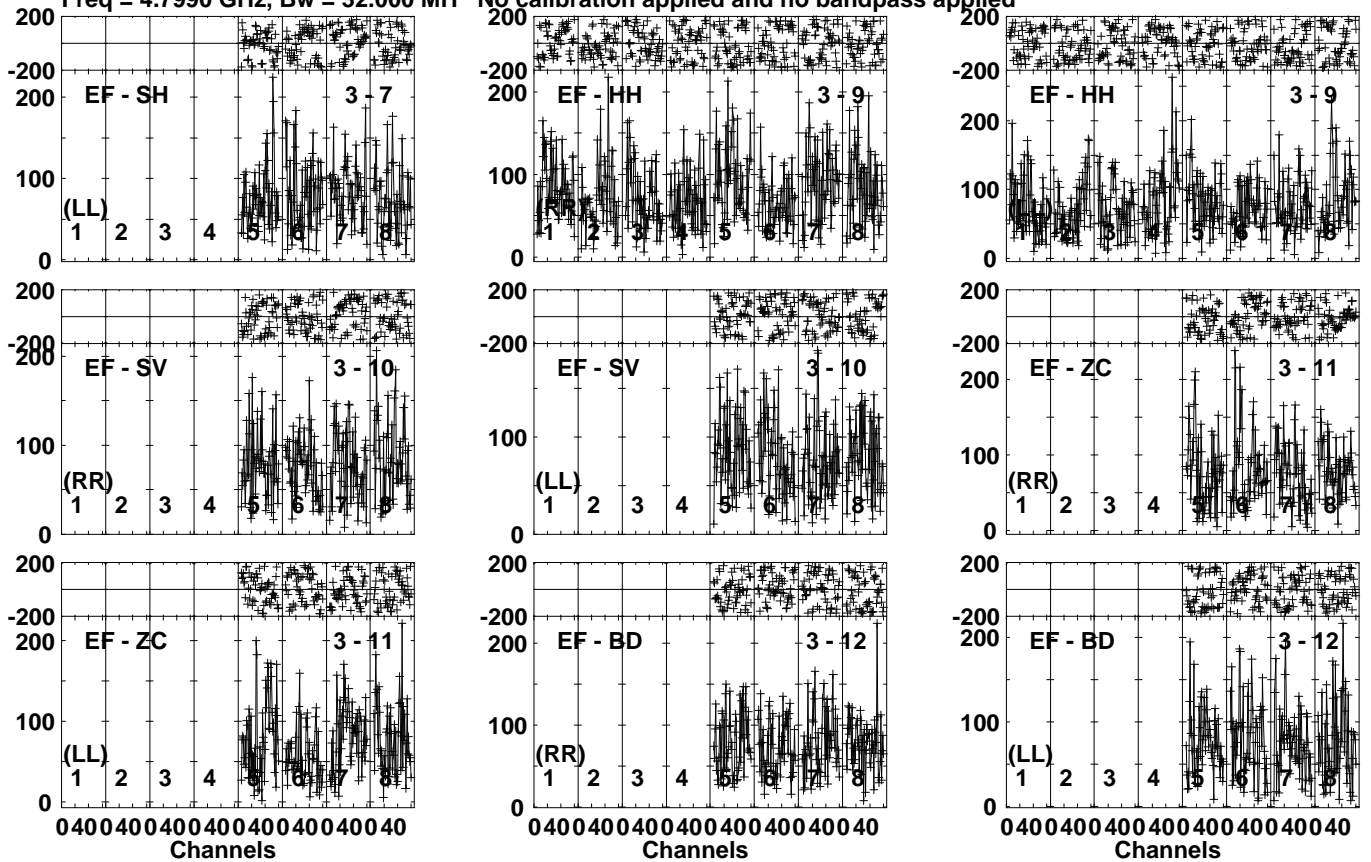


Lower frame: Micro Ampl Jy Top frame: Phas deg
Vector averaged cross-power spectrum Several baselines displayed
Timerange: 00/13:25:40 to 00/13:29:20

Plot file version 78 created 13-OCT-2021 16:52:20

RSOPH RG012I.UVDATA.1

Freq = 4.7990 GHz, Bw = 32.000 MH No calibration applied and no bandpass applied

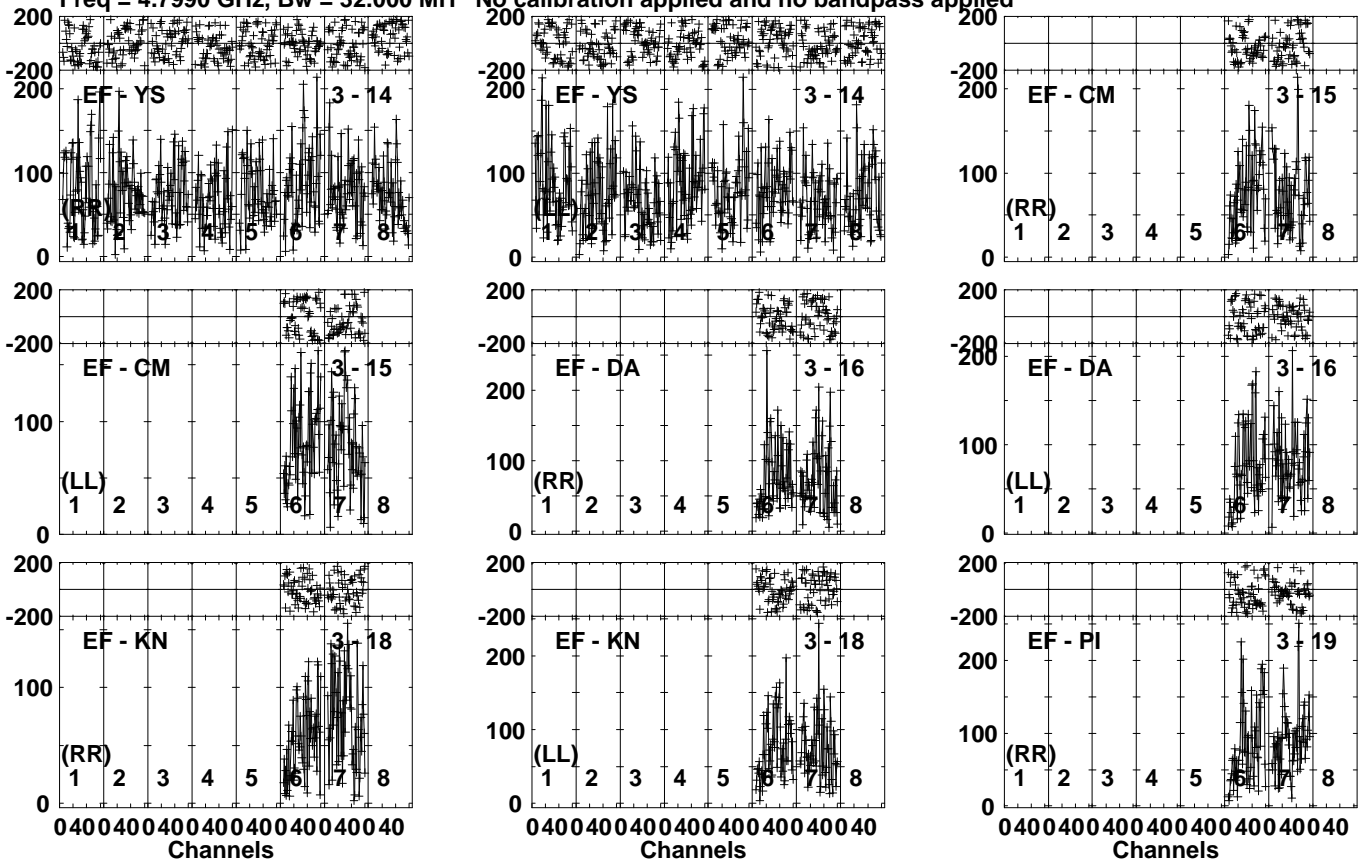


Lower frame: Micro Ampl Jy Top frame: Phas deg
Vector averaged cross-power spectrum Several baselines displayed
Timerange: 00/13:25:40 to 00/13:29:20

Plot file version 79 created 13-OCT-2021 16:52:21

RSOPH RG012I.UVDATA.1

Freq = 4.7990 GHz, Bw = 32.000 MH No calibration applied and no bandpass applied

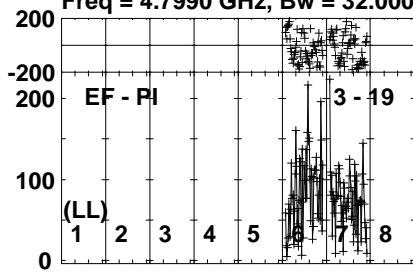


Lower frame: Micro Ampl Jy Top frame: Phas deg
Vector averaged cross-power spectrum Several baselines displayed
Timerange: 00/13:25:40 to 00/13:29:20

Plot file version 80 created 13-OCT-2021 16:52:22

RSOPH RG012I.UVDATA.1

Freq = 4.7990 GHz, Bw = 32.000 MH No calibration applied and no bandpass applied



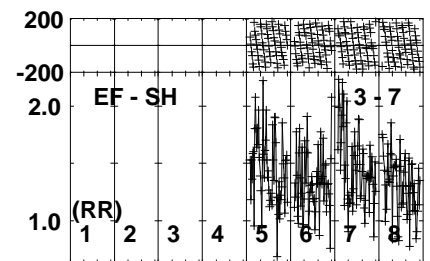
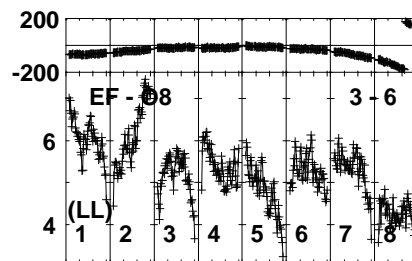
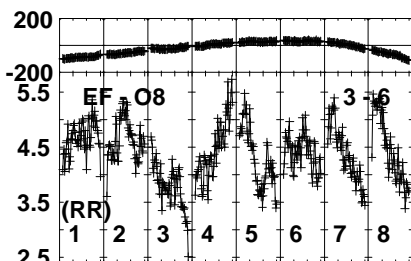
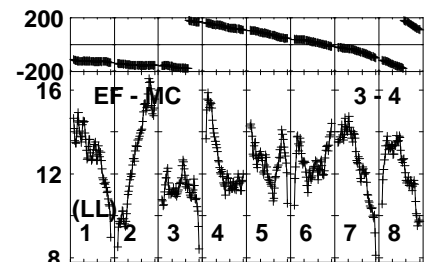
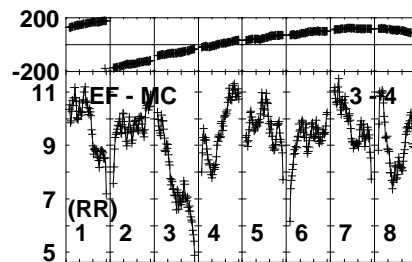
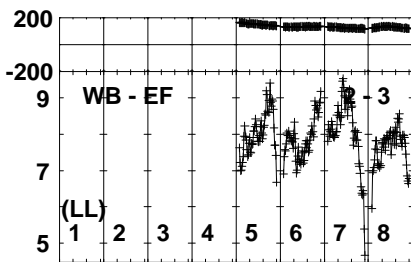
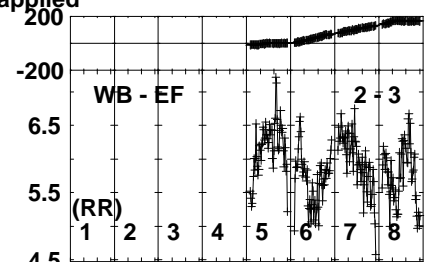
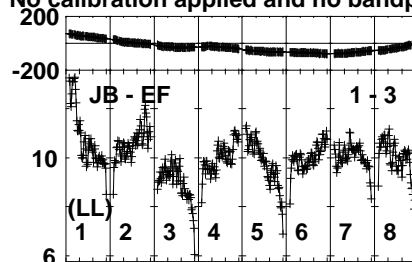
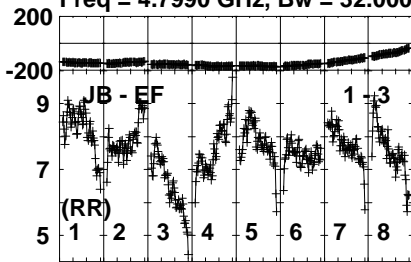
Lower frame: Micro Ampl Jy Top frame: Phas deg
Vector averaged cross-power spectrum Several baselines displayed
Timerange: 00/13:25:40 to 00/13:29:20

Plot file version 81 created 13-OCT-2021 16:52:22

J1745-0753 RG0121.UVDATA.1

Freq = 4.7990 GHz, Bw = 32.000 MH

No calibration applied and no bandpass applied

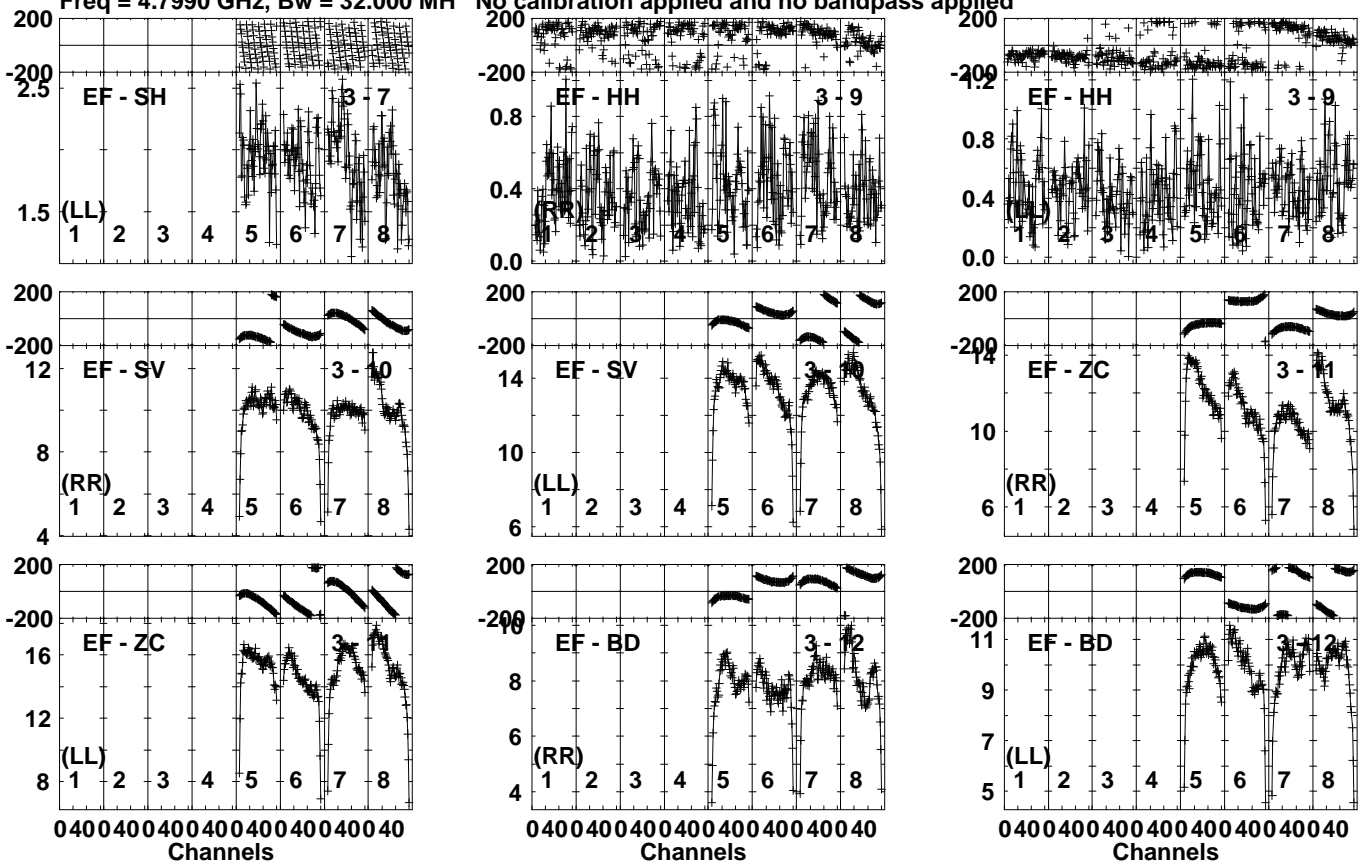


Lower frame: Milli Ampl Jy Top frame: Phas deg
Vector averaged cross-power spectrum Several baselines displayed
Timerange: 00/13:29:40 to 00/13:30:29

Plot file version 82 created 13-OCT-2021 16:52:22

J1745-0753 RG0121.UVDATA.1

Freq = 4.7990 GHz, Bw = 32.000 MH No calibration applied and no bandpass applied



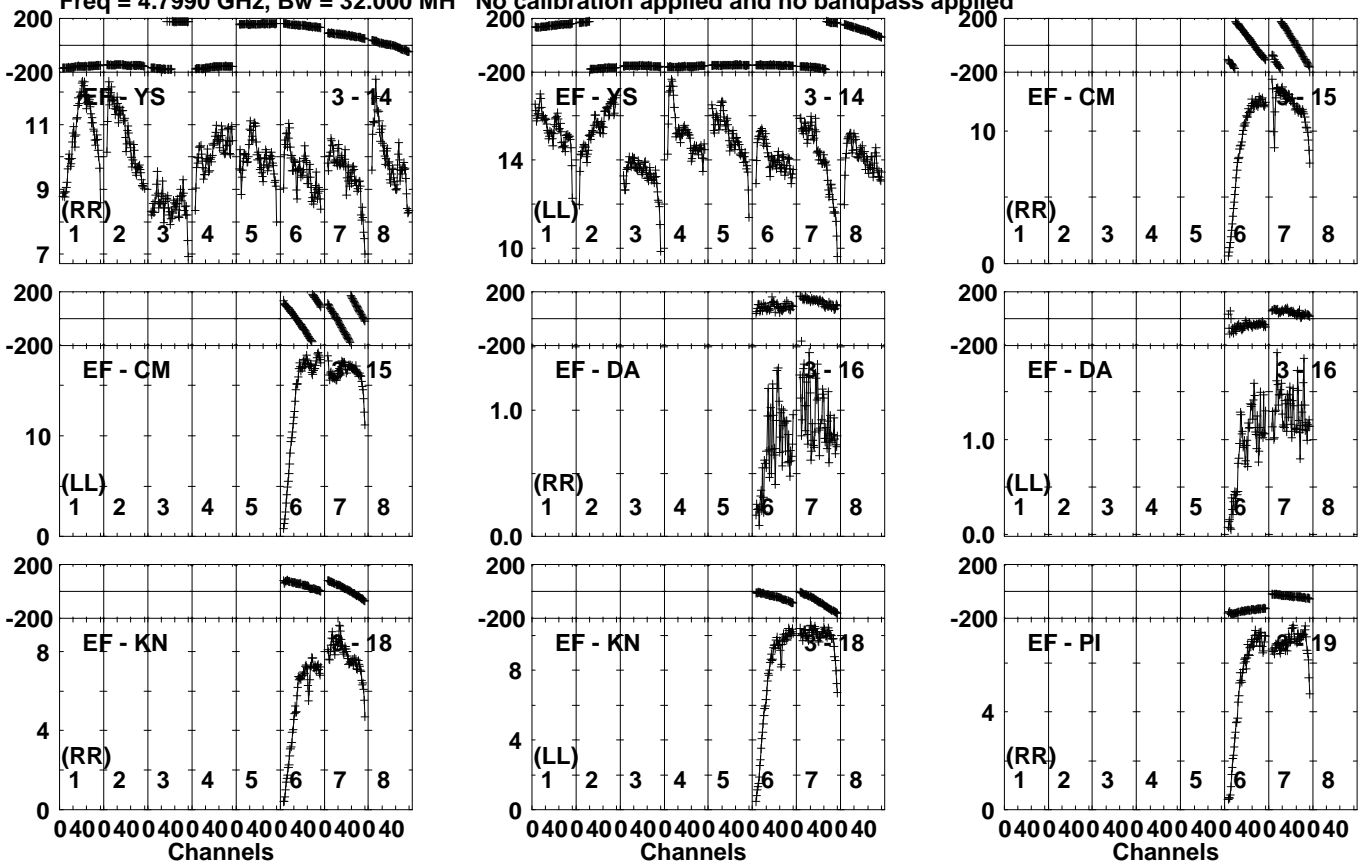
Lower frame: Milli Ampl Jy Top frame: Phas deg
Vector averaged cross-power spectrum Several baselines displayed
Timerange: 00/13:29:40 to 00/13:30:29

Plot file version 83 created 13-OCT-2021 16:52:23

J1745-0753 RG0121.UVDATA.1

Freq = 4.7990 GHz, Bw = 32.000 MH

No calibration applied and no bandpass applied

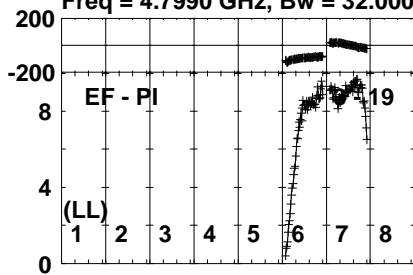


Lower frame: Milli Ampl Jy Top frame: Phas deg
Vector averaged cross-power spectrum Several baselines displayed
Timerange: 00/13:29:40 to 00/13:30:29

Plot file version 84 created 13-OCT-2021 16:52:24

J1745-0753 RG0121.UVDATA.1

Freq = 4.7990 GHz, Bw = 32.000 MH No calibration applied and no bandpass applied



Lower frame: Milli Ampl Jy Top frame: Phas deg

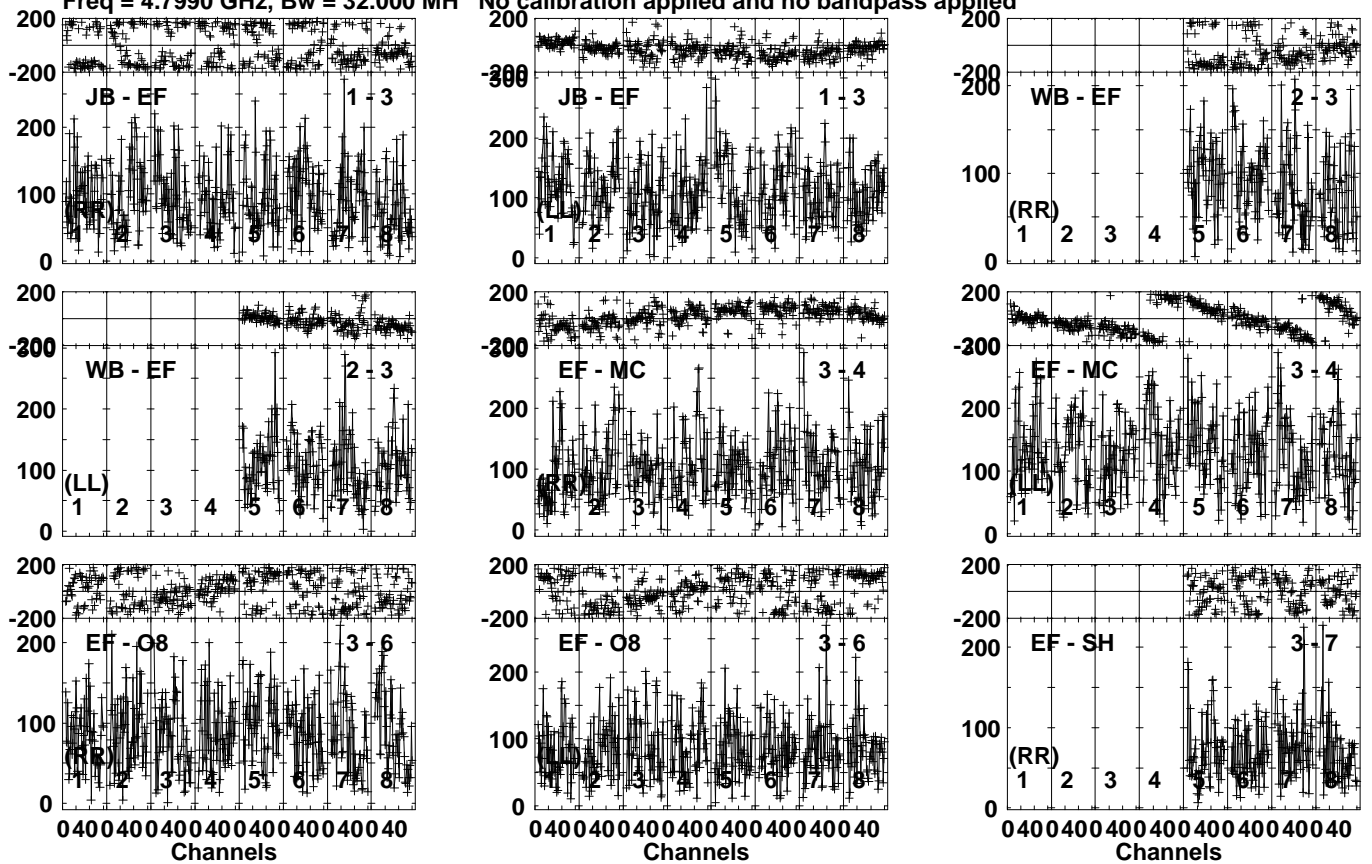
Vector averaged cross-power spectrum Several baselines displayed

Timerange: 00/13:29:40 to 00/13:30:29

Plot file version 85 created 13-OCT-2021 16:52:24

VLASS1 RG0121.UVDATA.1

Freq = 4.7990 GHz, Bw = 32.000 MH No calibration applied and no bandpass applied

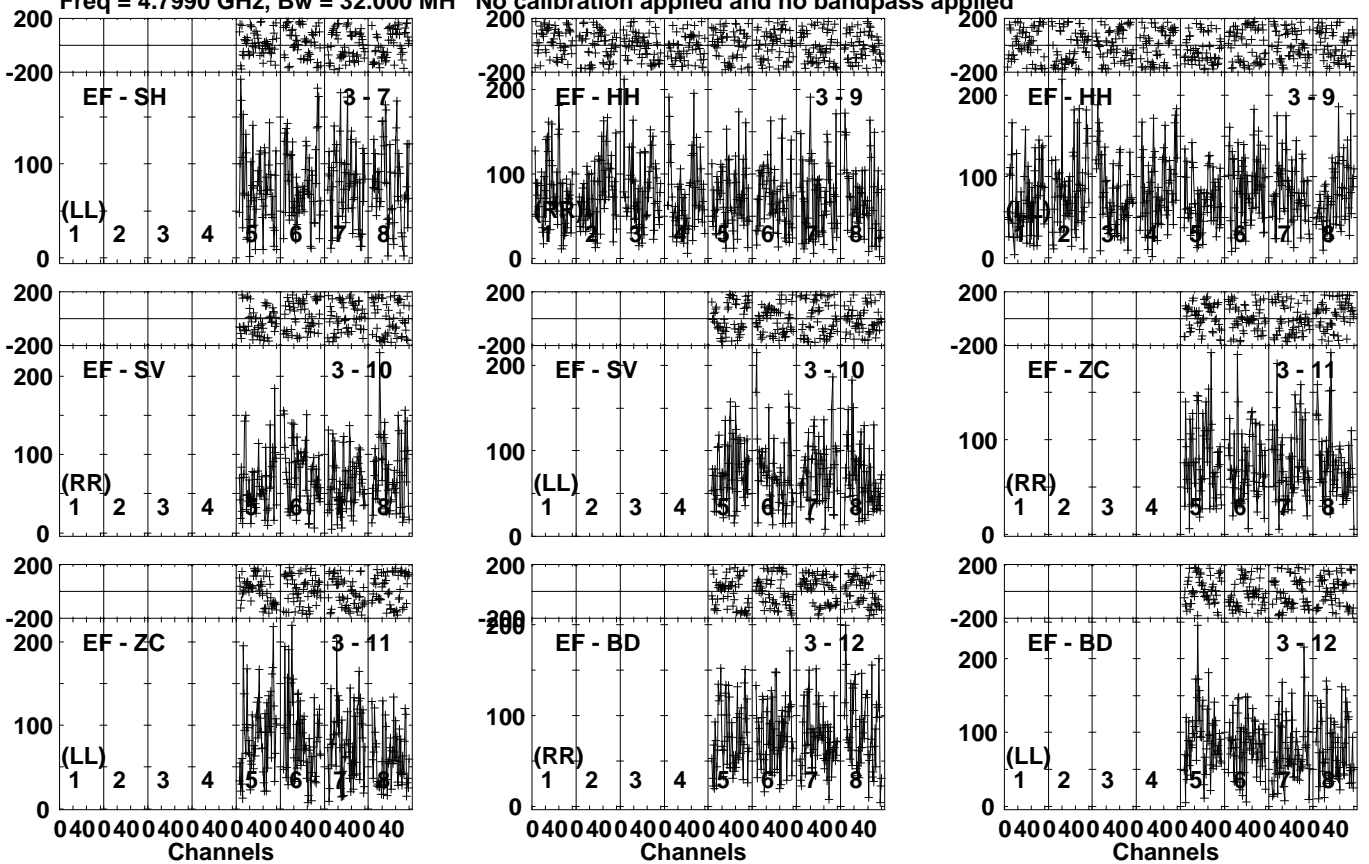


Lower frame: Micro Ampl Jy Top frame: Phas deg
Vector averaged cross-power spectrum Several baselines displayed
Timerange: 00/13:30:50 to 00/13:34:30

Plot file version 86 created 13-OCT-2021 16:52:24

VLASS1 RG0121.UVDATA.1

Freq = 4.7990 GHz, Bw = 32.000 MH No calibration applied and no bandpass applied

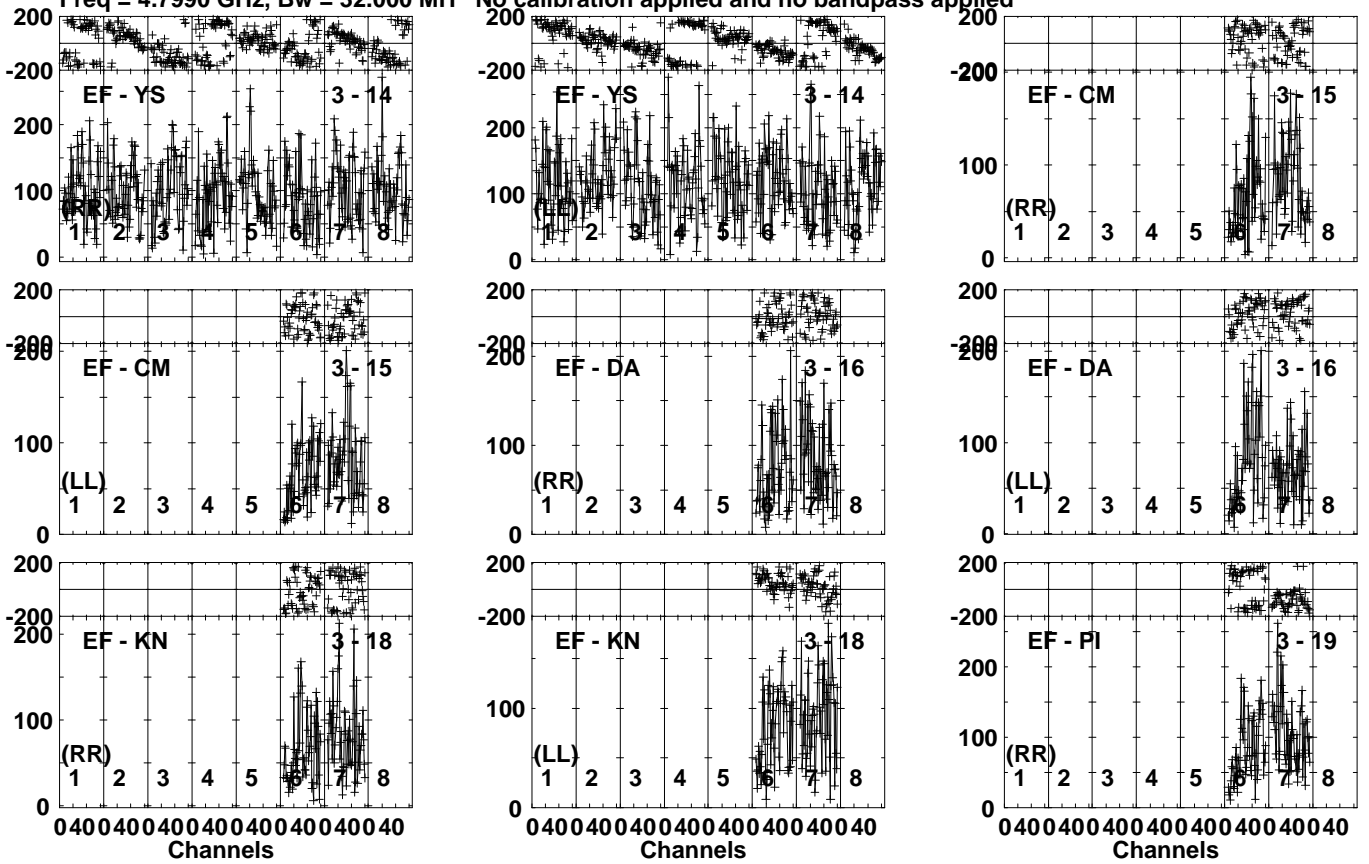


Lower frame: Micro Ampl Jy Top frame: Phas deg
Vector averaged cross-power spectrum Several baselines displayed
Timerange: 00/13:30:50 to 00/13:34:30

Plot file version 87 created 13-OCT-2021 16:52:25

VLASS1 RG0121.UVDATA.1

Freq = 4.7990 GHz, Bw = 32.000 MH No calibration applied and no bandpass applied

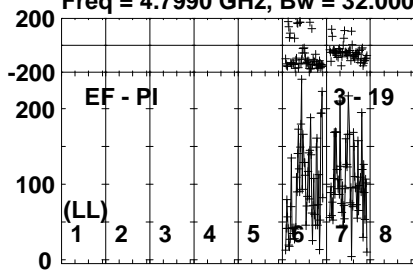


Lower frame: Micro Ampl Jy Top frame: Phas deg
Vector averaged cross-power spectrum Several baselines displayed
Timerange: 00/13:30:50 to 00/13:34:30

Plot file version 88 created 13-OCT-2021 16:52:25

VLASS1 RG0121.UVDATA.1

Freq = 4.7990 GHz, Bw = 32.000 MH No calibration applied and no bandpass applied



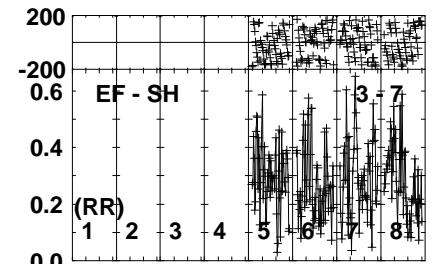
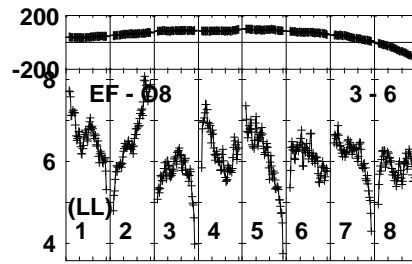
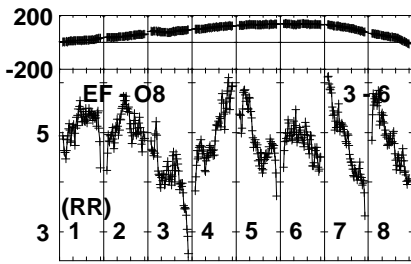
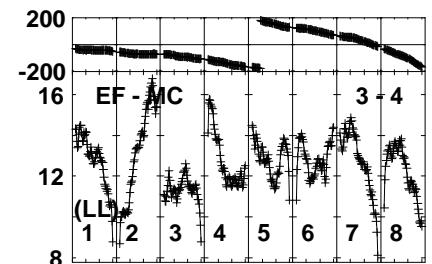
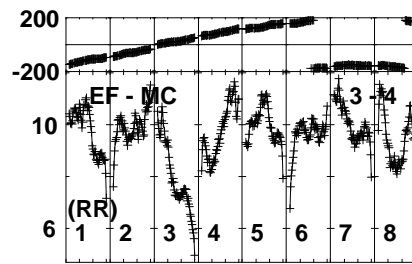
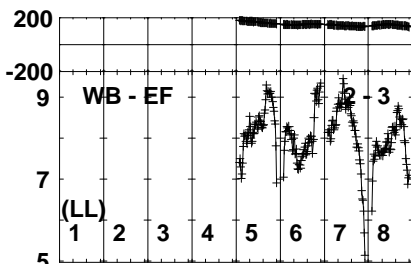
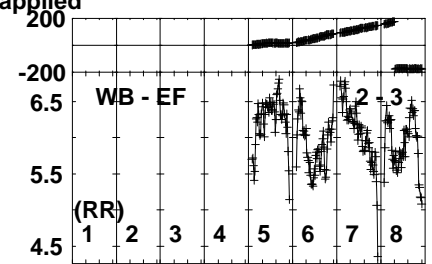
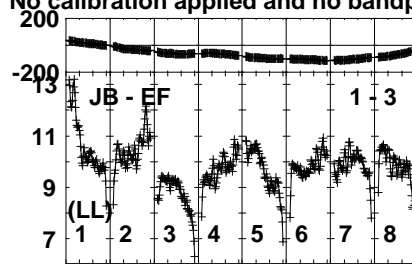
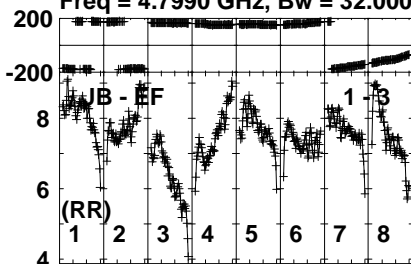
Lower frame: Micro Ampl Jy Top frame: Phas deg
Vector averaged cross-power spectrum Several baselines displayed
Timerange: 00/13:30:50 to 00/13:34:30

Plot file version 89 created 13-OCT-2021 16:52:26

J1745-0753 RG0121.UVDATA.1

Freq = 4.7990 GHz, Bw = 32.000 MH

No calibration applied and no bandpass applied



0400400400400400400400400400
Channels

0400400400400400400400400400
Channels

0400400400400400400400400400
Channels

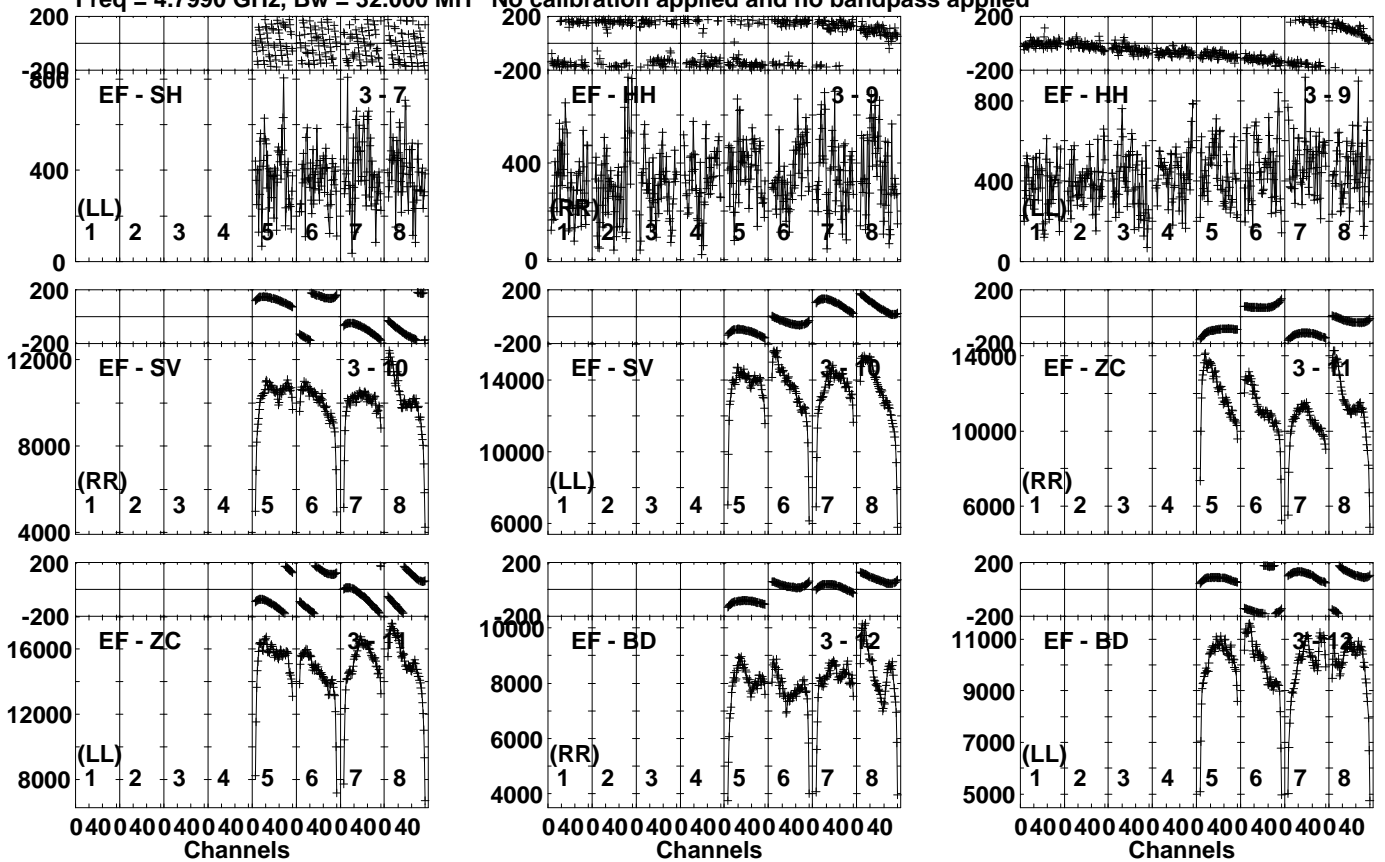
Lower frame: Milli Ampl Jy Top frame: Phas deg
Vector averaged cross-power spectrum Several baselines displayed
Timerange: 00/13:35:11 to 00/13:35:49

Plot file version 90 created 13-OCT-2021 16:52:26

J1745-0753 RG0121.UVDATA.1

Freq = 4.7990 GHz, Bw = 32.000 MH

No calibration applied and no bandpass applied



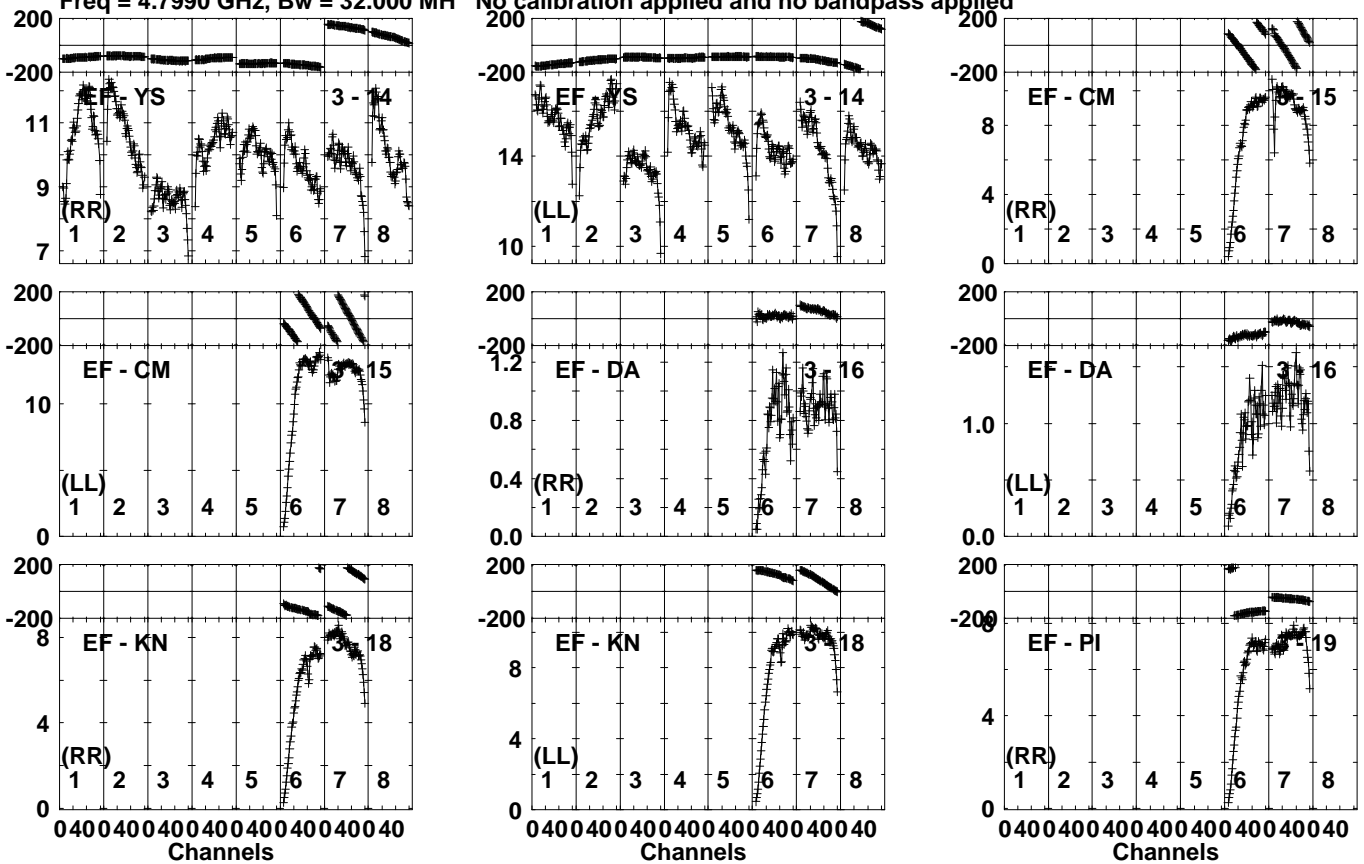
Lower frame: Micro Ampl Jy Top frame: Phas deg
Vector averaged cross-power spectrum Several baselines displayed
Timerange: 00/13:35:11 to 00/13:35:49

Plot file version 91 created 13-OCT-2021 16:52:27

J1745-0753 RG0121.UVDATA.1

Freq = 4.7990 GHz, Bw = 32.000 MH

No calibration applied and no bandpass applied

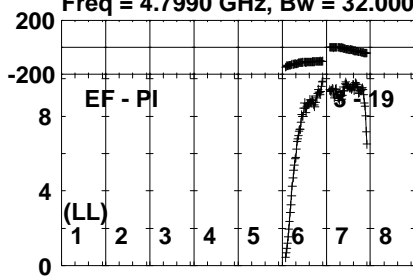


Lower frame: Milli Ampl Jy Top frame: Phas deg
Vector averaged cross-power spectrum Several baselines displayed
Timerange: 00/13:35:11 to 00/13:35:49

Plot file version 92 created 13-OCT-2021 16:52:27

J1745-0753 RG0121.UVDATA.1

Freq = 4.7990 GHz, Bw = 32.000 MH No calibration applied and no bandpass applied



Lower frame: Milli Ampl Jy Top frame: Phas deg

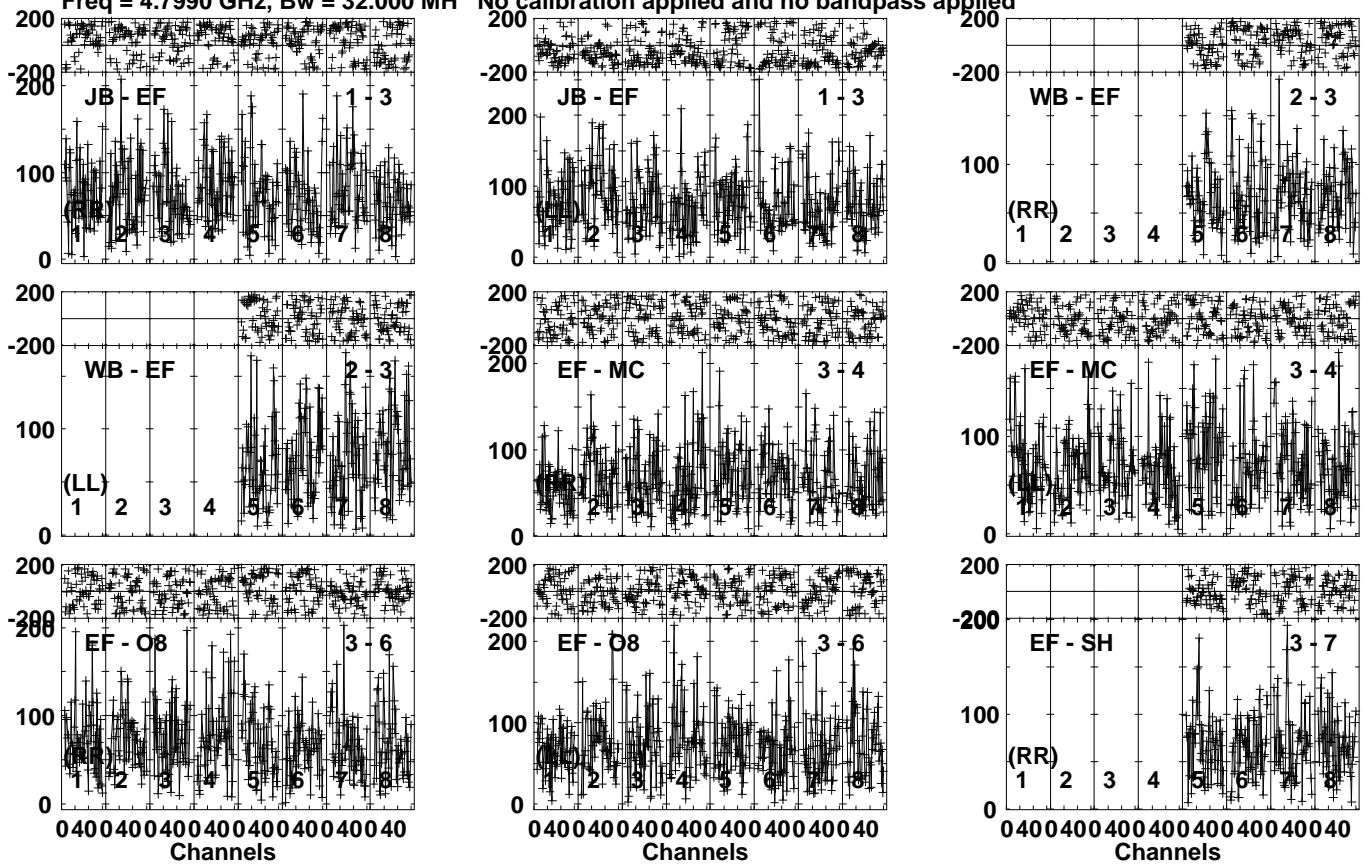
Vector averaged cross-power spectrum Several baselines displayed

Timerange: 00/13:35:11 to 00/13:35:49

Plot file version 93 created 13-OCT-2021 16:52:28

RSOPH RG012I.UVDATA.1

Freq = 4.7990 GHz, Bw = 32.000 MH No calibration applied and no bandpass applied

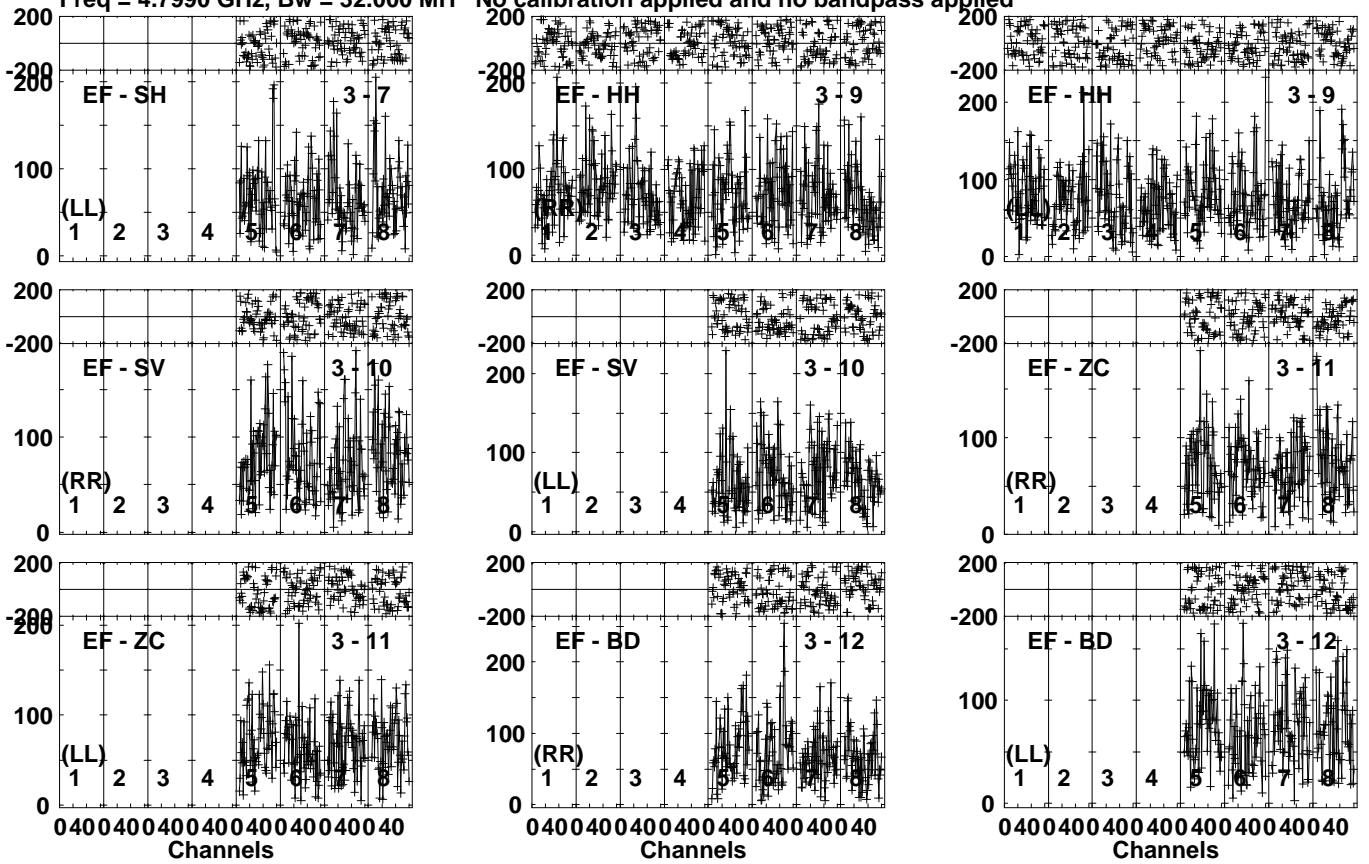


Lower frame: Micro Ampl Jy Top frame: Phas deg
Vector averaged cross-power spectrum Several baselines displayed
Timerange: 00/13:36:11 to 00/13:40:20

Plot file version 94 created 13-OCT-2021 16:52:28

RSOPH RG012I.UVDATA.1

Freq = 4.7990 GHz, Bw = 32.000 MH No calibration applied and no bandpass applied

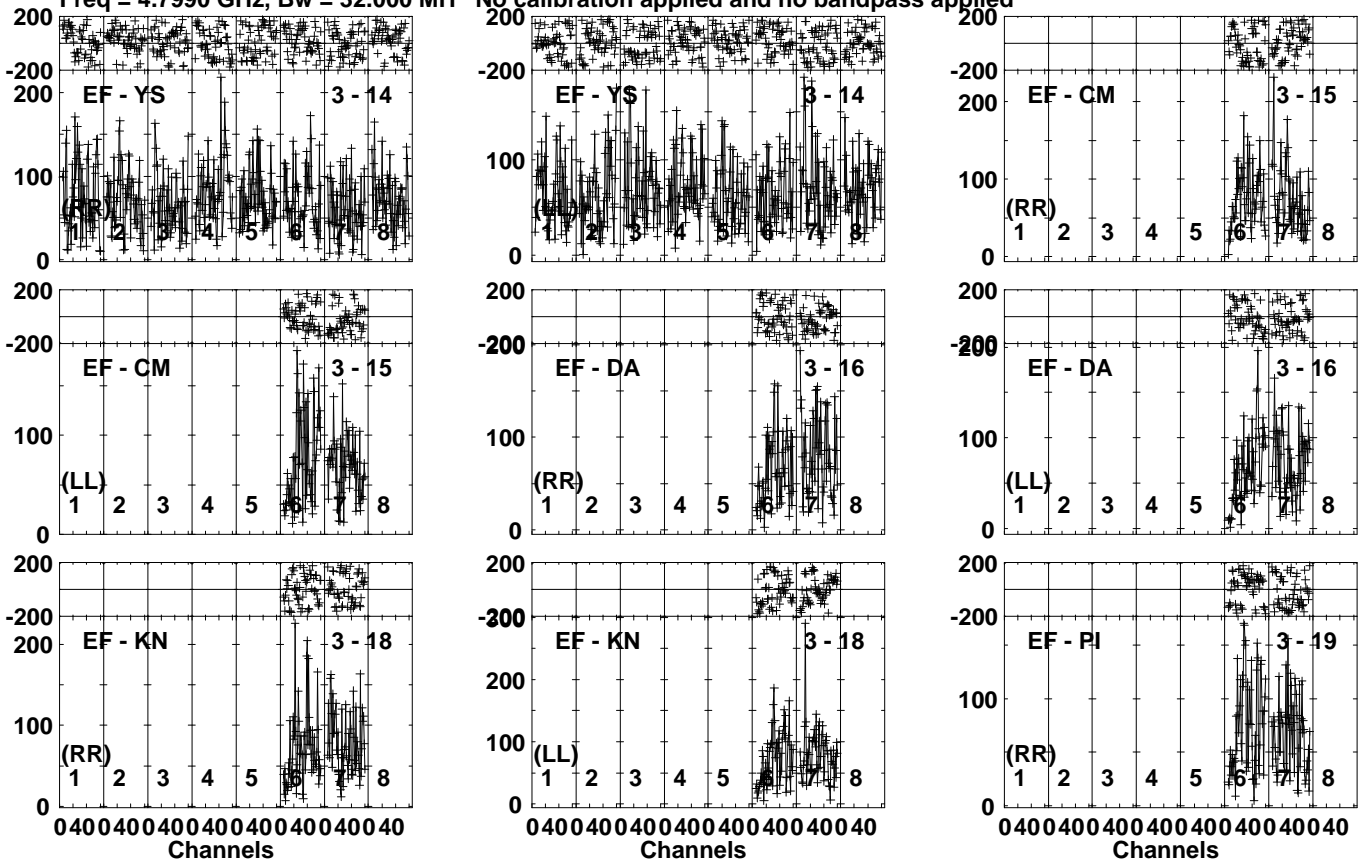


Lower frame: Micro Ampl Jy Top frame: Phas deg
Vector averaged cross-power spectrum Several baselines displayed
Timerange: 00/13:36:11 to 00/13:40:20

Plot file version 95 created 13-OCT-2021 16:52:29

RSOPH RG012I.UVDATA.1

Freq = 4.7990 GHz, Bw = 32.000 MH No calibration applied and no bandpass applied

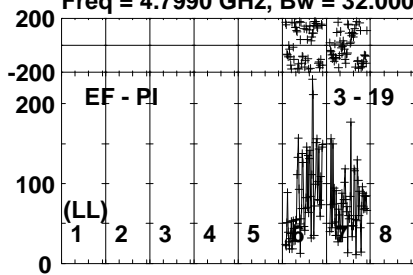


Lower frame: Micro Ampl Jy Top frame: Phas deg
Vector averaged cross-power spectrum Several baselines displayed
Timerange: 00/13:36:11 to 00/13:40:20

Plot file version 96 created 13-OCT-2021 16:52:30

RSOPH RG012I.UVDATA.1

Freq = 4.7990 GHz, Bw = 32.000 MH No calibration applied and no bandpass applied



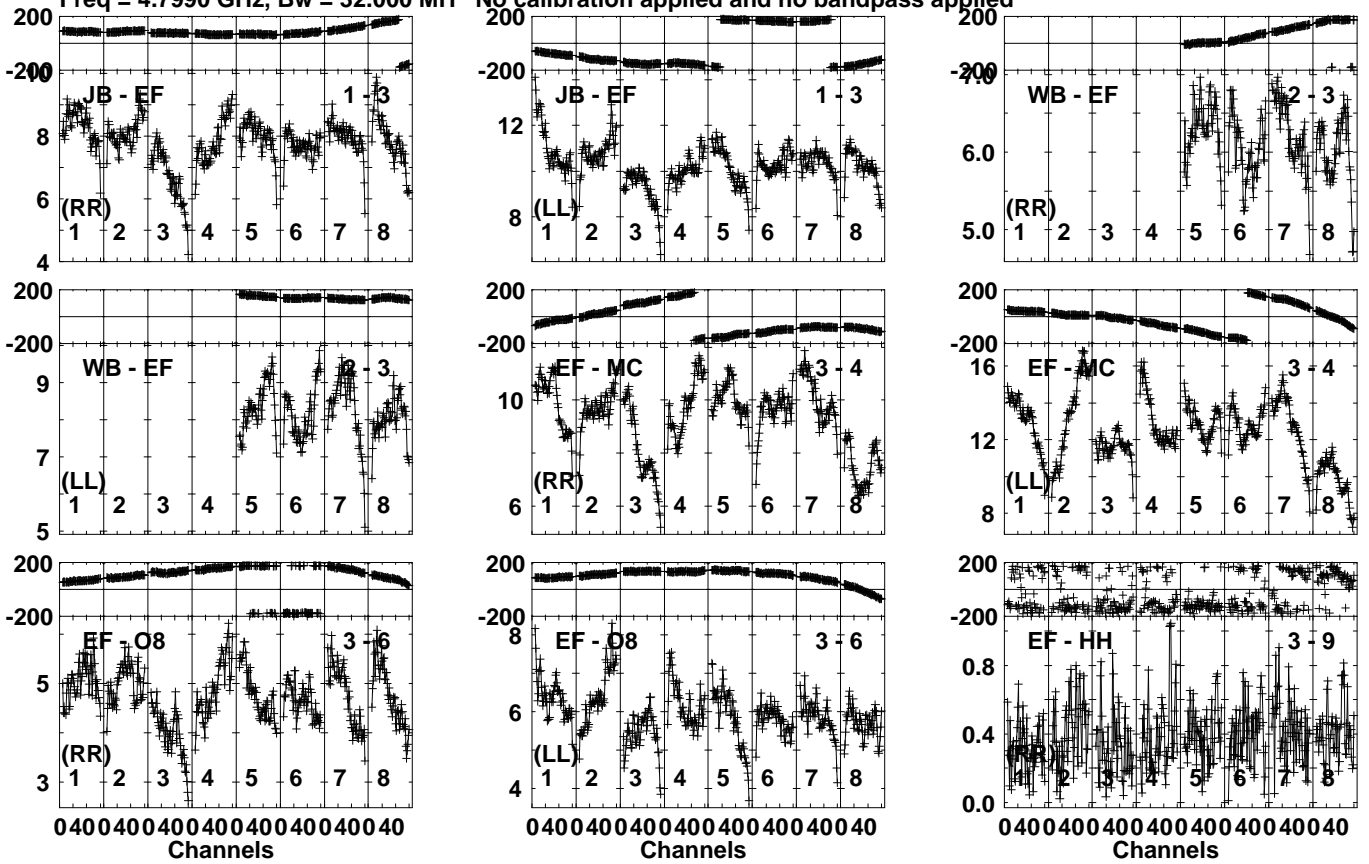
Lower frame: Micro Ampl Jy Top frame: Phas deg
Vector averaged cross-power spectrum Several baselines displayed
Timerange: 00/13:36:11 to 00/13:40:20

Plot file version 97 created 13-OCT-2021 16:52:30

J1745-0753 RG0121.UVDATA.1

Freq = 4.7990 GHz, Bw = 32.000 MH

No calibration applied and no bandpass applied



Lower frame: Milli Ampl Jy Top frame: Phas deg

Vector averaged cross-power spectrum Several baselines displayed

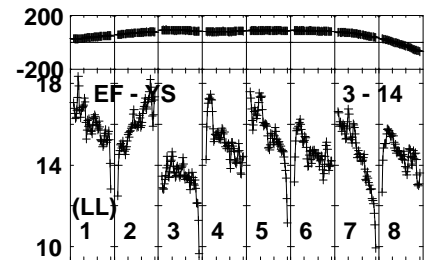
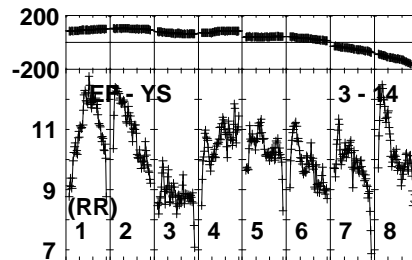
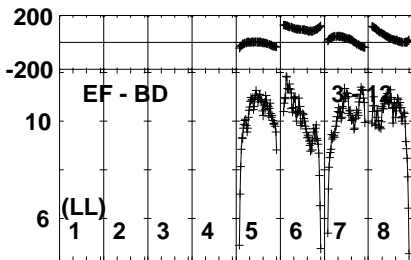
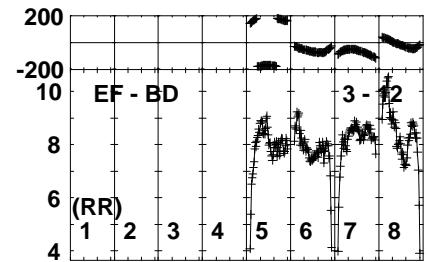
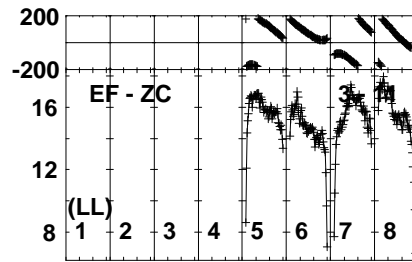
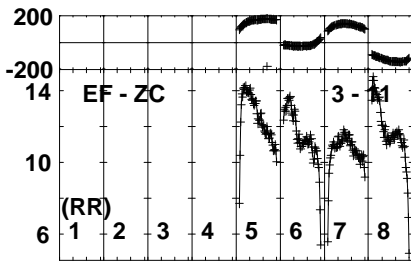
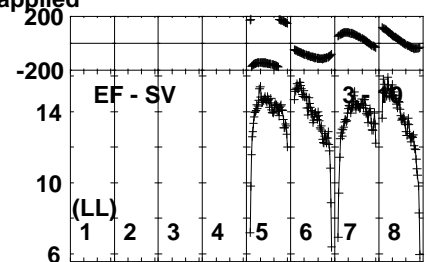
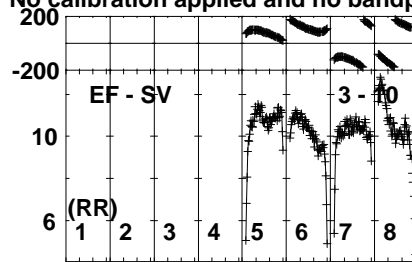
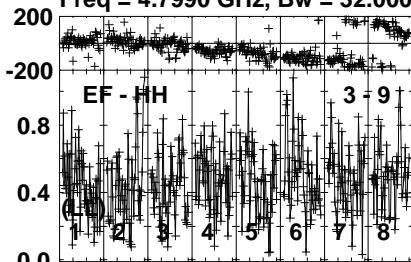
Timerange: 00/13:40:40 to 00/13:41:30

Plot file version 98 created 13-OCT-2021 16:52:30

J1745-0753 RG0121.UVDATA.1

Freq = 4.7990 GHz, Bw = 32.000 MH

No calibration applied and no bandpass applied



0400400400400400400400400400
Channels

0400400400400400400400400400
Channels

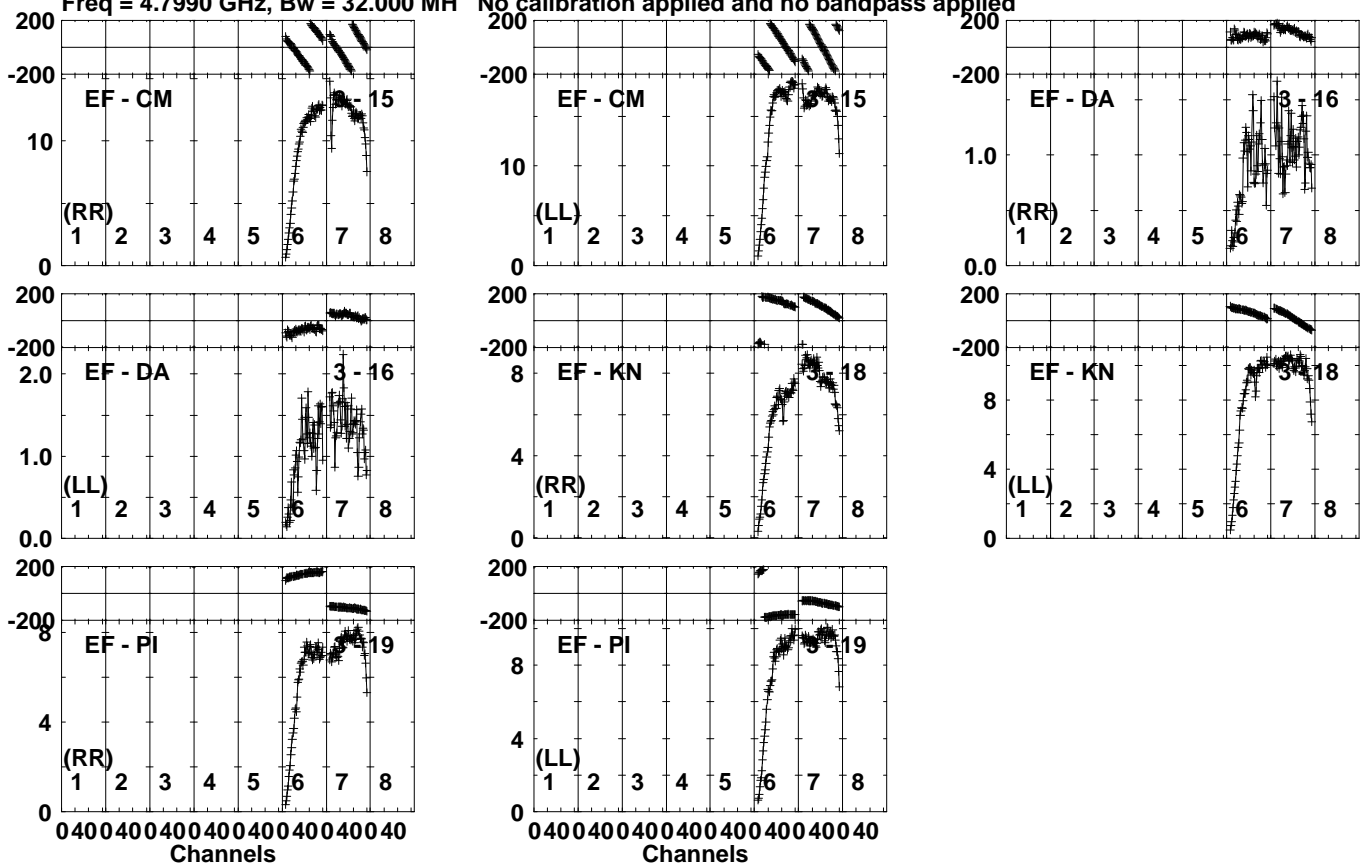
0400400400400400400400400400
Channels

Lower frame: Milli Ampl Jy Top frame: Phas deg
Vector averaged cross-power spectrum Several baselines displayed
Timerange: 00/13:40:40 to 00/13:41:30

Plot file version 99 created 13-OCT-2021 16:52:31

J1745-0753 RG0121.UVDATA.1

Freq = 4.7990 GHz, Bw = 32.000 MH No calibration applied and no bandpass applied

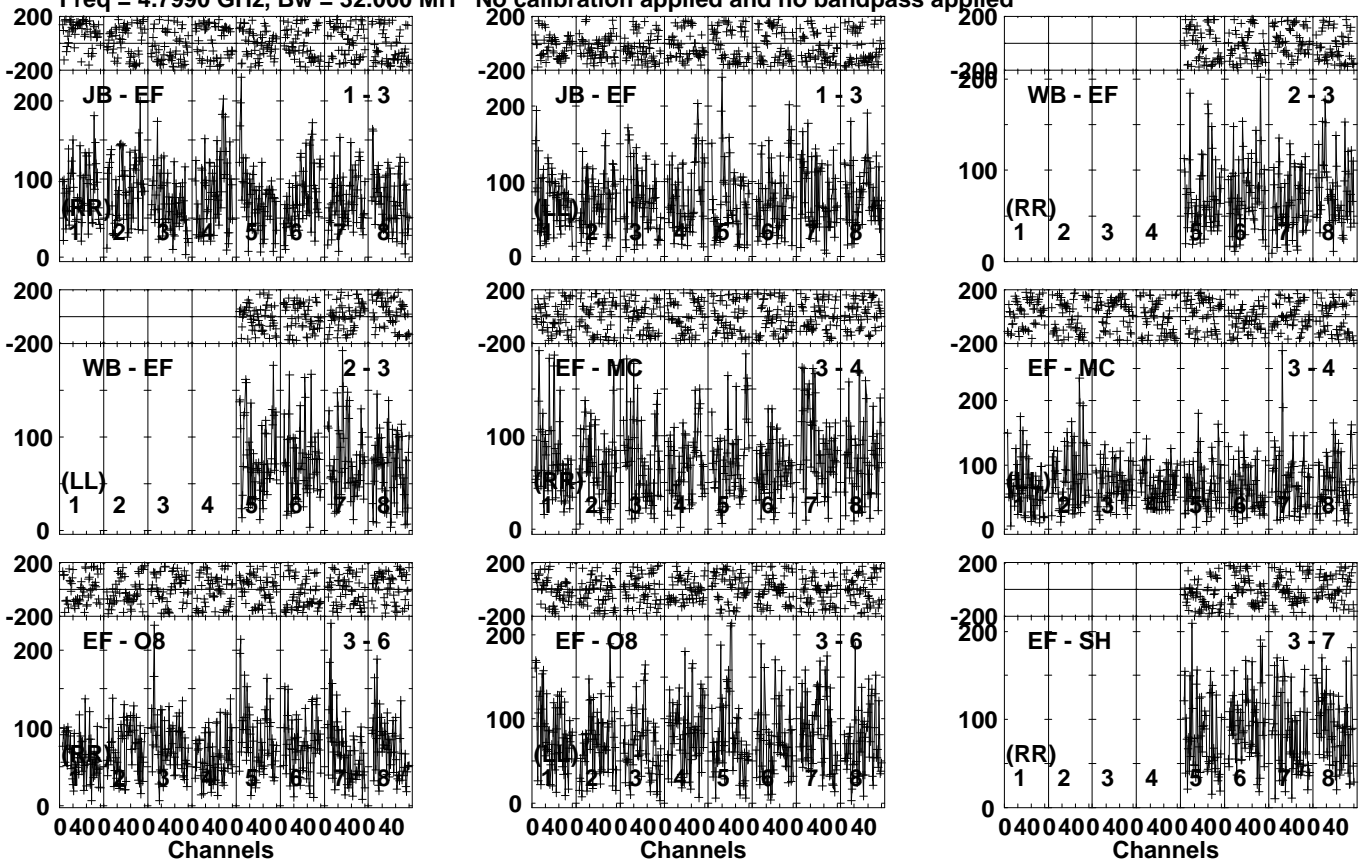


Lower frame: Milli Ampl Jy Top frame: Phas deg
Vector averaged cross-power spectrum Several baselines displayed
Timerange: 00/13:40:40 to 00/13:41:30

Plot file version 100 created 13-OCT-2021 16:52:32

RSOPH RG012I.UVDATA.1

Freq = 4.7990 GHz, Bw = 32.000 MH No calibration applied and no bandpass applied

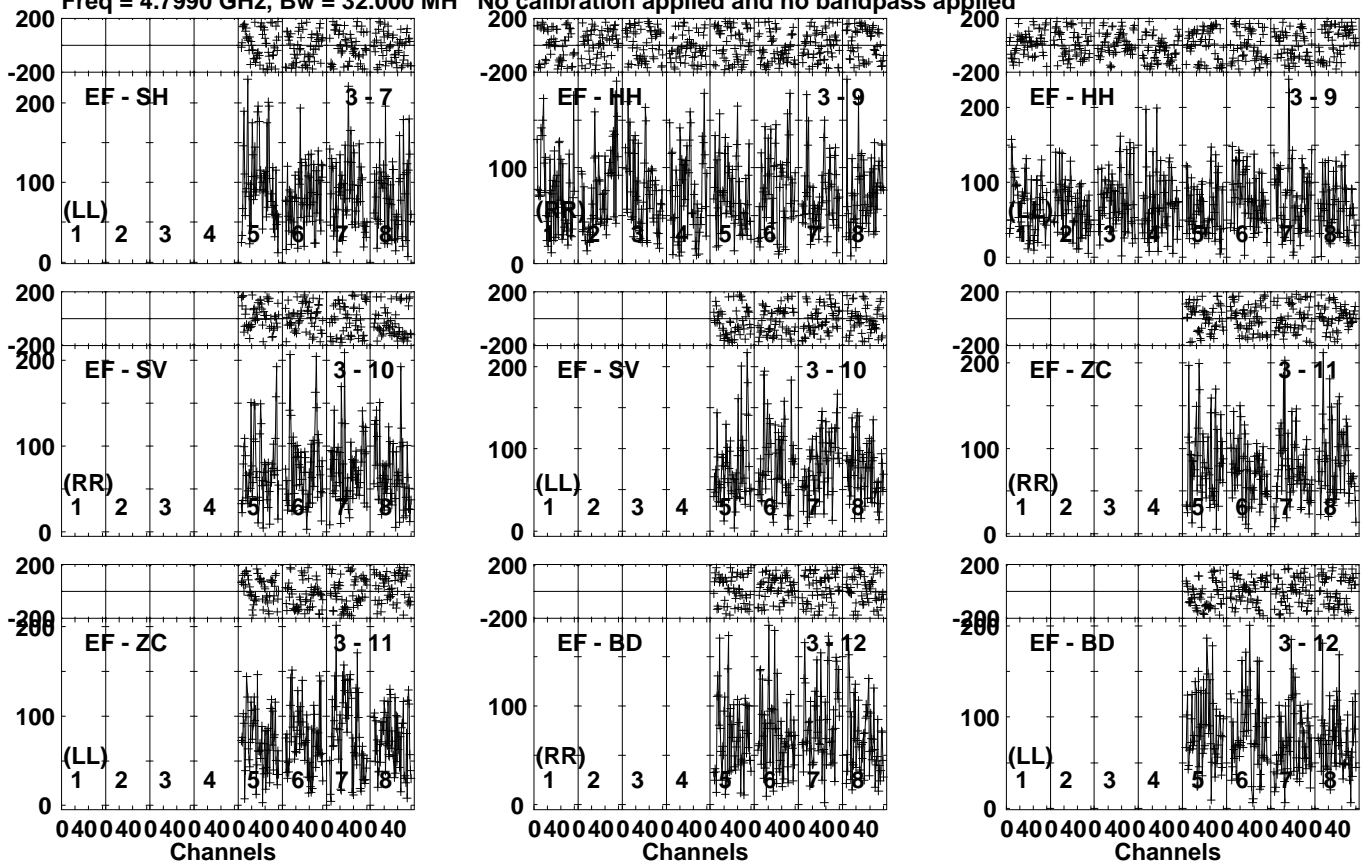


Lower frame: Micro Ampl Jy Top frame: Phas deg
Vector averaged cross-power spectrum Several baselines displayed
Timerange: 00/13:41:50 to 00/13:45:59

Plot file version 101 created 13-OCT-2021 16:52:32

RSOPH RG012I.UVDATA.1

Freq = 4.7990 GHz, Bw = 32.000 MH No calibration applied and no bandpass applied

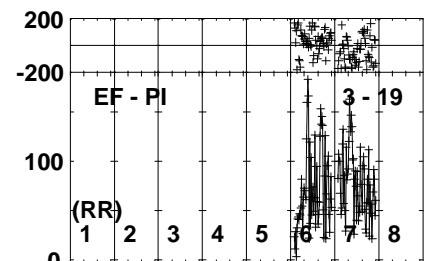
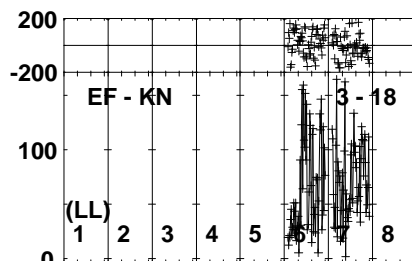
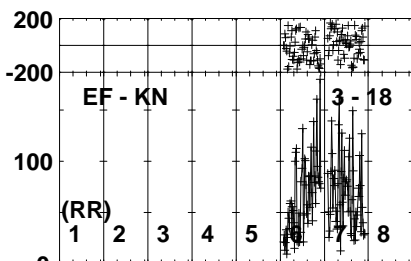
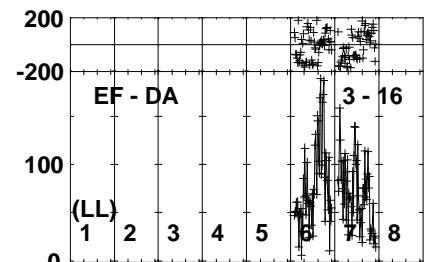
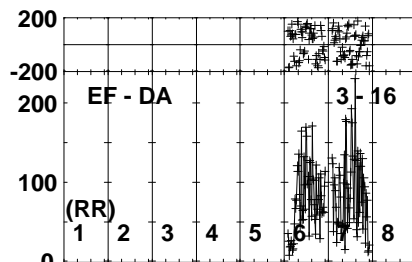
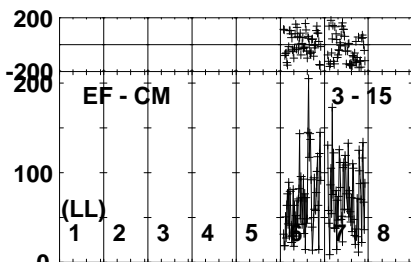
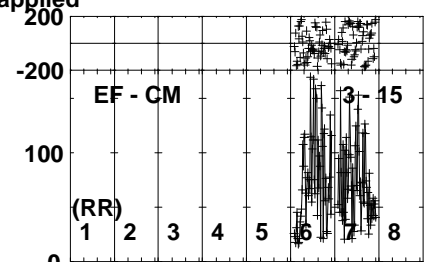
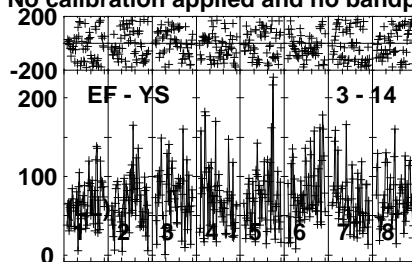
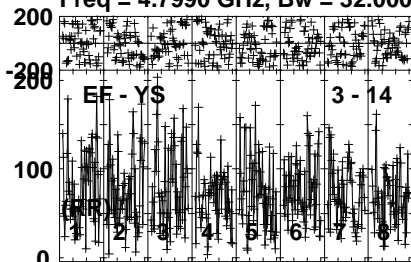


Lower frame: Micro Ampl Jy Top frame: Phas deg
Vector averaged cross-power spectrum Several baselines displayed
Timerange: 00/13:41:50 to 00/13:45:59

Plot file version 102 created 13-OCT-2021 16:52:33

RSOPH RG012I.UVDATA.1

Freq = 4.7990 GHz, Bw = 32.000 MH No calibration applied and no bandpass applied

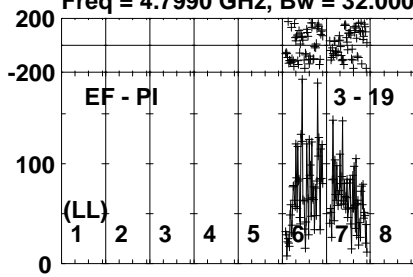


Lower frame: Micro Ampl Jy Top frame: Phas deg
Vector averaged cross-power spectrum Several baselines displayed
Timerange: 00/13:41:50 to 00/13:45:59

Plot file version 103 created 13-OCT-2021 16:52:34

RSOPH RG012I.UVDATA.1

Freq = 4.7990 GHz, Bw = 32.000 MH No calibration applied and no bandpass applied



Lower frame: Micro Ampl Jy Top frame: Phas deg

Vector averaged cross-power spectrum Several baselines displayed

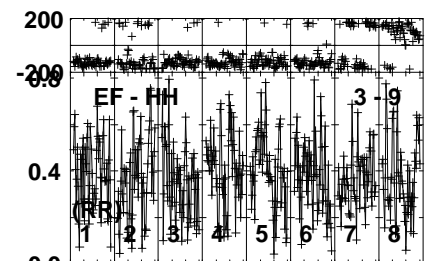
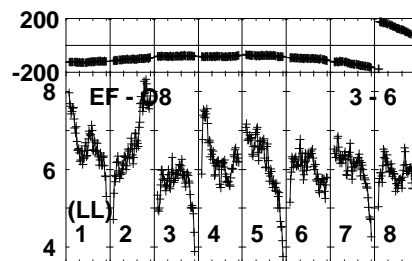
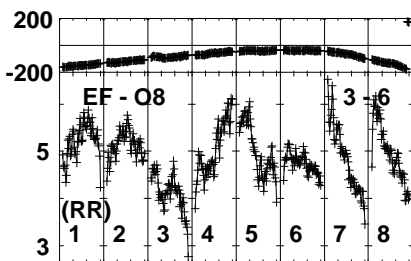
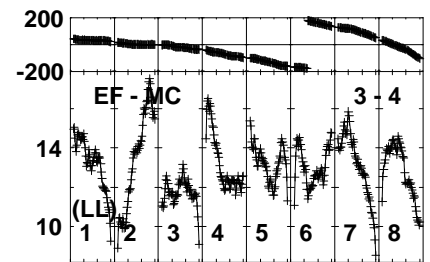
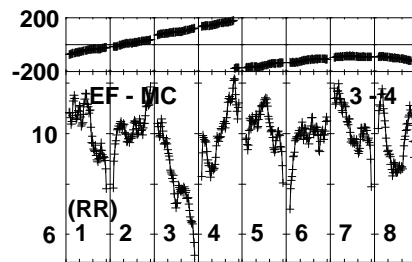
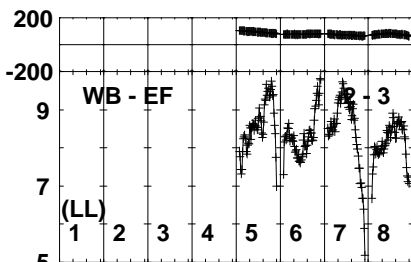
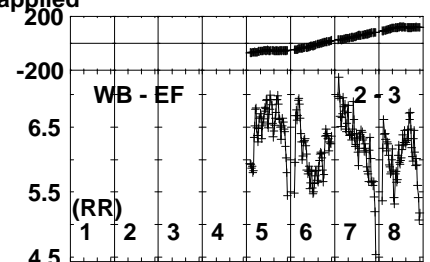
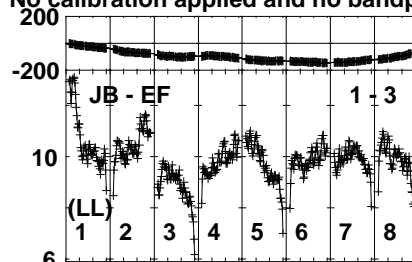
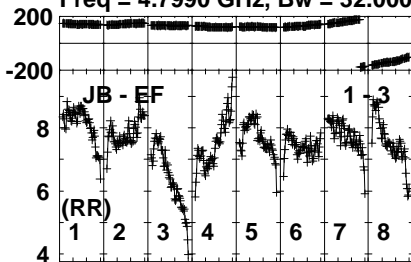
Timerange: 00/13:41:50 to 00/13:45:59

Plot file version 104 created 13-OCT-2021 16:52:34

J1745-0753 RG0121.UVDATA.1

Freq = 4.7990 GHz, Bw = 32.000 MH

No calibration applied and no bandpass applied



0400400400400400400400400400
Channels

0400400400400400400400400400
Channels

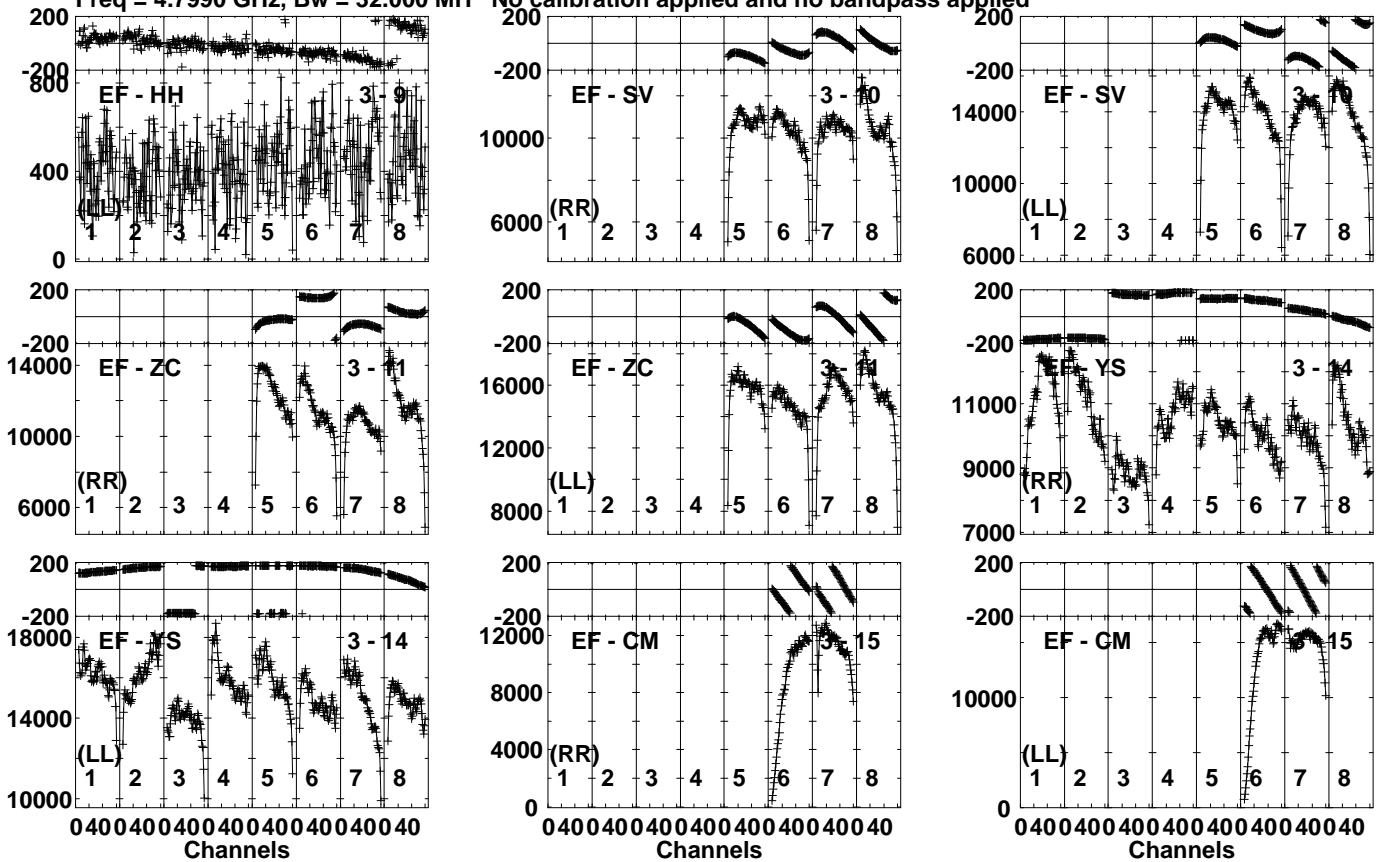
0400400400400400400400400400
Channels

Lower frame: Milli Ampl Jy Top frame: Phas deg
Vector averaged cross-power spectrum Several baselines displayed
Timerange: 00/13:46:41 to 00/13:47:19

Plot file version 105 created 13-OCT-2021 16:52:34

J1745-0753 RG0121.UVDATA.1

Freq = 4.7990 GHz, Bw = 32.000 MH No calibration applied and no bandpass applied



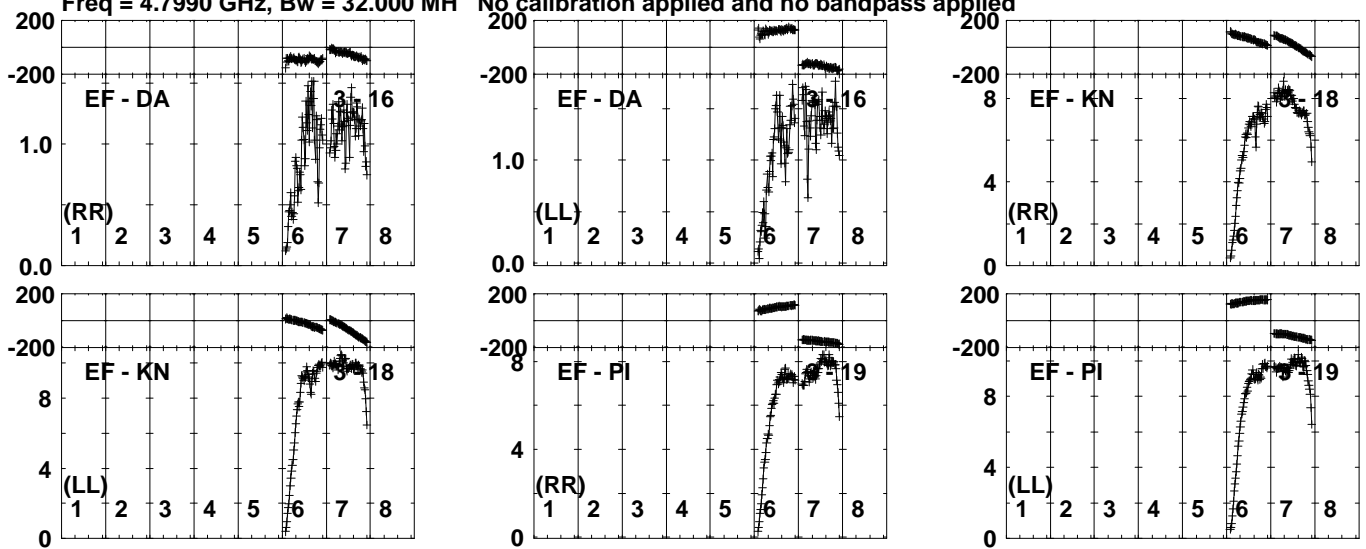
Lower frame: Micro Ampl Jy Top frame: Phas deg
Vector averaged cross-power spectrum Several baselines displayed
Timerange: 00/13:46:41 to 00/13:47:19

Plot file version 106 created 13-OCT-2021 16:52:34

J1745-0753 RG0121.UVDATA.1

Freq = 4.7990 GHz, Bw = 32.000 MH

No calibration applied and no bandpass applied

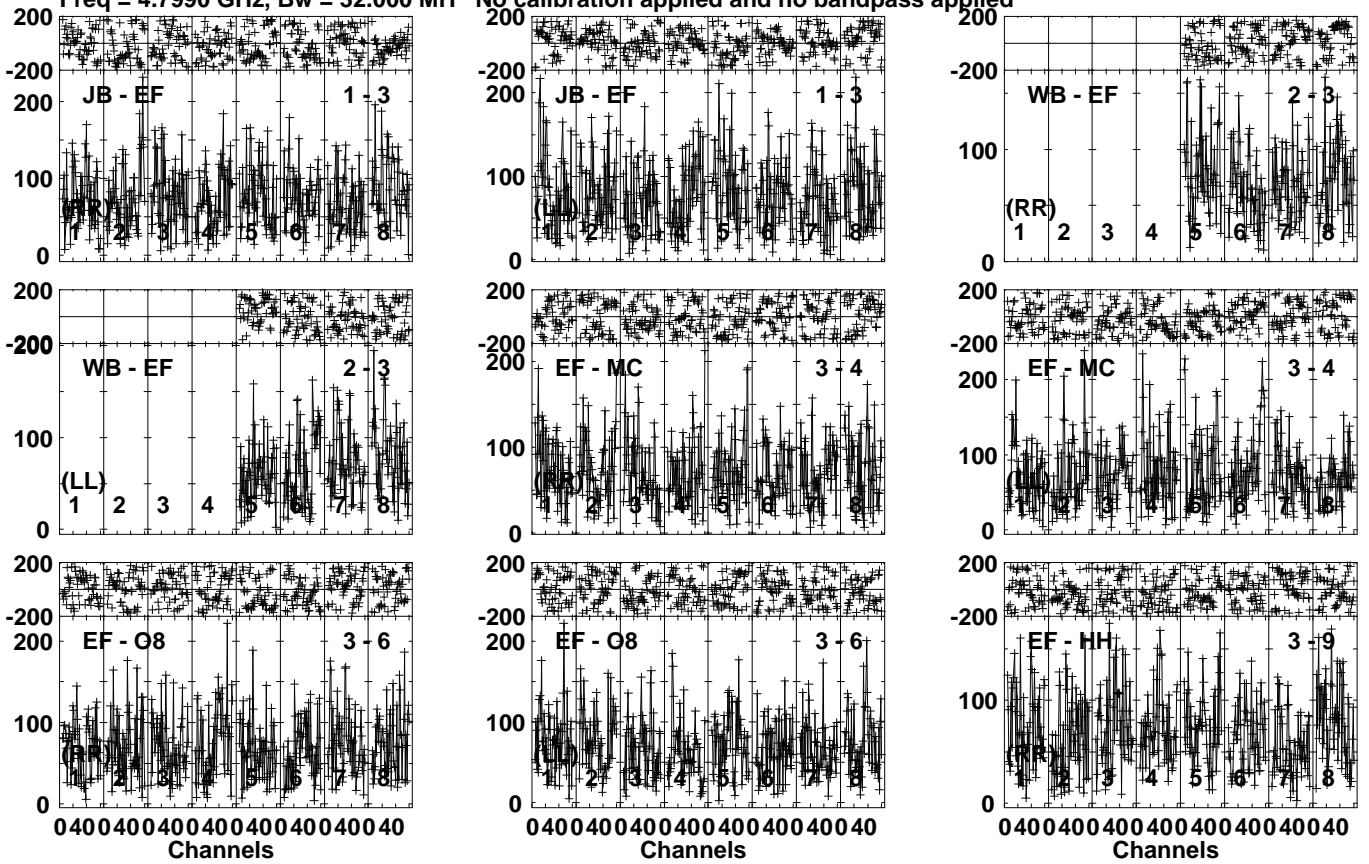


Lower frame: Milli Ampl Jy Top frame: Phas deg
Vector averaged cross-power spectrum Several baselines displayed
Timerange: 00/13:46:41 to 00/13:47:19

Plot file version 107 created 13-OCT-2021 16:52:34

RSOPH RG012I.UVDATA.1

Freq = 4.7990 GHz, Bw = 32.000 MH No calibration applied and no bandpass applied

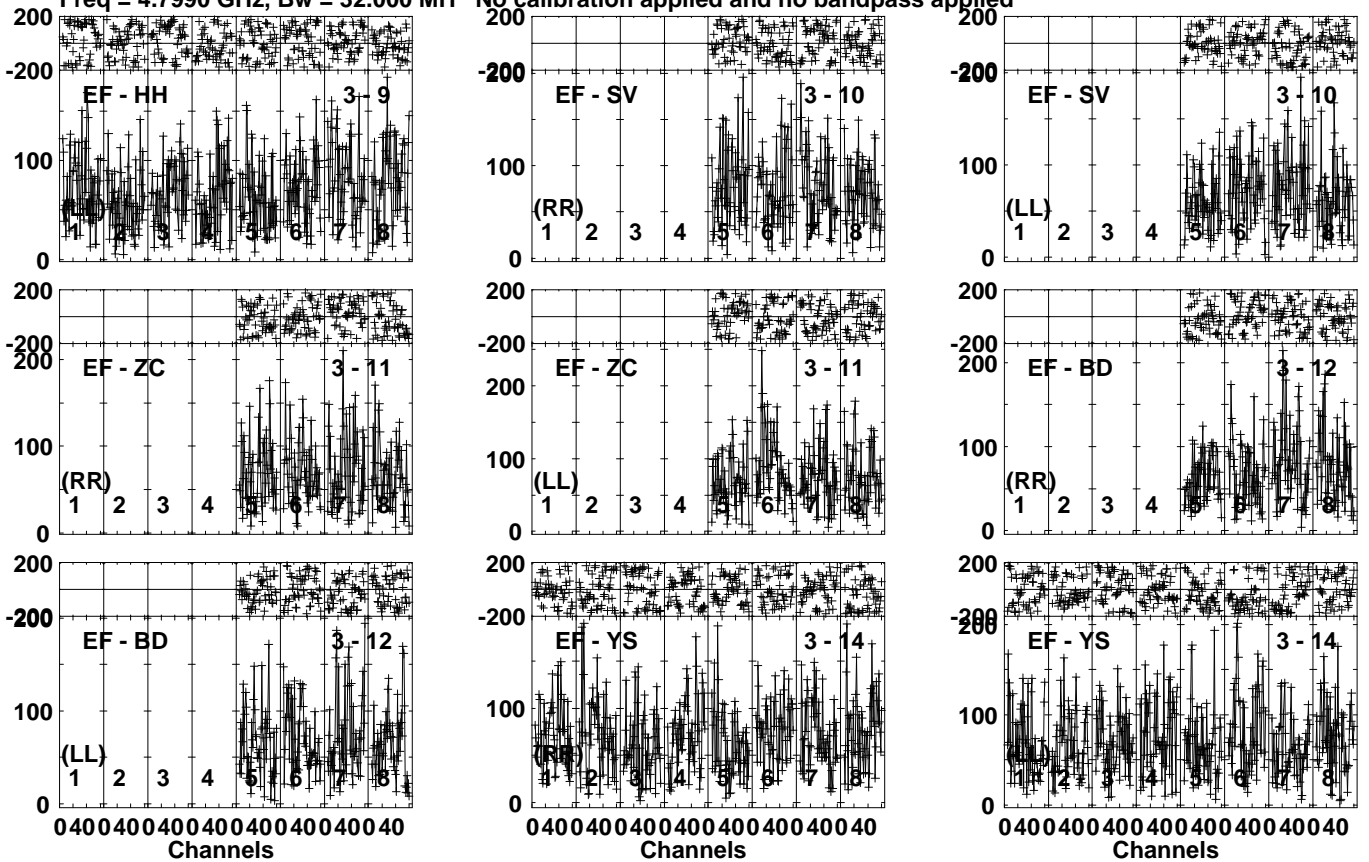


Lower frame: Micro Ampl Jy Top frame: Phas deg
Vector averaged cross-power spectrum Several baselines displayed
Timerange: 00/13:47:40 to 00/13:51:50

Plot file version 108 created 13-OCT-2021 16:52:35

RSOPH RG012I.UVDATA.1

Freq = 4.7990 GHz, Bw = 32.000 MH No calibration applied and no bandpass applied

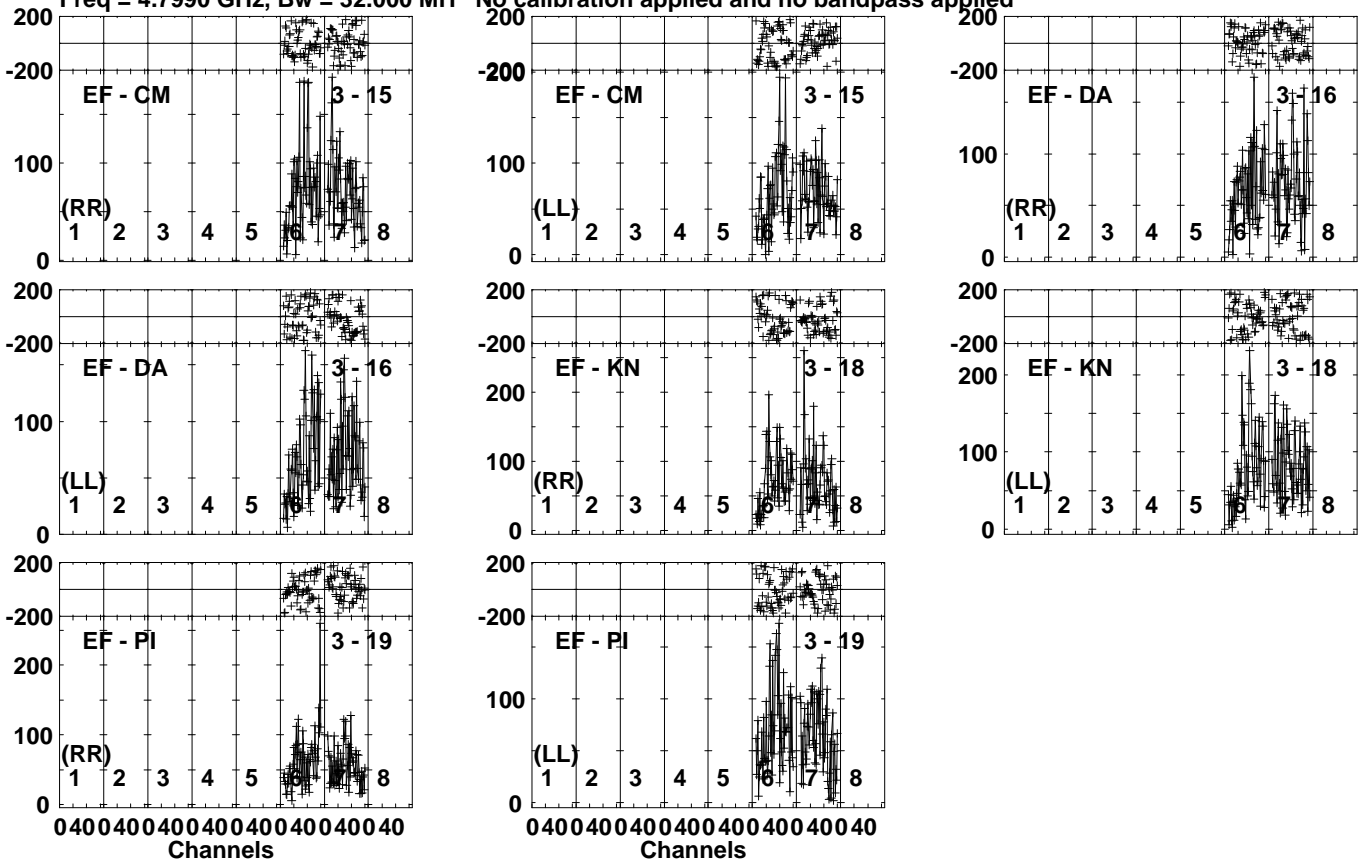


Lower frame: Micro Ampl Jy Top frame: Phas deg
Vector averaged cross-power spectrum Several baselines displayed
Timerange: 00/13:47:40 to 00/13:51:50

Plot file version 109 created 13-OCT-2021 16:52:36

RSOPH RG012I.UVDATA.1

Freq = 4.7990 GHz, Bw = 32.000 MH No calibration applied and no bandpass applied

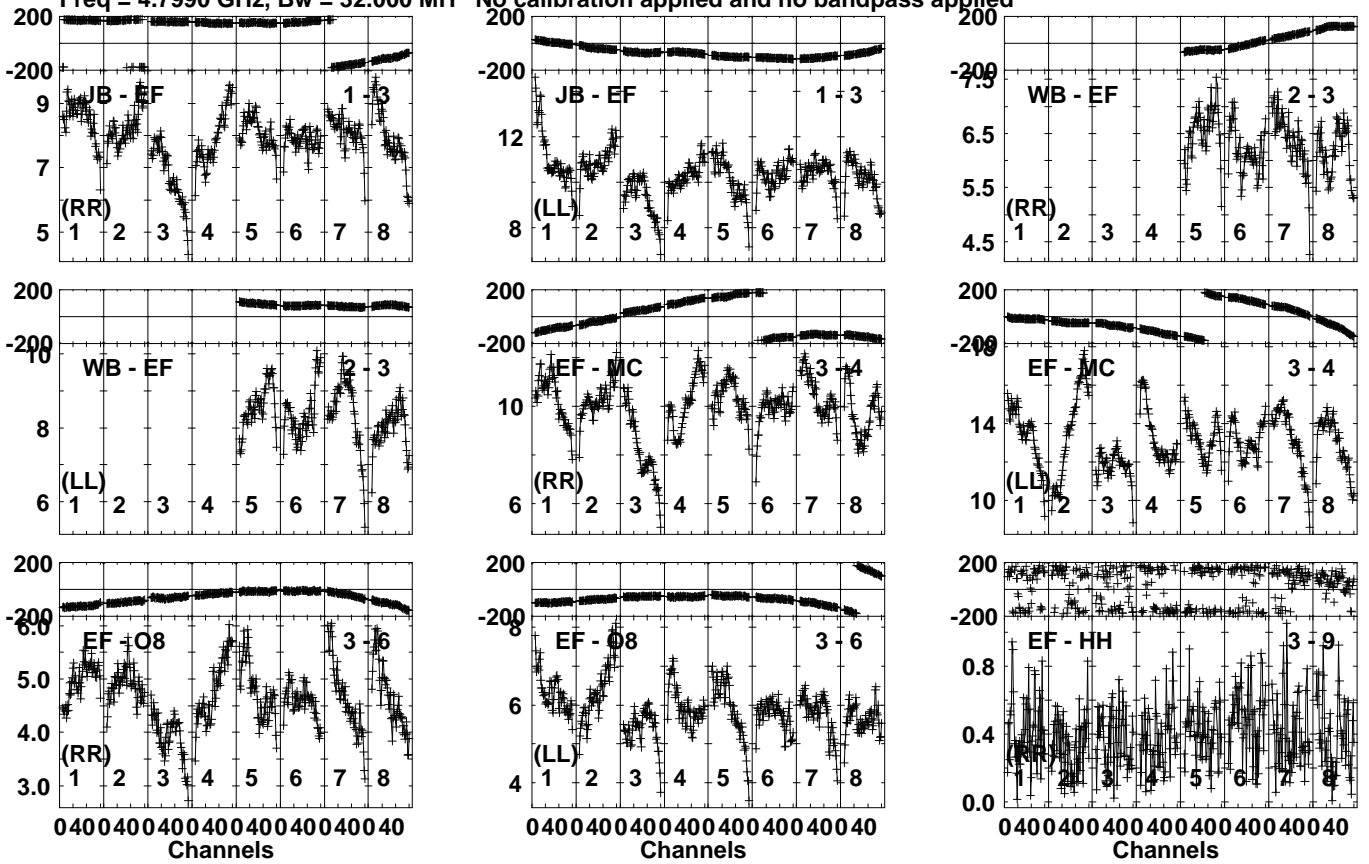


Lower frame: Micro Ampl Jy Top frame: Phas deg
Vector averaged cross-power spectrum Several baselines displayed
Timerange: 00/13:47:40 to 00/13:51:50

Plot file version 110 created 13-OCT-2021 16:52:36

J1745-0753 RG0121.UVDATA.1

Freq = 4.7990 GHz, Bw = 32.000 MH No calibration applied and no bandpass applied

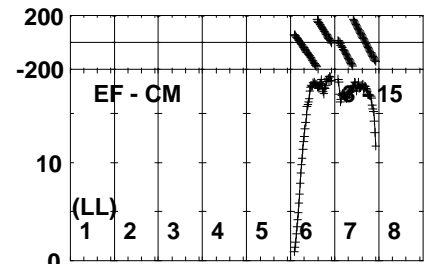
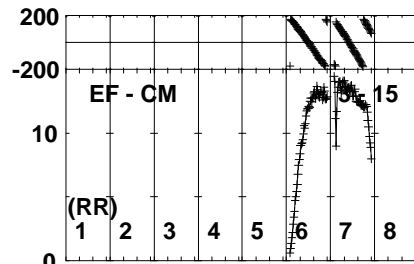
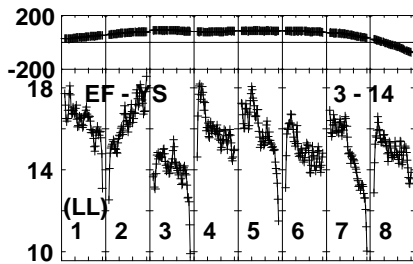
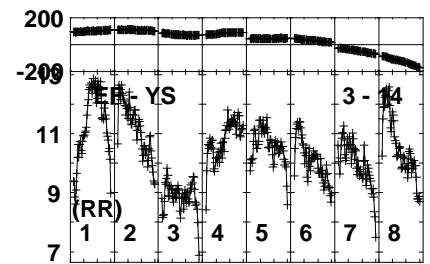
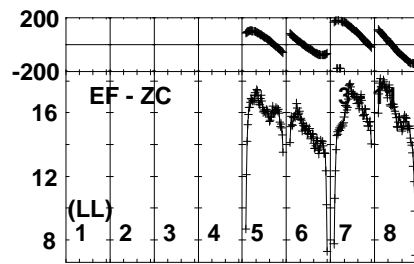
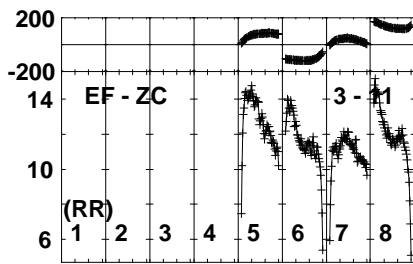
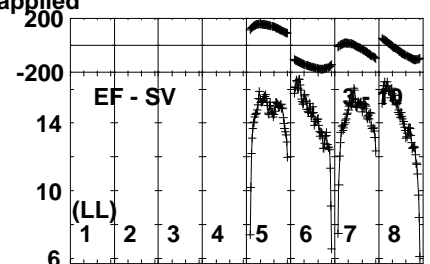
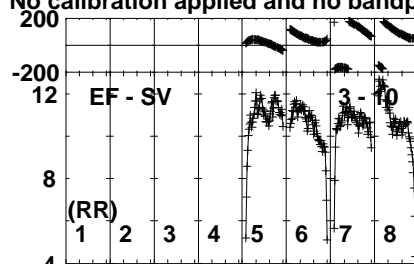
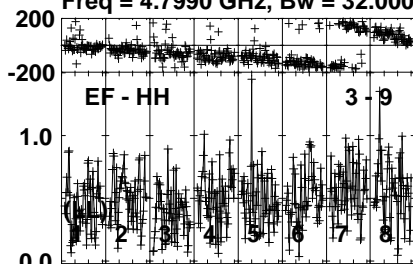


Lower frame: Milli Ampl Jy Top frame: Phas deg
Vector averaged cross-power spectrum Several baselines displayed
Timerange: 00/13:52:10 to 00/13:52:59

Plot file version 111 created 13-OCT-2021 16:52:37

J1745-0753 RG0121.UVDATA.1

Freq = 4.7990 GHz, Bw = 32.000 MH No calibration applied and no bandpass applied



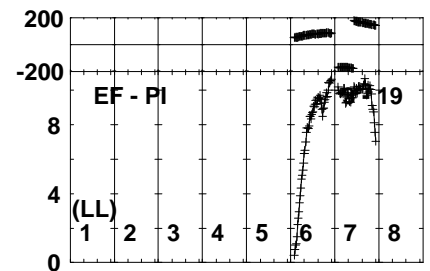
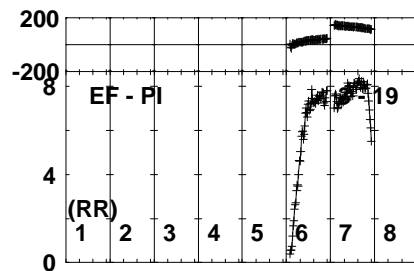
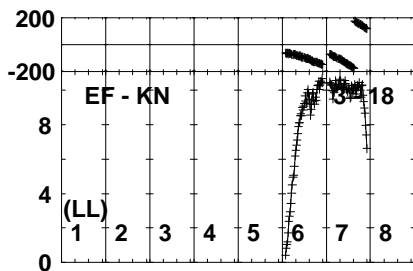
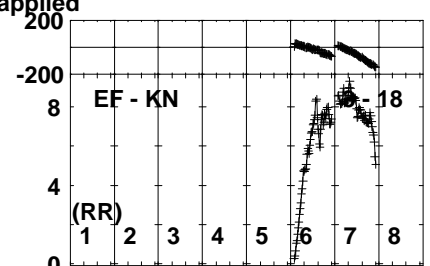
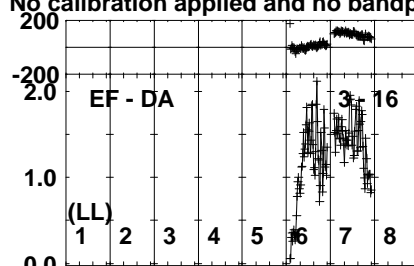
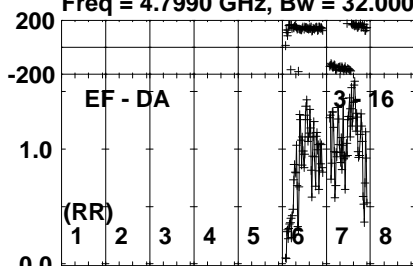
Lower frame: Milli Ampl Jy Top frame: Phas deg
Vector averaged cross-power spectrum Several baselines displayed
Timerange: 00/13:52:10 to 00/13:52:59

Plot file version 112 created 13-OCT-2021 16:52:37

J1745-0753 RG0121.UVDATA.1

Freq = 4.7990 GHz, Bw = 32.000 MH

No calibration applied and no bandpass applied

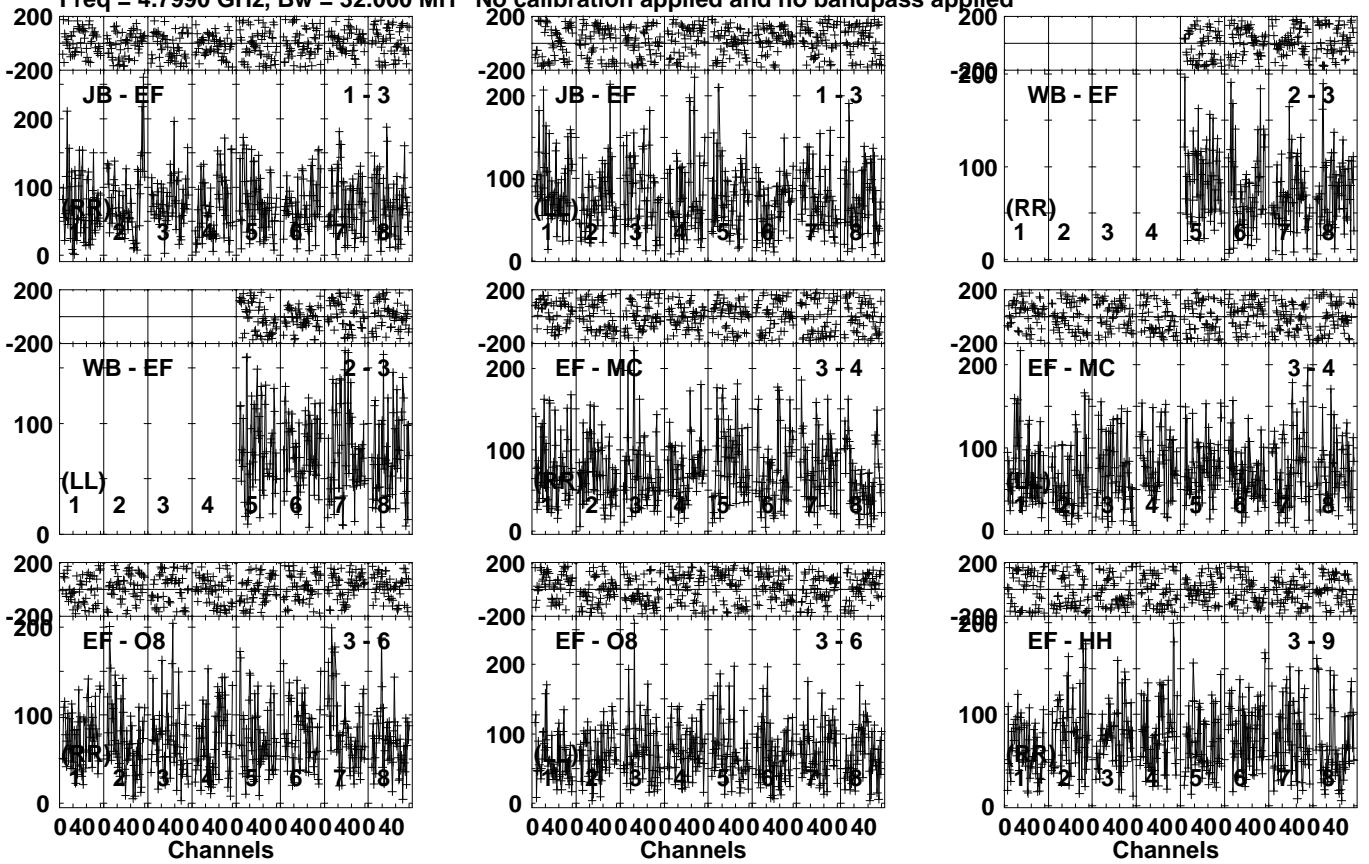


Lower frame: Milli Ampl Jy Top frame: Phas deg
Vector averaged cross-power spectrum Several baselines displayed
Timerange: 00/13:52:10 to 00/13:52:59

Plot file version 113 created 13-OCT-2021 16:52:38

RSOPH RG012I.UVDATA.1

Freq = 4.7990 GHz, Bw = 32.000 MH No calibration applied and no bandpass applied

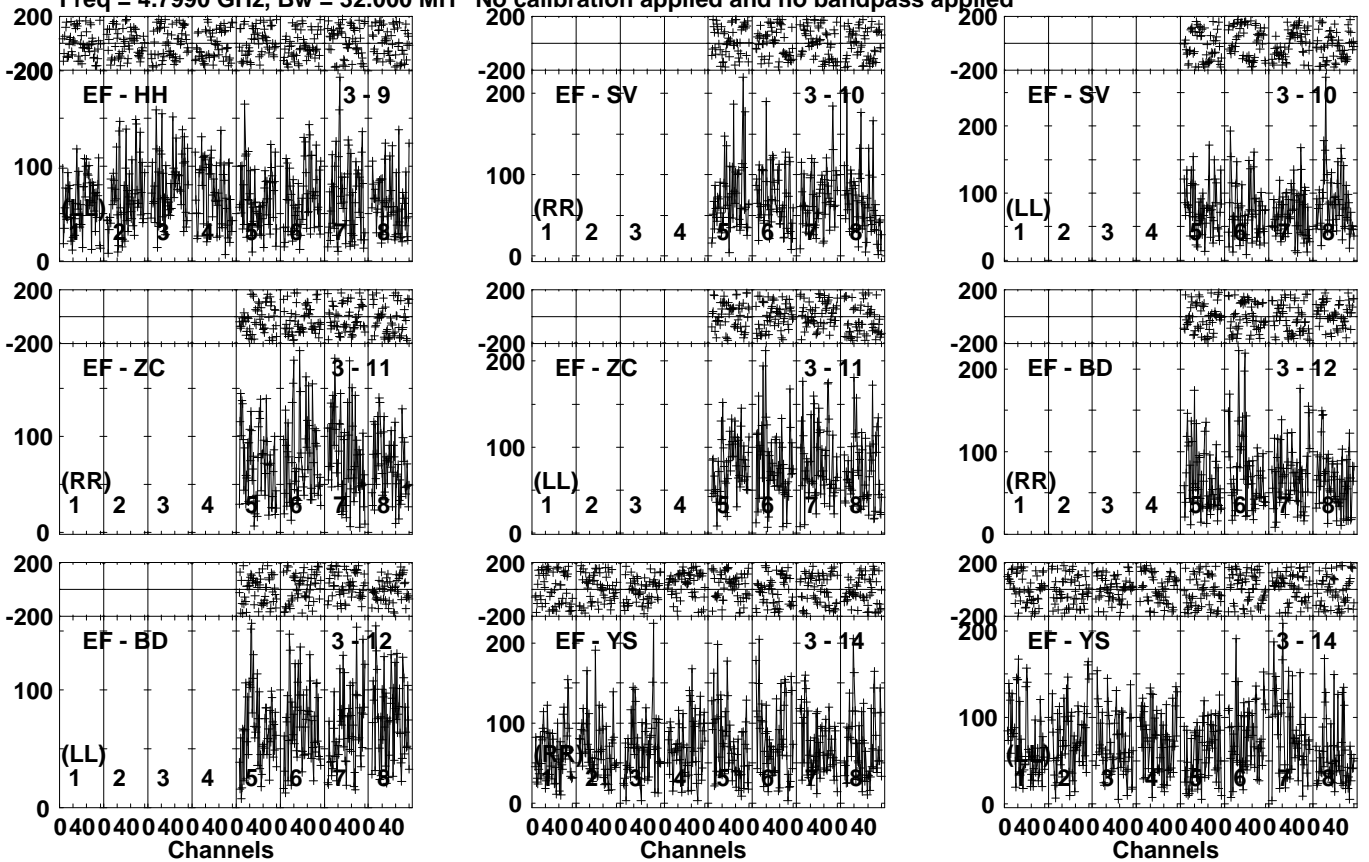


Lower frame: Micro Ampl Jy Top frame: Phas deg
Vector averaged cross-power spectrum Several baselines displayed
Timerange: 00/13:53:20 to 00/13:57:30

Plot file version 114 created 13-OCT-2021 16:52:39

RSOPH RG012I.UVDATA.1

Freq = 4.7990 GHz, Bw = 32.000 MH No calibration applied and no bandpass applied

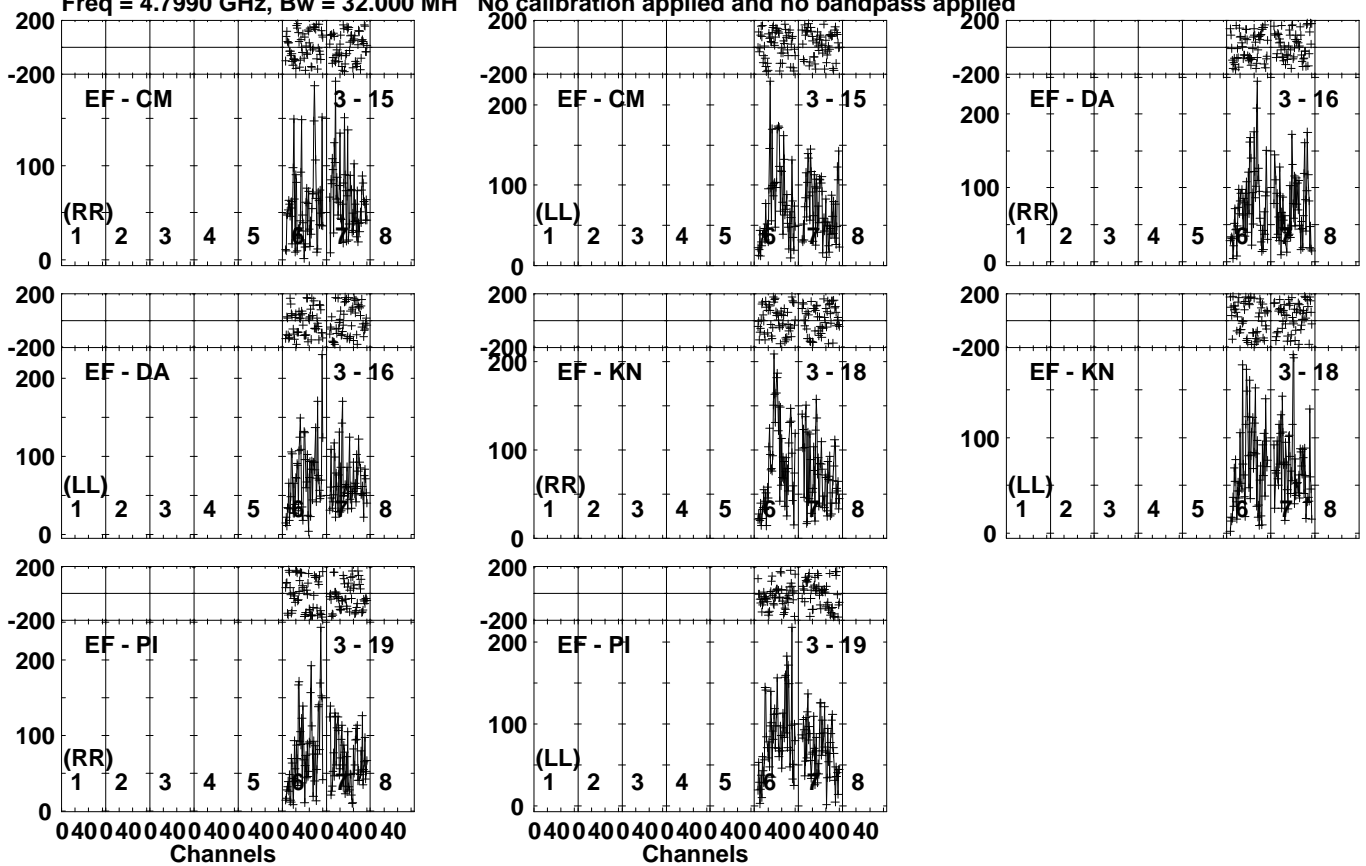


Lower frame: Micro Ampl Jy Top frame: Phas deg
Vector averaged cross-power spectrum Several baselines displayed
Timerange: 00/13:53:20 to 00/13:57:30

Plot file version 115 created 13-OCT-2021 16:52:39

RSOPH RG012I.UVDATA.1

Freq = 4.7990 GHz, Bw = 32.000 MH No calibration applied and no bandpass applied



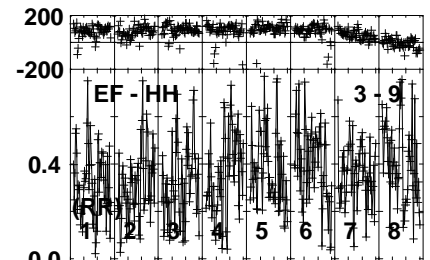
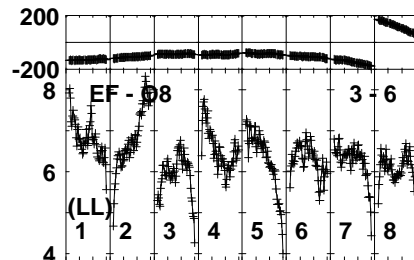
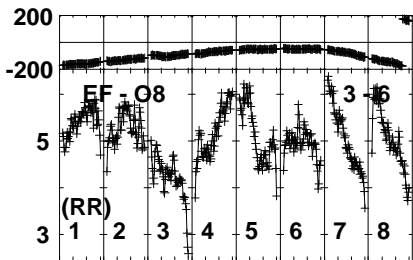
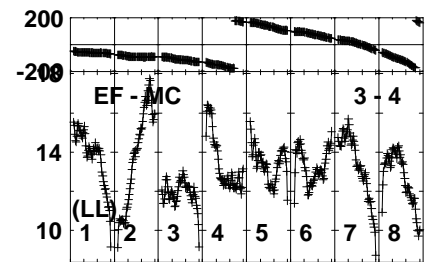
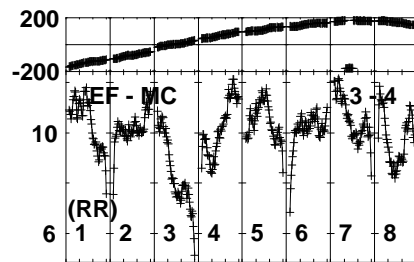
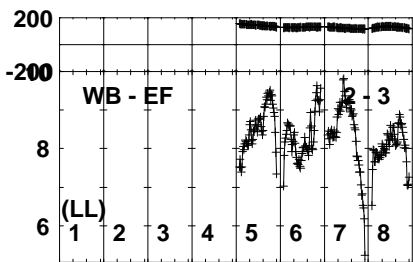
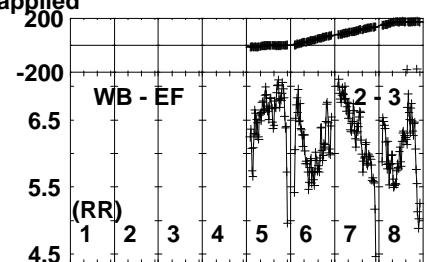
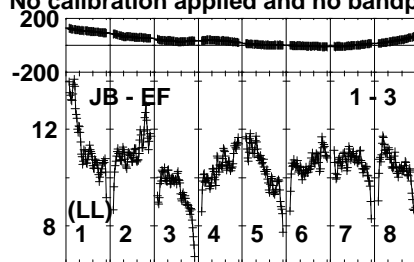
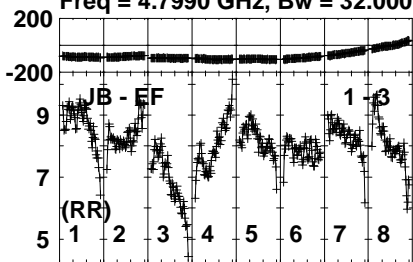
Lower frame: Micro Ampl Jy Top frame: Phas deg
Vector averaged cross-power spectrum Several baselines displayed
Timerange: 00/13:53:20 to 00/13:57:30

Plot file version 116 created 13-OCT-2021 16:52:40

J1745-0753 RG0121.UVDATA.1

Freq = 4.7990 GHz, Bw = 32.000 MH

No calibration applied and no bandpass applied



040040040040040040040040

Channels

040040040040040040040040

Channels

040040040040040040040040

Channels

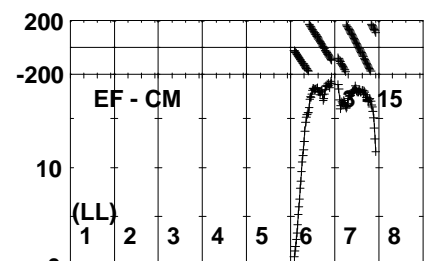
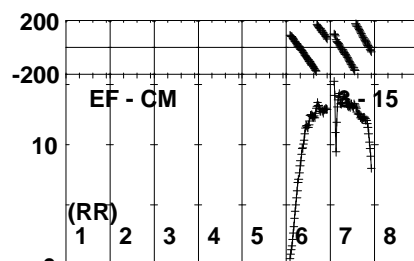
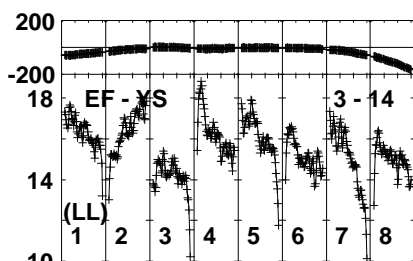
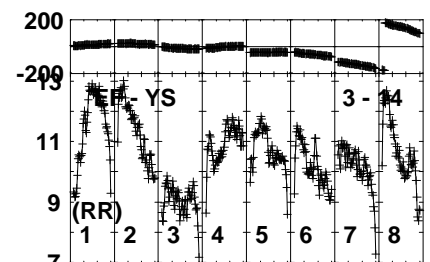
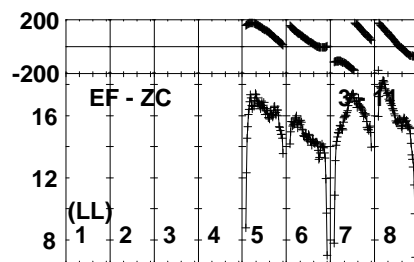
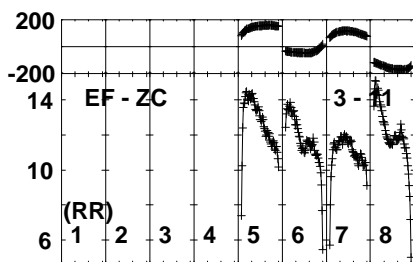
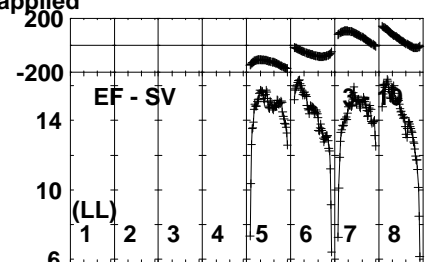
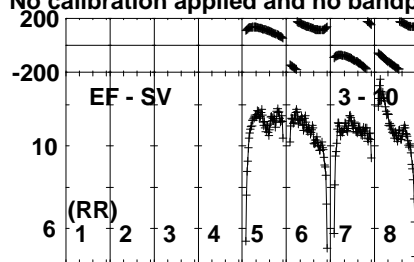
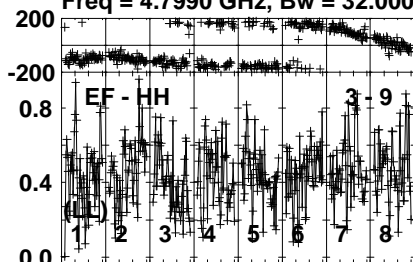
Lower frame: Milli Ampl Jy Top frame: Phas deg
Vector averaged cross-power spectrum Several baselines displayed
Timerange: 00/13:58:11 to 00/13:58:50

Plot file version 117 created 13-OCT-2021 16:52:40

J1745-0753 RG0121.UVDATA.1

Freq = 4.7990 GHz, Bw = 32.000 MH

No calibration applied and no bandpass applied

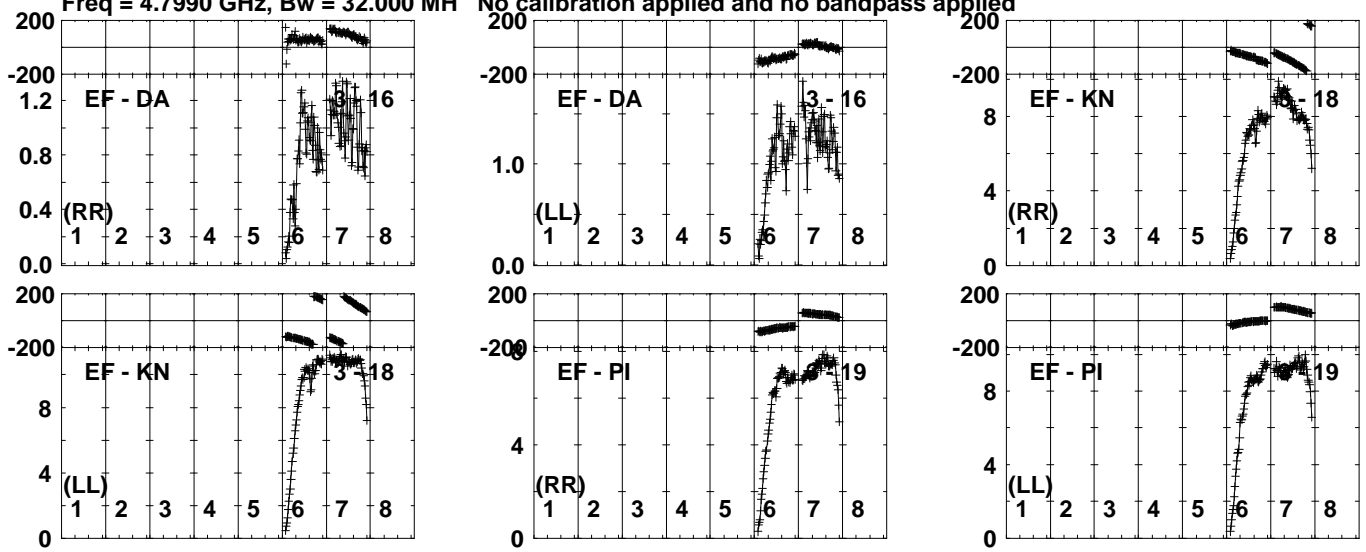


Lower frame: Milli Ampl Jy Top frame: Phas deg
Vector averaged cross-power spectrum Several baselines displayed
Timerange: 00/13:58:11 to 00/13:58:50

Plot file version 118 created 13-OCT-2021 16:52:41

J1745-0753 RG0121.UVDATA.1

Freq = 4.7990 GHz, Bw = 32.000 MH No calibration applied and no bandpass applied

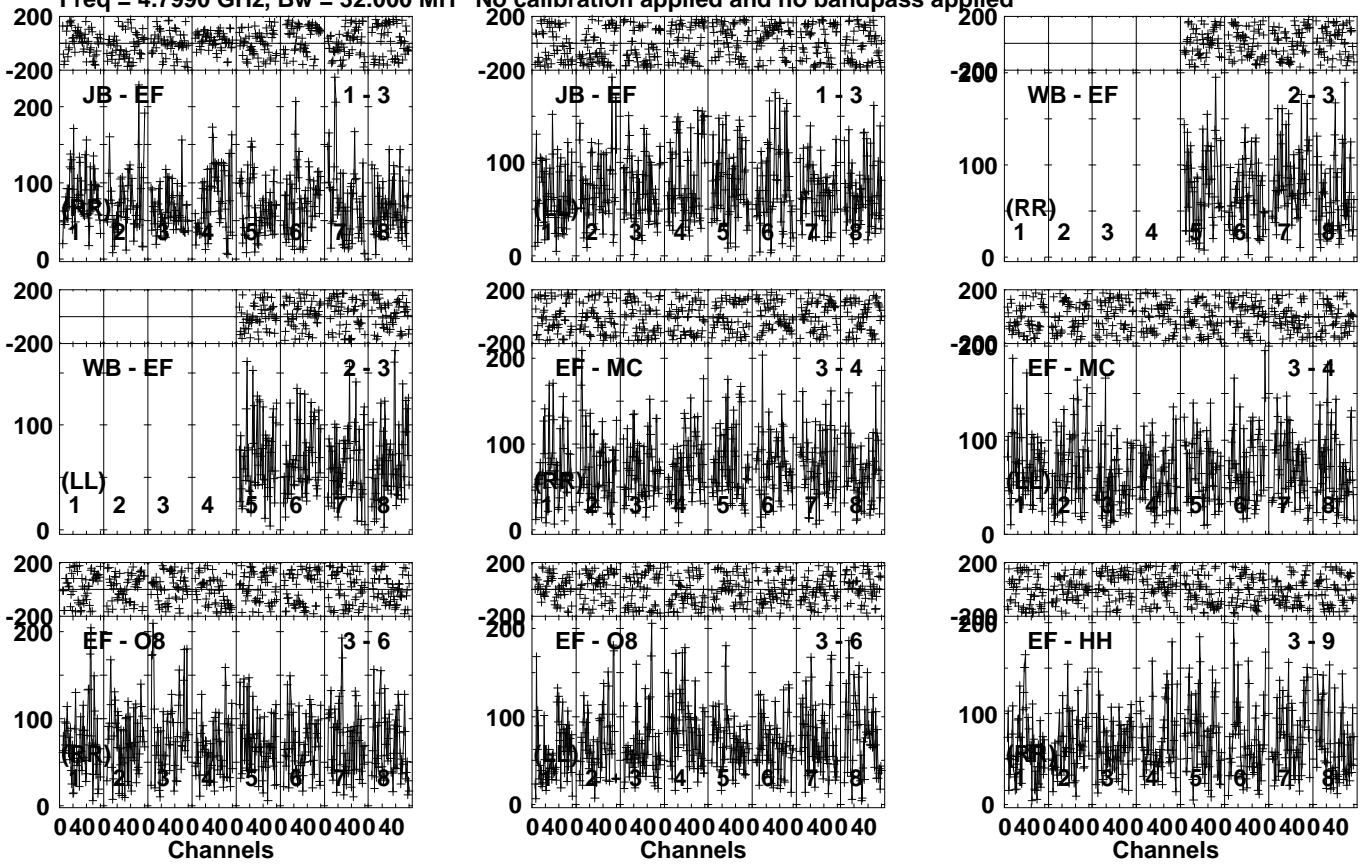


Lower frame: Milli Ampl Jy Top frame: Phas deg
Vector averaged cross-power spectrum Several baselines displayed
Timerange: 00/13:58:11 to 00/13:58:50

Plot file version 119 created 13-OCT-2021 16:52:41

RSOPH RG012I.UVDATA.1

Freq = 4.7990 GHz, Bw = 32.000 MH No calibration applied and no bandpass applied

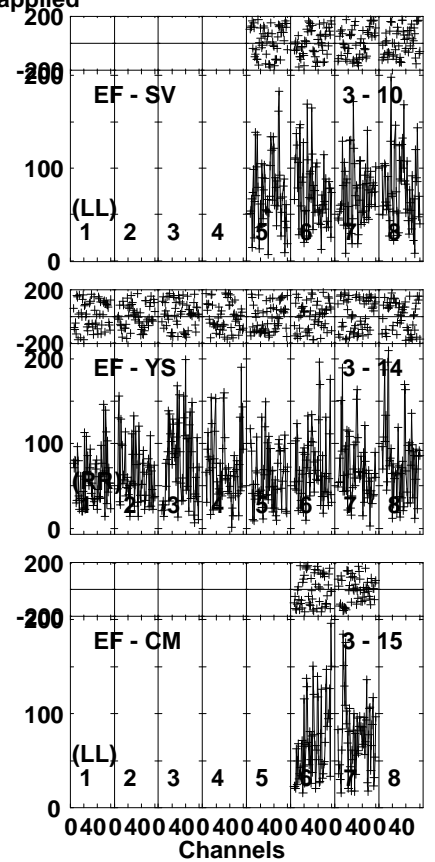
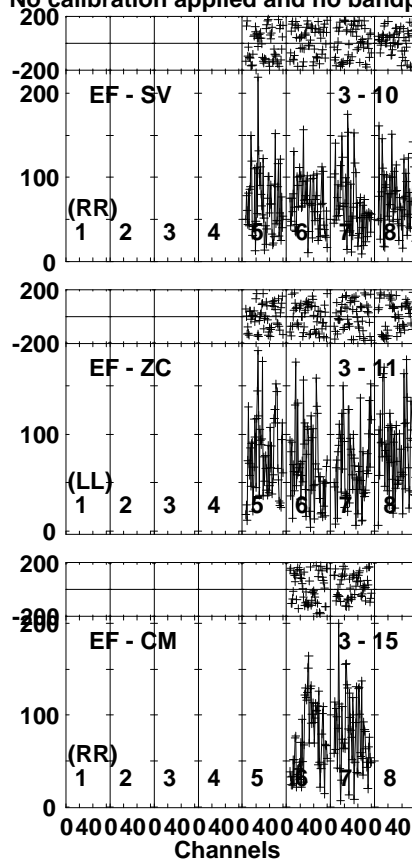
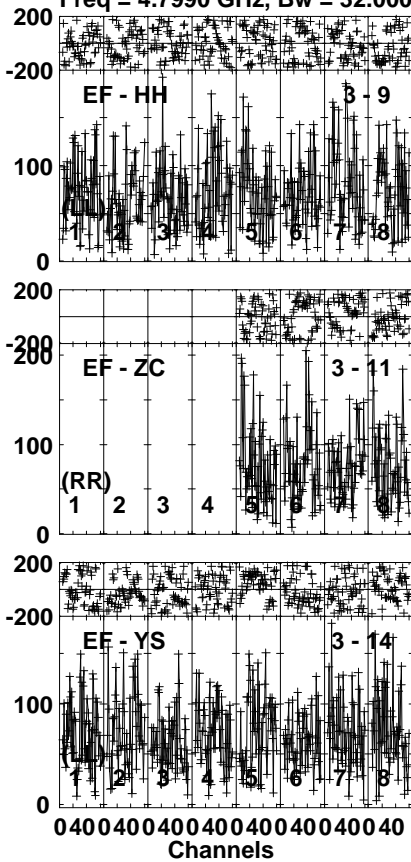


Lower frame: Micro Ampl Jy Top frame: Phas deg
Vector averaged cross-power spectrum Several baselines displayed
Timerange: 00/13:59:10 to 00/14:03:19

Plot file version 120 created 13-OCT-2021 16:52:42

RSOPH RG012I.UVDATA.1

Freq = 4.7990 GHz, Bw = 32.000 MH No calibration applied and no bandpass applied

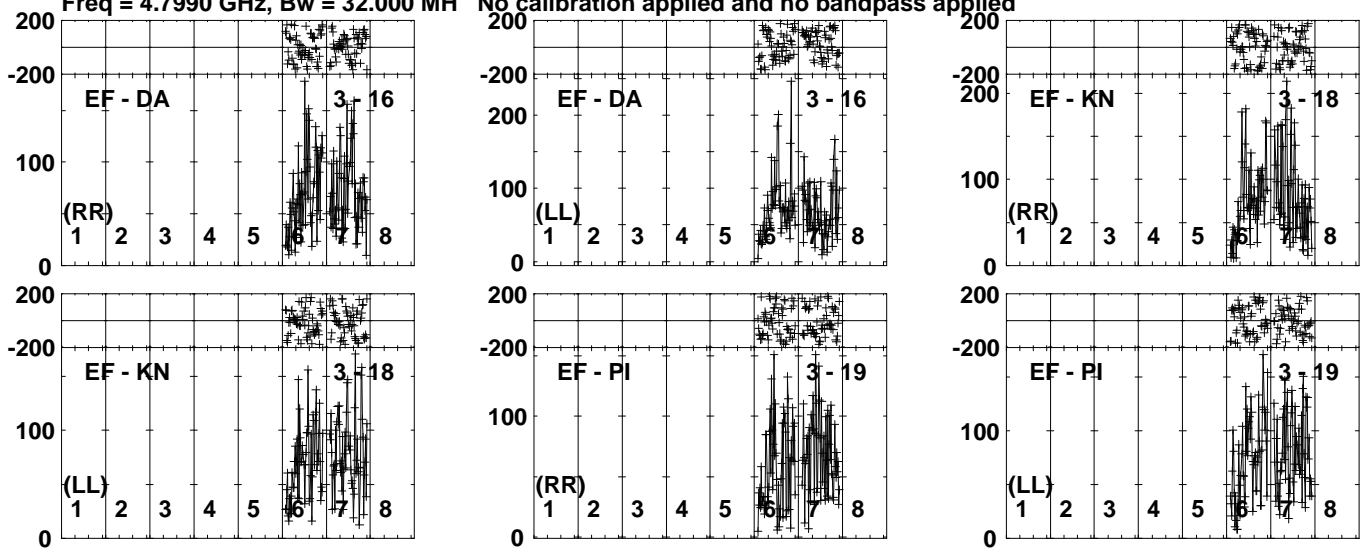


Lower frame: Micro Ampl Jy Top frame: Phas deg
Vector averaged cross-power spectrum Several baselines displayed
Timerange: 00/13:59:10 to 00/14:03:19

Plot file version 121 created 13-OCT-2021 16:52:42

RSOPH RG012I.UVDATA.1

Freq = 4.7990 GHz, Bw = 32.000 MH No calibration applied and no bandpass applied



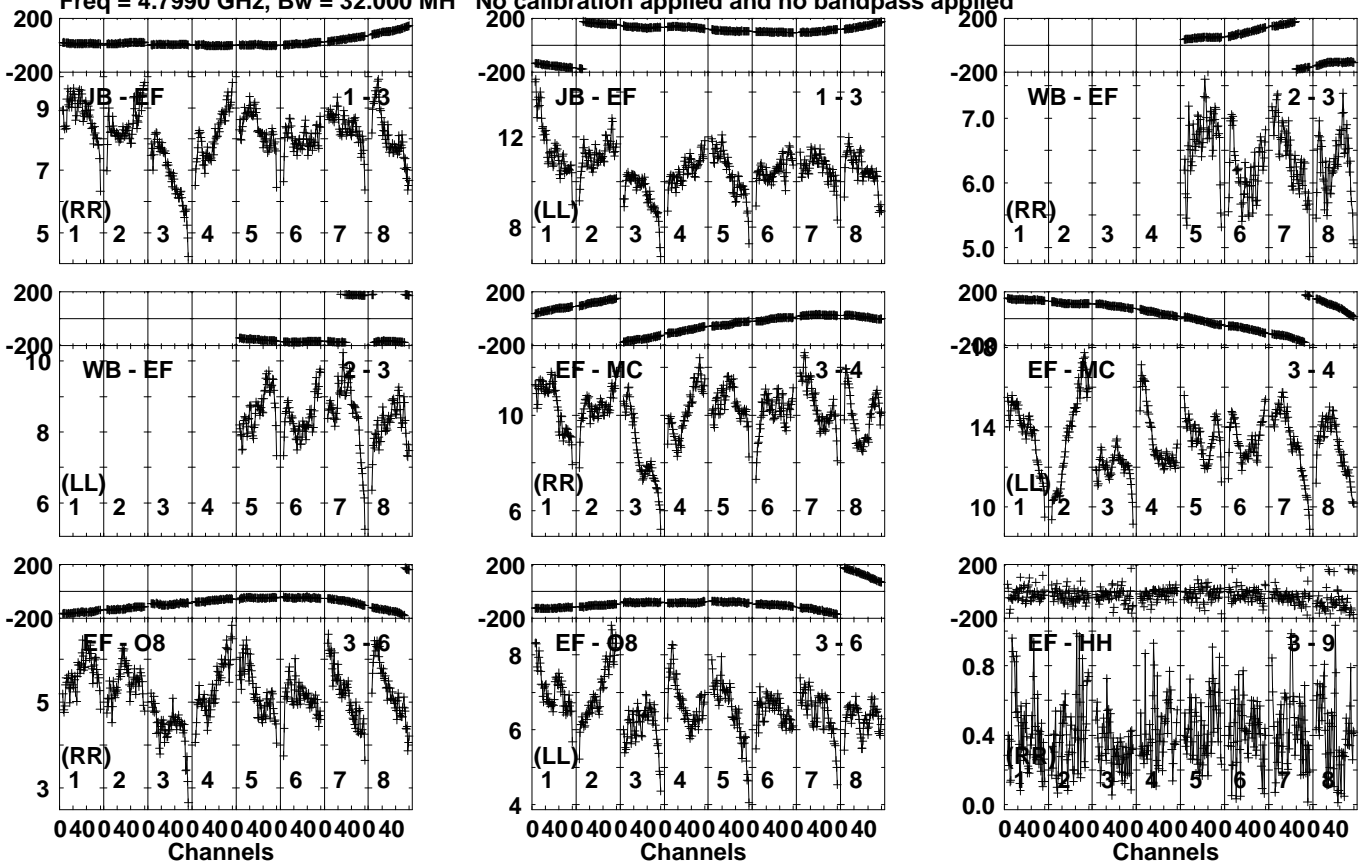
Lower frame: Micro Ampl Jy Top frame: Phas deg
Vector averaged cross-power spectrum Several baselines displayed
Timerange: 00/13:59:10 to 00/14:03:19

Plot file version 122 created 13-OCT-2021 16:52:43

J1745-0753 RG0121.UVDATA.1

Freq = 4.7990 GHz, Bw = 32.000 MH

No calibration applied and no bandpass applied

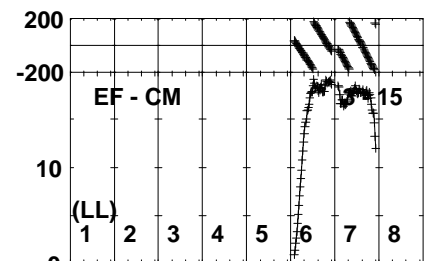
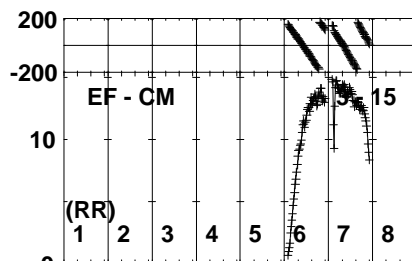
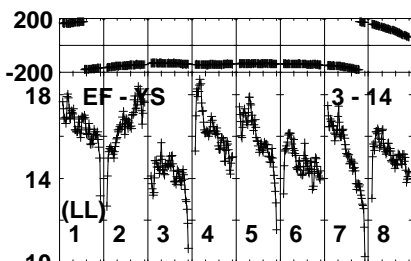
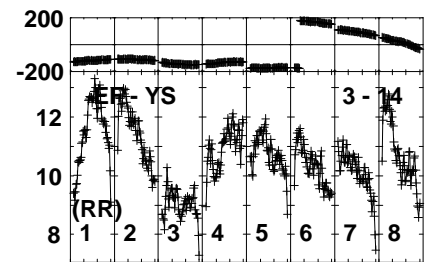
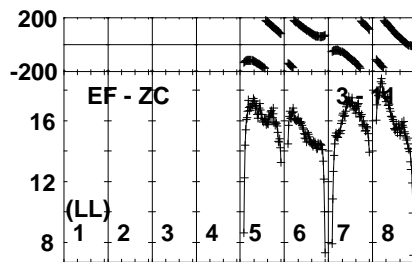
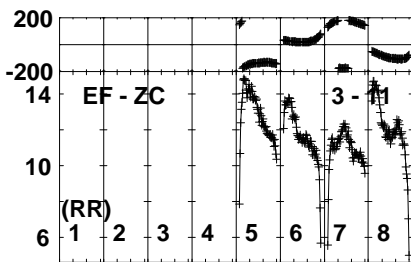
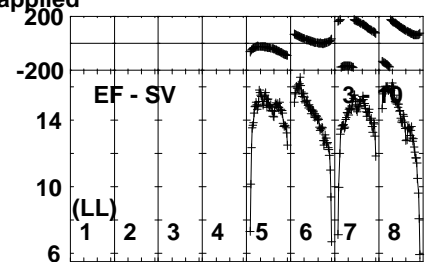
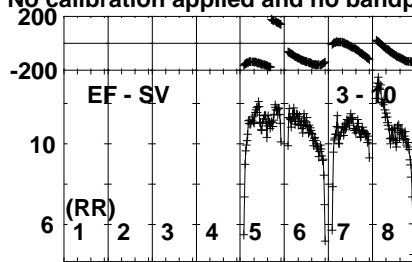
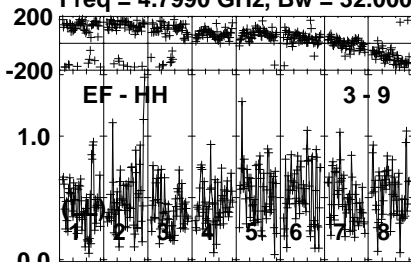


Lower frame: Milli Ampl Jy Top frame: Phas deg
Vector averaged cross-power spectrum Several baselines displayed
Timerange: 00/14:03:40 to 00/14:04:30

Plot file version 123 created 13-OCT-2021 16:52:43

J1745-0753 RG0121.UVDATA.1

Freq = 4.7990 GHz, Bw = 32.000 MH No calibration applied and no bandpass applied

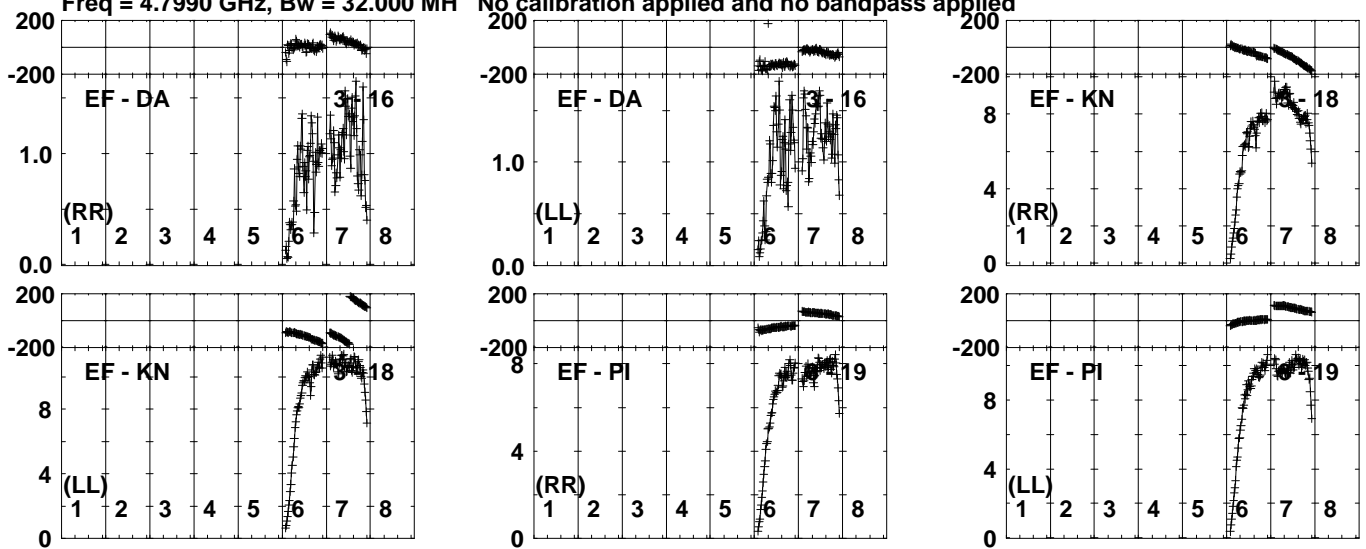


Lower frame: Milli Ampl Jy Top frame: Phas deg
Vector averaged cross-power spectrum Several baselines displayed
Timerange: 00/14:03:40 to 00/14:04:30

Plot file version 124 created 13-OCT-2021 16:52:44

J1745-0753 RG0121.UVDATA.1

Freq = 4.7990 GHz, Bw = 32.000 MH No calibration applied and no bandpass applied

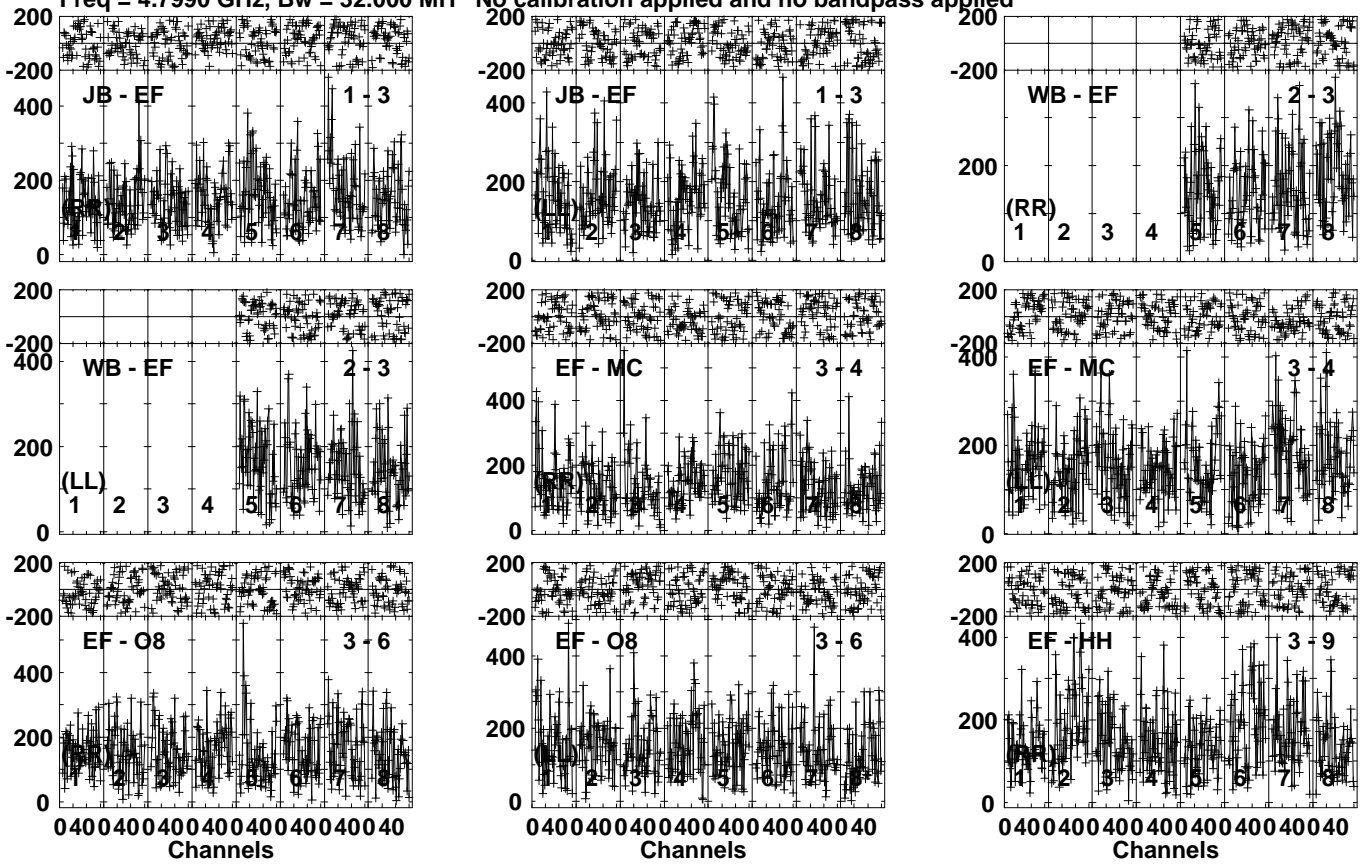


Lower frame: Milli Ampl Jy Top frame: Phas deg
Vector averaged cross-power spectrum Several baselines displayed
Timerange: 00/14:03:40 to 00/14:04:30

Plot file version 125 created 13-OCT-2021 16:52:44

RSOPH RG012I.UVDATA.1

Freq = 4.7990 GHz, Bw = 32.000 MH No calibration applied and no bandpass applied

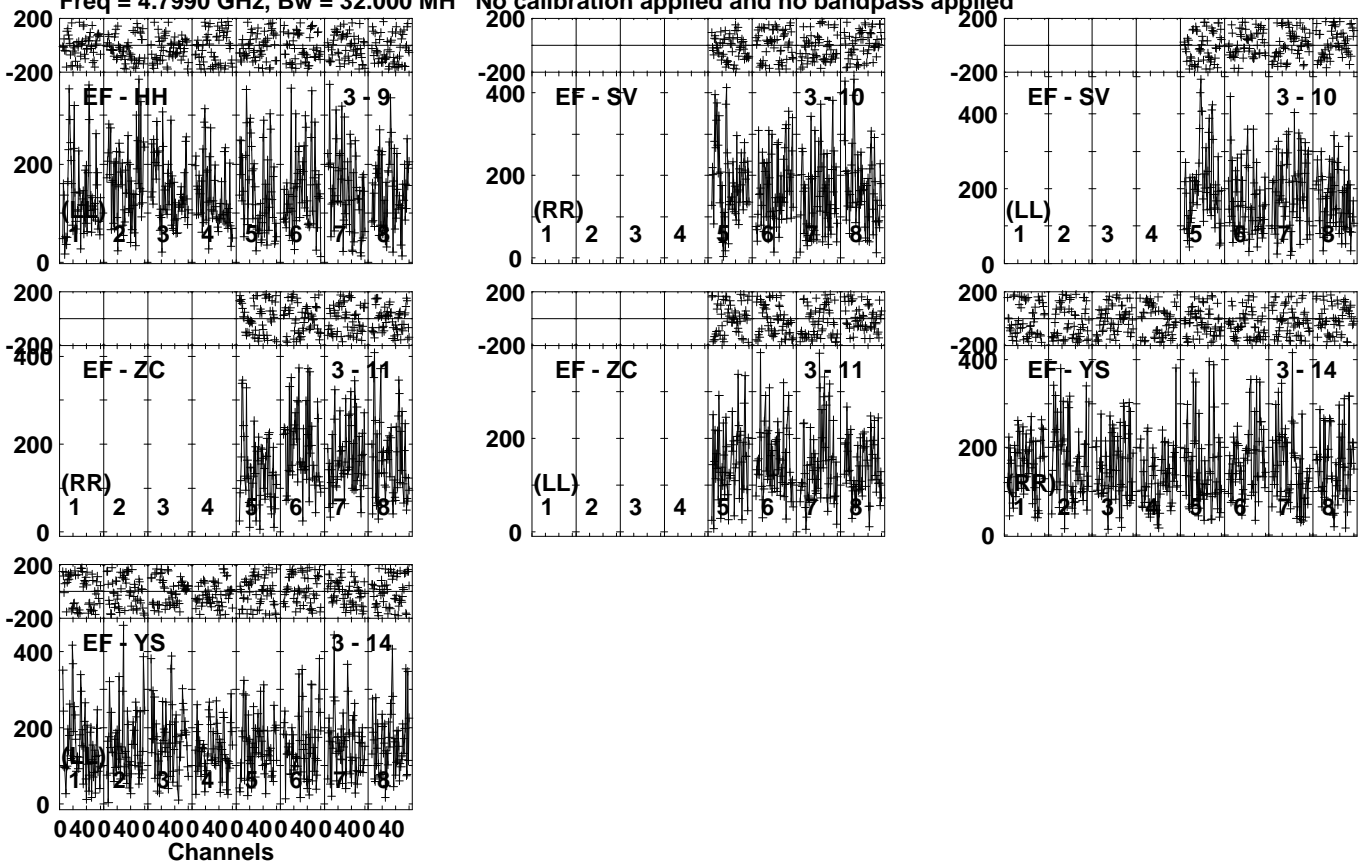


Lower frame: Micro Ampl Jy Top frame: Phas deg
Vector averaged cross-power spectrum Several baselines displayed
Timerange: 00/14:04:50 to 00/14:09:00

Plot file version 126 created 13-OCT-2021 16:52:45

RSOPH RG012I.UVDATA.1

Freq = 4.7990 GHz, Bw = 32.000 MH No calibration applied and no bandpass applied



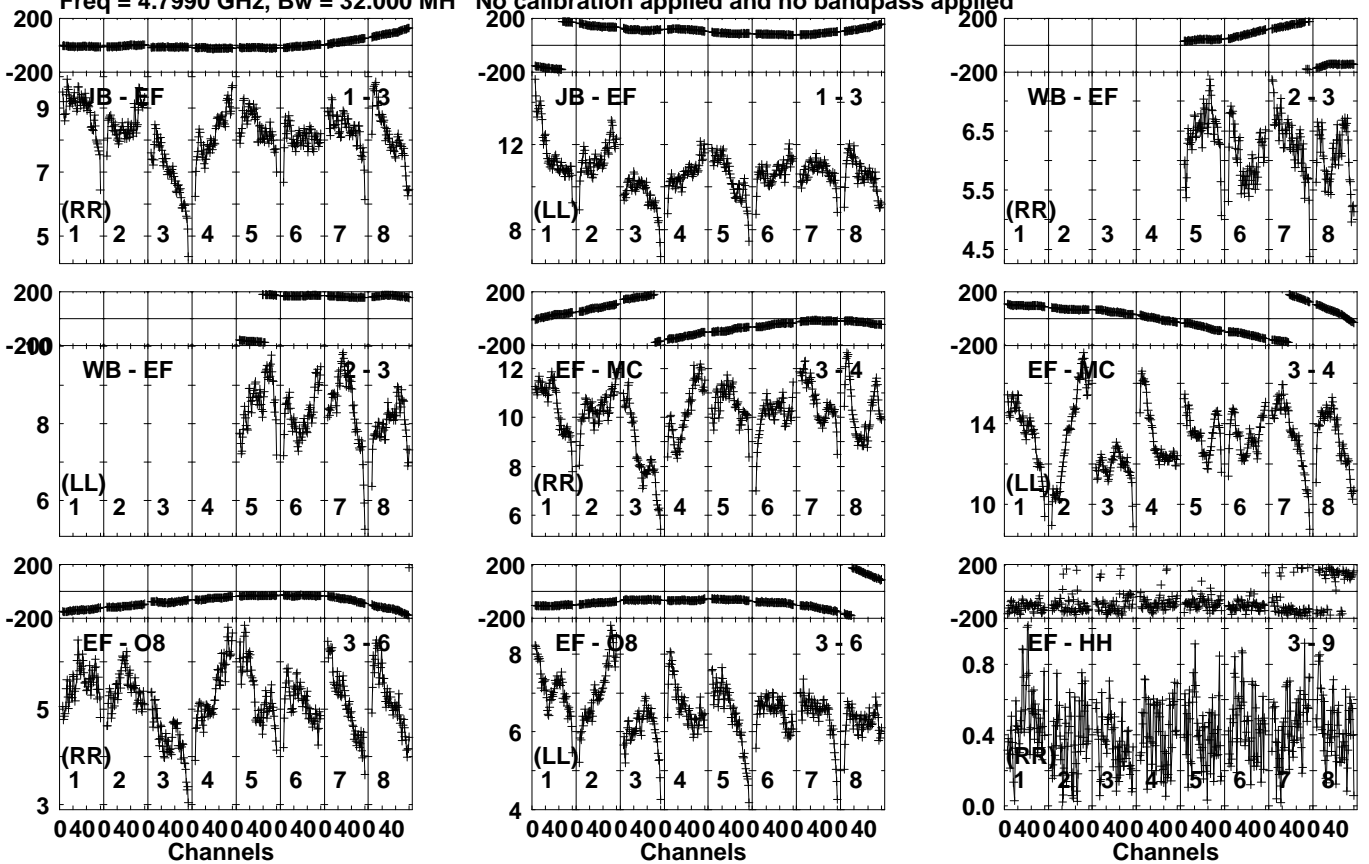
Lower frame: Micro Ampl Jy Top frame: Phas deg
Vector averaged cross-power spectrum Several baselines displayed
Timerange: 00/14:04:50 to 00/14:09:00

Plot file version 127 created 13-OCT-2021 16:52:46

J1745-0753 RG0121.UVDATA.1

Freq = 4.7990 GHz, Bw = 32.000 MH

No calibration applied and no bandpass applied



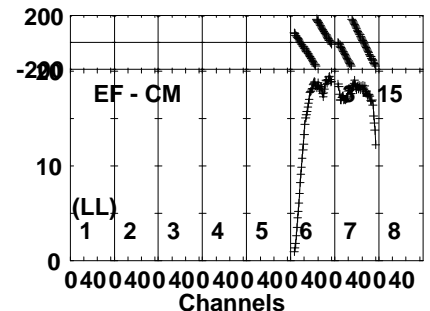
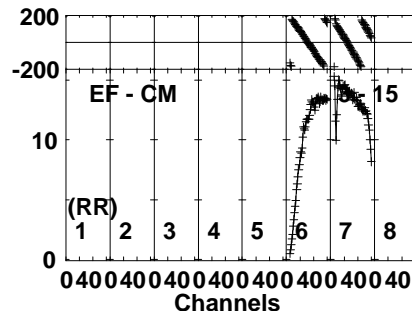
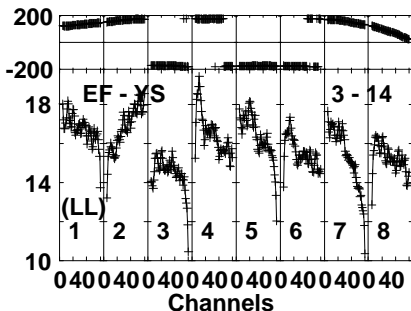
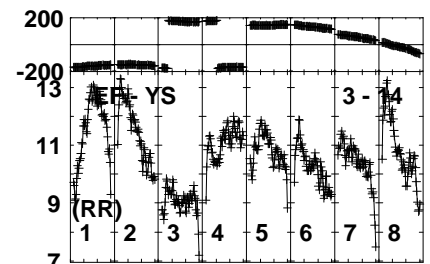
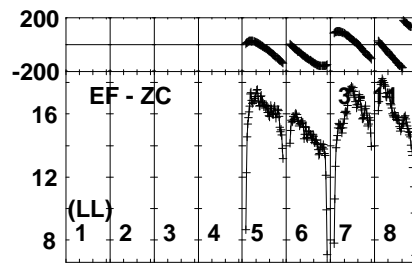
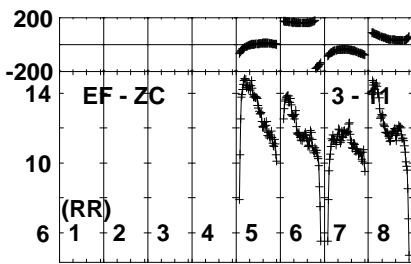
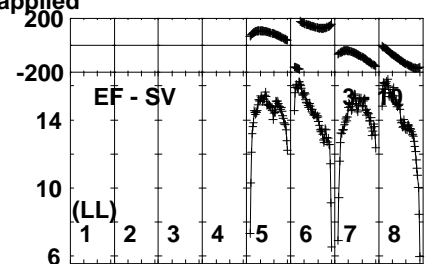
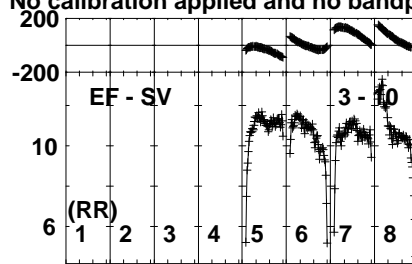
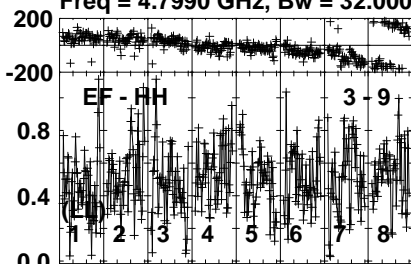
Lower frame: Milli Ampl Jy Top frame: Phas deg
Vector averaged cross-power spectrum Several baselines displayed
Timerange: 00/14:09:41 to 00/14:10:19

Plot file version 128 created 13-OCT-2021 16:52:46

J1745-0753 RG0121.UVDATA.1

Freq = 4.7990 GHz, Bw = 32.000 MH

No calibration applied and no bandpass applied



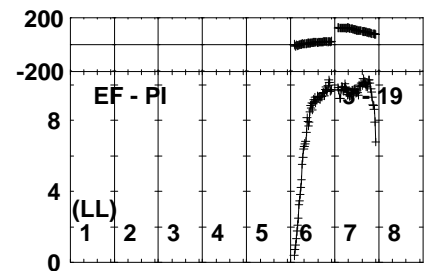
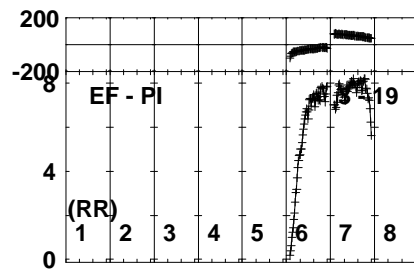
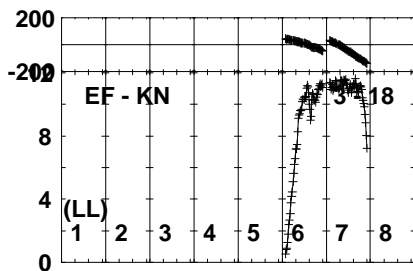
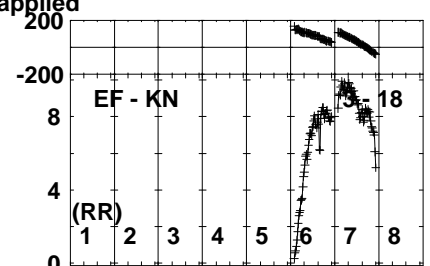
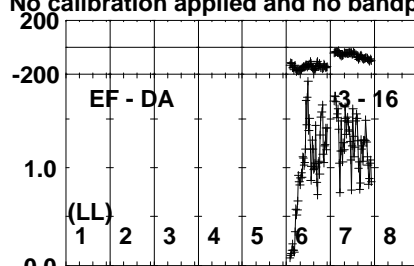
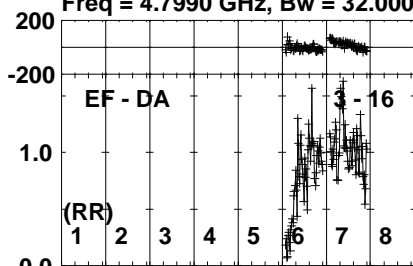
Lower frame: Milli Ampl Jy Top frame: Phas deg
Vector averaged cross-power spectrum Several baselines displayed
Timerange: 00/14:09:41 to 00/14:10:19

Plot file version 129 created 13-OCT-2021 16:52:47

J1745-0753 RG0121.UVDATA.1

Freq = 4.7990 GHz, Bw = 32.000 MH

No calibration applied and no bandpass applied

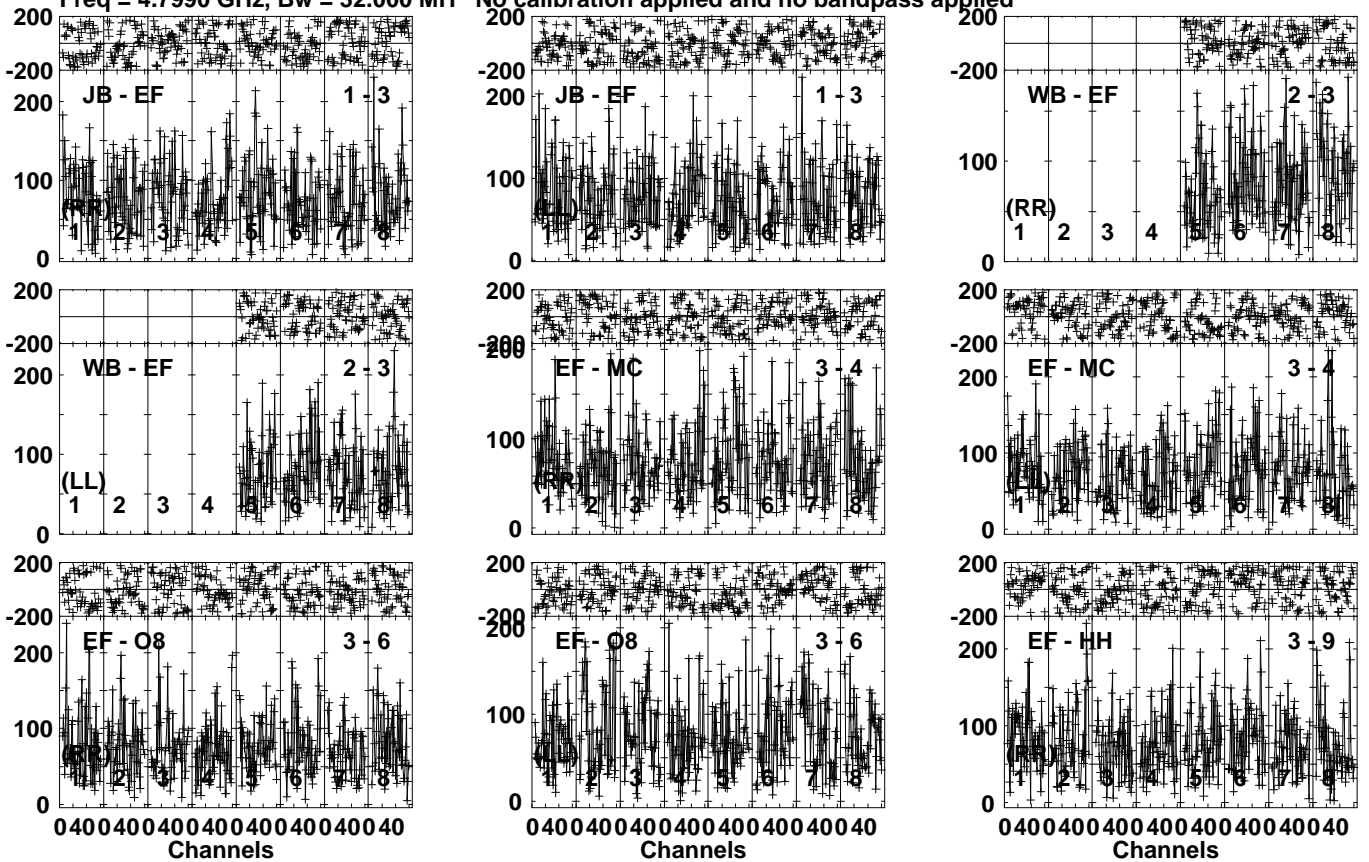


Lower frame: Milli Ampl Jy Top frame: Phas deg
Vector averaged cross-power spectrum Several baselines displayed
Timerange: 00/14:09:41 to 00/14:10:19

Plot file version 130 created 13-OCT-2021 16:52:47

RSOPH RG012I.UVDATA.1

Freq = 4.7990 GHz, Bw = 32.000 MH No calibration applied and no bandpass applied

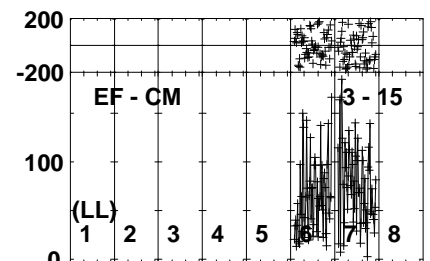
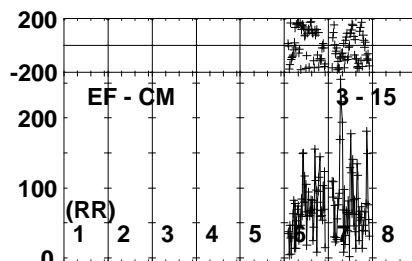
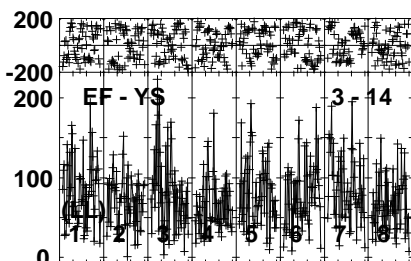
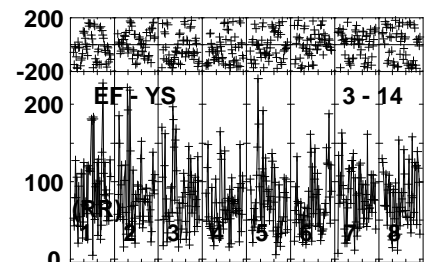
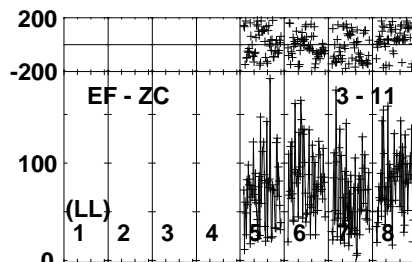
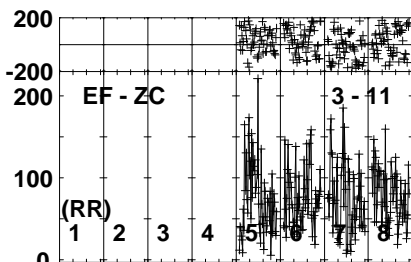
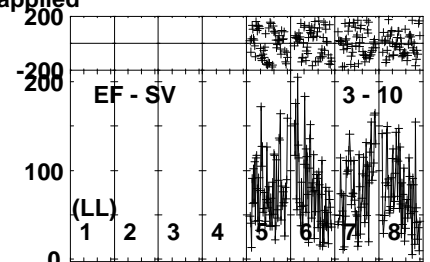
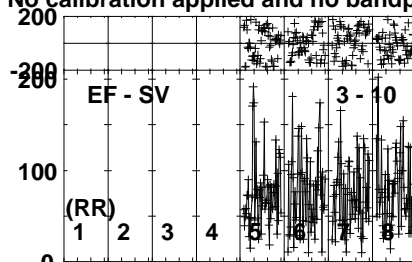
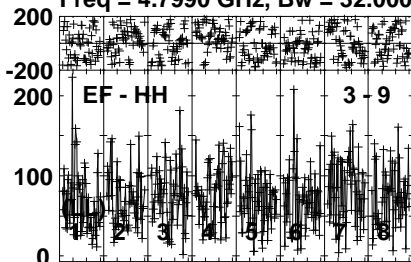


Lower frame: Micro Ampl Jy Top frame: Phas deg
Vector averaged cross-power spectrum Several baselines displayed
Timerange: 00/14:10:40 to 00/14:14:20

Plot file version 131 created 13-OCT-2021 16:52:48

RSOPH RG012I.UVDATA.1

Freq = 4.7990 GHz, Bw = 32.000 MH No calibration applied and no bandpass applied

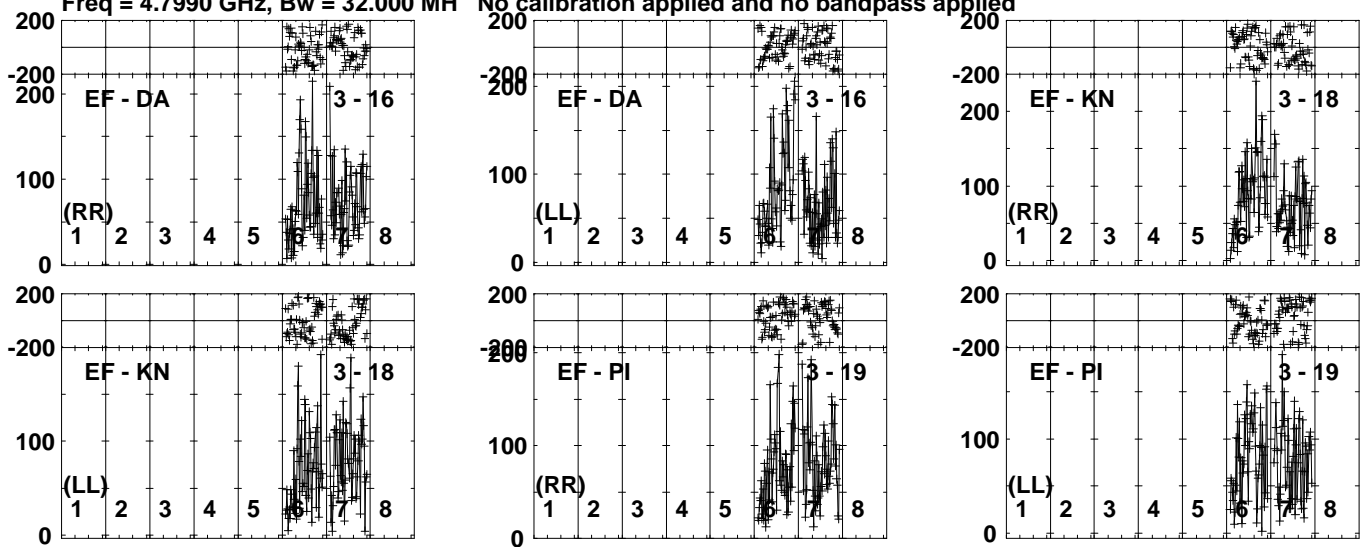


Lower frame: Micro Ampl Jy Top frame: Phas deg
Vector averaged cross-power spectrum Several baselines displayed
Timerange: 00/14:10:40 to 00/14:14:20

Plot file version 132 created 13-OCT-2021 16:52:48

RSOPH RG012I.UVDATA.1

Freq = 4.7990 GHz, Bw = 32.000 MH No calibration applied and no bandpass applied



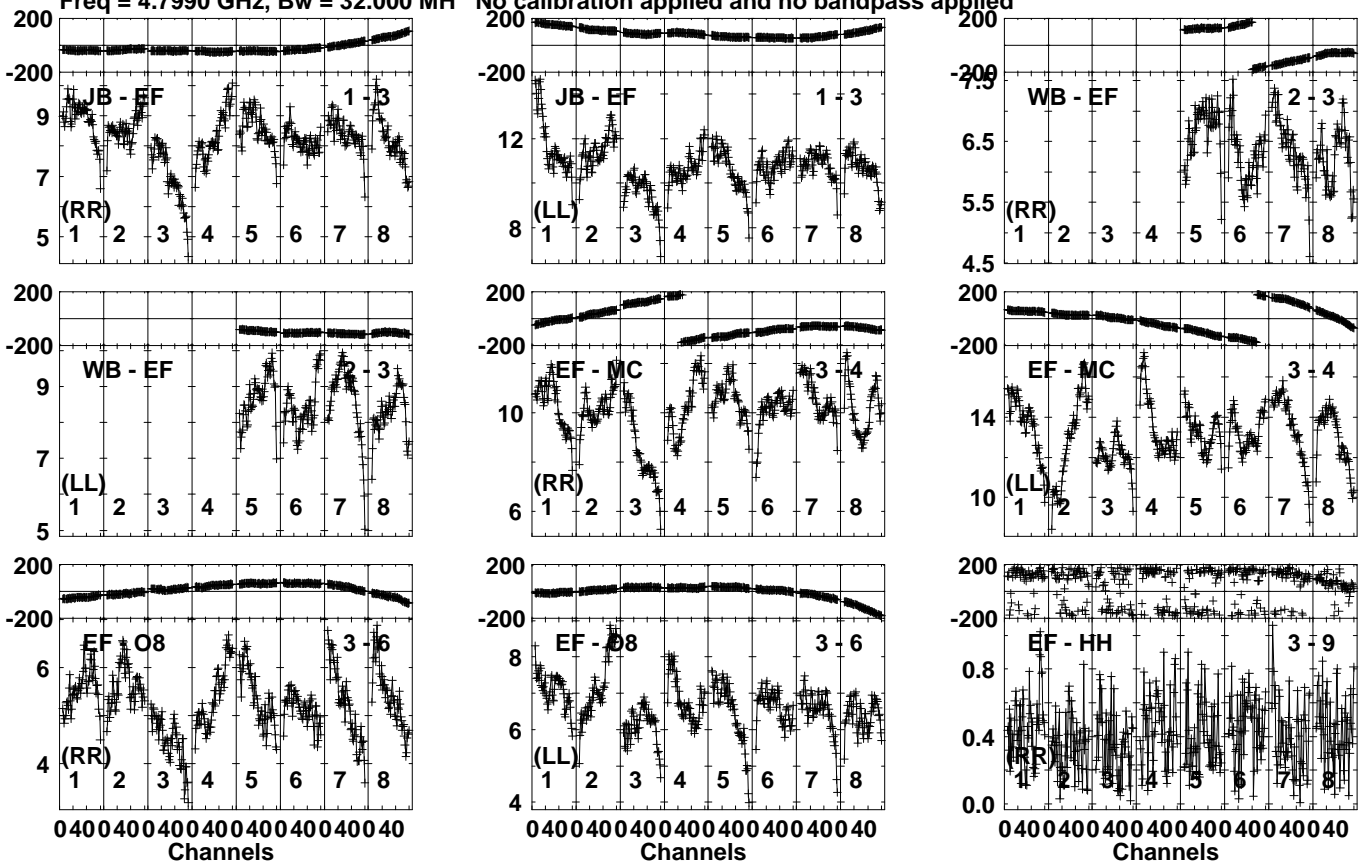
Lower frame: Micro Ampl Jy Top frame: Phas deg
Vector averaged cross-power spectrum Several baselines displayed
Timerange: 00/14:10:40 to 00/14:14:20

Plot file version 133 created 13-OCT-2021 16:52:49

J1745-0753 RG0121.UVDATA.1

Freq = 4.7990 GHz, Bw = 32.000 MH

No calibration applied and no bandpass applied



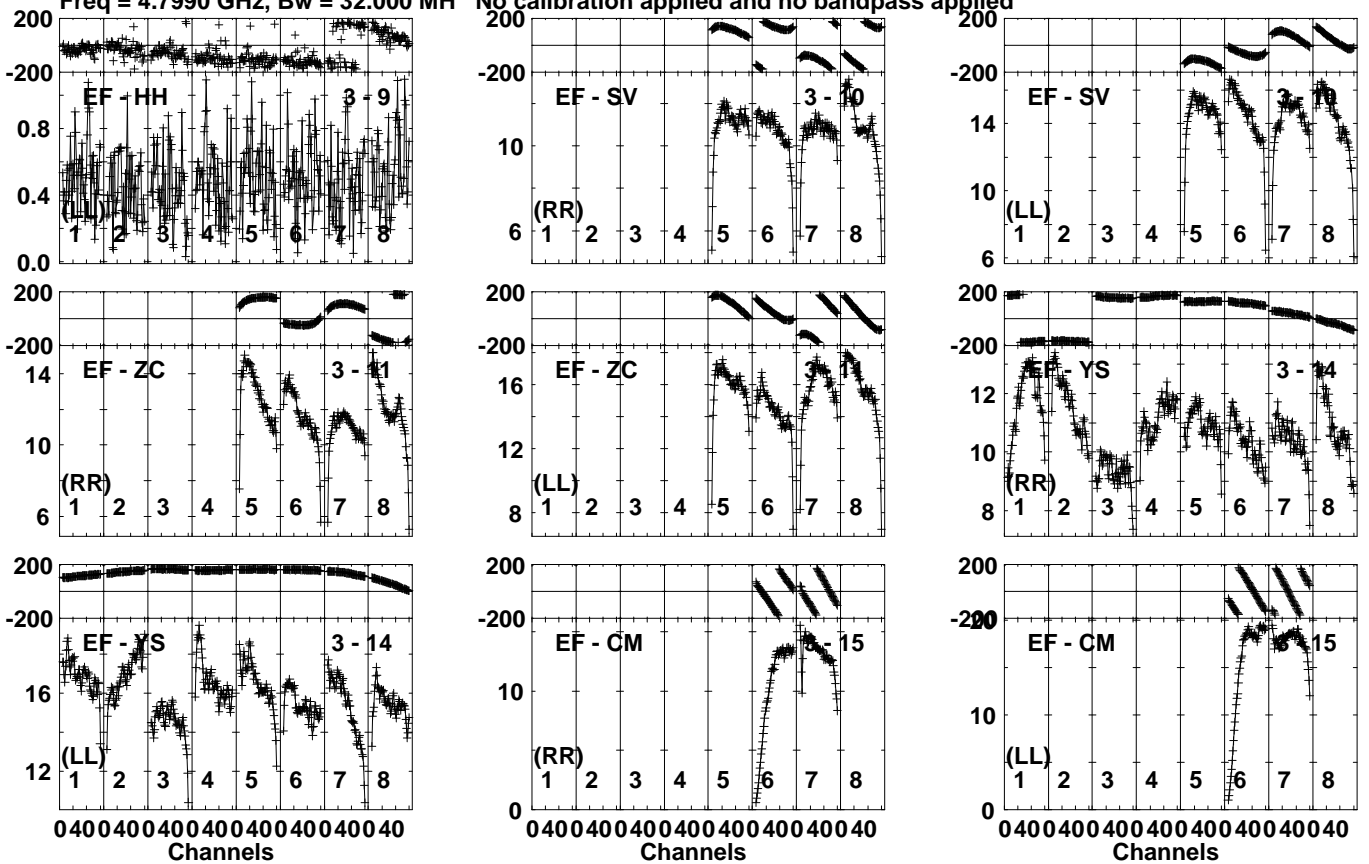
Lower frame: Milli Ampl Jy Top frame: Phas deg
Vector averaged cross-power spectrum Several baselines displayed
Timerange: 00/14:14:40 to 00/14:15:29

Plot file version 134 created 13-OCT-2021 16:52:49

J1745-0753 RG0121.UVDATA.1

Freq = 4.7990 GHz, Bw = 32.000 MH

No calibration applied and no bandpass applied



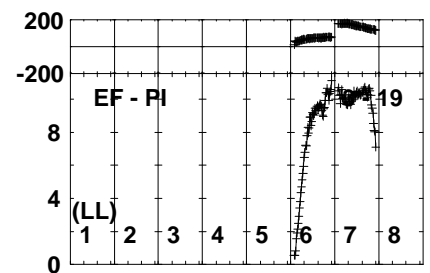
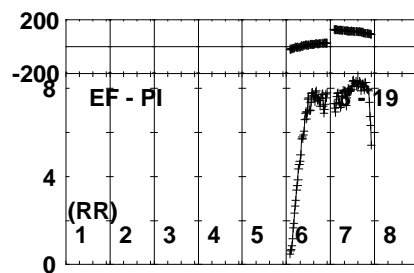
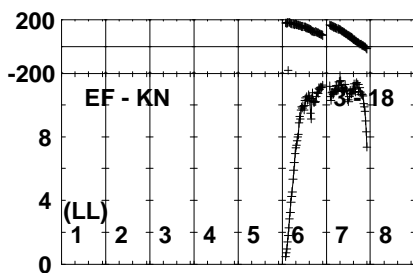
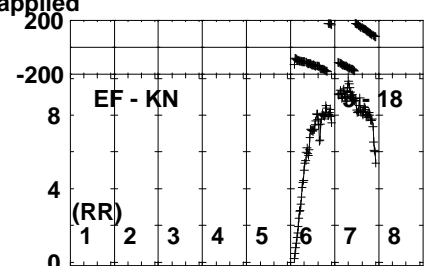
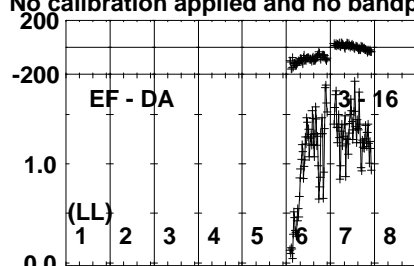
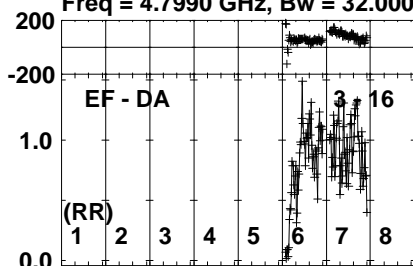
Lower frame: Milli Ampl Jy Top frame: Phas deg
Vector averaged cross-power spectrum Several baselines displayed
Timerange: 00/14:14:40 to 00/14:15:29

Plot file version 135 created 13-OCT-2021 16:52:50

J1745-0753 RG0121.UVDATA.1

Freq = 4.7990 GHz, Bw = 32.000 MH

No calibration applied and no bandpass applied

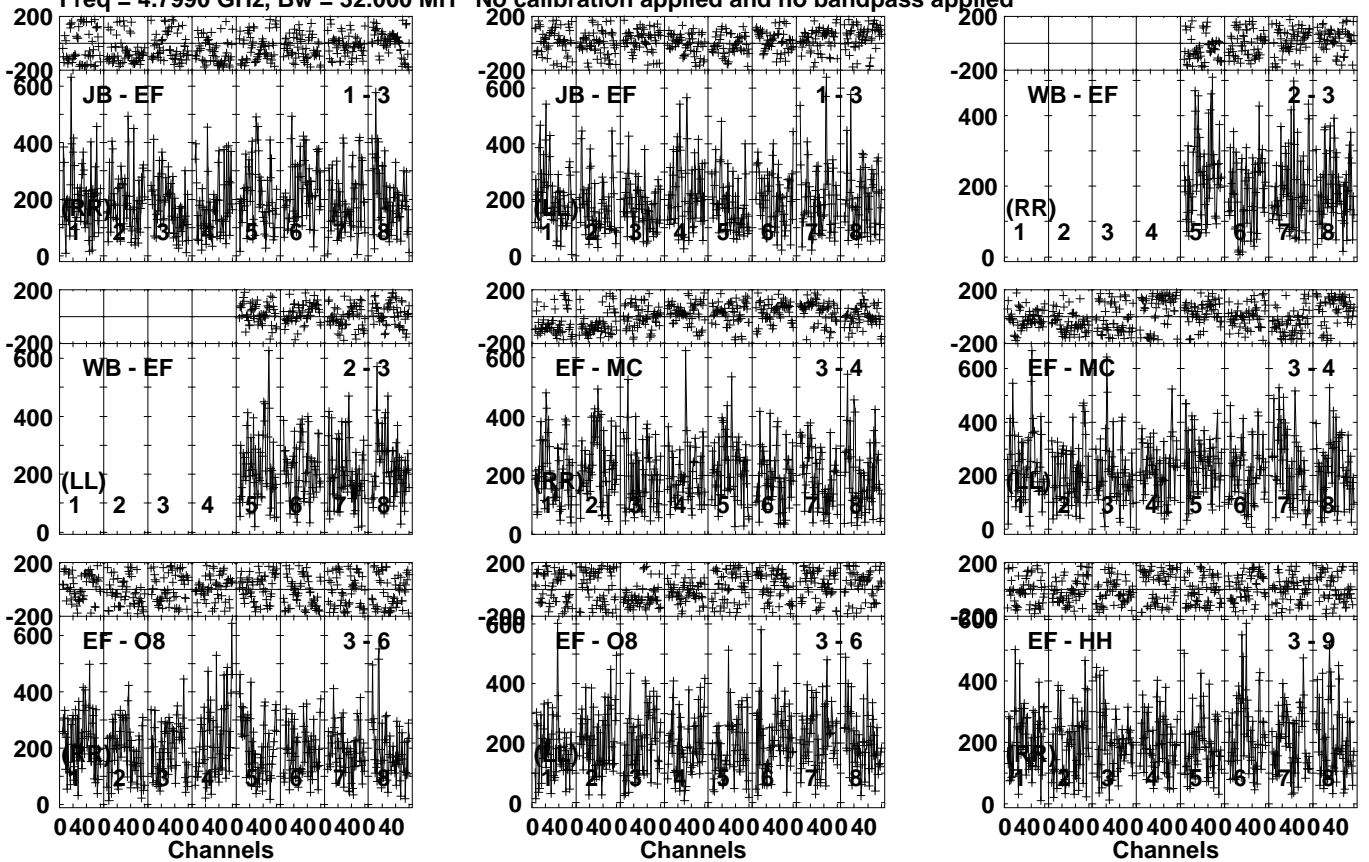


Lower frame: Milli Ampl Jy Top frame: Phas deg
Vector averaged cross-power spectrum Several baselines displayed
Timerange: 00/14:14:40 to 00/14:15:29

Plot file version 136 created 13-OCT-2021 16:52:50

VLASS1 RG0121.UVDATA.1

Freq = 4.7990 GHz, Bw = 32.000 MH No calibration applied and no bandpass applied

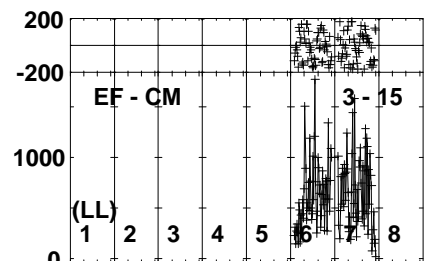
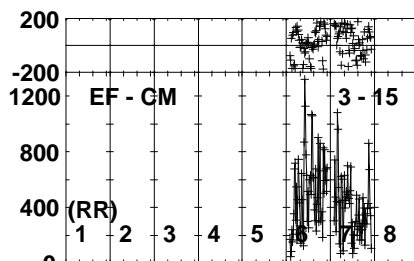
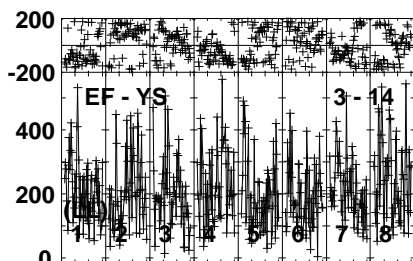
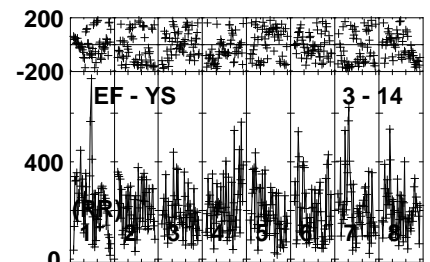
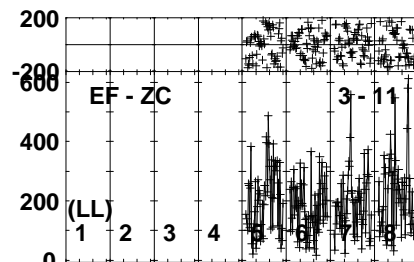
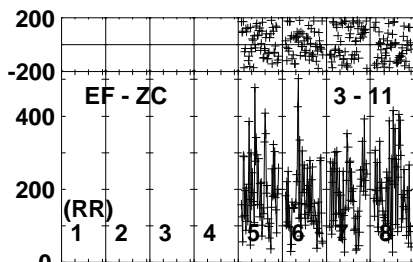
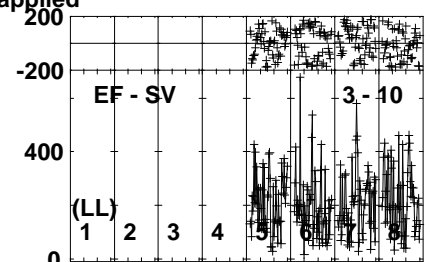
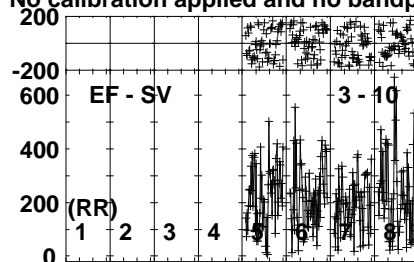
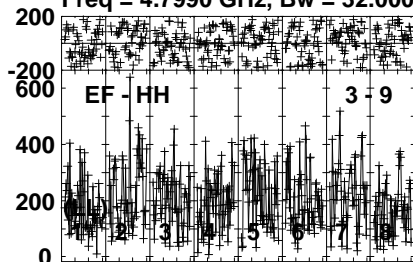


Lower frame: Micro Ampl Jy Top frame: Phas deg
Vector averaged cross-power spectrum Several baselines displayed
Timerange: 00/14:15:50 to 00/14:19:30

Plot file version 137 created 13-OCT-2021 16:52:50

VLASS1 RG0121.UVDATA.1

Freq = 4.7990 GHz, Bw = 32.000 MH No calibration applied and no bandpass applied

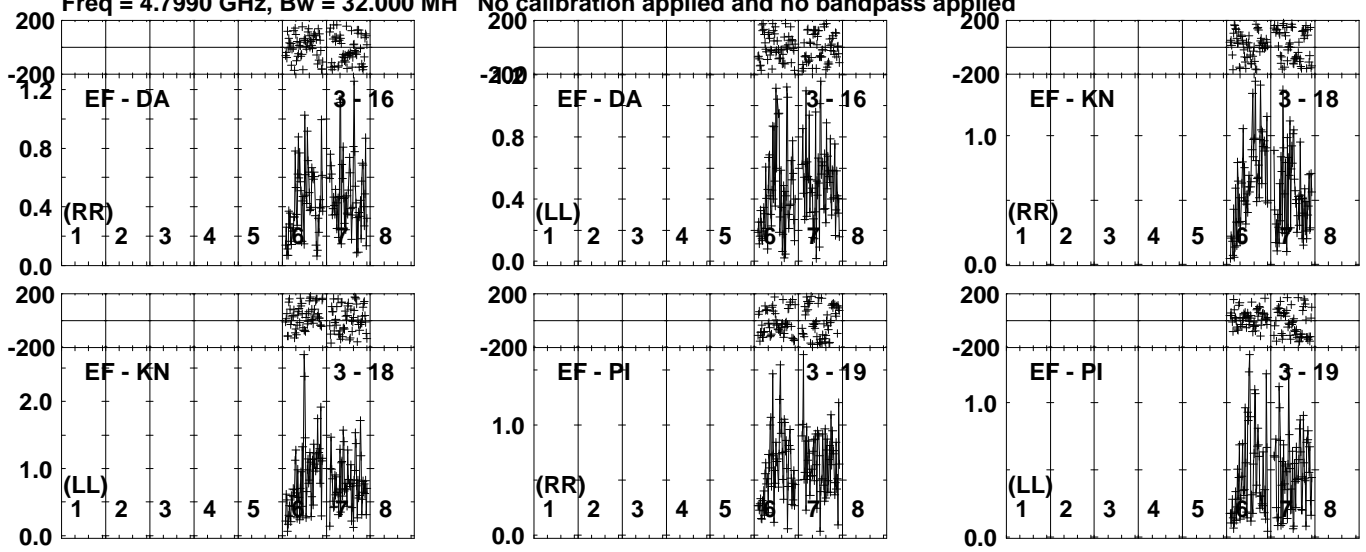


Lower frame: Micro Ampl Jy Top frame: Phas deg
Vector averaged cross-power spectrum Several baselines displayed
Timerange: 00/14:15:50 to 00/14:19:30

Plot file version 138 created 13-OCT-2021 16:52:51

VLASS1 RG012I.UVDATA.1

Freq = 4.7990 GHz, Bw = 32.000 MH No calibration applied and no bandpass applied



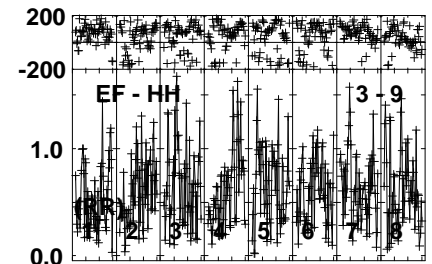
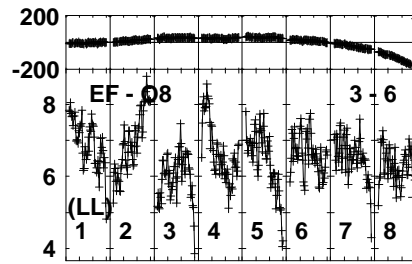
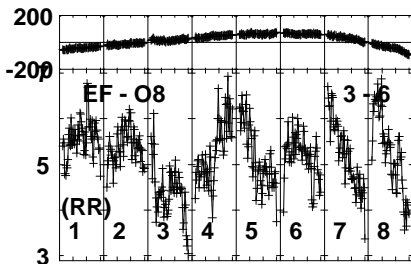
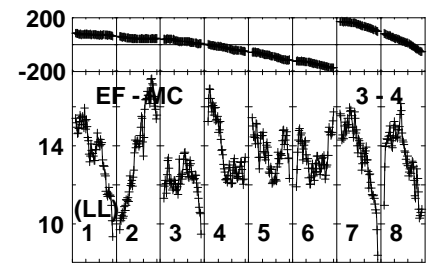
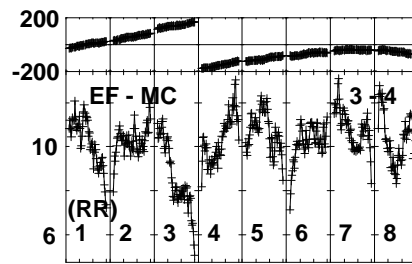
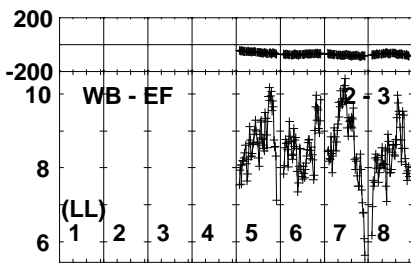
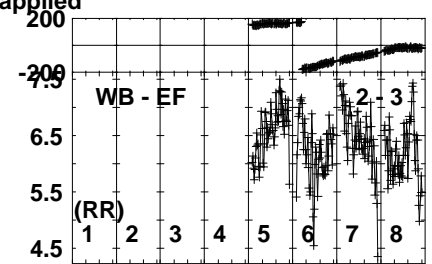
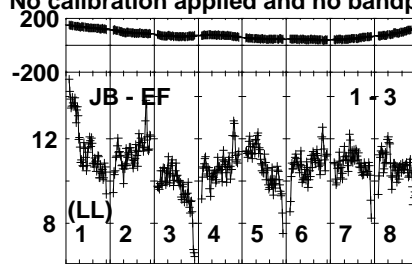
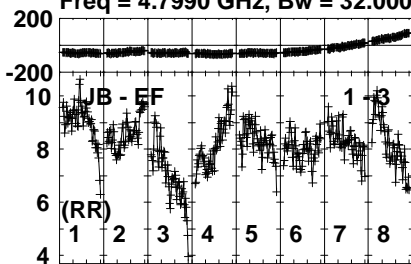
Lower frame: Milli Ampl Jy Top frame: Phas deg
Vector averaged cross-power spectrum Several baselines displayed
Timerange: 00/14:15:50 to 00/14:19:30

Plot file version 139 created 13-OCT-2021 16:52:51

J1745-0753 RG0121.UVDATA.1

Freq = 4.7990 GHz, Bw = 32.000 MH

No calibration applied and no bandpass applied



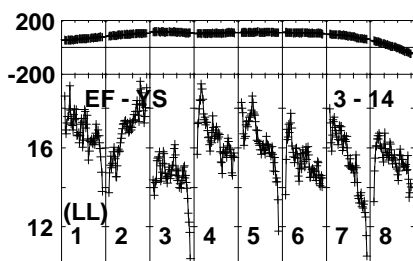
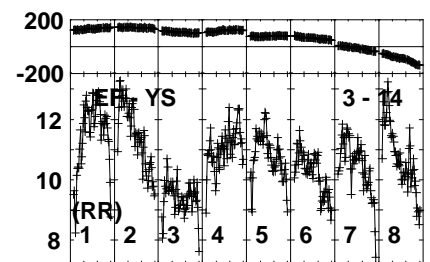
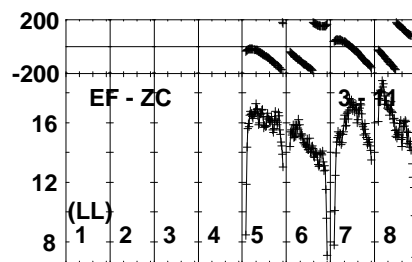
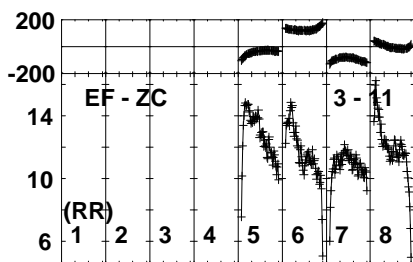
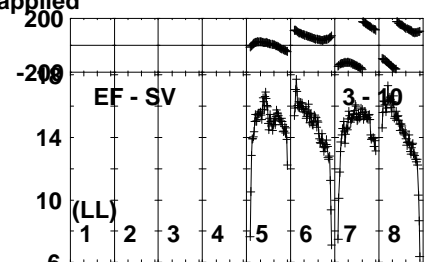
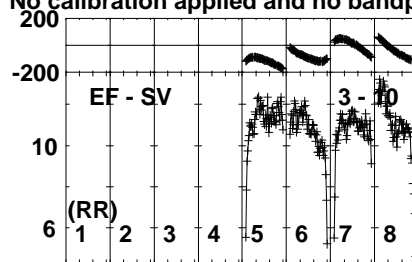
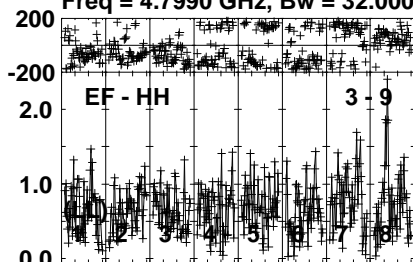
Lower frame: Milli Ampl Jy Top frame: Phas deg
Vector averaged cross-power spectrum Several baselines displayed
Timerange: 00/14:20:11 to 00/14:20:49

Plot file version 140 created 13-OCT-2021 16:52:52

J1745-0753 RG0121.UVDATA.1

Freq = 4.7990 GHz, Bw = 32.000 MH

No calibration applied and no bandpass applied



040040040040040040040040
Channels

Lower frame: Milli Ampl Jy Top frame: Phas deg

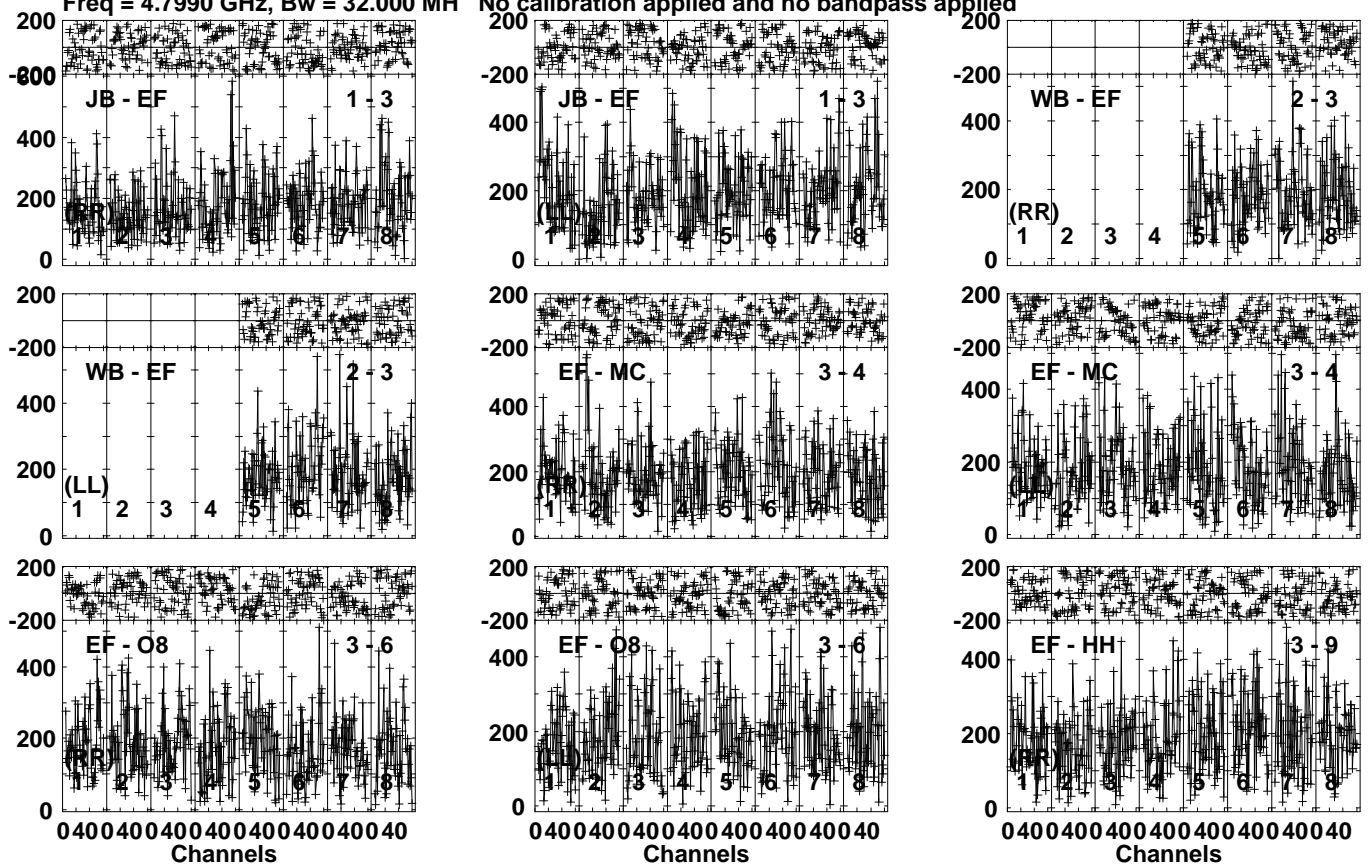
Vector averaged cross-power spectrum Several baselines displayed

Timerange: 00/14:20:11 to 00/14:20:49

Plot file version 141 created 13-OCT-2021 16:52:52

RSOPH RG012I.UVDATA.1

Freq = 4.7990 GHz, Bw = 32.000 MH No calibration applied and no bandpass applied

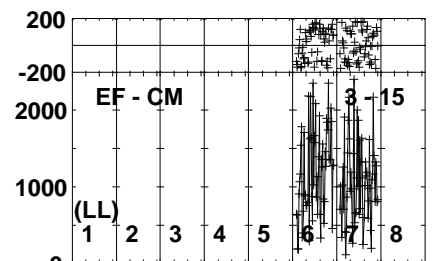
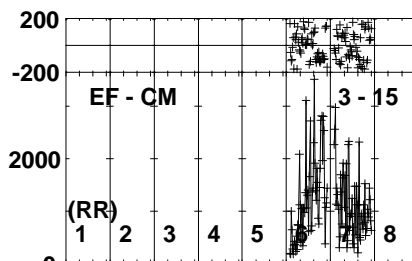
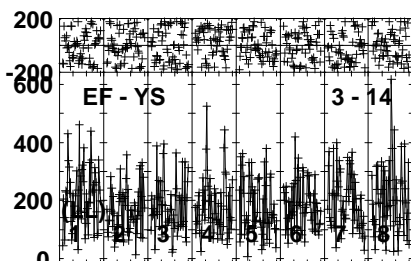
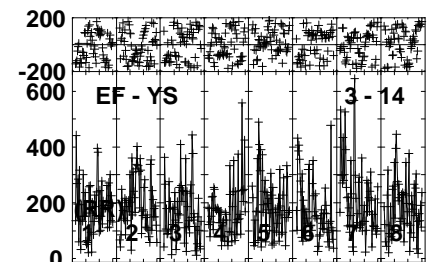
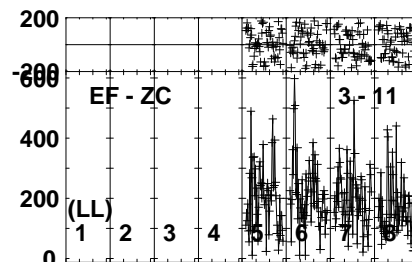
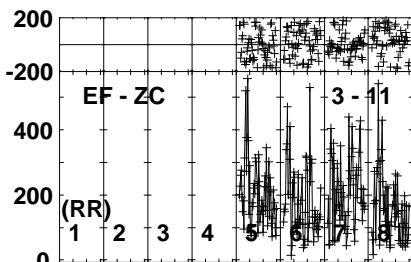
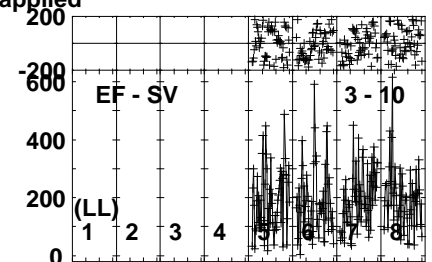
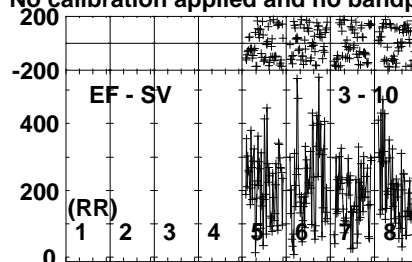
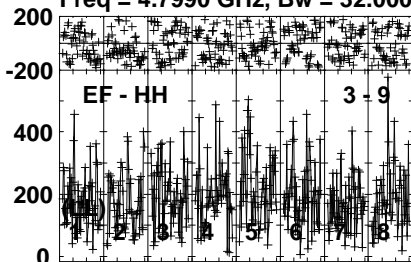


Lower frame: Micro Ampl Jy Top frame: Phas deg
Vector averaged cross-power spectrum Several baselines displayed
Timerange: 00/14:21:11 to 00/14:25:20

Plot file version 142 created 13-OCT-2021 16:52:53

RSOPH RG012I.UVDATA.1

Freq = 4.7990 GHz, Bw = 32.000 MH No calibration applied and no bandpass applied

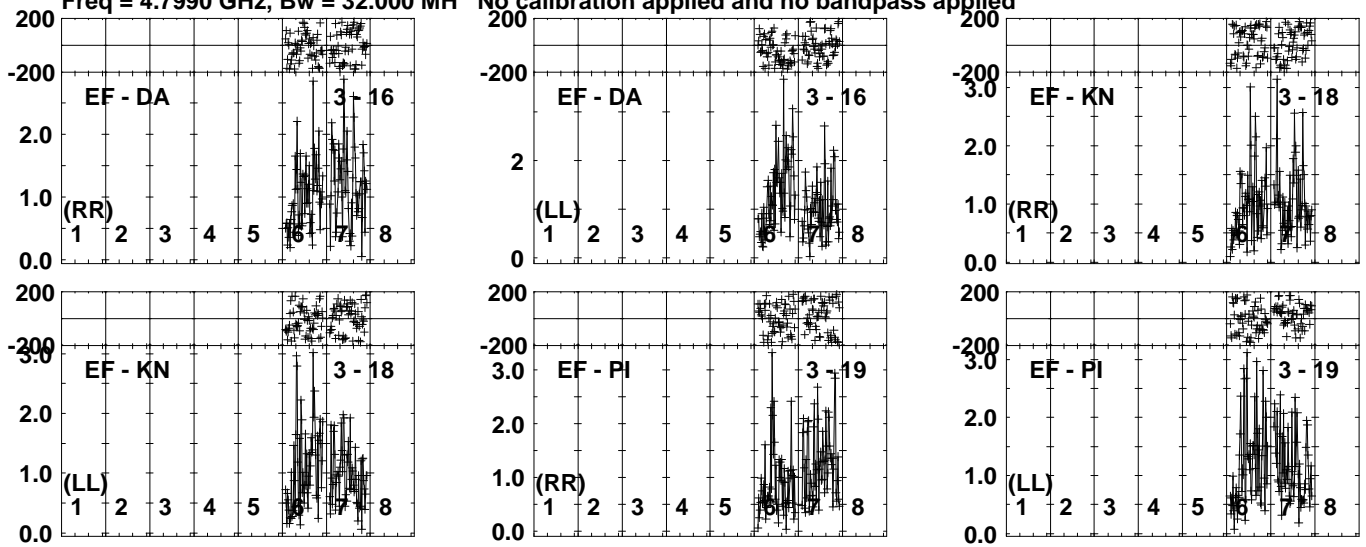


Lower frame: Micro Ampl Jy Top frame: Phas deg
Vector averaged cross-power spectrum Several baselines displayed
Timerange: 00/14:21:11 to 00/14:25:20

Plot file version 143 created 13-OCT-2021 16:52:53

RSOPH RG012I.UVDATA.1

Freq = 4.7990 GHz, Bw = 32.000 MH No calibration applied and no bandpass applied

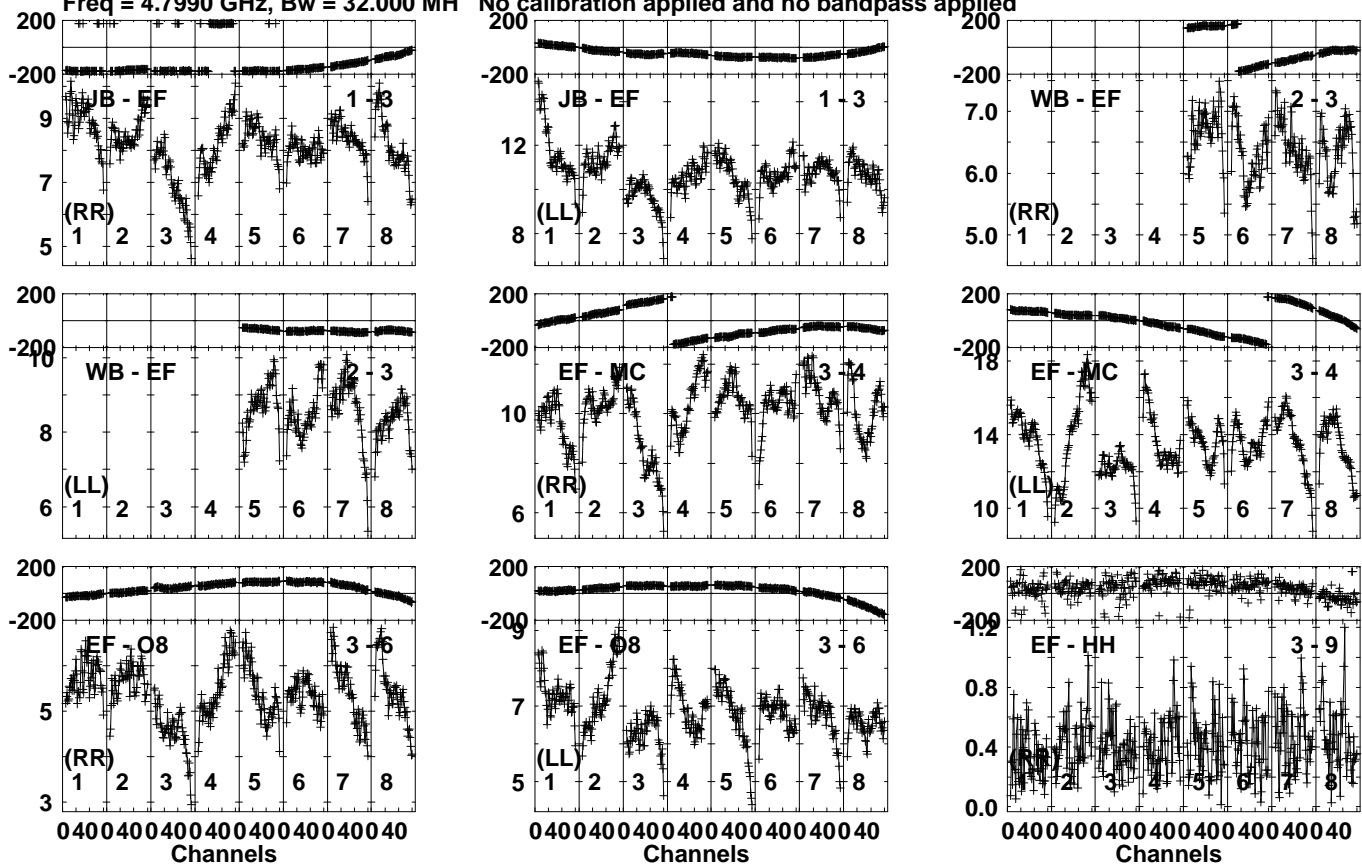


Lower frame: Milli Ampl Jy Top frame: Phas deg
Vector averaged cross-power spectrum Several baselines displayed
Timerange: 00/14:21:11 to 00/14:25:20

Plot file version 144 created 13-OCT-2021 16:52:54

J1745-0753 RG0121.UVDATA.1

Freq = 4.7990 GHz, Bw = 32.000 MH No calibration applied and no bandpass applied

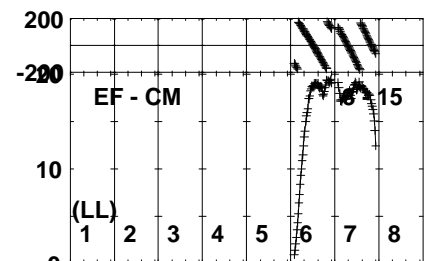
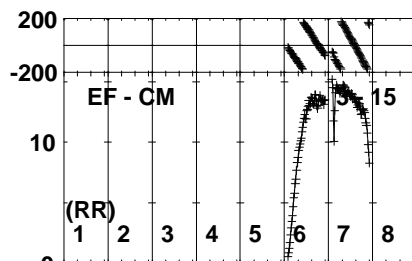
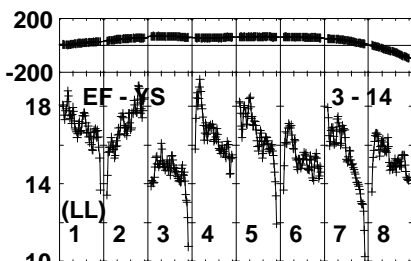
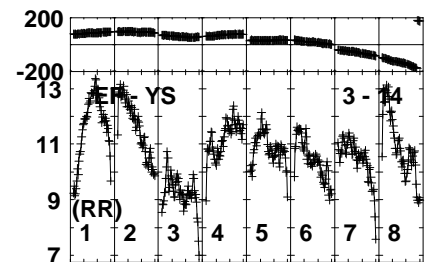
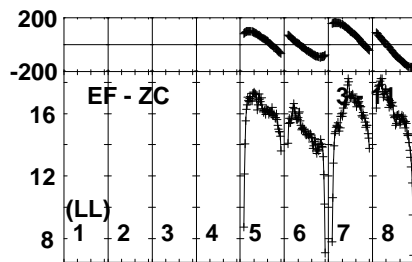
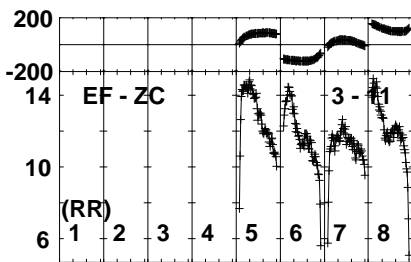
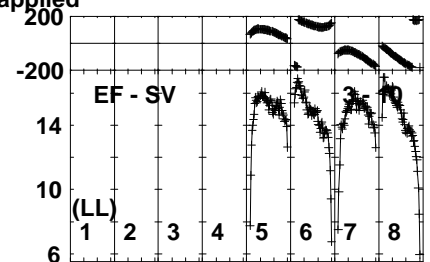
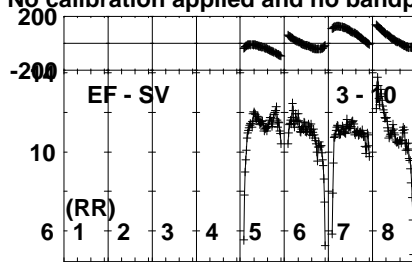
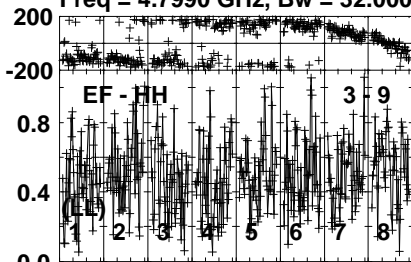


Lower frame: Milli Ampl Jy Top frame: Phas deg
Vector averaged cross-power spectrum Several baselines displayed
Timerange: 00/14:25:40 to 00/14:26:30

Plot file version 145 created 13-OCT-2021 16:52:54

J1745-0753 RG0121.UVDATA.1

Freq = 4.7990 GHz, Bw = 32.000 MH No calibration applied and no bandpass applied



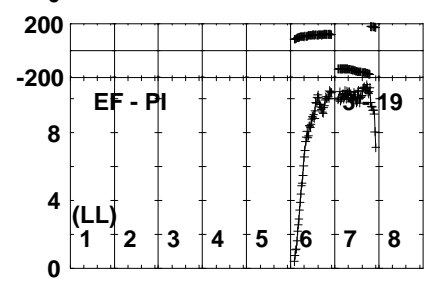
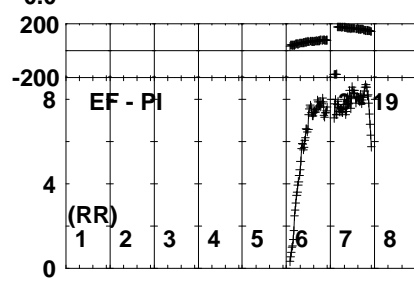
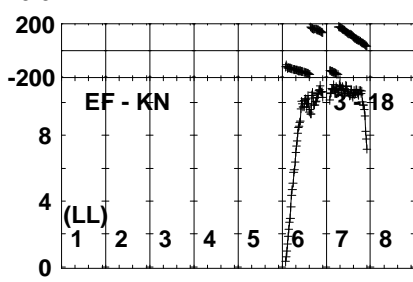
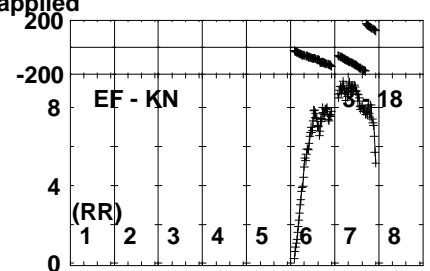
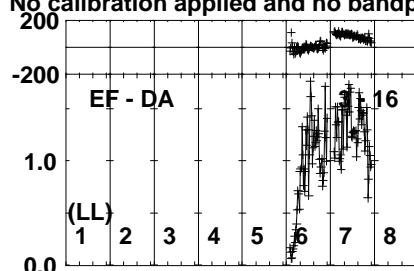
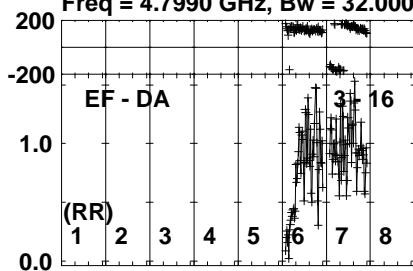
Lower frame: Milli Ampl Jy Top frame: Phas deg
Vector averaged cross-power spectrum Several baselines displayed
Timerange: 00/14:25:40 to 00/14:26:30

Plot file version 146 created 13-OCT-2021 16:52:55

J1745-0753 RG0121.UVDATA.1

Freq = 4.7990 GHz, Bw = 32.000 MH

No calibration applied and no bandpass applied

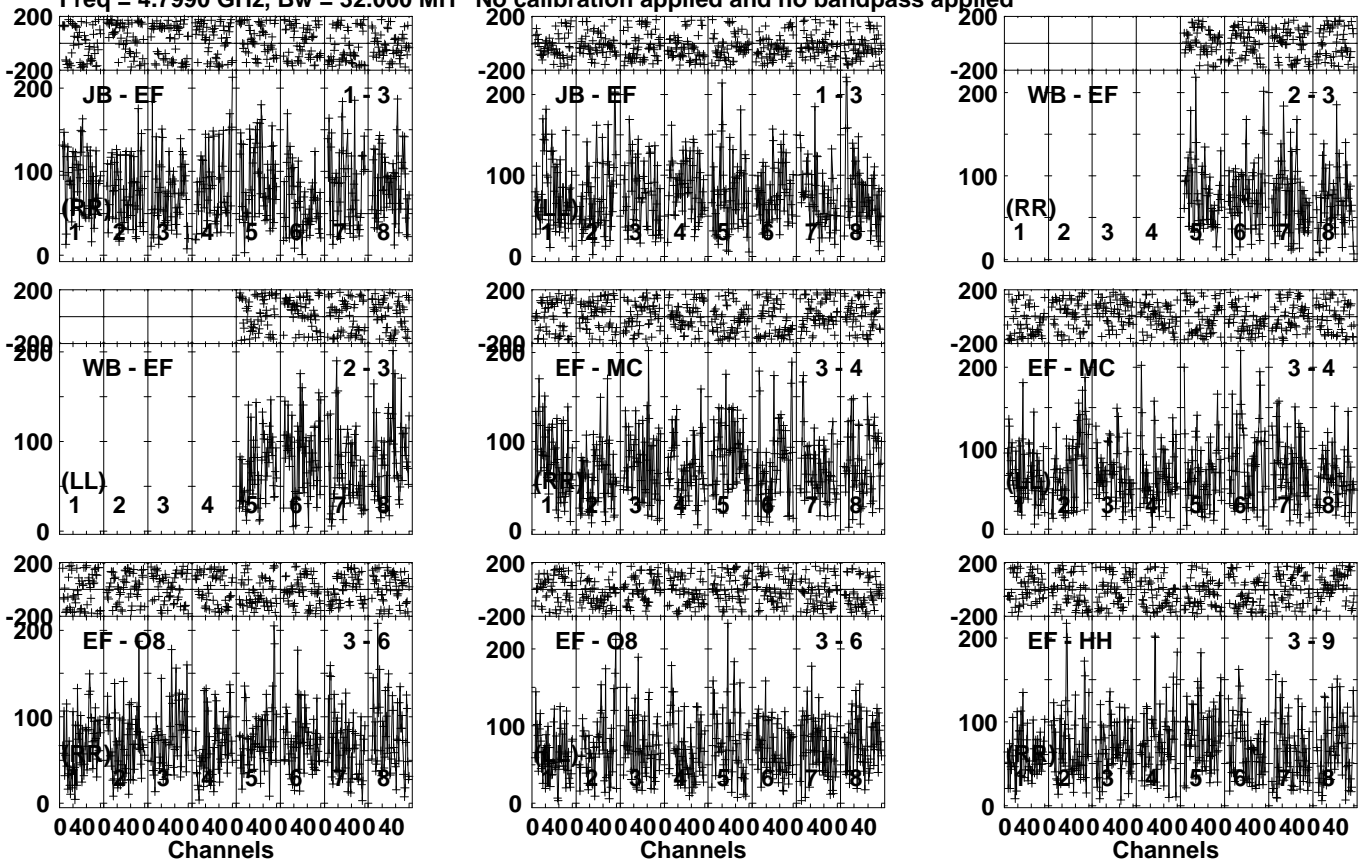


Lower frame: Milli Ampl Jy Top frame: Phas deg
Vector averaged cross-power spectrum Several baselines displayed
Timerange: 00/14:25:40 to 00/14:26:30

Plot file version 147 created 13-OCT-2021 16:52:55

RSOPH RG012I.UVDATA.1

Freq = 4.7990 GHz, Bw = 32.000 MH No calibration applied and no bandpass applied

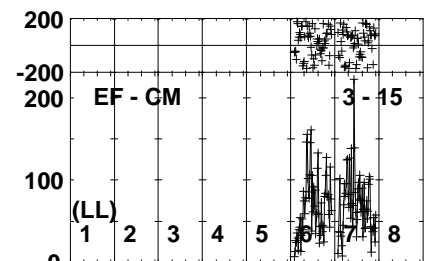
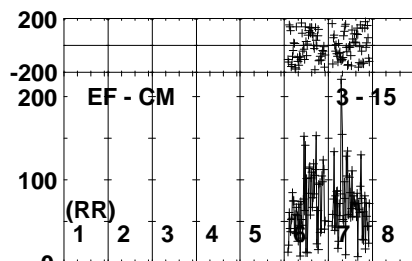
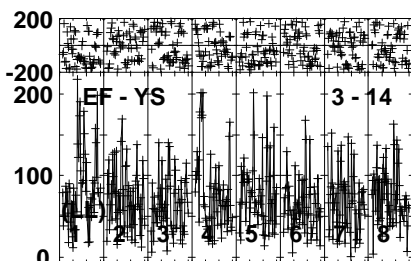
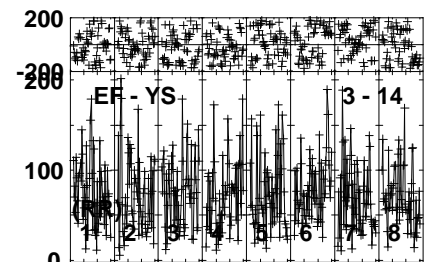
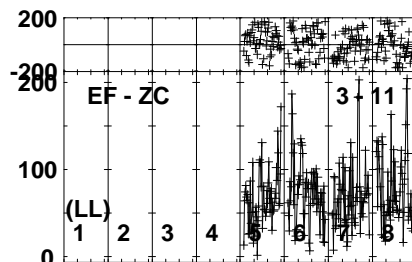
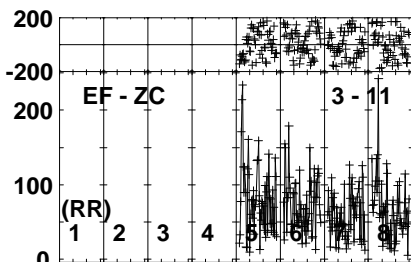
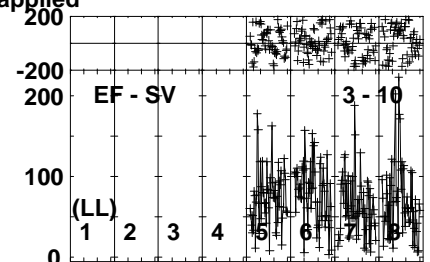
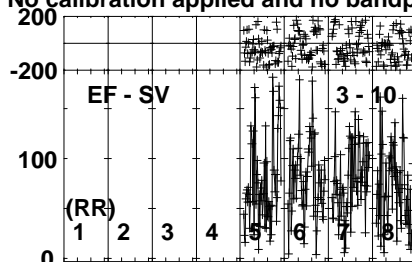
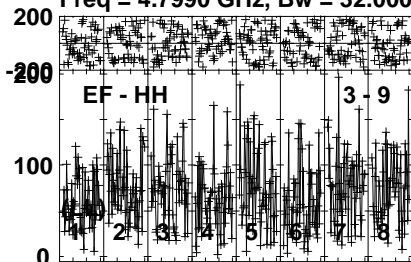


Lower frame: Micro Ampl Jy Top frame: Phas deg
Vector averaged cross-power spectrum Several baselines displayed
Timerange: 00/14:26:50 to 00/14:30:59

Plot file version 148 created 13-OCT-2021 16:52:56

RSOPH RG012I.UVDATA.1

Freq = 4.7990 GHz, Bw = 32.000 MH No calibration applied and no bandpass applied

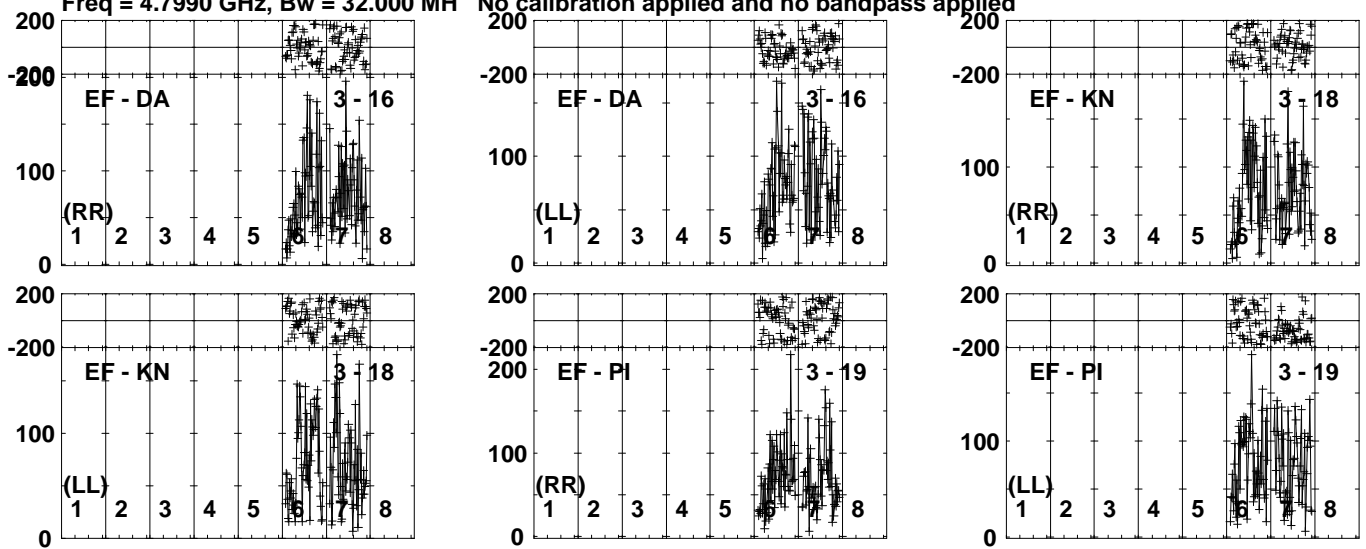


Lower frame: Micro Ampl Jy Top frame: Phas deg
Vector averaged cross-power spectrum Several baselines displayed
Timerange: 00/14:26:50 to 00/14:30:59

Plot file version 149 created 13-OCT-2021 16:52:57

RSOPH RG012I.UVDATA.1

Freq = 4.7990 GHz, Bw = 32.000 MH No calibration applied and no bandpass applied



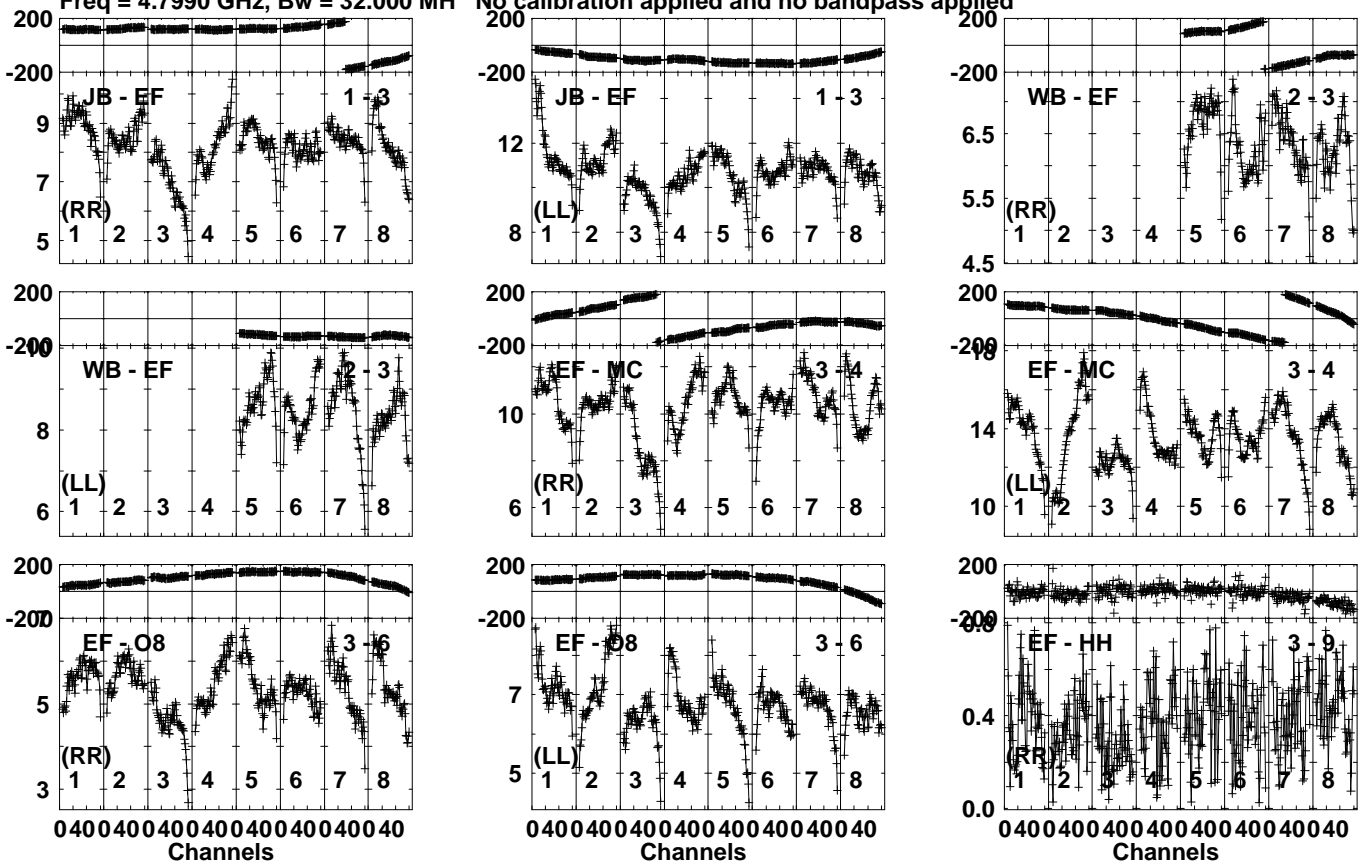
Lower frame: Micro Ampl Jy Top frame: Phas deg
Vector averaged cross-power spectrum Several baselines displayed
Timerange: 00/14:26:50 to 00/14:30:59

Plot file version 150 created 13-OCT-2021 16:52:57

J1745-0753 RG0121.UVDATA.1

Freq = 4.7990 GHz, Bw = 32.000 MH

No calibration applied and no bandpass applied



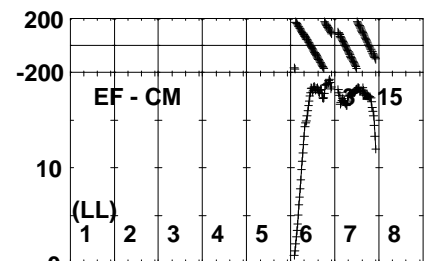
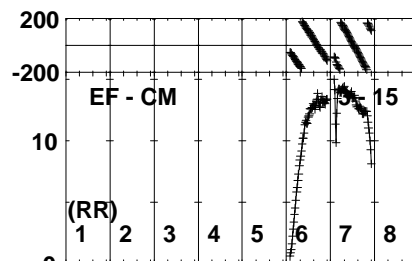
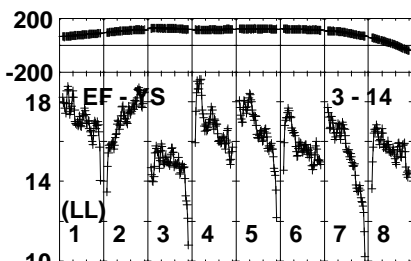
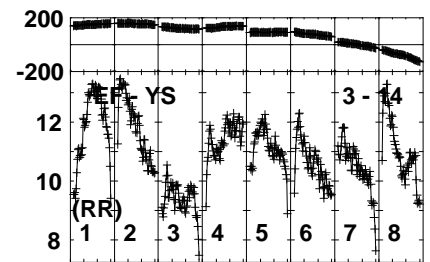
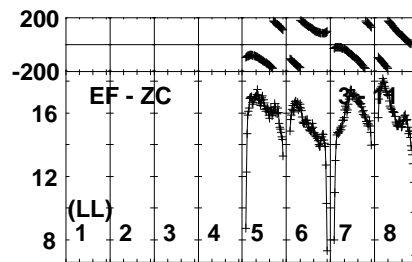
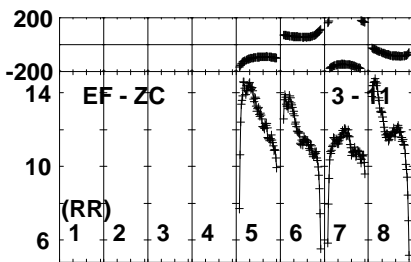
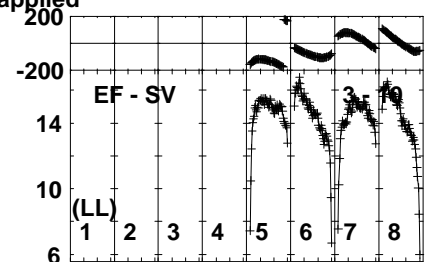
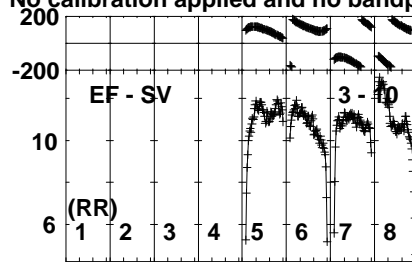
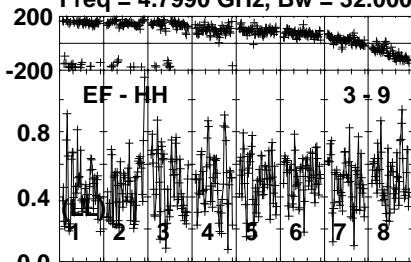
Lower frame: Milli Ampl Jy Top frame: Phas deg
 Vector averaged cross-power spectrum Several baselines displayed
 Timerange: 00/14:31:41 to 00/14:32:19

Plot file version 151 created 13-OCT-2021 16:52:57

J1745-0753 RG0121.UVDATA.1

Freq = 4.7990 GHz, Bw = 32.000 MH

No calibration applied and no bandpass applied



Lower frame: Milli Ampl Jy Top frame: Phas deg

Vector averaged cross-power spectrum Several baselines displayed

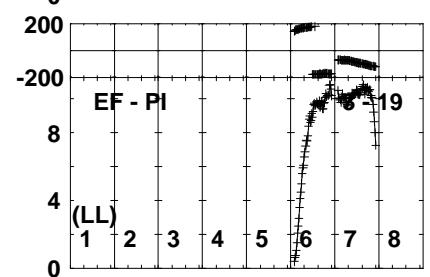
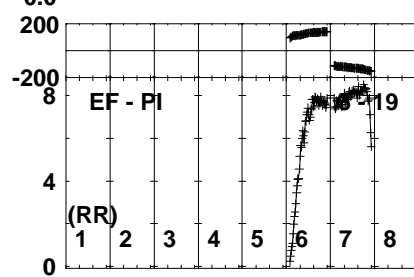
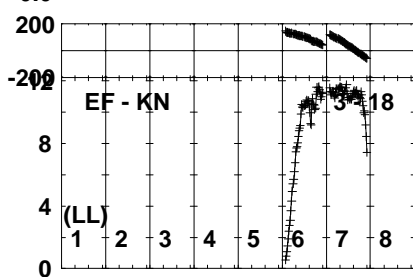
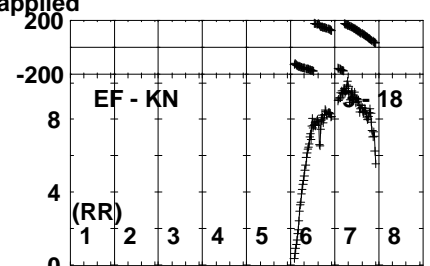
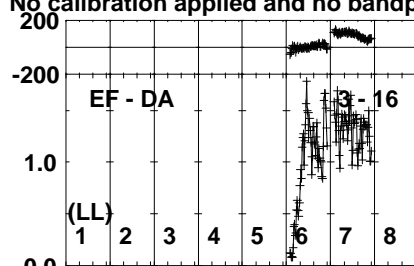
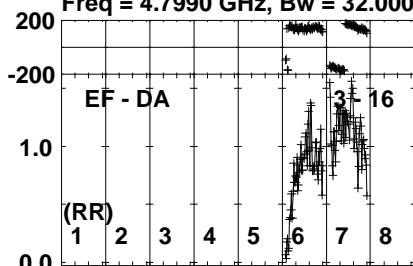
Timerange: 00/14:31:41 to 00/14:32:19

Plot file version 152 created 13-OCT-2021 16:52:58

J1745-0753 RG0121.UVDATA.1

Freq = 4.7990 GHz, Bw = 32.000 MH

No calibration applied and no bandpass applied



Lower frame: Milli Ampl Jy Top frame: Phas deg

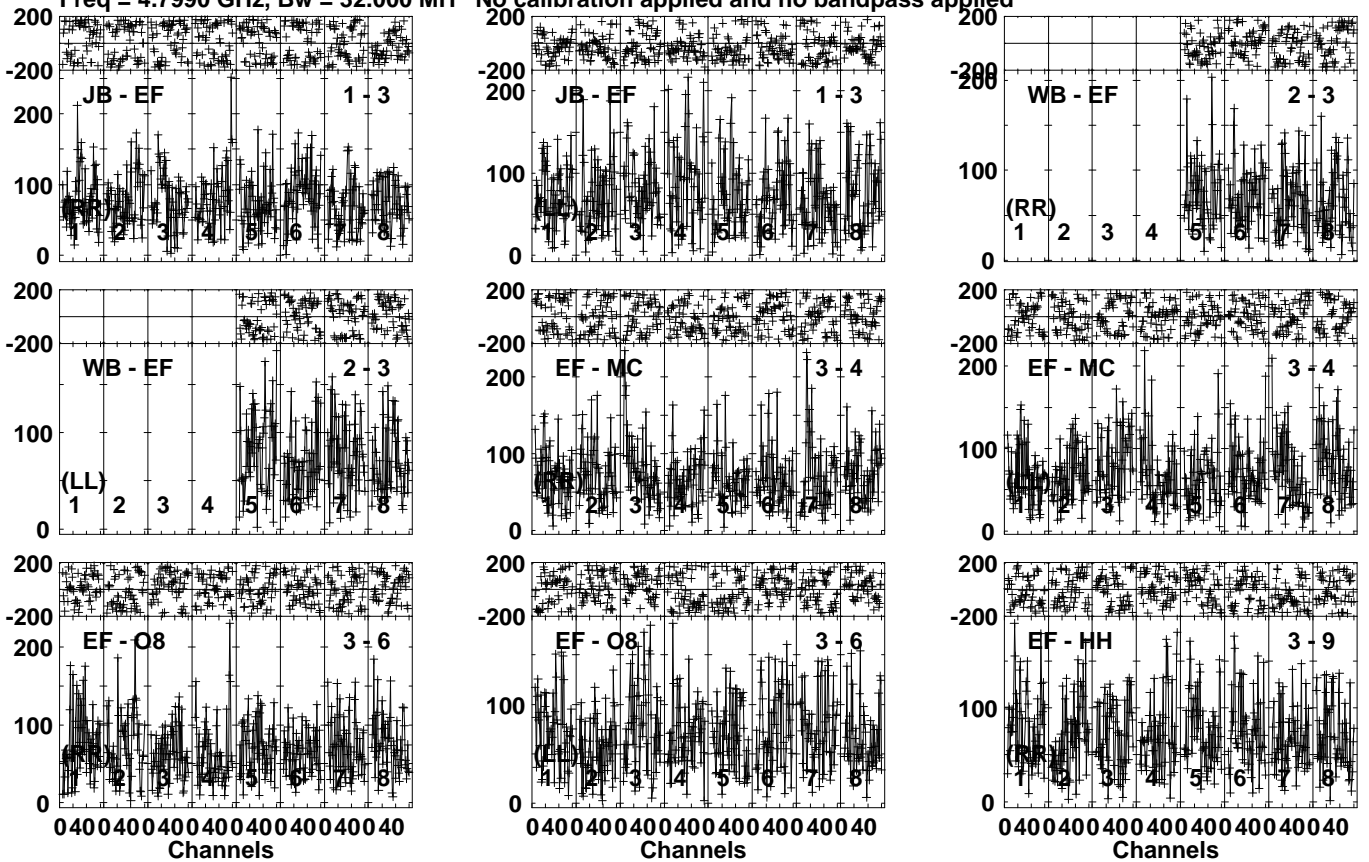
Vector averaged cross-power spectrum Several baselines displayed

Timerange: 00/14:31:41 to 00/14:32:19

Plot file version 153 created 13-OCT-2021 16:52:58

RSOPH RG012I.UVDATA.1

Freq = 4.7990 GHz, Bw = 32.000 MH No calibration applied and no bandpass applied

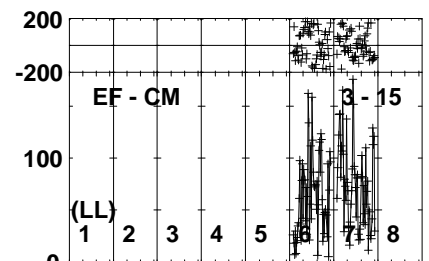
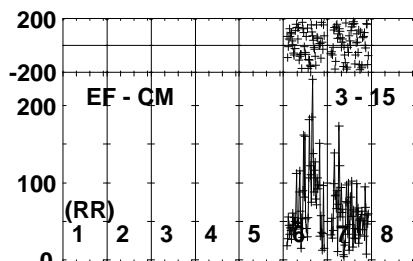
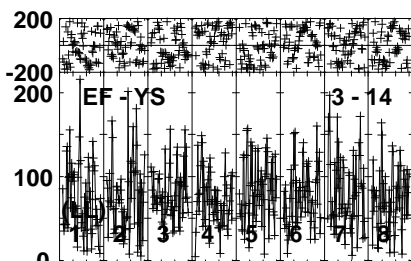
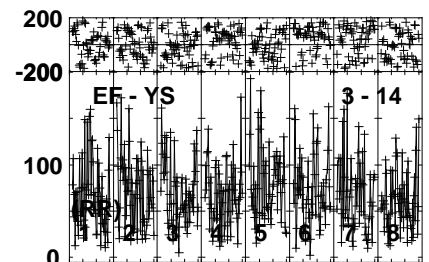
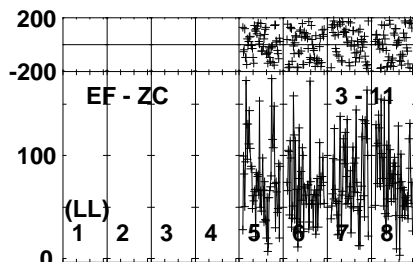
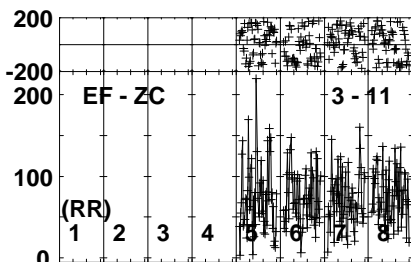
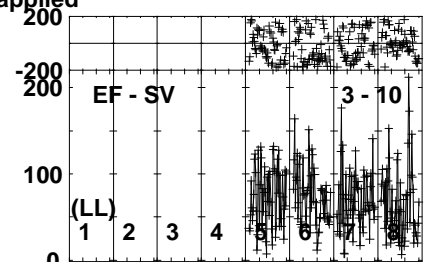
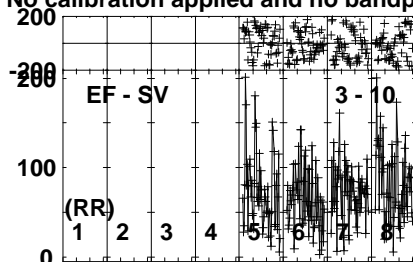
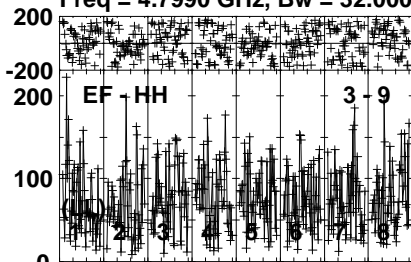


Lower frame: Micro Ampl Jy Top frame: Phas deg
Vector averaged cross-power spectrum Several baselines displayed
Timerange: 00/14:32:40 to 00/14:36:50

Plot file version 154 created 13-OCT-2021 16:52:59

RSOPH RG012I.UVDATA.1

Freq = 4.7990 GHz, Bw = 32.000 MH No calibration applied and no bandpass applied

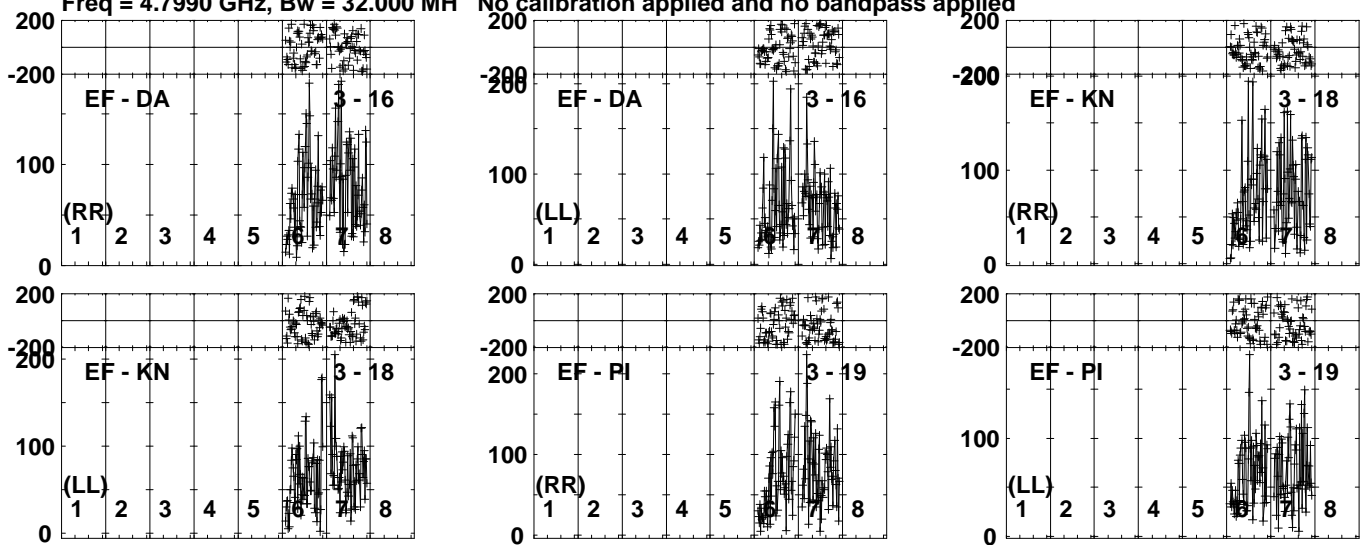


Lower frame: Micro Ampl Jy Top frame: Phas deg
Vector averaged cross-power spectrum Several baselines displayed
Timerange: 00/14:32:40 to 00/14:36:50

Plot file version 155 created 13-OCT-2021 16:52:59

RSOPH RG012I.UVDATA.1

Freq = 4.7990 GHz, Bw = 32.000 MH No calibration applied and no bandpass applied



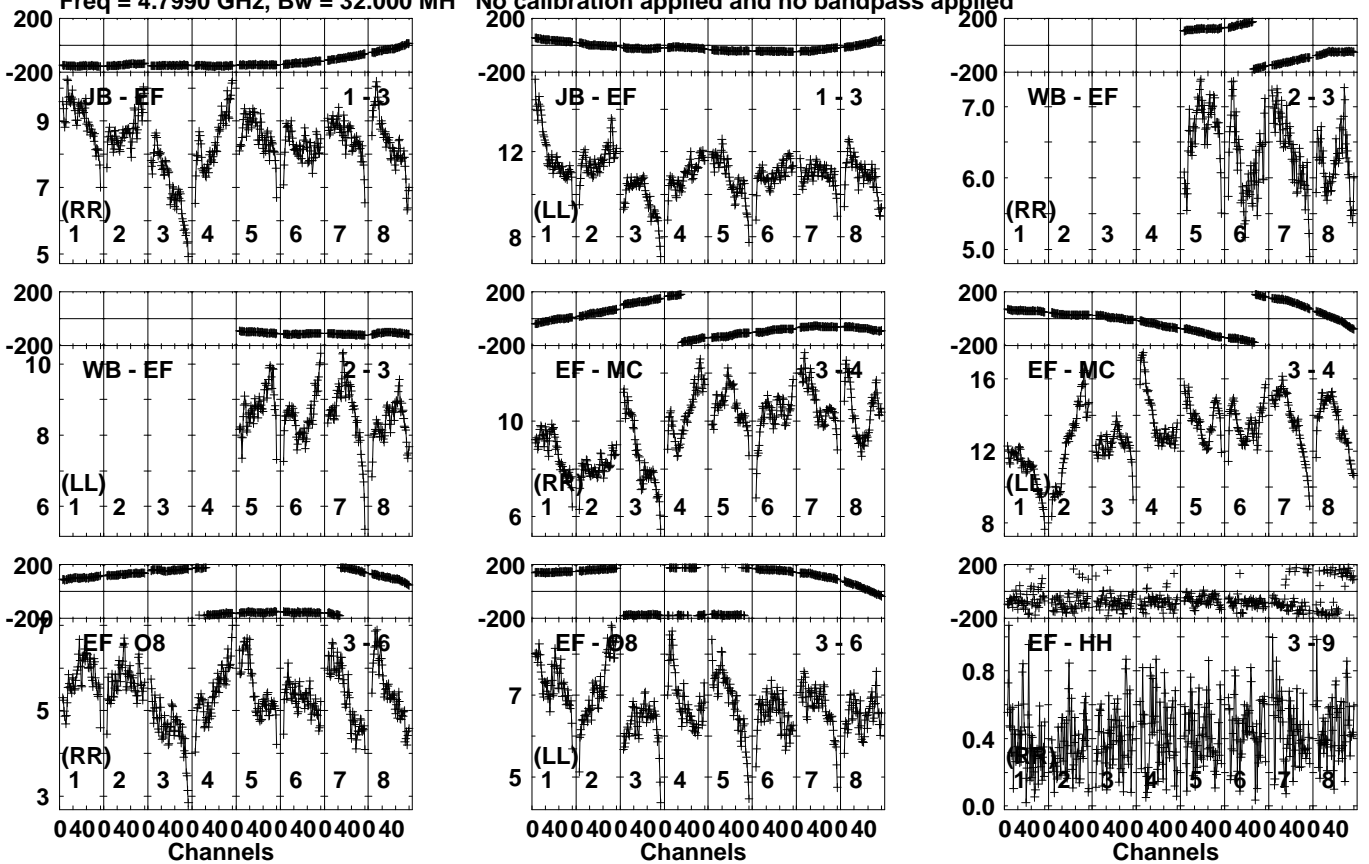
Lower frame: Micro Ampl Jy Top frame: Phas deg
Vector averaged cross-power spectrum Several baselines displayed
Timerange: 00/14:32:40 to 00/14:36:50

Plot file version 156 created 13-OCT-2021 16:53:00

J1745-0753 RG0121.UVDATA.1

Freq = 4.7990 GHz, Bw = 32.000 MH

No calibration applied and no bandpass applied



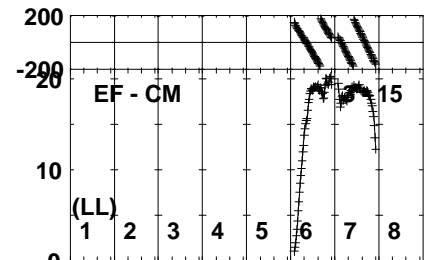
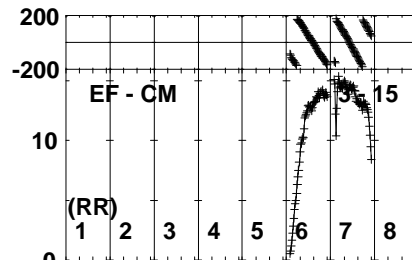
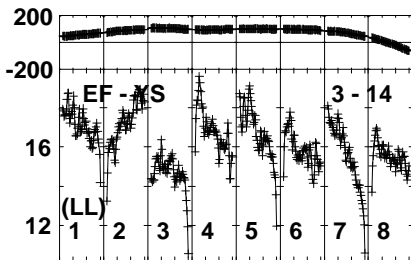
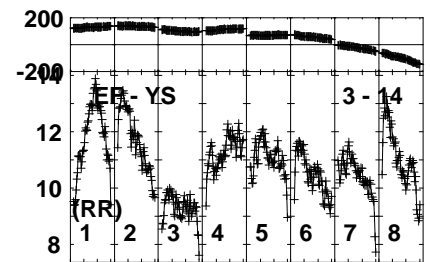
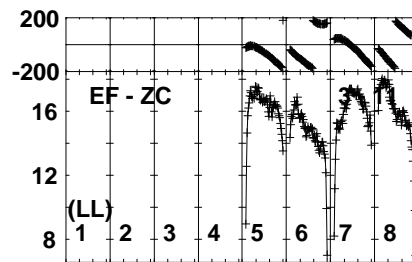
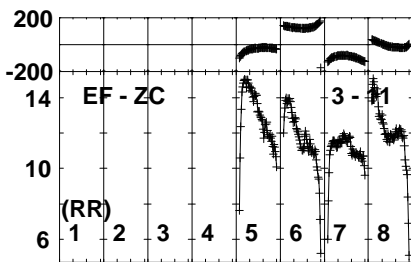
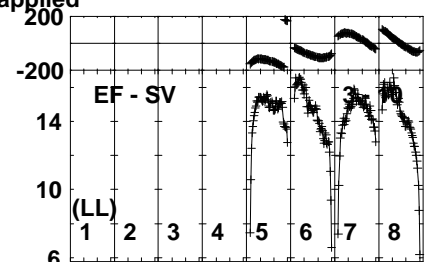
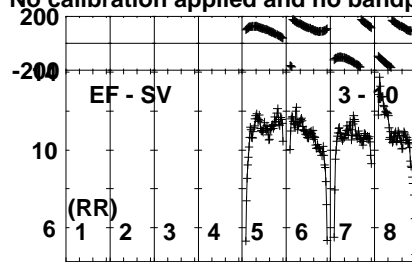
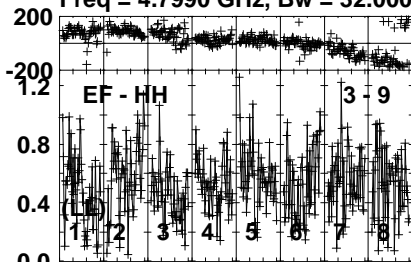
Lower frame: Milli Ampl Jy Top frame: Phas deg
Vector averaged cross-power spectrum Several baselines displayed
Timerange: 00/14:37:10 to 00/14:37:59

Plot file version 157 created 13-OCT-2021 16:53:00

J1745-0753 RG0121.UVDATA.1

Freq = 4.7990 GHz, Bw = 32.000 MH

No calibration applied and no bandpass applied



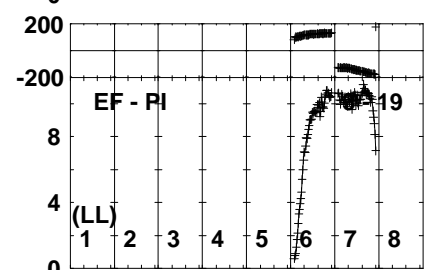
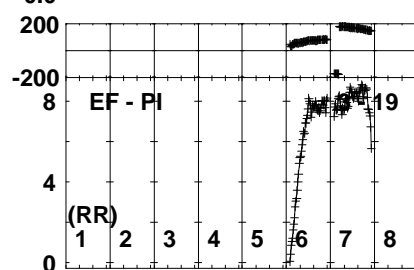
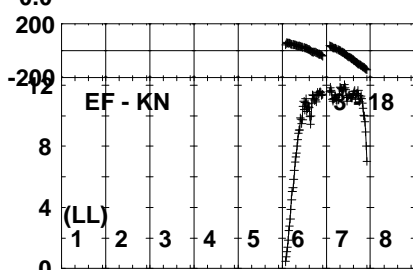
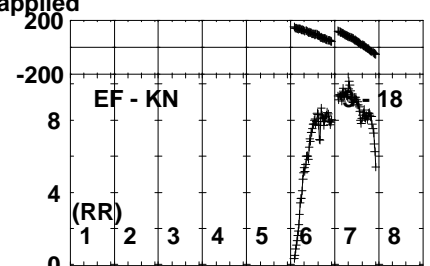
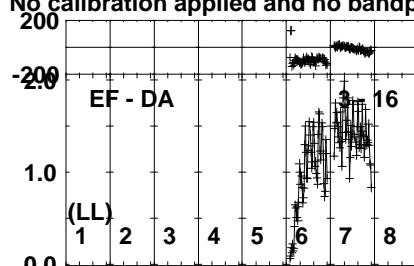
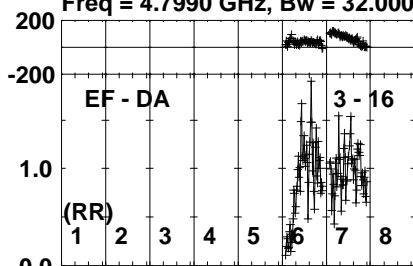
Lower frame: Milli Ampl Jy Top frame: Phas deg
 Vector averaged cross-power spectrum Several baselines displayed
 Timerange: 00/14:37:10 to 00/14:37:59

Plot file version 158 created 13-OCT-2021 16:53:01

J1745-0753 RG0121.UVDATA.1

Freq = 4.7990 GHz, Bw = 32.000 MH

No calibration applied and no bandpass applied

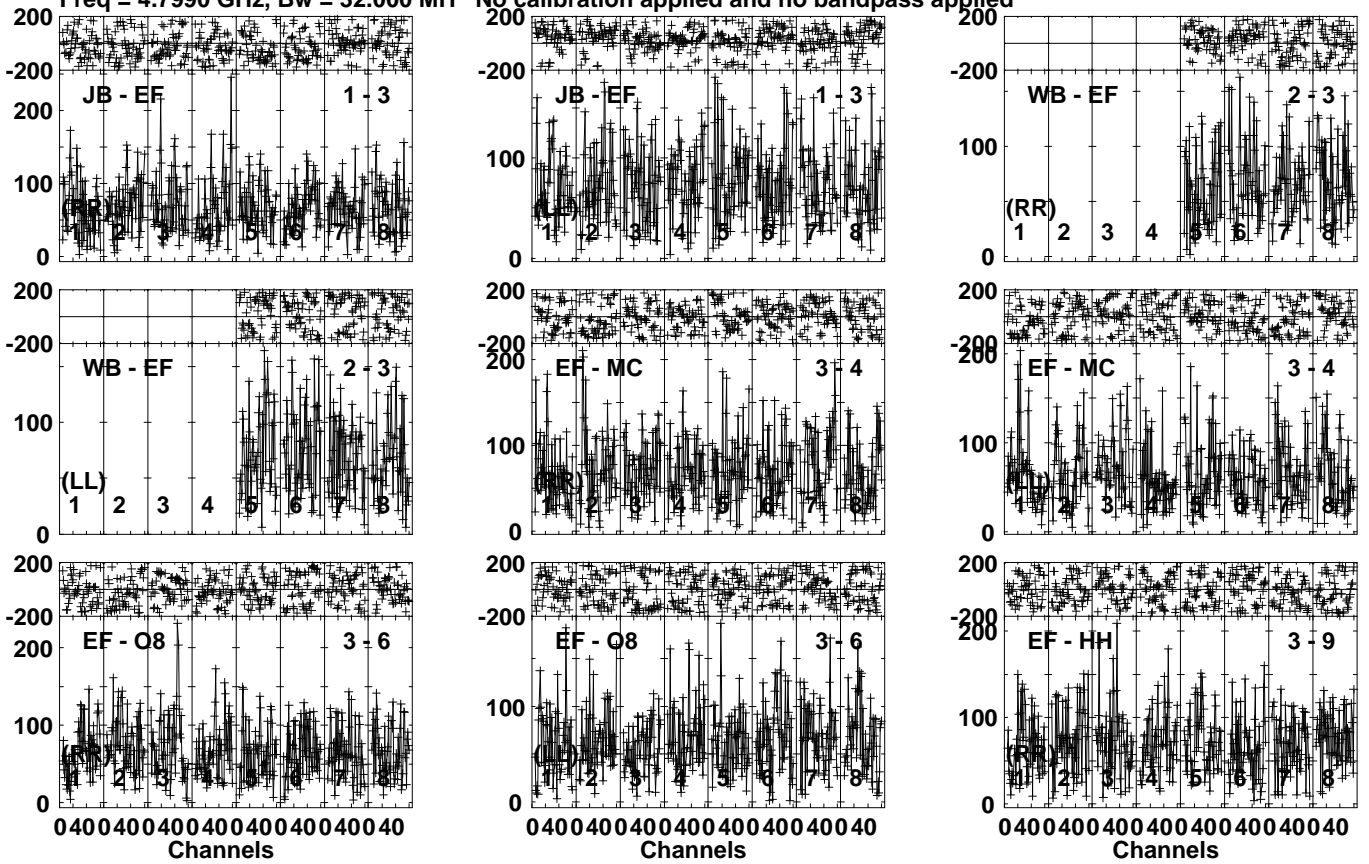


Lower frame: Milli Ampl Jy Top frame: Phas deg
Vector averaged cross-power spectrum Several baselines displayed
Timerange: 00/14:37:10 to 00/14:37:59

Plot file version 159 created 13-OCT-2021 16:53:01

RSOPH RG012I.UVDATA.1

Freq = 4.7990 GHz, Bw = 32.000 MH No calibration applied and no bandpass applied

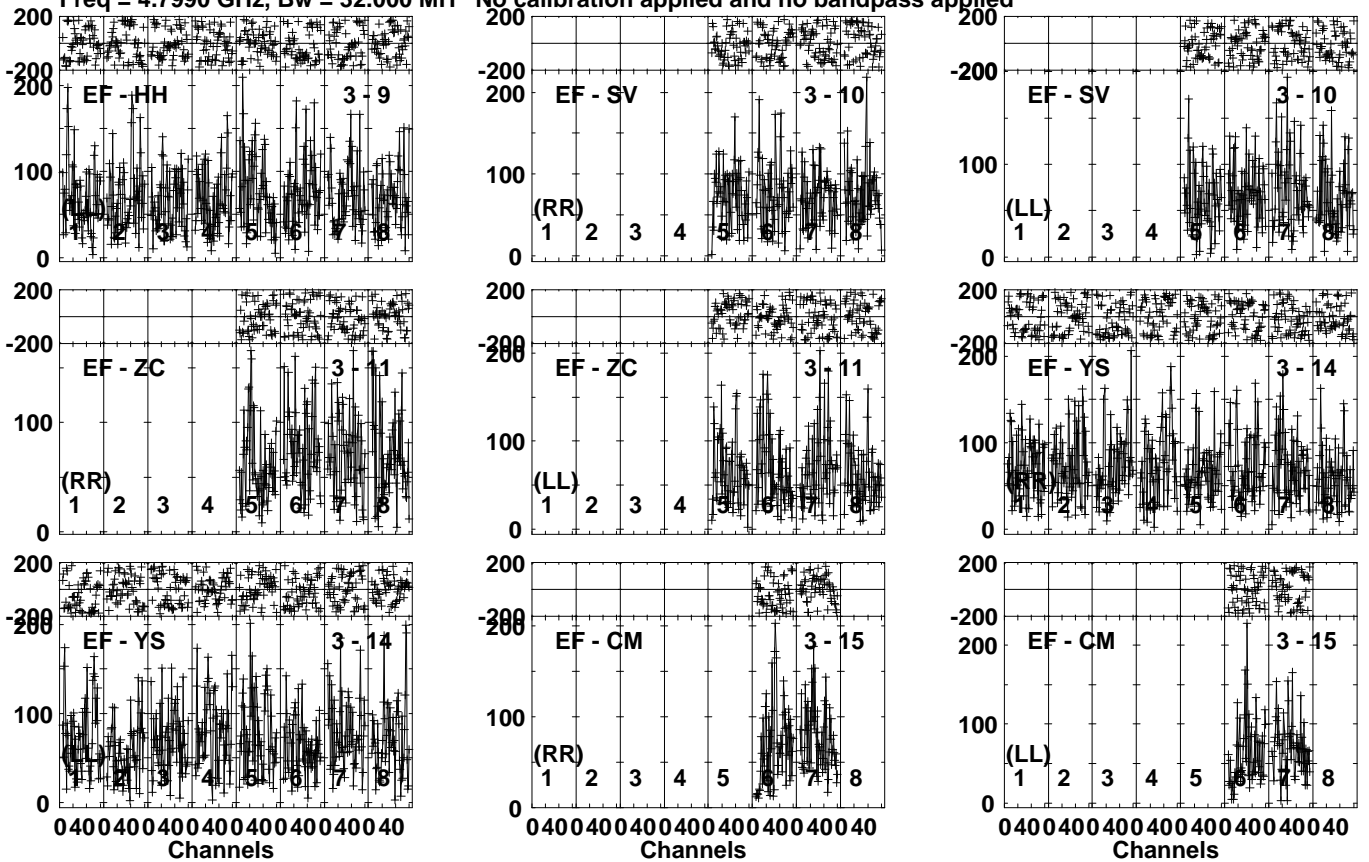


Lower frame: Micro Ampl Jy Top frame: Phas deg
Vector averaged cross-power spectrum Several baselines displayed
Timerange: 00/14:38:20 to 00/14:42:30

Plot file version 160 created 13-OCT-2021 16:53:02

RSOPH RG012I.UVDATA.1

Freq = 4.7990 GHz, Bw = 32.000 MH No calibration applied and no bandpass applied

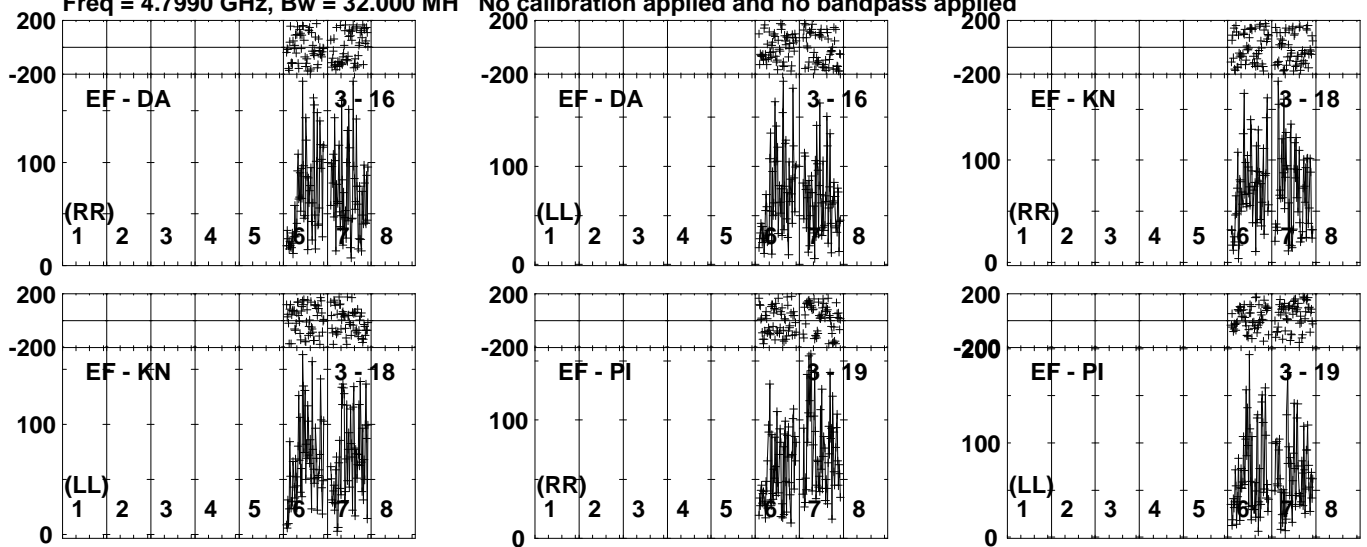


Lower frame: Micro Ampl Jy Top frame: Phas deg
Vector averaged cross-power spectrum Several baselines displayed
Timerange: 00/14:38:20 to 00/14:42:30

Plot file version 161 created 13-OCT-2021 16:53:03

RSOPH RG012I.UVDATA.1

Freq = 4.7990 GHz, Bw = 32.000 MH No calibration applied and no bandpass applied



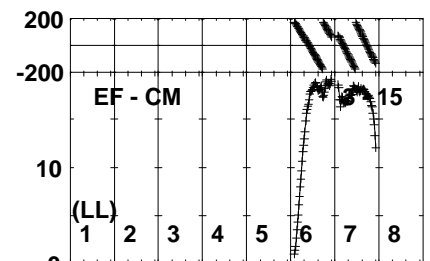
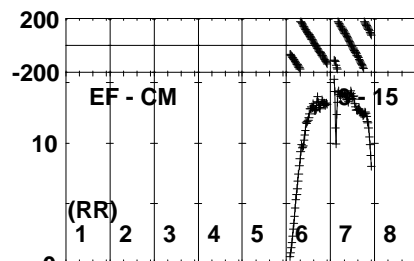
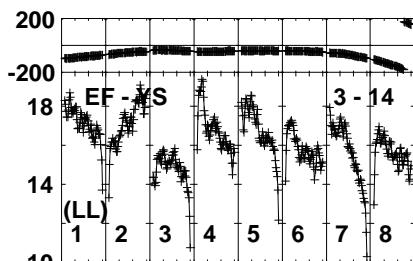
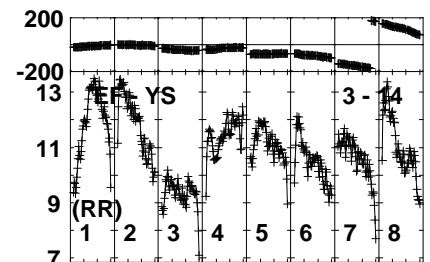
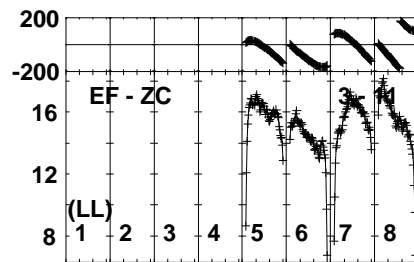
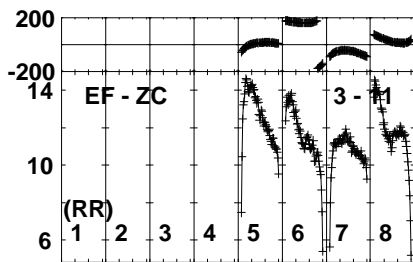
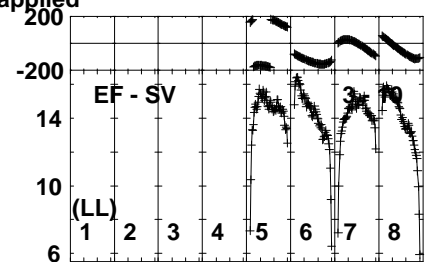
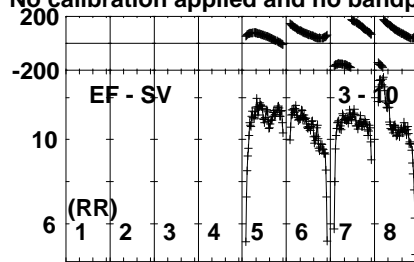
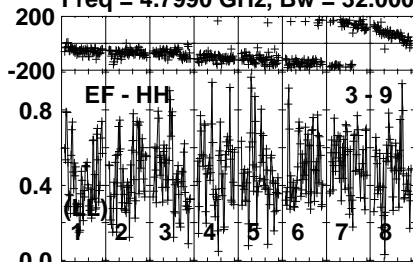
Lower frame: Micro Ampl Jy Top frame: Phas deg
Vector averaged cross-power spectrum Several baselines displayed
Timerange: 00/14:38:20 to 00/14:42:30

Plot file version 163 created 13-OCT-2021 16:53:04

J1745-0753 RG0121.UVDATA.1

Freq = 4.7990 GHz, Bw = 32.000 MH

No calibration applied and no bandpass applied



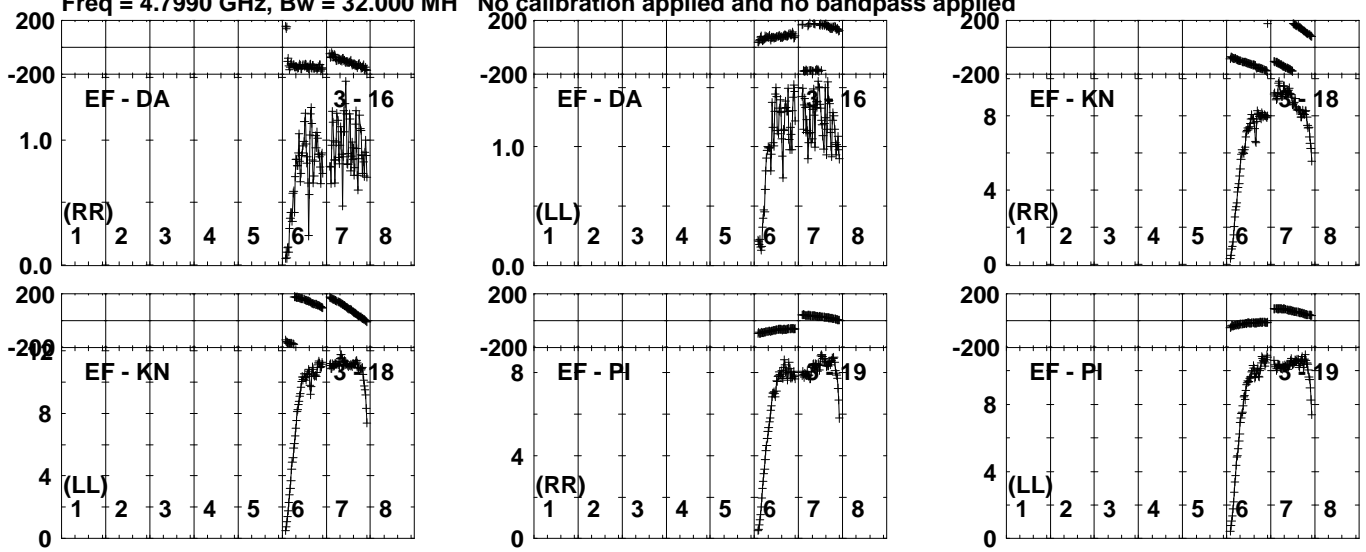
Lower frame: Milli Ampl Jy Top frame: Phas deg
Vector averaged cross-power spectrum Several baselines displayed
Timerange: 00/14:43:11 to 00/14:43:50

Plot file version 164 created 13-OCT-2021 16:53:04

J1745-0753 RG0121.UVDATA.1

Freq = 4.7990 GHz, Bw = 32.000 MH

No calibration applied and no bandpass applied

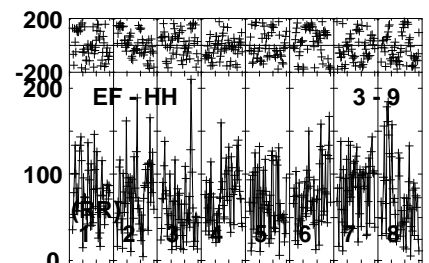
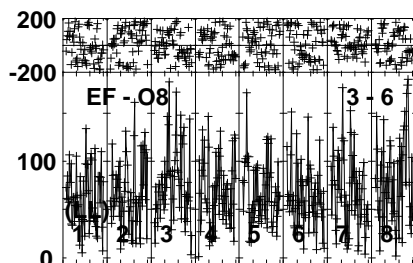
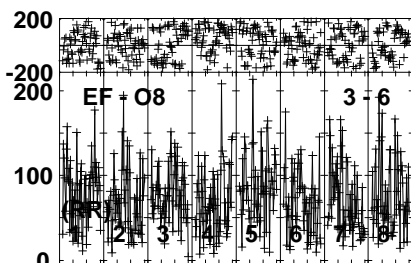
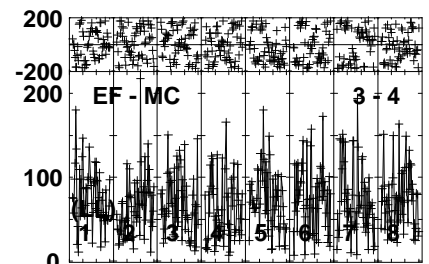
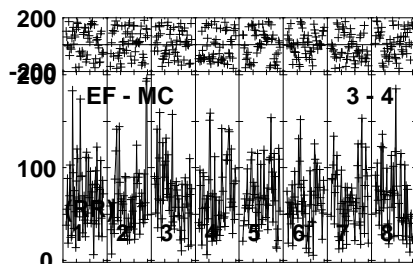
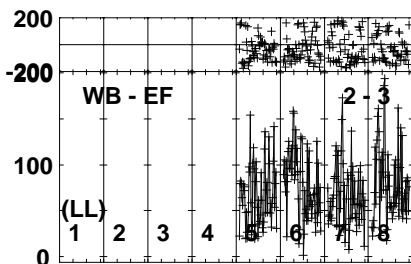
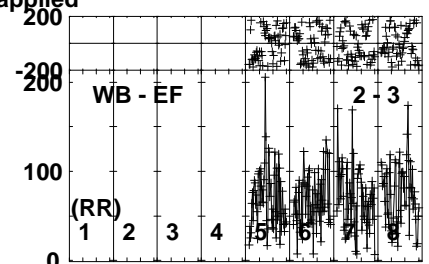
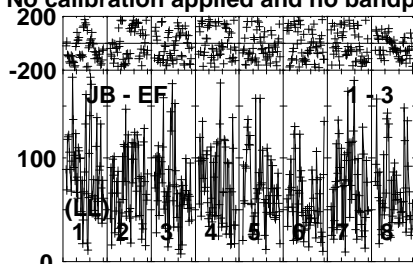
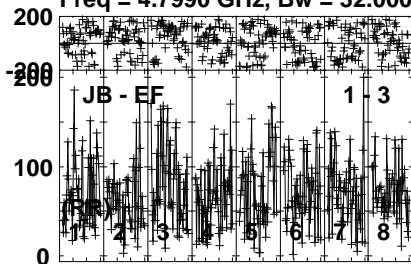


Lower frame: Milli Ampl Jy Top frame: Phas deg
Vector averaged cross-power spectrum Several baselines displayed
Timerange: 00/14:43:11 to 00/14:43:50

Plot file version 165 created 13-OCT-2021 16:53:05

RSOPH RG012I.UVDATA.1

Freq = 4.7990 GHz, Bw = 32.000 MH No calibration applied and no bandpass applied



040040040040040040040040
Channels

040040040040040040040040
Channels

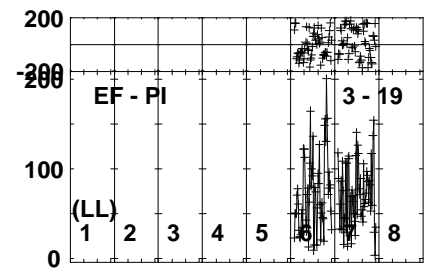
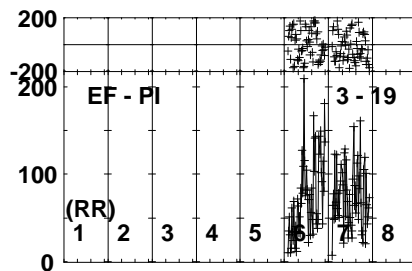
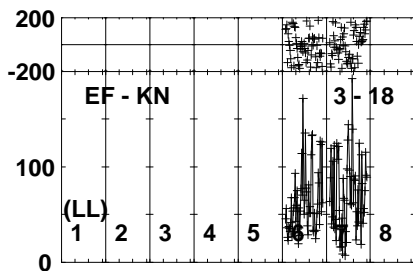
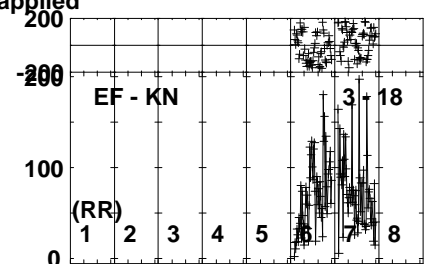
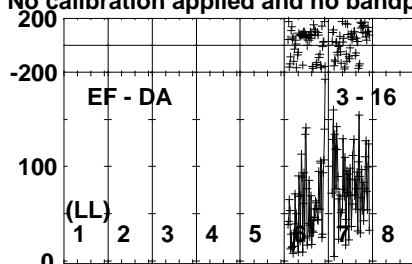
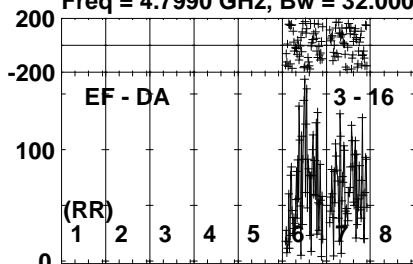
040040040040040040040040
Channels

Lower frame: Micro Ampl Jy Top frame: Phas deg
Vector averaged cross-power spectrum Several baselines displayed
Timerange: 00/14:44:10 to 00/14:48:19

Plot file version 167 created 13-OCT-2021 16:53:06

RSOPH RG012I.UVDATA.1

Freq = 4.7990 GHz, Bw = 32.000 MH No calibration applied and no bandpass applied



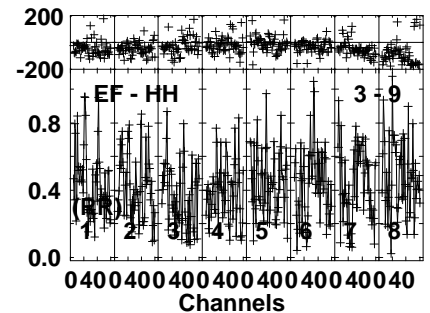
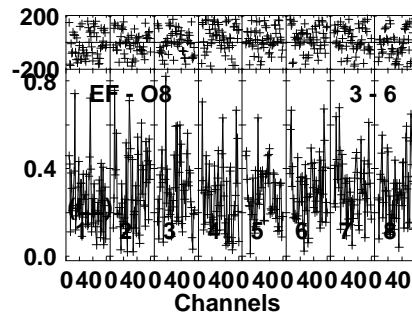
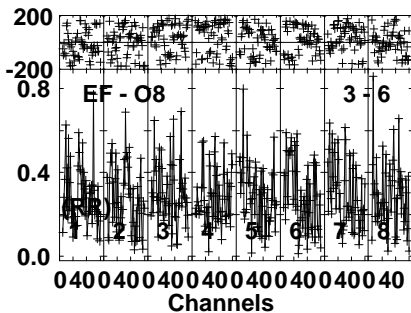
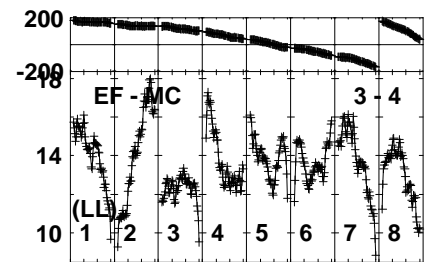
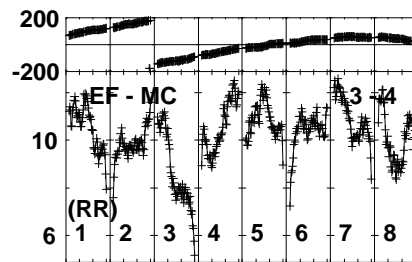
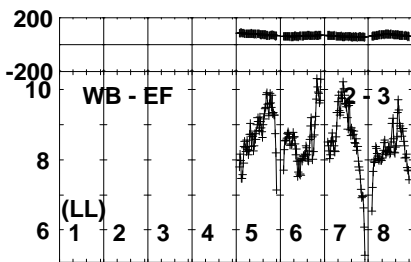
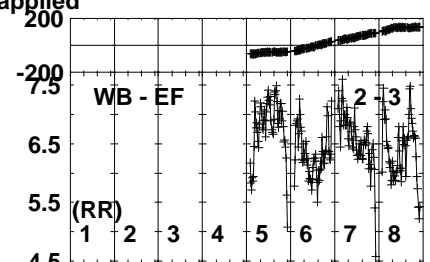
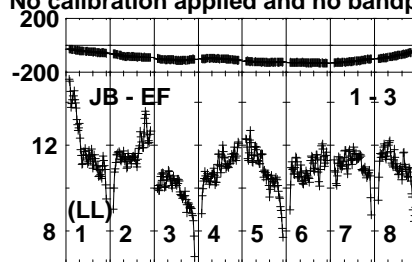
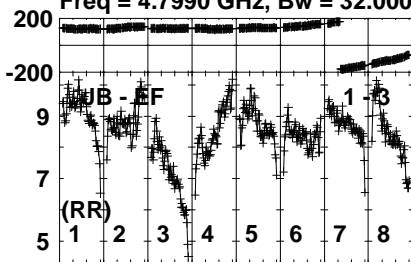
Lower frame: Micro Ampl Jy Top frame: Phas deg
Vector averaged cross-power spectrum Several baselines displayed
Timerange: 00/14:44:10 to 00/14:48:19

Plot file version 168 created 13-OCT-2021 16:53:06

J1745-0753 RG0121.UVDATA.1

Freq = 4.7990 GHz, Bw = 32.000 MH

No calibration applied and no bandpass applied



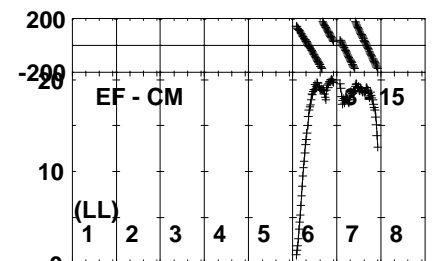
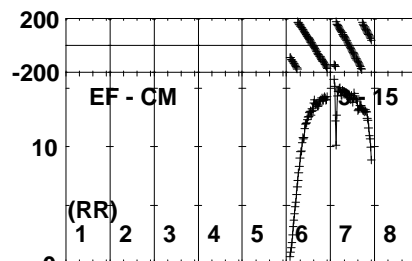
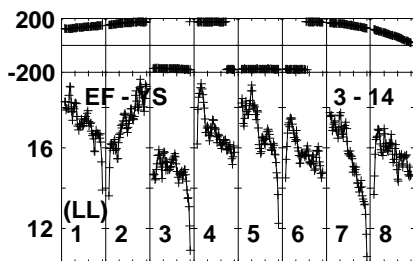
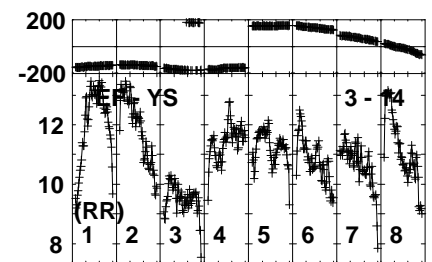
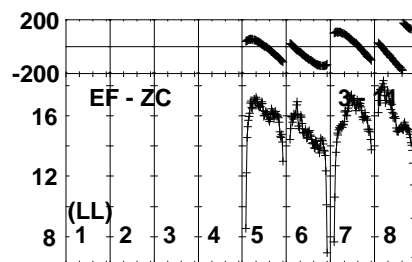
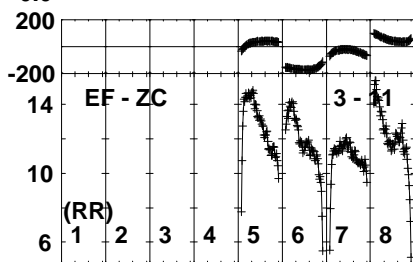
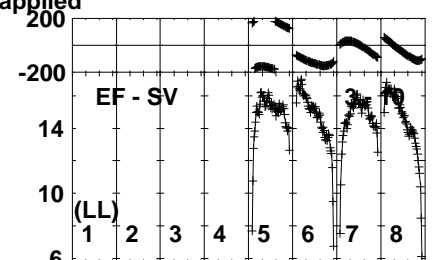
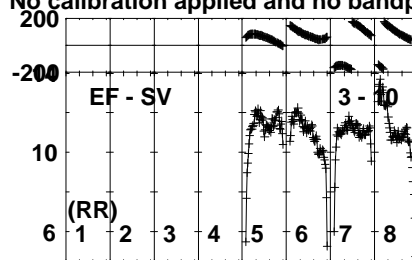
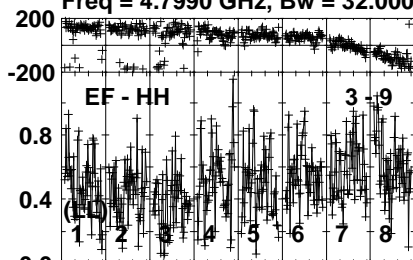
Lower frame: Milli Ampl Jy Top frame: Phas deg
Vector averaged cross-power spectrum Several baselines displayed
Timerange: 00/14:48:40 to 00/14:49:30

Plot file version 169 created 13-OCT-2021 16:53:07

J1745-0753 RG0121.UVDATA.1

Freq = 4.7990 GHz, Bw = 32.000 MH

No calibration applied and no bandpass applied



Lower frame: Milli Ampl Jy Top frame: Phas deg

Vector averaged cross-power spectrum Several baselines displayed

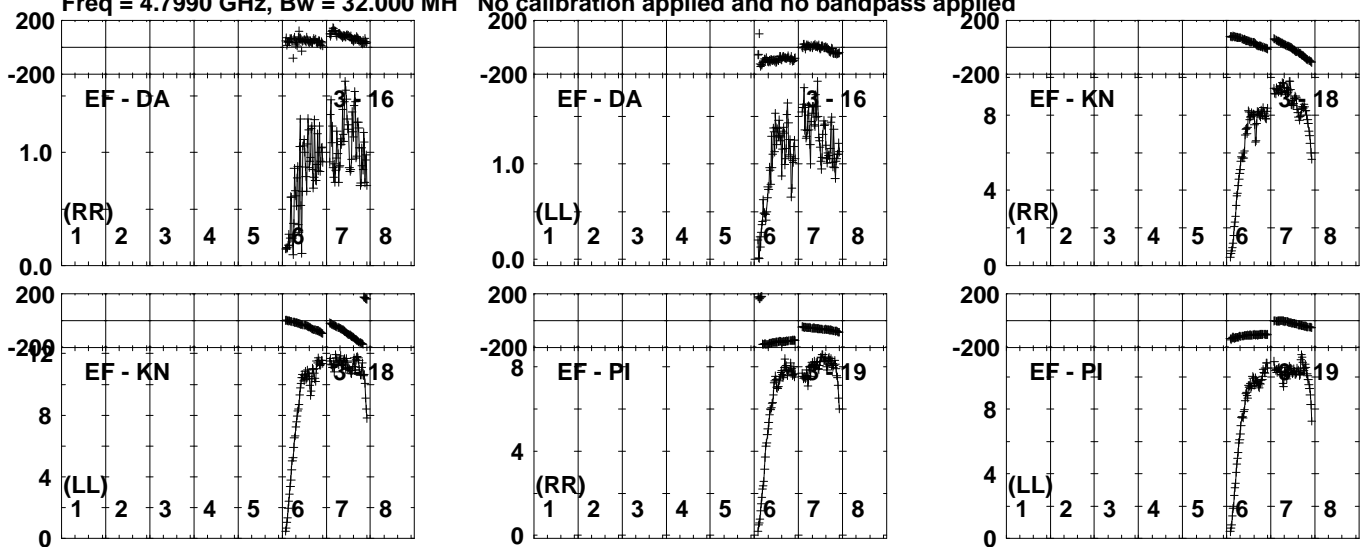
Timerange: 00/14:48:40 to 00/14:49:30

Plot file version 170 created 13-OCT-2021 16:53:08

J1745-0753 RG0121.UVDATA.1

Freq = 4.7990 GHz, Bw = 32.000 MH

No calibration applied and no bandpass applied

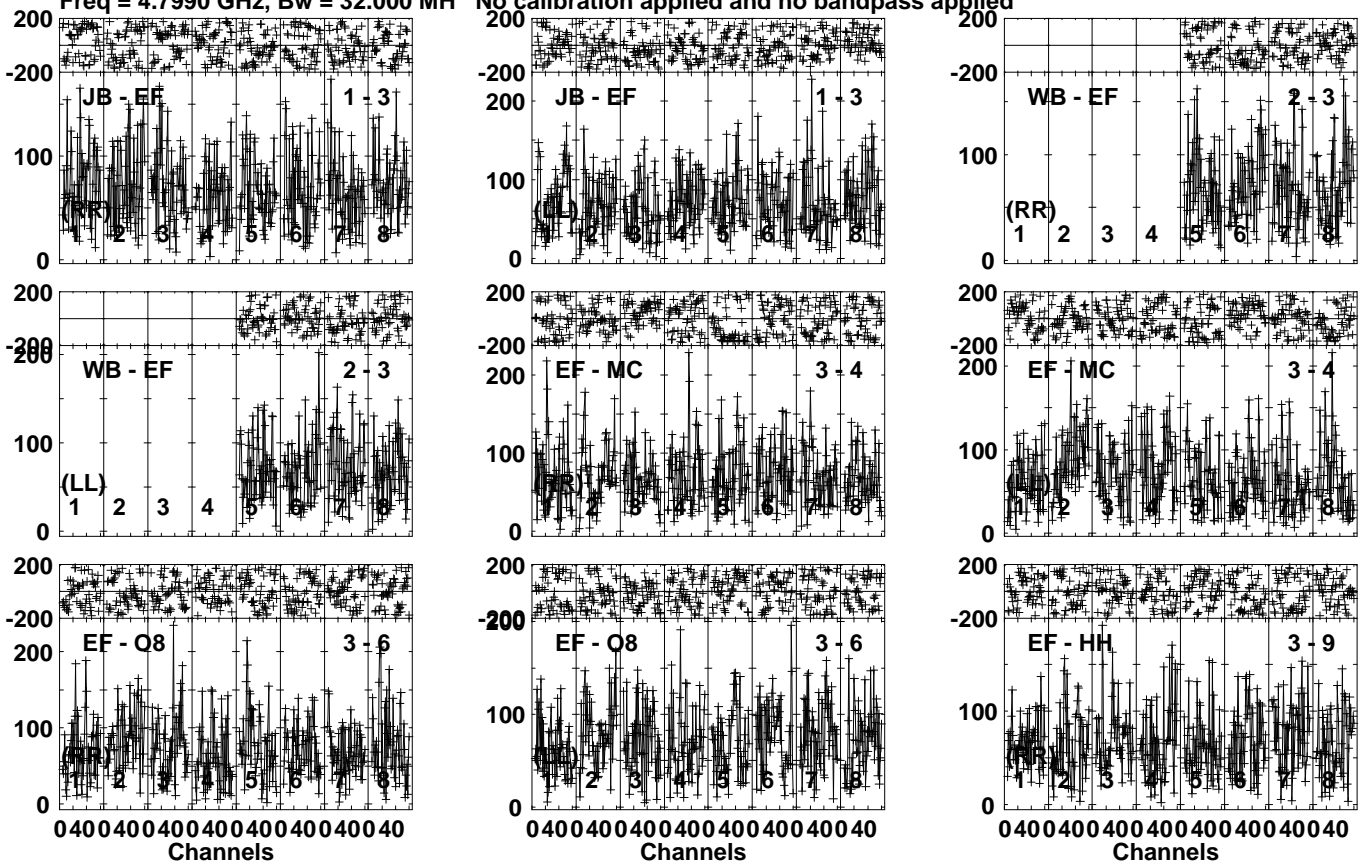


Lower frame: Milli Ampl Jy Top frame: Phas deg
Vector averaged cross-power spectrum Several baselines displayed
Timerange: 00/14:48:40 to 00/14:49:30

Plot file version 171 created 13-OCT-2021 16:53:08

RSOPH RG012I.UVDATA.1

Freq = 4.7990 GHz, Bw = 32.000 MH No calibration applied and no bandpass applied

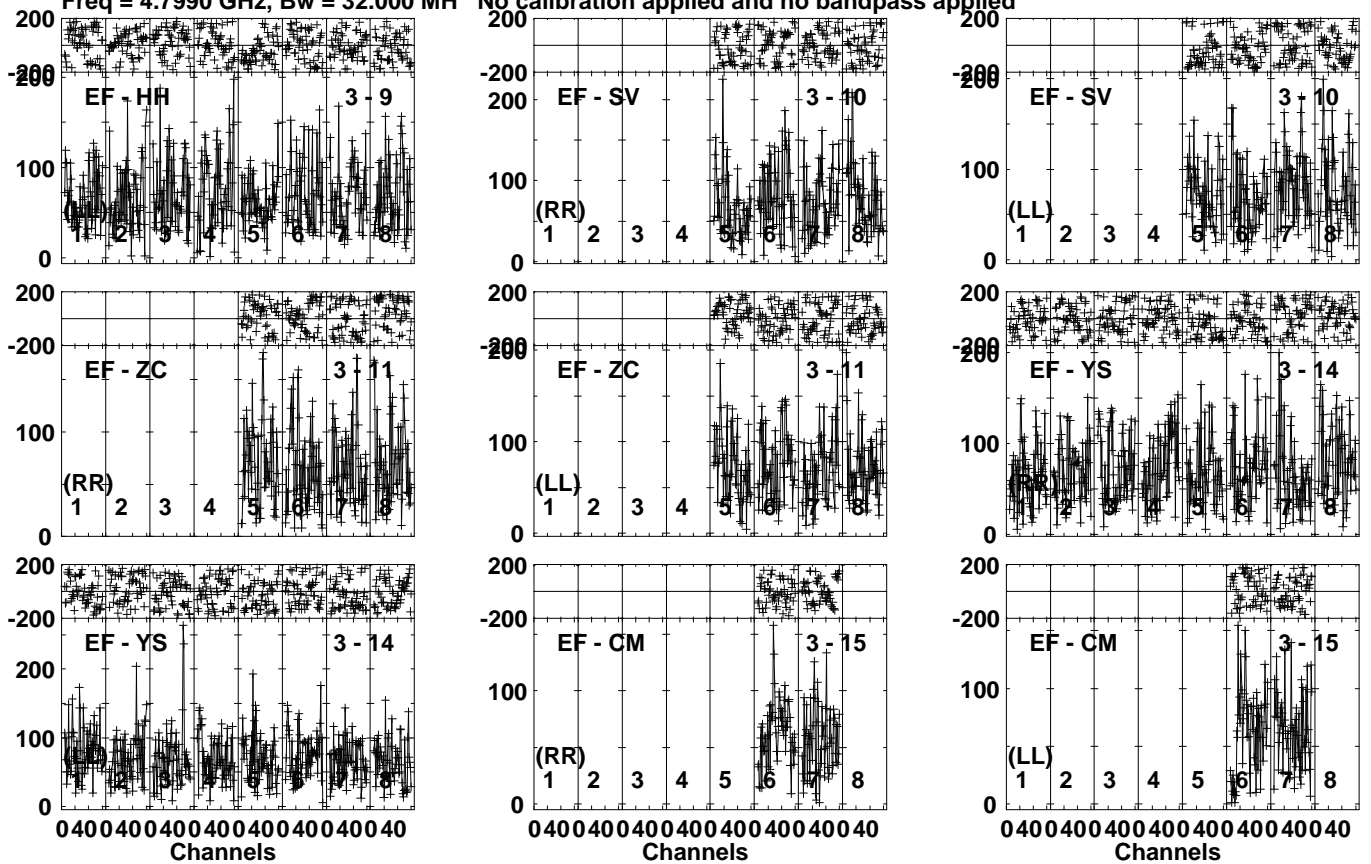


Lower frame: Micro Ampl Jy Top frame: Phas deg
Vector averaged cross-power spectrum Several baselines displayed
Timerange: 00/14:49:50 to 00/14:54:00

Plot file version 172 created 13-OCT-2021 16:53:09

RSOPH RG012I.UVDATA.1

Freq = 4.7990 GHz, Bw = 32.000 MH No calibration applied and no bandpass applied

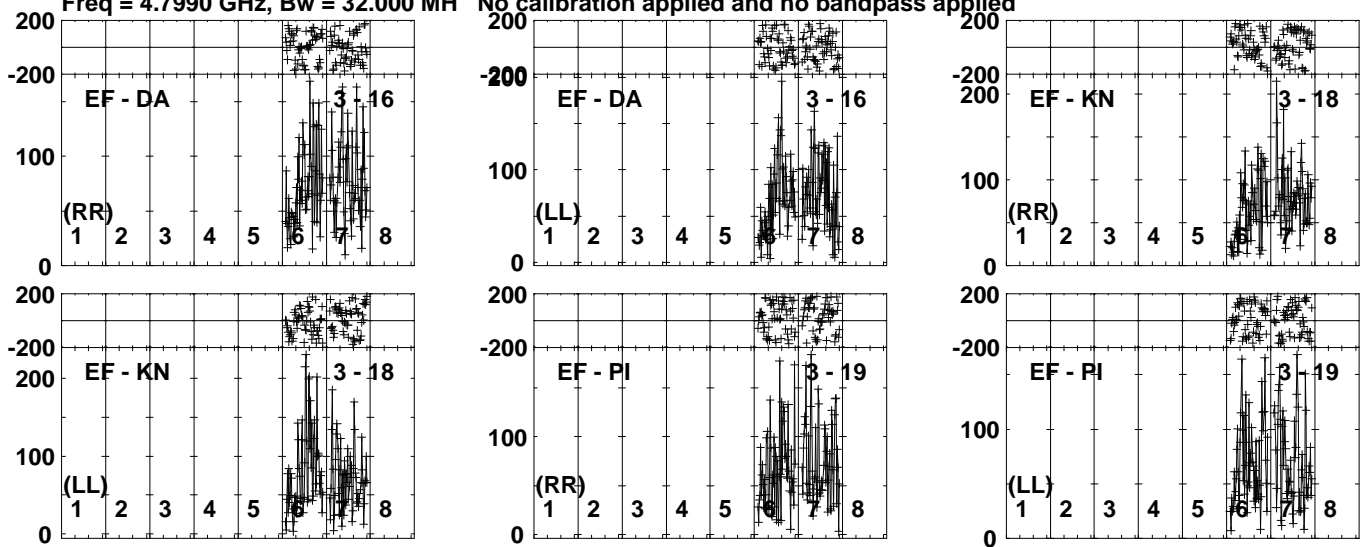


Lower frame: Micro Ampl Jy Top frame: Phas deg
Vector averaged cross-power spectrum Several baselines displayed
Timerange: 00/14:49:50 to 00/14:54:00

Plot file version 173 created 13-OCT-2021 16:53:09

RSOPH RG012I.UVDATA.1

Freq = 4.7990 GHz, Bw = 32.000 MH No calibration applied and no bandpass applied

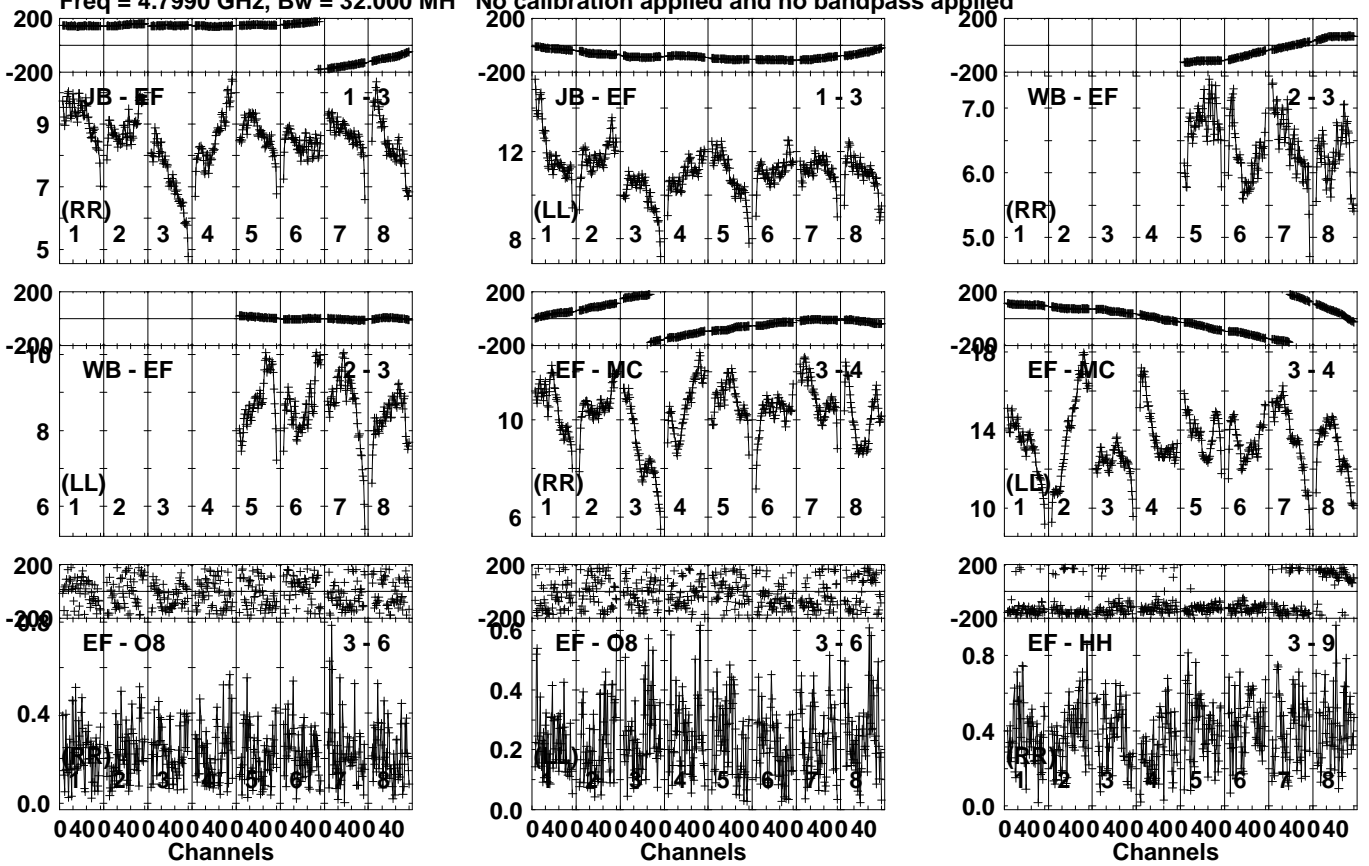


Lower frame: Micro Ampl Jy Top frame: Phas deg
Vector averaged cross-power spectrum Several baselines displayed
Timerange: 00/14:49:50 to 00/14:54:00

Plot file version 174 created 13-OCT-2021 16:53:10

J1745-0753 RG0121.UVDATA.1

Freq = 4.7990 GHz, Bw = 32.000 MH No calibration applied and no bandpass applied



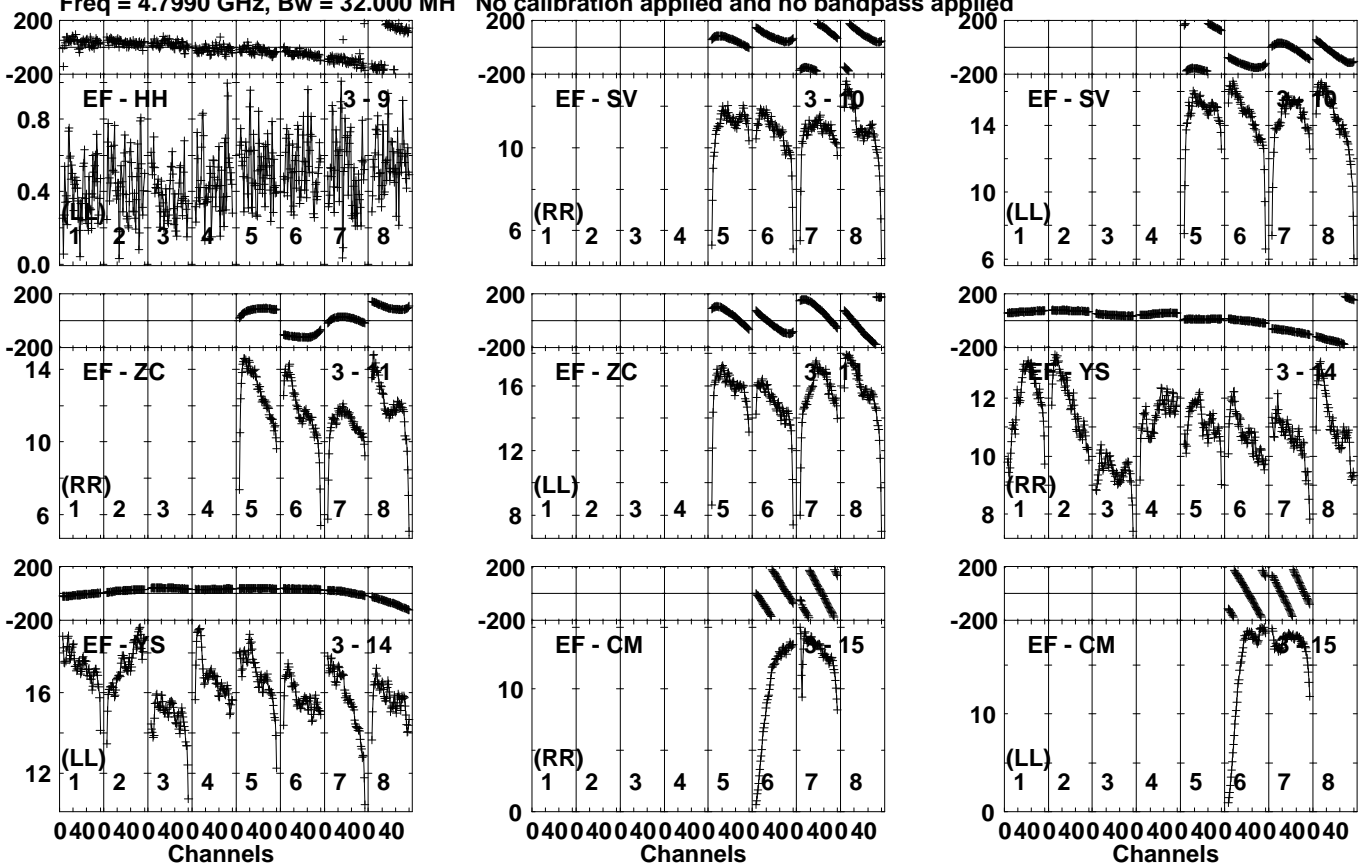
Lower frame: Milli Ampl Jy Top frame: Phas deg
Vector averaged cross-power spectrum Several baselines displayed
Timerange: 00/14:54:41 to 00/14:55:19

Plot file version 175 created 13-OCT-2021 16:53:10

J1745-0753 RG0121.UVDATA.1

Freq = 4.7990 GHz, Bw = 32.000 MH

No calibration applied and no bandpass applied

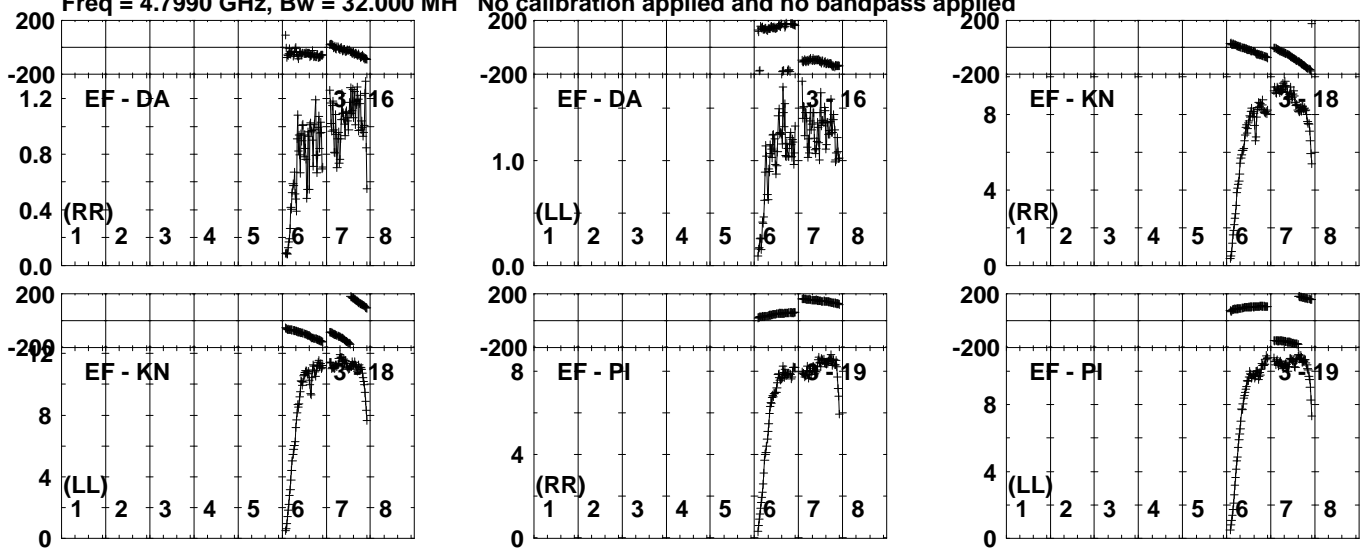


Lower frame: Milli Ampl Jy Top frame: Phas deg
 Vector averaged cross-power spectrum Several baselines displayed
 Timerange: 00/14:54:41 to 00/14:55:19

Plot file version 176 created 13-OCT-2021 16:53:11

J1745-0753 RG0121.UVDATA.1

Freq = 4.7990 GHz, Bw = 32.000 MH No calibration applied and no bandpass applied

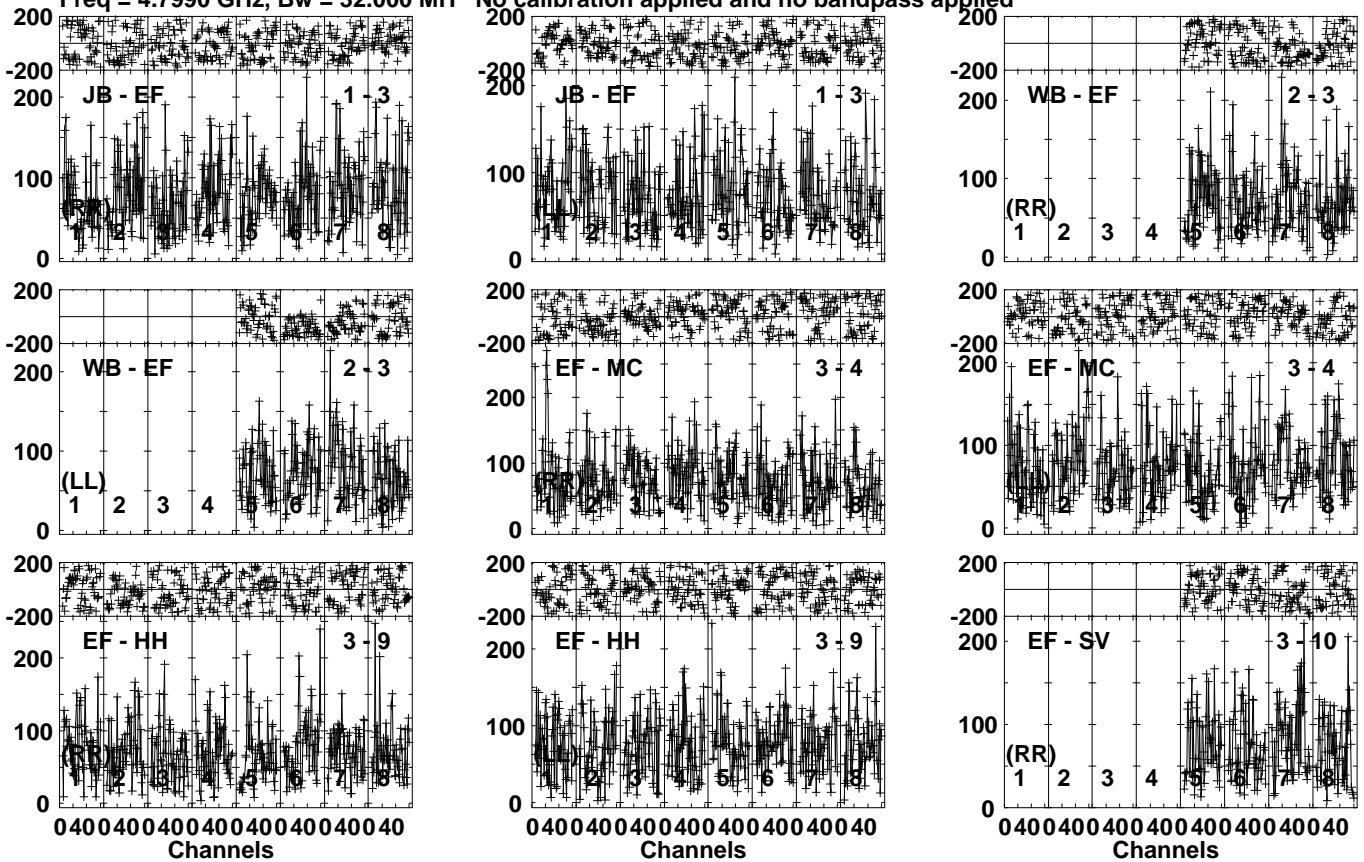


Lower frame: Milli Ampl Jy Top frame: Phas deg
Vector averaged cross-power spectrum Several baselines displayed
Timerange: 00/14:54:41 to 00/14:55:19

Plot file version 177 created 13-OCT-2021 16:53:11

RSOPH RG012I.UVDATA.1

Freq = 4.7990 GHz, Bw = 32.000 MH No calibration applied and no bandpass applied

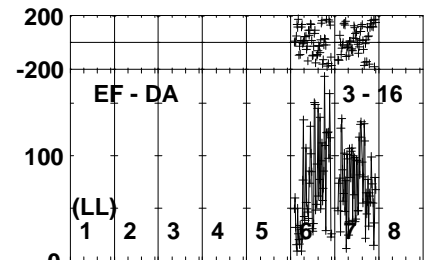
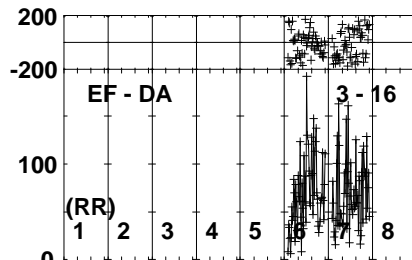
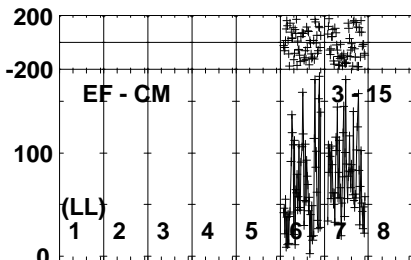
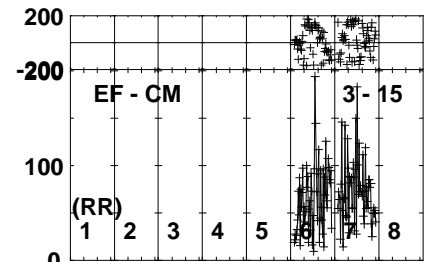
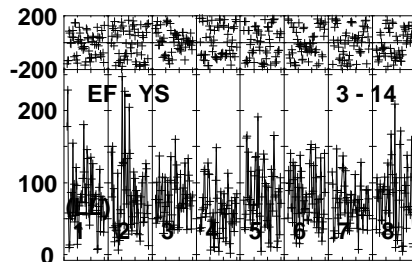
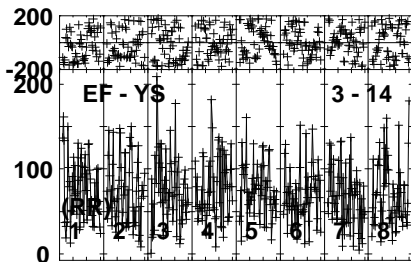
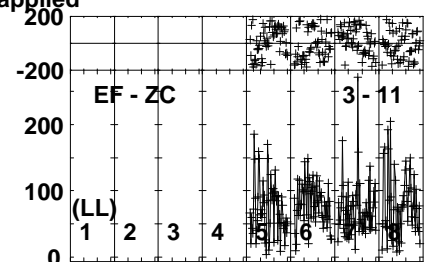
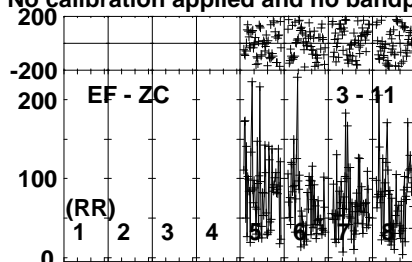
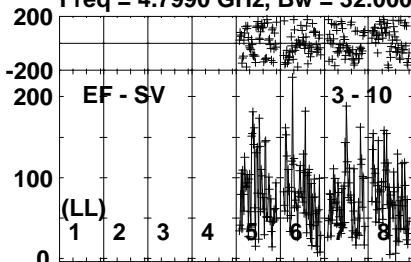


Lower frame: Micro Ampl Jy Top frame: Phas deg
Vector averaged cross-power spectrum Several baselines displayed
Timerange: 00/14:55:40 to 00/14:59:20

Plot file version 178 created 13-OCT-2021 16:53:12

RSOPH RG012I.UVDATA.1

Freq = 4.7990 GHz, Bw = 32.000 MH No calibration applied and no bandpass applied

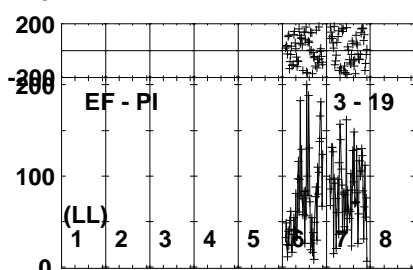
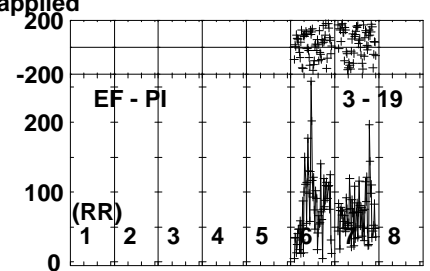
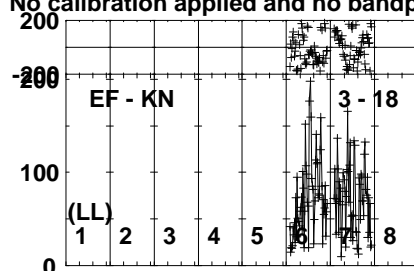
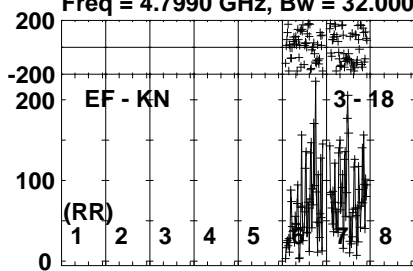


Lower frame: Micro Ampl Jy Top frame: Phas deg
Vector averaged cross-power spectrum Several baselines displayed
Timerange: 00/14:55:40 to 00/14:59:20

Plot file version 179 created 13-OCT-2021 16:53:12

RSOPH RG012I.UVDATA.1

Freq = 4.7990 GHz, Bw = 32.000 MH No calibration applied and no bandpass applied



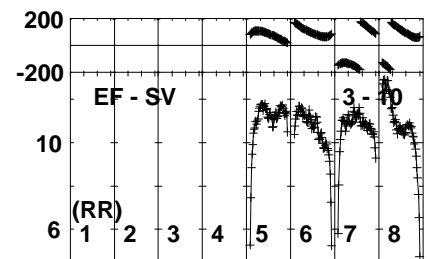
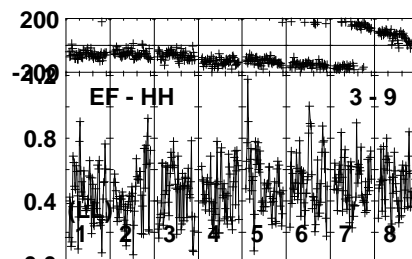
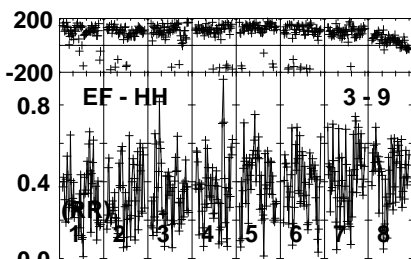
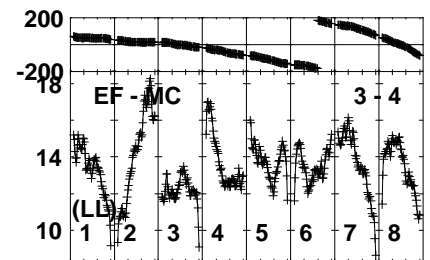
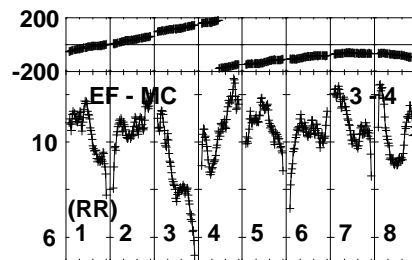
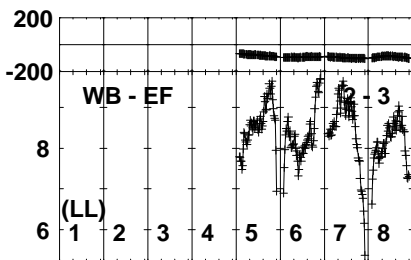
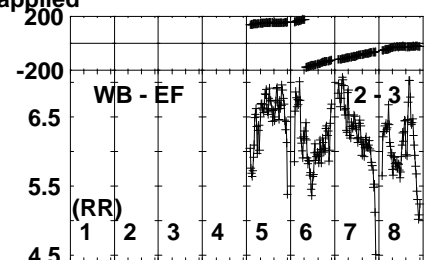
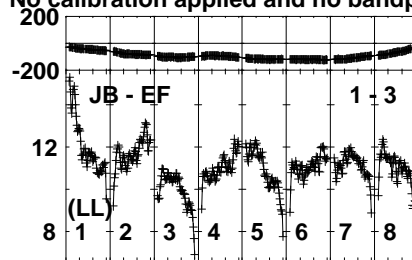
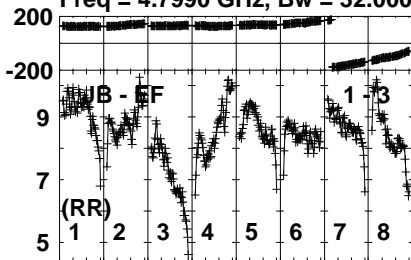
Lower frame: Micro Ampl Jy Top frame: Phas deg
Vector averaged cross-power spectrum Several baselines displayed
Timerange: 00/14:55:40 to 00/14:59:20

Plot file version 180 created 13-OCT-2021 16:53:13

J1745-0753 RG0121.UVDATA.1

Freq = 4.7990 GHz, Bw = 32.000 MH

No calibration applied and no bandpass applied



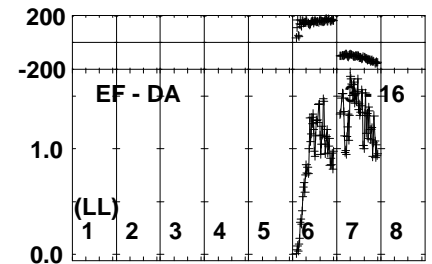
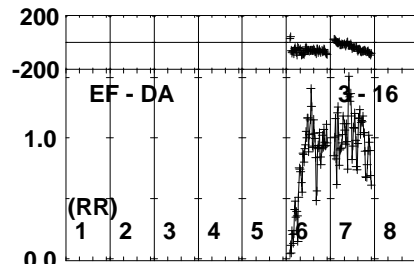
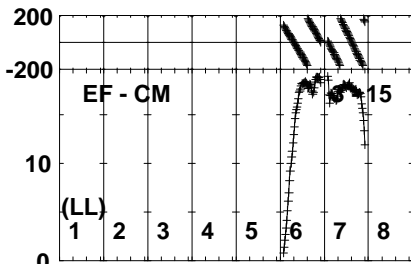
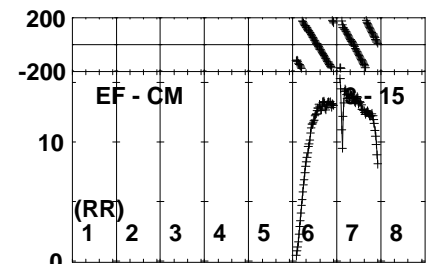
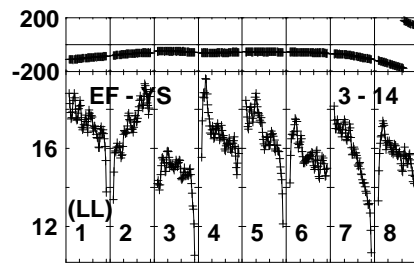
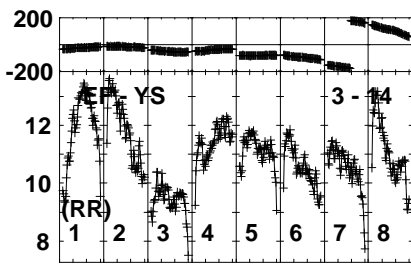
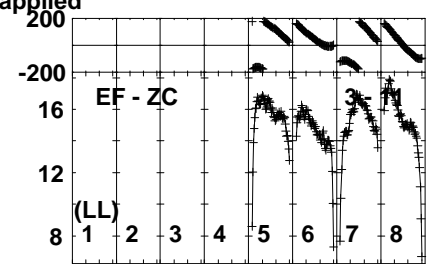
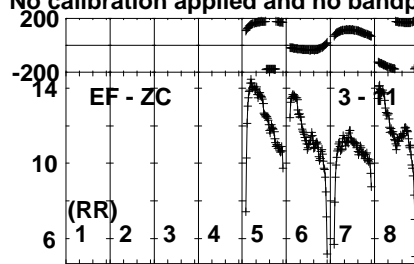
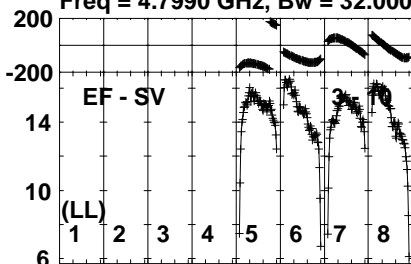
Lower frame: Milli Ampl Jy Top frame: Phas deg
Vector averaged cross-power spectrum Several baselines displayed
Timerange: 00/14:59:40 to 00/15:00:29

Plot file version 181 created 13-OCT-2021 16:53:13

J1745-0753 RG0121.UVDATA.1

Freq = 4.7990 GHz, Bw = 32.000 MH

No calibration applied and no bandpass applied



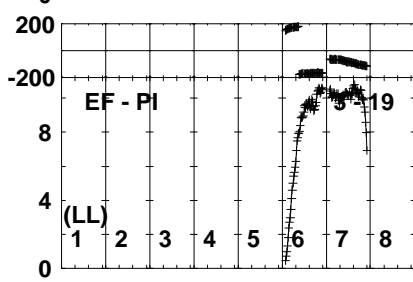
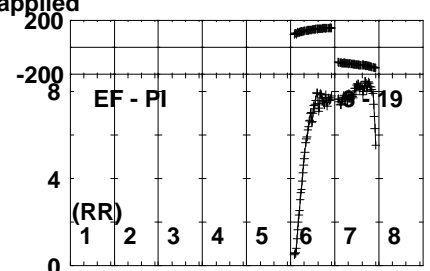
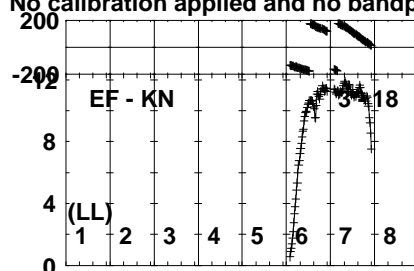
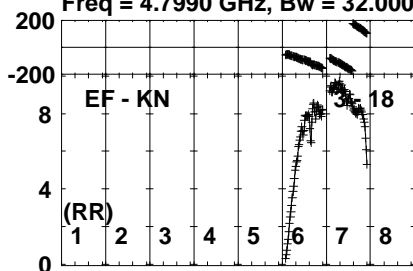
Lower frame: Milli Ampl Jy Top frame: Phas deg
Vector averaged cross-power spectrum Several baselines displayed
Timerange: 00/14:59:40 to 00/15:00:29

Plot file version 182 created 13-OCT-2021 16:53:14

J1745-0753 RG0121.UVDATA.1

Freq = 4.7990 GHz, Bw = 32.000 MH

No calibration applied and no bandpass applied

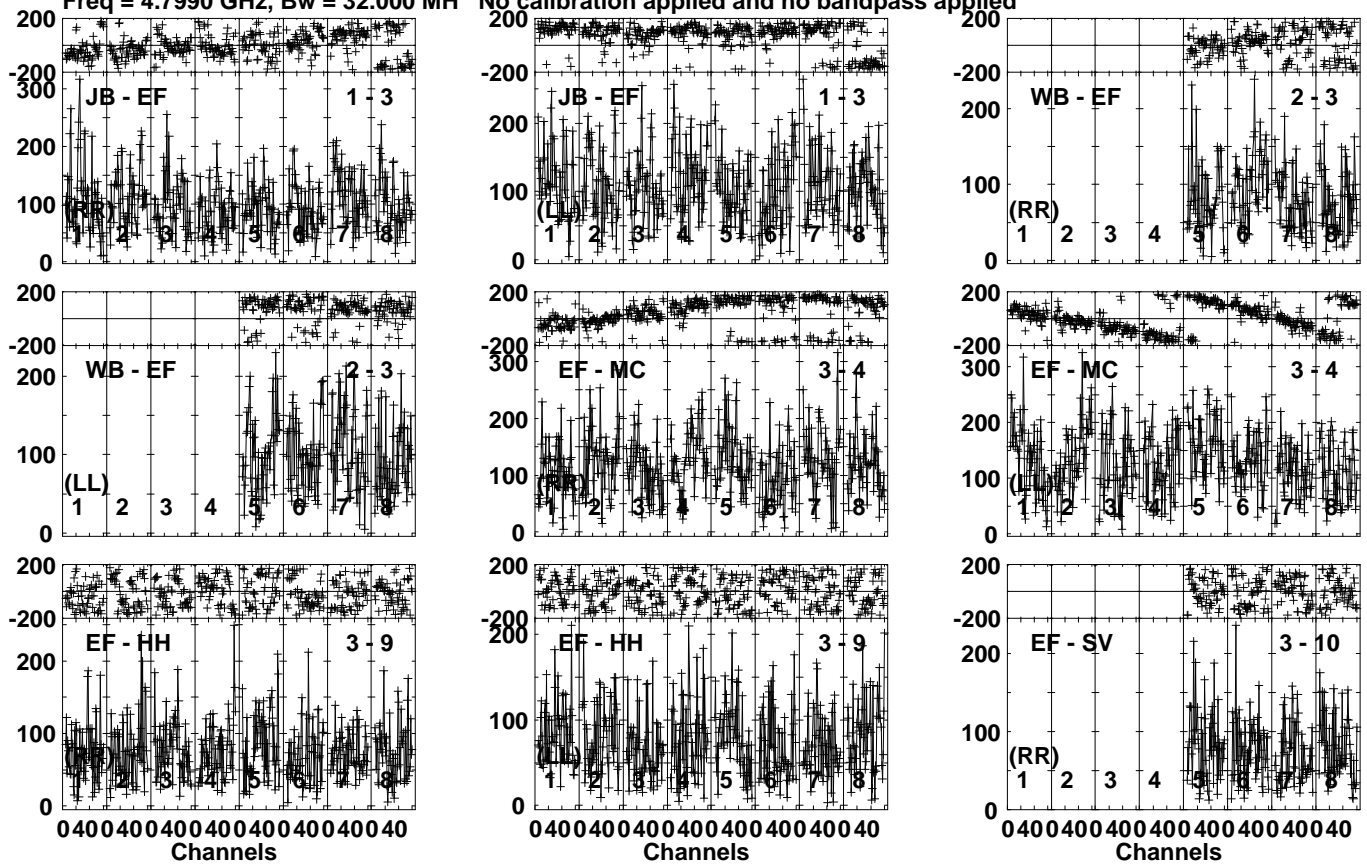


Lower frame: Milli Ampl Jy Top frame: Phas deg
Vector averaged cross-power spectrum Several baselines displayed
Timerange: 00/14:59:40 to 00/15:00:29

Plot file version 183 created 13-OCT-2021 16:53:14

VLASS1 RG0121.UVDATA.1

Freq = 4.7990 GHz, Bw = 32.000 MH No calibration applied and no bandpass applied

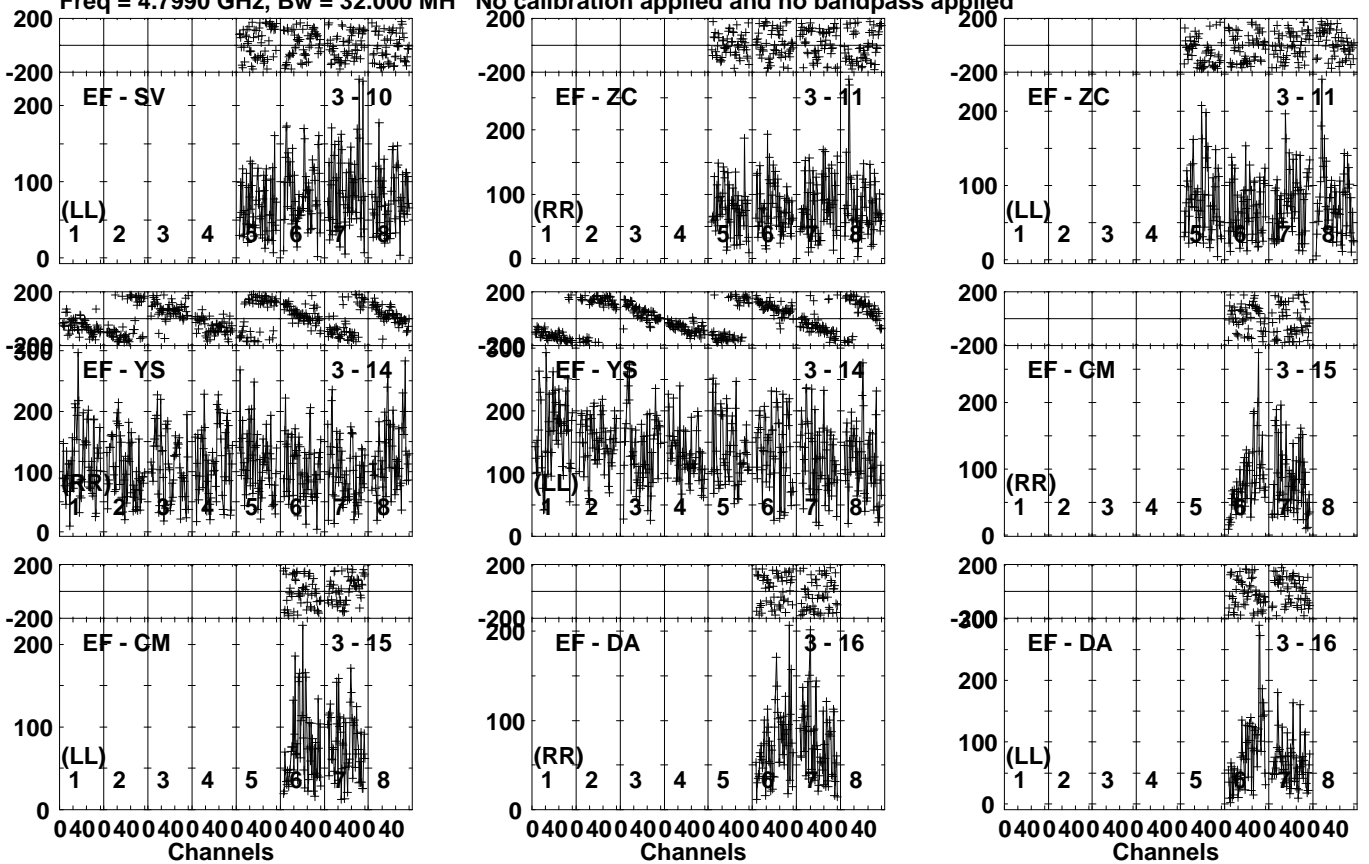


Lower frame: Micro Ampl Jy Top frame: Phas deg
Vector averaged cross-power spectrum Several baselines displayed
Timerange: 00/15:00:50 to 00/15:04:30

Plot file version 184 created 13-OCT-2021 16:53:15

VLASS1 RG0121.UVDATA.1

Freq = 4.7990 GHz, Bw = 32.000 MH No calibration applied and no bandpass applied

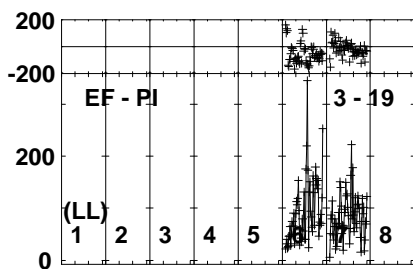
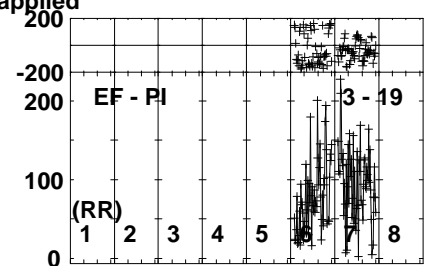
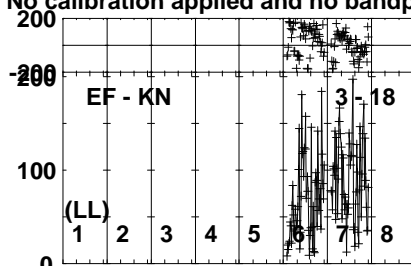
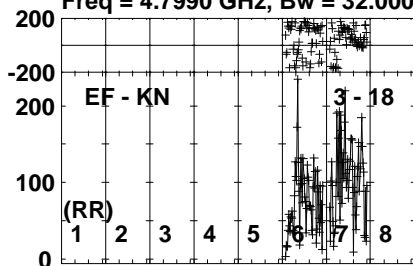


Lower frame: Micro Ampl Jy Top frame: Phas deg
Vector averaged cross-power spectrum Several baselines displayed
Timerange: 00/15:00:50 to 00/15:04:30

Plot file version 185 created 13-OCT-2021 16:53:16

VLASS1 RG012I.UVDATA.1

Freq = 4.7990 GHz, Bw = 32.000 MH No calibration applied and no bandpass applied



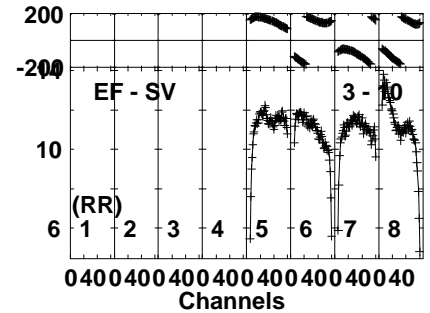
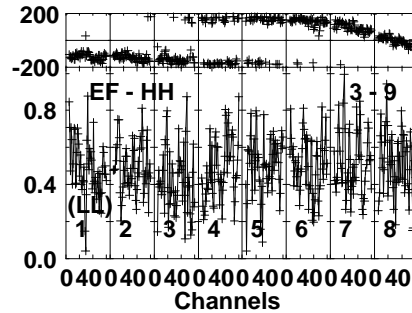
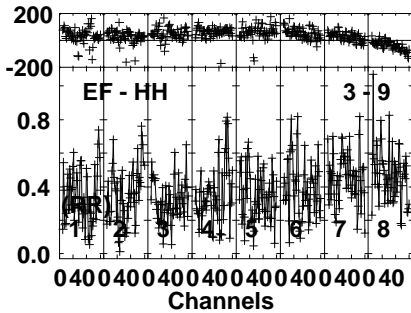
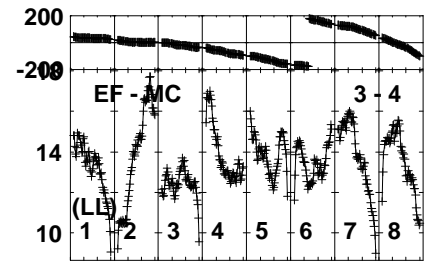
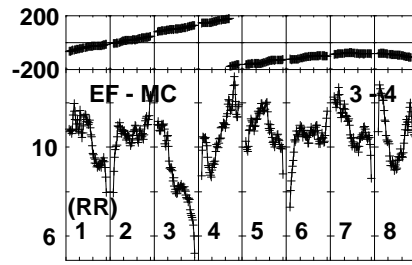
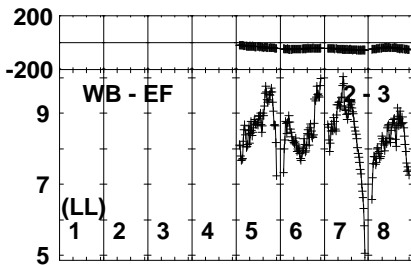
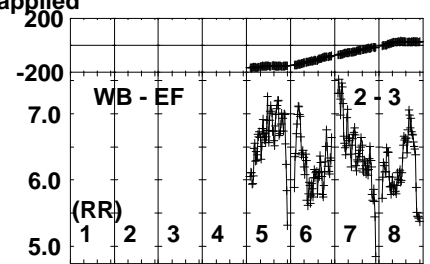
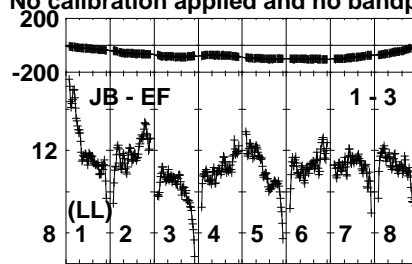
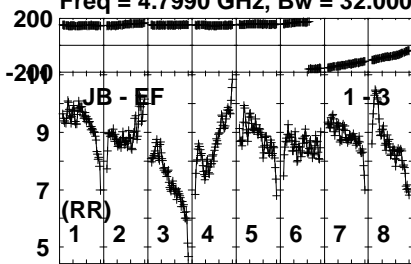
Lower frame: Micro Ampl Jy Top frame: Phas deg
Vector averaged cross-power spectrum Several baselines displayed
Timerange: 00/15:00:50 to 00/15:04:30

Plot file version 186 created 13-OCT-2021 16:53:16

J1745-0753 RG0121.UVDATA.1

Freq = 4.7990 GHz, Bw = 32.000 MH

No calibration applied and no bandpass applied



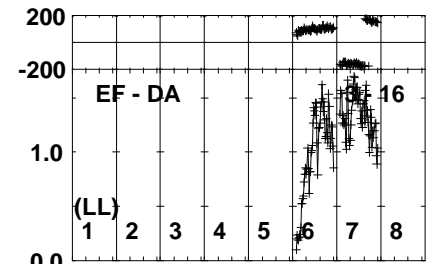
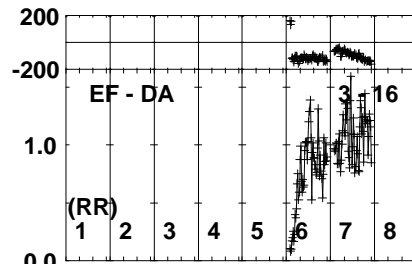
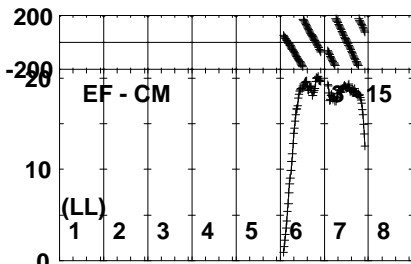
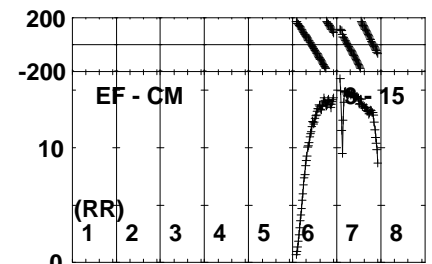
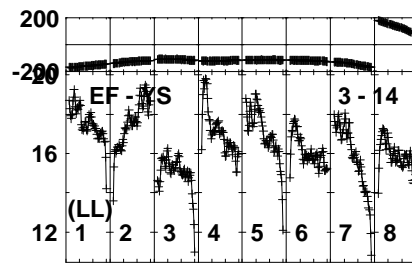
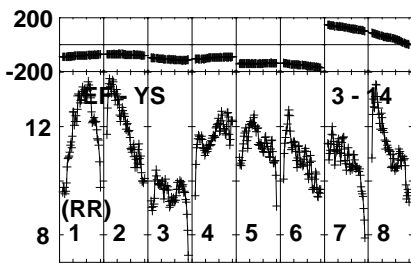
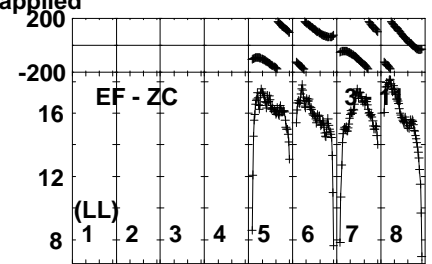
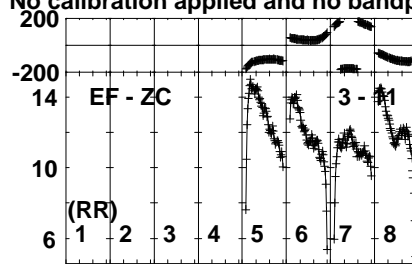
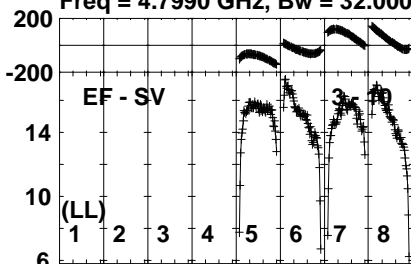
Lower frame: Milli Ampl Jy Top frame: Phas deg
Vector averaged cross-power spectrum Several baselines displayed
Timerange: 00/15:05:11 to 00/15:05:49

Plot file version 187 created 13-OCT-2021 16:53:17

J1745-0753 RG0121.UVDATA.1

Freq = 4.7990 GHz, Bw = 32.000 MH

No calibration applied and no bandpass applied



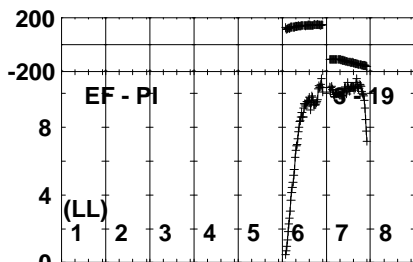
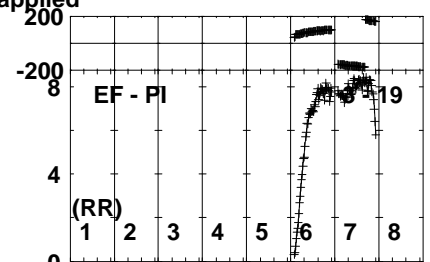
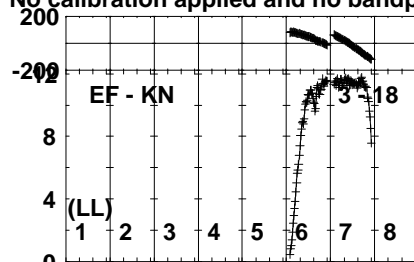
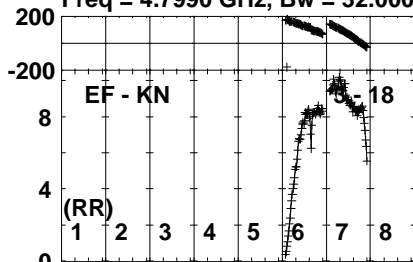
Lower frame: Milli Ampl Jy Top frame: Phas deg
Vector averaged cross-power spectrum Several baselines displayed
Timerange: 00/15:05:11 to 00/15:05:49

Plot file version 188 created 13-OCT-2021 16:53:17

J1745-0753 RG0121.UVDATA.1

Freq = 4.7990 GHz, Bw = 32.000 MH

No calibration applied and no bandpass applied

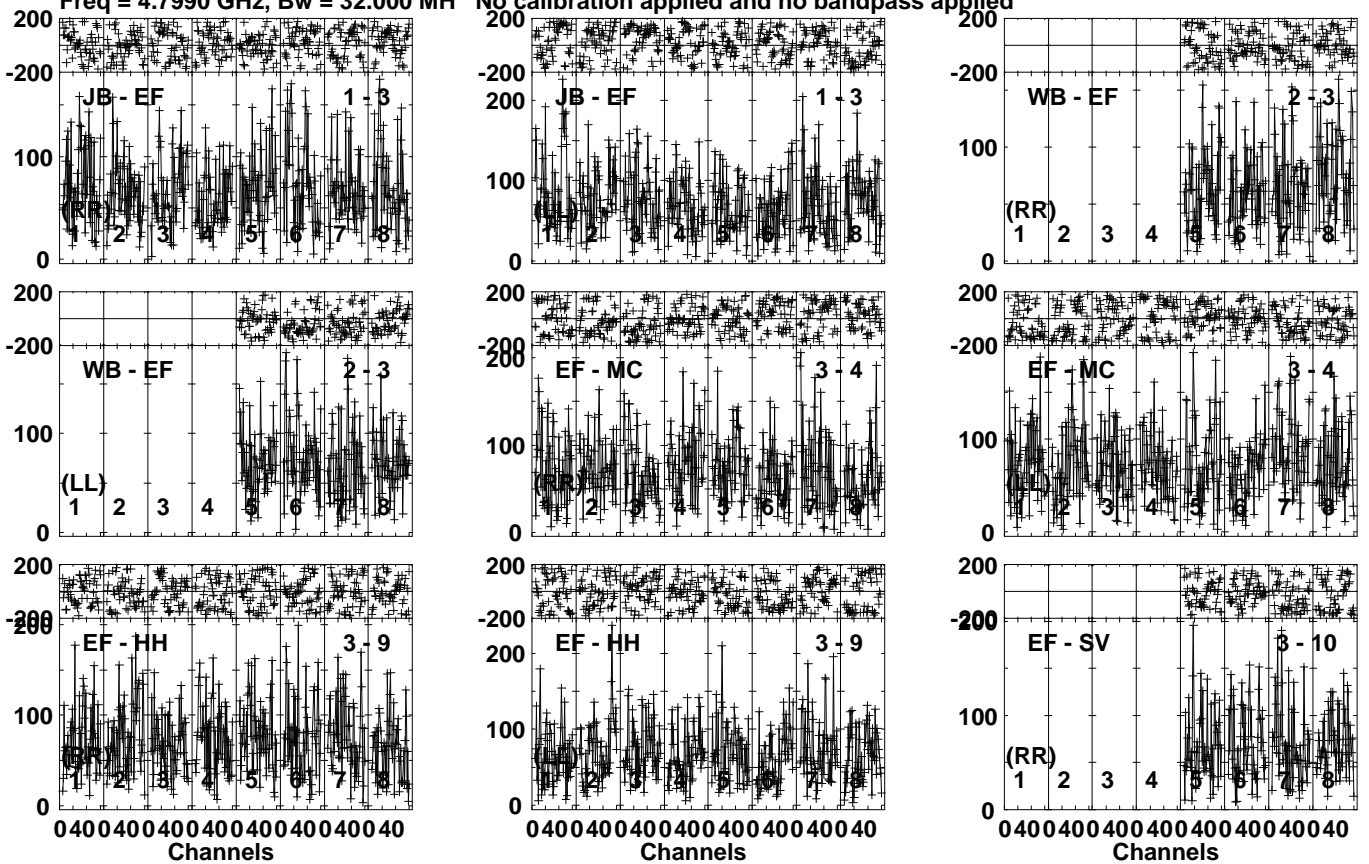


Lower frame: Milli Ampl Jy Top frame: Phas deg
Vector averaged cross-power spectrum Several baselines displayed
Timerange: 00/15:05:11 to 00/15:05:49

Plot file version 189 created 13-OCT-2021 16:53:18

RSOPH RG012I.UVDATA.1

Freq = 4.7990 GHz, Bw = 32.000 MH No calibration applied and no bandpass applied

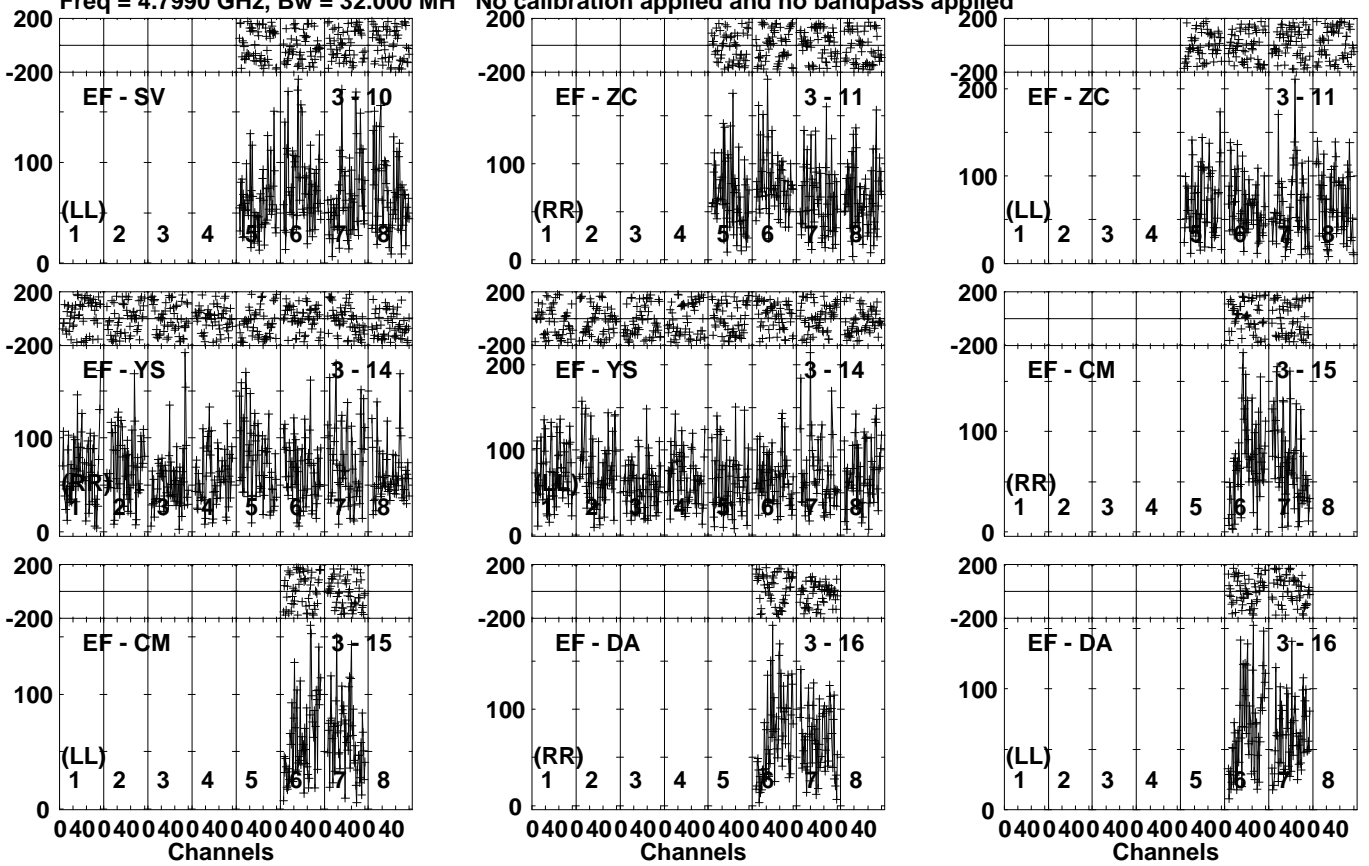


Lower frame: Micro Ampl Jy Top frame: Phas deg
Vector averaged cross-power spectrum Several baselines displayed
Timerange: 00/15:06:11 to 00/15:10:20

Plot file version 190 created 13-OCT-2021 16:53:18

RSOPH RG012I.UVDATA.1

Freq = 4.7990 GHz, Bw = 32.000 MH No calibration applied and no bandpass applied

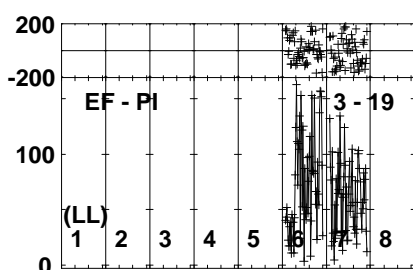
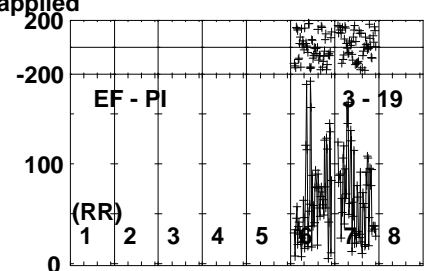
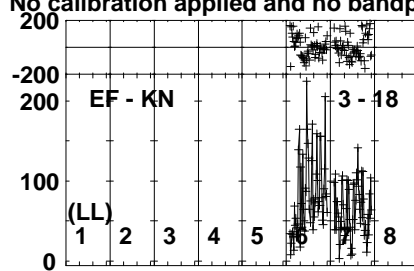
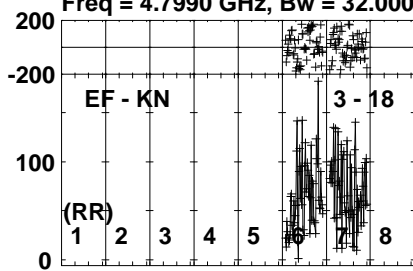


Lower frame: Micro Ampl Jy Top frame: Phas deg
Vector averaged cross-power spectrum Several baselines displayed
Timerange: 00/15:06:11 to 00/15:10:20

Plot file version 191 created 13-OCT-2021 16:53:19

RSOPH RG012I.UVDATA.1

Freq = 4.7990 GHz, Bw = 32.000 MH No calibration applied and no bandpass applied



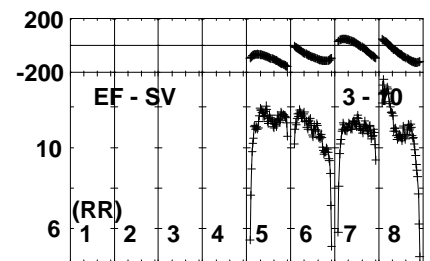
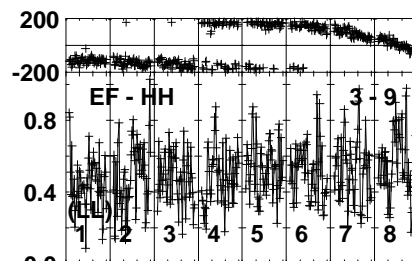
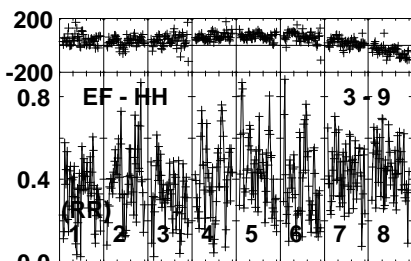
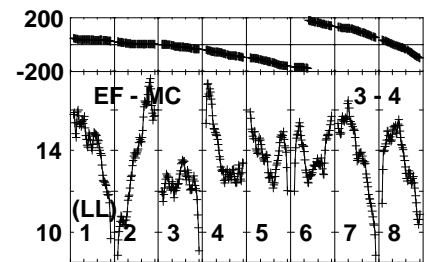
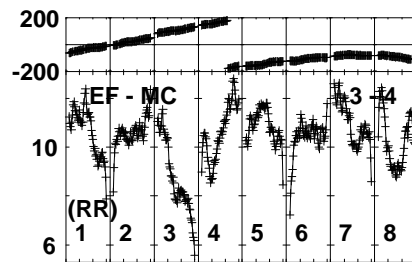
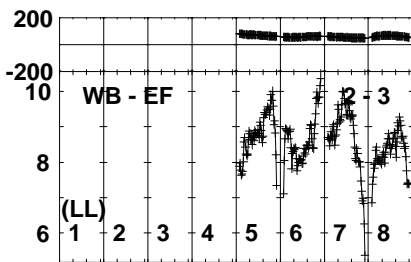
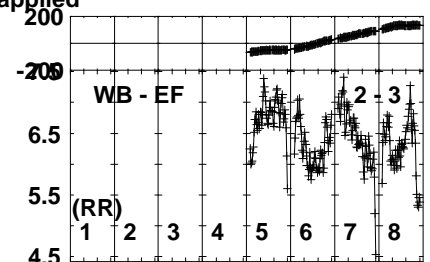
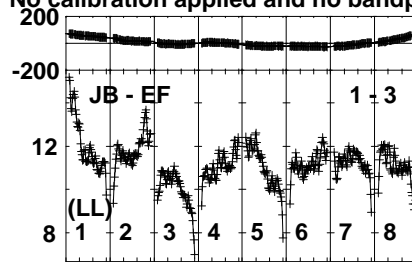
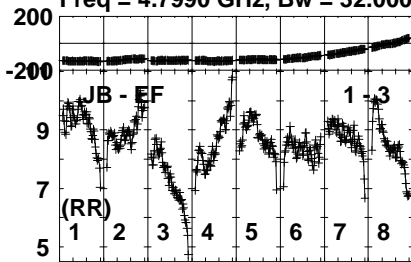
Lower frame: Micro Ampl Jy Top frame: Phas deg
Vector averaged cross-power spectrum Several baselines displayed
Timerange: 00/15:06:11 to 00/15:10:20

Plot file version 192 created 13-OCT-2021 16:53:19

J1745-0753 RG0121.UVDATA.1

Freq = 4.7990 GHz, Bw = 32.000 MH

No calibration applied and no bandpass applied



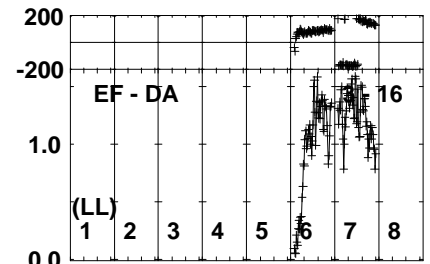
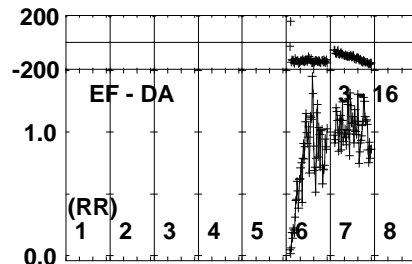
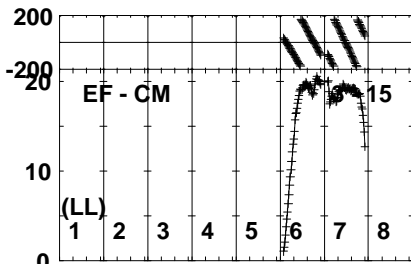
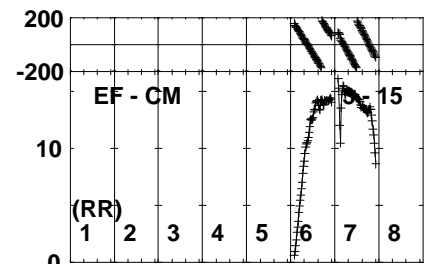
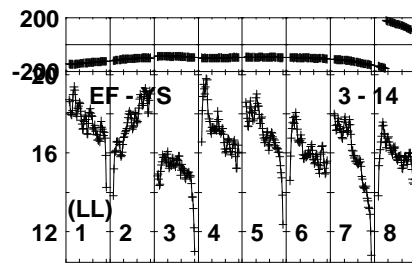
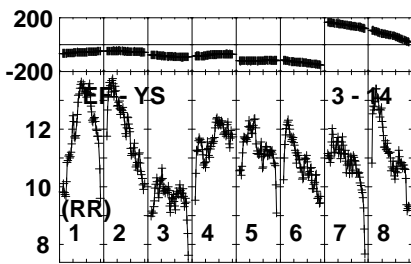
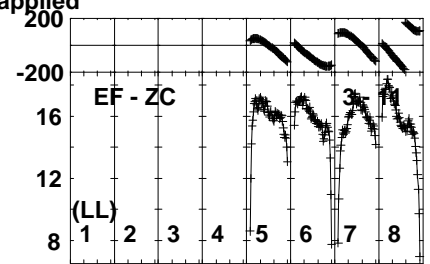
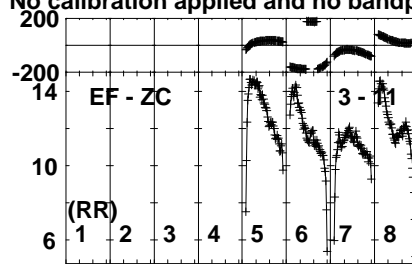
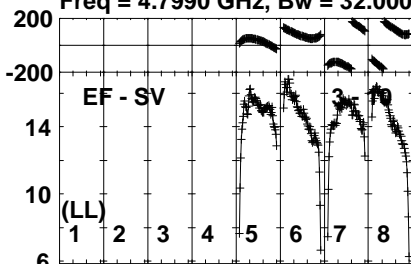
Lower frame: Milli Ampl Jy Top frame: Phas deg
Vector averaged cross-power spectrum Several baselines displayed
Timerange: 00/15:10:40 to 00/15:11:30

Plot file version 193 created 13-OCT-2021 16:53:20

J1745-0753 RG0121.UVDATA.1

Freq = 4.7990 GHz, Bw = 32.000 MH

No calibration applied and no bandpass applied



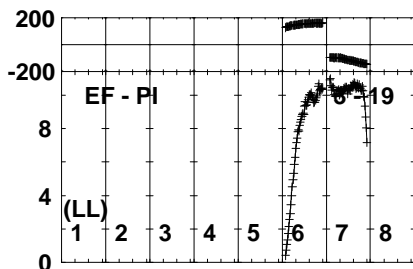
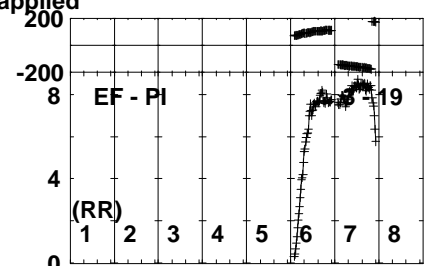
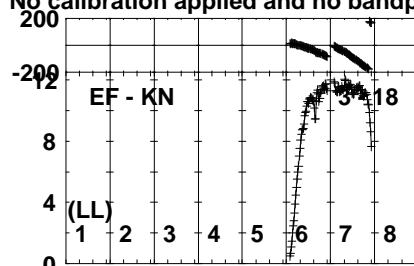
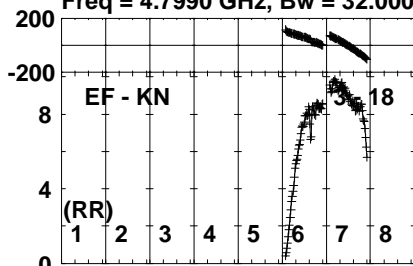
Lower frame: Milli Ampl Jy Top frame: Phas deg
Vector averaged cross-power spectrum Several baselines displayed
Timerange: 00/15:10:40 to 00/15:11:30

Plot file version 194 created 13-OCT-2021 16:53:21

J1745-0753 RG0121.UVDATA.1

Freq = 4.7990 GHz, Bw = 32.000 MH

No calibration applied and no bandpass applied



Lower frame: Milli Ampl Jy Top frame: Phas deg

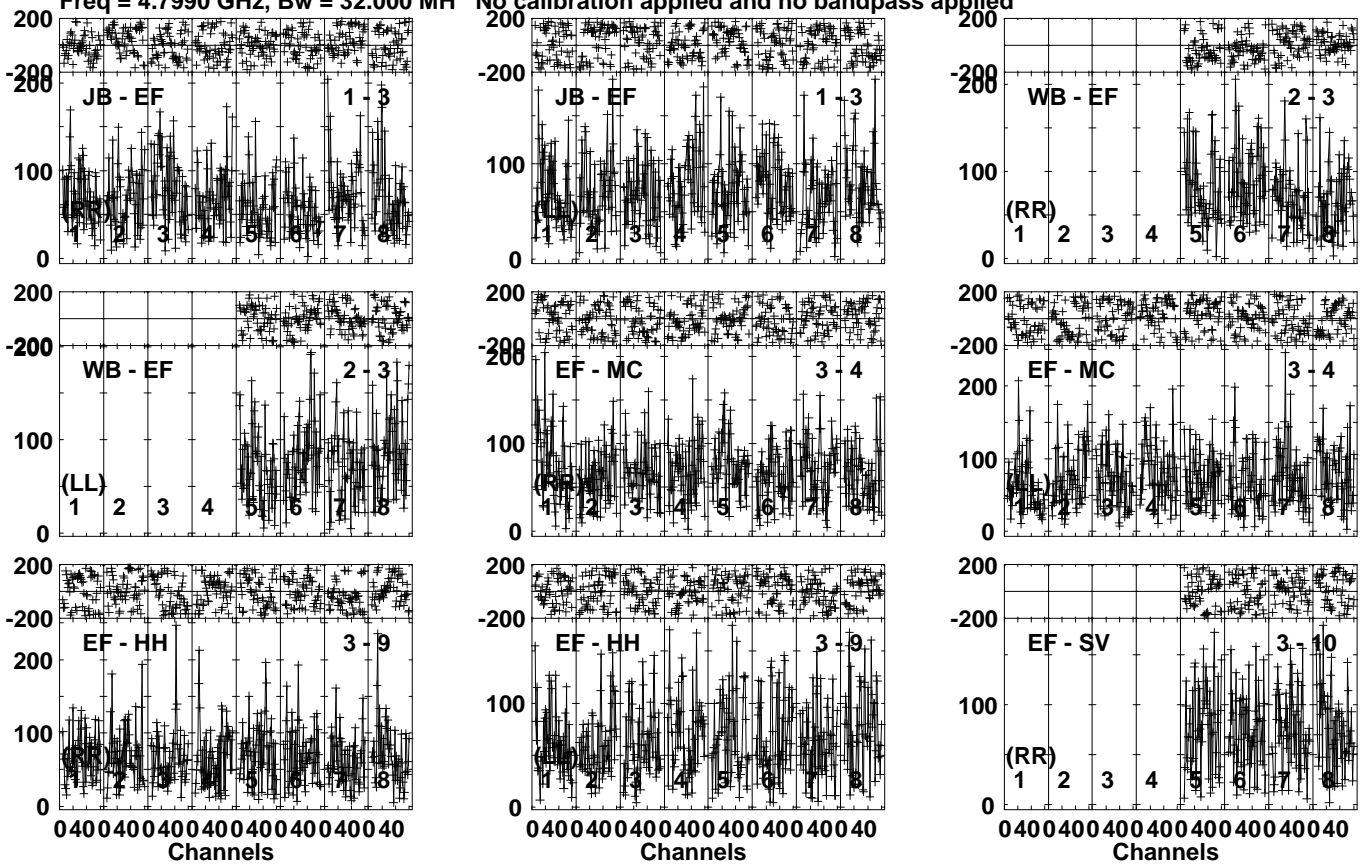
Vector averaged cross-power spectrum Several baselines displayed

Timerange: 00/15:10:40 to 00/15:11:30

Plot file version 195 created 13-OCT-2021 16:53:21

RSOPH RG012I.UVDATA.1

Freq = 4.7990 GHz, Bw = 32.000 MH No calibration applied and no bandpass applied

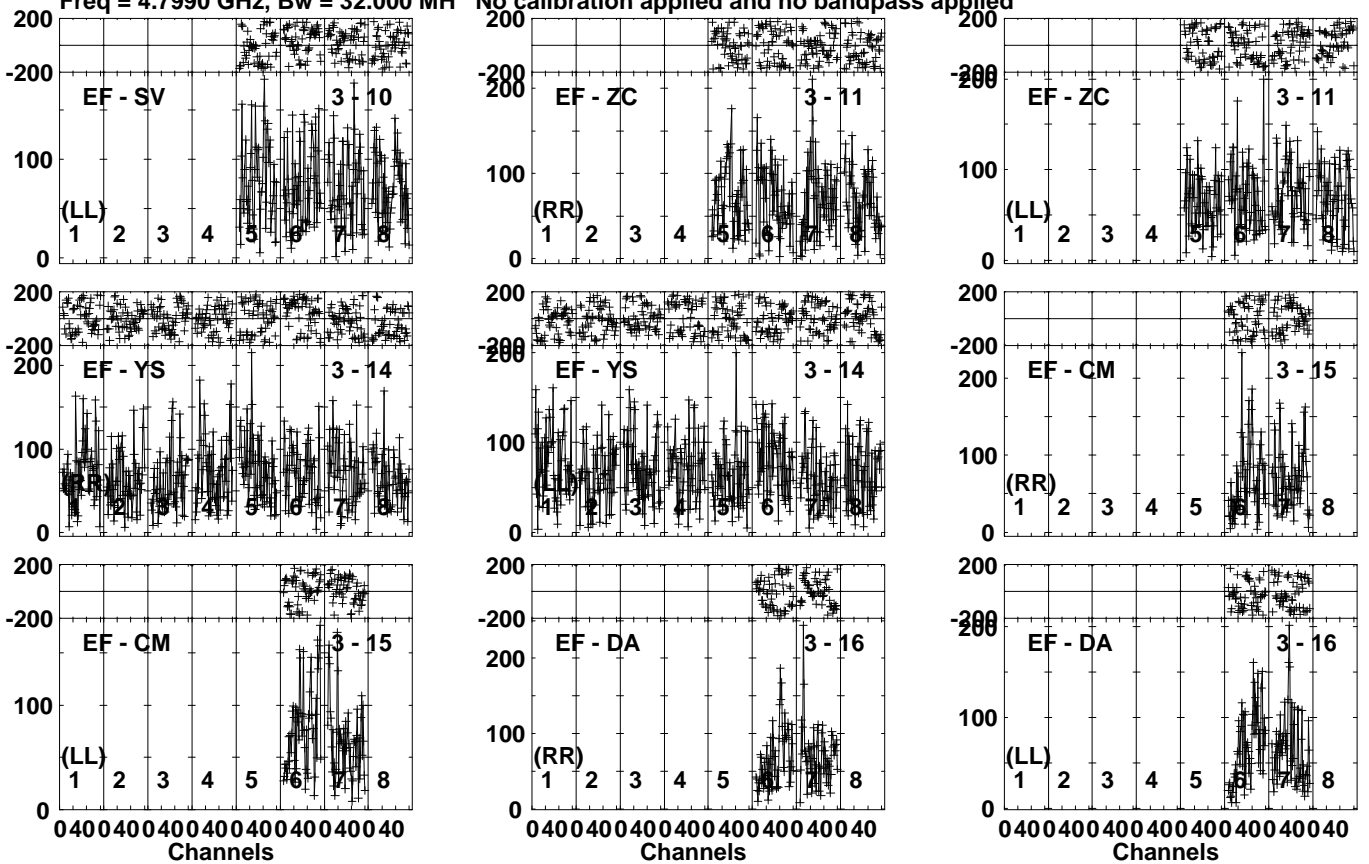


Lower frame: Micro Ampl Jy Top frame: Phas deg
Vector averaged cross-power spectrum Several baselines displayed
Timerange: 00/15:11:50 to 00/15:15:59

Plot file version 196 created 13-OCT-2021 16:53:22

RSOPH RG012I.UVDATA.1

Freq = 4.7990 GHz, Bw = 32.000 MH No calibration applied and no bandpass applied

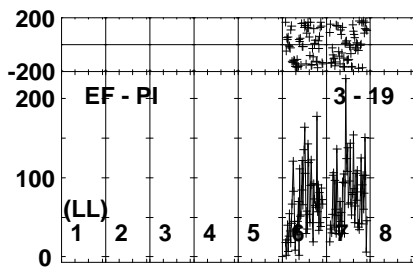
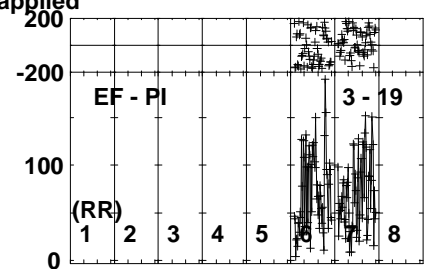
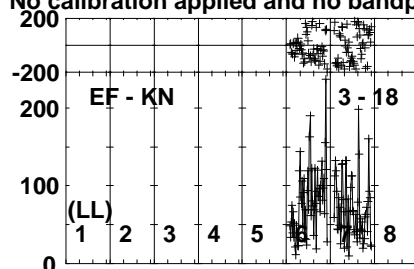
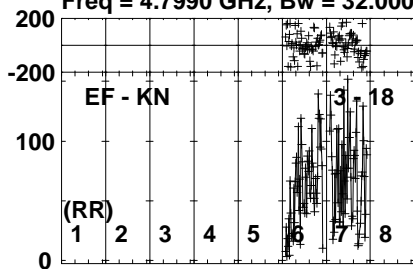


Lower frame: Micro Ampl Jy Top frame: Phas deg
Vector averaged cross-power spectrum Several baselines displayed
Timerange: 00/15:11:50 to 00/15:15:59

Plot file version 197 created 13-OCT-2021 16:53:23

RSOPH RG012I.UVDATA.1

Freq = 4.7990 GHz, Bw = 32.000 MH No calibration applied and no bandpass applied



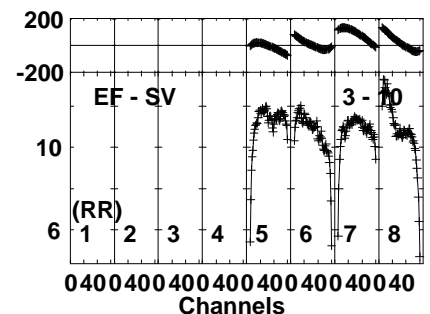
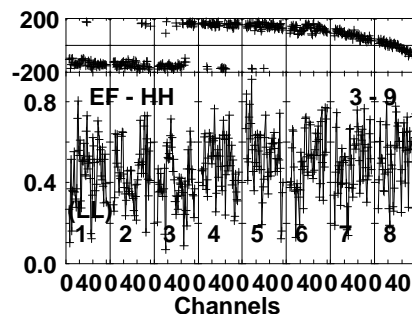
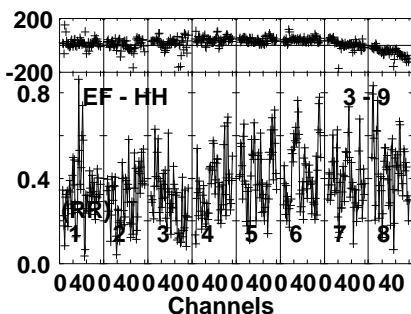
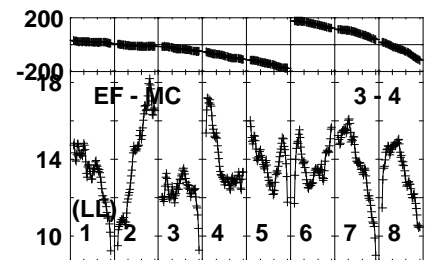
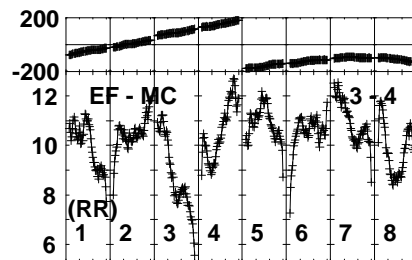
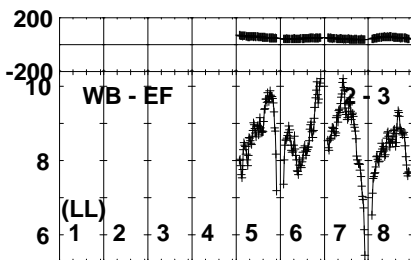
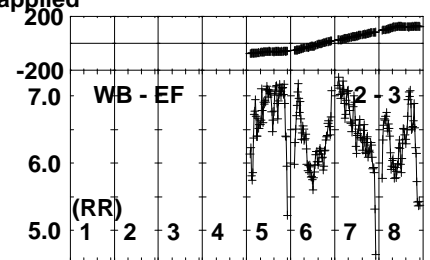
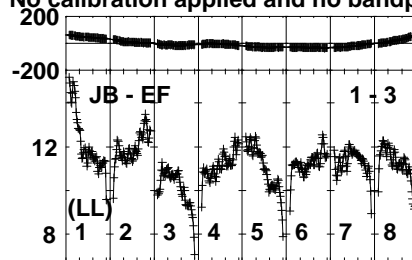
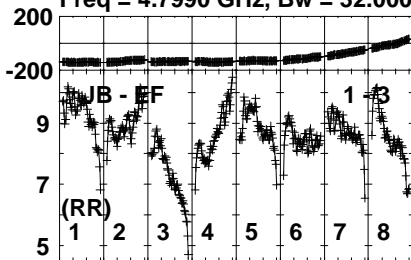
Lower frame: Micro Ampl Jy Top frame: Phas deg
Vector averaged cross-power spectrum Several baselines displayed
Timerange: 00/15:11:50 to 00/15:15:59

Plot file version 198 created 13-OCT-2021 16:53:23

J1745-0753 RG0121.UVDATA.1

Freq = 4.7990 GHz, Bw = 32.000 MH

No calibration applied and no bandpass applied



Lower frame: Milli Ampl Jy Top frame: Phas deg

Vector averaged cross-power spectrum Several baselines displayed

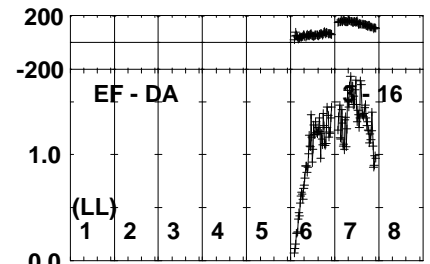
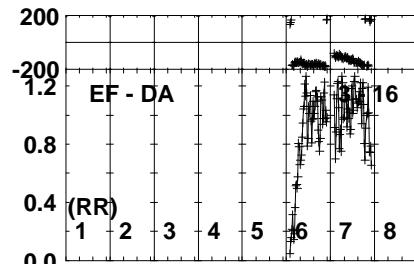
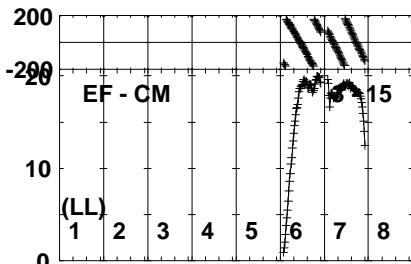
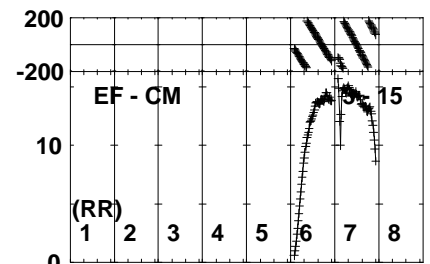
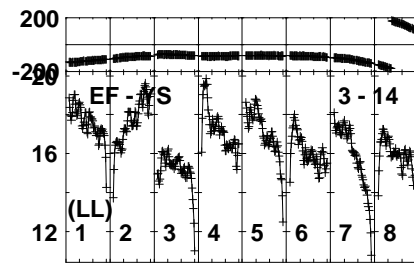
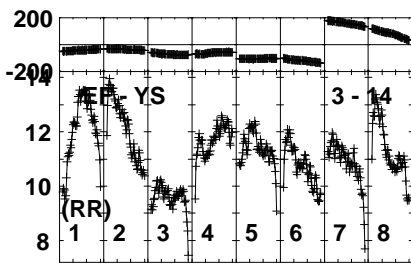
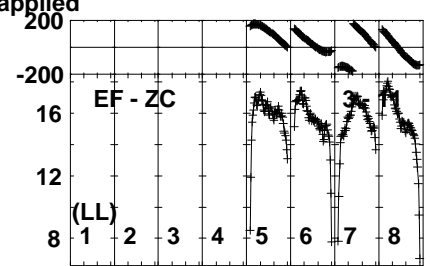
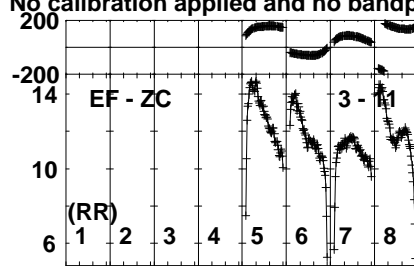
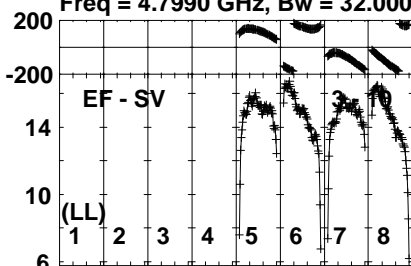
Timerange: 00/15:16:41 to 00/15:17:19

Plot file version 199 created 13-OCT-2021 16:53:24

J1745-0753 RG0121.UVDATA.1

Freq = 4.7990 GHz, Bw = 32.000 MH

No calibration applied and no bandpass applied



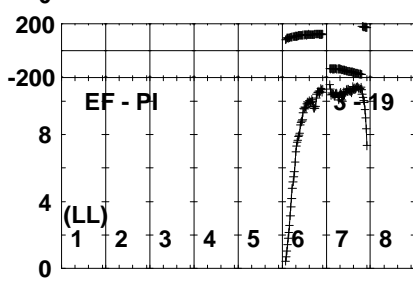
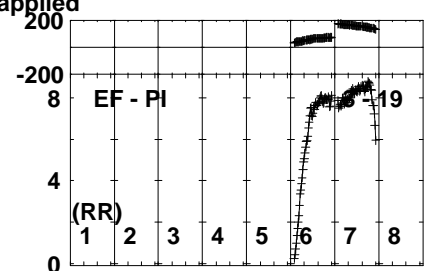
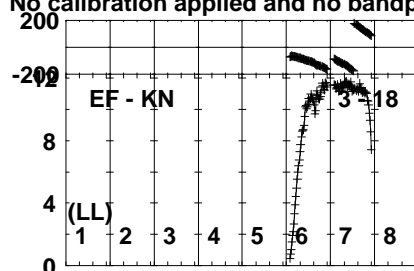
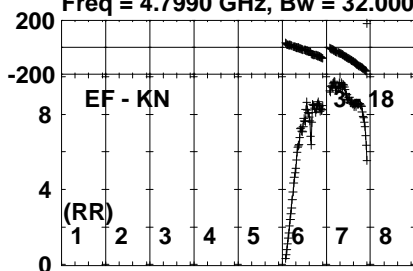
Lower frame: Milli Ampl Jy Top frame: Phas deg
Vector averaged cross-power spectrum Several baselines displayed
Timerange: 00/15:16:41 to 00/15:17:19

Plot file version 200 created 13-OCT-2021 16:53:24

J1745-0753 RG0121.UVDATA.1

Freq = 4.7990 GHz, Bw = 32.000 MH

No calibration applied and no bandpass applied

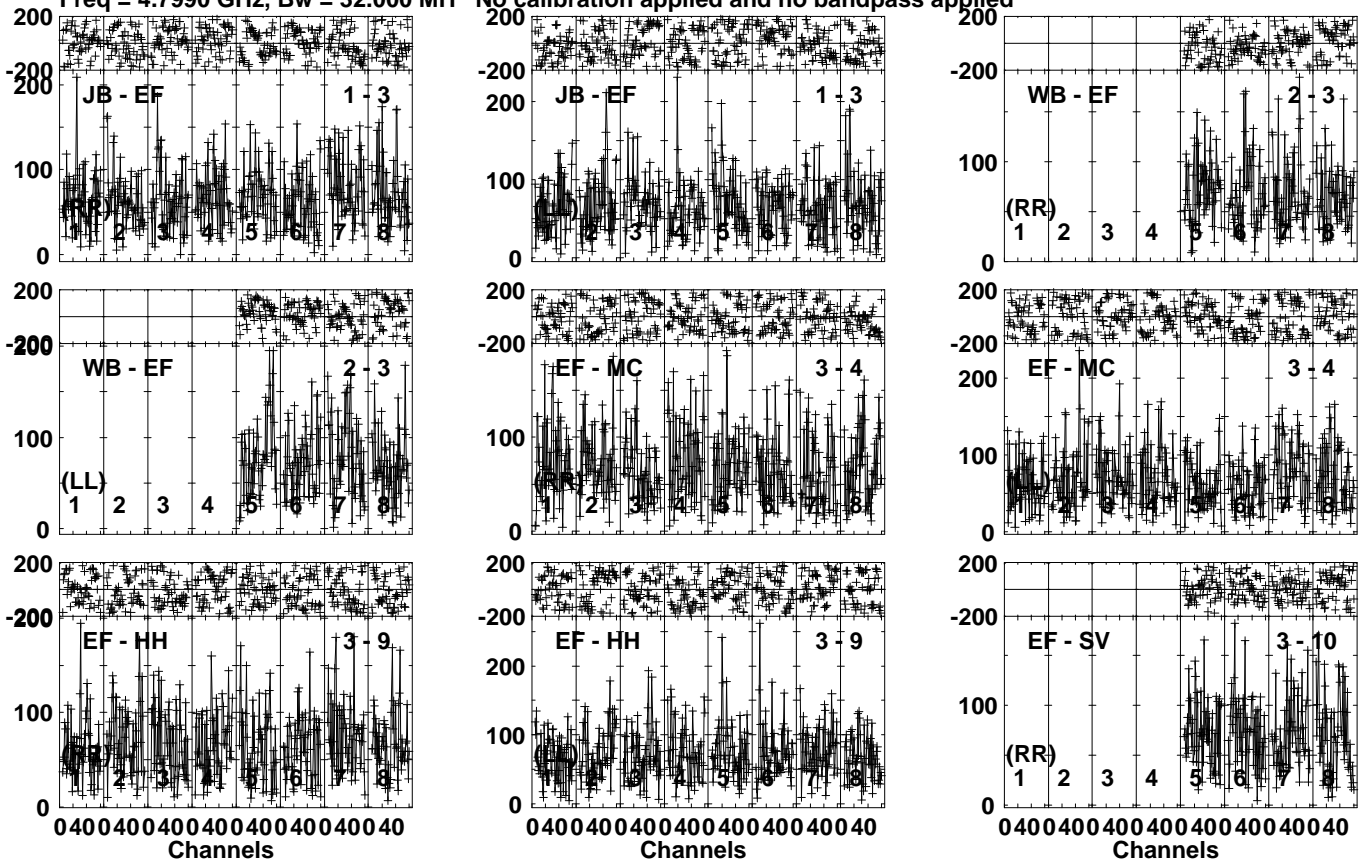


Lower frame: Milli Ampl Jy Top frame: Phas deg
Vector averaged cross-power spectrum Several baselines displayed
Timerange: 00/15:16:41 to 00/15:17:19

Plot file version 201 created 13-OCT-2021 16:53:24

RSOPH RG012I.UVDATA.1

Freq = 4.7990 GHz, Bw = 32.000 MH No calibration applied and no bandpass applied

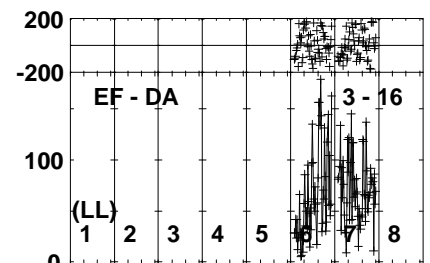
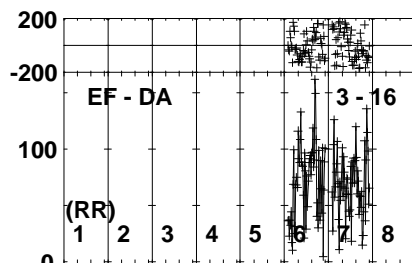
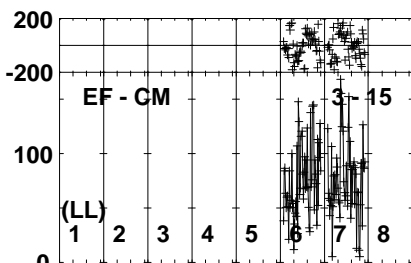
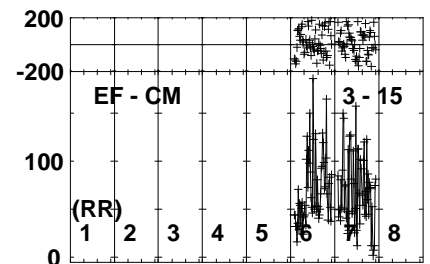
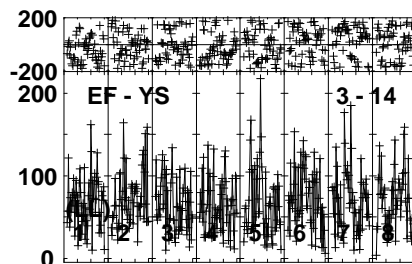
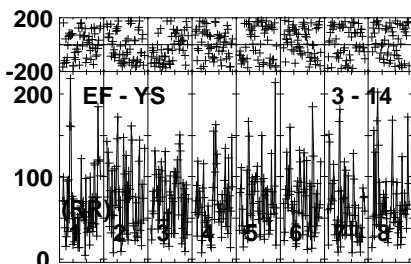
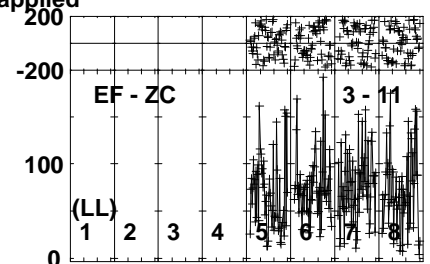
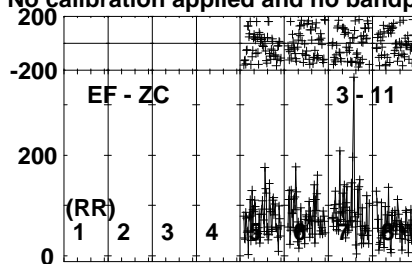
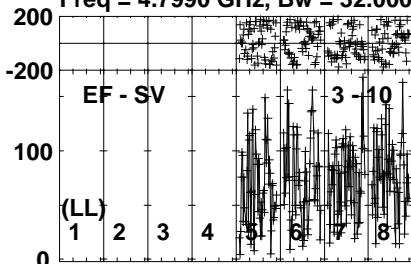


Lower frame: Micro Ampl Jy Top frame: Phas deg
Vector averaged cross-power spectrum Several baselines displayed
Timerange: 00/15:17:40 to 00/15:21:50

Plot file version 202 created 13-OCT-2021 16:53:25

RSOPH RG012I.UVDATA.1

Freq = 4.7990 GHz, Bw = 32.000 MH No calibration applied and no bandpass applied

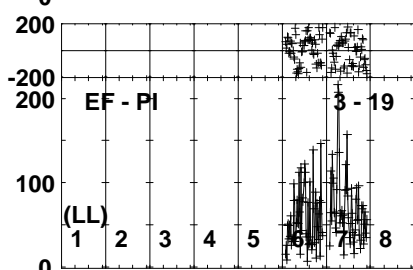
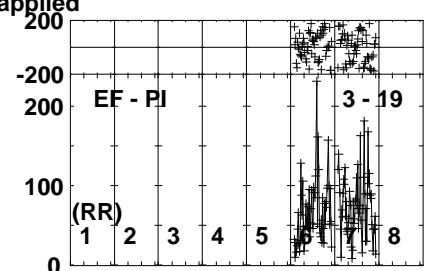
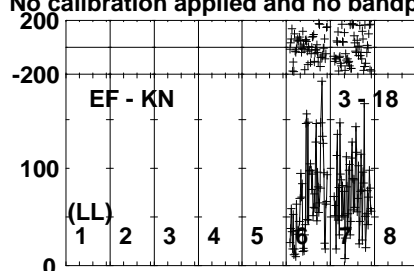
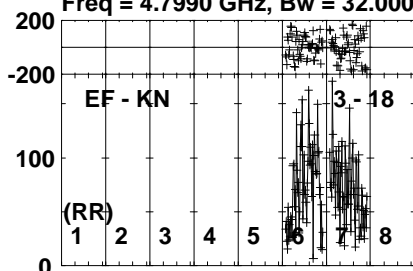


Lower frame: Micro Ampl Jy Top frame: Phas deg
Vector averaged cross-power spectrum Several baselines displayed
Timerange: 00/15:17:40 to 00/15:21:50

Plot file version 203 created 13-OCT-2021 16:53:26

RSOPH RG012I.UVDATA.1

Freq = 4.7990 GHz, Bw = 32.000 MH No calibration applied and no bandpass applied



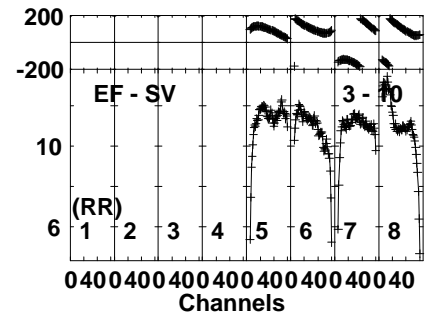
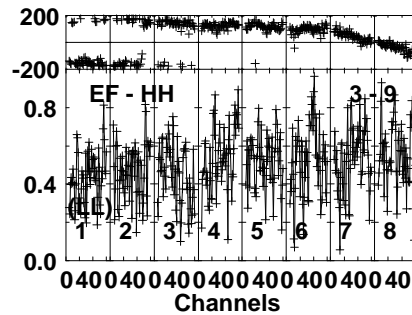
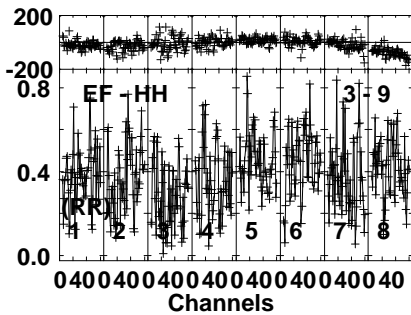
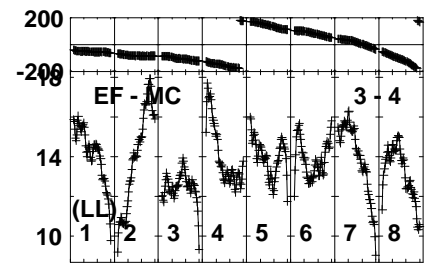
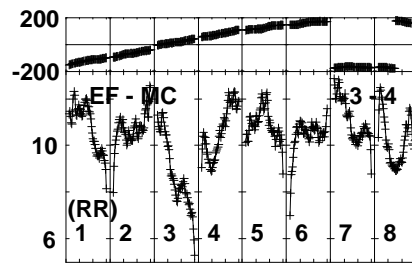
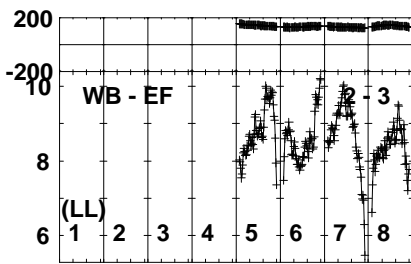
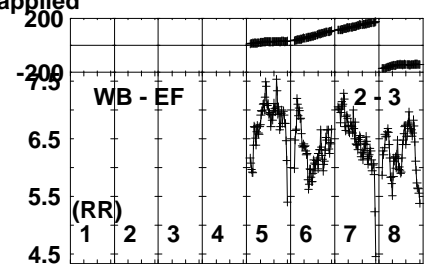
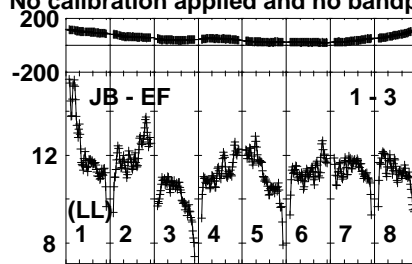
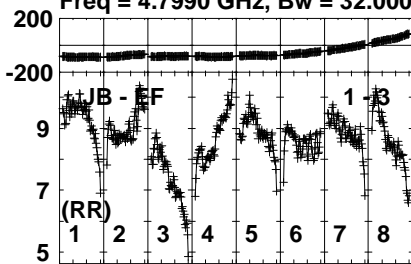
Lower frame: Micro Ampl Jy Top frame: Phas deg
Vector averaged cross-power spectrum Several baselines displayed
Timerange: 00/15:17:40 to 00/15:21:50

Plot file version 204 created 13-OCT-2021 16:53:26

J1745-0753 RG0121.UVDATA.1

Freq = 4.7990 GHz, Bw = 32.000 MH

No calibration applied and no bandpass applied



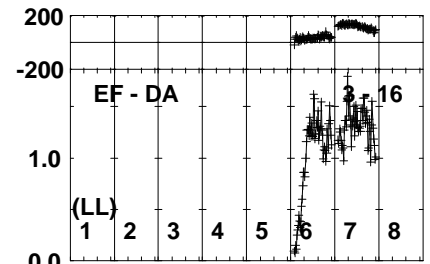
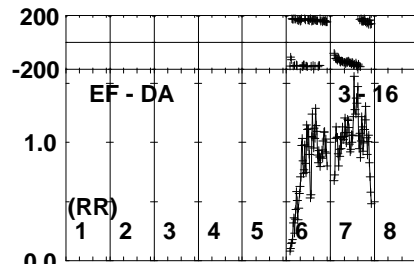
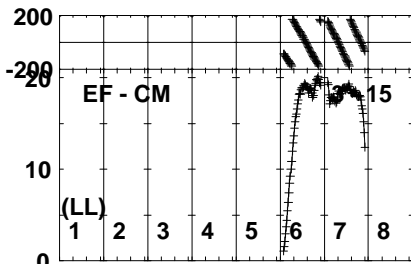
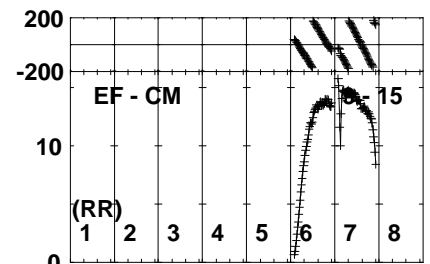
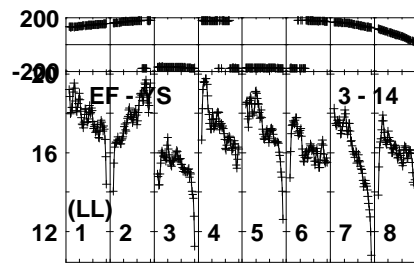
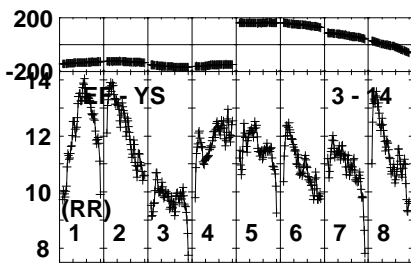
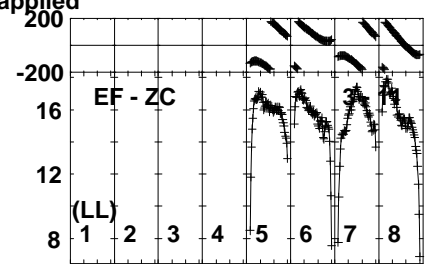
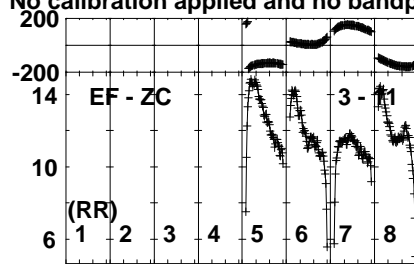
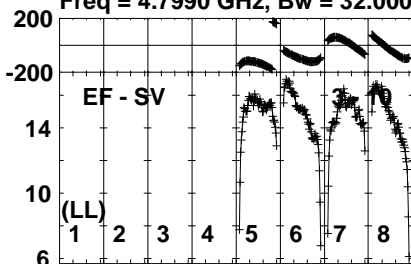
Lower frame: Milli Ampl Jy Top frame: Phas deg
Vector averaged cross-power spectrum Several baselines displayed
Timerange: 00/15:22:10 to 00/15:22:59

Plot file version 205 created 13-OCT-2021 16:53:27

J1745-0753 RG0121.UVDATA.1

Freq = 4.7990 GHz, Bw = 32.000 MH

No calibration applied and no bandpass applied



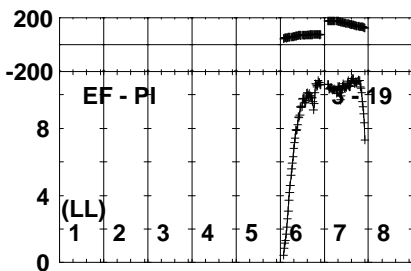
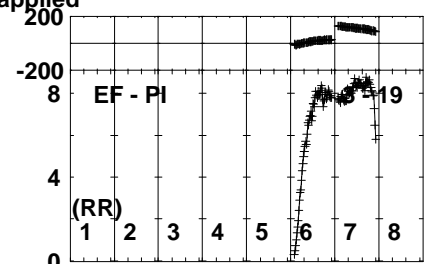
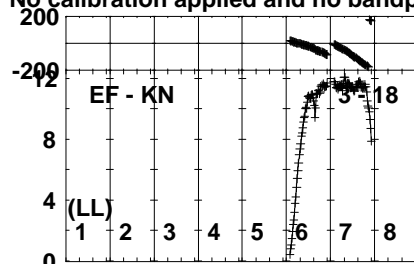
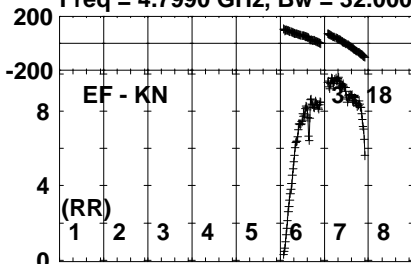
Lower frame: Milli Ampl Jy Top frame: Phas deg
Vector averaged cross-power spectrum Several baselines displayed
Timerange: 00/15:22:10 to 00/15:22:59

Plot file version 206 created 13-OCT-2021 16:53:27

J1745-0753 RG0121.UVDATA.1

Freq = 4.7990 GHz, Bw = 32.000 MH

No calibration applied and no bandpass applied

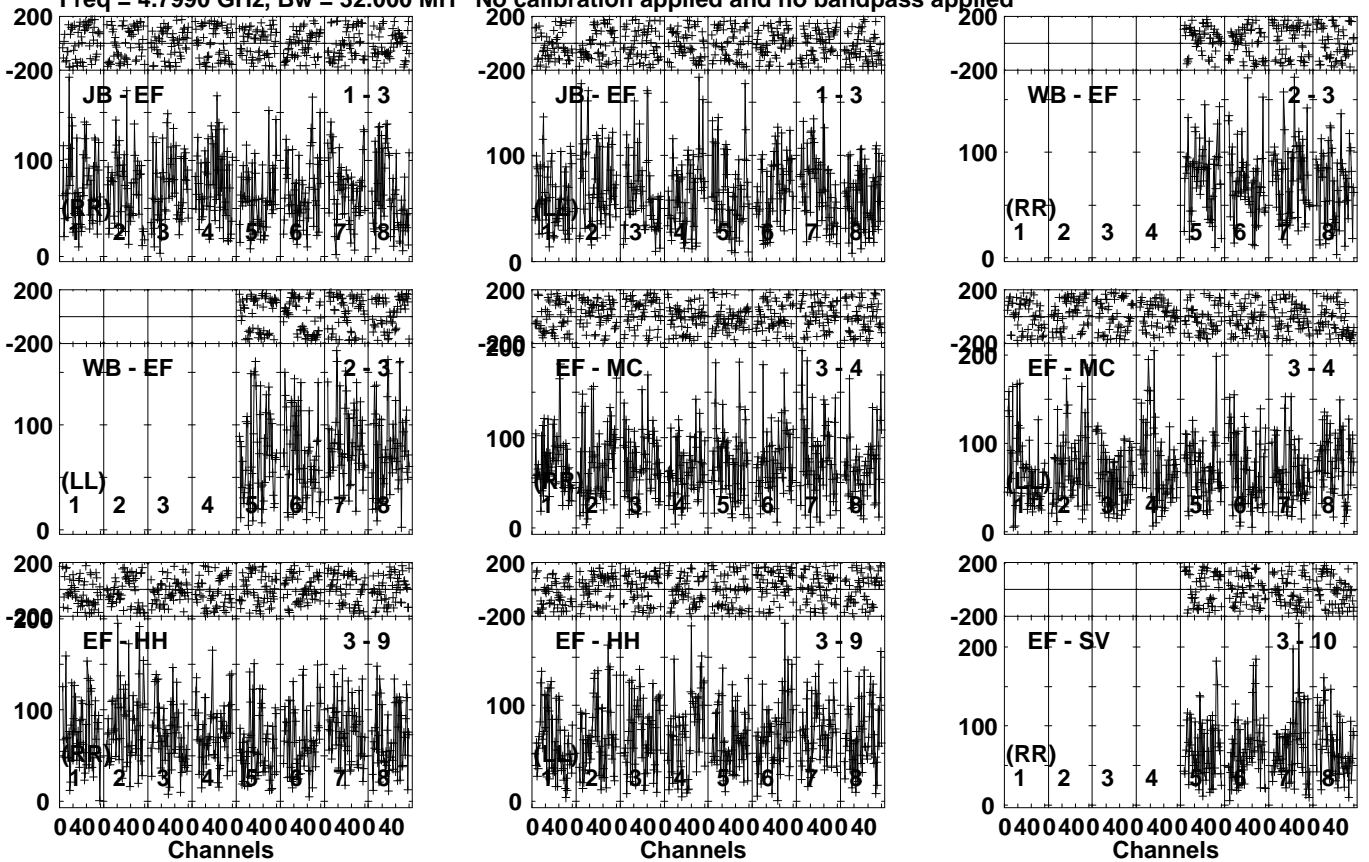


Lower frame: Milli Ampl Jy Top frame: Phas deg
Vector averaged cross-power spectrum Several baselines displayed
Timerange: 00/15:22:10 to 00/15:22:59

Plot file version 207 created 13-OCT-2021 16:53:28

RSOPH RG012I.UVDATA.1

Freq = 4.7990 GHz, Bw = 32.000 MH No calibration applied and no bandpass applied

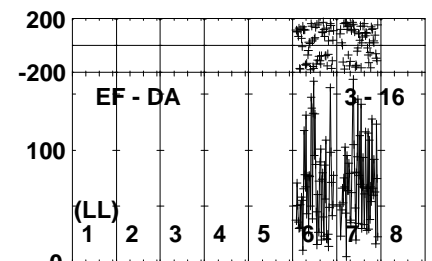
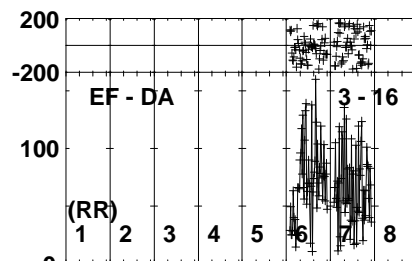
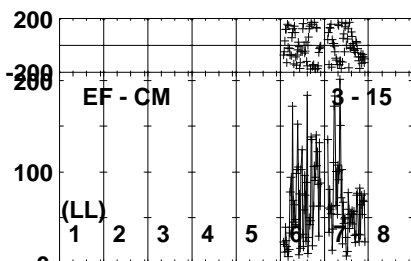
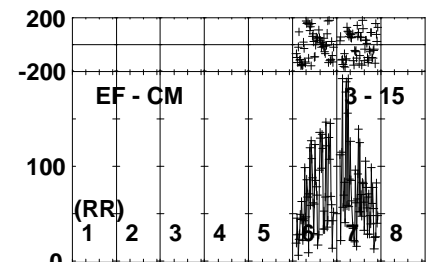
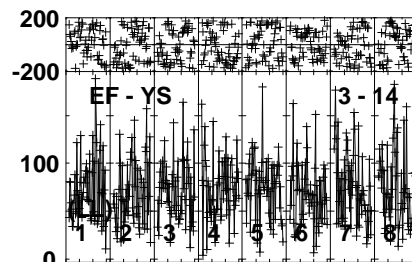
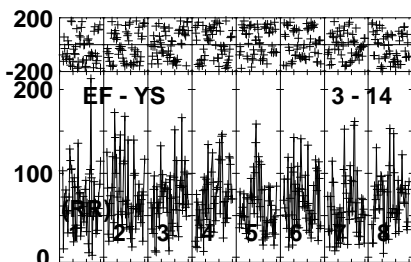
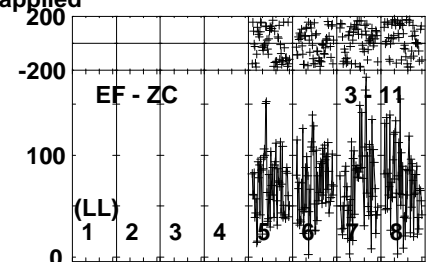
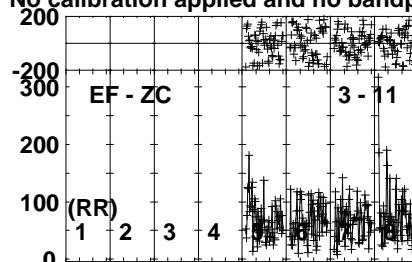
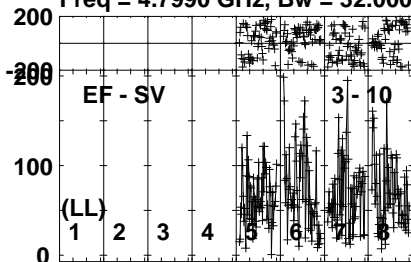


Lower frame: Micro Ampl Jy Top frame: Phas deg
Vector averaged cross-power spectrum Several baselines displayed
Timerange: 00/15:23:20 to 00/15:27:30

Plot file version 208 created 13-OCT-2021 16:53:28

RSOPH RG012I.UVDATA.1

Freq = 4.7990 GHz, Bw = 32.000 MH No calibration applied and no bandpass applied

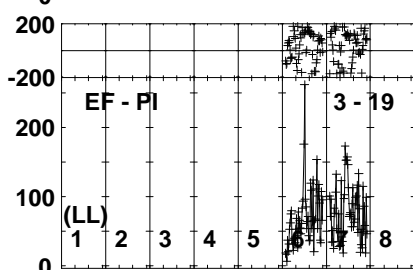
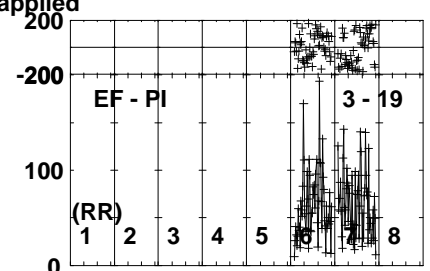
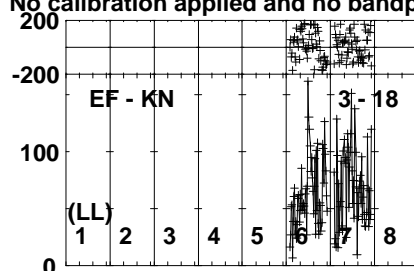
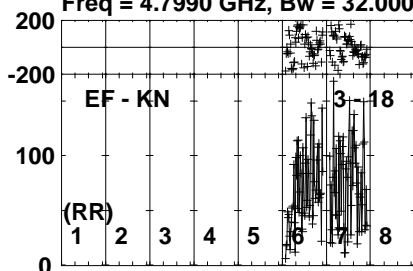


Lower frame: Micro Ampl Jy Top frame: Phas deg
Vector averaged cross-power spectrum Several baselines displayed
Timerange: 00/15:23:20 to 00/15:27:30

Plot file version 209 created 13-OCT-2021 16:53:29

RSOPH RG012I.UVDATA.1

Freq = 4.7990 GHz, Bw = 32.000 MH No calibration applied and no bandpass applied



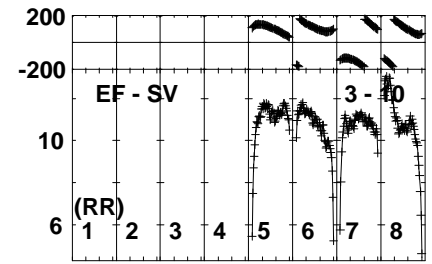
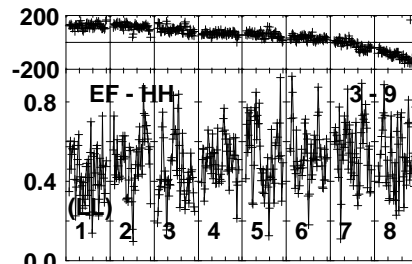
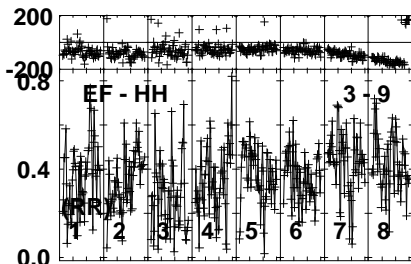
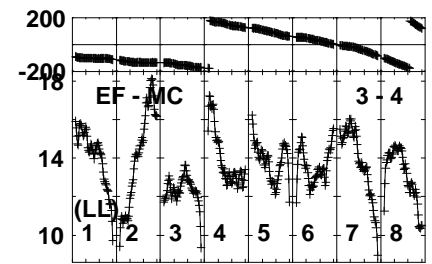
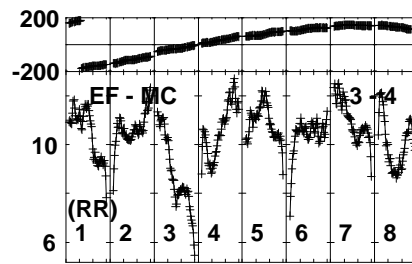
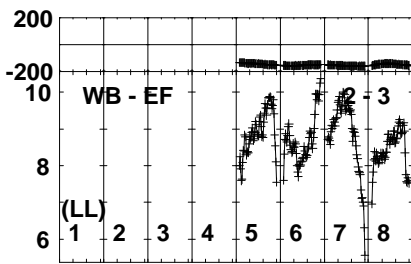
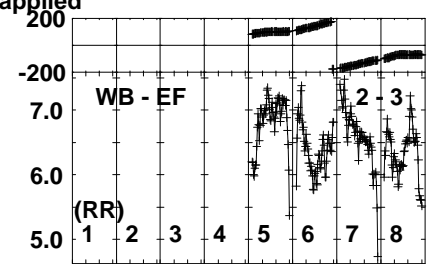
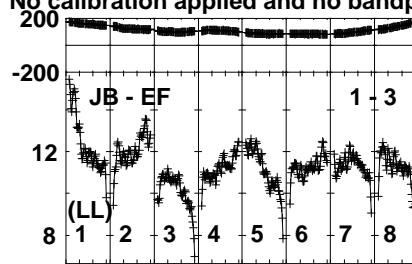
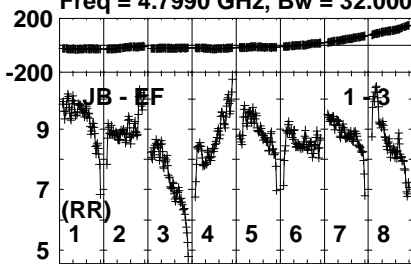
Lower frame: Micro Ampl Jy Top frame: Phas deg
Vector averaged cross-power spectrum Several baselines displayed
Timerange: 00/15:23:20 to 00/15:27:30

Plot file version 210 created 13-OCT-2021 16:53:29

J1745-0753 RG0121.UVDATA.1

Freq = 4.7990 GHz, Bw = 32.000 MH

No calibration applied and no bandpass applied



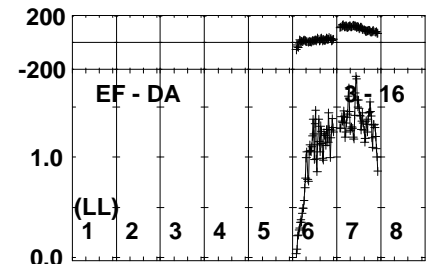
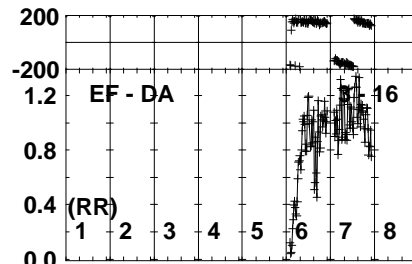
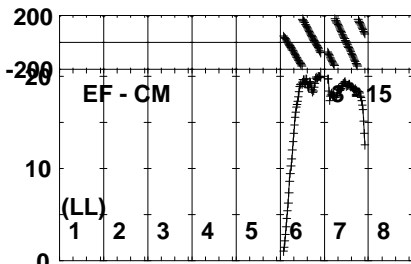
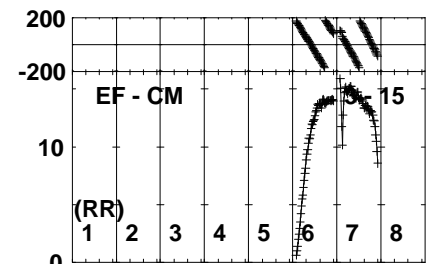
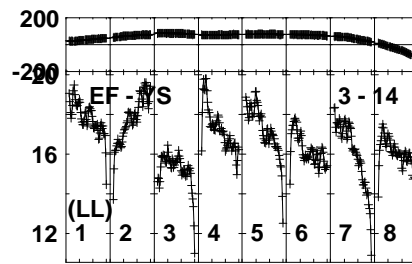
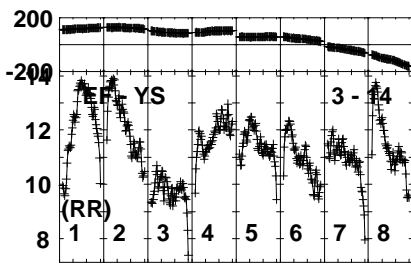
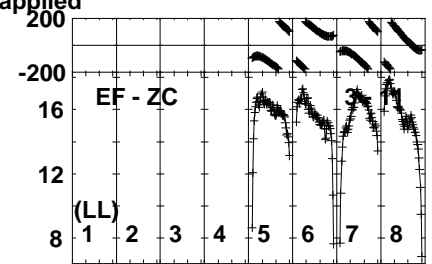
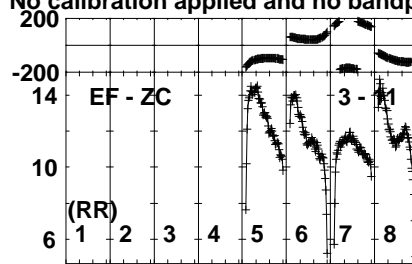
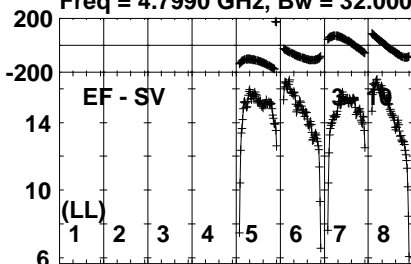
Lower frame: Milli Ampl Jy Top frame: Phas deg
Vector averaged cross-power spectrum Several baselines displayed
Timerange: 00/15:28:11 to 00/15:28:50

Plot file version 211 created 13-OCT-2021 16:53:30

J1745-0753 RG0121.UVDATA.1

Freq = 4.7990 GHz, Bw = 32.000 MH

No calibration applied and no bandpass applied



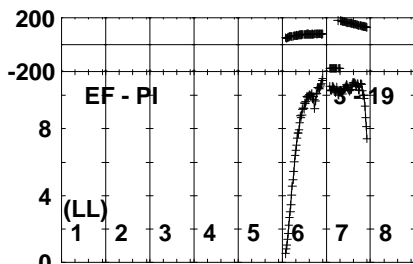
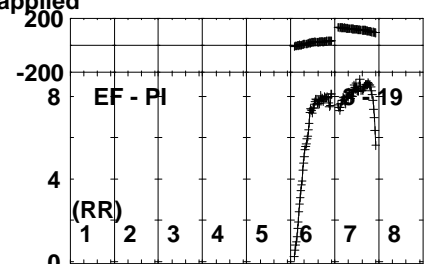
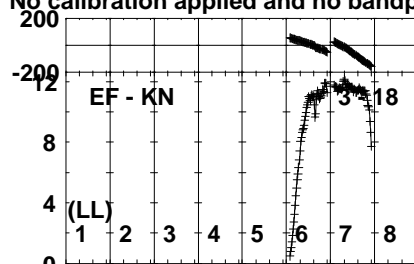
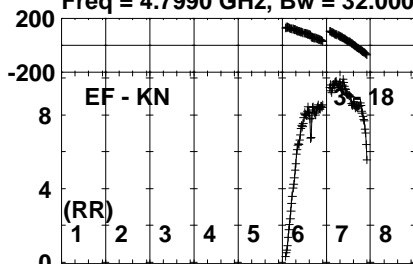
Lower frame: Milli Ampl Jy Top frame: Phas deg
Vector averaged cross-power spectrum Several baselines displayed
Timerange: 00/15:28:11 to 00/15:28:50

Plot file version 212 created 13-OCT-2021 16:53:31

J1745-0753 RG0121.UVDATA.1

Freq = 4.7990 GHz, Bw = 32.000 MH

No calibration applied and no bandpass applied



Lower frame: Milli Ampl Jy Top frame: Phas deg

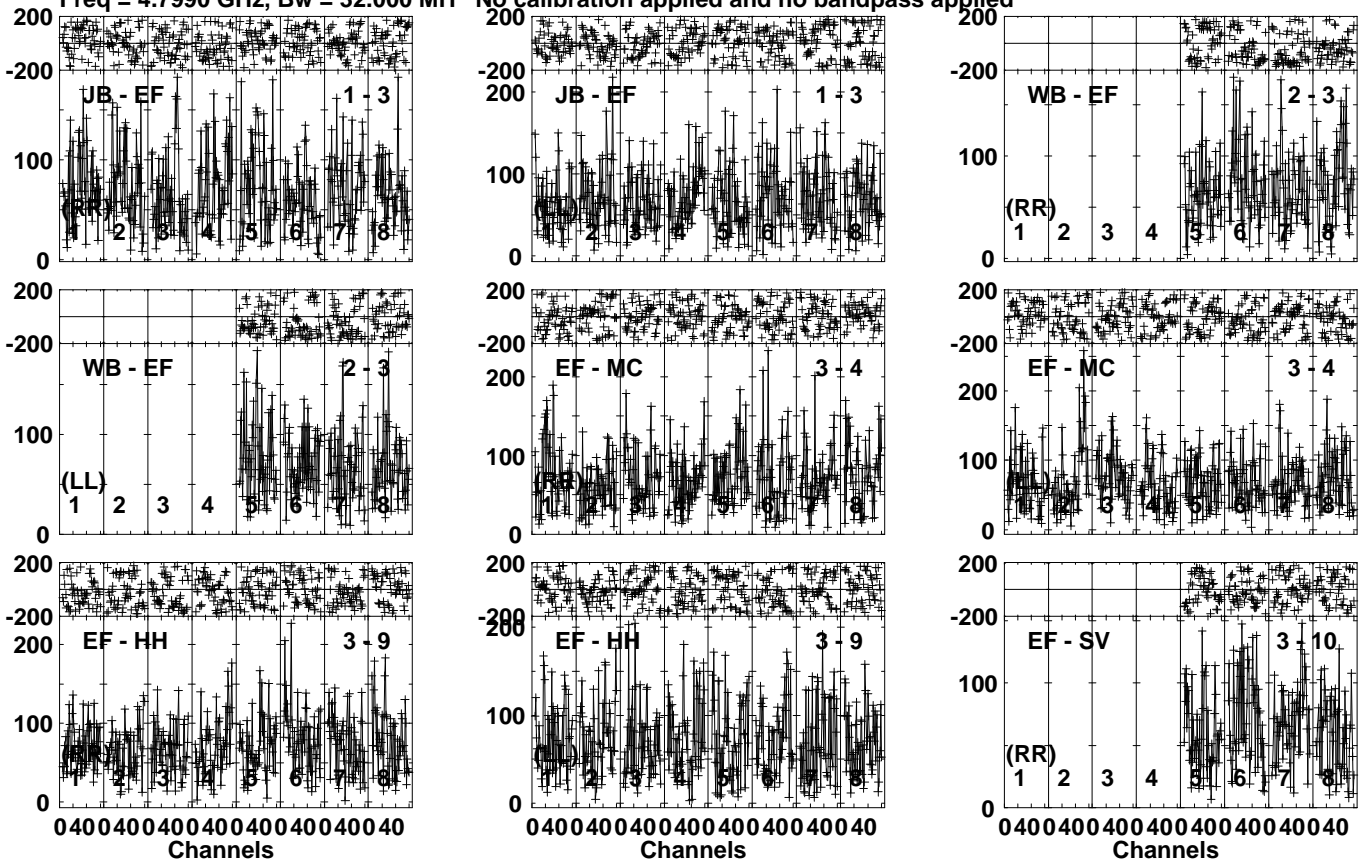
Vector averaged cross-power spectrum Several baselines displayed

Timerange: 00/15:28:11 to 00/15:28:50

Plot file version 213 created 13-OCT-2021 16:53:31

RSOPH RG012I.UVDATA.1

Freq = 4.7990 GHz, Bw = 32.000 MH No calibration applied and no bandpass applied

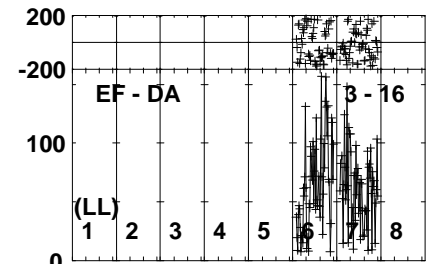
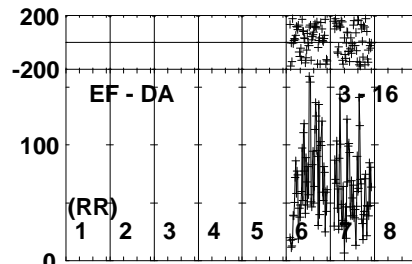
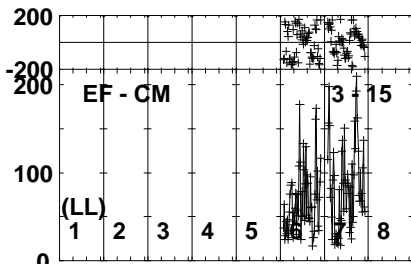
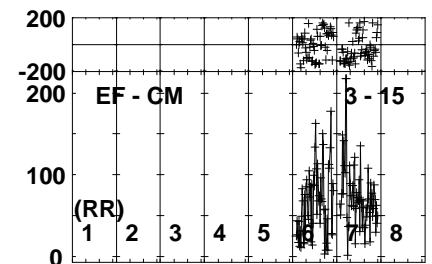
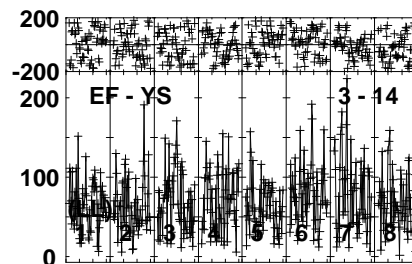
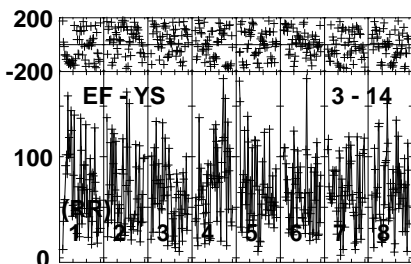
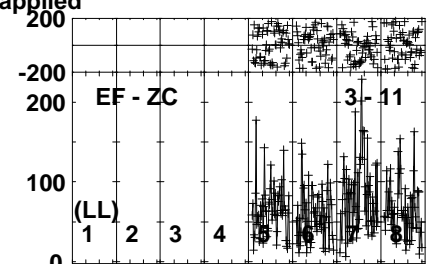
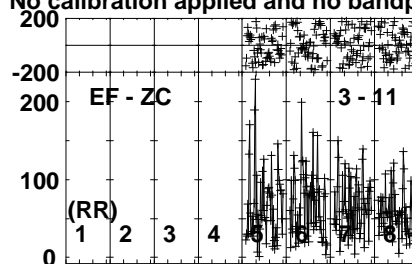
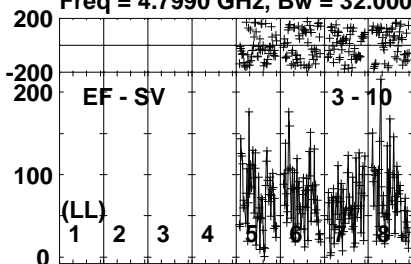


Lower frame: Micro Ampl Jy Top frame: Phas deg
Vector averaged cross-power spectrum Several baselines displayed
Timerange: 00/15:29:10 to 00/15:33:19

Plot file version 214 created 13-OCT-2021 16:53:32

RSOPH RG012I.UVDATA.1

Freq = 4.7990 GHz, Bw = 32.000 MH No calibration applied and no bandpass applied

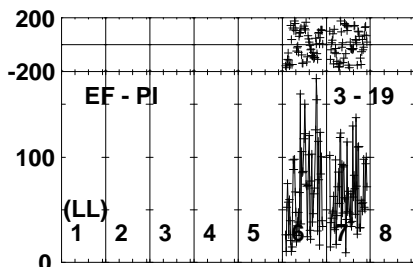
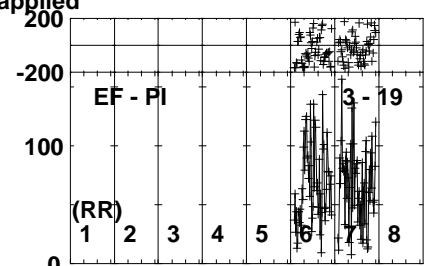
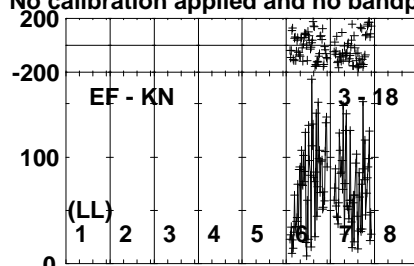
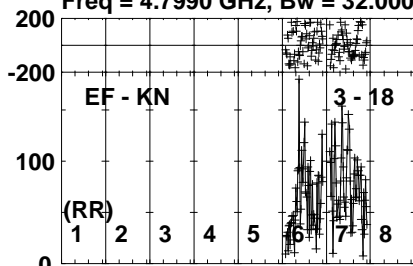


Lower frame: Micro Ampl Jy Top frame: Phas deg
Vector averaged cross-power spectrum Several baselines displayed
Timerange: 00/15:29:10 to 00/15:33:19

Plot file version 215 created 13-OCT-2021 16:53:32

RSOPH RG012I.UVDATA.1

Freq = 4.7990 GHz, Bw = 32.000 MH No calibration applied and no bandpass applied



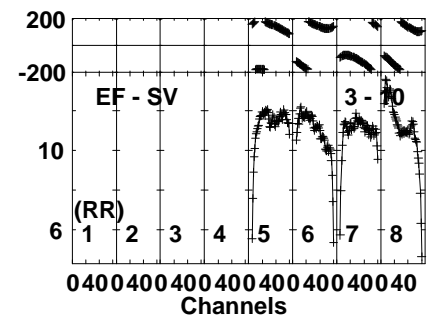
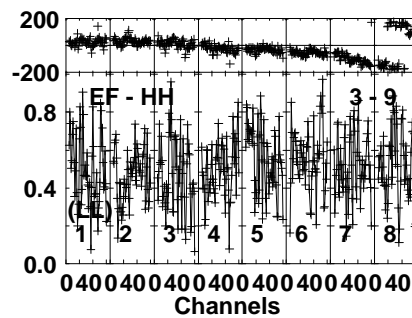
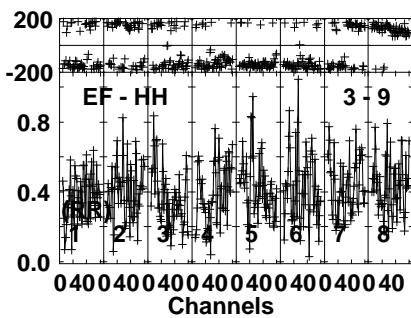
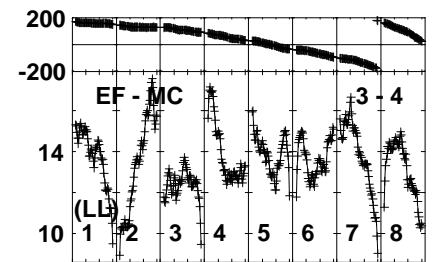
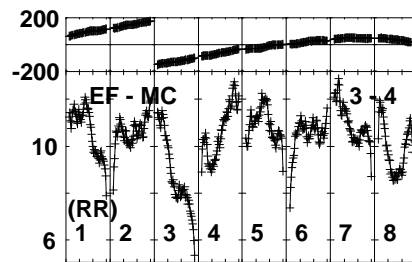
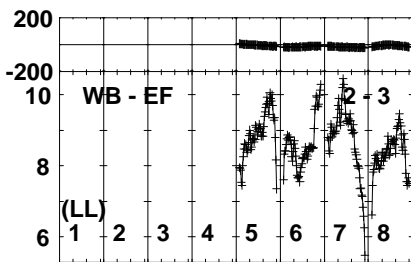
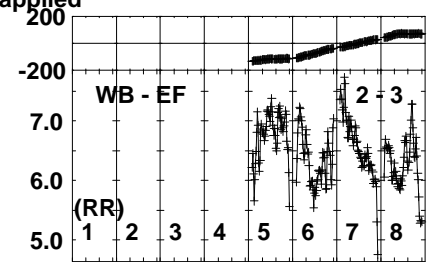
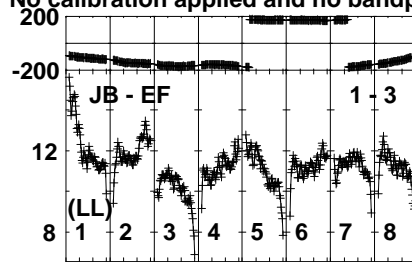
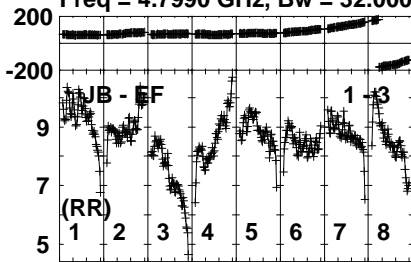
Lower frame: Micro Ampl Jy Top frame: Phas deg
Vector averaged cross-power spectrum Several baselines displayed
Timerange: 00/15:29:10 to 00/15:33:19

Plot file version 216 created 13-OCT-2021 16:53:33

J1745-0753 RG0121.UVDATA.1

Freq = 4.7990 GHz, Bw = 32.000 MH

No calibration applied and no bandpass applied

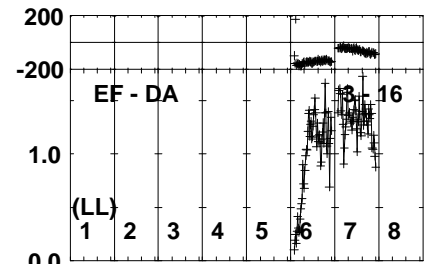
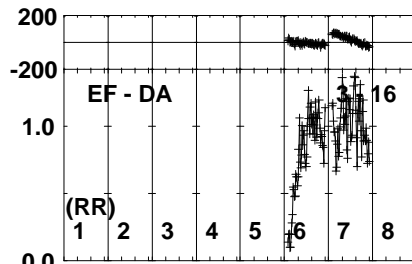
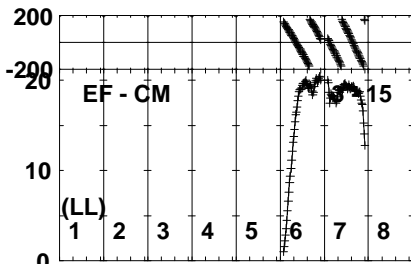
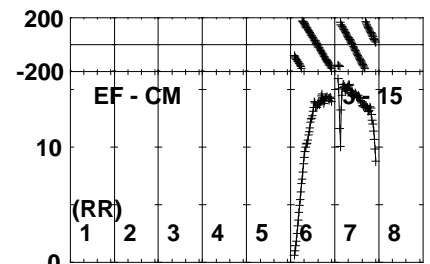
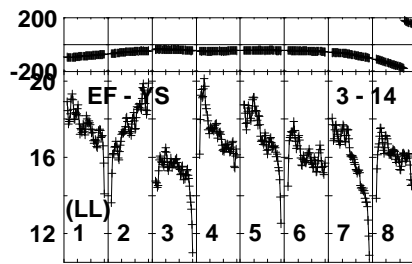
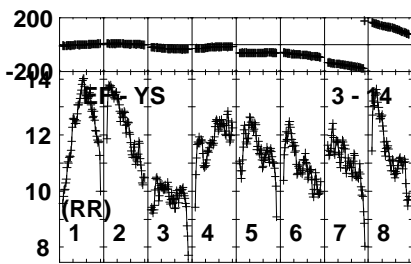
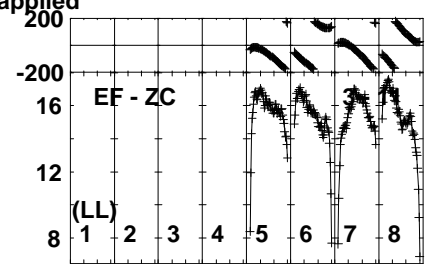
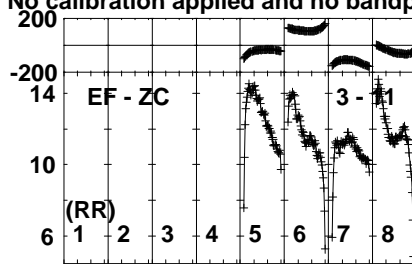
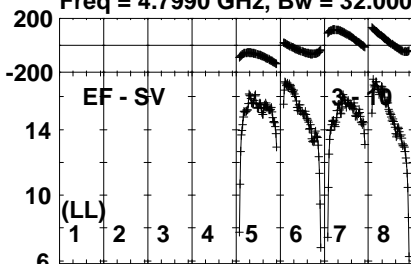


Lower frame: Milli Ampl Jy Top frame: Phas deg
Vector averaged cross-power spectrum Several baselines displayed
Timerange: 00/15:33:40 to 00/15:34:30

Plot file version 217 created 13-OCT-2021 16:53:33

J1745-0753 RG0121.UVDATA.1

Freq = 4.7990 GHz, Bw = 32.000 MH No calibration applied and no bandpass applied



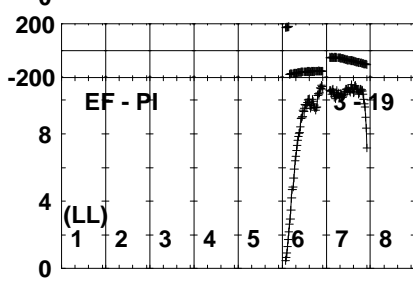
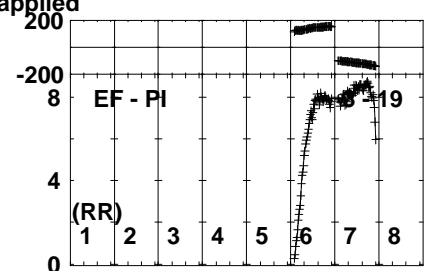
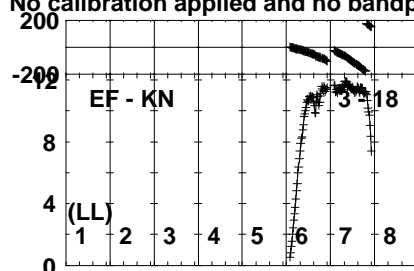
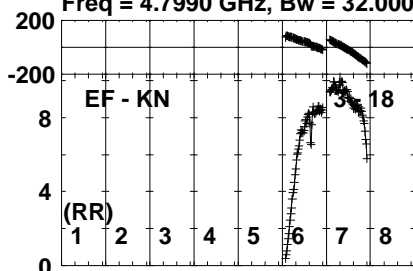
Lower frame: Milli Ampl Jy Top frame: Phas deg
Vector averaged cross-power spectrum Several baselines displayed
Timerange: 00/15:33:40 to 00/15:34:30

Plot file version 218 created 13-OCT-2021 16:53:34

J1745-0753 RG0121.UVDATA.1

Freq = 4.7990 GHz, Bw = 32.000 MH

No calibration applied and no bandpass applied

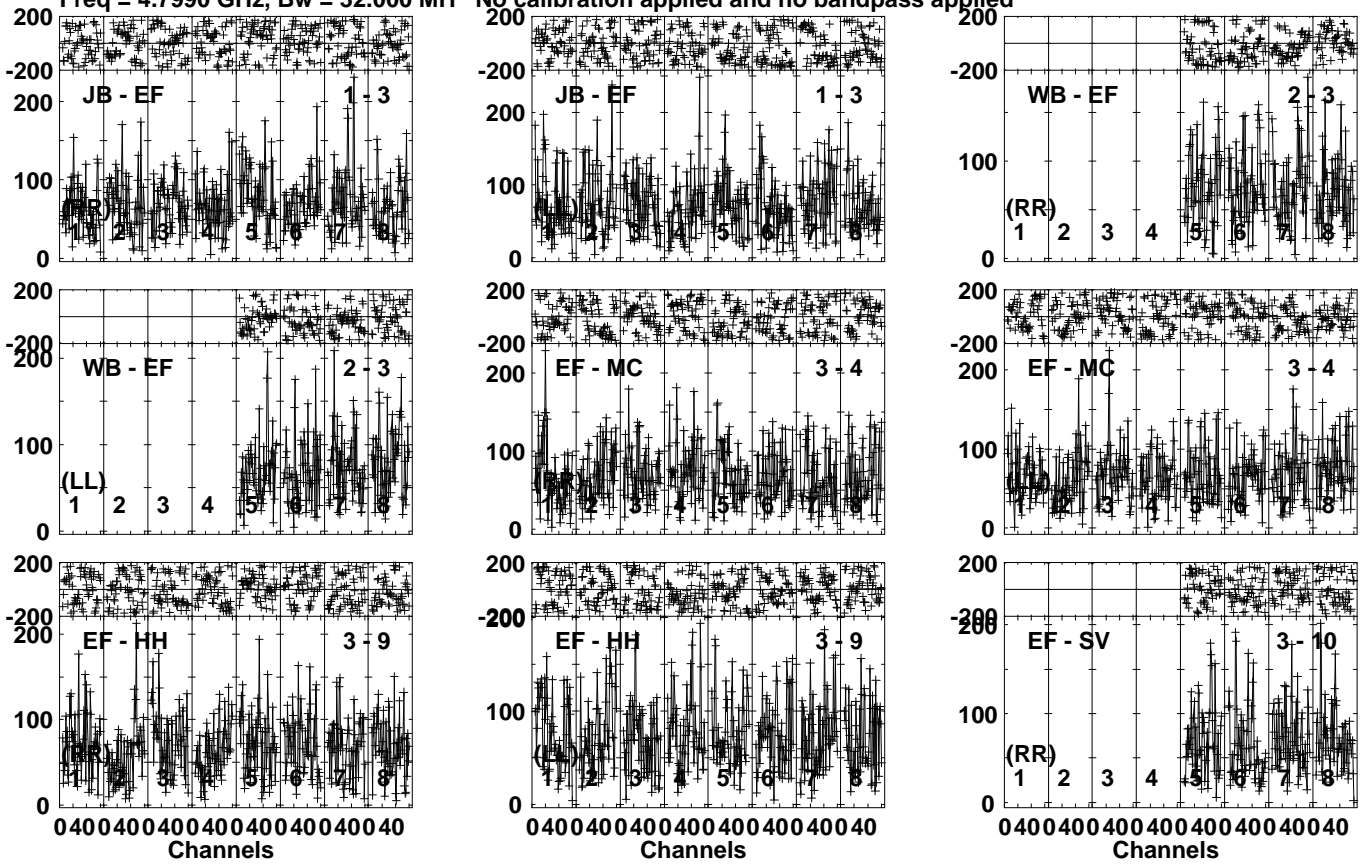


Lower frame: Milli Ampl Jy Top frame: Phas deg
Vector averaged cross-power spectrum Several baselines displayed
Timerange: 00/15:33:40 to 00/15:34:30

Plot file version 219 created 13-OCT-2021 16:53:34

RSOPH RG012I.UVDATA.1

Freq = 4.7990 GHz, Bw = 32.000 MH No calibration applied and no bandpass applied

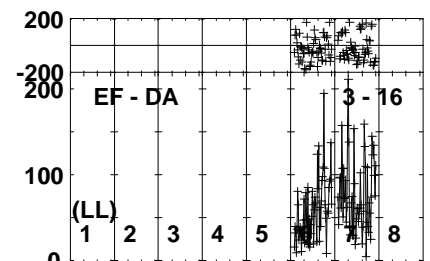
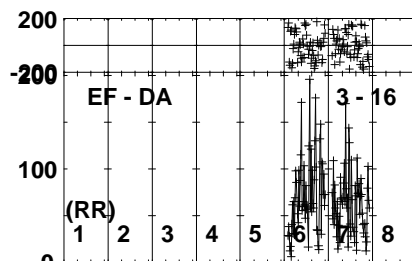
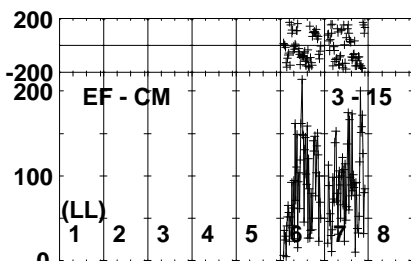
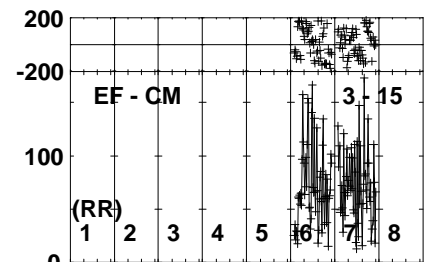
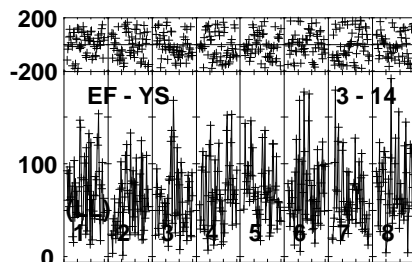
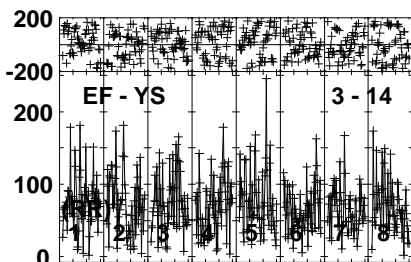
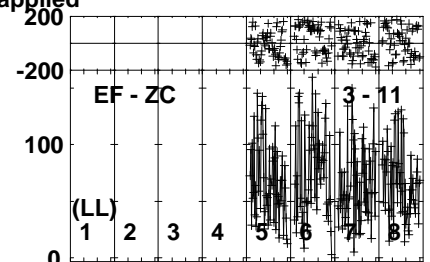
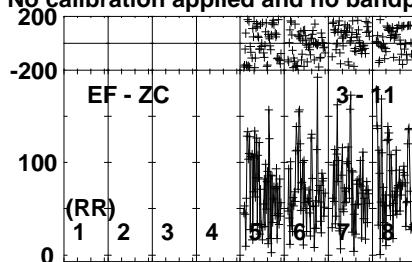
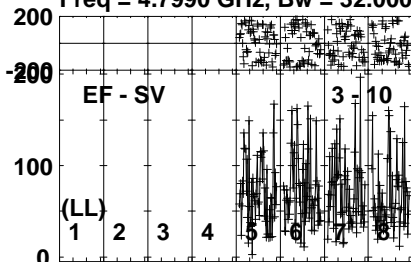


Lower frame: Micro Ampl Jy Top frame: Phas deg
Vector averaged cross-power spectrum Several baselines displayed
Timerange: 00/15:34:50 to 00/15:39:00

Plot file version 220 created 13-OCT-2021 16:53:35

RSOPH RG012I.UVDATA.1

Freq = 4.7990 GHz, Bw = 32.000 MH No calibration applied and no bandpass applied

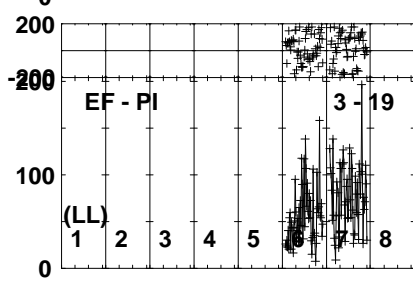
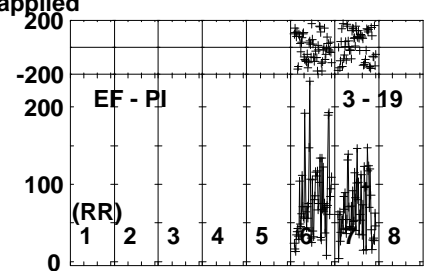
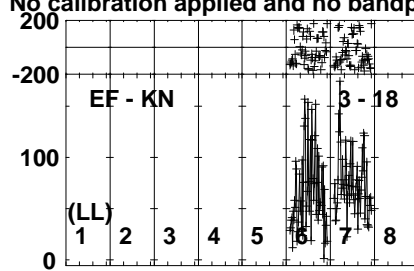
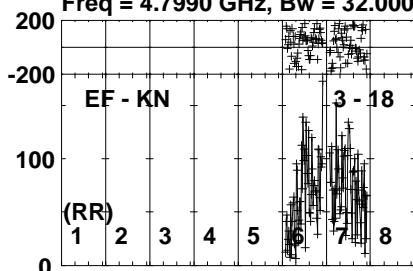


Lower frame: Micro Ampl Jy Top frame: Phas deg
Vector averaged cross-power spectrum Several baselines displayed
Timerange: 00/15:34:50 to 00/15:39:00

Plot file version 221 created 13-OCT-2021 16:53:36

RSOPH RG012I.UVDATA.1

Freq = 4.7990 GHz, Bw = 32.000 MH No calibration applied and no bandpass applied

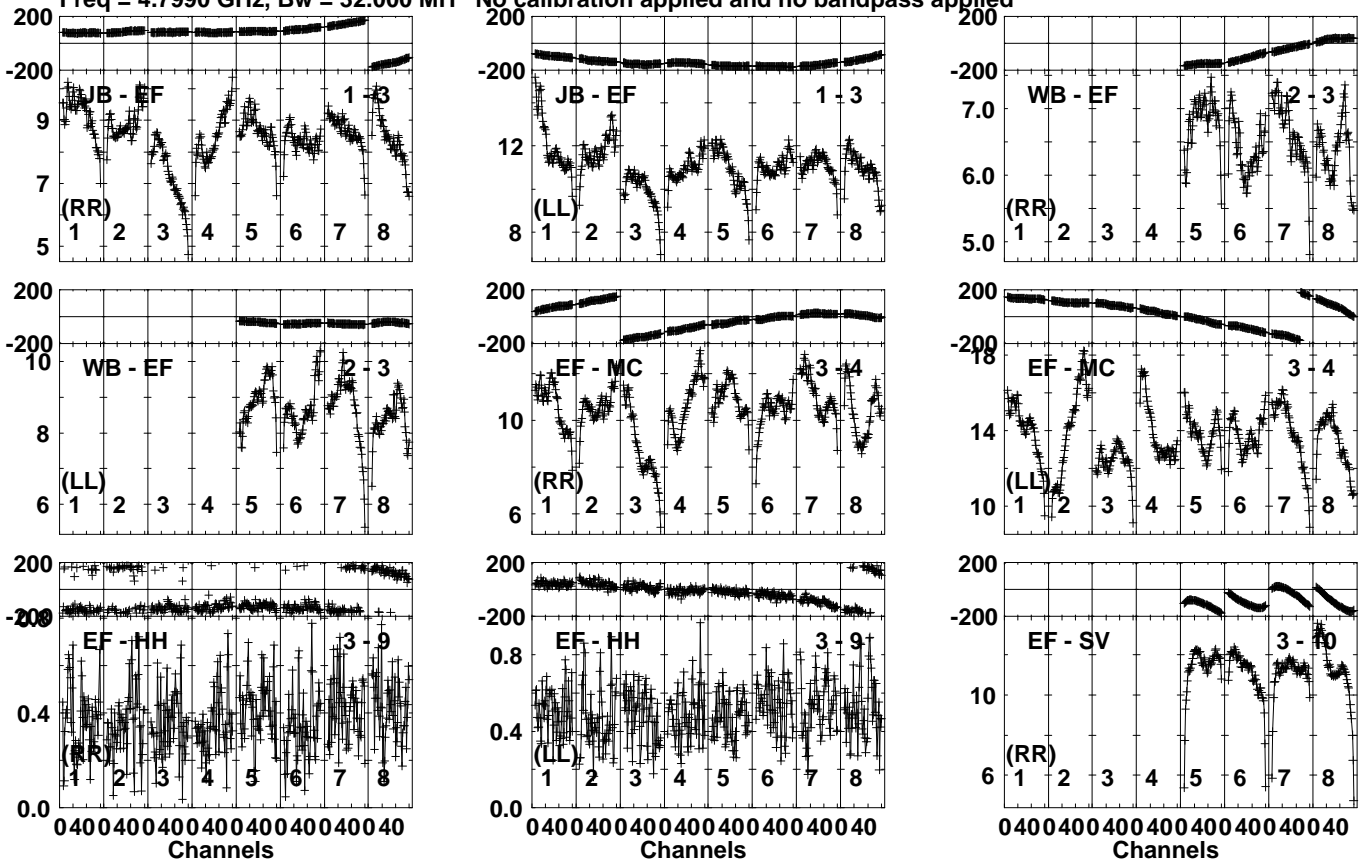


Lower frame: Micro Ampl Jy Top frame: Phas deg
Vector averaged cross-power spectrum Several baselines displayed
Timerange: 00/15:34:50 to 00/15:39:00

Plot file version 222 created 13-OCT-2021 16:53:36

J1745-0753 RG0121.UVDATA.1

Freq = 4.7990 GHz, Bw = 32.000 MH No calibration applied and no bandpass applied



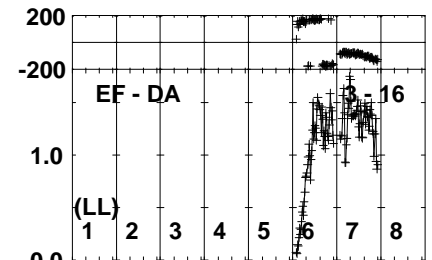
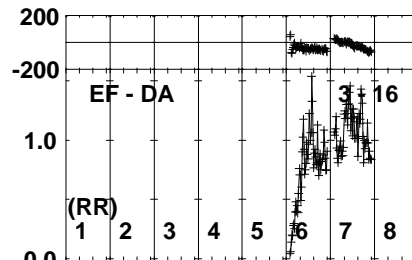
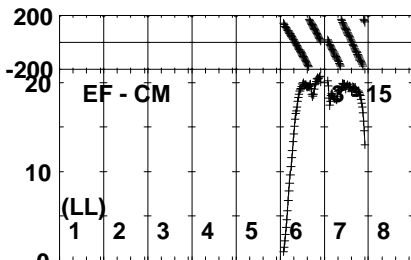
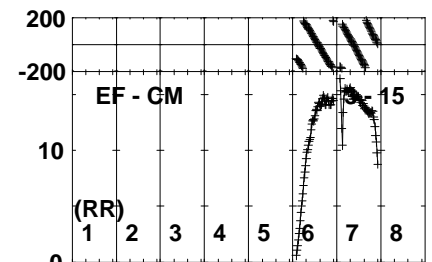
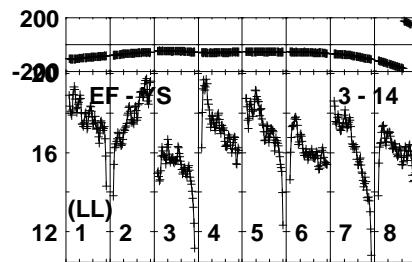
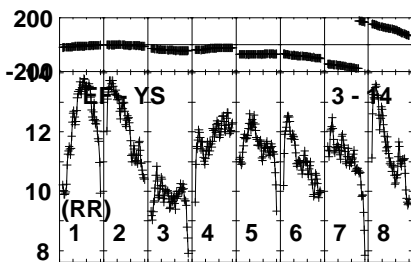
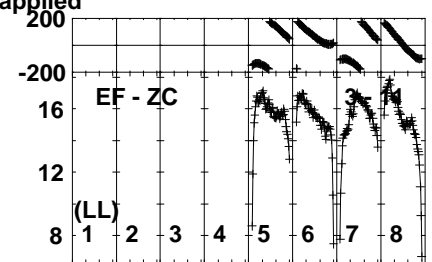
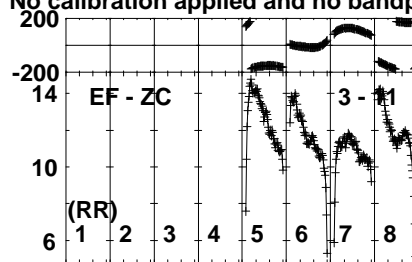
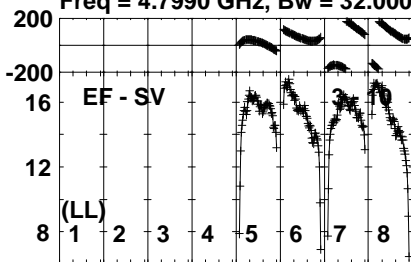
Lower frame: Milli Ampl Jy Top frame: Phas deg
Vector averaged cross-power spectrum Several baselines displayed
Timerange: 00/15:39:41 to 00/15:40:19

Plot file version 223 created 13-OCT-2021 16:53:37

J1745-0753 RG0121.UVDATA.1

Freq = 4.7990 GHz, Bw = 32.000 MH

No calibration applied and no bandpass applied



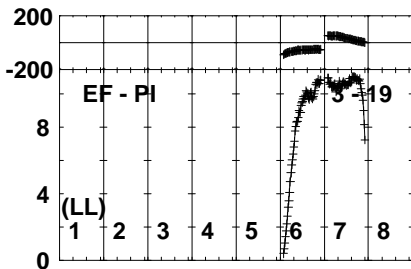
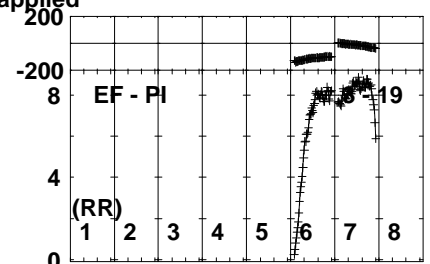
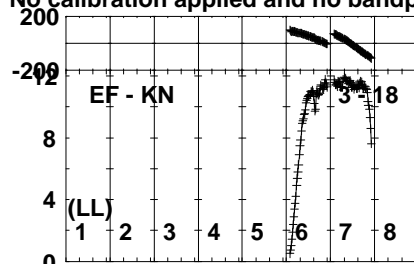
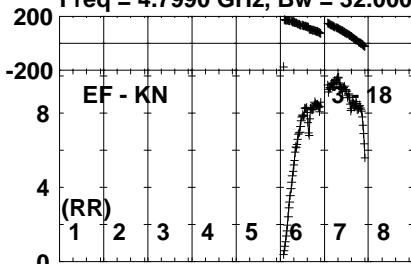
Lower frame: Milli Ampl Jy Top frame: Phas deg
Vector averaged cross-power spectrum Several baselines displayed
Timerange: 00/15:39:41 to 00/15:40:19

Plot file version 224 created 13-OCT-2021 16:53:37

J1745-0753 RG0121.UVDATA.1

Freq = 4.7990 GHz, Bw = 32.000 MH

No calibration applied and no bandpass applied

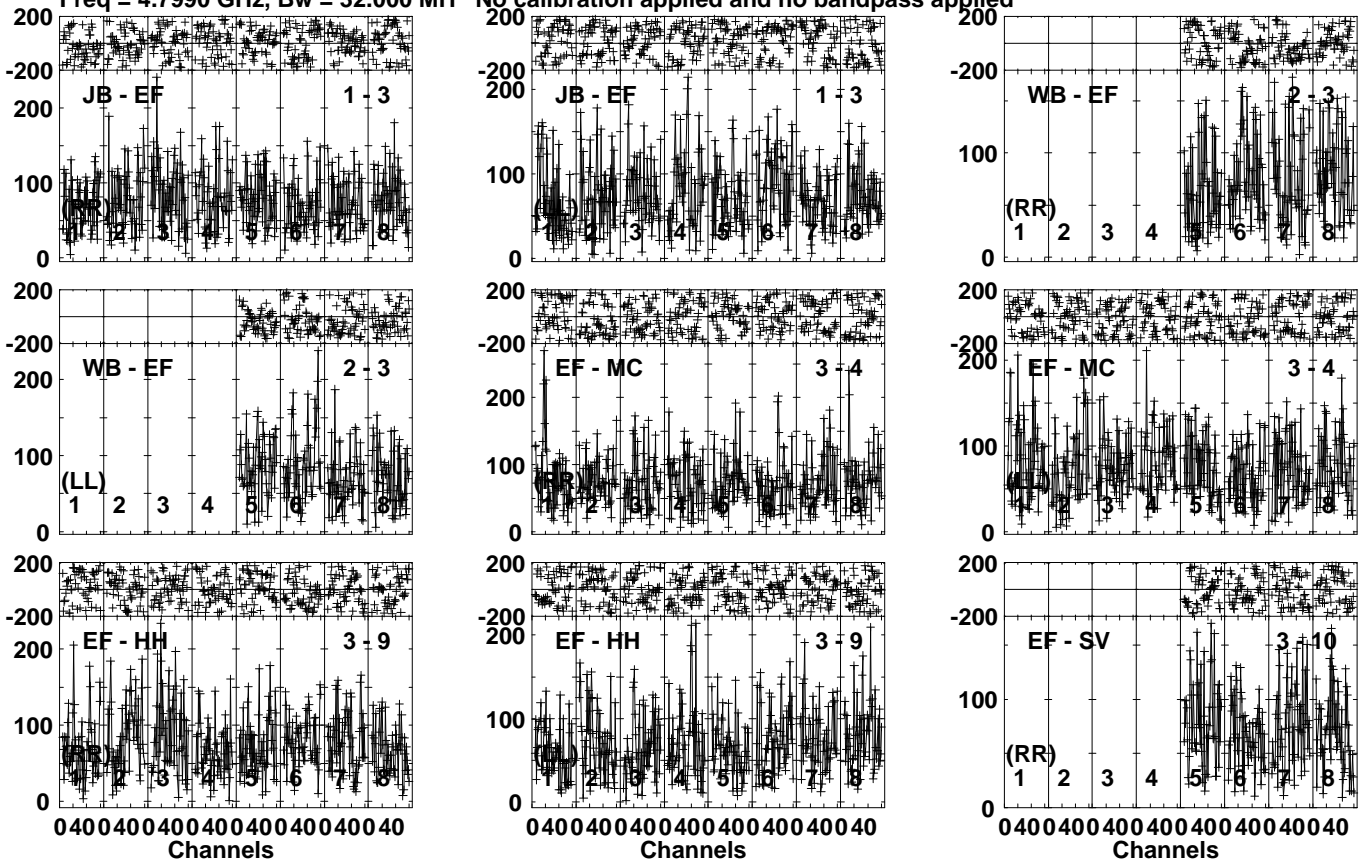


Lower frame: Milli Ampl Jy Top frame: Phas deg
Vector averaged cross-power spectrum Several baselines displayed
Timerange: 00/15:39:41 to 00/15:40:19

Plot file version 225 created 13-OCT-2021 16:53:37

RSOPH RG012I.UVDATA.1

Freq = 4.7990 GHz, Bw = 32.000 MH No calibration applied and no bandpass applied

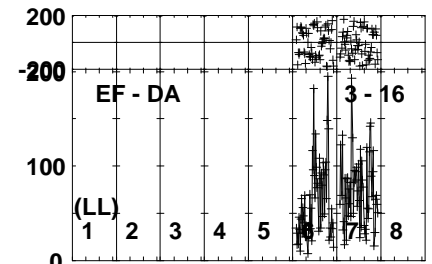
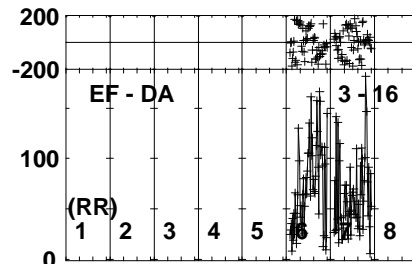
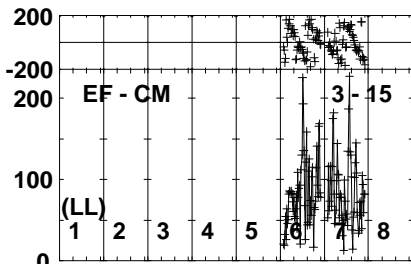
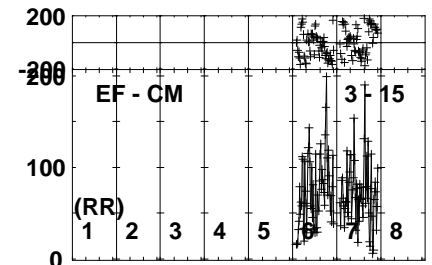
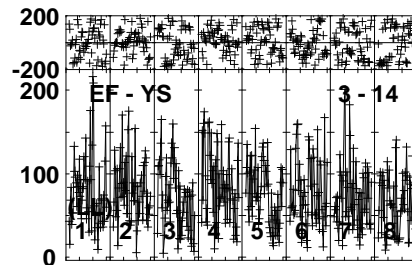
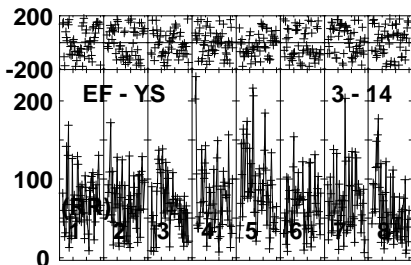
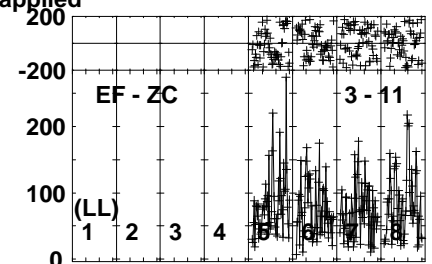
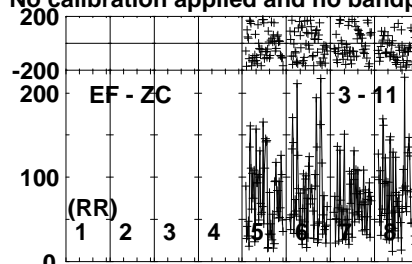
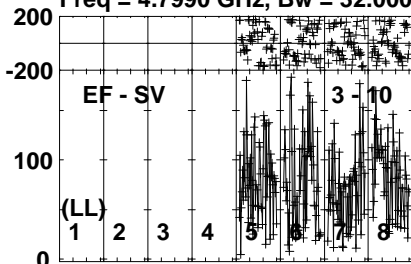


Lower frame: Micro Ampl Jy Top frame: Phas deg
Vector averaged cross-power spectrum Several baselines displayed
Timerange: 00/15:40:40 to 00/15:44:20

Plot file version 226 created 13-OCT-2021 16:53:38

RSOPH RG012I.UVDATA.1

Freq = 4.7990 GHz, Bw = 32.000 MH No calibration applied and no bandpass applied

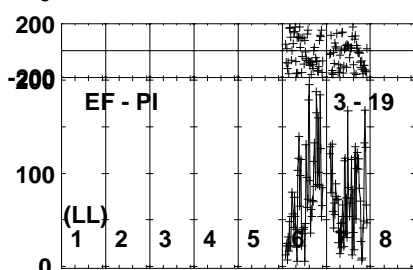
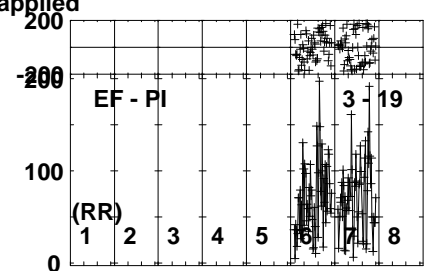
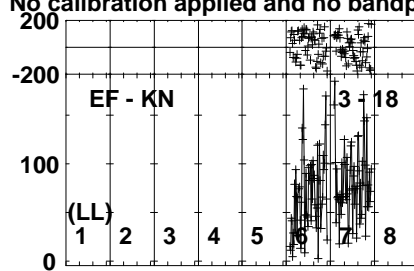
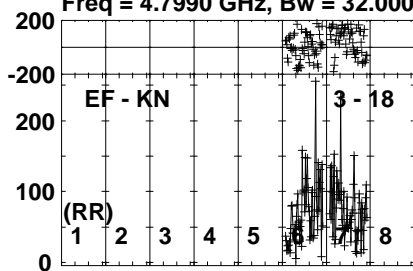


Lower frame: Micro Ampl Jy Top frame: Phas deg
Vector averaged cross-power spectrum Several baselines displayed
Timerange: 00/15:40:40 to 00/15:44:20

Plot file version 227 created 13-OCT-2021 16:53:39

RSOPH RG012I.UVDATA.1

Freq = 4.7990 GHz, Bw = 32.000 MH No calibration applied and no bandpass applied

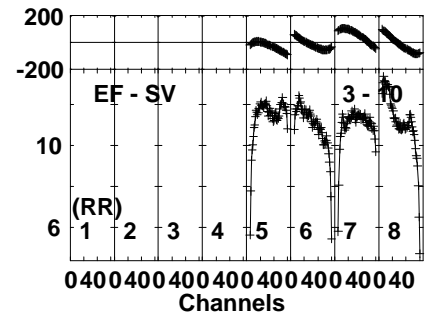
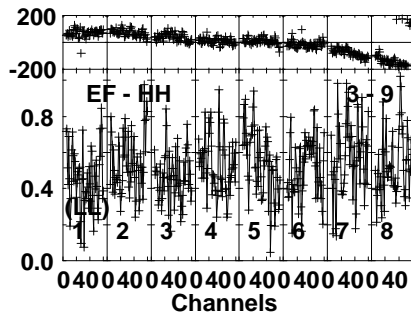
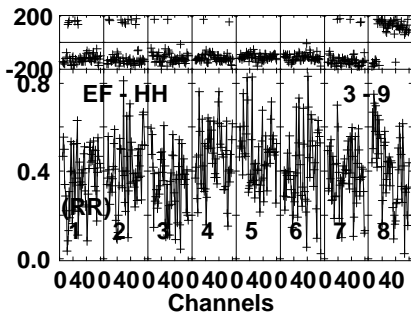
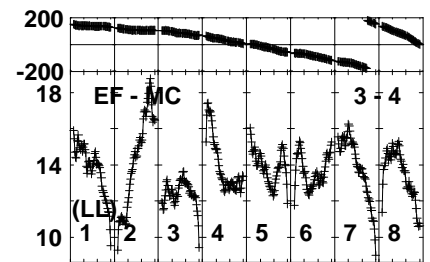
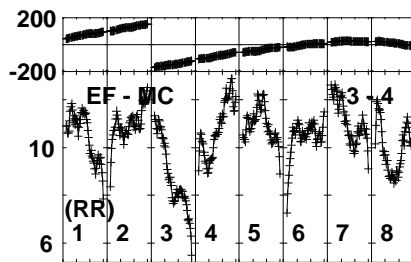
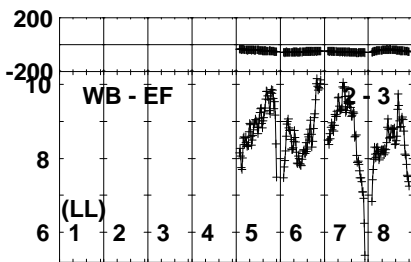
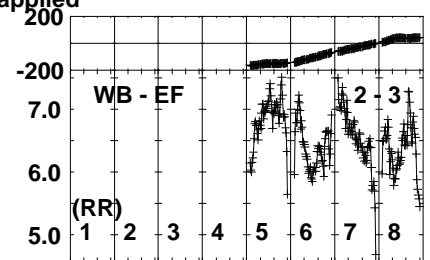
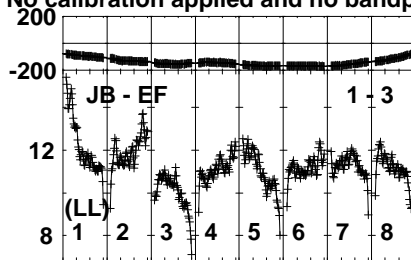
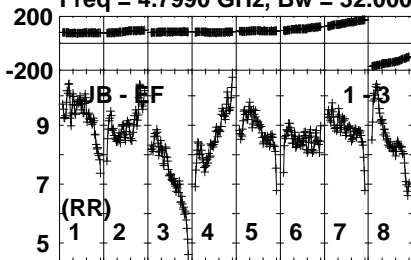


Lower frame: Micro Ampl Jy Top frame: Phas deg
Vector averaged cross-power spectrum Several baselines displayed
Timerange: 00/15:40:40 to 00/15:44:20

Plot file version 228 created 13-OCT-2021 16:53:39

J1745-0753 RG0121.UVDATA.1

Freq = 4.7990 GHz, Bw = 32.000 MH No calibration applied and no bandpass applied



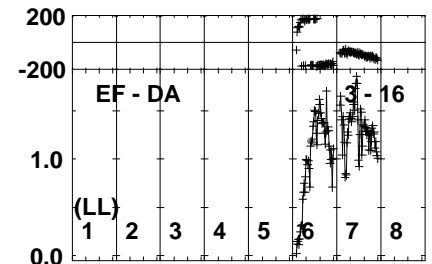
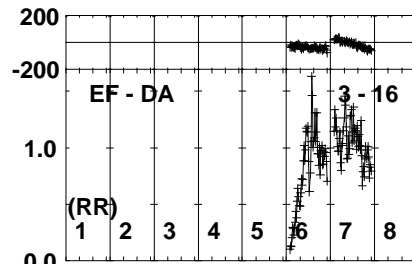
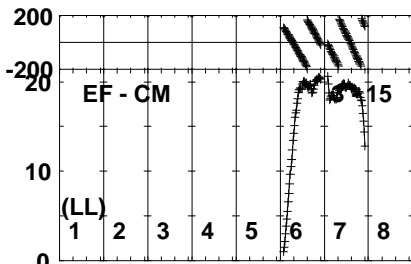
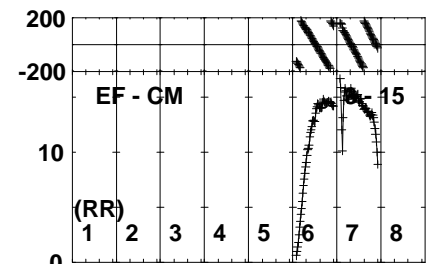
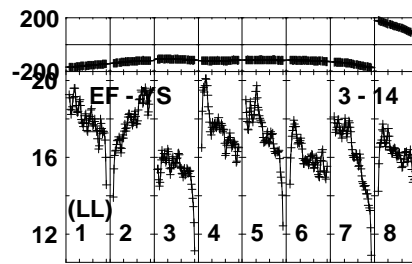
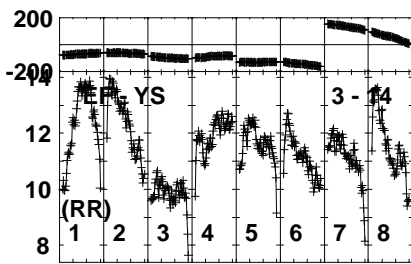
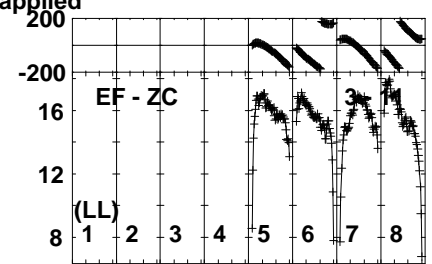
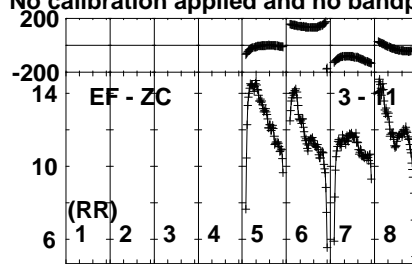
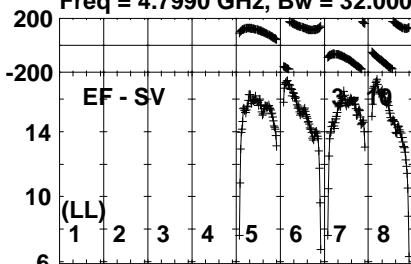
Lower frame: Milli Ampl Jy Top frame: Phas deg
Vector averaged cross-power spectrum Several baselines displayed
Timerange: 00/15:44:40 to 00/15:45:29

Plot file version 229 created 13-OCT-2021 16:53:40

J1745-0753 RG0121.UVDATA.1

Freq = 4.7990 GHz, Bw = 32.000 MH

No calibration applied and no bandpass applied



Lower frame: Milli Ampl Jy Top frame: Phas deg

Vector averaged cross-power spectrum Several baselines displayed

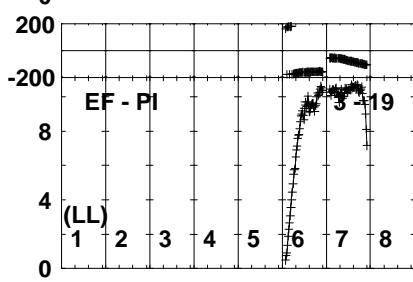
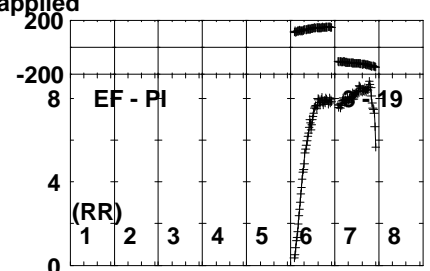
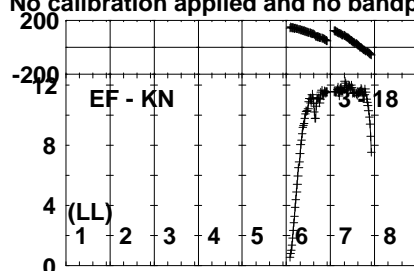
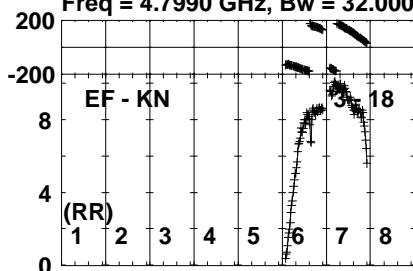
Timerange: 00/15:44:40 to 00/15:45:29

Plot file version 230 created 13-OCT-2021 16:53:40

J1745-0753 RG0121.UVDATA.1

Freq = 4.7990 GHz, Bw = 32.000 MH

No calibration applied and no bandpass applied

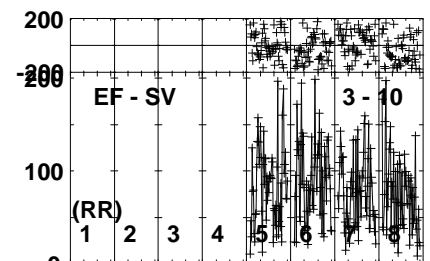
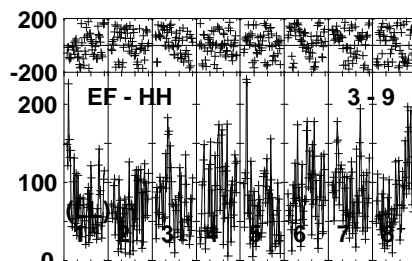
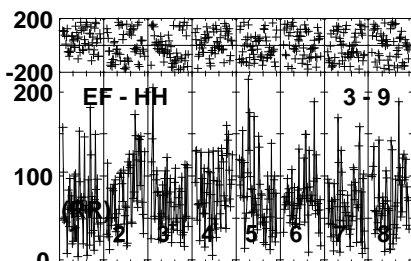
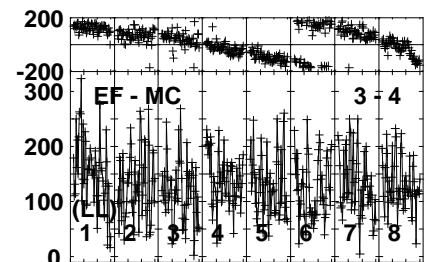
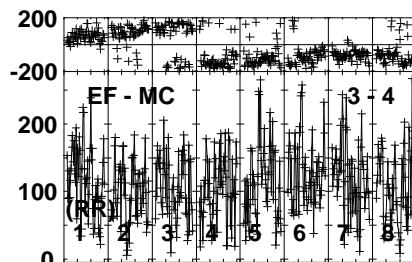
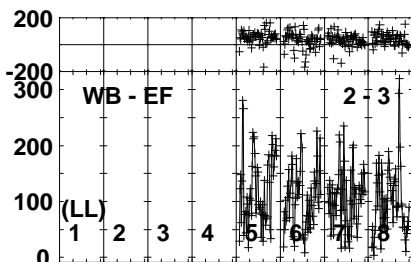
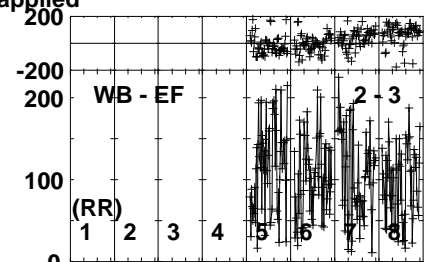
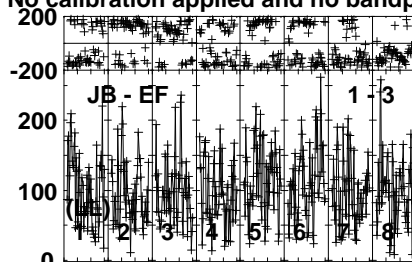
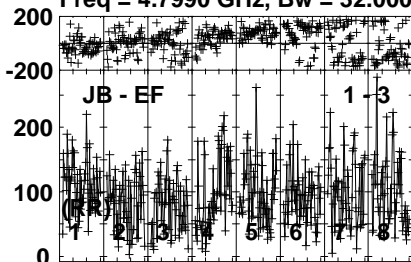


Lower frame: Milli Ampl Jy Top frame: Phas deg
Vector averaged cross-power spectrum Several baselines displayed
Timerange: 00/15:44:40 to 00/15:45:29

Plot file version 231 created 13-OCT-2021 16:53:41

VLASS1 RG0121.UVDATA.1

Freq = 4.7990 GHz, Bw = 32.000 MH No calibration applied and no bandpass applied

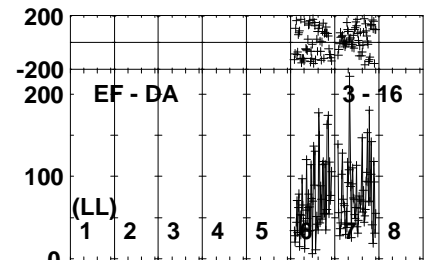
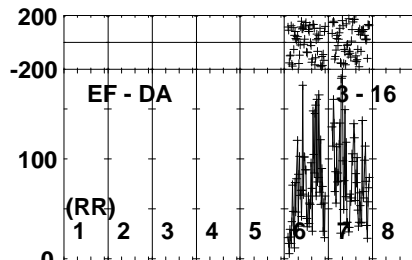
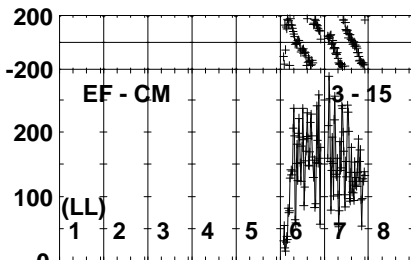
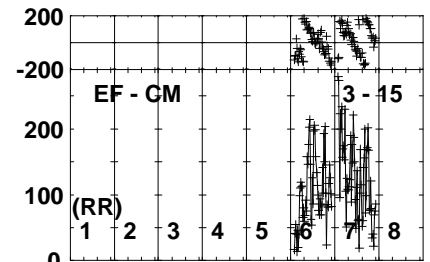
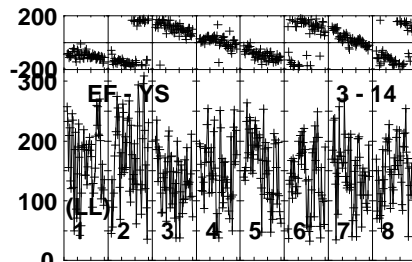
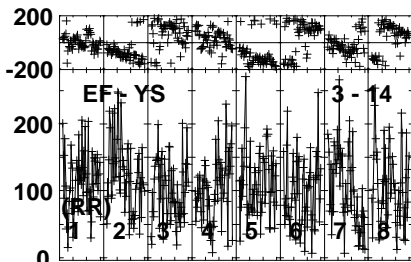
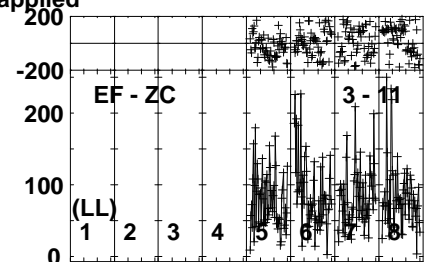
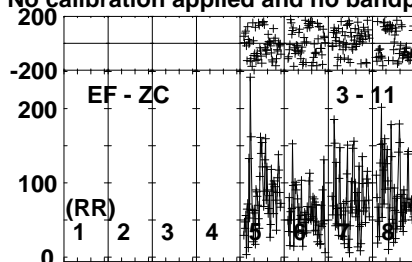
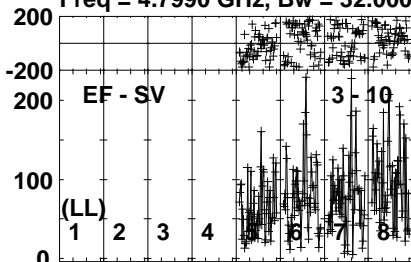


Lower frame: Micro Ampl Jy Top frame: Phas deg
Vector averaged cross-power spectrum Several baselines displayed
Timerange: 00/15:45:50 to 00/15:49:30

Plot file version 232 created 13-OCT-2021 16:53:41

VLASS1 RG0121.UVDATA.1

Freq = 4.7990 GHz, Bw = 32.000 MH No calibration applied and no bandpass applied

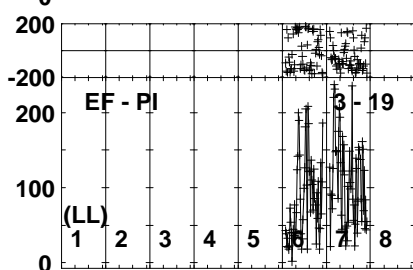
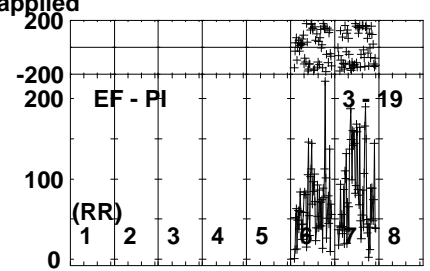
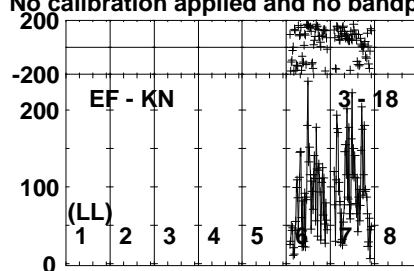
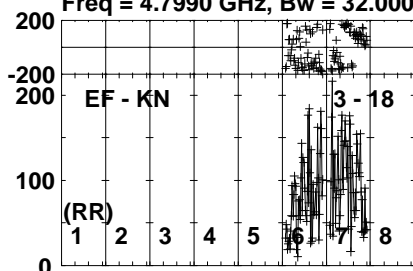


Lower frame: Micro Ampl Jy Top frame: Phas deg
Vector averaged cross-power spectrum Several baselines displayed
Timerange: 00/15:45:50 to 00/15:49:30

Plot file version 233 created 13-OCT-2021 16:53:42

VLASS1 RG0121.UVDATA.1

Freq = 4.7990 GHz, Bw = 32.000 MH No calibration applied and no bandpass applied



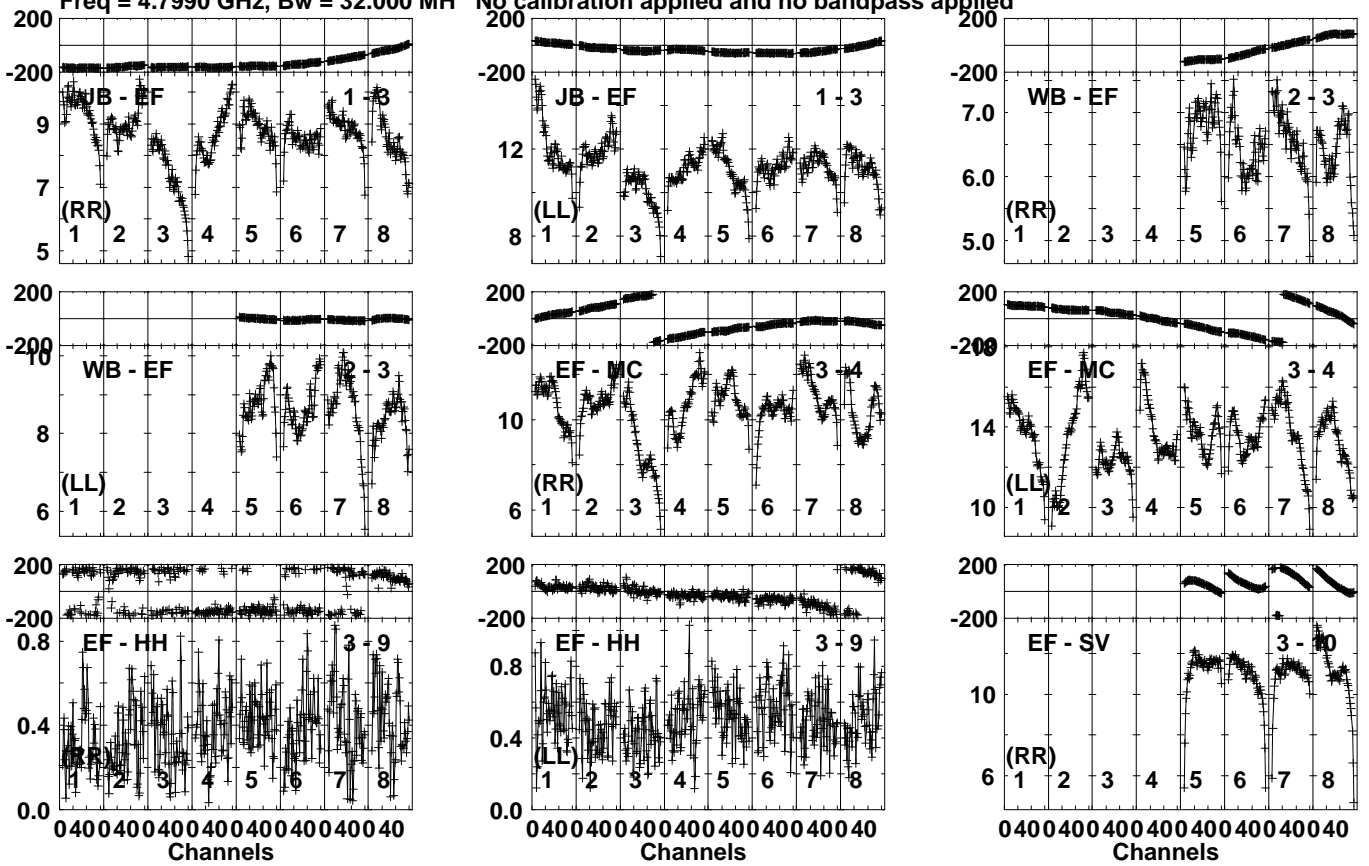
Lower frame: Micro Ampl Jy Top frame: Phas deg
Vector averaged cross-power spectrum Several baselines displayed
Timerange: 00/15:45:50 to 00/15:49:30

Plot file version 234 created 13-OCT-2021 16:53:42

J1745-0753 RG0121.UVDATA.1

Freq = 4.7990 GHz, Bw = 32.000 MH

No calibration applied and no bandpass applied

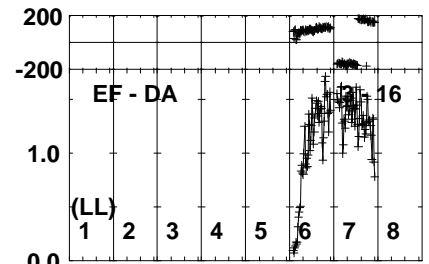
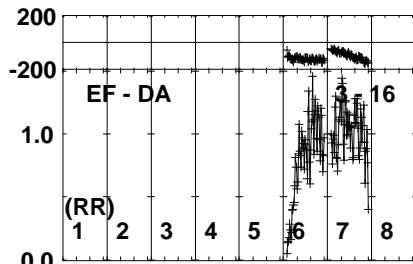
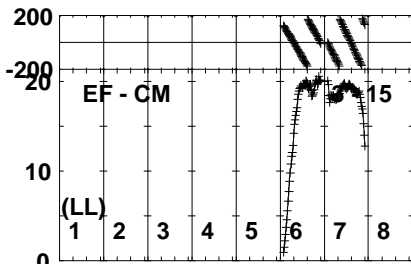
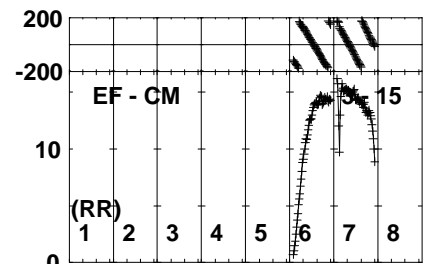
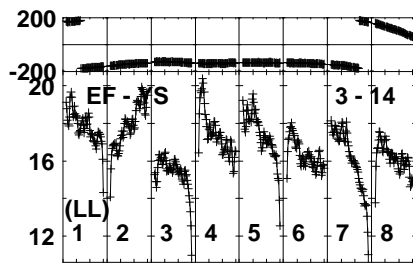
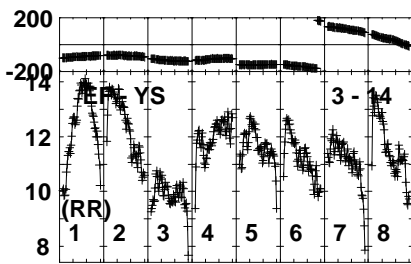
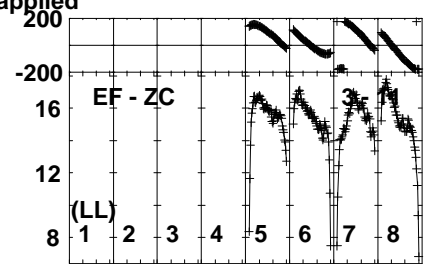
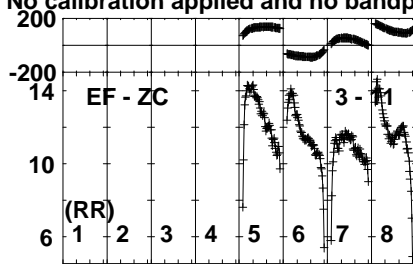
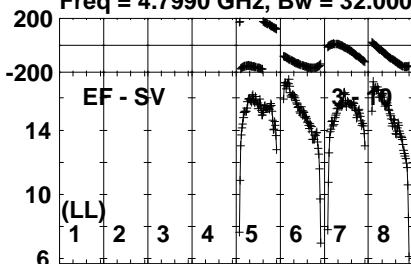


Lower frame: Milli Ampl Jy Top frame: Phas deg
Vector averaged cross-power spectrum Several baselines displayed
Timerange: 00/15:50:11 to 00/15:50:49

Plot file version 235 created 13-OCT-2021 16:53:43

J1745-0753 RG0121.UVDATA.1

Freq = 4.7990 GHz, Bw = 32.000 MH No calibration applied and no bandpass applied



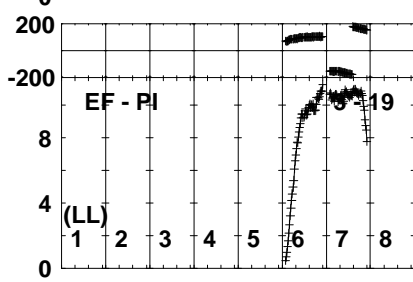
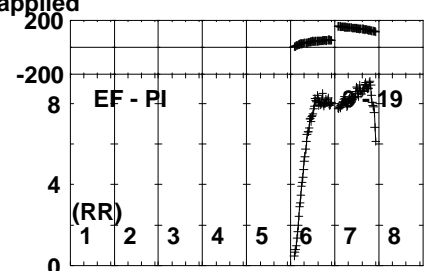
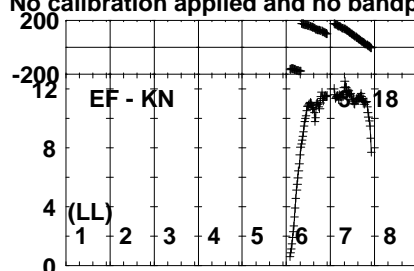
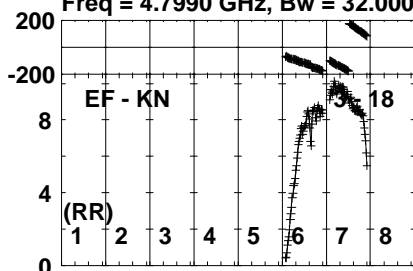
Lower frame: Milli Ampl Jy Top frame: Phas deg
Vector averaged cross-power spectrum Several baselines displayed
Timerange: 00/15:50:11 to 00/15:50:49

Plot file version 236 created 13-OCT-2021 16:53:44

J1745-0753 RG0121.UVDATA.1

Freq = 4.7990 GHz, Bw = 32.000 MH

No calibration applied and no bandpass applied

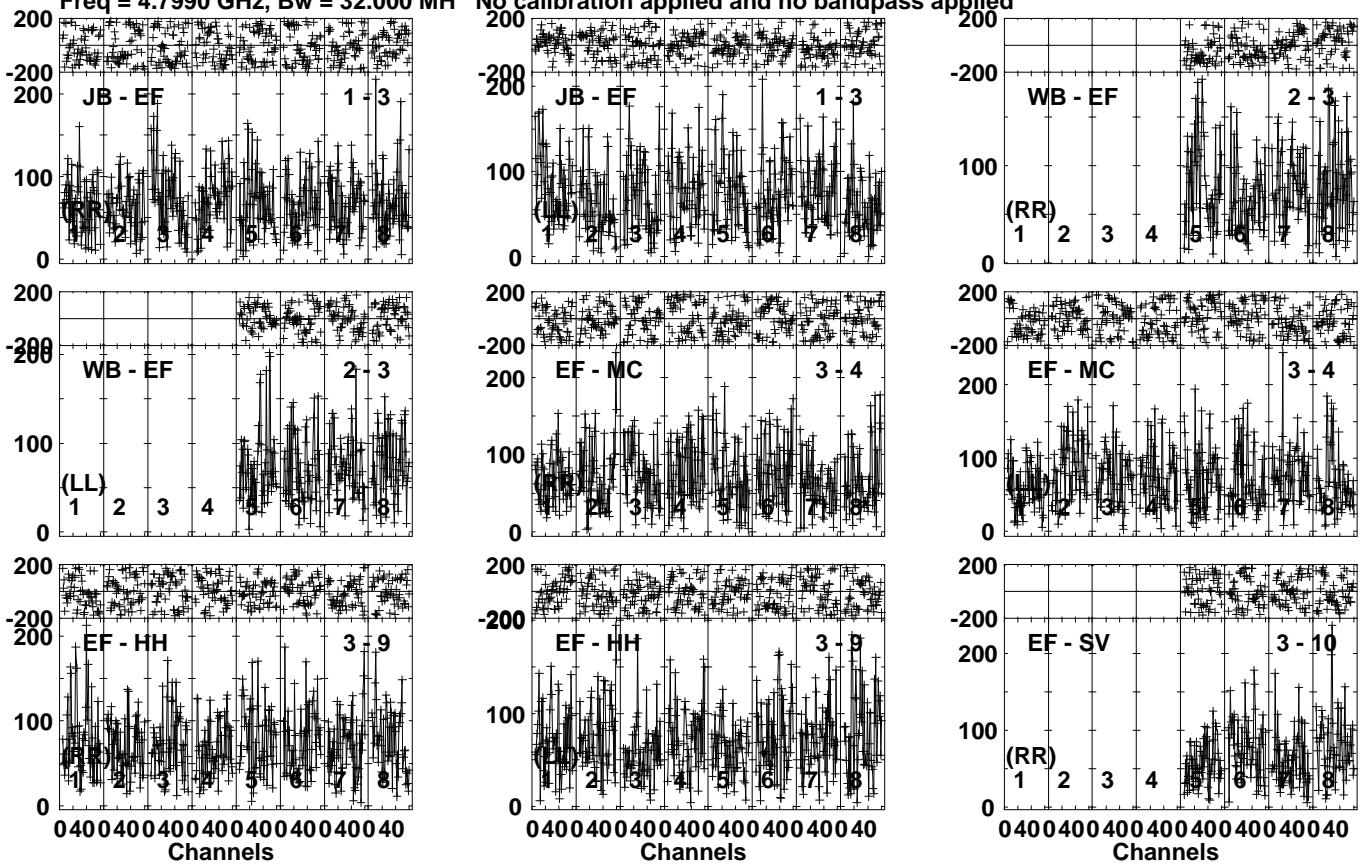


Lower frame: Milli Ampl Jy Top frame: Phas deg
Vector averaged cross-power spectrum Several baselines displayed
Timerange: 00/15:50:11 to 00/15:50:49

Plot file version 237 created 13-OCT-2021 16:53:44

RSOPH RG012I.UVDATA.1

Freq = 4.7990 GHz, Bw = 32.000 MH No calibration applied and no bandpass applied

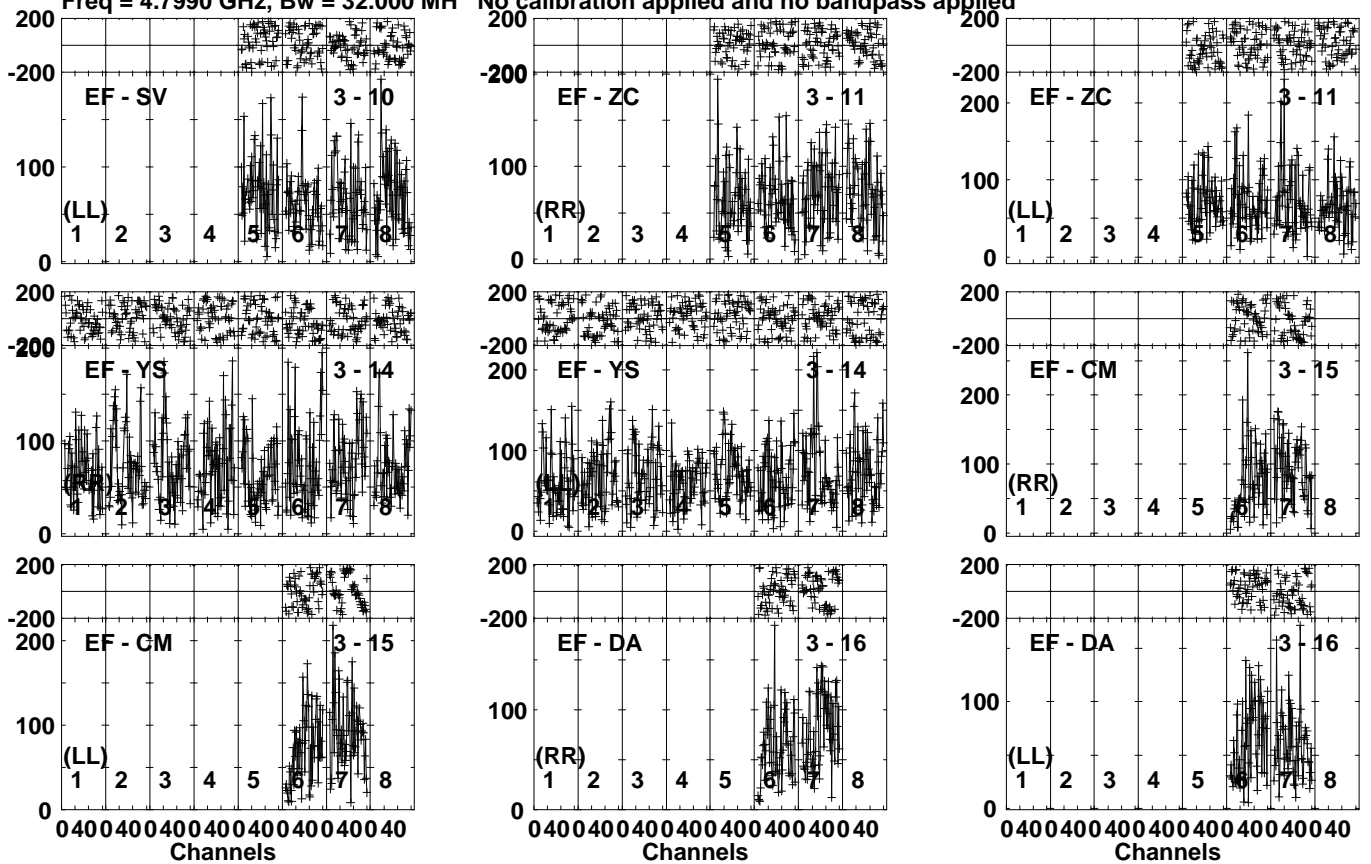


Lower frame: Micro Ampl Jy Top frame: Phas deg
Vector averaged cross-power spectrum Several baselines displayed
Timerange: 00/15:51:11 to 00/15:55:20

Plot file version 238 created 13-OCT-2021 16:53:45

RSOPH RG012I.UVDATA.1

Freq = 4.7990 GHz, Bw = 32.000 MH No calibration applied and no bandpass applied

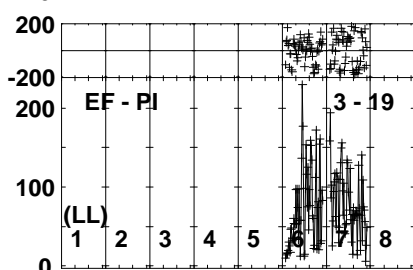
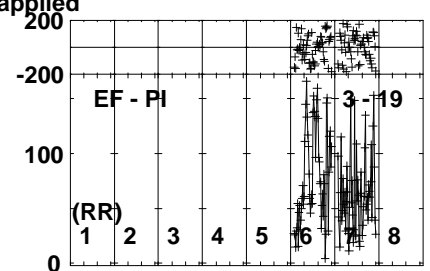
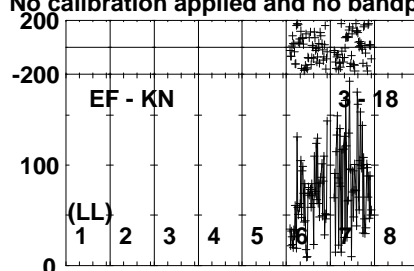
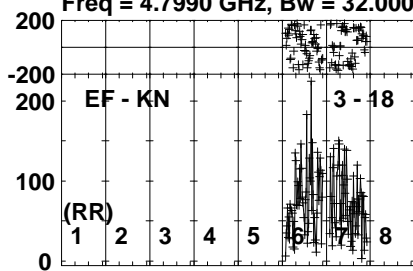


Lower frame: Micro Ampl Jy Top frame: Phas deg
Vector averaged cross-power spectrum Several baselines displayed
Timerange: 00/15:51:11 to 00/15:55:20

Plot file version 239 created 13-OCT-2021 16:53:45

RSOPH RG012I.UVDATA.1

Freq = 4.7990 GHz, Bw = 32.000 MH No calibration applied and no bandpass applied



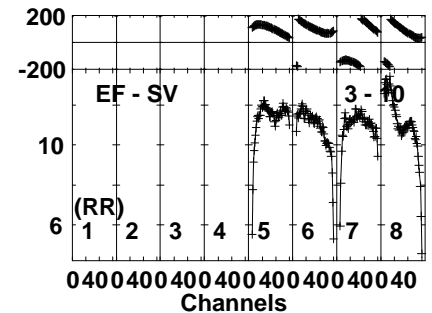
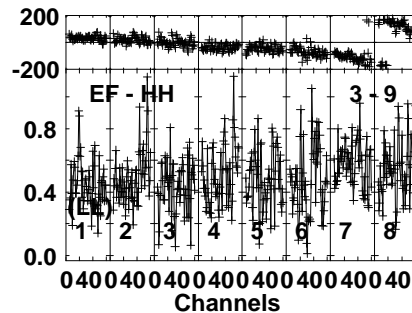
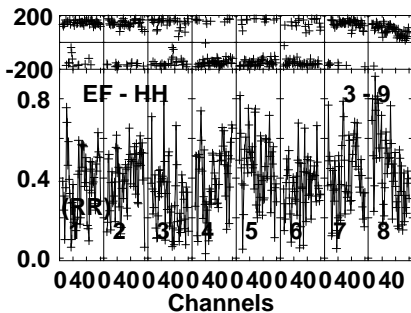
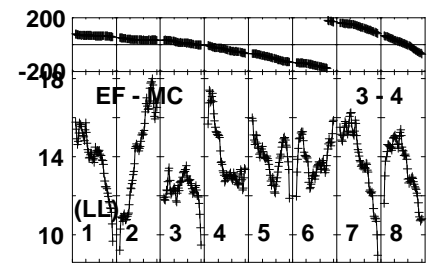
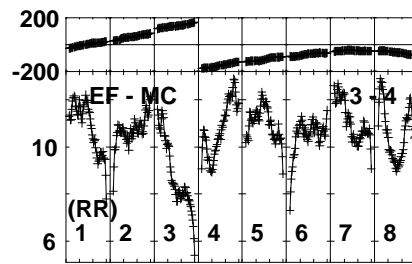
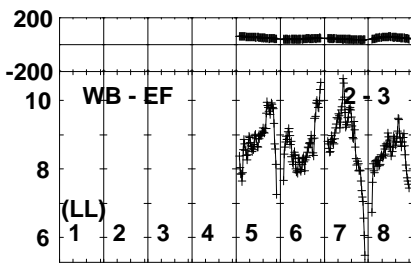
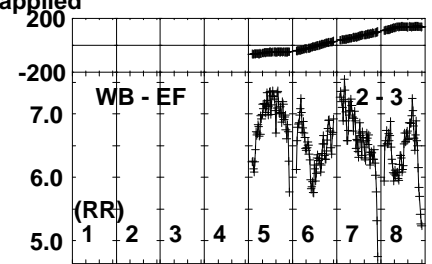
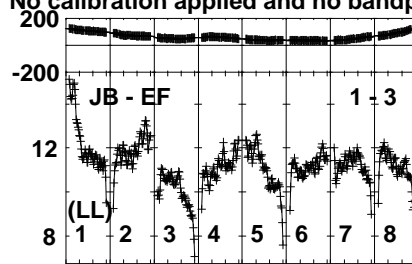
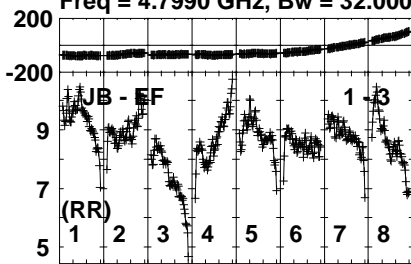
Lower frame: Micro Ampl Jy Top frame: Phas deg
Vector averaged cross-power spectrum Several baselines displayed
Timerange: 00/15:51:11 to 00/15:55:20

Plot file version 240 created 13-OCT-2021 16:53:46

J1745-0753 RG0121.UVDATA.1

Freq = 4.7990 GHz, Bw = 32.000 MH

No calibration applied and no bandpass applied



Lower frame: Milli Ampl Jy Top frame: Phas deg

Vector averaged cross-power spectrum Several baselines displayed

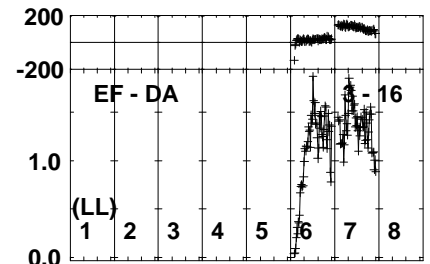
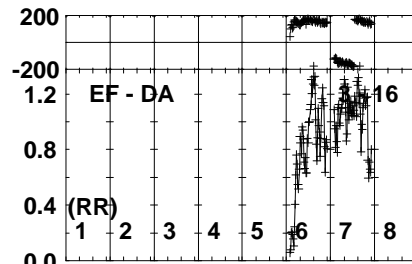
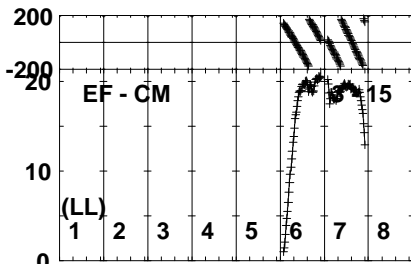
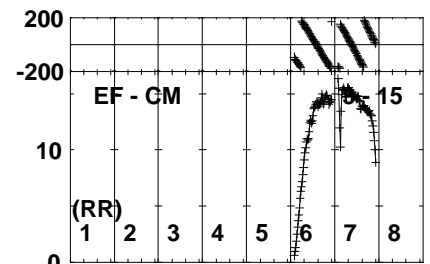
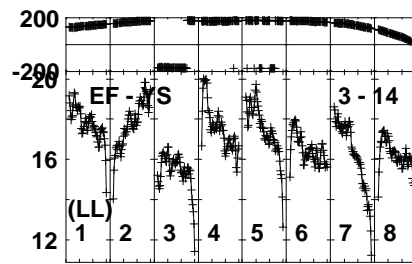
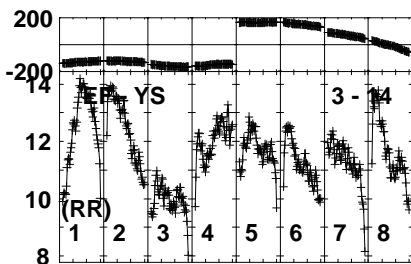
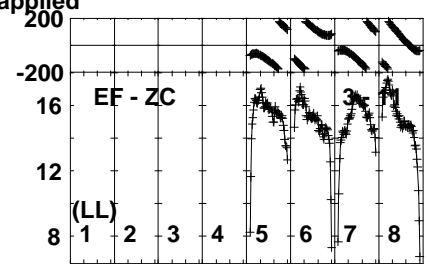
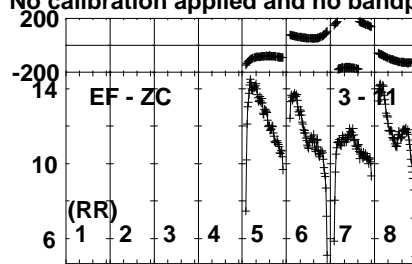
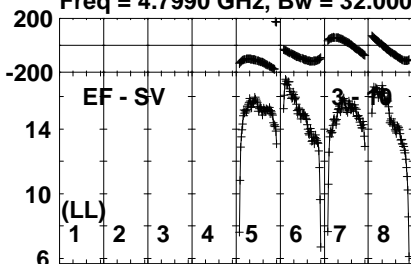
Timerange: 00/15:55:40 to 00/15:56:30

Plot file version 241 created 13-OCT-2021 16:53:47

J1745-0753 RG0121.UVDATA.1

Freq = 4.7990 GHz, Bw = 32.000 MH

No calibration applied and no bandpass applied



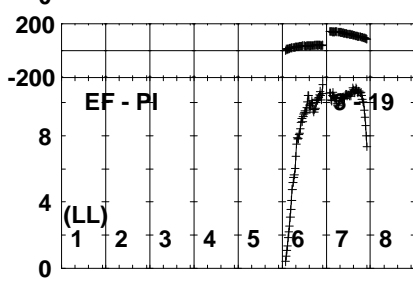
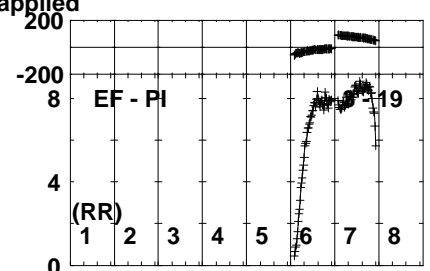
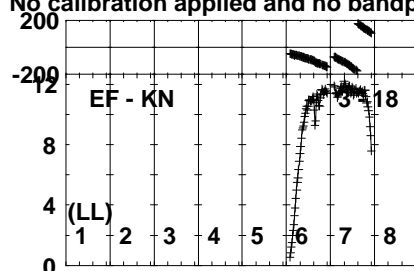
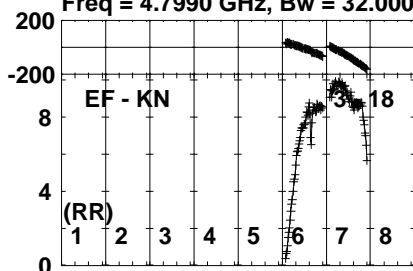
Lower frame: Milli Ampl Jy Top frame: Phas deg
Vector averaged cross-power spectrum Several baselines displayed
Timerange: 00/15:55:40 to 00/15:56:30

Plot file version 242 created 13-OCT-2021 16:53:48

J1745-0753 RG0121.UVDATA.1

Freq = 4.7990 GHz, Bw = 32.000 MH

No calibration applied and no bandpass applied

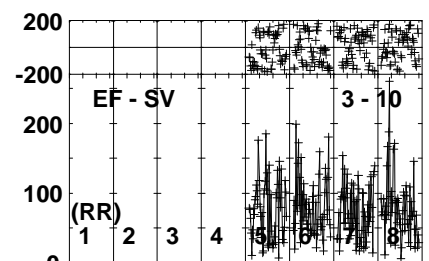
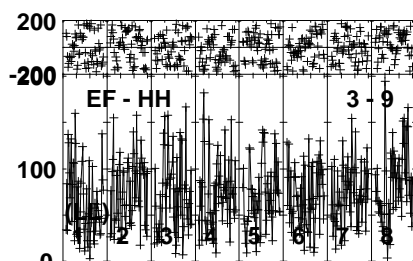
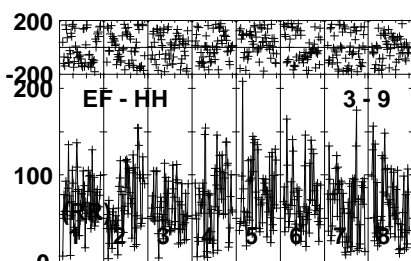
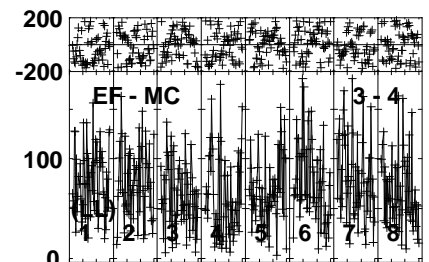
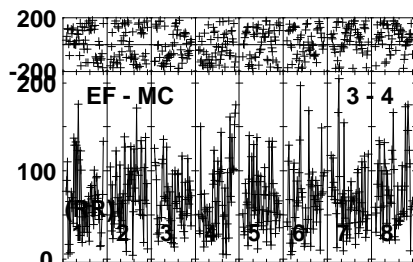
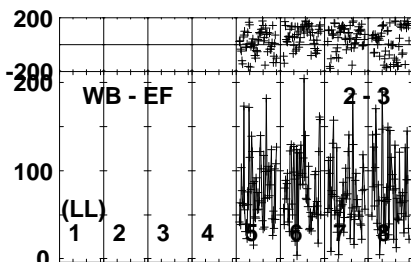
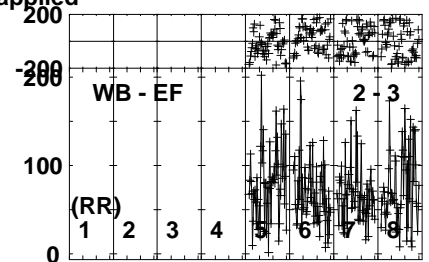
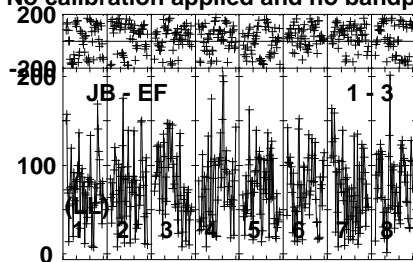
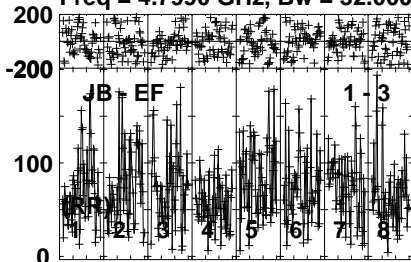


Lower frame: Milli Ampl Jy Top frame: Phas deg
Vector averaged cross-power spectrum Several baselines displayed
Timerange: 00/15:55:40 to 00/15:56:30

Plot file version 243 created 13-OCT-2021 16:53:48

RSOPH RG012I.UVDATA.1

Freq = 4.7990 GHz, Bw = 32.000 MH No calibration applied and no bandpass applied

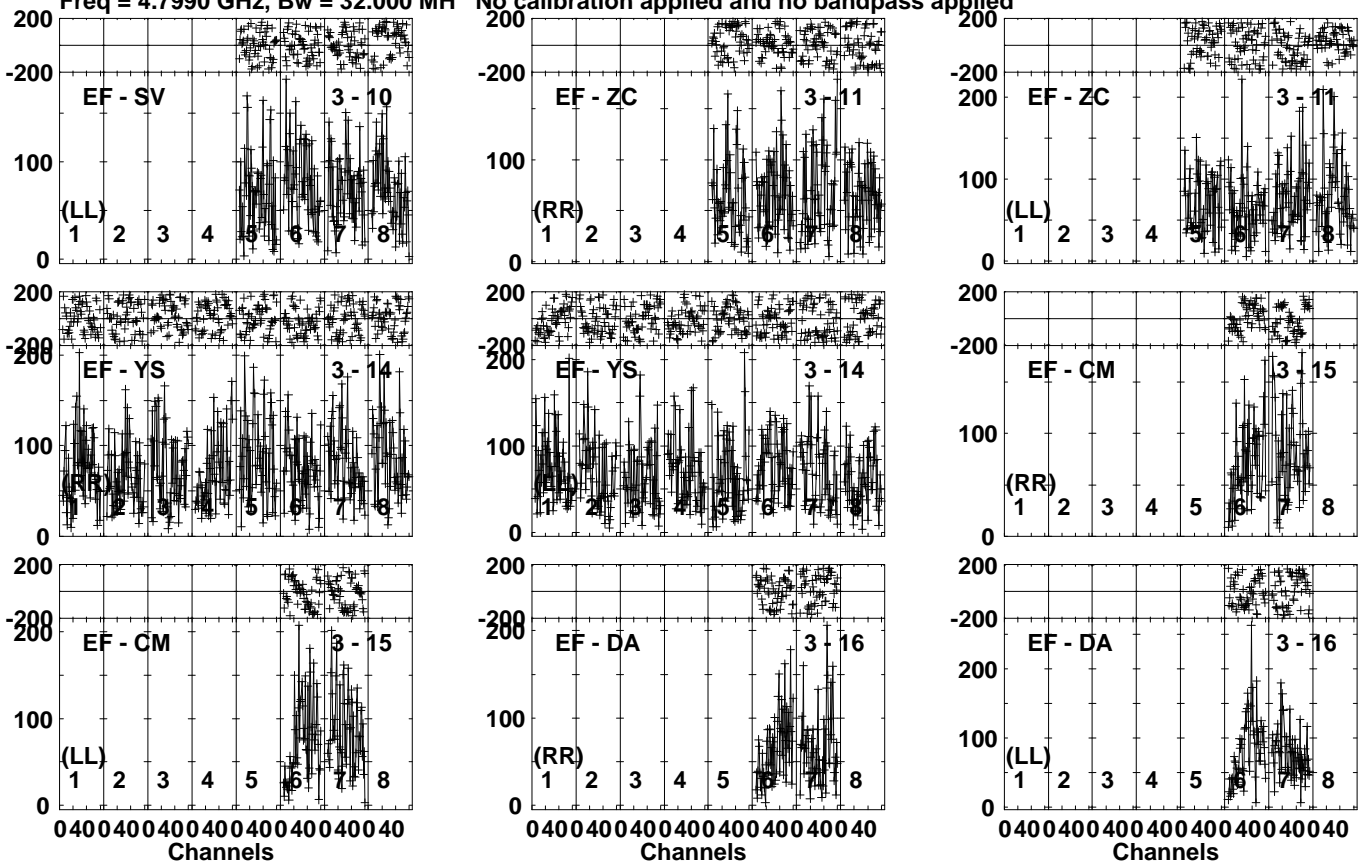


Lower frame: Micro Ampl Jy Top frame: Phas deg
Vector averaged cross-power spectrum Several baselines displayed
Timerange: 00/15:56:50 to 00/16:00:59

Plot file version 244 created 13-OCT-2021 16:53:49

RSOPH RG012I.UVDATA.1

Freq = 4.7990 GHz, Bw = 32.000 MH No calibration applied and no bandpass applied

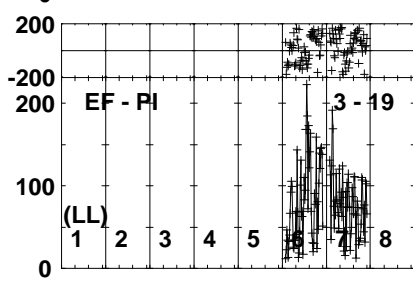
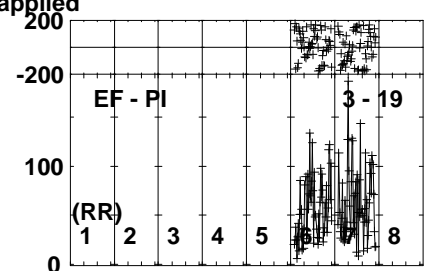
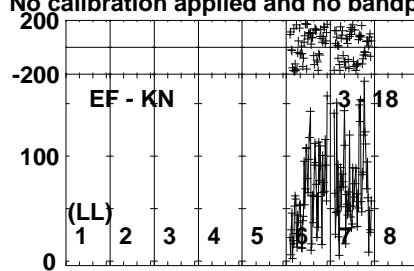
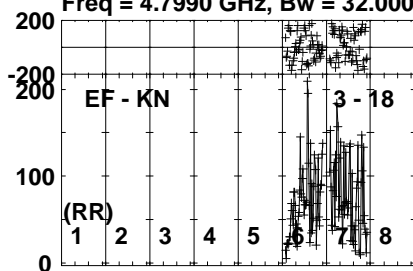


Lower frame: Micro Ampl Jy Top frame: Phas deg
Vector averaged cross-power spectrum Several baselines displayed
Timerange: 00/15:56:50 to 00/16:00:59

Plot file version 245 created 13-OCT-2021 16:53:50

RSOPH RG012I.UVDATA.1

Freq = 4.7990 GHz, Bw = 32.000 MH No calibration applied and no bandpass applied



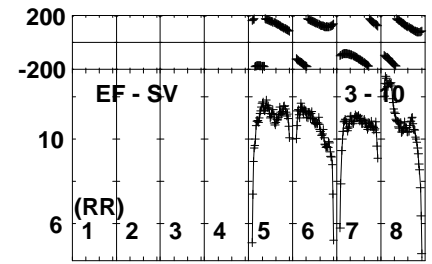
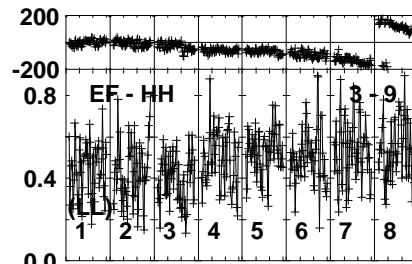
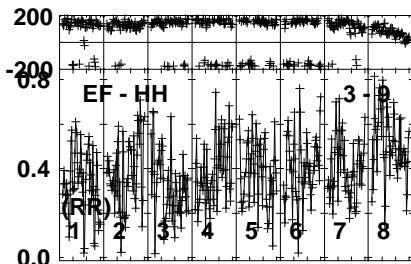
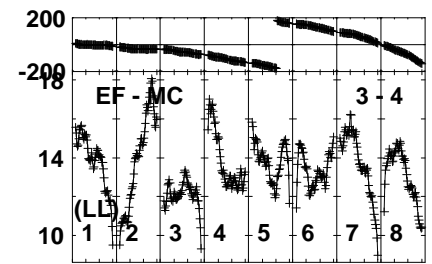
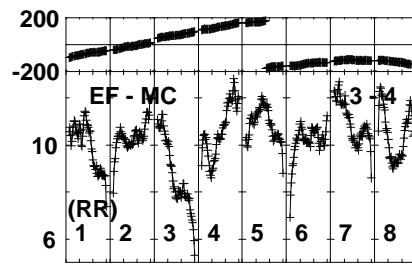
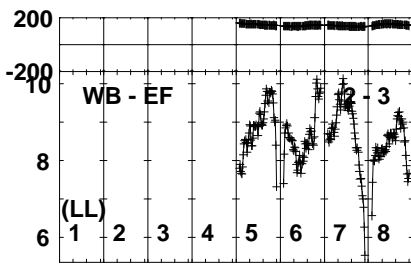
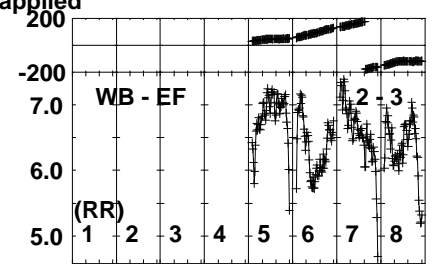
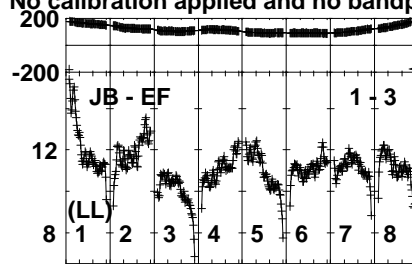
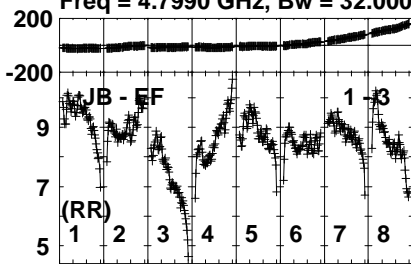
Lower frame: Micro Ampl Jy Top frame: Phas deg
Vector averaged cross-power spectrum Several baselines displayed
Timerange: 00/15:56:50 to 00/16:00:59

Plot file version 246 created 13-OCT-2021 16:53:50

J1745-0753 RG0121.UVDATA.1

Freq = 4.7990 GHz, Bw = 32.000 MH

No calibration applied and no bandpass applied



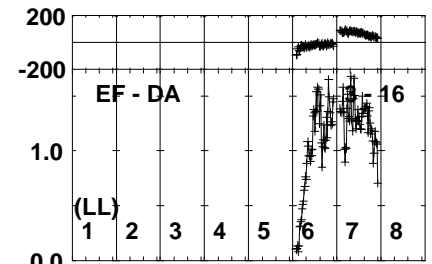
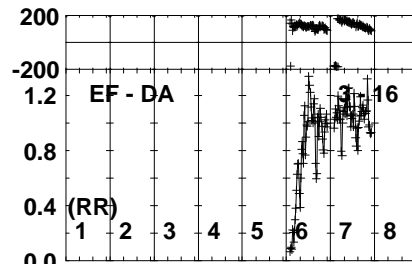
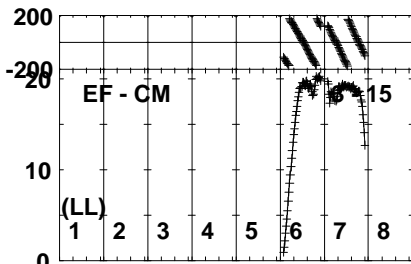
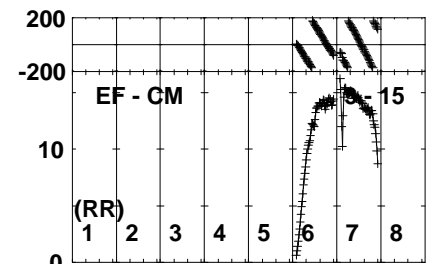
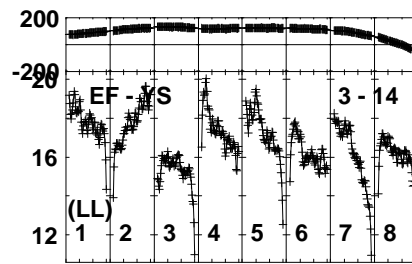
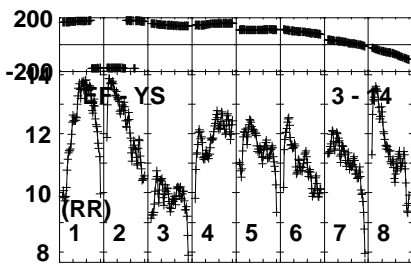
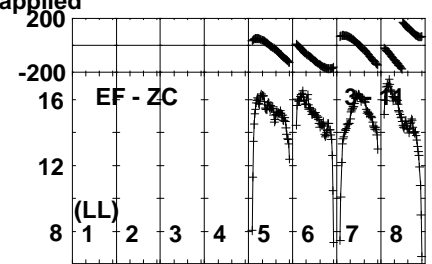
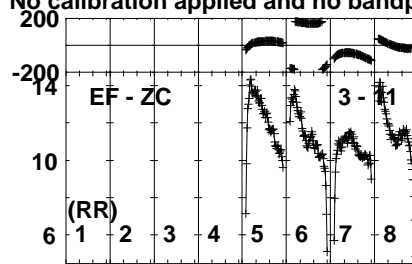
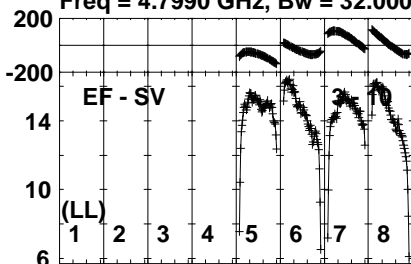
Lower frame: Milli Ampl Jy Top frame: Phas deg
Vector averaged cross-power spectrum Several baselines displayed
Timerange: 00/16:01:40 to 00/16:02:19

Plot file version 247 created 13-OCT-2021 16:53:51

J1745-0753 RG0121.UVDATA.1

Freq = 4.7990 GHz, Bw = 32.000 MH

No calibration applied and no bandpass applied



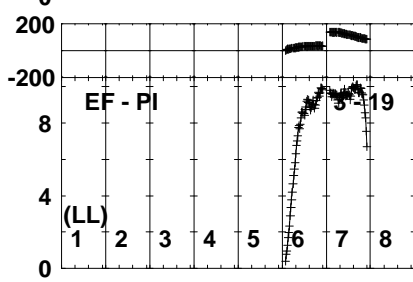
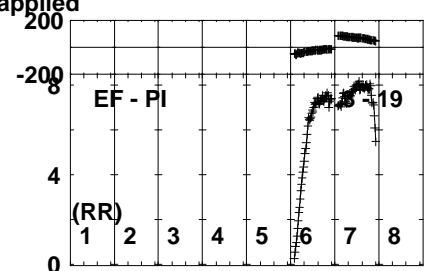
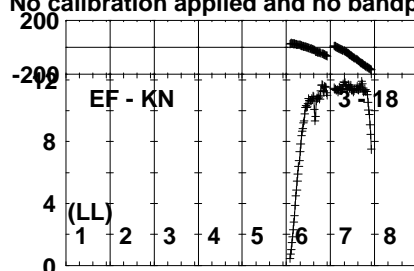
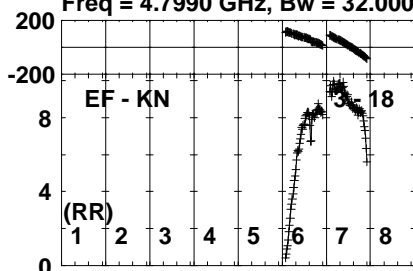
Lower frame: Milli Ampl Jy Top frame: Phas deg
Vector averaged cross-power spectrum Several baselines displayed
Timerange: 00/16:01:40 to 00/16:02:19

Plot file version 248 created 13-OCT-2021 16:53:51

J1745-0753 RG0121.UVDATA.1

Freq = 4.7990 GHz, Bw = 32.000 MH

No calibration applied and no bandpass applied

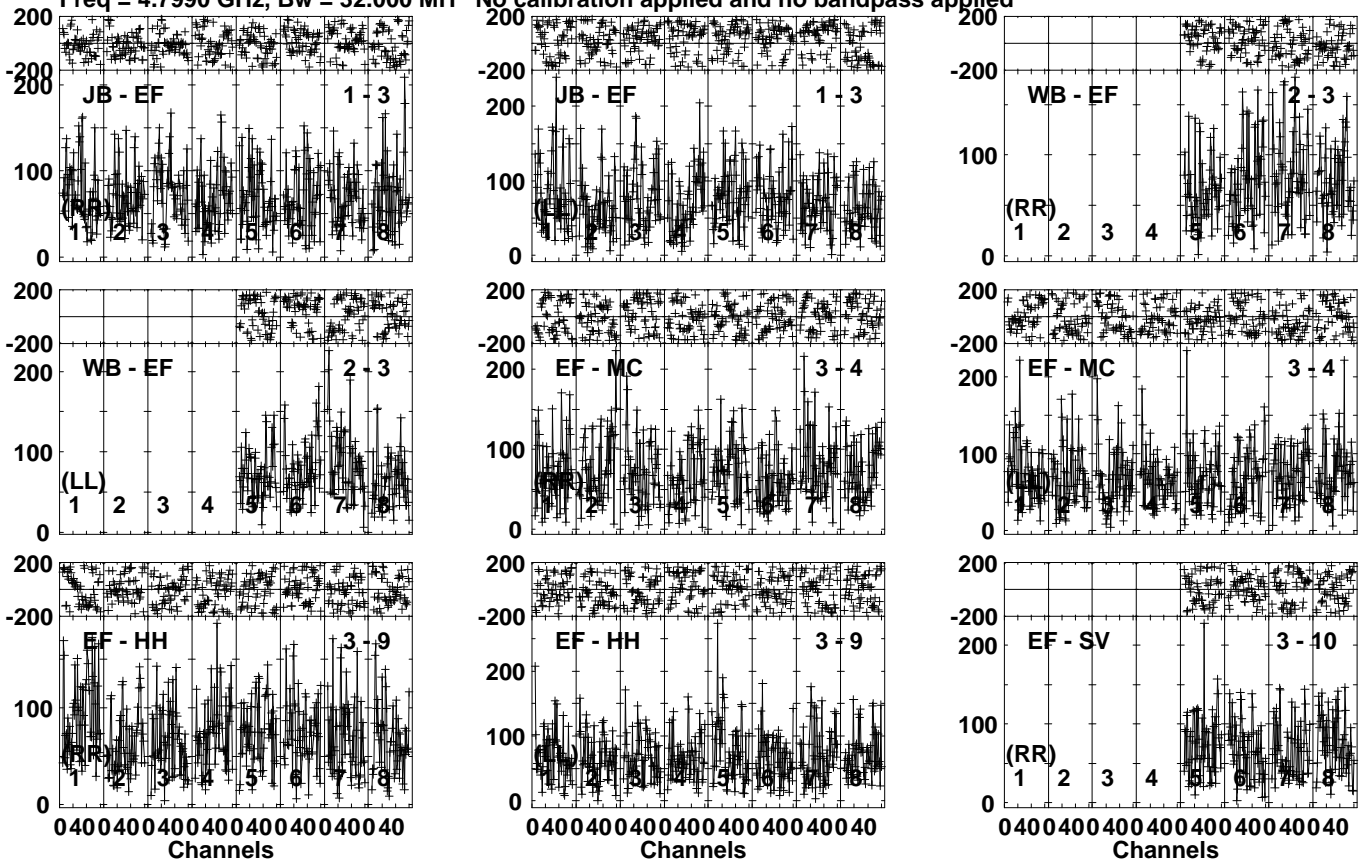


Lower frame: Milli Ampl Jy Top frame: Phas deg
Vector averaged cross-power spectrum Several baselines displayed
Timerange: 00/16:01:40 to 00/16:02:19

Plot file version 249 created 13-OCT-2021 16:53:52

RSOPH RG012I.UVDATA.1

Freq = 4.7990 GHz, Bw = 32.000 MH No calibration applied and no bandpass applied

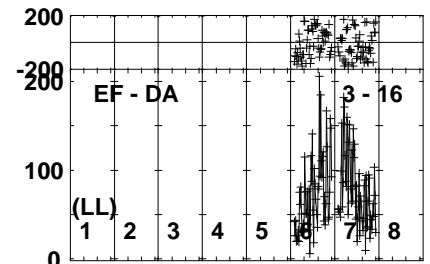
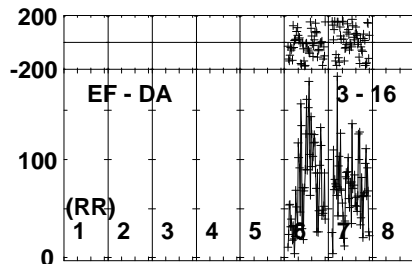
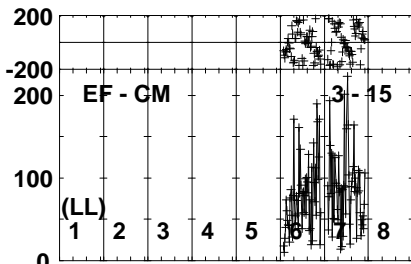
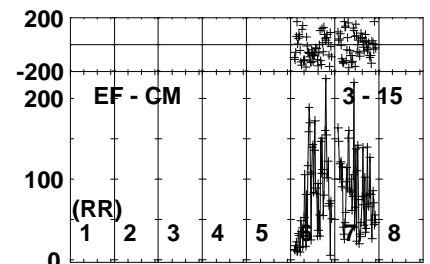
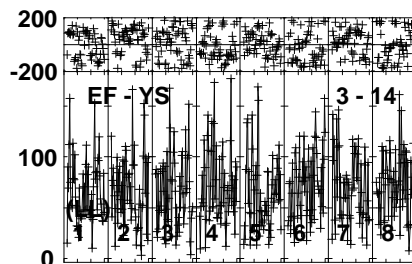
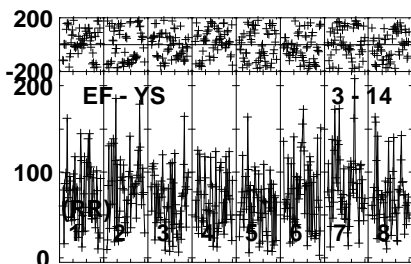
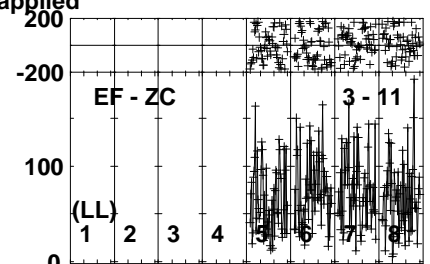
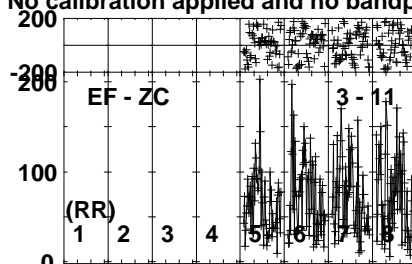
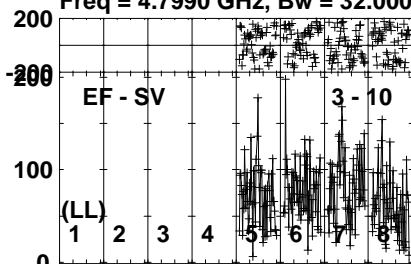


Lower frame: Micro Ampl Jy Top frame: Phas deg
Vector averaged cross-power spectrum Several baselines displayed
Timerange: 00/16:02:40 to 00/16:06:50

Plot file version 250 created 13-OCT-2021 16:53:52

RSOPH RG012I.UVDATA.1

Freq = 4.7990 GHz, Bw = 32.000 MH No calibration applied and no bandpass applied

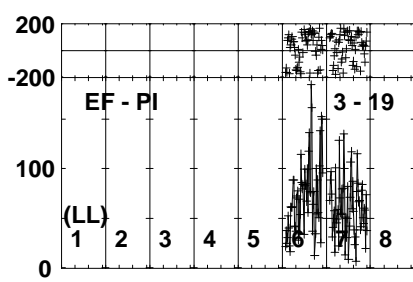
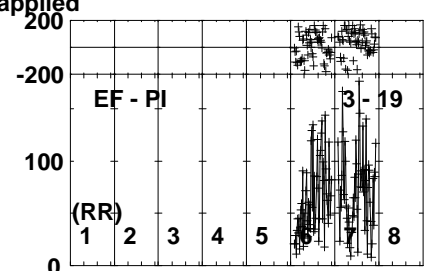
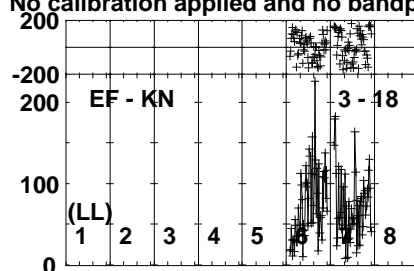
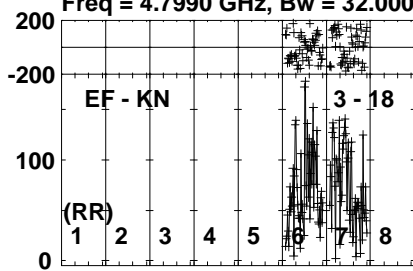


Lower frame: Micro Ampl Jy Top frame: Phas deg
Vector averaged cross-power spectrum Several baselines displayed
Timerange: 00/16:02:40 to 00/16:06:50

Plot file version 251 created 13-OCT-2021 16:53:53

RSOPH RG012I.UVDATA.1

Freq = 4.7990 GHz, Bw = 32.000 MH No calibration applied and no bandpass applied



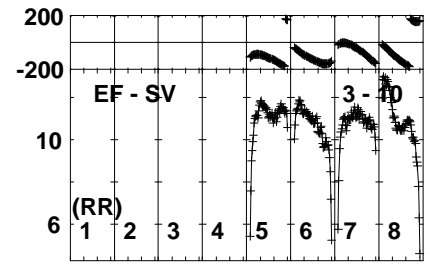
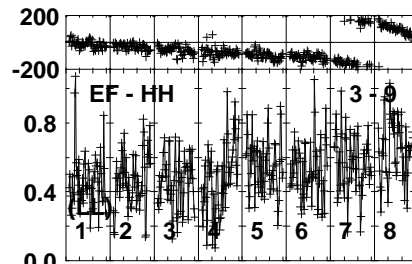
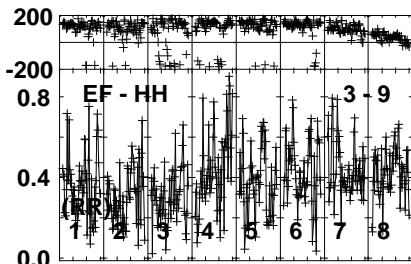
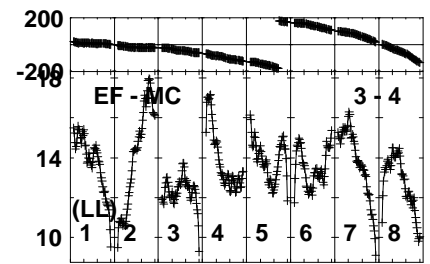
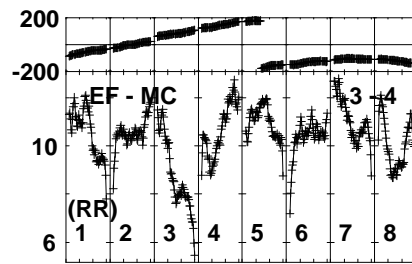
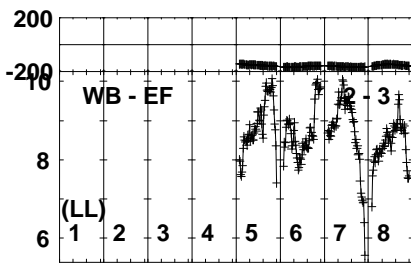
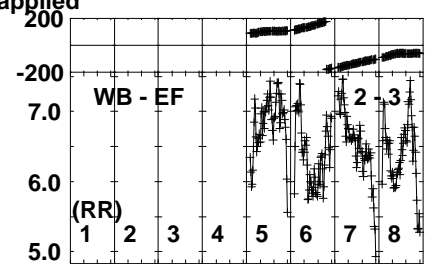
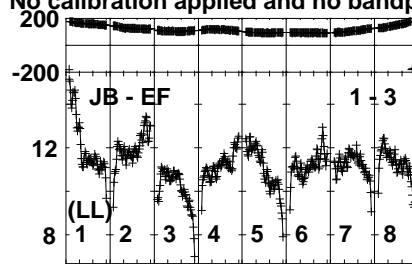
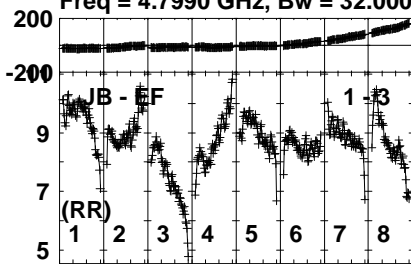
Lower frame: Micro Ampl Jy Top frame: Phas deg
Vector averaged cross-power spectrum Several baselines displayed
Timerange: 00/16:02:40 to 00/16:06:50

Plot file version 252 created 13-OCT-2021 16:53:54

J1745-0753 RG0121.UVDATA.1

Freq = 4.7990 GHz, Bw = 32.000 MH

No calibration applied and no bandpass applied



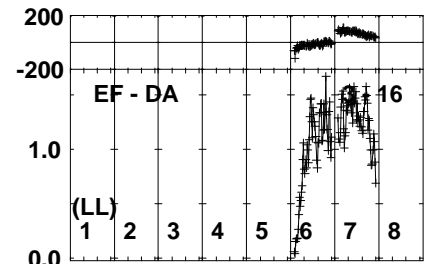
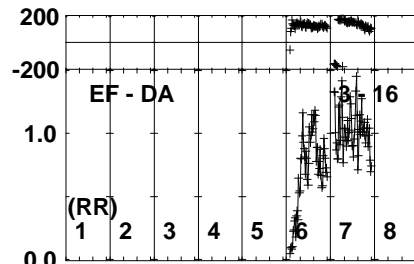
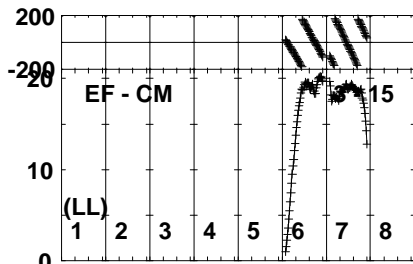
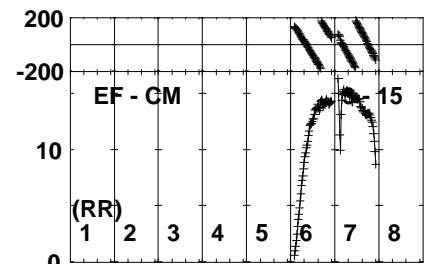
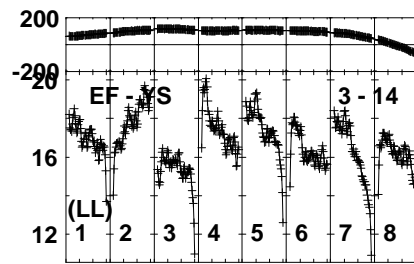
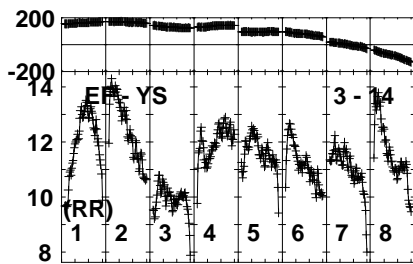
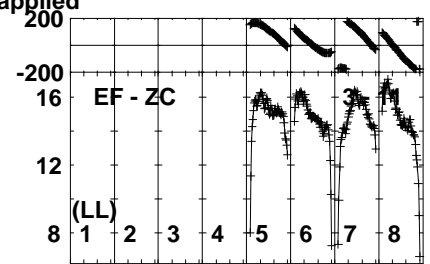
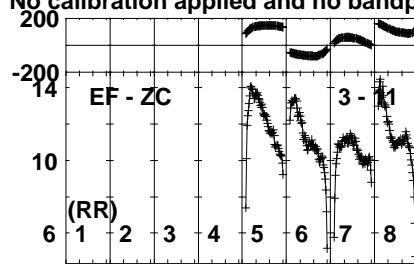
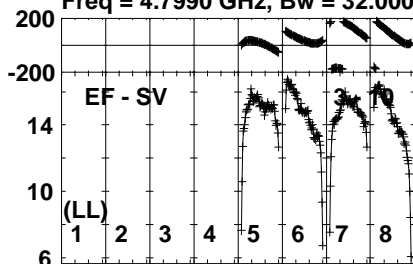
Lower frame: Milli Ampl Jy Top frame: Phas deg
Vector averaged cross-power spectrum Several baselines displayed
Timerange: 00/16:07:10 to 00/16:07:59

Plot file version 253 created 13-OCT-2021 16:53:54

J1745-0753 RG0121.UVDATA.1

Freq = 4.7990 GHz, Bw = 32.000 MH

No calibration applied and no bandpass applied



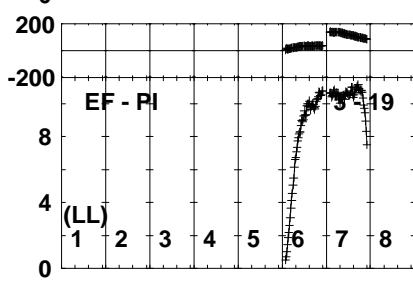
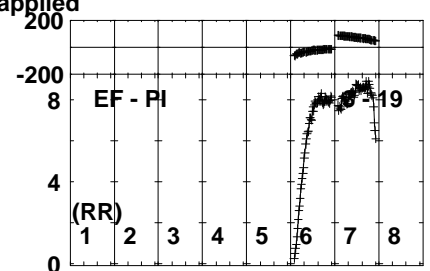
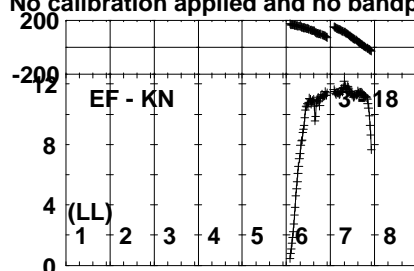
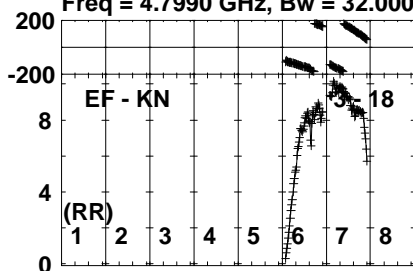
Lower frame: Milli Ampl Jy Top frame: Phas deg
Vector averaged cross-power spectrum Several baselines displayed
Timerange: 00/16:07:10 to 00/16:07:59

Plot file version 254 created 13-OCT-2021 16:53:55

J1745-0753 RG0121.UVDATA.1

Freq = 4.7990 GHz, Bw = 32.000 MH

No calibration applied and no bandpass applied

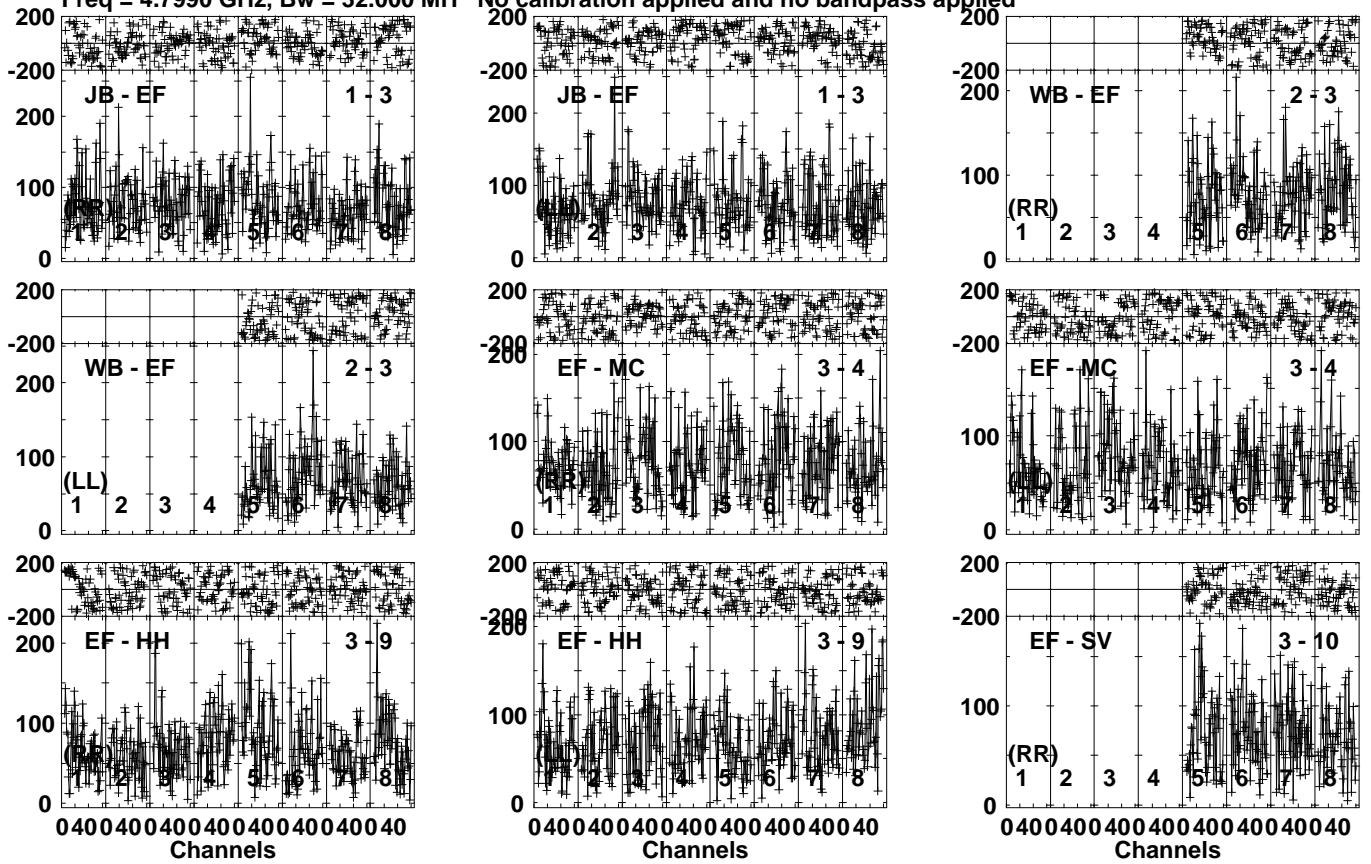


Lower frame: Milli Ampl Jy Top frame: Phas deg
Vector averaged cross-power spectrum Several baselines displayed
Timerange: 00/16:07:10 to 00/16:07:59

Plot file version 255 created 13-OCT-2021 16:53:55

RSOPH RG012I.UVDATA.1

Freq = 4.7990 GHz, Bw = 32.000 MH No calibration applied and no bandpass applied

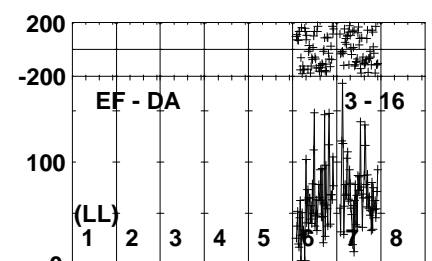
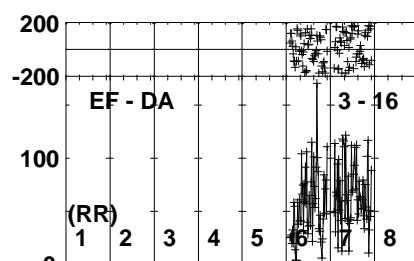
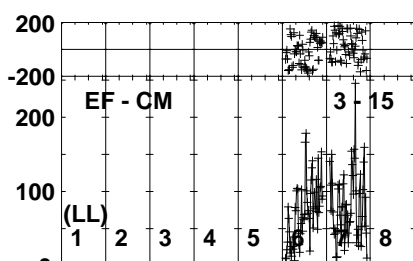
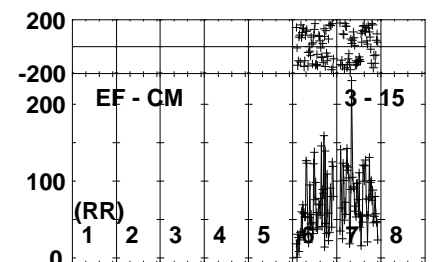
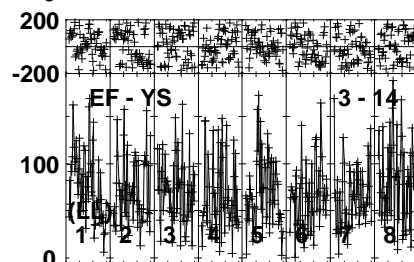
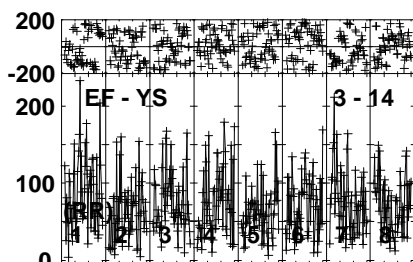
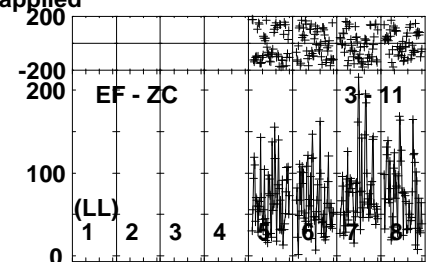
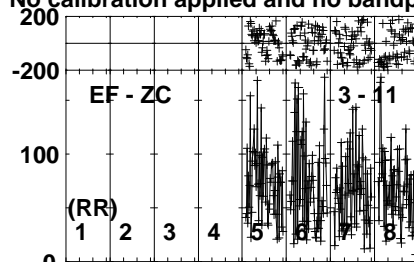
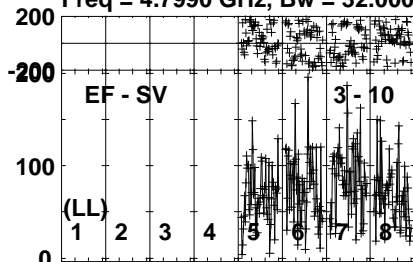


Lower frame: Micro Ampl Jy Top frame: Phas deg
Vector averaged cross-power spectrum Several baselines displayed
Timerange: 00/16:08:20 to 00/16:12:30

Plot file version 256 created 13-OCT-2021 16:53:56

RSOPH RG012I.UVDATA.1

Freq = 4.7990 GHz, Bw = 32.000 MH No calibration applied and no bandpass applied

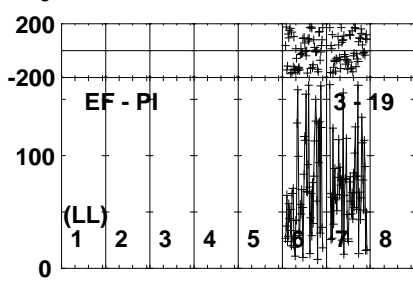
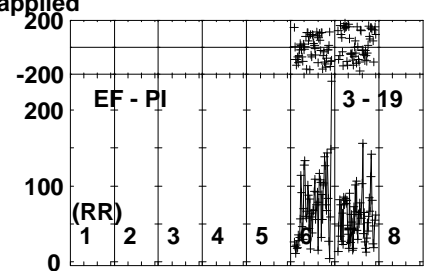
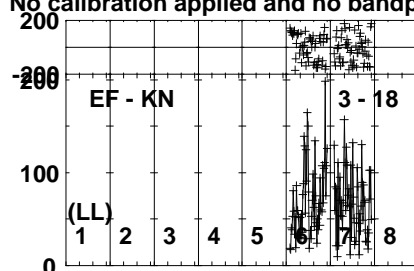
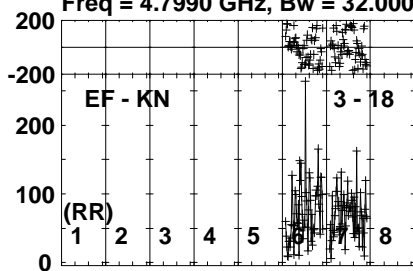


Lower frame: Micro Ampl Jy Top frame: Phas deg
Vector averaged cross-power spectrum Several baselines displayed
Timerange: 00/16:08:20 to 00/16:12:30

Plot file version 257 created 13-OCT-2021 16:53:57

RSOPH RG012I.UVDATA.1

Freq = 4.7990 GHz, Bw = 32.000 MH No calibration applied and no bandpass applied



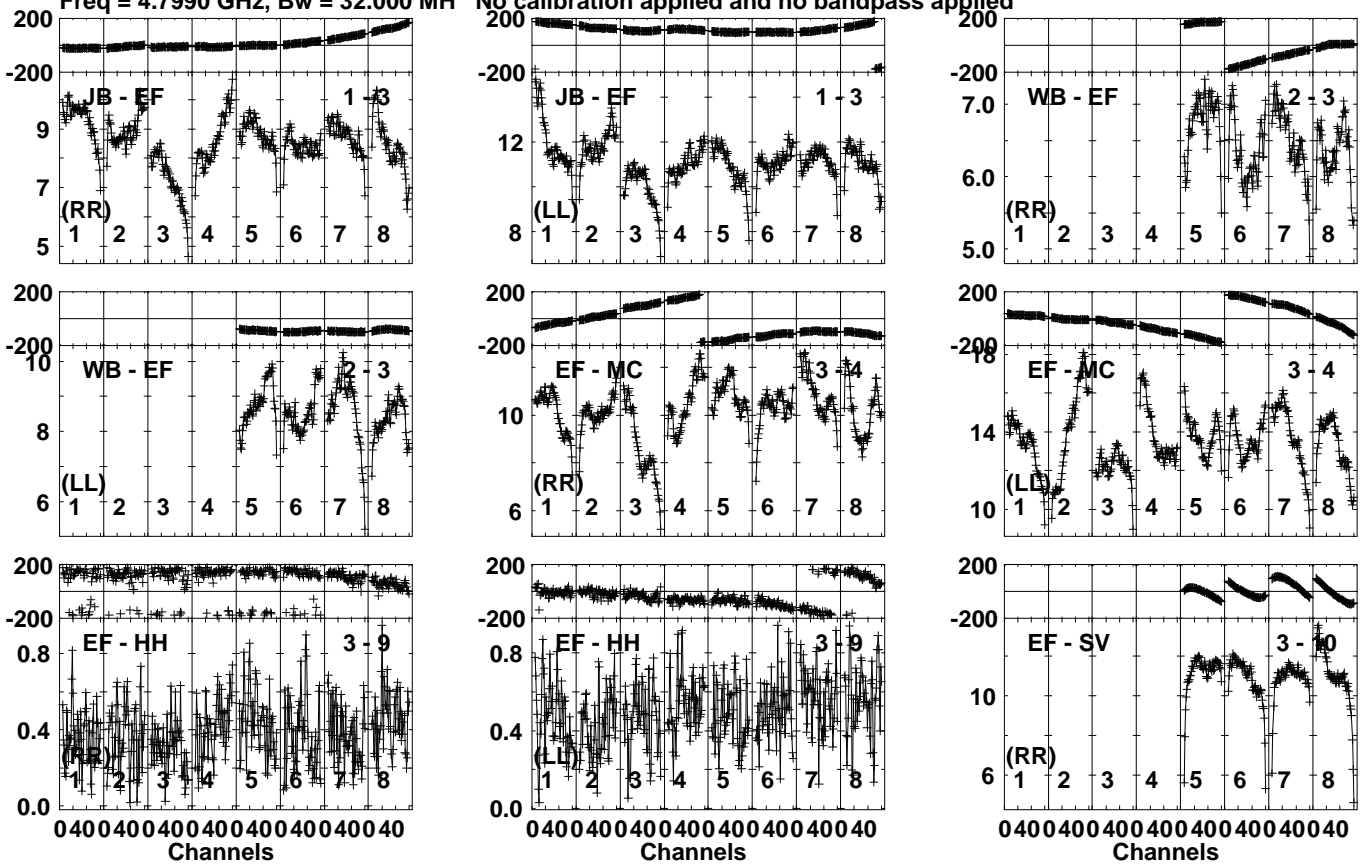
Lower frame: Micro Ampl Jy Top frame: Phas deg
Vector averaged cross-power spectrum Several baselines displayed
Timerange: 00/16:08:20 to 00/16:12:30

Plot file version 258 created 13-OCT-2021 16:53:57

J1745-0753 RG0121.UVDATA.1

Freq = 4.7990 GHz, Bw = 32.000 MH

No calibration applied and no bandpass applied



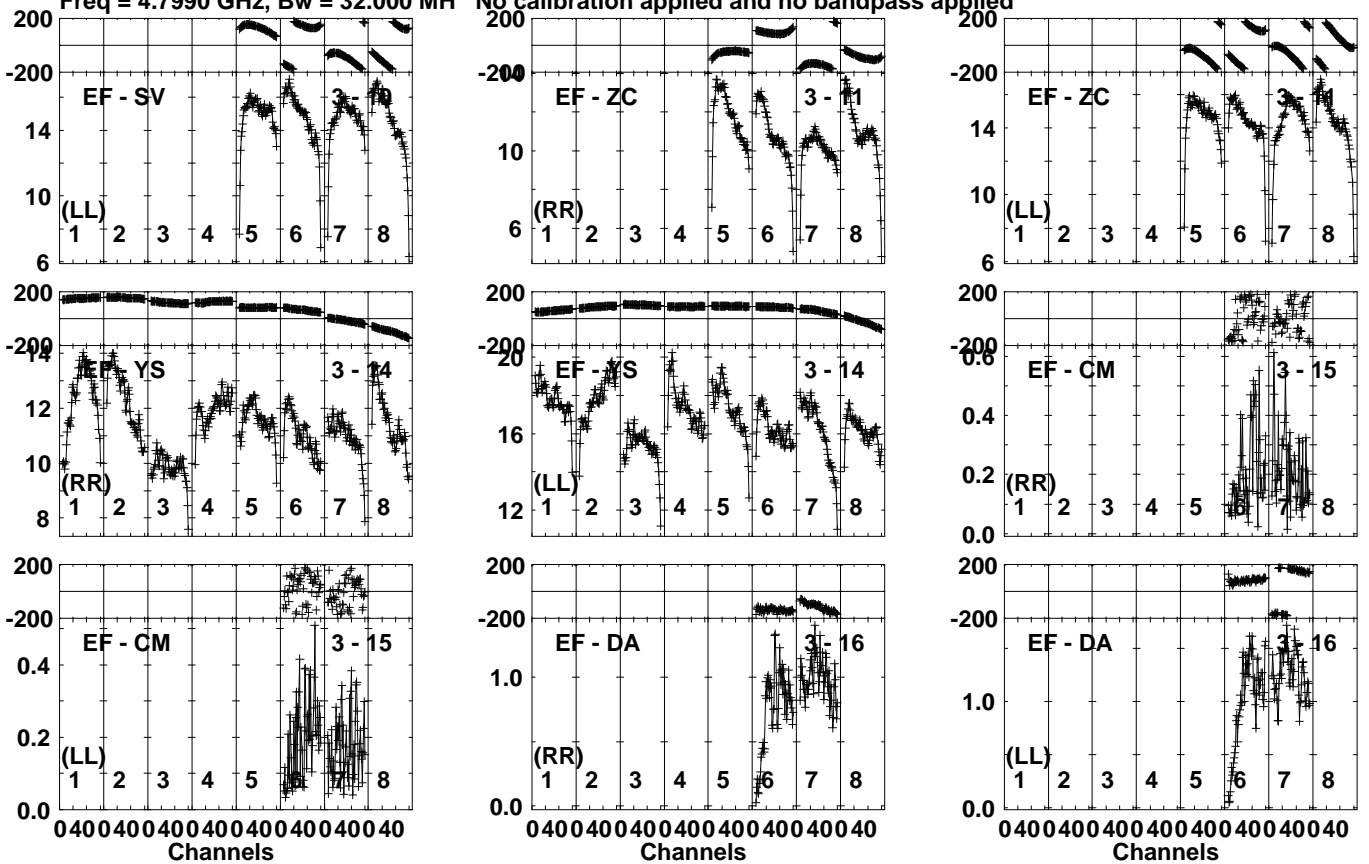
Lower frame: Milli Ampl Jy Top frame: Phas deg
Vector averaged cross-power spectrum Several baselines displayed
Timerange: 00/16:13:11 to 00/16:13:50

Plot file version 259 created 13-OCT-2021 16:53:58

J1745-0753 RG0121.UVDATA.1

Freq = 4.7990 GHz, Bw = 32.000 MH

No calibration applied and no bandpass applied



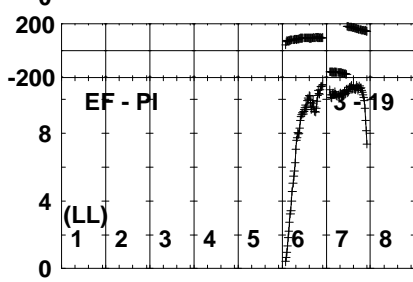
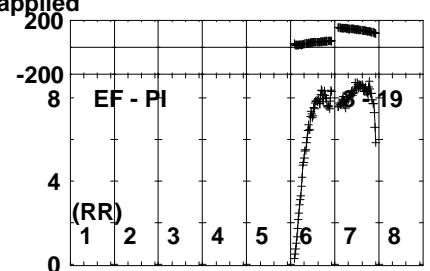
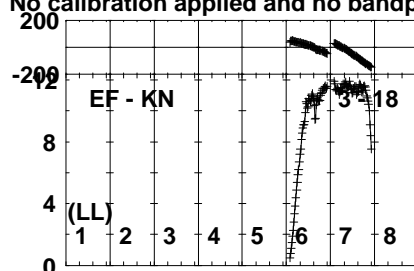
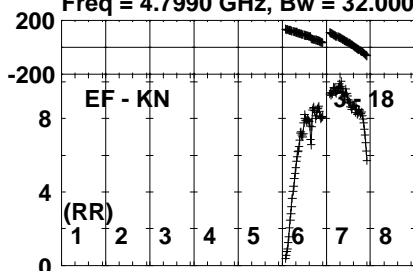
Lower frame: Milli Ampl Jy Top frame: Phas deg
Vector averaged cross-power spectrum Several baselines displayed
Timerange: 00/16:13:11 to 00/16:13:50

Plot file version 260 created 13-OCT-2021 16:53:59

J1745-0753 RG0121.UVDATA.1

Freq = 4.7990 GHz, Bw = 32.000 MH

No calibration applied and no bandpass applied

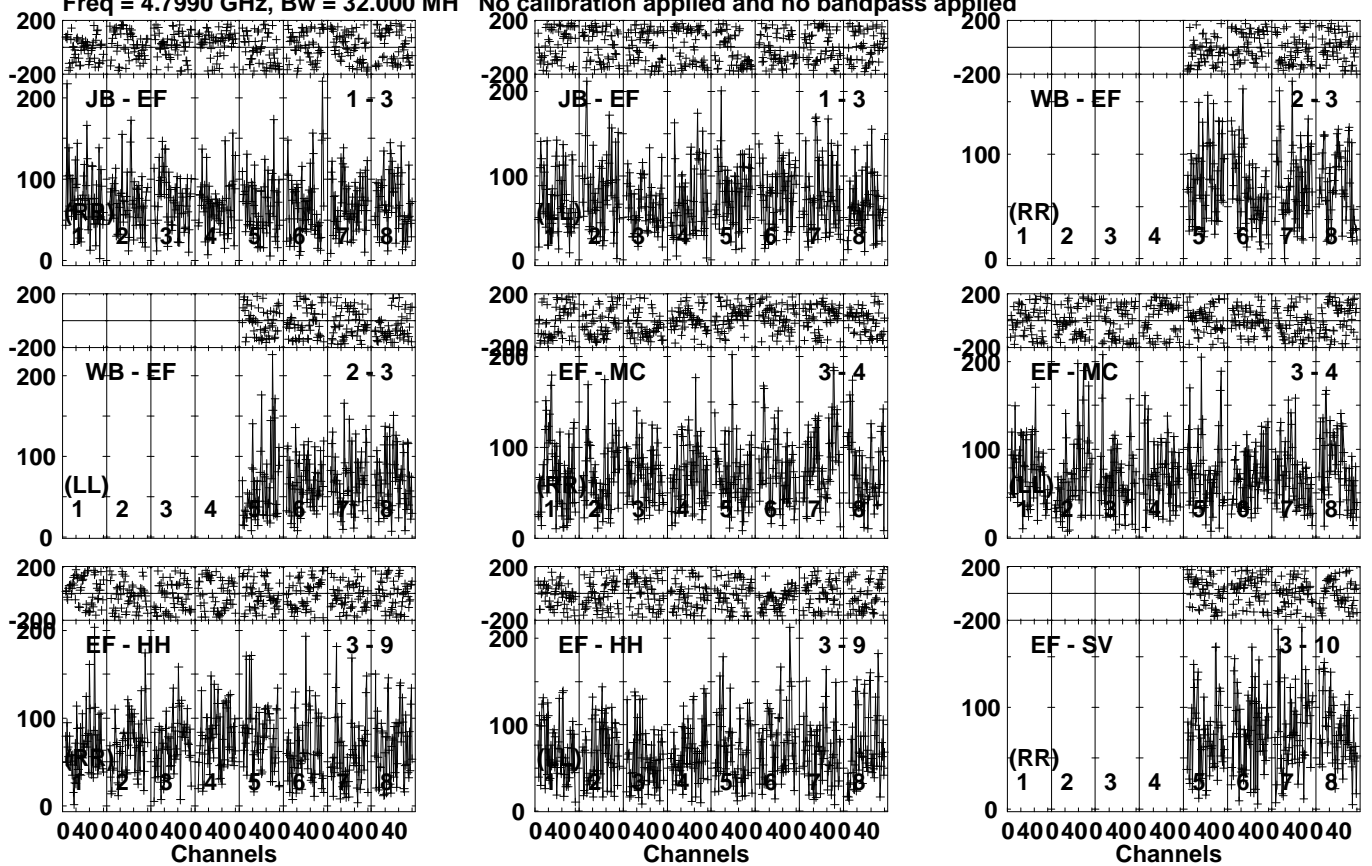


Lower frame: Milli Ampl Jy Top frame: Phas deg
Vector averaged cross-power spectrum Several baselines displayed
Timerange: 00/16:13:11 to 00/16:13:50

Plot file version 261 created 13-OCT-2021 16:53:59

RSOPH RG012I.UVDATA.1

Freq = 4.7990 GHz, Bw = 32.000 MH No calibration applied and no bandpass applied

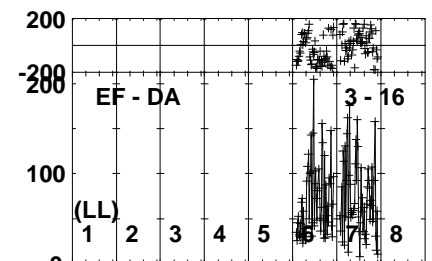
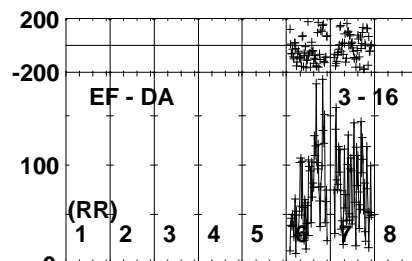
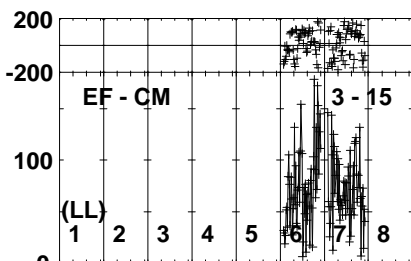
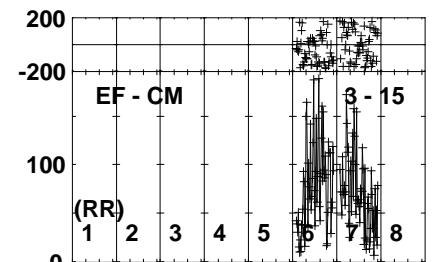
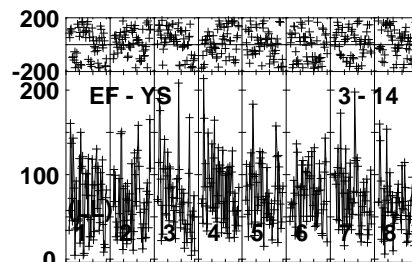
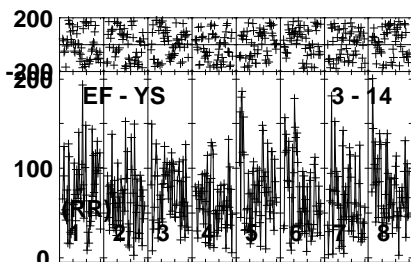
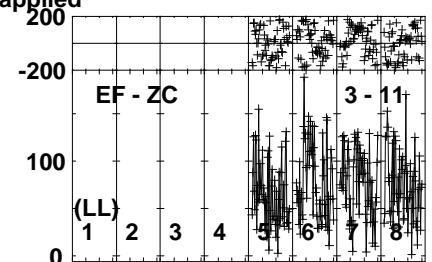
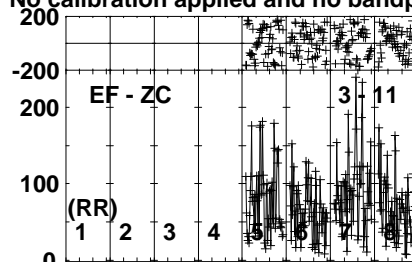
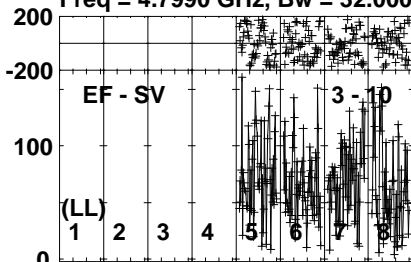


Lower frame: Micro Ampl Jy Top frame: Phas deg
Vector averaged cross-power spectrum Several baselines displayed
Timerange: 00/16:14:10 to 00/16:18:19

Plot file version 262 created 13-OCT-2021 16:54:00

RSOPH RG012I.UVDATA.1

Freq = 4.7990 GHz, Bw = 32.000 MH No calibration applied and no bandpass applied

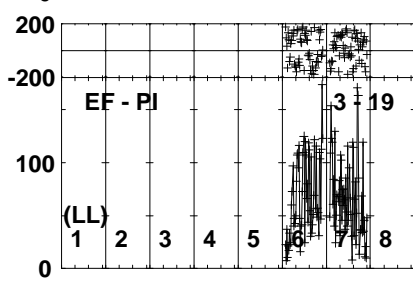
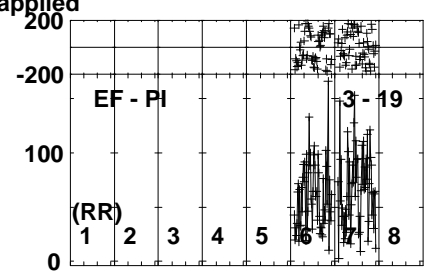
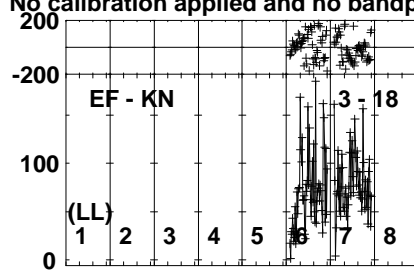
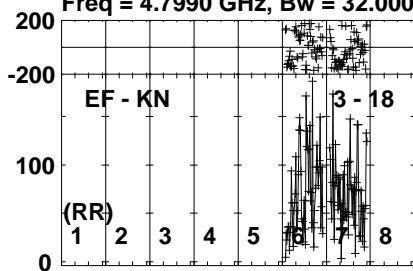


Lower frame: Micro Ampl Jy Top frame: Phas deg
Vector averaged cross-power spectrum Several baselines displayed
Timerange: 00/16:14:10 to 00/16:18:19

Plot file version 263 created 13-OCT-2021 16:54:01

RSOPH RG012I.UVDATA.1

Freq = 4.7990 GHz, Bw = 32.000 MH No calibration applied and no bandpass applied



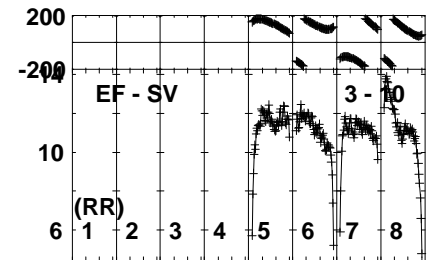
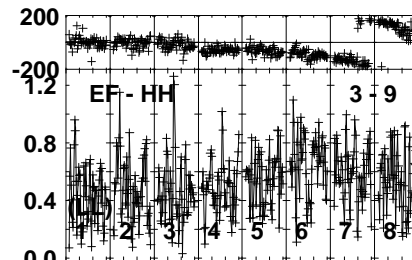
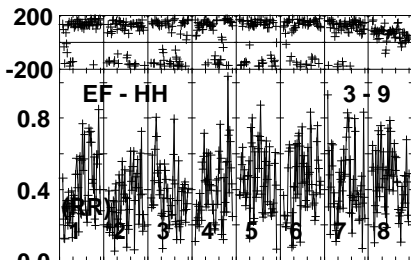
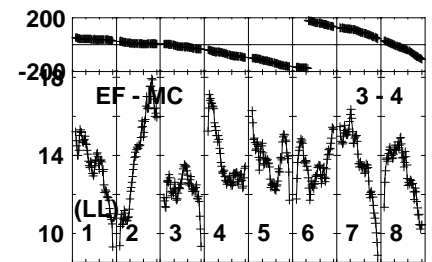
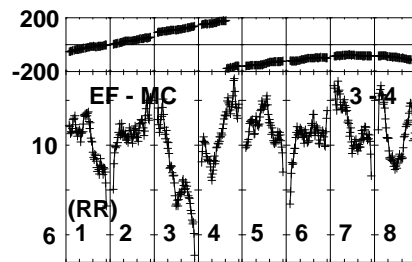
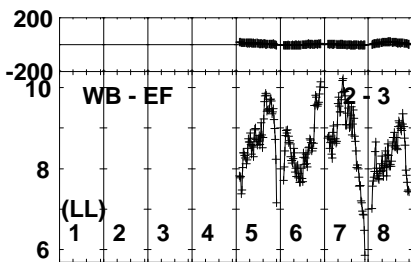
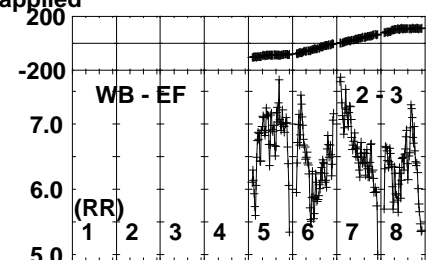
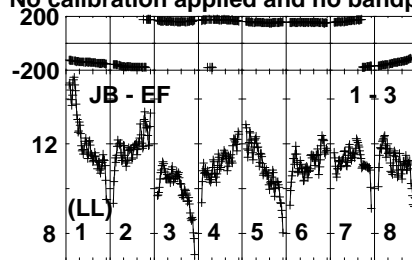
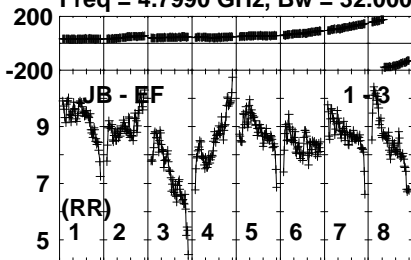
Lower frame: Micro Ampl Jy Top frame: Phas deg
Vector averaged cross-power spectrum Several baselines displayed
Timerange: 00/16:14:10 to 00/16:18:19

Plot file version 264 created 13-OCT-2021 16:54:01

J1745-0753 RG0121.UVDATA.1

Freq = 4.7990 GHz, Bw = 32.000 MH

No calibration applied and no bandpass applied



Lower frame: Milli Ampl Jy Top frame: Phas deg

Vector averaged cross-power spectrum Several baselines displayed

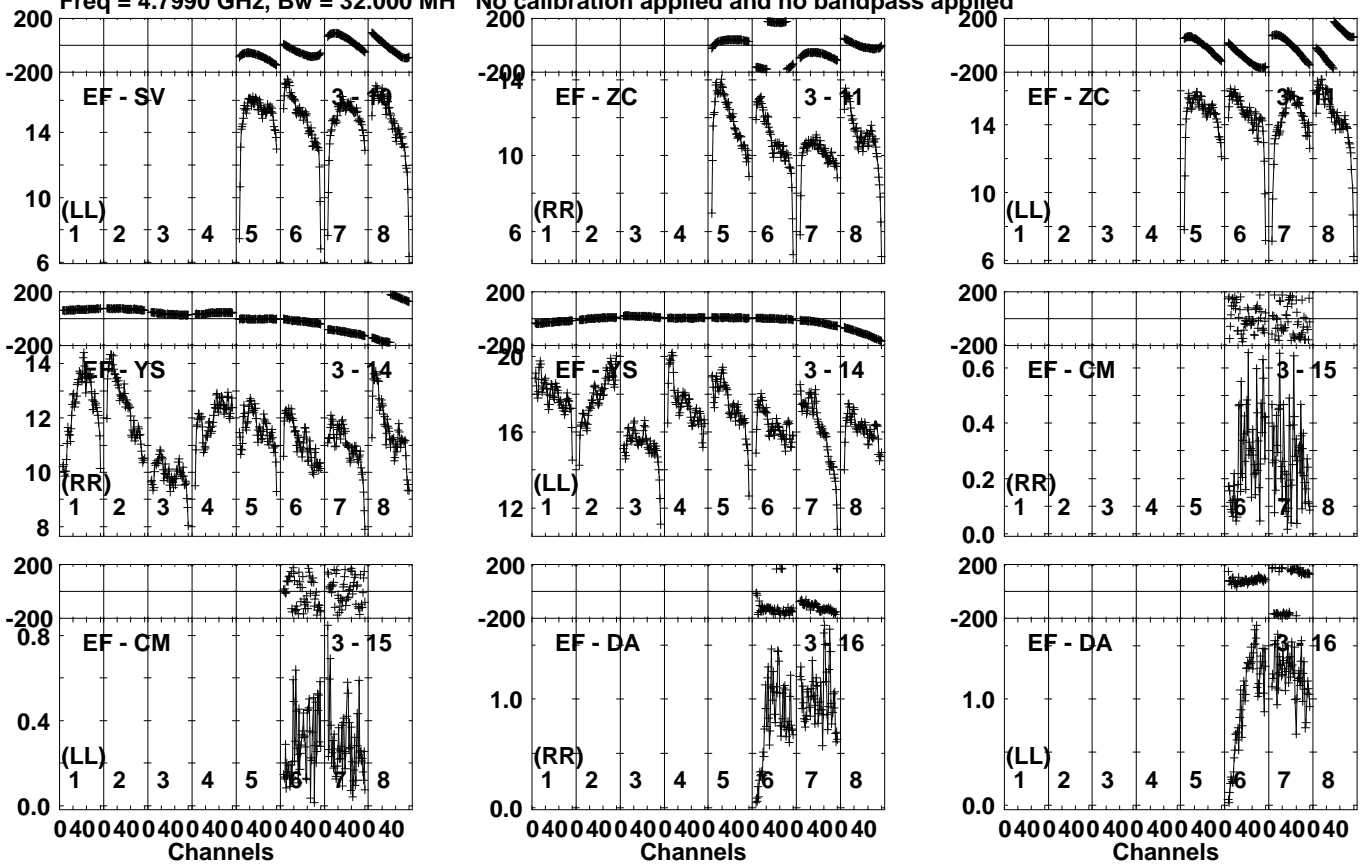
Timerange: 00/16:18:40 to 00/16:19:30

Plot file version 265 created 13-OCT-2021 16:54:02

J1745-0753 RG0121.UVDATA.1

Freq = 4.7990 GHz, Bw = 32.000 MH

No calibration applied and no bandpass applied



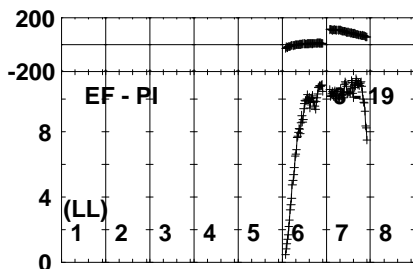
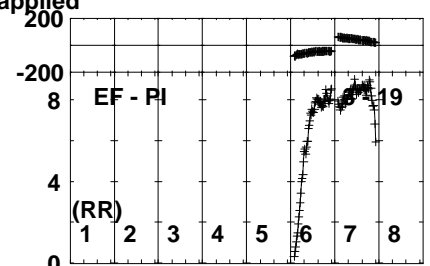
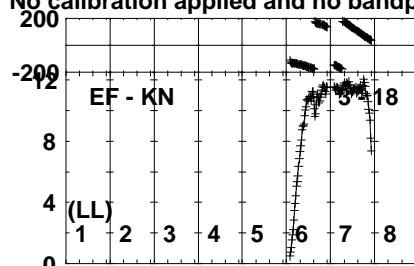
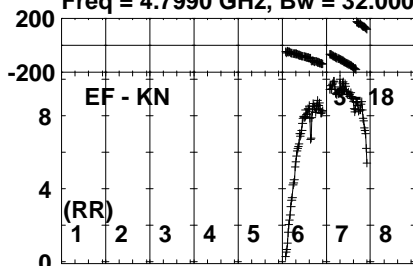
Lower frame: Milli Ampl Jy Top frame: Phas deg
Vector averaged cross-power spectrum Several baselines displayed
Timerange: 00/16:18:40 to 00/16:19:30

Plot file version 266 created 13-OCT-2021 16:54:03

J1745-0753 RG0121.UVDATA.1

Freq = 4.7990 GHz, Bw = 32.000 MH

No calibration applied and no bandpass applied



Lower frame: Milli Ampl Jy Top frame: Phas deg

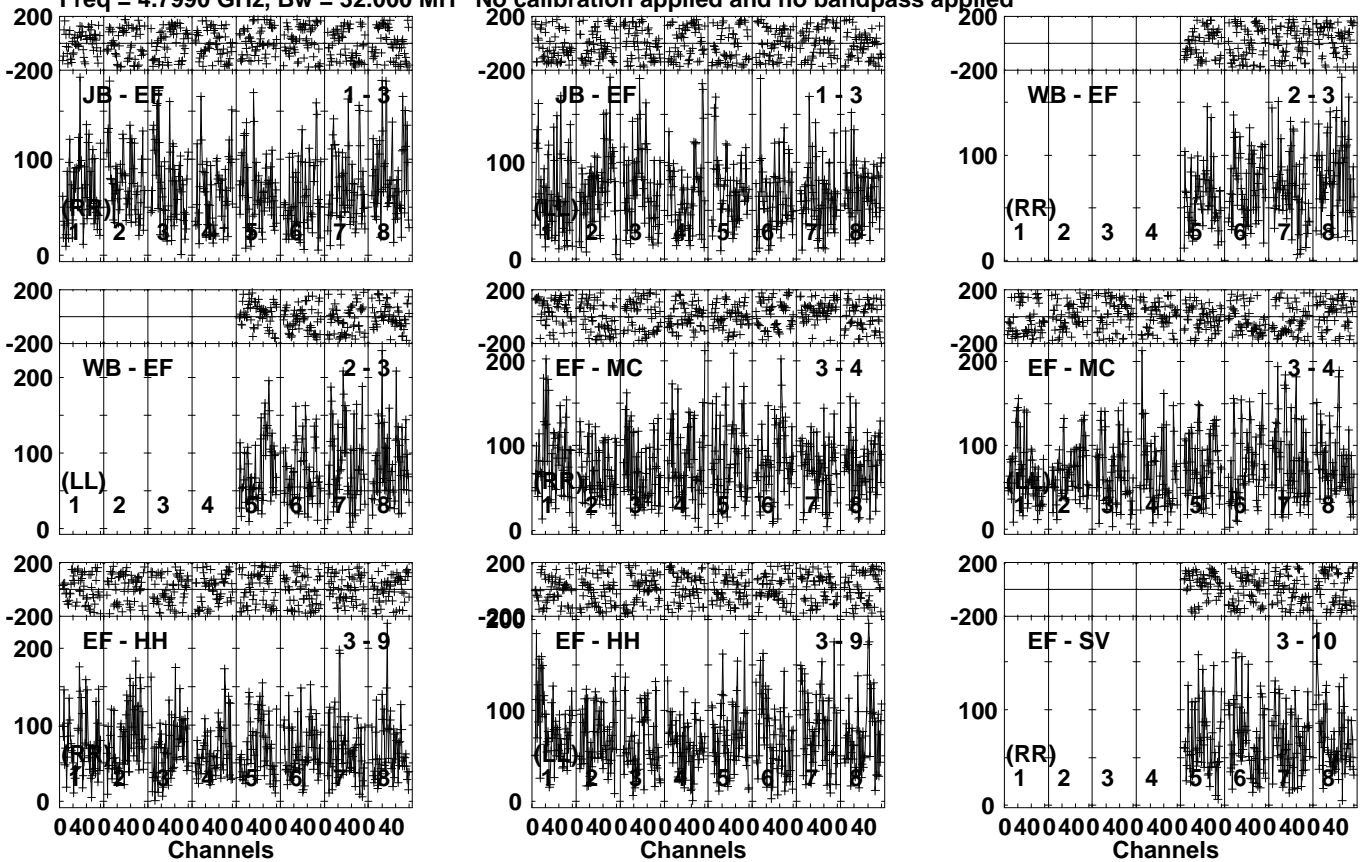
Vector averaged cross-power spectrum Several baselines displayed

Timerange: 00/16:18:40 to 00/16:19:30

Plot file version 267 created 13-OCT-2021 16:54:03

RSOPH RG012I.UVDATA.1

Freq = 4.7990 GHz, Bw = 32.000 MH No calibration applied and no bandpass applied

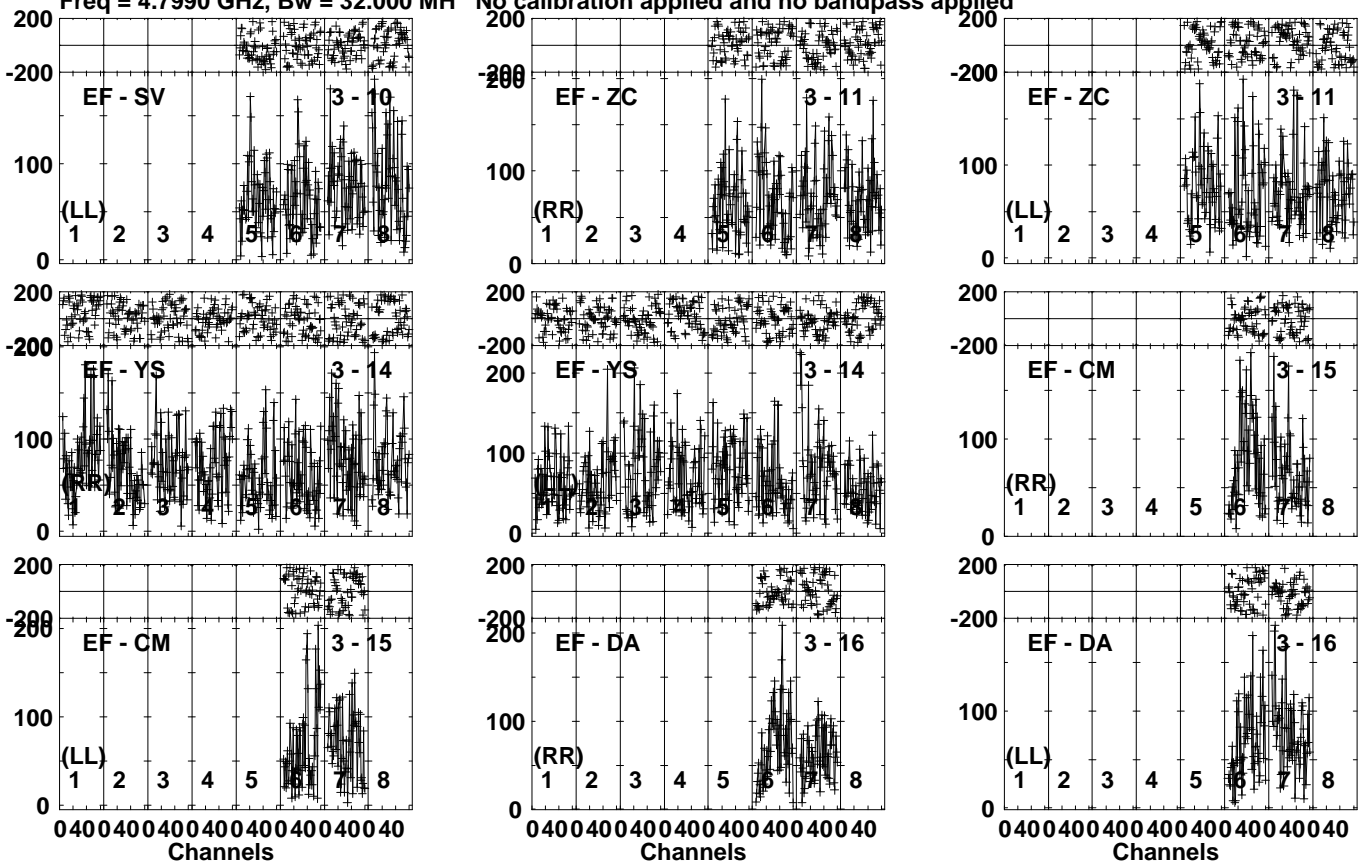


Lower frame: Micro Ampl Jy Top frame: Phas deg
Vector averaged cross-power spectrum Several baselines displayed
Timerange: 00/16:19:50 to 00/16:23:59

Plot file version 268 created 13-OCT-2021 16:54:04

RSOPH RG012I.UVDATA.1

Freq = 4.7990 GHz, Bw = 32.000 MH No calibration applied and no bandpass applied

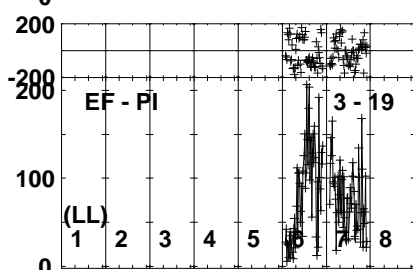
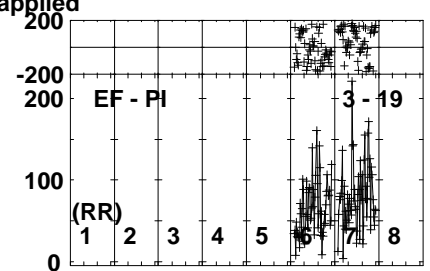
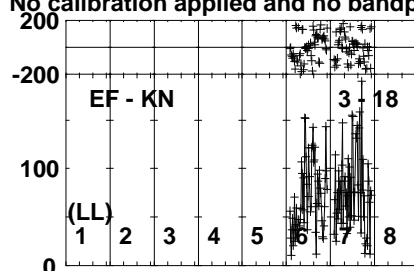
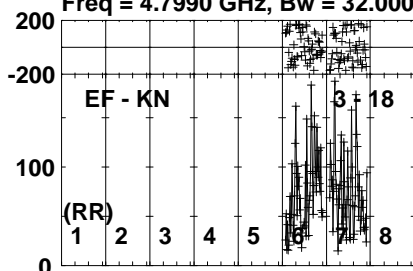


Lower frame: Micro Ampl Jy Top frame: Phas deg
Vector averaged cross-power spectrum Several baselines displayed
Timerange: 00/16:19:50 to 00/16:23:59

Plot file version 269 created 13-OCT-2021 16:54:05

RSOPH RG012I.UVDATA.1

Freq = 4.7990 GHz, Bw = 32.000 MH No calibration applied and no bandpass applied



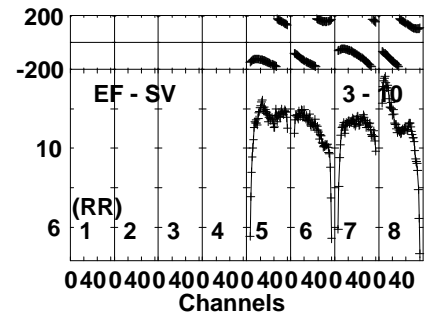
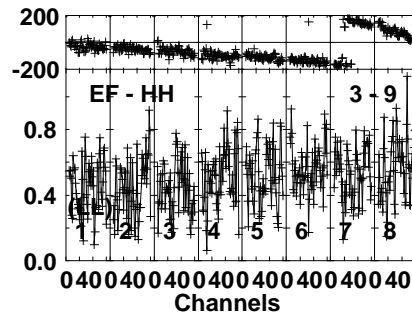
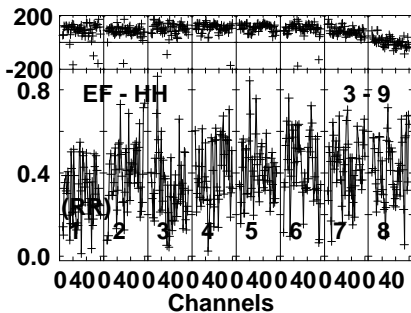
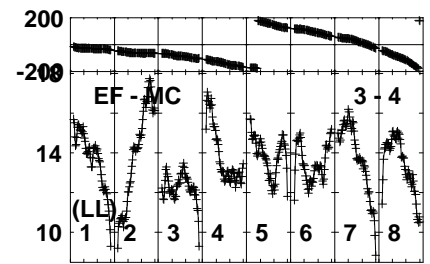
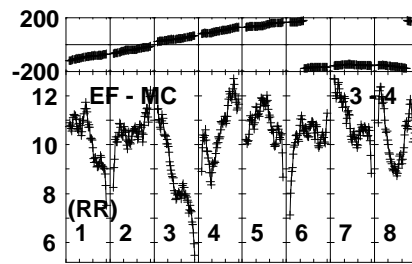
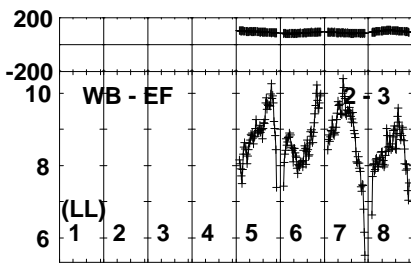
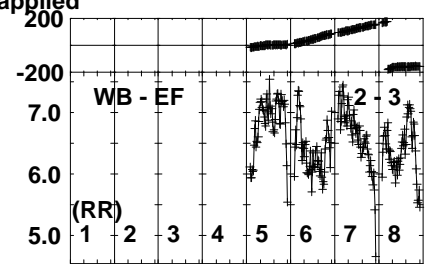
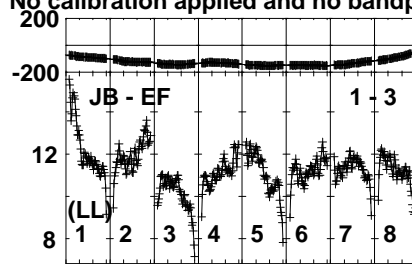
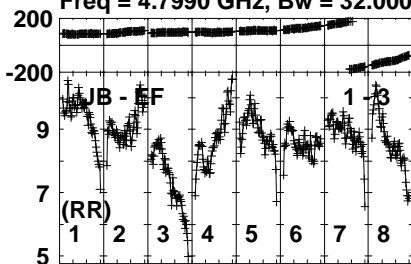
Lower frame: Micro Ampl Jy Top frame: Phas deg
Vector averaged cross-power spectrum Several baselines displayed
Timerange: 00/16:19:50 to 00/16:23:59

Plot file version 270 created 13-OCT-2021 16:54:05

J1745-0753 RG0121.UVDATA.1

Freq = 4.7990 GHz, Bw = 32.000 MH

No calibration applied and no bandpass applied



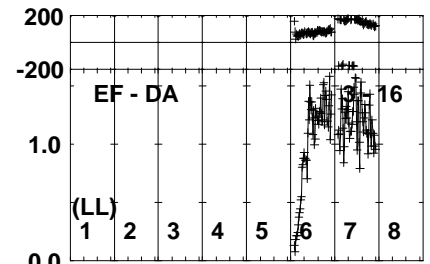
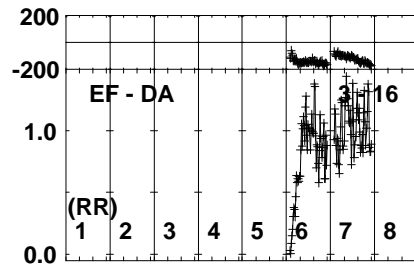
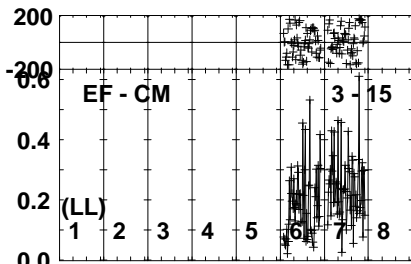
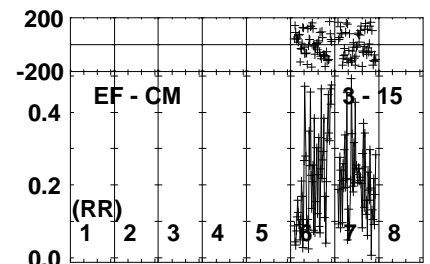
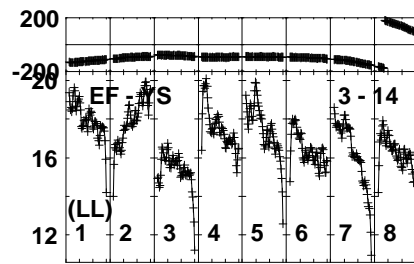
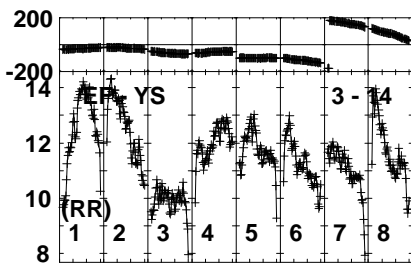
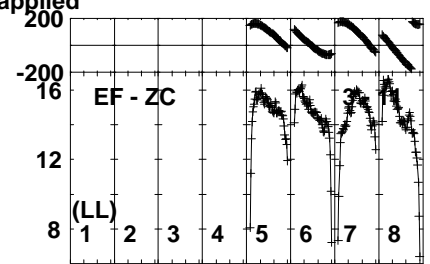
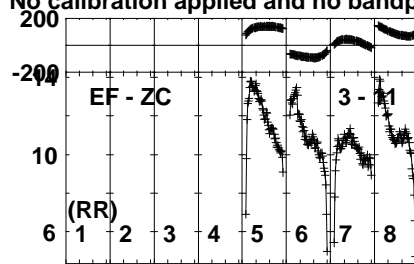
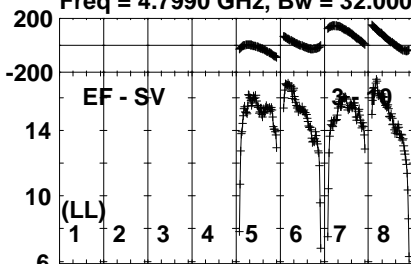
Lower frame: Milli Ampl Jy Top frame: Phas deg
Vector averaged cross-power spectrum Several baselines displayed
Timerange: 00/16:24:41 to 00/16:25:19

Plot file version 271 created 13-OCT-2021 16:54:06

J1745-0753 RG0121.UVDATA.1

Freq = 4.7990 GHz, Bw = 32.000 MH

No calibration applied and no bandpass applied



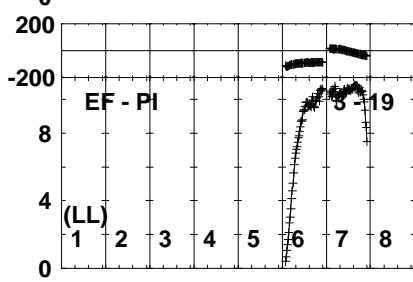
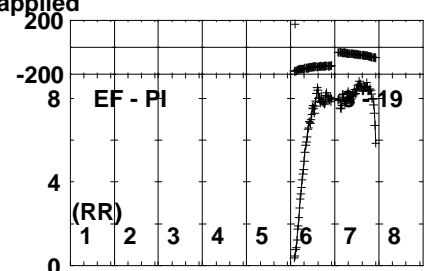
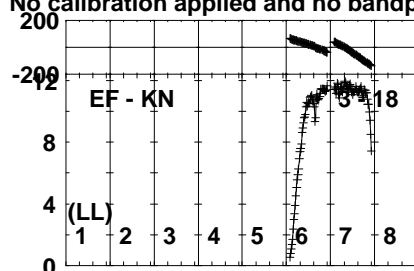
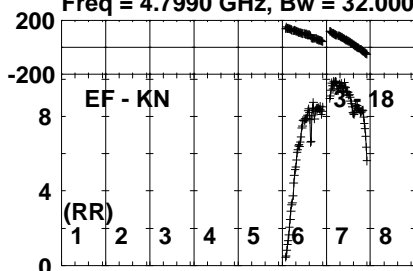
Lower frame: Milli Ampl Jy Top frame: Phas deg
Vector averaged cross-power spectrum Several baselines displayed
Timerange: 00/16:24:41 to 00/16:25:19

Plot file version 272 created 13-OCT-2021 16:54:06

J1745-0753 RG0121.UVDATA.1

Freq = 4.7990 GHz, Bw = 32.000 MH

No calibration applied and no bandpass applied

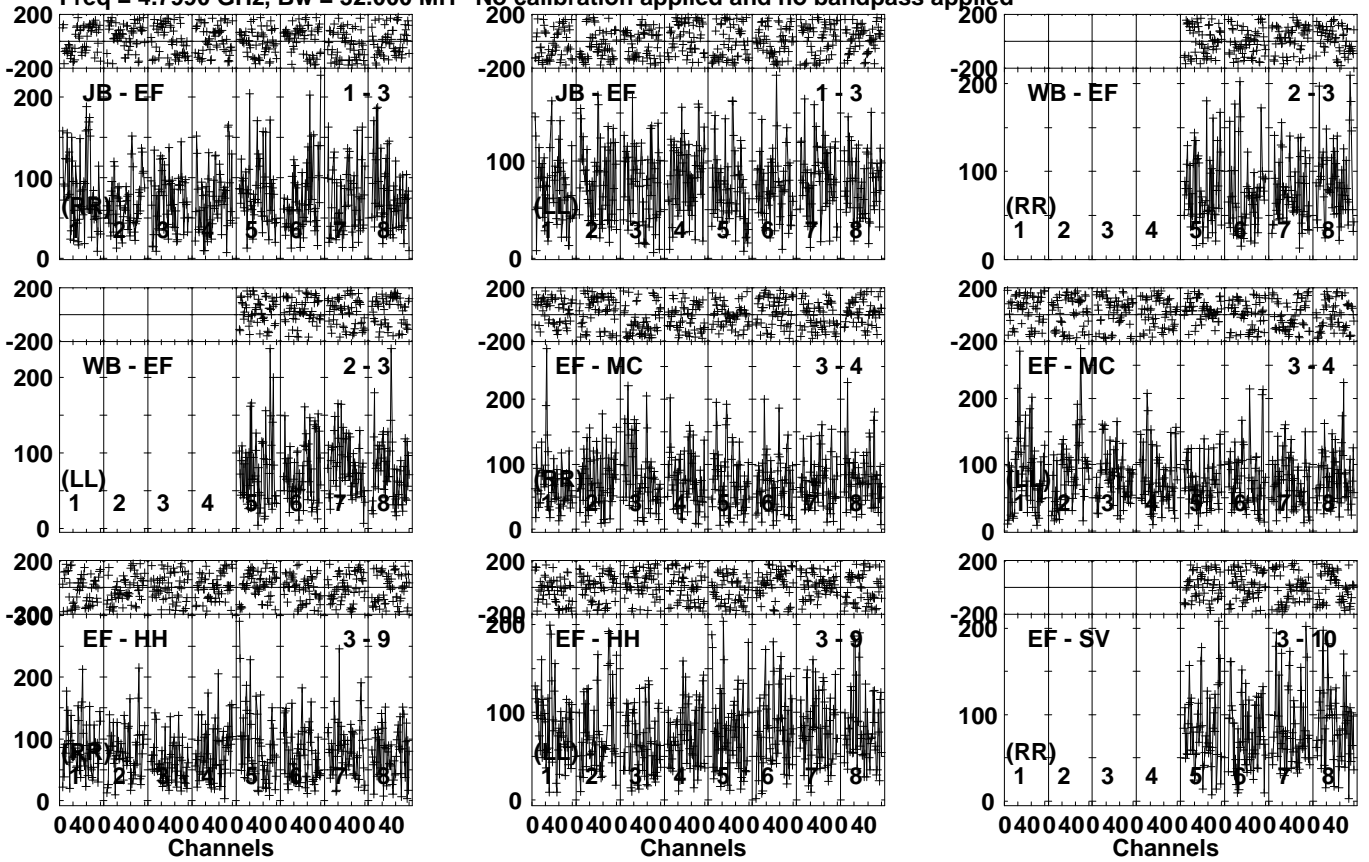


Lower frame: Milli Ampl Jy Top frame: Phas deg
Vector averaged cross-power spectrum Several baselines displayed
Timerange: 00/16:24:41 to 00/16:25:19

Plot file version 273 created 13-OCT-2021 16:54:07

RSOPH RG012I.UVDATA.1

Freq = 4.7990 GHz, Bw = 32.000 MH No calibration applied and no bandpass applied

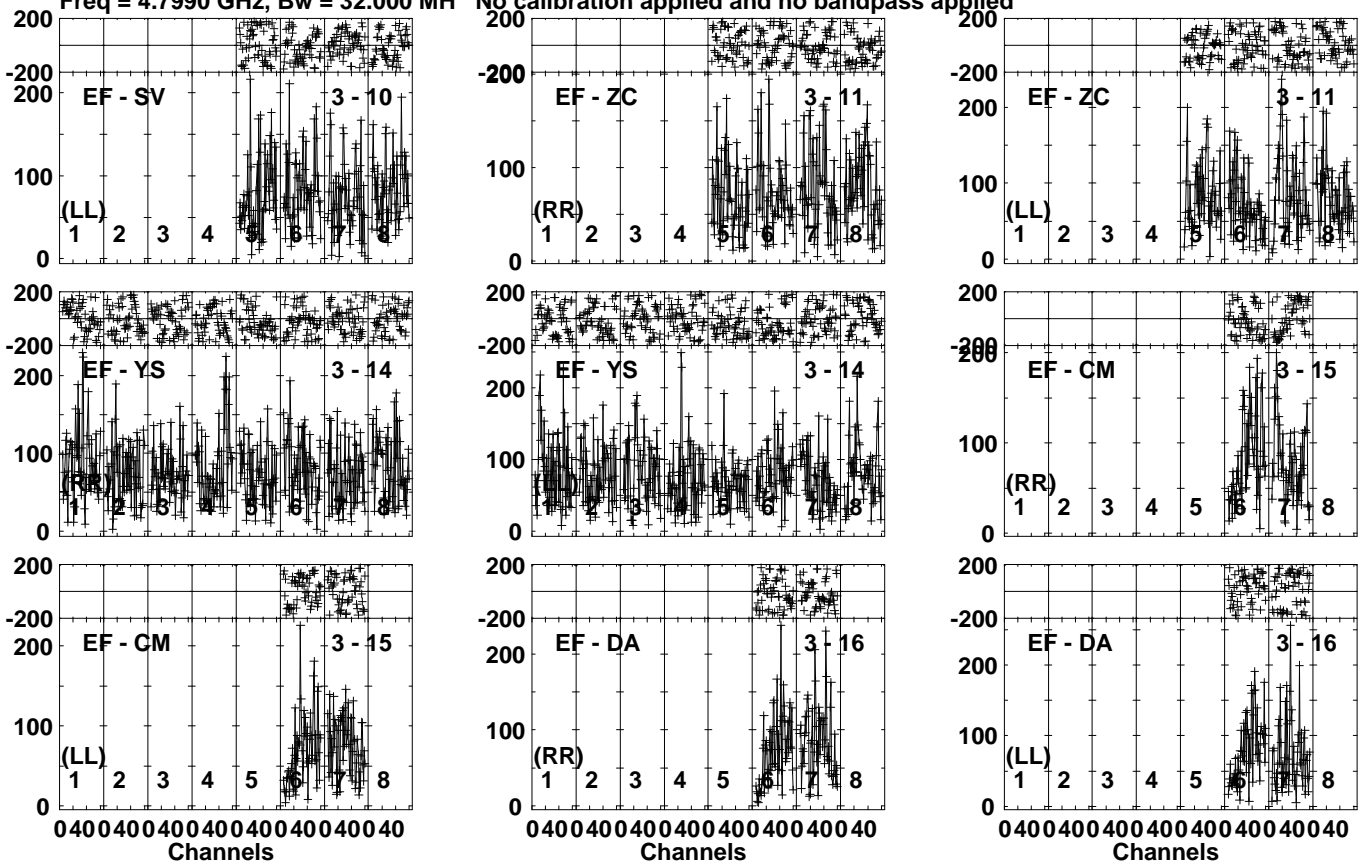


Lower frame: Micro Ampl Jy Top frame: Phas deg
Vector averaged cross-power spectrum Several baselines displayed
Timerange: 00/16:25:41 to 00/16:29:20

Plot file version 274 created 13-OCT-2021 16:54:07

RSOPH RG012I.UVDATA.1

Freq = 4.7990 GHz, Bw = 32.000 MH No calibration applied and no bandpass applied

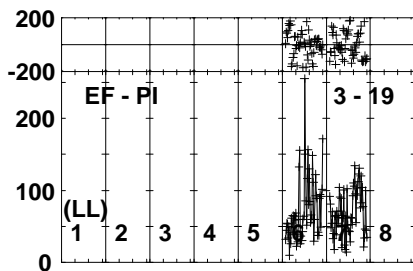
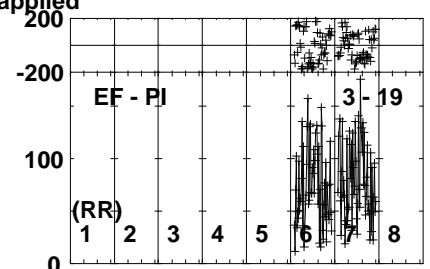
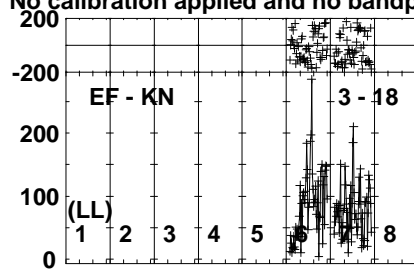
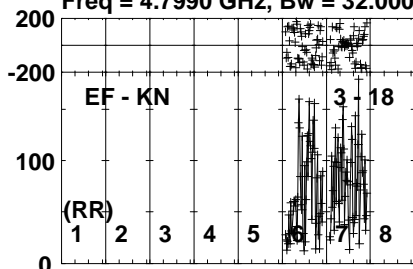


Lower frame: Micro Ampl Jy Top frame: Phas deg
Vector averaged cross-power spectrum Several baselines displayed
Timerange: 00/16:25:41 to 00/16:29:20

Plot file version 275 created 13-OCT-2021 16:54:08

RSOPH RG012I.UVDATA.1

Freq = 4.7990 GHz, Bw = 32.000 MH No calibration applied and no bandpass applied

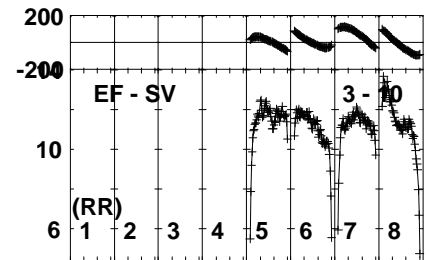
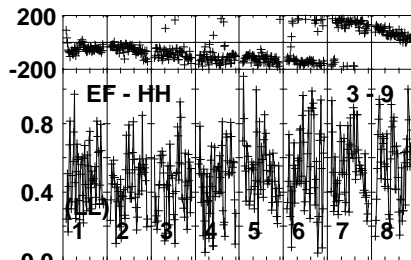
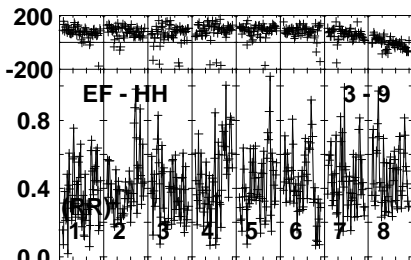
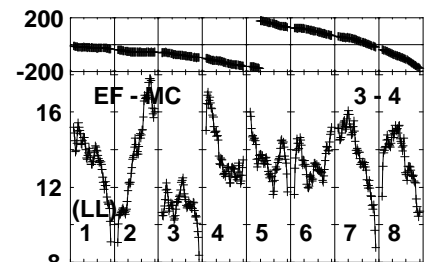
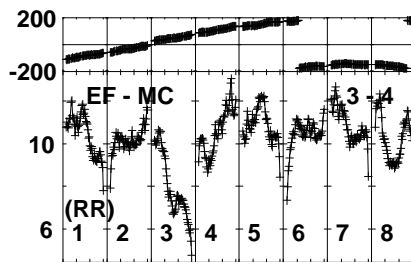
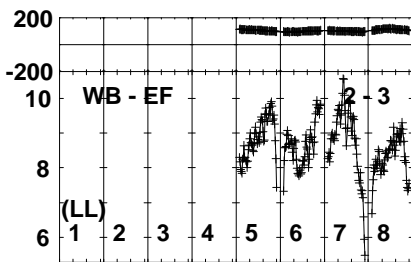
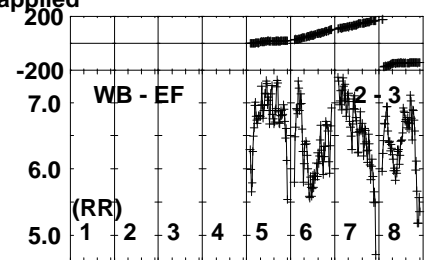
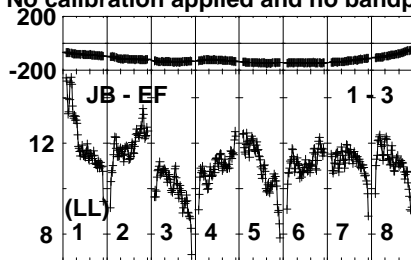
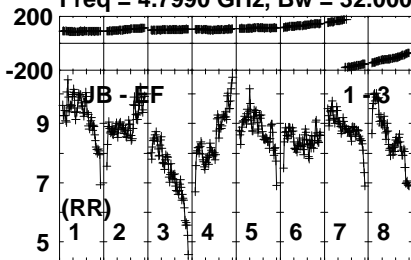


Lower frame: Micro Ampl Jy Top frame: Phas deg
Vector averaged cross-power spectrum Several baselines displayed
Timerange: 00/16:25:41 to 00/16:29:20

Plot file version 276 created 13-OCT-2021 16:54:09

J1745-0753 RG0121.UVDATA.1

Freq = 4.7990 GHz, Bw = 32.000 MH No calibration applied and no bandpass applied



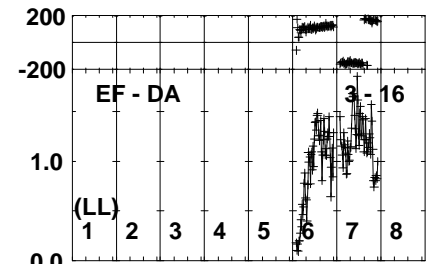
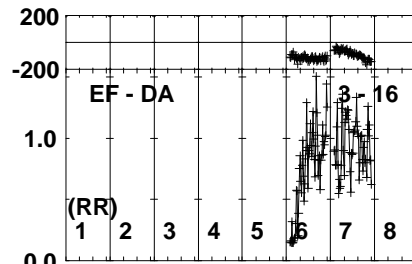
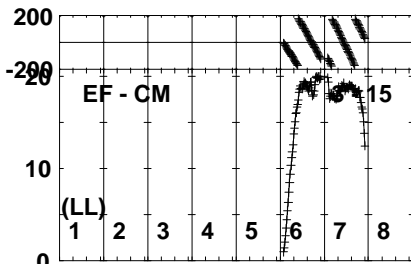
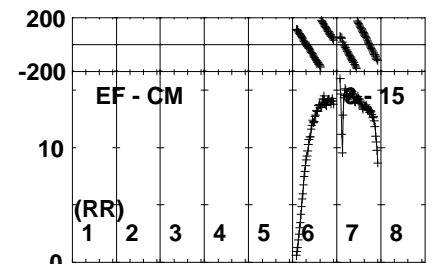
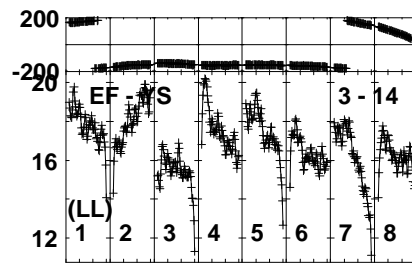
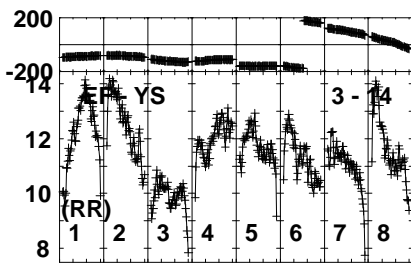
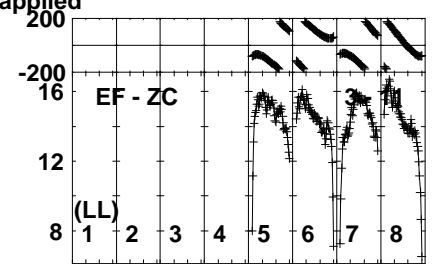
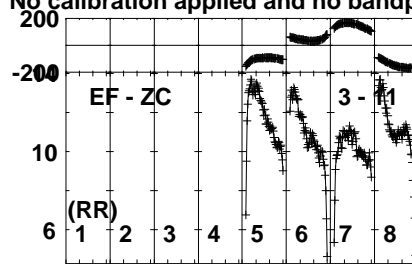
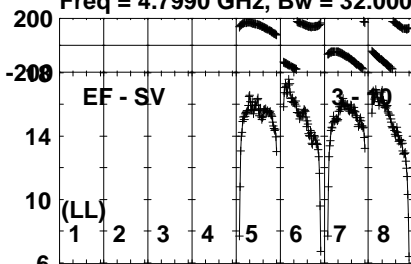
Lower frame: Milli Ampl Jy Top frame: Phas deg
Vector averaged cross-power spectrum Several baselines displayed
Timerange: 00/16:29:40 to 00/16:30:29

Plot file version 277 created 13-OCT-2021 16:54:09

J1745-0753 RG0121.UVDATA.1

Freq = 4.7990 GHz, Bw = 32.000 MH

No calibration applied and no bandpass applied

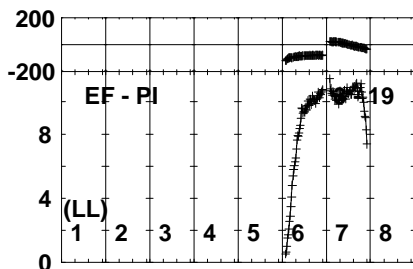
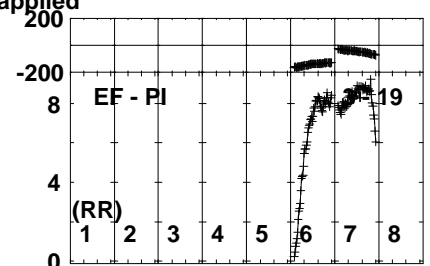
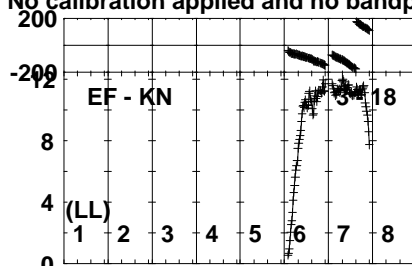
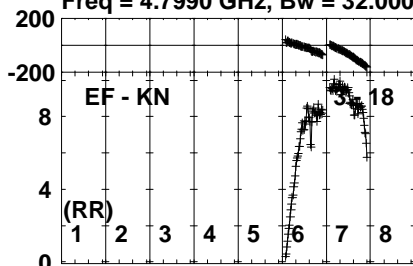


Lower frame: Milli Ampl Jy Top frame: Phas deg
Vector averaged cross-power spectrum Several baselines displayed
Timerange: 00/16:29:40 to 00/16:30:29

Plot file version 278 created 13-OCT-2021 16:54:10

J1745-0753 RG0121.UVDATA.1

Freq = 4.7990 GHz, Bw = 32.000 MH No calibration applied and no bandpass applied

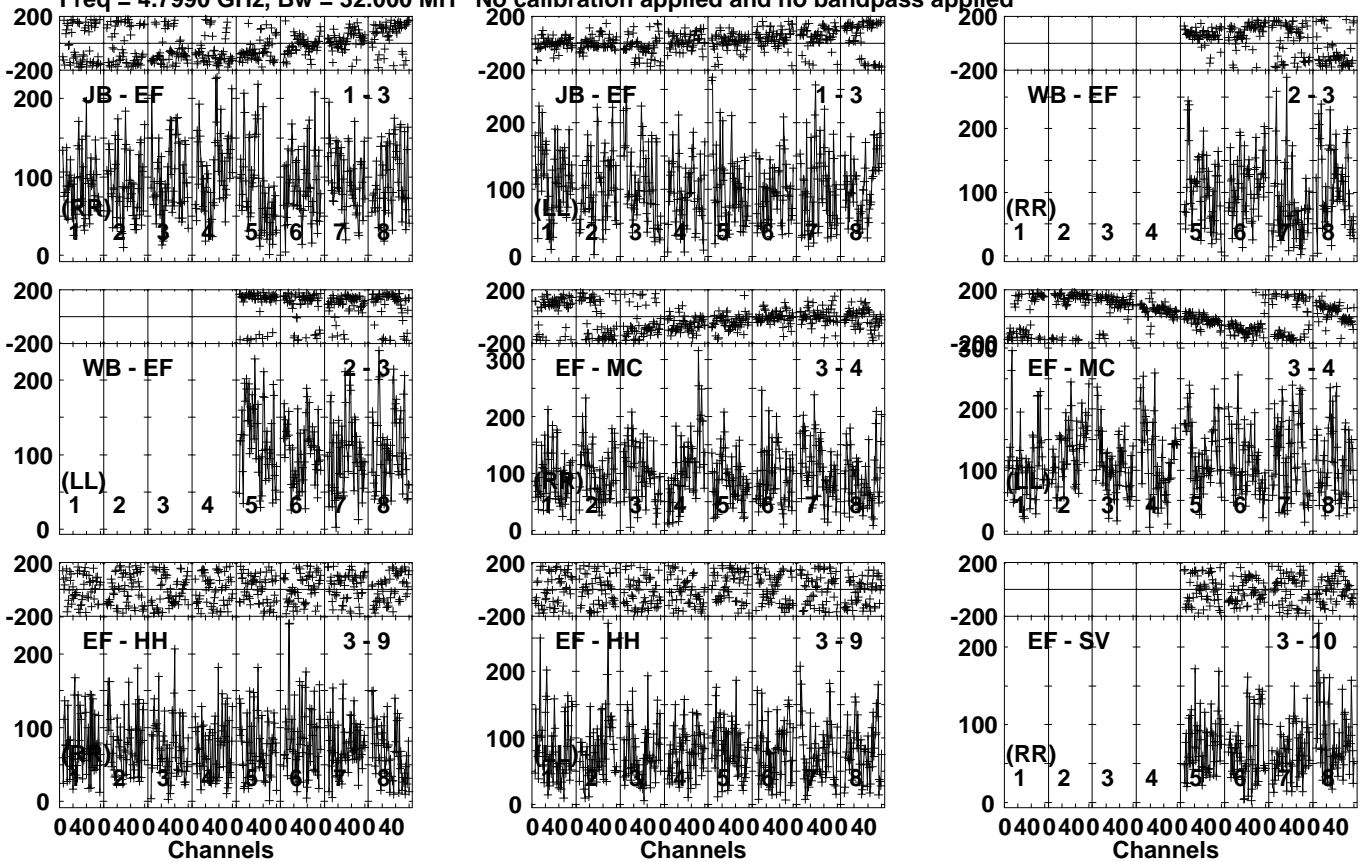


Lower frame: Milli Ampl Jy Top frame: Phas deg
Vector averaged cross-power spectrum Several baselines displayed
Timerange: 00/16:29:40 to 00/16:30:29

Plot file version 279 created 13-OCT-2021 16:54:10

VLASS1 RG0121.UVDATA.1

Freq = 4.7990 GHz, Bw = 32.000 MH No calibration applied and no bandpass applied

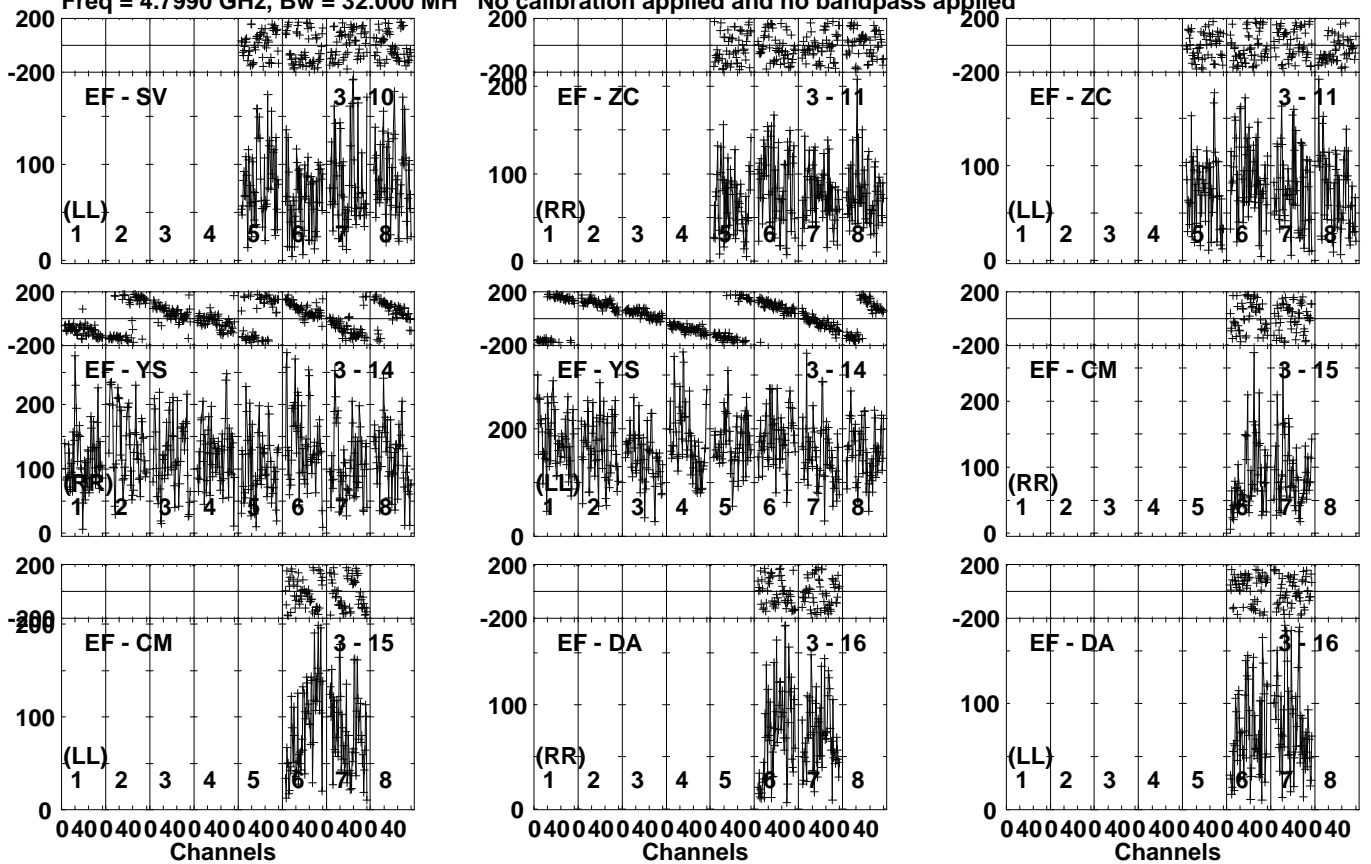


Lower frame: Micro Ampl Jy Top frame: Phas deg
Vector averaged cross-power spectrum Several baselines displayed
Timerange: 00/16:30:50 to 00/16:34:30

Plot file version 280 created 13-OCT-2021 16:54:11

VLASS1 RG0121.UVDATA.1

Freq = 4.7990 GHz, Bw = 32.000 MH No calibration applied and no bandpass applied

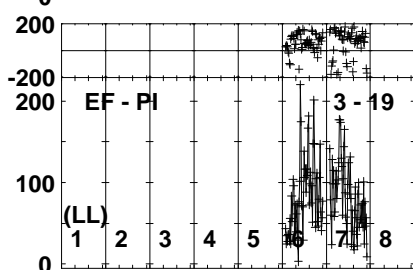
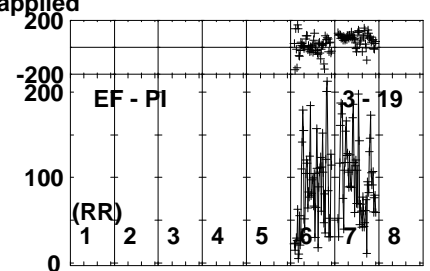
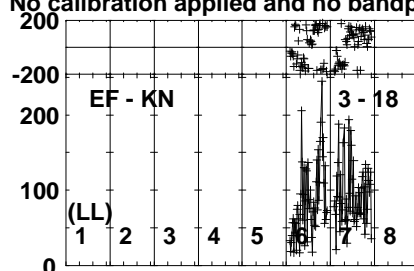
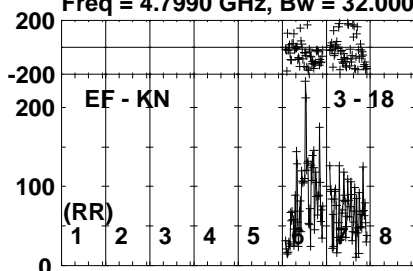


Lower frame: Micro Ampl Jy Top frame: Phas deg
Vector averaged cross-power spectrum Several baselines displayed
Timerange: 00/16:30:50 to 00/16:34:30

Plot file version 281 created 13-OCT-2021 16:54:12

VLASS1 RG0121.UVDATA.1

Freq = 4.7990 GHz, Bw = 32.000 MH No calibration applied and no bandpass applied



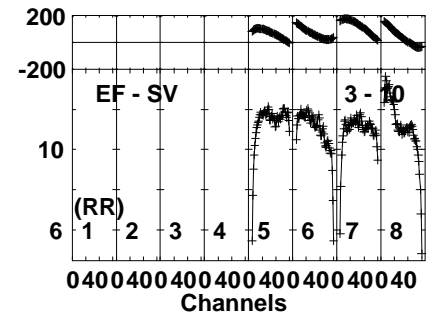
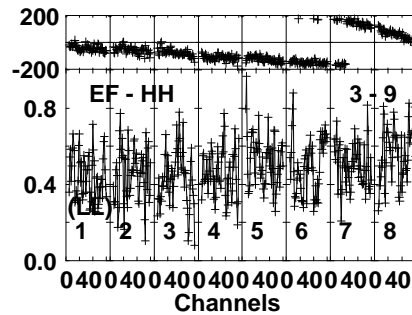
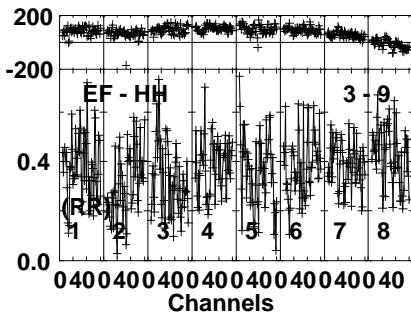
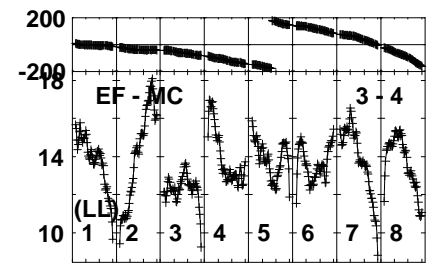
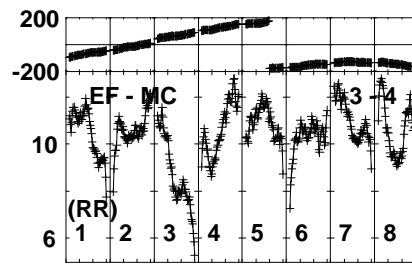
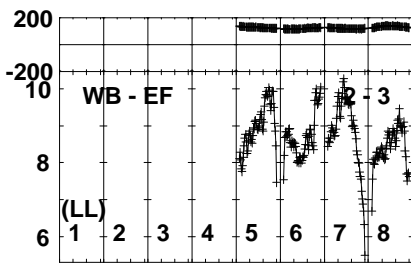
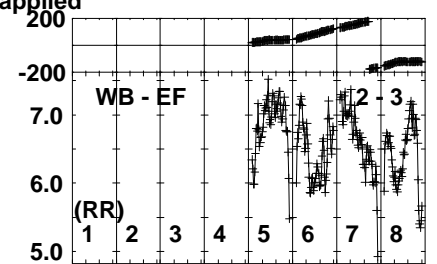
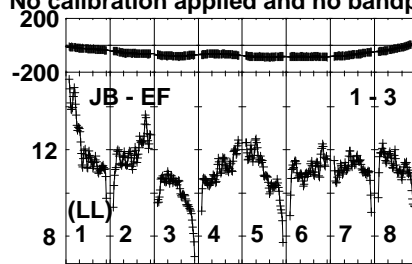
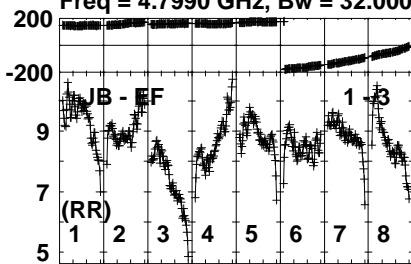
Lower frame: Micro Ampl Jy Top frame: Phas deg
Vector averaged cross-power spectrum Several baselines displayed
Timerange: 00/16:30:50 to 00/16:34:30

Plot file version 282 created 13-OCT-2021 16:54:12

J1745-0753 RG0121.UVDATA.1

Freq = 4.7990 GHz, Bw = 32.000 MH

No calibration applied and no bandpass applied



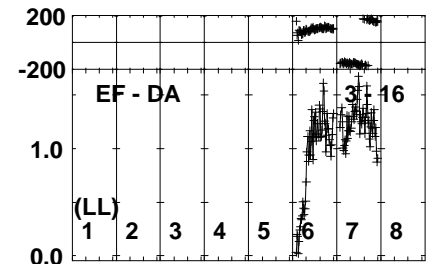
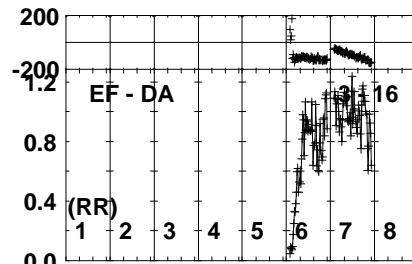
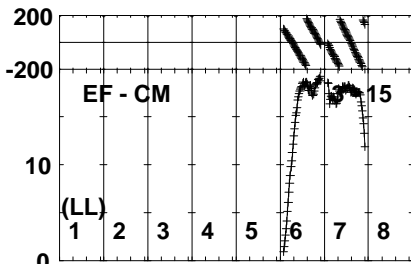
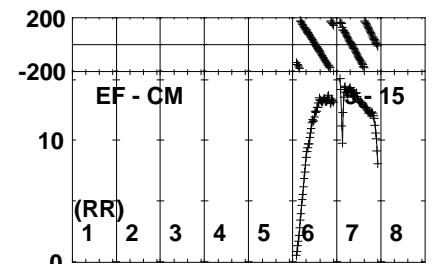
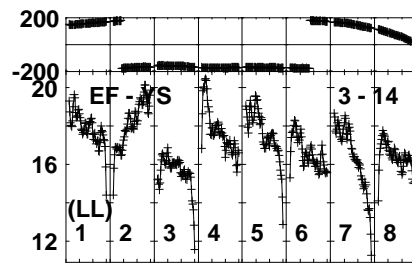
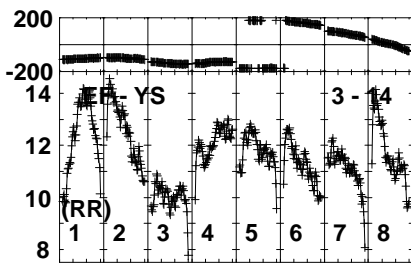
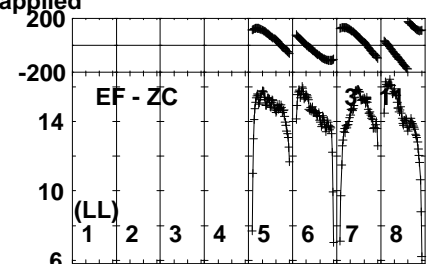
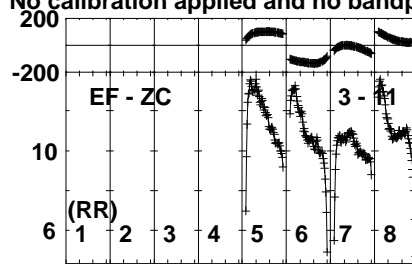
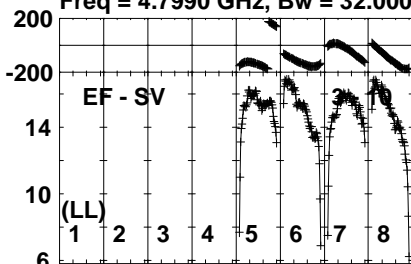
Lower frame: Milli Ampl Jy Top frame: Phas deg
Vector averaged cross-power spectrum Several baselines displayed
Timerange: 00/16:35:11 to 00/16:35:50

Plot file version 283 created 13-OCT-2021 16:54:13

J1745-0753 RG0121.UVDATA.1

Freq = 4.7990 GHz, Bw = 32.000 MH

No calibration applied and no bandpass applied



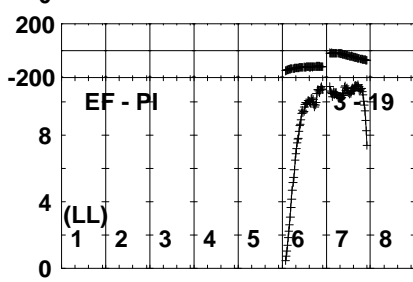
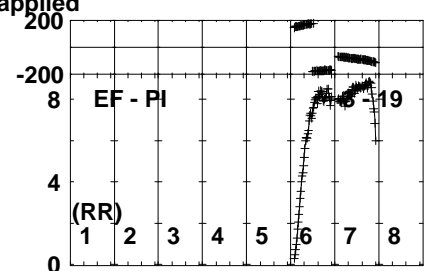
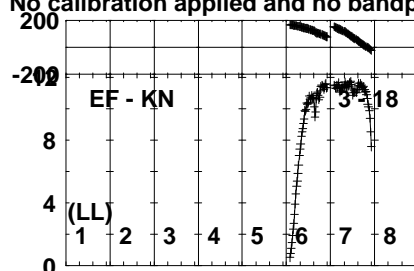
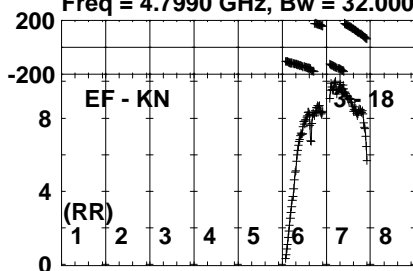
Lower frame: Milli Ampl Jy Top frame: Phas deg
Vector averaged cross-power spectrum Several baselines displayed
Timerange: 00/16:35:11 to 00/16:35:50

Plot file version 284 created 13-OCT-2021 16:54:14

J1745-0753 RG0121.UVDATA.1

Freq = 4.7990 GHz, Bw = 32.000 MH

No calibration applied and no bandpass applied

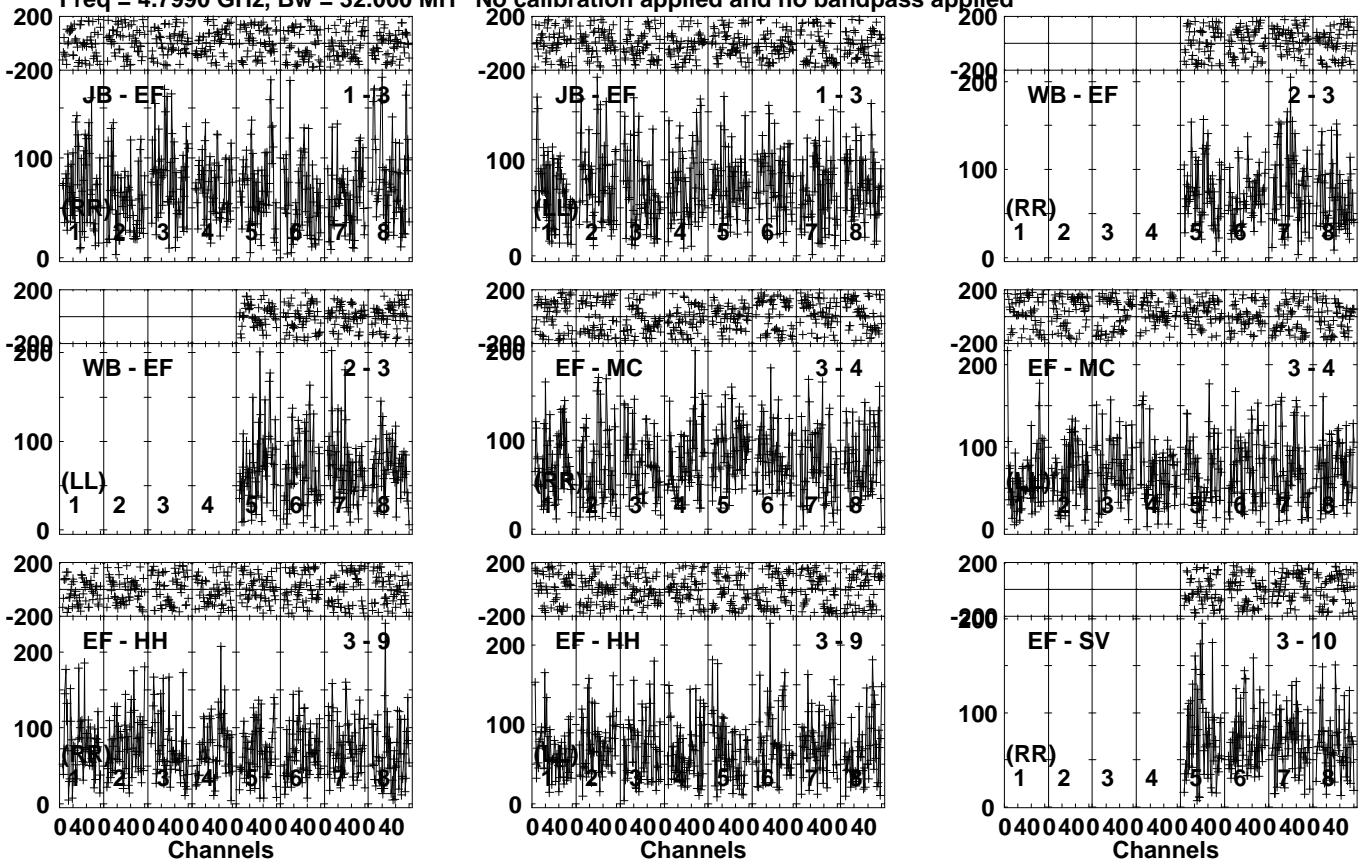


Lower frame: Milli Ampl Jy Top frame: Phas deg
Vector averaged cross-power spectrum Several baselines displayed
Timerange: 00/16:35:11 to 00/16:35:50

Plot file version 285 created 13-OCT-2021 16:54:14

RSOPH RG012I.UVDATA.1

Freq = 4.7990 GHz, Bw = 32.000 MH No calibration applied and no bandpass applied

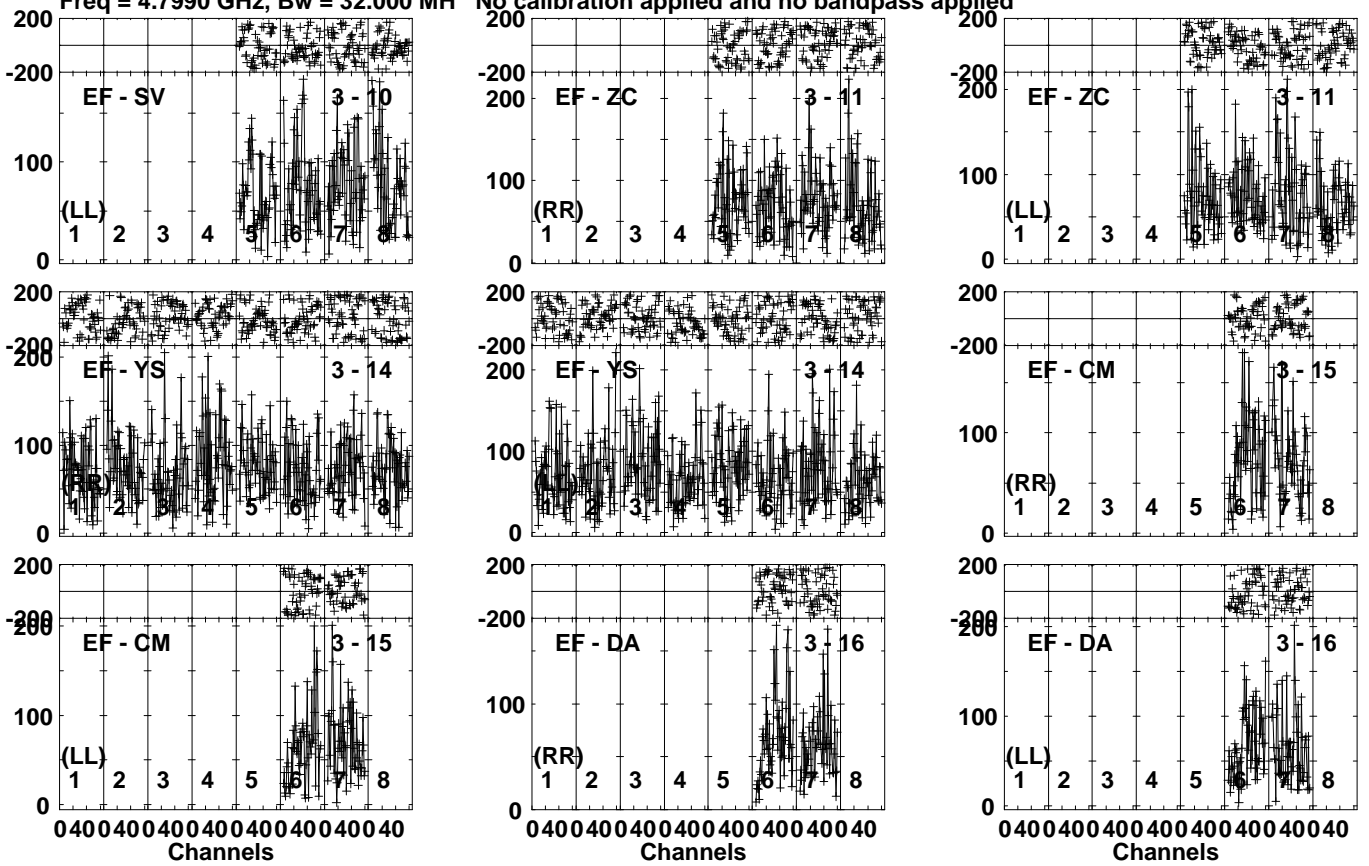


Lower frame: Micro Ampl Jy Top frame: Phas deg
Vector averaged cross-power spectrum Several baselines displayed
Timerange: 00/16:36:11 to 00/16:40:20

Plot file version 286 created 13-OCT-2021 16:54:15

RSOPH RG012I.UVDATA.1

Freq = 4.7990 GHz, Bw = 32.000 MH No calibration applied and no bandpass applied

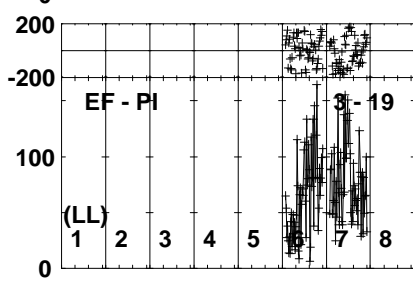
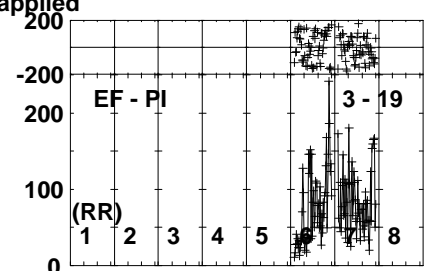
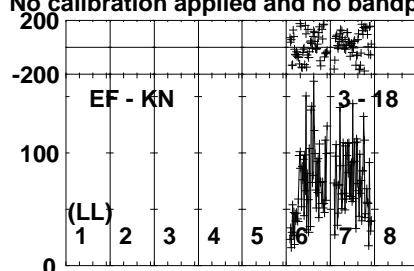
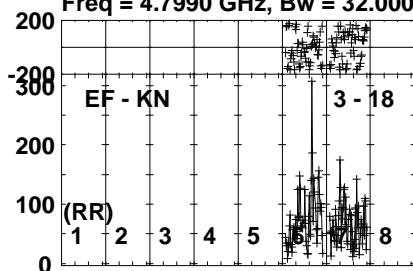


Lower frame: Micro Ampl Jy Top frame: Phas deg
Vector averaged cross-power spectrum Several baselines displayed
Timerange: 00/16:36:11 to 00/16:40:20

Plot file version 287 created 13-OCT-2021 16:54:15

RSOPH RG012I.UVDATA.1

Freq = 4.7990 GHz, Bw = 32.000 MH No calibration applied and no bandpass applied



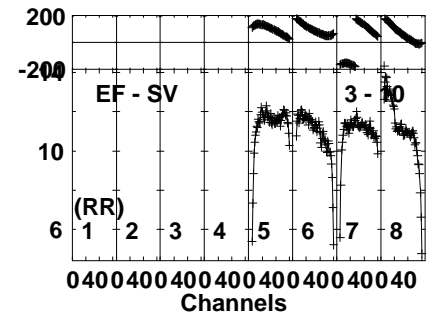
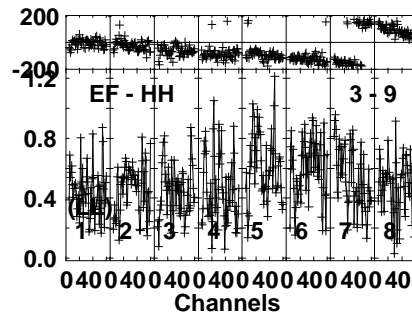
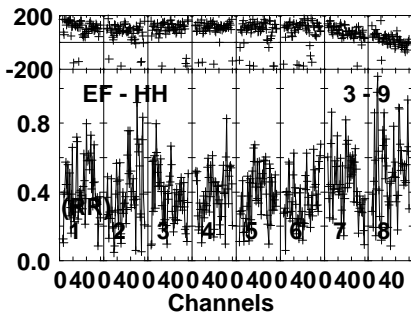
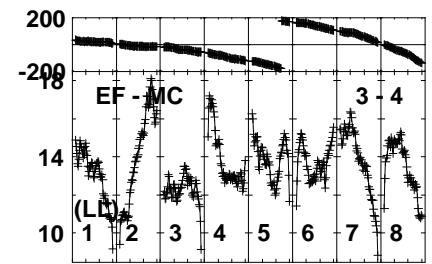
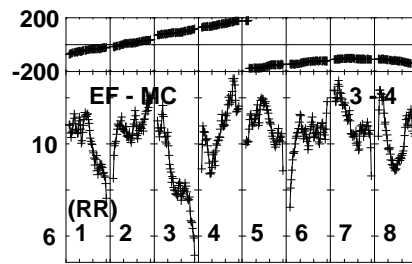
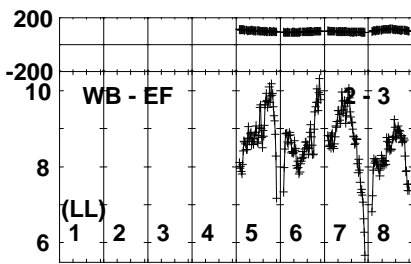
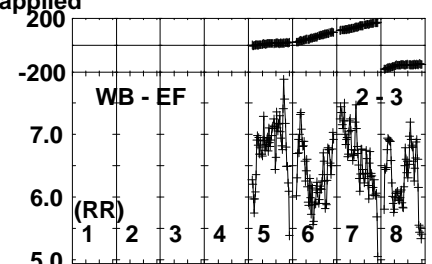
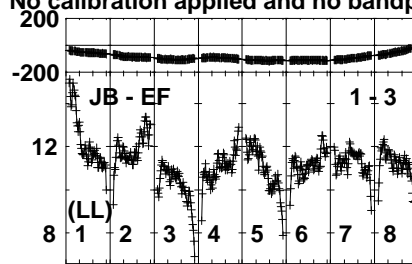
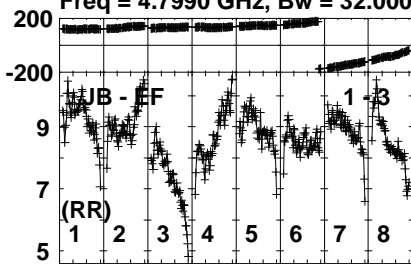
Lower frame: Micro Ampl Jy Top frame: Phas deg
Vector averaged cross-power spectrum Several baselines displayed
Timerange: 00/16:36:11 to 00/16:40:20

Plot file version 288 created 13-OCT-2021 16:54:16

J1745-0753 RG0121.UVDATA.1

Freq = 4.7990 GHz, Bw = 32.000 MH

No calibration applied and no bandpass applied



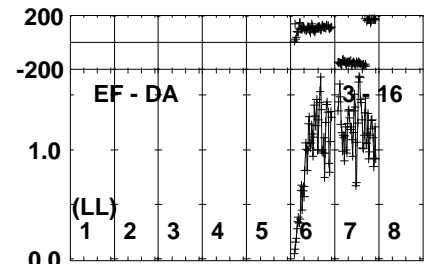
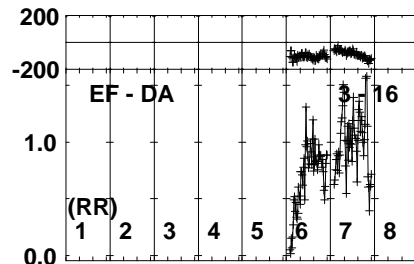
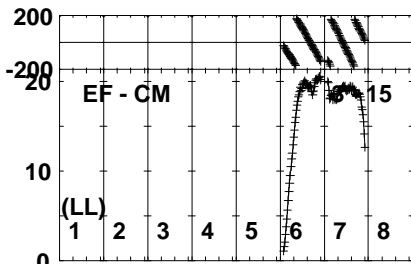
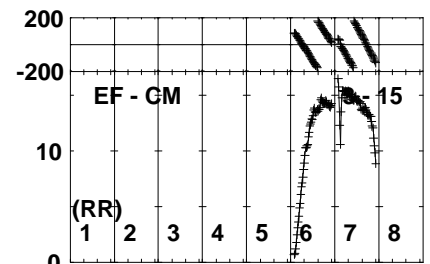
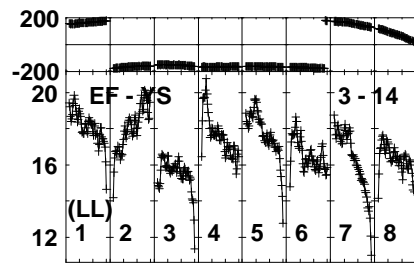
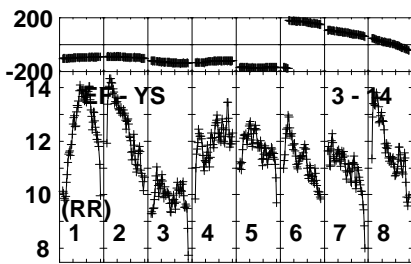
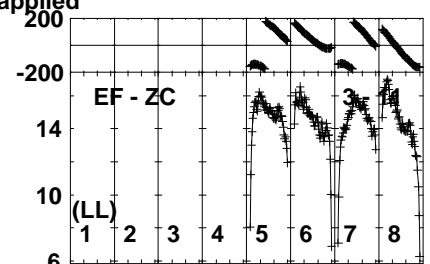
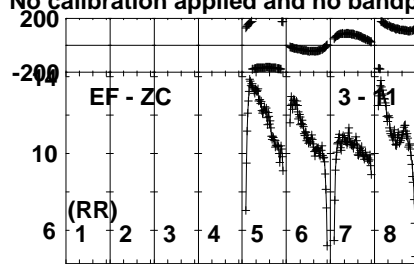
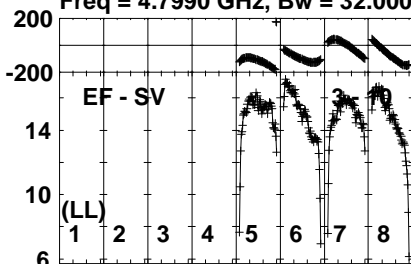
Lower frame: Milli Ampl Jy Top frame: Phas deg
Vector averaged cross-power spectrum Several baselines displayed
Timerange: 00/16:40:40 to 00/16:41:30

Plot file version 289 created 13-OCT-2021 16:54:16

J1745-0753 RG0121.UVDATA.1

Freq = 4.7990 GHz, Bw = 32.000 MH

No calibration applied and no bandpass applied



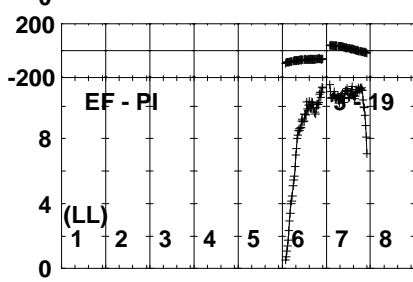
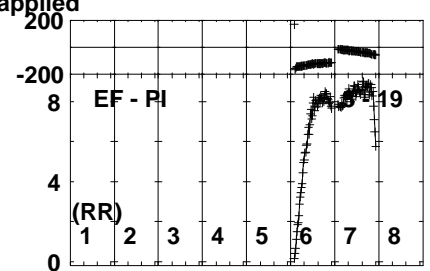
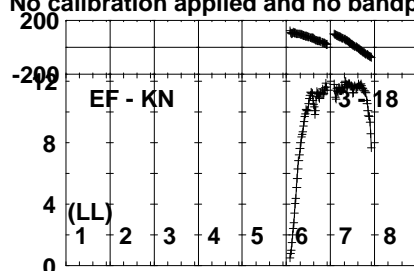
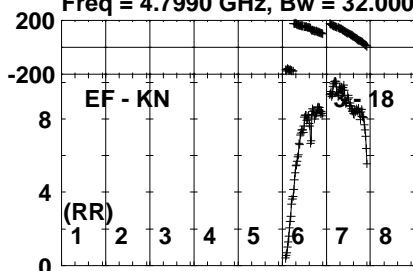
Lower frame: Milli Ampl Jy Top frame: Phas deg
Vector averaged cross-power spectrum Several baselines displayed
Timerange: 00/16:40:40 to 00/16:41:30

Plot file version 290 created 13-OCT-2021 16:54:17

J1745-0753 RG0121.UVDATA.1

Freq = 4.7990 GHz, Bw = 32.000 MH

No calibration applied and no bandpass applied

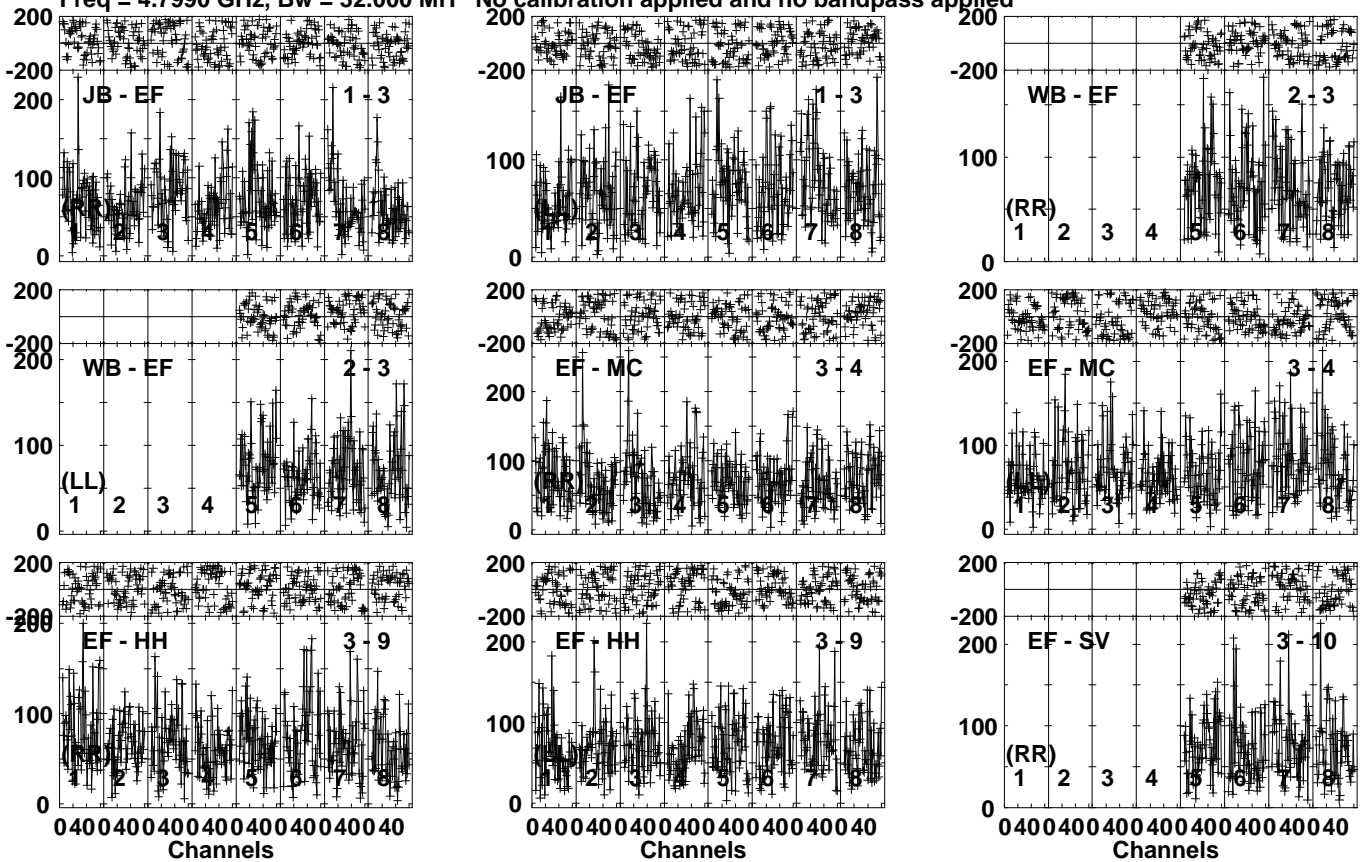


Lower frame: Milli Ampl Jy Top frame: Phas deg
Vector averaged cross-power spectrum Several baselines displayed
Timerange: 00/16:40:40 to 00/16:41:30

Plot file version 291 created 13-OCT-2021 16:54:17

RSOPH RG012I.UVDATA.1

Freq = 4.7990 GHz, Bw = 32.000 MH No calibration applied and no bandpass applied

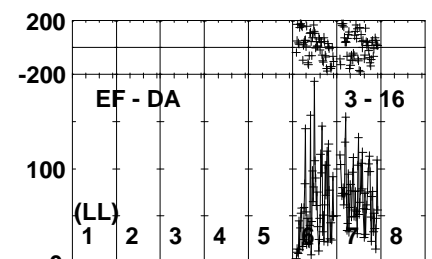
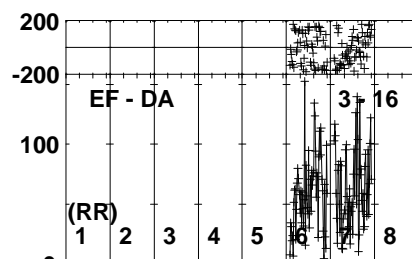
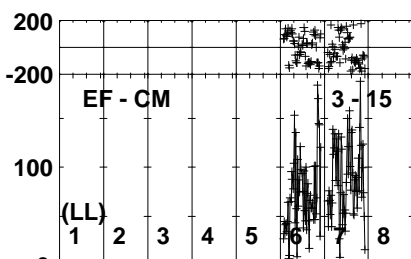
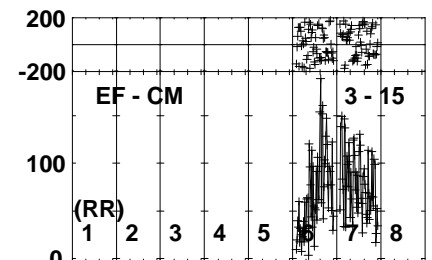
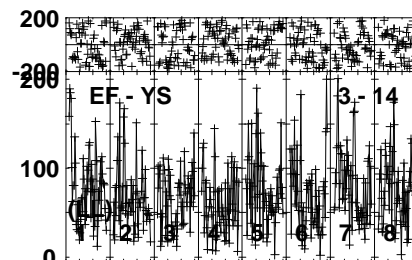
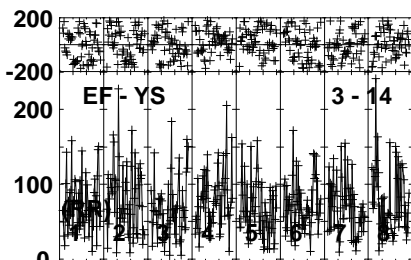
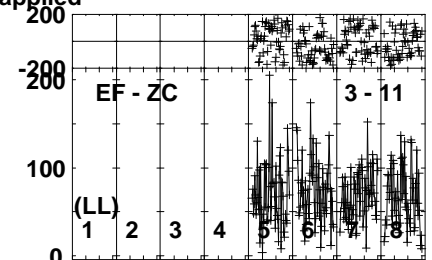
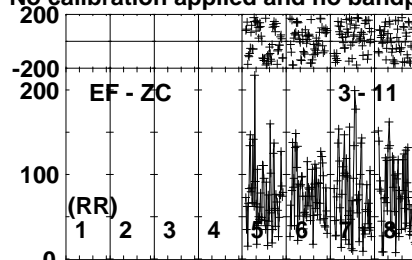
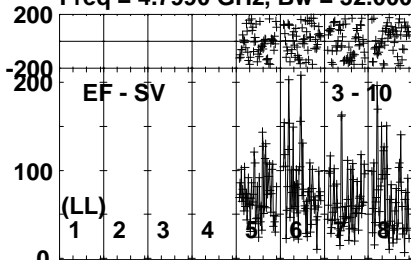


Lower frame: Micro Ampl Jy Top frame: Phas deg
Vector averaged cross-power spectrum Several baselines displayed
Timerange: 00/16:41:50 to 00/16:45:59

Plot file version 292 created 13-OCT-2021 16:54:18

RSOPH RG012I.UVDATA.1

Freq = 4.7990 GHz, Bw = 32.000 MH No calibration applied and no bandpass applied

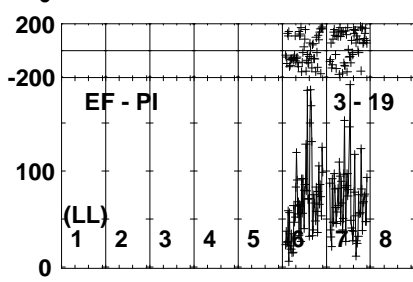
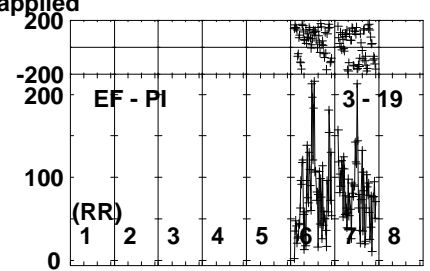
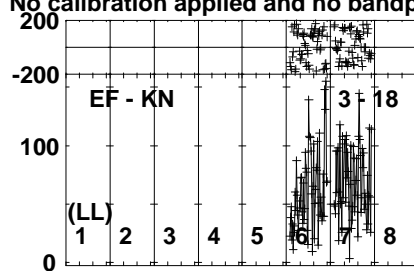
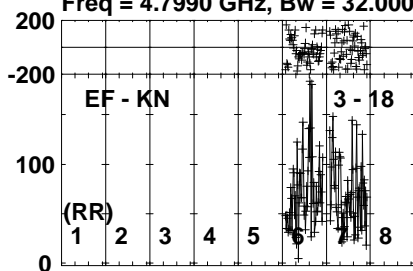


Lower frame: Micro Ampl Jy Top frame: Phas deg
Vector averaged cross-power spectrum Several baselines displayed
Timerange: 00/16:41:50 to 00/16:45:59

Plot file version 293 created 13-OCT-2021 16:54:19

RSOPH RG012I.UVDATA.1

Freq = 4.7990 GHz, Bw = 32.000 MH No calibration applied and no bandpass applied



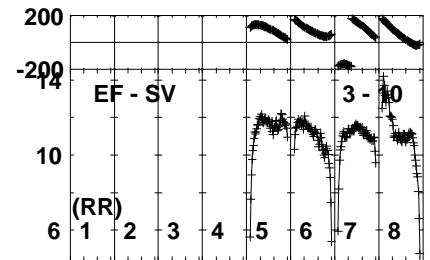
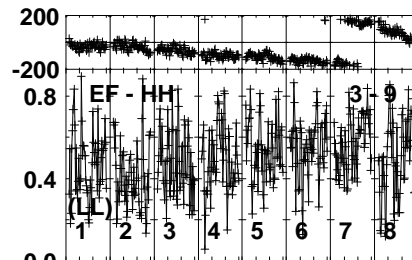
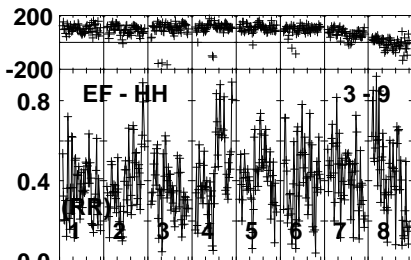
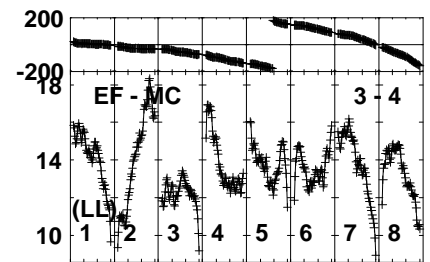
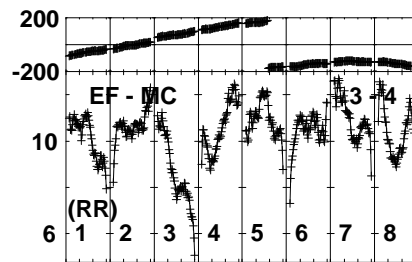
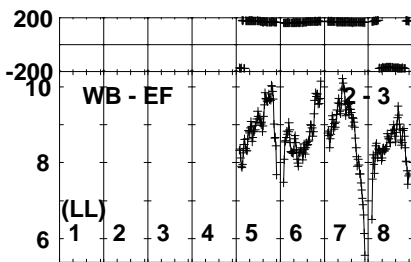
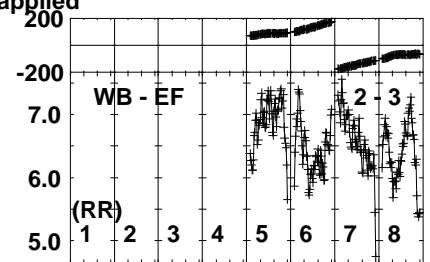
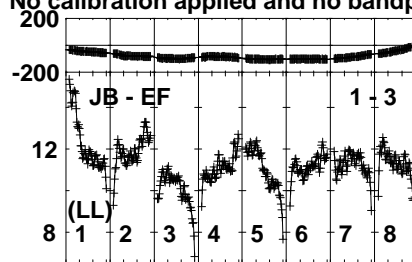
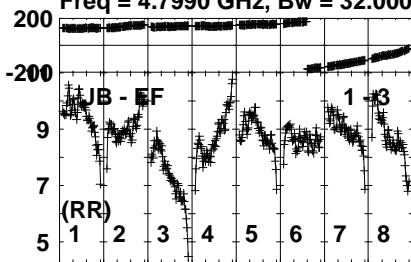
Lower frame: Micro Ampl Jy Top frame: Phas deg
Vector averaged cross-power spectrum Several baselines displayed
Timerange: 00/16:41:50 to 00/16:45:59

Plot file version 294 created 13-OCT-2021 16:54:19

J1745-0753 RG0121.UVDATA.1

Freq = 4.7990 GHz, Bw = 32.000 MH

No calibration applied and no bandpass applied



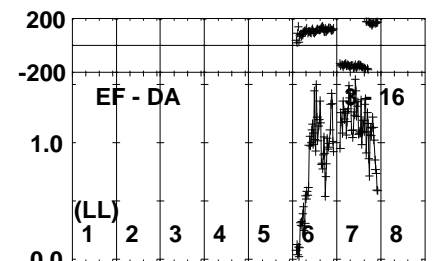
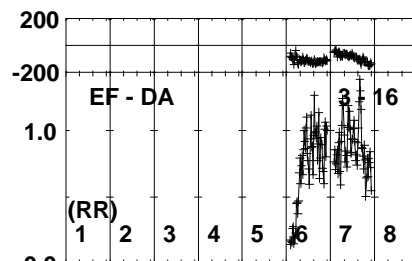
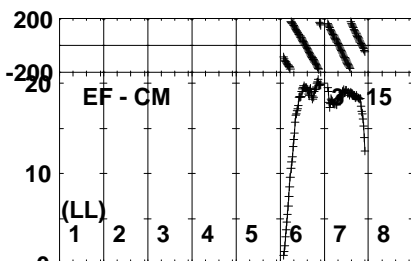
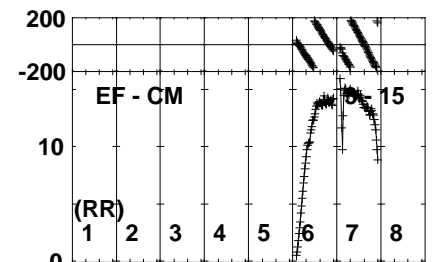
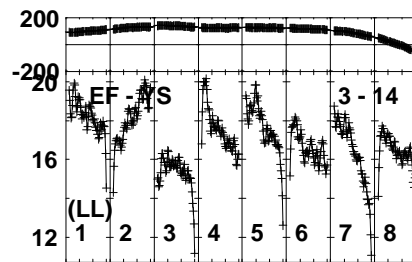
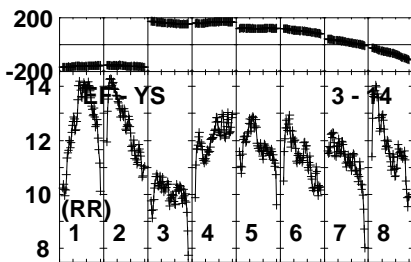
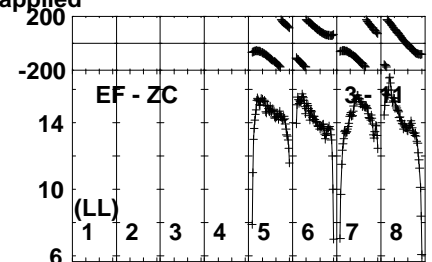
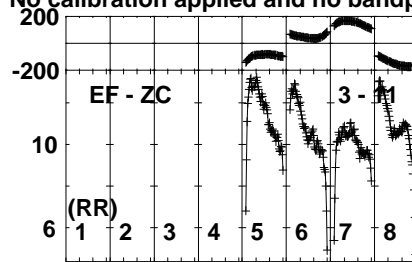
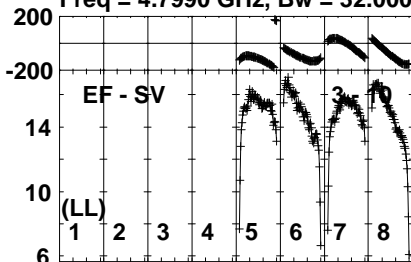
Lower frame: Milli Ampl Jy Top frame: Phas deg
Vector averaged cross-power spectrum Several baselines displayed
Timerange: 00/16:46:40 to 00/16:47:19

Plot file version 295 created 13-OCT-2021 16:54:20

J1745-0753 RG0121.UVDATA.1

Freq = 4.7990 GHz, Bw = 32.000 MH

No calibration applied and no bandpass applied



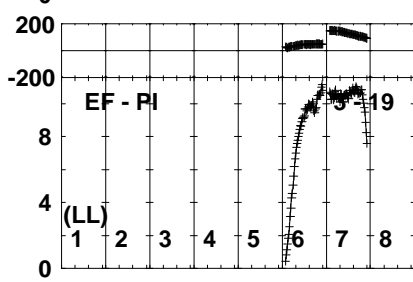
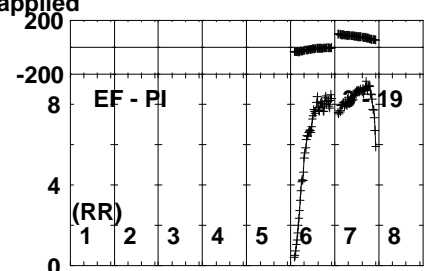
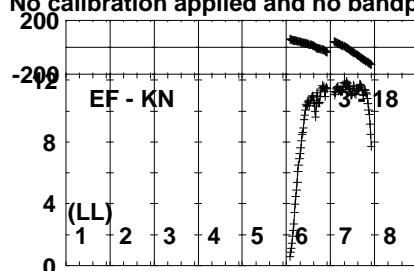
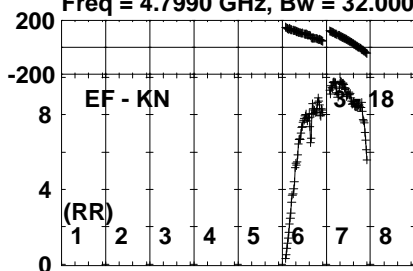
Lower frame: Milli Ampl Jy Top frame: Phas deg
Vector averaged cross-power spectrum Several baselines displayed
Timerange: 00/16:46:40 to 00/16:47:19

Plot file version 296 created 13-OCT-2021 16:54:20

J1745-0753 RG0121.UVDATA.1

Freq = 4.7990 GHz, Bw = 32.000 MH

No calibration applied and no bandpass applied

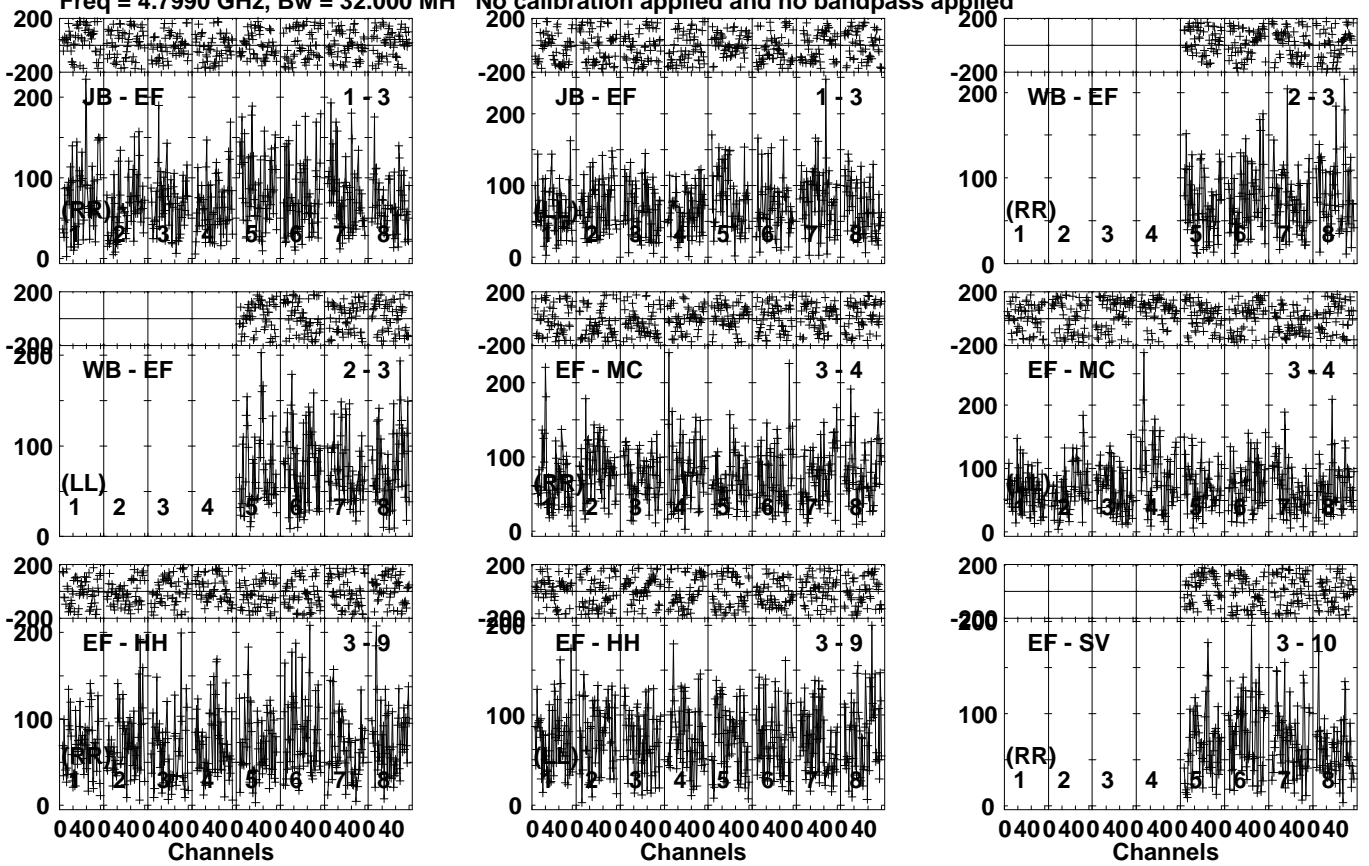


Lower frame: Milli Ampl Jy Top frame: Phas deg
Vector averaged cross-power spectrum Several baselines displayed
Timerange: 00/16:46:40 to 00/16:47:19

Plot file version 297 created 13-OCT-2021 16:54:20

RSOPH RG012I.UVDATA.1

Freq = 4.7990 GHz, Bw = 32.000 MH No calibration applied and no bandpass applied

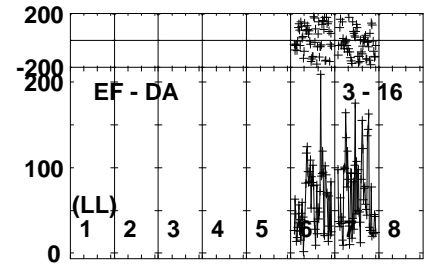
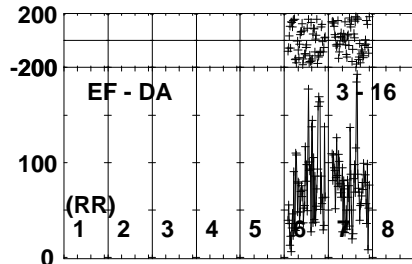
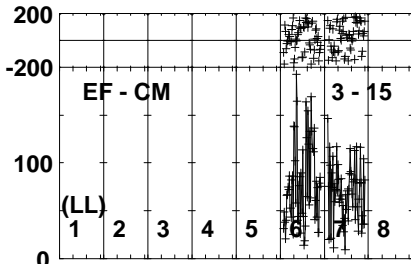
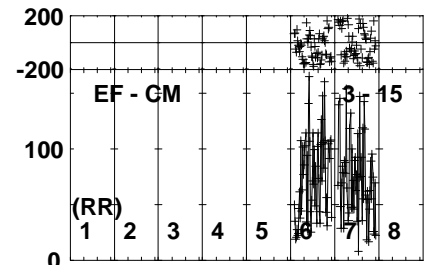
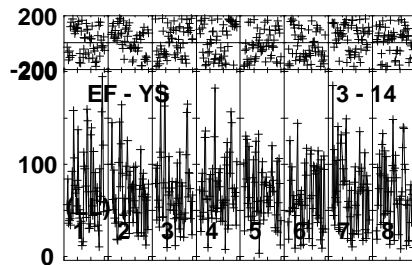
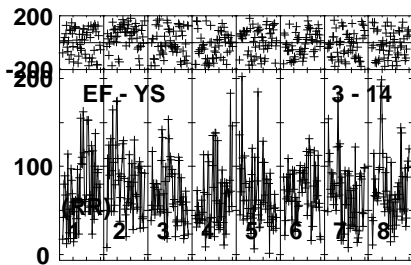
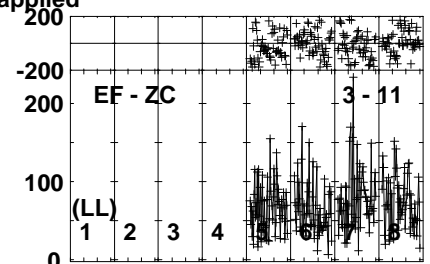
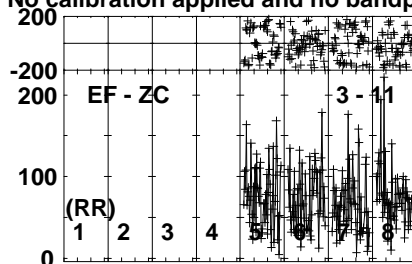
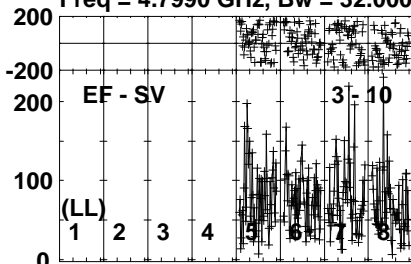


Lower frame: Micro Ampl Jy Top frame: Phas deg
Vector averaged cross-power spectrum Several baselines displayed
Timerange: 00/16:47:40 to 00/16:51:50

Plot file version 298 created 13-OCT-2021 16:54:21

RSOPH RG012I.UVDATA.1

Freq = 4.7990 GHz, Bw = 32.000 MH No calibration applied and no bandpass applied

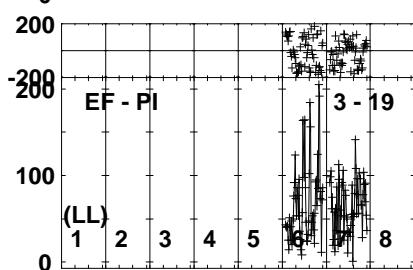
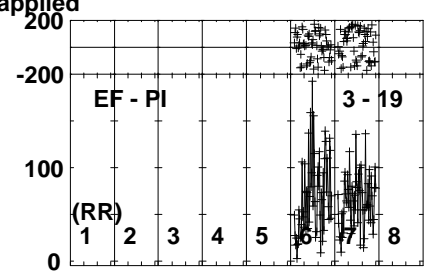
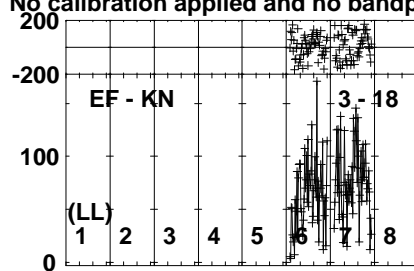
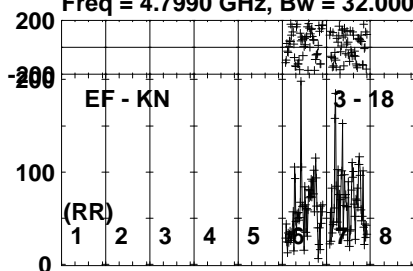


Lower frame: Micro Ampl Jy Top frame: Phas deg
Vector averaged cross-power spectrum Several baselines displayed
Timerange: 00/16:47:40 to 00/16:51:50

Plot file version 299 created 13-OCT-2021 16:54:22

RSOPH RG012I.UVDATA.1

Freq = 4.7990 GHz, Bw = 32.000 MH No calibration applied and no bandpass applied



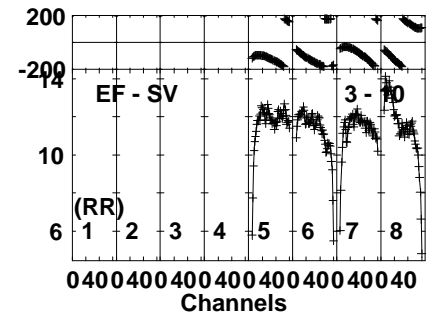
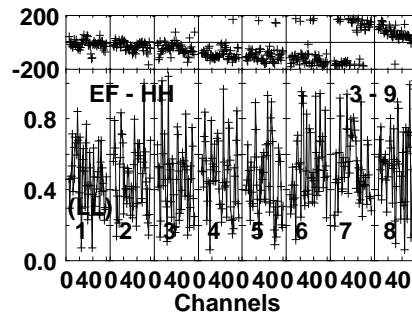
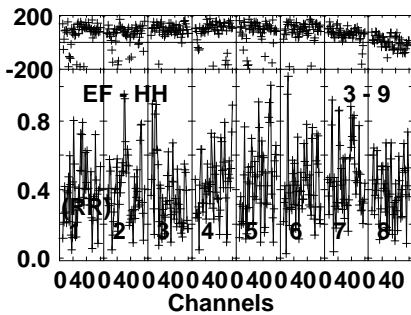
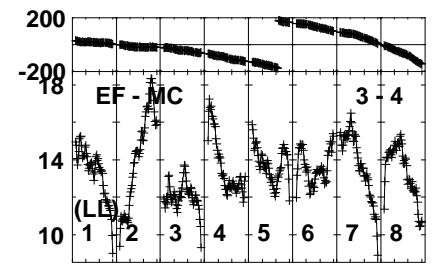
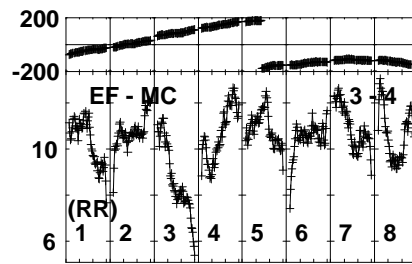
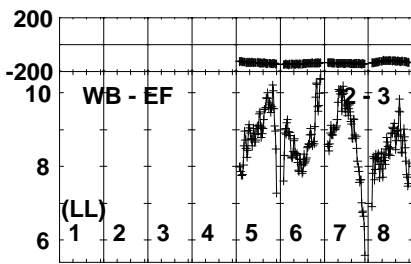
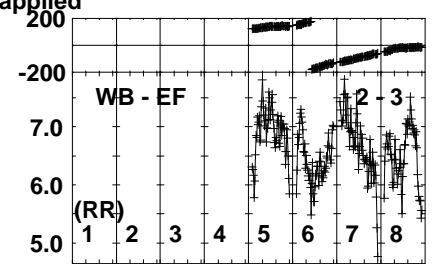
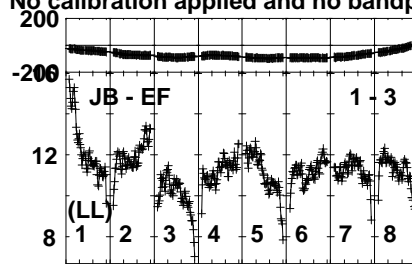
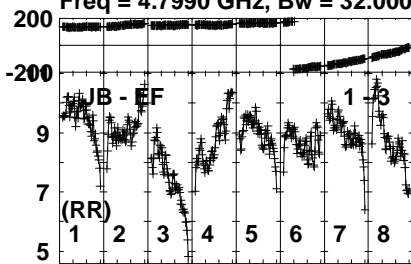
Lower frame: Micro Ampl Jy Top frame: Phas deg
Vector averaged cross-power spectrum Several baselines displayed
Timerange: 00/16:47:40 to 00/16:51:50

Plot file version 300 created 13-OCT-2021 16:54:22

J1745-0753 RG0121.UVDATA.1

Freq = 4.7990 GHz, Bw = 32.000 MH

No calibration applied and no bandpass applied



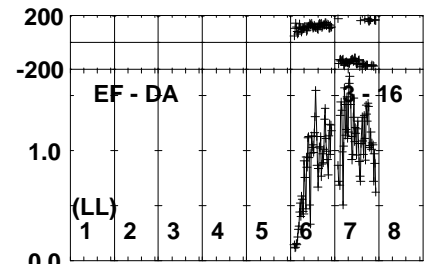
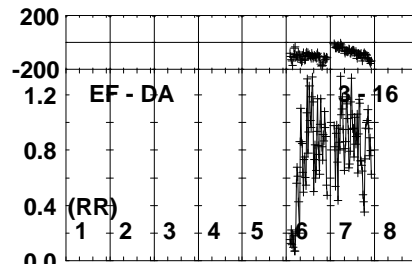
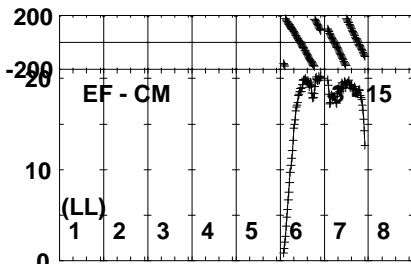
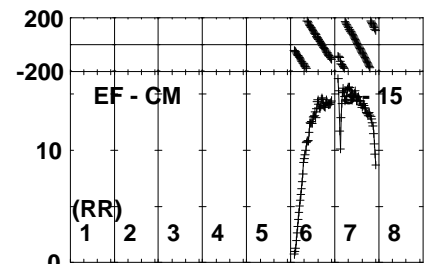
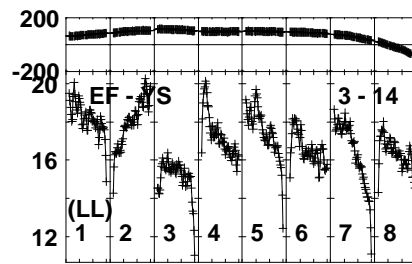
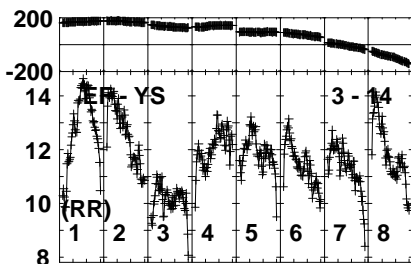
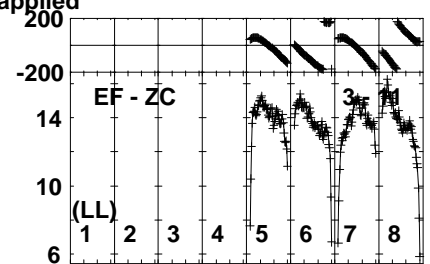
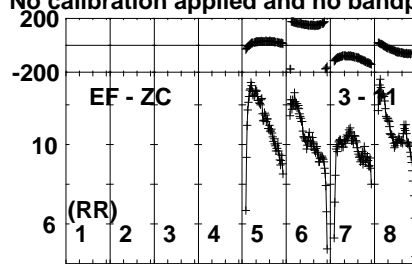
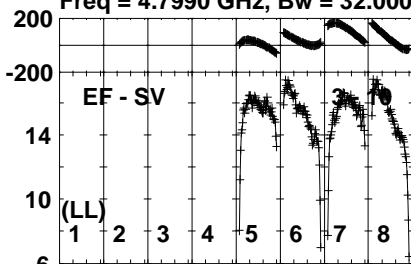
Lower frame: Milli Ampl Jy Top frame: Phas deg
Vector averaged cross-power spectrum Several baselines displayed
Timerange: 00/16:52:10 to 00/16:52:59

Plot file version 301 created 13-OCT-2021 16:54:23

J1745-0753 RG0121.UVDATA.1

Freq = 4.7990 GHz, Bw = 32.000 MH

No calibration applied and no bandpass applied



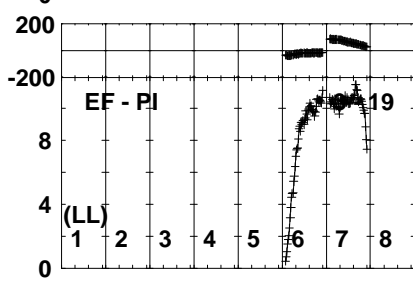
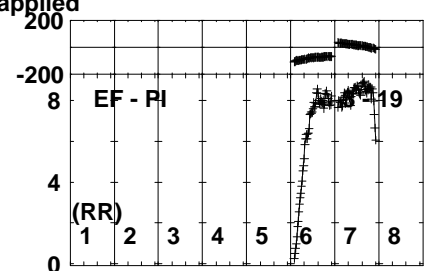
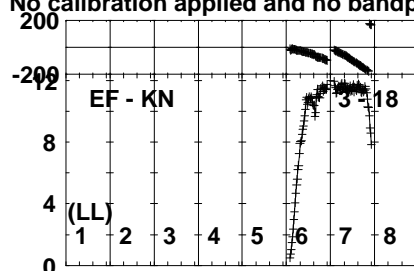
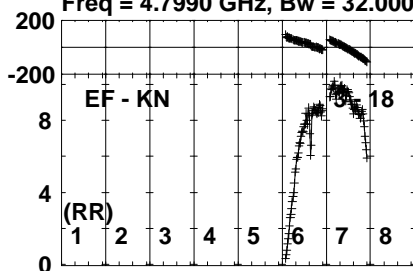
Lower frame: Milli Ampl Jy Top frame: Phas deg
Vector averaged cross-power spectrum Several baselines displayed
Timerange: 00/16:52:10 to 00/16:52:59

Plot file version 302 created 13-OCT-2021 16:54:23

J1745-0753 RG0121.UVDATA.1

Freq = 4.7990 GHz, Bw = 32.000 MH

No calibration applied and no bandpass applied

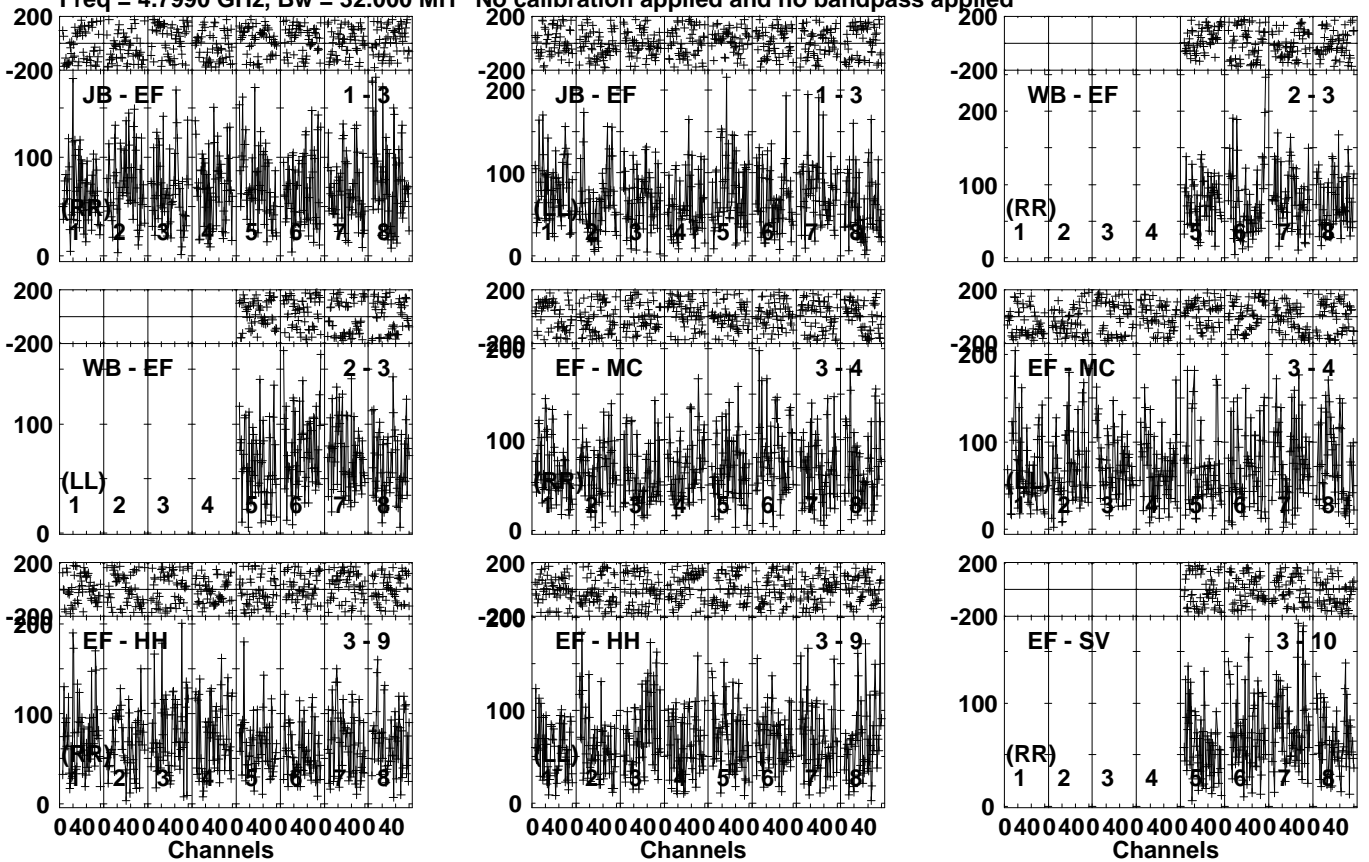


Lower frame: Milli Ampl Jy Top frame: Phas deg
Vector averaged cross-power spectrum Several baselines displayed
Timerange: 00/16:52:10 to 00/16:52:59

Plot file version 303 created 13-OCT-2021 16:54:24

RSOPH RG012I.UVDATA.1

Freq = 4.7990 GHz, Bw = 32.000 MH No calibration applied and no bandpass applied

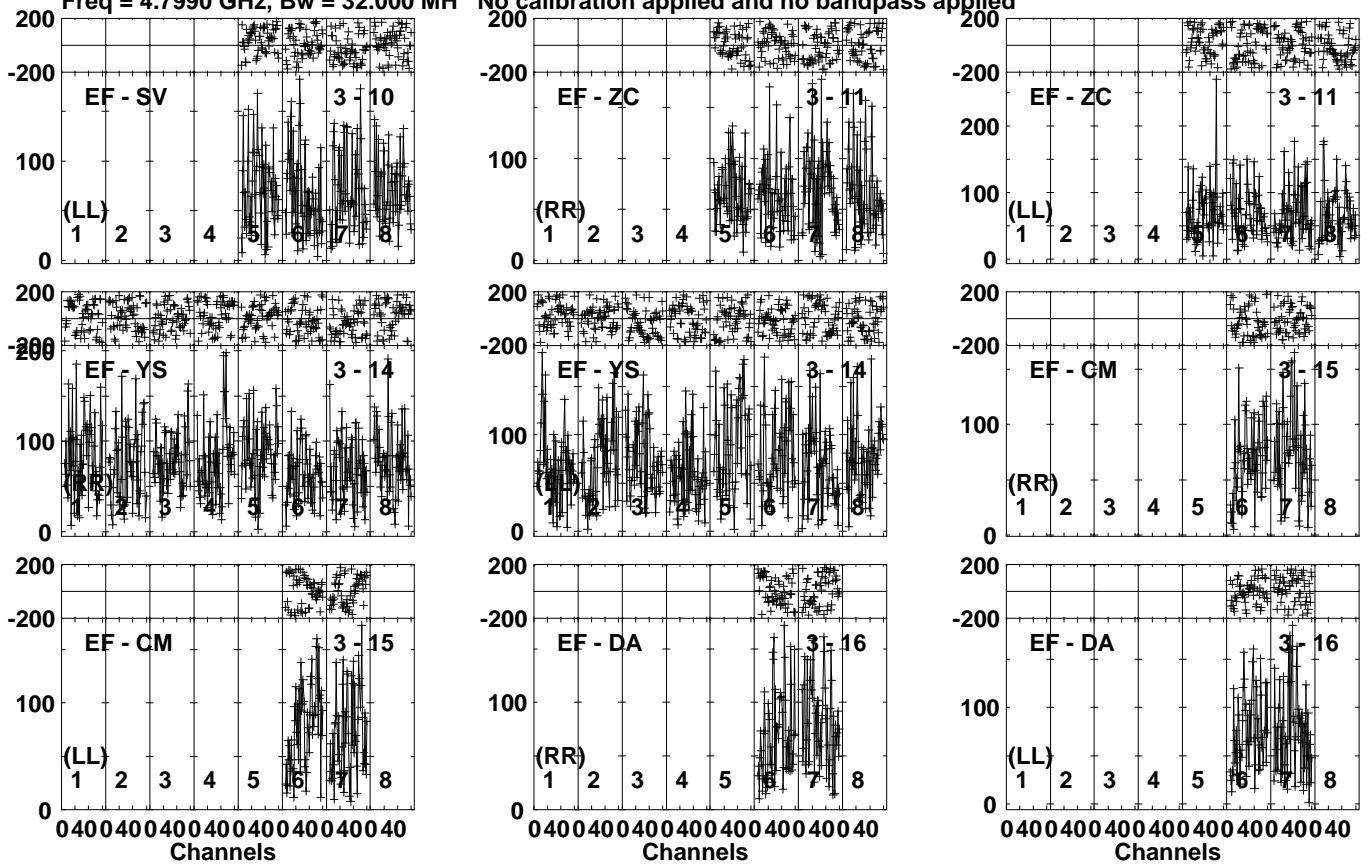


Lower frame: Micro Ampl Jy Top frame: Phas deg
Vector averaged cross-power spectrum Several baselines displayed
Timerange: 00/16:53:20 to 00/16:57:30

Plot file version 304 created 13-OCT-2021 16:54:24

RSOPH RG012I.UVDATA.1

Freq = 4.7990 GHz, Bw = 32.000 MH No calibration applied and no bandpass applied

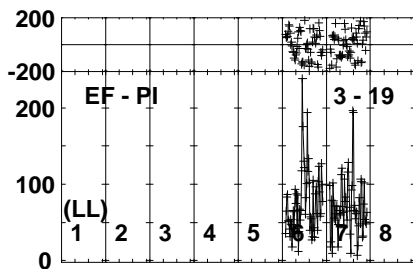
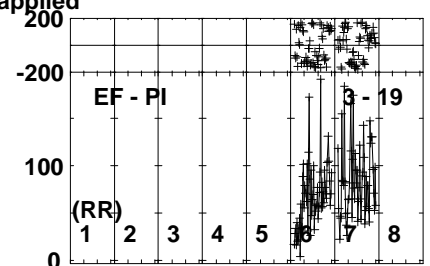
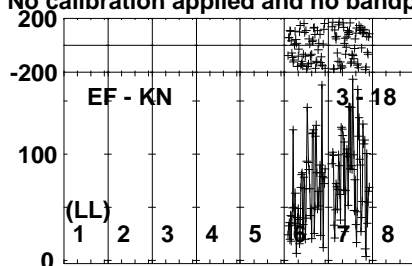
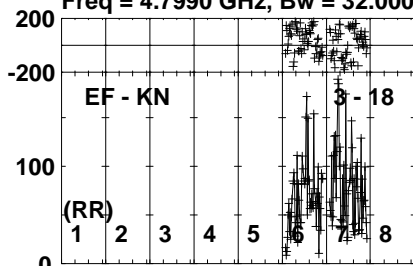


Lower frame: Micro Ampl Jy Top frame: Phas deg
Vector averaged cross-power spectrum Several baselines displayed
Timerange: 00/16:53:20 to 00/16:57:30

Plot file version 305 created 13-OCT-2021 16:54:25

RSOPH RG012I.UVDATA.1

Freq = 4.7990 GHz, Bw = 32.000 MH No calibration applied and no bandpass applied



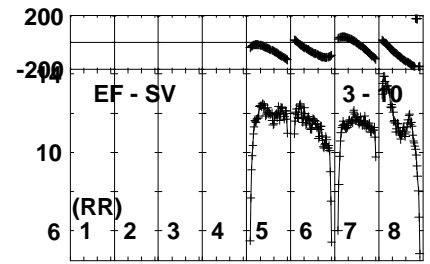
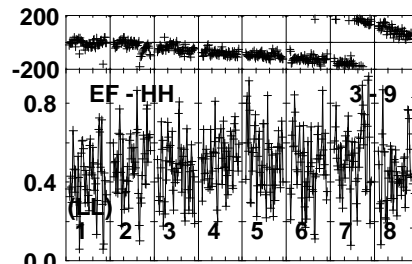
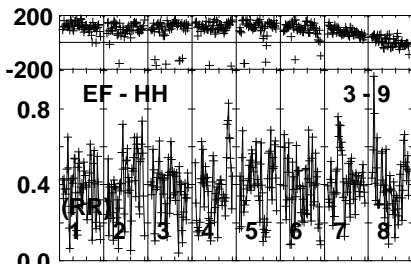
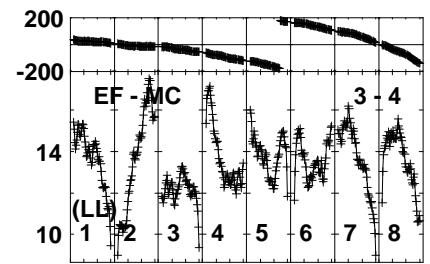
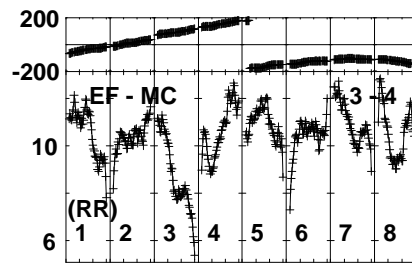
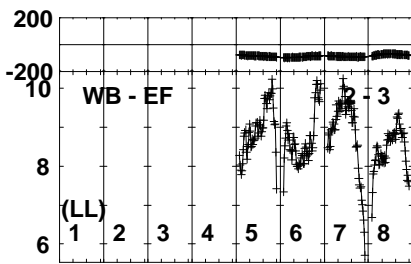
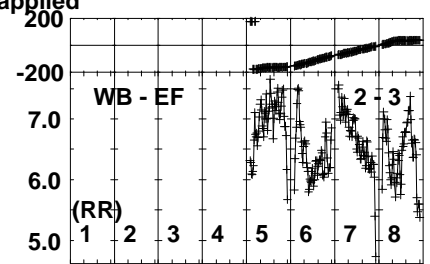
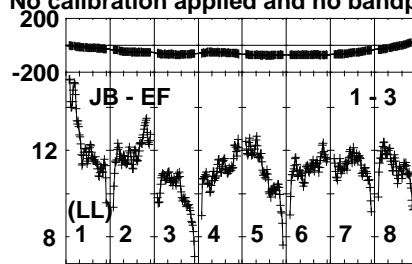
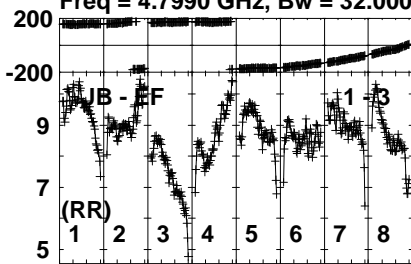
Lower frame: Micro Ampl Jy Top frame: Phas deg
Vector averaged cross-power spectrum Several baselines displayed
Timerange: 00/16:53:20 to 00/16:57:30

Plot file version 306 created 13-OCT-2021 16:54:25

J1745-0753 RG0121.UVDATA.1

Freq = 4.7990 GHz, Bw = 32.000 MH

No calibration applied and no bandpass applied



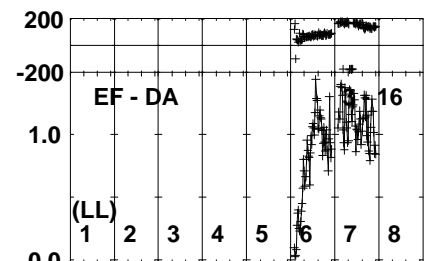
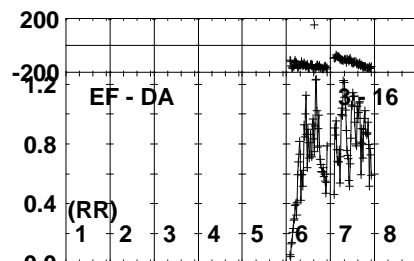
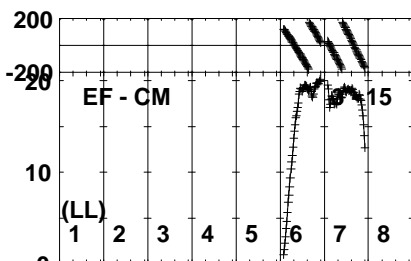
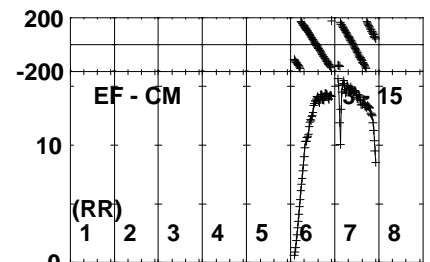
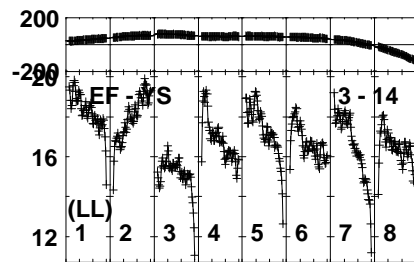
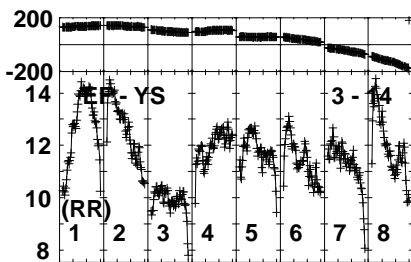
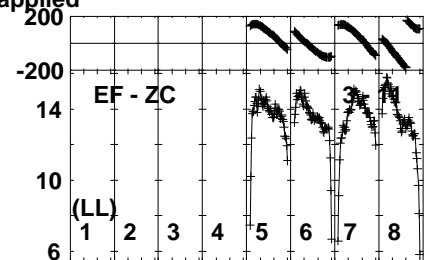
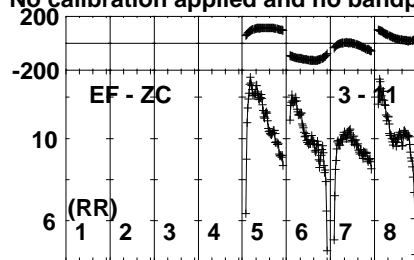
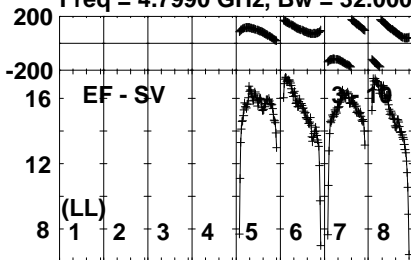
Lower frame: Milli Ampl Jy Top frame: Phas deg
Vector averaged cross-power spectrum Several baselines displayed
Timerange: 00/16:58:11 to 00/16:58:50

Plot file version 307 created 13-OCT-2021 16:54:26

J1745-0753 RG0121.UVDATA.1

Freq = 4.7990 GHz, Bw = 32.000 MH

No calibration applied and no bandpass applied



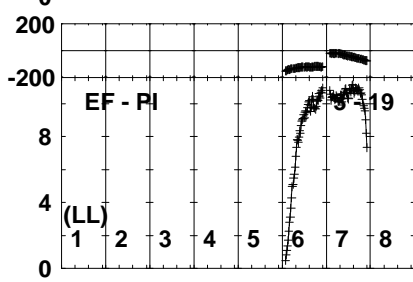
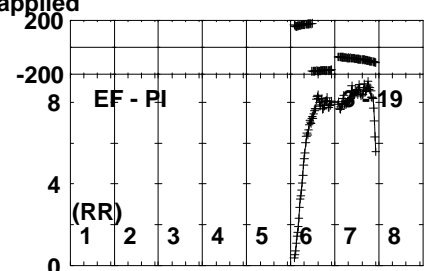
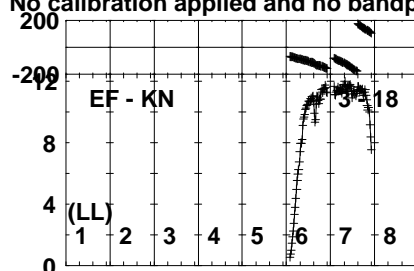
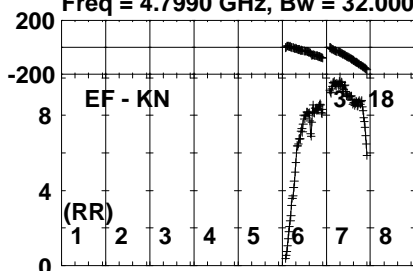
Lower frame: Milli Ampl Jy Top frame: Phas deg
Vector averaged cross-power spectrum Several baselines displayed
Timerange: 00/16:58:11 to 00/16:58:50

Plot file version 308 created 13-OCT-2021 16:54:27

J1745-0753 RG0121.UVDATA.1

Freq = 4.7990 GHz, Bw = 32.000 MH

No calibration applied and no bandpass applied

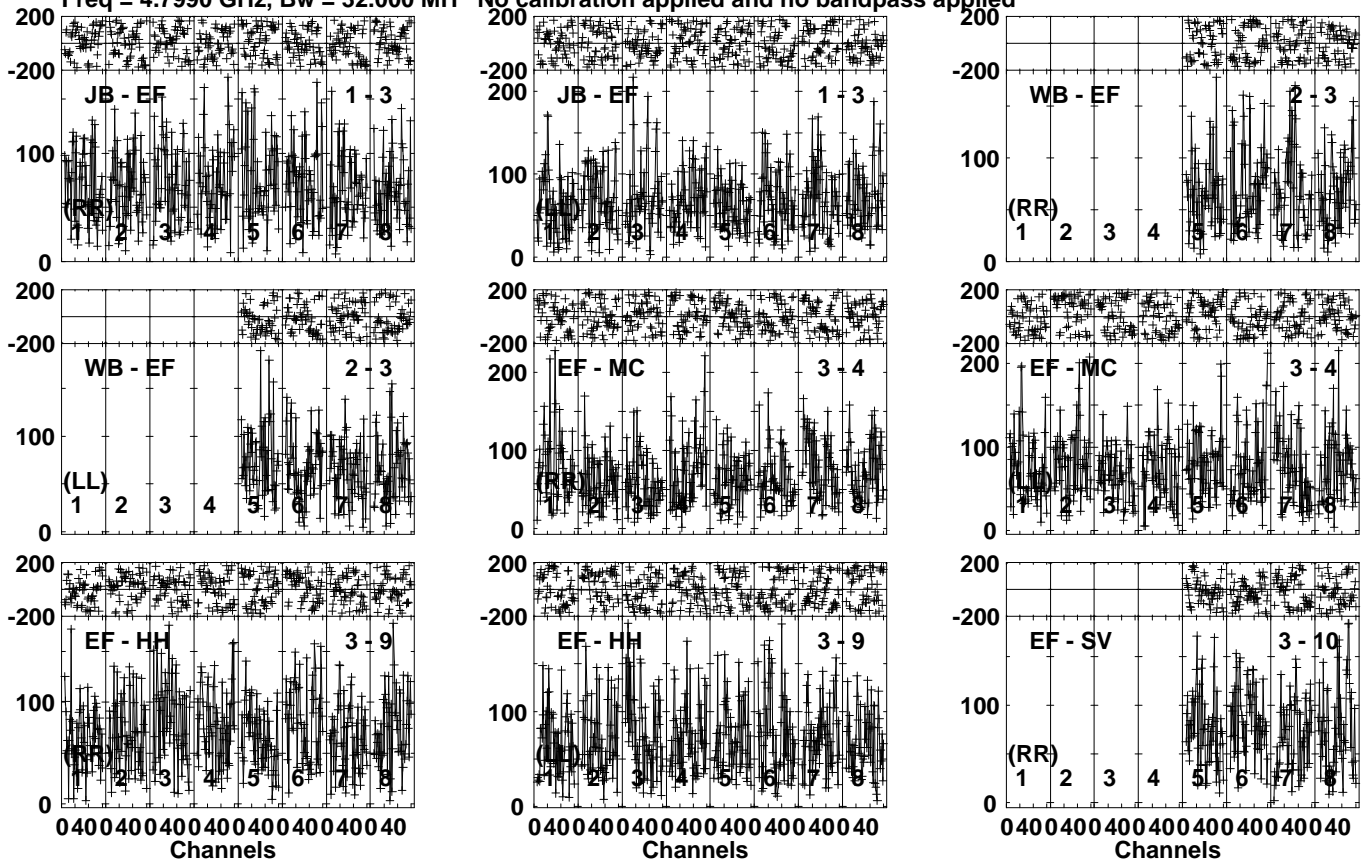


Lower frame: Milli Ampl Jy Top frame: Phas deg
Vector averaged cross-power spectrum Several baselines displayed
Timerange: 00/16:58:11 to 00/16:58:50

Plot file version 309 created 13-OCT-2021 16:54:27

RSOPH RG012I.UVDATA.1

Freq = 4.7990 GHz, Bw = 32.000 MH No calibration applied and no bandpass applied

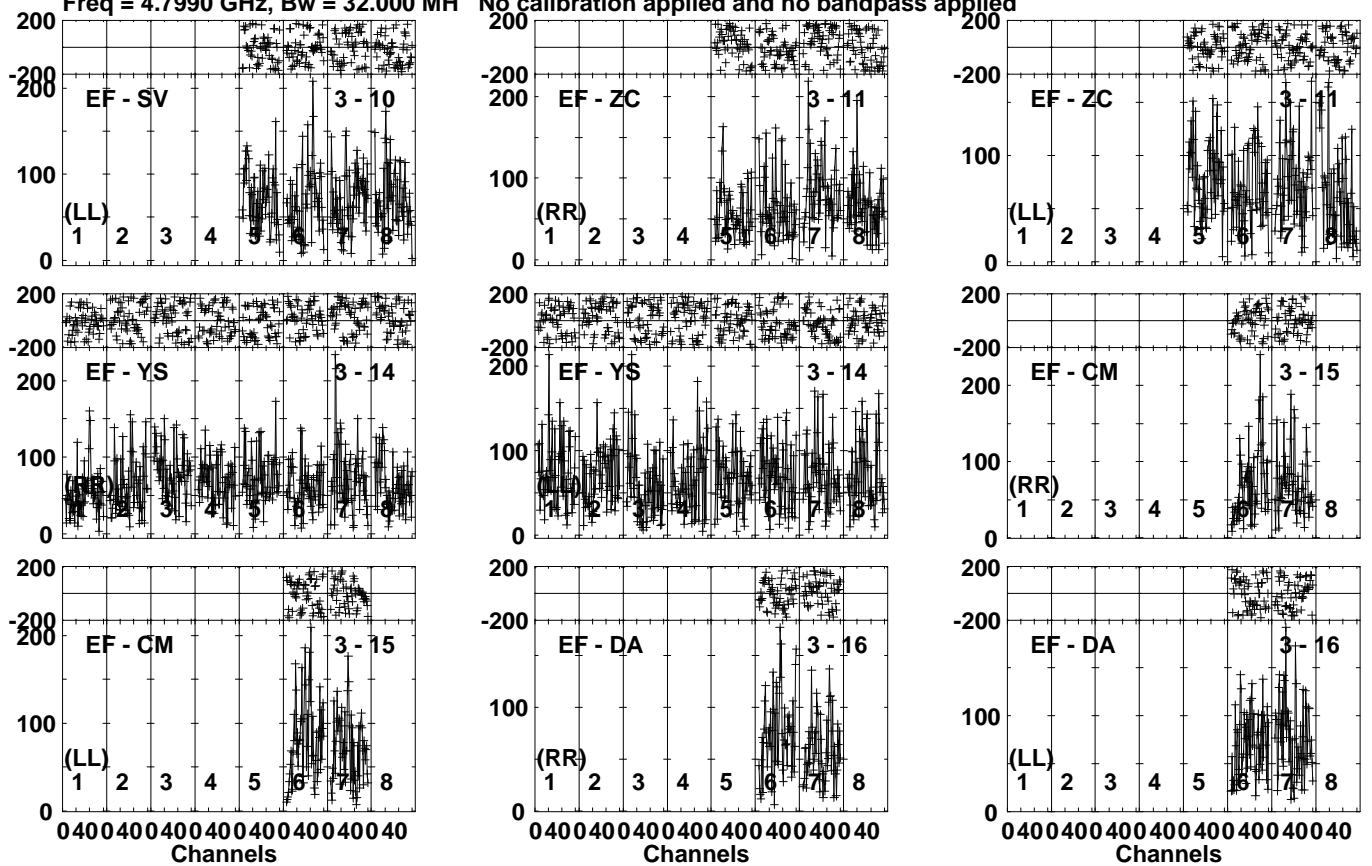


Lower frame: Micro Ampl Jy Top frame: Phas deg
Vector averaged cross-power spectrum Several baselines displayed
Timerange: 00/16:59:10 to 00/17:03:19

Plot file version 310 created 13-OCT-2021 16:54:27

RSOPH RG012I.UVDATA.1

Freq = 4.7990 GHz, Bw = 32.000 MH No calibration applied and no bandpass applied

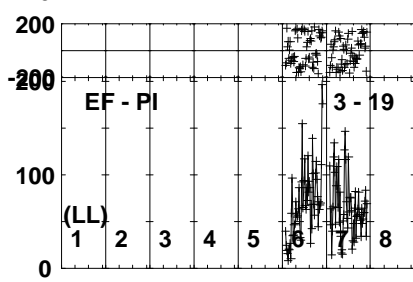
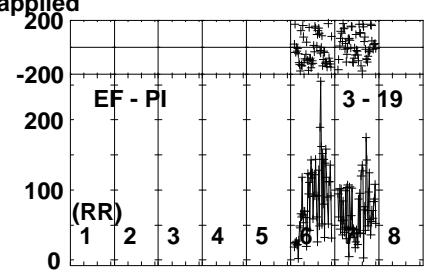
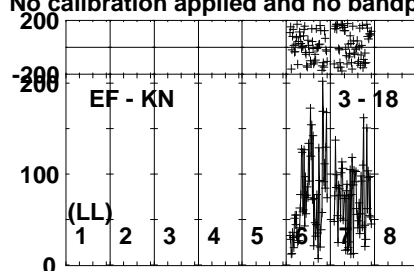
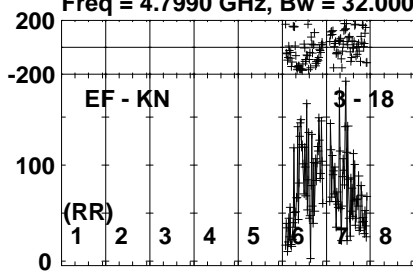


Lower frame: Micro Ampl Jy Top frame: Phas deg
Vector averaged cross-power spectrum Several baselines displayed
Timerange: 00/16:59:10 to 00/17:03:19

Plot file version 311 created 13-OCT-2021 16:54:28

RSOPH RG012I.UVDATA.1

Freq = 4.7990 GHz, Bw = 32.000 MH No calibration applied and no bandpass applied



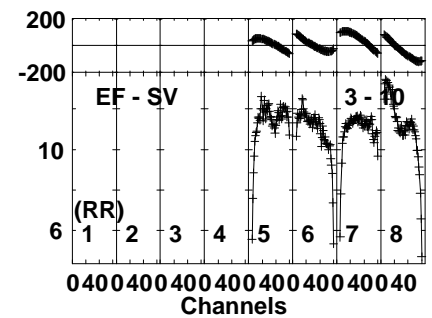
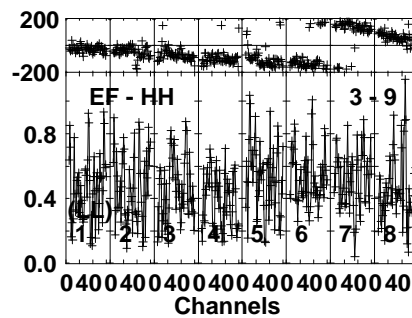
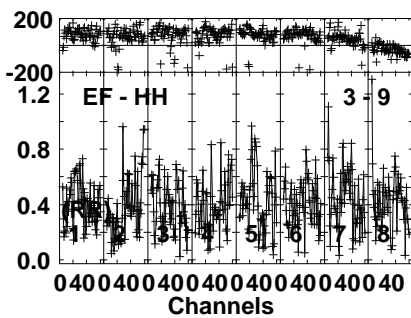
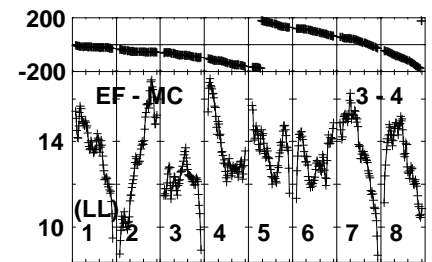
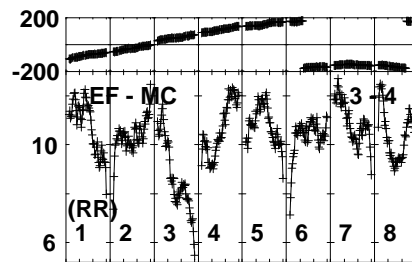
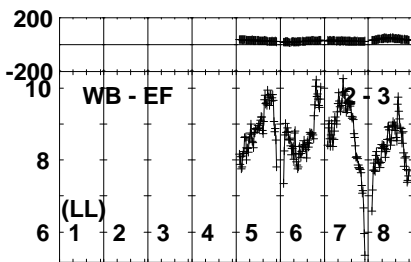
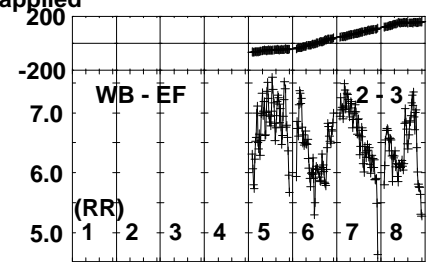
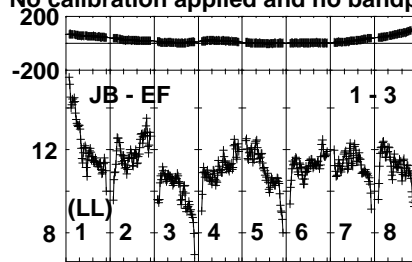
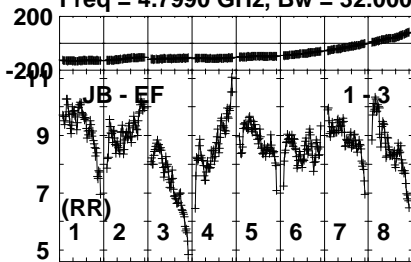
Lower frame: Micro Ampl Jy Top frame: Phas deg
Vector averaged cross-power spectrum Several baselines displayed
Timerange: 00/16:59:10 to 00/17:03:19

Plot file version 312 created 13-OCT-2021 16:54:29

J1745-0753 RG0121.UVDATA.1

Freq = 4.7990 GHz, Bw = 32.000 MH

No calibration applied and no bandpass applied



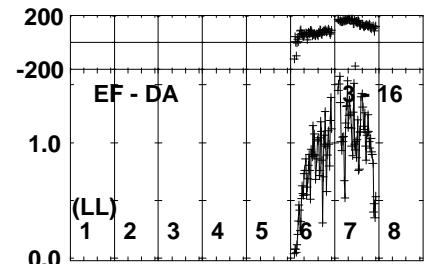
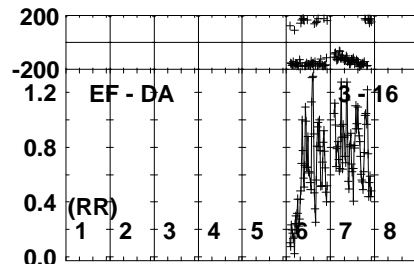
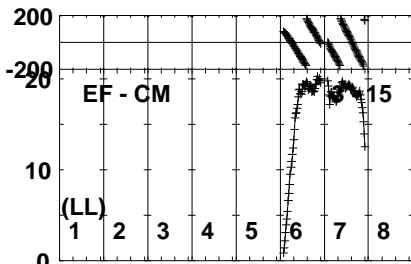
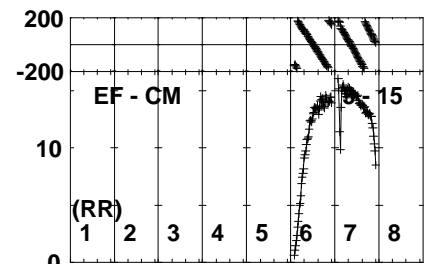
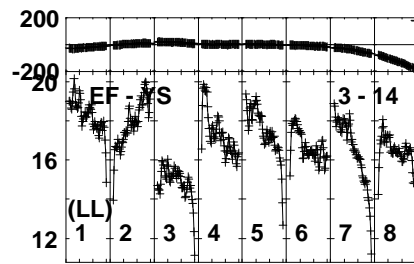
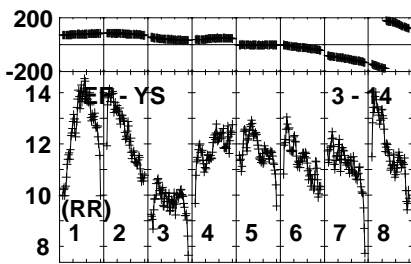
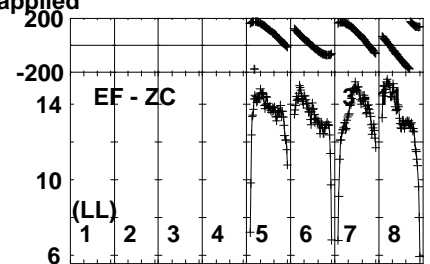
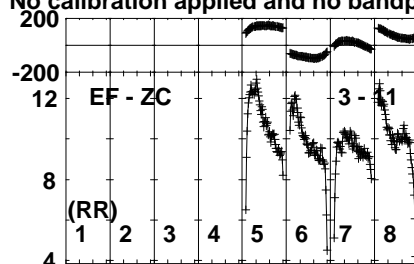
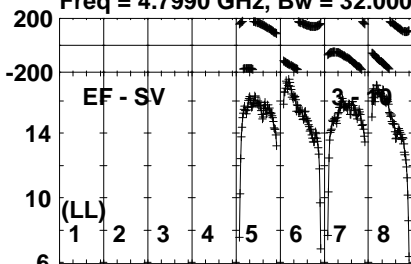
Lower frame: Milli Ampl Jy Top frame: Phas deg
Vector averaged cross-power spectrum Several baselines displayed
Timerange: 00/17:03:40 to 00/17:04:30

Plot file version 313 created 13-OCT-2021 16:54:29

J1745-0753 RG0121.UVDATA.1

Freq = 4.7990 GHz, Bw = 32.000 MH

No calibration applied and no bandpass applied



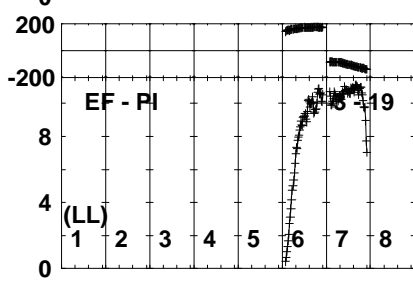
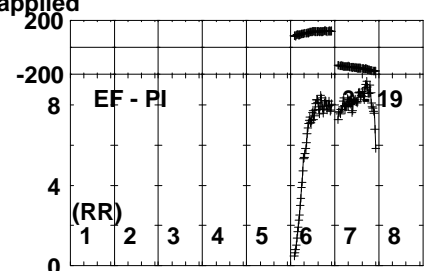
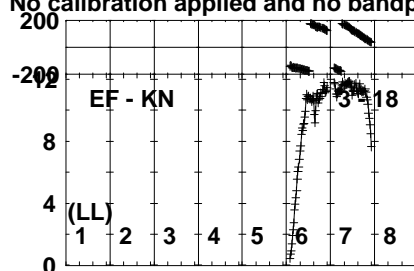
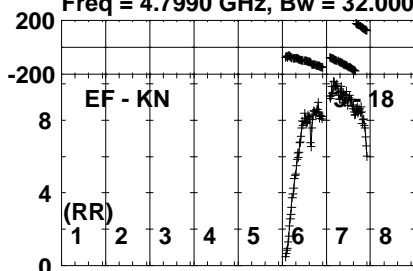
Lower frame: Milli Ampl Jy Top frame: Phas deg
Vector averaged cross-power spectrum Several baselines displayed
Timerange: 00/17:03:40 to 00/17:04:30

Plot file version 314 created 13-OCT-2021 16:54:30

J1745-0753 RG0121.UVDATA.1

Freq = 4.7990 GHz, Bw = 32.000 MH

No calibration applied and no bandpass applied

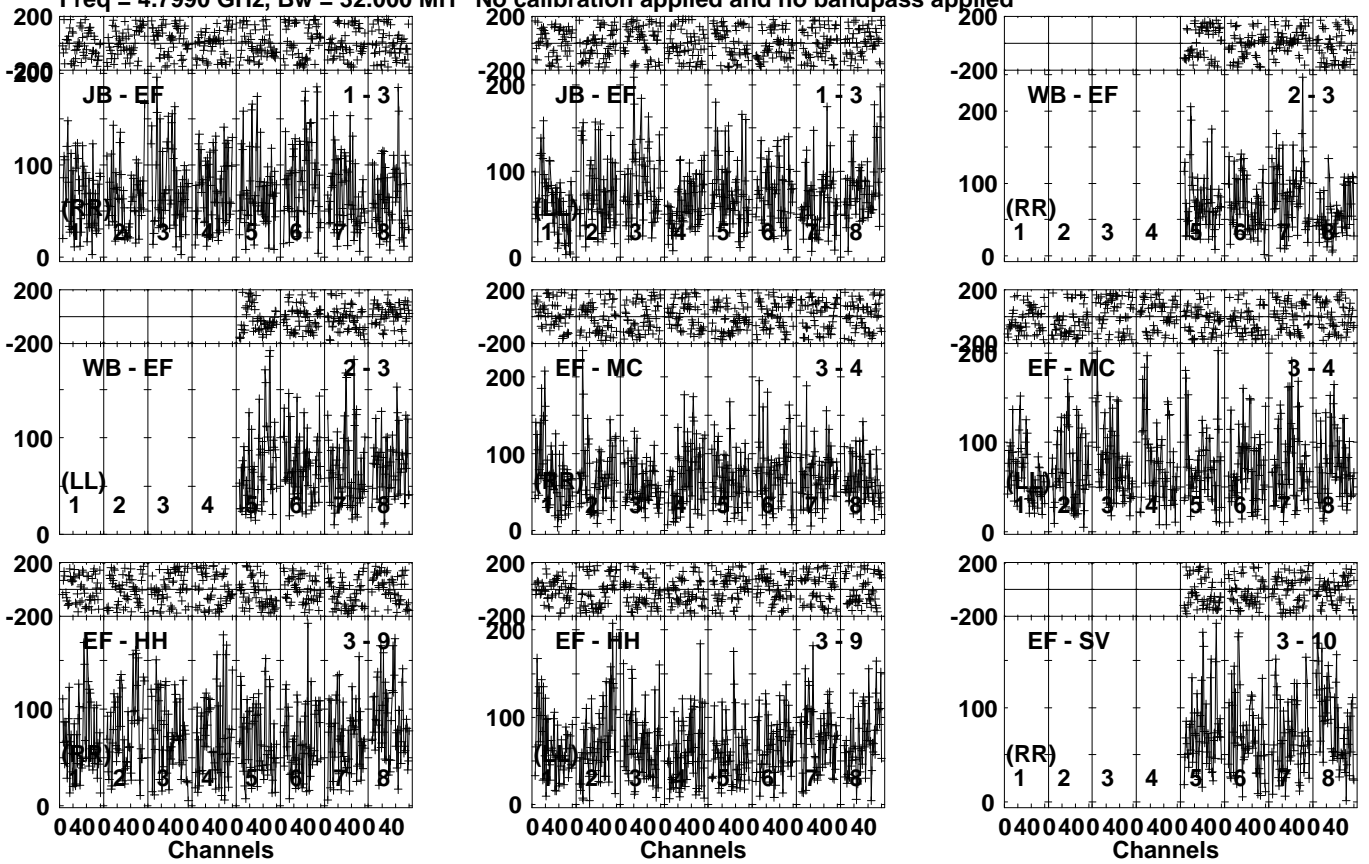


Lower frame: Milli Ampl Jy Top frame: Phas deg
Vector averaged cross-power spectrum Several baselines displayed
Timerange: 00/17:03:40 to 00/17:04:30

Plot file version 315 created 13-OCT-2021 16:54:30

RSOPH RG012I.UVDATA.1

Freq = 4.7990 GHz, Bw = 32.000 MH No calibration applied and no bandpass applied

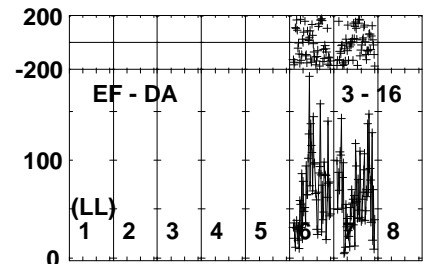
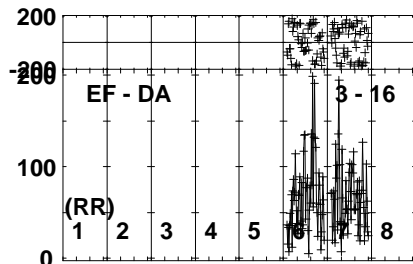
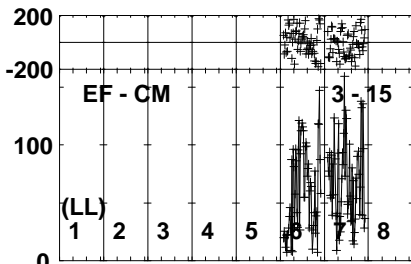
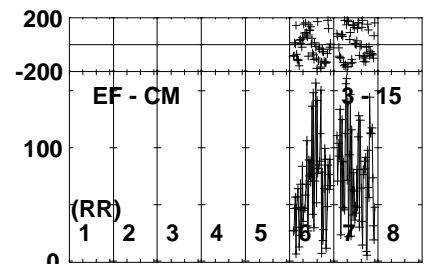
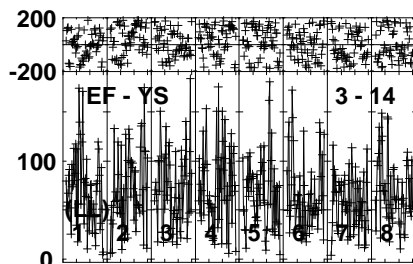
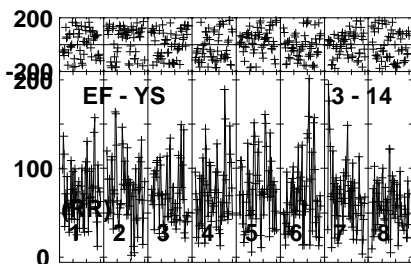
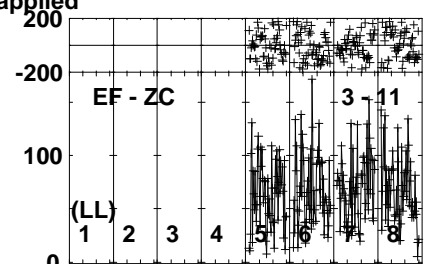
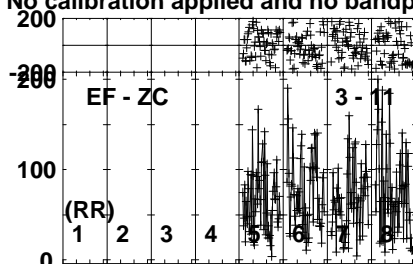
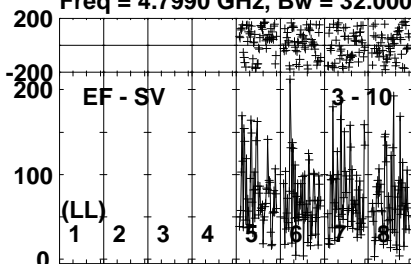


Lower frame: Micro Ampl Jy Top frame: Phas deg
Vector averaged cross-power spectrum Several baselines displayed
Timerange: 00/17:04:50 to 00/17:08:59

Plot file version 316 created 13-OCT-2021 16:54:31

RSOPH RG012I.UVDATA.1

Freq = 4.7990 GHz, Bw = 32.000 MH No calibration applied and no bandpass applied

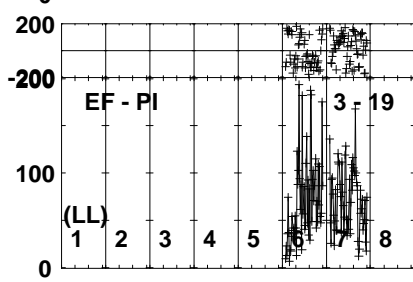
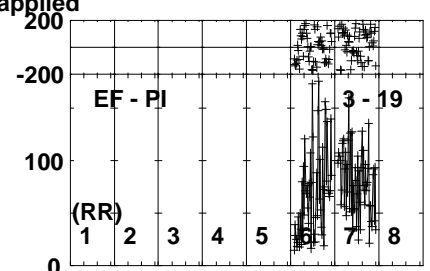
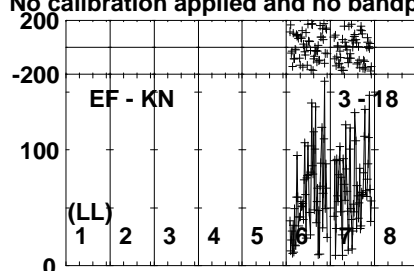
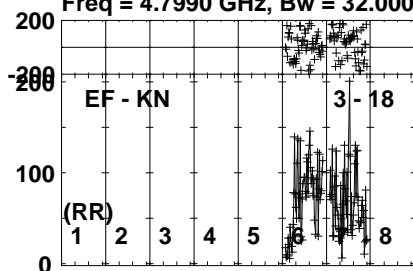


Lower frame: Micro Ampl Jy Top frame: Phas deg
Vector averaged cross-power spectrum Several baselines displayed
Timerange: 00/17:04:50 to 00/17:08:59

Plot file version 317 created 13-OCT-2021 16:54:32

RSOPH RG012I.UVDATA.1

Freq = 4.7990 GHz, Bw = 32.000 MH No calibration applied and no bandpass applied



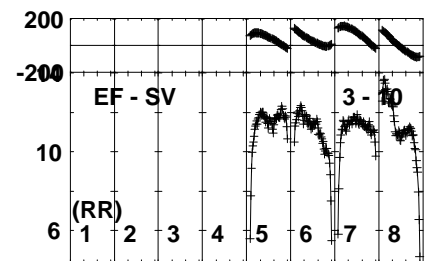
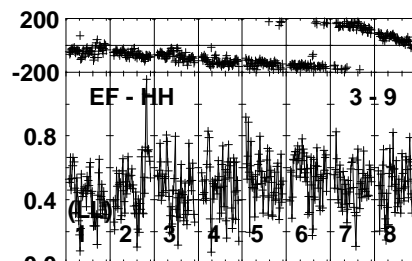
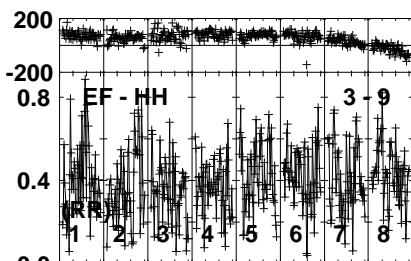
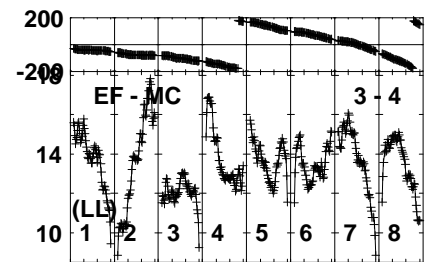
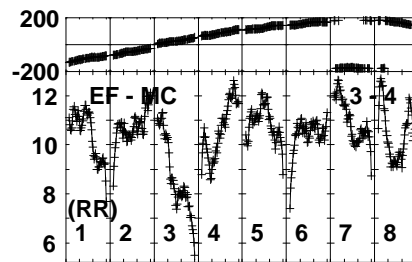
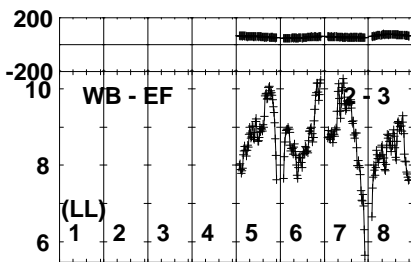
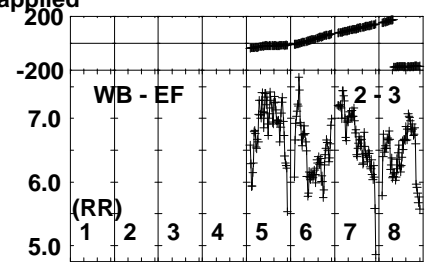
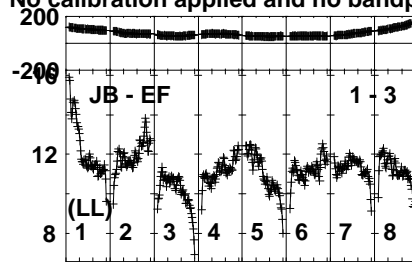
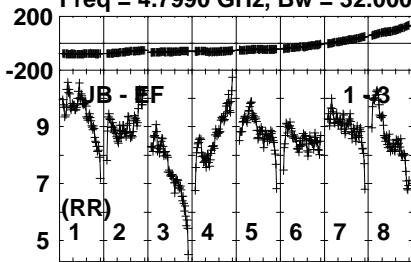
Lower frame: Micro Ampl Jy Top frame: Phas deg
Vector averaged cross-power spectrum Several baselines displayed
Timerange: 00/17:04:50 to 00/17:08:59

Plot file version 318 created 13-OCT-2021 16:54:32

J1745-0753 RG0121.UVDATA.1

Freq = 4.7990 GHz, Bw = 32.000 MH

No calibration applied and no bandpass applied

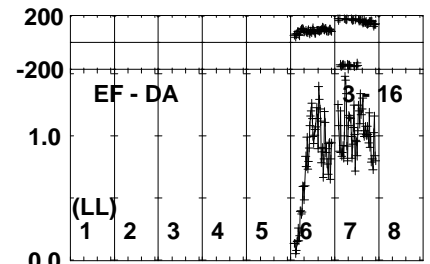
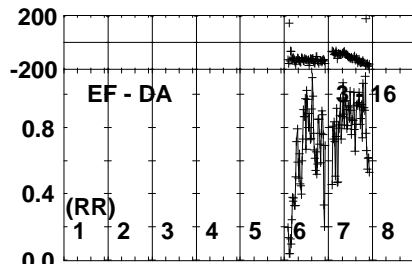
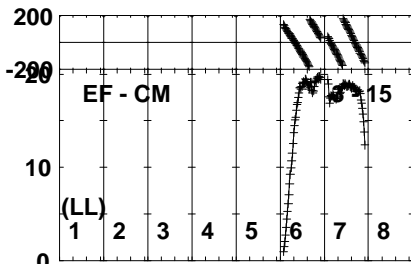
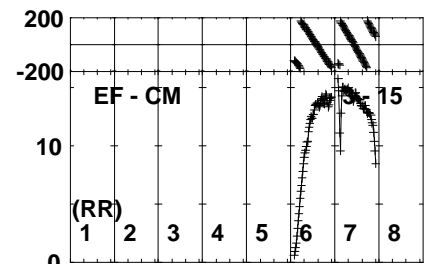
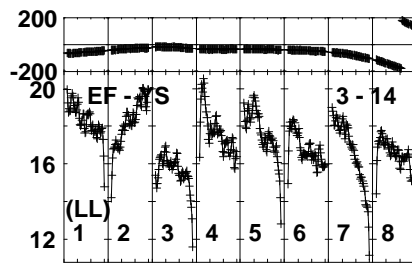
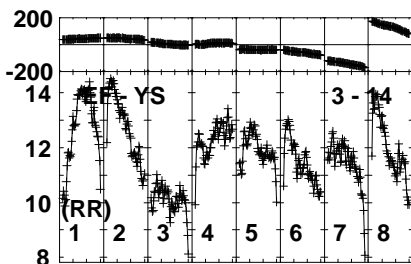
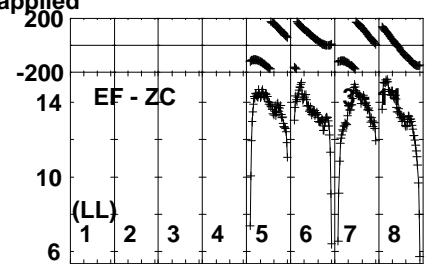
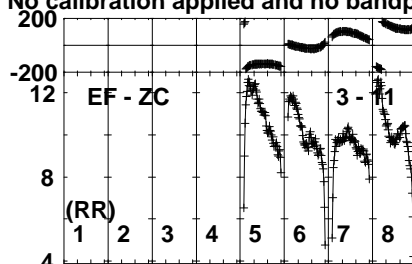
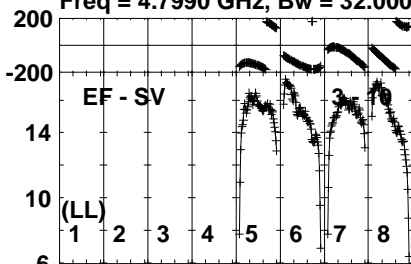


Lower frame: Milli Ampl Jy Top frame: Phas deg
Vector averaged cross-power spectrum Several baselines displayed
Timerange: 00/17:09:41 to 00/17:10:19

Plot file version 319 created 13-OCT-2021 16:54:33

J1745-0753 RG0121.UVDATA.1

Freq = 4.7990 GHz, Bw = 32.000 MH No calibration applied and no bandpass applied



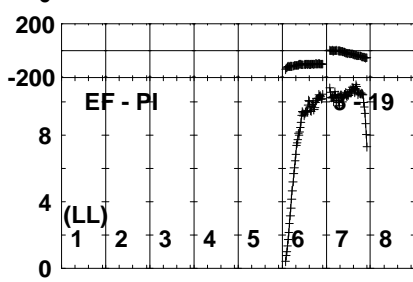
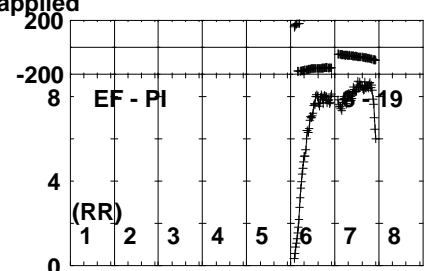
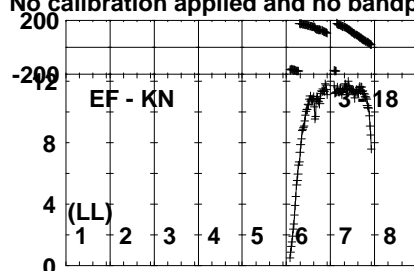
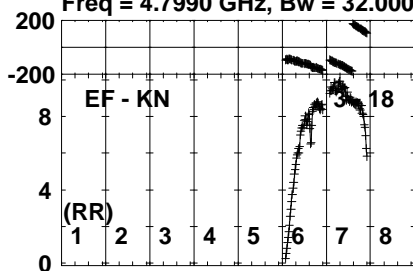
Lower frame: Milli Ampl Jy Top frame: Phas deg
Vector averaged cross-power spectrum Several baselines displayed
Timerange: 00/17:09:41 to 00/17:10:19

Plot file version 320 created 13-OCT-2021 16:54:33

J1745-0753 RG0121.UVDATA.1

Freq = 4.7990 GHz, Bw = 32.000 MH

No calibration applied and no bandpass applied



Lower frame: Milli Ampl Jy Top frame: Phas deg

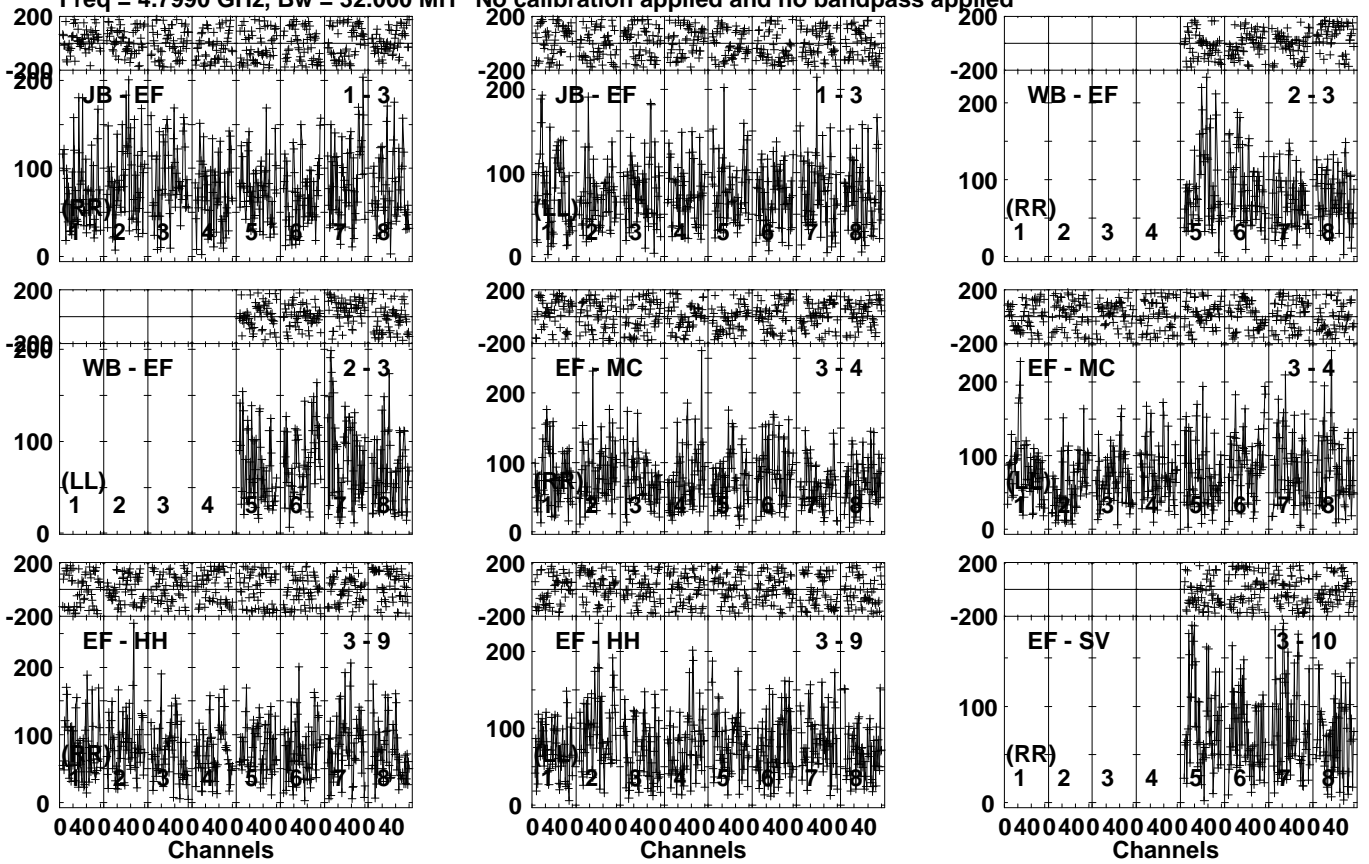
Vector averaged cross-power spectrum Several baselines displayed

Timerange: 00/17:09:41 to 00/17:10:19

Plot file version 321 created 13-OCT-2021 16:54:34

RSOPH RG012I.UVDATA.1

Freq = 4.7990 GHz, Bw = 32.000 MH No calibration applied and no bandpass applied

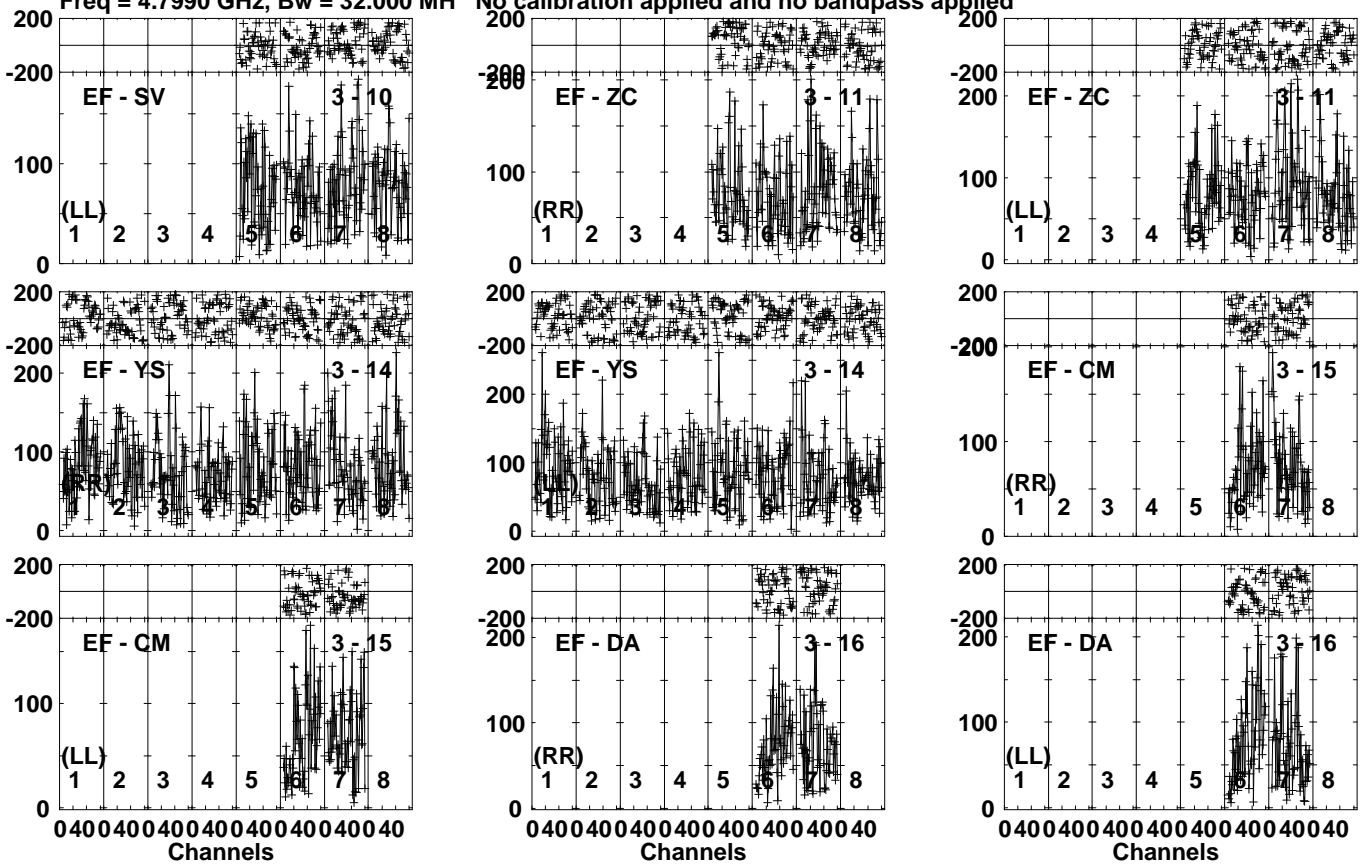


Lower frame: Micro Ampl Jy Top frame: Phas deg
Vector averaged cross-power spectrum Several baselines displayed
Timerange: 00/17:10:41 to 00/17:14:20

Plot file version 322 created 13-OCT-2021 16:54:34

RSOPH RG012I.UVDATA.1

Freq = 4.7990 GHz, Bw = 32.000 MH No calibration applied and no bandpass applied

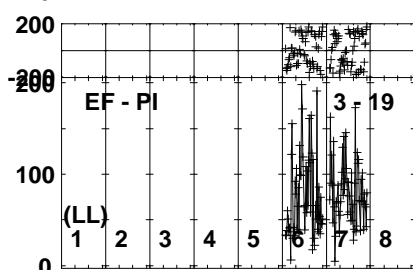
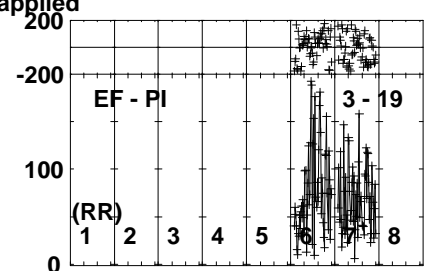
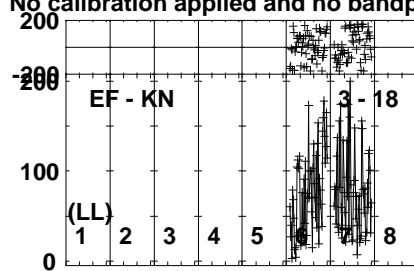
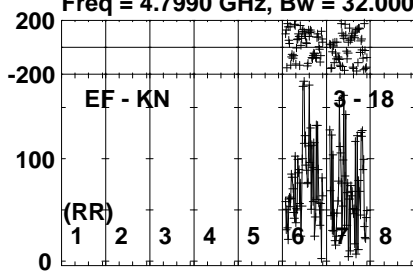


Lower frame: Micro Ampl Jy Top frame: Phas deg
Vector averaged cross-power spectrum Several baselines displayed
Timerange: 00/17:10:41 to 00/17:14:20

Plot file version 323 created 13-OCT-2021 16:54:35

RSOPH RG012I.UVDATA.1

Freq = 4.7990 GHz, Bw = 32.000 MH No calibration applied and no bandpass applied



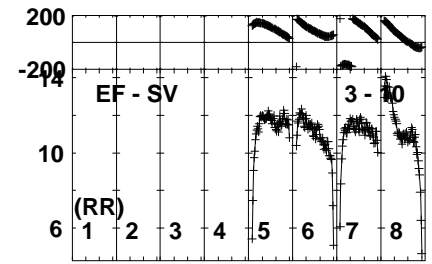
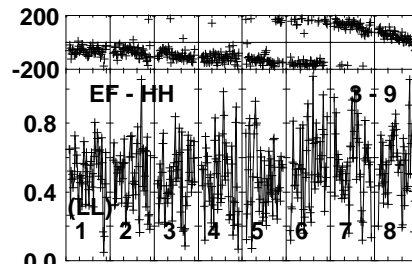
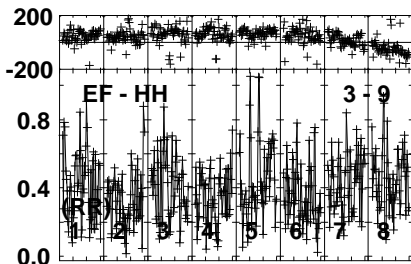
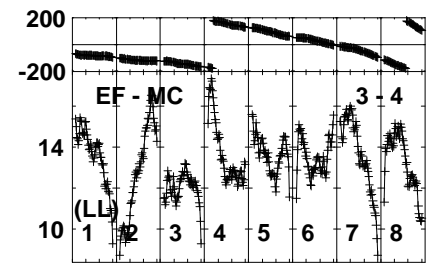
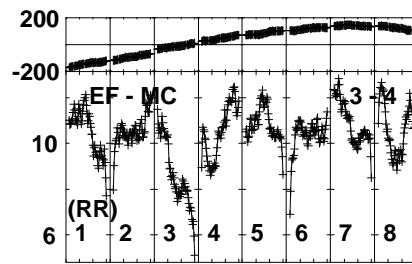
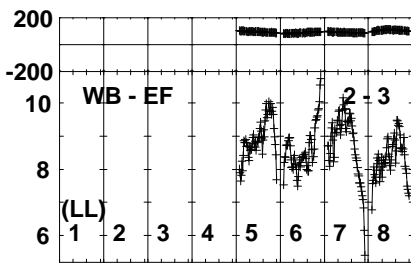
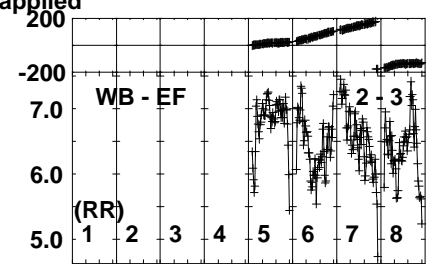
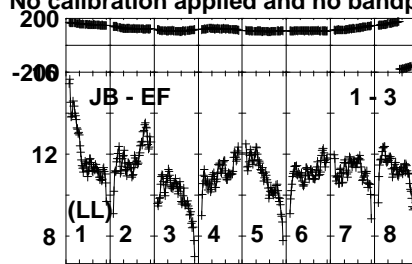
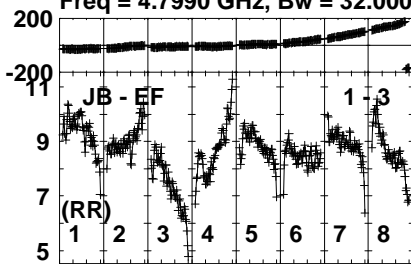
Lower frame: Micro Ampl Jy Top frame: Phas deg
Vector averaged cross-power spectrum Several baselines displayed
Timerange: 00/17:10:41 to 00/17:14:20

Plot file version 324 created 13-OCT-2021 16:54:35

J1745-0753 RG0121.UVDATA.1

Freq = 4.7990 GHz, Bw = 32.000 MH

No calibration applied and no bandpass applied



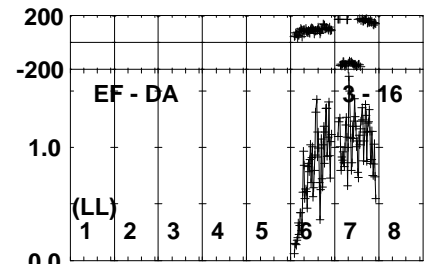
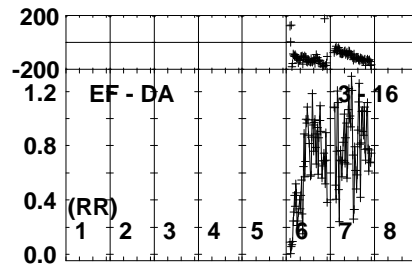
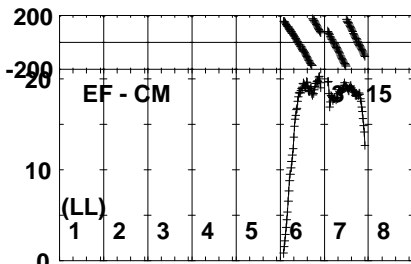
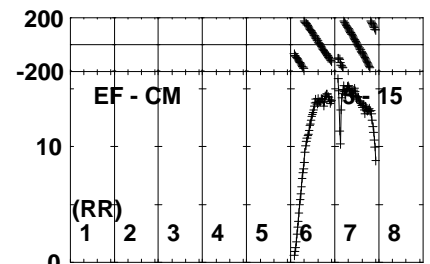
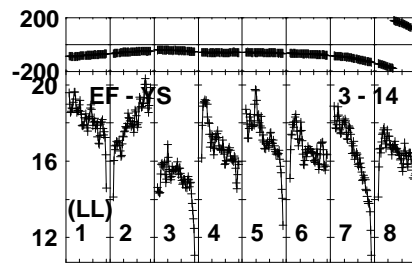
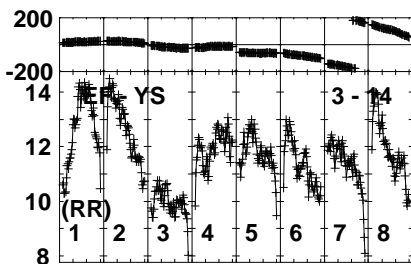
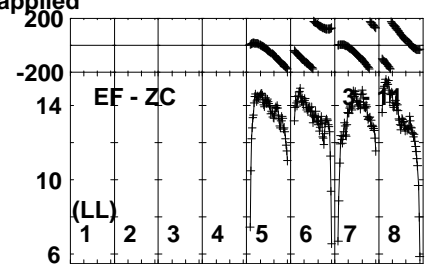
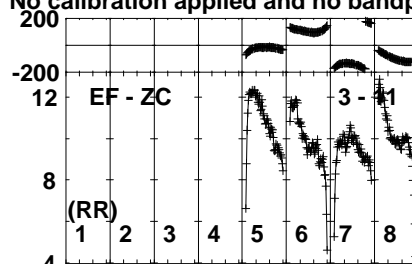
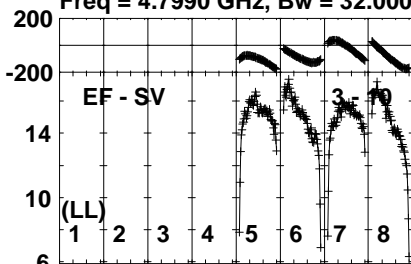
Lower frame: Milli Ampl Jy Top frame: Phas deg
Vector averaged cross-power spectrum Several baselines displayed
Timerange: 00/17:14:40 to 00/17:15:29

Plot file version 325 created 13-OCT-2021 16:54:36

J1745-0753 RG0121.UVDATA.1

Freq = 4.7990 GHz, Bw = 32.000 MH

No calibration applied and no bandpass applied



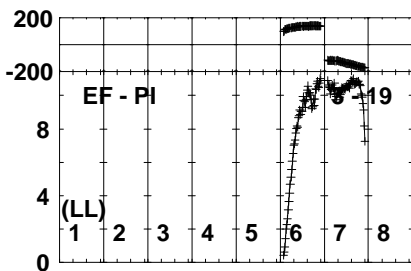
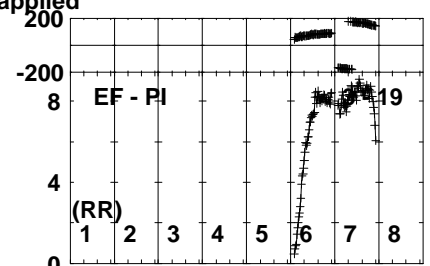
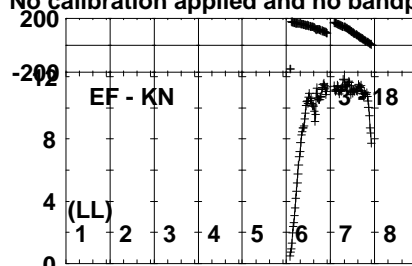
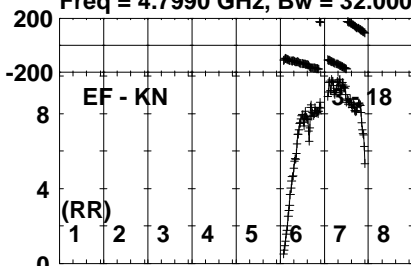
Lower frame: Milli Ampl Jy Top frame: Phas deg
Vector averaged cross-power spectrum Several baselines displayed
Timerange: 00/17:14:40 to 00/17:15:29

Plot file version 326 created 13-OCT-2021 16:54:37

J1745-0753 RG0121.UVDATA.1

Freq = 4.7990 GHz, Bw = 32.000 MH

No calibration applied and no bandpass applied

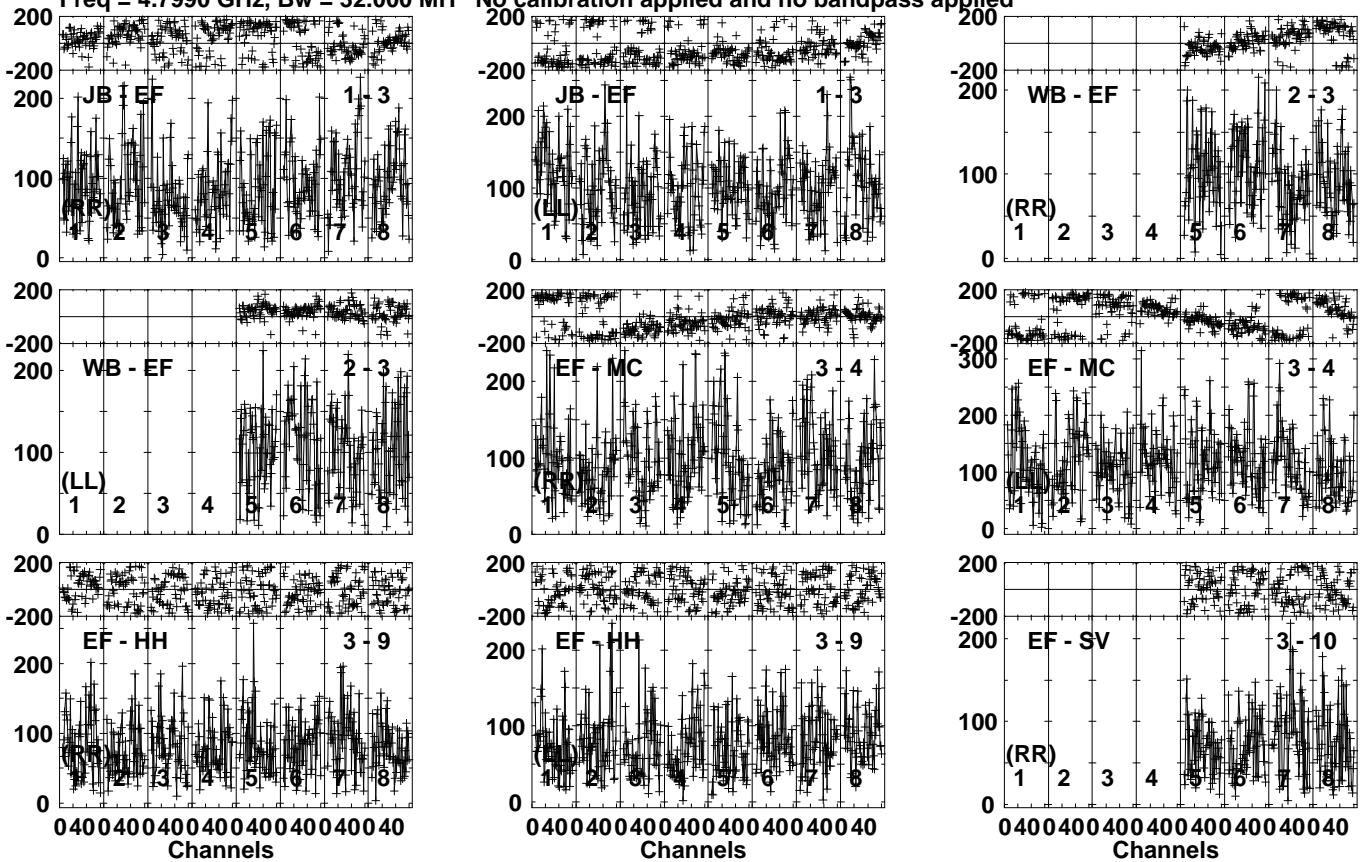


Lower frame: Milli Ampl Jy Top frame: Phas deg
Vector averaged cross-power spectrum Several baselines displayed
Timerange: 00/17:14:40 to 00/17:15:29

Plot file version 327 created 13-OCT-2021 16:54:37

VLASS1 RG0121.UVDATA.1

Freq = 4.7990 GHz, Bw = 32.000 MH No calibration applied and no bandpass applied

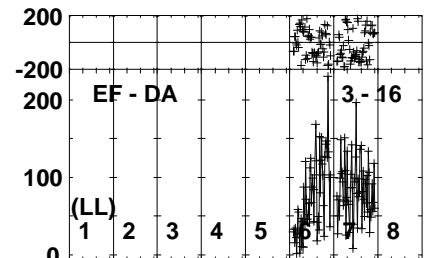
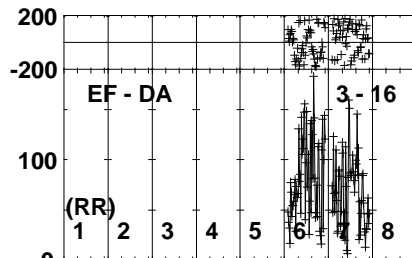
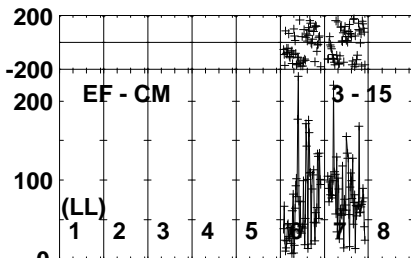
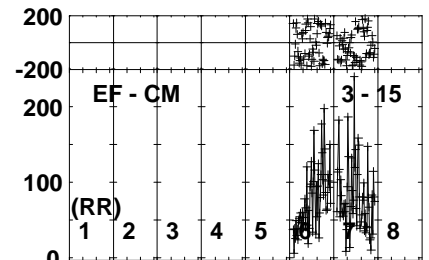
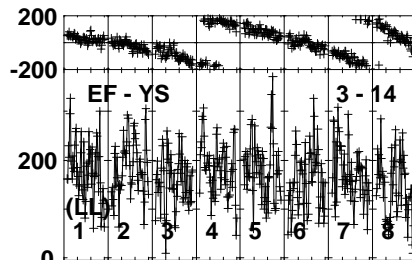
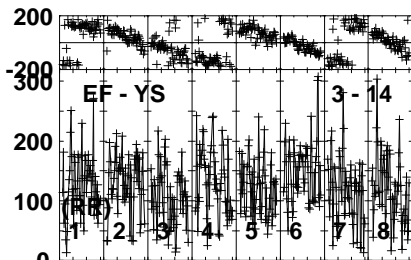
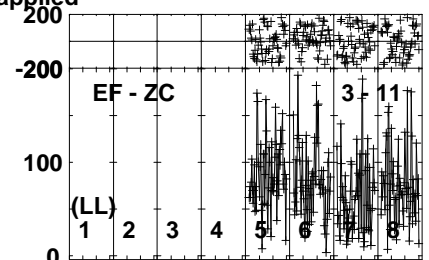
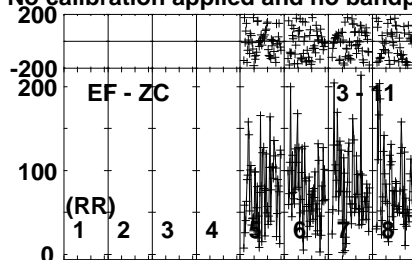
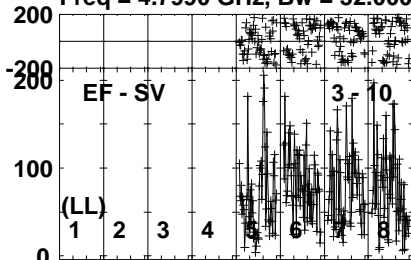


Lower frame: Micro Ampl Jy Top frame: Phas deg
Vector averaged cross-power spectrum Several baselines displayed
Timerange: 00/17:15:50 to 00/17:19:30

Plot file version 328 created 13-OCT-2021 16:54:38

VLASS1 RG0121.UVDATA.1

Freq = 4.7990 GHz, Bw = 32.000 MH No calibration applied and no bandpass applied

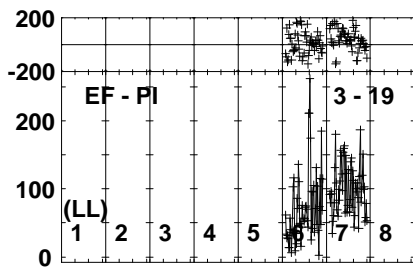
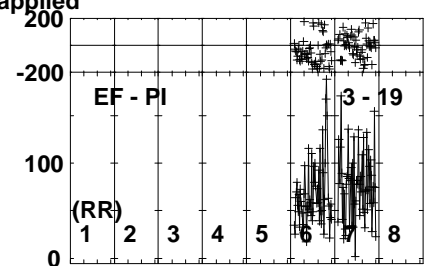
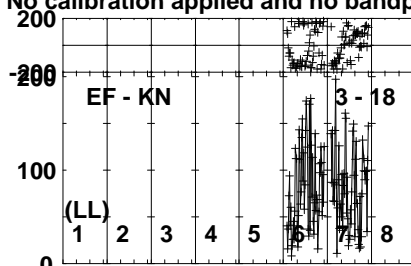
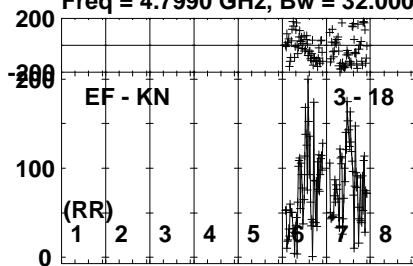


Lower frame: Micro Ampl Jy Top frame: Phas deg
Vector averaged cross-power spectrum Several baselines displayed
Timerange: 00/17:15:50 to 00/17:19:30

Plot file version 329 created 13-OCT-2021 16:54:39

VLASS1 RG0121.UVDATA.1

Freq = 4.7990 GHz, Bw = 32.000 MH No calibration applied and no bandpass applied



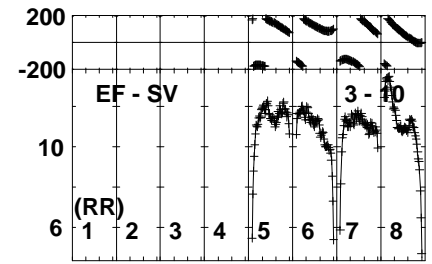
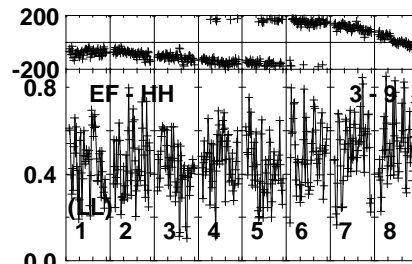
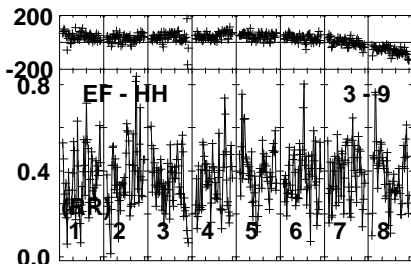
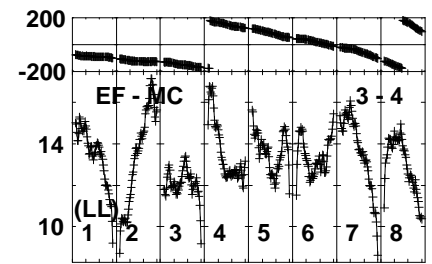
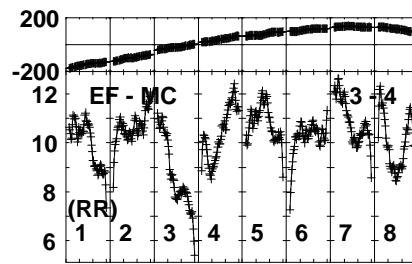
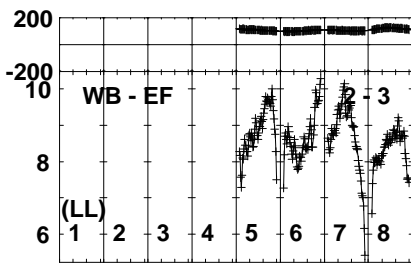
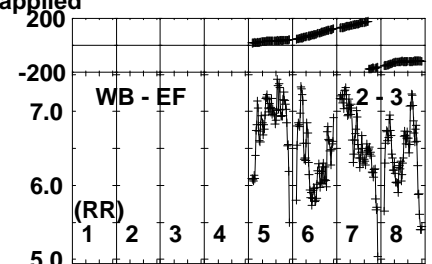
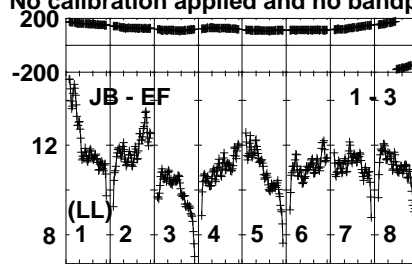
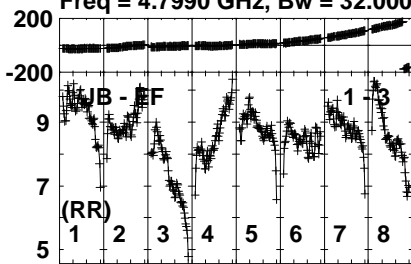
Lower frame: Micro Ampl Jy Top frame: Phas deg
Vector averaged cross-power spectrum Several baselines displayed
Timerange: 00/17:15:50 to 00/17:19:30

Plot file version 330 created 13-OCT-2021 16:54:39

J1745-0753 RG0121.UVDATA.1

Freq = 4.7990 GHz, Bw = 32.000 MH

No calibration applied and no bandpass applied



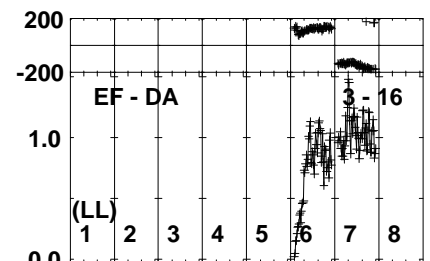
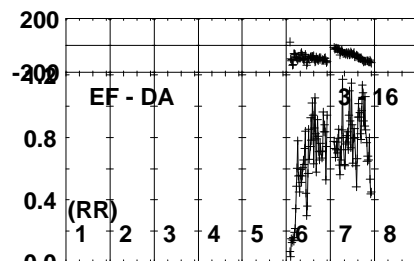
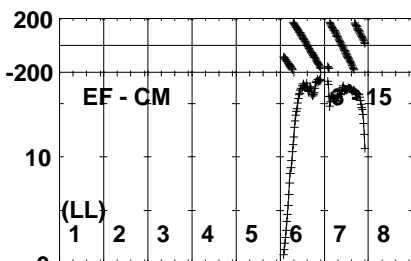
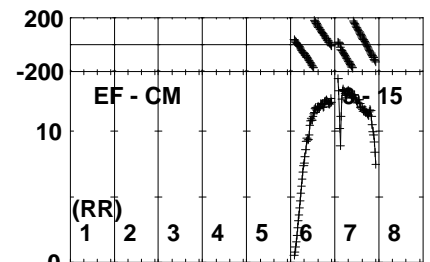
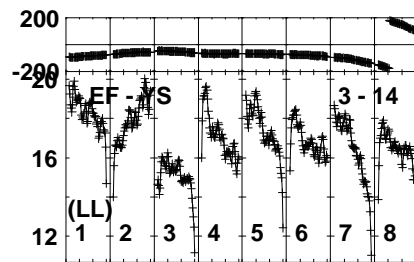
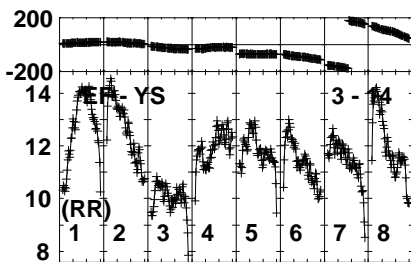
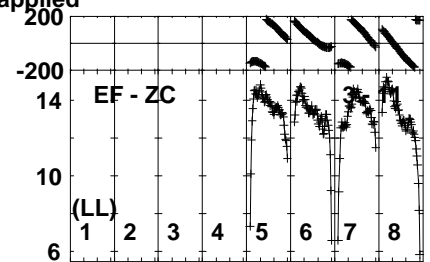
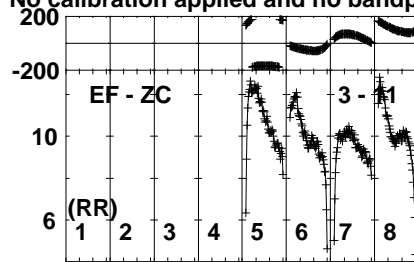
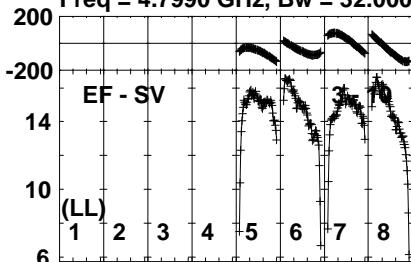
Lower frame: Milli Ampl Jy Top frame: Phas deg
Vector averaged cross-power spectrum Several baselines displayed
Timerange: 00/17:20:11 to 00/17:20:50

Plot file version 331 created 13-OCT-2021 16:54:40

J1745-0753 RG0121.UVDATA.1

Freq = 4.7990 GHz, Bw = 32.000 MH

No calibration applied and no bandpass applied



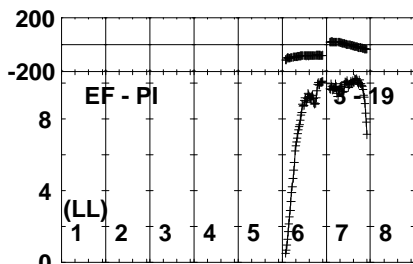
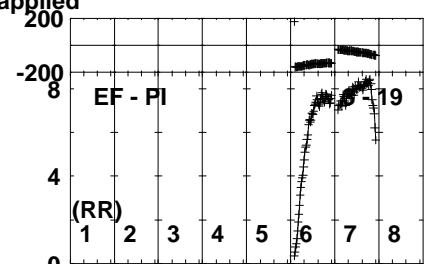
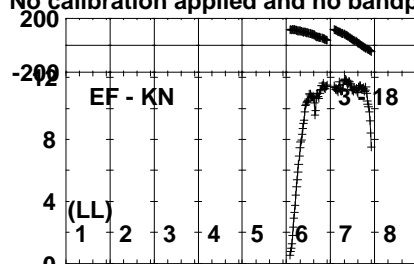
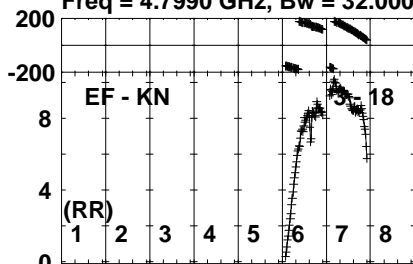
Lower frame: Milli Ampl Jy Top frame: Phas deg
Vector averaged cross-power spectrum Several baselines displayed
Timerange: 00/17:20:11 to 00/17:20:50

Plot file version 332 created 13-OCT-2021 16:54:40

J1745-0753 RG0121.UVDATA.1

Freq = 4.7990 GHz, Bw = 32.000 MH

No calibration applied and no bandpass applied

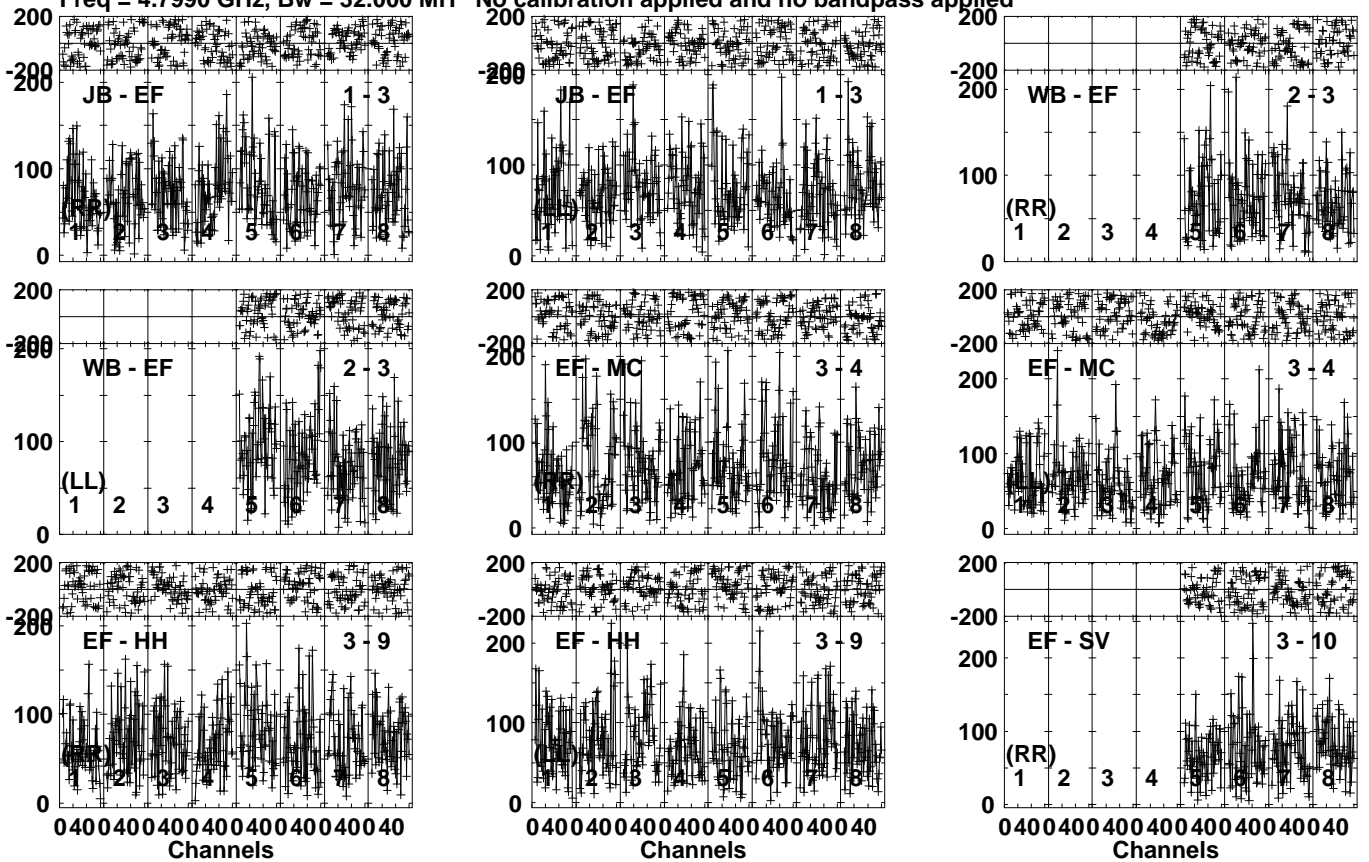


Lower frame: Milli Ampl Jy Top frame: Phas deg
Vector averaged cross-power spectrum Several baselines displayed
Timerange: 00/17:20:11 to 00/17:20:50

Plot file version 333 created 13-OCT-2021 16:54:41

RSOPH RG012I.UVDATA.1

Freq = 4.7990 GHz, Bw = 32.000 MH No calibration applied and no bandpass applied

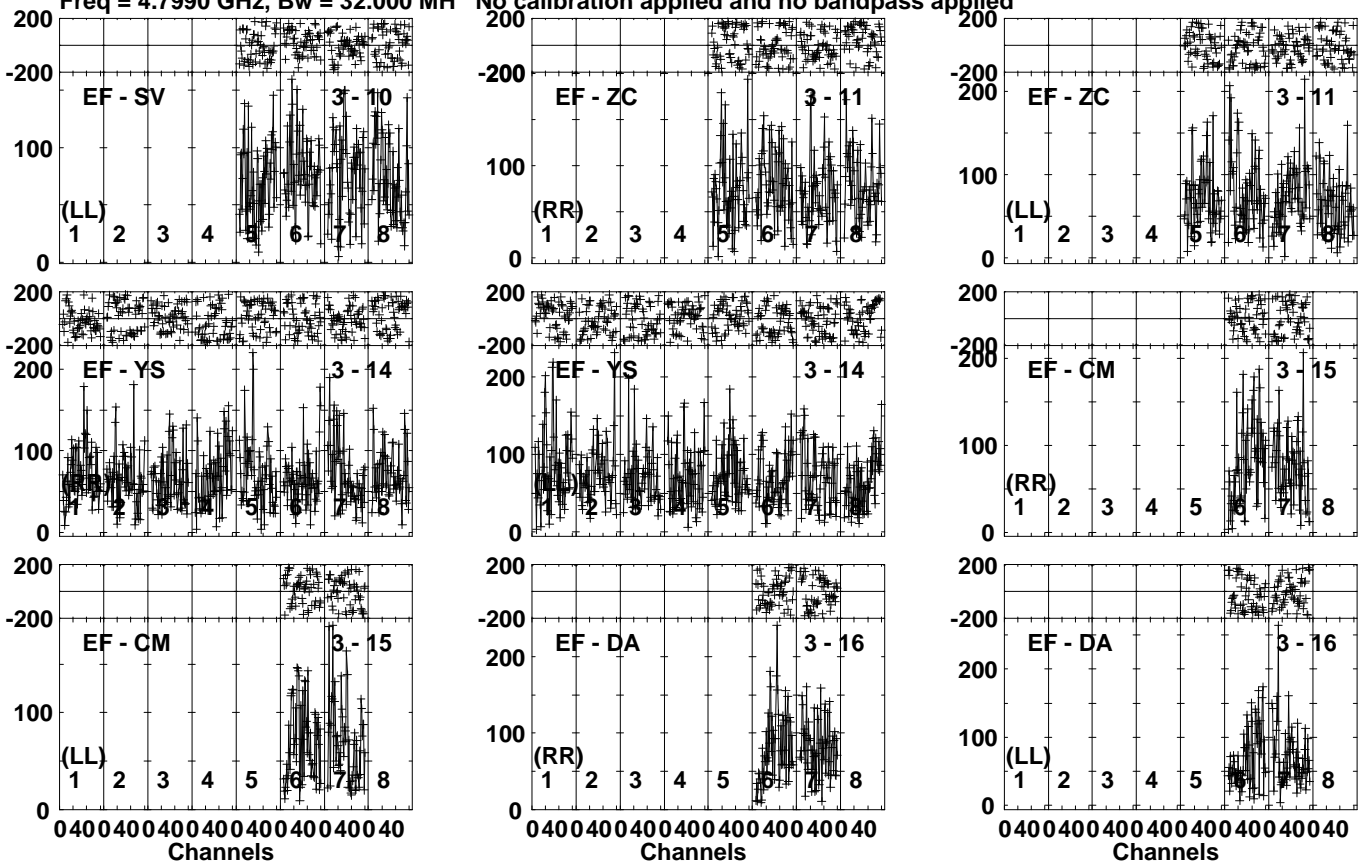


Lower frame: Micro Ampl Jy Top frame: Phas deg
Vector averaged cross-power spectrum Several baselines displayed
Timerange: 00/17:21:11 to 00/17:25:20

Plot file version 334 created 13-OCT-2021 16:54:41

RSOPH RG012I.UVDATA.1

Freq = 4.7990 GHz, Bw = 32.000 MH No calibration applied and no bandpass applied

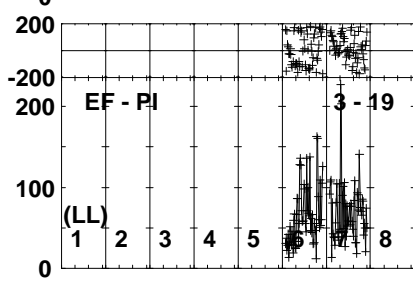
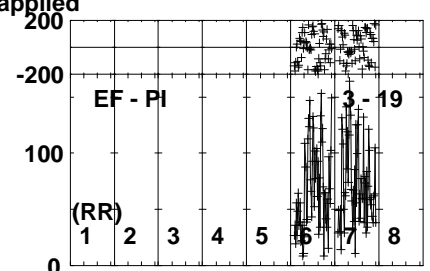
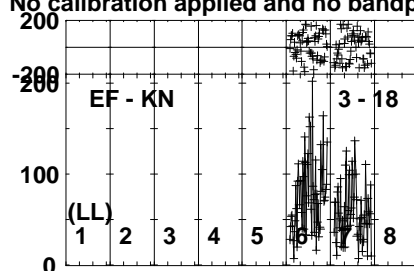
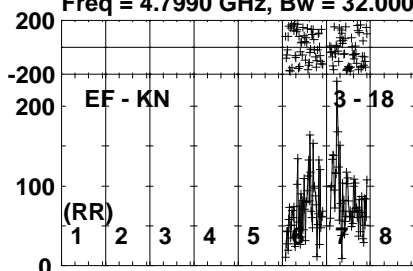


Lower frame: Micro Ampl Jy Top frame: Phas deg
Vector averaged cross-power spectrum Several baselines displayed
Timerange: 00/17:21:11 to 00/17:25:20

Plot file version 335 created 13-OCT-2021 16:54:42

RSOPH RG012I.UVDATA.1

Freq = 4.7990 GHz, Bw = 32.000 MH No calibration applied and no bandpass applied

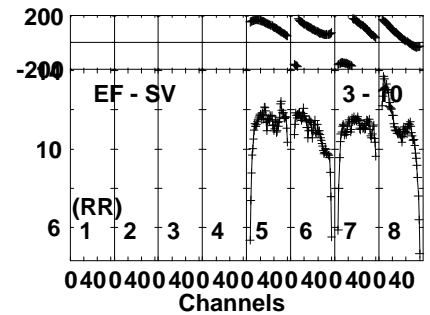
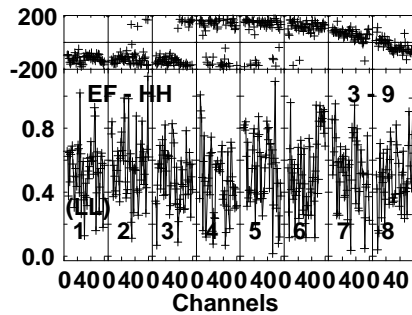
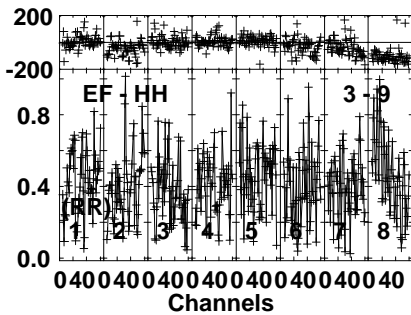
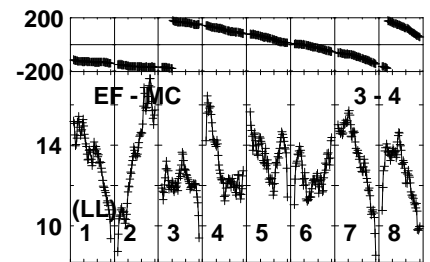
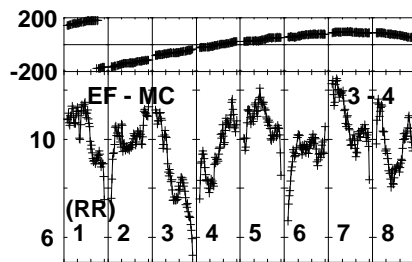
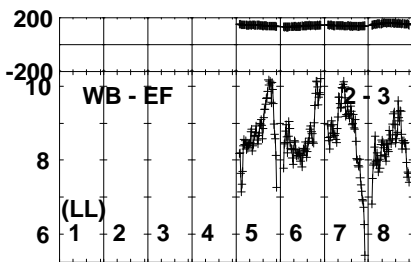
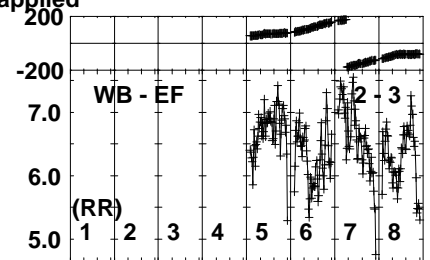
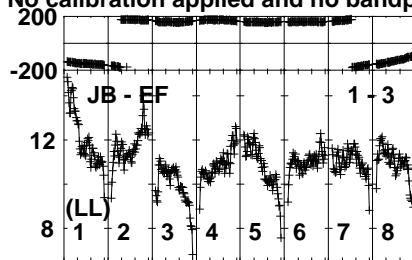
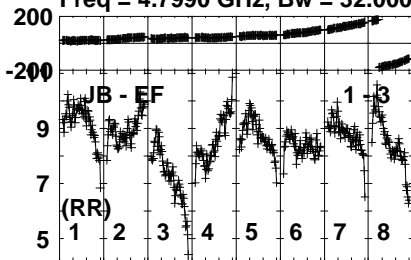


Lower frame: Micro Ampl Jy Top frame: Phas deg
Vector averaged cross-power spectrum Several baselines displayed
Timerange: 00/17:21:11 to 00/17:25:20

Plot file version 336 created 13-OCT-2021 16:54:43

J1745-0753 RG0121.UVDATA.1

Freq = 4.7990 GHz, Bw = 32.000 MH No calibration applied and no bandpass applied



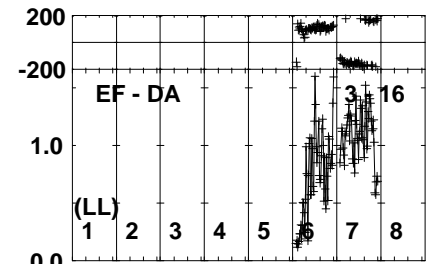
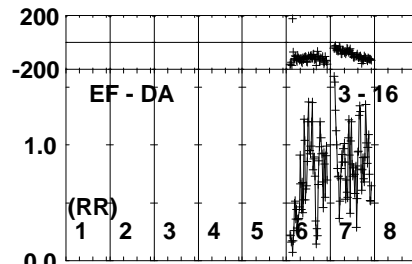
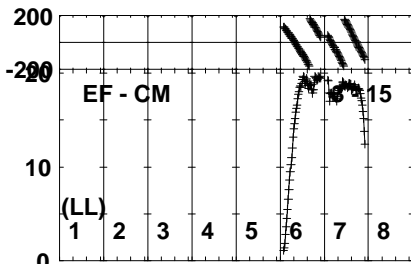
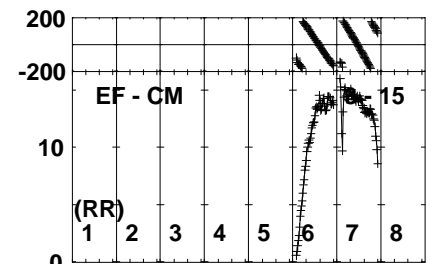
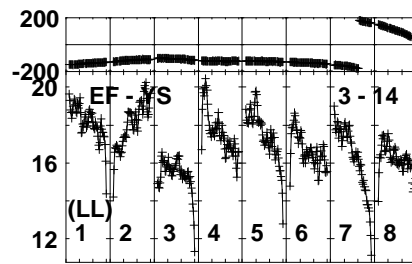
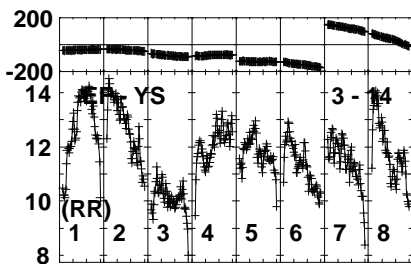
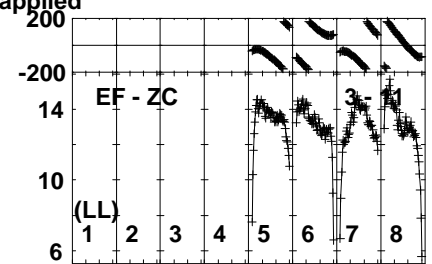
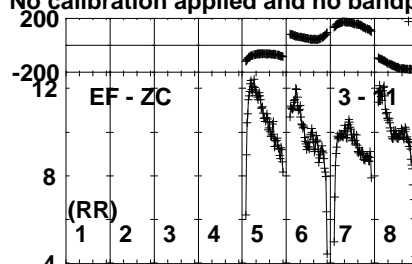
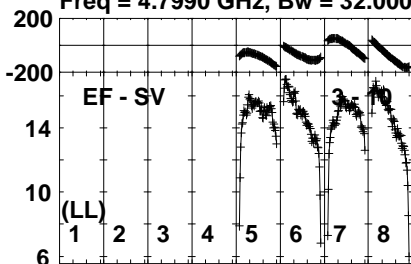
Lower frame: Milli Ampl Jy Top frame: Phas deg
Vector averaged cross-power spectrum Several baselines displayed
Timerange: 00/17:25:40 to 00/17:26:30

Plot file version 337 created 13-OCT-2021 16:54:43

J1745-0753 RG0121.UVDATA.1

Freq = 4.7990 GHz, Bw = 32.000 MH

No calibration applied and no bandpass applied



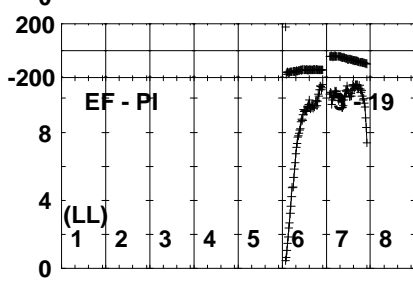
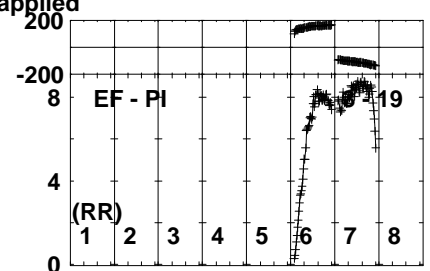
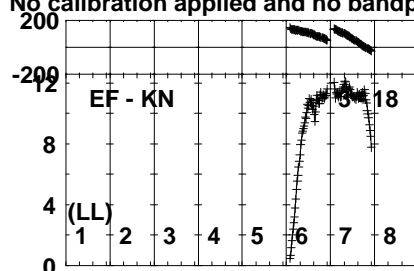
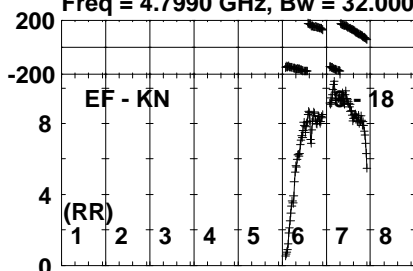
Lower frame: Milli Ampl Jy Top frame: Phas deg
Vector averaged cross-power spectrum Several baselines displayed
Timerange: 00/17:25:40 to 00/17:26:30

Plot file version 338 created 13-OCT-2021 16:54:44

J1745-0753 RG0121.UVDATA.1

Freq = 4.7990 GHz, Bw = 32.000 MH

No calibration applied and no bandpass applied



Lower frame: Milli Ampl Jy Top frame: Phas deg

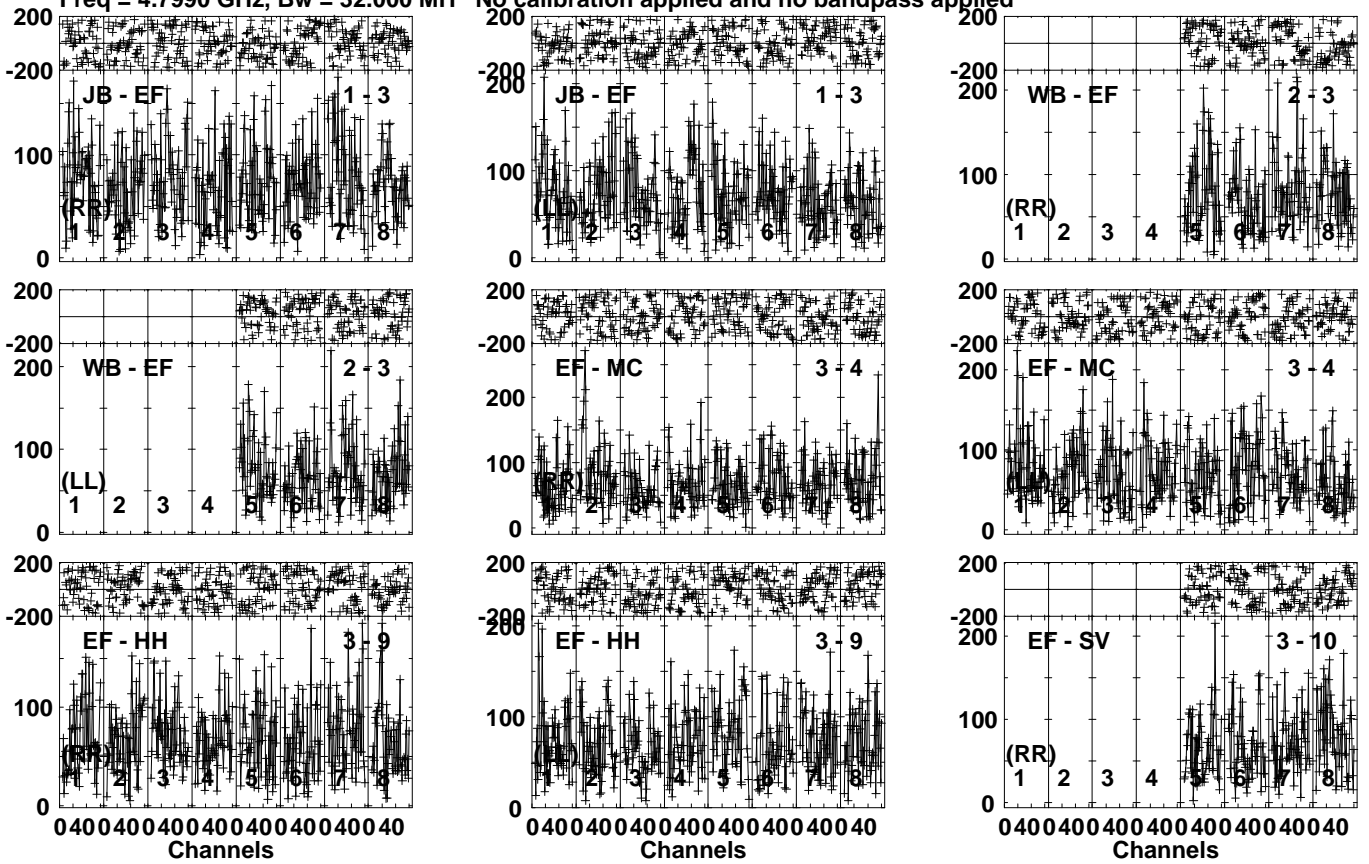
Vector averaged cross-power spectrum Several baselines displayed

Timerange: 00/17:25:40 to 00/17:26:30

Plot file version 339 created 13-OCT-2021 16:54:44

RSOPH RG012I.UVDATA.1

Freq = 4.7990 GHz, Bw = 32.000 MH No calibration applied and no bandpass applied

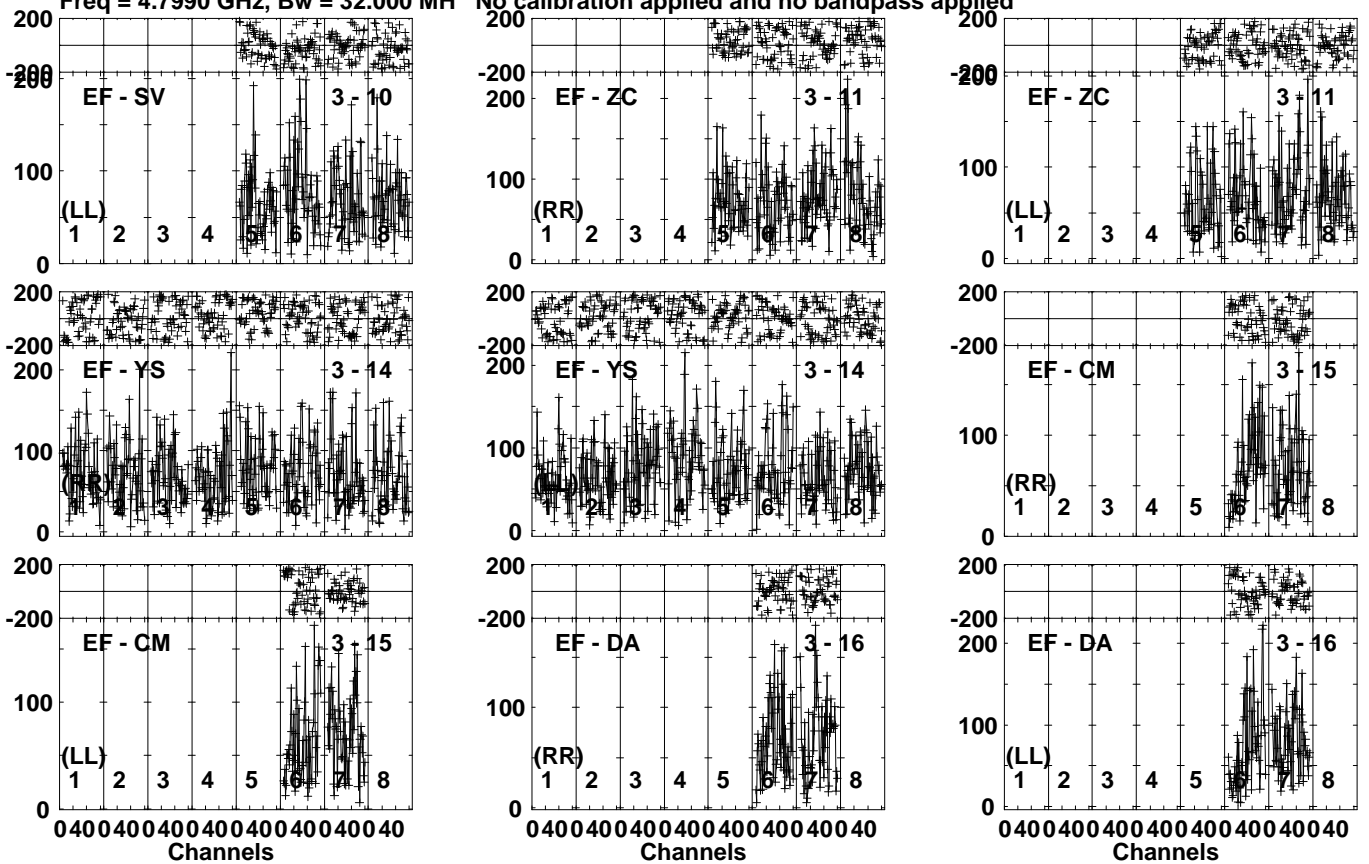


Lower frame: Micro Ampl Jy Top frame: Phas deg
Vector averaged cross-power spectrum Several baselines displayed
Timerange: 00/17:26:50 to 00/17:30:59

Plot file version 340 created 13-OCT-2021 16:54:45

RSOPH RG012I.UVDATA.1

Freq = 4.7990 GHz, Bw = 32.000 MH No calibration applied and no bandpass applied

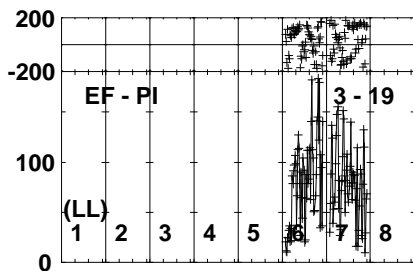
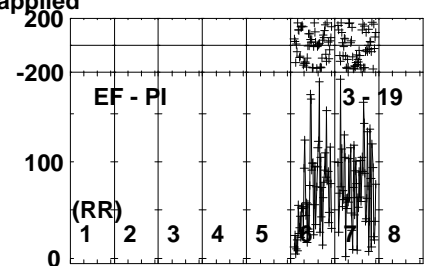
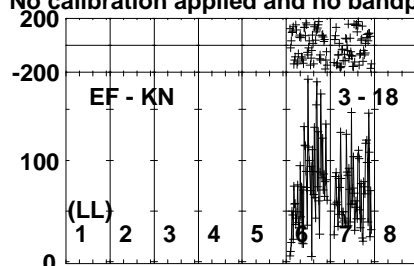
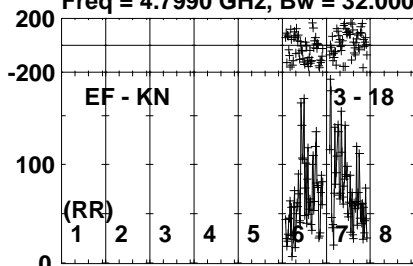


Lower frame: Micro Ampl Jy Top frame: Phas deg
Vector averaged cross-power spectrum Several baselines displayed
Timerange: 00/17:26:50 to 00/17:30:59

Plot file version 341 created 13-OCT-2021 16:54:46

RSOPH RG012I.UVDATA.1

Freq = 4.7990 GHz, Bw = 32.000 MH No calibration applied and no bandpass applied

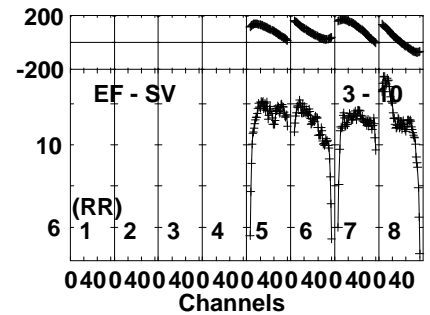
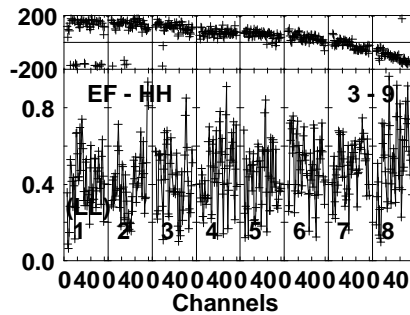
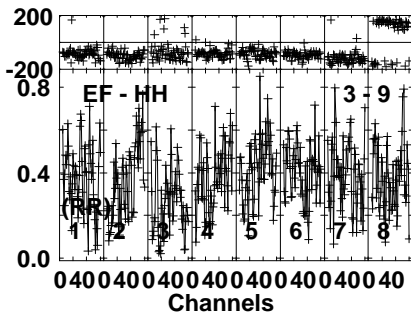
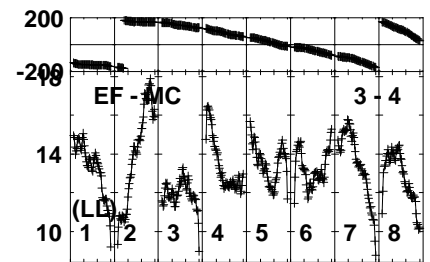
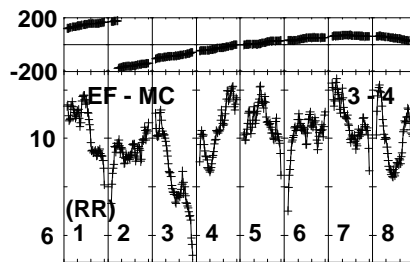
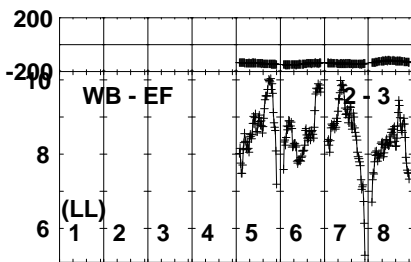
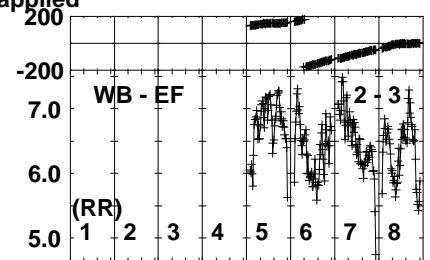
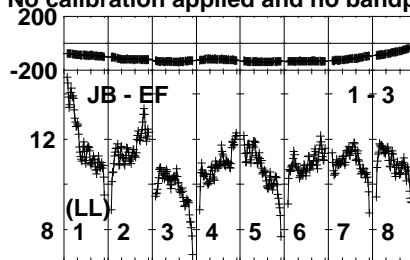
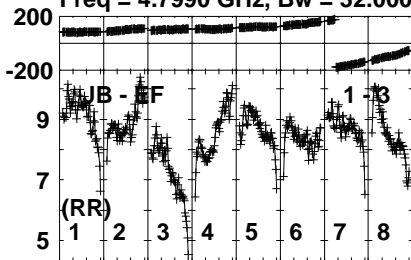


Lower frame: Micro Ampl Jy Top frame: Phas deg
Vector averaged cross-power spectrum Several baselines displayed
Timerange: 00/17:26:50 to 00/17:30:59

Plot file version 342 created 13-OCT-2021 16:54:46

J1745-0753 RG0121.UVDATA.1

Freq = 4.7990 GHz, Bw = 32.000 MH No calibration applied and no bandpass applied



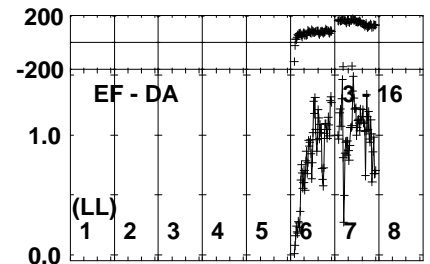
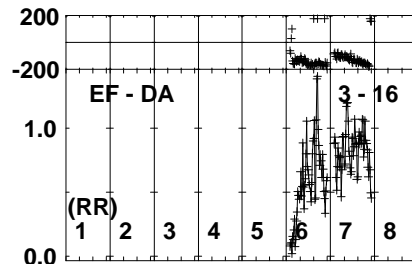
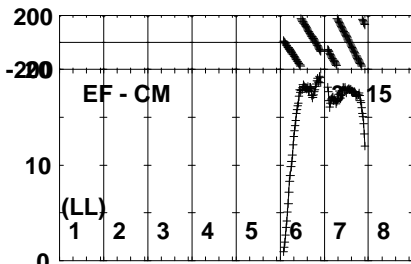
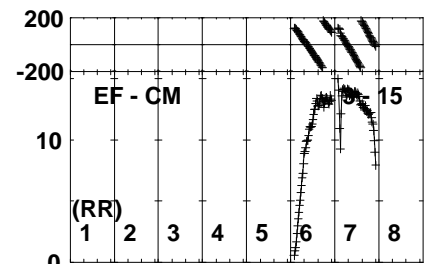
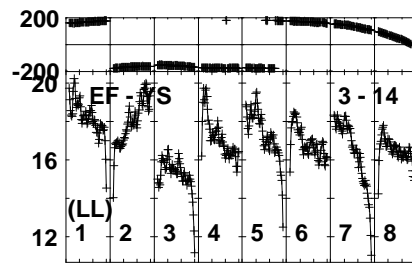
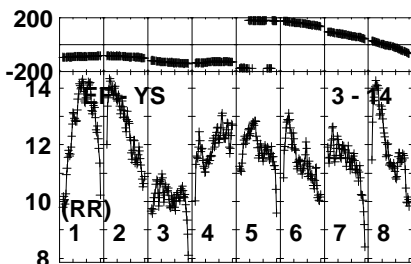
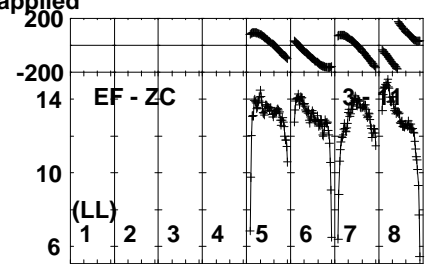
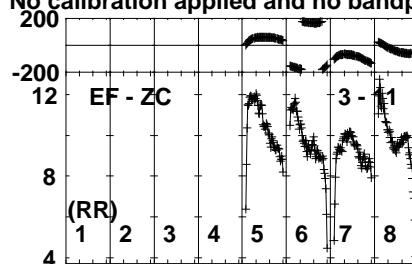
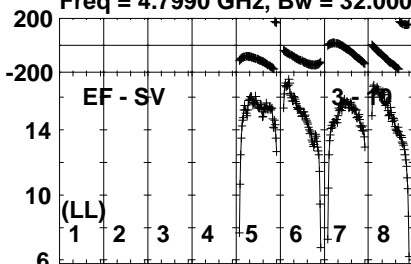
Lower frame: Milli Ampl Jy Top frame: Phas deg
Vector averaged cross-power spectrum Several baselines displayed
Timerange: 00/17:31:40 to 00/17:32:19

Plot file version 343 created 13-OCT-2021 16:54:47

J1745-0753 RG0121.UVDATA.1

Freq = 4.7990 GHz, Bw = 32.000 MH

No calibration applied and no bandpass applied



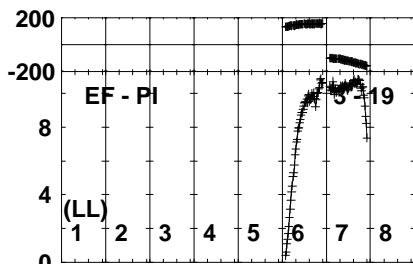
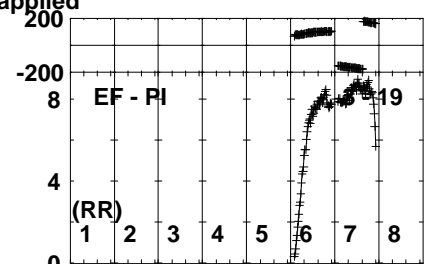
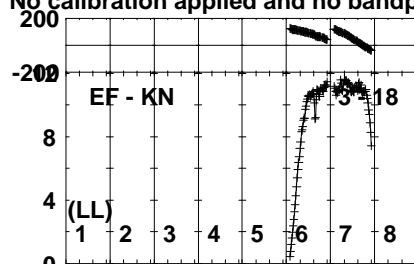
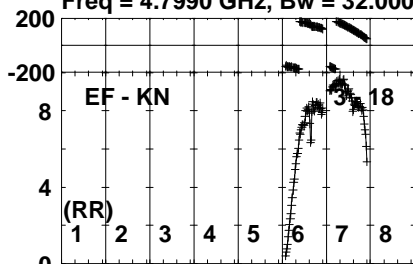
Lower frame: Milli Ampl Jy Top frame: Phas deg
Vector averaged cross-power spectrum Several baselines displayed
Timerange: 00/17:31:40 to 00/17:32:19

Plot file version 344 created 13-OCT-2021 16:54:47

J1745-0753 RG0121.UVDATA.1

Freq = 4.7990 GHz, Bw = 32.000 MH

No calibration applied and no bandpass applied

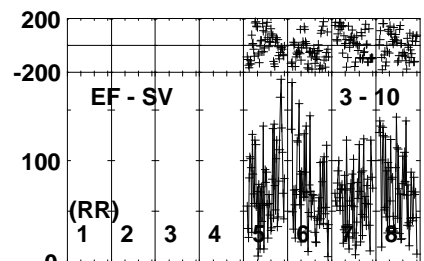
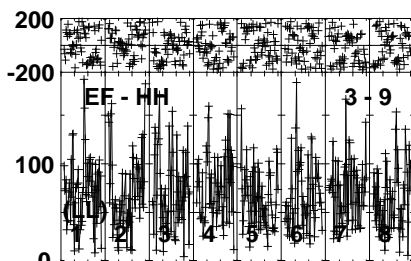
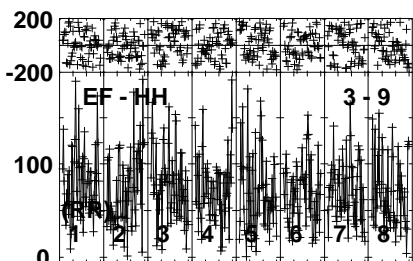
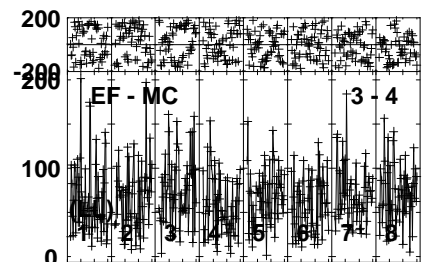
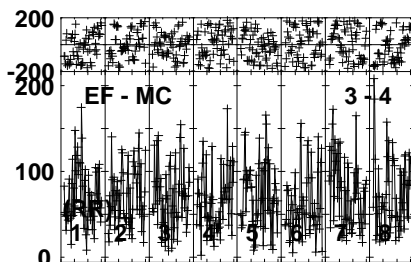
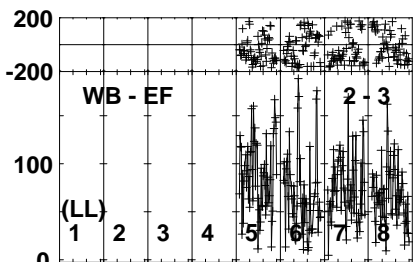
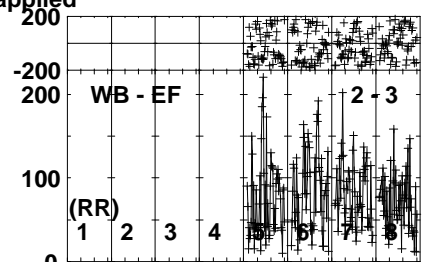
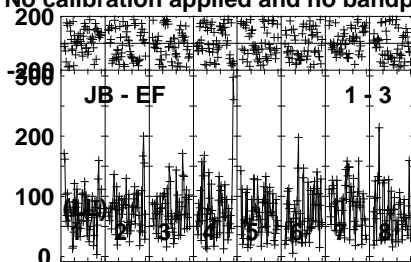
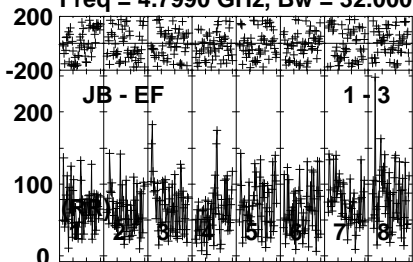


Lower frame: Milli Ampl Jy Top frame: Phas deg
Vector averaged cross-power spectrum Several baselines displayed
Timerange: 00/17:31:40 to 00/17:32:19

Plot file version 345 created 13-OCT-2021 16:54:47

RSOPH RG012I.UVDATA.1

Freq = 4.7990 GHz, Bw = 32.000 MH No calibration applied and no bandpass applied

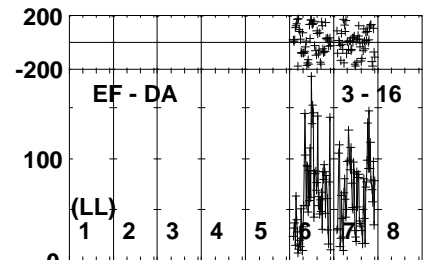
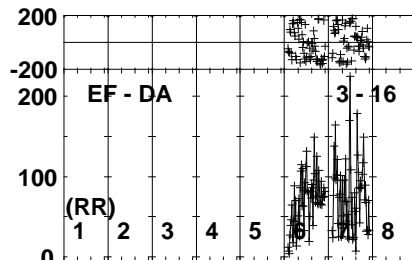
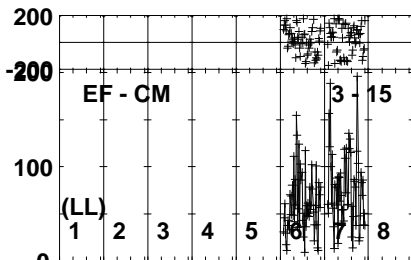
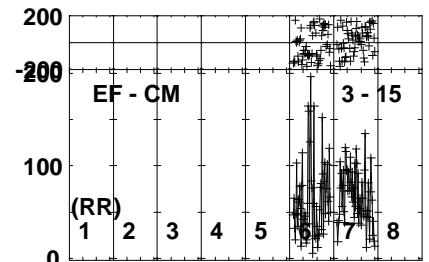
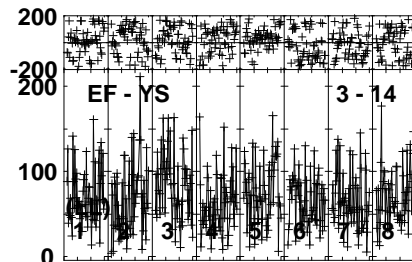
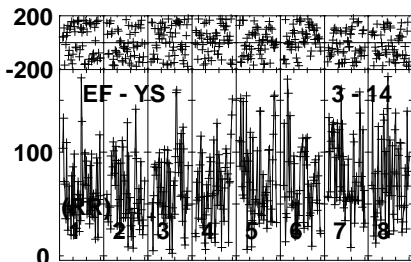
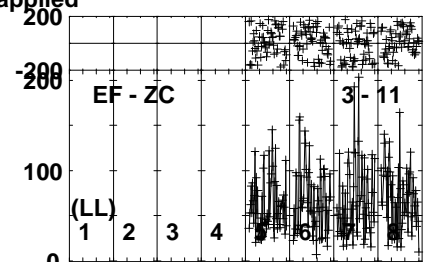
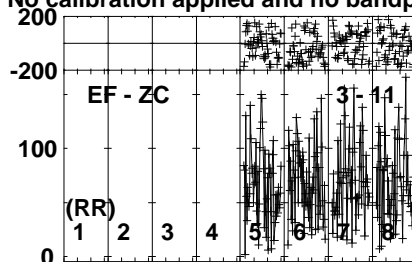
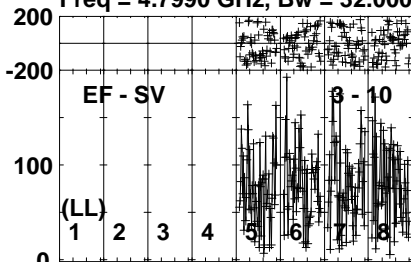


Lower frame: Micro Ampl Jy Top frame: Phas deg
Vector averaged cross-power spectrum Several baselines displayed
Timerange: 00/17:32:40 to 00/17:36:50

Plot file version 346 created 13-OCT-2021 16:54:48

RSOPH RG012I.UVDATA.1

Freq = 4.7990 GHz, Bw = 32.000 MH No calibration applied and no bandpass applied

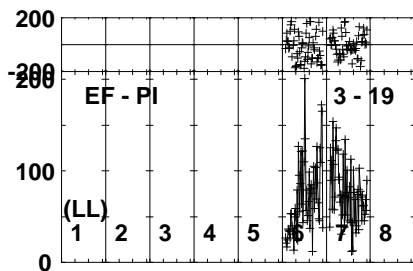
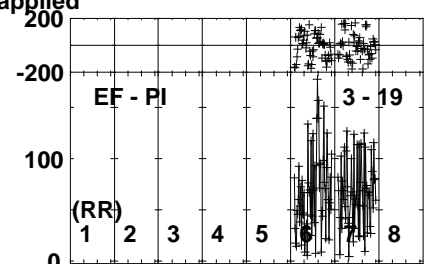
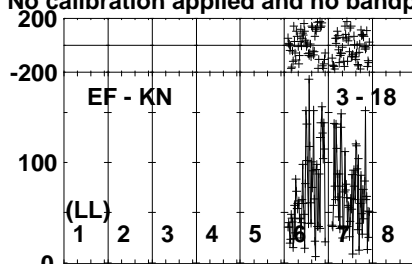
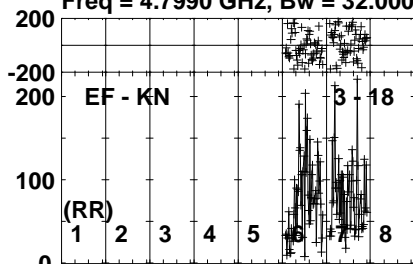


Lower frame: Micro Ampl Jy Top frame: Phas deg
Vector averaged cross-power spectrum Several baselines displayed
Timerange: 00/17:32:40 to 00/17:36:50

Plot file version 347 created 13-OCT-2021 16:54:49

RSOPH RG012I.UVDATA.1

Freq = 4.7990 GHz, Bw = 32.000 MH No calibration applied and no bandpass applied

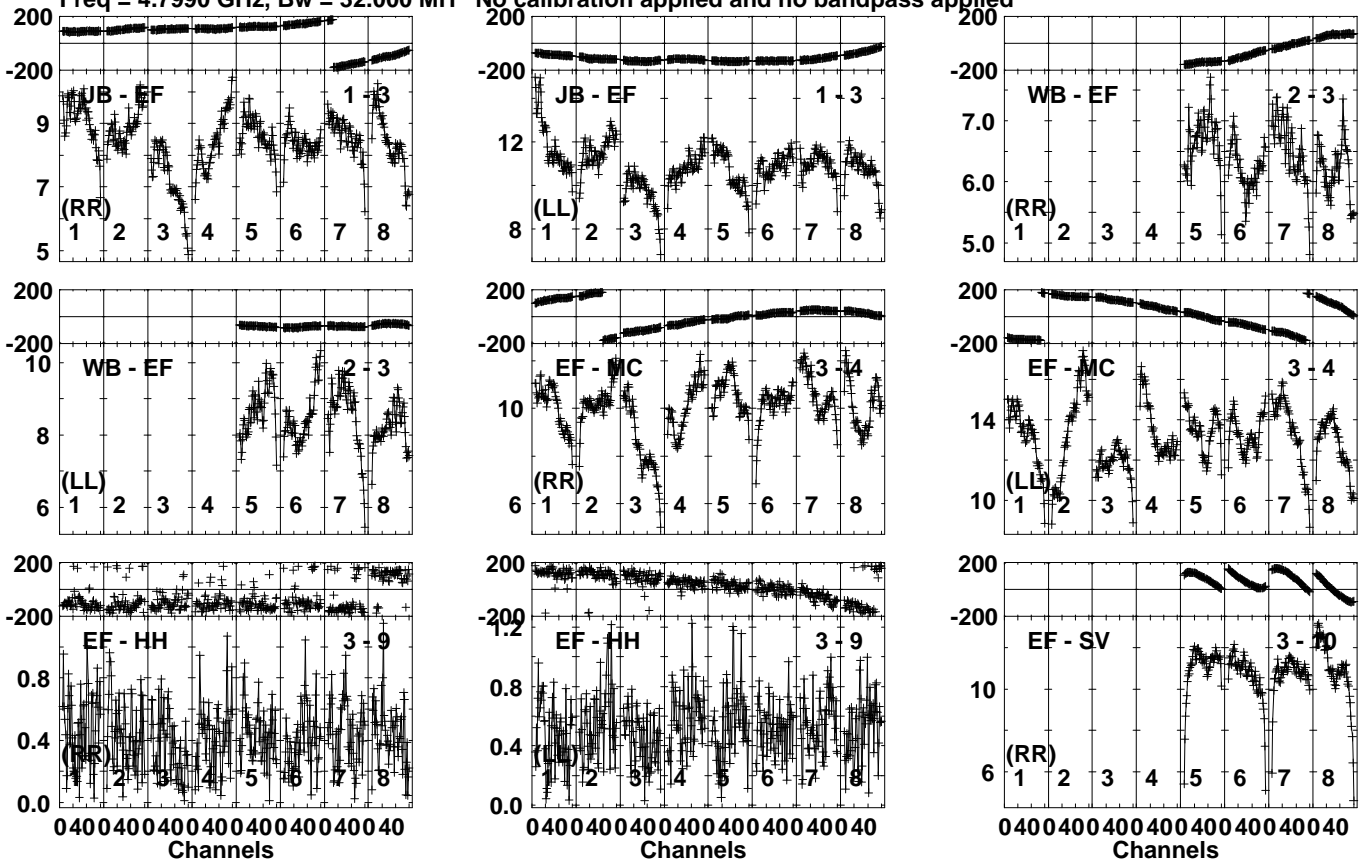


Lower frame: Micro Ampl Jy Top frame: Phas deg
Vector averaged cross-power spectrum Several baselines displayed
Timerange: 00/17:32:40 to 00/17:36:50

Plot file version 348 created 13-OCT-2021 16:54:50

J1745-0753 RG0121.UVDATA.1

Freq = 4.7990 GHz, Bw = 32.000 MH No calibration applied and no bandpass applied



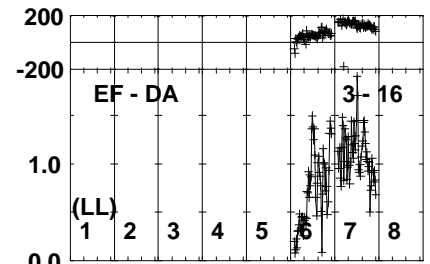
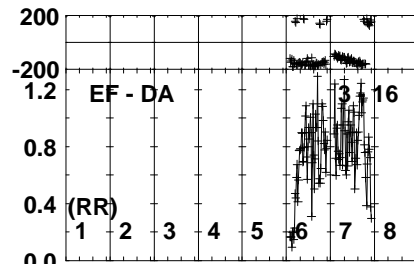
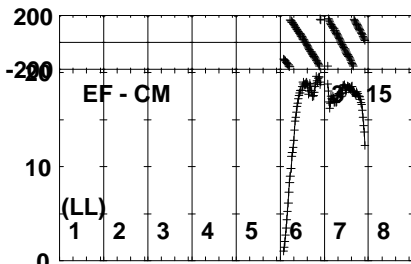
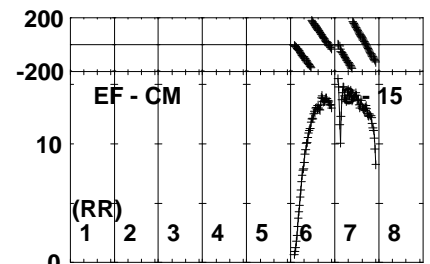
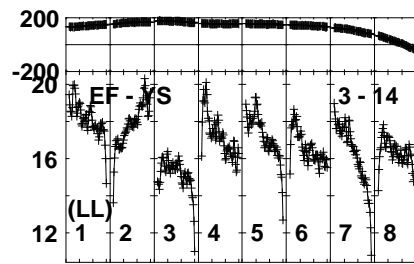
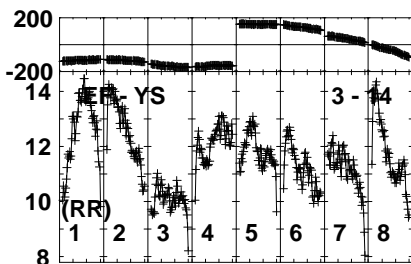
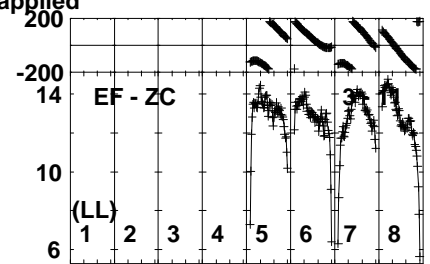
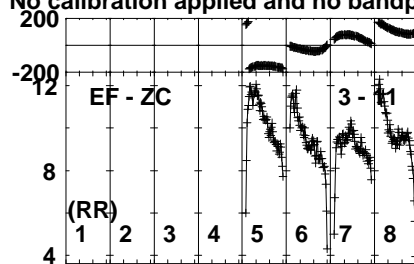
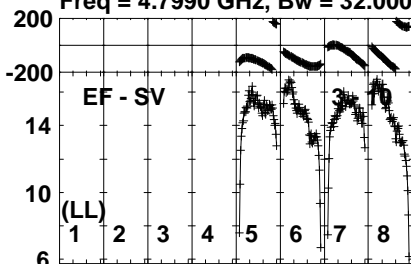
Lower frame: Milli Ampl Jy Top frame: Phas deg
Vector averaged cross-power spectrum Several baselines displayed
Timerange: 00/17:37:10 to 00/17:37:59

Plot file version 349 created 13-OCT-2021 16:54:50

J1745-0753 RG0121.UVDATA.1

Freq = 4.7990 GHz, Bw = 32.000 MH

No calibration applied and no bandpass applied



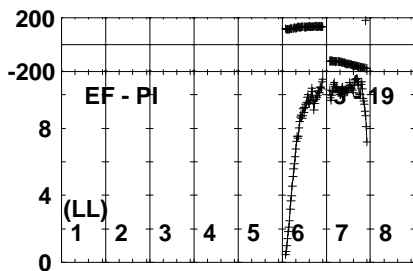
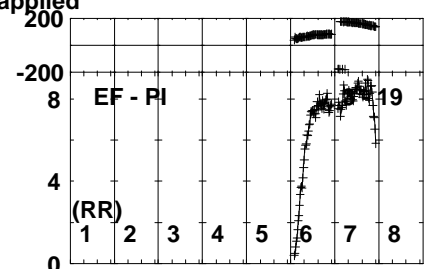
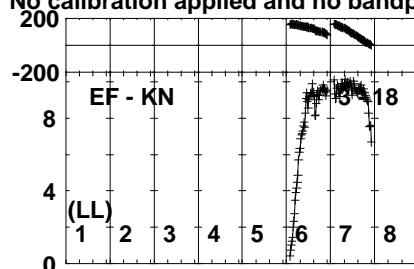
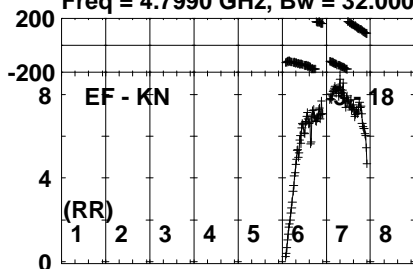
Lower frame: Milli Ampl Jy Top frame: Phas deg
Vector averaged cross-power spectrum Several baselines displayed
Timerange: 00/17:37:10 to 00/17:37:59

Plot file version 350 created 13-OCT-2021 16:54:51

J1745-0753 RG0121.UVDATA.1

Freq = 4.7990 GHz, Bw = 32.000 MH

No calibration applied and no bandpass applied

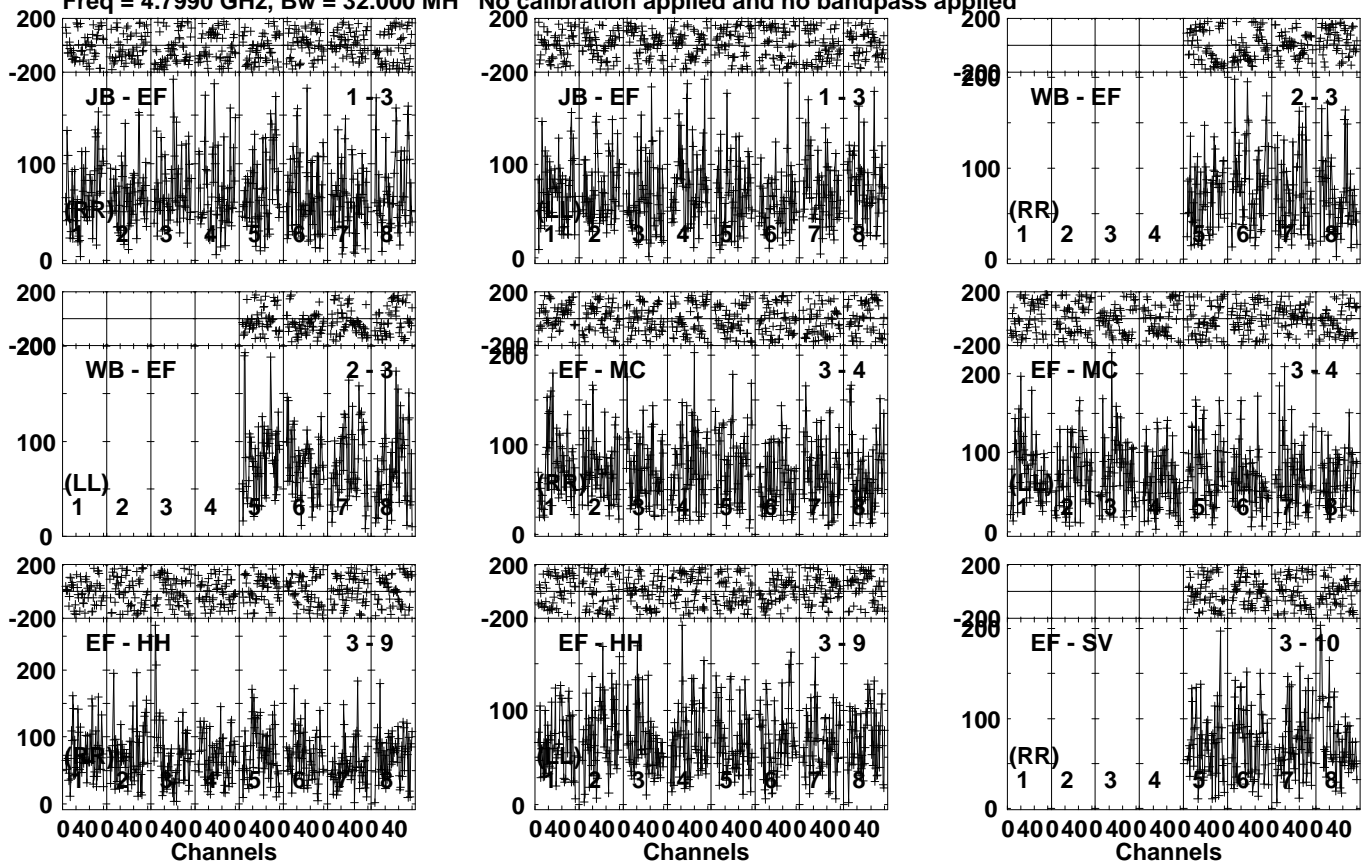


Lower frame: Milli Ampl Jy Top frame: Phas deg
Vector averaged cross-power spectrum Several baselines displayed
Timerange: 00/17:37:10 to 00/17:37:59

Plot file version 351 created 13-OCT-2021 16:54:51

RSOPH RG012I.UVDATA.1

Freq = 4.7990 GHz, Bw = 32.000 MH No calibration applied and no bandpass applied

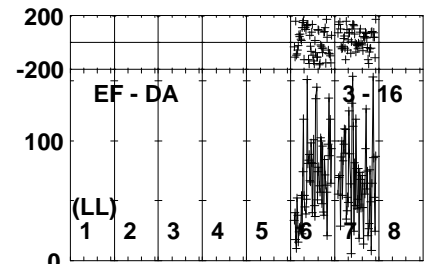
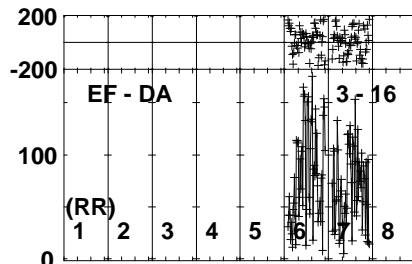
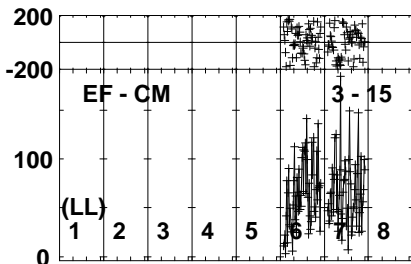
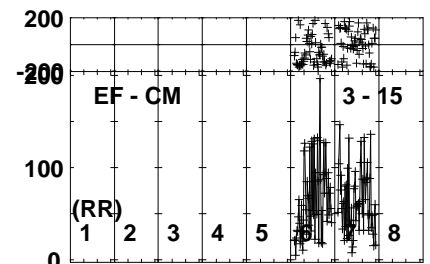
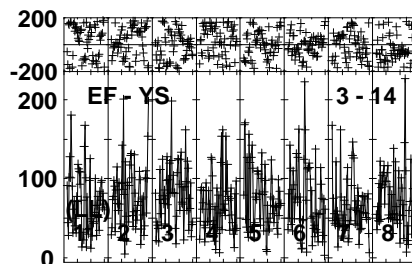
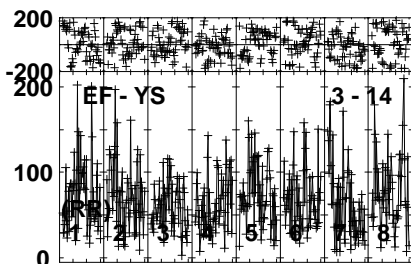
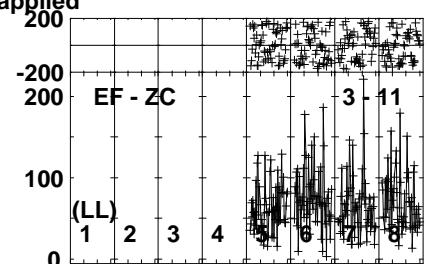
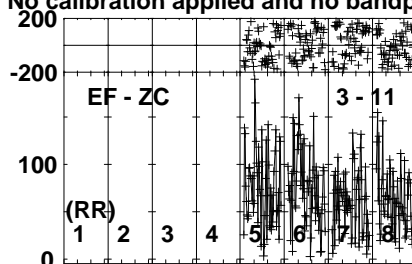
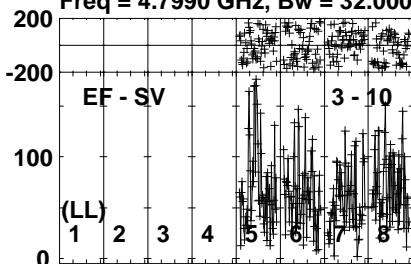


Lower frame: Micro Ampl Jy Top frame: Phas deg
Vector averaged cross-power spectrum Several baselines displayed
Timerange: 00/17:38:20 to 00/17:42:30

Plot file version 352 created 13-OCT-2021 16:54:52

RSOPH RG012I.UVDATA.1

Freq = 4.7990 GHz, Bw = 32.000 MH No calibration applied and no bandpass applied

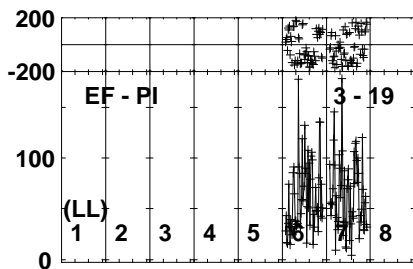
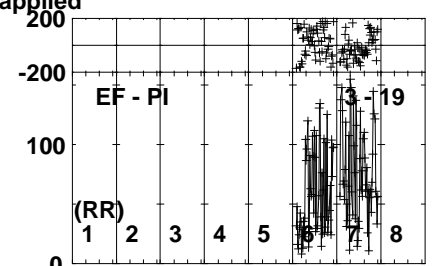
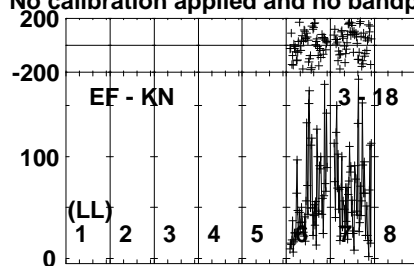
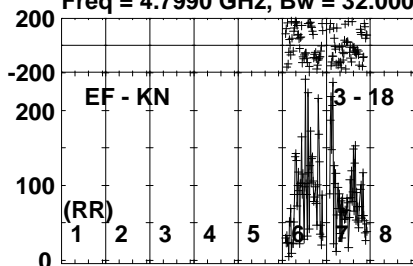


Lower frame: Micro Ampl Jy Top frame: Phas deg
Vector averaged cross-power spectrum Several baselines displayed
Timerange: 00/17:38:20 to 00/17:42:30

Plot file version 353 created 13-OCT-2021 16:54:53

RSOPH RG012I.UVDATA.1

Freq = 4.7990 GHz, Bw = 32.000 MH No calibration applied and no bandpass applied



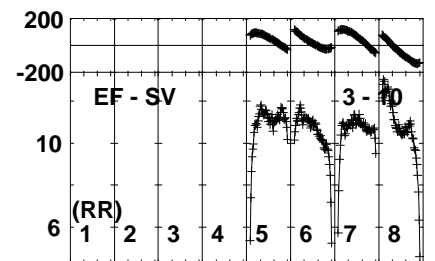
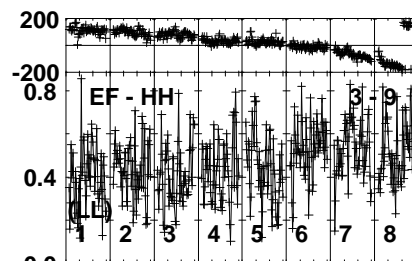
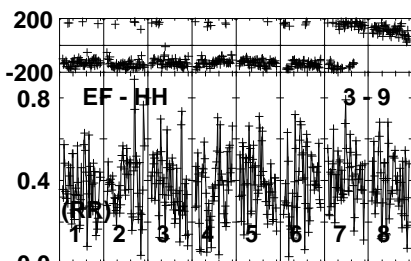
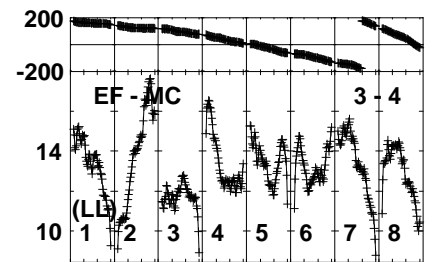
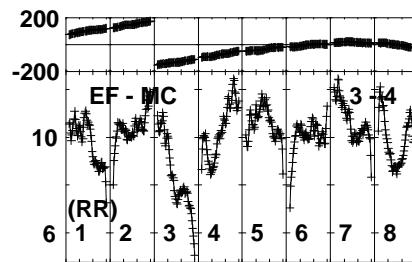
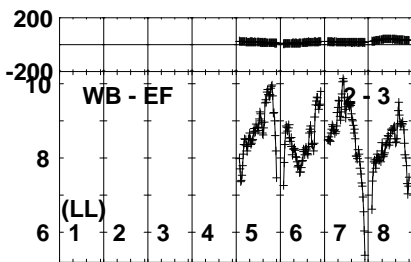
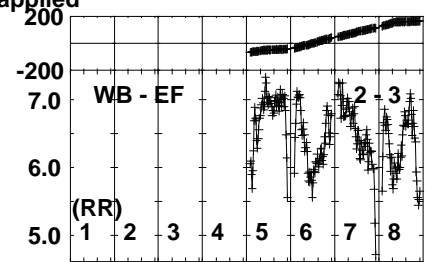
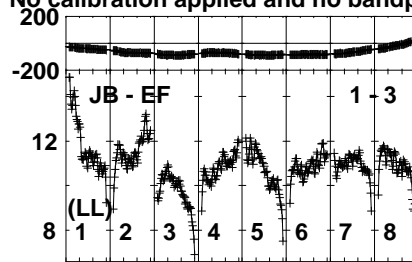
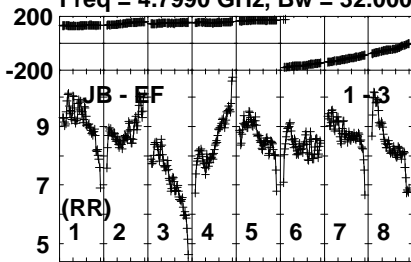
Lower frame: Micro Ampl Jy Top frame: Phas deg
Vector averaged cross-power spectrum Several baselines displayed
Timerange: 00/17:38:20 to 00/17:42:30

Plot file version 354 created 13-OCT-2021 16:54:54

J1745-0753 RG0121.UVDATA.1

Freq = 4.7990 GHz, Bw = 32.000 MH

No calibration applied and no bandpass applied



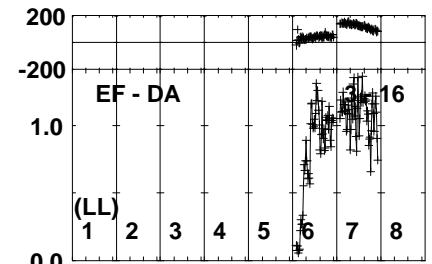
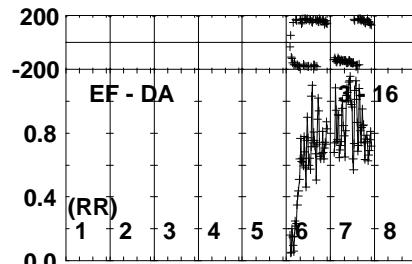
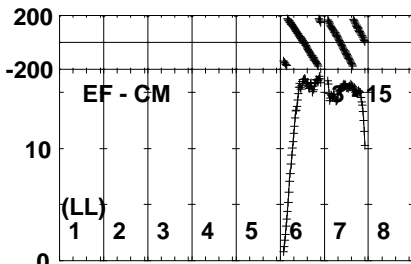
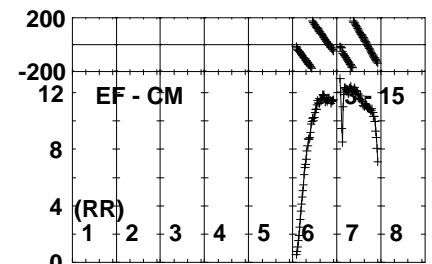
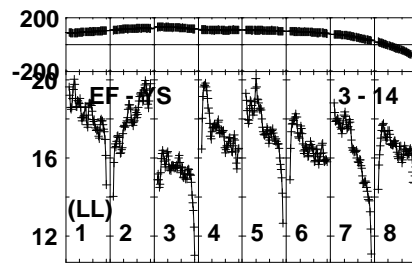
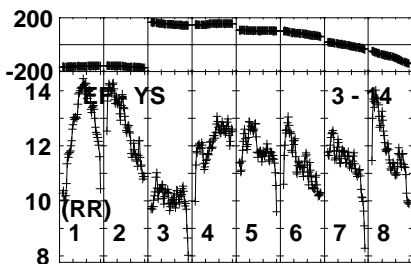
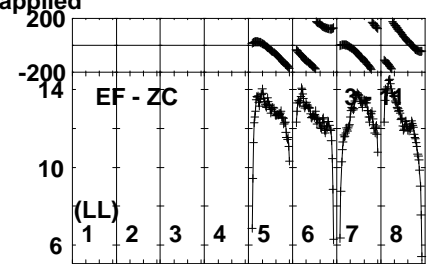
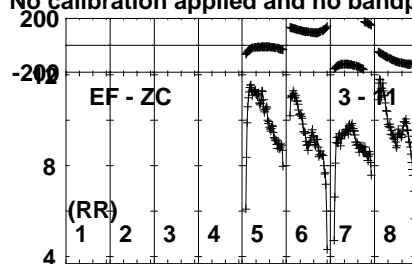
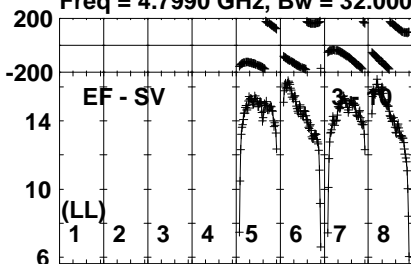
Lower frame: Milli Ampl Jy Top frame: Phas deg
 Vector averaged cross-power spectrum Several baselines displayed
 Timerange: 00/17:43:11 to 00/17:43:50

Plot file version 355 created 13-OCT-2021 16:54:54

J1745-0753 RG0121.UVDATA.1

Freq = 4.7990 GHz, Bw = 32.000 MH

No calibration applied and no bandpass applied



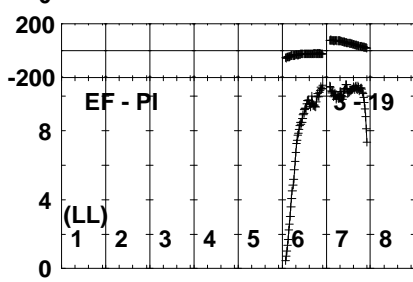
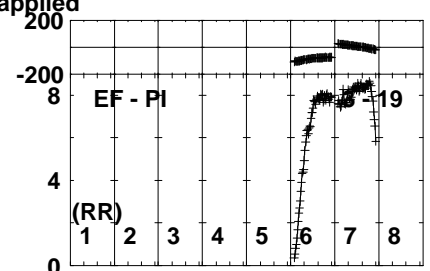
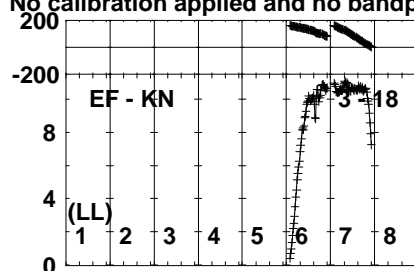
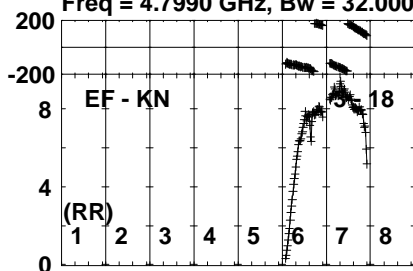
Lower frame: Milli Ampl Jy Top frame: Phas deg
Vector averaged cross-power spectrum Several baselines displayed
Timerange: 00/17:43:11 to 00/17:43:50

Plot file version 356 created 13-OCT-2021 16:54:55

J1745-0753 RG0121.UVDATA.1

Freq = 4.7990 GHz, Bw = 32.000 MH

No calibration applied and no bandpass applied

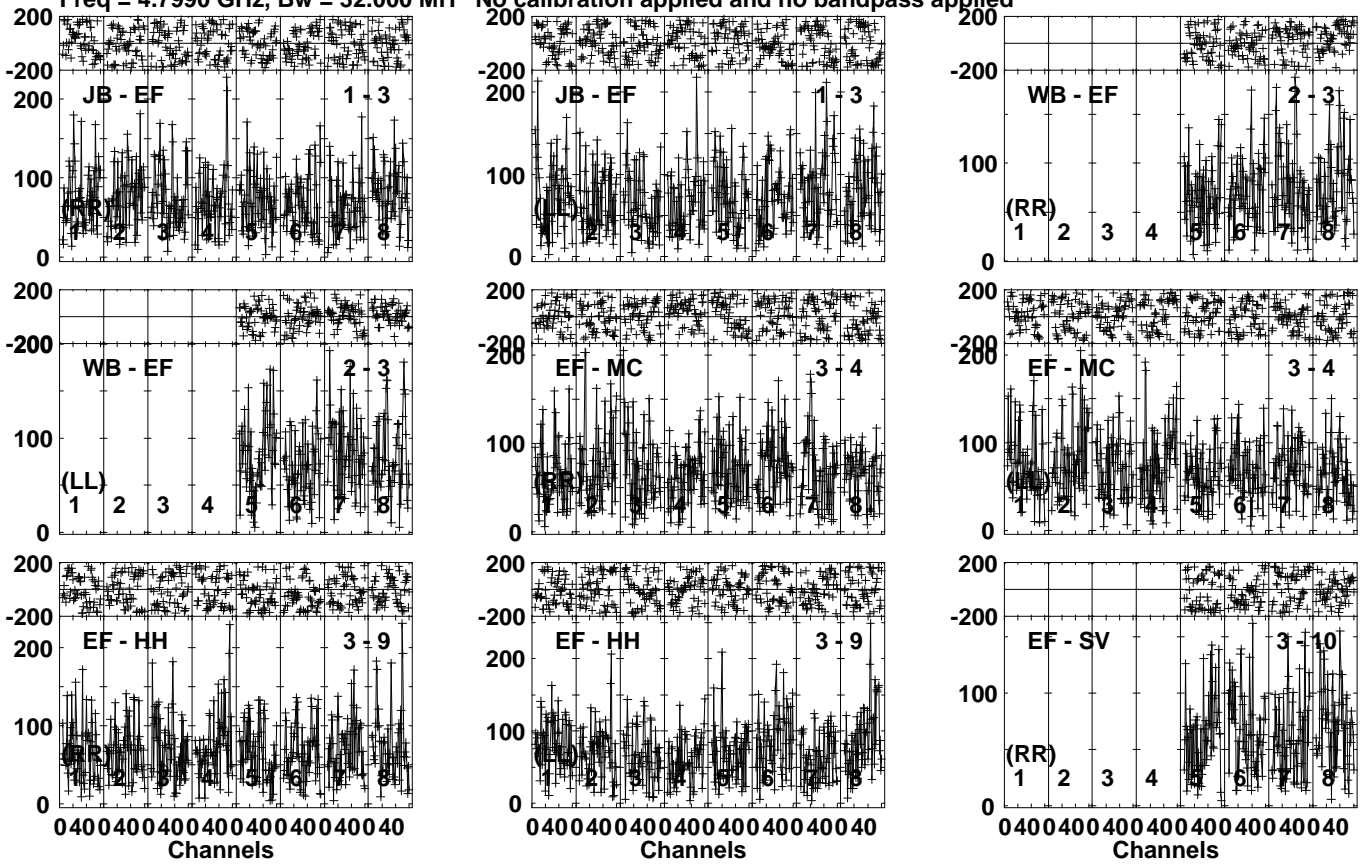


Lower frame: Milli Ampl Jy Top frame: Phas deg
Vector averaged cross-power spectrum Several baselines displayed
Timerange: 00/17:43:11 to 00/17:43:50

Plot file version 357 created 13-OCT-2021 16:54:55

RSOPH RG012I.UVDATA.1

Freq = 4.7990 GHz, Bw = 32.000 MH No calibration applied and no bandpass applied

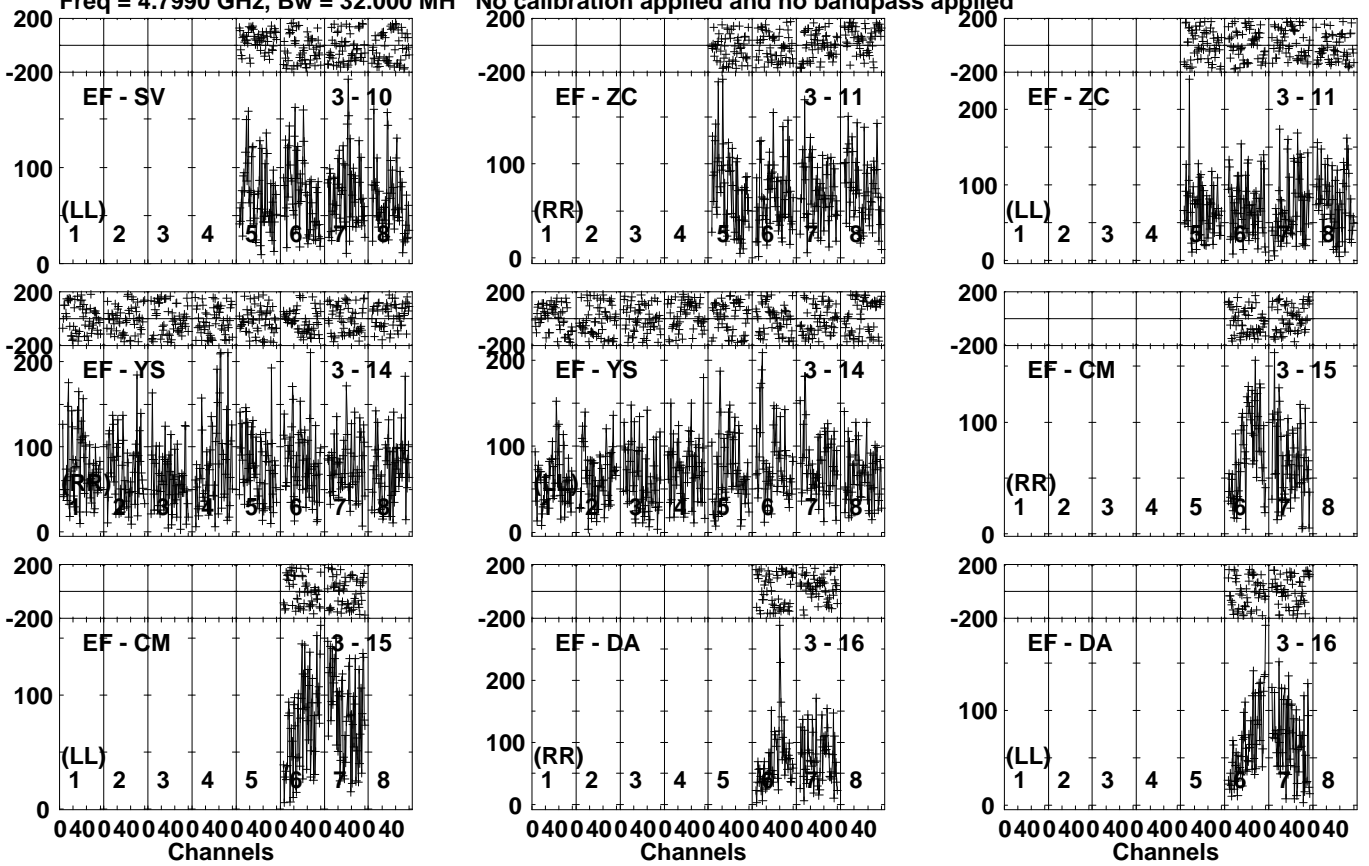


Lower frame: Micro Ampl Jy Top frame: Phas deg
Vector averaged cross-power spectrum Several baselines displayed
Timerange: 00/17:44:10 to 00/17:48:19

Plot file version 358 created 13-OCT-2021 16:54:56

RSOPH RG012I.UVDATA.1

Freq = 4.7990 GHz, Bw = 32.000 MH No calibration applied and no bandpass applied

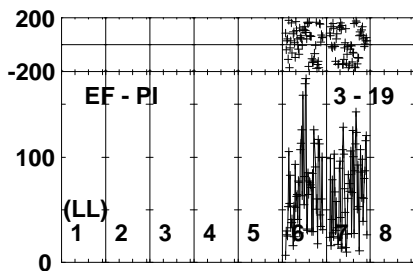
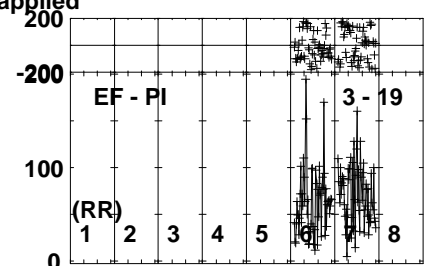
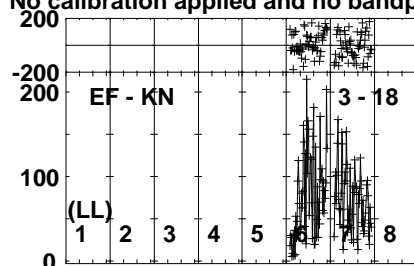
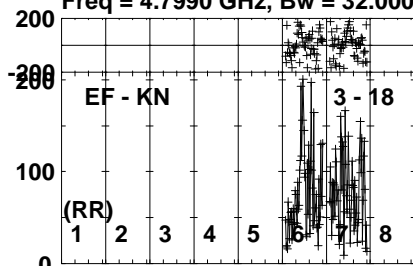


Lower frame: Micro Ampl Jy Top frame: Phas deg
Vector averaged cross-power spectrum Several baselines displayed
Timerange: 00/17:44:10 to 00/17:48:19

Plot file version 359 created 13-OCT-2021 16:54:57

RSOPH RG012I.UVDATA.1

Freq = 4.7990 GHz, Bw = 32.000 MH No calibration applied and no bandpass applied

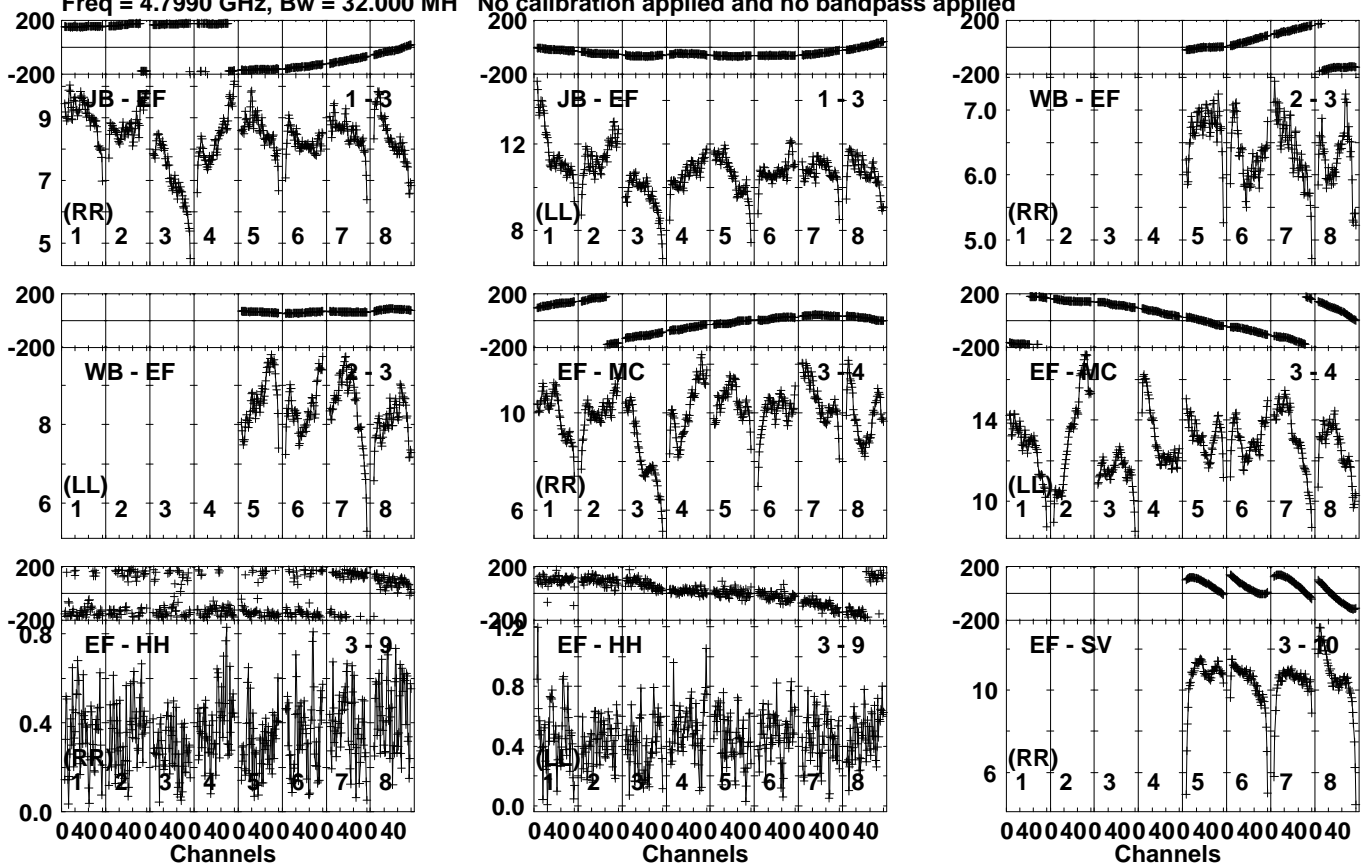


Lower frame: Micro Ampl Jy Top frame: Phas deg
Vector averaged cross-power spectrum Several baselines displayed
Timerange: 00/17:44:10 to 00/17:48:19

Plot file version 360 created 13-OCT-2021 16:54:57

J1745-0753 RG0121.UVDATA.1

Freq = 4.7990 GHz, Bw = 32.000 MH No calibration applied and no bandpass applied



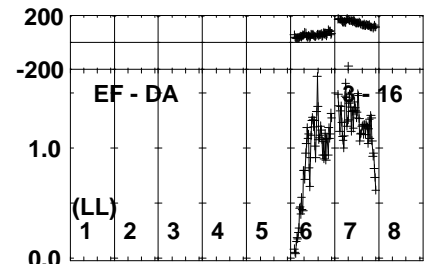
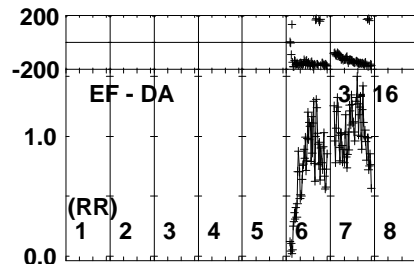
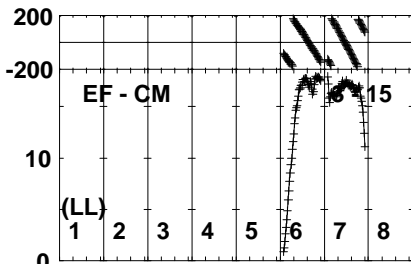
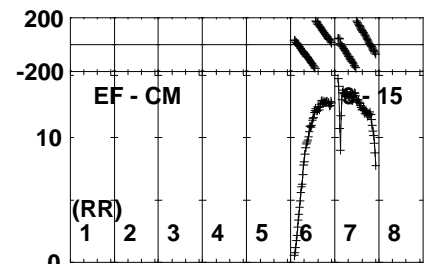
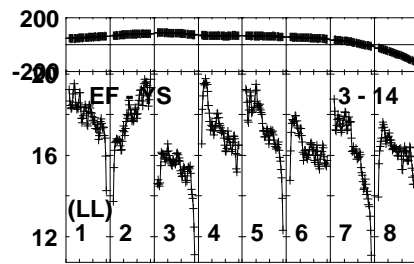
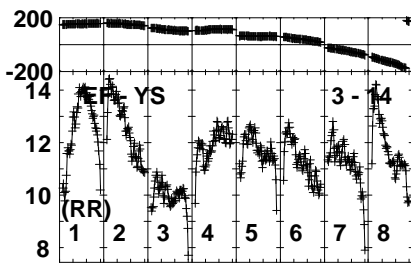
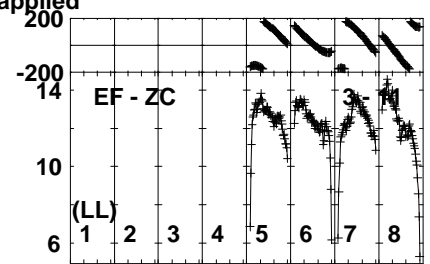
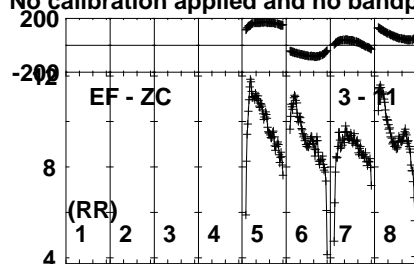
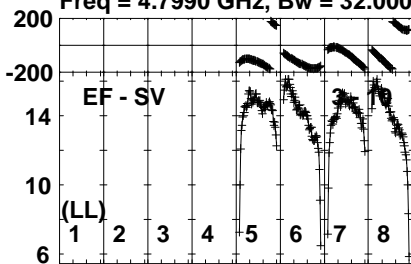
Lower frame: Milli Ampl Jy Top frame: Phas deg
Vector averaged cross-power spectrum Several baselines displayed
Timerange: 00/17:48:40 to 00/17:49:30

Plot file version 361 created 13-OCT-2021 16:54:58

J1745-0753 RG0121.UVDATA.1

Freq = 4.7990 GHz, Bw = 32.000 MH

No calibration applied and no bandpass applied



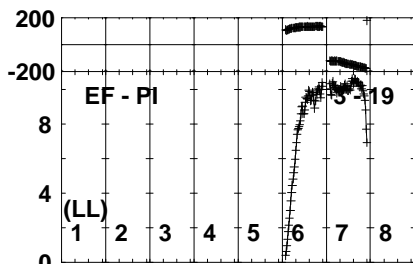
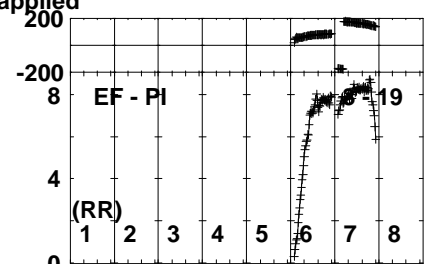
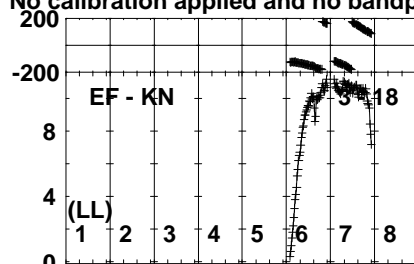
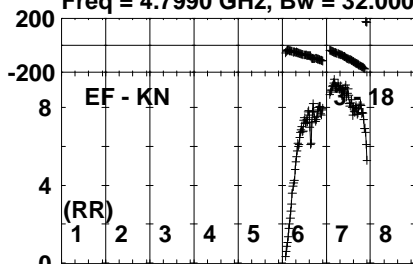
Lower frame: Milli Ampl Jy Top frame: Phas deg
Vector averaged cross-power spectrum Several baselines displayed
Timerange: 00/17:48:40 to 00/17:49:30

Plot file version 362 created 13-OCT-2021 16:54:59

J1745-0753 RG0121.UVDATA.1

Freq = 4.7990 GHz, Bw = 32.000 MH

No calibration applied and no bandpass applied

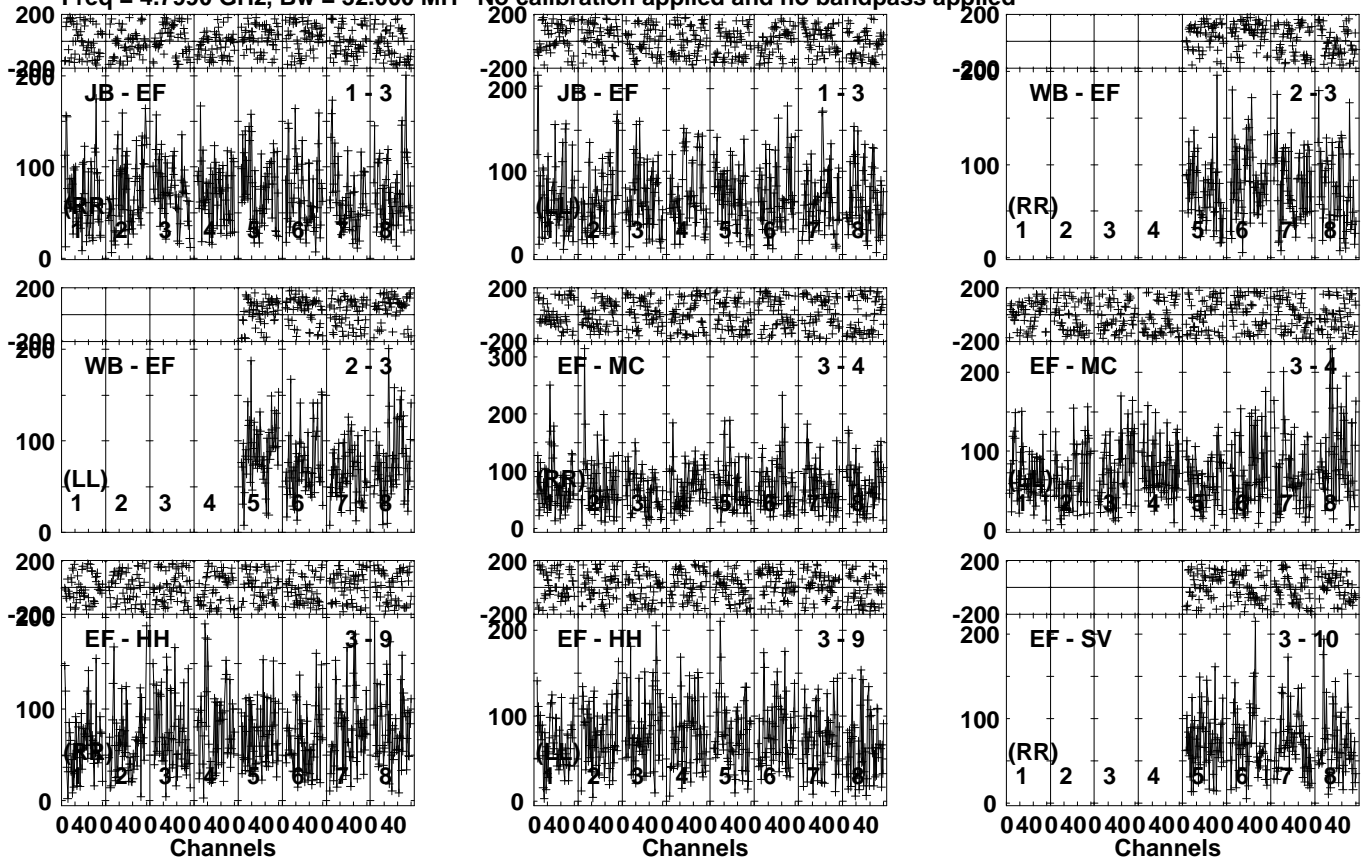


Lower frame: Milli Ampl Jy Top frame: Phas deg
Vector averaged cross-power spectrum Several baselines displayed
Timerange: 00/17:48:40 to 00/17:49:30

Plot file version 363 created 13-OCT-2021 16:54:59

RSOPH RG012I.UVDATA.1

Freq = 4.7990 GHz, Bw = 32.000 MH No calibration applied and no bandpass applied

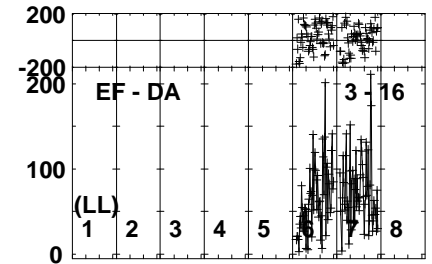
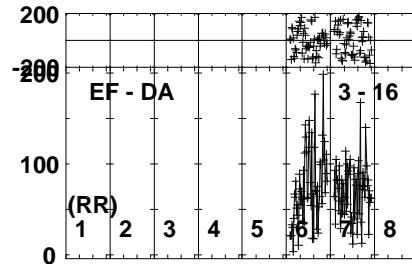
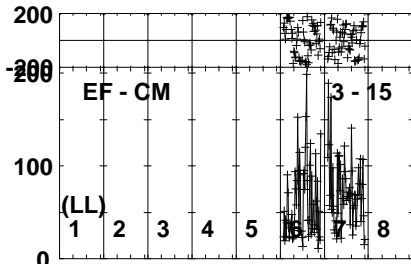
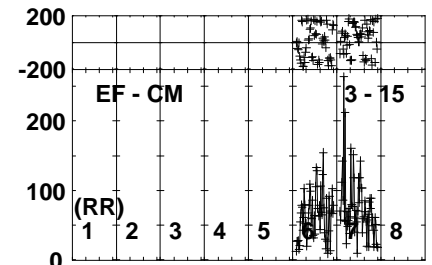
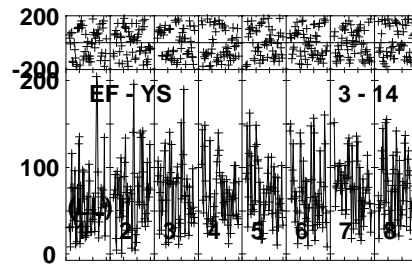
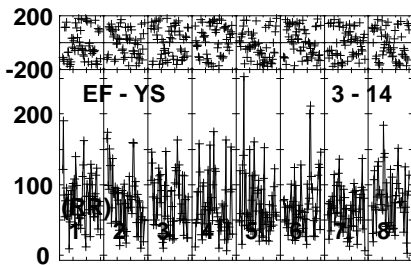
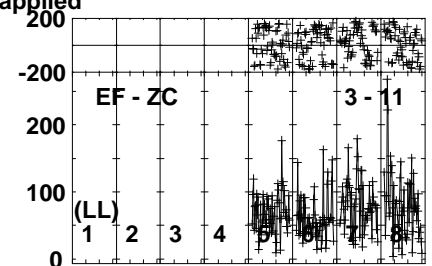
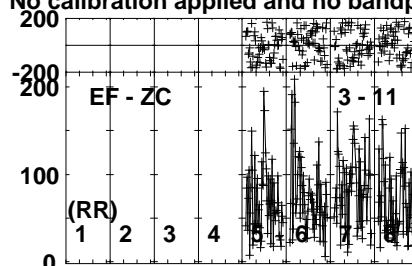
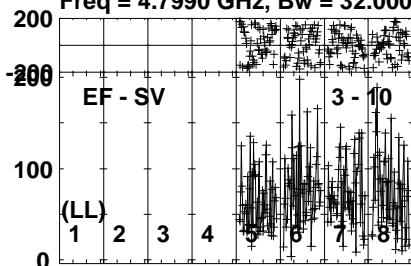


Lower frame: Micro Ampl Jy Top frame: Phas deg
Vector averaged cross-power spectrum Several baselines displayed
Timerange: 00/17:49:50 to 00/17:53:59

Plot file version 364 created 13-OCT-2021 16:55:00

RSOPH RG012I.UVDATA.1

Freq = 4.7990 GHz, Bw = 32.000 MH No calibration applied and no bandpass applied

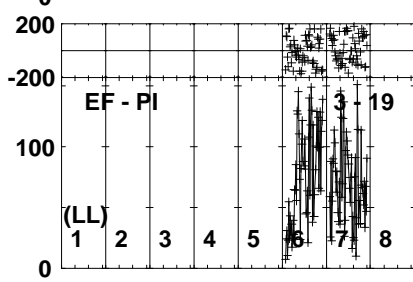
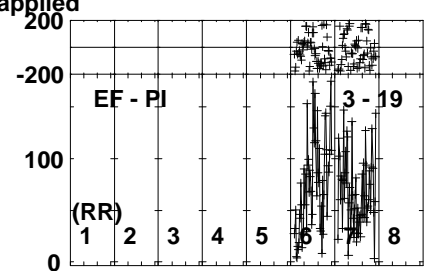
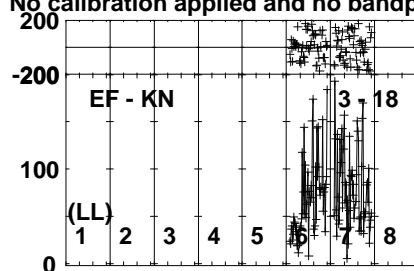
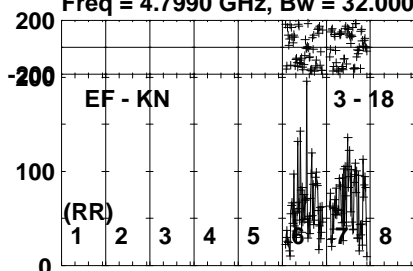


Lower frame: Micro Ampl Jy Top frame: Phas deg
Vector averaged cross-power spectrum Several baselines displayed
Timerange: 00/17:49:50 to 00/17:53:59

Plot file version 365 created 13-OCT-2021 16:55:00

RSOPH RG012I.UVDATA.1

Freq = 4.7990 GHz, Bw = 32.000 MH No calibration applied and no bandpass applied



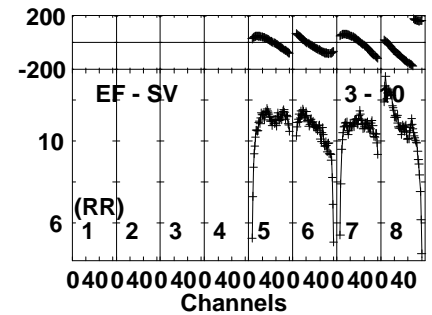
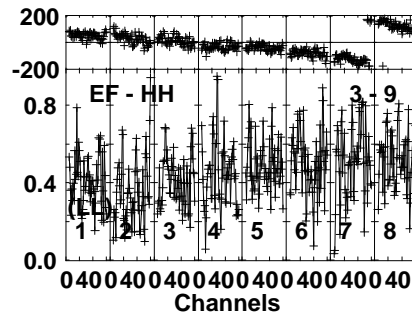
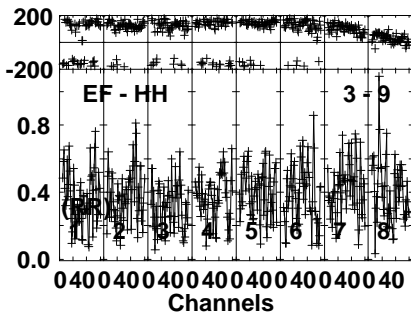
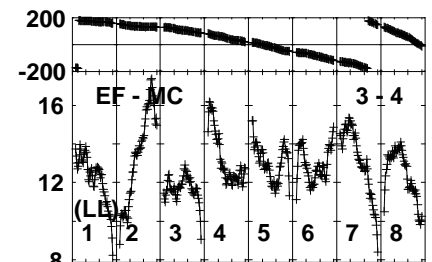
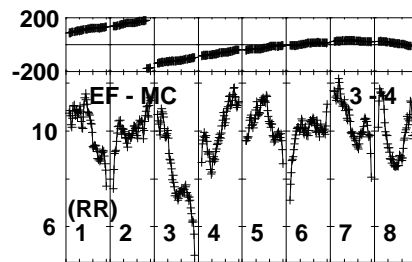
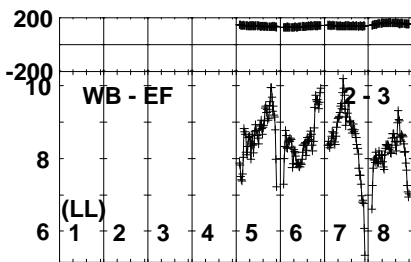
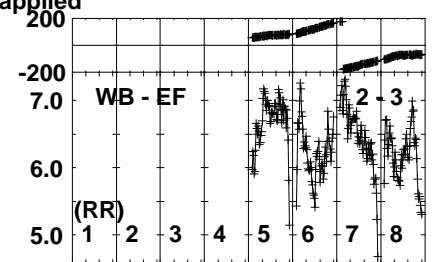
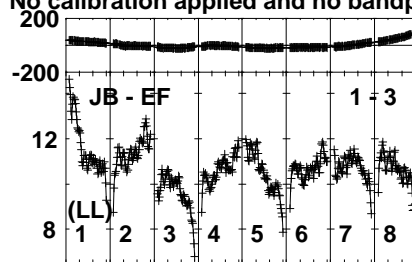
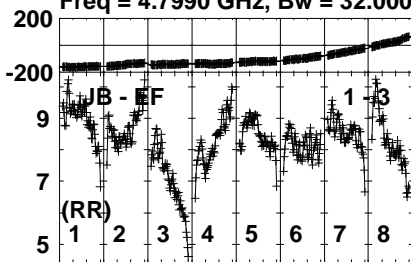
Lower frame: Micro Ampl Jy Top frame: Phas deg
Vector averaged cross-power spectrum Several baselines displayed
Timerange: 00/17:49:50 to 00/17:53:59

Plot file version 366 created 13-OCT-2021 16:55:01

J1745-0753 RG0121.UVDATA.1

Freq = 4.7990 GHz, Bw = 32.000 MH

No calibration applied and no bandpass applied



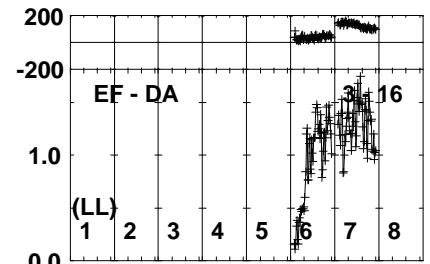
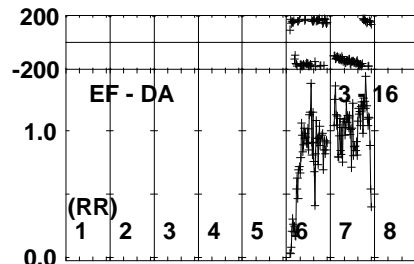
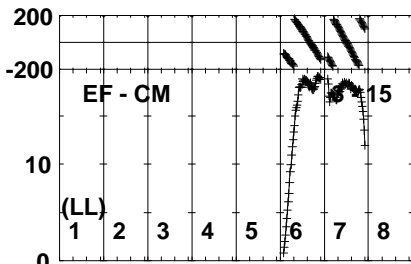
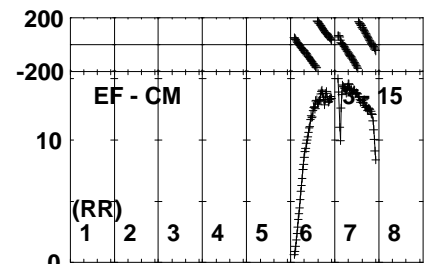
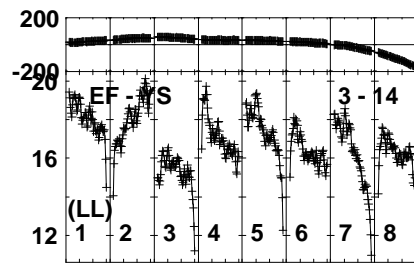
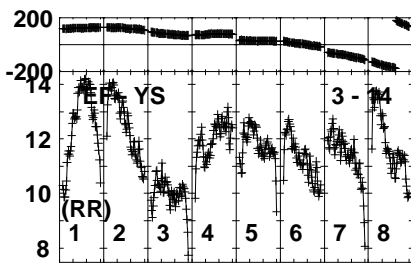
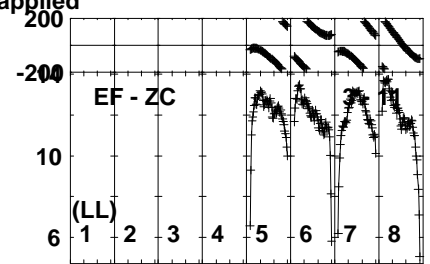
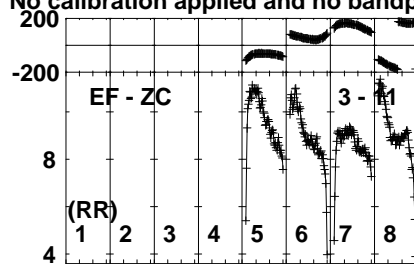
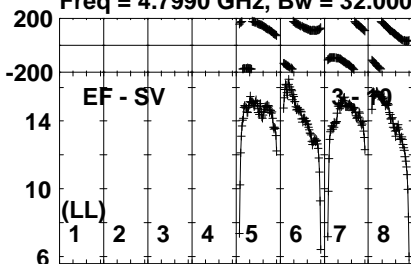
Lower frame: Milli Ampl Jy Top frame: Phas deg
Vector averaged cross-power spectrum Several baselines displayed
Timerange: 00/17:54:41 to 00/17:55:19

Plot file version 367 created 13-OCT-2021 16:55:01

J1745-0753 RG0121.UVDATA.1

Freq = 4.7990 GHz, Bw = 32.000 MH

No calibration applied and no bandpass applied



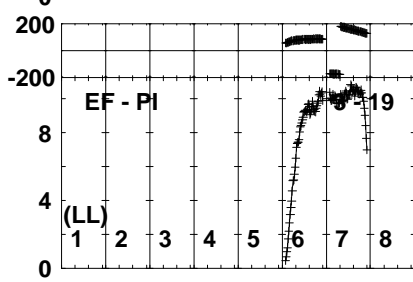
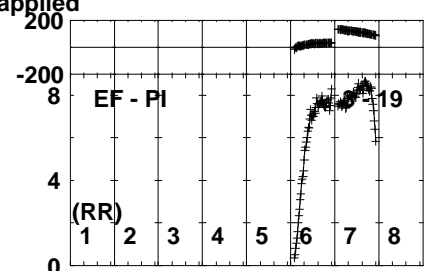
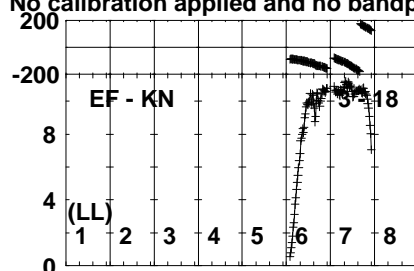
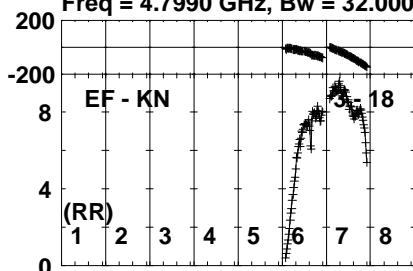
Lower frame: Milli Ampl Jy Top frame: Phas deg
Vector averaged cross-power spectrum Several baselines displayed
Timerange: 00/17:54:41 to 00/17:55:19

Plot file version 368 created 13-OCT-2021 16:55:02

J1745-0753 RG0121.UVDATA.1

Freq = 4.7990 GHz, Bw = 32.000 MH

No calibration applied and no bandpass applied

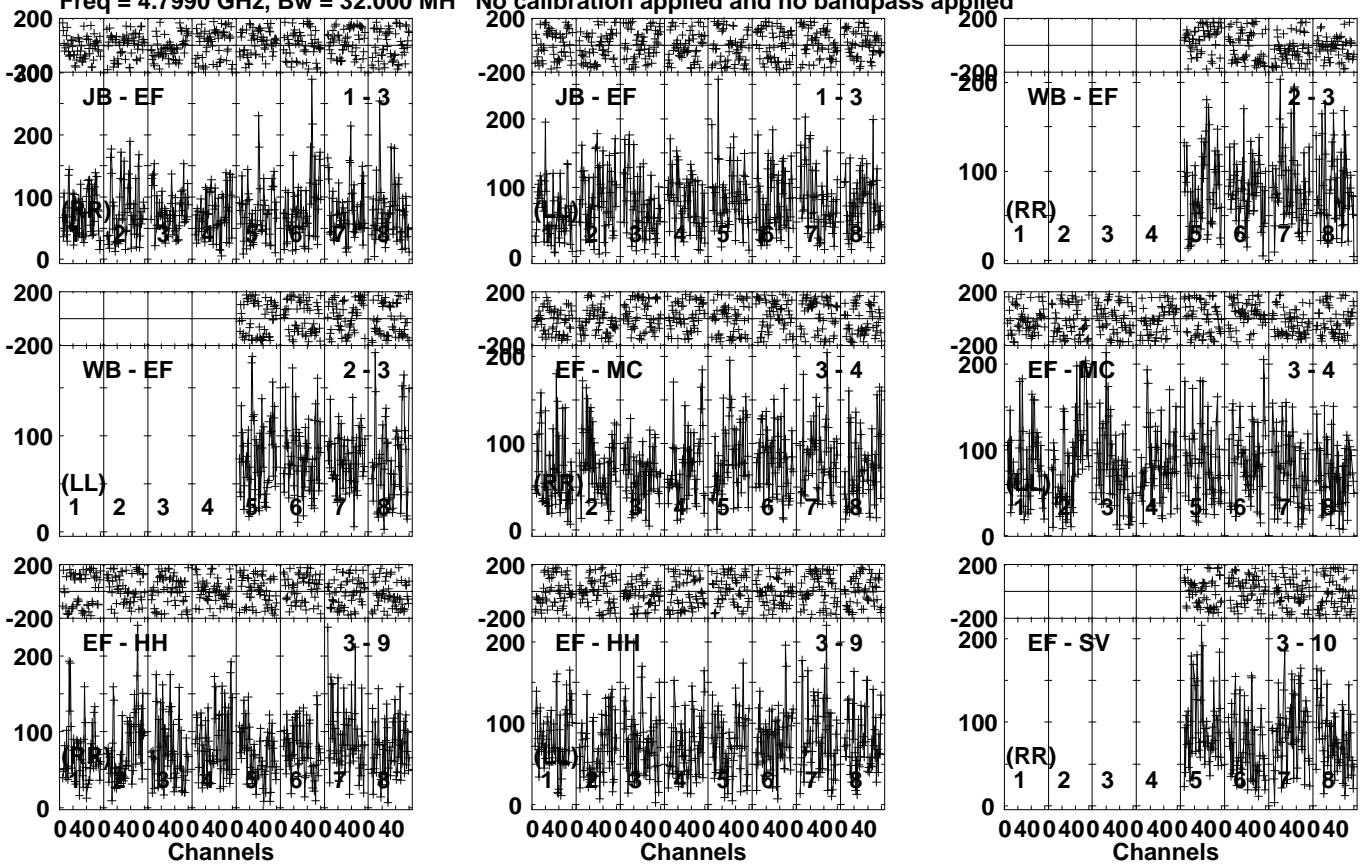


Lower frame: Milli Ampl Jy Top frame: Phas deg
Vector averaged cross-power spectrum Several baselines displayed
Timerange: 00/17:54:41 to 00/17:55:19

Plot file version 369 created 13-OCT-2021 16:55:02

RSOPH RG012I.UVDATA.1

Freq = 4.7990 GHz, Bw = 32.000 MH No calibration applied and no bandpass applied

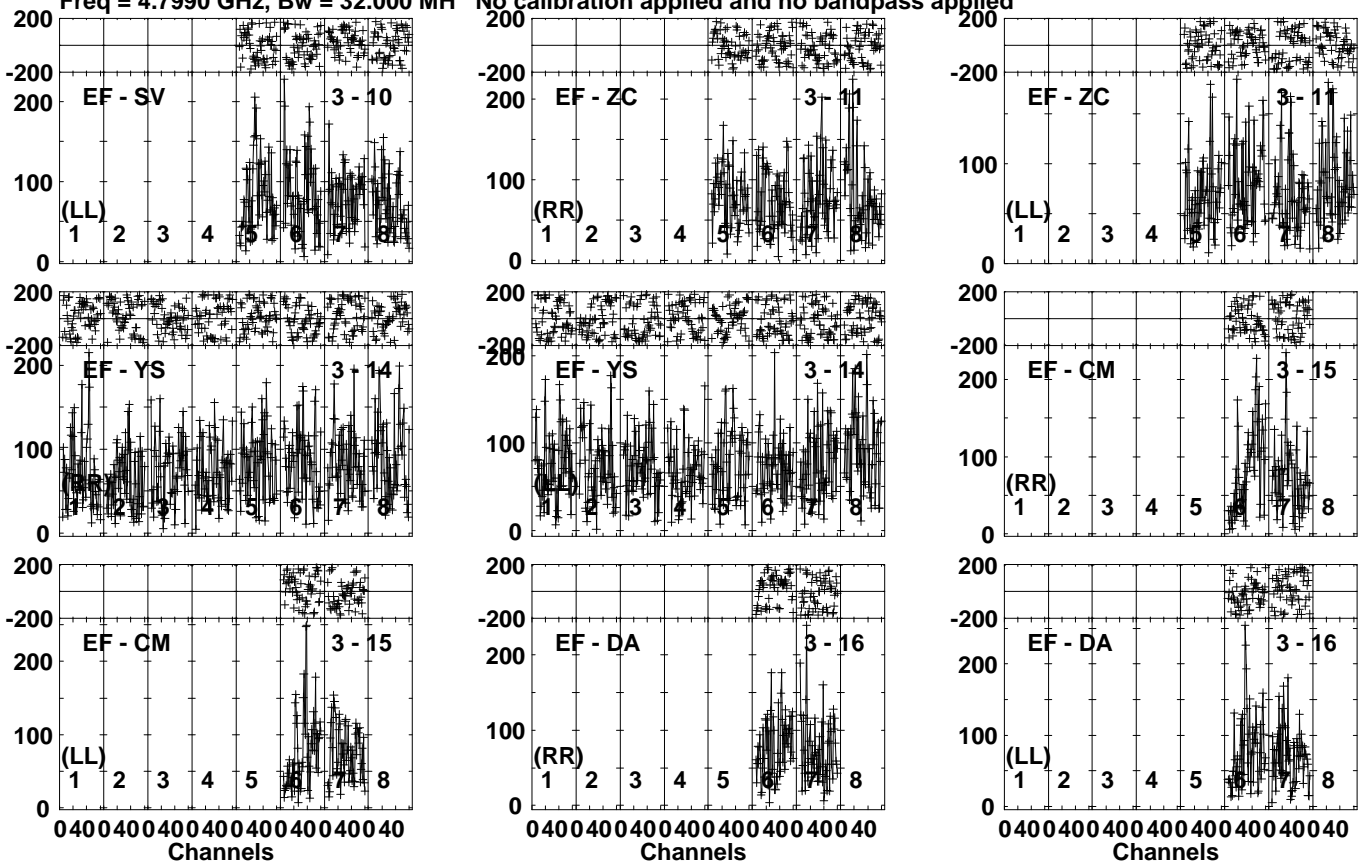


Lower frame: Micro Ampl Jy Top frame: Phas deg
Vector averaged cross-power spectrum Several baselines displayed
Timerange: 00/17:55:41 to 00/17:59:20

Plot file version 370 created 13-OCT-2021 16:55:03

RSOPH RG012I.UVDATA.1

Freq = 4.7990 GHz, Bw = 32.000 MH No calibration applied and no bandpass applied

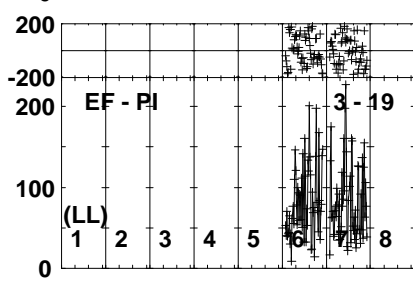
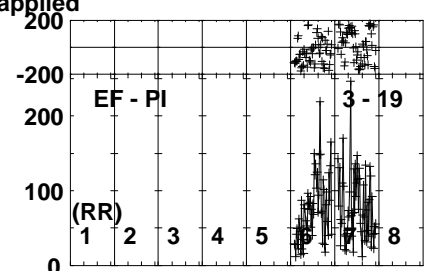
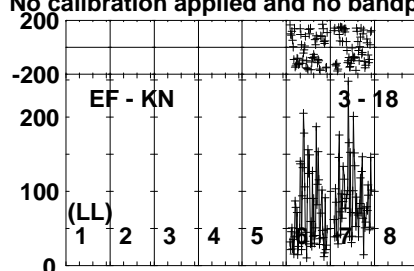
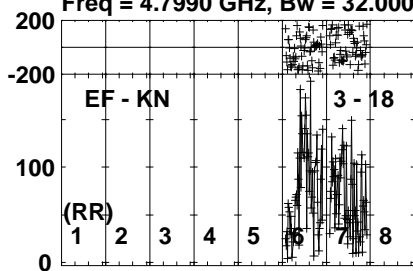


Lower frame: Micro Ampl Jy Top frame: Phas deg
Vector averaged cross-power spectrum Several baselines displayed
Timerange: 00/17:55:41 to 00/17:59:20

Plot file version 371 created 13-OCT-2021 16:55:04

RSOPH RG012I.UVDATA.1

Freq = 4.7990 GHz, Bw = 32.000 MH No calibration applied and no bandpass applied



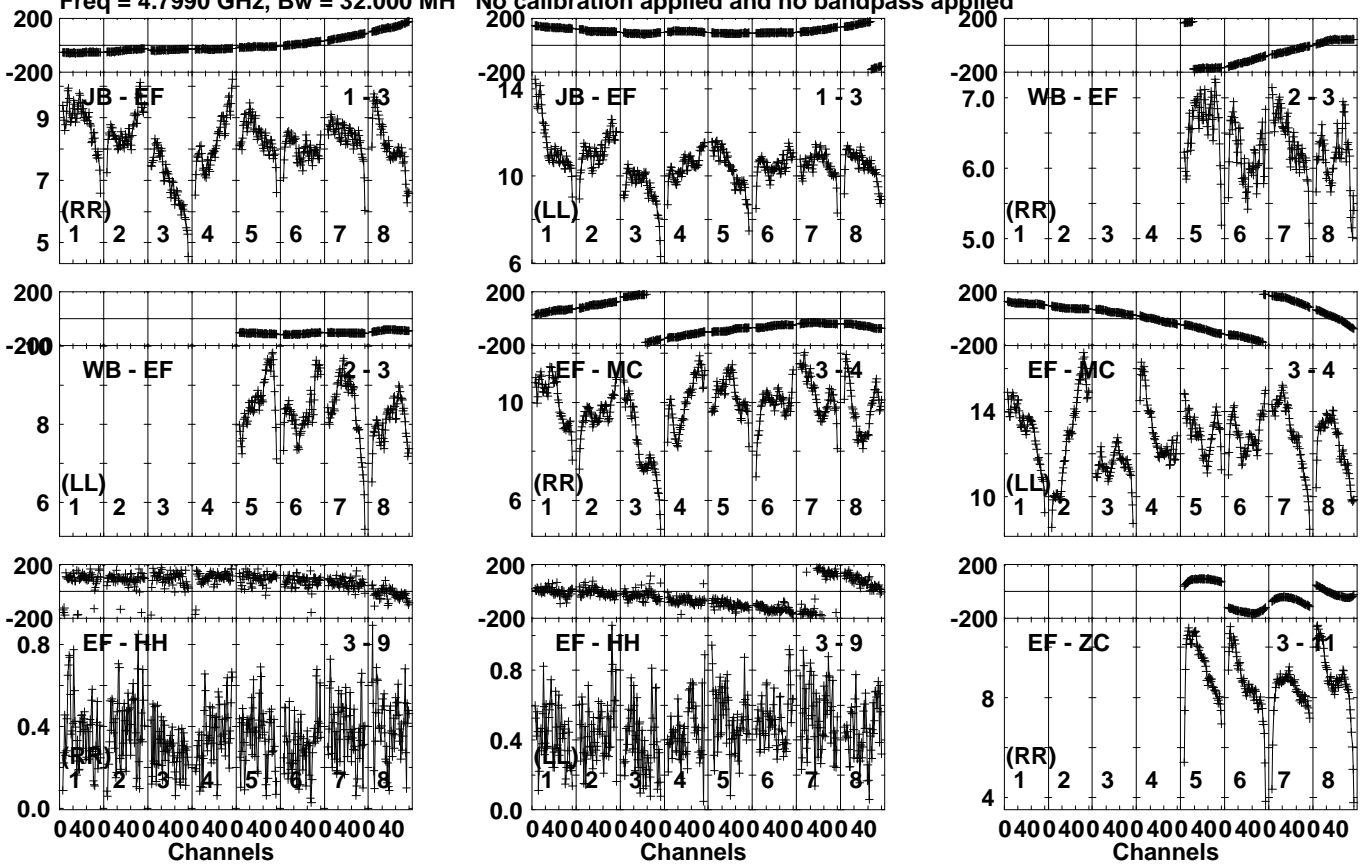
Lower frame: Micro Ampl Jy Top frame: Phas deg
Vector averaged cross-power spectrum Several baselines displayed
Timerange: 00/17:55:41 to 00/17:59:20

Plot file version 372 created 13-OCT-2021 16:55:04

J1745-0753 RG0121.UVDATA.1

Freq = 4.7990 GHz, Bw = 32.000 MH

No calibration applied and no bandpass applied



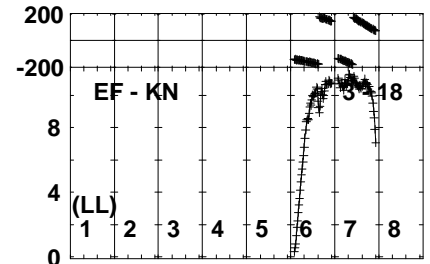
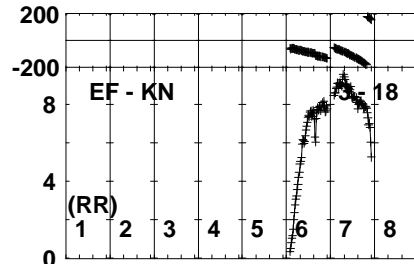
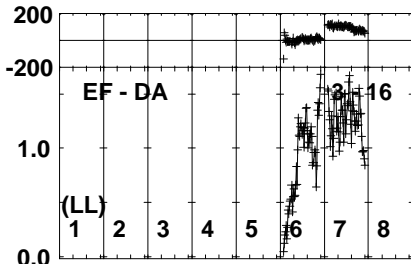
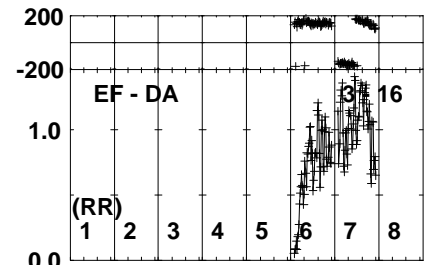
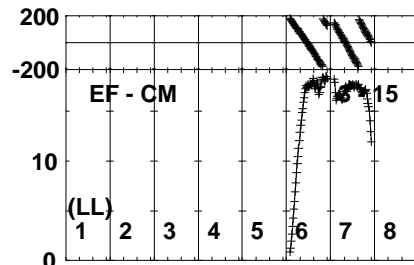
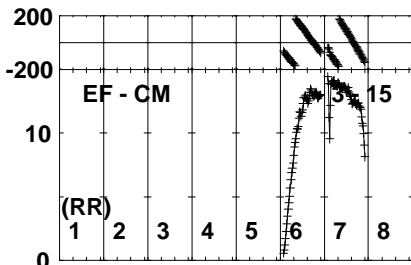
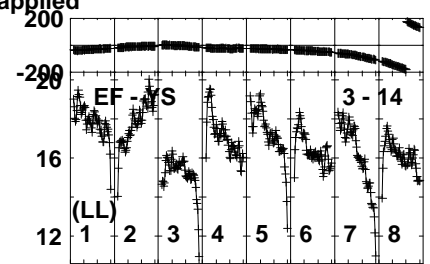
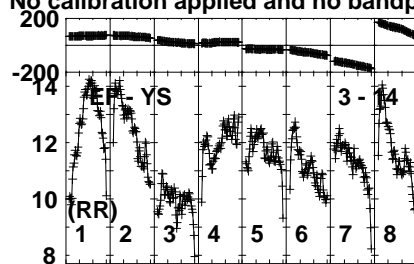
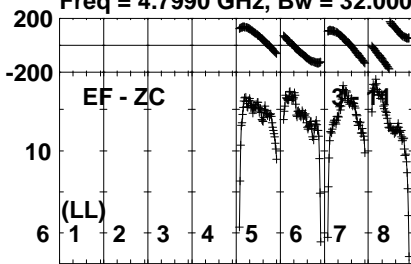
Lower frame: Milli Ampl Jy Top frame: Phas deg
Vector averaged cross-power spectrum Several baselines displayed
Timerange: 00/17:59:40 to 00/18:00:29

Plot file version 373 created 13-OCT-2021 16:55:04

J1745-0753 RG0121.UVDATA.1

Freq = 4.7990 GHz, Bw = 32.000 MH

No calibration applied and no bandpass applied



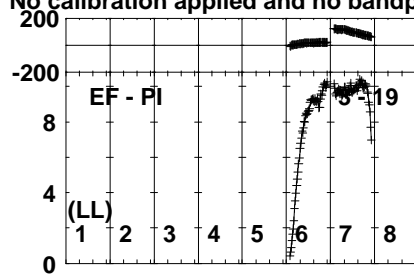
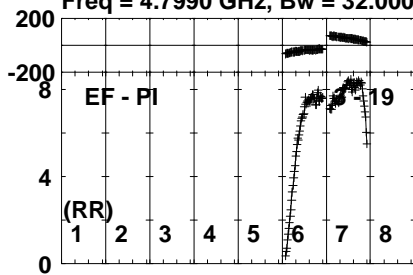
Lower frame: Milli Ampl Jy Top frame: Phas deg
Vector averaged cross-power spectrum Several baselines displayed
Timerange: 00/17:59:40 to 00/18:00:29

Plot file version 374 created 13-OCT-2021 16:55:05

J1745-0753 RG0121.UVDATA.1

Freq = 4.7990 GHz, Bw = 32.000 MH

No calibration applied and no bandpass applied



Lower frame: Milli Ampl Jy Top frame: Phas deg

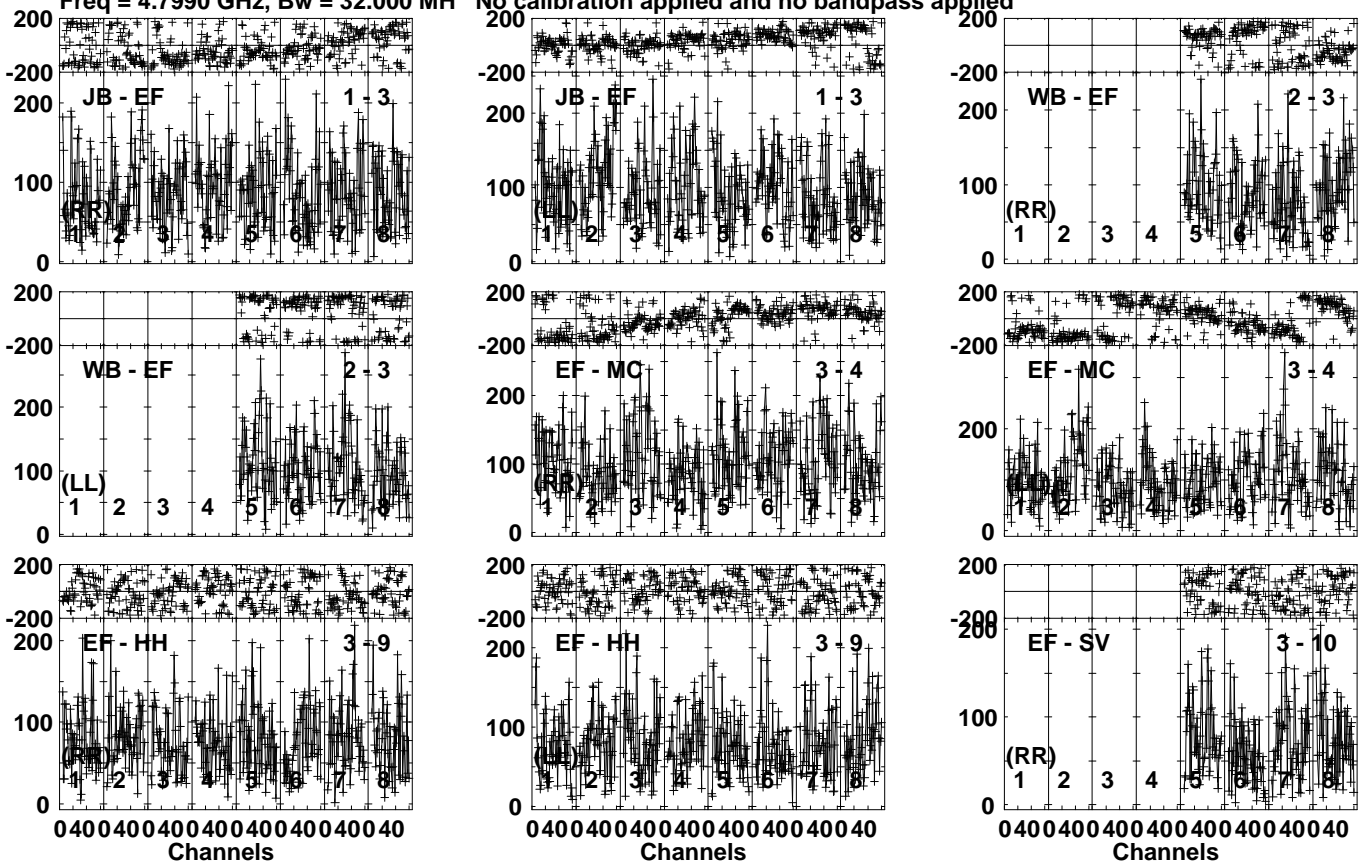
Vector averaged cross-power spectrum Several baselines displayed

Timerange: 00/17:59:40 to 00/18:00:29

Plot file version 375 created 13-OCT-2021 16:55:05

VLASS1 RG0121.UVDATA.1

Freq = 4.7990 GHz, Bw = 32.000 MH No calibration applied and no bandpass applied

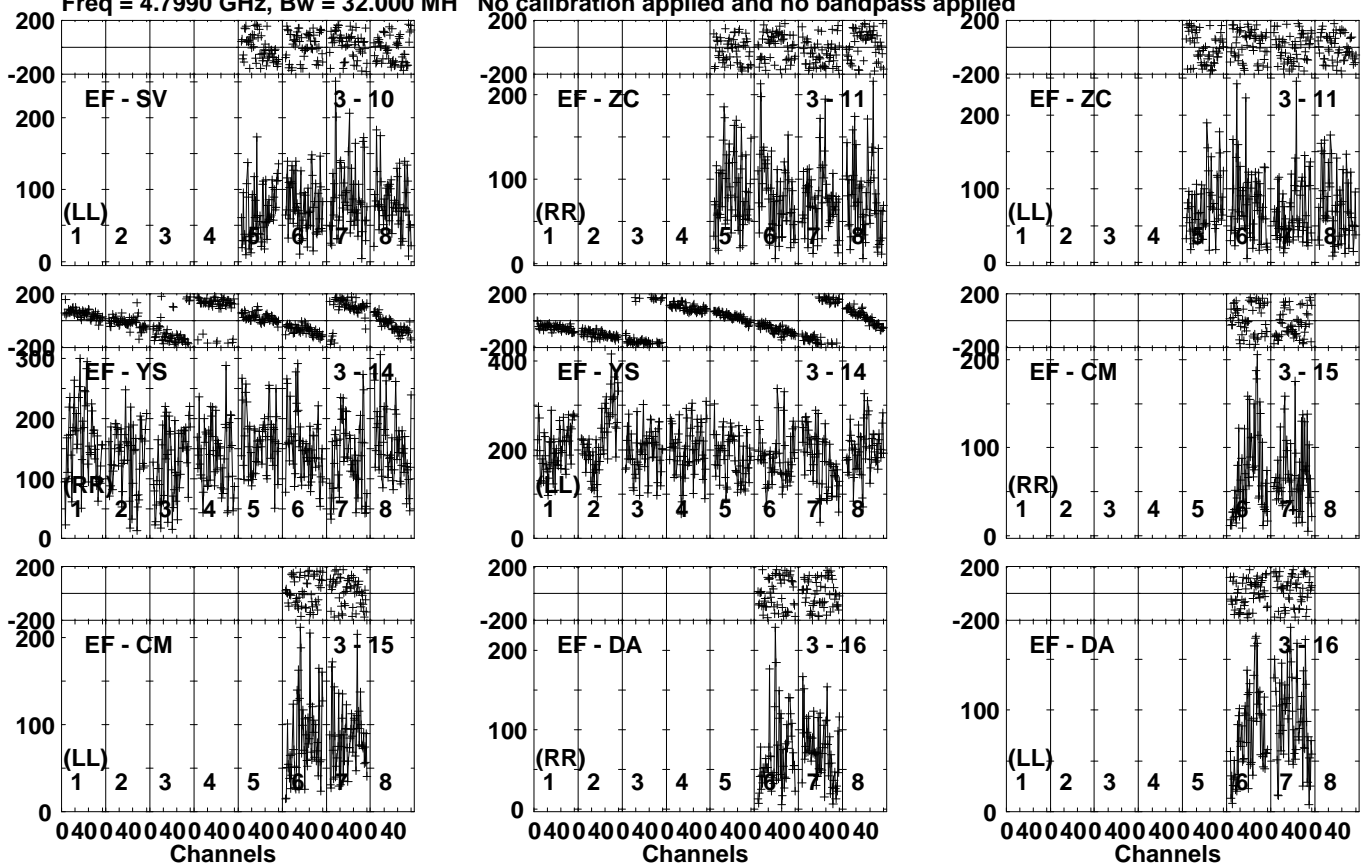


Lower frame: Micro Ampl Jy Top frame: Phas deg
Vector averaged cross-power spectrum Several baselines displayed
Timerange: 00/18:00:50 to 00/18:04:30

Plot file version 376 created 13-OCT-2021 16:55:06

VLASS1 RG0121.UVDATA.1

Freq = 4.7990 GHz, Bw = 32.000 MH No calibration applied and no bandpass applied

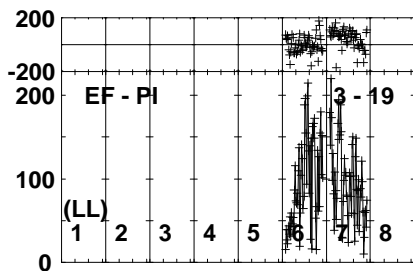
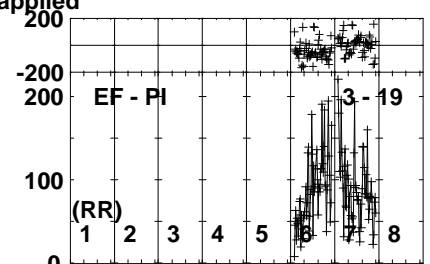
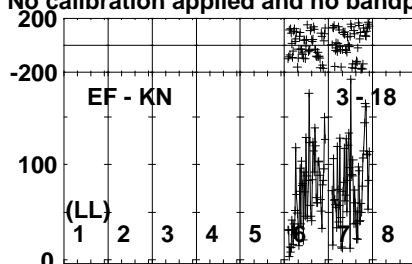
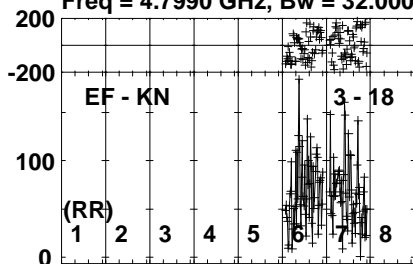


Lower frame: Micro Ampl Jy Top frame: Phas deg
Vector averaged cross-power spectrum Several baselines displayed
Timerange: 00/18:00:50 to 00/18:04:30

Plot file version 377 created 13-OCT-2021 16:55:07

VLASS1 RG0121.UVDATA.1

Freq = 4.7990 GHz, Bw = 32.000 MH No calibration applied and no bandpass applied

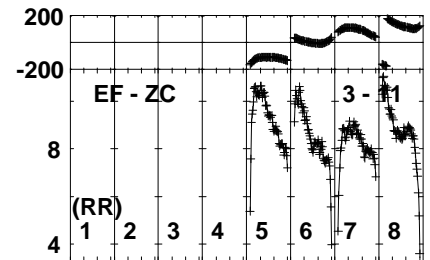
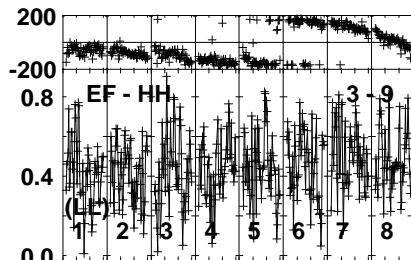
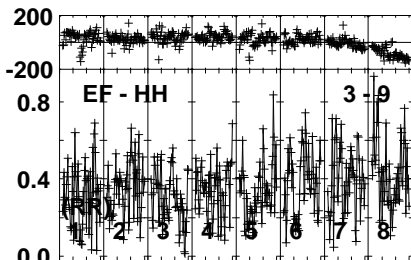
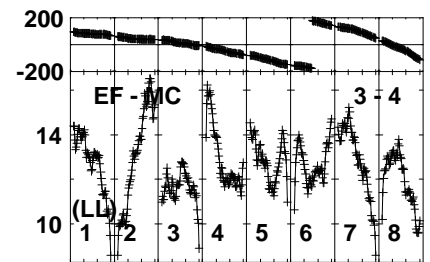
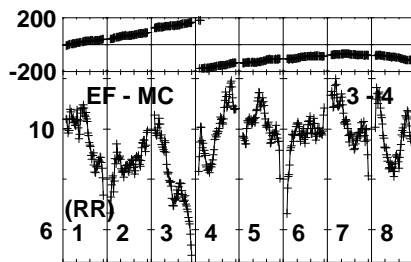
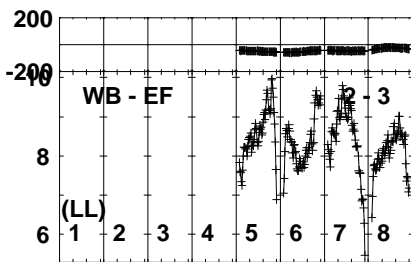
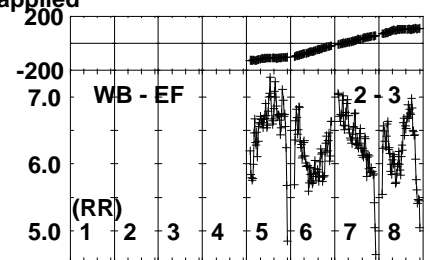
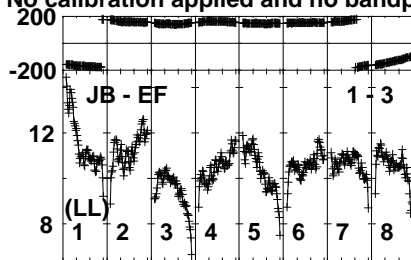
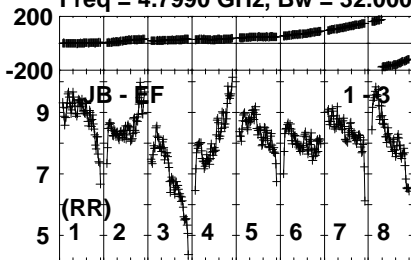


Lower frame: Micro Ampl Jy Top frame: Phas deg
Vector averaged cross-power spectrum Several baselines displayed
Timerange: 00/18:00:50 to 00/18:04:30

Plot file version 378 created 13-OCT-2021 16:55:07

J1745-0753 RG0121.UVDATA.1

Freq = 4.7990 GHz, Bw = 32.000 MH No calibration applied and no bandpass applied



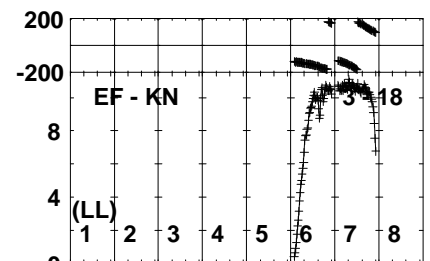
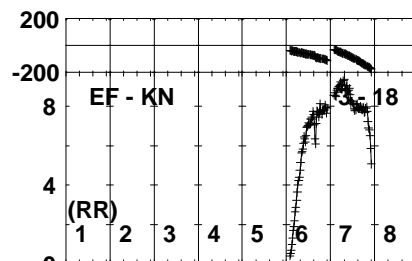
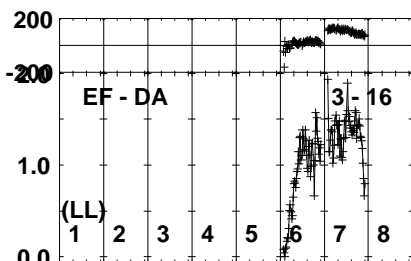
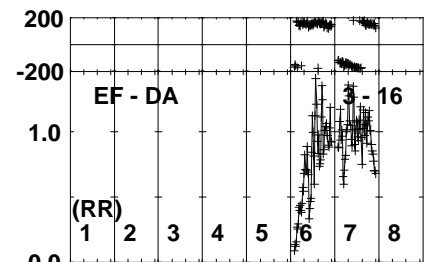
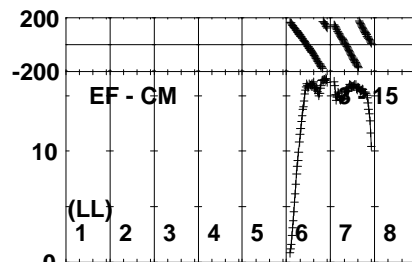
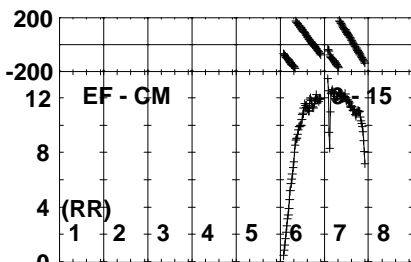
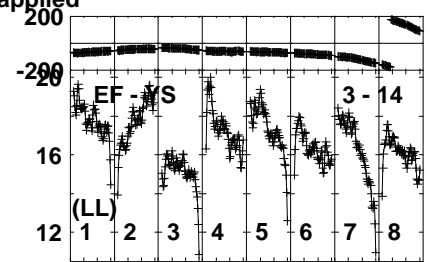
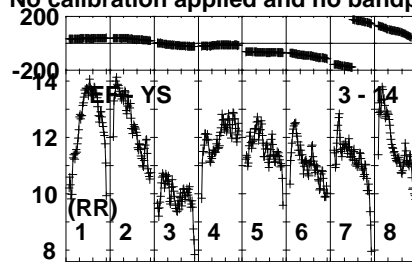
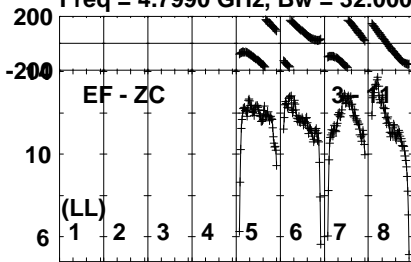
Lower frame: Milli Ampl Jy Top frame: Phas deg
Vector averaged cross-power spectrum Several baselines displayed
Timerange: 00/18:05:11 to 00/18:05:50

Plot file version 379 created 13-OCT-2021 16:55:08

J1745-0753 RG0121.UVDATA.1

Freq = 4.7990 GHz, Bw = 32.000 MH

No calibration applied and no bandpass applied



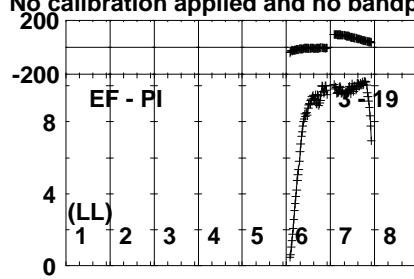
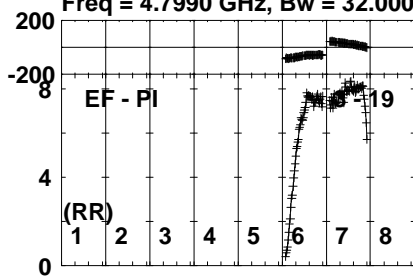
Lower frame: Milli Ampl Jy Top frame: Phas deg
Vector averaged cross-power spectrum Several baselines displayed
Timerange: 00/18:05:11 to 00/18:05:50

Plot file version 380 created 13-OCT-2021 16:55:08

J1745-0753 RG0121.UVDATA.1

Freq = 4.7990 GHz, Bw = 32.000 MH

No calibration applied and no bandpass applied



Lower frame: Milli Ampl Jy Top frame: Phas deg

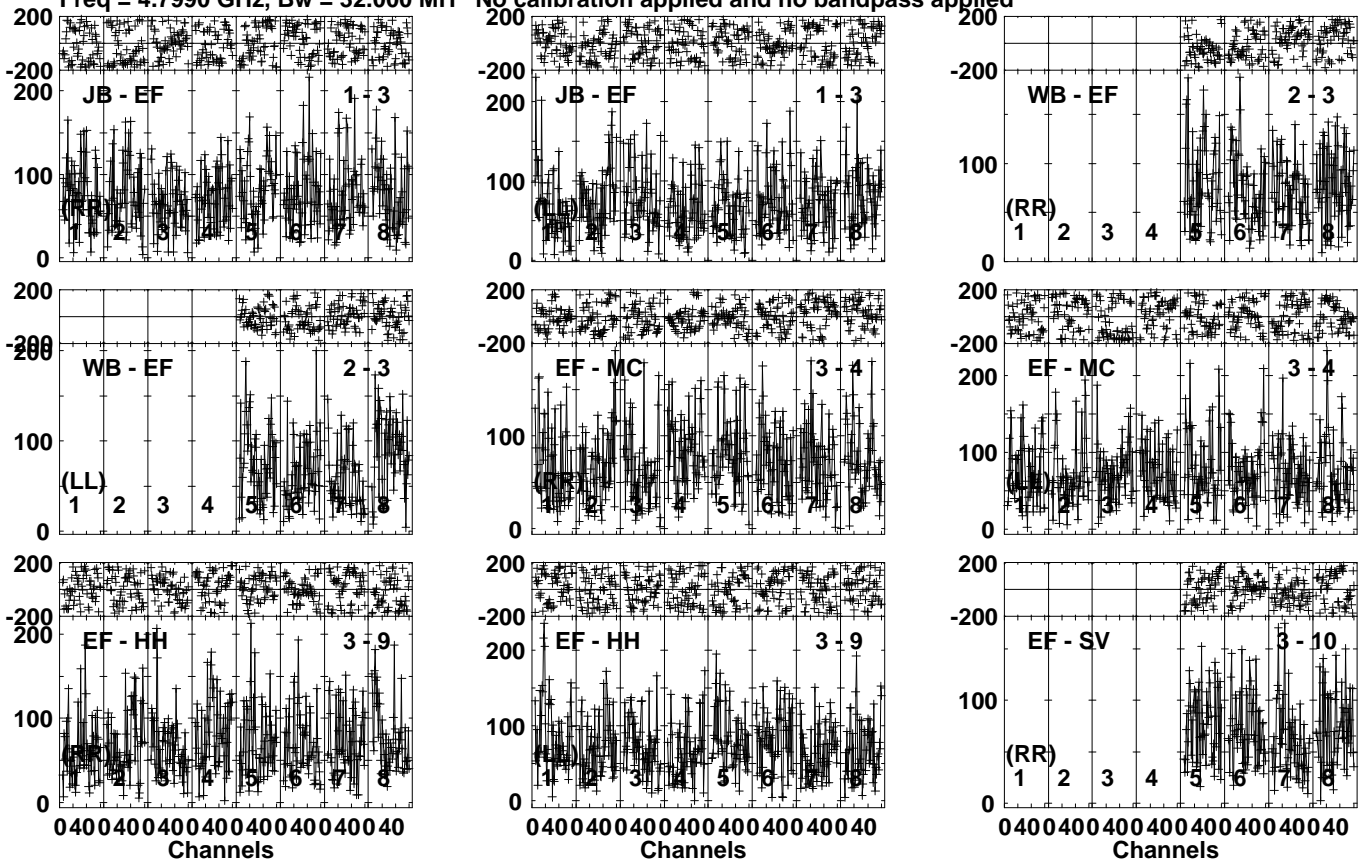
Vector averaged cross-power spectrum Several baselines displayed

Timerange: 00/18:05:11 to 00/18:05:50

Plot file version 381 created 13-OCT-2021 16:55:09

RSOPH RG012I.UVDATA.1

Freq = 4.7990 GHz, Bw = 32.000 MH No calibration applied and no bandpass applied

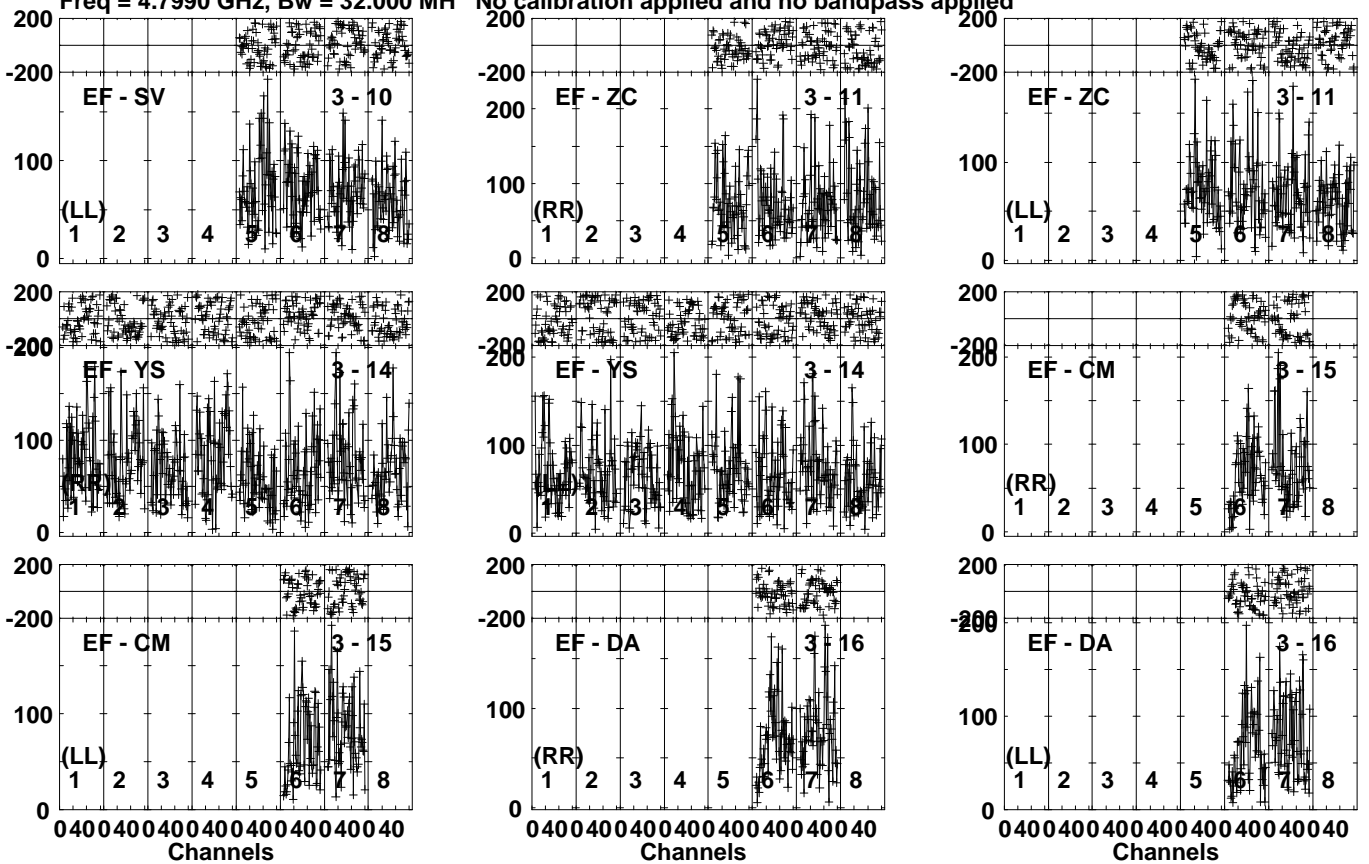


Lower frame: Micro Ampl Jy Top frame: Phas deg
Vector averaged cross-power spectrum Several baselines displayed
Timerange: 00/18:06:11 to 00/18:10:20

Plot file version 382 created 13-OCT-2021 16:55:09

RSOPH RG012I.UVDATA.1

Freq = 4.7990 GHz, Bw = 32.000 MH No calibration applied and no bandpass applied

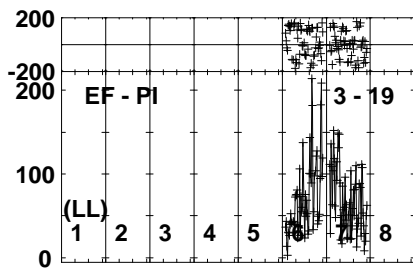
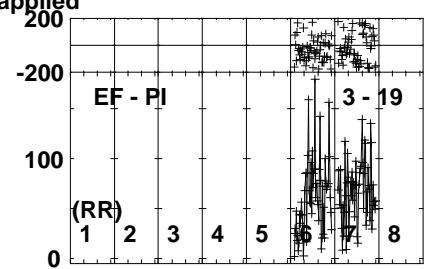
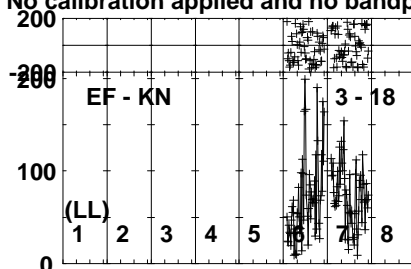
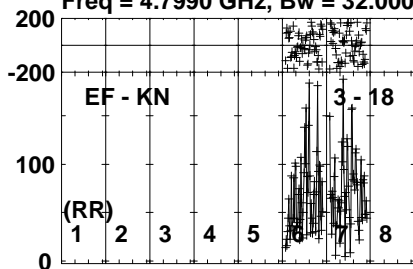


Lower frame: Micro Ampl Jy Top frame: Phas deg
Vector averaged cross-power spectrum Several baselines displayed
Timerange: 00/18:06:11 to 00/18:10:20

Plot file version 383 created 13-OCT-2021 16:55:10

RSOPH RG012I.UVDATA.1

Freq = 4.7990 GHz, Bw = 32.000 MH No calibration applied and no bandpass applied

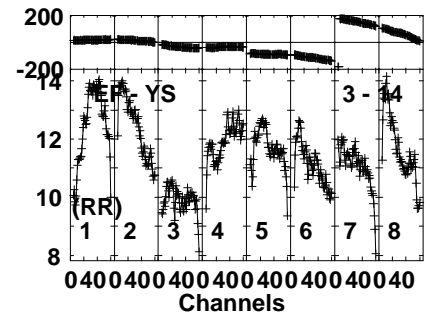
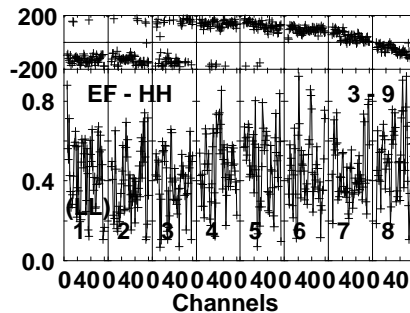
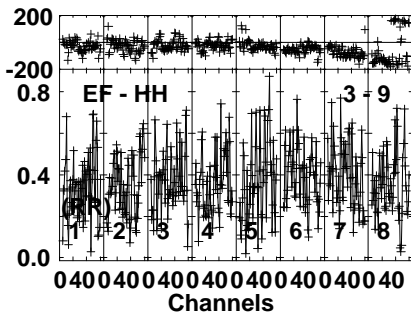
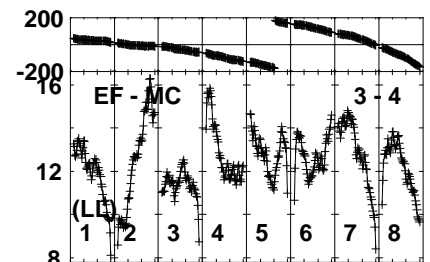
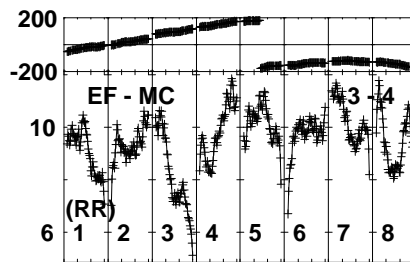
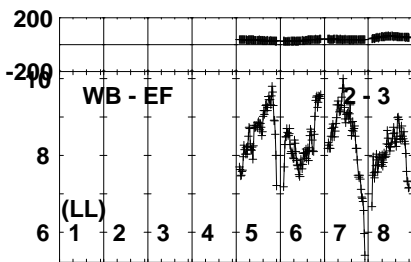
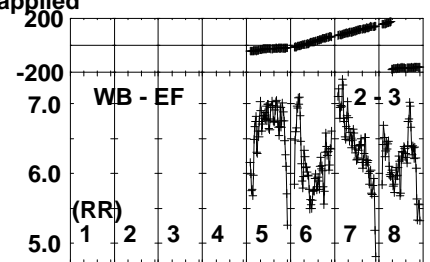
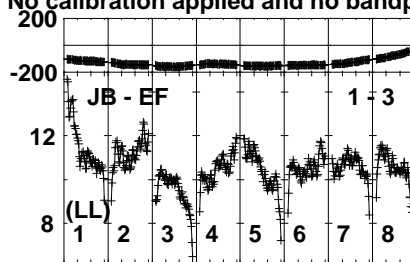
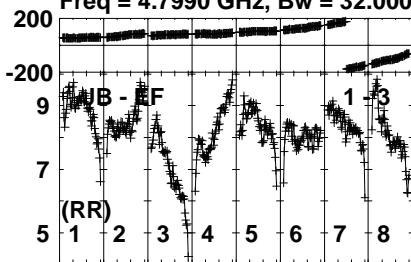


Lower frame: Micro Ampl Jy Top frame: Phas deg
Vector averaged cross-power spectrum Several baselines displayed
Timerange: 00/18:06:11 to 00/18:10:20

Plot file version 384 created 13-OCT-2021 16:55:11

J1745-0753 RG0121.UVDATA.1

Freq = 4.7990 GHz, Bw = 32.000 MH No calibration applied and no bandpass applied



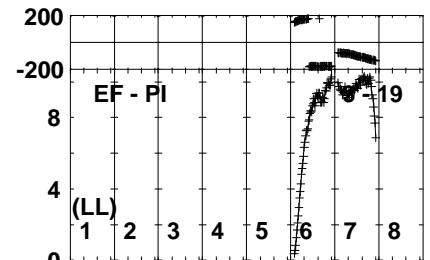
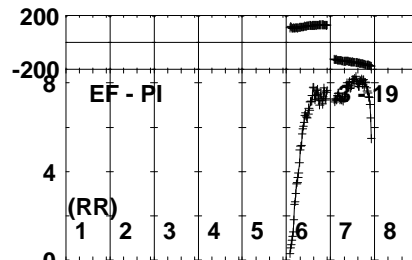
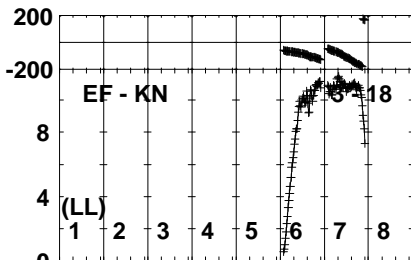
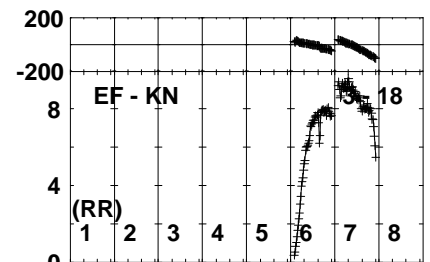
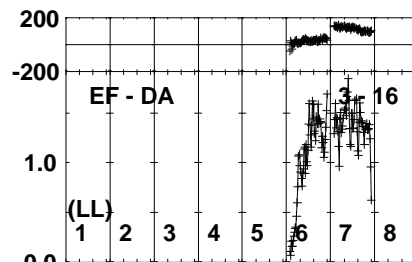
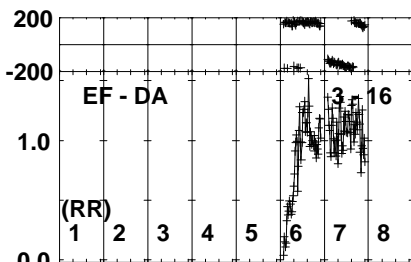
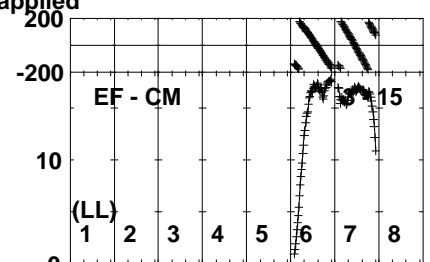
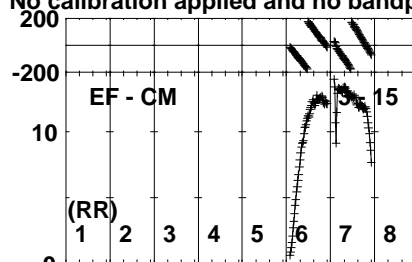
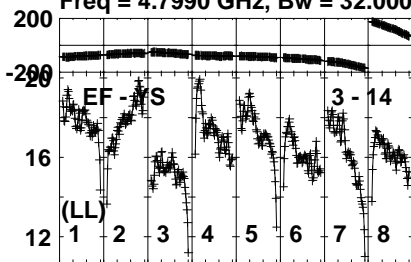
Lower frame: Milli Ampl Jy Top frame: Phas deg
Vector averaged cross-power spectrum Several baselines displayed
Timerange: 00/18:10:40 to 00/18:11:30

Plot file version 385 created 13-OCT-2021 16:55:12

J1745-0753 RG0121.UVDATA.1

Freq = 4.7990 GHz, Bw = 32.000 MH

No calibration applied and no bandpass applied

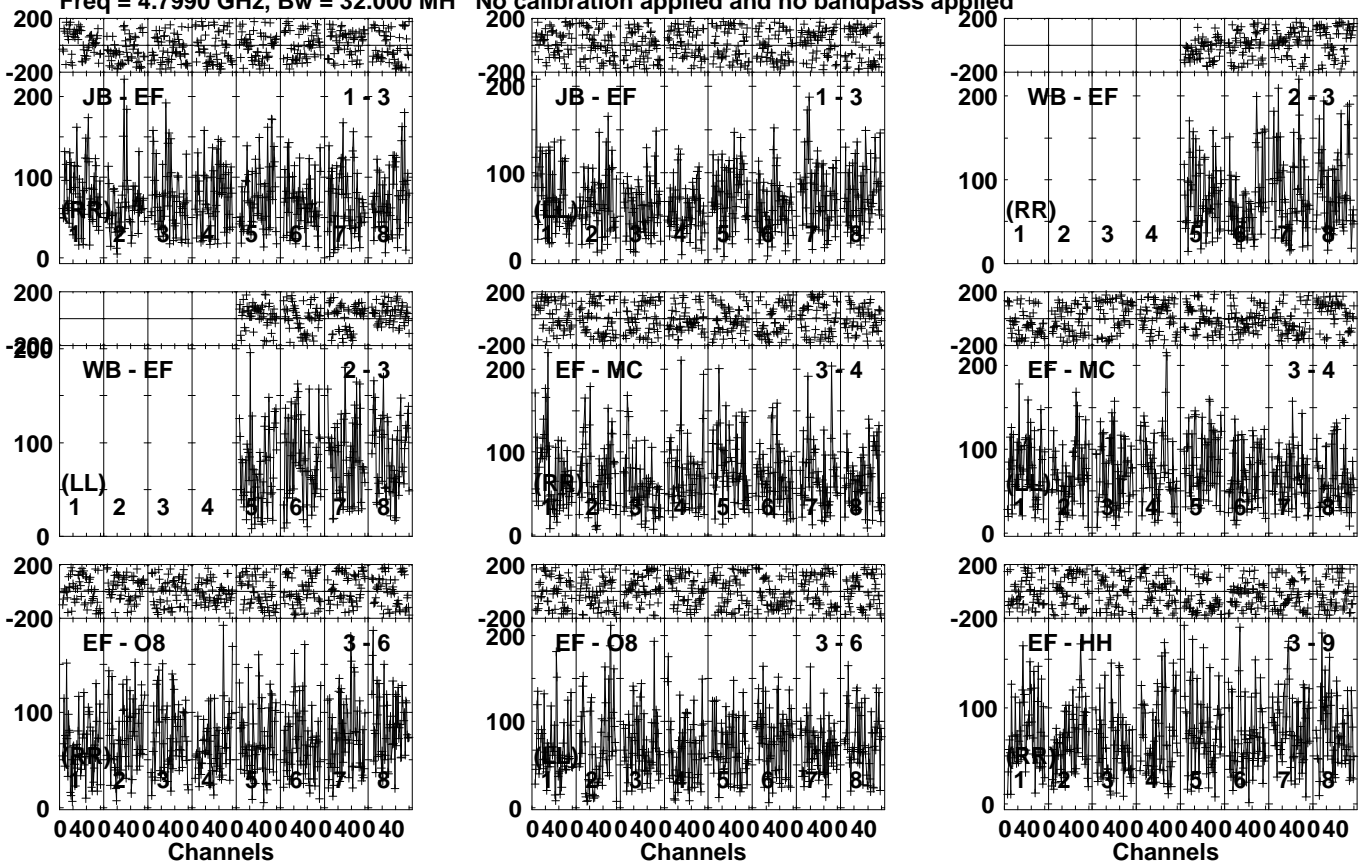


Lower frame: Milli Ampl Jy Top frame: Phas deg
Vector averaged cross-power spectrum Several baselines displayed
Timerange: 00/18:10:40 to 00/18:11:30

Plot file version 386 created 13-OCT-2021 16:55:12

RSOPH RG012I.UVDATA.1

Freq = 4.7990 GHz, Bw = 32.000 MH No calibration applied and no bandpass applied

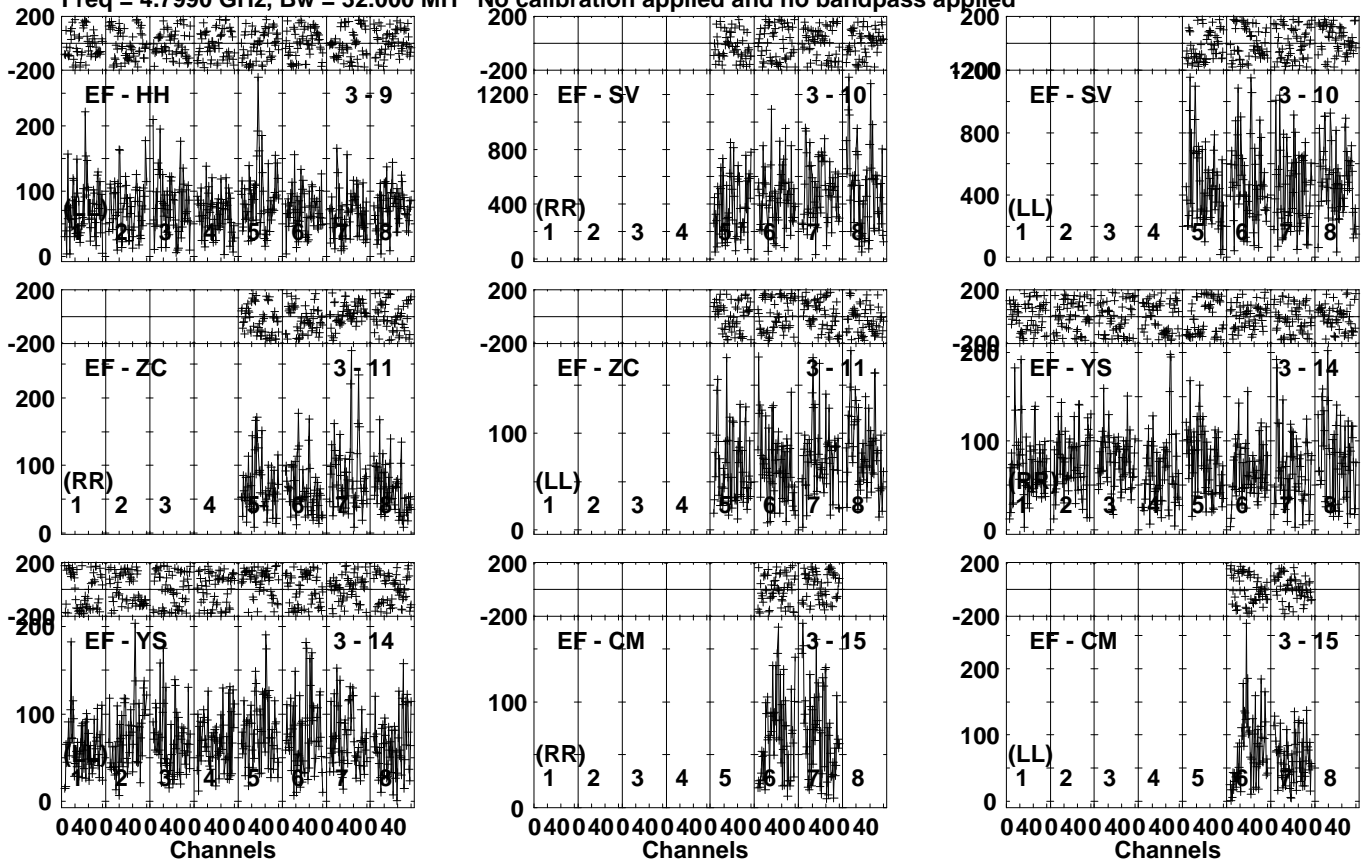


Lower frame: Micro Ampl Jy Top frame: Phas deg
Vector averaged cross-power spectrum Several baselines displayed
Timerange: 00/18:11:50 to 00/18:15:59

Plot file version 387 created 13-OCT-2021 16:55:13

RSOPH RG012I.UVDATA.1

Freq = 4.7990 GHz, Bw = 32.000 MH No calibration applied and no bandpass applied

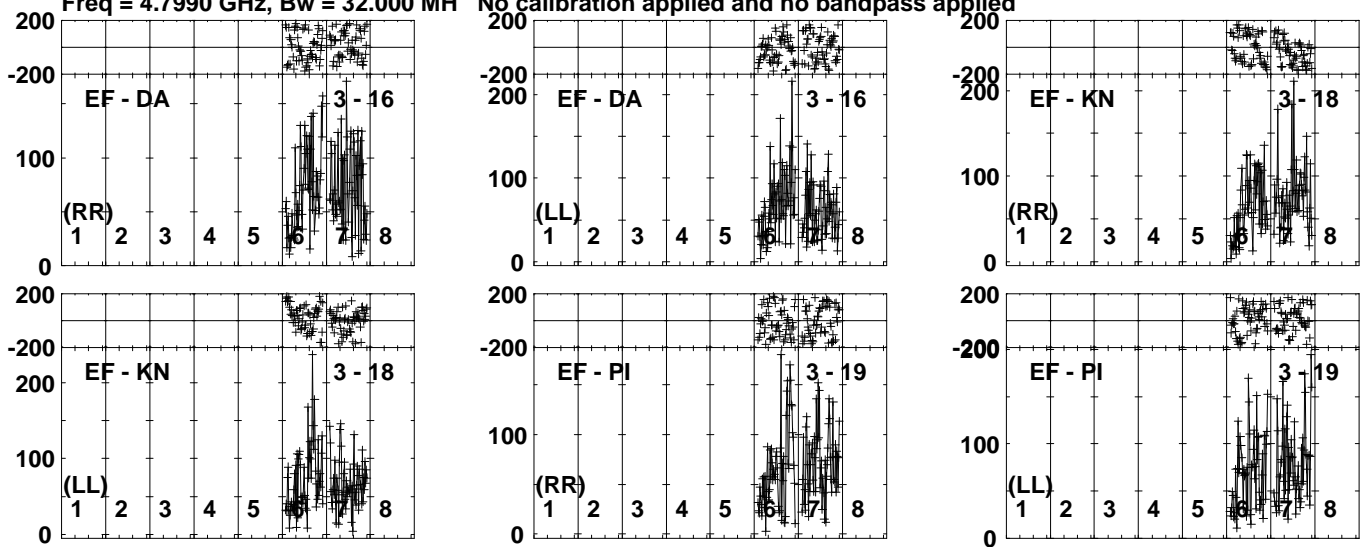


Lower frame: Micro Ampl Jy Top frame: Phas deg
Vector averaged cross-power spectrum Several baselines displayed
Timerange: 00/18:11:50 to 00/18:15:59

Plot file version 388 created 13-OCT-2021 16:55:13

RSOPH RG012I.UVDATA.1

Freq = 4.7990 GHz, Bw = 32.000 MH No calibration applied and no bandpass applied



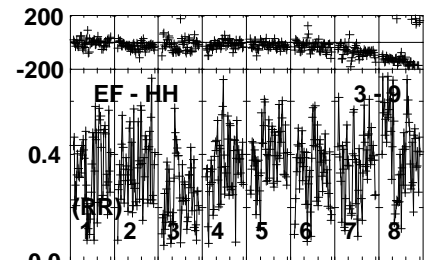
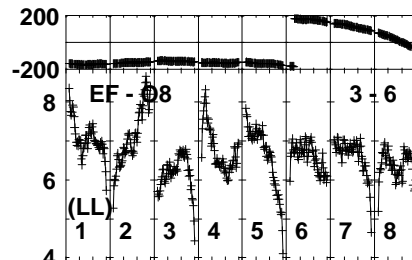
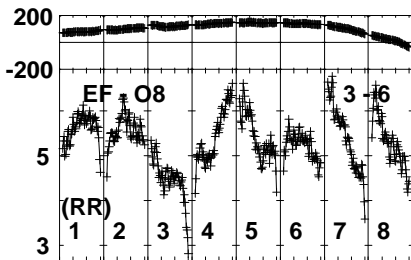
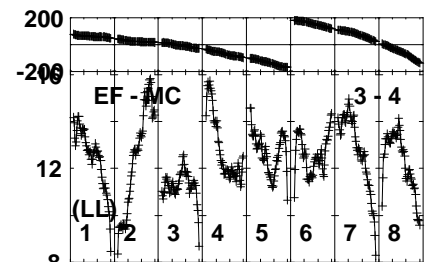
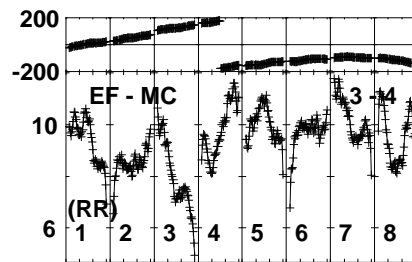
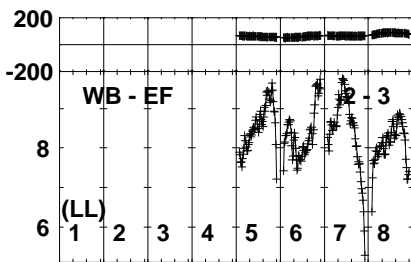
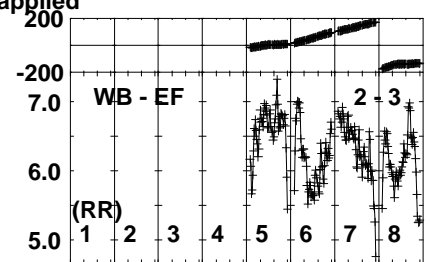
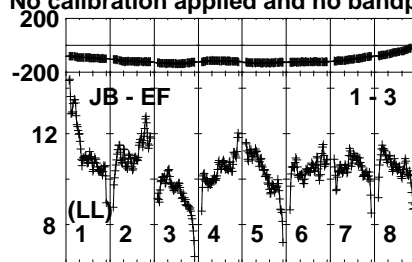
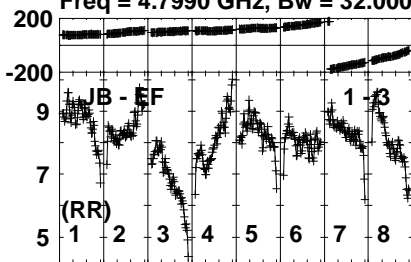
Lower frame: Micro Ampl Jy Top frame: Phas deg
Vector averaged cross-power spectrum Several baselines displayed
Timerange: 00/18:11:50 to 00/18:15:59

Plot file version 389 created 13-OCT-2021 16:55:14

J1745-0753 RG0121.UVDATA.1

Freq = 4.7990 GHz, Bw = 32.000 MH

No calibration applied and no bandpass applied



0400400400400400400400400400
Channels

0400400400400400400400400400
Channels

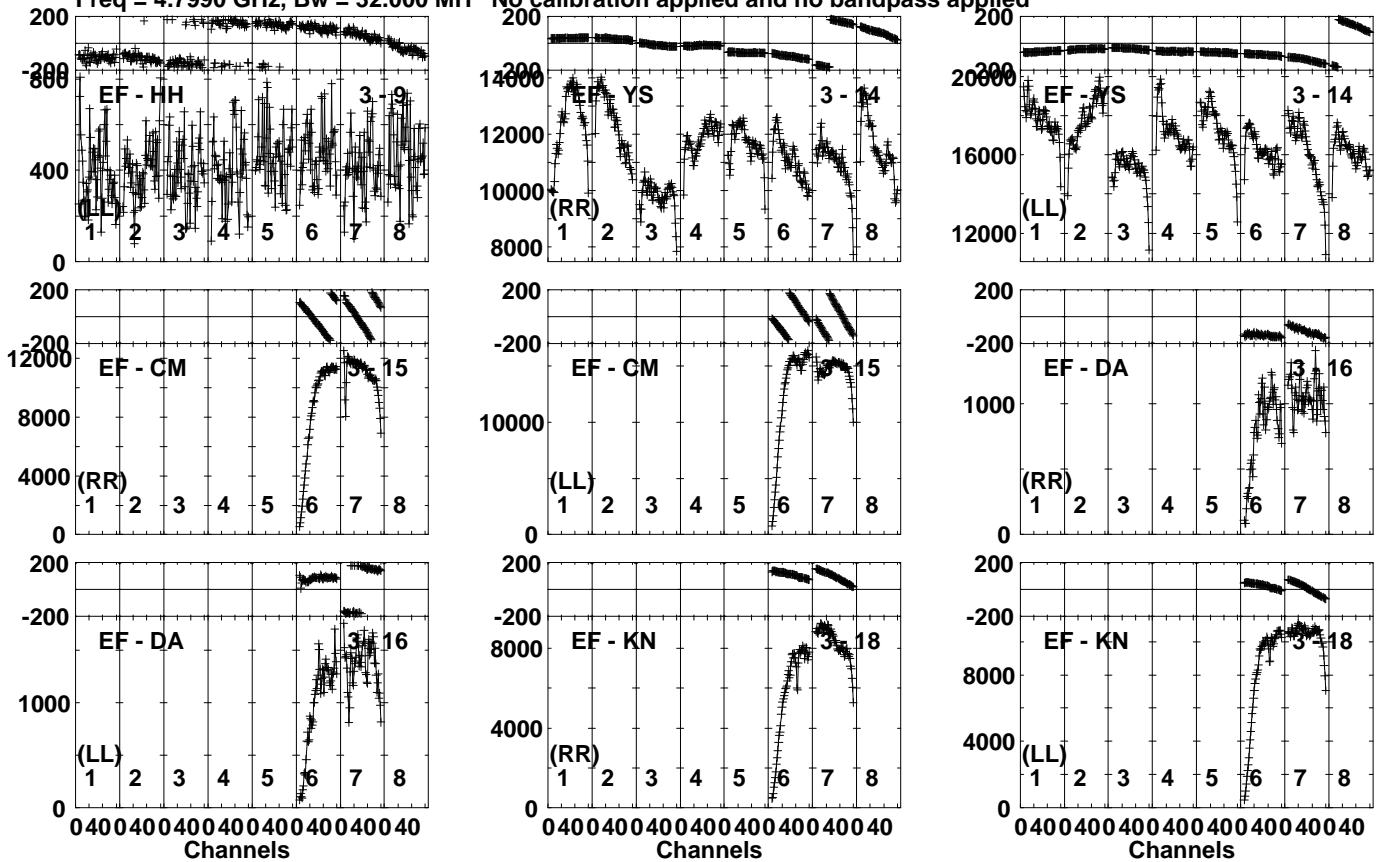
0400400400400400400400400400
Channels

Lower frame: Milli Ampl Jy Top frame: Phas deg
Vector averaged cross-power spectrum Several baselines displayed
Timerange: 00/18:16:40 to 00/18:17:19

Plot file version 390 created 13-OCT-2021 16:55:14

J1745-0753 RG0121.UVDATA.1

Freq = 4.7990 GHz, Bw = 32.000 MH No calibration applied and no bandpass applied



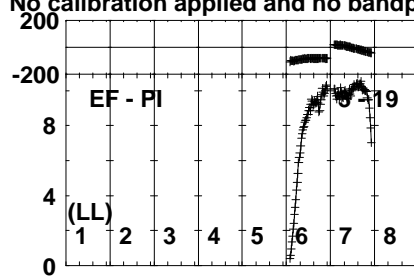
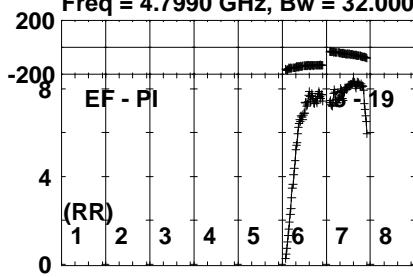
Lower frame: Micro Ampl Jy Top frame: Phas deg
Vector averaged cross-power spectrum Several baselines displayed
Timerange: 00/18:16:40 to 00/18:17:19

Plot file version 391 created 13-OCT-2021 16:55:15

J1745-0753 RG0121.UVDATA.1

Freq = 4.7990 GHz, Bw = 32.000 MH

No calibration applied and no bandpass applied



Lower frame: Milli Ampl Jy Top frame: Phas deg

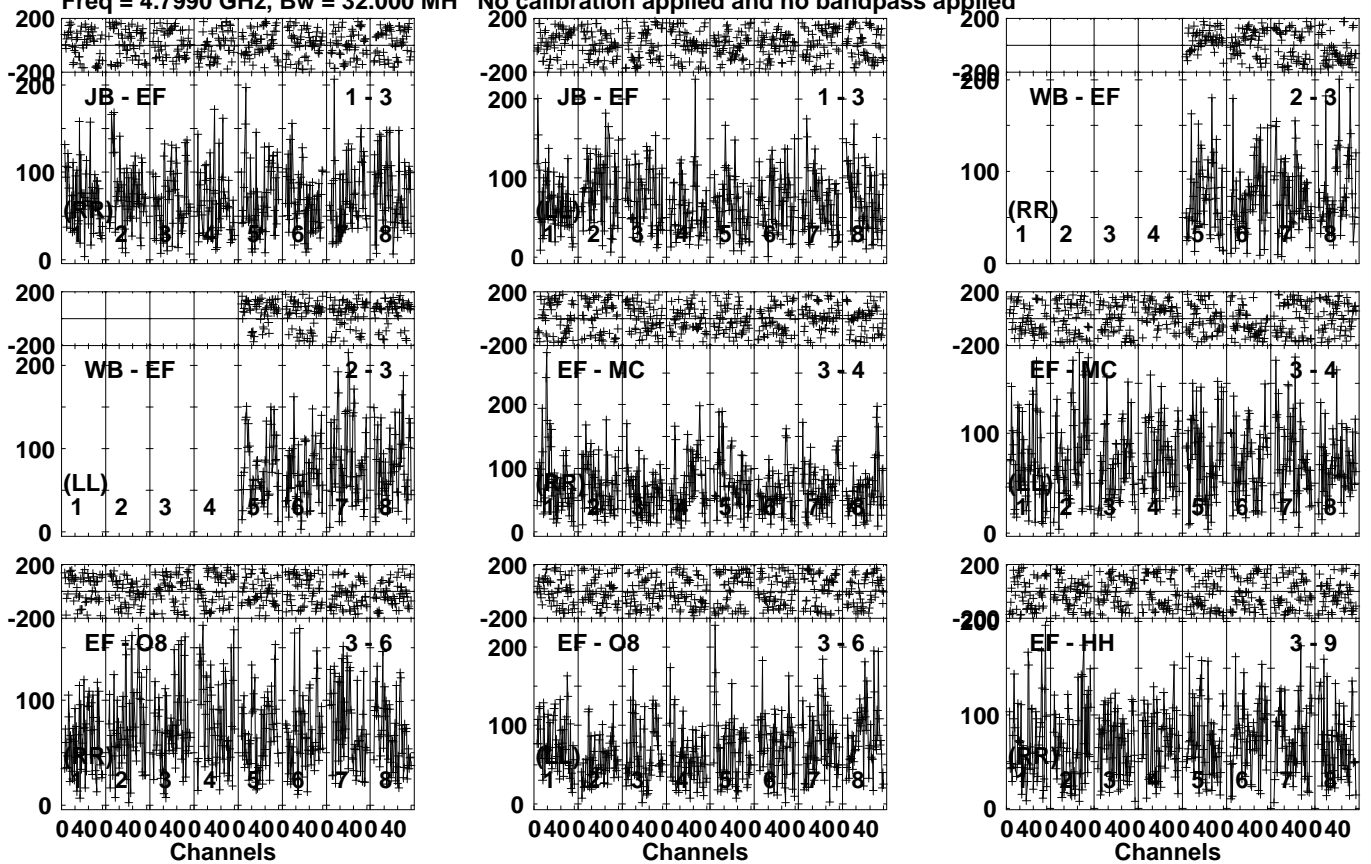
Vector averaged cross-power spectrum Several baselines displayed

Timerange: 00/18:16:40 to 00/18:17:19

Plot file version 392 created 13-OCT-2021 16:55:15

RSOPH RG012I.UVDATA.1

Freq = 4.7990 GHz, Bw = 32.000 MH No calibration applied and no bandpass applied

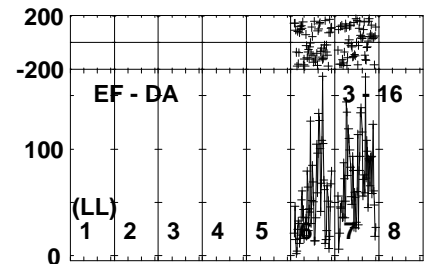
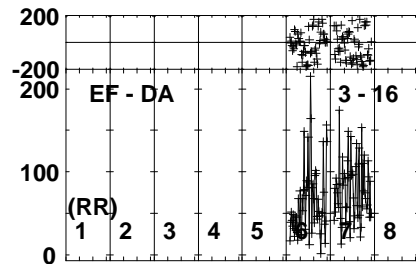
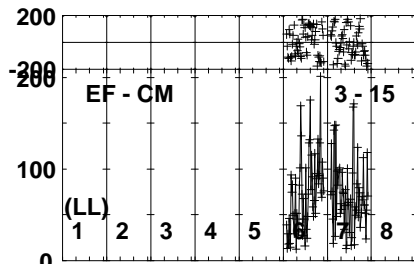
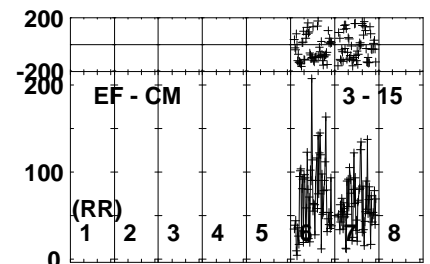
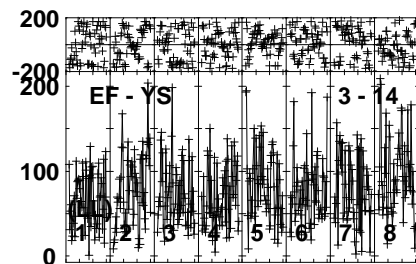
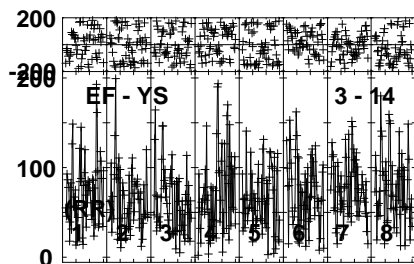
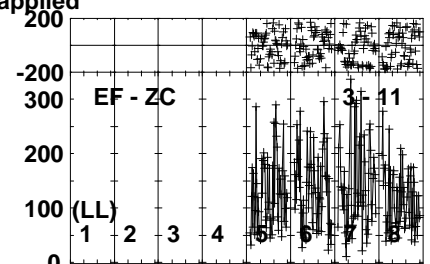
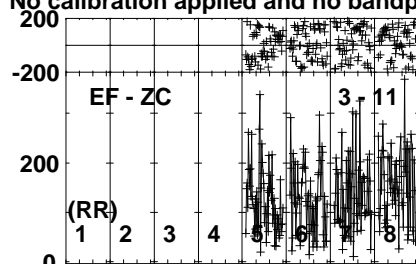
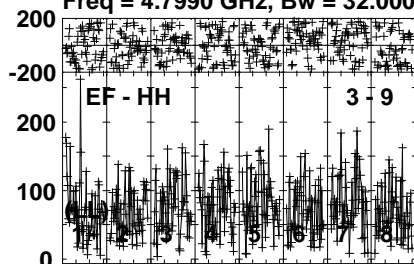


Lower frame: Micro Ampl Jy Top frame: Phas deg
Vector averaged cross-power spectrum Several baselines displayed
Timerange: 00/18:17:40 to 00/18:21:50

Plot file version 393 created 13-OCT-2021 16:55:16

RSOPH RG012I.UVDATA.1

Freq = 4.7990 GHz, Bw = 32.000 MH No calibration applied and no bandpass applied

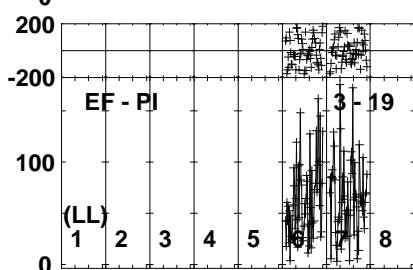
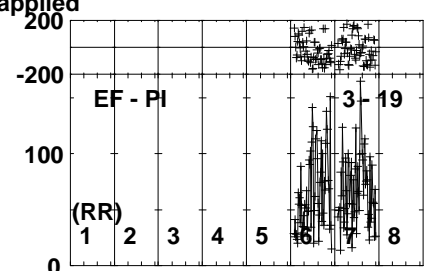
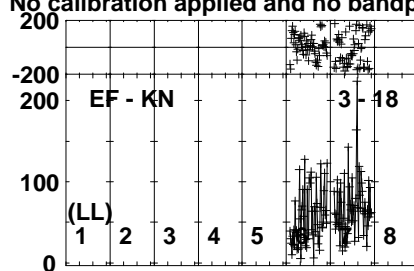
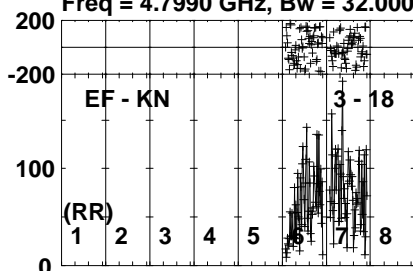


Lower frame: Micro Ampl Jy Top frame: Phas deg
Vector averaged cross-power spectrum Several baselines displayed
Timerange: 00/18:17:40 to 00/18:21:50

Plot file version 394 created 13-OCT-2021 16:55:16

RSOPH RG012I.UVDATA.1

Freq = 4.7990 GHz, Bw = 32.000 MH No calibration applied and no bandpass applied



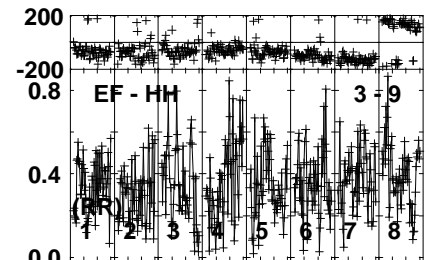
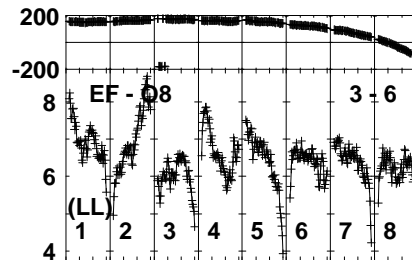
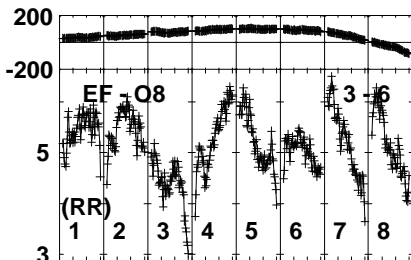
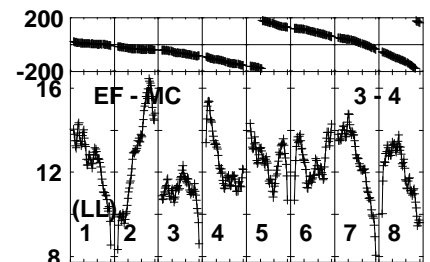
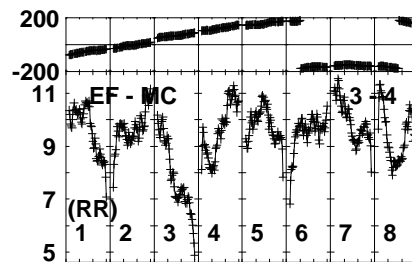
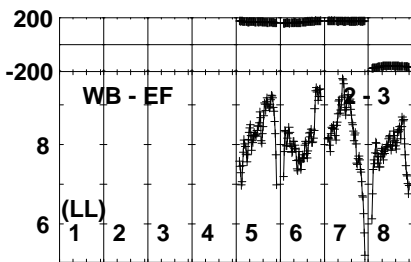
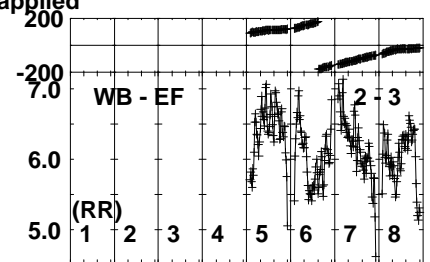
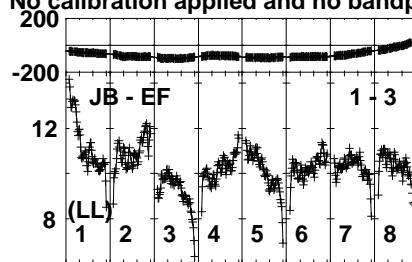
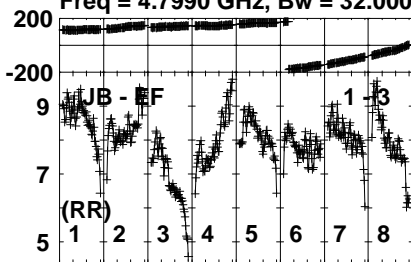
Lower frame: Micro Ampl Jy Top frame: Phas deg
Vector averaged cross-power spectrum Several baselines displayed
Timerange: 00/18:17:40 to 00/18:21:50

Plot file version 395 created 13-OCT-2021 16:55:17

J1745-0753 RG0121.UVDATA.1

Freq = 4.7990 GHz, Bw = 32.000 MH

No calibration applied and no bandpass applied

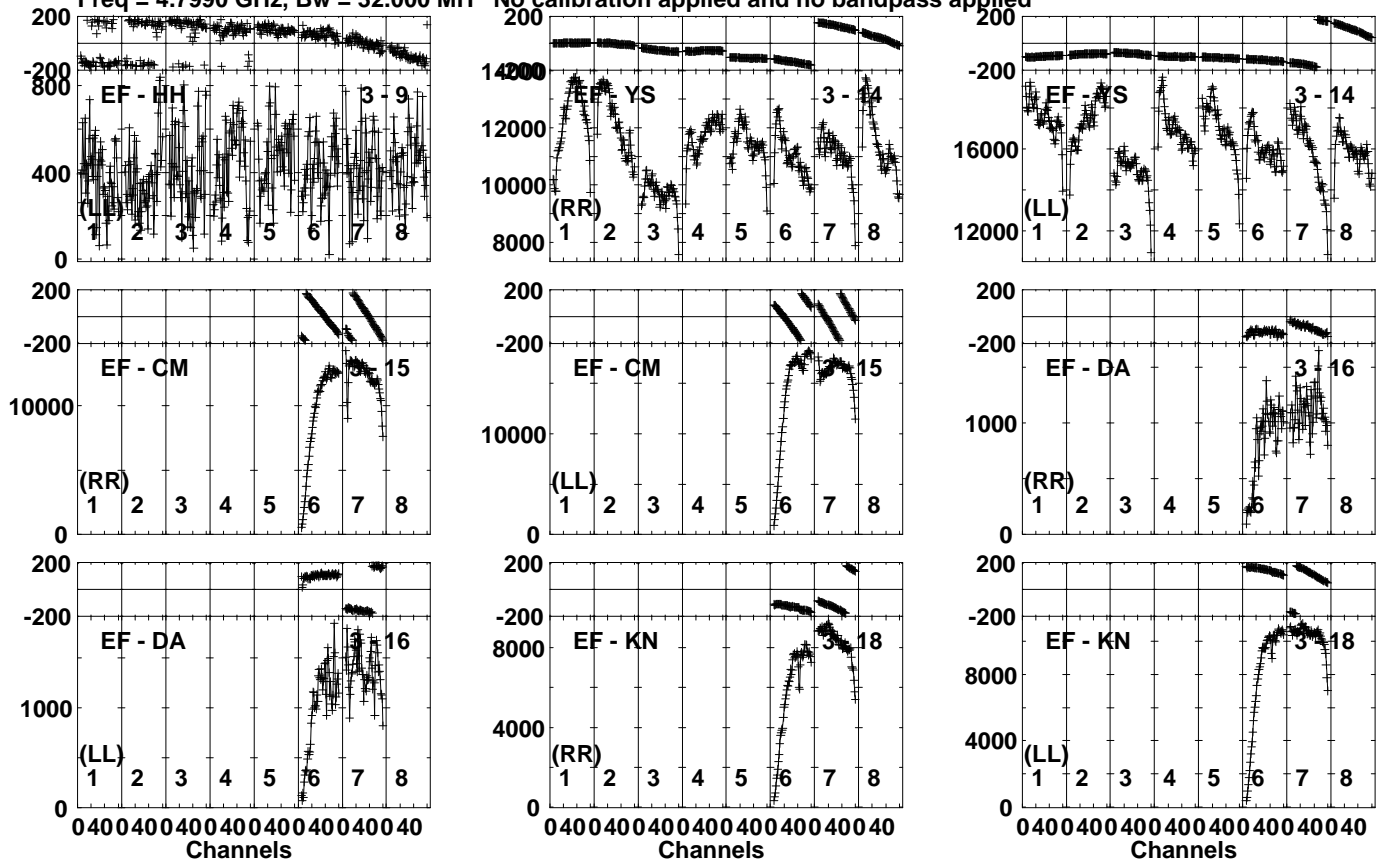


Lower frame: Milli Ampl Jy Top frame: Phas deg
Vector averaged cross-power spectrum Several baselines displayed
Timerange: 00/18:22:10 to 00/18:22:59

Plot file version 396 created 13-OCT-2021 16:55:17

J1745-0753 RG0121.UVDATA.1

Freq = 4.7990 GHz, Bw = 32.000 MH No calibration applied and no bandpass applied



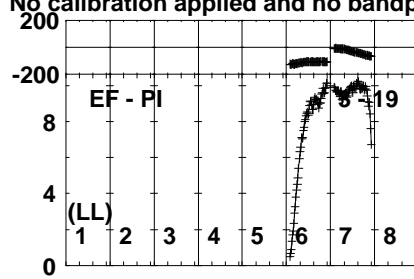
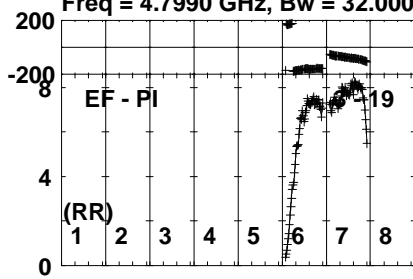
Lower frame: Micro Ampl Jy Top frame: Phas deg
Vector averaged cross-power spectrum Several baselines displayed
Timerange: 00/18:22:10 to 00/18:22:59

Plot file version 397 created 13-OCT-2021 16:55:18

J1745-0753 RG0121.UVDATA.1

Freq = 4.7990 GHz, Bw = 32.000 MH

No calibration applied and no bandpass applied

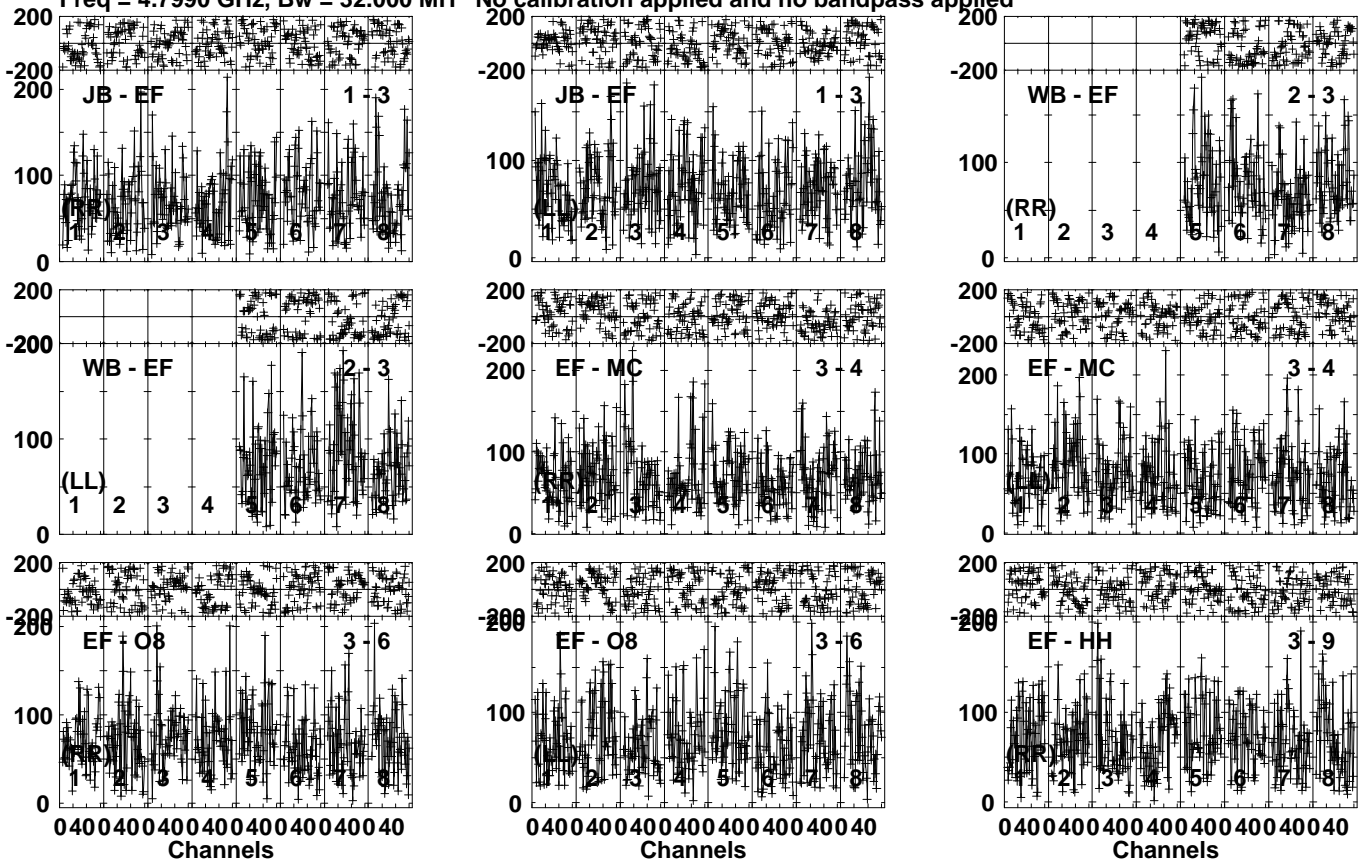


Lower frame: Milli Ampl Jy Top frame: Phas deg
Vector averaged cross-power spectrum Several baselines displayed
Timerange: 00/18:22:10 to 00/18:22:59

Plot file version 398 created 13-OCT-2021 16:55:18

RSOPH RG012I.UVDATA.1

Freq = 4.7990 GHz, Bw = 32.000 MH No calibration applied and no bandpass applied

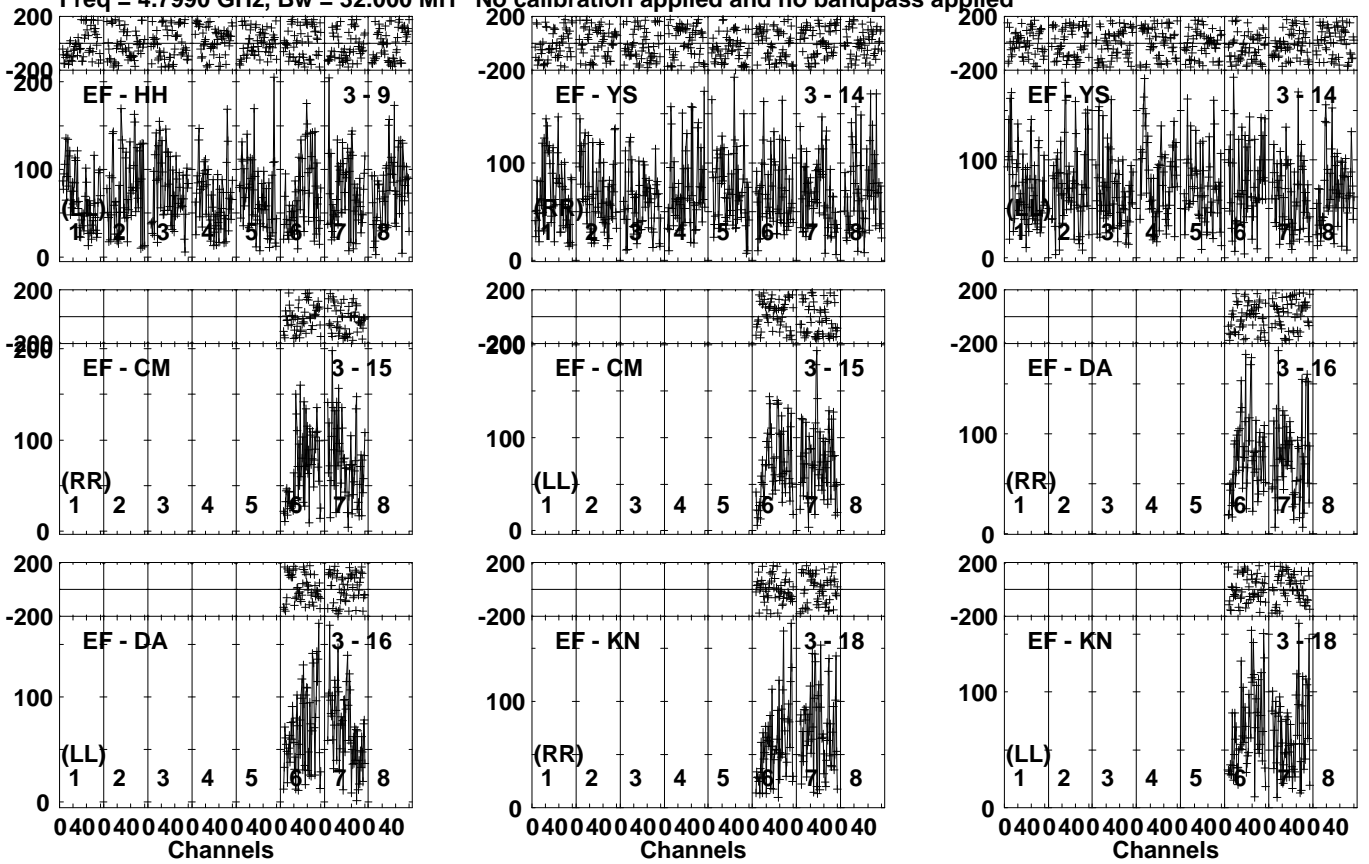


Lower frame: Micro Ampl Jy Top frame: Phas deg
Vector averaged cross-power spectrum Several baselines displayed
Timerange: 00/18:23:20 to 00/18:27:30

Plot file version 399 created 13-OCT-2021 16:55:19

RSOPH RG012I.UVDATA.1

Freq = 4.7990 GHz, Bw = 32.000 MH No calibration applied and no bandpass applied

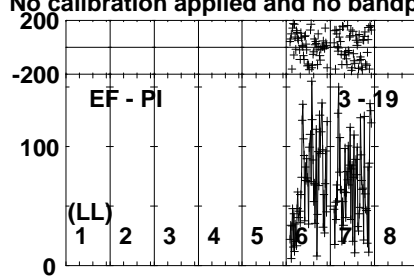
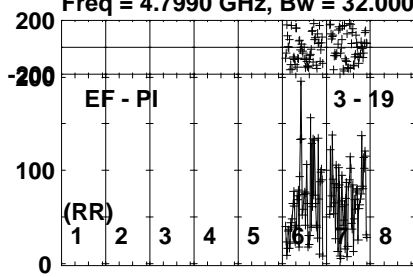


Lower frame: Micro Ampl Jy Top frame: Phas deg
Vector averaged cross-power spectrum Several baselines displayed
Timerange: 00/18:23:20 to 00/18:27:30

Plot file version 400 created 13-OCT-2021 16:55:19

RSOPH RG012I.UVDATA.1

Freq = 4.7990 GHz, Bw = 32.000 MH No calibration applied and no bandpass applied



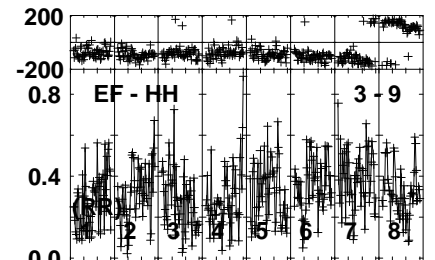
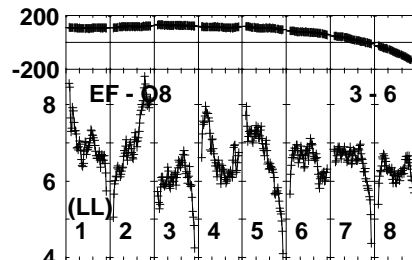
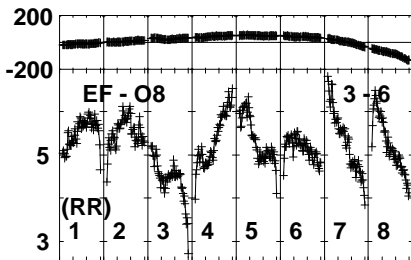
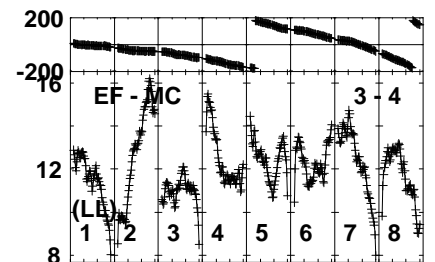
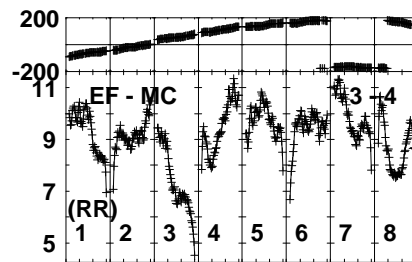
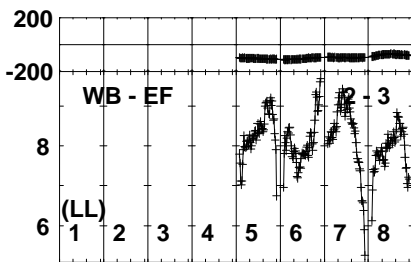
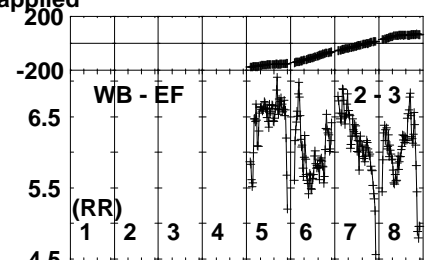
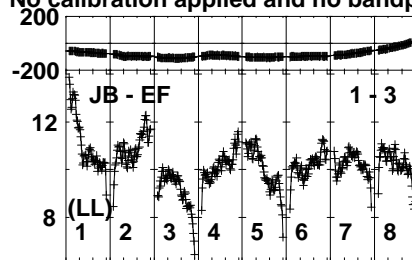
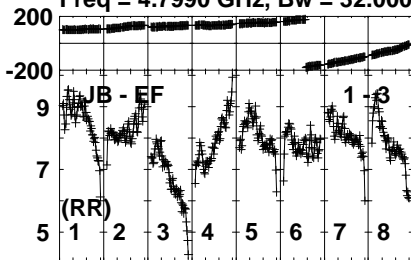
Lower frame: Micro Ampl Jy Top frame: Phas deg
Vector averaged cross-power spectrum Several baselines displayed
Timerange: 00/18:23:20 to 00/18:27:30

Plot file version 401 created 13-OCT-2021 16:55:20

J1745-0753 RG0121.UVDATA.1

Freq = 4.7990 GHz, Bw = 32.000 MH

No calibration applied and no bandpass applied

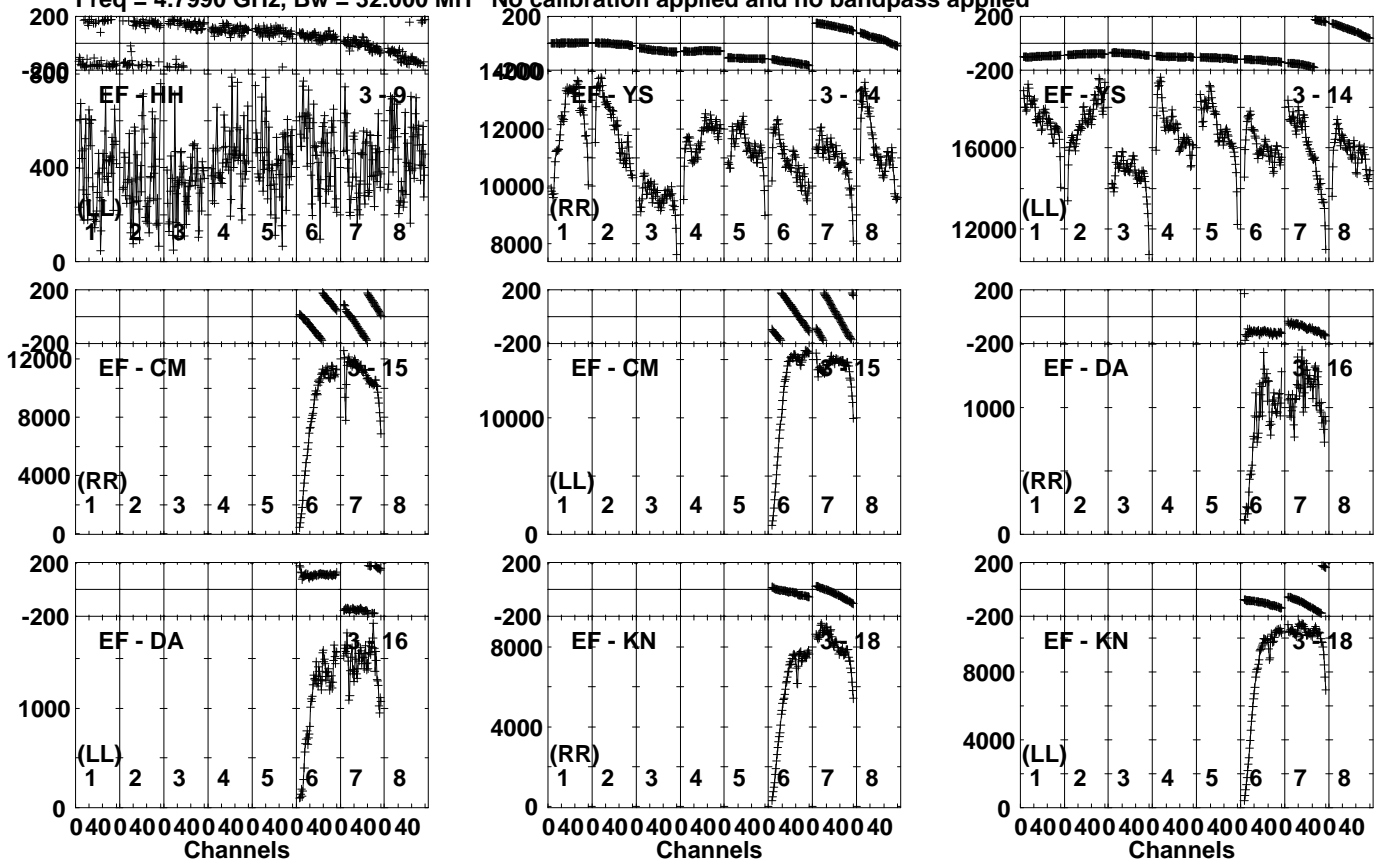


Lower frame: Milli Ampl Jy Top frame: Phas deg
Vector averaged cross-power spectrum Several baselines displayed
Timerange: 00/18:28:11 to 00/18:28:50

Plot file version 402 created 13-OCT-2021 16:55:20

J1745-0753 RG0121.UVDATA.1

Freq = 4.7990 GHz, Bw = 32.000 MH No calibration applied and no bandpass applied



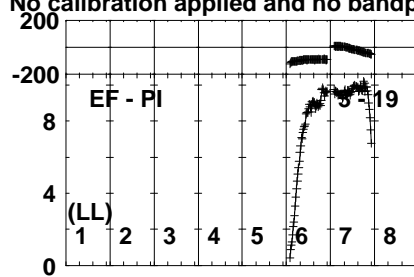
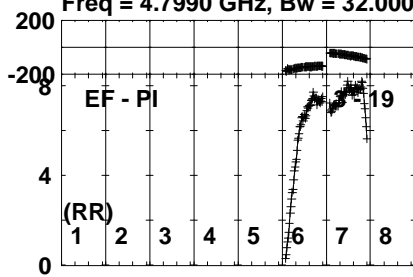
Lower frame: Micro Ampl Jy Top frame: Phas deg
Vector averaged cross-power spectrum Several baselines displayed
Timerange: 00/18:28:11 to 00/18:28:50

Plot file version 403 created 13-OCT-2021 16:55:21

J1745-0753 RG0121.UVDATA.1

Freq = 4.7990 GHz, Bw = 32.000 MH

No calibration applied and no bandpass applied



Lower frame: Milli Ampl Jy Top frame: Phas deg

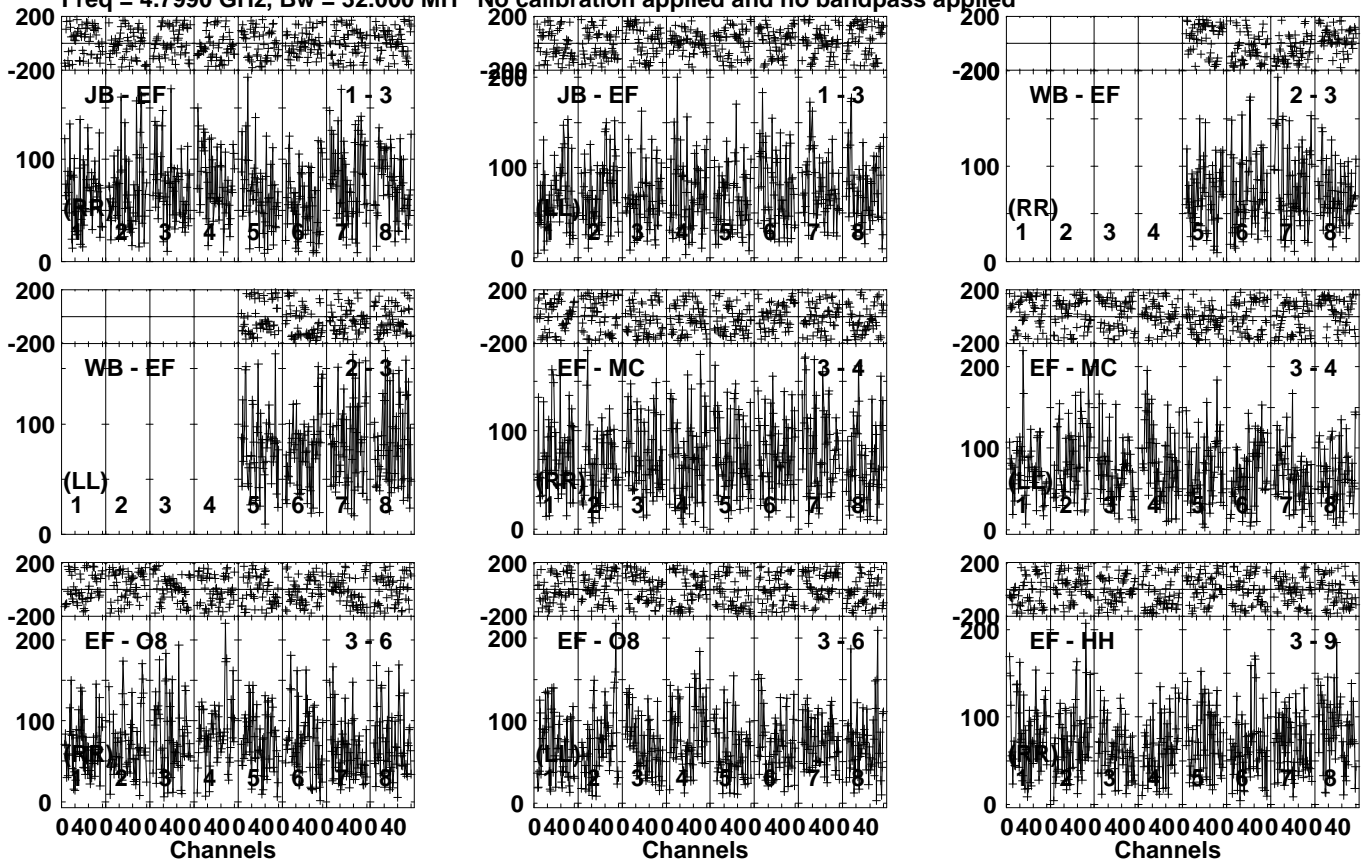
Vector averaged cross-power spectrum Several baselines displayed

Timerange: 00/18:28:11 to 00/18:28:50

Plot file version 404 created 13-OCT-2021 16:55:21

RSOPH RG012I.UVDATA.1

Freq = 4.7990 GHz, Bw = 32.000 MH No calibration applied and no bandpass applied

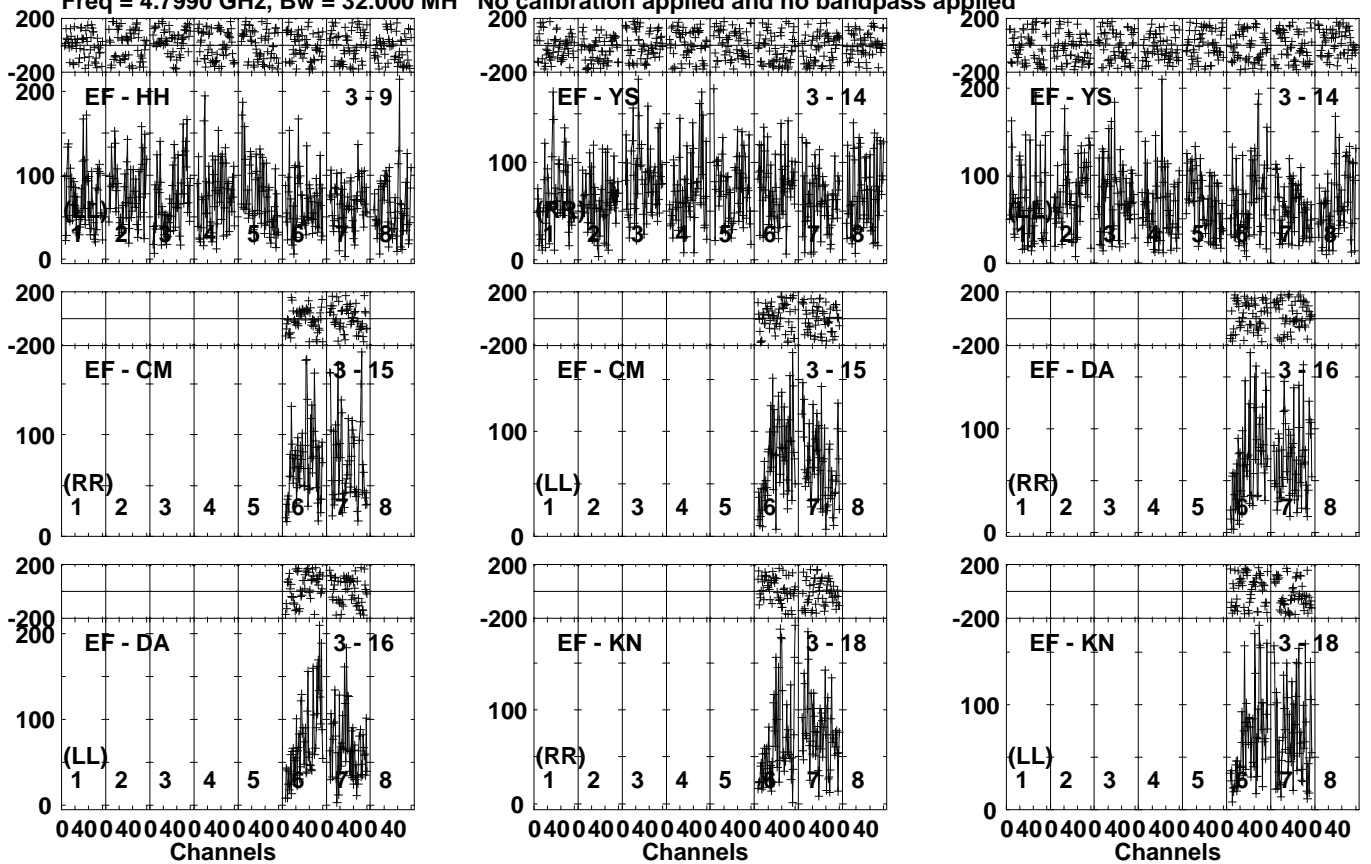


Lower frame: Micro Ampl Jy Top frame: Phas deg
Vector averaged cross-power spectrum Several baselines displayed
Timerange: 00/18:29:10 to 00/18:33:19

Plot file version 405 created 13-OCT-2021 16:55:21

RSOPH RG012I.UVDATA.1

Freq = 4.7990 GHz, Bw = 32.000 MH No calibration applied and no bandpass applied

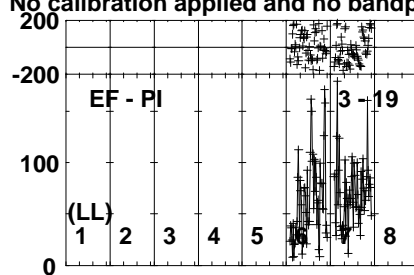
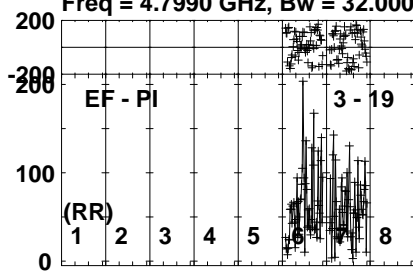


Lower frame: Micro Ampl Jy Top frame: Phas deg
Vector averaged cross-power spectrum Several baselines displayed
Timerange: 00/18:29:10 to 00/18:33:19

Plot file version 406 created 13-OCT-2021 16:55:22

RSOPH RG012I.UVDATA.1

Freq = 4.7990 GHz, Bw = 32.000 MH No calibration applied and no bandpass applied



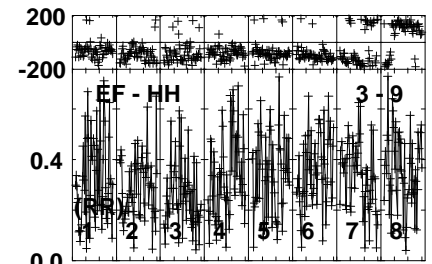
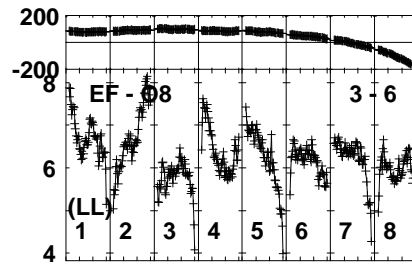
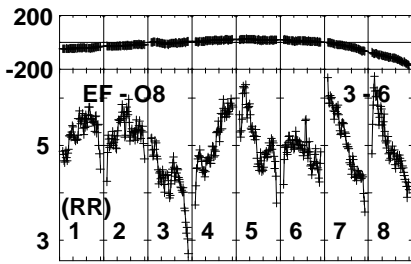
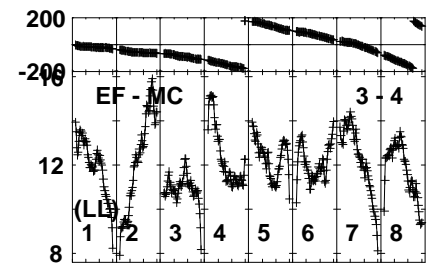
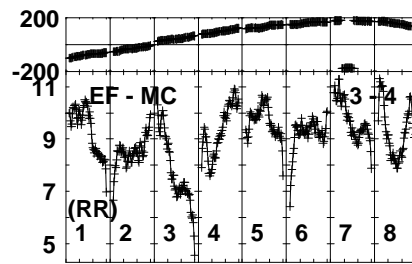
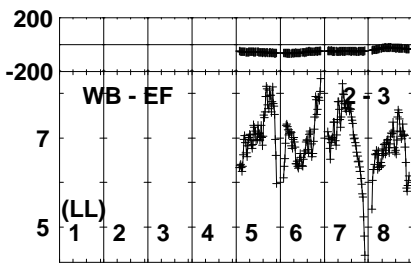
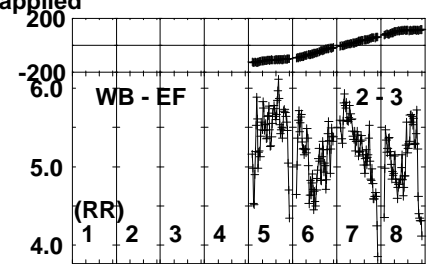
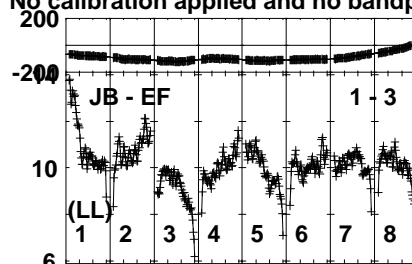
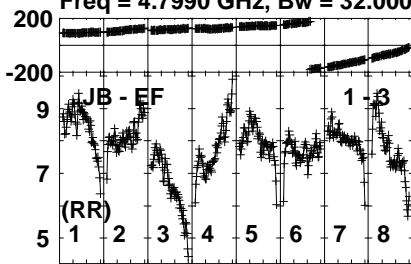
Lower frame: Micro Ampl Jy Top frame: Phas deg
Vector averaged cross-power spectrum Several baselines displayed
Timerange: 00/18:29:10 to 00/18:33:19

Plot file version 407 created 13-OCT-2021 16:55:22

J1745-0753 RG0121.UVDATA.1

Freq = 4.7990 GHz, Bw = 32.000 MH

No calibration applied and no bandpass applied

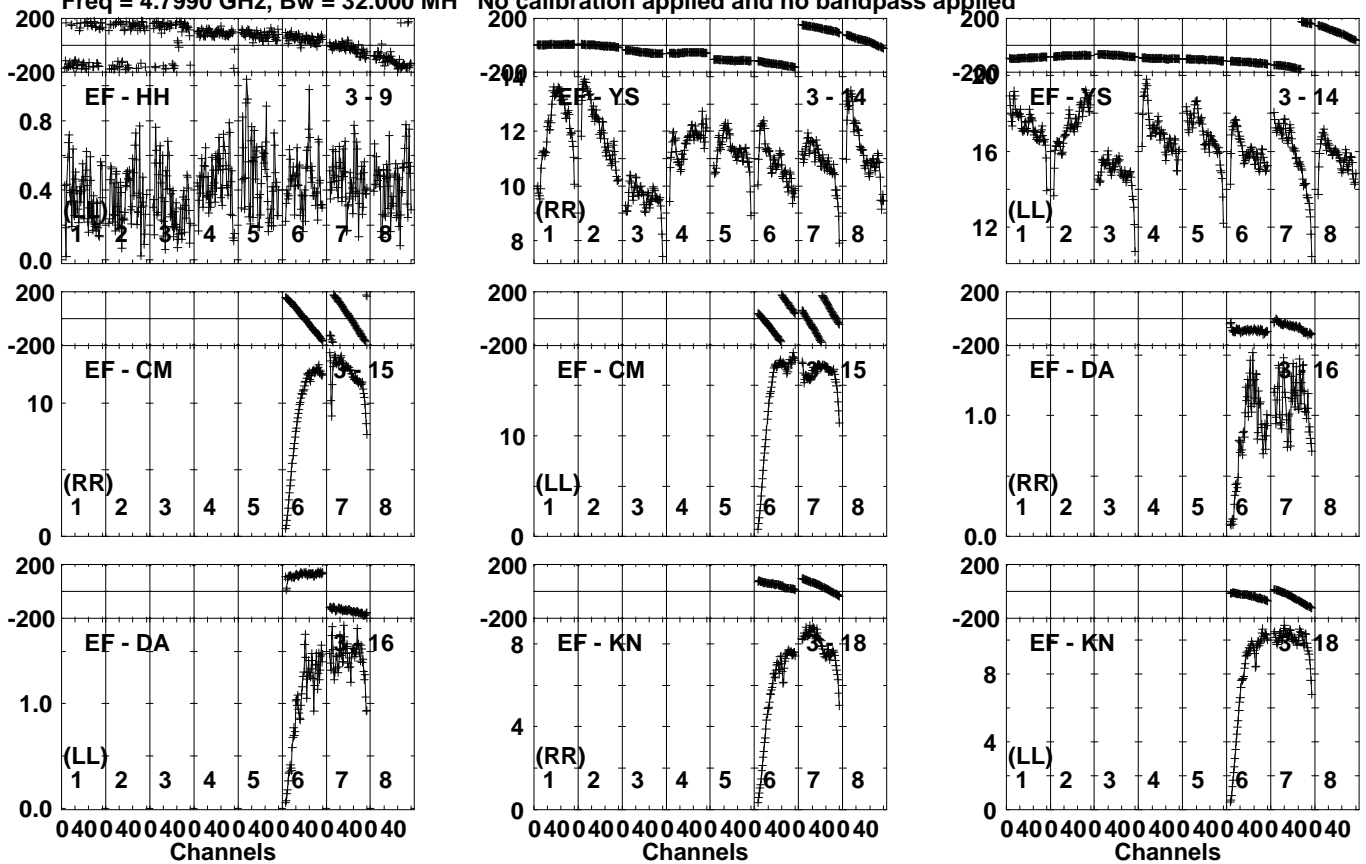


Lower frame: Milli Ampl Jy Top frame: Phas deg
Vector averaged cross-power spectrum Several baselines displayed
Timerange: 00/18:33:40 to 00/18:34:30

Plot file version 408 created 13-OCT-2021 16:55:23

J1745-0753 RG0121.UVDATA.1

Freq = 4.7990 GHz, Bw = 32.000 MH No calibration applied and no bandpass applied



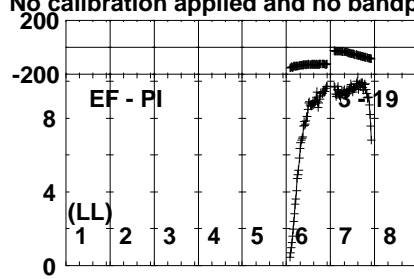
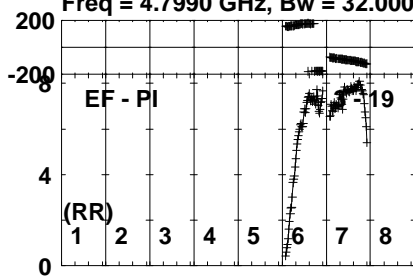
Lower frame: Milli Ampl Jy Top frame: Phas deg
Vector averaged cross-power spectrum Several baselines displayed
Timerange: 00/18:33:40 to 00/18:34:30

Plot file version 409 created 13-OCT-2021 16:55:23

J1745-0753 RG0121.UVDATA.1

Freq = 4.7990 GHz, Bw = 32.000 MH

No calibration applied and no bandpass applied



Lower frame: Milli Ampl Jy Top frame: Phas deg

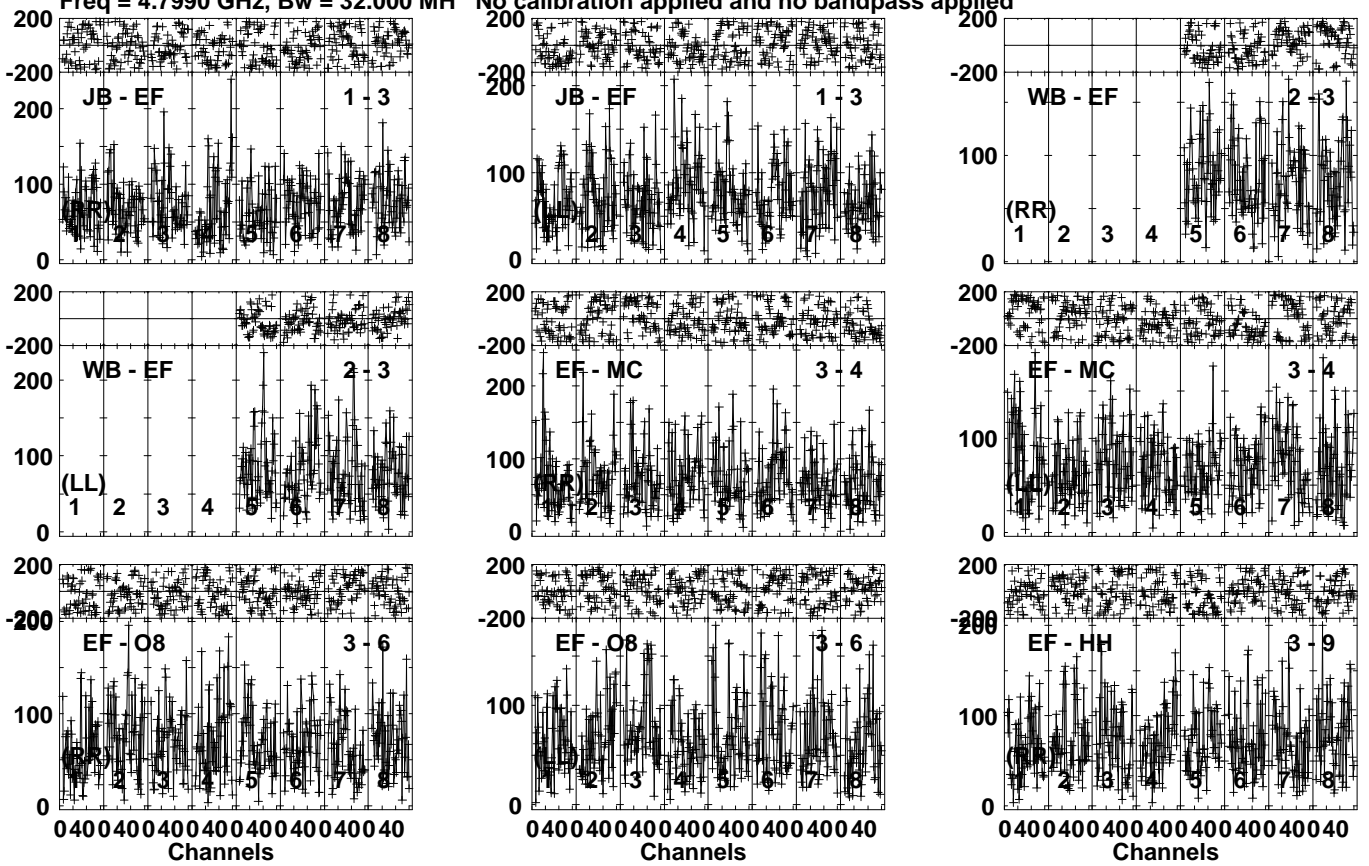
Vector averaged cross-power spectrum Several baselines displayed

Timerange: 00/18:33:40 to 00/18:34:30

Plot file version 410 created 13-OCT-2021 16:55:23

RSOPH RG012I.UVDATA.1

Freq = 4.7990 GHz, Bw = 32.000 MH No calibration applied and no bandpass applied

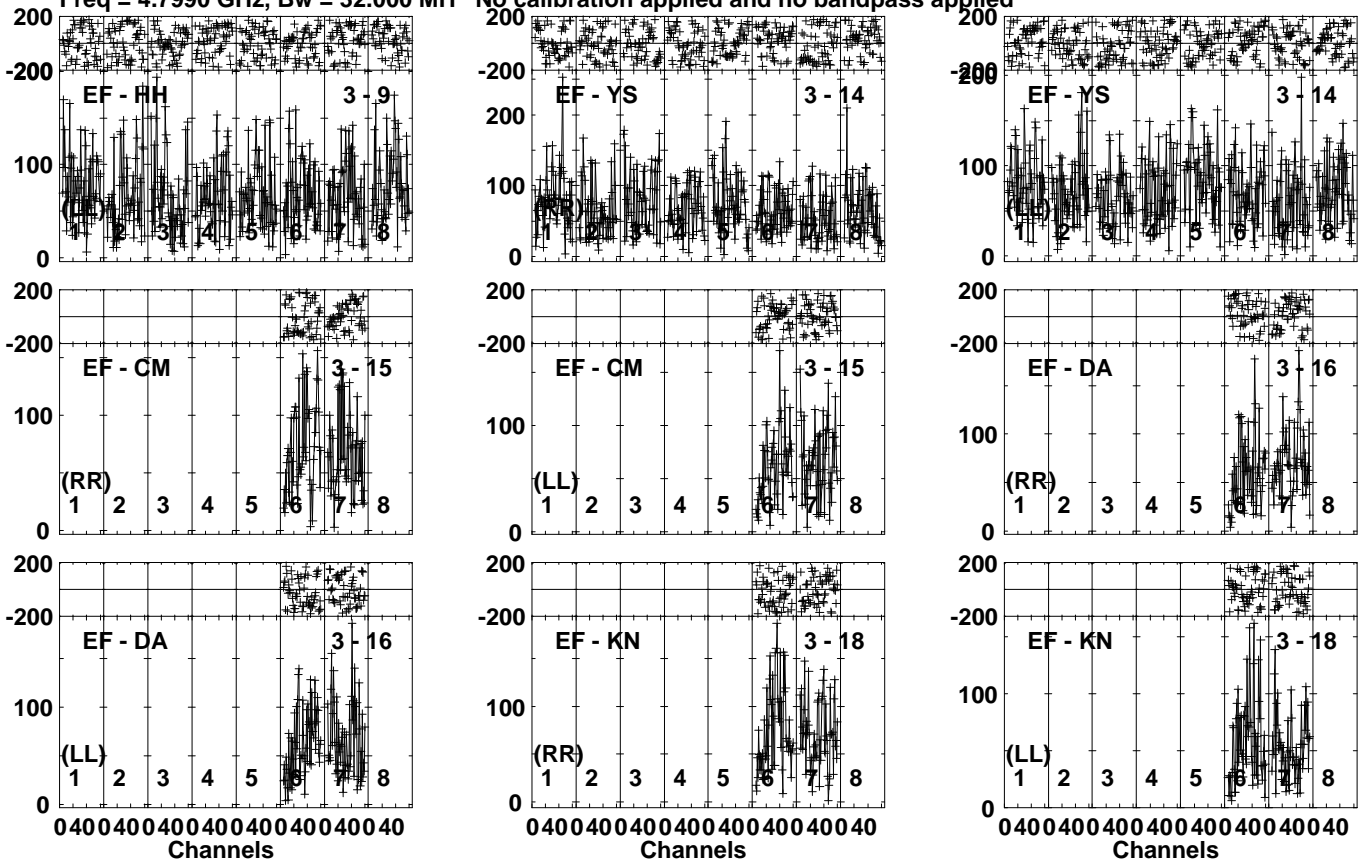


Lower frame: Micro Ampl Jy Top frame: Phas deg
Vector averaged cross-power spectrum Several baselines displayed
Timerange: 00/18:34:50 to 00/18:38:59

Plot file version 411 created 13-OCT-2021 16:55:24

RSOPH RG012I.UVDATA.1

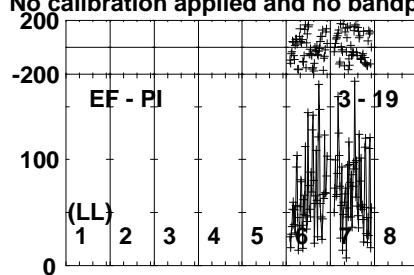
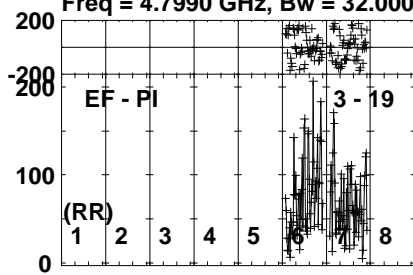
Freq = 4.7990 GHz, Bw = 32.000 MH No calibration applied and no bandpass applied



Plot file version 412 created 13-OCT-2021 16:55:24

RSOPH RG012I.UVDATA.1

Freq = 4.7990 GHz, Bw = 32.000 MH No calibration applied and no bandpass applied



Lower frame: Micro Ampl Jy Top frame: Phas deg

Vector averaged cross-power spectrum Several baselines displayed

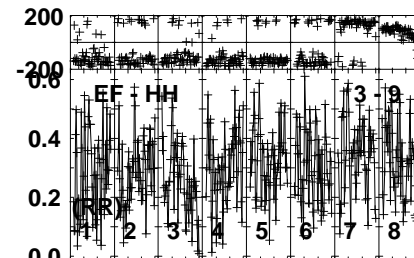
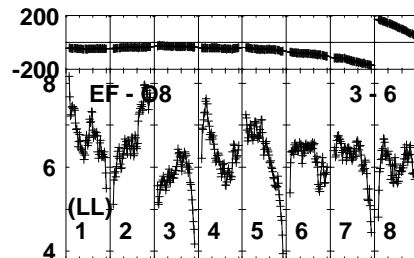
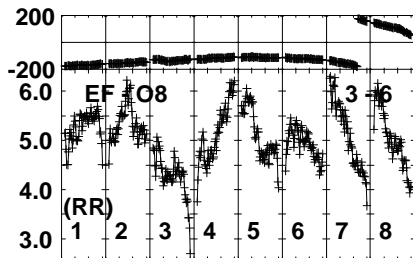
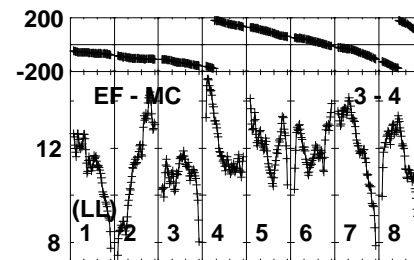
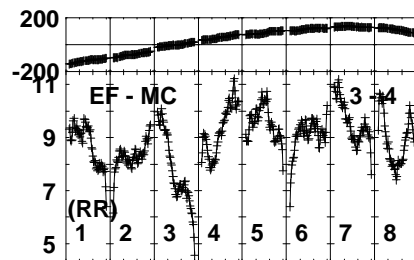
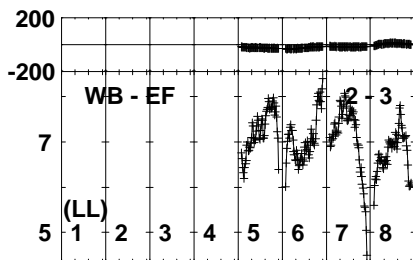
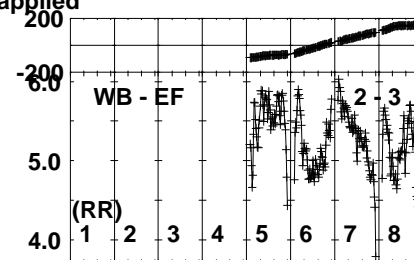
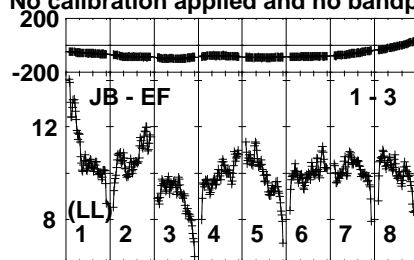
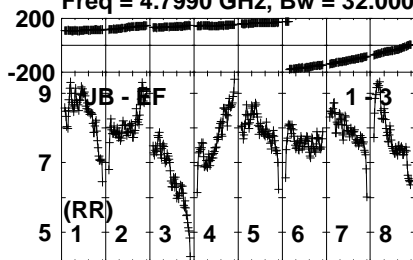
Timerange: 00/18:34:50 to 00/18:38:59

Plot file version 413 created 13-OCT-2021 16:55:25

J1745-0753 RG0121.UVDATA.1

Freq = 4.7990 GHz, Bw = 32.000 MH

No calibration applied and no bandpass applied



0400400400400400400400400400
Channels

0400400400400400400400400400
Channels

0400400400400400400400400400
Channels

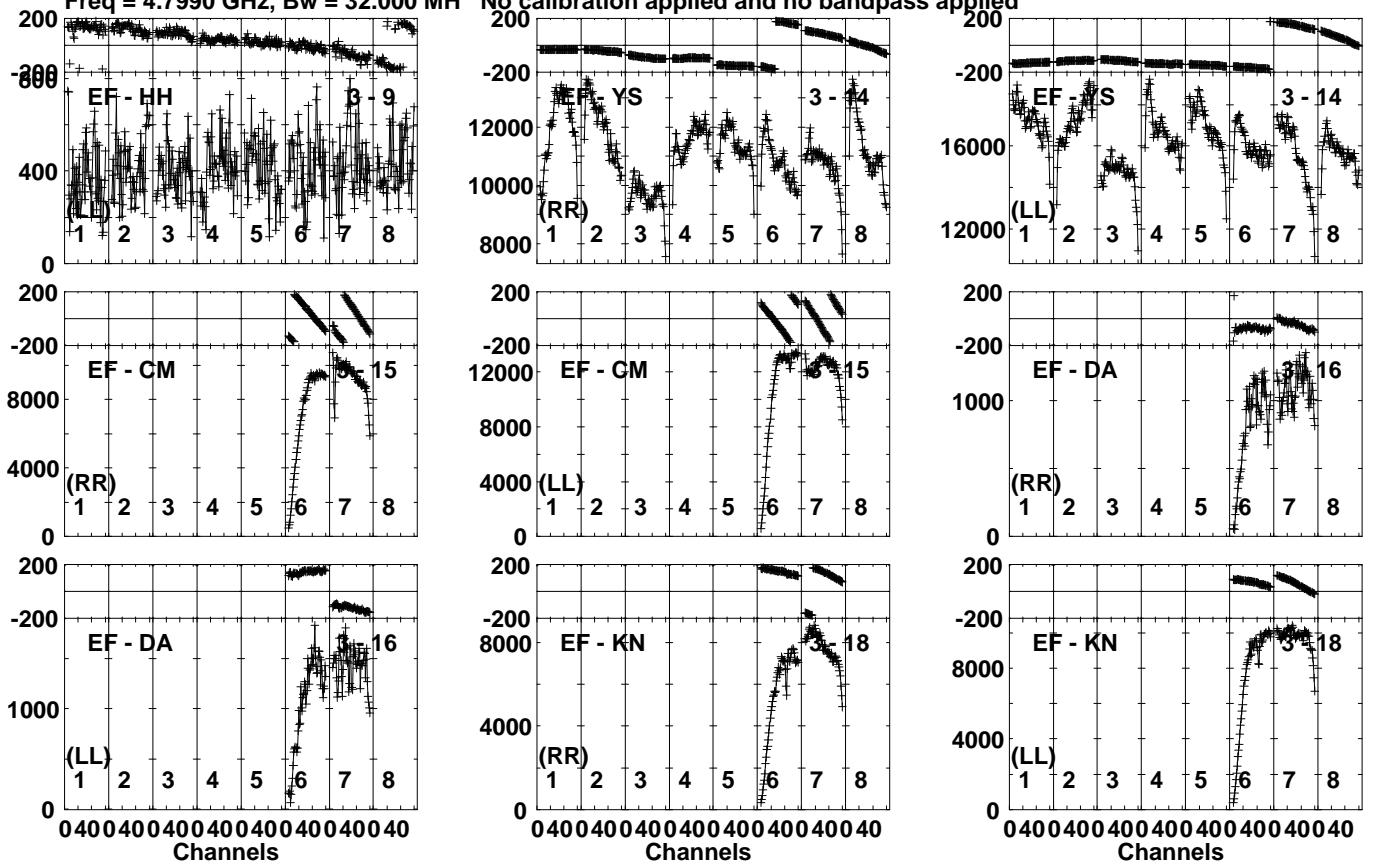
Lower frame: Milli Ampl Jy Top frame: Phas deg
Vector averaged cross-power spectrum Several baselines displayed
Timerange: 00/18:39:41 to 00/18:40:19

Plot file version 414 created 13-OCT-2021 16:55:25

J1745-0753 RG0121.UVDATA.1

Freq = 4.7990 GHz, Bw = 32.000 MH

No calibration applied and no bandpass applied



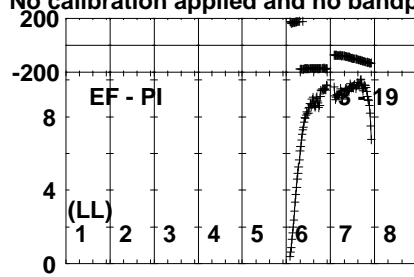
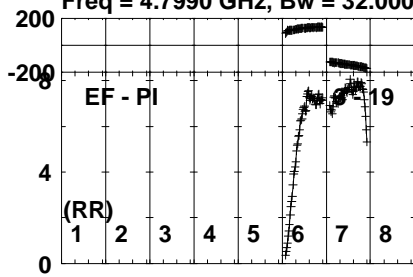
Lower frame: Micro Ampl Jy Top frame: Phas deg
Vector averaged cross-power spectrum Several baselines displayed
Timerange: 00/18:39:41 to 00/18:40:19

Plot file version 415 created 13-OCT-2021 16:55:26

J1745-0753 RG0121.UVDATA.1

Freq = 4.7990 GHz, Bw = 32.000 MH

No calibration applied and no bandpass applied



Lower frame: Milli Ampl Jy Top frame: Phas deg

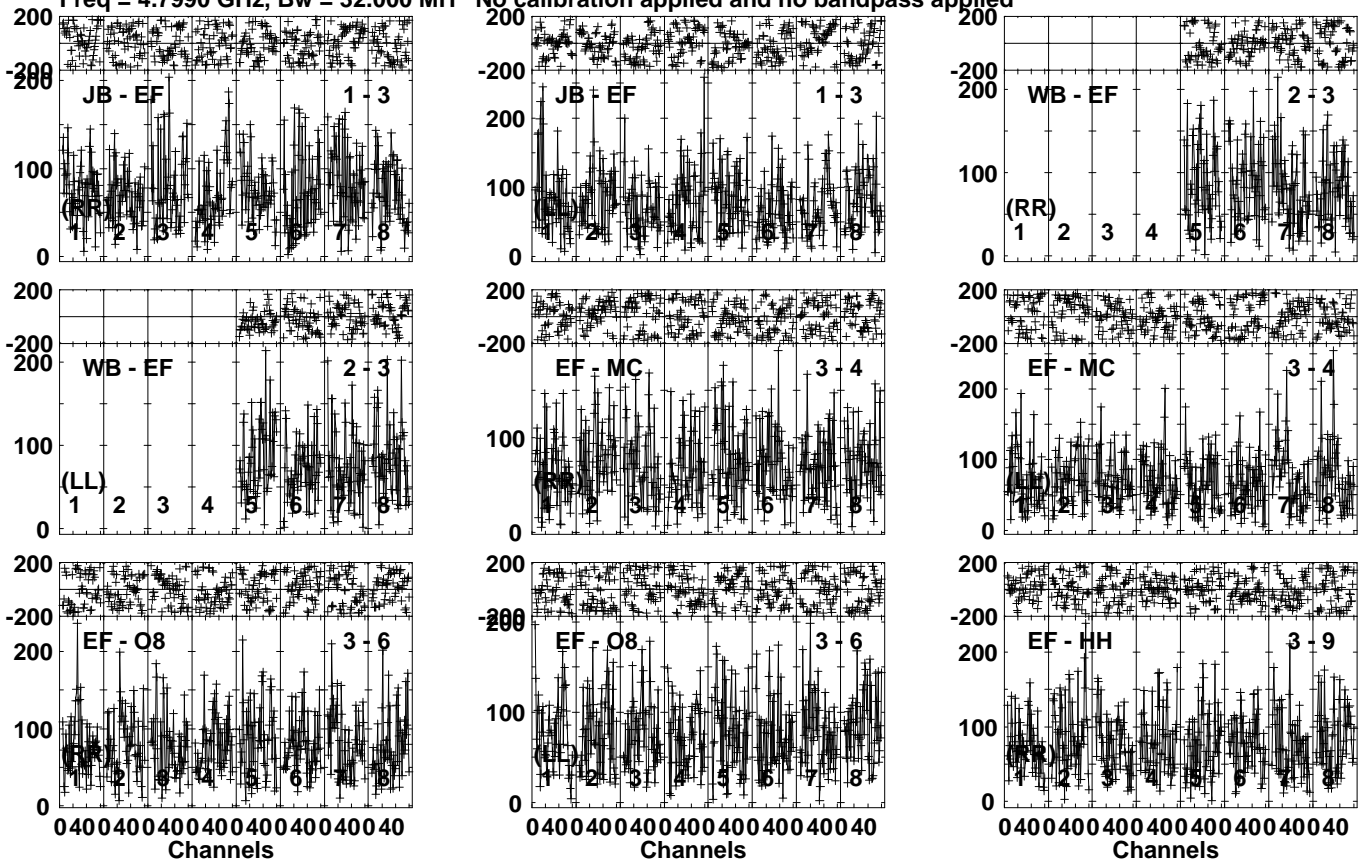
Vector averaged cross-power spectrum Several baselines displayed

Timerange: 00/18:39:41 to 00/18:40:19

Plot file version 416 created 13-OCT-2021 16:55:26

RSOPH RG012I.UVDATA.1

Freq = 4.7990 GHz, Bw = 32.000 MH No calibration applied and no bandpass applied

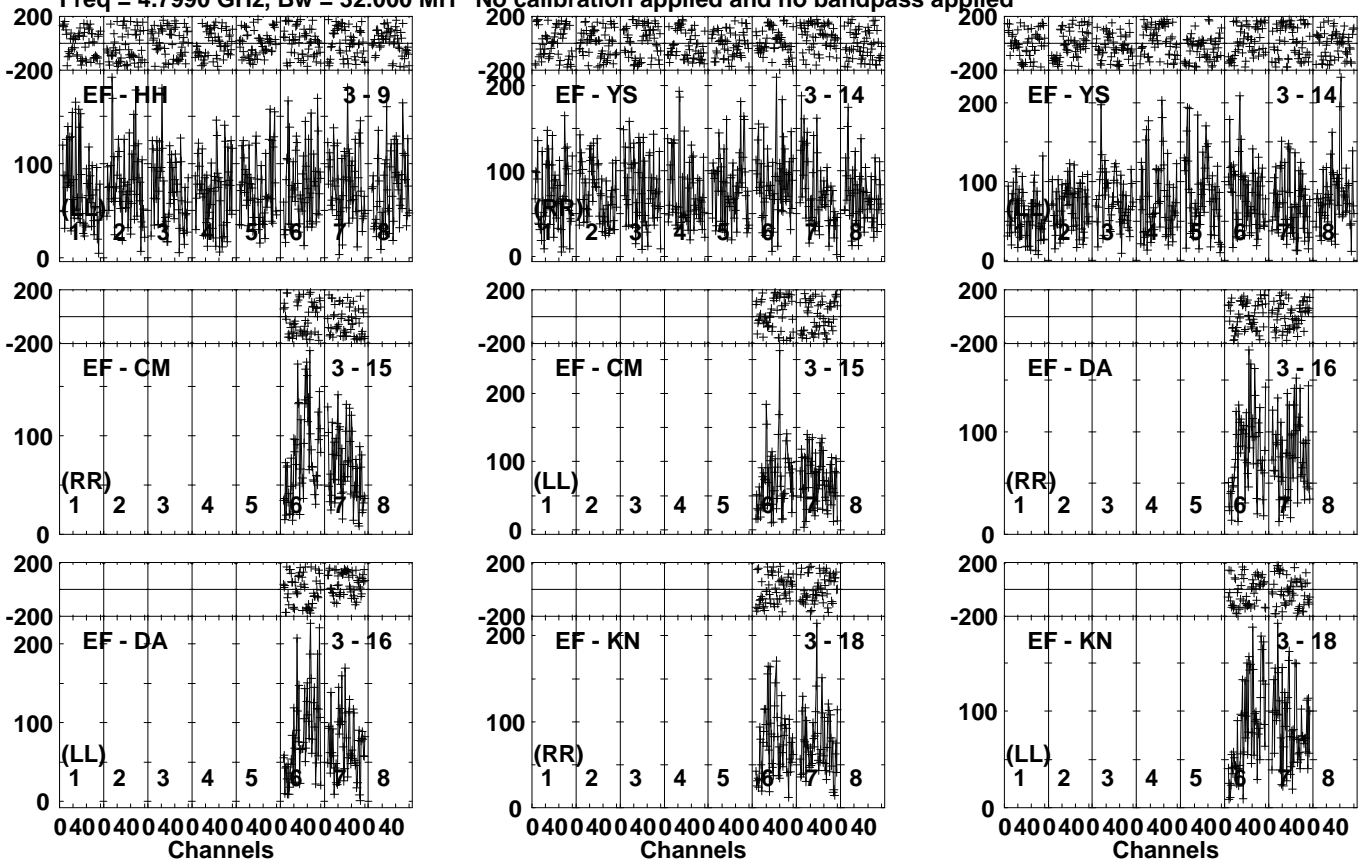


Lower frame: Micro Ampl Jy Top frame: Phas deg
Vector averaged cross-power spectrum Several baselines displayed
Timerange: 00/18:40:41 to 00/18:44:20

Plot file version 417 created 13-OCT-2021 16:55:26

RSOPH RG012I.UVDATA.1

Freq = 4.7990 GHz, Bw = 32.000 MH No calibration applied and no bandpass applied

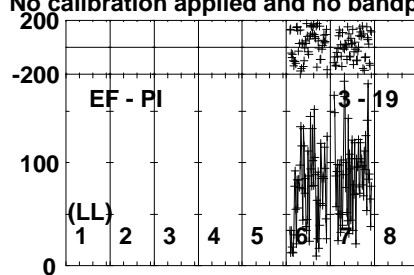
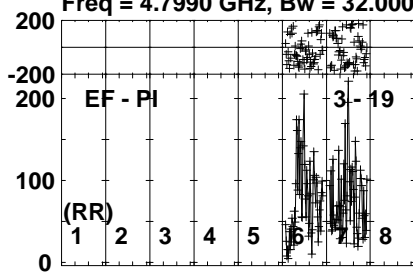


Lower frame: Micro Ampl Jy Top frame: Phas deg
Vector averaged cross-power spectrum Several baselines displayed
Timerange: 00/18:40:41 to 00/18:44:20

Plot file version 418 created 13-OCT-2021 16:55:27

RSOPH RG012I.UVDATA.1

Freq = 4.7990 GHz, Bw = 32.000 MH No calibration applied and no bandpass applied



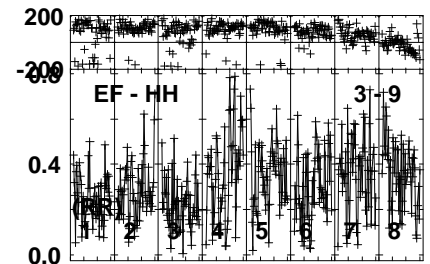
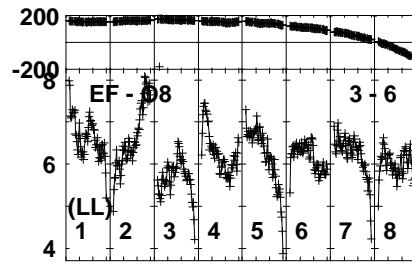
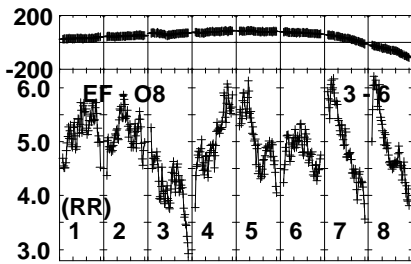
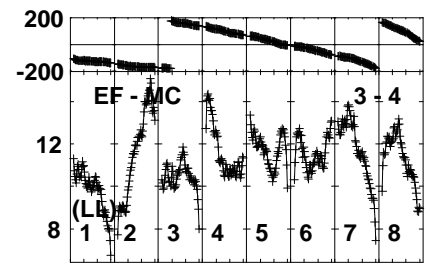
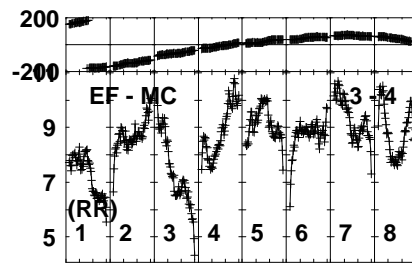
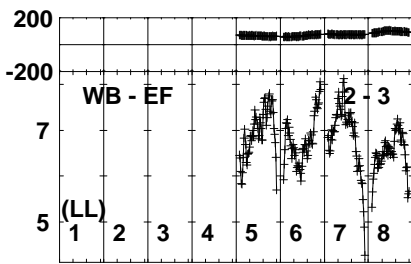
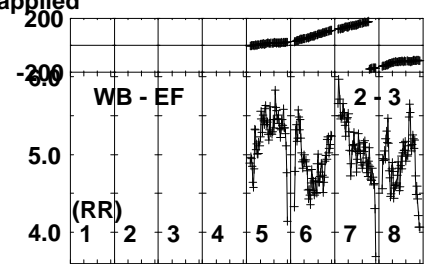
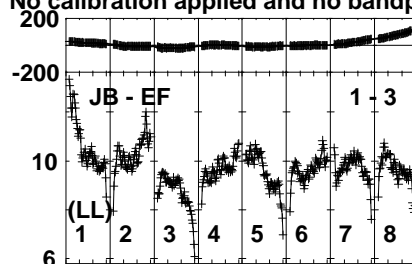
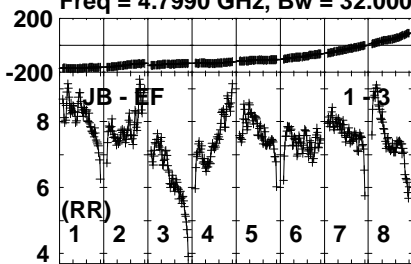
Lower frame: Micro Ampl Jy Top frame: Phas deg
Vector averaged cross-power spectrum Several baselines displayed
Timerange: 00/18:40:41 to 00/18:44:20

Plot file version 419 created 13-OCT-2021 16:55:27

J1745-0753 RG0121.UVDATA.1

Freq = 4.7990 GHz, Bw = 32.000 MH

No calibration applied and no bandpass applied



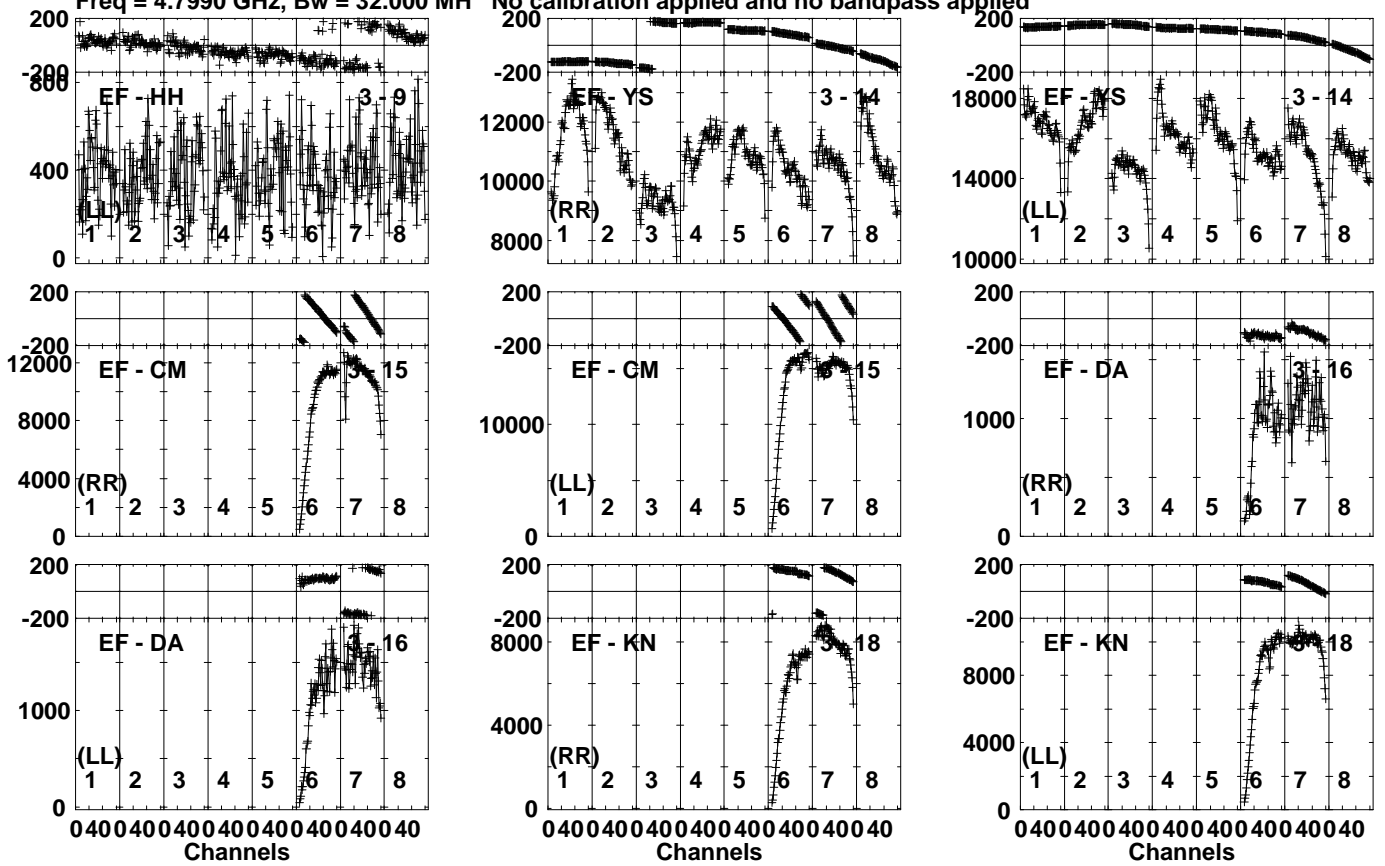
Lower frame: Milli Ampl Jy Top frame: Phas deg
Vector averaged cross-power spectrum Several baselines displayed
Timerange: 00/18:44:40 to 00/18:45:29

Plot file version 420 created 13-OCT-2021 16:55:28

J1745-0753 RG0121.UVDATA.1

Freq = 4.7990 GHz, Bw = 32.000 MH

No calibration applied and no bandpass applied



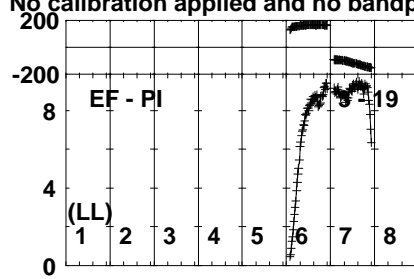
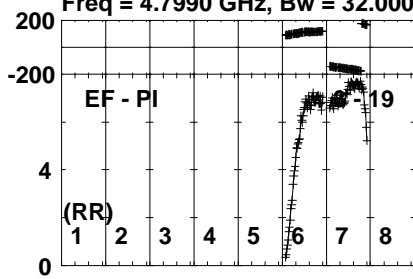
Lower frame: Micro Ampl Jy Top frame: Phas deg
Vector averaged cross-power spectrum Several baselines displayed
Timerange: 00/18:44:40 to 00/18:45:29

Plot file version 421 created 13-OCT-2021 16:55:28

J1745-0753 RG0121.UVDATA.1

Freq = 4.7990 GHz, Bw = 32.000 MH

No calibration applied and no bandpass applied



Lower frame: Milli Ampl Jy Top frame: Phas deg

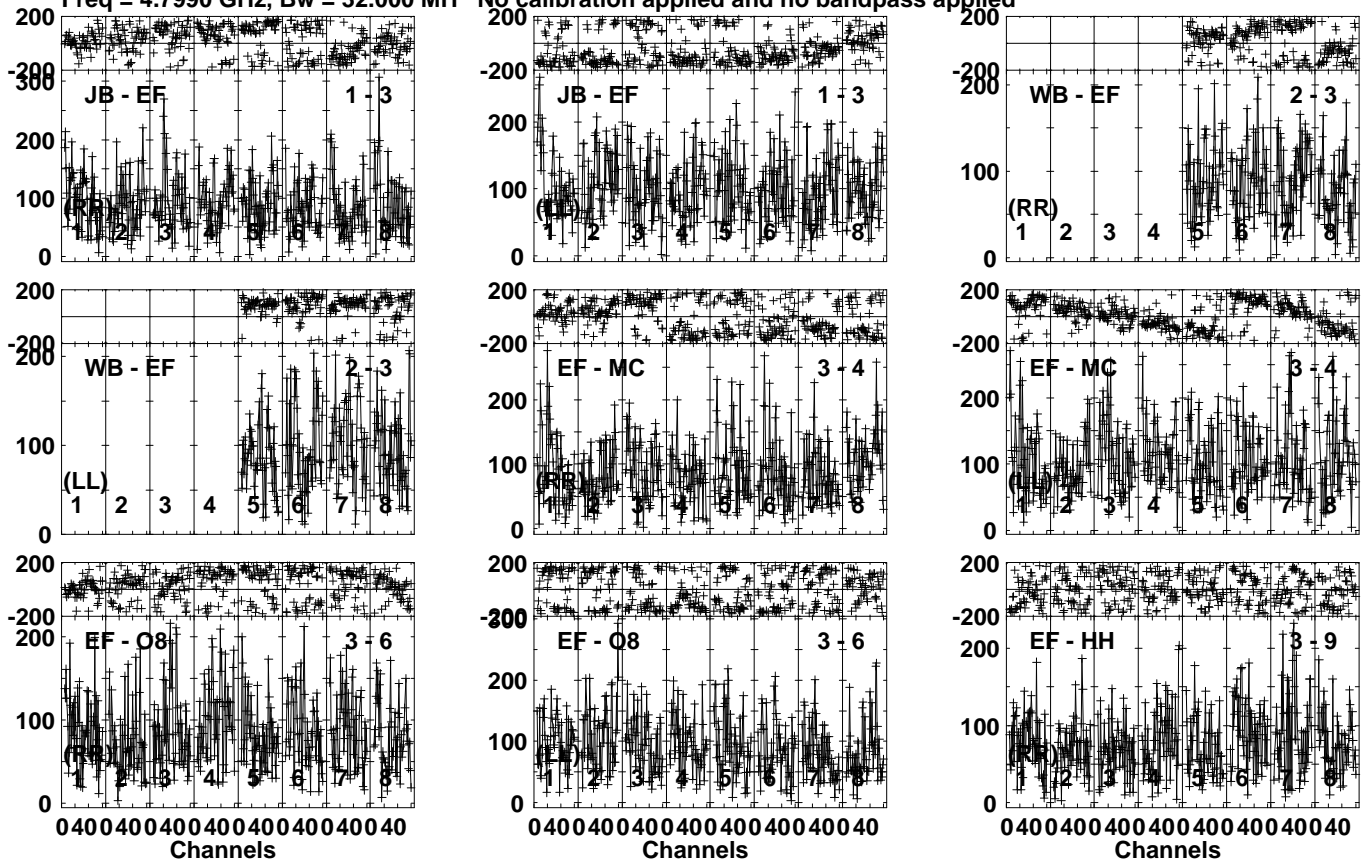
Vector averaged cross-power spectrum Several baselines displayed

Timerange: 00/18:44:40 to 00/18:45:29

Plot file version 422 created 13-OCT-2021 16:55:28

VLASS1 RG0121.UVDATA.1

Freq = 4.7990 GHz, Bw = 32.000 MH No calibration applied and no bandpass applied

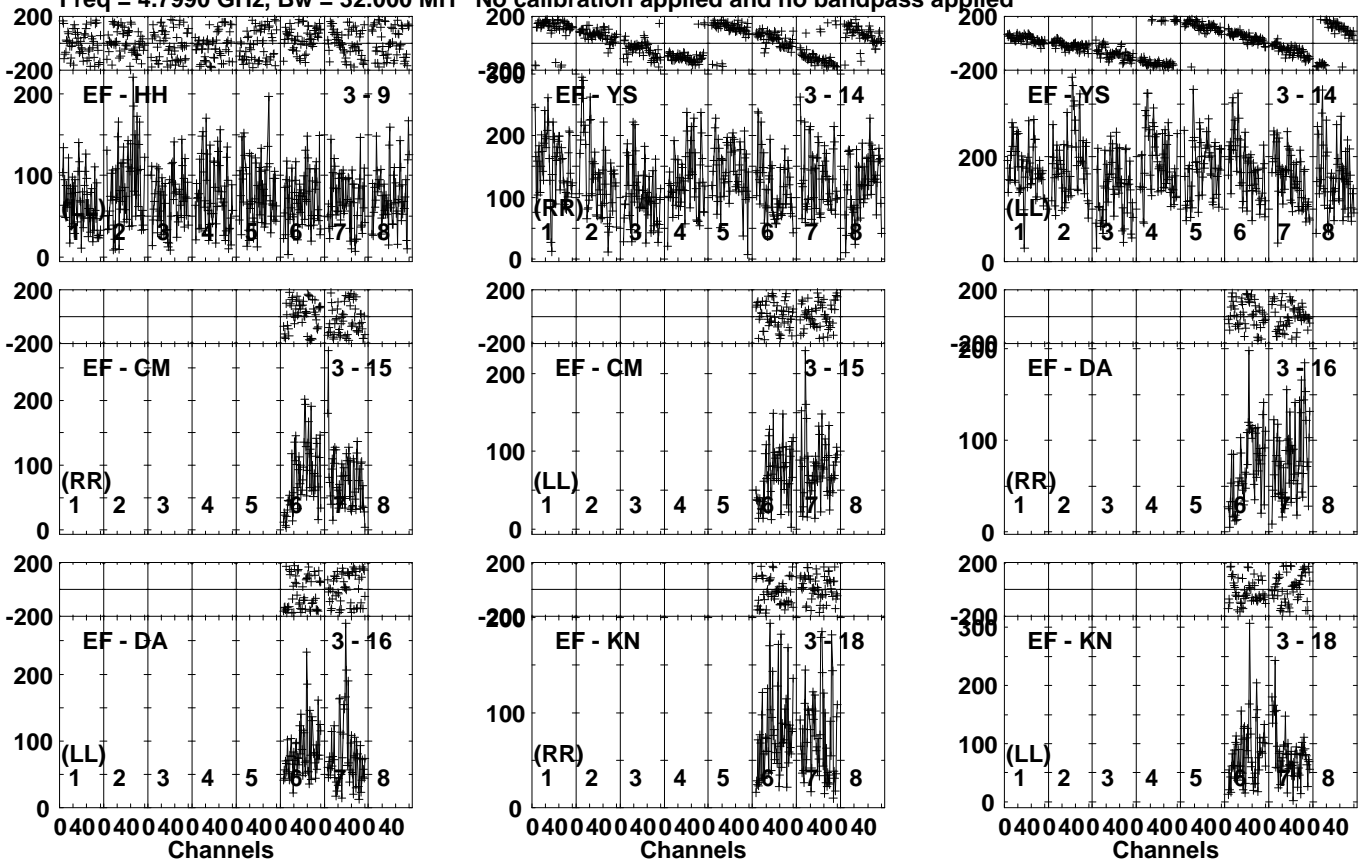


Lower frame: Micro Ampl Jy Top frame: Phas deg
Vector averaged cross-power spectrum Several baselines displayed
Timerange: 00/18:45:50 to 00/18:49:30

Plot file version 423 created 13-OCT-2021 16:55:29

VLASS1 RG0121.UVDATA.1

Freq = 4.7990 GHz, Bw = 32.000 MH No calibration applied and no bandpass applied

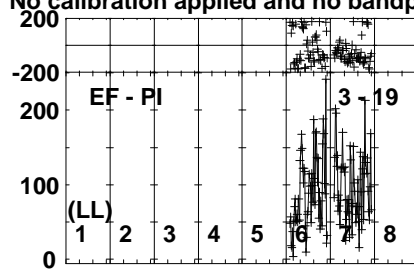
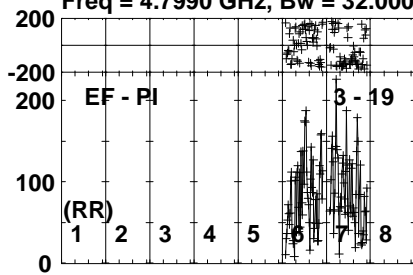


Lower frame: Micro Ampl Jy Top frame: Phas deg
Vector averaged cross-power spectrum Several baselines displayed
Timerange: 00/18:45:50 to 00/18:49:30

Plot file version 424 created 13-OCT-2021 16:55:29

VLASS1 RG012I.UVDATA.1

Freq = 4.7990 GHz, Bw = 32.000 MH No calibration applied and no bandpass applied



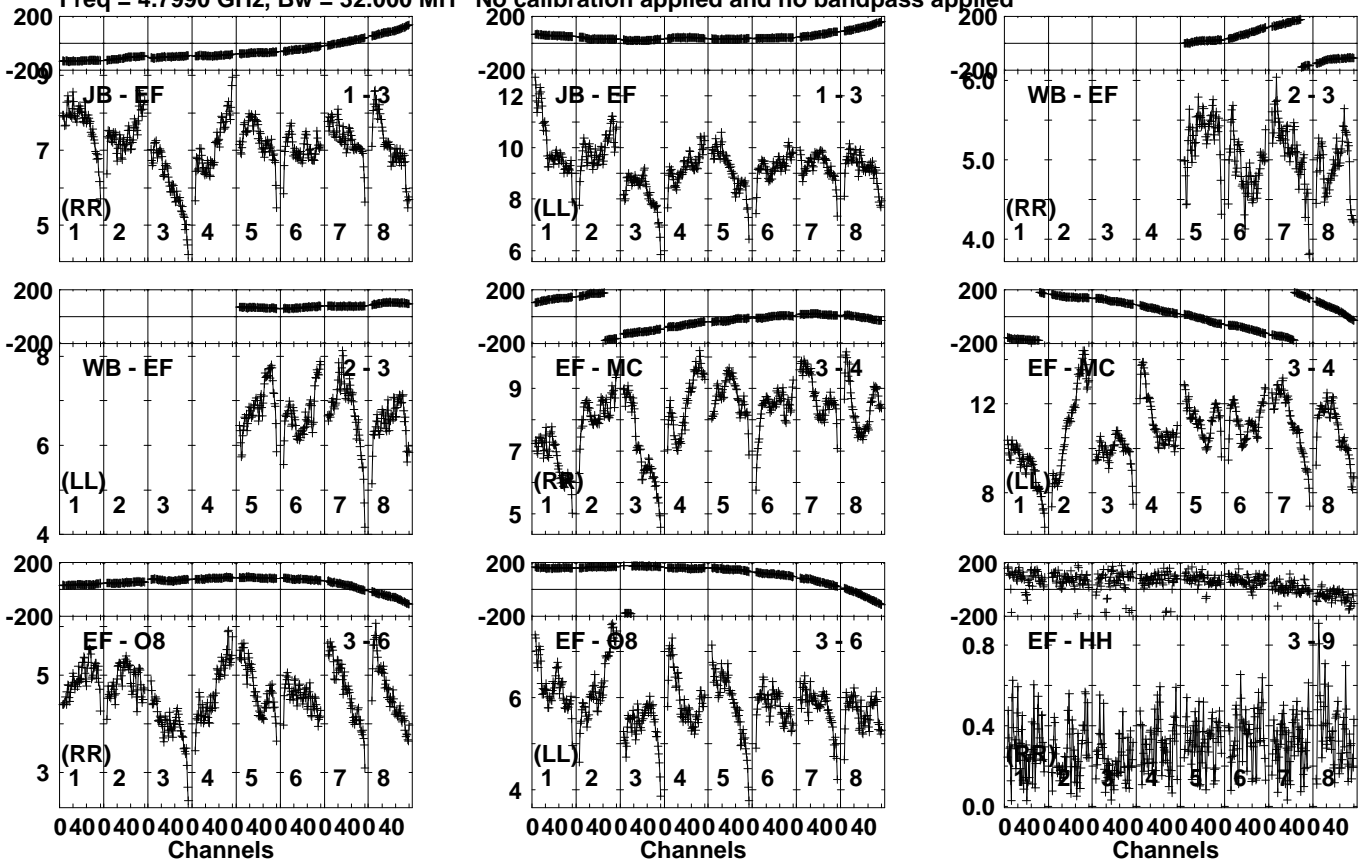
Lower frame: Micro Ampl Jy Top frame: Phas deg
Vector averaged cross-power spectrum Several baselines displayed
Timerange: 00/18:45:50 to 00/18:49:30

Plot file version 425 created 13-OCT-2021 16:55:30

J1745-0753 RG0121.UVDATA.1

Freq = 4.7990 GHz, Bw = 32.000 MH

No calibration applied and no bandpass applied

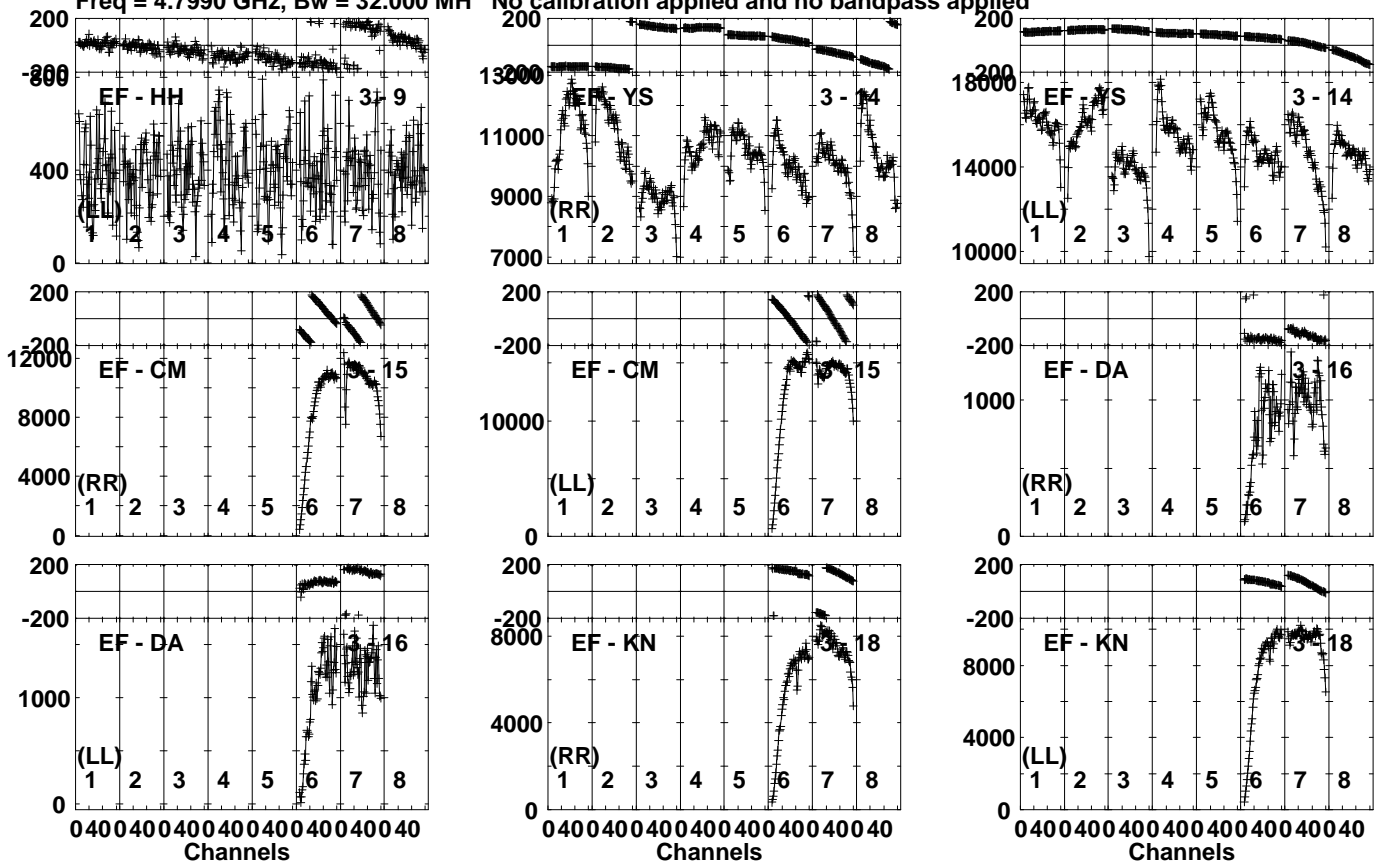


Lower frame: Milli Ampl Jy Top frame: Phas deg
Vector averaged cross-power spectrum Several baselines displayed
Timerange: 00/18:50:11 to 00/18:50:50

Plot file version 426 created 13-OCT-2021 16:55:30

J1745-0753 RG012I.UVDATA.1

Freq = 4.7990 GHz, Bw = 32.000 MH No calibration applied and no bandpass applied



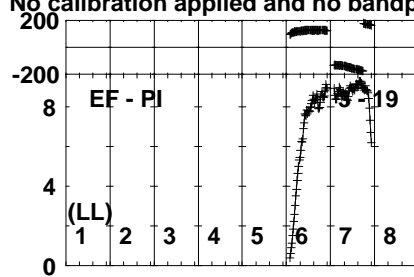
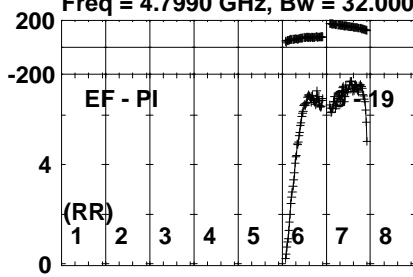
Lower frame: Micro Ampl Jy Top frame: Phas deg
Vector averaged cross-power spectrum Several baselines displayed
Timerange: 00/18:50:11 to 00/18:50:50

Plot file version 427 created 13-OCT-2021 16:55:31

J1745-0753 RG0121.UVDATA.1

Freq = 4.7990 GHz, Bw = 32.000 MH

No calibration applied and no bandpass applied



Lower frame: Milli Ampl Jy Top frame: Phas deg

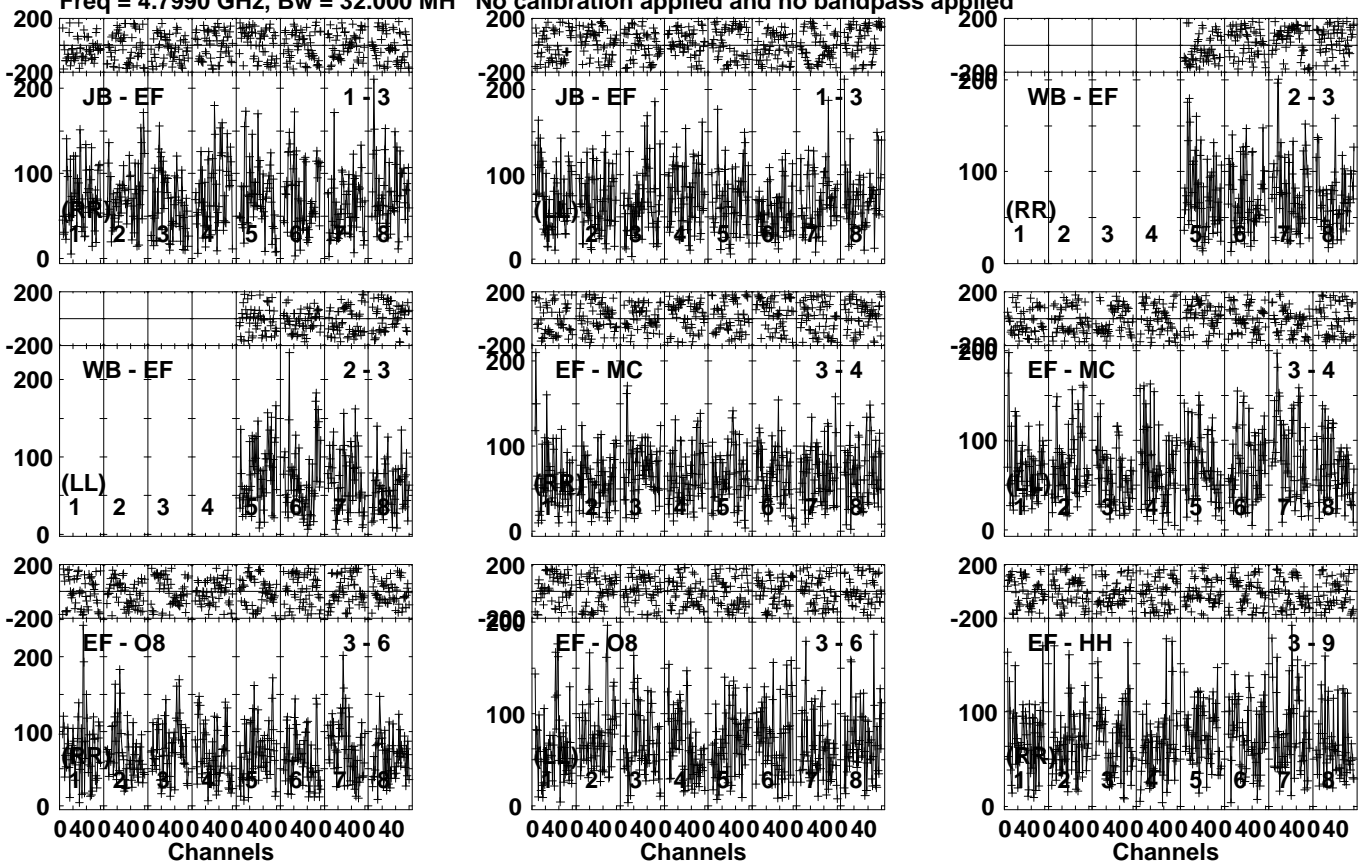
Vector averaged cross-power spectrum Several baselines displayed

Timerange: 00/18:50:11 to 00/18:50:50

Plot file version 428 created 13-OCT-2021 16:55:31

RSOPH RG012I.UVDATA.1

Freq = 4.7990 GHz, Bw = 32.000 MH No calibration applied and no bandpass applied

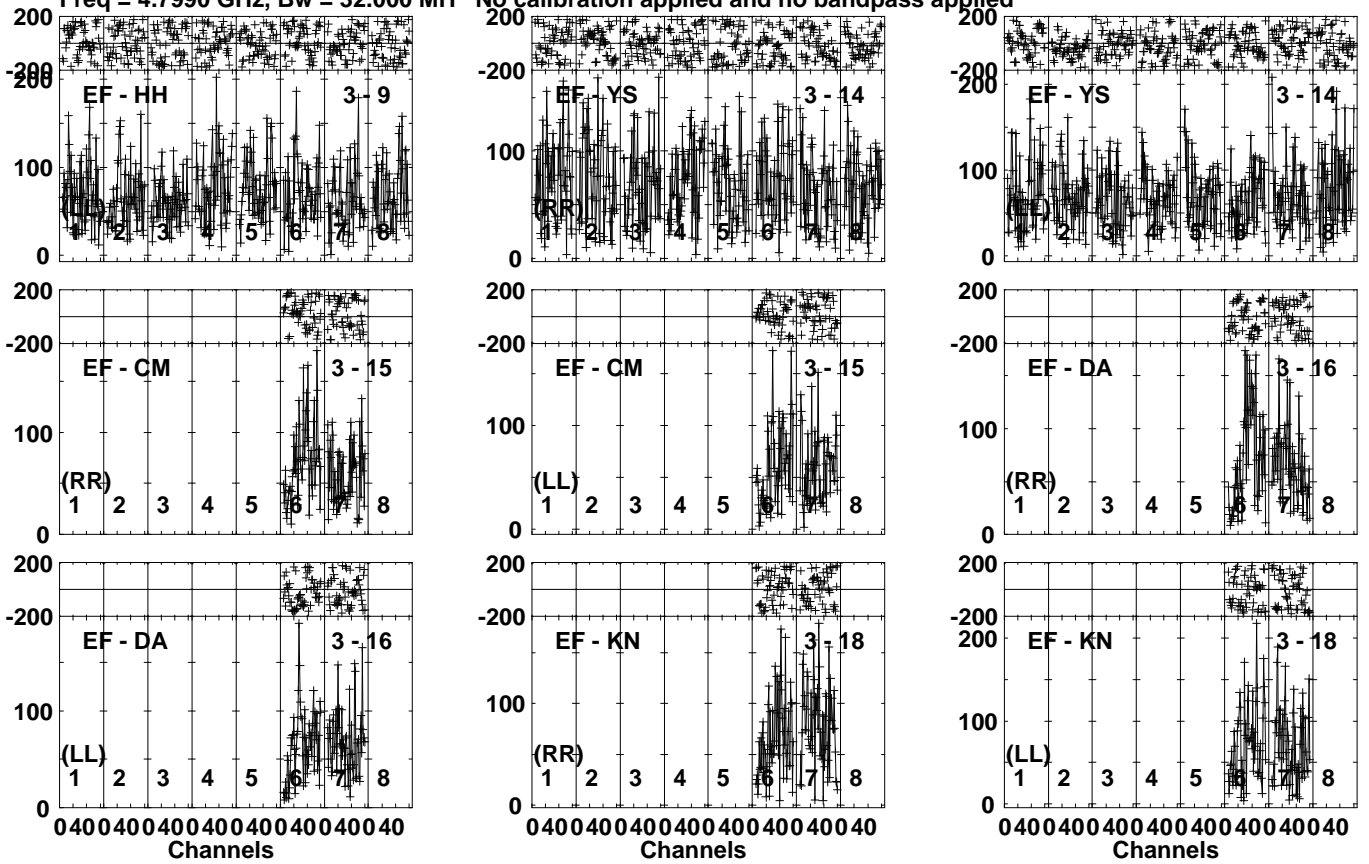


Lower frame: Micro Ampl Jy Top frame: Phas deg
Vector averaged cross-power spectrum Several baselines displayed
Timerange: 00/18:51:11 to 00/18:55:20

Plot file version 429 created 13-OCT-2021 16:55:31

RSOPH RG012I.UVDATA.1

Freq = 4.7990 GHz, Bw = 32.000 MH No calibration applied and no bandpass applied


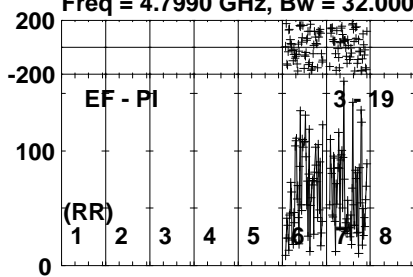


Lower frame: Micro Ampl Jy Top frame: Phas deg
Vector averaged cross-power spectrum Several baselines displayed
Timerange: 00/18:51:11 to 00/18:55:20

Plot file version 430 created 13-OCT-2021 16:55:32

RSOPH RG012I.UVDATA.1

Freq = 4.7990 GHz, Bw = 32.000 MH No calibration applied and no bandpass applied

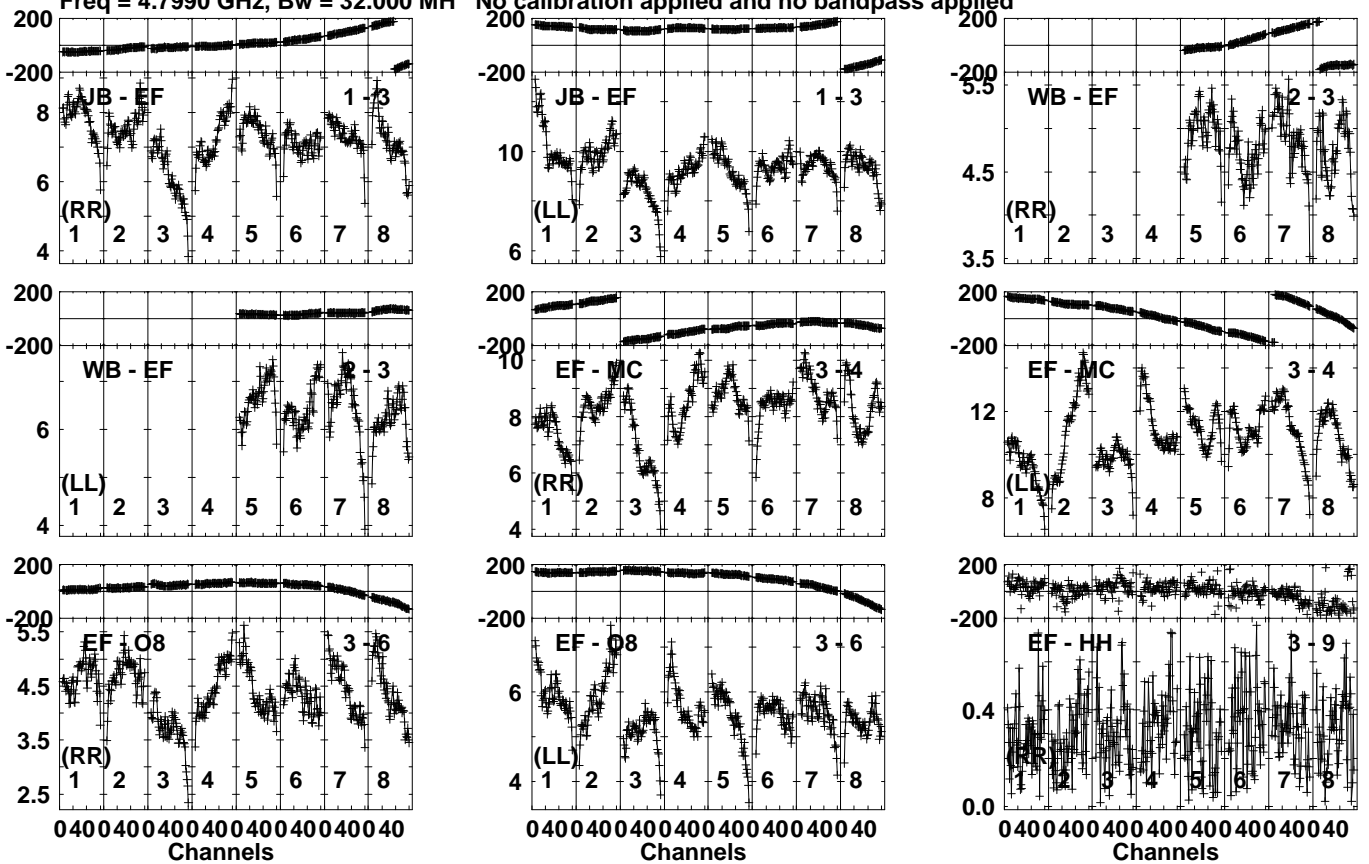


Lower frame: Micro Ampl Jy Top frame: Phas deg
Vector averaged cross-power spectrum Several baselines displayed
Timerange: 00/18:51:11 to 00/18:55:20

Plot file version 431 created 13-OCT-2021 16:55:33

J1745-0753 RG0121.UVDATA.1

Freq = 4.7990 GHz, Bw = 32.000 MH No calibration applied and no bandpass applied



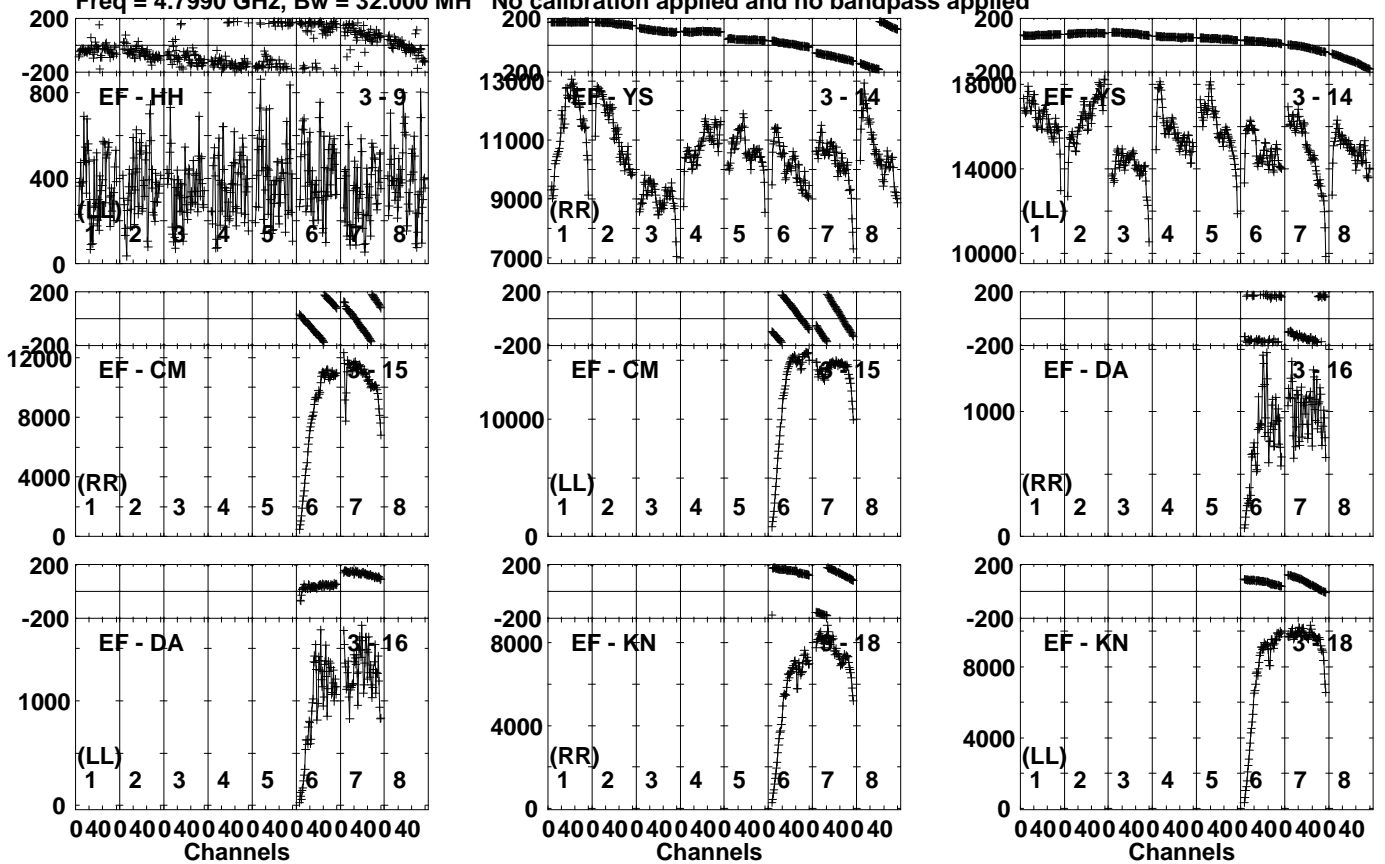
Lower frame: Milli Ampl Jy Top frame: Phas deg
Vector averaged cross-power spectrum Several baselines displayed
Timerange: 00/18:55:40 to 00/18:56:30

Plot file version 432 created 13-OCT-2021 16:55:33

J1745-0753 RG0121.UVDATA.1

Freq = 4.7990 GHz, Bw = 32.000 MH

No calibration applied and no bandpass applied



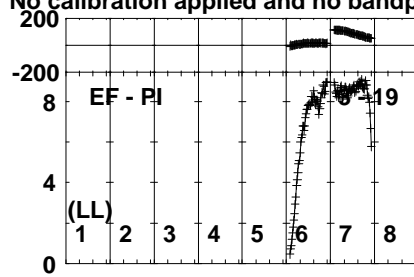
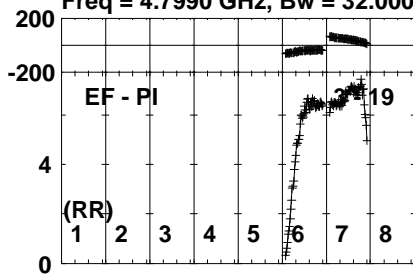
Lower frame: Micro Ampl Jy Top frame: Phas deg
Vector averaged cross-power spectrum Several baselines displayed
Timerange: 00/18:55:40 to 00/18:56:30

Plot file version 433 created 13-OCT-2021 16:55:34

J1745-0753 RG0121.UVDATA.1

Freq = 4.7990 GHz, Bw = 32.000 MH

No calibration applied and no bandpass applied



Lower frame: Milli Ampl Jy Top frame: Phas deg

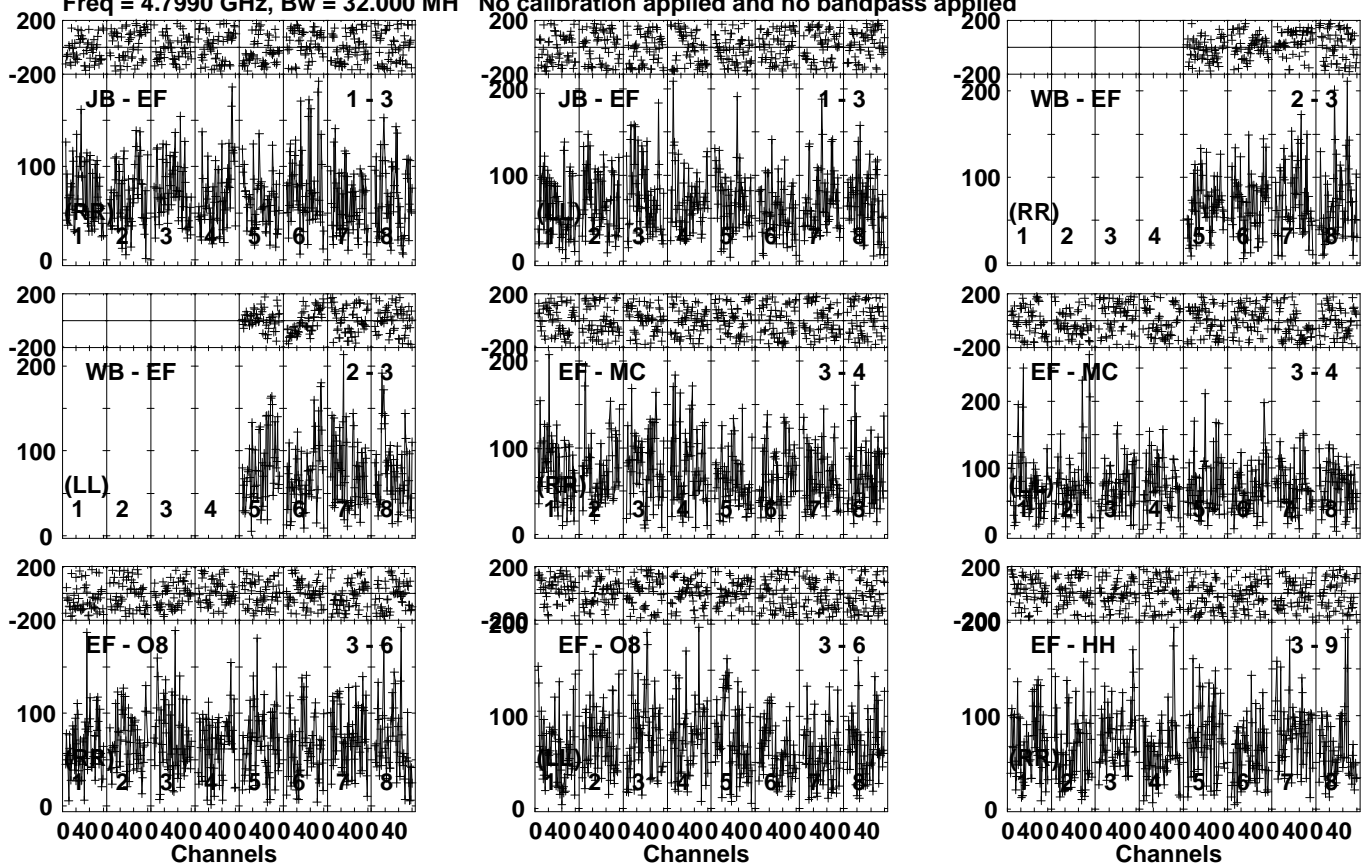
Vector averaged cross-power spectrum Several baselines displayed

Timerange: 00/18:55:40 to 00/18:56:30

Plot file version 434 created 13-OCT-2021 16:55:34

RSOPH RG012I.UVDATA.1

Freq = 4.7990 GHz, Bw = 32.000 MH No calibration applied and no bandpass applied

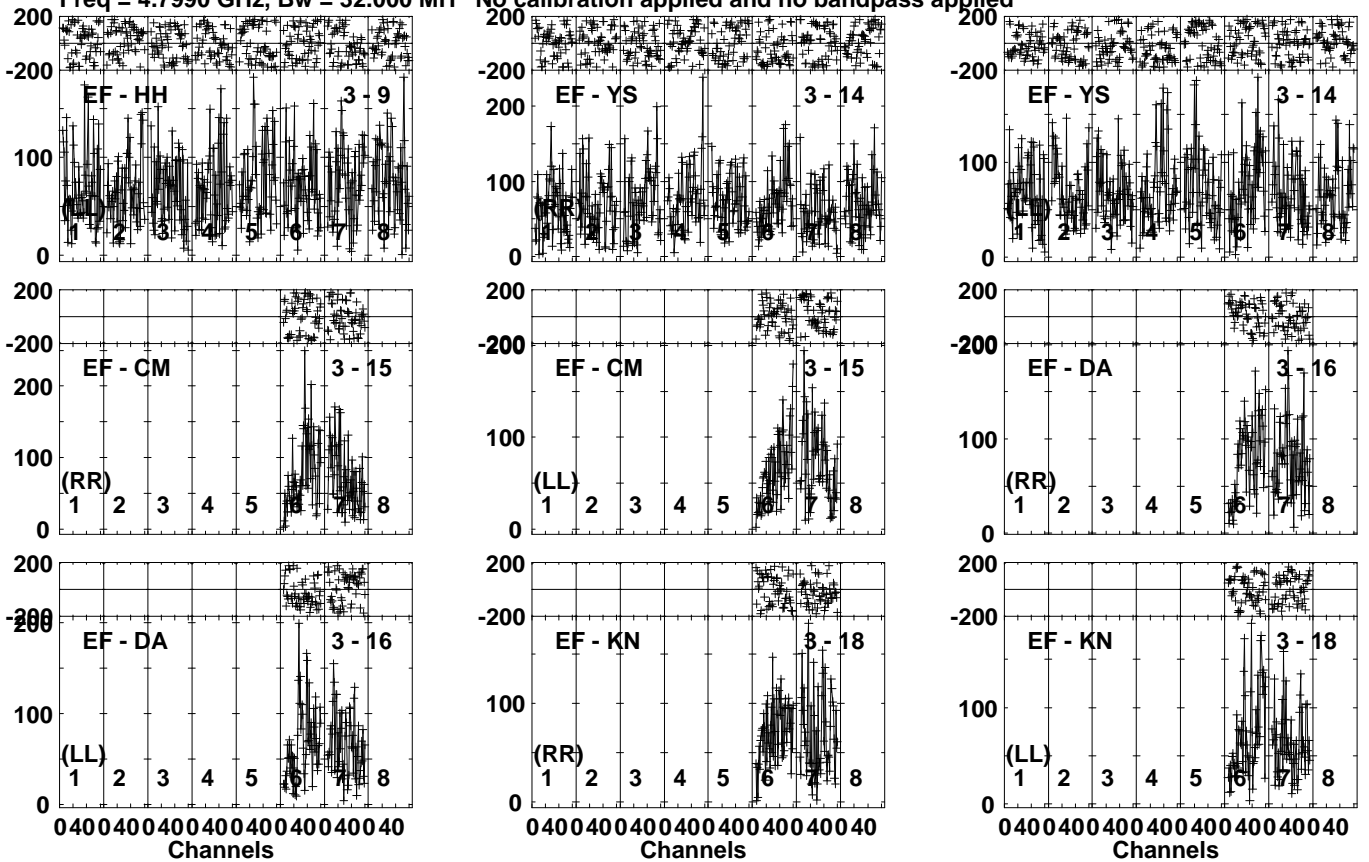


Lower frame: Micro Ampl Jy Top frame: Phas deg
Vector averaged cross-power spectrum Several baselines displayed
Timerange: 00/18:56:50 to 00/19:00:59

Plot file version 435 created 13-OCT-2021 16:55:34

RSOPH RG012I.UVDATA.1

Freq = 4.7990 GHz, Bw = 32.000 MH No calibration applied and no bandpass applied

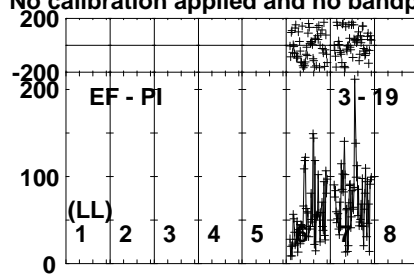
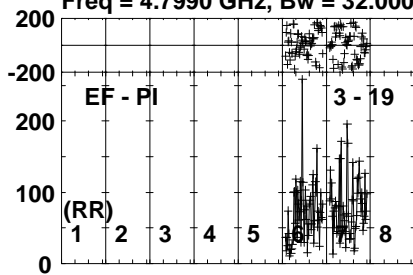


Lower frame: Micro Ampl Jy Top frame: Phas deg
Vector averaged cross-power spectrum Several baselines displayed
Timerange: 00/18:56:50 to 00/19:00:59

Plot file version 436 created 13-OCT-2021 16:55:35

RSOPH RG012I.UVDATA.1

Freq = 4.7990 GHz, Bw = 32.000 MH No calibration applied and no bandpass applied



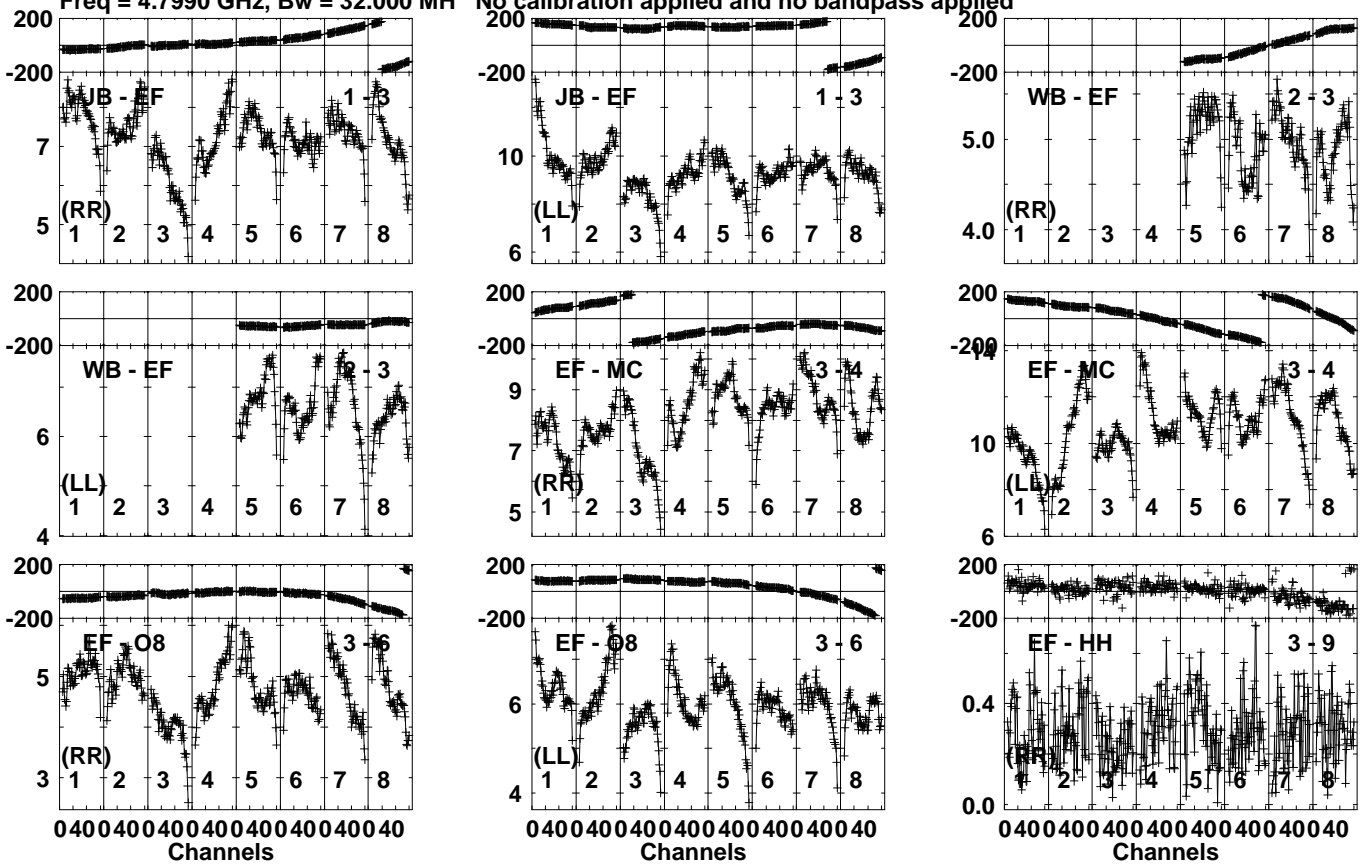
Lower frame: Micro Ampl Jy Top frame: Phas deg
Vector averaged cross-power spectrum Several baselines displayed
Timerange: 00/18:56:50 to 00/19:00:59

Plot file version 437 created 13-OCT-2021 16:55:35

J1745-0753 RG0121.UVDATA.1

Freq = 4.7990 GHz, Bw = 32.000 MH

No calibration applied and no bandpass applied

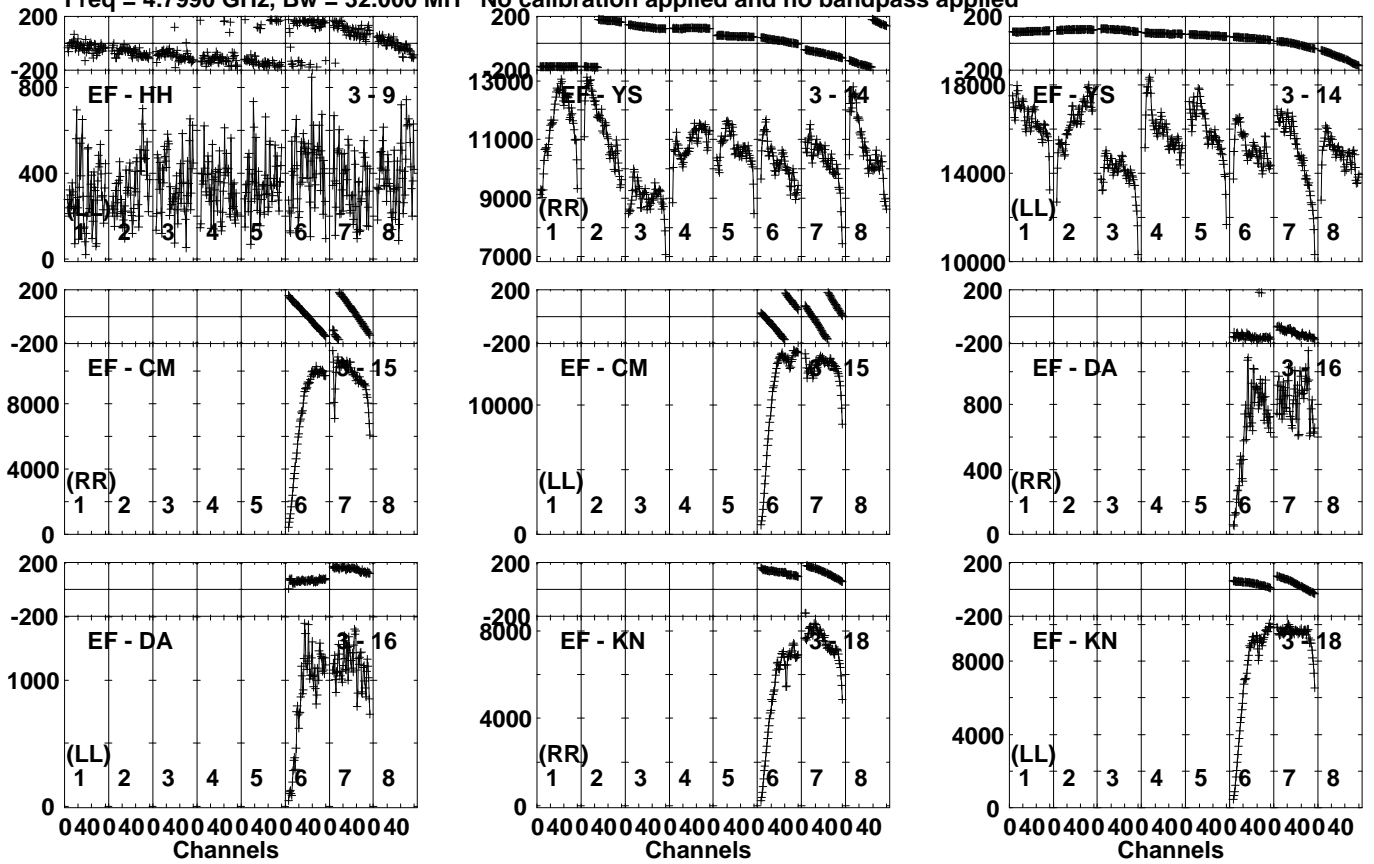


Lower frame: Milli Ampl Jy Top frame: Phas deg
Vector averaged cross-power spectrum Several baselines displayed
Timerange: 00/19:01:40 to 00/19:02:19

Plot file version 438 created 13-OCT-2021 16:55:35

J1745-0753 RG0121.UVDATA.1

Freq = 4.7990 GHz, Bw = 32.000 MH No calibration applied and no bandpass applied



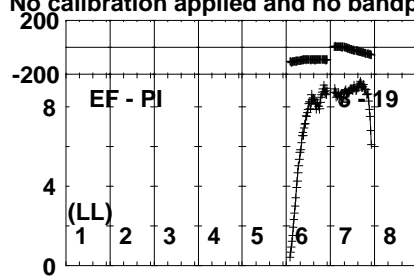
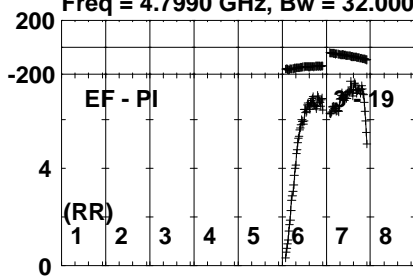
Lower frame: Micro Ampl Jy Top frame: Phas deg
Vector averaged cross-power spectrum Several baselines displayed
Timerange: 00/19:01:40 to 00/19:02:19

Plot file version 439 created 13-OCT-2021 16:55:36

J1745-0753 RG0121.UVDATA.1

Freq = 4.7990 GHz, Bw = 32.000 MH

No calibration applied and no bandpass applied

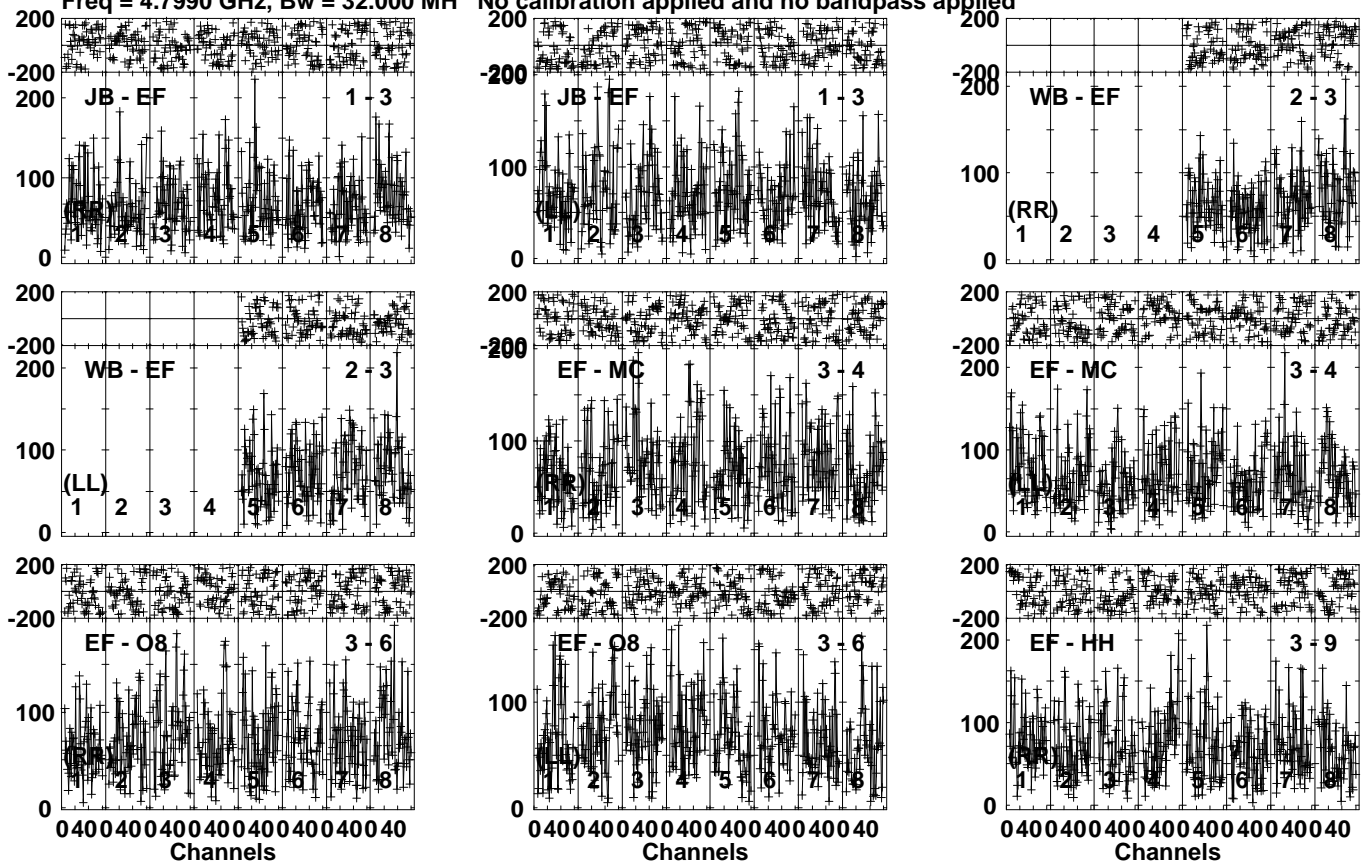


Lower frame: Milli Ampl Jy Top frame: Phas deg
Vector averaged cross-power spectrum Several baselines displayed
Timerange: 00/19:01:40 to 00/19:02:19

Plot file version 440 created 13-OCT-2021 16:55:36

RSOPH RG012I.UVDATA.1

Freq = 4.7990 GHz, Bw = 32.000 MH No calibration applied and no bandpass applied

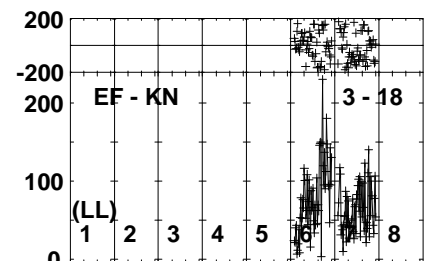
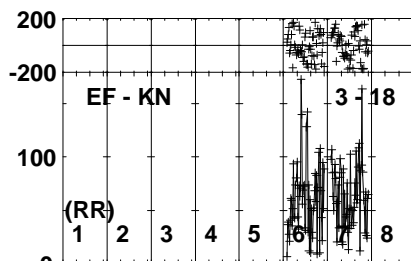
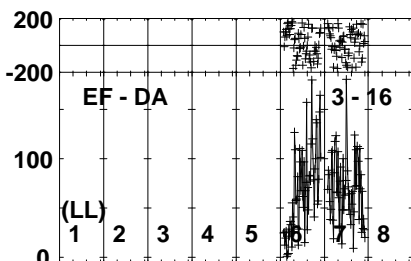
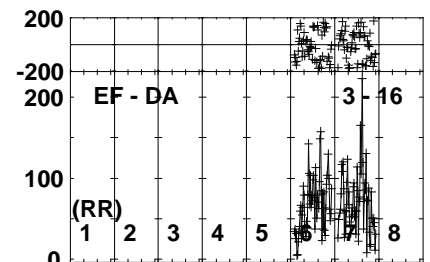
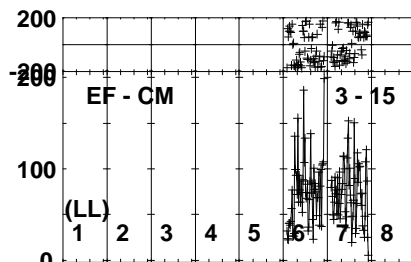
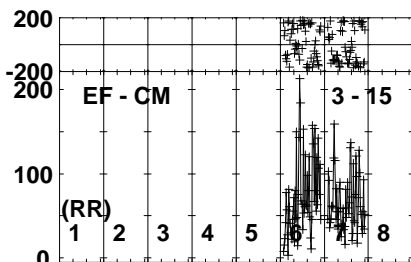
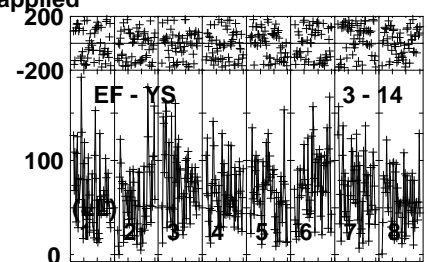
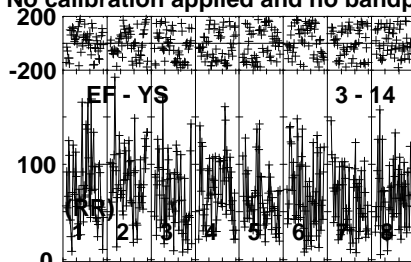
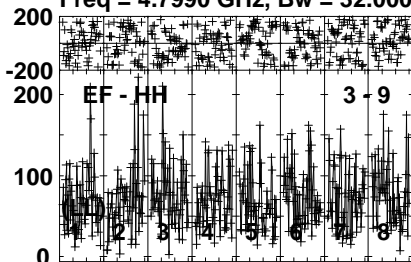


Lower frame: Micro Ampl Jy Top frame: Phas deg
Vector averaged cross-power spectrum Several baselines displayed
Timerange: 00/19:02:40 to 00/19:06:50

Plot file version 441 created 13-OCT-2021 16:55:37

RSOPH RG012I.UVDATA.1

Freq = 4.7990 GHz, Bw = 32.000 MH No calibration applied and no bandpass applied

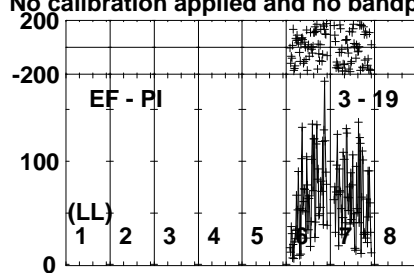
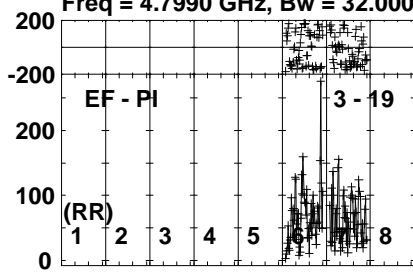


Lower frame: Micro Ampl Jy Top frame: Phas deg
Vector averaged cross-power spectrum Several baselines displayed
Timerange: 00/19:02:40 to 00/19:06:50

Plot file version 442 created 13-OCT-2021 16:55:37

RSOPH RG012I.UVDATA.1

Freq = 4.7990 GHz, Bw = 32.000 MH No calibration applied and no bandpass applied



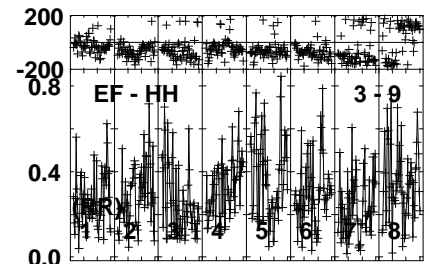
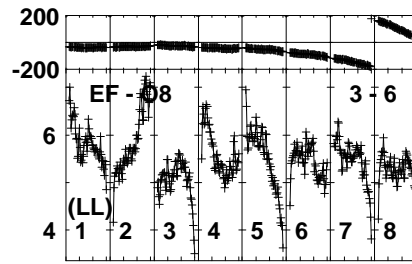
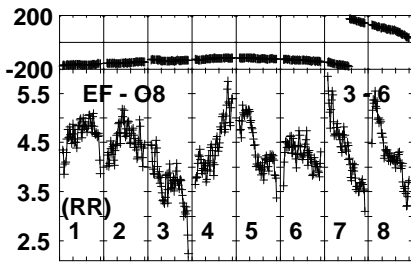
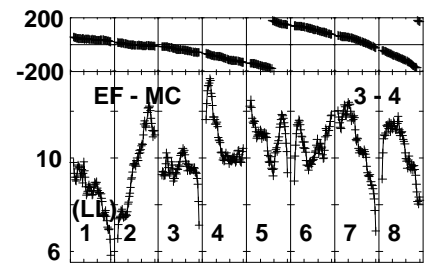
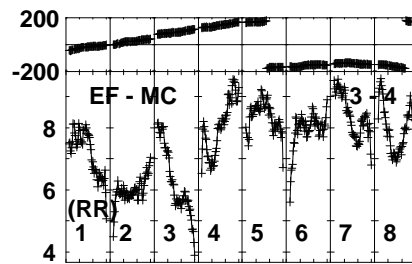
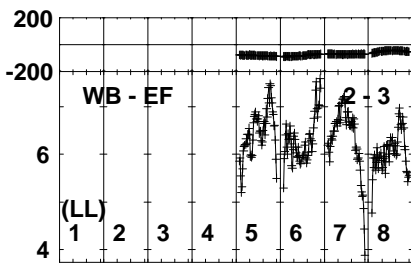
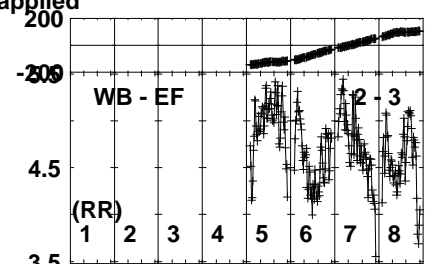
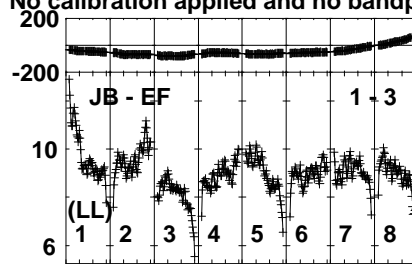
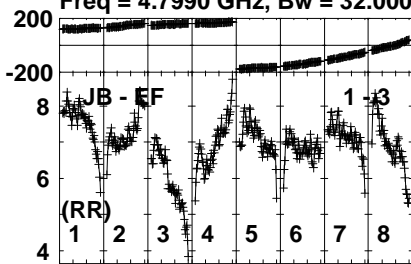
Lower frame: Micro Ampl Jy Top frame: Phas deg
Vector averaged cross-power spectrum Several baselines displayed
Timerange: 00/19:02:40 to 00/19:06:50

Plot file version 443 created 13-OCT-2021 16:55:38

J1745-0753 RG0121.UVDATA.1

Freq = 4.7990 GHz, Bw = 32.000 MH

No calibration applied and no bandpass applied



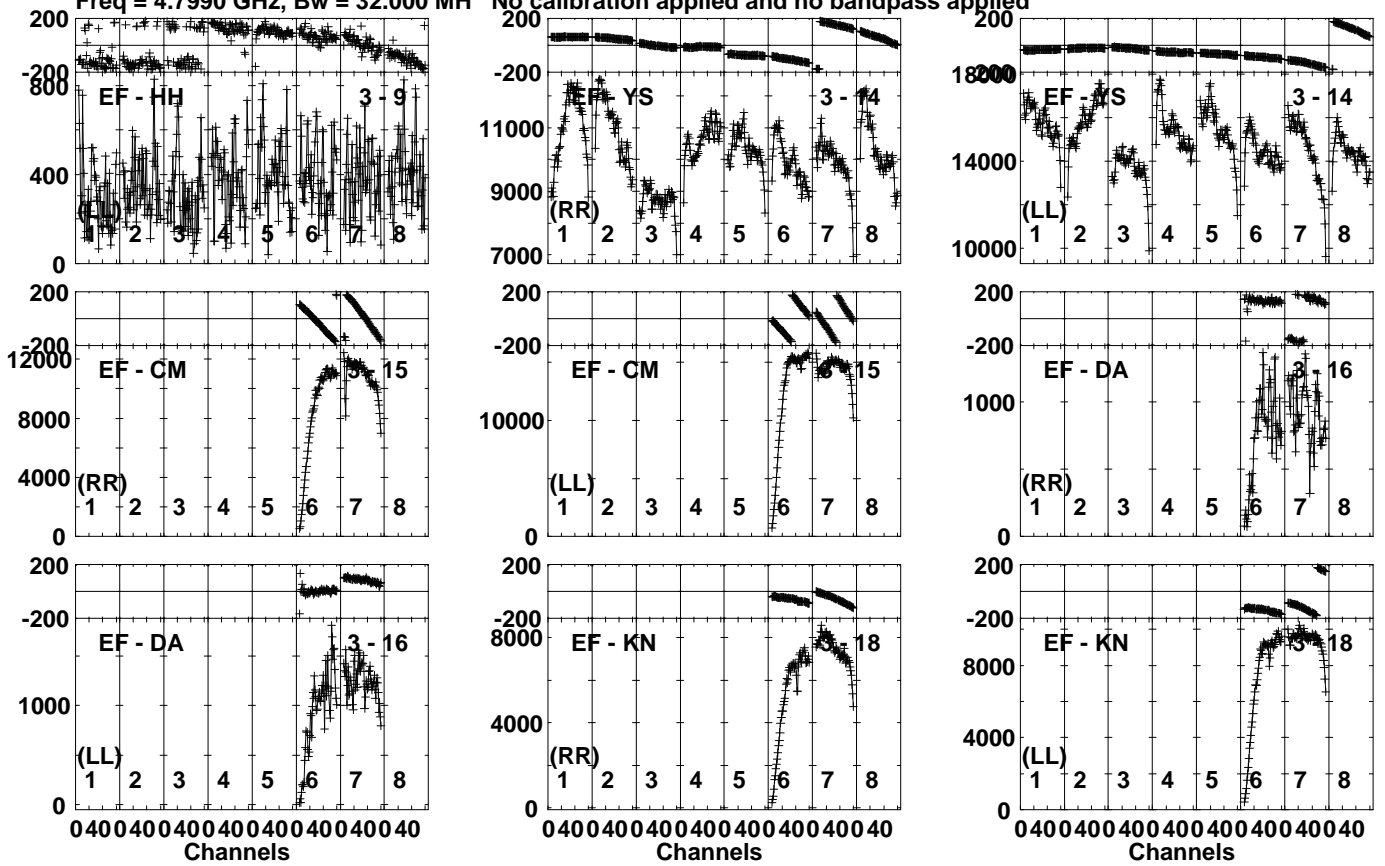
Lower frame: Milli Ampl Jy Top frame: Phas deg
Vector averaged cross-power spectrum Several baselines displayed
Timerange: 00/19:07:10 to 00/19:07:59

Plot file version 444 created 13-OCT-2021 16:55:38

J1745-0753 RG0121.UVDATA.1

Freq = 4.7990 GHz, Bw = 32.000 MH

No calibration applied and no bandpass applied



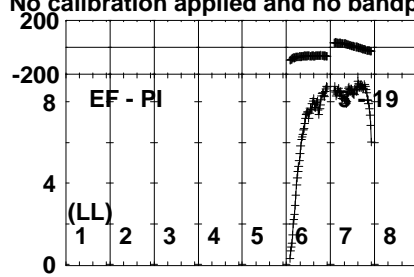
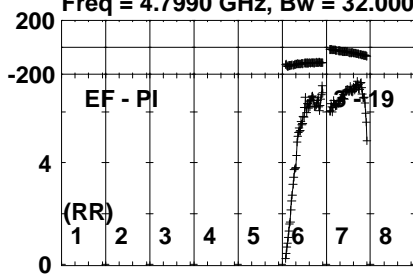
Lower frame: Micro Ampl Jy Top frame: Phas deg
Vector averaged cross-power spectrum Several baselines displayed
Timerange: 00/19:07:10 to 00/19:07:59

Plot file version 445 created 13-OCT-2021 16:55:39

J1745-0753 RG0121.UVDATA.1

Freq = 4.7990 GHz, Bw = 32.000 MH

No calibration applied and no bandpass applied



Lower frame: Milli Ampl Jy Top frame: Phas deg

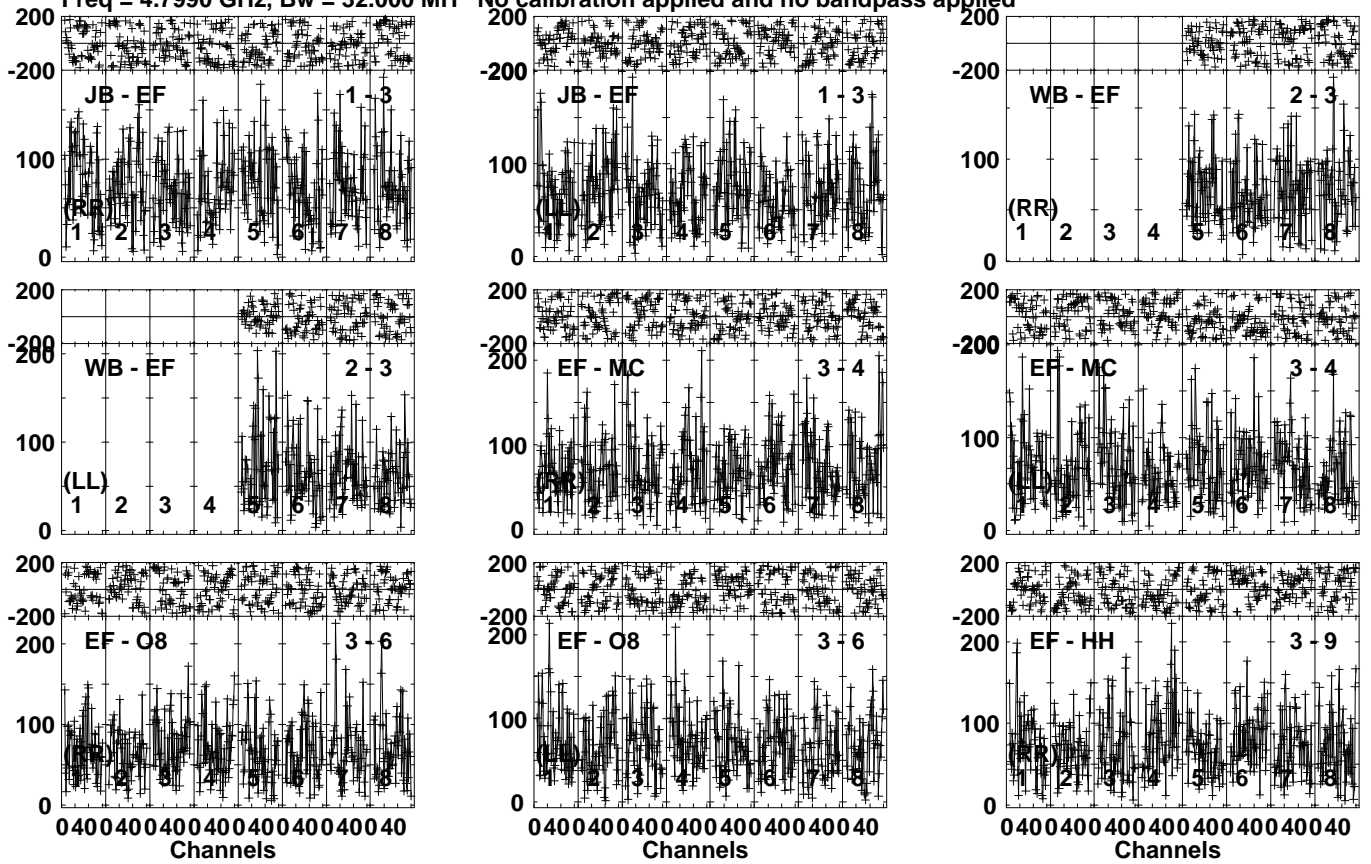
Vector averaged cross-power spectrum Several baselines displayed

Timerange: 00/19:07:10 to 00/19:07:59

Plot file version 446 created 13-OCT-2021 16:55:39

RSOPH RG012I.UVDATA.1

Freq = 4.7990 GHz, Bw = 32.000 MH No calibration applied and no bandpass applied

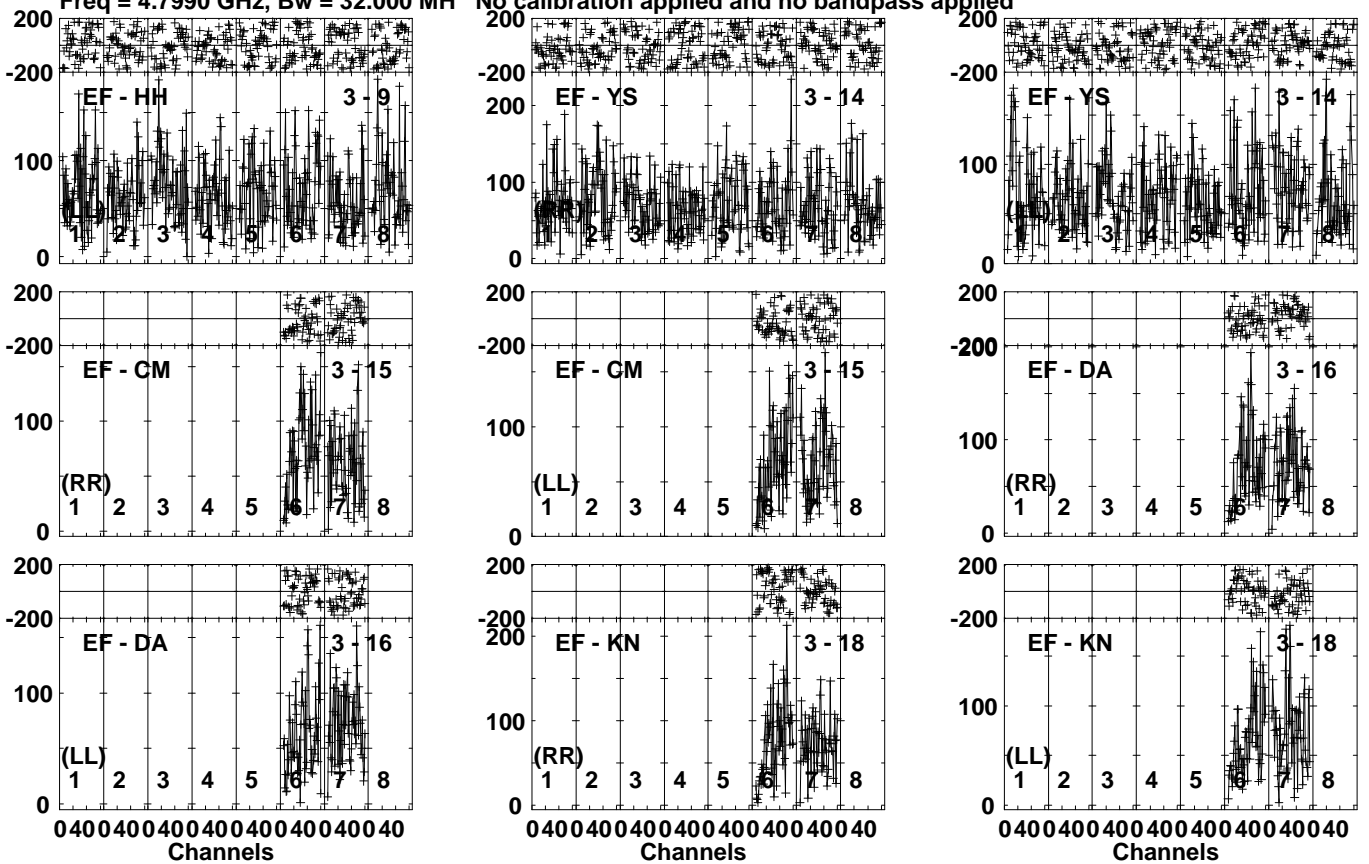


Lower frame: Micro Ampl Jy Top frame: Phas deg
Vector averaged cross-power spectrum Several baselines displayed
Timerange: 00/19:08:20 to 00/19:12:30

Plot file version 447 created 13-OCT-2021 16:55:39

RSOPH RG012I.UVDATA.1

Freq = 4.7990 GHz, Bw = 32.000 MH No calibration applied and no bandpass applied

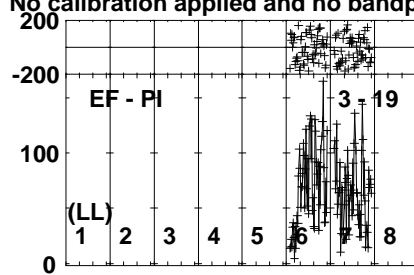
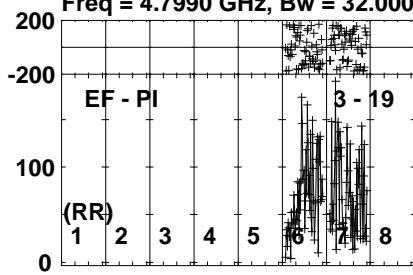


Lower frame: Micro Ampl Jy Top frame: Phas deg
Vector averaged cross-power spectrum Several baselines displayed
Timerange: 00/19:08:20 to 00/19:12:30

Plot file version 448 created 13-OCT-2021 16:55:40

RSOPH RG012I.UVDATA.1

Freq = 4.7990 GHz, Bw = 32.000 MH No calibration applied and no bandpass applied



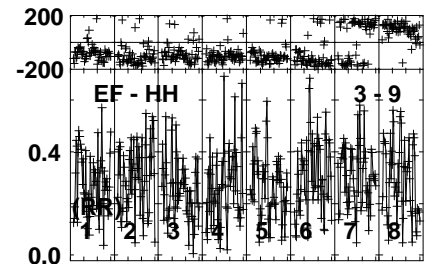
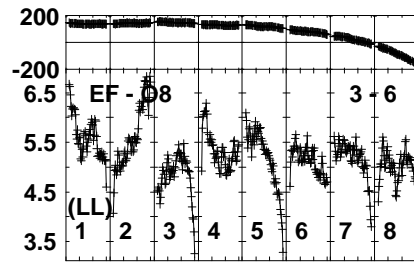
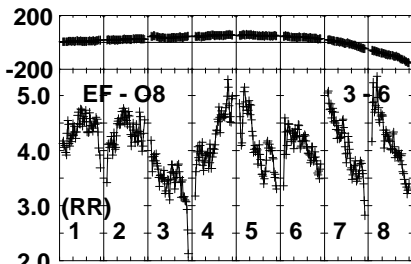
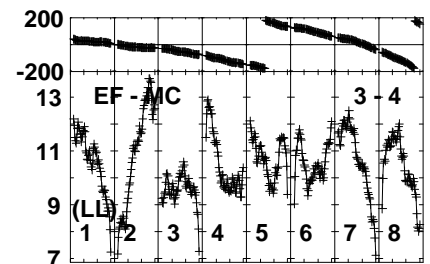
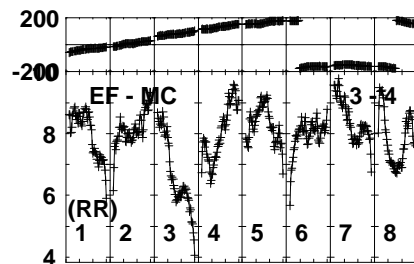
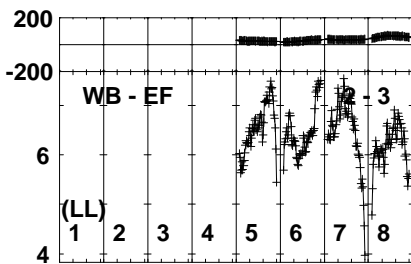
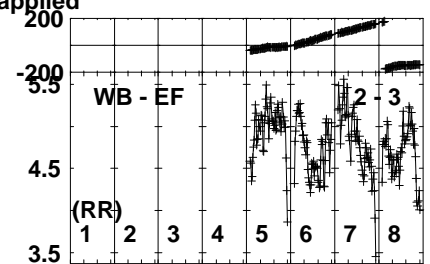
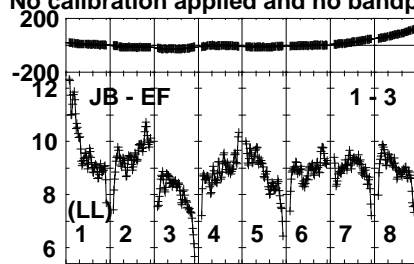
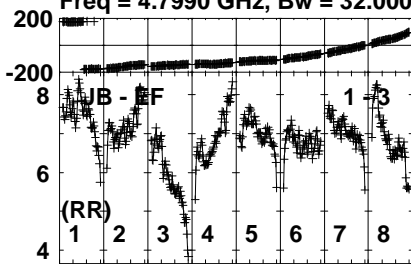
Lower frame: Micro Ampl Jy Top frame: Phas deg
Vector averaged cross-power spectrum Several baselines displayed
Timerange: 00/19:08:20 to 00/19:12:30

Plot file version 449 created 13-OCT-2021 16:55:40

J1745-0753 RG0121.UVDATA.1

Freq = 4.7990 GHz, Bw = 32.000 MH

No calibration applied and no bandpass applied



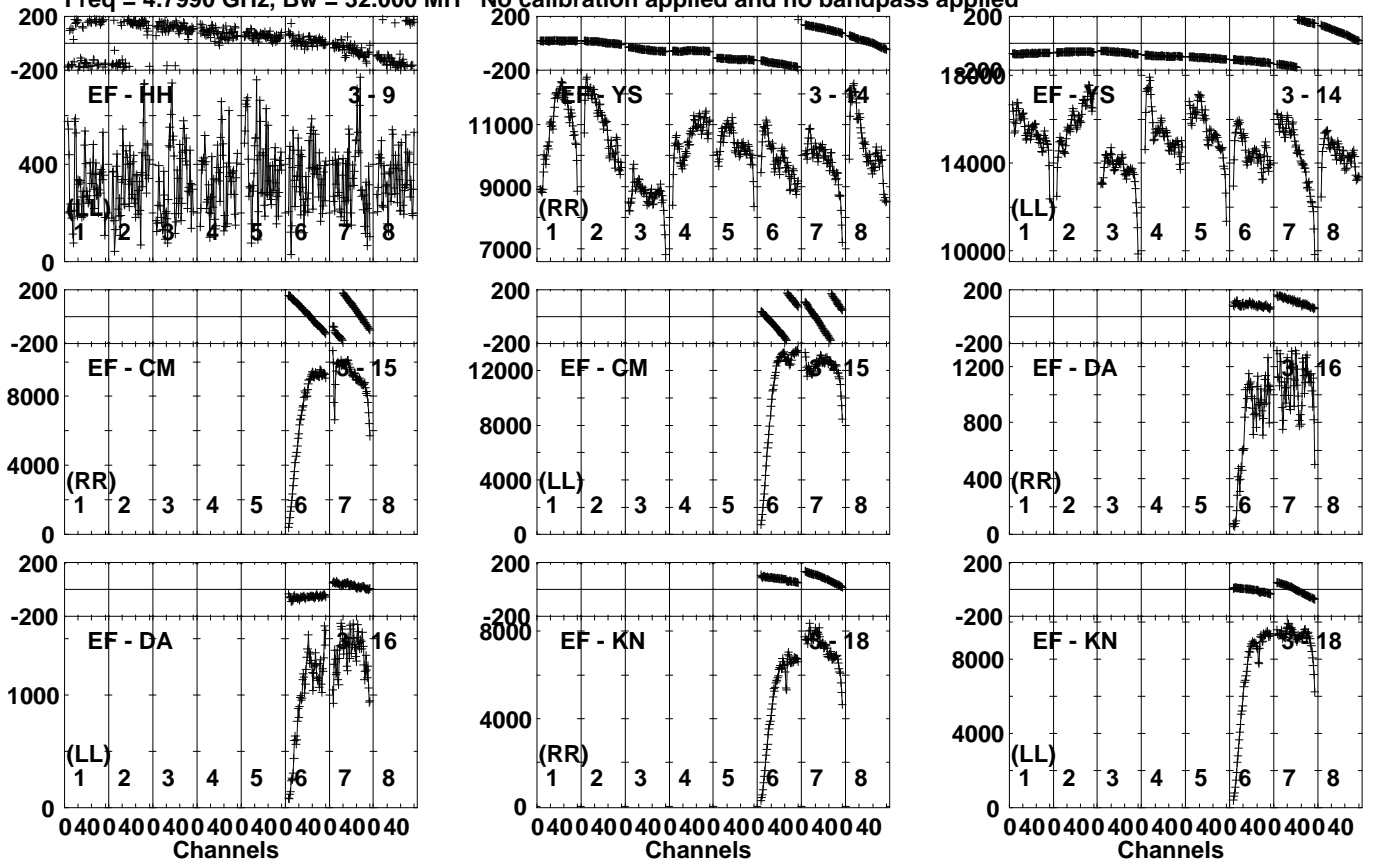
Lower frame: Milli Ampl Jy Top frame: Phas deg
Vector averaged cross-power spectrum Several baselines displayed
Timerange: 00/19:13:11 to 00/19:13:50

Plot file version 450 created 13-OCT-2021 16:55:41

J1745-0753 RG0121.UVDATA.1

Freq = 4.7990 GHz, Bw = 32.000 MH

No calibration applied and no bandpass applied



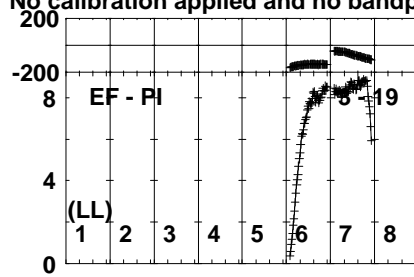
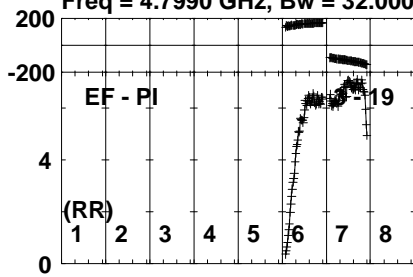
Lower frame: Micro Ampl Jy Top frame: Phas deg
Vector averaged cross-power spectrum Several baselines displayed
Timerange: 00/19:13:11 to 00/19:13:50

Plot file version 451 created 13-OCT-2021 16:55:41

J1745-0753 RG0121.UVDATA.1

Freq = 4.7990 GHz, Bw = 32.000 MH

No calibration applied and no bandpass applied



Lower frame: Milli Ampl Jy Top frame: Phas deg

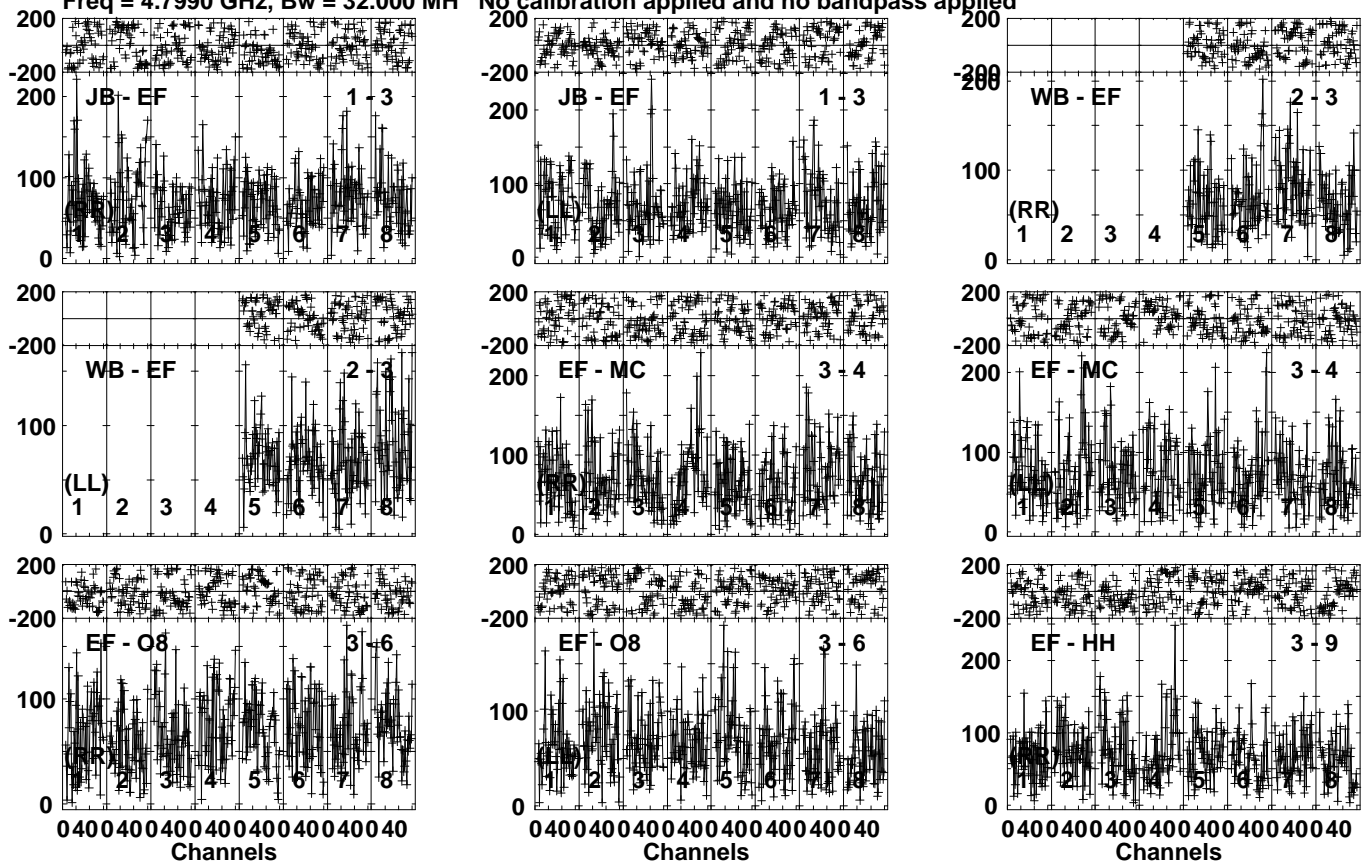
Vector averaged cross-power spectrum Several baselines displayed

Timerange: 00/19:13:11 to 00/19:13:50

Plot file version 452 created 13-OCT-2021 16:55:42

RSOPH RG012I.UVDATA.1

Freq = 4.7990 GHz, Bw = 32.000 MH No calibration applied and no bandpass applied

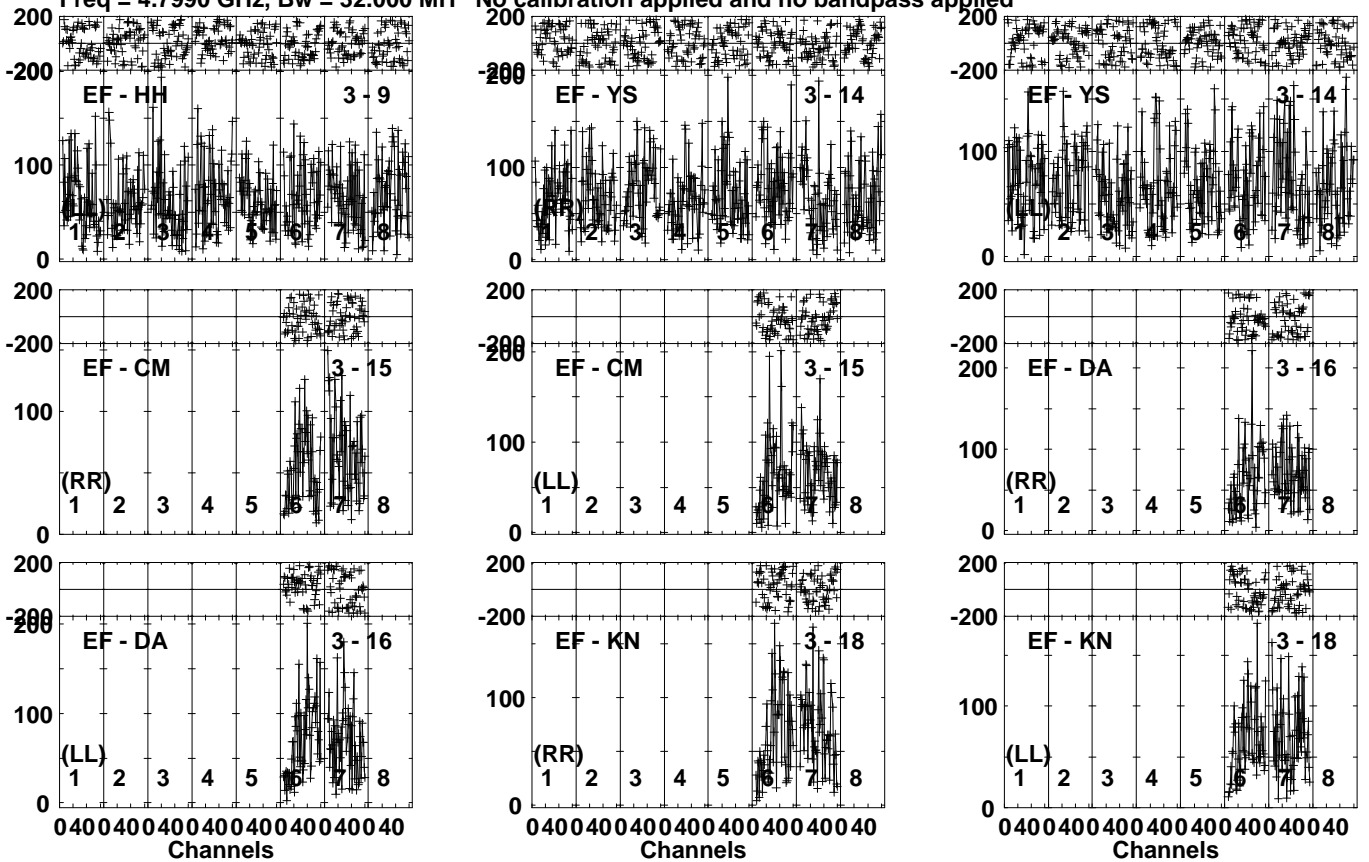


Lower frame: Micro Ampl Jy Top frame: Phas deg
Vector averaged cross-power spectrum Several baselines displayed
Timerange: 00/19:14:10 to 00/19:18:19

Plot file version 453 created 13-OCT-2021 16:55:42

RSOPH RG012I.UVDATA.1

Freq = 4.7990 GHz, Bw = 32.000 MH No calibration applied and no bandpass applied

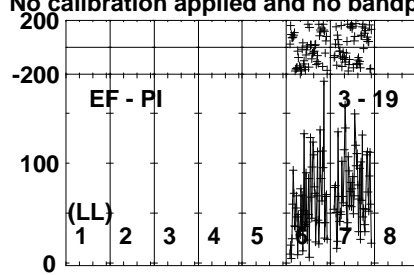
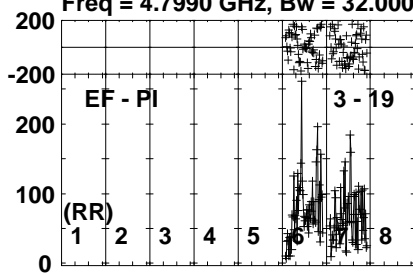


Lower frame: Micro Ampl Jy Top frame: Phas deg
Vector averaged cross-power spectrum Several baselines displayed
Timerange: 00/19:14:10 to 00/19:18:19

Plot file version 454 created 13-OCT-2021 16:55:43

RSOPH RG012I.UVDATA.1

Freq = 4.7990 GHz, Bw = 32.000 MH No calibration applied and no bandpass applied

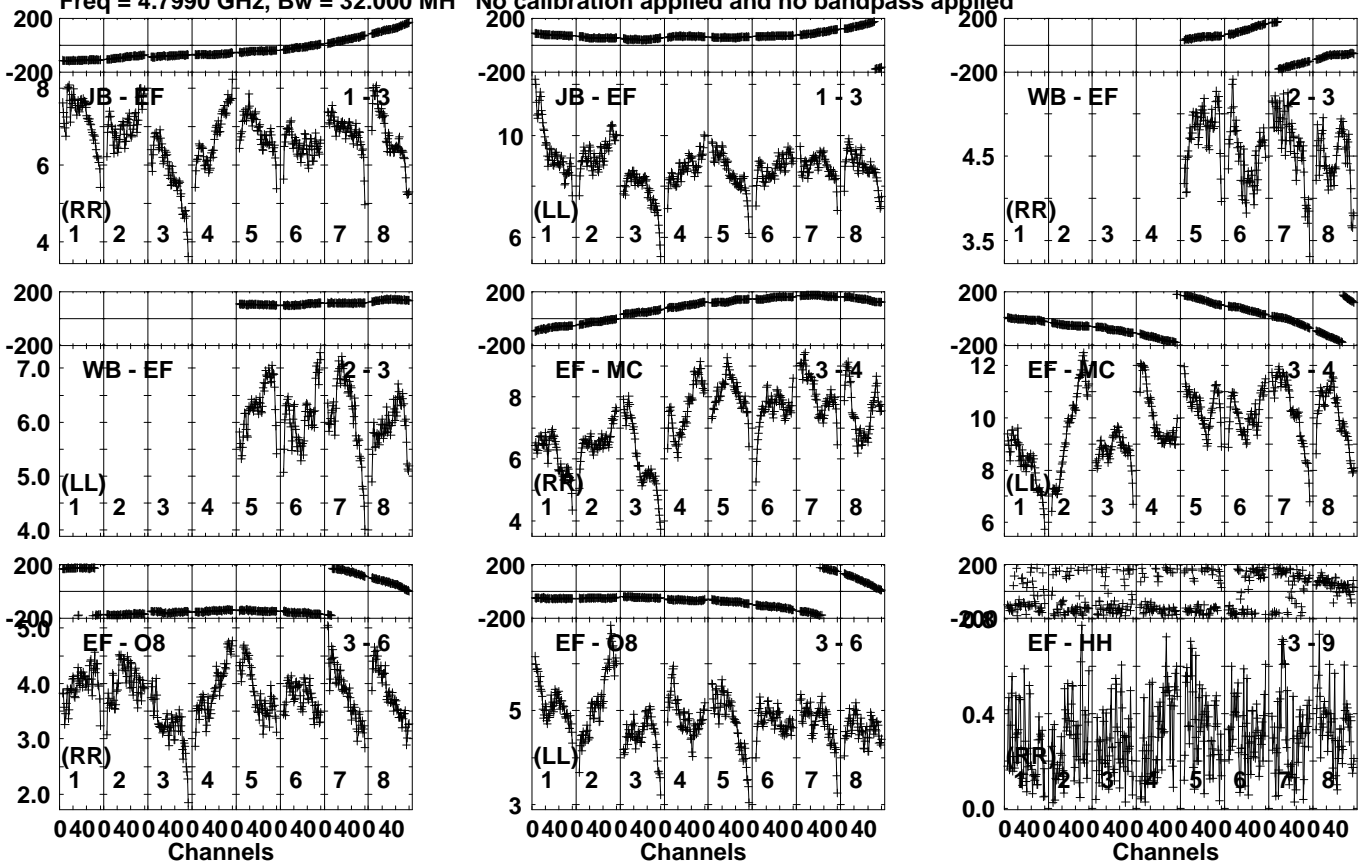


Lower frame: Micro Ampl Jy Top frame: Phas deg
Vector averaged cross-power spectrum Several baselines displayed
Timerange: 00/19:14:10 to 00/19:18:19

Plot file version 455 created 13-OCT-2021 16:55:43

J1745-0753 RG0121.UVDATA.1

Freq = 4.7990 GHz, Bw = 32.000 MH No calibration applied and no bandpass applied



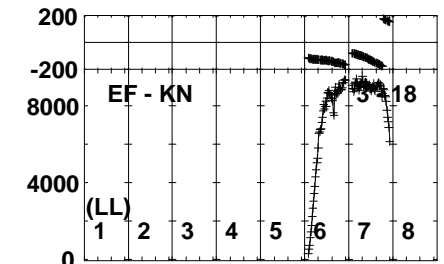
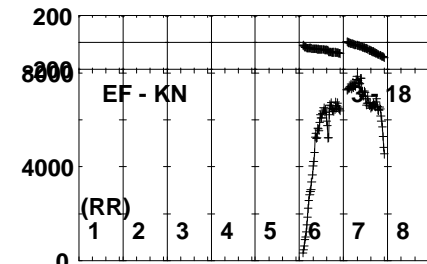
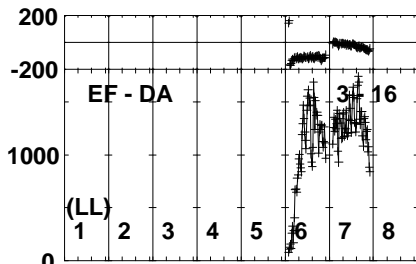
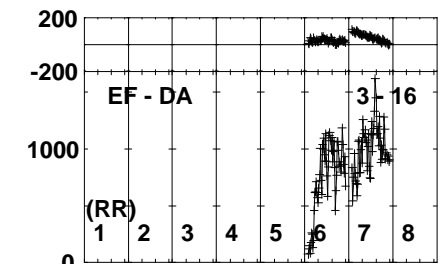
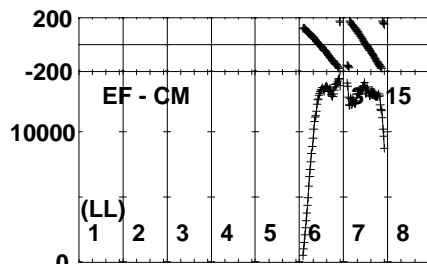
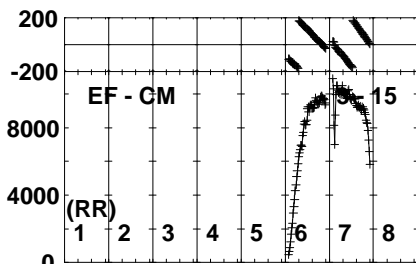
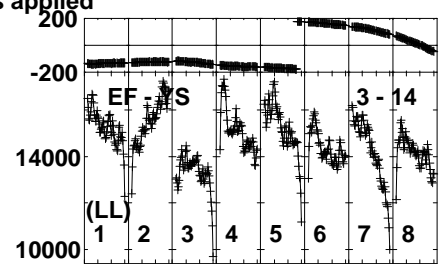
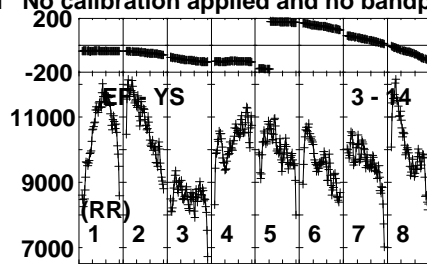
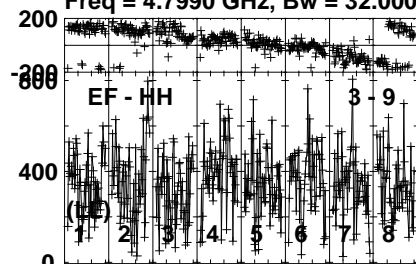
Lower frame: Milli Ampl Jy Top frame: Phas deg
Vector averaged cross-power spectrum Several baselines displayed
Timerange: 00/19:18:40 to 00/19:19:30

Plot file version 456 created 13-OCT-2021 16:55:44

J1745-0753 RG0121.UVDATA.1

Freq = 4.7990 GHz, Bw = 32.000 MH

No calibration applied and no bandpass applied



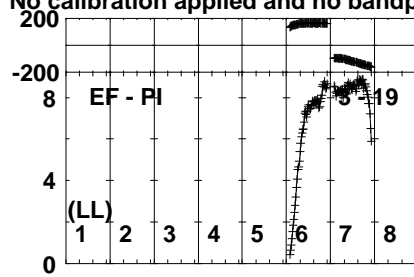
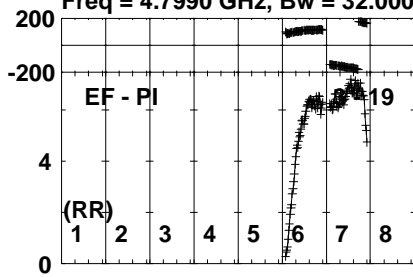
Lower frame: Micro Ampl Jy Top frame: Phas deg
Vector averaged cross-power spectrum Several baselines displayed
Timerange: 00/19:18:40 to 00/19:19:30

Plot file version 457 created 13-OCT-2021 16:55:45

J1745-0753 RG0121.UVDATA.1

Freq = 4.7990 GHz, Bw = 32.000 MH

No calibration applied and no bandpass applied



Lower frame: Milli Ampl Jy Top frame: Phas deg

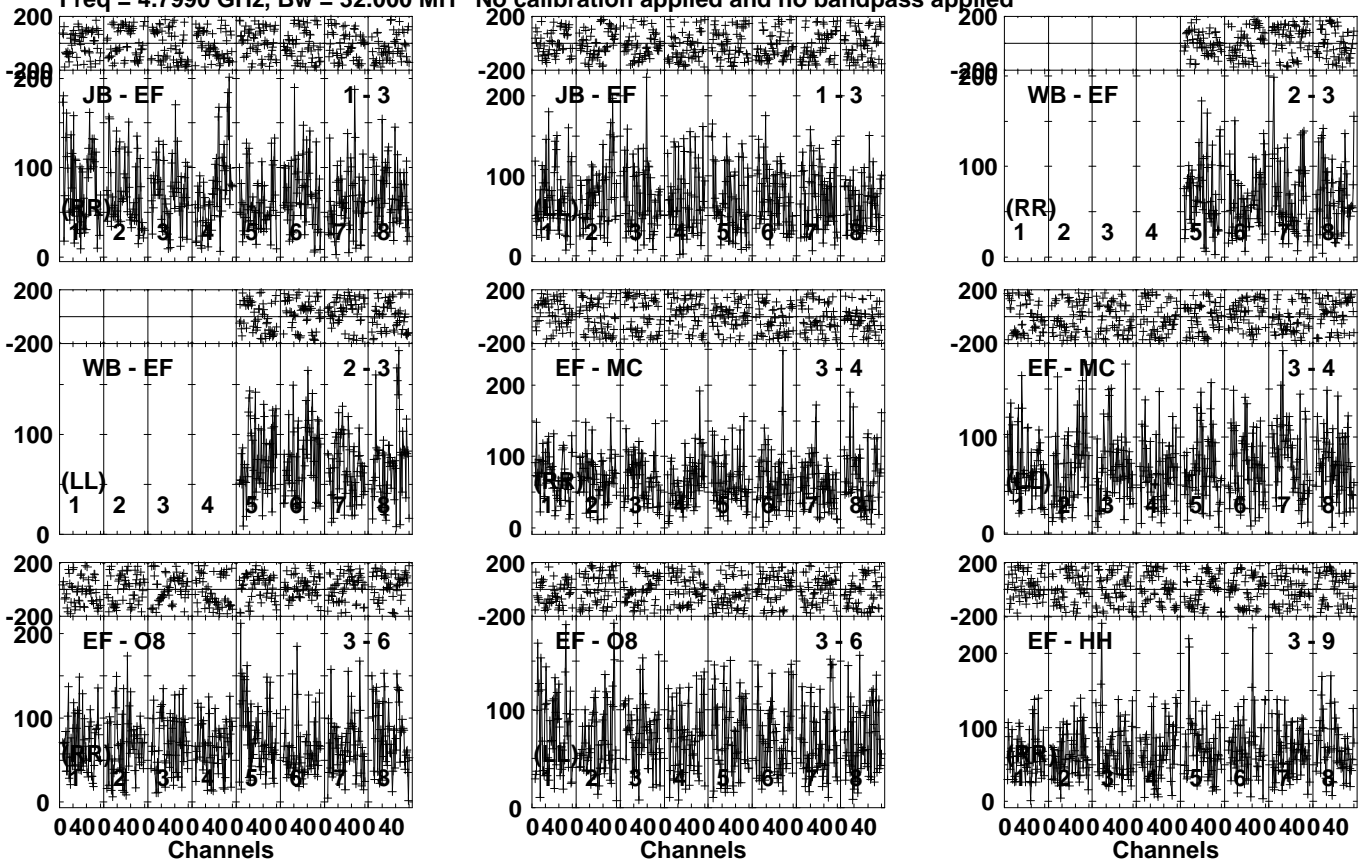
Vector averaged cross-power spectrum Several baselines displayed

Timerange: 00/19:18:40 to 00/19:19:30

Plot file version 458 created 13-OCT-2021 16:55:45

RSOPH RG012I.UVDATA.1

Freq = 4.7990 GHz, Bw = 32.000 MH No calibration applied and no bandpass applied

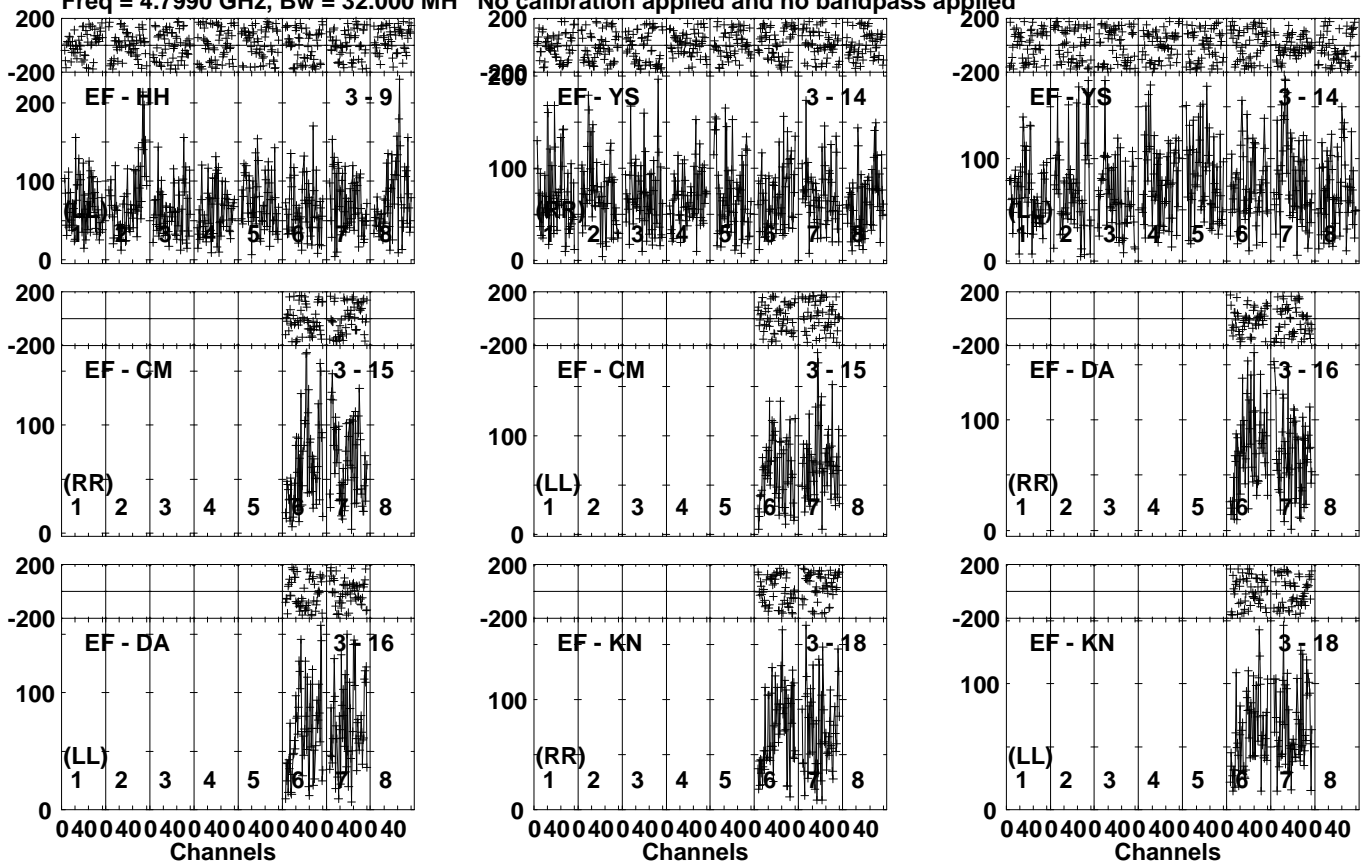


Lower frame: Micro Ampl Jy Top frame: Phas deg
Vector averaged cross-power spectrum Several baselines displayed
Timerange: 00/19:19:50 to 00/19:23:59

Plot file version 459 created 13-OCT-2021 16:55:45

RSOPH RG012I.UVDATA.1

Freq = 4.7990 GHz, Bw = 32.000 MH No calibration applied and no bandpass applied

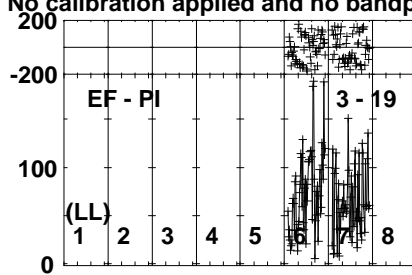
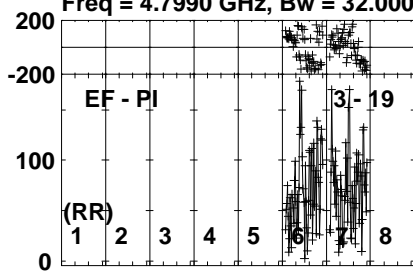


Lower frame: Micro Ampl Jy Top frame: Phas deg
Vector averaged cross-power spectrum Several baselines displayed
Timerange: 00/19:19:50 to 00/19:23:59

Plot file version 460 created 13-OCT-2021 16:55:46

RSOPH RG012I.UVDATA.1

Freq = 4.7990 GHz, Bw = 32.000 MH No calibration applied and no bandpass applied



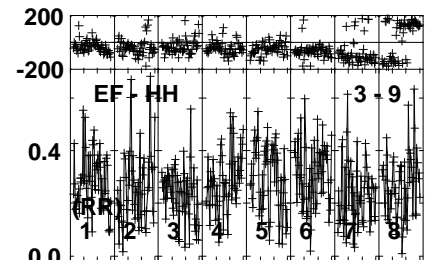
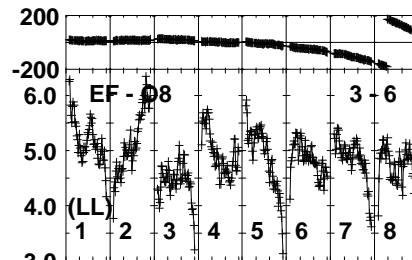
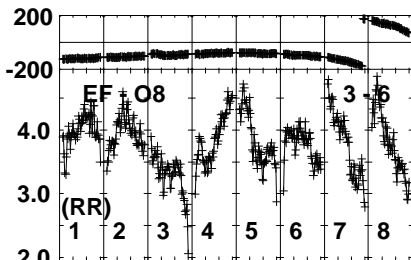
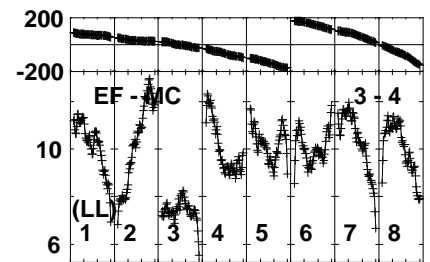
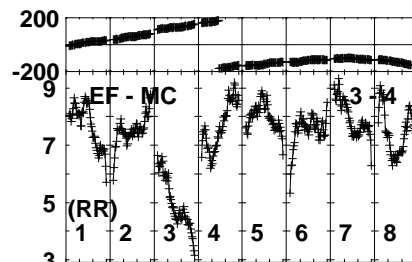
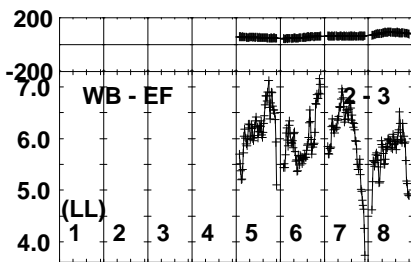
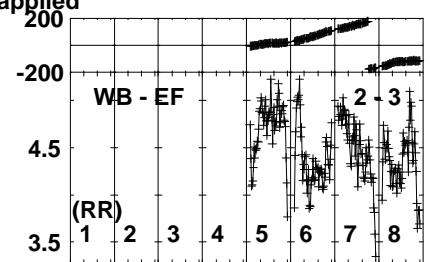
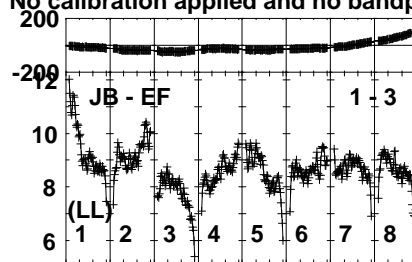
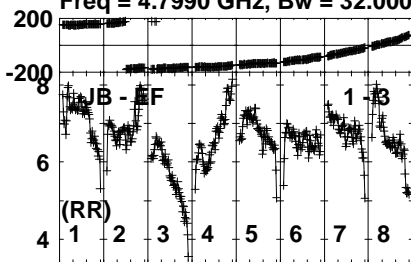
Lower frame: Micro Ampl Jy Top frame: Phas deg
Vector averaged cross-power spectrum Several baselines displayed
Timerange: 00/19:19:50 to 00/19:23:59

Plot file version 461 created 13-OCT-2021 16:55:46

J1745-0753 RG0121.UVDATA.1

Freq = 4.7990 GHz, Bw = 32.000 MH

No calibration applied and no bandpass applied



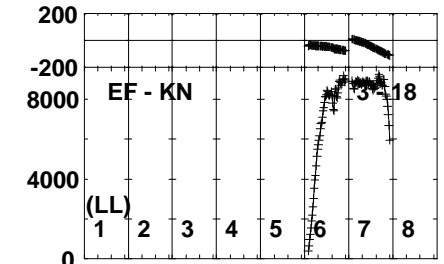
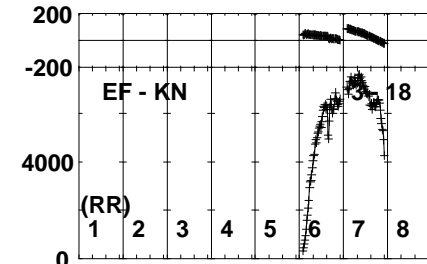
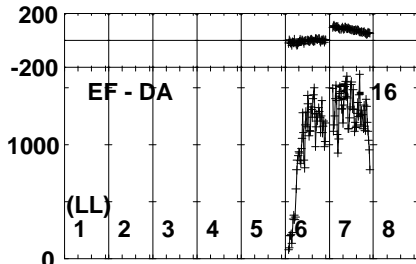
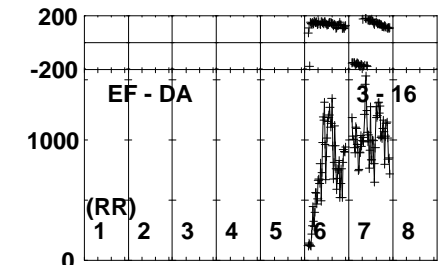
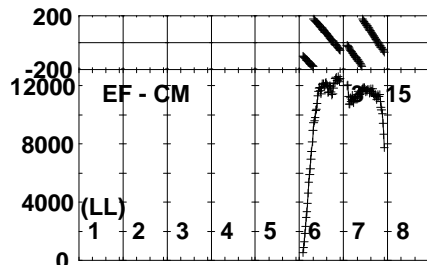
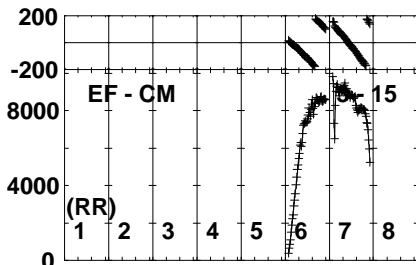
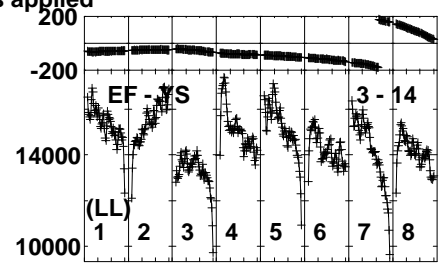
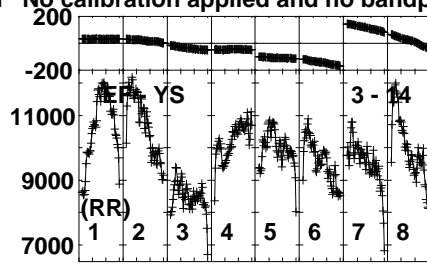
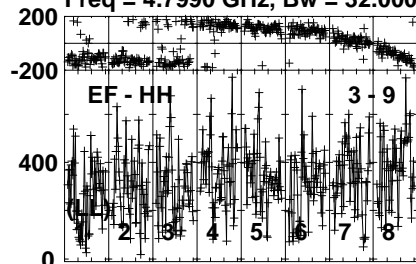
Lower frame: Milli Ampl Jy Top frame: Phas deg
Vector averaged cross-power spectrum Several baselines displayed
Timerange: 00/19:24:41 to 00/19:25:19

Plot file version 462 created 13-OCT-2021 16:55:47

J1745-0753 RG0121.UVDATA.1

Freq = 4.7990 GHz, Bw = 32.000 MH

No calibration applied and no bandpass applied



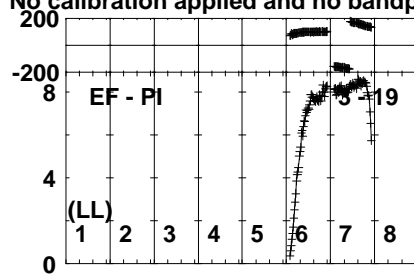
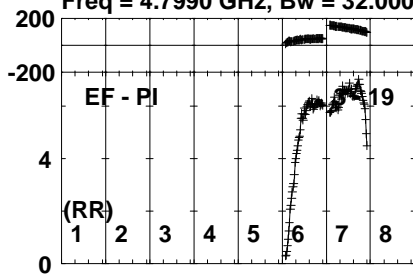
Lower frame: Micro Ampl Jy Top frame: Phas deg
Vector averaged cross-power spectrum Several baselines displayed
Timerange: 00/19:24:41 to 00/19:25:19

Plot file version 463 created 13-OCT-2021 16:55:47

J1745-0753 RG0121.UVDATA.1

Freq = 4.7990 GHz, Bw = 32.000 MH

No calibration applied and no bandpass applied



Lower frame: Milli Ampl Jy Top frame: Phas deg

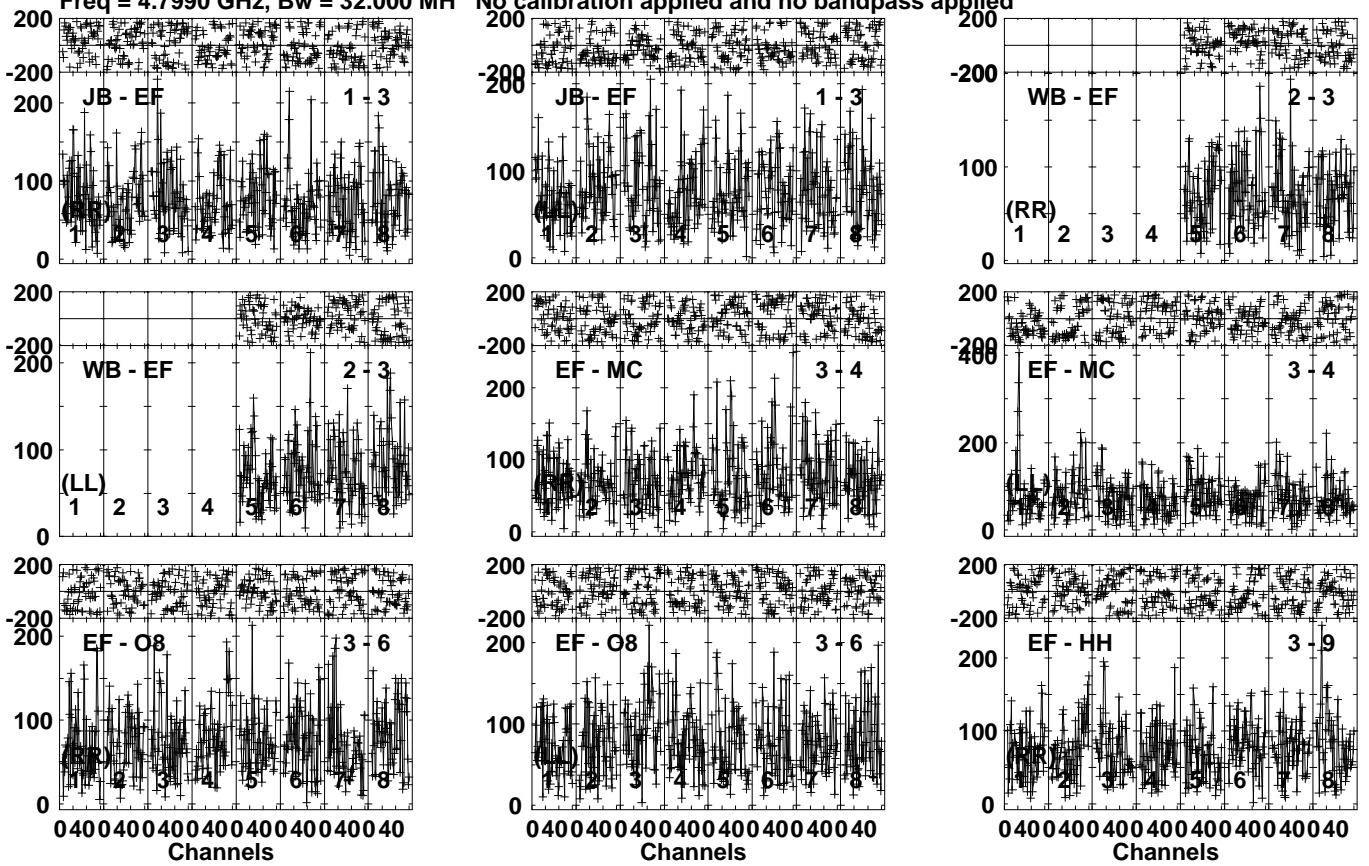
Vector averaged cross-power spectrum Several baselines displayed

Timerange: 00/19:24:41 to 00/19:25:19

Plot file version 464 created 13-OCT-2021 16:55:48

RSOPH RG012I.UVDATA.1

Freq = 4.7990 GHz, Bw = 32.000 MH No calibration applied and no bandpass applied

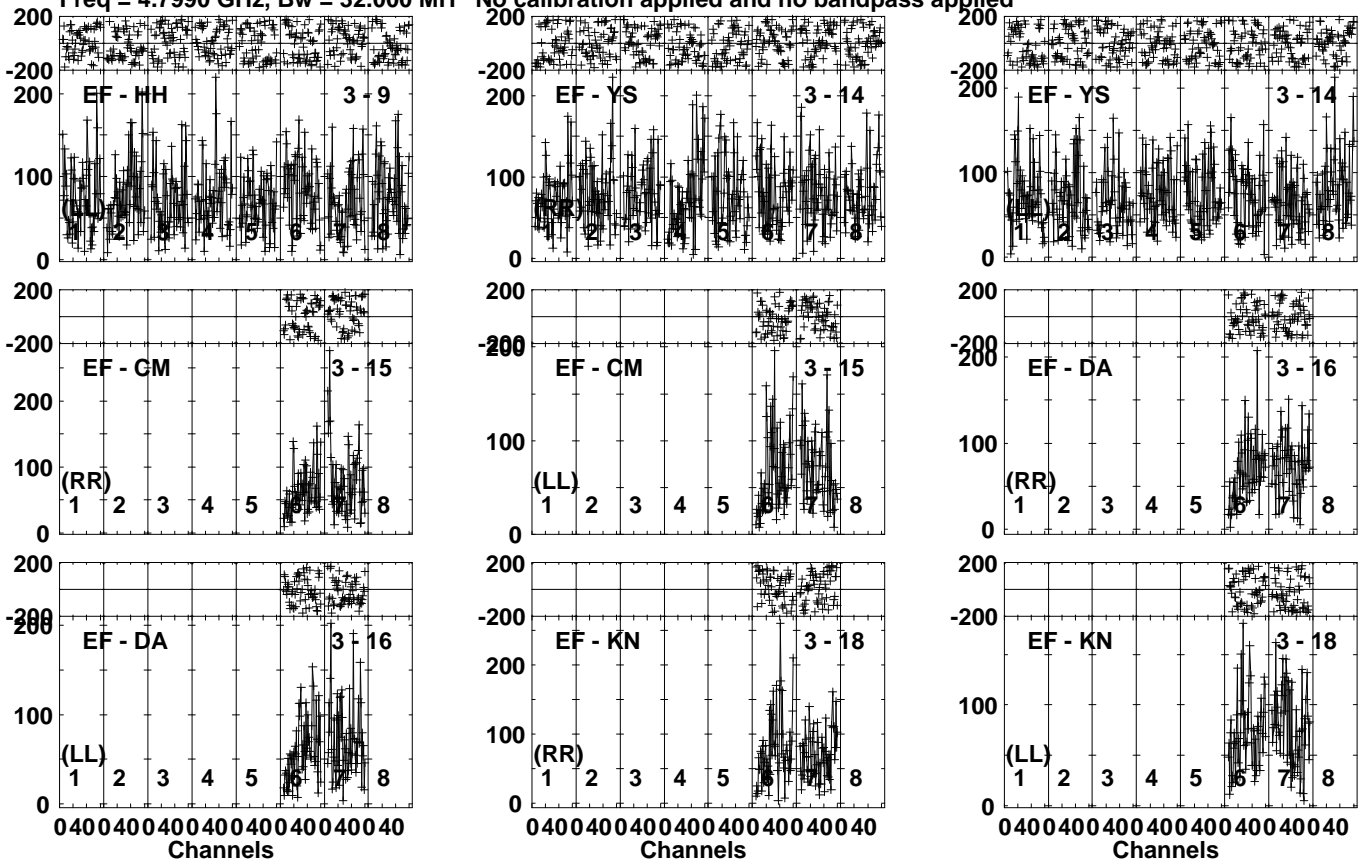


Lower frame: Micro Ampl Jy Top frame: Phas deg
Vector averaged cross-power spectrum Several baselines displayed
Timerange: 00/19:25:41 to 00/19:29:20

Plot file version 465 created 13-OCT-2021 16:55:48

RSOPH RG012I.UVDATA.1

Freq = 4.7990 GHz, Bw = 32.000 MH No calibration applied and no bandpass applied

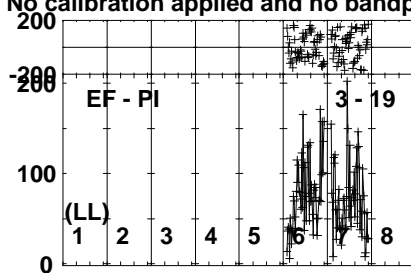
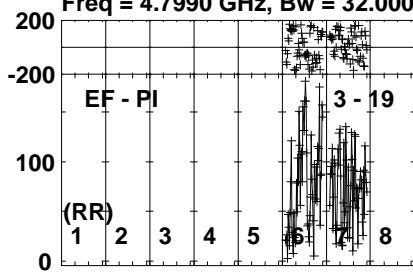


Lower frame: Micro Ampl Jy Top frame: Phas deg
Vector averaged cross-power spectrum Several baselines displayed
Timerange: 00/19:25:41 to 00/19:29:20

Plot file version 466 created 13-OCT-2021 16:55:49

RSOPH RG012I.UVDATA.1

Freq = 4.7990 GHz, Bw = 32.000 MH No calibration applied and no bandpass applied



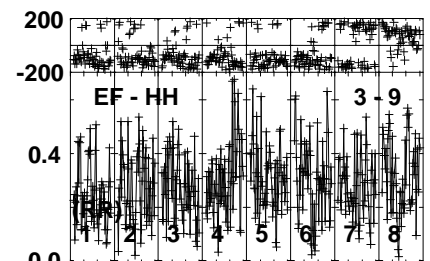
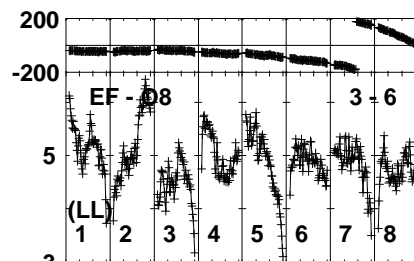
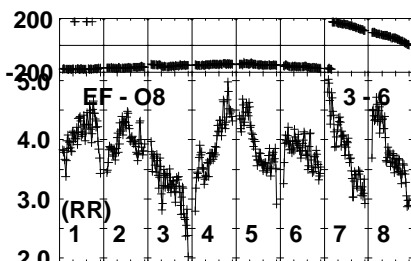
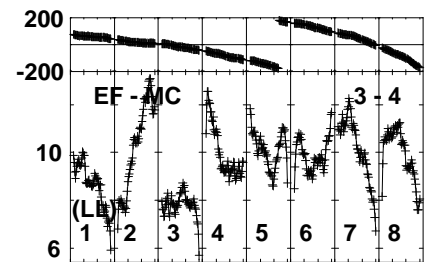
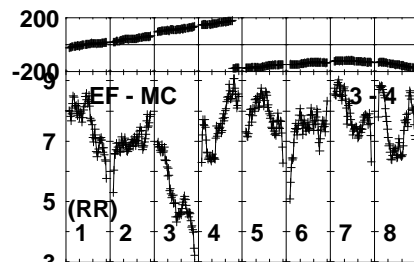
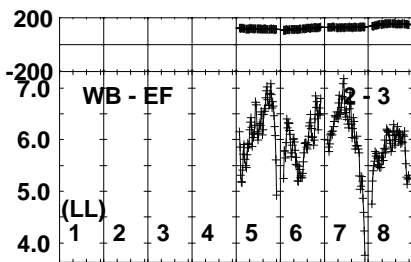
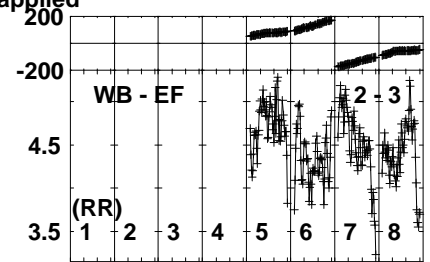
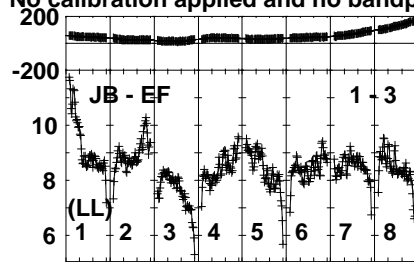
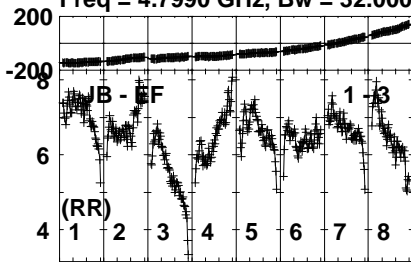
Lower frame: Micro Ampl Jy Top frame: Phas deg
Vector averaged cross-power spectrum Several baselines displayed
Timerange: 00/19:25:41 to 00/19:29:20

Plot file version 467 created 13-OCT-2021 16:55:49

J1745-0753 RG0121.UVDATA.1

Freq = 4.7990 GHz, Bw = 32.000 MH

No calibration applied and no bandpass applied

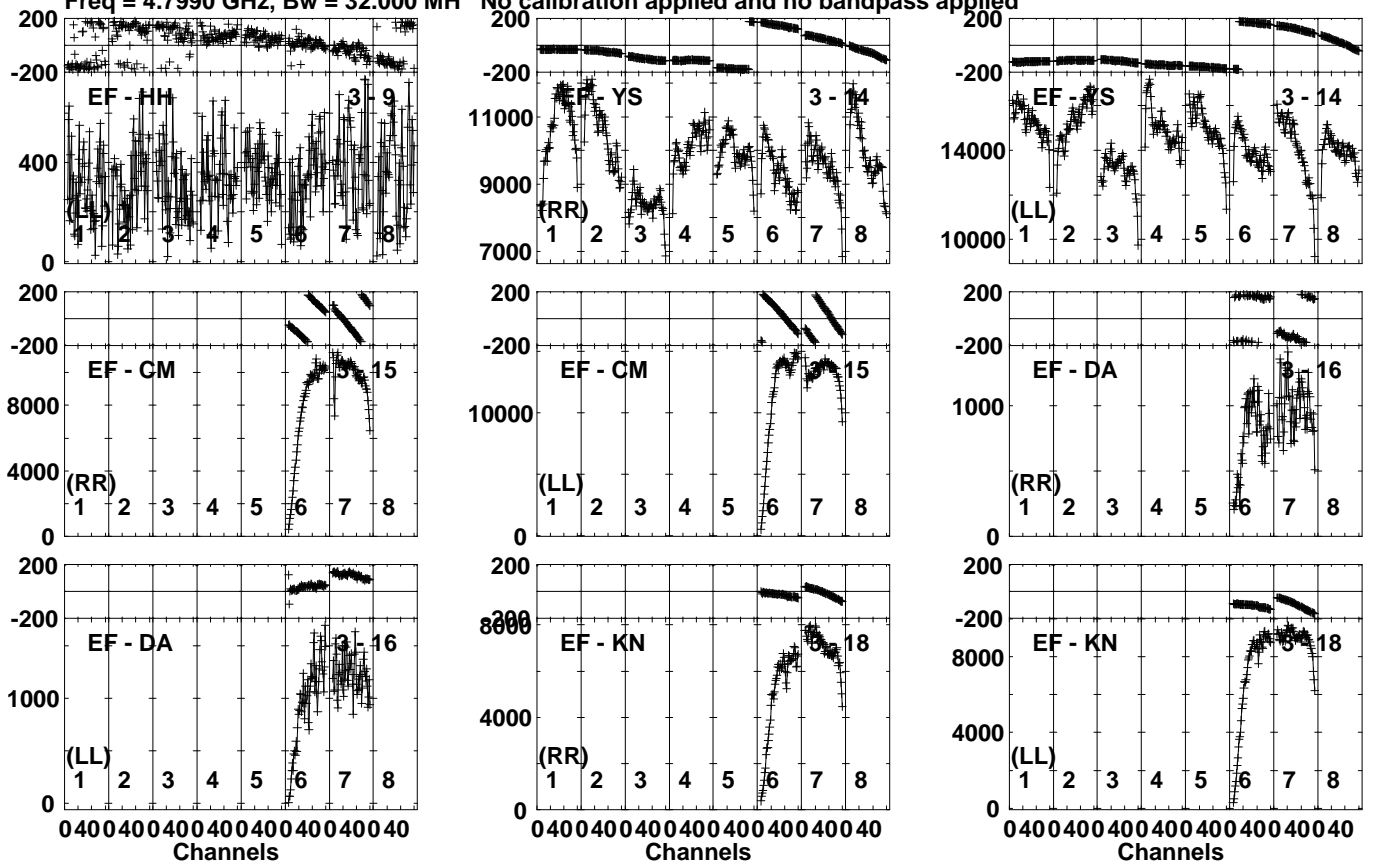


Lower frame: Milli Ampl Jy Top frame: Phas deg
Vector averaged cross-power spectrum Several baselines displayed
Timerange: 00/19:29:40 to 00/19:30:29

Plot file version 468 created 13-OCT-2021 16:55:49

J1745-0753 RG0121.UVDATA.1

Freq = 4.7990 GHz, Bw = 32.000 MH No calibration applied and no bandpass applied



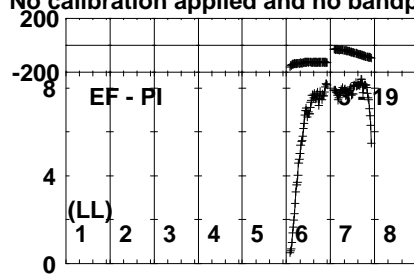
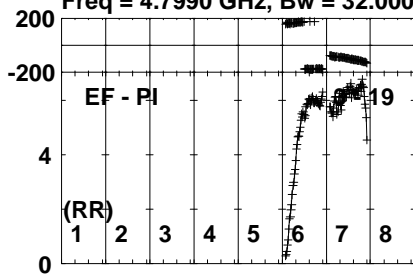
Lower frame: Micro Ampl Jy Top frame: Phas deg
Vector averaged cross-power spectrum Several baselines displayed
Timerange: 00/19:29:40 to 00/19:30:29

Plot file version 469 created 13-OCT-2021 16:55:50

J1745-0753 RG0121.UVDATA.1

Freq = 4.7990 GHz, Bw = 32.000 MH

No calibration applied and no bandpass applied



Lower frame: Milli Ampl Jy Top frame: Phas deg

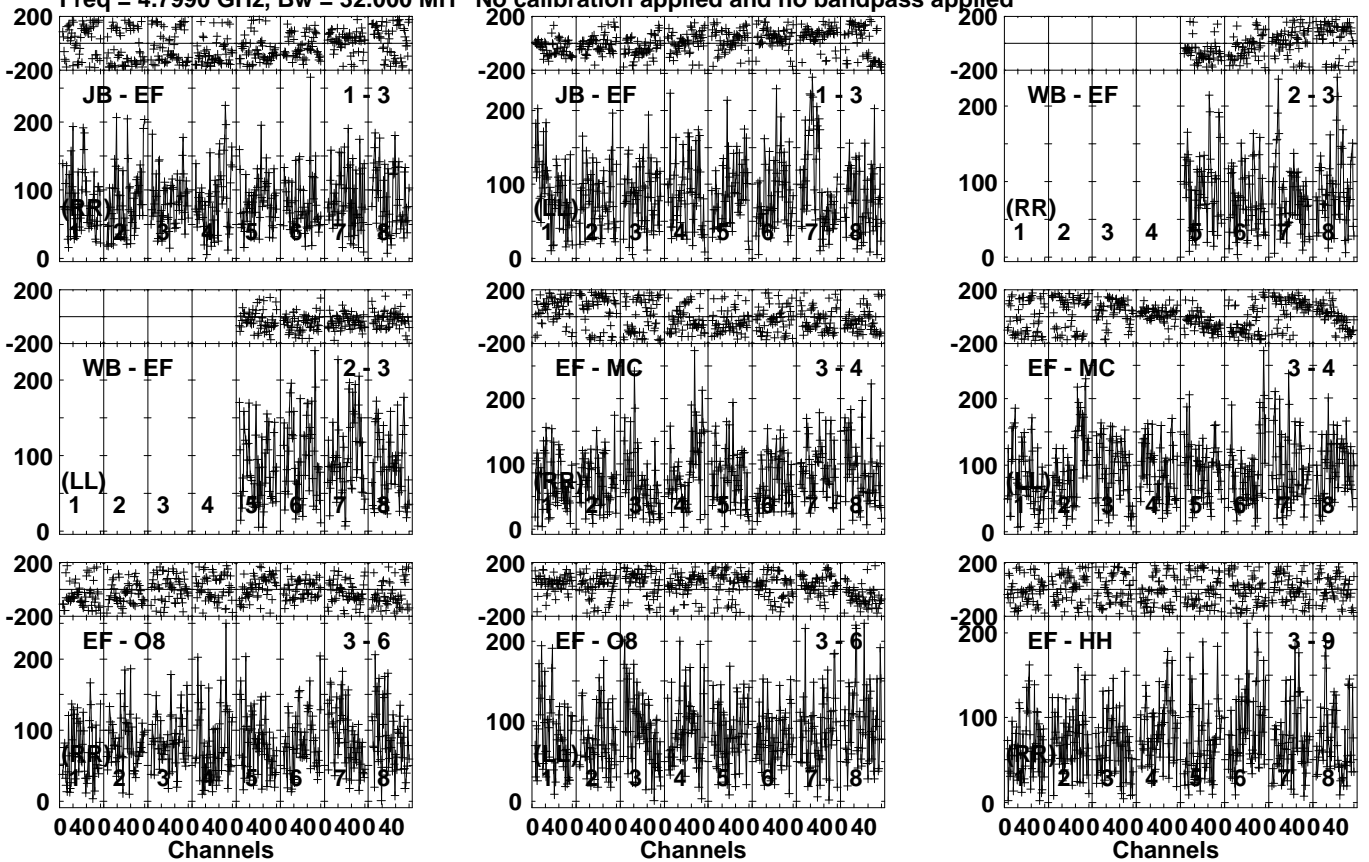
Vector averaged cross-power spectrum Several baselines displayed

Timerange: 00/19:29:40 to 00/19:30:29

Plot file version 470 created 13-OCT-2021 16:55:50

VLASS1 RG0121.UVDATA.1

Freq = 4.7990 GHz, Bw = 32.000 MH No calibration applied and no bandpass applied

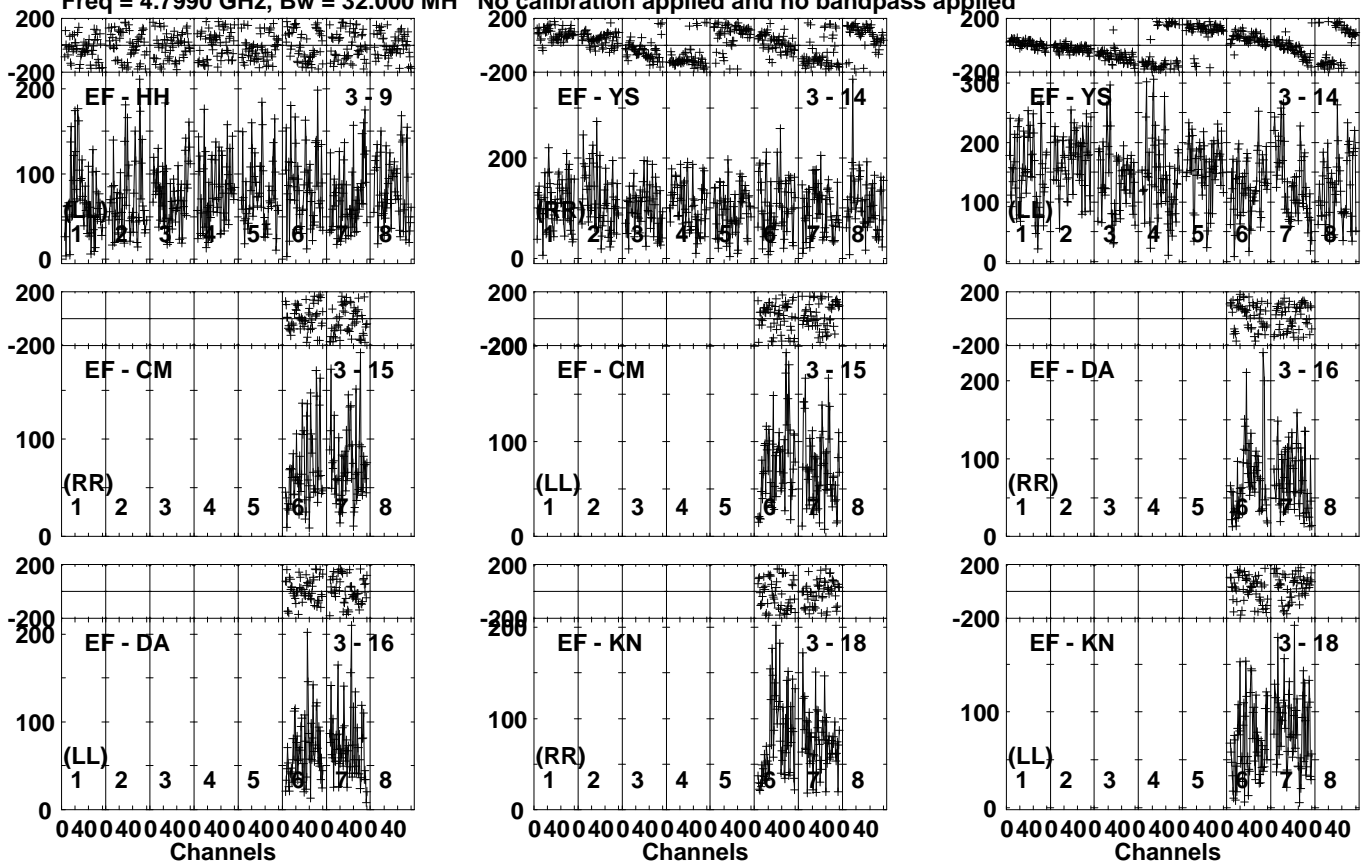


Lower frame: Micro Ampl Jy Top frame: Phas deg
Vector averaged cross-power spectrum Several baselines displayed
Timerange: 00/19:30:50 to 00/19:34:30

Plot file version 471 created 13-OCT-2021 16:55:50

VLASS1 RG0121.UVDATA.1

Freq = 4.7990 GHz, Bw = 32.000 MH No calibration applied and no bandpass applied

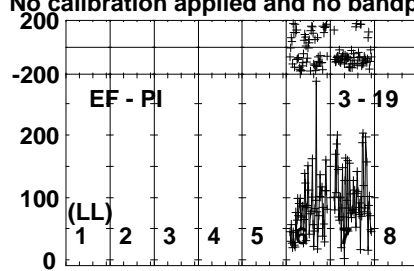
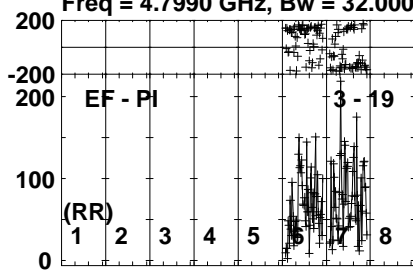


Lower frame: Micro Ampl Jy Top frame: Phas deg
Vector averaged cross-power spectrum Several baselines displayed
Timerange: 00/19:30:50 to 00/19:34:30

Plot file version 472 created 13-OCT-2021 16:55:51

VLASS1 RG0121.UVDATA.1

Freq = 4.7990 GHz, Bw = 32.000 MH No calibration applied and no bandpass applied



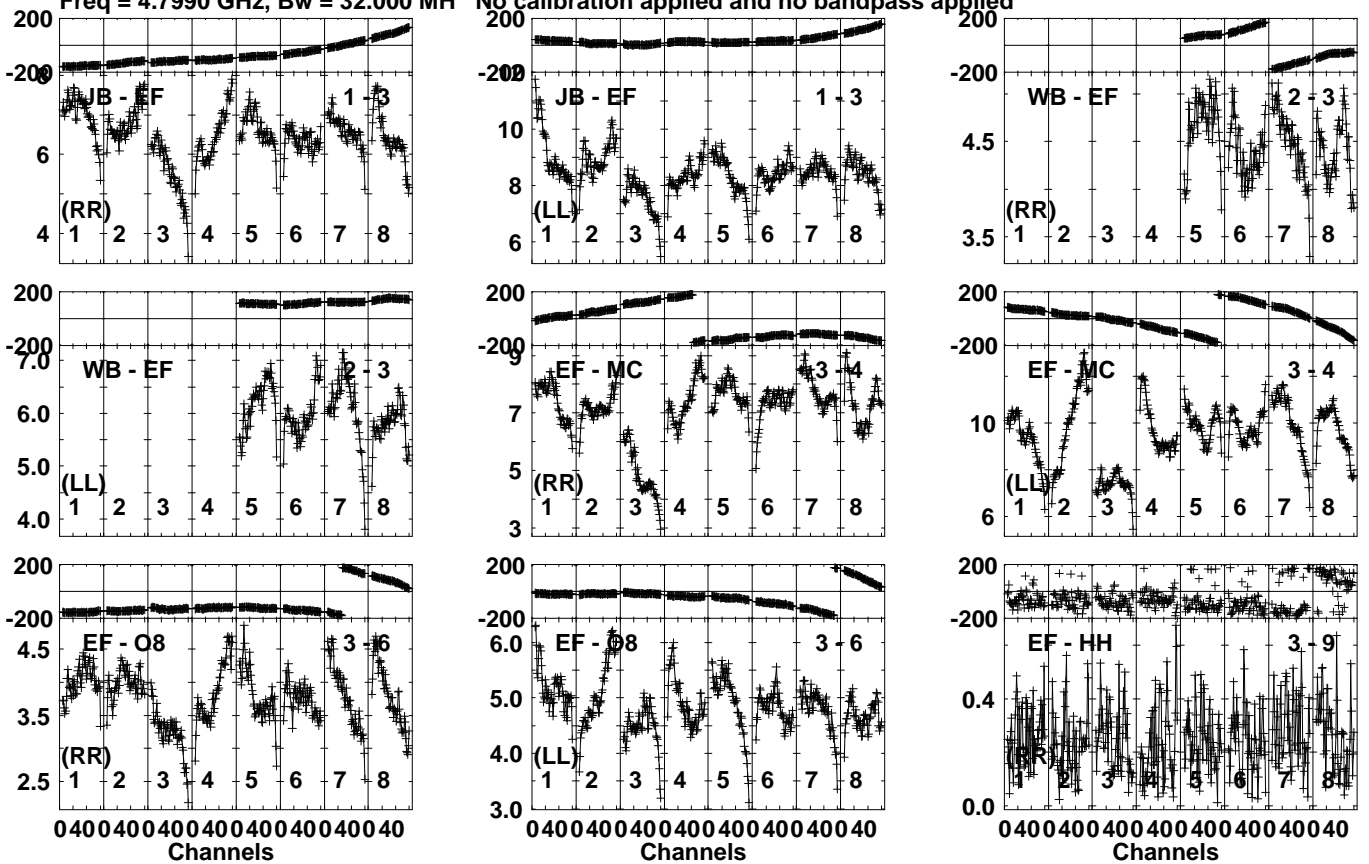
Lower frame: Micro Ampl Jy Top frame: Phas deg
Vector averaged cross-power spectrum Several baselines displayed
Timerange: 00/19:30:50 to 00/19:34:30

Plot file version 473 created 13-OCT-2021 16:55:51

J1745-0753 RG0121.UVDATA.1

Freq = 4.7990 GHz, Bw = 32.000 MH

No calibration applied and no bandpass applied



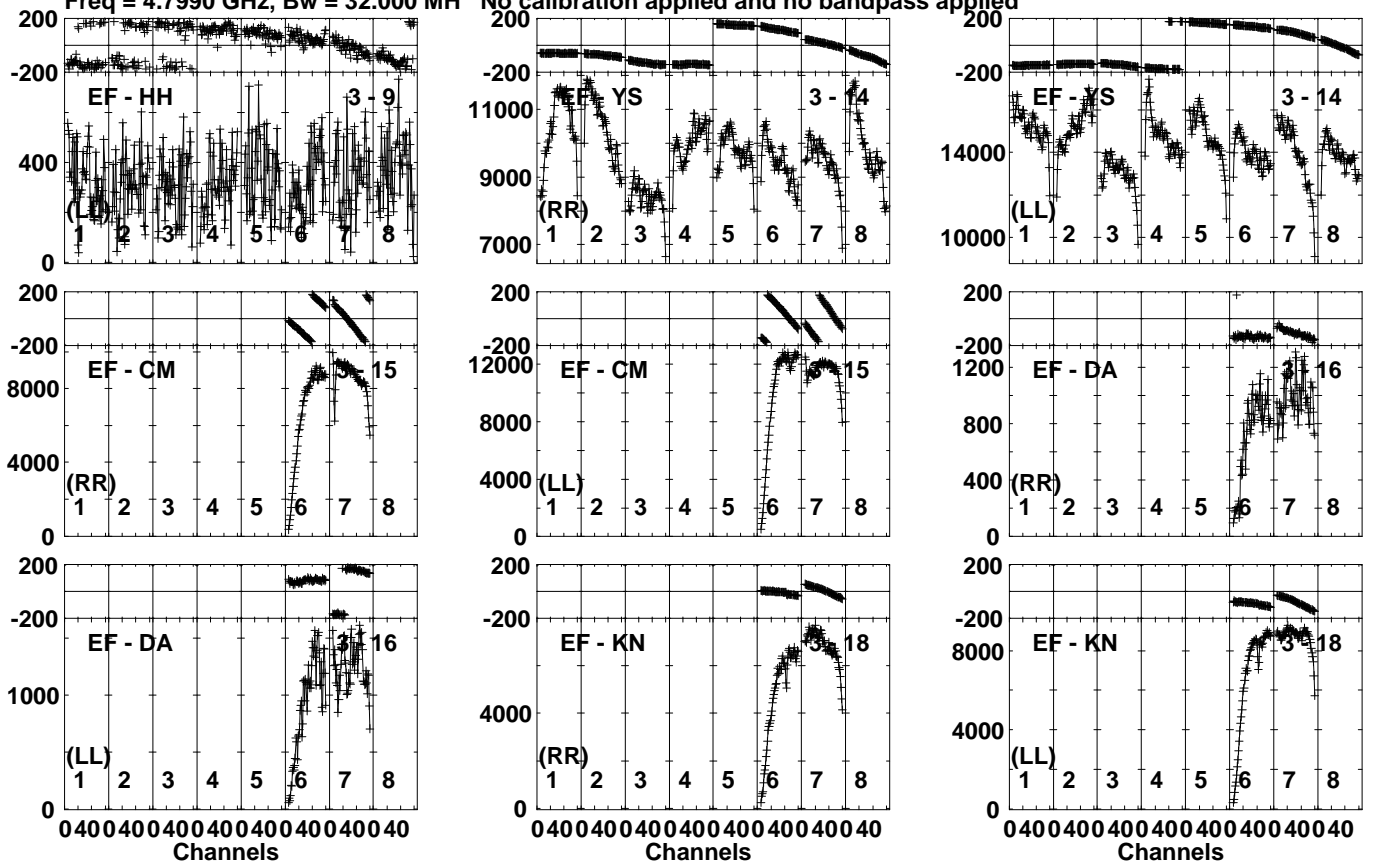
Lower frame: Milli Ampl Jy Top frame: Phas deg
Vector averaged cross-power spectrum Several baselines displayed
Timerange: 00/19:35:11 to 00/19:35:50

Plot file version 474 created 13-OCT-2021 16:55:52

J1745-0753 RG0121.UVDATA.1

Freq = 4.7990 GHz, Bw = 32.000 MH

No calibration applied and no bandpass applied



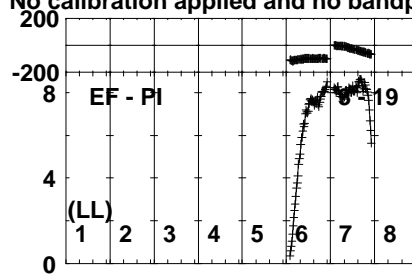
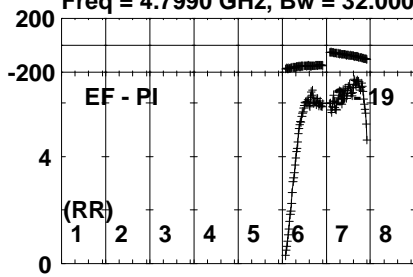
Lower frame: Micro Ampl Jy Top frame: Phas deg
Vector averaged cross-power spectrum Several baselines displayed
Timerange: 00/19:35:11 to 00/19:35:50

Plot file version 475 created 13-OCT-2021 16:55:52

J1745-0753 RG0121.UVDATA.1

Freq = 4.7990 GHz, Bw = 32.000 MH

No calibration applied and no bandpass applied

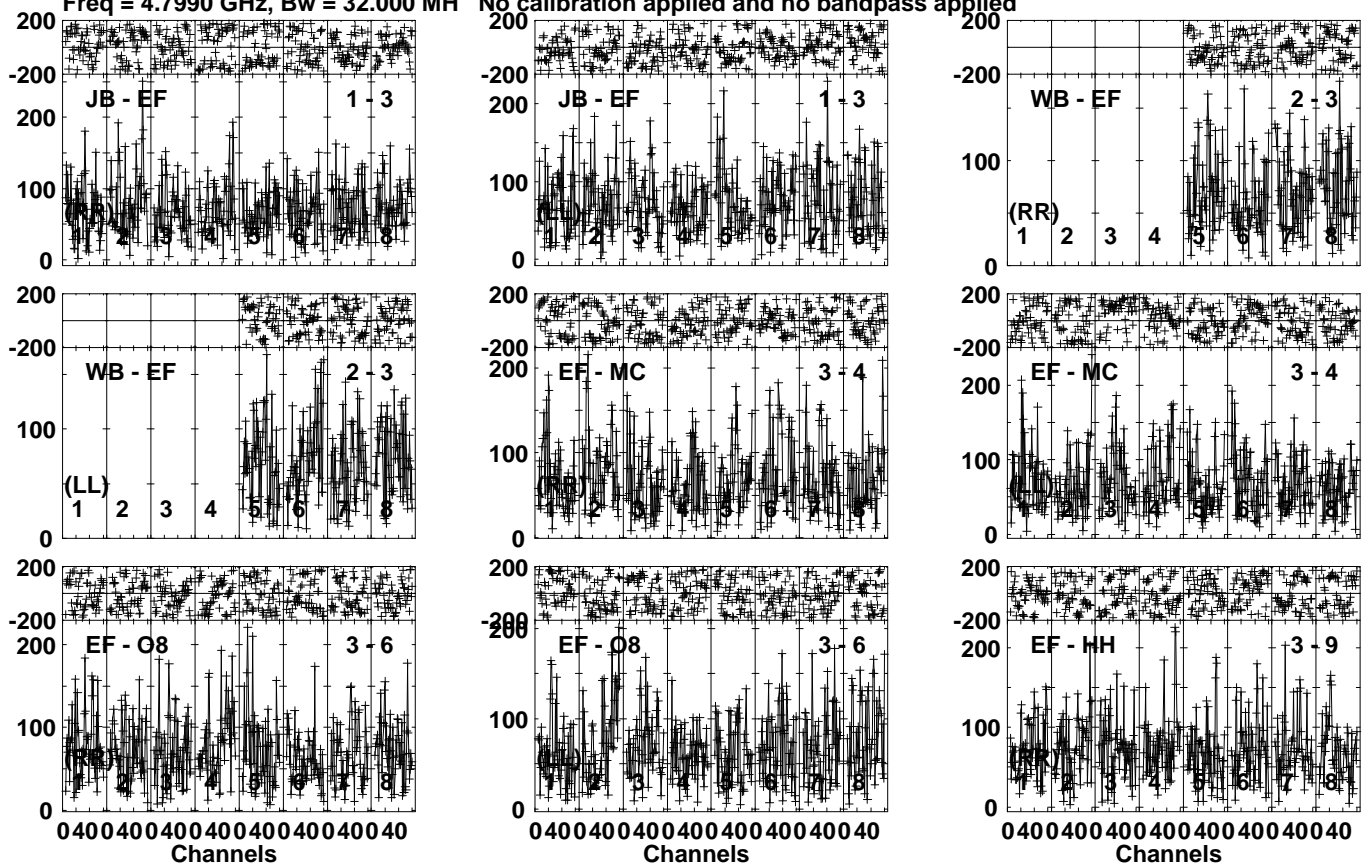


Lower frame: Milli Ampl Jy Top frame: Phas deg
Vector averaged cross-power spectrum Several baselines displayed
Timerange: 00/19:35:11 to 00/19:35:50

Plot file version 476 created 13-OCT-2021 16:55:52

RSOPH RG012I.UVDATA.1

Freq = 4.7990 GHz, Bw = 32.000 MH No calibration applied and no bandpass applied

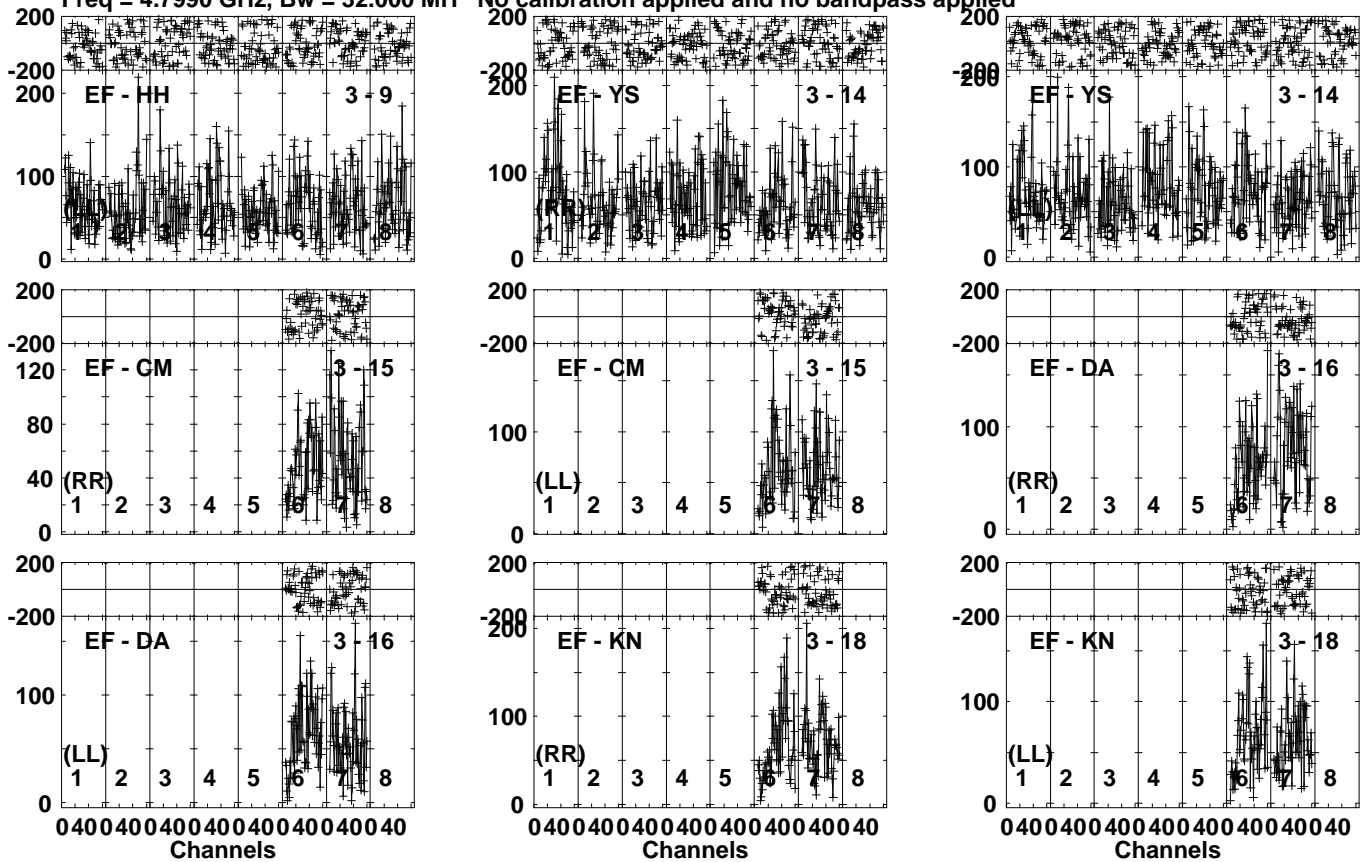


Lower frame: Micro Ampl Jy Top frame: Phas deg
Vector averaged cross-power spectrum Several baselines displayed
Timerange: 00/19:36:11 to 00/19:40:20

Plot file version 477 created 13-OCT-2021 16:55:53

RSOPH RG012I.UVDATA.1

Freq = 4.7990 GHz, Bw = 32.000 MH No calibration applied and no bandpass applied

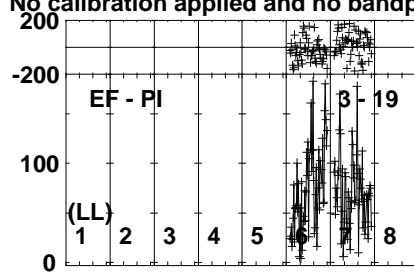
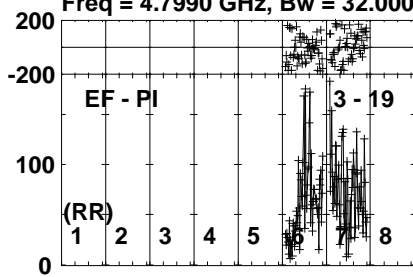


Lower frame: Micro Ampl Jy Top frame: Phas deg
Vector averaged cross-power spectrum Several baselines displayed
Timerange: 00/19:36:11 to 00/19:40:20

Plot file version 478 created 13-OCT-2021 16:55:54

RSOPH RG012I.UVDATA.1

Freq = 4.7990 GHz, Bw = 32.000 MH No calibration applied and no bandpass applied



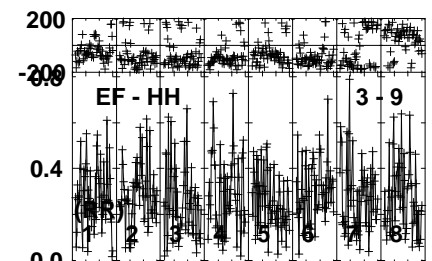
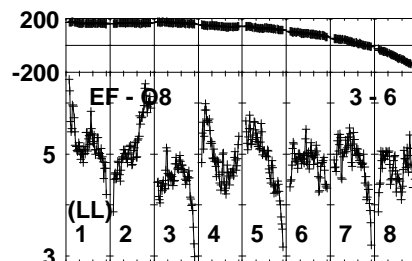
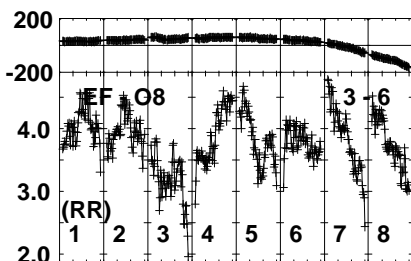
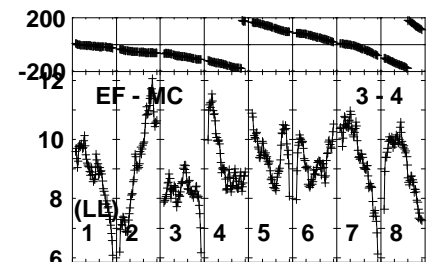
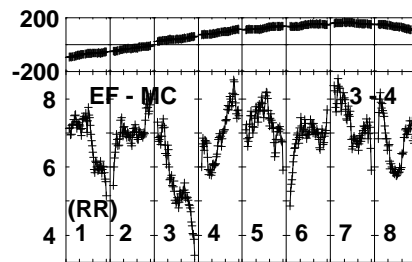
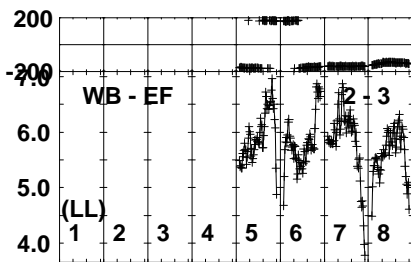
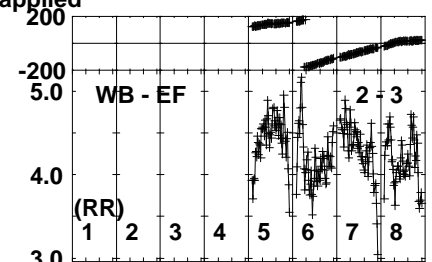
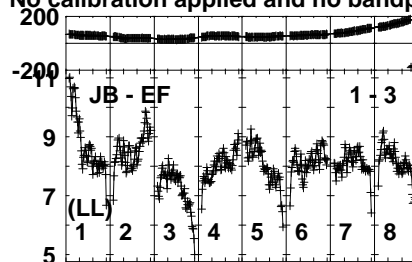
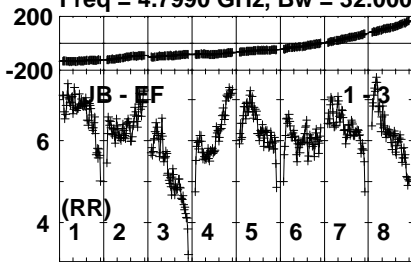
Lower frame: Micro Ampl Jy Top frame: Phas deg
Vector averaged cross-power spectrum Several baselines displayed
Timerange: 00/19:36:11 to 00/19:40:20

Plot file version 479 created 13-OCT-2021 16:55:54

J1745-0753 RG0121.UVDATA.1

Freq = 4.7990 GHz, Bw = 32.000 MH

No calibration applied and no bandpass applied

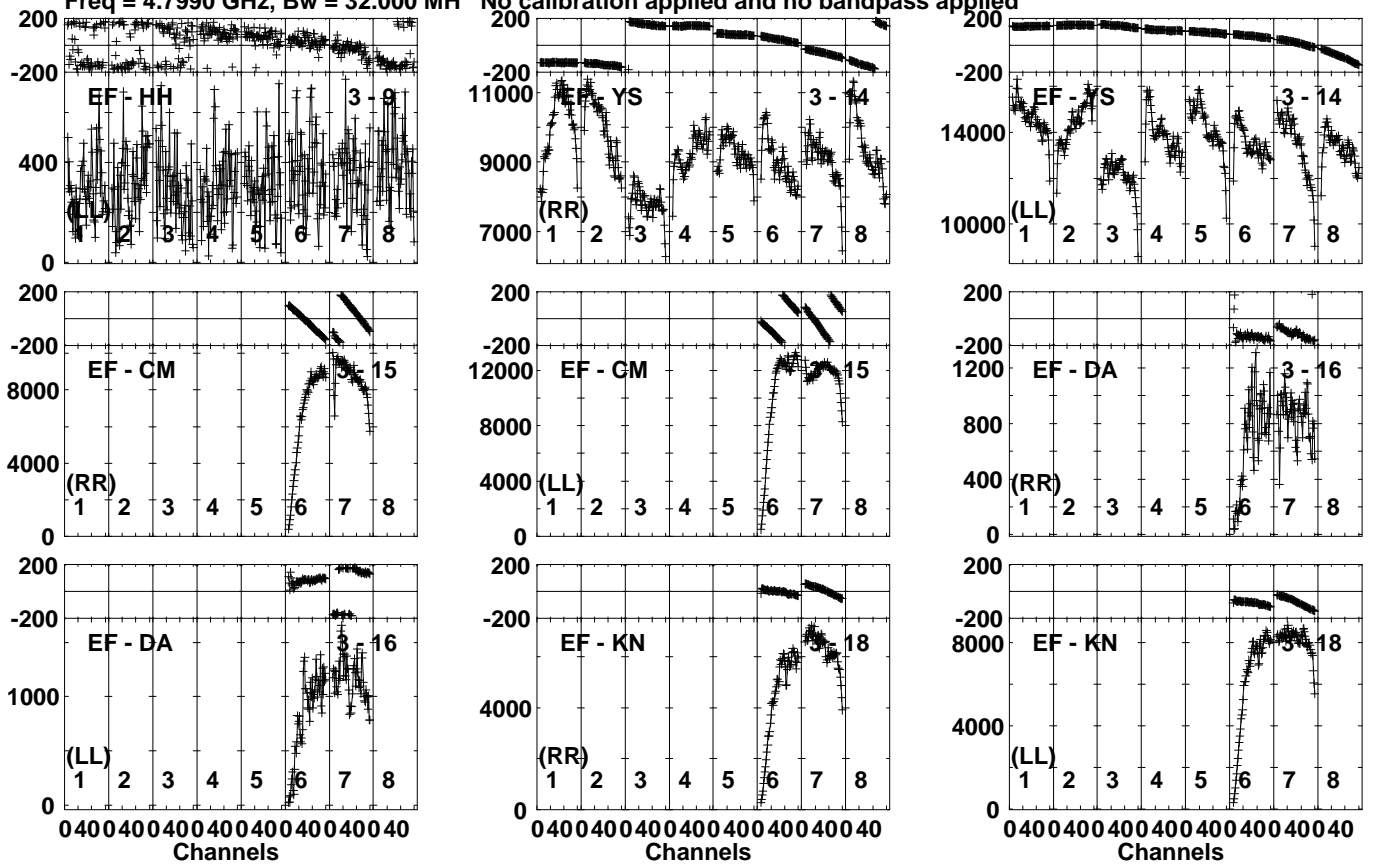


Lower frame: Milli Ampl Jy Top frame: Phas deg
Vector averaged cross-power spectrum Several baselines displayed
Timerange: 00/19:40:40 to 00/19:41:30

Plot file version 480 created 13-OCT-2021 16:55:54

J1745-0753 RG0121.UVDATA.1

Freq = 4.7990 GHz, Bw = 32.000 MH No calibration applied and no bandpass applied



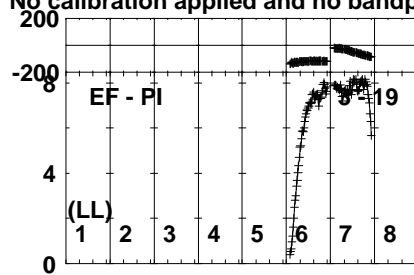
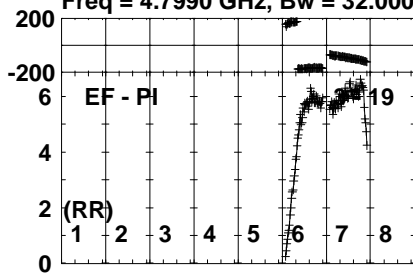
Lower frame: Micro Ampl Jy Top frame: Phas deg
Vector averaged cross-power spectrum Several baselines displayed
Timerange: 00/19:40:40 to 00/19:41:30

Plot file version 481 created 13-OCT-2021 16:55:55

J1745-0753 RG0121.UVDATA.1

Freq = 4.7990 GHz, Bw = 32.000 MH

No calibration applied and no bandpass applied



Lower frame: Milli Ampl Jy Top frame: Phas deg

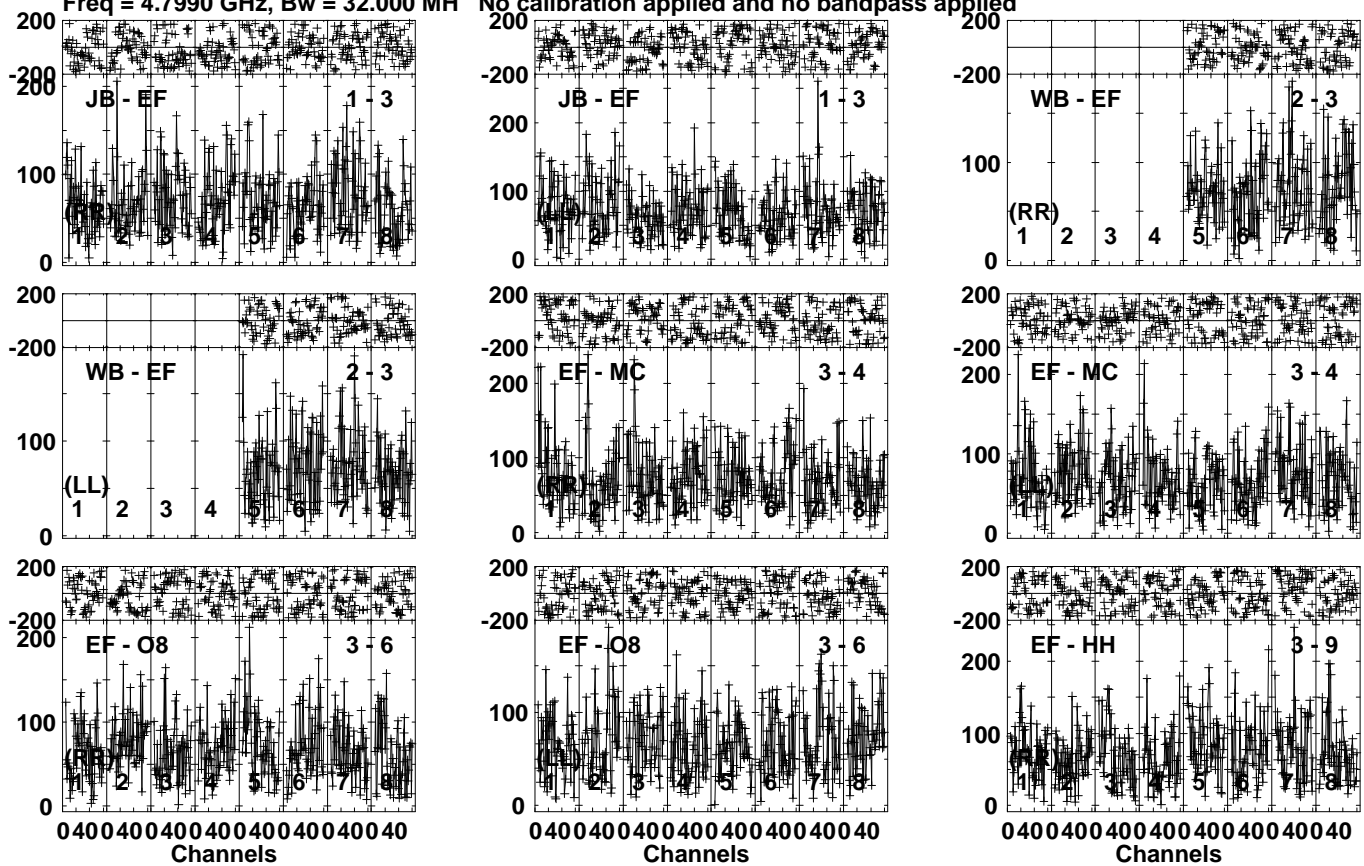
Vector averaged cross-power spectrum Several baselines displayed

Timerange: 00/19:40:40 to 00/19:41:30

Plot file version 482 created 13-OCT-2021 16:55:55

RSOPH RG012I.UVDATA.1

Freq = 4.7990 GHz, Bw = 32.000 MH No calibration applied and no bandpass applied

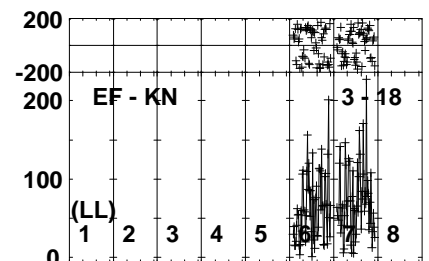
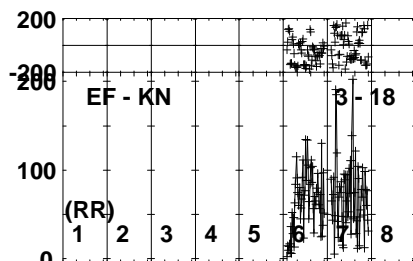
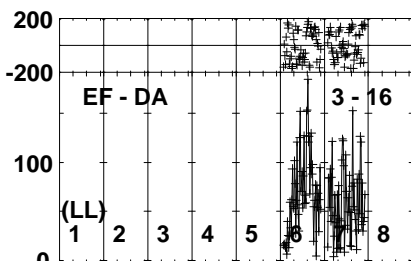
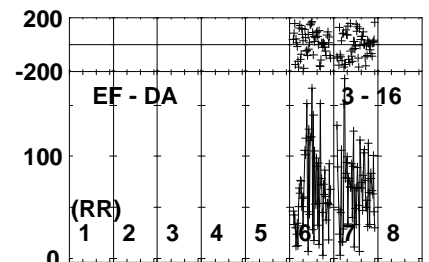
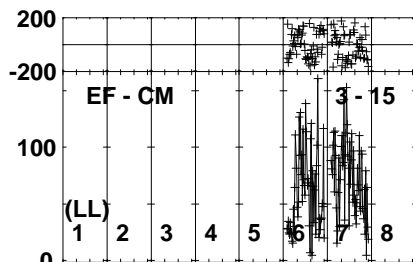
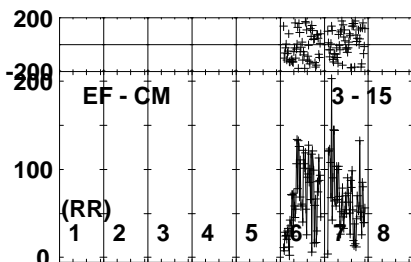
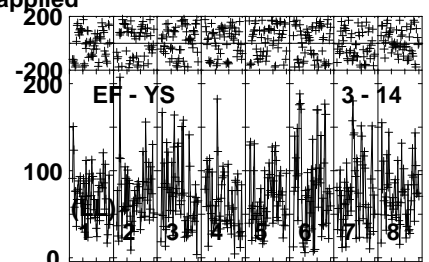
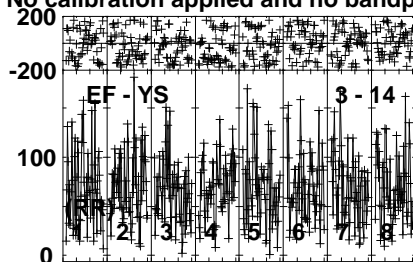
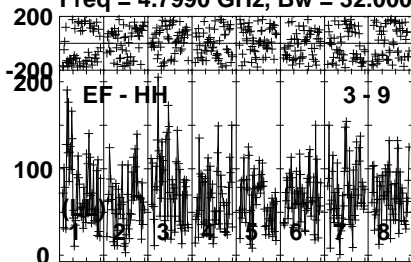


Lower frame: Micro Ampl Jy Top frame: Phas deg
 Vector averaged cross-power spectrum Several baselines displayed
 Timerange: 00/19:41:50 to 00/19:45:59

Plot file version 483 created 13-OCT-2021 16:55:56

RSOPH RG012I.UVDATA.1

Freq = 4.7990 GHz, Bw = 32.000 MH No calibration applied and no bandpass applied

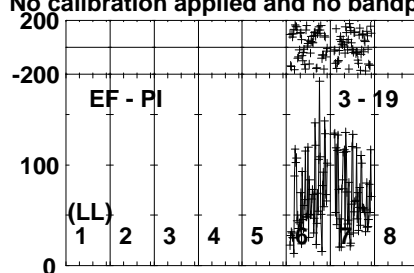
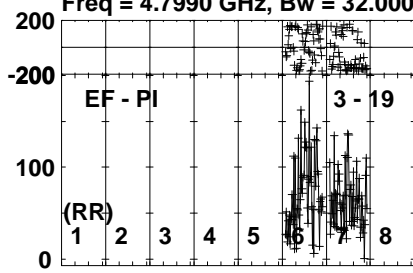


Lower frame: Micro Ampl Jy Top frame: Phas deg
Vector averaged cross-power spectrum Several baselines displayed
Timerange: 00/19:41:50 to 00/19:45:59

Plot file version 484 created 13-OCT-2021 16:55:56

RSOPH RG012I.UVDATA.1

Freq = 4.7990 GHz, Bw = 32.000 MH No calibration applied and no bandpass applied

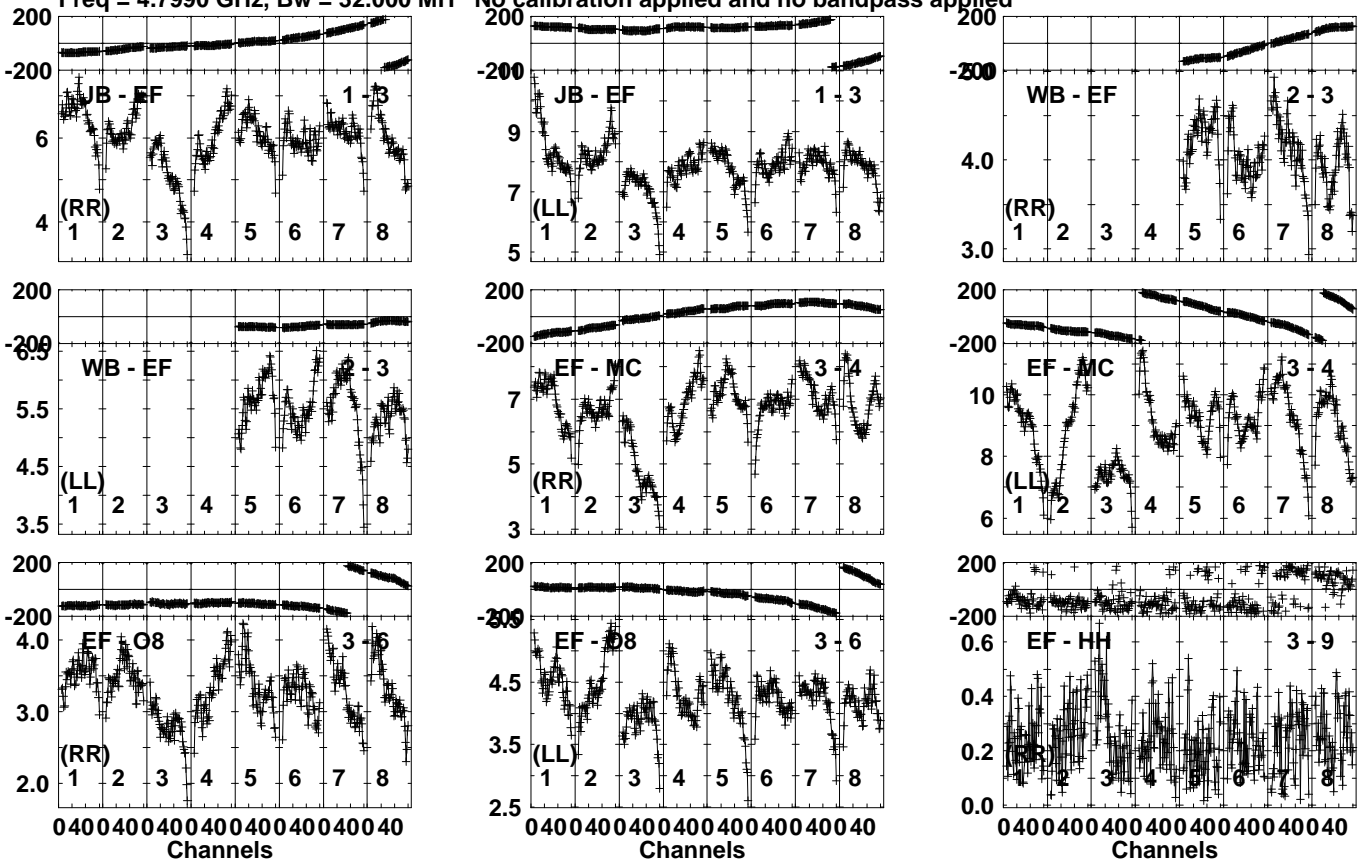


Lower frame: Micro Ampl Jy Top frame: Phas deg
Vector averaged cross-power spectrum Several baselines displayed
Timerange: 00/19:41:50 to 00/19:45:59

Plot file version 485 created 13-OCT-2021 16:55:57

J1745-0753 RG0121.UVDATA.1

Freq = 4.7990 GHz, Bw = 32.000 MH No calibration applied and no bandpass applied



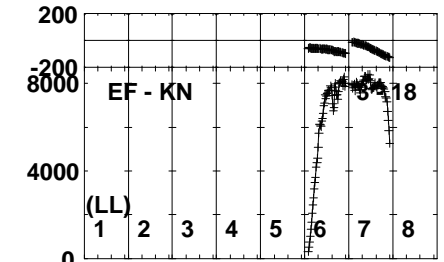
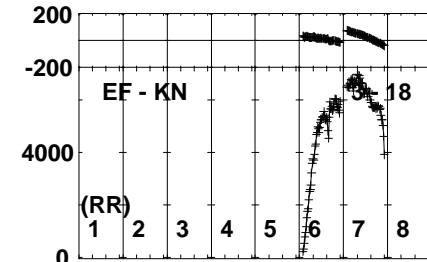
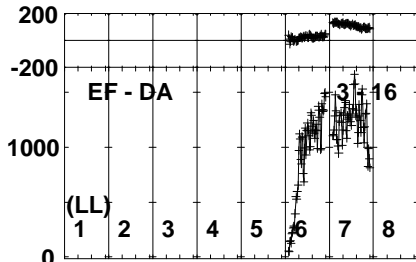
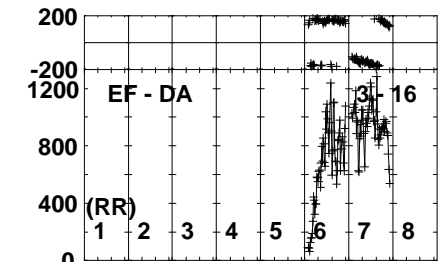
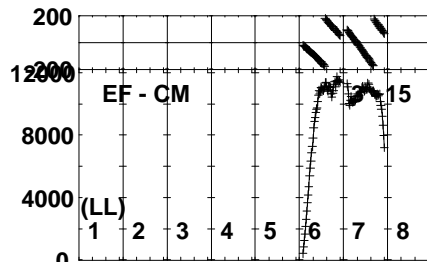
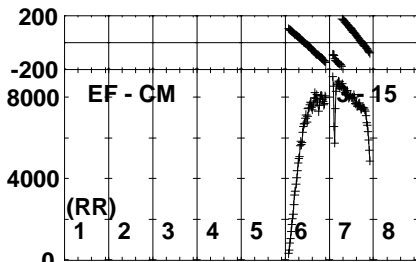
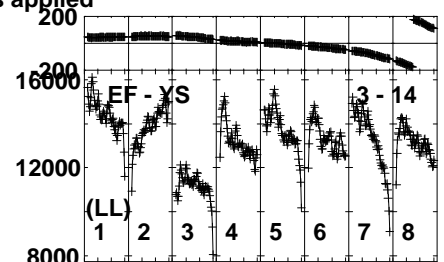
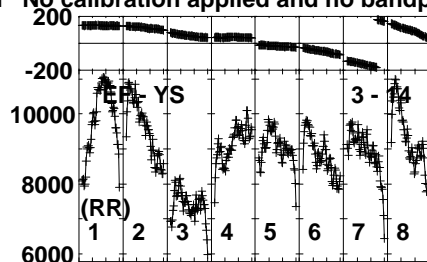
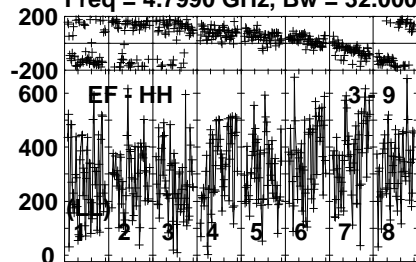
Lower frame: Milli Ampl Jy Top frame: Phas deg
Vector averaged cross-power spectrum Several baselines displayed
Timerange: 00/19:46:40 to 00/19:47:19

Plot file version 486 created 13-OCT-2021 16:55:57

J1745-0753 RG0121.UVDATA.1

Freq = 4.7990 GHz, Bw = 32.000 MH

No calibration applied and no bandpass applied



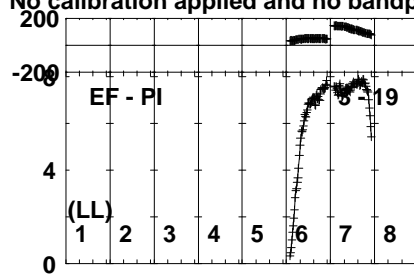
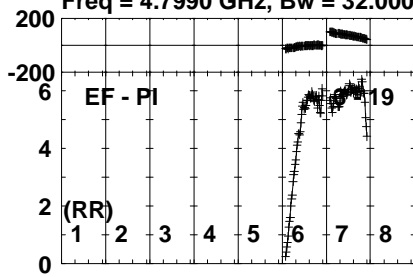
Lower frame: Micro Ampl Jy Top frame: Phas deg
Vector averaged cross-power spectrum Several baselines displayed
Timerange: 00/19:46:40 to 00/19:47:19

Plot file version 487 created 13-OCT-2021 16:55:57

J1745-0753 RG0121.UVDATA.1

Freq = 4.7990 GHz, Bw = 32.000 MH

No calibration applied and no bandpass applied



Lower frame: Milli Ampl Jy Top frame: Phas deg

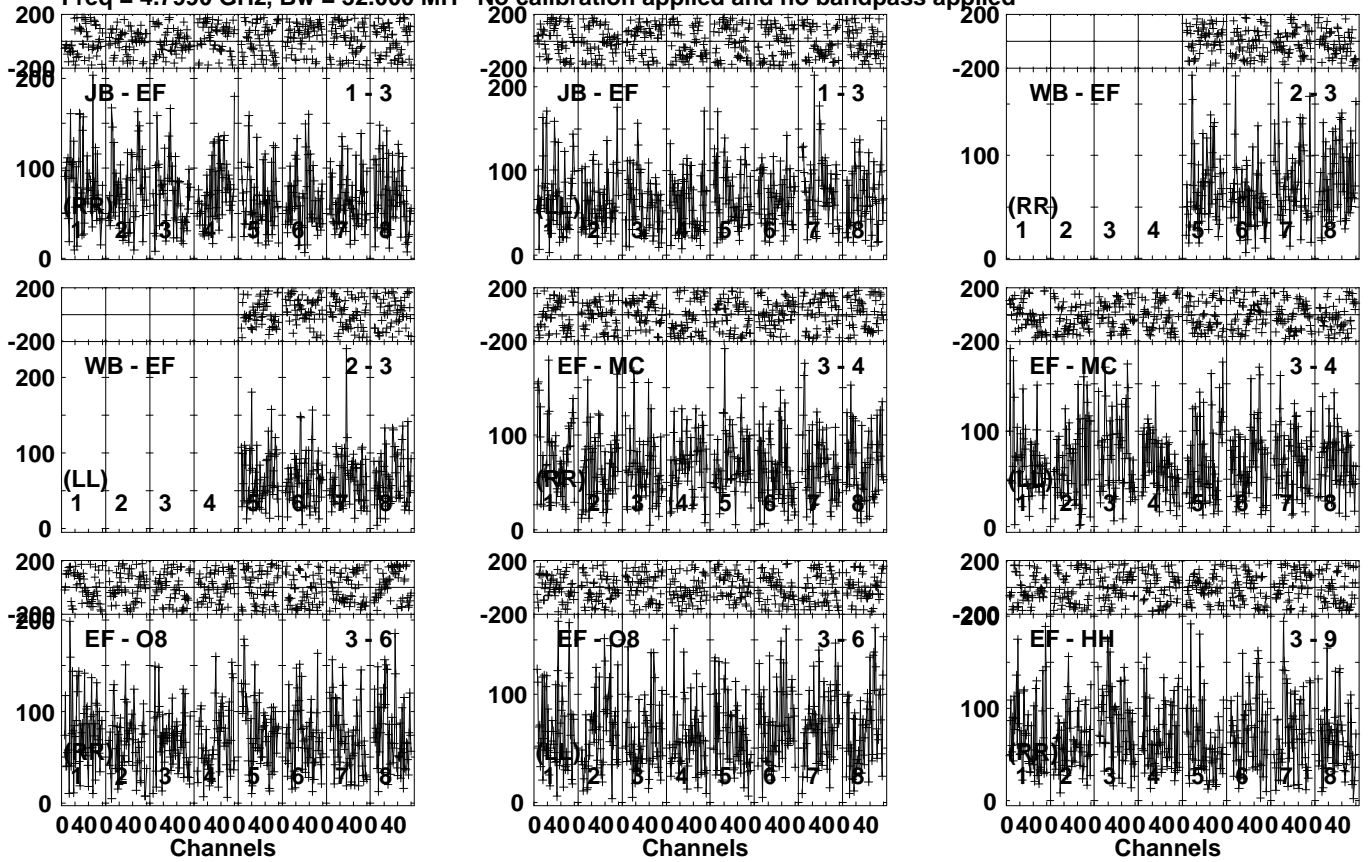
Vector averaged cross-power spectrum Several baselines displayed

Timerange: 00/19:46:40 to 00/19:47:19

Plot file version 488 created 13-OCT-2021 16:55:57

RSOPH RG012I.UVDATA.1

Freq = 4.7990 GHz, Bw = 32.000 MH No calibration applied and no bandpass applied

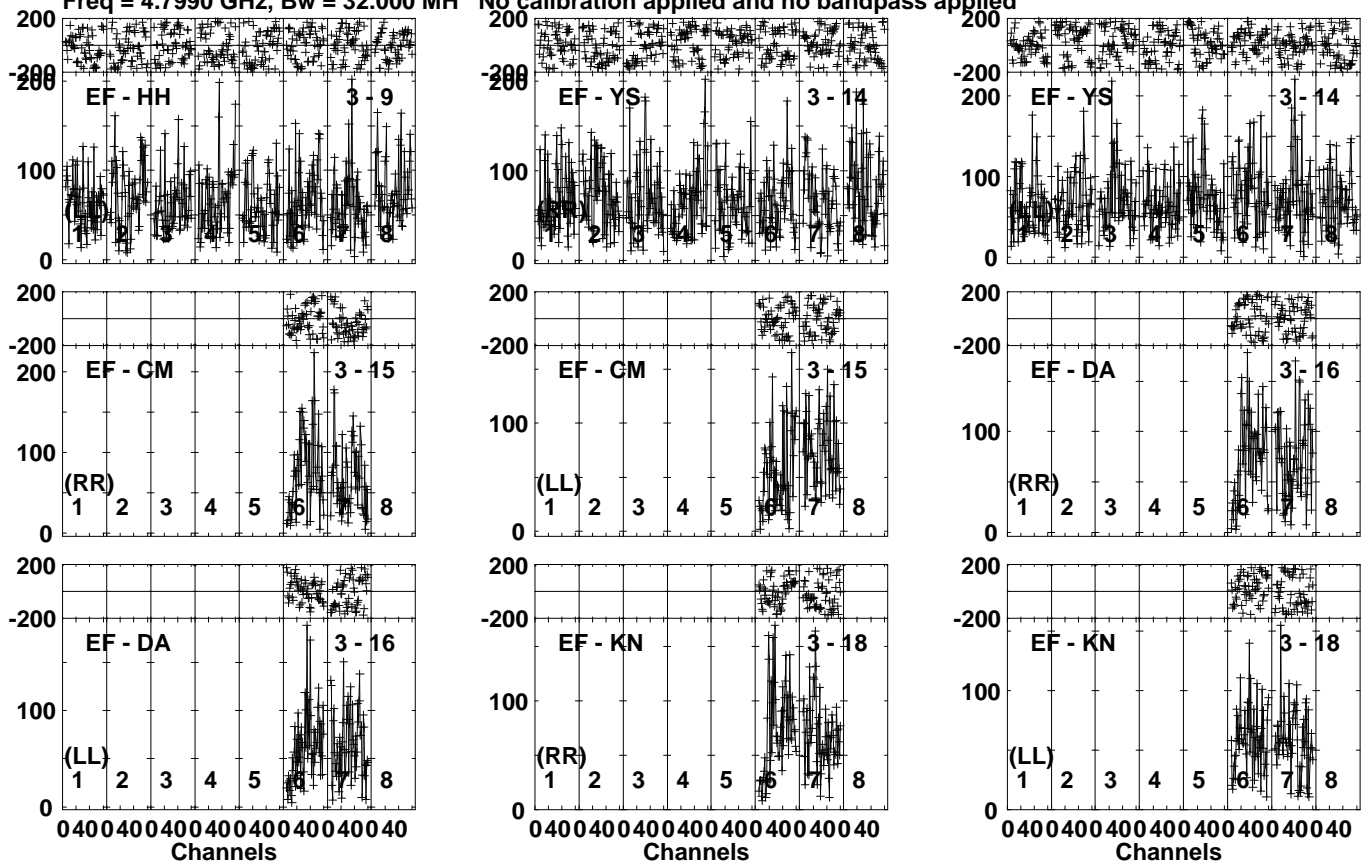


Lower frame: Micro Ampl Jy Top frame: Phas deg
Vector averaged cross-power spectrum Several baselines displayed
Timerange: 00/19:47:40 to 00/19:51:50

Plot file version 489 created 13-OCT-2021 16:55:58

RSOPH RG012I.UVDATA.1

Freq = 4.7990 GHz, Bw = 32.000 MH No calibration applied and no bandpass applied

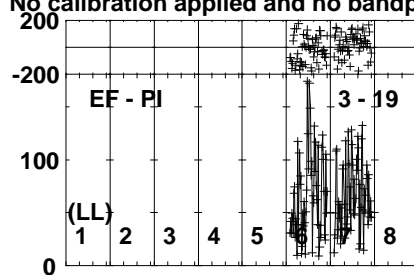
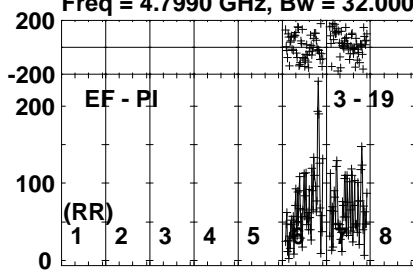


Lower frame: Micro Ampl Jy Top frame: Phas deg
Vector averaged cross-power spectrum Several baselines displayed
Timerange: 00/19:47:40 to 00/19:51:50

Plot file version 490 created 13-OCT-2021 16:55:59

RSOPH RG012I.UVDATA.1

Freq = 4.7990 GHz, Bw = 32.000 MH No calibration applied and no bandpass applied



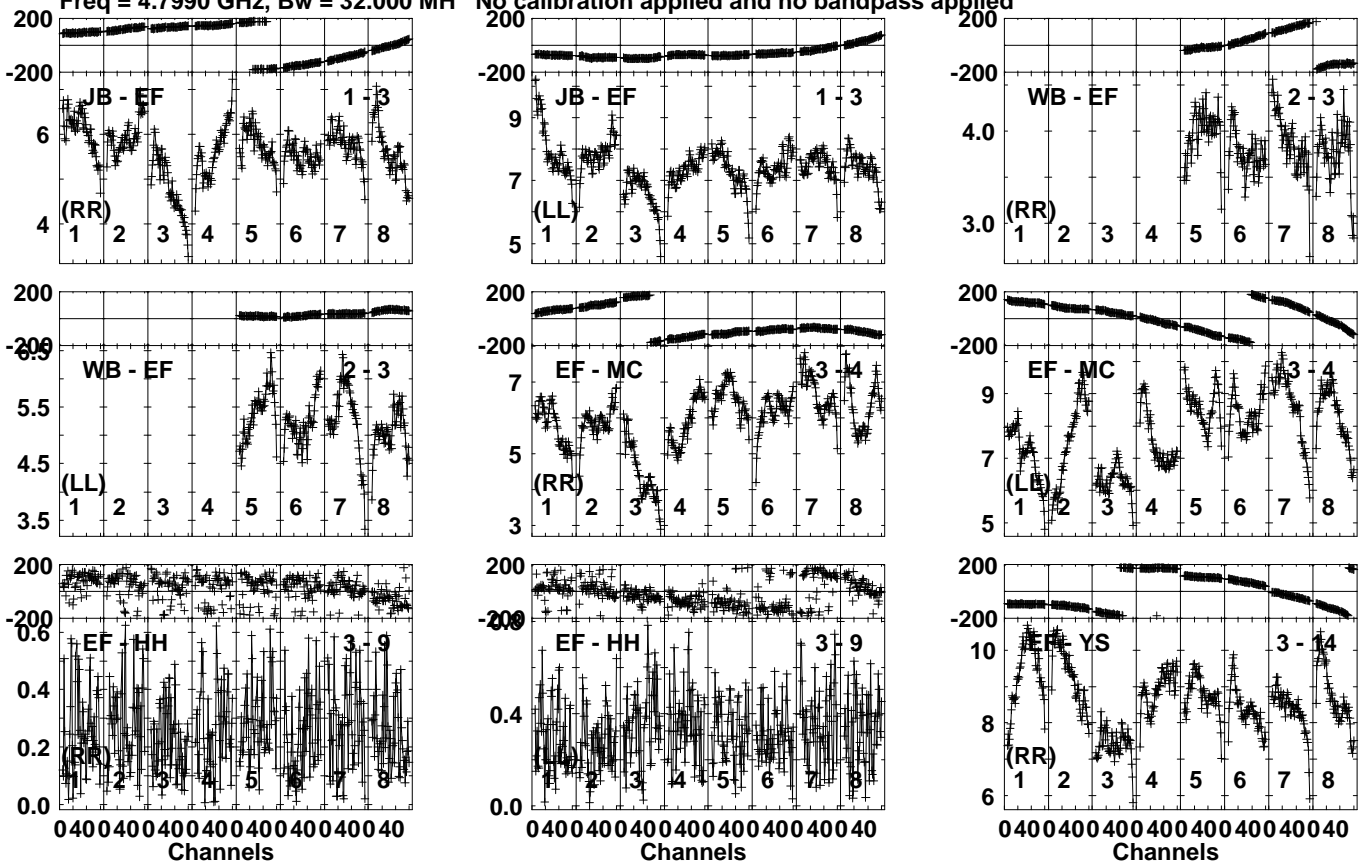
Lower frame: Micro Ampl Jy Top frame: Phas deg
Vector averaged cross-power spectrum Several baselines displayed
Timerange: 00/19:47:40 to 00/19:51:50

Plot file version 491 created 13-OCT-2021 16:55:59

J1745-0753 RG0121.UVDATA.1

Freq = 4.7990 GHz, Bw = 32.000 MH

No calibration applied and no bandpass applied



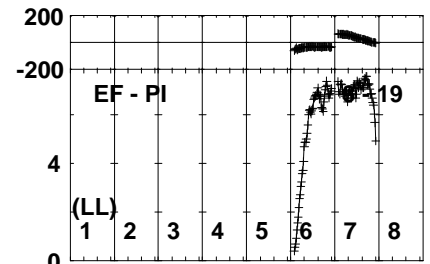
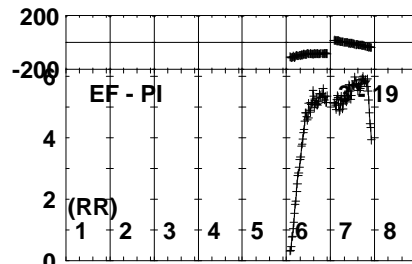
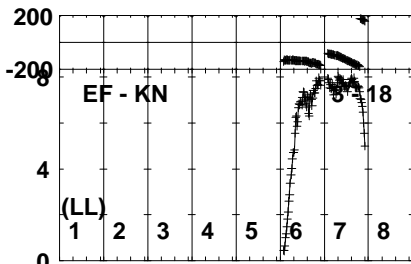
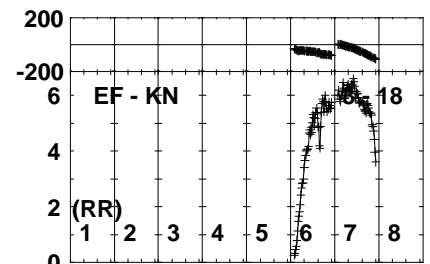
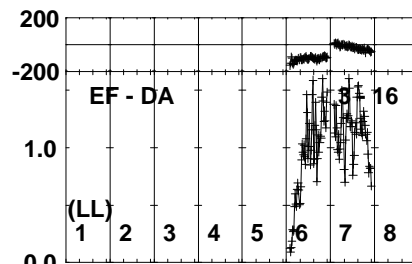
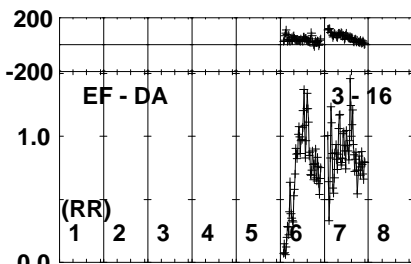
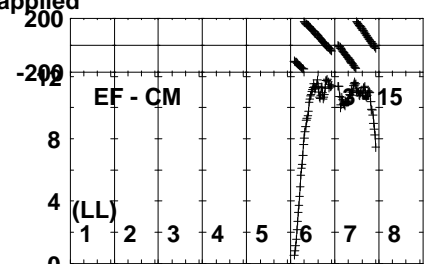
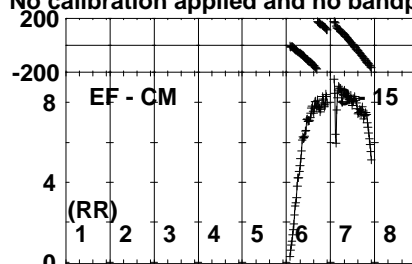
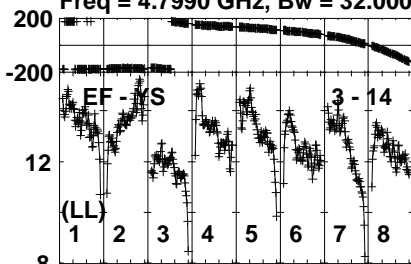
Lower frame: Milli Ampl Jy Top frame: Phas deg
Vector averaged cross-power spectrum Several baselines displayed
Timerange: 00/19:52:10 to 00/19:52:59

Plot file version 492 created 13-OCT-2021 16:56:00

J1745-0753 RG0121.UVDATA.1

Freq = 4.7990 GHz, Bw = 32.000 MH

No calibration applied and no bandpass applied

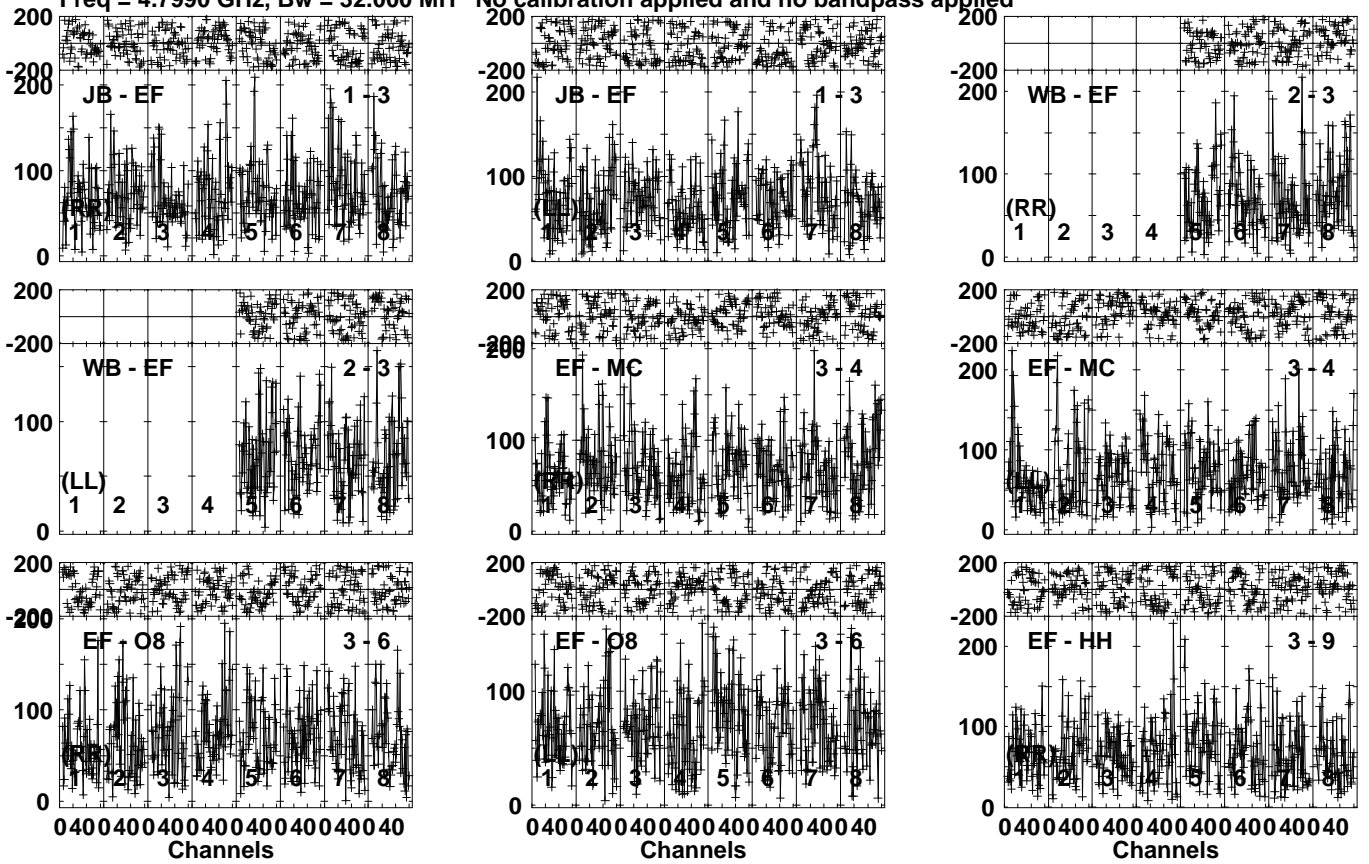


Lower frame: Milli Ampl Jy Top frame: Phas deg
Vector averaged cross-power spectrum Several baselines displayed
Timerange: 00/19:52:10 to 00/19:52:59

Plot file version 493 created 13-OCT-2021 16:56:00

RSOPH RG012I.UVDATA.1

Freq = 4.7990 GHz, Bw = 32.000 MH No calibration applied and no bandpass applied

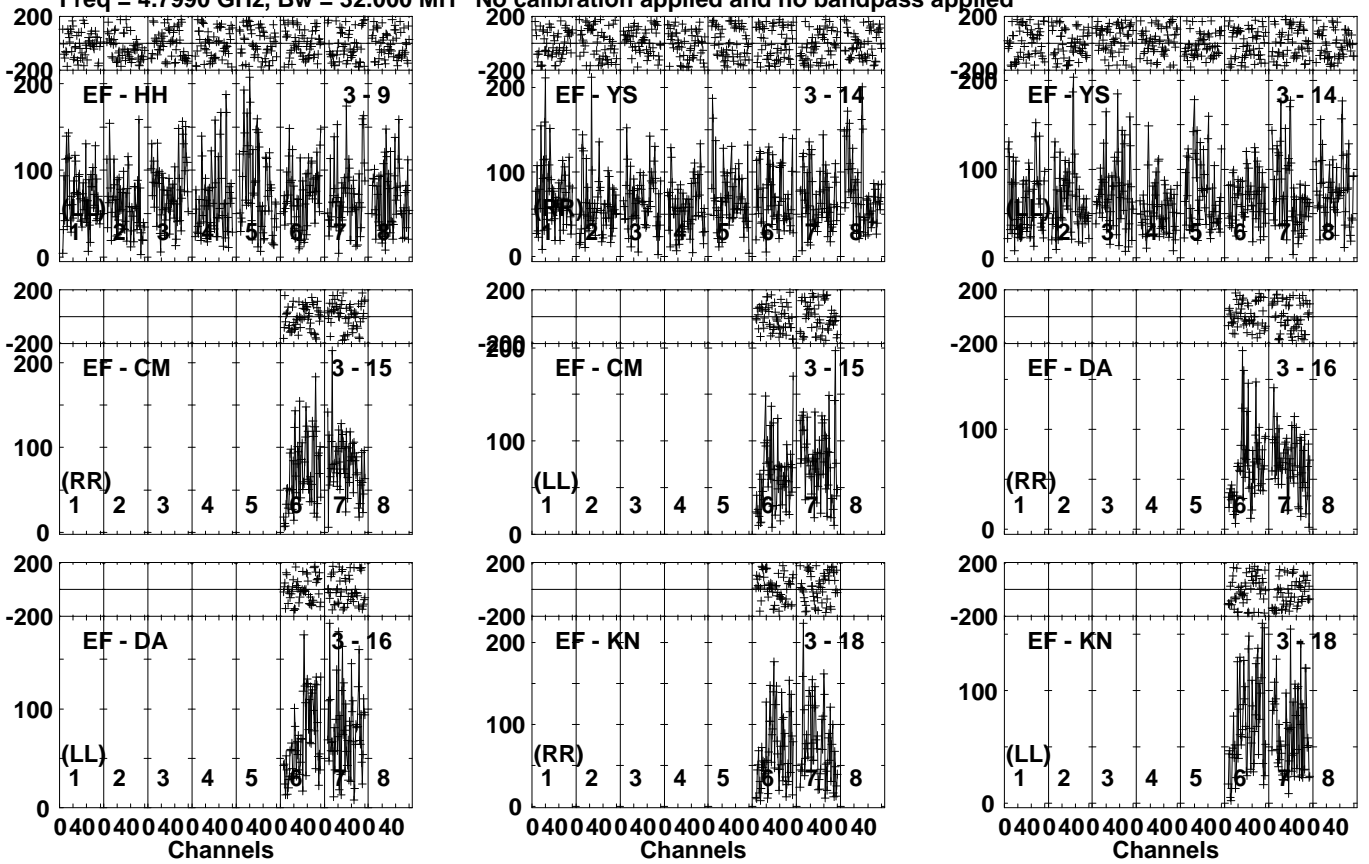


Lower frame: Micro Ampl Jy Top frame: Phas deg
Vector averaged cross-power spectrum Several baselines displayed
Timerange: 00/19:53:20 to 00/19:57:30

Plot file version 494 created 13-OCT-2021 16:56:01

RSOPH RG012I.UVDATA.1

Freq = 4.7990 GHz, Bw = 32.000 MH No calibration applied and no bandpass applied

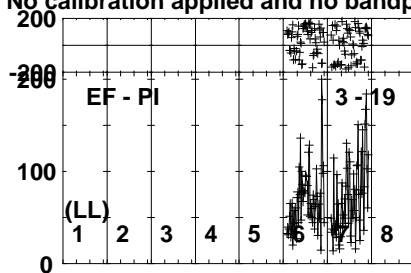
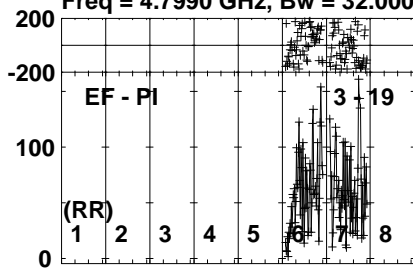


Lower frame: Micro Ampl Jy Top frame: Phas deg
Vector averaged cross-power spectrum Several baselines displayed
Timerange: 00/19:53:20 to 00/19:57:30

Plot file version 495 created 13-OCT-2021 16:56:01

RSOPH RG012I.UVDATA.1

Freq = 4.7990 GHz, Bw = 32.000 MH No calibration applied and no bandpass applied



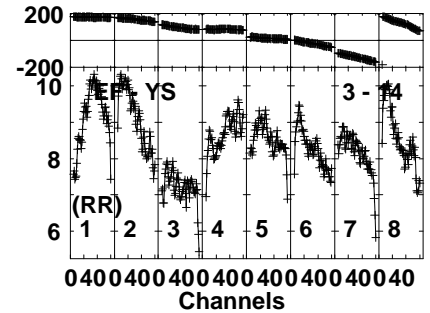
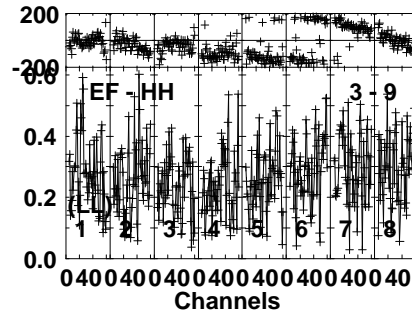
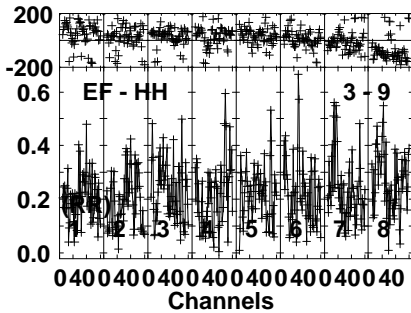
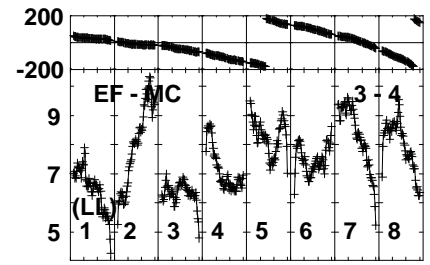
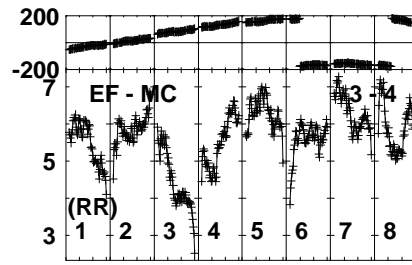
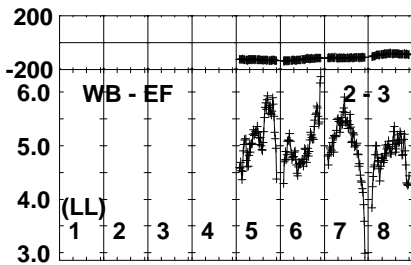
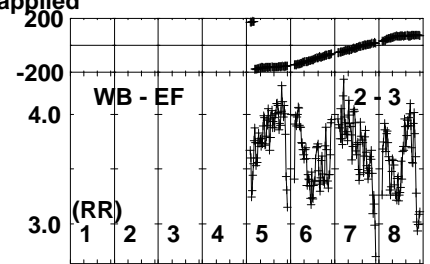
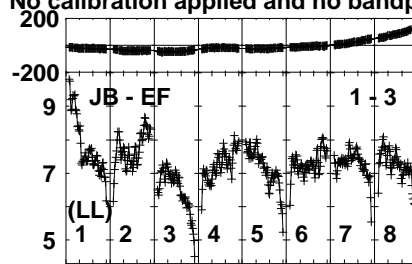
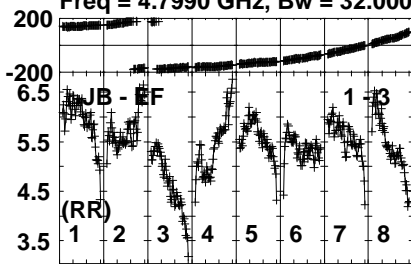
Lower frame: Micro Ampl Jy Top frame: Phas deg
Vector averaged cross-power spectrum Several baselines displayed
Timerange: 00/19:53:20 to 00/19:57:30

Plot file version 496 created 13-OCT-2021 16:56:01

J1745-0753 RG0121.UVDATA.1

Freq = 4.7990 GHz, Bw = 32.000 MH

No calibration applied and no bandpass applied

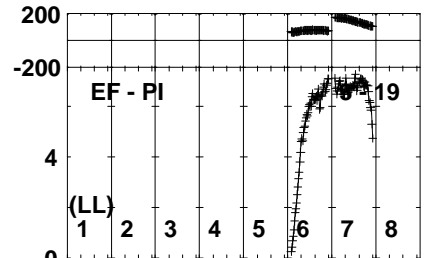
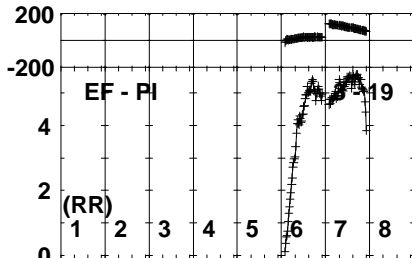
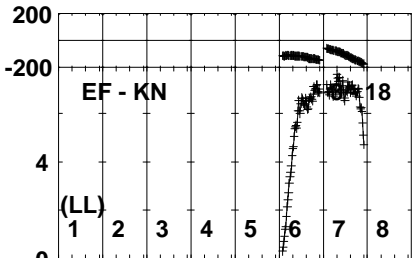
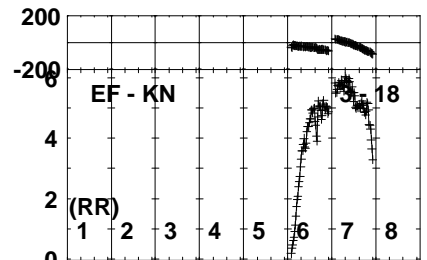
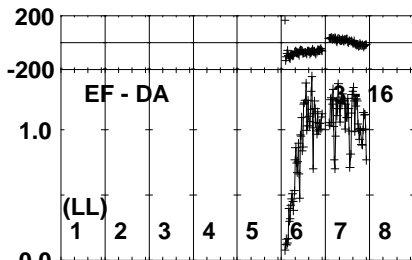
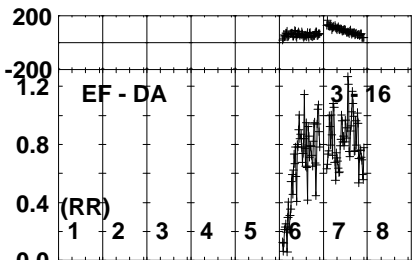
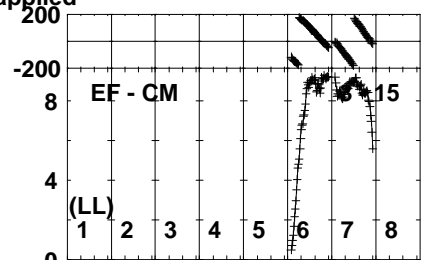
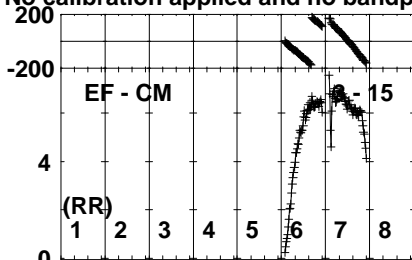
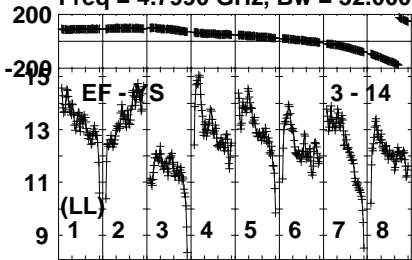


Lower frame: Milli Ampl Jy Top frame: Phas deg
Vector averaged cross-power spectrum Several baselines displayed
Timerange: 00/19:58:11 to 00/19:58:50

Plot file version 497 created 13-OCT-2021 16:56:02

J1745-0753 RG0121.UVDATA.1

Freq = 4.7990 GHz, Bw = 32.000 MH No calibration applied and no bandpass applied

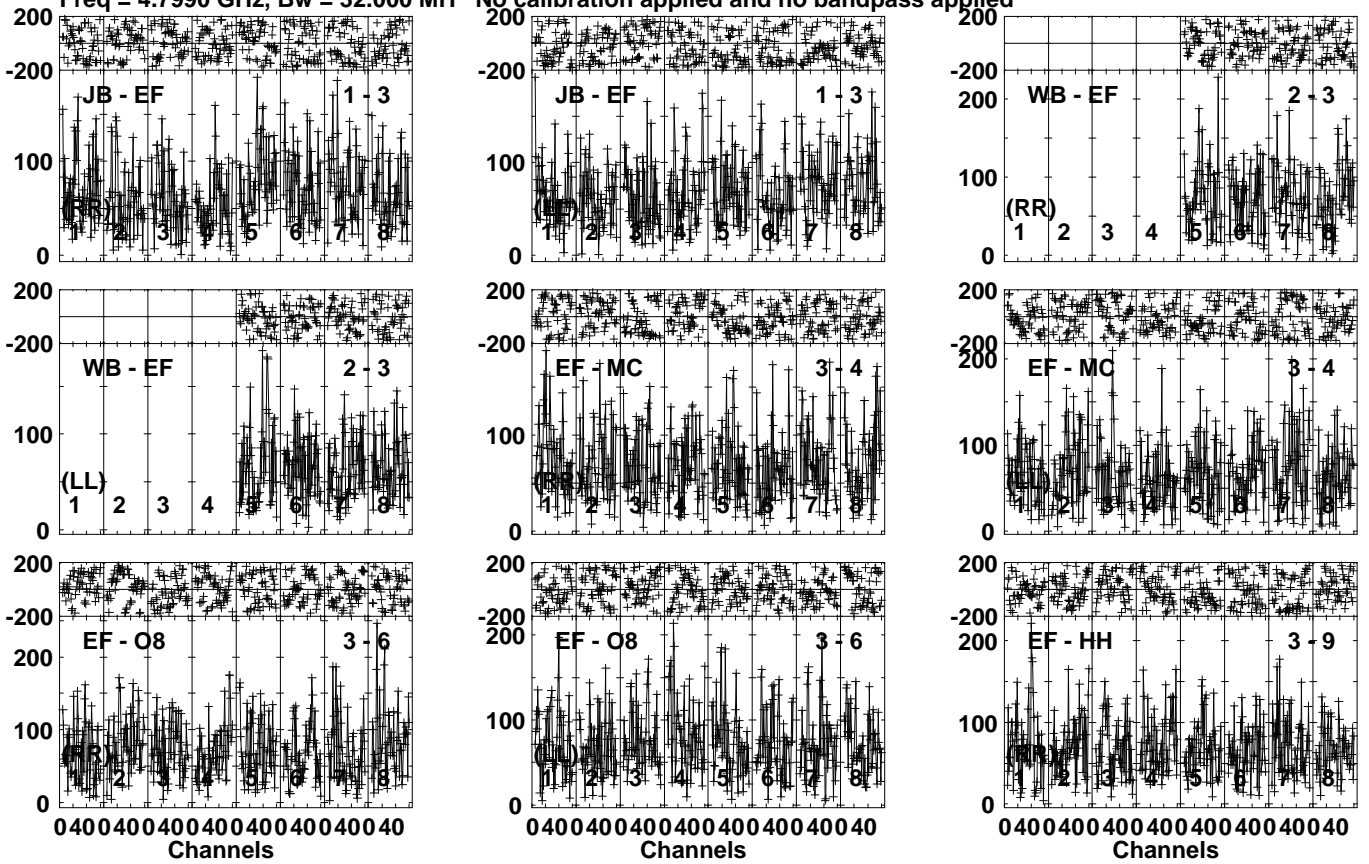


Lower frame: Milli Ampl Jy Top frame: Phas deg
Vector averaged cross-power spectrum Several baselines displayed
Timerange: 00/19:58:11 to 00/19:58:50

Plot file version 498 created 13-OCT-2021 16:56:03

RSOPH RG012I.UVDATA.1

Freq = 4.7990 GHz, Bw = 32.000 MH No calibration applied and no bandpass applied

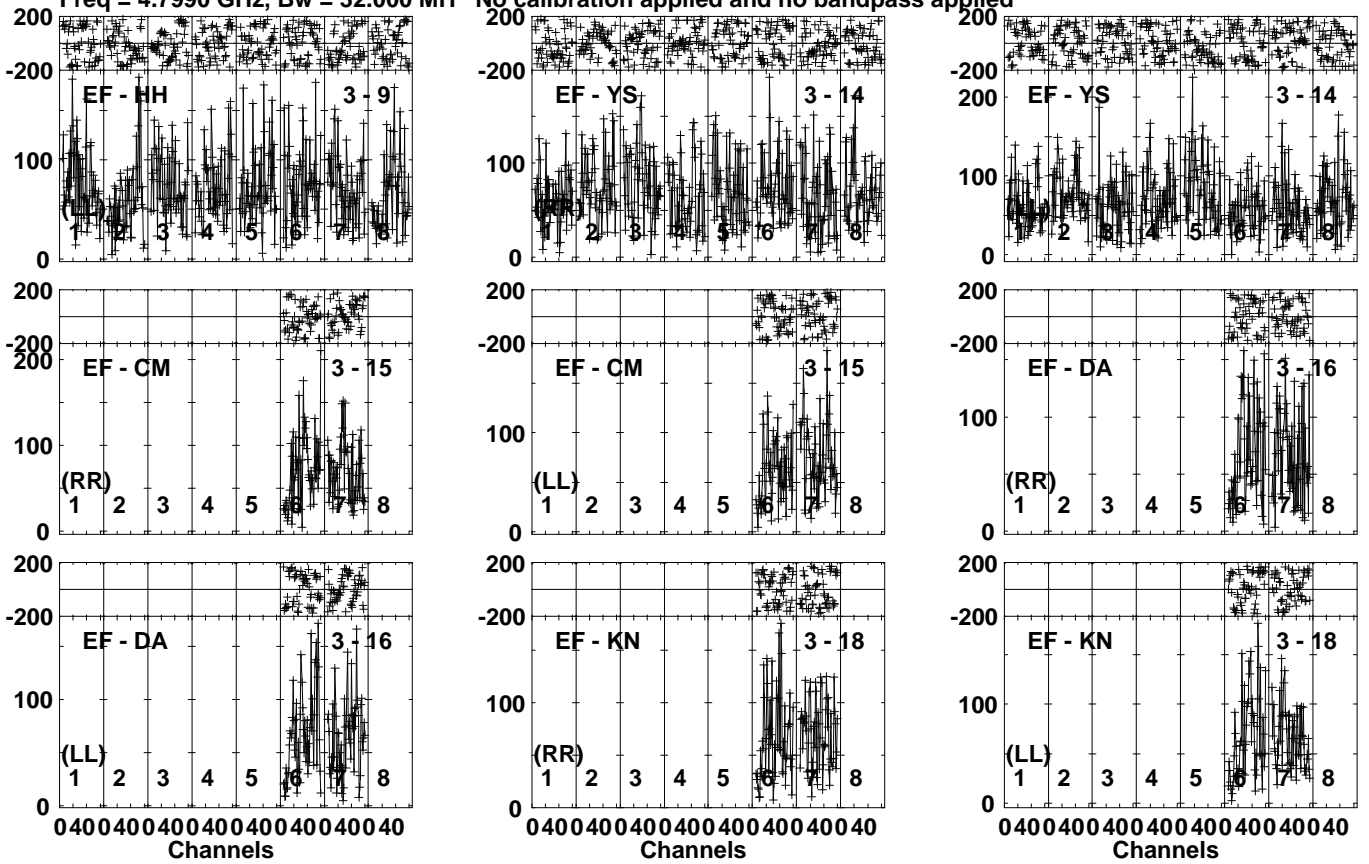


Lower frame: Micro Ampl Jy Top frame: Phas deg
Vector averaged cross-power spectrum Several baselines displayed
Timerange: 00/19:59:10 to 00/20:03:19

Plot file version 499 created 13-OCT-2021 16:56:03

RSOPH RG012I.UVDATA.1

Freq = 4.7990 GHz, Bw = 32.000 MH No calibration applied and no bandpass applied

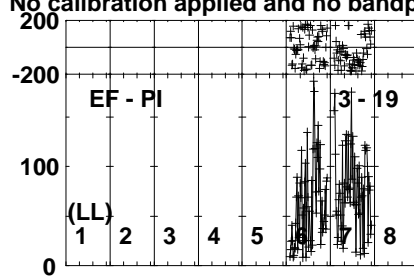
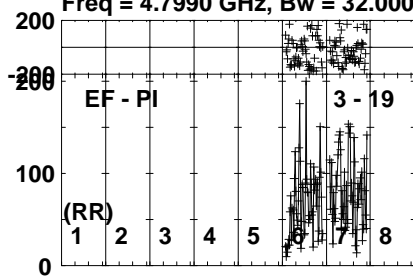


Lower frame: Micro Ampl Jy Top frame: Phas deg
Vector averaged cross-power spectrum Several baselines displayed
Timerange: 00/19:59:10 to 00/20:03:19

Plot file version 500 created 13-OCT-2021 16:56:04

RSOPH RG012I.UVDATA.1

Freq = 4.7990 GHz, Bw = 32.000 MH No calibration applied and no bandpass applied



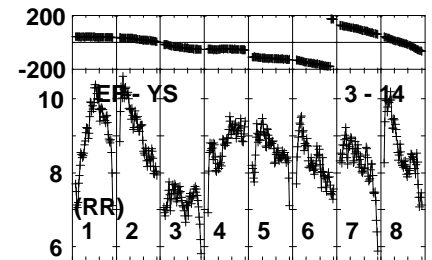
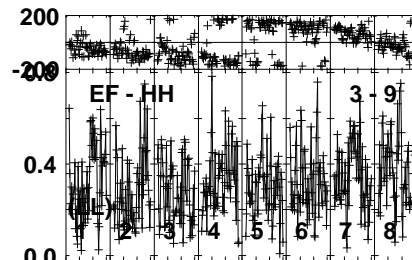
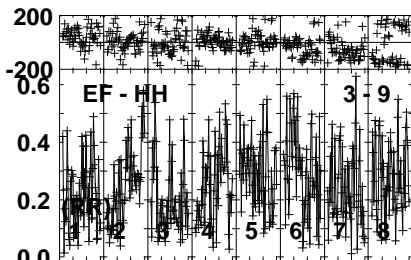
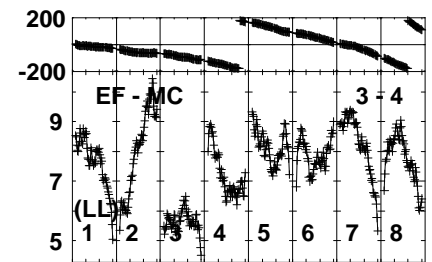
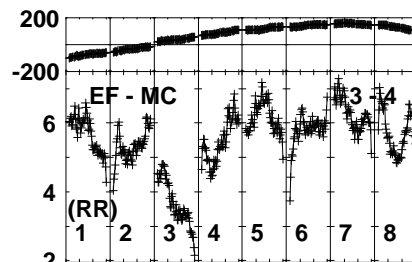
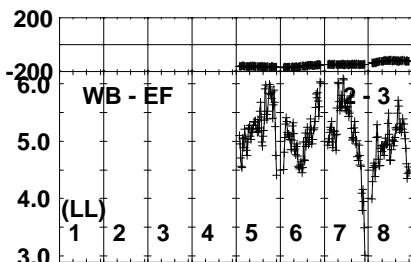
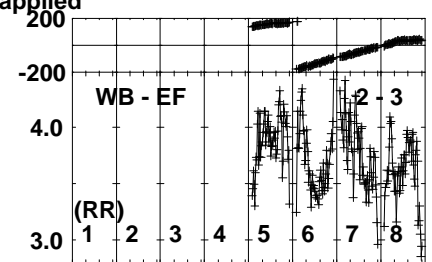
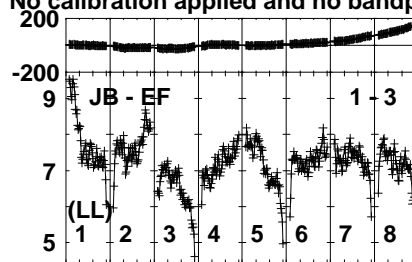
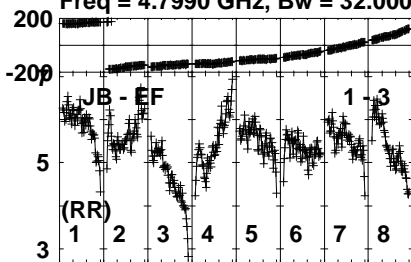
Lower frame: Micro Ampl Jy Top frame: Phas deg
Vector averaged cross-power spectrum Several baselines displayed
Timerange: 00/19:59:10 to 00/20:03:19

Plot file version 501 created 13-OCT-2021 16:56:04

J1745-0753 RG0121.UVDATA.1

Freq = 4.7990 GHz, Bw = 32.000 MH

No calibration applied and no bandpass applied



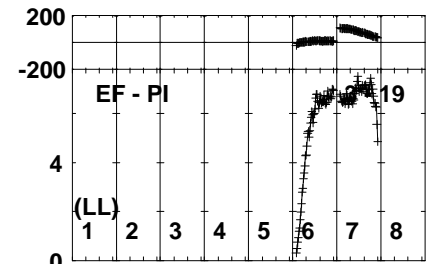
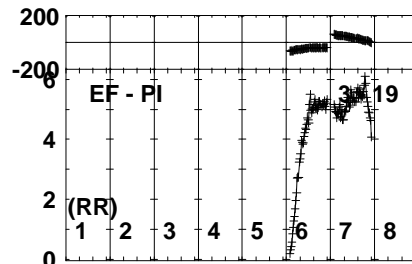
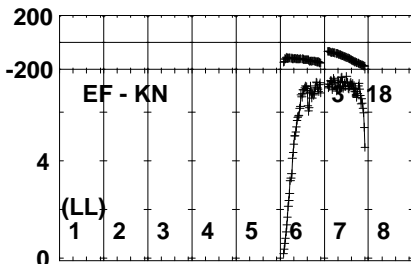
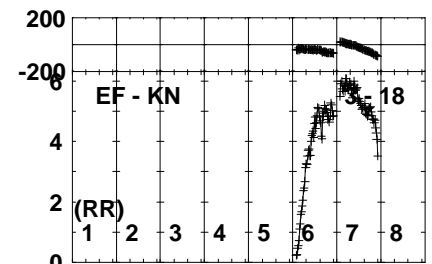
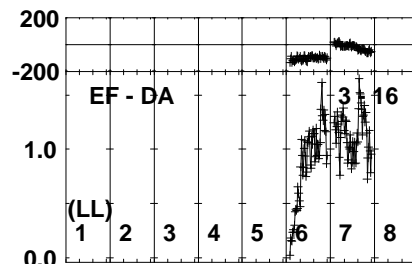
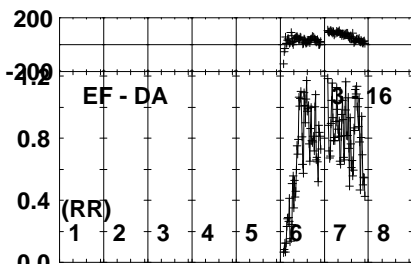
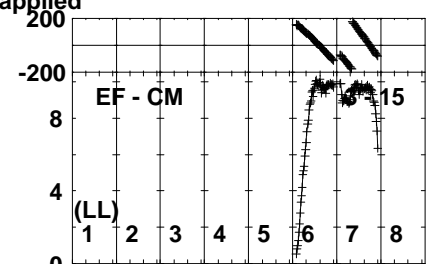
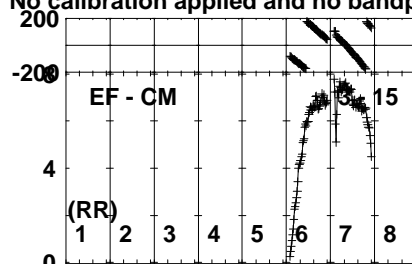
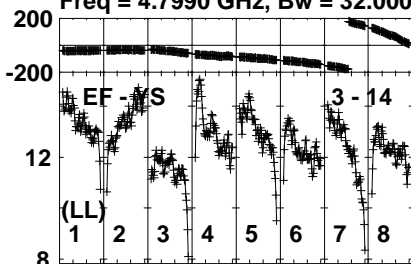
Lower frame: Milli Ampl Jy Top frame: Phas deg
Vector averaged cross-power spectrum Several baselines displayed
Timerange: 00/20:03:40 to 00/20:04:30

Plot file version 502 created 13-OCT-2021 16:56:05

J1745-0753 RG0121.UVDATA.1

Freq = 4.7990 GHz, Bw = 32.000 MH

No calibration applied and no bandpass applied

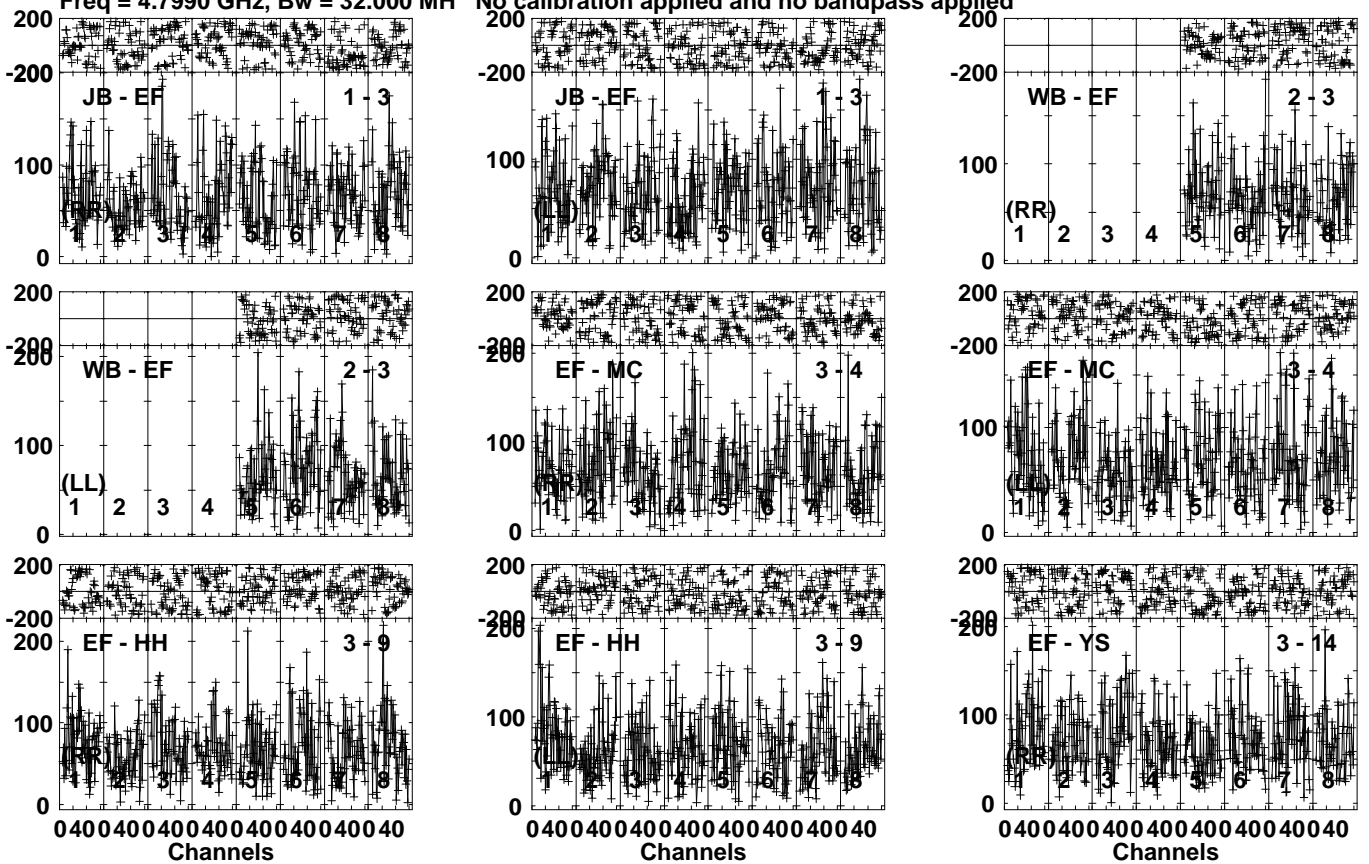


Lower frame: Milli Ampl Jy Top frame: Phas deg
Vector averaged cross-power spectrum Several baselines displayed
Timerange: 00/20:03:40 to 00/20:04:30

Plot file version 503 created 13-OCT-2021 16:56:05

RSOPH RG012I.UVDATA.1

Freq = 4.7990 GHz, Bw = 32.000 MH No calibration applied and no bandpass applied

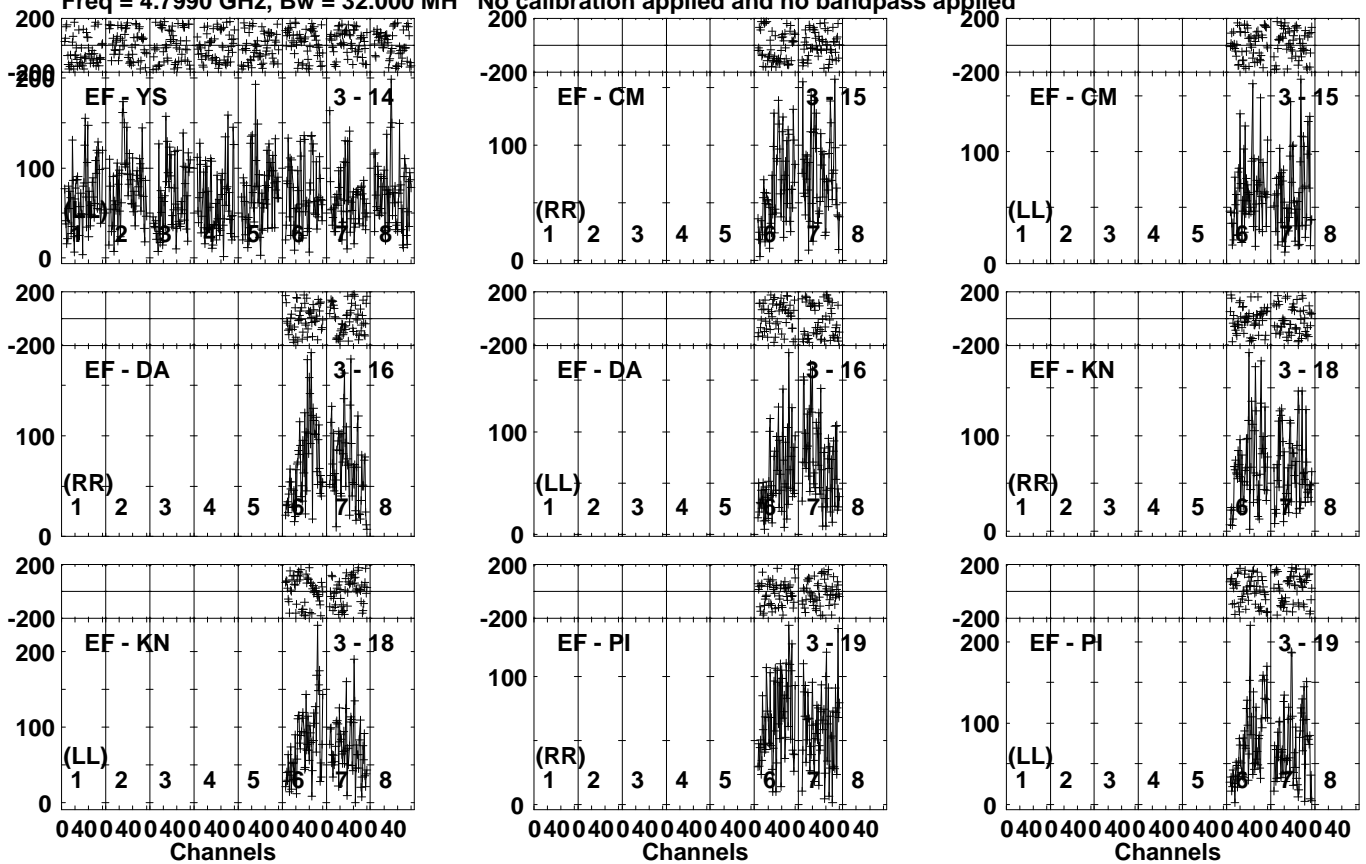


Lower frame: Micro Ampl Jy Top frame: Phas deg
Vector averaged cross-power spectrum Several baselines displayed
Timerange: 00/20:04:50 to 00/20:08:59

Plot file version 504 created 13-OCT-2021 16:56:06

RSOPH RG012I.UVDATA.1

Freq = 4.7990 GHz, Bw = 32.000 MH No calibration applied and no bandpass applied



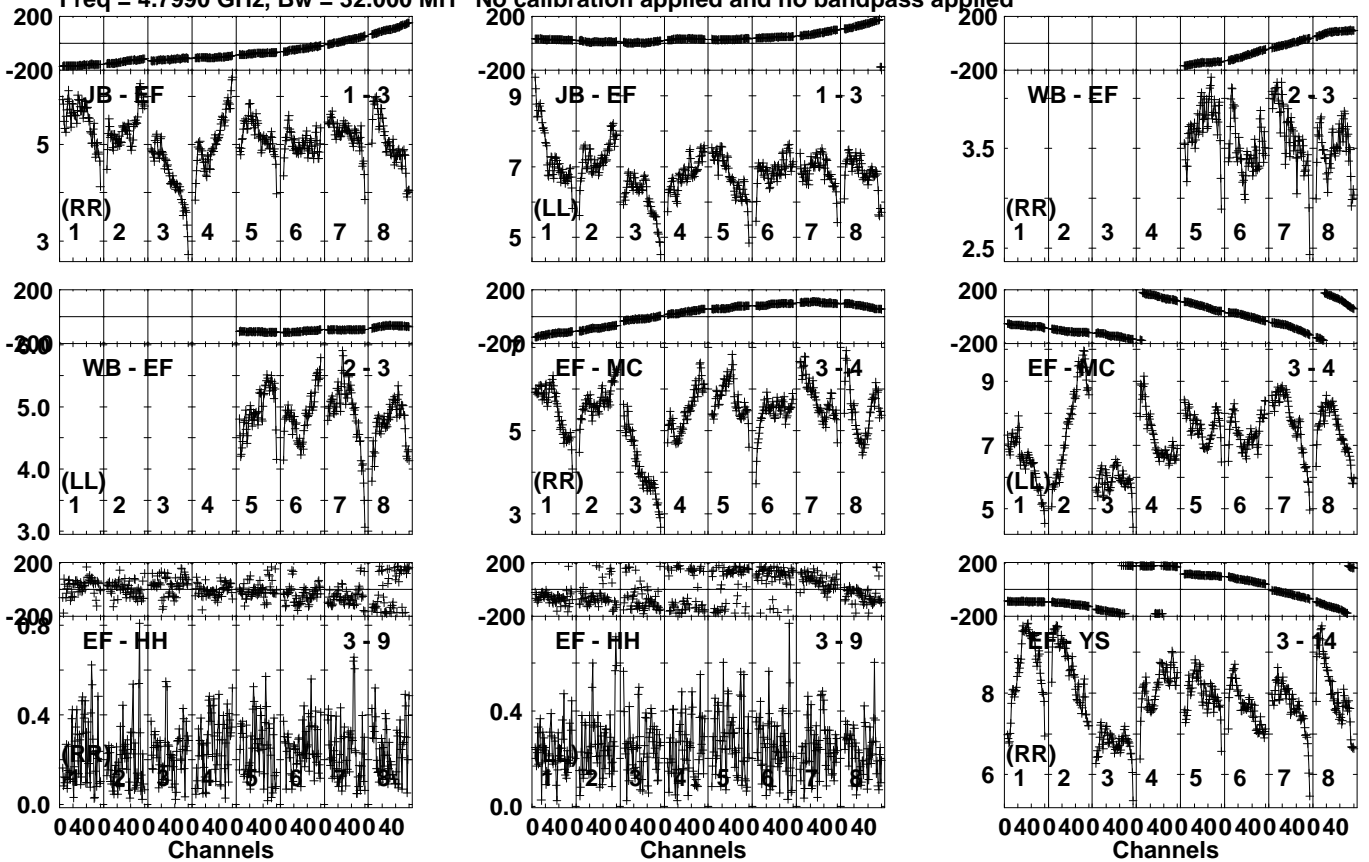
Lower frame: Micro Ampl Jy Top frame: Phas deg
Vector averaged cross-power spectrum Several baselines displayed
Timerange: 00/20:04:50 to 00/20:08:59

Plot file version 505 created 13-OCT-2021 16:56:06

J1745-0753 RG0121.UVDATA.1

Freq = 4.7990 GHz, Bw = 32.000 MH

No calibration applied and no bandpass applied

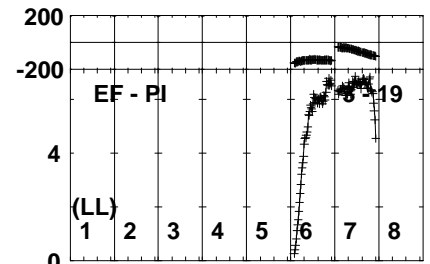
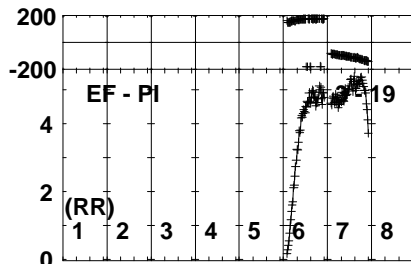
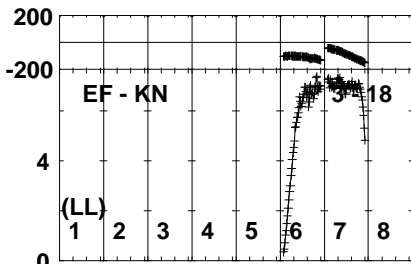
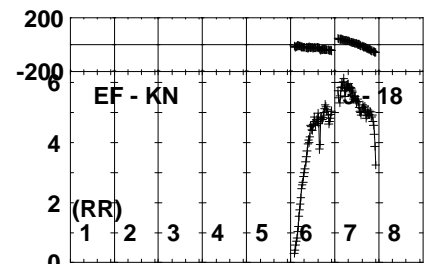
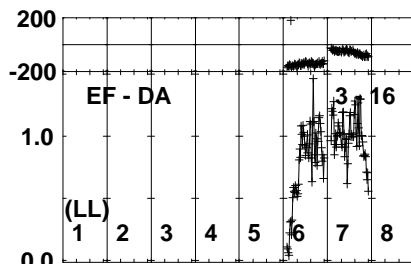
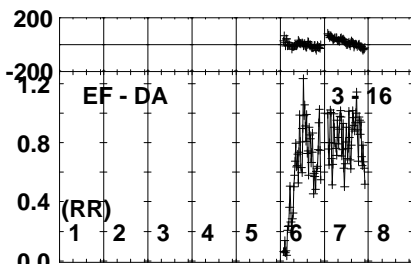
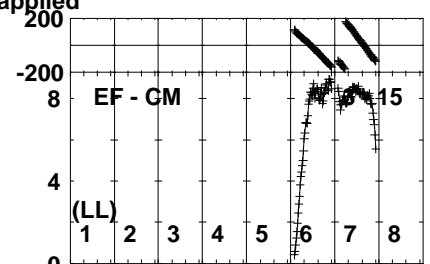
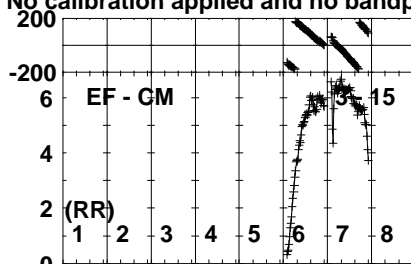
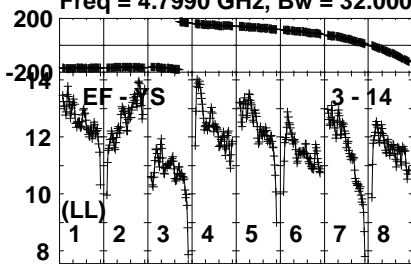


Lower frame: Milli Ampl Jy Top frame: Phas deg
Vector averaged cross-power spectrum Several baselines displayed
Timerange: 00/20:09:41 to 00/20:10:19

Plot file version 506 created 13-OCT-2021 16:56:07

J1745-0753 RG0121.UVDATA.1

Freq = 4.7990 GHz, Bw = 32.000 MH No calibration applied and no bandpass applied

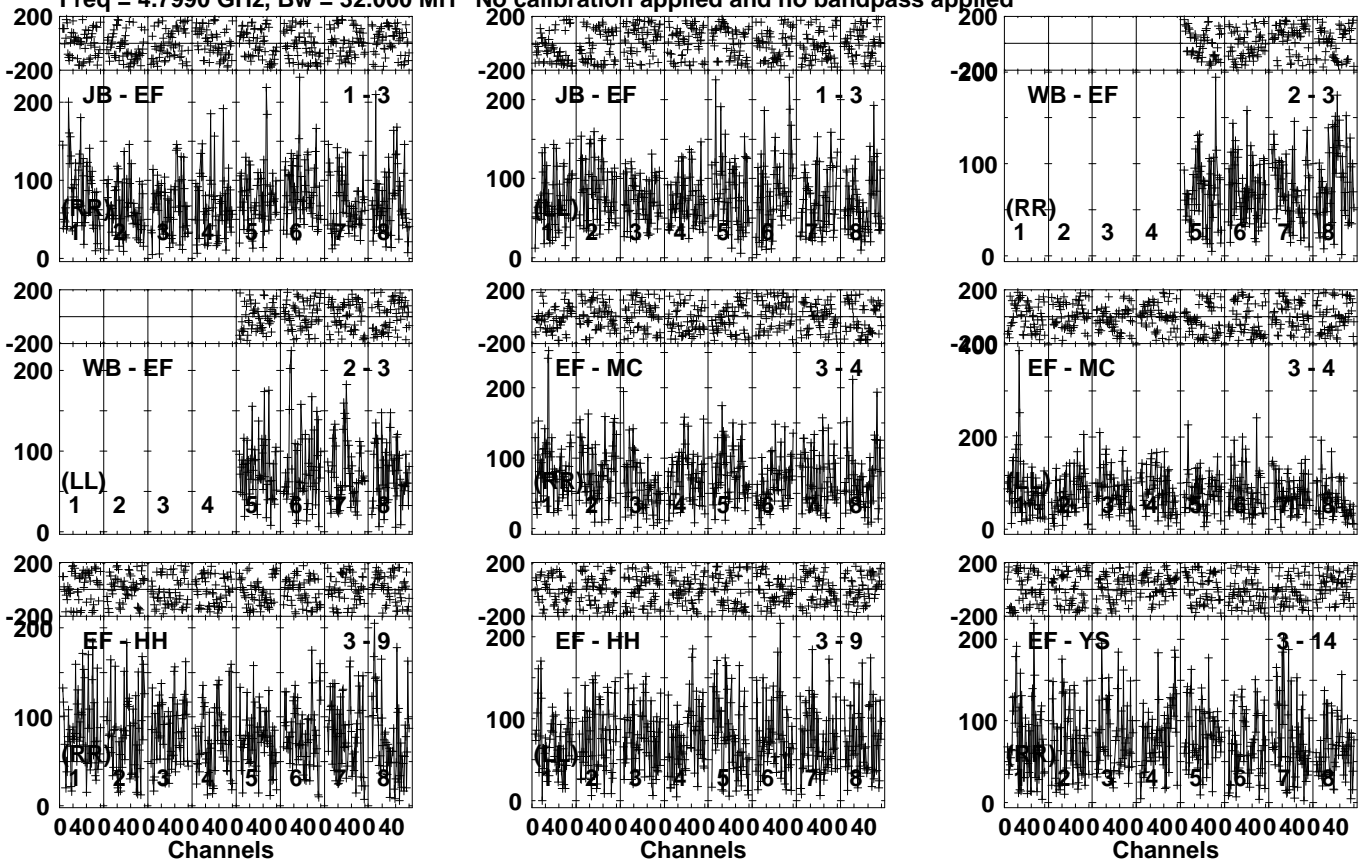


Lower frame: Milli Ampl Jy Top frame: Phas deg
Vector averaged cross-power spectrum Several baselines displayed
Timerange: 00/20:09:41 to 00/20:10:19

Plot file version 507 created 13-OCT-2021 16:56:07

RSOPH RG012I.UVDATA.1

Freq = 4.7990 GHz, Bw = 32.000 MH No calibration applied and no bandpass applied

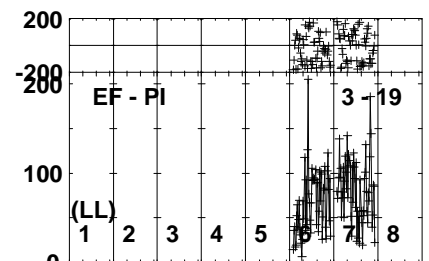
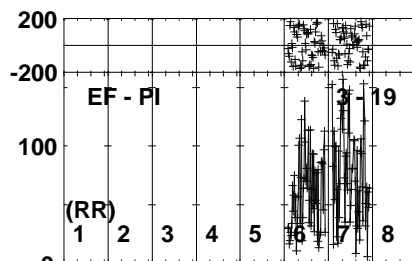
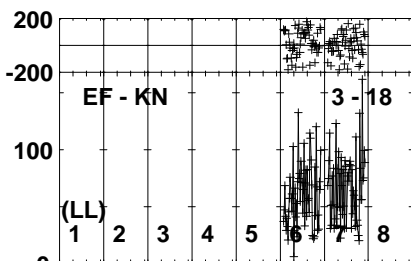
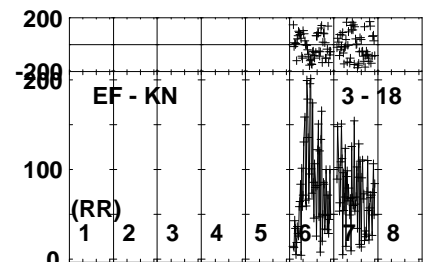
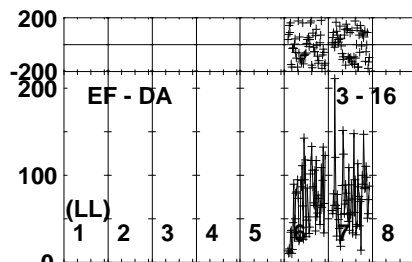
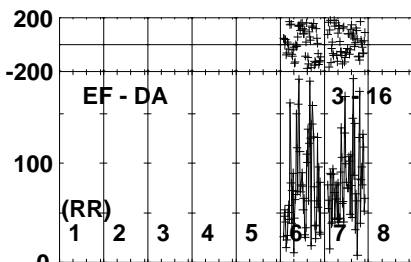
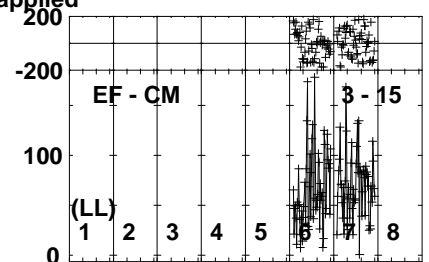
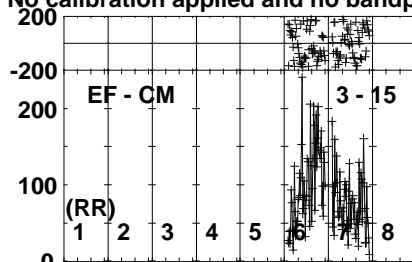
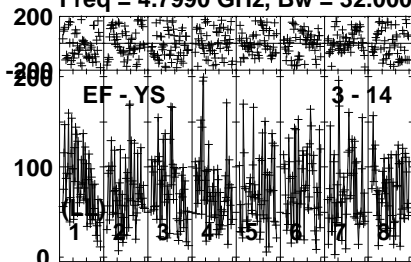


Lower frame: Micro Ampl Jy Top frame: Phas deg
Vector averaged cross-power spectrum Several baselines displayed
Timerange: 00/20:10:41 to 00/20:14:20

Plot file version 508 created 13-OCT-2021 16:56:08

RSOPH RG012I.UVDATA.1

Freq = 4.7990 GHz, Bw = 32.000 MH No calibration applied and no bandpass applied



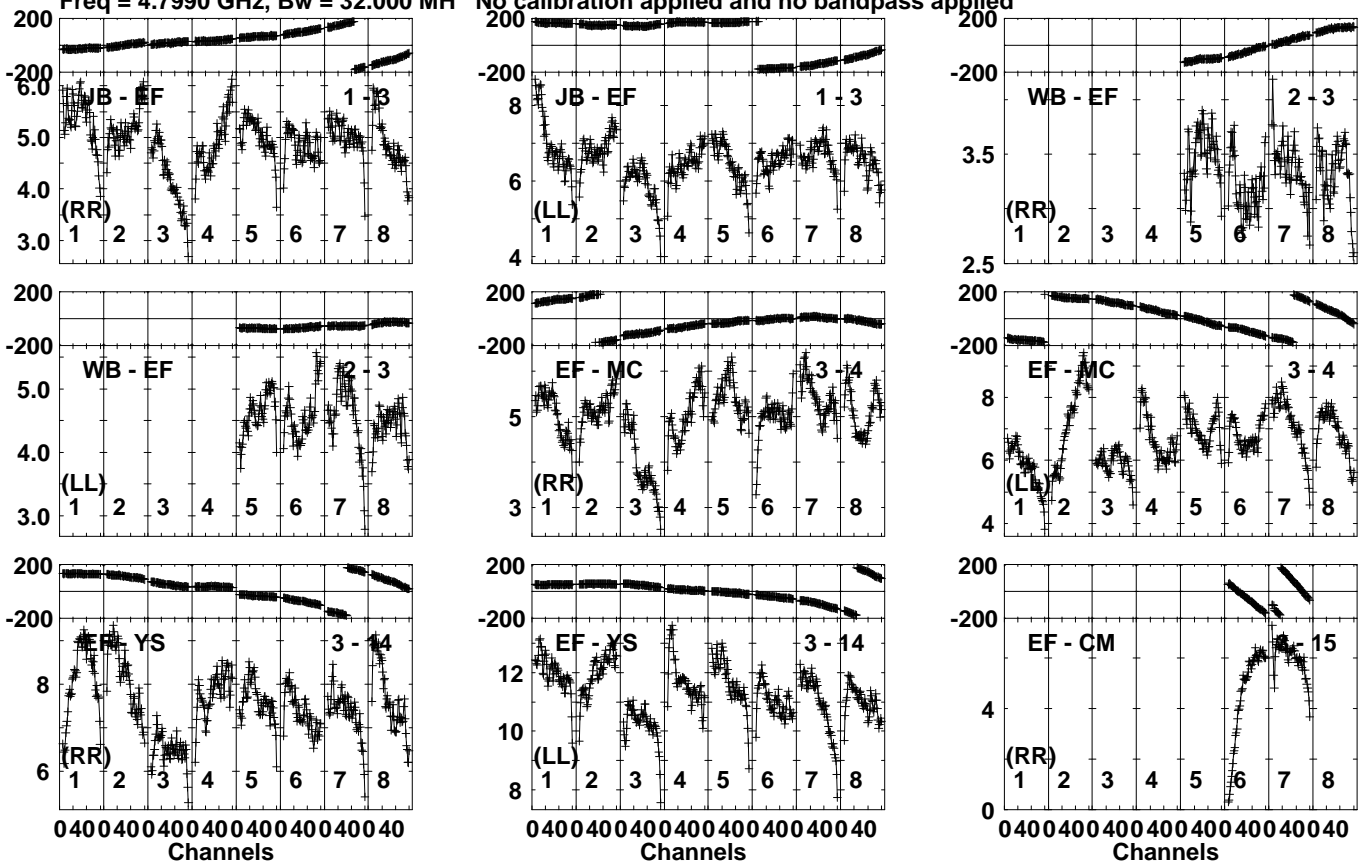
Lower frame: Micro Ampl Jy Top frame: Phas deg
Vector averaged cross-power spectrum Several baselines displayed
Timerange: 00/20:10:41 to 00/20:14:20

Plot file version 509 created 13-OCT-2021 16:56:08

J1745-0753 RG0121.UVDATA.1

Freq = 4.7990 GHz, Bw = 32.000 MH

No calibration applied and no bandpass applied



Lower frame: Milli Ampl Jy Top frame: Phas deg

Vector averaged cross-power spectrum Several baselines displayed

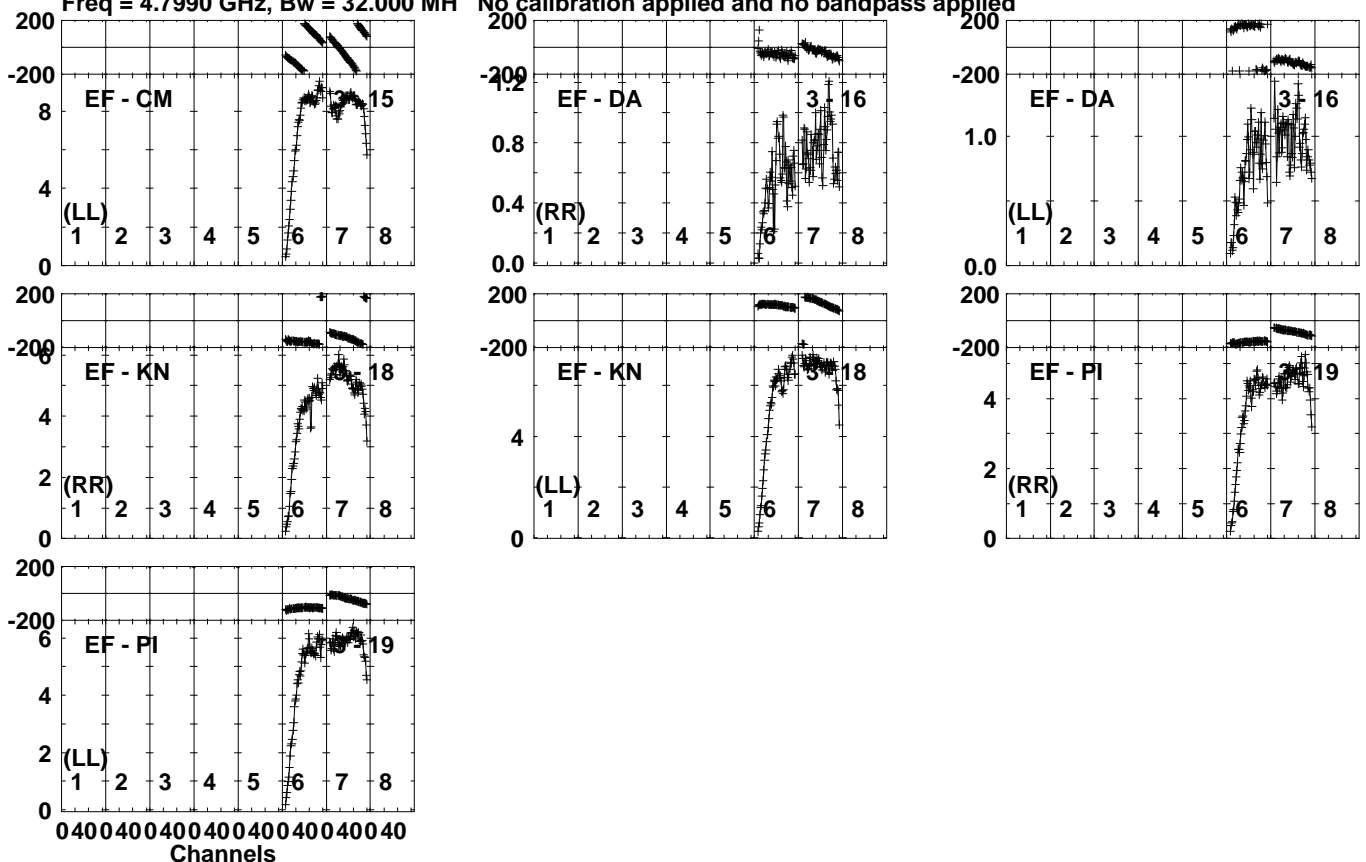
Timerange: 00/20:14:40 to 00/20:15:29

Plot file version 510 created 13-OCT-2021 16:56:09

J1745-0753 RG0121.UVDATA.1

Freq = 4.7990 GHz, Bw = 32.000 MH

No calibration applied and no bandpass applied



Lower frame: Milli Ampl Jy Top frame: Phas deg

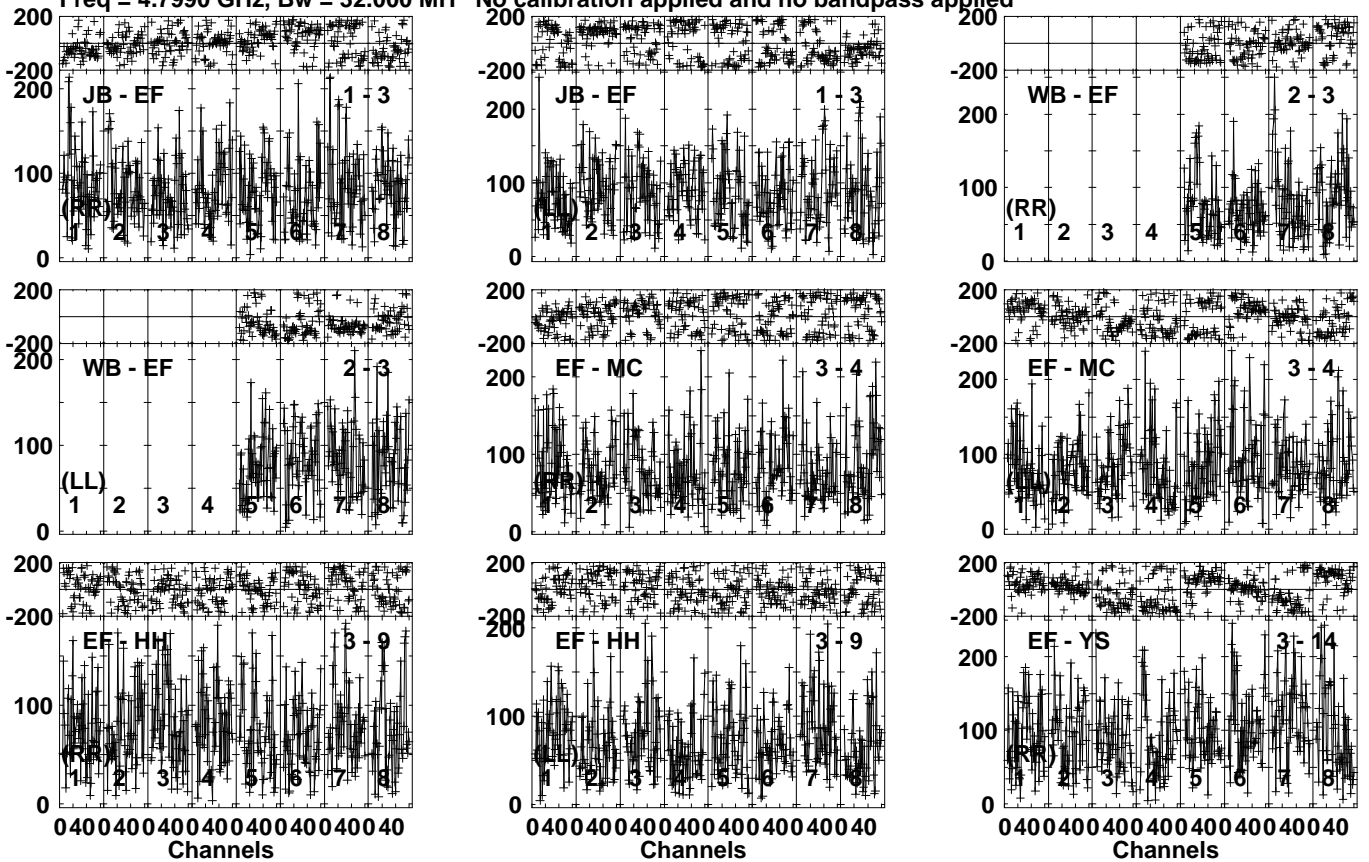
Vector averaged cross-power spectrum Several baselines displayed

Timerange: 00/20:14:40 to 00/20:15:29

Plot file version 511 created 13-OCT-2021 16:56:09

VLASS1 RG0121.UVDATA.1

Freq = 4.7990 GHz, Bw = 32.000 MH No calibration applied and no bandpass applied

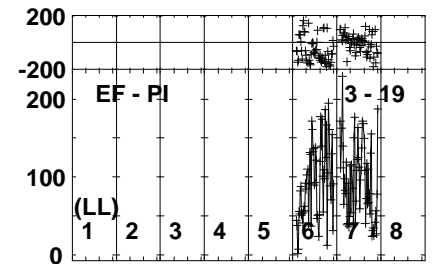
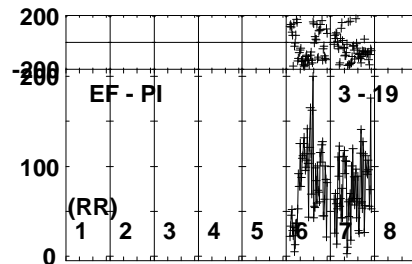
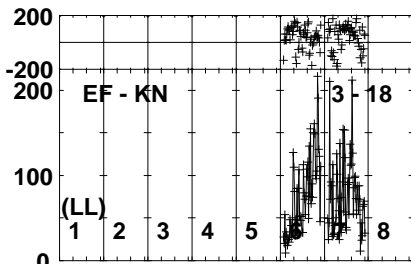
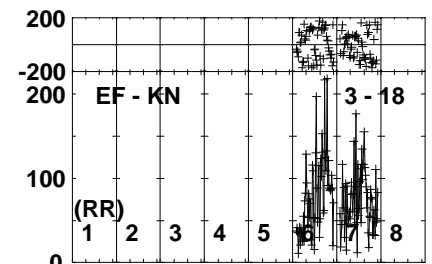
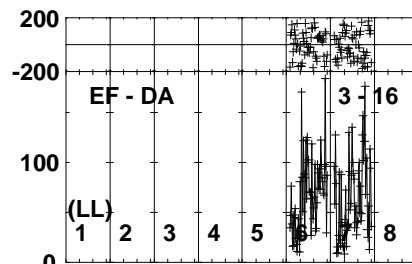
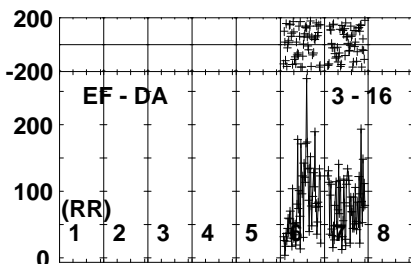
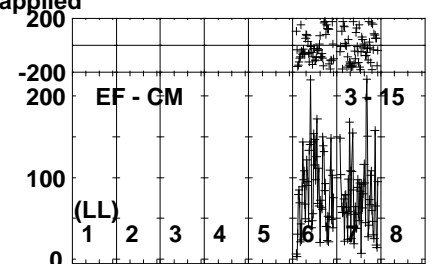
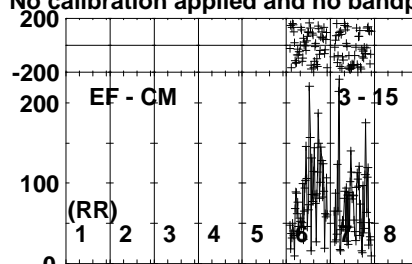
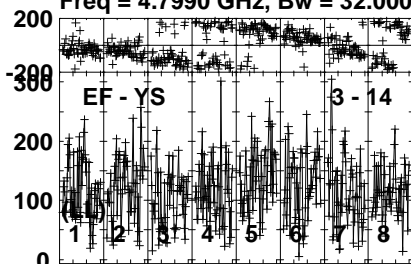


Lower frame: Micro Ampl Jy Top frame: Phas deg
Vector averaged cross-power spectrum Several baselines displayed
Timerange: 00/20:15:50 to 00/20:19:30

Plot file version 512 created 13-OCT-2021 16:56:10

VLASS1 RG0121.UVDATA.1

Freq = 4.7990 GHz, Bw = 32.000 MH No calibration applied and no bandpass applied

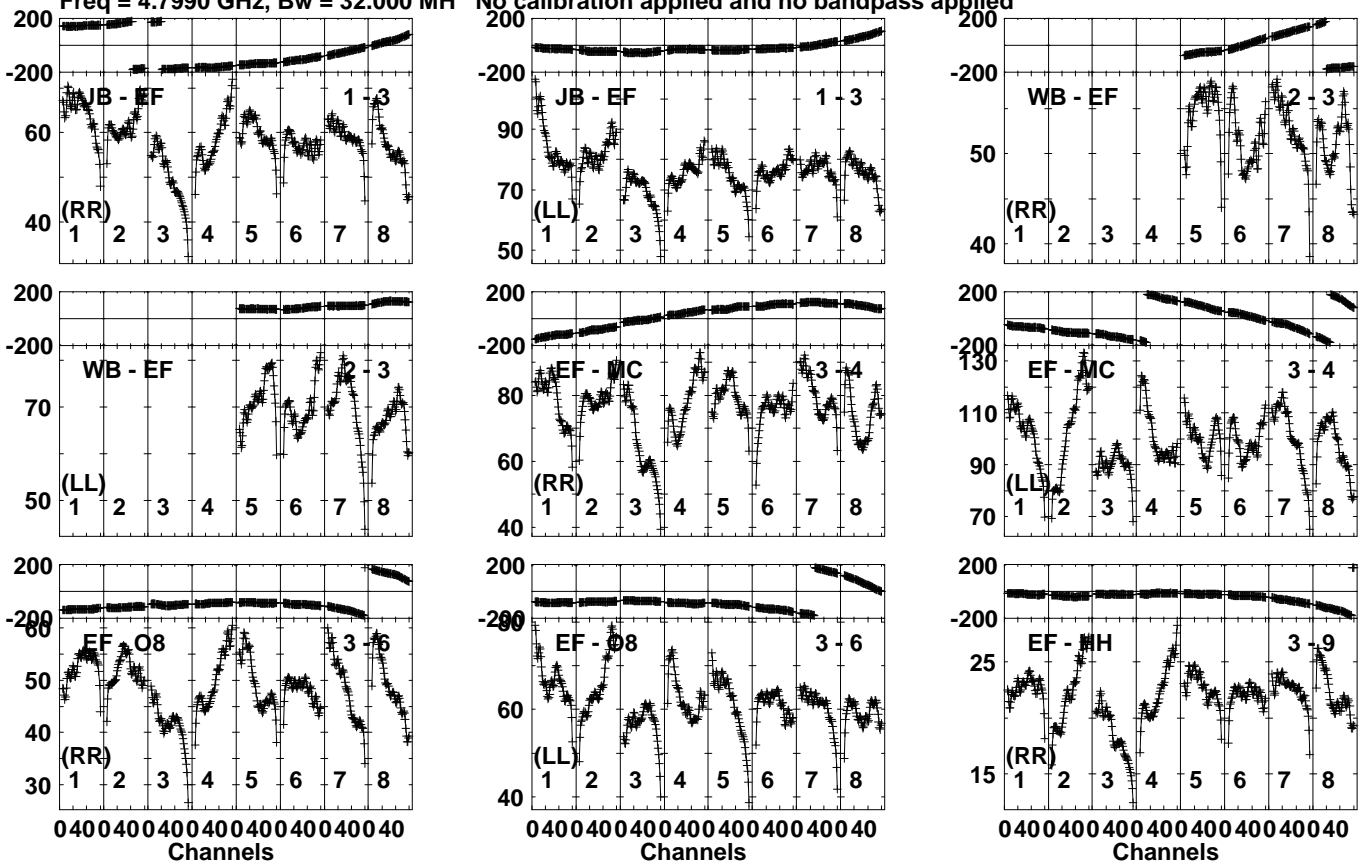


Lower frame: Micro Ampl Jy Top frame: Phas deg
Vector averaged cross-power spectrum Several baselines displayed
Timerange: 00/20:15:50 to 00/20:19:30

Plot file version 513 created 13-OCT-2021 16:56:11

3C454.3 RG012I.UVDATA.1

Freq = 4.7990 GHz, Bw = 32.000 MH No calibration applied and no bandpass applied

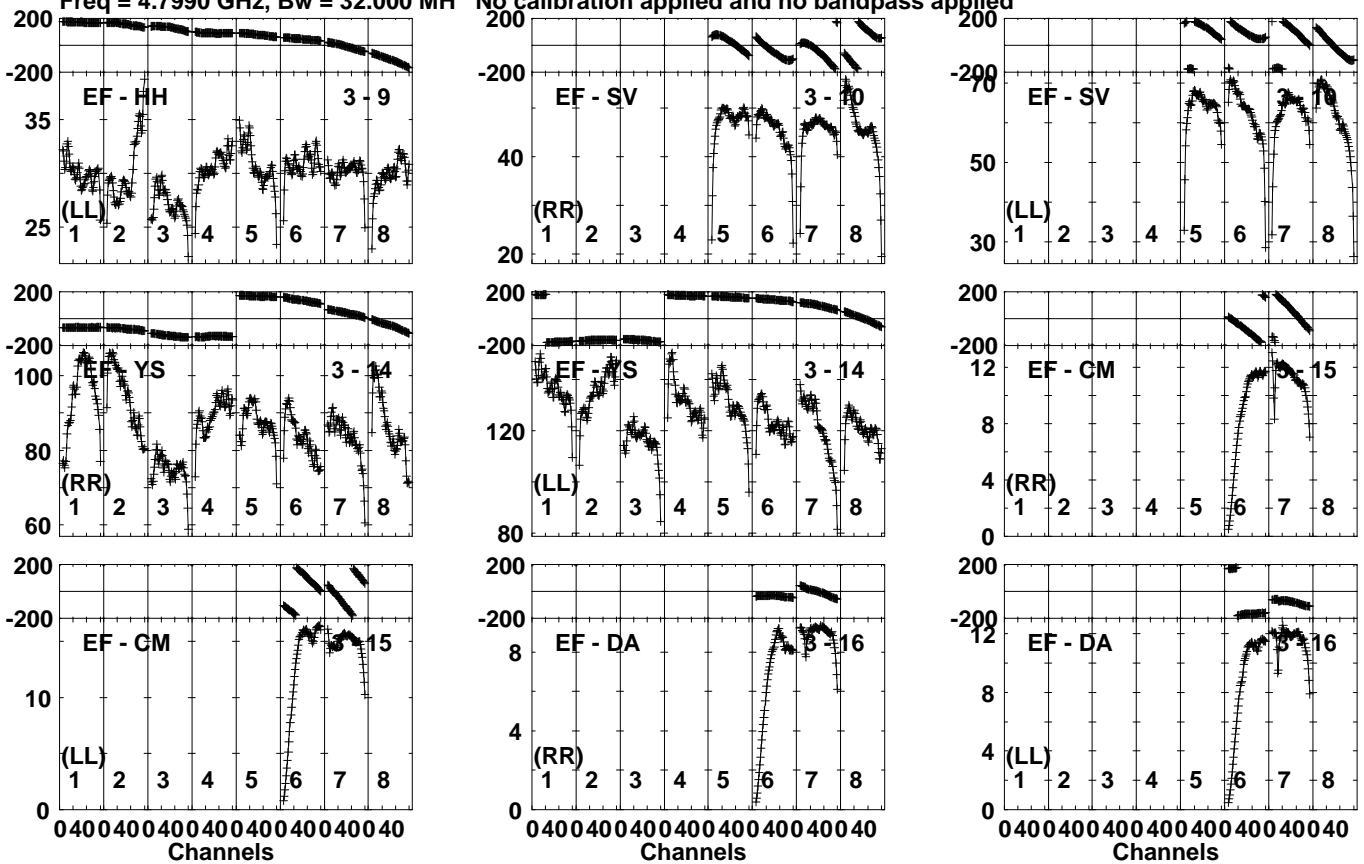


Lower frame: Milli Ampl Jy Top frame: Phas deg
Vector averaged cross-power spectrum Several baselines displayed
Timerange: 00/20:25:30 to 00/20:30:00

Plot file version 514 created 13-OCT-2021 16:56:12

3C454.3 RG012I.UVDATA.1

Freq = 4.7990 GHz, Bw = 32.000 MH No calibration applied and no bandpass applied

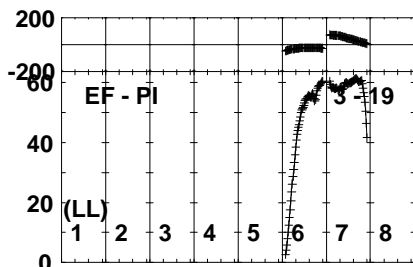
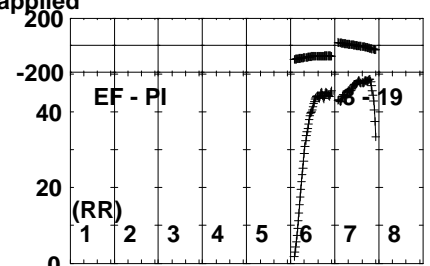
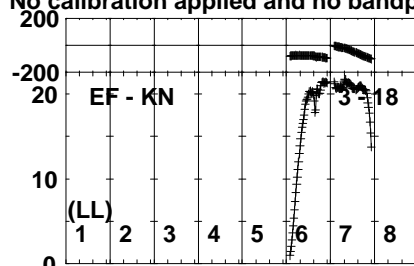
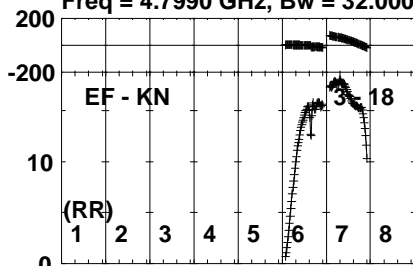


Lower frame: Milli Ampl Jy Top frame: Phas deg
Vector averaged cross-power spectrum Several baselines displayed
Timerange: 00/20:25:30 to 00/20:30:00

Plot file version 515 created 13-OCT-2021 16:56:12

3C454.3 RG012I.UVDATA.1

Freq = 4.7990 GHz, Bw = 32.000 MH No calibration applied and no bandpass applied



Lower frame: Milli Ampl Jy Top frame: Phas deg
Vector averaged cross-power spectrum Several baselines displayed
Timerange: 00/20:25:30 to 00/20:30:00