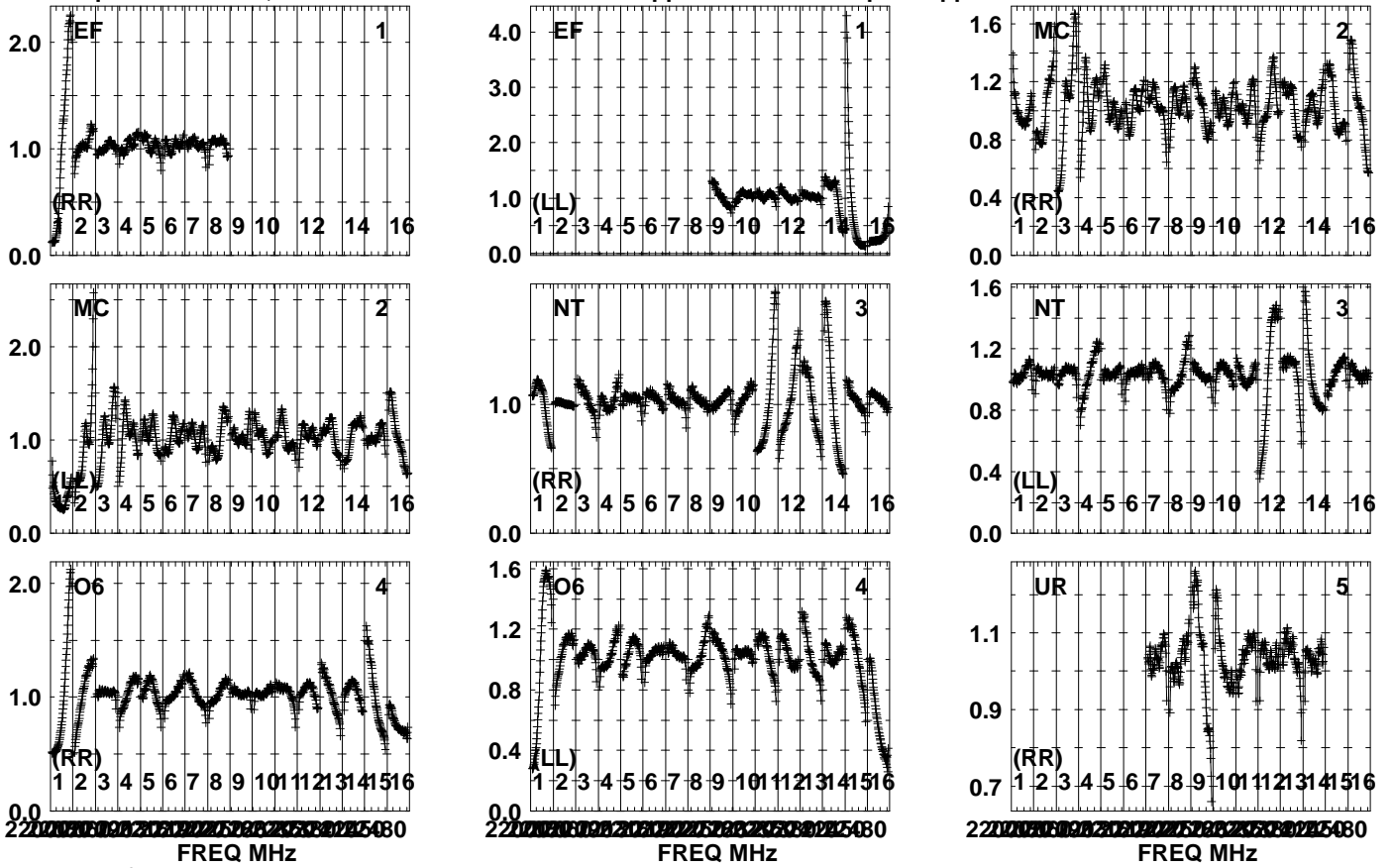


Plot file version 1 created 21-MAR-2023 11:23:38

J1800+3848 RG013A.UVDATA.1

Freq = 21.9925 GHz, Bw = 32.000 MH

No calibration applied and no bandpass applied

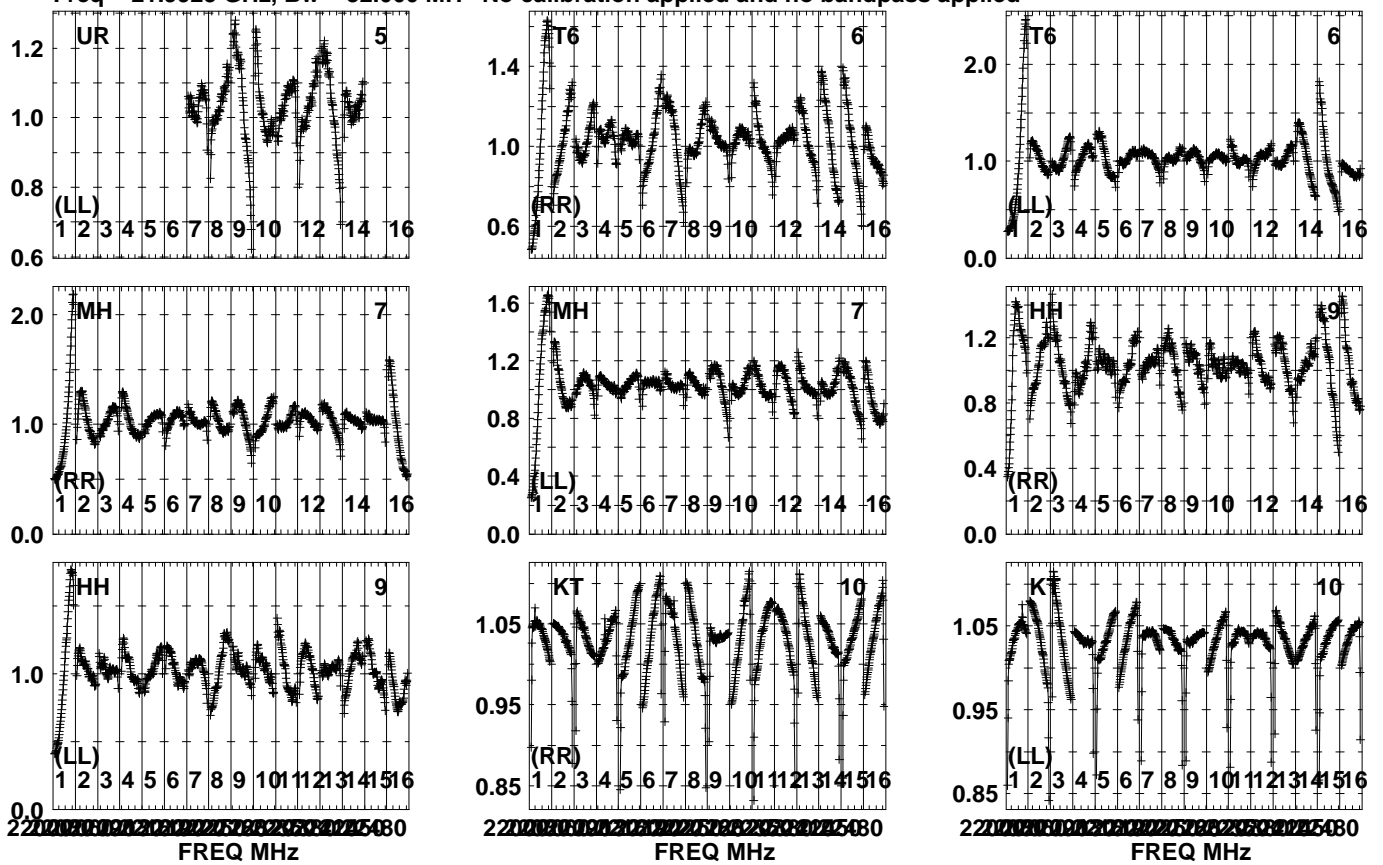


Lower frame: Real Jy
Auto-corr total-power spectrum Antenna: *
Timerange: 00/12:00:01 to 00/12:02:59

Plot file version 2 created 21-MAR-2023 11:23:38

J1800+3848 RG013A.UVDATA.1

Freq = 21.9925 GHz, Bw = 32.000 MH No calibration applied and no bandpass applied



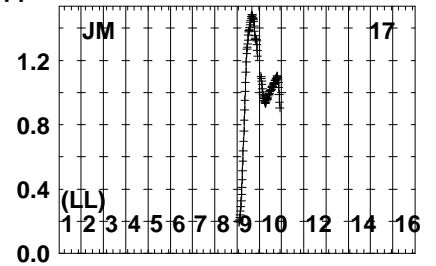
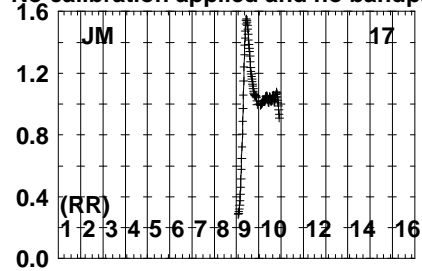
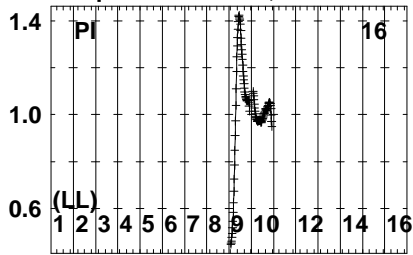
Lower frame: Real Jy
Auto-corr total-power spectrum Antenna: *
Timerange: 00/12:00:01 to 00/12:02:59

Plot file version 4 created 21-MAR-2023 11:23:39

J1800+3848 RG013A.UVDATA.1

Freq = 21.9925 GHz, Bw = 32.000 MH

No calibration applied and no bandpass applied

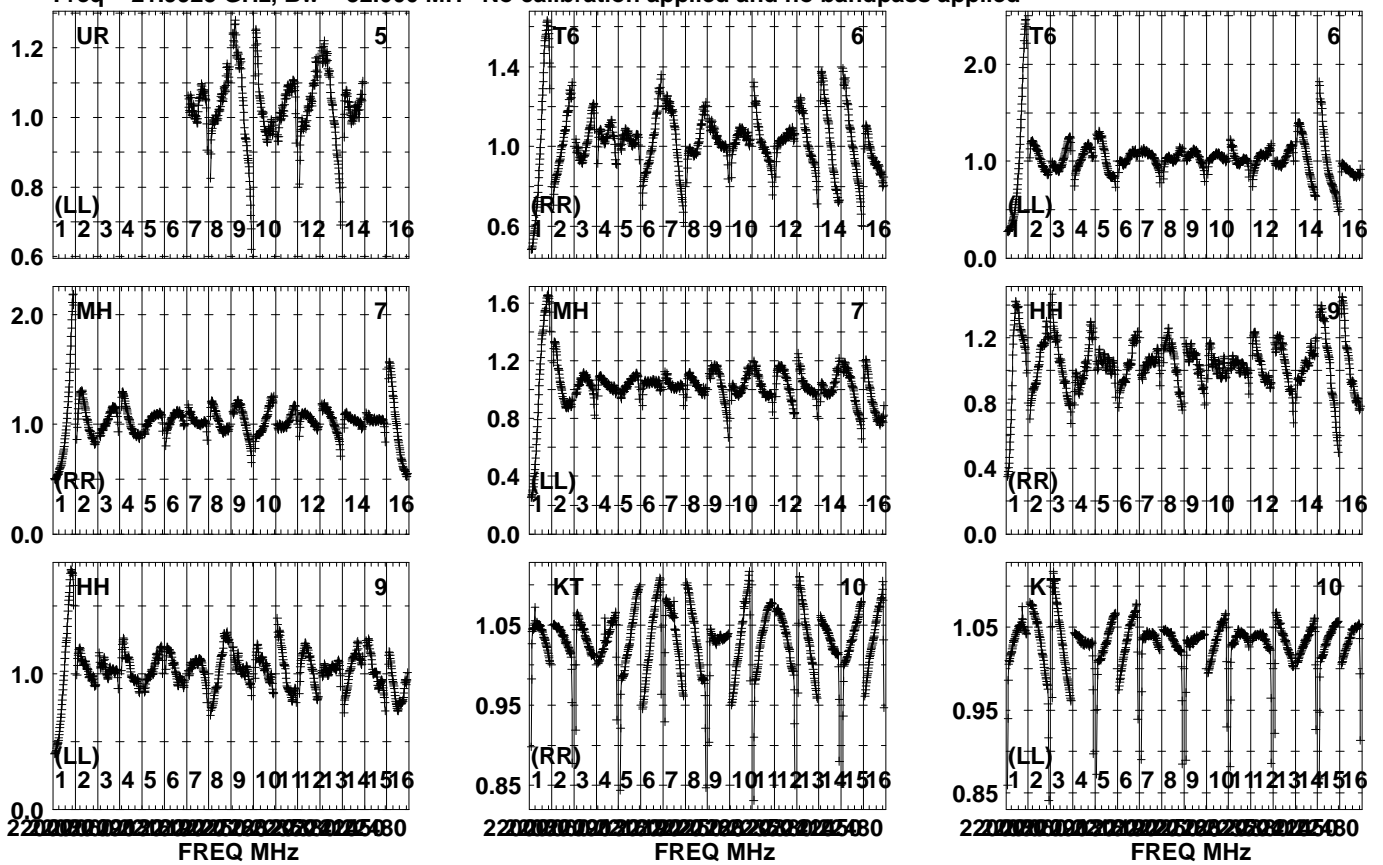


Lower frame: Real Jy
Auto-corr total-power spectrum Antenna: *
Timerange: 00/12:00:01 to 00/12:02:59

Plot file version 6 created 21-MAR-2023 11:23:39

J1908+2028 RG013A.UVDATA.1

Freq = 21.9925 GHz, Bw = 32.000 MH No calibration applied and no bandpass applied

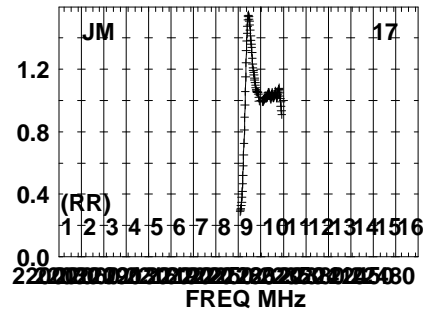
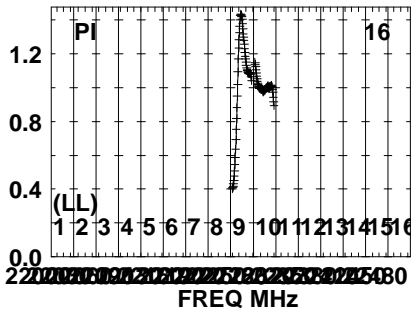
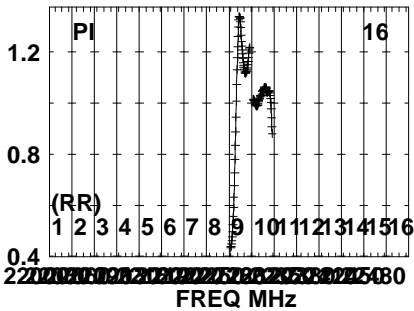
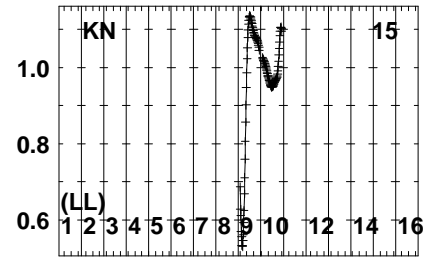
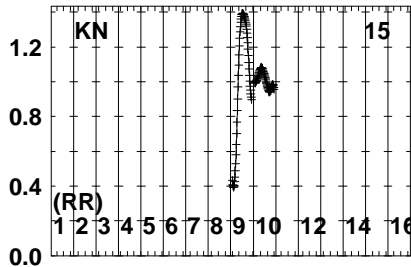
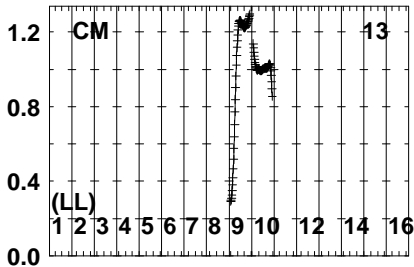
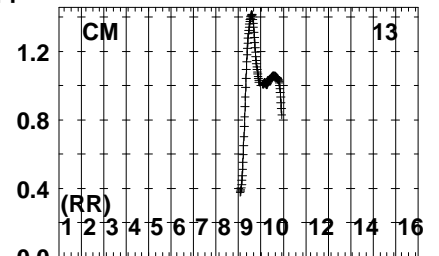
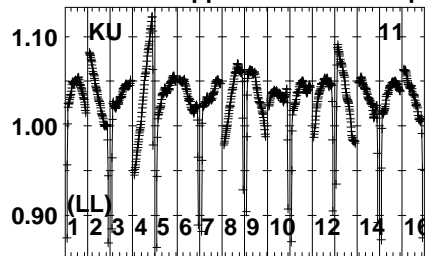
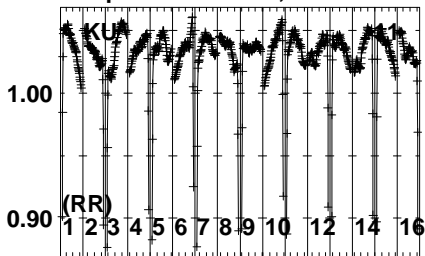


Lower frame: Real Jy
Auto-corr total-power spectrum Antenna: *
Timerange: 00/12:05:00 to 00/12:05:30

Plot file version 7 created 21-MAR-2023 11:23:39

J1908+2028 RG013A.UVDATA.1

Freq = 21.9925 GHz, Bw = 32.000 MH No calibration applied and no bandpass applied

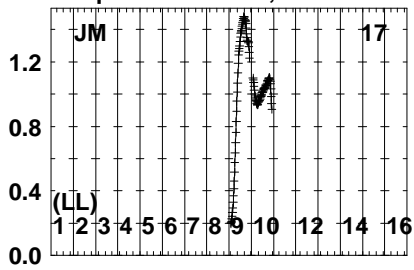


Lower frame: Real Jy
Auto-corr total-power spectrum Antenna: *
Timerange: 00/12:05:00 to 00/12:05:30

Plot file version 8 created 21-MAR-2023 11:23:39

J1908+2028 RG013A.UVDATA.1

Freq = 21.9925 GHz, Bw = 32.000 MH No calibration applied and no bandpass applied



Lower frame: Real Jy

Auto-corr total-power spectrum Antenna: *

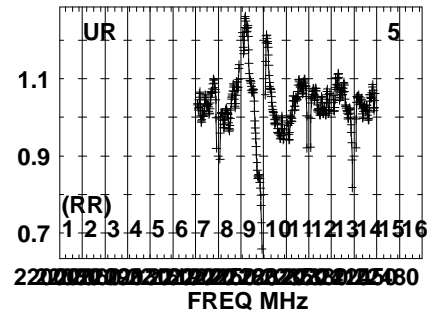
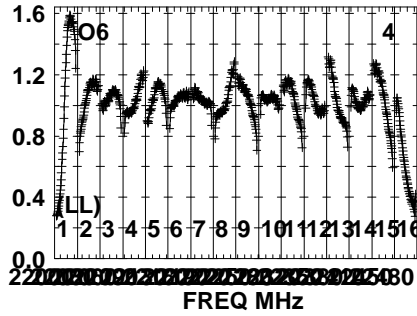
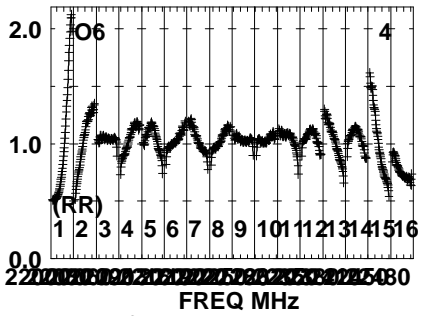
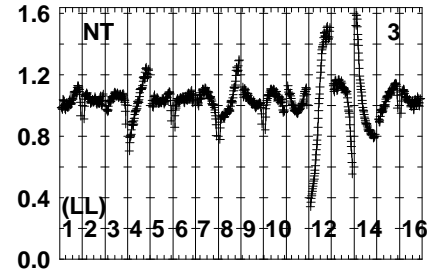
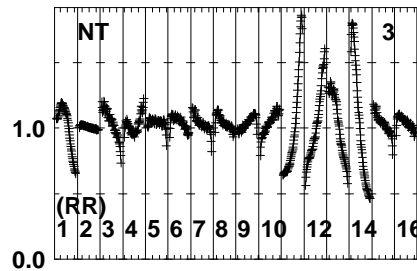
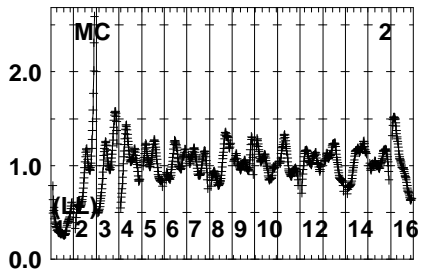
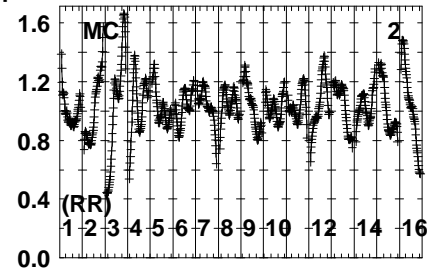
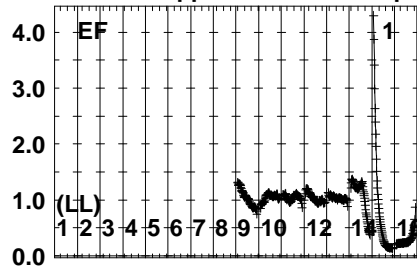
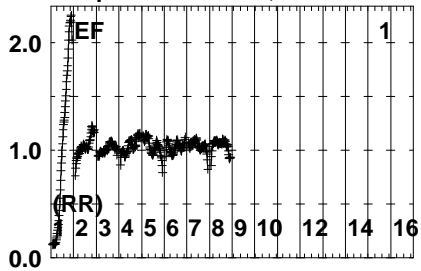
Timerange: 00/12:05:00 to 00/12:05:30

Plot file version 9 created 21-MAR-2023 11:23:39

GRB221009A RG013A.UVDATA.1

Freq = 21.9925 GHz, Bw = 32.000 MH

No calibration applied and no bandpass applied

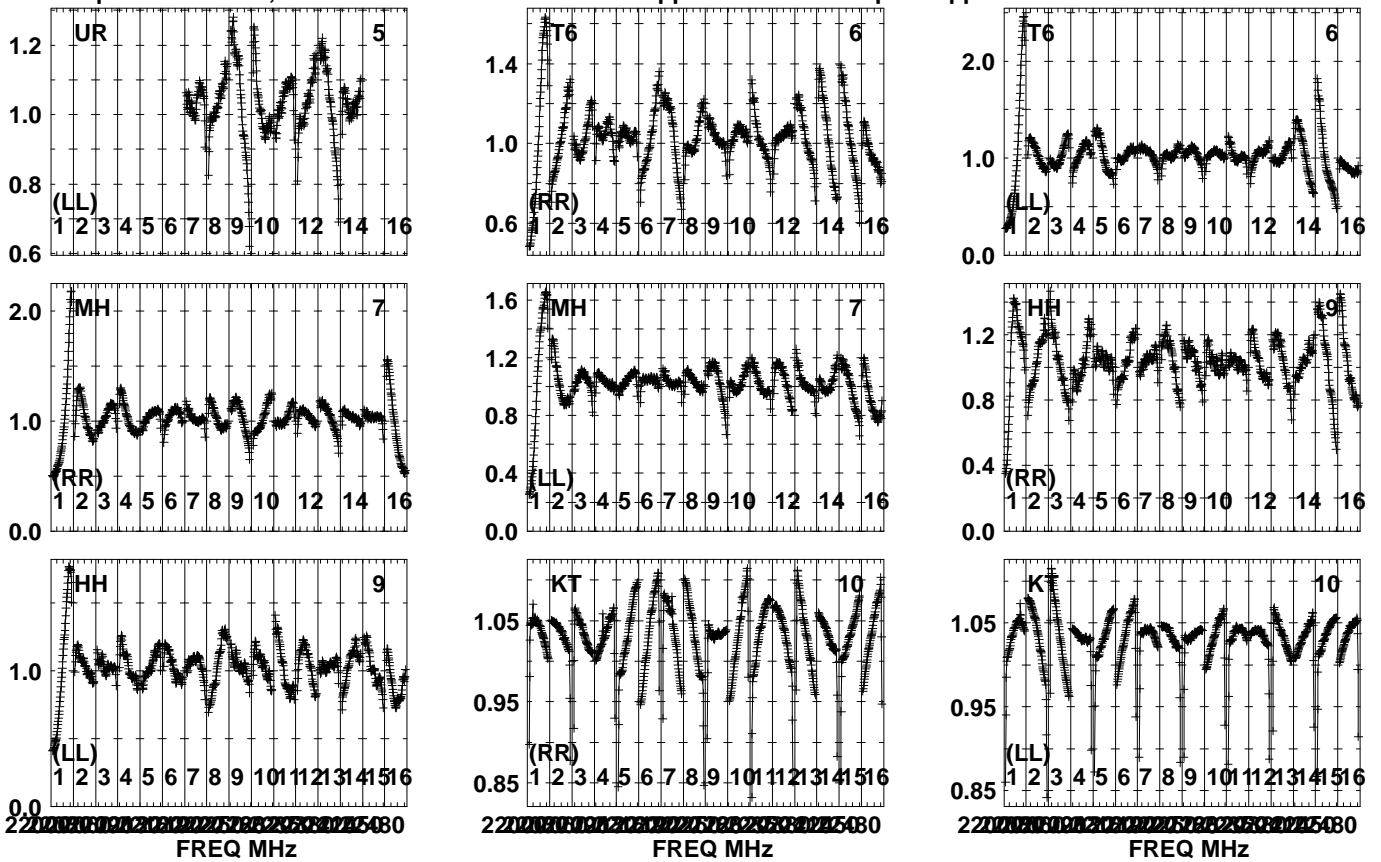


Lower frame: Real Jy
Auto-corr total-power spectrum Antenna: *
Timerange: 00/12:05:31 to 00/12:06:29

Plot file version 10 created 21-MAR-2023 11:23:39

GRB221009A RG013A.UVDATA.1

Freq = 21.9925 GHz, Bw = 32.000 MH No calibration applied and no bandpass applied

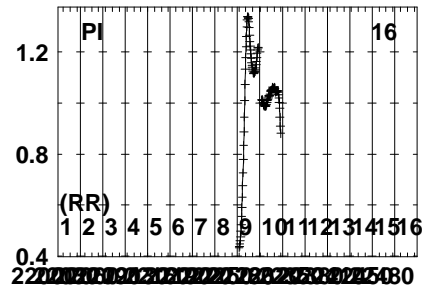
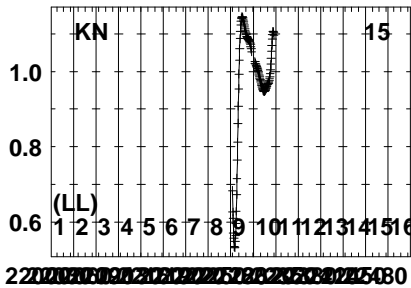
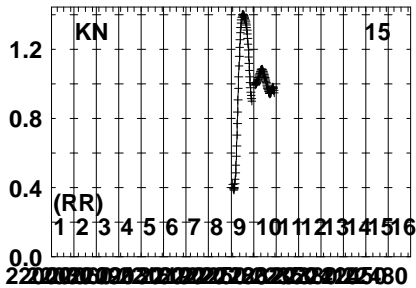
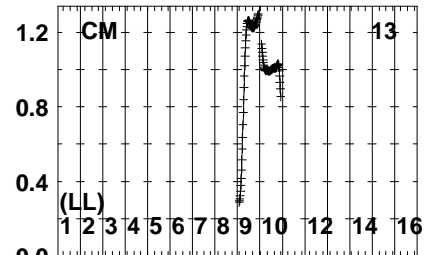
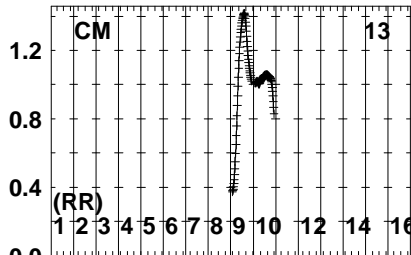
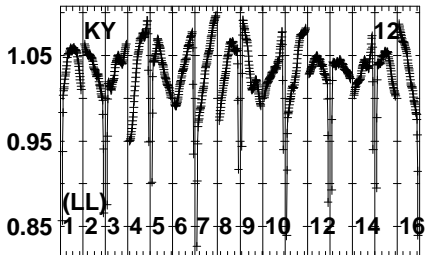
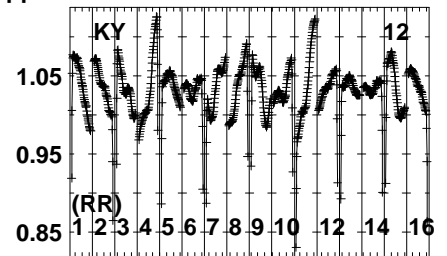
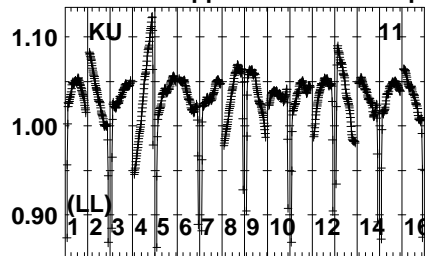
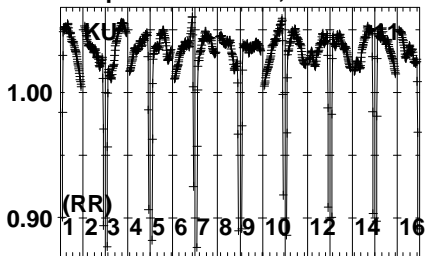


Lower frame: Real Jy
Auto-corr total-power spectrum Antenna: *
Timerange: 00/12:05:31 to 00/12:06:29

Plot file version 11 created 21-MAR-2023 11:23:40

GRB221009A RG013A.UVDATA.1

Freq = 21.9925 GHz, Bw = 32.000 MH No calibration applied and no bandpass applied

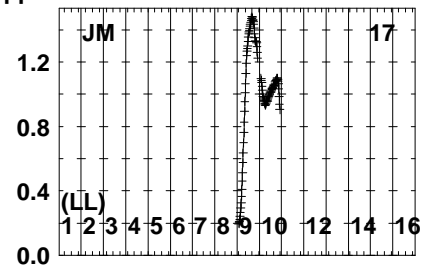
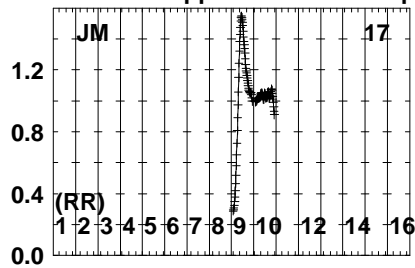
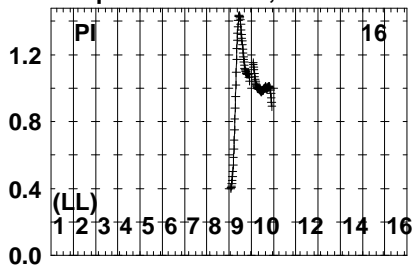


Lower frame: Real Jy
Auto-corr total-power spectrum Antenna: *
Timerange: 00/12:05:31 to 00/12:06:29

Plot file version 12 created 21-MAR-2023 11:23:40

GRB221009A RG013A.UVDATA.1

Freq = 21.9925 GHz, Bw = 32.000 MH No calibration applied and no bandpass applied



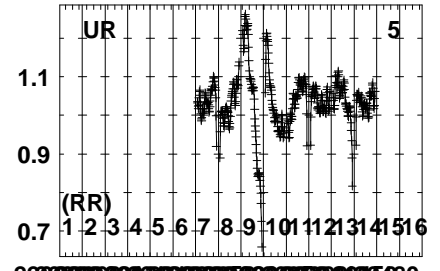
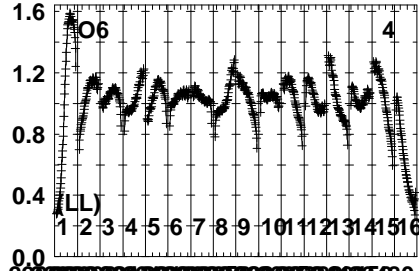
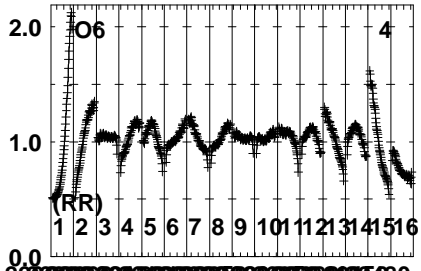
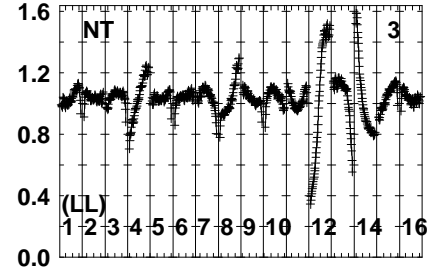
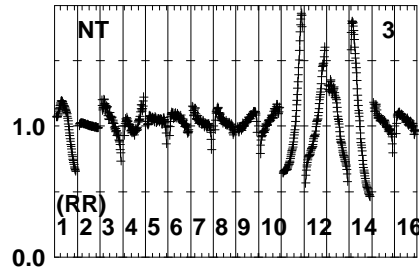
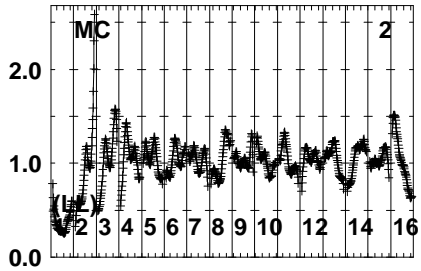
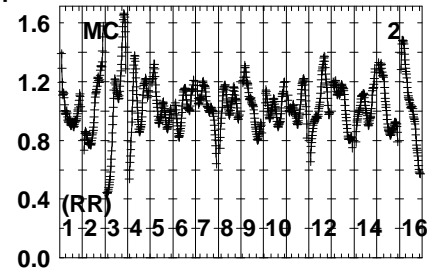
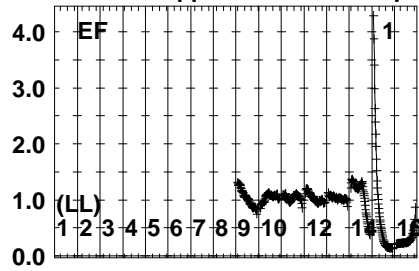
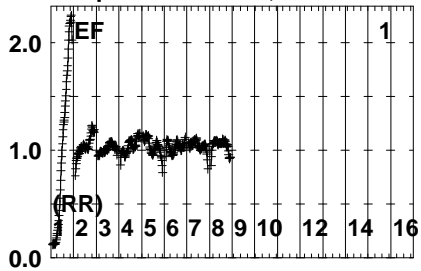
Lower frame: Real Jy
Auto-corr total-power spectrum Antenna: *
Timerange: 00/12:05:31 to 00/12:06:29

Plot file version 13 created 21-MAR-2023 11:23:40

J1908+2028 RG013A.UVDATA.1

Freq = 21.9925 GHz, Bw = 32.000 MH

No calibration applied and no bandpass applied



FREQ MHz

FREQ MHz

FREQ MHz

Lower frame: Real Jy

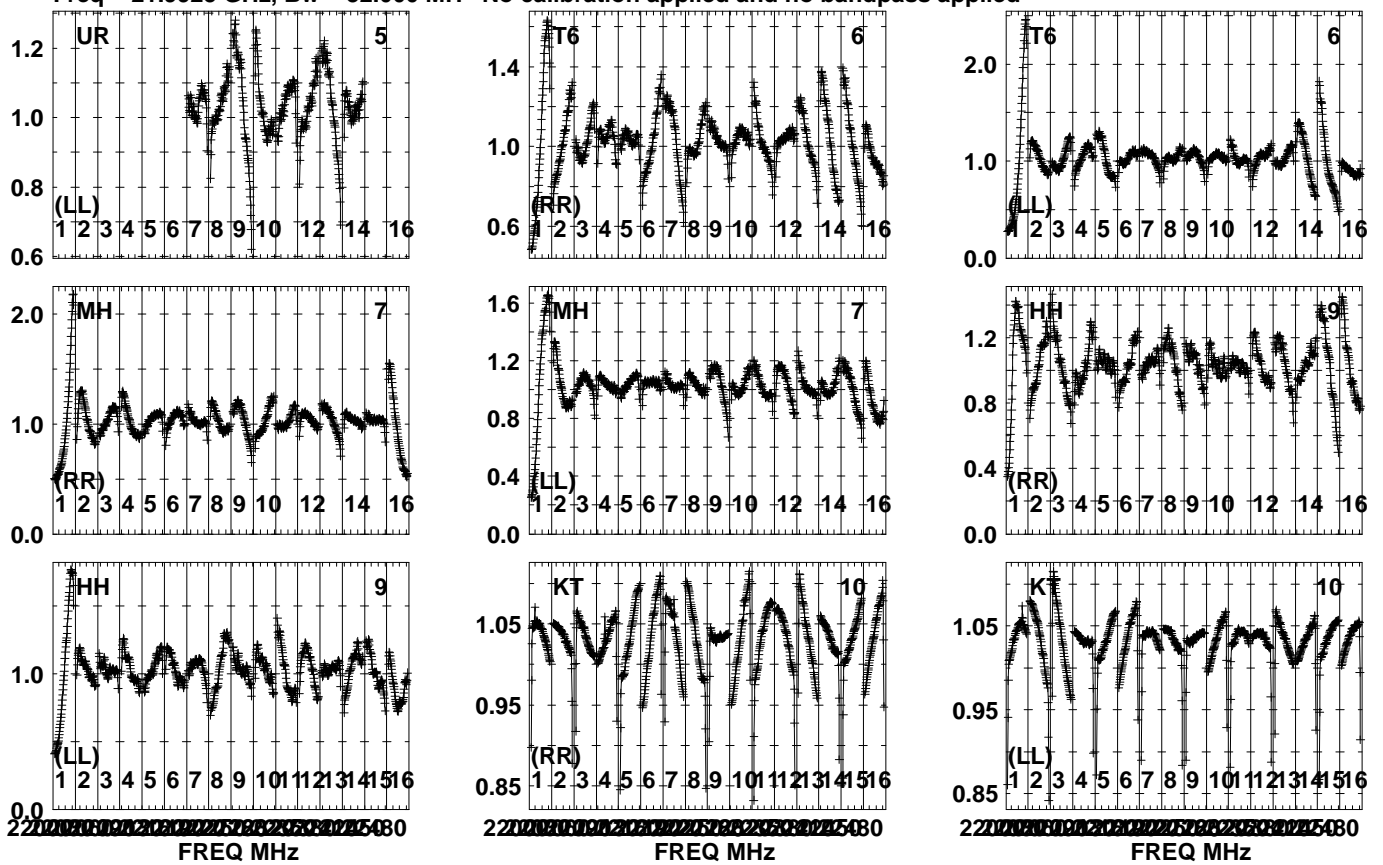
Auto-corr total-power spectrum Antenna: *

Timerange: 00/12:06:32 to 00/12:07:29

Plot file version 14 created 21-MAR-2023 11:23:40

J1908+2028 RG013A.UVDATA.1

Freq = 21.9925 GHz, Bw = 32.000 MH No calibration applied and no bandpass applied

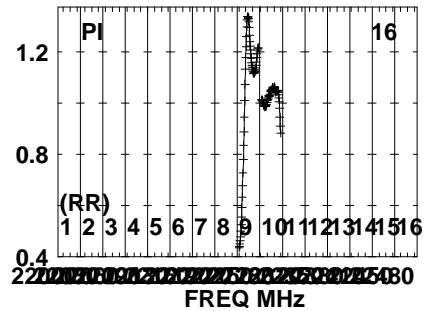
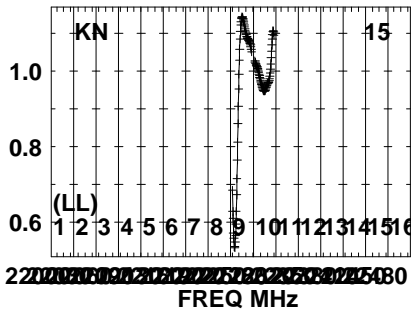
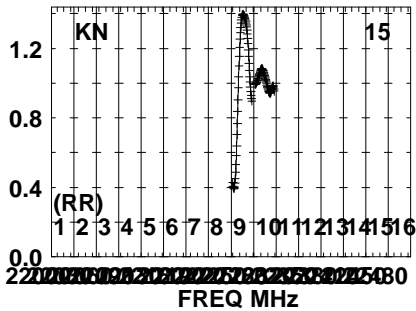
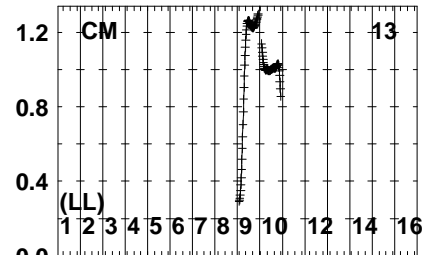
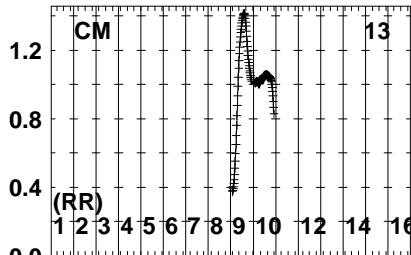
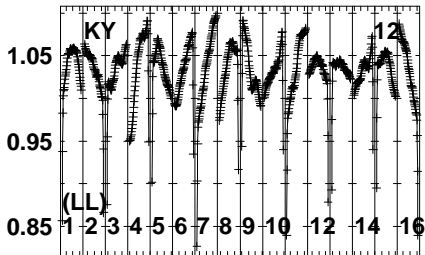
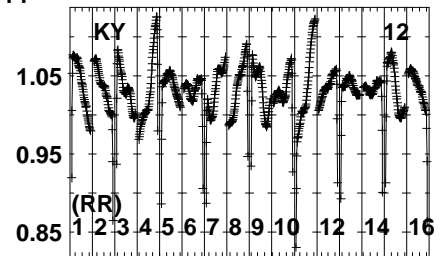
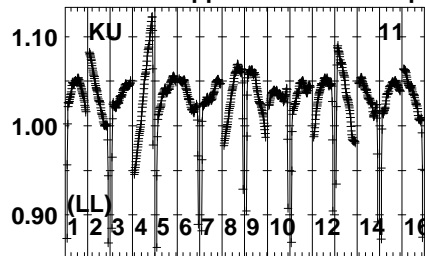
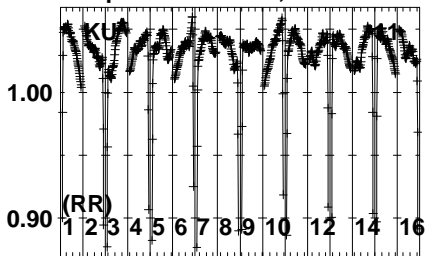


Lower frame: Real Jy
Auto-corr total-power spectrum Antenna: *
Timerange: 00/12:06:32 to 00/12:07:29

Plot file version 15 created 21-MAR-2023 11:23:40

J1908+2028 RG013A.UVDATA.1

Freq = 21.9925 GHz, Bw = 32.000 MH No calibration applied and no bandpass applied

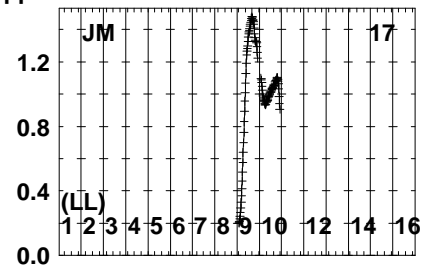
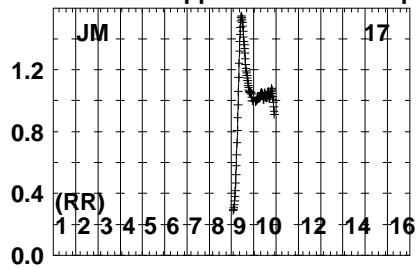
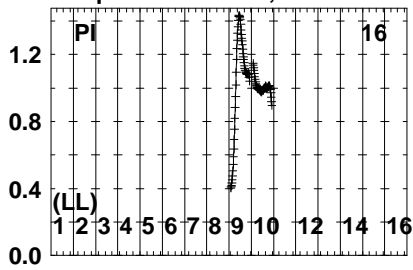


Lower frame: Real Jy
Auto-corr total-power spectrum Antenna: *
Timerange: 00/12:06:32 to 00/12:07:29

Plot file version 16 created 21-MAR-2023 11:23:41

J1908+2028 RG013A.UVDATA.1

Freq = 21.9925 GHz, Bw = 32.000 MH No calibration applied and no bandpass applied



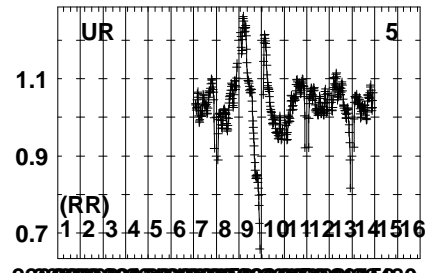
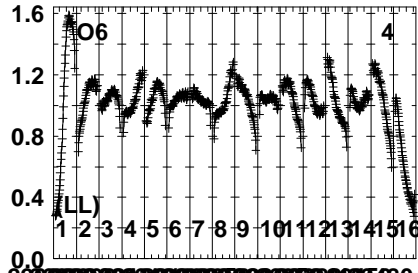
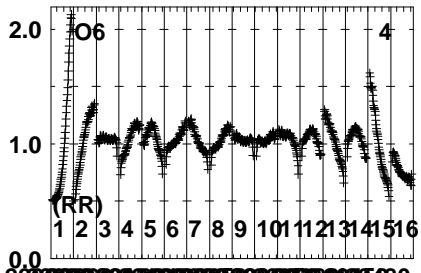
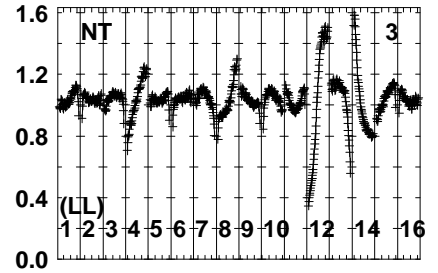
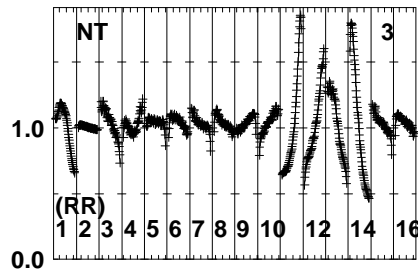
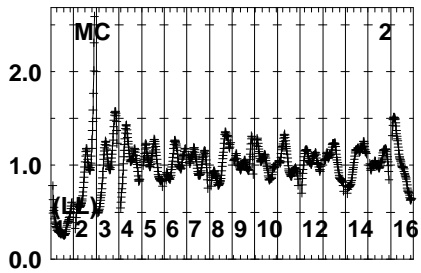
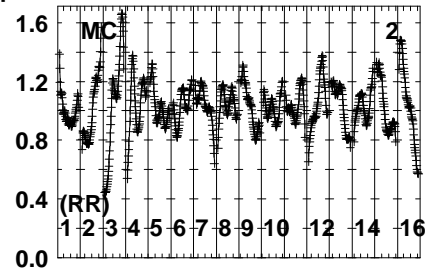
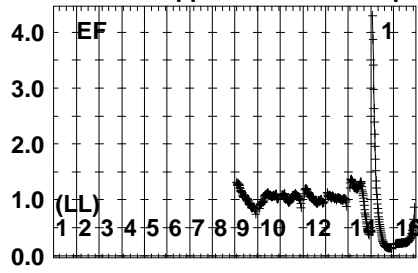
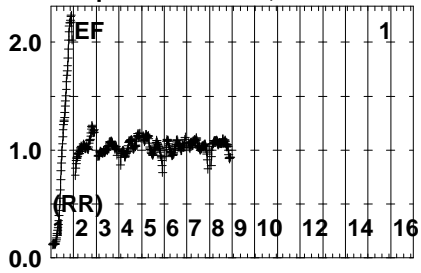
Lower frame: Real Jy
Auto-corr total-power spectrum Antenna: *
Timerange: 00/12:06:32 to 00/12:07:29

Plot file version 17 created 21-MAR-2023 11:23:41

GRB221009A RG013A.UVDATA.1

Freq = 21.9925 GHz, Bw = 32.000 MH

No calibration applied and no bandpass applied



FREQ MHz

FREQ MHz

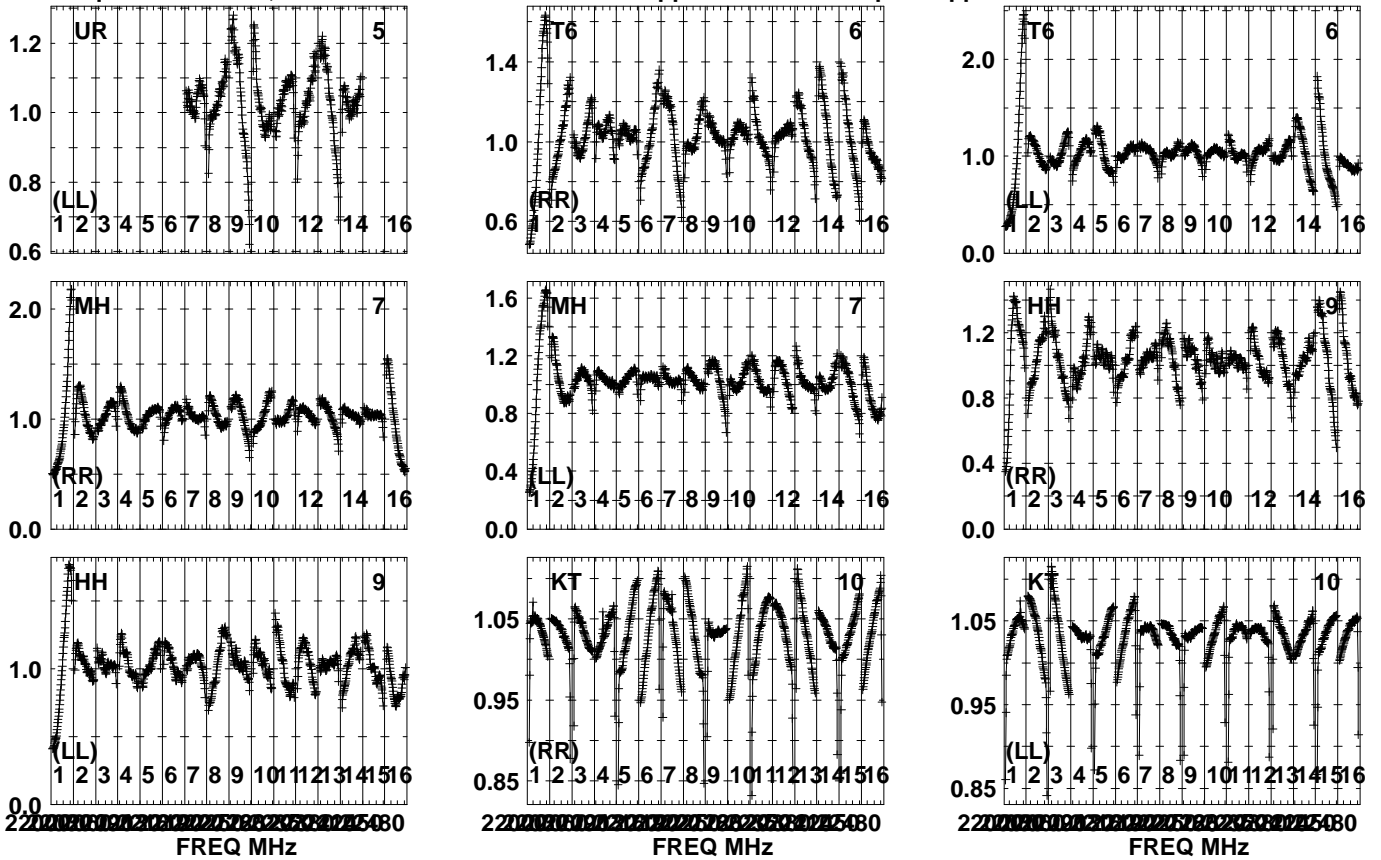
FREQ MHz

Lower frame: Real Jy
Auto-corr total-power spectrum Antenna: *
Timerange: 00/12:07:32 to 00/12:08:29

Plot file version 18 created 21-MAR-2023 11:23:41

GRB221009A RG013A.UVDATA.1

Freq = 21.9925 GHz, Bw = 32.000 MH No calibration applied and no bandpass applied

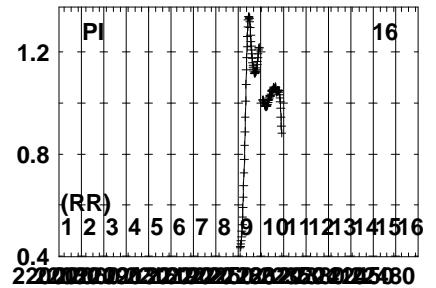
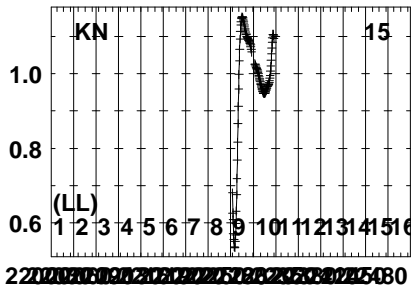
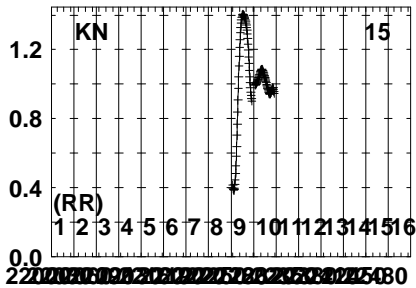
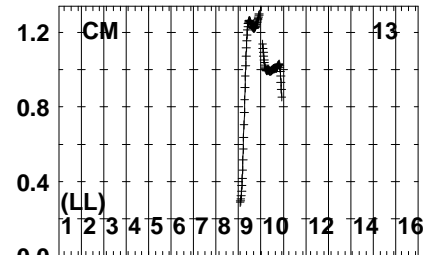
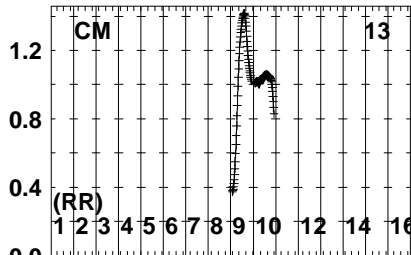
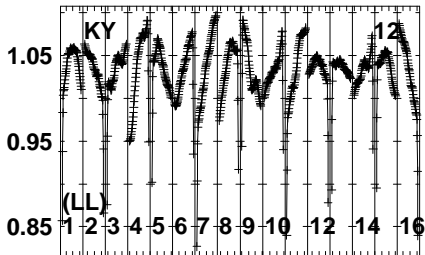
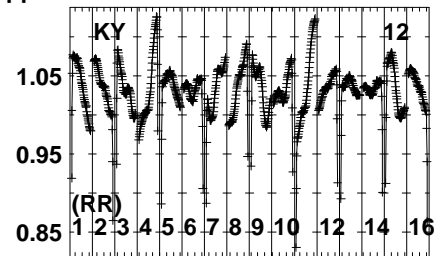
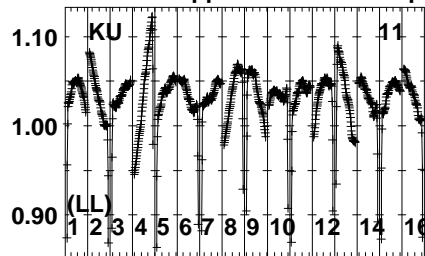
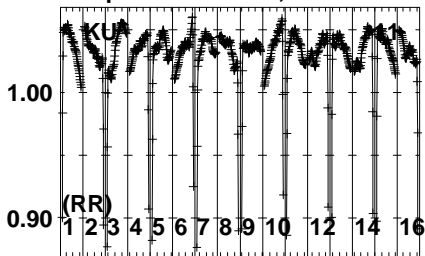


Lower frame: Real Jy
 Auto-corr total-power spectrum Antenna: *
 Timerange: 00/12:07:32 to 00/12:08:29

Plot file version 19 created 21-MAR-2023 11:23:41

GRB221009A RG013A.UVDATA.1

Freq = 21.9925 GHz, Bw = 32.000 MH No calibration applied and no bandpass applied

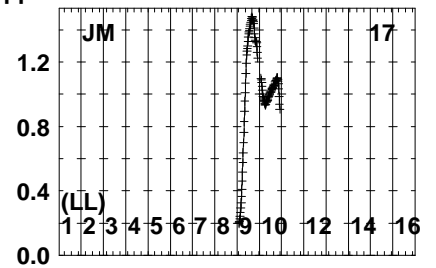
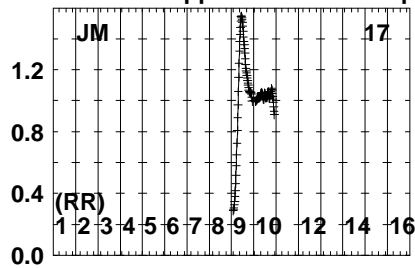
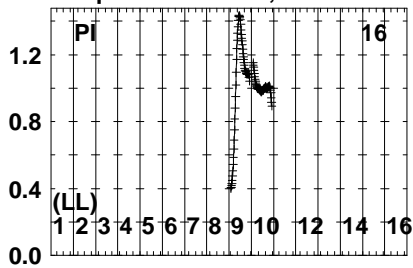


Lower frame: Real Jy
Auto-corr total-power spectrum Antenna: *
Timerange: 00/12:07:32 to 00/12:08:29

Plot file version 20 created 21-MAR-2023 11:23:41

GRB221009A RG013A.UVDATA.1

Freq = 21.9925 GHz, Bw = 32.000 MH No calibration applied and no bandpass applied

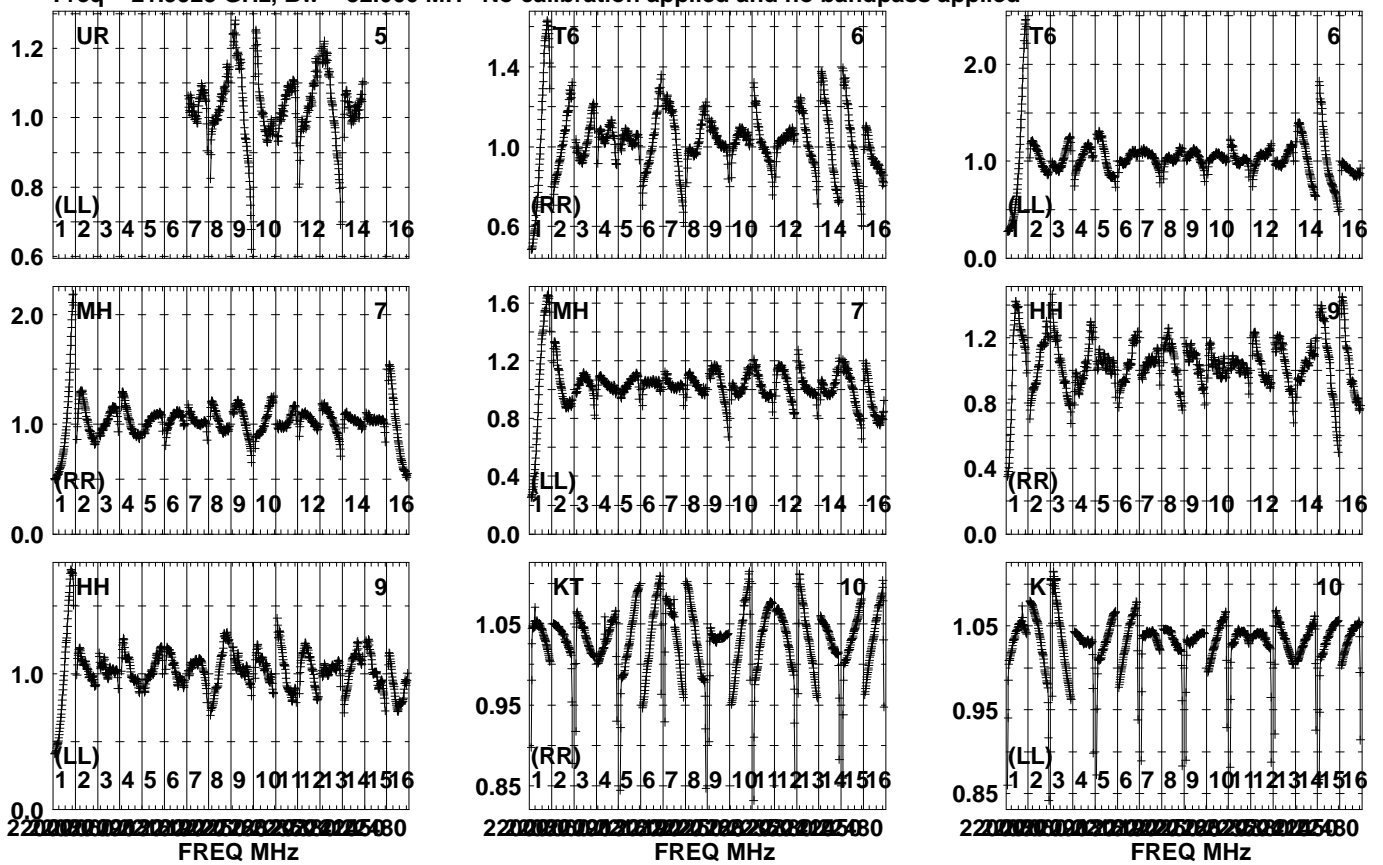


Lower frame: Real Jy
Auto-corr total-power spectrum Antenna: *
Timerange: 00/12:07:32 to 00/12:08:29

Plot file version 22 created 21-MAR-2023 11:23:41

J1908+2028 RG013A.UVDATA.1

Freq = 21.9925 GHz, Bw = 32.000 MH No calibration applied and no bandpass applied

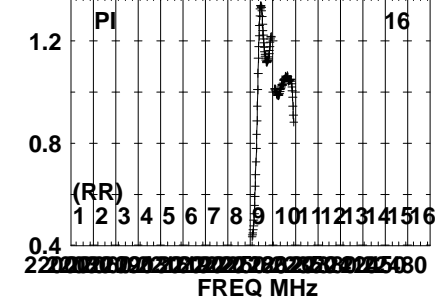
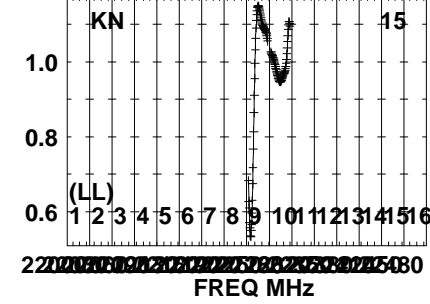
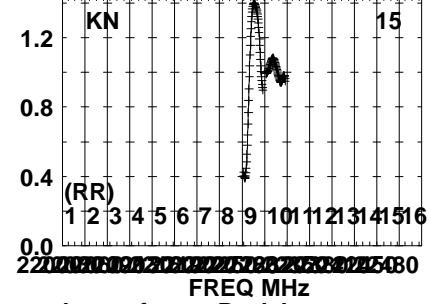
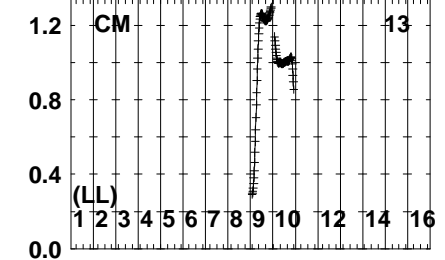
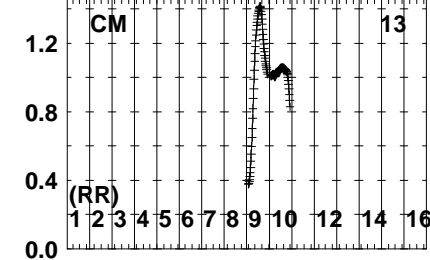
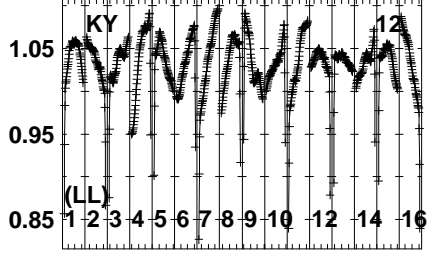
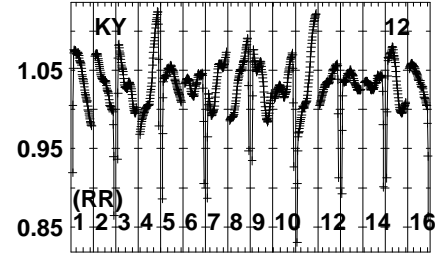
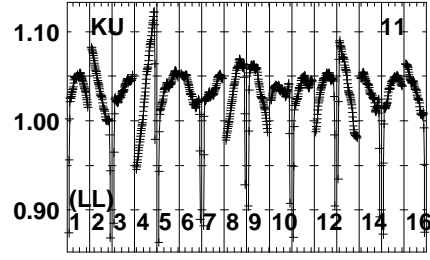
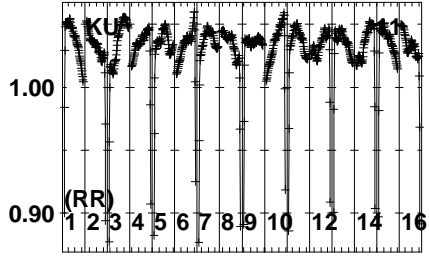


Lower frame: Real Jy
Auto-corr total-power spectrum Antenna: *
Timerange: 00/12:08:31 to 00/12:09:30

Plot file version 23 created 21-MAR-2023 11:23:42

J1908+2028 RG013A.UVDATA.1

Freq = 21.9925 GHz, Bw = 32.000 MH No calibration applied and no bandpass applied

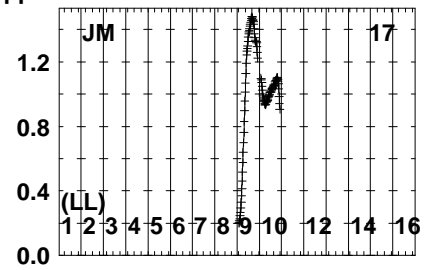
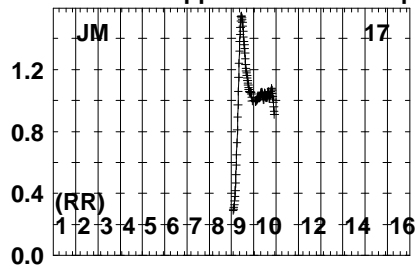
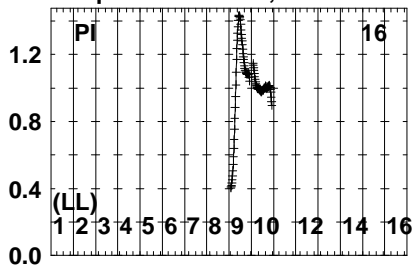


Lower frame: Real Jy
Auto-corr total-power spectrum Antenna: *
Timerange: 00/12:08:31 to 00/12:09:30

Plot file version 24 created 21-MAR-2023 11:23:42

J1908+2028 RG013A.UVDATA.1

Freq = 21.9925 GHz, Bw = 32.000 MH No calibration applied and no bandpass applied



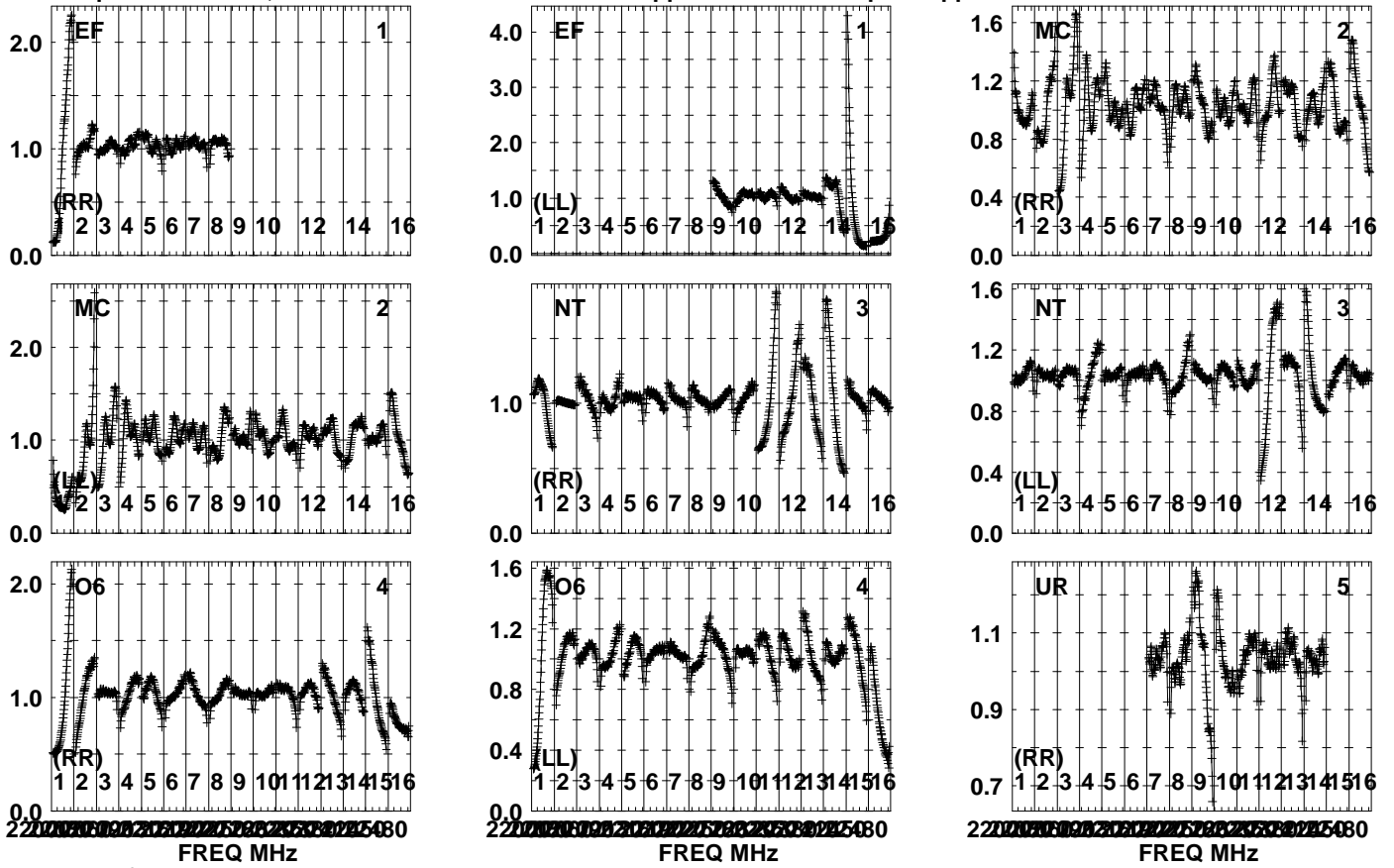
Lower frame: Real Jy
Auto-corr total-power spectrum Antenna: *
Timerange: 00/12:08:31 to 00/12:09:30

Plot file version 25 created 21-MAR-2023 11:23:42

GRB221009A RG013A.UVDATA.1

Freq = 21.9925 GHz, Bw = 32.000 MH

No calibration applied and no bandpass applied

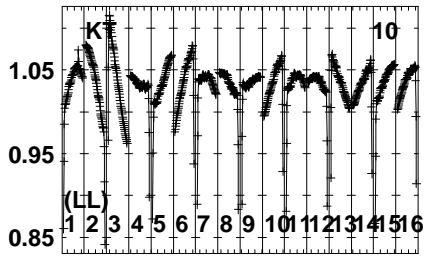
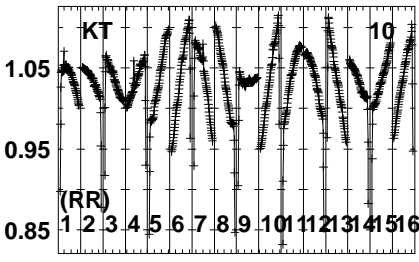
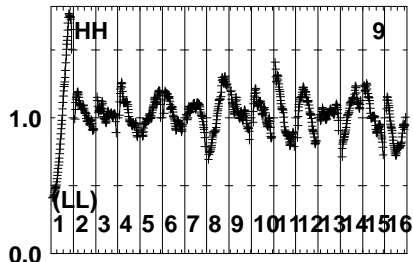
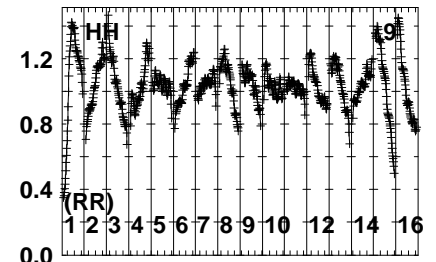
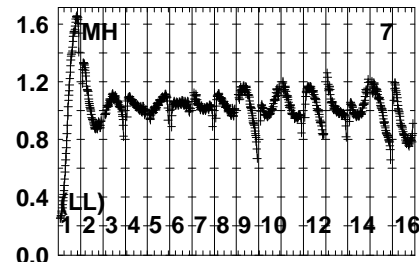
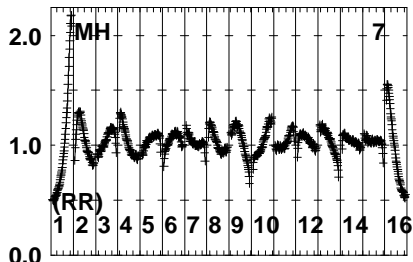
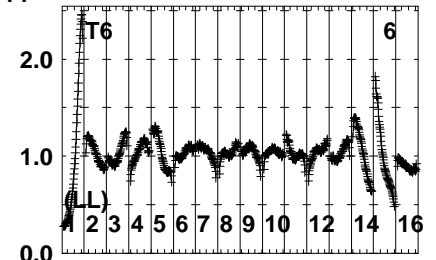
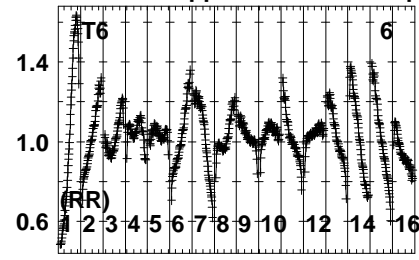
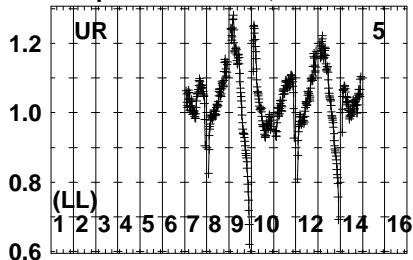


Lower frame: Real Jy
 Auto-corr total-power spectrum Antenna: *
 Timerange: 00/12:09:31 to 00/12:10:30

Plot file version 26 created 21-MAR-2023 11:23:42

GRB221009A RG013A.UVDATA.1

Freq = 21.9925 GHz, Bw = 32.000 MH No calibration applied and no bandpass applied

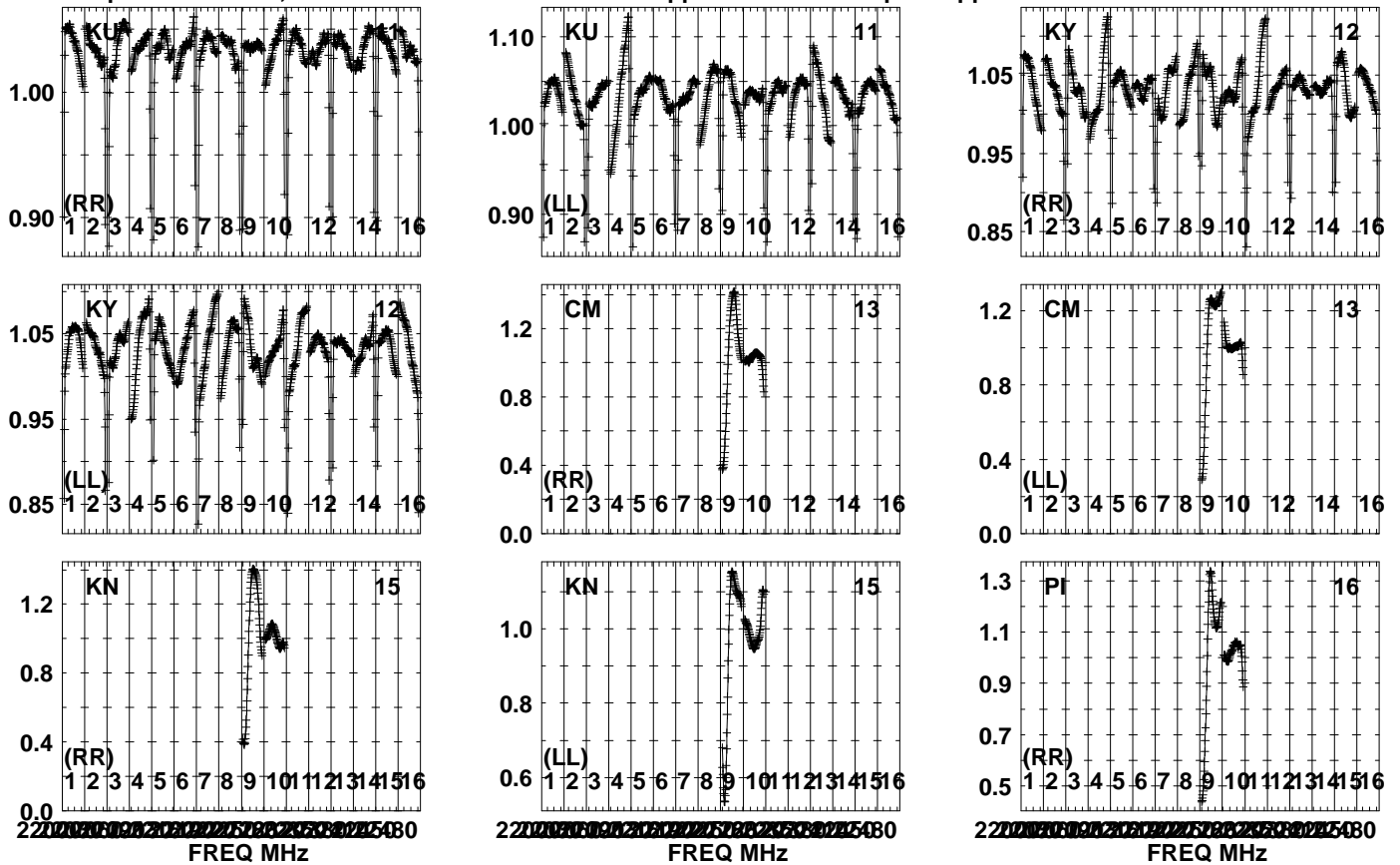


FREQ MHz
Lower frame: Real Jy
Auto-corr total-power spectrum Antenna: *
Timerange: 00/12:09:31 to 00/12:10:30

Plot file version 27 created 21-MAR-2023 11:23:42

GRB221009A RG013A.UVDATA.1

Freq = 21.9925 GHz, Bw = 32.000 MH No calibration applied and no bandpass applied

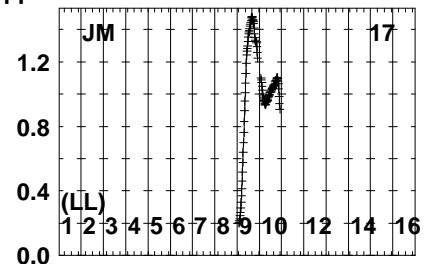
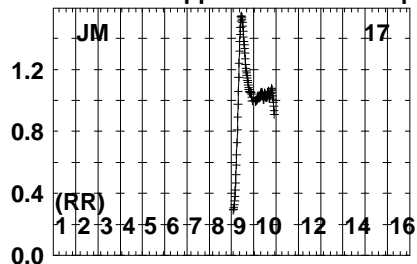
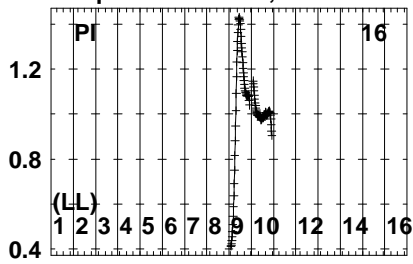


Lower frame: Real Jy
Auto-corr total-power spectrum Antenna: *
Timerange: 00/12:09:31 to 00/12:10:30

Plot file version 28 created 21-MAR-2023 11:23:43

GRB221009A RG013A.UVDATA.1

Freq = 21.9925 GHz, Bw = 32.000 MH No calibration applied and no bandpass applied

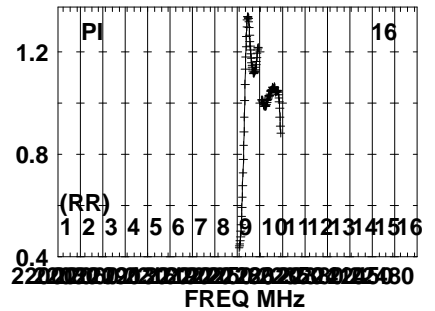
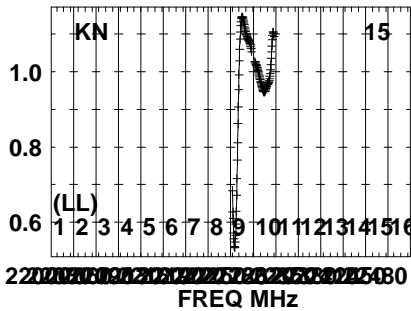
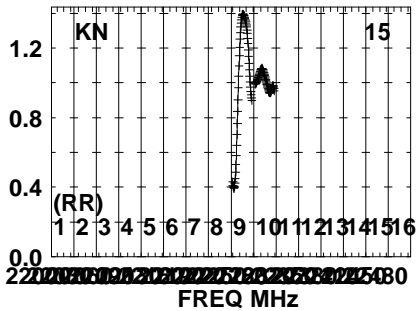
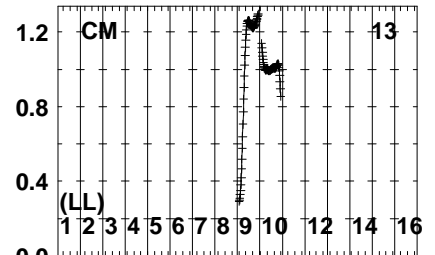
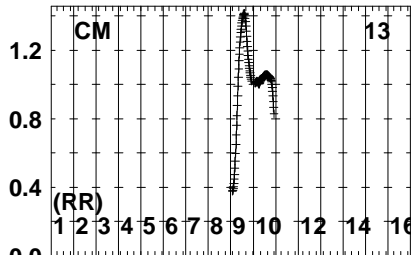
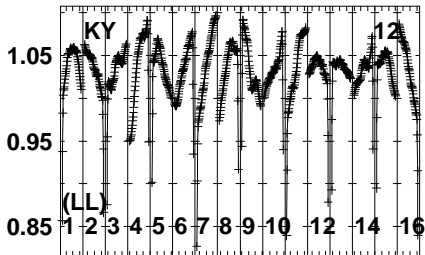
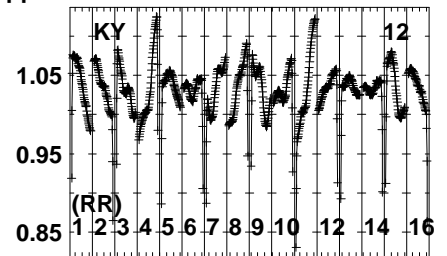
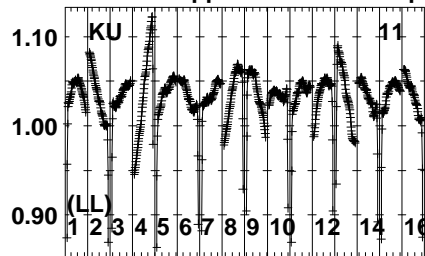
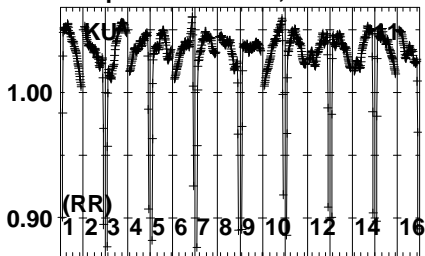


Lower frame: Real Jy
Auto-corr total-power spectrum Antenna: *
Timerange: 00/12:09:31 to 00/12:10:30

Plot file version 31 created 21-MAR-2023 11:23:43

J1908+2028 RG013A.UVDATA.1

Freq = 21.9925 GHz, Bw = 32.000 MH No calibration applied and no bandpass applied

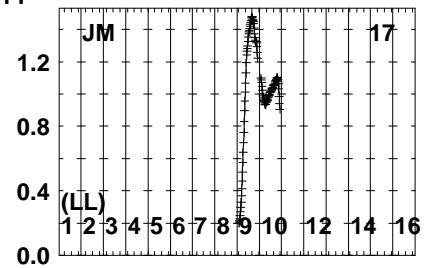
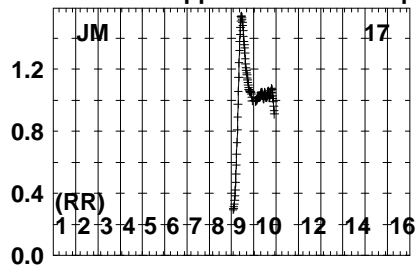
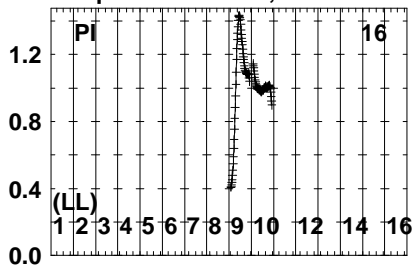


Lower frame: Real Jy
Auto-corr total-power spectrum Antenna: *
Timerange: 00/12:11:10 to 00/12:12:09

Plot file version 32 created 21-MAR-2023 11:23:43

J1908+2028 RG013A.UVDATA.1

Freq = 21.9925 GHz, Bw = 32.000 MH No calibration applied and no bandpass applied

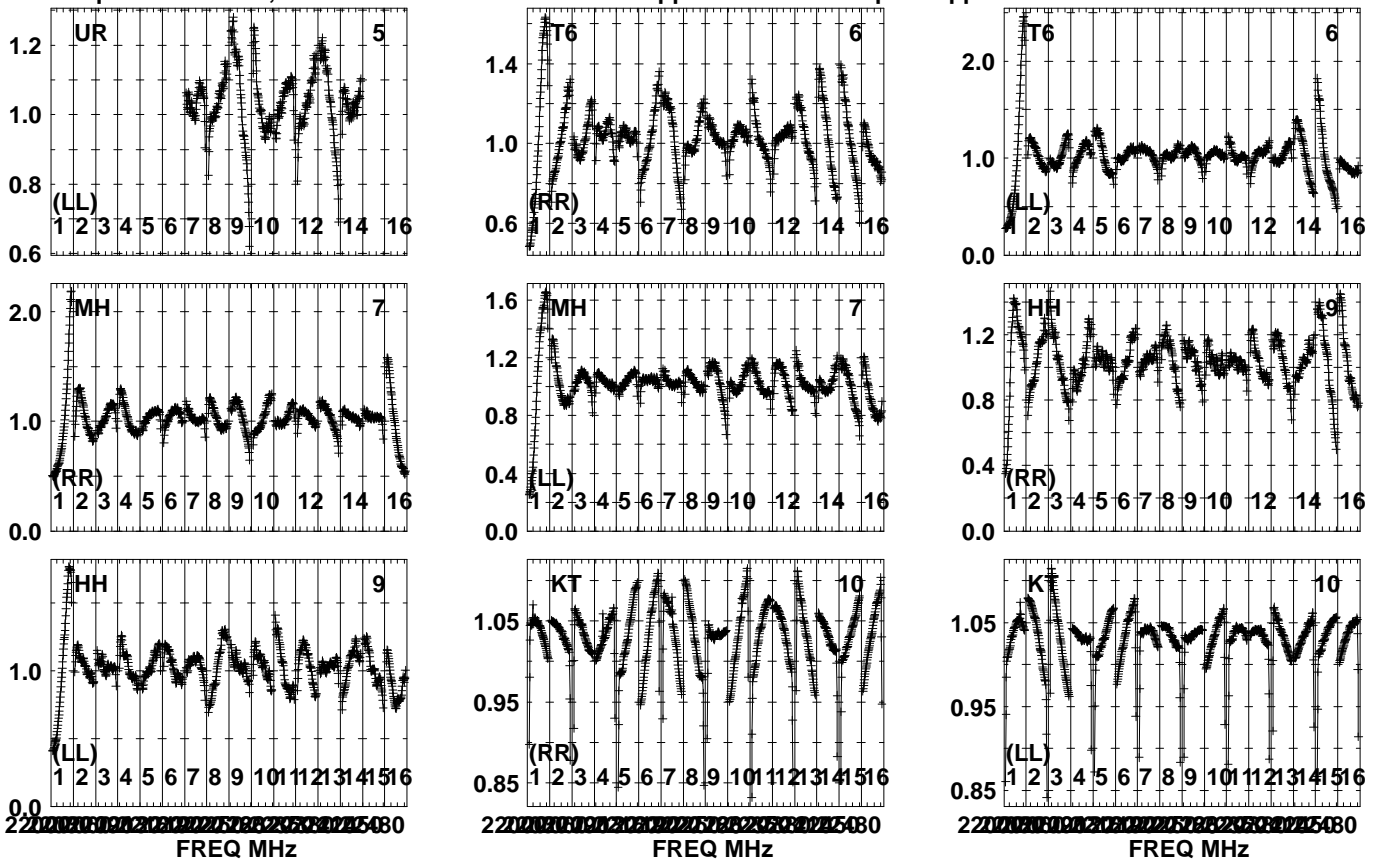


Lower frame: Real Jy
Auto-corr total-power spectrum Antenna: *
Timerange: 00/12:11:10 to 00/12:12:09

Plot file version 34 created 21-MAR-2023 11:23:43

GRB221009A RG013A.UVDATA.1

Freq = 21.9925 GHz, Bw = 32.000 MH No calibration applied and no bandpass applied

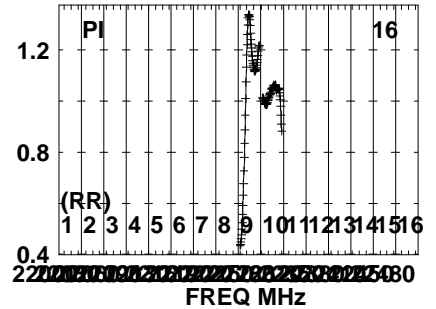
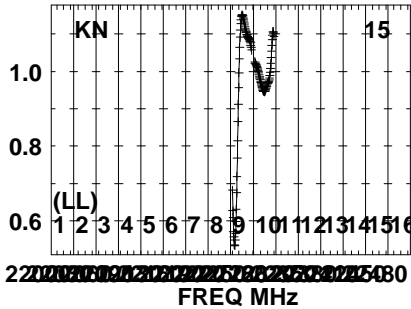
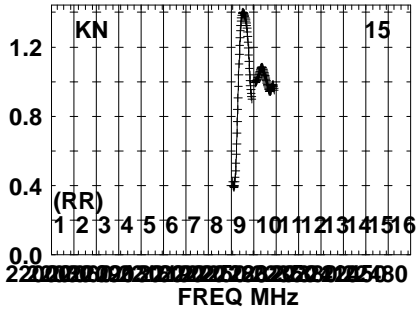
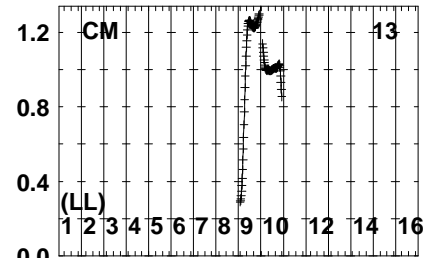
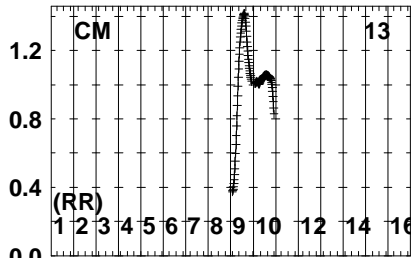
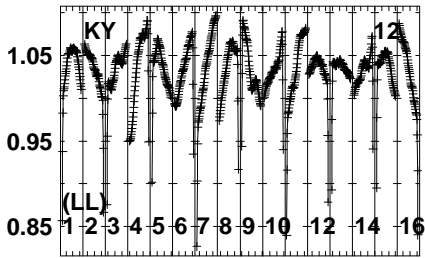
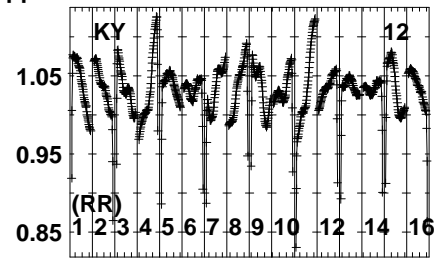
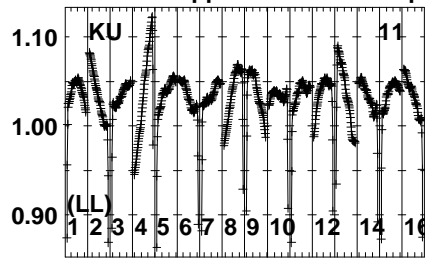
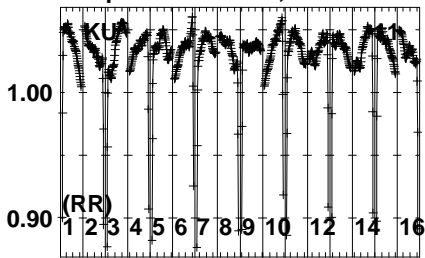


Lower frame: Real Jy
Auto-corr total-power spectrum Antenna: *
Timerange: 00/12:12:11 to 00/12:13:10

Plot file version 35 created 21-MAR-2023 11:23:44

GRB221009A RG013A.UVDATA.1

Freq = 21.9925 GHz, Bw = 32.000 MH No calibration applied and no bandpass applied

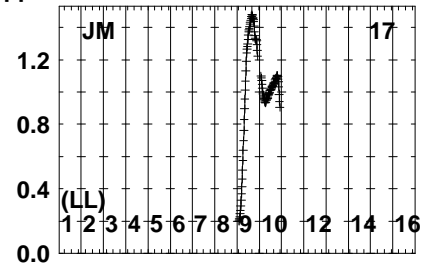
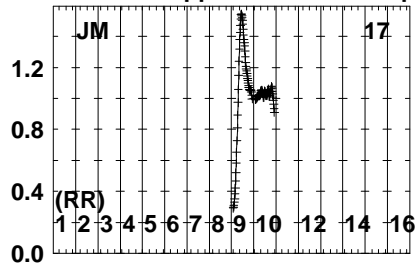
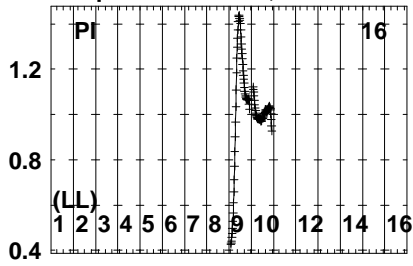


Lower frame: Real Jy
Auto-corr total-power spectrum Antenna: *
Timerange: 00/12:12:11 to 00/12:13:10

Plot file version 36 created 21-MAR-2023 11:23:44

GRB221009A RG013A.UVDATA.1

Freq = 21.9925 GHz, Bw = 32.000 MH No calibration applied and no bandpass applied



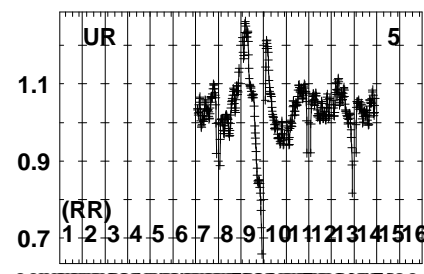
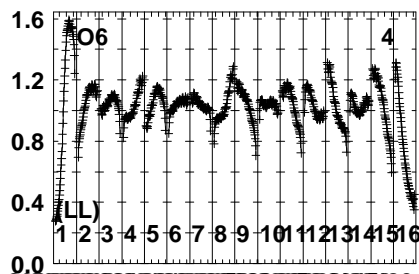
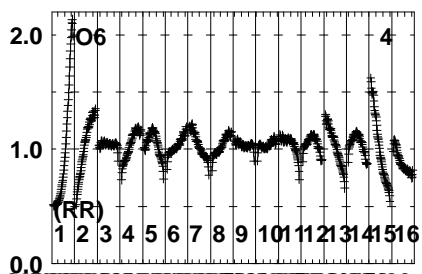
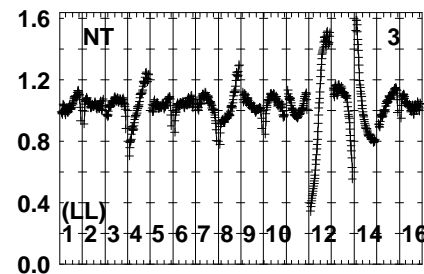
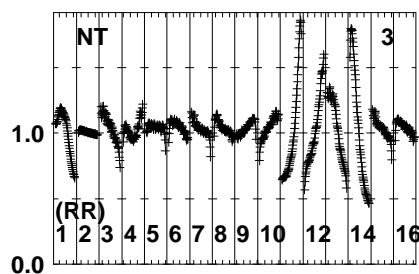
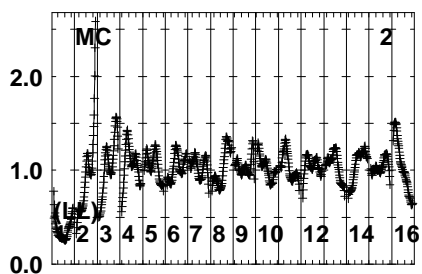
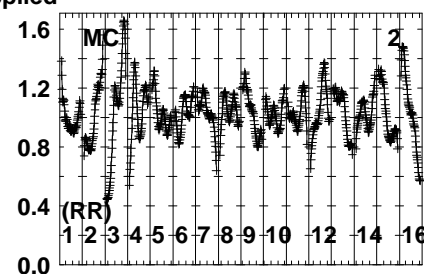
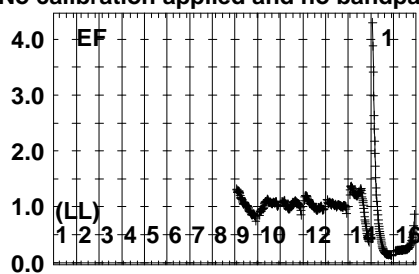
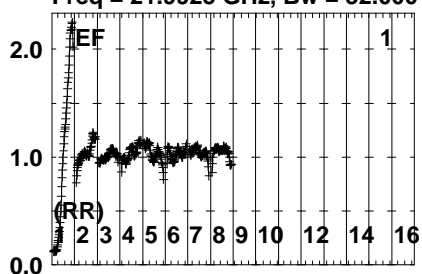
Lower frame: Real Jy
Auto-corr total-power spectrum Antenna: *
Timerange: 00/12:12:11 to 00/12:13:10

Plot file version 37 created 21-MAR-2023 11:23:44

J1908+2028 RG013A.UVDATA.1

Freq = 21.9925 GHz, Bw = 32.000 MH

No calibration applied and no bandpass applied



FREQ MHz

FREQ MHz

FREQ MHz

Lower frame: Real Jy

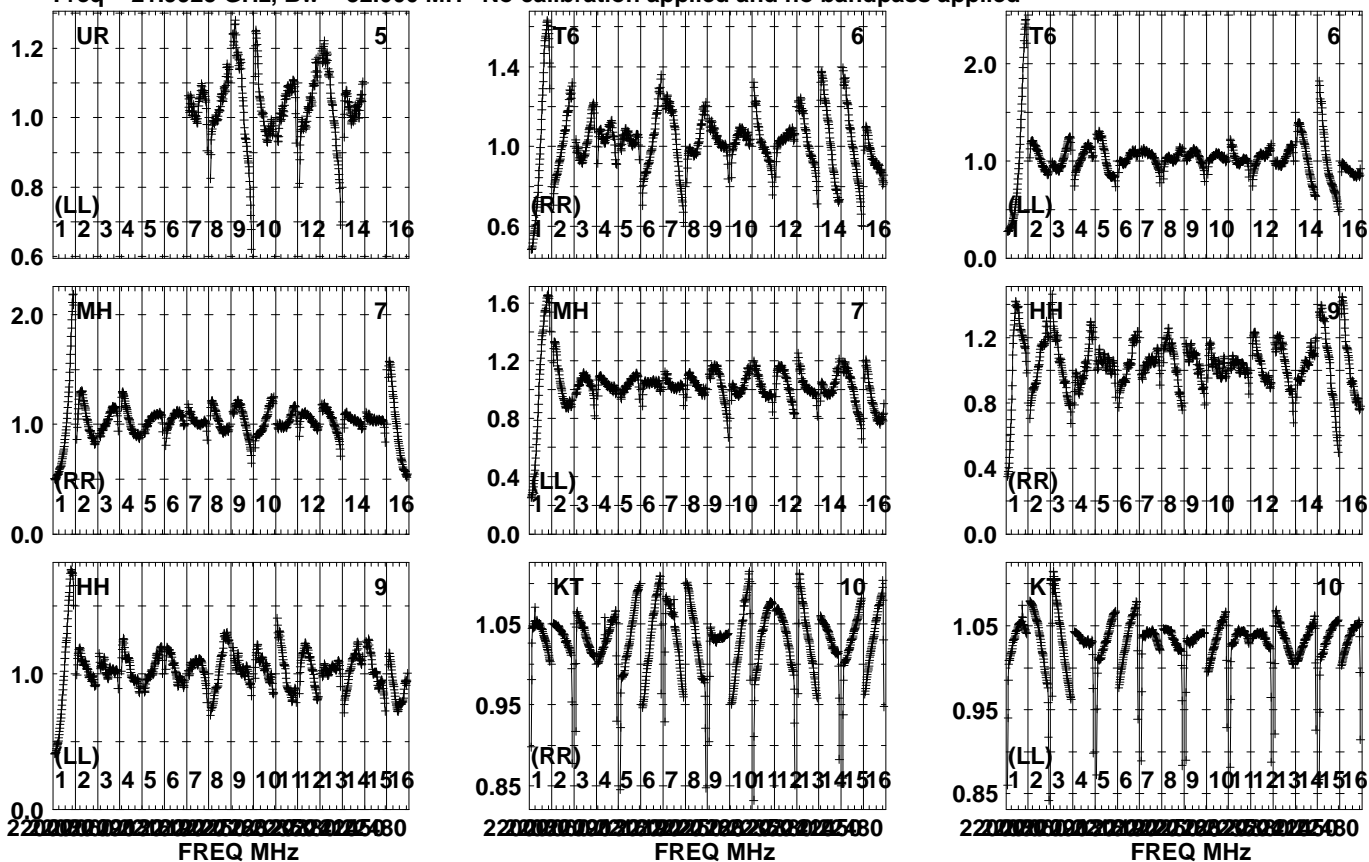
Auto-corr total-power spectrum Antenna: *

Timerange: 00/12:13:11 to 00/12:14:10

Plot file version 38 created 21-MAR-2023 11:23:44

J1908+2028 RG013A.UVDATA.1

Freq = 21.9925 GHz, Bw = 32.000 MH No calibration applied and no bandpass applied

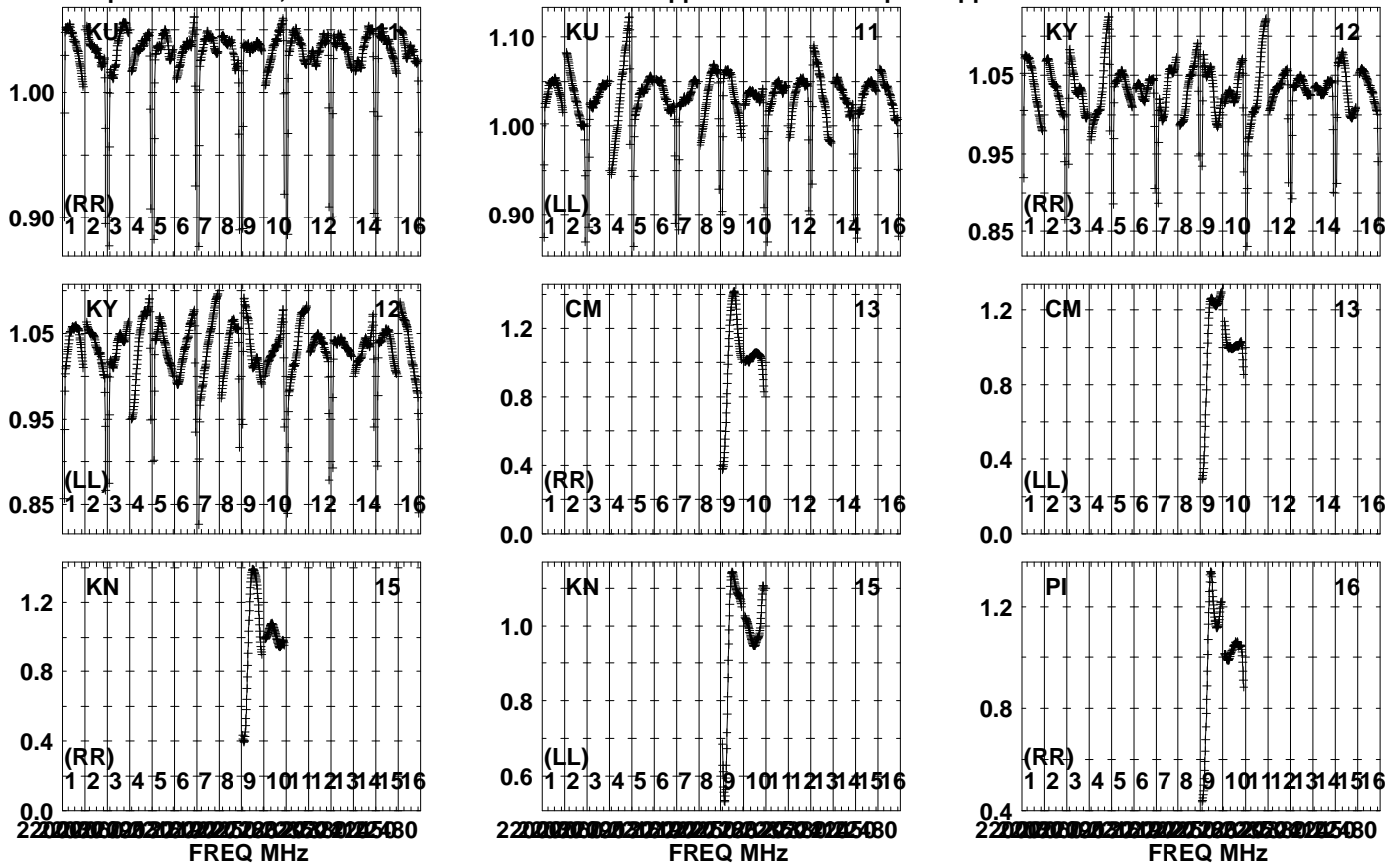


Lower frame: Real Jy
Auto-corr total-power spectrum Antenna: *
Timerange: 00/12:13:11 to 00/12:14:10

Plot file version 39 created 21-MAR-2023 11:23:44

J1908+2028 RG013A.UVDATA.1

Freq = 21.9925 GHz, Bw = 32.000 MH No calibration applied and no bandpass applied

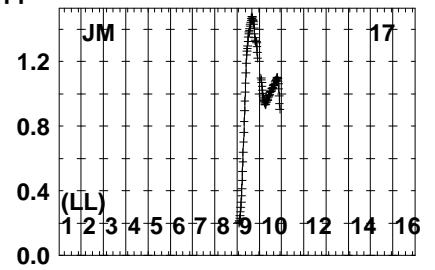
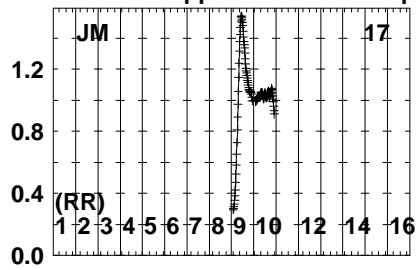
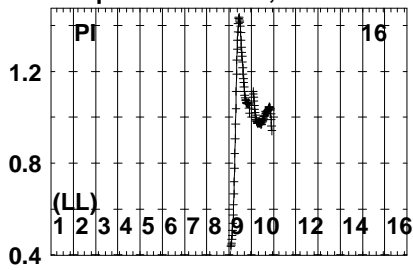


Lower frame: Real Jy
Auto-corr total-power spectrum Antenna: *
Timerange: 00/12:13:11 to 00/12:14:10

Plot file version 40 created 21-MAR-2023 11:23:44

J1908+2028 RG013A.UVDATA.1

Freq = 21.9925 GHz, Bw = 32.000 MH No calibration applied and no bandpass applied

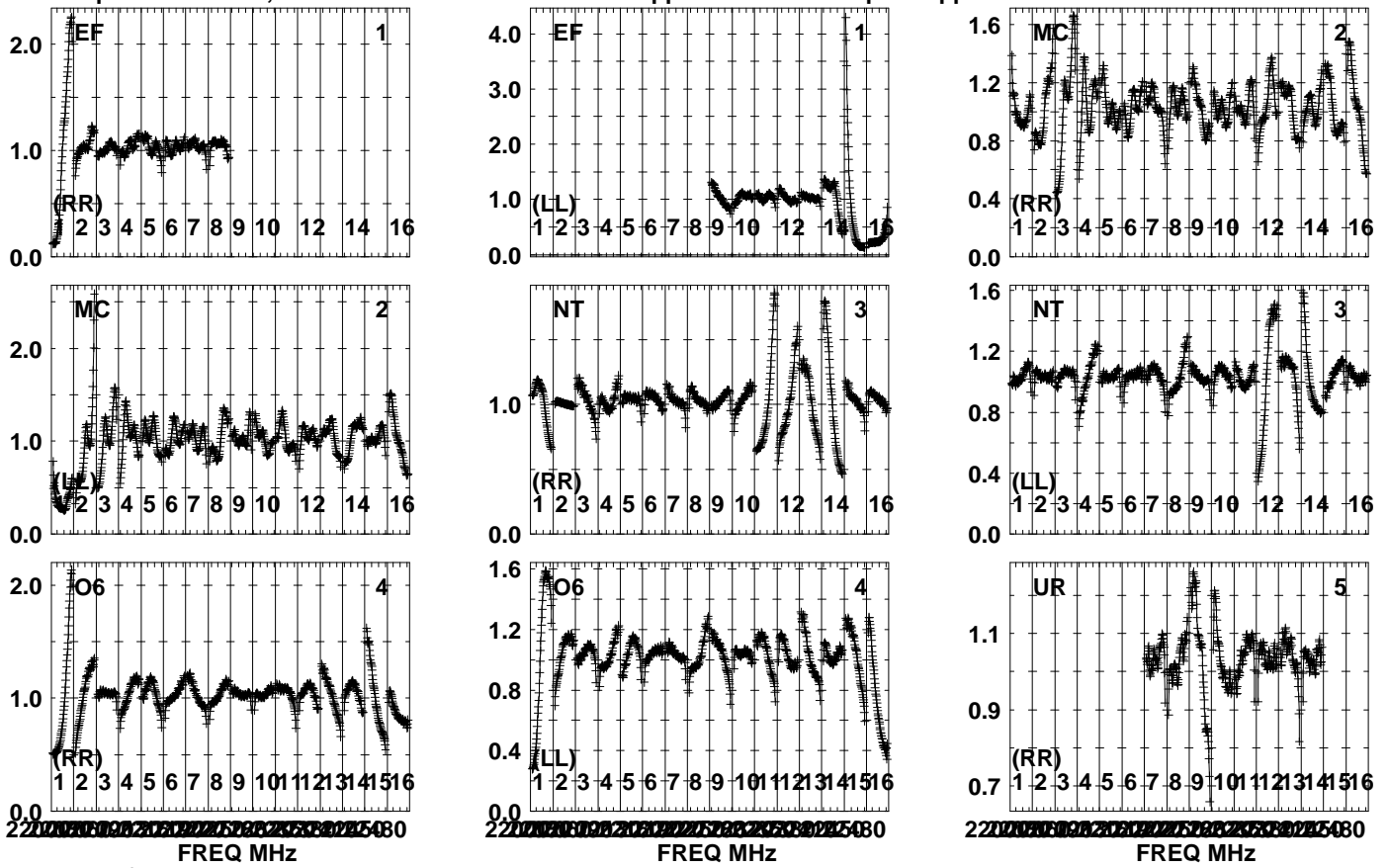


Lower frame: Real Jy
Auto-corr total-power spectrum Antenna: *
Timerange: 00/12:13:11 to 00/12:14:10

Plot file version 41 created 21-MAR-2023 11:23:45

GRB221009A RG013A.UVDATA.1

Freq = 21.9925 GHz, Bw = 32.000 MH No calibration applied and no bandpass applied

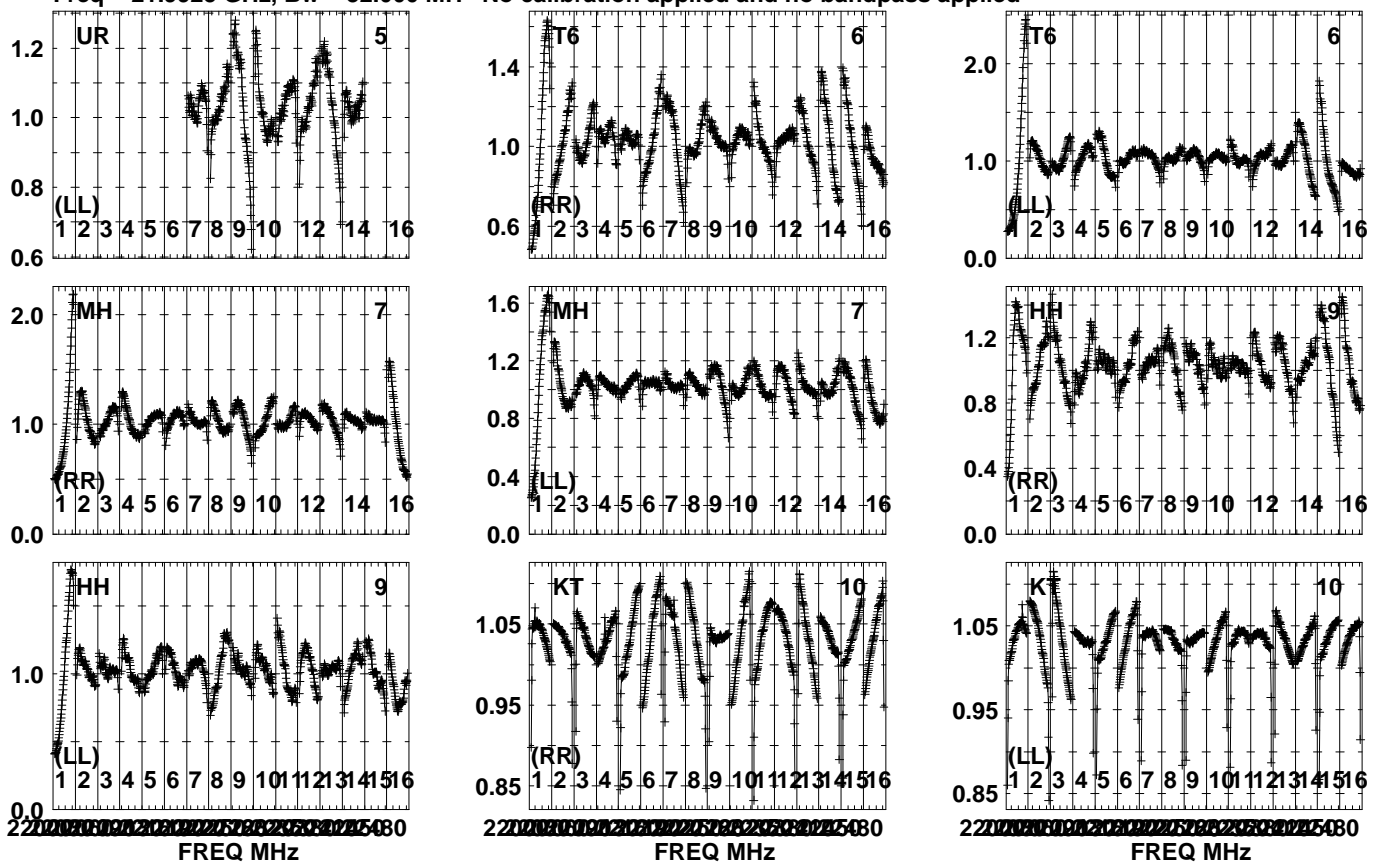


Lower frame: Real Jy
Auto-corr total-power spectrum Antenna: *
Timerange: 00/12:14:12 to 00/12:15:09

Plot file version 42 created 21-MAR-2023 11:23:45

GRB221009A RG013A.UVDATA.1

Freq = 21.9925 GHz, Bw = 32.000 MH No calibration applied and no bandpass applied

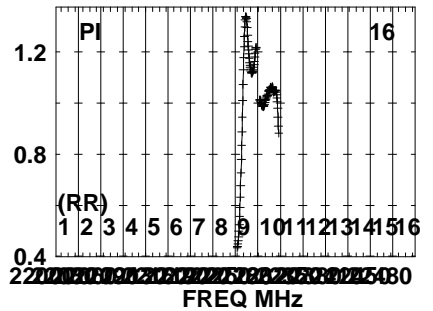
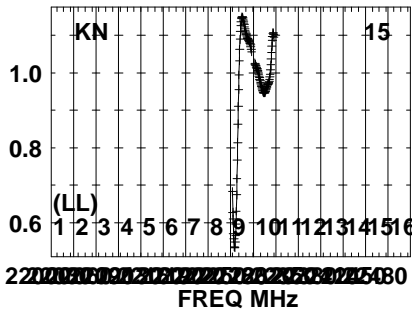
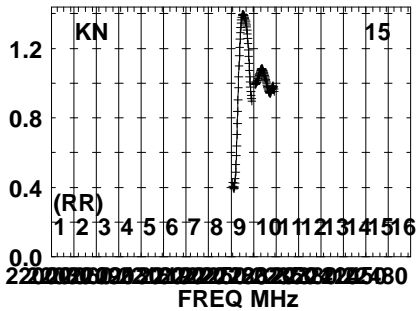
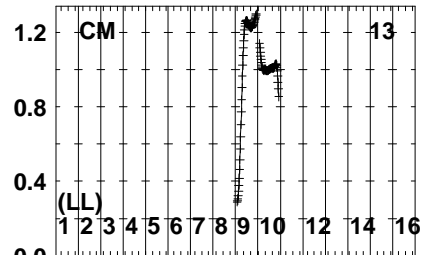
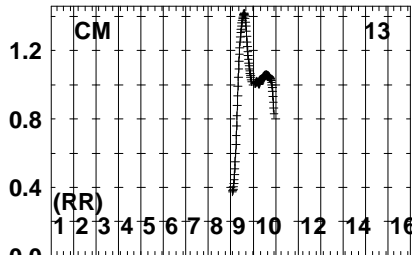
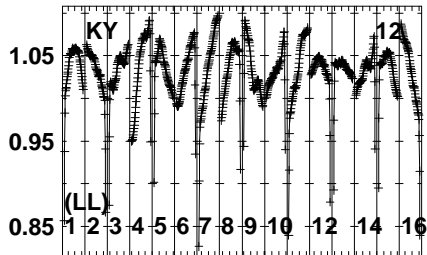
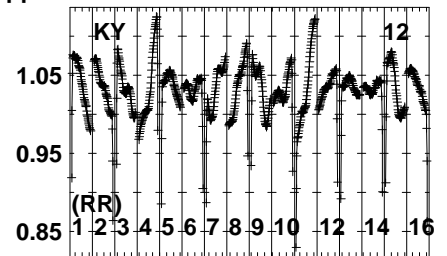
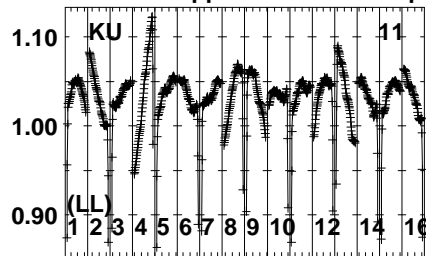
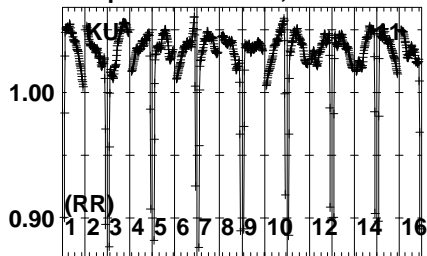


Lower frame: Real Jy
Auto-corr total-power spectrum Antenna: *
Timerange: 00/12:14:12 to 00/12:15:09

Plot file version 43 created 21-MAR-2023 11:23:45

GRB221009A RG013A.UVDATA.1

Freq = 21.9925 GHz, Bw = 32.000 MH No calibration applied and no bandpass applied

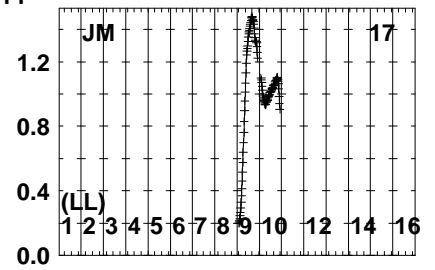
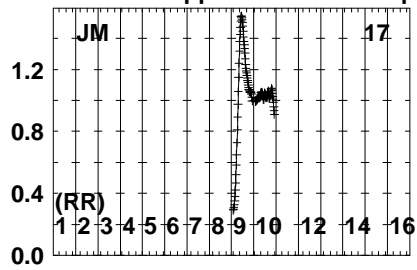
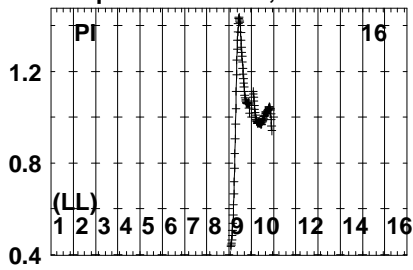


Lower frame: Real Jy
Auto-corr total-power spectrum Antenna: *
Timerange: 00/12:14:12 to 00/12:15:09

Plot file version 44 created 21-MAR-2023 11:23:45

GRB221009A RG013A.UVDATA.1

Freq = 21.9925 GHz, Bw = 32.000 MH No calibration applied and no bandpass applied

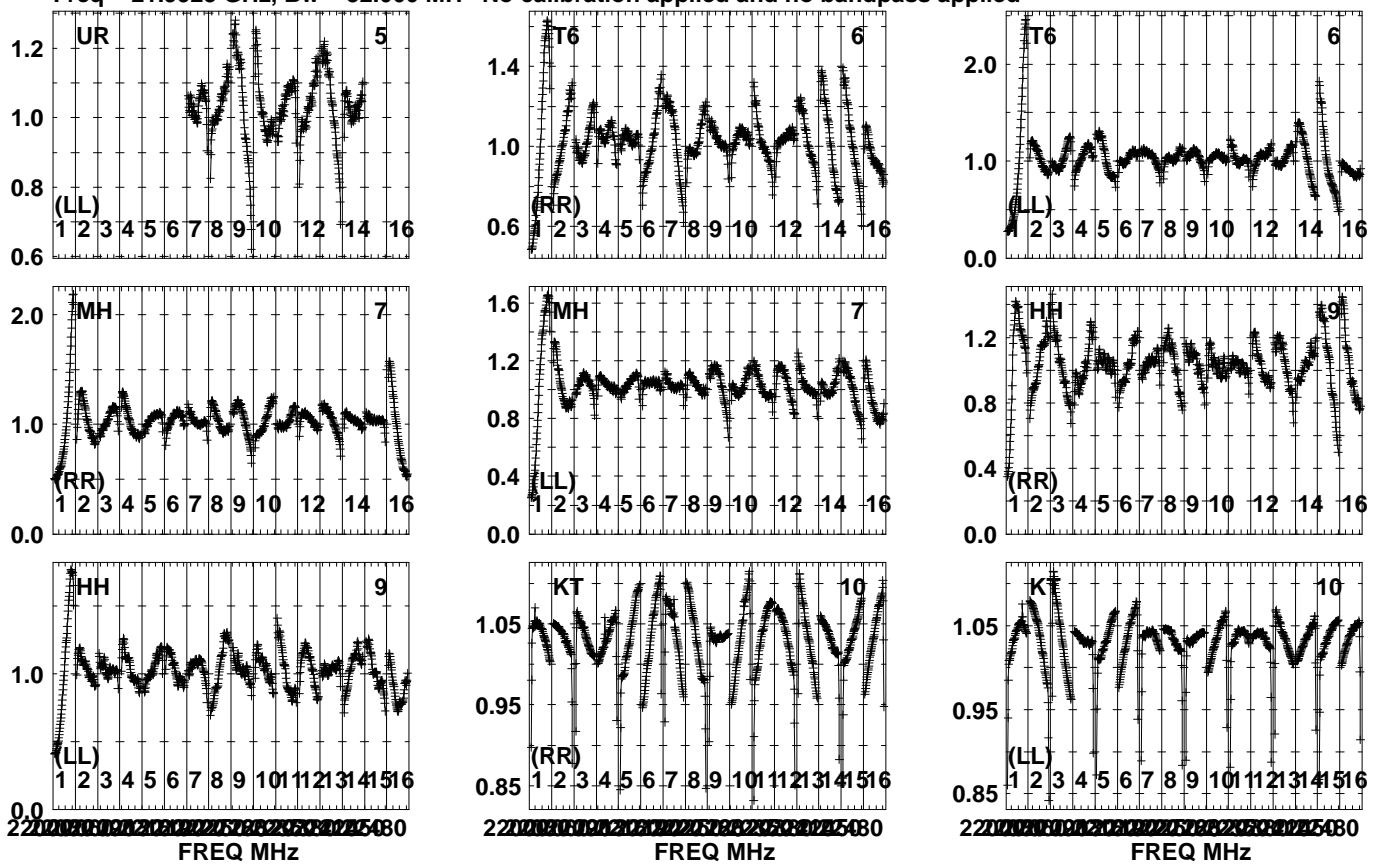


Lower frame: Real Jy
Auto-corr total-power spectrum Antenna: *
Timerange: 00/12:14:12 to 00/12:15:09

Plot file version 46 created 21-MAR-2023 11:23:45

J1908+2028 RG013A.UVDATA.1

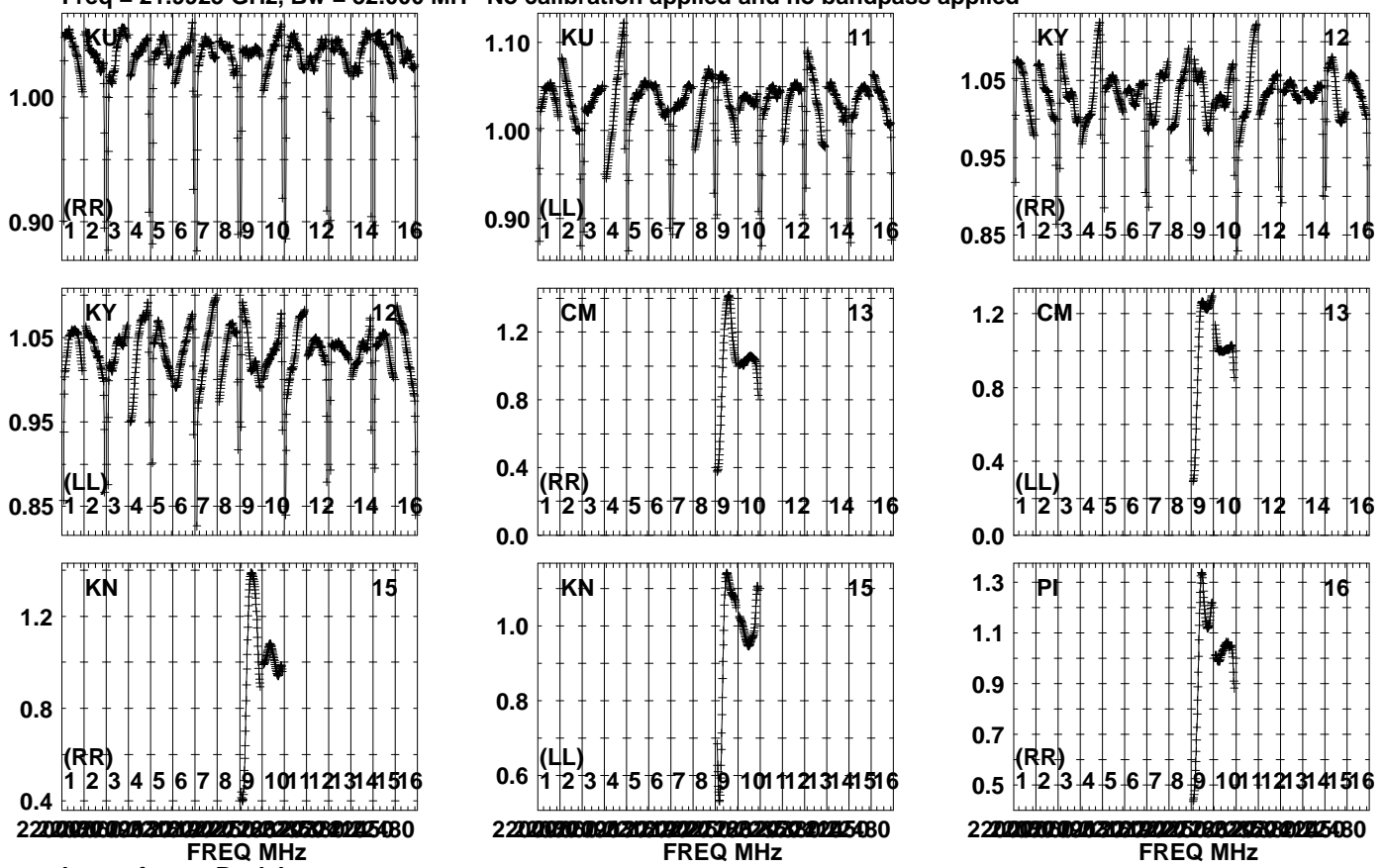
Freq = 21.9925 GHz, Bw = 32.000 MH No calibration applied and no bandpass applied



Lower frame: Real Jy
Auto-corr total-power spectrum Antenna: *
Timerange: 00/12:15:12 to 00/12:16:09

Plot file version 47 created 21-MAR-2023 11:23:46
 J1908+2028 RG013A.UVDATA.1
 Freq = 21.9925 GHz, Bw = 32.000 MH

No calibration applied and no bandpass applied

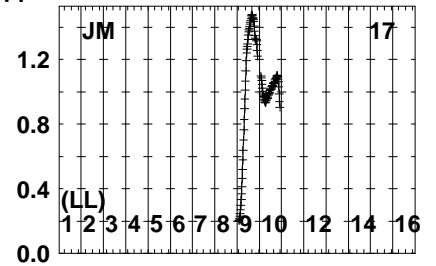
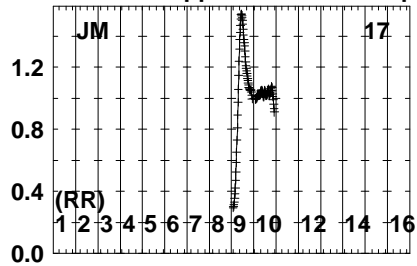
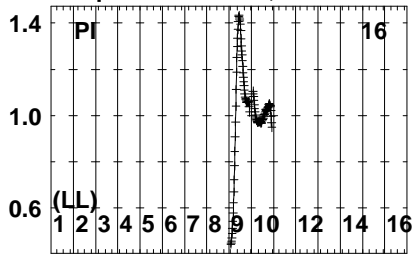


Lower frame: Real Jy
 Auto-corr total-power spectrum Antenna: *
 Timerange: 00/12:15:12 to 00/12:16:09

Plot file version 48 created 21-MAR-2023 11:23:46

J1908+2028 RG013A.UVDATA.1

Freq = 21.9925 GHz, Bw = 32.000 MH No calibration applied and no bandpass applied

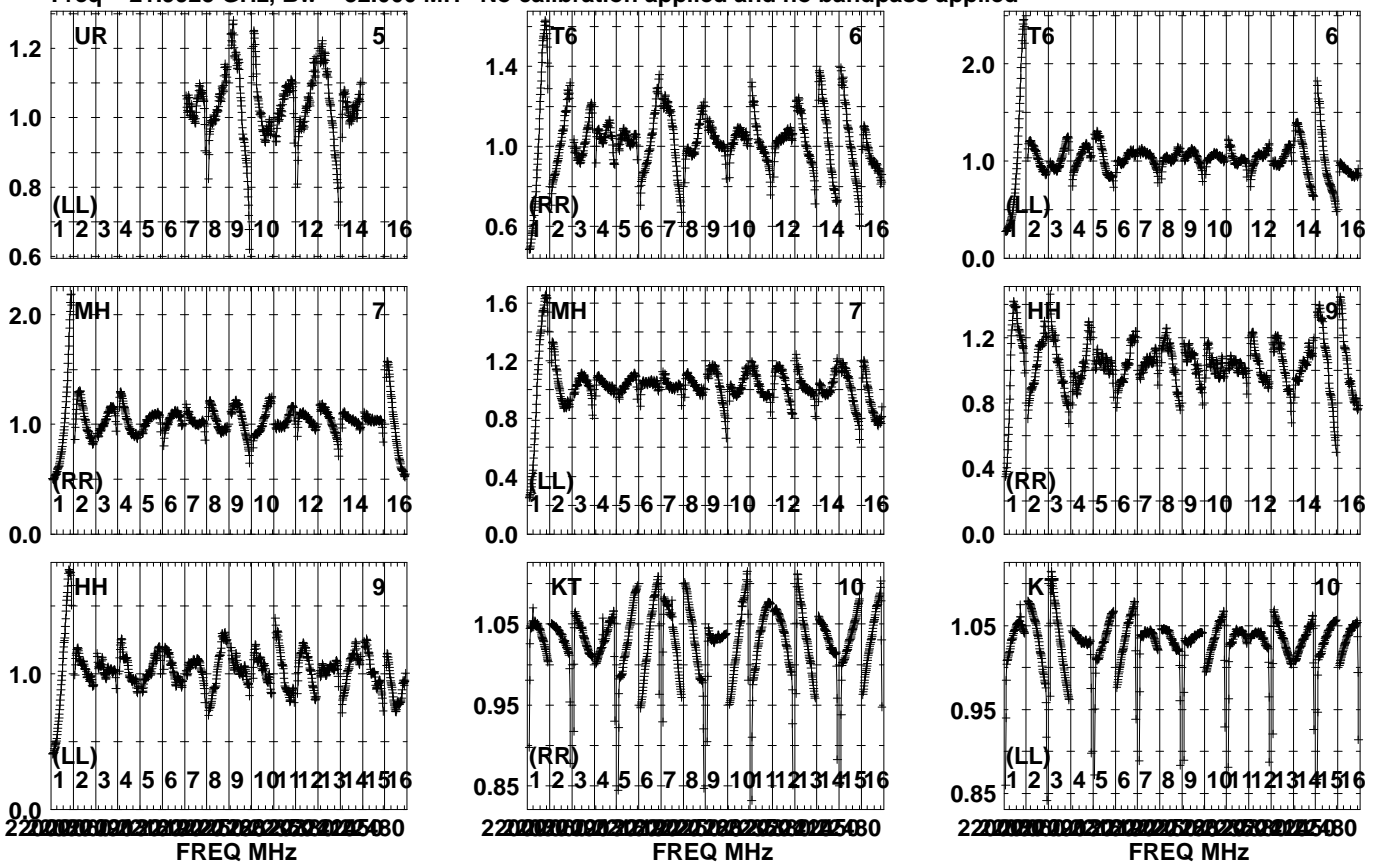


Lower frame: Real Jy
Auto-corr total-power spectrum Antenna: *
Timerange: 00/12:15:12 to 00/12:16:09

Plot file version 50 created 21-MAR-2023 11:23:46

GRB221009A RG013A.UVDATA.1

Freq = 21.9925 GHz, Bw = 32.000 MH No calibration applied and no bandpass applied

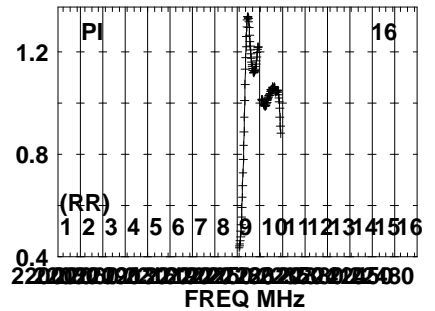
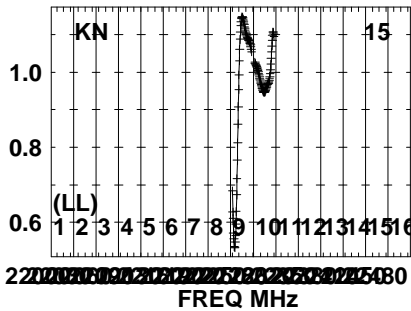
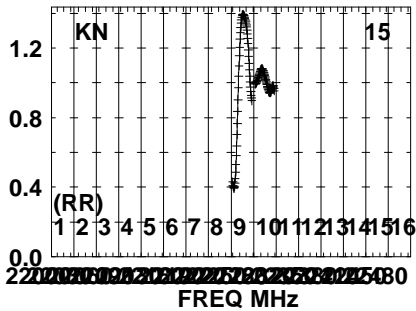
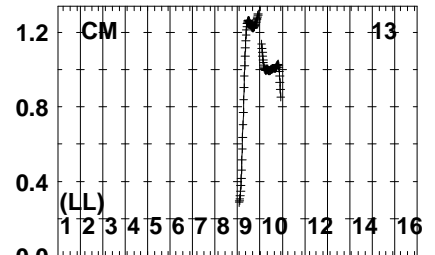
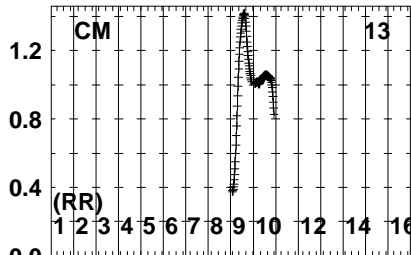
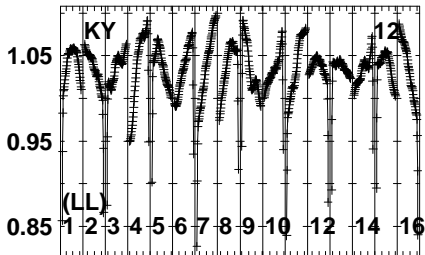
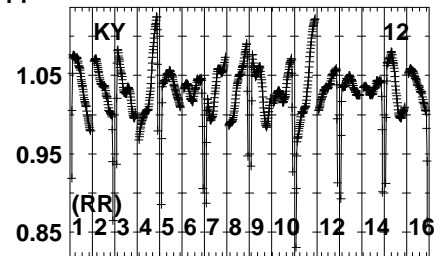
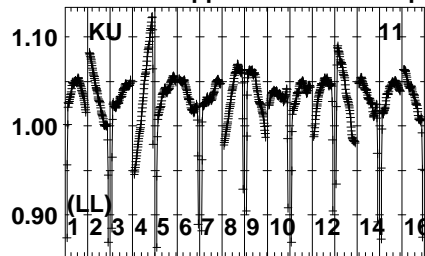
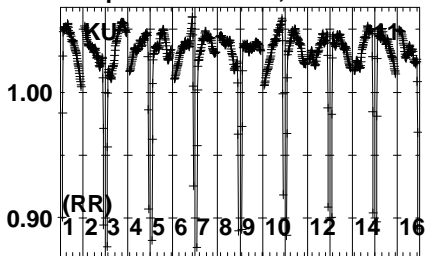


Lower frame: Real Jy
Auto-corr total-power spectrum Antenna: *
Timerange: 00/12:16:12 to 00/12:17:10

Plot file version 51 created 21-MAR-2023 11:23:46

GRB221009A RG013A.UVDATA.1

Freq = 21.9925 GHz, Bw = 32.000 MH No calibration applied and no bandpass applied

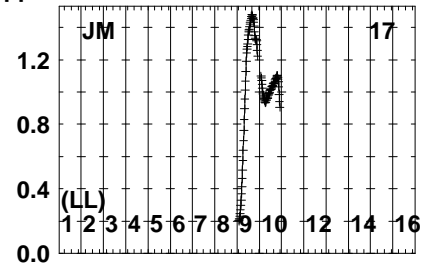
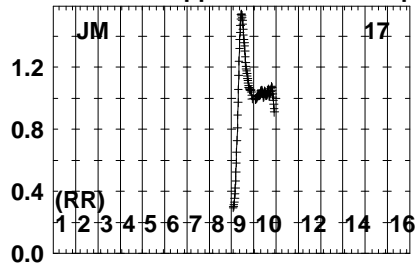
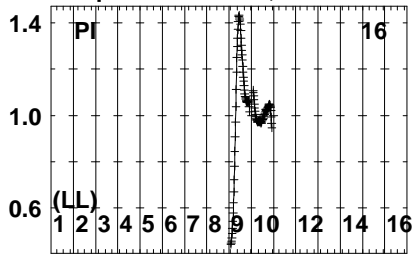


Lower frame: Real Jy
Auto-corr total-power spectrum Antenna: *
Timerange: 00/12:16:12 to 00/12:17:10

Plot file version 52 created 21-MAR-2023 11:23:47

GRB221009A RG013A.UVDATA.1

Freq = 21.9925 GHz, Bw = 32.000 MH No calibration applied and no bandpass applied

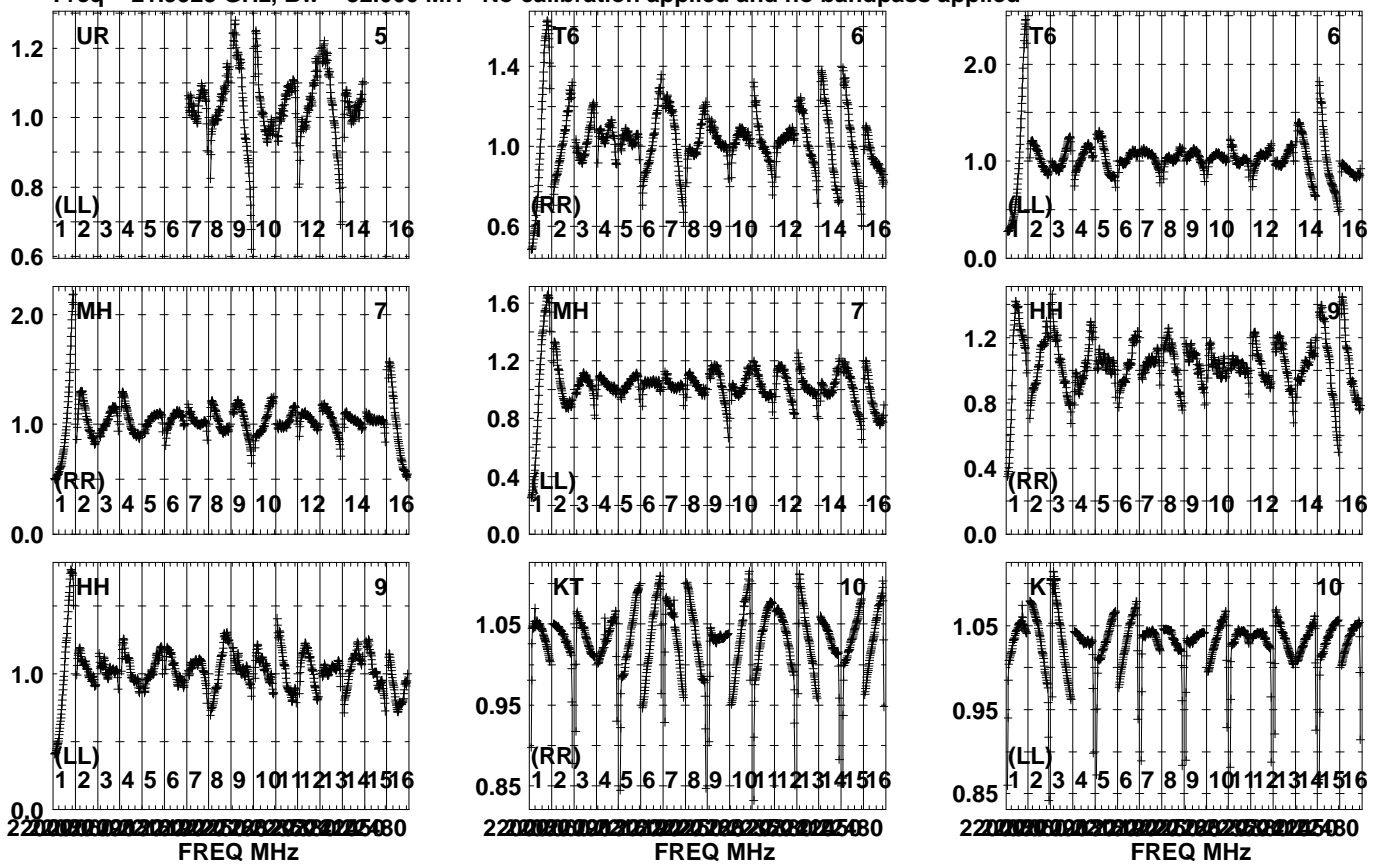


Lower frame: Real Jy
Auto-corr total-power spectrum Antenna: *
Timerange: 00/12:16:12 to 00/12:17:10

Plot file version 54 created 21-MAR-2023 11:23:47

J1908+2028 RG013A.UVDATA.1

Freq = 21.9925 GHz, Bw = 32.000 MH No calibration applied and no bandpass applied

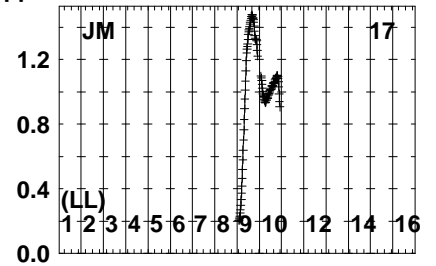
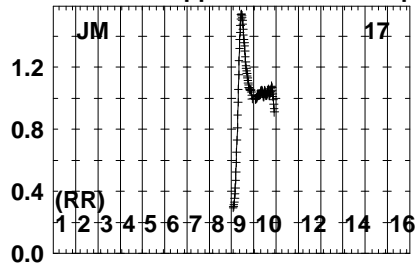
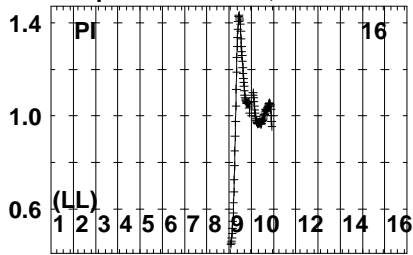


Lower frame: Real Jy
Auto-corr total-power spectrum Antenna: *
Timerange: 00/12:17:11 to 00/12:18:10

Plot file version 56 created 21-MAR-2023 11:23:47

J1908+2028 RG013A.UVDATA.1

Freq = 21.9925 GHz, Bw = 32.000 MH No calibration applied and no bandpass applied

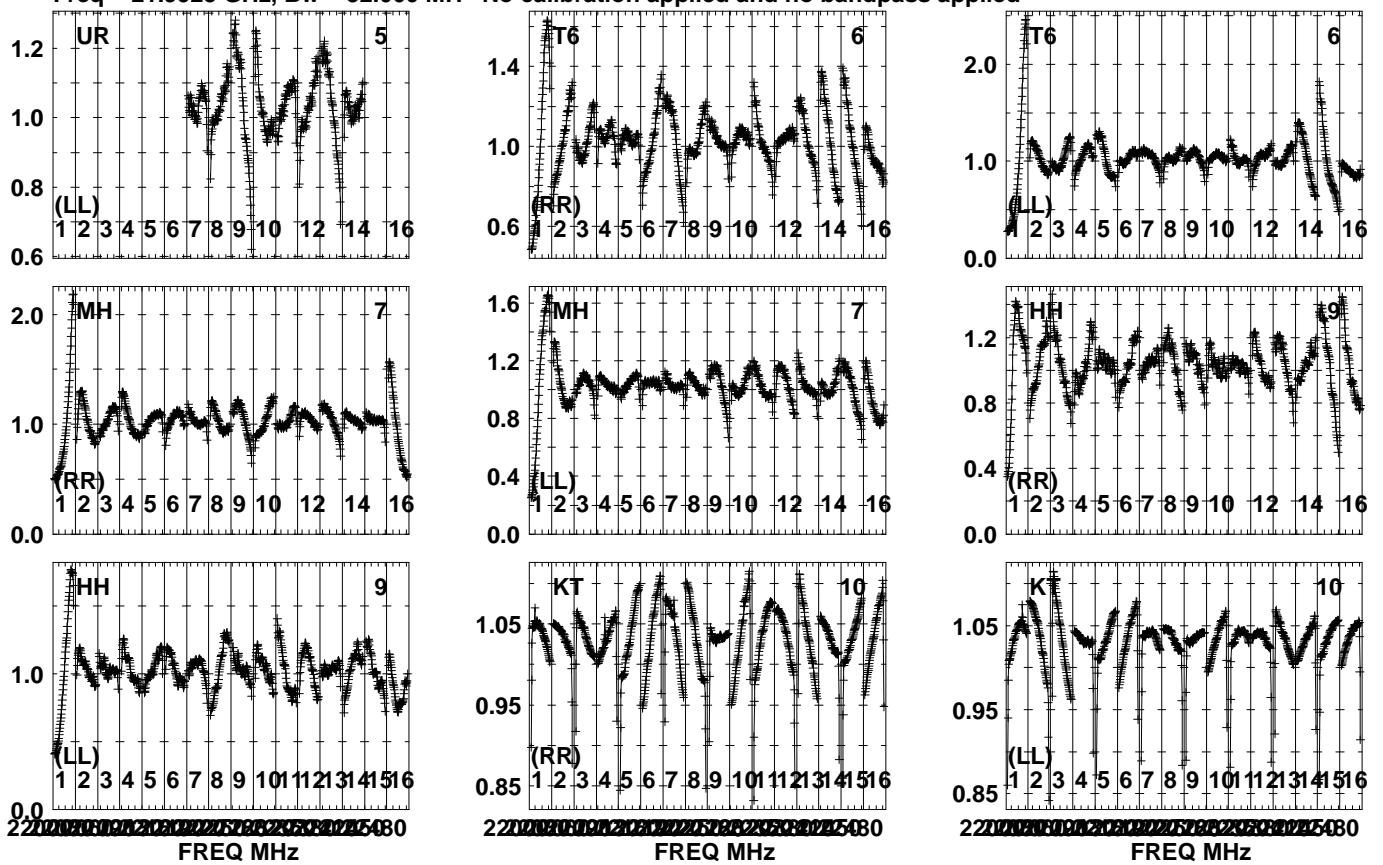


Lower frame: Real Jy
Auto-corr total-power spectrum Antenna: *
Timerange: 00/12:17:11 to 00/12:18:10

Plot file version 58 created 21-MAR-2023 11:23:47

GRB221009A RG013A.UVDATA.1

Freq = 21.9925 GHz, Bw = 32.000 MH No calibration applied and no bandpass applied

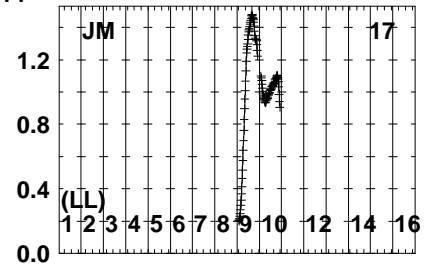
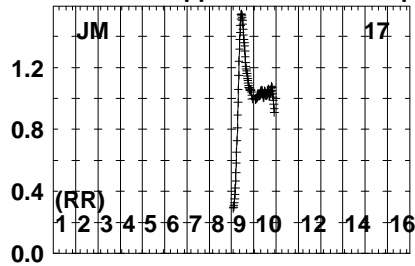
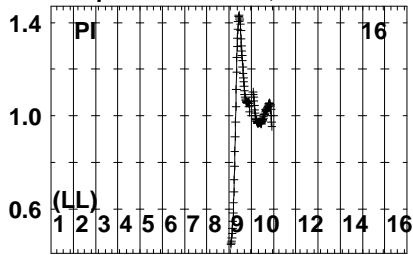


Lower frame: Real Jy
Auto-corr total-power spectrum Antenna: *
Timerange: 00/12:18:11 to 00/12:19:10

Plot file version 60 created 21-MAR-2023 11:23:48

GRB221009A RG013A.UVDATA.1

Freq = 21.9925 GHz, Bw = 32.000 MH No calibration applied and no bandpass applied

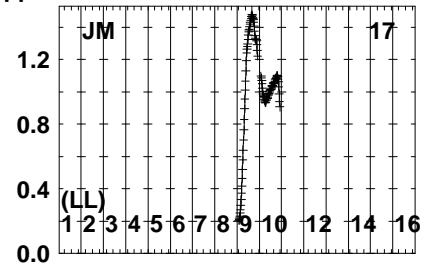
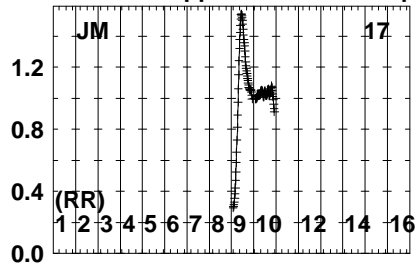
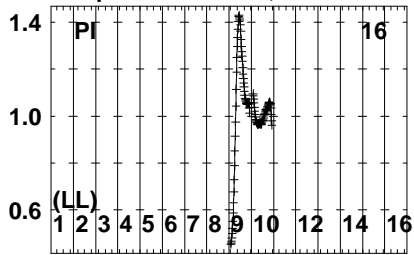


Lower frame: Real Jy
Auto-corr total-power spectrum Antenna: *
Timerange: 00/12:18:11 to 00/12:19:10

Plot file version 64 created 21-MAR-2023 11:23:49

J1908+2028 RG013A.UVDATA.1

Freq = 21.9925 GHz, Bw = 32.000 MH No calibration applied and no bandpass applied

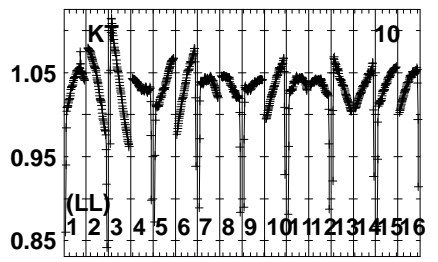
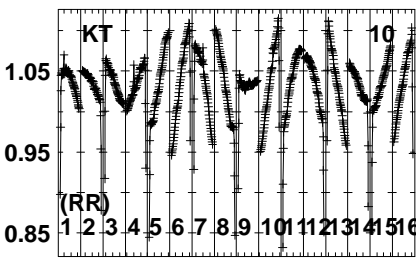
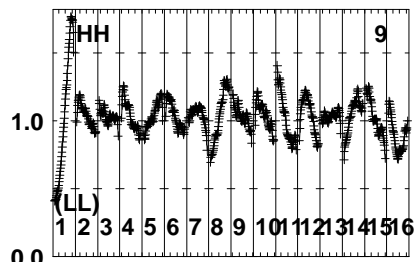
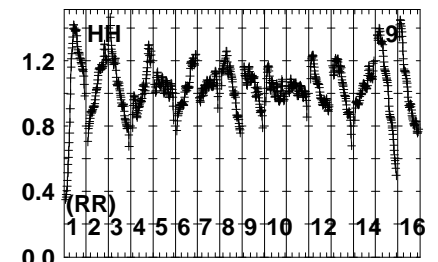
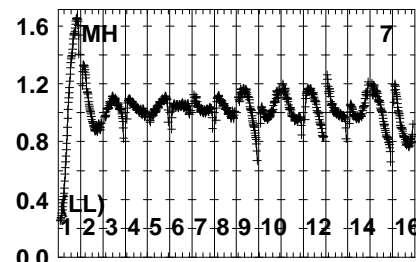
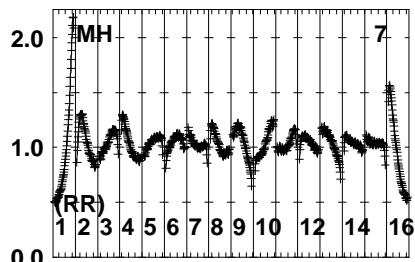
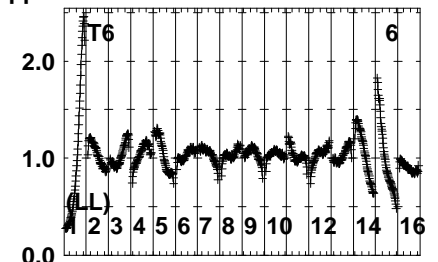
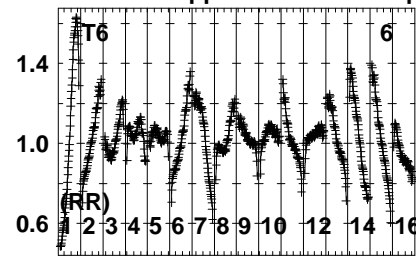
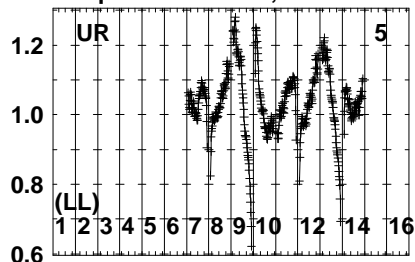


Lower frame: Real Jy
Auto-corr total-power spectrum Antenna: *
Timerange: 00/12:19:11 to 00/12:20:10

Plot file version 66 created 21-MAR-2023 11:23:49

GRB221009A RG013A.UVDATA.1

Freq = 21.9925 GHz, Bw = 32.000 MH No calibration applied and no bandpass applied

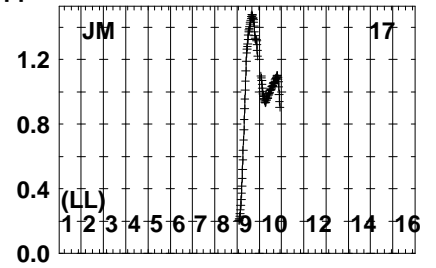
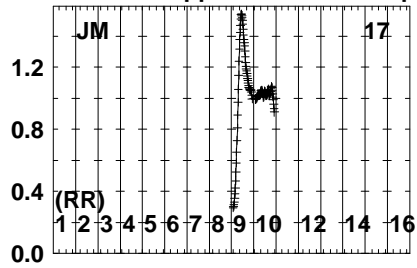
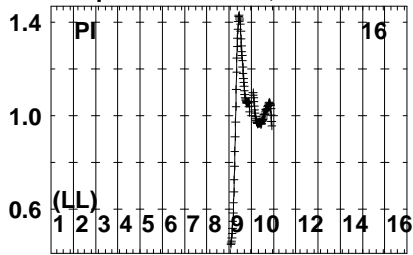


Lower frame: Real Jy
Auto-corr total-power spectrum Antenna: *
Timerange: 00/12:20:12 to 00/12:21:09

Plot file version 68 created 21-MAR-2023 11:23:49

GRB221009A RG013A.UVDATA.1

Freq = 21.9925 GHz, Bw = 32.000 MH No calibration applied and no bandpass applied

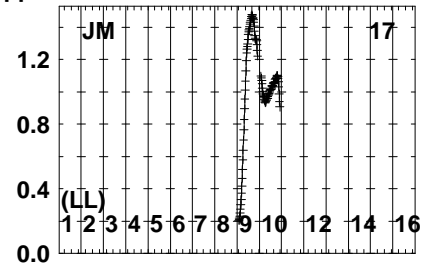
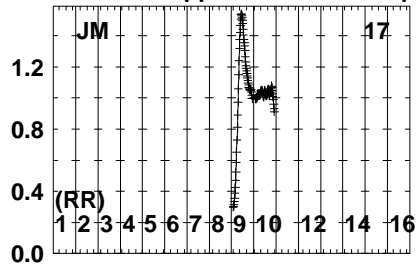
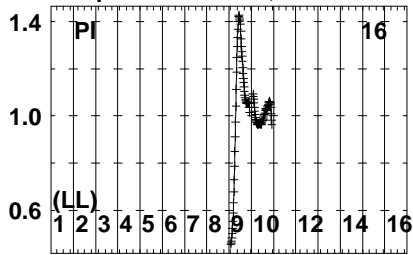


Lower frame: Real Jy
Auto-corr total-power spectrum Antenna: *
Timerange: 00/12:20:12 to 00/12:21:09

Plot file version 72 created 21-MAR-2023 11:23:50

J1908+2028 RG013A.UVDATA.1

Freq = 21.9925 GHz, Bw = 32.000 MH No calibration applied and no bandpass applied

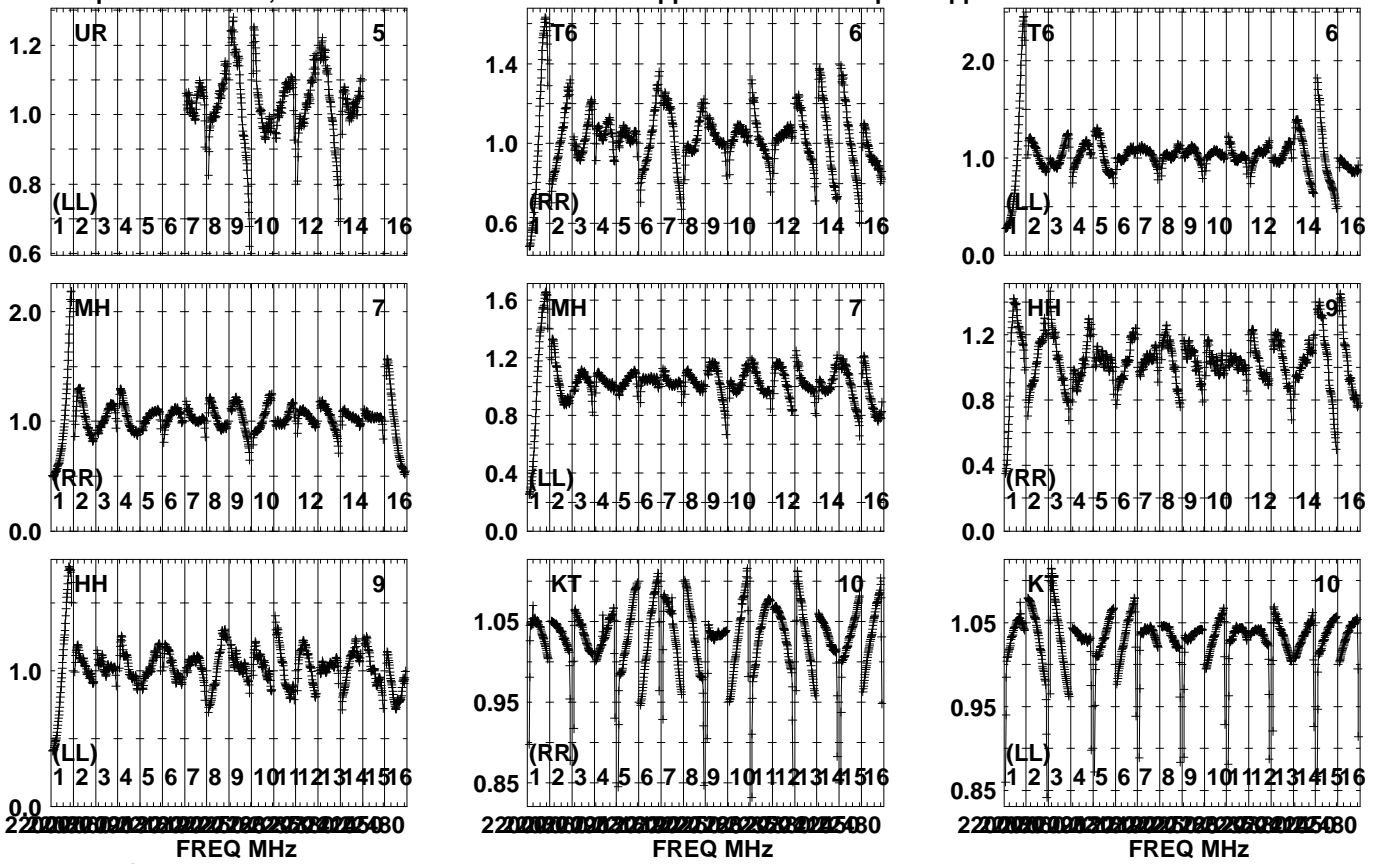


Lower frame: Real Jy
Auto-corr total-power spectrum Antenna: *
Timerange: 00/12:21:51 to 00/12:22:49

Plot file version 74 created 21-MAR-2023 11:23:50

GRB221009A RG013A.UVDATA.1

Freq = 21.9925 GHz, Bw = 32.000 MH No calibration applied and no bandpass applied

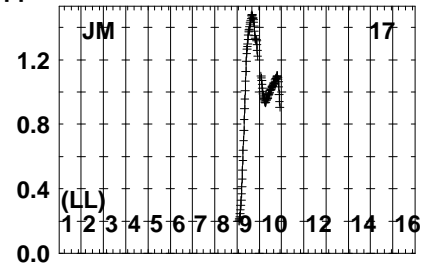
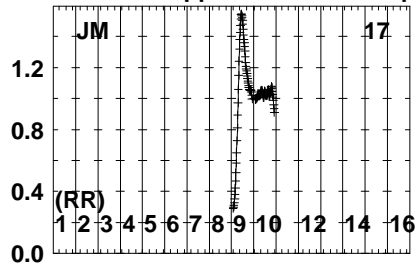
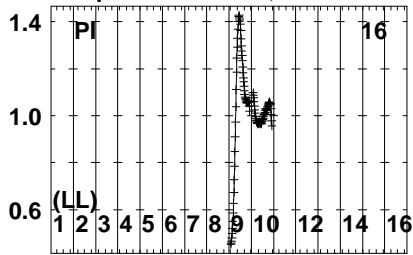


Lower frame: Real Jy
Auto-corr total-power spectrum Antenna: *
Timerange: 00/12:22:51 to 00/12:23:49

Plot file version 76 created 21-MAR-2023 11:23:50

GRB221009A RG013A.UVDATA.1

Freq = 21.9925 GHz, Bw = 32.000 MH No calibration applied and no bandpass applied

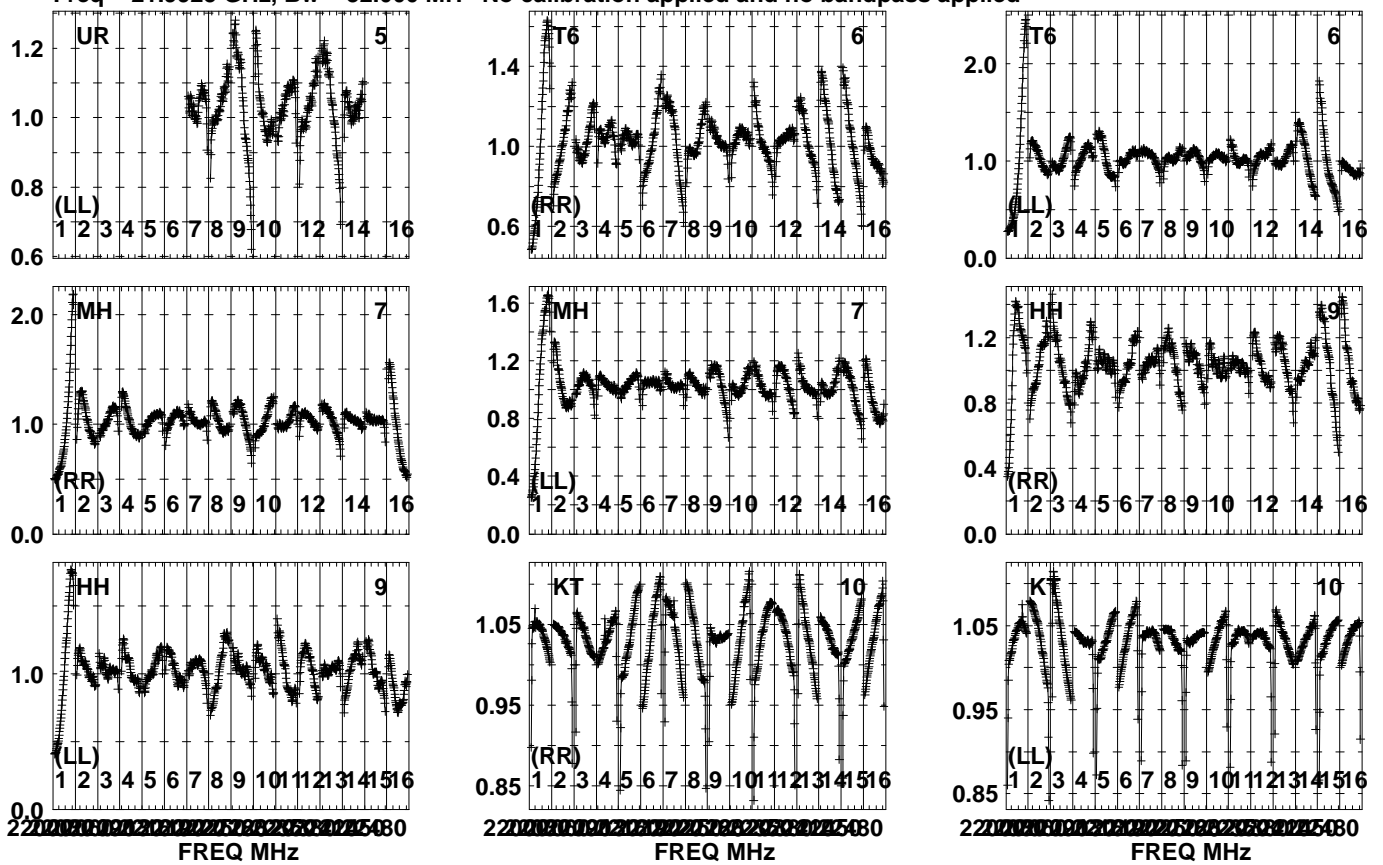


Lower frame: Real Jy
Auto-corr total-power spectrum Antenna: *
Timerange: 00/12:22:51 to 00/12:23:49

Plot file version 78 created 21-MAR-2023 11:23:51

J1908+2028 RG013A.UVDATA.1

Freq = 21.9925 GHz, Bw = 32.000 MH No calibration applied and no bandpass applied

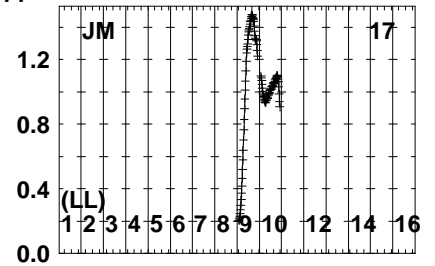
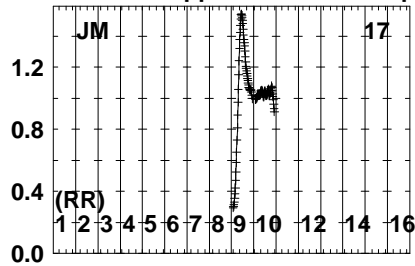
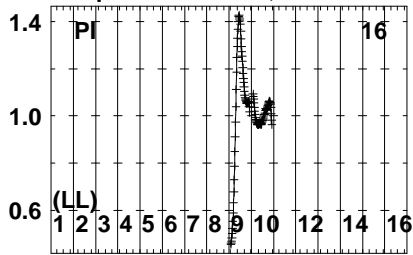


Lower frame: Real Jy
Auto-corr total-power spectrum Antenna: *
Timerange: 00/12:23:52 to 00/12:24:49

Plot file version 80 created 21-MAR-2023 11:23:51

J1908+2028 RG013A.UVDATA.1

Freq = 21.9925 GHz, Bw = 32.000 MH No calibration applied and no bandpass applied

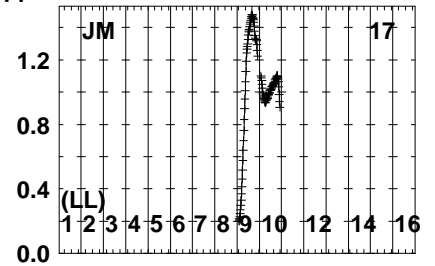
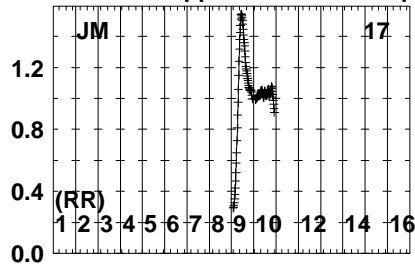
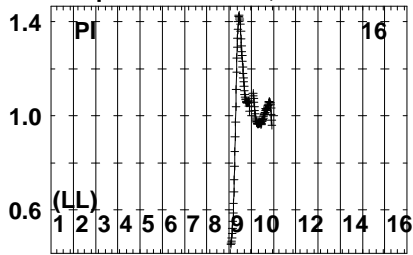


Lower frame: Real Jy
Auto-corr total-power spectrum Antenna: *
Timerange: 00/12:23:52 to 00/12:24:49

Plot file version 84 created 21-MAR-2023 11:23:52

GRB221009A RG013A.UVDATA.1

Freq = 21.9925 GHz, Bw = 32.000 MH No calibration applied and no bandpass applied

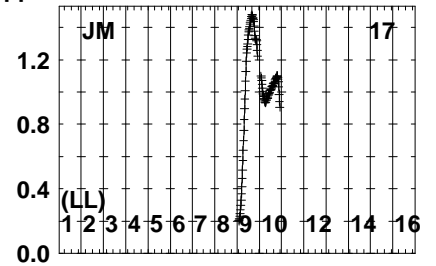
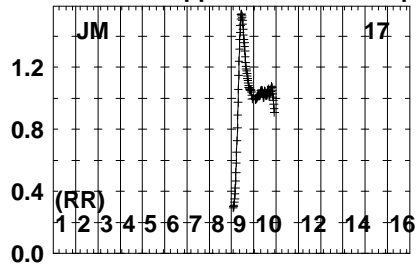
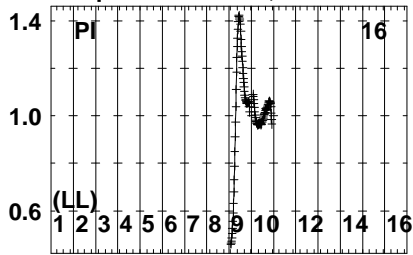


Lower frame: Real Jy
Auto-corr total-power spectrum Antenna: *
Timerange: 00/12:24:52 to 00/12:25:49

Plot file version 88 created 21-MAR-2023 11:23:53

J1908+2028 RG013A.UVDATA.1

Freq = 21.9925 GHz, Bw = 32.000 MH No calibration applied and no bandpass applied

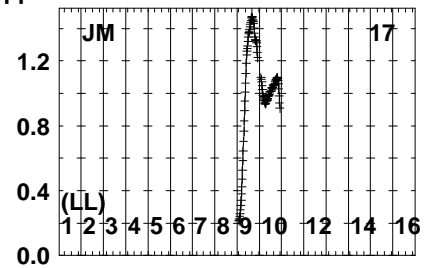
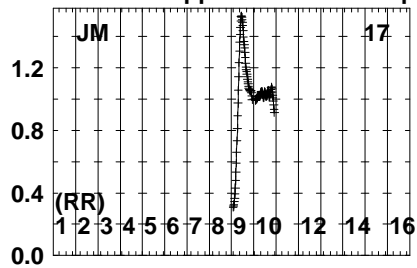
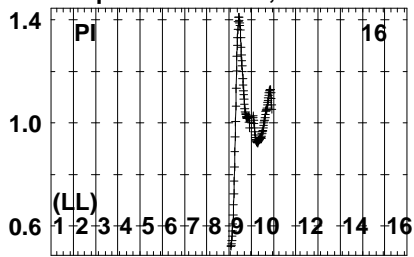


Lower frame: Real Jy
Auto-corr total-power spectrum Antenna: *
Timerange: 00/12:25:51 to 00/12:26:50

Plot file version 92 created 21-MAR-2023 11:23:55

J1800+3848 RG013A.UVDATA.1

Freq = 21.9925 GHz, Bw = 32.000 MH No calibration applied and no bandpass applied

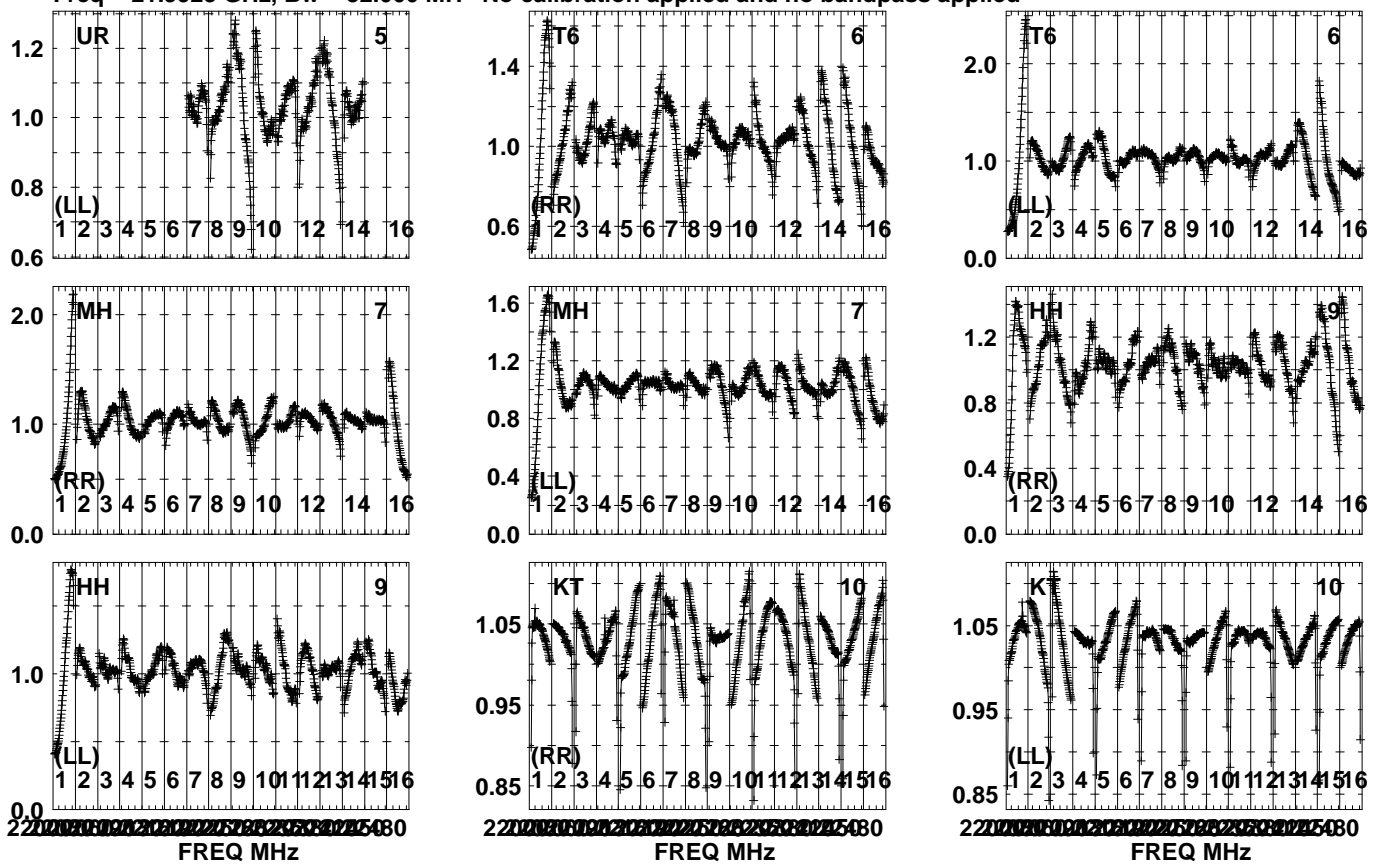


Lower frame: Real Jy
Auto-corr total-power spectrum Antenna: *
Timerange: 00/12:27:50 to 00/12:30:50

Plot file version 94 created 21-MAR-2023 11:23:55

J1925+1227 RG013A.UVDATA.1

Freq = 21.9925 GHz, Bw = 32.000 MH No calibration applied and no bandpass applied



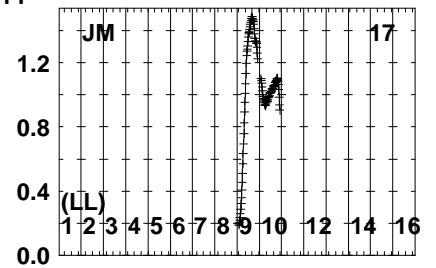
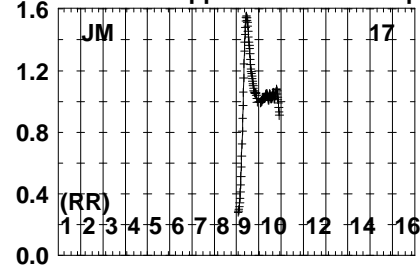
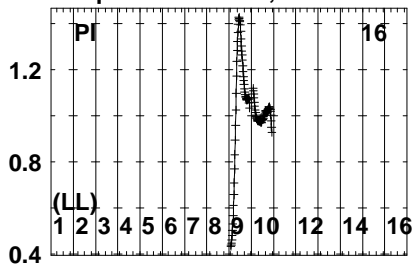
Lower frame: Real Jy
Auto-corr total-power spectrum Antenna: *
Timerange: 00/12:31:50 to 00/12:34:19

Plot file version 96 created 21-MAR-2023 11:23:56

J1925+1227 RG013A.UVDATA.1

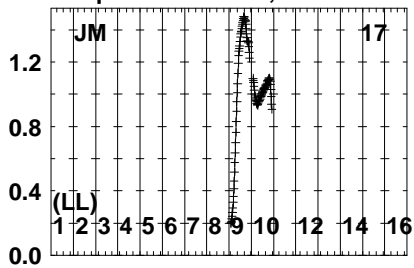
Freq = 21.9925 GHz, Bw = 32.000 MH

No calibration applied and no bandpass applied



Lower frame: Real Jy
Auto-corr total-power spectrum Antenna: *
Timerange: 00/12:31:50 to 00/12:34:19

Plot file version 100 created 21-MAR-2023 11:23:57
J1925+2106 RG013A.UVDATA.1
Freq = 21.9925 GHz, Bw = 32.000 MH No calibration applied and no bandpass applied

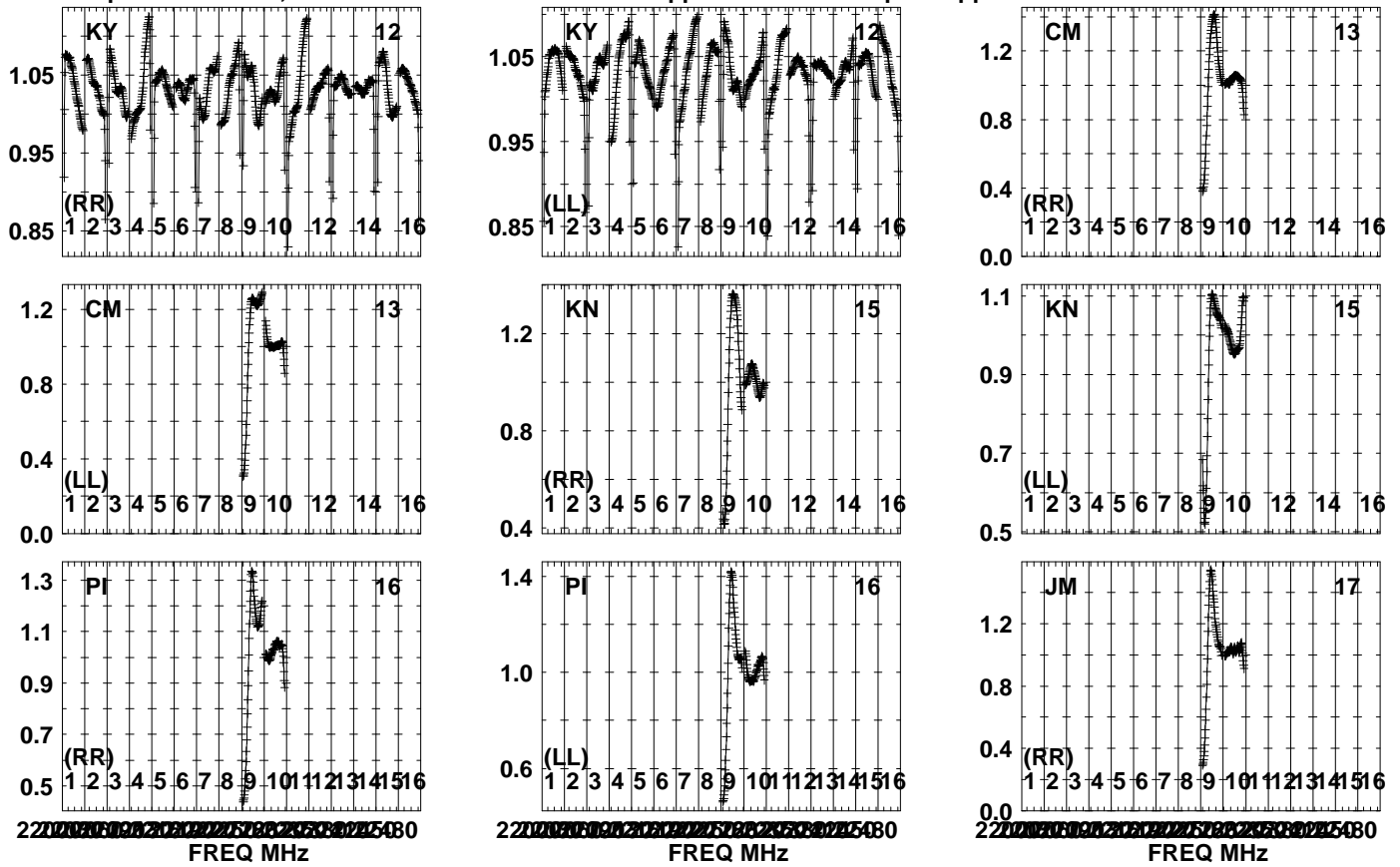


Lower frame: Real Jy
Auto-corr total-power spectrum Antenna: *
Timerange: 00/12:34:22 to 00/12:36:19

Plot file version 103 created 21-MAR-2023 11:23:58

J1905+1943 RG013A.UVDATA.1

Freq = 21.9925 GHz, Bw = 32.000 MH No calibration applied and no bandpass applied

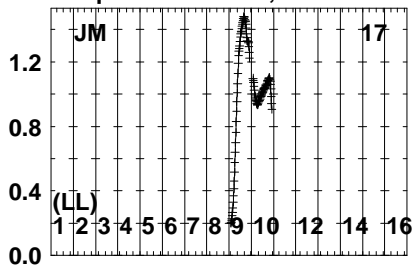


Lower frame: Real Jy
Auto-corr total-power spectrum Antenna: *
Timerange: 00/12:36:22 to 00/12:37:50

Plot file version 104 created 21-MAR-2023 11:23:58

J1905+1943 RG013A.UVDATA.1

Freq = 21.9925 GHz, Bw = 32.000 MH No calibration applied and no bandpass applied

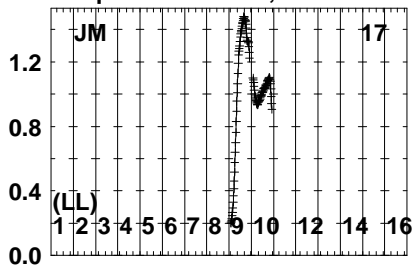


Lower frame: Real Jy

Auto-corr total-power spectrum Antenna: *

Timerange: 00/12:36:22 to 00/12:37:50

Plot file version 108 created 21-MAR-2023 11:23:59
GRB221009A RG013A.UVDATA.1
Freq = 21.9925 GHz, Bw = 32.000 MH No calibration applied and no bandpass applied

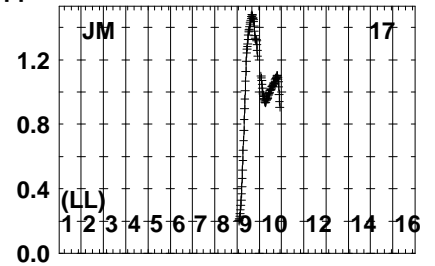
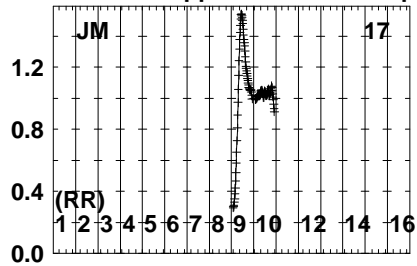
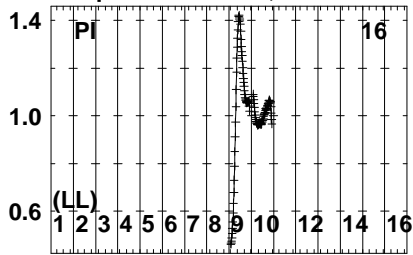


Lower frame: Real Jy
Auto-corr total-power spectrum Antenna: *
Timerange: 00/12:37:52 to 00/12:38:49

Plot file version 112 created 21-MAR-2023 11:23:59

J1905+1943 RG013A.UVDATA.1

Freq = 21.9925 GHz, Bw = 32.000 MH No calibration applied and no bandpass applied

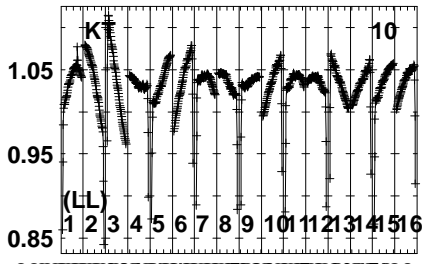
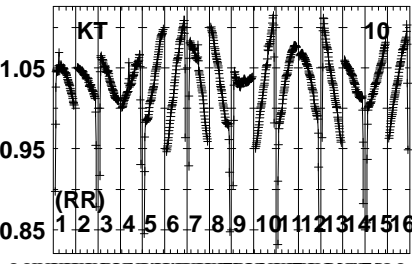
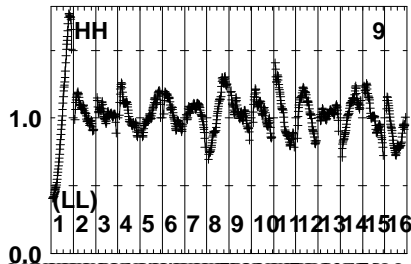
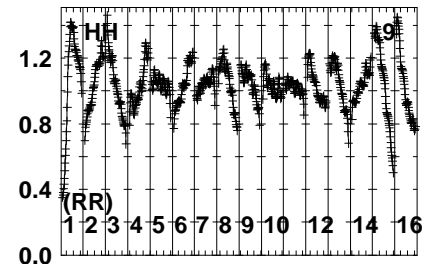
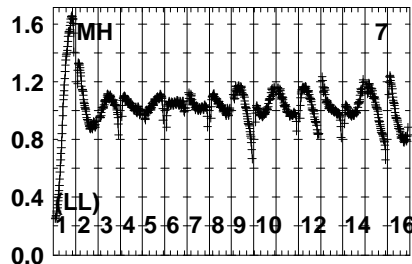
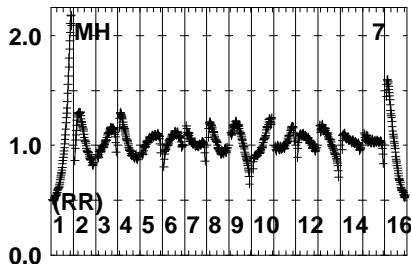
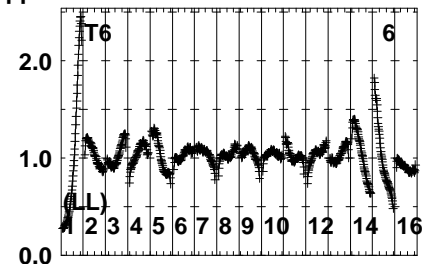
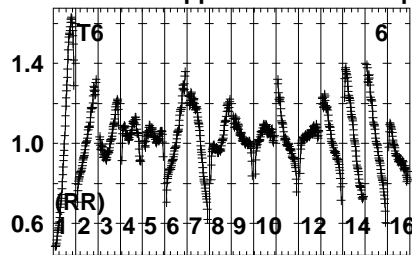
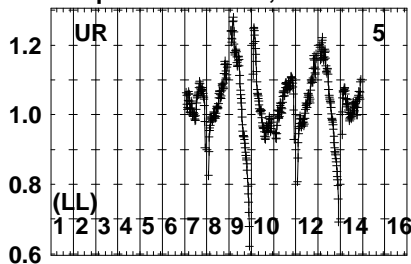


Lower frame: Real Jy
Auto-corr total-power spectrum Antenna: *
Timerange: 00/12:38:51 to 00/12:39:50

Plot file version 114 created 21-MAR-2023 11:24:00

GRB221009A RG013A.UVDATA.1

Freq = 21.9925 GHz, Bw = 32.000 MH No calibration applied and no bandpass applied



FREQ MHz

FREQ MHz

FREQ MHz

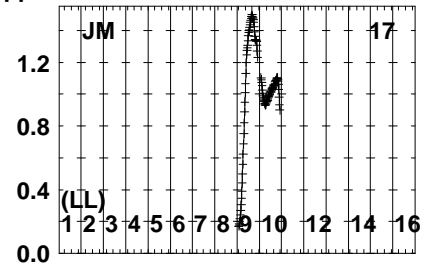
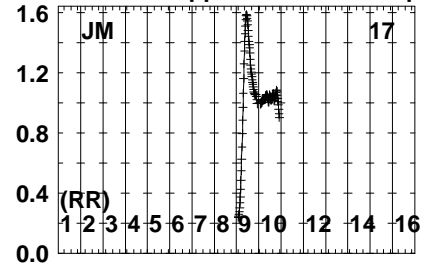
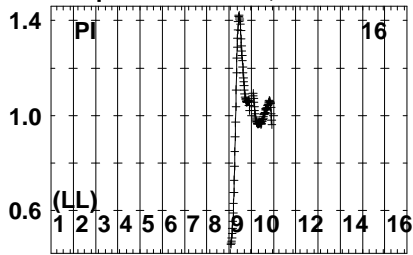
Lower frame: Real Jy
Auto-corr total-power spectrum Antenna: *
Timerange: 00/12:39:51 to 00/12:40:50

Plot file version 116 created 21-MAR-2023 11:24:00

GRB221009A RG013A.UVDATA.1

Freq = 21.9925 GHz, Bw = 32.000 MH

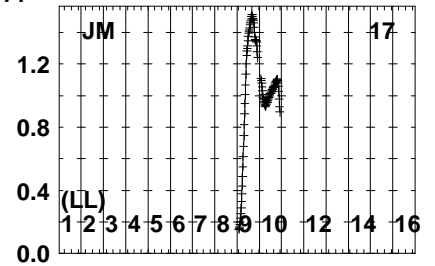
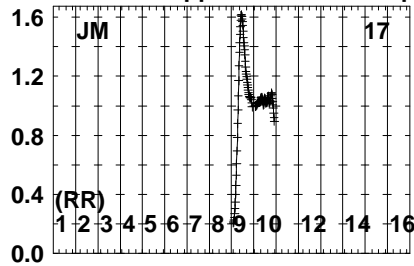
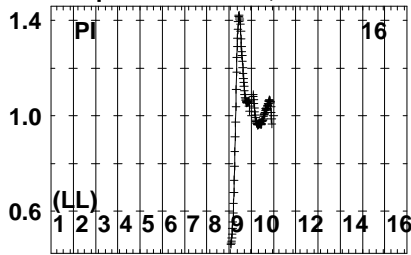
No calibration applied and no bandpass applied



Lower frame: Real Jy
Auto-corr total-power spectrum Antenna: *
Timerange: 00/12:39:51 to 00/12:40:50

Plot file version 120 created 21-MAR-2023 11:24:01
J1905+1943 RG013A.UVDATA.1
Freq = 21.9925 GHz, Bw = 32.000 MH

No calibration applied and no bandpass applied

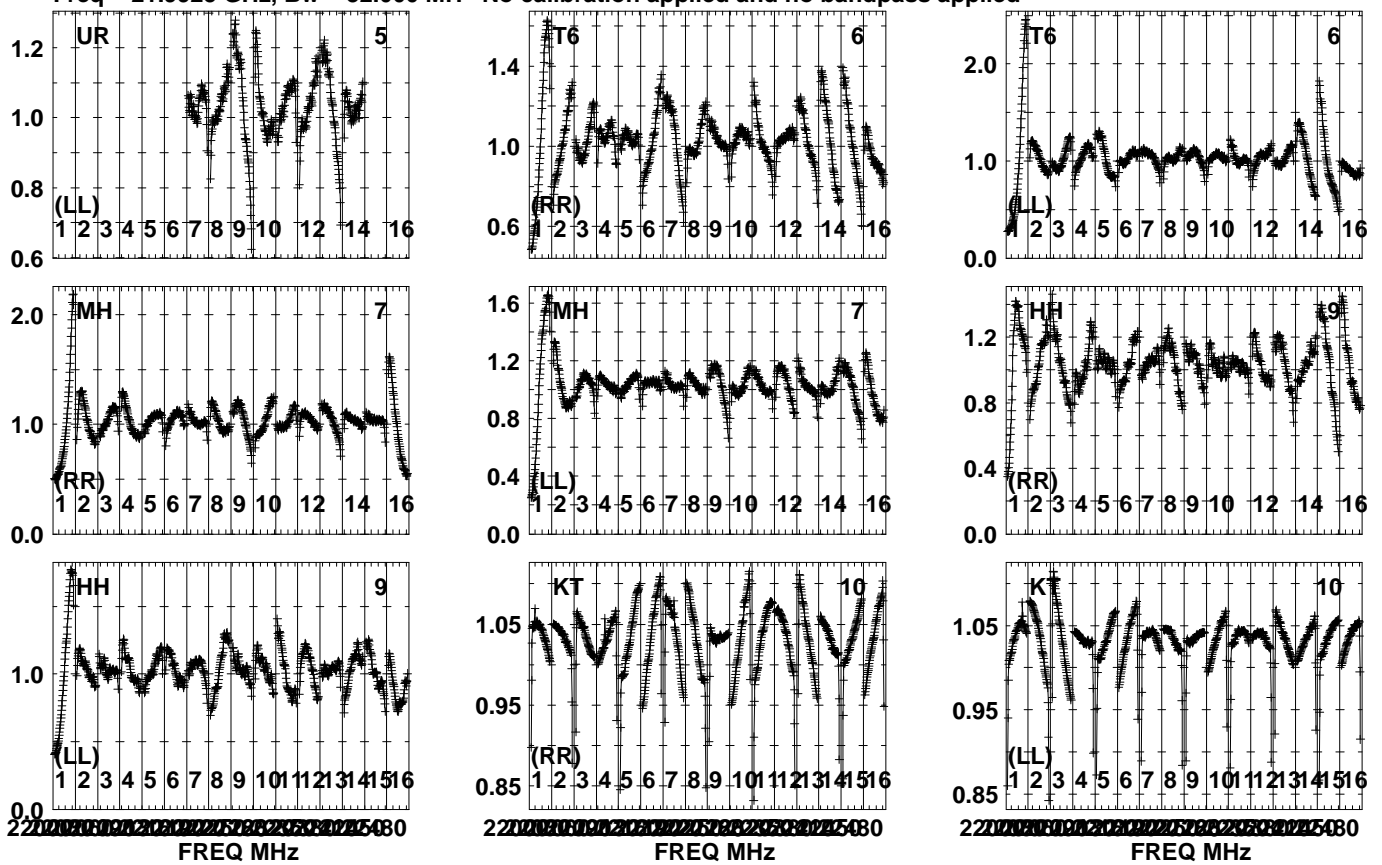


Lower frame: Real Jy
Auto-corr total-power spectrum Antenna: *
Timerange: 00/12:40:51 to 00/12:41:50

Plot file version 122 created 21-MAR-2023 11:24:01

GRB221009A RG013A.UVDATA.1

Freq = 21.9925 GHz, Bw = 32.000 MH No calibration applied and no bandpass applied

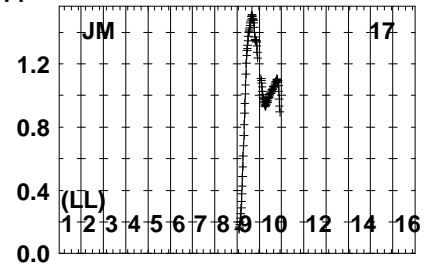
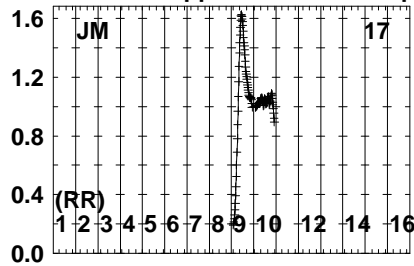
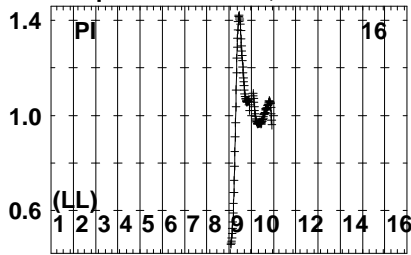


Lower frame: Real Jy
Auto-corr total-power spectrum Antenna: *
Timerange: 00/12:41:52 to 00/12:42:49

Plot file version 124 created 21-MAR-2023 11:24:01

GRB221009A RG013A.UVDATA.1

Freq = 21.9925 GHz, Bw = 32.000 MH No calibration applied and no bandpass applied

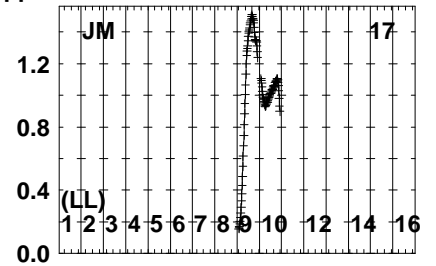
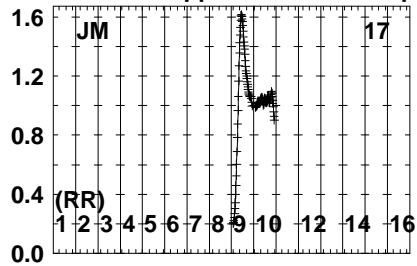
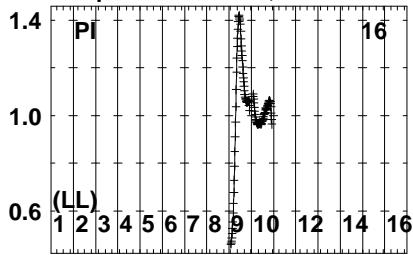


Lower frame: Real Jy
Auto-corr total-power spectrum Antenna: *
Timerange: 00/12:41:52 to 00/12:42:49

Plot file version 128 created 21-MAR-2023 11:24:02

J1905+1943 RG013A.UVDATA.1

Freq = 21.9925 GHz, Bw = 32.000 MH No calibration applied and no bandpass applied



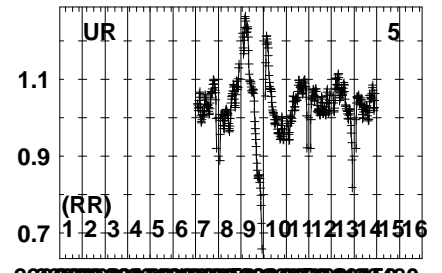
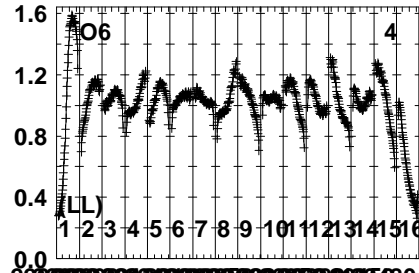
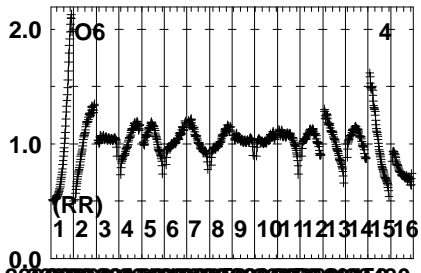
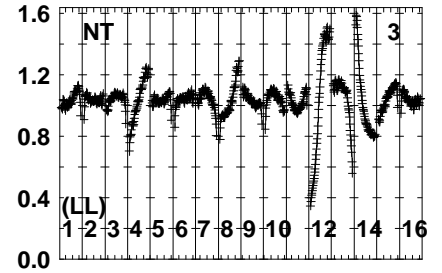
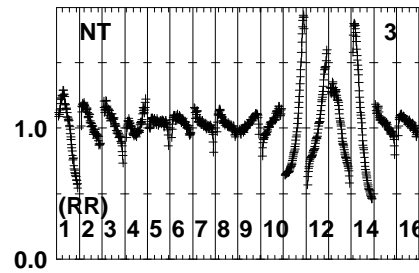
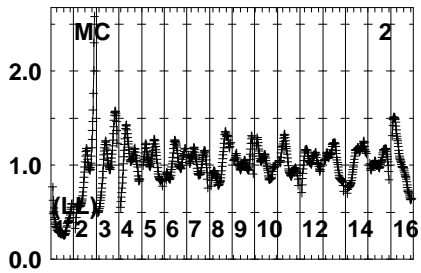
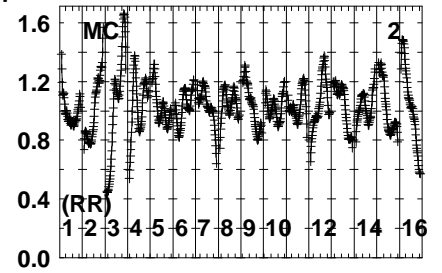
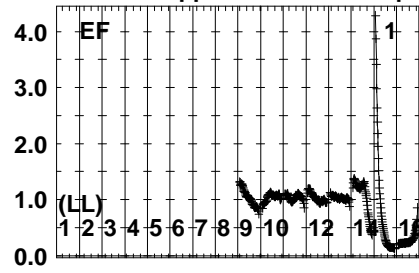
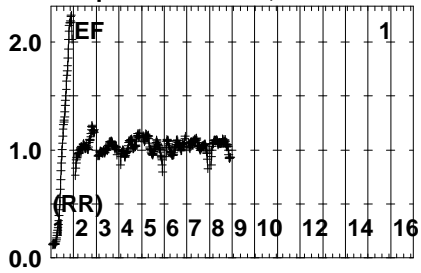
Lower frame: Real Jy
Auto-corr total-power spectrum Antenna: *
Timerange: 00/12:43:31 to 00/12:44:29

Plot file version 129 created 21-MAR-2023 11:24:02

GRB221009A RG013A.UVDATA.1

Freq = 21.9925 GHz, Bw = 32.000 MH

No calibration applied and no bandpass applied



FREQ MHz

FREQ MHz

FREQ MHz

Lower frame: Real Jy

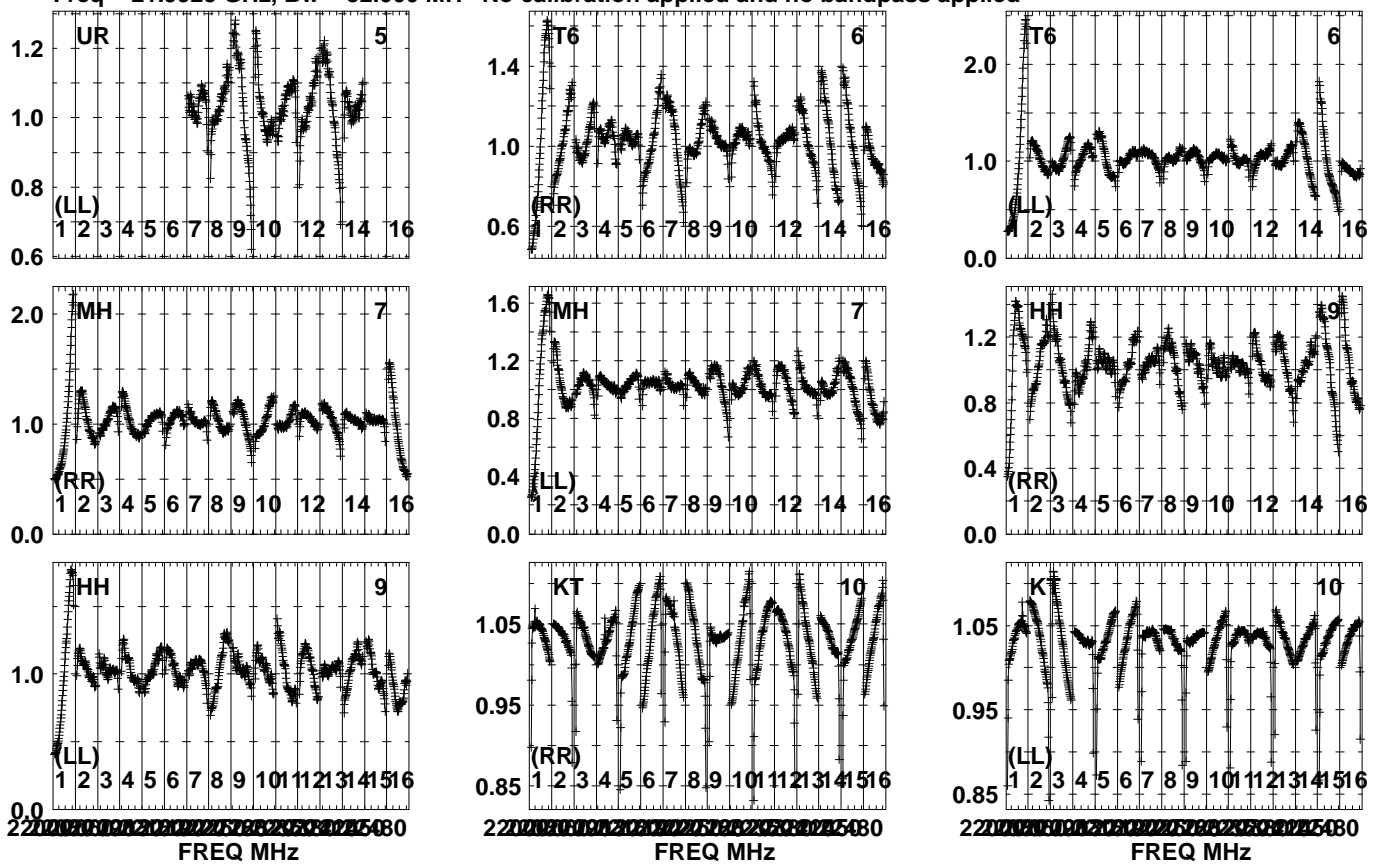
Auto-corr total-power spectrum Antenna: *

Timerange: 00/12:44:32 to 00/12:45:29

Plot file version 130 created 21-MAR-2023 11:24:02

GRB221009A RG013A.UVDATA.1

Freq = 21.9925 GHz, Bw = 32.000 MH No calibration applied and no bandpass applied

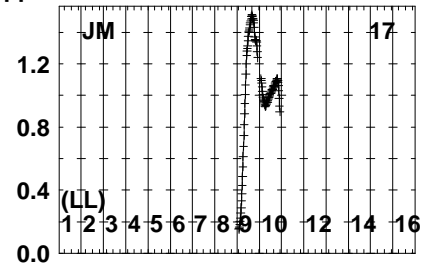
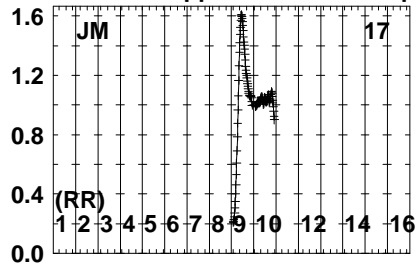
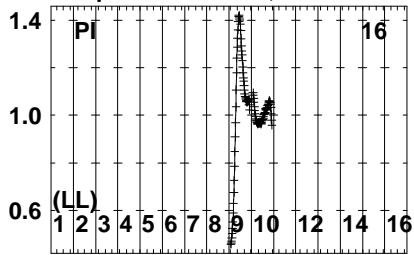


Lower frame: Real Jy
Auto-corr total-power spectrum Antenna: *
Timerange: 00/12:44:32 to 00/12:45:29

Plot file version 132 created 21-MAR-2023 11:24:03

GRB221009A RG013A.UVDATA.1

Freq = 21.9925 GHz, Bw = 32.000 MH No calibration applied and no bandpass applied



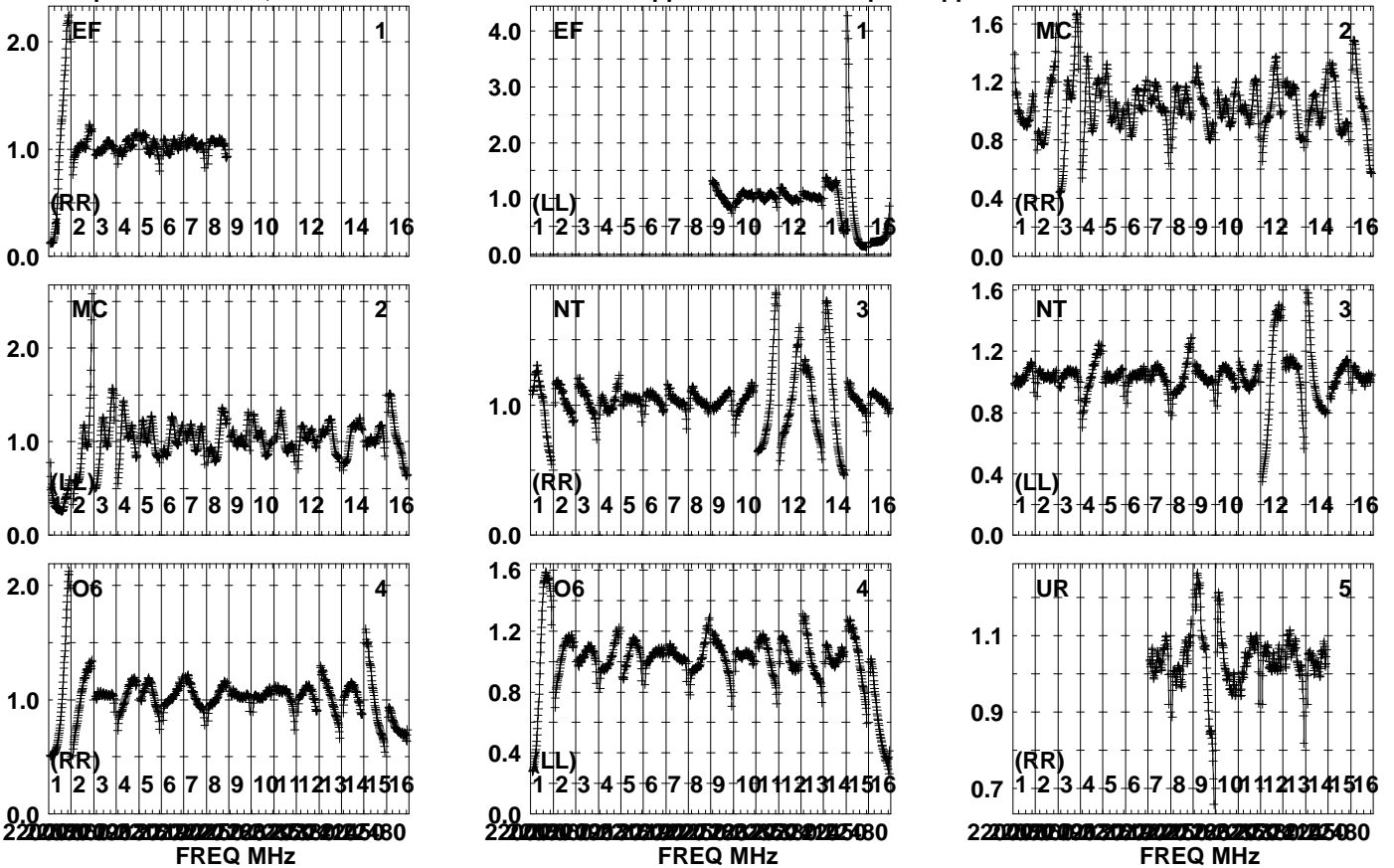
Lower frame: Real Jy
Auto-corr total-power spectrum Antenna: *
Timerange: 00/12:44:32 to 00/12:45:29

Plot file version 133 created 21-MAR-2023 11:24:03

J1905+1943 RG013A.UVDATA.1

Freq = 21.9925 GHz, Bw = 32.000 MH

No calibration applied and no bandpass applied

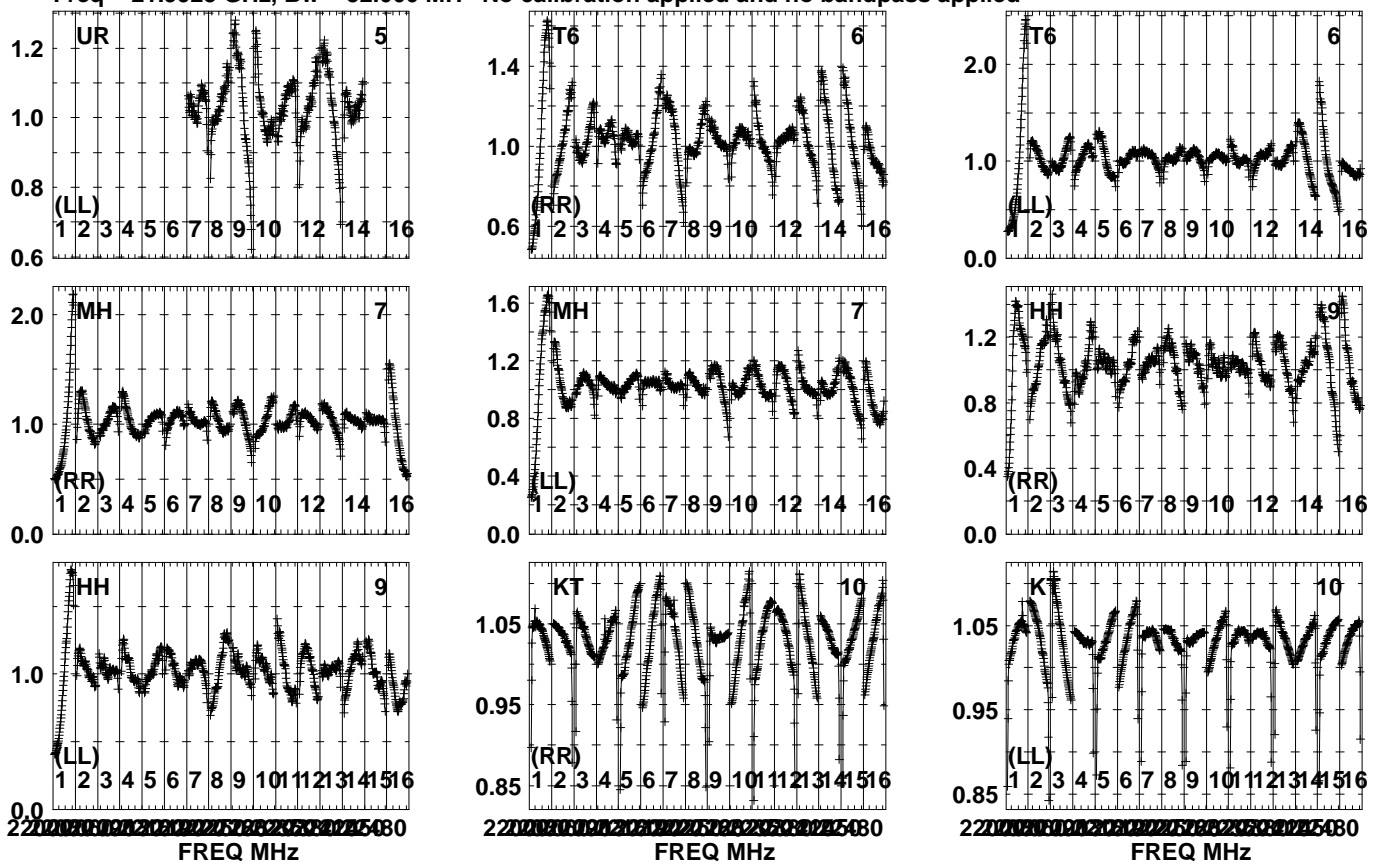


Lower frame: Real Jy
 Auto-corr total-power spectrum Antenna: *
 Timerange: 00/12:45:32 to 00/12:46:29

Plot file version 134 created 21-MAR-2023 11:24:03

J1905+1943 RG013A.UVDATA.1

Freq = 21.9925 GHz, Bw = 32.000 MH No calibration applied and no bandpass applied

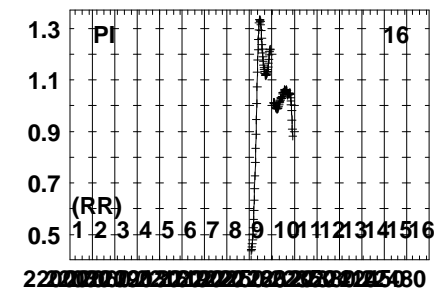
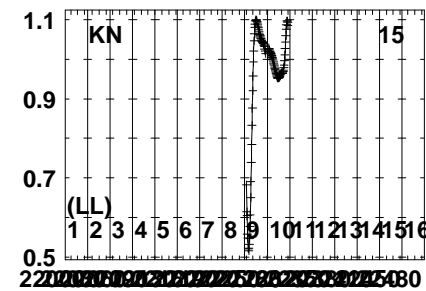
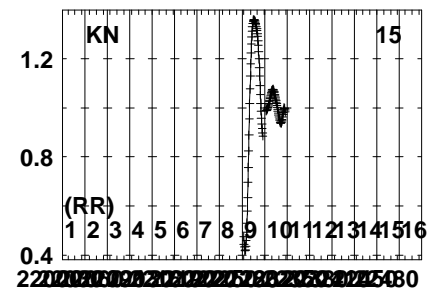
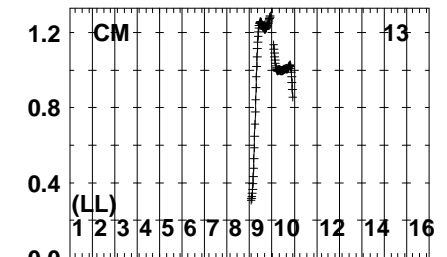
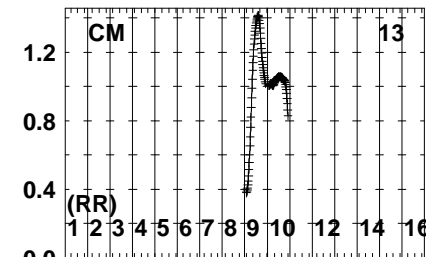
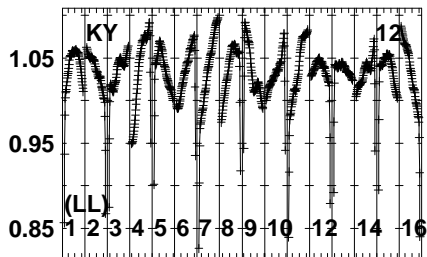
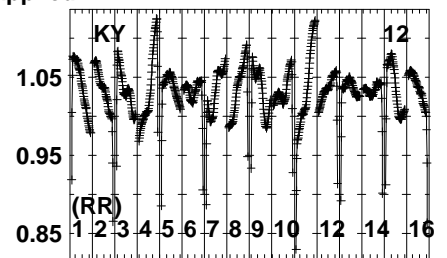
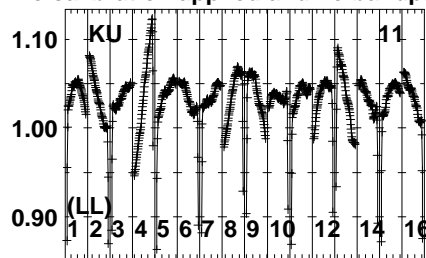
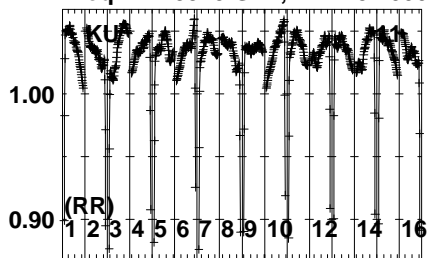


Lower frame: Real Jy
Auto-corr total-power spectrum Antenna: *
Timerange: 00/12:45:32 to 00/12:46:29

Plot file version 135 created 21-MAR-2023 11:24:03

J1905+1943 RG013A.UVDATA.1

Freq = 21.9925 GHz, Bw = 32.000 MH No calibration applied and no bandpass applied

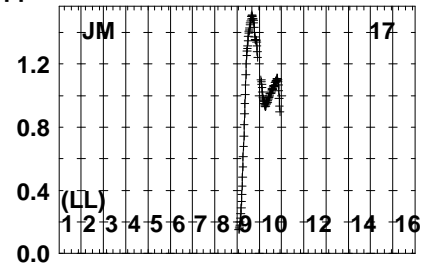
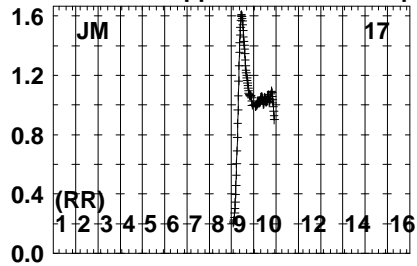
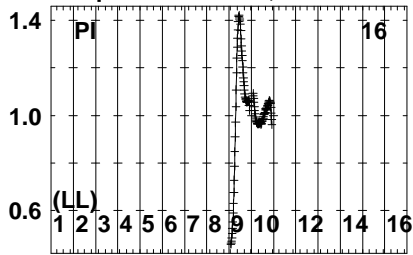


Lower frame: Real Jy
Auto-corr total-power spectrum Antenna: *
Timerange: 00/12:45:32 to 00/12:46:29

Plot file version 136 created 21-MAR-2023 11:24:04

J1905+1943 RG013A.UVDATA.1

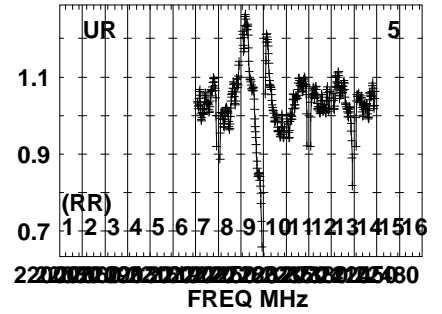
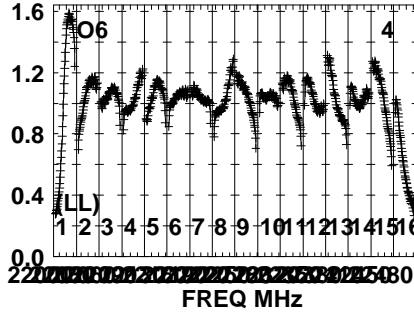
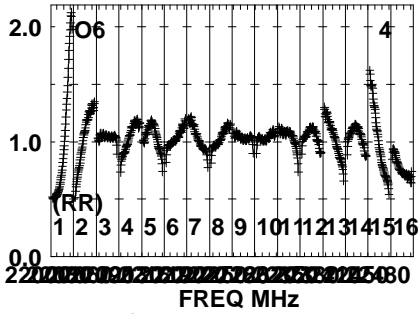
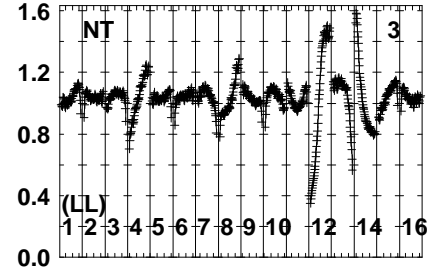
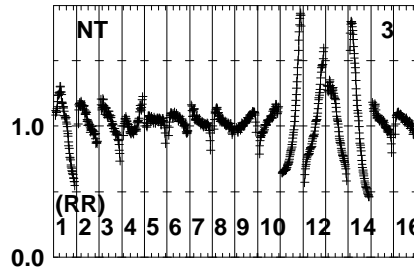
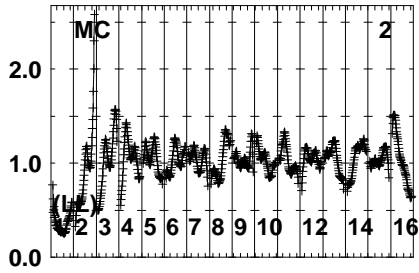
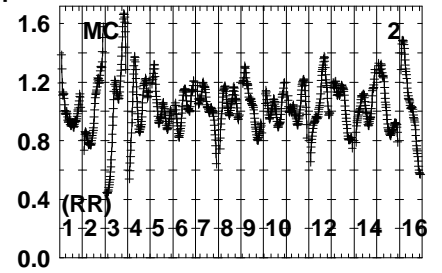
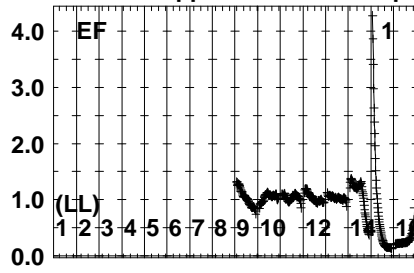
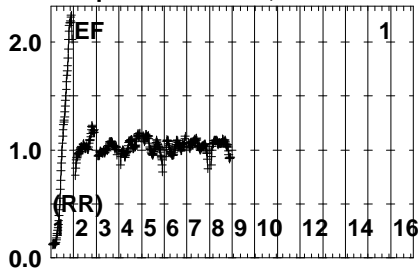
Freq = 21.9925 GHz, Bw = 32.000 MH No calibration applied and no bandpass applied



Lower frame: Real Jy
Auto-corr total-power spectrum Antenna: *
Timerange: 00/12:45:32 to 00/12:46:29

Plot file version 137 created 21-MAR-2023 11:24:04
GRB221009A RG013A.UVDATA.1
Freq = 21.9925 GHz, Bw = 32.000 MH

No calibration applied and no bandpass applied

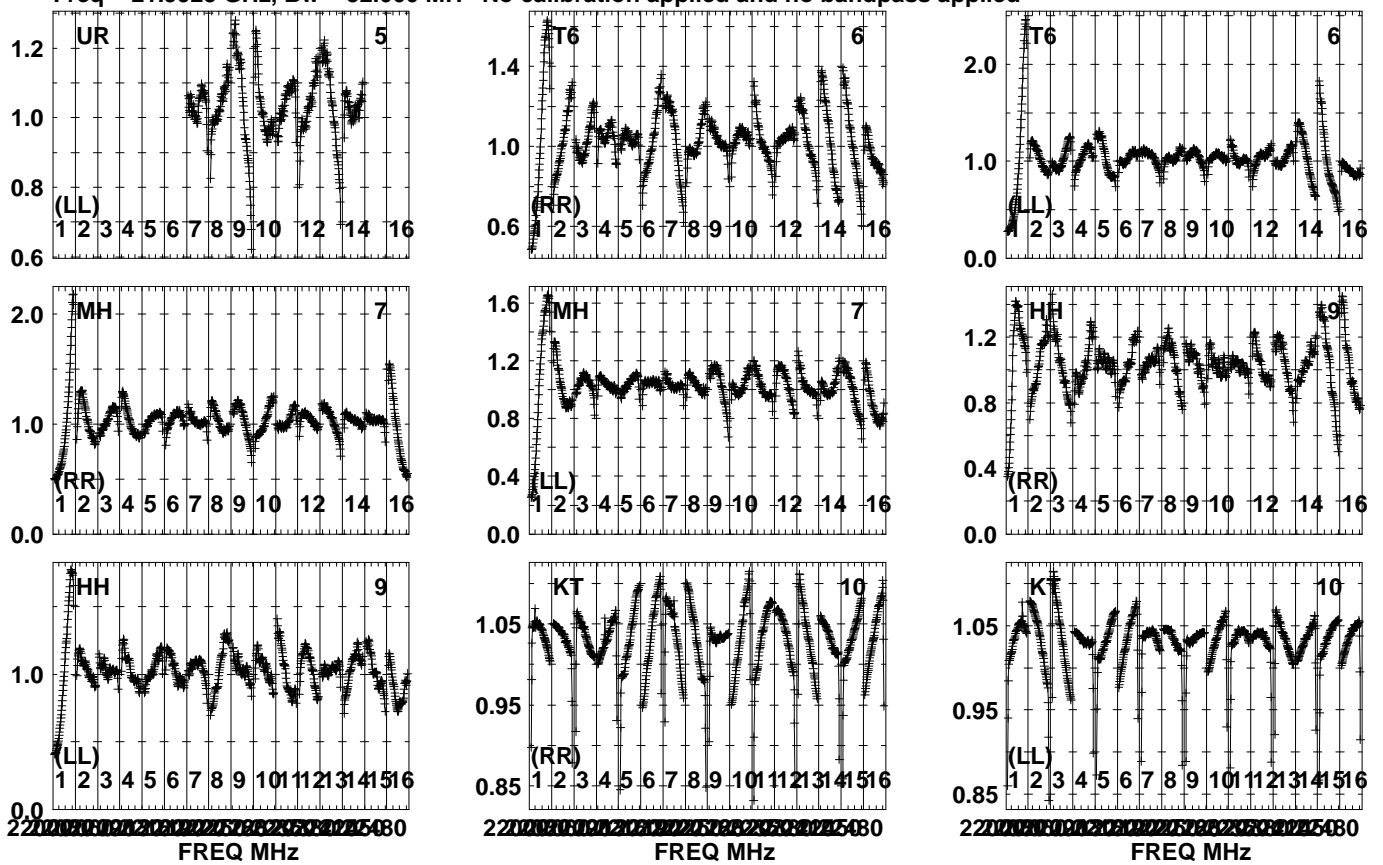


Lower frame: Real Jy
Auto-corr total-power spectrum Antenna: *
Timerange: 00/12:46:32 to 00/12:47:29

Plot file version 138 created 21-MAR-2023 11:24:04

GRB221009A RG013A.UVDATA.1

Freq = 21.9925 GHz, Bw = 32.000 MH No calibration applied and no bandpass applied

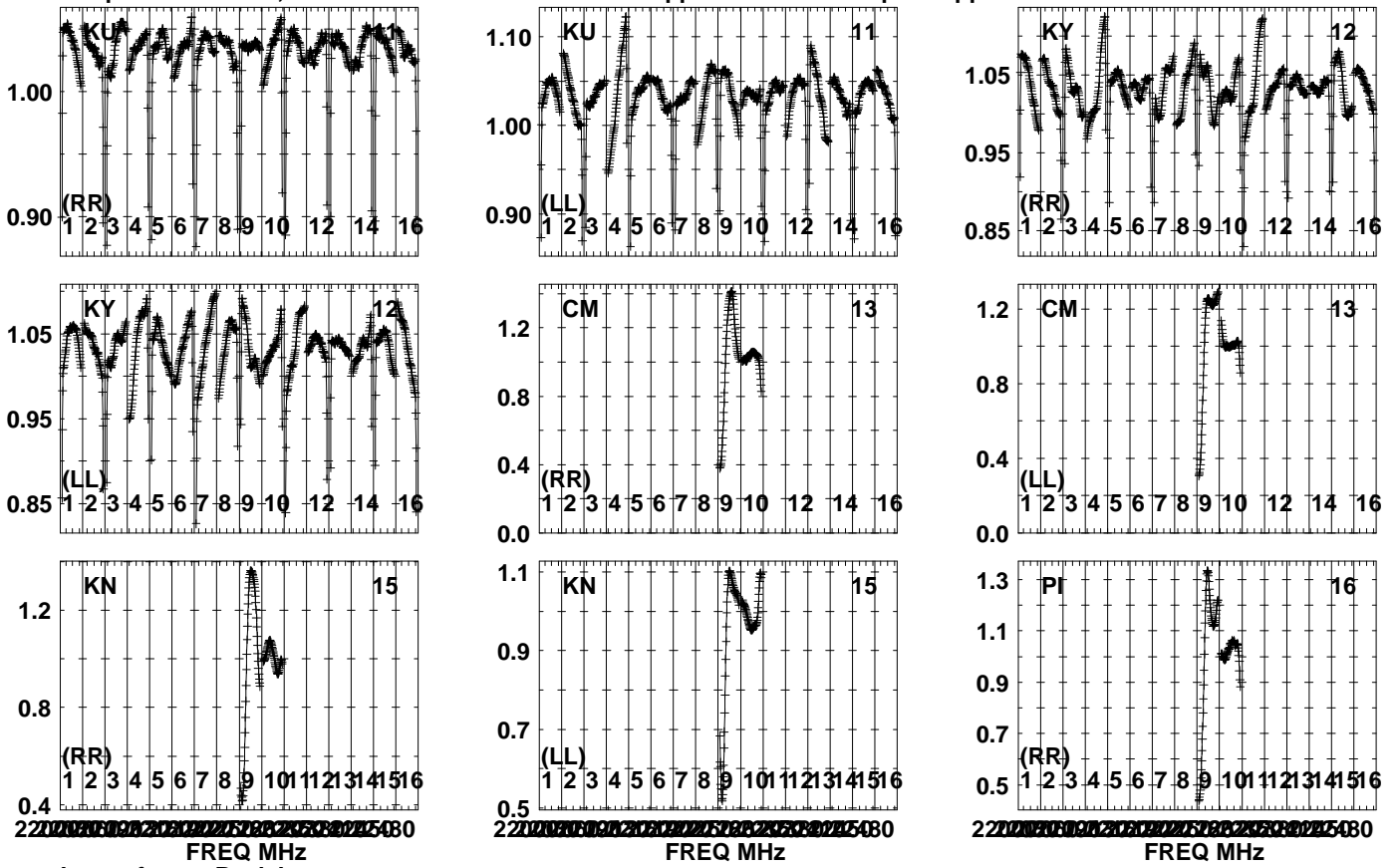


Lower frame: Real Jy
Auto-corr total-power spectrum Antenna: *
Timerange: 00/12:46:32 to 00/12:47:29

Plot file version 139 created 21-MAR-2023 11:24:04

GRB221009A RG013A.UVDATA.1

Freq = 21.9925 GHz, Bw = 32.000 MH No calibration applied and no bandpass applied

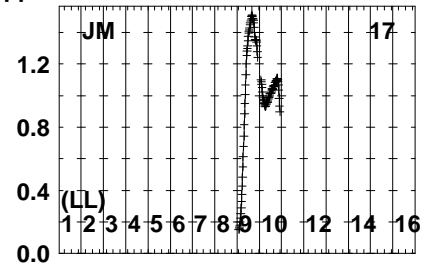
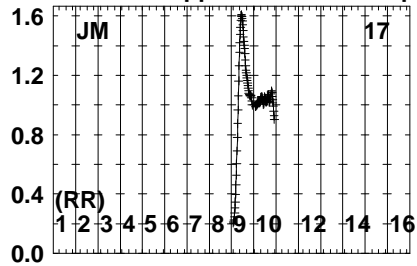
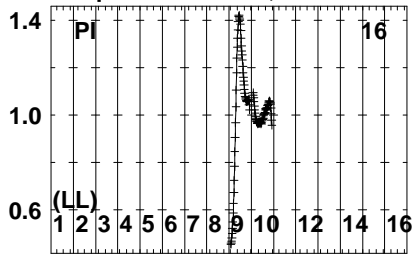


Lower frame: Real Jy
Auto-corr total-power spectrum Antenna: *
Timerange: 00/12:46:32 to 00/12:47:29

Plot file version 140 created 21-MAR-2023 11:24:04

GRB221009A RG013A.UVDATA.1

Freq = 21.9925 GHz, Bw = 32.000 MH No calibration applied and no bandpass applied



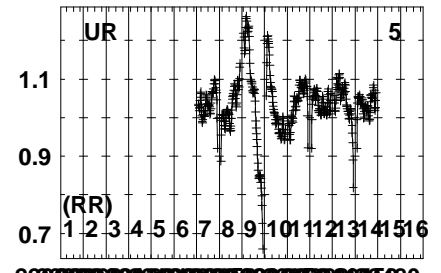
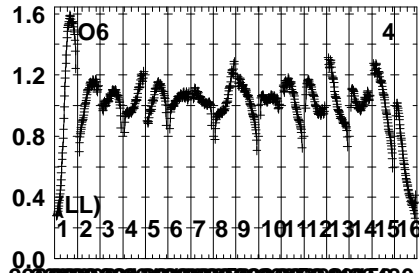
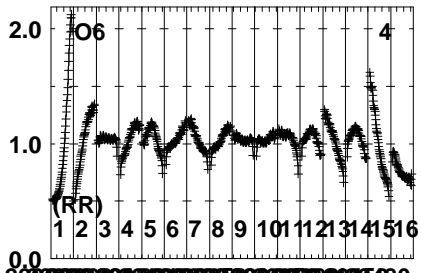
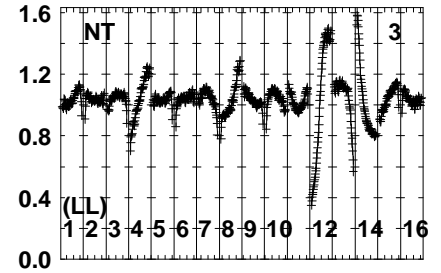
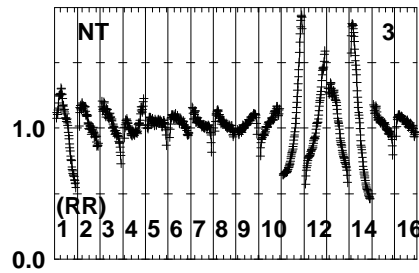
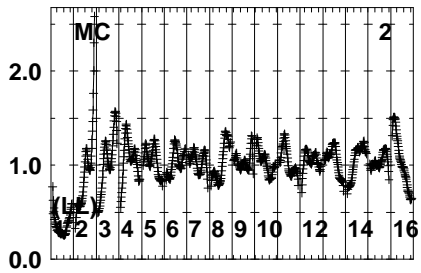
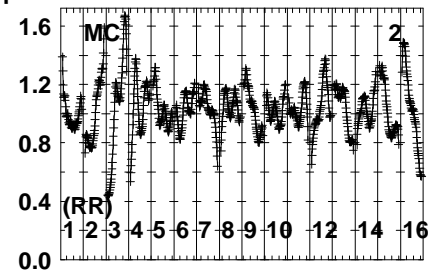
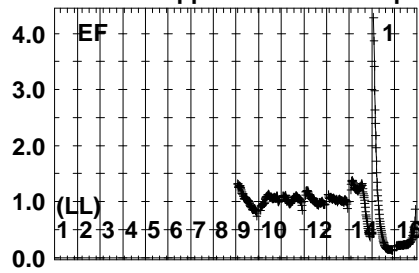
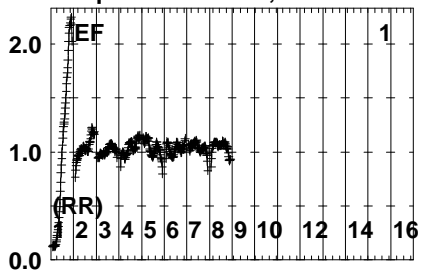
Lower frame: Real Jy
Auto-corr total-power spectrum Antenna: *
Timerange: 00/12:46:32 to 00/12:47:29

Plot file version 141 created 21-MAR-2023 11:24:04

J1905+1943 RG013A.UVDATA.1

Freq = 21.9925 GHz, Bw = 32.000 MH

No calibration applied and no bandpass applied



FREQ MHz

FREQ MHz

FREQ MHz

Lower frame: Real Jy

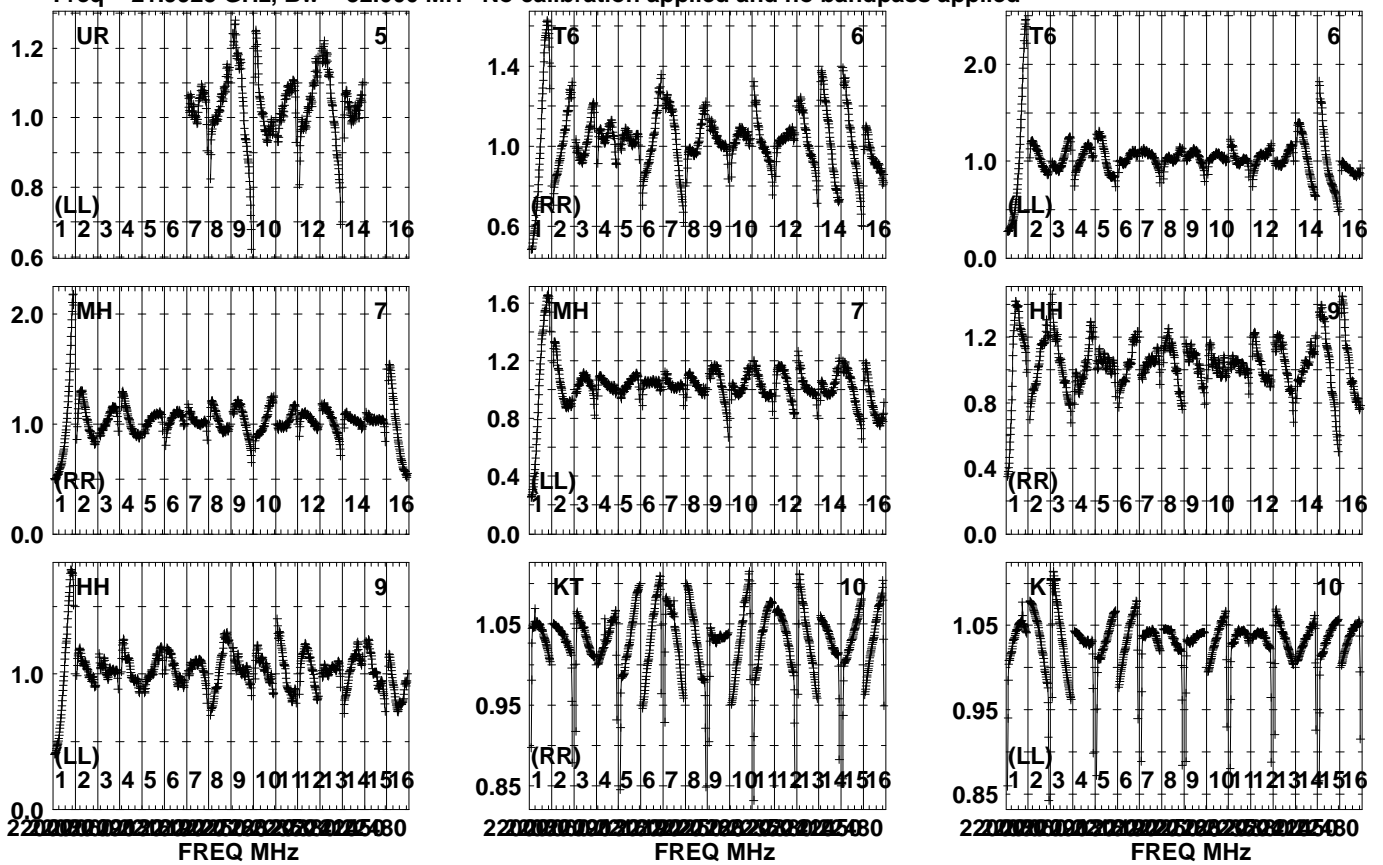
Auto-corr total-power spectrum Antenna: *

Timerange: 00/12:47:31 to 00/12:48:30

Plot file version 142 created 21-MAR-2023 11:24:05

J1905+1943 RG013A.UVDATA.1

Freq = 21.9925 GHz, Bw = 32.000 MH No calibration applied and no bandpass applied

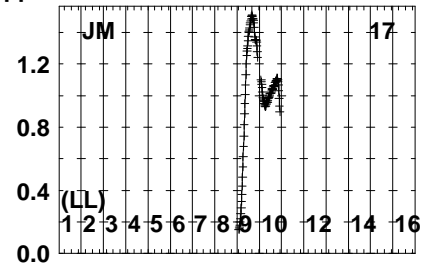
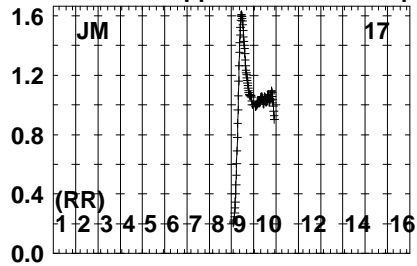
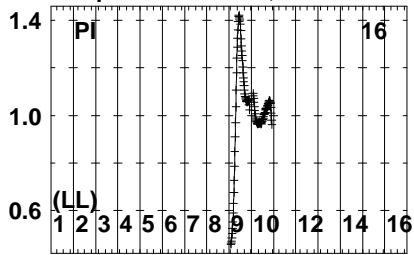


Lower frame: Real Jy
Auto-corr total-power spectrum Antenna: *
Timerange: 00/12:47:31 to 00/12:48:30

Plot file version 144 created 21-MAR-2023 11:24:05

J1905+1943 RG013A.UVDATA.1

Freq = 21.9925 GHz, Bw = 32.000 MH No calibration applied and no bandpass applied

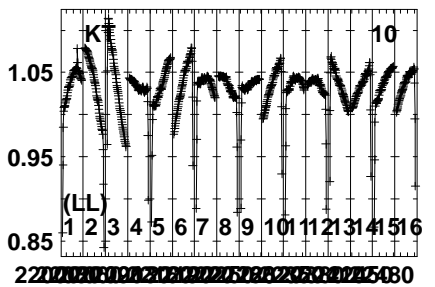
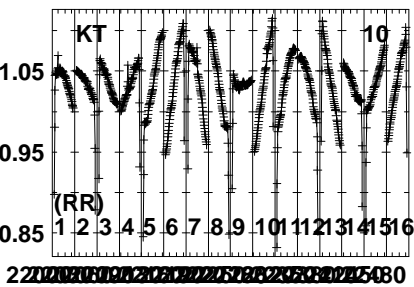
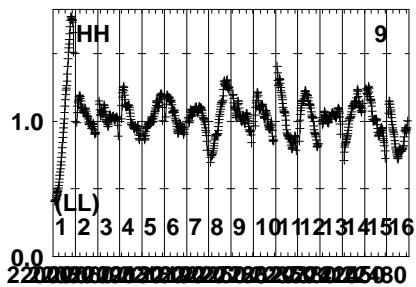
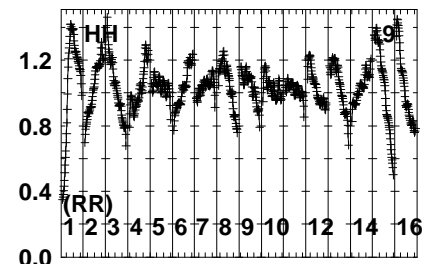
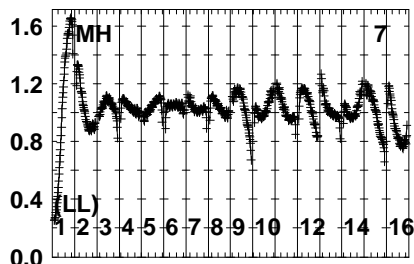
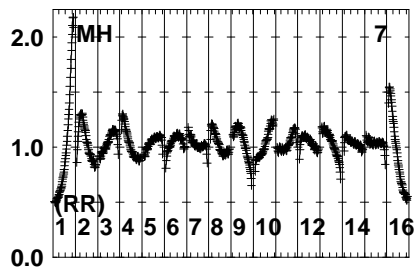
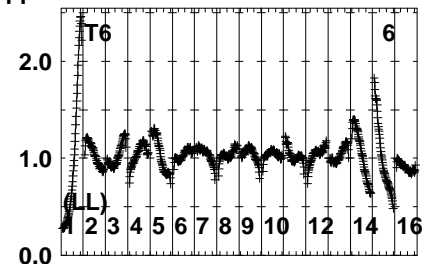
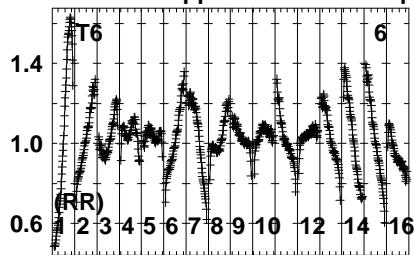
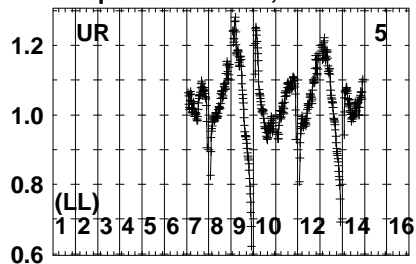


Lower frame: Real Jy
Auto-corr total-power spectrum Antenna: *
Timerange: 00/12:47:31 to 00/12:48:30

Plot file version 146 created 21-MAR-2023 11:24:05

GRB221009A RG013A.UVDATA.1

Freq = 21.9925 GHz, Bw = 32.000 MH No calibration applied and no bandpass applied



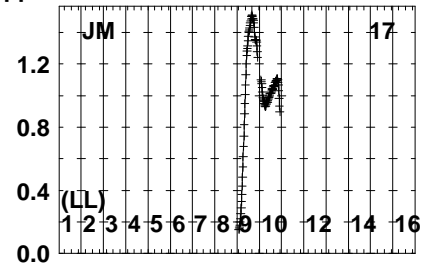
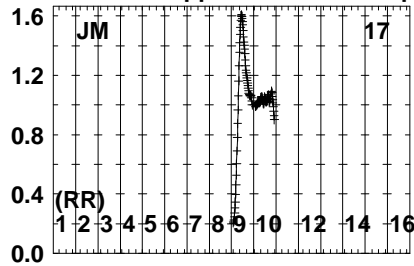
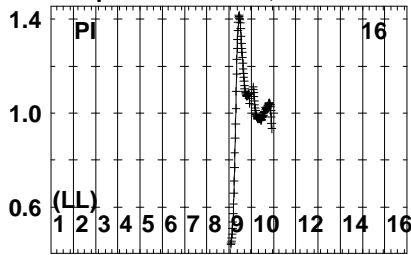
Lower frame: Real Jy
 Auto-corr total-power spectrum Antenna: *
 Timerange: 00/12:48:31 to 00/12:49:30

Plot file version 148 created 21-MAR-2023 11:24:06

GRB221009A RG013A.UVDATA.1

Freq = 21.9925 GHz, Bw = 32.000 MH

No calibration applied and no bandpass applied



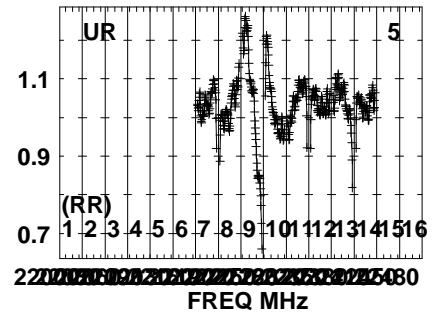
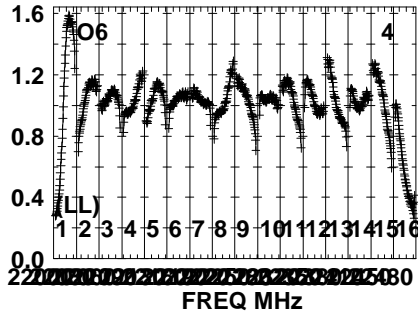
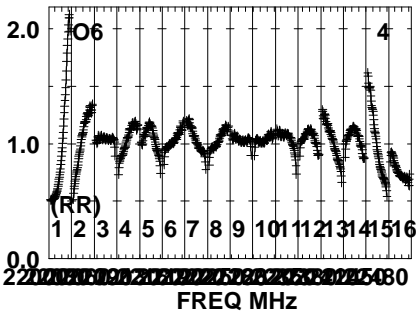
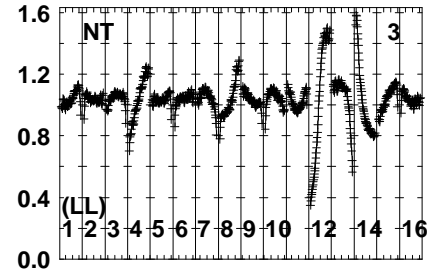
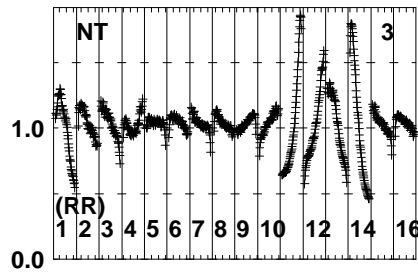
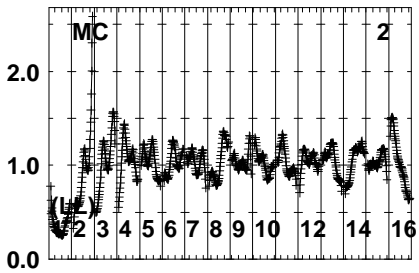
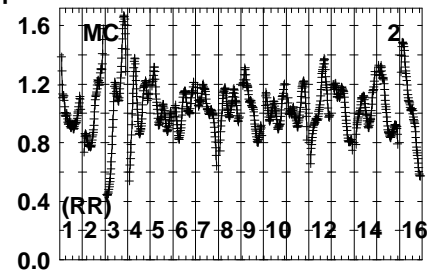
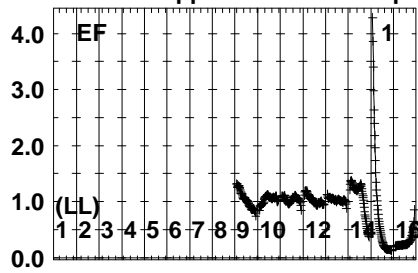
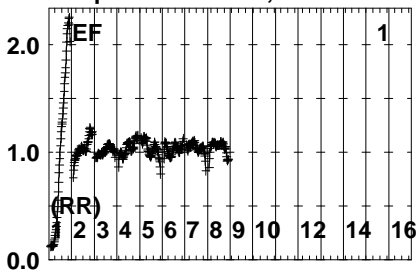
Lower frame: Real Jy
Auto-corr total-power spectrum Antenna: *
Timerange: 00/12:48:31 to 00/12:49:30

Plot file version 149 created 21-MAR-2023 11:24:06

J1905+1943 RG013A.UVDATA.1

Freq = 21.9925 GHz, Bw = 32.000 MH

No calibration applied and no bandpass applied



Lower frame: Real Jy

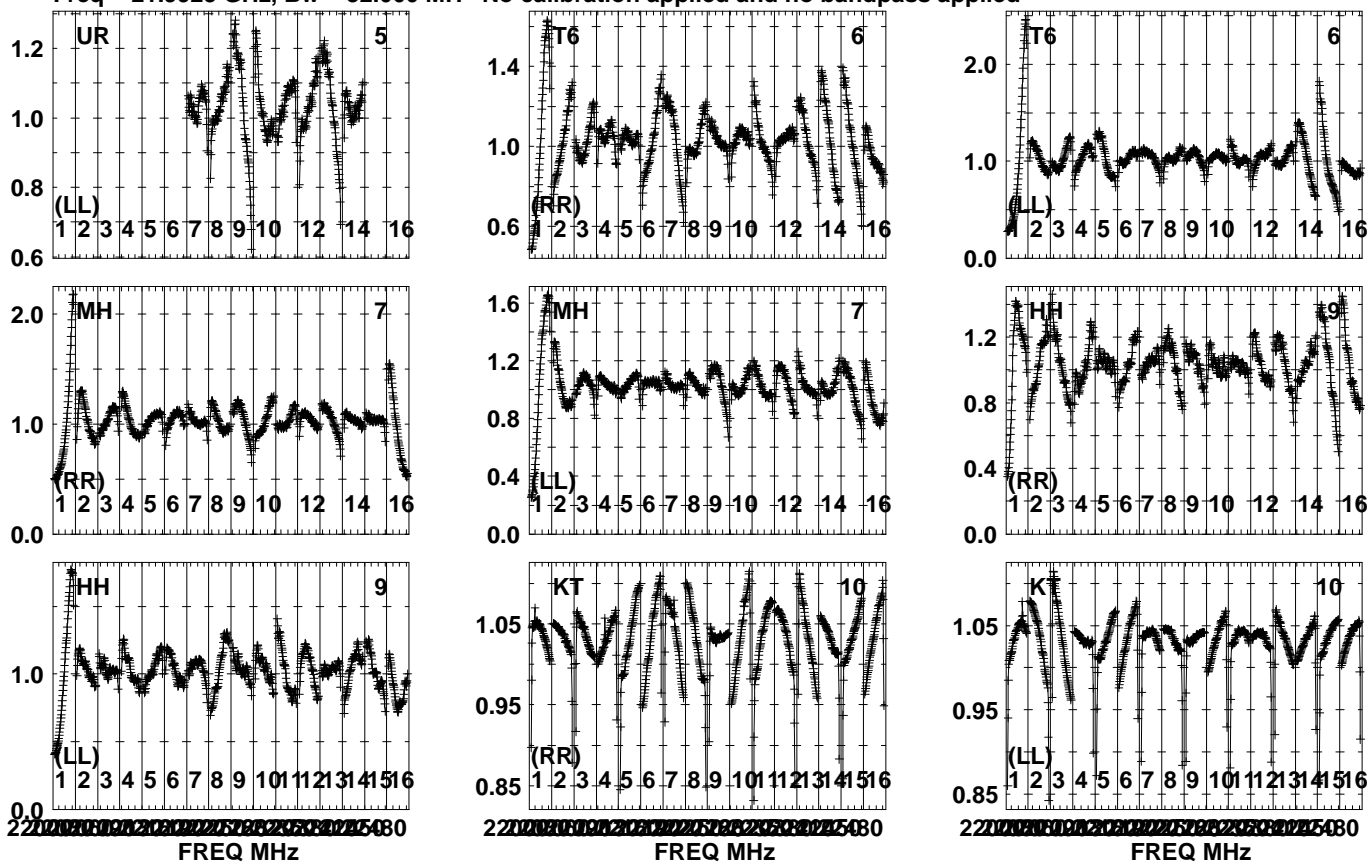
Auto-corr total-power spectrum Antenna: *

Timerange: 00/12:49:31 to 00/12:50:30

Plot file version 150 created 21-MAR-2023 11:24:06

J1905+1943 RG013A.UVDATA.1

Freq = 21.9925 GHz, Bw = 32.000 MH No calibration applied and no bandpass applied

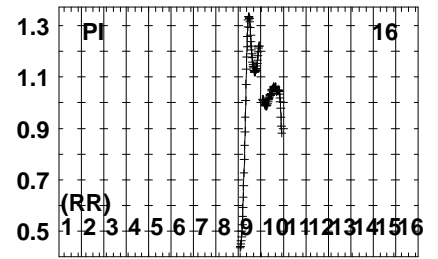
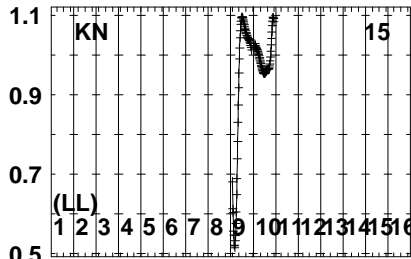
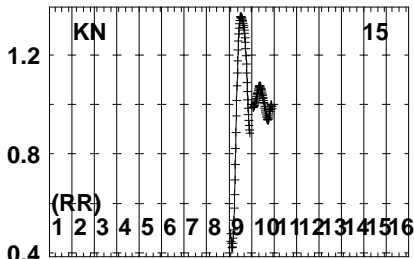
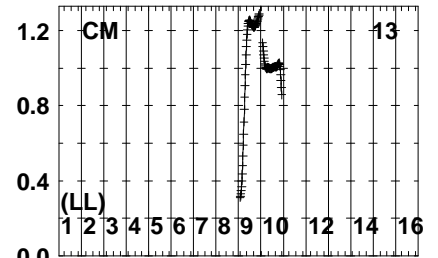
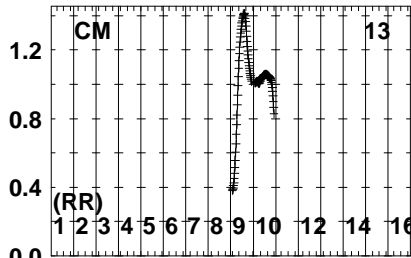
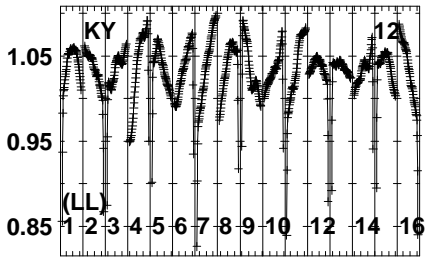
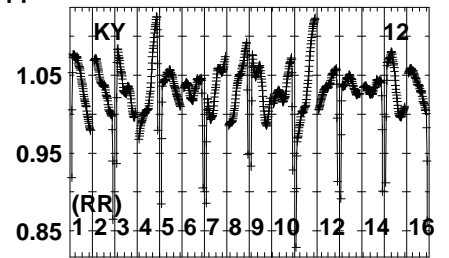
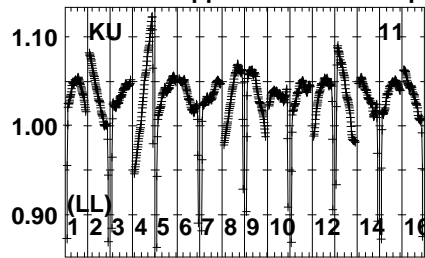
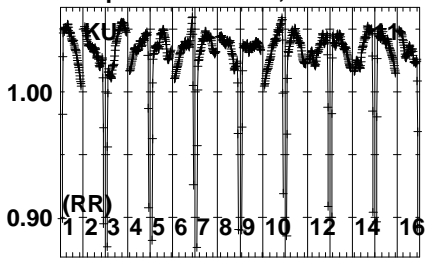


Lower frame: Real Jy
Auto-corr total-power spectrum Antenna: *
Timerange: 00/12:49:31 to 00/12:50:30

Plot file version 151 created 21-MAR-2023 11:24:06

J1905+1943 RG013A.UVDATA.1

Freq = 21.9925 GHz, Bw = 32.000 MH No calibration applied and no bandpass applied



FREQ MHz

FREQ MHz

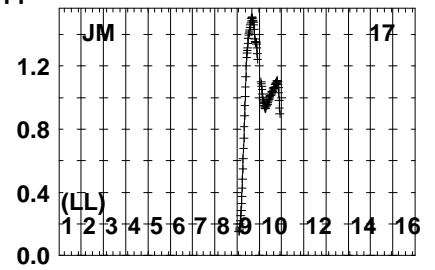
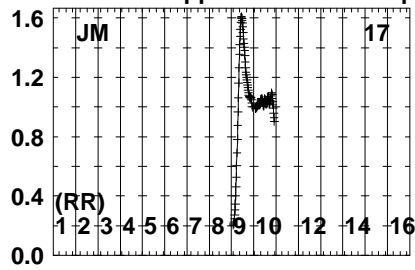
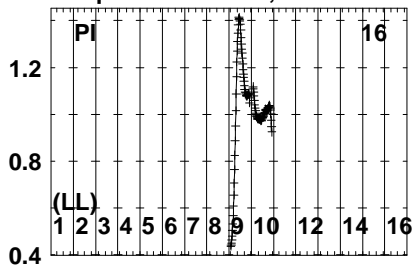
FREQ MHz

Lower frame: Real Jy
Auto-corr total-power spectrum Antenna: *
Timerange: 00/12:49:31 to 00/12:50:30

Plot file version 152 created 21-MAR-2023 11:24:06

J1905+1943 RG013A.UVDATA.1

Freq = 21.9925 GHz, Bw = 32.000 MH No calibration applied and no bandpass applied



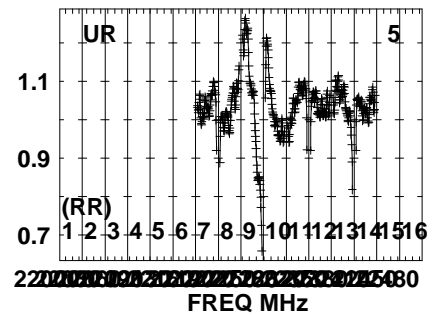
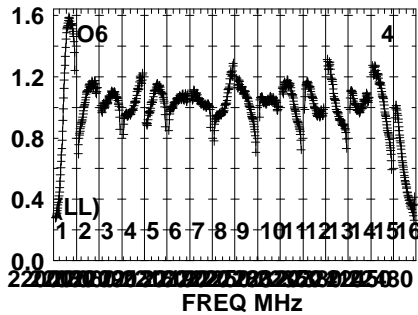
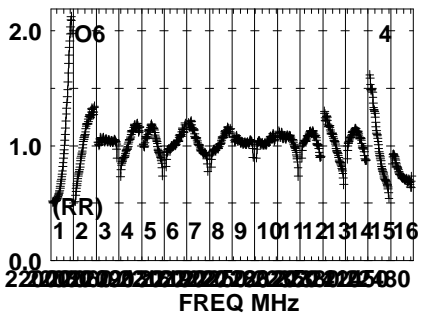
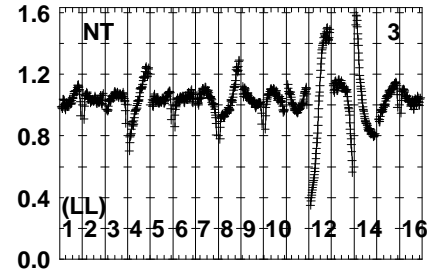
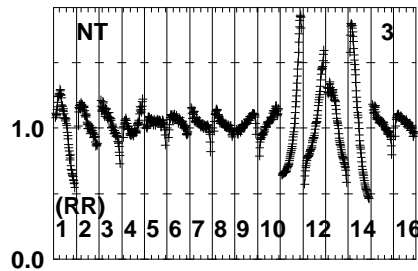
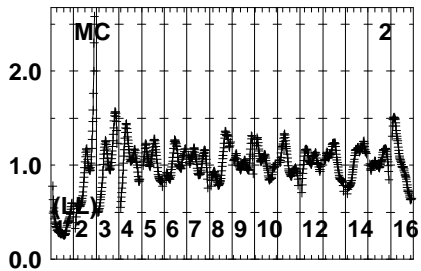
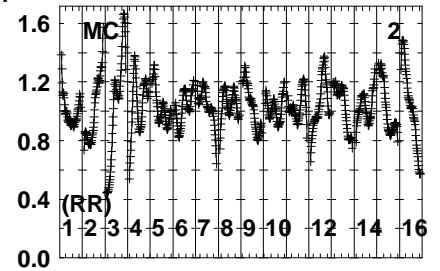
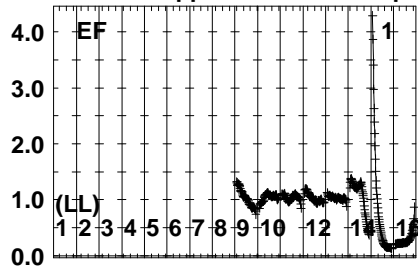
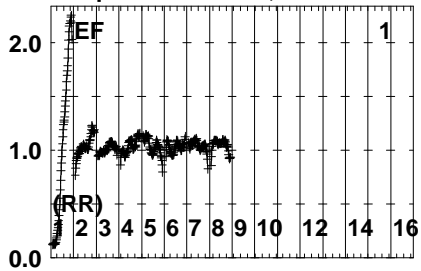
Lower frame: Real Jy
Auto-corr total-power spectrum Antenna: *
Timerange: 00/12:49:31 to 00/12:50:30

Plot file version 153 created 21-MAR-2023 11:24:07

GRB221009A RG013A.UVDATA.1

Freq = 21.9925 GHz, Bw = 32.000 MH

No calibration applied and no bandpass applied

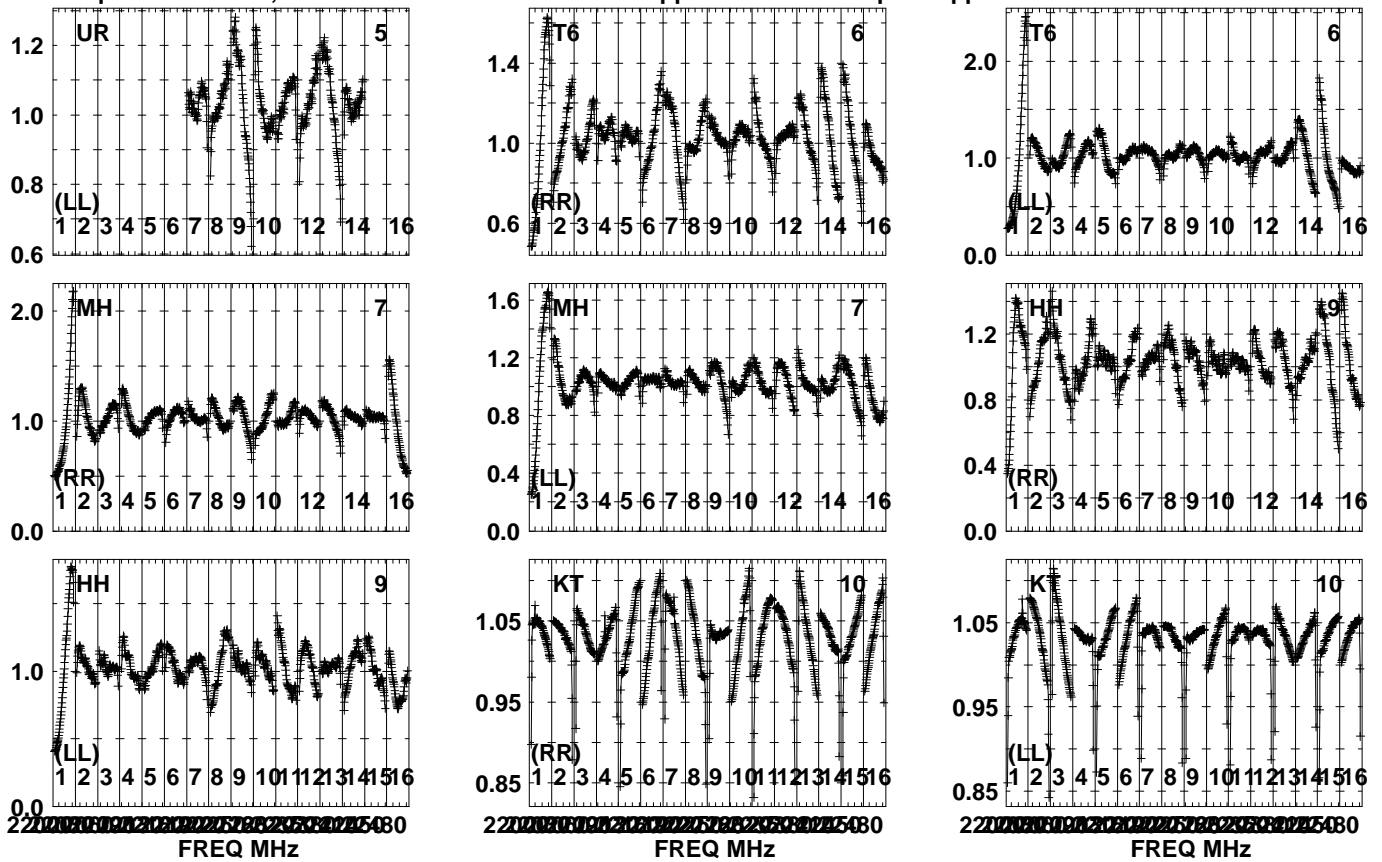


Lower frame: Real Jy
Auto-corr total-power spectrum Antenna: *
Timerange: 00/12:50:31 to 00/12:51:29

Plot file version 154 created 21-MAR-2023 11:24:07

GRB221009A RG013A.UVDATA.1

Freq = 21.9925 GHz, Bw = 32.000 MH No calibration applied and no bandpass applied

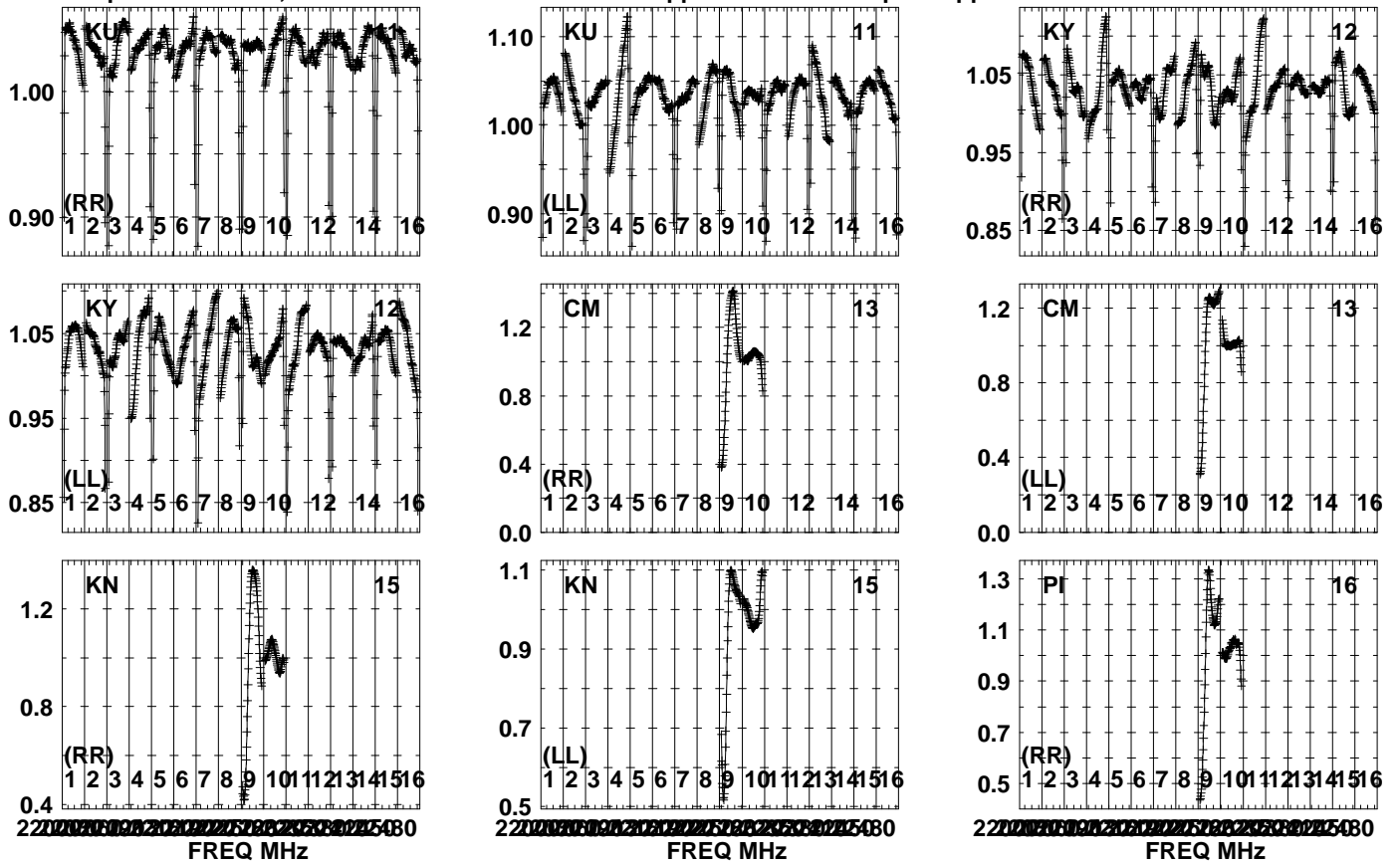


Lower frame: Real Jy
 Auto-corr total-power spectrum Antenna: *
 Timerange: 00/12:50:31 to 00/12:51:29

Plot file version 155 created 21-MAR-2023 11:24:07

GRB221009A RG013A.UVDATA.1

Freq = 21.9925 GHz, Bw = 32.000 MH No calibration applied and no bandpass applied



Lower frame: Real Jy

Auto-corr total-power spectrum Antenna: *

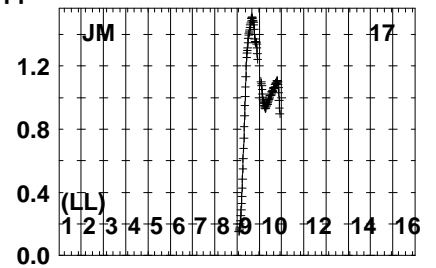
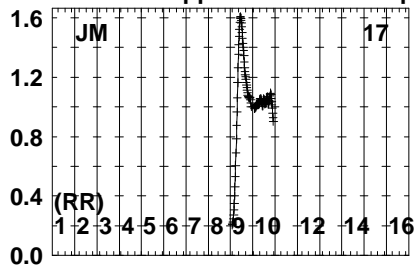
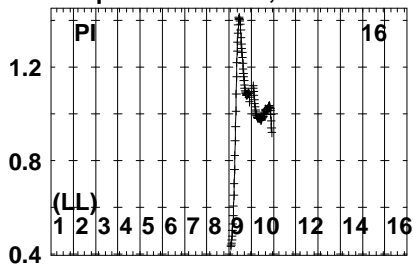
Timerange: 00/12:50:31 to 00/12:51:29

Plot file version 156 created 21-MAR-2023 11:24:07

GRB221009A RG013A.UVDATA.1

Freq = 21.9925 GHz, Bw = 32.000 MH

No calibration applied and no bandpass applied



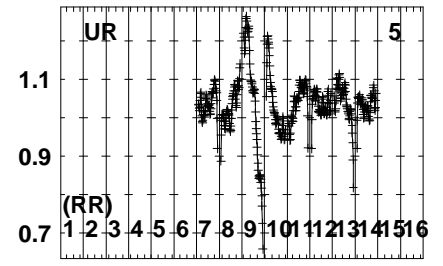
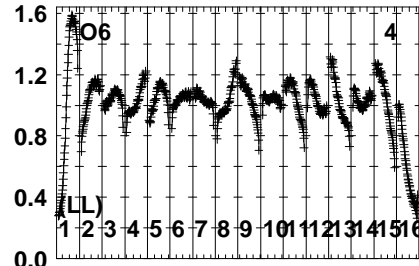
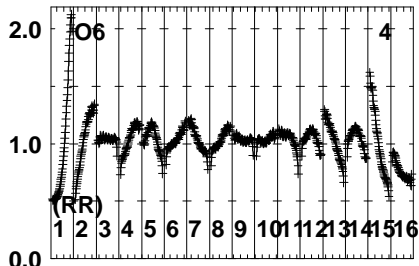
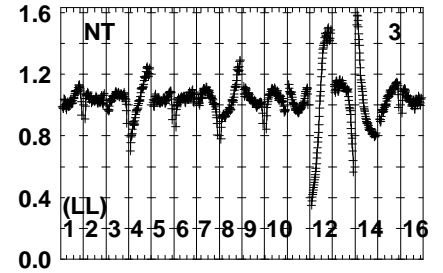
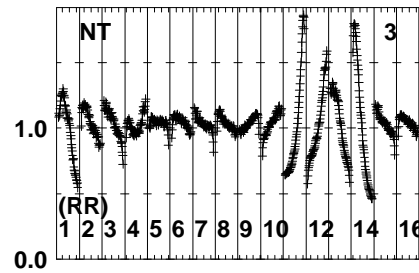
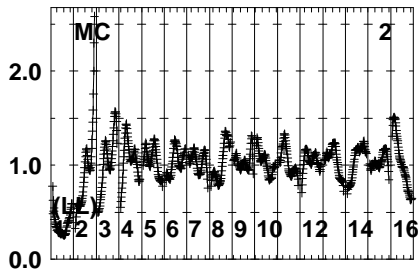
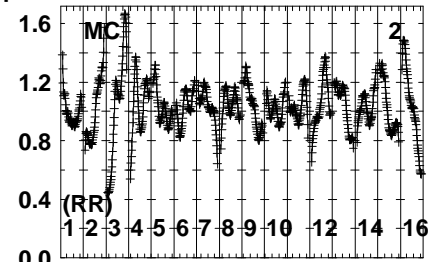
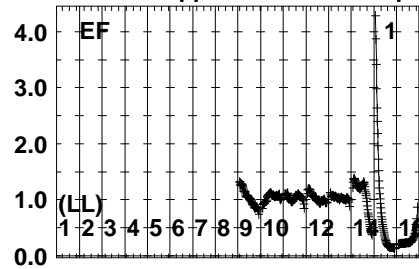
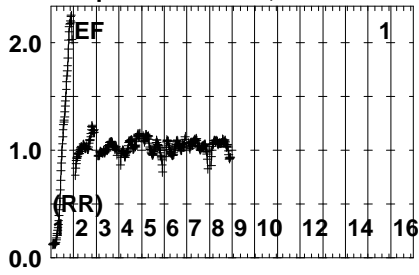
Lower frame: Real Jy
Auto-corr total-power spectrum Antenna: *
Timerange: 00/12:50:31 to 00/12:51:29

Plot file version 157 created 21-MAR-2023 11:24:07

J1905+1943 RG013A.UVDATA.1

Freq = 21.9925 GHz, Bw = 32.000 MH

No calibration applied and no bandpass applied



FREQ MHz

FREQ MHz

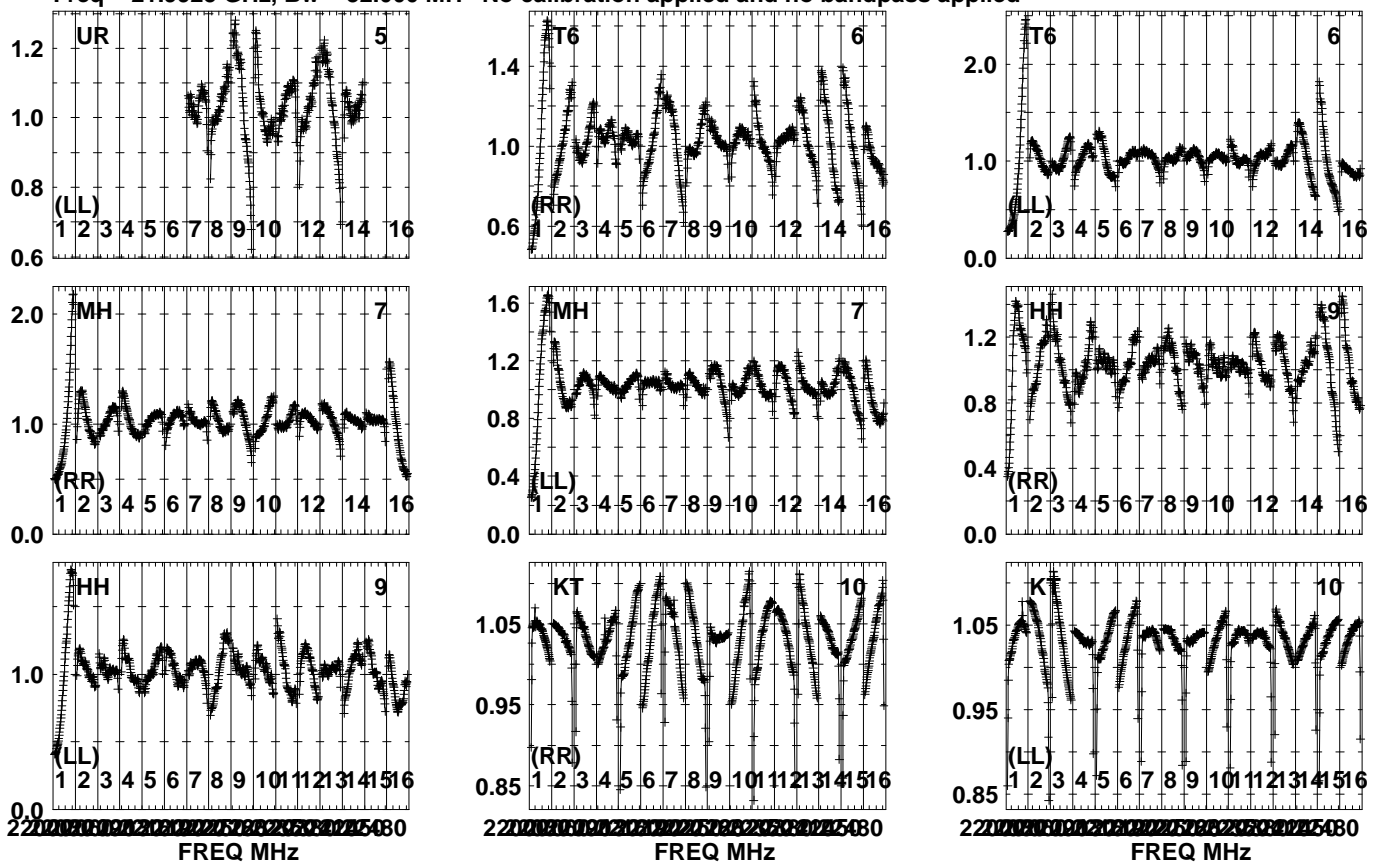
FREQ MHz

Lower frame: Real Jy
 Auto-corr total-power spectrum Antenna: *
 Timerange: 00/12:51:32 to 00/12:52:29

Plot file version 158 created 21-MAR-2023 11:24:07

J1905+1943 RG013A.UVDATA.1

Freq = 21.9925 GHz, Bw = 32.000 MH No calibration applied and no bandpass applied

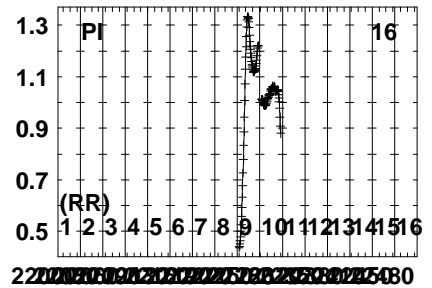
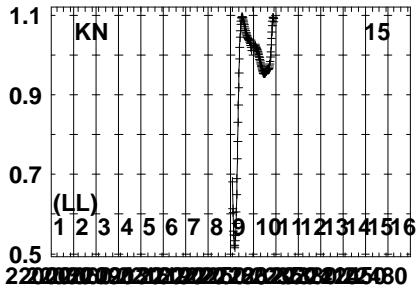
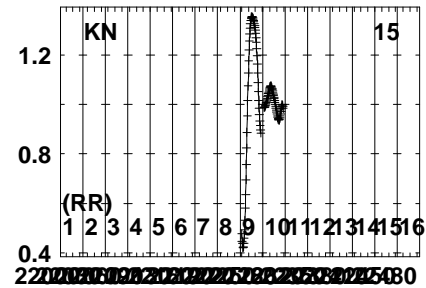
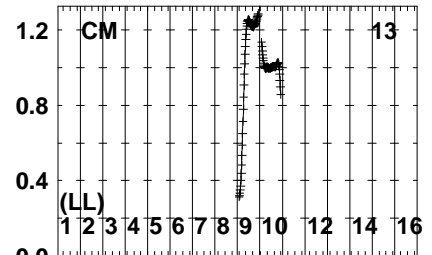
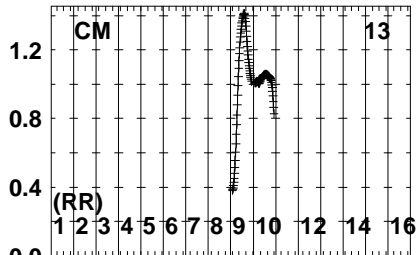
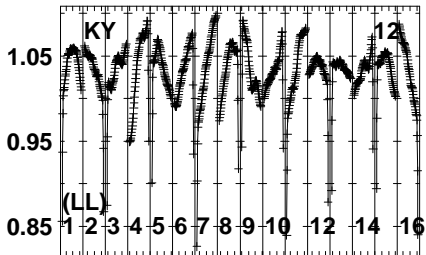
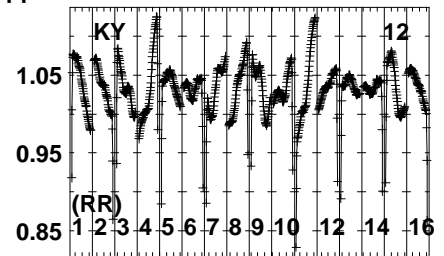
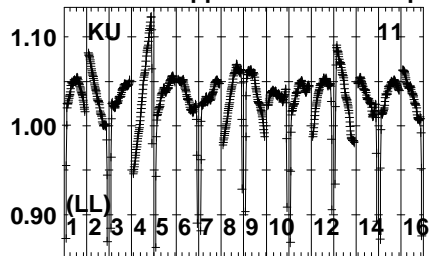
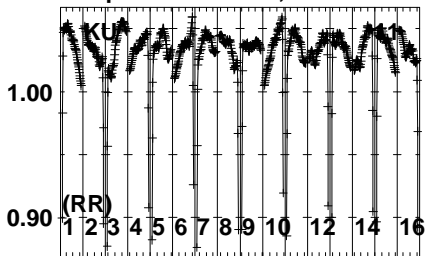


Lower frame: Real Jy
Auto-corr total-power spectrum Antenna: *
Timerange: 00/12:51:32 to 00/12:52:29

Plot file version 159 created 21-MAR-2023 11:24:08

J1905+1943 RG013A.UVDATA.1

Freq = 21.9925 GHz, Bw = 32.000 MH No calibration applied and no bandpass applied



FREQ MHz

FREQ MHz

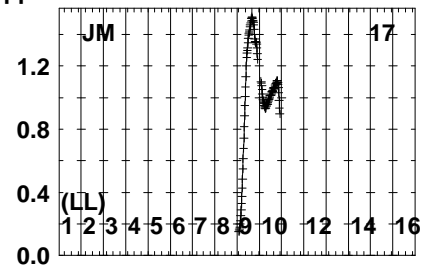
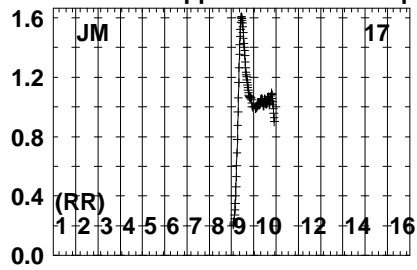
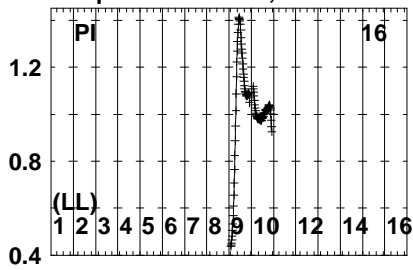
FREQ MHz

Lower frame: Real Jy
 Auto-corr total-power spectrum Antenna: *
 Timerange: 00/12:51:32 to 00/12:52:29

Plot file version 160 created 21-MAR-2023 11:24:08

J1905+1943 RG013A.UVDATA.1

Freq = 21.9925 GHz, Bw = 32.000 MH No calibration applied and no bandpass applied

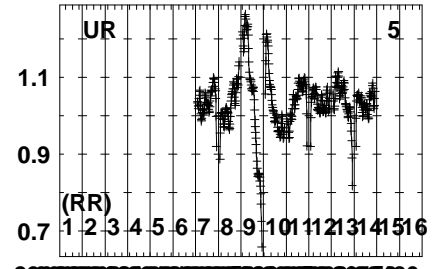
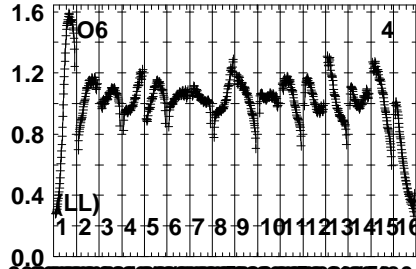
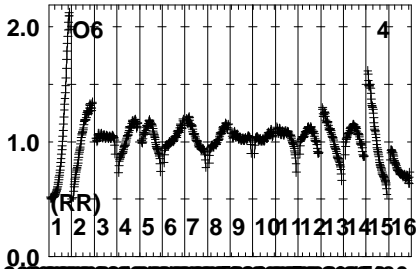
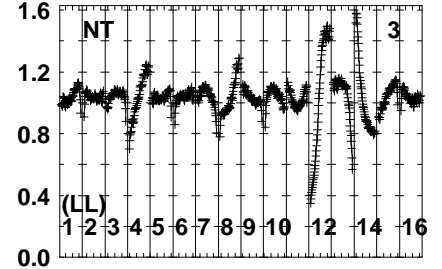
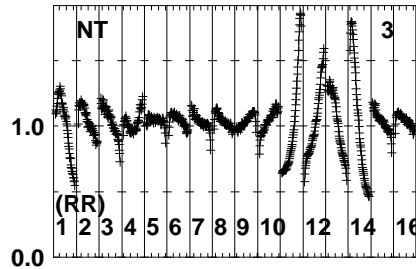
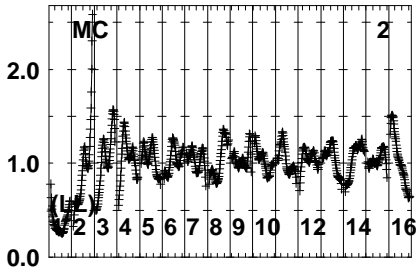
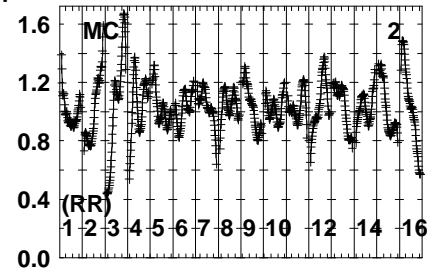
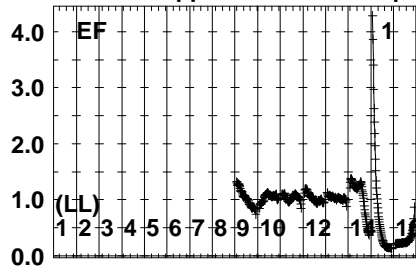
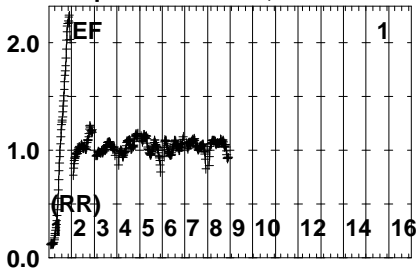


Lower frame: Real Jy
Auto-corr total-power spectrum Antenna: *
Timerange: 00/12:51:32 to 00/12:52:29

Plot file version 161 created 21-MAR-2023 11:24:08

GRB221009A RG013A.UVDATA.1

Freq = 21.9925 GHz, Bw = 32.000 MH No calibration applied and no bandpass applied



FREQ MHz

FREQ MHz

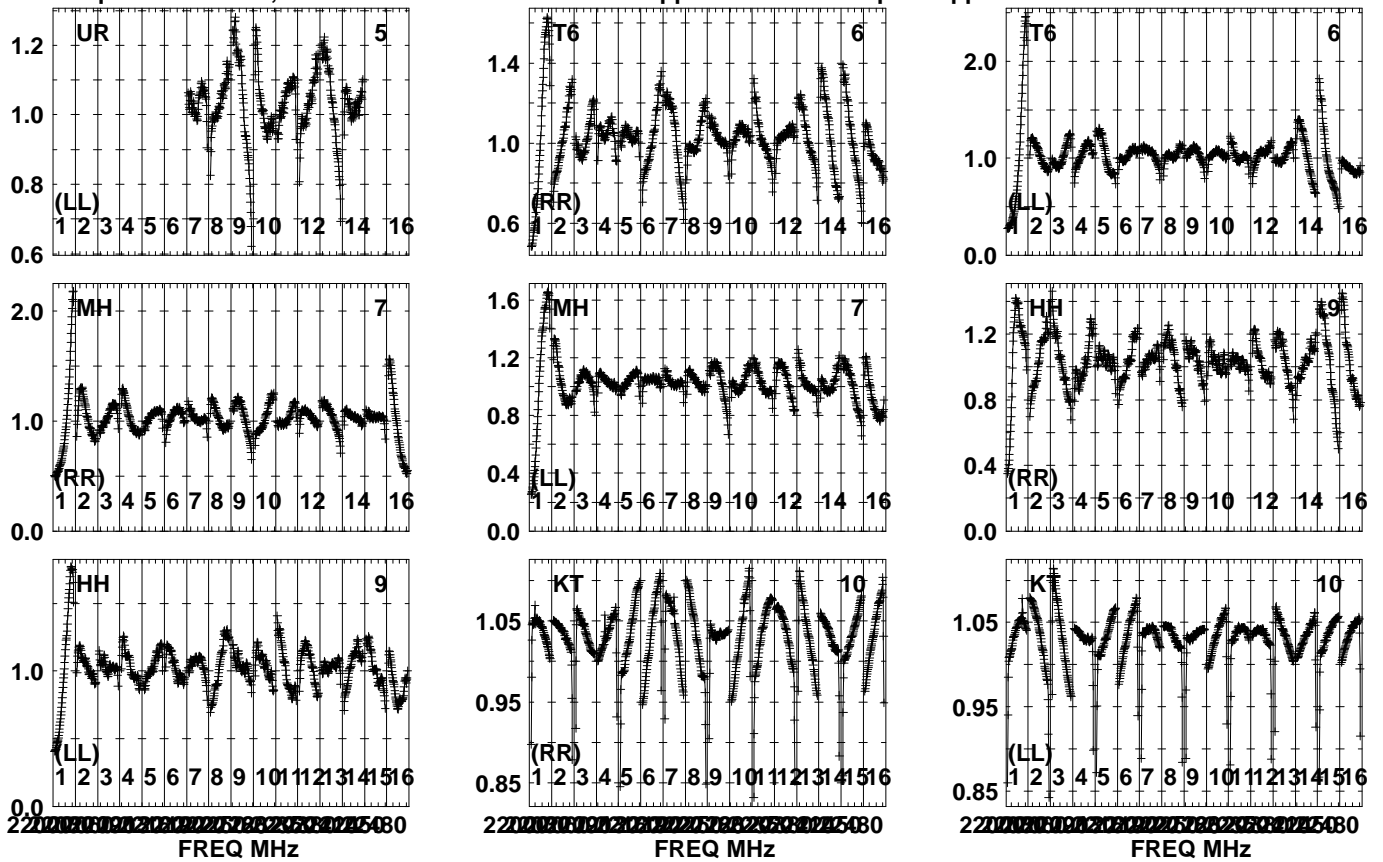
FREQ MHz

Lower frame: Real Jy
Auto-corr total-power spectrum Antenna: *
Timerange: 00/12:52:32 to 00/12:53:29

Plot file version 162 created 21-MAR-2023 11:24:08

GRB221009A RG013A.UVDATA.1

Freq = 21.9925 GHz, Bw = 32.000 MH No calibration applied and no bandpass applied

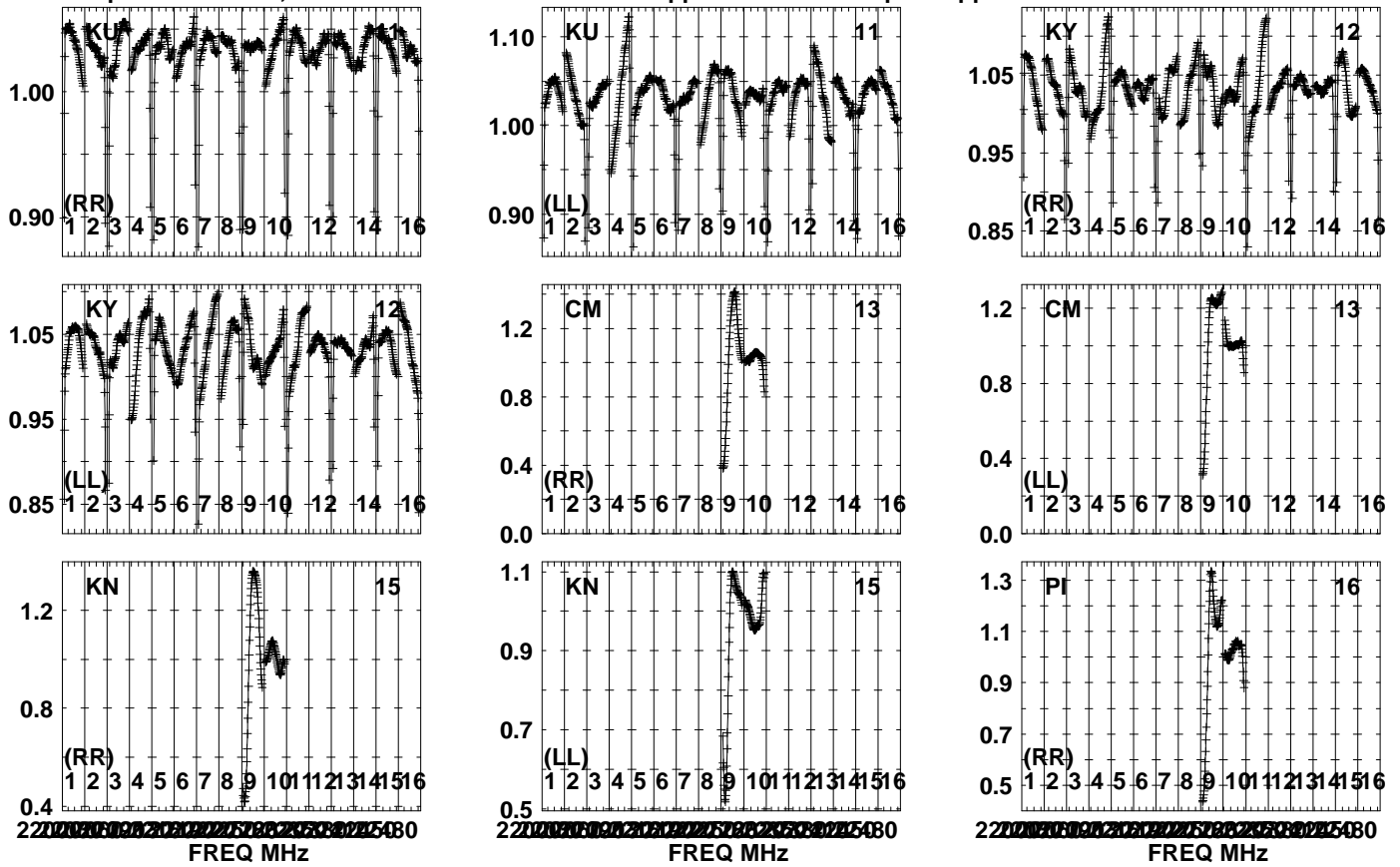


Lower frame: Real Jy
Auto-corr total-power spectrum Antenna: *
Timerange: 00/12:52:32 to 00/12:53:29

Plot file version 163 created 21-MAR-2023 11:24:08

GRB221009A RG013A.UVDATA.1

Freq = 21.9925 GHz, Bw = 32.000 MH No calibration applied and no bandpass applied

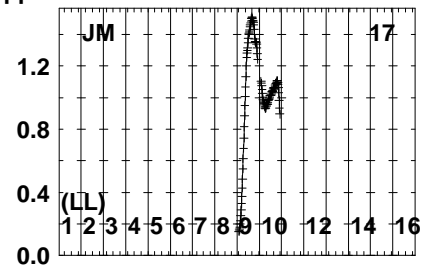
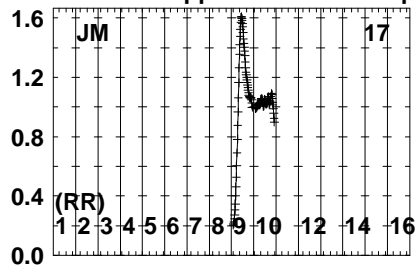
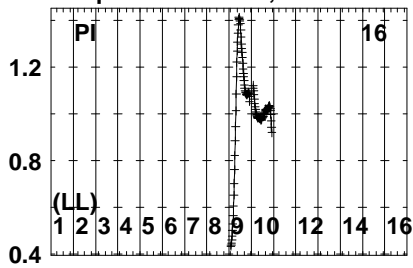


Lower frame: Real Jy
Auto-corr total-power spectrum Antenna: *
Timerange: 00/12:52:32 to 00/12:53:29

Plot file version 164 created 21-MAR-2023 11:24:09

GRB221009A RG013A.UVDATA.1

Freq = 21.9925 GHz, Bw = 32.000 MH No calibration applied and no bandpass applied

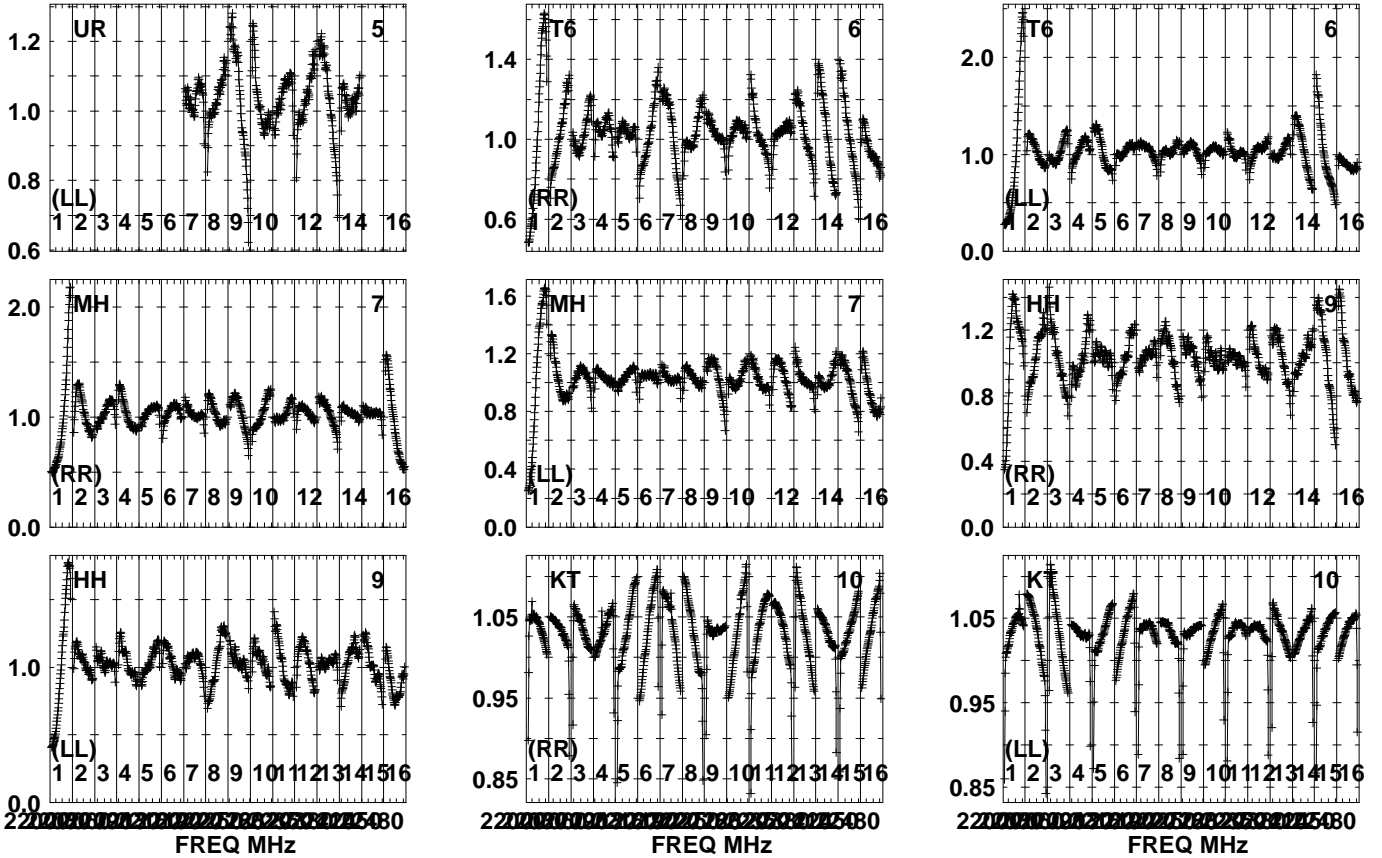


Lower frame: Real Jy
Auto-corr total-power spectrum Antenna: *
Timerange: 00/12:52:32 to 00/12:53:29

Plot file version 166 created 21-MAR-2023 11:24:09

J1905+1943 RG013A.UVDATA.1

Freq = 21.9925 GHz, Bw = 32.000 MH No calibration applied and no bandpass applied

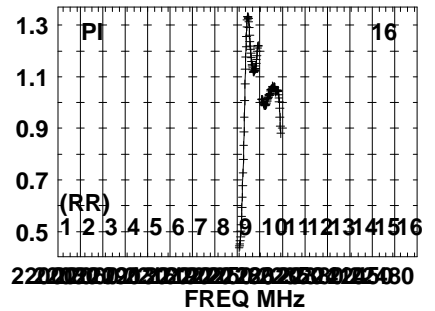
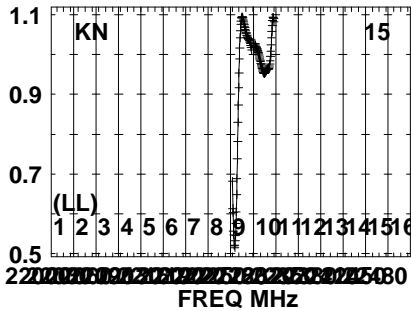
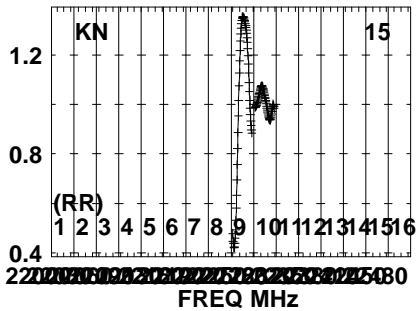
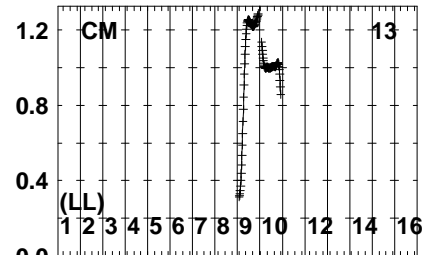
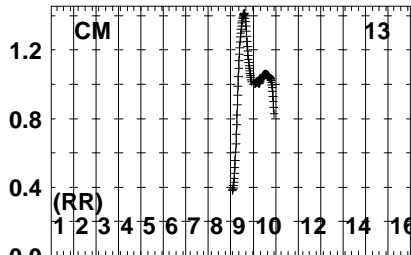
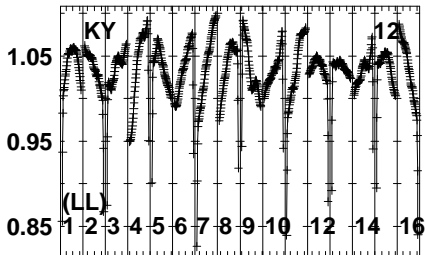
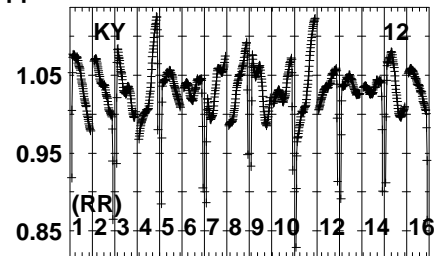
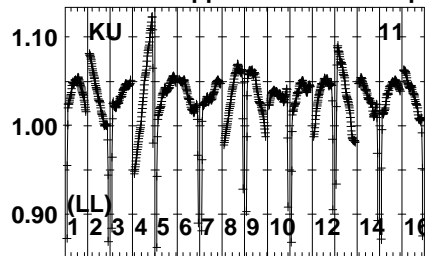
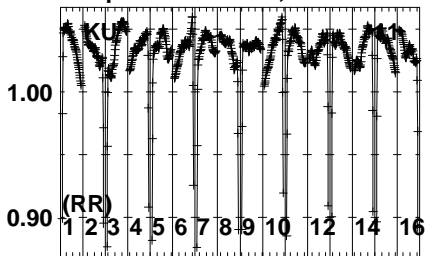


Lower frame: Real Jy
Auto-corr total-power spectrum Antenna: *
Timerange: 00/12:54:10 to 00/12:55:09

Plot file version 167 created 21-MAR-2023 11:24:09

J1905+1943 RG013A.UVDATA.1

Freq = 21.9925 GHz, Bw = 32.000 MH No calibration applied and no bandpass applied

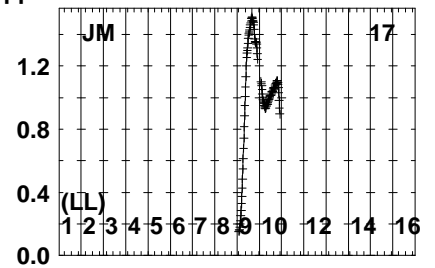
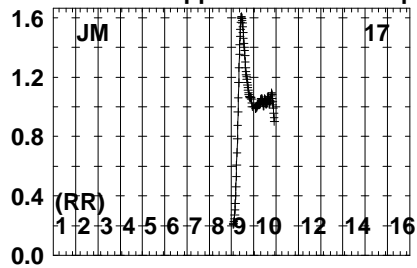
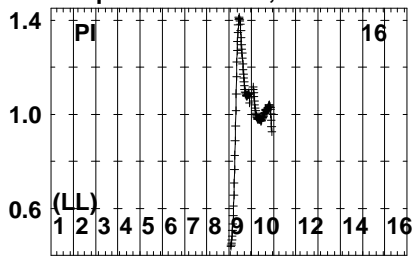


Lower frame: Real Jy
Auto-corr total-power spectrum Antenna: *
Timerange: 00/12:54:10 to 00/12:55:09

Plot file version 168 created 21-MAR-2023 11:24:09

J1905+1943 RG013A.UVDATA.1

Freq = 21.9925 GHz, Bw = 32.000 MH No calibration applied and no bandpass applied



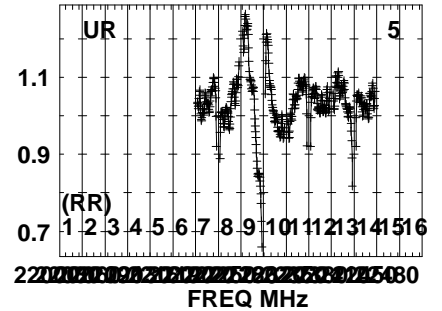
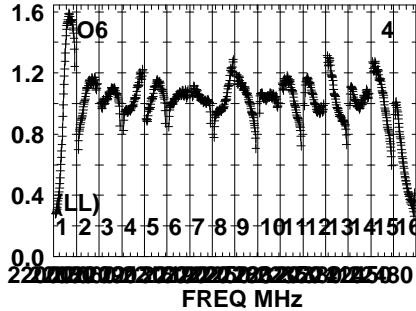
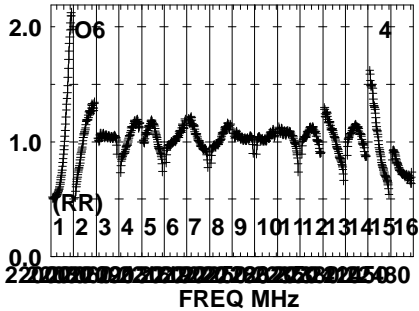
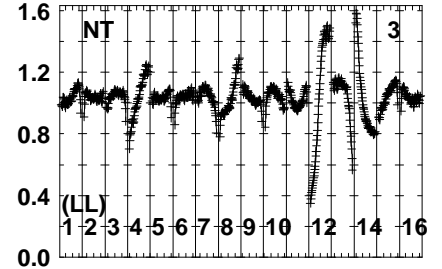
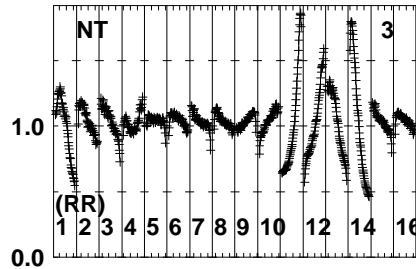
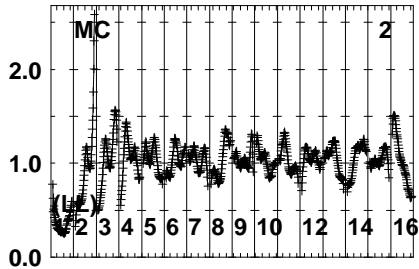
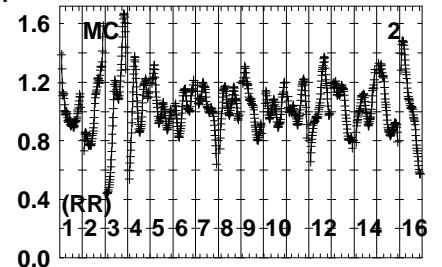
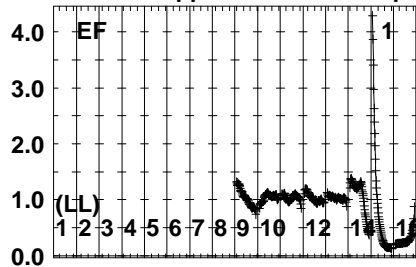
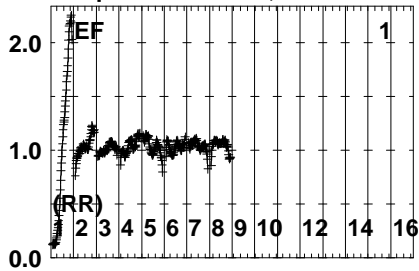
Lower frame: Real Jy
Auto-corr total-power spectrum Antenna: *
Timerange: 00/12:54:10 to 00/12:55:09

Plot file version 169 created 21-MAR-2023 11:24:09

GRB221009A RG013A.UVDATA.1

Freq = 21.9925 GHz, Bw = 32.000 MH

No calibration applied and no bandpass applied

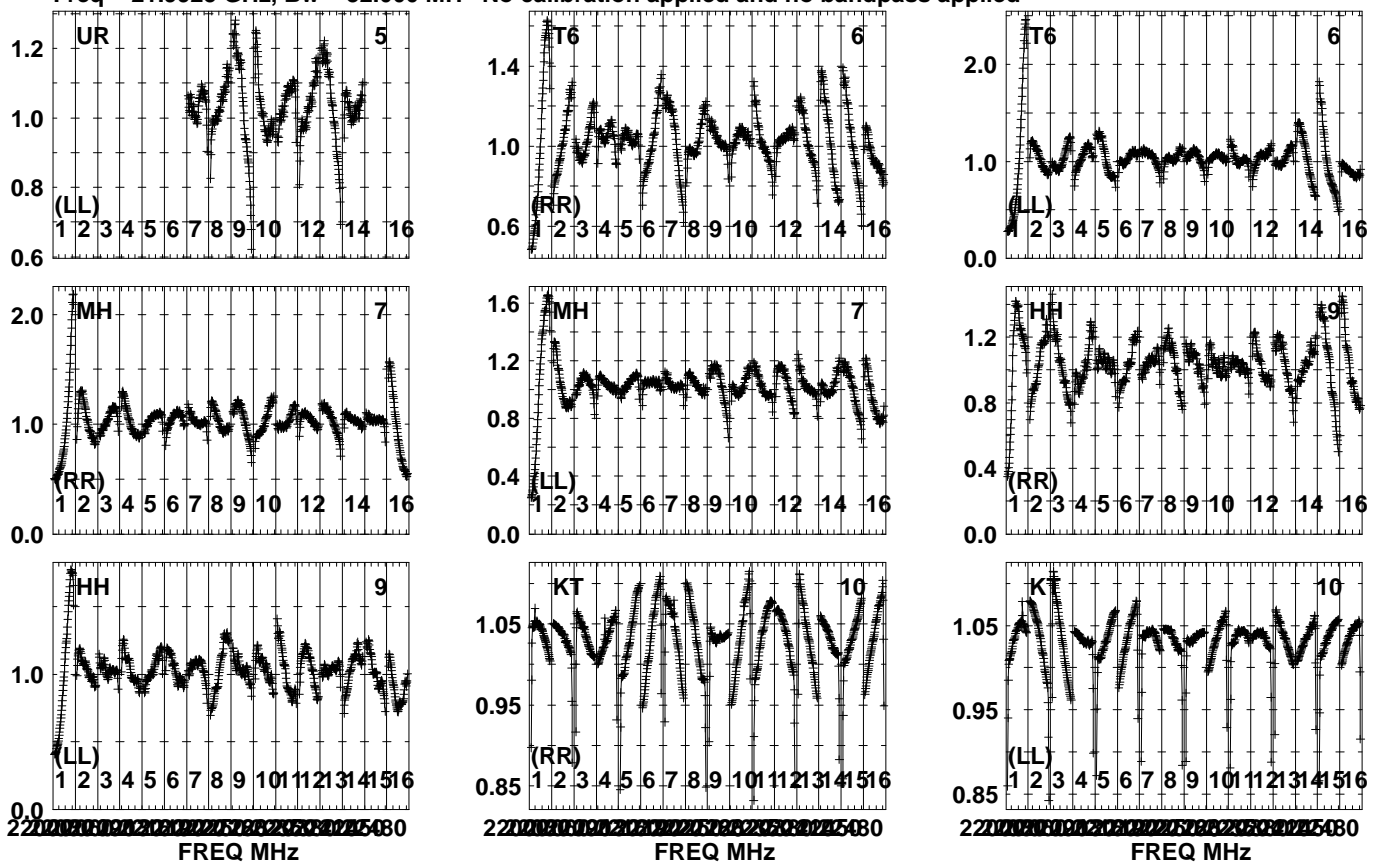


Lower frame: Real Jy
Auto-corr total-power spectrum Antenna: *
Timerange: 00/12:55:12 to 00/12:56:09

Plot file version 170 created 21-MAR-2023 11:24:09

GRB221009A RG013A.UVDATA.1

Freq = 21.9925 GHz, Bw = 32.000 MH No calibration applied and no bandpass applied

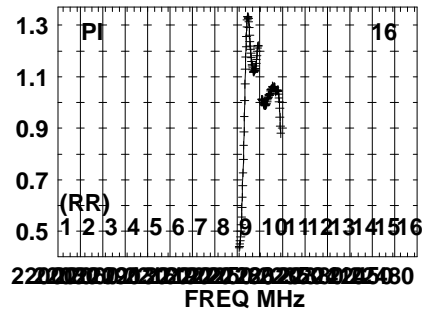
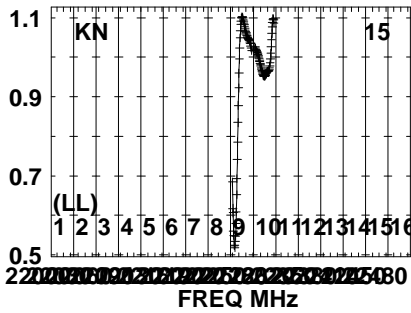
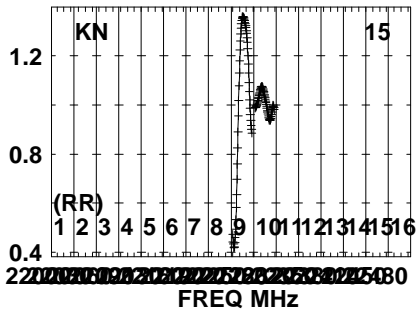
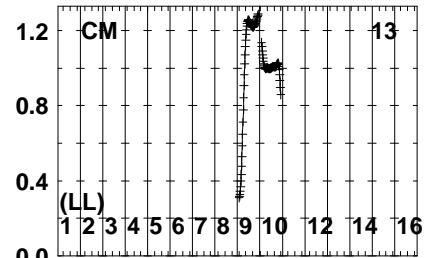
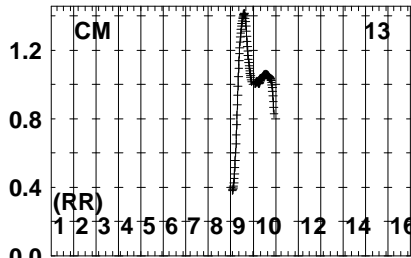
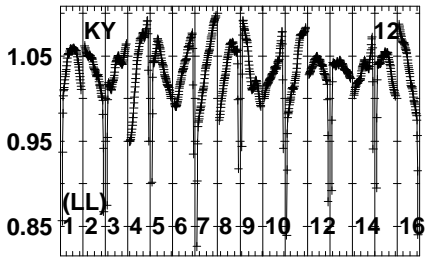
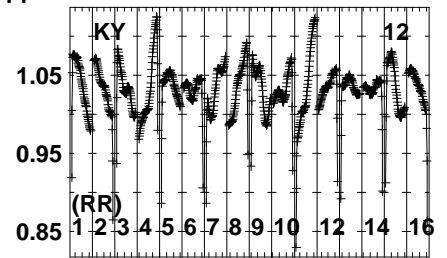
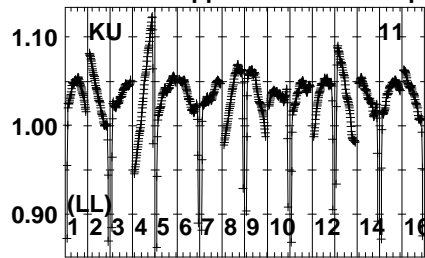
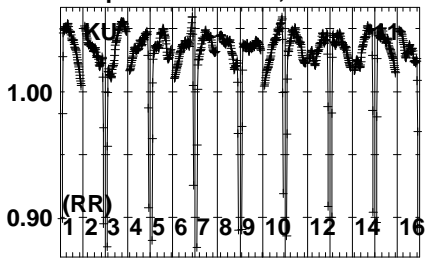


Lower frame: Real Jy
Auto-corr total-power spectrum Antenna: *
Timerange: 00/12:55:12 to 00/12:56:09

Plot file version 171 created 21-MAR-2023 11:24:09

GRB221009A RG013A.UVDATA.1

Freq = 21.9925 GHz, Bw = 32.000 MH No calibration applied and no bandpass applied



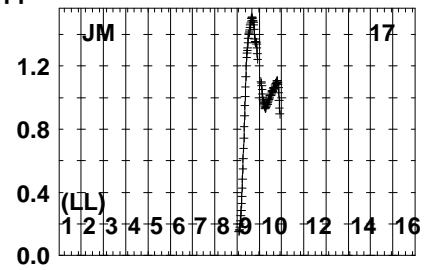
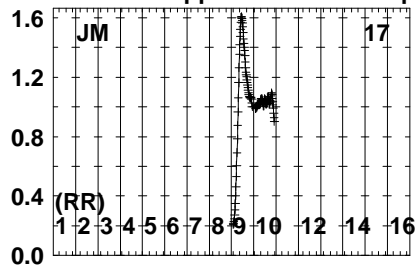
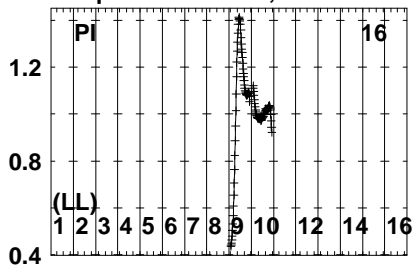
Lower frame: Real Jy
Auto-corr total-power spectrum Antenna: *
Timerange: 00/12:55:12 to 00/12:56:09

Plot file version 172 created 21-MAR-2023 11:24:10

GRB221009A RG013A.UVDATA.1

Freq = 21.9925 GHz, Bw = 32.000 MH

No calibration applied and no bandpass applied



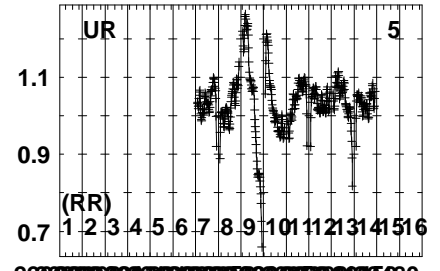
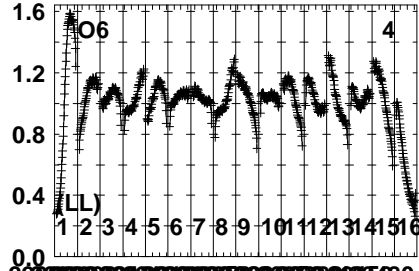
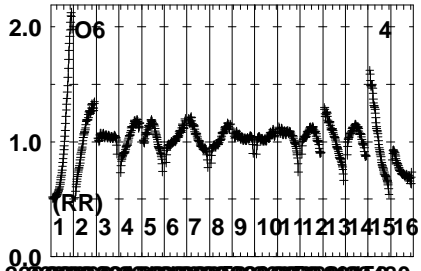
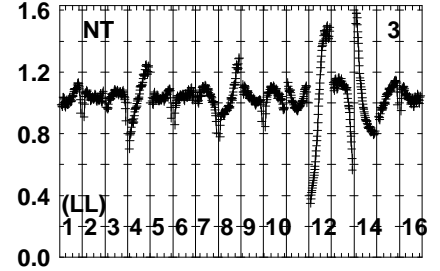
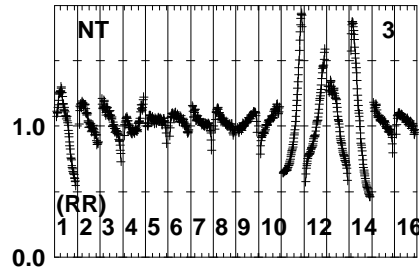
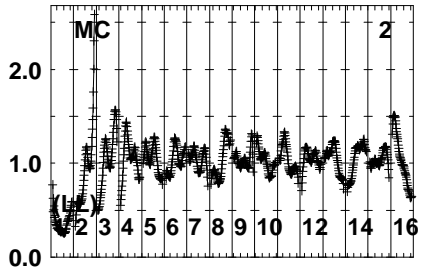
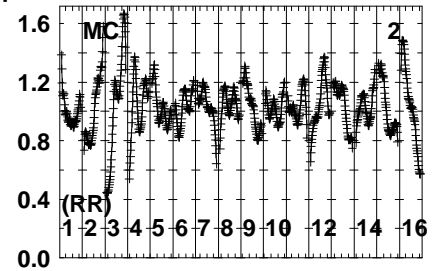
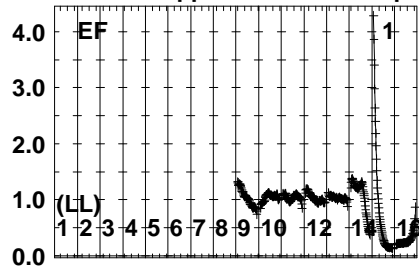
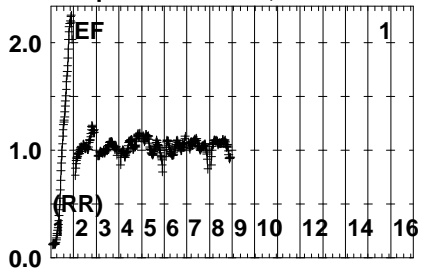
Lower frame: Real Jy
Auto-corr total-power spectrum Antenna: *
Timerange: 00/12:55:12 to 00/12:56:09

Plot file version 173 created 21-MAR-2023 11:24:10

J1905+1943 RG013A.UVDATA.1

Freq = 21.9925 GHz, Bw = 32.000 MH

No calibration applied and no bandpass applied



FREQ MHz

FREQ MHz

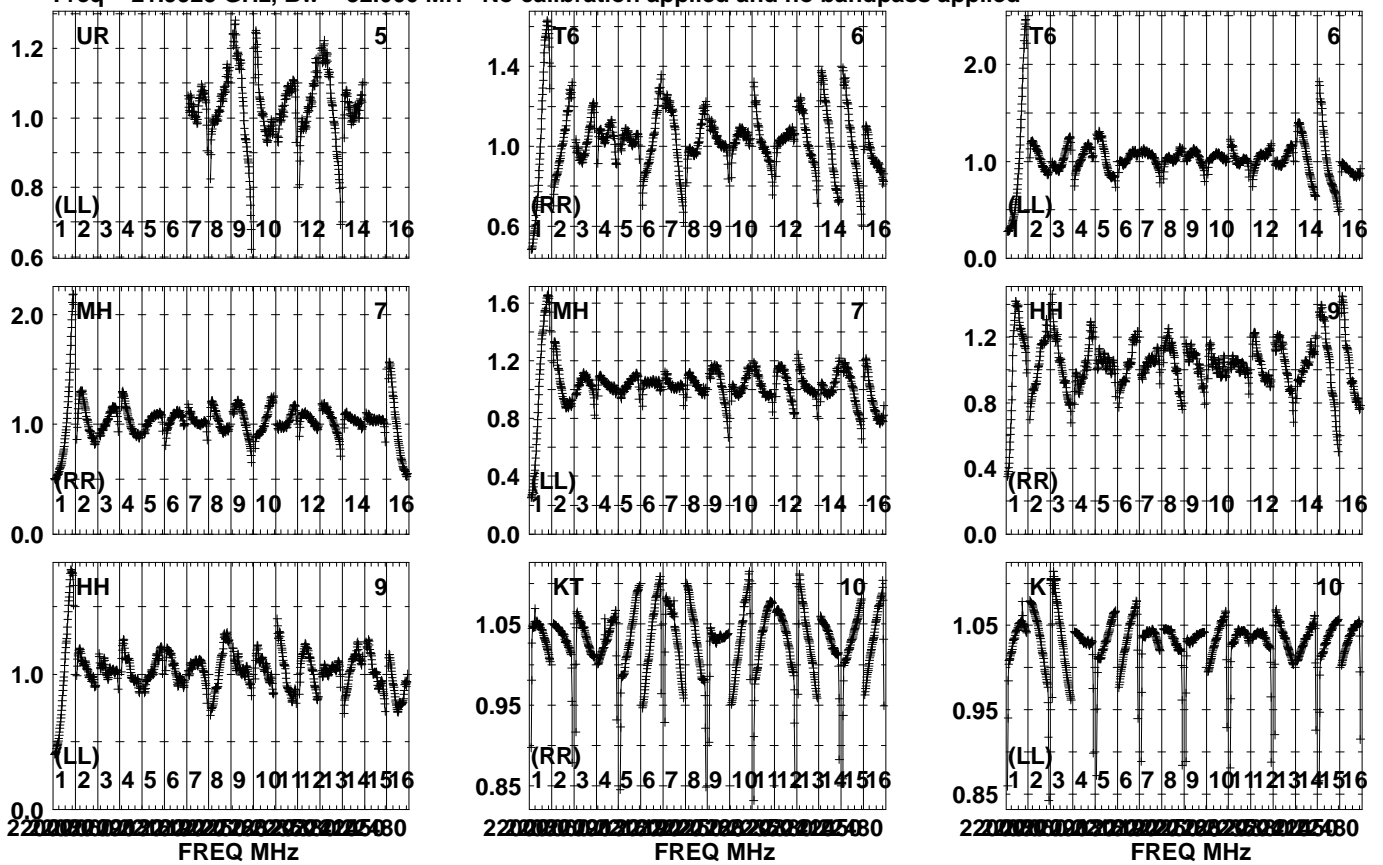
FREQ MHz

Lower frame: Real Jy
Auto-corr total-power spectrum Antenna: *
Timerange: 00/12:56:11 to 00/12:57:10

Plot file version 174 created 21-MAR-2023 11:24:10

J1905+1943 RG013A.UVDATA.1

Freq = 21.9925 GHz, Bw = 32.000 MH No calibration applied and no bandpass applied

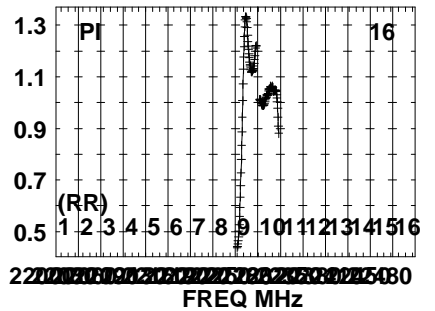
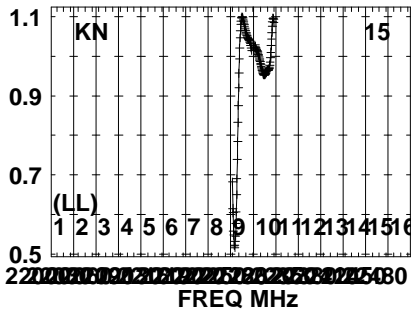
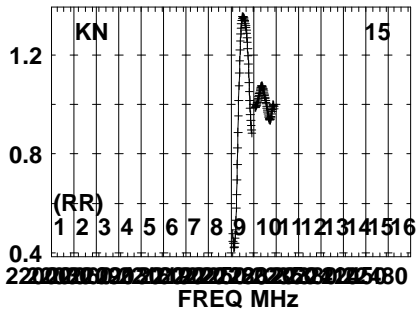
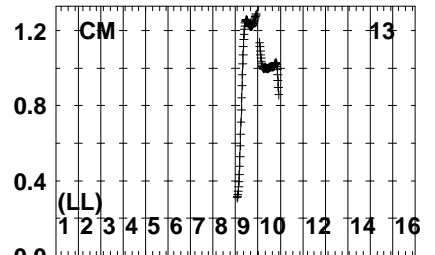
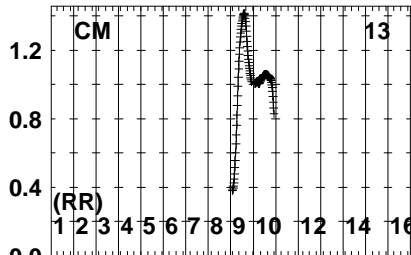
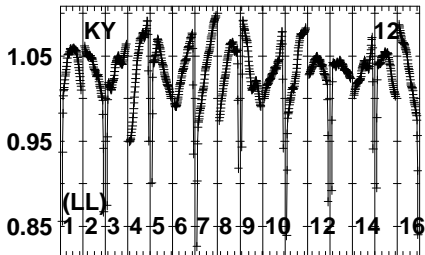
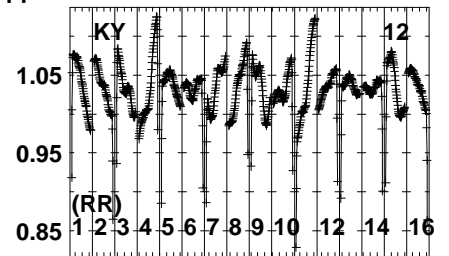
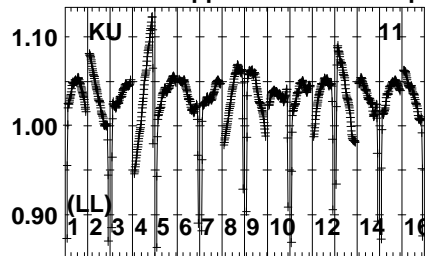
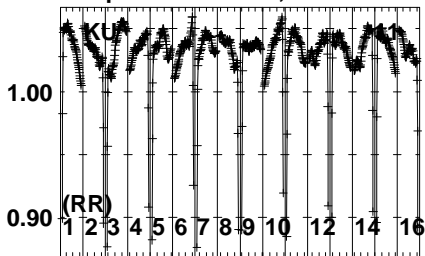


Lower frame: Real Jy
Auto-corr total-power spectrum Antenna: *
Timerange: 00/12:56:11 to 00/12:57:10

Plot file version 175 created 21-MAR-2023 11:24:10

J1905+1943 RG013A.UVDATA.1

Freq = 21.9925 GHz, Bw = 32.000 MH No calibration applied and no bandpass applied

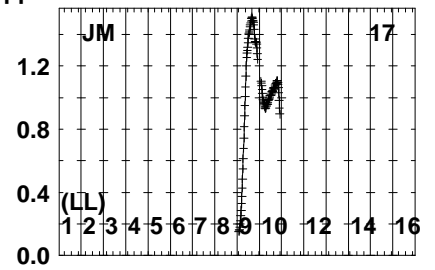
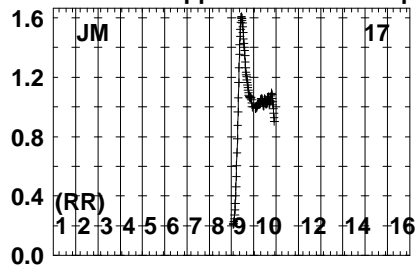
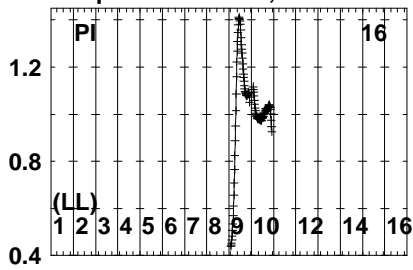


Lower frame: Real Jy
 Auto-corr total-power spectrum Antenna: *
 Timerange: 00/12:56:11 to 00/12:57:10

Plot file version 176 created 21-MAR-2023 11:24:10

J1905+1943 RG013A.UVDATA.1

Freq = 21.9925 GHz, Bw = 32.000 MH No calibration applied and no bandpass applied

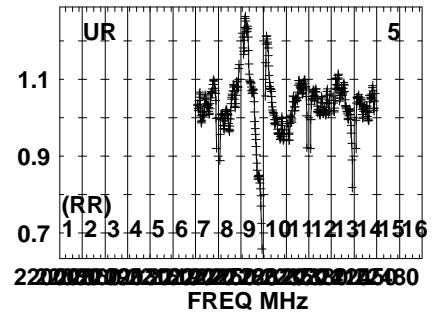
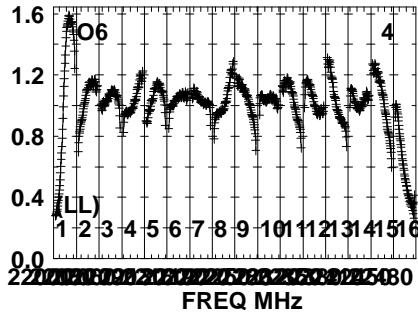
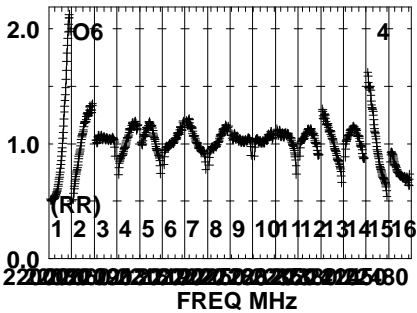
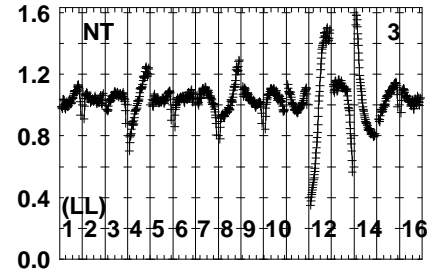
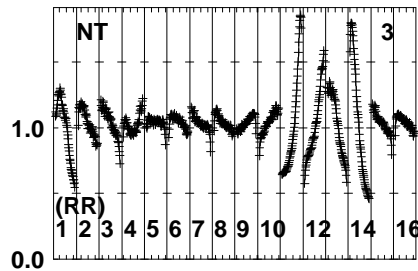
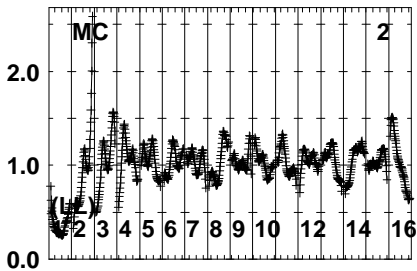
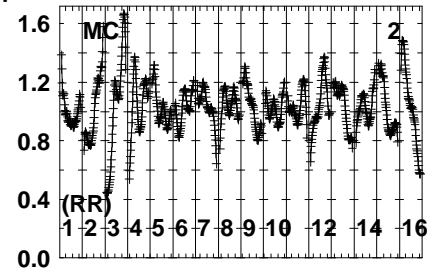
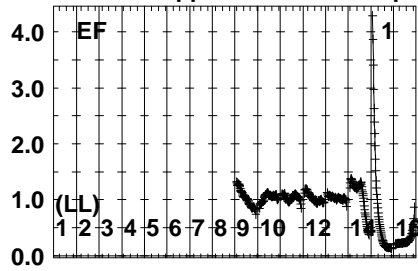
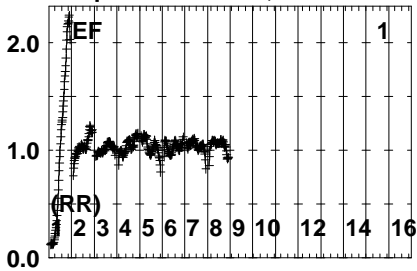


Lower frame: Real Jy
Auto-corr total-power spectrum Antenna: *
Timerange: 00/12:56:11 to 00/12:57:10

Plot file version 177 created 21-MAR-2023 11:24:10

GRB221009A RG013A.UVDATA.1

Freq = 21.9925 GHz, Bw = 32.000 MH No calibration applied and no bandpass applied

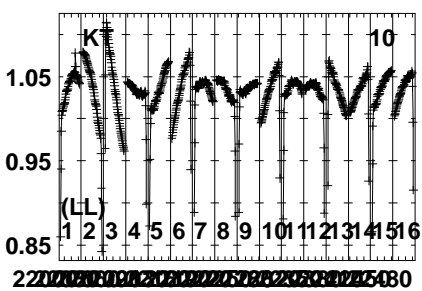
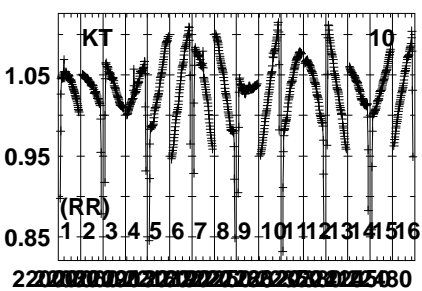
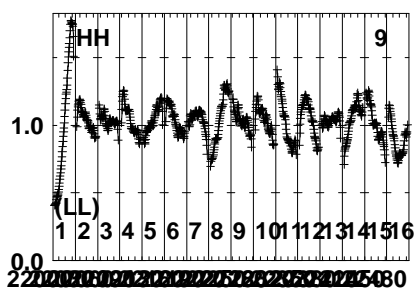
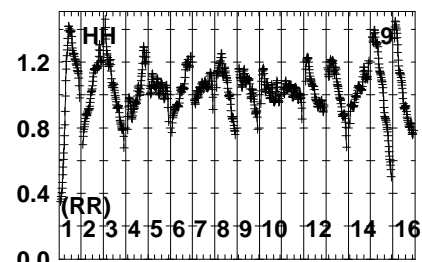
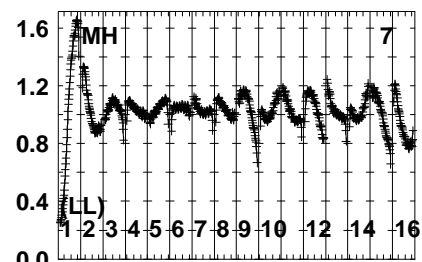
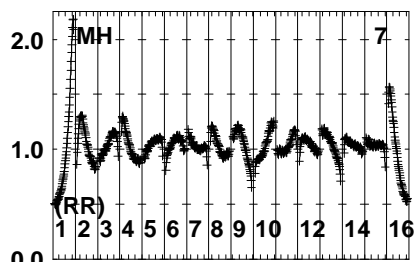
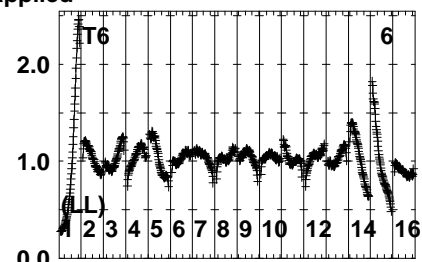
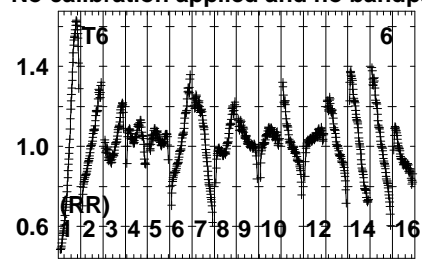
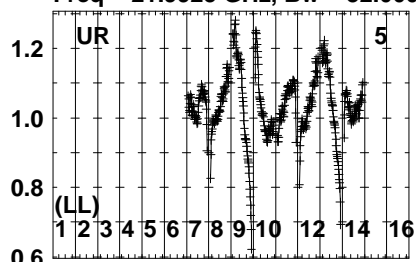


Lower frame: Real Jy
Auto-corr total-power spectrum Antenna: *
Timerange: 00/12:57:11 to 00/12:58:10

Plot file version 178 created 21-MAR-2023 11:24:11

GRB221009A RG013A.UVDATA.1

Freq = 21.9925 GHz, Bw = 32.000 MH No calibration applied and no bandpass applied

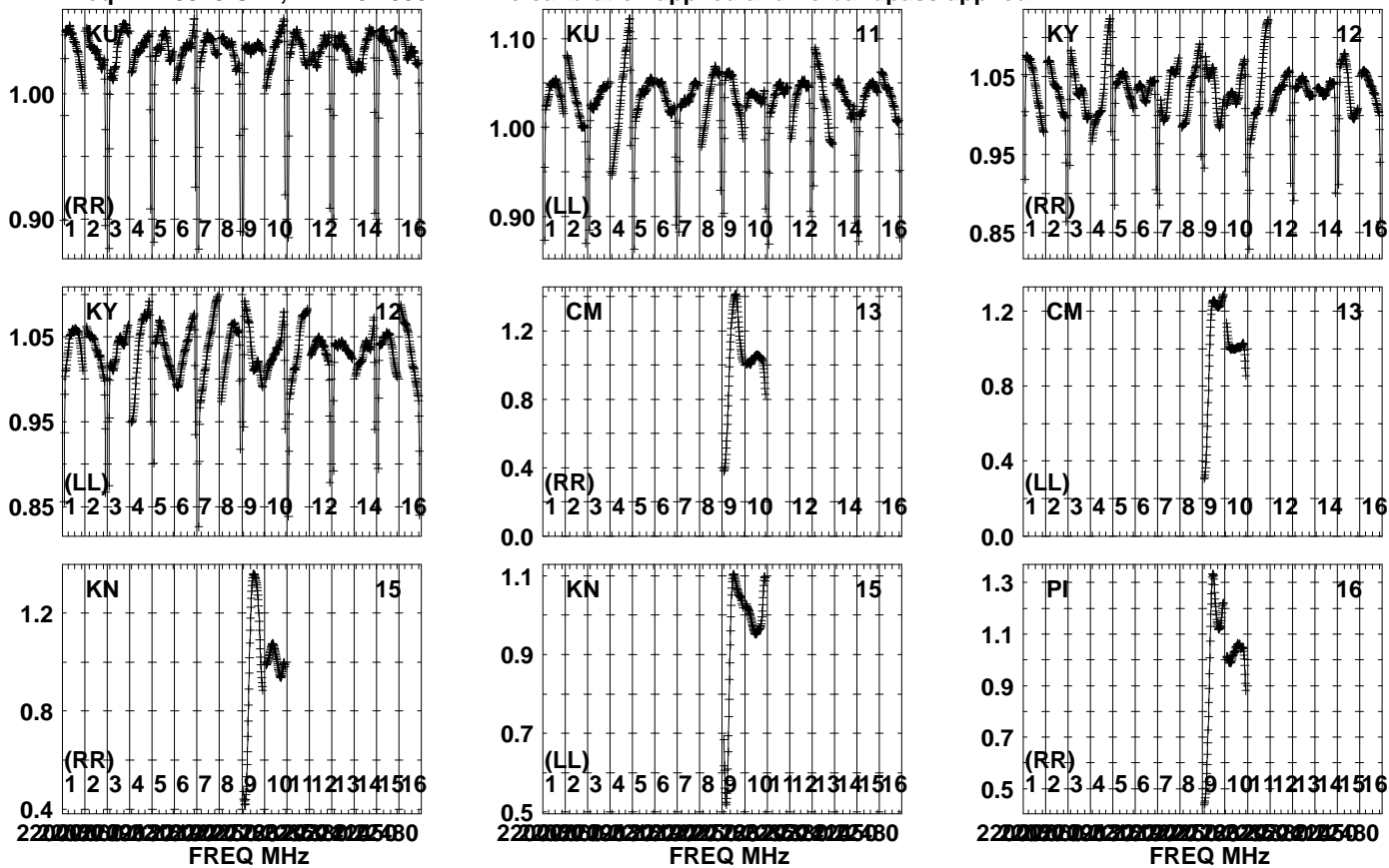


Lower frame: Real Jy
 Auto-corr total-power spectrum Antenna: *
 Timerange: 00/12:57:11 to 00/12:58:10

Plot file version 179 created 21-MAR-2023 11:24:11

GRB221009A RG013A.UVDATA.1

Freq = 21.9925 GHz, Bw = 32.000 MH No calibration applied and no bandpass applied

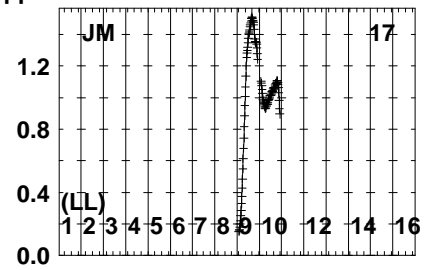
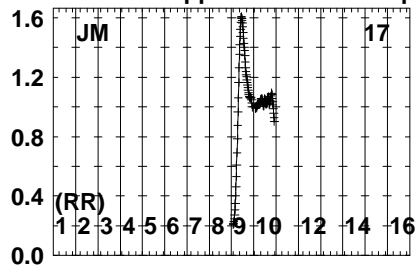
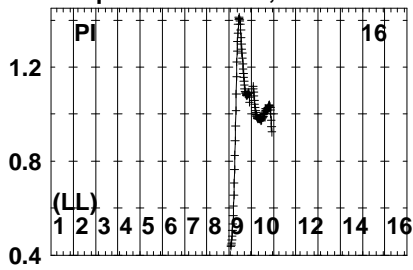


Lower frame: Real Jy
 Auto-corr total-power spectrum Antenna: *
 Timerange: 00/12:57:11 to 00/12:58:10

Plot file version 180 created 21-MAR-2023 11:24:11

GRB221009A RG013A.UVDATA.1

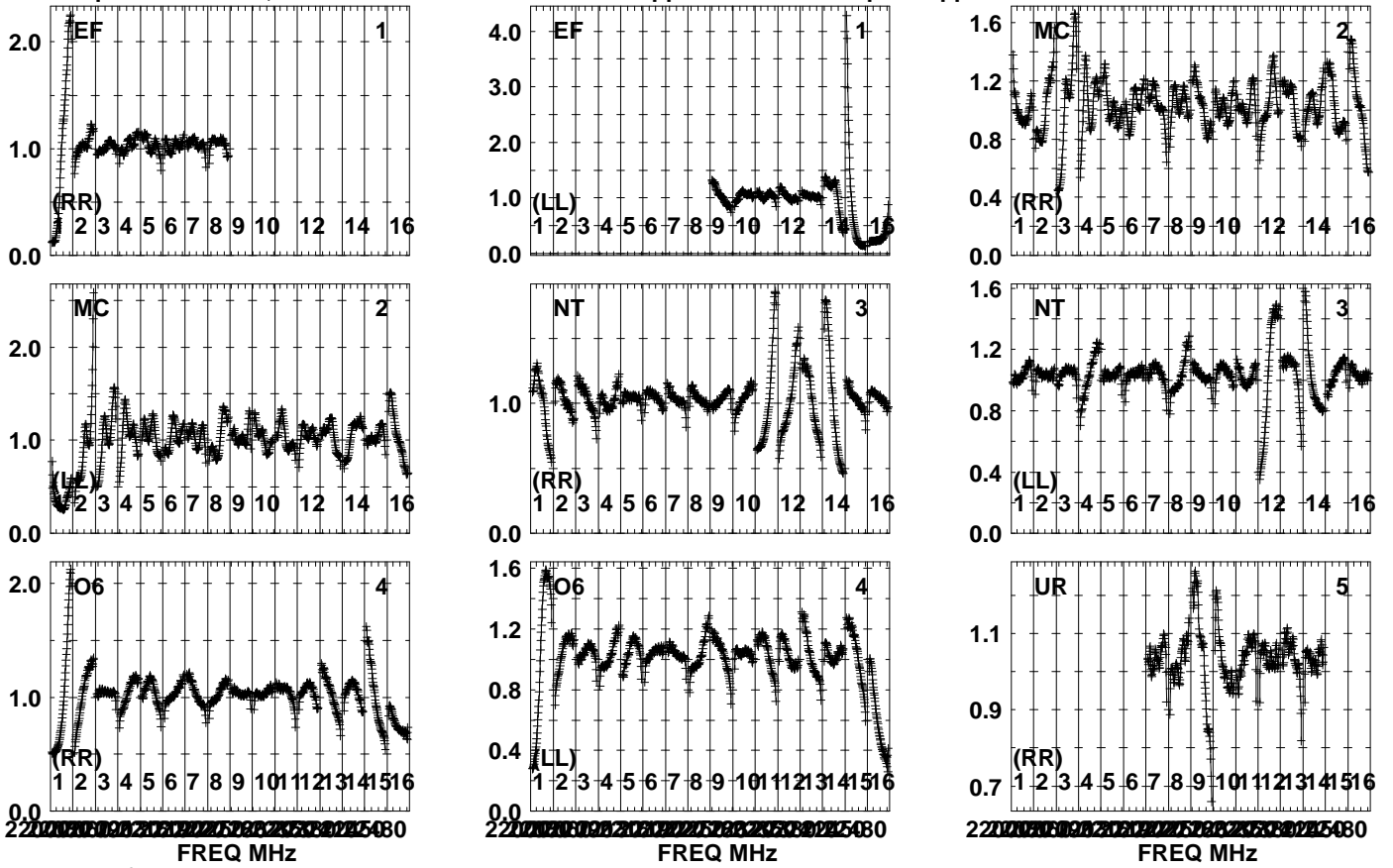
Freq = 21.9925 GHz, Bw = 32.000 MH No calibration applied and no bandpass applied



Lower frame: Real Jy
Auto-corr total-power spectrum Antenna: *
Timerange: 00/12:57:11 to 00/12:58:10

Plot file version 181 created 21-MAR-2023 11:24:11
J1905+1943 RG013A.UVDATA.1
Freq = 21.9925 GHz, Bw = 32.000 MH

No calibration applied and no bandpass applied

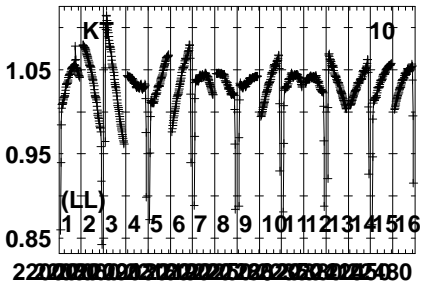
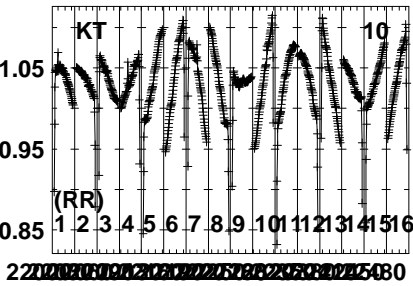
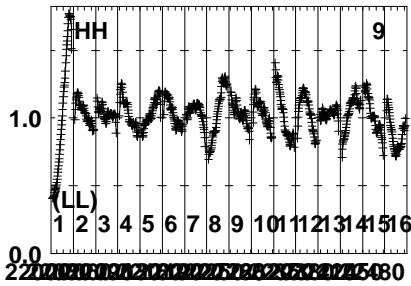
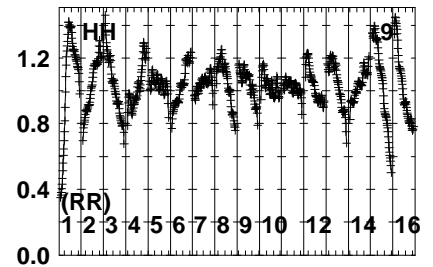
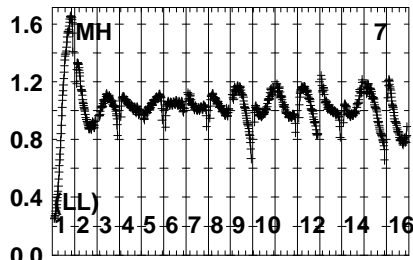
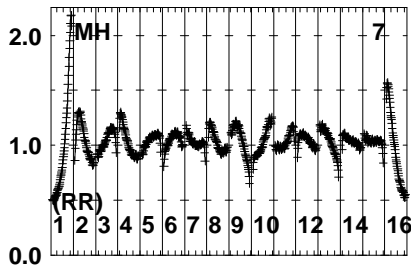
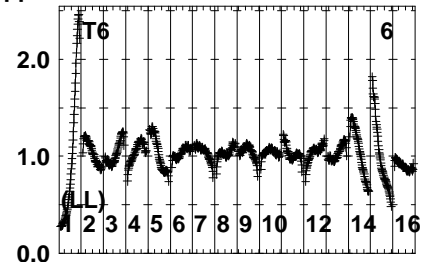
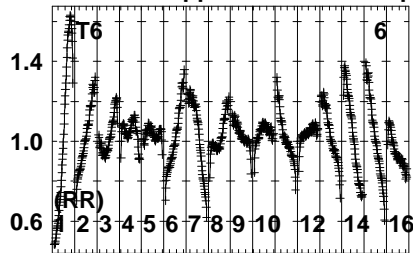
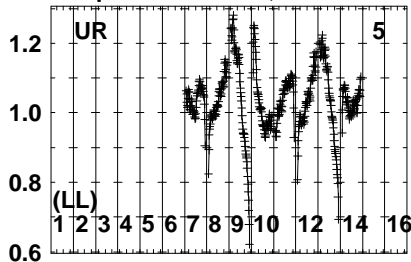


Lower frame: Real Jy
Auto-corr total-power spectrum Antenna: *
Timerange: 00/12:58:11 to 00/12:59:10

Plot file version 182 created 21-MAR-2023 11:24:12

J1905+1943 RG013A.UVDATA.1

Freq = 21.9925 GHz, Bw = 32.000 MH No calibration applied and no bandpass applied

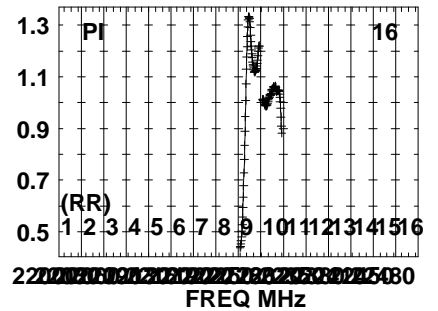
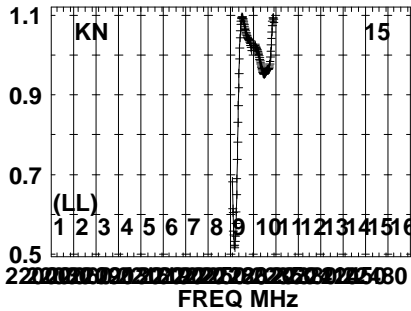
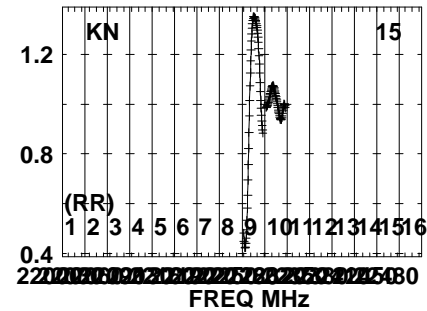
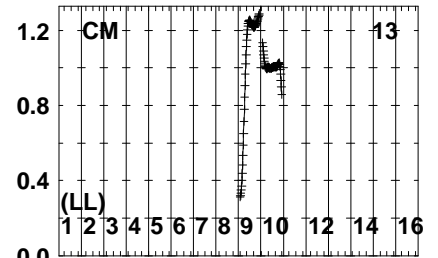
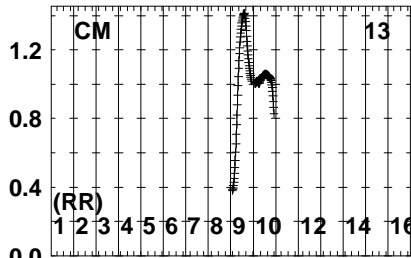
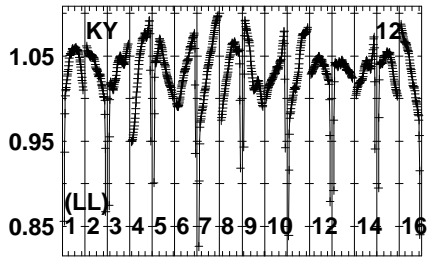
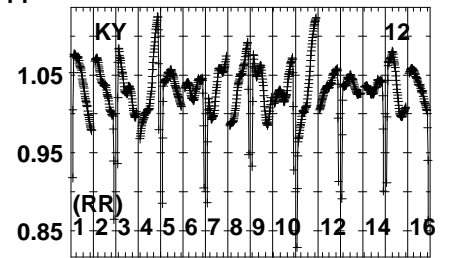
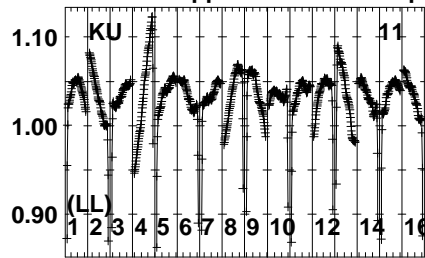
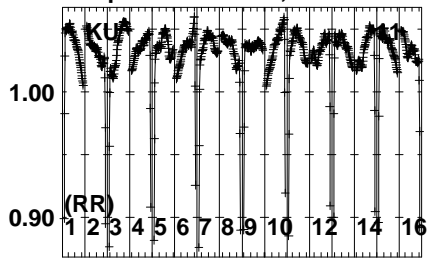


Lower frame: Real Jy
Auto-corr total-power spectrum Antenna: *
Timerange: 00/12:58:11 to 00/12:59:10

Plot file version 183 created 21-MAR-2023 11:24:12

J1905+1943 RG013A.UVDATA.1

Freq = 21.9925 GHz, Bw = 32.000 MH No calibration applied and no bandpass applied

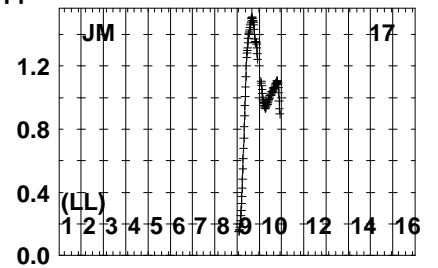
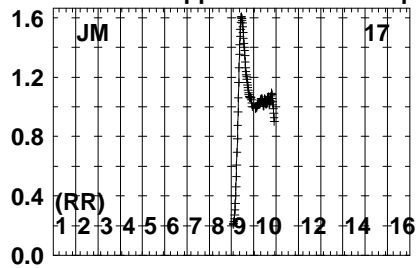
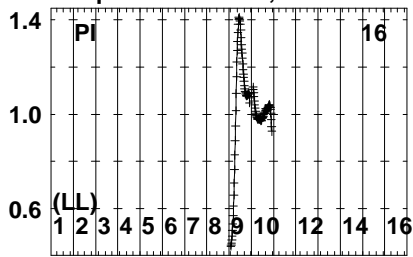


Lower frame: Real Jy
Auto-corr total-power spectrum Antenna: *
Timerange: 00/12:58:11 to 00/12:59:10

Plot file version 184 created 21-MAR-2023 11:24:13

J1905+1943 RG013A.UVDATA.1

Freq = 21.9925 GHz, Bw = 32.000 MH No calibration applied and no bandpass applied



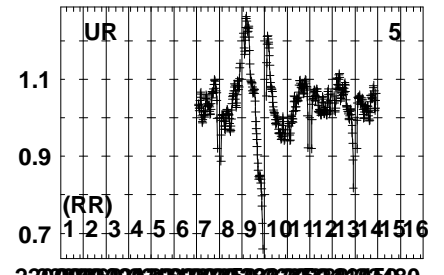
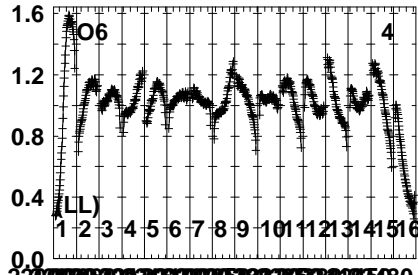
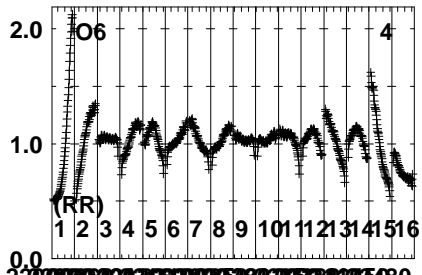
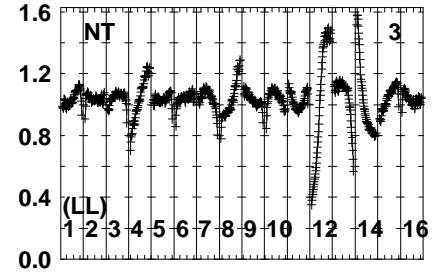
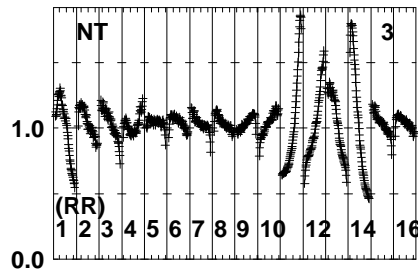
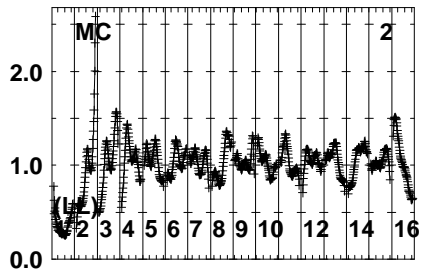
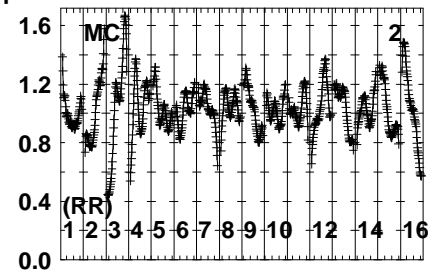
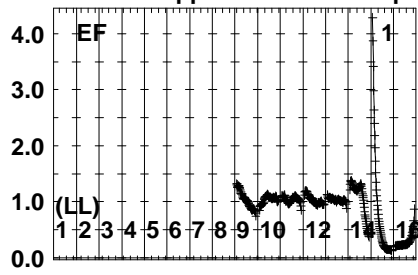
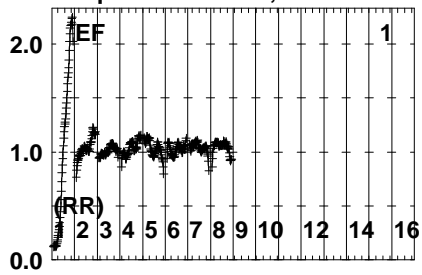
Lower frame: Real Jy
Auto-corr total-power spectrum Antenna: *
Timerange: 00/12:58:11 to 00/12:59:10

Plot file version 185 created 21-MAR-2023 11:24:13

GRB221009A RG013A.UVDATA.1

Freq = 21.9925 GHz, Bw = 32.000 MH

No calibration applied and no bandpass applied



FREQ MHz

FREQ MHz

FREQ MHz

Lower frame: Real Jy

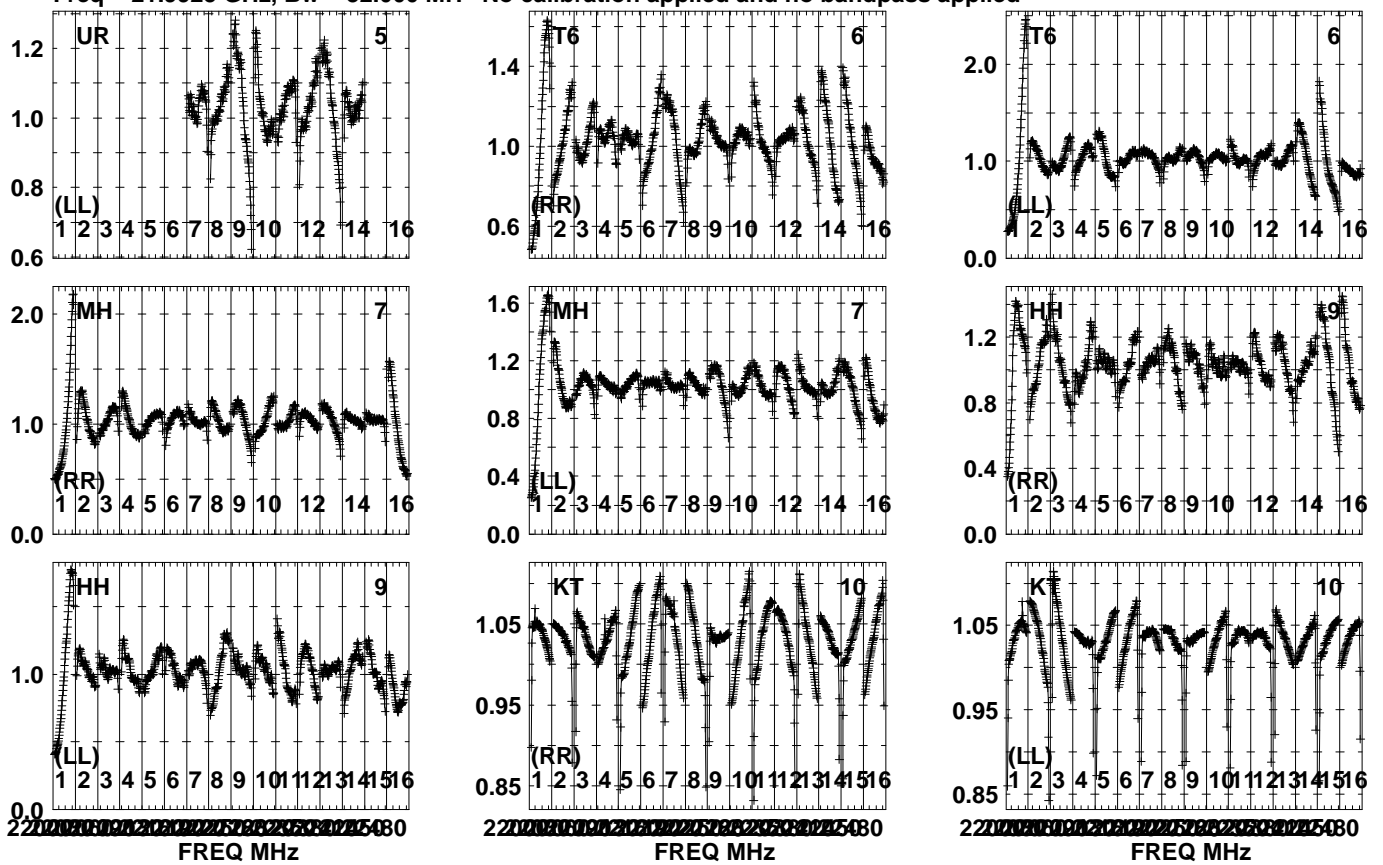
Auto-corr total-power spectrum Antenna: *

Timerange: 00/12:59:12 to 00/13:03:54

Plot file version 186 created 21-MAR-2023 11:24:13

GRB221009A RG013A.UVDATA.1

Freq = 21.9925 GHz, Bw = 32.000 MH No calibration applied and no bandpass applied

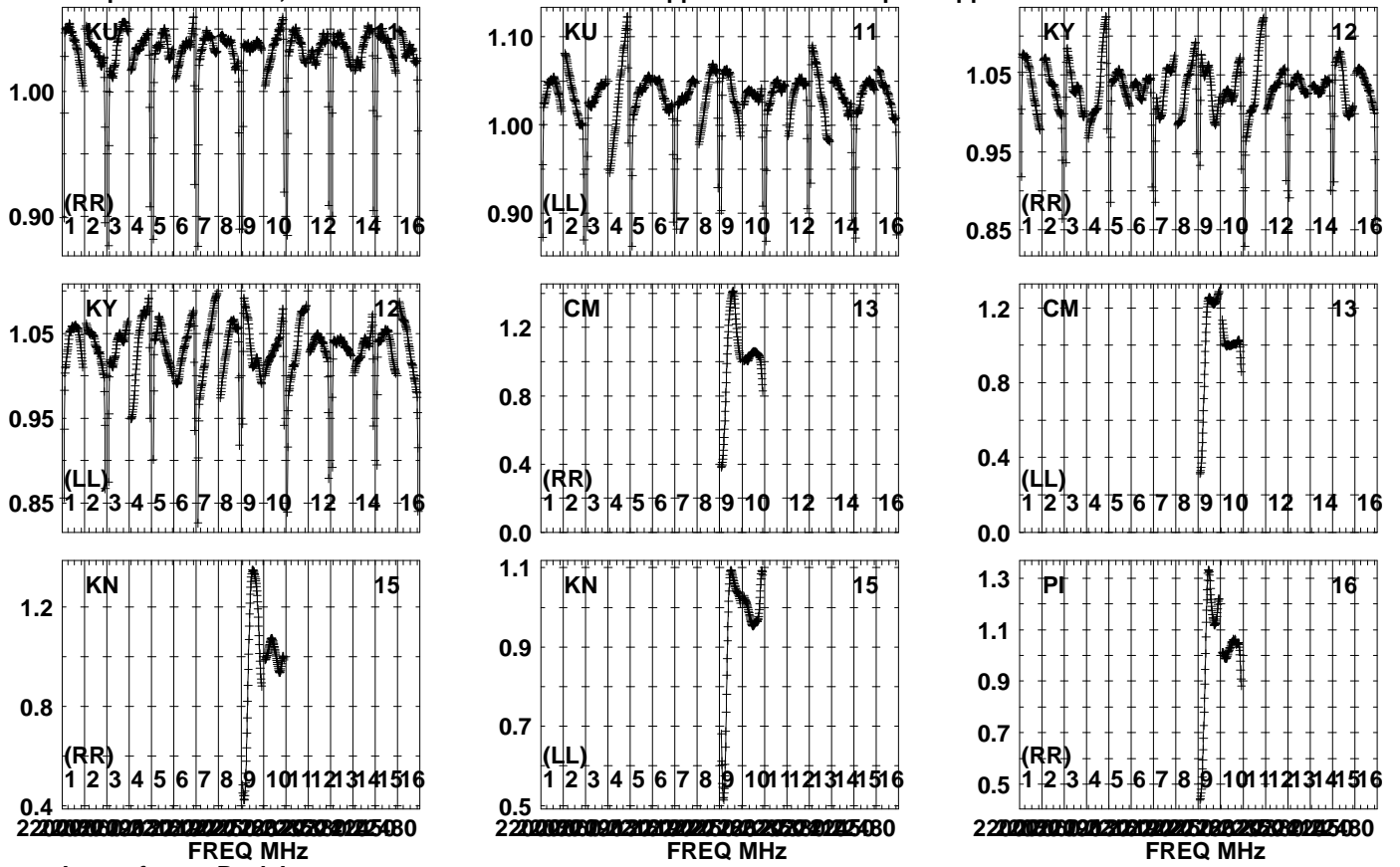


Lower frame: Real Jy
Auto-corr total-power spectrum Antenna: *
Timerange: 00/12:59:12 to 00/13:03:54

Plot file version 187 created 21-MAR-2023 11:24:14

GRB221009A RG013A.UVDATA.1

Freq = 21.9925 GHz, Bw = 32.000 MH No calibration applied and no bandpass applied



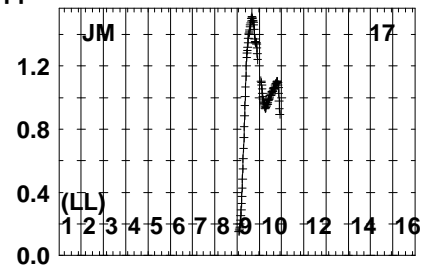
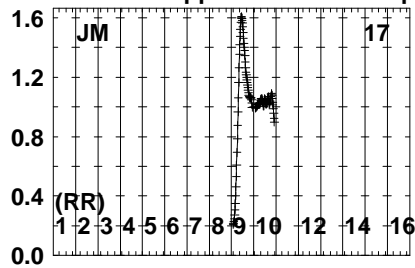
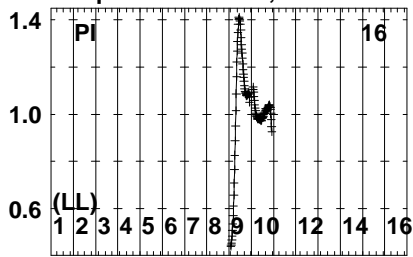
Lower frame: Real Jy
 Auto-corr total-power spectrum Antenna: *
 Timerange: 00/12:59:12 to 00/13:03:54

Plot file version 188 created 21-MAR-2023 11:24:15

GRB221009A RG013A.UVDATA.1

Freq = 21.9925 GHz, Bw = 32.000 MH

No calibration applied and no bandpass applied



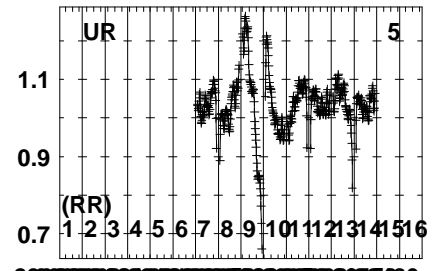
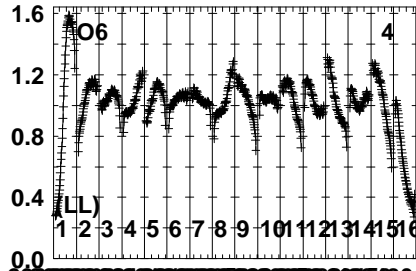
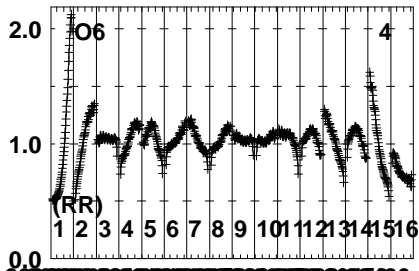
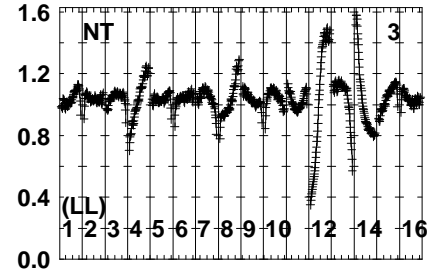
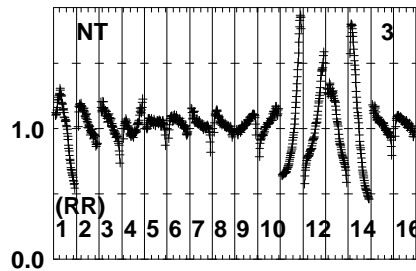
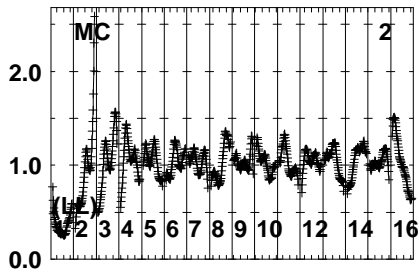
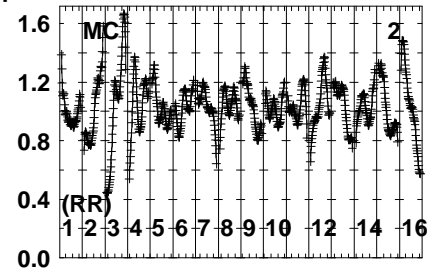
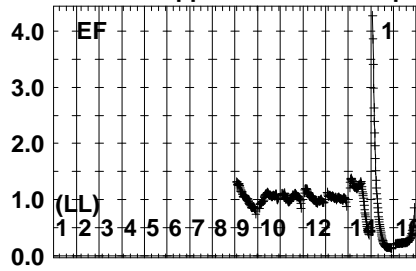
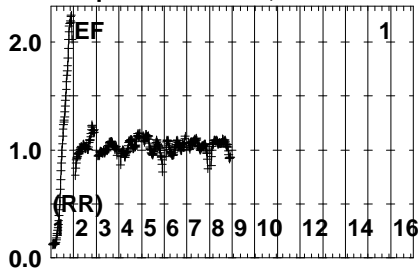
Lower frame: Real Jy
Auto-corr total-power spectrum Antenna: *
Timerange: 00/12:59:12 to 00/13:03:54

Plot file version 189 created 21-MAR-2023 11:24:15

J1909+2014 RG013A.UVDATA.1

Freq = 21.9925 GHz, Bw = 32.000 MH

No calibration applied and no bandpass applied



FREQ MHz

FREQ MHz

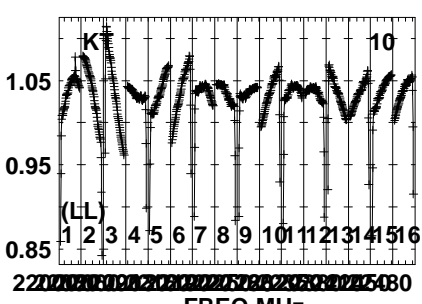
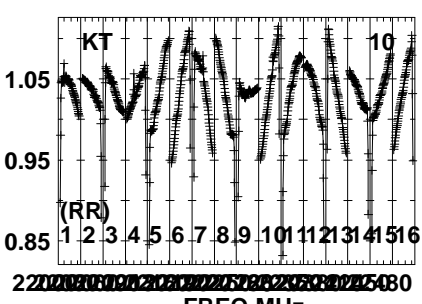
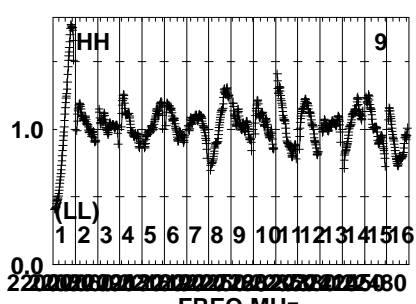
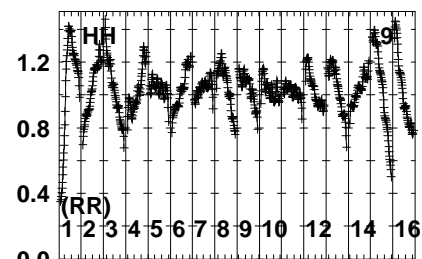
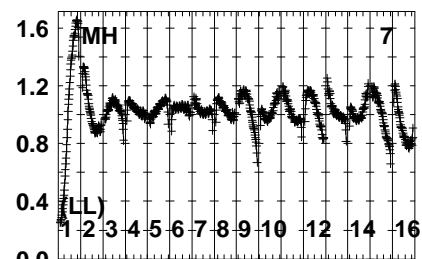
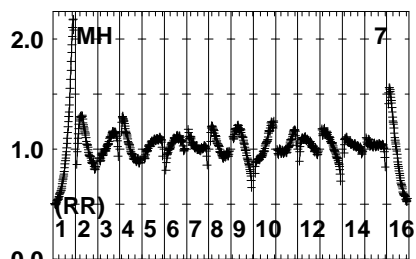
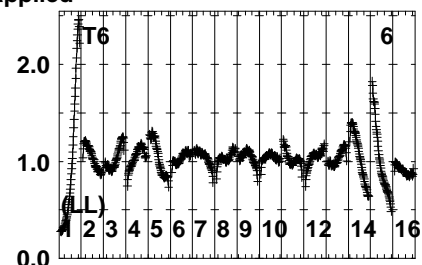
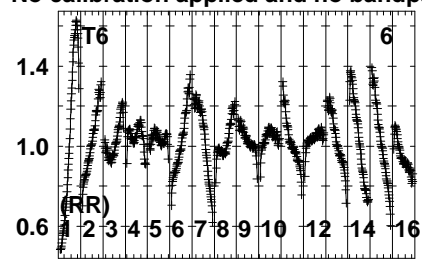
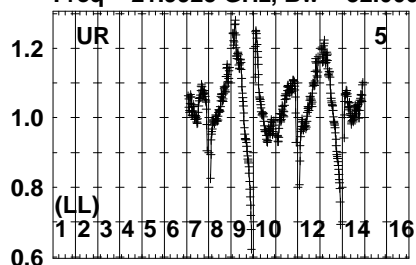
FREQ MHz

Lower frame: Real Jy
Auto-corr total-power spectrum Antenna: *
Timerange: 00/13:04:36 to 00/13:05:34

Plot file version 190 created 21-MAR-2023 11:24:15

J1909+2014 RG013A.UVDATA.1

Freq = 21.9925 GHz, Bw = 32.000 MH No calibration applied and no bandpass applied

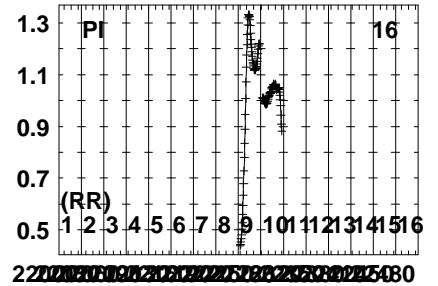
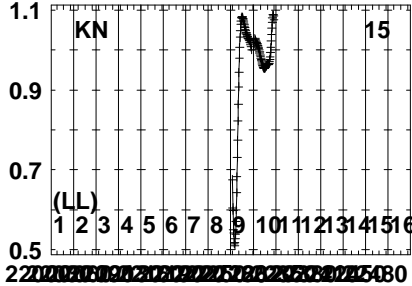
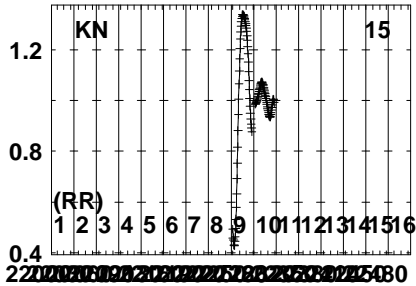
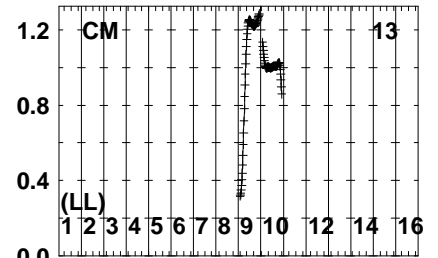
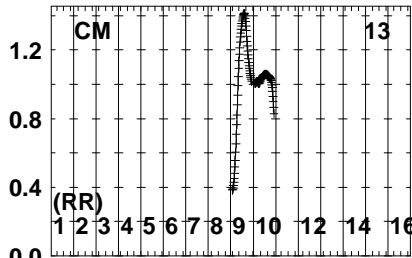
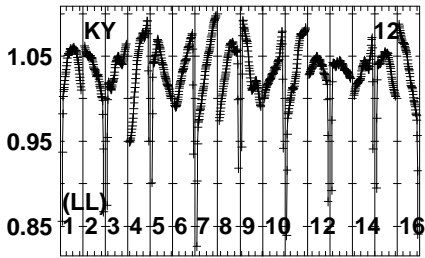
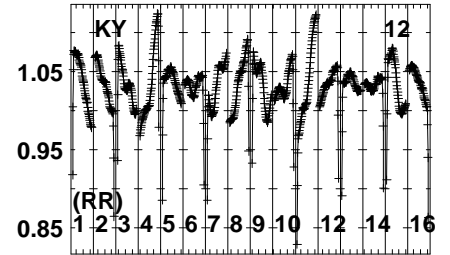
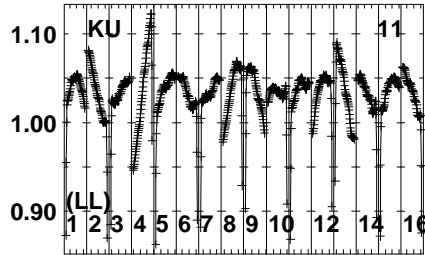
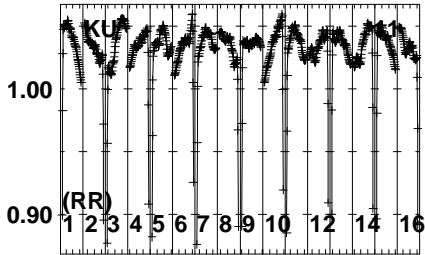


Lower frame: Real Jy
Auto-corr total-power spectrum Antenna: *
Timerange: 00/13:04:36 to 00/13:05:34

Plot file version 191 created 21-MAR-2023 11:24:16

J1909+2014 RG013A.UVDATA.1

Freq = 21.9925 GHz, Bw = 32.000 MH No calibration applied and no bandpass applied



FREQ MHz

FREQ MHz

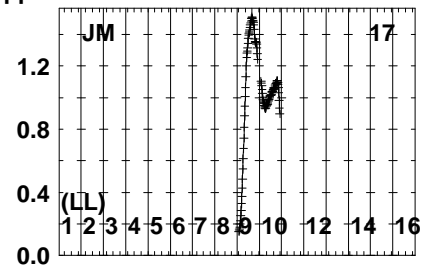
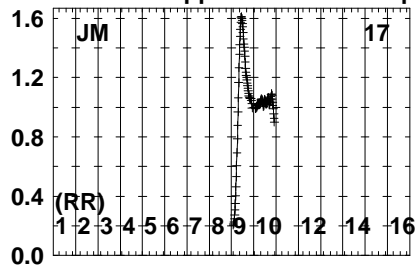
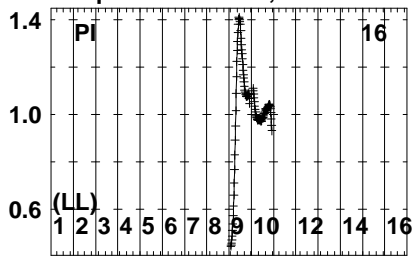
FREQ MHz

Lower frame: Real Jy
Auto-corr total-power spectrum Antenna: *
Timerange: 00/13:04:36 to 00/13:05:34

Plot file version 192 created 21-MAR-2023 11:24:16

J1909+2014 RG013A.UVDATA.1

Freq = 21.9925 GHz, Bw = 32.000 MH No calibration applied and no bandpass applied



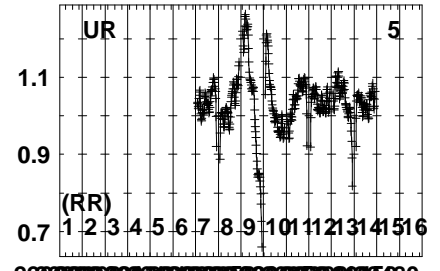
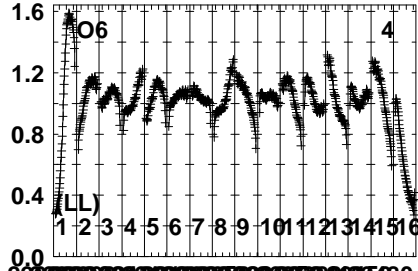
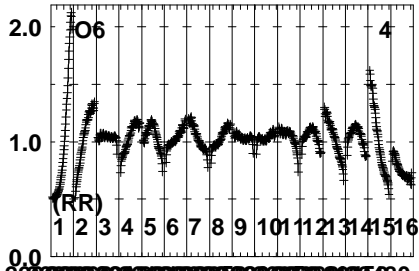
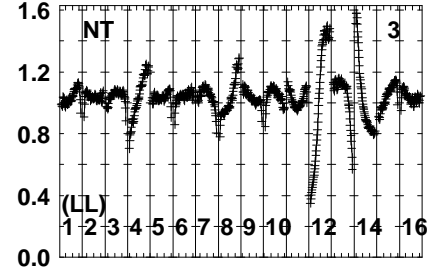
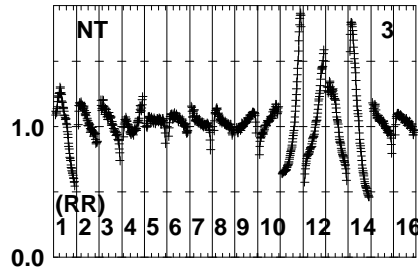
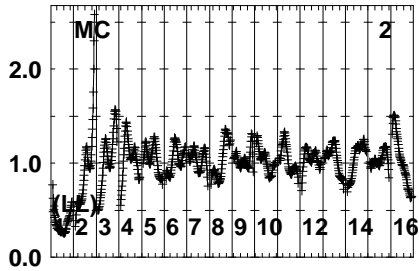
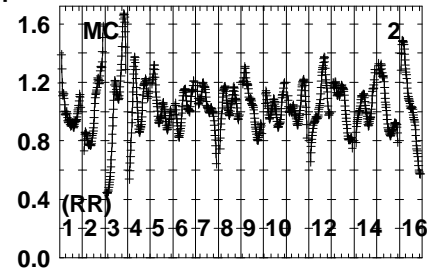
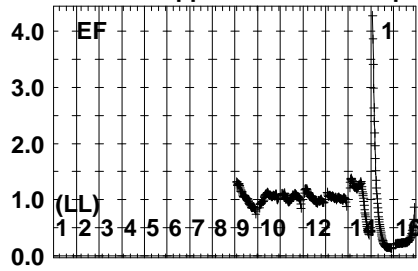
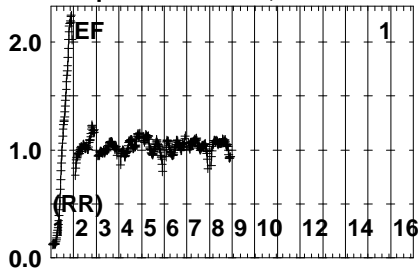
Lower frame: Real Jy
Auto-corr total-power spectrum Antenna: *
Timerange: 00/13:04:36 to 00/13:05:34

Plot file version 193 created 21-MAR-2023 11:24:16

GRB221009A RG013A.UVDATA.1

Freq = 21.9925 GHz, Bw = 32.000 MH

No calibration applied and no bandpass applied



2200000000000000000000000000000000
FREQ MHz

2200000000000000000000000000000000
FREQ MHz

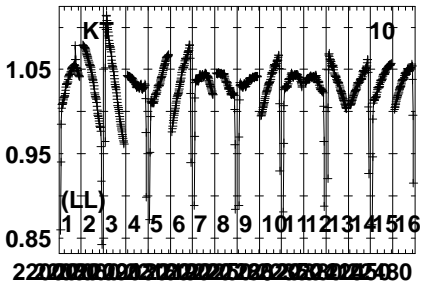
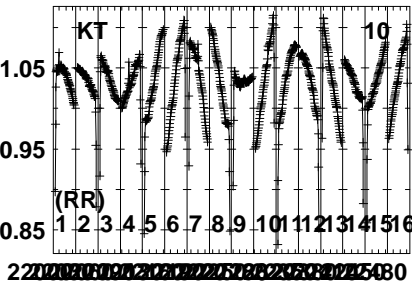
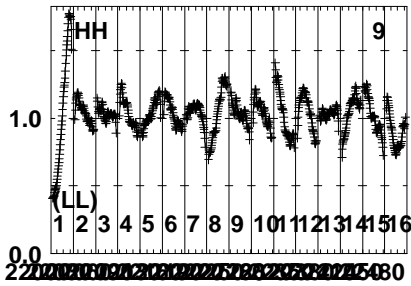
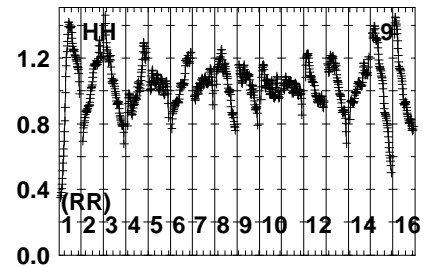
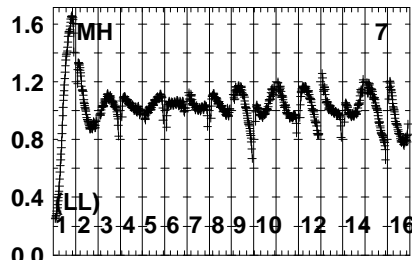
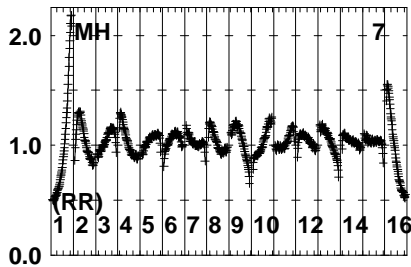
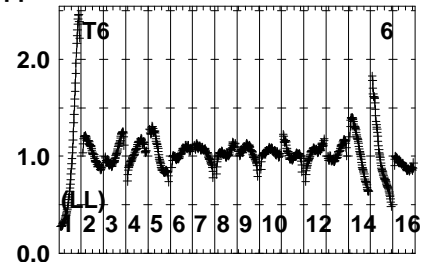
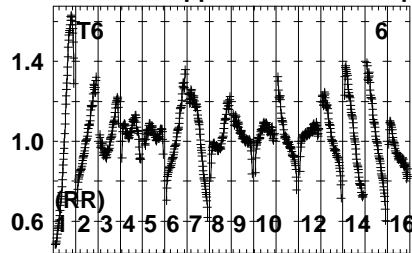
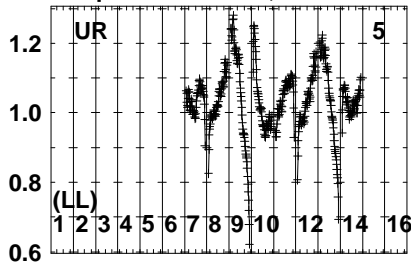
2200000000000000000000000000000000
FREQ MHz

Lower frame: Real Jy
Auto-corr total-power spectrum Antenna: *
Timerange: 00/13:05:36 to 00/13:10:20

Plot file version 194 created 21-MAR-2023 11:24:17

GRB221009A RG013A.UVDATA.1

Freq = 21.9925 GHz, Bw = 32.000 MH No calibration applied and no bandpass applied

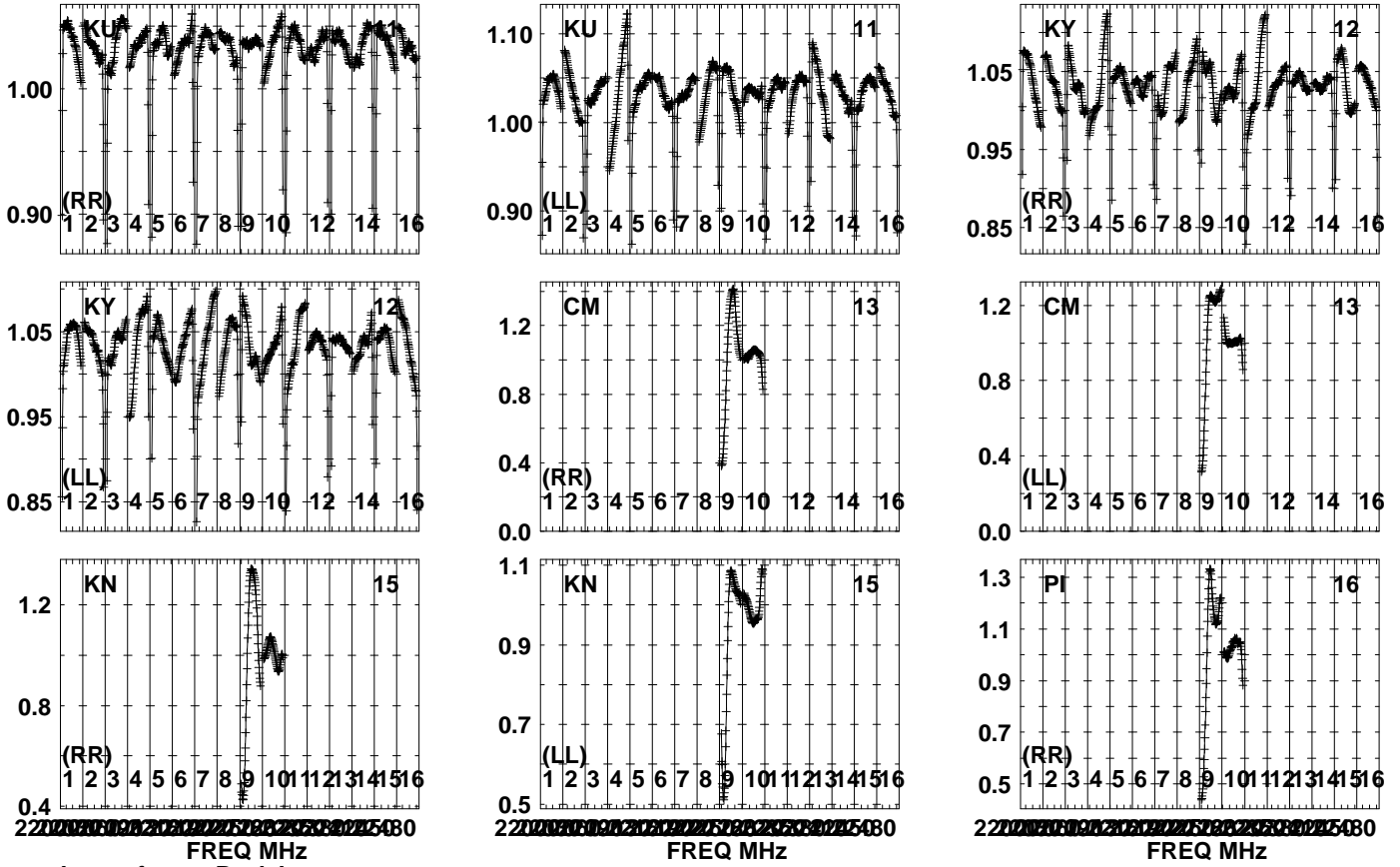


Lower frame: Real Jy
Auto-corr total-power spectrum Antenna: *
Timerange: 00/13:05:36 to 00/13:10:20

Plot file version 195 created 21-MAR-2023 11:24:18

GRB221009A RG013A.UVDATA.1

Freq = 21.9925 GHz, Bw = 32.000 MH No calibration applied and no bandpass applied

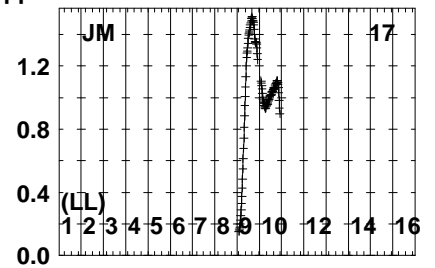
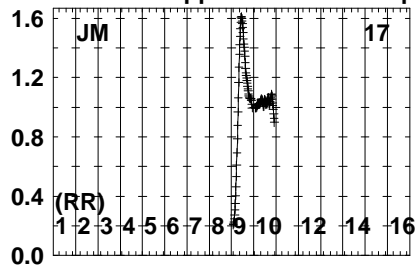
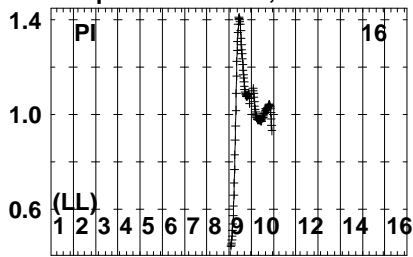


Lower frame: Real Jy
Auto-corr total-power spectrum Antenna: *
Timerange: 00/13:05:36 to 00/13:10:20

Plot file version 196 created 21-MAR-2023 11:24:18

GRB221009A RG013A.UVDATA.1

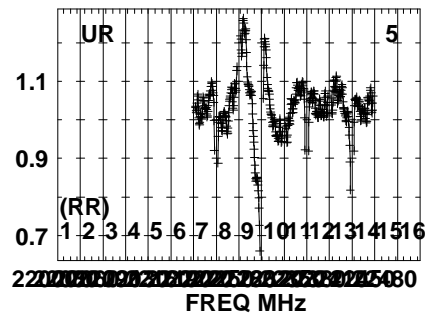
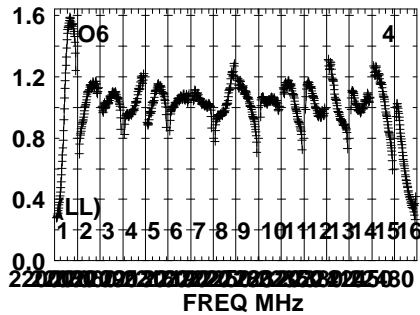
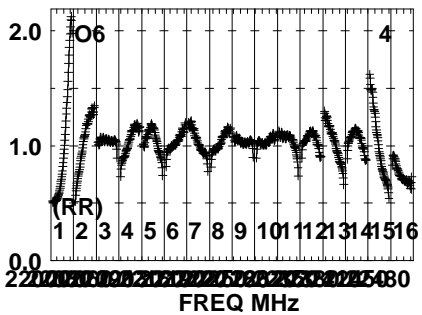
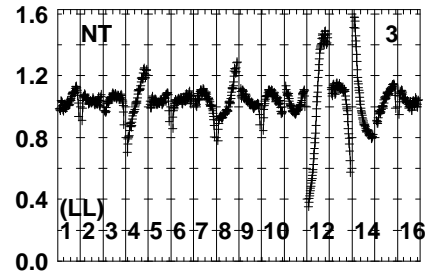
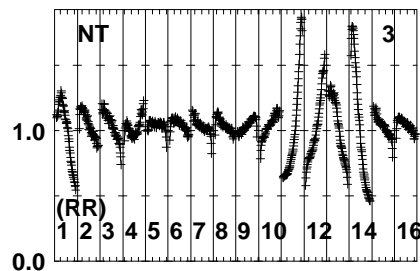
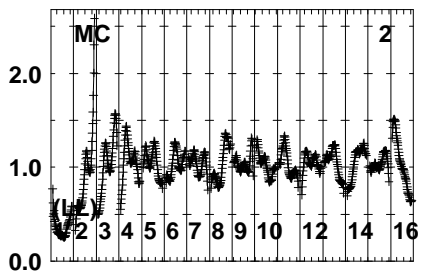
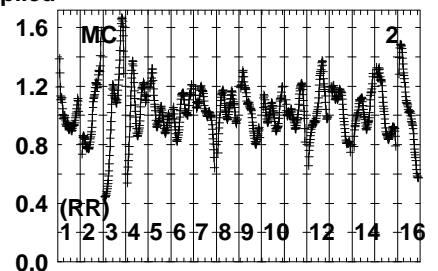
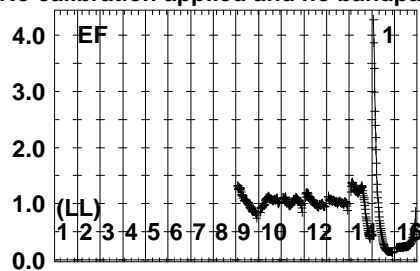
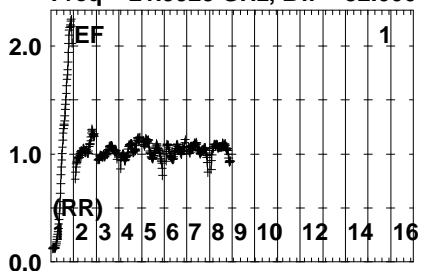
Freq = 21.9925 GHz, Bw = 32.000 MH No calibration applied and no bandpass applied



Lower frame: Real Jy
Auto-corr total-power spectrum Antenna: *
Timerange: 00/13:05:36 to 00/13:10:20

Plot file version 197 created 21-MAR-2023 11:24:18
 J1907+1956 RG013A.UVDATA.1
 Freq = 21.9925 GHz, Bw = 32.000 MH

No calibration applied and no bandpass applied

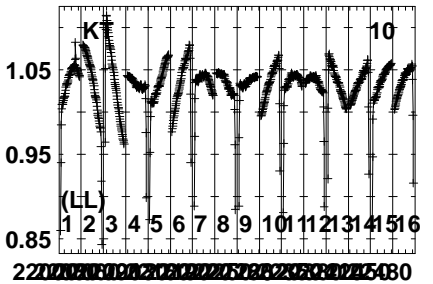
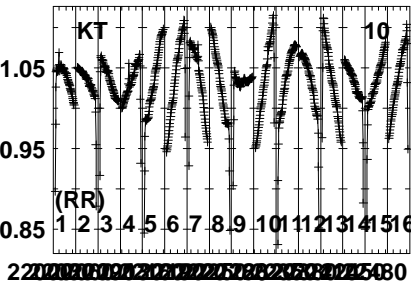
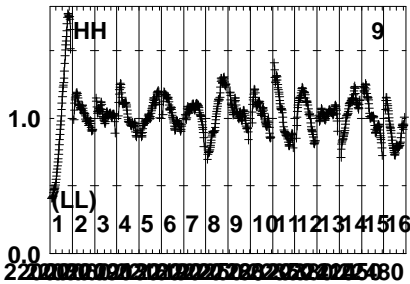
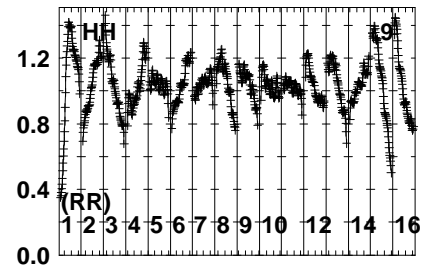
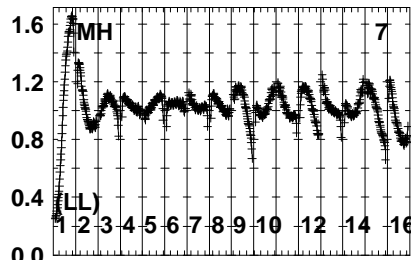
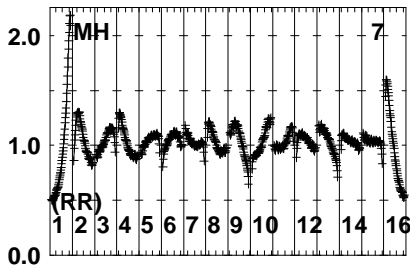
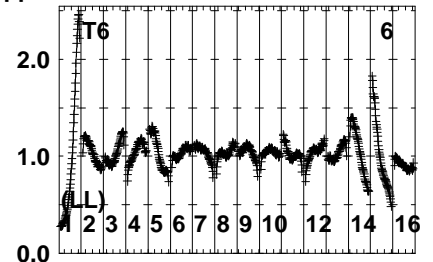
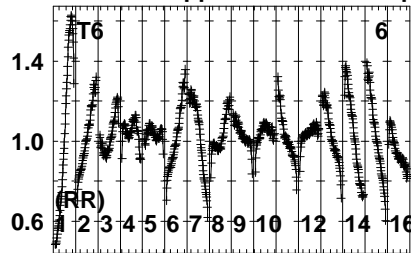
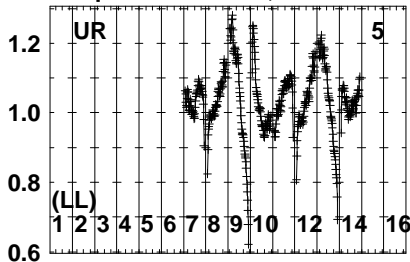


Lower frame: Real Jy
 Auto-corr total-power spectrum Antenna: *
 Timerange: 00/13:11:01 to 00/13:12:00

Plot file version 198 created 21-MAR-2023 11:24:19

J1907+1956 RG013A.UVDATA.1

Freq = 21.9925 GHz, Bw = 32.000 MH No calibration applied and no bandpass applied

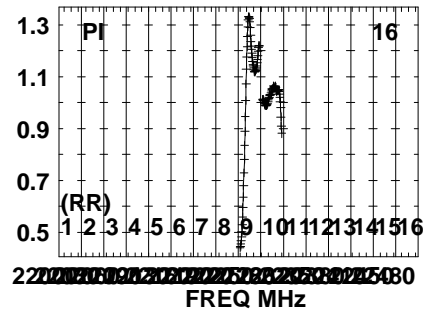
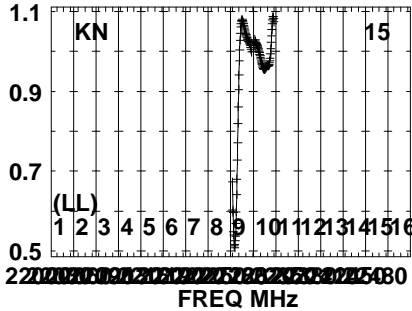
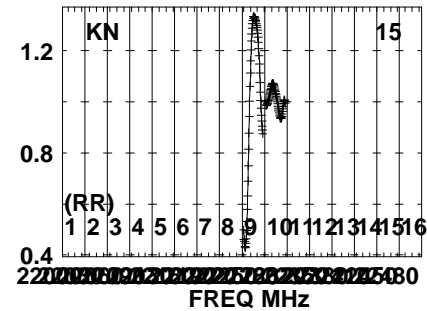
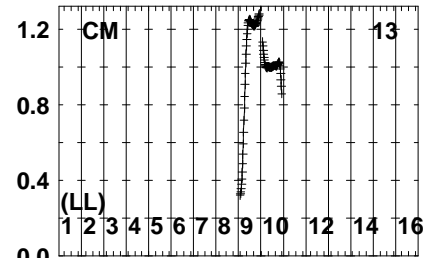
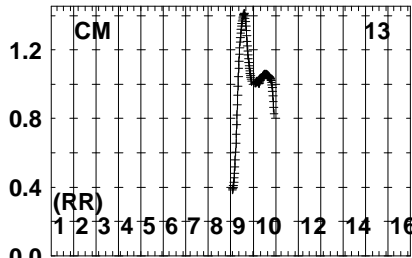
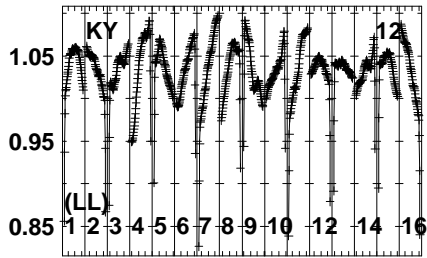
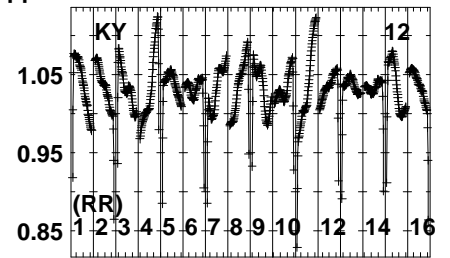
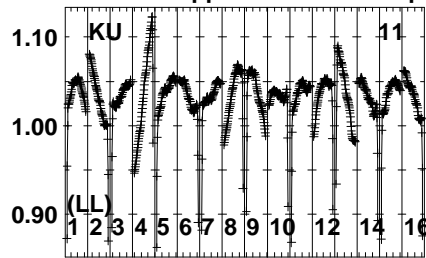
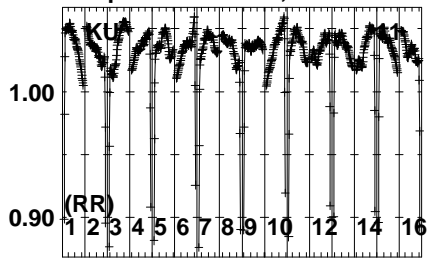


Lower frame: Real Jy
Auto-corr total-power spectrum Antenna: *
Timerange: 00/13:11:01 to 00/13:12:00

Plot file version 199 created 21-MAR-2023 11:24:19

J1907+1956 RG013A.UVDATA.1

Freq = 21.9925 GHz, Bw = 32.000 MH No calibration applied and no bandpass applied

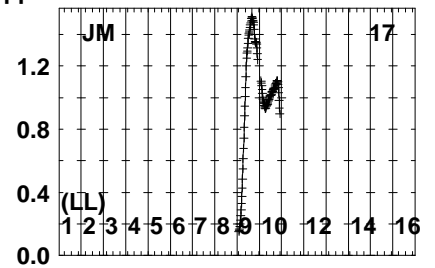
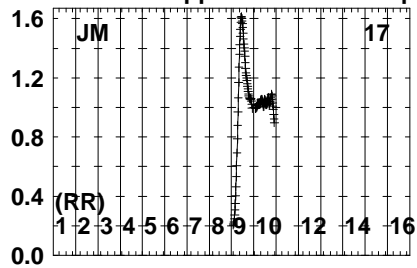
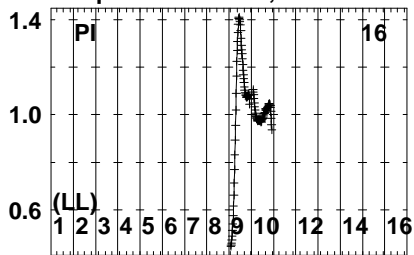


Lower frame: Real Jy
Auto-corr total-power spectrum Antenna: *
Timerange: 00/13:11:01 to 00/13:12:00

Plot file version 200 created 21-MAR-2023 11:24:20

J1907+1956 RG013A.UVDATA.1

Freq = 21.9925 GHz, Bw = 32.000 MH No calibration applied and no bandpass applied

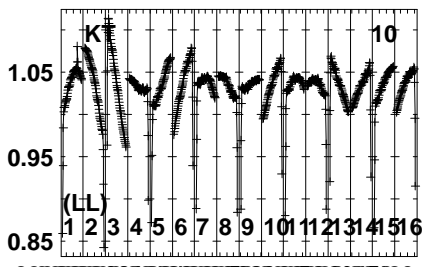
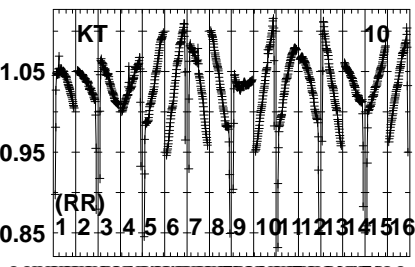
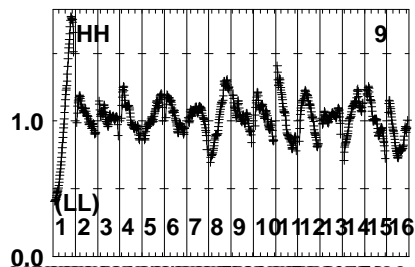
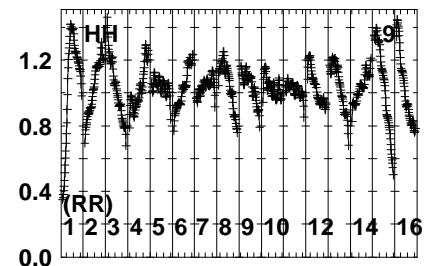
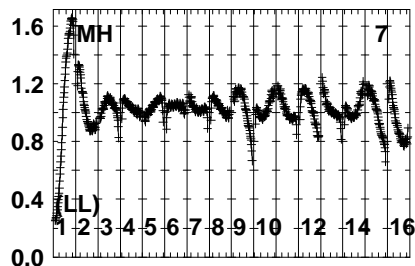
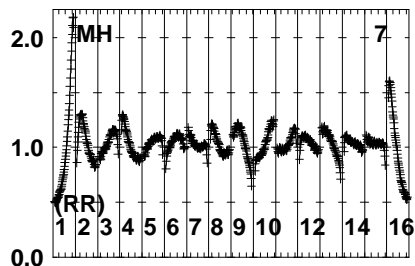
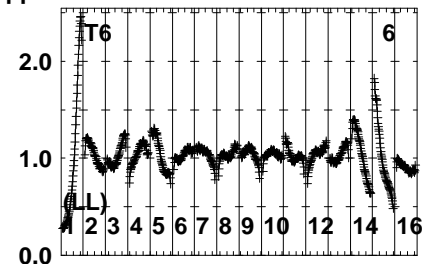
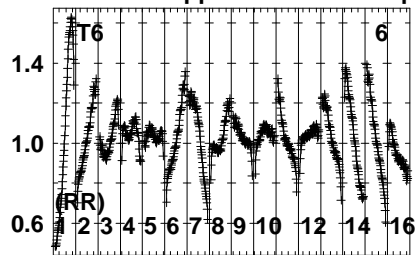
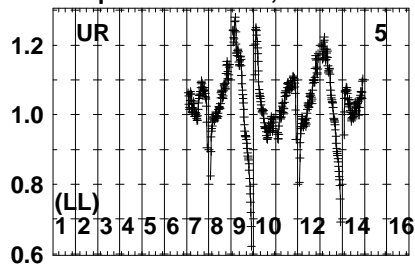


Lower frame: Real Jy
Auto-corr total-power spectrum Antenna: *
Timerange: 00/13:11:01 to 00/13:12:00

Plot file version 202 created 21-MAR-2023 11:24:21

GRB221009A RG013A.UVDATA.1

Freq = 21.9925 GHz, Bw = 32.000 MH No calibration applied and no bandpass applied



FREQ MHz

FREQ MHz

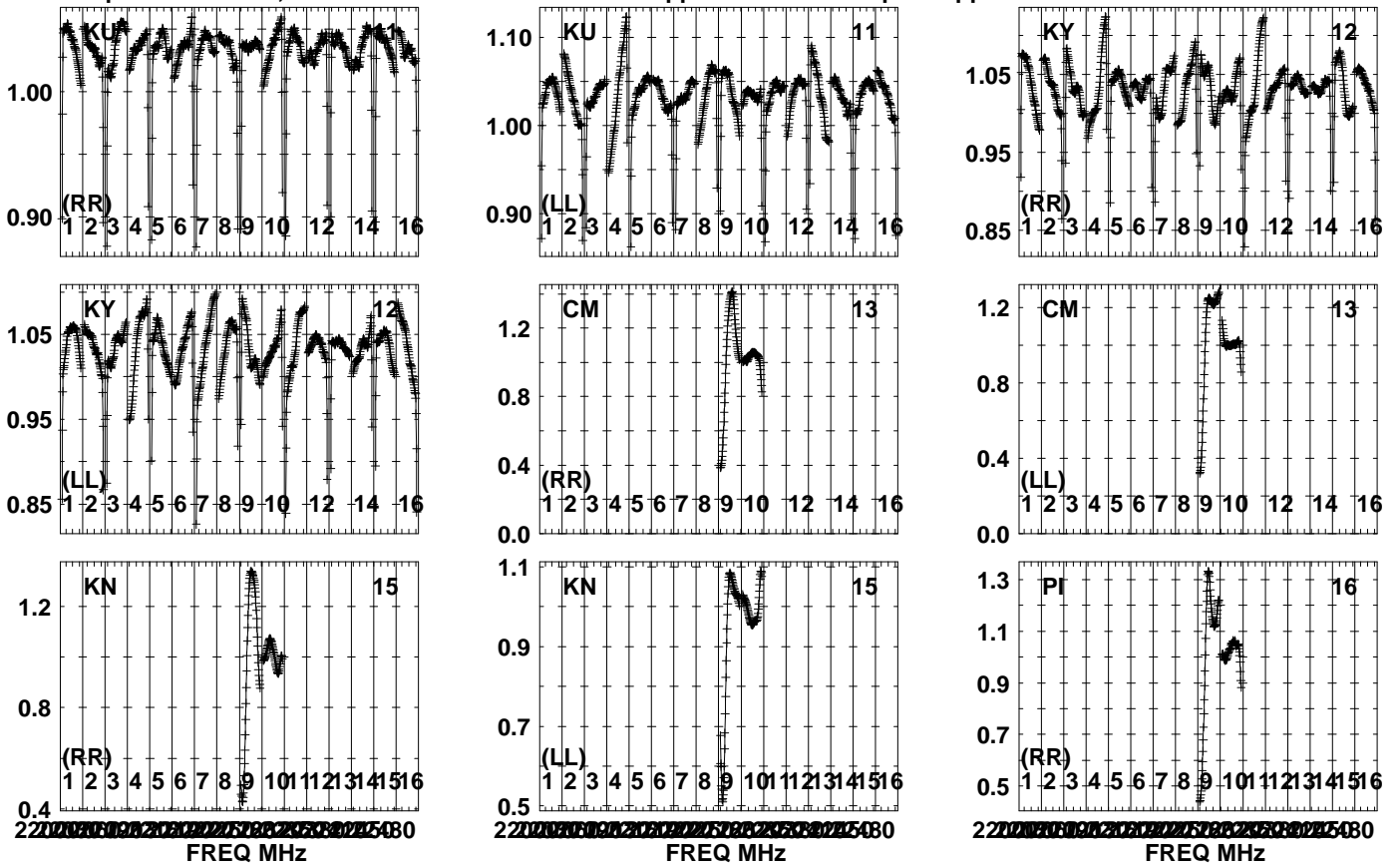
FREQ MHz

Lower frame: Real Jy
Auto-corr total-power spectrum Antenna: *
Timerange: 00/13:12:01 to 00/13:16:44

Plot file version 203 created 21-MAR-2023 11:24:21

GRB221009A RG013A.UVDATA.1

Freq = 21.9925 GHz, Bw = 32.000 MH No calibration applied and no bandpass applied



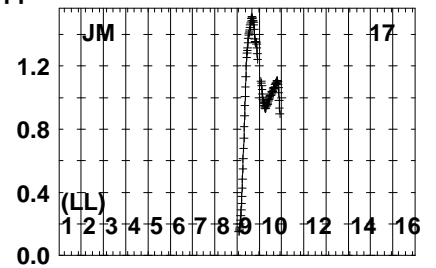
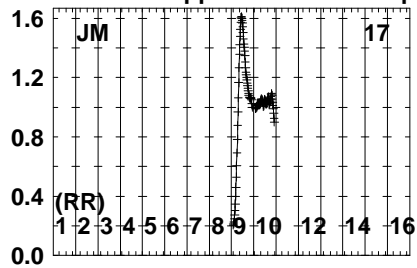
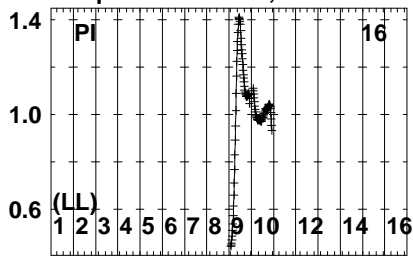
Lower frame: Real Jy
 Auto-corr total-power spectrum Antenna: *
 Timerange: 00/13:12:01 to 00/13:16:44

Plot file version 204 created 21-MAR-2023 11:24:22

GRB221009A RG013A.UVDATA.1

Freq = 21.9925 GHz, Bw = 32.000 MH

No calibration applied and no bandpass applied

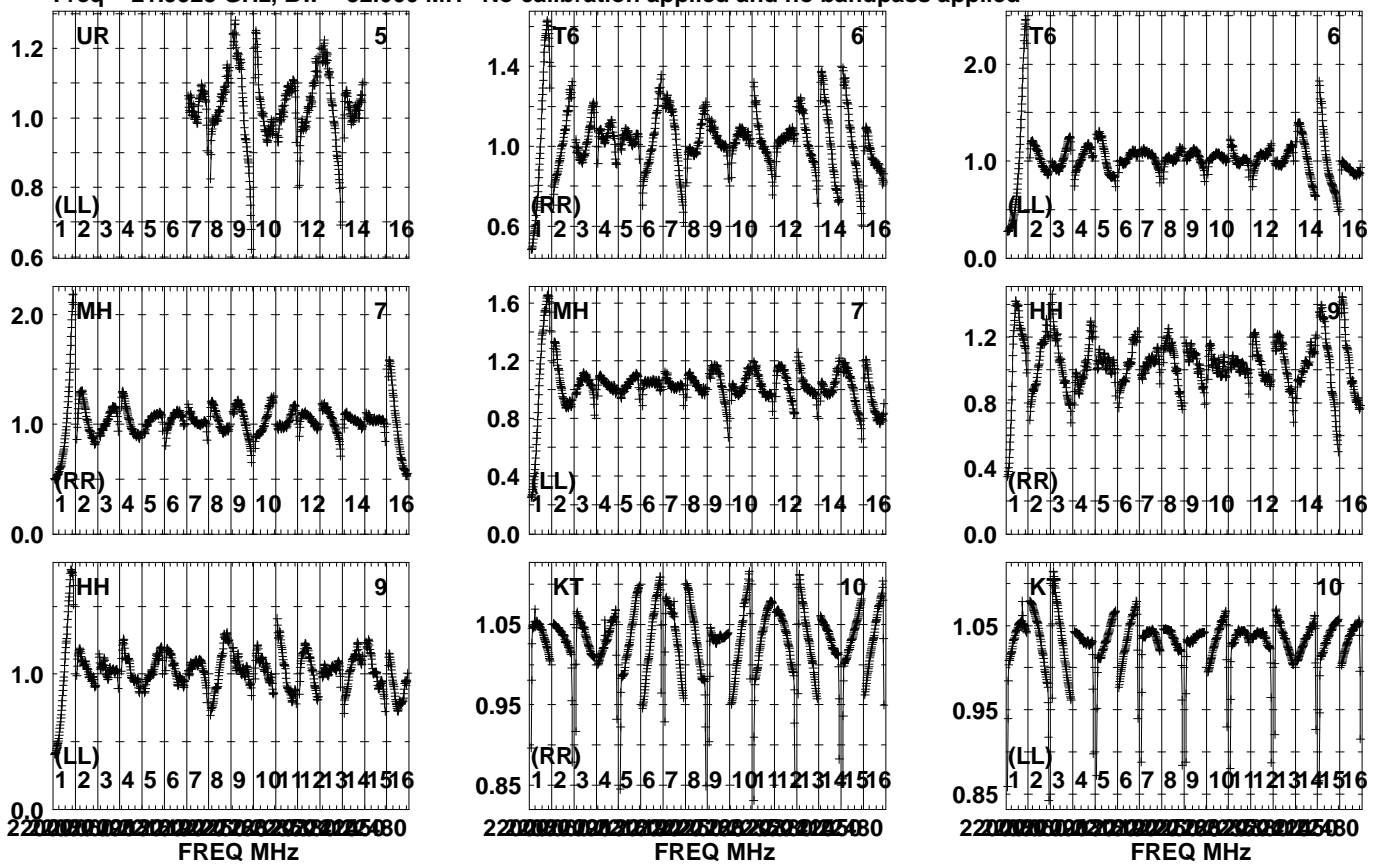


Lower frame: Real Jy
Auto-corr total-power spectrum Antenna: *
Timerange: 00/13:12:01 to 00/13:16:44

Plot file version 206 created 21-MAR-2023 11:24:22

J191142+1952 RG013A.UVDATA.1

Freq = 21.9925 GHz, Bw = 32.000 MH No calibration applied and no bandpass applied



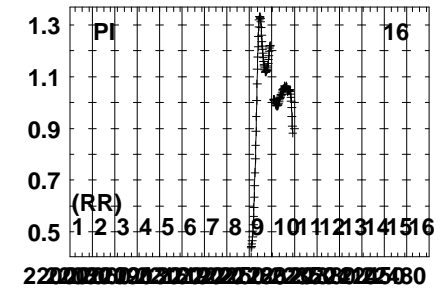
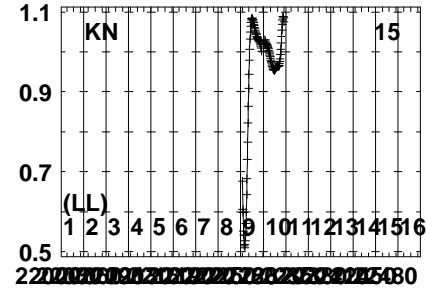
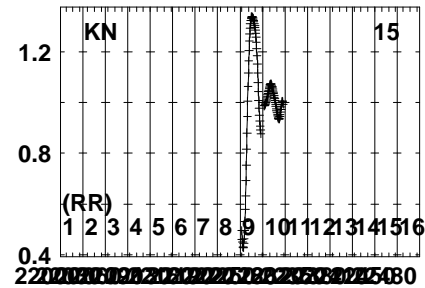
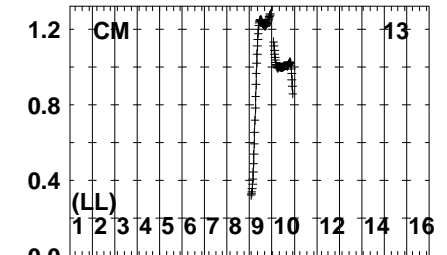
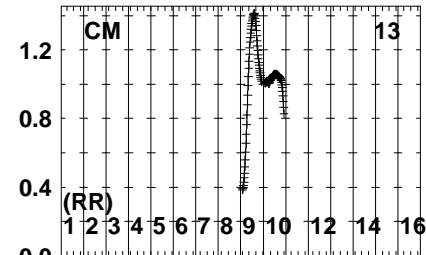
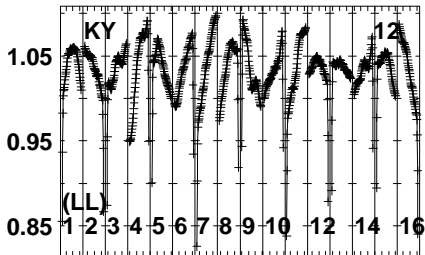
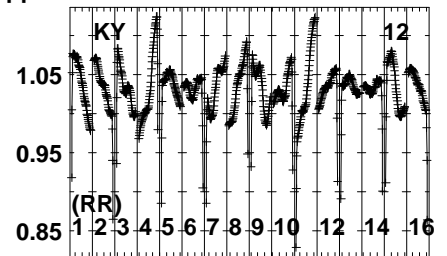
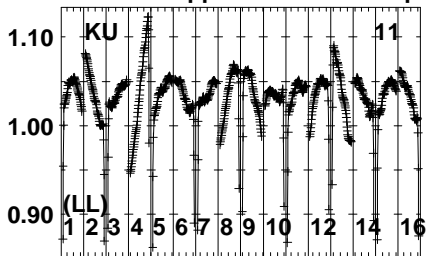
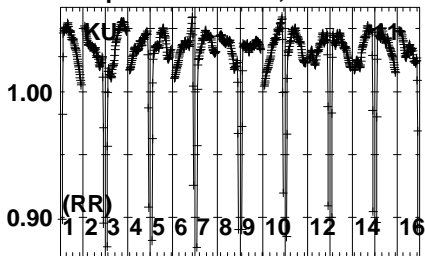
Lower frame: Real Jy
Auto-corr total-power spectrum Antenna: *
Timerange: 00/13:17:26 to 00/13:18:24

Plot file version 207 created 21-MAR-2023 11:24:23

J191142+1952 RG013A.UVDATA.1

Freq = 21.9925 GHz, Bw = 32.000 MH

No calibration applied and no bandpass applied



2200 2210 2220 2230 2240 2250
FREQ MHz

2200 2210 2220 2230 2240 2250
FREQ MHz

2200 2210 2220 2230 2240 2250
FREQ MHz

Lower frame: Real Jy

Auto-corr total-power spectrum Antenna: *

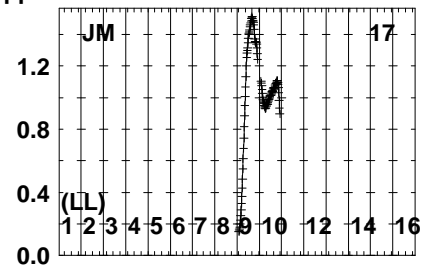
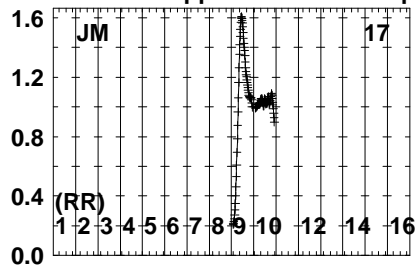
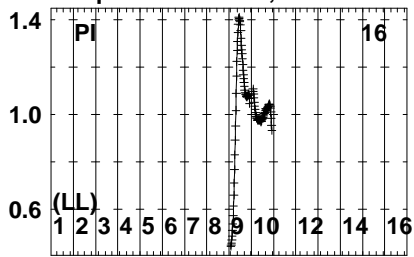
Timerange: 00/13:17:26 to 00/13:18:24

Plot file version 208 created 21-MAR-2023 11:24:24

J191142+1952 RG013A.UVDATA.1

Freq = 21.9925 GHz, Bw = 32.000 MH

No calibration applied and no bandpass applied



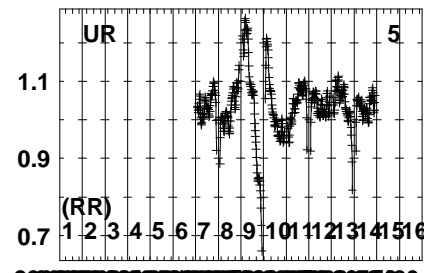
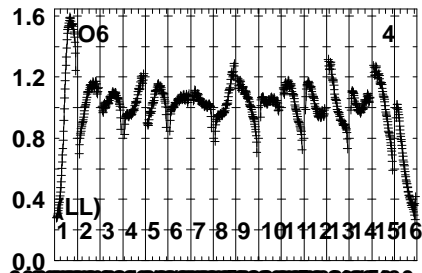
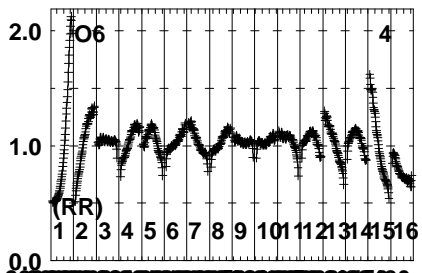
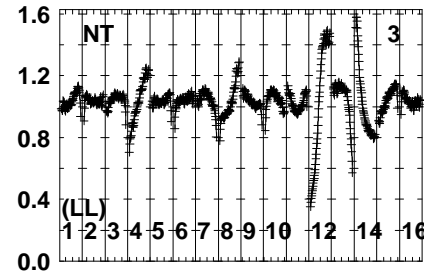
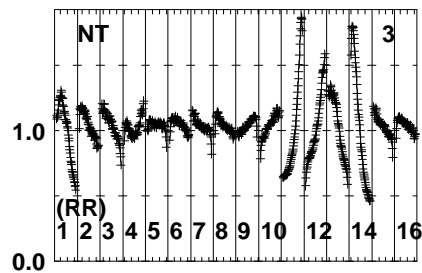
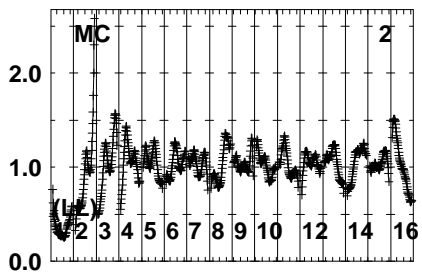
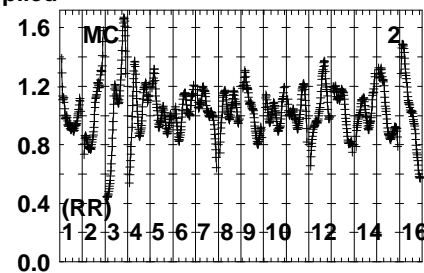
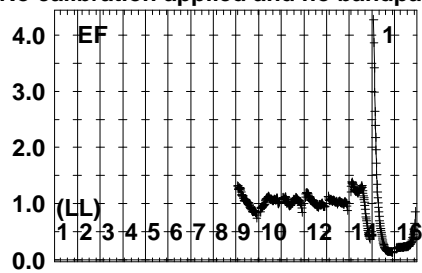
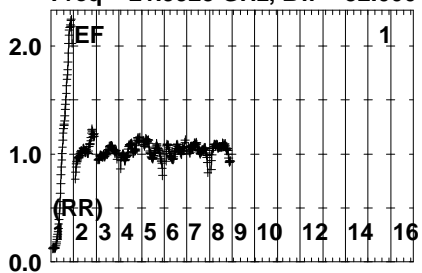
Lower frame: Real Jy
Auto-corr total-power spectrum Antenna: *
Timerange: 00/13:17:26 to 00/13:18:24

Plot file version 209 created 21-MAR-2023 11:24:24

GRB221009A RG013A.UVDATA.1

Freq = 21.9925 GHz, Bw = 32.000 MH

No calibration applied and no bandpass applied



FREQ MHz

FREQ MHz

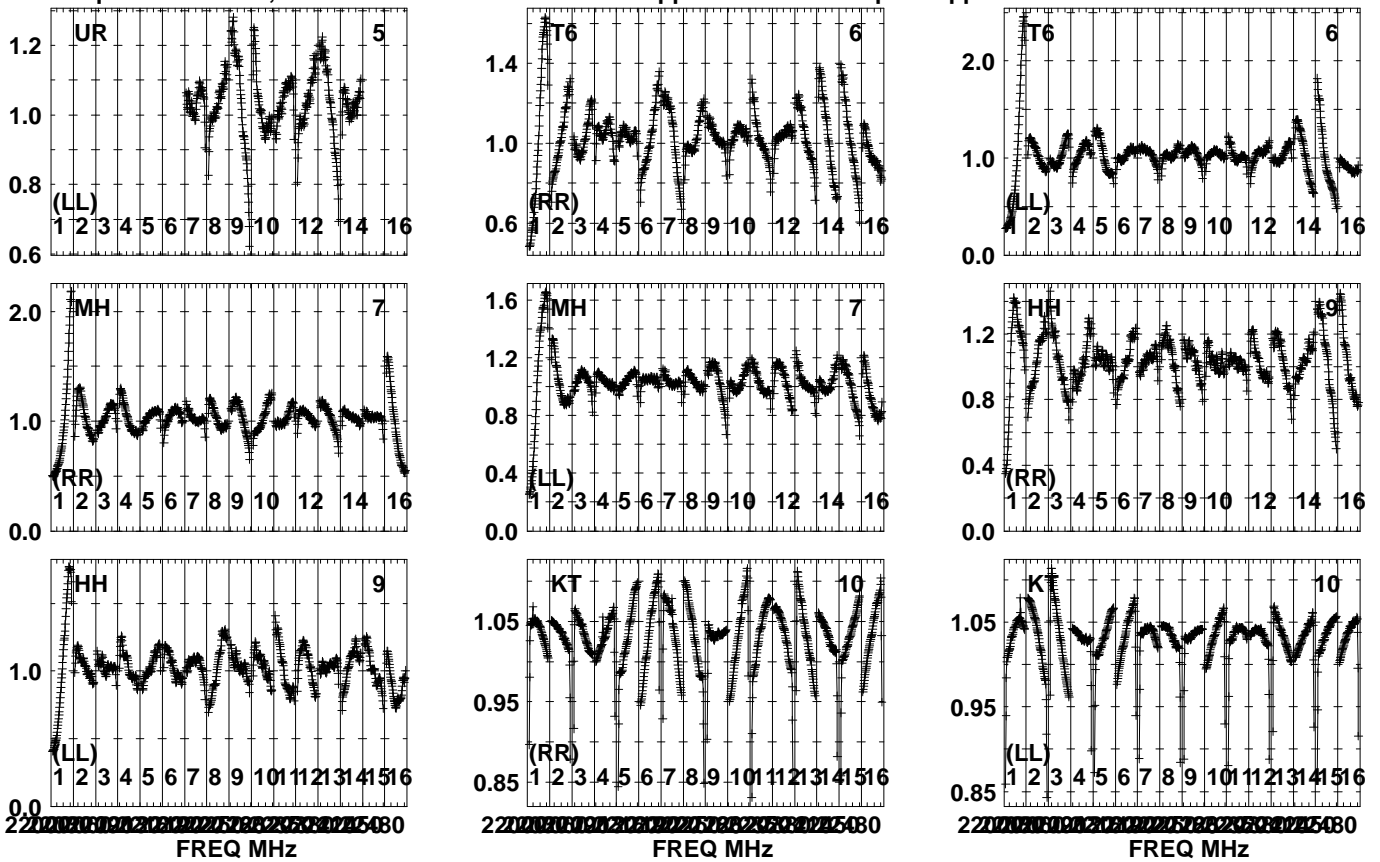
FREQ MHz

Lower frame: Real Jy
Auto-corr total-power spectrum Antenna: *
Timerange: 00/13:18:27 to 00/13:23:09

Plot file version 210 created 21-MAR-2023 11:24:24

GRB221009A RG013A.UVDATA.1

Freq = 21.9925 GHz, Bw = 32.000 MH No calibration applied and no bandpass applied



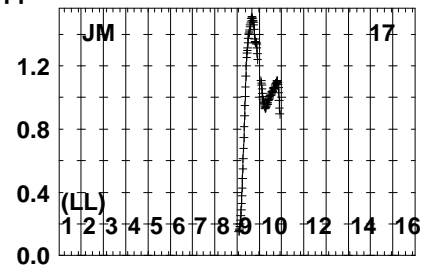
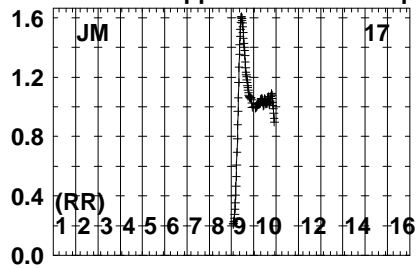
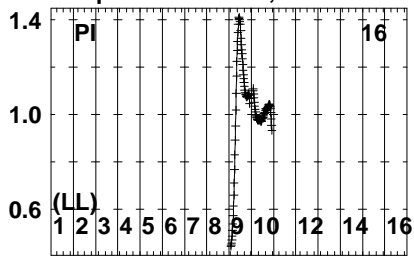
Lower frame: Real Jy
Auto-corr total-power spectrum Antenna: *
Timerange: 00/13:18:27 to 00/13:23:09

Plot file version 212 created 21-MAR-2023 11:24:26

GRB221009A RG013A.UVDATA.1

Freq = 21.9925 GHz, Bw = 32.000 MH

No calibration applied and no bandpass applied



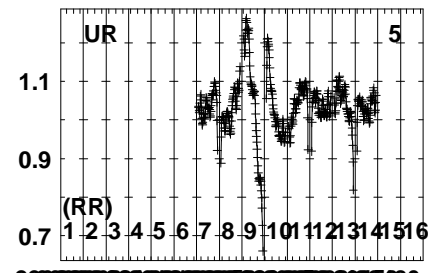
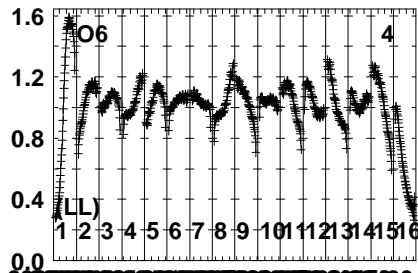
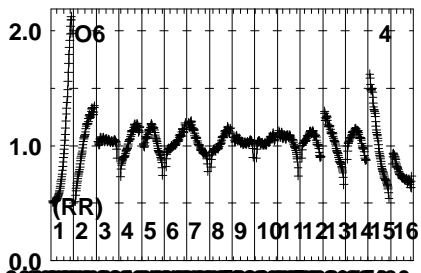
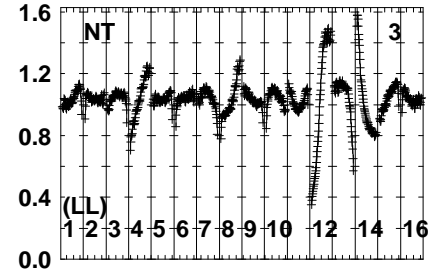
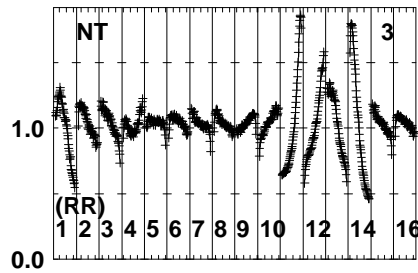
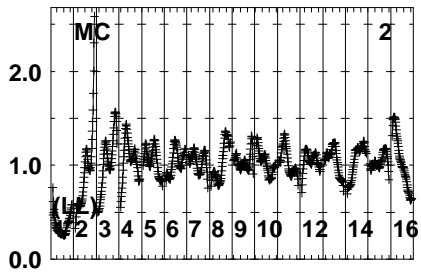
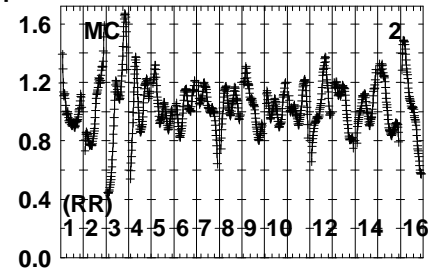
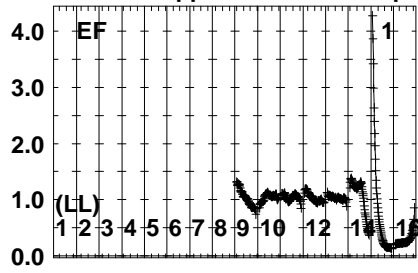
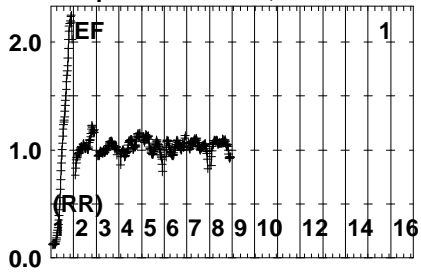
Lower frame: Real Jy
Auto-corr total-power spectrum Antenna: *
Timerange: 00/13:18:27 to 00/13:23:09

Plot file version 213 created 21-MAR-2023 11:24:26

J1908+2028 RG013A.UVDATA.1

Freq = 21.9925 GHz, Bw = 32.000 MH

No calibration applied and no bandpass applied



FREQ MHz

FREQ MHz

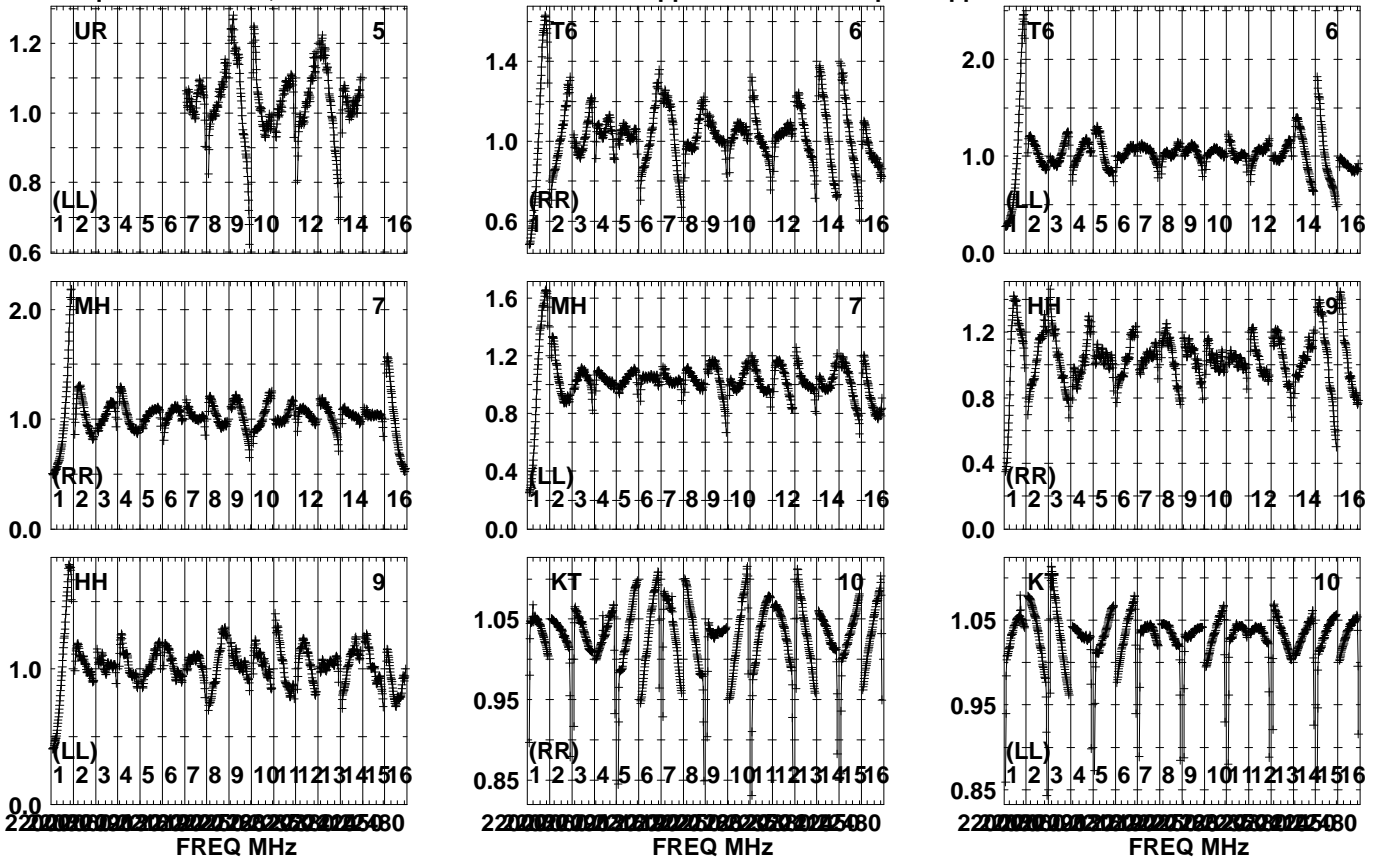
FREQ MHz

Lower frame: Real Jy
Auto-corr total-power spectrum Antenna: *
Timerange: 00/13:23:50 to 00/13:25:19

Plot file version 214 created 21-MAR-2023 11:24:26

J1908+2028 RG013A.UVDATA.1

Freq = 21.9925 GHz, Bw = 32.000 MH No calibration applied and no bandpass applied

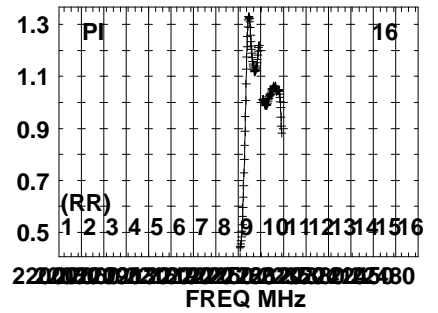
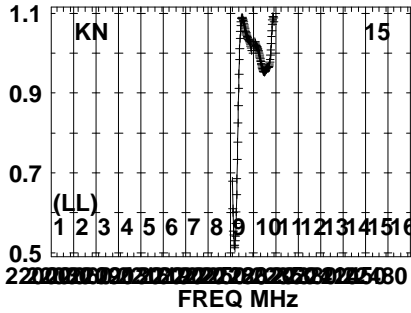
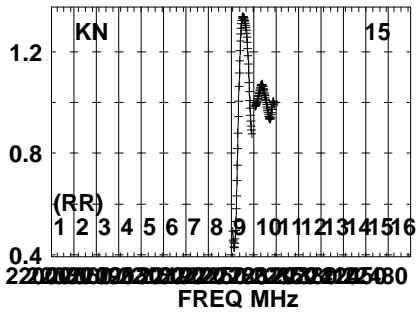
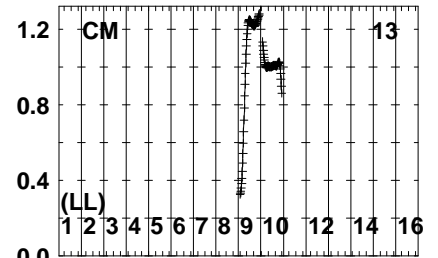
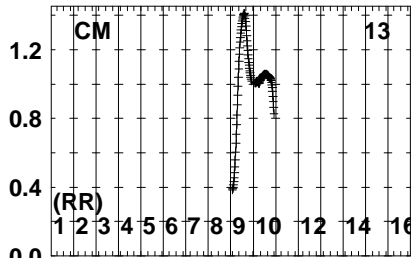
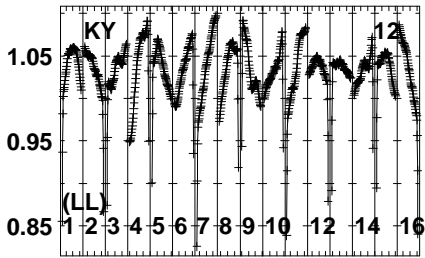
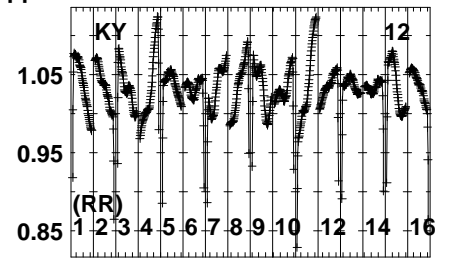
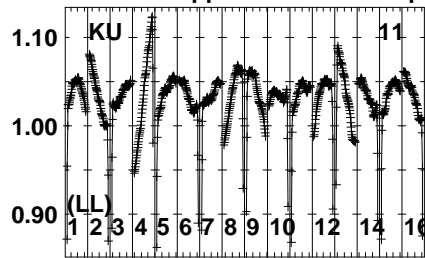
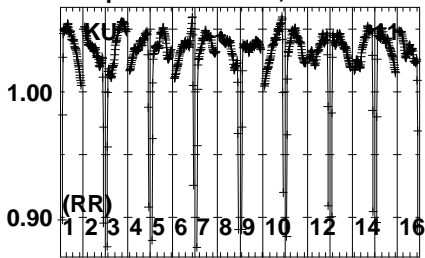


Lower frame: Real Jy
Auto-corr total-power spectrum Antenna: *
Timerange: 00/13:23:50 to 00/13:25:19

Plot file version 215 created 21-MAR-2023 11:24:26

J1908+2028 RG013A.UVDATA.1

Freq = 21.9925 GHz, Bw = 32.000 MH No calibration applied and no bandpass applied

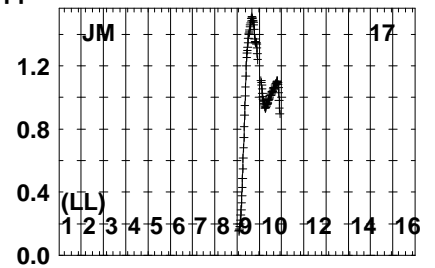
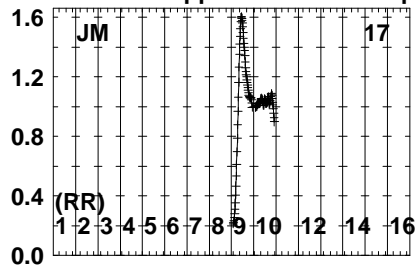
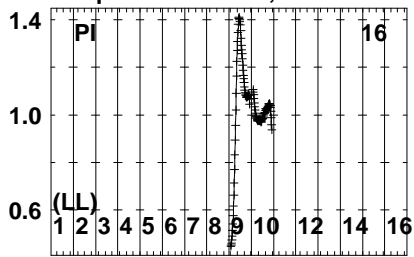


Lower frame: Real Jy
Auto-corr total-power spectrum Antenna: *
Timerange: 00/13:23:50 to 00/13:25:19

Plot file version 216 created 21-MAR-2023 11:24:27

J1908+2028 RG013A.UVDATA.1

Freq = 21.9925 GHz, Bw = 32.000 MH No calibration applied and no bandpass applied



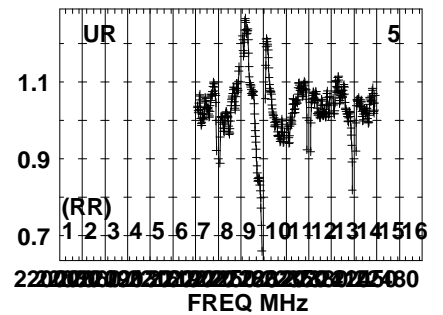
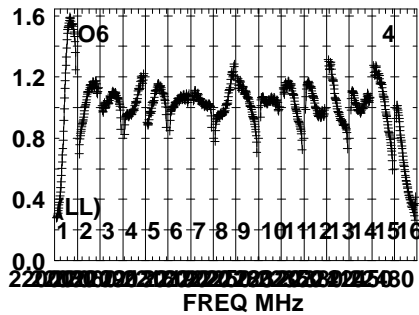
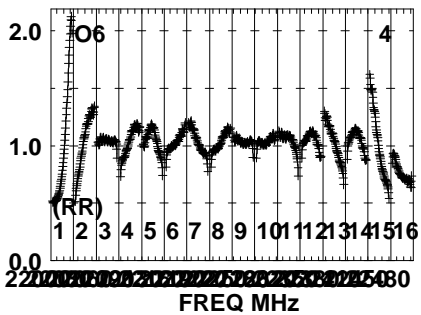
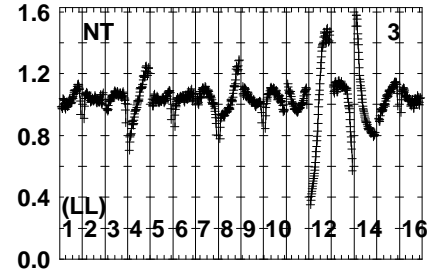
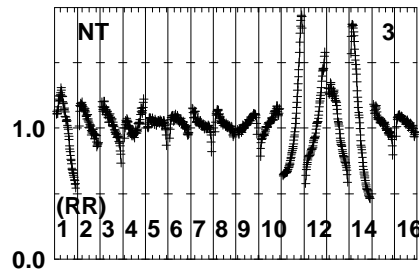
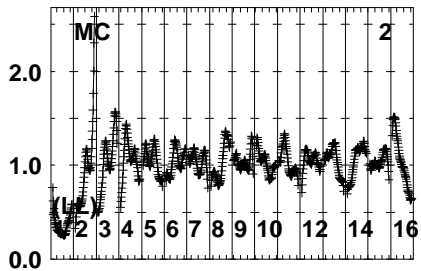
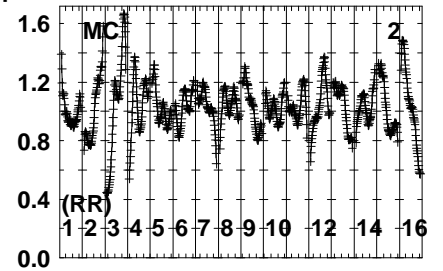
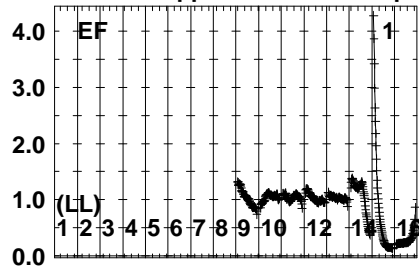
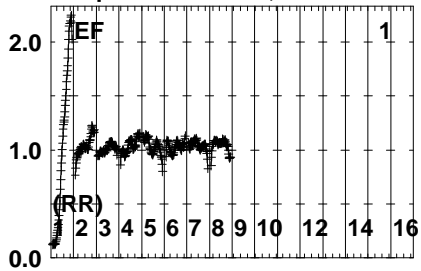
Lower frame: Real Jy
Auto-corr total-power spectrum Antenna: *
Timerange: 00/13:23:50 to 00/13:25:19

Plot file version 217 created 21-MAR-2023 11:24:27

GRB221009A RG013A.UVDATA.1

Freq = 21.9925 GHz, Bw = 32.000 MH

No calibration applied and no bandpass applied

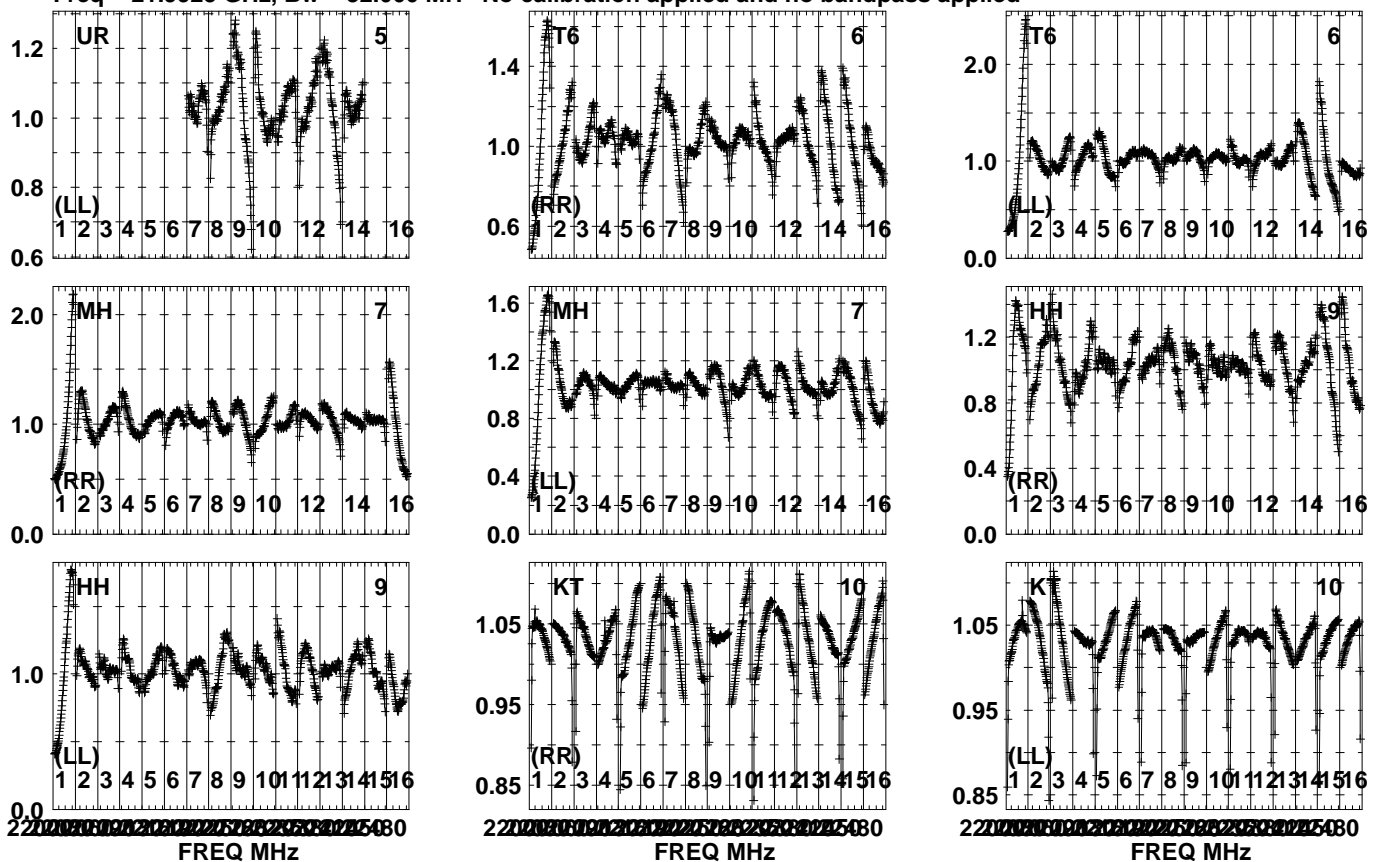


Lower frame: Real Jy
 Auto-corr total-power spectrum Antenna: *
 Timerange: 00/13:25:22 to 00/13:26:19

Plot file version 218 created 21-MAR-2023 11:24:27

GRB221009A RG013A.UVDATA.1

Freq = 21.9925 GHz, Bw = 32.000 MH No calibration applied and no bandpass applied



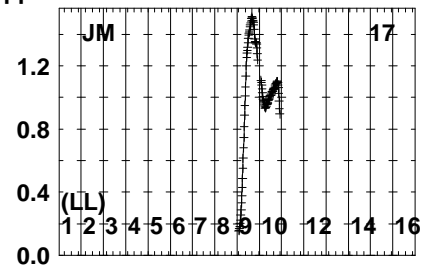
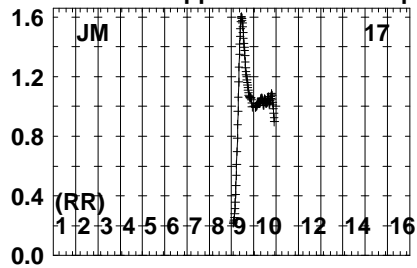
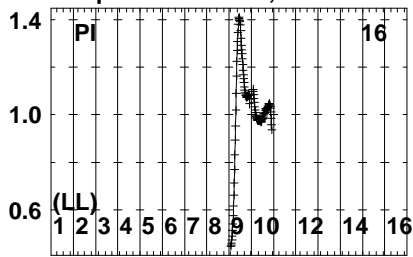
Lower frame: Real Jy
 Auto-corr total-power spectrum Antenna: *
 Timerange: 00/13:25:22 to 00/13:26:19

Plot file version 220 created 21-MAR-2023 11:24:27

GRB221009A RG013A.UVDATA.1

Freq = 21.9925 GHz, Bw = 32.000 MH

No calibration applied and no bandpass applied



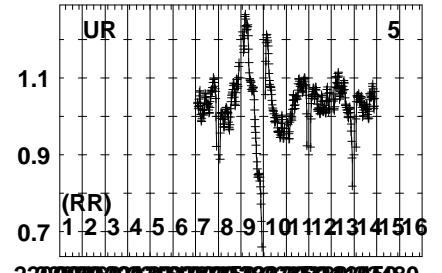
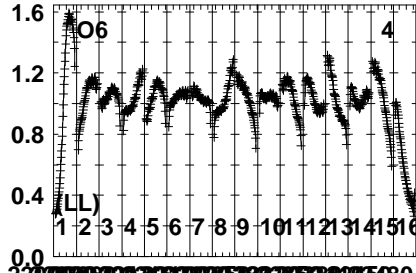
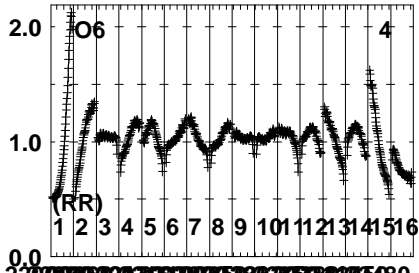
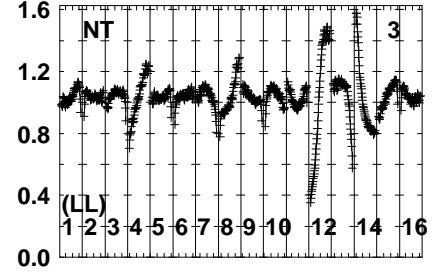
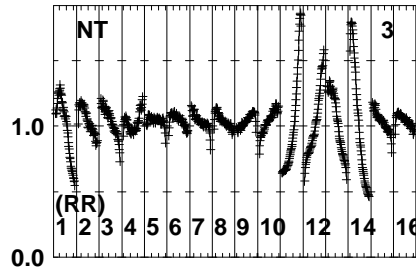
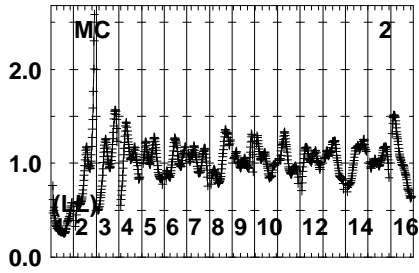
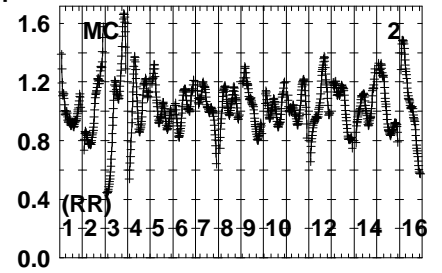
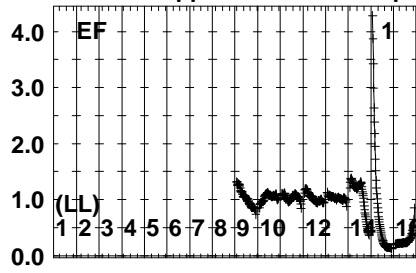
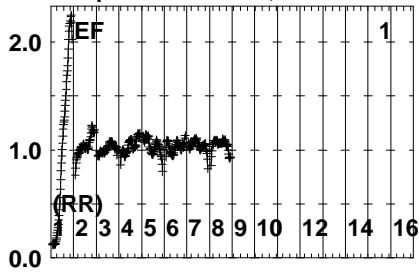
Lower frame: Real Jy
Auto-corr total-power spectrum Antenna: *
Timerange: 00/13:25:22 to 00/13:26:19

Plot file version 221 created 21-MAR-2023 11:24:27

J1908+2028 RG013A.UVDATA.1

Freq = 21.9925 GHz, Bw = 32.000 MH

No calibration applied and no bandpass applied



FREQ MHz

FREQ MHz

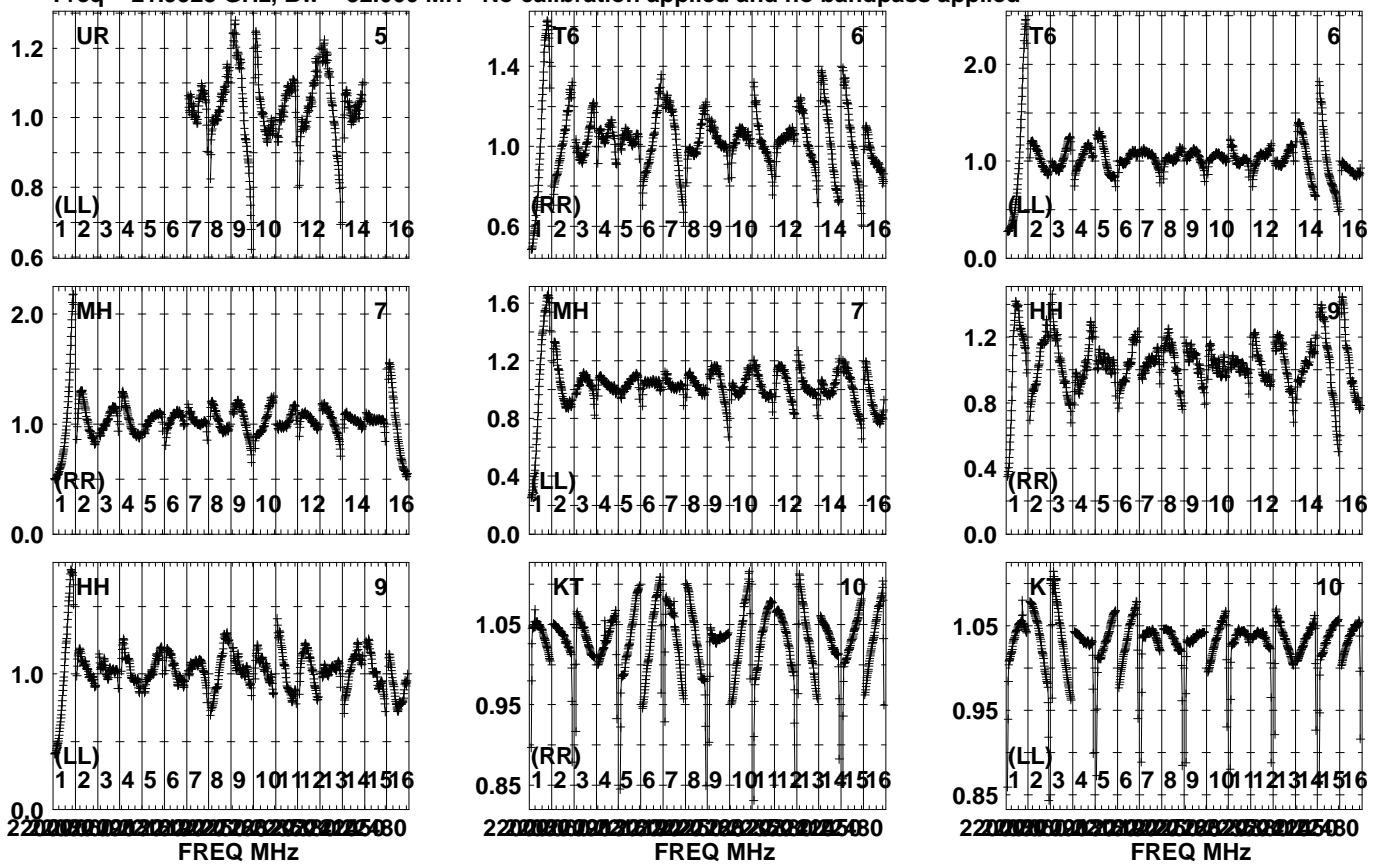
FREQ MHz

Lower frame: Real Jy
Auto-corr total-power spectrum Antenna: *
Timerange: 00/13:26:22 to 00/13:27:20

Plot file version 222 created 21-MAR-2023 11:24:28

J1908+2028 RG013A.UVDATA.1

Freq = 21.9925 GHz, Bw = 32.000 MH No calibration applied and no bandpass applied

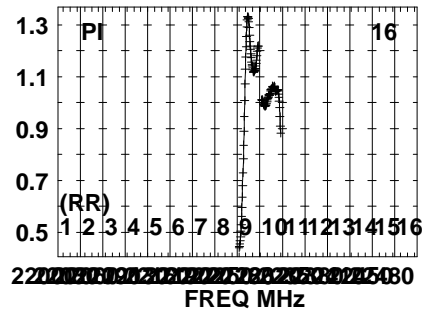
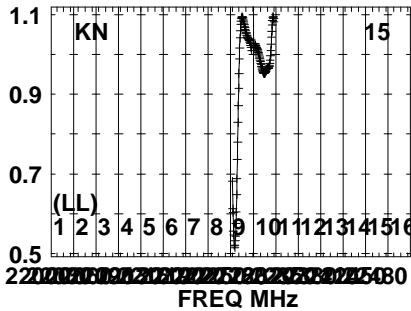
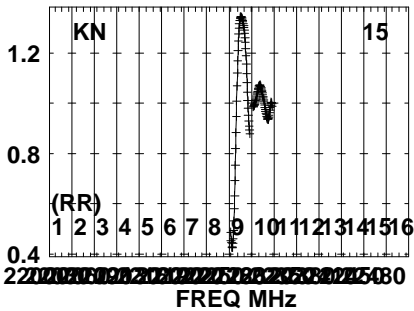
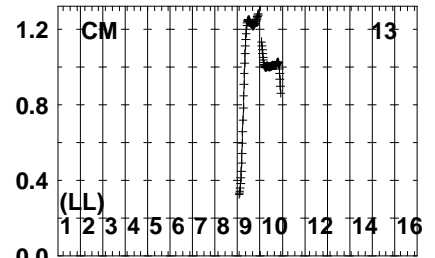
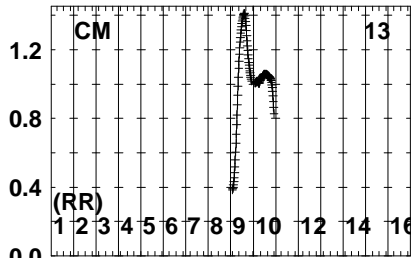
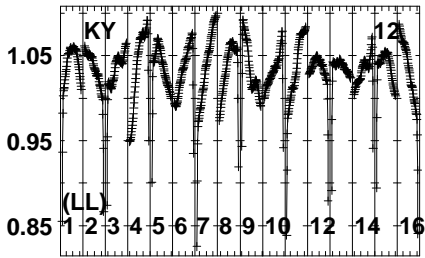
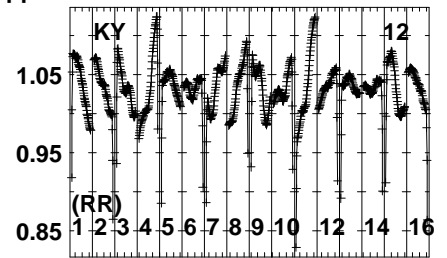
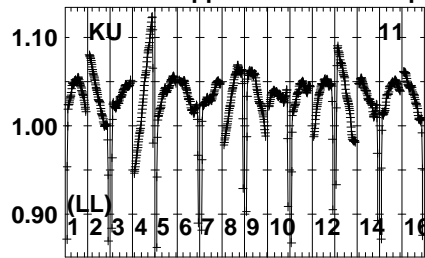
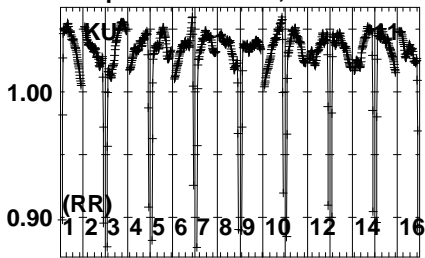


Lower frame: Real Jy
Auto-corr total-power spectrum Antenna: *
Timerange: 00/13:26:22 to 00/13:27:20

Plot file version 223 created 21-MAR-2023 11:24:28

J1908+2028 RG013A.UVDATA.1

Freq = 21.9925 GHz, Bw = 32.000 MH No calibration applied and no bandpass applied

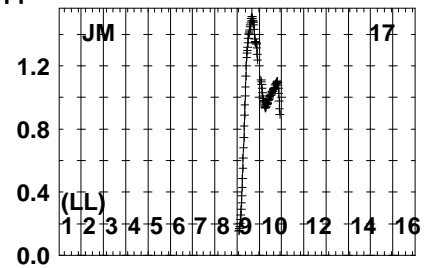
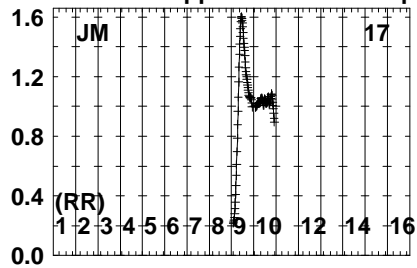
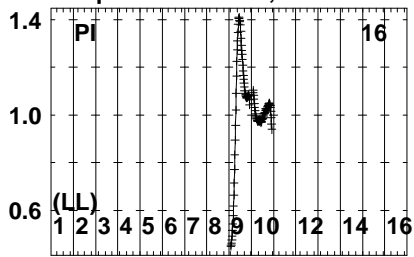


Lower frame: Real Jy
Auto-corr total-power spectrum Antenna: *
Timerange: 00/13:26:22 to 00/13:27:20

Plot file version 224 created 21-MAR-2023 11:24:28

J1908+2028 RG013A.UVDATA.1

Freq = 21.9925 GHz, Bw = 32.000 MH No calibration applied and no bandpass applied



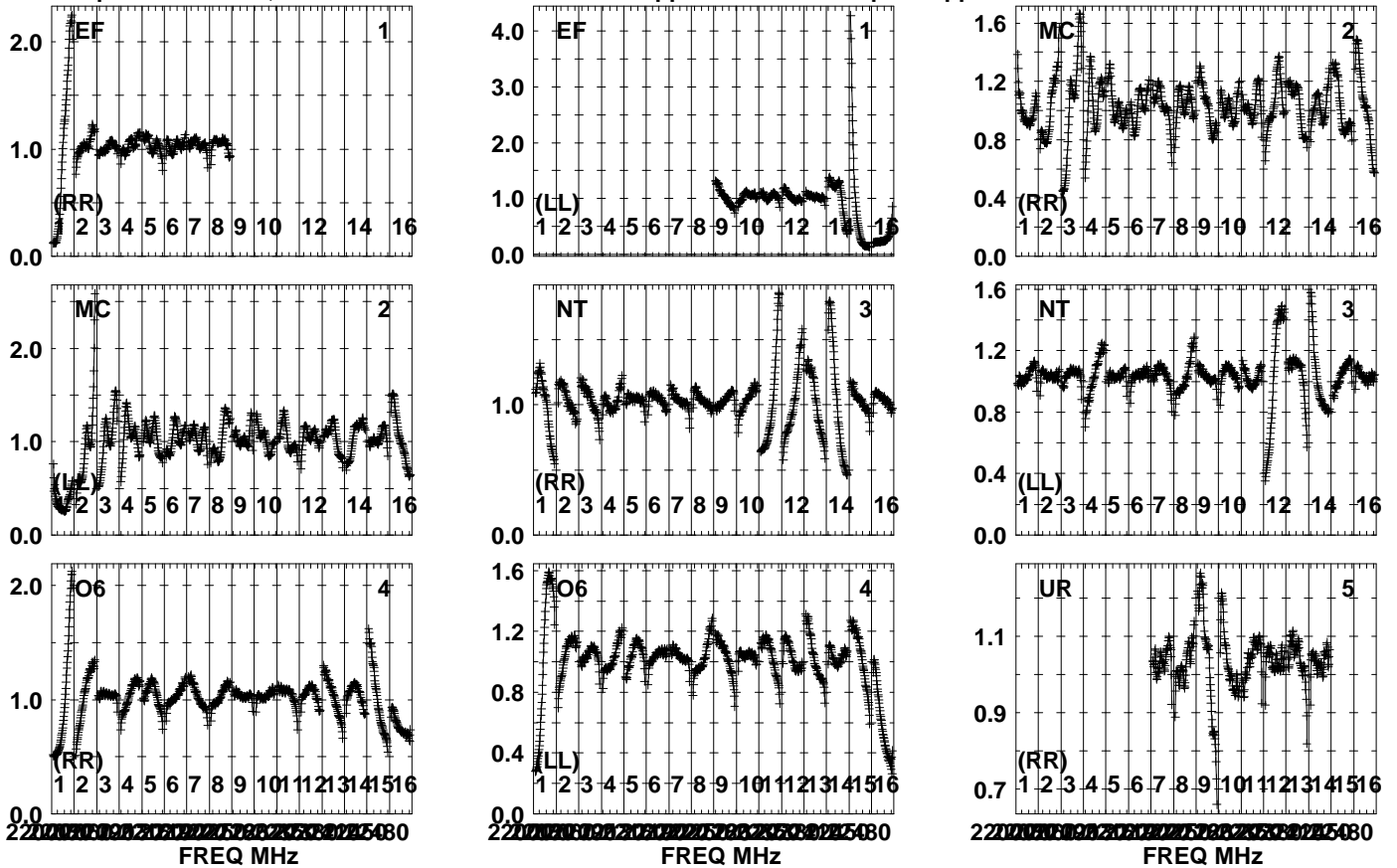
Lower frame: Real Jy
Auto-corr total-power spectrum Antenna: *
Timerange: 00/13:26:22 to 00/13:27:20

Plot file version 225 created 21-MAR-2023 11:24:28

GRB221009A RG013A.UVDATA.1

Freq = 21.9925 GHz, Bw = 32.000 MH

No calibration applied and no bandpass applied

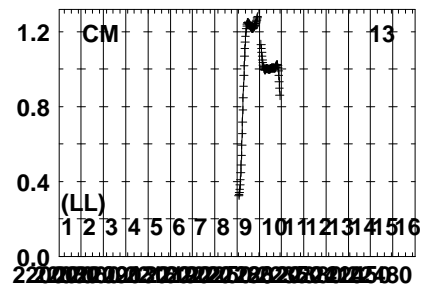
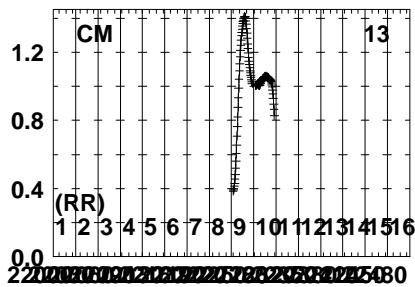
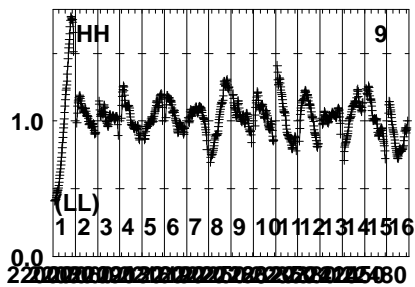
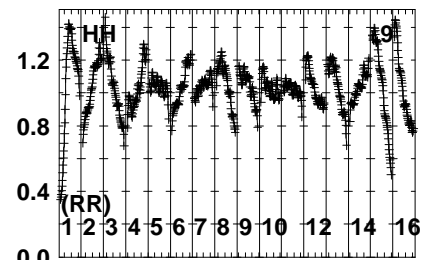
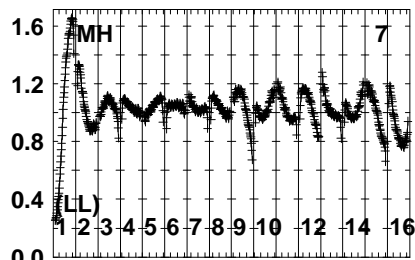
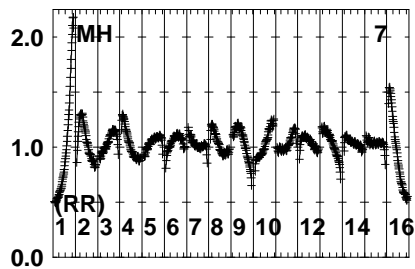
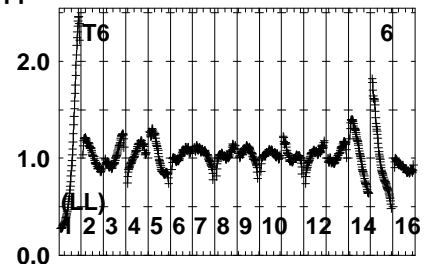
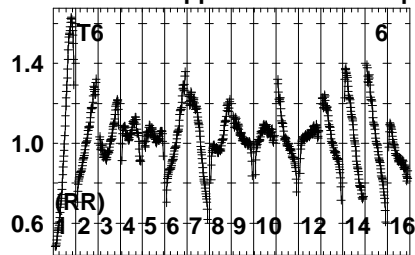
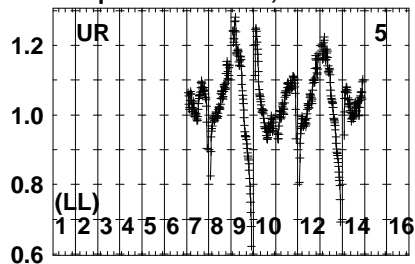


Lower frame: Real Jy
Auto-corr total-power spectrum Antenna: *
Timerange: 00/13:27:21 to 00/13:28:20

Plot file version 226 created 21-MAR-2023 11:24:28

GRB221009A RG013A.UVDATA.1

Freq = 21.9925 GHz, Bw = 32.000 MH No calibration applied and no bandpass applied

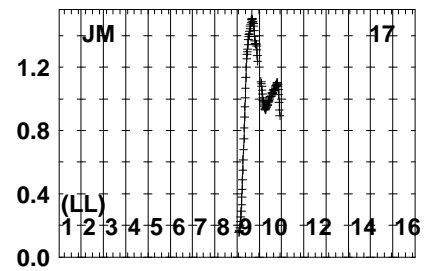
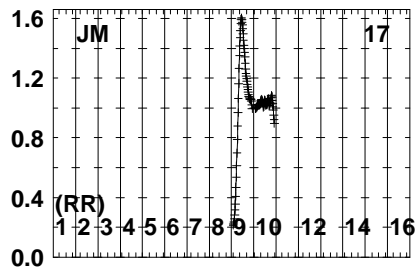
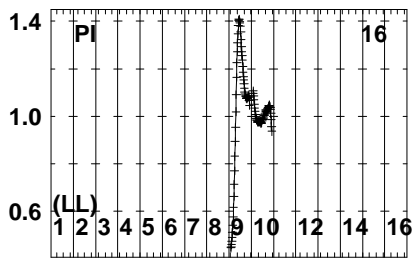
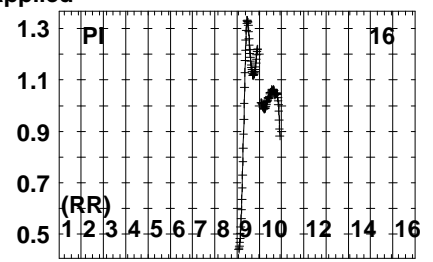
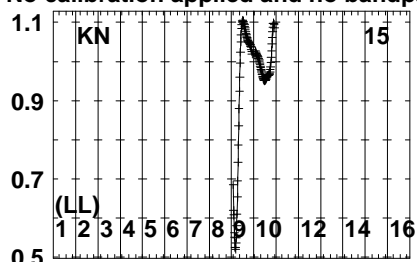
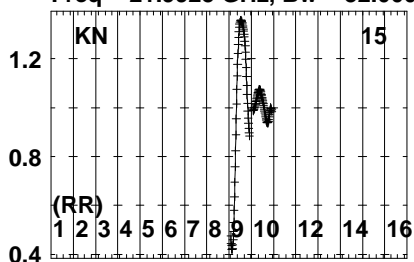


Lower frame: Real Jy
Auto-corr total-power spectrum Antenna: *
Timerange: 00/13:27:21 to 00/13:28:20

Plot file version 227 created 21-MAR-2023 11:24:28

GRB221009A RG013A.UVDATA.1

Freq = 21.9925 GHz, Bw = 32.000 MH No calibration applied and no bandpass applied



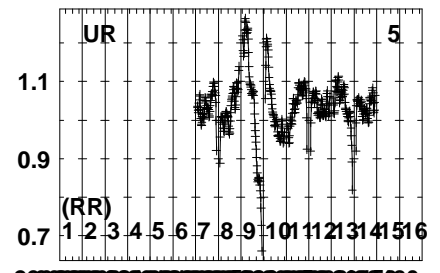
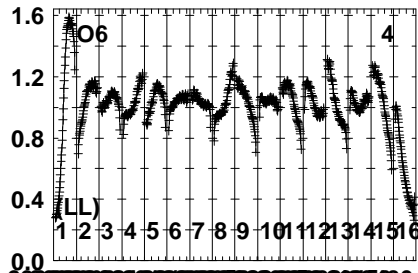
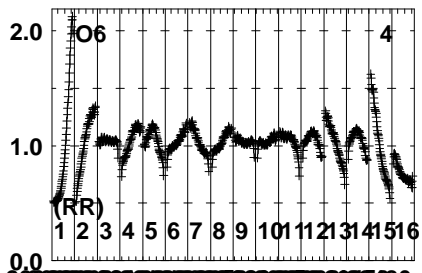
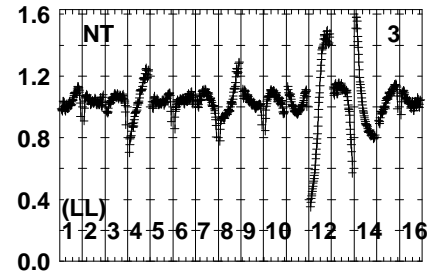
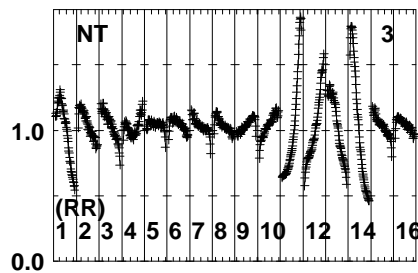
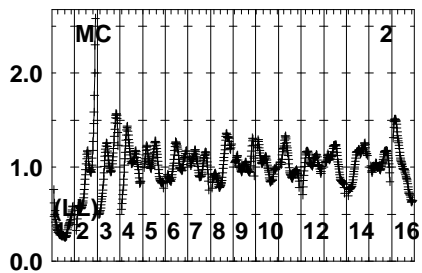
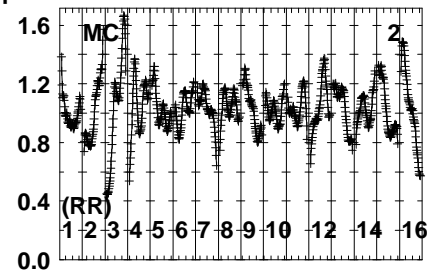
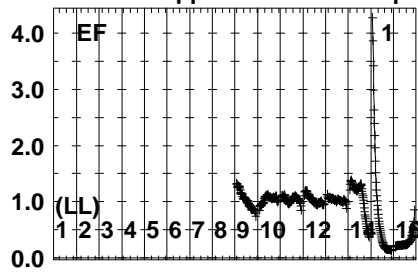
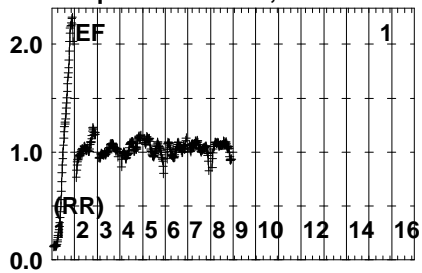
Lower frame: Real Jy
Auto-corr total-power spectrum Antenna: *
Timerange: 00/13:27:21 to 00/13:28:20

Plot file version 228 created 21-MAR-2023 11:24:29

J1908+2028 RG013A.UVDATA.1

Freq = 21.9925 GHz, Bw = 32.000 MH

No calibration applied and no bandpass applied



220 225 230
FREQ MHz

220 225 230
FREQ MHz

220 225 230
FREQ MHz

Lower frame: Real Jy

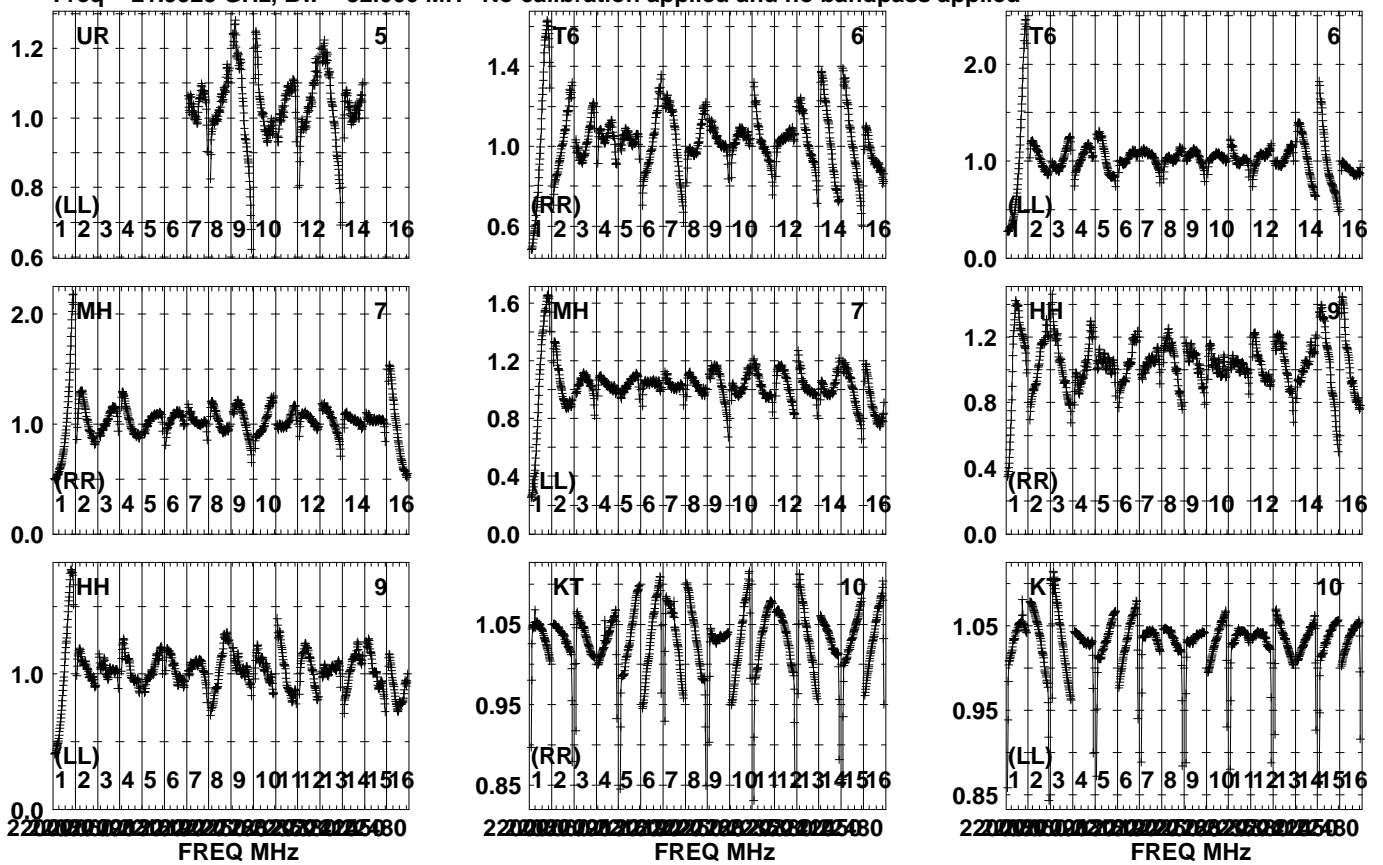
Auto-corr total-power spectrum Antenna: *

Timerange: 00/13:28:21 to 00/13:29:20

Plot file version 229 created 21-MAR-2023 11:24:29

J1908+2028 RG013A.UVDATA.1

Freq = 21.9925 GHz, Bw = 32.000 MH No calibration applied and no bandpass applied

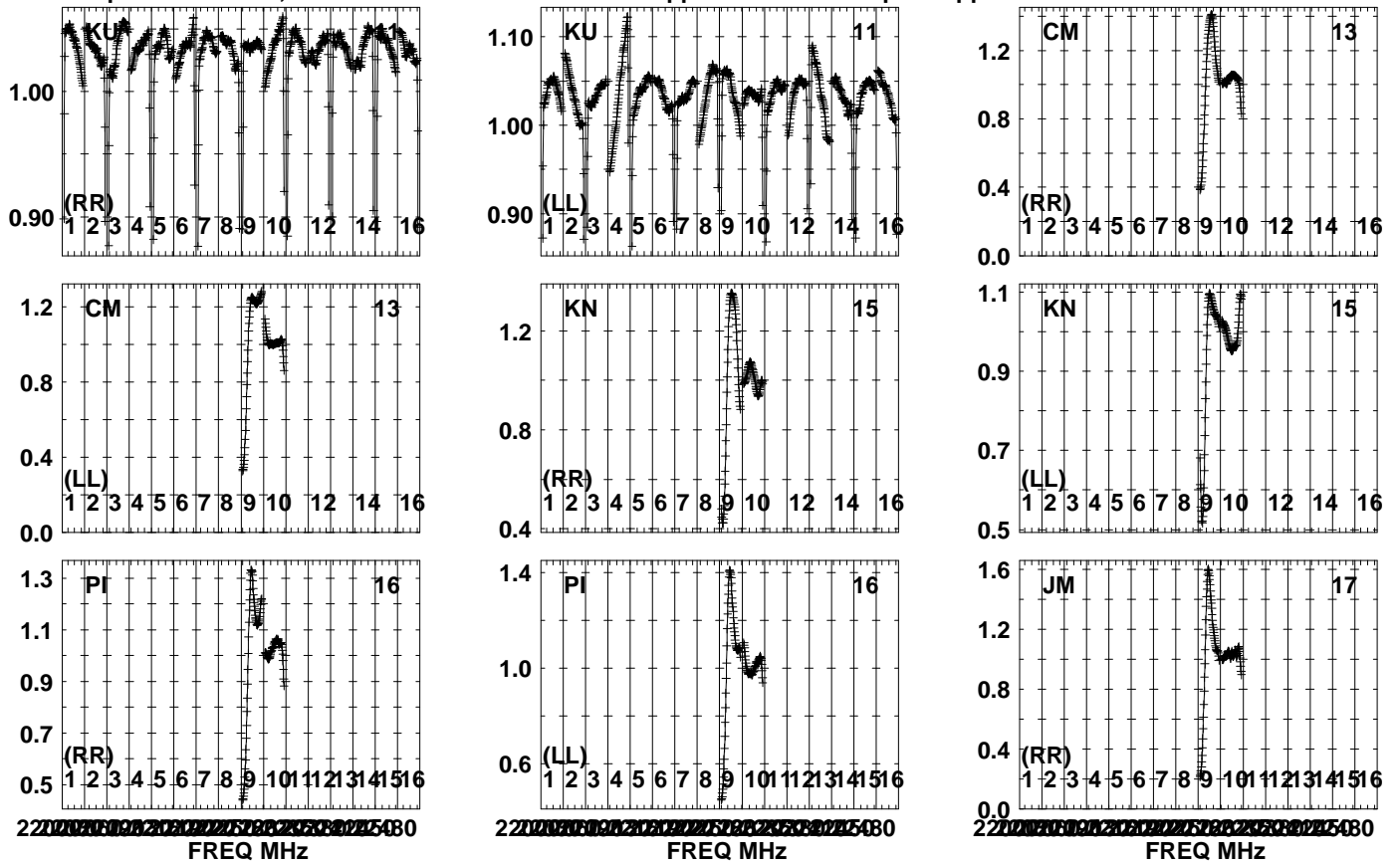


Lower frame: Real Jy
Auto-corr total-power spectrum Antenna: *
Timerange: 00/13:28:21 to 00/13:29:20

Plot file version 230 created 21-MAR-2023 11:24:29

J1908+2028 RG013A.UVDATA.1

Freq = 21.9925 GHz, Bw = 32.000 MH No calibration applied and no bandpass applied

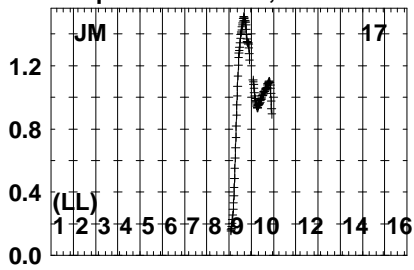


Lower frame: Real Jy
Auto-corr total-power spectrum Antenna: *
Timerange: 00/13:28:21 to 00/13:29:20

Plot file version 231 created 21-MAR-2023 11:24:29

J1908+2028 RG013A.UVDATA.1

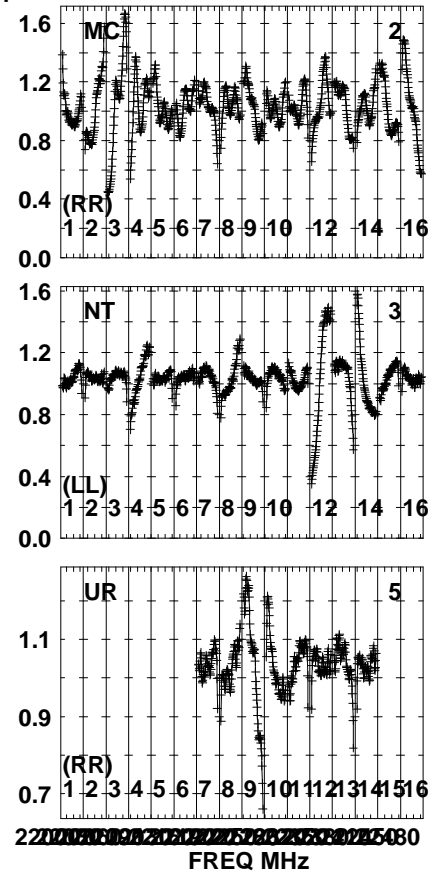
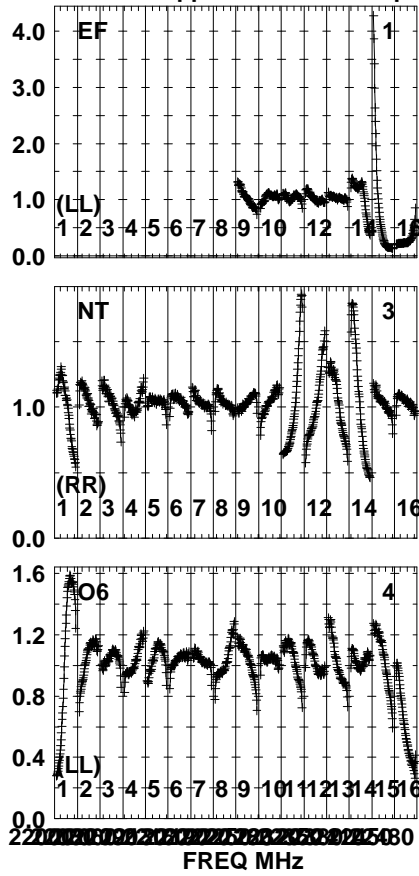
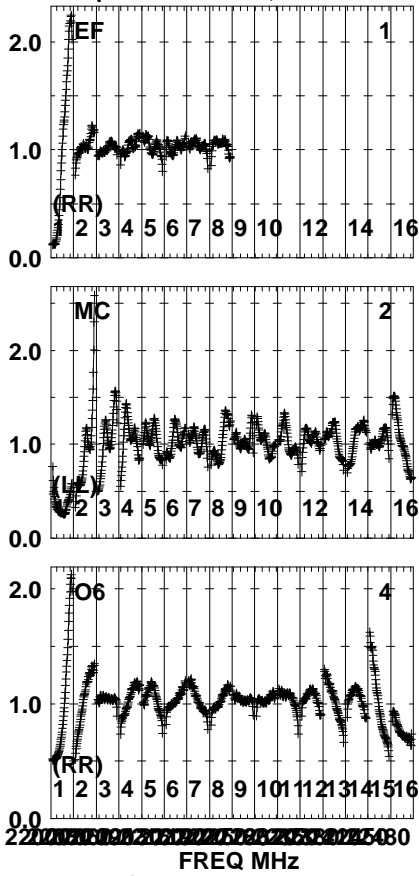
Freq = 21.9925 GHz, Bw = 32.000 MH No calibration applied and no bandpass applied



Lower frame: Real Jy
Auto-corr total-power spectrum Antenna: *
Timerange: 00/13:28:21 to 00/13:29:20

Plot file version 232 created 21-MAR-2023 11:24:29
 GRB221009A RG013A.UVDATA.1
 Freq = 21.9925 GHz, Bw = 32.000 MH

No calibration applied and no bandpass applied

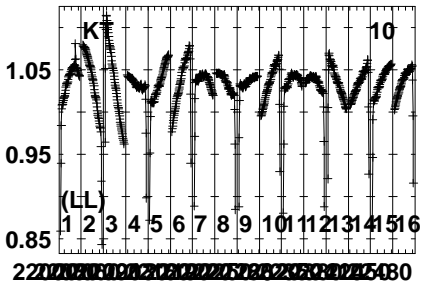
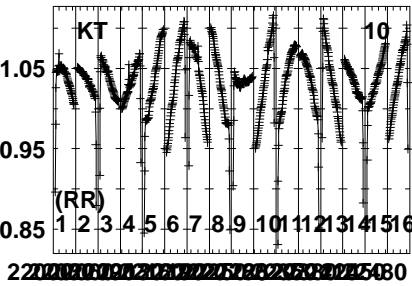
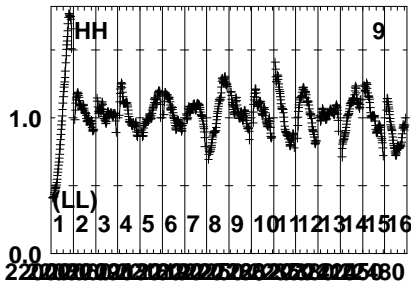
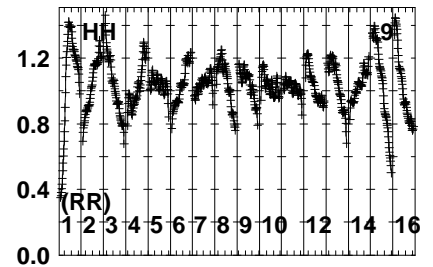
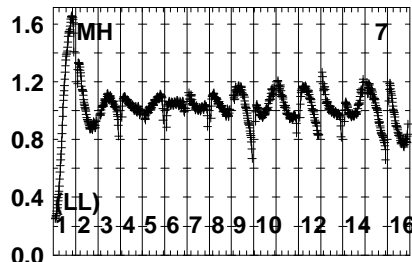
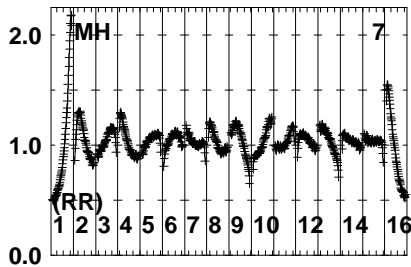
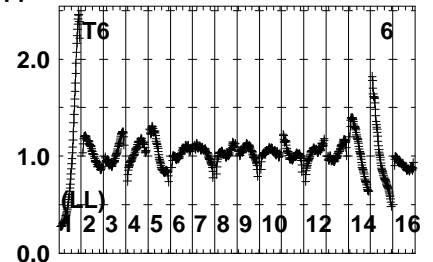
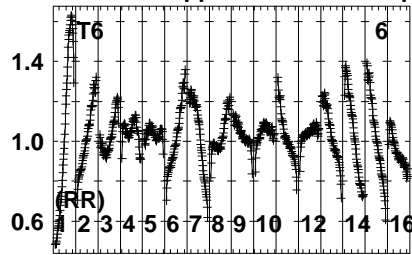
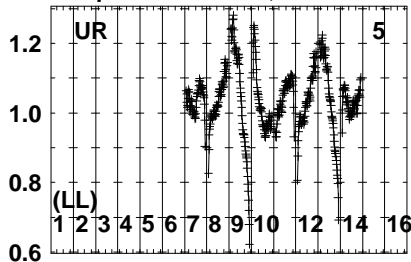


Lower frame: Real Jy
 Auto-corr total-power spectrum Antenna: *
 Timerange: 00/13:29:21 to 00/13:30:20

Plot file version 233 created 21-MAR-2023 11:24:29

GRB221009A RG013A.UVDATA.1

Freq = 21.9925 GHz, Bw = 32.000 MH No calibration applied and no bandpass applied

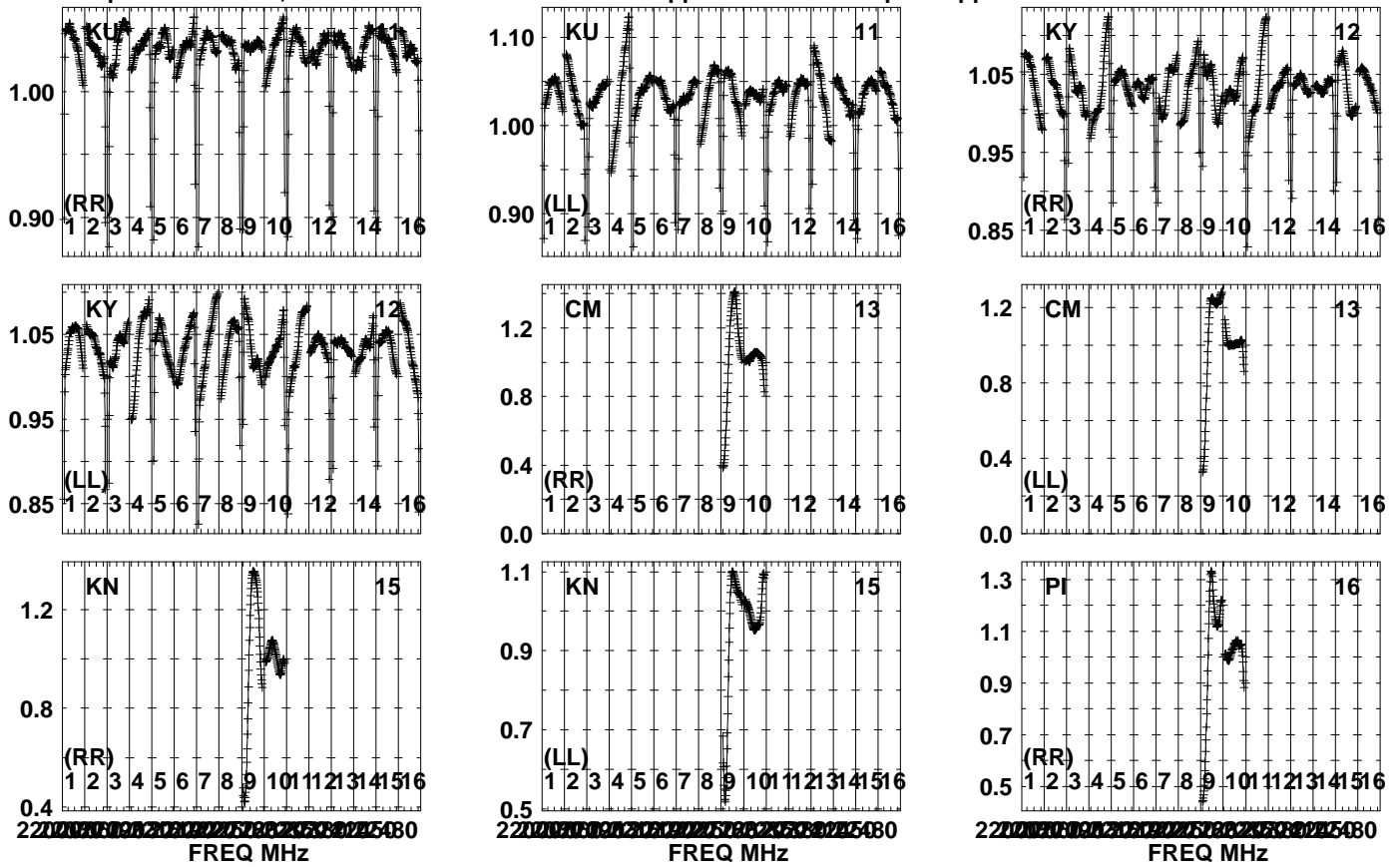


Lower frame: Real Jy
Auto-corr total-power spectrum Antenna: *
Timerange: 00/13:29:21 to 00/13:30:20

Plot file version 234 created 21-MAR-2023 11:24:29

GRB221009A RG013A.UVDATA.1

Freq = 21.9925 GHz, Bw = 32.000 MH No calibration applied and no bandpass applied

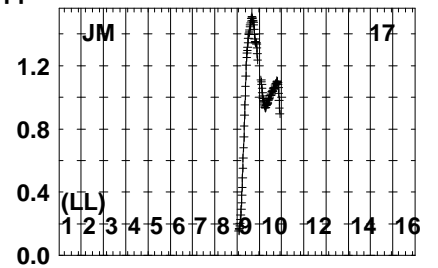
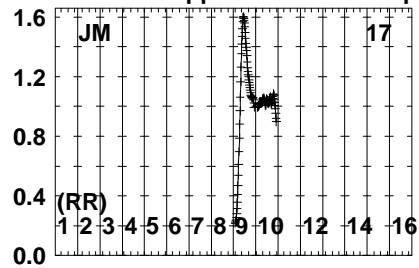
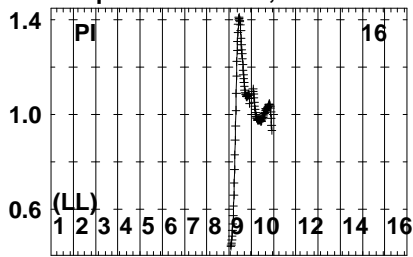


Lower frame: Real Jy
 Auto-corr total-power spectrum Antenna: *
 Timerange: 00/13:29:21 to 00/13:30:20

Plot file version 235 created 21-MAR-2023 11:24:30

GRB221009A RG013A.UVDATA.1

Freq = 21.9925 GHz, Bw = 32.000 MH No calibration applied and no bandpass applied



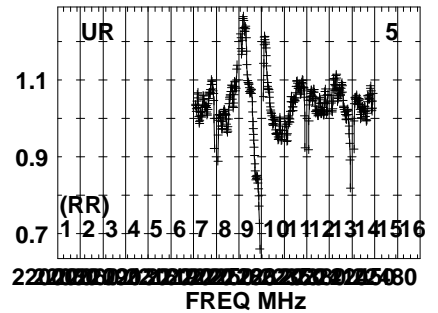
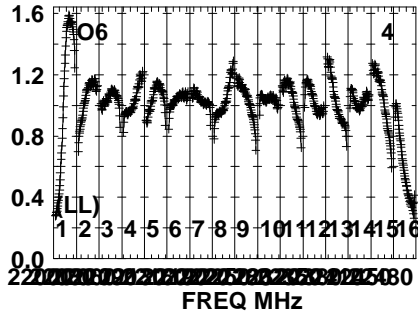
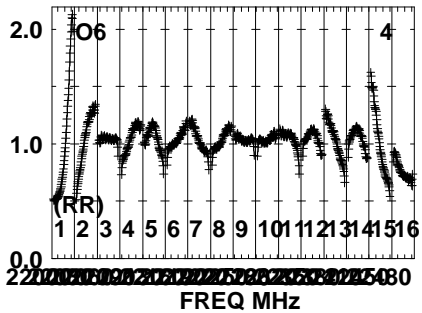
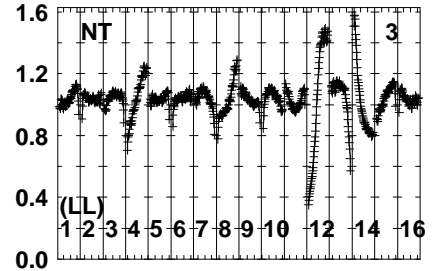
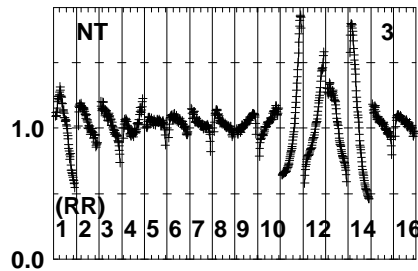
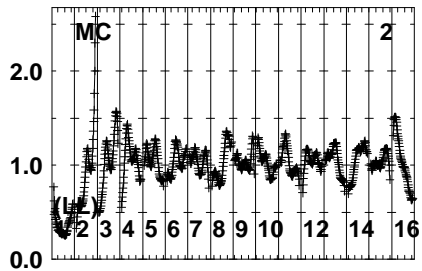
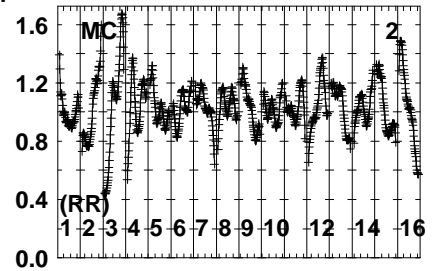
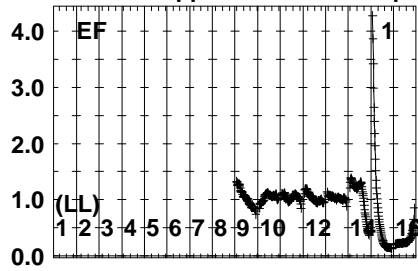
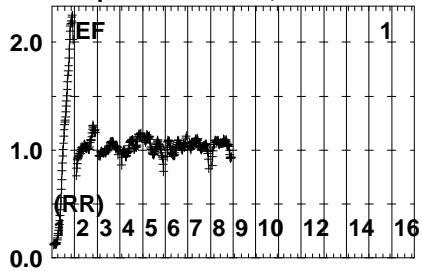
Lower frame: Real Jy
Auto-corr total-power spectrum Antenna: *
Timerange: 00/13:29:21 to 00/13:30:20

Plot file version 236 created 21-MAR-2023 11:24:30

J1908+2028 RG013A.UVDATA.1

Freq = 21.9925 GHz, Bw = 32.000 MH

No calibration applied and no bandpass applied

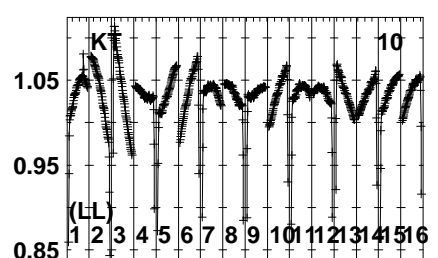
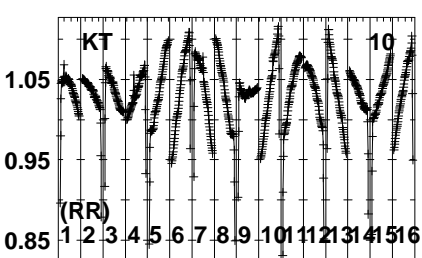
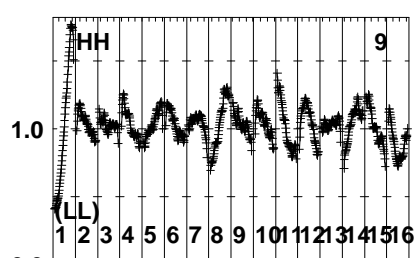
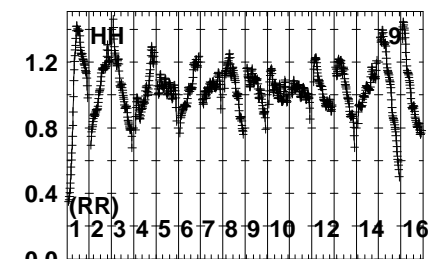
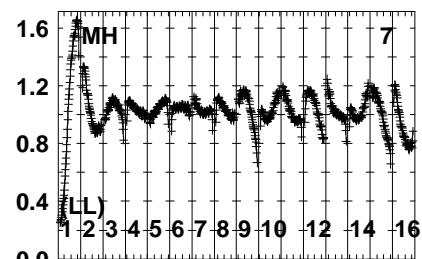
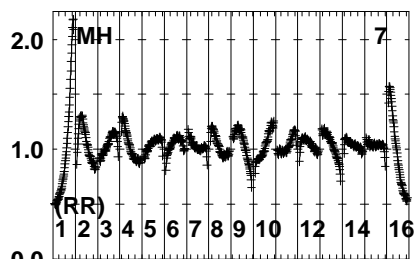
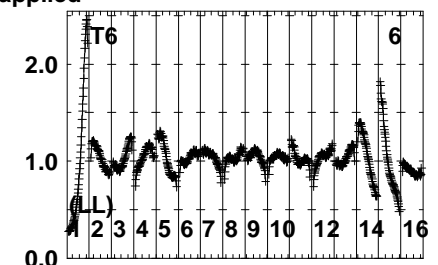
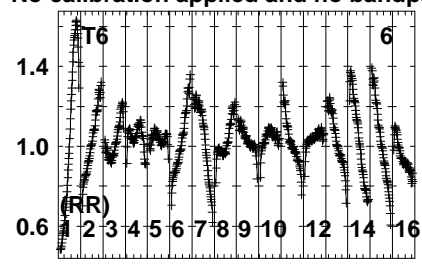
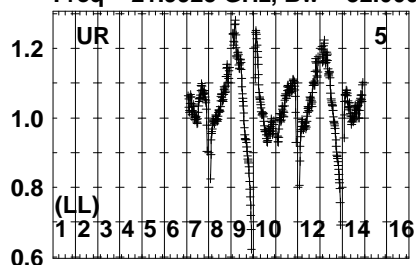


Lower frame: Real Jy
Auto-corr total-power spectrum Antenna: *
Timerange: 00/13:31:01 to 00/13:31:59

Plot file version 237 created 21-MAR-2023 11:24:30

J1908+2028 RG013A.UVDATA.1

Freq = 21.9925 GHz, Bw = 32.000 MH No calibration applied and no bandpass applied



FREQ MHz

FREQ MHz

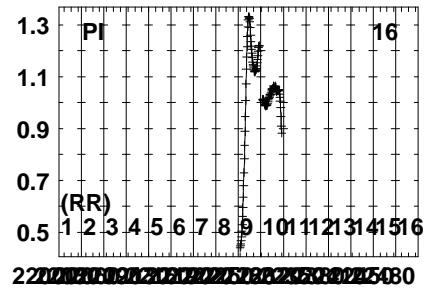
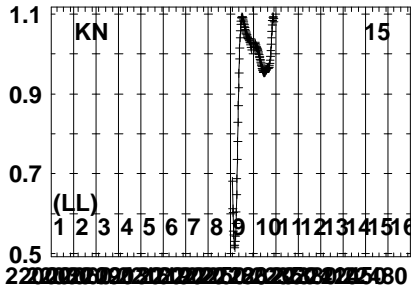
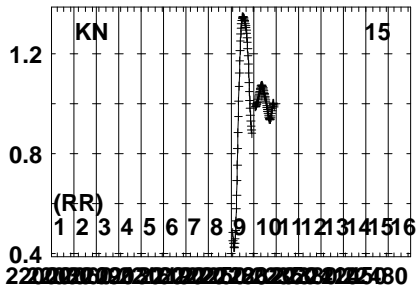
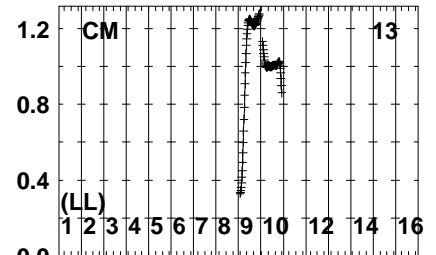
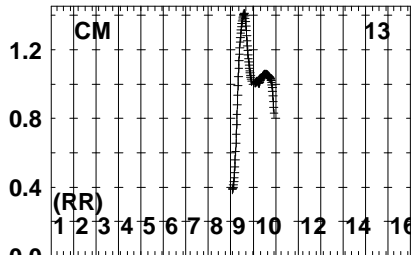
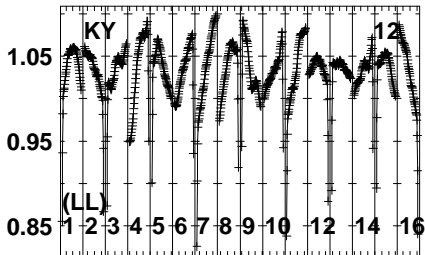
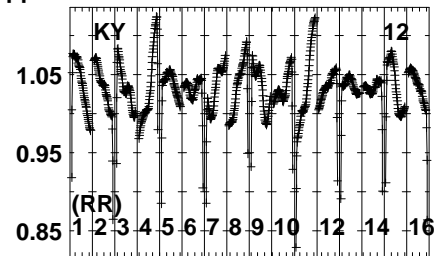
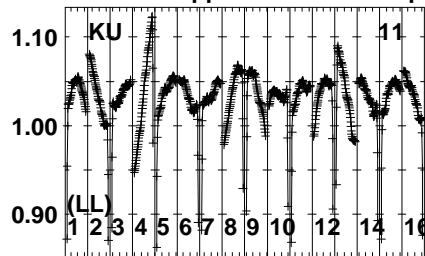
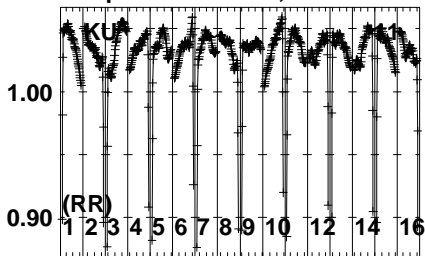
FREQ MHz

Lower frame: Real Jy
Auto-corr total-power spectrum Antenna: *
Timerange: 00/13:31:01 to 00/13:31:59

Plot file version 238 created 21-MAR-2023 11:24:30

J1908+2028 RG013A.UVDATA.1

Freq = 21.9925 GHz, Bw = 32.000 MH No calibration applied and no bandpass applied



FREQ MHz

FREQ MHz

FREQ MHz

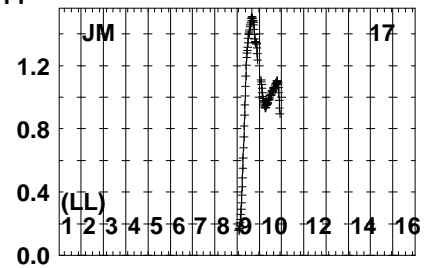
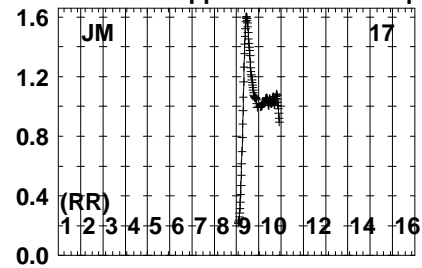
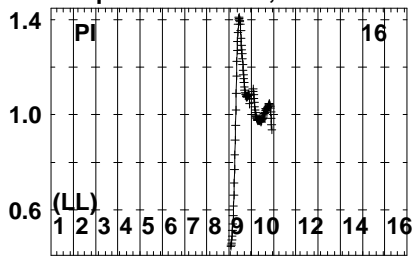
Lower frame: Real Jy
Auto-corr total-power spectrum Antenna: *
Timerange: 00/13:31:01 to 00/13:31:59

Plot file version 239 created 21-MAR-2023 11:24:30

J1908+2028 RG013A.UVDATA.1

Freq = 21.9925 GHz, Bw = 32.000 MH

No calibration applied and no bandpass applied

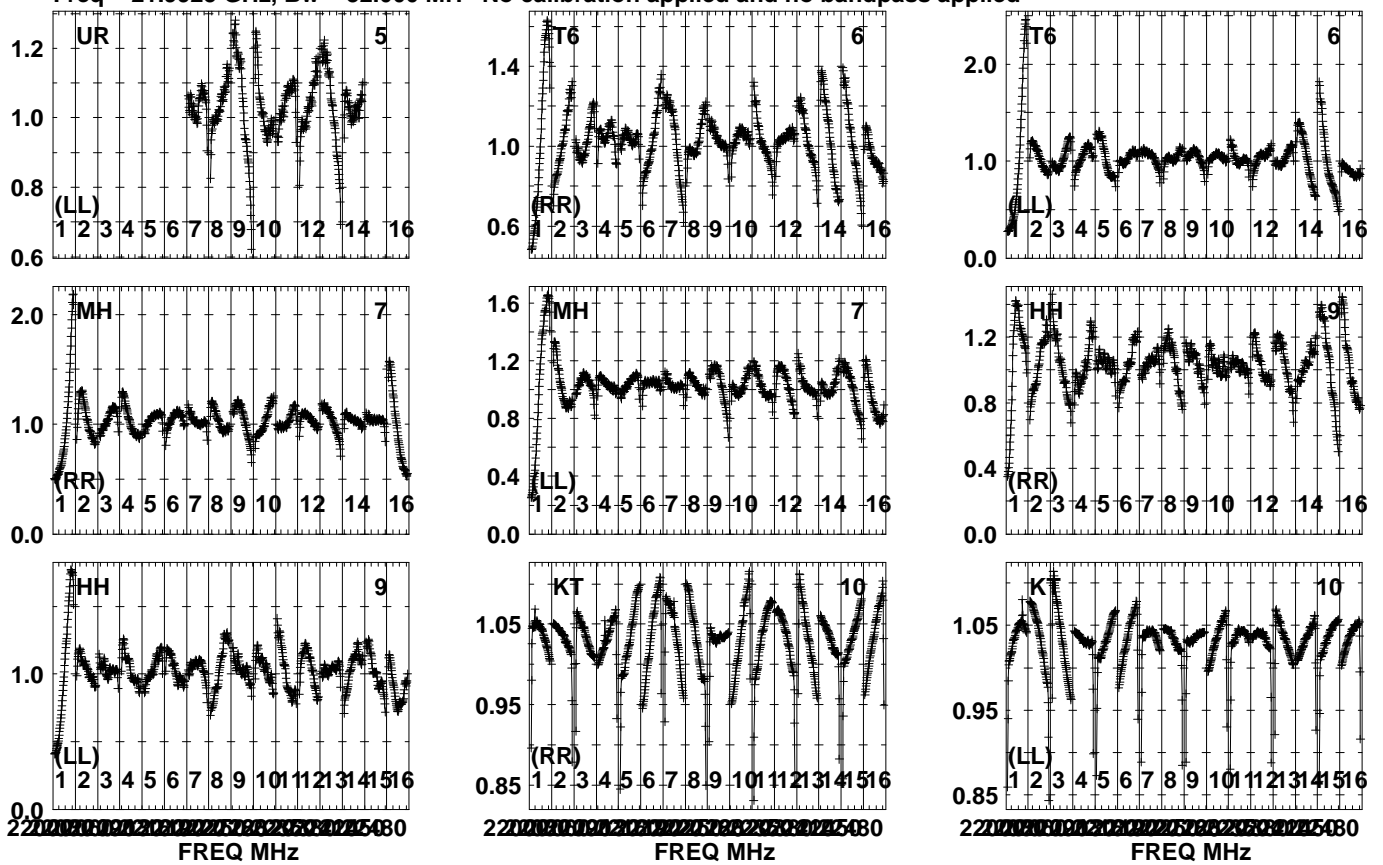


Lower frame: Real Jy
Auto-corr total-power spectrum Antenna: *
Timerange: 00/13:31:01 to 00/13:31:59

Plot file version 241 created 21-MAR-2023 11:24:30

GRB221009A RG013A.UVDATA.1

Freq = 21.9925 GHz, Bw = 32.000 MH No calibration applied and no bandpass applied



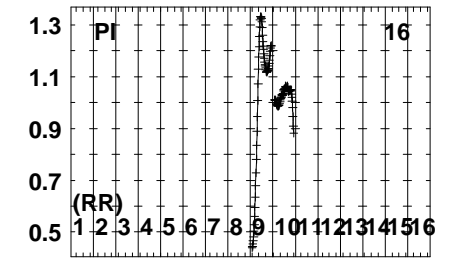
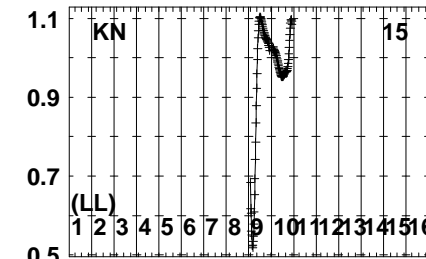
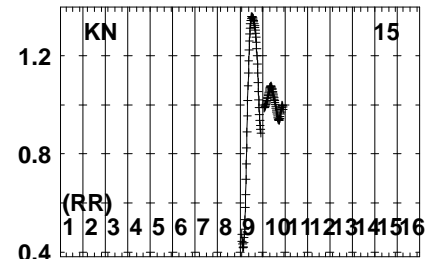
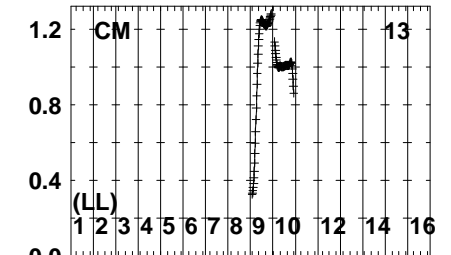
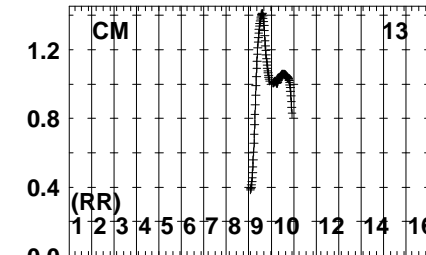
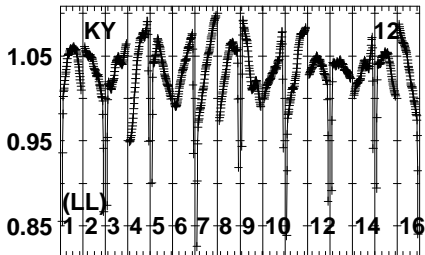
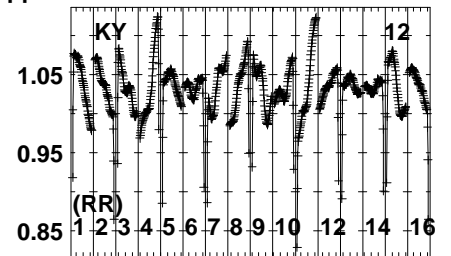
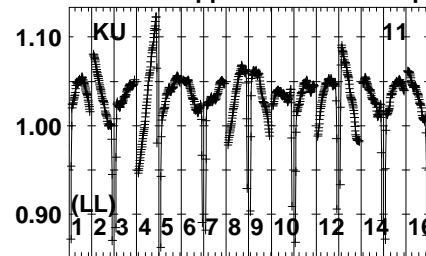
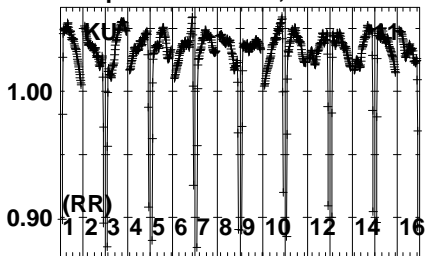
Lower frame: Real Jy
Auto-corr total-power spectrum Antenna: *
Timerange: 00/13:32:02 to 00/13:32:59

Plot file version 242 created 21-MAR-2023 11:24:31

GRB221009A RG013A.UVDATA.1

Freq = 21.9925 GHz, Bw = 32.000 MH

No calibration applied and no bandpass applied



FREQ MHz

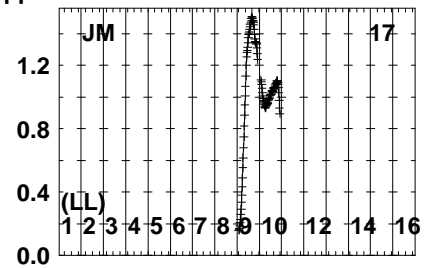
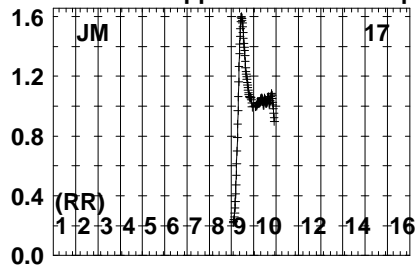
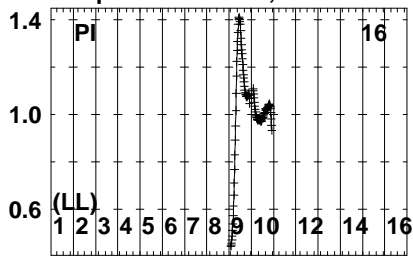
FREQ MHz

FREQ MHz

Lower frame: Real Jy
Auto-corr total-power spectrum Antenna: *
Timerange: 00/13:32:02 to 00/13:32:59

Plot file version 243 created 21-MAR-2023 11:24:31
GRB221009A RG013A.UVDATA.1
Freq = 21.9925 GHz, Bw = 32.000 MH

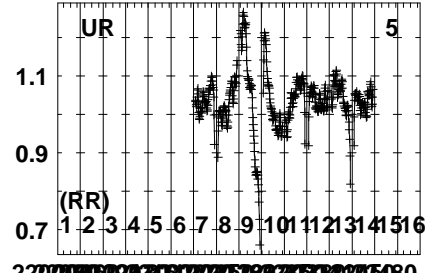
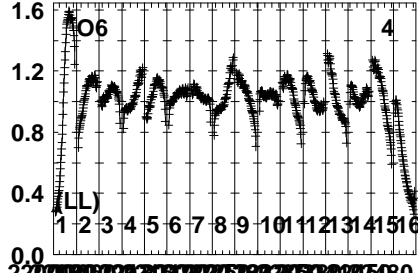
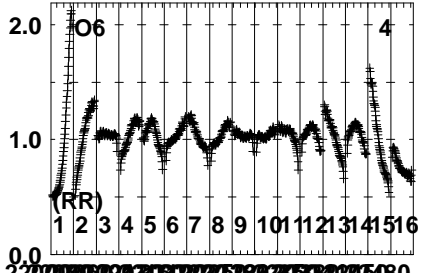
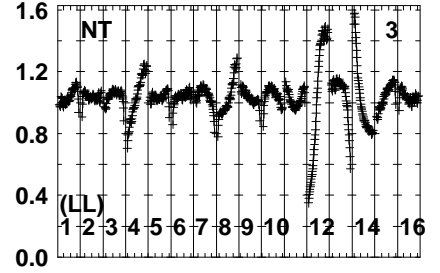
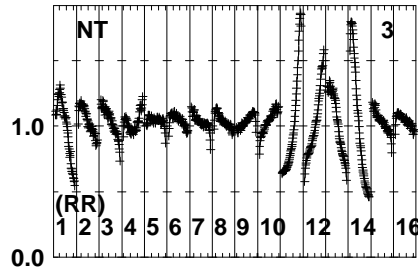
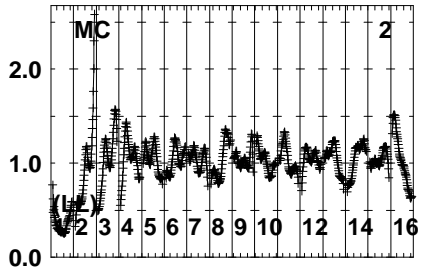
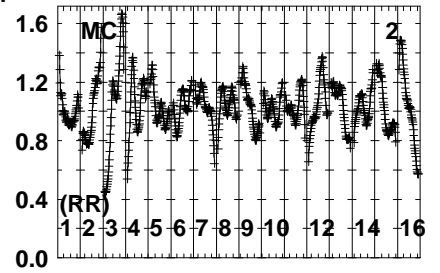
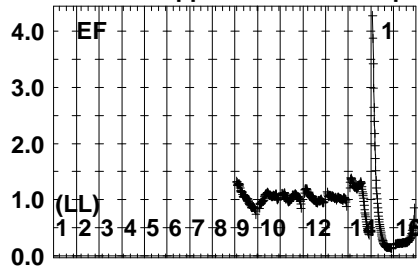
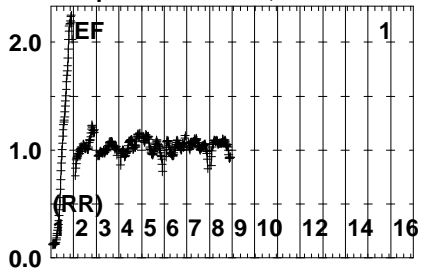
No calibration applied and no bandpass applied



Lower frame: Real Jy
Auto-corr total-power spectrum Antenna: *
Timerange: 00/13:32:02 to 00/13:32:59

Plot file version 244 created 21-MAR-2023 11:24:31
 J1908+2028 RG013A.UVDATA.1
 Freq = 21.9925 GHz, Bw = 32.000 MH

No calibration applied and no bandpass applied



FREQ MHz

FREQ MHz

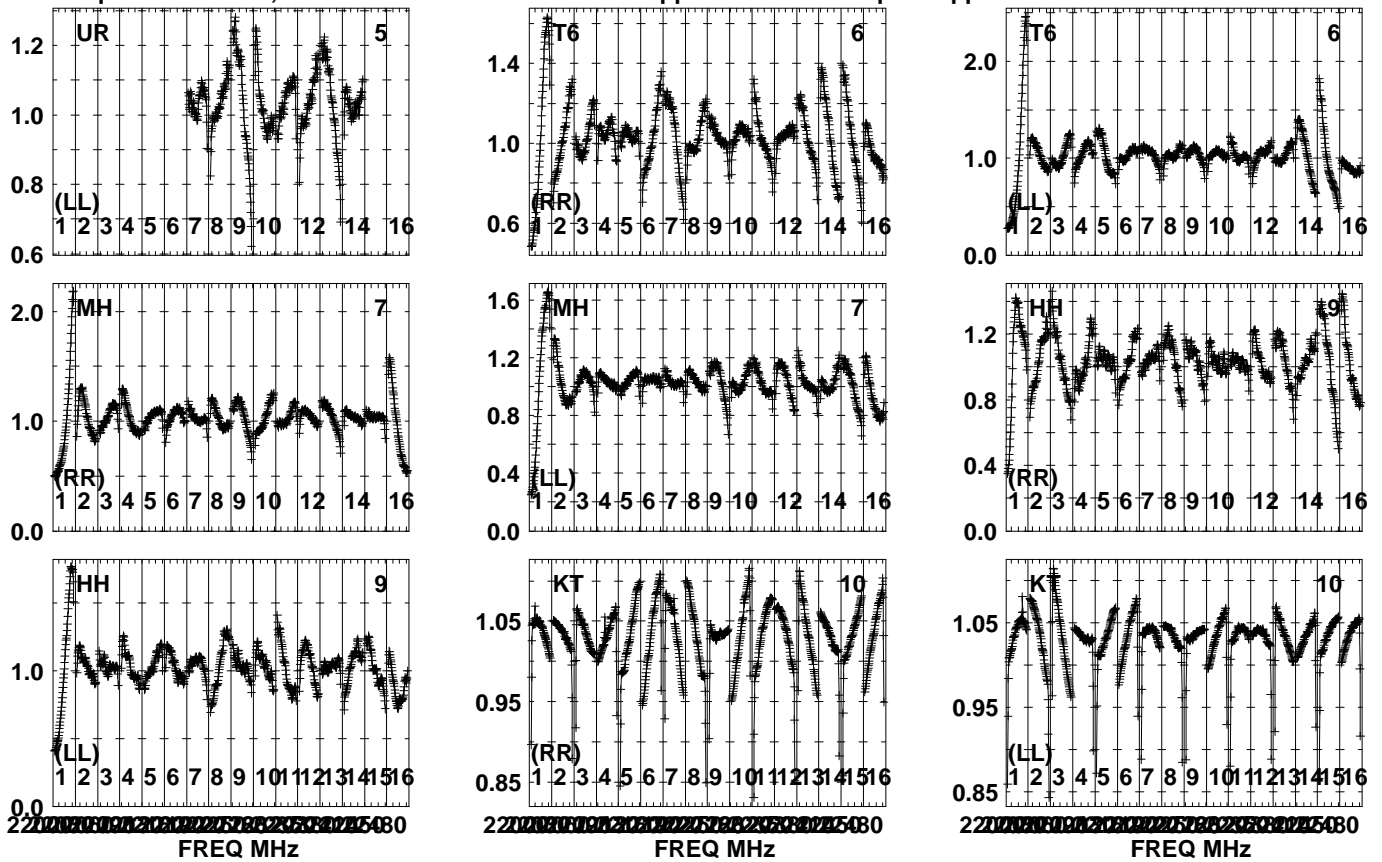
FREQ MHz

Lower frame: Real Jy
 Auto-corr total-power spectrum Antenna: *
 Timerange: 00/13:33:02 to 00/13:33:59

Plot file version 245 created 21-MAR-2023 11:24:31

J1908+2028 RG013A.UVDATA.1

Freq = 21.9925 GHz, Bw = 32.000 MH No calibration applied and no bandpass applied

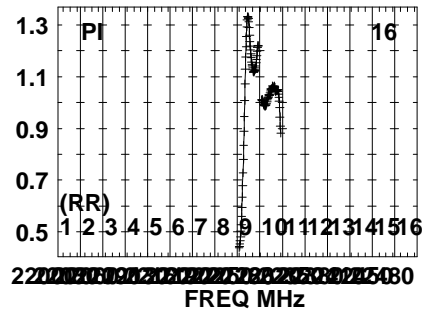
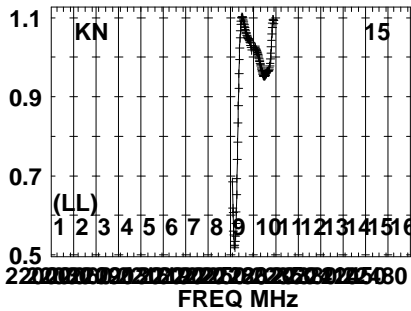
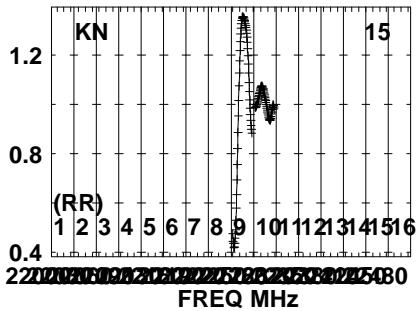
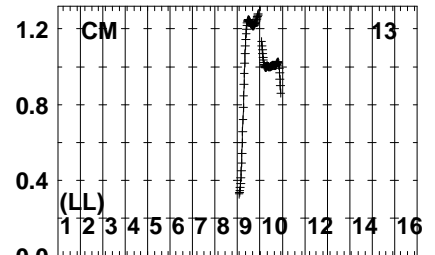
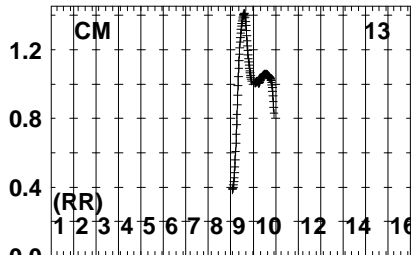
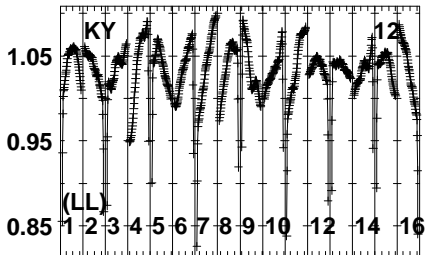
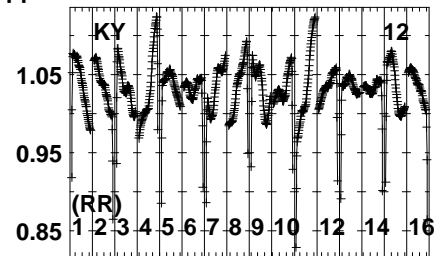
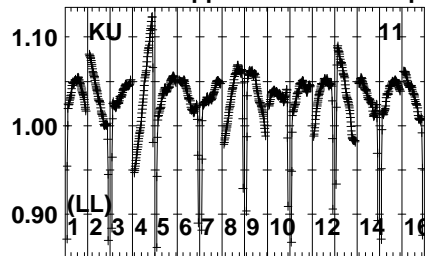
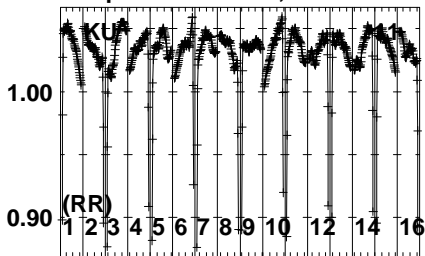


Lower frame: Real Jy
 Auto-corr total-power spectrum Antenna: *
 Timerange: 00/13:33:02 to 00/13:33:59

Plot file version 246 created 21-MAR-2023 11:24:31

J1908+2028 RG013A.UVDATA.1

Freq = 21.9925 GHz, Bw = 32.000 MH No calibration applied and no bandpass applied



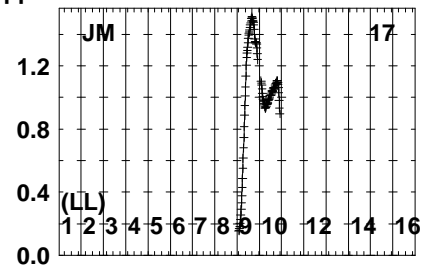
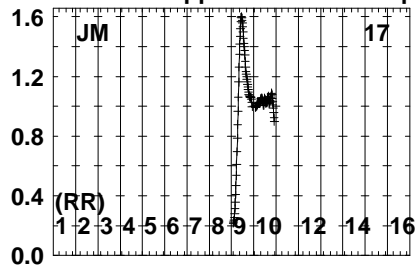
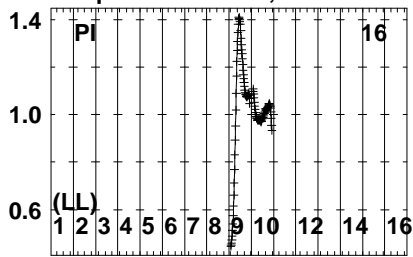
Lower frame: Real Jy
 Auto-corr total-power spectrum Antenna: *
 Timerange: 00/13:33:02 to 00/13:33:59

Plot file version 247 created 21-MAR-2023 11:24:32

J1908+2028 RG013A.UVDATA.1

Freq = 21.9925 GHz, Bw = 32.000 MH

No calibration applied and no bandpass applied



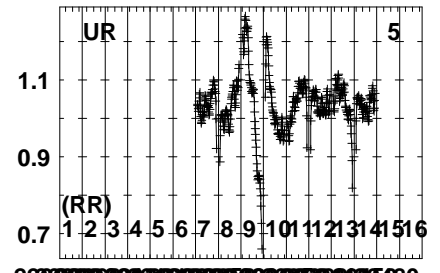
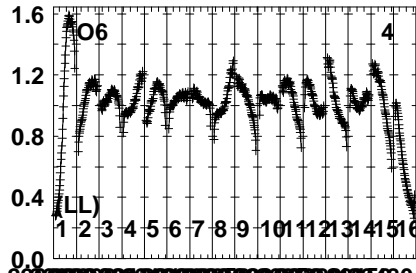
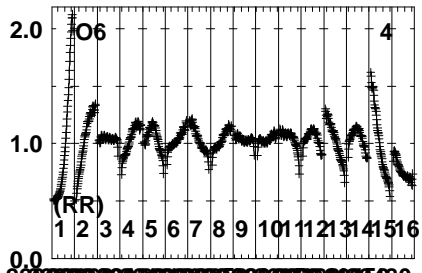
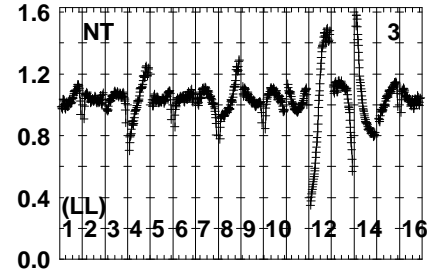
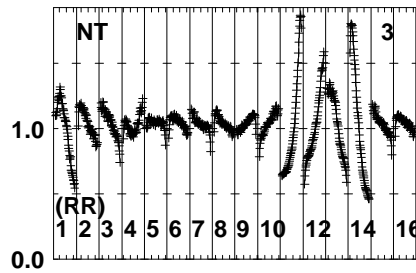
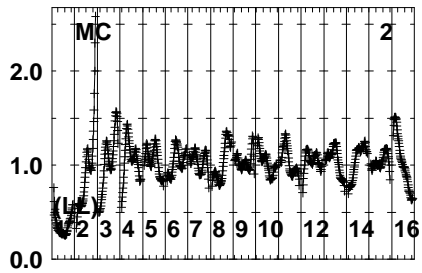
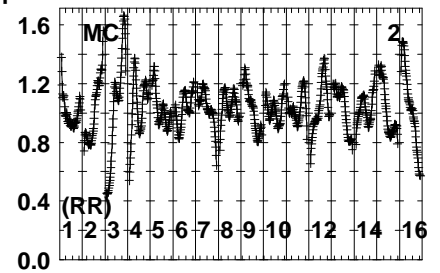
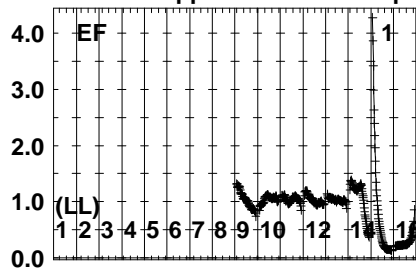
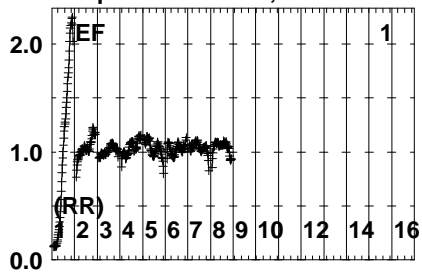
Lower frame: Real Jy
Auto-corr total-power spectrum Antenna: *
Timerange: 00/13:33:02 to 00/13:33:59

Plot file version 248 created 21-MAR-2023 11:24:32

GRB221009A RG013A.UVDATA.1

Freq = 21.9925 GHz, Bw = 32.000 MH

No calibration applied and no bandpass applied



FREQ MHz

FREQ MHz

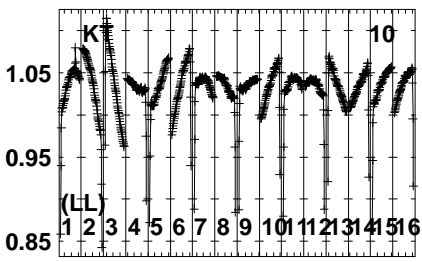
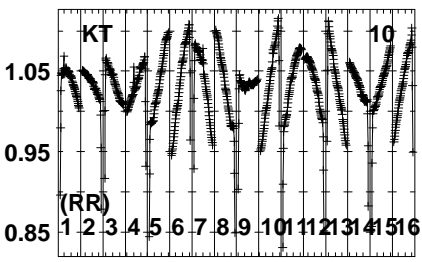
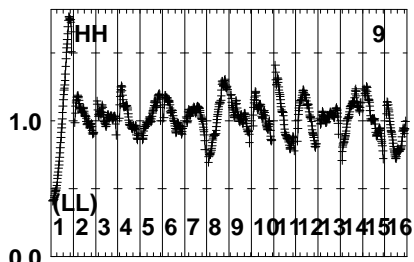
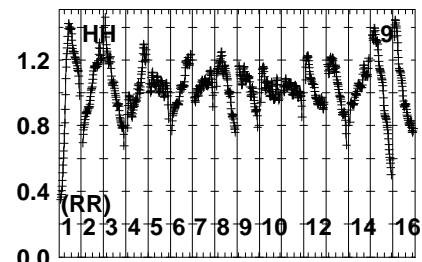
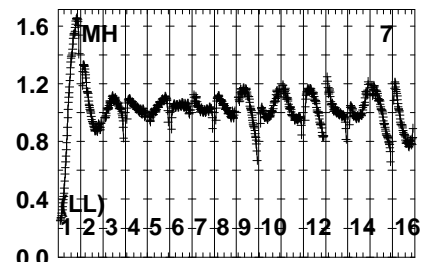
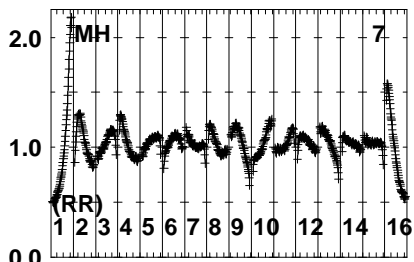
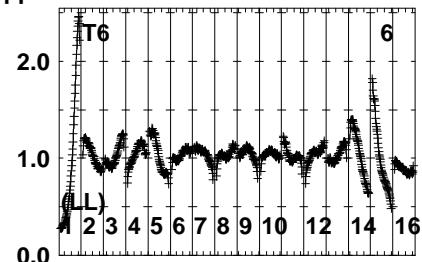
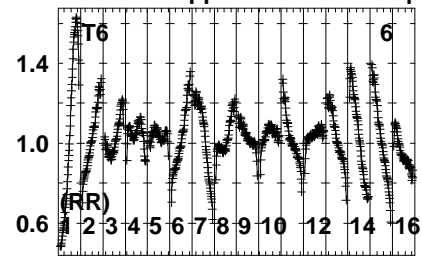
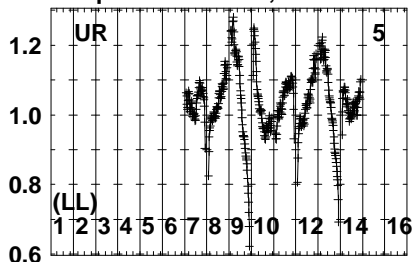
FREQ MHz

Lower frame: Real Jy
Auto-corr total-power spectrum Antenna: *
Timerange: 00/13:34:02 to 00/13:35:00

Plot file version 249 created 21-MAR-2023 11:24:32

GRB221009A RG013A.UVDATA.1

Freq = 21.9925 GHz, Bw = 32.000 MH No calibration applied and no bandpass applied



FREQ MHz

FREQ MHz

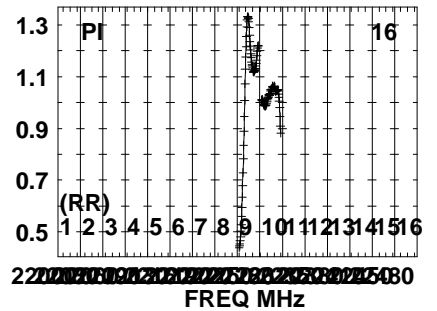
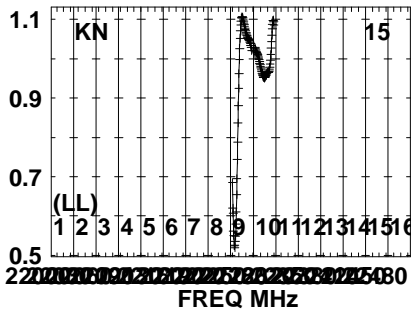
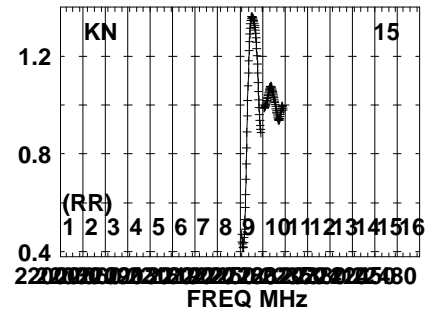
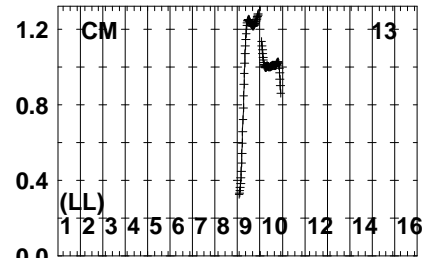
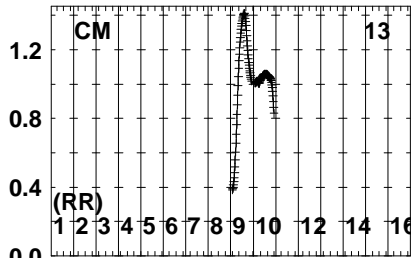
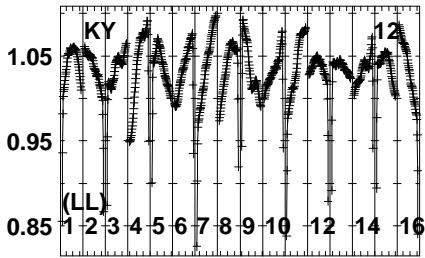
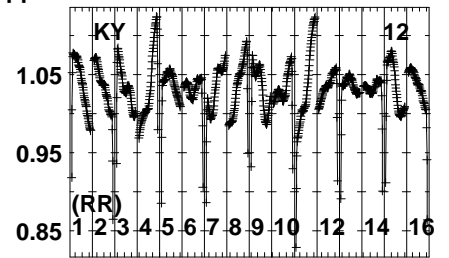
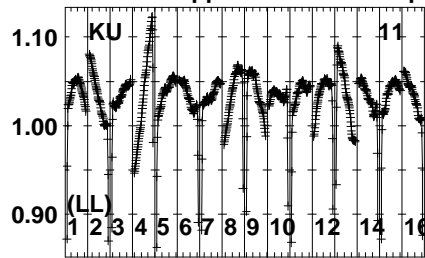
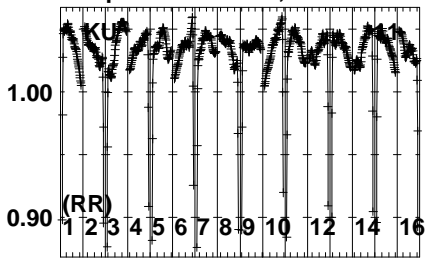
FREQ MHz

Lower frame: Real Jy
Auto-corr total-power spectrum Antenna: *
Timerange: 00/13:34:02 to 00/13:35:00

Plot file version 250 created 21-MAR-2023 11:24:32

GRB221009A RG013A.UVDATA.1

Freq = 21.9925 GHz, Bw = 32.000 MH No calibration applied and no bandpass applied



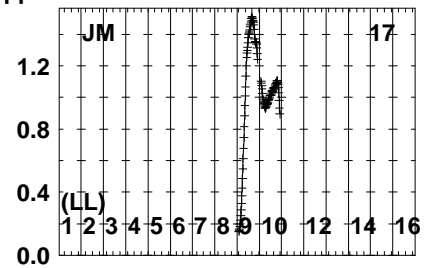
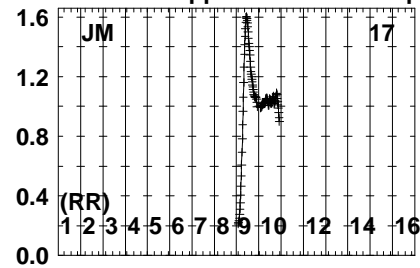
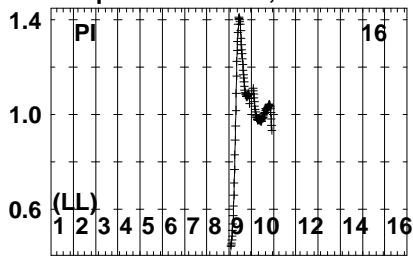
Lower frame: Real Jy
Auto-corr total-power spectrum Antenna: *
Timerange: 00/13:34:02 to 00/13:35:00

Plot file version 251 created 21-MAR-2023 11:24:32

GRB221009A RG013A.UVDATA.1

Freq = 21.9925 GHz, Bw = 32.000 MH

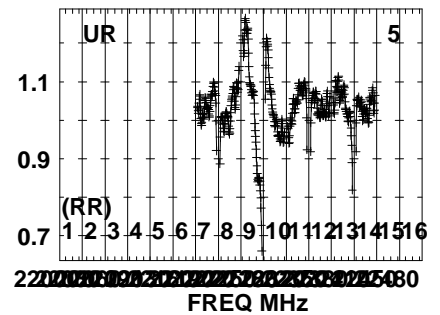
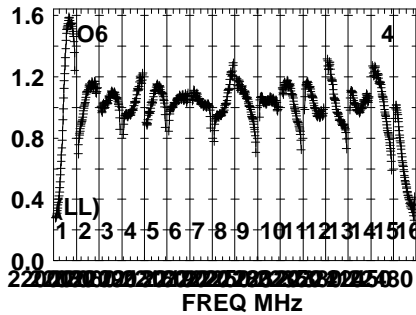
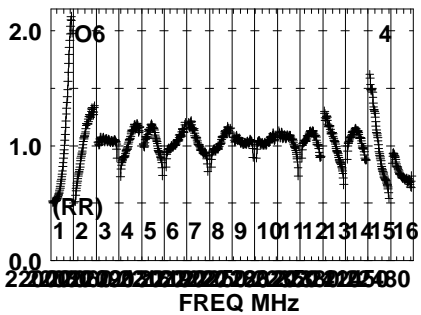
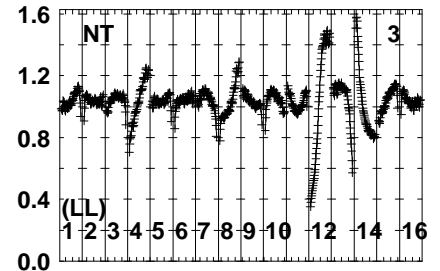
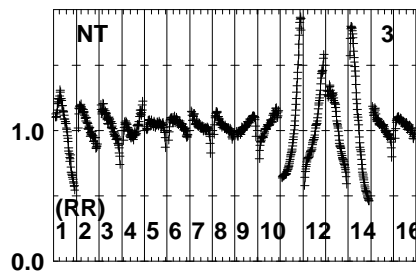
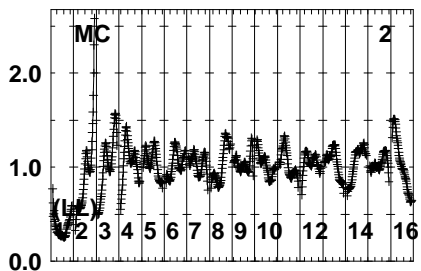
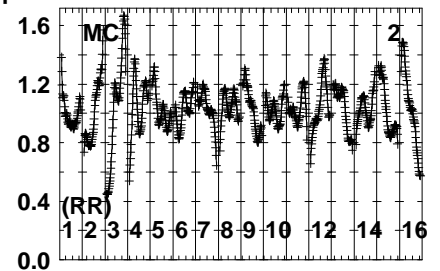
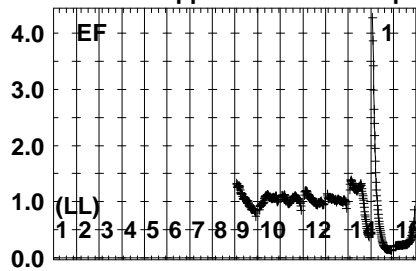
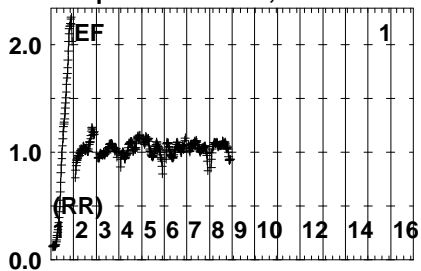
No calibration applied and no bandpass applied



Lower frame: Real Jy
Auto-corr total-power spectrum Antenna: *
Timerange: 00/13:34:02 to 00/13:35:00

Plot file version 252 created 21-MAR-2023 11:24:32
 J1908+2028 RG013A.UVDATA.1
 Freq = 21.9925 GHz, Bw = 32.000 MH

No calibration applied and no bandpass applied

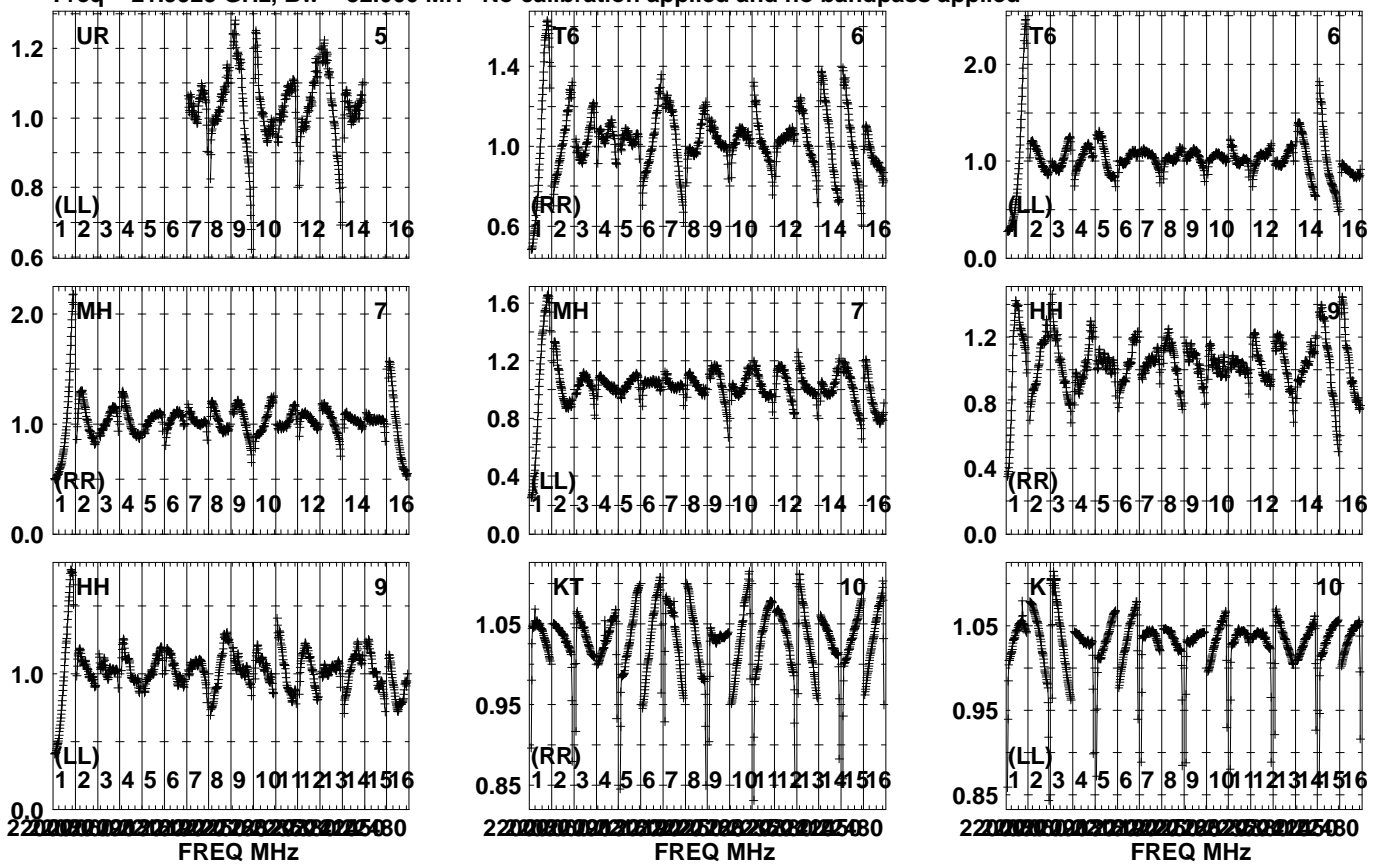


Lower frame: Real Jy
 Auto-corr total-power spectrum Antenna: *
 Timerange: 00/13:35:01 to 00/13:36:00

Plot file version 253 created 21-MAR-2023 11:24:32

J1908+2028 RG013A.UVDATA.1

Freq = 21.9925 GHz, Bw = 32.000 MH No calibration applied and no bandpass applied

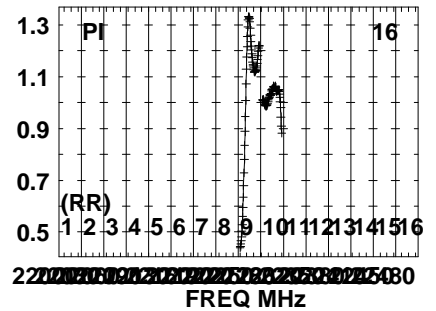
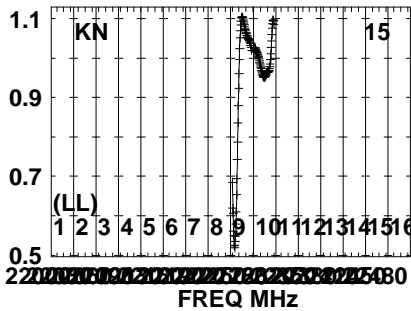
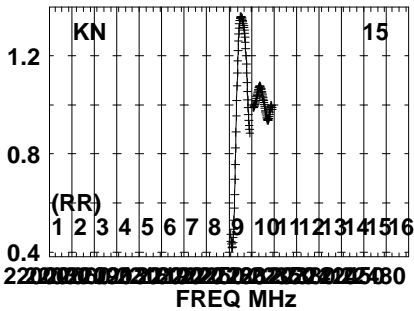
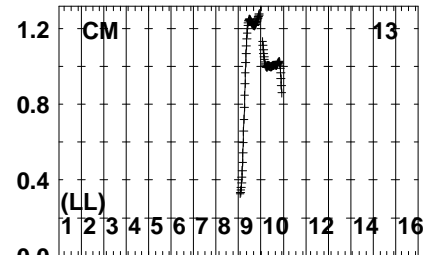
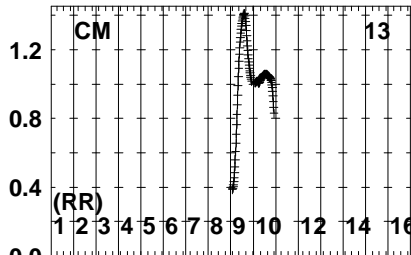
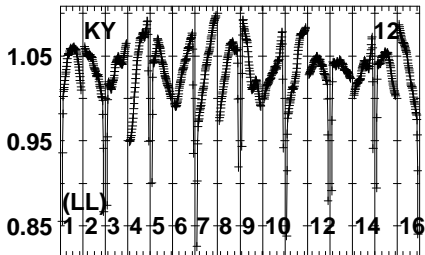
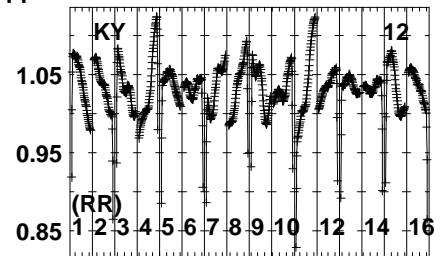
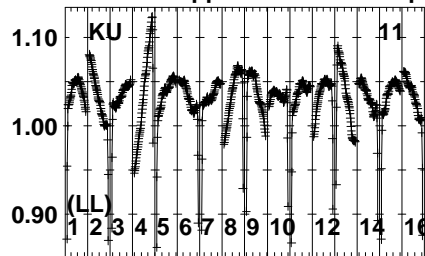
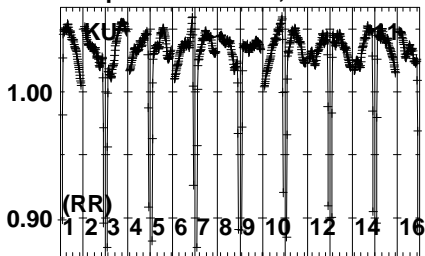


Lower frame: Real Jy
 Auto-corr total-power spectrum Antenna: *
 Timerange: 00/13:35:01 to 00/13:36:00

Plot file version 254 created 21-MAR-2023 11:24:33

J1908+2028 RG013A.UVDATA.1

Freq = 21.9925 GHz, Bw = 32.000 MH No calibration applied and no bandpass applied



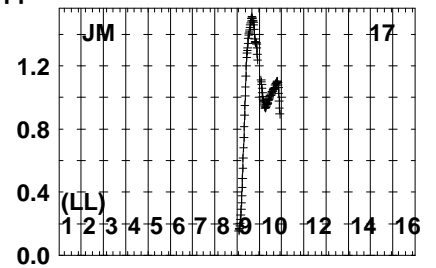
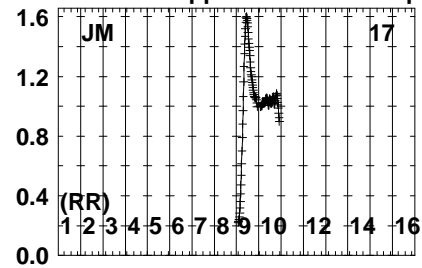
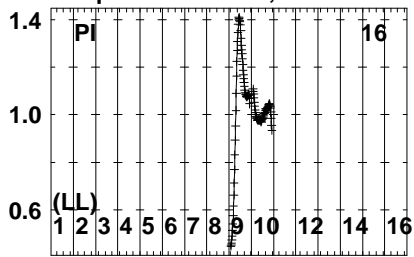
Lower frame: Real Jy
Auto-corr total-power spectrum Antenna: *
Timerange: 00/13:35:01 to 00/13:36:00

Plot file version 255 created 21-MAR-2023 11:24:33

J1908+2028 RG013A.UVDATA.1

Freq = 21.9925 GHz, Bw = 32.000 MH

No calibration applied and no bandpass applied



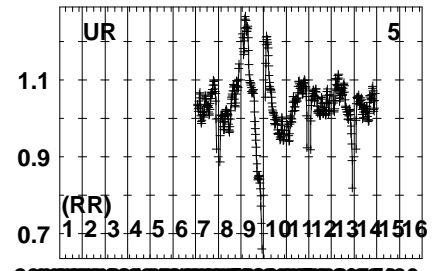
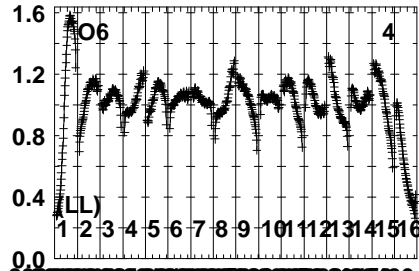
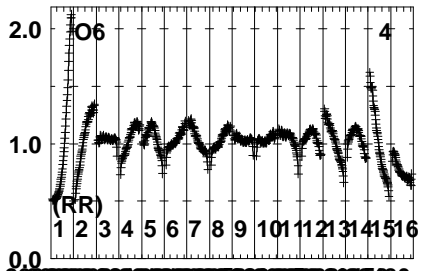
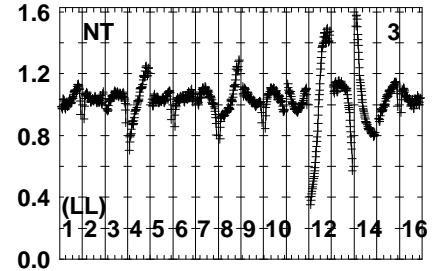
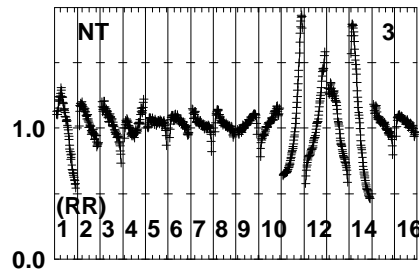
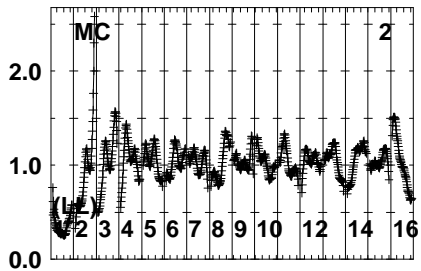
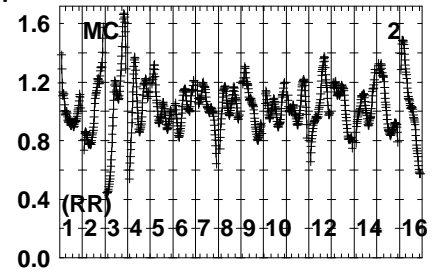
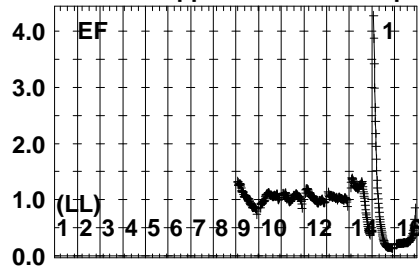
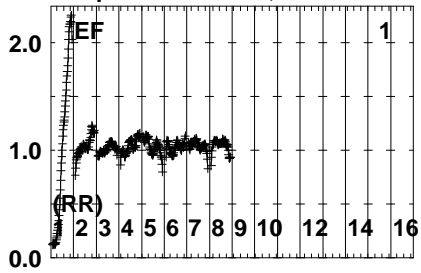
Lower frame: Real Jy
Auto-corr total-power spectrum Antenna: *
Timerange: 00/13:35:01 to 00/13:36:00

Plot file version 256 created 21-MAR-2023 11:24:33

GRB221009A RG013A.UVDATA.1

Freq = 21.9925 GHz, Bw = 32.000 MH

No calibration applied and no bandpass applied



2200000000000000000000000000000000
FREQ MHz

2200000000000000000000000000000000
FREQ MHz

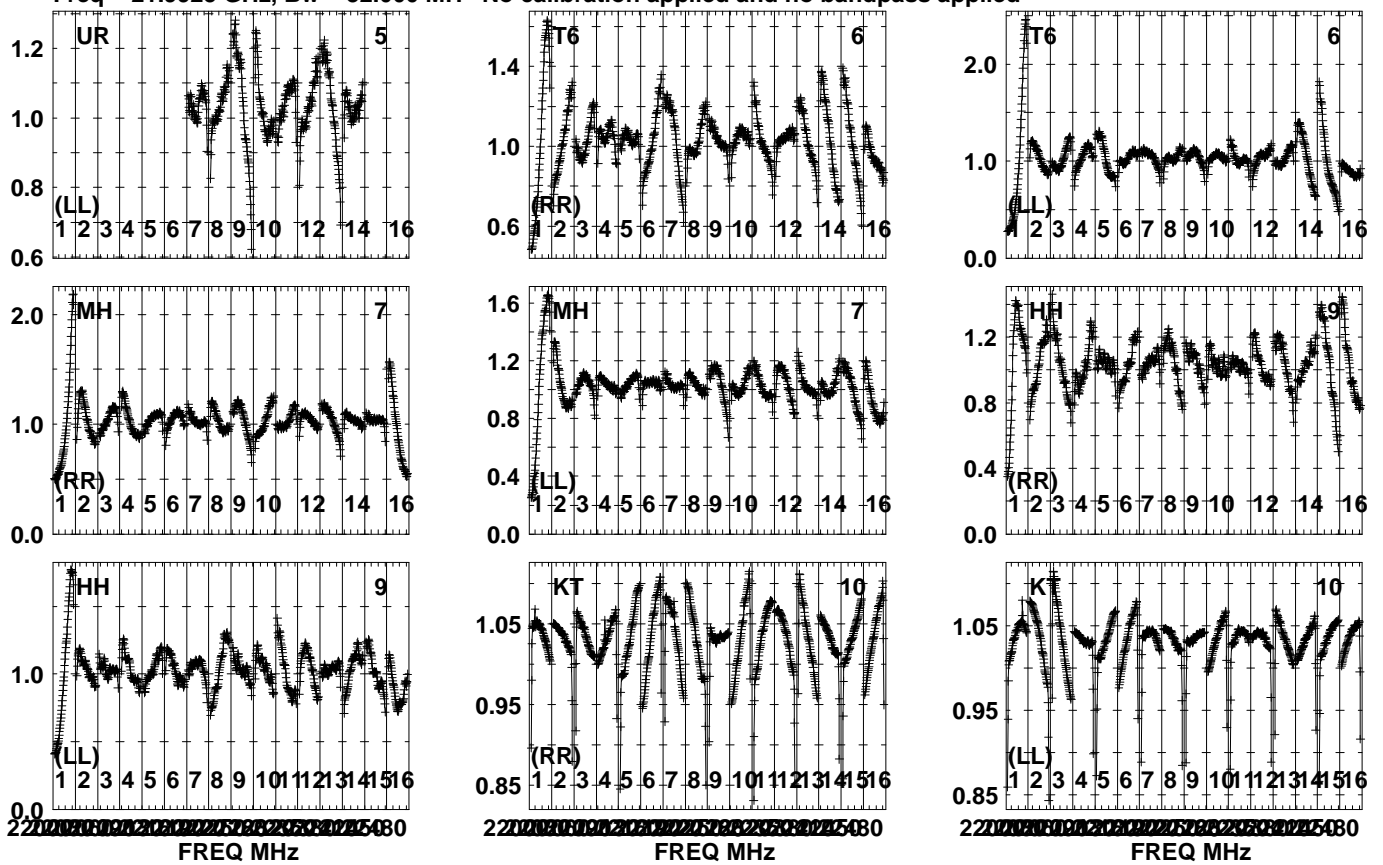
2200000000000000000000000000000000
FREQ MHz

Lower frame: Real Jy
Auto-corr total-power spectrum Antenna: *
Timerange: 00/13:36:01 to 00/13:37:00

Plot file version 257 created 21-MAR-2023 11:24:33

GRB221009A RG013A.UVDATA.1

Freq = 21.9925 GHz, Bw = 32.000 MH No calibration applied and no bandpass applied

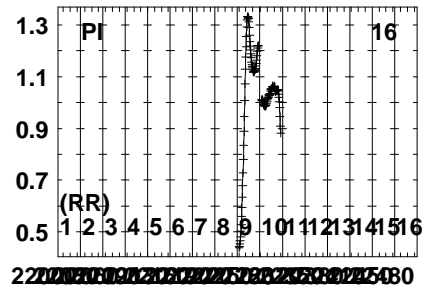
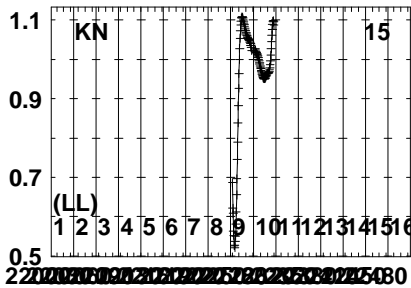
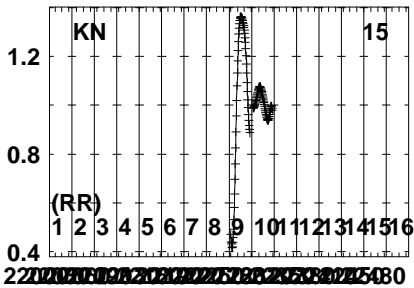
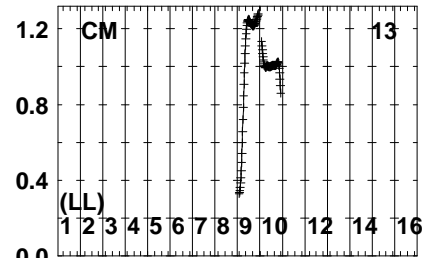
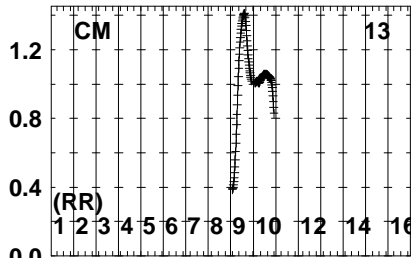
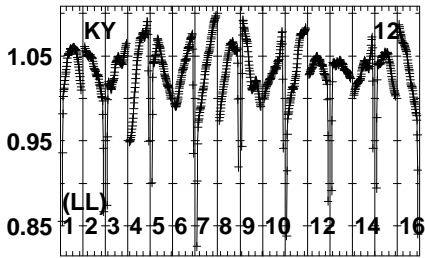
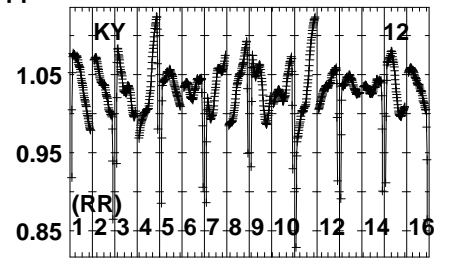
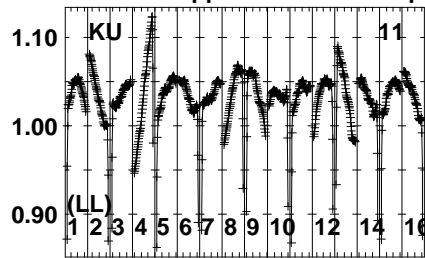
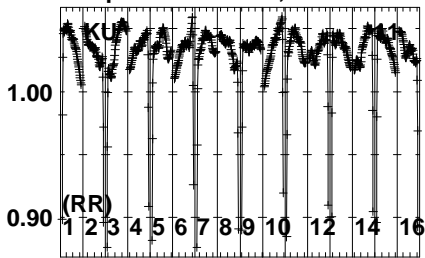


Lower frame: Real Jy
Auto-corr total-power spectrum Antenna: *
Timerange: 00/13:36:01 to 00/13:37:00

Plot file version 258 created 21-MAR-2023 11:24:33

GRB221009A RG013A.UVDATA.1

Freq = 21.9925 GHz, Bw = 32.000 MH No calibration applied and no bandpass applied



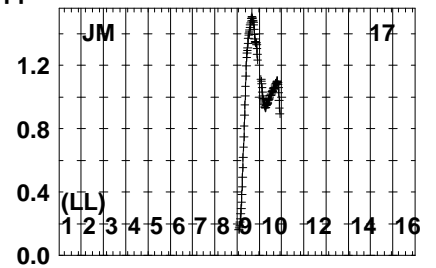
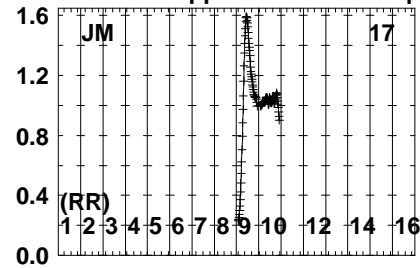
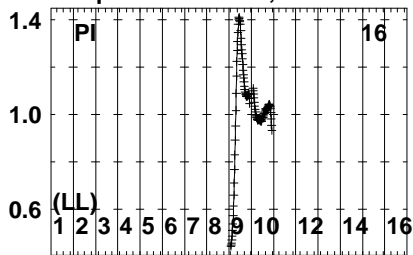
Lower frame: Real Jy
 Auto-corr total-power spectrum Antenna: *
 Timerange: 00/13:36:01 to 00/13:37:00

Plot file version 259 created 21-MAR-2023 11:24:34

GRB221009A RG013A.UVDATA.1

Freq = 21.9925 GHz, Bw = 32.000 MH

No calibration applied and no bandpass applied



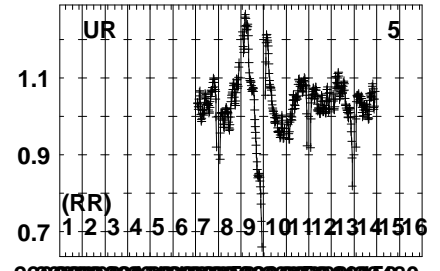
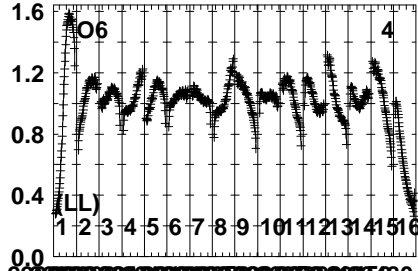
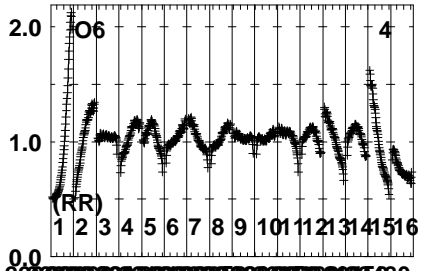
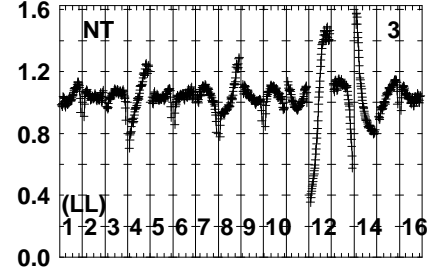
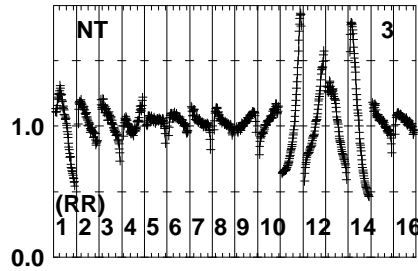
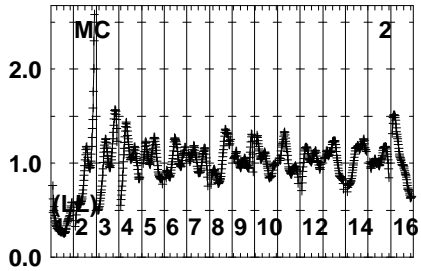
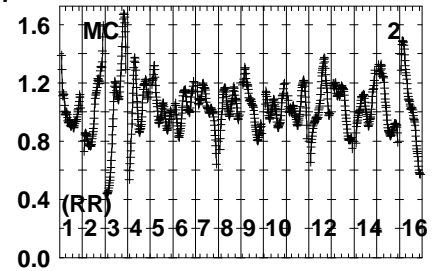
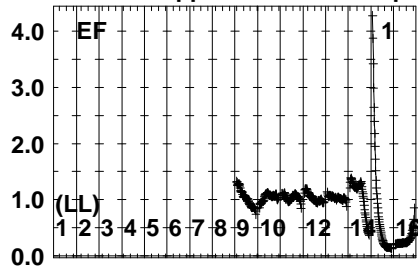
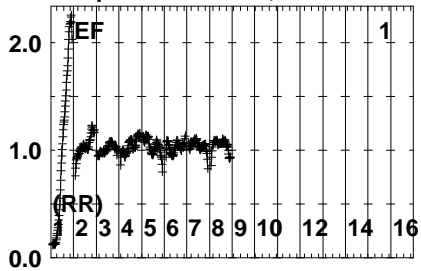
Lower frame: Real Jy
Auto-corr total-power spectrum Antenna: *
Timerange: 00/13:36:01 to 00/13:37:00

Plot file version 260 created 21-MAR-2023 11:24:34

J1908+2028 RG013A.UVDATA.1

Freq = 21.9925 GHz, Bw = 32.000 MH

No calibration applied and no bandpass applied



FREQ MHz

FREQ MHz

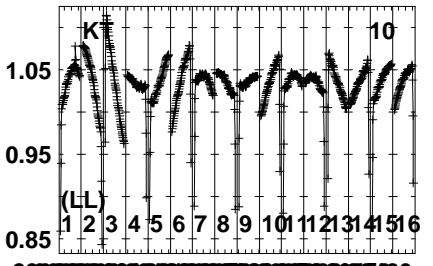
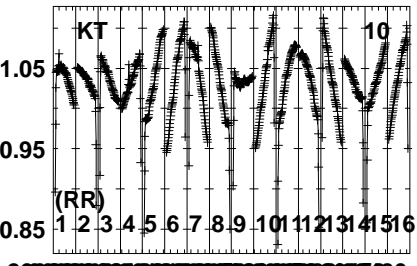
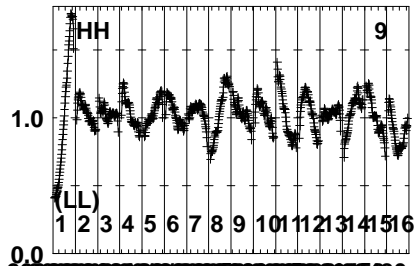
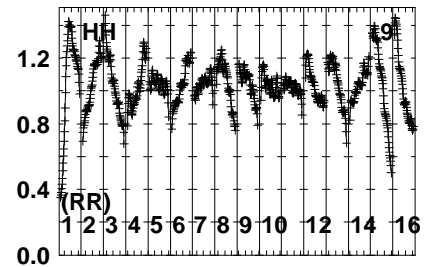
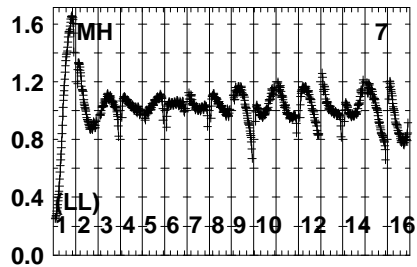
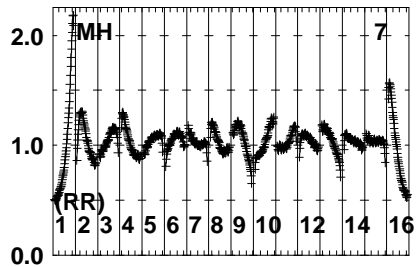
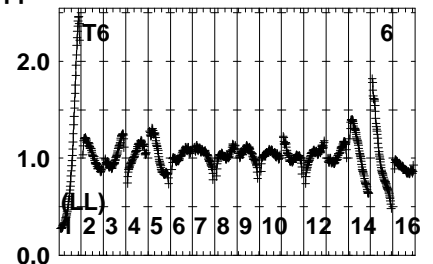
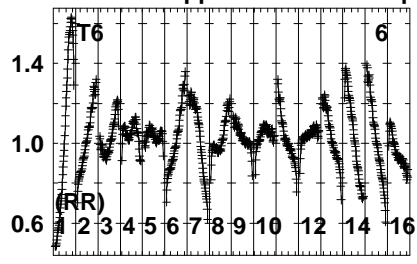
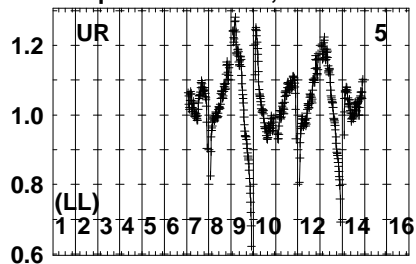
FREQ MHz

Lower frame: Real Jy
Auto-corr total-power spectrum Antenna: *
Timerange: 00/13:37:01 to 00/13:38:00

Plot file version 261 created 21-MAR-2023 11:24:34

J1908+2028 RG013A.UVDATA.1

Freq = 21.9925 GHz, Bw = 32.000 MH No calibration applied and no bandpass applied



FREQ MHz

FREQ MHz

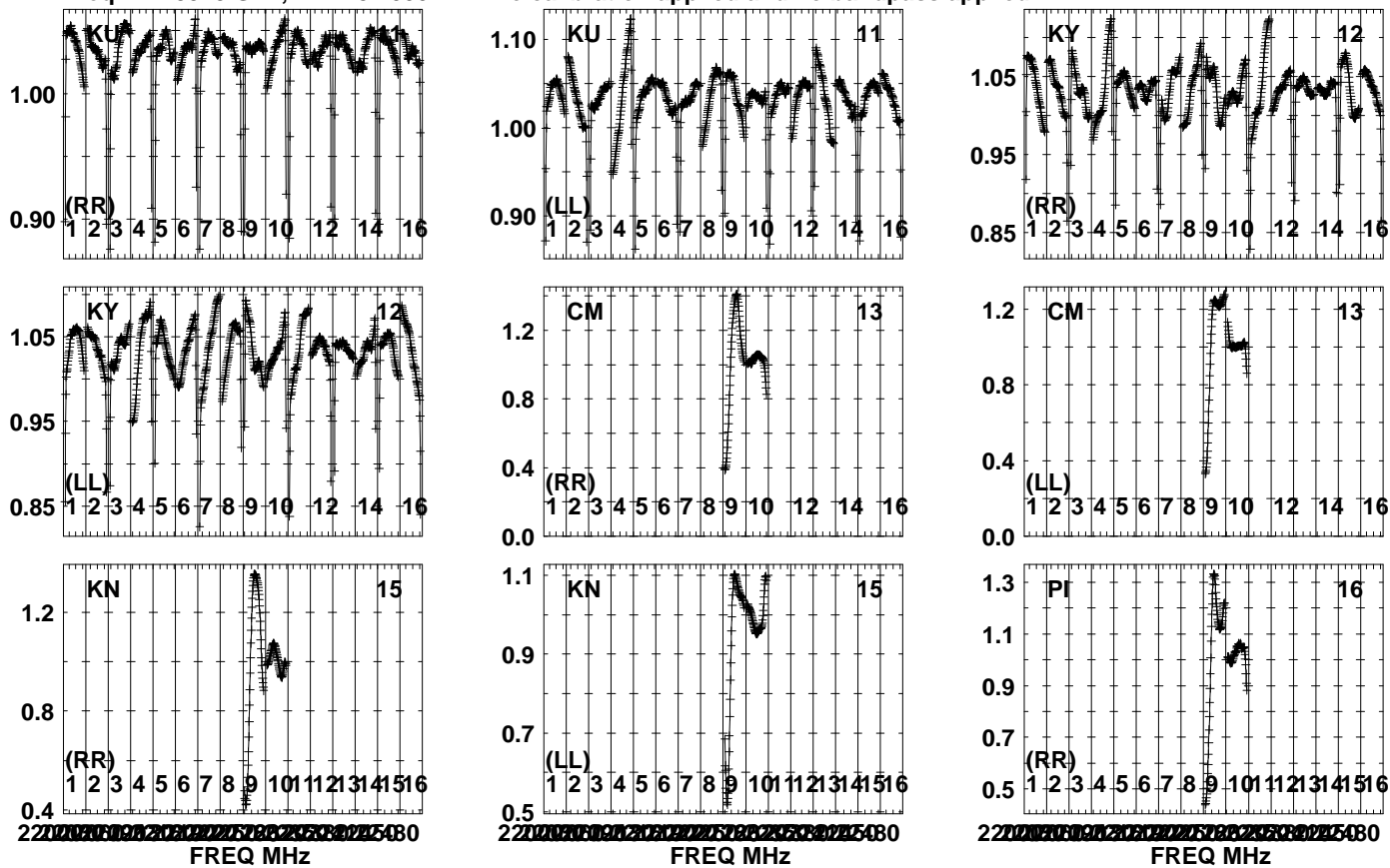
FREQ MHz

Lower frame: Real Jy
Auto-corr total-power spectrum Antenna: *
Timerange: 00/13:37:01 to 00/13:38:00

Plot file version 262 created 21-MAR-2023 11:24:34

J1908+2028 RG013A.UVDATA.1

Freq = 21.9925 GHz, Bw = 32.000 MH No calibration applied and no bandpass applied



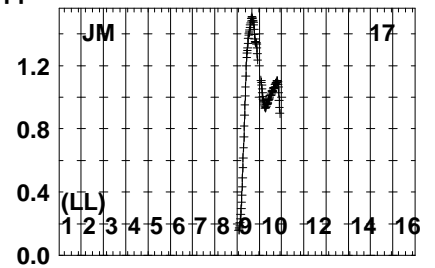
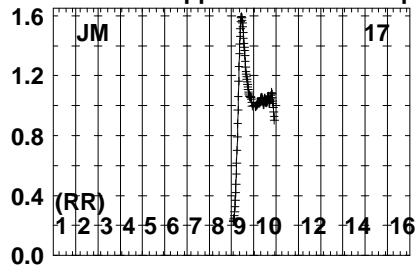
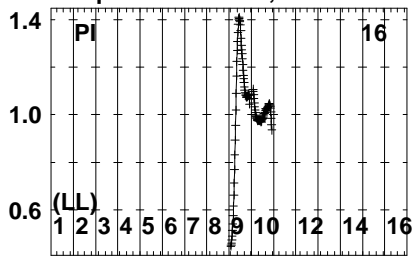
Lower frame: Real Jy
Auto-corr total-power spectrum Antenna: *
Timerange: 00/13:37:01 to 00/13:38:00

Plot file version 263 created 21-MAR-2023 11:24:34

J1908+2028 RG013A.UVDATA.1

Freq = 21.9925 GHz, Bw = 32.000 MH

No calibration applied and no bandpass applied



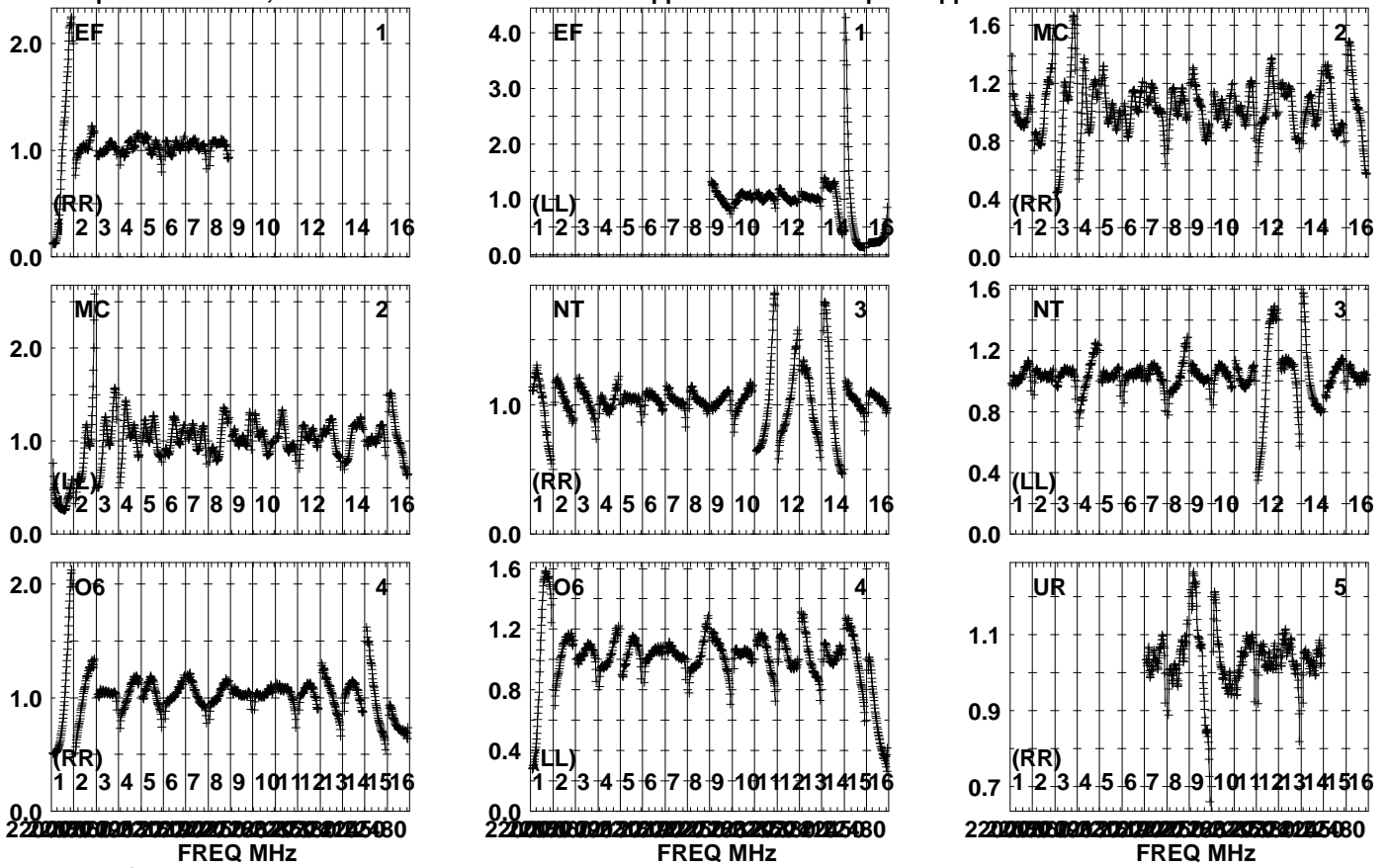
Lower frame: Real Jy
Auto-corr total-power spectrum Antenna: *
Timerange: 00/13:37:01 to 00/13:38:00

Plot file version 264 created 21-MAR-2023 11:24:34

GRB221009A RG013A.UVDATA.1

Freq = 21.9925 GHz, Bw = 32.000 MH

No calibration applied and no bandpass applied



Lower frame: Real Jy

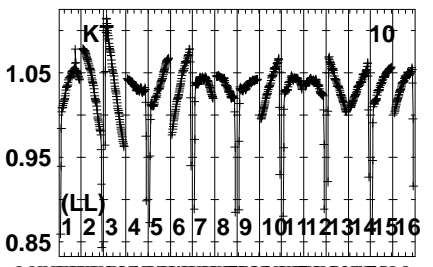
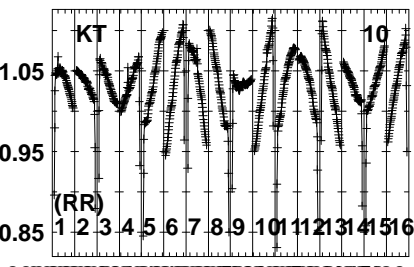
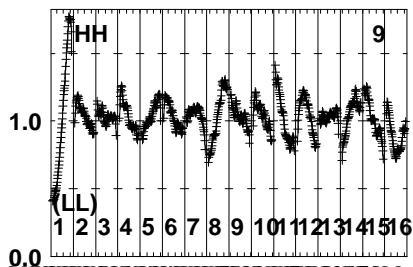
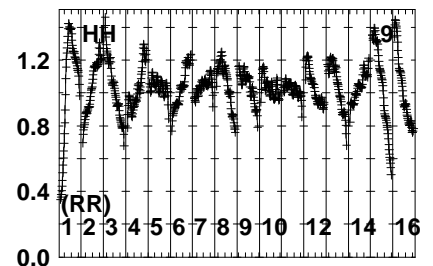
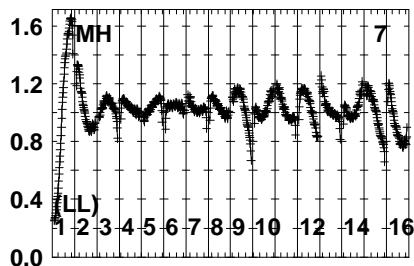
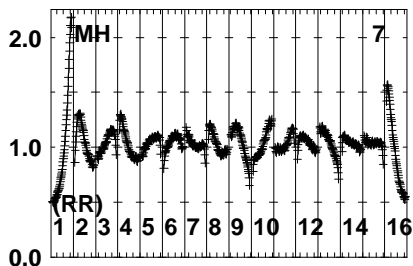
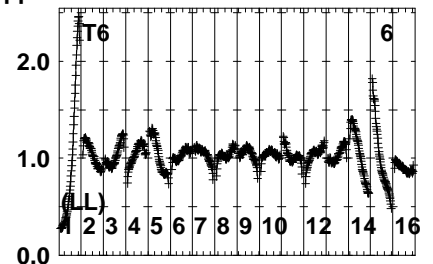
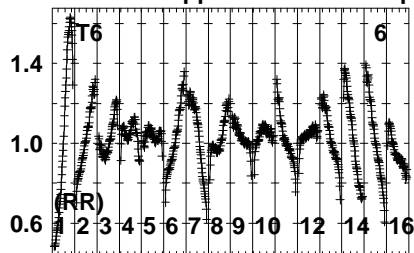
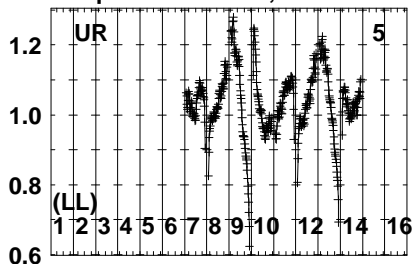
Auto-corr total-power spectrum Antenna: *

Timerange: 00/13:38:01 to 00/13:39:00

Plot file version 265 created 21-MAR-2023 11:24:35

GRB221009A RG013A.UVDATA.1

Freq = 21.9925 GHz, Bw = 32.000 MH No calibration applied and no bandpass applied



FREQ MHz

FREQ MHz

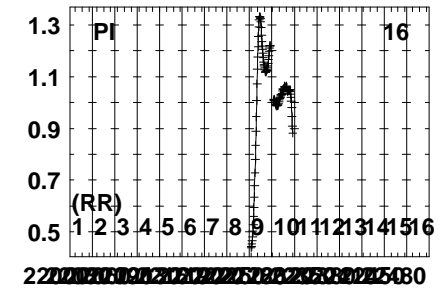
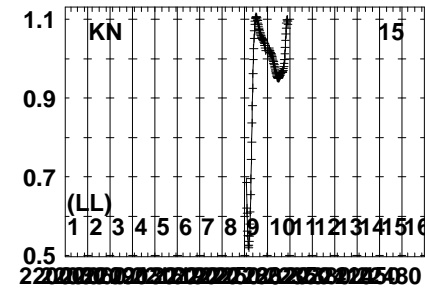
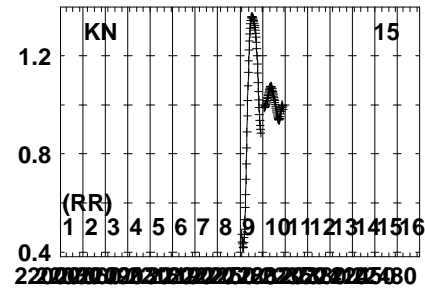
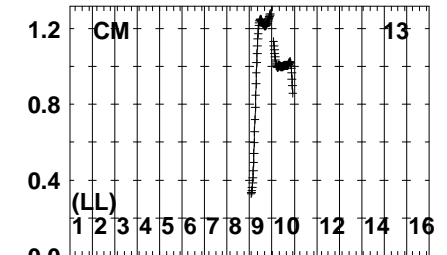
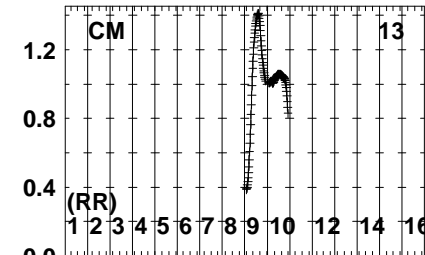
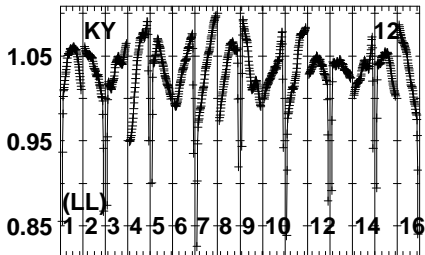
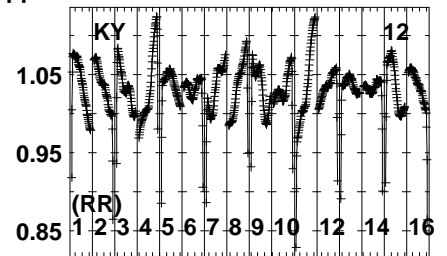
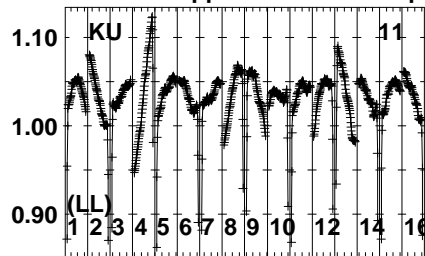
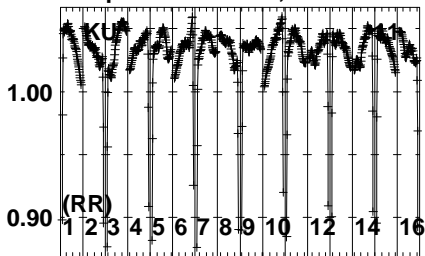
FREQ MHz

Lower frame: Real Jy
Auto-corr total-power spectrum Antenna: *
Timerange: 00/13:38:01 to 00/13:39:00

Plot file version 266 created 21-MAR-2023 11:24:35

GRB221009A RG013A.UVDATA.1

Freq = 21.9925 GHz, Bw = 32.000 MH No calibration applied and no bandpass applied



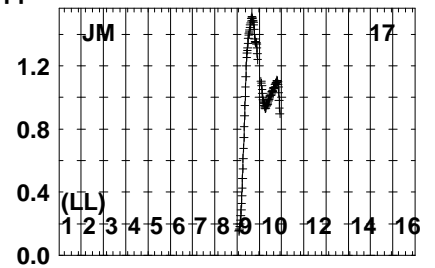
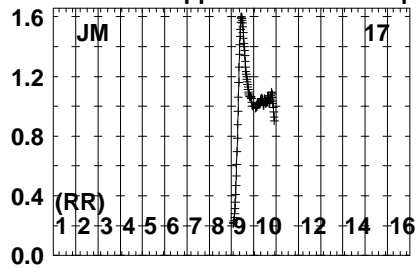
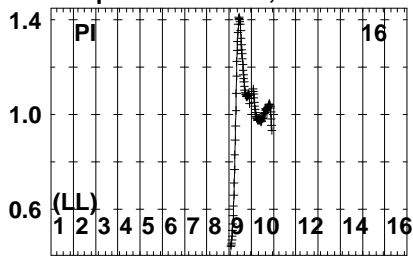
FREQ MHz
Lower frame: Real Jy
Auto-corr total-power spectrum Antenna: *
Timerange: 00/13:38:01 to 00/13:39:00

Plot file version 267 created 21-MAR-2023 11:24:35

GRB221009A RG013A.UVDATA.1

Freq = 21.9925 GHz, Bw = 32.000 MH

No calibration applied and no bandpass applied



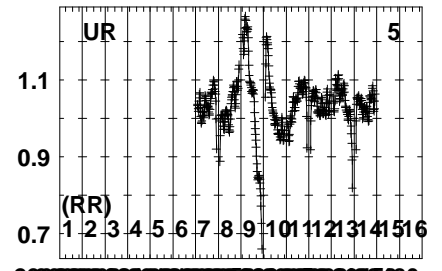
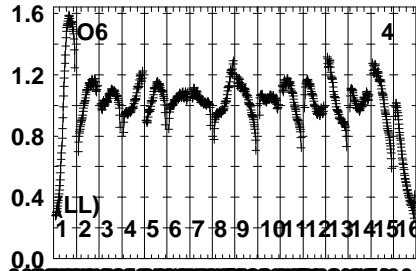
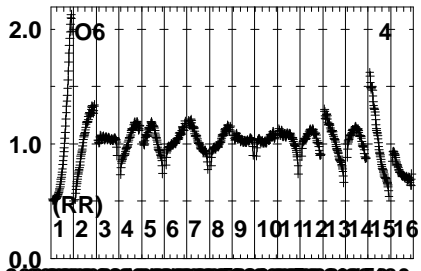
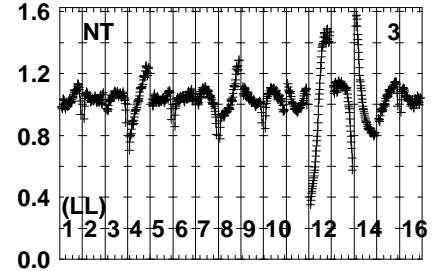
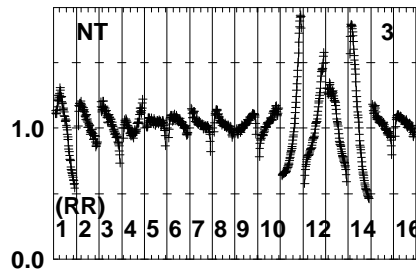
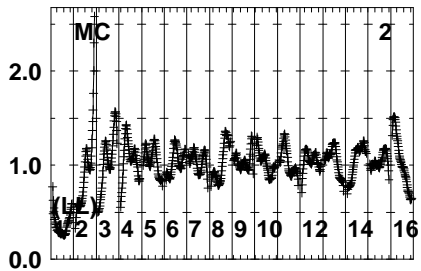
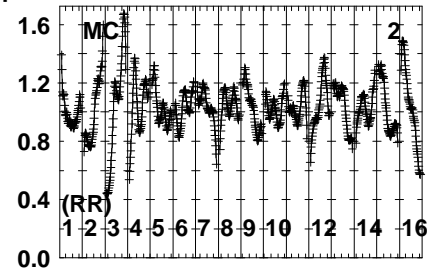
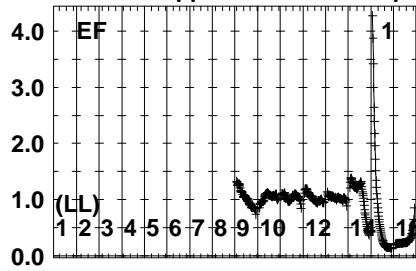
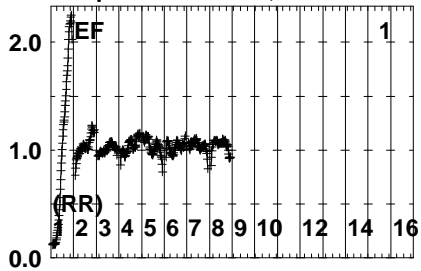
Lower frame: Real Jy
Auto-corr total-power spectrum Antenna: *
Timerange: 00/13:38:01 to 00/13:39:00

Plot file version 268 created 21-MAR-2023 11:24:35

J1908+2028 RG013A.UVDATA.1

Freq = 21.9925 GHz, Bw = 32.000 MH

No calibration applied and no bandpass applied



FREQ MHz

FREQ MHz

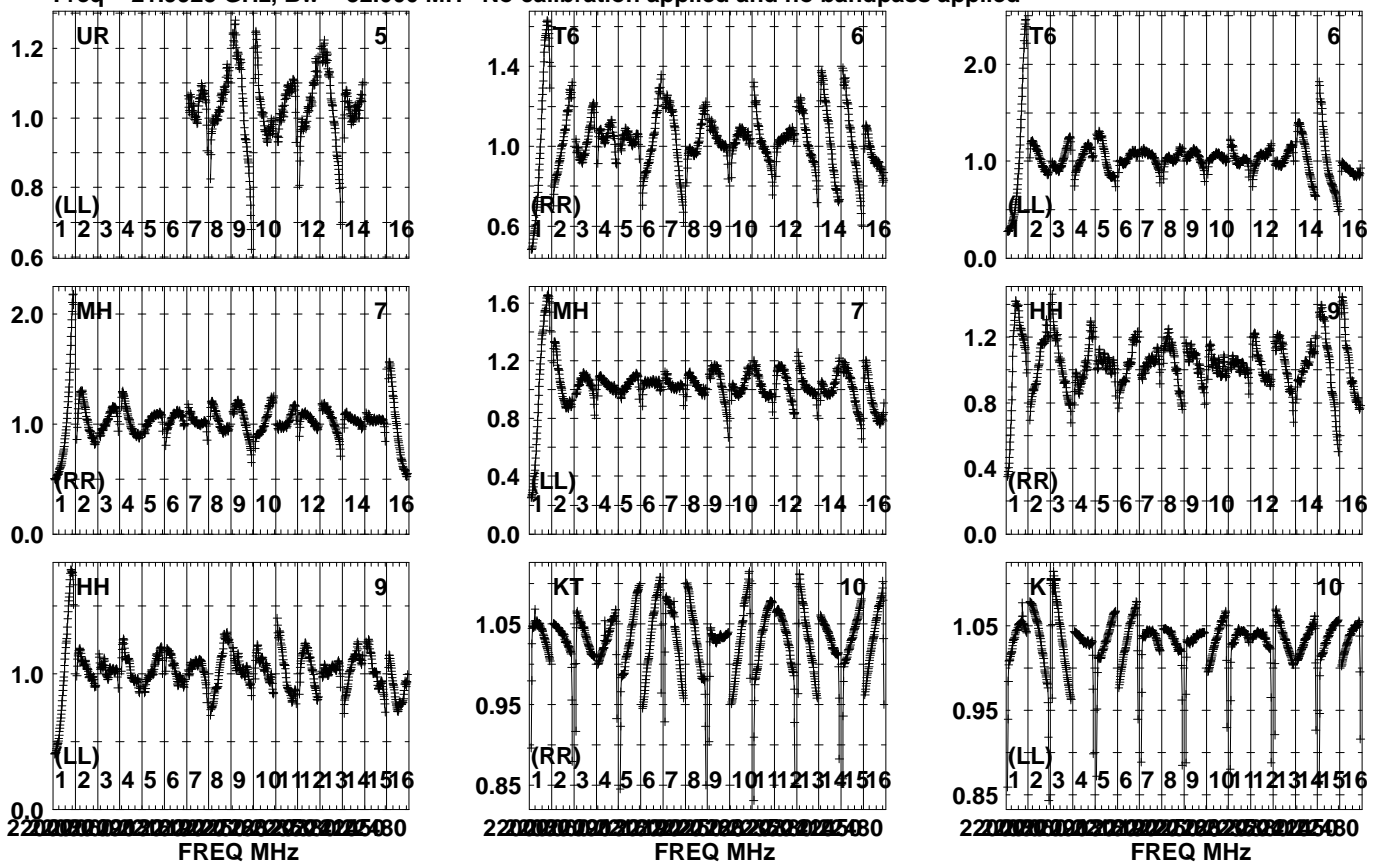
FREQ MHz

Lower frame: Real Jy
 Auto-corr total-power spectrum Antenna: *
 Timerange: 00/13:39:02 to 00/13:39:59

Plot file version 269 created 21-MAR-2023 11:24:35

J1908+2028 RG013A.UVDATA.1

Freq = 21.9925 GHz, Bw = 32.000 MH No calibration applied and no bandpass applied

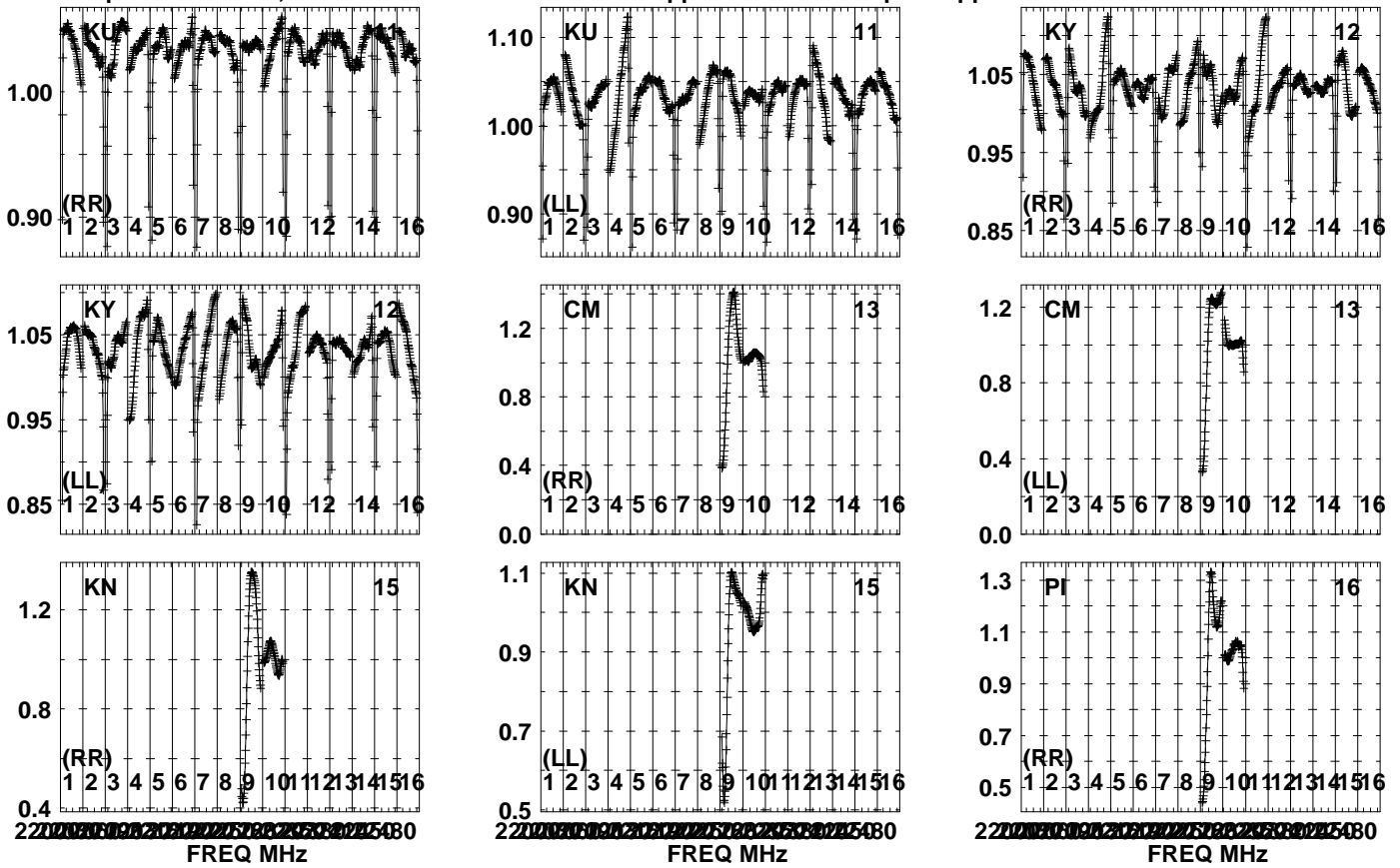


Lower frame: Real Jy
Auto-corr total-power spectrum Antenna: *
Timerange: 00/13:39:02 to 00/13:39:59

Plot file version 270 created 21-MAR-2023 11:24:36

J1908+2028 RG013A.UVDATA.1

Freq = 21.9925 GHz, Bw = 32.000 MH No calibration applied and no bandpass applied

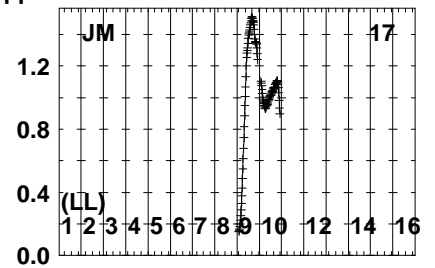
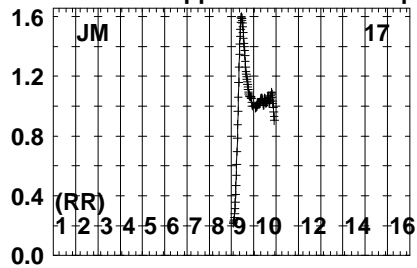
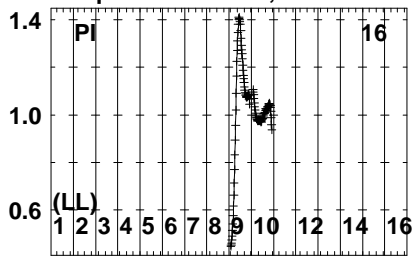


Lower frame: Real Jy
Auto-corr total-power spectrum Antenna: *
Timerange: 00/13:39:02 to 00/13:39:59

Plot file version 271 created 21-MAR-2023 11:24:36

J1908+2028 RG013A.UVDATA.1

Freq = 21.9925 GHz, Bw = 32.000 MH No calibration applied and no bandpass applied



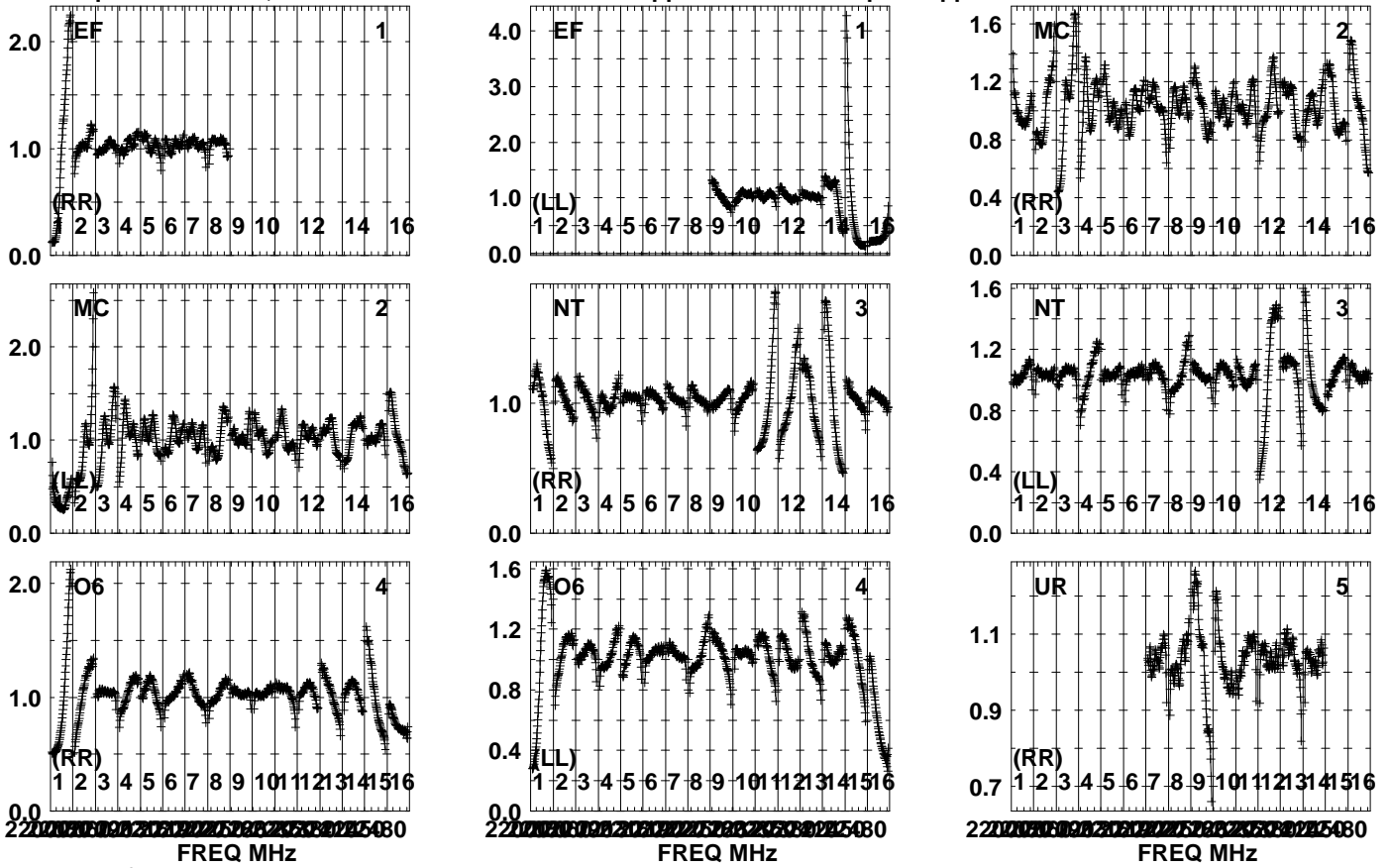
Lower frame: Real Jy
Auto-corr total-power spectrum Antenna: *
Timerange: 00/13:39:02 to 00/13:39:59

Plot file version 272 created 21-MAR-2023 11:24:36

GRB221009A RG013A.UVDATA.1

Freq = 21.9925 GHz, Bw = 32.000 MH

No calibration applied and no bandpass applied

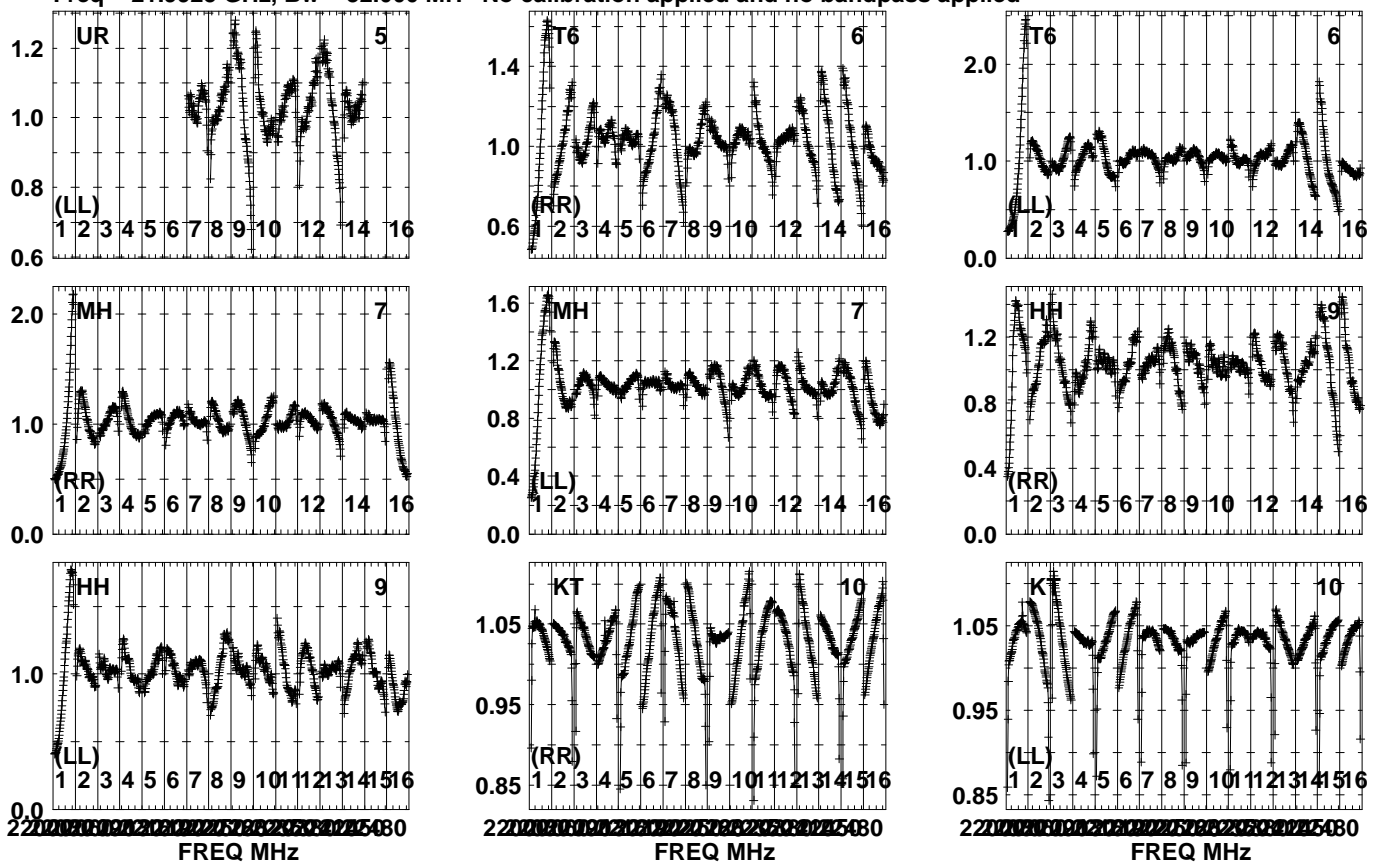


Lower frame: Real Jy
Auto-corr total-power spectrum Antenna: *
Timerange: 00/13:40:02 to 00/13:40:59

Plot file version 273 created 21-MAR-2023 11:24:36

GRB221009A RG013A.UVDATA.1

Freq = 21.9925 GHz, Bw = 32.000 MH No calibration applied and no bandpass applied

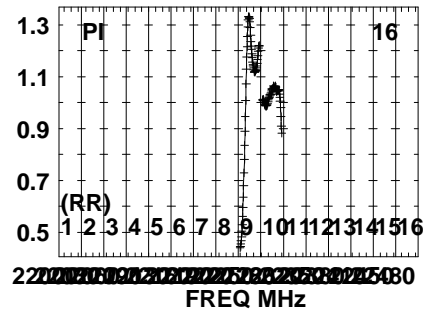
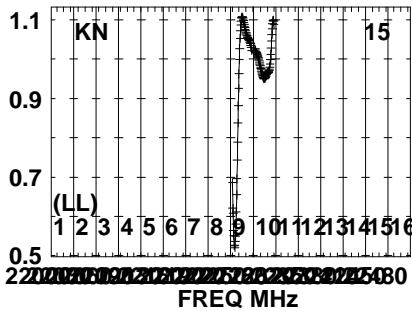
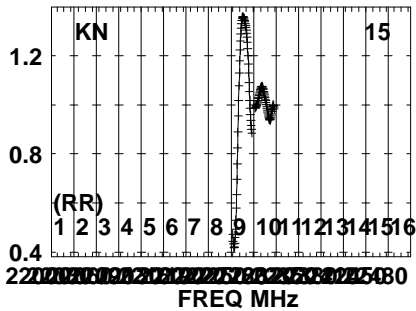
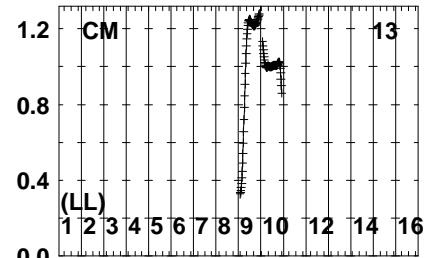
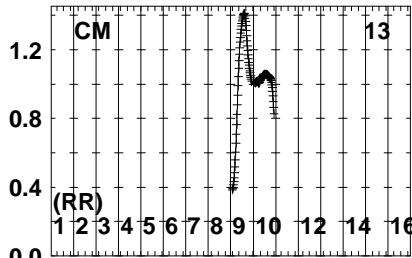
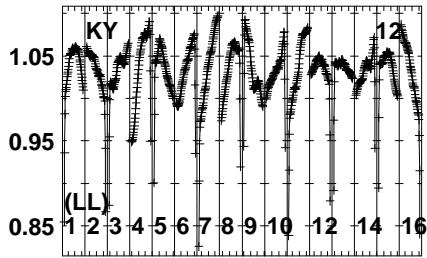
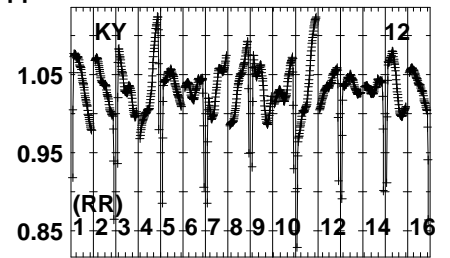
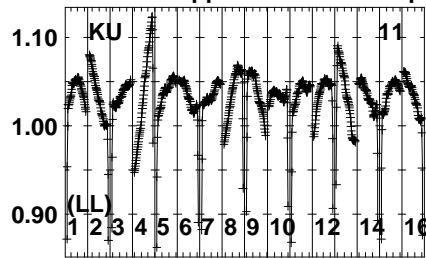
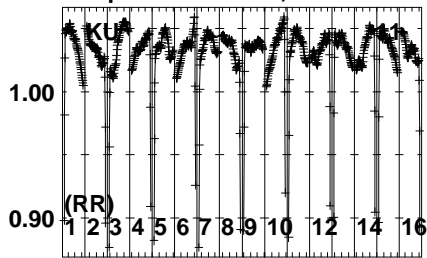


Lower frame: Real Jy
Auto-corr total-power spectrum Antenna: *
Timerange: 00/13:40:02 to 00/13:40:59

Plot file version 274 created 21-MAR-2023 11:24:36

GRB221009A RG013A.UVDATA.1

Freq = 21.9925 GHz, Bw = 32.000 MH No calibration applied and no bandpass applied

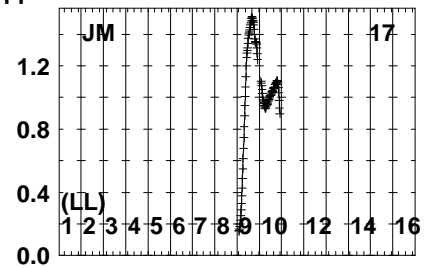
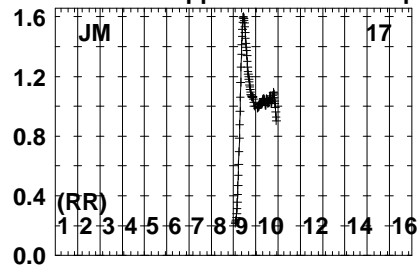
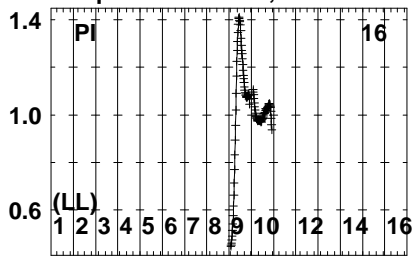


Lower frame: Real Jy
Auto-corr total-power spectrum Antenna: *
Timerange: 00/13:40:02 to 00/13:40:59

Plot file version 275 created 21-MAR-2023 11:24:36

GRB221009A RG013A.UVDATA.1

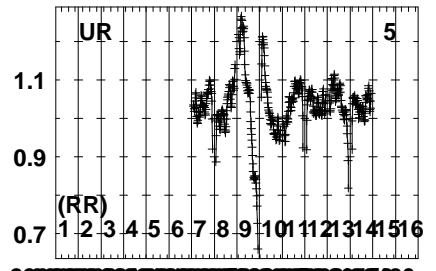
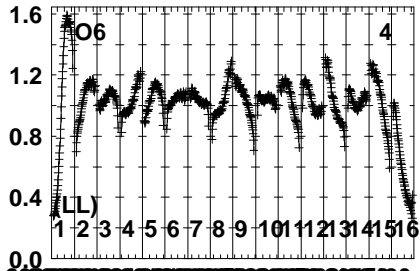
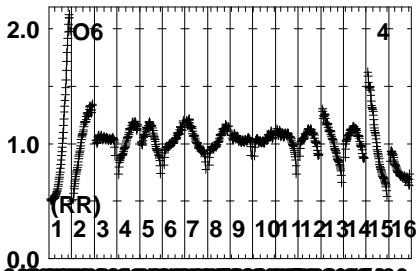
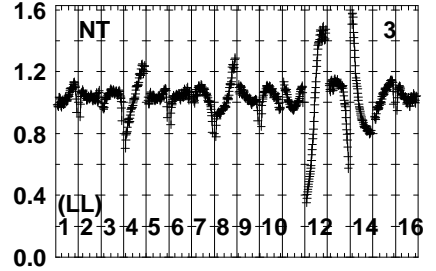
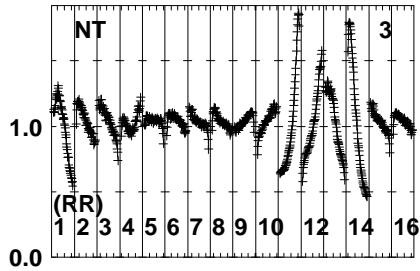
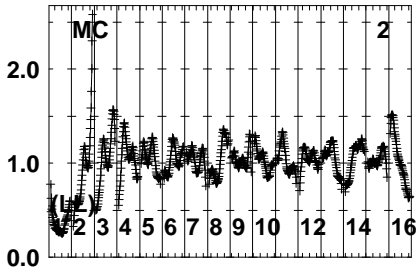
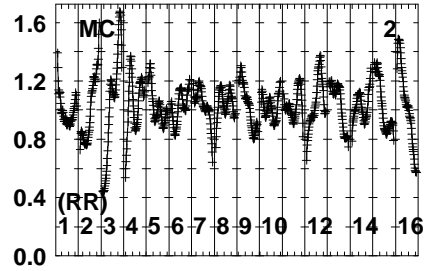
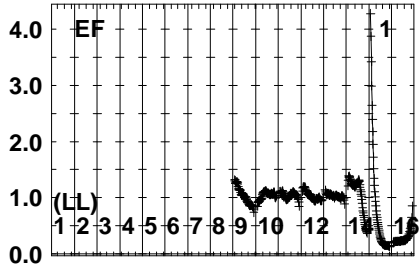
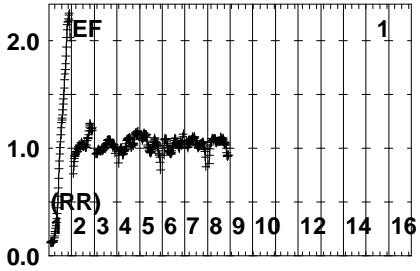
Freq = 21.9925 GHz, Bw = 32.000 MH No calibration applied and no bandpass applied



Lower frame: Real Jy
Auto-corr total-power spectrum Antenna: *
Timerange: 00/13:40:02 to 00/13:40:59

Plot file version 276 created 21-MAR-2023 11:24:36
 J1908+2028 RG013A.UVDATA.1
 Freq = 21.9925 GHz, Bw = 32.000 MH

No calibration applied and no bandpass applied



220000000000000000000000000000000000
 FREQ MHz
 Lower frame: Real Jy
 Auto-corr total-power spectrum Antenna: *
 Timerange: 00/13:41:41 to 00/13:42:39

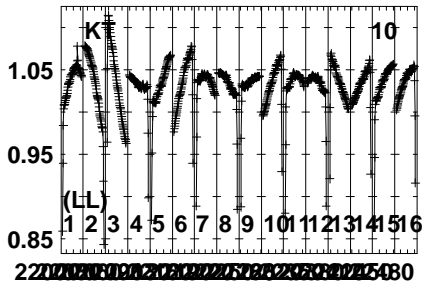
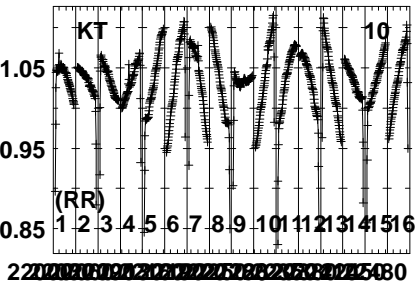
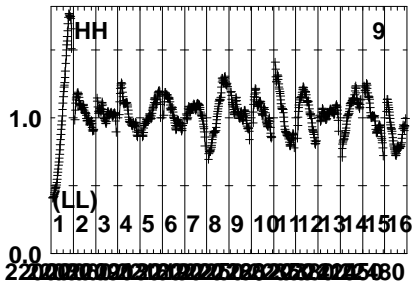
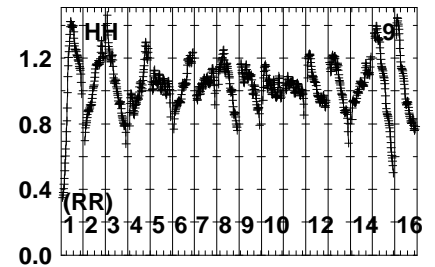
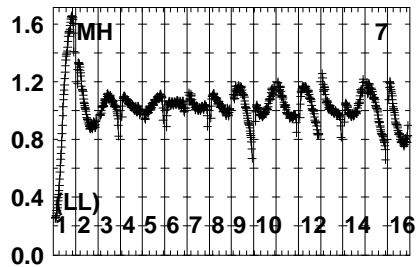
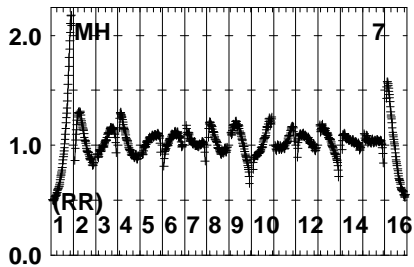
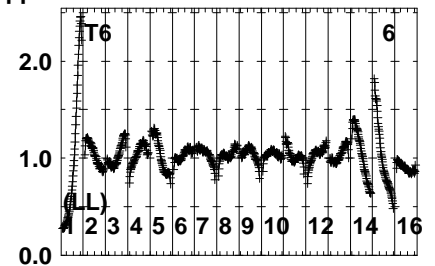
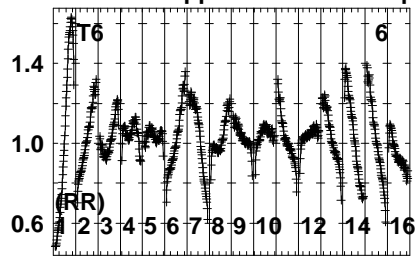
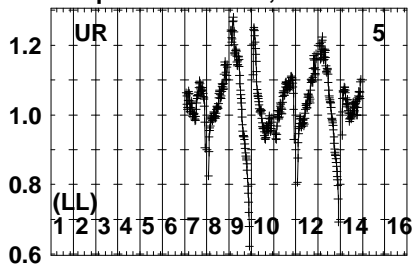
220000000000000000000000000000000000
 FREQ MHz

220000000000000000000000000000000000
 FREQ MHz

Plot file version 277 created 21-MAR-2023 11:24:37

J1908+2028 RG013A.UVDATA.1

Freq = 21.9925 GHz, Bw = 32.000 MH No calibration applied and no bandpass applied

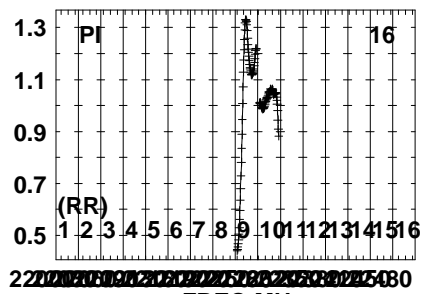
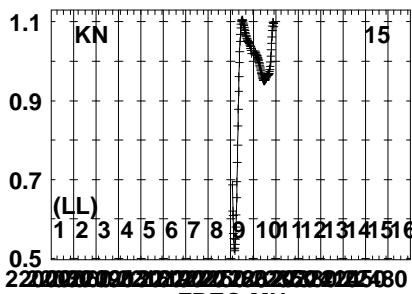
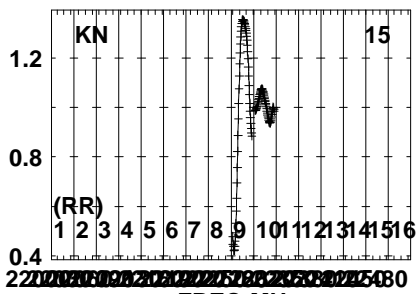
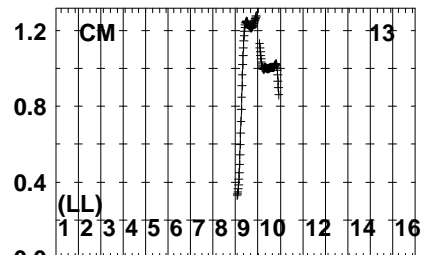
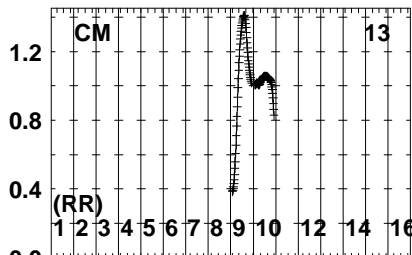
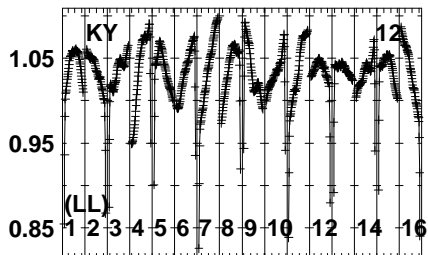
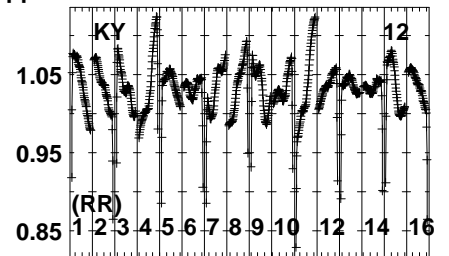
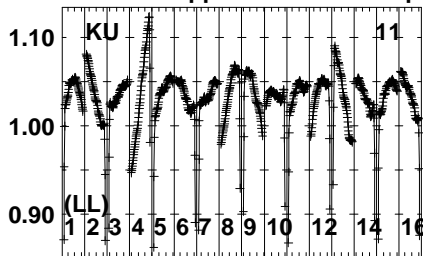
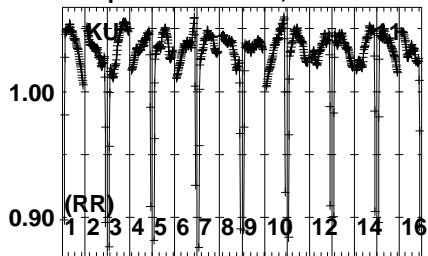


FREQ MHz
Lower frame: Real Jy
Auto-corr total-power spectrum Antenna: *
Timerange: 00/13:41:41 to 00/13:42:39

Plot file version 278 created 21-MAR-2023 11:24:37

J1908+2028 RG013A.UVDATA.1

Freq = 21.9925 GHz, Bw = 32.000 MH No calibration applied and no bandpass applied



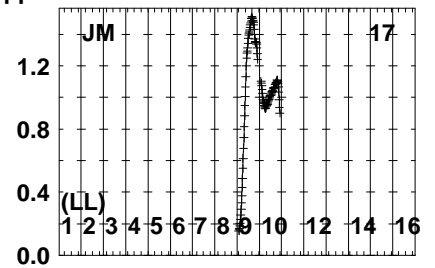
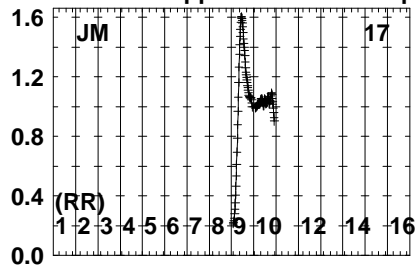
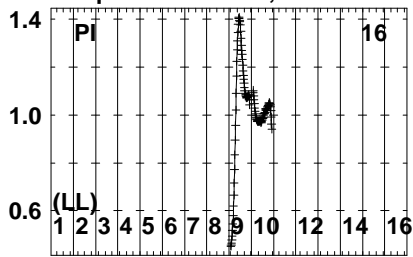
FREQ MHz
Lower frame: Real Jy
Auto-corr total-power spectrum Antenna: *
Timerange: 00/13:41:41 to 00/13:42:39

Plot file version 279 created 21-MAR-2023 11:24:37

J1908+2028 RG013A.UVDATA.1

Freq = 21.9925 GHz, Bw = 32.000 MH

No calibration applied and no bandpass applied

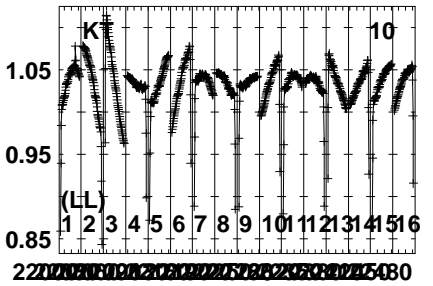
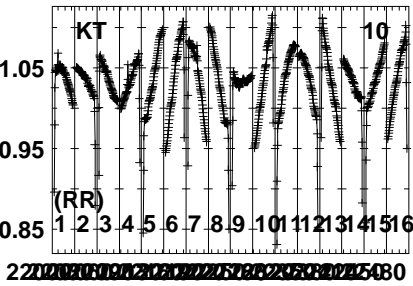
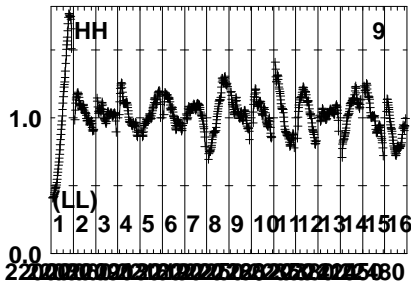
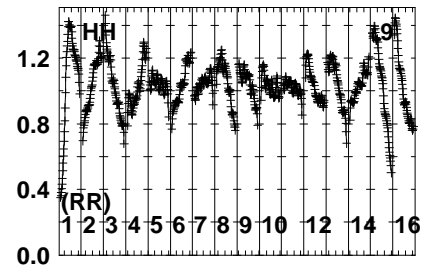
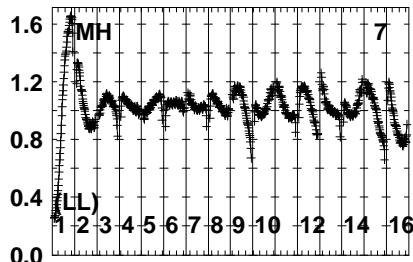
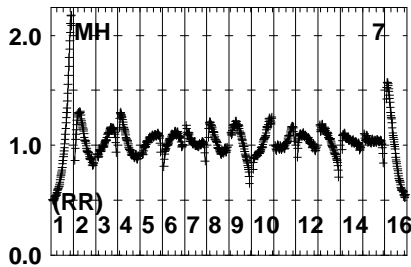
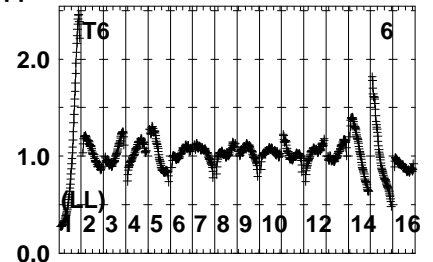
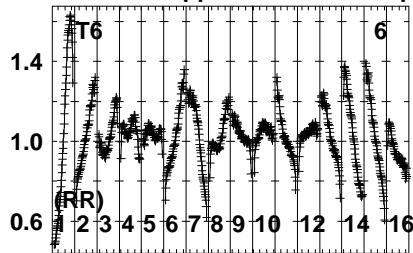
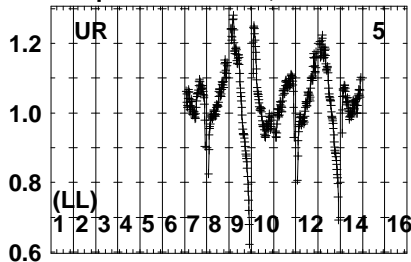


Lower frame: Real Jy
Auto-corr total-power spectrum Antenna: *
Timerange: 00/13:41:41 to 00/13:42:39

Plot file version 281 created 21-MAR-2023 11:24:37

GRB221009A RG013A.UVDATA.1

Freq = 21.9925 GHz, Bw = 32.000 MH No calibration applied and no bandpass applied

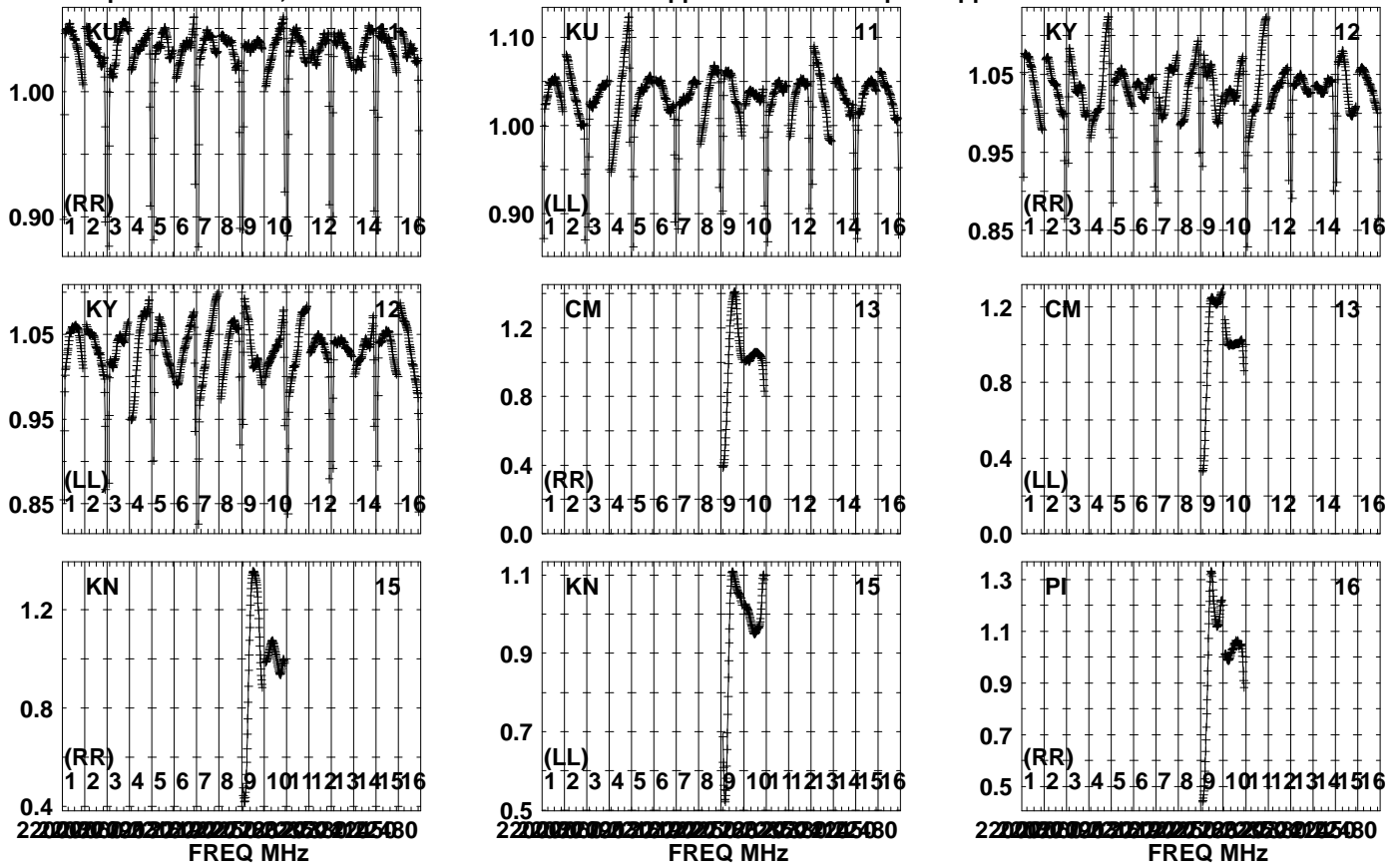


Lower frame: Real Jy
Auto-corr total-power spectrum Antenna: *
Timerange: 00/13:42:42 to 00/13:43:39

Plot file version 282 created 21-MAR-2023 11:24:38

GRB221009A RG013A.UVDATA.1

Freq = 21.9925 GHz, Bw = 32.000 MH No calibration applied and no bandpass applied



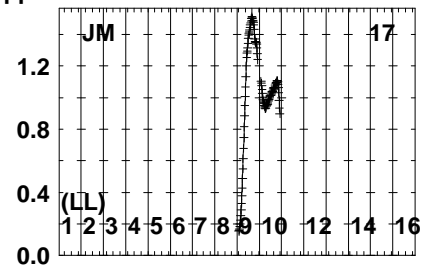
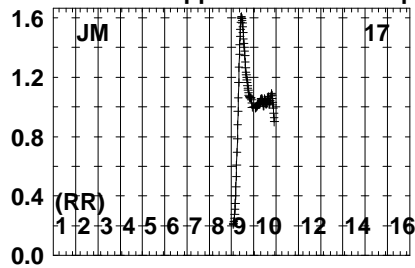
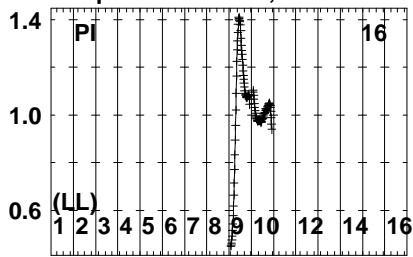
Lower frame: Real Jy
 Auto-corr total-power spectrum Antenna: *
 Timerange: 00/13:42:42 to 00/13:43:39

Plot file version 283 created 21-MAR-2023 11:24:38

GRB221009A RG013A.UVDATA.1

Freq = 21.9925 GHz, Bw = 32.000 MH

No calibration applied and no bandpass applied



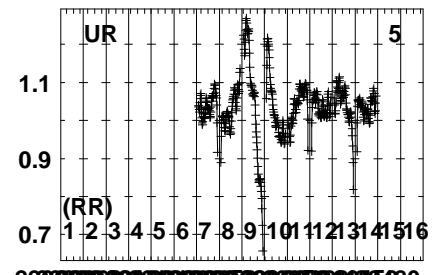
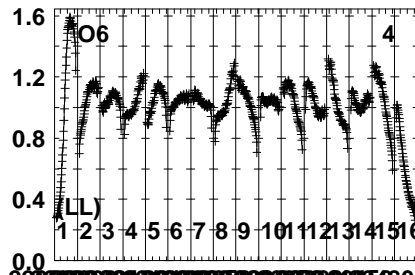
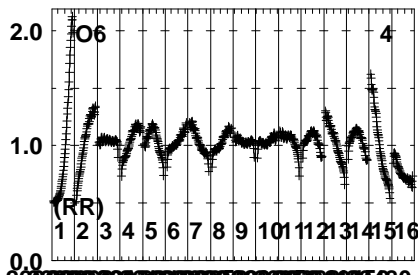
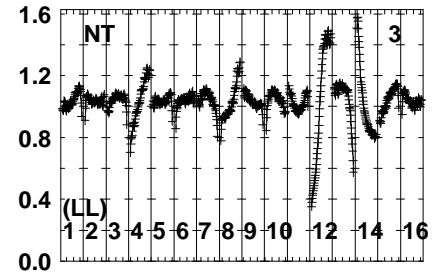
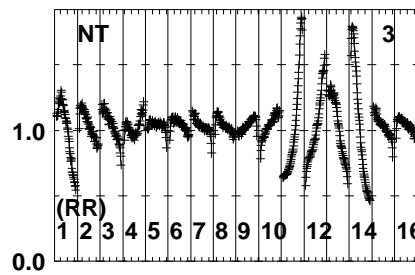
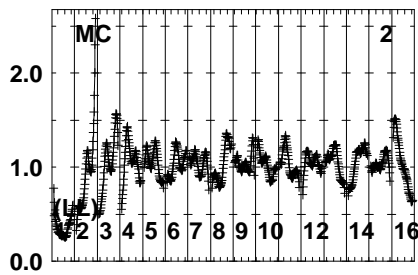
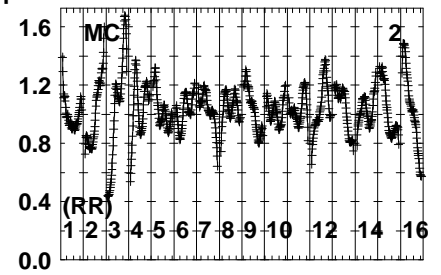
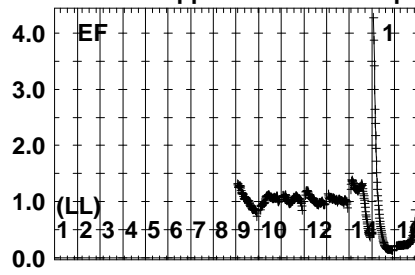
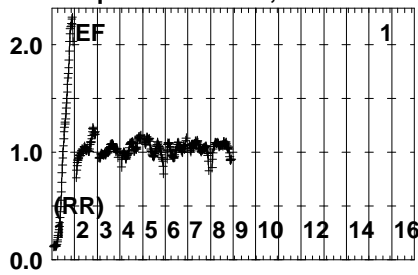
Lower frame: Real Jy
Auto-corr total-power spectrum Antenna: *
Timerange: 00/13:42:42 to 00/13:43:39

Plot file version 284 created 21-MAR-2023 11:24:38

J1908+2028 RG013A.UVDATA.1

Freq = 21.9925 GHz, Bw = 32.000 MH

No calibration applied and no bandpass applied



FREQ MHz

FREQ MHz

FREQ MHz

Lower frame: Real Jy

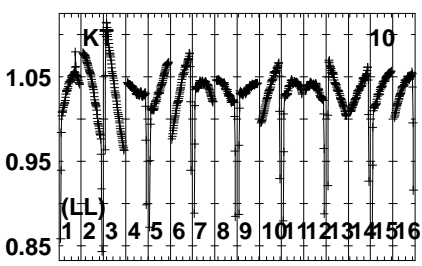
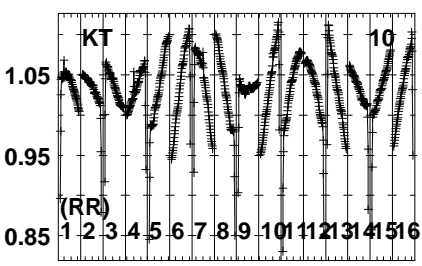
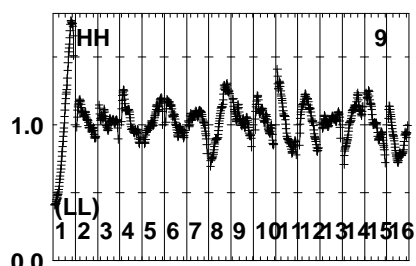
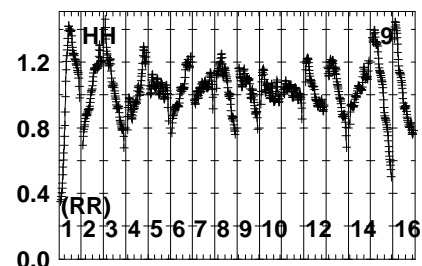
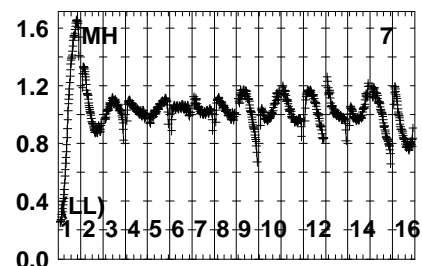
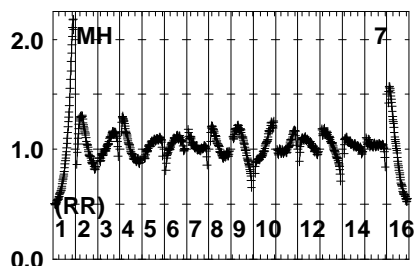
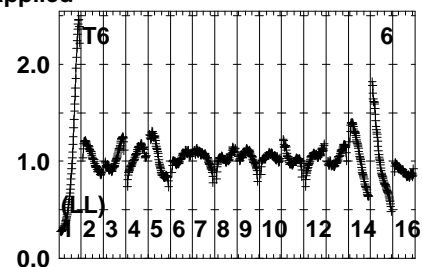
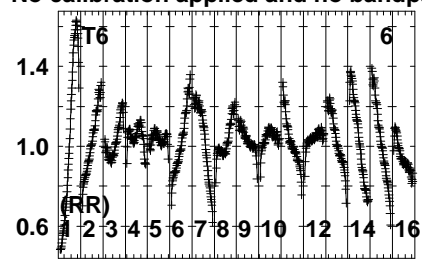
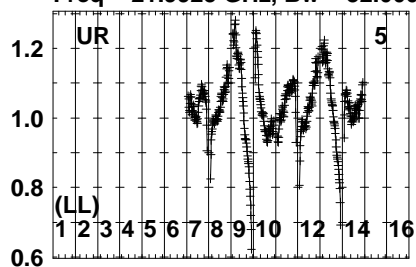
Auto-corr total-power spectrum Antenna: *

Timerange: 00/13:43:41 to 00/13:44:40

Plot file version 285 created 21-MAR-2023 11:24:38

J1908+2028 RG013A.UVDATA.1

Freq = 21.9925 GHz, Bw = 32.000 MH No calibration applied and no bandpass applied

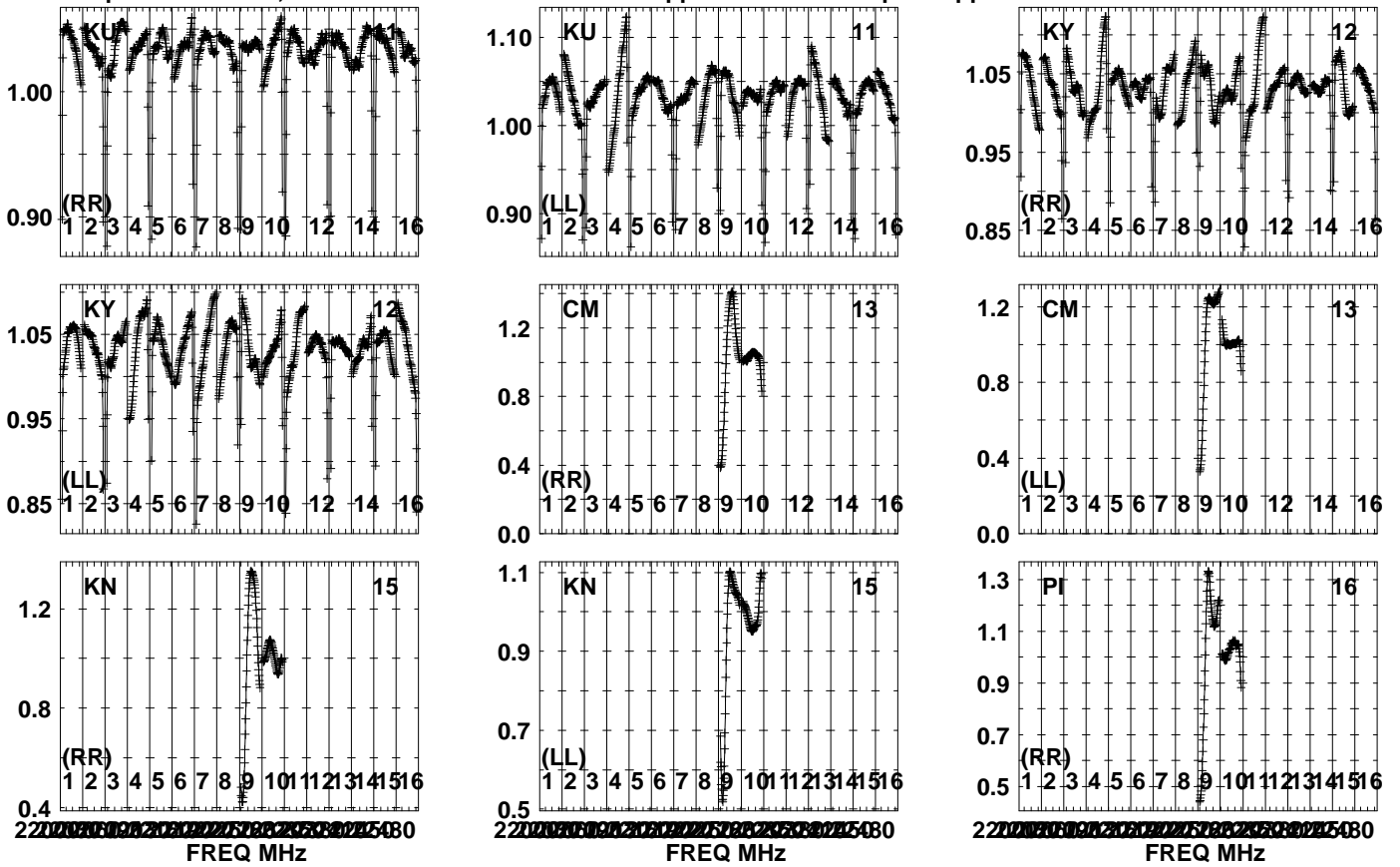


Lower frame: Real Jy
Auto-corr total-power spectrum Antenna: *
Timerange: 00/13:43:41 to 00/13:44:40

Plot file version 286 created 21-MAR-2023 11:24:38

J1908+2028 RG013A.UVDATA.1

Freq = 21.9925 GHz, Bw = 32.000 MH No calibration applied and no bandpass applied



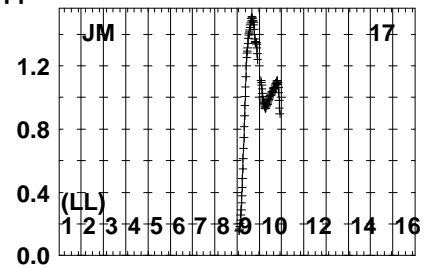
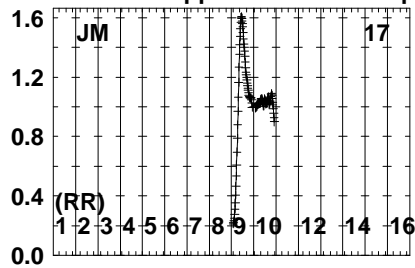
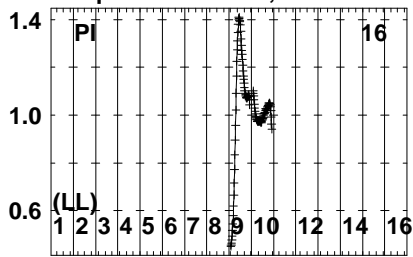
Lower frame: Real Jy
Auto-corr total-power spectrum Antenna: *
Timerange: 00/13:43:41 to 00/13:44:40

Plot file version 287 created 21-MAR-2023 11:24:38

J1908+2028 RG013A.UVDATA.1

Freq = 21.9925 GHz, Bw = 32.000 MH

No calibration applied and no bandpass applied

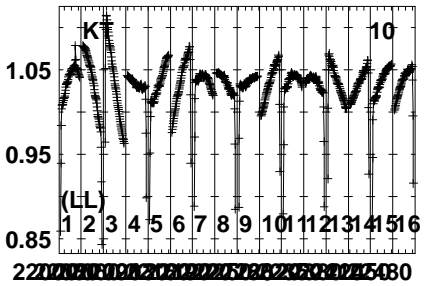
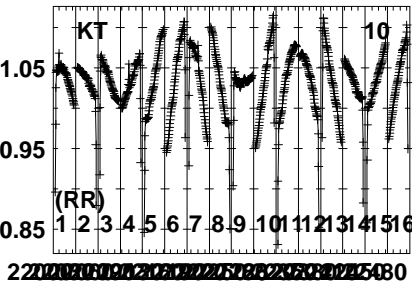
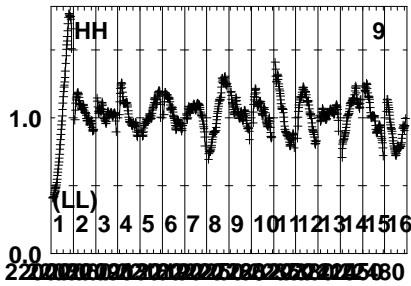
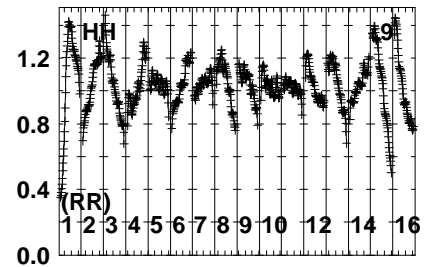
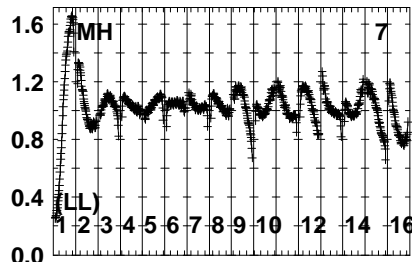
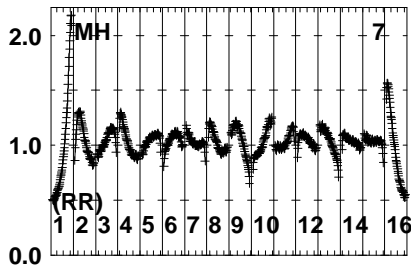
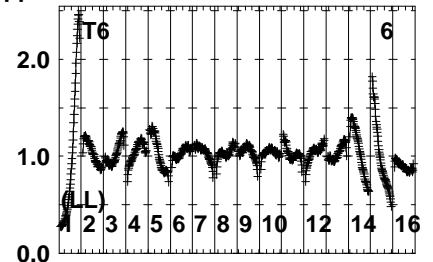
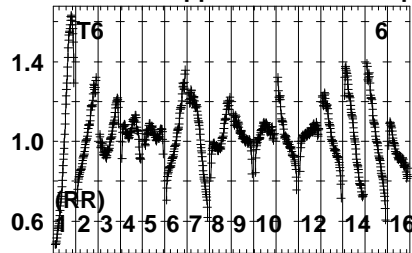
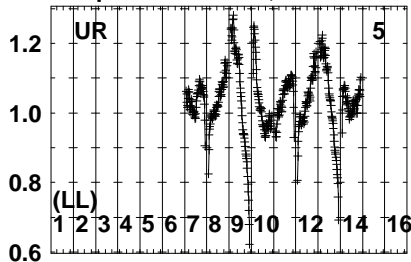


Lower frame: Real Jy
Auto-corr total-power spectrum Antenna: *
Timerange: 00/13:43:41 to 00/13:44:40

Plot file version 289 created 21-MAR-2023 11:24:39

GRB221009A RG013A.UVDATA.1

Freq = 21.9925 GHz, Bw = 32.000 MH No calibration applied and no bandpass applied

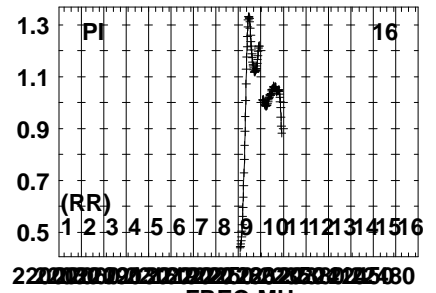
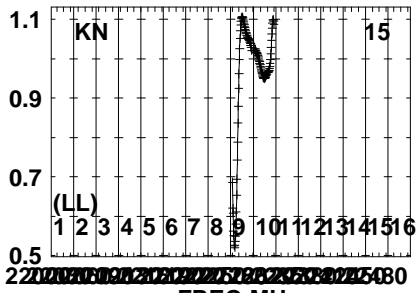
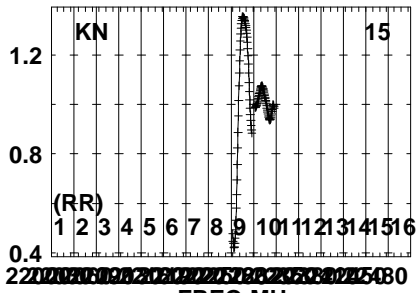
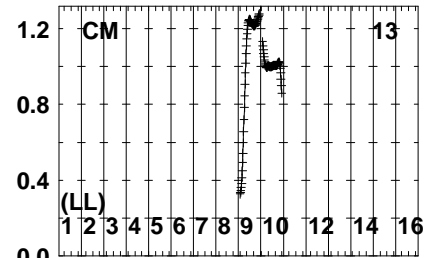
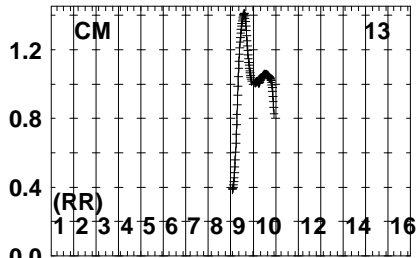
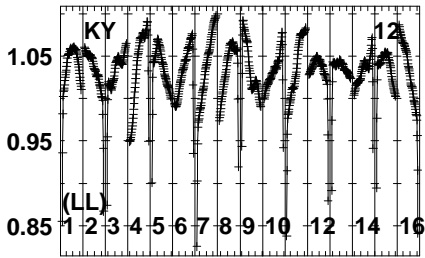
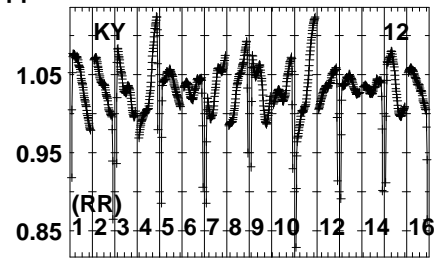
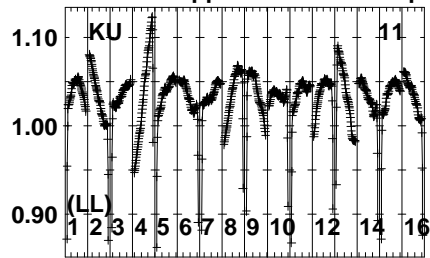
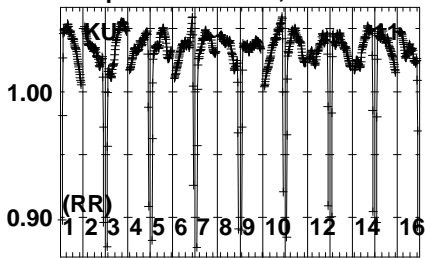


Lower frame: Real Jy
Auto-corr total-power spectrum Antenna: *
Timerange: 00/13:44:41 to 00/13:45:40

Plot file version 290 created 21-MAR-2023 11:24:39

GRB221009A RG013A.UVDATA.1

Freq = 21.9925 GHz, Bw = 32.000 MH No calibration applied and no bandpass applied



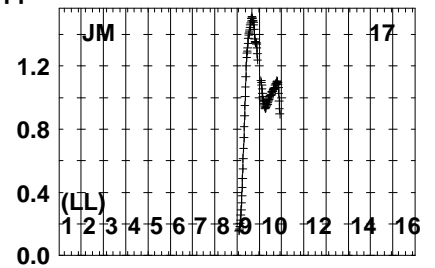
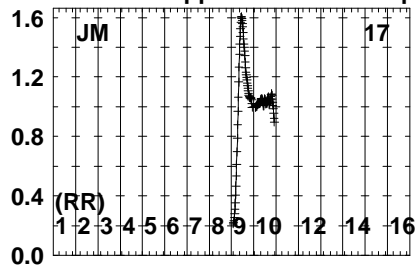
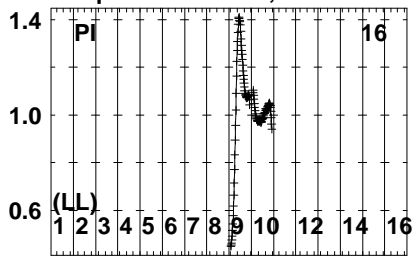
FREQ MHz
Lower frame: Real Jy
Auto-corr total-power spectrum Antenna: *
Timerange: 00/13:44:41 to 00/13:45:40

Plot file version 291 created 21-MAR-2023 11:24:39

GRB221009A RG013A.UVDATA.1

Freq = 21.9925 GHz, Bw = 32.000 MH

No calibration applied and no bandpass applied

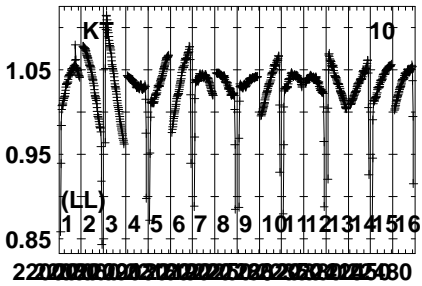
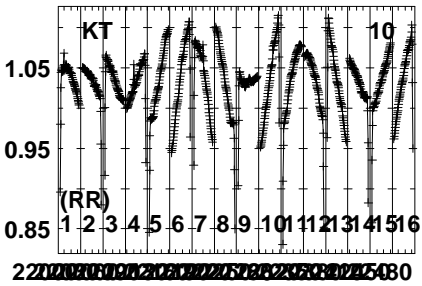
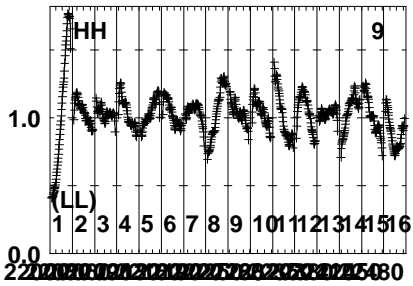
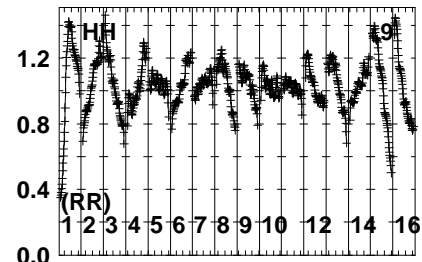
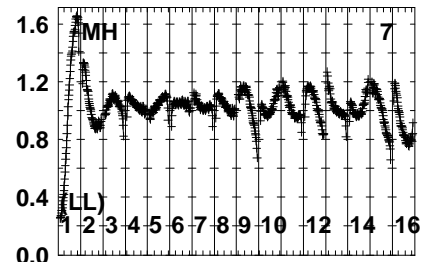
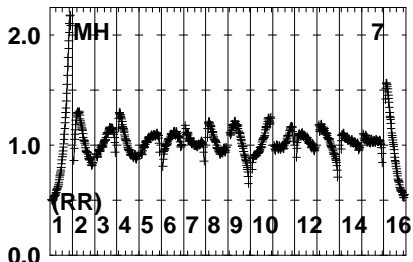
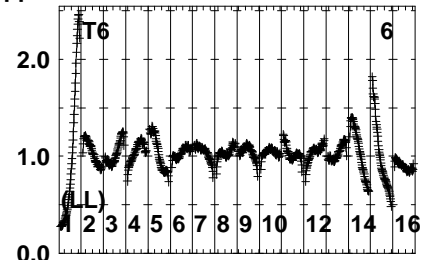
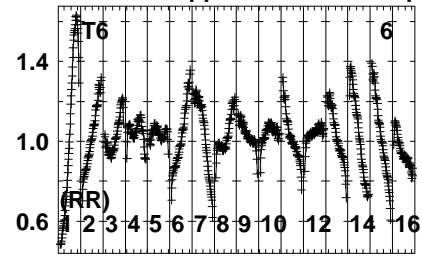
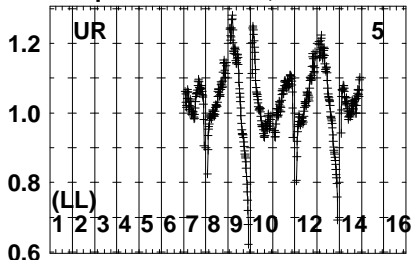


Lower frame: Real Jy
Auto-corr total-power spectrum Antenna: *
Timerange: 00/13:44:41 to 00/13:45:40

Plot file version 293 created 21-MAR-2023 11:24:39

J1908+2028 RG013A.UVDATA.1

Freq = 21.9925 GHz, Bw = 32.000 MH No calibration applied and no bandpass applied

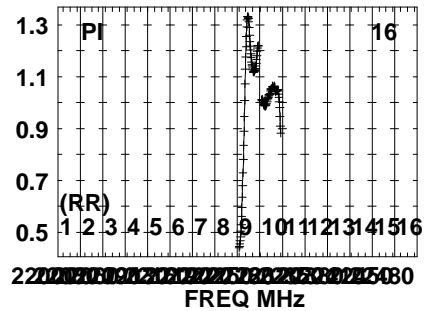
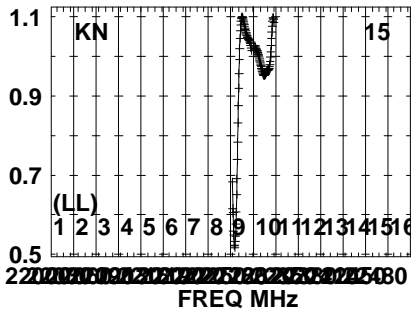
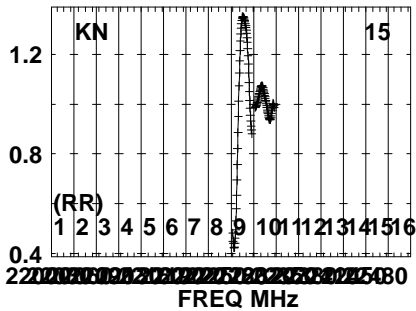
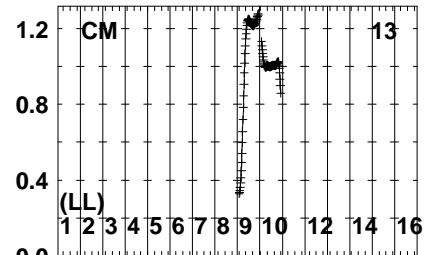
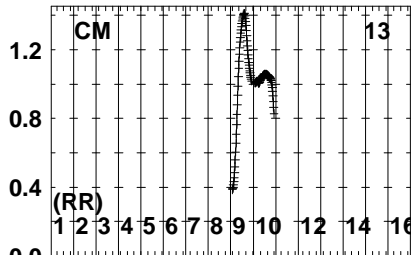
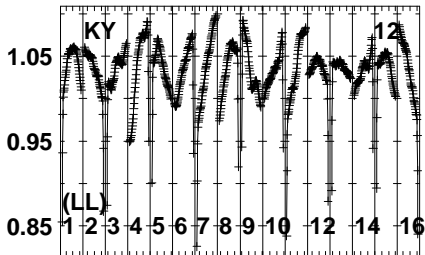
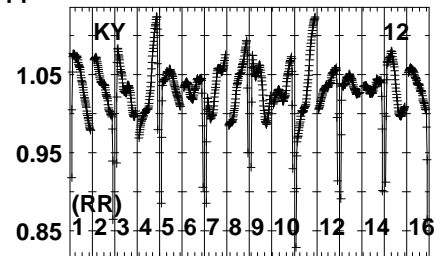
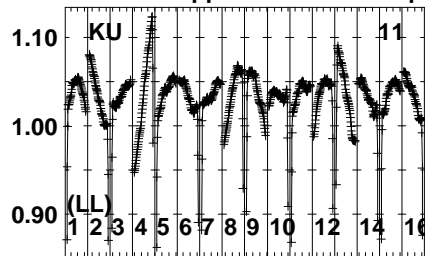
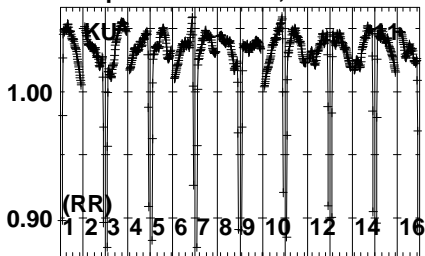


Lower frame: Real Jy
Auto-corr total-power spectrum Antenna: *
Timerange: 00/13:45:41 to 00/13:46:40

Plot file version 294 created 21-MAR-2023 11:24:40

J1908+2028 RG013A.UVDATA.1

Freq = 21.9925 GHz, Bw = 32.000 MH No calibration applied and no bandpass applied

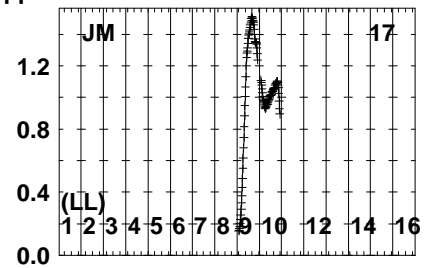
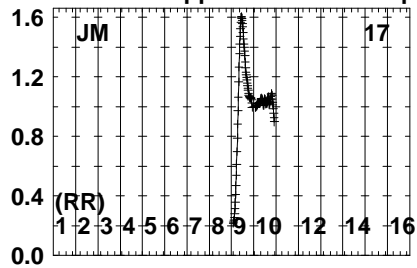
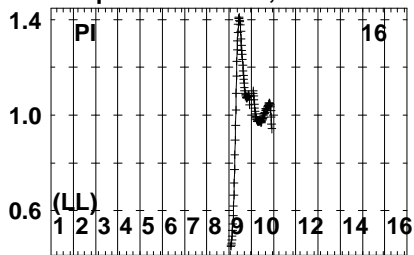


Lower frame: Real Jy
Auto-corr total-power spectrum Antenna: *
Timerange: 00/13:45:41 to 00/13:46:40

Plot file version 295 created 21-MAR-2023 11:24:40

J1908+2028 RG013A.UVDATA.1

Freq = 21.9925 GHz, Bw = 32.000 MH No calibration applied and no bandpass applied

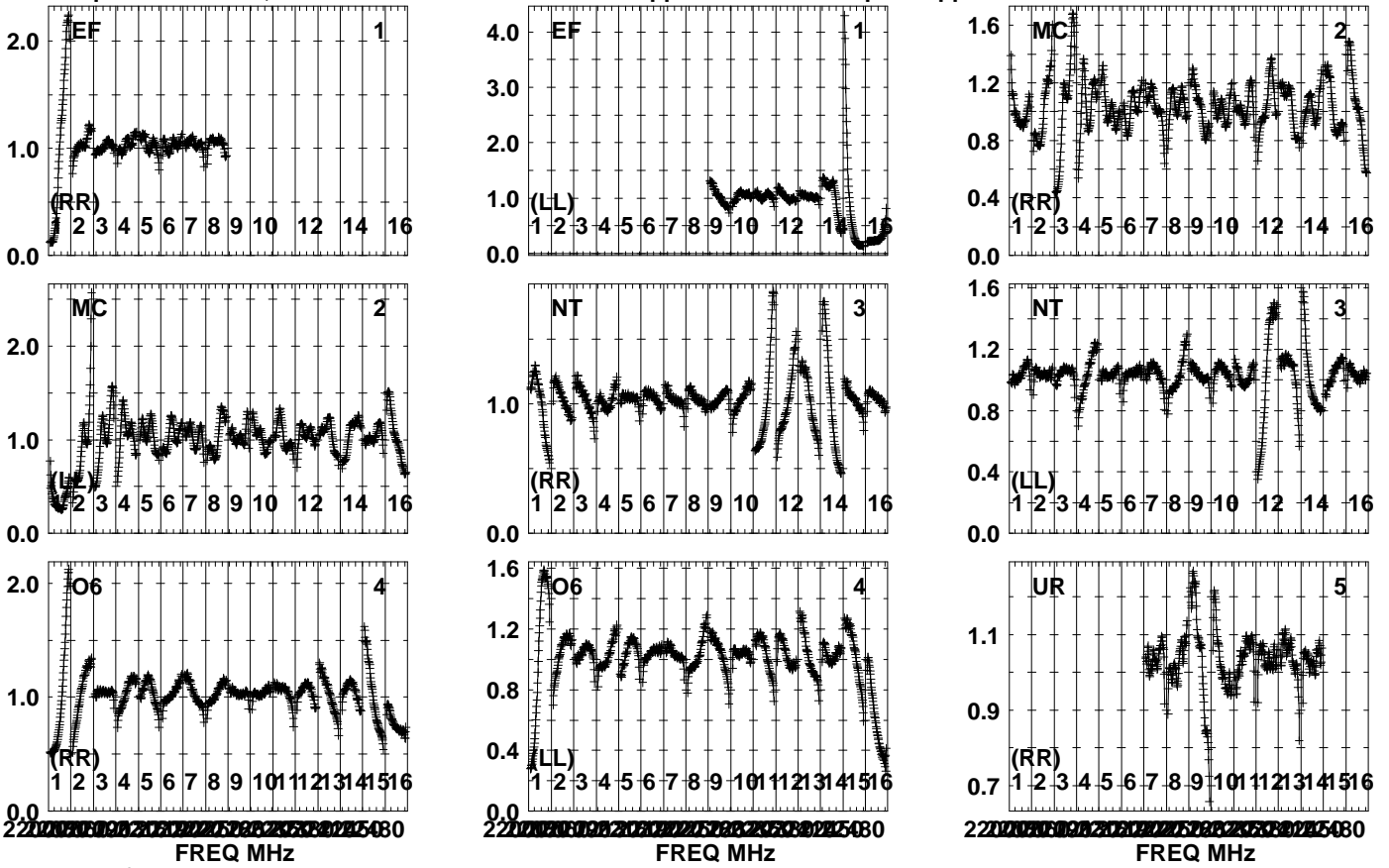


Lower frame: Real Jy
Auto-corr total-power spectrum Antenna: *
Timerange: 00/13:45:41 to 00/13:46:40

Plot file version 296 created 21-MAR-2023 11:24:40

J1800+3848 RG013A.UVDATA.1

Freq = 21.9925 GHz, Bw = 32.000 MH No calibration applied and no bandpass applied

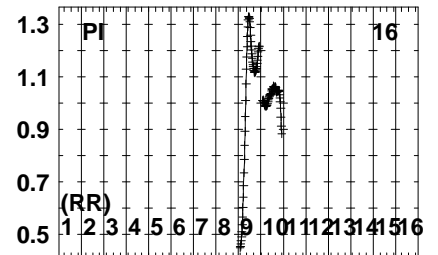
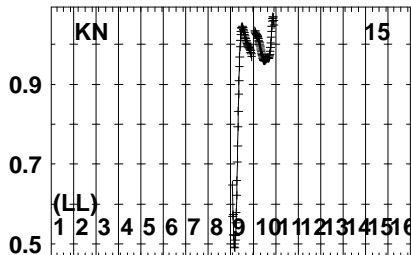
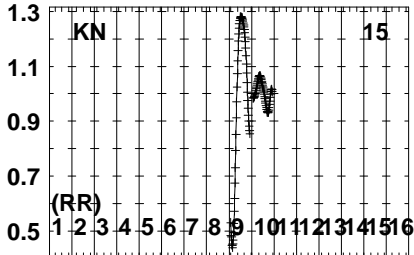
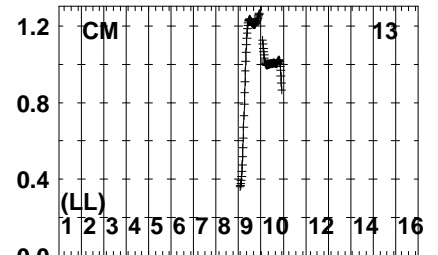
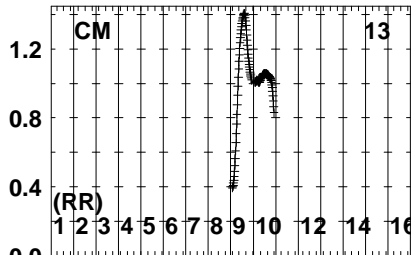
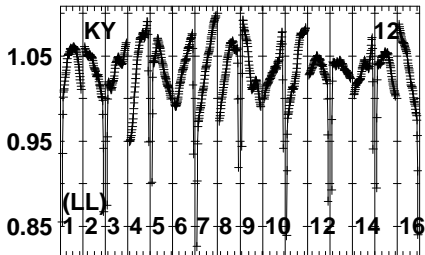
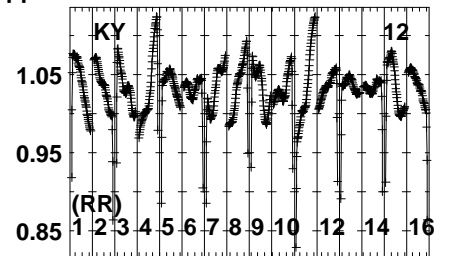
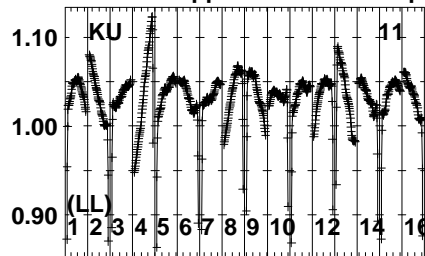
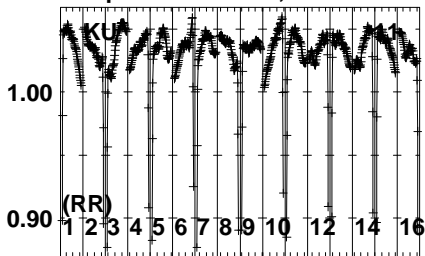


Lower frame: Real Jy
Auto-corr total-power spectrum Antenna: *
Timerange: 00/13:47:41 to 00/13:50:39

Plot file version 298 created 21-MAR-2023 11:24:41

J1800+3848 RG013A.UVDATA.1

Freq = 21.9925 GHz, Bw = 32.000 MH No calibration applied and no bandpass applied



22000 22000 22000 22000 22000 22000 22000 22000 22000 22000 22000 22000 22000 22000 22000 22000 22500

FREQ MHz

22000 22000 22000 22000 22000 22000 22000 22000 22000 22000 22000 22000 22000 22000 22000 22000 22500

FREQ MHz

22000 22000 22000 22000 22000 22000 22000 22000 22000 22000 22000 22000 22000 22000 22000 22000 22500

FREQ MHz

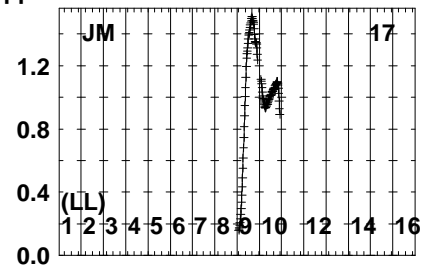
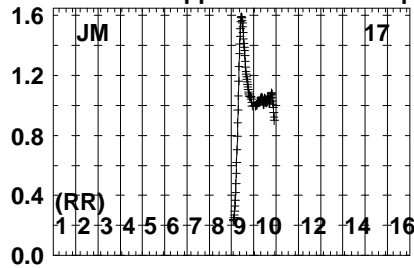
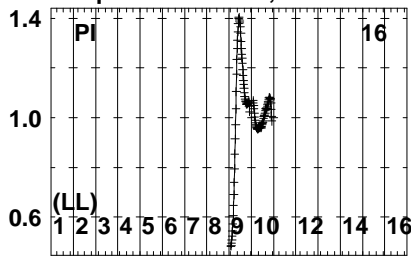
Lower frame: Real Jy
Auto-corr total-power spectrum Antenna: *
Timerange: 00/13:47:41 to 00/13:50:39

Plot file version 299 created 21-MAR-2023 11:24:42

J1800+3848 RG013A.UVDATA.1

Freq = 21.9925 GHz, Bw = 32.000 MH

No calibration applied and no bandpass applied



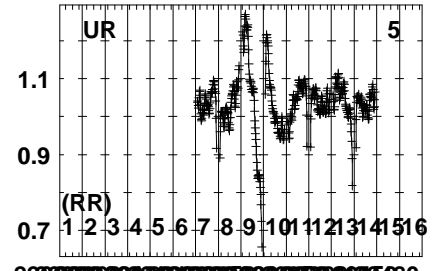
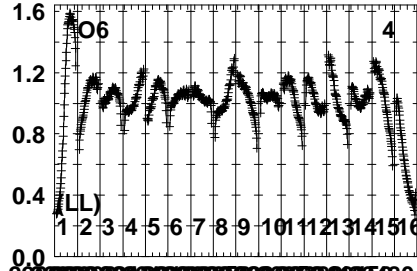
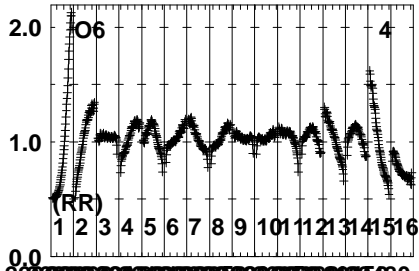
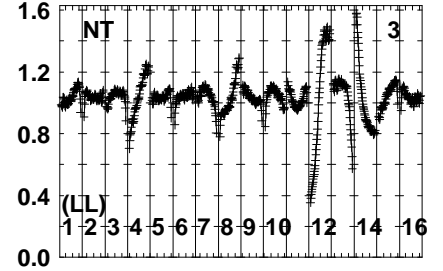
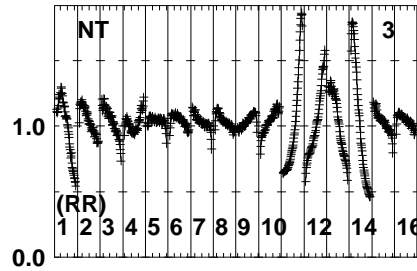
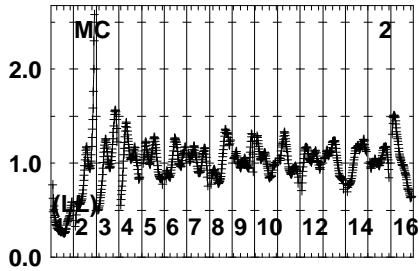
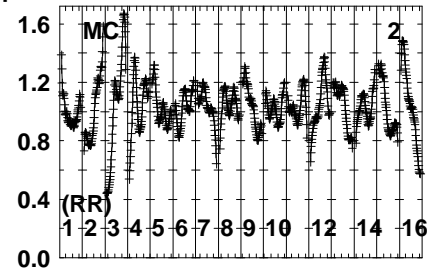
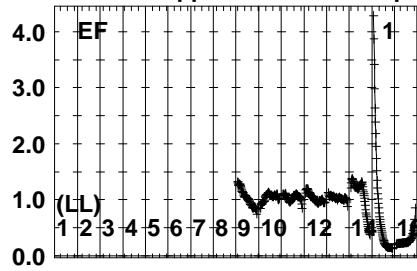
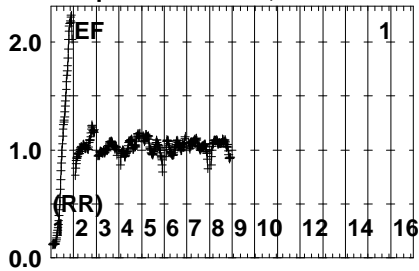
Lower frame: Real Jy
Auto-corr total-power spectrum Antenna: *
Timerange: 00/13:47:41 to 00/13:50:39

Plot file version 300 created 21-MAR-2023 11:24:42

J1925+1227 RG013A.UVDATA.1

Freq = 21.9925 GHz, Bw = 32.000 MH

No calibration applied and no bandpass applied



2200000000000000000000000000000000

2200000000000000000000000000000000

2200000000000000000000000000000000

FREQ MHz

FREQ MHz

FREQ MHz

Lower frame: Real Jy

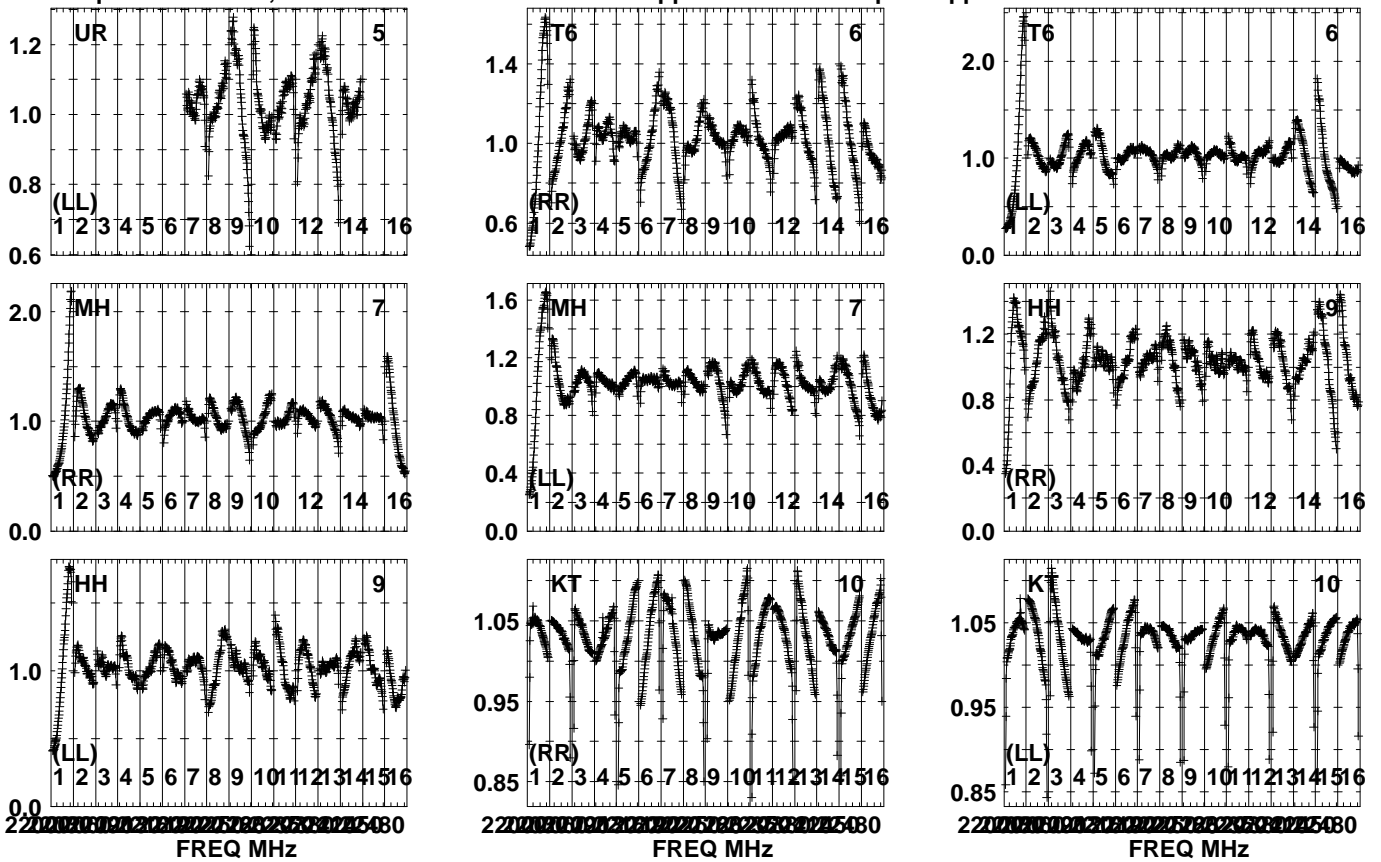
Auto-corr total-power spectrum Antenna: *

Timerange: 00/13:51:40 to 00/13:54:09

Plot file version 301 created 21-MAR-2023 11:24:42

J1925+1227 RG013A.UVDATA.1

Freq = 21.9925 GHz, Bw = 32.000 MH No calibration applied and no bandpass applied

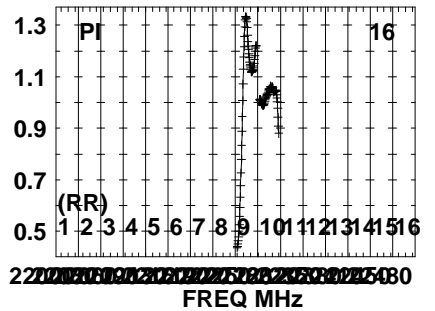
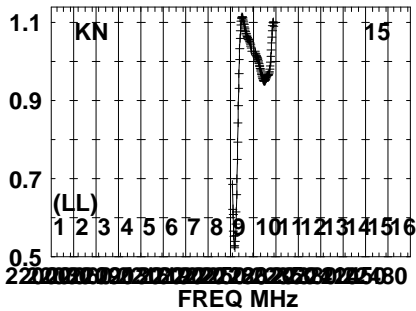
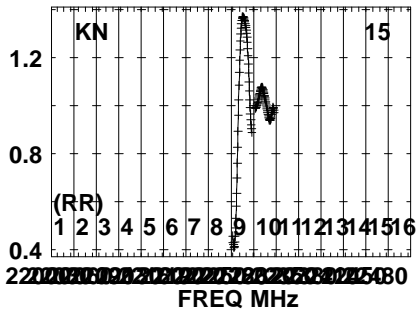
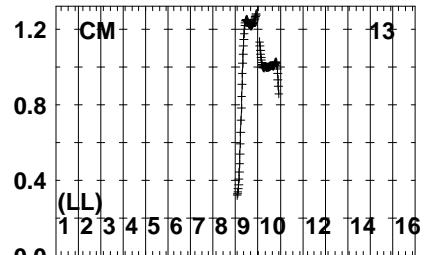
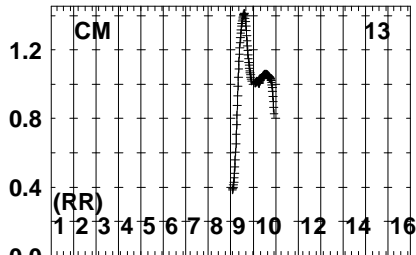
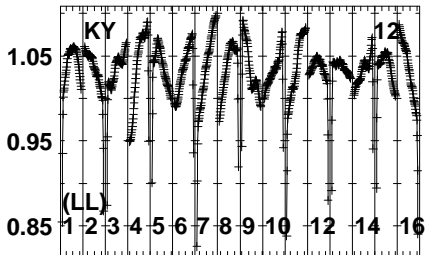
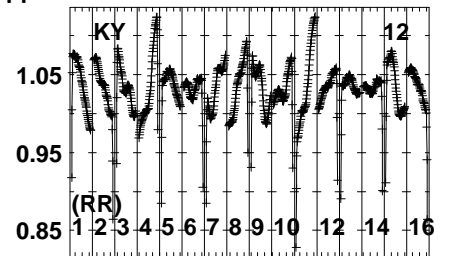
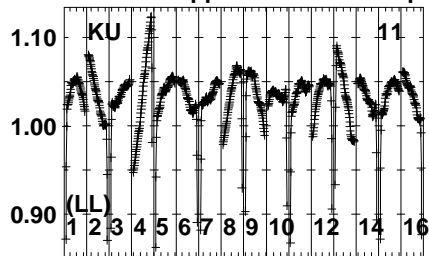
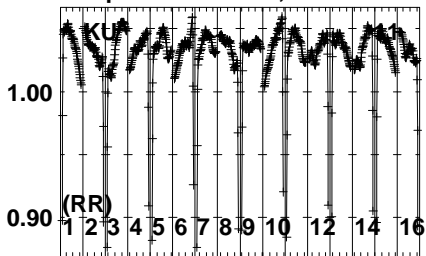


Lower frame: Real Jy
Auto-corr total-power spectrum Antenna: *
Timerange: 00/13:51:40 to 00/13:54:09

Plot file version 302 created 21-MAR-2023 11:24:43

J1925+1227 RG013A.UVDATA.1

Freq = 21.9925 GHz, Bw = 32.000 MH No calibration applied and no bandpass applied

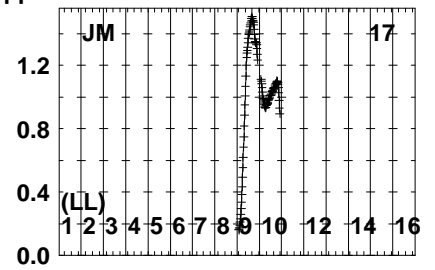
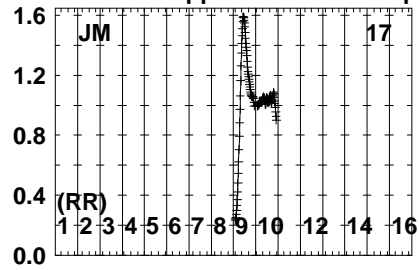
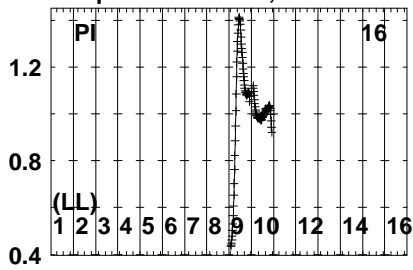


Lower frame: Real Jy
 Auto-corr total-power spectrum Antenna: *
 Timerange: 00/13:51:40 to 00/13:54:09

Plot file version 303 created 21-MAR-2023 11:24:43

J1925+1227 RG013A.UVDATA.1

Freq = 21.9925 GHz, Bw = 32.000 MH No calibration applied and no bandpass applied



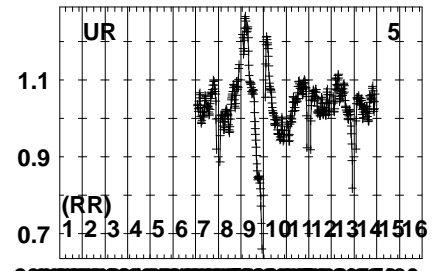
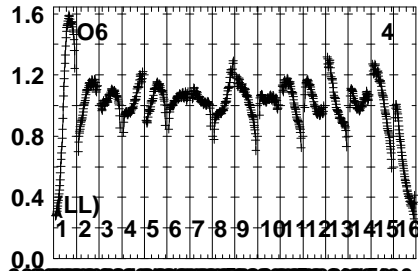
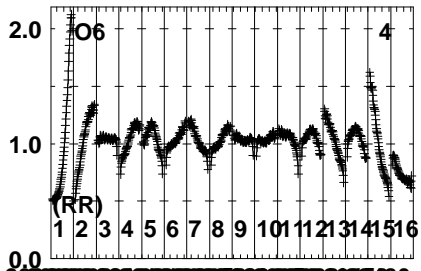
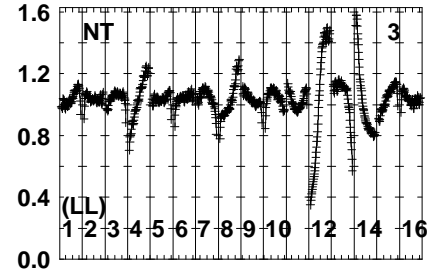
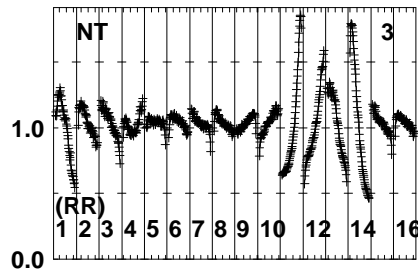
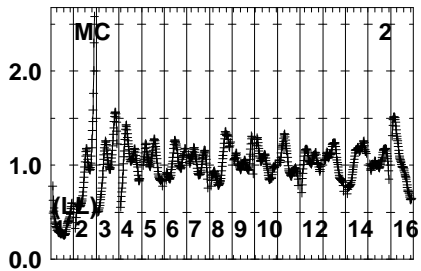
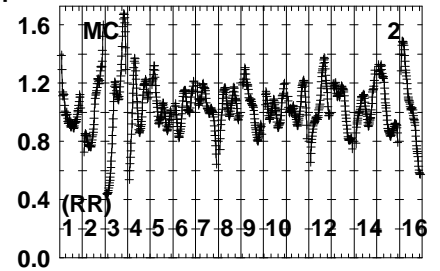
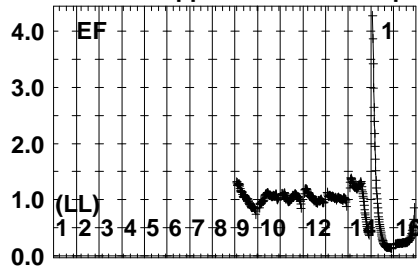
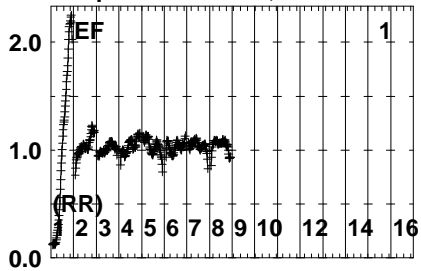
Lower frame: Real Jy
Auto-corr total-power spectrum Antenna: *
Timerange: 00/13:51:40 to 00/13:54:09

Plot file version 304 created 21-MAR-2023 11:24:43

J1925+2106 RG013A.UVDATA.1

Freq = 21.9925 GHz, Bw = 32.000 MH

No calibration applied and no bandpass applied



FREQ MHz

FREQ MHz

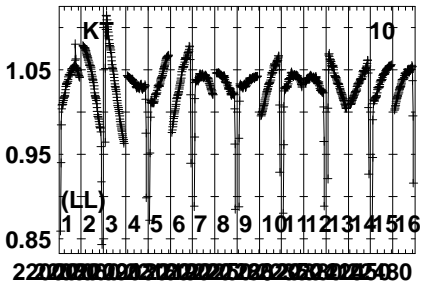
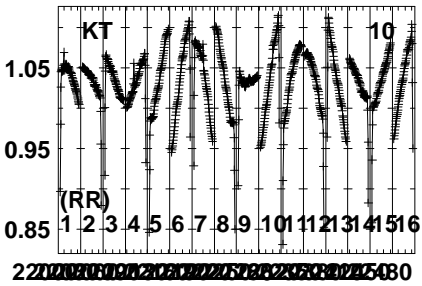
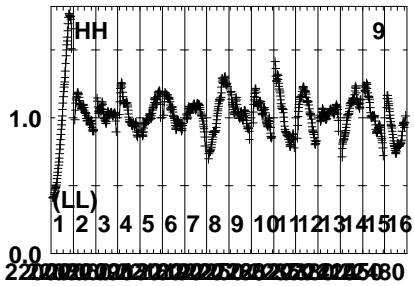
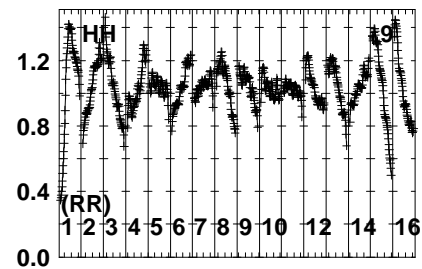
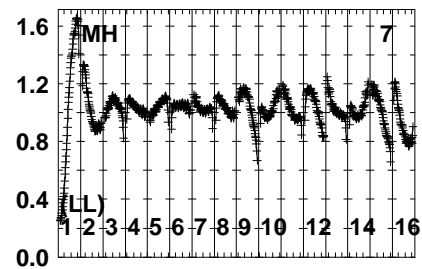
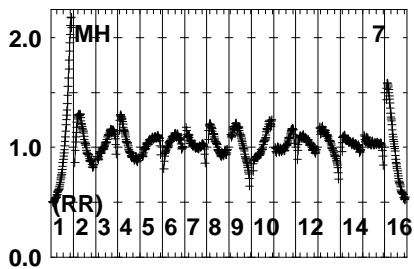
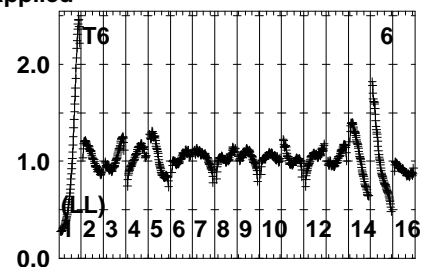
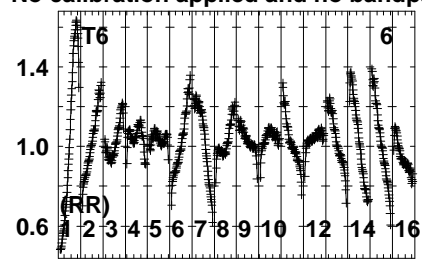
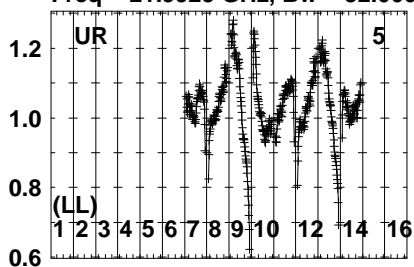
FREQ MHz

Lower frame: Real Jy
Auto-corr total-power spectrum Antenna: *
Timerange: 00/13:54:11 to 00/13:56:09

Plot file version 305 created 21-MAR-2023 11:24:44

J1925+2106 RG013A.UVDATA.1

Freq = 21.9925 GHz, Bw = 32.000 MH No calibration applied and no bandpass applied



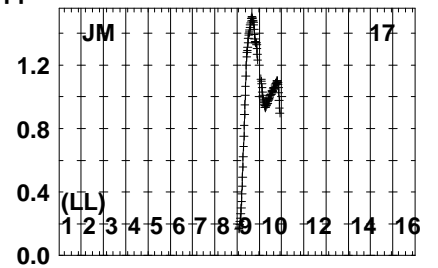
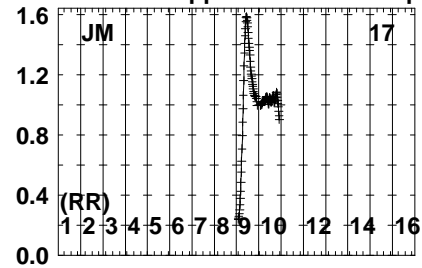
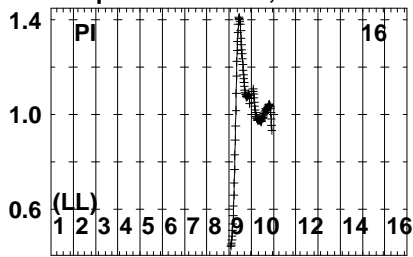
Lower frame: Real Jy
Auto-corr total-power spectrum Antenna: *
Timerange: 00/13:54:11 to 00/13:56:09

Plot file version 307 created 21-MAR-2023 11:24:44

J1925+2106 RG013A.UVDATA.1

Freq = 21.9925 GHz, Bw = 32.000 MH

No calibration applied and no bandpass applied

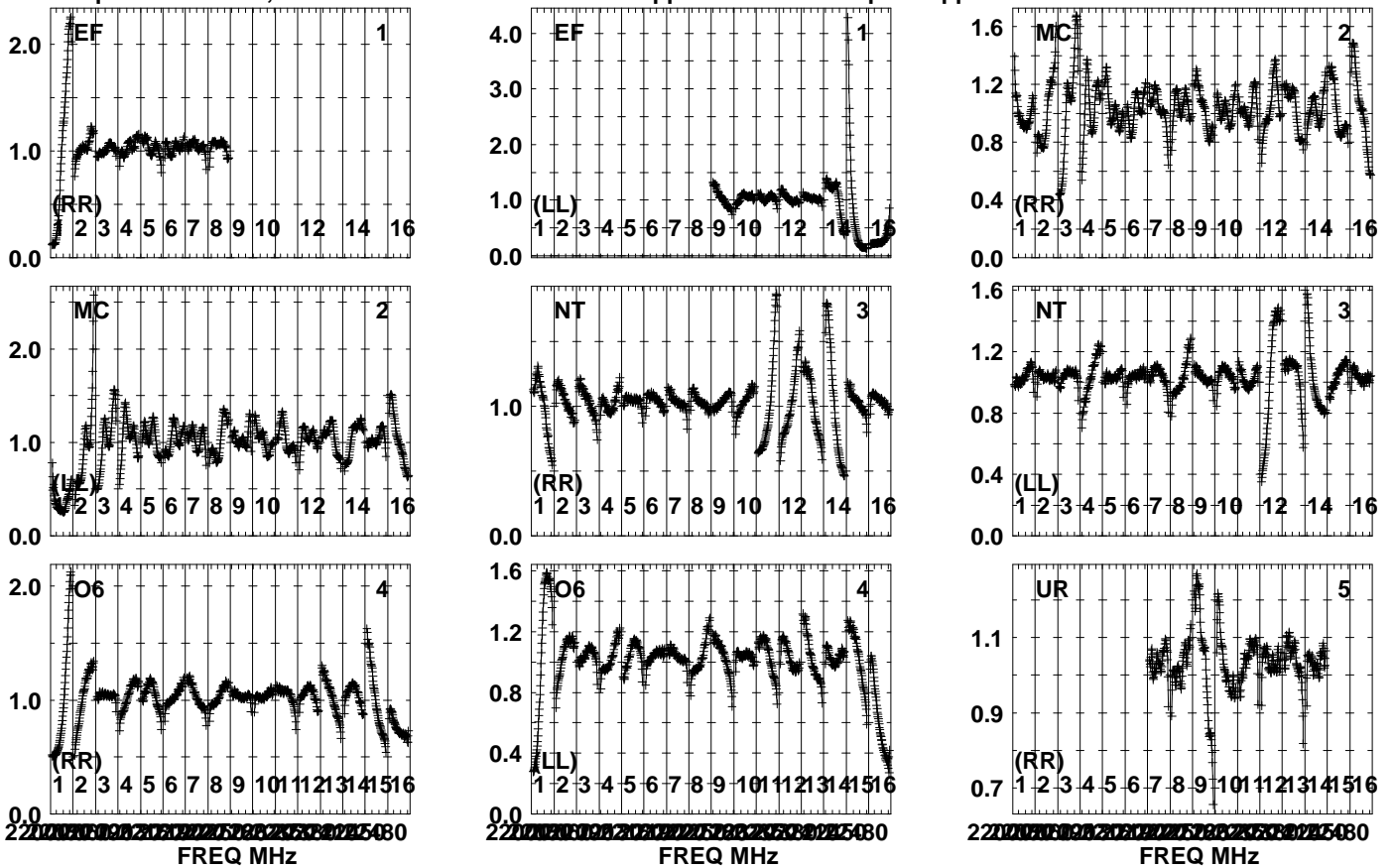


Lower frame: Real Jy
Auto-corr total-power spectrum Antenna: *
Timerange: 00/13:54:11 to 00/13:56:09

Plot file version 308 created 21-MAR-2023 11:24:44

J1905+1943 RG013A.UVDATA.1

Freq = 21.9925 GHz, Bw = 32.000 MH No calibration applied and no bandpass applied



Lower frame: Real Jy

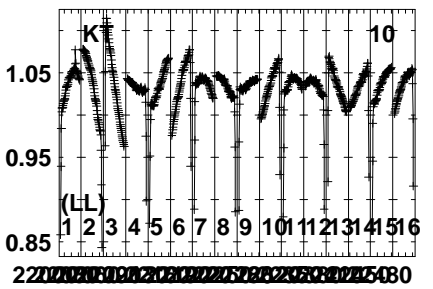
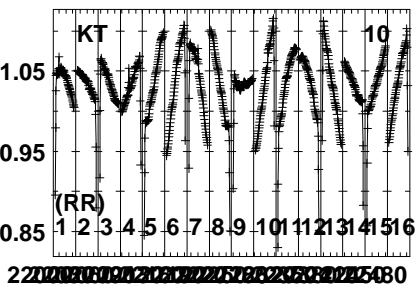
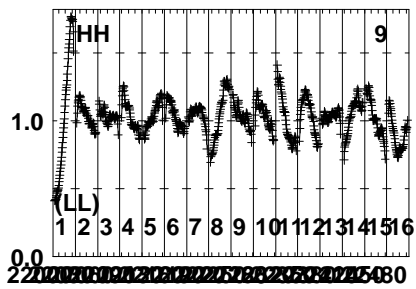
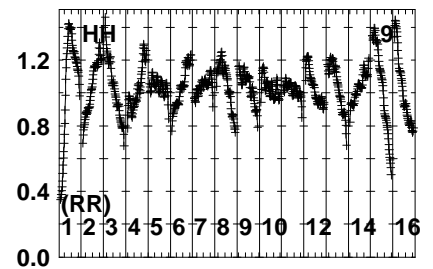
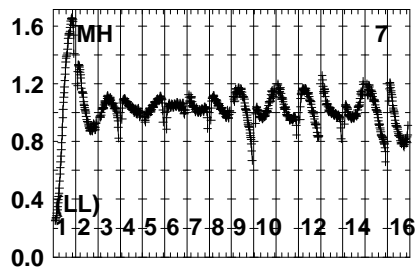
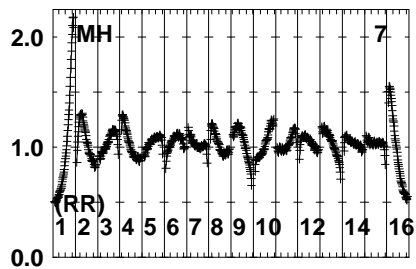
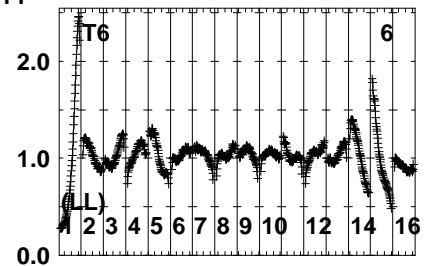
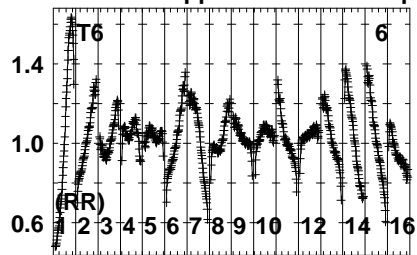
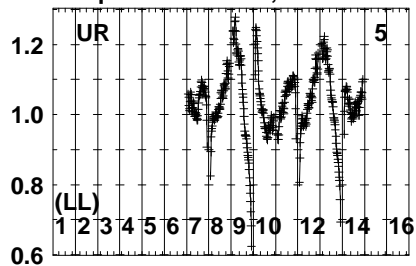
Auto-corr total-power spectrum Antenna: *

Timerange: 00/13:57:11 to 00/13:58:40

Plot file version 309 created 21-MAR-2023 11:24:45

J1905+1943 RG013A.UVDATA.1

Freq = 21.9925 GHz, Bw = 32.000 MH No calibration applied and no bandpass applied

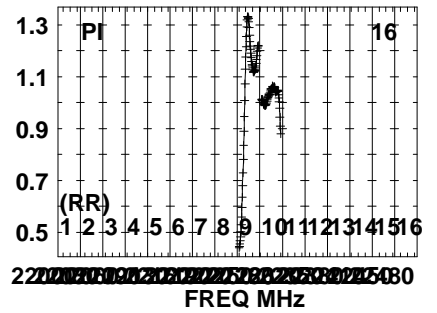
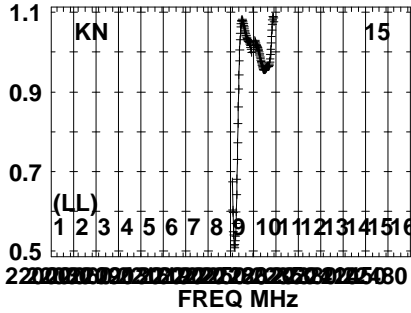
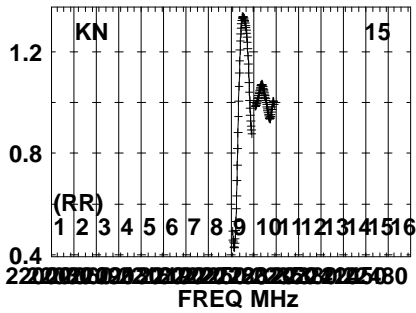
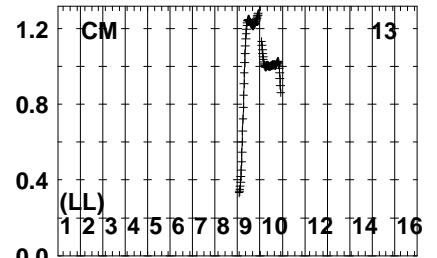
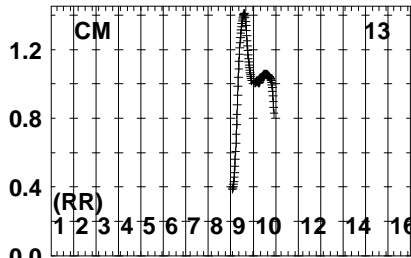
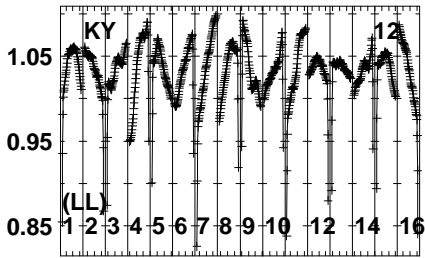
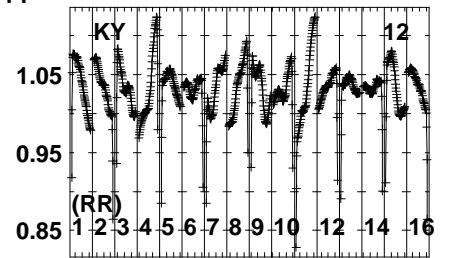
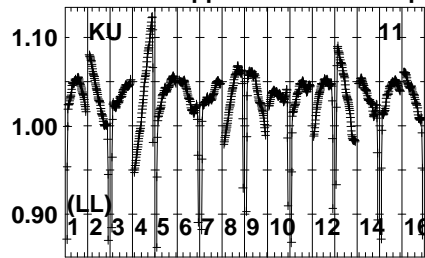
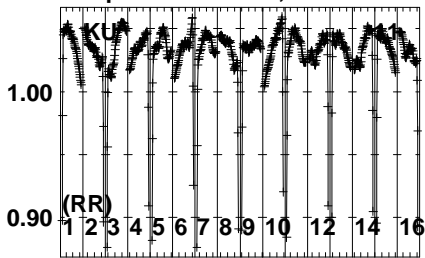


Lower frame: Real Jy
Auto-corr total-power spectrum Antenna: *
Timerange: 00/13:57:11 to 00/13:58:40

Plot file version 310 created 21-MAR-2023 11:24:45

J1905+1943 RG013A.UVDATA.1

Freq = 21.9925 GHz, Bw = 32.000 MH No calibration applied and no bandpass applied



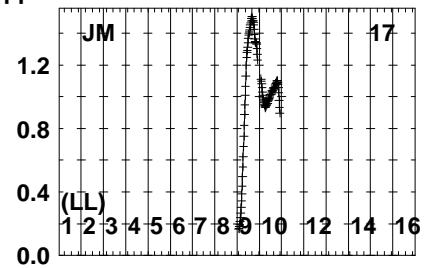
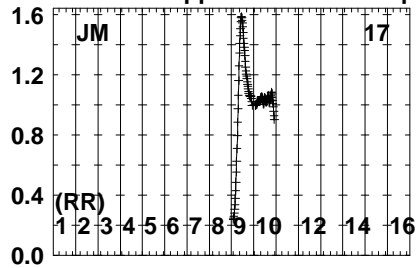
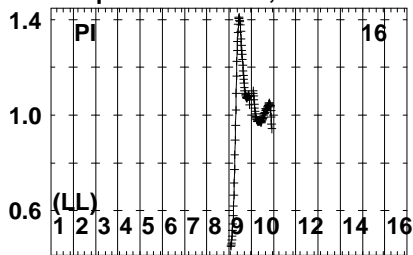
Lower frame: Real Jy
Auto-corr total-power spectrum Antenna: *
Timerange: 00/13:57:11 to 00/13:58:40

Plot file version 311 created 21-MAR-2023 11:24:45

J1905+1943 RG013A.UVDATA.1

Freq = 21.9925 GHz, Bw = 32.000 MH

No calibration applied and no bandpass applied



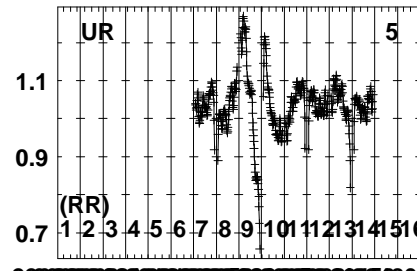
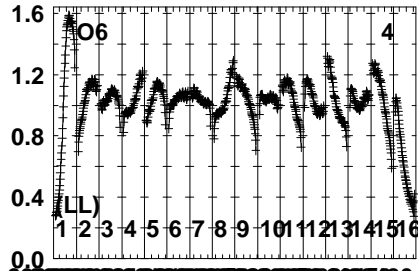
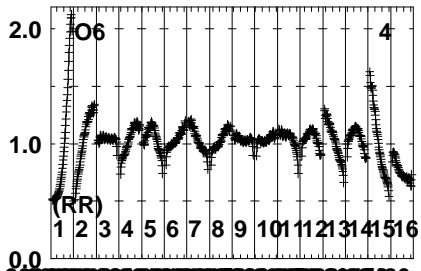
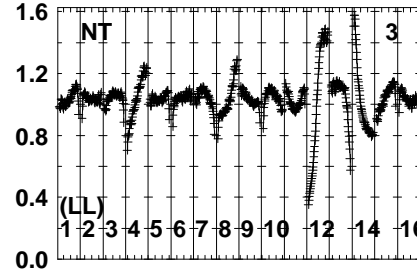
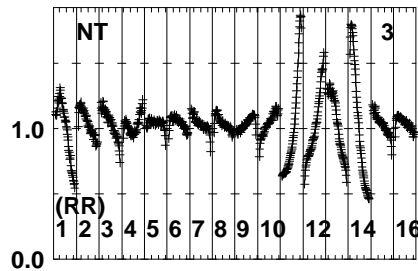
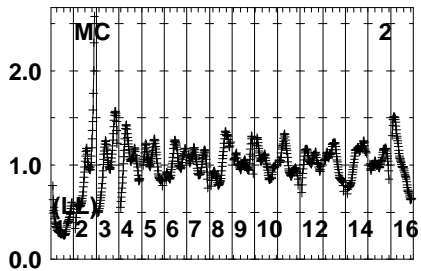
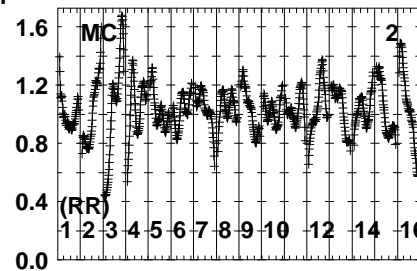
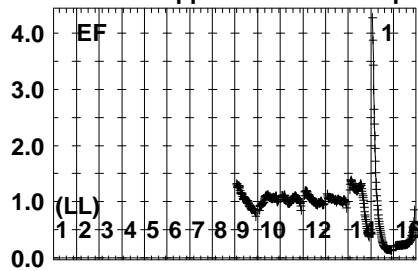
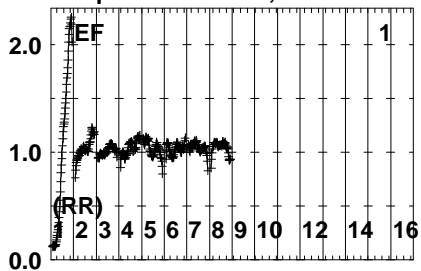
Lower frame: Real Jy
Auto-corr total-power spectrum Antenna: *
Timerange: 00/13:57:11 to 00/13:58:40

Plot file version 312 created 21-MAR-2023 11:24:45

GRB221009A RG013A.UVDATA.1

Freq = 21.9925 GHz, Bw = 32.000 MH

No calibration applied and no bandpass applied



FREQ MHz

FREQ MHz

FREQ MHz

Lower frame: Real Jy

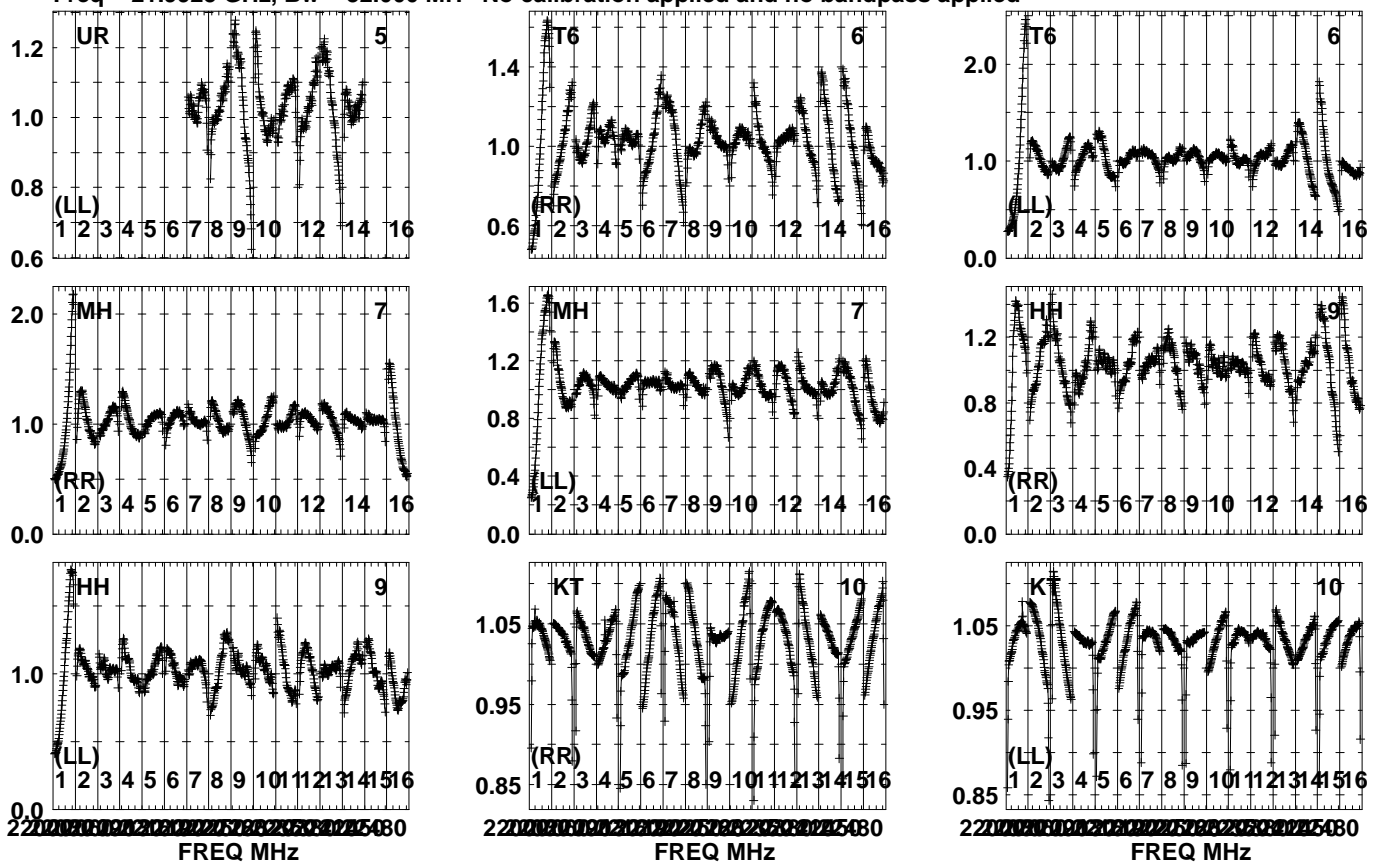
Auto-corr total-power spectrum Antenna: *

Timerange: 00/13:58:41 to 00/13:59:40

Plot file version 313 created 21-MAR-2023 11:24:45

GRB221009A RG013A.UVDATA.1

Freq = 21.9925 GHz, Bw = 32.000 MH No calibration applied and no bandpass applied

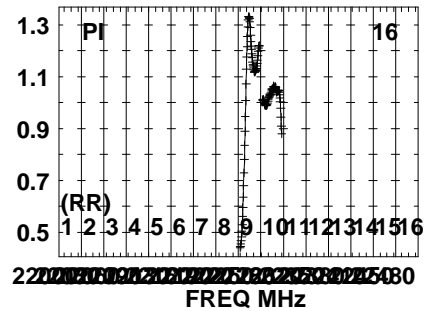
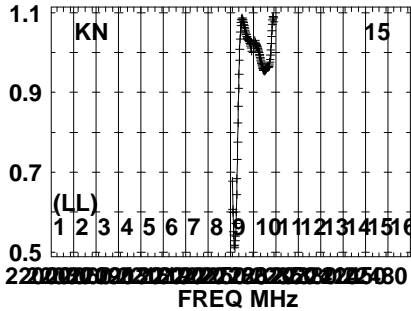
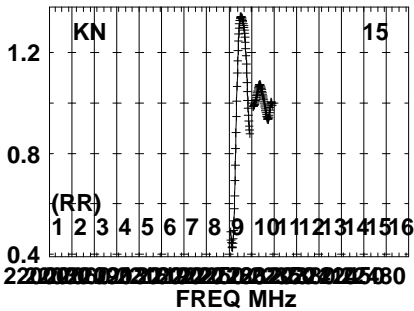
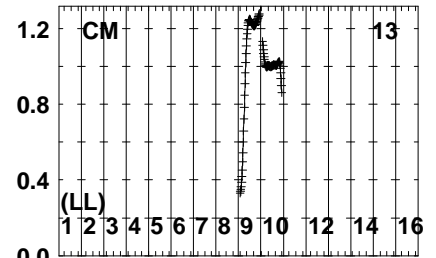
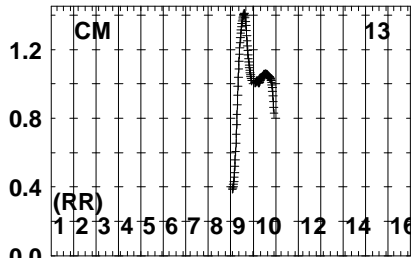
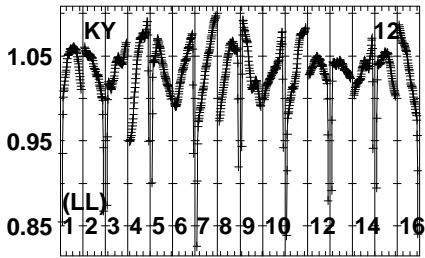
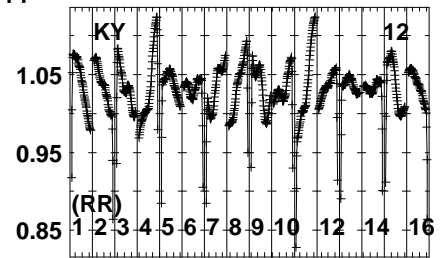
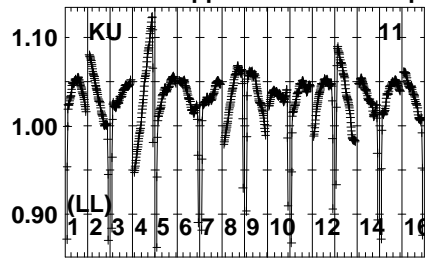
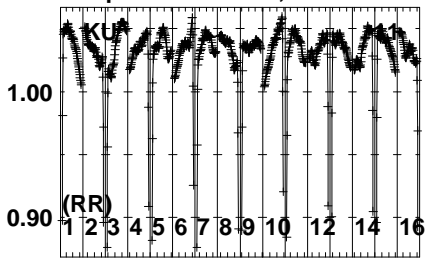


Lower frame: Real Jy
Auto-corr total-power spectrum Antenna: *
Timerange: 00/13:58:41 to 00/13:59:40

Plot file version 314 created 21-MAR-2023 11:24:46

GRB221009A RG013A.UVDATA.1

Freq = 21.9925 GHz, Bw = 32.000 MH No calibration applied and no bandpass applied



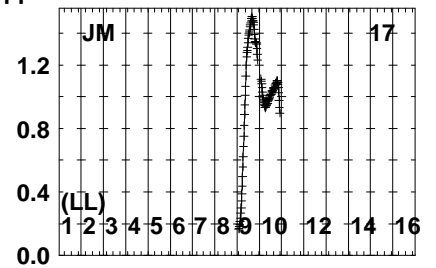
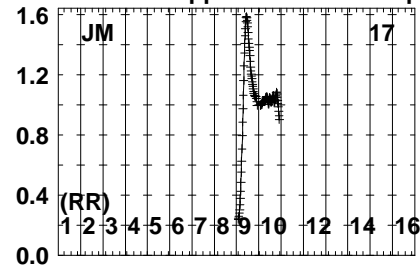
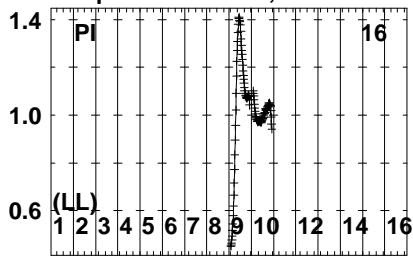
Lower frame: Real Jy
 Auto-corr total-power spectrum Antenna: *
 Timerange: 00/13:58:41 to 00/13:59:40

Plot file version 315 created 21-MAR-2023 11:24:46

GRB221009A RG013A.UVDATA.1

Freq = 21.9925 GHz, Bw = 32.000 MH

No calibration applied and no bandpass applied

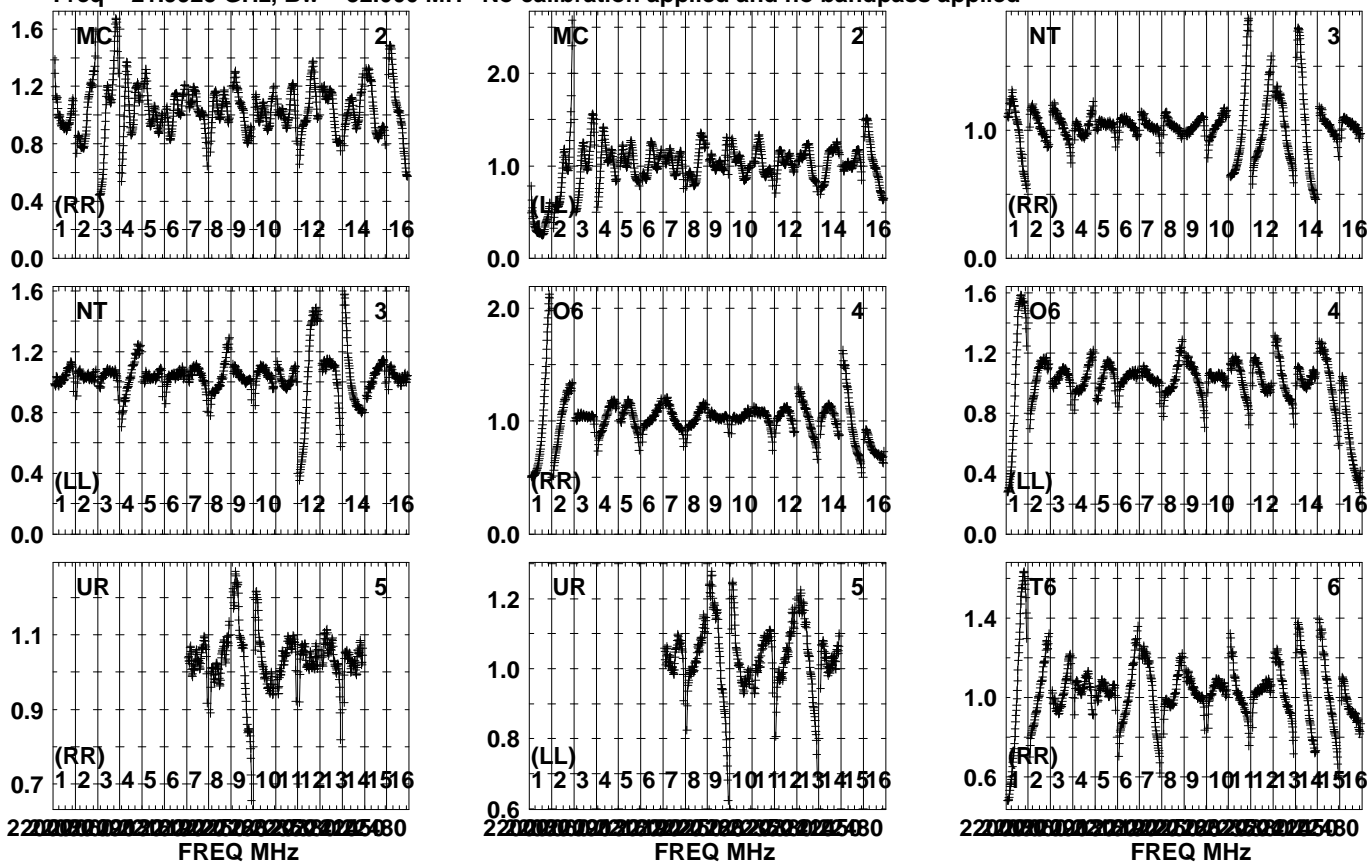


Lower frame: Real Jy
Auto-corr total-power spectrum Antenna: *
Timerange: 00/13:58:41 to 00/13:59:40

Plot file version 316 created 21-MAR-2023 11:24:46

J1905+1943 RG013A.UVDATA.1

Freq = 21.9925 GHz, Bw = 32.000 MH No calibration applied and no bandpass applied



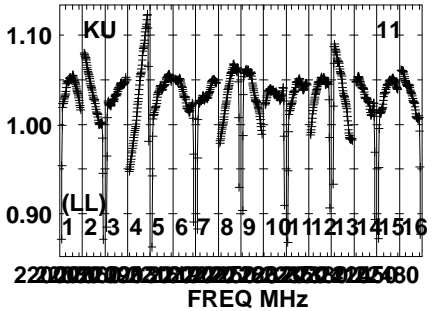
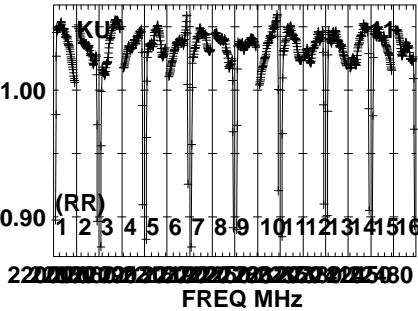
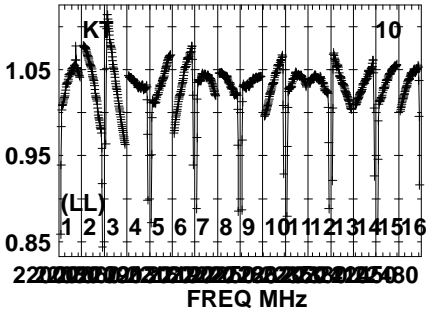
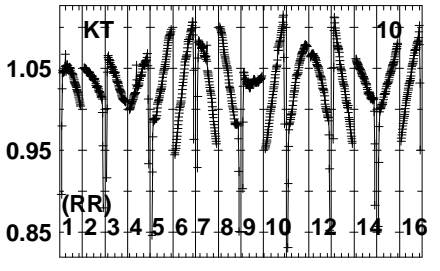
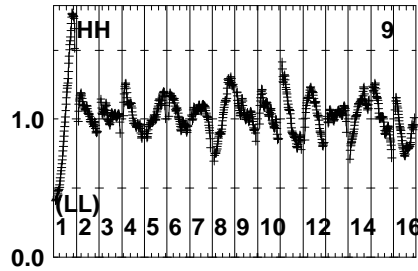
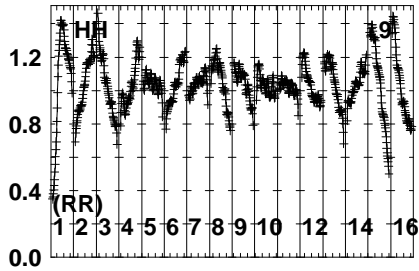
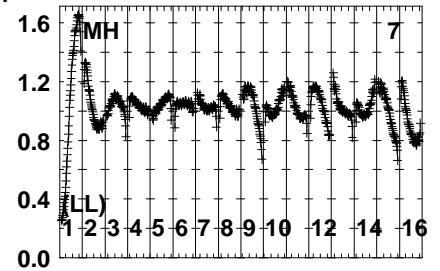
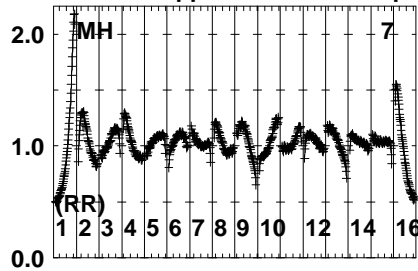
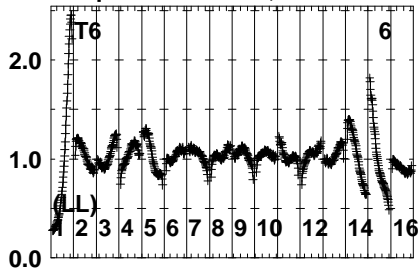
Lower frame: Real Jy
Auto-corr total-power spectrum Antenna: *
Timerange: 00/13:59:42 to 00/14:00:39

Plot file version 317 created 21-MAR-2023 11:24:46

J1905+1943 RG013A.UVDATA.1

Freq = 21.9925 GHz, Bw = 32.000 MH

No calibration applied and no bandpass applied



Lower frame: Real Jy

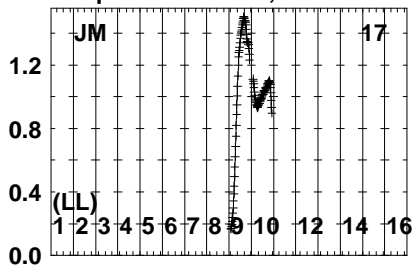
Auto-corr total-power spectrum Antenna: *

Timerange: 00/13:59:42 to 00/14:00:39

Plot file version 319 created 21-MAR-2023 11:24:47

J1905+1943 RG013A.UVDATA.1

Freq = 21.9925 GHz, Bw = 32.000 MH No calibration applied and no bandpass applied



Lower frame: Real Jy

Auto-corr total-power spectrum Antenna: *

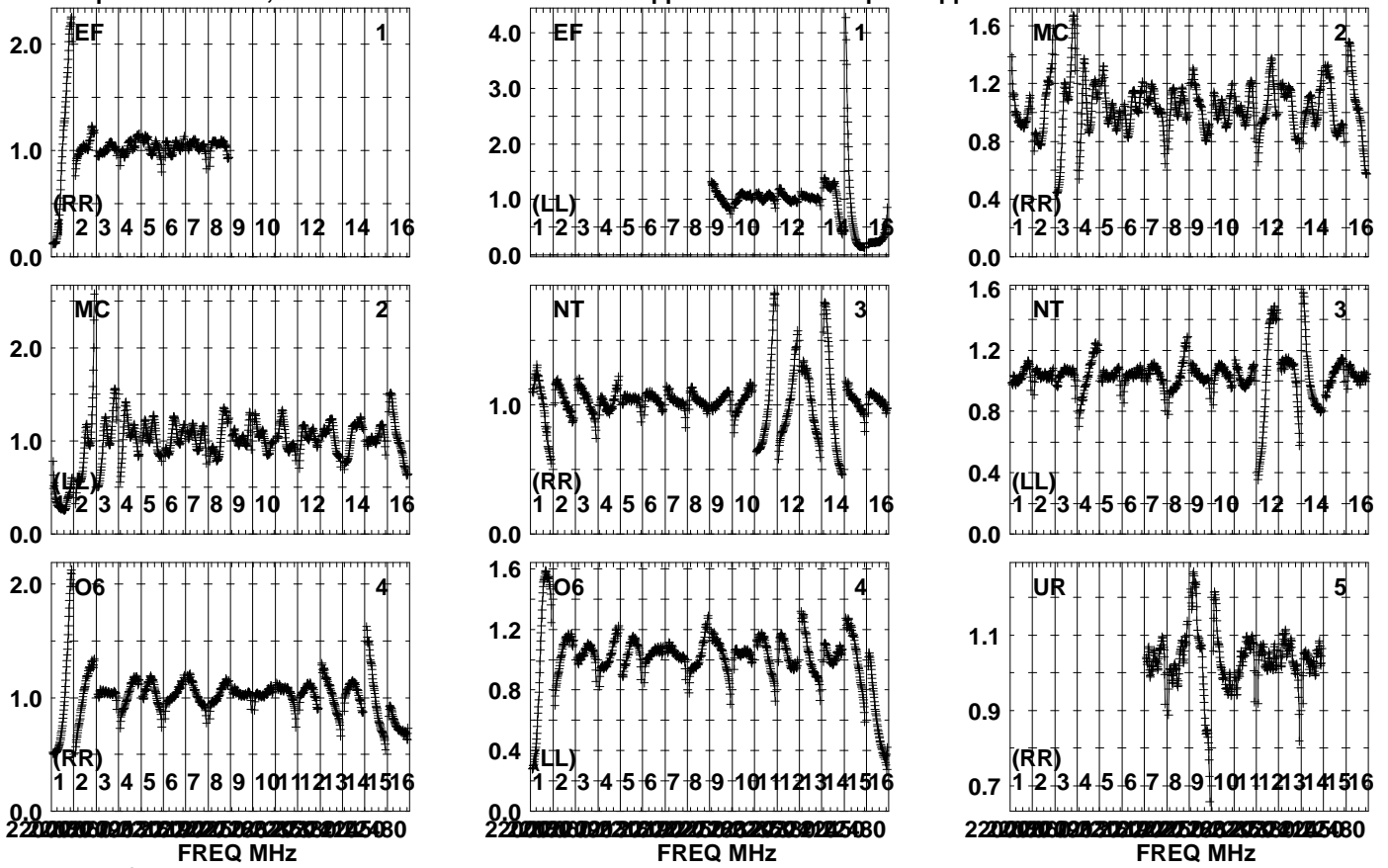
Timerange: 00/13:59:42 to 00/14:00:39

Plot file version 320 created 21-MAR-2023 11:24:47

GRB221009A RG013A.UVDATA.1

Freq = 21.9925 GHz, Bw = 32.000 MH

No calibration applied and no bandpass applied

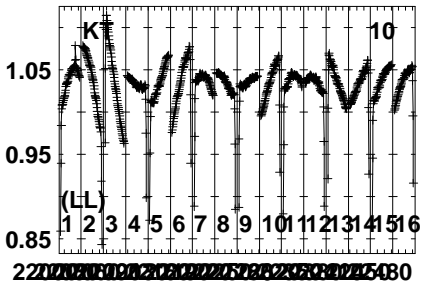
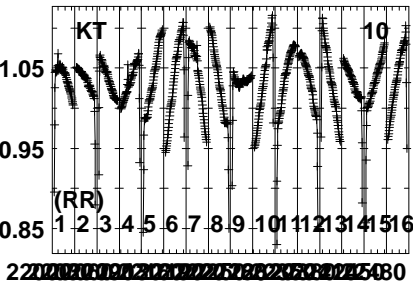
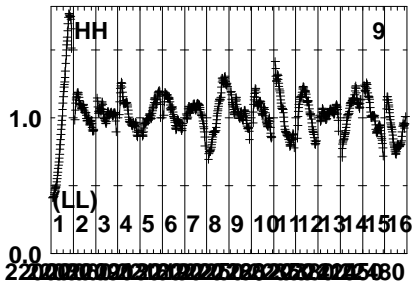
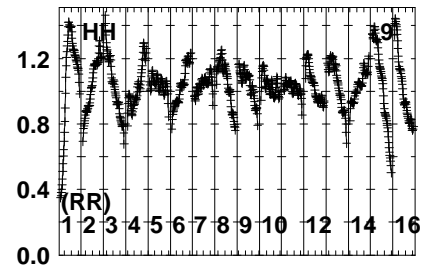
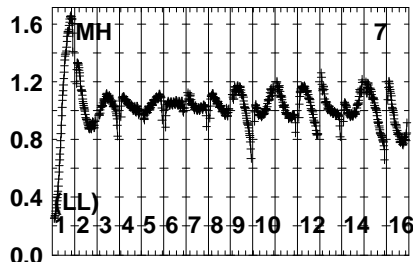
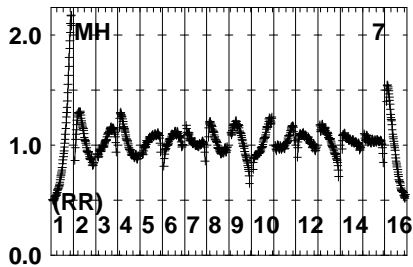
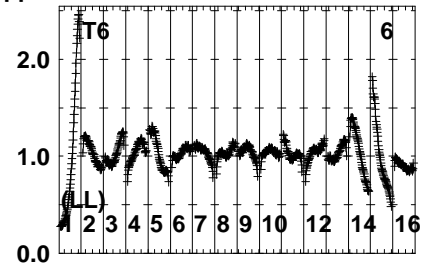
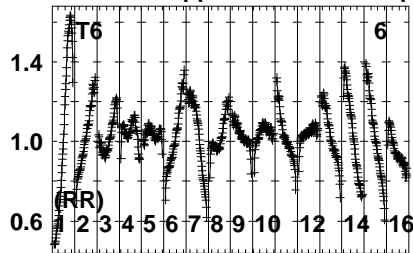
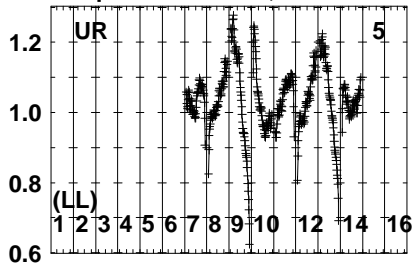


Lower frame: Real Jy
Auto-corr total-power spectrum Antenna: *
Timerange: 00/14:00:42 to 00/14:01:39

Plot file version 321 created 21-MAR-2023 11:24:47

GRB221009A RG013A.UVDATA.1

Freq = 21.9925 GHz, Bw = 32.000 MH No calibration applied and no bandpass applied



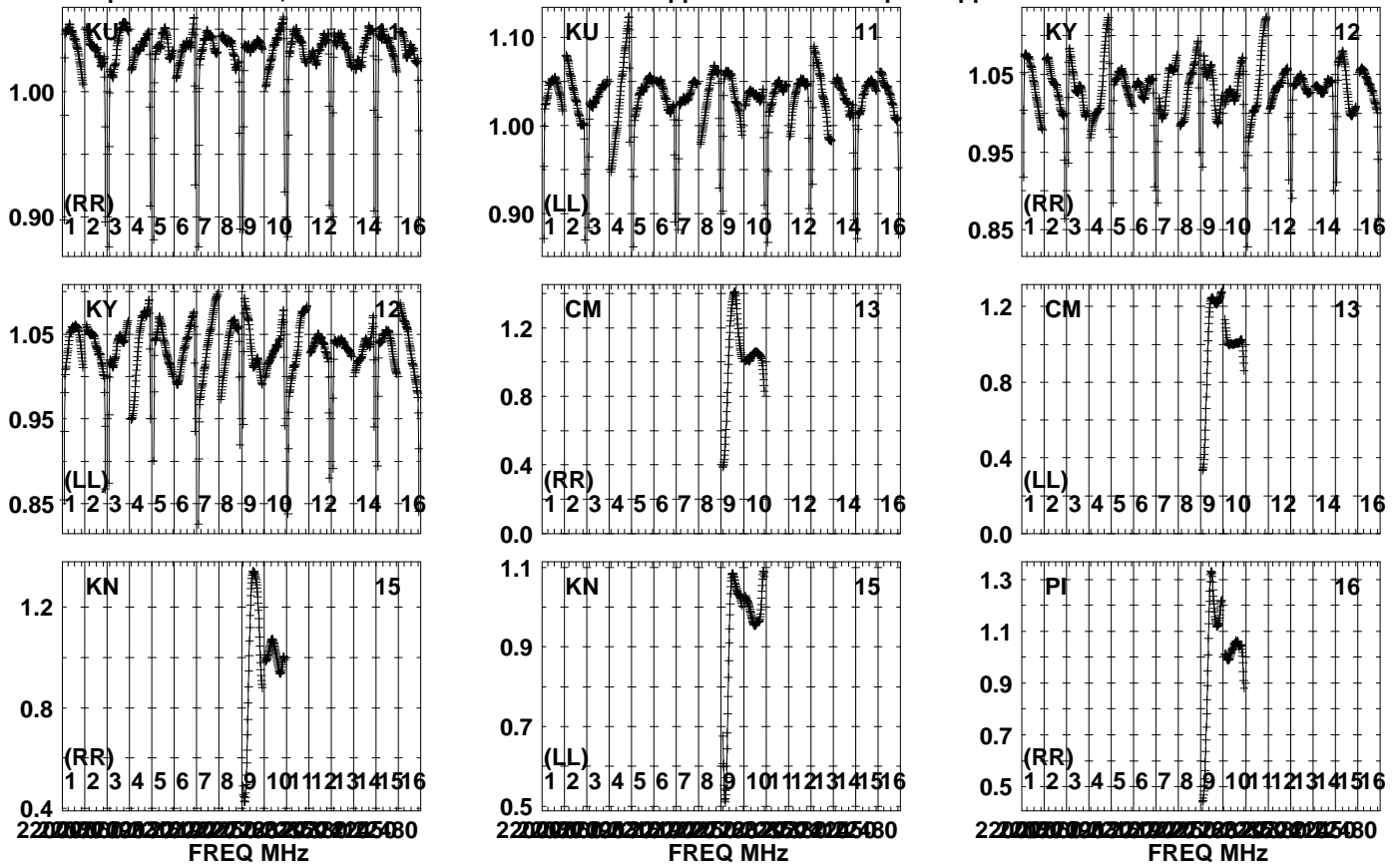
Lower frame: Real Jy
Auto-corr total-power spectrum Antenna: *
Timerange: 00/14:00:42 to 00/14:01:39

Plot file version 322 created 21-MAR-2023 11:24:47

GRB221009A RG013A.UVDATA.1

Freq = 21.9925 GHz, Bw = 32.000 MH

No calibration applied and no bandpass applied



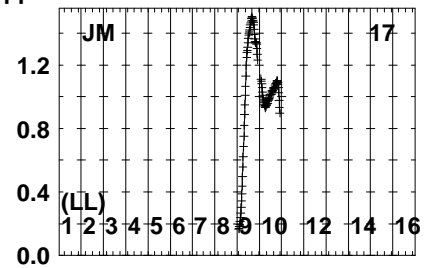
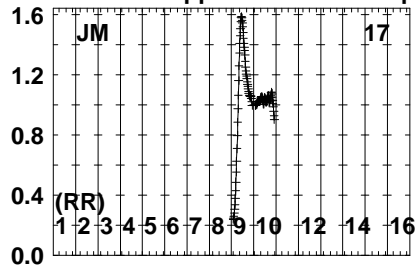
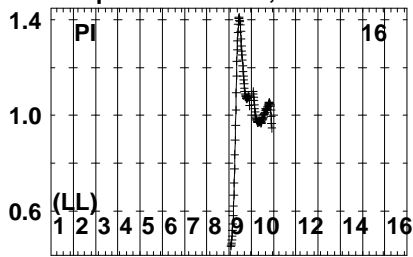
Lower frame: Real Jy
 Auto-corr total-power spectrum Antenna: *
 Timerange: 00/14:00:42 to 00/14:01:39

Plot file version 323 created 21-MAR-2023 11:24:47

GRB221009A RG013A.UVDATA.1

Freq = 21.9925 GHz, Bw = 32.000 MH

No calibration applied and no bandpass applied

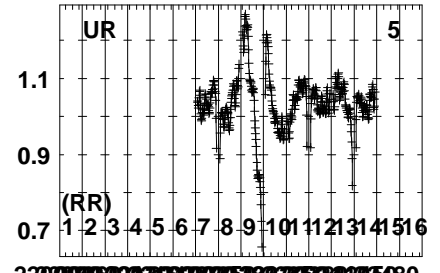
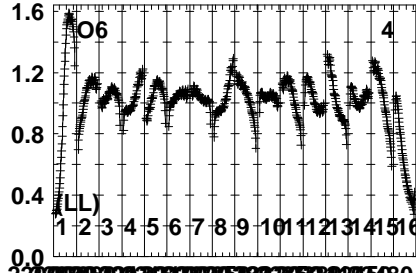
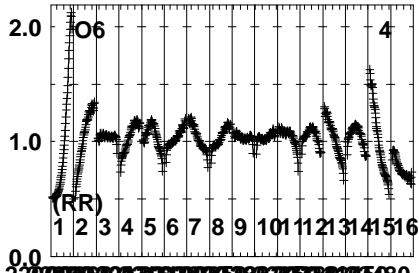
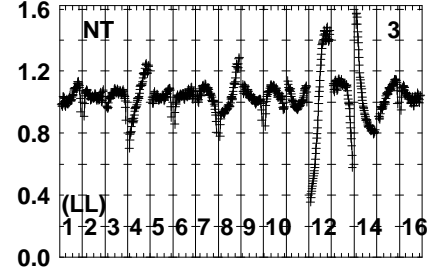
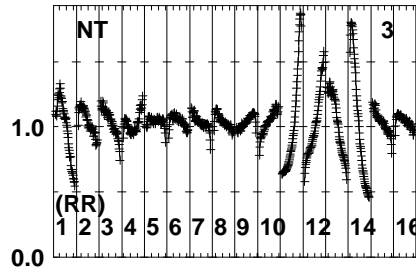
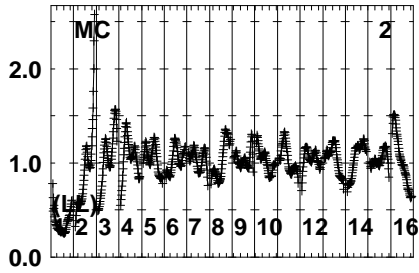
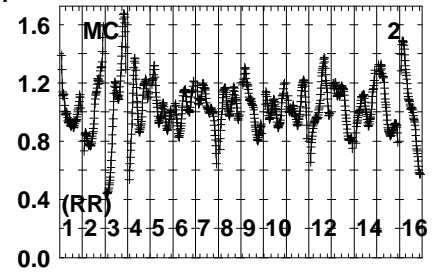
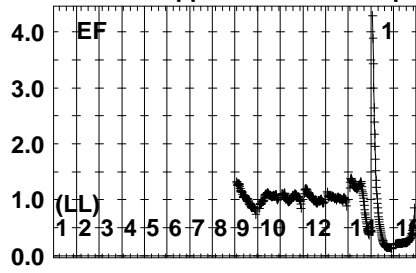
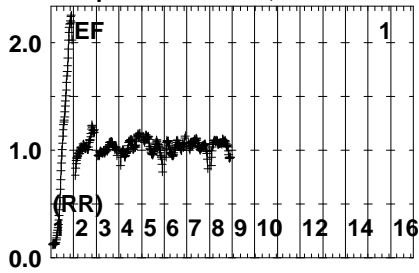


Lower frame: Real Jy
Auto-corr total-power spectrum Antenna: *
Timerange: 00/14:00:42 to 00/14:01:39

Plot file version 324 created 21-MAR-2023 11:24:47

J1905+1943 RG013A.UVDATA.1

Freq = 21.9925 GHz, Bw = 32.000 MH No calibration applied and no bandpass applied



220 000 000 000 000 000 000 000 000 000 000 000 000 000 000 000 000 000
FREQ MHz

220 000 000 000 000 000 000 000 000 000 000 000 000 000 000 000 000 000
FREQ MHz

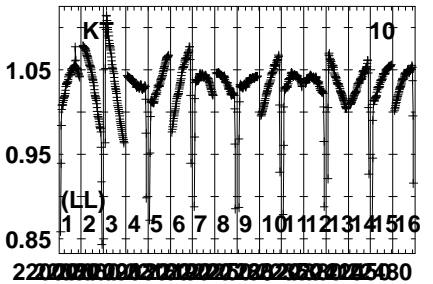
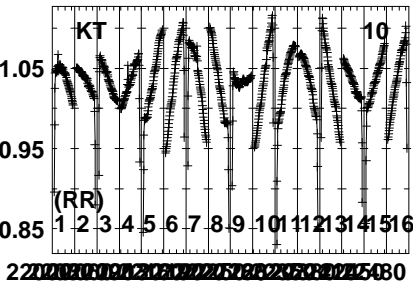
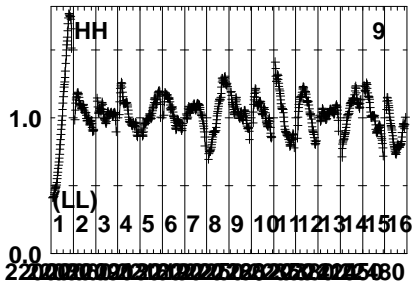
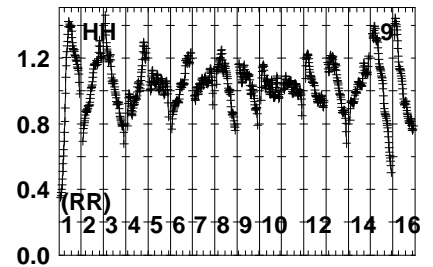
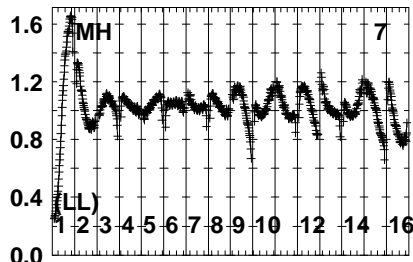
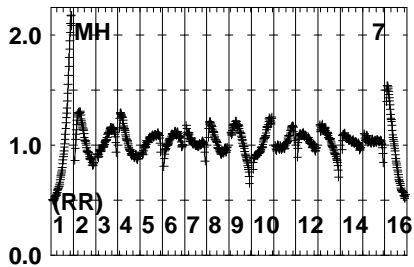
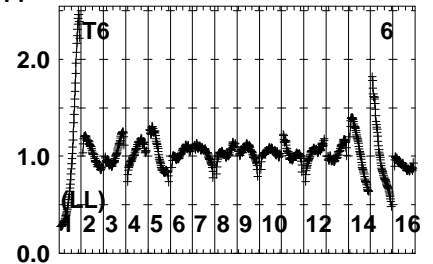
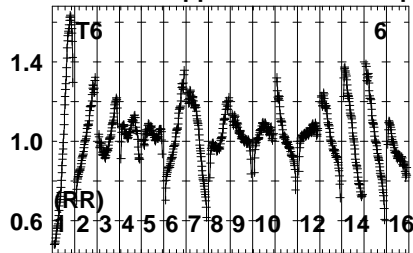
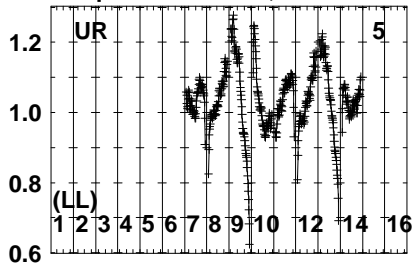
220 000 000 000 000 000 000 000 000 000 000 000 000 000 000 000 000 000
FREQ MHz

Lower frame: Real Jy
Auto-corr total-power spectrum Antenna: *
Timerange: 00/14:01:41 to 00/14:02:40

Plot file version 325 created 21-MAR-2023 11:24:48

J1905+1943 RG013A.UVDATA.1

Freq = 21.9925 GHz, Bw = 32.000 MH No calibration applied and no bandpass applied

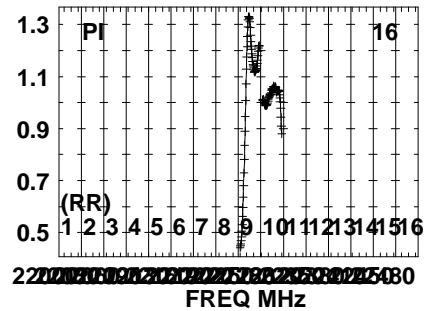
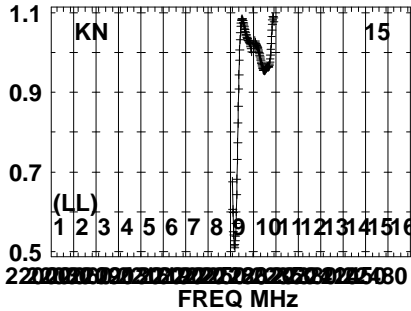
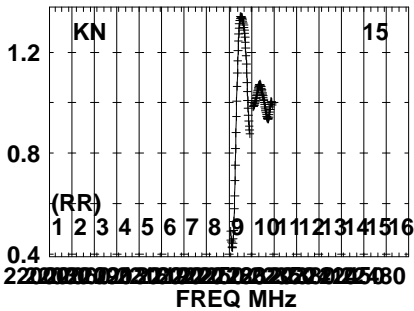
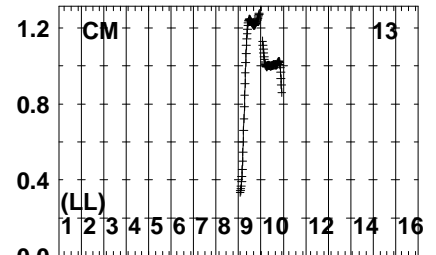
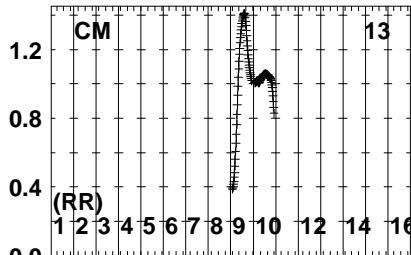
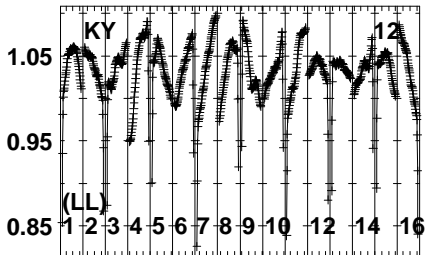
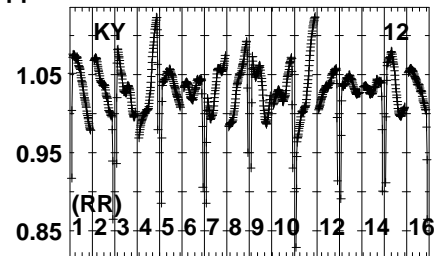
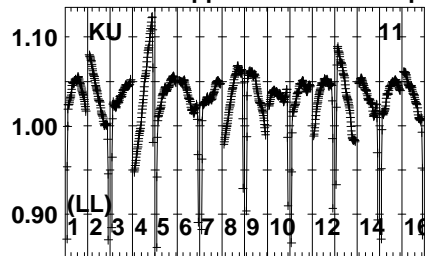
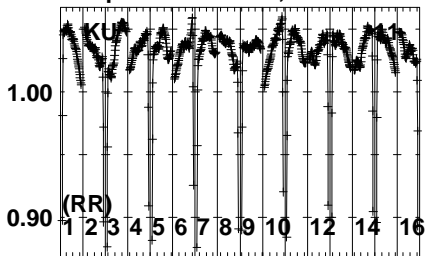


FREQ MHz
 Lower frame: Real Jy
 Auto-corr total-power spectrum Antenna: *
 Timerange: 00/14:01:41 to 00/14:02:40

Plot file version 326 created 21-MAR-2023 11:24:48

J1905+1943 RG013A.UVDATA.1

Freq = 21.9925 GHz, Bw = 32.000 MH No calibration applied and no bandpass applied



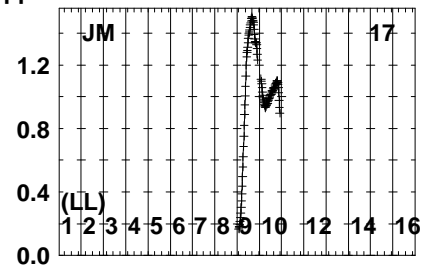
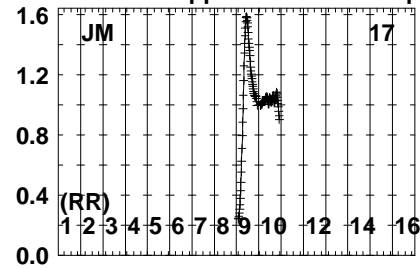
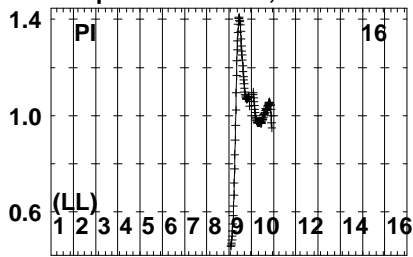
Lower frame: Real Jy
Auto-corr total-power spectrum Antenna: *
Timerange: 00/14:01:41 to 00/14:02:40

Plot file version 327 created 21-MAR-2023 11:24:48

J1905+1943 RG013A.UVDATA.1

Freq = 21.9925 GHz, Bw = 32.000 MH

No calibration applied and no bandpass applied



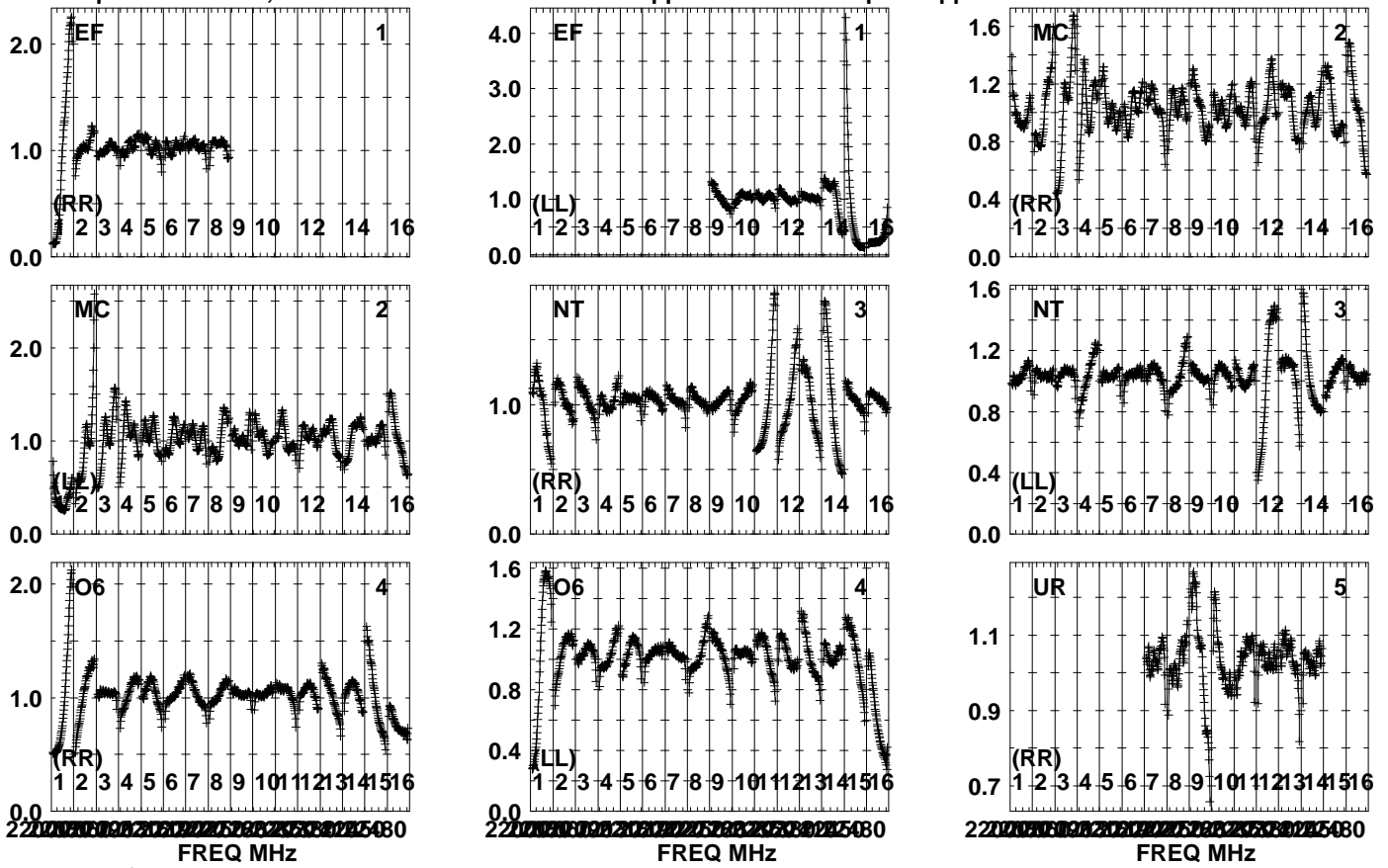
Lower frame: Real Jy
Auto-corr total-power spectrum Antenna: *
Timerange: 00/14:01:41 to 00/14:02:40

Plot file version 328 created 21-MAR-2023 11:24:48

GRB221009A RG013A.UVDATA.1

Freq = 21.9925 GHz, Bw = 32.000 MH

No calibration applied and no bandpass applied

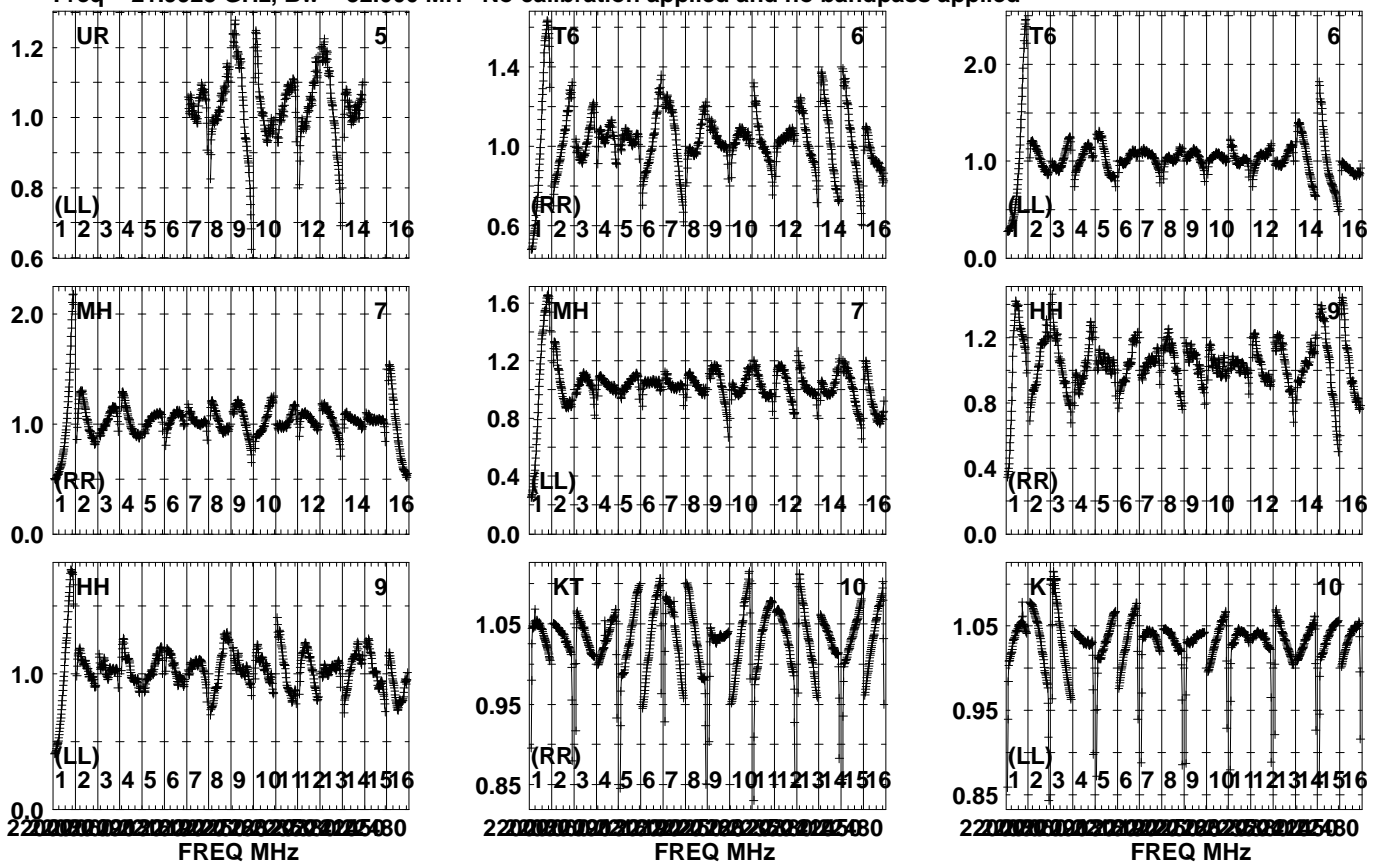


Lower frame: Real Jy
 Auto-corr total-power spectrum Antenna: *
 Timerange: 00/14:02:42 to 00/14:03:39

Plot file version 329 created 21-MAR-2023 11:24:48

GRB221009A RG013A.UVDATA.1

Freq = 21.9925 GHz, Bw = 32.000 MH No calibration applied and no bandpass applied

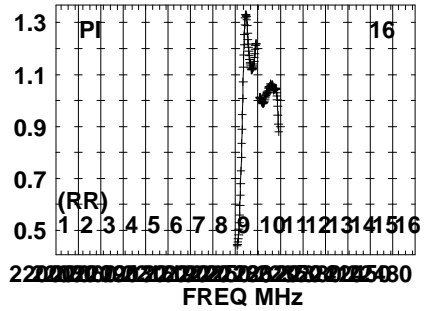
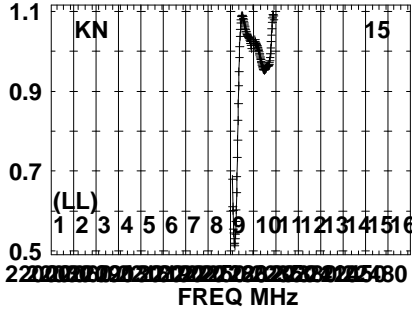
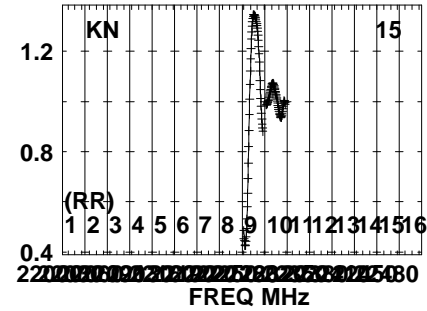
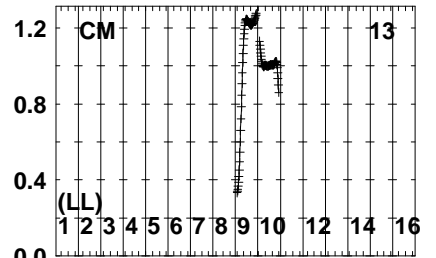
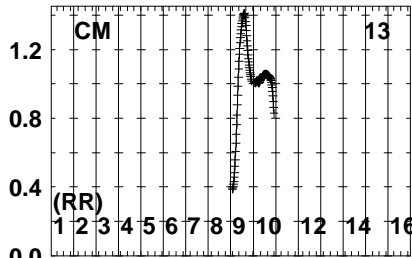
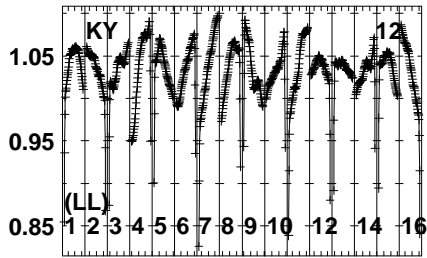
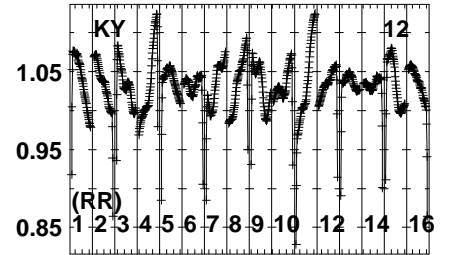
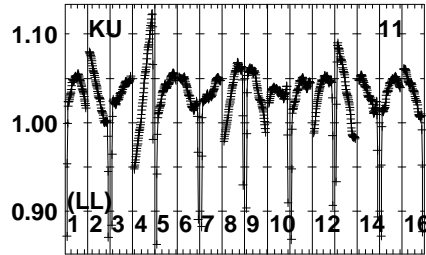
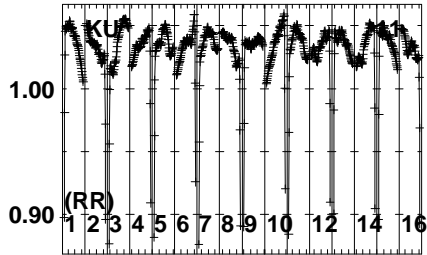


Lower frame: Real Jy
Auto-corr total-power spectrum Antenna: *
Timerange: 00/14:02:42 to 00/14:03:39

Plot file version 330 created 21-MAR-2023 11:24:49

GRB221009A RG013A.UVDATA.1

Freq = 21.9925 GHz, Bw = 32.000 MH No calibration applied and no bandpass applied



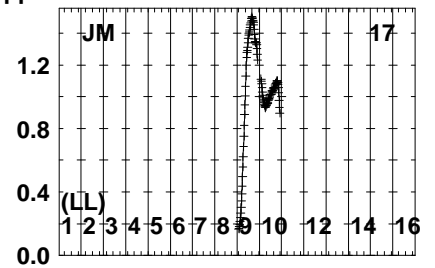
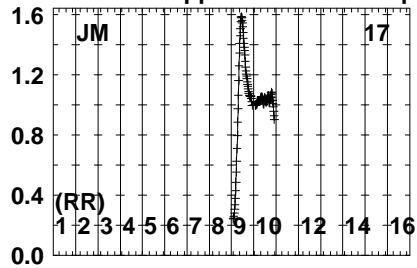
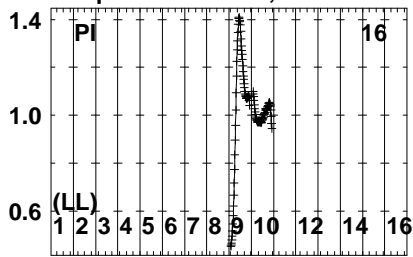
Lower frame: Real Jy
Auto-corr total-power spectrum Antenna: *
Timerange: 00/14:02:42 to 00/14:03:39

Plot file version 331 created 21-MAR-2023 11:24:49

GRB221009A RG013A.UVDATA.1

Freq = 21.9925 GHz, Bw = 32.000 MH

No calibration applied and no bandpass applied



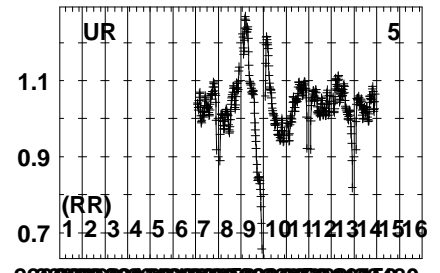
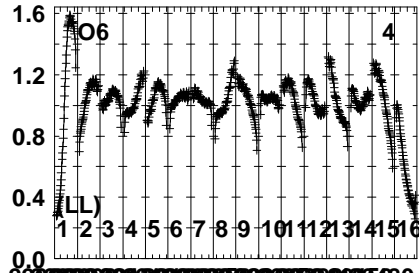
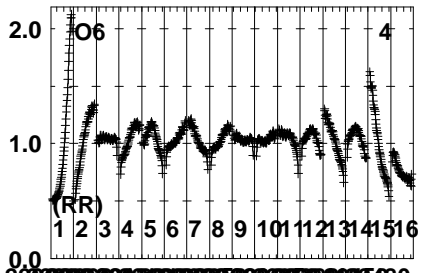
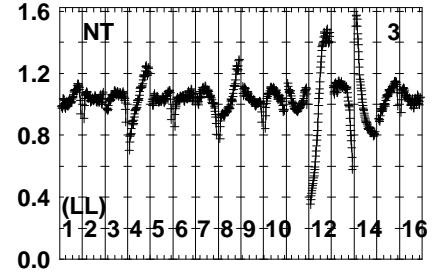
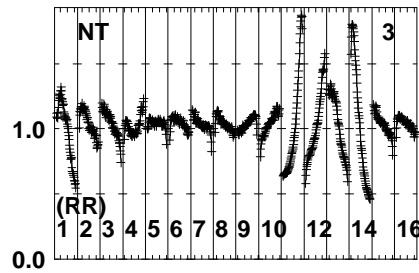
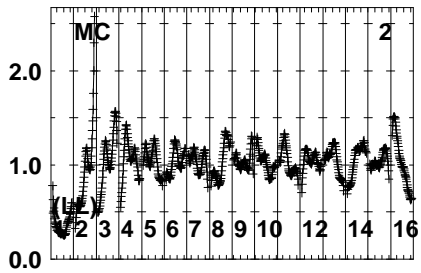
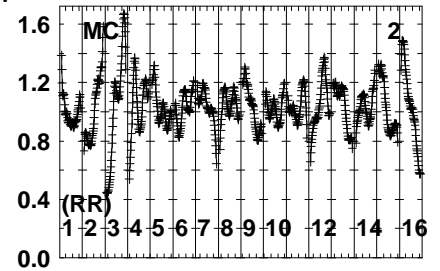
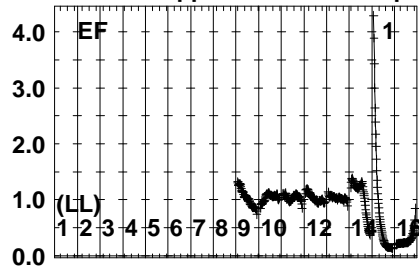
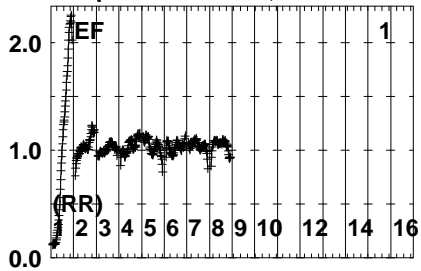
Lower frame: Real Jy
Auto-corr total-power spectrum Antenna: *
Timerange: 00/14:02:42 to 00/14:03:39

Plot file version 332 created 21-MAR-2023 11:24:49

J1905+1943 RG013A.UVDATA.1

Freq = 21.9925 GHz, Bw = 32.000 MH

No calibration applied and no bandpass applied



FREQ MHz

FREQ MHz

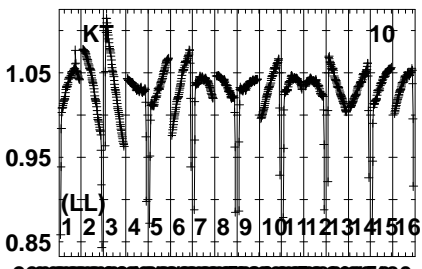
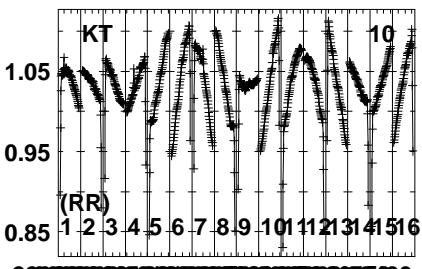
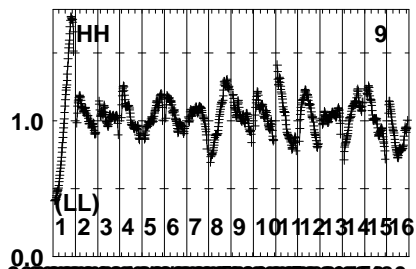
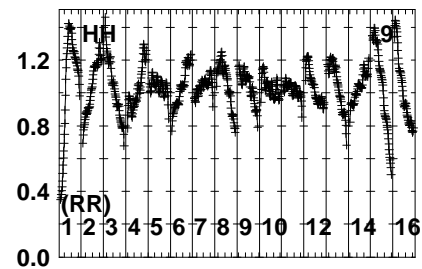
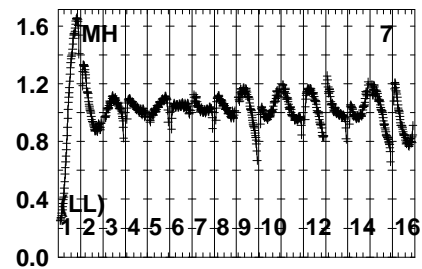
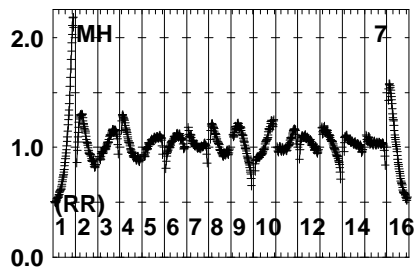
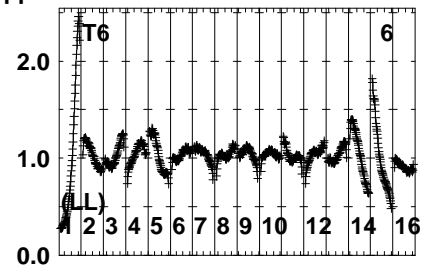
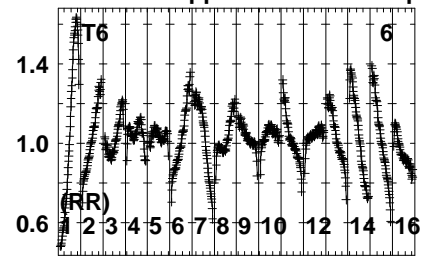
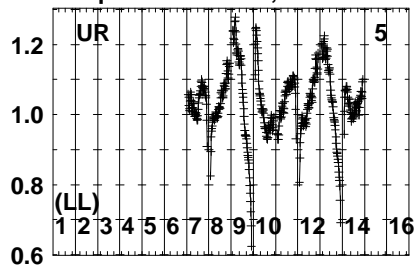
FREQ MHz

Lower frame: Real Jy
 Auto-corr total-power spectrum Antenna: *
 Timerange: 00/14:04:21 to 00/14:05:19

Plot file version 333 created 21-MAR-2023 11:24:49

J1905+1943 RG013A.UVDATA.1

Freq = 21.9925 GHz, Bw = 32.000 MH No calibration applied and no bandpass applied



FREQ MHz

FREQ MHz

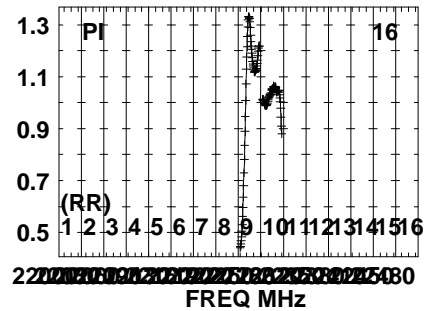
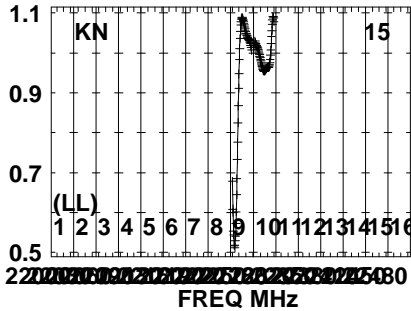
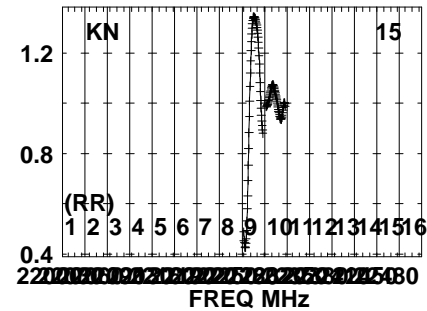
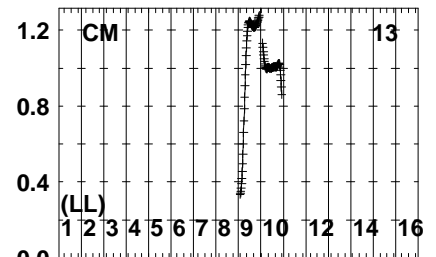
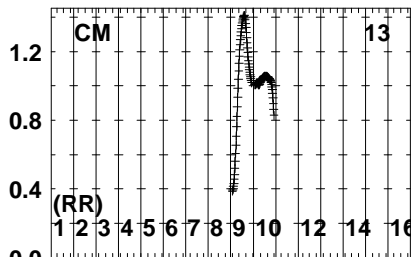
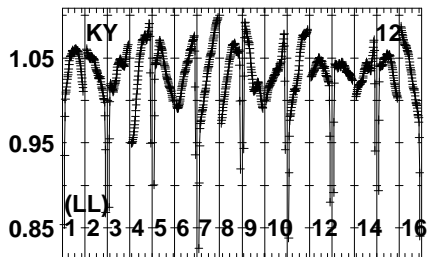
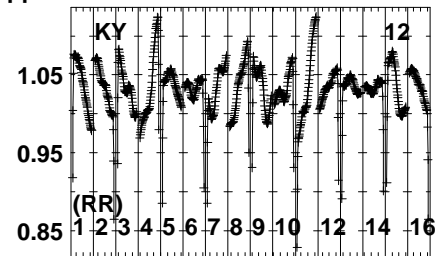
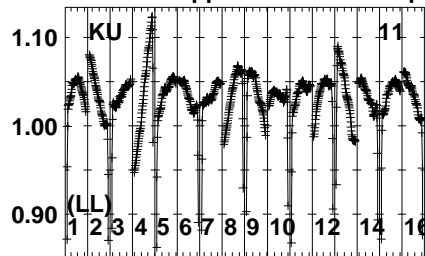
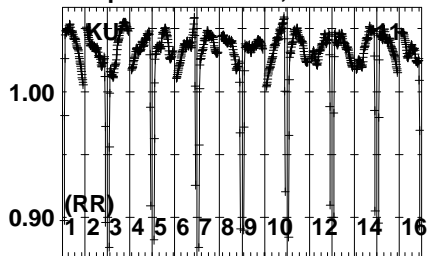
FREQ MHz

Lower frame: Real Jy
Auto-corr total-power spectrum Antenna: *
Timerange: 00/14:04:21 to 00/14:05:19

Plot file version 334 created 21-MAR-2023 11:24:49

J1905+1943 RG013A.UVDATA.1

Freq = 21.9925 GHz, Bw = 32.000 MH No calibration applied and no bandpass applied



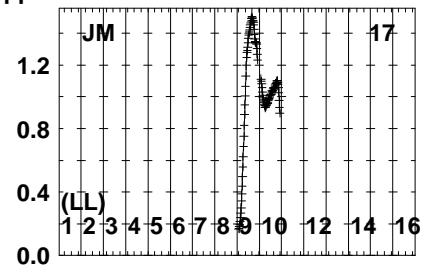
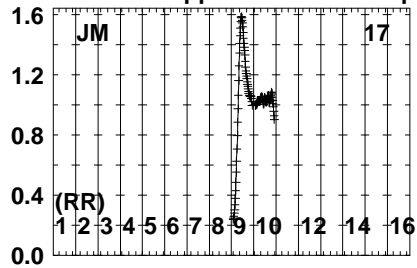
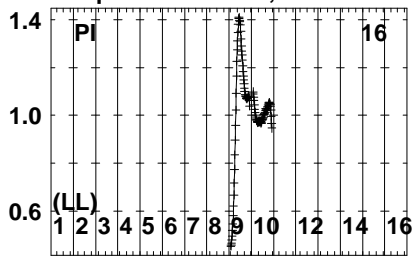
Lower frame: Real Jy
Auto-corr total-power spectrum Antenna: *
Timerange: 00/14:04:21 to 00/14:05:19

Plot file version 335 created 21-MAR-2023 11:24:49

J1905+1943 RG013A.UVDATA.1

Freq = 21.9925 GHz, Bw = 32.000 MH

No calibration applied and no bandpass applied

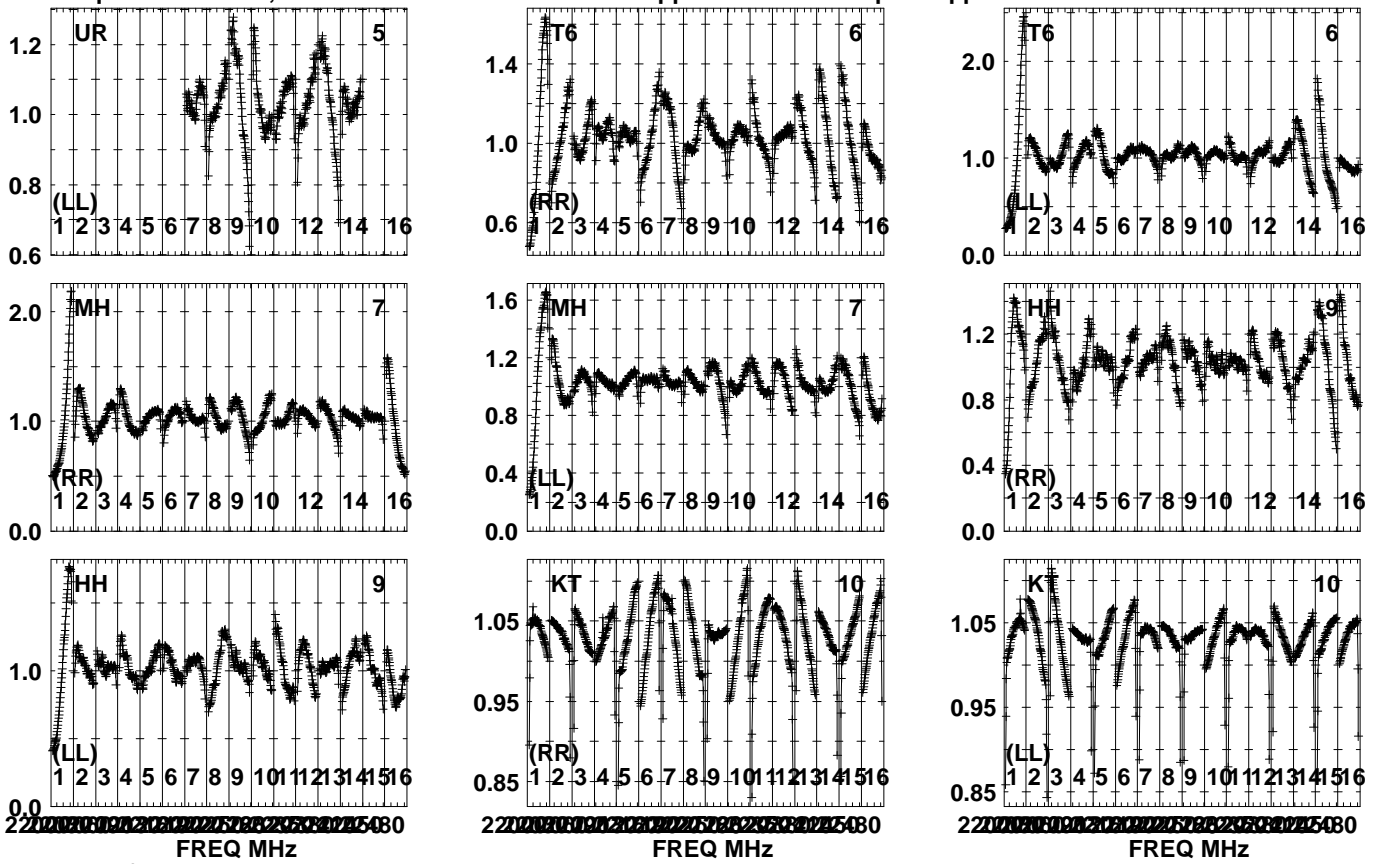


Lower frame: Real Jy
Auto-corr total-power spectrum Antenna: *
Timerange: 00/14:04:21 to 00/14:05:19

Plot file version 337 created 21-MAR-2023 11:24:50

GRB221009A RG013A.UVDATA.1

Freq = 21.9925 GHz, Bw = 32.000 MH No calibration applied and no bandpass applied



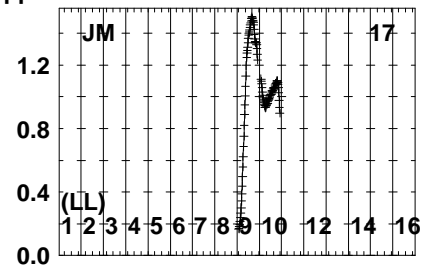
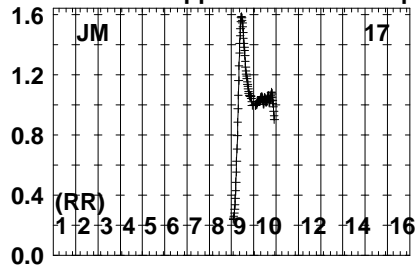
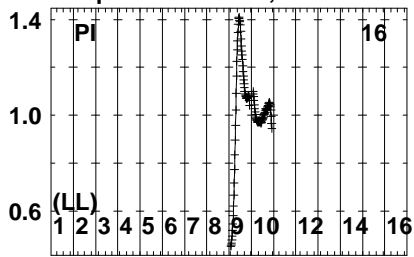
Lower frame: Real Jy
 Auto-corr total-power spectrum Antenna: *
 Timerange: 00/14:05:21 to 00/14:06:20

Plot file version 339 created 21-MAR-2023 11:24:50

GRB221009A RG013A.UVDATA.1

Freq = 21.9925 GHz, Bw = 32.000 MH

No calibration applied and no bandpass applied



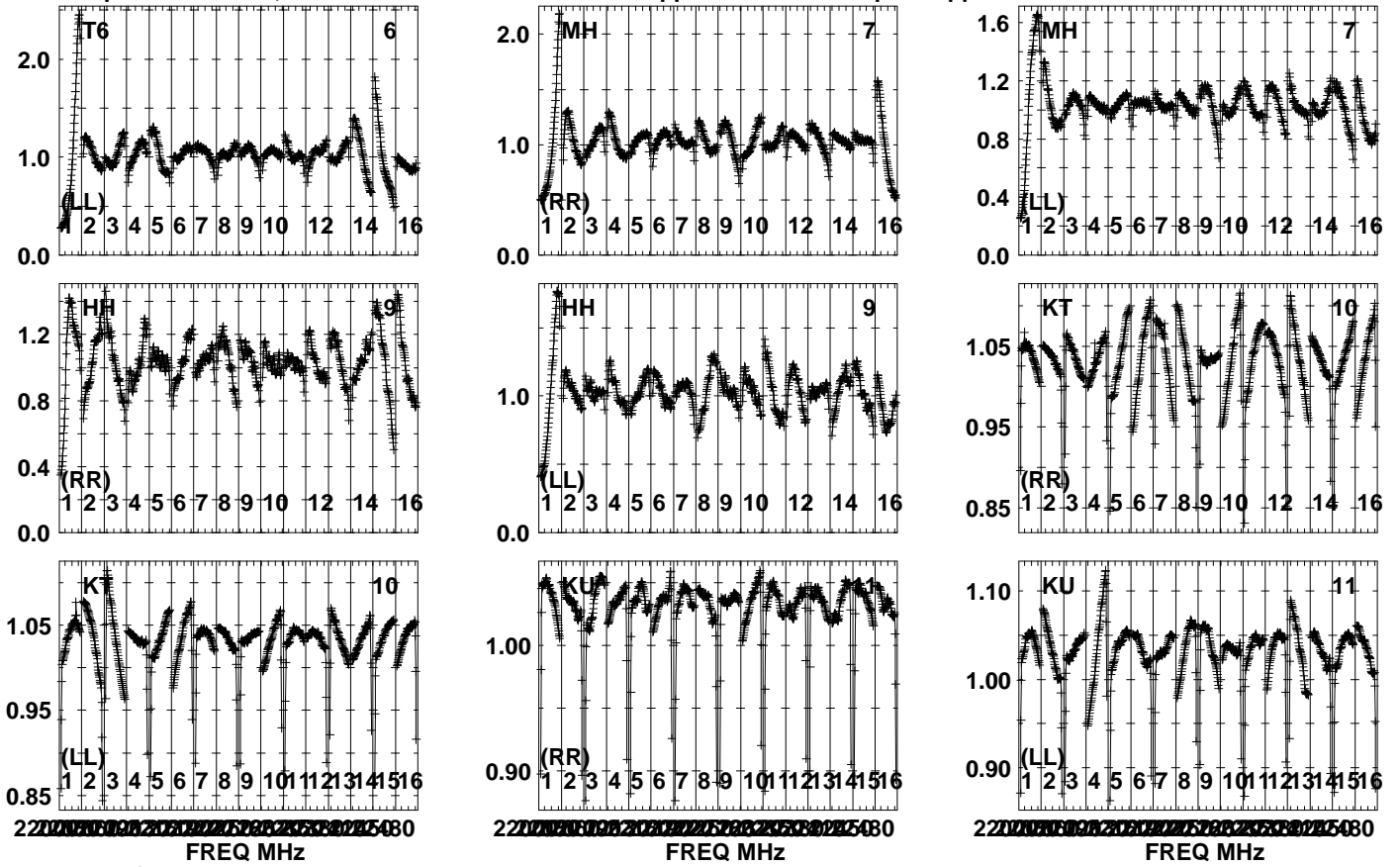
Lower frame: Real Jy
Auto-corr total-power spectrum Antenna: *
Timerange: 00/14:05:21 to 00/14:06:20

Plot file version 341 created 21-MAR-2023 11:24:50

J1905+1943 RG013A.UVDATA.1

Freq = 21.9925 GHz, Bw = 32.000 MH

No calibration applied and no bandpass applied

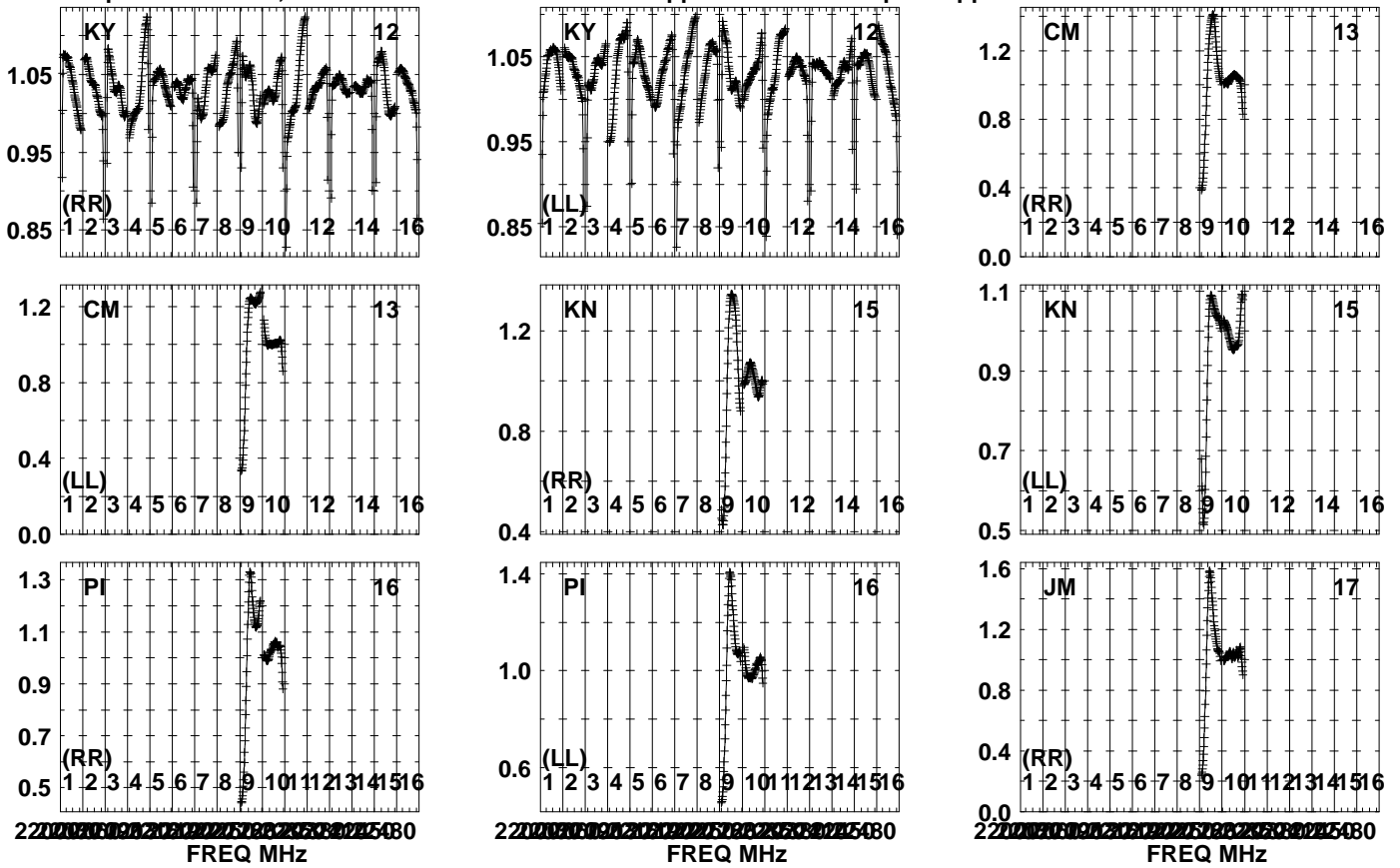


Lower frame: Real Jy
 Auto-corr total-power spectrum Antenna: *
 Timerange: 00/14:06:21 to 00/14:07:20

Plot file version 342 created 21-MAR-2023 11:24:51

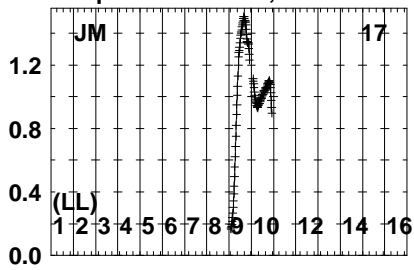
J1905+1943 RG013A.UVDATA.1

Freq = 21.9925 GHz, Bw = 32.000 MH No calibration applied and no bandpass applied



Lower frame: Real Jy
 Auto-corr total-power spectrum Antenna: *
 Timerange: 00/14:06:21 to 00/14:07:20

Plot file version 343 created 21-MAR-2023 11:24:51
J1905+1943 RG013A.UVDATA.1
Freq = 21.9925 GHz, Bw = 32.000 MH No calibration applied and no bandpass applied



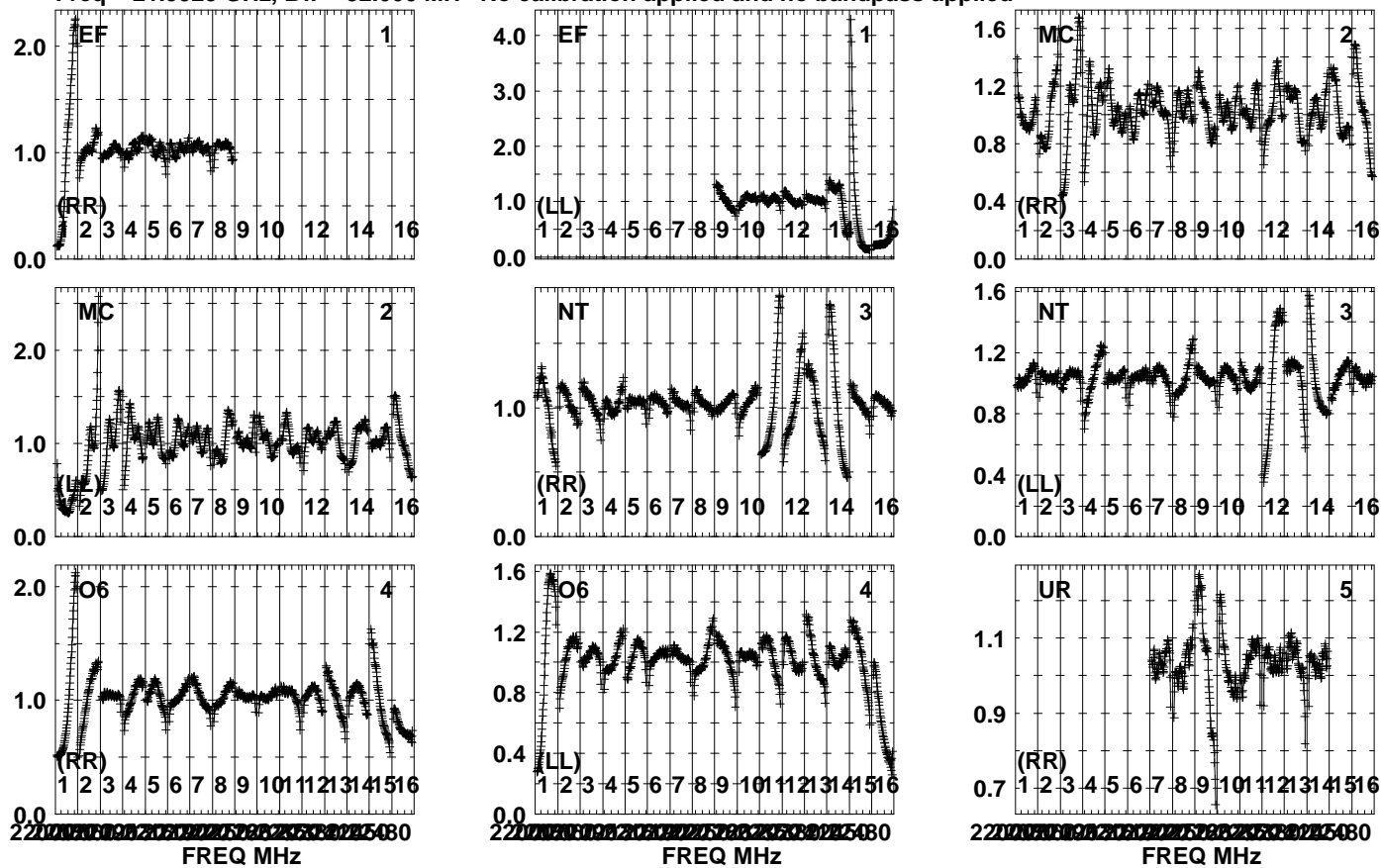
Lower frame: Real Jy
Auto-corr total-power spectrum Antenna: *
Timerange: 00/14:06:21 to 00/14:07:20

Plot file version 344 created 21-MAR-2023 11:24:51

GRB221009A RG013A.UVDATA.1

Freq = 21.9925 GHz, Bw = 32.000 MH

No calibration applied and no bandpass applied

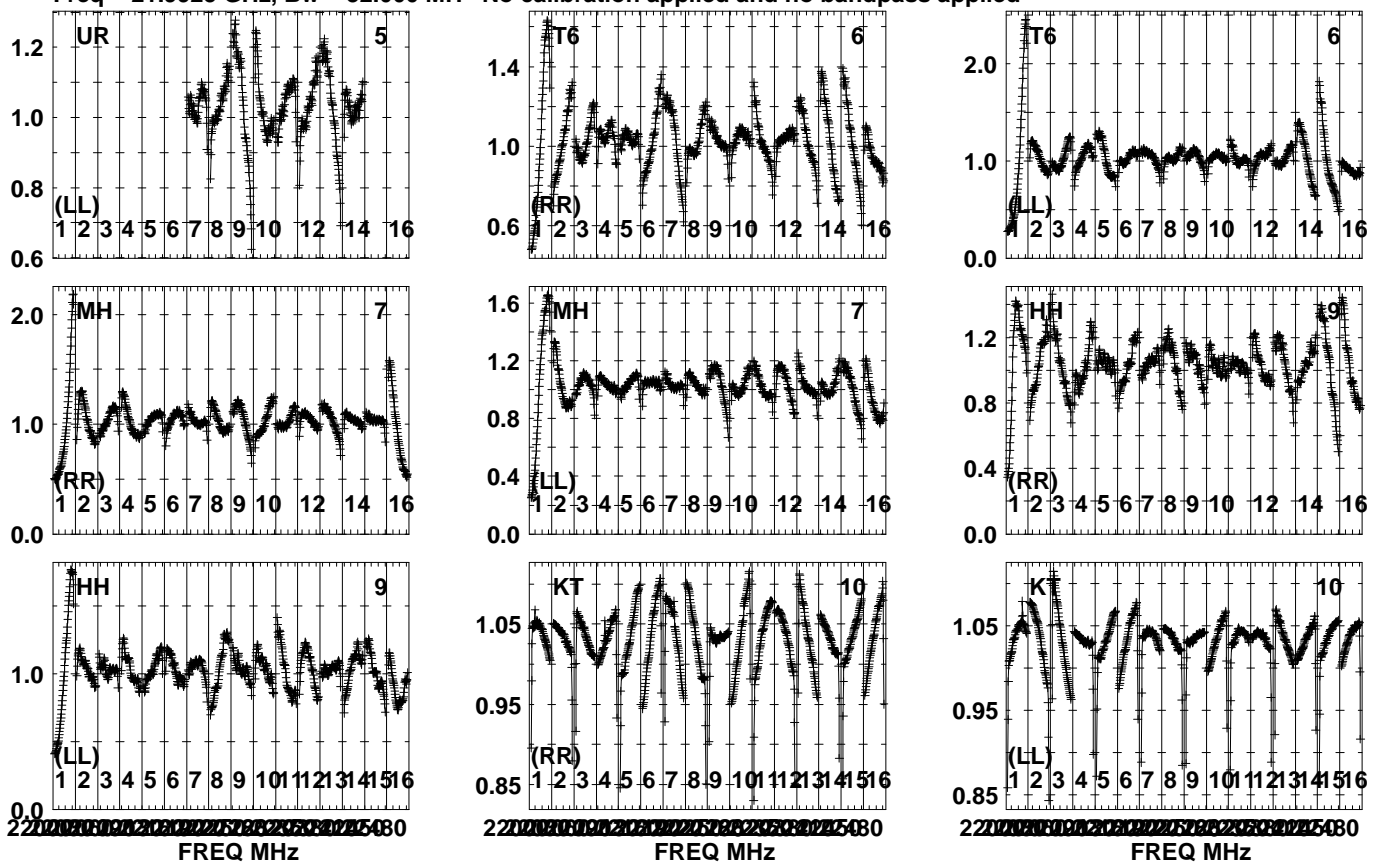


Lower frame: Real Jy
 Auto-corr total-power spectrum Antenna: *
 Timerange: 00/14:07:21 to 00/14:08:20

Plot file version 345 created 21-MAR-2023 11:24:51

GRB221009A RG013A.UVDATA.1

Freq = 21.9925 GHz, Bw = 32.000 MH No calibration applied and no bandpass applied

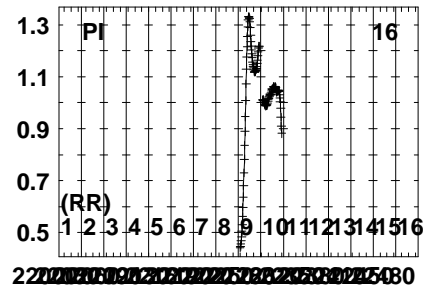
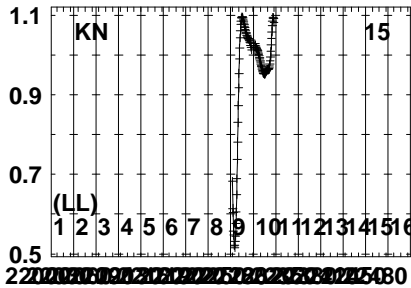
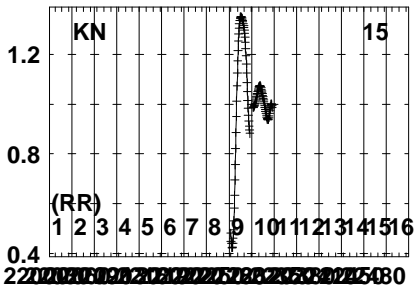
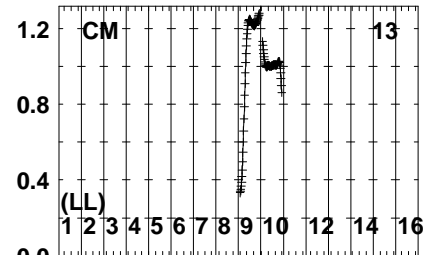
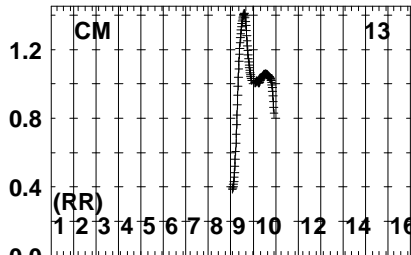
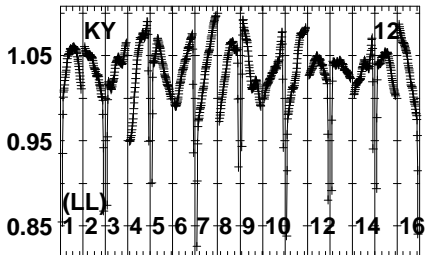
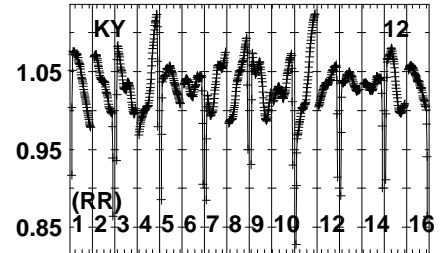
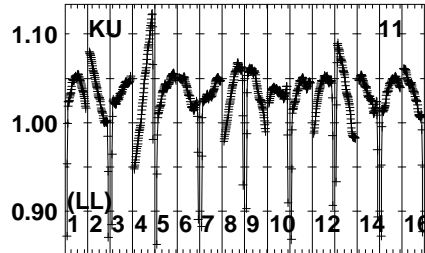
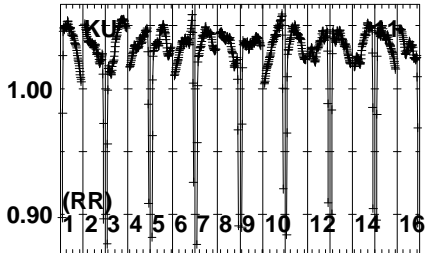


Lower frame: Real Jy
Auto-corr total-power spectrum Antenna: *
Timerange: 00/14:07:21 to 00/14:08:20

Plot file version 346 created 21-MAR-2023 11:24:51

GRB221009A RG013A.UVDATA.1

Freq = 21.9925 GHz, Bw = 32.000 MH No calibration applied and no bandpass applied



FREQ MHz

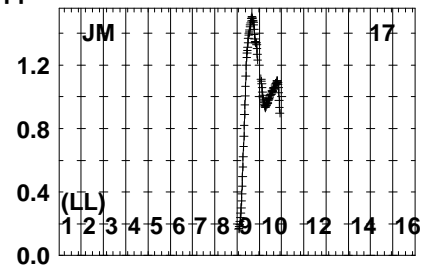
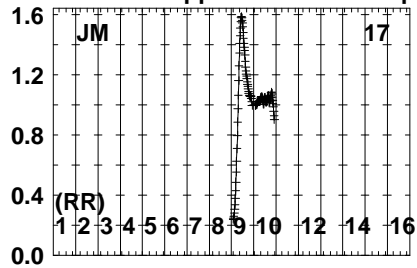
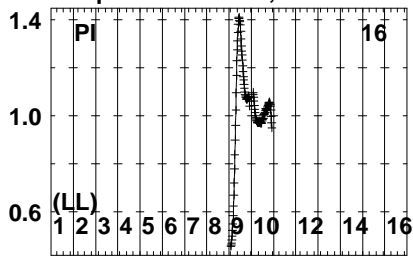
FREQ MHz

FREQ MHz

Lower frame: Real Jy
Auto-corr total-power spectrum Antenna: *
Timerange: 00/14:07:21 to 00/14:08:20

Plot file version 347 created 21-MAR-2023 11:24:51
GRB221009A RG013A.UVDATA.1
Freq = 21.9925 GHz, Bw = 32.000 MH

No calibration applied and no bandpass applied

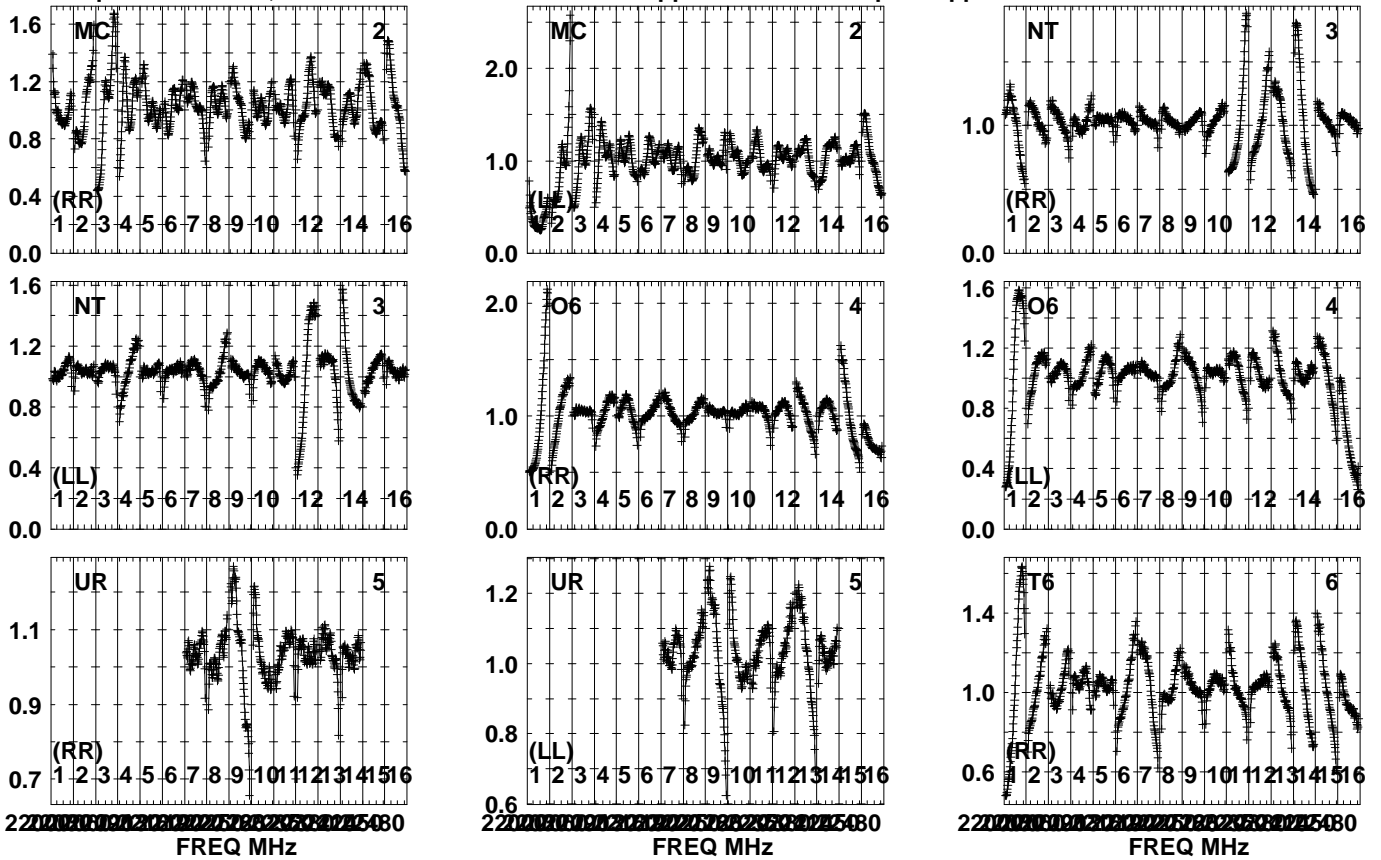


Lower frame: Real Jy
Auto-corr total-power spectrum Antenna: *
Timerange: 00/14:07:21 to 00/14:08:20

Plot file version 348 created 21-MAR-2023 11:24:51

J1905+1943 RG013A.UVDATA.1

Freq = 21.9925 GHz, Bw = 32.000 MH No calibration applied and no bandpass applied



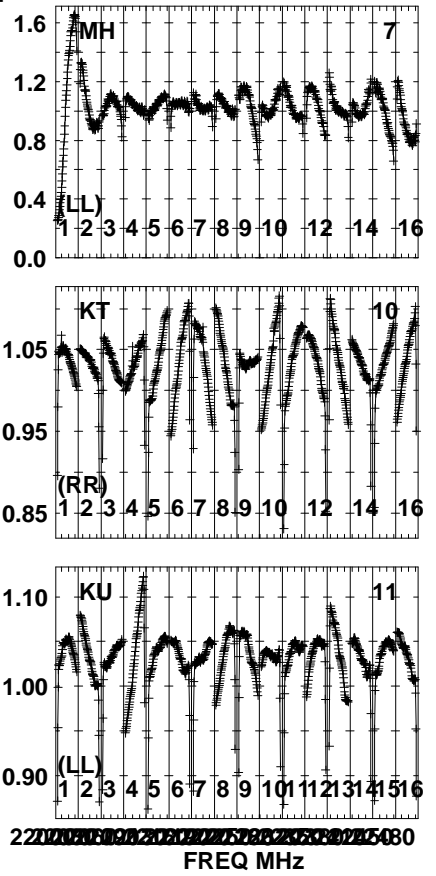
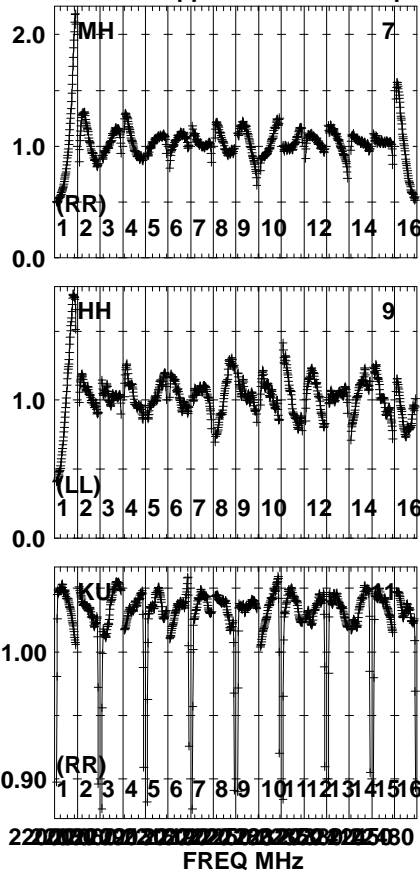
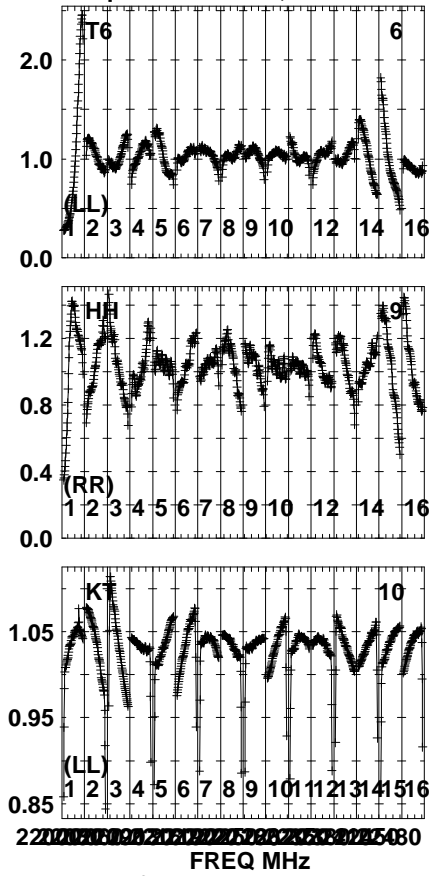
Lower frame: Real Jy
Auto-corr total-power spectrum Antenna: *
Timerange: 00/14:08:21 to 00/14:09:19

Plot file version 349 created 21-MAR-2023 11:24:52

J1905+1943 RG013A.UVDATA.1

Freq = 21.9925 GHz, Bw = 32.000 MH

No calibration applied and no bandpass applied

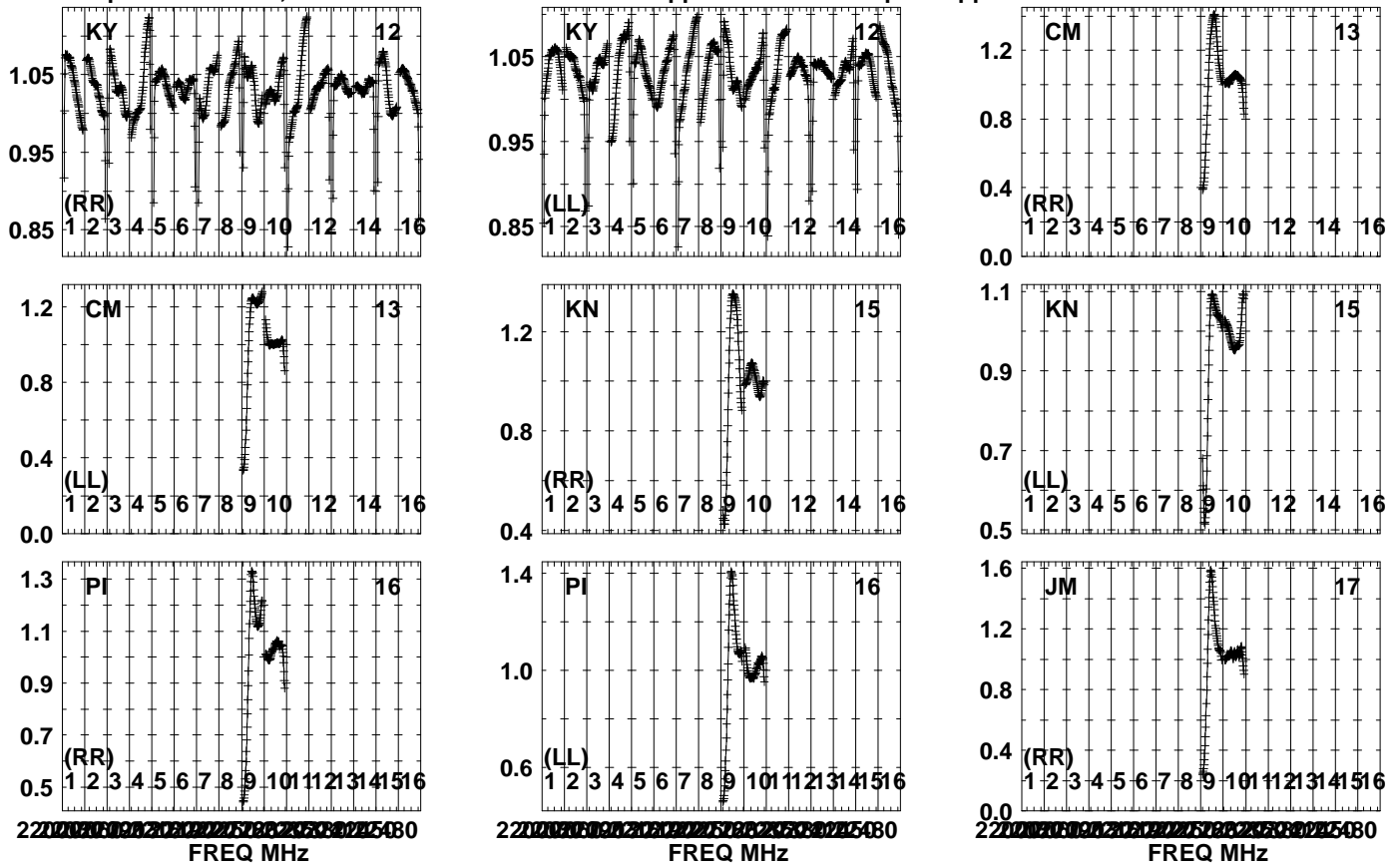


Lower frame: Real Jy
 Auto-corr total-power spectrum Antenna: *
 Timerange: 00/14:08:21 to 00/14:09:19

Plot file version 350 created 21-MAR-2023 11:24:52

J1905+1943 RG013A.UVDATA.1

Freq = 21.9925 GHz, Bw = 32.000 MH No calibration applied and no bandpass applied

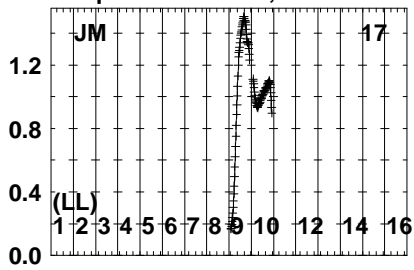


Lower frame: Real Jy
Auto-corr total-power spectrum Antenna: *
Timerange: 00/14:08:21 to 00/14:09:19

Plot file version 351 created 21-MAR-2023 11:24:52

J1905+1943 RG013A.UVDATA.1

Freq = 21.9925 GHz, Bw = 32.000 MH No calibration applied and no bandpass applied

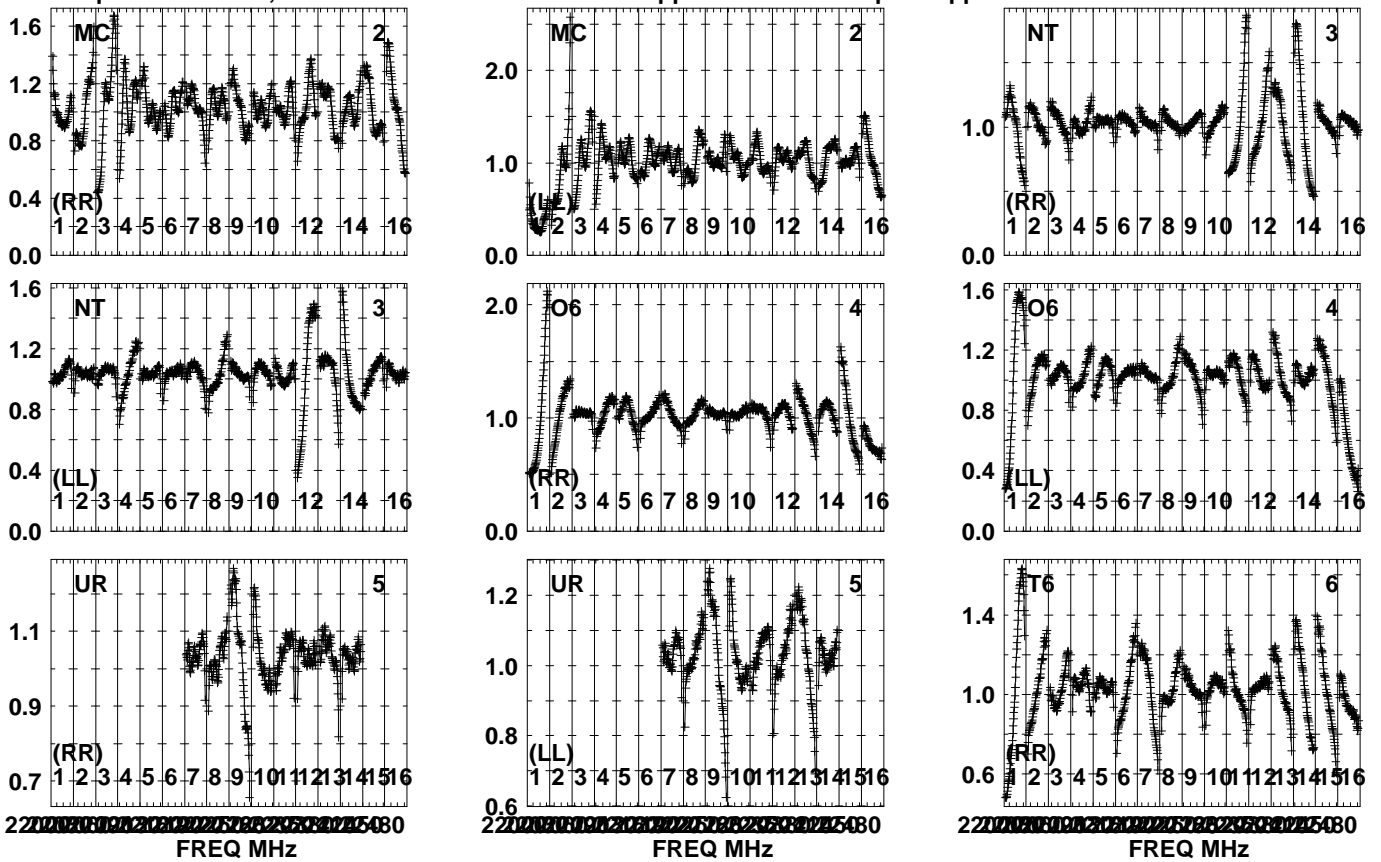


Lower frame: Real Jy
Auto-corr total-power spectrum Antenna: *
Timerange: 00/14:08:21 to 00/14:09:19

Plot file version 352 created 21-MAR-2023 11:24:52

GRB221009A RG013A.UVDATA.1

Freq = 21.9925 GHz, Bw = 32.000 MH No calibration applied and no bandpass applied



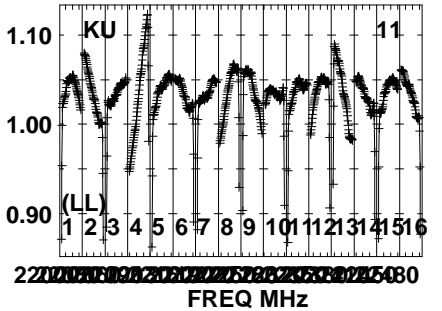
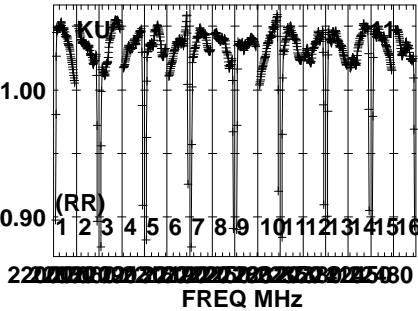
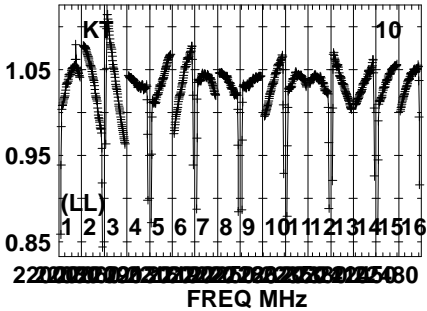
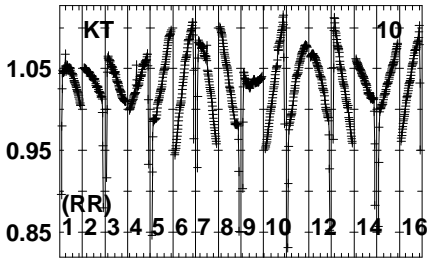
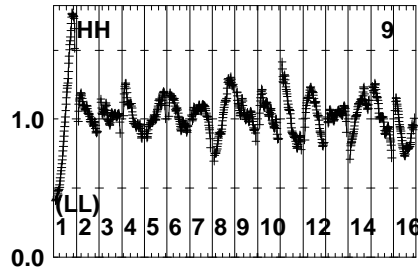
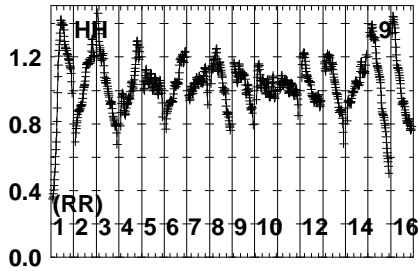
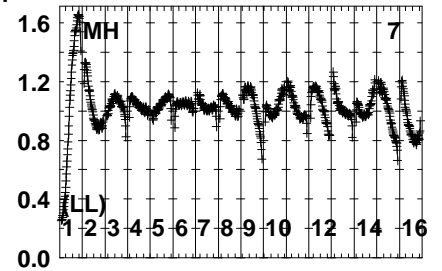
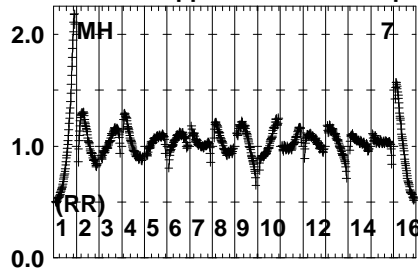
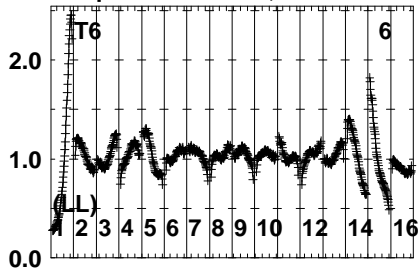
Lower frame: Real Jy
 Auto-corr total-power spectrum Antenna: *
 Timerange: 00/14:09:22 to 00/14:10:19

Plot file version 353 created 21-MAR-2023 11:24:52

GRB221009A RG013A.UVDATA.1

Freq = 21.9925 GHz, Bw = 32.000 MH

No calibration applied and no bandpass applied

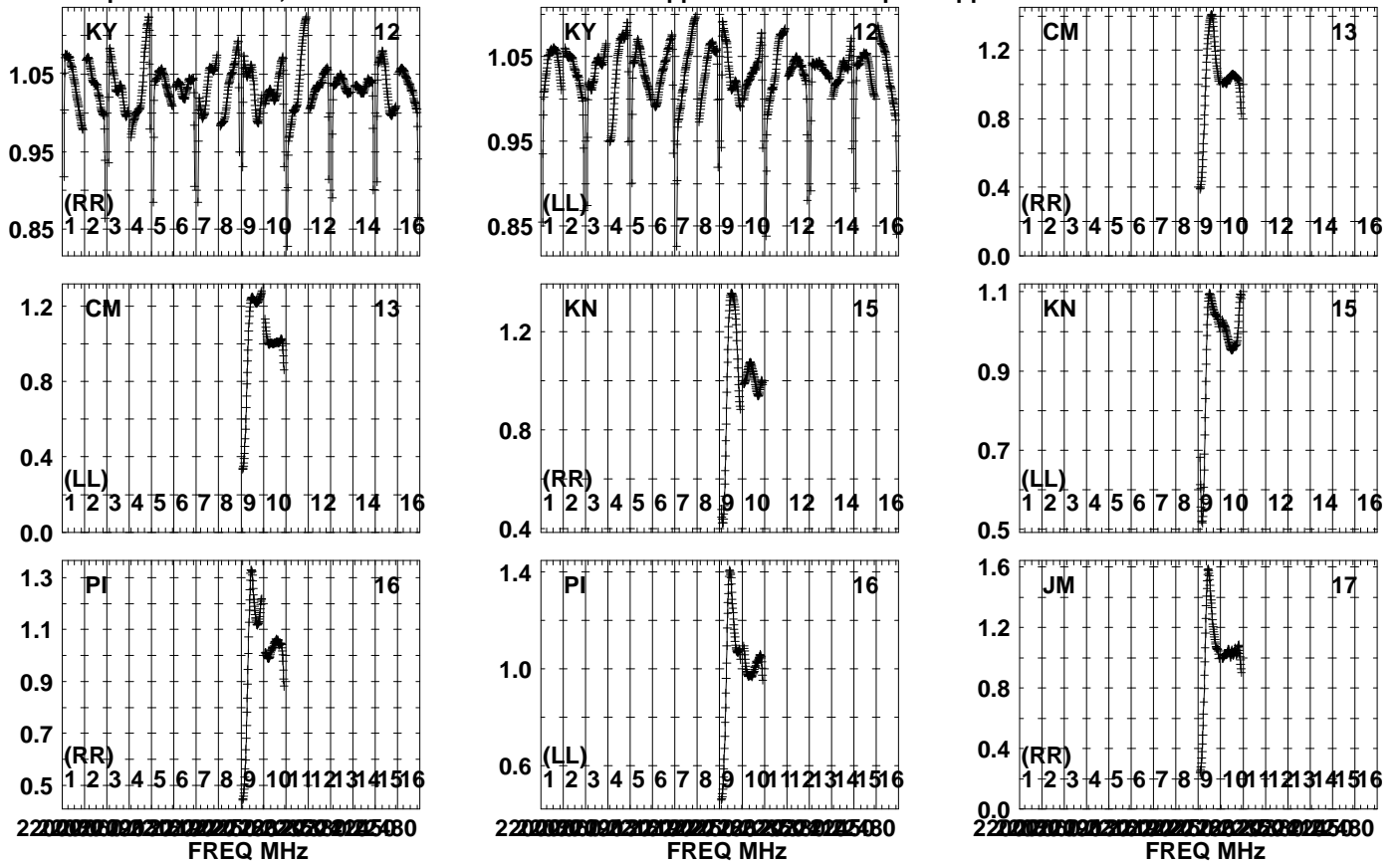


Lower frame: Real Jy
Auto-corr total-power spectrum Antenna: *
Timerange: 00/14:09:22 to 00/14:10:19

Plot file version 354 created 21-MAR-2023 11:24:52

GRB221009A RG013A.UVDATA.1

Freq = 21.9925 GHz, Bw = 32.000 MH No calibration applied and no bandpass applied

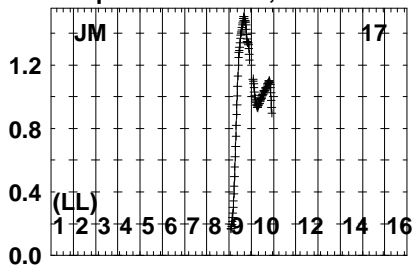


Lower frame: Real Jy
Auto-corr total-power spectrum Antenna: *
Timerange: 00/14:09:22 to 00/14:10:19

Plot file version 355 created 21-MAR-2023 11:24:53

GRB221009A RG013A.UVDATA.1

Freq = 21.9925 GHz, Bw = 32.000 MH No calibration applied and no bandpass applied



Lower frame: Real Jy

Auto-corr total-power spectrum Antenna: *

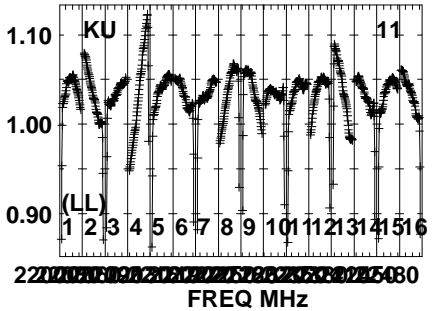
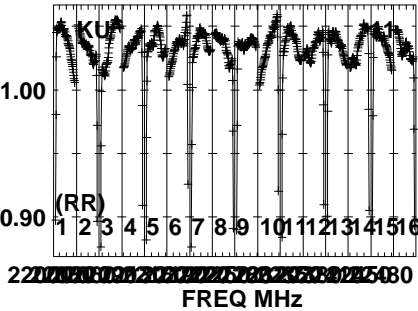
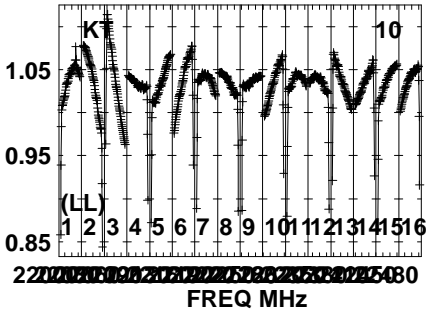
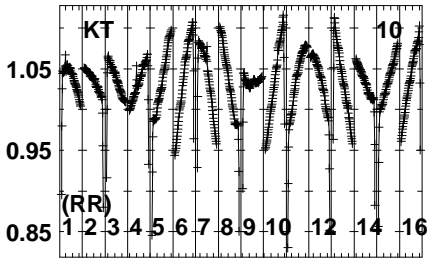
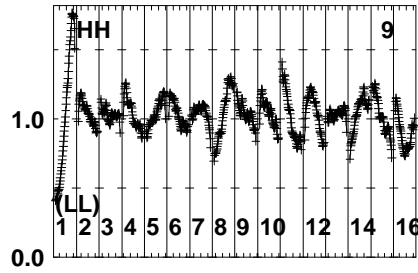
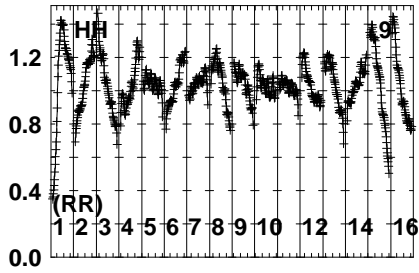
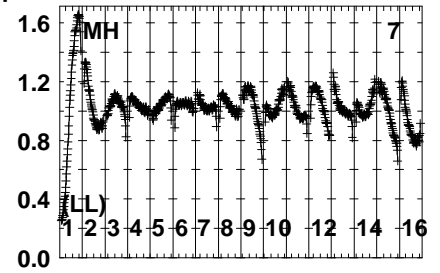
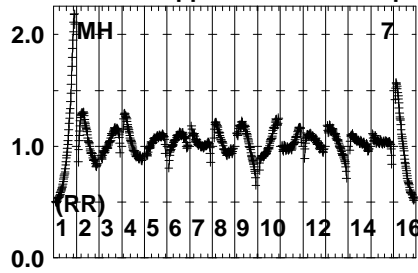
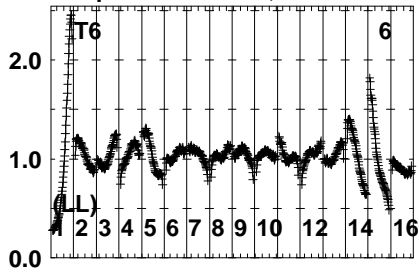
Timerange: 00/14:09:22 to 00/14:10:19

Plot file version 357 created 21-MAR-2023 11:24:53

J1905+1943 RG013A.UVDATA.1

Freq = 21.9925 GHz, Bw = 32.000 MH

No calibration applied and no bandpass applied

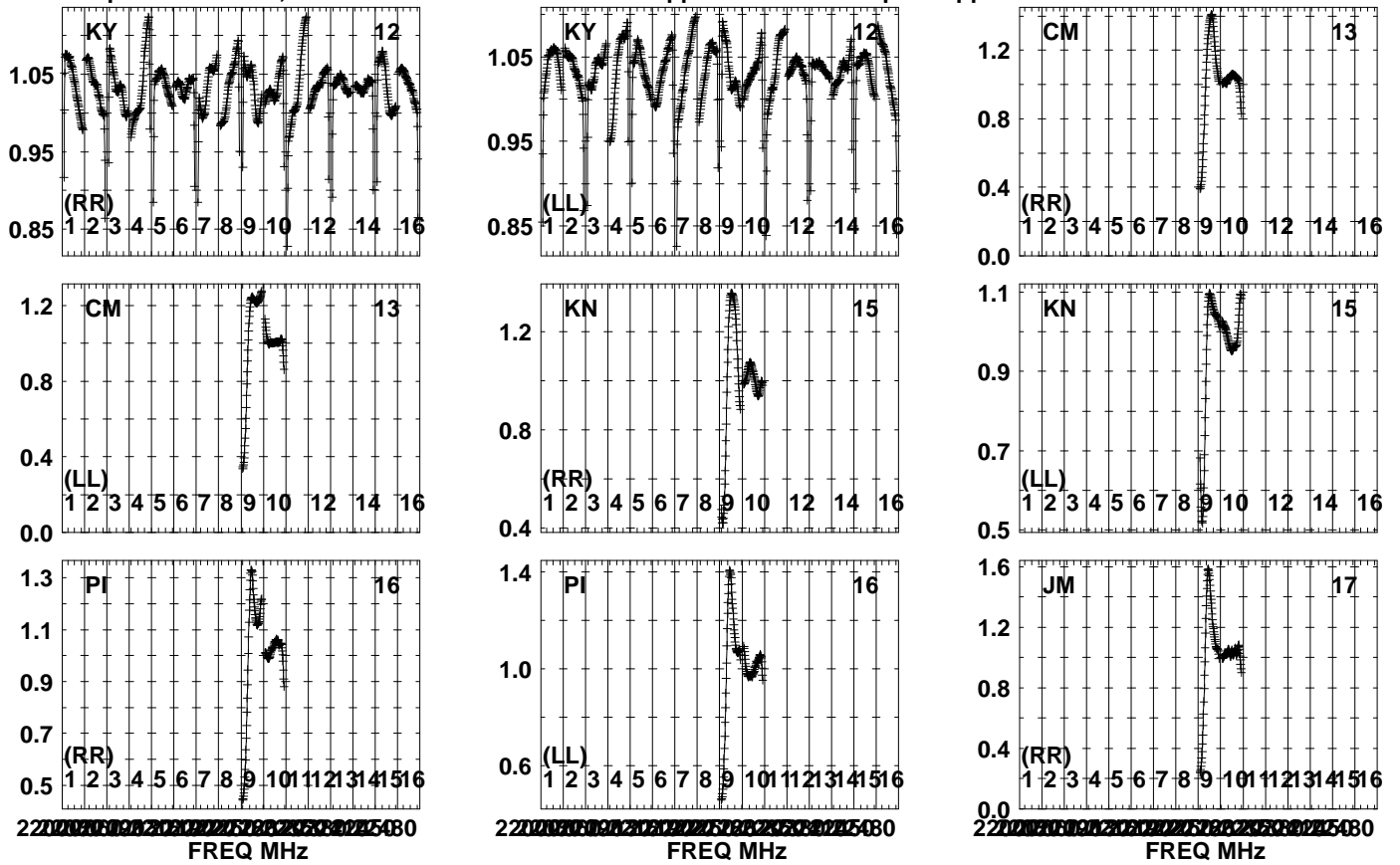


Lower frame: Real Jy
 Auto-corr total-power spectrum Antenna: *
 Timerange: 00/14:10:22 to 00/14:11:19

Plot file version 358 created 21-MAR-2023 11:24:53

J1905+1943 RG013A.UVDATA.1

Freq = 21.9925 GHz, Bw = 32.000 MH No calibration applied and no bandpass applied

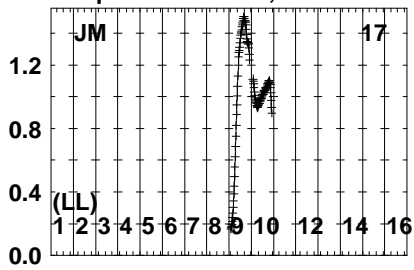


Lower frame: Real Jy
Auto-corr total-power spectrum Antenna: *
Timerange: 00/14:10:22 to 00/14:11:19

Plot file version 359 created 21-MAR-2023 11:24:53

J1905+1943 RG013A.UVDATA.1

Freq = 21.9925 GHz, Bw = 32.000 MH No calibration applied and no bandpass applied

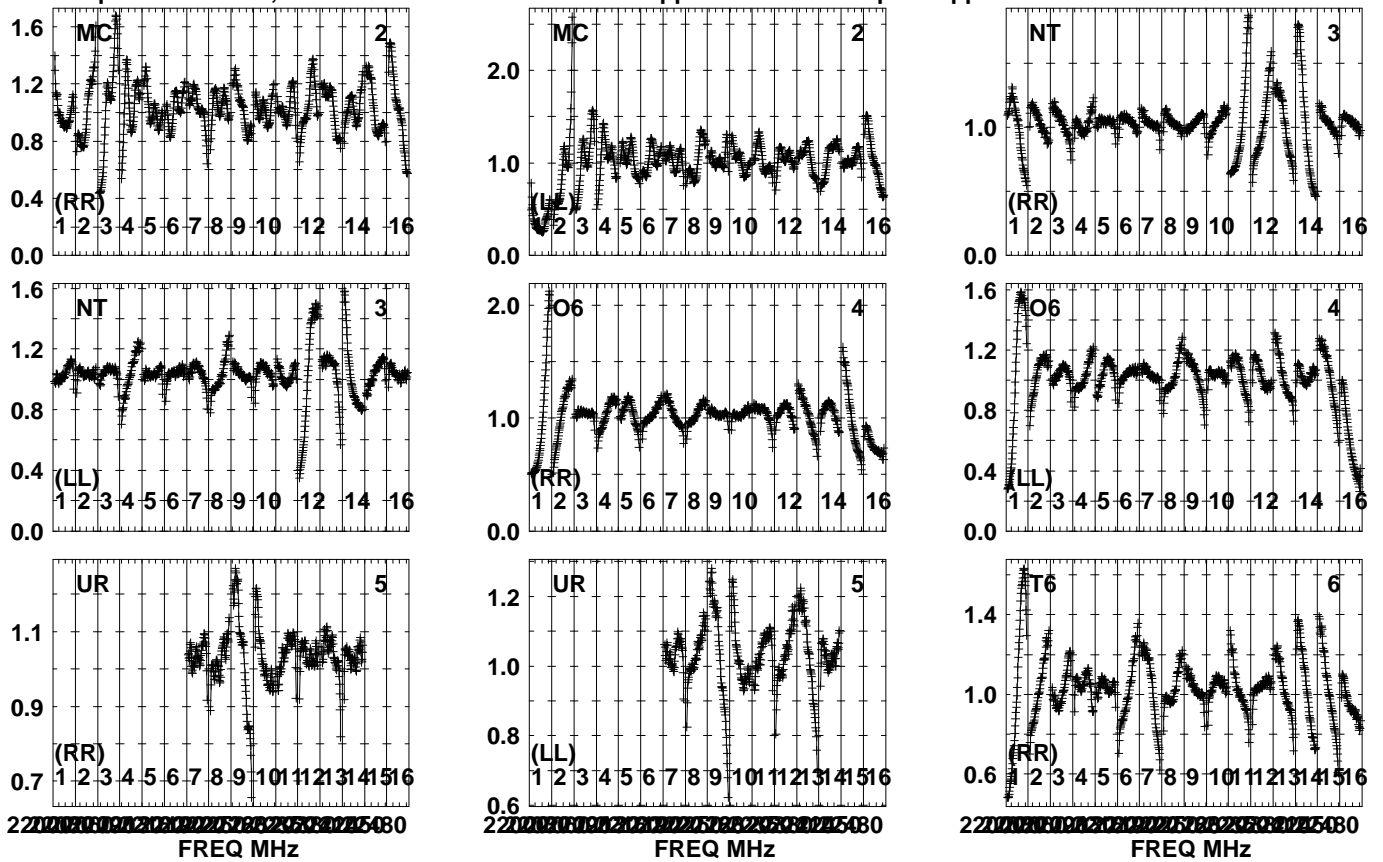


Lower frame: Real Jy
Auto-corr total-power spectrum Antenna: *
Timerange: 00/14:10:22 to 00/14:11:19

Plot file version 360 created 21-MAR-2023 11:24:53

GRB221009A RG013A.UVDATA.1

Freq = 21.9925 GHz, Bw = 32.000 MH No calibration applied and no bandpass applied



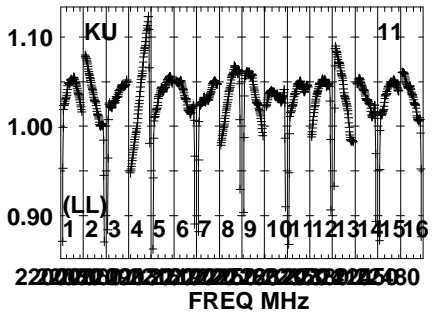
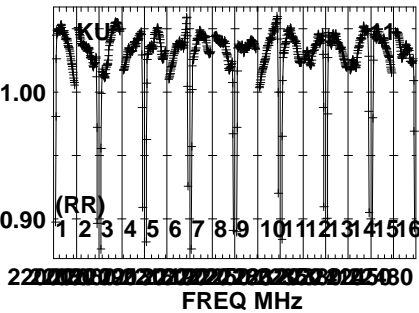
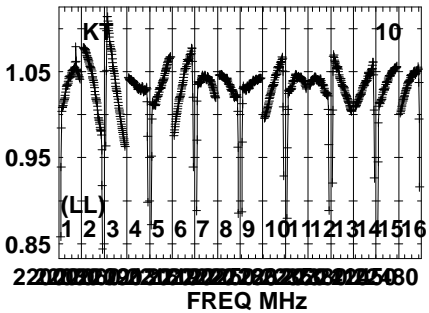
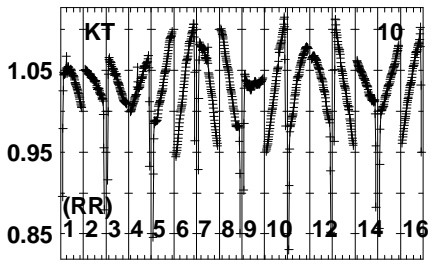
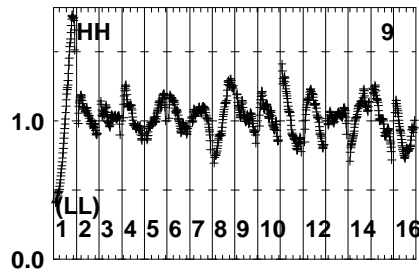
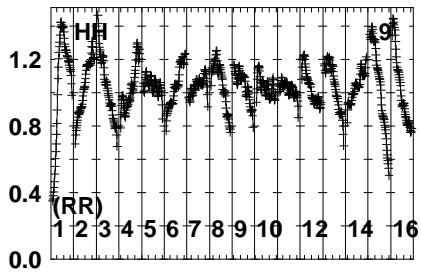
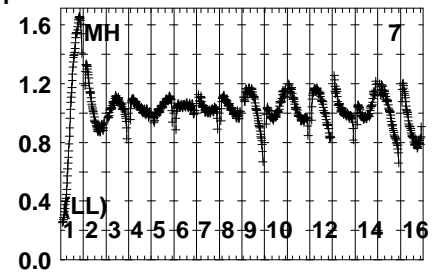
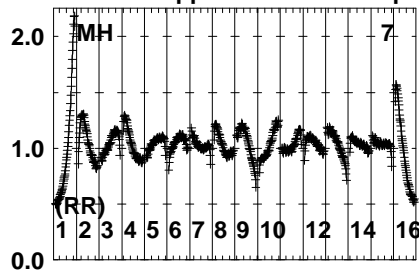
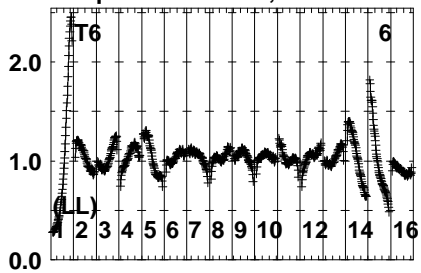
Lower frame: Real Jy
Auto-corr total-power spectrum Antenna: *
Timerange: 00/14:11:22 to 00/14:12:20

Plot file version 361 created 21-MAR-2023 11:24:54

GRB221009A RG013A.UVDATA.1

Freq = 21.9925 GHz, Bw = 32.000 MH

No calibration applied and no bandpass applied

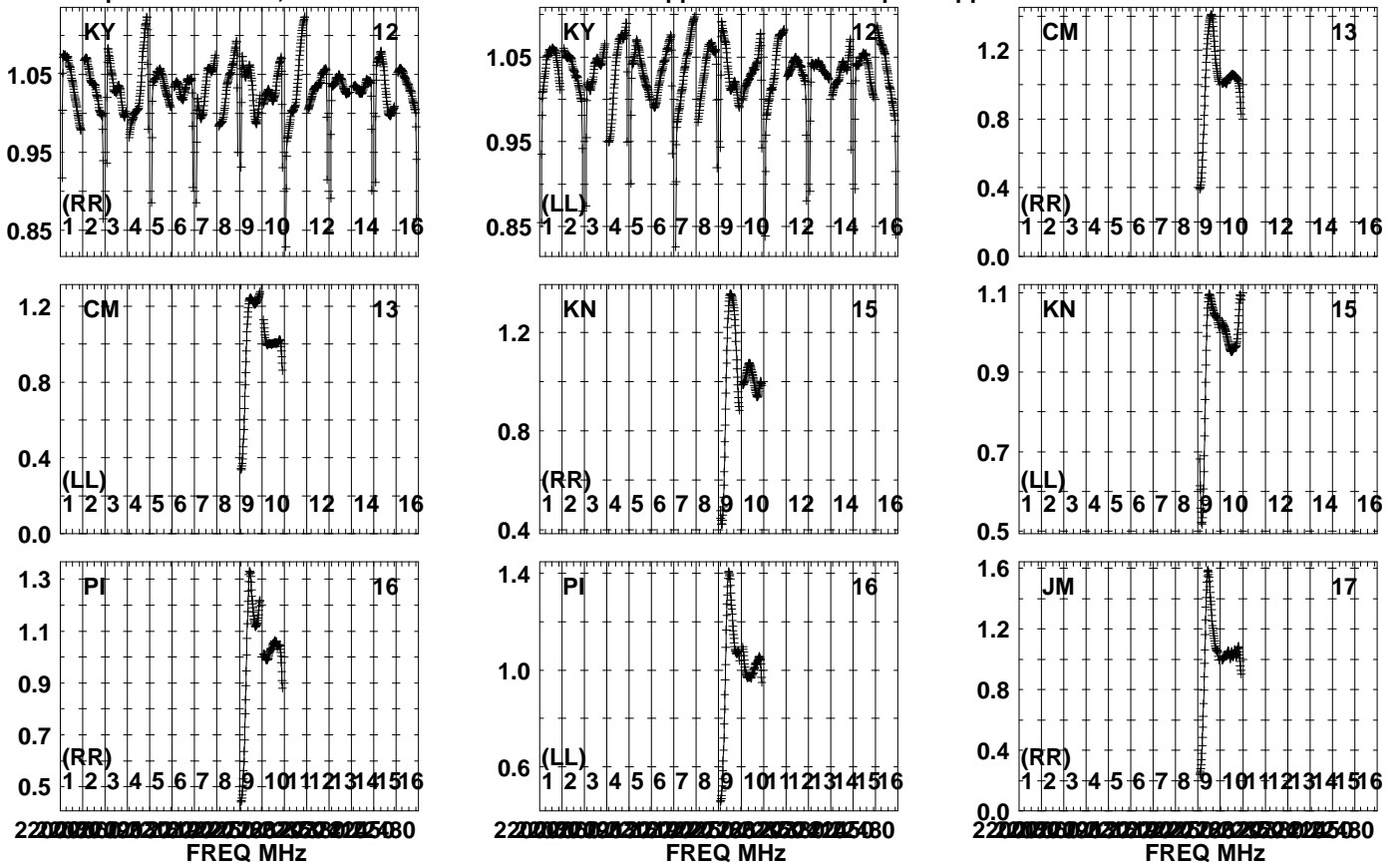


Lower frame: Real Jy

Auto-corr total-power spectrum Antenna: *

Timerange: 00/14:11:22 to 00/14:12:20

Plot file version 362 created 21-MAR-2023 11:24:54
GRB221009A RG013A.UVDATA.1
Freq = 21.9925 GHz, Bw = 32.000 MH No calibration applied and no bandpass applied

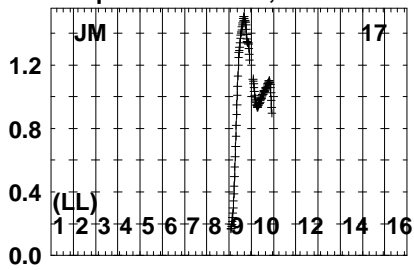


Lower frame: Real Jy
Auto-corr total-power spectrum Antenna: *
Timerange: 00/14:11:22 to 00/14:12:20

Plot file version 363 created 21-MAR-2023 11:24:54

GRB221009A RG013A.UVDATA.1

Freq = 21.9925 GHz, Bw = 32.000 MH No calibration applied and no bandpass applied



Lower frame: Real Jy

Auto-corr total-power spectrum Antenna: *

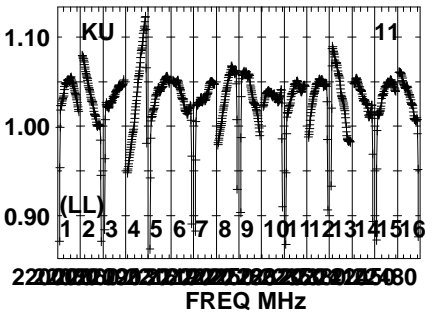
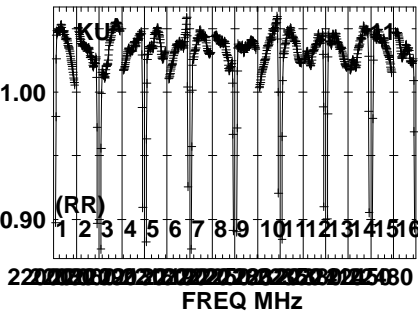
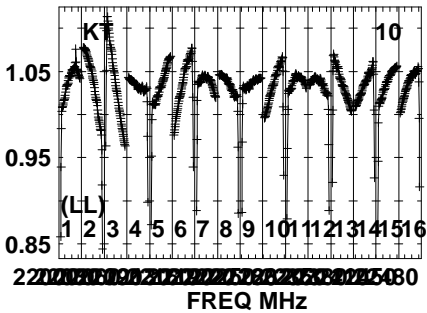
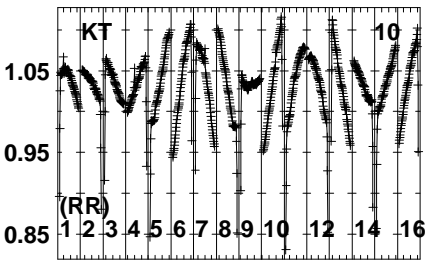
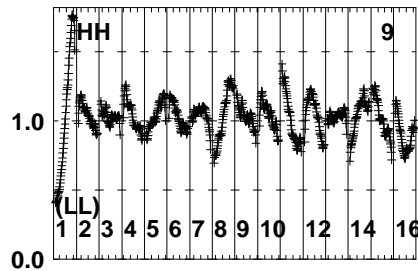
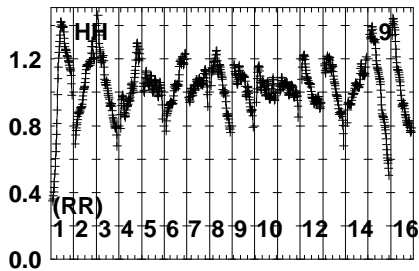
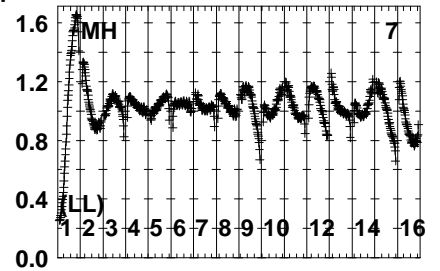
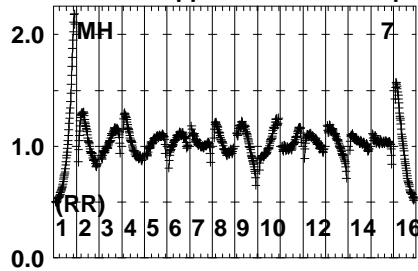
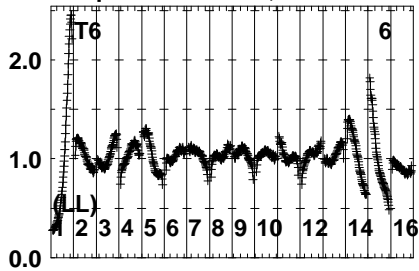
Timerange: 00/14:11:22 to 00/14:12:20

Plot file version 365 created 21-MAR-2023 11:24:54

J1905+1943 RG013A.UVDATA.1

Freq = 21.9925 GHz, Bw = 32.000 MH

No calibration applied and no bandpass applied

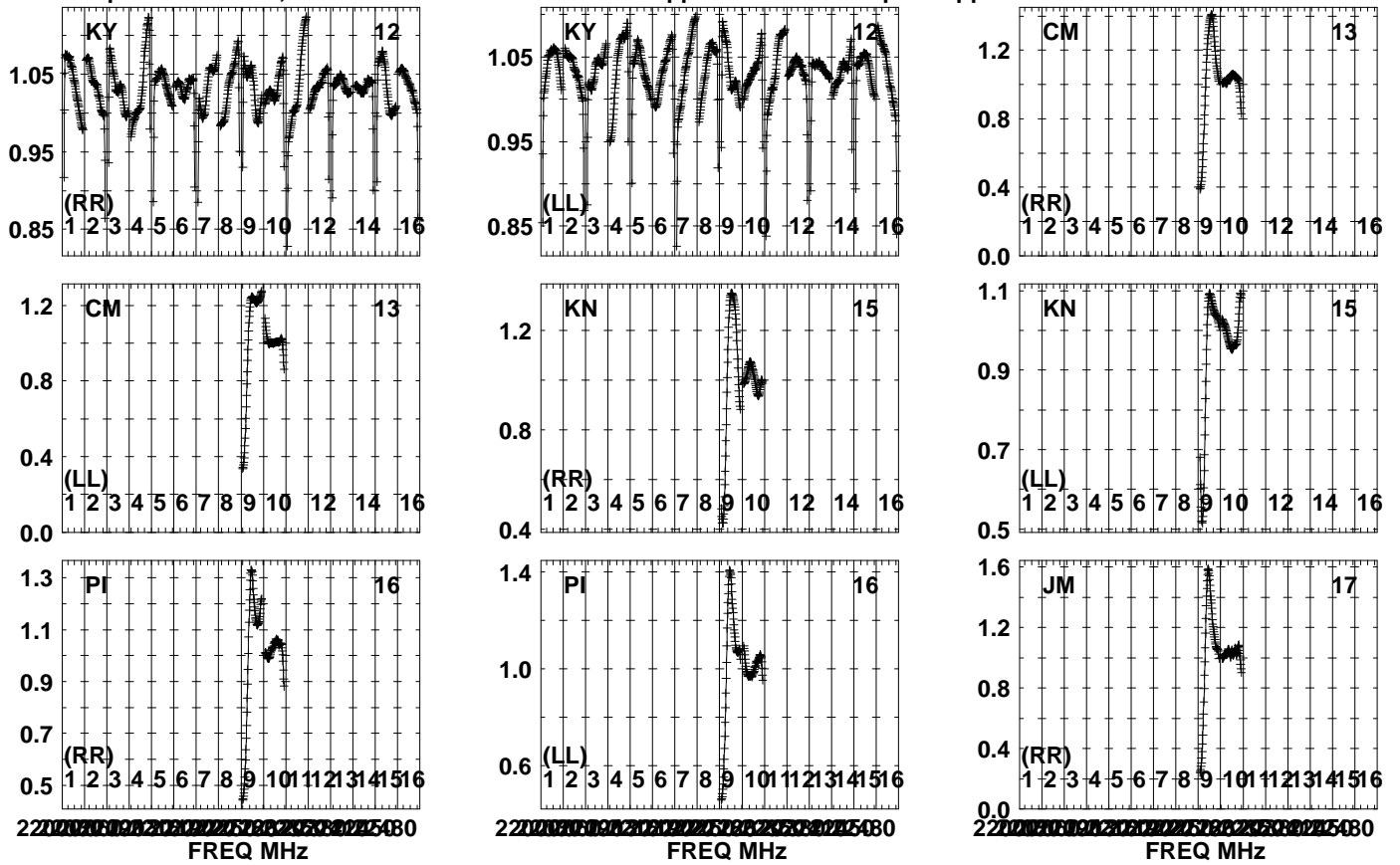


Lower frame: Real Jy
Auto-corr total-power spectrum Antenna: *
Timerange: 00/14:12:21 to 00/14:13:20

Plot file version 366 created 21-MAR-2023 11:24:55

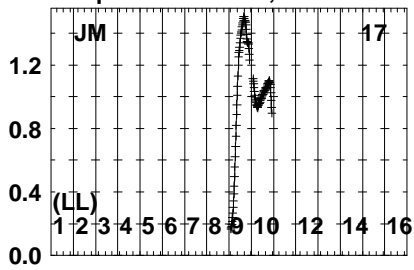
J1905+1943 RG013A.UVDATA.1

Freq = 21.9925 GHz, Bw = 32.000 MH No calibration applied and no bandpass applied



Lower frame: Real Jy
Auto-corr total-power spectrum Antenna: *
Timerange: 00/14:12:21 to 00/14:13:20

Plot file version 367 created 21-MAR-2023 11:24:55
J1905+1943 RG013A.UVDATA.1
Freq = 21.9925 GHz, Bw = 32.000 MH No calibration applied and no bandpass applied



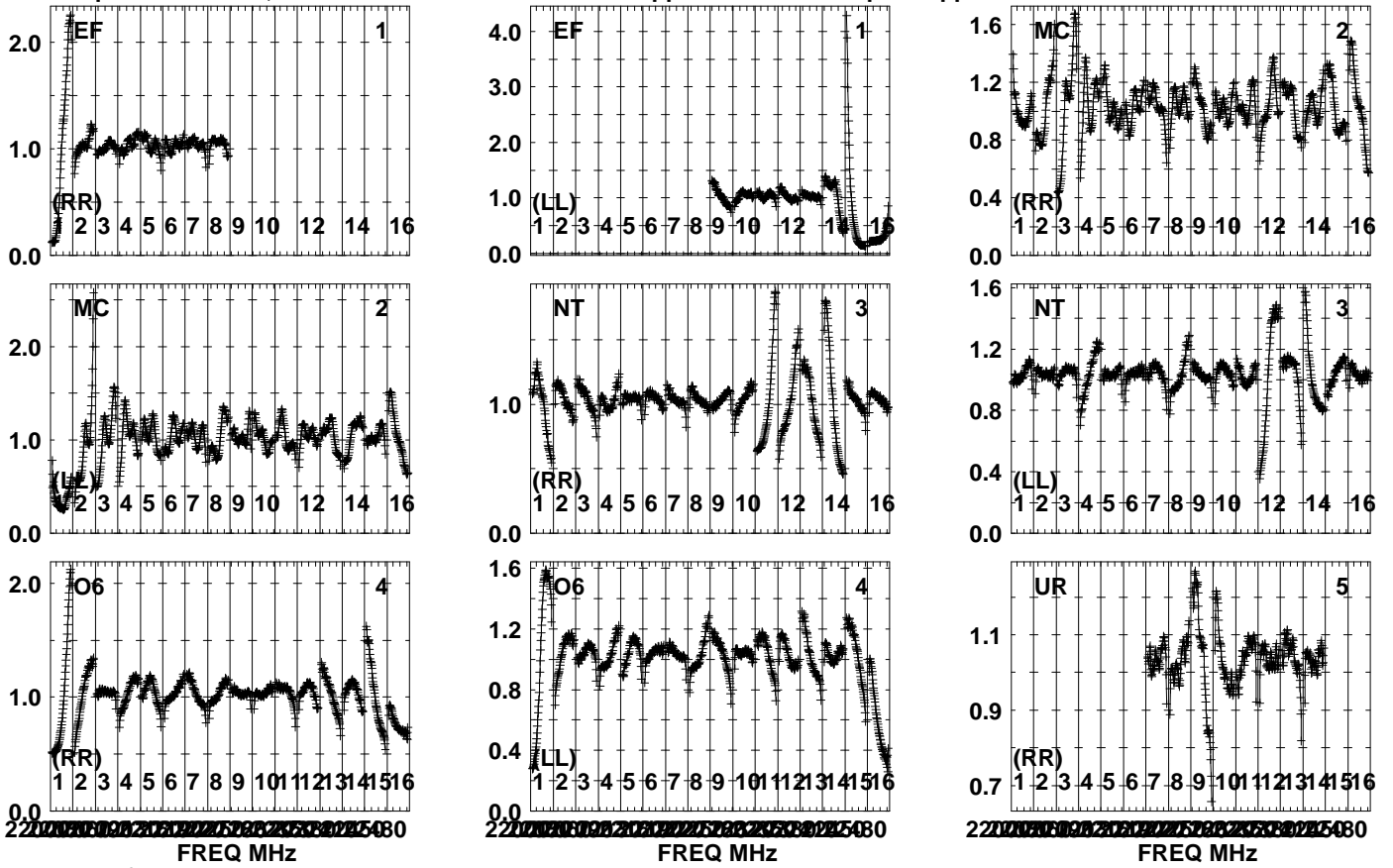
Lower frame: Real Jy
Auto-corr total-power spectrum Antenna: *
Timerange: 00/14:12:21 to 00/14:13:20

Plot file version 368 created 21-MAR-2023 11:24:55

GRB221009A RG013A.UVDATA.1

Freq = 21.9925 GHz, Bw = 32.000 MH

No calibration applied and no bandpass applied



Lower frame: Real Jy

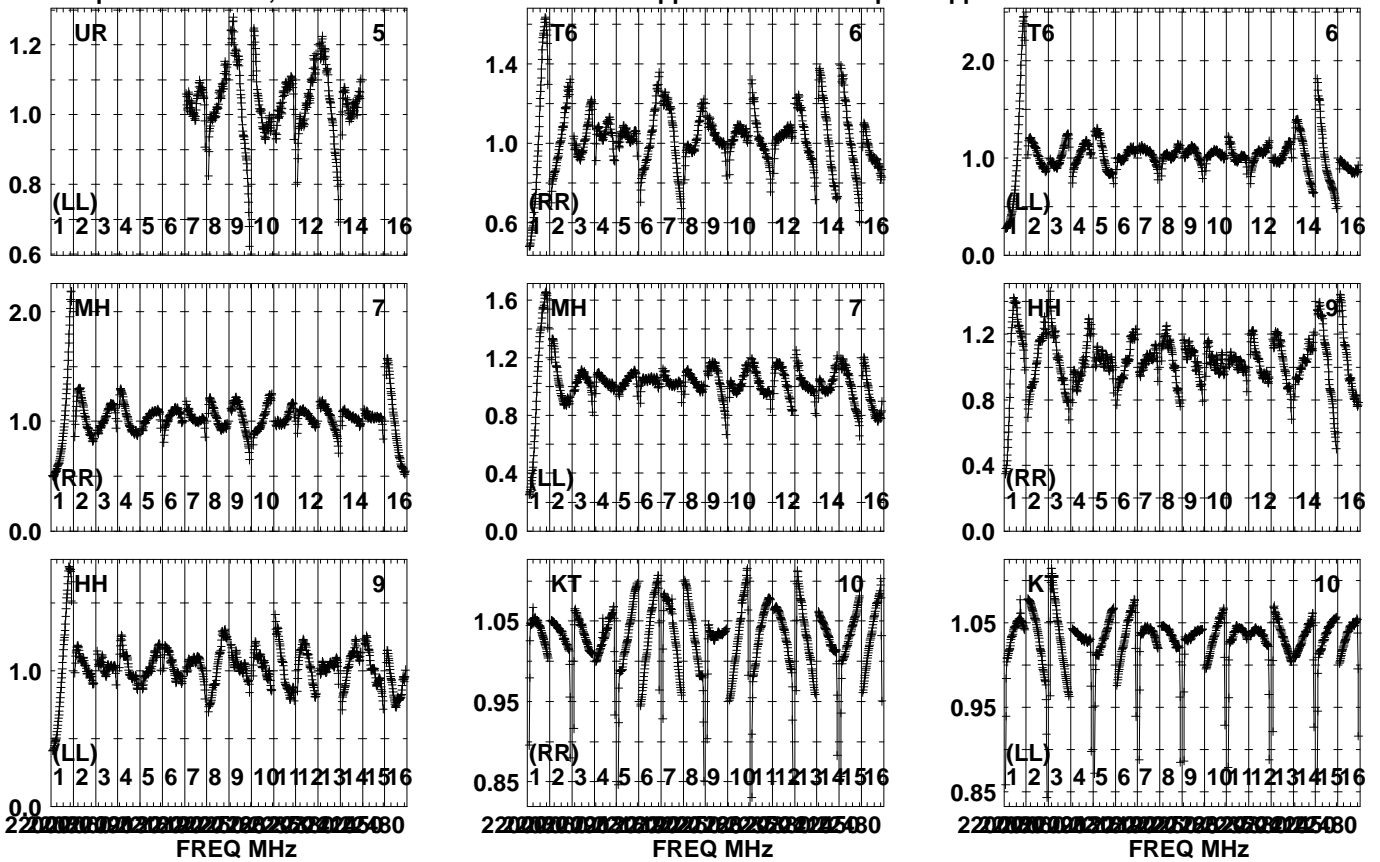
Auto-corr total-power spectrum Antenna: *

Timerange: 00/14:13:21 to 00/14:14:20

Plot file version 369 created 21-MAR-2023 11:24:55

GRB221009A RG013A.UVDATA.1

Freq = 21.9925 GHz, Bw = 32.000 MH No calibration applied and no bandpass applied

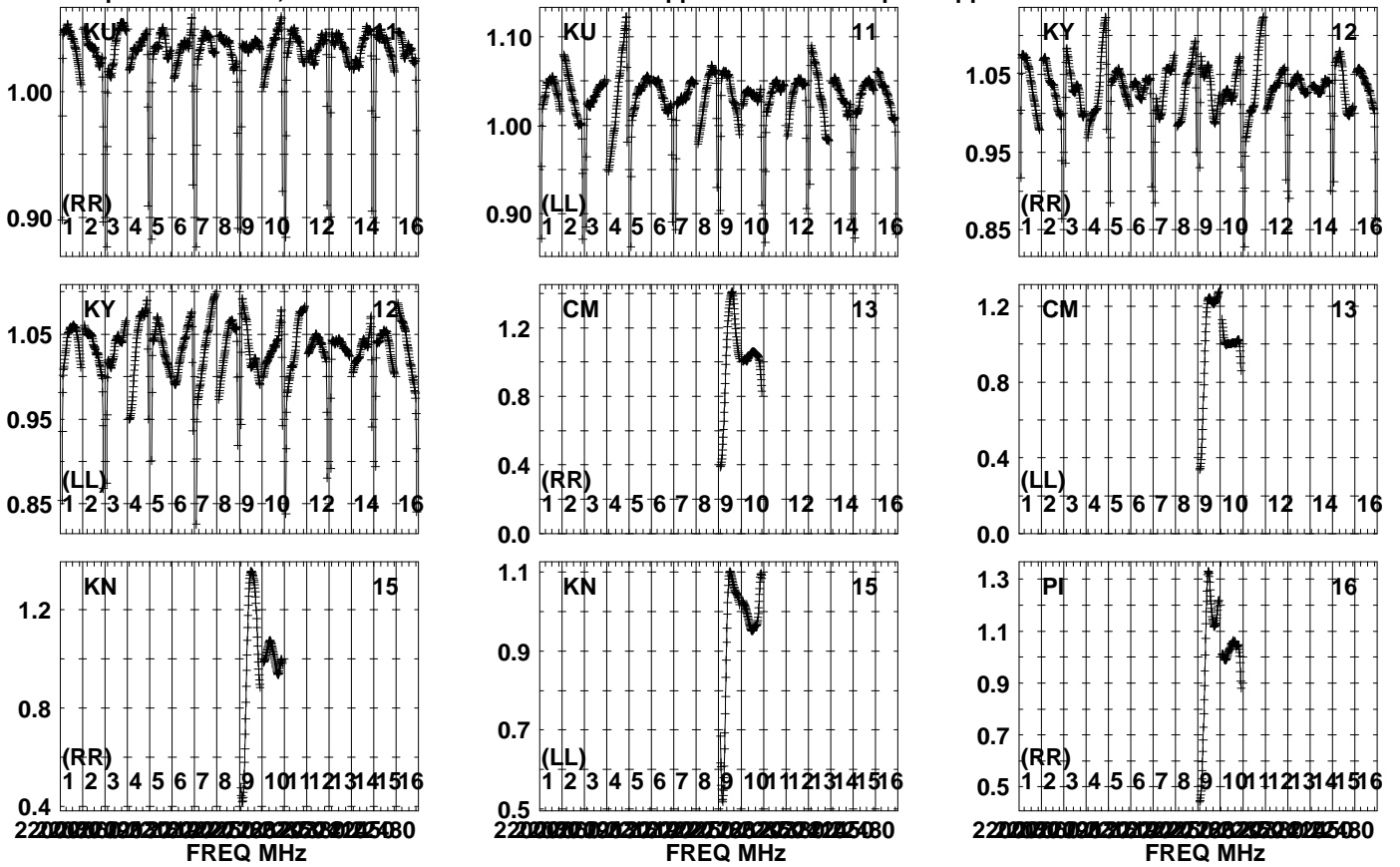


Lower frame: Real Jy
Auto-corr total-power spectrum Antenna: *
Timerange: 00/14:13:21 to 00/14:14:20

Plot file version 370 created 21-MAR-2023 11:24:55

GRB221009A RG013A.UVDATA.1

Freq = 21.9925 GHz, Bw = 32.000 MH No calibration applied and no bandpass applied



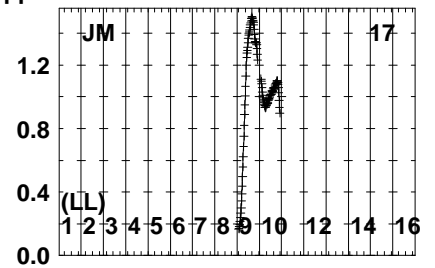
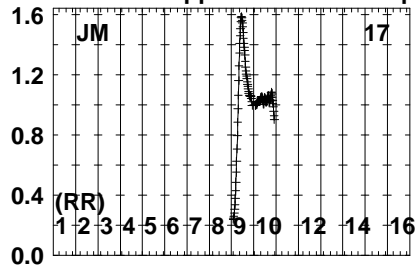
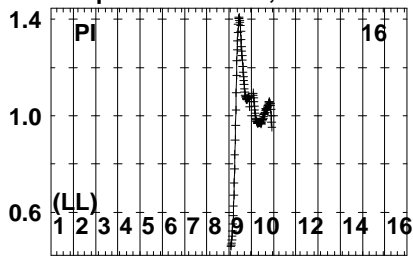
Lower frame: Real Jy
Auto-corr total-power spectrum Antenna: *
Timerange: 00/14:13:21 to 00/14:14:20

Plot file version 371 created 21-MAR-2023 11:24:55

GRB221009A RG013A.UVDATA.1

Freq = 21.9925 GHz, Bw = 32.000 MH

No calibration applied and no bandpass applied



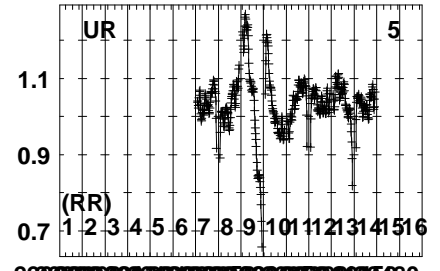
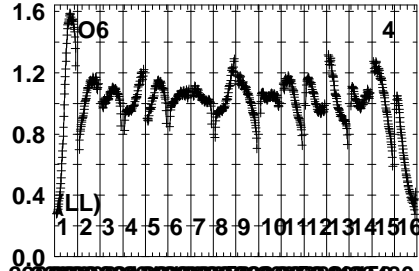
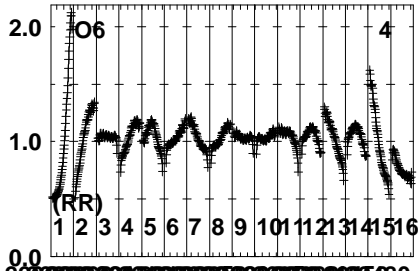
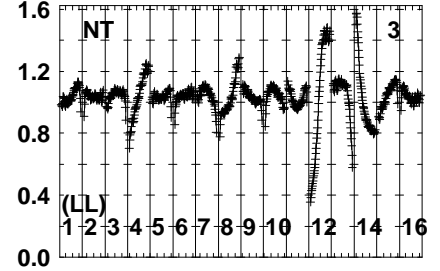
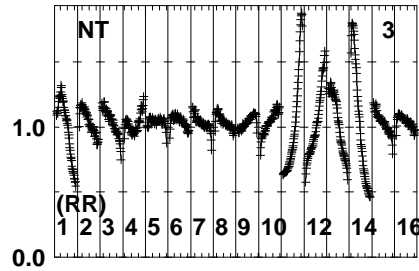
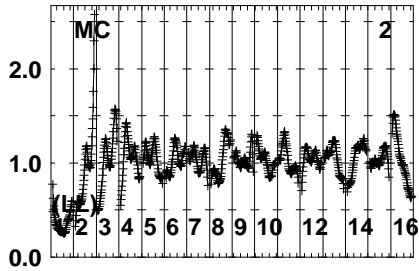
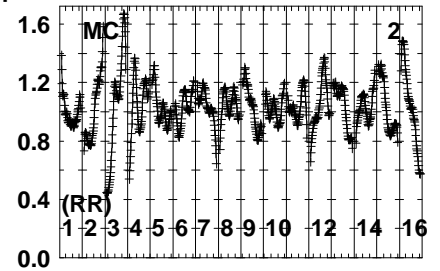
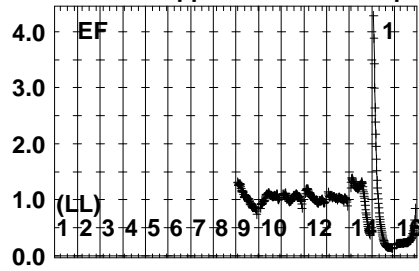
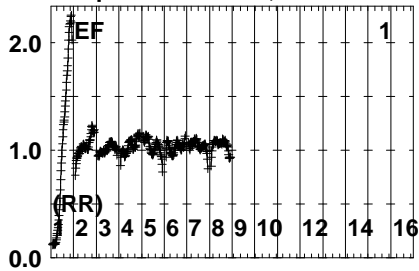
Lower frame: Real Jy
Auto-corr total-power spectrum Antenna: *
Timerange: 00/14:13:21 to 00/14:14:20

Plot file version 372 created 21-MAR-2023 11:24:55

J1905+1943 RG013A.UVDATA.1

Freq = 21.9925 GHz, Bw = 32.000 MH

No calibration applied and no bandpass applied



FREQ MHz

FREQ MHz

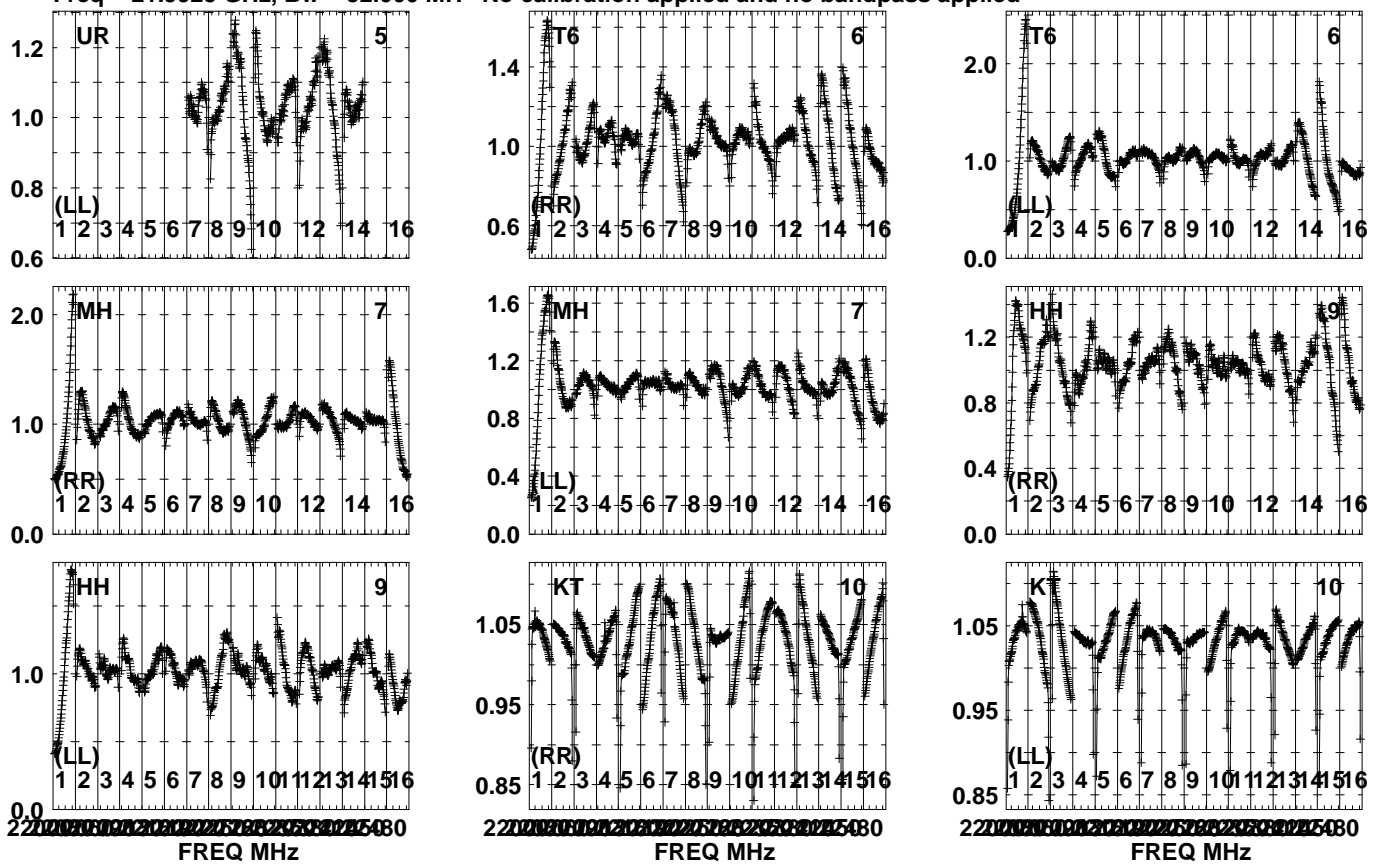
FREQ MHz

Lower frame: Real Jy
 Auto-corr total-power spectrum Antenna: *
 Timerange: 00/14:15:01 to 00/14:16:00

Plot file version 373 created 21-MAR-2023 11:24:56

J1905+1943 RG013A.UVDATA.1

Freq = 21.9925 GHz, Bw = 32.000 MH No calibration applied and no bandpass applied

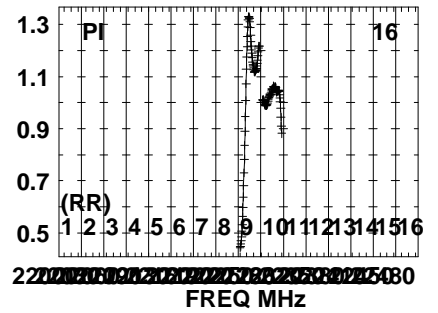
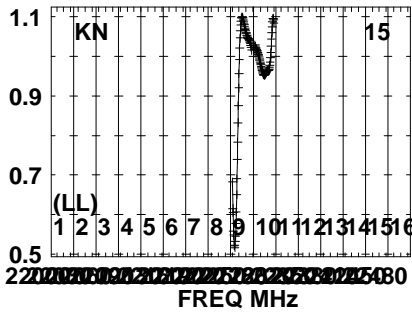
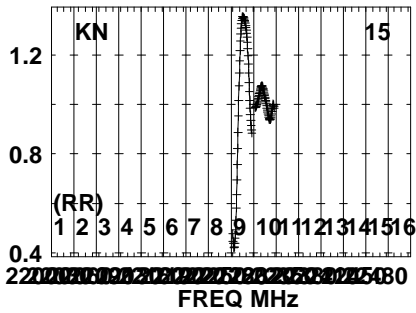
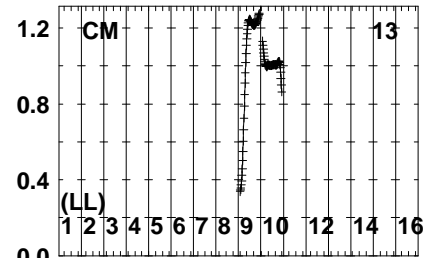
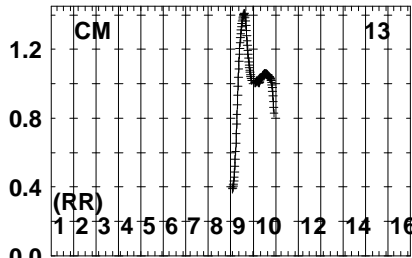
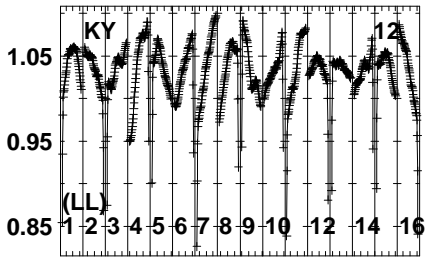
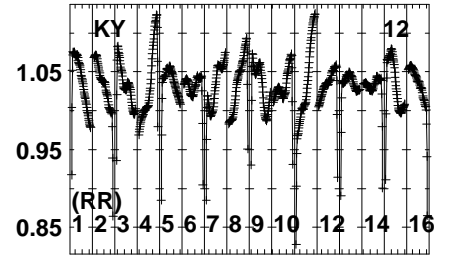
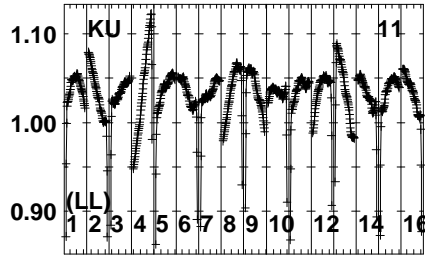
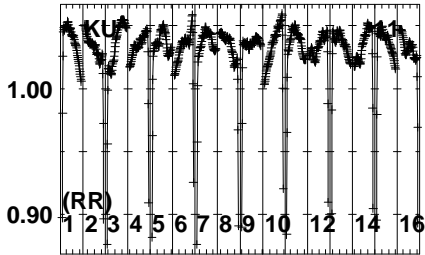


Lower frame: Real Jy
Auto-corr total-power spectrum Antenna: *
Timerange: 00/14:15:01 to 00/14:16:00

Plot file version 374 created 21-MAR-2023 11:24:56

J1905+1943 RG013A.UVDATA.1

Freq = 21.9925 GHz, Bw = 32.000 MH No calibration applied and no bandpass applied



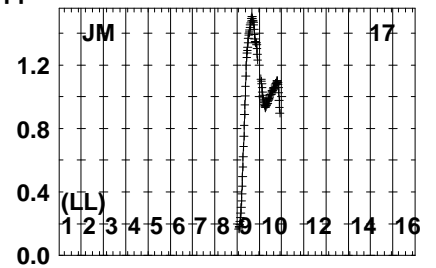
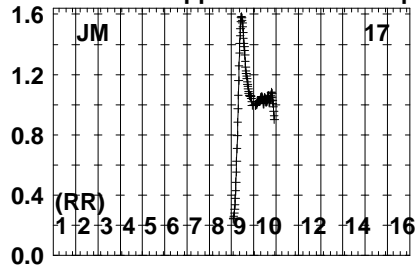
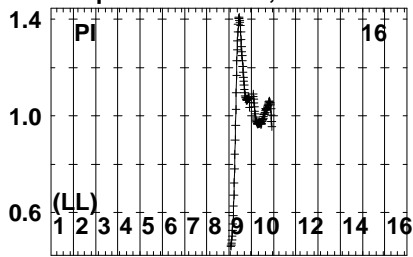
Lower frame: Real Jy
Auto-corr total-power spectrum Antenna: *
Timerange: 00/14:15:01 to 00/14:16:00

Plot file version 375 created 21-MAR-2023 11:24:56

J1905+1943 RG013A.UVDATA.1

Freq = 21.9925 GHz, Bw = 32.000 MH

No calibration applied and no bandpass applied

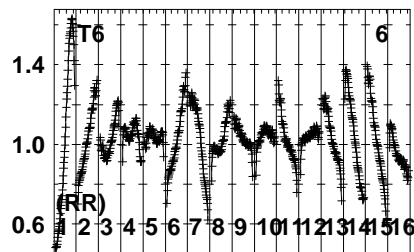
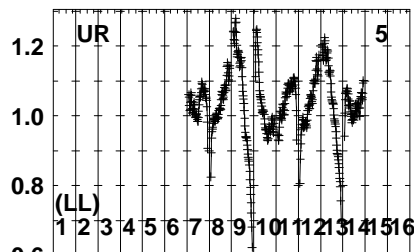
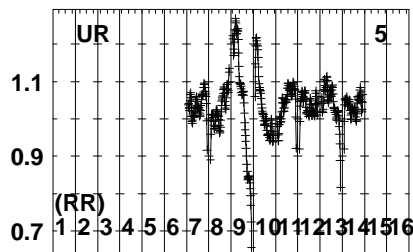
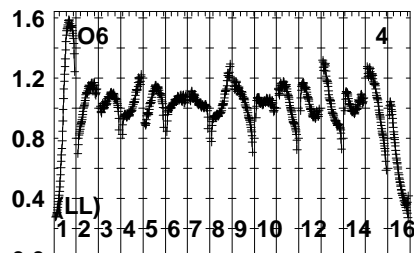
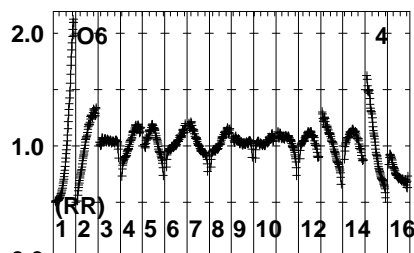
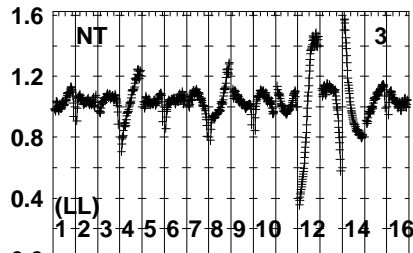
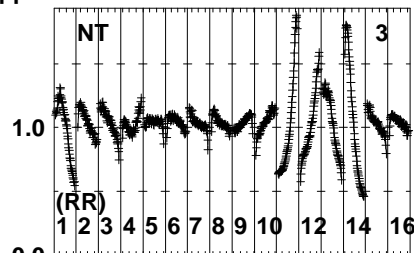
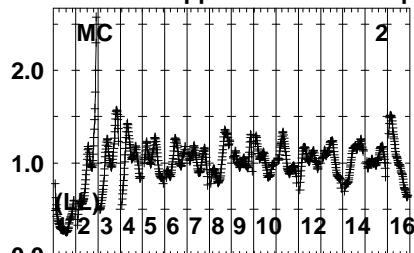
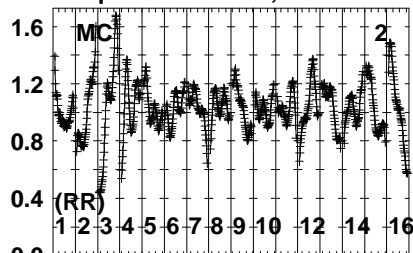


Lower frame: Real Jy
Auto-corr total-power spectrum Antenna: *
Timerange: 00/14:15:01 to 00/14:16:00

Plot file version 376 created 21-MAR-2023 11:24:56

GRB221009A RG013A.UVDATA.1

Freq = 21.9925 GHz, Bw = 32.000 MH No calibration applied and no bandpass applied



221009A RG013A.UVDATA.1 21.9925 GHz 32.000 MHz 00/14:16:01 to 00/14:17:00
FREQ MHz

221009A RG013A.UVDATA.1 21.9925 GHz 32.000 MHz 00/14:16:01 to 00/14:17:00
FREQ MHz

221009A RG013A.UVDATA.1 21.9925 GHz 32.000 MHz 00/14:16:01 to 00/14:17:00
FREQ MHz

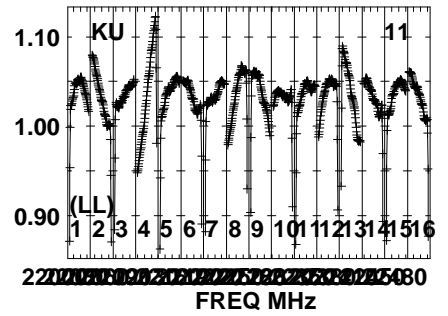
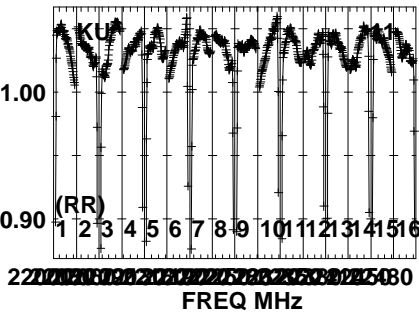
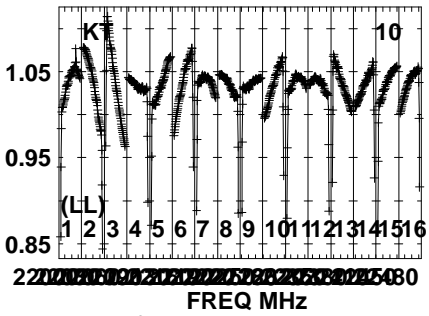
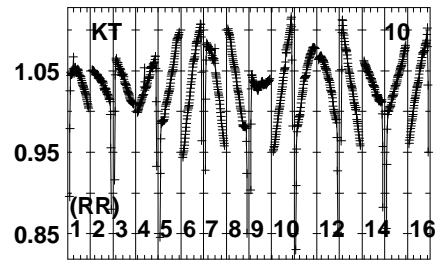
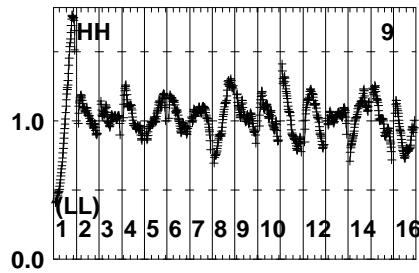
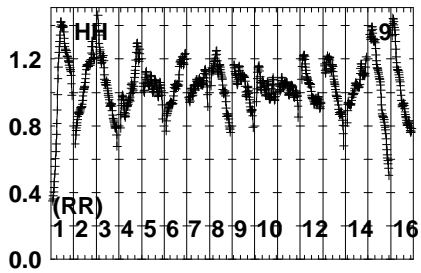
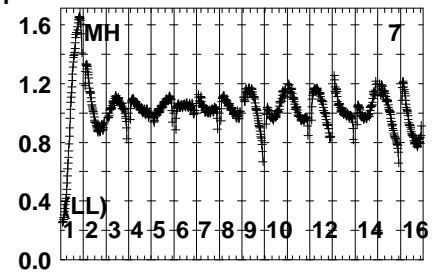
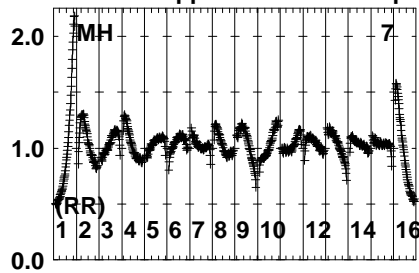
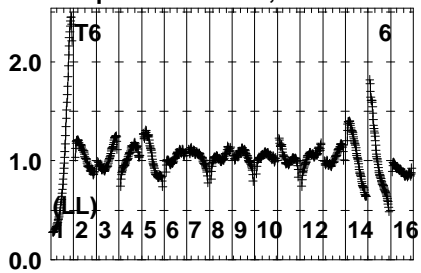
Lower frame: Real Jy
Auto-corr total-power spectrum Antenna: *
Timerange: 00/14:16:01 to 00/14:17:00

Plot file version 377 created 21-MAR-2023 11:24:56

GRB221009A RG013A.UVDATA.1

Freq = 21.9925 GHz, Bw = 32.000 MH

No calibration applied and no bandpass applied

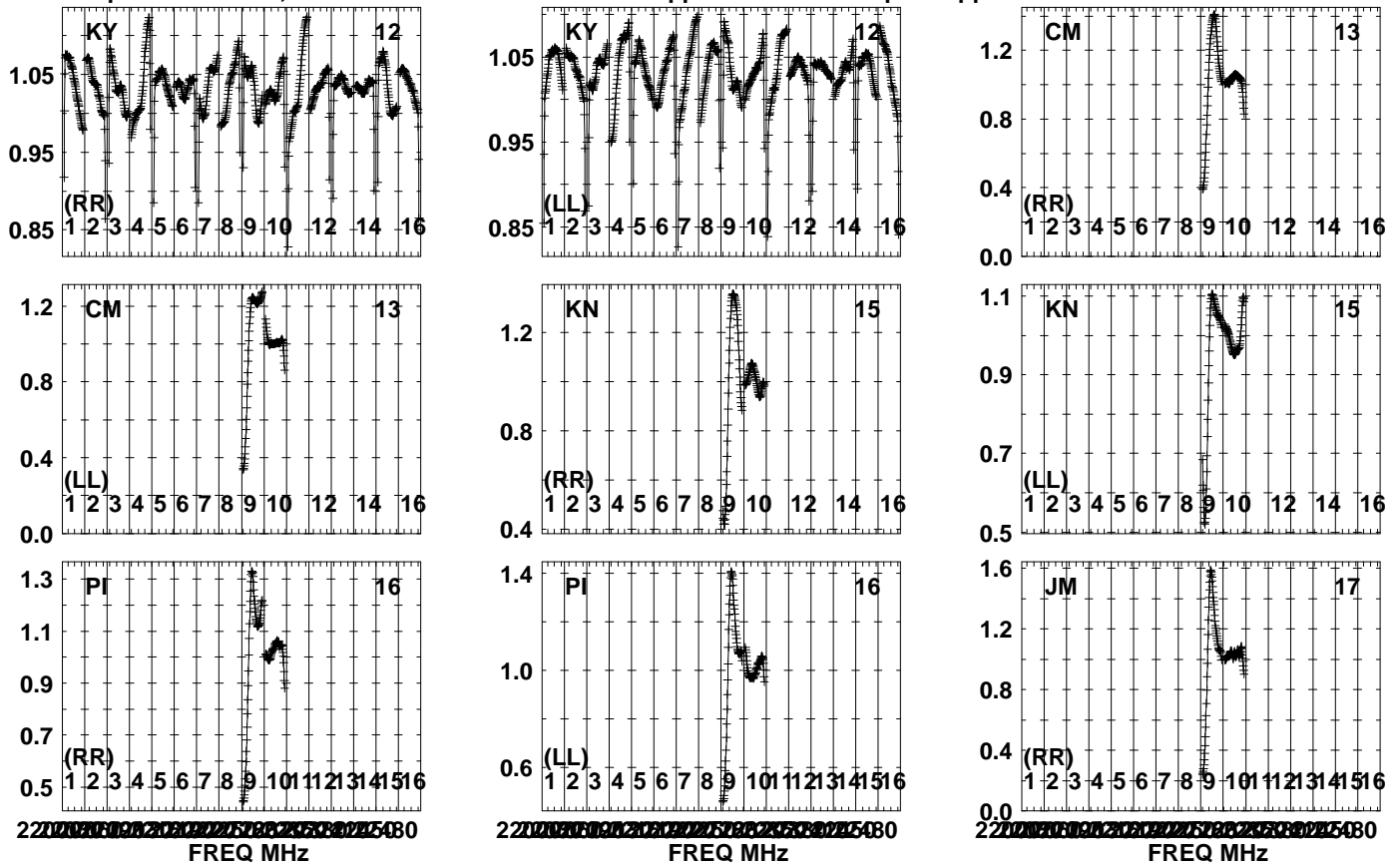


Lower frame: Real Jy
Auto-corr total-power spectrum Antenna: *
Timerange: 00/14:16:01 to 00/14:17:00

Plot file version 378 created 21-MAR-2023 11:24:57

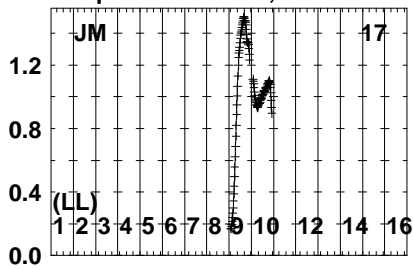
GRB221009A RG013A.UVDATA.1

Freq = 21.9925 GHz, Bw = 32.000 MH No calibration applied and no bandpass applied



Lower frame: Real Jy
Auto-corr total-power spectrum Antenna: *
Timerange: 00/14:16:01 to 00/14:17:00

Plot file version 379 created 21-MAR-2023 11:24:57
GRB221009A RG013A.UVDATA.1
Freq = 21.9925 GHz, Bw = 32.000 MH No calibration applied and no bandpass applied

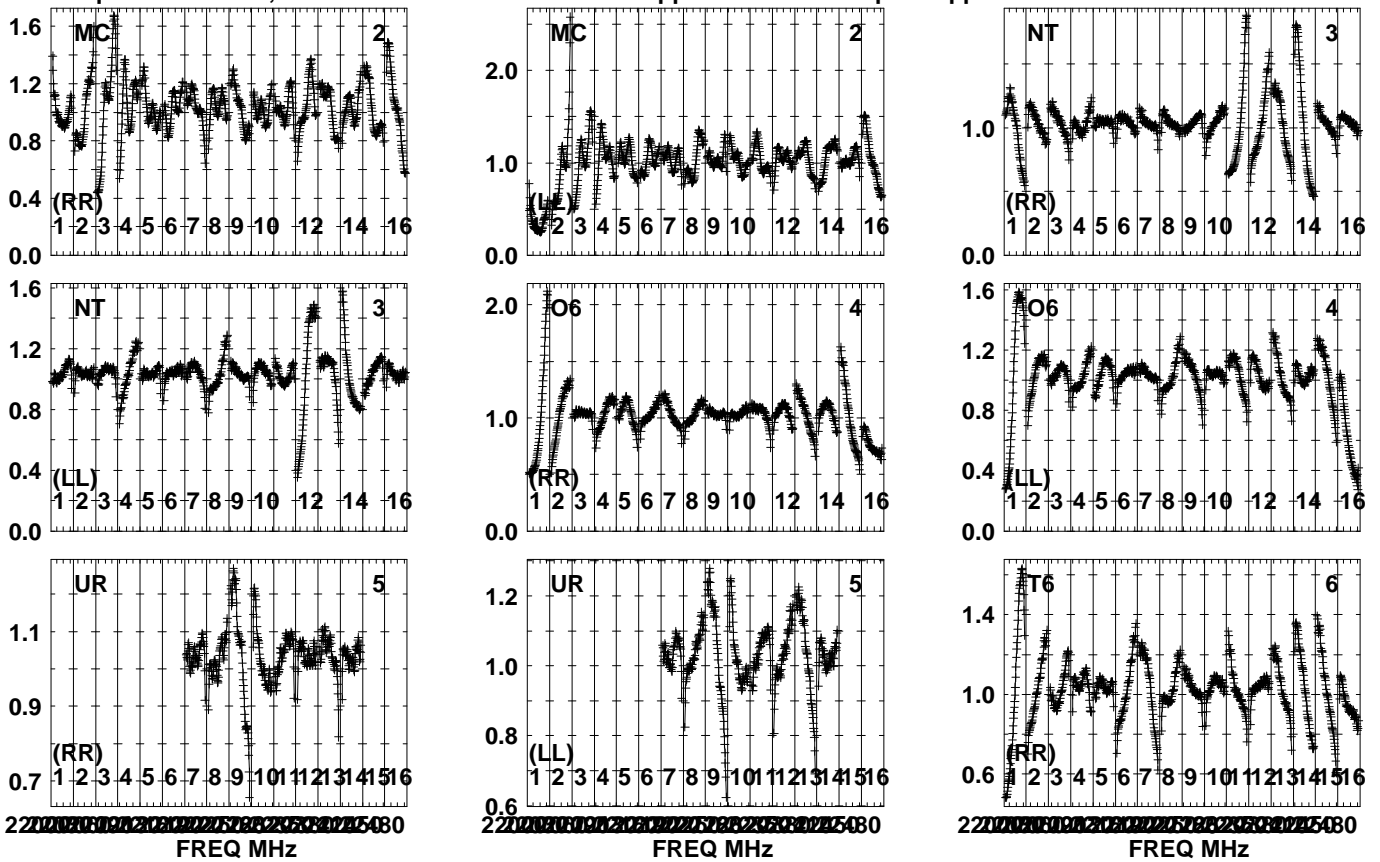


Lower frame: Real Jy
Auto-corr total-power spectrum Antenna: *
Timerange: 00/14:16:01 to 00/14:17:00

Plot file version 380 created 21-MAR-2023 11:24:57

J1905+1943 RG013A.UVDATA.1

Freq = 21.9925 GHz, Bw = 32.000 MH No calibration applied and no bandpass applied



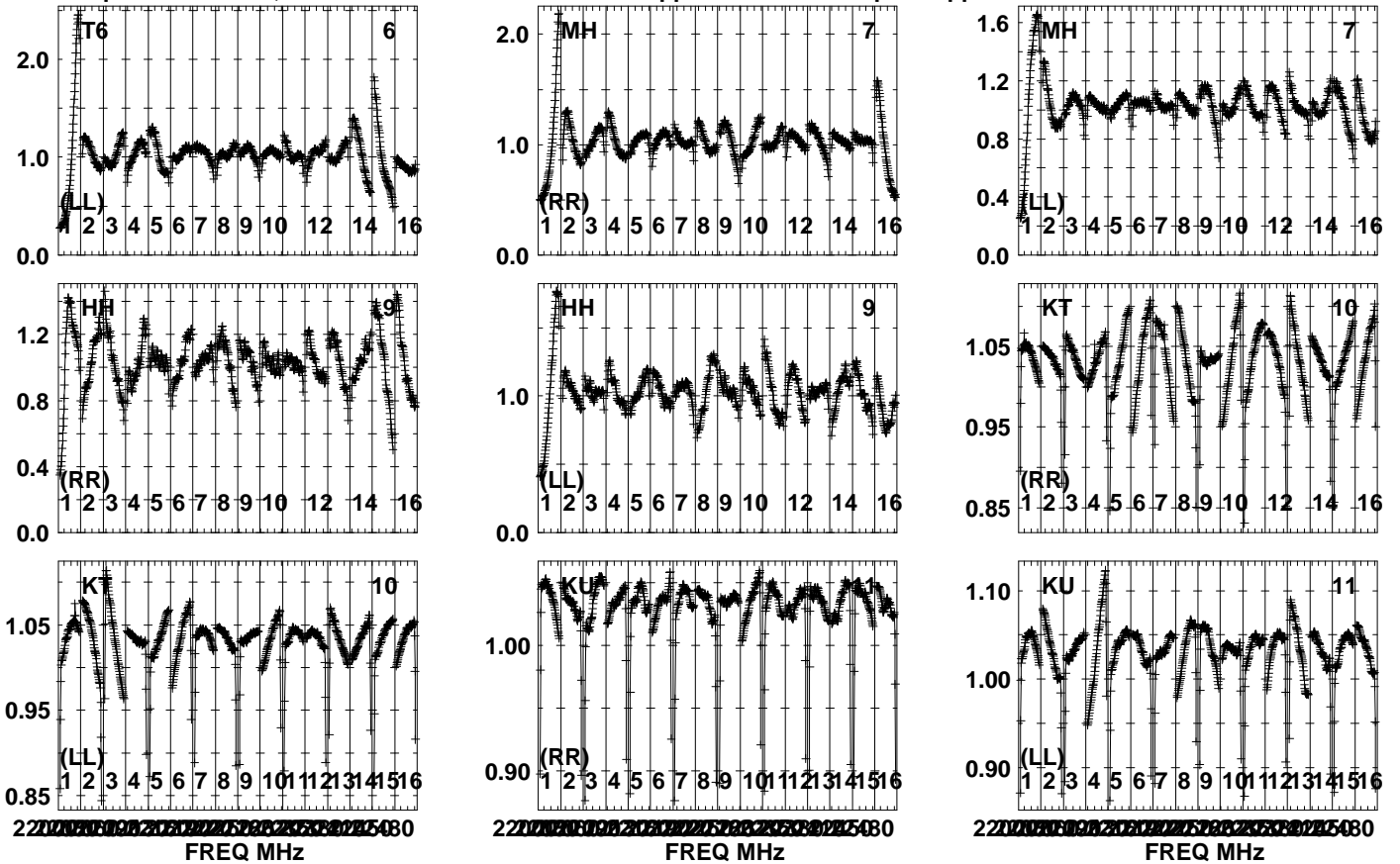
Lower frame: Real Jy
Auto-corr total-power spectrum Antenna: *
Timerange: 00/14:17:02 to 00/14:17:59

Plot file version 381 created 21-MAR-2023 11:24:57

J1905+1943 RG013A.UVDATA.1

Freq = 21.9925 GHz, Bw = 32.000 MH

No calibration applied and no bandpass applied

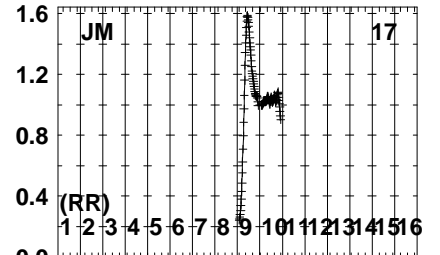
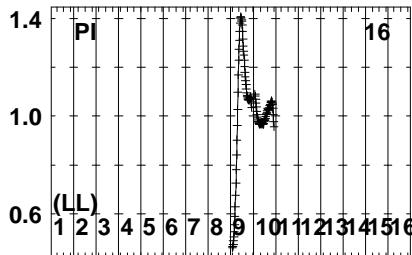
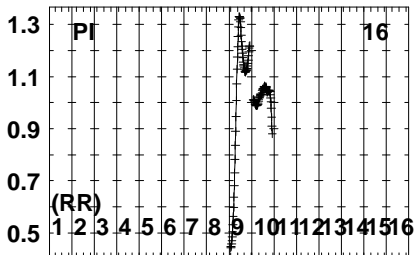
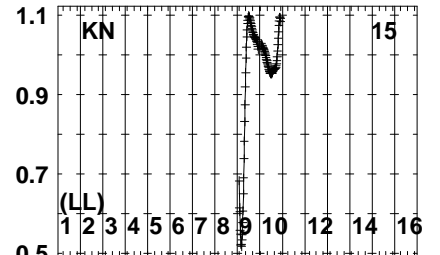
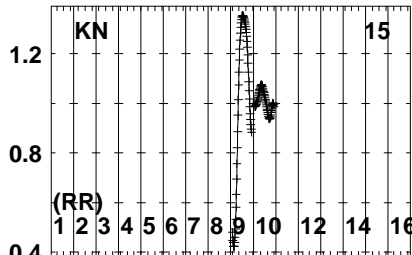
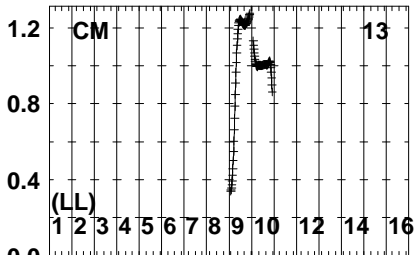
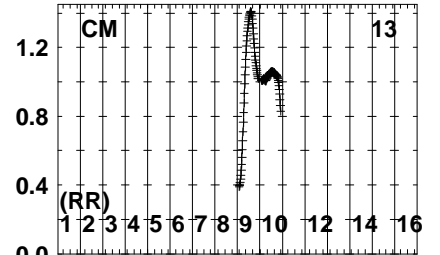
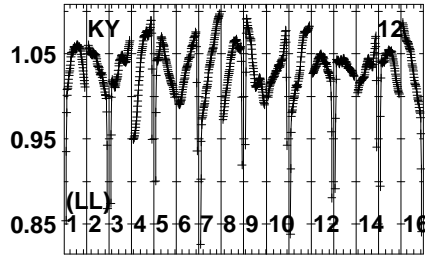
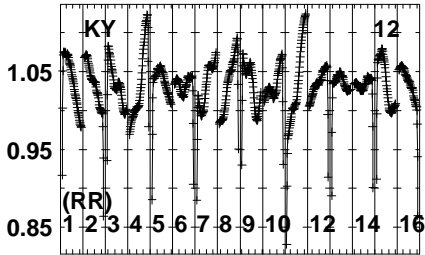


Lower frame: Real Jy
Auto-corr total-power spectrum Antenna: *
Timerange: 00/14:17:02 to 00/14:17:59

Plot file version 382 created 21-MAR-2023 11:24:57

J1905+1943 RG013A.UVDATA.1

Freq = 21.9925 GHz, Bw = 32.000 MH No calibration applied and no bandpass applied



22000

FREQ MHz

Lower frame: Real Jy
Auto-corr total-power spectrum Antenna: *
Timerange: 00/14:17:02 to 00/14:17:59

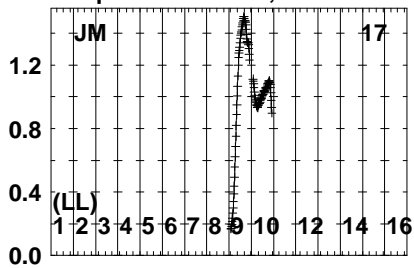
22000

FREQ MHz

22000

FREQ MHz

Plot file version 383 created 21-MAR-2023 11:24:57
J1905+1943 RG013A.UVDATA.1
Freq = 21.9925 GHz, Bw = 32.000 MH No calibration applied and no bandpass applied

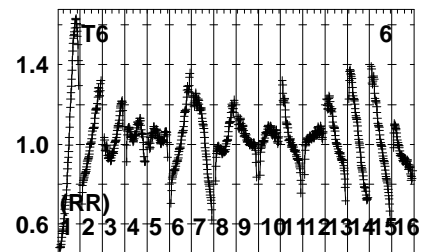
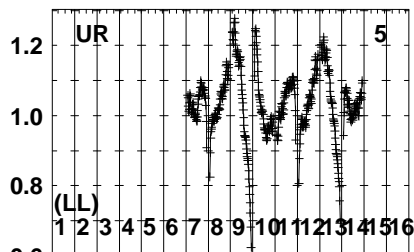
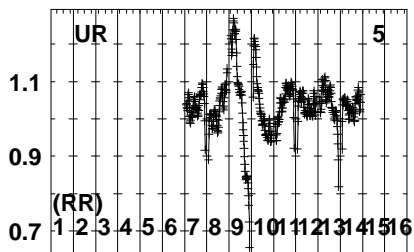
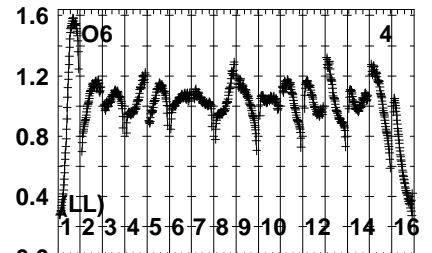
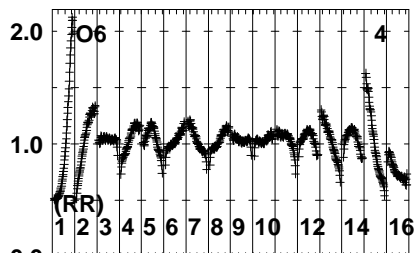
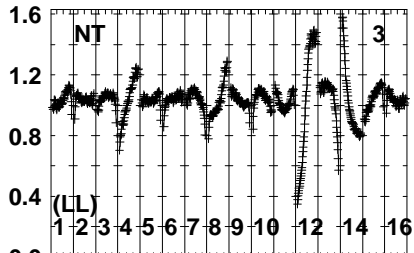
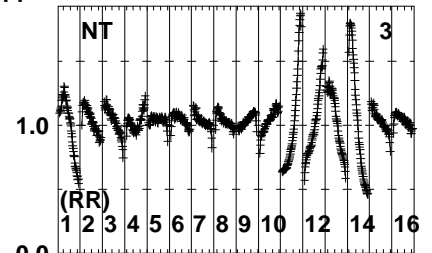
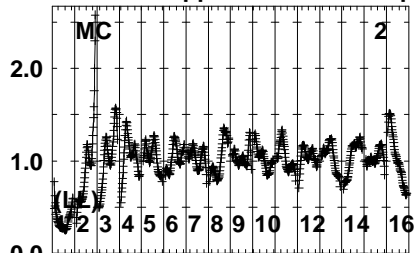
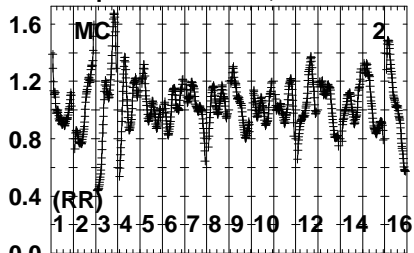


Lower frame: Real Jy
Auto-corr total-power spectrum Antenna: *
Timerange: 00/14:17:02 to 00/14:17:59

Plot file version 384 created 21-MAR-2023 11:24:58

GRB221009A RG013A.UVDATA.1

Freq = 21.9925 GHz, Bw = 32.000 MH No calibration applied and no bandpass applied



221009013A02002580025800258002580
FREQ MHz

221009013A02002580025800258002580
FREQ MHz

221009013A02002580025800258002580
FREQ MHz

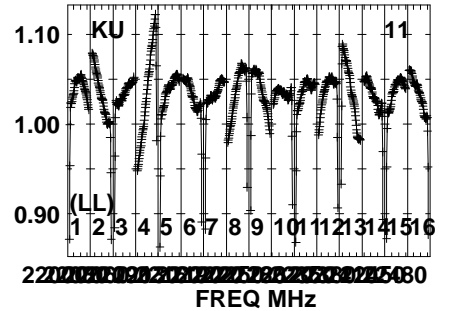
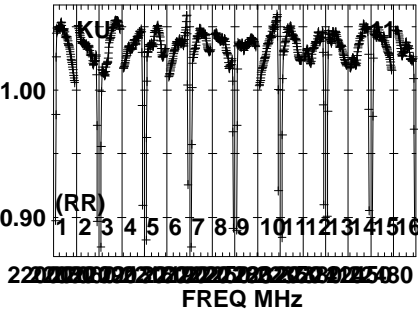
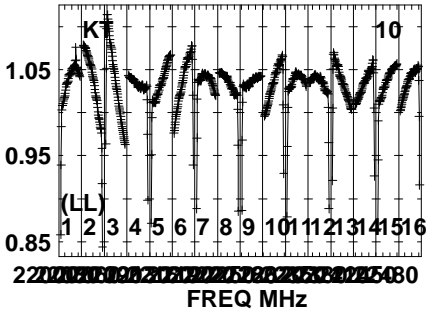
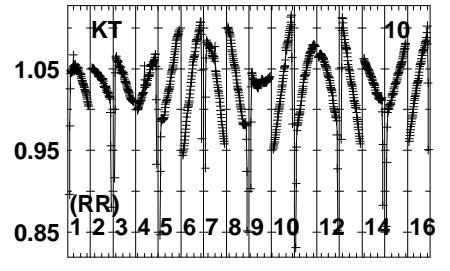
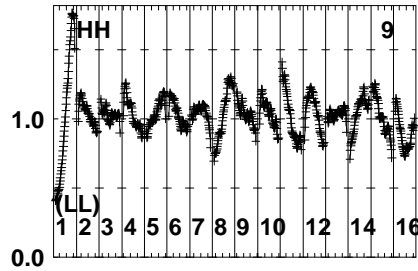
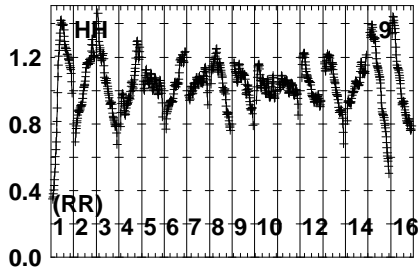
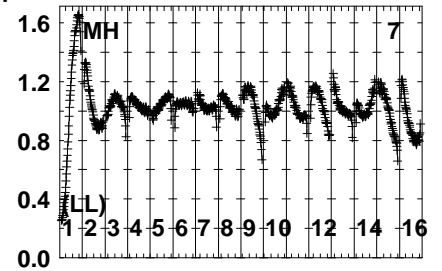
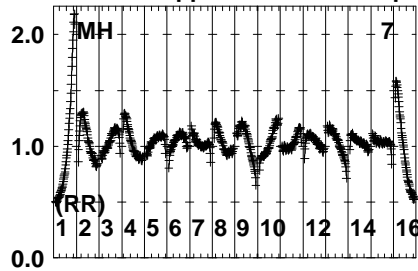
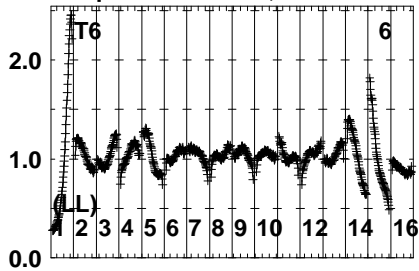
Lower frame: Real Jy
Auto-corr total-power spectrum Antenna: *
Timerange: 00/14:18:02 to 00/14:18:59

Plot file version 385 created 21-MAR-2023 11:24:58

GRB221009A RG013A.UVDATA.1

Freq = 21.9925 GHz, Bw = 32.000 MH

No calibration applied and no bandpass applied

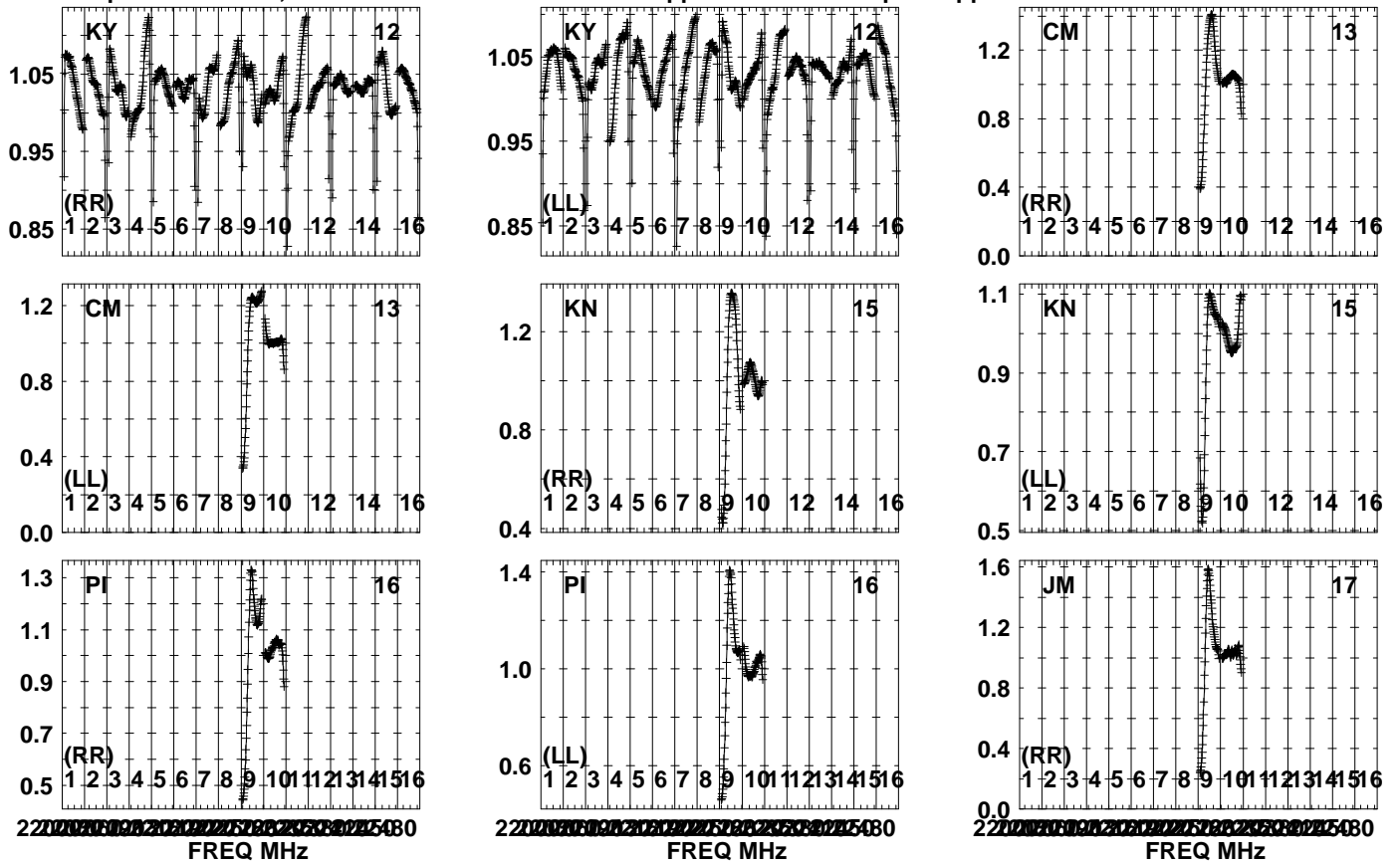


Lower frame: Real Jy
Auto-corr total-power spectrum Antenna: *
Timerange: 00/14:18:02 to 00/14:18:59

Plot file version 386 created 21-MAR-2023 11:24:58

GRB221009A RG013A.UVDATA.1

Freq = 21.9925 GHz, Bw = 32.000 MH No calibration applied and no bandpass applied

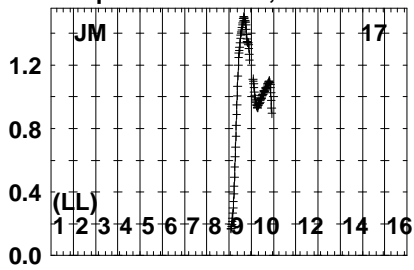


Lower frame: Real Jy
Auto-corr total-power spectrum Antenna: *
Timerange: 00/14:18:02 to 00/14:18:59

Plot file version 387 created 21-MAR-2023 11:24:58

GRB221009A RG013A.UVDATA.1

Freq = 21.9925 GHz, Bw = 32.000 MH No calibration applied and no bandpass applied

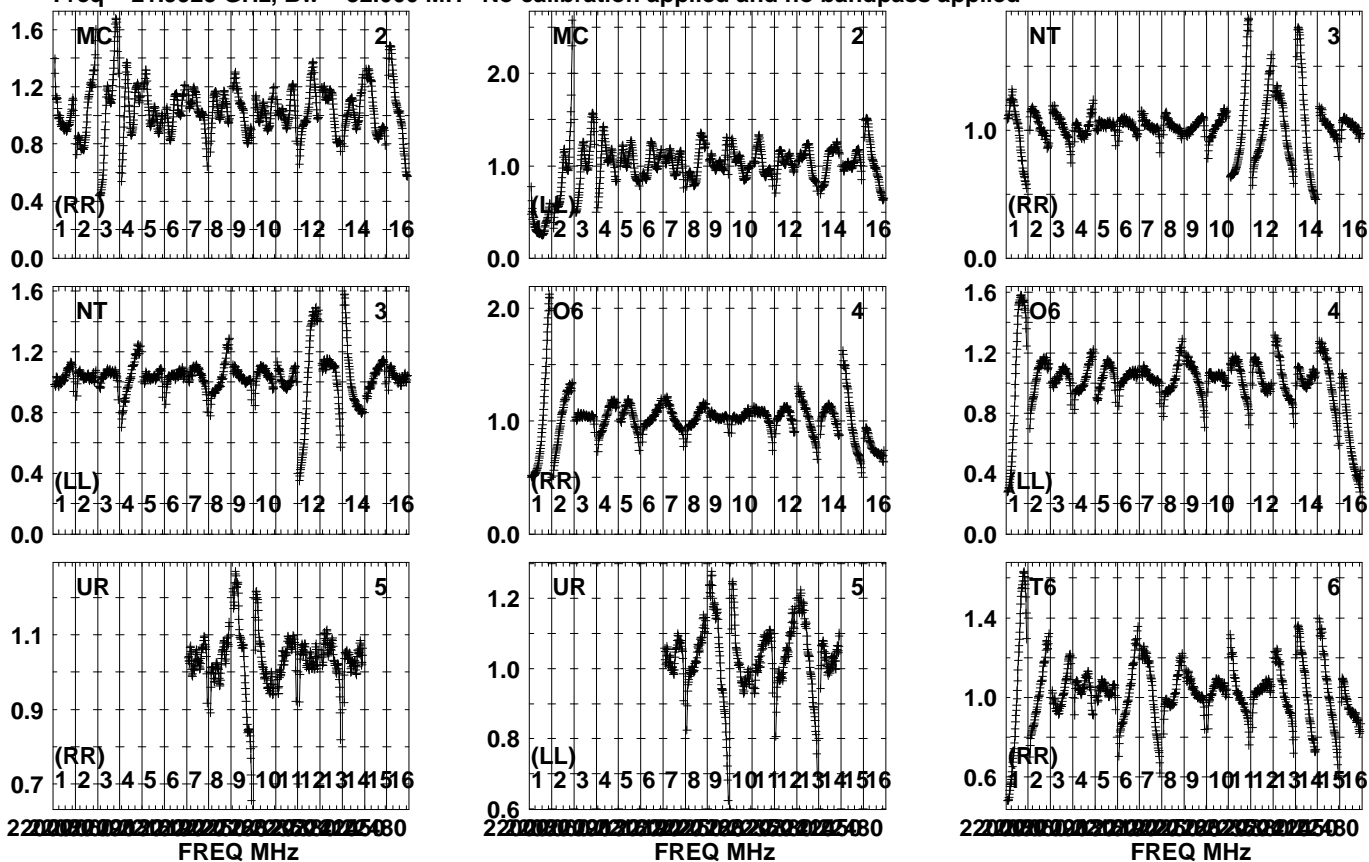


Lower frame: Real Jy
Auto-corr total-power spectrum Antenna: *
Timerange: 00/14:18:02 to 00/14:18:59

Plot file version 388 created 21-MAR-2023 11:24:58

J1905+1943 RG013A.UVDATA.1

Freq = 21.9925 GHz, Bw = 32.000 MH No calibration applied and no bandpass applied

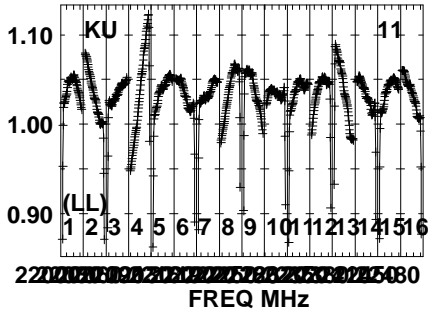
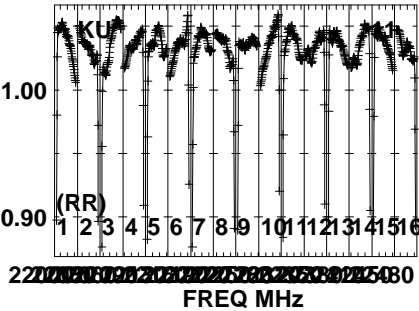
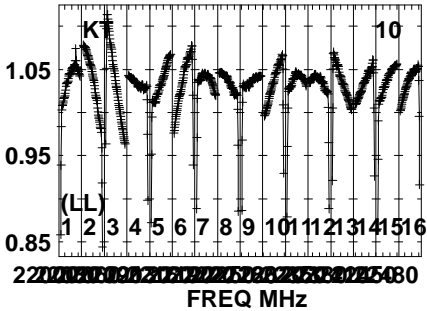
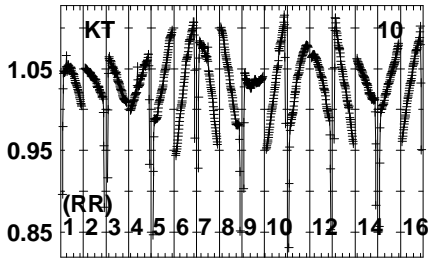
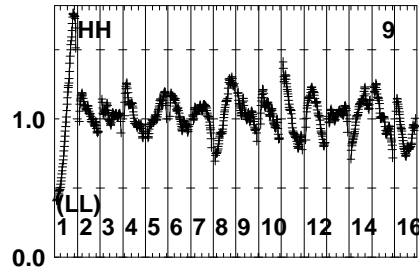
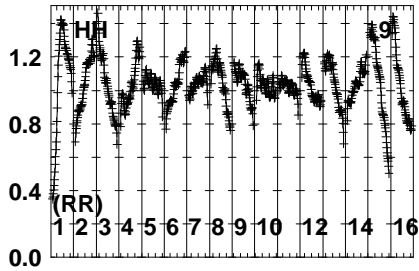
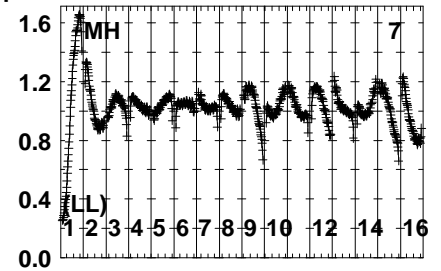
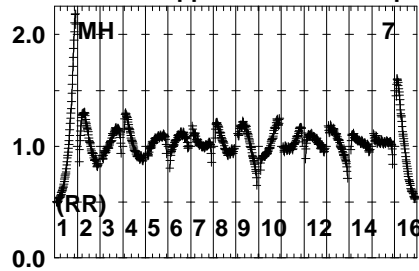
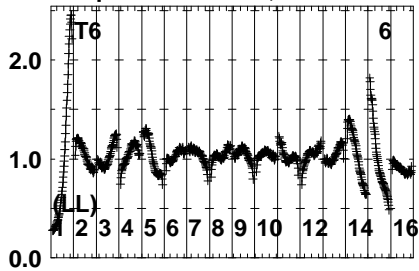


Lower frame: Real Jy
 Auto-corr total-power spectrum Antenna: *
 Timerange: 00/14:19:02 to 00/14:20:00

Plot file version 389 created 21-MAR-2023 11:24:59

J1905+1943 RG013A.UVDATA.1

Freq = 21.9925 GHz, Bw = 32.000 MH No calibration applied and no bandpass applied

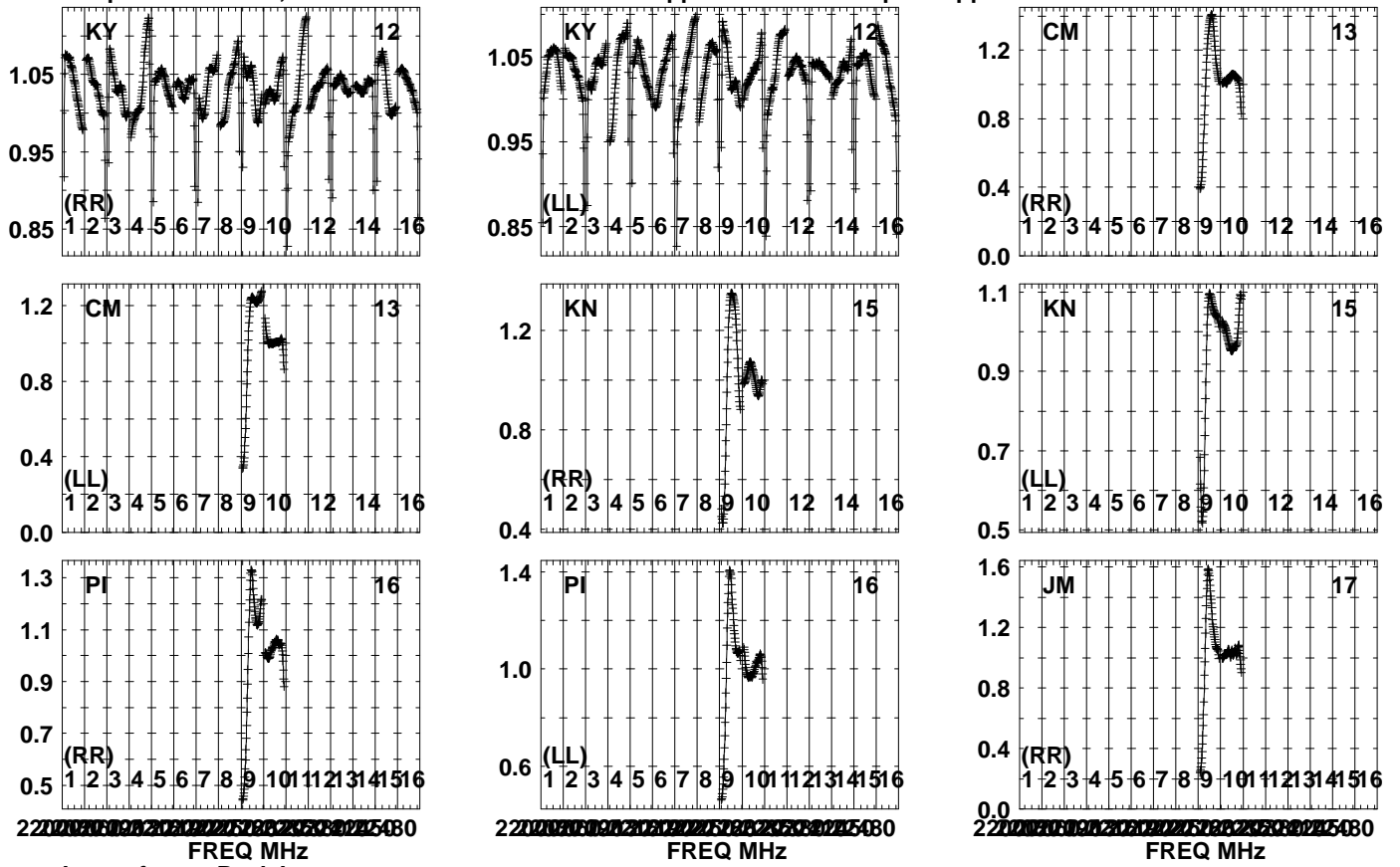


Lower frame: Real Jy
Auto-corr total-power spectrum Antenna: *
Timerange: 00/14:19:02 to 00/14:20:00

Plot file version 390 created 21-MAR-2023 11:24:59

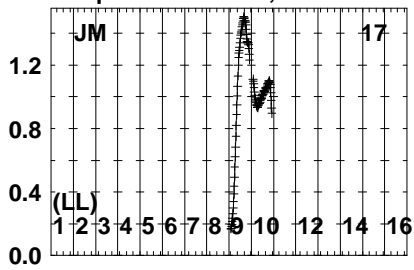
J1905+1943 RG013A.UVDATA.1

Freq = 21.9925 GHz, Bw = 32.000 MH No calibration applied and no bandpass applied



Lower frame: Real Jy
Auto-corr total-power spectrum Antenna: *
Timerange: 00/14:19:02 to 00/14:20:00

Plot file version 391 created 21-MAR-2023 11:25:00
J1905+1943 RG013A.UVDATA.1
Freq = 21.9925 GHz, Bw = 32.000 MH No calibration applied and no bandpass applied



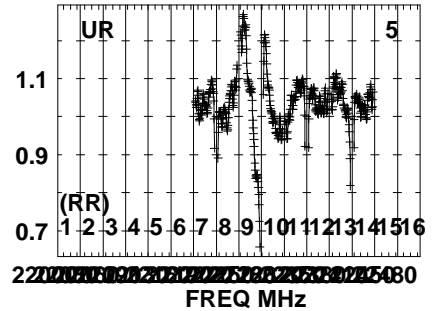
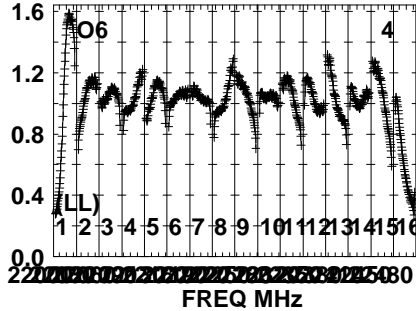
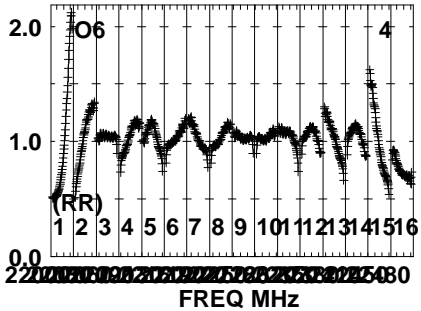
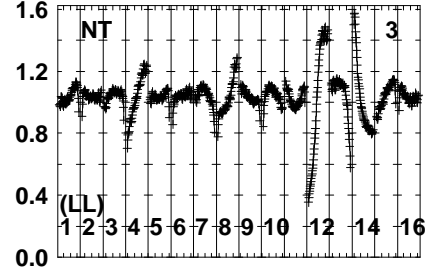
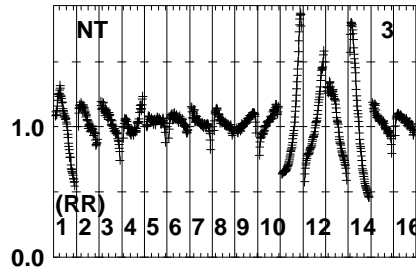
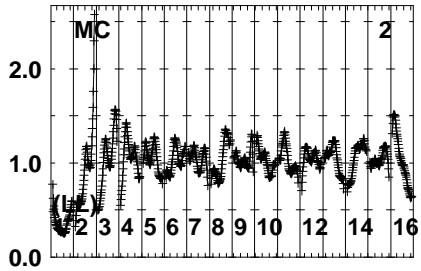
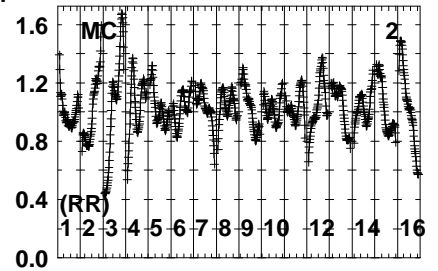
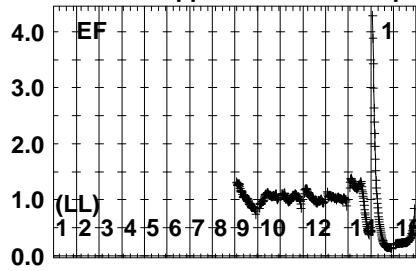
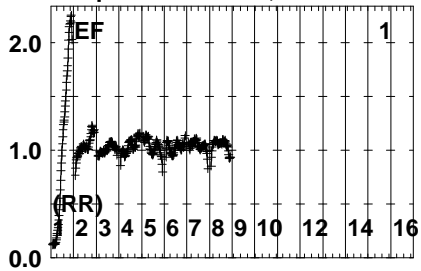
Lower frame: Real Jy
Auto-corr total-power spectrum Antenna: *
Timerange: 00/14:19:02 to 00/14:20:00

Plot file version 392 created 21-MAR-2023 11:25:00

GRB221009A RG013A.UVDATA.1

Freq = 21.9925 GHz, Bw = 32.000 MH

No calibration applied and no bandpass applied

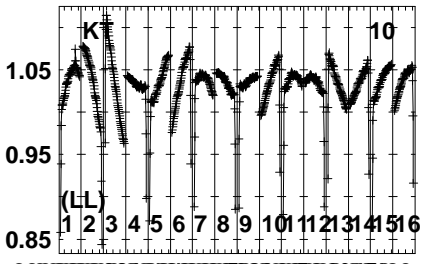
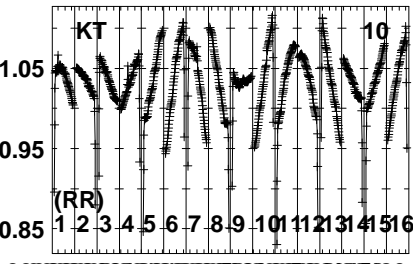
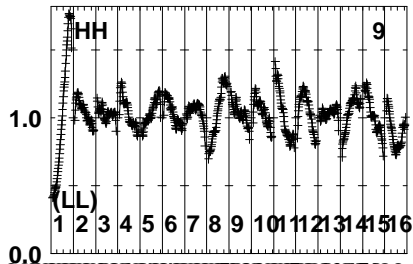
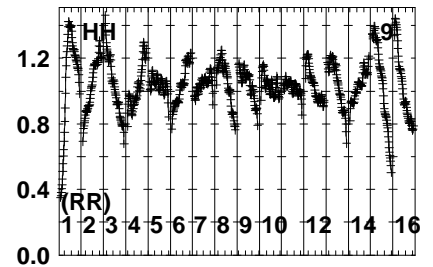
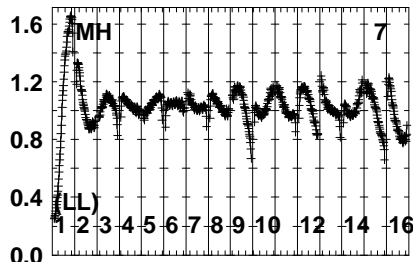
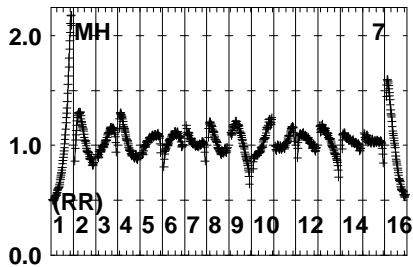
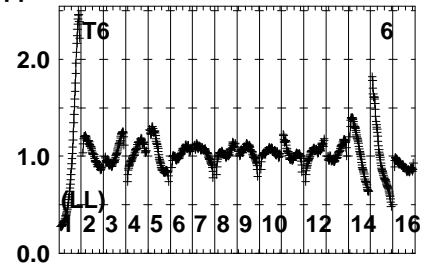
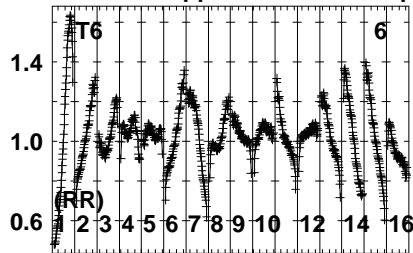
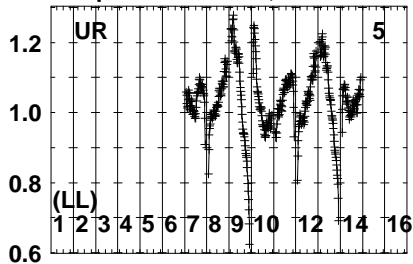


Lower frame: Real Jy
Auto-corr total-power spectrum Antenna: *
Timerange: 00/14:20:01 to 00/14:24:45

Plot file version 393 created 21-MAR-2023 11:25:00

GRB221009A RG013A.UVDATA.1

Freq = 21.9925 GHz, Bw = 32.000 MH No calibration applied and no bandpass applied

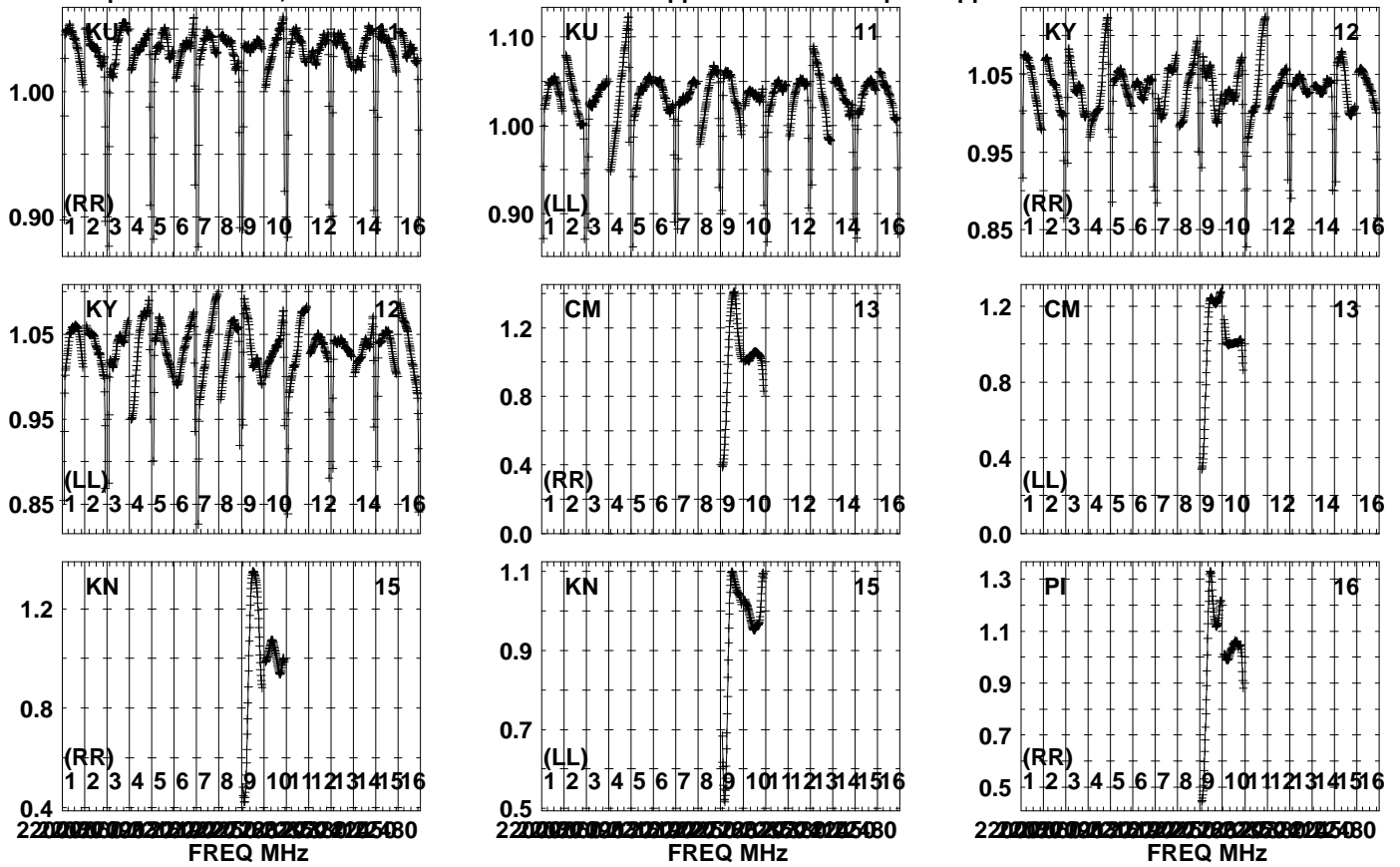


FREQ MHz
Lower frame: Real Jy
Auto-corr total-power spectrum Antenna: *
Timerange: 00/14:20:01 to 00/14:24:45

Plot file version 394 created 21-MAR-2023 11:25:01

GRB221009A RG013A.UVDATA.1

Freq = 21.9925 GHz, Bw = 32.000 MH No calibration applied and no bandpass applied



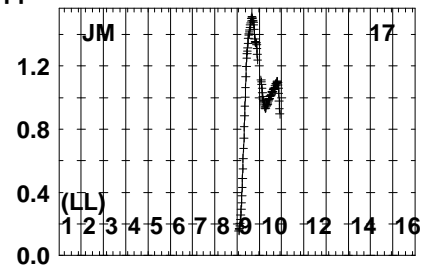
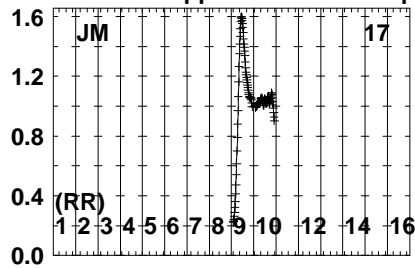
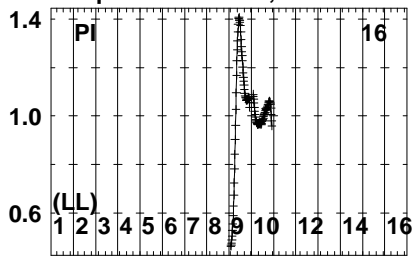
Lower frame: Real Jy
Auto-corr total-power spectrum Antenna: *
Timerange: 00/14:20:01 to 00/14:24:45

Plot file version 395 created 21-MAR-2023 11:25:02

GRB221009A RG013A.UVDATA.1

Freq = 21.9925 GHz, Bw = 32.000 MH

No calibration applied and no bandpass applied

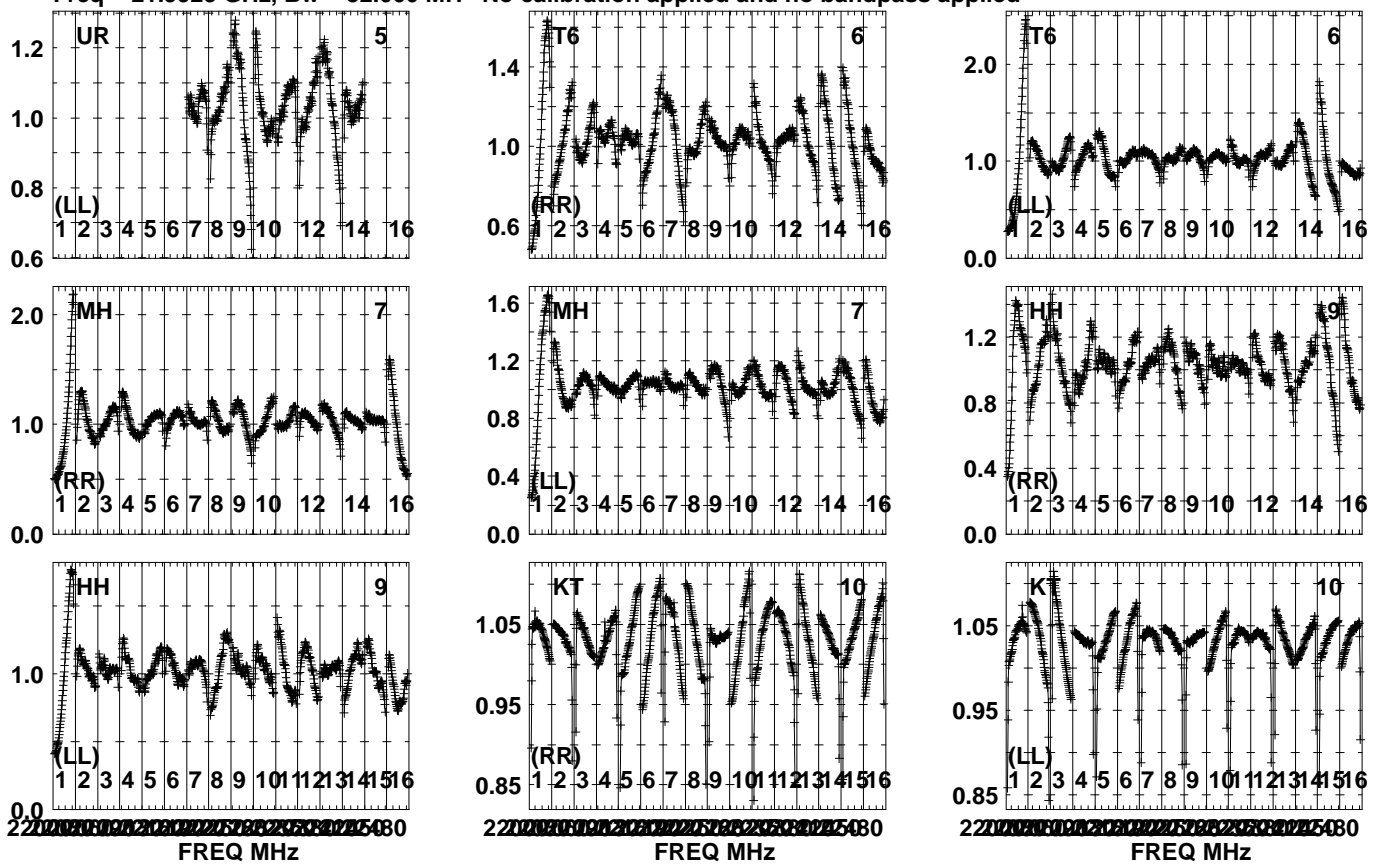


Lower frame: Real Jy
Auto-corr total-power spectrum Antenna: *
Timerange: 00/14:20:01 to 00/14:24:45

Plot file version 397 created 21-MAR-2023 11:25:02

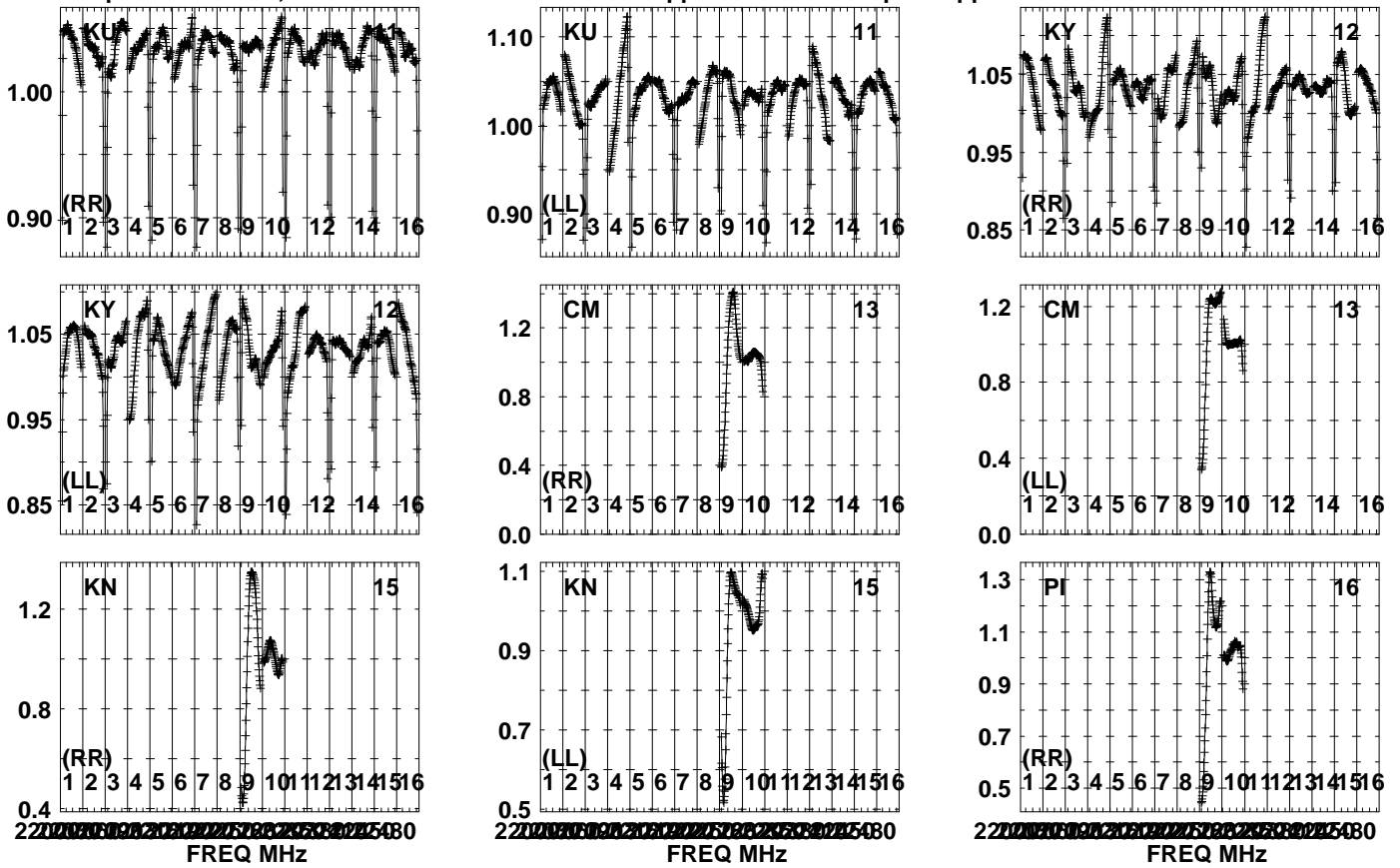
J191513+2010 RG013A.UVDATA.1

Freq = 21.9925 GHz, Bw = 32.000 MH No calibration applied and no bandpass applied



Lower frame: Real Jy
Auto-corr total-power spectrum Antenna: *
Timerange: 00/14:25:25 to 00/14:26:24

Plot file version 398 created 21-MAR-2023 11:25:02
 J191513+2010 RG013A.UVDATA.1
 Freq = 21.9925 GHz, Bw = 32.000 MH No calibration applied and no bandpass applied



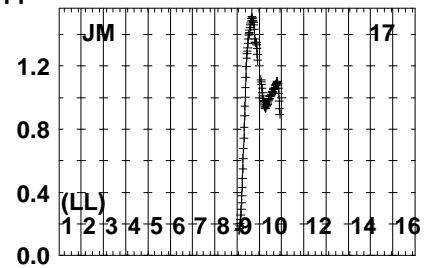
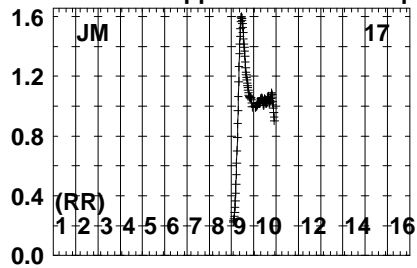
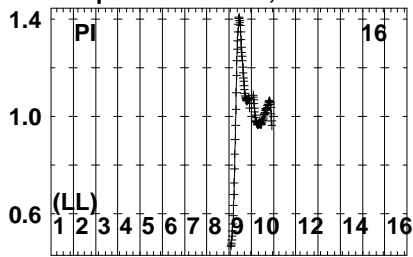
Lower frame: Real Jy
 Auto-corr total-power spectrum Antenna: *
 Timerange: 00/14:25:25 to 00/14:26:24

Plot file version 399 created 21-MAR-2023 11:25:02

J191513+2010 RG013A.UVDATA.1

Freq = 21.9925 GHz, Bw = 32.000 MH

No calibration applied and no bandpass applied

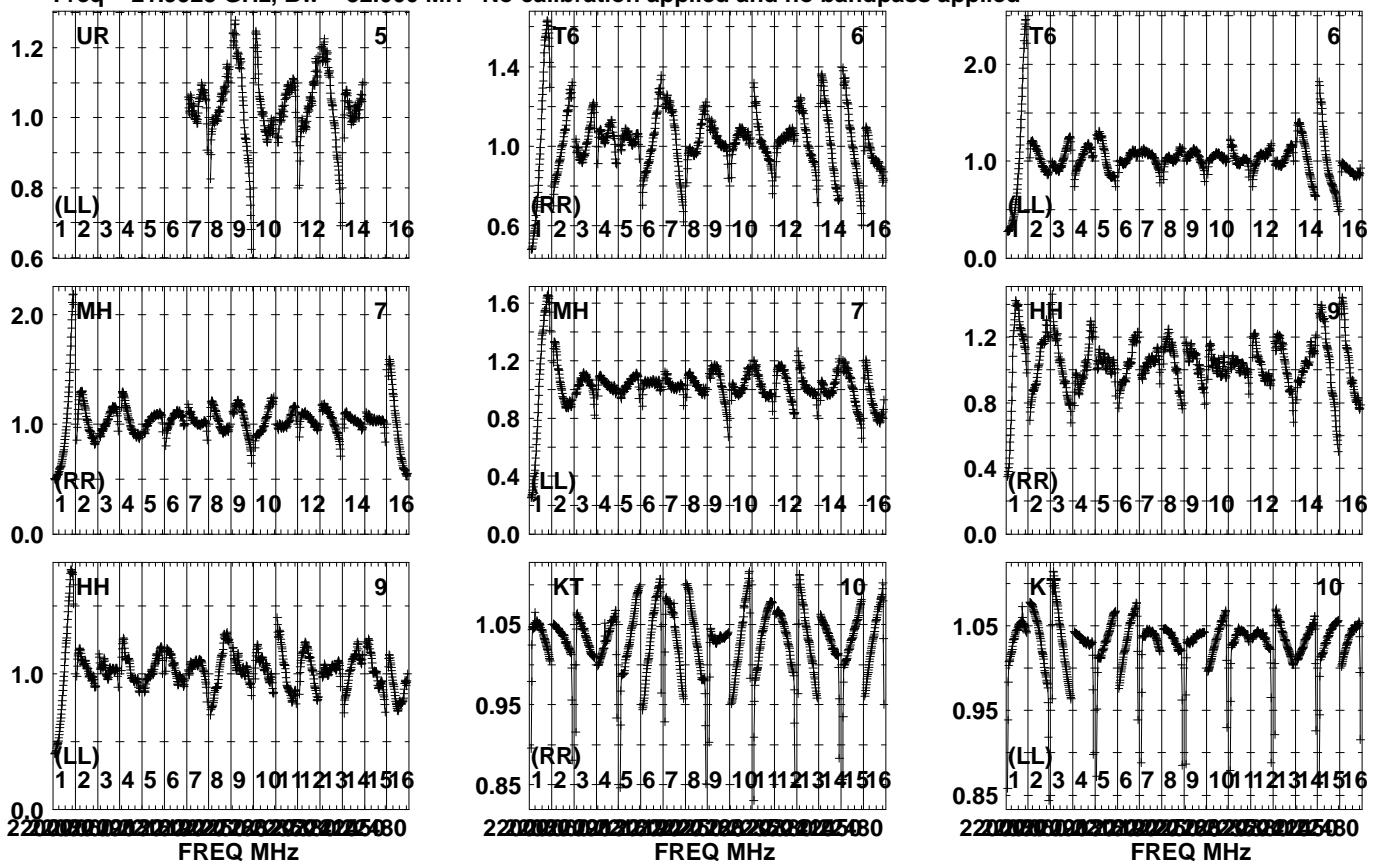


Lower frame: Real Jy
Auto-corr total-power spectrum Antenna: *
Timerange: 00/14:25:25 to 00/14:26:24

Plot file version 401 created 21-MAR-2023 11:25:03

J1908+2028 RG013A.UVDATA.1

Freq = 21.9925 GHz, Bw = 32.000 MH No calibration applied and no bandpass applied

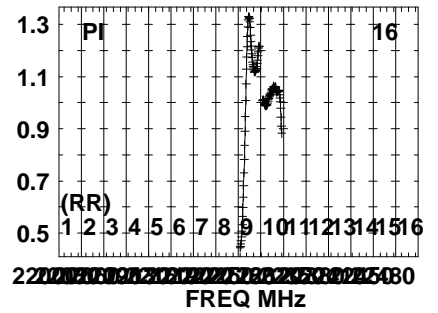
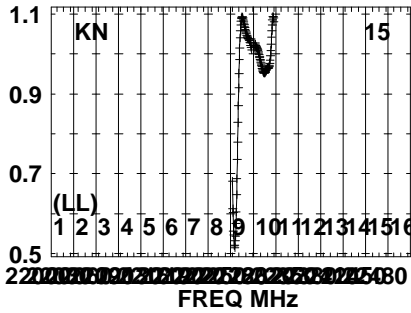
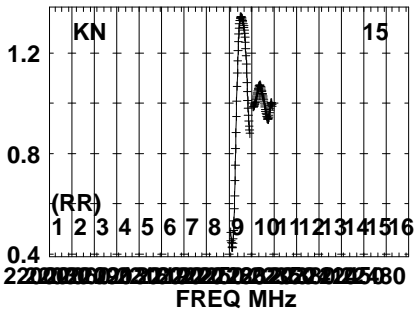
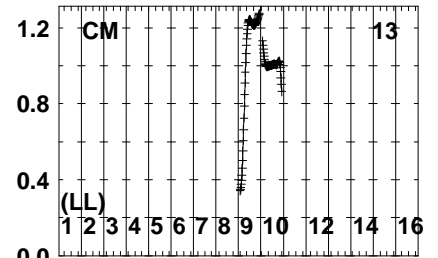
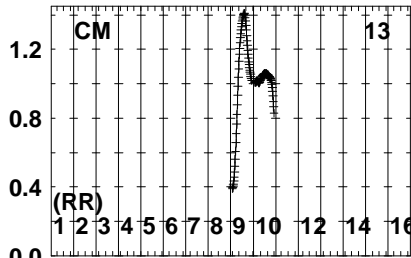
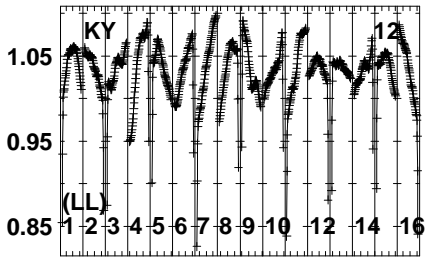
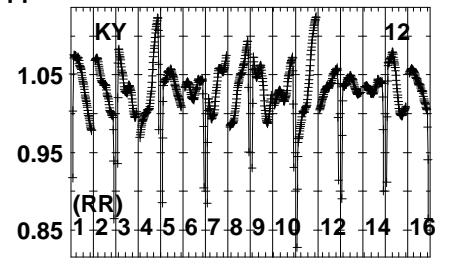
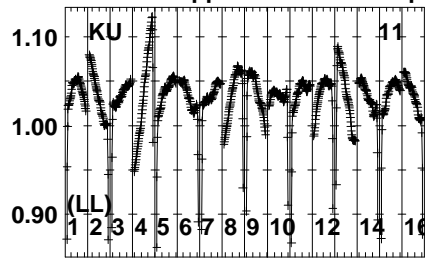
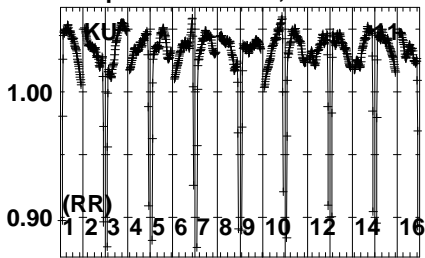


Lower frame: Real Jy
Auto-corr total-power spectrum Antenna: *
Timerange: 00/14:26:27 to 00/14:27:55

Plot file version 402 created 21-MAR-2023 11:25:03

J1908+2028 RG013A.UVDATA.1

Freq = 21.9925 GHz, Bw = 32.000 MH No calibration applied and no bandpass applied



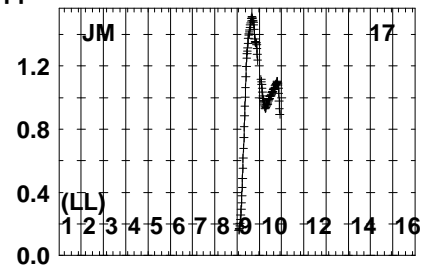
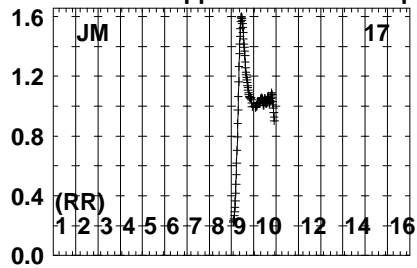
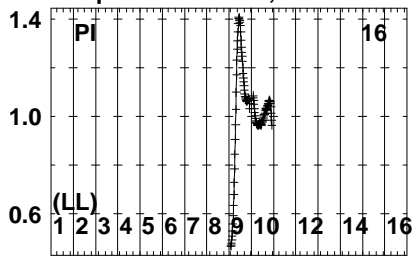
Lower frame: Real Jy
Auto-corr total-power spectrum Antenna: *
Timerange: 00/14:26:27 to 00/14:27:55

Plot file version 403 created 21-MAR-2023 11:25:03

J1908+2028 RG013A.UVDATA.1

Freq = 21.9925 GHz, Bw = 32.000 MH

No calibration applied and no bandpass applied



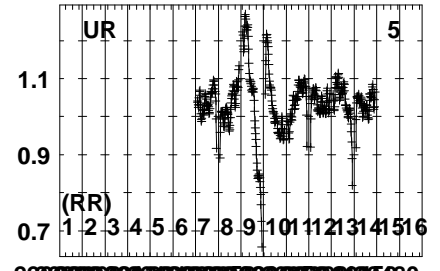
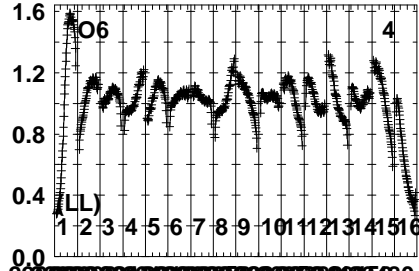
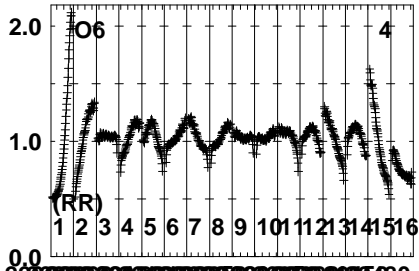
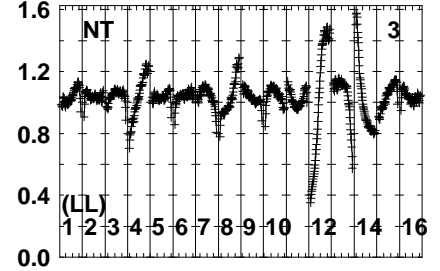
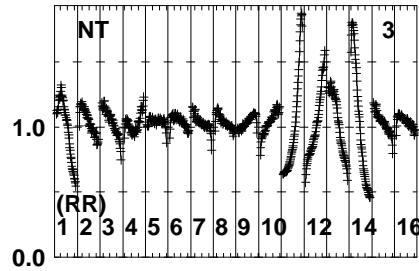
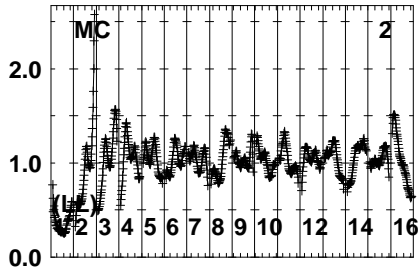
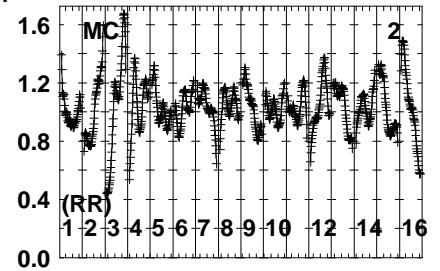
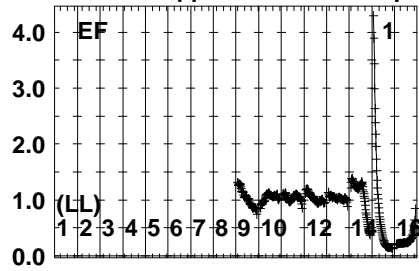
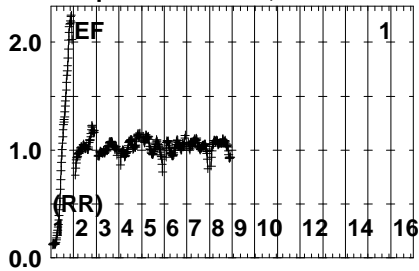
Lower frame: Real Jy
Auto-corr total-power spectrum Antenna: *
Timerange: 00/14:26:27 to 00/14:27:55

Plot file version 404 created 21-MAR-2023 11:25:03

GRB221009A RG013A.UVDATA.1

Freq = 21.9925 GHz, Bw = 32.000 MH

No calibration applied and no bandpass applied



FREQ MHz

FREQ MHz

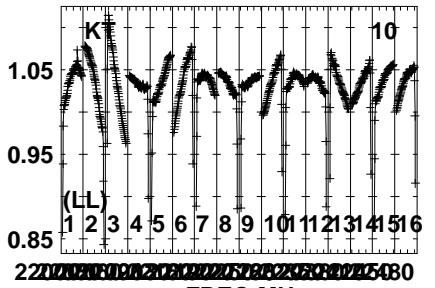
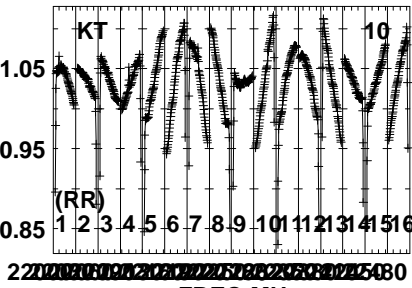
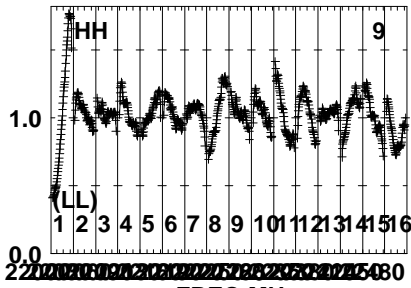
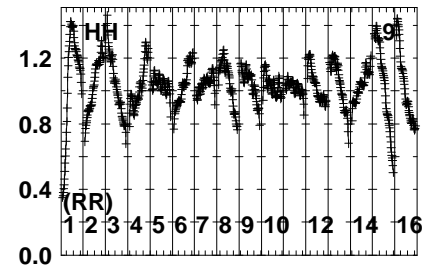
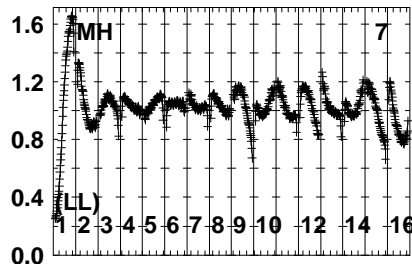
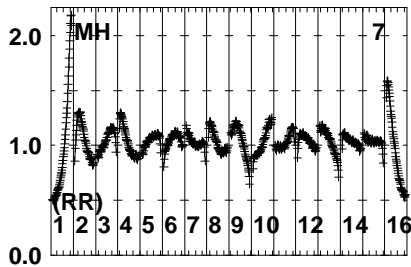
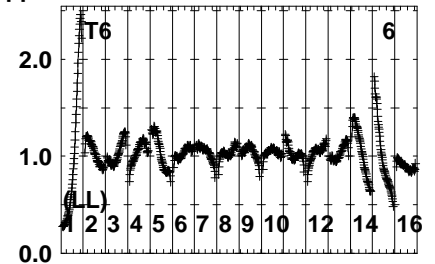
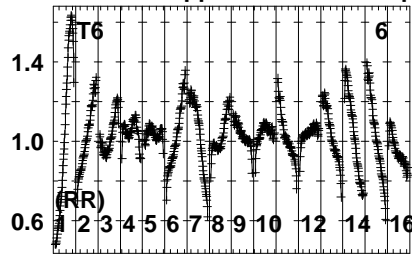
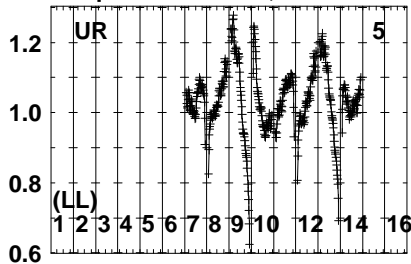
FREQ MHz

Lower frame: Real Jy
Auto-corr total-power spectrum Antenna: *
Timerange: 00/14:27:56 to 00/14:28:55

Plot file version 405 created 21-MAR-2023 11:25:03

GRB221009A RG013A.UVDATA.1

Freq = 21.9925 GHz, Bw = 32.000 MH No calibration applied and no bandpass applied



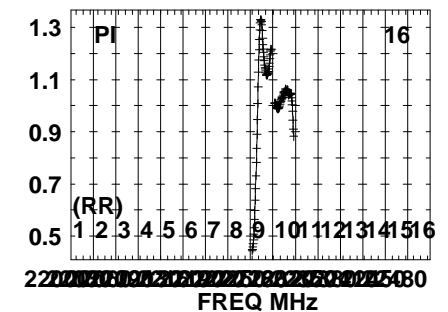
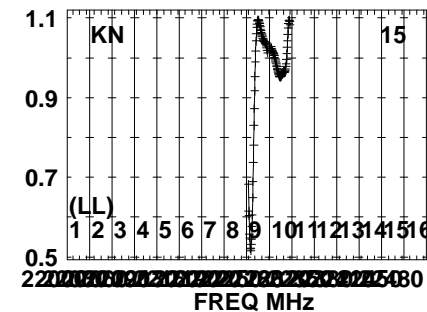
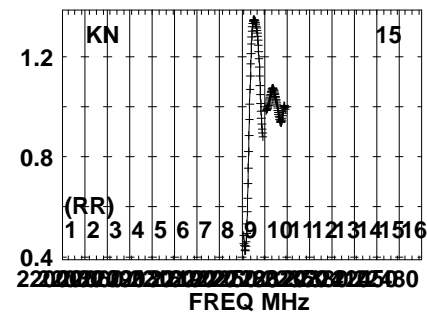
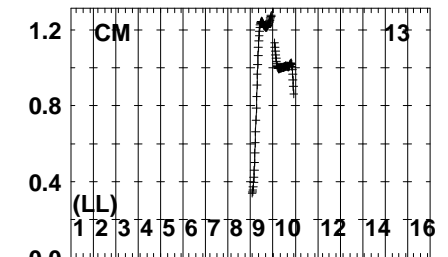
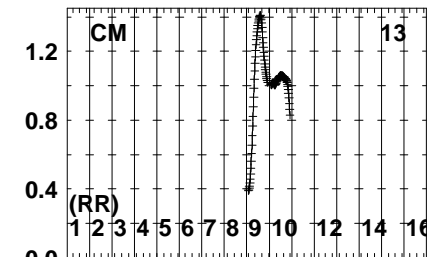
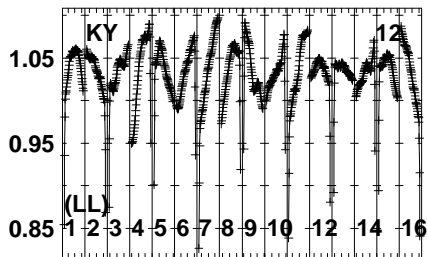
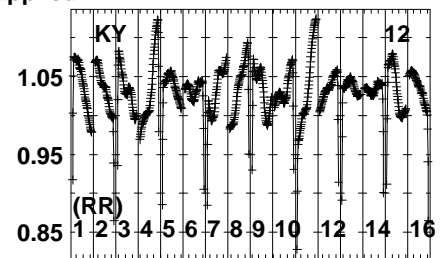
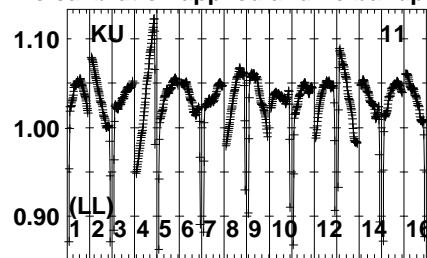
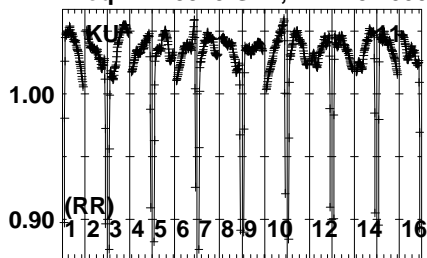
Lower frame: Real Jy
Auto-corr total-power spectrum Antenna: *
Timerange: 00/14:27:56 to 00/14:28:55

Plot file version 406 created 21-MAR-2023 11:25:04

GRB221009A RG013A.UVDATA.1

Freq = 21.9925 GHz, Bw = 32.000 MH

No calibration applied and no bandpass applied



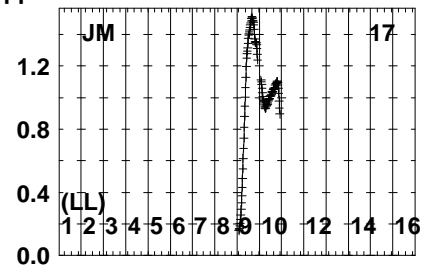
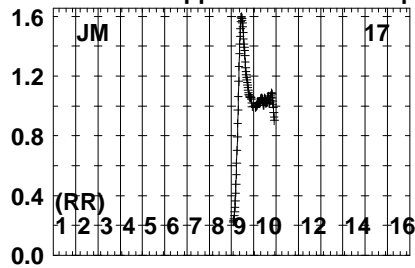
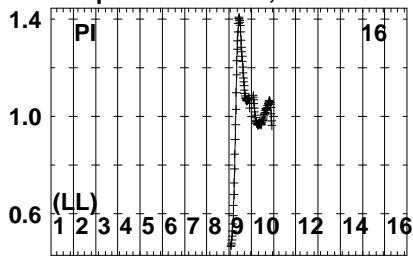
Lower frame: Real Jy
 Auto-corr total-power spectrum Antenna: *
 Timerange: 00/14:27:56 to 00/14:28:55

Plot file version 407 created 21-MAR-2023 11:25:04

GRB221009A RG013A.UVDATA.1

Freq = 21.9925 GHz, Bw = 32.000 MH

No calibration applied and no bandpass applied



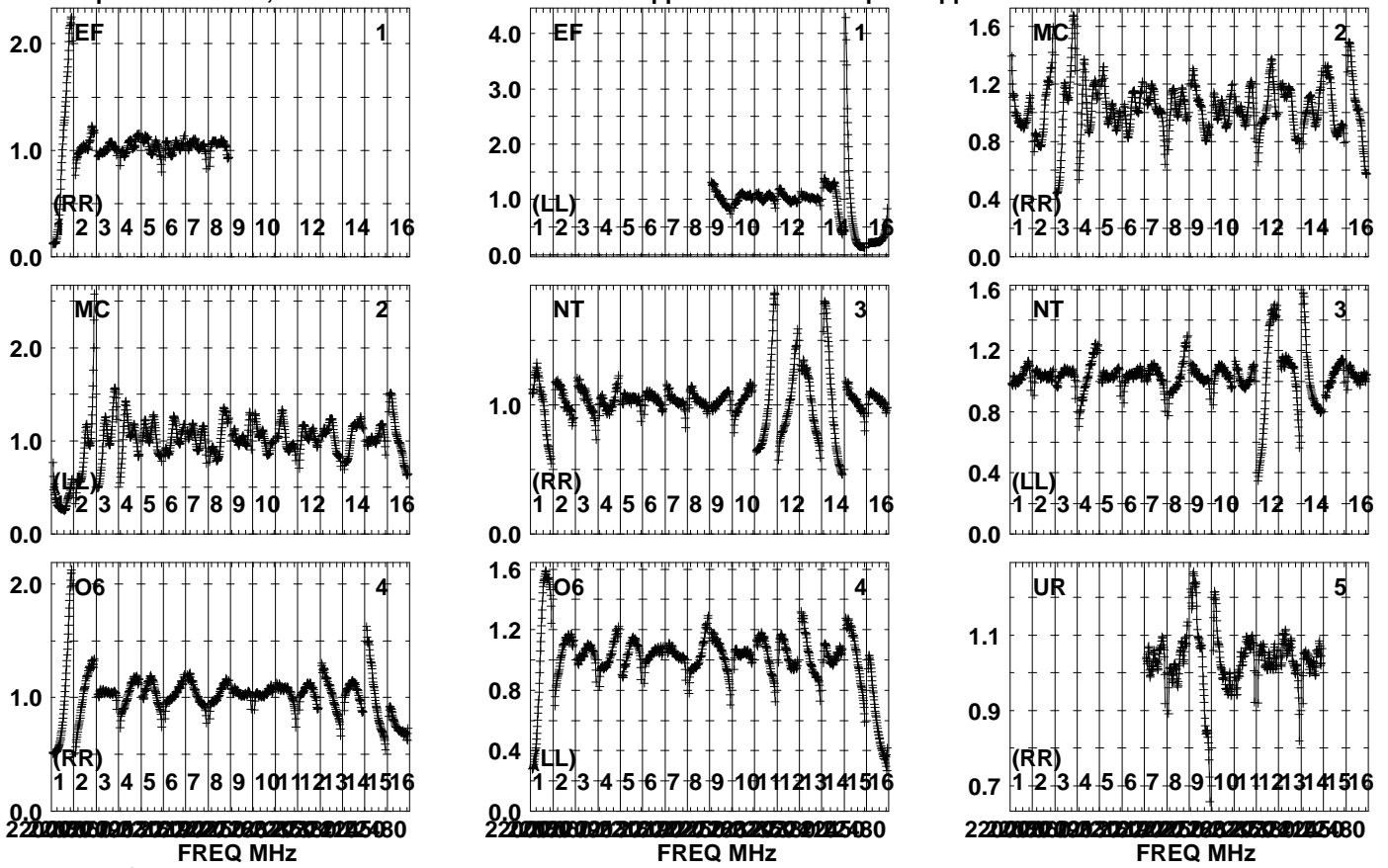
Lower frame: Real Jy
Auto-corr total-power spectrum Antenna: *
Timerange: 00/14:27:56 to 00/14:28:55

Plot file version 408 created 21-MAR-2023 11:25:04

J1908+2028 RG013A.UVDATA.1

Freq = 21.9925 GHz, Bw = 32.000 MH

No calibration applied and no bandpass applied

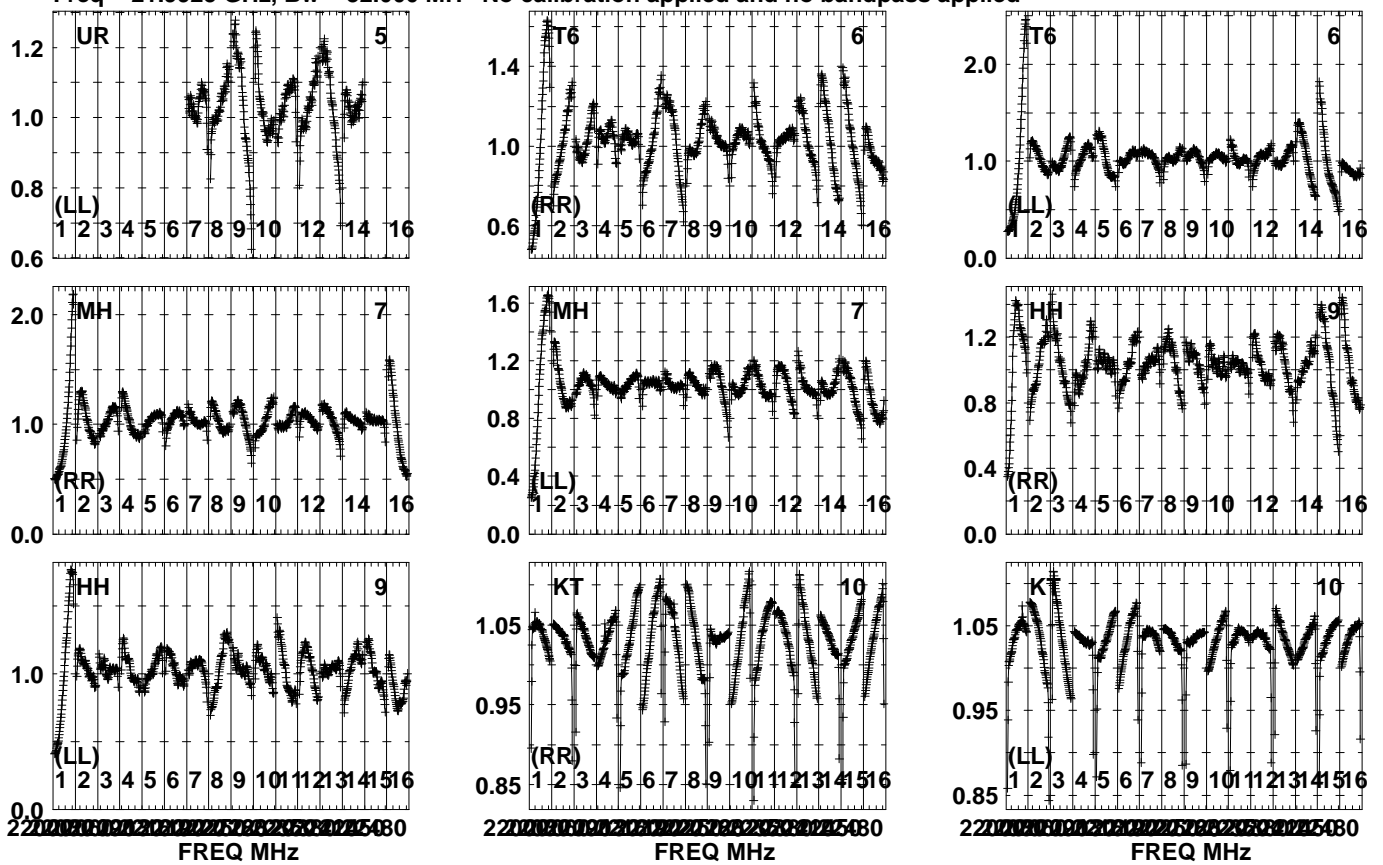


Lower frame: Real Jy
Auto-corr total-power spectrum Antenna: *
Timerange: 00/14:28:56 to 00/14:29:55

Plot file version 409 created 21-MAR-2023 11:25:04

J1908+2028 RG013A.UVDATA.1

Freq = 21.9925 GHz, Bw = 32.000 MH No calibration applied and no bandpass applied

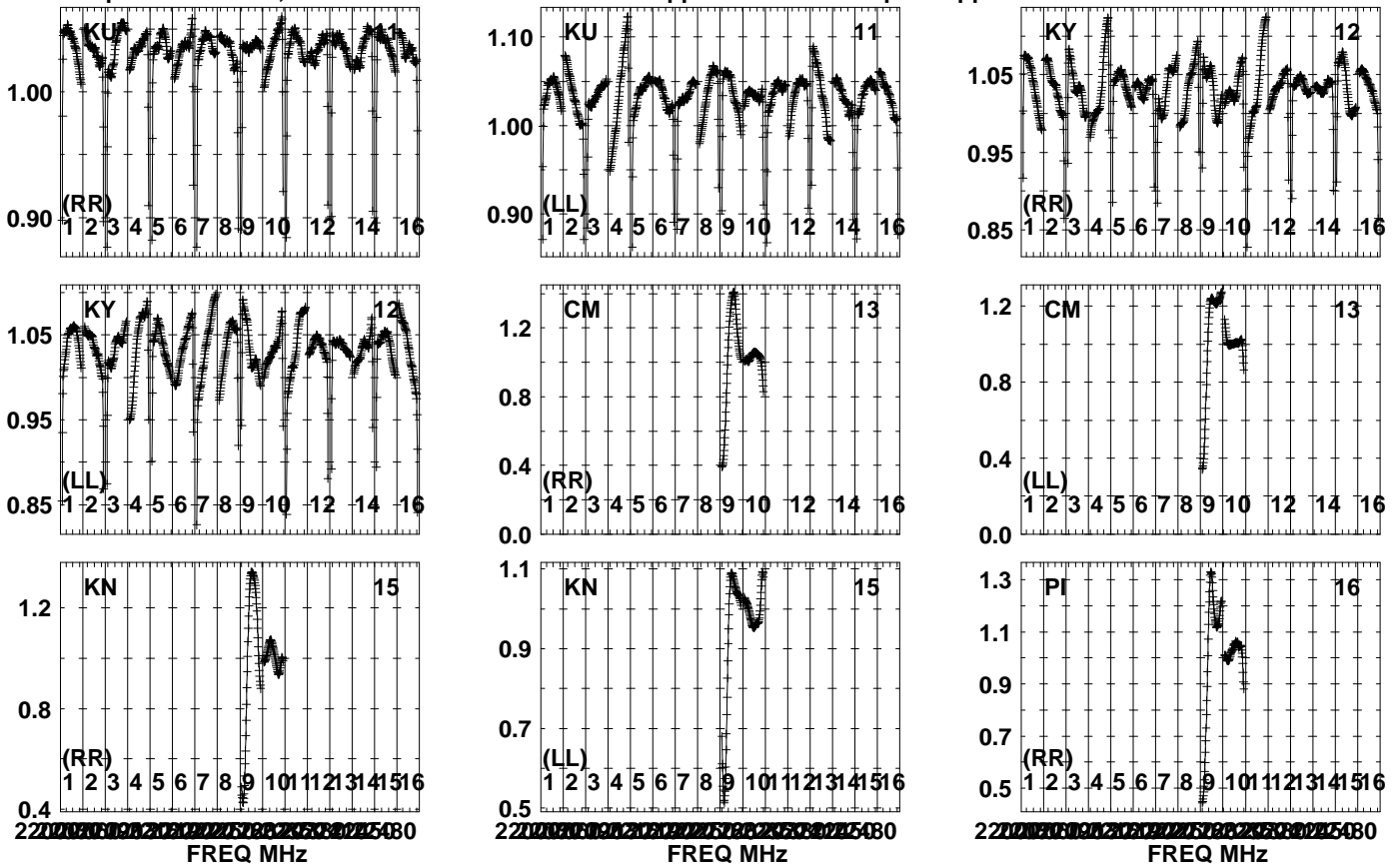


Lower frame: Real Jy
Auto-corr total-power spectrum Antenna: *
Timerange: 00/14:28:56 to 00/14:29:55

Plot file version 410 created 21-MAR-2023 11:25:04

J1908+2028 RG013A.UVDATA.1

Freq = 21.9925 GHz, Bw = 32.000 MH No calibration applied and no bandpass applied



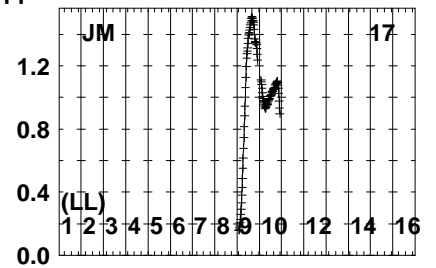
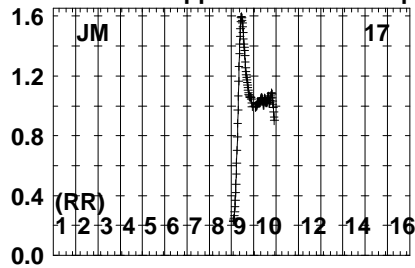
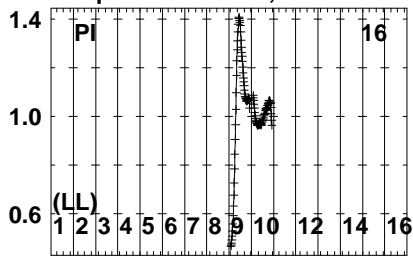
Lower frame: Real Jy
 Auto-corr total-power spectrum Antenna: *
 Timerange: 00/14:28:56 to 00/14:29:55

Plot file version 411 created 21-MAR-2023 11:25:04

J1908+2028 RG013A.UVDATA.1

Freq = 21.9925 GHz, Bw = 32.000 MH

No calibration applied and no bandpass applied



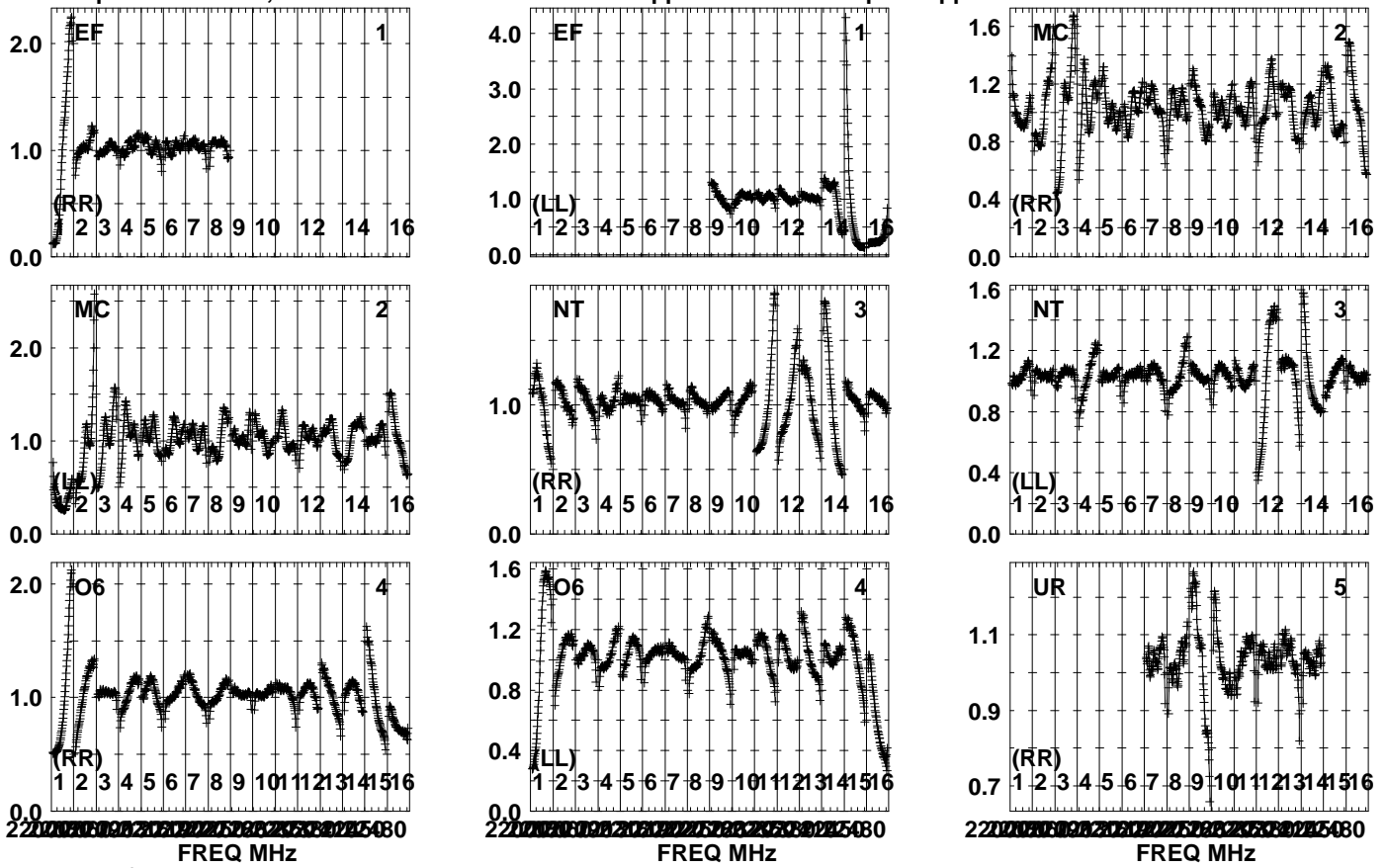
Lower frame: Real Jy
Auto-corr total-power spectrum Antenna: *
Timerange: 00/14:28:56 to 00/14:29:55

Plot file version 412 created 21-MAR-2023 11:25:05

GRB221009A RG013A.UVDATA.1

Freq = 21.9925 GHz, Bw = 32.000 MH

No calibration applied and no bandpass applied

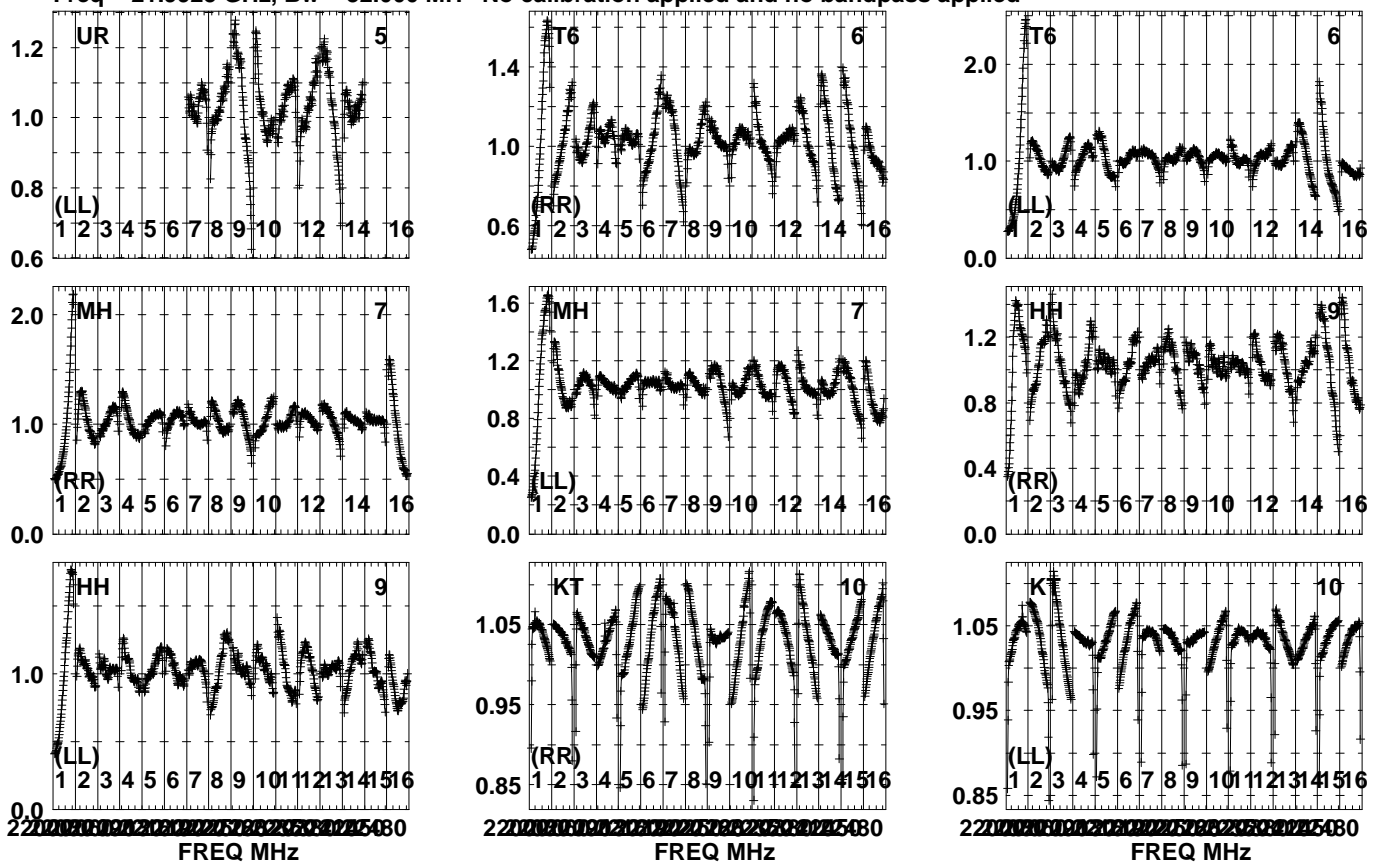


Lower frame: Real Jy
 Auto-corr total-power spectrum Antenna: *
 Timerange: 00/14:29:56 to 00/14:30:55

Plot file version 413 created 21-MAR-2023 11:25:05

GRB221009A RG013A.UVDATA.1

Freq = 21.9925 GHz, Bw = 32.000 MH No calibration applied and no bandpass applied

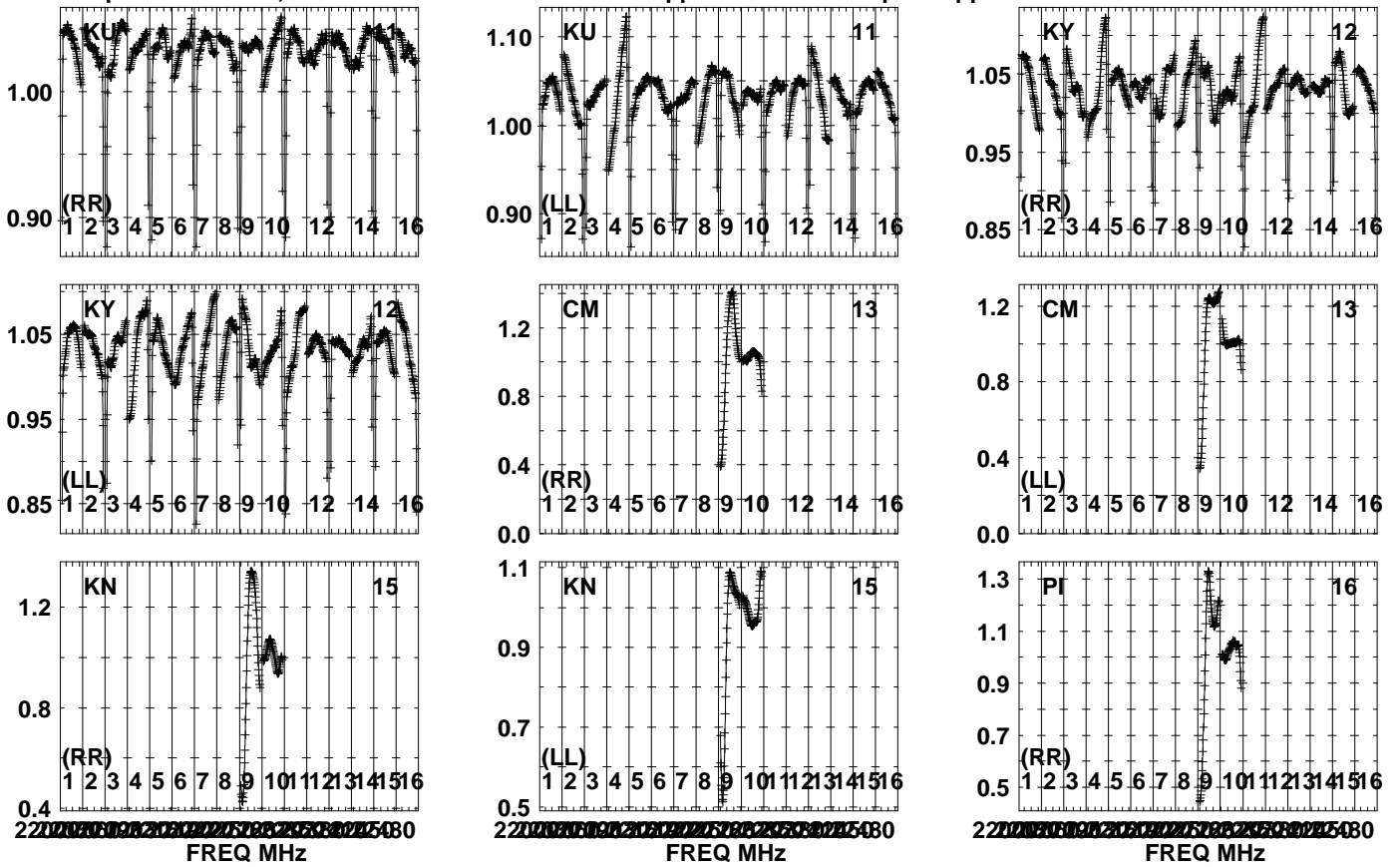


Lower frame: Real Jy
Auto-corr total-power spectrum Antenna: *
Timerange: 00/14:29:56 to 00/14:30:55

Plot file version 414 created 21-MAR-2023 11:25:05

GRB221009A RG013A.UVDATA.1

Freq = 21.9925 GHz, Bw = 32.000 MH No calibration applied and no bandpass applied



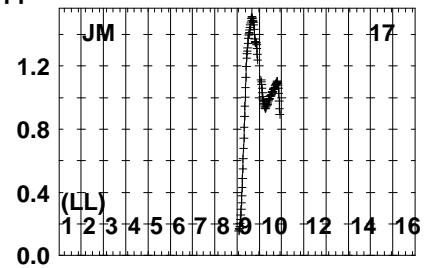
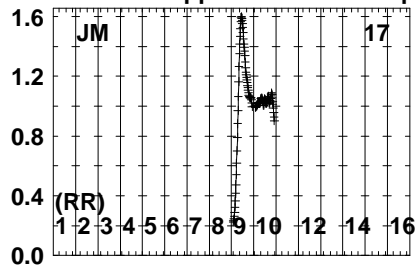
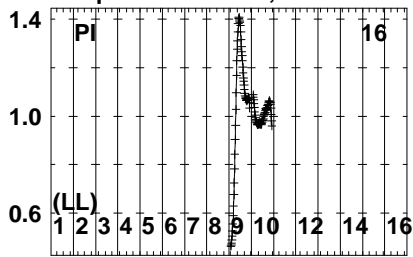
Lower frame: Real Jy
Auto-corr total-power spectrum Antenna: *
Timerange: 00/14:29:56 to 00/14:30:55

Plot file version 415 created 21-MAR-2023 11:25:05

GRB221009A RG013A.UVDATA.1

Freq = 21.9925 GHz, Bw = 32.000 MH

No calibration applied and no bandpass applied

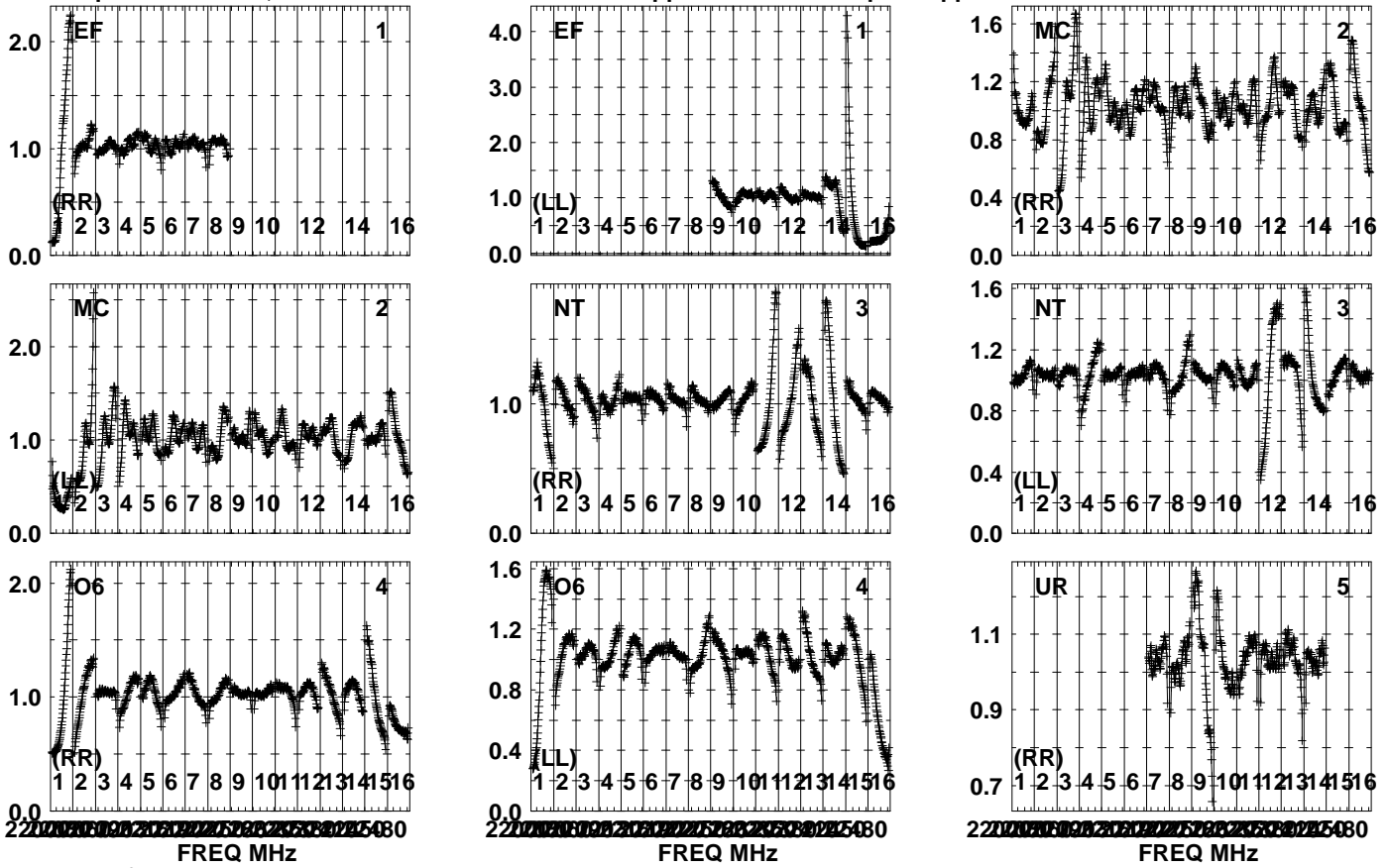


Lower frame: Real Jy
Auto-corr total-power spectrum Antenna: *
Timerange: 00/14:29:56 to 00/14:30:55

Plot file version 416 created 21-MAR-2023 11:25:05

J1908+2028 RG013A.UVDATA.1

Freq = 21.9925 GHz, Bw = 32.000 MH No calibration applied and no bandpass applied

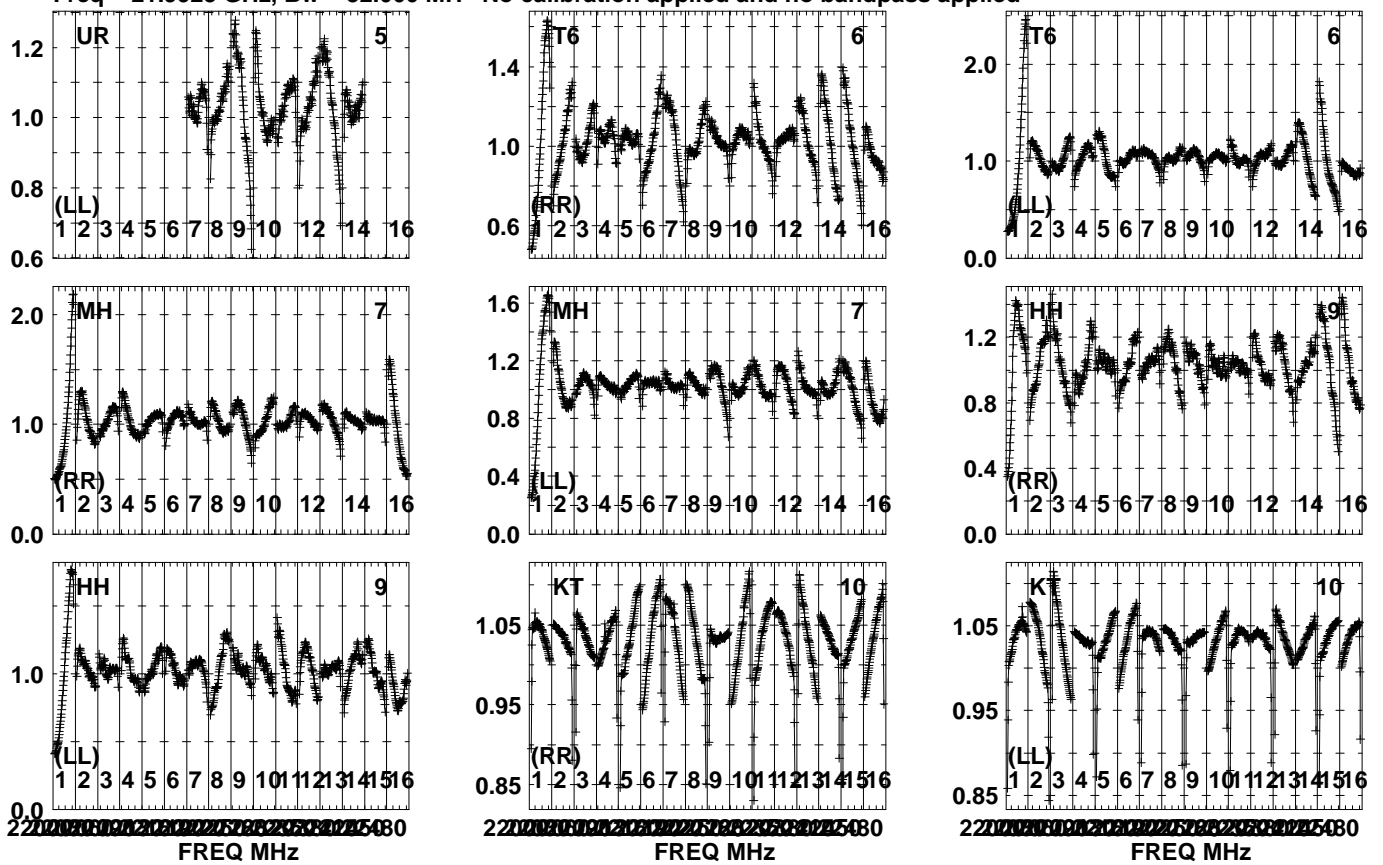


Lower frame: Real Jy
Auto-corr total-power spectrum Antenna: *
Timerange: 00/14:30:57 to 00/14:31:54

Plot file version 417 created 21-MAR-2023 11:25:05

J1908+2028 RG013A.UVDATA.1

Freq = 21.9925 GHz, Bw = 32.000 MH No calibration applied and no bandpass applied

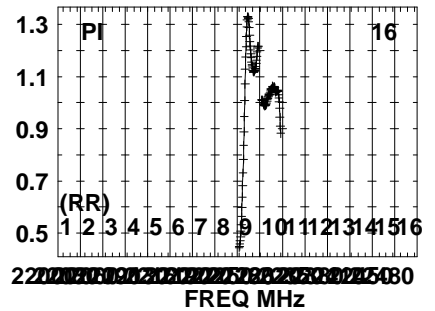
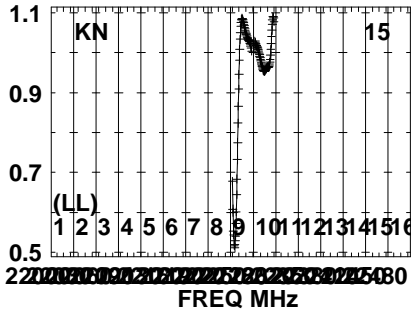
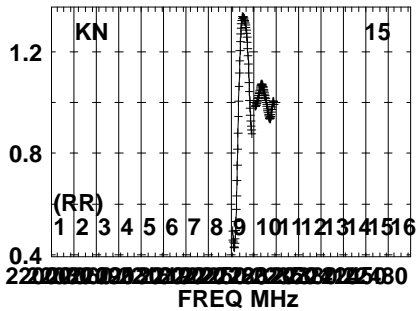
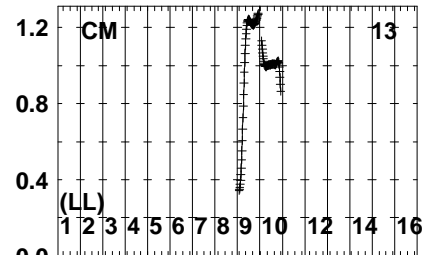
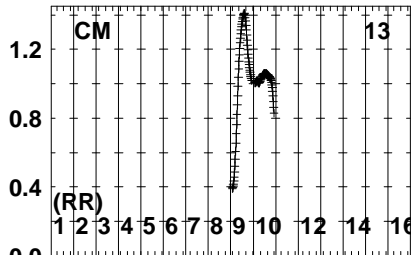
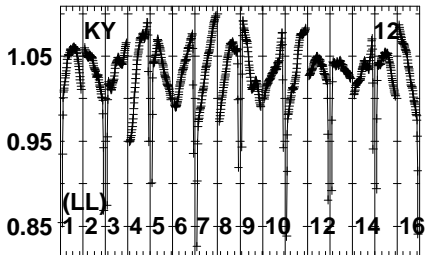
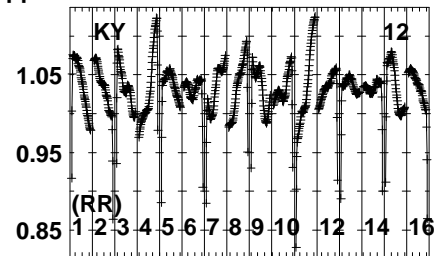
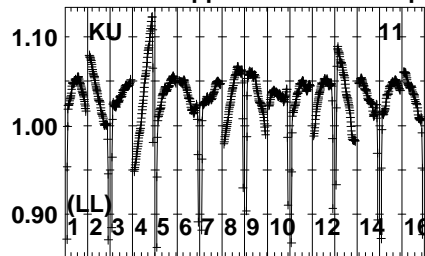
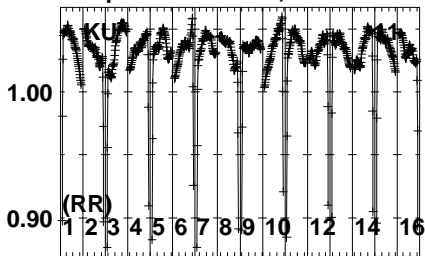


Lower frame: Real Jy
Auto-corr total-power spectrum Antenna: *
Timerange: 00/14:30:57 to 00/14:31:54

Plot file version 418 created 21-MAR-2023 11:25:06

J1908+2028 RG013A.UVDATA.1

Freq = 21.9925 GHz, Bw = 32.000 MH No calibration applied and no bandpass applied



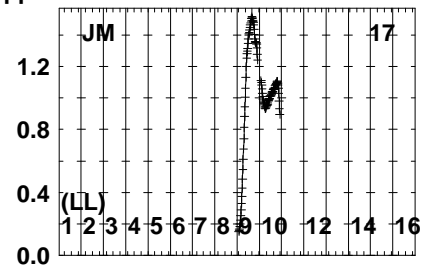
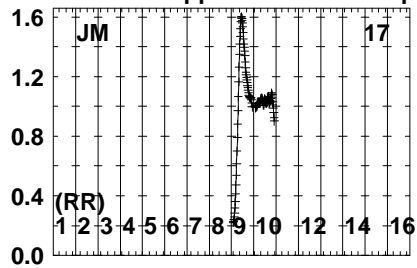
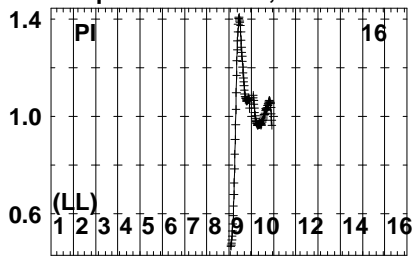
Lower frame: Real Jy
Auto-corr total-power spectrum Antenna: *
Timerange: 00/14:30:57 to 00/14:31:54

Plot file version 419 created 21-MAR-2023 11:25:06

J1908+2028 RG013A.UVDATA.1

Freq = 21.9925 GHz, Bw = 32.000 MH

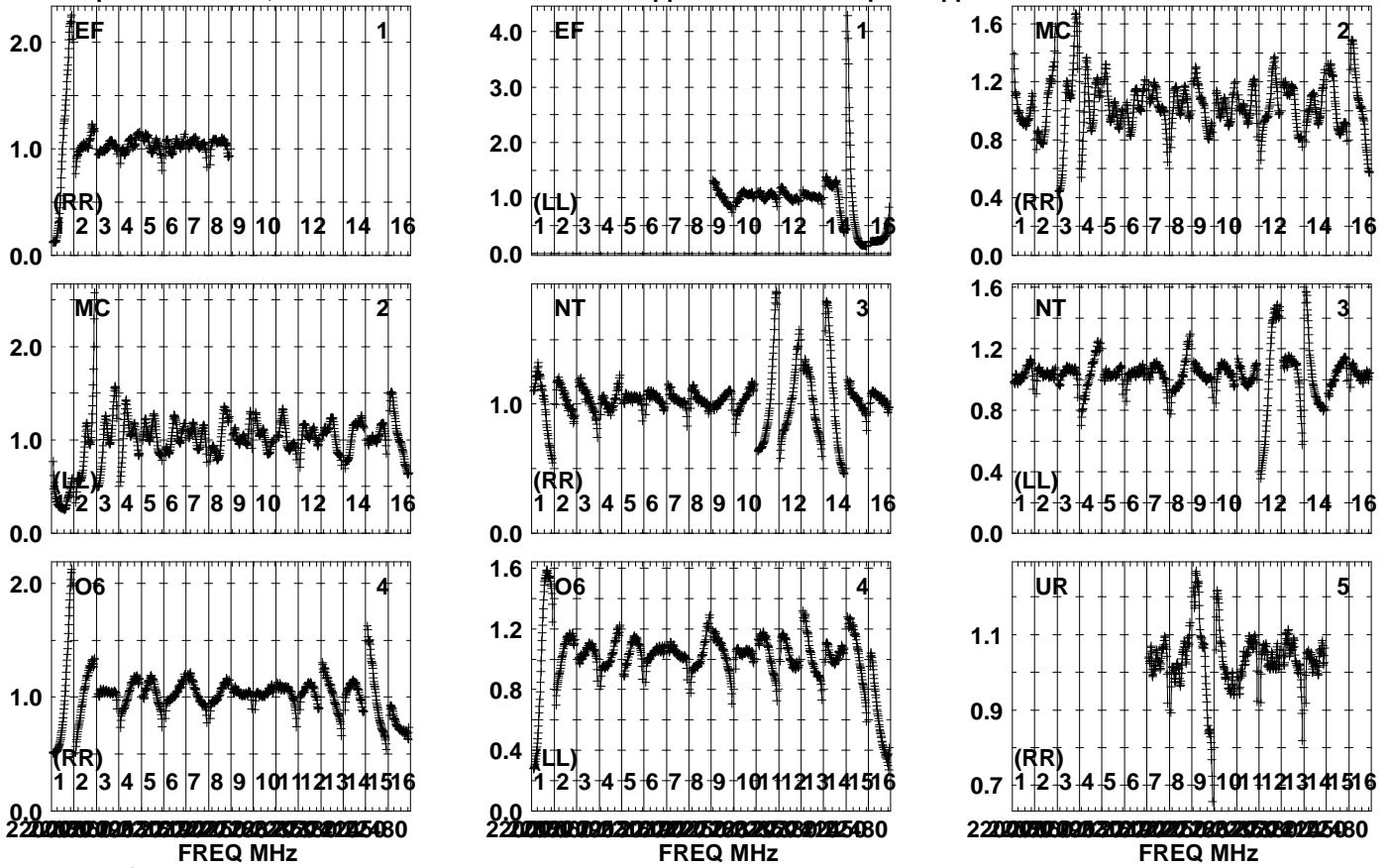
No calibration applied and no bandpass applied



Lower frame: Real Jy
Auto-corr total-power spectrum Antenna: *
Timerange: 00/14:30:57 to 00/14:31:54

Plot file version 420 created 21-MAR-2023 11:25:06
 GRB221009A RG013A.UVDATA.1
 Freq = 21.9925 GHz, Bw = 32.000 MH

No calibration applied and no bandpass applied

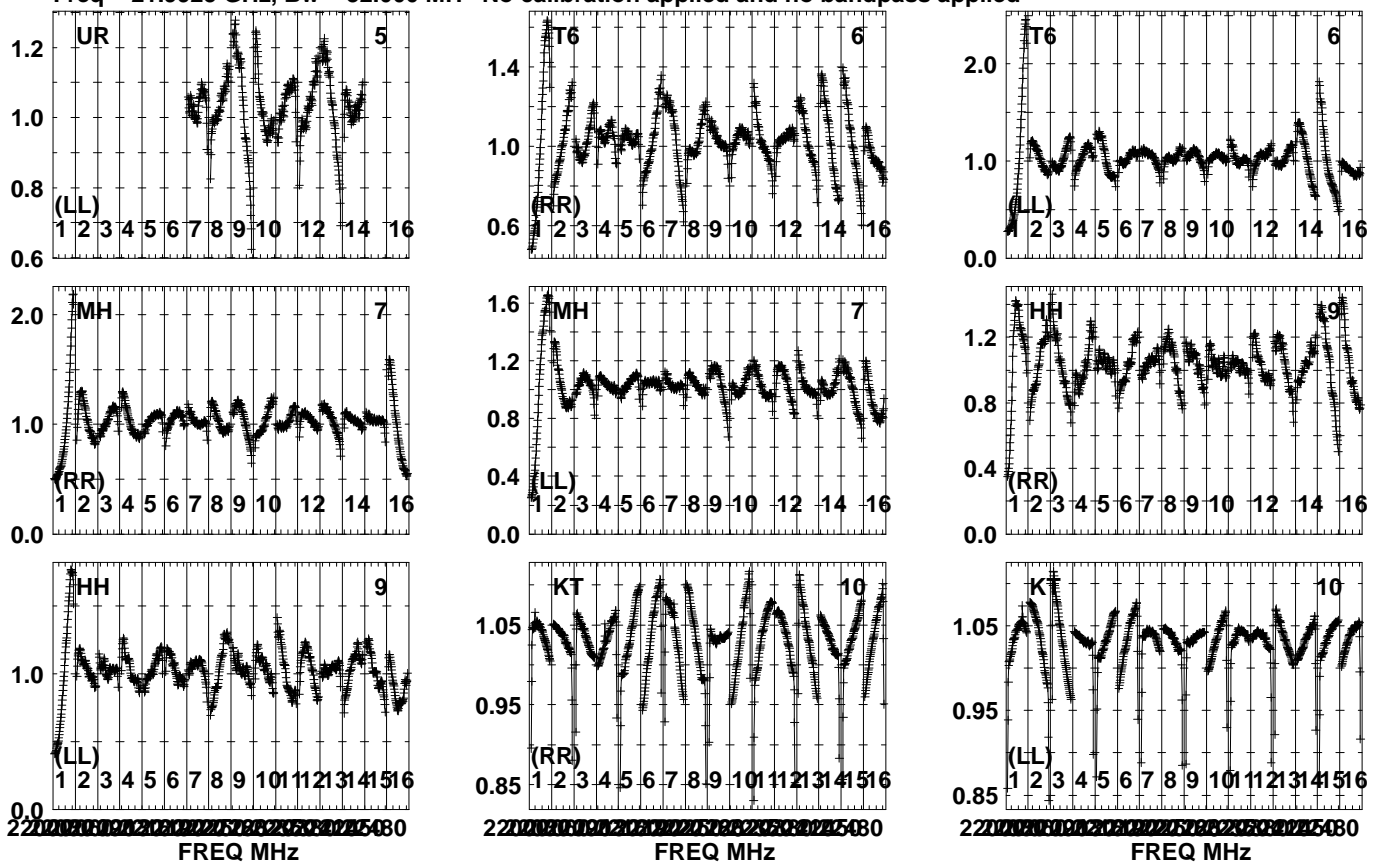


Lower frame: Real Jy
 Auto-corr total-power spectrum Antenna: *
 Timerange: 00/14:31:57 to 00/14:32:54

Plot file version 421 created 21-MAR-2023 11:25:06

GRB221009A RG013A.UVDATA.1

Freq = 21.9925 GHz, Bw = 32.000 MH No calibration applied and no bandpass applied

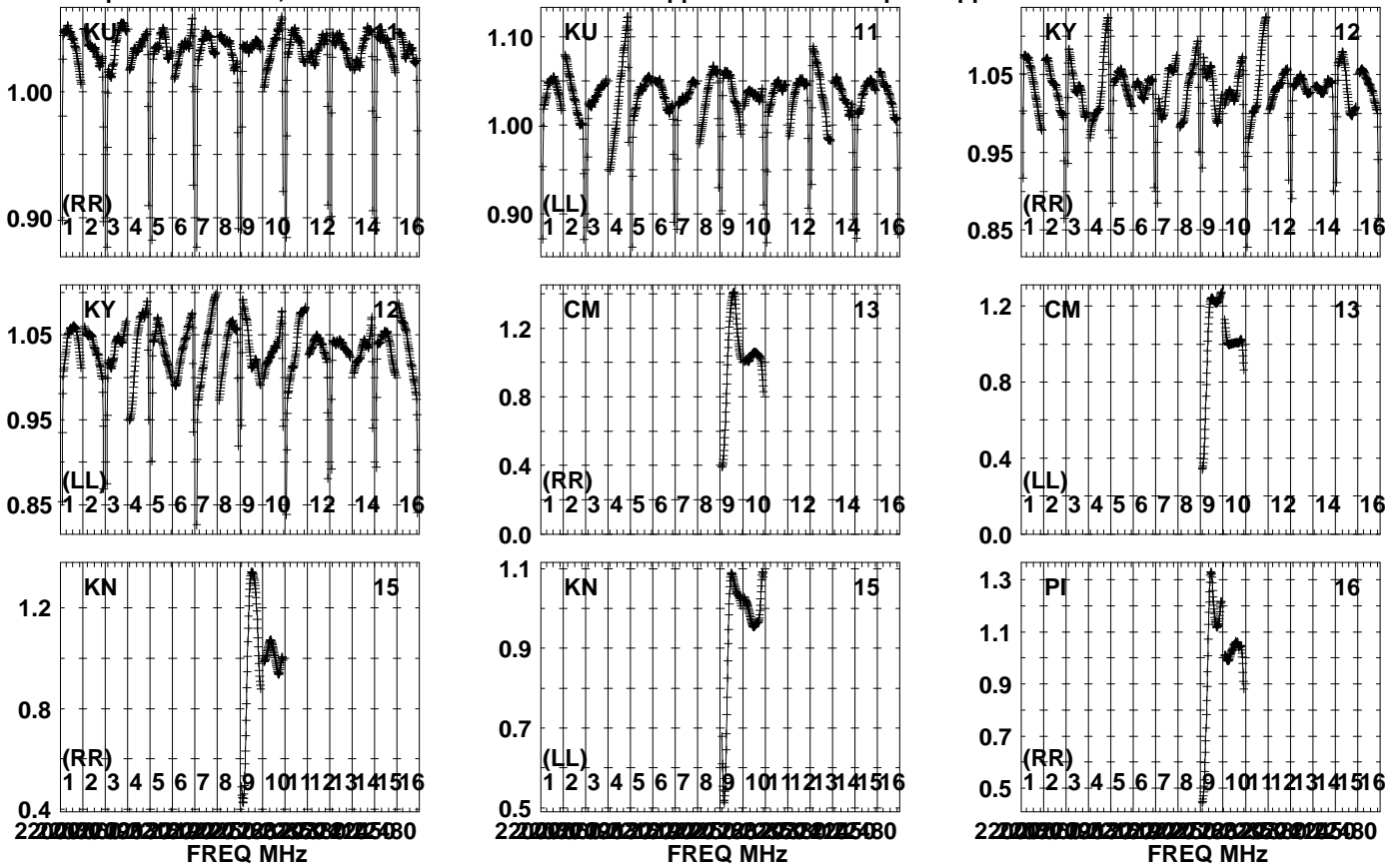


Lower frame: Real Jy
Auto-corr total-power spectrum Antenna: *
Timerange: 00/14:31:57 to 00/14:32:54

Plot file version 422 created 21-MAR-2023 11:25:06

GRB221009A RG013A.UVDATA.1

Freq = 21.9925 GHz, Bw = 32.000 MH No calibration applied and no bandpass applied



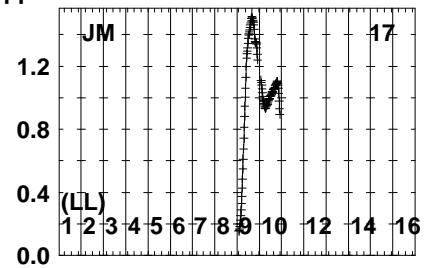
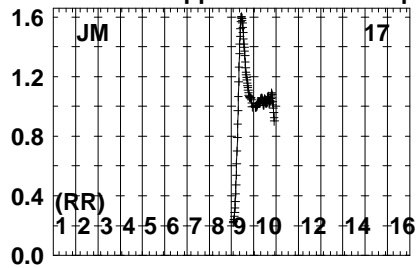
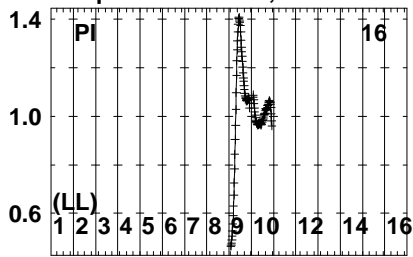
Lower frame: Real Jy
Auto-corr total-power spectrum Antenna: *
Timerange: 00/14:31:57 to 00/14:32:54

Plot file version 423 created 21-MAR-2023 11:25:07

GRB221009A RG013A.UVDATA.1

Freq = 21.9925 GHz, Bw = 32.000 MH

No calibration applied and no bandpass applied

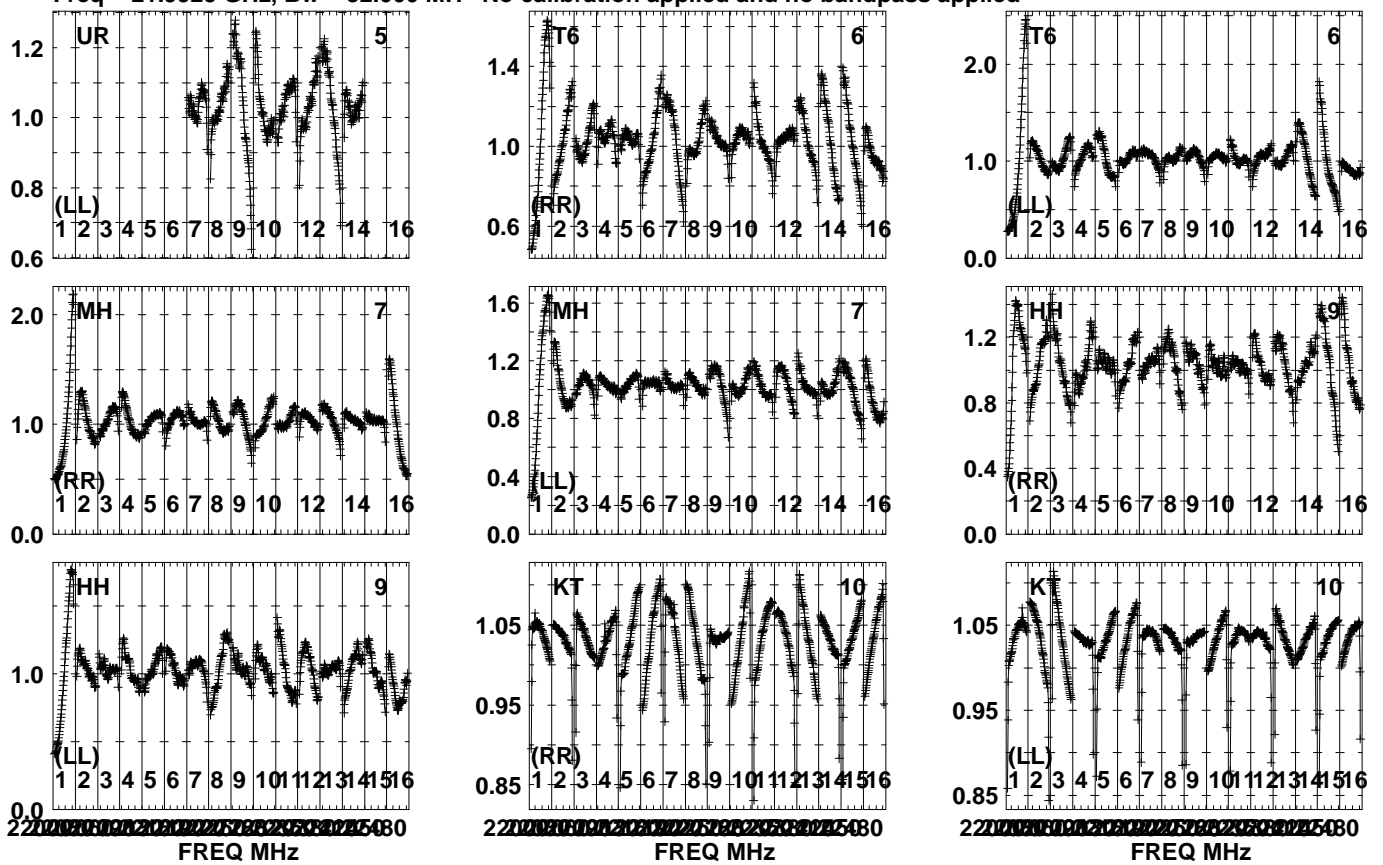


Lower frame: Real Jy
Auto-corr total-power spectrum Antenna: *
Timerange: 00/14:31:57 to 00/14:32:54

Plot file version 425 created 21-MAR-2023 11:25:07

J1908+2028 RG013A.UVDATA.1

Freq = 21.9925 GHz, Bw = 32.000 MH No calibration applied and no bandpass applied

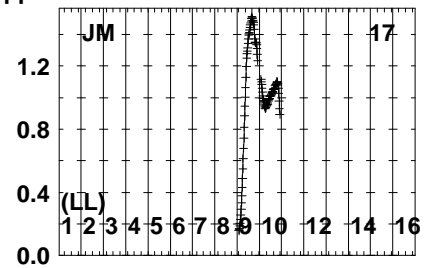
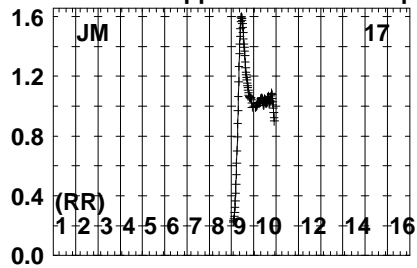
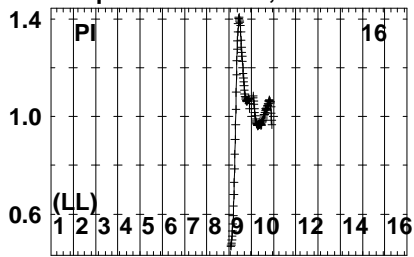


Lower frame: Real Jy
Auto-corr total-power spectrum Antenna: *
Timerange: 00/14:33:36 to 00/14:34:35

Plot file version 427 created 21-MAR-2023 11:25:07

J1908+2028 RG013A.UVDATA.1

Freq = 21.9925 GHz, Bw = 32.000 MH No calibration applied and no bandpass applied

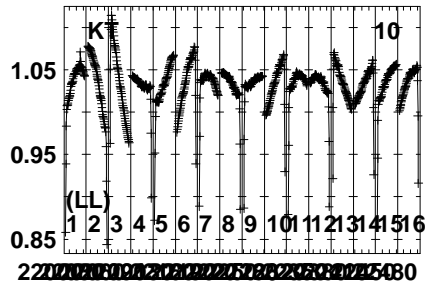
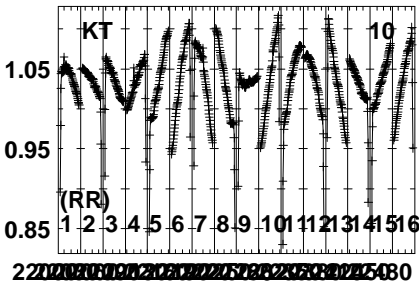
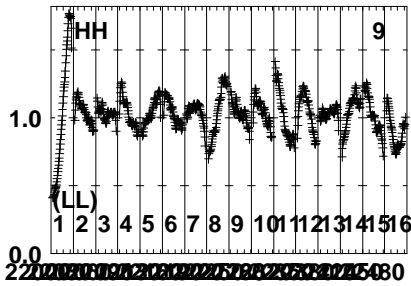
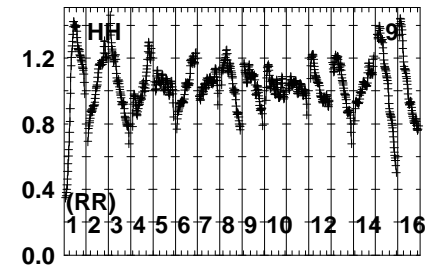
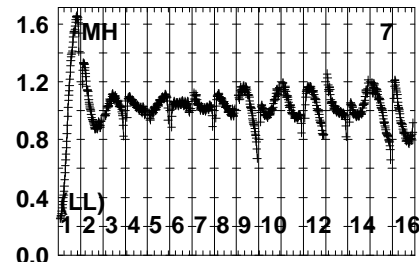
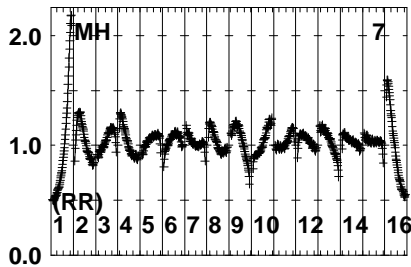
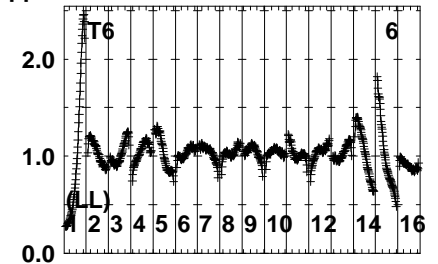
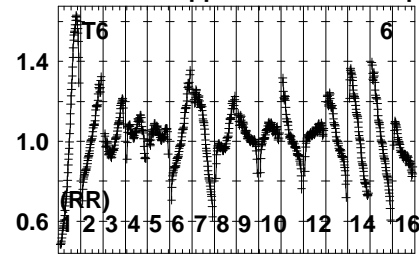
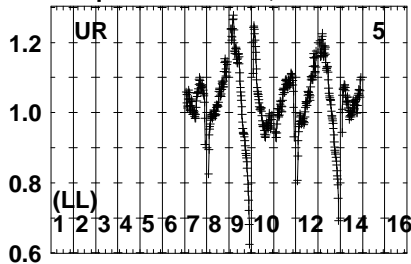


Lower frame: Real Jy
Auto-corr total-power spectrum Antenna: *
Timerange: 00/14:33:36 to 00/14:34:35

Plot file version 429 created 21-MAR-2023 11:25:08

GRB221009A RG013A.UVDATA.1

Freq = 21.9925 GHz, Bw = 32.000 MH No calibration applied and no bandpass applied

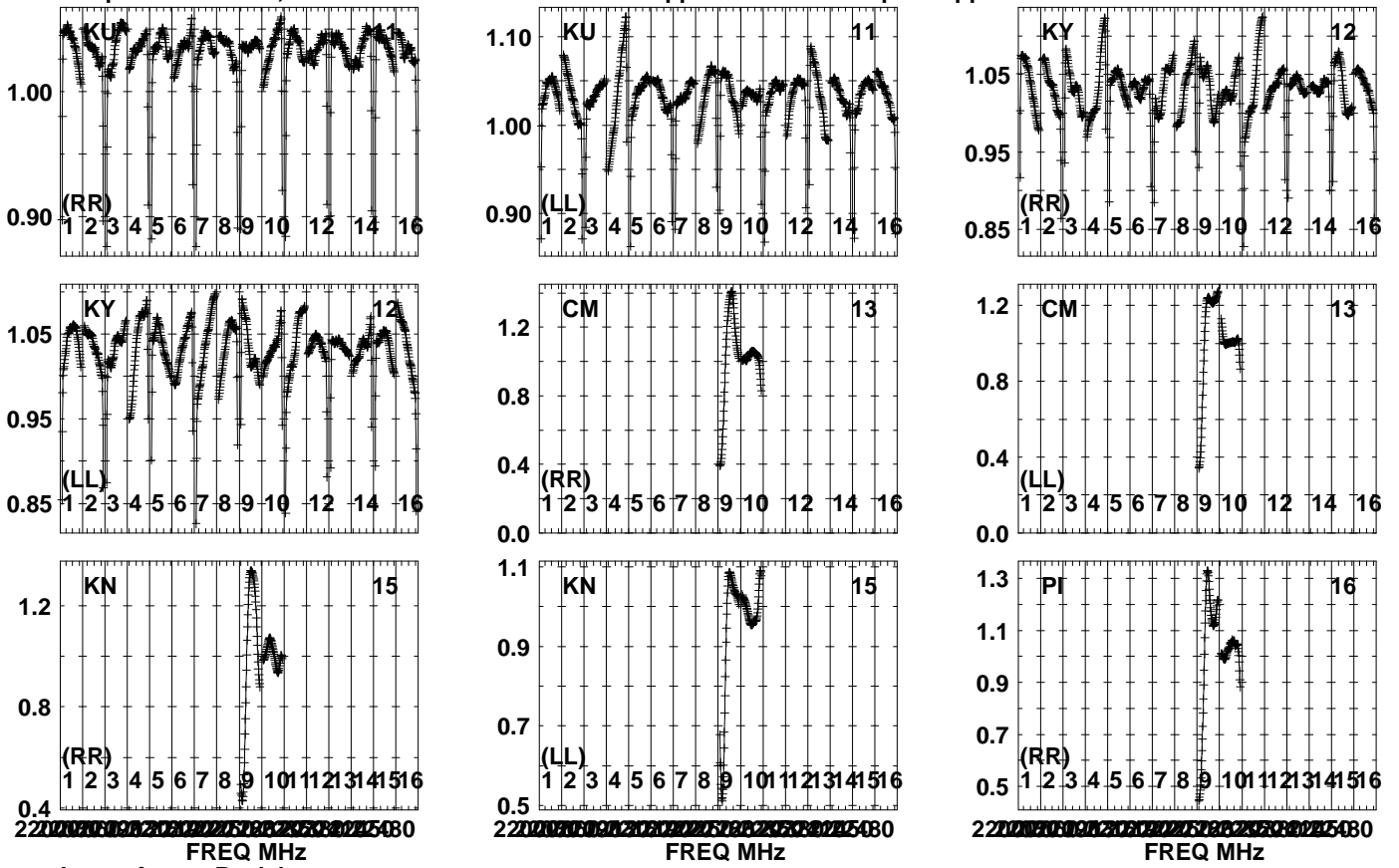


Lower frame: Real Jy
Auto-corr total-power spectrum Antenna: *
Timerange: 00/14:34:37 to 00/14:35:34

Plot file version 430 created 21-MAR-2023 11:25:08

GRB221009A RG013A.UVDATA.1

Freq = 21.9925 GHz, Bw = 32.000 MH No calibration applied and no bandpass applied



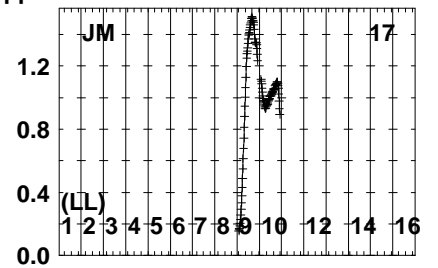
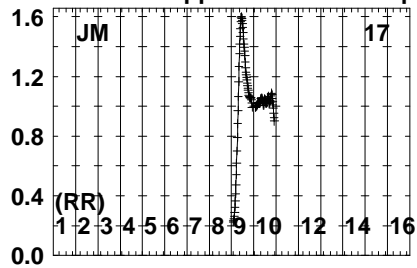
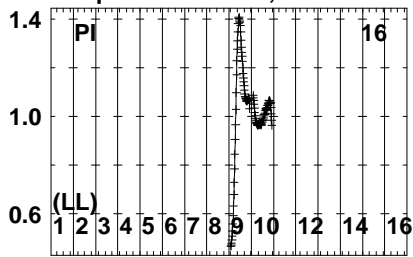
Lower frame: Real Jy
Auto-corr total-power spectrum Antenna: *
Timerange: 00/14:34:37 to 00/14:35:34

Plot file version 431 created 21-MAR-2023 11:25:08

GRB221009A RG013A.UVDATA.1

Freq = 21.9925 GHz, Bw = 32.000 MH

No calibration applied and no bandpass applied



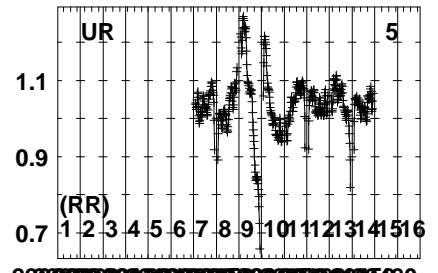
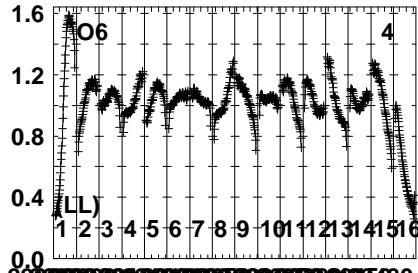
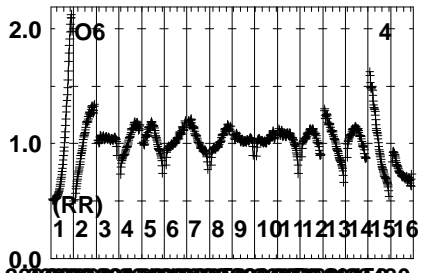
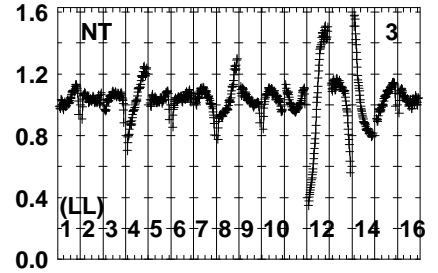
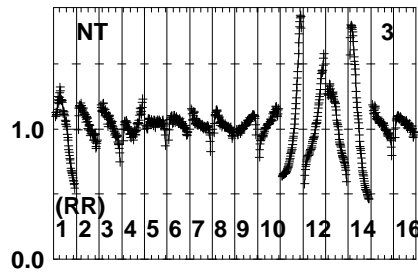
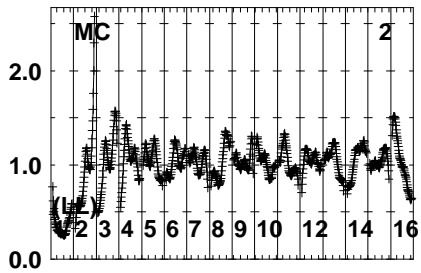
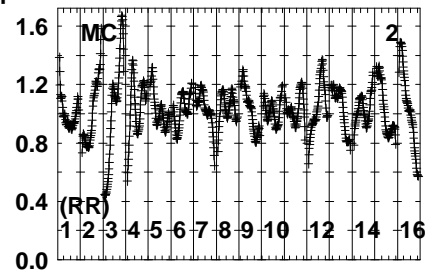
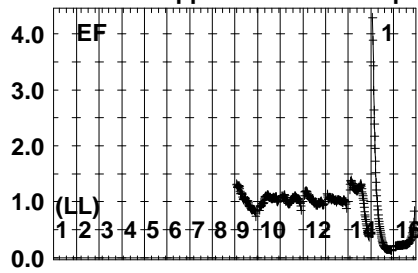
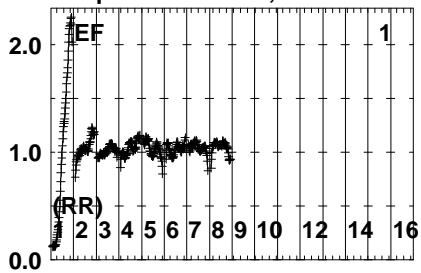
Lower frame: Real Jy
Auto-corr total-power spectrum Antenna: *
Timerange: 00/14:34:37 to 00/14:35:34

Plot file version 432 created 21-MAR-2023 11:25:08

J1908+2028 RG013A.UVDATA.1

Freq = 21.9925 GHz, Bw = 32.000 MH

No calibration applied and no bandpass applied



FREQ MHz

FREQ MHz

FREQ MHz

Lower frame: Real Jy

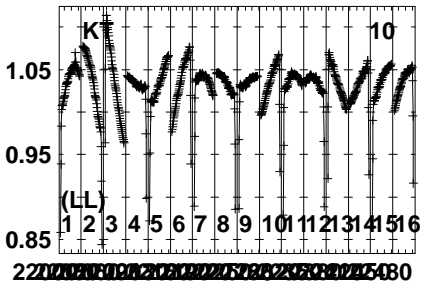
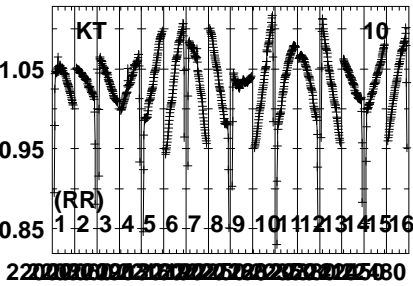
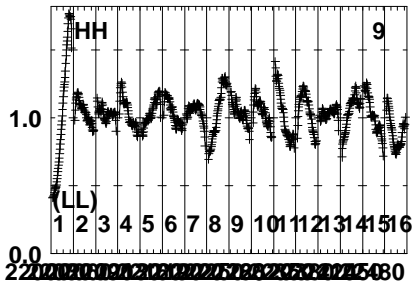
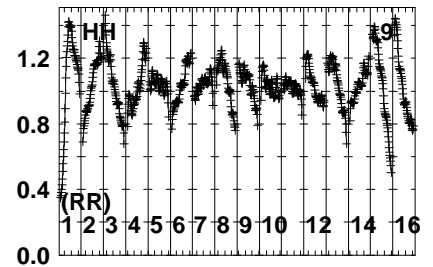
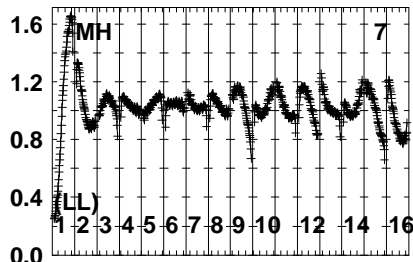
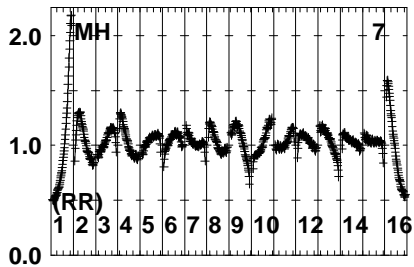
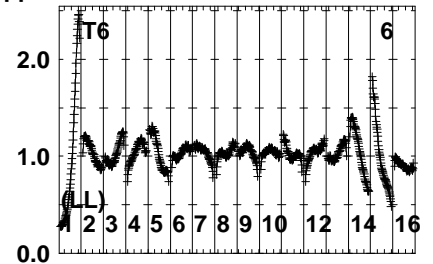
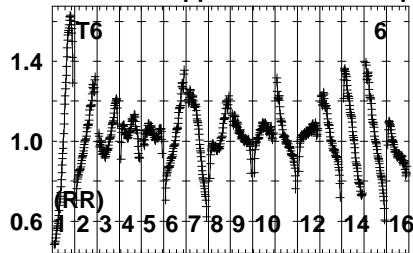
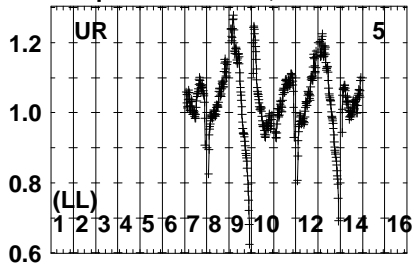
Auto-corr total-power spectrum Antenna: *

Timerange: 00/14:35:36 to 00/14:36:35

Plot file version 433 created 21-MAR-2023 11:25:08

J1908+2028 RG013A.UVDATA.1

Freq = 21.9925 GHz, Bw = 32.000 MH No calibration applied and no bandpass applied

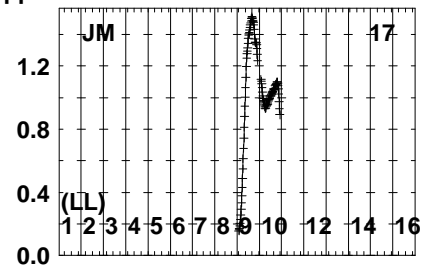
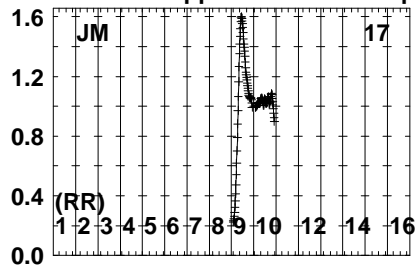
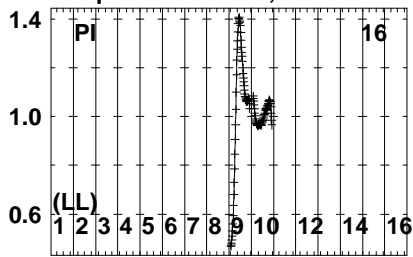


Lower frame: Real Jy
Auto-corr total-power spectrum Antenna: *
Timerange: 00/14:35:36 to 00/14:36:35

Plot file version 435 created 21-MAR-2023 11:25:09

J1908+2028 RG013A.UVDATA.1

Freq = 21.9925 GHz, Bw = 32.000 MH No calibration applied and no bandpass applied



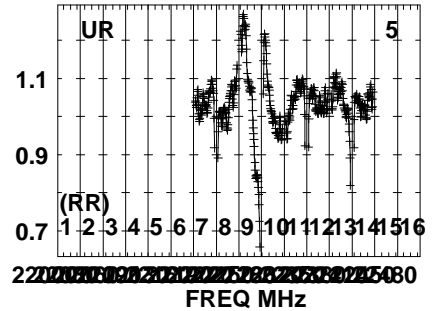
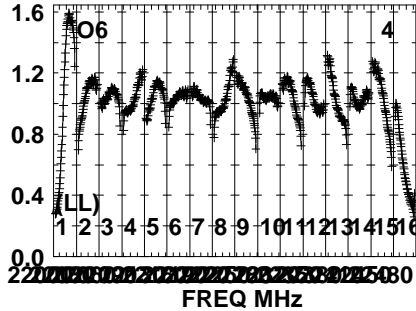
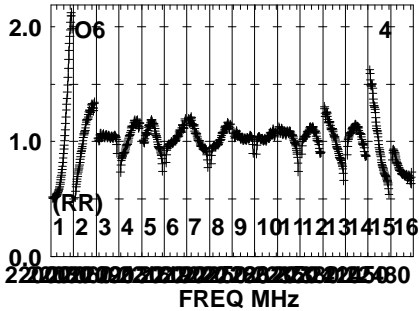
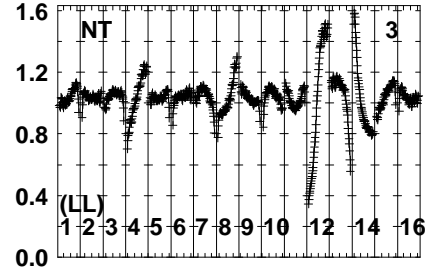
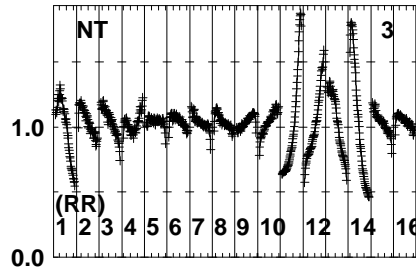
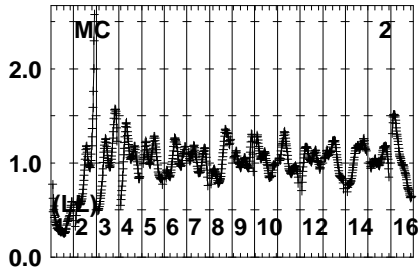
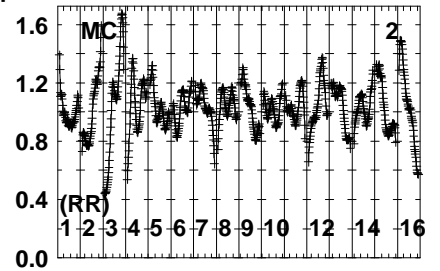
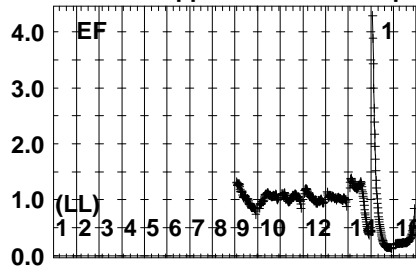
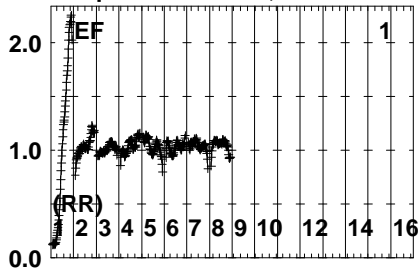
Lower frame: Real Jy
Auto-corr total-power spectrum Antenna: *
Timerange: 00/14:35:36 to 00/14:36:35

Plot file version 436 created 21-MAR-2023 11:25:09

GRB221009A RG013A.UVDATA.1

Freq = 21.9925 GHz, Bw = 32.000 MH

No calibration applied and no bandpass applied

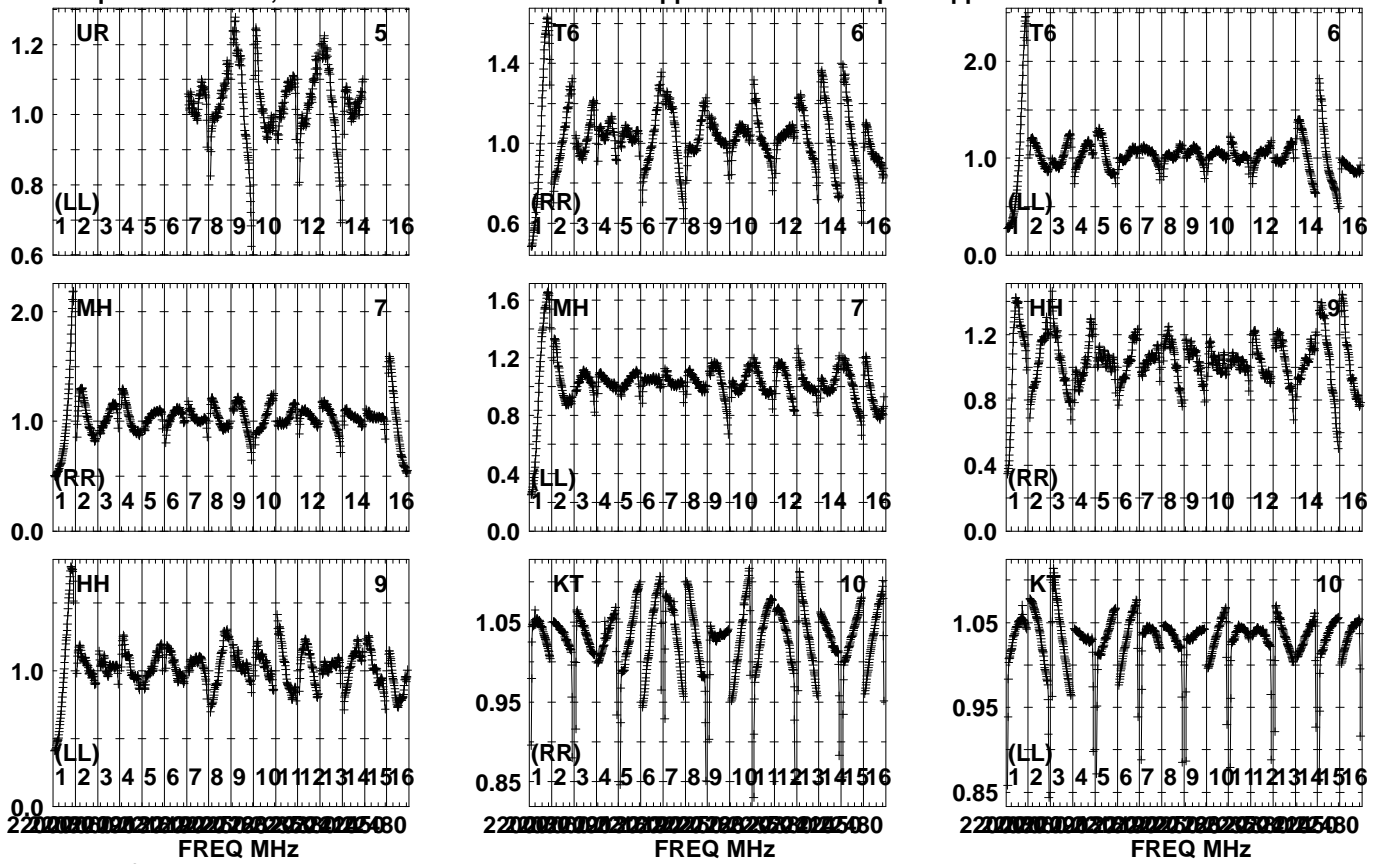


Lower frame: Real Jy
 Auto-corr total-power spectrum Antenna: *
 Timerange: 00/14:36:36 to 00/14:37:35

Plot file version 437 created 21-MAR-2023 11:25:09

GRB221009A RG013A.UVDATA.1

Freq = 21.9925 GHz, Bw = 32.000 MH No calibration applied and no bandpass applied

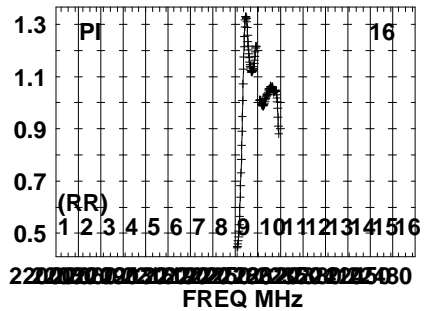
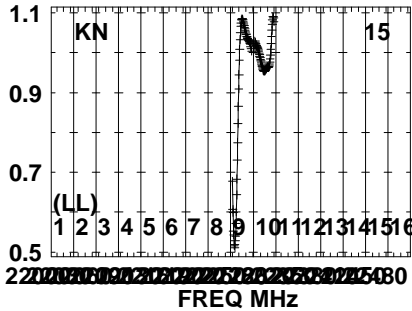
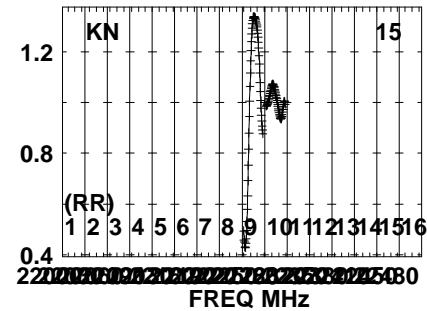
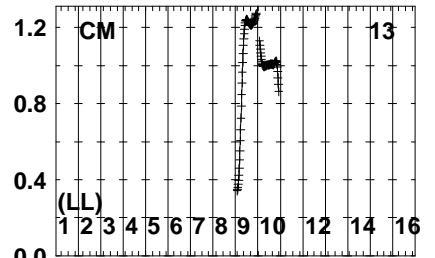
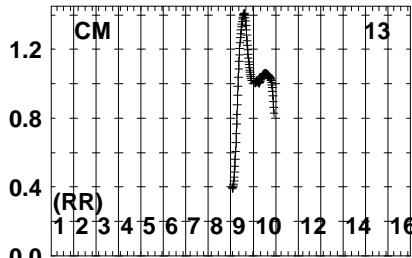
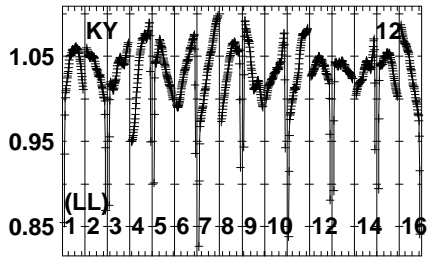
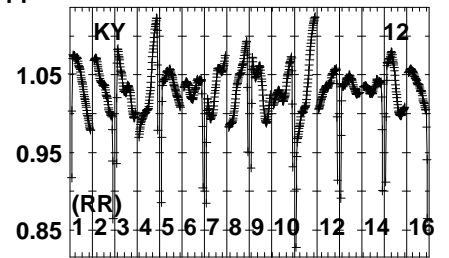
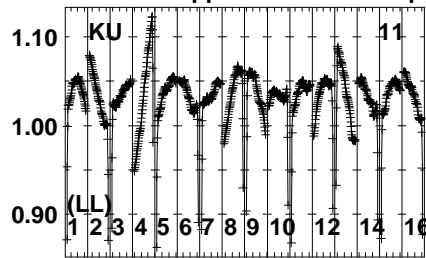
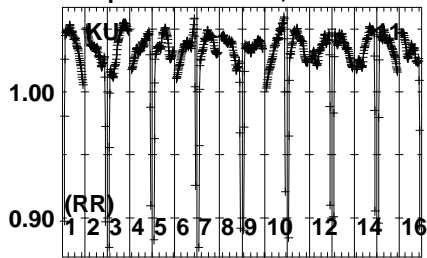


Lower frame: Real Jy
 Auto-corr total-power spectrum Antenna: *
 Timerange: 00/14:36:36 to 00/14:37:35

Plot file version 438 created 21-MAR-2023 11:25:09

GRB221009A RG013A.UVDATA.1

Freq = 21.9925 GHz, Bw = 32.000 MH No calibration applied and no bandpass applied



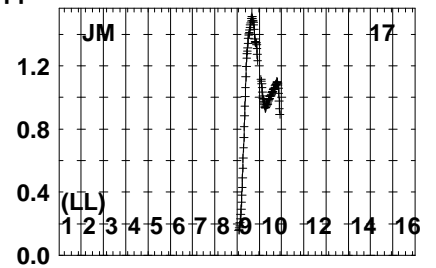
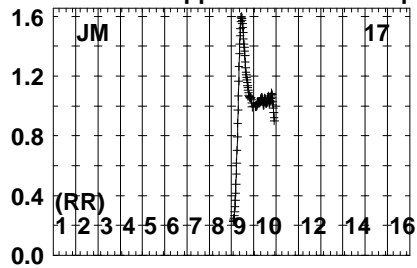
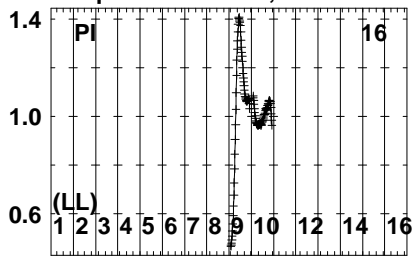
Lower frame: Real Jy
Auto-corr total-power spectrum Antenna: *
Timerange: 00/14:36:36 to 00/14:37:35

Plot file version 439 created 21-MAR-2023 11:25:09

GRB221009A RG013A.UVDATA.1

Freq = 21.9925 GHz, Bw = 32.000 MH

No calibration applied and no bandpass applied

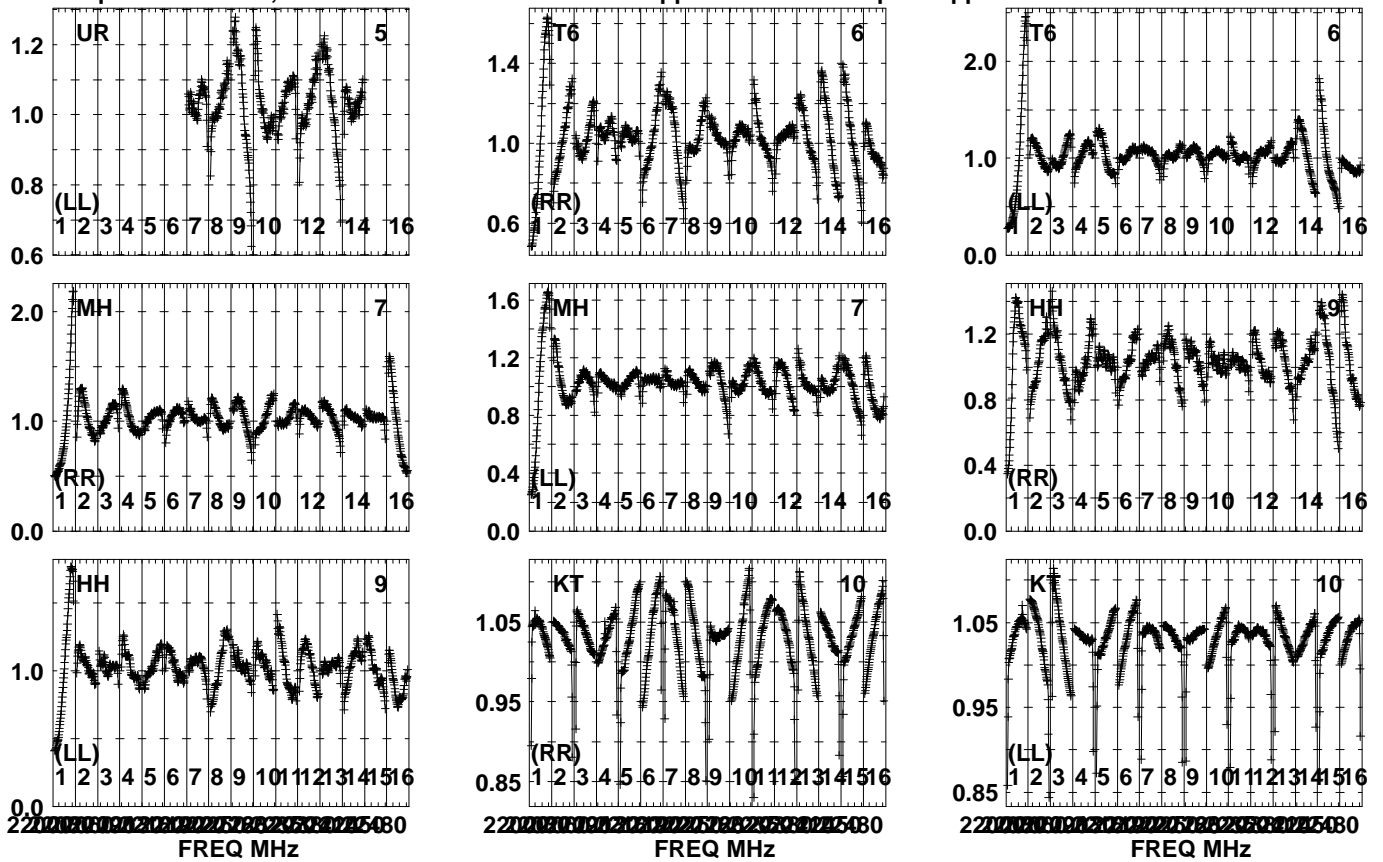


Lower frame: Real Jy
Auto-corr total-power spectrum Antenna: *
Timerange: 00/14:36:36 to 00/14:37:35

Plot file version 441 created 21-MAR-2023 11:25:10

J1908+2028 RG013A.UVDATA.1

Freq = 21.9925 GHz, Bw = 32.000 MH No calibration applied and no bandpass applied

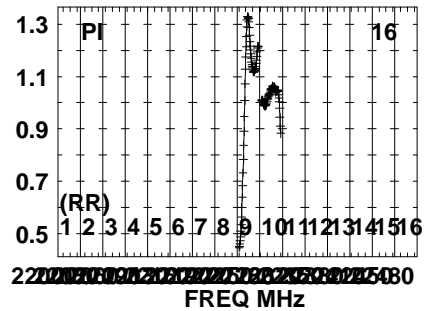
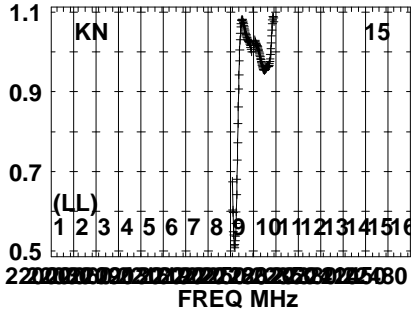
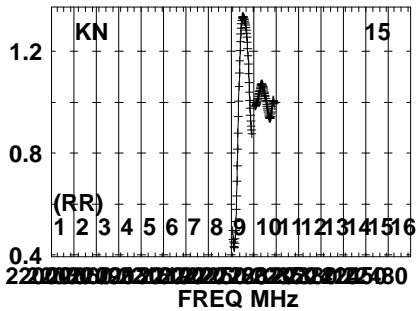
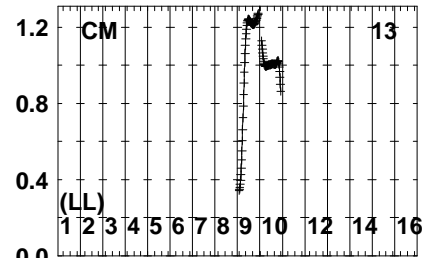
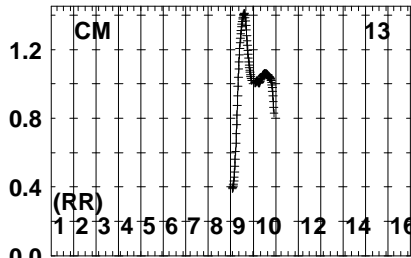
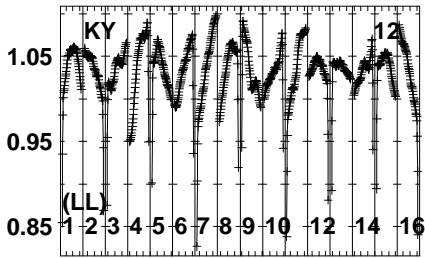
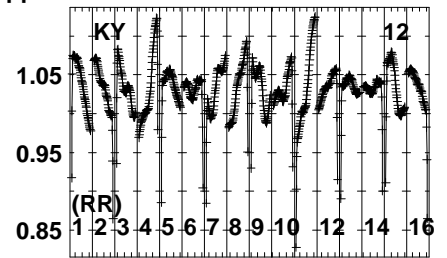
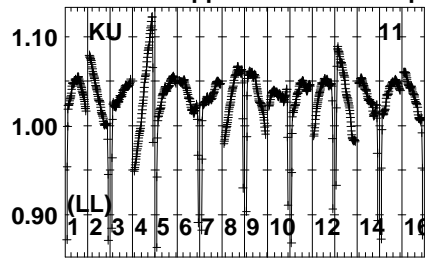
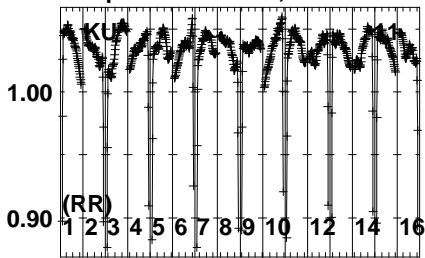


Lower frame: Real Jy
Auto-corr total-power spectrum Antenna: *
Timerange: 00/14:37:36 to 00/14:38:35

Plot file version 442 created 21-MAR-2023 11:25:10

J1908+2028 RG013A.UVDATA.1

Freq = 21.9925 GHz, Bw = 32.000 MH No calibration applied and no bandpass applied



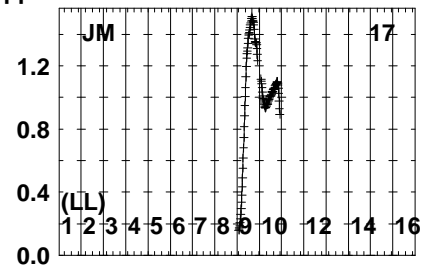
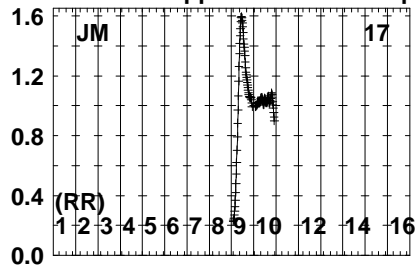
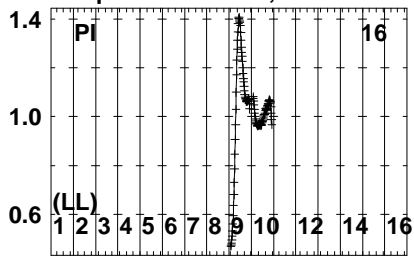
Lower frame: Real Jy
Auto-corr total-power spectrum Antenna: *
Timerange: 00/14:37:36 to 00/14:38:35

Plot file version 443 created 21-MAR-2023 11:25:10

J1908+2028 RG013A.UVDATA.1

Freq = 21.9925 GHz, Bw = 32.000 MH

No calibration applied and no bandpass applied

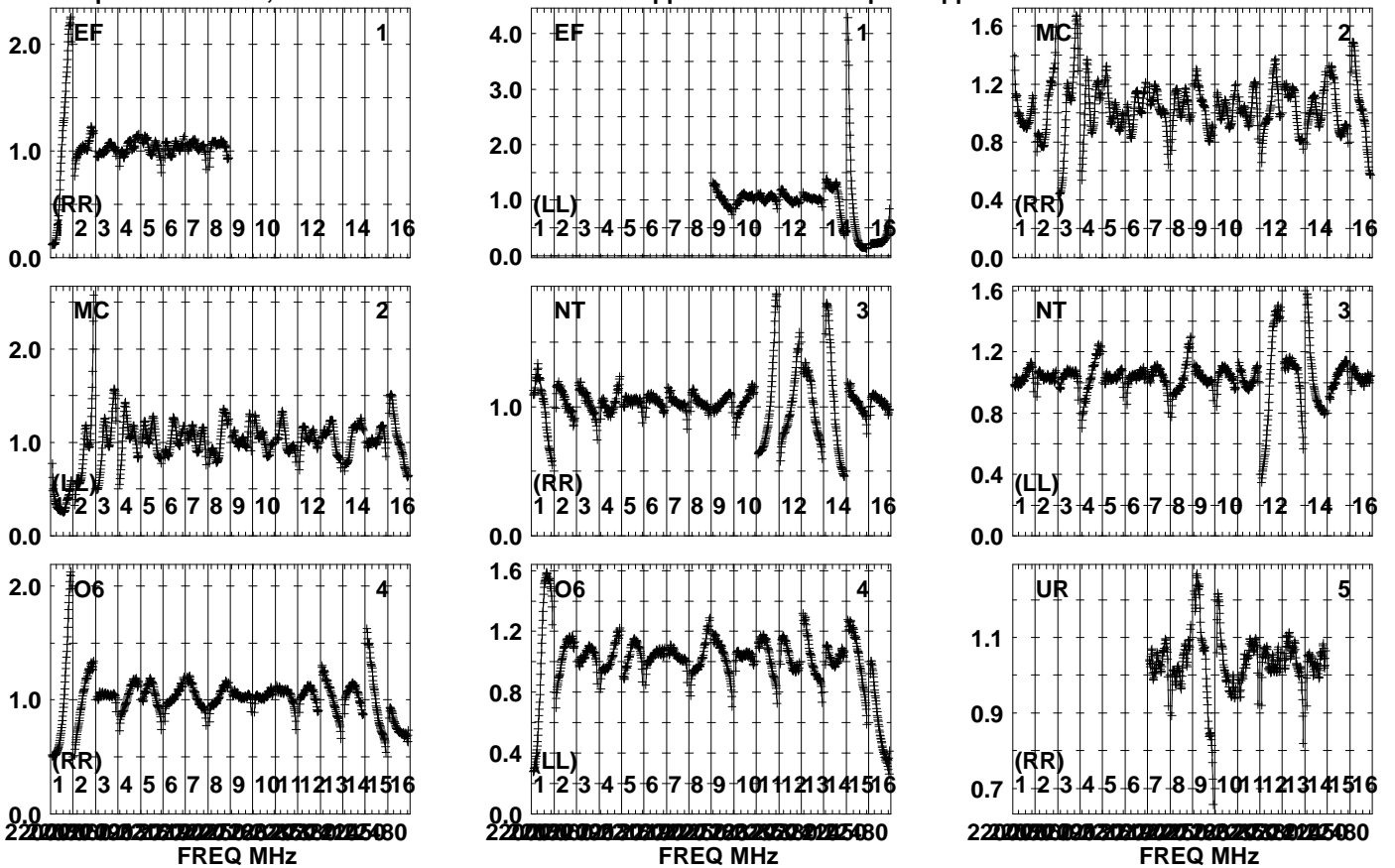


Lower frame: Real Jy
Auto-corr total-power spectrum Antenna: *
Timerange: 00/14:37:36 to 00/14:38:35

Plot file version 444 created 21-MAR-2023 11:25:10

GRB221009A RG013A.UVDATA.1

Freq = 21.9925 GHz, Bw = 32.000 MH No calibration applied and no bandpass applied

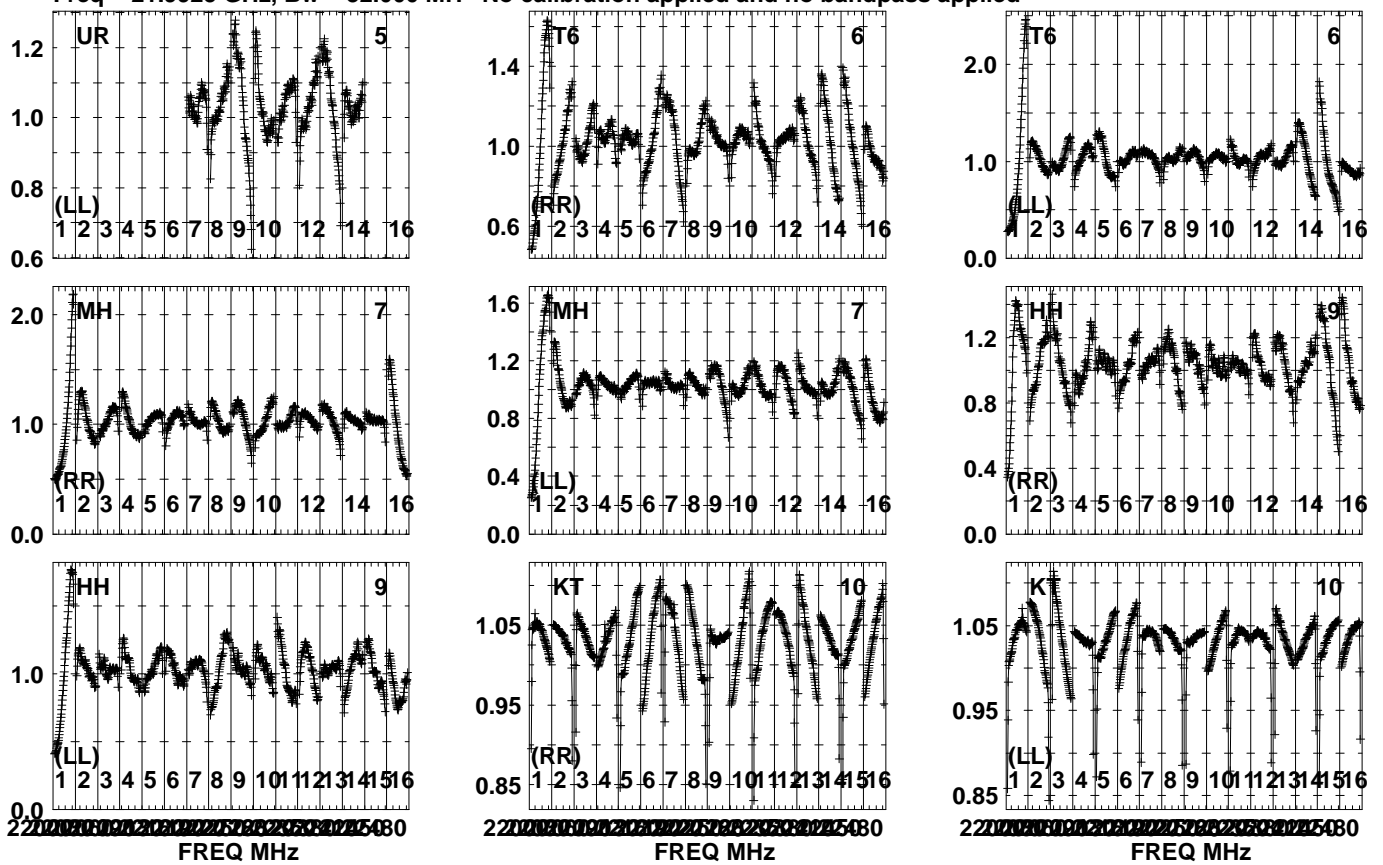


Lower frame: Real Jy
 Auto-corr total-power spectrum Antenna: *
 Timerange: 00/14:38:36 to 00/14:39:35

Plot file version 445 created 21-MAR-2023 11:25:10

GRB221009A RG013A.UVDATA.1

Freq = 21.9925 GHz, Bw = 32.000 MH No calibration applied and no bandpass applied



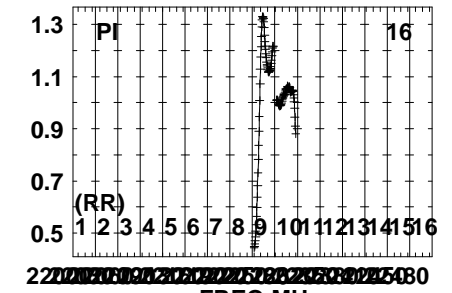
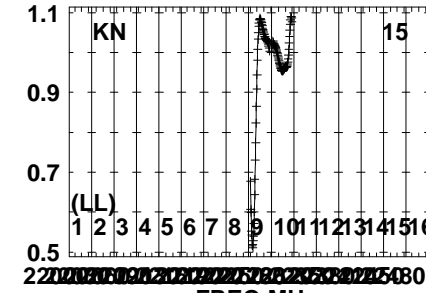
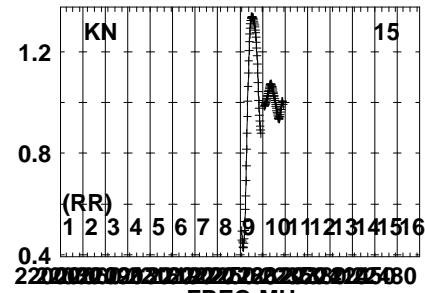
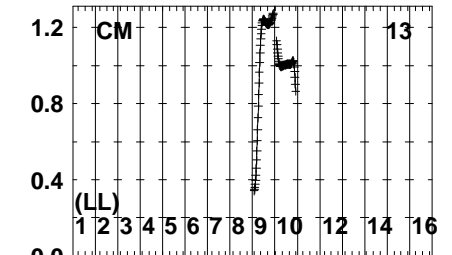
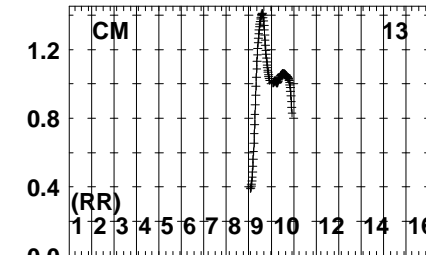
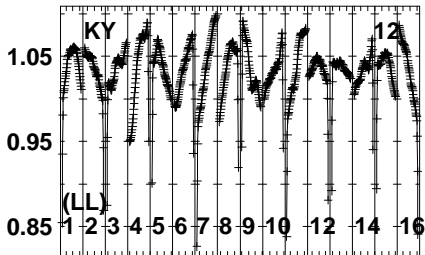
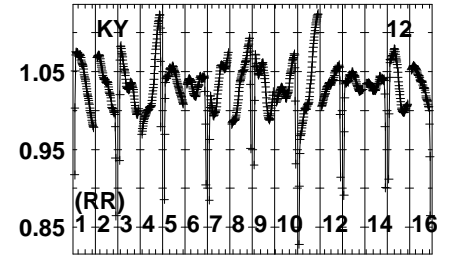
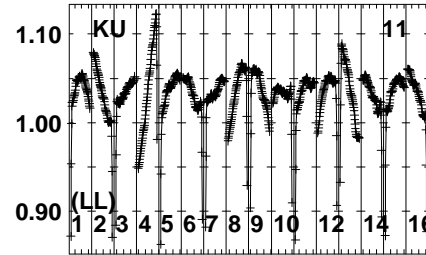
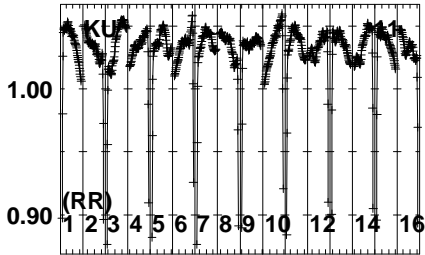
Lower frame: Real Jy
Auto-corr total-power spectrum Antenna: *
Timerange: 00/14:38:36 to 00/14:39:35

Plot file version 446 created 21-MAR-2023 11:25:11

GRB221009A RG013A.UVDATA.1

Freq = 21.9925 GHz, Bw = 32.000 MH

No calibration applied and no bandpass applied



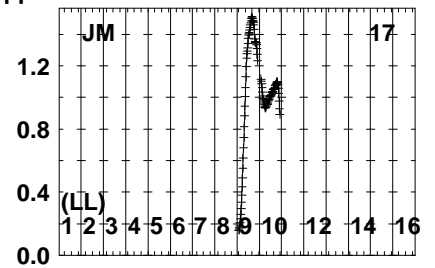
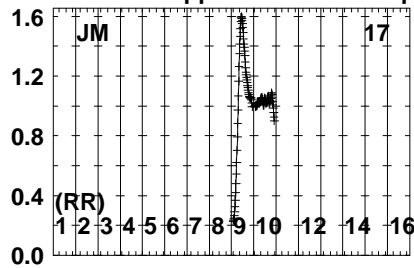
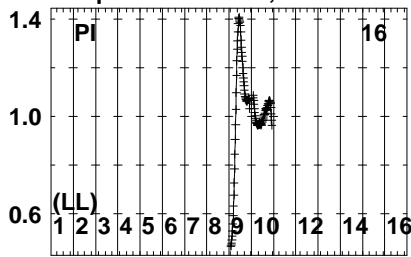
Lower frame: Real Jy
Auto-corr total-power spectrum Antenna: *
Timerange: 00/14:38:36 to 00/14:39:35

Plot file version 447 created 21-MAR-2023 11:25:11

GRB221009A RG013A.UVDATA.1

Freq = 21.9925 GHz, Bw = 32.000 MH

No calibration applied and no bandpass applied

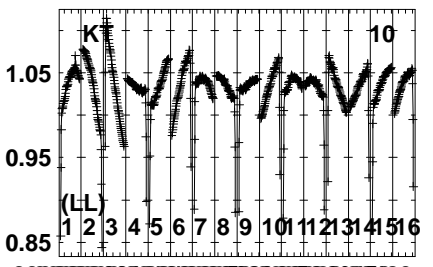
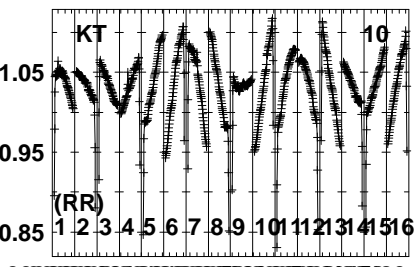
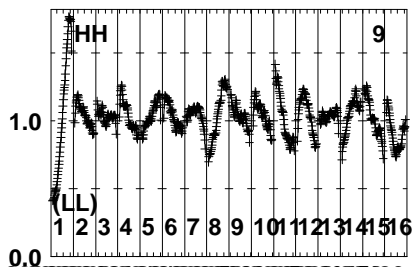
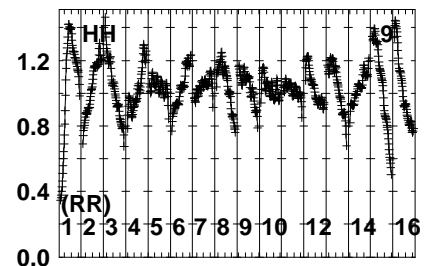
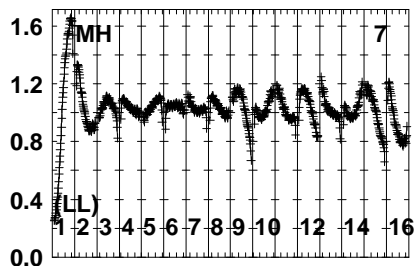
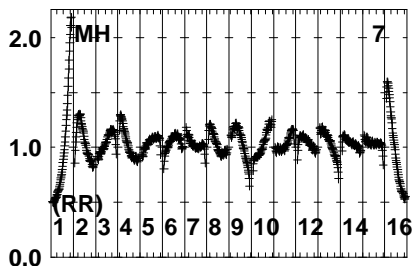
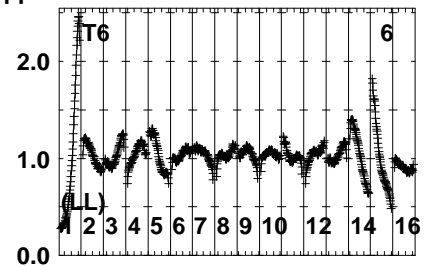
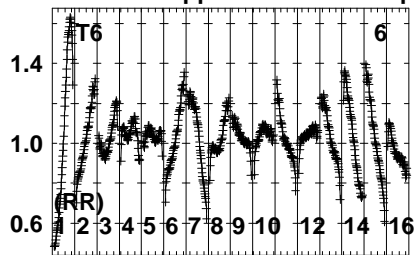
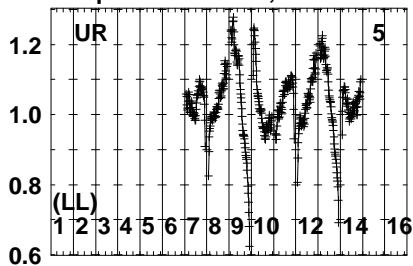


Lower frame: Real Jy
Auto-corr total-power spectrum Antenna: *
Timerange: 00/14:38:36 to 00/14:39:35

Plot file version 449 created 21-MAR-2023 11:25:11

J1908+2028 RG013A.UVDATA.1

Freq = 21.9925 GHz, Bw = 32.000 MH No calibration applied and no bandpass applied

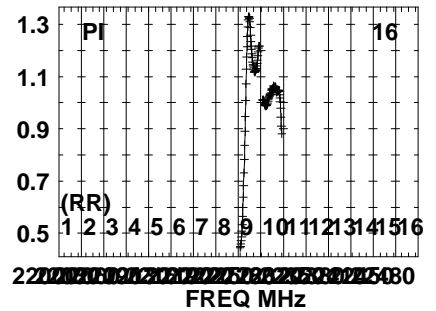
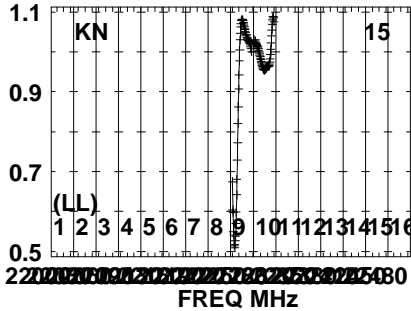
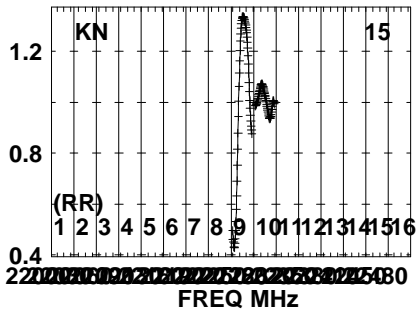
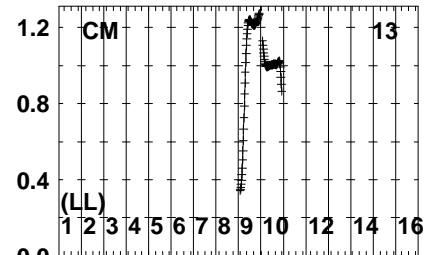
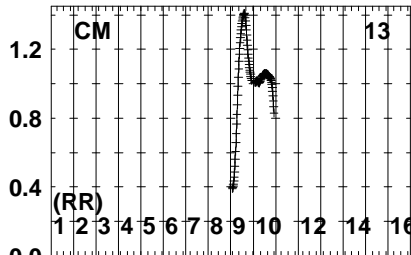
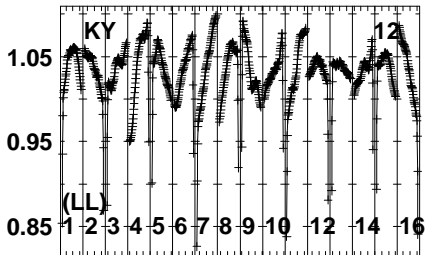
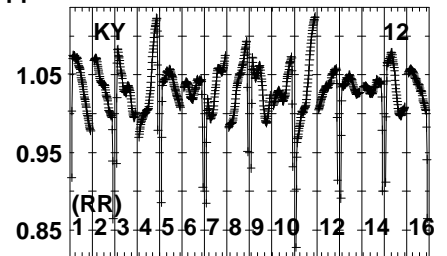
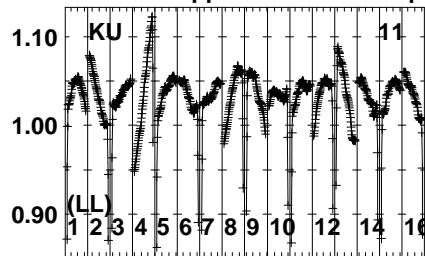
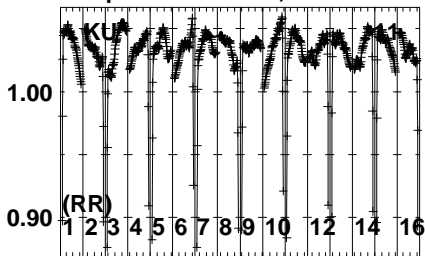


FREQ MHz
Lower frame: Real Jy
Auto-corr total-power spectrum Antenna: *
Timerange: 00/14:39:37 to 00/14:40:34

Plot file version 450 created 21-MAR-2023 11:25:11

J1908+2028 RG013A.UVDATA.1

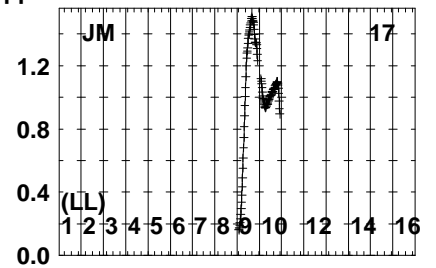
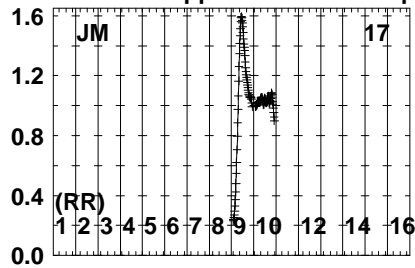
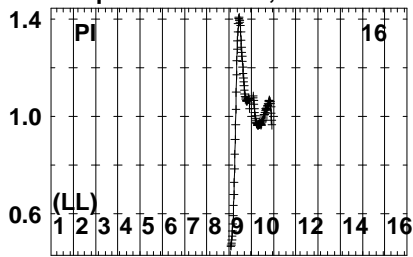
Freq = 21.9925 GHz, Bw = 32.000 MH No calibration applied and no bandpass applied



Lower frame: Real Jy
Auto-corr total-power spectrum Antenna: *
Timerange: 00/14:39:37 to 00/14:40:34

Plot file version 451 created 21-MAR-2023 11:25:11
J1908+2028 RG013A.UVDATA.1
Freq = 21.9925 GHz, Bw = 32.000 MH

No calibration applied and no bandpass applied



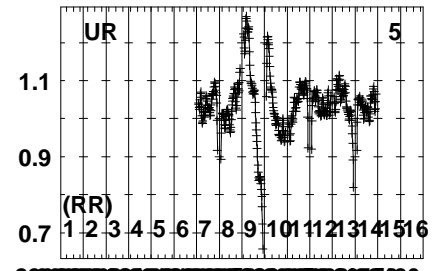
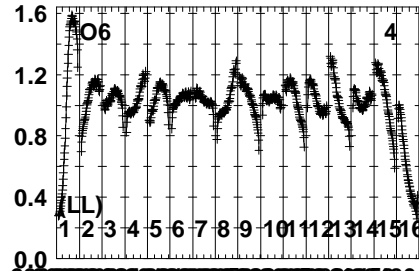
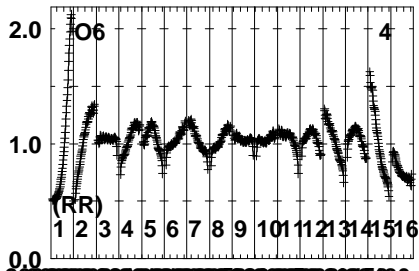
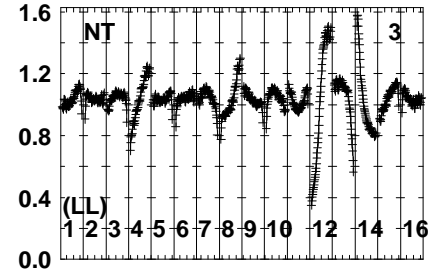
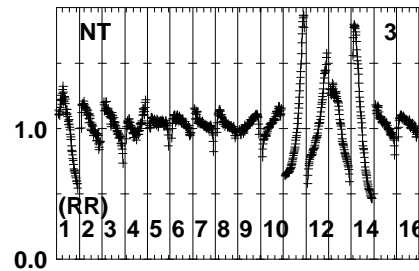
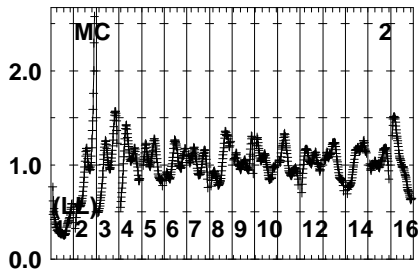
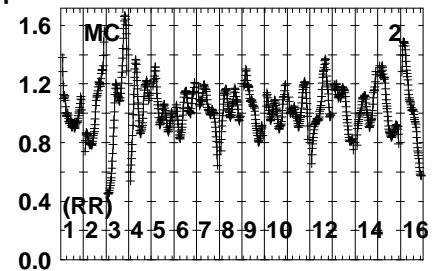
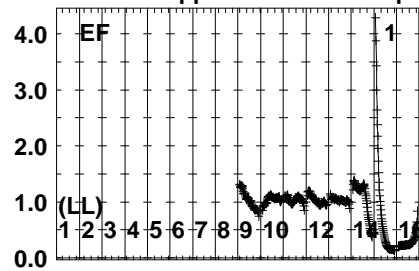
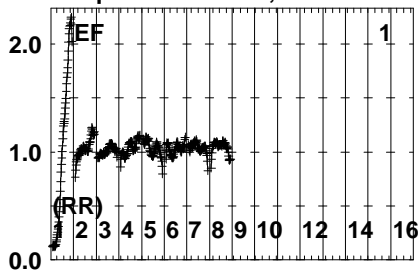
Lower frame: Real Jy
Auto-corr total-power spectrum Antenna: *
Timerange: 00/14:39:37 to 00/14:40:34

Plot file version 452 created 21-MAR-2023 11:25:12

GRB221009A RG013A.UVDATA.1

Freq = 21.9925 GHz, Bw = 32.000 MH

No calibration applied and no bandpass applied



2200000000000000000000000000000000
FREQ MHz

2200000000000000000000000000000000
FREQ MHz

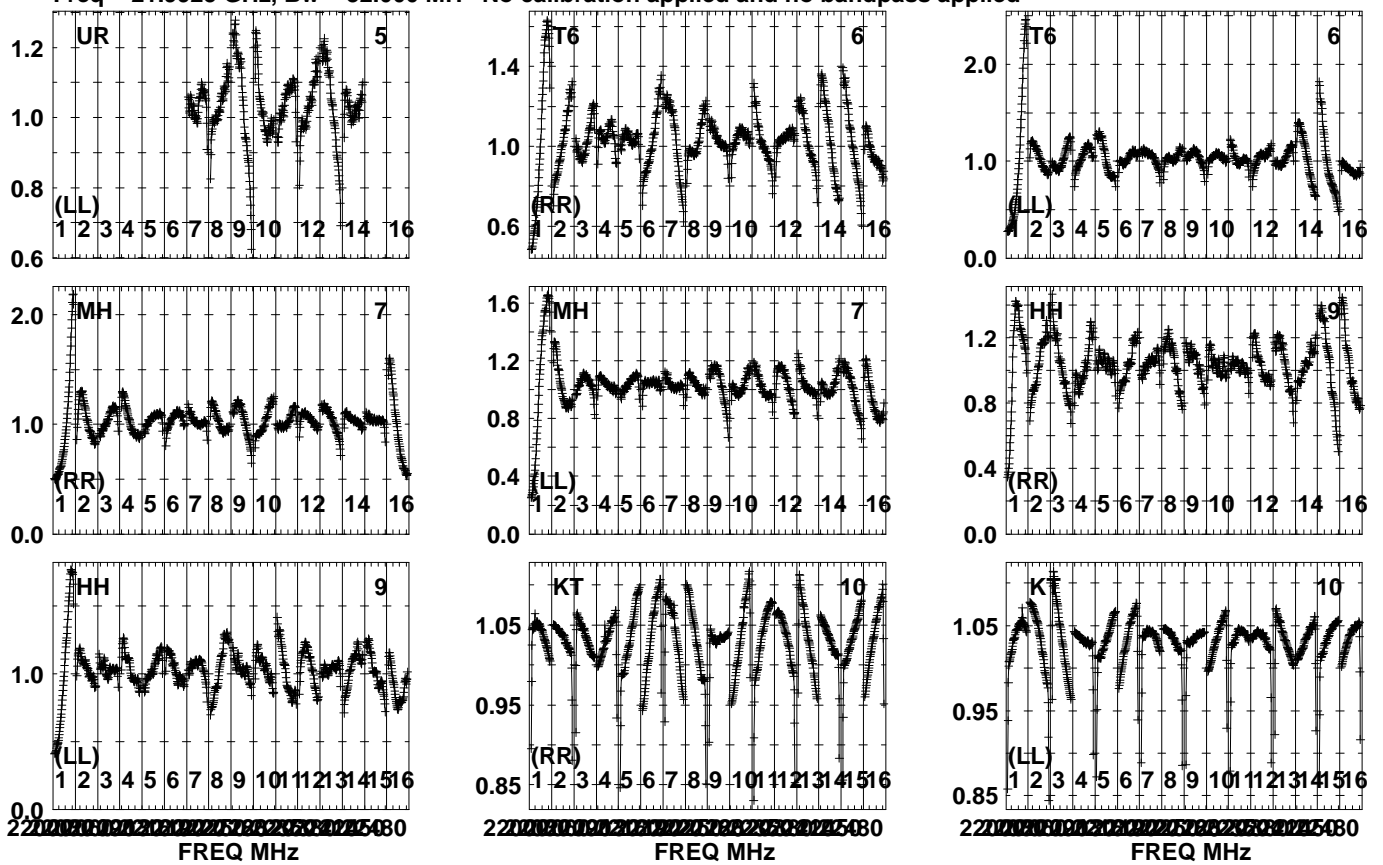
2200000000000000000000000000000000
FREQ MHz

Lower frame: Real Jy
Auto-corr total-power spectrum Antenna: *
Timerange: 00/14:40:36 to 00/14:41:35

Plot file version 453 created 21-MAR-2023 11:25:12

GRB221009A RG013A.UVDATA.1

Freq = 21.9925 GHz, Bw = 32.000 MH No calibration applied and no bandpass applied

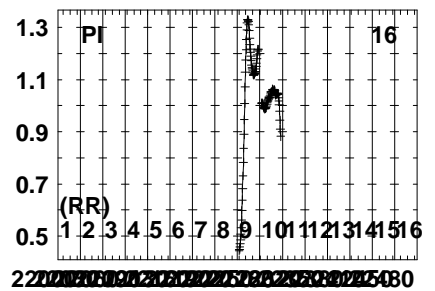
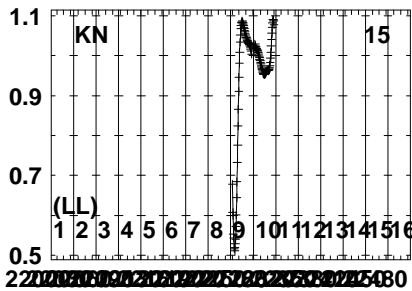
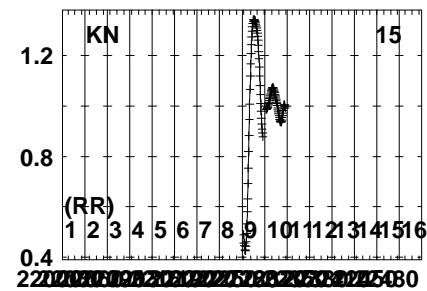
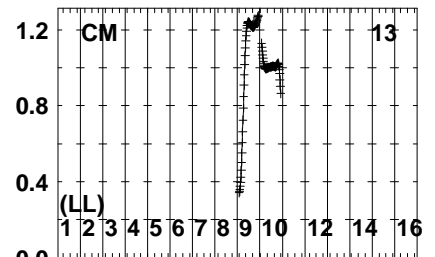
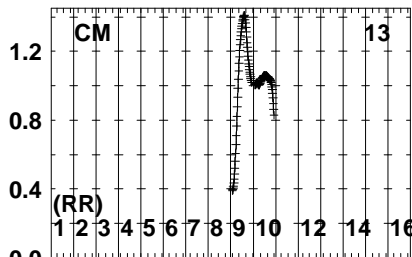
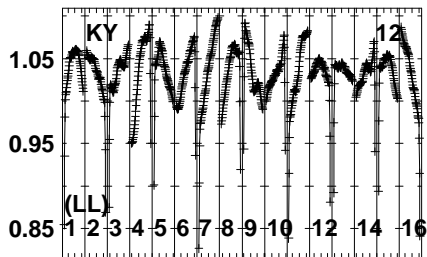
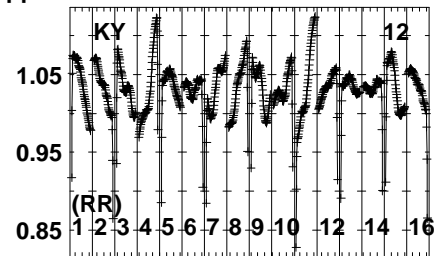
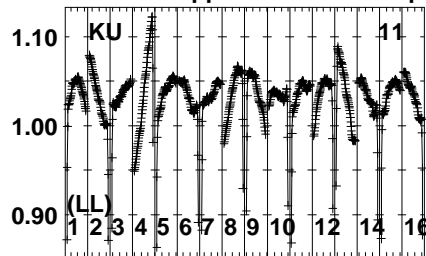
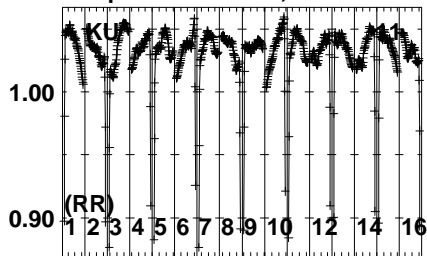


Lower frame: Real Jy
Auto-corr total-power spectrum Antenna: *
Timerange: 00/14:40:36 to 00/14:41:35

Plot file version 454 created 21-MAR-2023 11:25:12

GRB221009A RG013A.UVDATA.1

Freq = 21.9925 GHz, Bw = 32.000 MH No calibration applied and no bandpass applied



FREQ MHz

FREQ MHz

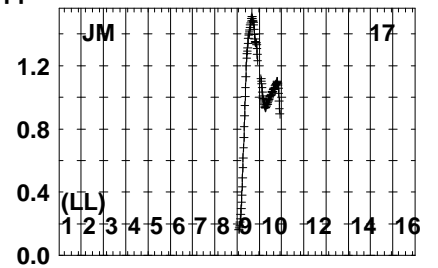
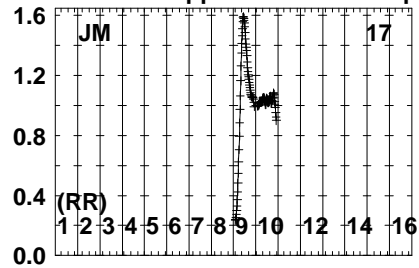
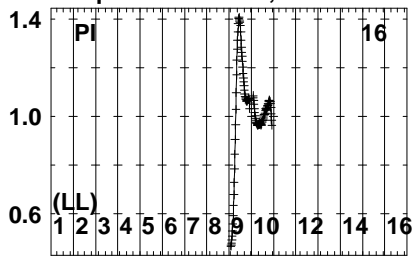
FREQ MHz

Lower frame: Real Jy
Auto-corr total-power spectrum Antenna: *
Timerange: 00/14:40:36 to 00/14:41:35

Plot file version 455 created 21-MAR-2023 11:25:12

GRB221009A RG013A.UVDATA.1

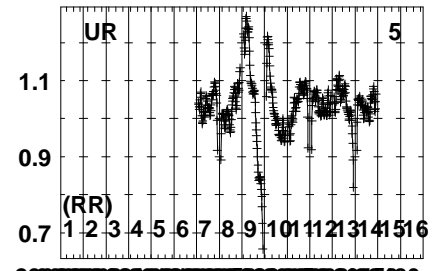
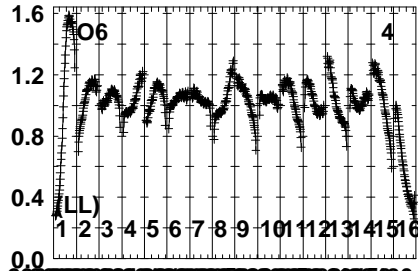
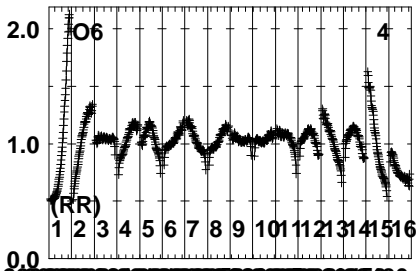
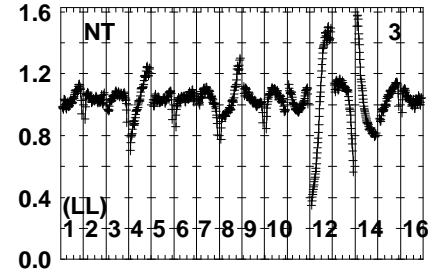
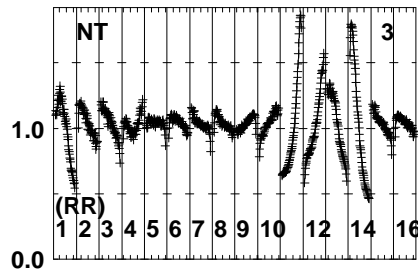
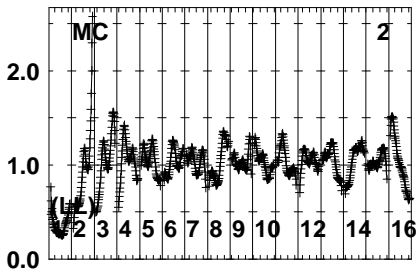
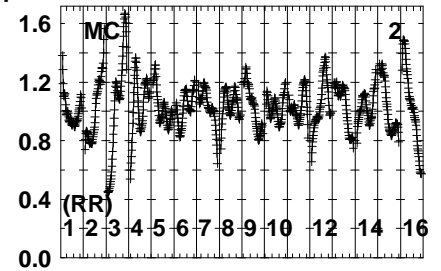
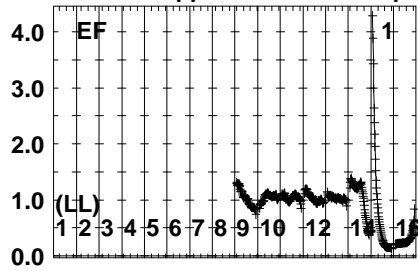
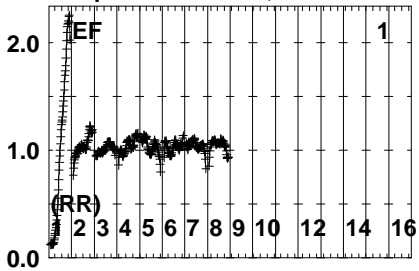
Freq = 21.9925 GHz, Bw = 32.000 MH No calibration applied and no bandpass applied



Lower frame: Real Jy
Auto-corr total-power spectrum Antenna: *
Timerange: 00/14:40:36 to 00/14:41:35

Plot file version 456 created 21-MAR-2023 11:25:12
 J1908+2028 RG013A.UVDATA.1
 Freq = 21.9925 GHz, Bw = 32.000 MH

No calibration applied and no bandpass applied



22000
 FREQ MHz

22000
 FREQ MHz

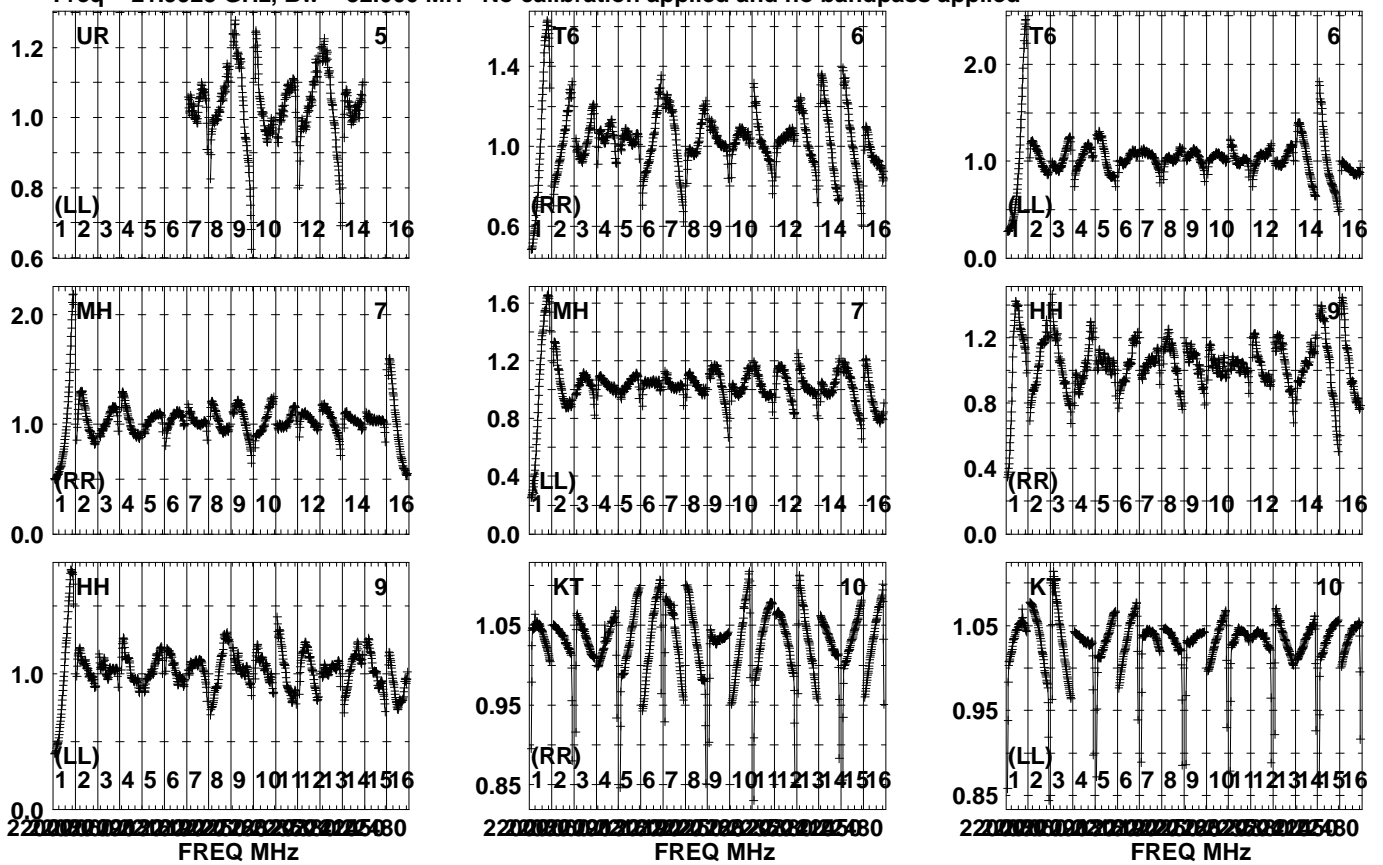
22000
 FREQ MHz

Lower frame: Real Jy
 Auto-corr total-power spectrum Antenna: *
 Timerange: 00/14:41:37 to 00/14:42:34

Plot file version 457 created 21-MAR-2023 11:25:12

J1908+2028 RG013A.UVDATA.1

Freq = 21.9925 GHz, Bw = 32.000 MH No calibration applied and no bandpass applied

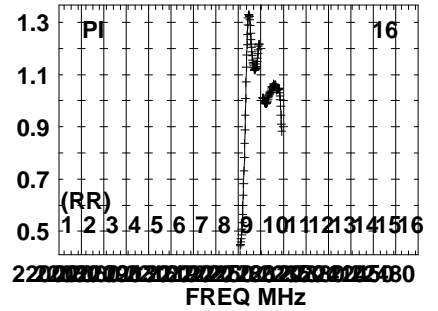
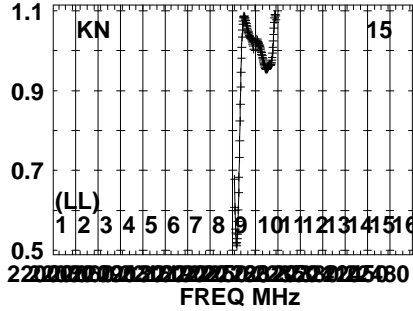
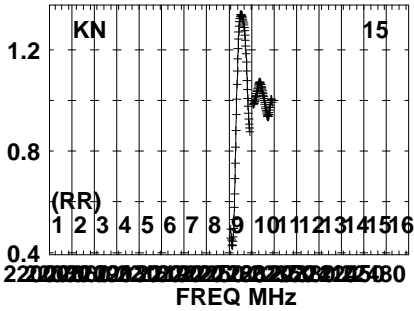
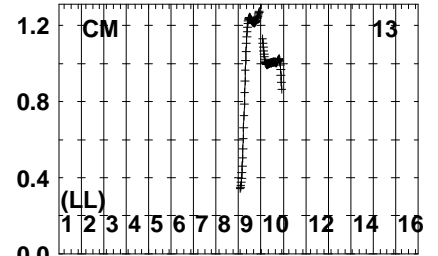
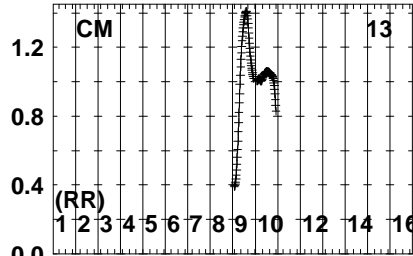
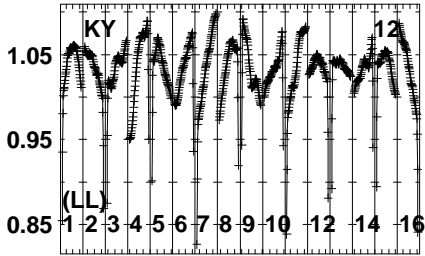
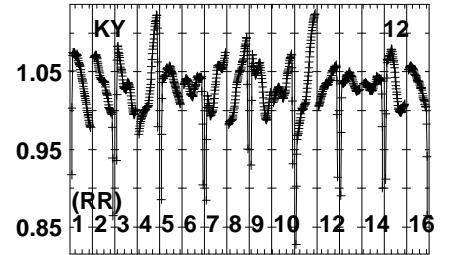
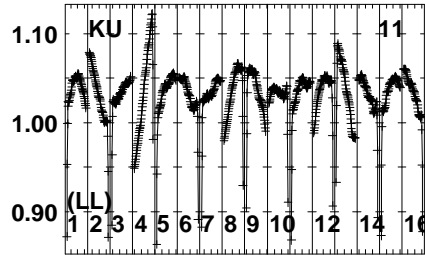
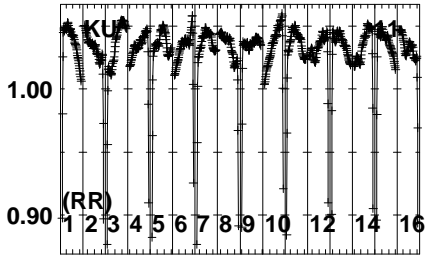


Lower frame: Real Jy
Auto-corr total-power spectrum Antenna: *
Timerange: 00/14:41:37 to 00/14:42:34

Plot file version 458 created 21-MAR-2023 11:25:13

J1908+2028 RG013A.UVDATA.1

Freq = 21.9925 GHz, Bw = 32.000 MH No calibration applied and no bandpass applied



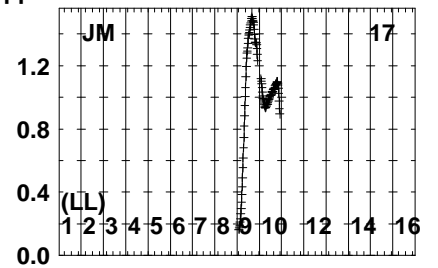
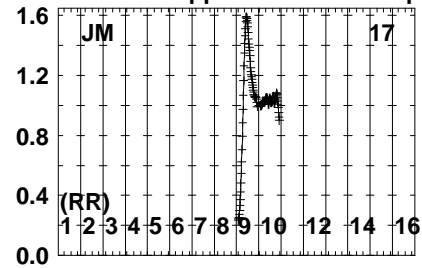
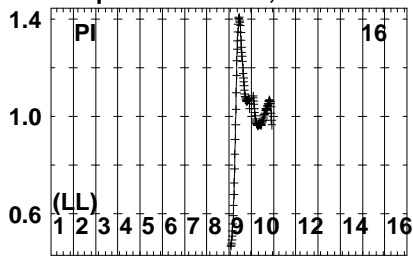
Lower frame: Real Jy
 Auto-corr total-power spectrum Antenna: *
 Timerange: 00/14:41:37 to 00/14:42:34

Plot file version 459 created 21-MAR-2023 11:25:13

J1908+2028 RG013A.UVDATA.1

Freq = 21.9925 GHz, Bw = 32.000 MH

No calibration applied and no bandpass applied



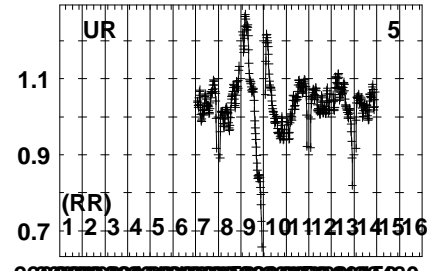
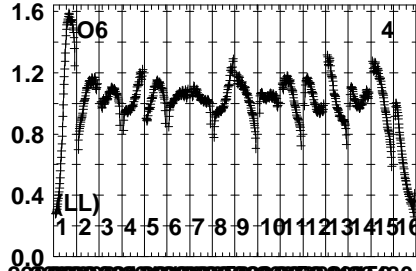
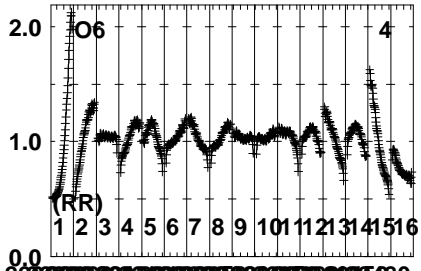
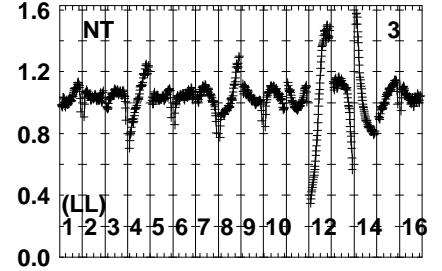
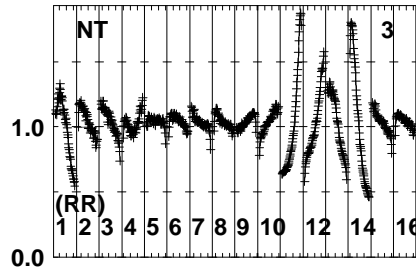
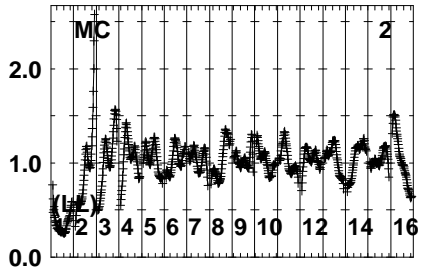
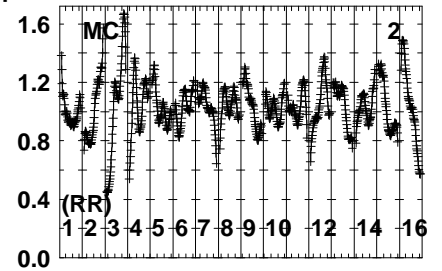
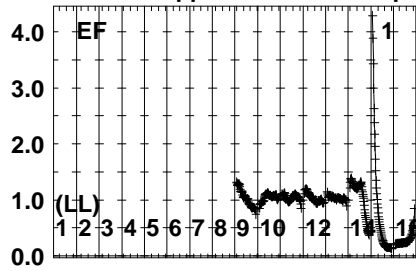
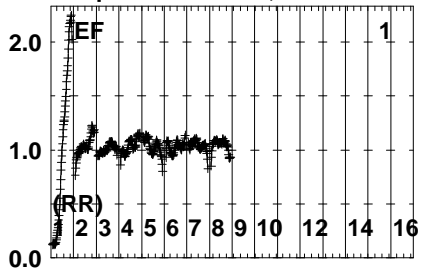
Lower frame: Real Jy
Auto-corr total-power spectrum Antenna: *
Timerange: 00/14:41:37 to 00/14:42:34

Plot file version 460 created 21-MAR-2023 11:25:13

GRB221009A RG013A.UVDATA.1

Freq = 21.9925 GHz, Bw = 32.000 MH

No calibration applied and no bandpass applied



FREQ MHz

FREQ MHz

FREQ MHz

Lower frame: Real Jy

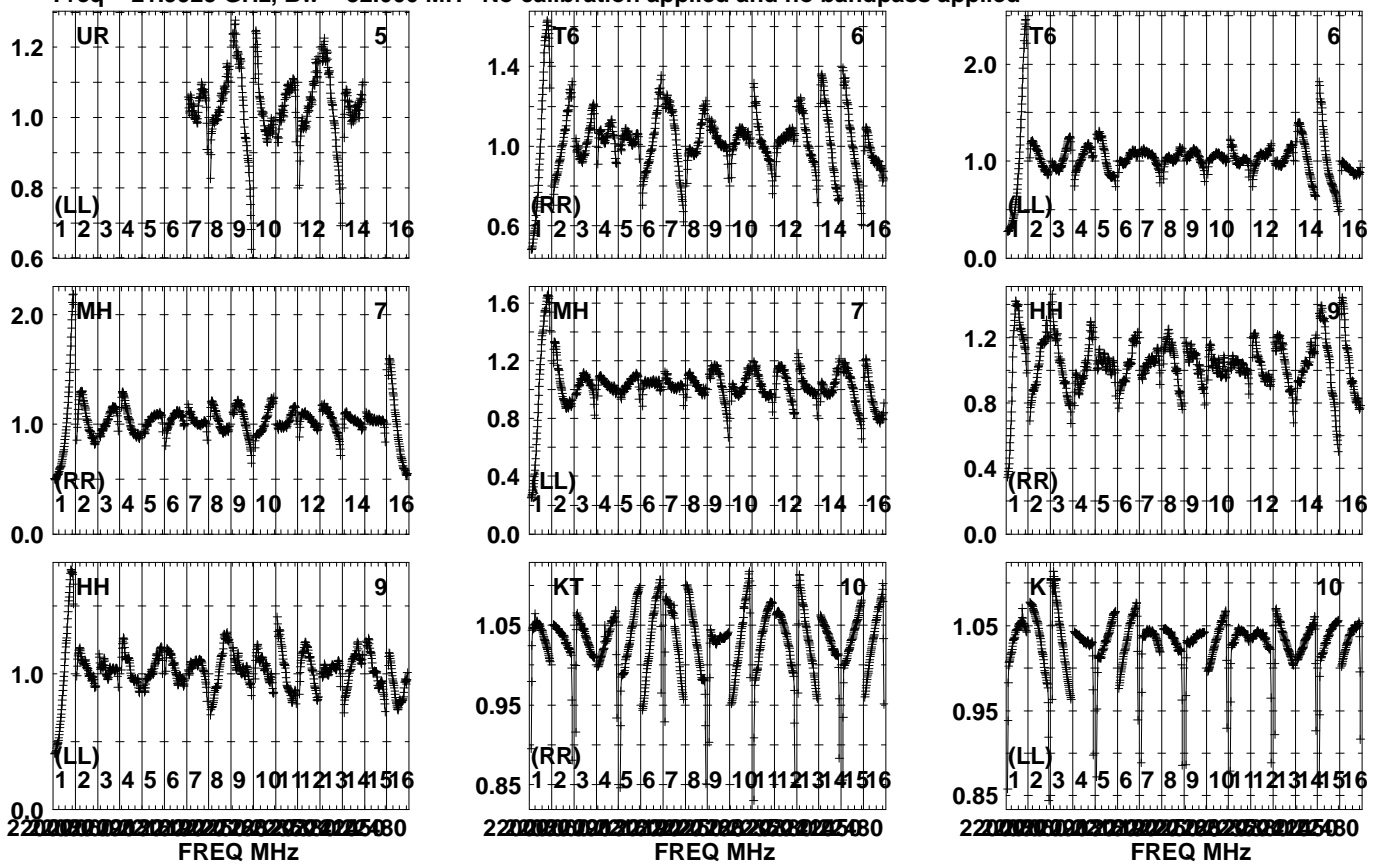
Auto-corr total-power spectrum Antenna: *

Timerange: 00/14:42:36 to 00/14:43:35

Plot file version 461 created 21-MAR-2023 11:25:13

GRB221009A RG013A.UVDATA.1

Freq = 21.9925 GHz, Bw = 32.000 MH No calibration applied and no bandpass applied

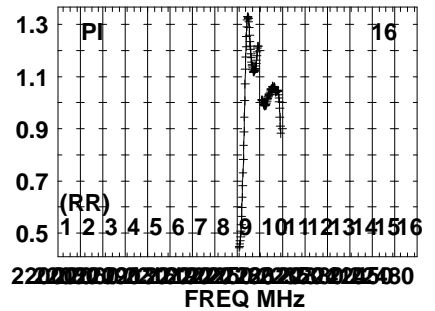
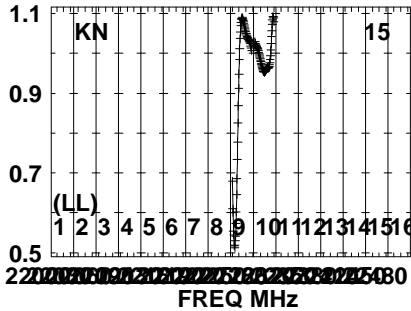
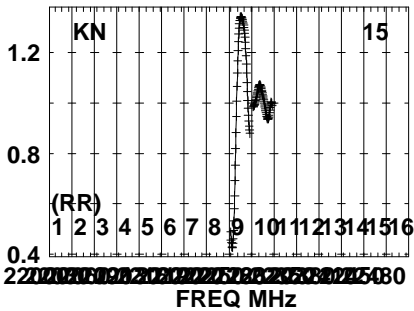
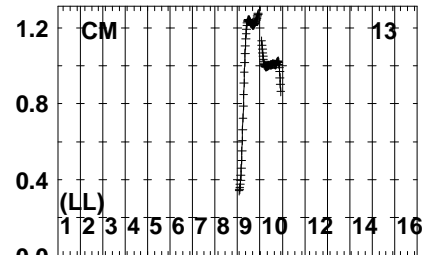
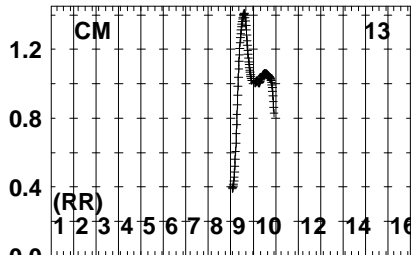
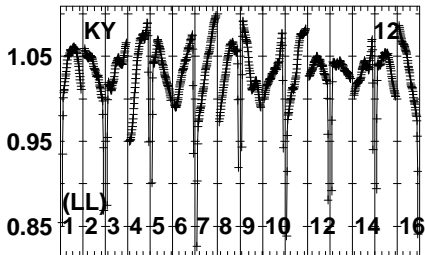
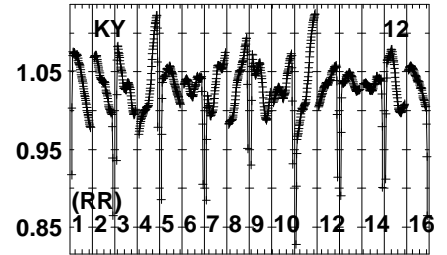
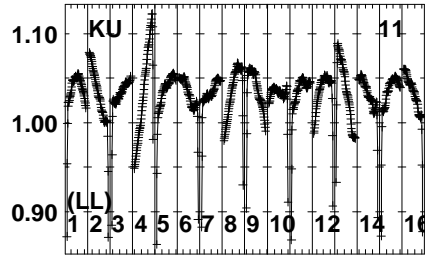
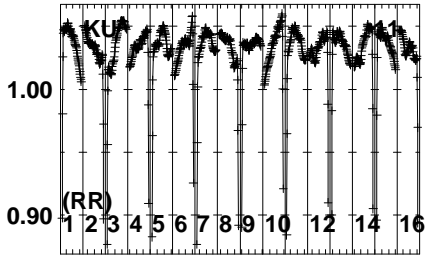


Lower frame: Real Jy
Auto-corr total-power spectrum Antenna: *
Timerange: 00/14:42:36 to 00/14:43:35

Plot file version 462 created 21-MAR-2023 11:25:13

GRB221009A RG013A.UVDATA.1

Freq = 21.9925 GHz, Bw = 32.000 MH No calibration applied and no bandpass applied



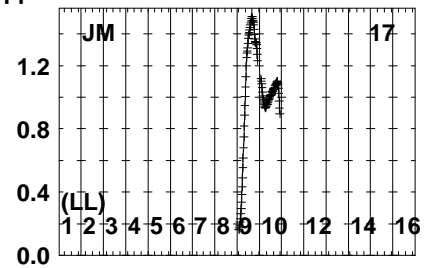
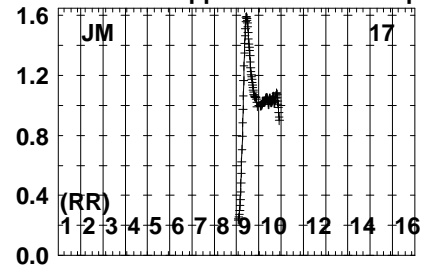
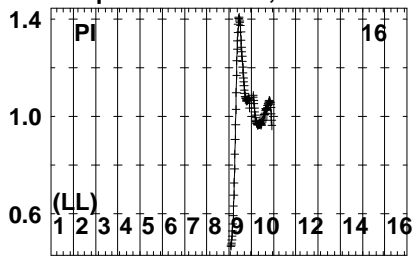
Lower frame: Real Jy
Auto-corr total-power spectrum Antenna: *
Timerange: 00/14:42:36 to 00/14:43:35

Plot file version 463 created 21-MAR-2023 11:25:14

GRB221009A RG013A.UVDATA.1

Freq = 21.9925 GHz, Bw = 32.000 MH

No calibration applied and no bandpass applied



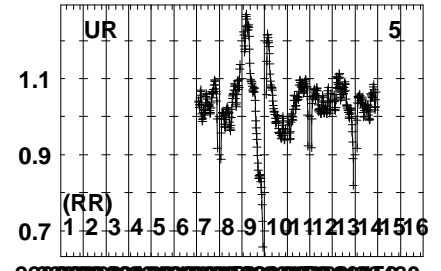
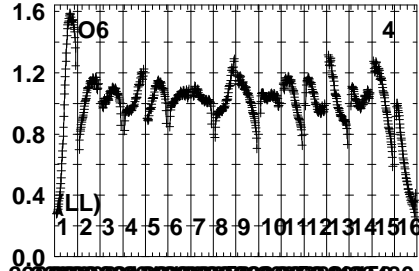
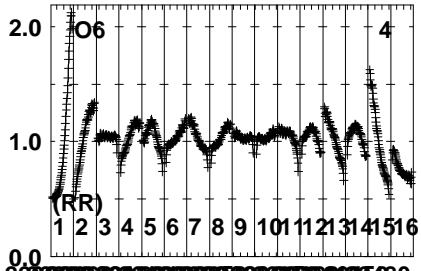
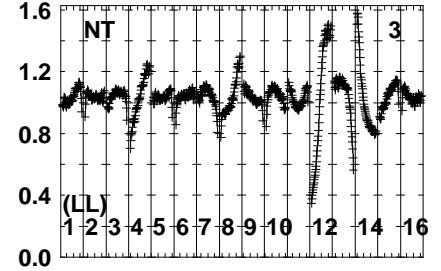
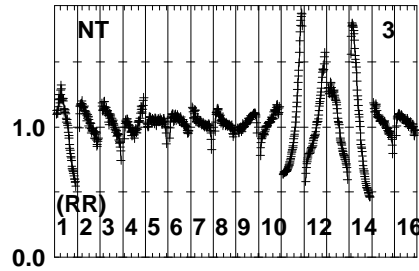
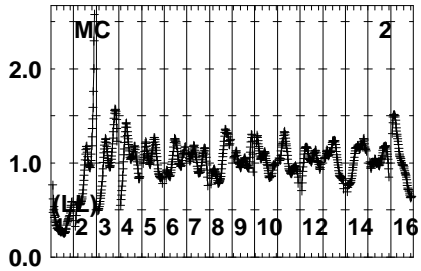
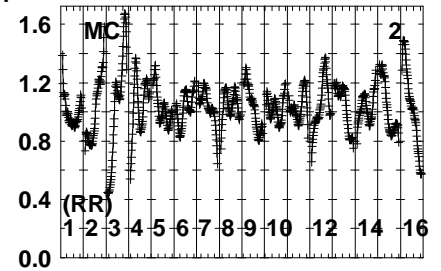
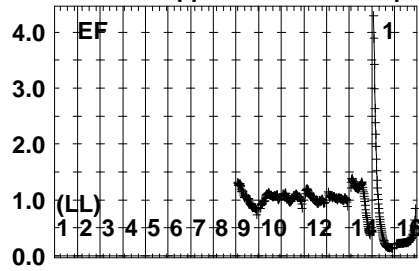
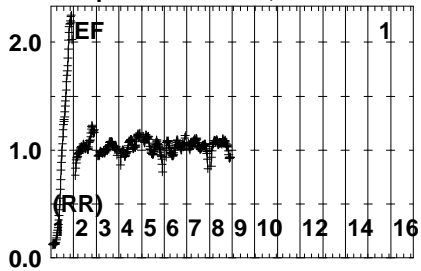
Lower frame: Real Jy
Auto-corr total-power spectrum Antenna: *
Timerange: 00/14:42:36 to 00/14:43:35

Plot file version 464 created 21-MAR-2023 11:25:14

J1908+2028 RG013A.UVDATA.1

Freq = 21.9925 GHz, Bw = 32.000 MH

No calibration applied and no bandpass applied



2200000000000000000000000000000000
 1 2 3 4 5 6 7 8 9 10 11 12 13 14 15 16
 FREQ MHz

2200000000000000000000000000000000
 1 2 3 4 5 6 7 8 9 10 11 12 13 14 15 16
 FREQ MHz

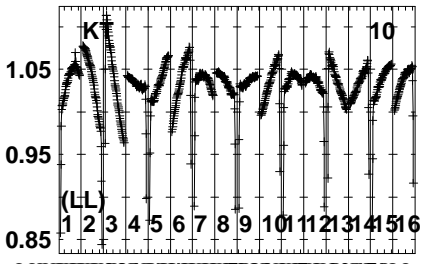
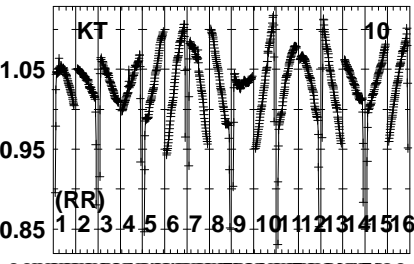
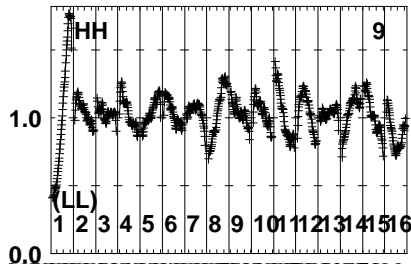
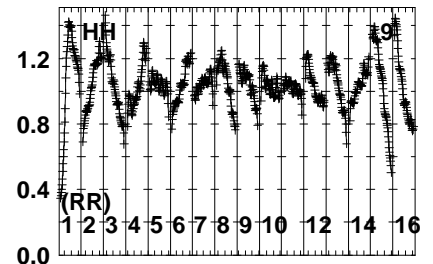
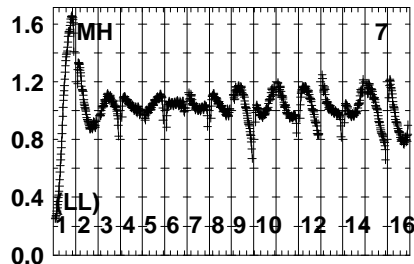
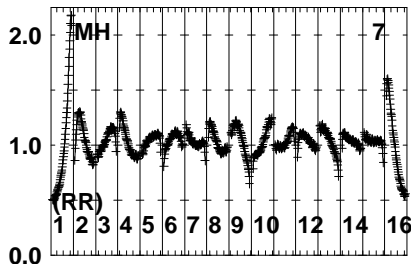
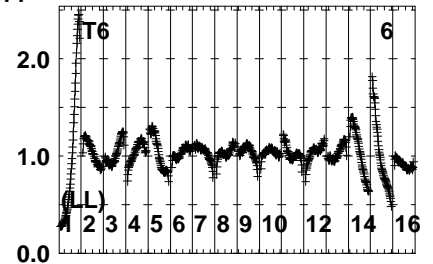
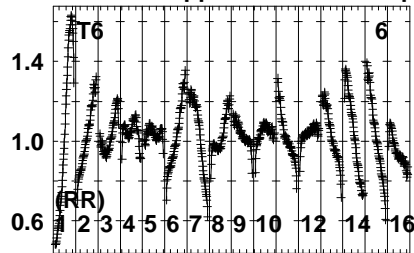
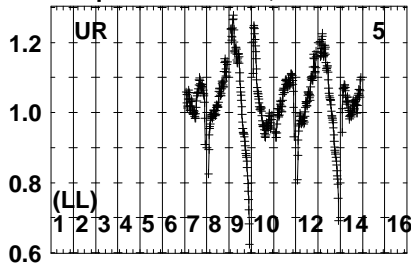
2200000000000000000000000000000000
 1 2 3 4 5 6 7 8 9 10 11 12 13 14 15 16
 FREQ MHz

Lower frame: Real Jy
 Auto-corr total-power spectrum Antenna: *
 Timerange: 00/14:44:15 to 00/14:45:14

Plot file version 465 created 21-MAR-2023 11:25:14

J1908+2028 RG013A.UVDATA.1

Freq = 21.9925 GHz, Bw = 32.000 MH No calibration applied and no bandpass applied

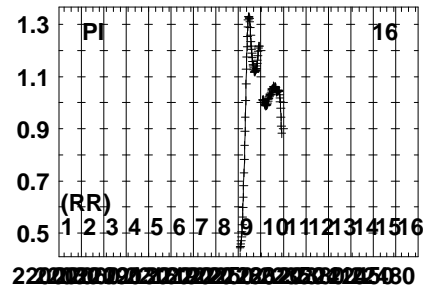
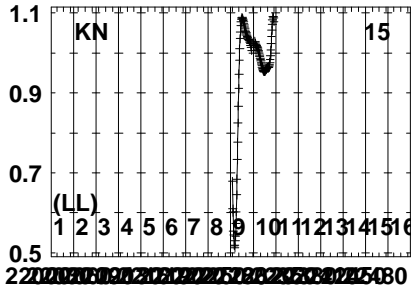
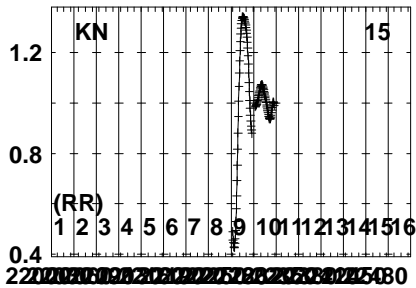
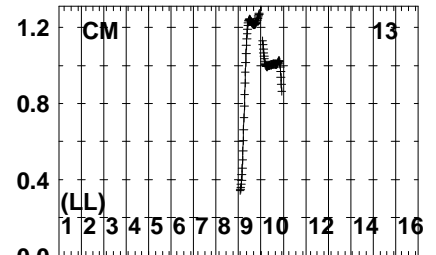
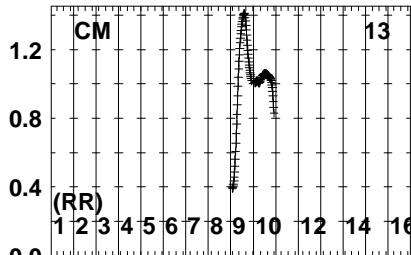
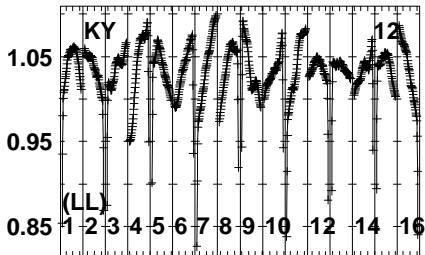
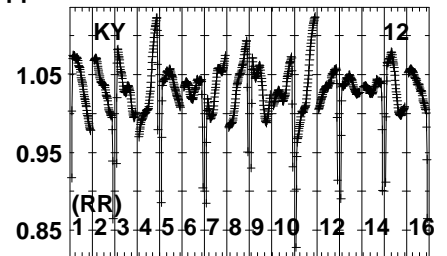
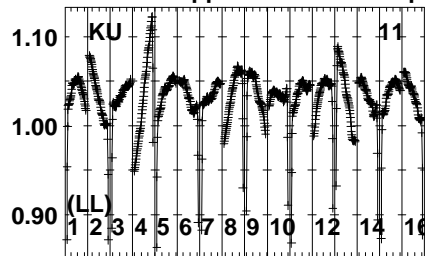
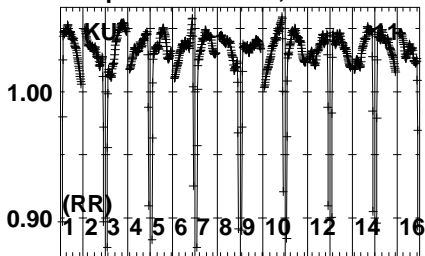


Lower frame: Real Jy
Auto-corr total-power spectrum Antenna: *
Timerange: 00/14:44:15 to 00/14:45:14

Plot file version 466 created 21-MAR-2023 11:25:14

J1908+2028 RG013A.UVDATA.1

Freq = 21.9925 GHz, Bw = 32.000 MH No calibration applied and no bandpass applied



FREQ MHz

FREQ MHz

FREQ MHz

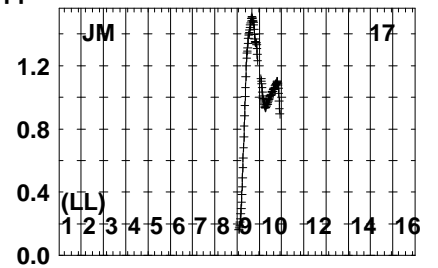
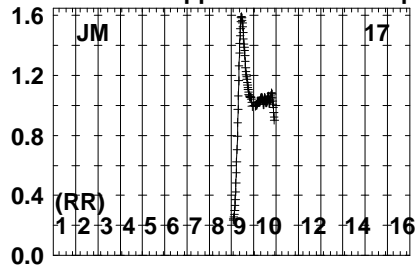
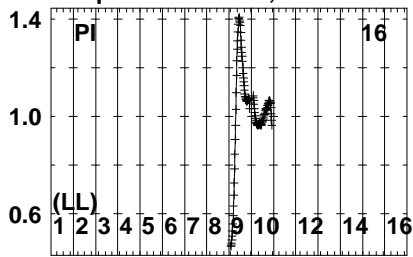
Lower frame: Real Jy
Auto-corr total-power spectrum Antenna: *
Timerange: 00/14:44:15 to 00/14:45:14

Plot file version 467 created 21-MAR-2023 11:25:14

J1908+2028 RG013A.UVDATA.1

Freq = 21.9925 GHz, Bw = 32.000 MH

No calibration applied and no bandpass applied



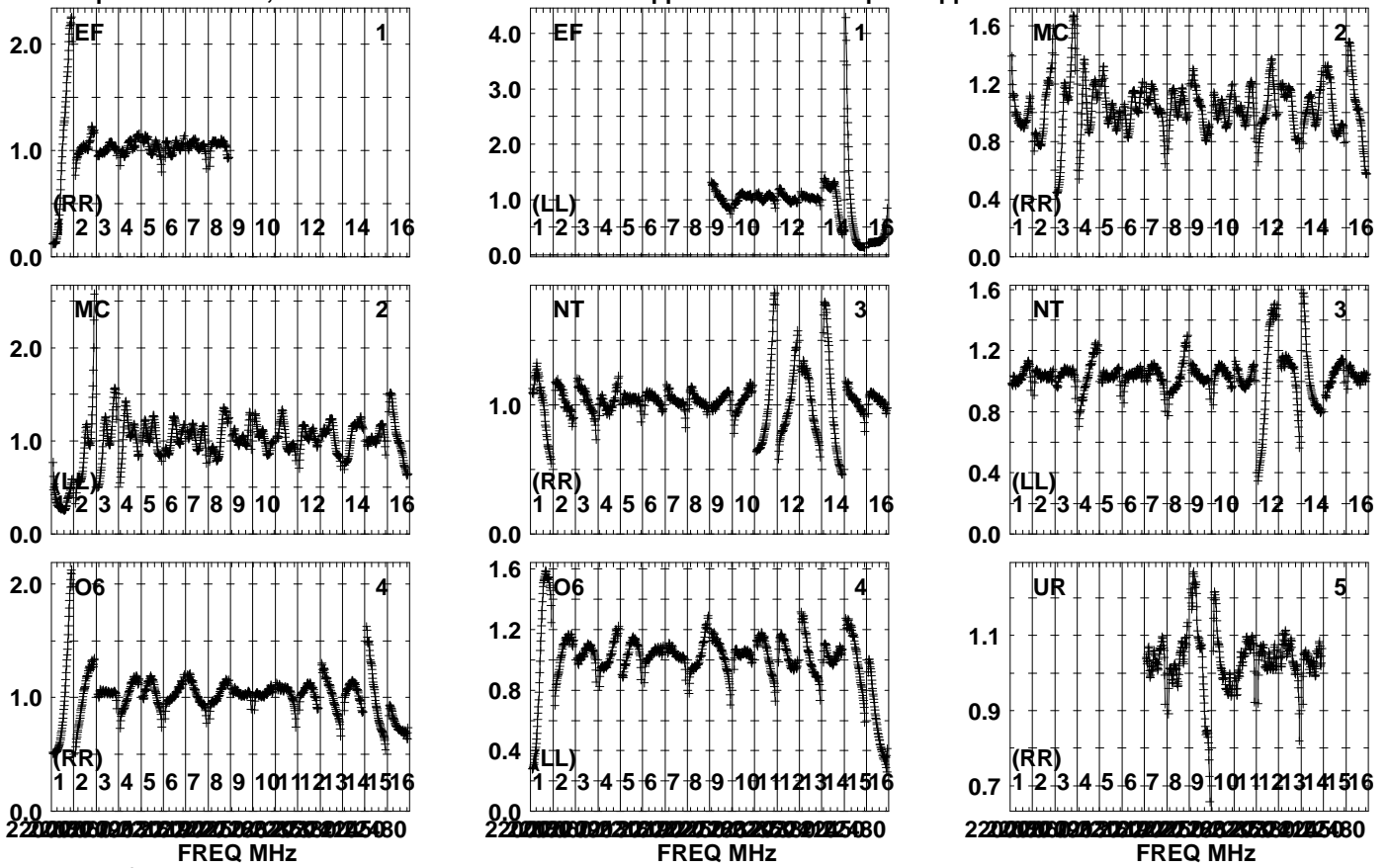
Lower frame: Real Jy
Auto-corr total-power spectrum Antenna: *
Timerange: 00/14:44:15 to 00/14:45:14

Plot file version 468 created 21-MAR-2023 11:25:14

GRB221009A RG013A.UVDATA.1

Freq = 21.9925 GHz, Bw = 32.000 MH

No calibration applied and no bandpass applied

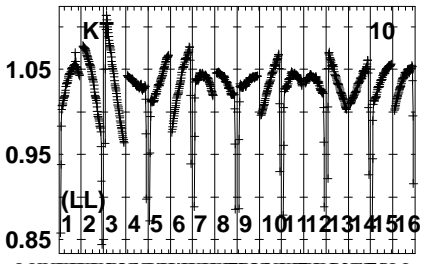
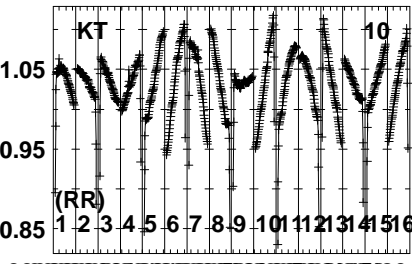
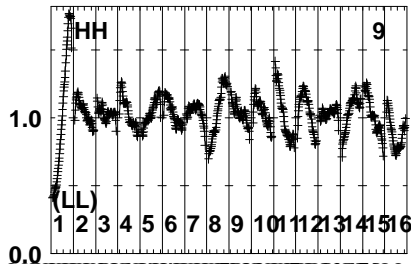
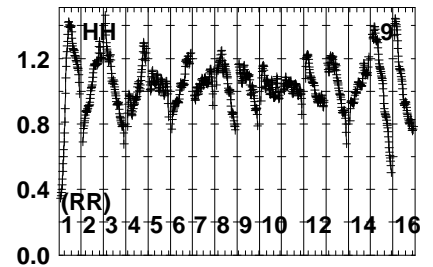
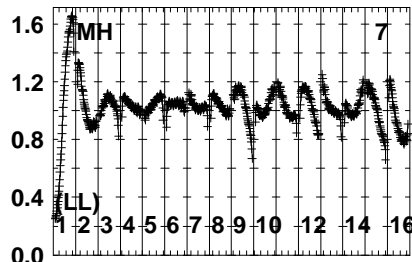
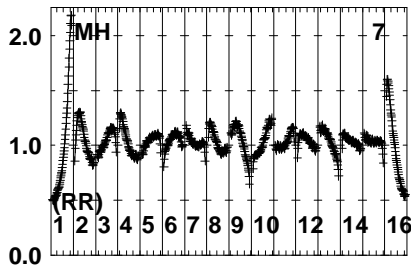
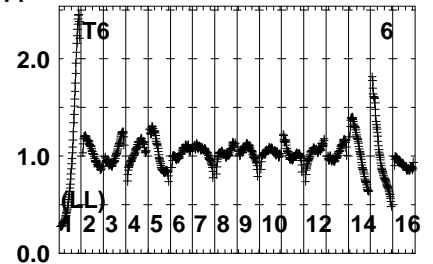
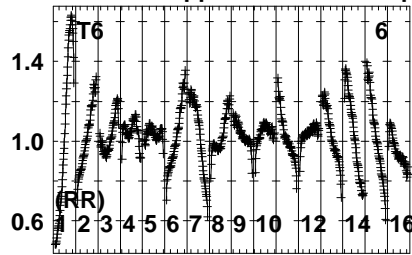
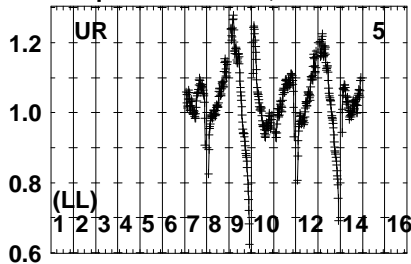


Lower frame: Real Jy
 Auto-corr total-power spectrum Antenna: *
 Timerange: 00/14:45:16 to 00/14:46:15

Plot file version 469 created 21-MAR-2023 11:25:14

GRB221009A RG013A.UVDATA.1

Freq = 21.9925 GHz, Bw = 32.000 MH No calibration applied and no bandpass applied



FREQ MHz

FREQ MHz

FREQ MHz

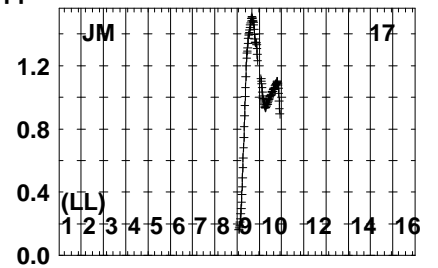
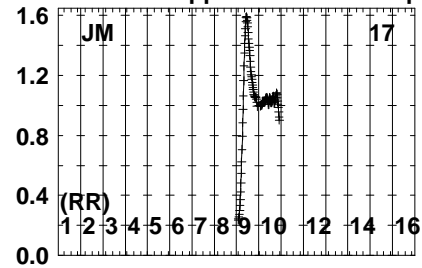
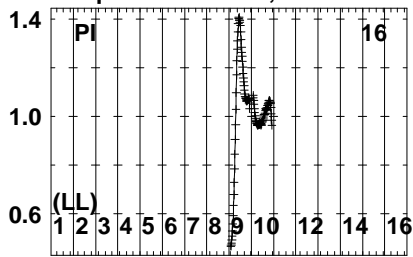
Lower frame: Real Jy
Auto-corr total-power spectrum Antenna: *
Timerange: 00/14:45:16 to 00/14:46:15

Plot file version 471 created 21-MAR-2023 11:25:15

GRB221009A RG013A.UVDATA.1

Freq = 21.9925 GHz, Bw = 32.000 MH

No calibration applied and no bandpass applied

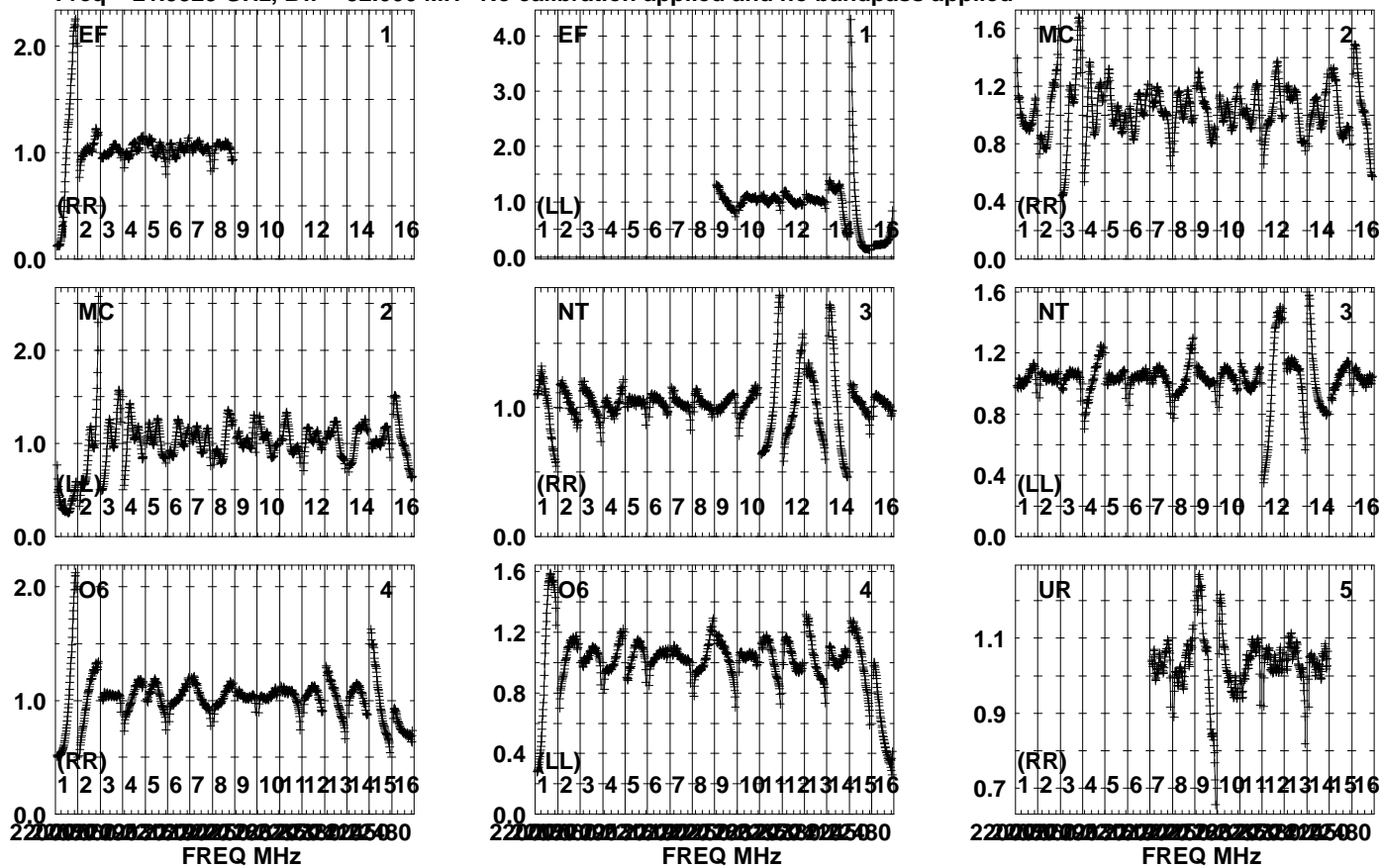


Lower frame: Real Jy
Auto-corr total-power spectrum Antenna: *
Timerange: 00/14:45:16 to 00/14:46:15

Plot file version 472 created 21-MAR-2023 11:25:15

J1908+2028 RG013A.UVDATA.1

Freq = 21.9925 GHz, Bw = 32.000 MH No calibration applied and no bandpass applied

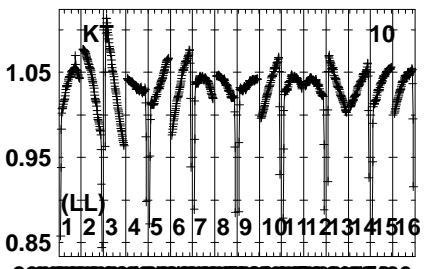
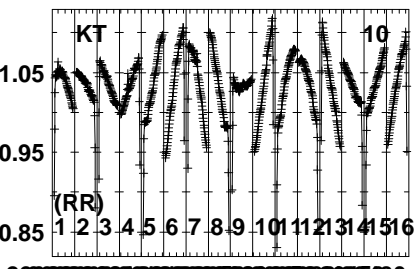
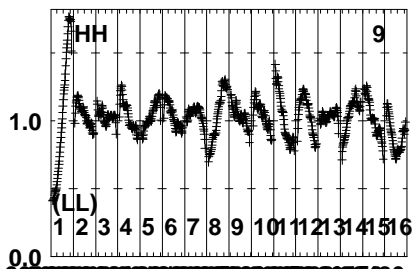
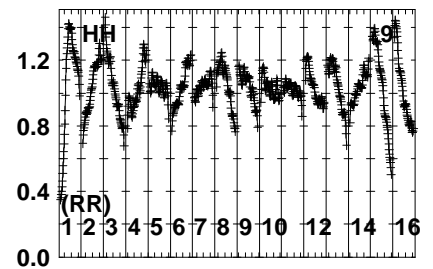
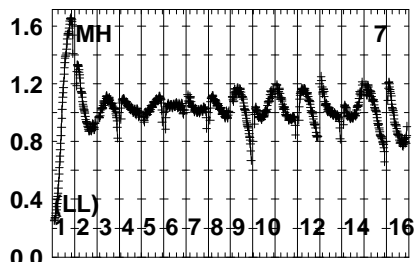
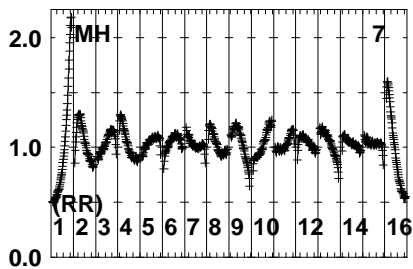
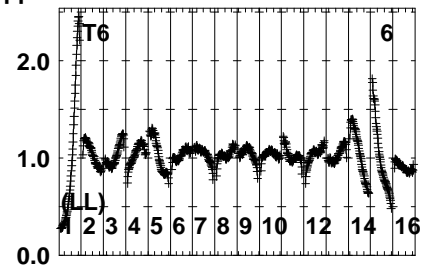
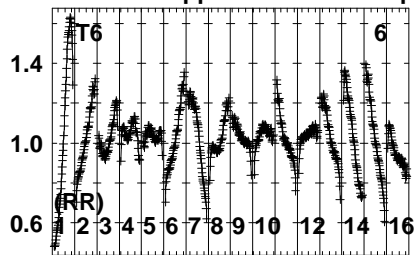
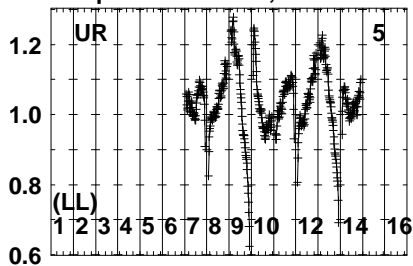


Lower frame: Real Jy
 Auto-corr total-power spectrum Antenna: *
 Timerange: 00/14:46:16 to 00/14:47:15

Plot file version 473 created 21-MAR-2023 11:25:15

J1908+2028 RG013A.UVDATA.1

Freq = 21.9925 GHz, Bw = 32.000 MH No calibration applied and no bandpass applied



FREQ MHz

FREQ MHz

FREQ MHz

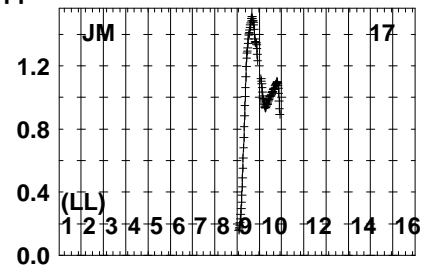
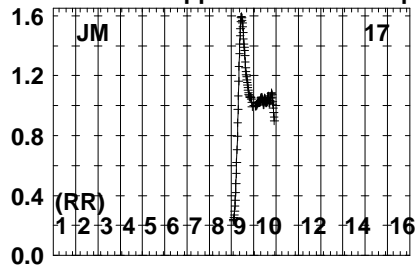
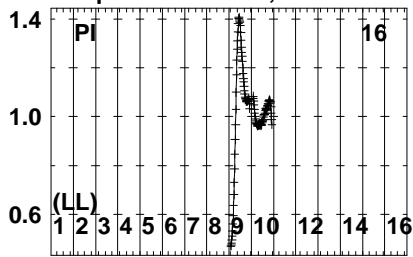
Lower frame: Real Jy
Auto-corr total-power spectrum Antenna: *
Timerange: 00/14:46:16 to 00/14:47:15

Plot file version 475 created 21-MAR-2023 11:25:16

J1908+2028 RG013A.UVDATA.1

Freq = 21.9925 GHz, Bw = 32.000 MH

No calibration applied and no bandpass applied

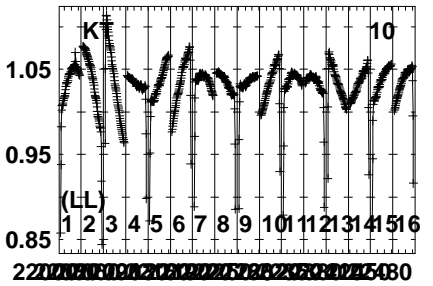
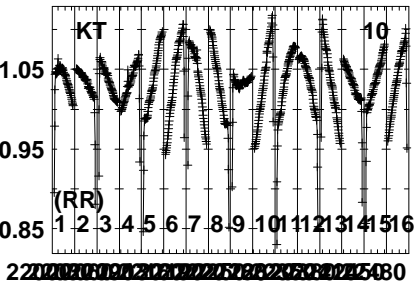
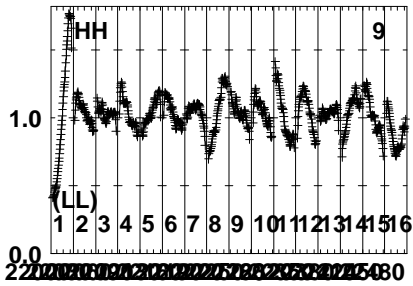
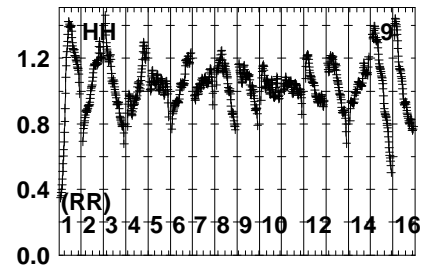
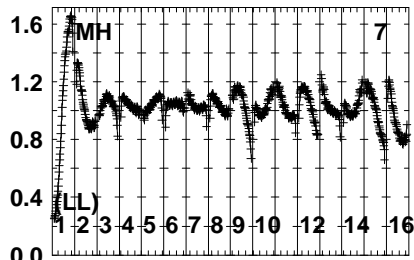
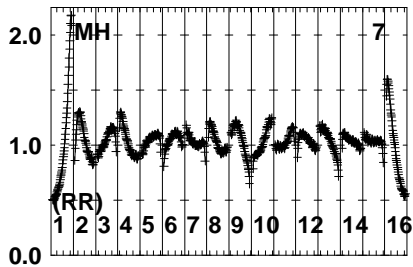
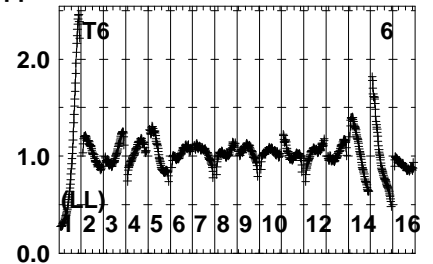
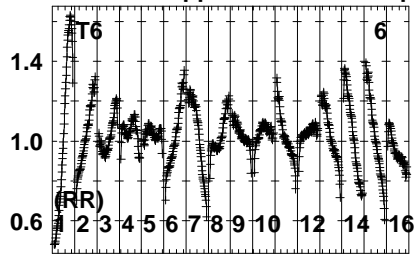
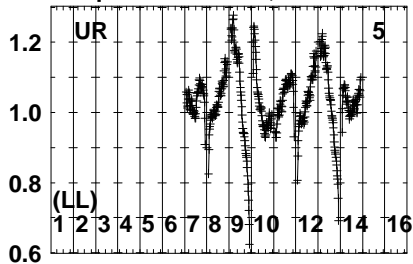


Lower frame: Real Jy
Auto-corr total-power spectrum Antenna: *
Timerange: 00/14:46:16 to 00/14:47:15

Plot file version 477 created 21-MAR-2023 11:25:16

GRB221009A RG013A.UVDATA.1

Freq = 21.9925 GHz, Bw = 32.000 MH No calibration applied and no bandpass applied

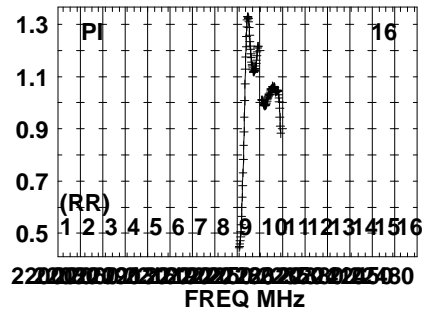
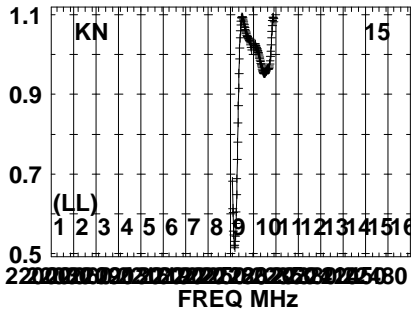
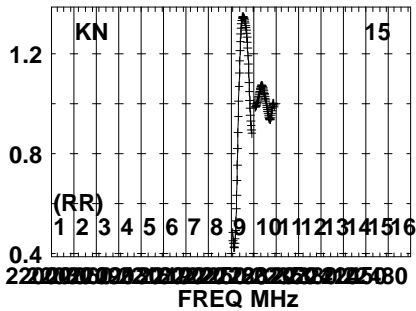
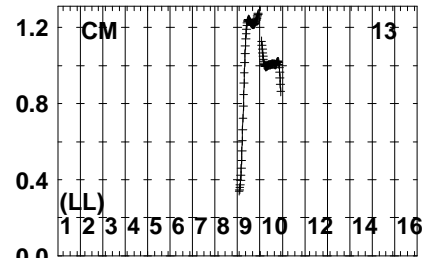
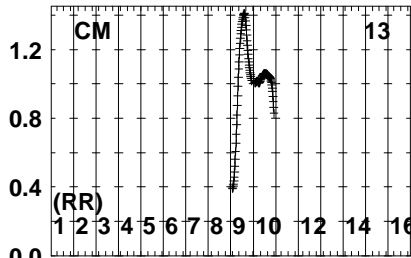
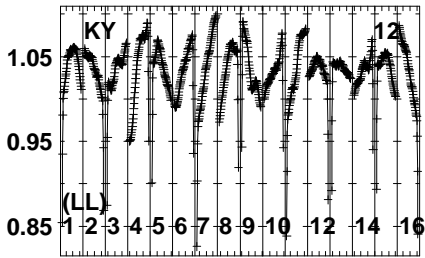
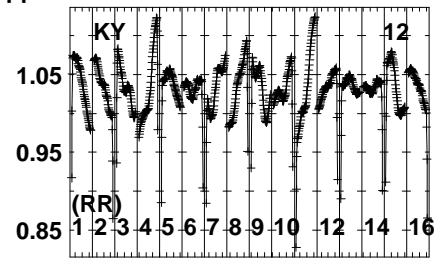
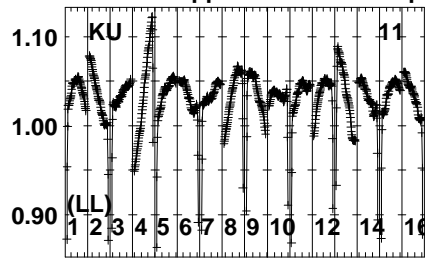
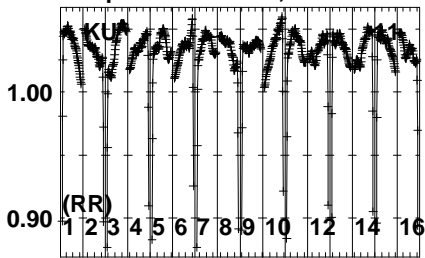


Lower frame: Real Jy
Auto-corr total-power spectrum Antenna: *
Timerange: 00/14:47:16 to 00/14:48:14

Plot file version 478 created 21-MAR-2023 11:25:16

GRB221009A RG013A.UVDATA.1

Freq = 21.9925 GHz, Bw = 32.000 MH No calibration applied and no bandpass applied



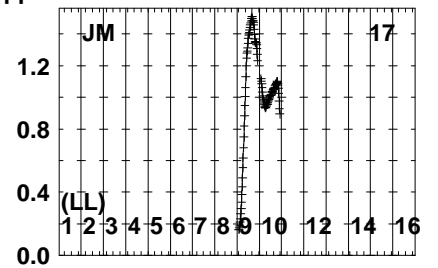
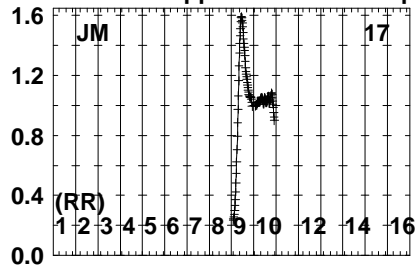
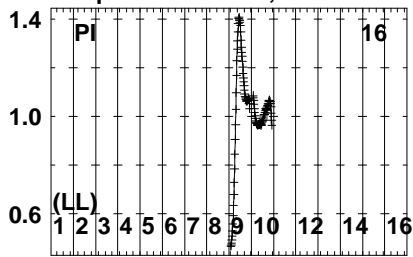
Lower frame: Real Jy
Auto-corr total-power spectrum Antenna: *
Timerange: 00/14:47:16 to 00/14:48:14

Plot file version 479 created 21-MAR-2023 11:25:16

GRB221009A RG013A.UVDATA.1

Freq = 21.9925 GHz, Bw = 32.000 MH

No calibration applied and no bandpass applied



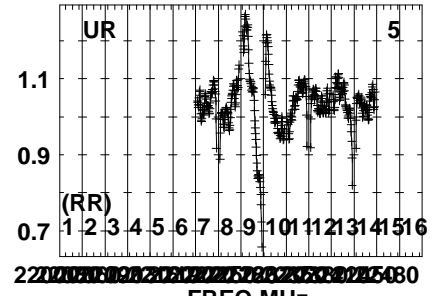
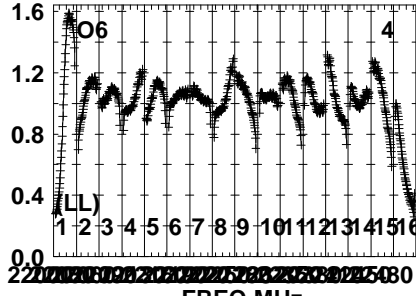
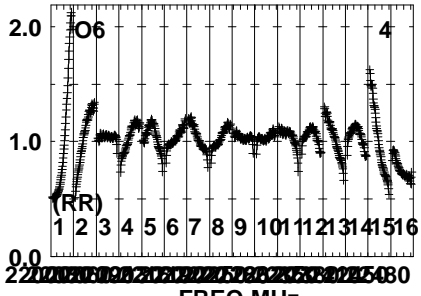
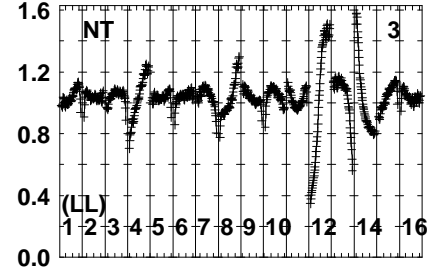
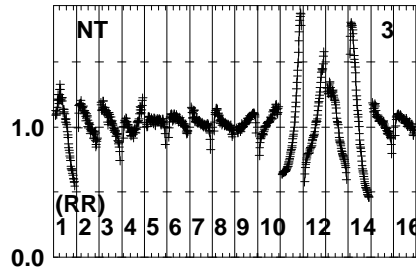
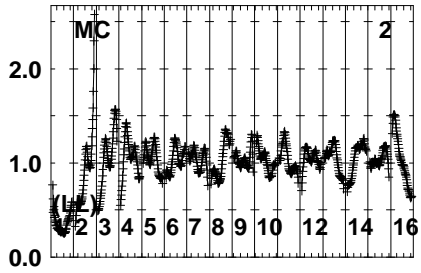
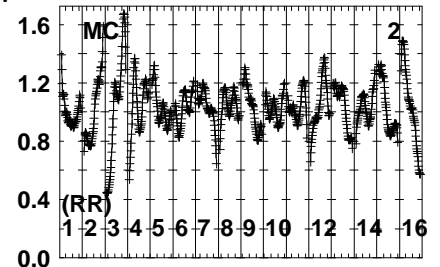
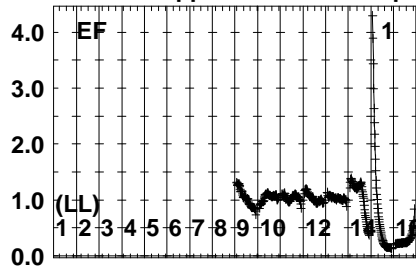
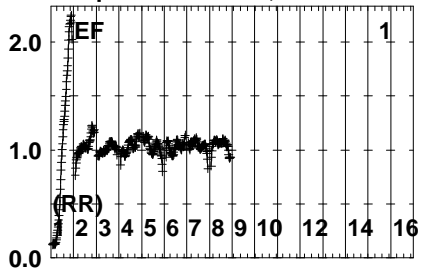
Lower frame: Real Jy
Auto-corr total-power spectrum Antenna: *
Timerange: 00/14:47:16 to 00/14:48:14

Plot file version 480 created 21-MAR-2023 11:25:16

J1908+2028 RG013A.UVDATA.1

Freq = 21.9925 GHz, Bw = 32.000 MH

No calibration applied and no bandpass applied

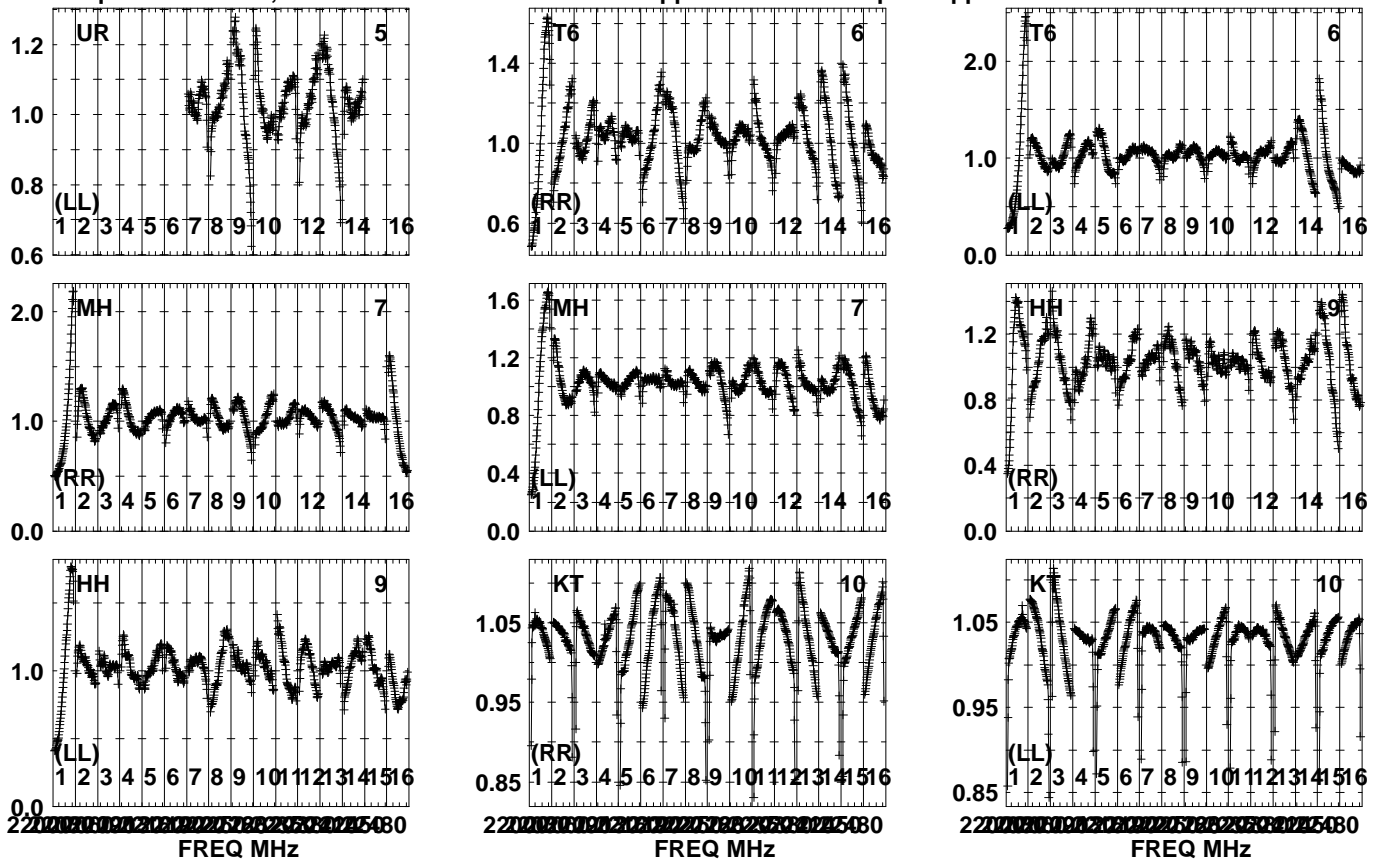


Lower frame: Real Jy
Auto-corr total-power spectrum Antenna: *
Timerange: 00/14:48:17 to 00/14:49:14

Plot file version 481 created 21-MAR-2023 11:25:17

J1908+2028 RG013A.UVDATA.1

Freq = 21.9925 GHz, Bw = 32.000 MH No calibration applied and no bandpass applied

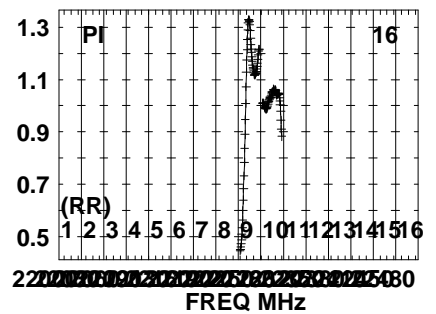
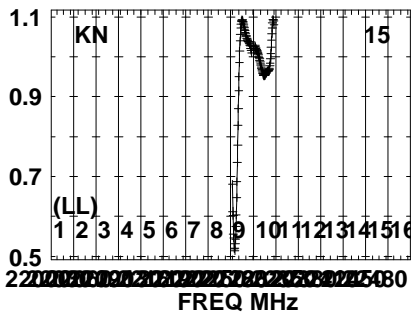
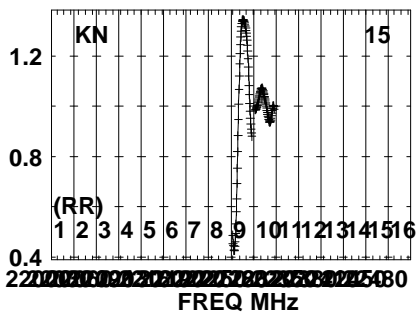
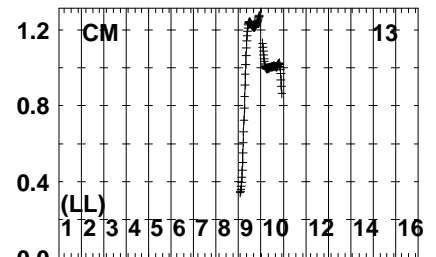
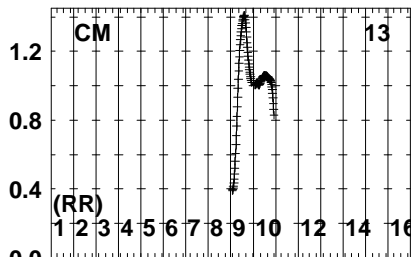
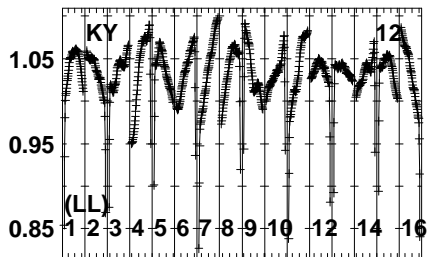
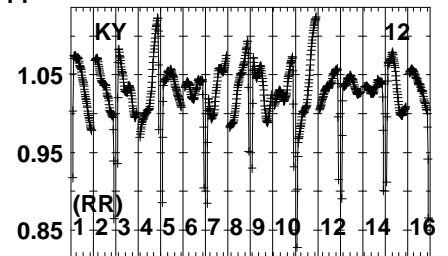
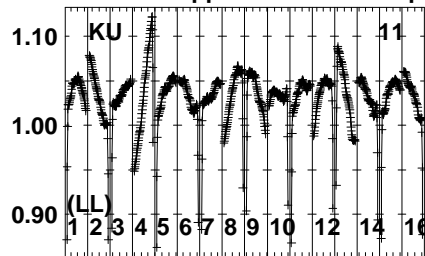
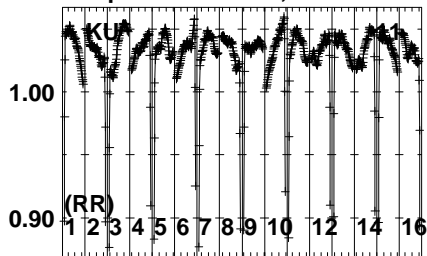


Lower frame: Real Jy
Auto-corr total-power spectrum Antenna: *
Timerange: 00/14:48:17 to 00/14:49:14

Plot file version 482 created 21-MAR-2023 11:25:17

J1908+2028 RG013A.UVDATA.1

Freq = 21.9925 GHz, Bw = 32.000 MH No calibration applied and no bandpass applied



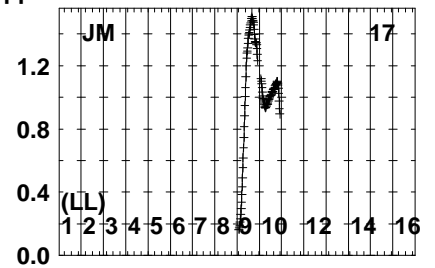
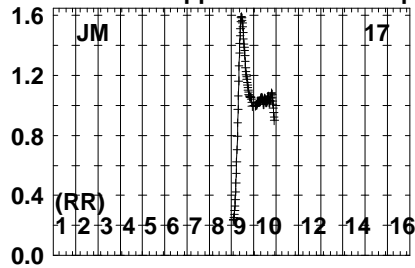
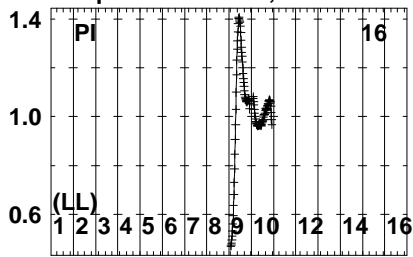
Lower frame: Real Jy
Auto-corr total-power spectrum Antenna: *
Timerange: 00/14:48:17 to 00/14:49:14

Plot file version 483 created 21-MAR-2023 11:25:18

J1908+2028 RG013A.UVDATA.1

Freq = 21.9925 GHz, Bw = 32.000 MH

No calibration applied and no bandpass applied

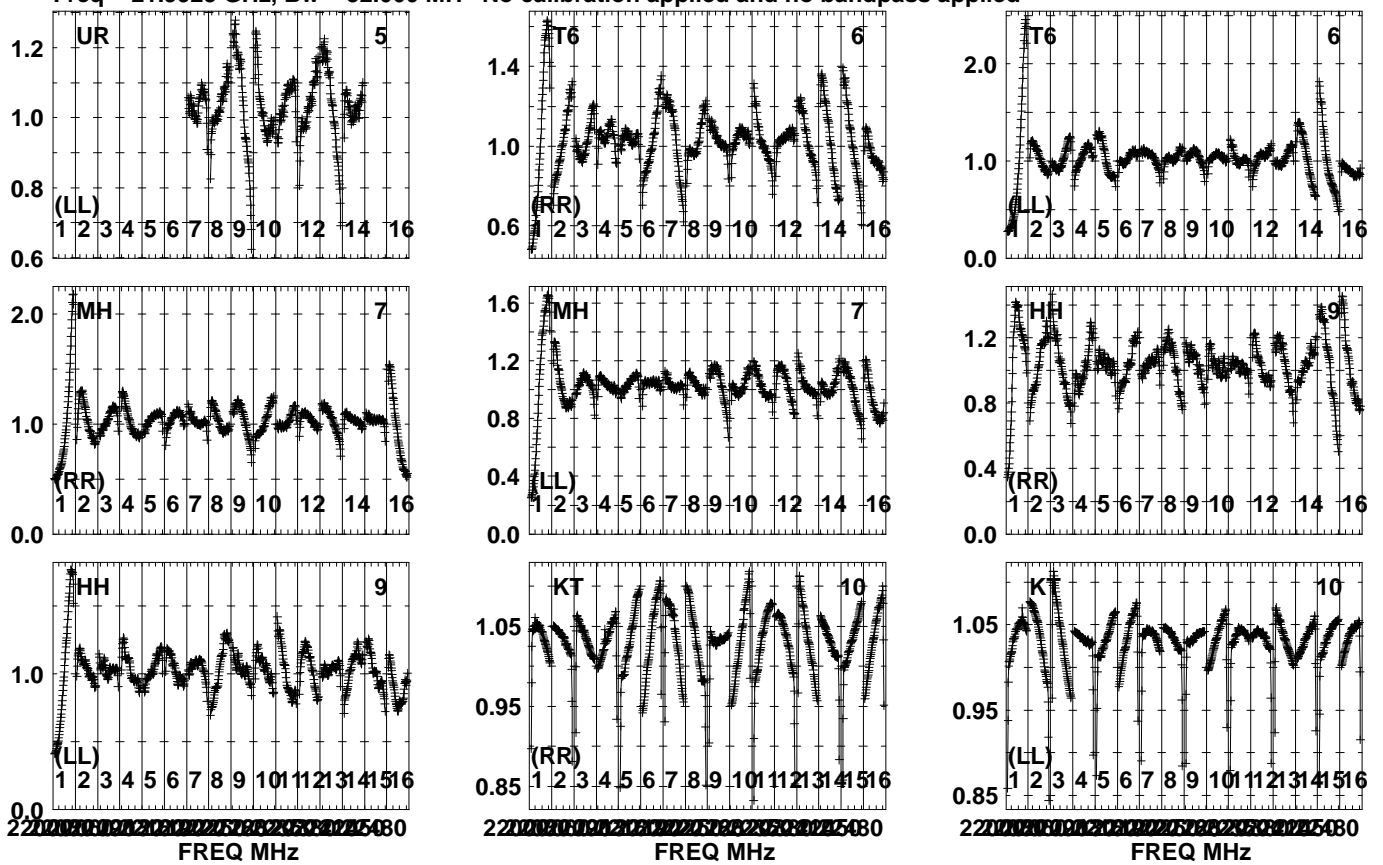


Lower frame: Real Jy
Auto-corr total-power spectrum Antenna: *
Timerange: 00/14:48:17 to 00/14:49:14

Plot file version 485 created 21-MAR-2023 11:25:18

J1800+3848 RG013A.UVDATA.1

Freq = 21.9925 GHz, Bw = 32.000 MH No calibration applied and no bandpass applied

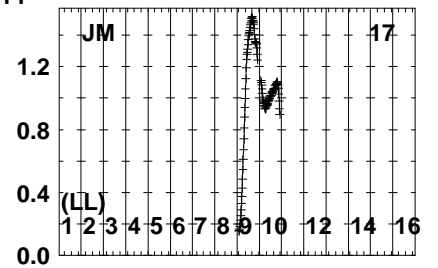
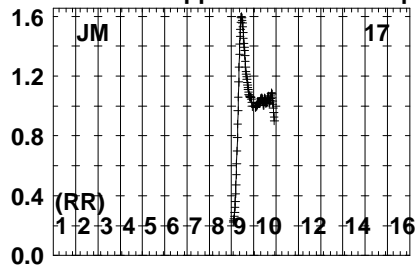
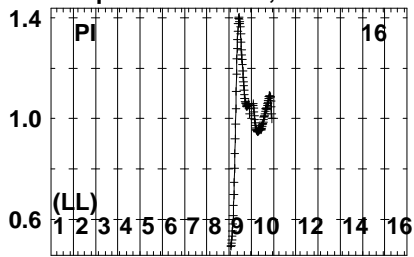


Lower frame: Real Jy
Auto-corr total-power spectrum Antenna: *
Timerange: 00/14:50:15 to 00/14:53:15

Plot file version 487 created 21-MAR-2023 11:25:19

J1800+3848 RG013A.UVDATA.1

Freq = 21.9925 GHz, Bw = 32.000 MH No calibration applied and no bandpass applied

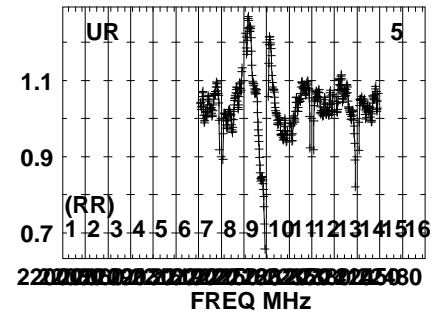
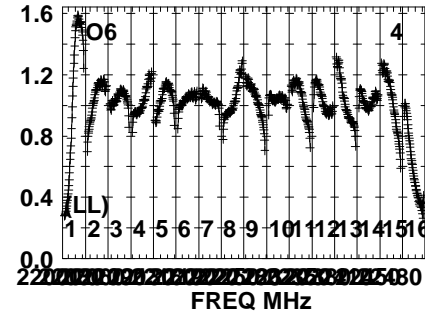
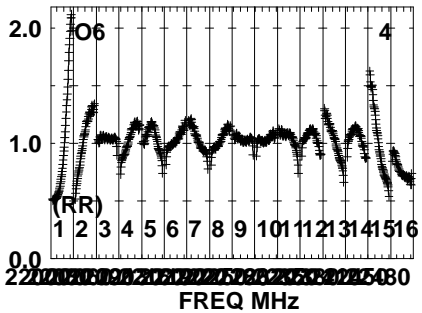
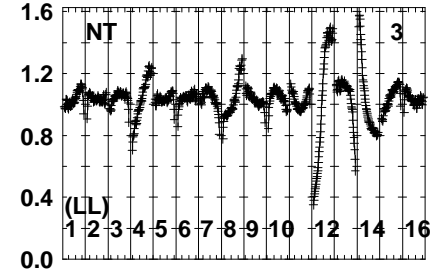
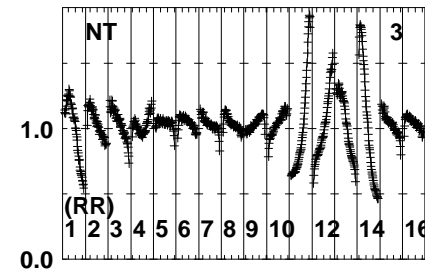
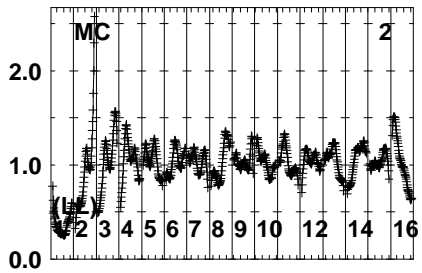
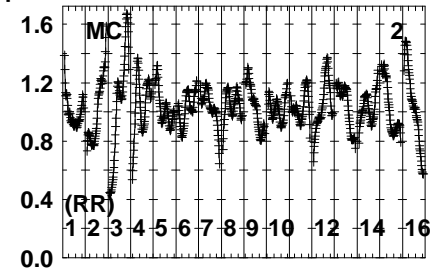
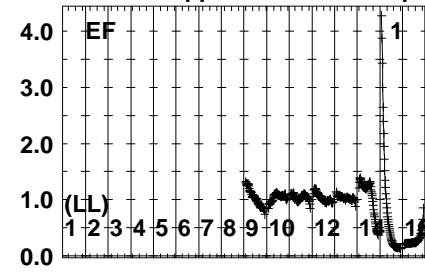
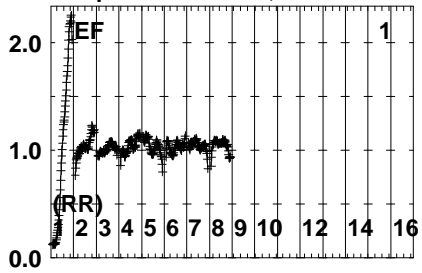


Lower frame: Real Jy
Auto-corr total-power spectrum Antenna: *
Timerange: 00/14:50:15 to 00/14:53:15

Plot file version 488 created 21-MAR-2023 11:25:19

J1925+1227 RG013A.UVDATA.1

Freq = 21.9925 GHz, Bw = 32.000 MH No calibration applied and no bandpass applied

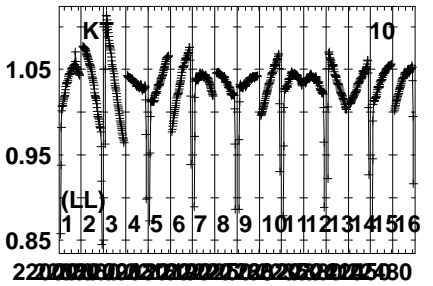
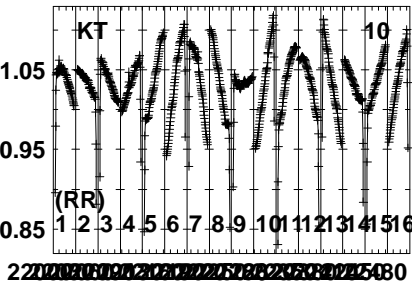
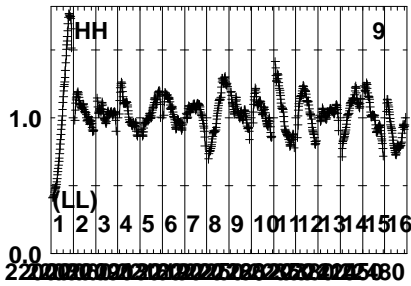
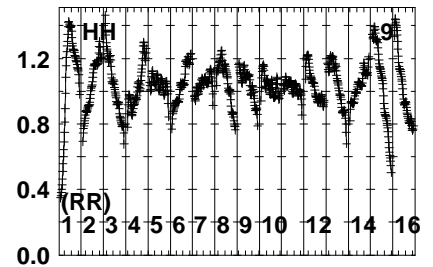
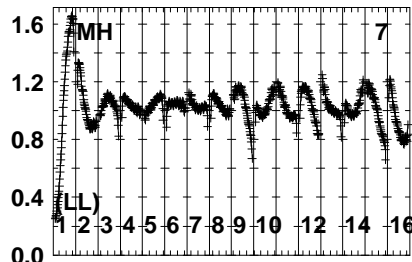
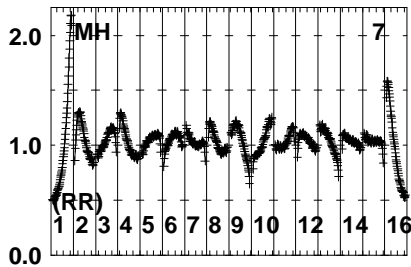
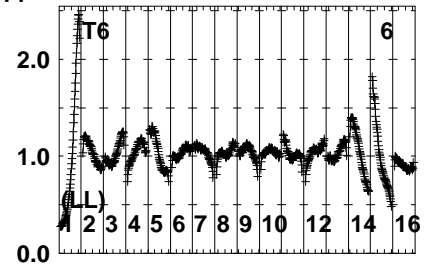
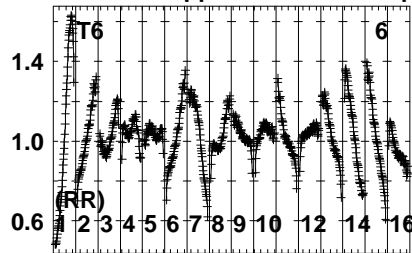
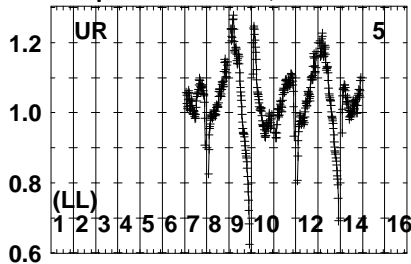


Lower frame: Real Jy
Auto-corr total-power spectrum Antenna: *
Timerange: 00/14:54:16 to 00/14:56:45

Plot file version 489 created 21-MAR-2023 11:25:20

J1925+1227 RG013A.UVDATA.1

Freq = 21.9925 GHz, Bw = 32.000 MH No calibration applied and no bandpass applied

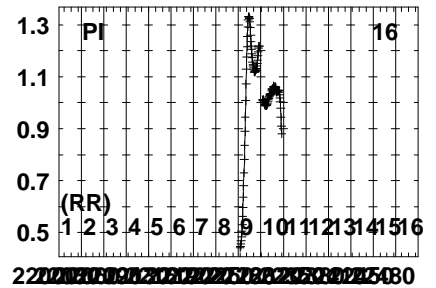
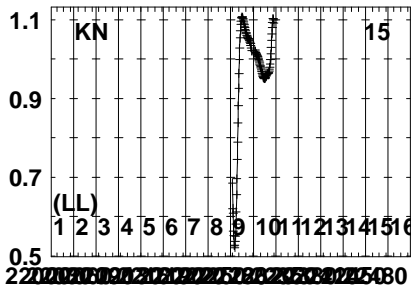
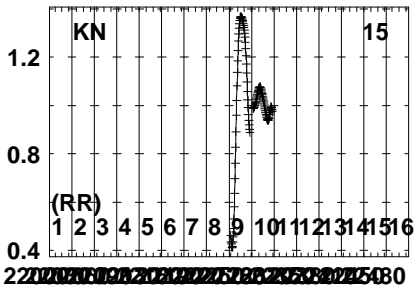
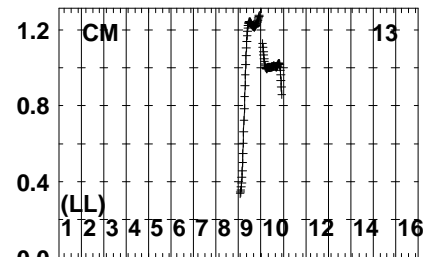
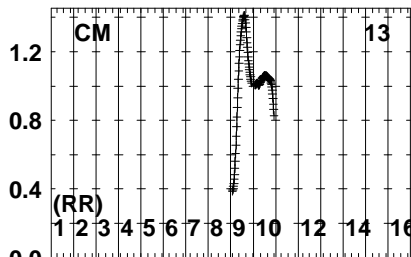
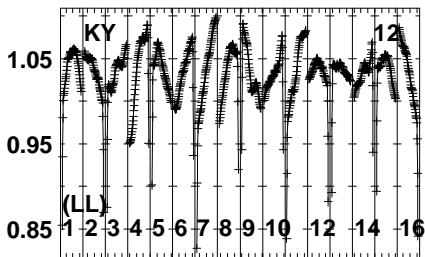
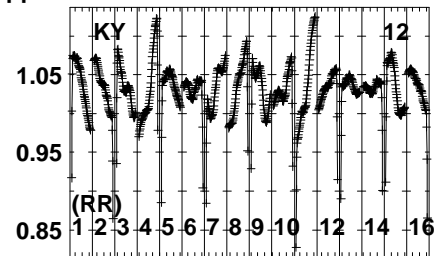
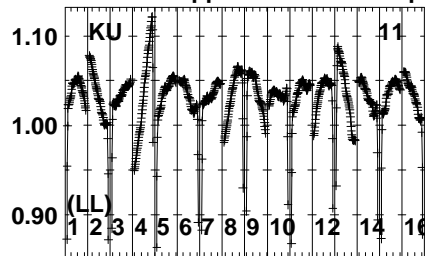
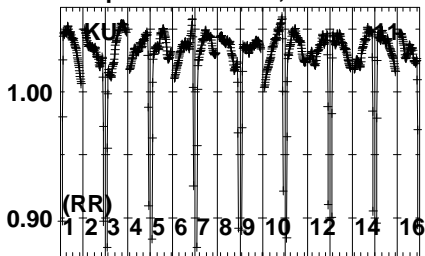


Lower frame: Real Jy
Auto-corr total-power spectrum Antenna: *
Timerange: 00/14:54:16 to 00/14:56:45

Plot file version 490 created 21-MAR-2023 11:25:20

J1925+1227 RG013A.UVDATA.1

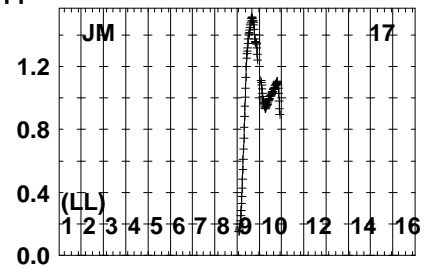
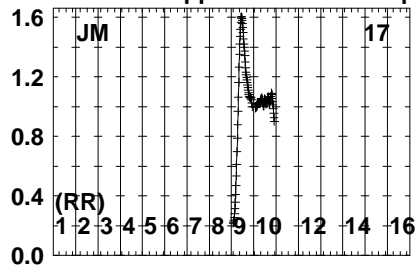
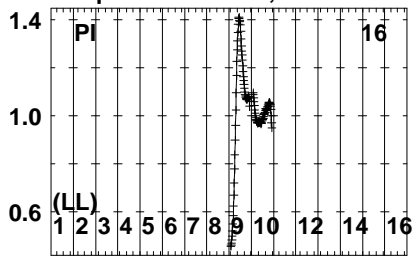
Freq = 21.9925 GHz, Bw = 32.000 MH No calibration applied and no bandpass applied



Lower frame: Real Jy
 Auto-corr total-power spectrum Antenna: *
 Timerange: 00/14:54:16 to 00/14:56:45

Plot file version 491 created 21-MAR-2023 11:25:21
J1925+1227 RG013A.UVDATA.1
Freq = 21.9925 GHz, Bw = 32.000 MH

No calibration applied and no bandpass applied

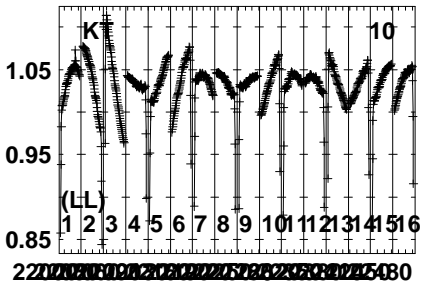
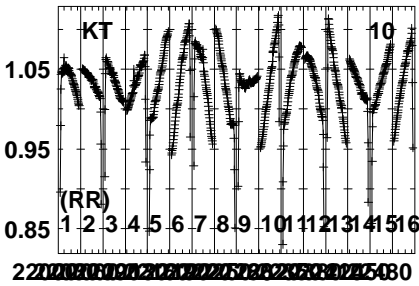
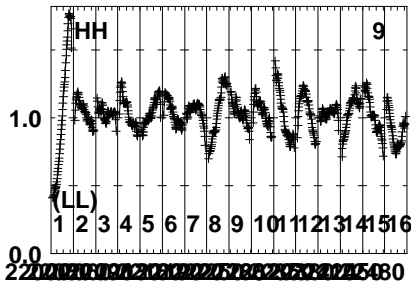
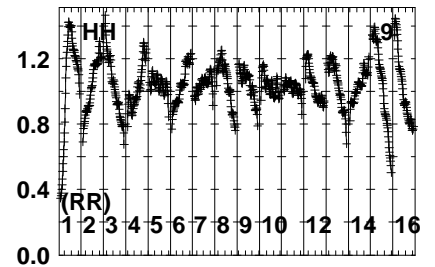
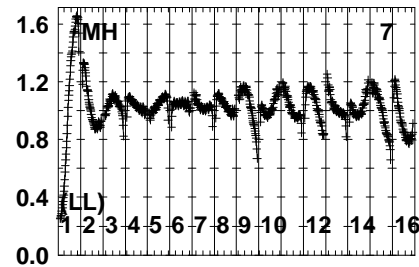
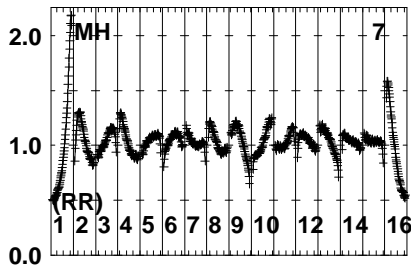
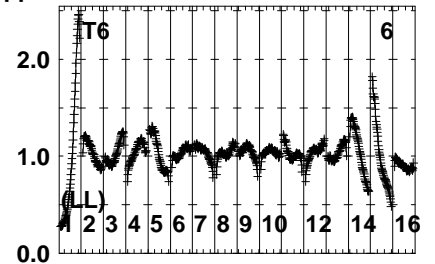
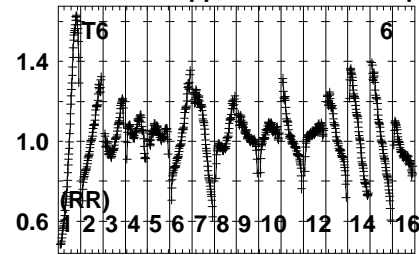
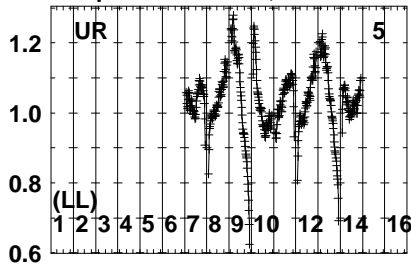


Lower frame: Real Jy
Auto-corr total-power spectrum Antenna: *
Timerange: 00/14:54:16 to 00/14:56:45

Plot file version 493 created 21-MAR-2023 11:25:21

J1925+2106 RG013A.UVDATA.1

Freq = 21.9925 GHz, Bw = 32.000 MH No calibration applied and no bandpass applied

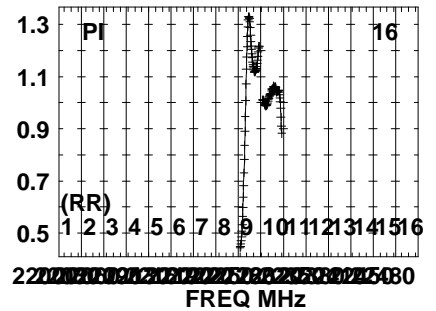
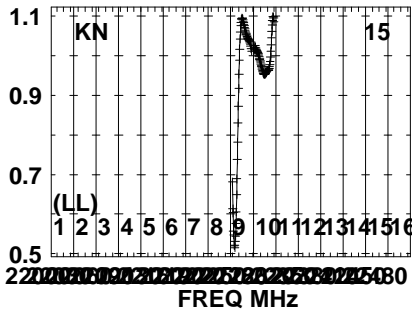
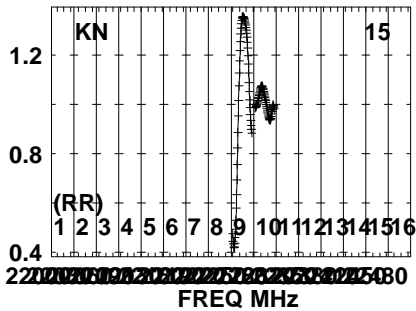
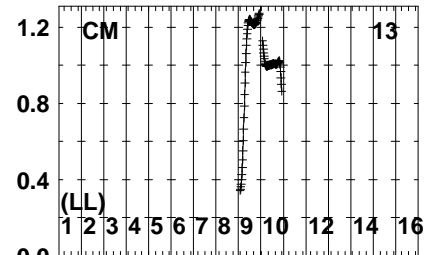
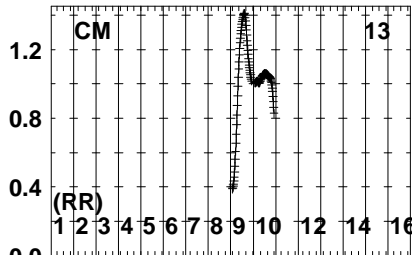
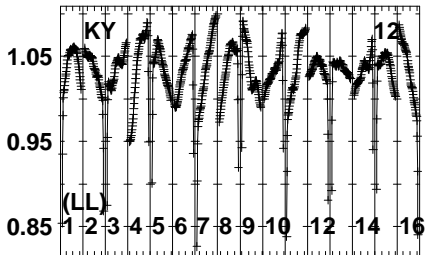
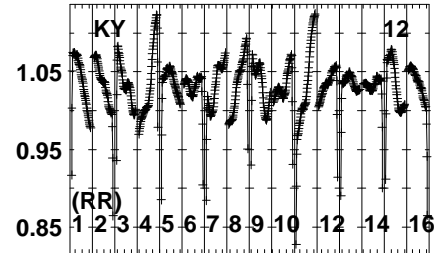
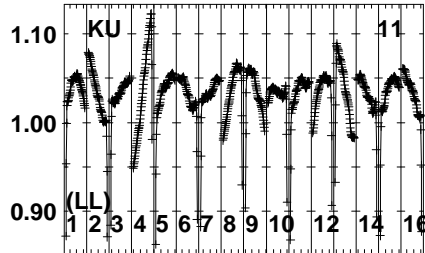
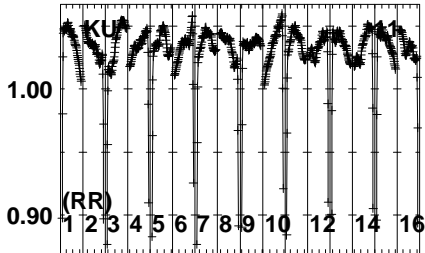


Lower frame: Real Jy
Auto-corr total-power spectrum Antenna: *
Timerange: 00/14:56:46 to 00/14:58:44

Plot file version 494 created 21-MAR-2023 11:25:21

J1925+2106 RG013A.UVDATA.1

Freq = 21.9925 GHz, Bw = 32.000 MH No calibration applied and no bandpass applied



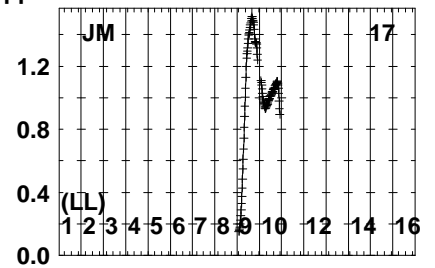
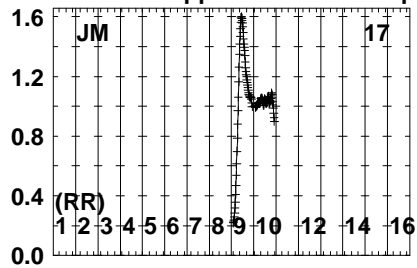
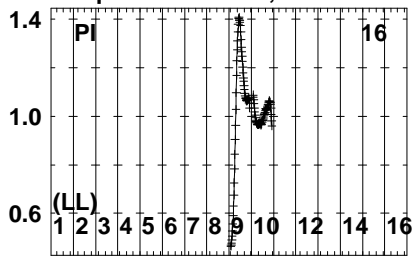
Lower frame: Real Jy
Auto-corr total-power spectrum Antenna: *
Timerange: 00/14:56:46 to 00/14:58:44

Plot file version 495 created 21-MAR-2023 11:25:22

J1925+2106 RG013A.UVDATA.1

Freq = 21.9925 GHz, Bw = 32.000 MH

No calibration applied and no bandpass applied

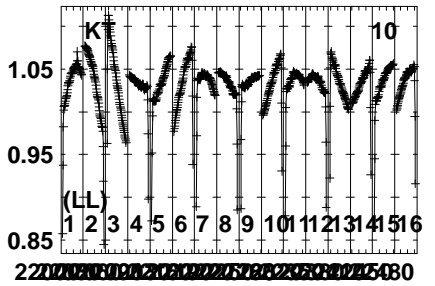
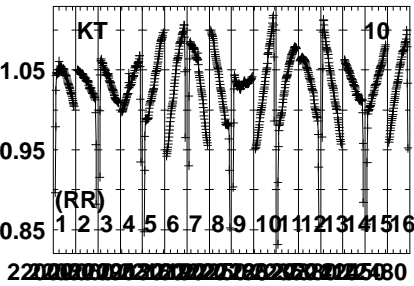
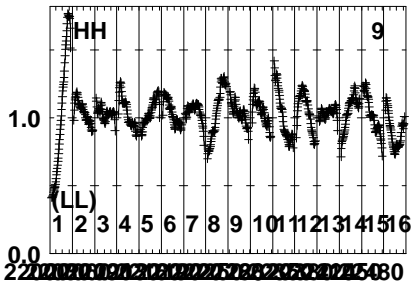
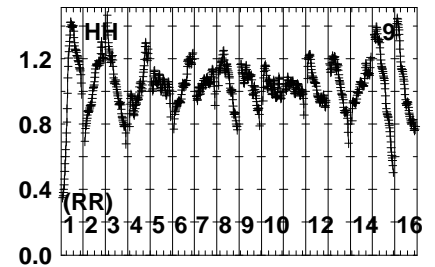
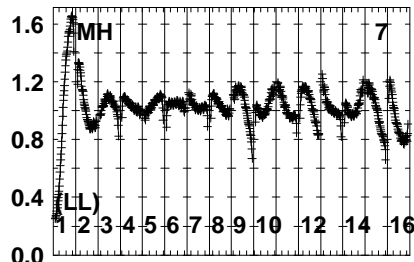
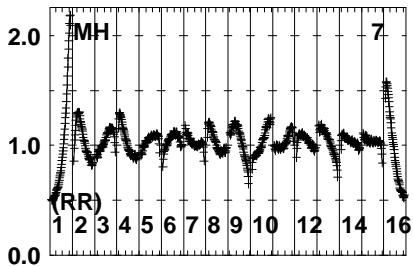
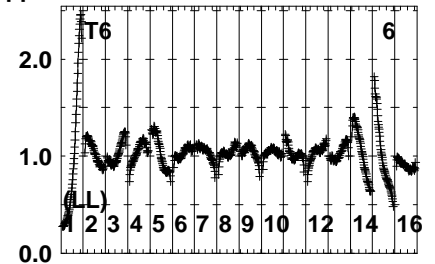
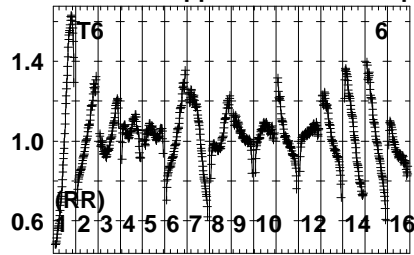
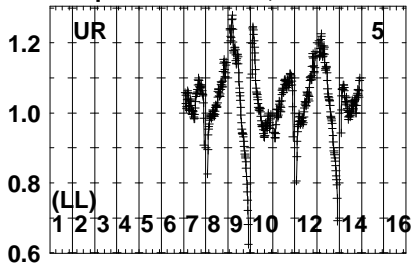


Lower frame: Real Jy
Auto-corr total-power spectrum Antenna: *
Timerange: 00/14:56:46 to 00/14:58:44

Plot file version 497 created 21-MAR-2023 11:25:22

J1905+1943 RG013A.UVDATA.1

Freq = 21.9925 GHz, Bw = 32.000 MH No calibration applied and no bandpass applied

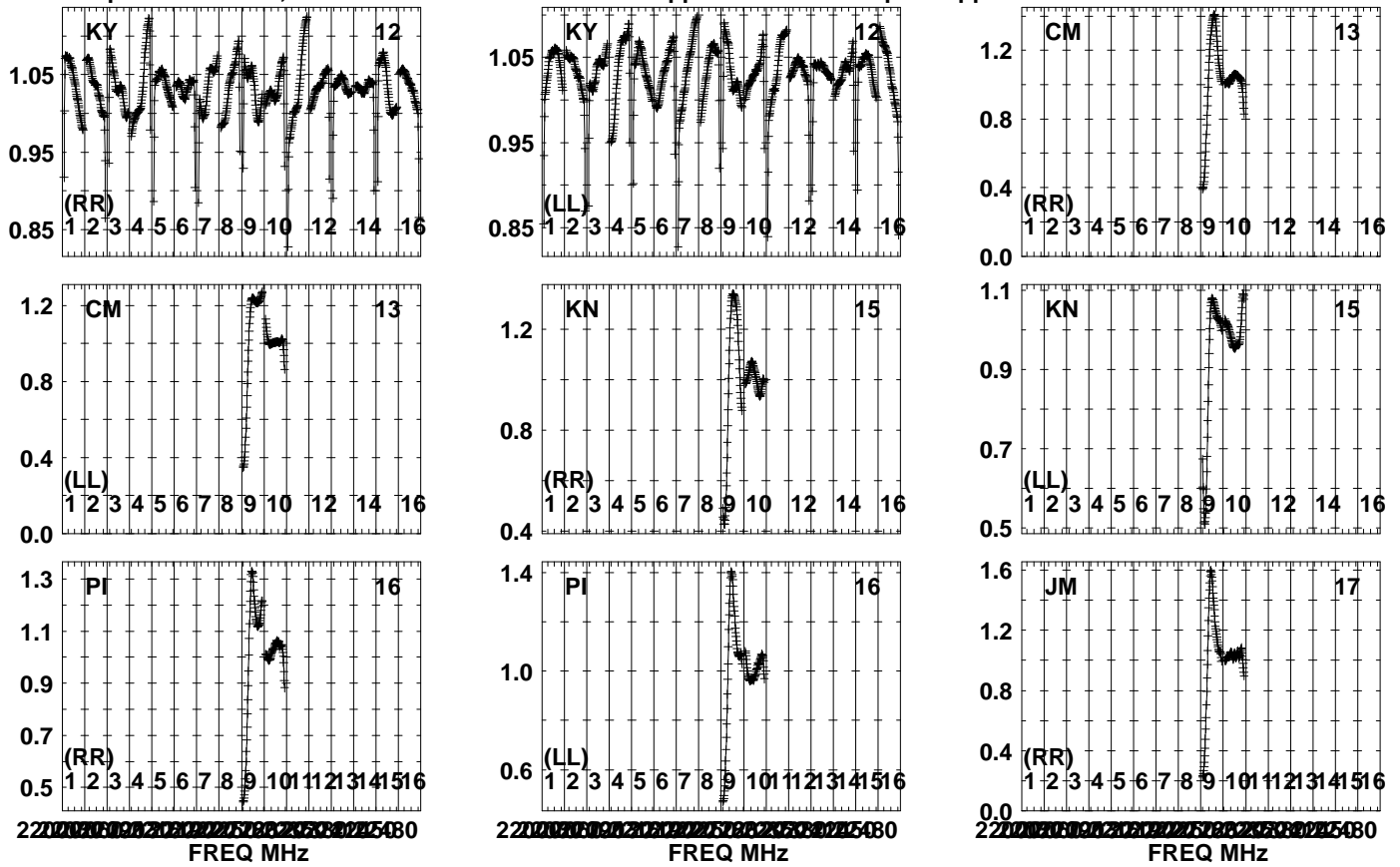


Lower frame: Real Jy
Auto-corr total-power spectrum Antenna: *
Timerange: 00/14:59:45 to 00/15:01:14

Plot file version 498 created 21-MAR-2023 11:25:22

J1905+1943 RG013A.UVDATA.1

Freq = 21.9925 GHz, Bw = 32.000 MH No calibration applied and no bandpass applied

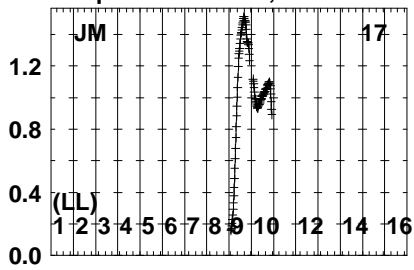


Lower frame: Real Jy
Auto-corr total-power spectrum Antenna: *
Timerange: 00/14:59:45 to 00/15:01:14

Plot file version 499 created 21-MAR-2023 11:25:23

J1905+1943 RG013A.UVDATA.1

Freq = 21.9925 GHz, Bw = 32.000 MH No calibration applied and no bandpass applied

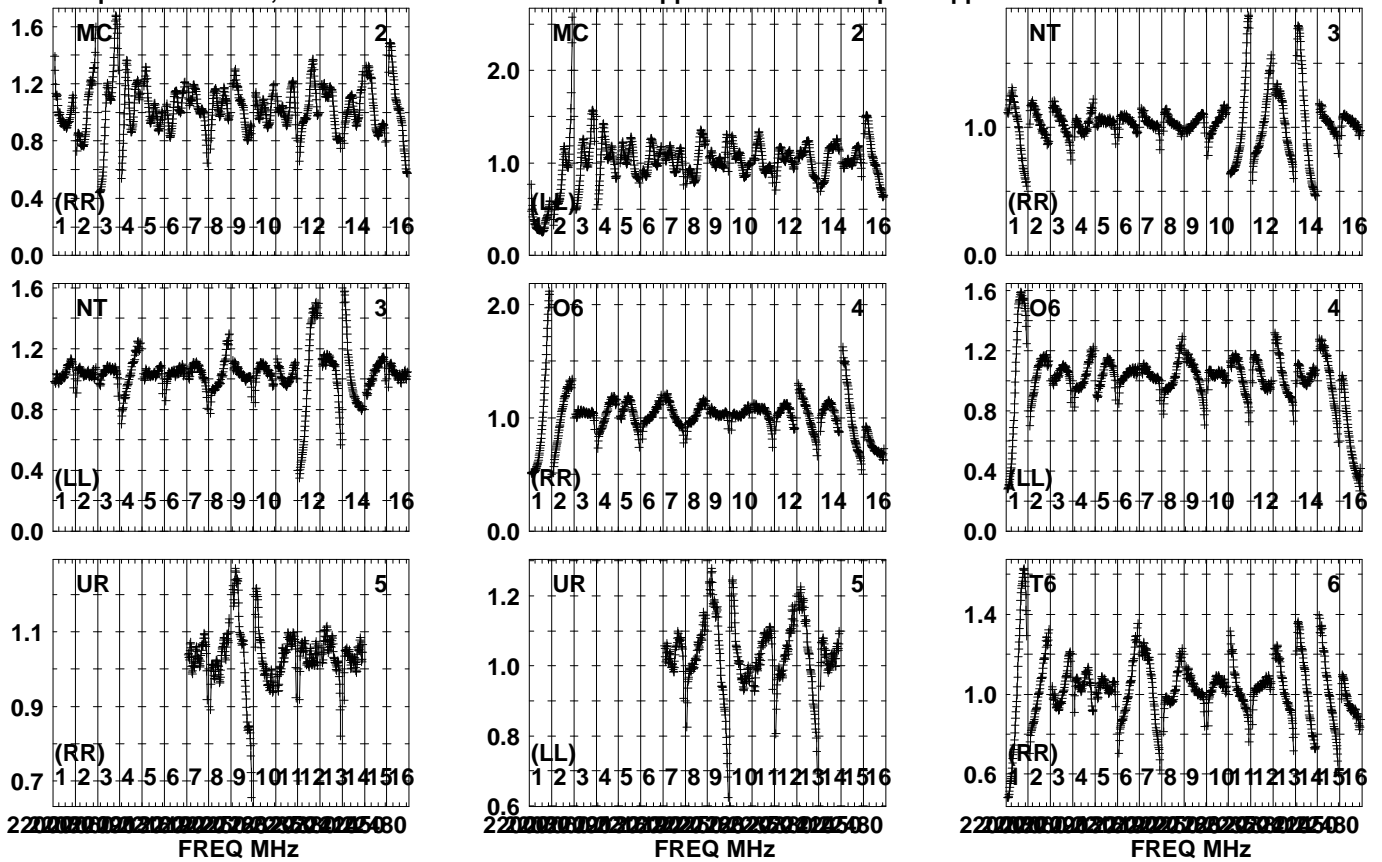


Lower frame: Real Jy
Auto-corr total-power spectrum Antenna: *
Timerange: 00/14:59:45 to 00/15:01:14

Plot file version 500 created 21-MAR-2023 11:25:23

GRB221009A RG013A.UVDATA.1

Freq = 21.9925 GHz, Bw = 32.000 MH No calibration applied and no bandpass applied



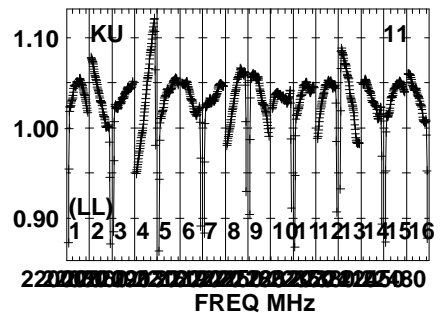
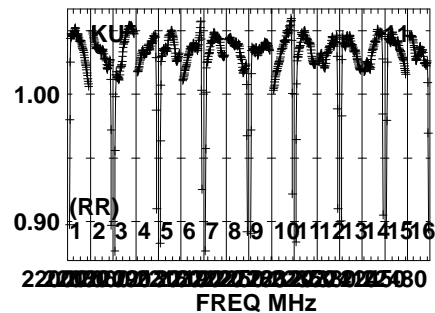
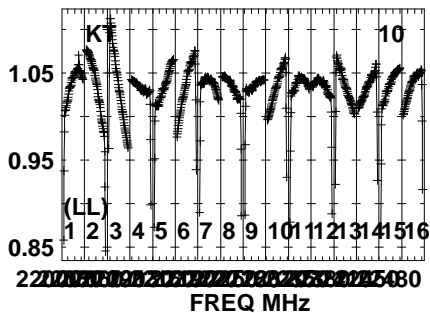
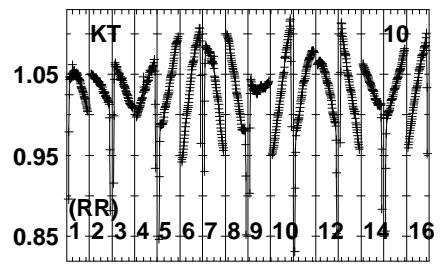
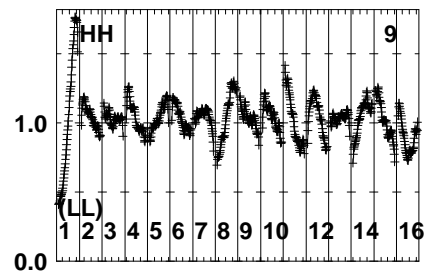
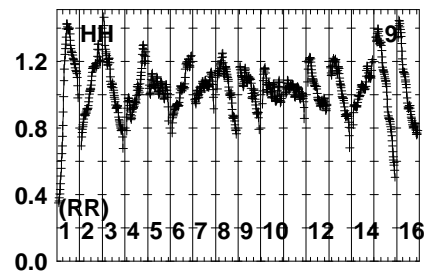
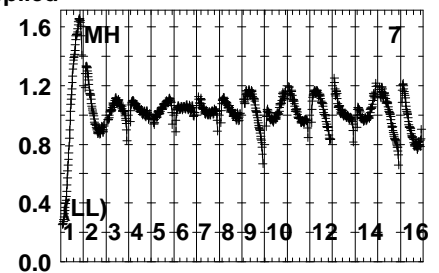
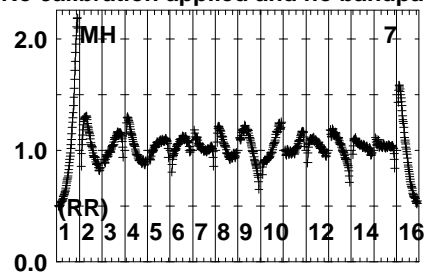
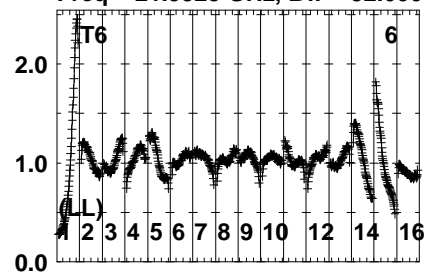
Lower frame: Real Jy
Auto-corr total-power spectrum Antenna: *
Timerange: 00/15:01:16 to 00/15:02:15

Plot file version 501 created 21-MAR-2023 11:25:23

GRB221009A RG013A.UVDATA.1

Freq = 21.9925 GHz, Bw = 32.000 MH

No calibration applied and no bandpass applied

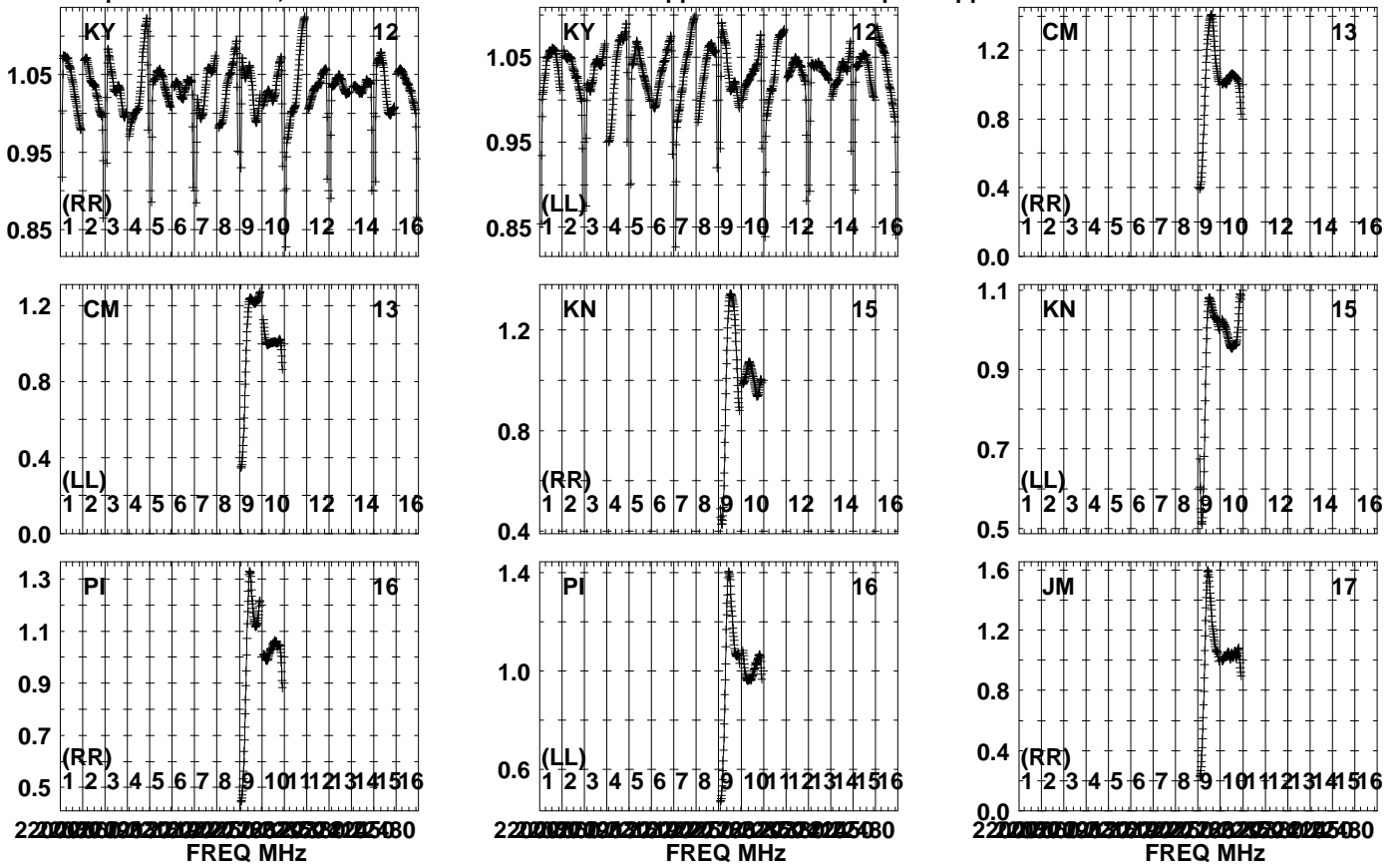


Lower frame: Real Jy
Auto-corr total-power spectrum Antenna: *
Timerange: 00/15:01:16 to 00/15:02:15

Plot file version 502 created 21-MAR-2023 11:25:23

GRB221009A RG013A.UVDATA.1

Freq = 21.9925 GHz, Bw = 32.000 MH No calibration applied and no bandpass applied

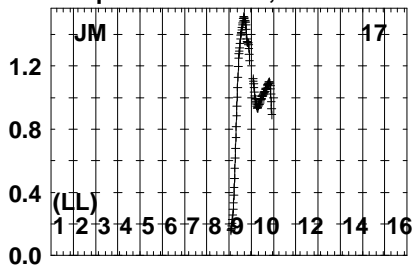


Lower frame: Real Jy
Auto-corr total-power spectrum Antenna: *
Timerange: 00/15:01:16 to 00/15:02:15

Plot file version 503 created 21-MAR-2023 11:25:23

GRB221009A RG013A.UVDATA.1

Freq = 21.9925 GHz, Bw = 32.000 MH No calibration applied and no bandpass applied



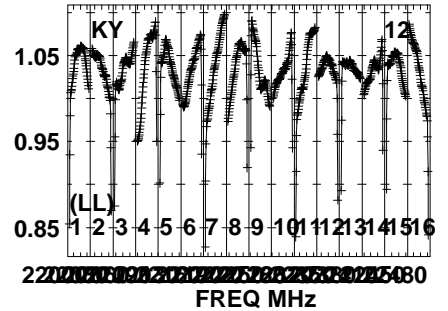
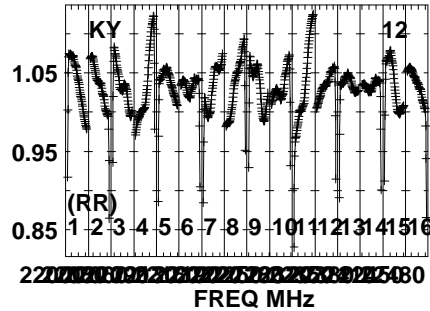
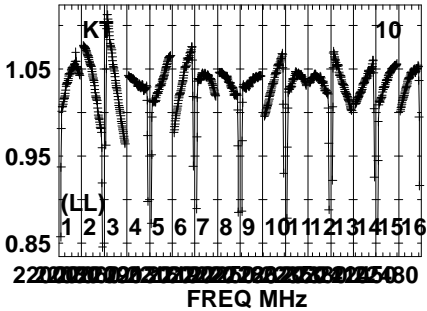
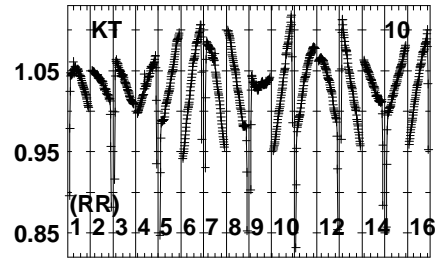
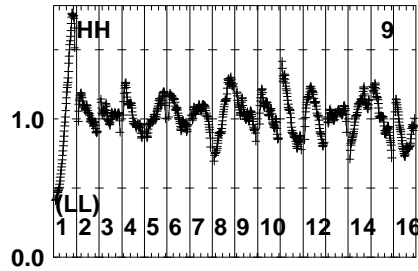
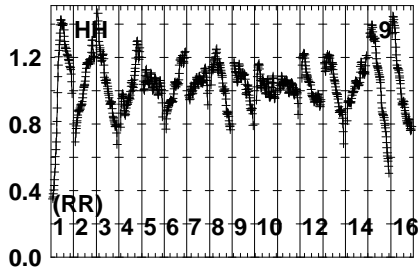
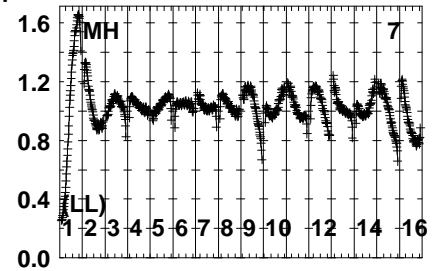
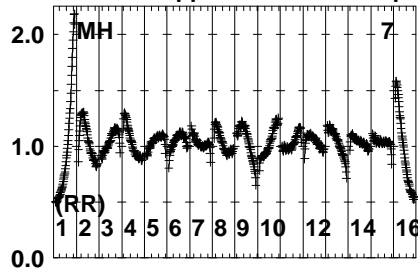
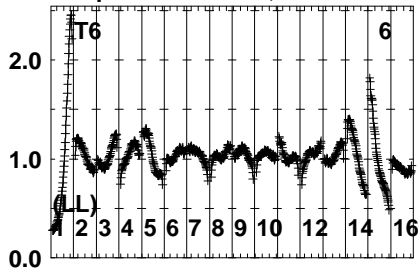
Lower frame: Real Jy
Auto-corr total-power spectrum Antenna: *
Timerange: 00/15:01:16 to 00/15:02:15

Plot file version 505 created 21-MAR-2023 11:25:24

J1905+1943 RG013A.UVDATA.1

Freq = 21.9925 GHz, Bw = 32.000 MH

No calibration applied and no bandpass applied

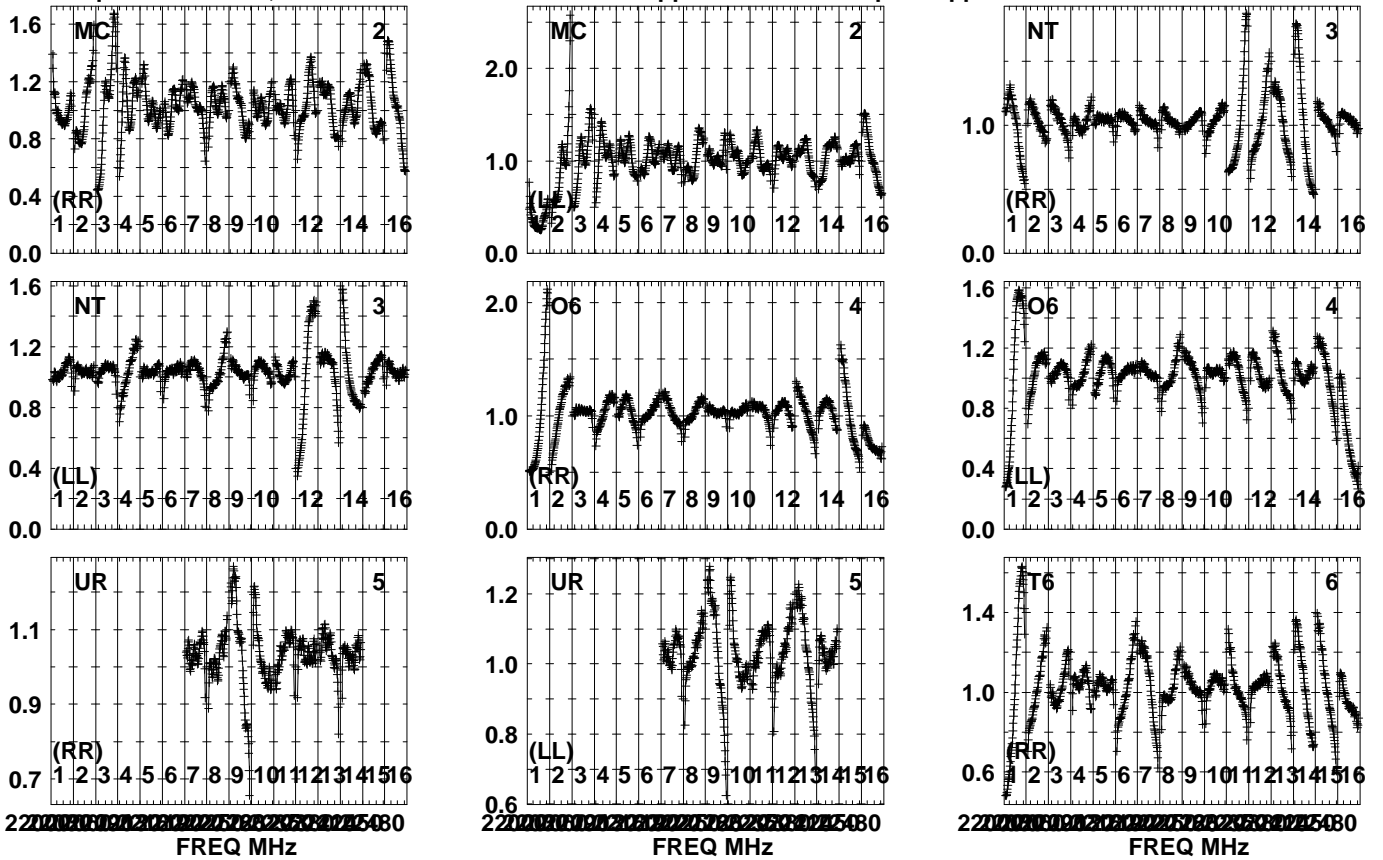


Lower frame: Real Jy
Auto-corr total-power spectrum Antenna: *
Timerange: 00/15:02:17 to 00/15:03:14

Plot file version 507 created 21-MAR-2023 11:25:24

GRB221009A RG013A.UVDATA.1

Freq = 21.9925 GHz, Bw = 32.000 MH No calibration applied and no bandpass applied



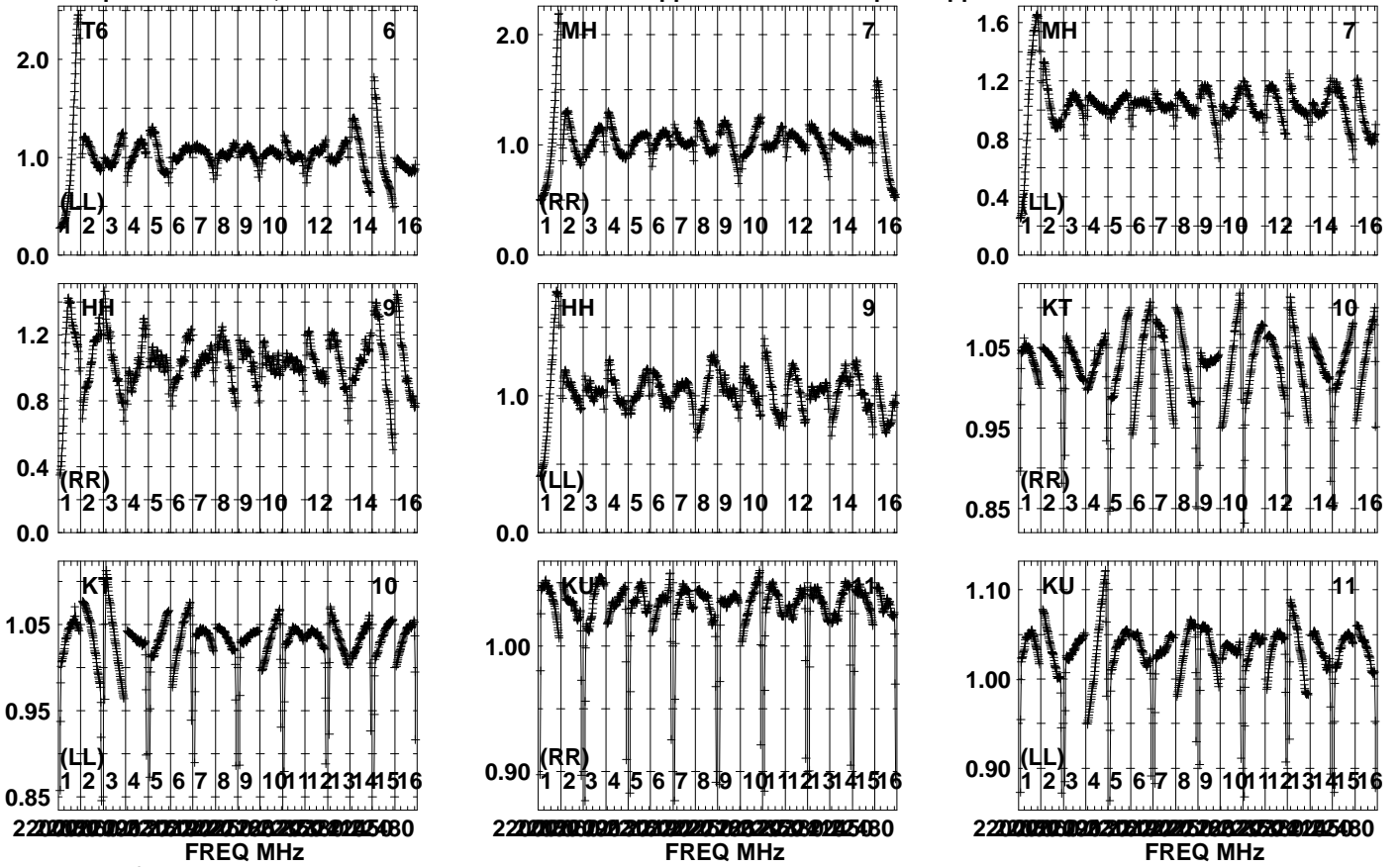
Lower frame: Real Jy
Auto-corr total-power spectrum Antenna: *
Timerange: 00/15:03:17 to 00/15:04:14

Plot file version 508 created 21-MAR-2023 11:25:24

GRB221009A RG013A.UVDATA.1

Freq = 21.9925 GHz, Bw = 32.000 MH

No calibration applied and no bandpass applied

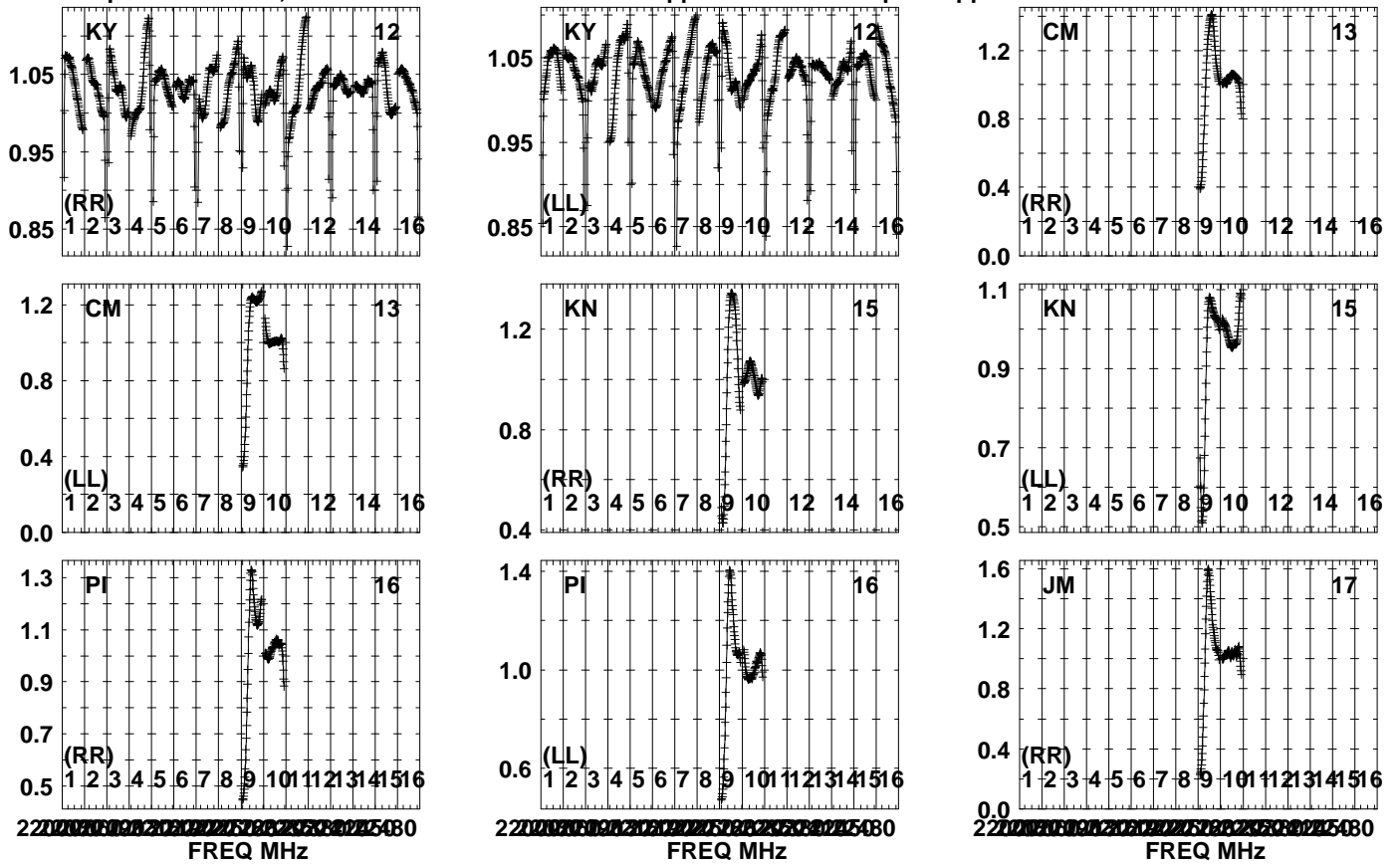


Lower frame: Real Jy
 Auto-corr total-power spectrum Antenna: *
 Timerange: 00/15:03:17 to 00/15:04:14

Plot file version 509 created 21-MAR-2023 11:25:24

GRB221009A RG013A.UVDATA.1

Freq = 21.9925 GHz, Bw = 32.000 MH No calibration applied and no bandpass applied

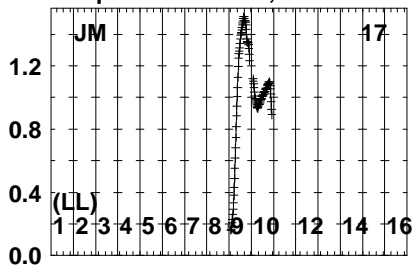


Lower frame: Real Jy
Auto-corr total-power spectrum Antenna: *
Timerange: 00/15:03:17 to 00/15:04:14

Plot file version 510 created 21-MAR-2023 11:25:25

GRB221009A RG013A.UVDATA.1

Freq = 21.9925 GHz, Bw = 32.000 MH No calibration applied and no bandpass applied

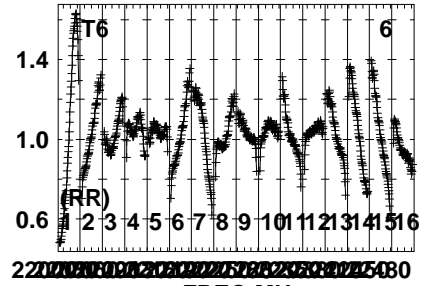
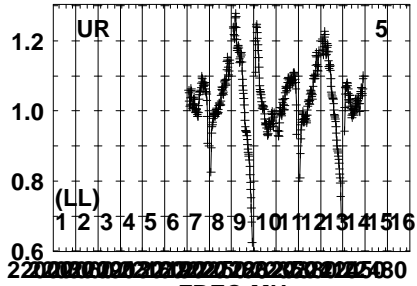
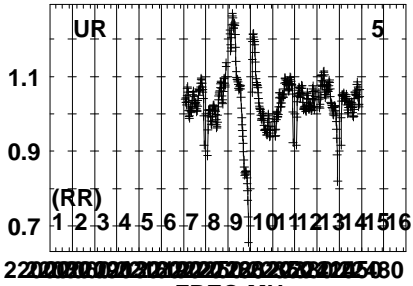
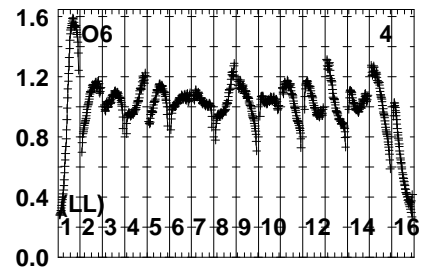
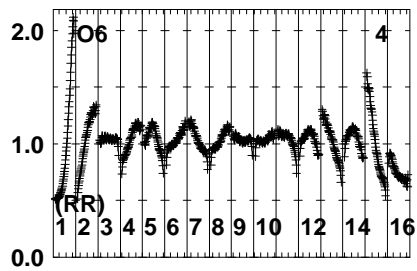
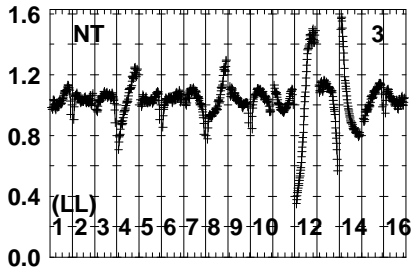
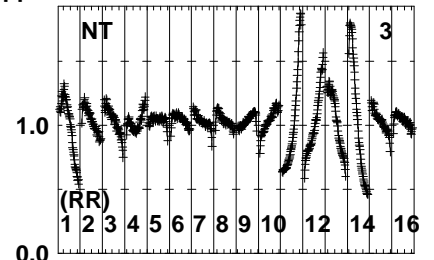
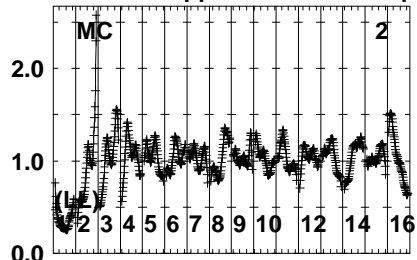
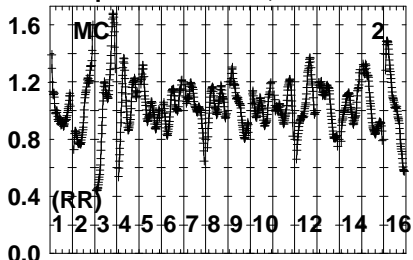


Lower frame: Real Jy
Auto-corr total-power spectrum Antenna: *
Timerange: 00/15:03:17 to 00/15:04:14

Plot file version 511 created 21-MAR-2023 11:25:25

J1905+1943 RG013A.UVDATA.1

Freq = 21.9925 GHz, Bw = 32.000 MH No calibration applied and no bandpass applied



FREQ MHz

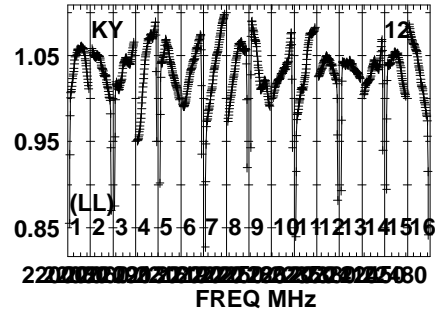
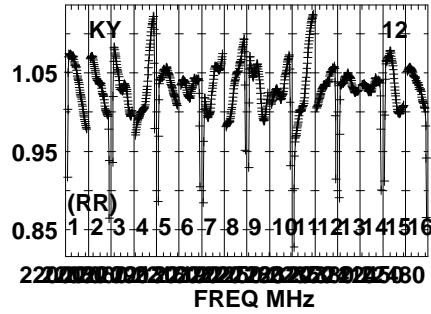
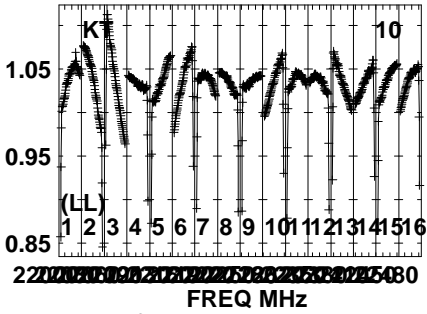
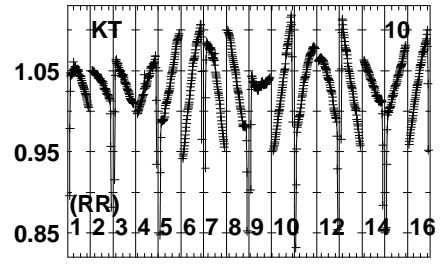
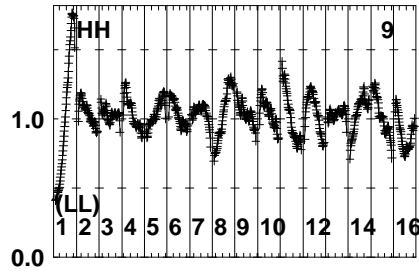
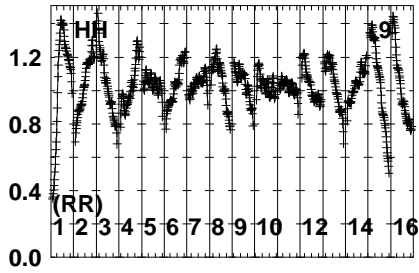
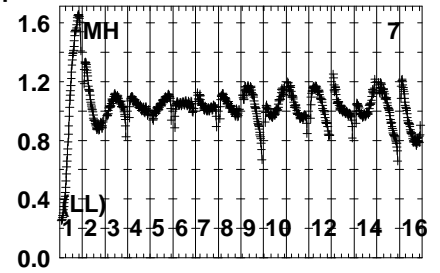
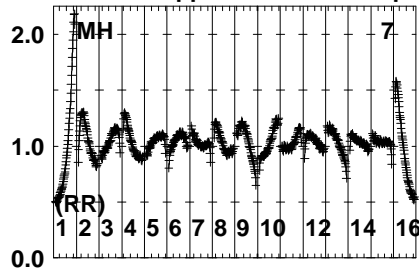
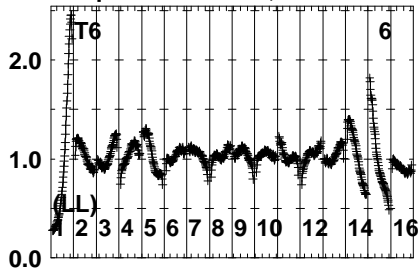
FREQ MHz

FREQ MHz

Lower frame: Real Jy
 Auto-corr total-power spectrum Antenna: *
 Timerange: 00/15:04:16 to 00/15:05:15

Plot file version 512 created 21-MAR-2023 11:25:25
J1905+1943 RG013A.UVDATA.1
Freq = 21.9925 GHz, Bw = 32.000 MH

No calibration applied and no bandpass applied

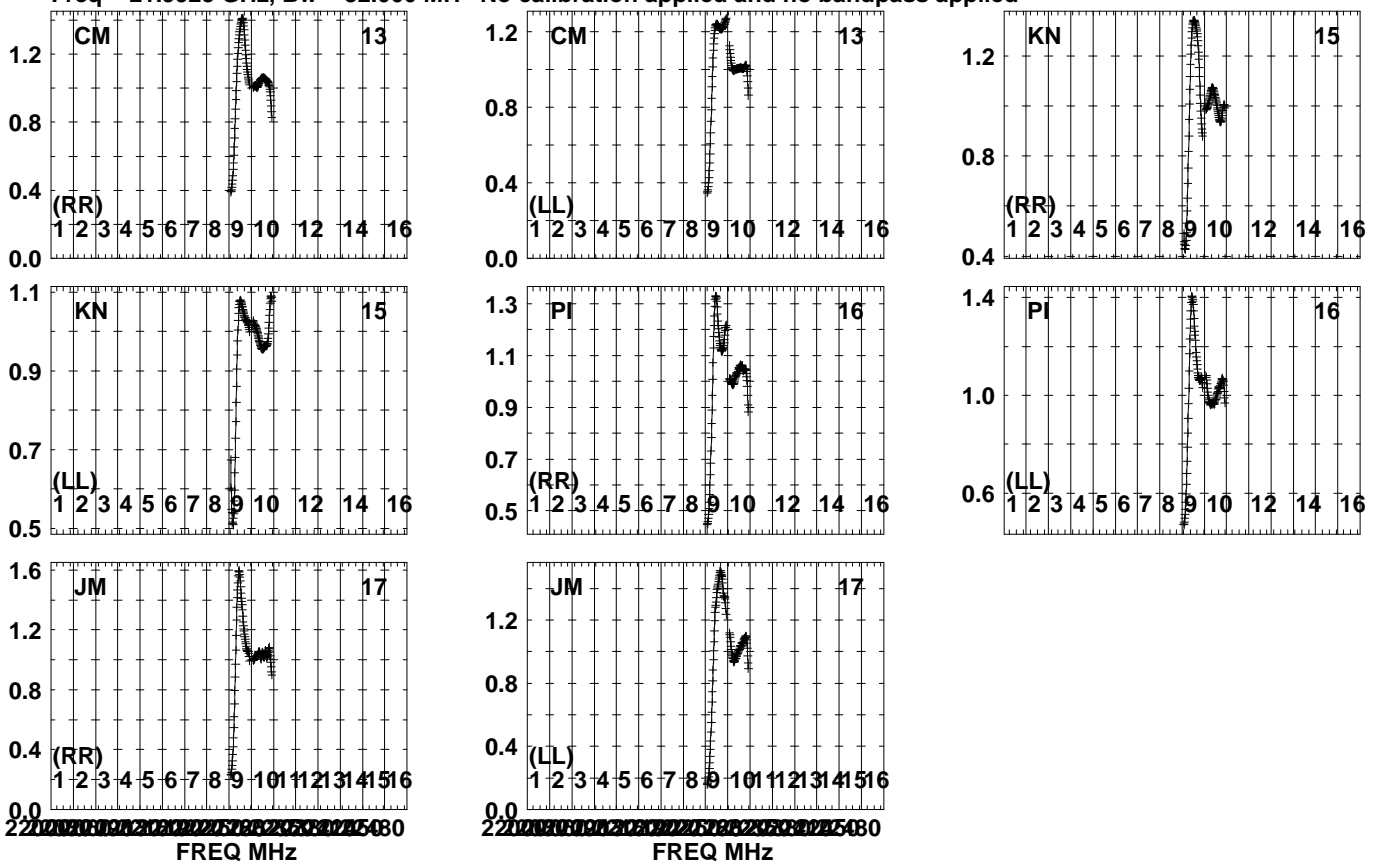


Lower frame: Real Jy
Auto-corr total-power spectrum Antenna: *
Timerange: 00/15:04:16 to 00/15:05:15

Plot file version 513 created 21-MAR-2023 11:25:25

J1905+1943 RG013A.UVDATA.1

Freq = 21.9925 GHz, Bw = 32.000 MH No calibration applied and no bandpass applied

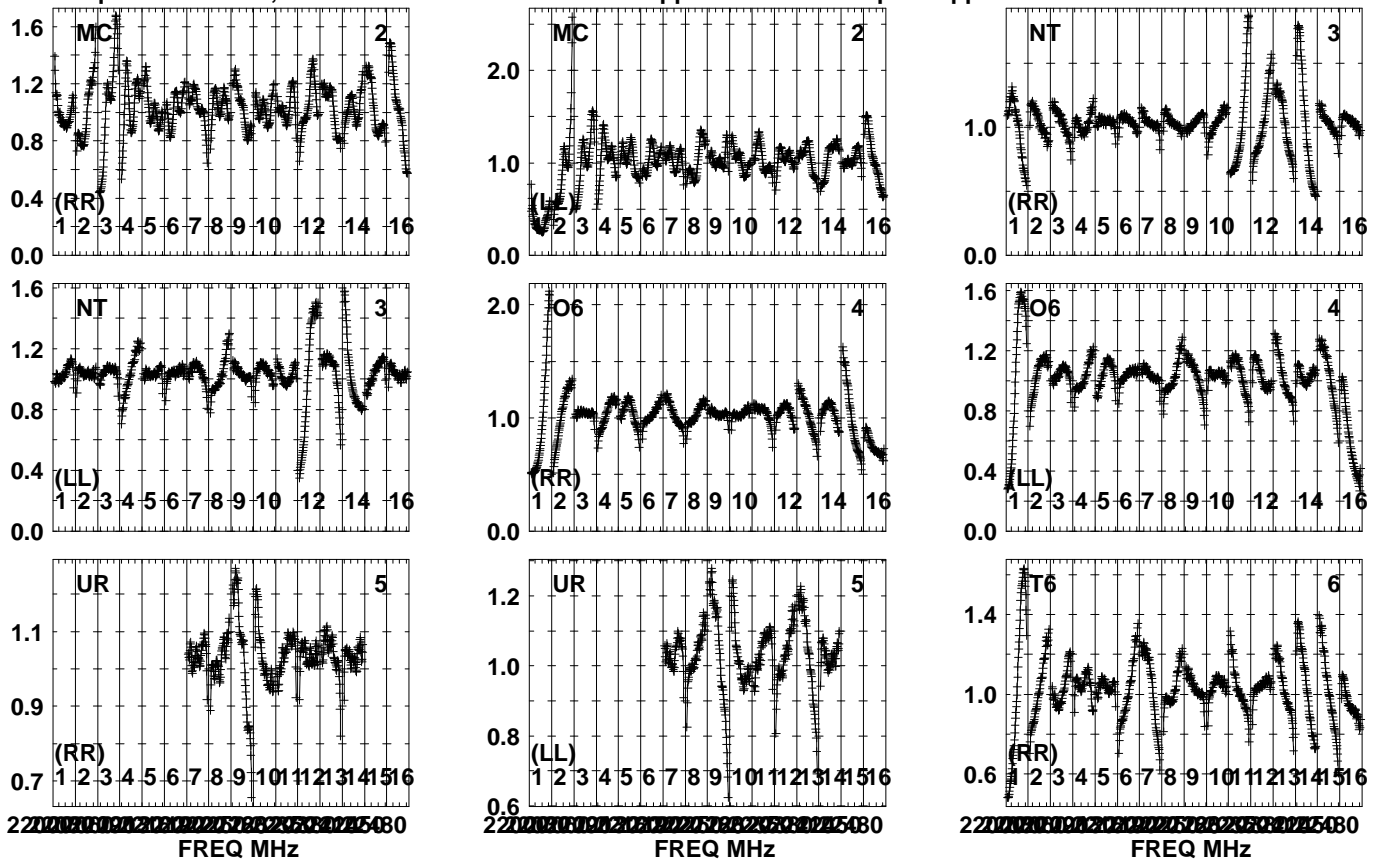


Lower frame: Real Jy
 Auto-corr total-power spectrum Antenna: *
 Timerange: 00/15:04:16 to 00/15:05:15

Plot file version 514 created 21-MAR-2023 11:25:25

GRB221009A RG013A.UVDATA.1

Freq = 21.9925 GHz, Bw = 32.000 MH No calibration applied and no bandpass applied



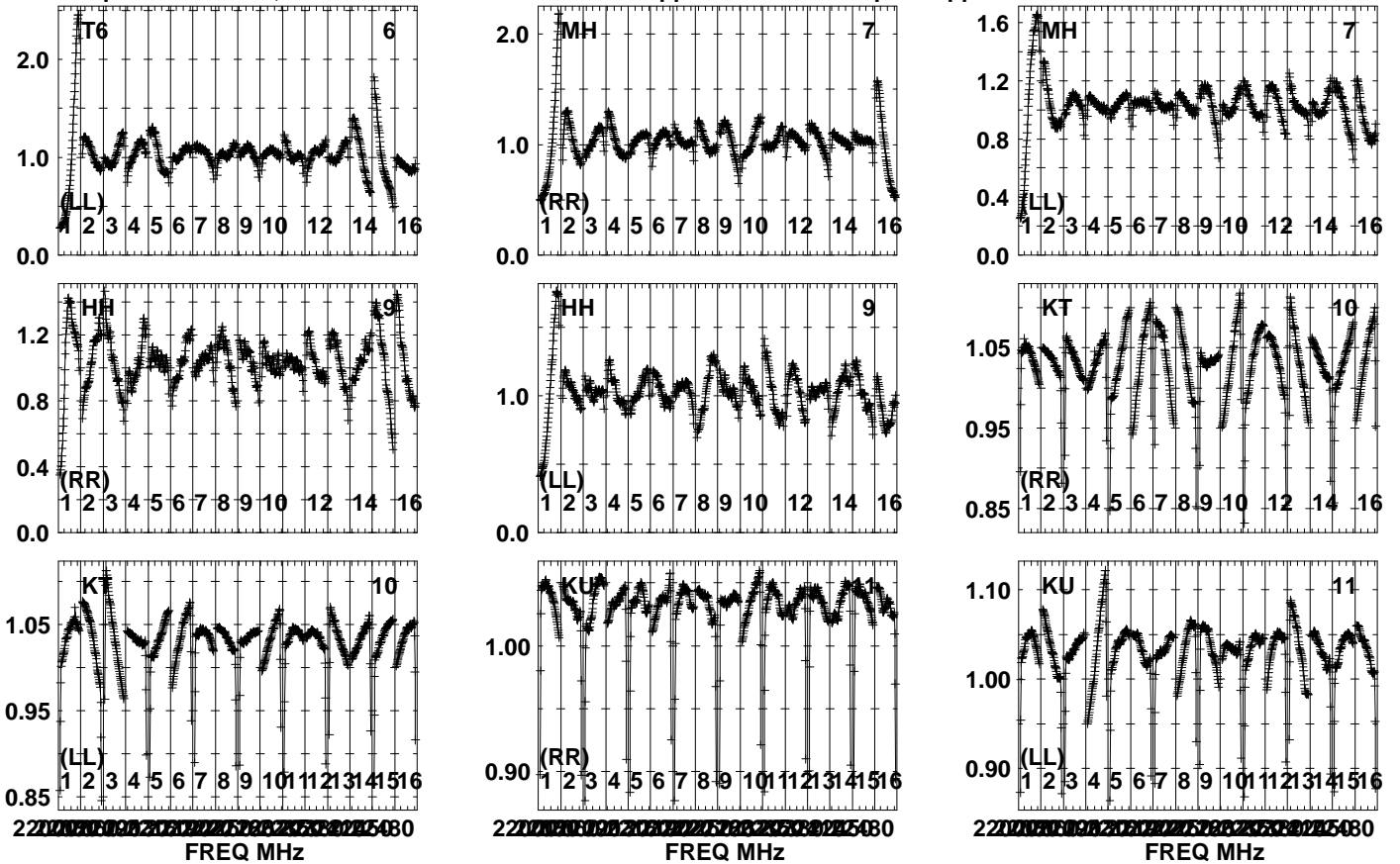
Lower frame: Real Jy
Auto-corr total-power spectrum Antenna: *
Timerange: 00/15:05:16 to 00/15:06:15

Plot file version 515 created 21-MAR-2023 11:25:26

GRB221009A RG013A.UVDATA.1

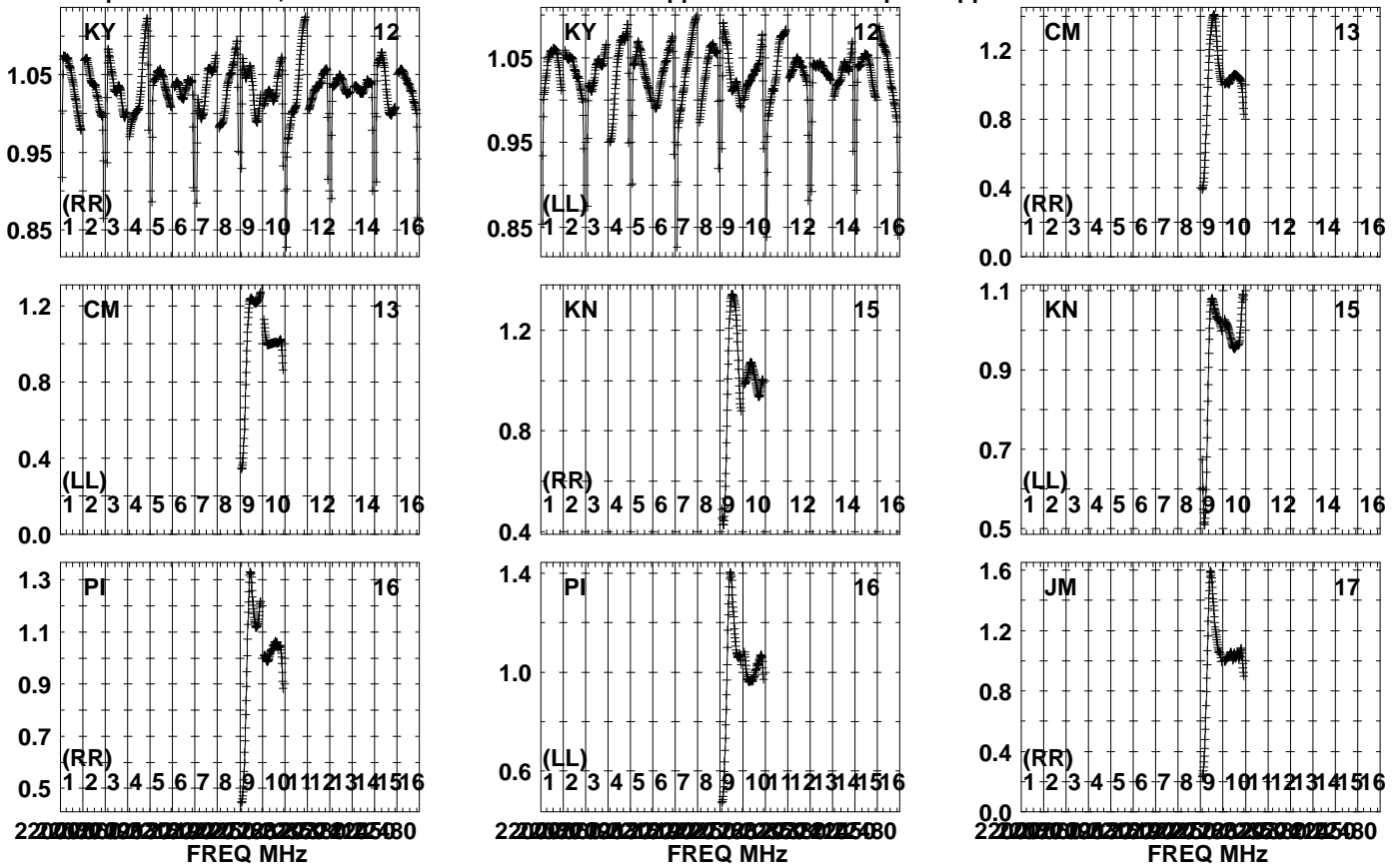
Freq = 21.9925 GHz, Bw = 32.000 MHz

No calibration applied and no bandpass applied



Lower frame: Real Jy
Auto-corr total-power spectrum Antenna: *
Timerange: 00/15:05:16 to 00/15:06:15

Plot file version 516 created 21-MAR-2023 11:25:26
 GRB221009A RG013A.UVDATA.1
 Freq = 21.9925 GHz, Bw = 32.000 MH No calibration applied and no bandpass applied

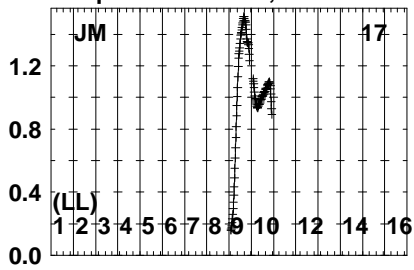


Lower frame: Real Jy
 Auto-corr total-power spectrum Antenna: *
 Timerange: 00/15:05:16 to 00/15:06:15

Plot file version 517 created 21-MAR-2023 11:25:26

GRB221009A RG013A.UVDATA.1

Freq = 21.9925 GHz, Bw = 32.000 MH No calibration applied and no bandpass applied



Lower frame: Real Jy

Auto-corr total-power spectrum Antenna: *

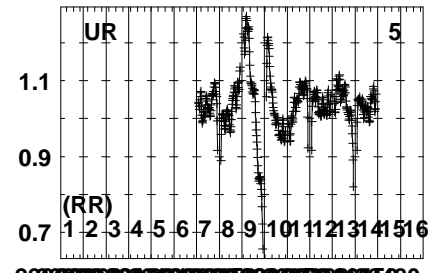
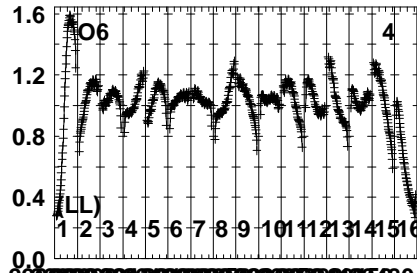
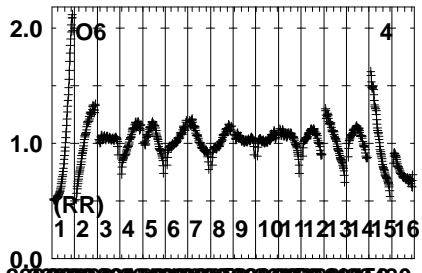
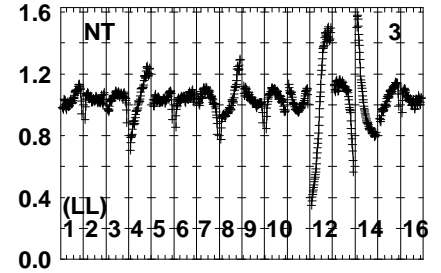
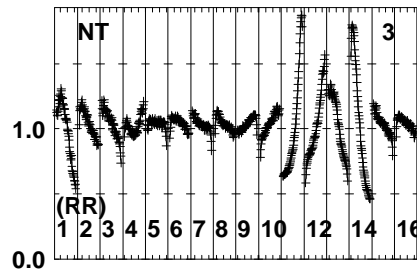
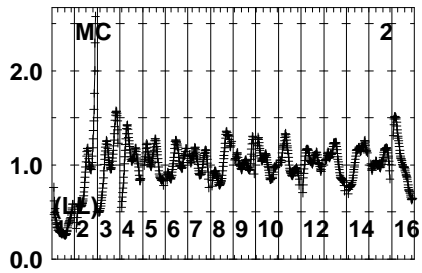
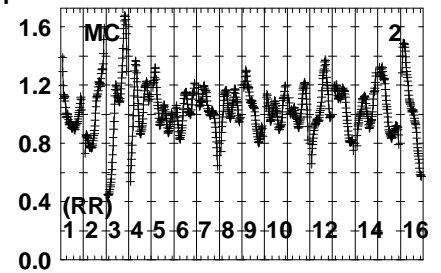
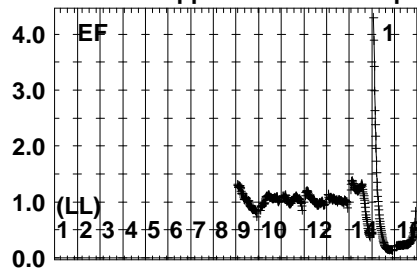
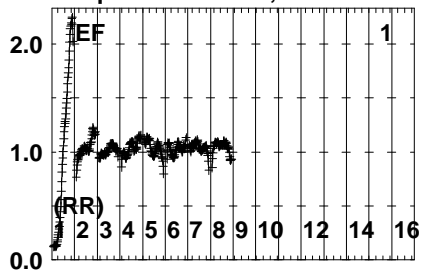
Timerange: 00/15:05:16 to 00/15:06:15

Plot file version 518 created 21-MAR-2023 11:25:26

J1905+1943 RG013A.UVDATA.1

Freq = 21.9925 GHz, Bw = 32.000 MH

No calibration applied and no bandpass applied



2200000000000000000000000000000000

FREQ MHz

2200000000000000000000000000000000

FREQ MHz

2200000000000000000000000000000000

FREQ MHz

Lower frame: Real Jy

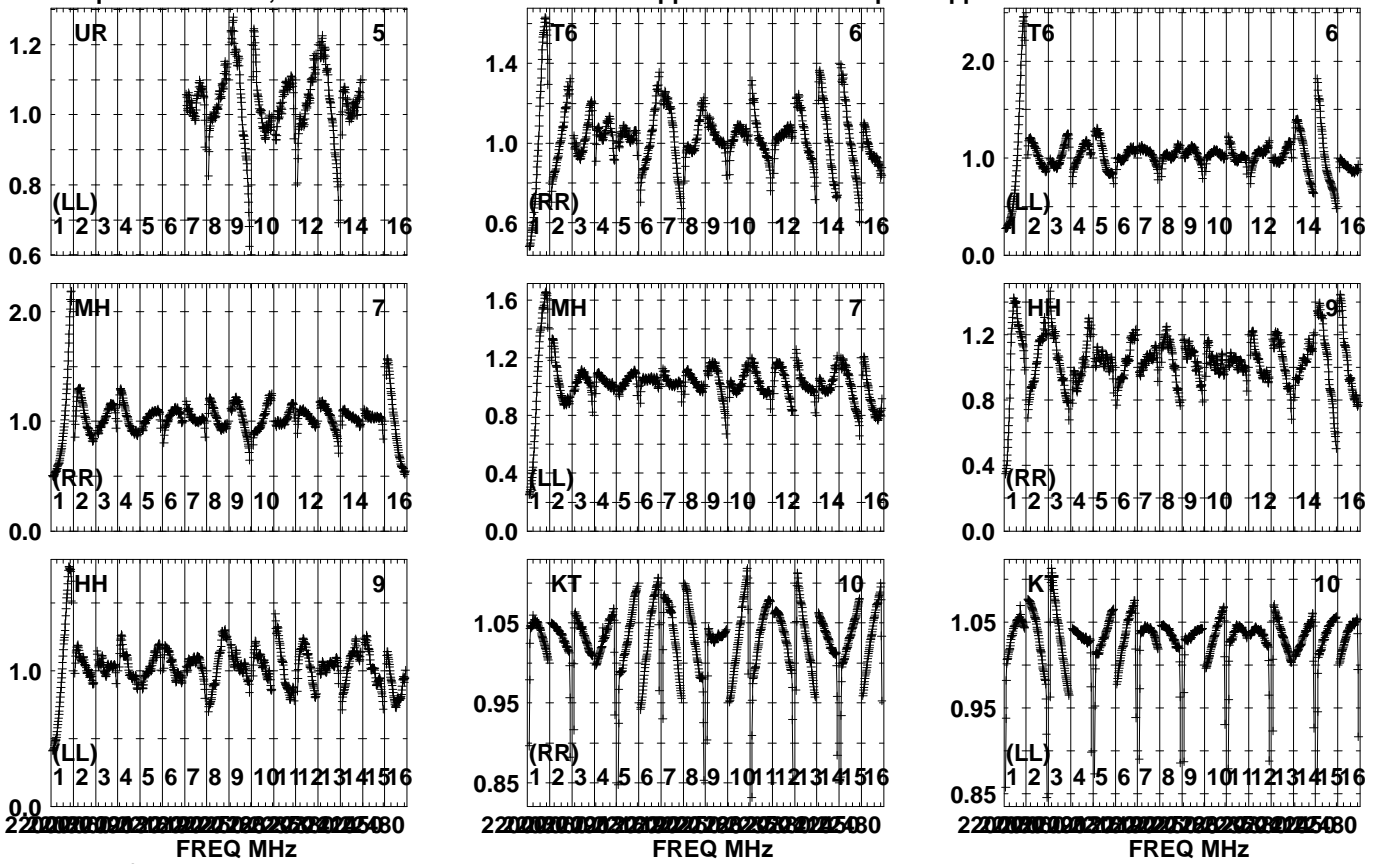
Auto-corr total-power spectrum Antenna: *

Timerange: 00/15:06:55 to 00/15:07:54

Plot file version 519 created 21-MAR-2023 11:25:26

J1905+1943 RG013A.UVDATA.1

Freq = 21.9925 GHz, Bw = 32.000 MH No calibration applied and no bandpass applied

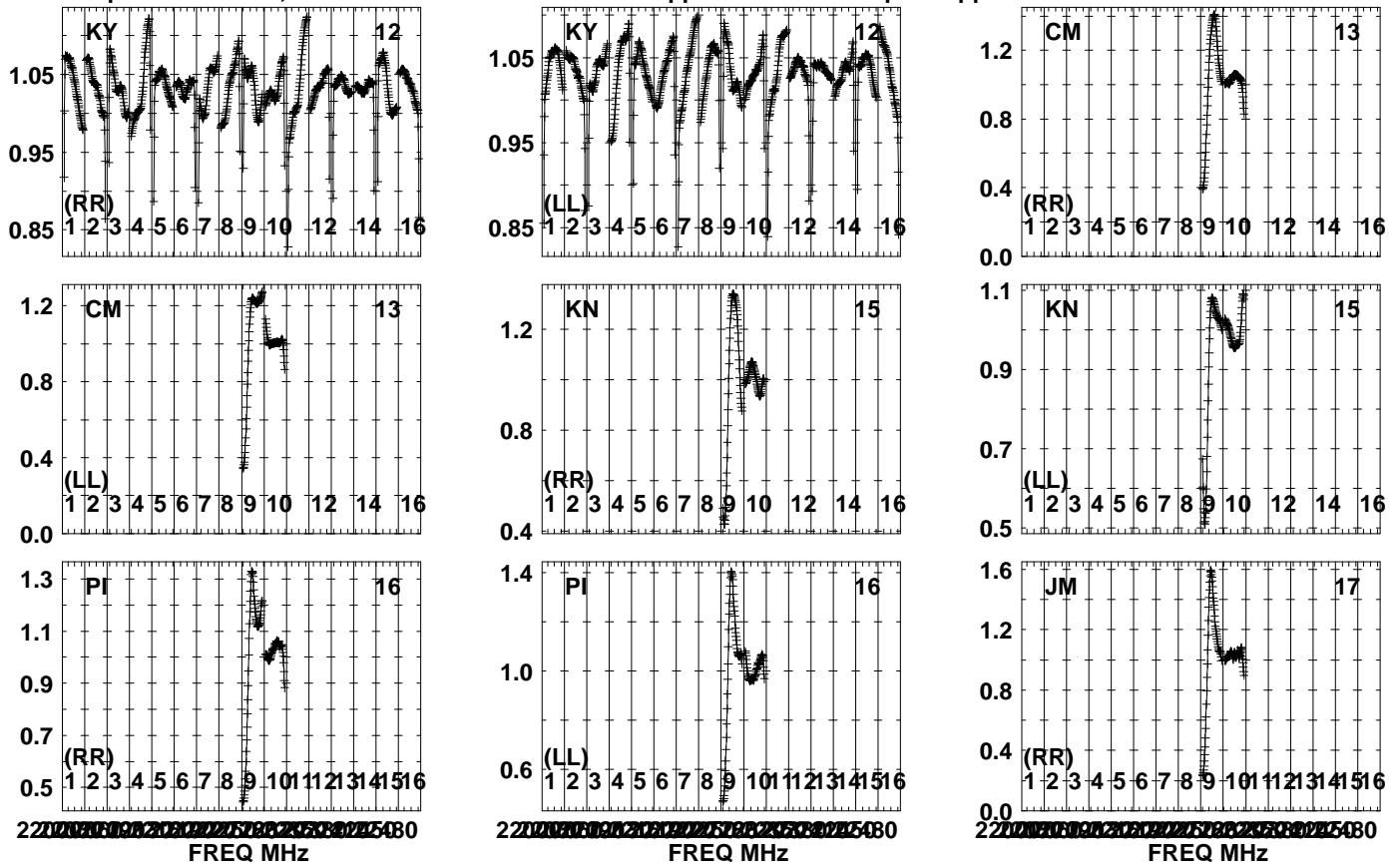


Lower frame: Real Jy
Auto-corr total-power spectrum Antenna: *
Timerange: 00/15:06:55 to 00/15:07:54

Plot file version 520 created 21-MAR-2023 11:25:26

J1905+1943 RG013A.UVDATA.1

Freq = 21.9925 GHz, Bw = 32.000 MH No calibration applied and no bandpass applied

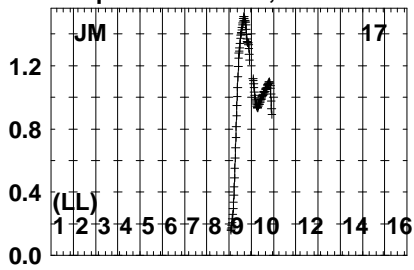


Lower frame: Real Jy
Auto-corr total-power spectrum Antenna: *
Timerange: 00/15:06:55 to 00/15:07:54

Plot file version 521 created 21-MAR-2023 11:25:27

J1905+1943 RG013A.UVDATA.1

Freq = 21.9925 GHz, Bw = 32.000 MH No calibration applied and no bandpass applied

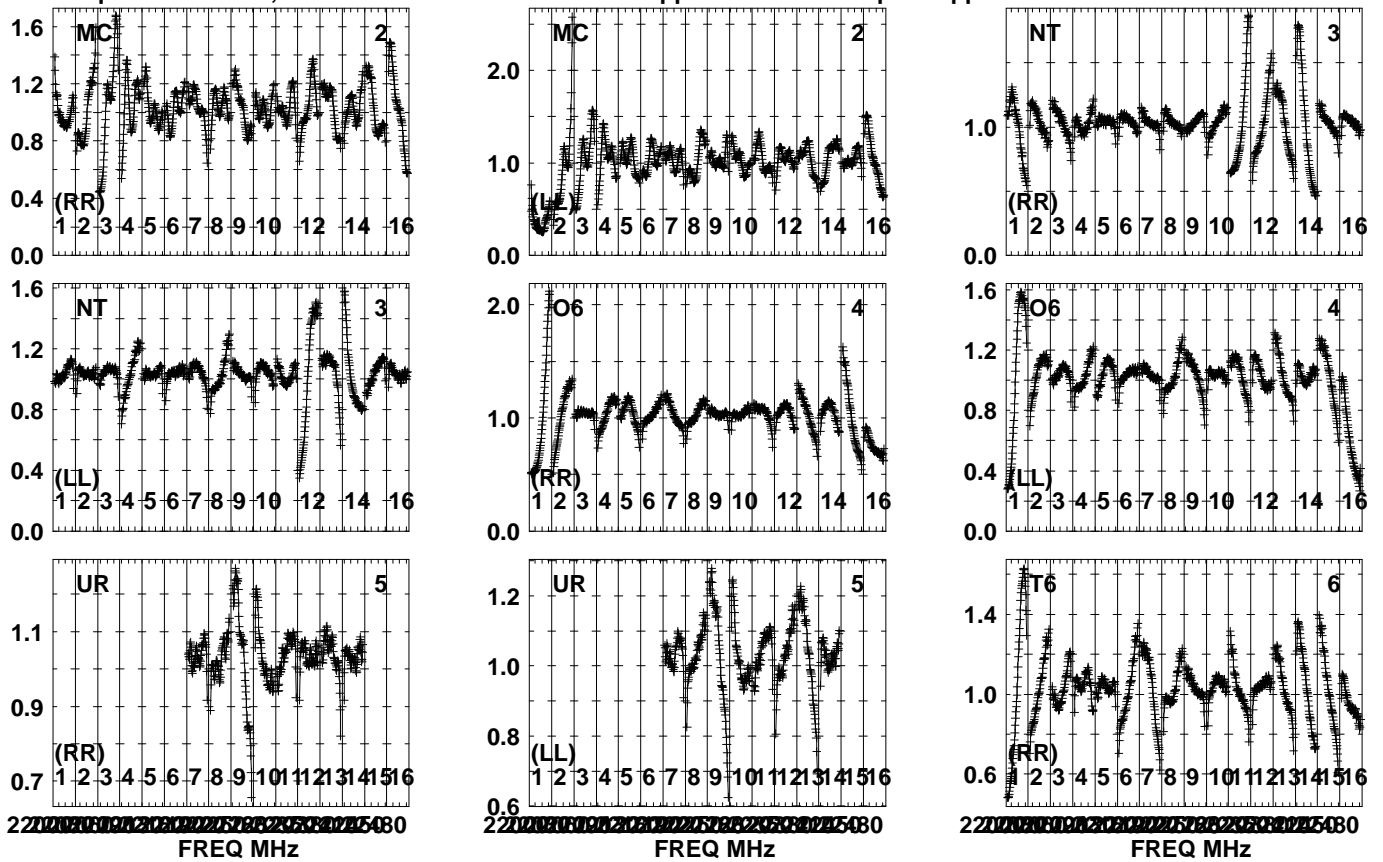


Lower frame: Real Jy
Auto-corr total-power spectrum Antenna: *
Timerange: 00/15:06:55 to 00/15:07:54

Plot file version 522 created 21-MAR-2023 11:25:27

GRB221009A RG013A.UVDATA.1

Freq = 21.9925 GHz, Bw = 32.000 MH No calibration applied and no bandpass applied



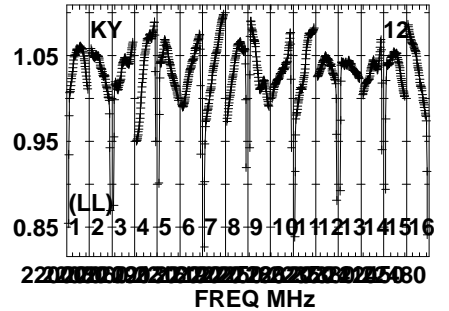
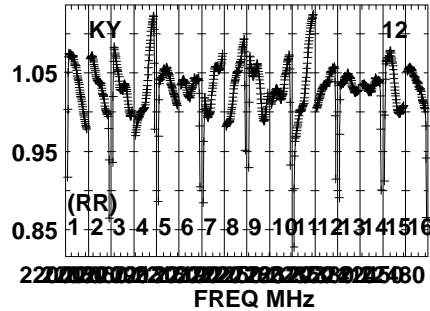
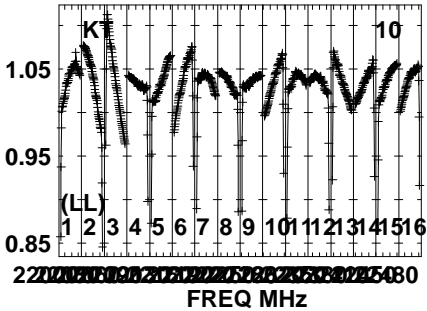
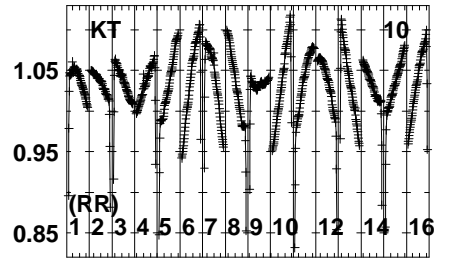
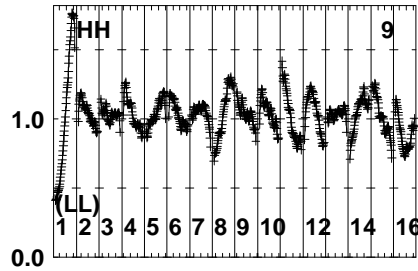
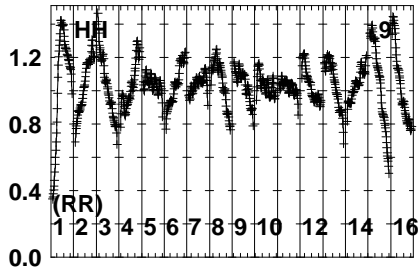
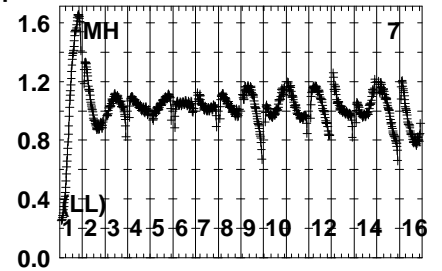
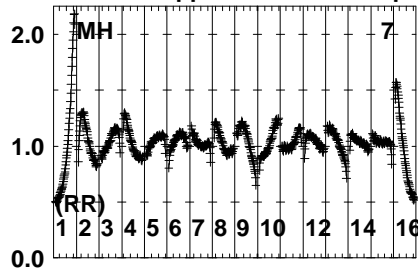
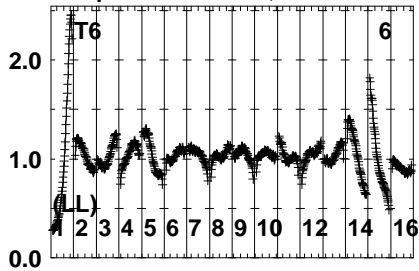
Lower frame: Real Jy
Auto-corr total-power spectrum Antenna: *
Timerange: 00/15:07:56 to 00/15:08:55

Plot file version 523 created 21-MAR-2023 11:25:27

GRB221009A RG013A.UVDATA.1

Freq = 21.9925 GHz, Bw = 32.000 MH

No calibration applied and no bandpass applied

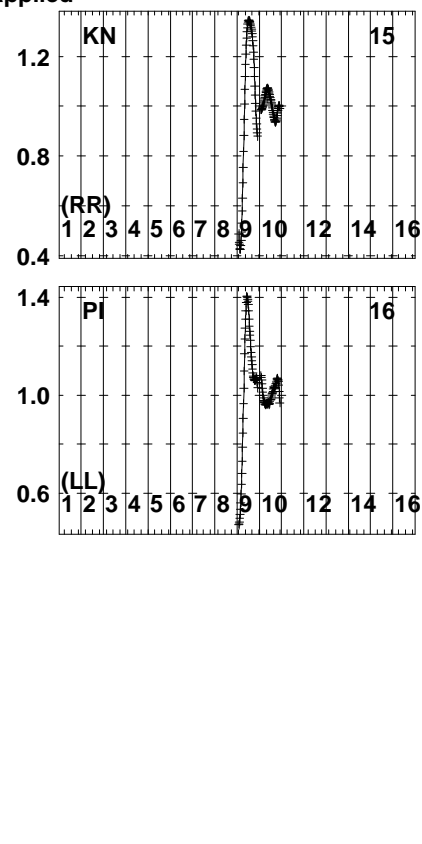
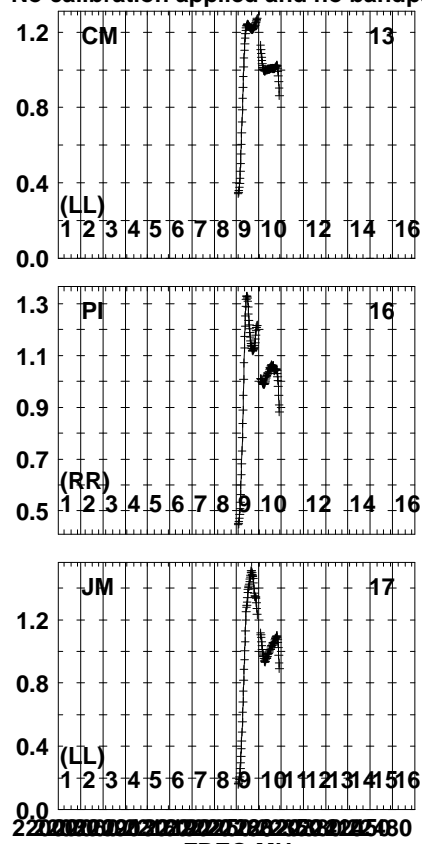
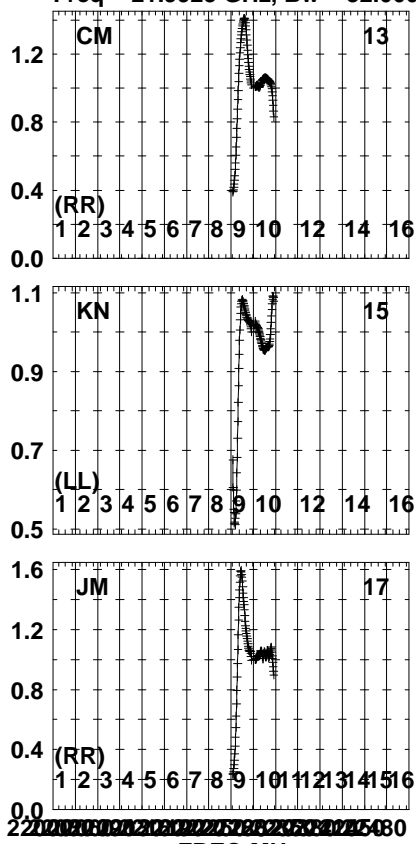


Lower frame: Real Jy
Auto-corr total-power spectrum Antenna: *
Timerange: 00/15:07:56 to 00/15:08:55

Plot file version 524 created 21-MAR-2023 11:25:27

GRB221009A RG013A.UVDATA.1

Freq = 21.9925 GHz, Bw = 32.000 MH No calibration applied and no bandpass applied

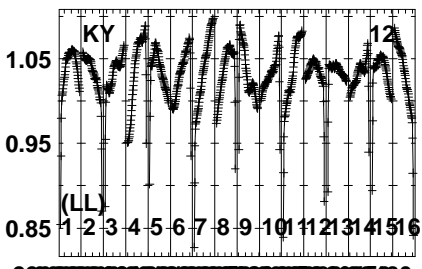
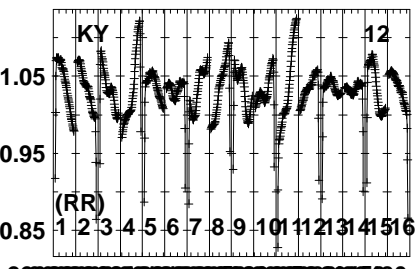
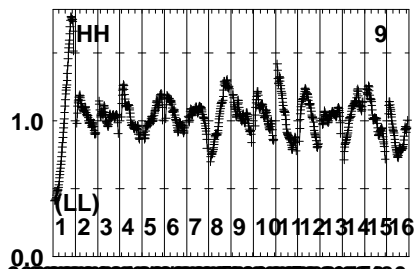
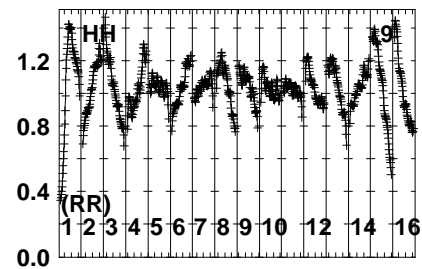
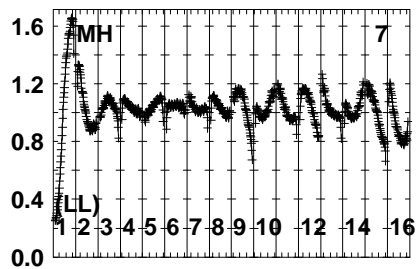
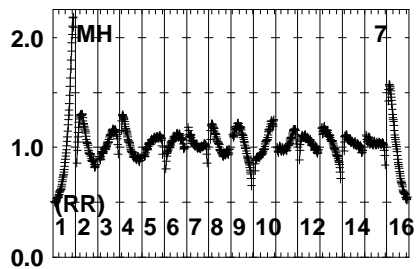
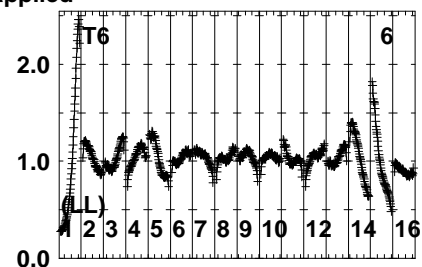
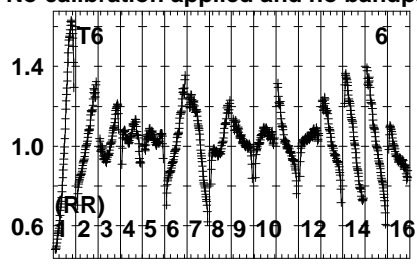
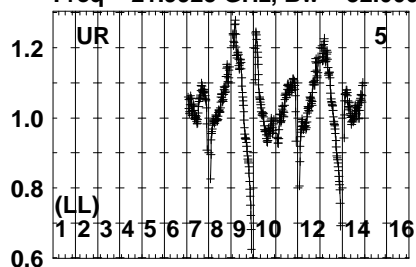


Lower frame: Real Jy
Auto-corr total-power spectrum Antenna: *
Timerange: 00/15:07:56 to 00/15:08:55

Plot file version 526 created 21-MAR-2023 11:25:27

J1905+1943 RG013A.UVDATA.1

Freq = 21.9925 GHz, Bw = 32.000 MH No calibration applied and no bandpass applied



FREQ MHz

FREQ MHz

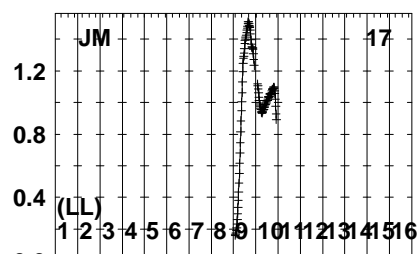
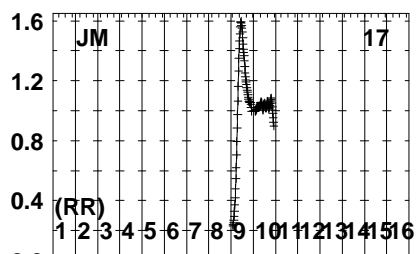
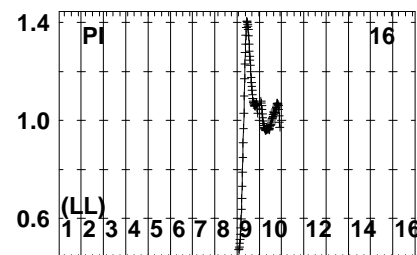
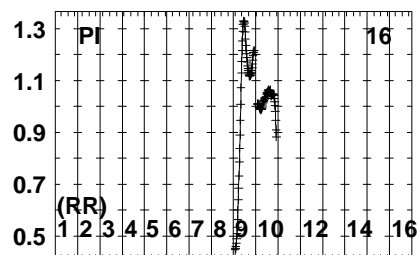
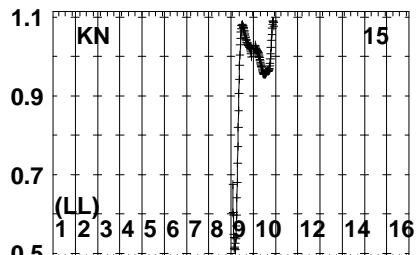
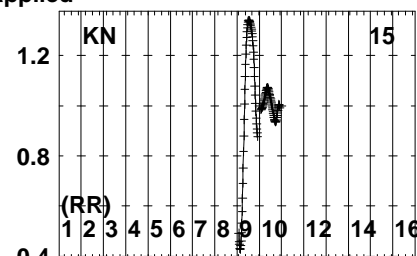
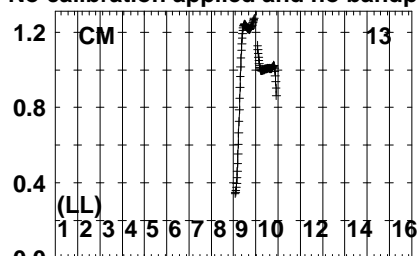
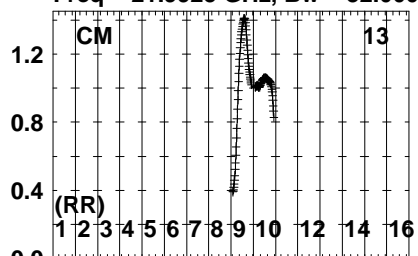
FREQ MHz

Lower frame: Real Jy
Auto-corr total-power spectrum Antenna: *
Timerange: 00/15:08:57 to 00/15:09:54

Plot file version 527 created 21-MAR-2023 11:25:28

J1905+1943 RG013A.UVDATA.1

Freq = 21.9925 GHz, Bw = 32.000 MH No calibration applied and no bandpass applied

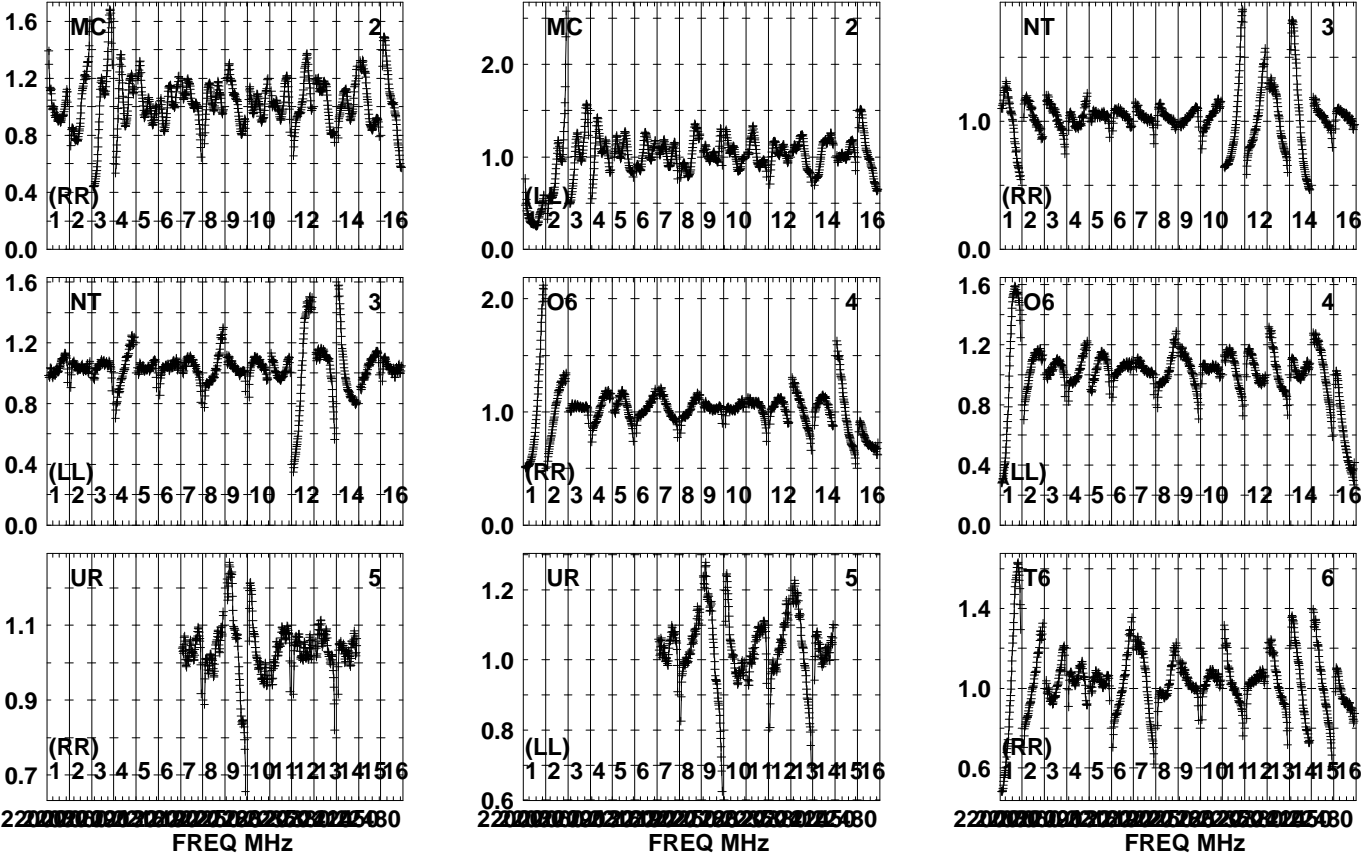


FREQ MHz

FREQ MHz

Lower frame: Real Jy
Auto-corr total-power spectrum Antenna: *
Timerange: 00/15:08:57 to 00/15:09:54

Plot file version 528 created 21-MAR-2023 11:25:28
 GRB221009A RG013A.UVDATA.1
 Freq = 21.9925 GHz, Bw = 32.000 MH No calibration applied and no bandpass applied



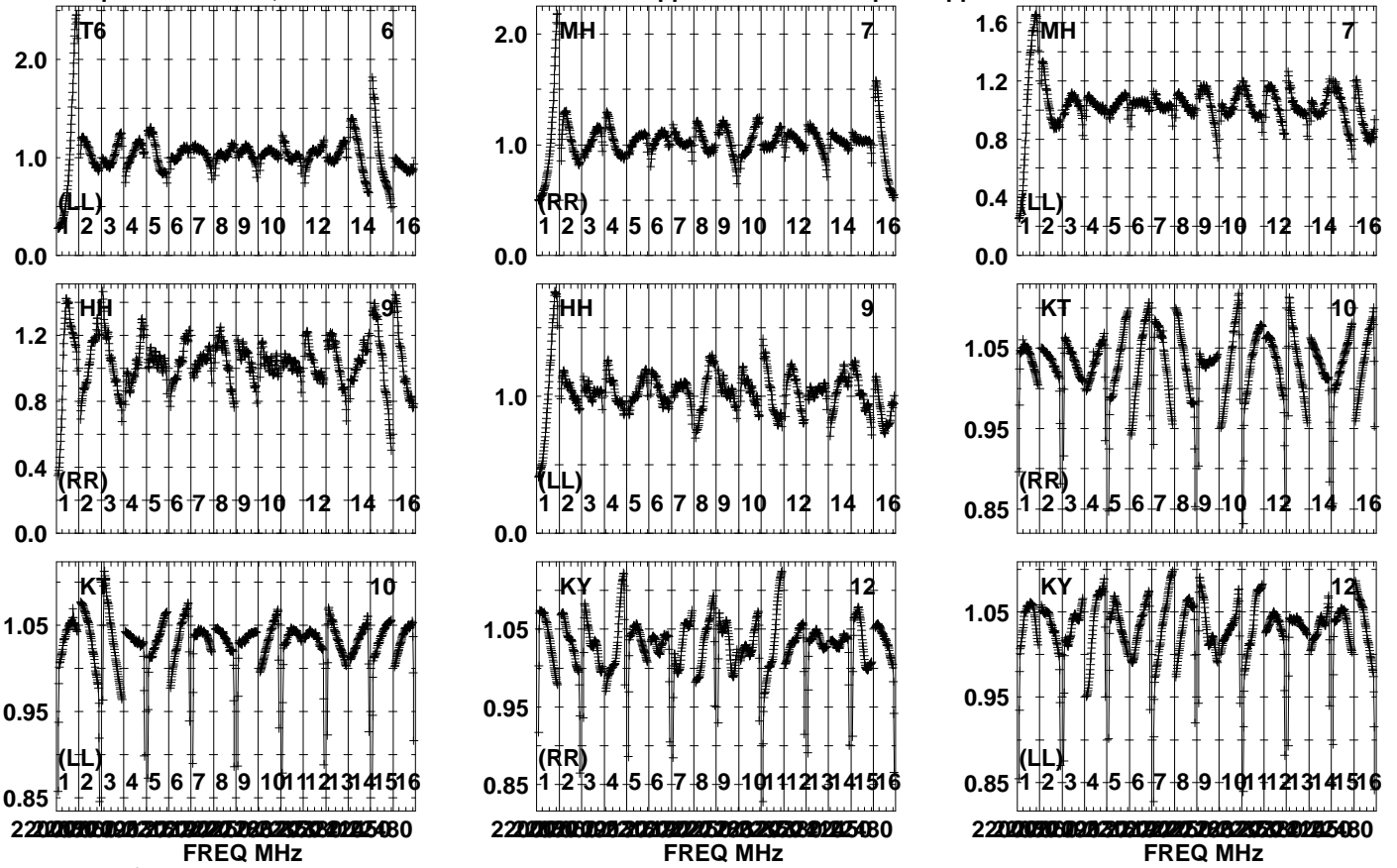
Lower frame: Real Jy
 Auto-corr total-power spectrum Antenna: *
 Timerange: 00/15:09:57 to 00/15:10:54

Plot file version 529 created 21-MAR-2023 11:25:28

GRB221009A RG013A.UVDATA.1

Freq = 21.9925 GHz, Bw = 32.000 MH

No calibration applied and no bandpass applied

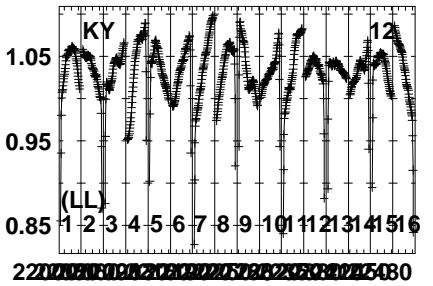
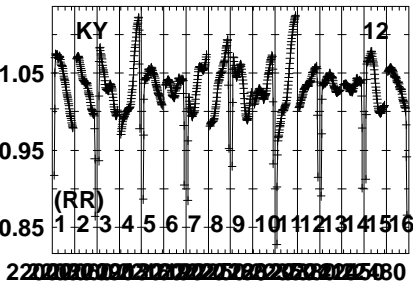
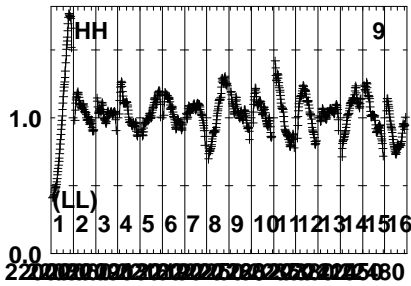
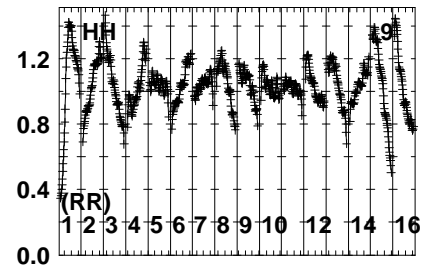
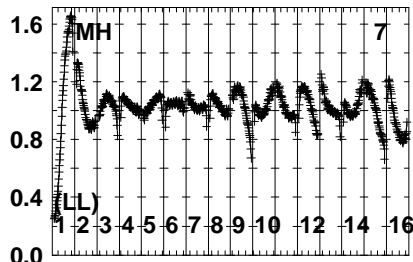
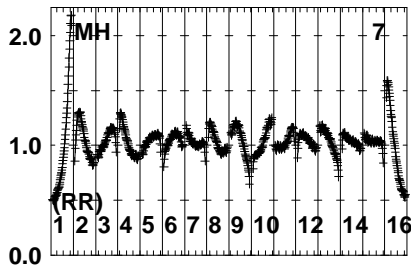
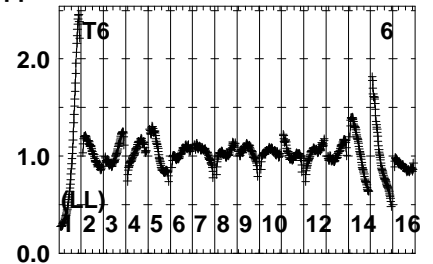
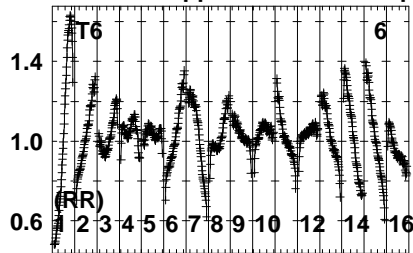
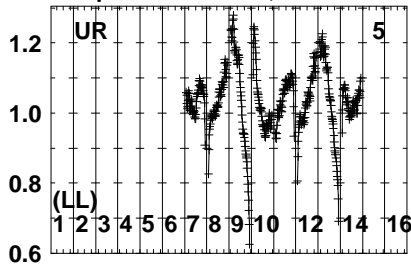


Lower frame: Real Jy
Auto-corr total-power spectrum Antenna: *
Timerange: 00/15:09:57 to 00/15:10:54

Plot file version 532 created 21-MAR-2023 11:25:28

J1905+1943 RG013A.UVDATA.1

Freq = 21.9925 GHz, Bw = 32.000 MH No calibration applied and no bandpass applied

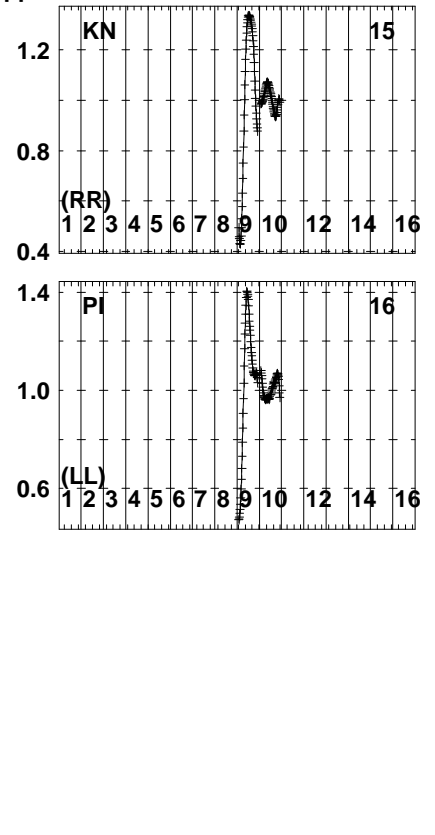
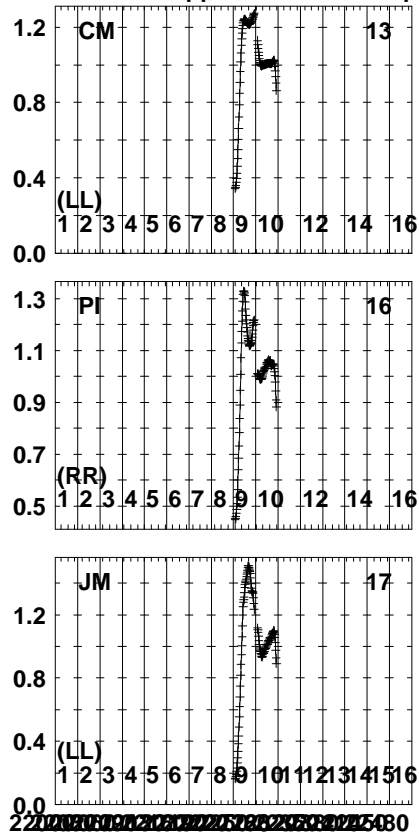
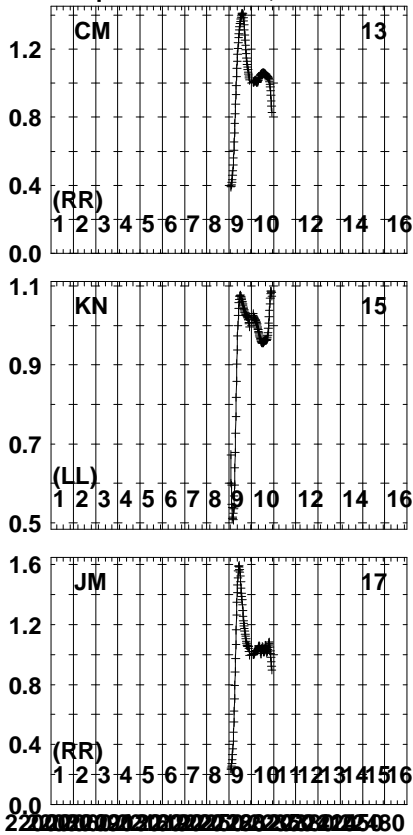


Lower frame: Real Jy
 Auto-corr total-power spectrum Antenna: *
 Timerange: 00/15:10:57 to 00/15:11:54

Plot file version 533 created 21-MAR-2023 11:25:29

J1905+1943 RG013A.UVDATA.1

Freq = 21.9925 GHz, Bw = 32.000 MH No calibration applied and no bandpass applied



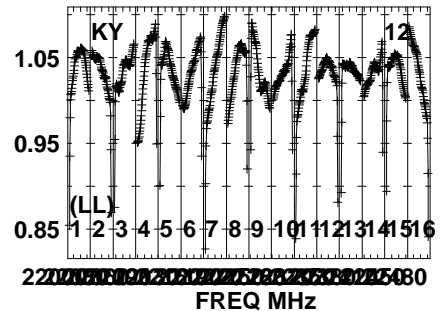
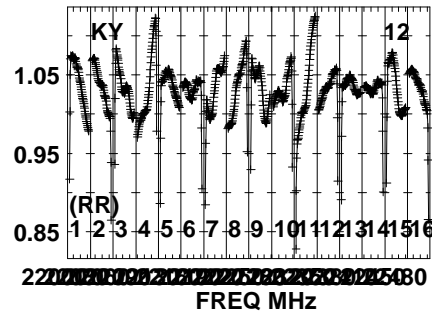
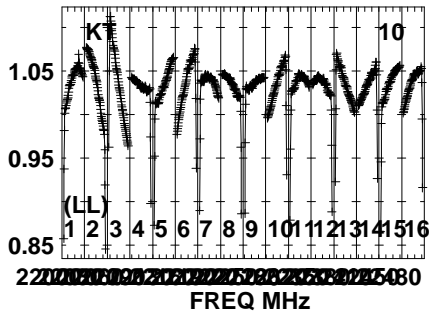
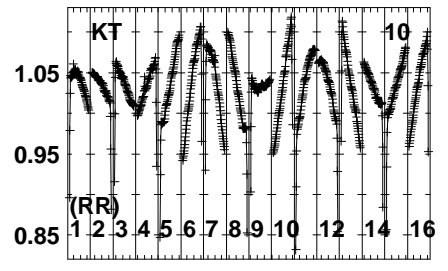
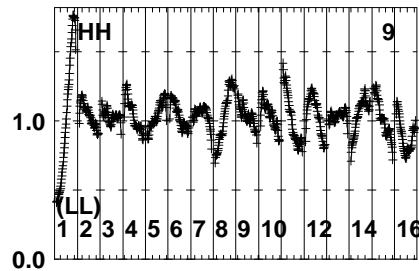
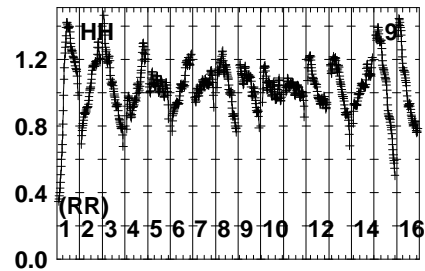
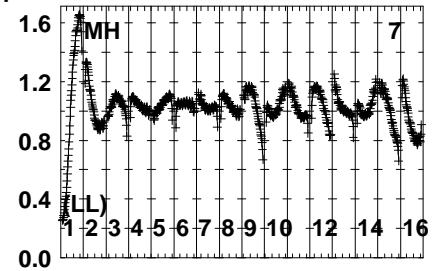
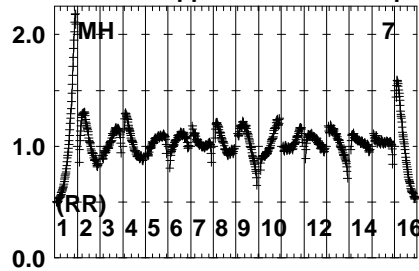
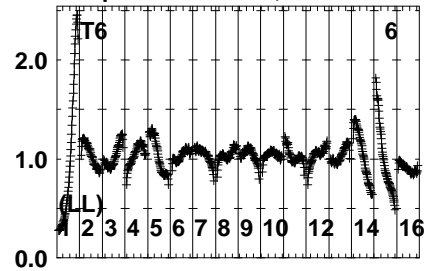
Lower frame: Real Jy
Auto-corr total-power spectrum Antenna: *
Timerange: 00/15:10:57 to 00/15:11:54

Plot file version 535 created 21-MAR-2023 11:25:29

GRB221009A RG013A.UVDATA.1

Freq = 21.9925 GHz, Bw = 32.000 MH

No calibration applied and no bandpass applied

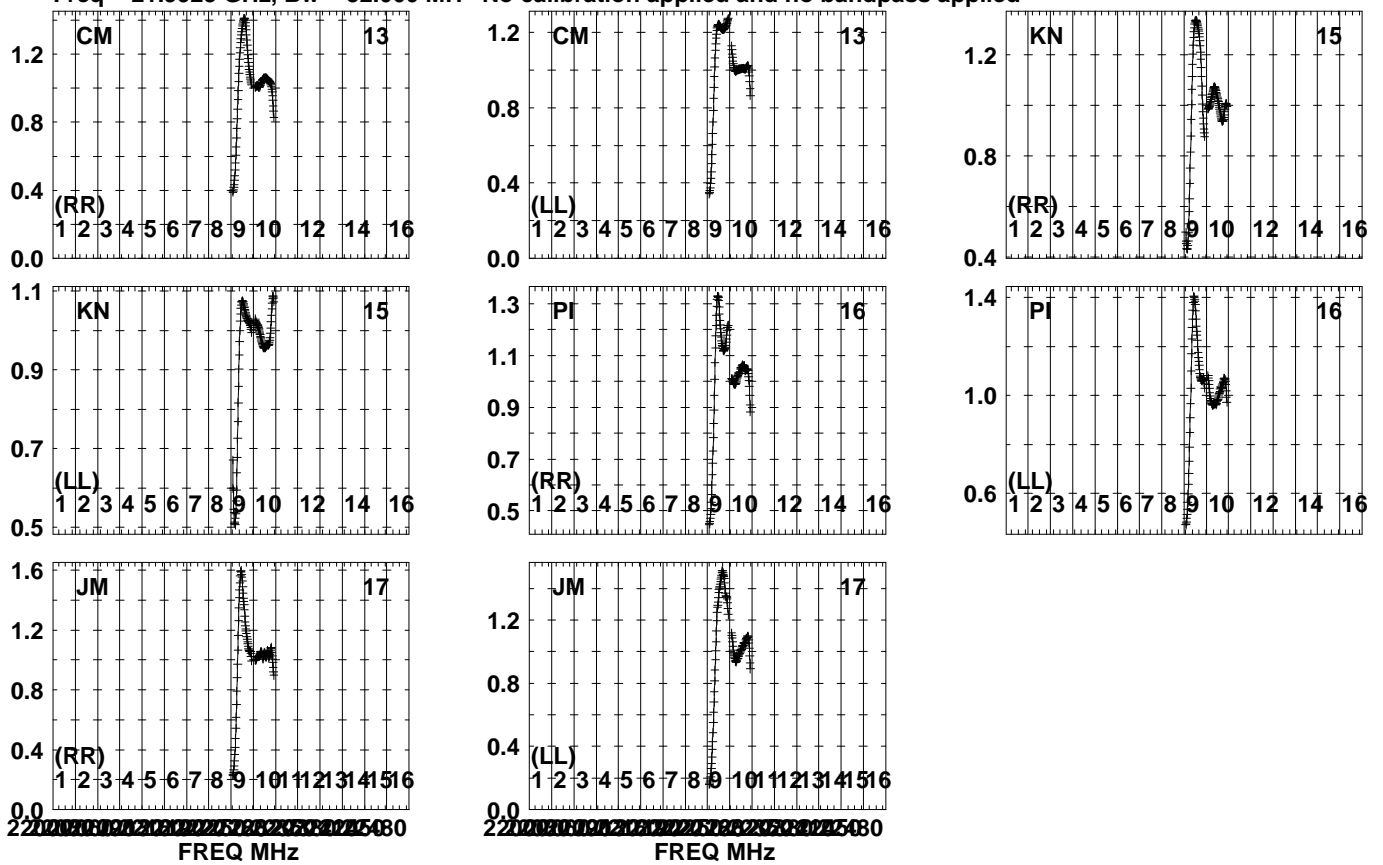


Lower frame: Real Jy
Auto-corr total-power spectrum Antenna: *
Timerange: 00/15:11:57 to 00/15:12:55

Plot file version 536 created 21-MAR-2023 11:25:29

GRB221009A RG013A.UVDATA.1

Freq = 21.9925 GHz, Bw = 32.000 MH No calibration applied and no bandpass applied

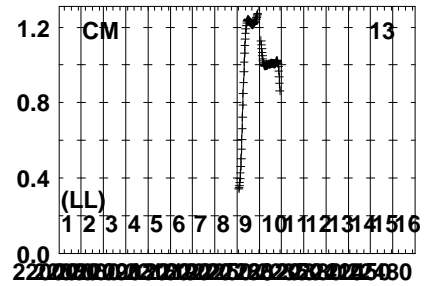
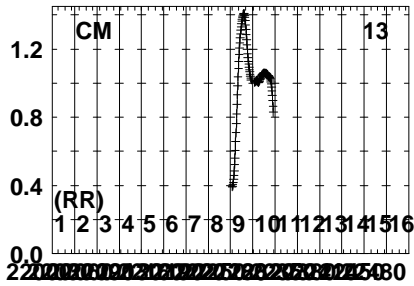
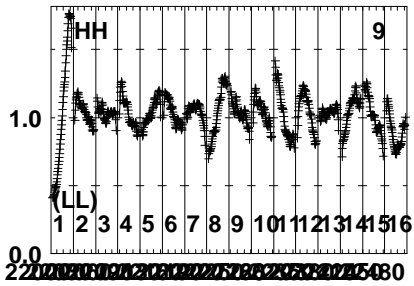
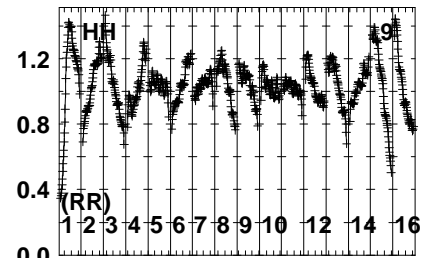
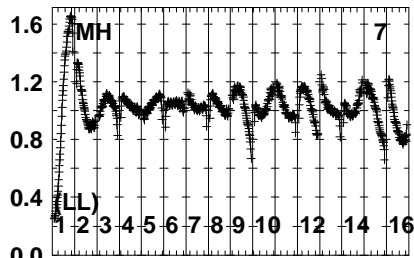
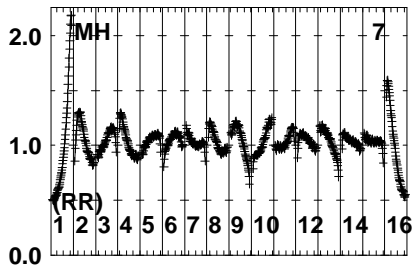
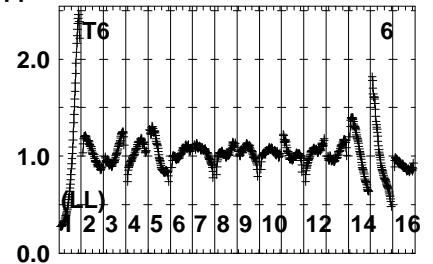
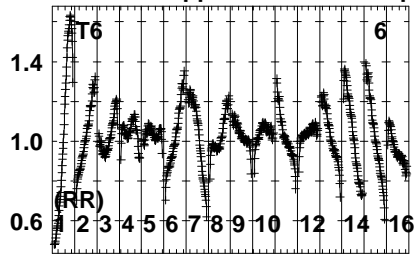
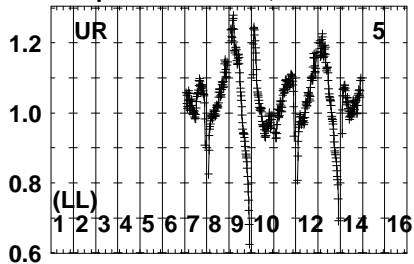


Lower frame: Real Jy
Auto-corr total-power spectrum Antenna: *
Timerange: 00/15:11:57 to 00/15:12:55

Plot file version 538 created 21-MAR-2023 11:25:29

J1905+1943 RG013A.UVDATA.1

Freq = 21.9925 GHz, Bw = 32.000 MH No calibration applied and no bandpass applied

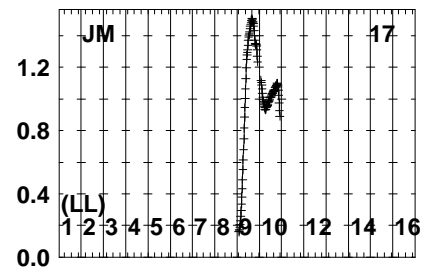
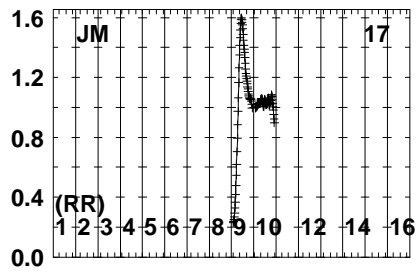
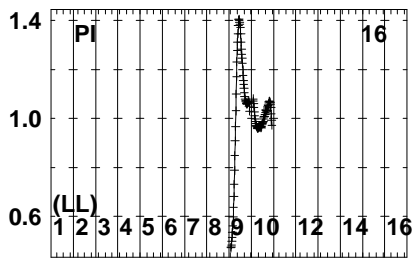
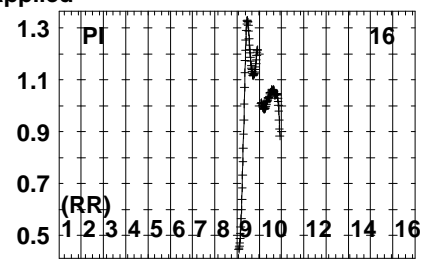
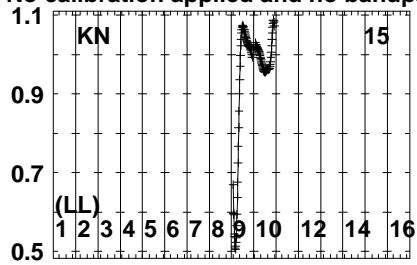
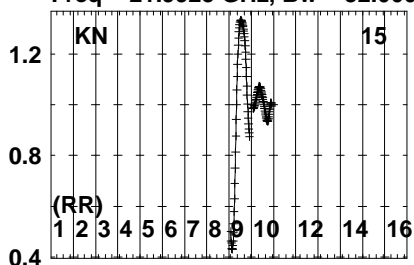


Lower frame: Real Jy
Auto-corr total-power spectrum Antenna: *
Timerange: 00/15:12:56 to 00/15:13:55

Plot file version 539 created 21-MAR-2023 11:25:30

J1905+1943 RG013A.UVDATA.1

Freq = 21.9925 GHz, Bw = 32.000 MH No calibration applied and no bandpass applied

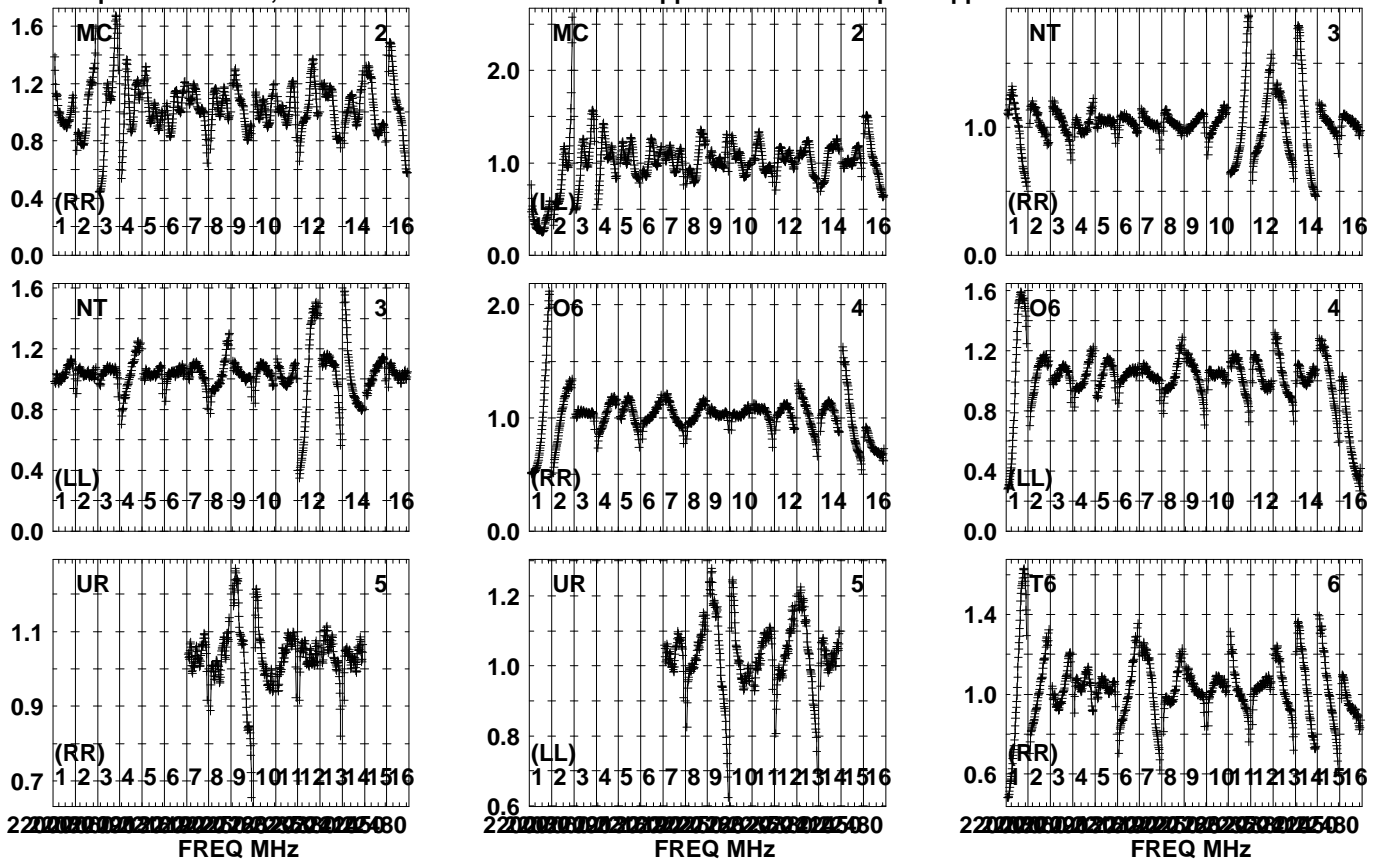


Lower frame: Real Jy
Auto-corr total-power spectrum Antenna: *
Timerange: 00/15:12:56 to 00/15:13:55

Plot file version 540 created 21-MAR-2023 11:25:30

GRB221009A RG013A.UVDATA.1

Freq = 21.9925 GHz, Bw = 32.000 MH No calibration applied and no bandpass applied



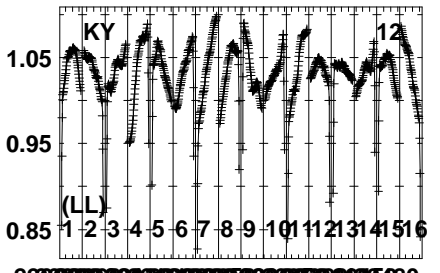
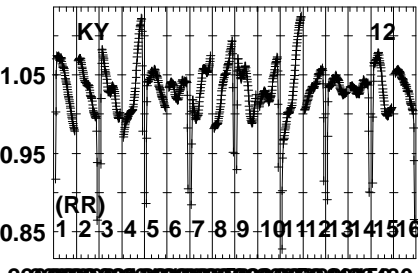
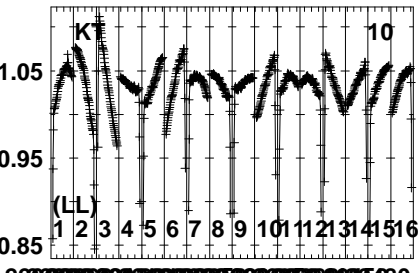
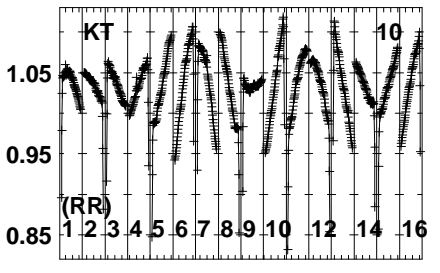
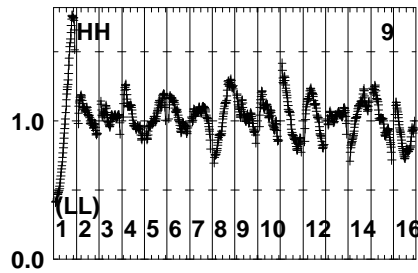
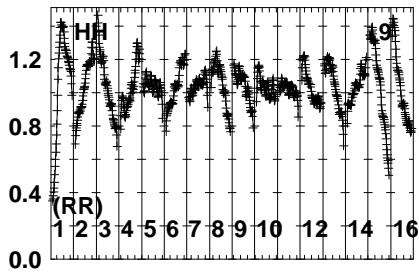
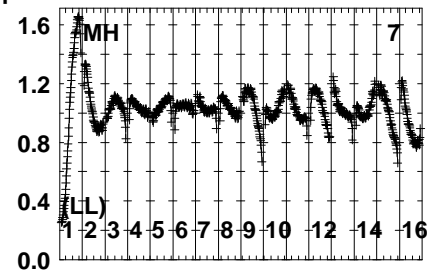
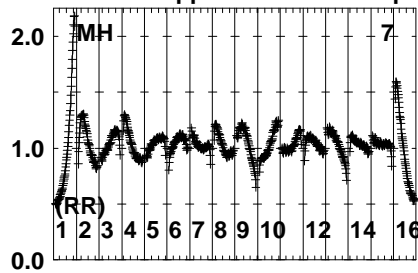
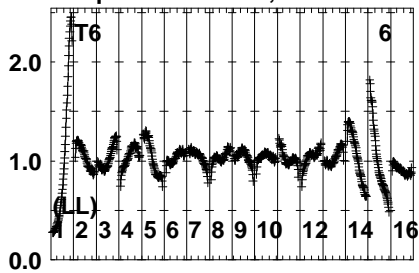
Lower frame: Real Jy
Auto-corr total-power spectrum Antenna: *
Timerange: 00/15:13:56 to 00/15:14:55

Plot file version 541 created 21-MAR-2023 11:25:30

GRB221009A RG013A.UVDATA.1

Freq = 21.9925 GHz, Bw = 32.000 MH

No calibration applied and no bandpass applied



2200000000000000000000000000000000
FREQ MHz

2200000000000000000000000000000000
FREQ MHz

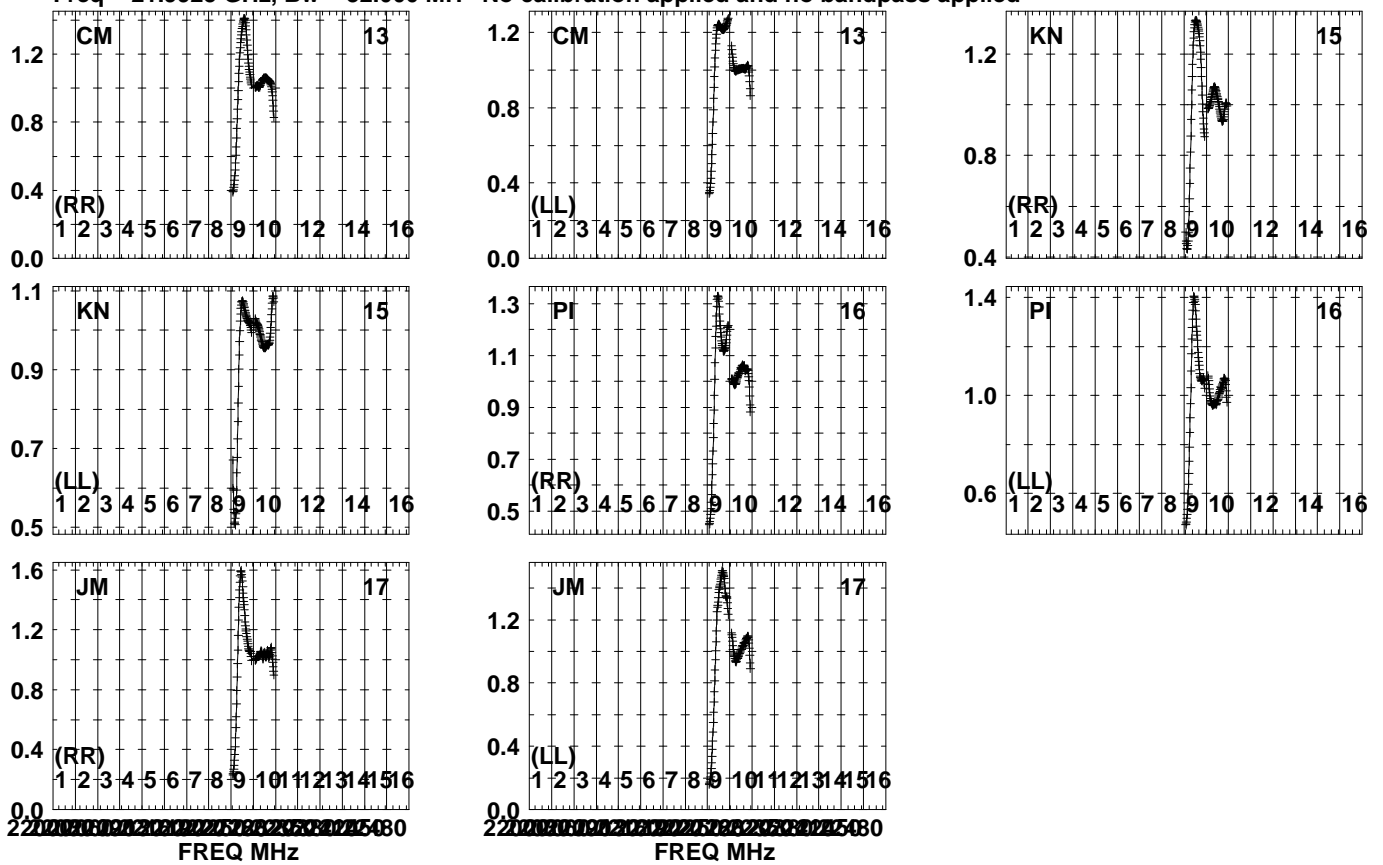
2200000000000000000000000000000000
FREQ MHz

Lower frame: Real Jy
Auto-corr total-power spectrum Antenna: *
Timerange: 00/15:13:56 to 00/15:14:55

Plot file version 542 created 21-MAR-2023 11:25:30

GRB221009A RG013A.UVDATA.1

Freq = 21.9925 GHz, Bw = 32.000 MH No calibration applied and no bandpass applied



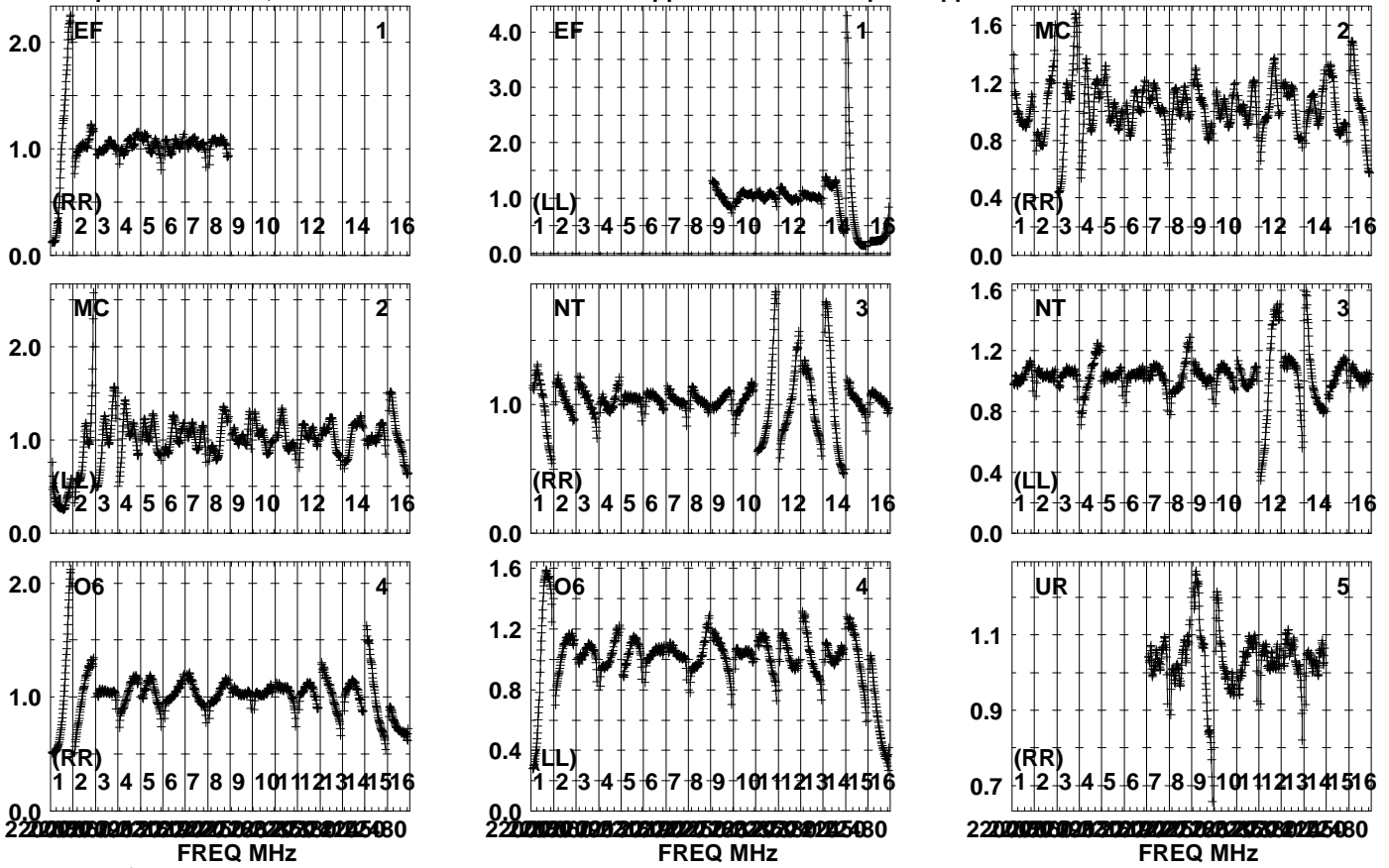
Lower frame: Real Jy
Auto-corr total-power spectrum Antenna: *
Timerange: 00/15:13:56 to 00/15:14:55

Plot file version 543 created 21-MAR-2023 11:25:30

J1905+1943 RG013A.UVDATA.1

Freq = 21.9925 GHz, Bw = 32.000 MH

No calibration applied and no bandpass applied



Lower frame: Real Jy

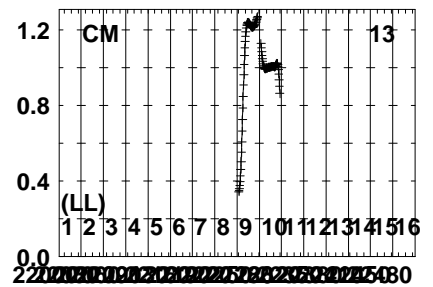
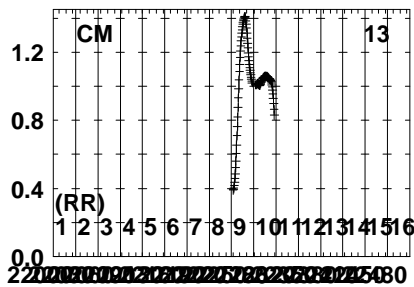
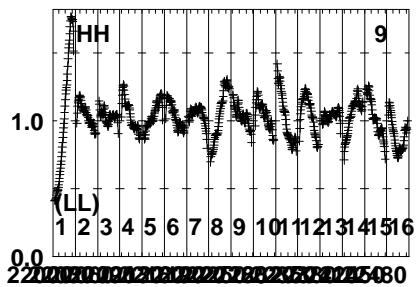
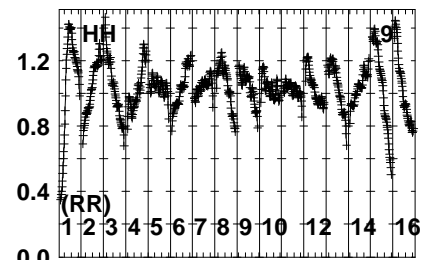
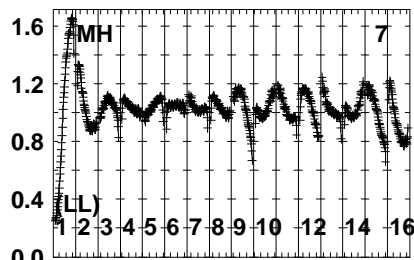
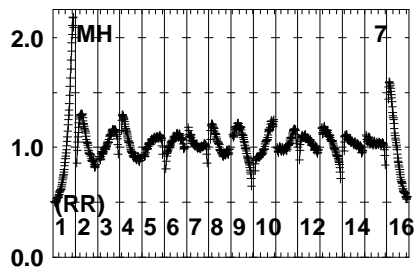
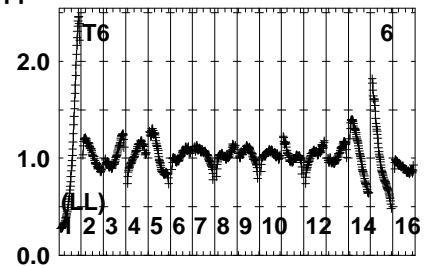
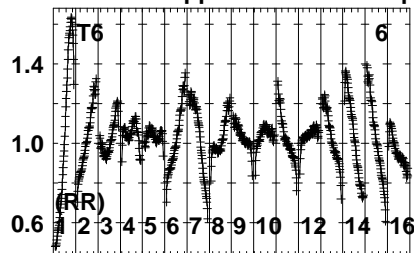
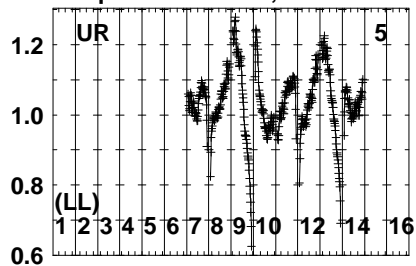
Auto-corr total-power spectrum Antenna: *

Timerange: 00/15:14:56 to 00/15:15:55

Plot file version 544 created 21-MAR-2023 11:25:31

J1905+1943 RG013A.UVDATA.1

Freq = 21.9925 GHz, Bw = 32.000 MH No calibration applied and no bandpass applied

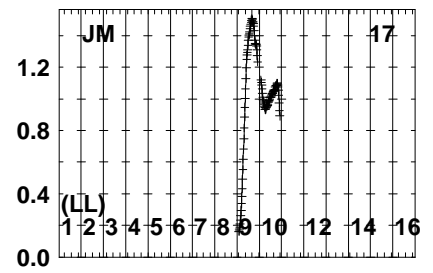
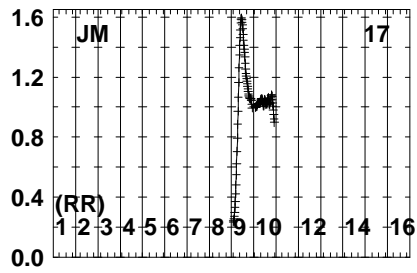
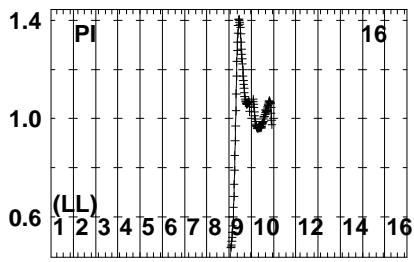
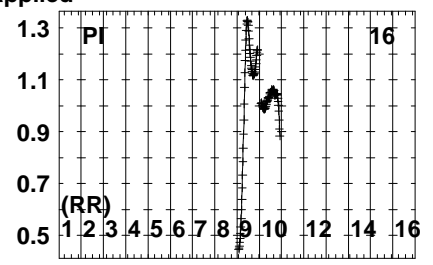
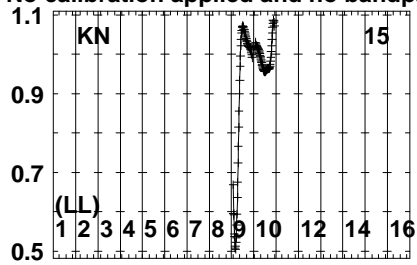
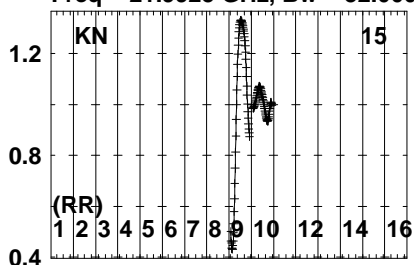


Lower frame: Real Jy
Auto-corr total-power spectrum Antenna: *
Timerange: 00/15:14:56 to 00/15:15:55

Plot file version 545 created 21-MAR-2023 11:25:31

J1905+1943 RG013A.UVDATA.1

Freq = 21.9925 GHz, Bw = 32.000 MH No calibration applied and no bandpass applied

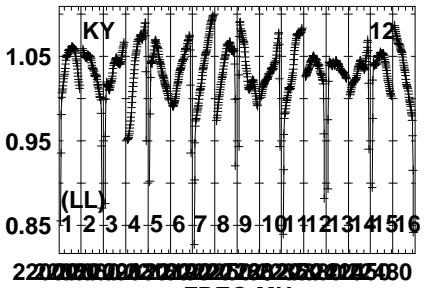
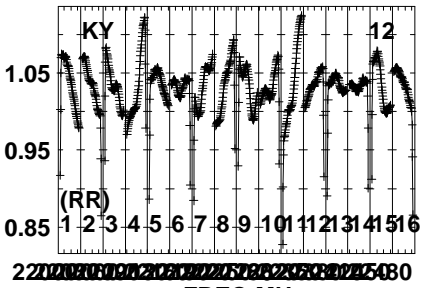
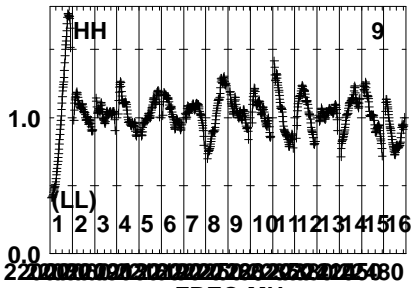
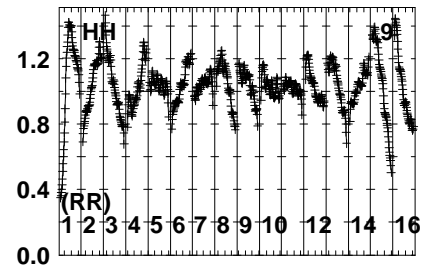
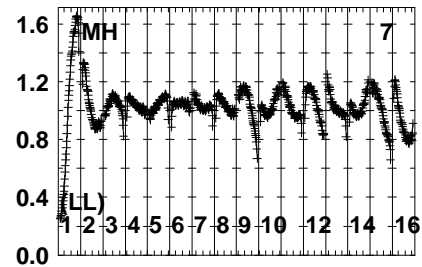
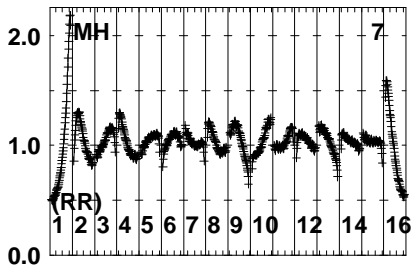
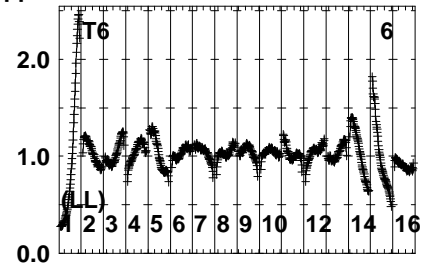
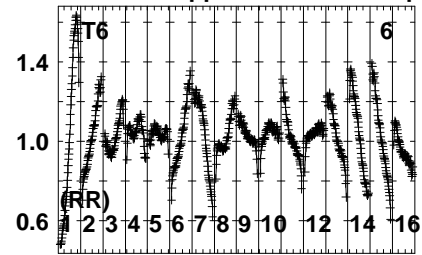
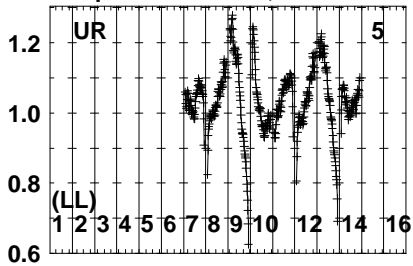


Lower frame: Real Jy
Auto-corr total-power spectrum Antenna: *
Timerange: 00/15:14:56 to 00/15:15:55

Plot file version 547 created 21-MAR-2023 11:25:31

GRB221009A RG013A.UVDATA.1

Freq = 21.9925 GHz, Bw = 32.000 MH No calibration applied and no bandpass applied

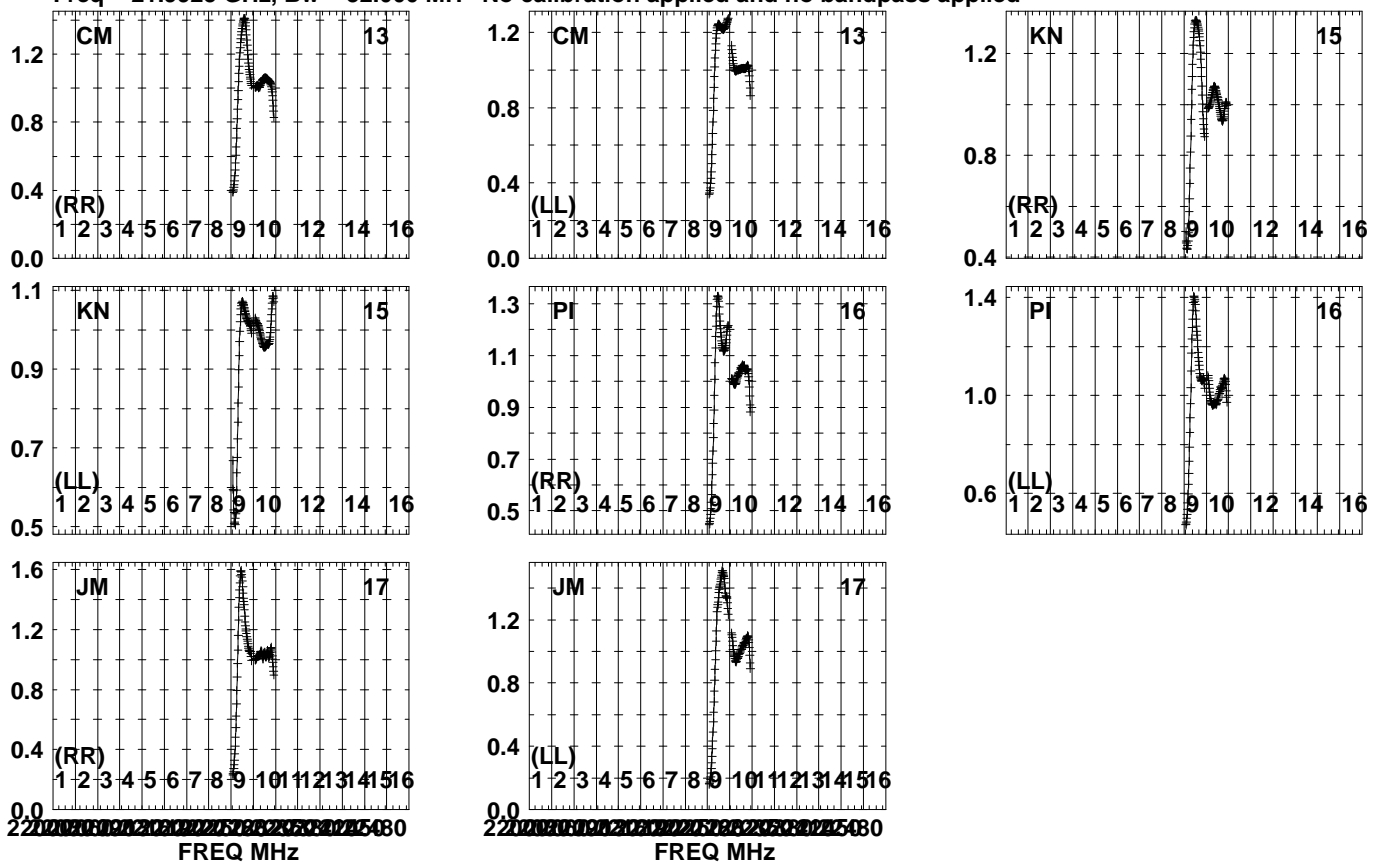


FREQ MHz
Lower frame: Real Jy
Auto-corr total-power spectrum Antenna: *
Timerange: 00/15:15:57 to 00/15:16:54

Plot file version 548 created 21-MAR-2023 11:25:31

GRB221009A RG013A.UVDATA.1

Freq = 21.9925 GHz, Bw = 32.000 MH No calibration applied and no bandpass applied

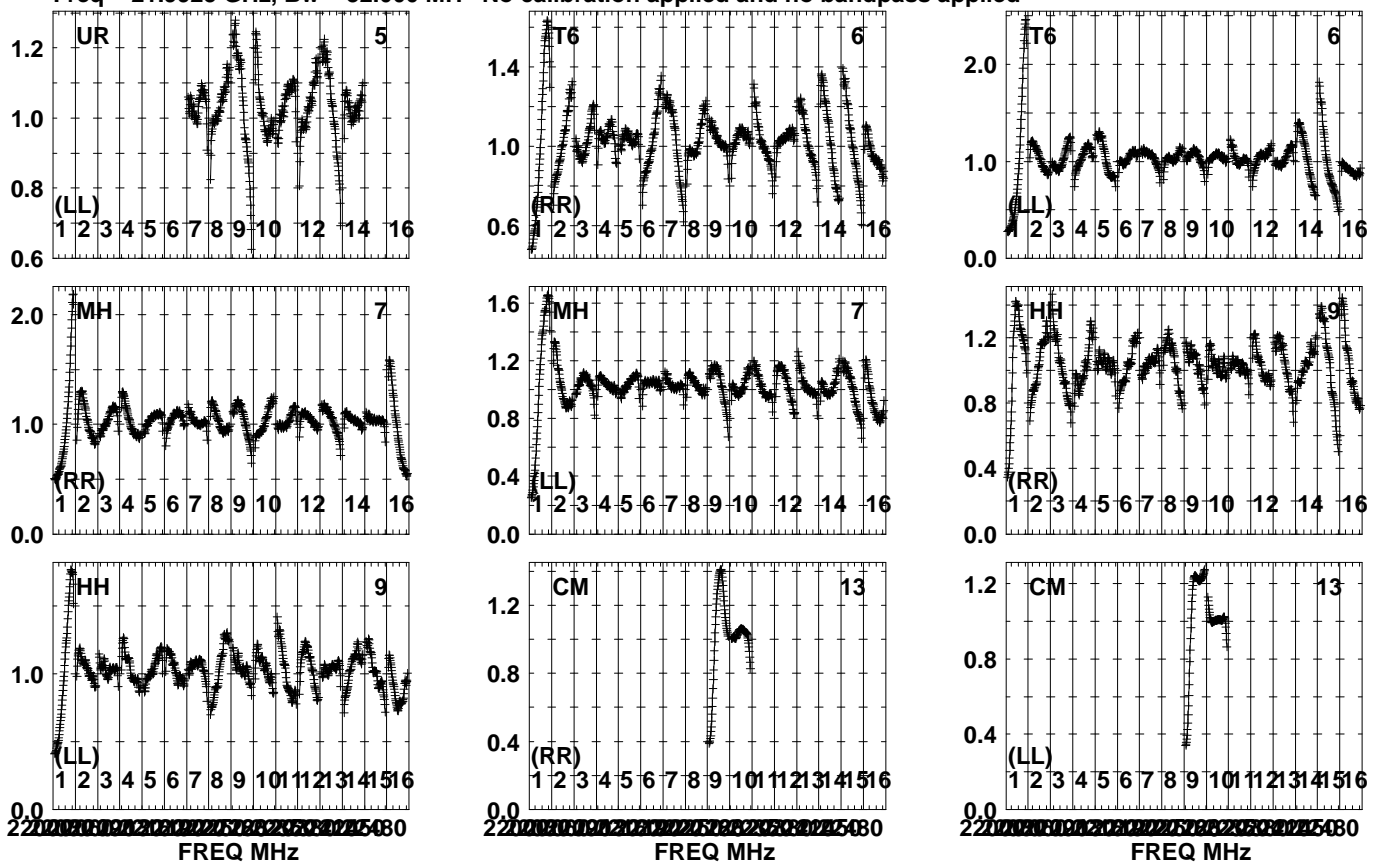


Lower frame: Real Jy
Auto-corr total-power spectrum Antenna: *
Timerange: 00/15:15:57 to 00/15:16:54

Plot file version 550 created 21-MAR-2023 11:25:32

J1905+1943 RG013A.UVDATA.1

Freq = 21.9925 GHz, Bw = 32.000 MH No calibration applied and no bandpass applied

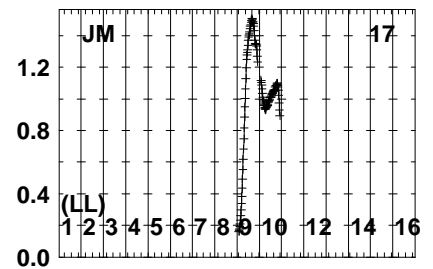
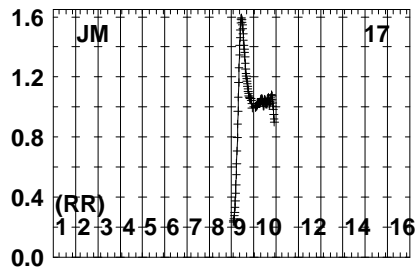
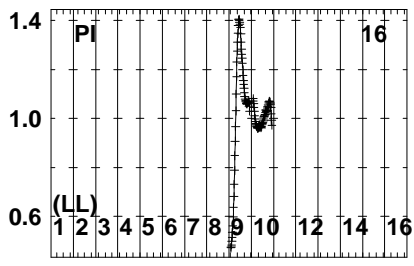
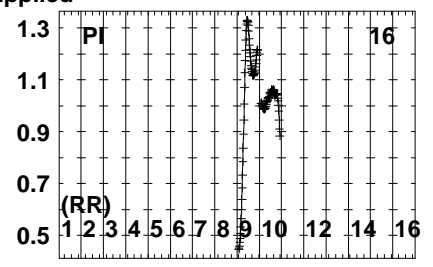
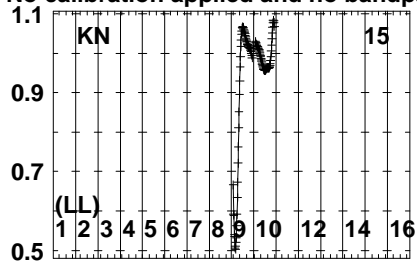
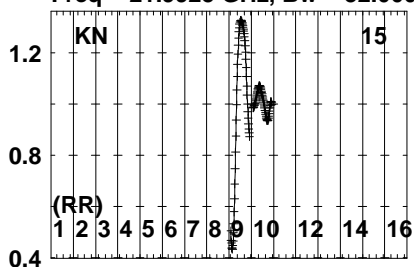


Lower frame: Real Jy
Auto-corr total-power spectrum Antenna: *
Timerange: 00/15:17:36 to 00/15:18:34

Plot file version 551 created 21-MAR-2023 11:25:32

J1905+1943 RG013A.UVDATA.1

Freq = 21.9925 GHz, Bw = 32.000 MH No calibration applied and no bandpass applied



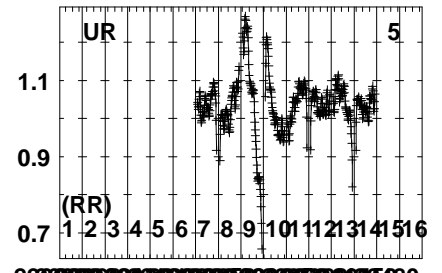
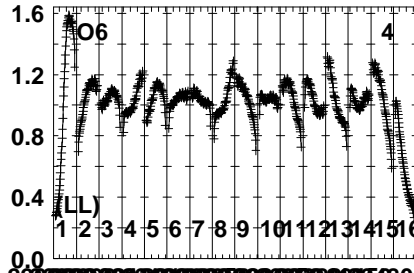
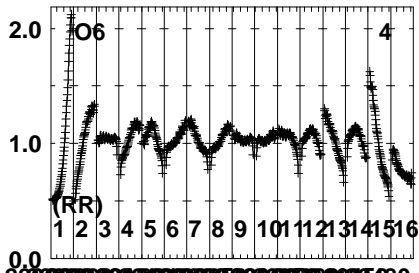
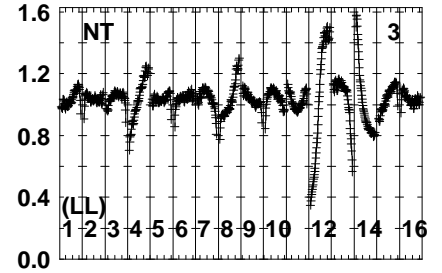
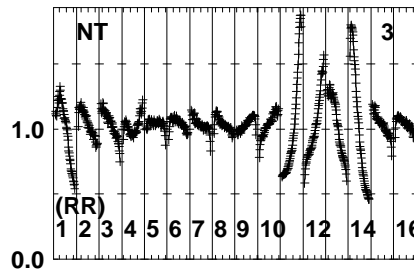
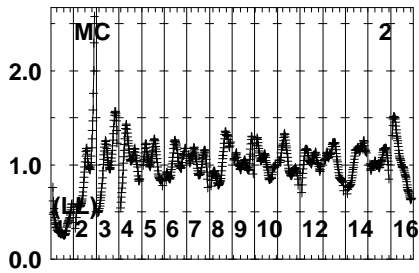
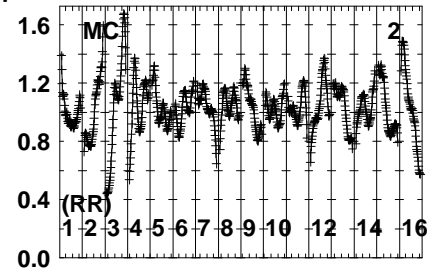
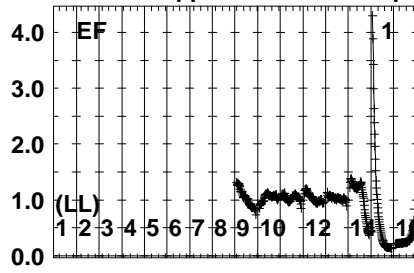
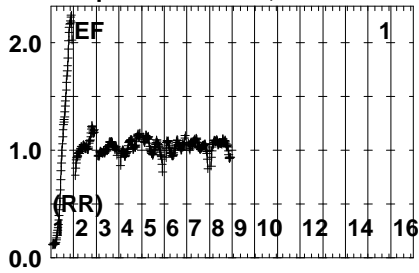
Lower frame: Real Jy
Auto-corr total-power spectrum Antenna: *
Timerange: 00/15:17:36 to 00/15:18:34

Plot file version 552 created 21-MAR-2023 11:25:32

GRB221009A RG013A.UVDATA.1

Freq = 21.9925 GHz, Bw = 32.000 MH

No calibration applied and no bandpass applied



2200000000000000000000000000000000

2200000000000000000000000000000000

2200000000000000000000000000000000

FREQ MHz

FREQ MHz

FREQ MHz

Lower frame: Real Jy

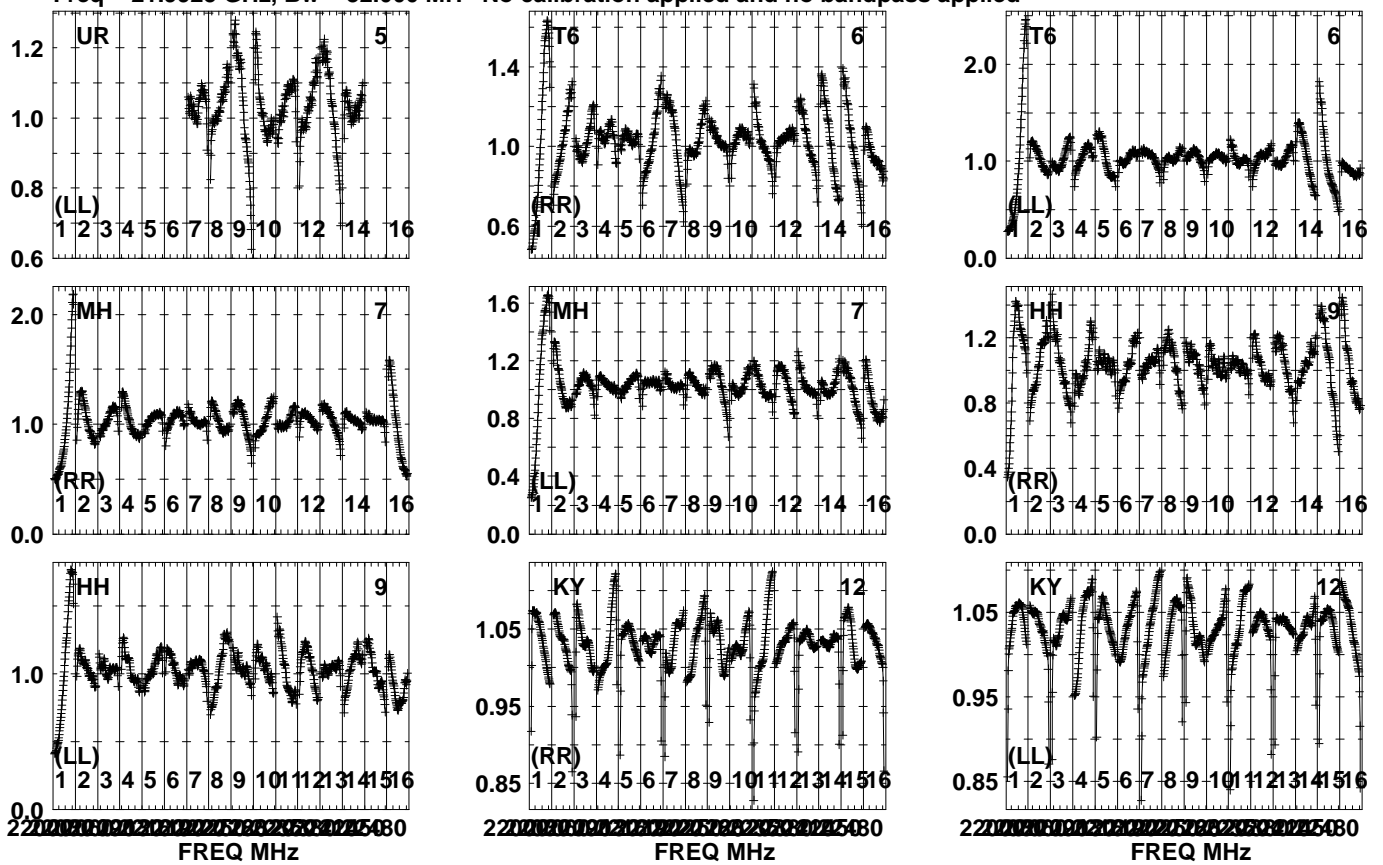
Auto-corr total-power spectrum Antenna: *

Timerange: 00/15:18:36 to 00/15:19:35

Plot file version 553 created 21-MAR-2023 11:25:32

GRB221009A RG013A.UVDATA.1

Freq = 21.9925 GHz, Bw = 32.000 MH No calibration applied and no bandpass applied

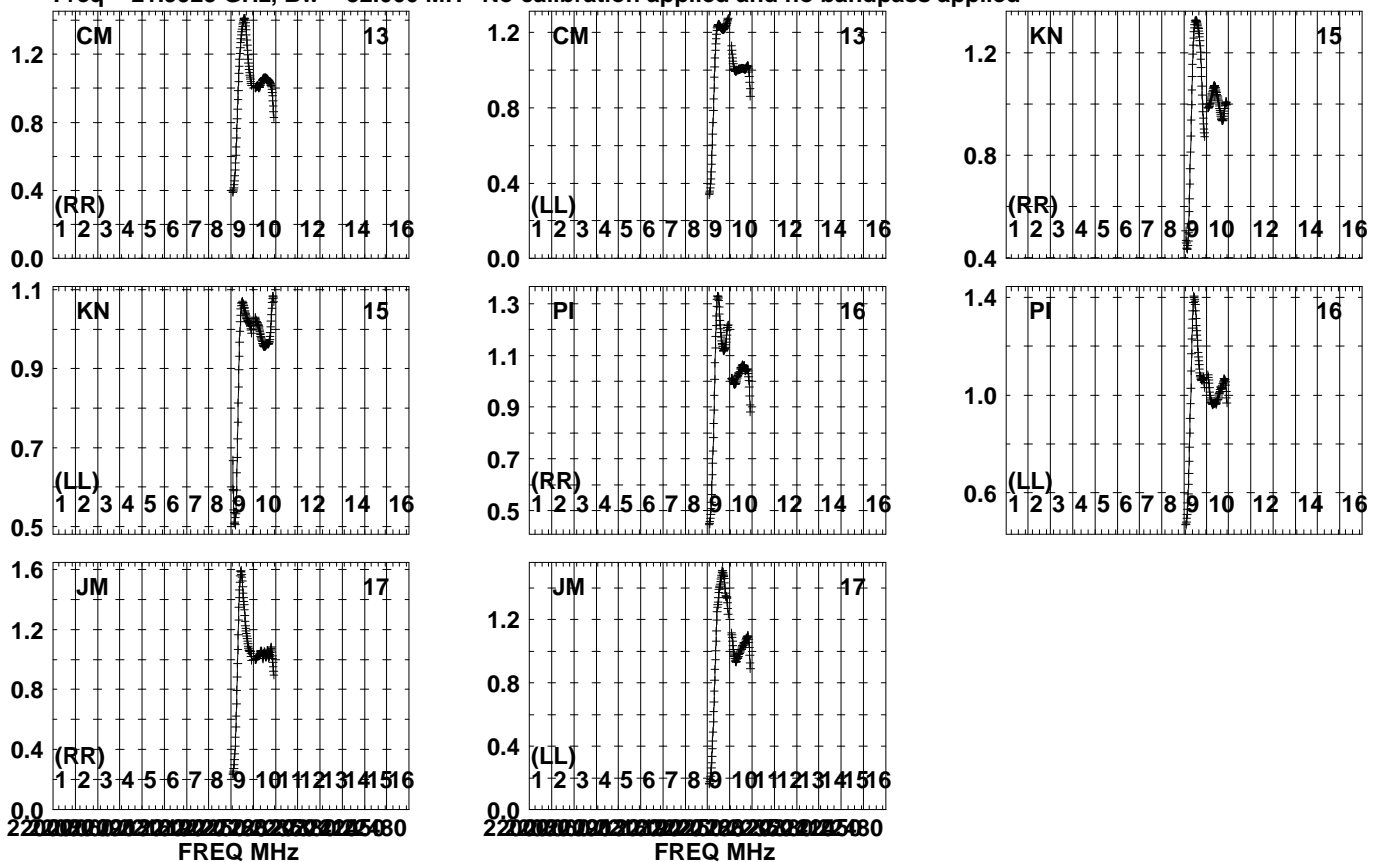


Lower frame: Real Jy
Auto-corr total-power spectrum Antenna: *
Timerange: 00/15:18:36 to 00/15:19:35

Plot file version 554 created 21-MAR-2023 11:25:32

GRB221009A RG013A.UVDATA.1

Freq = 21.9925 GHz, Bw = 32.000 MH No calibration applied and no bandpass applied

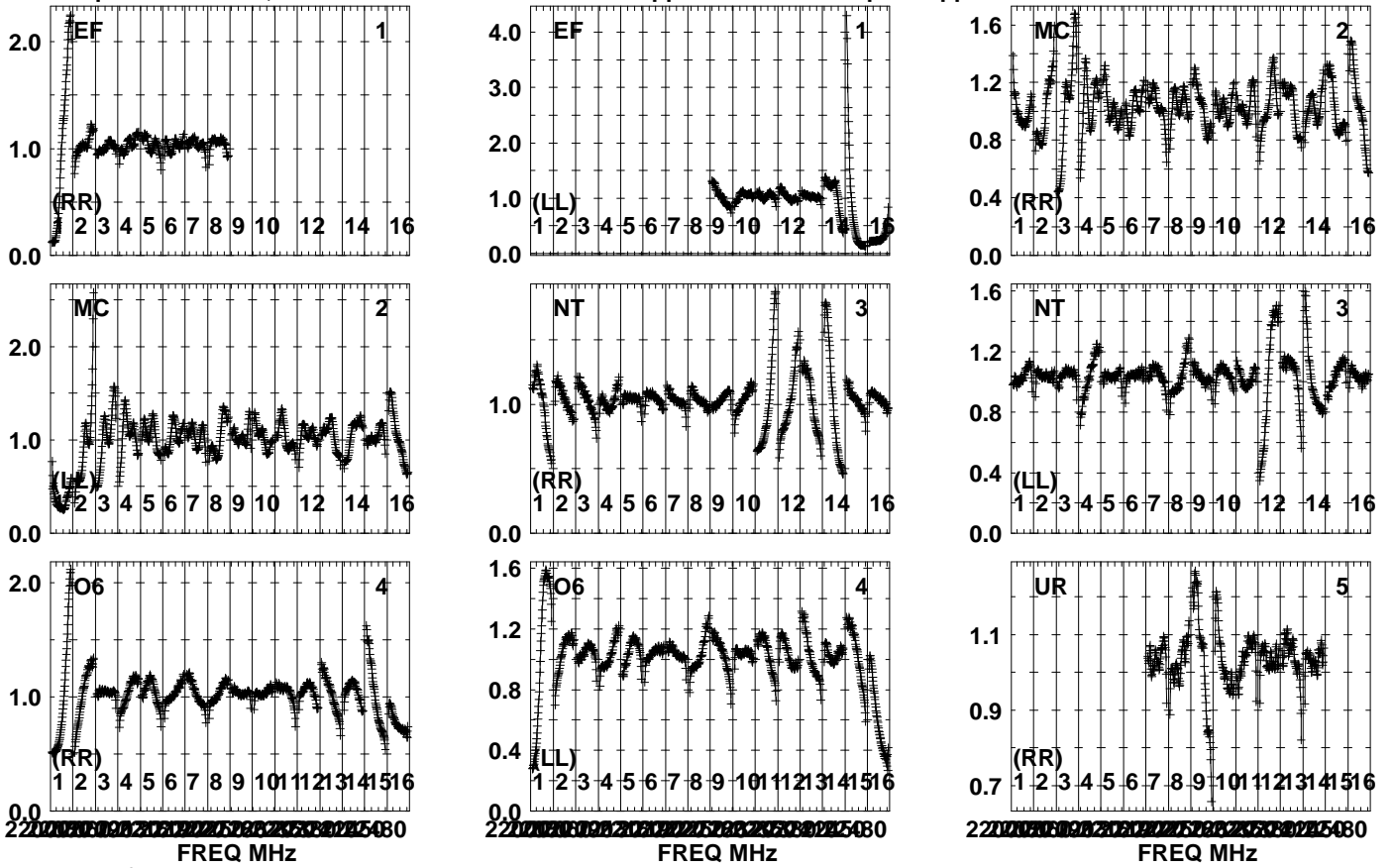


Lower frame: Real Jy
Auto-corr total-power spectrum Antenna: *
Timerange: 00/15:18:36 to 00/15:19:35

Plot file version 555 created 21-MAR-2023 11:25:32

J1905+1943 RG013A.UVDATA.1

Freq = 21.9925 GHz, Bw = 32.000 MH No calibration applied and no bandpass applied

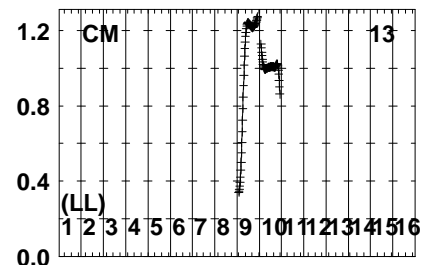
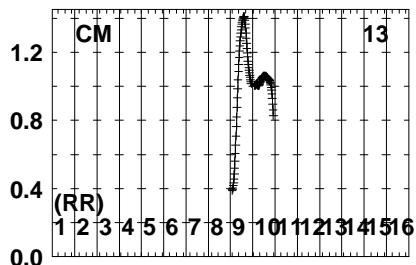
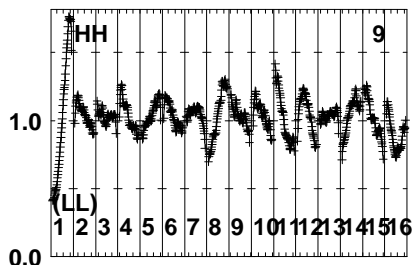
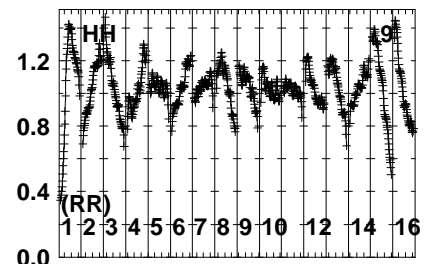
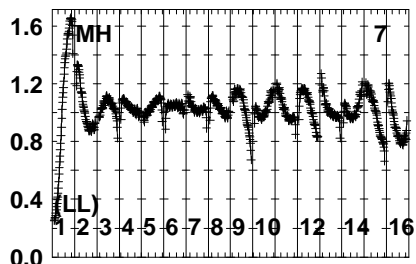
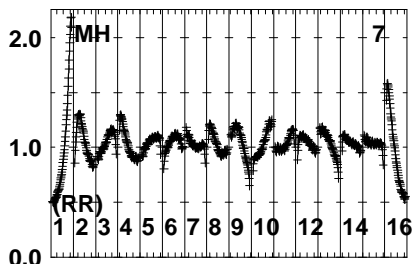
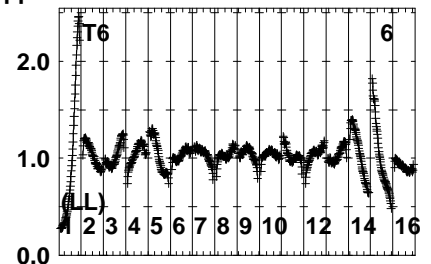
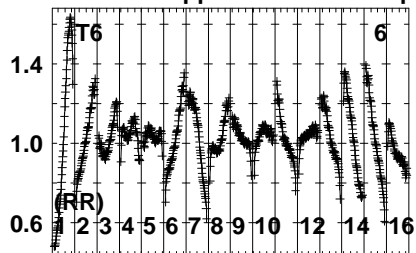
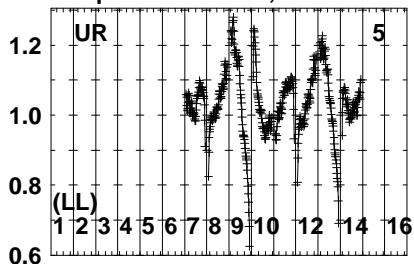


Lower frame: Real Jy
 Auto-corr total-power spectrum Antenna: *
 Timerange: 00/15:19:37 to 00/15:20:34

Plot file version 556 created 21-MAR-2023 11:25:32

J1905+1943 RG013A.UVDATA.1

Freq = 21.9925 GHz, Bw = 32.000 MH No calibration applied and no bandpass applied

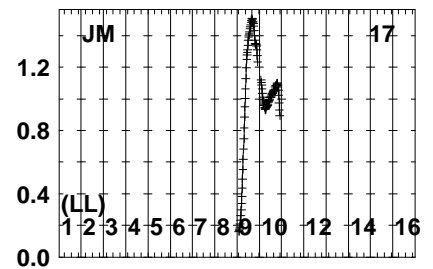
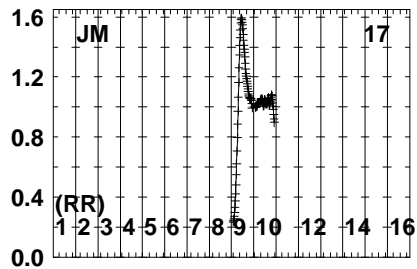
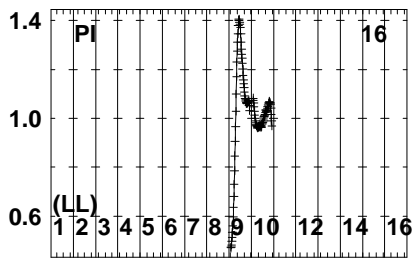
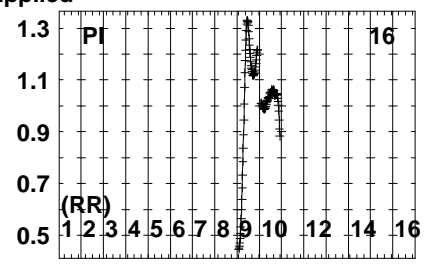
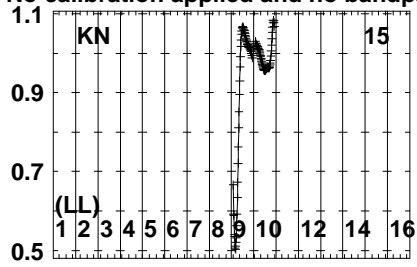
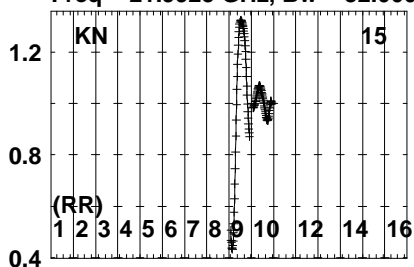


Lower frame: Real Jy
Auto-corr total-power spectrum Antenna: *
Timerange: 00/15:19:37 to 00/15:20:34

Plot file version 557 created 21-MAR-2023 11:25:33

J1905+1943 RG013A.UVDATA.1

Freq = 21.9925 GHz, Bw = 32.000 MH No calibration applied and no bandpass applied

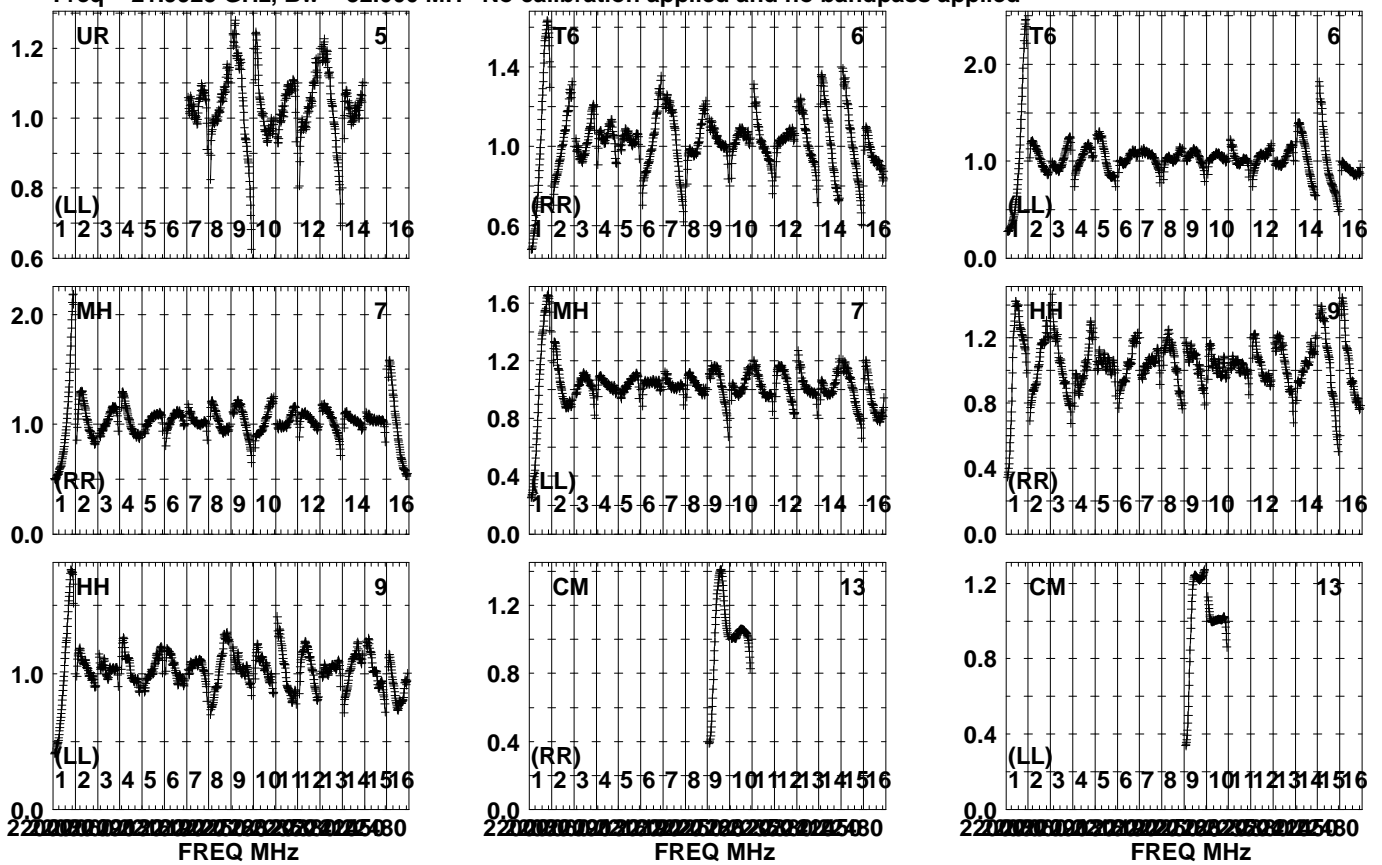


Lower frame: Real Jy
Auto-corr total-power spectrum Antenna: *
Timerange: 00/15:19:37 to 00/15:20:34

Plot file version 559 created 21-MAR-2023 11:25:33

GRB221009A RG013A.UVDATA.1

Freq = 21.9925 GHz, Bw = 32.000 MH No calibration applied and no bandpass applied

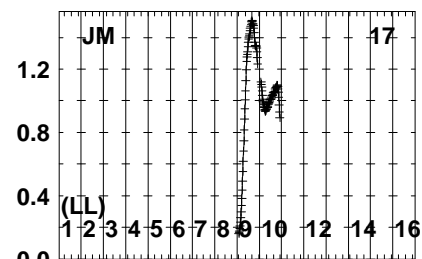
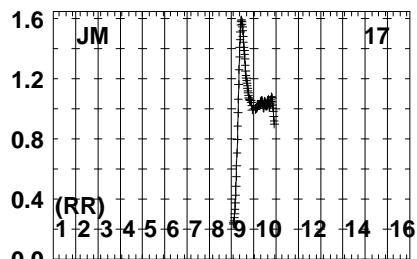
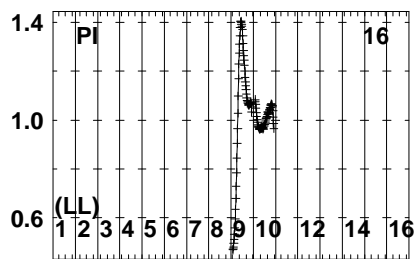
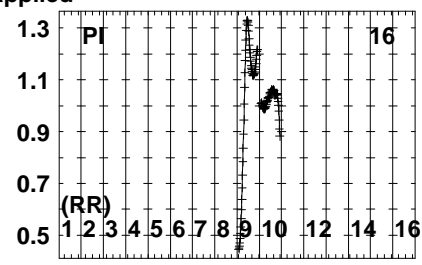
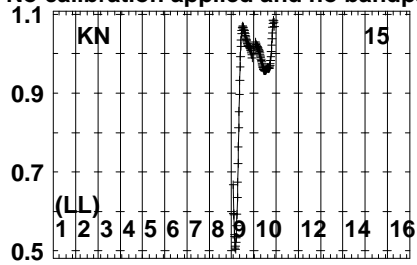
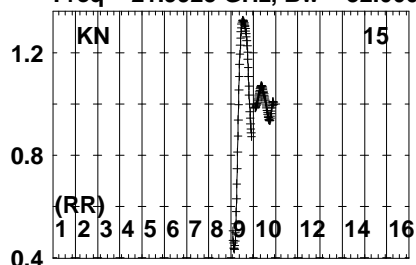


Lower frame: Real Jy
Auto-corr total-power spectrum Antenna: *
Timerange: 00/15:20:36 to 00/15:21:35

Plot file version 560 created 21-MAR-2023 11:25:33

GRB221009A RG013A.UVDATA.1

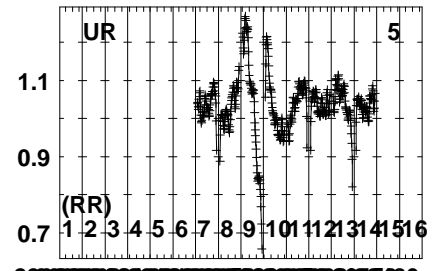
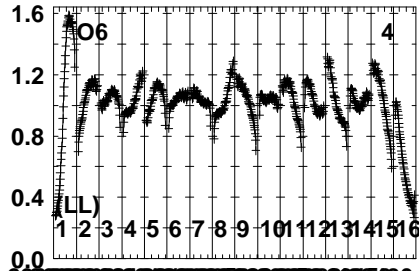
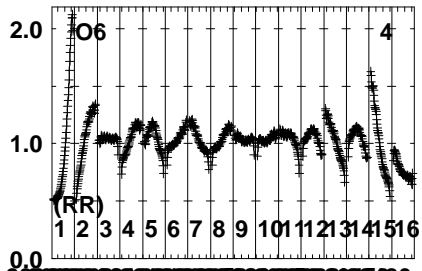
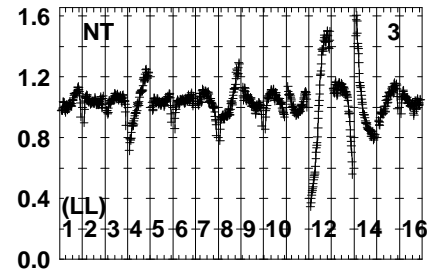
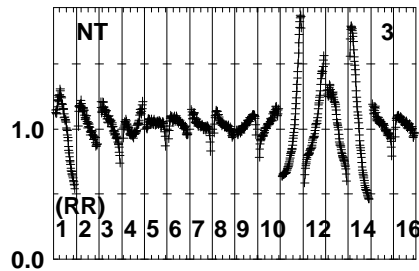
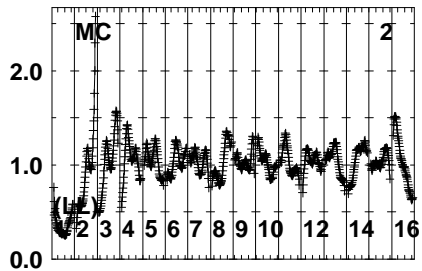
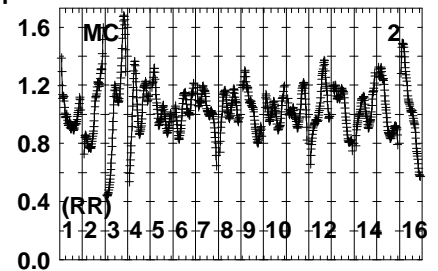
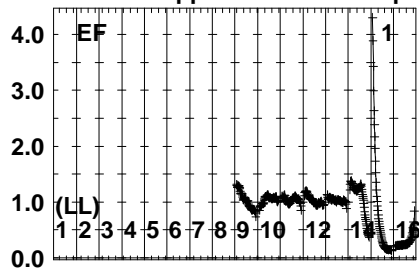
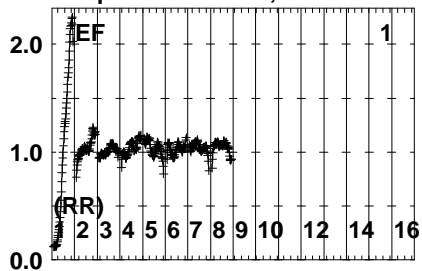
Freq = 21.9925 GHz, Bw = 32.000 MH No calibration applied and no bandpass applied



Lower frame: Real Jy
Auto-corr total-power spectrum Antenna: *
Timerange: 00/15:20:36 to 00/15:21:35

Plot file version 561 created 21-MAR-2023 11:25:33
J1905+1943 RG013A.UVDATA.1
Freq = 21.9925 GHz, Bw = 32.000 MH

No calibration applied and no bandpass applied



FREQ MHz

FREQ MHz

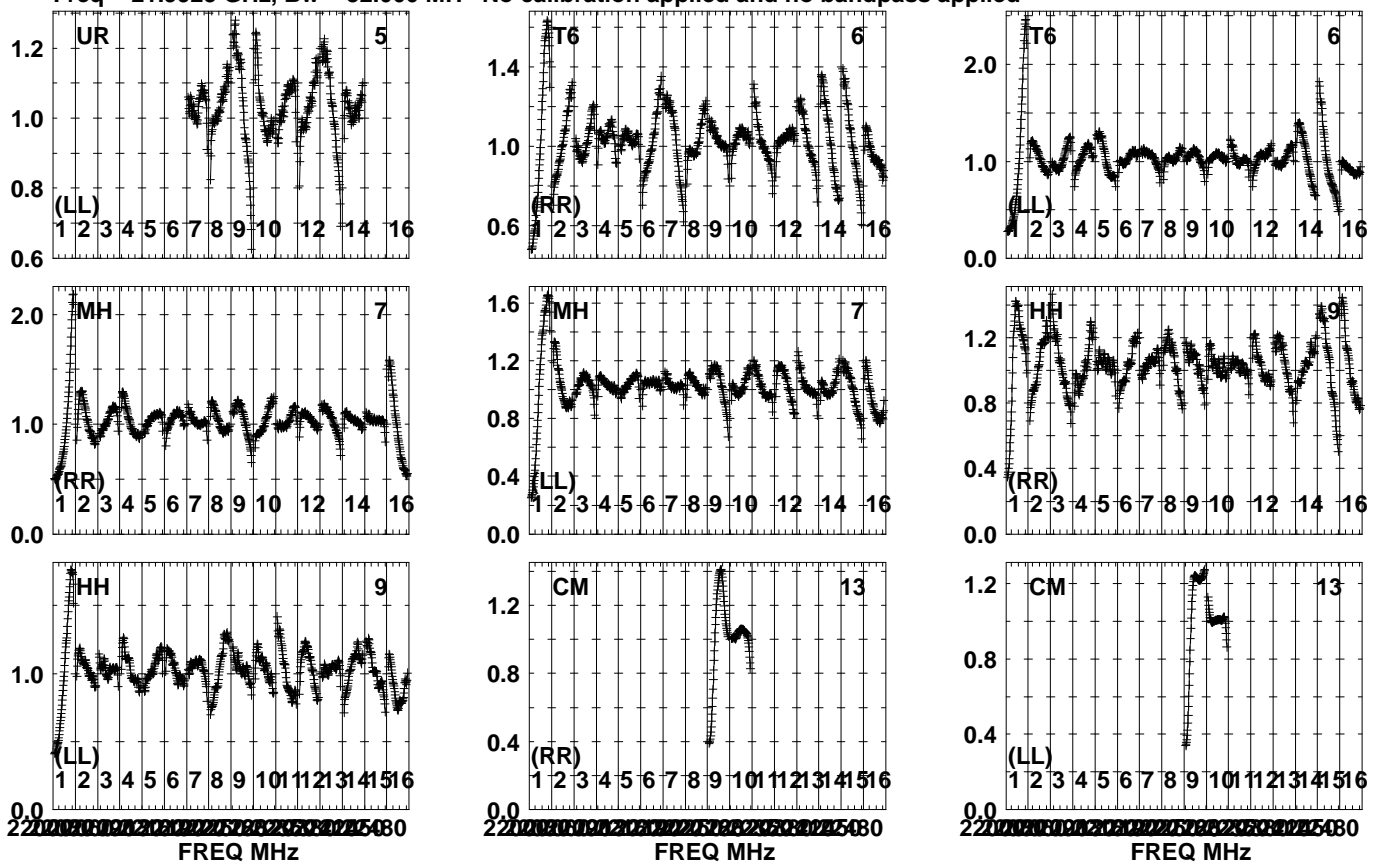
FREQ MHz

Lower frame: Real Jy
Auto-corr total-power spectrum Antenna: *
Timerange: 00/15:21:36 to 00/15:22:35

Plot file version 562 created 21-MAR-2023 11:25:33

J1905+1943 RG013A.UVDATA.1

Freq = 21.9925 GHz, Bw = 32.000 MH No calibration applied and no bandpass applied

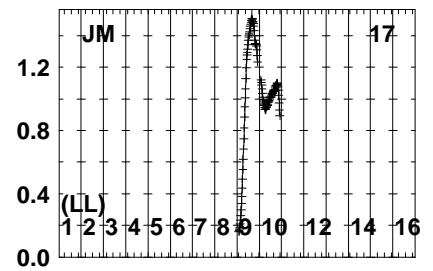
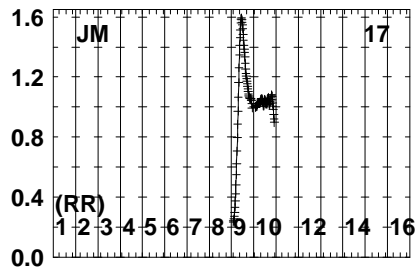
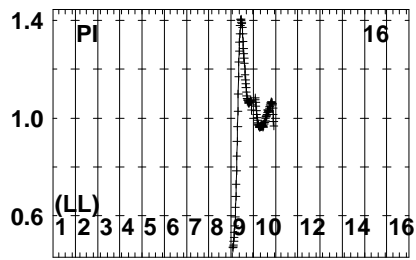
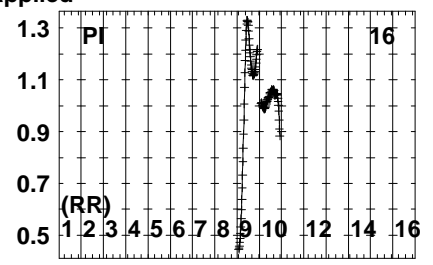
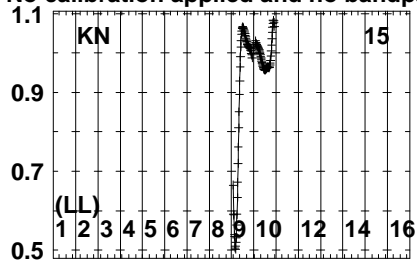
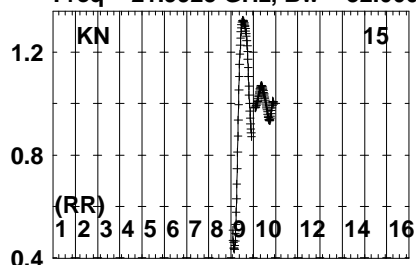


Lower frame: Real Jy
Auto-corr total-power spectrum Antenna: *
Timerange: 00/15:21:36 to 00/15:22:35

Plot file version 563 created 21-MAR-2023 11:25:34

J1905+1943 RG013A.UVDATA.1

Freq = 21.9925 GHz, Bw = 32.000 MH No calibration applied and no bandpass applied

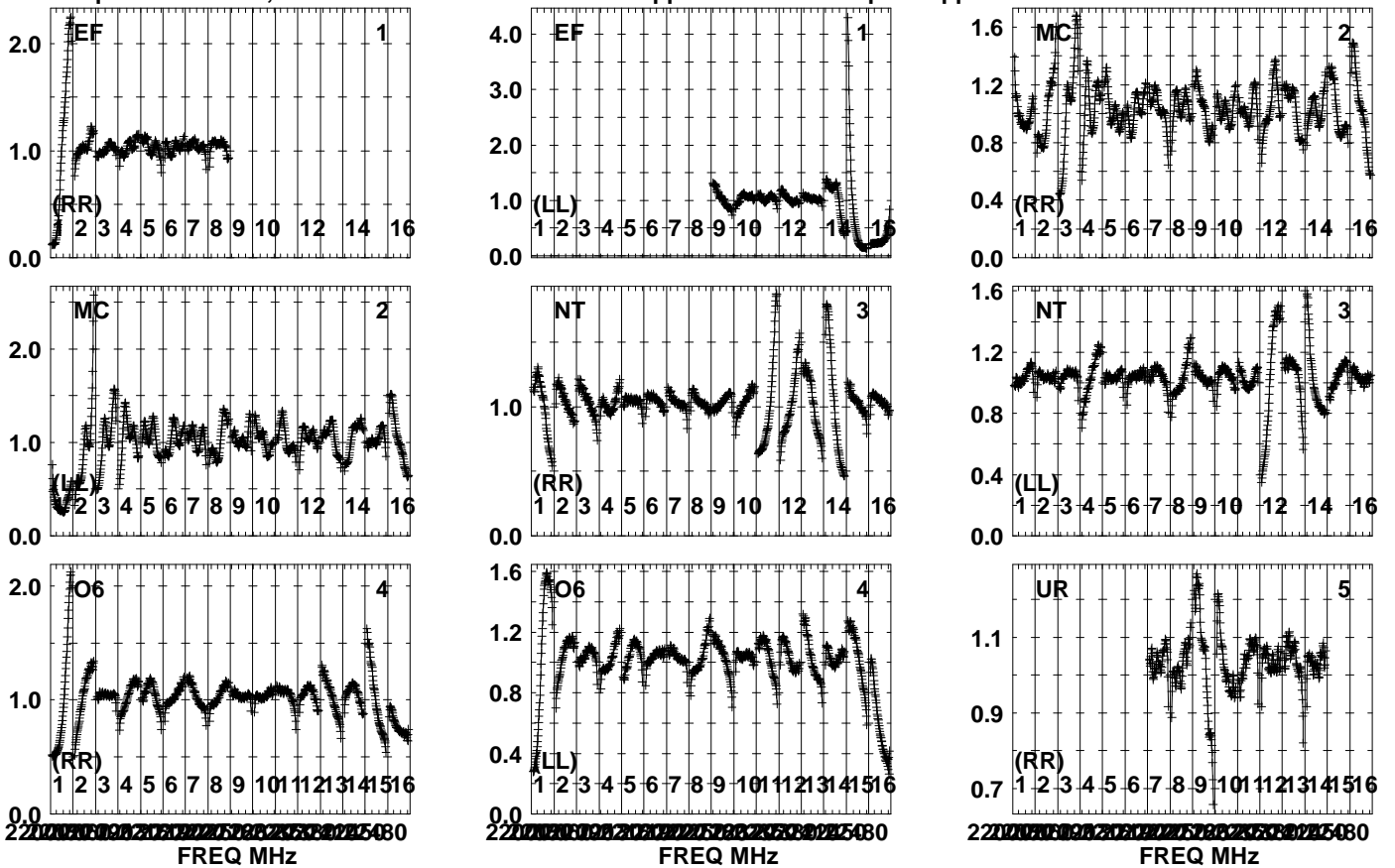


Lower frame: Real Jy
Auto-corr total-power spectrum Antenna: *
Timerange: 00/15:21:36 to 00/15:22:35

Plot file version 564 created 21-MAR-2023 11:25:34

J1908+2028 RG013A.UVDATA.1

Freq = 21.9925 GHz, Bw = 32.000 MH No calibration applied and no bandpass applied

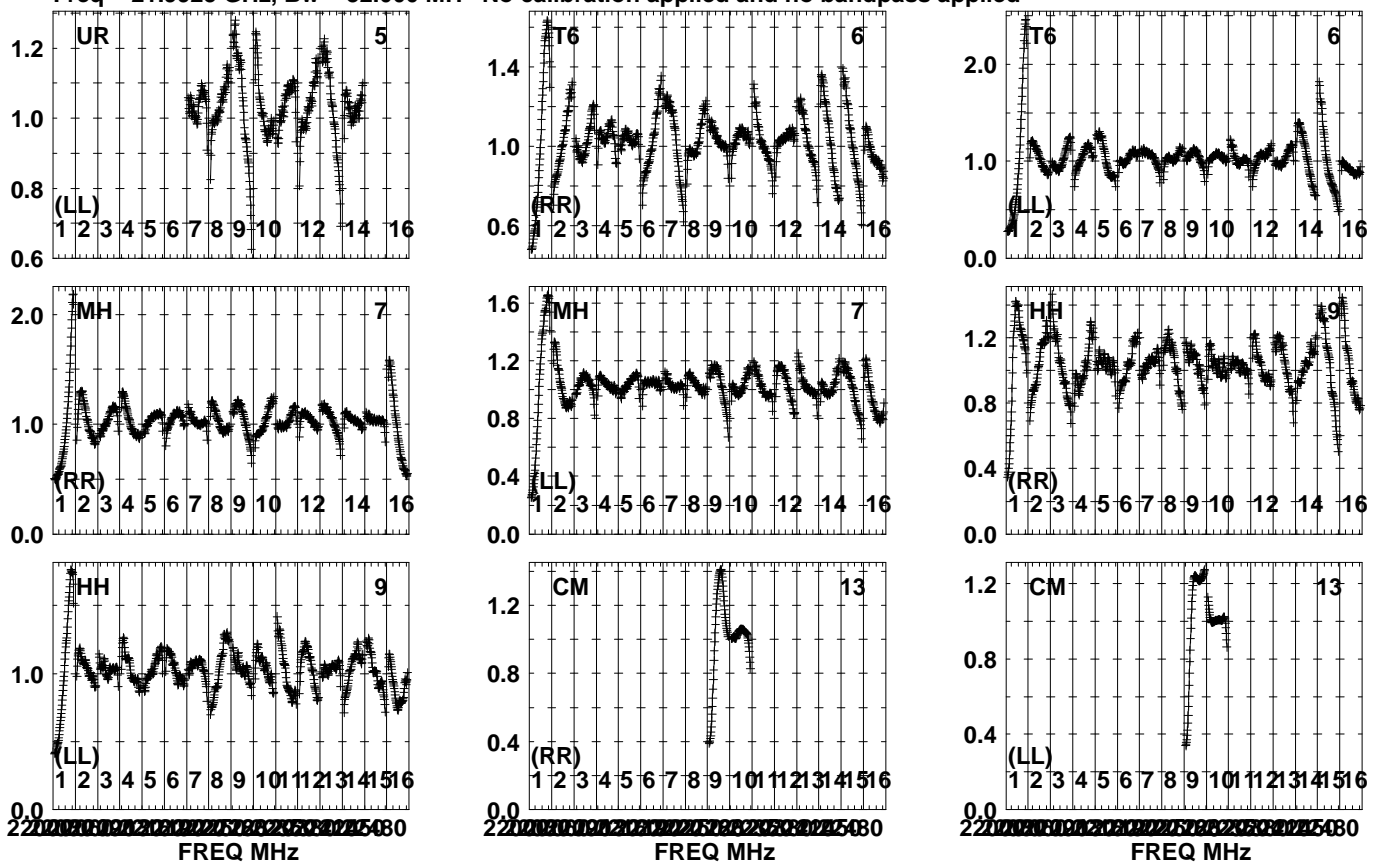


Lower frame: Real Jy
Auto-corr total-power spectrum Antenna: *
Timerange: 00/15:23:15 to 00/15:24:45

Plot file version 565 created 21-MAR-2023 11:25:34

J1908+2028 RG013A.UVDATA.1

Freq = 21.9925 GHz, Bw = 32.000 MH No calibration applied and no bandpass applied



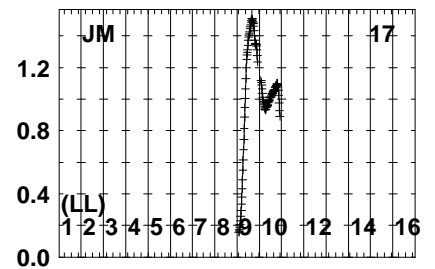
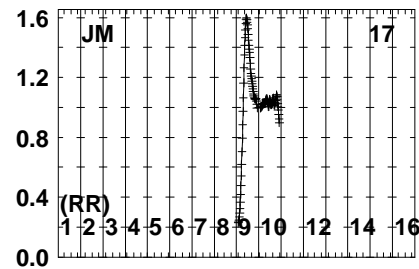
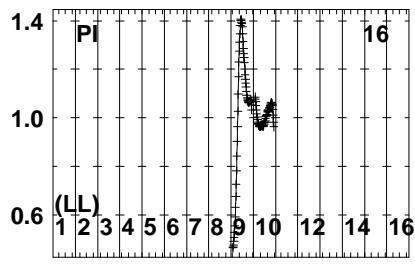
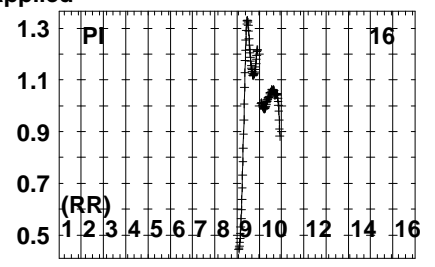
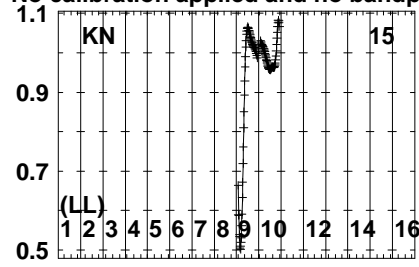
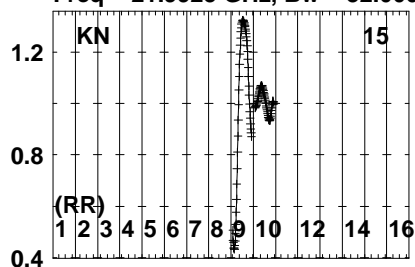
Lower frame: Real Jy
Auto-corr total-power spectrum Antenna: *
Timerange: 00/15:23:15 to 00/15:24:45

Plot file version 566 created 21-MAR-2023 11:25:34

J1908+2028 RG013A.UVDATA.1

Freq = 21.9925 GHz, Bw = 32.000 MH

No calibration applied and no bandpass applied



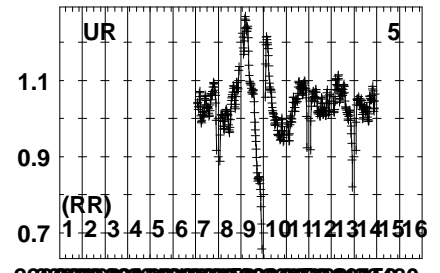
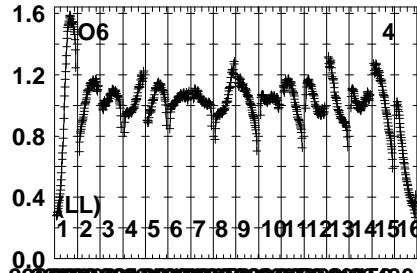
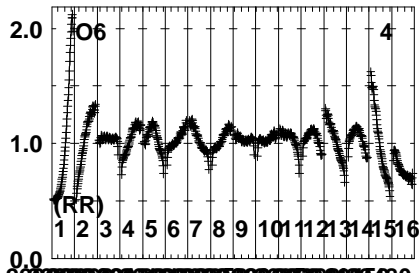
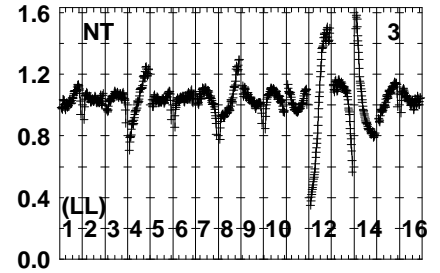
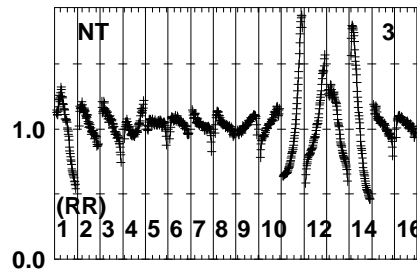
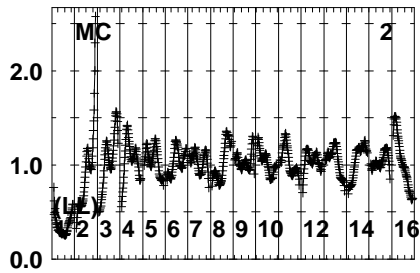
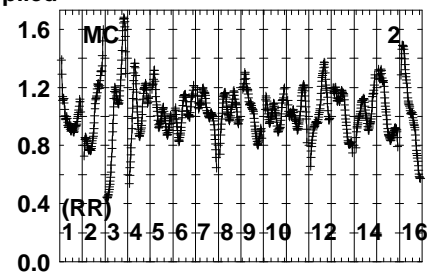
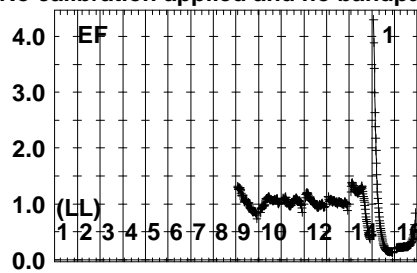
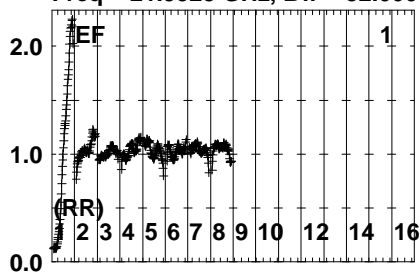
Lower frame: Real Jy
Auto-corr total-power spectrum Antenna: *
Timerange: 00/15:23:15 to 00/15:24:45

Plot file version 567 created 21-MAR-2023 11:25:34

GRB221009A RG013A.UVDATA.1

Freq = 21.9925 GHz, Bw = 32.000 MHz

No calibration applied and no bandpass applied



221009.8982000001580215802158021580

221009.8982000001580215802158021580

221009.8982000001580215802158021580

FREQ MHz

FREQ MHz

FREQ MHz

Lower frame: Real Jy

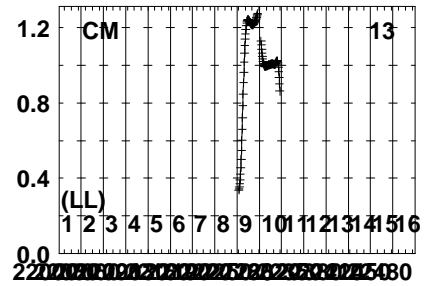
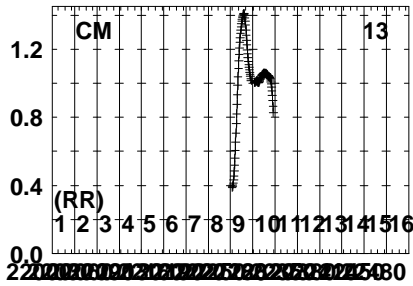
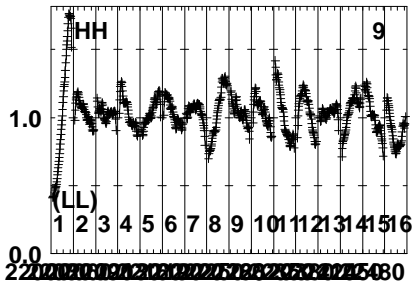
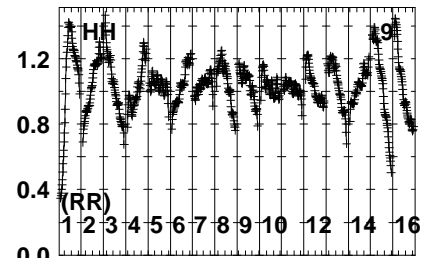
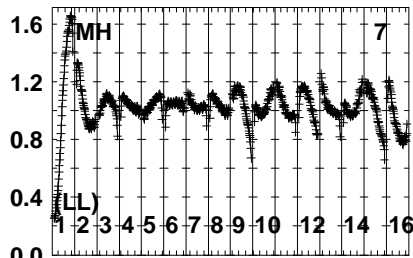
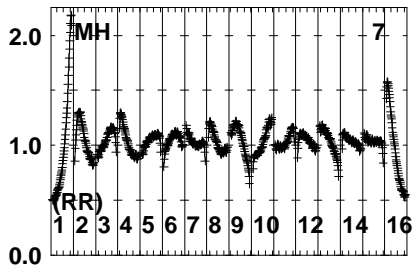
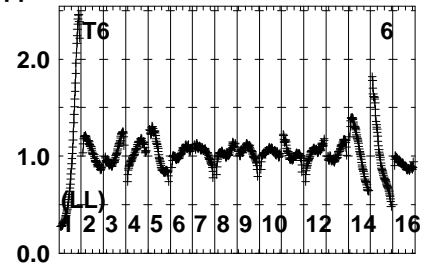
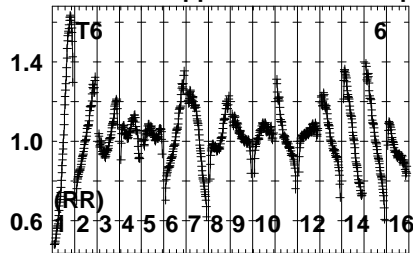
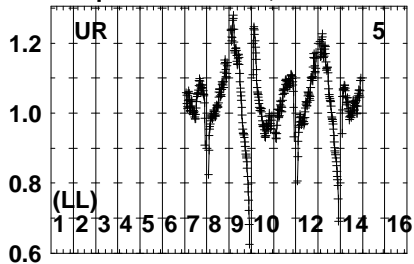
Auto-corr total-power spectrum Antenna: *

Timerange: 00/15:24:47 to 00/15:25:44

Plot file version 568 created 21-MAR-2023 11:25:35

GRB221009A RG013A.UVDATA.1

Freq = 21.9925 GHz, Bw = 32.000 MH No calibration applied and no bandpass applied

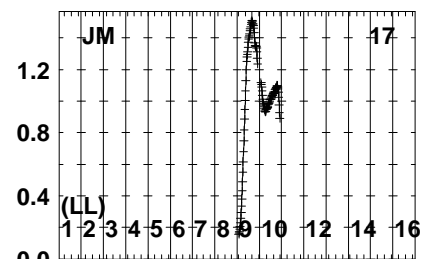
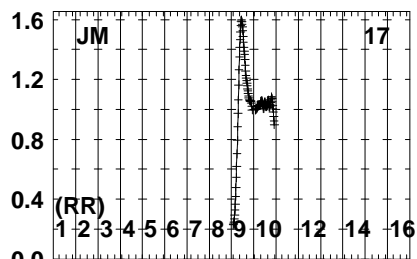
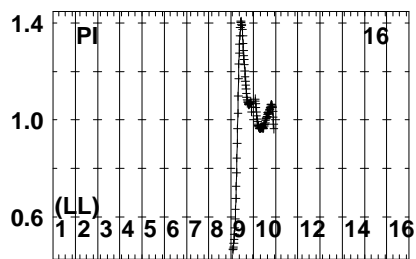
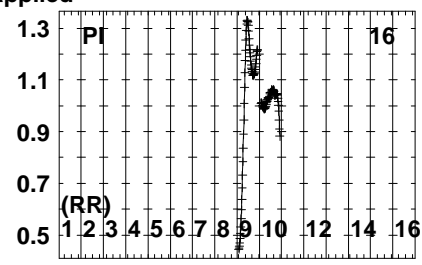
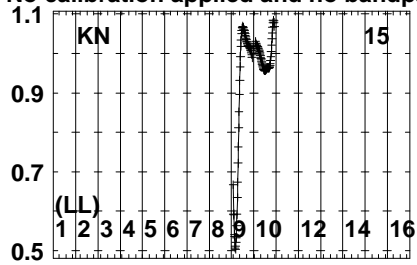
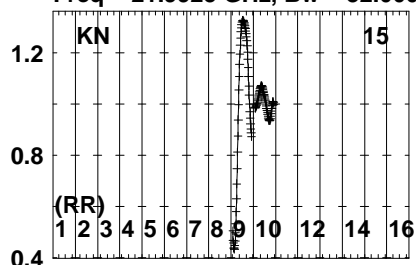


Lower frame: Real Jy
Auto-corr total-power spectrum Antenna: *
Timerange: 00/15:24:47 to 00/15:25:44

Plot file version 569 created 21-MAR-2023 11:25:35

GRB221009A RG013A.UVDATA.1

Freq = 21.9925 GHz, Bw = 32.000 MH No calibration applied and no bandpass applied

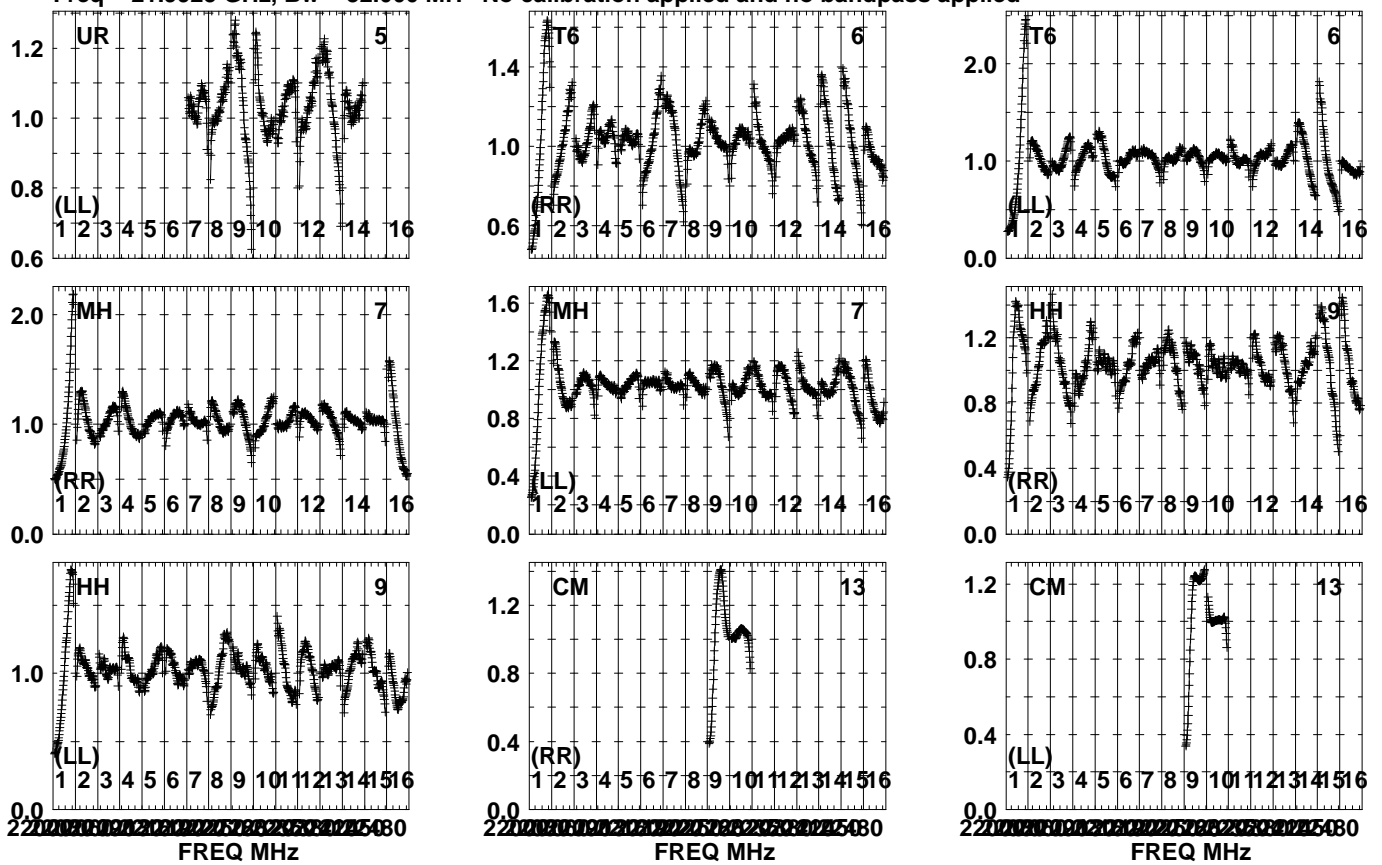


Lower frame: Real Jy
Auto-corr total-power spectrum Antenna: *
Timerange: 00/15:24:47 to 00/15:25:44

Plot file version 571 created 21-MAR-2023 11:25:35

J1908+2028 RG013A.UVDATA.1

Freq = 21.9925 GHz, Bw = 32.000 MH No calibration applied and no bandpass applied

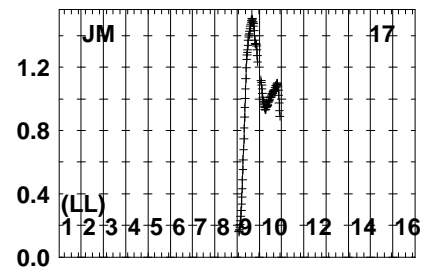
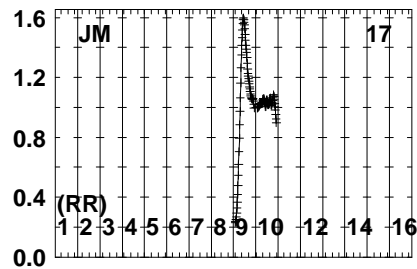
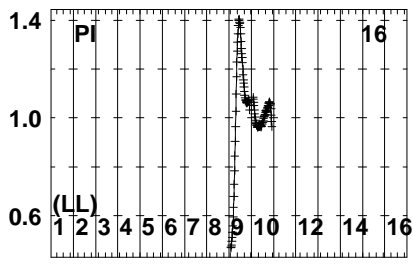
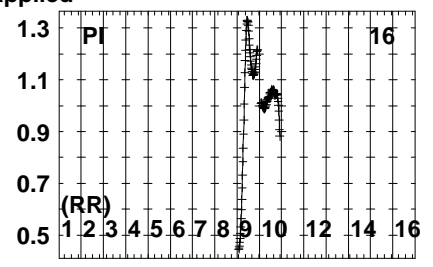
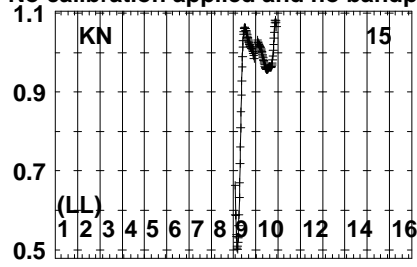
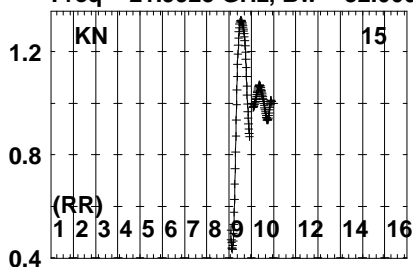


Lower frame: Real Jy
 Auto-corr total-power spectrum Antenna: *
 Timerange: 00/15:25:47 to 00/15:26:44

Plot file version 572 created 21-MAR-2023 11:25:35

J1908+2028 RG013A.UVDATA.1

Freq = 21.9925 GHz, Bw = 32.000 MH No calibration applied and no bandpass applied

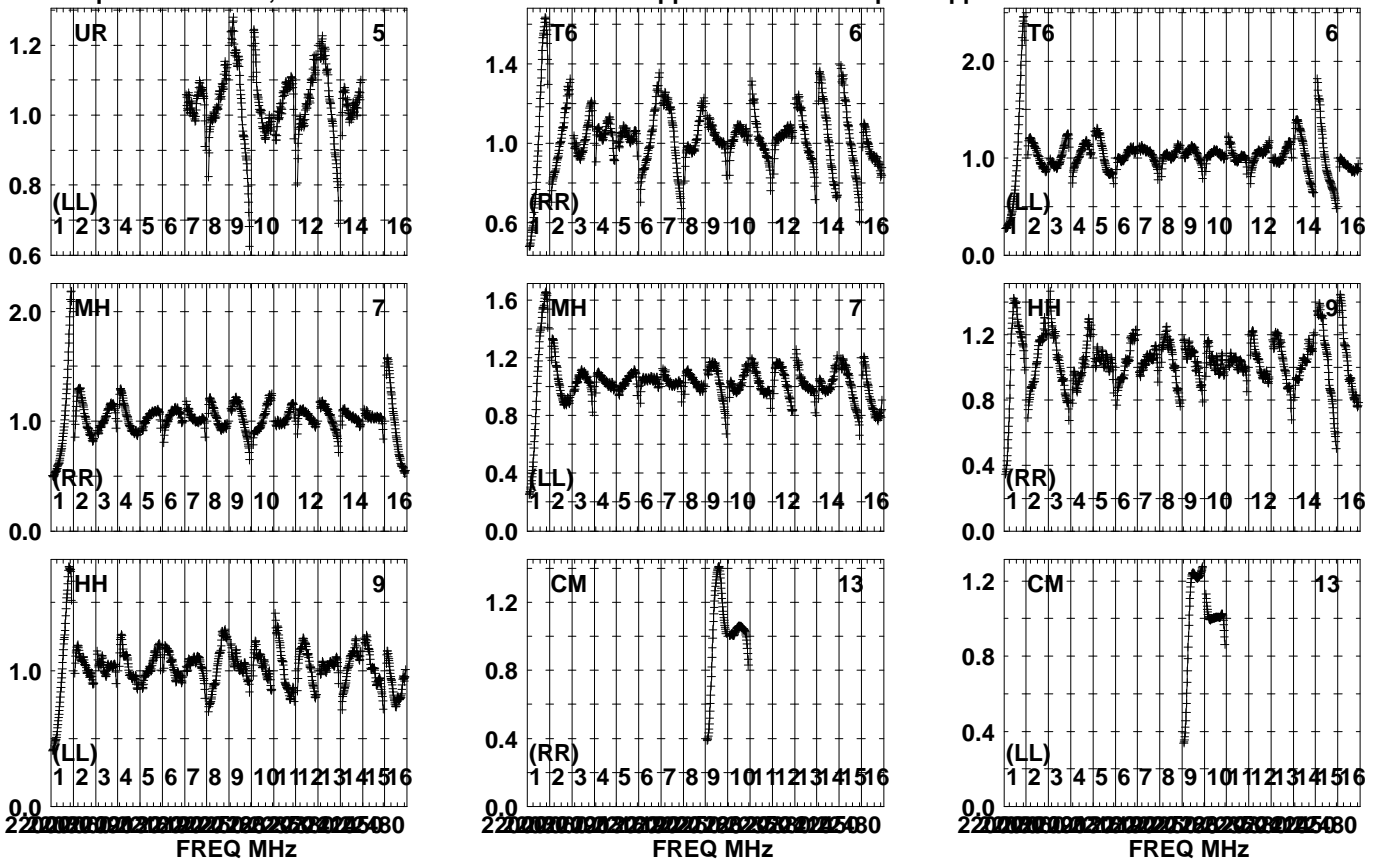


Lower frame: Real Jy
Auto-corr total-power spectrum Antenna: *
Timerange: 00/15:25:47 to 00/15:26:44

Plot file version 574 created 21-MAR-2023 11:25:35

GRB221009A RG013A.UVDATA.1

Freq = 21.9925 GHz, Bw = 32.000 MH No calibration applied and no bandpass applied

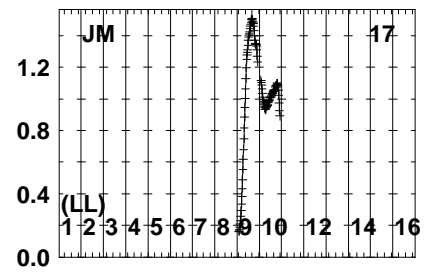
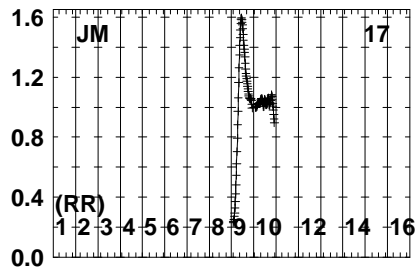
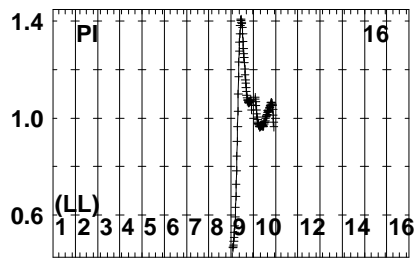
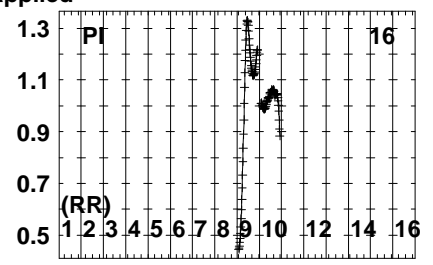
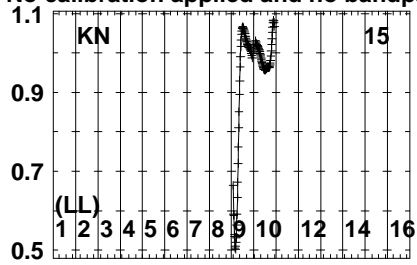
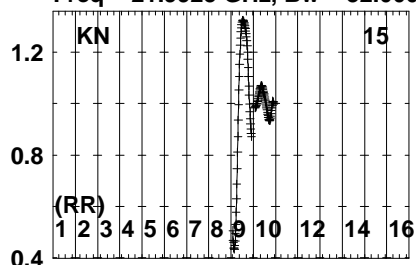


Lower frame: Real Jy
Auto-corr total-power spectrum Antenna: *
Timerange: 00/15:26:46 to 00/15:27:45

Plot file version 575 created 21-MAR-2023 11:25:36

GRB221009A RG013A.UVDATA.1

Freq = 21.9925 GHz, Bw = 32.000 MH No calibration applied and no bandpass applied

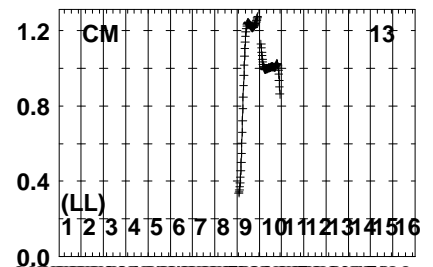
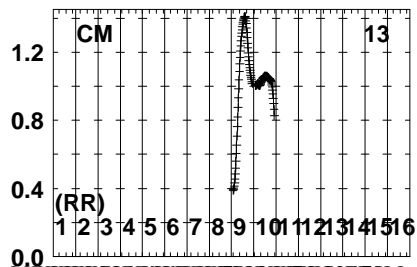
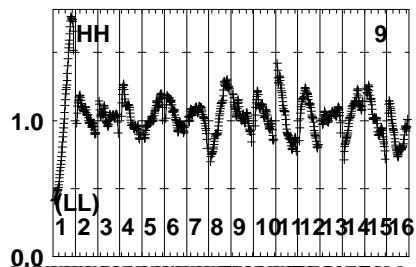
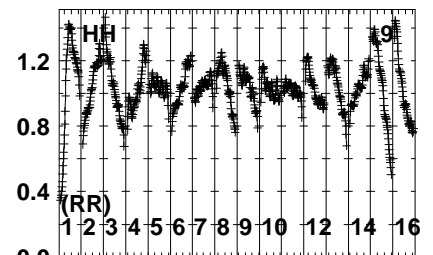
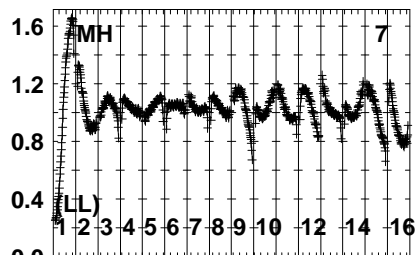
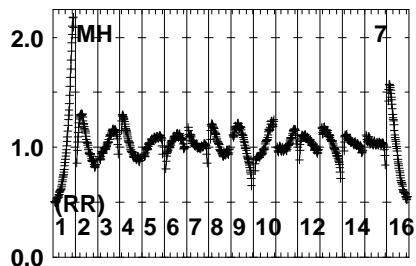
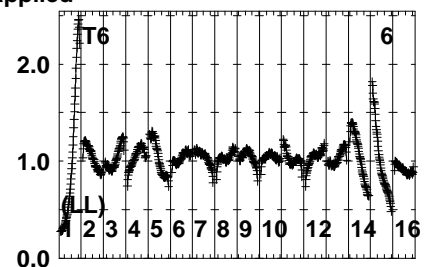
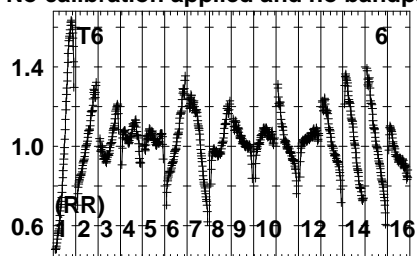
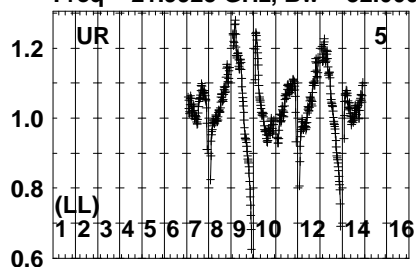


Lower frame: Real Jy
Auto-corr total-power spectrum Antenna: *
Timerange: 00/15:26:46 to 00/15:27:45

Plot file version 577 created 21-MAR-2023 11:25:36

J1908+2028 RG013A.UVDATA.1

Freq = 21.9925 GHz, Bw = 32.000 MH No calibration applied and no bandpass applied



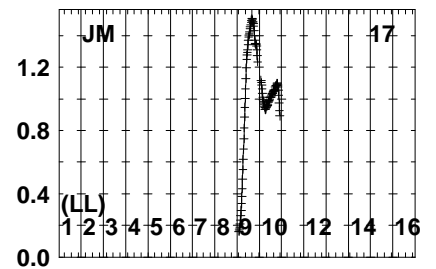
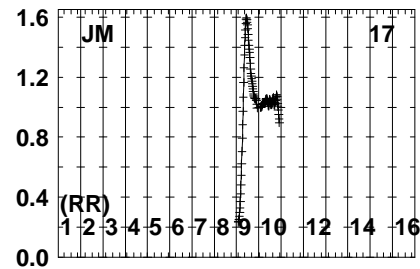
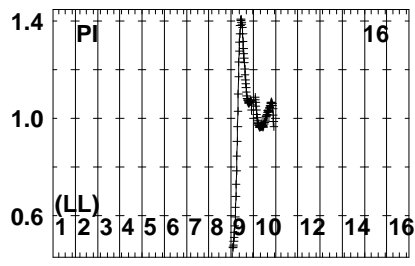
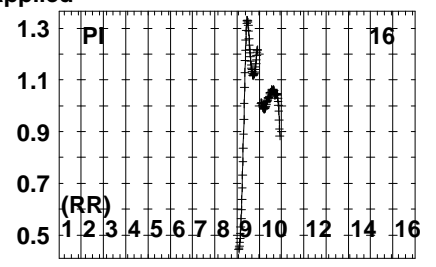
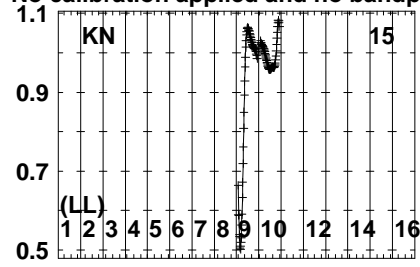
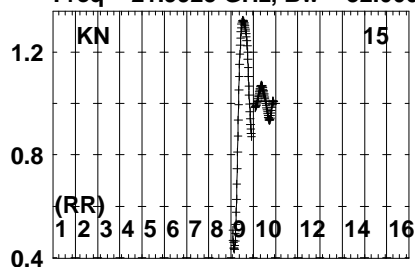
Lower frame: Real Jy
Auto-corr total-power spectrum Antenna: *
Timerange: 00/15:27:46 to 00/15:28:45

Plot file version 578 created 21-MAR-2023 11:25:36

J1908+2028 RG013A.UVDATA.1

Freq = 21.9925 GHz, Bw = 32.000 MH

No calibration applied and no bandpass applied

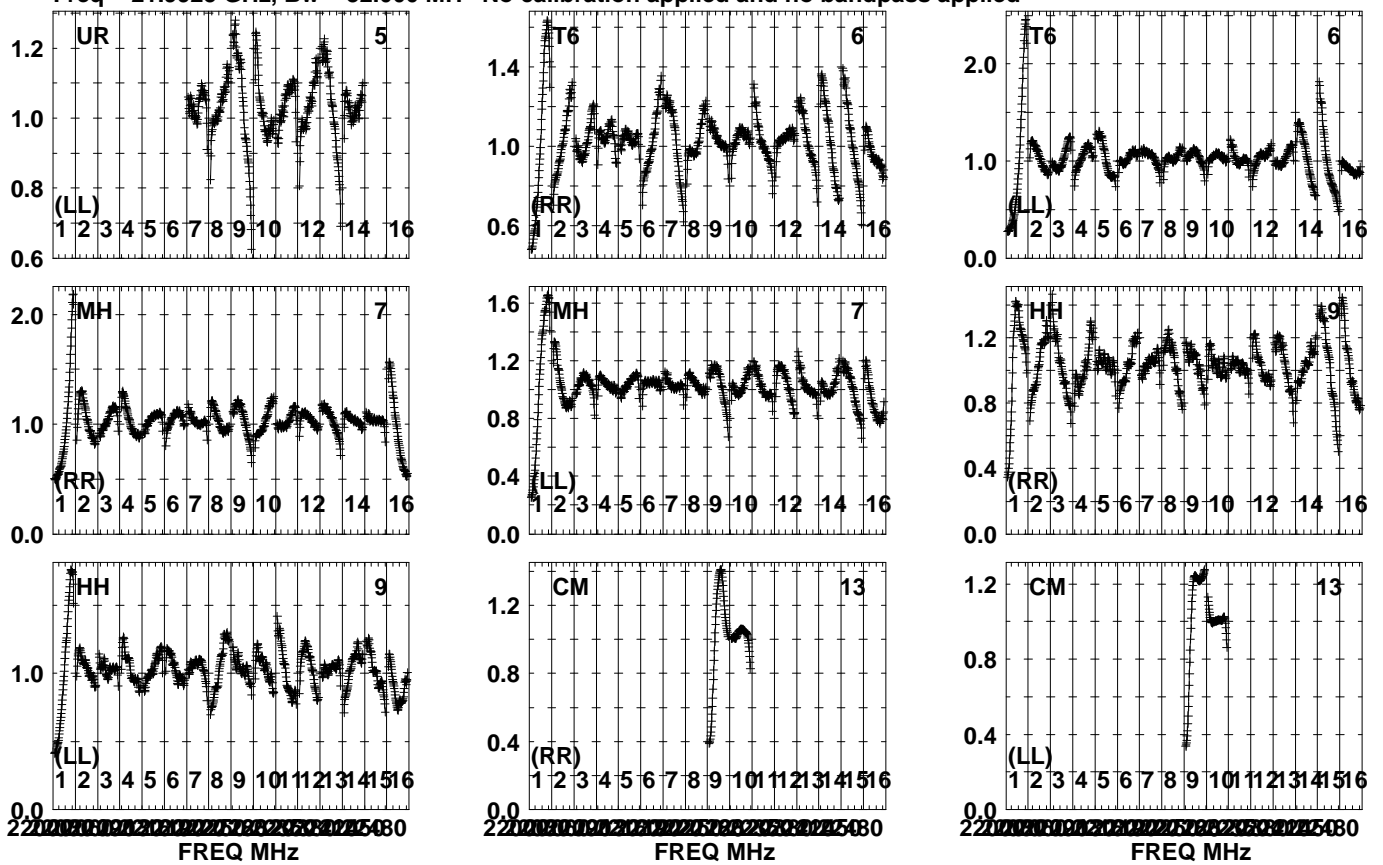


Lower frame: Real Jy
Auto-corr total-power spectrum Antenna: *
Timerange: 00/15:27:46 to 00/15:28:45

Plot file version 580 created 21-MAR-2023 11:25:36

GRB221009A RG013A.UVDATA.1

Freq = 21.9925 GHz, Bw = 32.000 MH No calibration applied and no bandpass applied



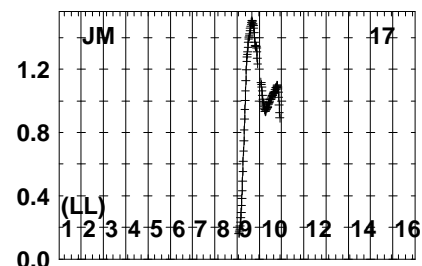
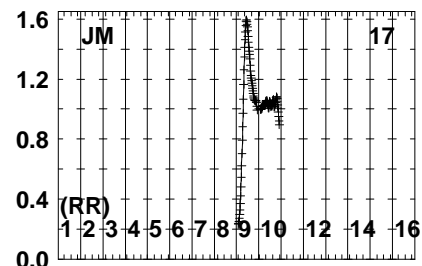
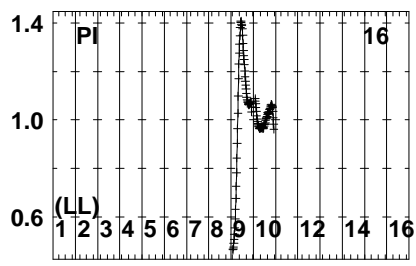
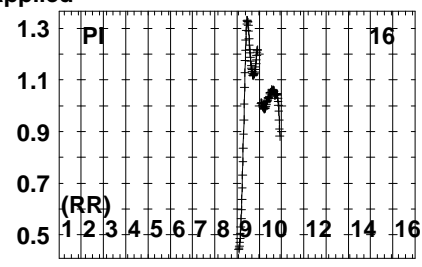
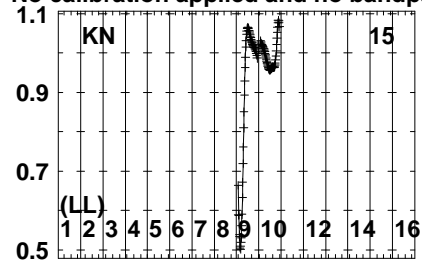
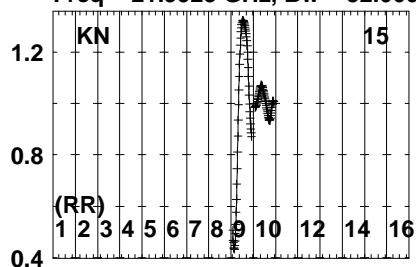
Lower frame: Real Jy
Auto-corr total-power spectrum Antenna: *
Timerange: 00/15:28:46 to 00/15:29:45

Plot file version 581 created 21-MAR-2023 11:25:37

GRB221009A RG013A.UVDATA.1

Freq = 21.9925 GHz, Bw = 32.000 MH

No calibration applied and no bandpass applied

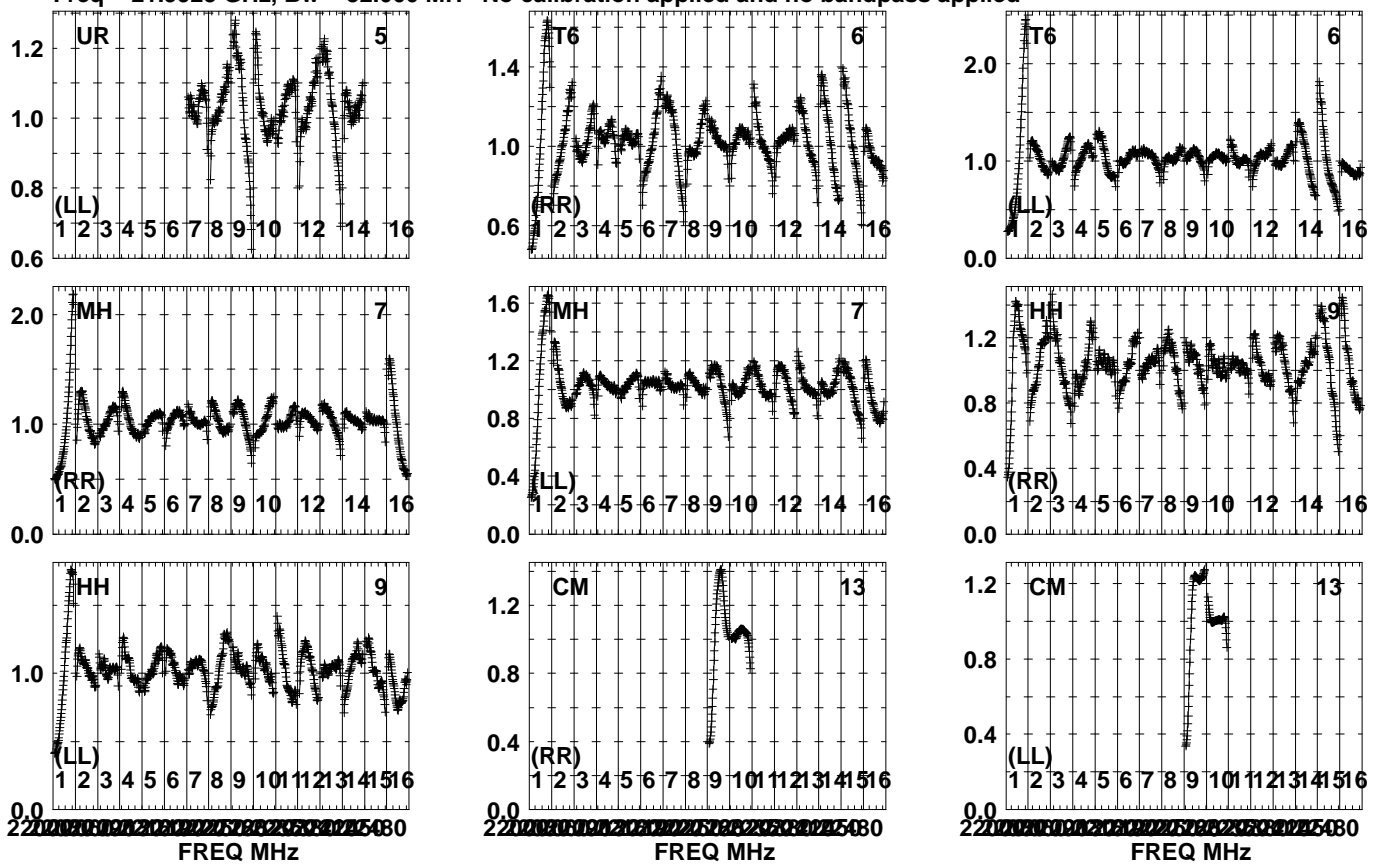


Lower frame: Real Jy
Auto-corr total-power spectrum Antenna: *
Timerange: 00/15:28:46 to 00/15:29:45

Plot file version 583 created 21-MAR-2023 11:25:37

J1908+2028 RG013A.UVDATA.1

Freq = 21.9925 GHz, Bw = 32.000 MH No calibration applied and no bandpass applied

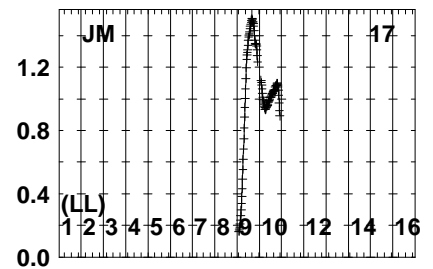
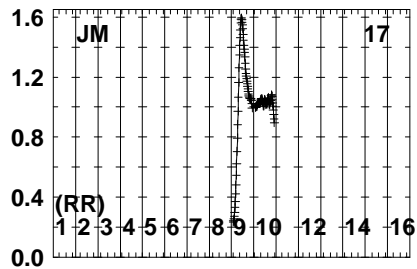
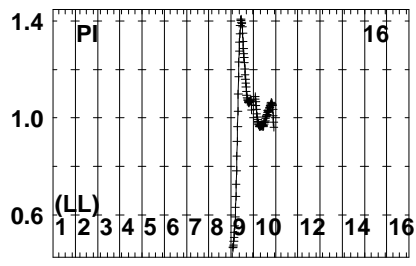
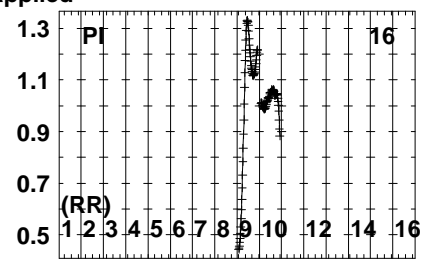
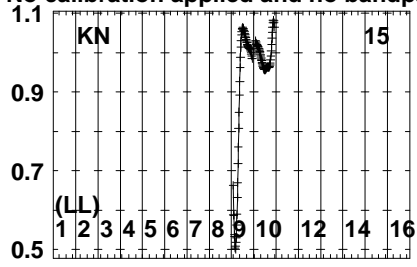
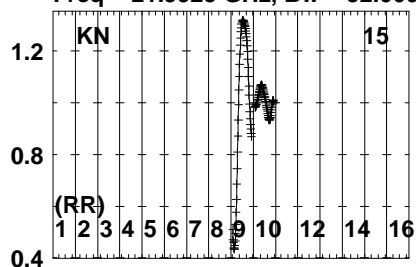


Lower frame: Real Jy
Auto-corr total-power spectrum Antenna: *
Timerange: 00/15:30:26 to 00/15:31:25

Plot file version 584 created 21-MAR-2023 11:25:37

J1908+2028 RG013A.UVDATA.1

Freq = 21.9925 GHz, Bw = 32.000 MH No calibration applied and no bandpass applied

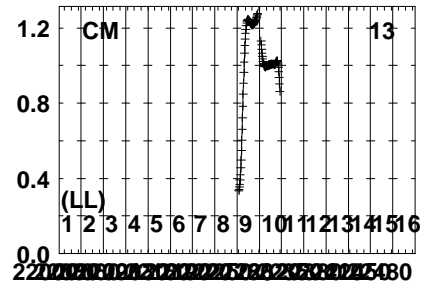
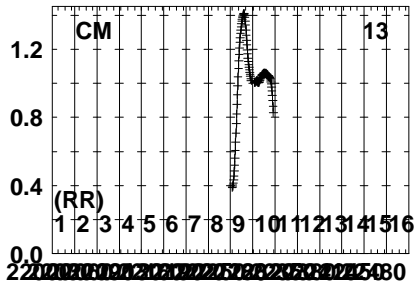
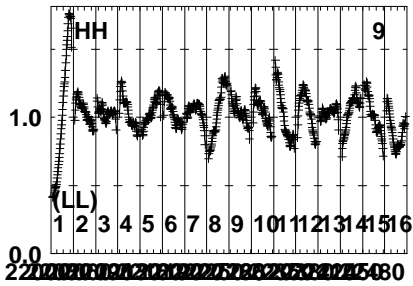
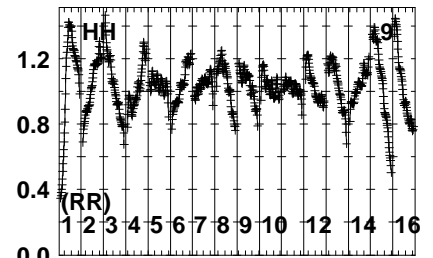
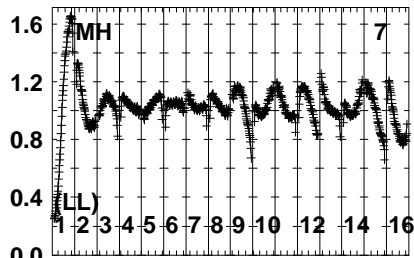
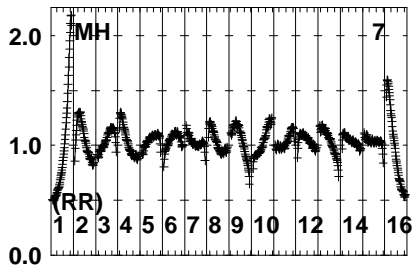
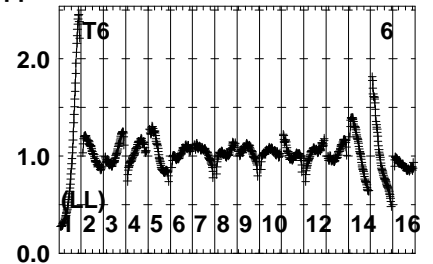
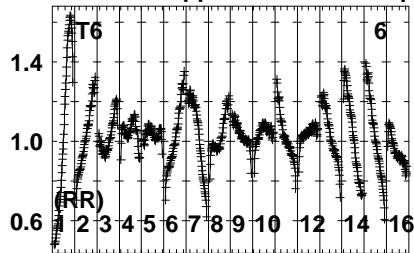
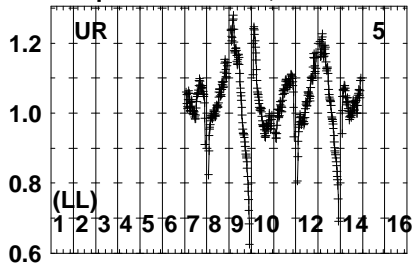


Lower frame: Real Jy
Auto-corr total-power spectrum Antenna: *
Timerange: 00/15:30:26 to 00/15:31:25

Plot file version 586 created 21-MAR-2023 11:25:37

GRB221009A RG013A.UVDATA.1

Freq = 21.9925 GHz, Bw = 32.000 MH No calibration applied and no bandpass applied

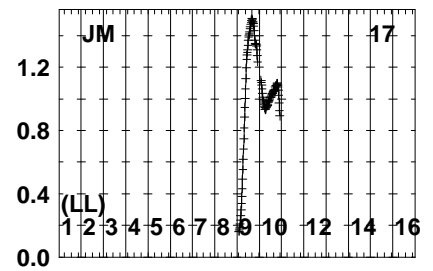
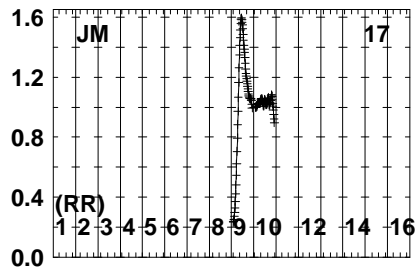
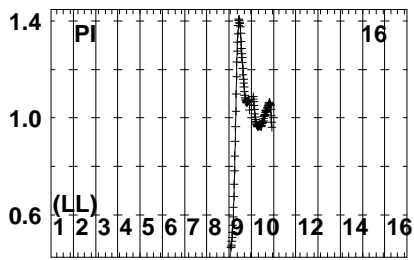
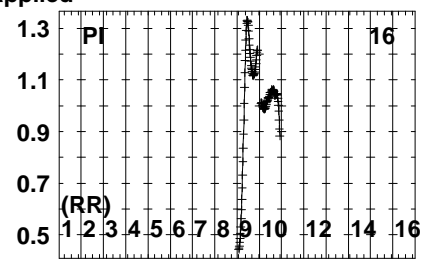
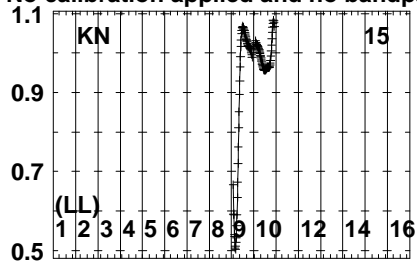
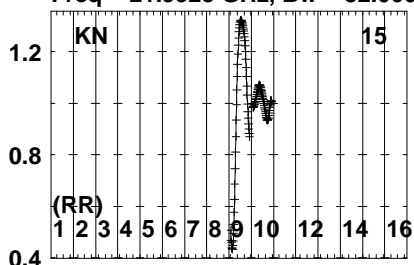


Lower frame: Real Jy
Auto-corr total-power spectrum Antenna: *
Timerange: 00/15:31:27 to 00/15:32:24

Plot file version 587 created 21-MAR-2023 11:25:38

GRB221009A RG013A.UVDATA.1

Freq = 21.9925 GHz, Bw = 32.000 MH No calibration applied and no bandpass applied



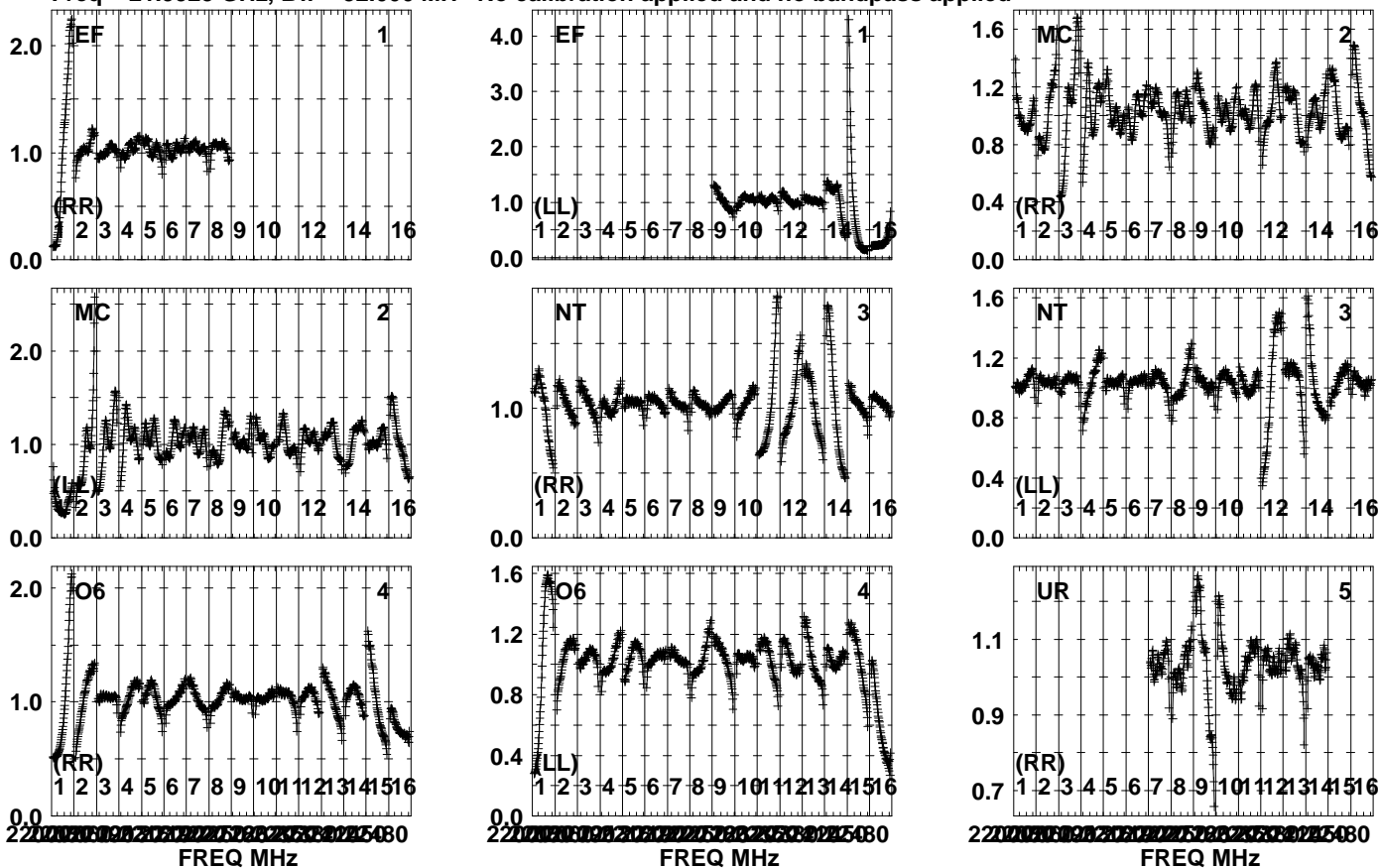
Lower frame: Real Jy
Auto-corr total-power spectrum Antenna: *
Timerange: 00/15:31:27 to 00/15:32:24

Plot file version 588 created 21-MAR-2023 11:25:38

J1908+2028 RG013A.UVDATA.1

Freq = 21.9925 GHz, Bw = 32.000 MH

No calibration applied and no bandpass applied

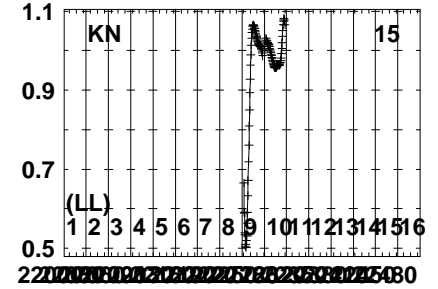
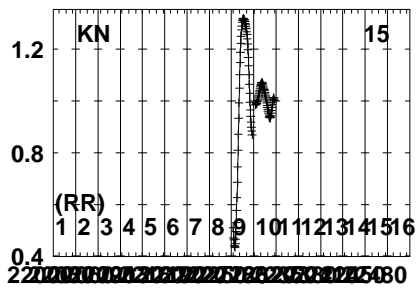
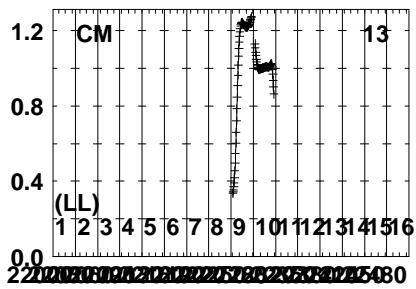
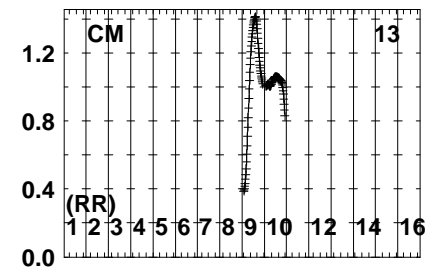
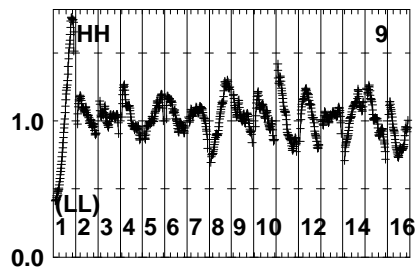
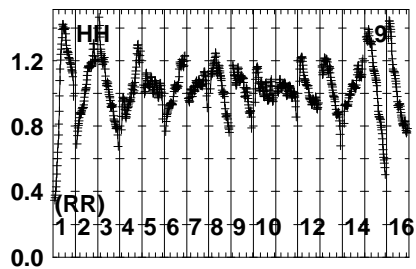
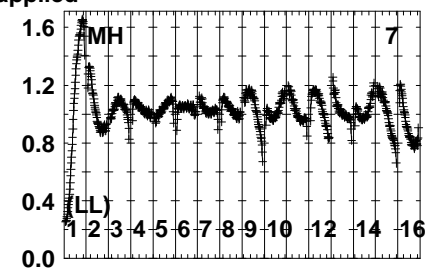
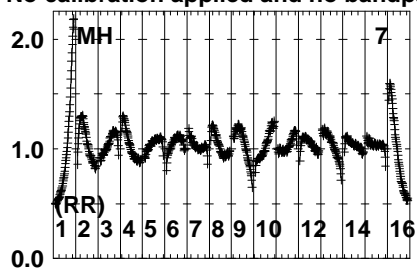
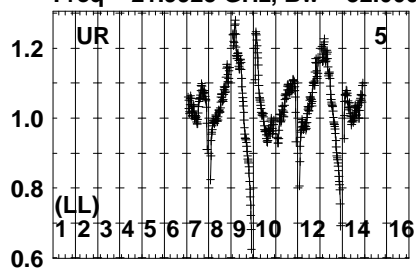


Lower frame: Real Jy
Auto-corr total-power spectrum Antenna: *
Timerange: 00/15:32:27 to 00/15:33:24

Plot file version 589 created 21-MAR-2023 11:25:38

J1908+2028 RG013A.UVDATA.1

Freq = 21.9925 GHz, Bw = 32.000 MH No calibration applied and no bandpass applied

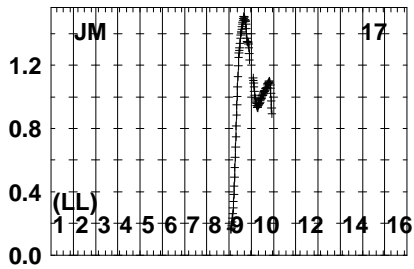
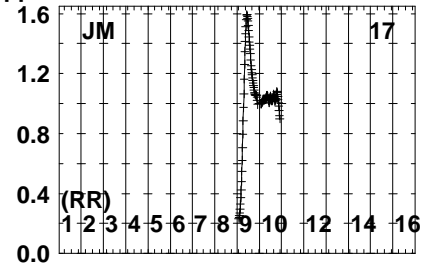
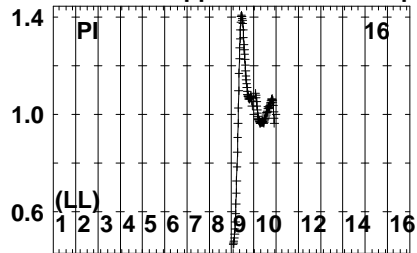
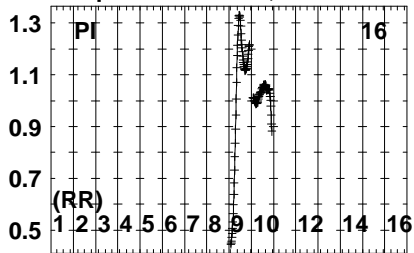


Lower frame: Real Jy
Auto-corr total-power spectrum Antenna: *
Timerange: 00/15:32:27 to 00/15:33:24

Plot file version 590 created 21-MAR-2023 11:25:38

J1908+2028 RG013A.UVDATA.1

Freq = 21.9925 GHz, Bw = 32.000 MH No calibration applied and no bandpass applied

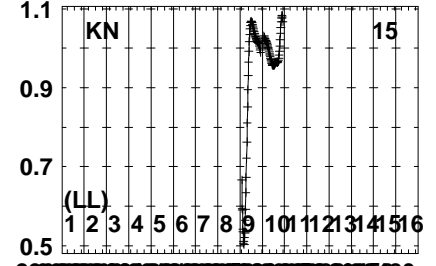
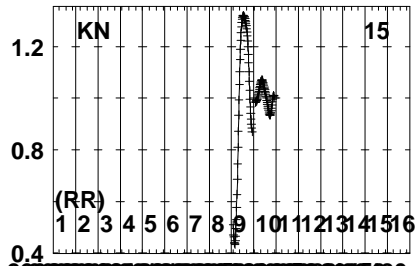
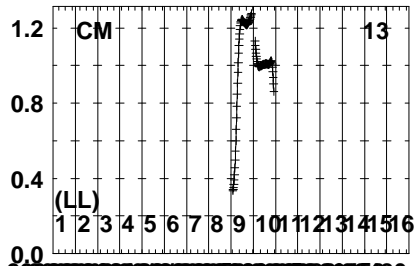
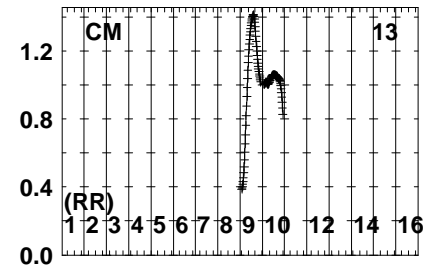
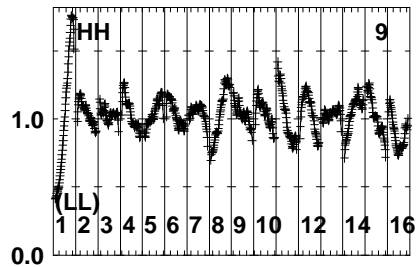
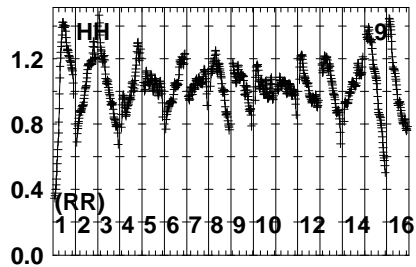
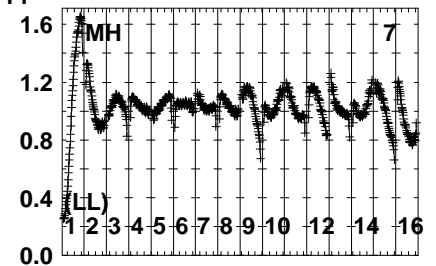
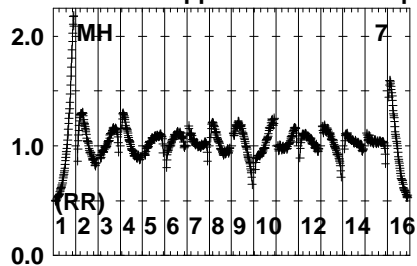
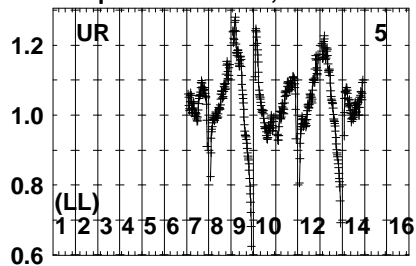


Lower frame: Real Jy
Auto-corr total-power spectrum Antenna: *
Timerange: 00/15:32:27 to 00/15:33:24

Plot file version 592 created 21-MAR-2023 11:25:38

GRB221009A RG013A.UVDATA.1

Freq = 21.9925 GHz, Bw = 32.000 MH No calibration applied and no bandpass applied



FREQ MHz

FREQ MHz

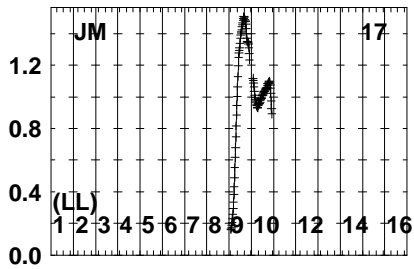
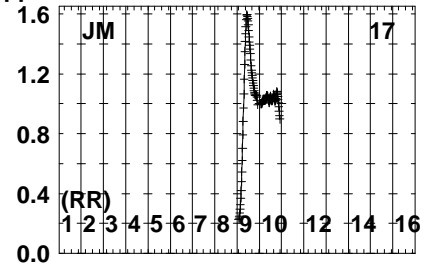
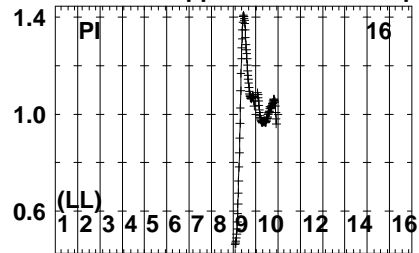
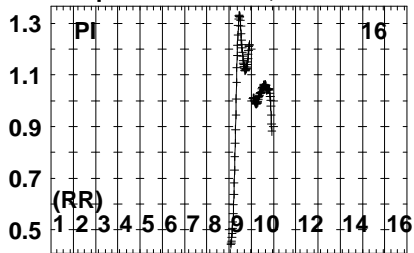
FREQ MHz

Lower frame: Real Jy
Auto-corr total-power spectrum Antenna: *
Timerange: 00/15:33:27 to 00/15:34:24

Plot file version 593 created 21-MAR-2023 11:25:38

GRB221009A RG013A.UVDATA.1

Freq = 21.9925 GHz, Bw = 32.000 MH No calibration applied and no bandpass applied

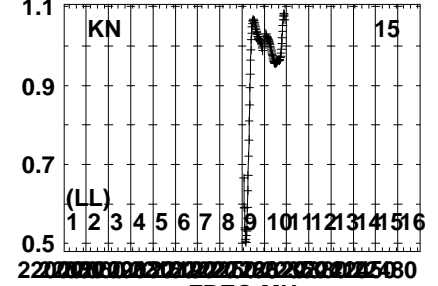
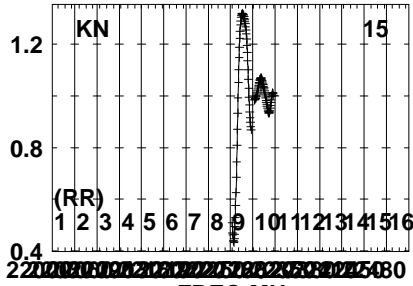
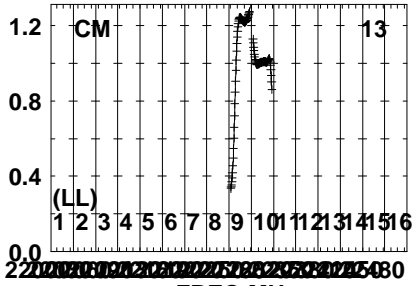
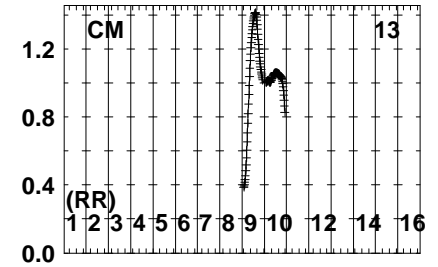
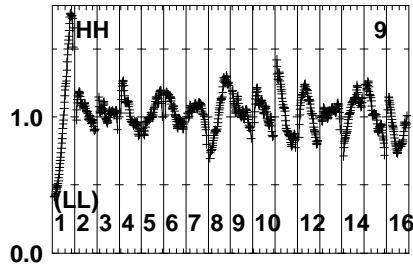
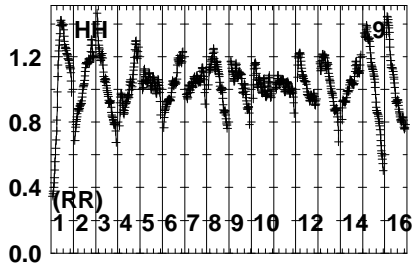
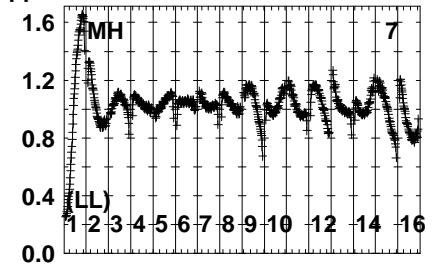
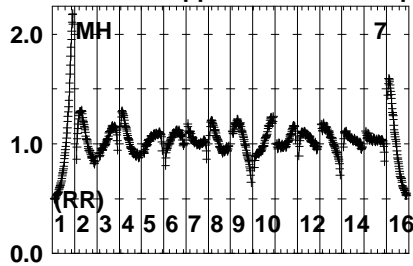
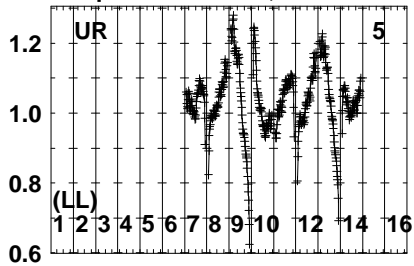


Lower frame: Real Jy
Auto-corr total-power spectrum Antenna: *
Timerange: 00/15:33:27 to 00/15:34:24

Plot file version 595 created 21-MAR-2023 11:25:39

J1908+2028 RG013A.UVDATA.1

Freq = 21.9925 GHz, Bw = 32.000 MH No calibration applied and no bandpass applied

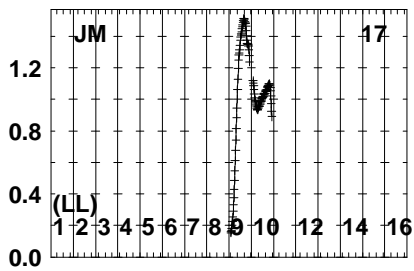
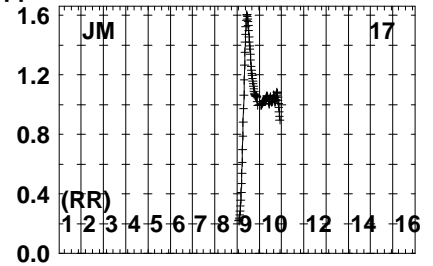
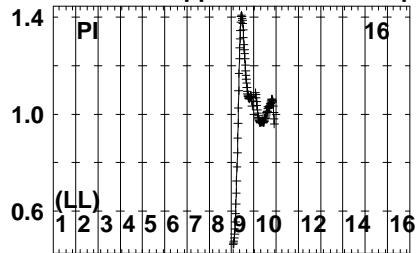
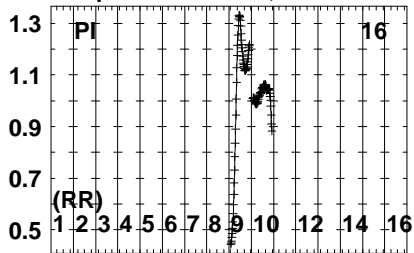


Lower frame: Real Jy
Auto-corr total-power spectrum Antenna: *
Timerange: 00/15:34:27 to 00/15:35:25

Plot file version 596 created 21-MAR-2023 11:25:39

J1908+2028 RG013A.UVDATA.1

Freq = 21.9925 GHz, Bw = 32.000 MH No calibration applied and no bandpass applied



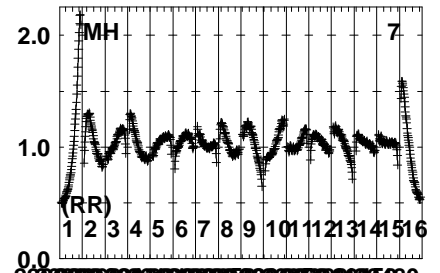
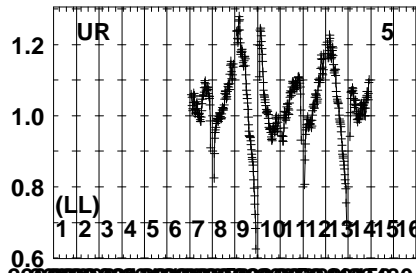
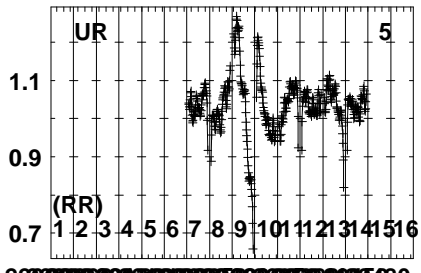
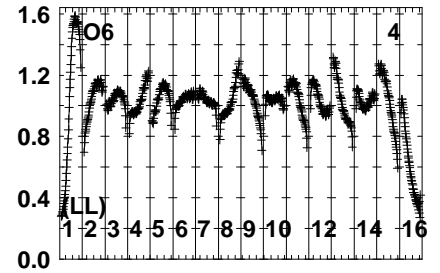
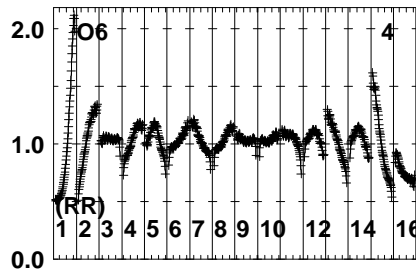
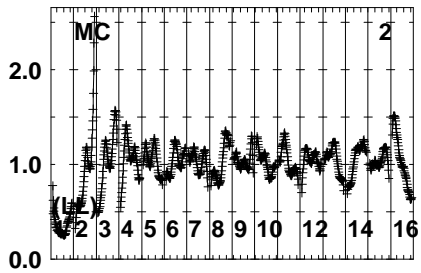
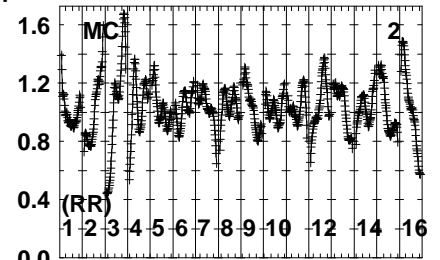
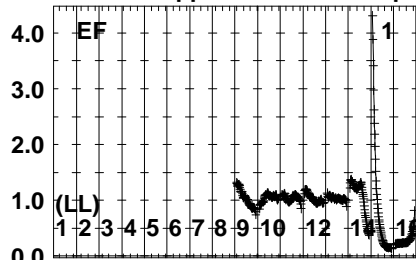
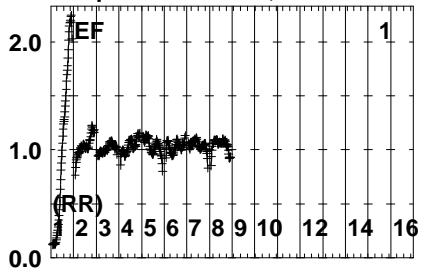
Lower frame: Real Jy
Auto-corr total-power spectrum Antenna: *
Timerange: 00/15:34:27 to 00/15:35:25

Plot file version 597 created 21-MAR-2023 11:25:39

J1800+3848 RG013A.UVDATA.1

Freq = 21.9925 GHz, Bw = 32.000 MH

No calibration applied and no bandpass applied



2200000000000000000000000000000000

2200000000000000000000000000000000

2200000000000000000000000000000000

FREQ MHz

FREQ MHz

FREQ MHz

Lower frame: Real Jy

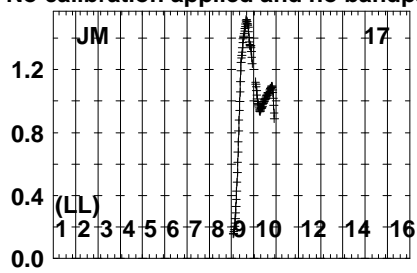
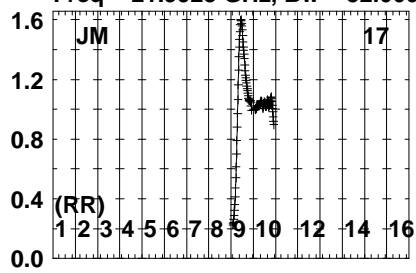
Auto-corr total-power spectrum Antenna: *

Timerange: 00/15:36:25 to 00/15:39:24

Plot file version 599 created 21-MAR-2023 11:25:40

J1800+3848 RG013A.UVDATA.1

Freq = 21.9925 GHz, Bw = 32.000 MH No calibration applied and no bandpass applied



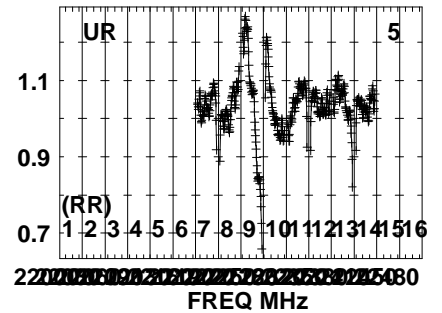
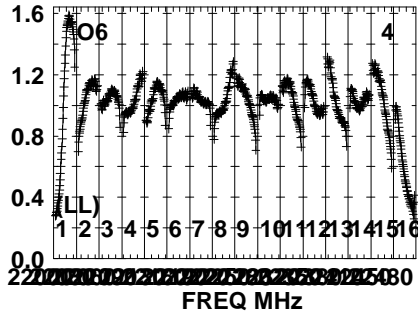
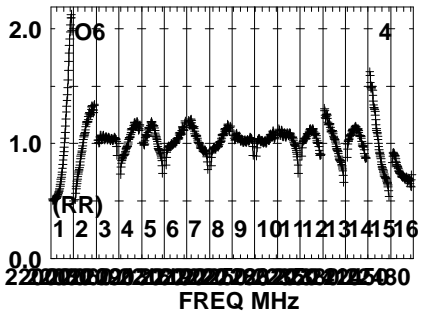
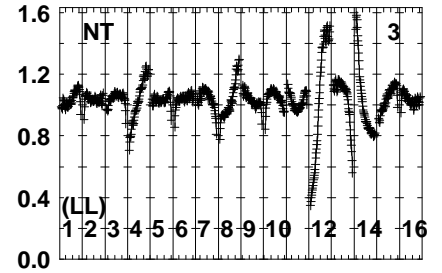
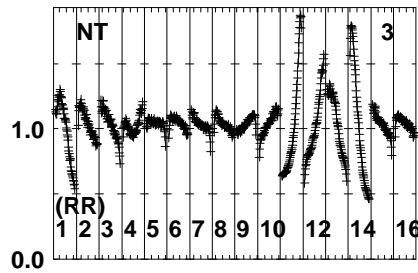
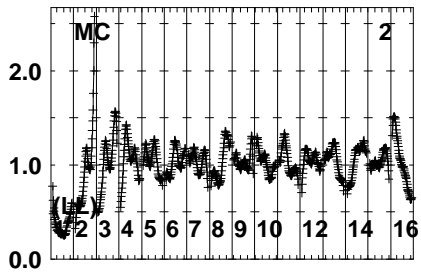
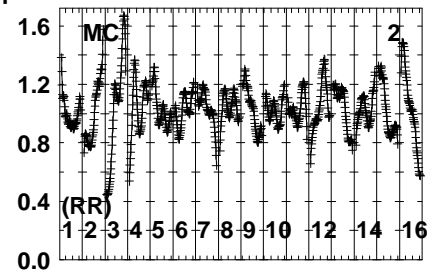
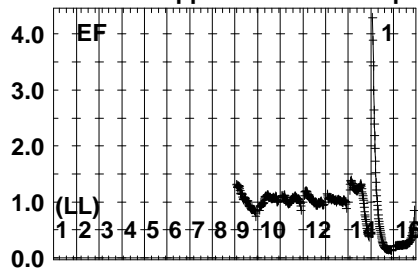
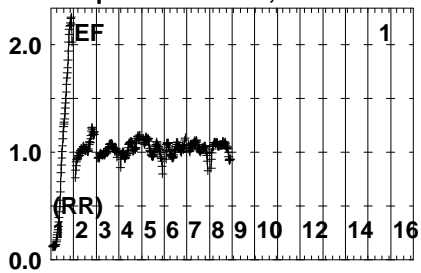
Lower frame: Real Jy
Auto-corr total-power spectrum Antenna: *
Timerange: 00/15:36:25 to 00/15:39:24

Plot file version 600 created 21-MAR-2023 11:25:40

J1925+1227 RG013A.UVDATA.1

Freq = 21.9925 GHz, Bw = 32.000 MH

No calibration applied and no bandpass applied

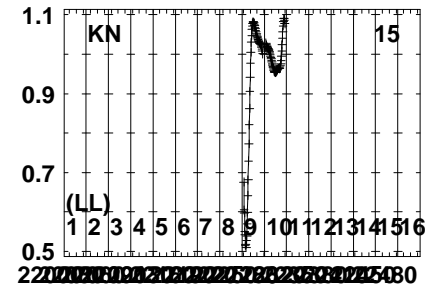
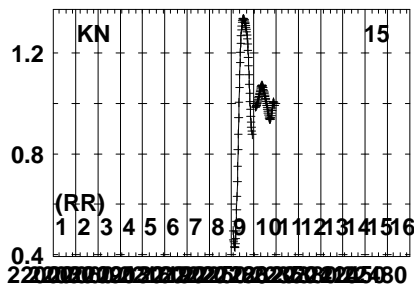
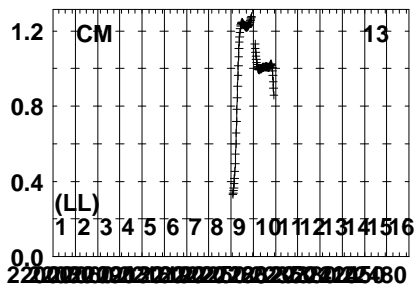
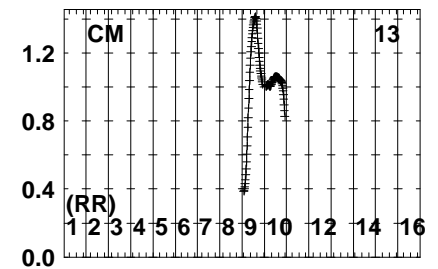
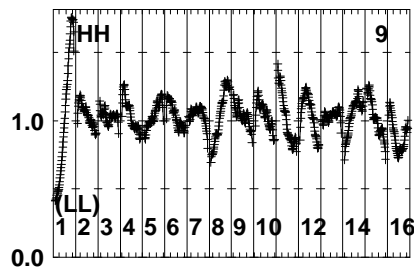
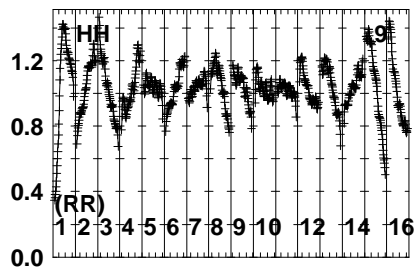
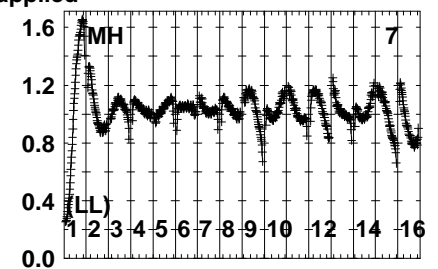
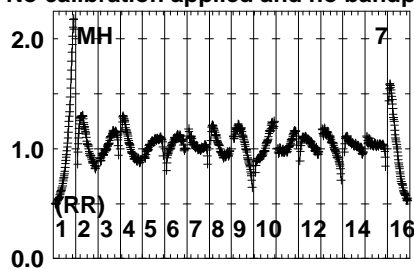
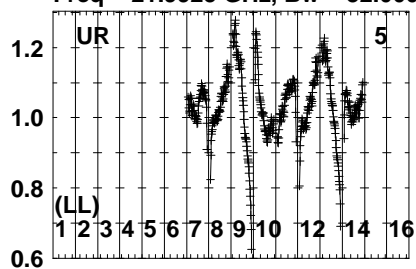


Lower frame: Real Jy
 Auto-corr total-power spectrum Antenna: *
 Timerange: 00/15:40:26 to 00/15:42:54

Plot file version 601 created 21-MAR-2023 11:25:40

J1925+1227 RG013A.UVDATA.1

Freq = 21.9925 GHz, Bw = 32.000 MH No calibration applied and no bandpass applied

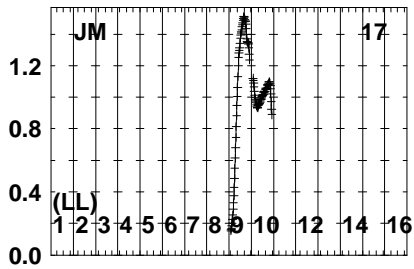
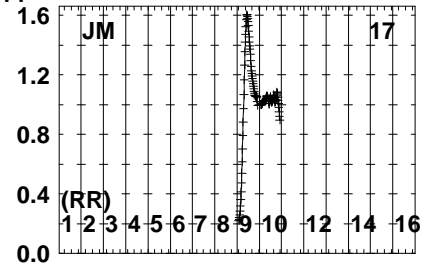
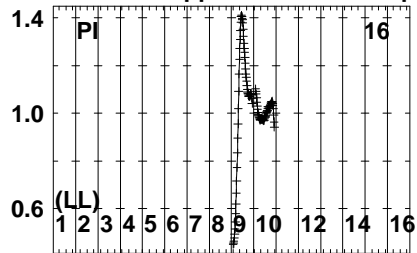
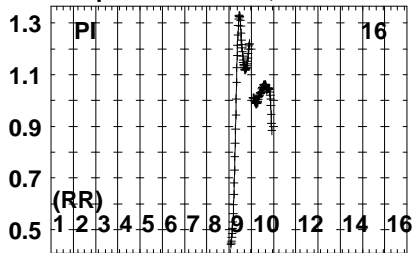


Lower frame: Real Jy
Auto-corr total-power spectrum Antenna: *
Timerange: 00/15:40:26 to 00/15:42:54

Plot file version 602 created 21-MAR-2023 11:25:41

J1925+1227 RG013A.UVDATA.1

Freq = 21.9925 GHz, Bw = 32.000 MH No calibration applied and no bandpass applied

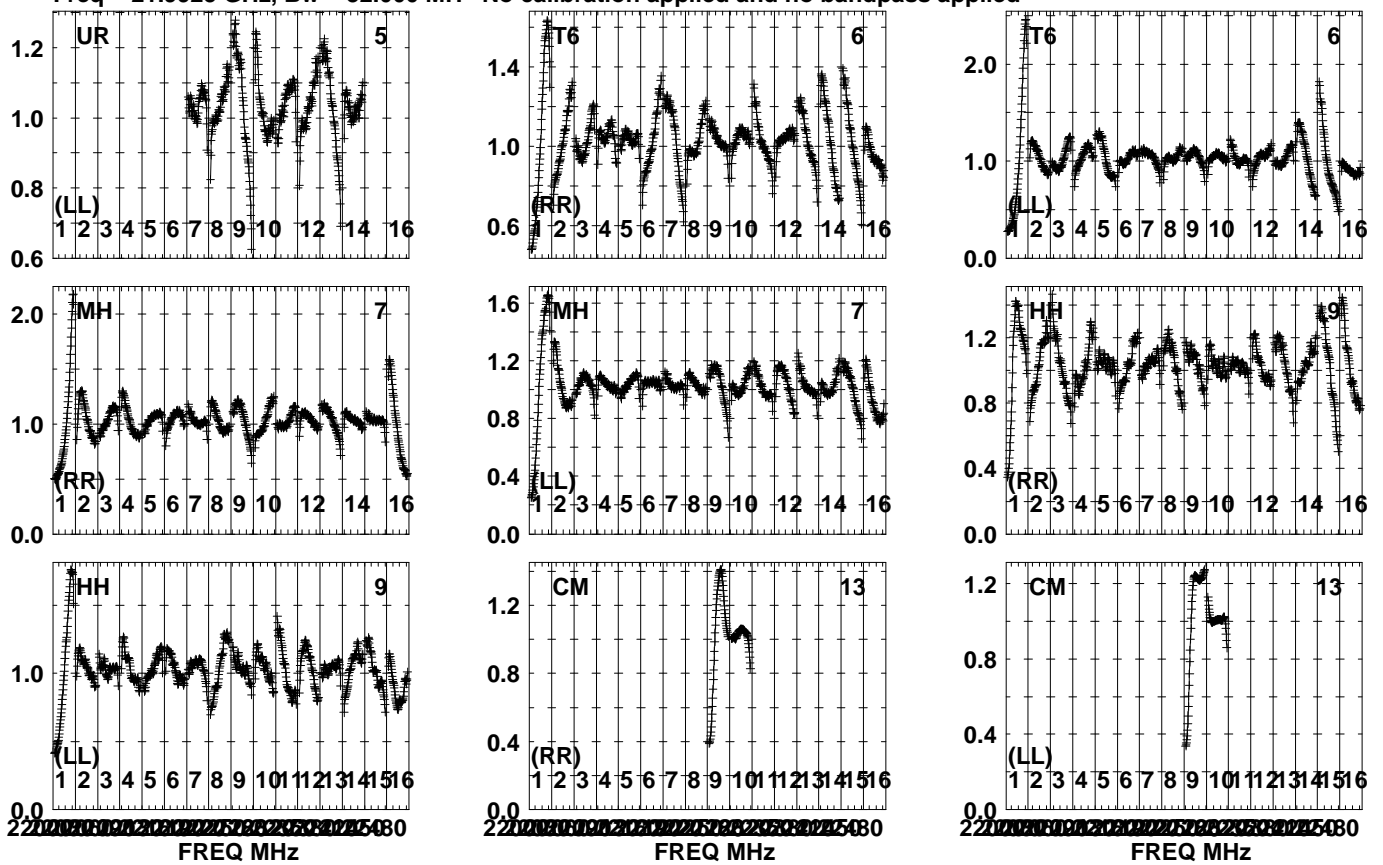


Lower frame: Real Jy
Auto-corr total-power spectrum Antenna: *
Timerange: 00/15:40:26 to 00/15:42:54

Plot file version 604 created 21-MAR-2023 11:25:41

J1925+2106 RG013A.UVDATA.1

Freq = 21.9925 GHz, Bw = 32.000 MH No calibration applied and no bandpass applied

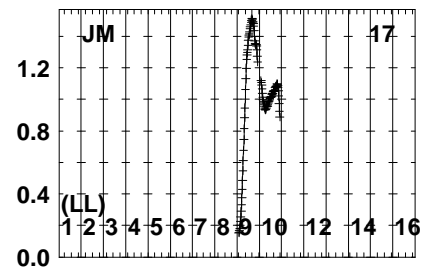
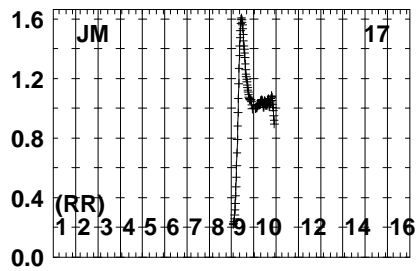
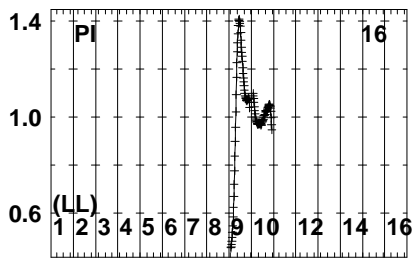
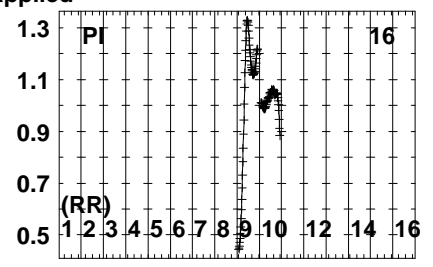
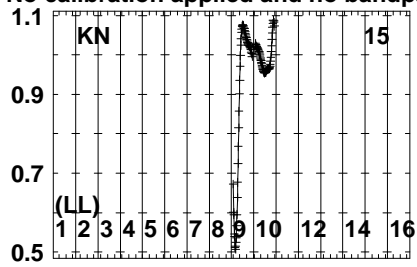
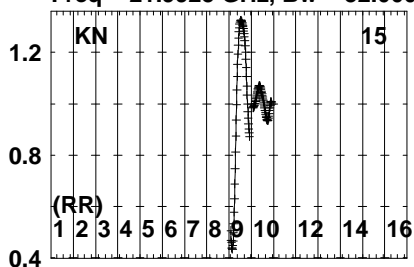


Lower frame: Real Jy
Auto-corr total-power spectrum Antenna: *
Timerange: 00/15:42:57 to 00/15:44:54

Plot file version 605 created 21-MAR-2023 11:25:41

J1925+2106 RG013A.UVDATA.1

Freq = 21.9925 GHz, Bw = 32.000 MH No calibration applied and no bandpass applied



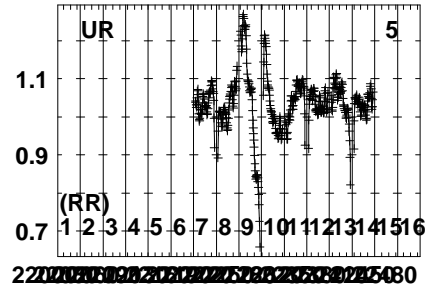
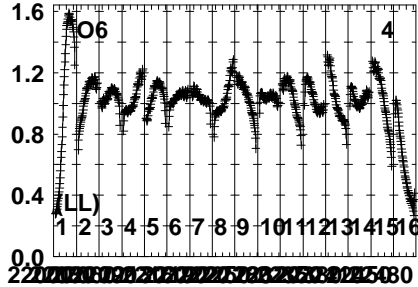
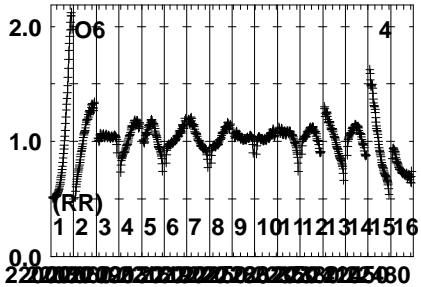
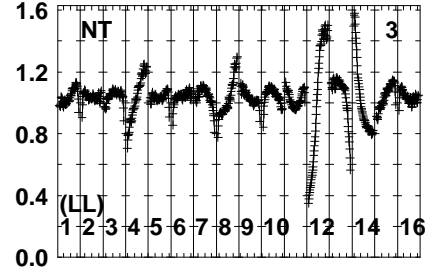
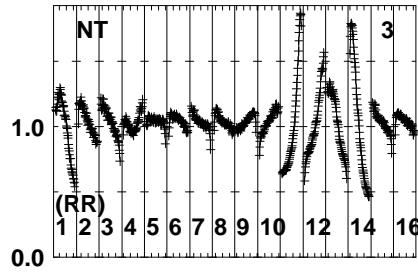
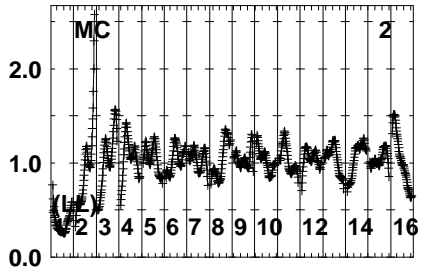
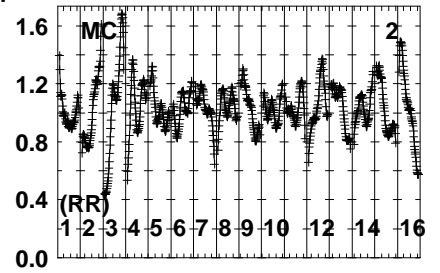
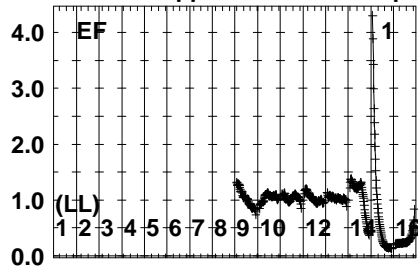
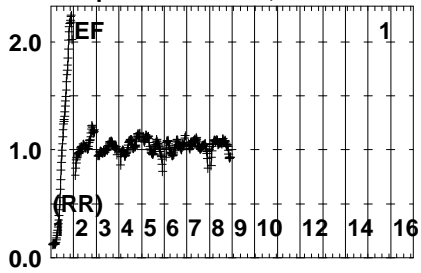
Lower frame: Real Jy
Auto-corr total-power spectrum Antenna: *
Timerange: 00/15:42:57 to 00/15:44:54

Plot file version 606 created 21-MAR-2023 11:25:42

J1905+1943 RG013A.UVDATA.1

Freq = 21.9925 GHz, Bw = 32.000 MH

No calibration applied and no bandpass applied

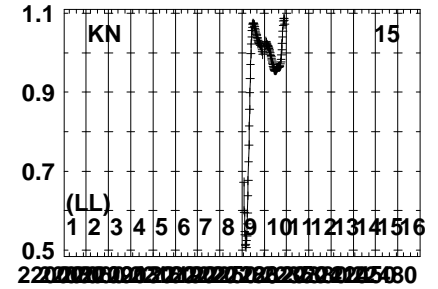
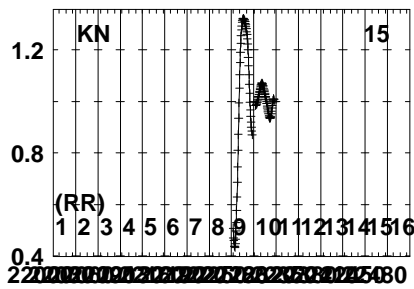
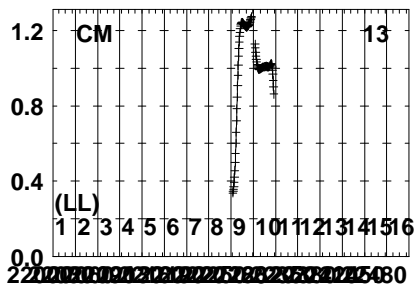
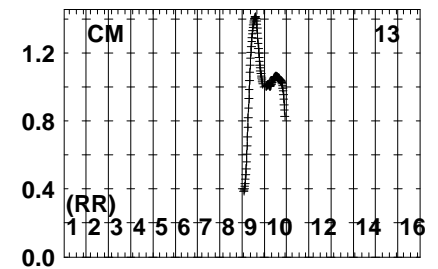
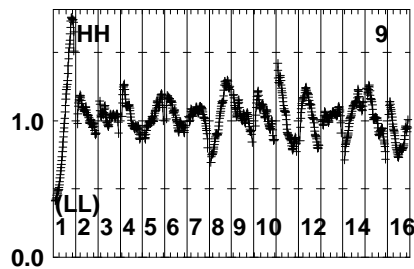
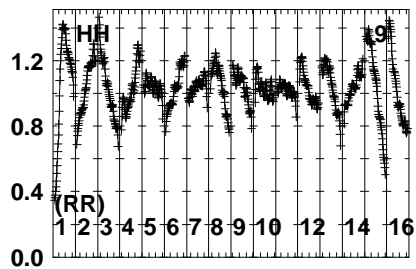
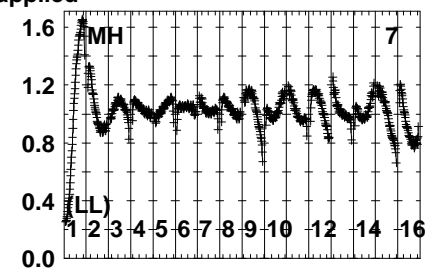
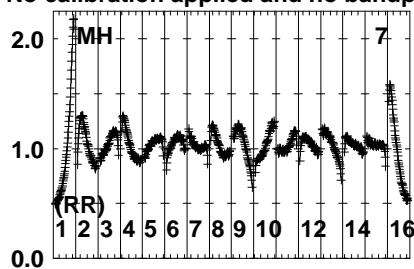
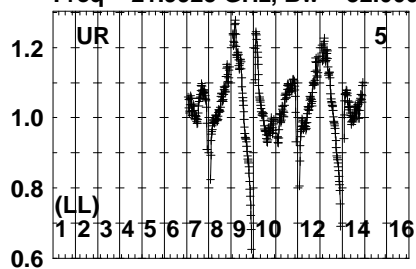


Lower frame: Real Jy
Auto-corr total-power spectrum Antenna: *
Timerange: 00/15:45:56 to 00/15:47:24

Plot file version 607 created 21-MAR-2023 11:25:42

J1905+1943 RG013A.UVDATA.1

Freq = 21.9925 GHz, Bw = 32.000 MH No calibration applied and no bandpass applied

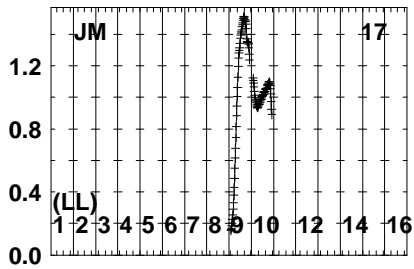
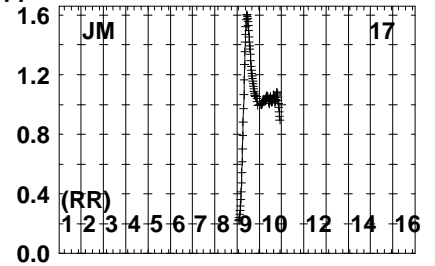
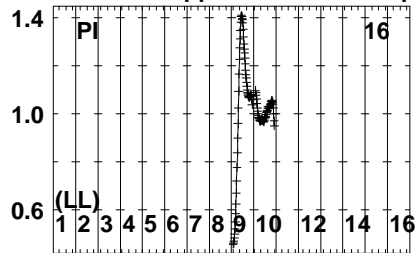
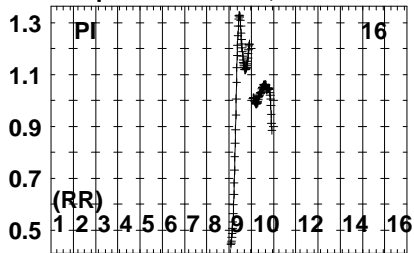


Lower frame: Real Jy
Auto-corr total-power spectrum Antenna: *
Timerange: 00/15:45:56 to 00/15:47:24

Plot file version 608 created 21-MAR-2023 11:25:42

J1905+1943 RG013A.UVDATA.1

Freq = 21.9925 GHz, Bw = 32.000 MH No calibration applied and no bandpass applied

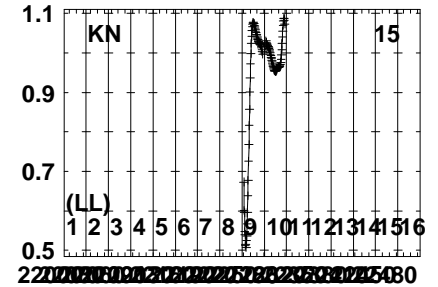
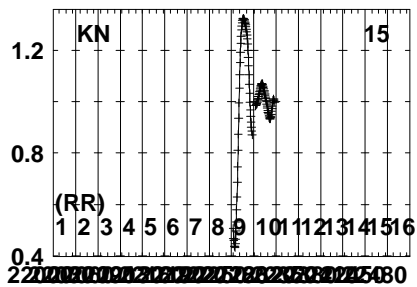
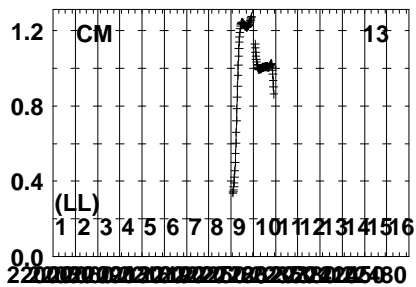
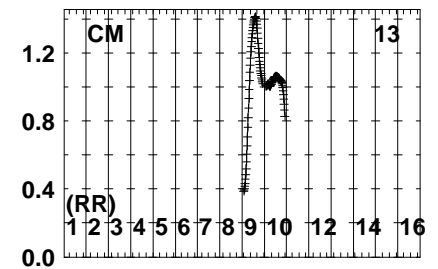
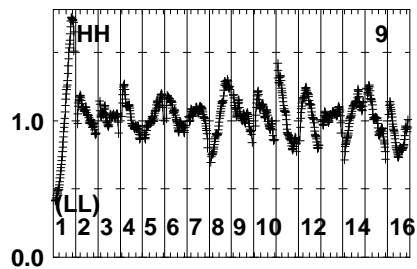
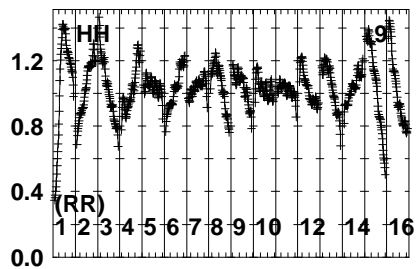
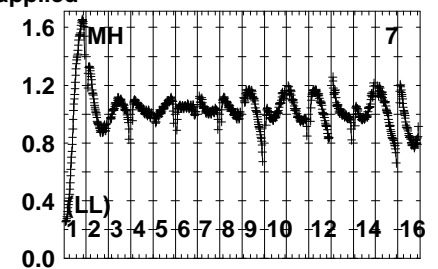
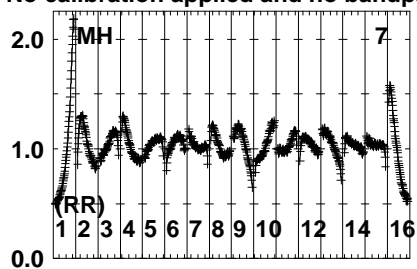
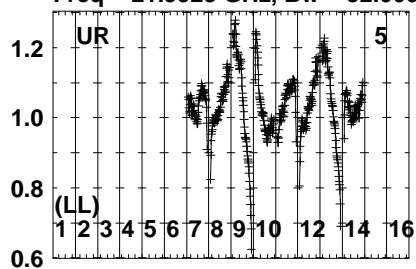


Lower frame: Real Jy
Auto-corr total-power spectrum Antenna: *
Timerange: 00/15:45:56 to 00/15:47:24

Plot file version 610 created 21-MAR-2023 11:25:42

GRB221009A RG013A.UVDATA.1

Freq = 21.9925 GHz, Bw = 32.000 MH No calibration applied and no bandpass applied

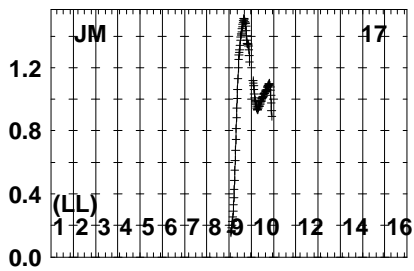
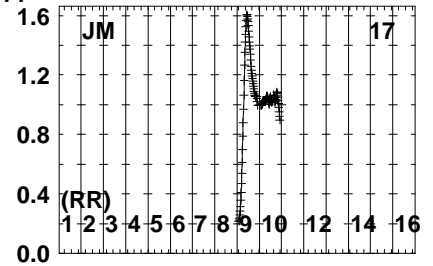
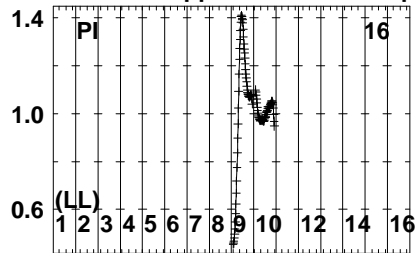
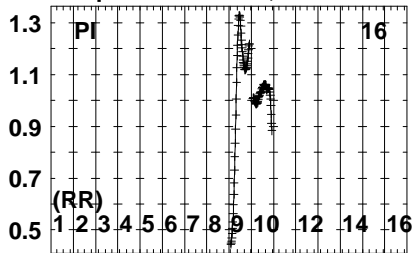


Lower frame: Real Jy
Auto-corr total-power spectrum Antenna: *
Timerange: 00/15:47:26 to 00/15:48:25

Plot file version 611 created 21-MAR-2023 11:25:42

GRB221009A RG013A.UVDATA.1

Freq = 21.9925 GHz, Bw = 32.000 MH No calibration applied and no bandpass applied

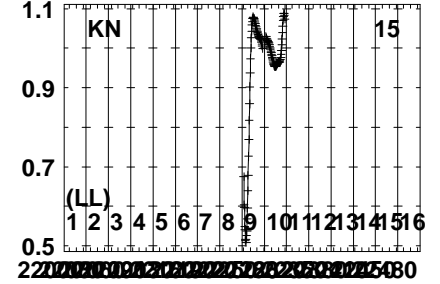
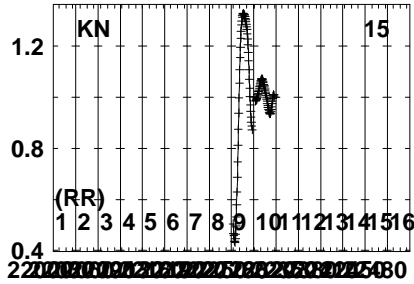
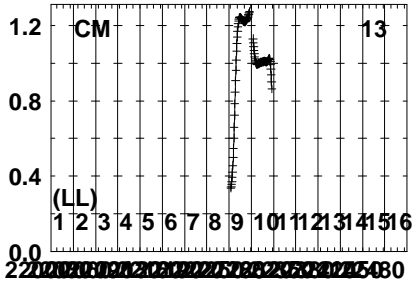
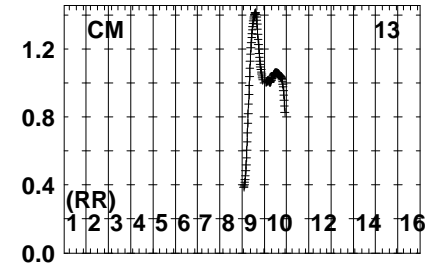
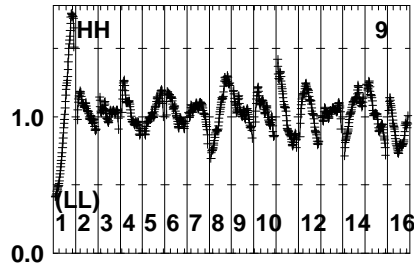
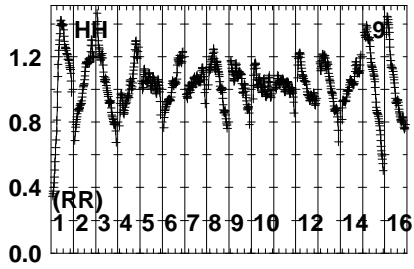
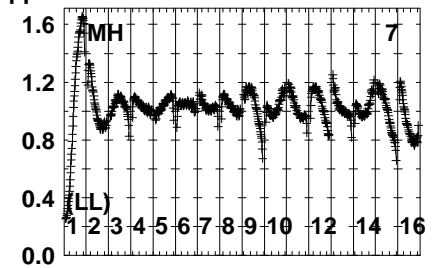
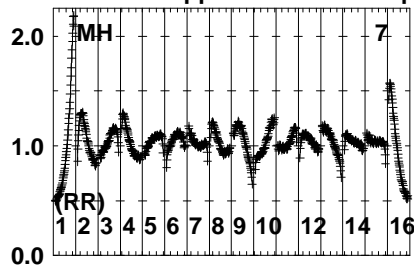
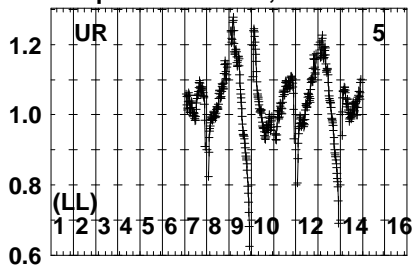


Lower frame: Real Jy
Auto-corr total-power spectrum Antenna: *
Timerange: 00/15:47:26 to 00/15:48:25

Plot file version 613 created 21-MAR-2023 11:25:43

J1905+1943 RG013A.UVDATA.1

Freq = 21.9925 GHz, Bw = 32.000 MH No calibration applied and no bandpass applied

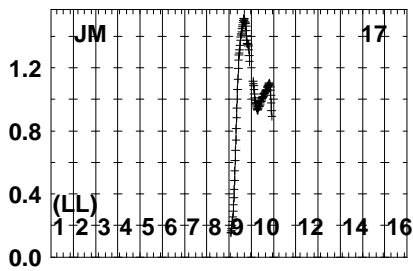
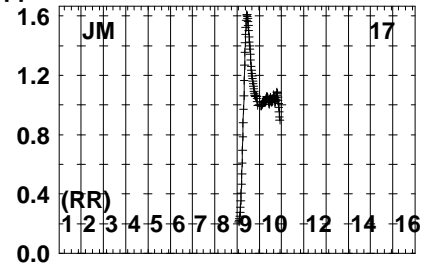
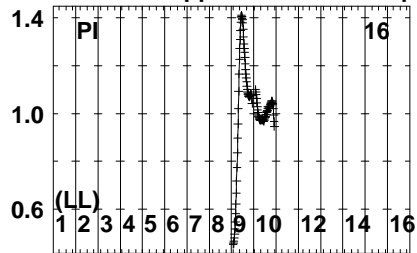
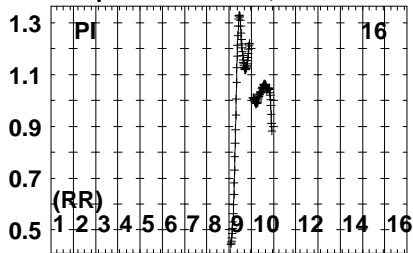


Lower frame: Real Jy
Auto-corr total-power spectrum Antenna: *
Timerange: 00/15:48:26 to 00/15:49:25

Plot file version 614 created 21-MAR-2023 11:25:43

J1905+1943 RG013A.UVDATA.1

Freq = 21.9925 GHz, Bw = 32.000 MH No calibration applied and no bandpass applied

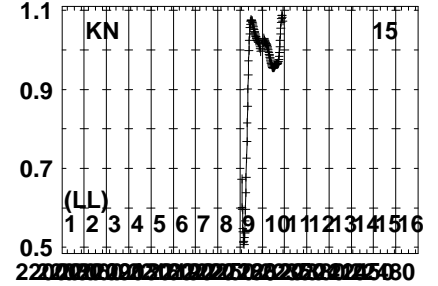
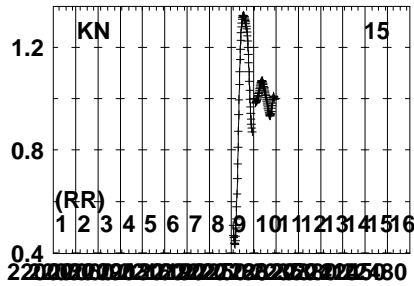
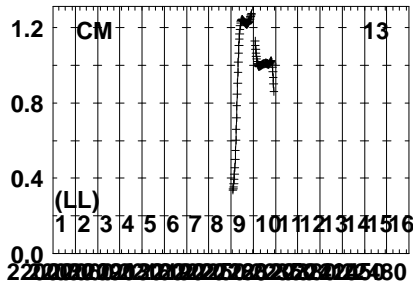
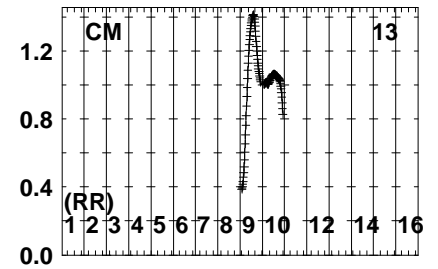
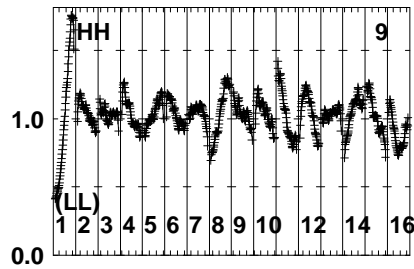
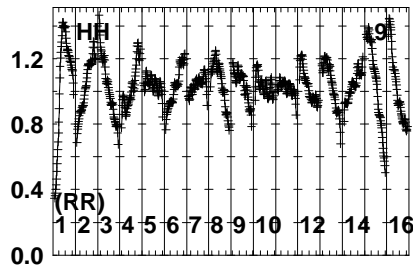
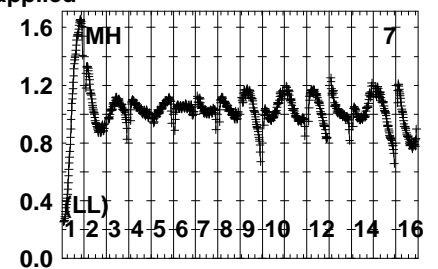
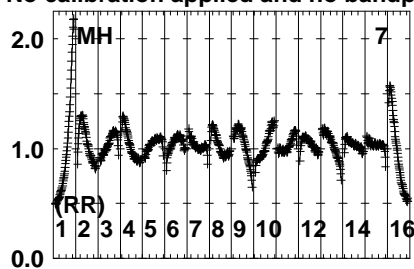
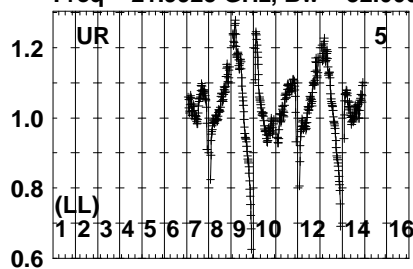


Lower frame: Real Jy
Auto-corr total-power spectrum Antenna: *
Timerange: 00/15:48:26 to 00/15:49:25

Plot file version 616 created 21-MAR-2023 11:25:43

GRB221009A RG013A.UVDATA.1

Freq = 21.9925 GHz, Bw = 32.000 MH No calibration applied and no bandpass applied

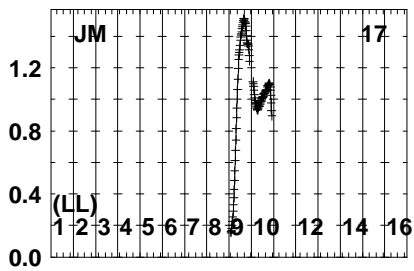
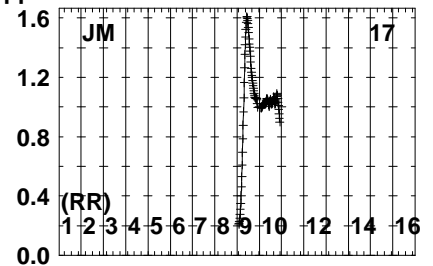
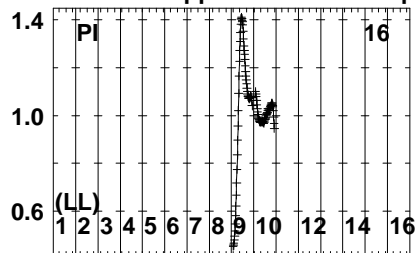
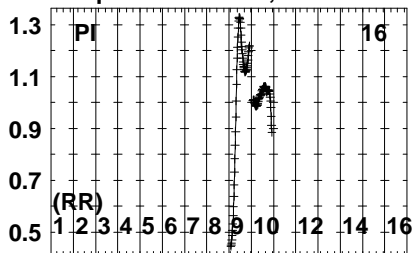


Lower frame: Real Jy
Auto-corr total-power spectrum Antenna: *
Timerange: 00/15:49:26 to 00/15:50:25

Plot file version 617 created 21-MAR-2023 11:25:43

GRB221009A RG013A.UVDATA.1

Freq = 21.9925 GHz, Bw = 32.000 MH No calibration applied and no bandpass applied

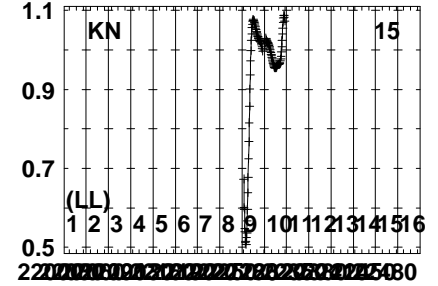
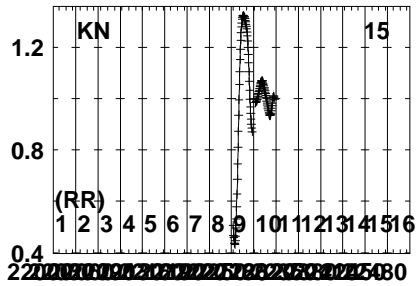
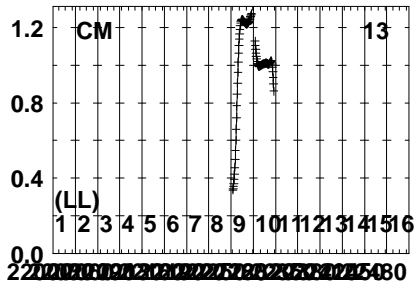
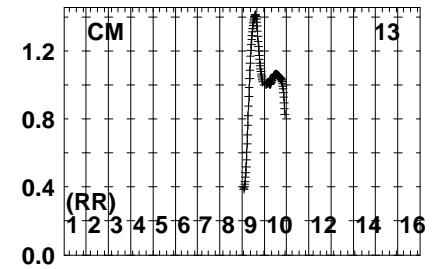
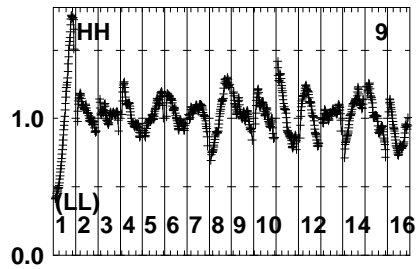
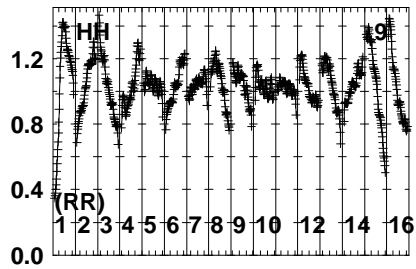
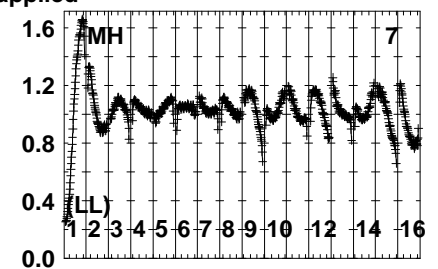
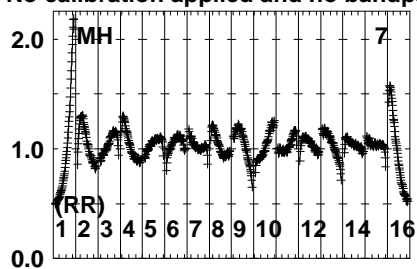
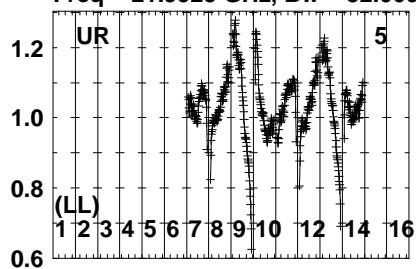


Lower frame: Real Jy
Auto-corr total-power spectrum Antenna: *
Timerange: 00/15:49:26 to 00/15:50:25

Plot file version 619 created 21-MAR-2023 11:25:43

J1905+1943 RG013A.UVDATA.1

Freq = 21.9925 GHz, Bw = 32.000 MH No calibration applied and no bandpass applied

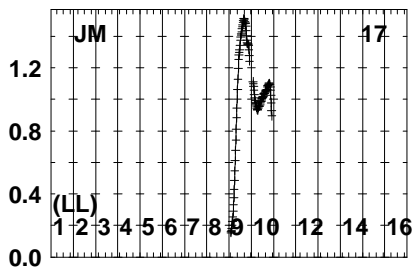
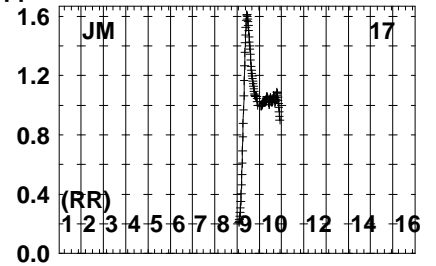
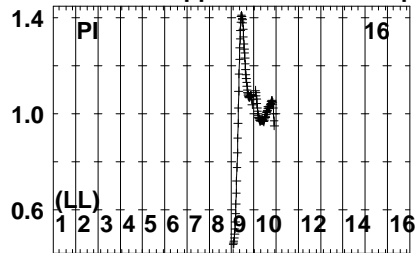
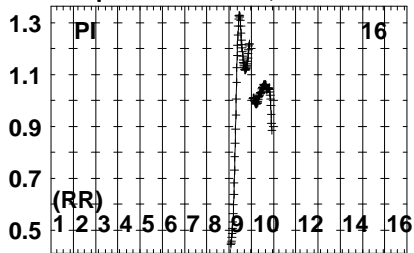


Lower frame: Real Jy
Auto-corr total-power spectrum Antenna: *
Timerange: 00/15:50:26 to 00/15:51:24

Plot file version 620 created 21-MAR-2023 11:25:44

J1905+1943 RG013A.UVDATA.1

Freq = 21.9925 GHz, Bw = 32.000 MH No calibration applied and no bandpass applied

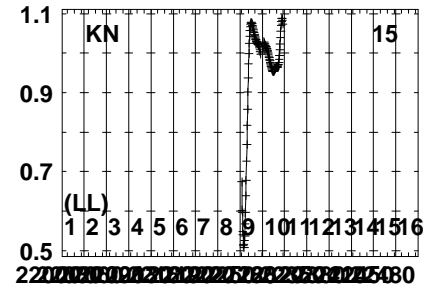
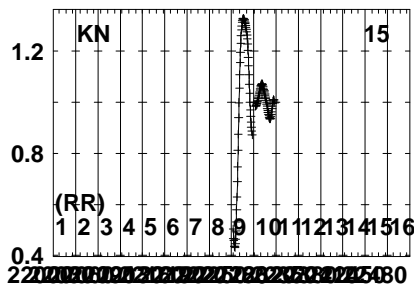
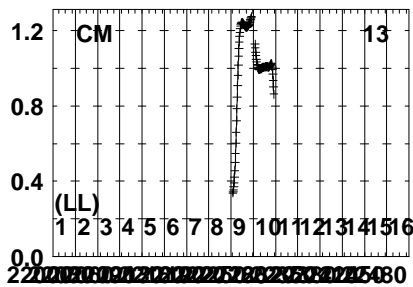
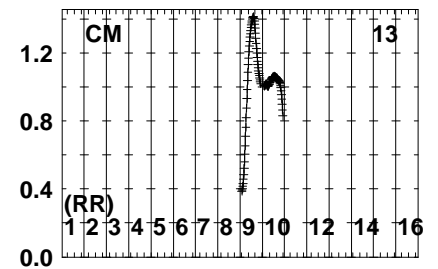
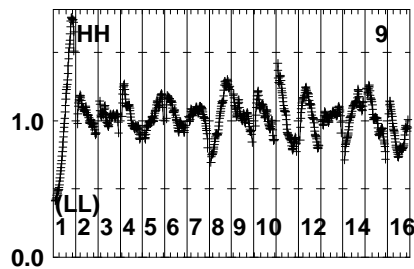
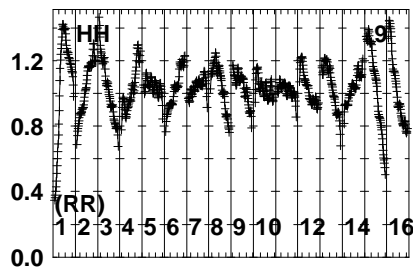
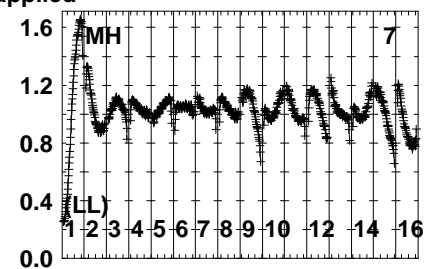
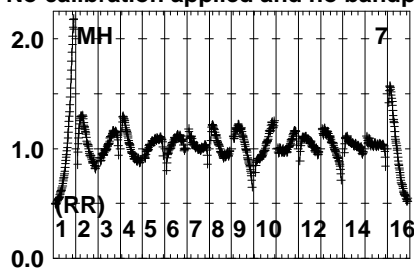
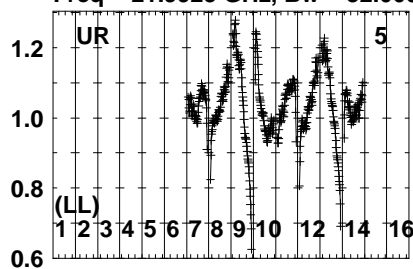


Lower frame: Real Jy
Auto-corr total-power spectrum Antenna: *
Timerange: 00/15:50:26 to 00/15:51:24

Plot file version 622 created 21-MAR-2023 11:25:44

GRB221009A RG013A.UVDATA.1

Freq = 21.9925 GHz, Bw = 32.000 MH No calibration applied and no bandpass applied

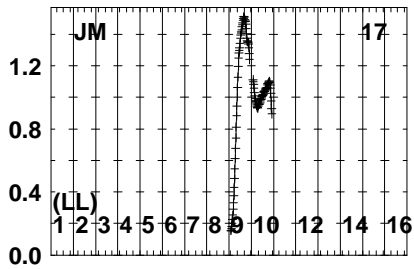
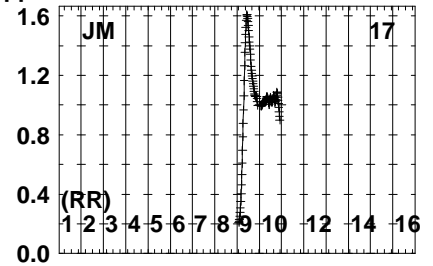
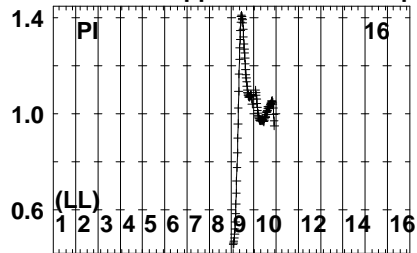
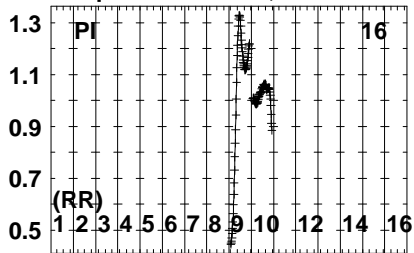


Lower frame: Real Jy
Auto-corr total-power spectrum Antenna: *
Timerange: 00/15:51:26 to 00/15:52:24

Plot file version 623 created 21-MAR-2023 11:25:44

GRB221009A RG013A.UVDATA.1

Freq = 21.9925 GHz, Bw = 32.000 MH No calibration applied and no bandpass applied

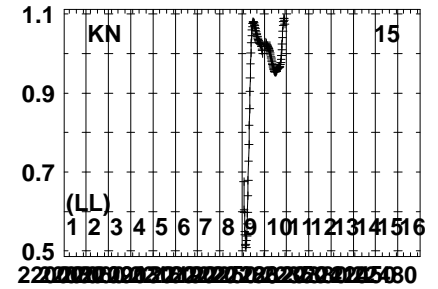
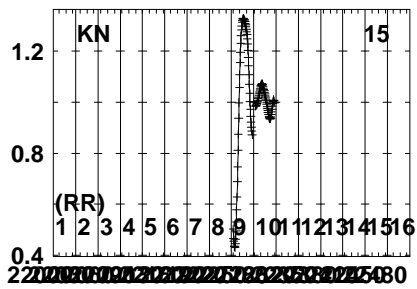
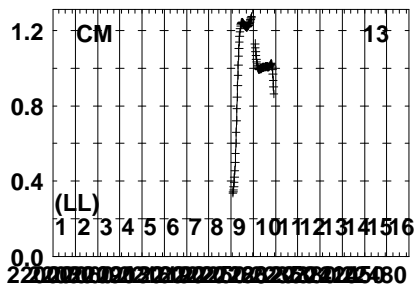
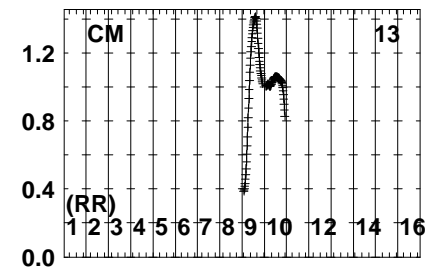
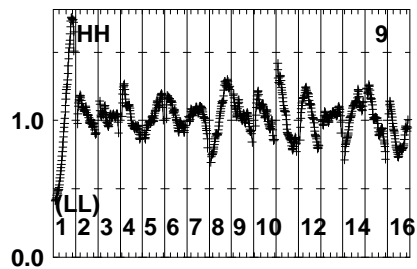
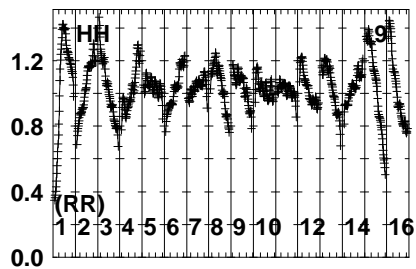
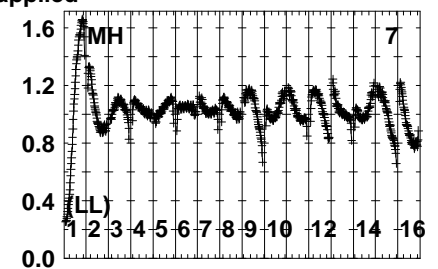
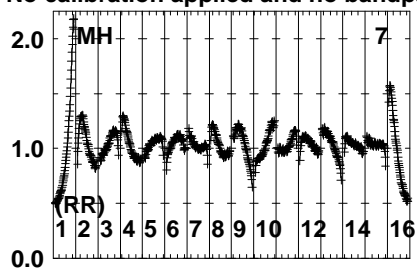
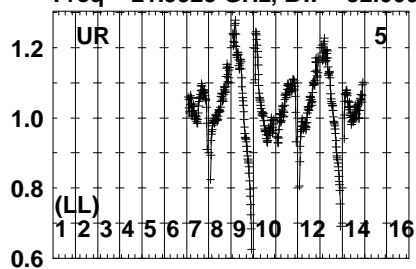


Lower frame: Real Jy
Auto-corr total-power spectrum Antenna: *
Timerange: 00/15:51:26 to 00/15:52:24

Plot file version 625 created 21-MAR-2023 11:25:44

J1905+1943 RG013A.UVDATA.1

Freq = 21.9925 GHz, Bw = 32.000 MH No calibration applied and no bandpass applied

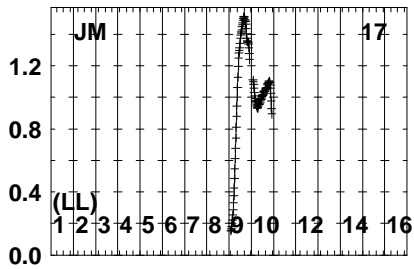
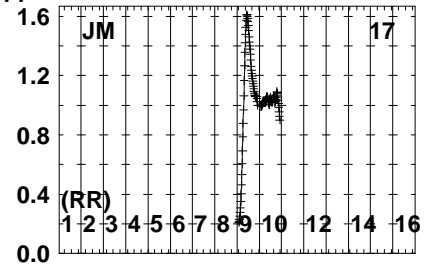
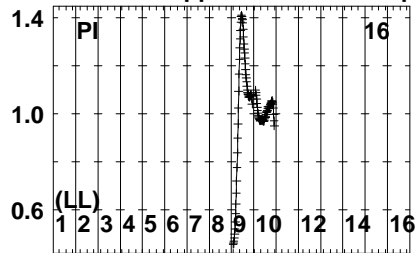
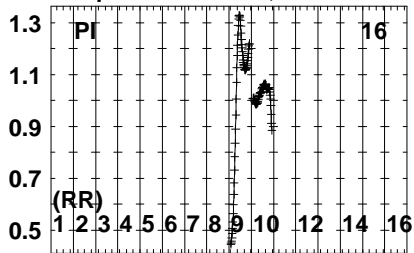


Lower frame: Real Jy
Auto-corr total-power spectrum Antenna: *
Timerange: 00/15:53:05 to 00/15:54:04

Plot file version 626 created 21-MAR-2023 11:25:45

J1905+1943 RG013A.UVDATA.1

Freq = 21.9925 GHz, Bw = 32.000 MH No calibration applied and no bandpass applied

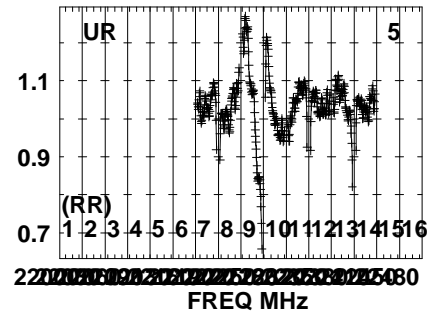
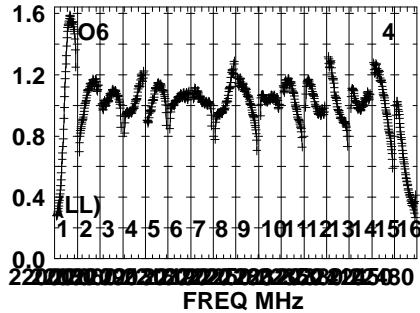
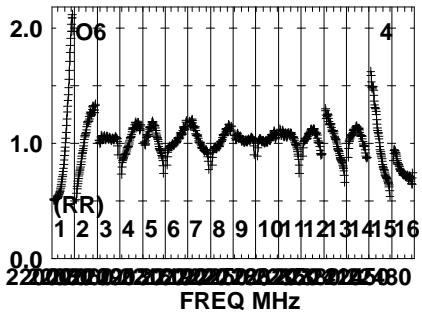
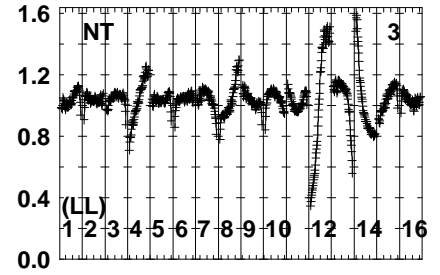
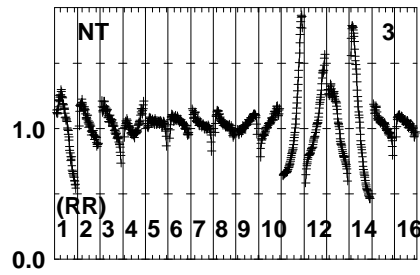
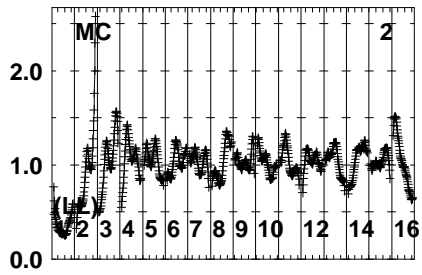
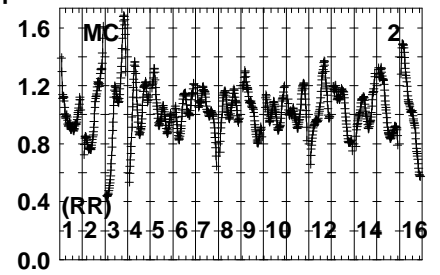
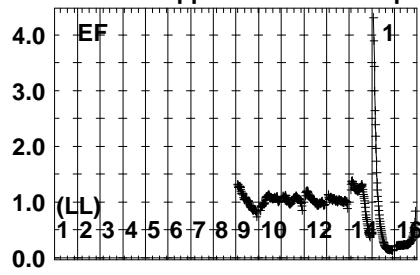
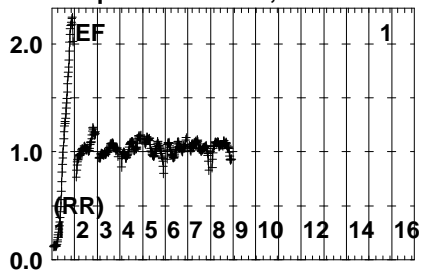


Lower frame: Real Jy
Auto-corr total-power spectrum Antenna: *
Timerange: 00/15:53:05 to 00/15:54:04

Plot file version 627 created 21-MAR-2023 11:25:45

GRB221009A RG013A.UVDATA.1

Freq = 21.9925 GHz, Bw = 32.000 MH No calibration applied and no bandpass applied

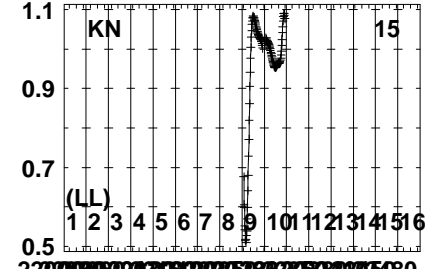
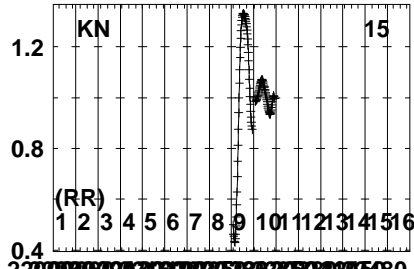
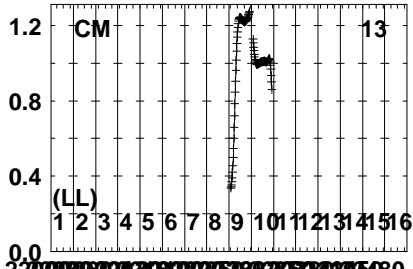
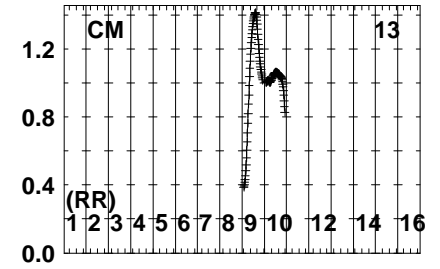
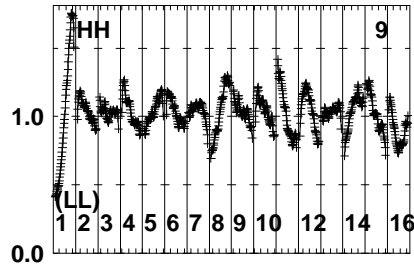
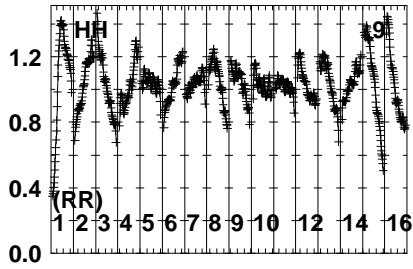
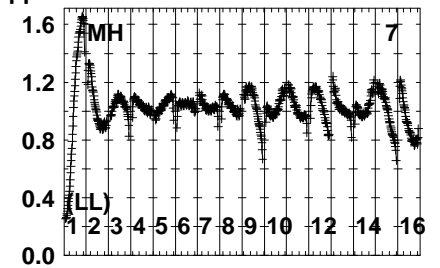
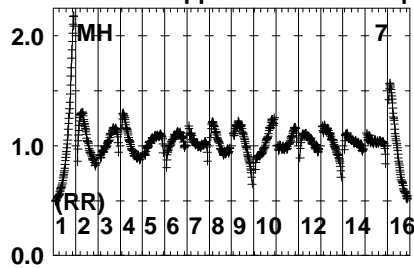
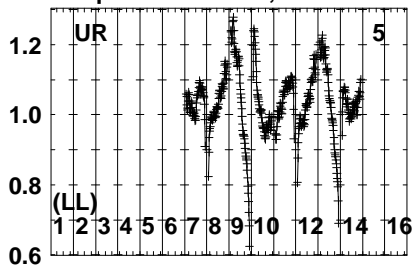


Lower frame: Real Jy
Auto-corr total-power spectrum Antenna: *
Timerange: 00/15:54:07 to 00/15:55:04

Plot file version 628 created 21-MAR-2023 11:25:45

GRB221009A RG013A.UVDATA.1

Freq = 21.9925 GHz, Bw = 32.000 MH No calibration applied and no bandpass applied

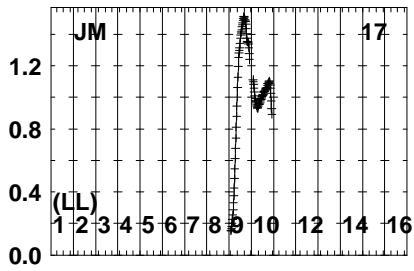
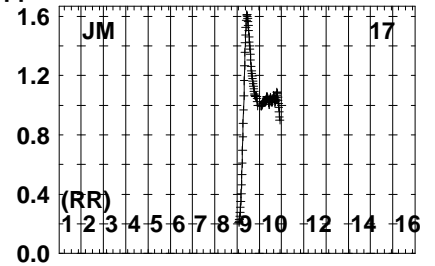
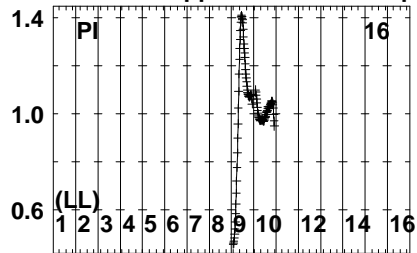
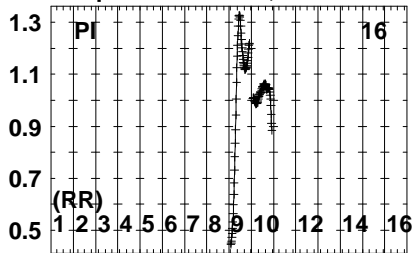


Lower frame: Real Jy
Auto-corr total-power spectrum Antenna: *
Timerange: 00/15:54:07 to 00/15:55:04

Plot file version 629 created 21-MAR-2023 11:25:45

GRB221009A RG013A.UVDATA.1

Freq = 21.9925 GHz, Bw = 32.000 MH No calibration applied and no bandpass applied

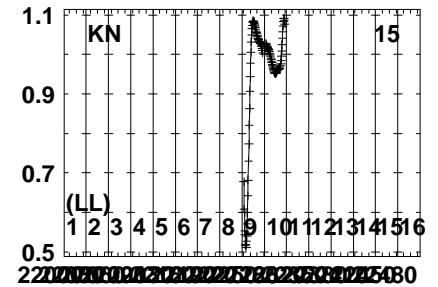
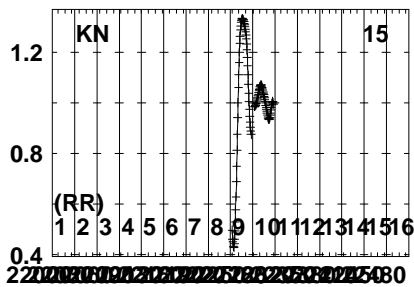
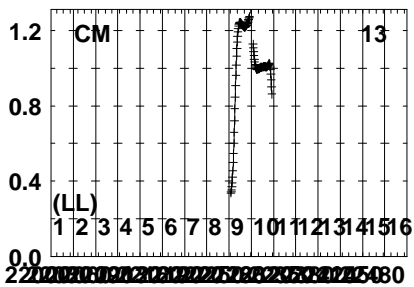
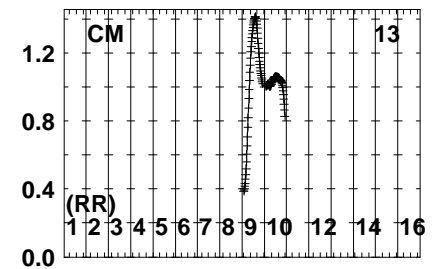
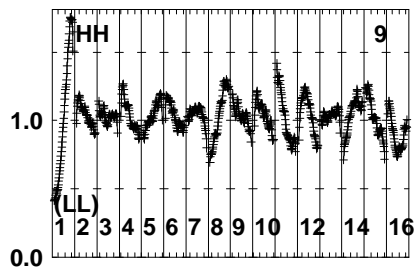
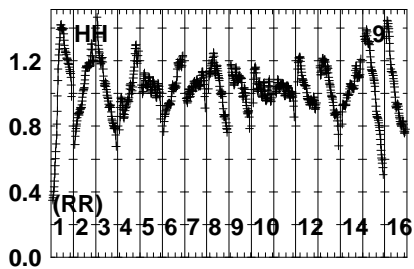
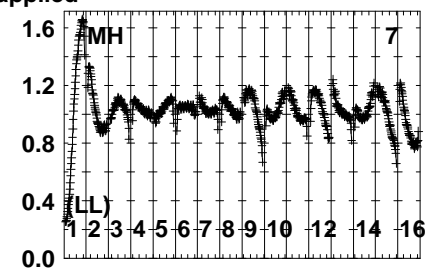
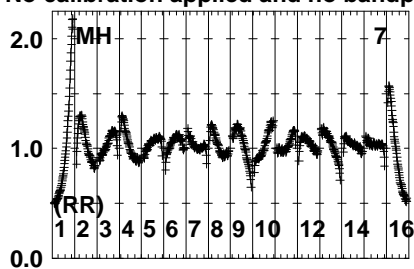
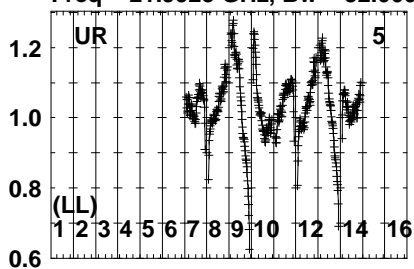


Lower frame: Real Jy
Auto-corr total-power spectrum Antenna: *
Timerange: 00/15:54:07 to 00/15:55:04

Plot file version 631 created 21-MAR-2023 11:25:45

J1905+1943 RG013A.UVDATA.1

Freq = 21.9925 GHz, Bw = 32.000 MH No calibration applied and no bandpass applied

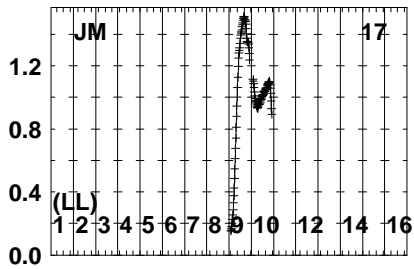
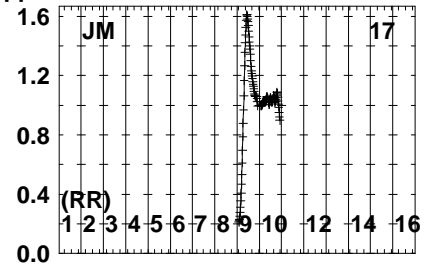
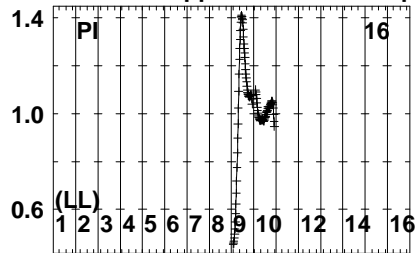
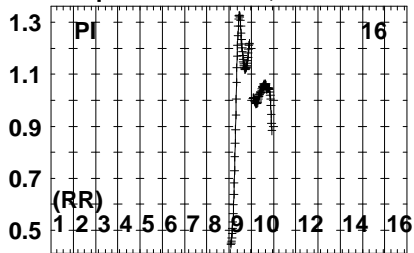


Lower frame: Real Jy
Auto-corr total-power spectrum Antenna: *
Timerange: 00/15:55:07 to 00/15:56:05

Plot file version 632 created 21-MAR-2023 11:25:46

J1905+1943 RG013A.UVDATA.1

Freq = 21.9925 GHz, Bw = 32.000 MH No calibration applied and no bandpass applied

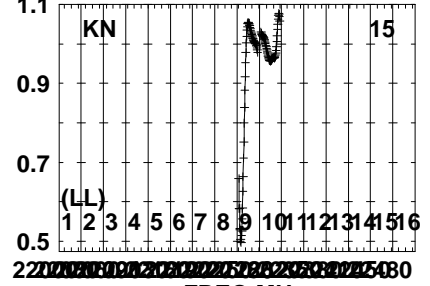
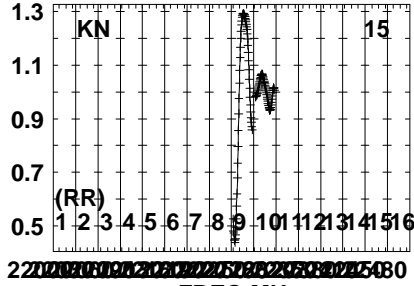
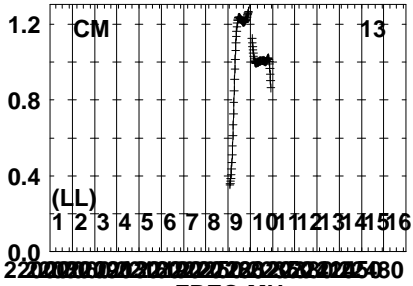
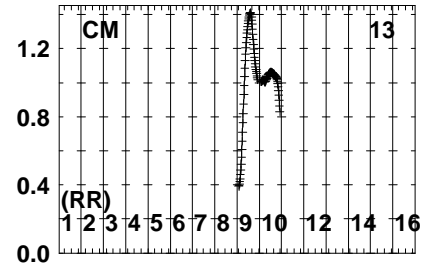
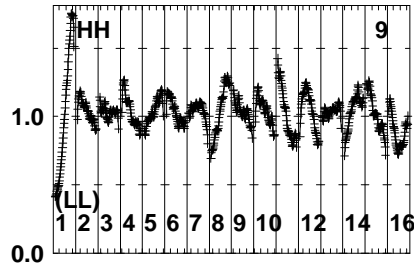
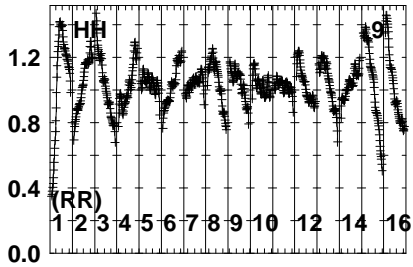
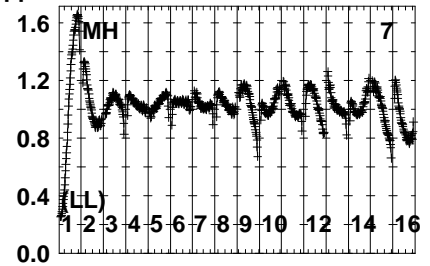
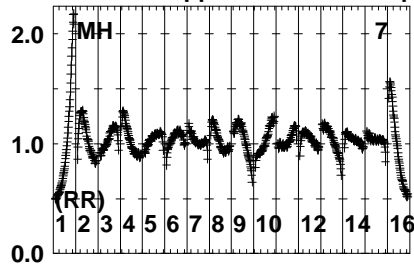
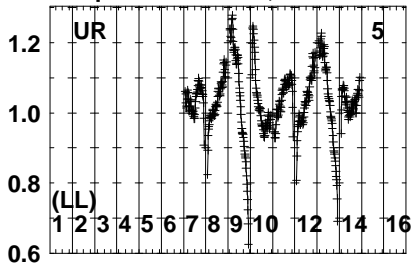


Lower frame: Real Jy
Auto-corr total-power spectrum Antenna: *
Timerange: 00/15:55:07 to 00/15:56:05

Plot file version 634 created 21-MAR-2023 11:25:46

J1800+3848 RG013A.UVDATA.1

Freq = 21.9925 GHz, Bw = 32.000 MH No calibration applied and no bandpass applied

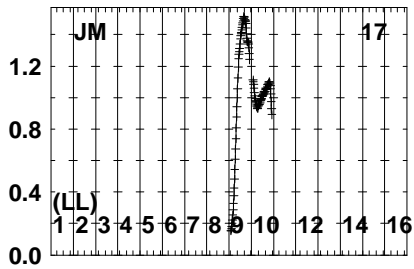
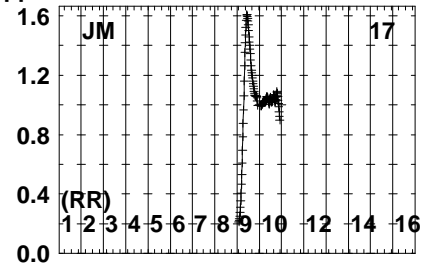
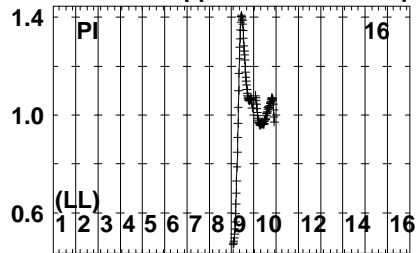
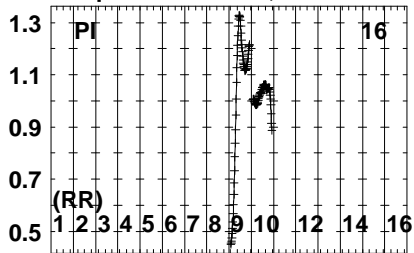


Lower frame: Real Jy
Auto-corr total-power spectrum Antenna: *
Timerange: 00/15:57:05 to 00/16:00:04

Plot file version 635 created 21-MAR-2023 11:25:46

J1800+3848 RG013A.UVDATA.1

Freq = 21.9925 GHz, Bw = 32.000 MH No calibration applied and no bandpass applied



Lower frame: Real Jy
Auto-corr total-power spectrum Antenna: *
Timerange: 00/15:57:05 to 00/16:00:04