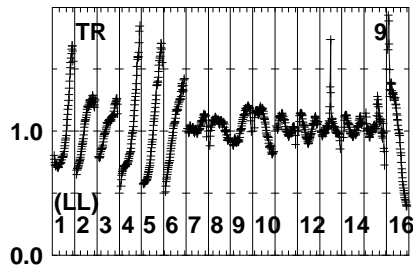
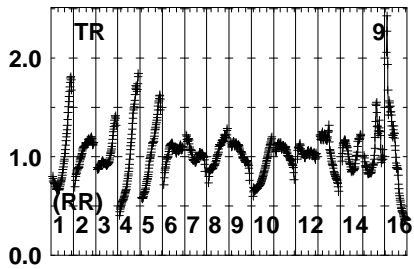
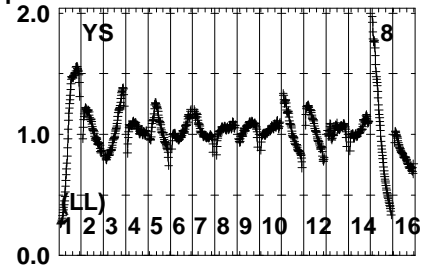
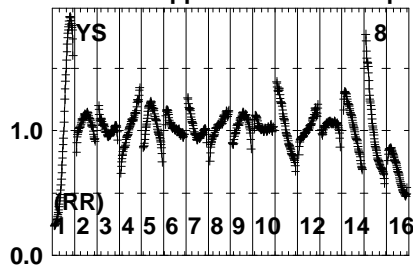
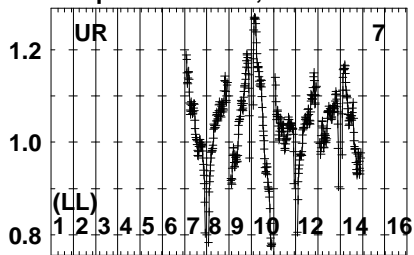


Plot file version 2 created 09-MAR-2023 14:12:23

J1925+2106 RG013D.UVDATA.1

Freq = 4.6005 GHz, Bw = 32.000 MH No calibration applied and no bandpass applied

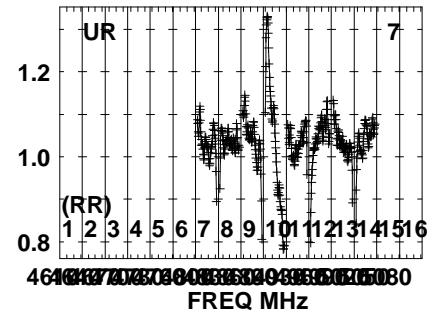
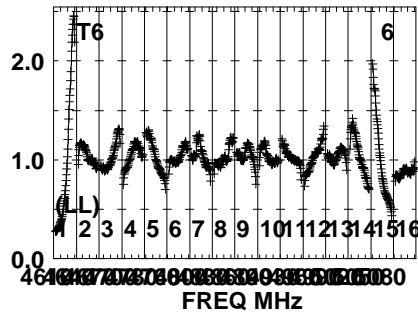
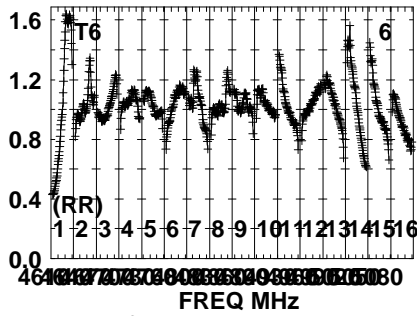
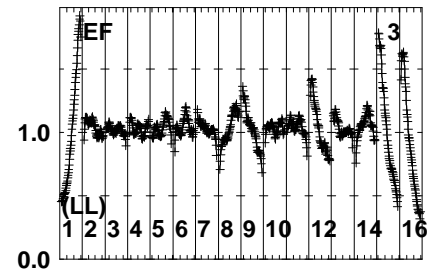
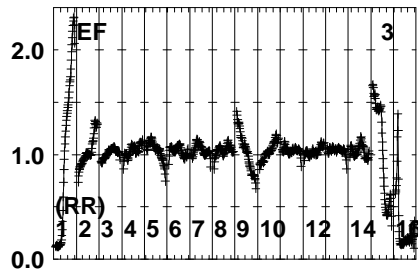
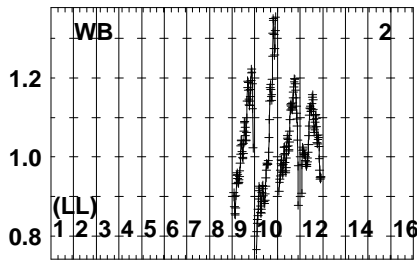
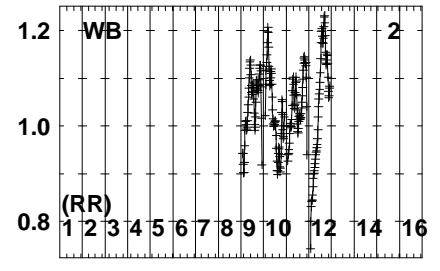
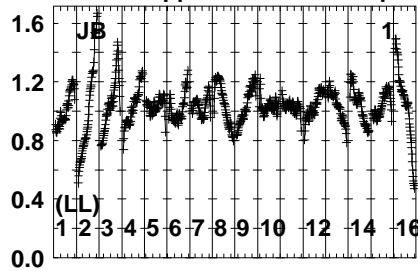
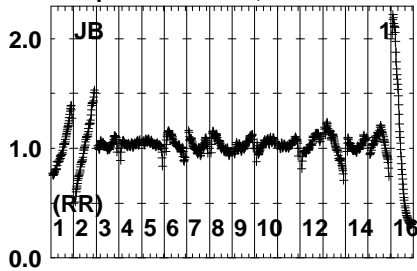


Lower frame: Real Jy
Auto-corr total-power spectrum Antenna: *
Timerange: 00/05:30:02 to 00/05:31:59

Plot file version 3 created 09-MAR-2023 14:12:23

J191142+1952 RG013D.UVDATA.1

Freq = 4.6005 GHz, Bw = 32.000 MH No calibration applied and no bandpass applied

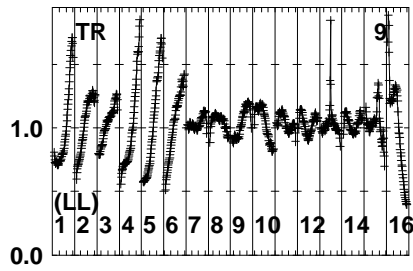
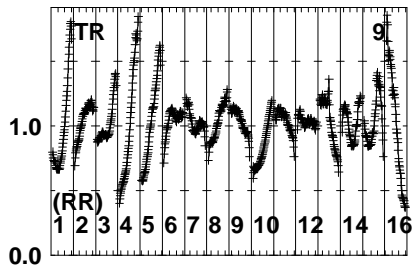
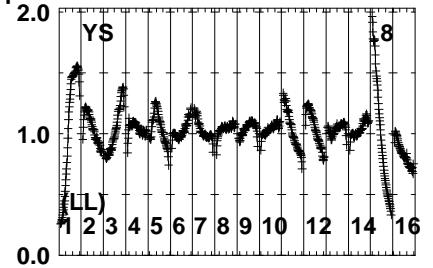
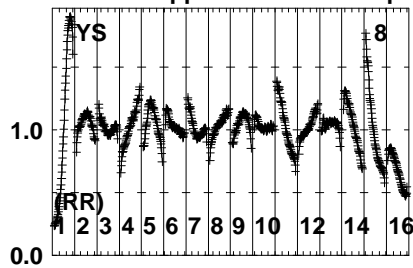
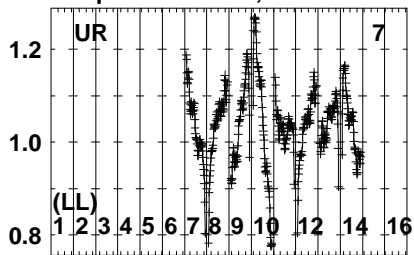


Lower frame: Real Jy
Auto-corr total-power spectrum Antenna: *
Timerange: 00/05:32:31 to 00/05:34:00

Plot file version 4 created 09-MAR-2023 14:12:23

J191142+1952 RG013D.UVDATA.1

Freq = 4.6005 GHz, Bw = 32.000 MH No calibration applied and no bandpass applied

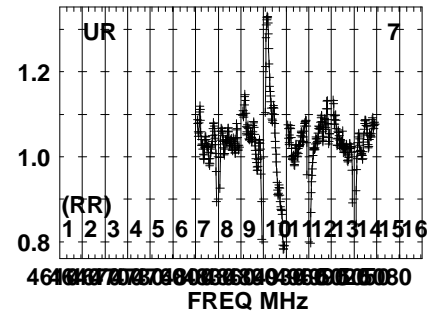
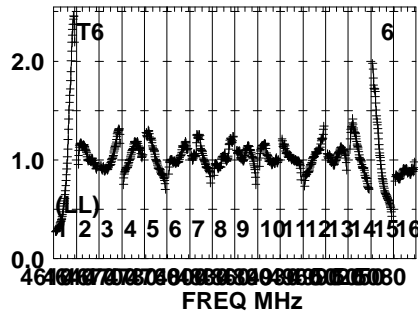
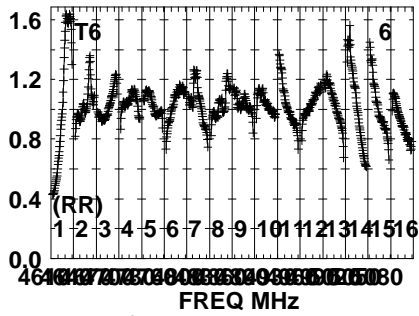
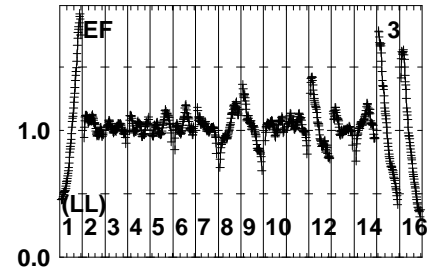
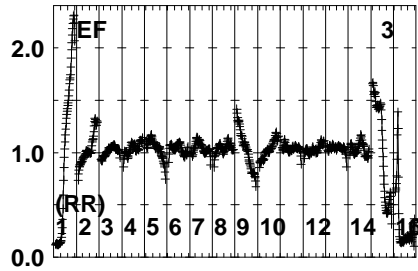
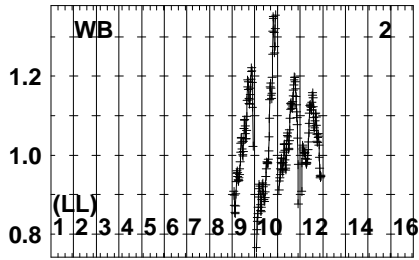
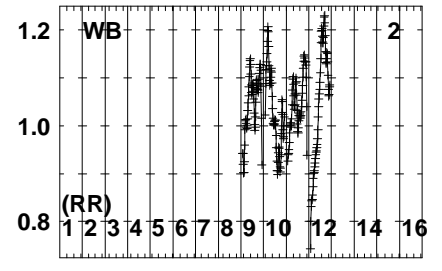
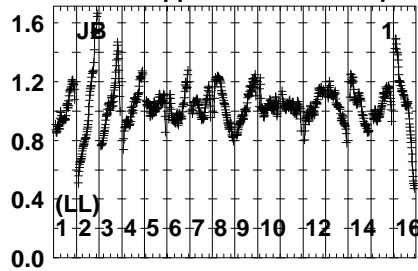
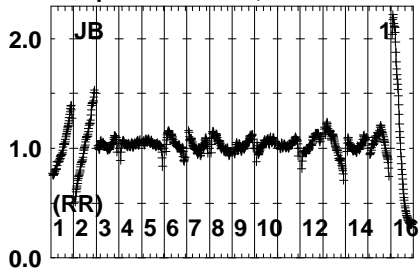


Lower frame: Real Jy
Auto-corr total-power spectrum Antenna: *
Timerange: 00/05:32:31 to 00/05:34:00

Plot file version 5 created 09-MAR-2023 14:12:23

GRB221009A RG013D.UVDATA.1

Freq = 4.6005 GHz, Bw = 32.000 MH No calibration applied and no bandpass applied

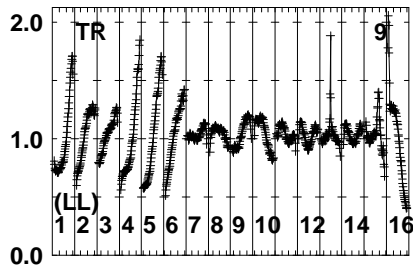
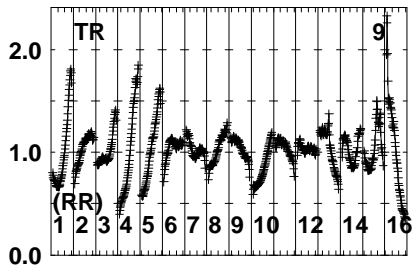
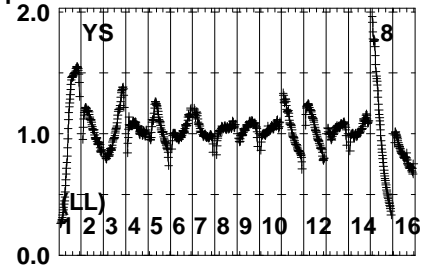
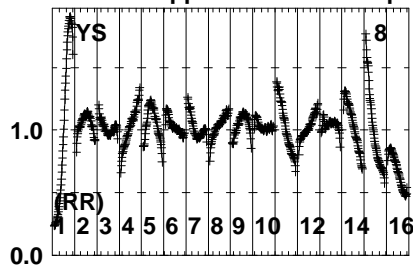
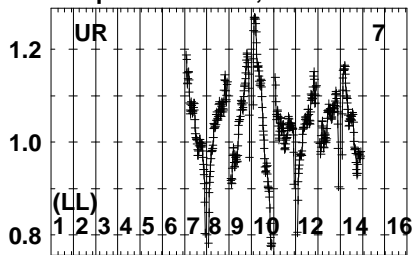


Lower frame: Real Jy
Auto-corr total-power spectrum Antenna: *
Timerange: 00/05:34:16 to 00/05:38:30

Plot file version 6 created 09-MAR-2023 14:12:24

GRB221009A RG013D.UVDATA.1

Freq = 4.6005 GHz, Bw = 32.000 MH No calibration applied and no bandpass applied

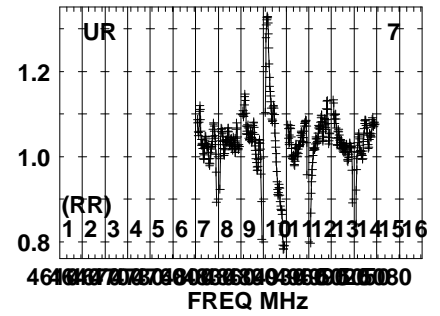
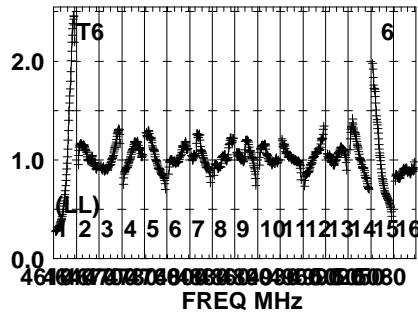
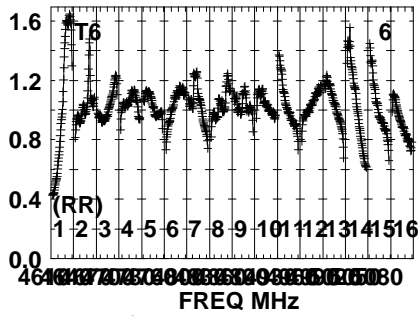
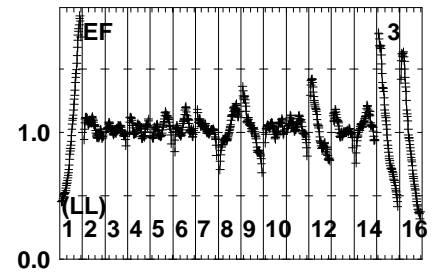
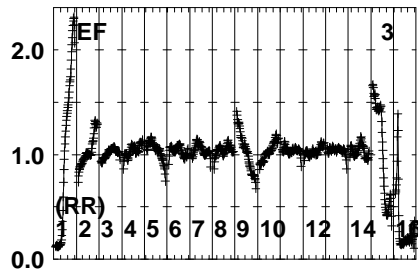
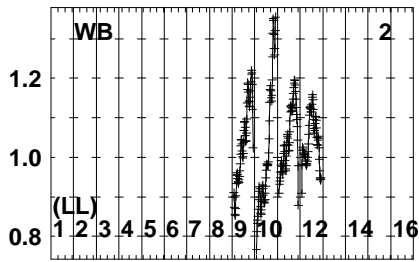
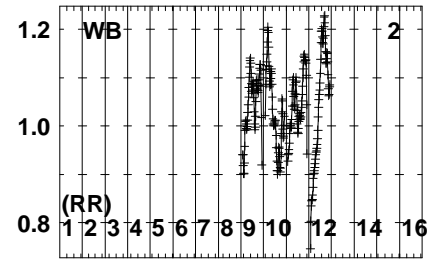
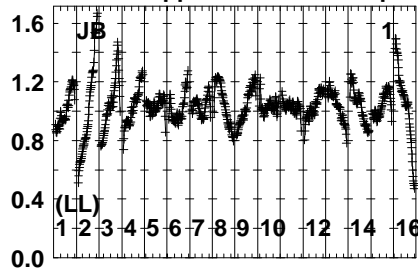
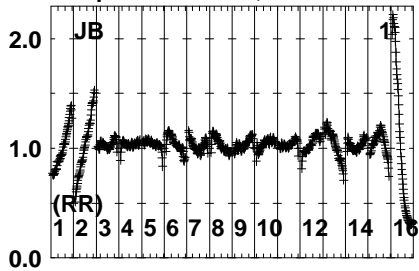


Lower frame: Real Jy
Auto-corr total-power spectrum Antenna: *
Timerange: 00/05:34:16 to 00/05:38:30

Plot file version 7 created 09-MAR-2023 14:12:24

J191142+1952 RG013D.UVDATA.1

Freq = 4.6005 GHz, Bw = 32.000 MH No calibration applied and no bandpass applied

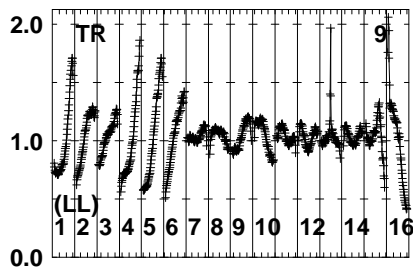
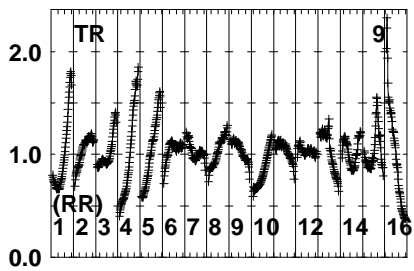
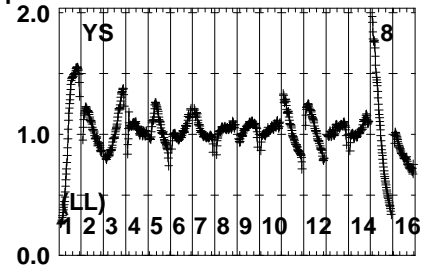
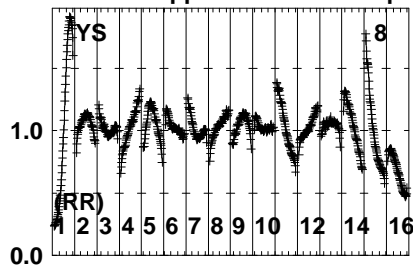
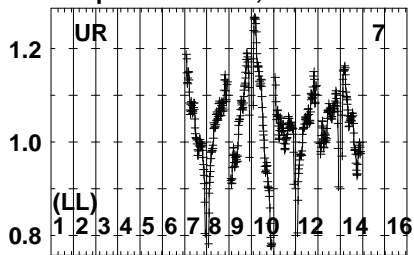


Lower frame: Real Jy
Auto-corr total-power spectrum Antenna: *
Timerange: 00/05:38:47 to 00/05:39:59

Plot file version 8 created 09-MAR-2023 14:12:24

J191142+1952 RG013D.UVDATA.1

Freq = 4.6005 GHz, Bw = 32.000 MH No calibration applied and no bandpass applied

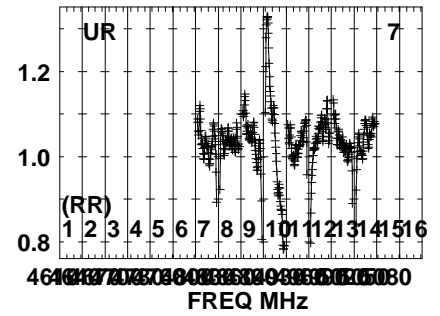
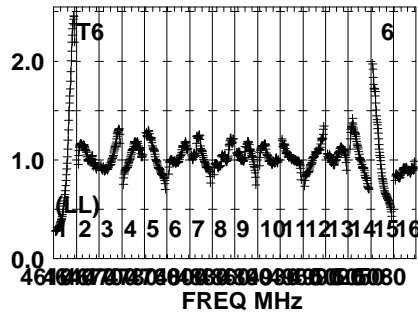
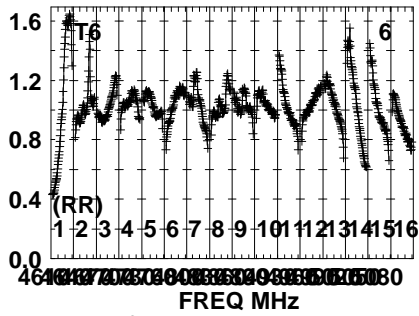
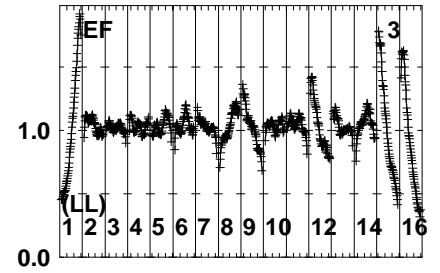
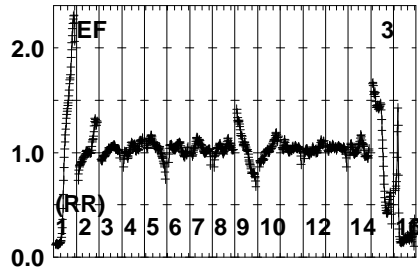
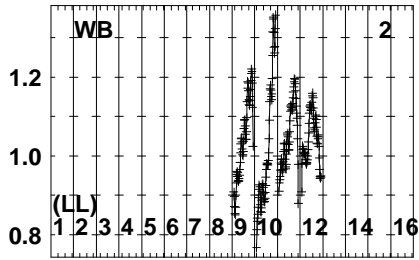
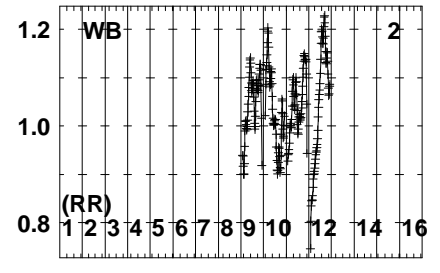
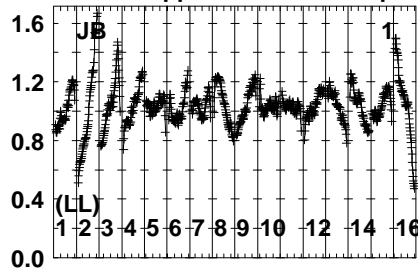
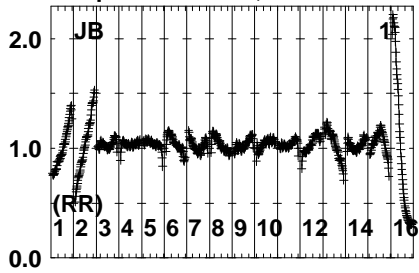


Lower frame: Real Jy
Auto-corr total-power spectrum Antenna: *
Timerange: 00/05:38:47 to 00/05:39:59

Plot file version 9 created 09-MAR-2023 14:12:24

GRB221009A RG013D.UVDATA.1

Freq = 4.6005 GHz, Bw = 32.000 MH No calibration applied and no bandpass applied

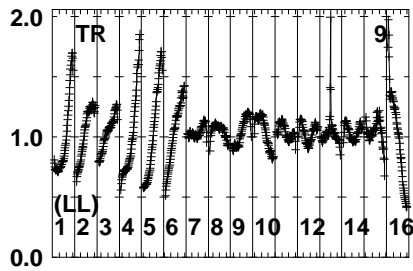
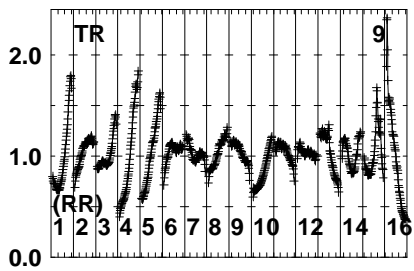
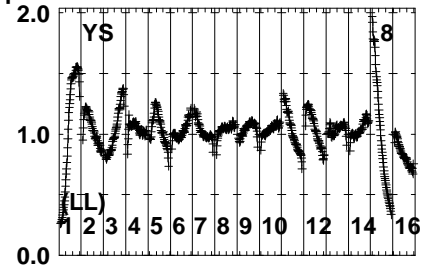
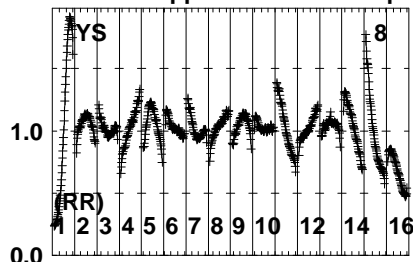
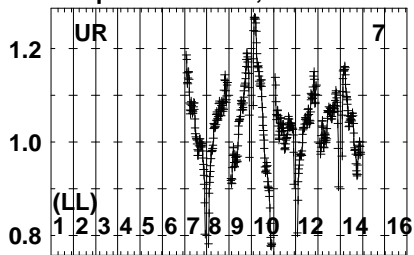


Lower frame: Real Jy
Auto-corr total-power spectrum Antenna: *
Timerange: 00/05:40:16 to 00/05:44:30

Plot file version 10 created 09-MAR-2023 14:12:24

GRB221009A RG013D.UVDATA.1

Freq = 4.6005 GHz, Bw = 32.000 MH No calibration applied and no bandpass applied



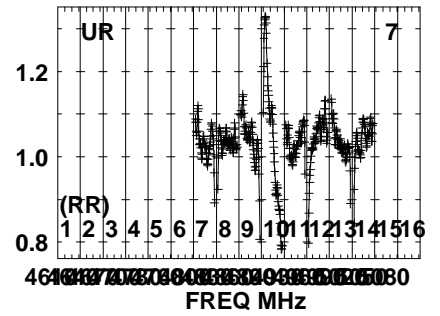
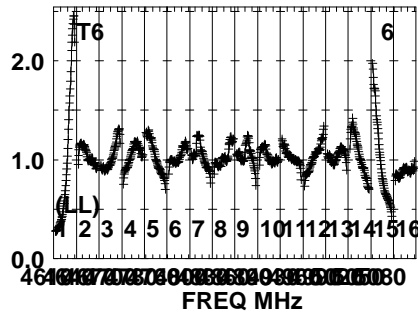
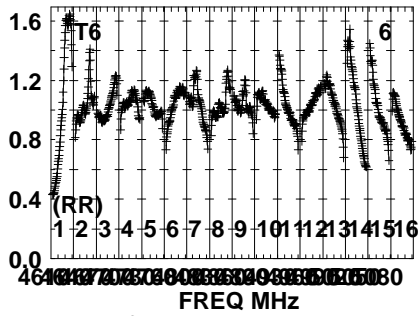
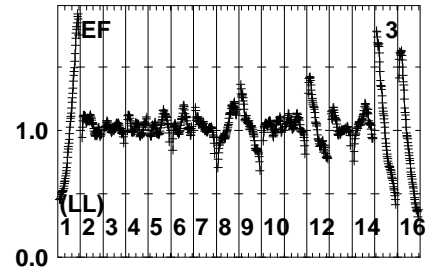
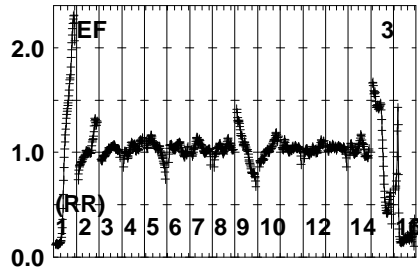
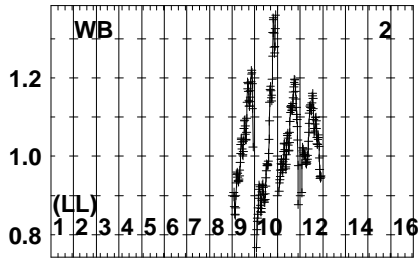
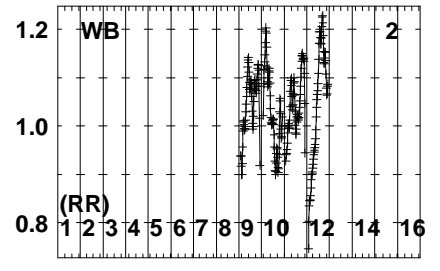
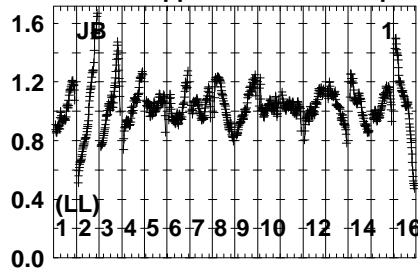
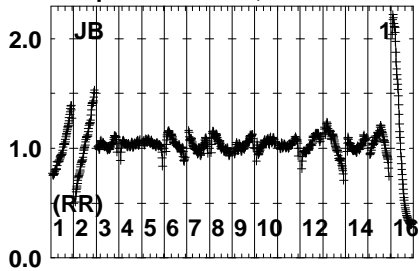
Lower frame: Real Jy
Auto-corr total-power spectrum Antenna: *
Timerange: 00/05:40:16 to 00/05:44:30

Plot file version 11 created 09-MAR-2023 14:12:25

J191142+1952 RG013D.UVDATA.1

Freq = 4.6005 GHz, Bw = 32.000 MH

No calibration applied and no bandpass applied



Lower frame: Real Jy

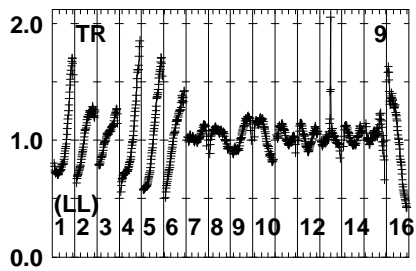
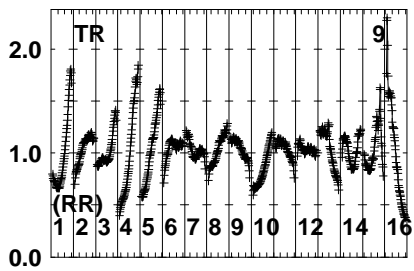
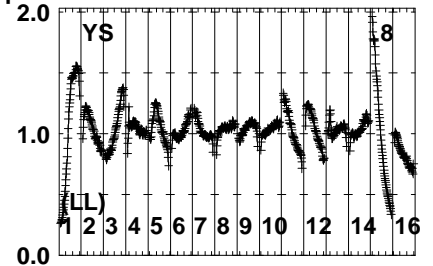
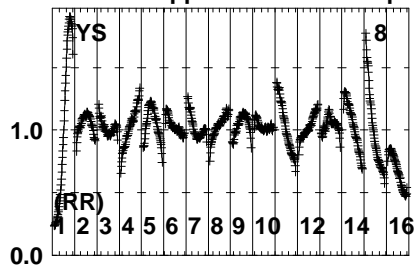
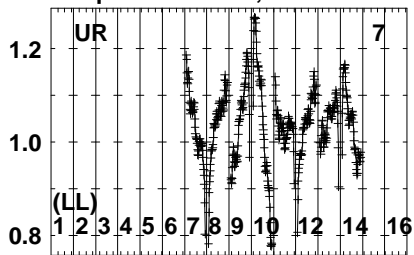
Auto-corr total-power spectrum Antenna: *

Timerange: 00/05:44:47 to 00/05:45:59

Plot file version 12 created 09-MAR-2023 14:12:25

J191142+1952 RG013D.UVDATA.1

Freq = 4.6005 GHz, Bw = 32.000 MH No calibration applied and no bandpass applied

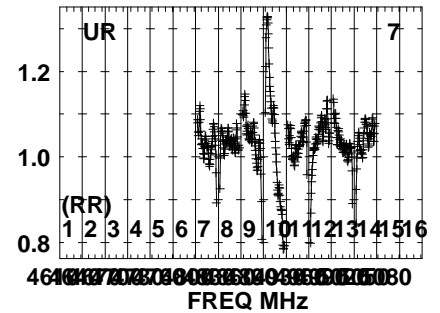
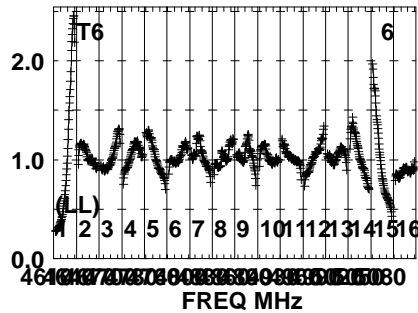
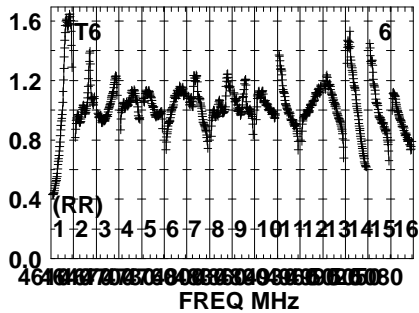
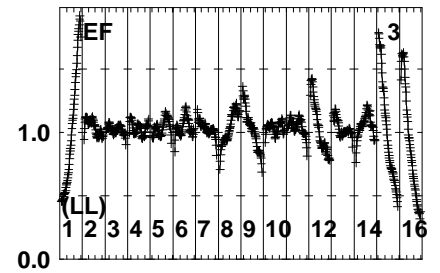
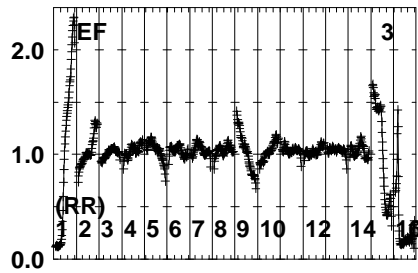
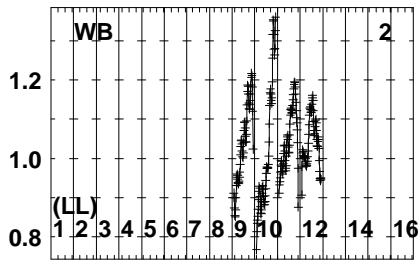
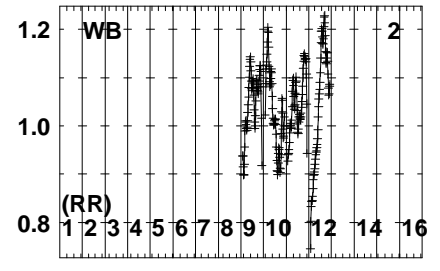
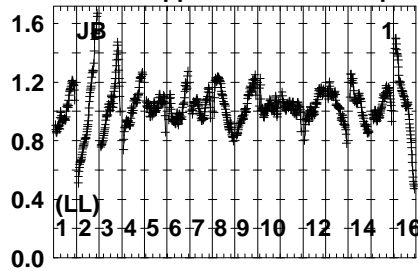
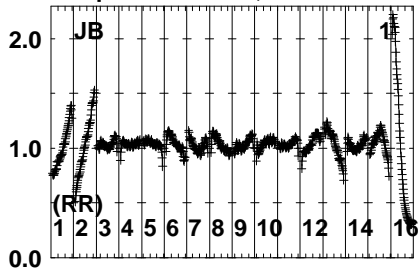


Lower frame: Real Jy
Auto-corr total-power spectrum Antenna: *
Timerange: 00/05:44:47 to 00/05:45:59

Plot file version 13 created 09-MAR-2023 14:12:25

J1905+1943 RG013D.UVDATA.1

Freq = 4.6005 GHz, Bw = 32.000 MH No calibration applied and no bandpass applied

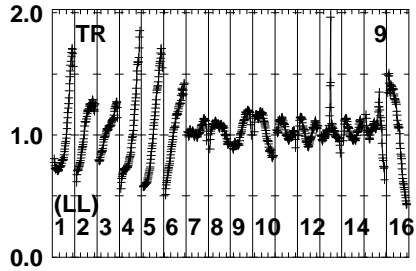
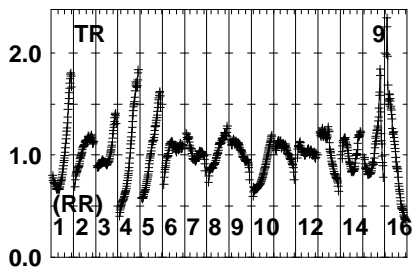
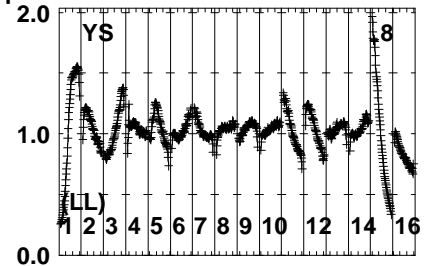
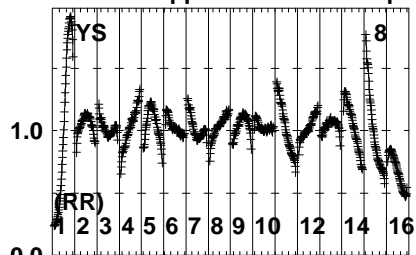
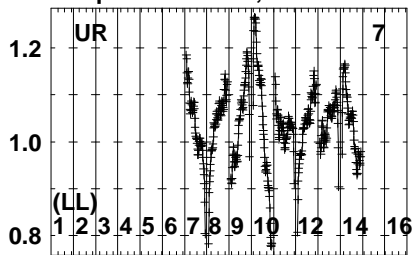


Lower frame: Real Jy
Auto-corr total-power spectrum Antenna: *
Timerange: 00/05:46:16 to 00/05:47:44

Plot file version 14 created 09-MAR-2023 14:12:25

J1905+1943 RG013D.UVDATA.1

Freq = 4.6005 GHz, Bw = 32.000 MH No calibration applied and no bandpass applied



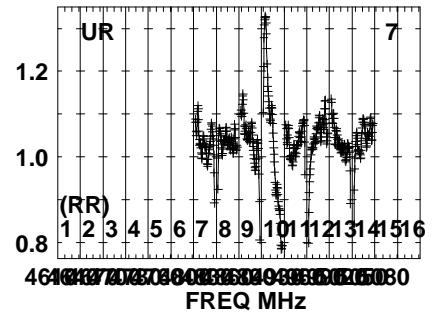
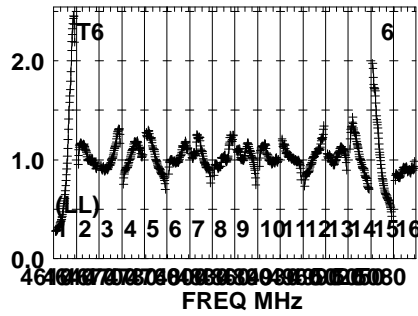
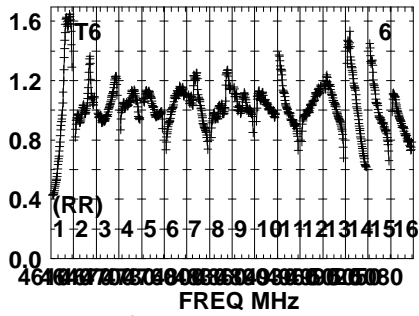
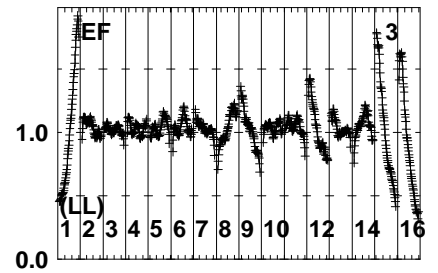
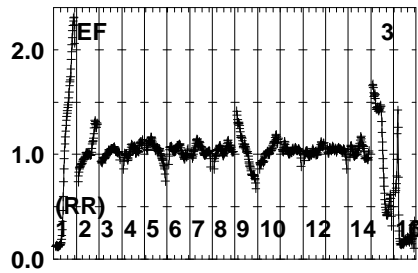
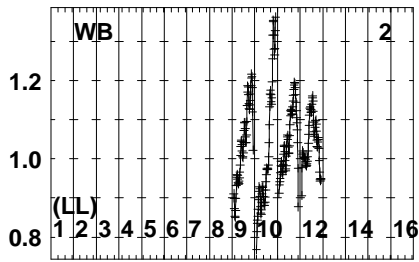
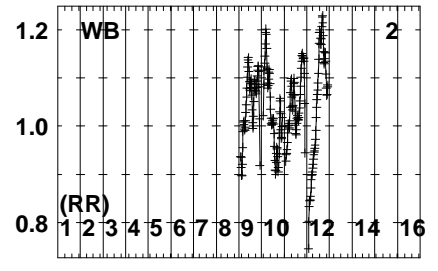
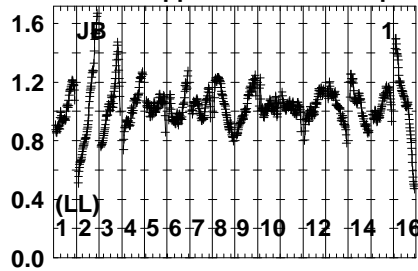
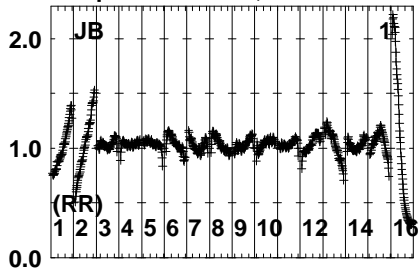
Lower frame: Real Jy
Auto-corr total-power spectrum Antenna: *
Timerange: 00/05:46:16 to 00/05:47:44

Plot file version 15 created 09-MAR-2023 14:12:25

J191142+1952 RG013D.UVDATA.1

Freq = 4.6005 GHz, Bw = 32.000 MH

No calibration applied and no bandpass applied

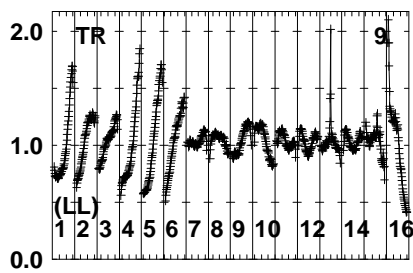
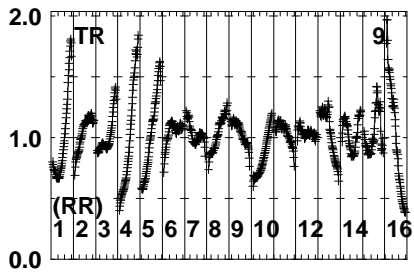
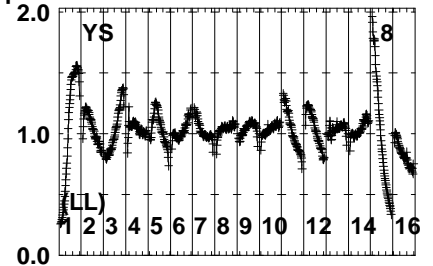
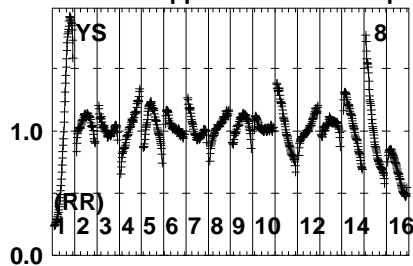
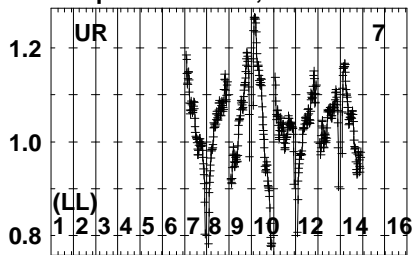


Lower frame: Real Jy
Auto-corr total-power spectrum Antenna: *
Timerange: 00/05:48:16 to 00/05:49:44

Plot file version 16 created 09-MAR-2023 14:12:25

J191142+1952 RG013D.UVDATA.1

Freq = 4.6005 GHz, Bw = 32.000 MH No calibration applied and no bandpass applied

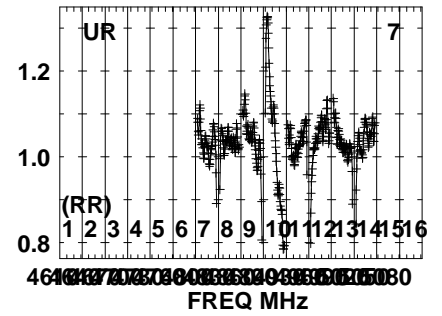
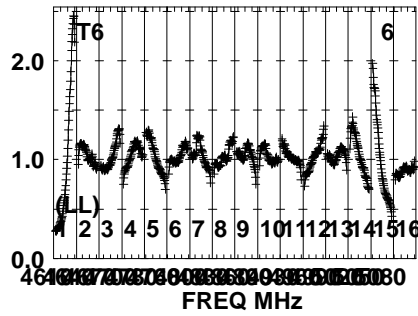
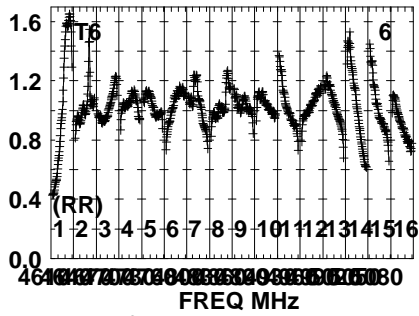
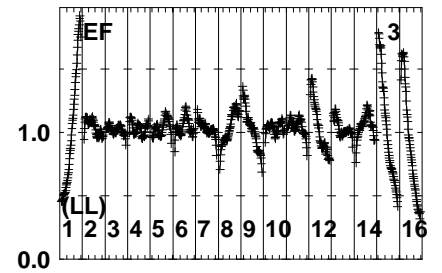
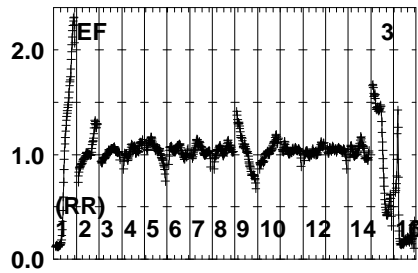
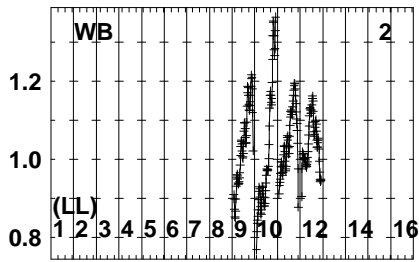
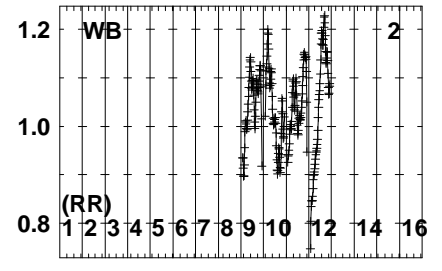
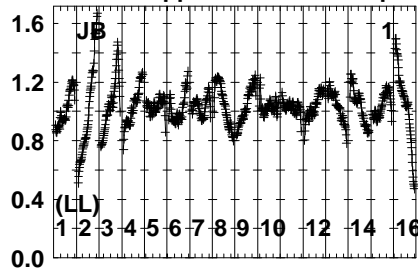
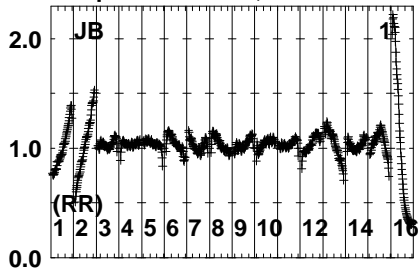


Lower frame: Real Jy
Auto-corr total-power spectrum Antenna: *
Timerange: 00/05:48:16 to 00/05:49:44

Plot file version 17 created 09-MAR-2023 14:12:25

GRB221009A RG013D.UVDATA.1

Freq = 4.6005 GHz, Bw = 32.000 MH No calibration applied and no bandpass applied

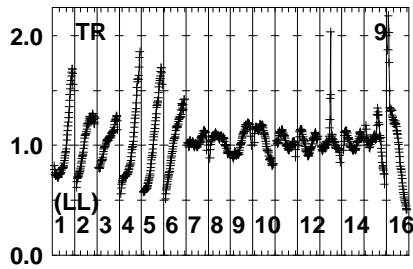
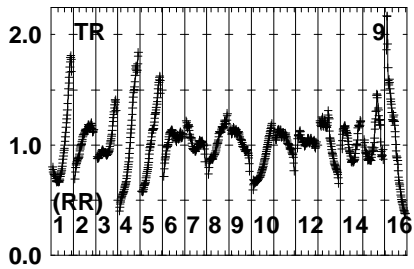
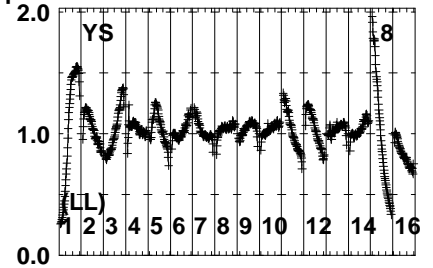
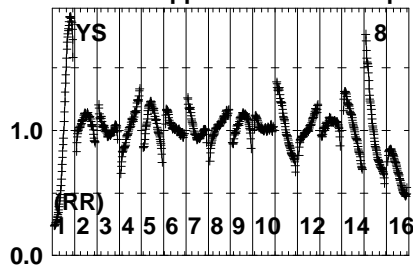
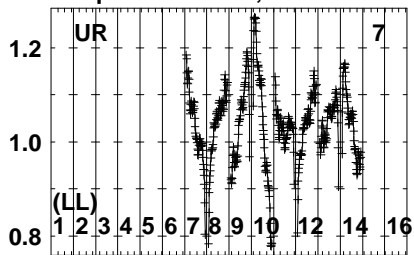


Lower frame: Real Jy
Auto-corr total-power spectrum Antenna: *
Timerange: 00/05:50:01 to 00/05:54:15

Plot file version 18 created 09-MAR-2023 14:12:26

GRB221009A RG013D.UVDATA.1

Freq = 4.6005 GHz, Bw = 32.000 MH No calibration applied and no bandpass applied

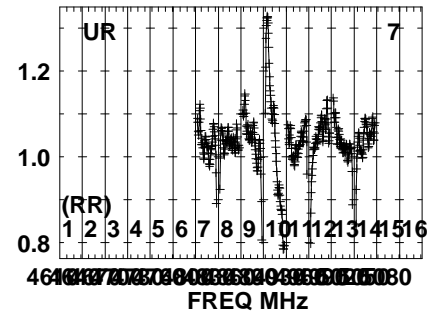
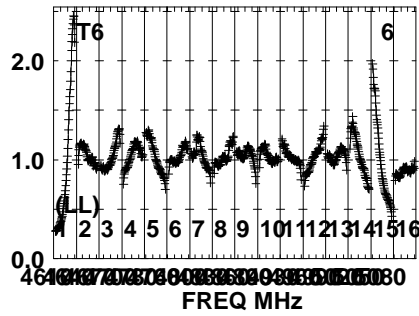
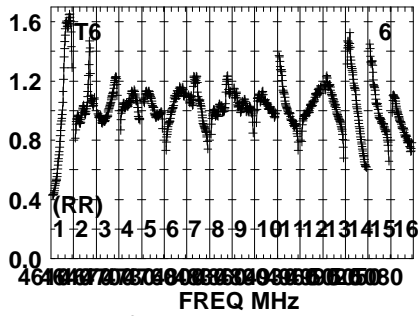
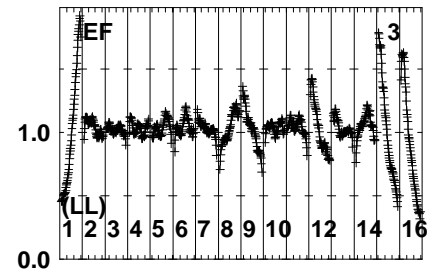
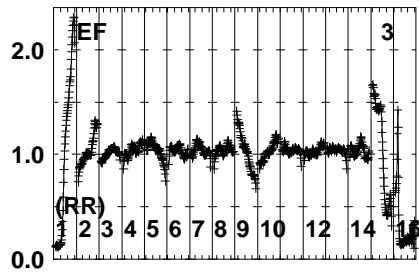
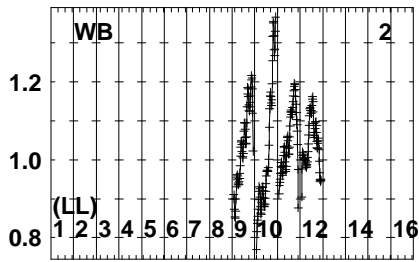
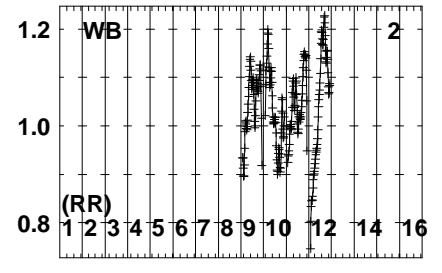
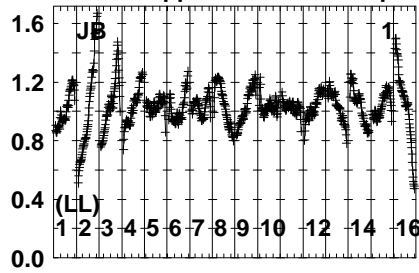
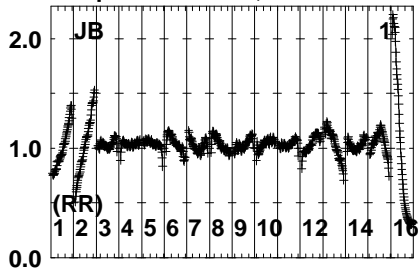


Lower frame: Real Jy
Auto-corr total-power spectrum Antenna: *
Timerange: 00/05:50:01 to 00/05:54:15

Plot file version 19 created 09-MAR-2023 14:12:26

J191142+1952 RG013D.UVDATA.1

Freq = 4.6005 GHz, Bw = 32.000 MH No calibration applied and no bandpass applied

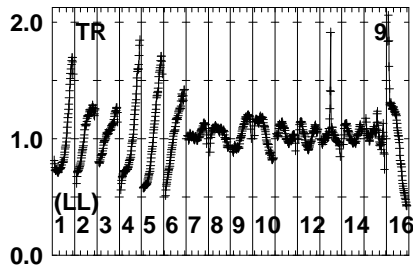
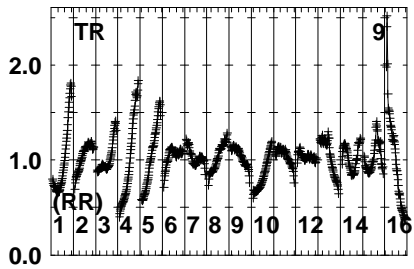
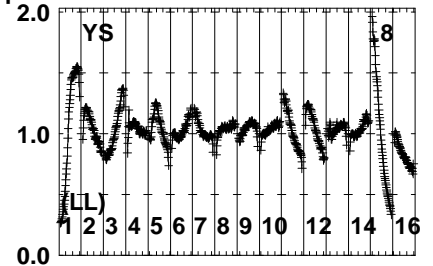
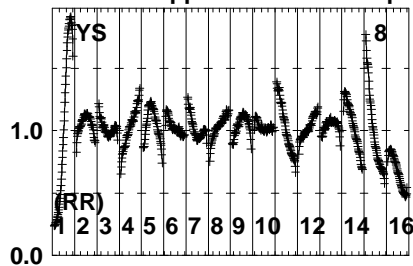
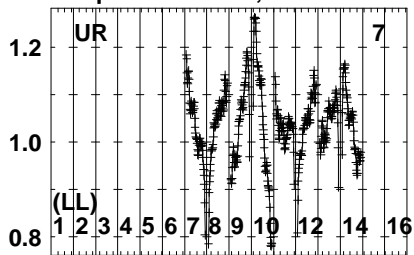


Lower frame: Real Jy
Auto-corr total-power spectrum Antenna: *
Timerange: 00/05:54:32 to 00/05:55:44

Plot file version 20 created 09-MAR-2023 14:12:26

J191142+1952 RG013D.UVDATA.1

Freq = 4.6005 GHz, Bw = 32.000 MH No calibration applied and no bandpass applied

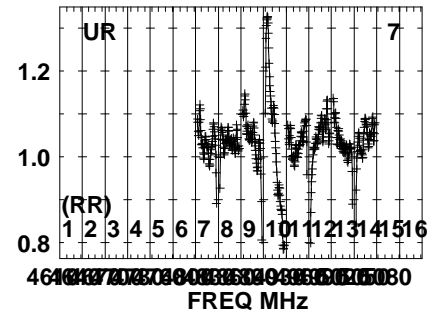
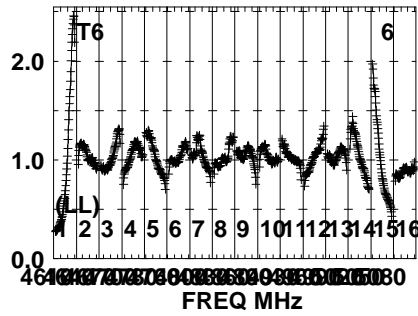
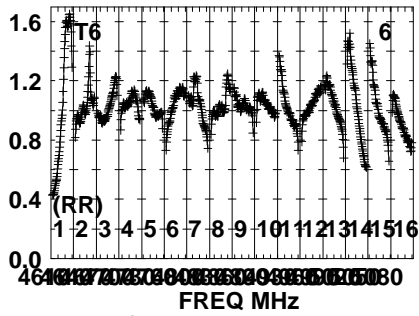
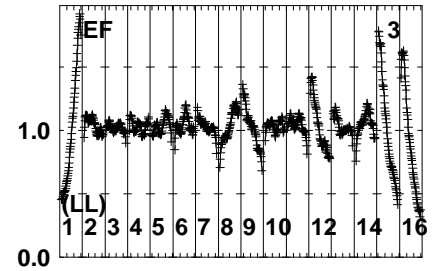
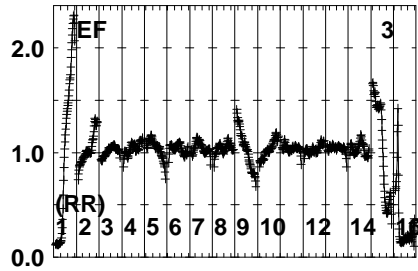
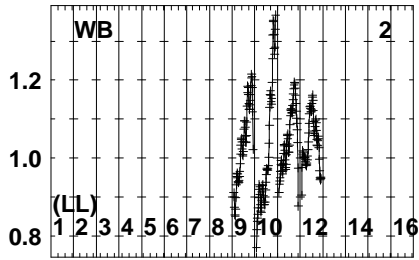
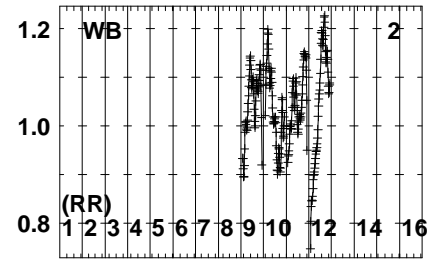
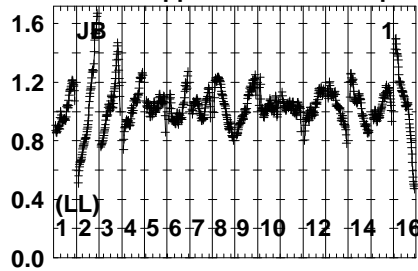
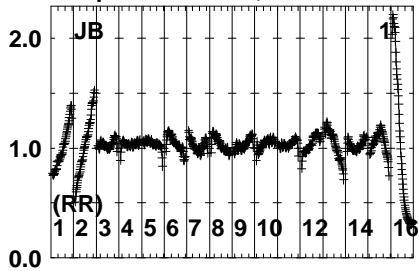


Lower frame: Real Jy
Auto-corr total-power spectrum Antenna: *
Timerange: 00/05:54:32 to 00/05:55:44

Plot file version 21 created 09-MAR-2023 14:12:26

GRB221009A RG013D.UVDATA.1

Freq = 4.6005 GHz, Bw = 32.000 MH No calibration applied and no bandpass applied

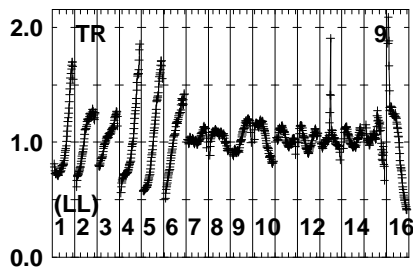
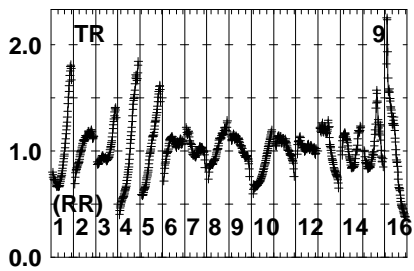
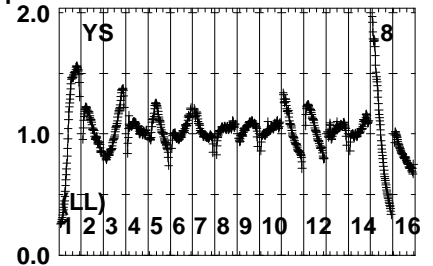
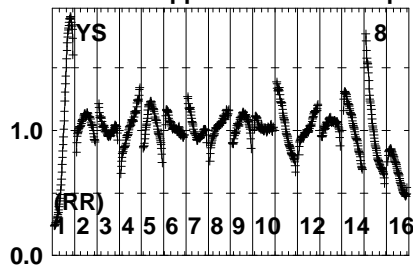
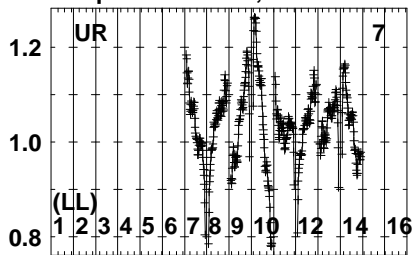


Lower frame: Real Jy
Auto-corr total-power spectrum Antenna: *
Timerange: 00/05:56:02 to 00/06:00:14

Plot file version 22 created 09-MAR-2023 14:12:26

GRB221009A RG013D.UVDATA.1

Freq = 4.6005 GHz, Bw = 32.000 MH No calibration applied and no bandpass applied

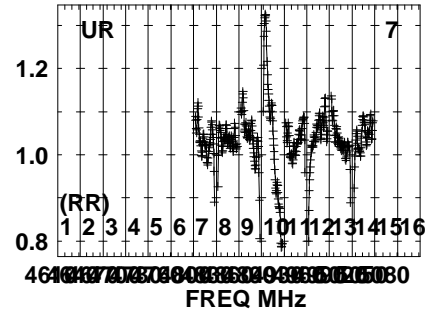
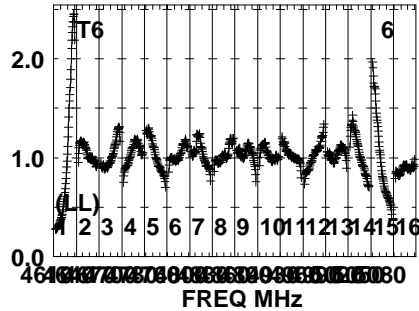
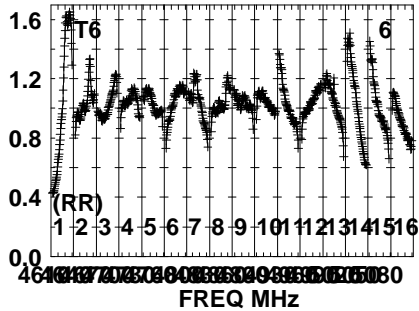
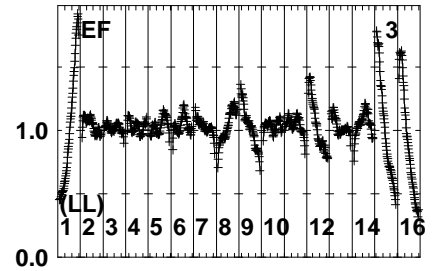
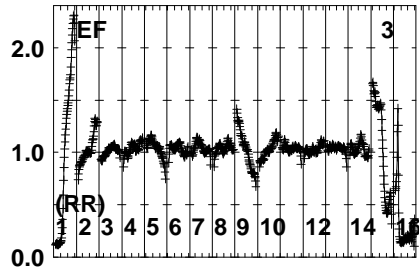
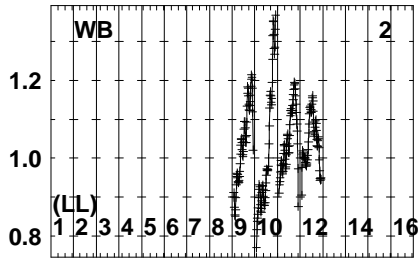
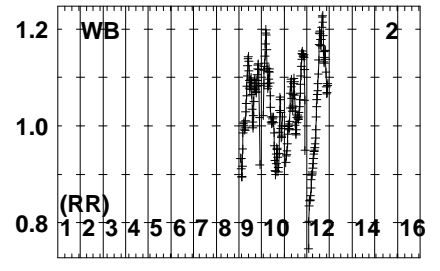
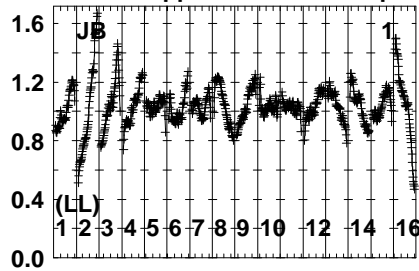
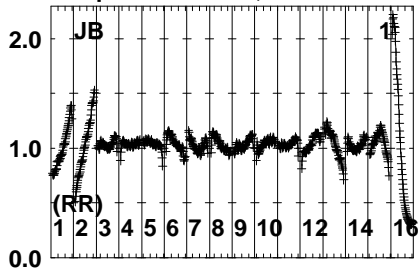


Lower frame: Real Jy
Auto-corr total-power spectrum Antenna: *
Timerange: 00/05:56:02 to 00/06:00:14

Plot file version 23 created 09-MAR-2023 14:12:26

J191142+1952 RG013D.UVDATA.1

Freq = 4.6005 GHz, Bw = 32.000 MH No calibration applied and no bandpass applied

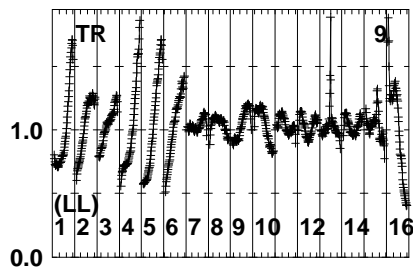
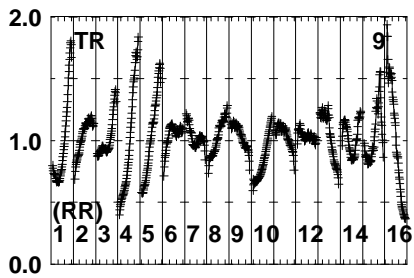
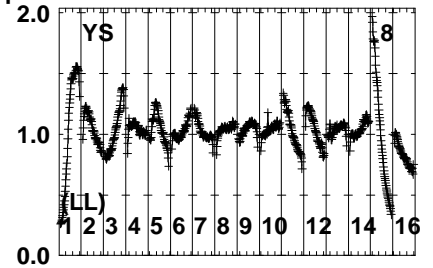
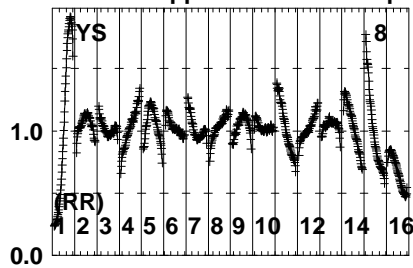
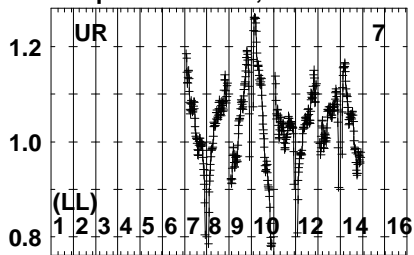


Lower frame: Real Jy
Auto-corr total-power spectrum Antenna: *
Timerange: 00/06:00:31 to 00/06:01:45

Plot file version 24 created 09-MAR-2023 14:12:27

J191142+1952 RG013D.UVDATA.1

Freq = 4.6005 GHz, Bw = 32.000 MH No calibration applied and no bandpass applied

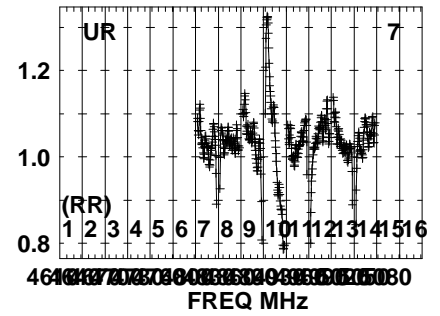
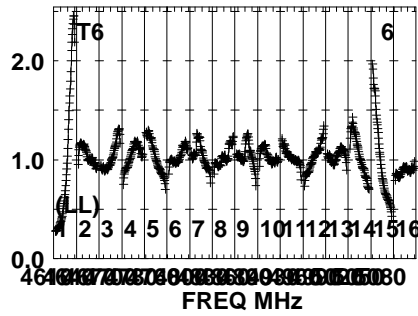
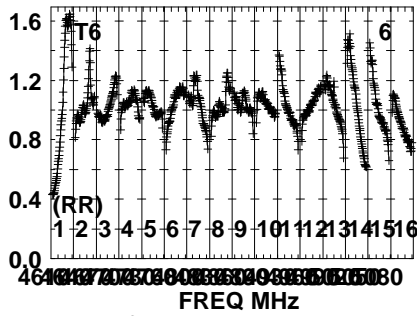
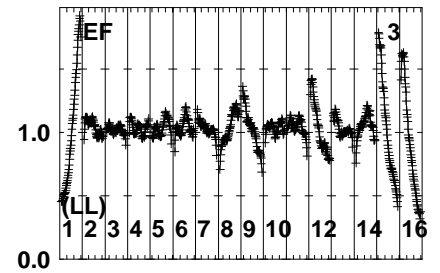
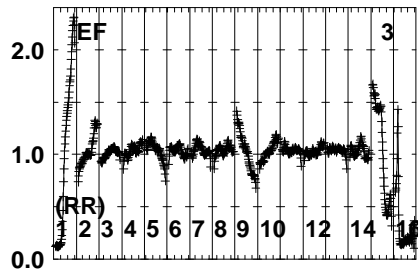
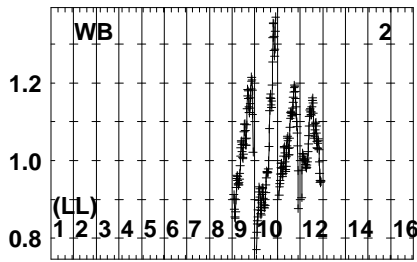
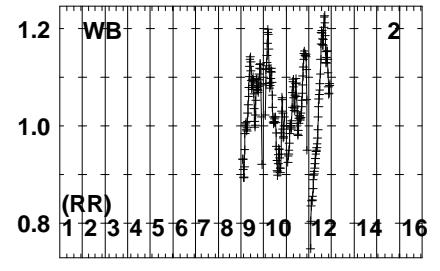
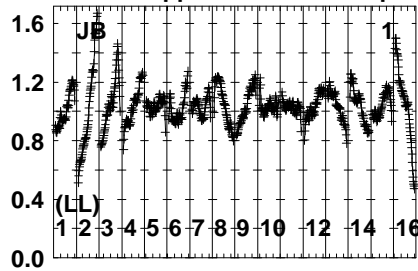
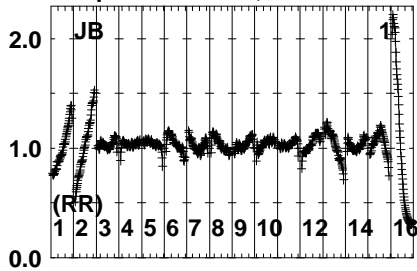


Lower frame: Real Jy
Auto-corr total-power spectrum Antenna: *
Timerange: 00/06:00:31 to 00/06:01:45

Plot file version 25 created 09-MAR-2023 14:12:27

J1923+2010 RG013D.UVDATA.1

Freq = 4.6005 GHz, Bw = 32.000 MH No calibration applied and no bandpass applied

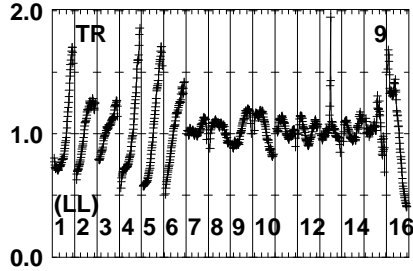
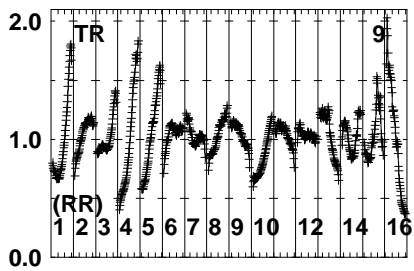
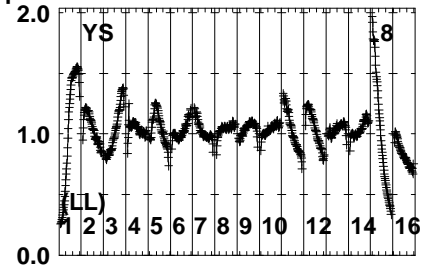
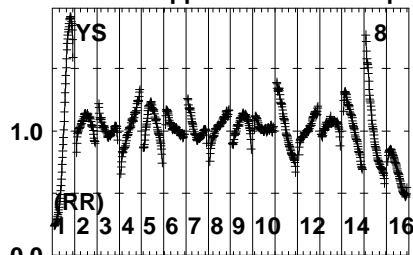
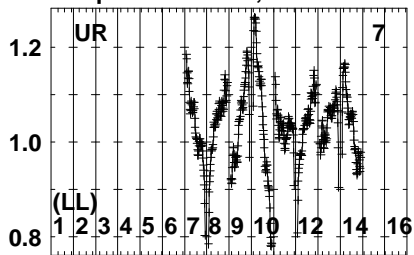


Lower frame: Real Jy
Auto-corr total-power spectrum Antenna: *
Timerange: 00/06:02:12 to 00/06:03:25

Plot file version 26 created 09-MAR-2023 14:12:27

J1923+2010 RG013D.UVDATA.1

Freq = 4.6005 GHz, Bw = 32.000 MH No calibration applied and no bandpass applied



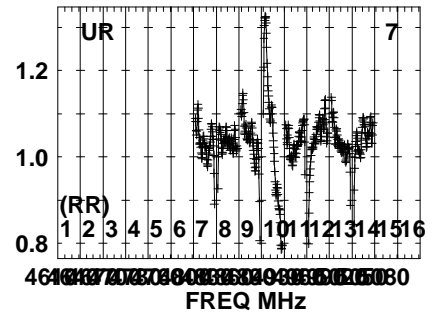
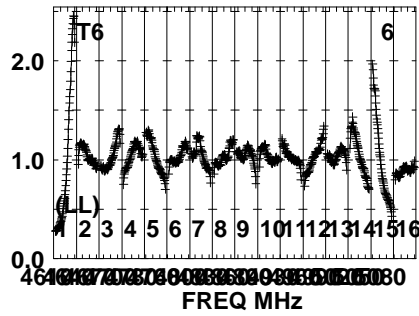
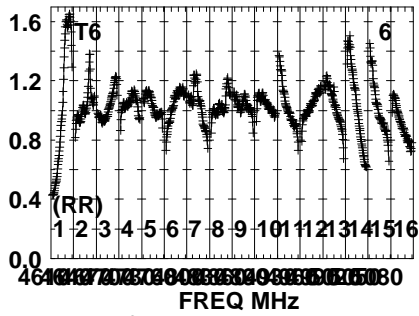
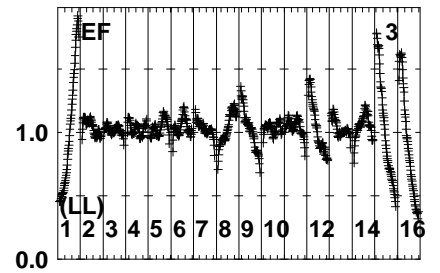
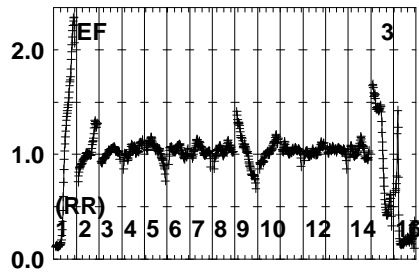
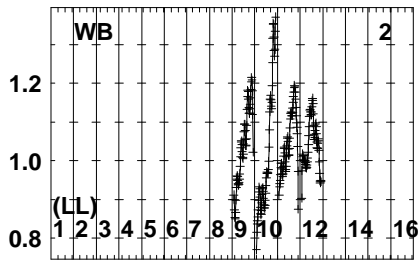
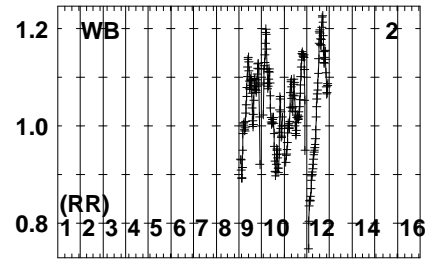
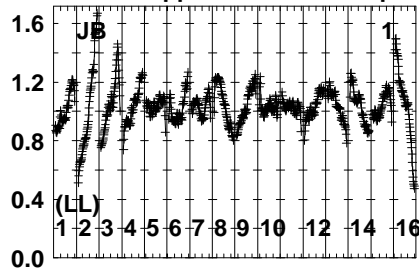
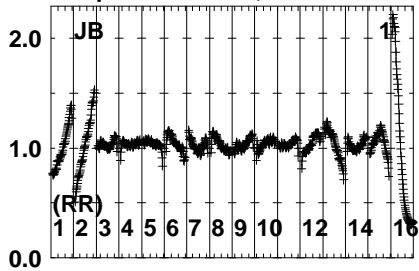
Lower frame: Real Jy
Auto-corr total-power spectrum Antenna: *
Timerange: 00/06:02:12 to 00/06:03:25

Plot file version 27 created 09-MAR-2023 14:12:27

J191142+1952 RG013D.UVDATA.1

Freq = 4.6005 GHz, Bw = 32.000 MH

No calibration applied and no bandpass applied

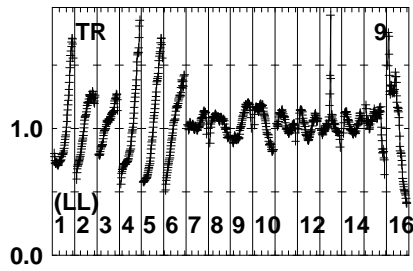
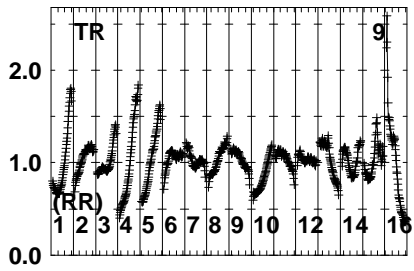
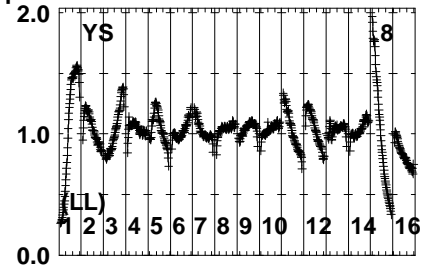
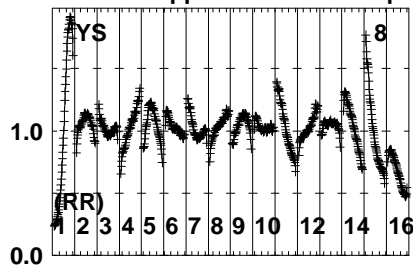
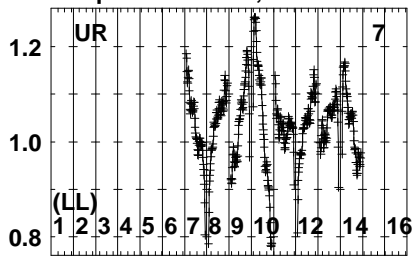


Lower frame: Real Jy
Auto-corr total-power spectrum Antenna: *
Timerange: 00/06:03:56 to 00/06:05:24

Plot file version 28 created 09-MAR-2023 14:12:27

J191142+1952 RG013D.UVDATA.1

Freq = 4.6005 GHz, Bw = 32.000 MH No calibration applied and no bandpass applied

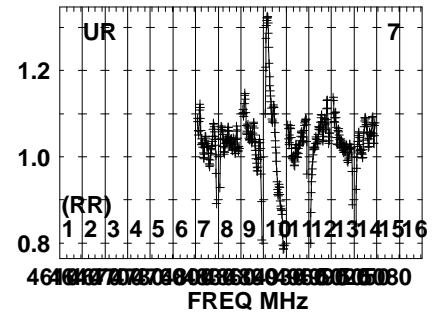
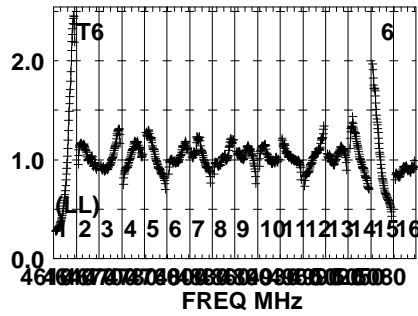
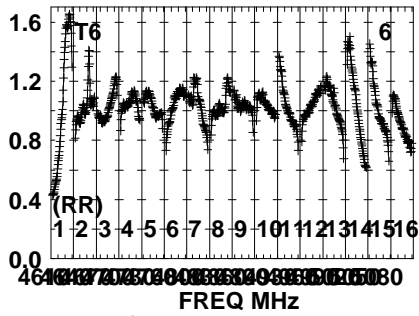
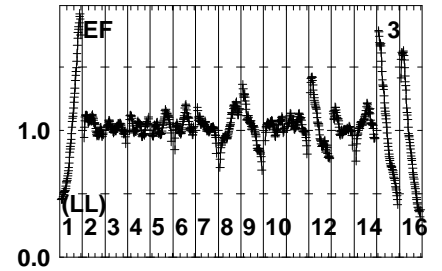
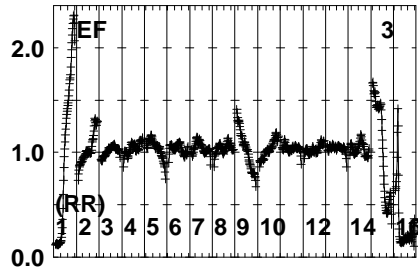
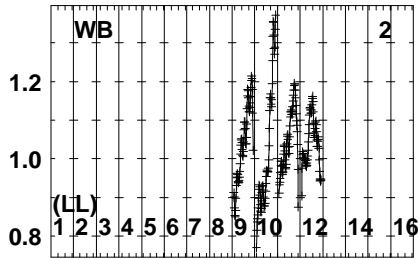
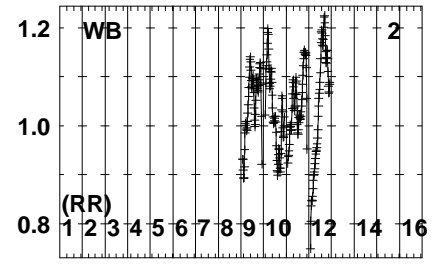
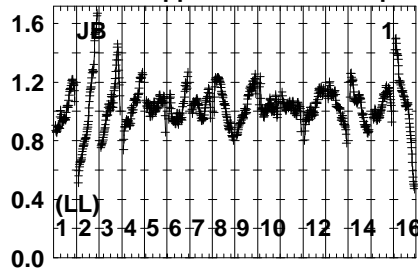
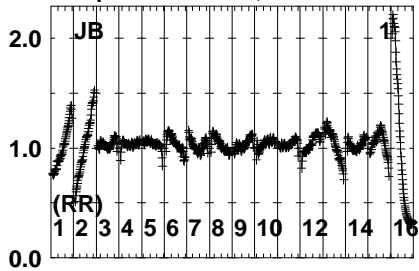


Lower frame: Real Jy
Auto-corr total-power spectrum Antenna: *
Timerange: 00/06:03:56 to 00/06:05:24

Plot file version 29 created 09-MAR-2023 14:12:27

GRB221009A RG013D.UVDATA.1

Freq = 4.6005 GHz, Bw = 32.000 MH No calibration applied and no bandpass applied

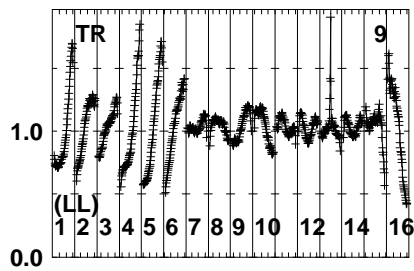
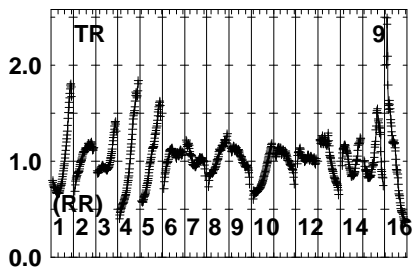
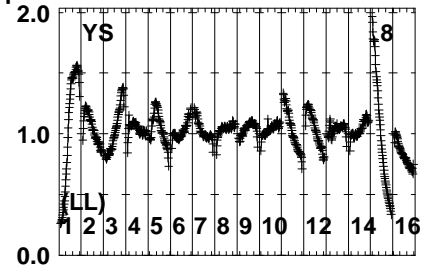
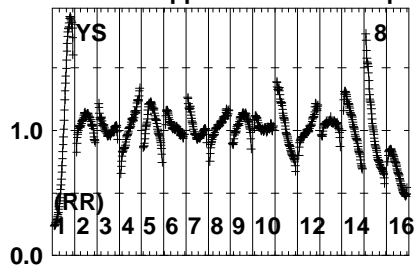
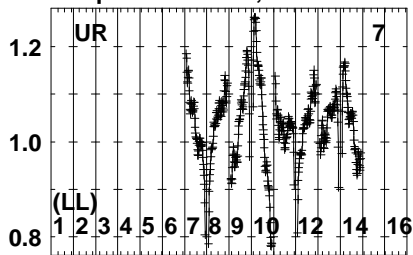


Lower frame: Real Jy
Auto-corr total-power spectrum Antenna: *
Timerange: 00/06:05:41 to 00/06:09:55

Plot file version 30 created 09-MAR-2023 14:12:28

GRB221009A RG013D.UVDATA.1

Freq = 4.6005 GHz, Bw = 32.000 MH No calibration applied and no bandpass applied



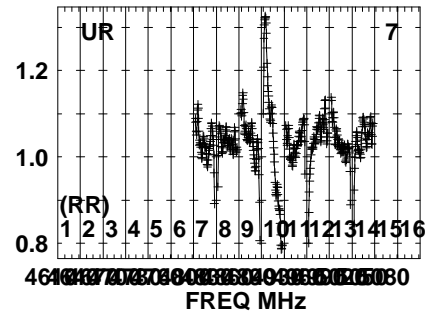
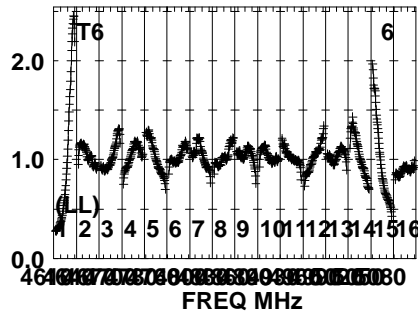
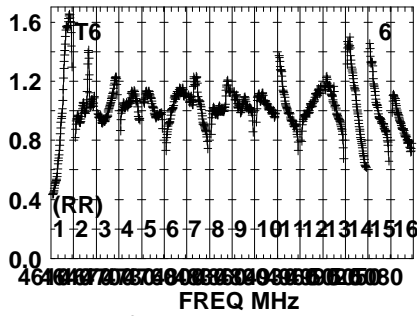
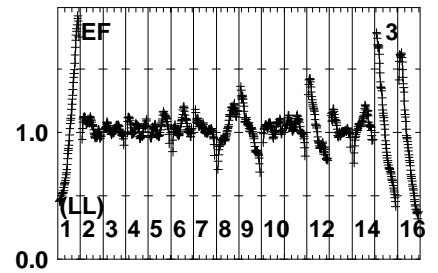
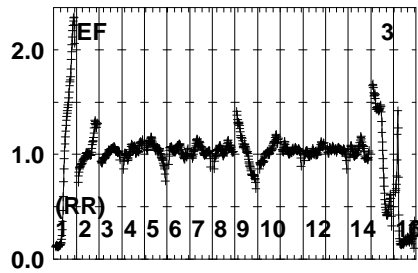
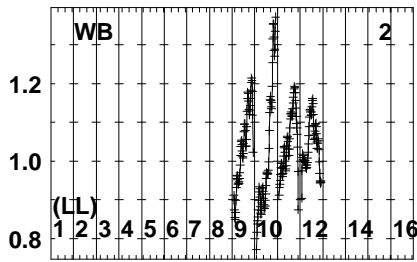
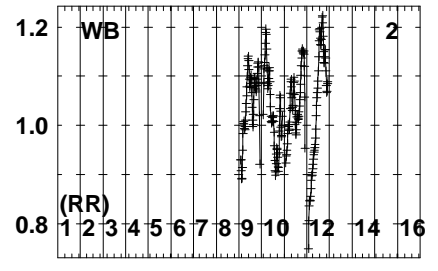
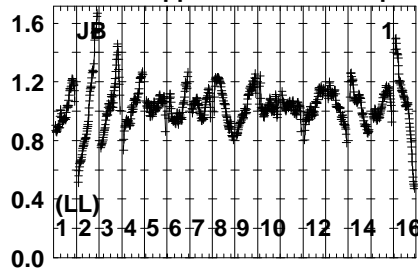
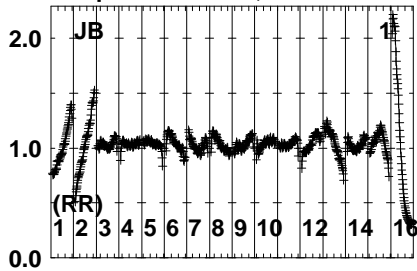
Lower frame: Real Jy
Auto-corr total-power spectrum Antenna: *
Timerange: 00/06:05:41 to 00/06:09:55

Plot file version 31 created 09-MAR-2023 14:12:28

J191142+1952 RG013D.UVDATA.1

Freq = 4.6005 GHz, Bw = 32.000 MH

No calibration applied and no bandpass applied

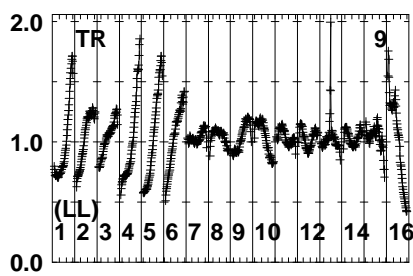
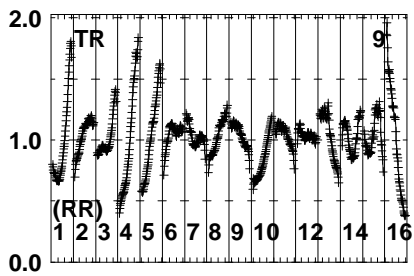
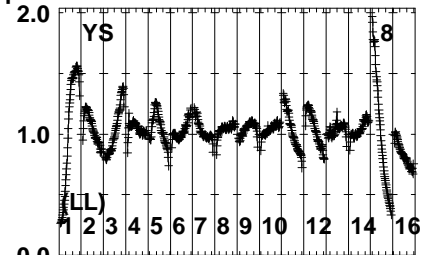
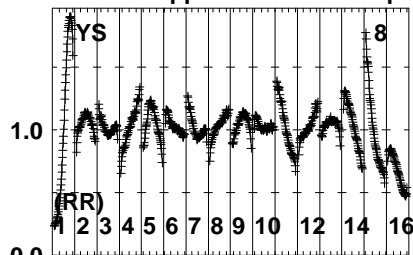
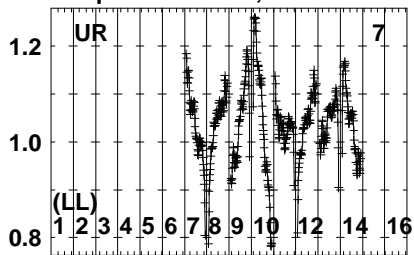


Lower frame: Real Jy
Auto-corr total-power spectrum Antenna: *
Timerange: 00/06:10:11 to 00/06:11:24

Plot file version 32 created 09-MAR-2023 14:12:28

J191142+1952 RG013D.UVDATA.1

Freq = 4.6005 GHz, Bw = 32.000 MH No calibration applied and no bandpass applied

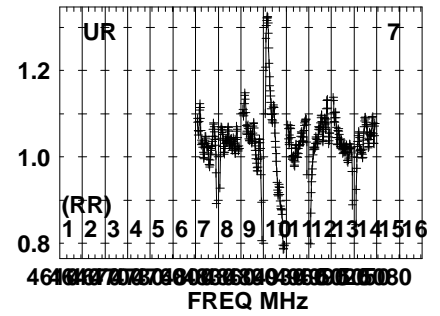
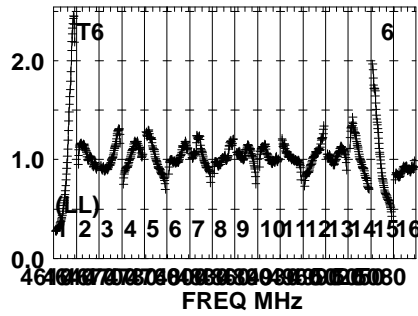
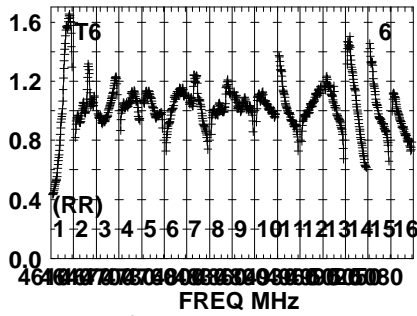
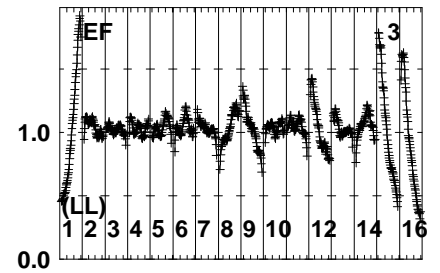
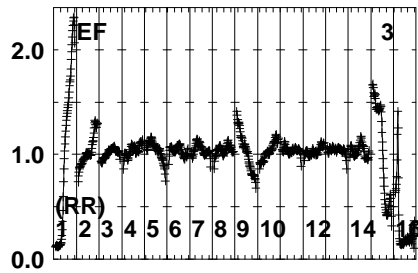
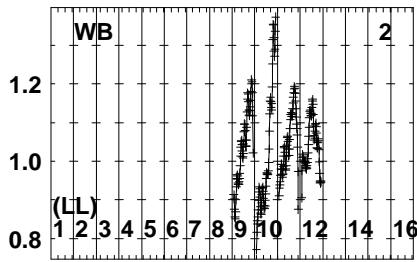
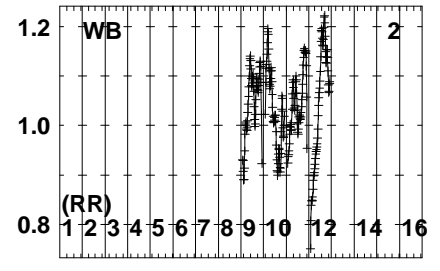
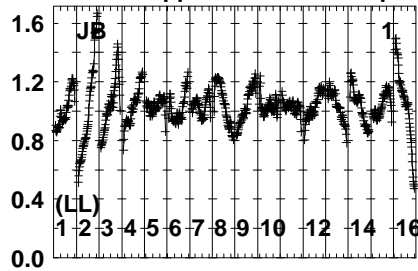
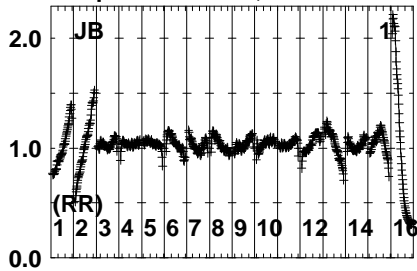


Lower frame: Real Jy
Auto-corr total-power spectrum Antenna: *
Timerange: 00/06:10:11 to 00/06:11:24

Plot file version 33 created 09-MAR-2023 14:12:28

GRB221009A RG013D.UVDATA.1

Freq = 4.6005 GHz, Bw = 32.000 MH No calibration applied and no bandpass applied

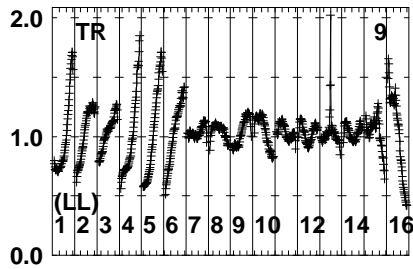
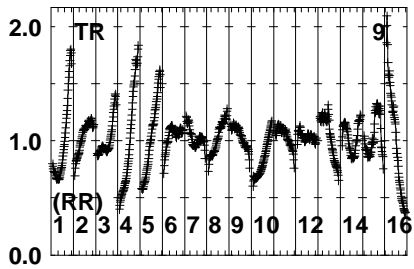
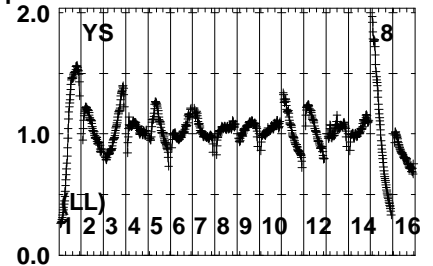
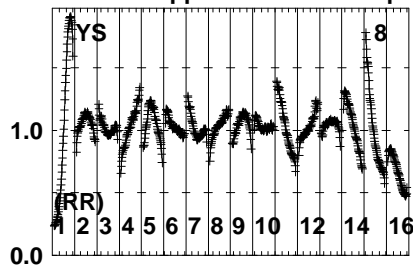
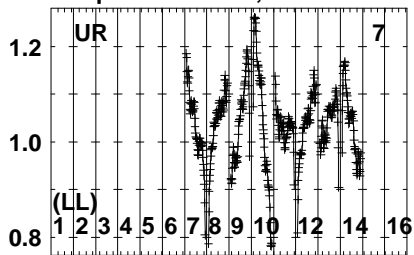


Lower frame: Real Jy
Auto-corr total-power spectrum Antenna: *
Timerange: 00/06:11:42 to 00/06:15:55

Plot file version 34 created 09-MAR-2023 14:12:28

GRB221009A RG013D.UVDATA.1

Freq = 4.6005 GHz, Bw = 32.000 MH No calibration applied and no bandpass applied



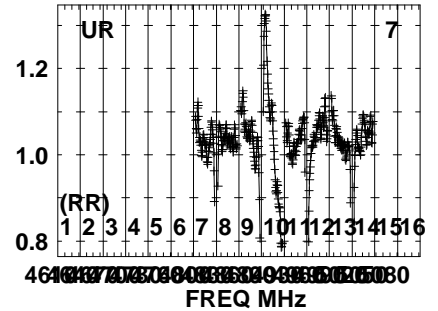
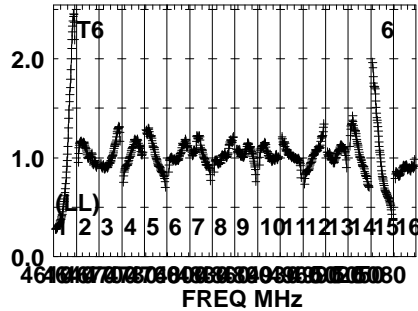
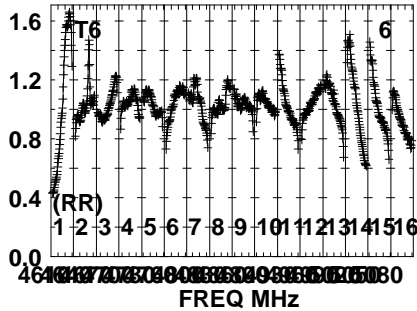
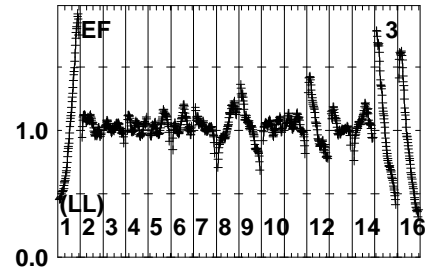
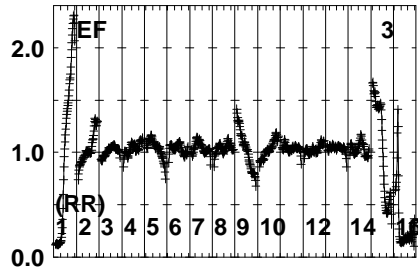
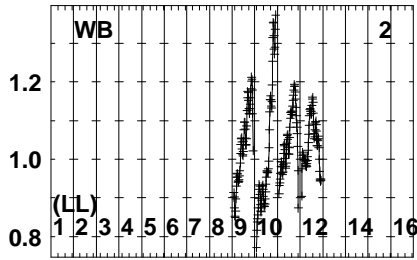
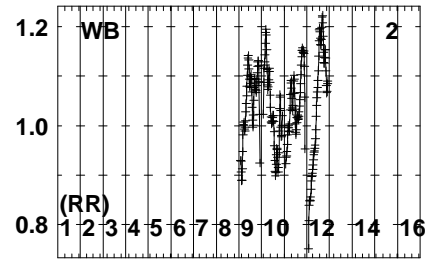
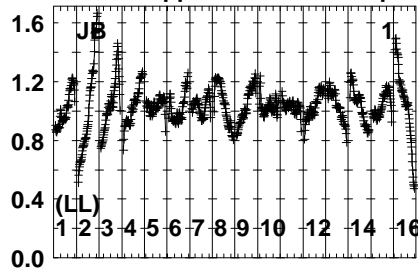
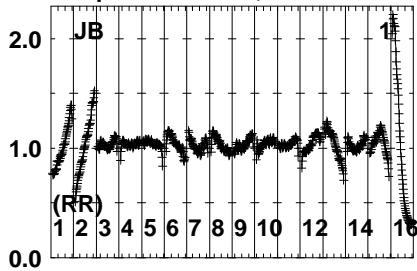
Lower frame: Real Jy
Auto-corr total-power spectrum Antenna: *
Timerange: 00/06:11:42 to 00/06:15:55

Plot file version 35 created 09-MAR-2023 14:12:29

J191142+1952 RG013D.UVDATA.1

Freq = 4.6005 GHz, Bw = 32.000 MH

No calibration applied and no bandpass applied

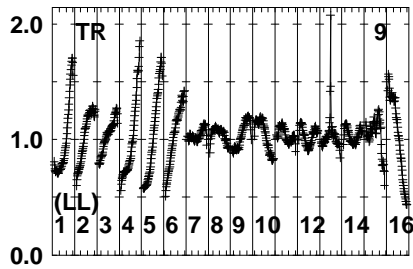
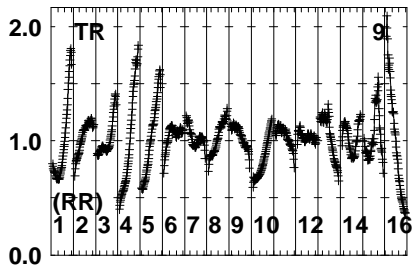
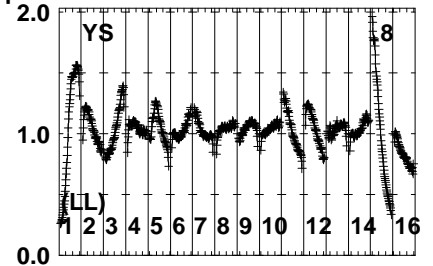
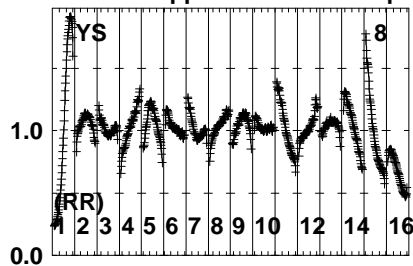
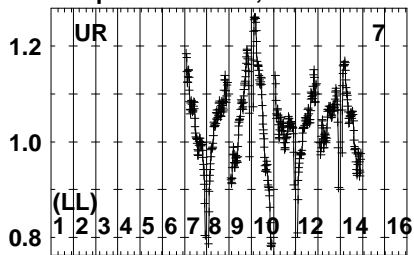


Lower frame: Real Jy
Auto-corr total-power spectrum Antenna: *
Timerange: 00/06:16:11 to 00/06:17:25

Plot file version 36 created 09-MAR-2023 14:12:29

J191142+1952 RG013D.UVDATA.1

Freq = 4.6005 GHz, Bw = 32.000 MH No calibration applied and no bandpass applied

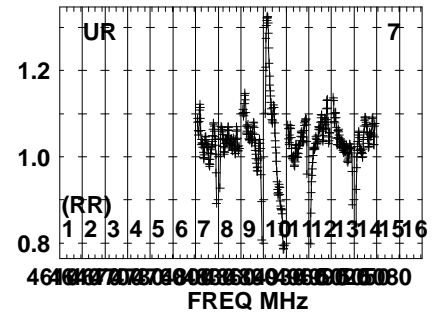
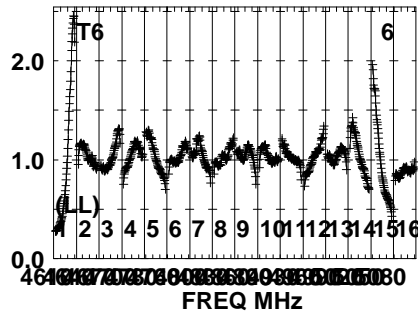
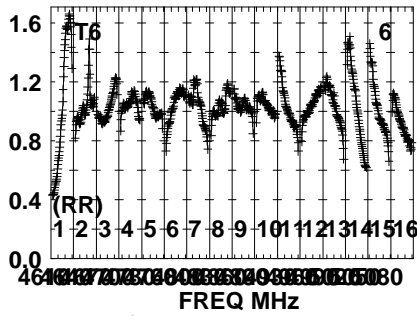
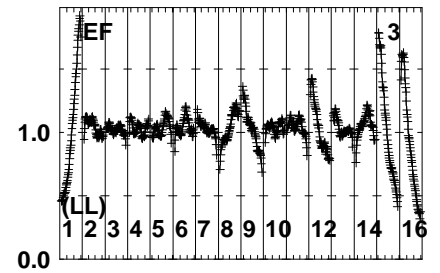
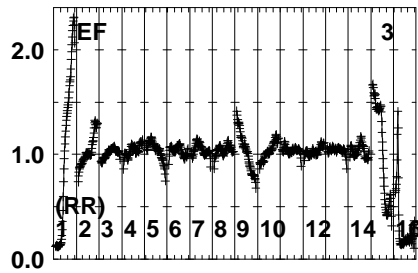
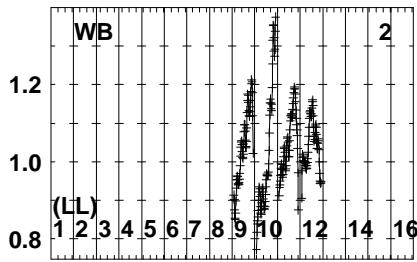
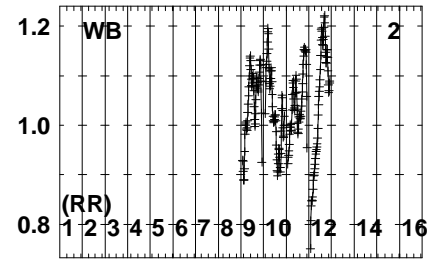
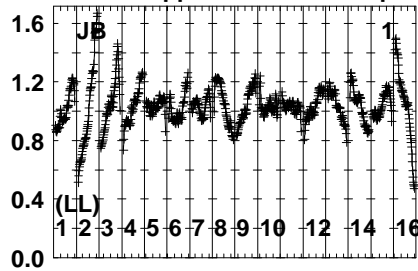
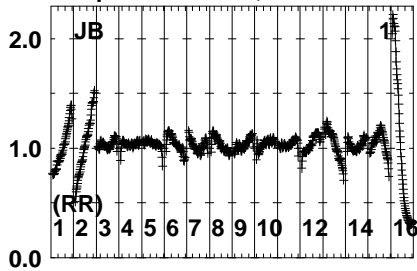


Lower frame: Real Jy
Auto-corr total-power spectrum Antenna: *
Timerange: 00/06:16:11 to 00/06:17:25

Plot file version 37 created 09-MAR-2023 14:12:29

J191249+1940 RG013D.UVDATA.1

Freq = 4.6005 GHz, Bw = 32.000 MH No calibration applied and no bandpass applied

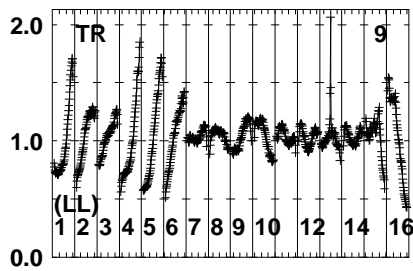
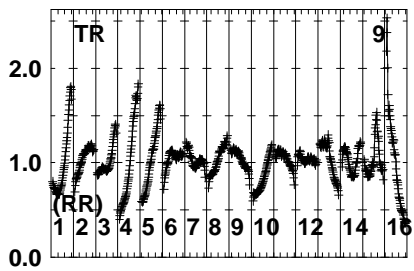
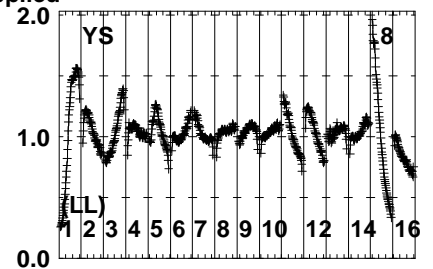
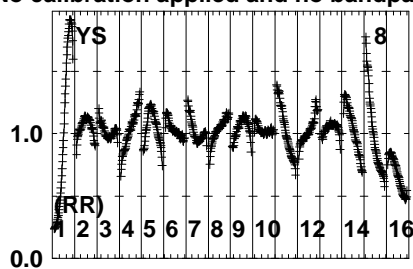
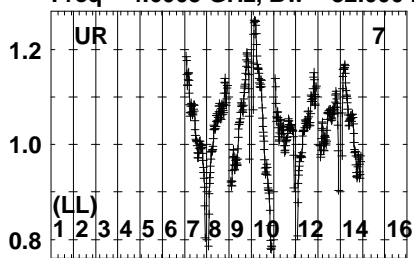


Lower frame: Real Jy
Auto-corr total-power spectrum Antenna: *
Timerange: 00/06:17:42 to 00/06:18:54

Plot file version 38 created 09-MAR-2023 14:12:29

J191249+1940 RG013D.UVDATA.1

Freq = 4.6005 GHz, Bw = 32.000 MH No calibration applied and no bandpass applied

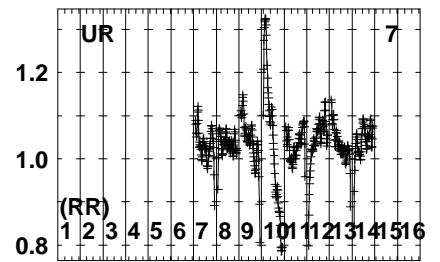
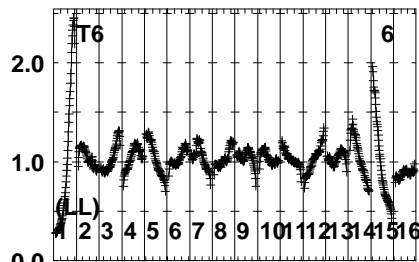
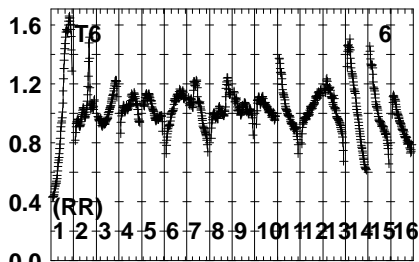
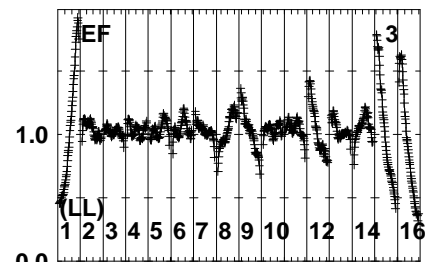
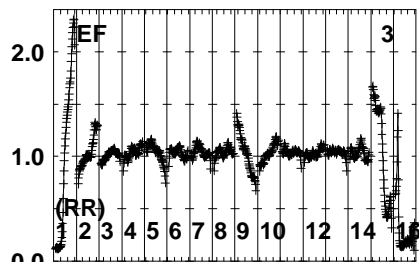
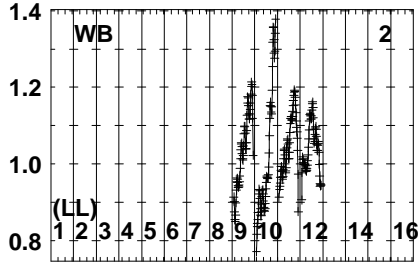
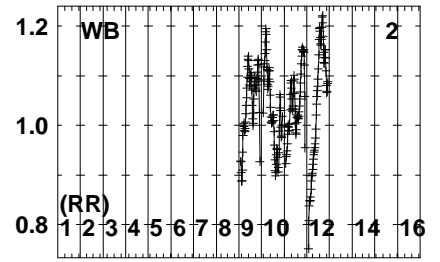
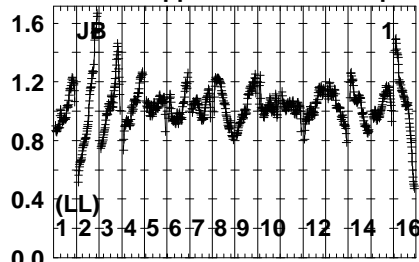
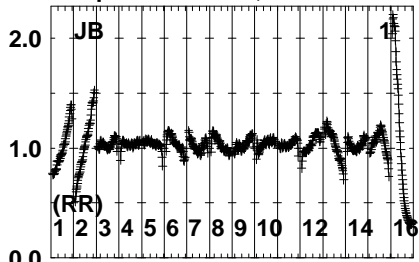


Lower frame: Real Jy
Auto-corr total-power spectrum Antenna: *
Timerange: 00/06:17:42 to 00/06:18:54

Plot file version 39 created 09-MAR-2023 14:12:29

J191142+1952 RG013D.UVDATA.1

Freq = 4.6005 GHz, Bw = 32.000 MH No calibration applied and no bandpass applied

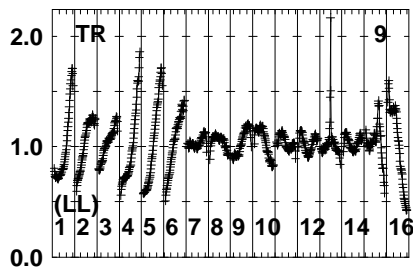
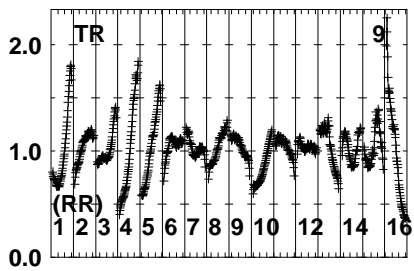
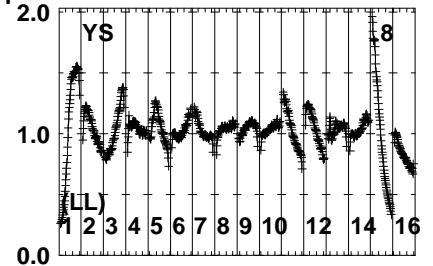
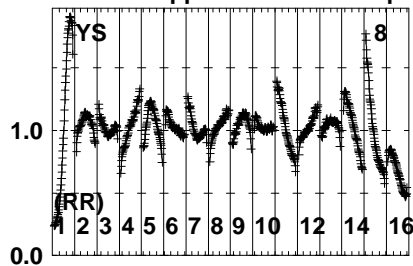
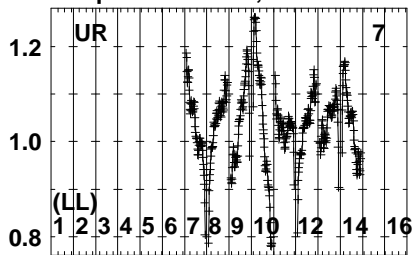


Lower frame: Real Jy
Auto-corr total-power spectrum Antenna: *
Timerange: 00/06:19:16 to 00/06:20:45

Plot file version 40 created 09-MAR-2023 14:12:29

J191142+1952 RG013D.UVDATA.1

Freq = 4.6005 GHz, Bw = 32.000 MH No calibration applied and no bandpass applied

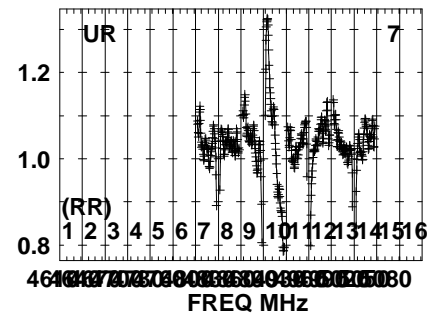
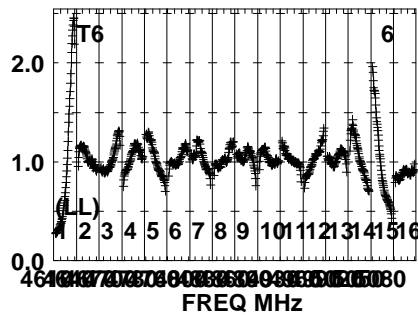
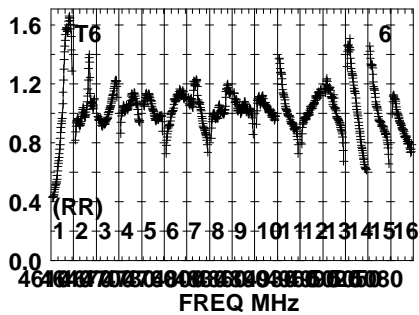
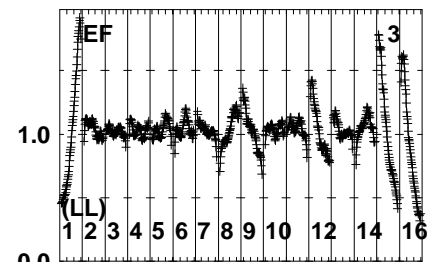
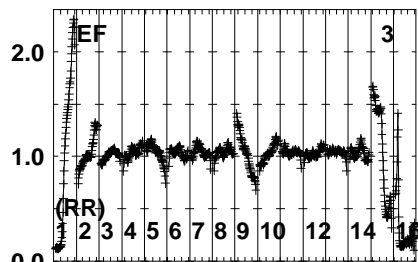
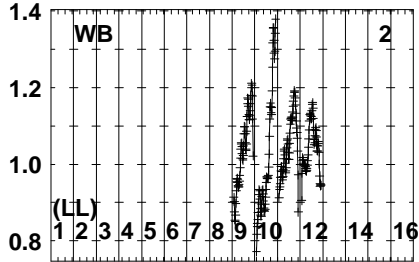
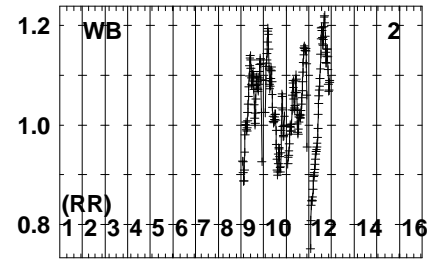
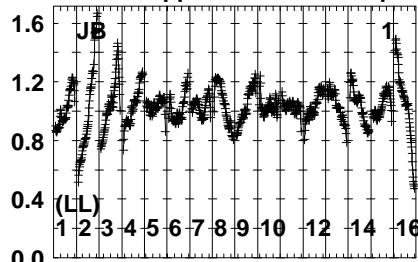
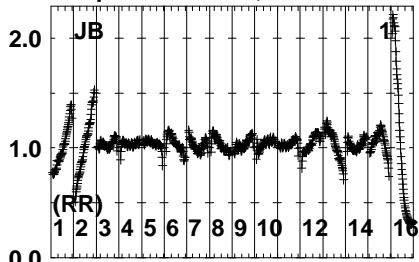


Lower frame: Real Jy
Auto-corr total-power spectrum Antenna: *
Timerange: 00/06:19:16 to 00/06:20:45

Plot file version 41 created 09-MAR-2023 14:12:29

GRB221009A RG013D.UVDATA.1

Freq = 4.6005 GHz, Bw = 32.000 MH No calibration applied and no bandpass applied

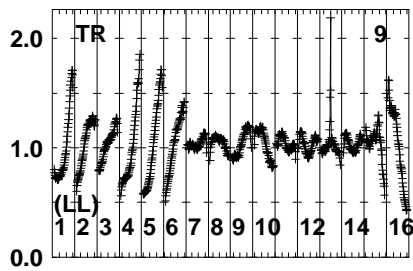
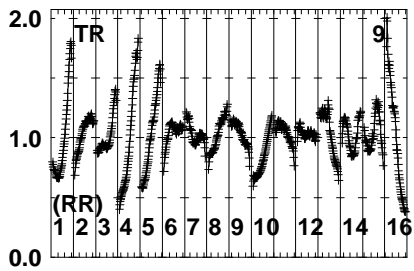
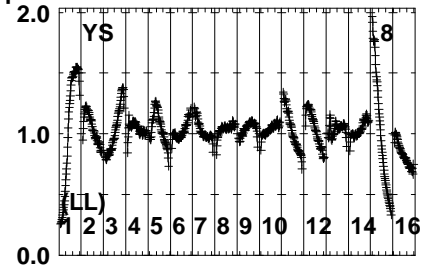
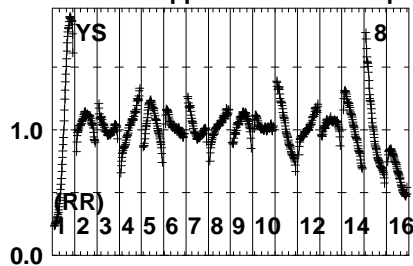
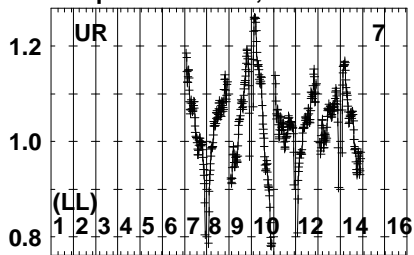


Lower frame: Real Jy
Auto-corr total-power spectrum Antenna: *
Timerange: 00/06:21:01 to 00/06:25:15

Plot file version 42 created 09-MAR-2023 14:12:30

GRB221009A RG013D.UVDATA.1

Freq = 4.6005 GHz, Bw = 32.000 MH No calibration applied and no bandpass applied

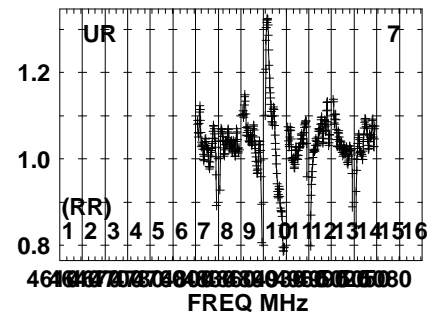
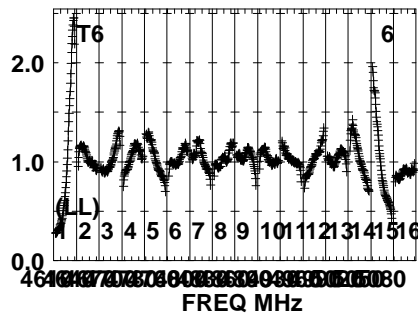
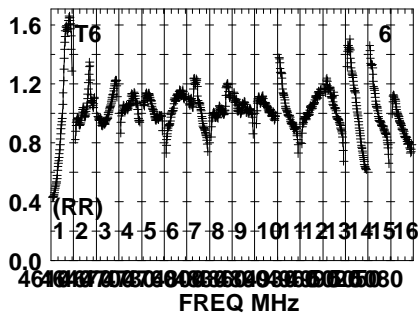
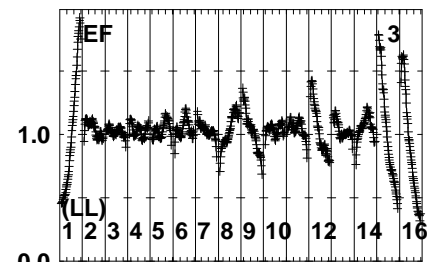
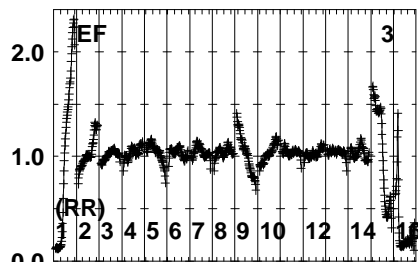
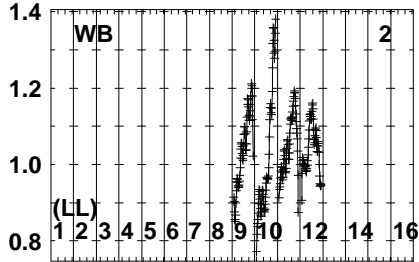
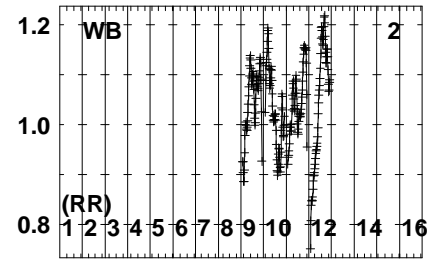
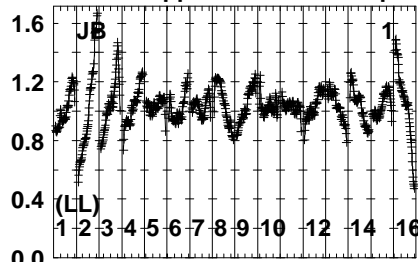
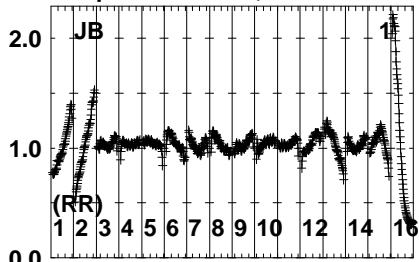


Lower frame: Real Jy
Auto-corr total-power spectrum Antenna: *
Timerange: 00/06:21:01 to 00/06:25:15

Plot file version 43 created 09-MAR-2023 14:12:30

J191142+1952 RG013D.UVDATA.1

Freq = 4.6005 GHz, Bw = 32.000 MH No calibration applied and no bandpass applied

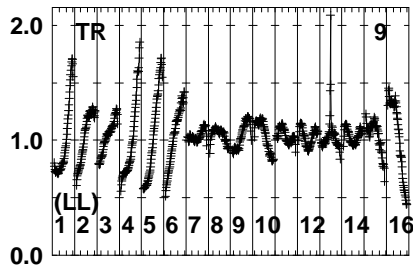
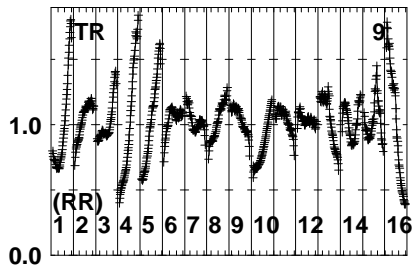
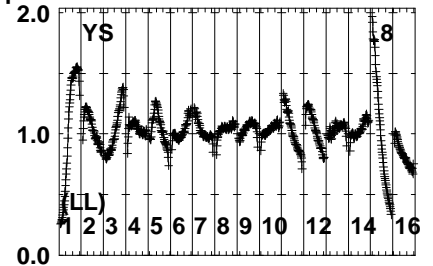
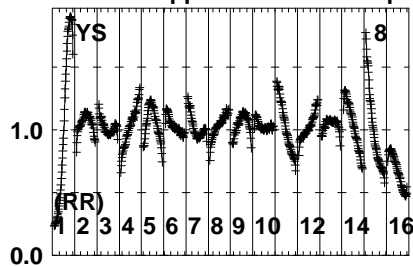
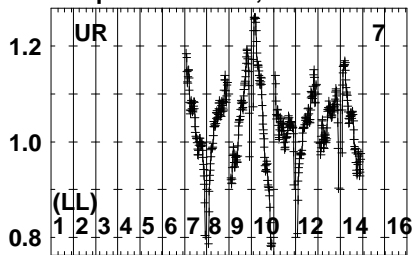


Lower frame: Real Jy
Auto-corr total-power spectrum Antenna: *
Timerange: 00/06:25:32 to 00/06:26:45

Plot file version 44 created 09-MAR-2023 14:12:30

J191142+1952 RG013D.UVDATA.1

Freq = 4.6005 GHz, Bw = 32.000 MH No calibration applied and no bandpass applied

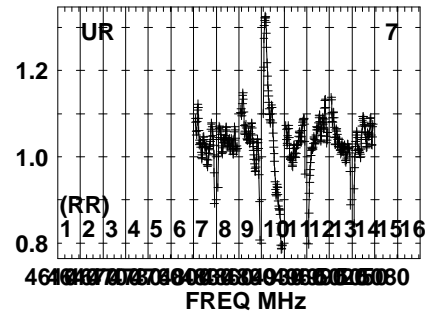
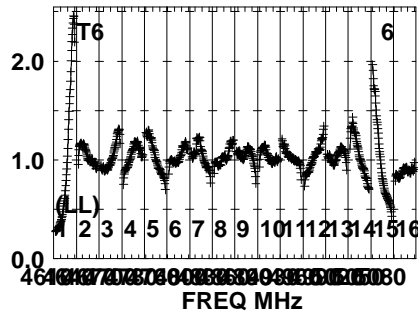
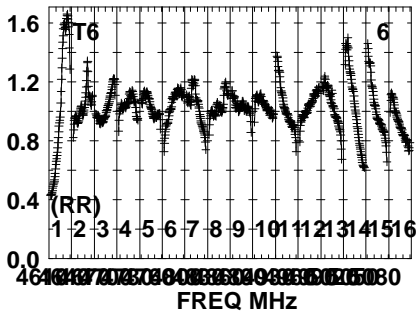
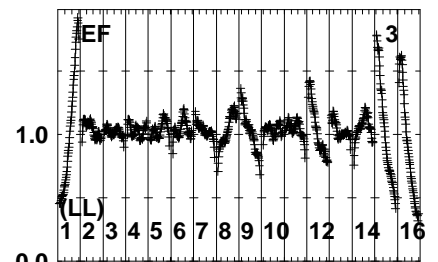
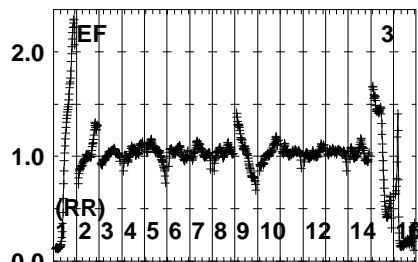
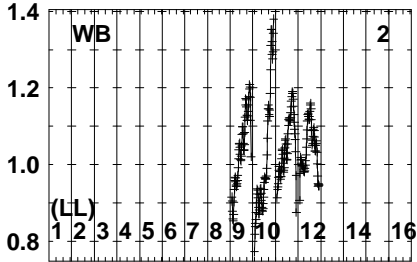
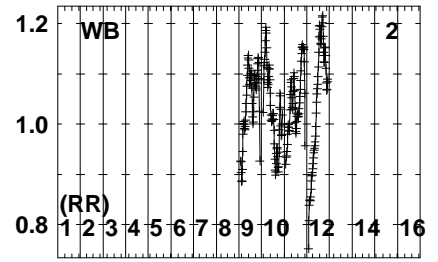
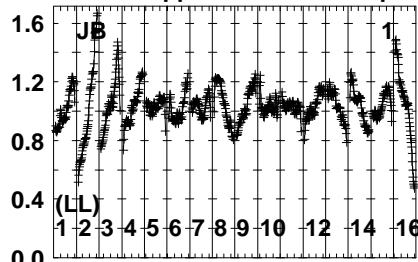
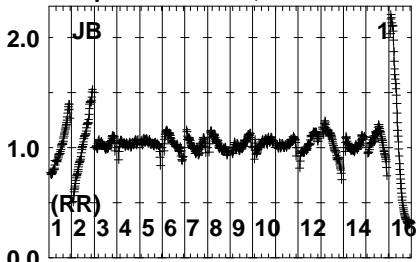


Lower frame: Real Jy
Auto-corr total-power spectrum Antenna: *
Timerange: 00/06:25:32 to 00/06:26:45

Plot file version 45 created 09-MAR-2023 14:12:30

GRB221009A RG013D.UVDATA.1

Freq = 4.6005 GHz, Bw = 32.000 MH No calibration applied and no bandpass applied

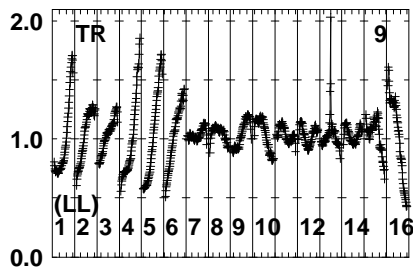
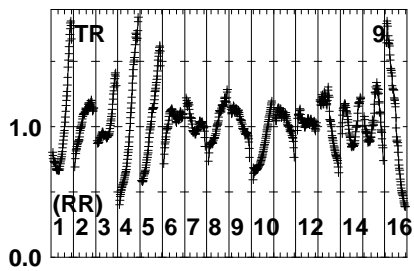
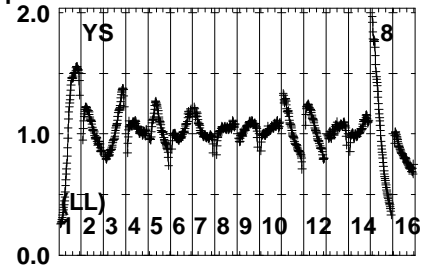
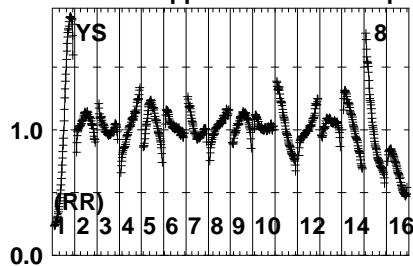
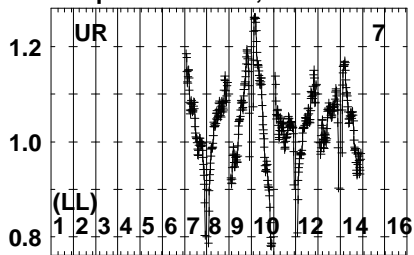


Lower frame: Real Jy
Auto-corr total-power spectrum Antenna: *
Timerange: 00/06:27:01 to 00/06:31:15

Plot file version 46 created 09-MAR-2023 14:12:30

GRB221009A RG013D.UVDATA.1

Freq = 4.6005 GHz, Bw = 32.000 MH No calibration applied and no bandpass applied



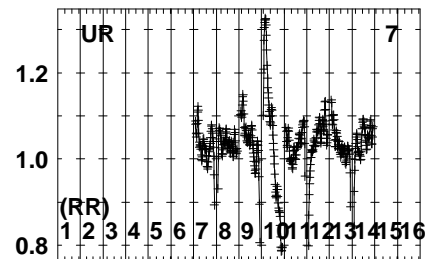
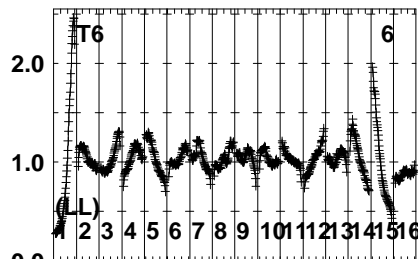
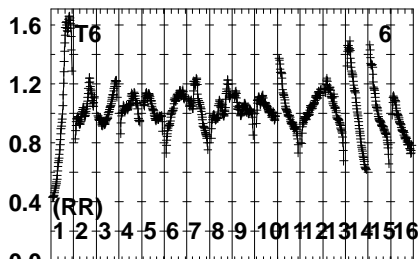
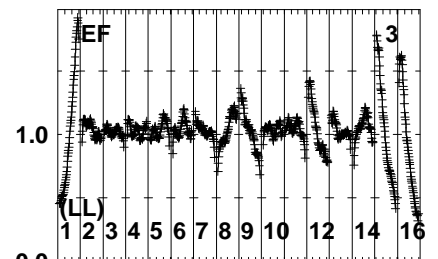
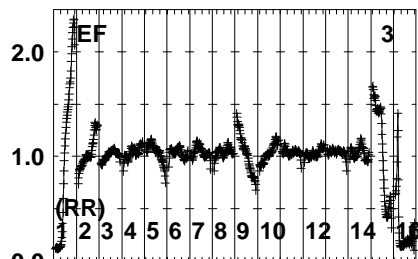
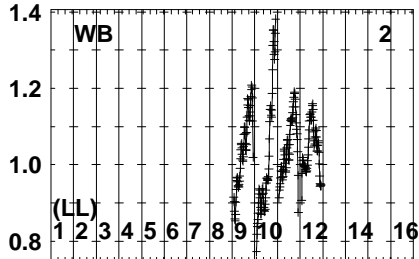
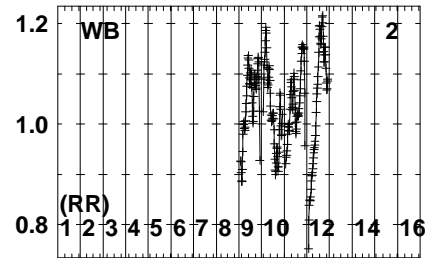
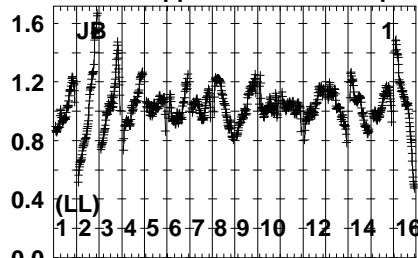
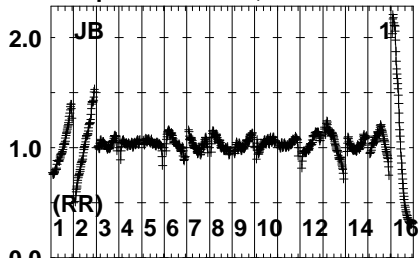
Lower frame: Real Jy
Auto-corr total-power spectrum Antenna: *
Timerange: 00/06:27:01 to 00/06:31:15

Plot file version 47 created 09-MAR-2023 14:12:30

J191142+1952 RG013D.UVDATA.1

Freq = 4.6005 GHz, Bw = 32.000 MH

No calibration applied and no bandpass applied

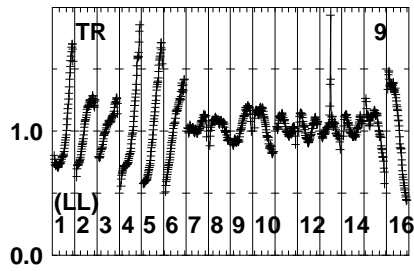
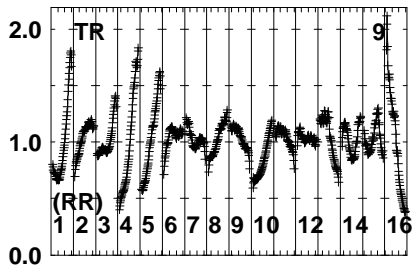
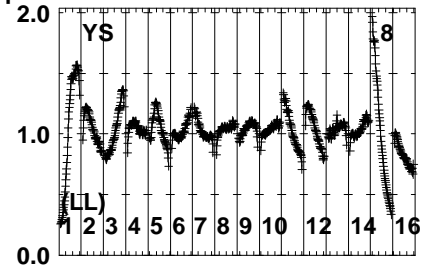
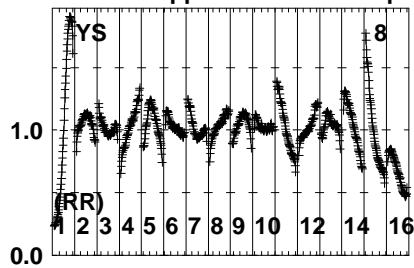
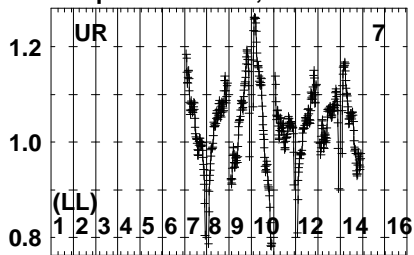


Lower frame: Real Jy
Auto-corr total-power spectrum Antenna: *
Timerange: 00/06:31:32 to 00/06:32:44

Plot file version 48 created 09-MAR-2023 14:12:31

J191142+1952 RG013D.UVDATA.1

Freq = 4.6005 GHz, Bw = 32.000 MH No calibration applied and no bandpass applied

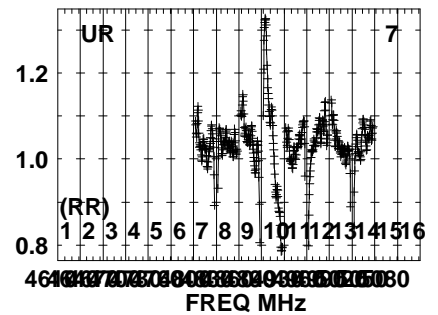
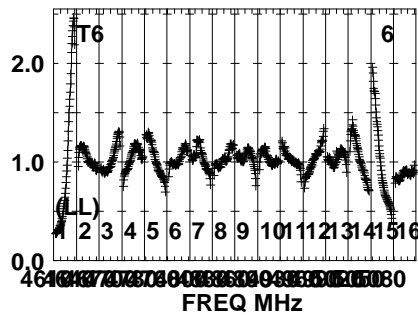
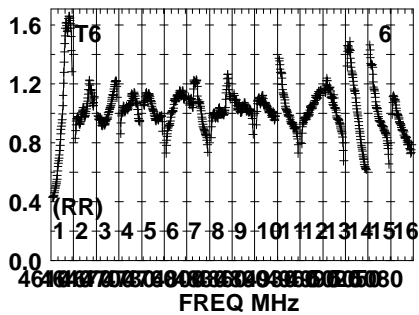
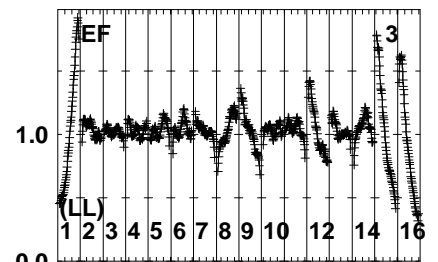
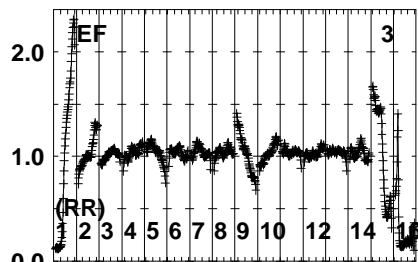
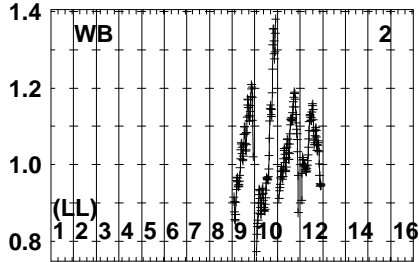
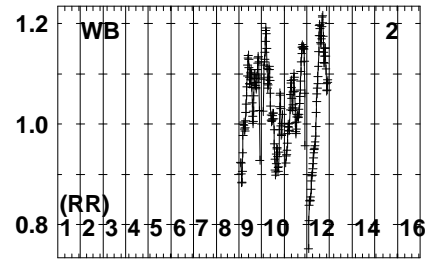
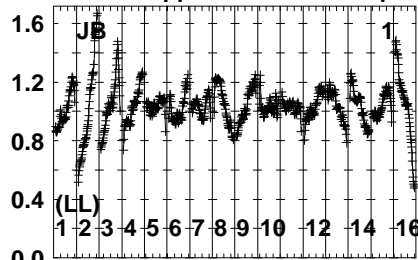
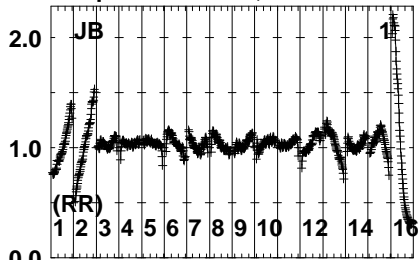


Lower frame: Real Jy
Auto-corr total-power spectrum Antenna: *
Timerange: 00/06:31:32 to 00/06:32:44

Plot file version 49 created 09-MAR-2023 14:12:31

J1905+1943 RG013D.UVDATA.1

Freq = 4.6005 GHz, Bw = 32.000 MH No calibration applied and no bandpass applied

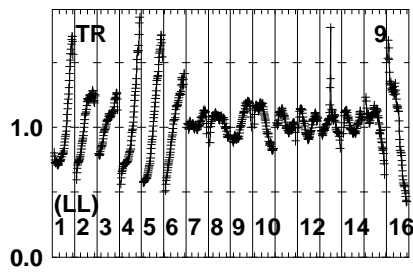
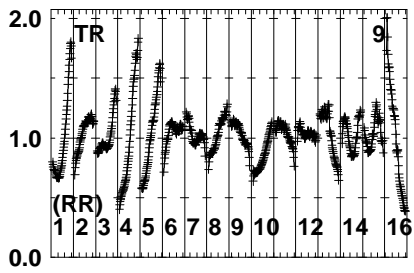
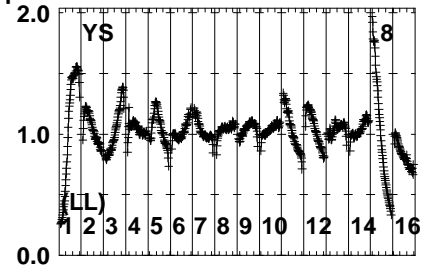
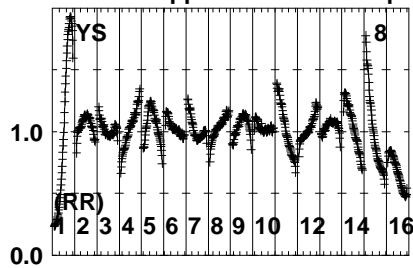
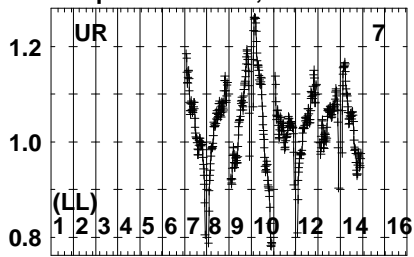


Lower frame: Real Jy
Auto-corr total-power spectrum Antenna: *
Timerange: 00/06:33:01 to 00/06:34:29

Plot file version 50 created 09-MAR-2023 14:12:31

J1905+1943 RG013D.UVDATA.1

Freq = 4.6005 GHz, Bw = 32.000 MH No calibration applied and no bandpass applied

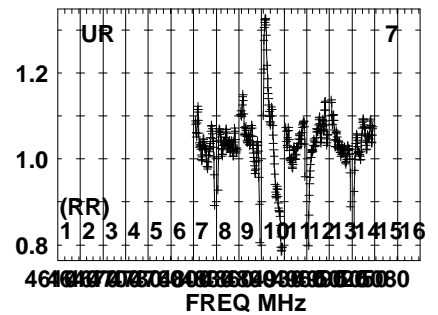
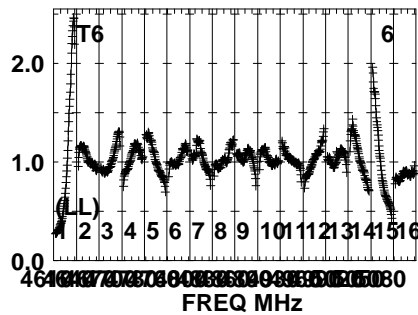
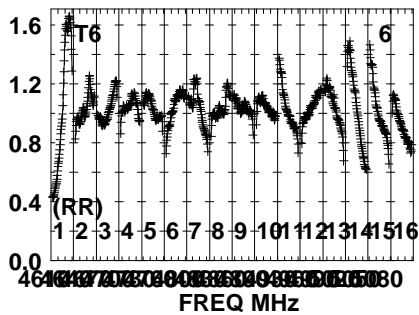
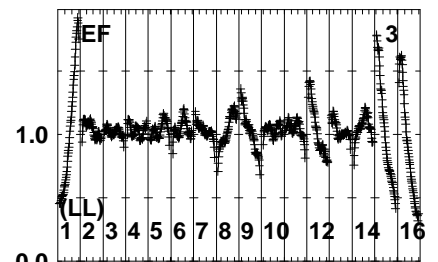
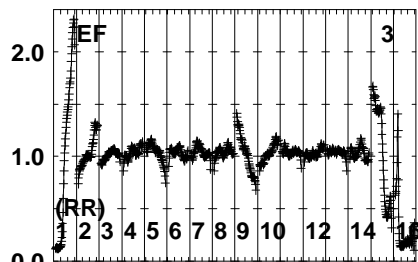
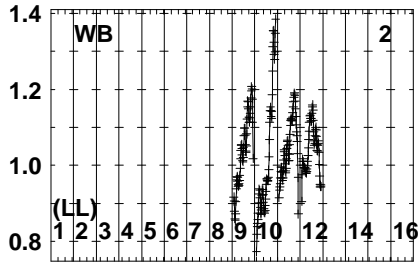
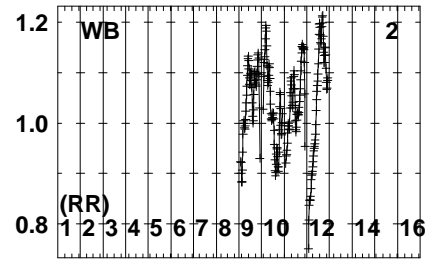
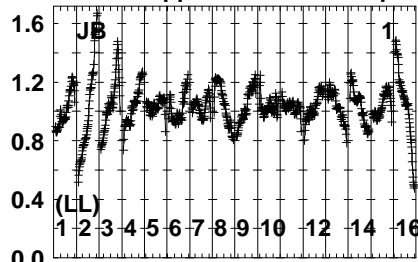
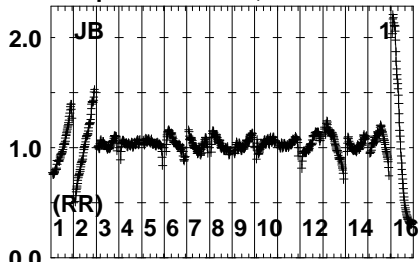


Lower frame: Real Jy
Auto-corr total-power spectrum Antenna: *
Timerange: 00/06:33:01 to 00/06:34:29

Plot file version 51 created 09-MAR-2023 14:12:31

J191142+1952 RG013D.UVDATA.1

Freq = 4.6005 GHz, Bw = 32.000 MH No calibration applied and no bandpass applied

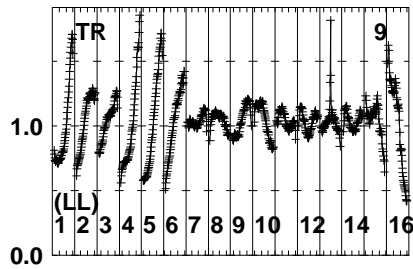
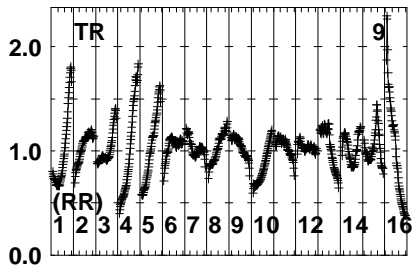
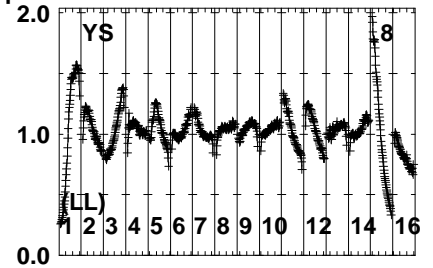
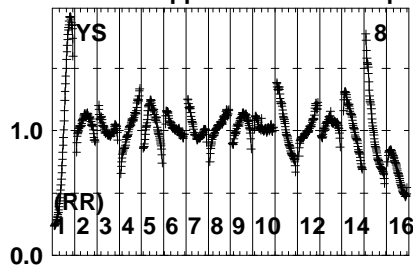
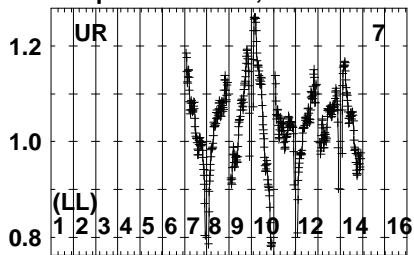


Lower frame: Real Jy
Auto-corr total-power spectrum Antenna: *
Timerange: 00/06:35:02 to 00/06:36:30

Plot file version 52 created 09-MAR-2023 14:12:31

J191142+1952 RG013D.UVDATA.1

Freq = 4.6005 GHz, Bw = 32.000 MH No calibration applied and no bandpass applied

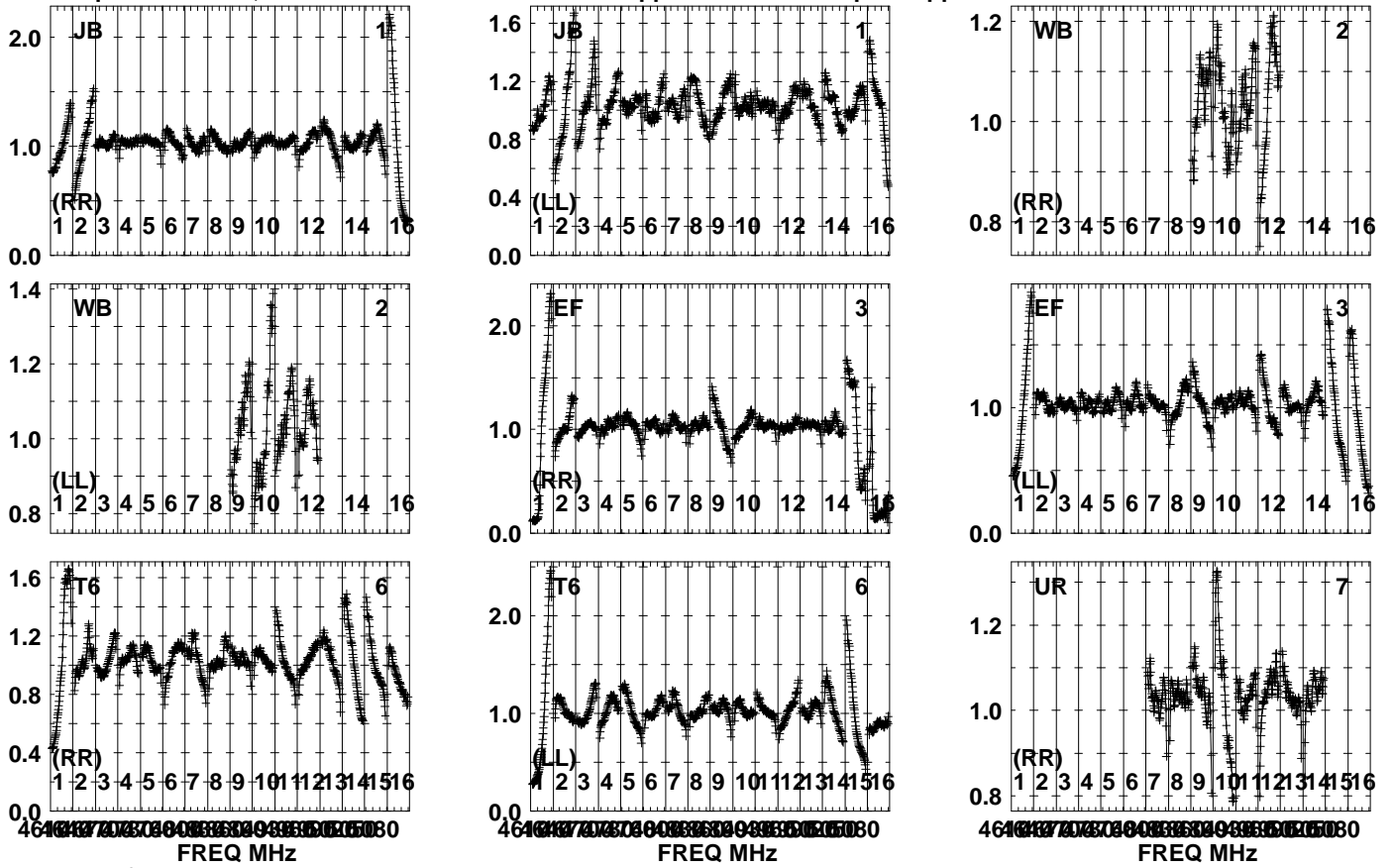


Lower frame: Real Jy
Auto-corr total-power spectrum Antenna: *
Timerange: 00/06:35:02 to 00/06:36:30

Plot file version 53 created 09-MAR-2023 14:12:31

GRB221009A RG013D.UVDATA.1

Freq = 4.6005 GHz, Bw = 32.000 MH No calibration applied and no bandpass applied

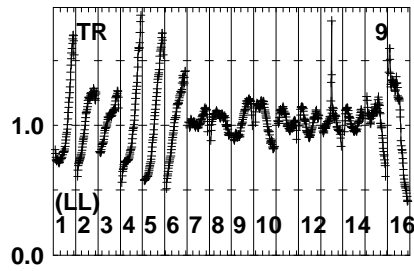
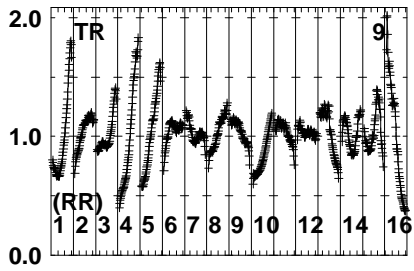
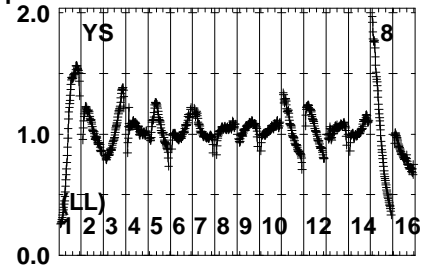
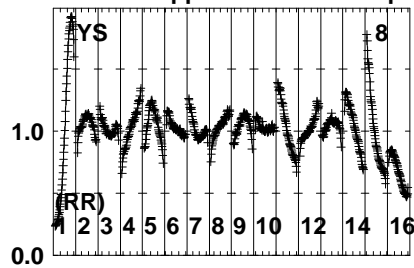
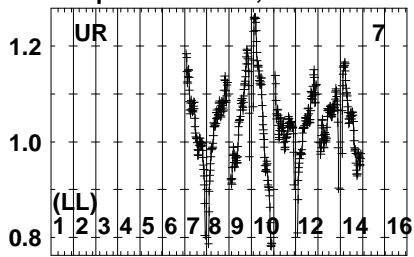


Lower frame: Real Jy
Auto-corr total-power spectrum Antenna: *
Timerange: 00/06:36:47 to 00/06:41:00

Plot file version 54 created 09-MAR-2023 14:12:32

GRB221009A RG013D.UVDATA.1

Freq = 4.6005 GHz, Bw = 32.000 MH No calibration applied and no bandpass applied



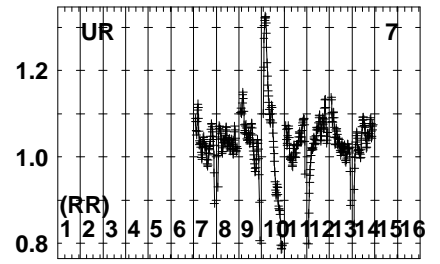
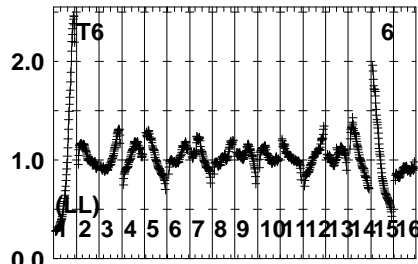
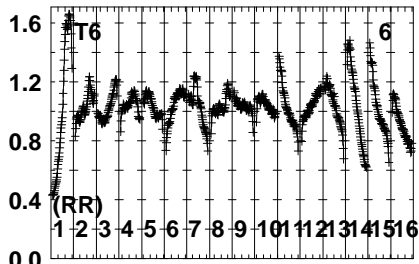
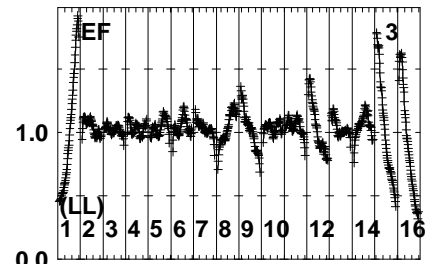
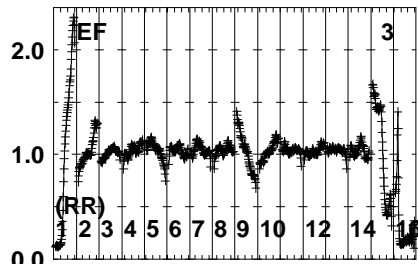
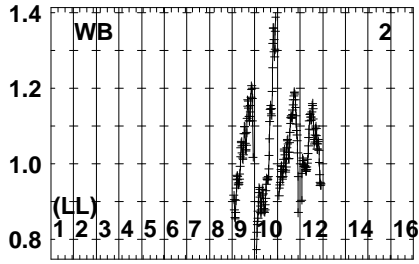
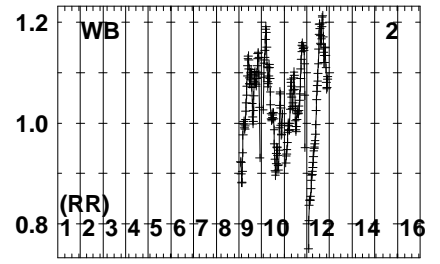
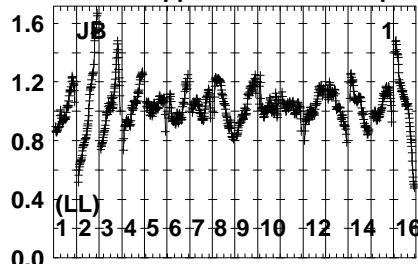
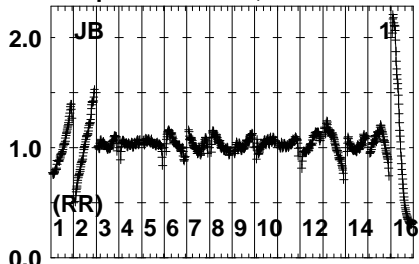
Lower frame: Real Jy
Auto-corr total-power spectrum Antenna: *
Timerange: 00/06:36:47 to 00/06:41:00

Plot file version 55 created 09-MAR-2023 14:12:32

J191142+1952 RG013D.UVDATA.1

Freq = 4.6005 GHz, Bw = 32.000 MH

No calibration applied and no bandpass applied

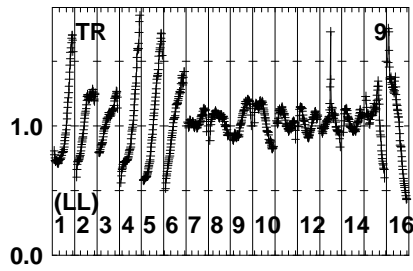
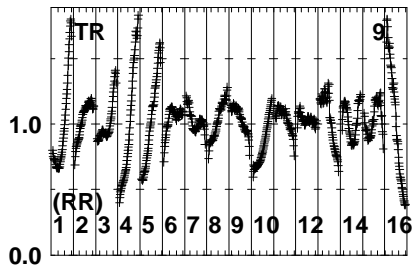
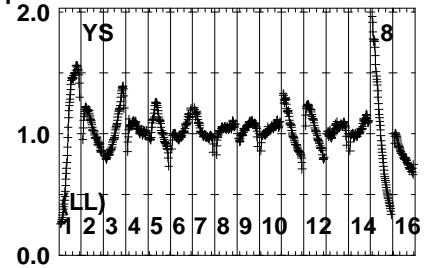
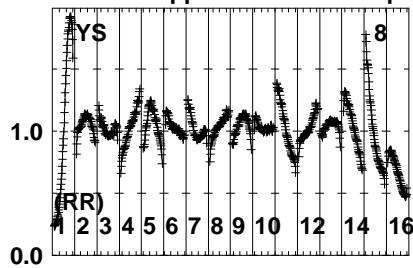
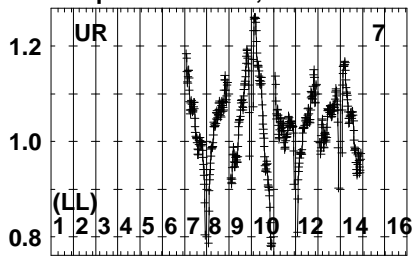


Lower frame: Real Jy
Auto-corr total-power spectrum Antenna: *
Timerange: 00/06:41:16 to 00/06:42:30

Plot file version 56 created 09-MAR-2023 14:12:32

J191142+1952 RG013D.UVDATA.1

Freq = 4.6005 GHz, Bw = 32.000 MH No calibration applied and no bandpass applied

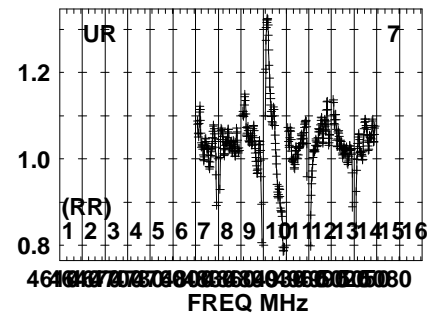
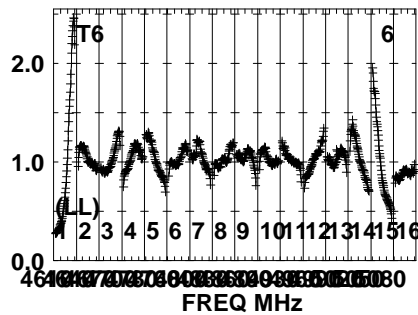
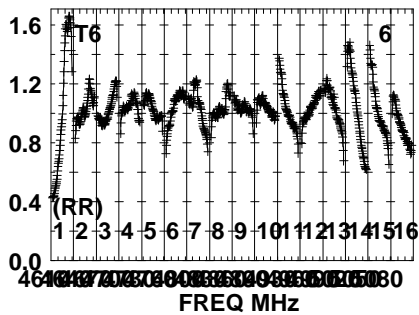
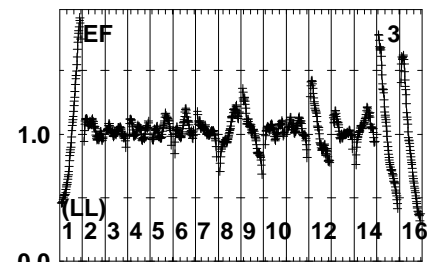
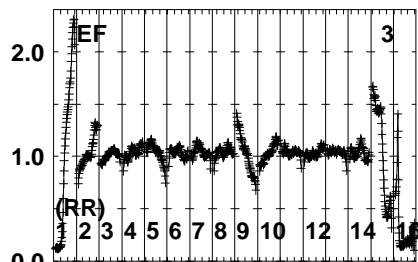
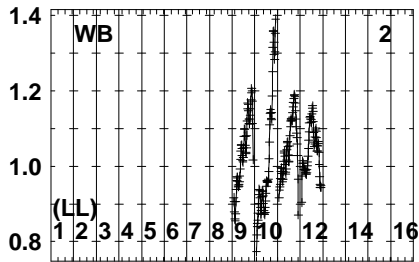
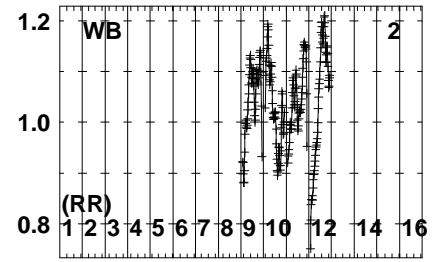
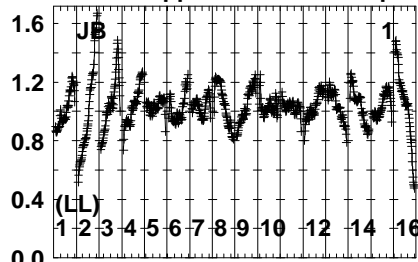
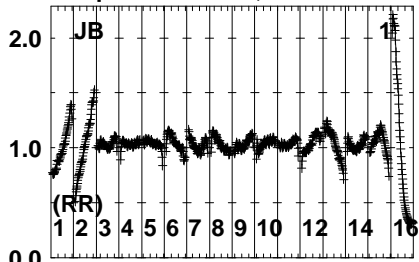


Lower frame: Real Jy
Auto-corr total-power spectrum Antenna: *
Timerange: 00/06:41:16 to 00/06:42:30

Plot file version 57 created 09-MAR-2023 14:12:32

GRB221009A RG013D.UVDATA.1

Freq = 4.6005 GHz, Bw = 32.000 MH No calibration applied and no bandpass applied

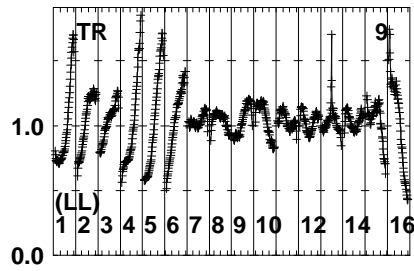
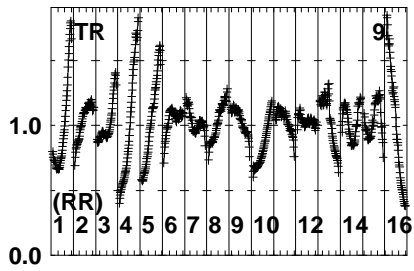
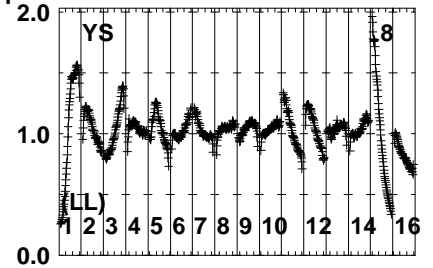
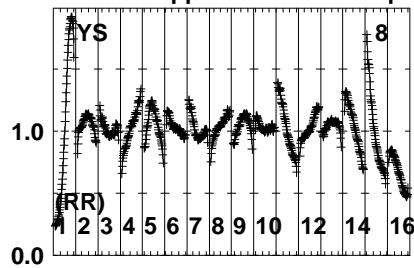
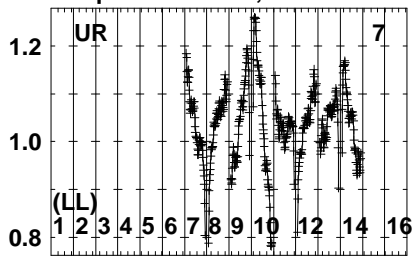


Lower frame: Real Jy
Auto-corr total-power spectrum Antenna: *
Timerange: 00/06:42:47 to 00/06:47:00

Plot file version 58 created 09-MAR-2023 14:12:32

GRB221009A RG013D.UVDATA.1

Freq = 4.6005 GHz, Bw = 32.000 MH No calibration applied and no bandpass applied



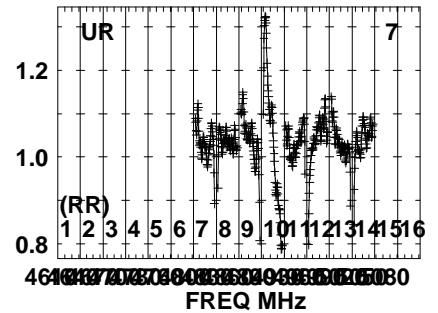
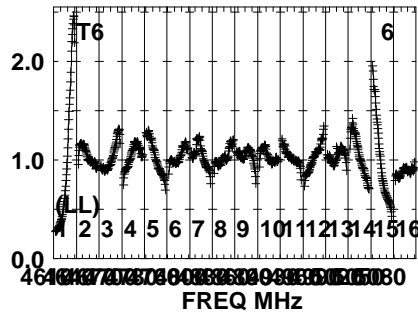
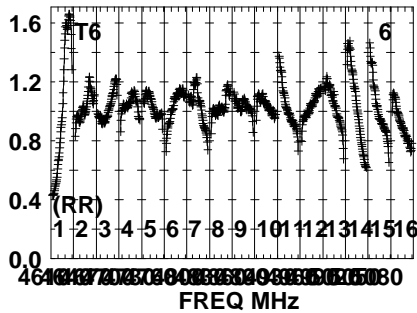
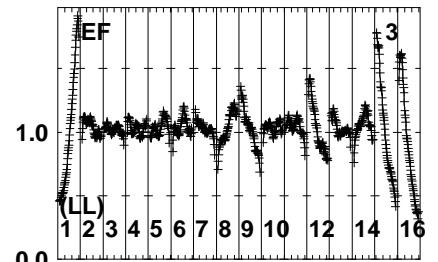
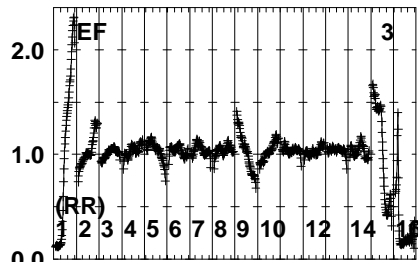
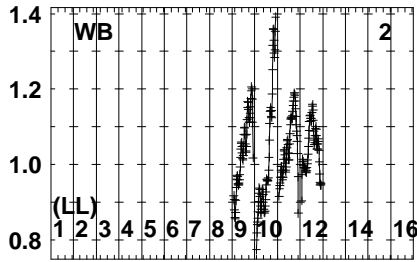
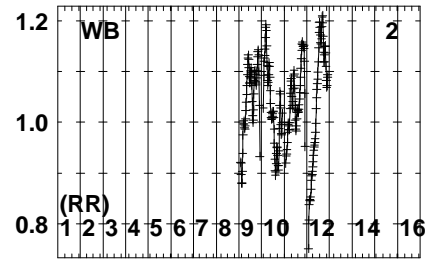
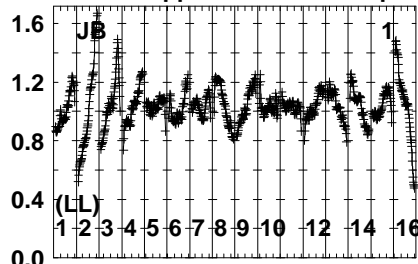
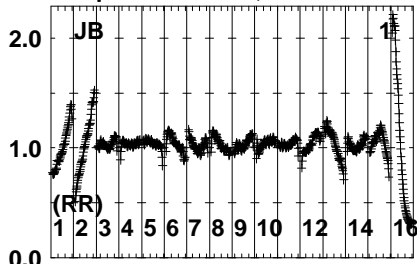
Lower frame: Real Jy
Auto-corr total-power spectrum Antenna: *
Timerange: 00/06:42:47 to 00/06:47:00

Plot file version 59 created 09-MAR-2023 14:12:33

J191142+1952 RG013D.UVDATA.1

Freq = 4.6005 GHz, Bw = 32.000 MH

No calibration applied and no bandpass applied

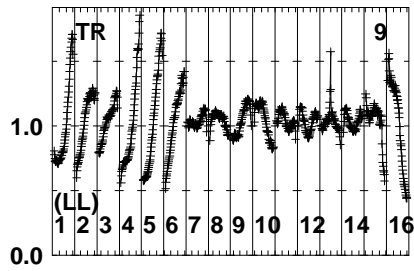
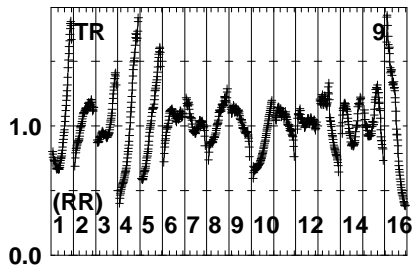
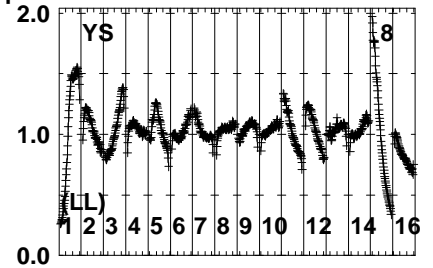
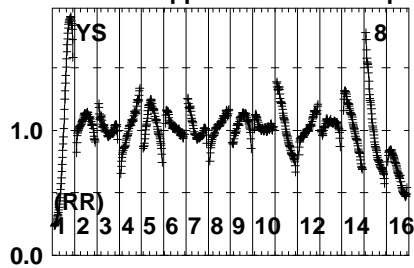
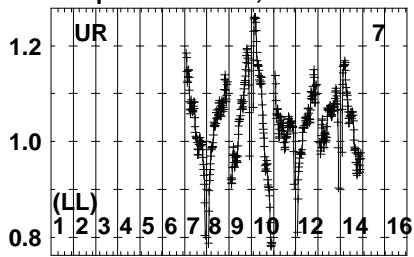


Lower frame: Real Jy
Auto-corr total-power spectrum Antenna: *
Timerange: 00/06:47:16 to 00/06:48:30

Plot file version 60 created 09-MAR-2023 14:12:33

J191142+1952 RG013D.UVDATA.1

Freq = 4.6005 GHz, Bw = 32.000 MH No calibration applied and no bandpass applied

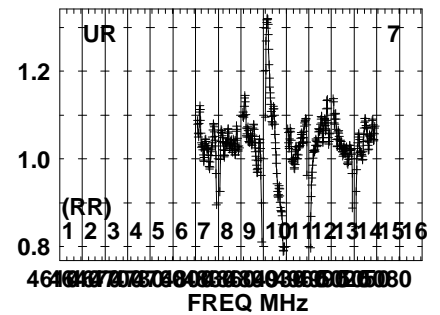
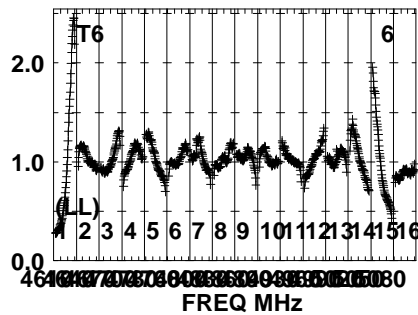
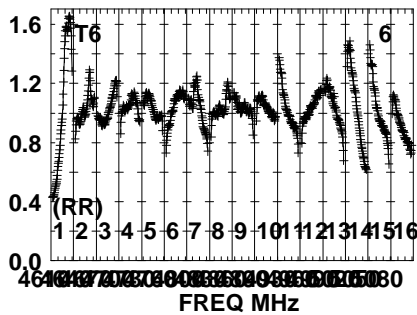
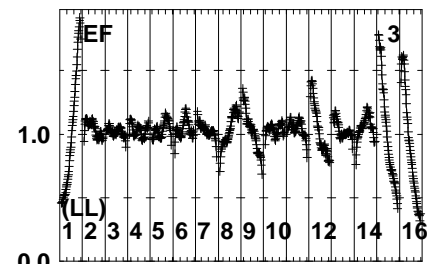
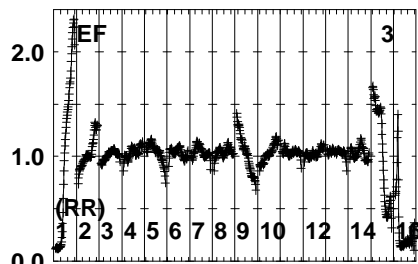
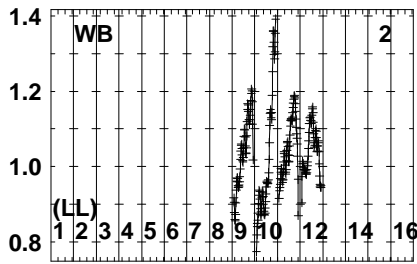
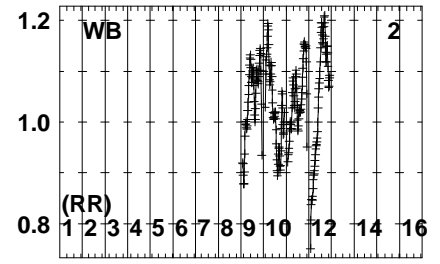
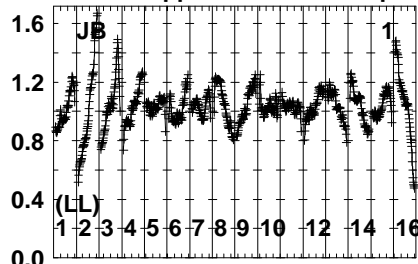
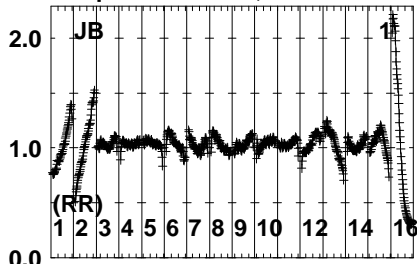


Lower frame: Real Jy
Auto-corr total-power spectrum Antenna: *
Timerange: 00/06:47:16 to 00/06:48:30

Plot file version 61 created 09-MAR-2023 14:12:33

J1923+2010 RG013D.UVDATA.1

Freq = 4.6005 GHz, Bw = 32.000 MH No calibration applied and no bandpass applied

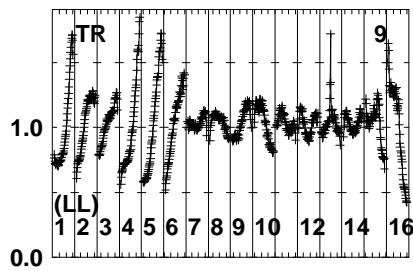
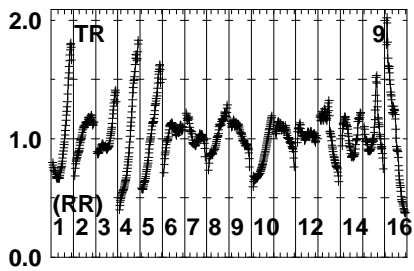
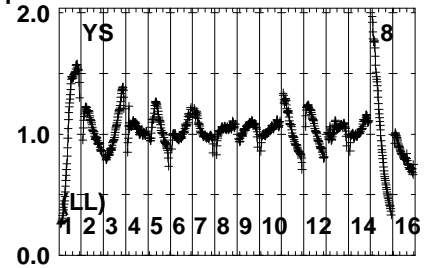
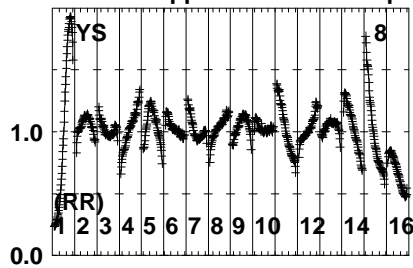
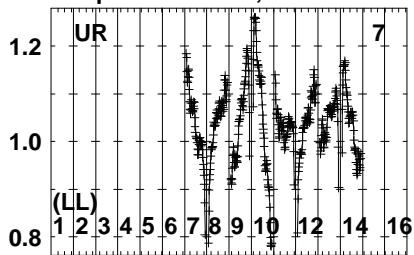


Lower frame: Real Jy
Auto-corr total-power spectrum Antenna: *
Timerange: 00/06:48:56 to 00/06:50:10

Plot file version 62 created 09-MAR-2023 14:12:33

J1923+2010 RG013D.UVDATA.1

Freq = 4.6005 GHz, Bw = 32.000 MH No calibration applied and no bandpass applied



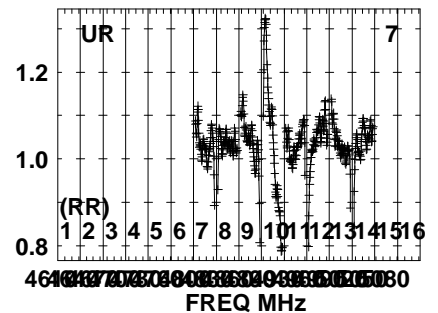
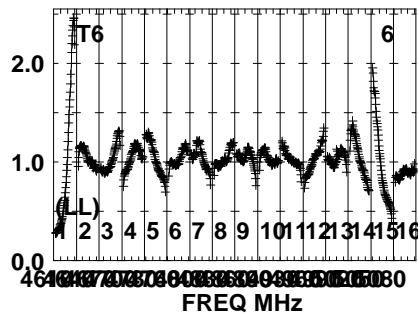
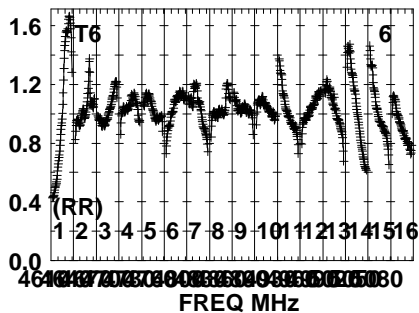
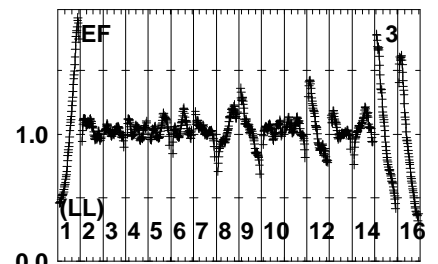
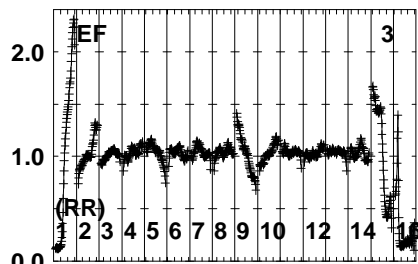
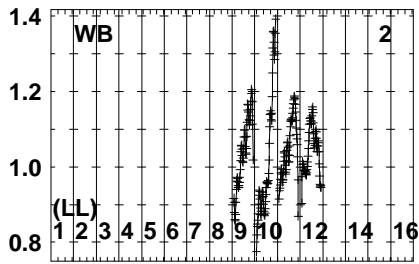
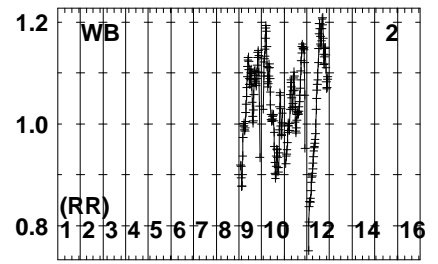
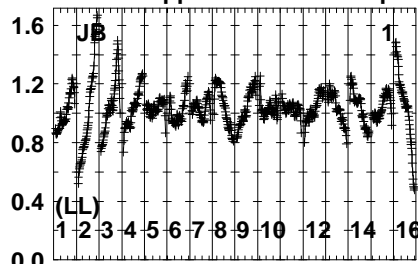
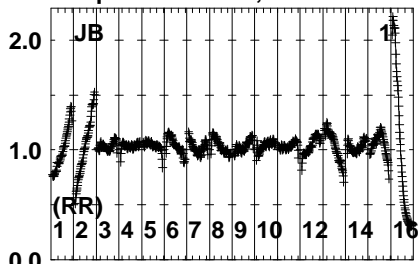
Lower frame: Real Jy
Auto-corr total-power spectrum Antenna: *
Timerange: 00/06:48:56 to 00/06:50:10

Plot file version 63 created 09-MAR-2023 14:12:33

J191142+1952 RG013D.UVDATA.1

Freq = 4.6005 GHz, Bw = 32.000 MH

No calibration applied and no bandpass applied

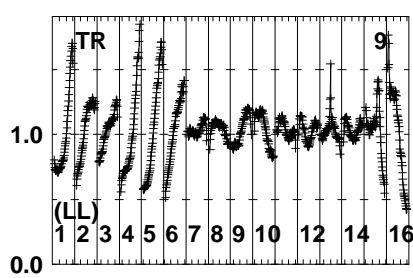
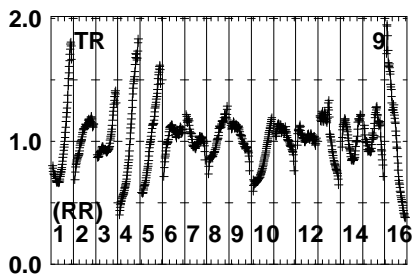
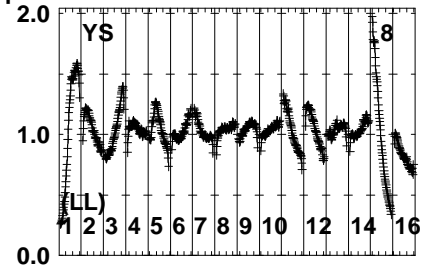
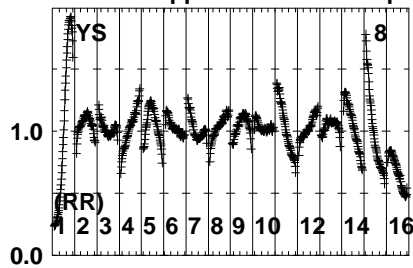
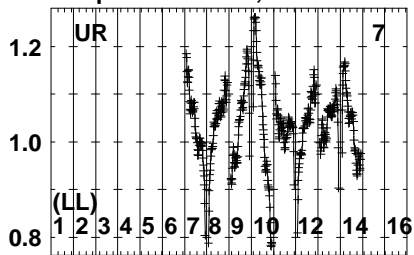


Lower frame: Real Jy
Auto-corr total-power spectrum Antenna: *
Timerange: 00/06:50:41 to 00/06:52:10

Plot file version 64 created 09-MAR-2023 14:12:33

J191142+1952 RG013D.UVDATA.1

Freq = 4.6005 GHz, Bw = 32.000 MH No calibration applied and no bandpass applied

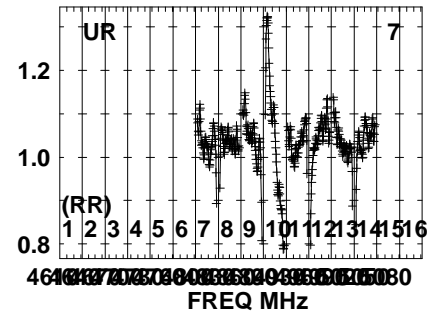
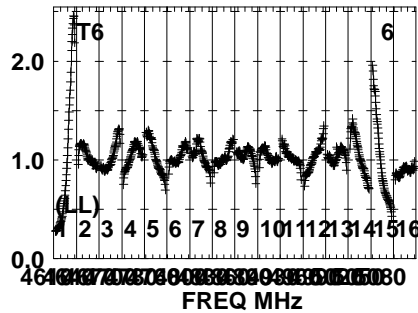
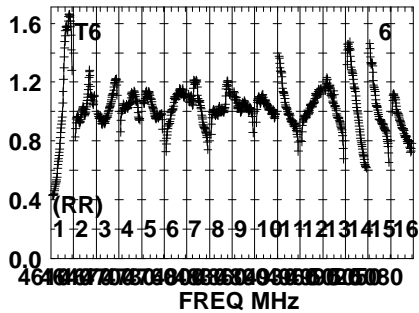
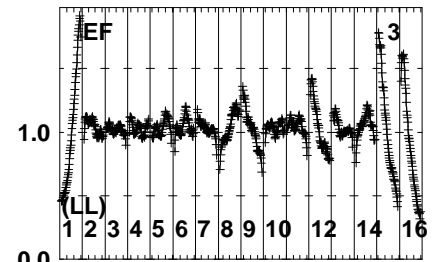
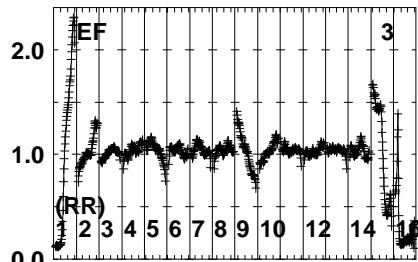
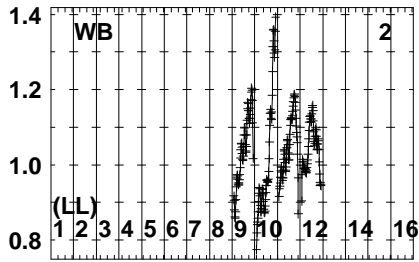
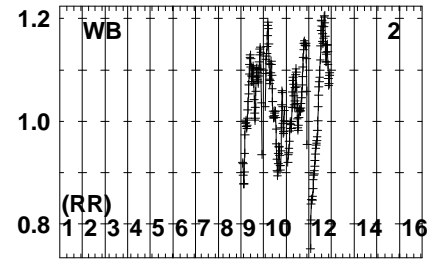
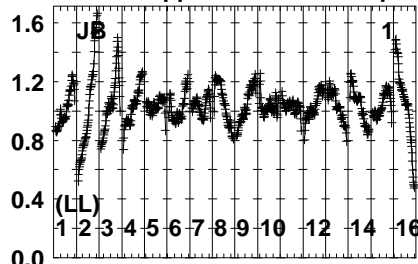
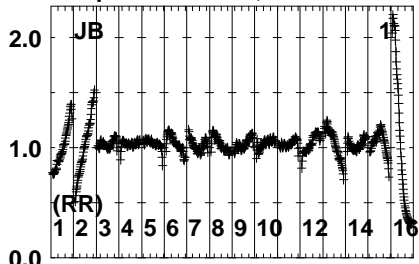


Lower frame: Real Jy
Auto-corr total-power spectrum Antenna: *
Timerange: 00/06:50:41 to 00/06:52:10

Plot file version 65 created 09-MAR-2023 14:12:33

GRB221009A RG013D.UVDATA.1

Freq = 4.6005 GHz, Bw = 32.000 MH No calibration applied and no bandpass applied

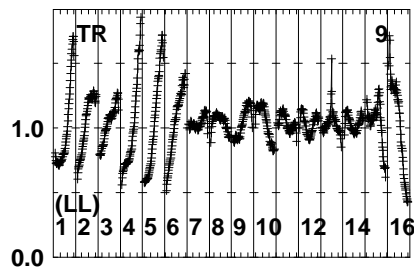
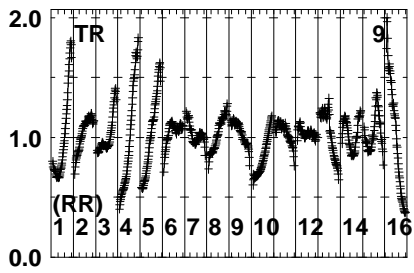
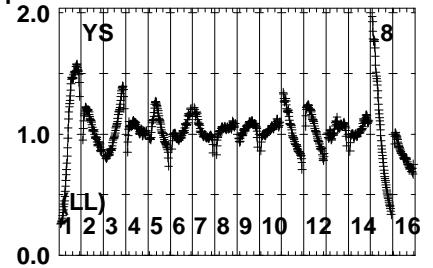
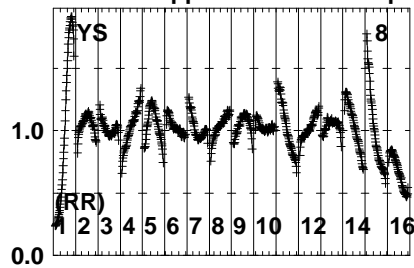
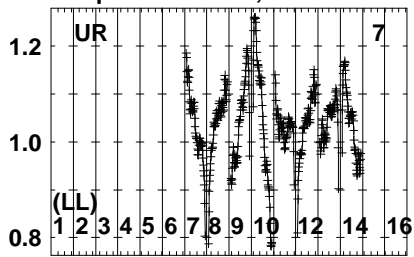


Lower frame: Real Jy
Auto-corr total-power spectrum Antenna: *
Timerange: 00/06:52:26 to 00/06:56:39

Plot file version 66 created 09-MAR-2023 14:12:34

GRB221009A RG013D.UVDATA.1

Freq = 4.6005 GHz, Bw = 32.000 MH No calibration applied and no bandpass applied

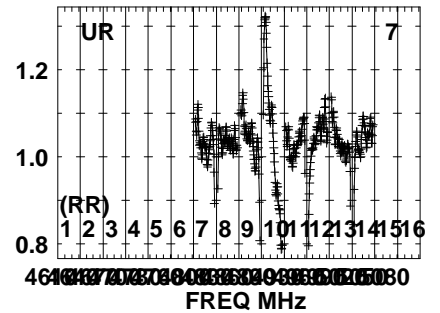
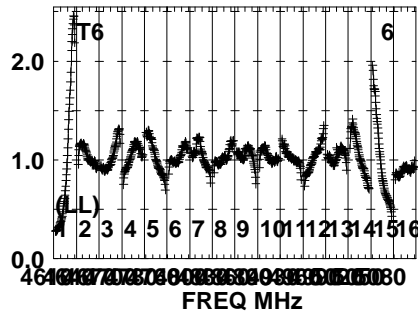
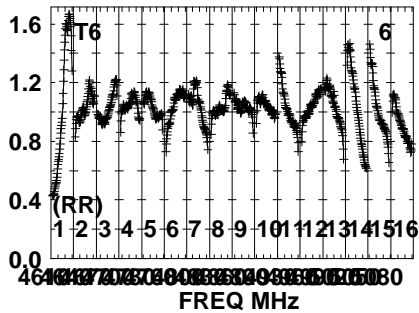
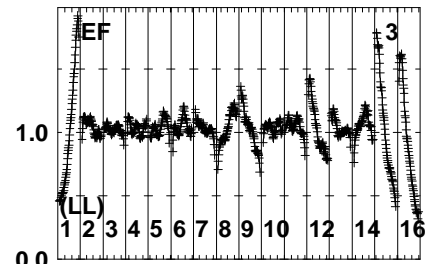
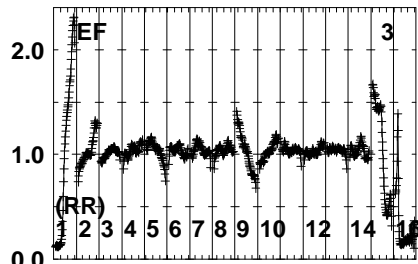
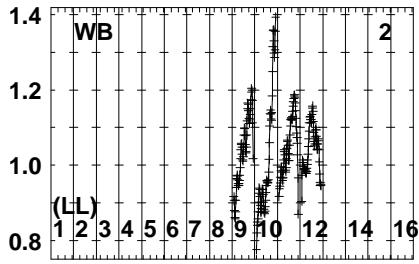
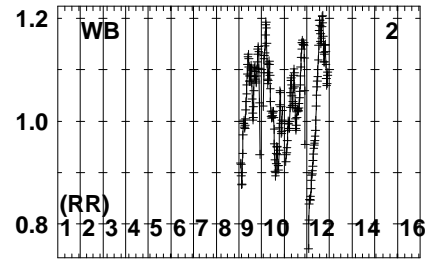
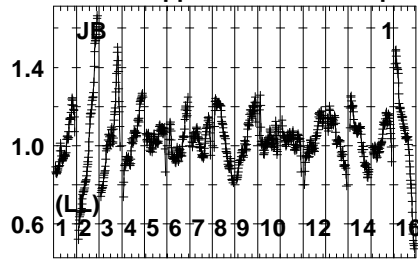
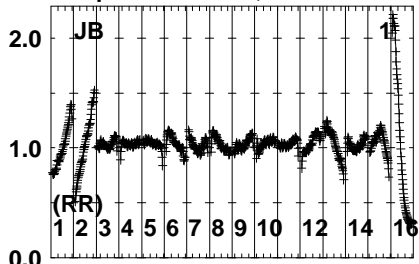


Lower frame: Real Jy
Auto-corr total-power spectrum Antenna: *
Timerange: 00/06:52:26 to 00/06:56:39

Plot file version 67 created 09-MAR-2023 14:12:34

J191142+1952 RG013D.UVDATA.1

Freq = 4.6005 GHz, Bw = 32.000 MH No calibration applied and no bandpass applied

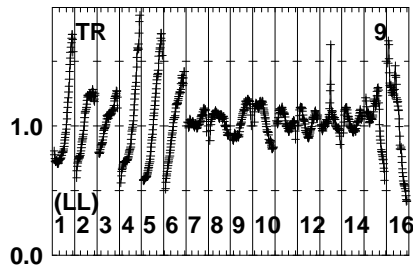
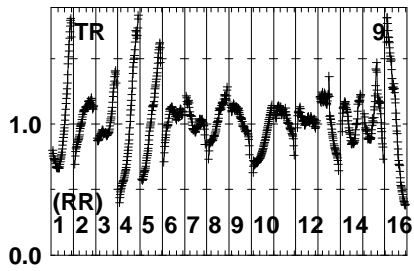
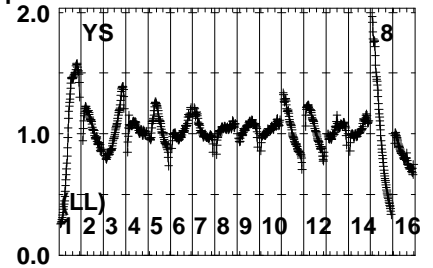
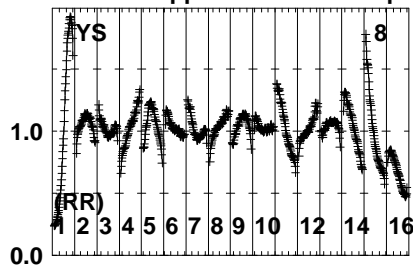
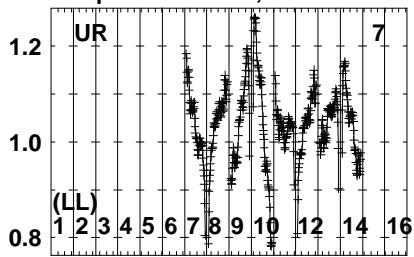


Lower frame: Real Jy
Auto-corr total-power spectrum Antenna: *
Timerange: 00/06:56:57 to 00/06:58:09

Plot file version 68 created 09-MAR-2023 14:12:34

J191142+1952 RG013D.UVDATA.1

Freq = 4.6005 GHz, Bw = 32.000 MH No calibration applied and no bandpass applied

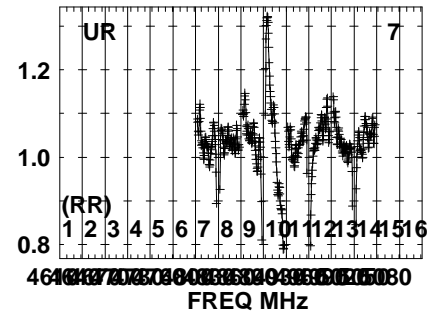
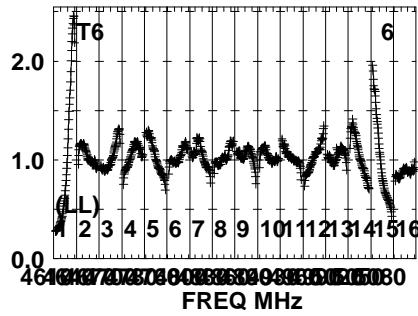
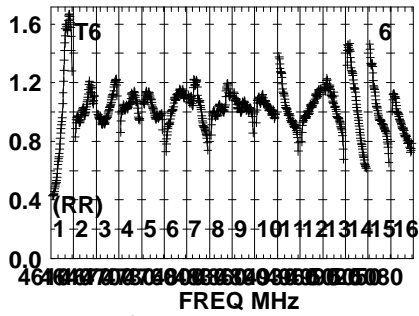
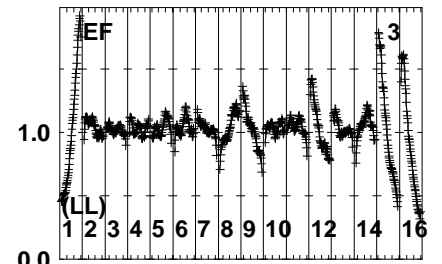
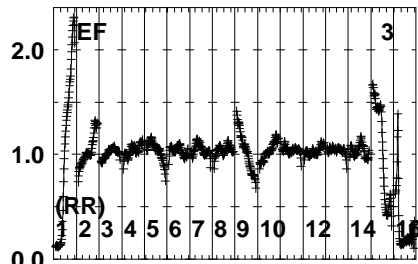
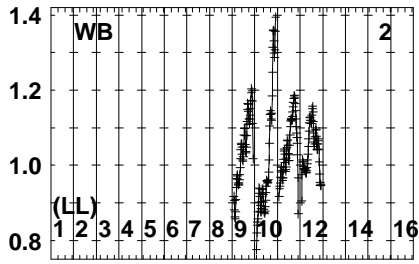
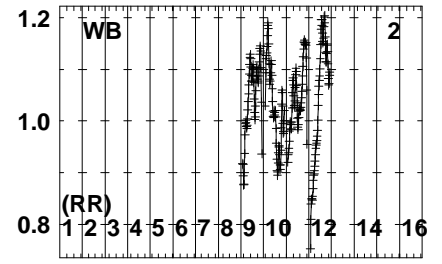
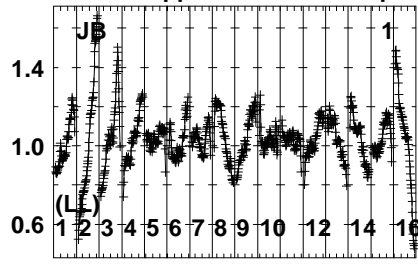
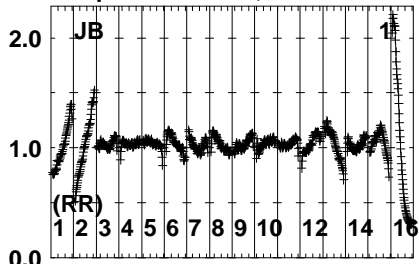


Lower frame: Real Jy
Auto-corr total-power spectrum Antenna: *
Timerange: 00/06:56:57 to 00/06:58:09

Plot file version 69 created 09-MAR-2023 14:12:34

GRB221009A RG013D.UVDATA.1

Freq = 4.6005 GHz, Bw = 32.000 MH No calibration applied and no bandpass applied

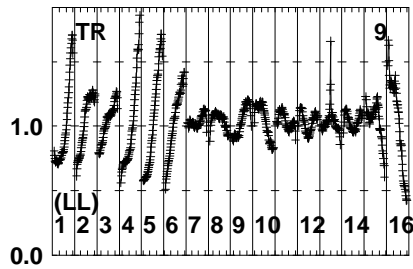
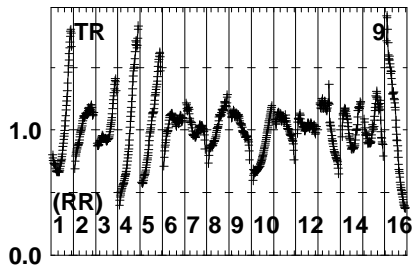
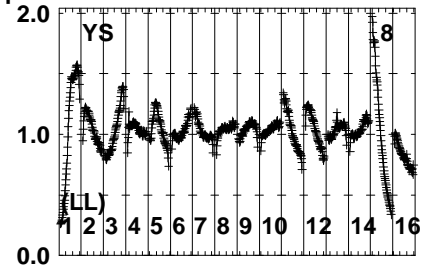
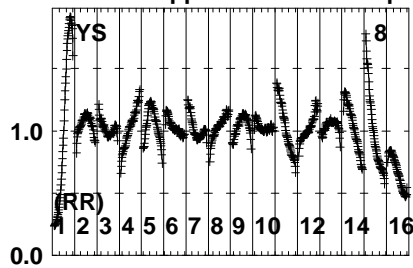
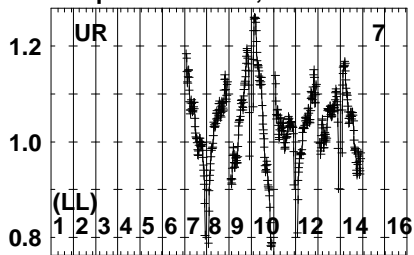


Lower frame: Real Jy
Auto-corr total-power spectrum Antenna: *
Timerange: 00/06:58:27 to 00/07:02:40

Plot file version 70 created 09-MAR-2023 14:12:34

GRB221009A RG013D.UVDATA.1

Freq = 4.6005 GHz, Bw = 32.000 MH No calibration applied and no bandpass applied

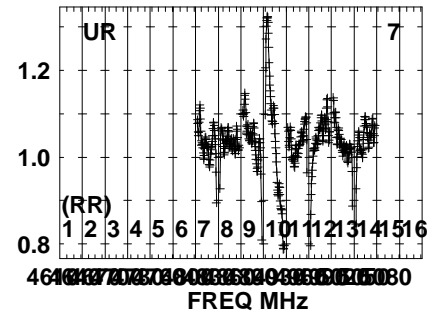
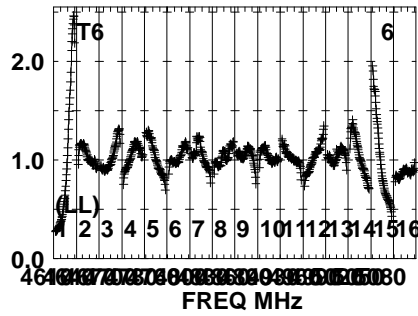
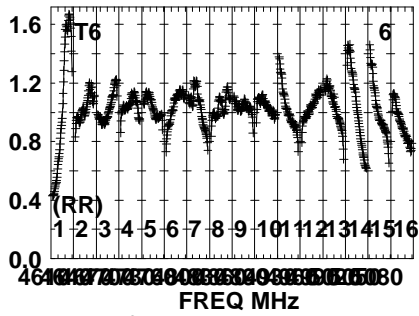
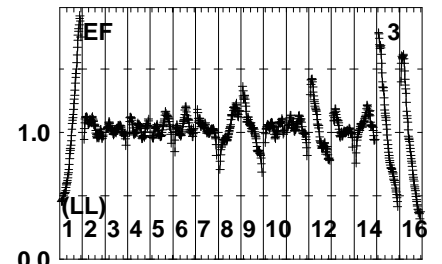
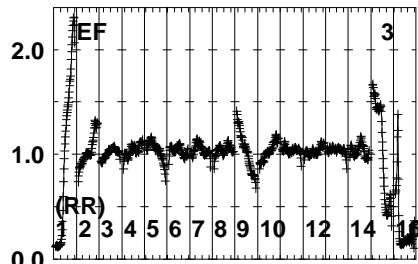
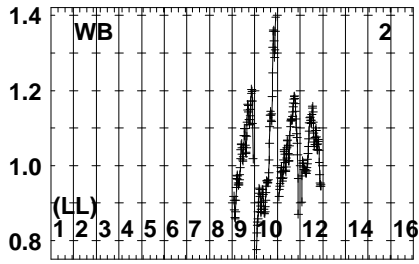
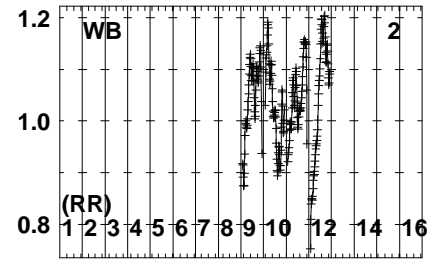
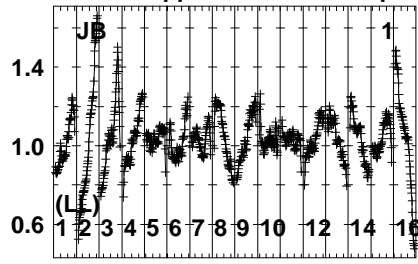
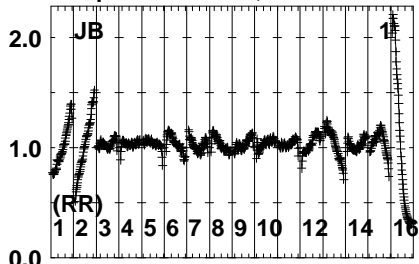


Lower frame: Real Jy
Auto-corr total-power spectrum Antenna: *
Timerange: 00/06:58:27 to 00/07:02:40

Plot file version 71 created 09-MAR-2023 14:12:35

J191142+1952 RG013D.UVDATA.1

Freq = 4.6005 GHz, Bw = 32.000 MH No calibration applied and no bandpass applied

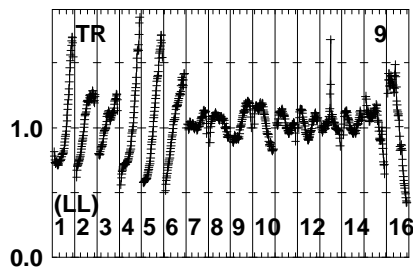
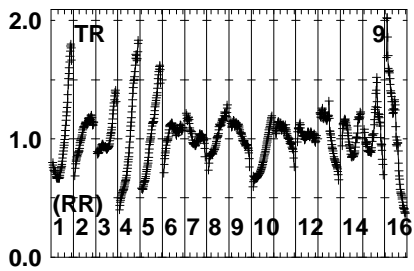
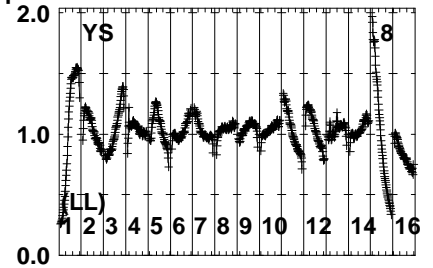
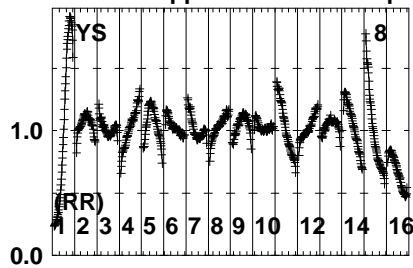
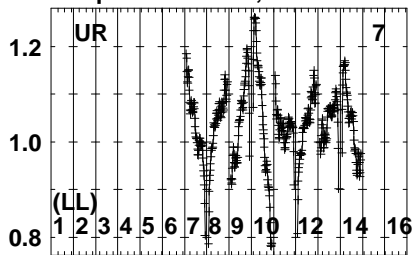


Lower frame: Real Jy
Auto-corr total-power spectrum Antenna: *
Timerange: 00/07:02:56 to 00/07:04:10

Plot file version 72 created 09-MAR-2023 14:12:35

J191142+1952 RG013D.UVDATA.1

Freq = 4.6005 GHz, Bw = 32.000 MH No calibration applied and no bandpass applied

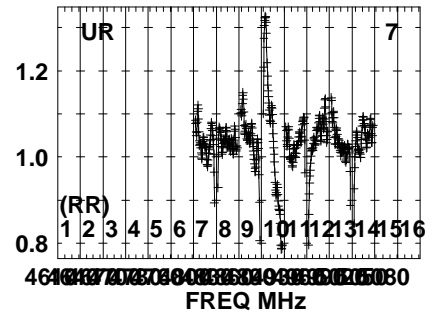
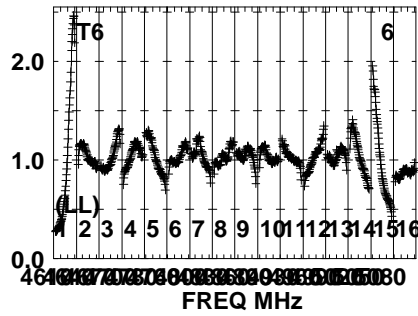
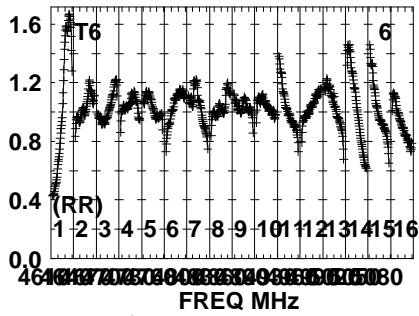
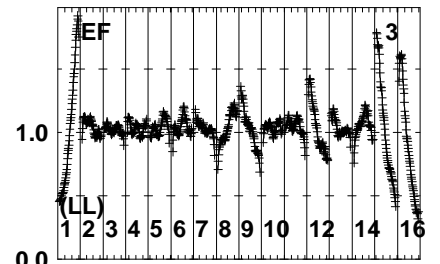
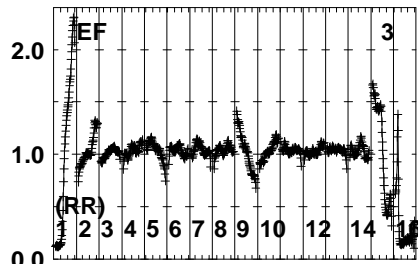
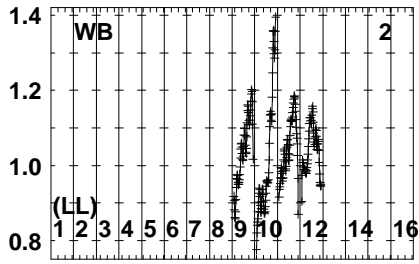
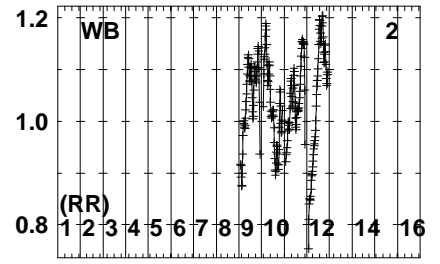
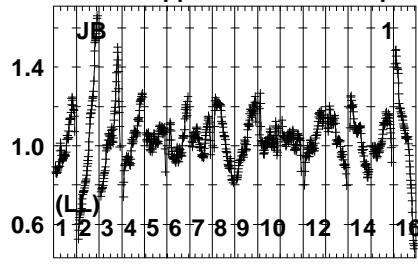
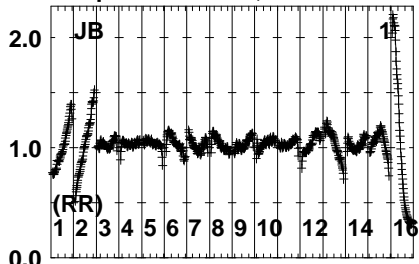


Lower frame: Real Jy
Auto-corr total-power spectrum Antenna: *
Timerange: 00/07:02:56 to 00/07:04:10

Plot file version 73 created 09-MAR-2023 14:12:35

J191249+1940 RG013D.UVDATA.1

Freq = 4.6005 GHz, Bw = 32.000 MH No calibration applied and no bandpass applied

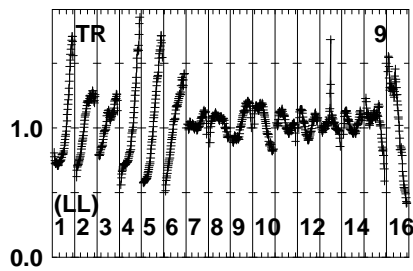
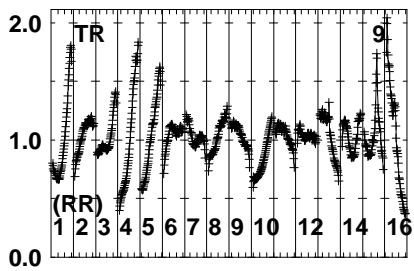
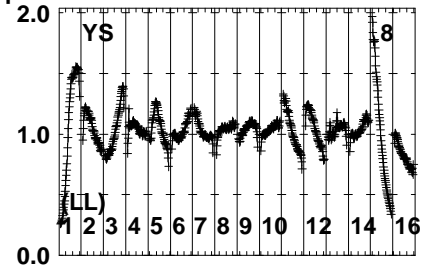
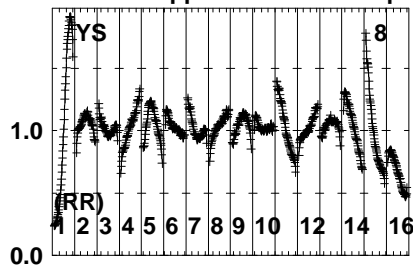
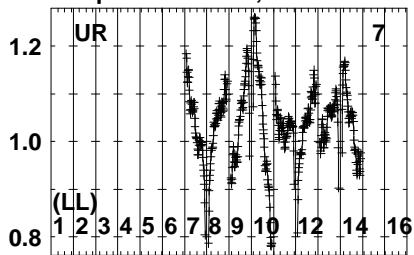


Lower frame: Real Jy
Auto-corr total-power spectrum Antenna: *
Timerange: 00/07:04:27 to 00/07:05:39

Plot file version 74 created 09-MAR-2023 14:12:35

J191249+1940 RG013D.UVDATA.1

Freq = 4.6005 GHz, Bw = 32.000 MH No calibration applied and no bandpass applied

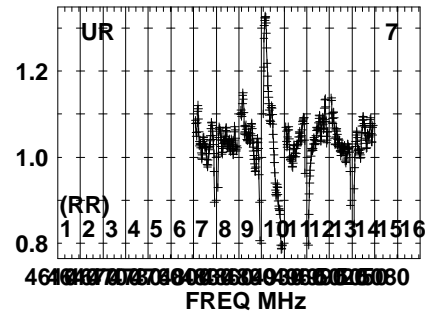
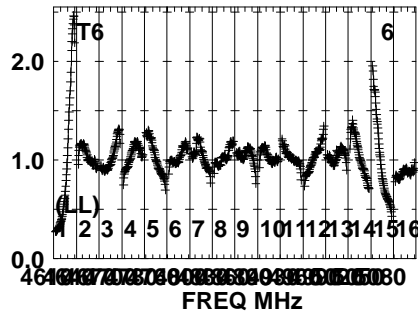
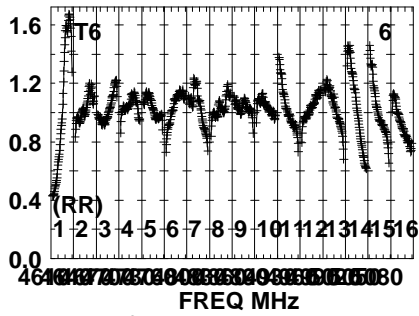
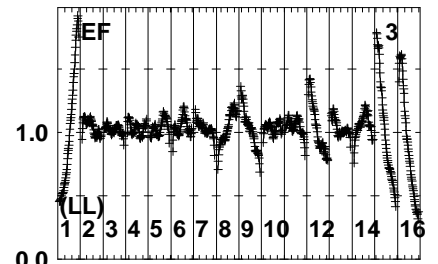
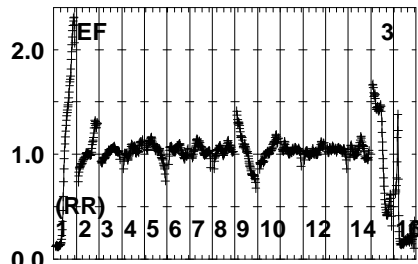
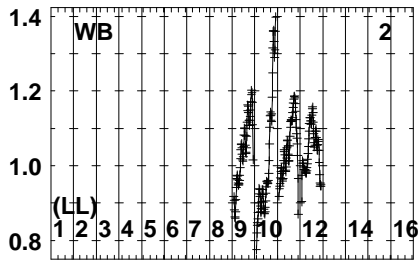
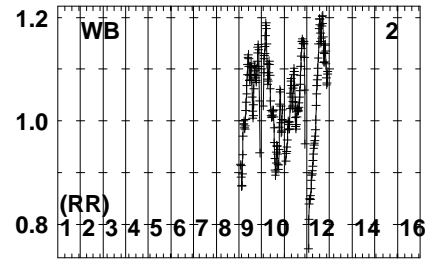
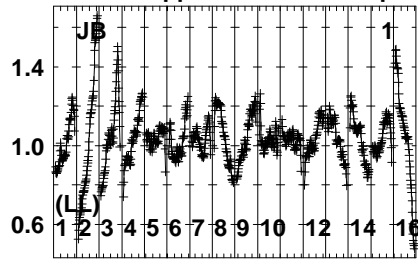
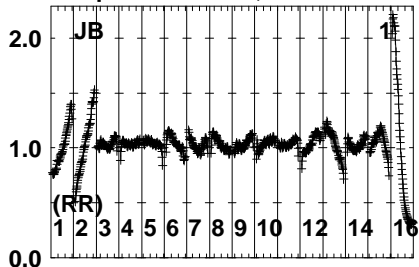


Lower frame: Real Jy
Auto-corr total-power spectrum Antenna: *
Timerange: 00/07:04:27 to 00/07:05:39

Plot file version 75 created 09-MAR-2023 14:12:35

J191142+1952 RG013D.UVDATA.1

Freq = 4.6005 GHz, Bw = 32.000 MH No calibration applied and no bandpass applied

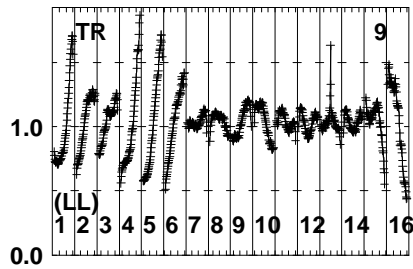
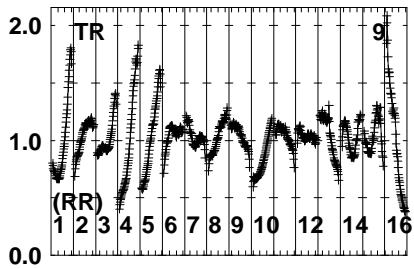
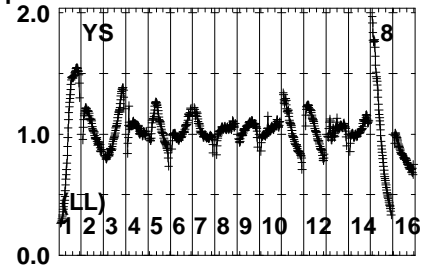
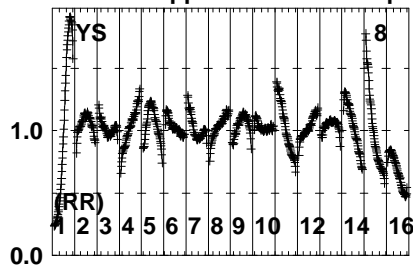
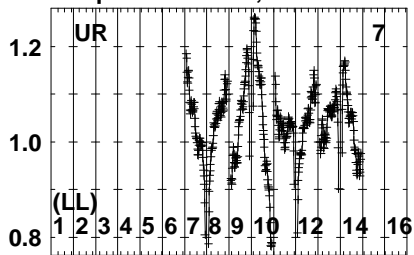


Lower frame: Real Jy
Auto-corr total-power spectrum Antenna: *
Timerange: 00/07:06:01 to 00/07:07:30

Plot file version 76 created 09-MAR-2023 14:12:35

J191142+1952 RG013D.UVDATA.1

Freq = 4.6005 GHz, Bw = 32.000 MH No calibration applied and no bandpass applied

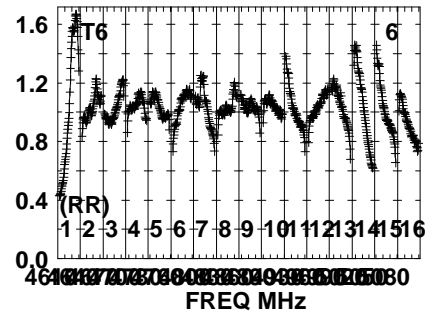
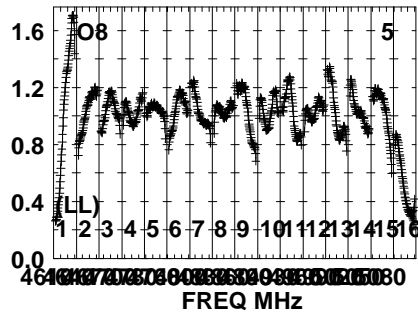
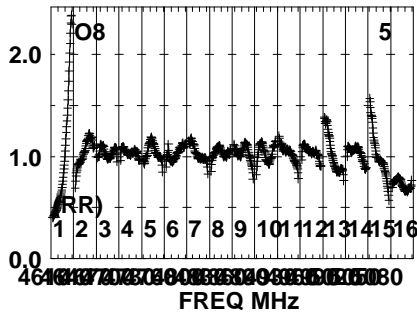
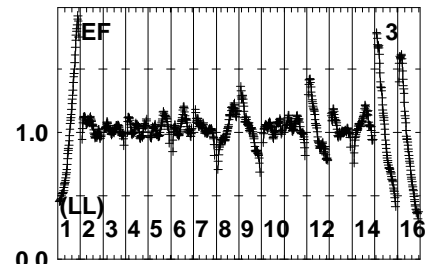
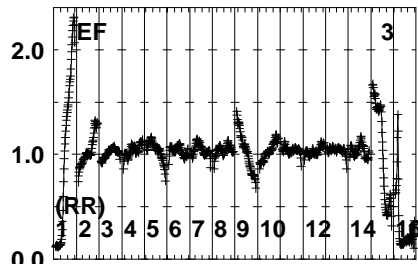
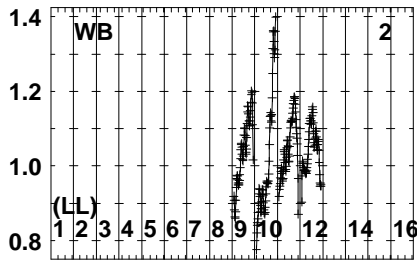
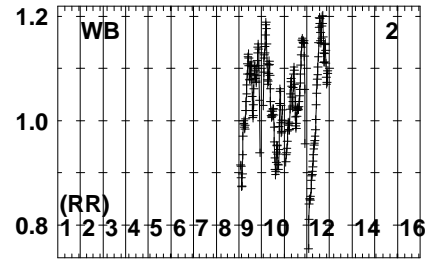
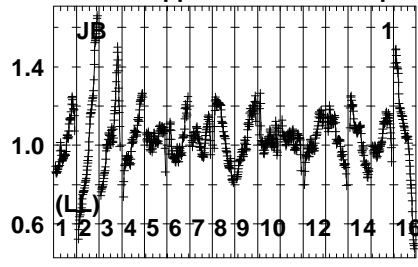
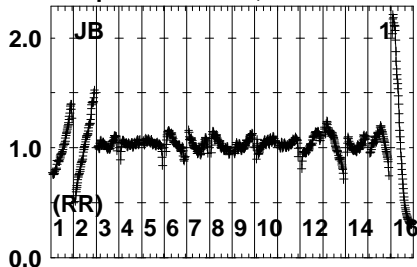


Lower frame: Real Jy
Auto-corr total-power spectrum Antenna: *
Timerange: 00/07:06:01 to 00/07:07:30

Plot file version 77 created 09-MAR-2023 14:12:35

GRB221009A RG013D.UVDATA.1

Freq = 4.6005 GHz, Bw = 32.000 MH No calibration applied and no bandpass applied

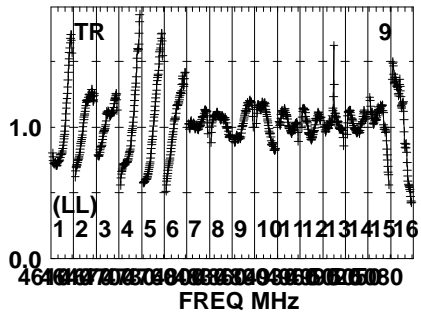
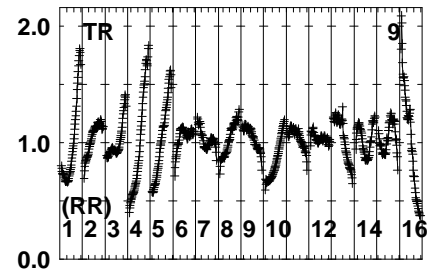
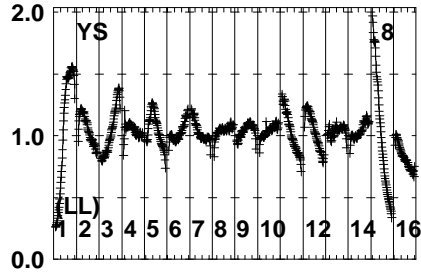
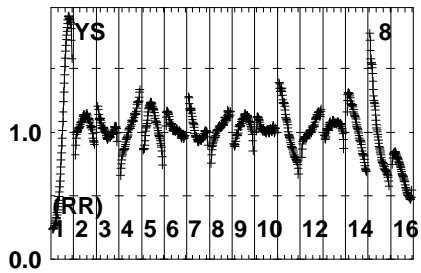
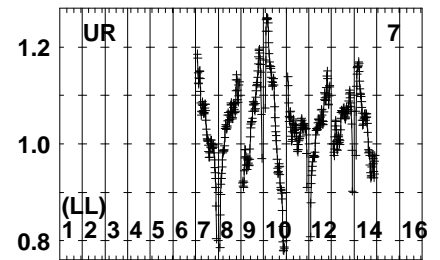
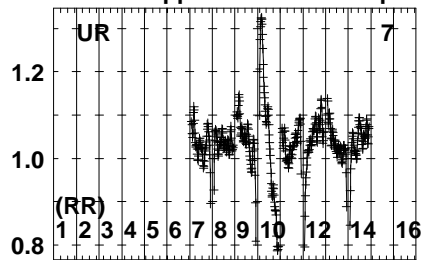
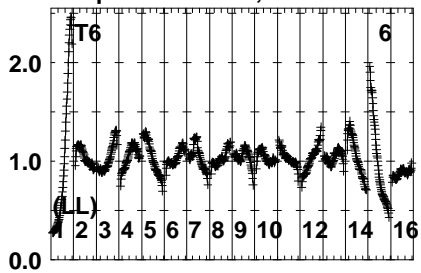


Lower frame: Real Jy
Auto-corr total-power spectrum Antenna: *
Timerange: 00/07:07:47 to 00/07:12:00

Plot file version 78 created 09-MAR-2023 14:12:36

GRB221009A RG013D.UVDATA.1

Freq = 4.6005 GHz, Bw = 32.000 MH No calibration applied and no bandpass applied

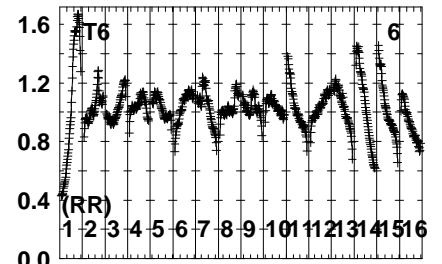
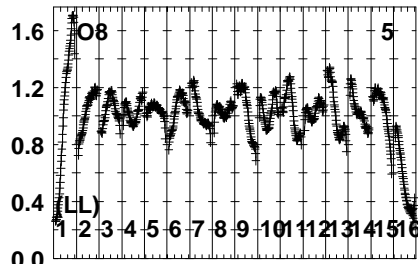
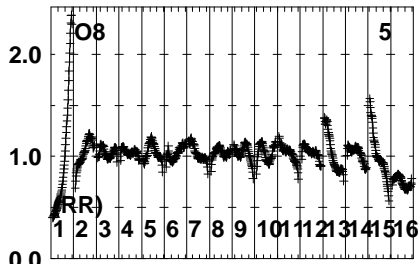
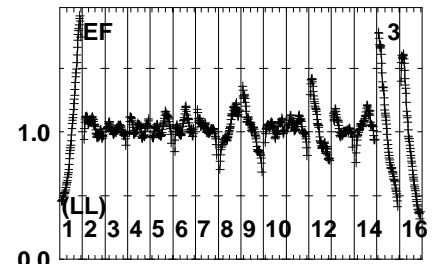
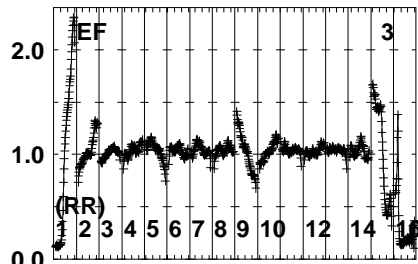
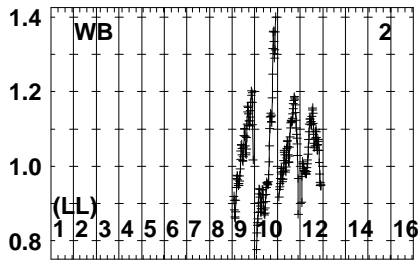
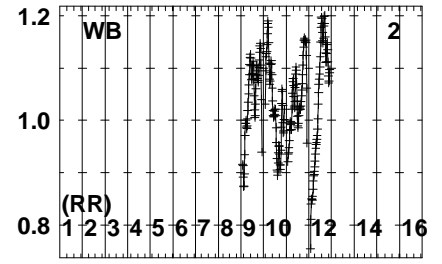
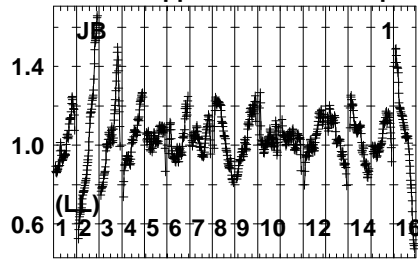
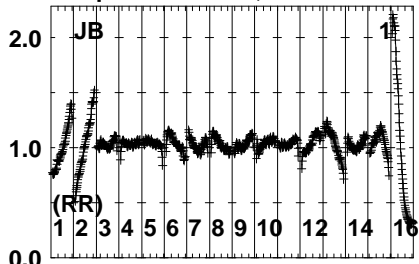


Lower frame: Real Jy
Auto-corr total-power spectrum Antenna: *
Timerange: 00/07:07:47 to 00/07:12:00

Plot file version 79 created 09-MAR-2023 14:12:36

J191142+1952 RG013D.UVDATA.1

Freq = 4.6005 GHz, Bw = 32.000 MH No calibration applied and no bandpass applied

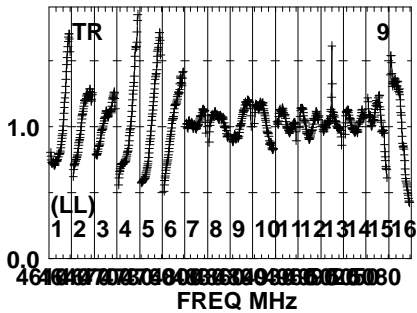
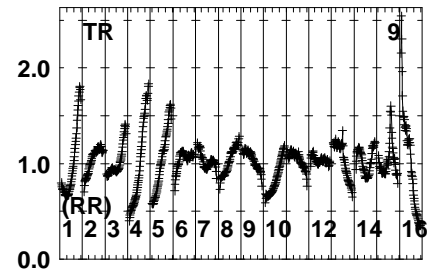
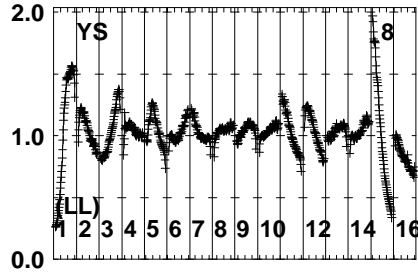
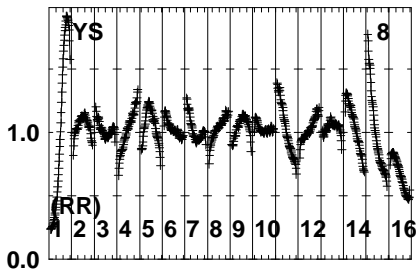
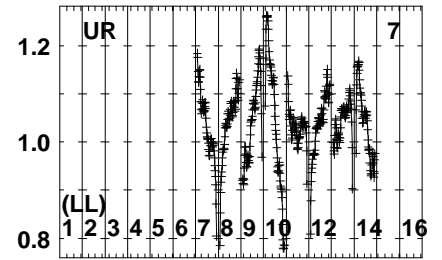
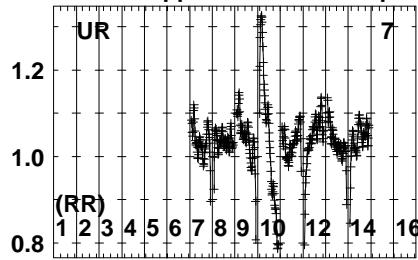
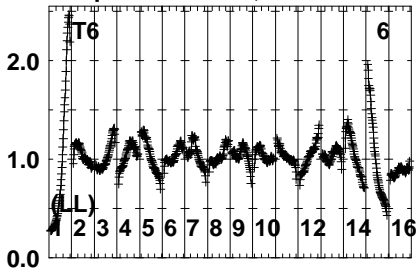


Lower frame: Real Jy
Auto-corr total-power spectrum Antenna: *
Timerange: 00/07:12:17 to 00/07:13:30

Plot file version 80 created 09-MAR-2023 14:12:36

J191142+1952 RG013D.UVDATA.1

Freq = 4.6005 GHz, Bw = 32.000 MH No calibration applied and no bandpass applied

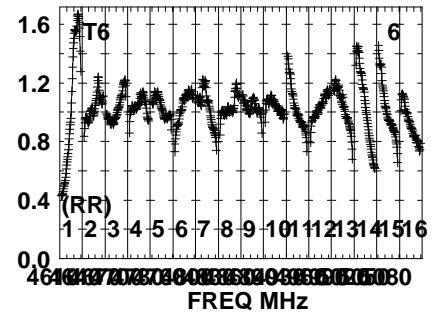
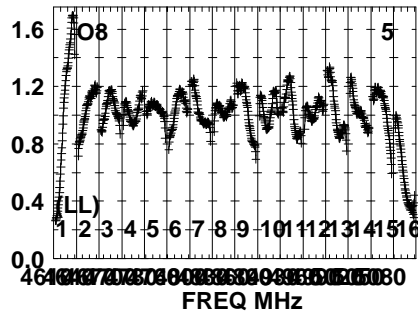
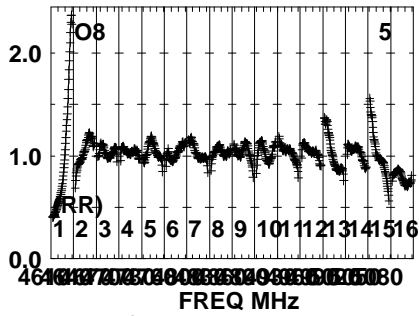
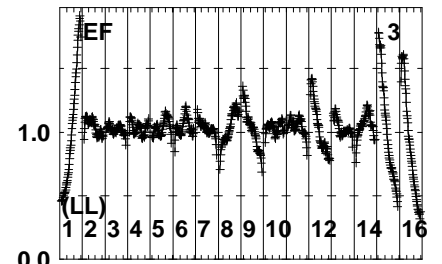
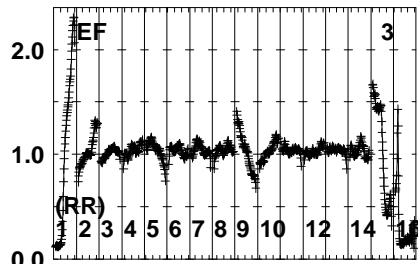
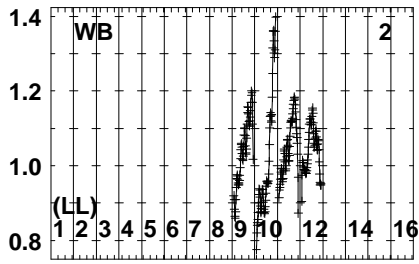
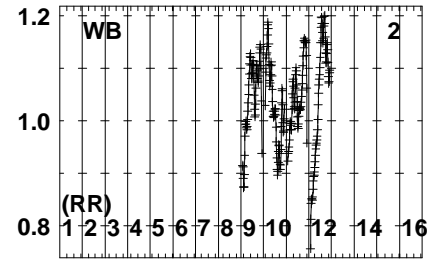
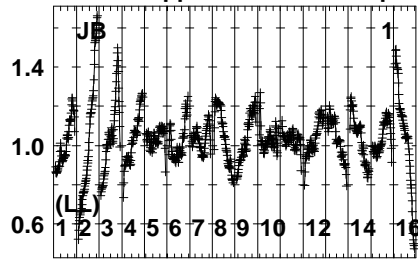
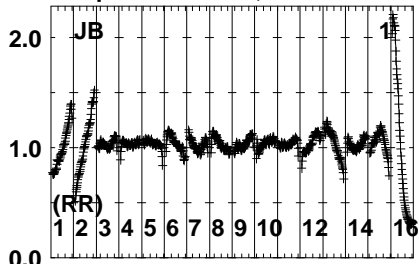


Lower frame: Real Jy
Auto-corr total-power spectrum Antenna: *
Timerange: 00/07:12:17 to 00/07:13:30

Plot file version 81 created 09-MAR-2023 14:12:36

GRB221009A RG013D.UVDATA.1

Freq = 4.6005 GHz, Bw = 32.000 MH No calibration applied and no bandpass applied

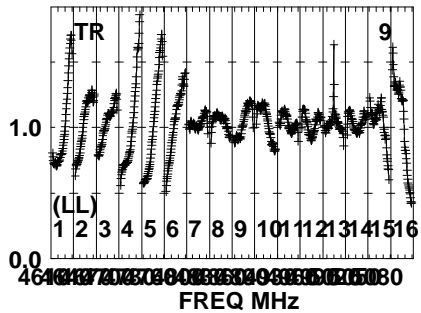
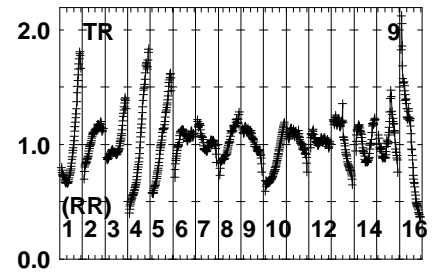
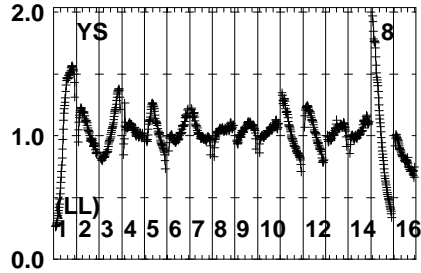
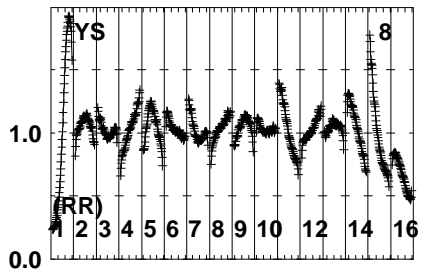
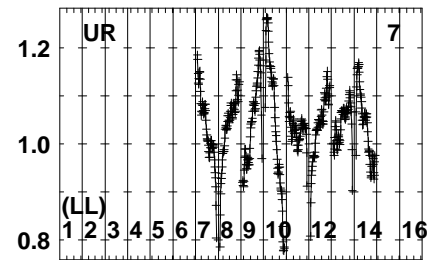
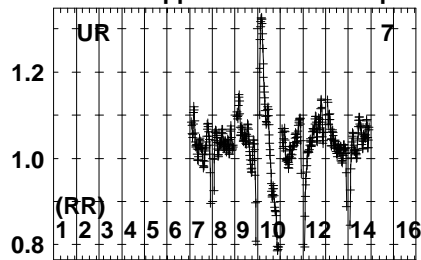
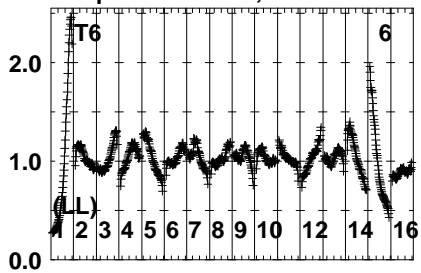


Lower frame: Real Jy
Auto-corr total-power spectrum Antenna: *
Timerange: 00/07:13:46 to 00/07:18:00

Plot file version 82 created 09-MAR-2023 14:12:37

GRB221009A RG013D.UVDATA.1

Freq = 4.6005 GHz, Bw = 32.000 MH No calibration applied and no bandpass applied

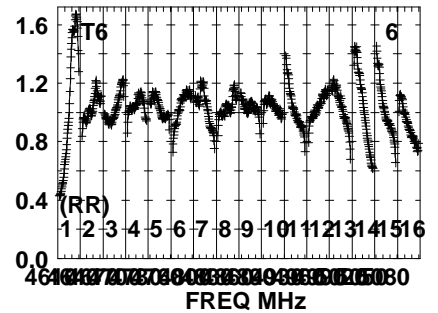
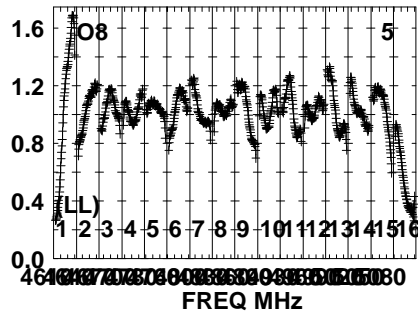
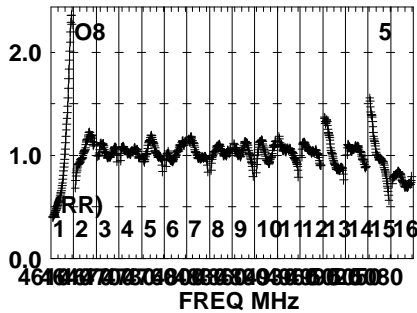
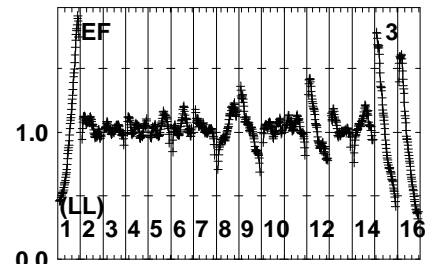
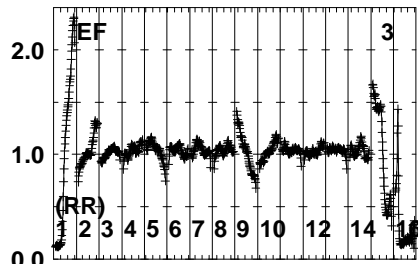
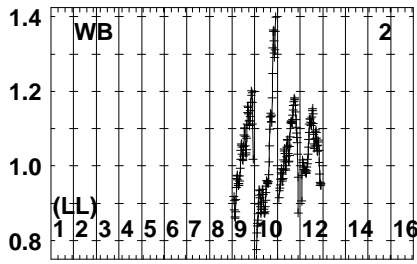
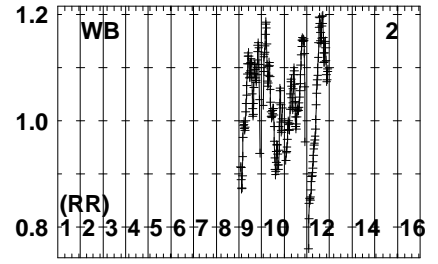
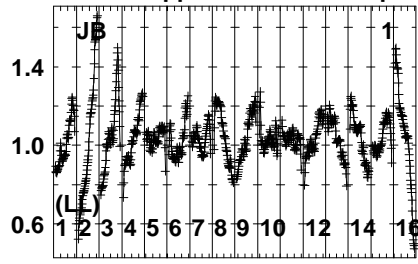
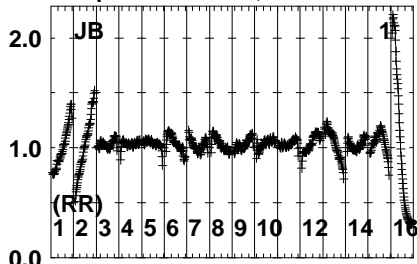


Lower frame: Real Jy
Auto-corr total-power spectrum Antenna: *
Timerange: 00/07:13:46 to 00/07:18:00

Plot file version 83 created 09-MAR-2023 14:12:37

J191142+1952 RG013D.UVDATA.1

Freq = 4.6005 GHz, Bw = 32.000 MH No calibration applied and no bandpass applied

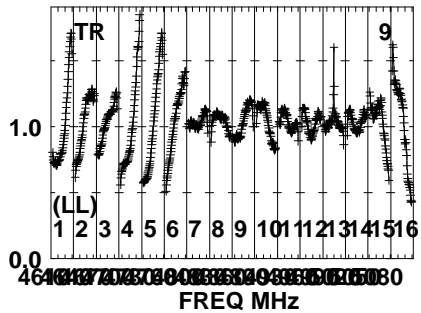
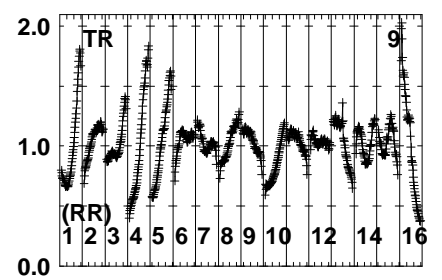
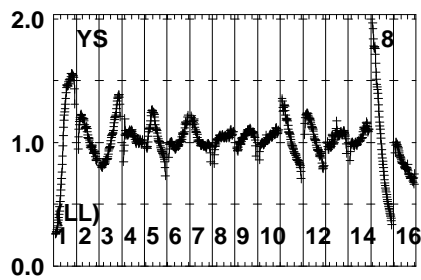
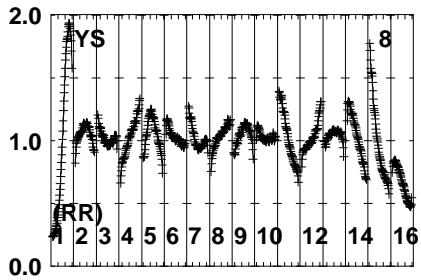
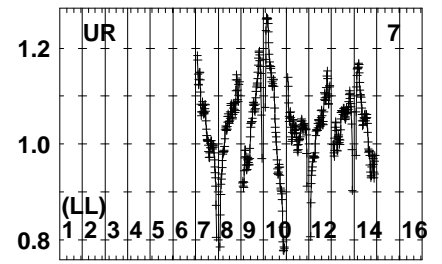
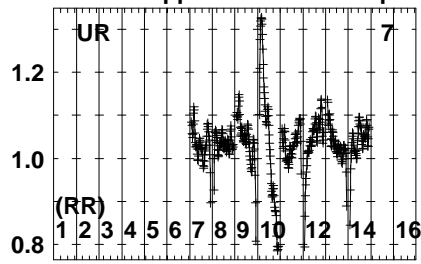
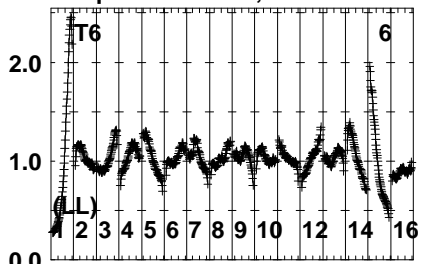


Lower frame: Real Jy
Auto-corr total-power spectrum Antenna: *
Timerange: 00/07:18:17 to 00/07:19:29

Plot file version 84 created 09-MAR-2023 14:12:37

J191142+1952 RG013D.UVDATA.1

Freq = 4.6005 GHz, Bw = 32.000 MH No calibration applied and no bandpass applied

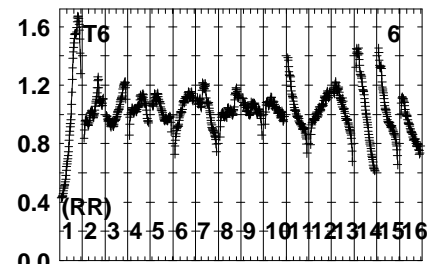
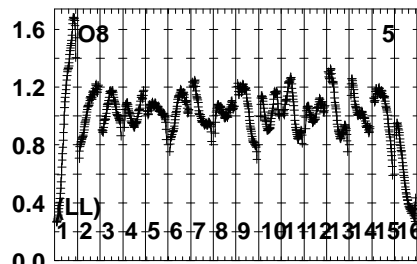
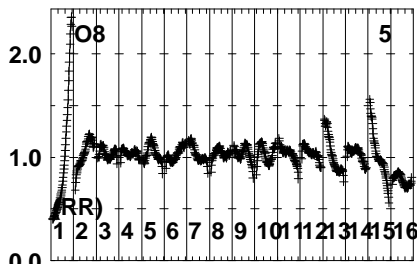
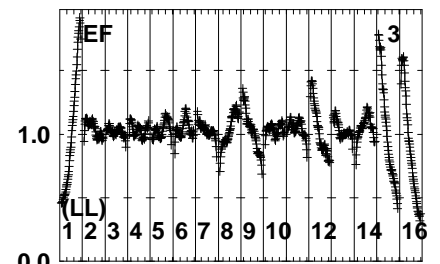
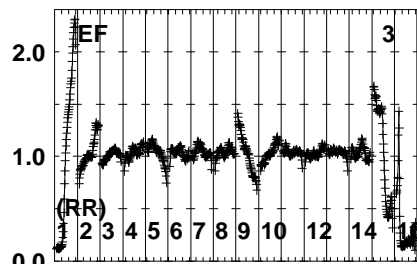
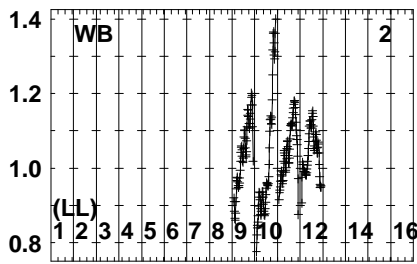
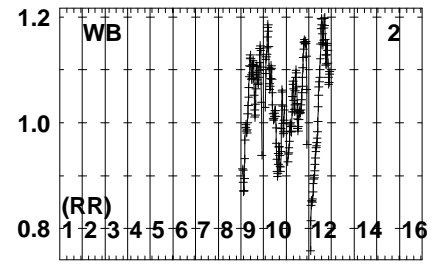
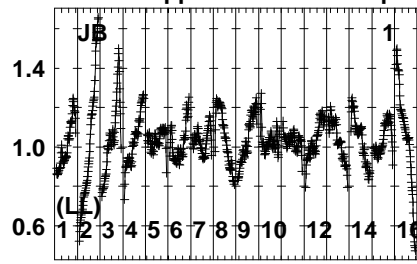
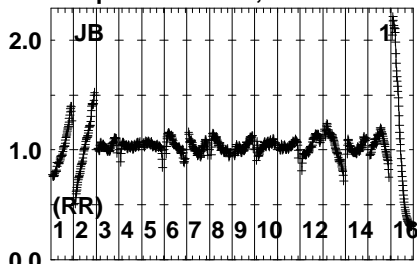


Lower frame: Real Jy
Auto-corr total-power spectrum Antenna: *
Timerange: 00/07:18:17 to 00/07:19:29

Plot file version 85 created 09-MAR-2023 14:12:37

J1905+1943 RG013D.UVDATA.1

Freq = 4.6005 GHz, Bw = 32.000 MH No calibration applied and no bandpass applied

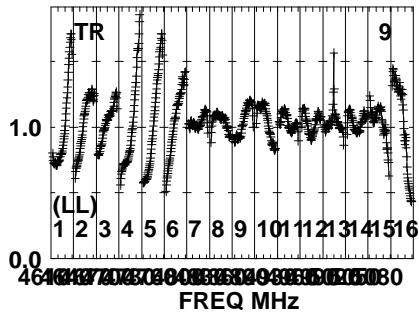
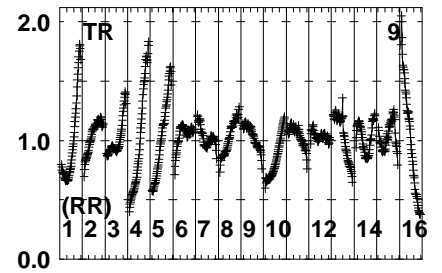
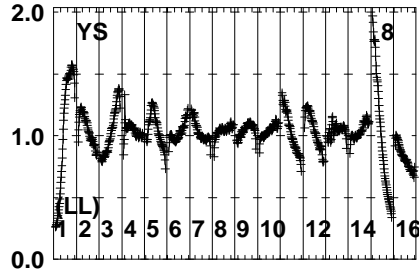
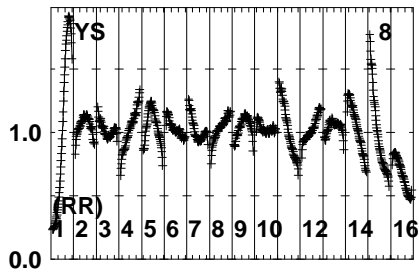
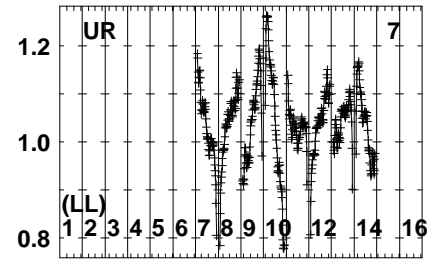
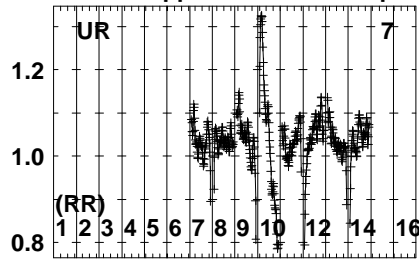
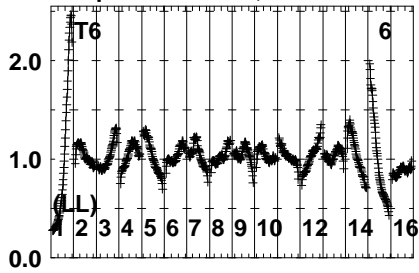


Lower frame: Real Jy
Auto-corr total-power spectrum Antenna: *
Timerange: 00/07:19:46 to 00/07:21:14

Plot file version 86 created 09-MAR-2023 14:12:37

J1905+1943 RG013D.UVDATA.1

Freq = 4.6005 GHz, Bw = 32.000 MH No calibration applied and no bandpass applied

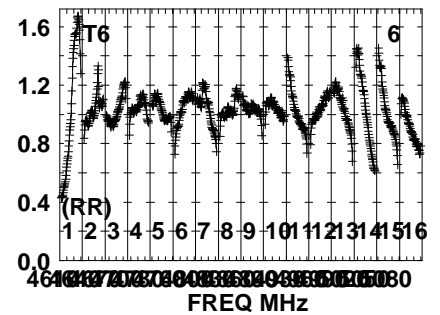
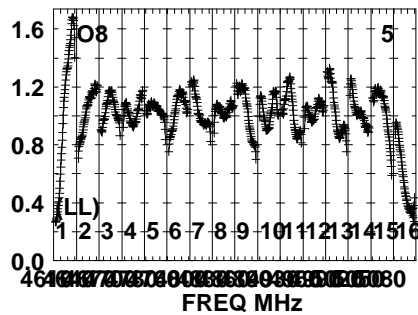
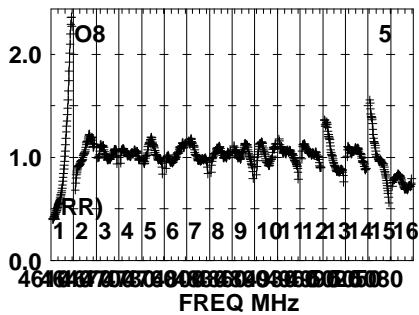
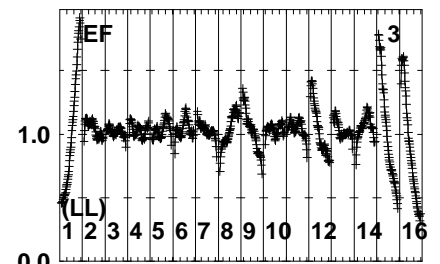
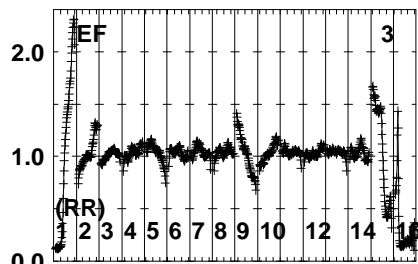
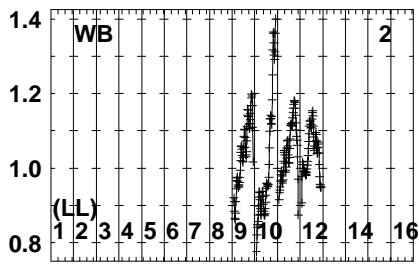
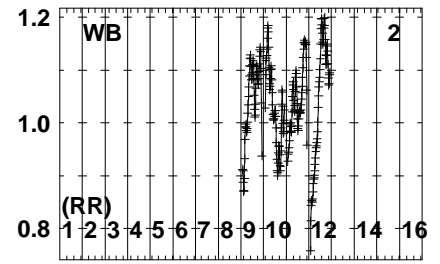
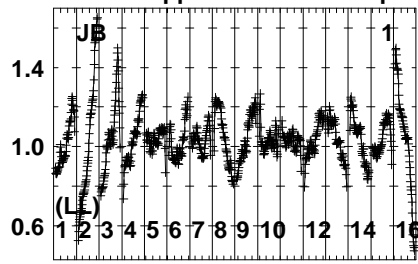
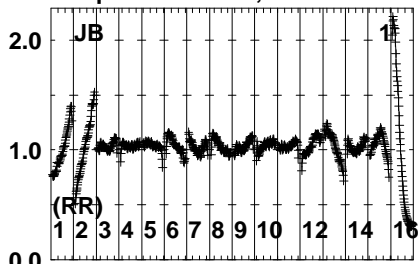


Lower frame: Real Jy
Auto-corr total-power spectrum Antenna: *
Timerange: 00/07:19:46 to 00/07:21:14

Plot file version 87 created 09-MAR-2023 14:12:37

J191142+1952 RG013D.UVDATA.1

Freq = 4.6005 GHz, Bw = 32.000 MH No calibration applied and no bandpass applied

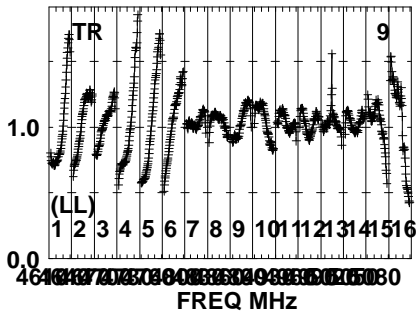
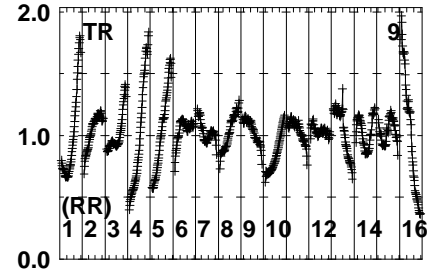
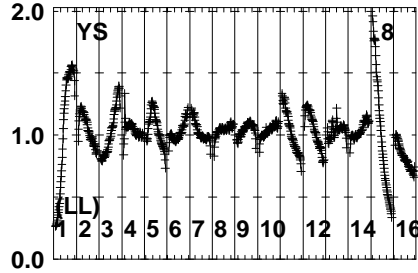
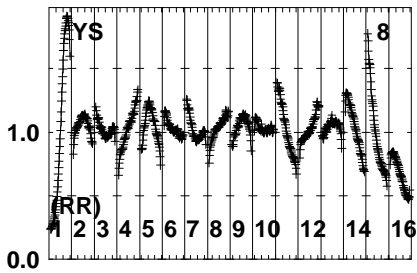
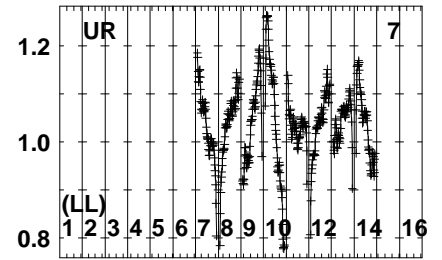
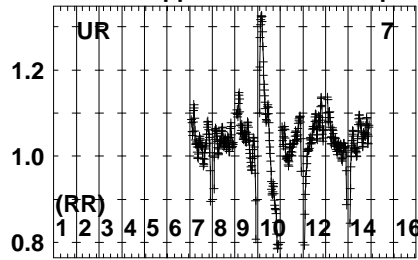
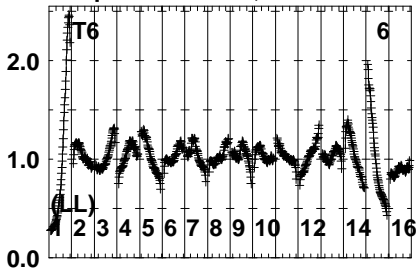


Lower frame: Real Jy
Auto-corr total-power spectrum Antenna: *
Timerange: 00/07:21:47 to 00/07:23:15

Plot file version 88 created 09-MAR-2023 14:12:37

J191142+1952 RG013D.UVDATA.1

Freq = 4.6005 GHz, Bw = 32.000 MH No calibration applied and no bandpass applied

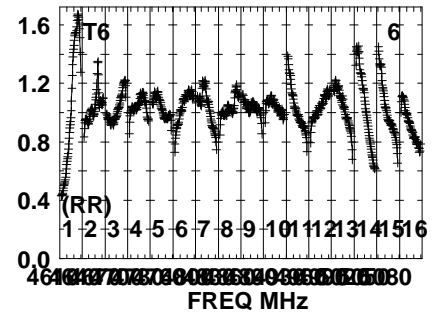
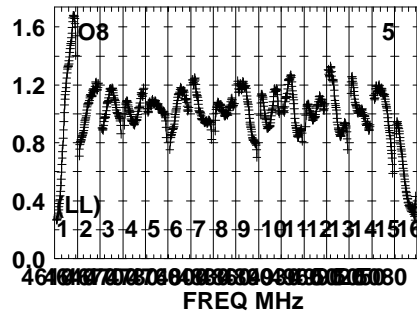
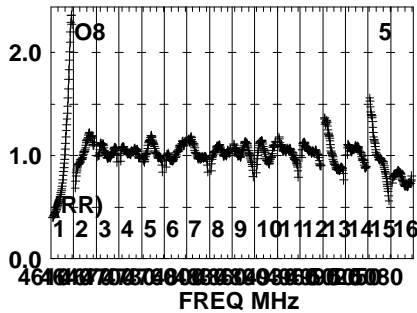
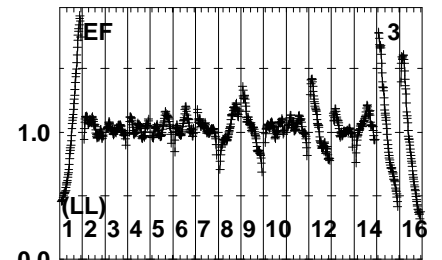
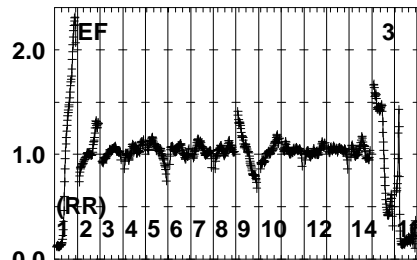
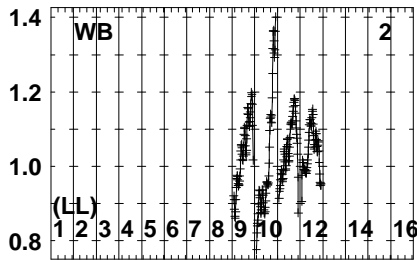
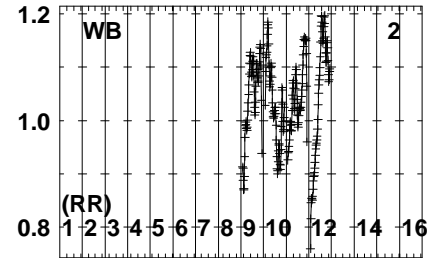
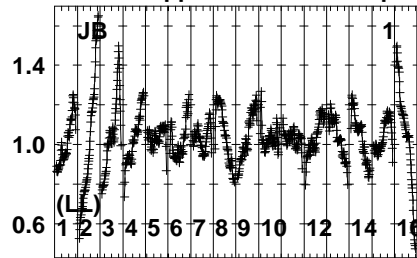
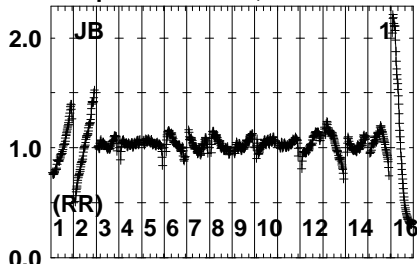


Lower frame: Real Jy
Auto-corr total-power spectrum Antenna: *
Timerange: 00/07:21:47 to 00/07:23:15

Plot file version 89 created 09-MAR-2023 14:12:38

GRB221009A RG013D.UVDATA.1

Freq = 4.6005 GHz, Bw = 32.000 MH No calibration applied and no bandpass applied

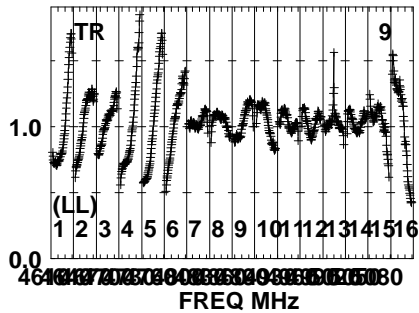
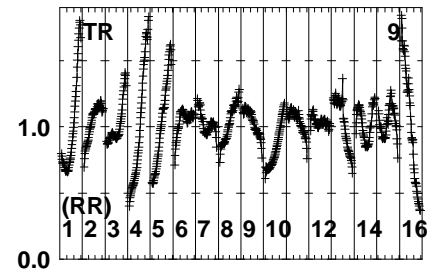
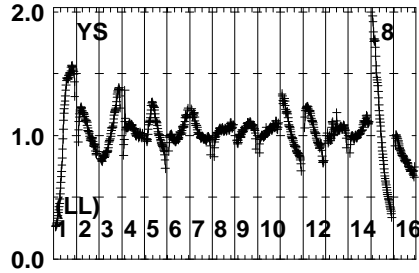
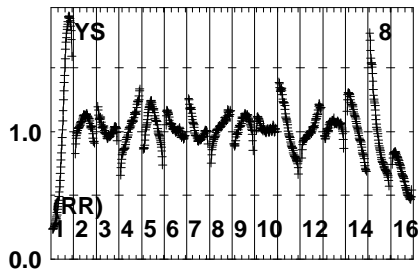
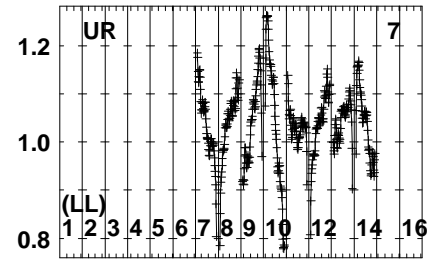
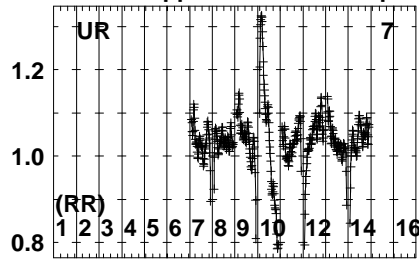
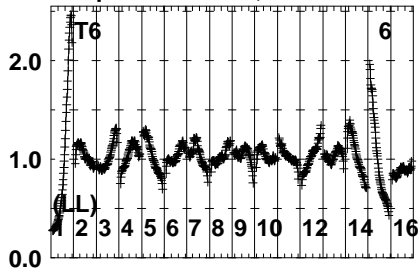


Lower frame: Real Jy
Auto-corr total-power spectrum Antenna: *
Timerange: 00/07:23:32 to 00/07:27:45

Plot file version 90 created 09-MAR-2023 14:12:38

GRB221009A RG013D.UVDATA.1

Freq = 4.6005 GHz, Bw = 32.000 MH No calibration applied and no bandpass applied

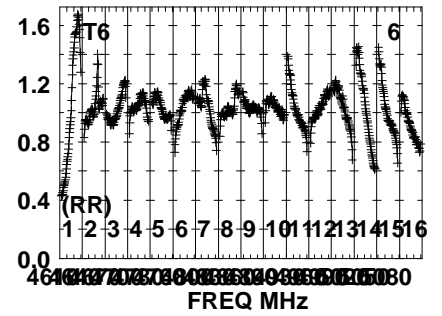
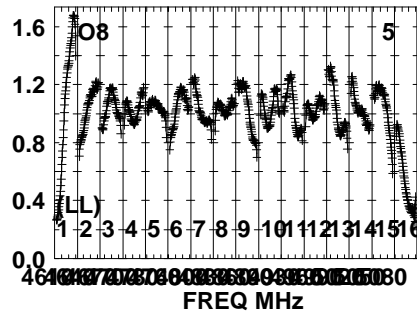
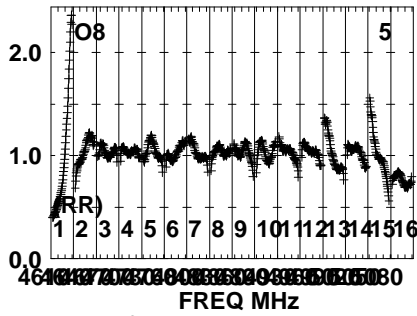
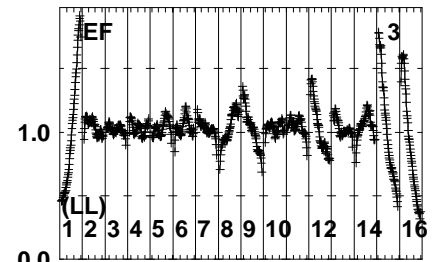
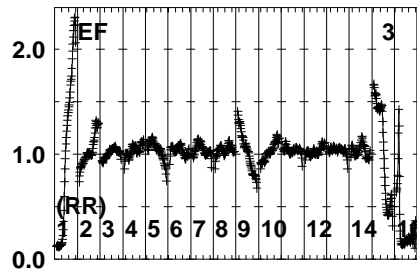
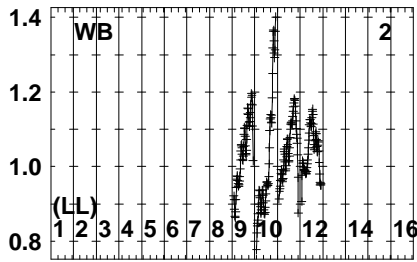
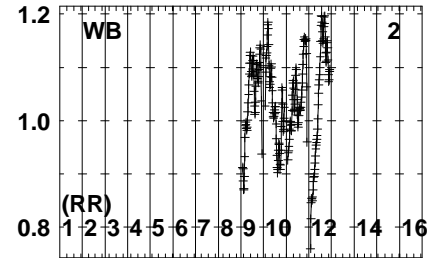
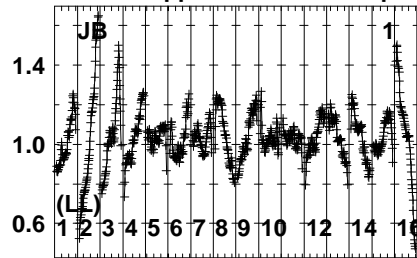
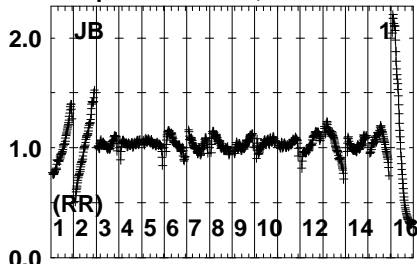


Lower frame: Real Jy
Auto-corr total-power spectrum Antenna: *
Timerange: 00/07:23:32 to 00/07:27:45

Plot file version 91 created 09-MAR-2023 14:12:38

J191142+1952 RG013D.UVDATA.1

Freq = 4.6005 GHz, Bw = 32.000 MH No calibration applied and no bandpass applied

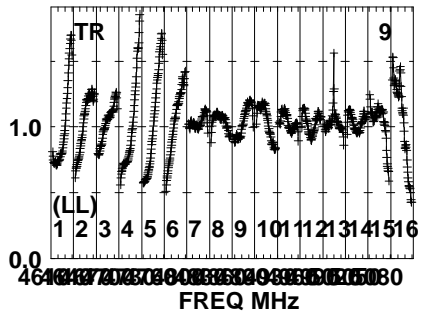
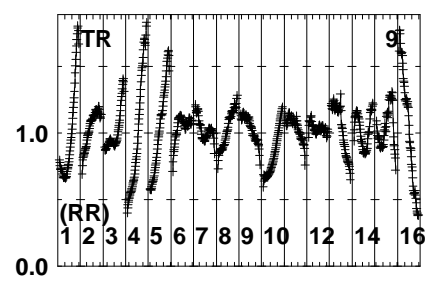
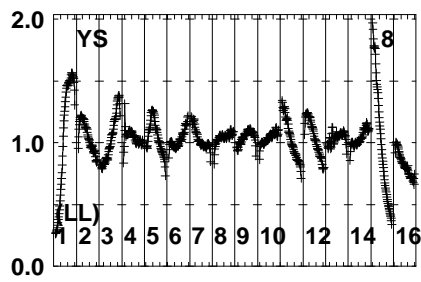
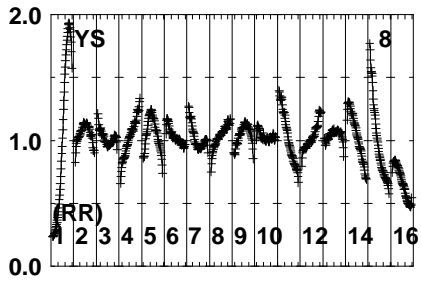
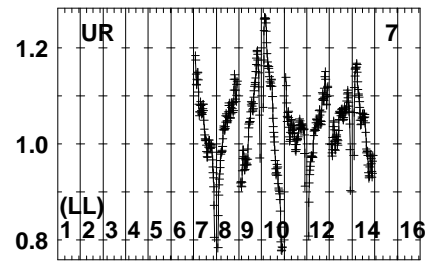
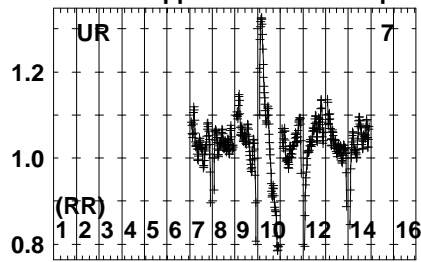
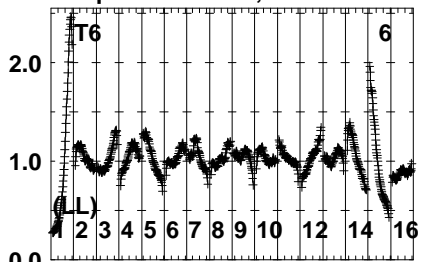


Lower frame: Real Jy
Auto-corr total-power spectrum Antenna: *
Timerange: 00/07:28:01 to 00/07:29:15

Plot file version 92 created 09-MAR-2023 14:12:38

J191142+1952 RG013D.UVDATA.1

Freq = 4.6005 GHz, Bw = 32.000 MH No calibration applied and no bandpass applied

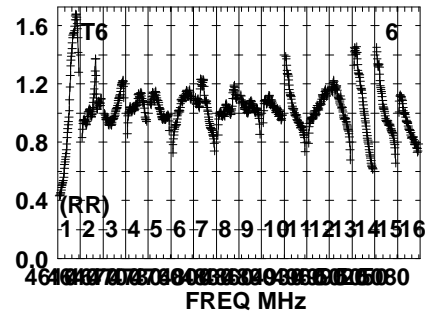
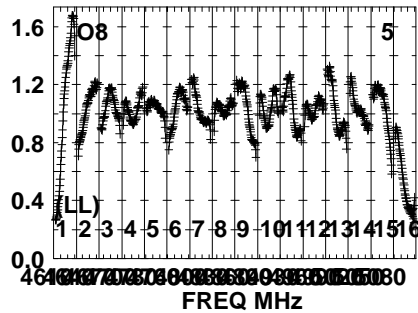
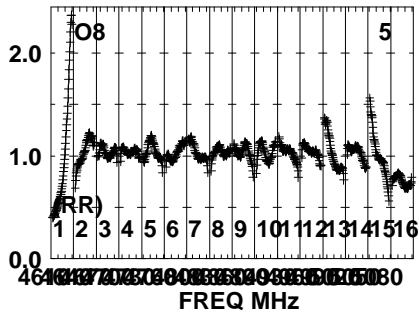
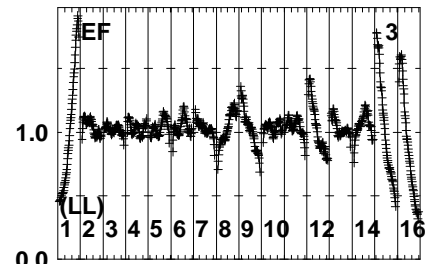
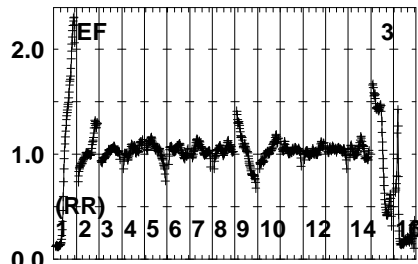
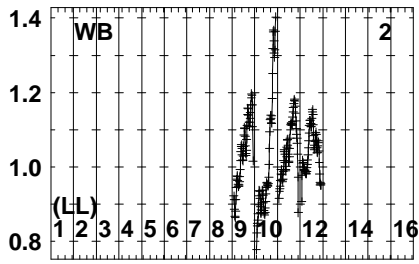
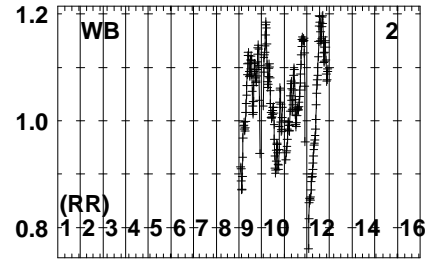
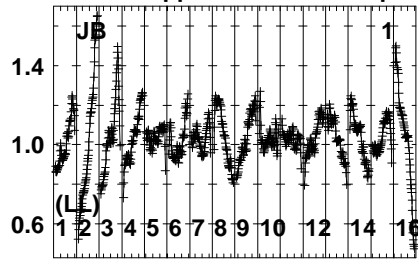
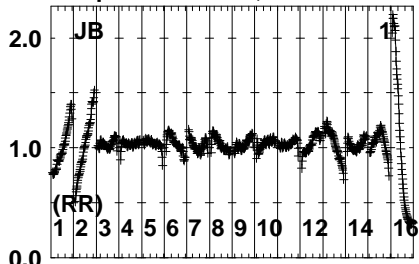


Lower frame: Real Jy
Auto-corr total-power spectrum Antenna: *
Timerange: 00/07:28:01 to 00/07:29:15

Plot file version 93 created 09-MAR-2023 14:12:38

GRB221009A RG013D.UVDATA.1

Freq = 4.6005 GHz, Bw = 32.000 MH No calibration applied and no bandpass applied

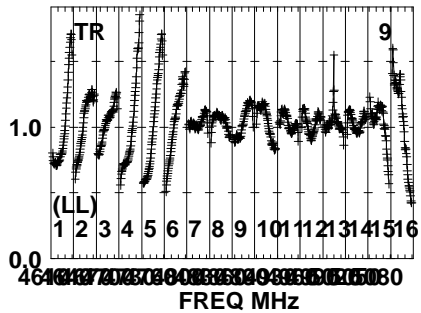
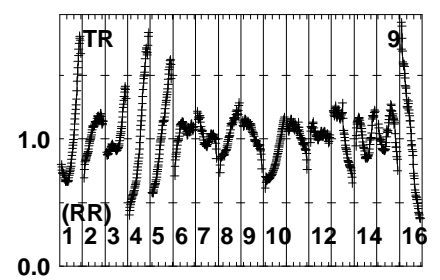
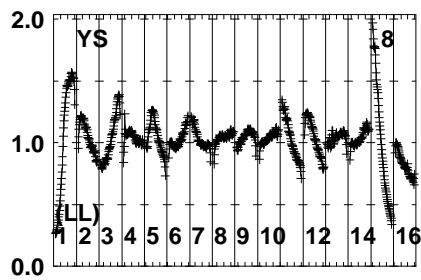
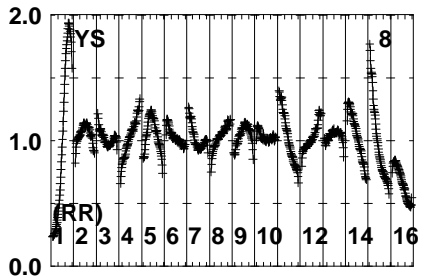
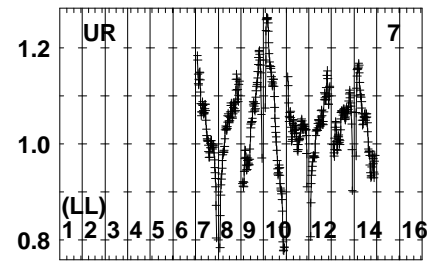
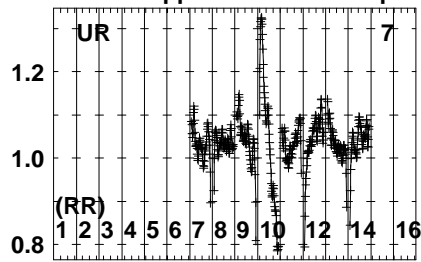
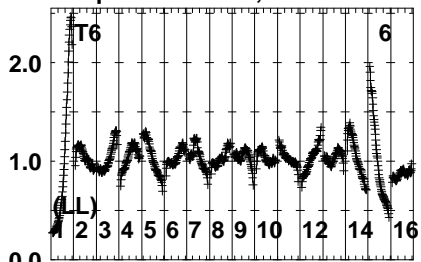


Lower frame: Real Jy
Auto-corr total-power spectrum Antenna: *
Timerange: 00/07:29:32 to 00/07:33:45

Plot file version 94 created 09-MAR-2023 14:12:39

GRB221009A RG013D.UVDATA.1

Freq = 4.6005 GHz, Bw = 32.000 MH No calibration applied and no bandpass applied

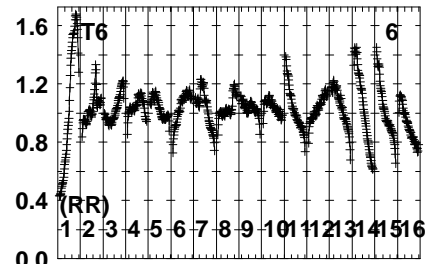
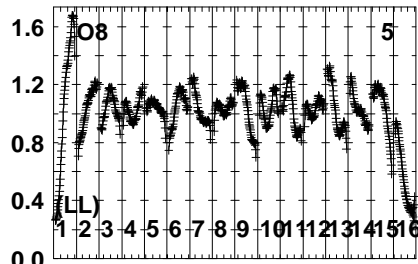
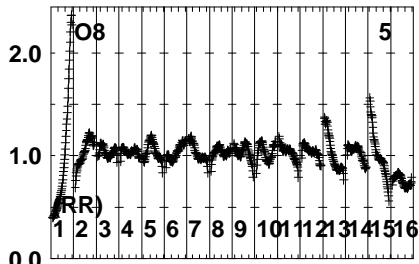
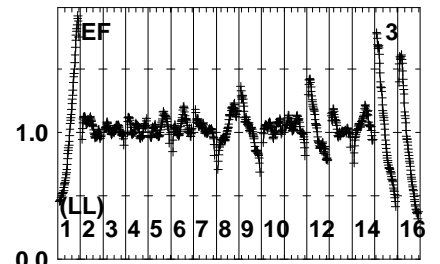
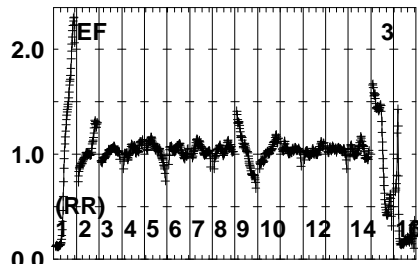
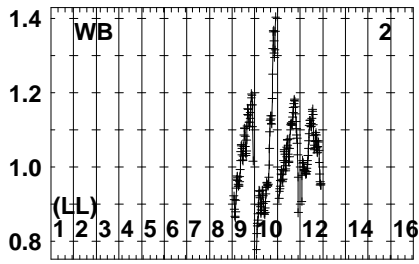
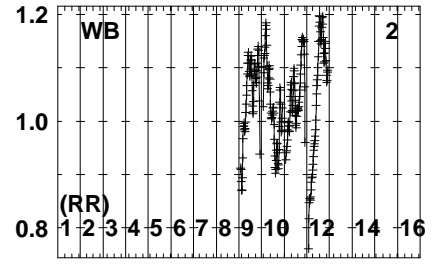
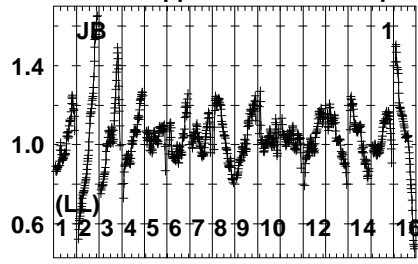
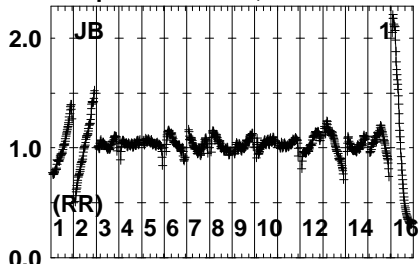


Lower frame: Real Jy
Auto-corr total-power spectrum Antenna: *
Timerange: 00/07:29:32 to 00/07:33:45

Plot file version 95 created 09-MAR-2023 14:12:39

J191142+1952 RG013D.UVDATA.1

Freq = 4.6005 GHz, Bw = 32.000 MH No calibration applied and no bandpass applied

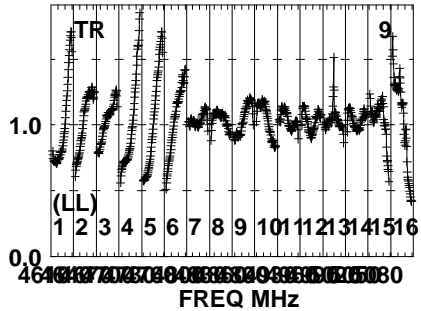
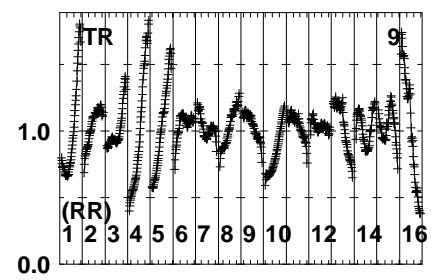
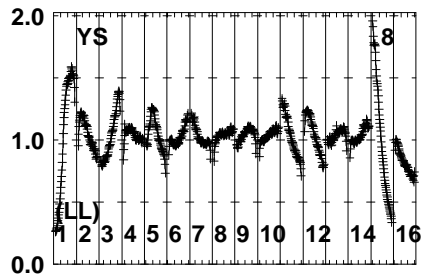
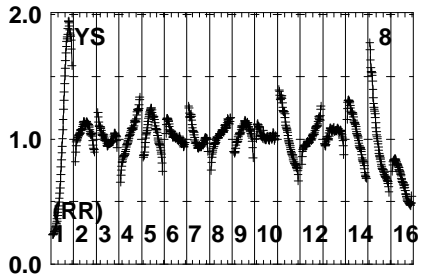
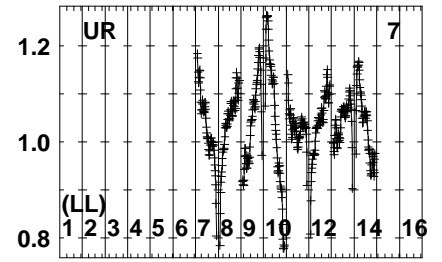
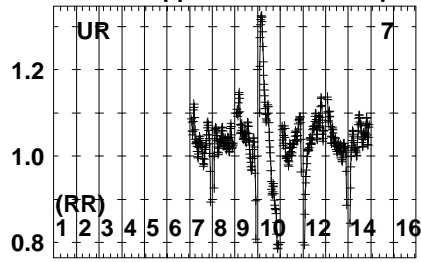
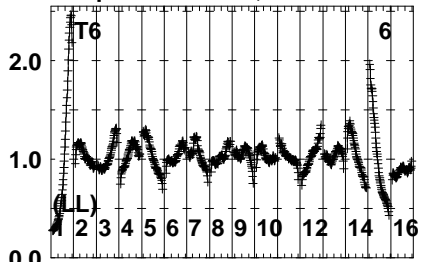


Lower frame: Real Jy
Auto-corr total-power spectrum Antenna: *
Timerange: 00/07:34:01 to 00/07:35:15

Plot file version 96 created 09-MAR-2023 14:12:39

J191142+1952 RG013D.UVDATA.1

Freq = 4.6005 GHz, Bw = 32.000 MH No calibration applied and no bandpass applied

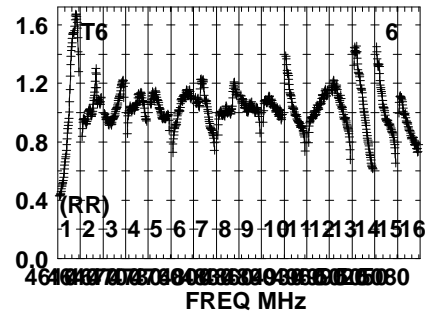
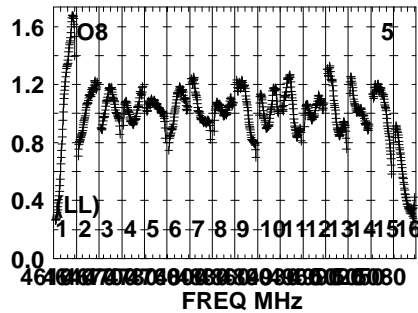
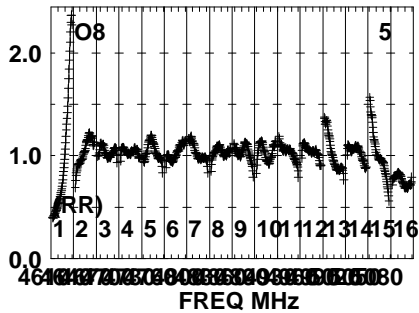
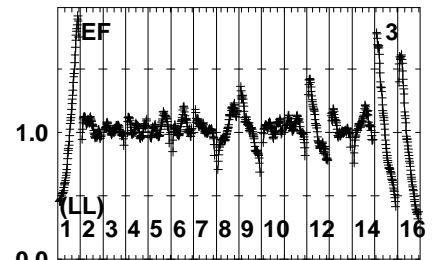
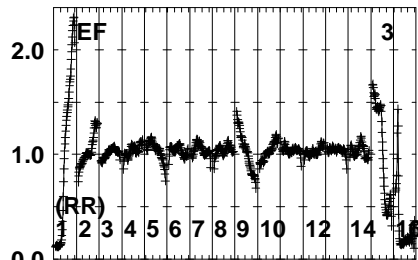
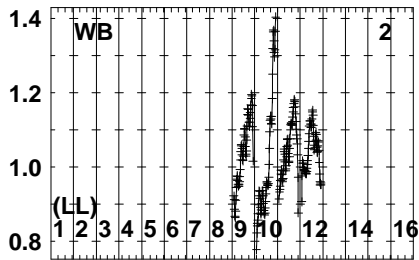
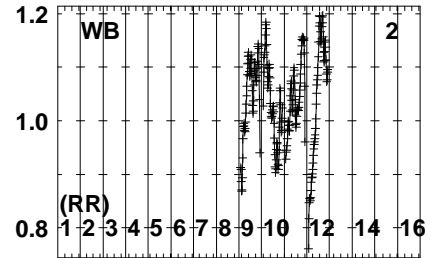
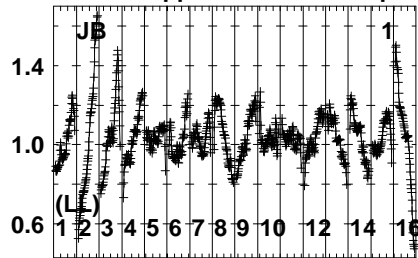
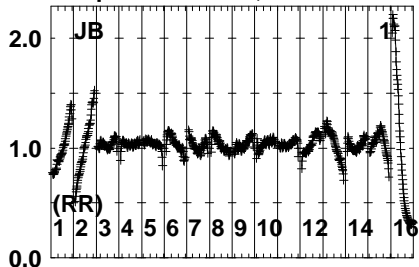


Lower frame: Real Jy
Auto-corr total-power spectrum Antenna: *
Timerange: 00/07:34:01 to 00/07:35:15

Plot file version 97 created 09-MAR-2023 14:12:39

J1923+2010 RG013D.UVDATA.1

Freq = 4.6005 GHz, Bw = 32.000 MH No calibration applied and no bandpass applied

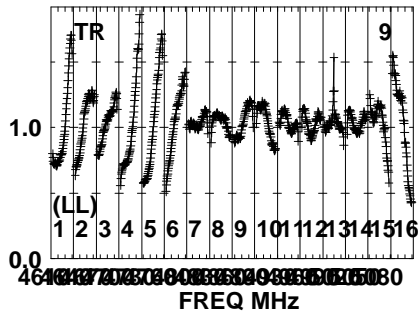
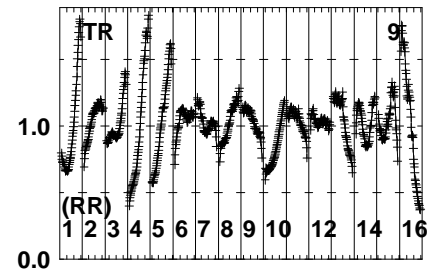
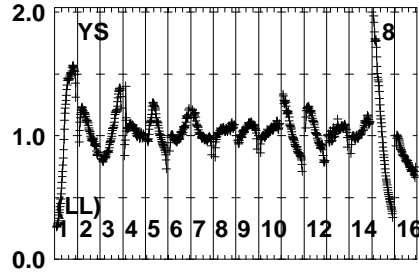
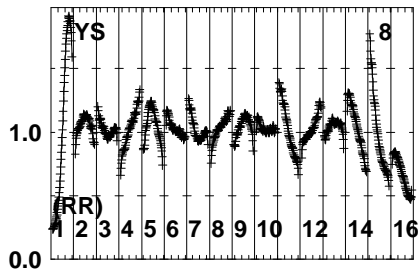
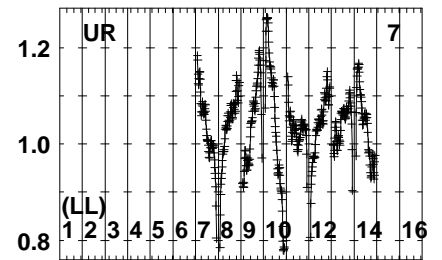
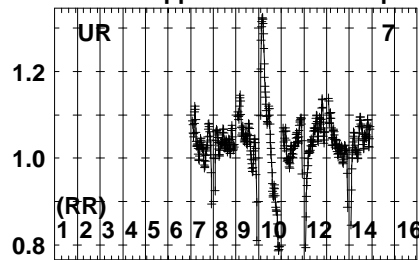
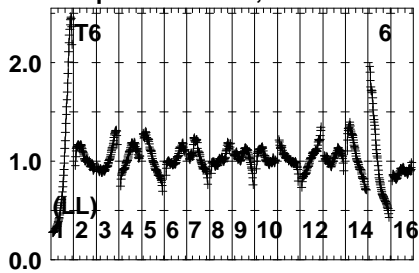


Lower frame: Real Jy
Auto-corr total-power spectrum Antenna: *
Timerange: 00/07:35:41 to 00/07:36:55

Plot file version 98 created 09-MAR-2023 14:12:39

J1923+2010 RG013D.UVDATA.1

Freq = 4.6005 GHz, Bw = 32.000 MH No calibration applied and no bandpass applied

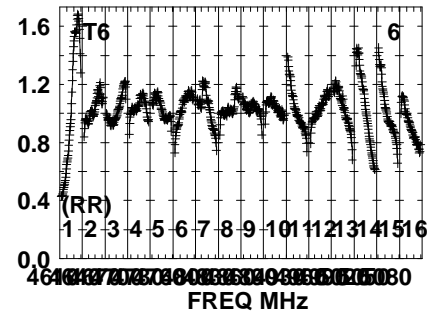
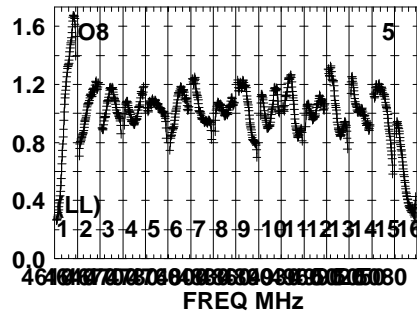
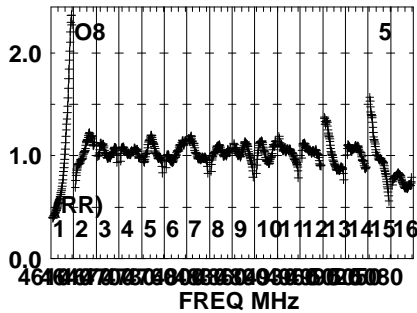
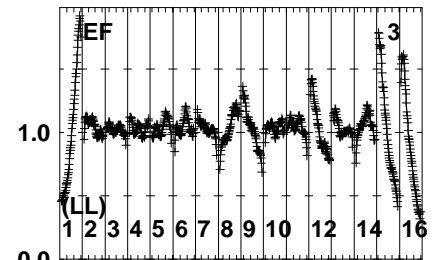
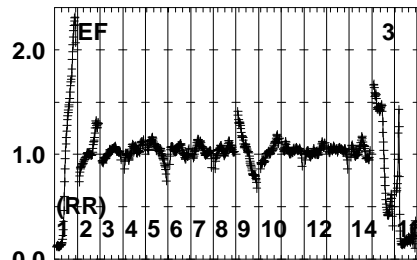
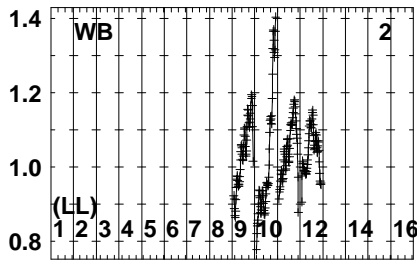
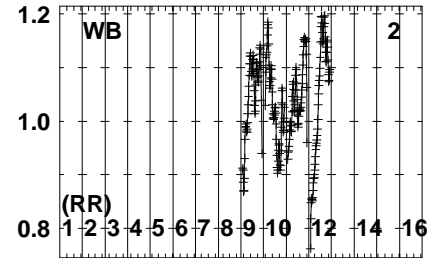
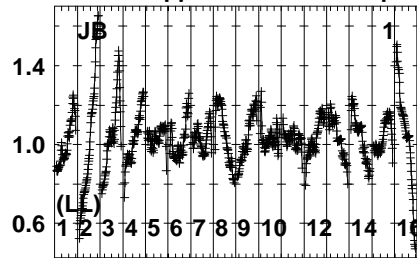
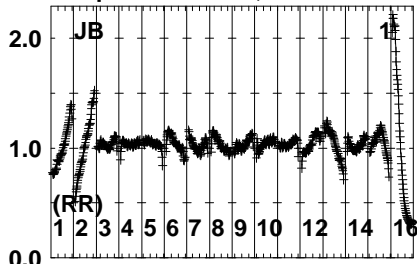


Lower frame: Real Jy
Auto-corr total-power spectrum Antenna: *
Timerange: 00/07:35:41 to 00/07:36:55

Plot file version 99 created 09-MAR-2023 14:12:39

J191142+1952 RG013D.UVDATA.1

Freq = 4.6005 GHz, Bw = 32.000 MH No calibration applied and no bandpass applied

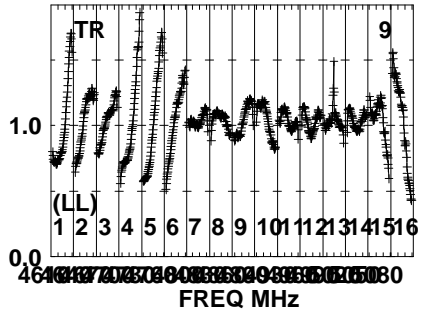
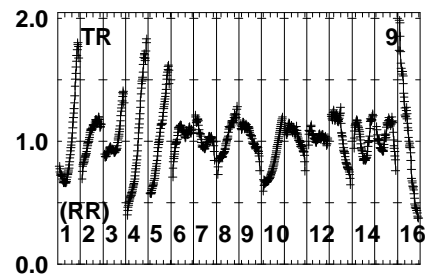
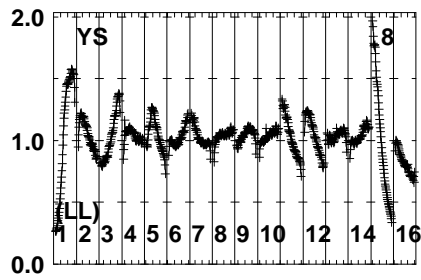
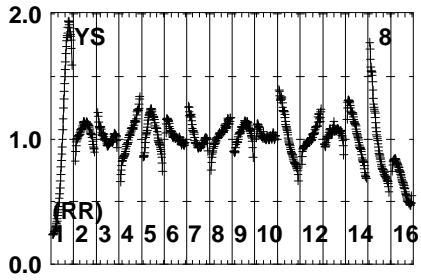
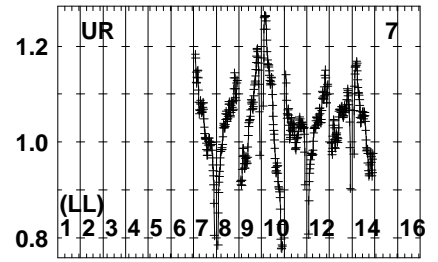
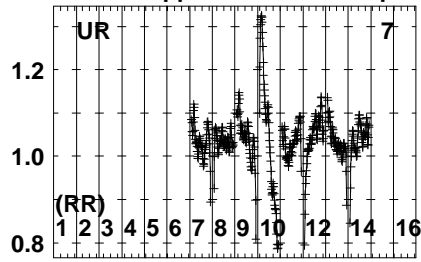
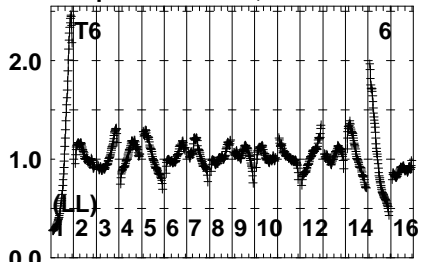


Lower frame: Real Jy
Auto-corr total-power spectrum Antenna: *
Timerange: 00/07:37:26 to 00/07:38:54

Plot file version 100 created 09-MAR-2023 14:12:40

J191142+1952 RG013D.UVDATA.1

Freq = 4.6005 GHz, Bw = 32.000 MH No calibration applied and no bandpass applied

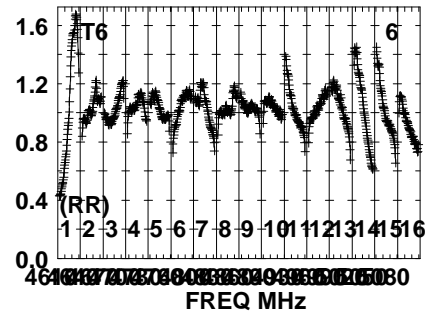
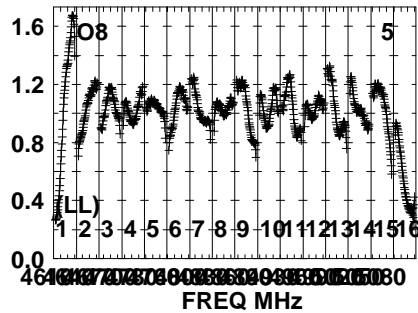
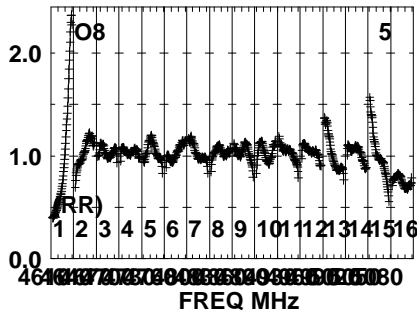
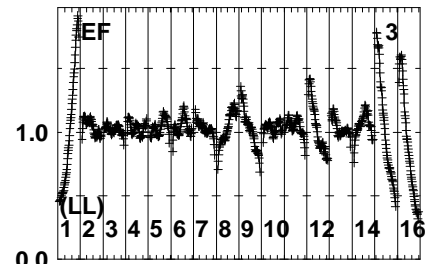
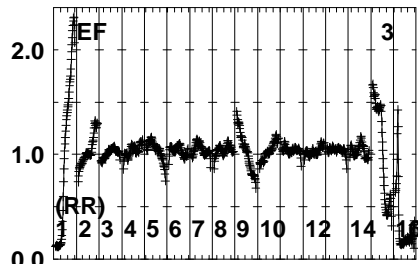
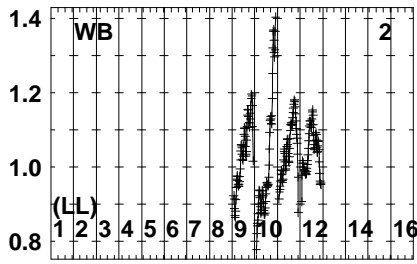
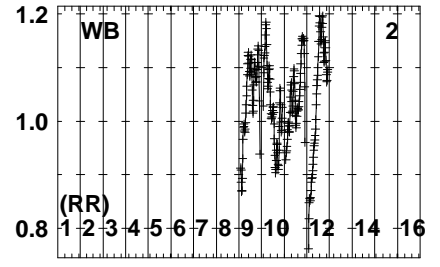
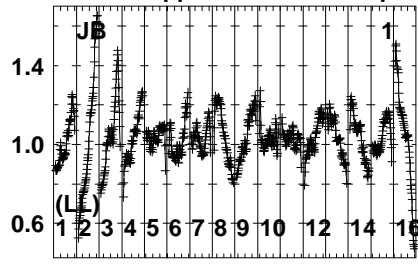
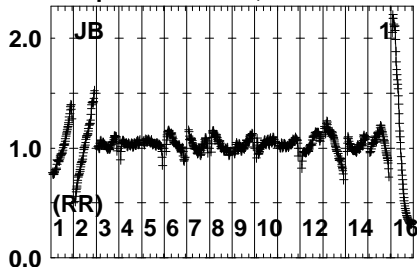


Lower frame: Real Jy
Auto-corr total-power spectrum Antenna: *
Timerange: 00/07:37:26 to 00/07:38:54

Plot file version 101 created 09-MAR-2023 14:12:40

GRB221009A RG013D.UVDATA.1

Freq = 4.6005 GHz, Bw = 32.000 MH No calibration applied and no bandpass applied

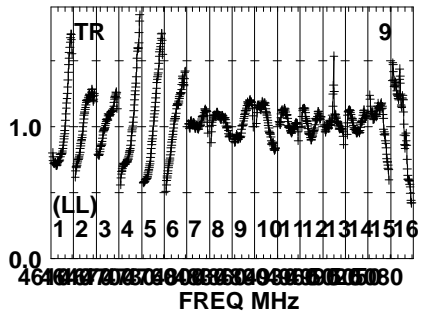
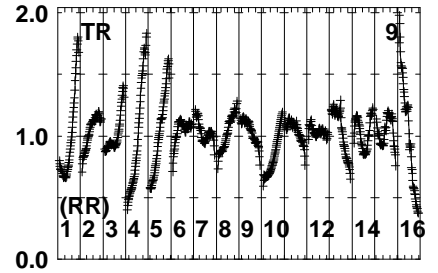
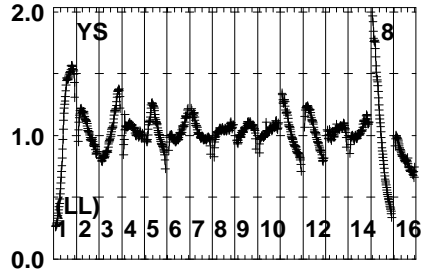
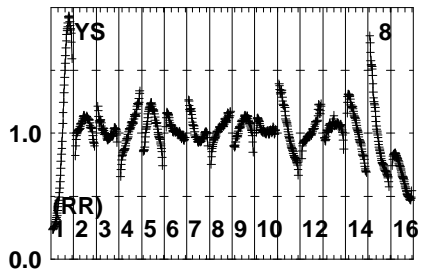
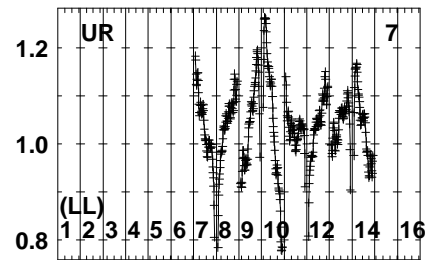
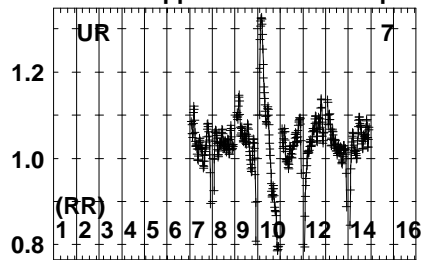
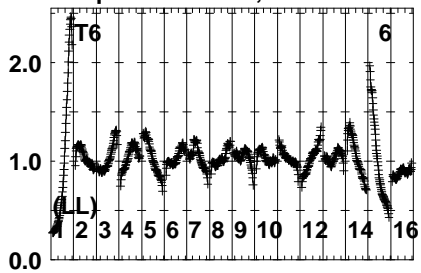


Lower frame: Real Jy
Auto-corr total-power spectrum Antenna: *
Timerange: 00/07:39:11 to 00/07:43:25

Plot file version 102 created 09-MAR-2023 14:12:40

GRB221009A RG013D.UVDATA.1

Freq = 4.6005 GHz, Bw = 32.000 MH No calibration applied and no bandpass applied

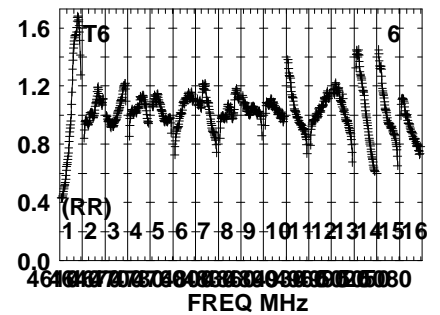
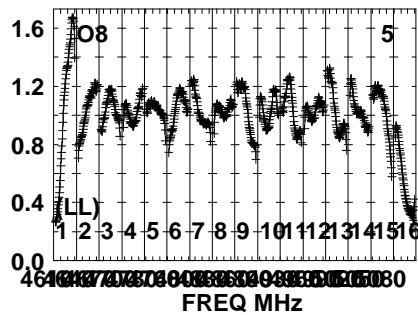
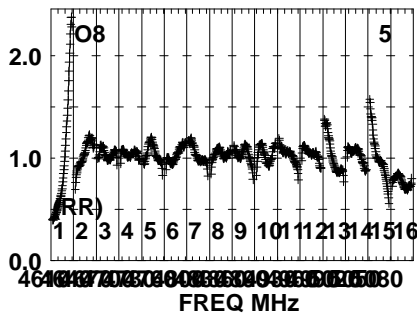
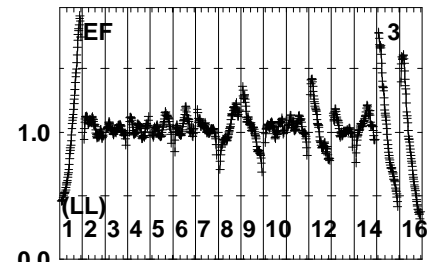
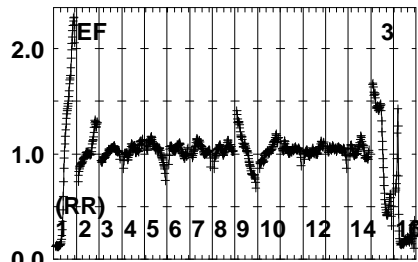
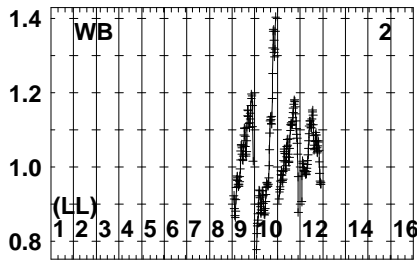
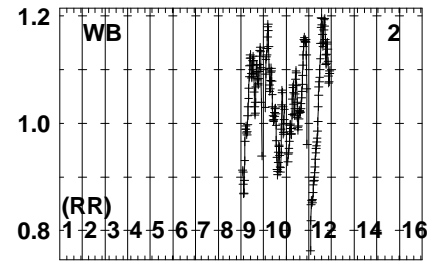
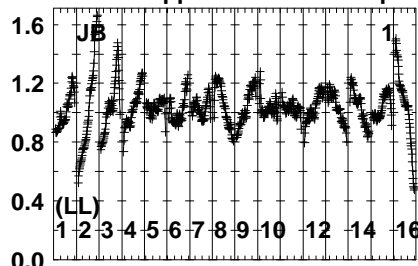
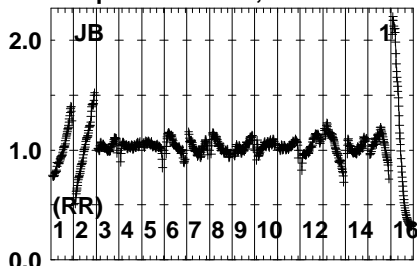


Lower frame: Real Jy
Auto-corr total-power spectrum Antenna: *
Timerange: 00/07:39:11 to 00/07:43:25

Plot file version 103 created 09-MAR-2023 14:12:40

J191142+1952 RG013D.UVDATA.1

Freq = 4.6005 GHz, Bw = 32.000 MH No calibration applied and no bandpass applied

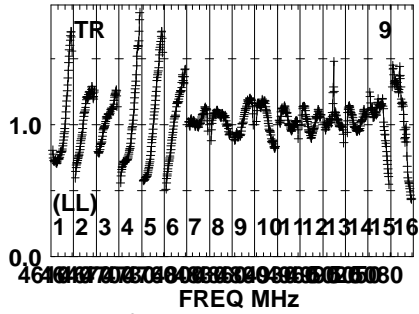
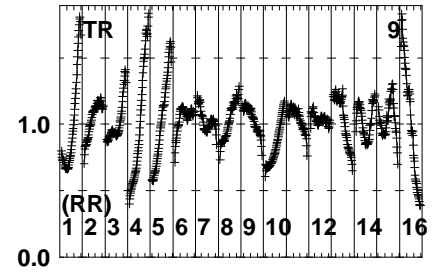
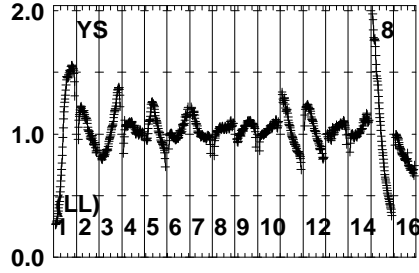
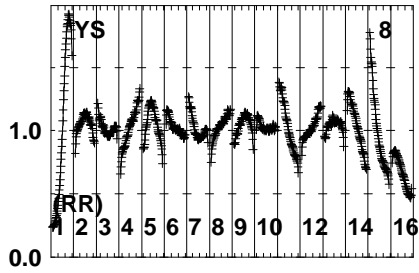
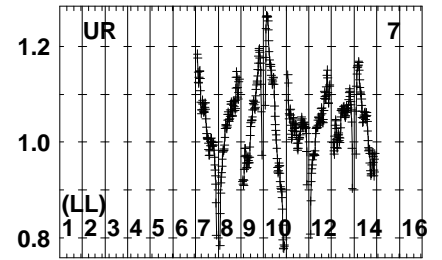
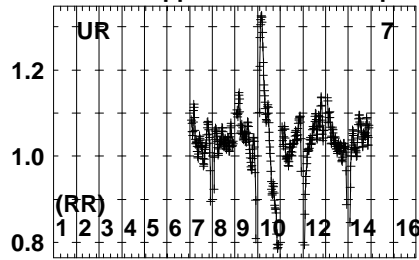
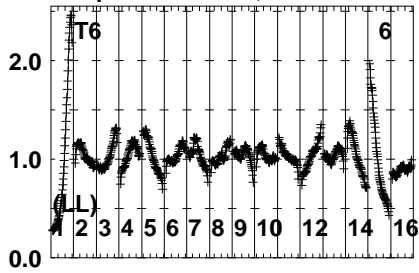


Lower frame: Real Jy
Auto-corr total-power spectrum Antenna: *
Timerange: 00/07:43:41 to 00/07:44:54

Plot file version 104 created 09-MAR-2023 14:12:40

J191142+1952 RG013D.UVDATA.1

Freq = 4.6005 GHz, Bw = 32.000 MH No calibration applied and no bandpass applied

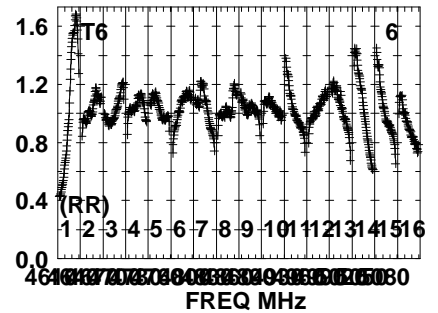
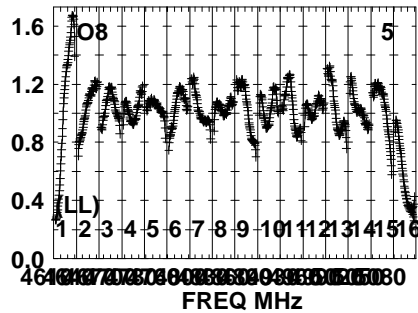
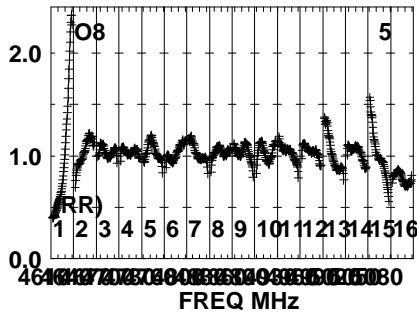
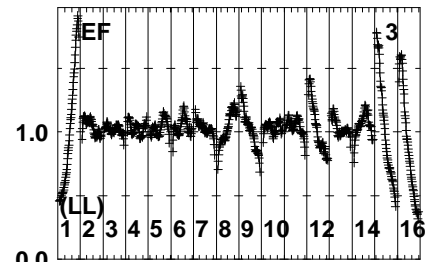
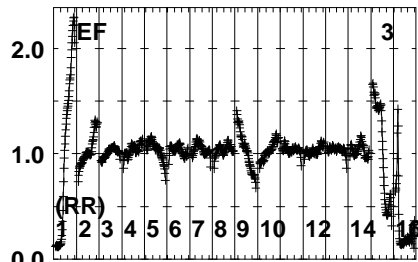
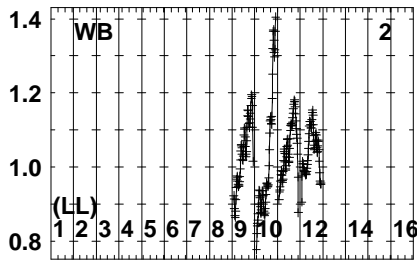
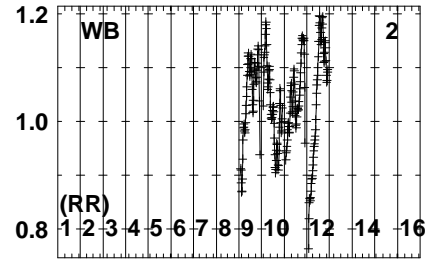
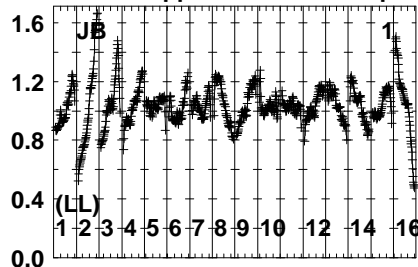
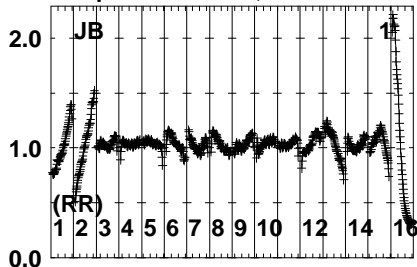


Lower frame: Real Jy
Auto-corr total-power spectrum Antenna: *
Timerange: 00/07:43:41 to 00/07:44:54

Plot file version 105 created 09-MAR-2023 14:12:41

GRB221009A RG013D.UVDATA.1

Freq = 4.6005 GHz, Bw = 32.000 MH No calibration applied and no bandpass applied

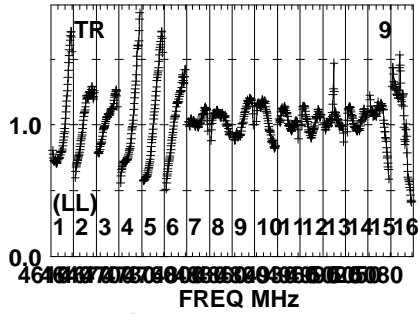
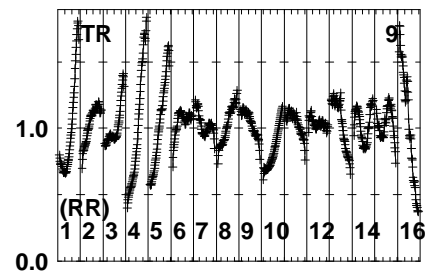
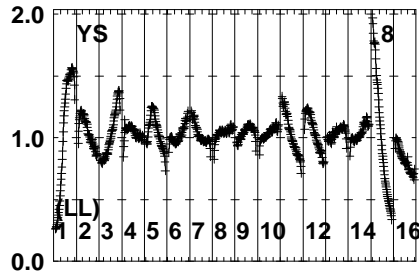
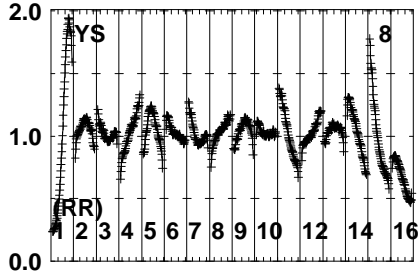
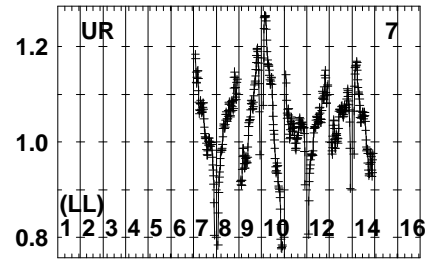
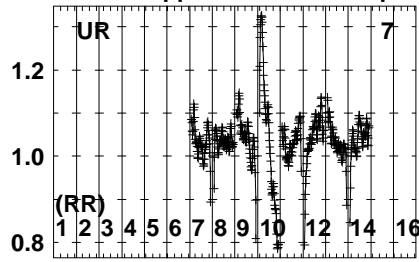
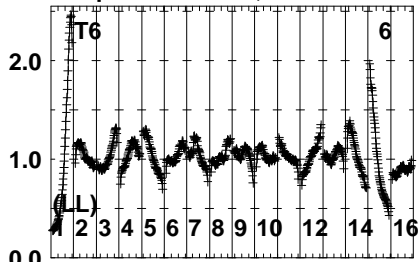


Lower frame: Real Jy
Auto-corr total-power spectrum Antenna: *
Timerange: 00/07:45:11 to 00/07:49:24

Plot file version 106 created 09-MAR-2023 14:12:41

GRB221009A RG013D.UVDATA.1

Freq = 4.6005 GHz, Bw = 32.000 MH No calibration applied and no bandpass applied

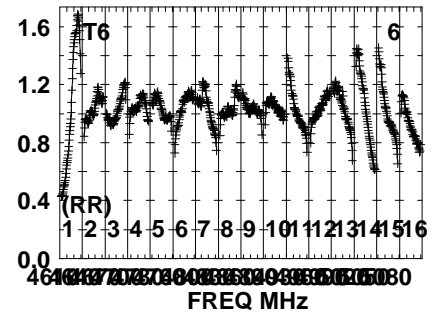
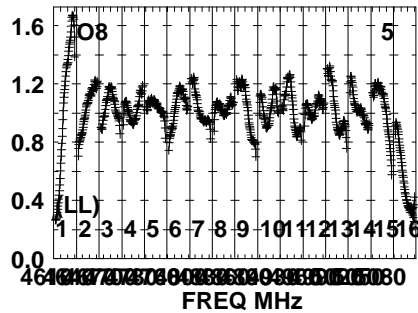
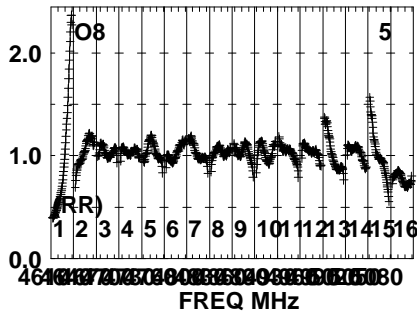
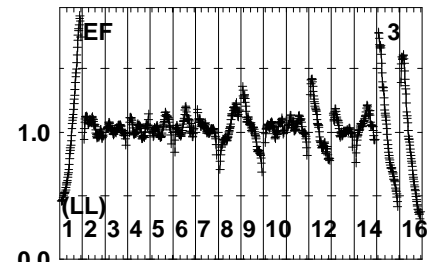
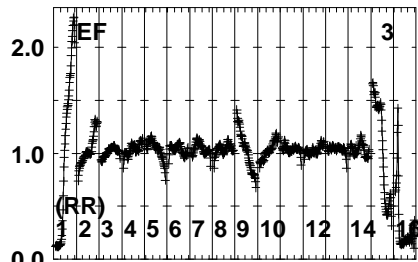
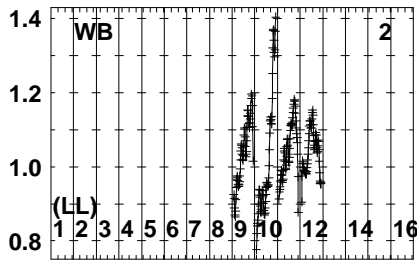
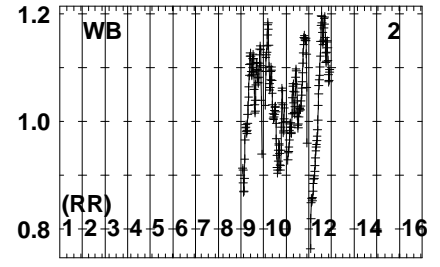
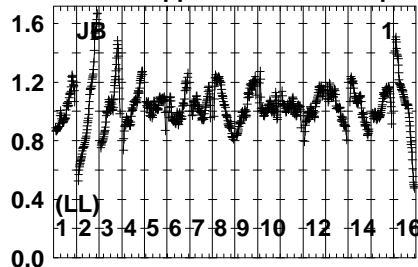
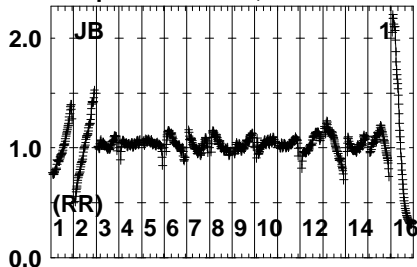


Lower frame: Real Jy
Auto-corr total-power spectrum Antenna: *
Timerange: 00/07:45:11 to 00/07:49:24

Plot file version 107 created 09-MAR-2023 14:12:41

J191142+1952 RG013D.UVDATA.1

Freq = 4.6005 GHz, Bw = 32.000 MH No calibration applied and no bandpass applied

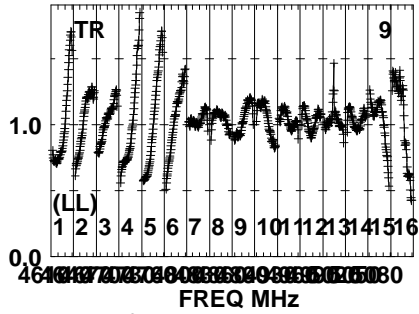
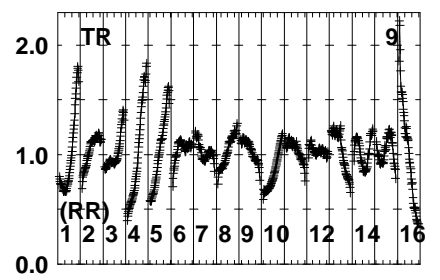
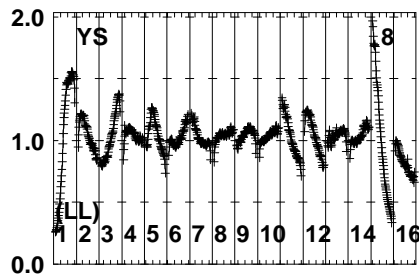
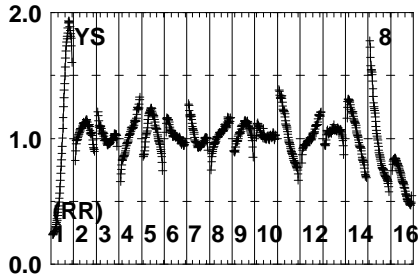
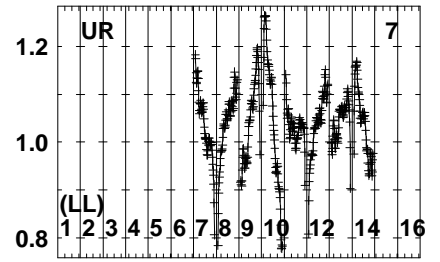
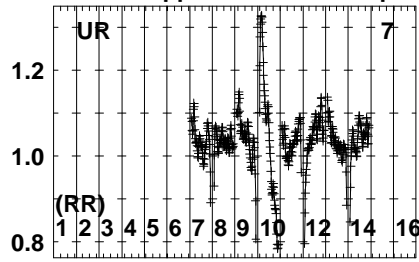
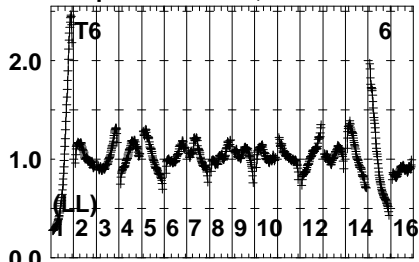


Lower frame: Real Jy
Auto-corr total-power spectrum Antenna: *
Timerange: 00/07:49:42 to 00/07:50:54

Plot file version 108 created 09-MAR-2023 14:12:41

J191142+1952 RG013D.UVDATA.1

Freq = 4.6005 GHz, Bw = 32.000 MH No calibration applied and no bandpass applied

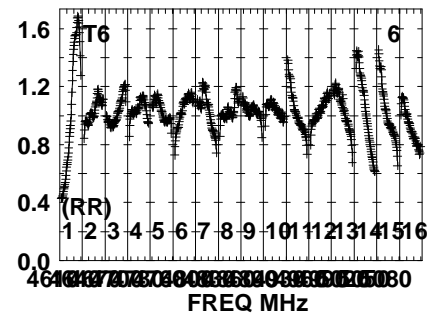
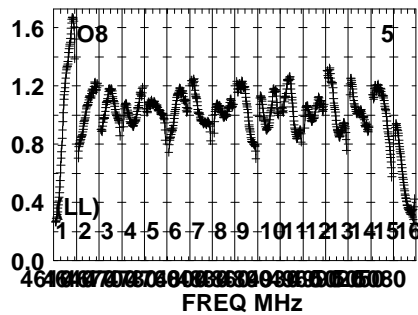
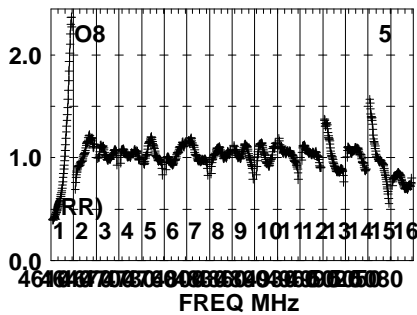
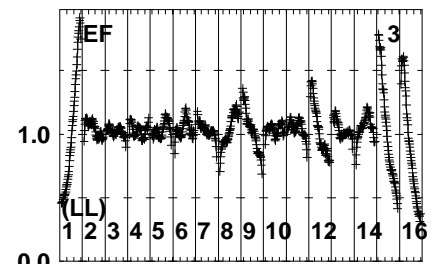
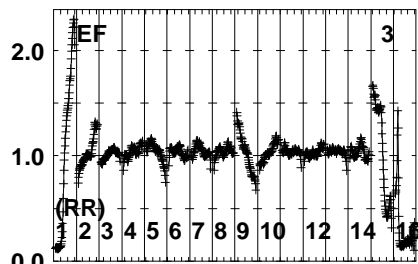
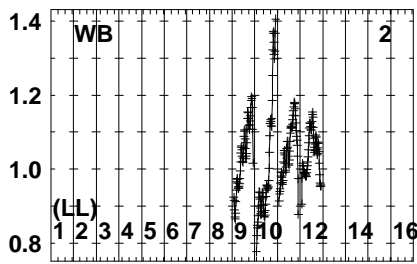
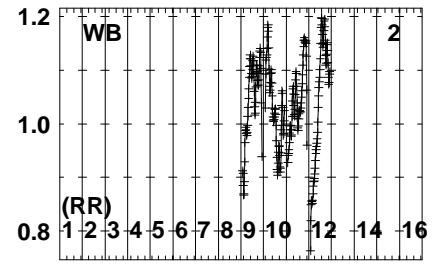
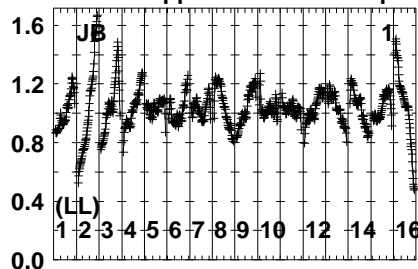
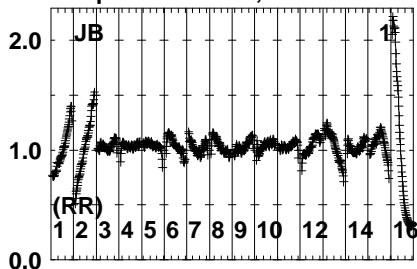


Lower frame: Real Jy
Auto-corr total-power spectrum Antenna: *
Timerange: 00/07:49:42 to 00/07:50:54

Plot file version 109 created 09-MAR-2023 14:12:41

J191249+1940 RG013D.UVDATA.1

Freq = 4.6005 GHz, Bw = 32.000 MH No calibration applied and no bandpass applied

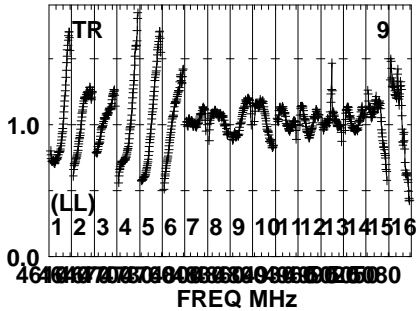
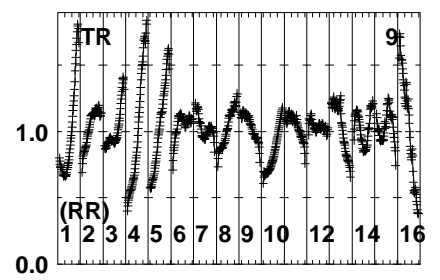
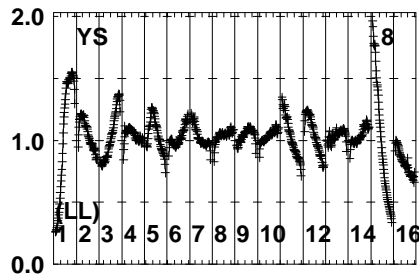
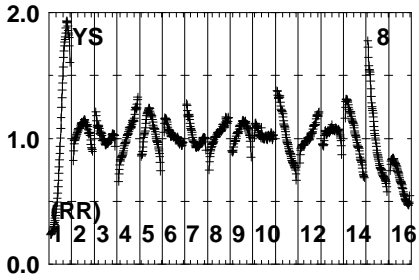
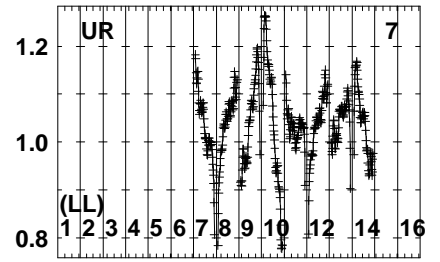
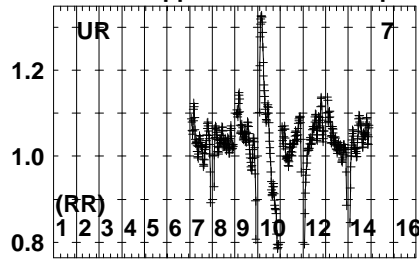
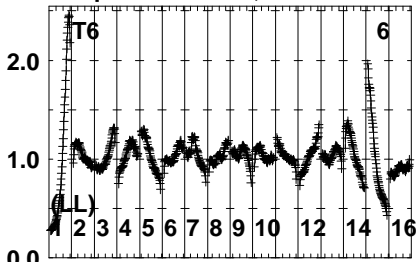


Lower frame: Real Jy
Auto-corr total-power spectrum Antenna: *
Timerange: 00/07:51:12 to 00/07:52:24

Plot file version 110 created 09-MAR-2023 14:12:41

J191249+1940 RG013D.UVDATA.1

Freq = 4.6005 GHz, Bw = 32.000 MH No calibration applied and no bandpass applied

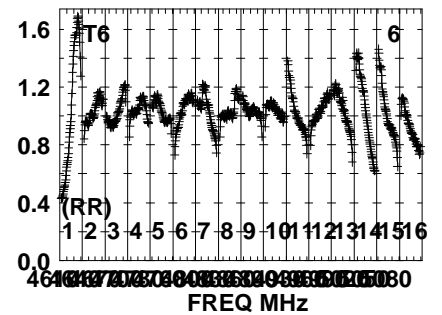
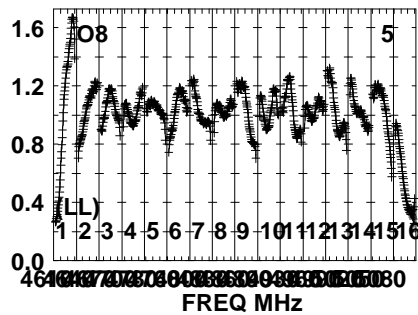
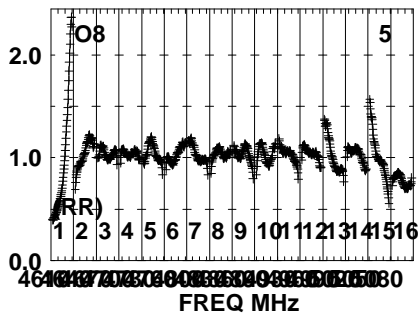
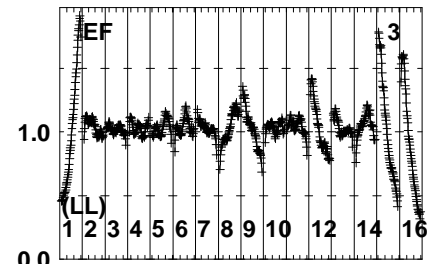
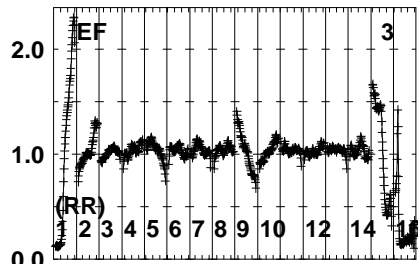
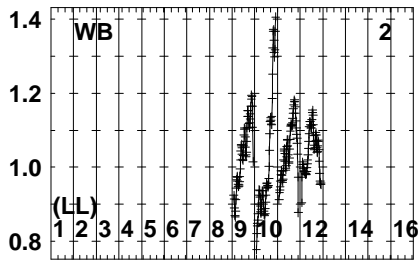
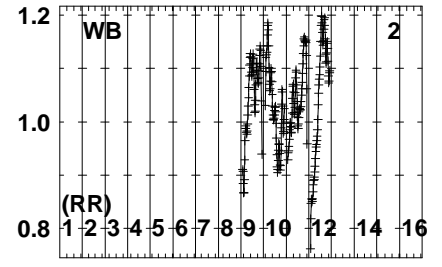
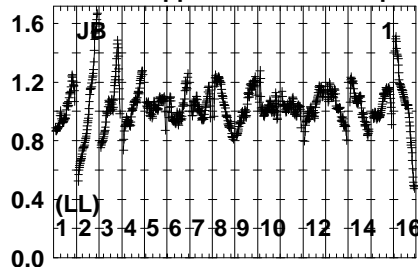
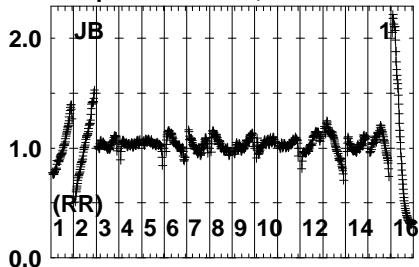


Lower frame: Real Jy
Auto-corr total-power spectrum Antenna: *
Timerange: 00/07:51:12 to 00/07:52:24

Plot file version 111 created 09-MAR-2023 14:12:41

J191142+1952 RG013D.UVDATA.1

Freq = 4.6005 GHz, Bw = 32.000 MH No calibration applied and no bandpass applied

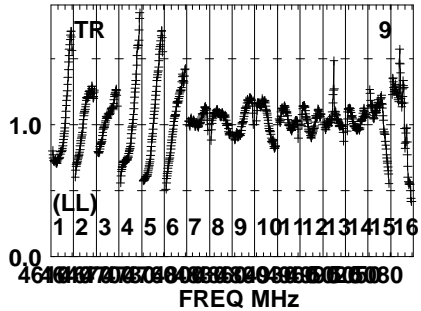
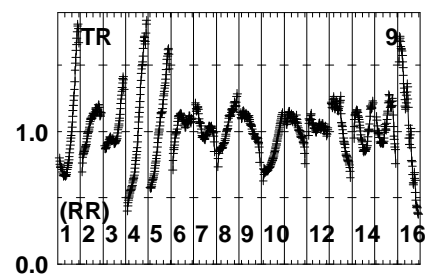
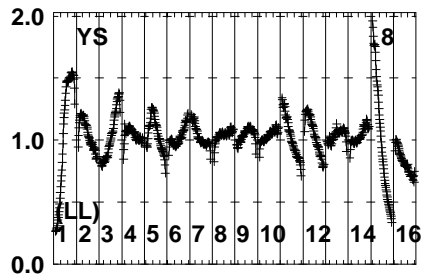
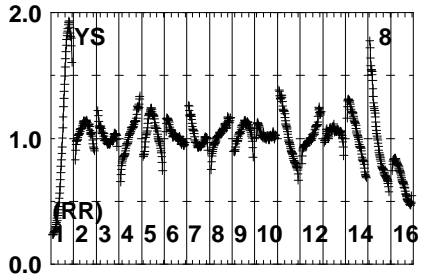
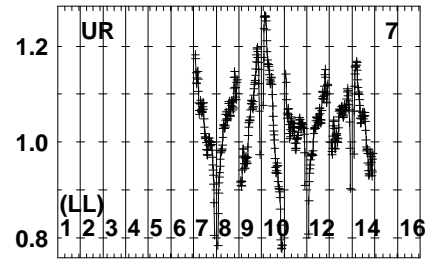
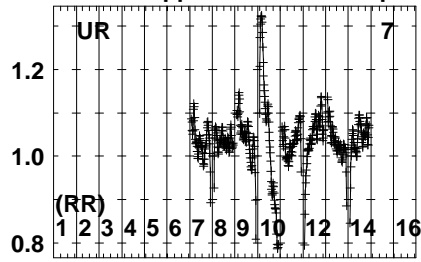
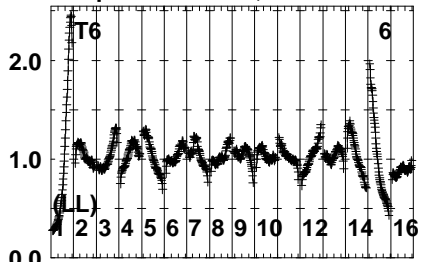


Lower frame: Real Jy
Auto-corr total-power spectrum Antenna: *
Timerange: 00/07:52:47 to 00/07:54:15

Plot file version 112 created 09-MAR-2023 14:12:42

J191142+1952 RG013D.UVDATA.1

Freq = 4.6005 GHz, Bw = 32.000 MH No calibration applied and no bandpass applied

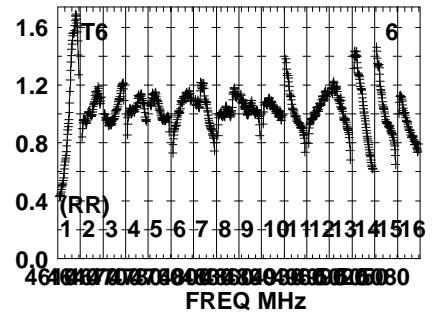
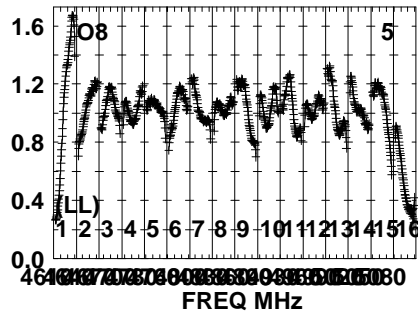
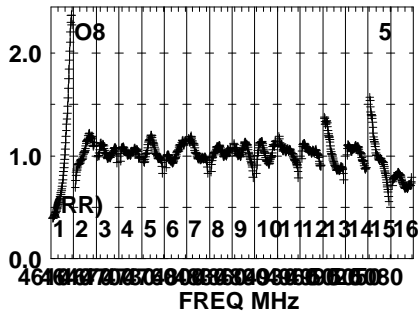
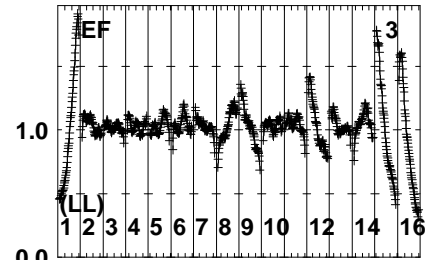
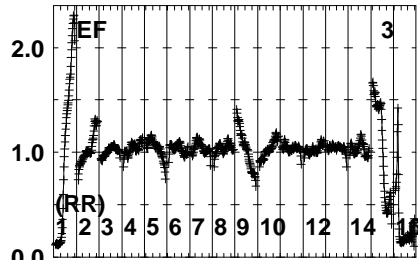
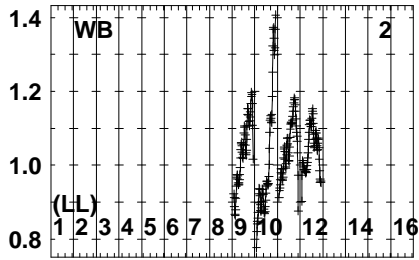
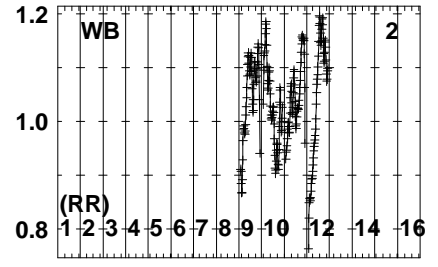
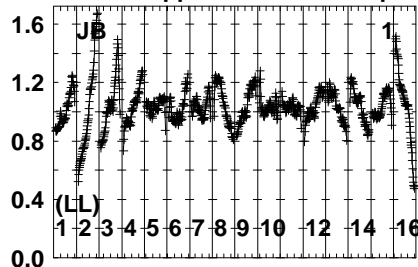
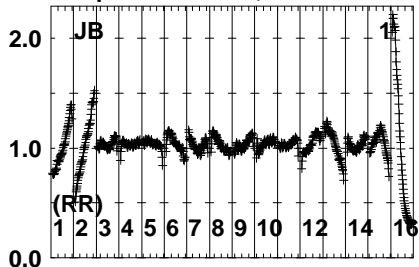


Lower frame: Real Jy
Auto-corr total-power spectrum Antenna: *
Timerange: 00/07:52:47 to 00/07:54:15

Plot file version 113 created 09-MAR-2023 14:12:42

GRB221009A RG013D.UVDATA.1

Freq = 4.6005 GHz, Bw = 32.000 MH No calibration applied and no bandpass applied

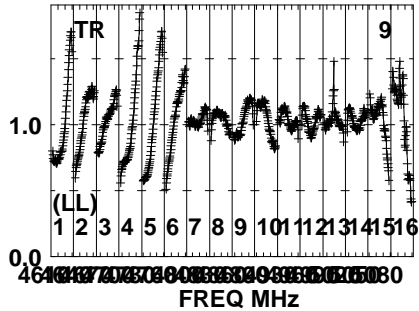
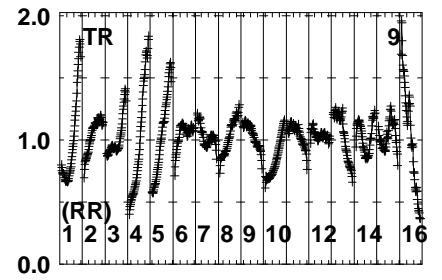
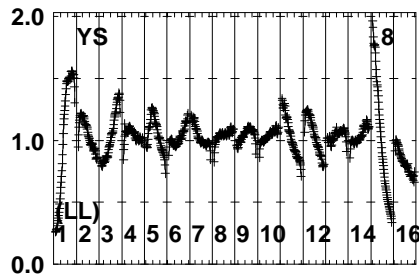
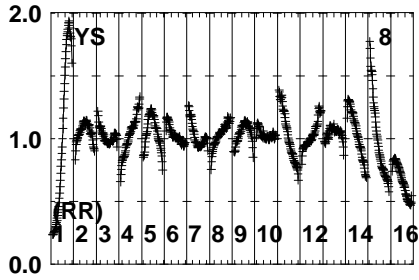
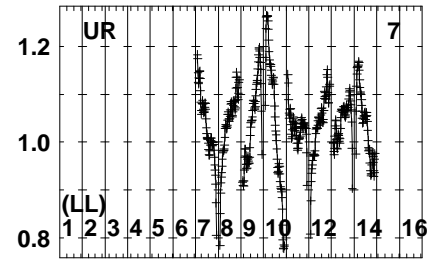
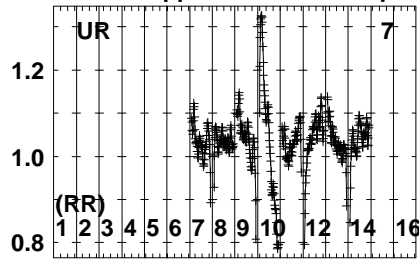
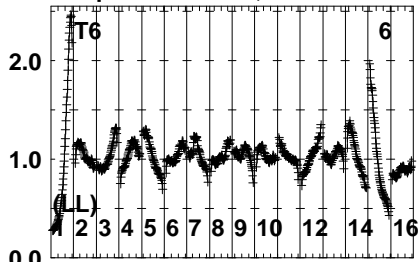


Lower frame: Real Jy
Auto-corr total-power spectrum Antenna: *
Timerange: 00/07:54:32 to 00/07:58:45

Plot file version 114 created 09-MAR-2023 14:12:42

GRB221009A RG013D.UVDATA.1

Freq = 4.6005 GHz, Bw = 32.000 MH No calibration applied and no bandpass applied

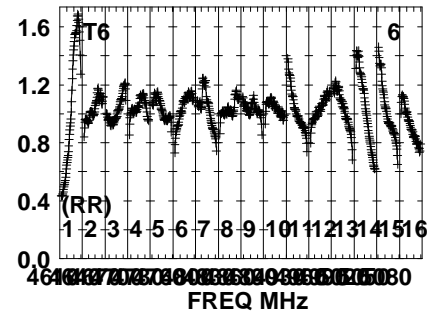
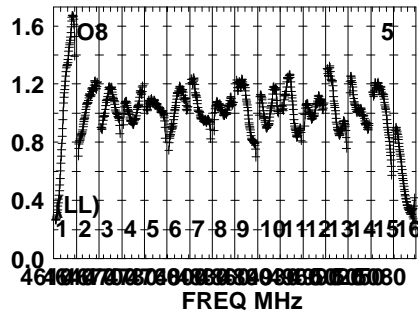
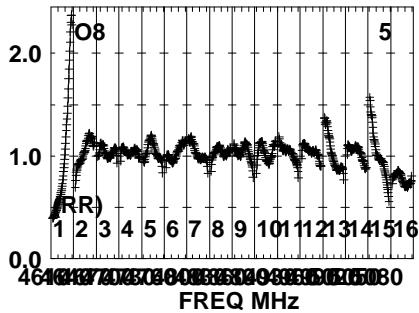
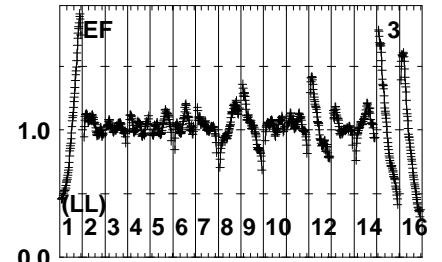
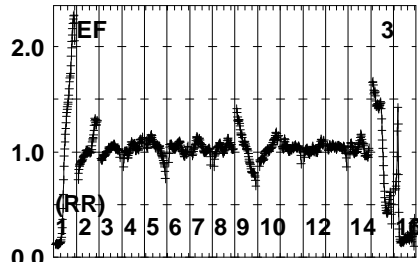
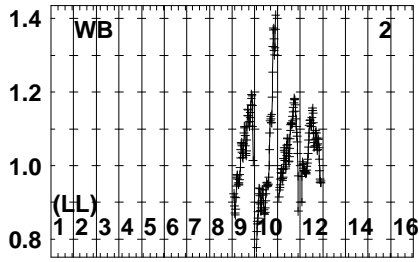
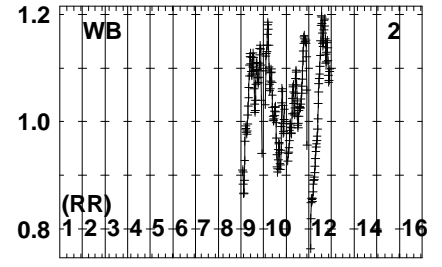
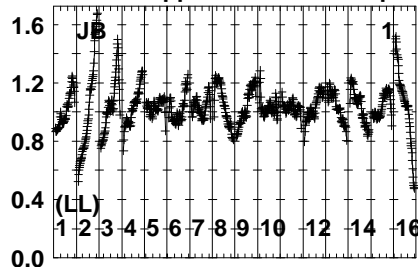
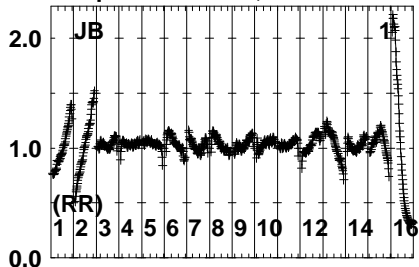


Lower frame: Real Jy
Auto-corr total-power spectrum Antenna: *
Timerange: 00/07:54:32 to 00/07:58:45

Plot file version 115 created 09-MAR-2023 14:12:42

J191142+1952 RG013D.UVDATA.1

Freq = 4.6005 GHz, Bw = 32.000 MH No calibration applied and no bandpass applied

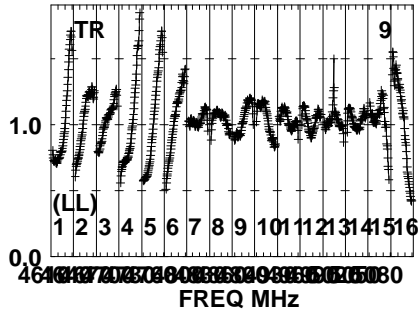
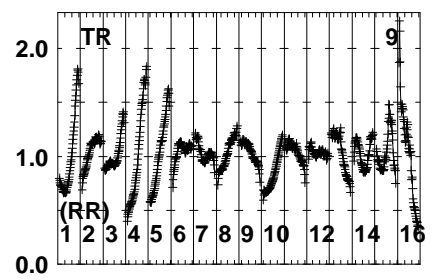
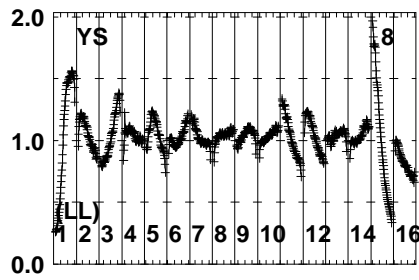
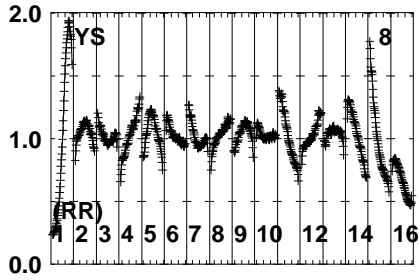
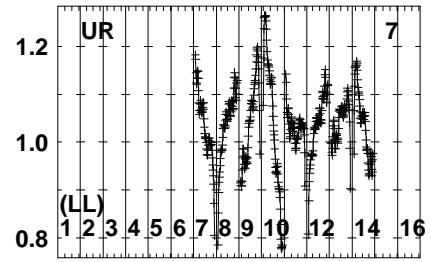
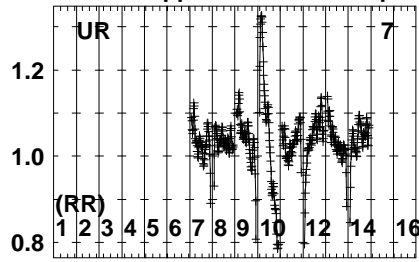
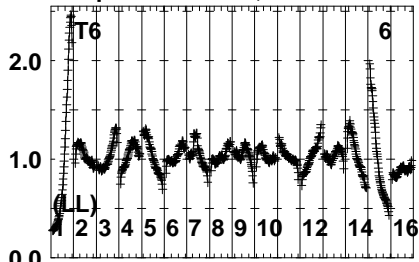


Lower frame: Real Jy
Auto-corr total-power spectrum Antenna: *
Timerange: 00/07:59:02 to 00/08:00:15

Plot file version 116 created 09-MAR-2023 14:12:43

J191142+1952 RG013D.UVDATA.1

Freq = 4.6005 GHz, Bw = 32.000 MH No calibration applied and no bandpass applied

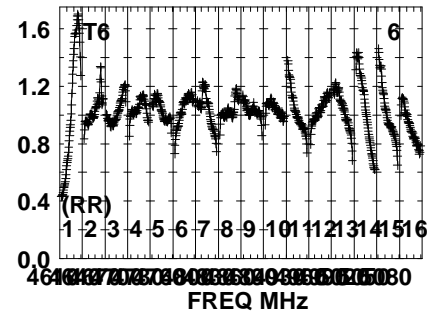
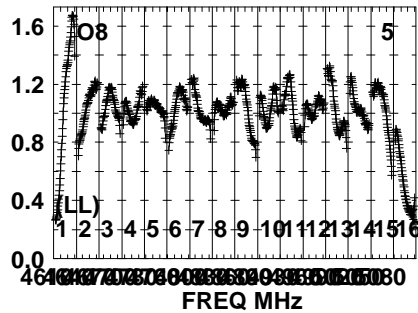
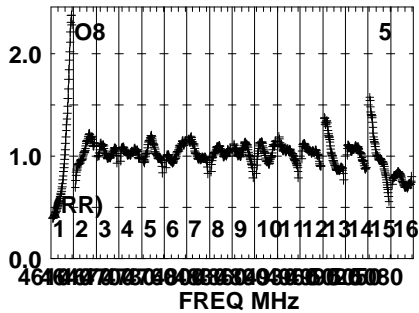
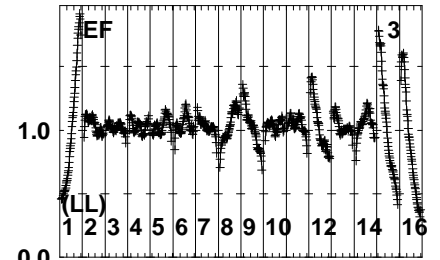
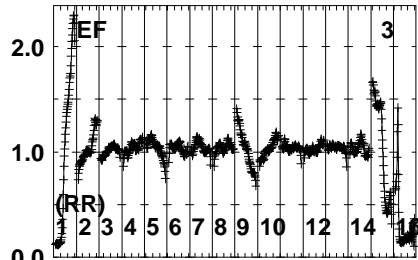
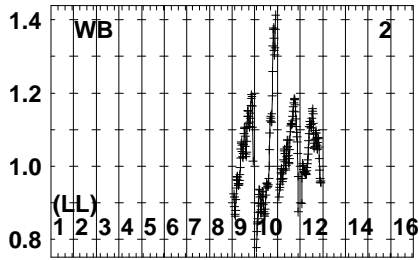
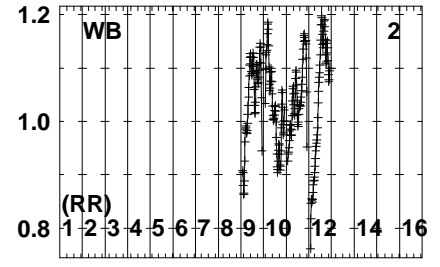
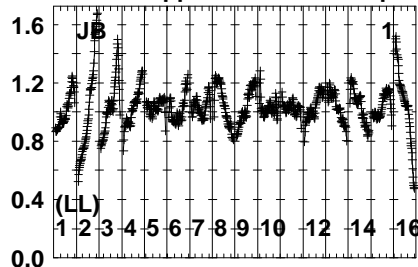
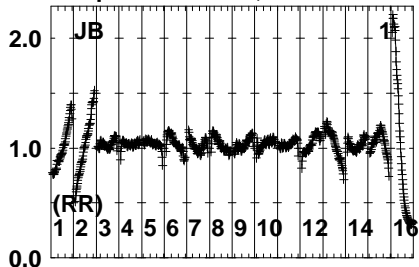


Lower frame: Real Jy
Auto-corr total-power spectrum Antenna: *
Timerange: 00/07:59:02 to 00/08:00:15

Plot file version 117 created 09-MAR-2023 14:12:43

GRB221009A RG013D.UVDATA.1

Freq = 4.6005 GHz, Bw = 32.000 MH No calibration applied and no bandpass applied

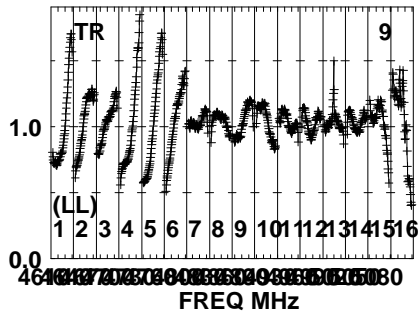
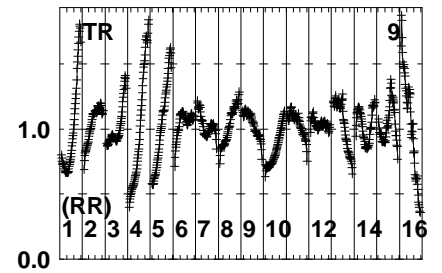
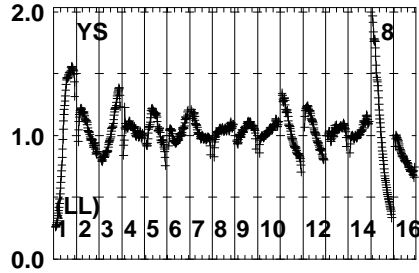
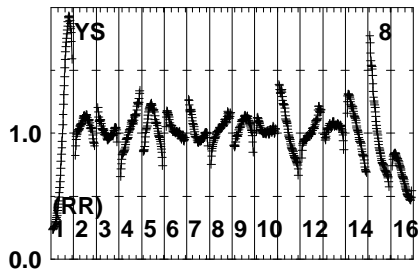
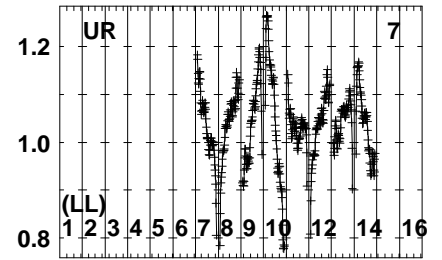
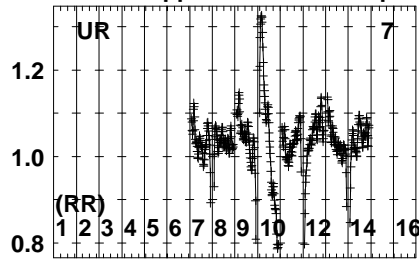
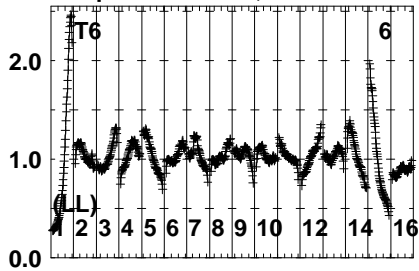


Lower frame: Real Jy
Auto-corr total-power spectrum Antenna: *
Timerange: 00/08:00:31 to 00/08:04:45

Plot file version 118 created 09-MAR-2023 14:12:43

GRB221009A RG013D.UVDATA.1

Freq = 4.6005 GHz, Bw = 32.000 MH No calibration applied and no bandpass applied

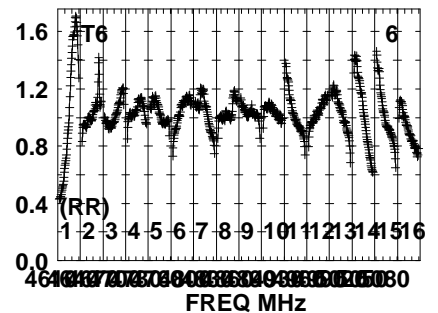
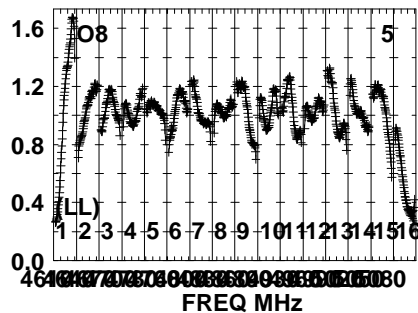
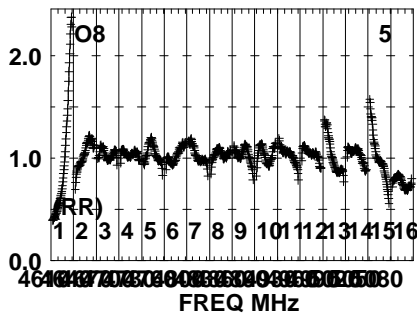
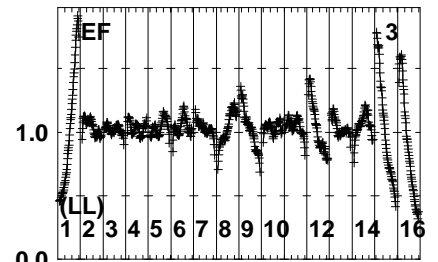
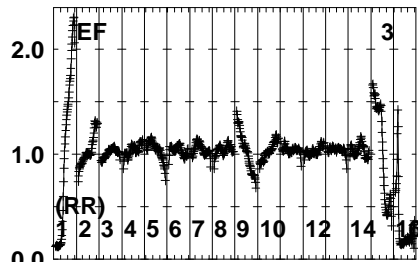
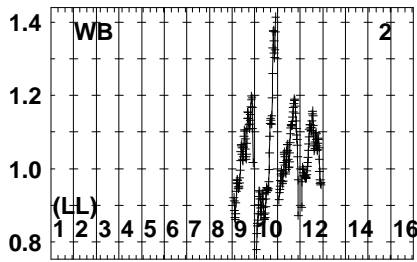
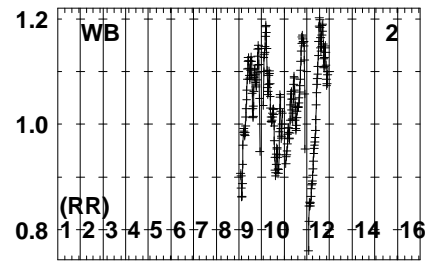
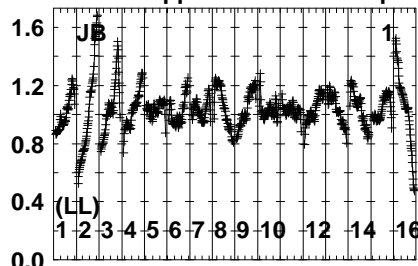
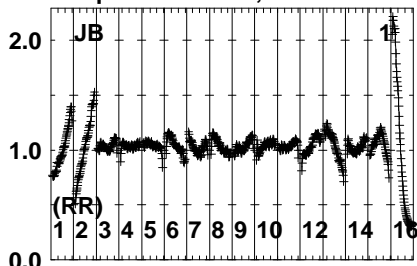


Lower frame: Real Jy
Auto-corr total-power spectrum Antenna: *
Timerange: 00/08:00:31 to 00/08:04:45

Plot file version 119 created 09-MAR-2023 14:12:43

J191142+1952 RG013D.UVDATA.1

Freq = 4.6005 GHz, Bw = 32.000 MH No calibration applied and no bandpass applied

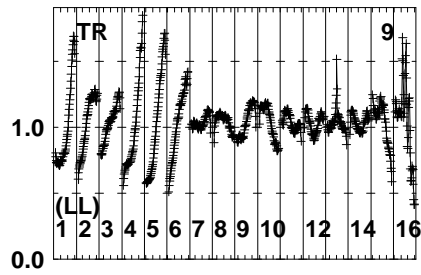
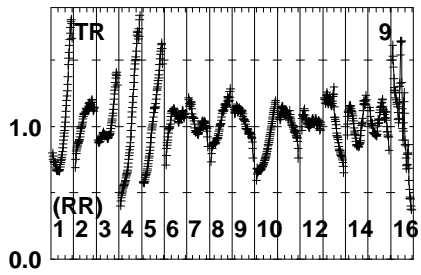
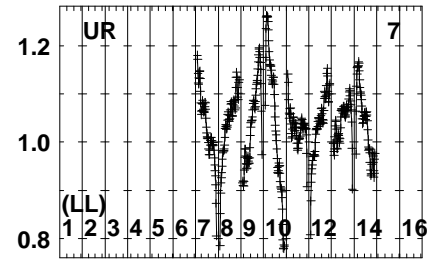
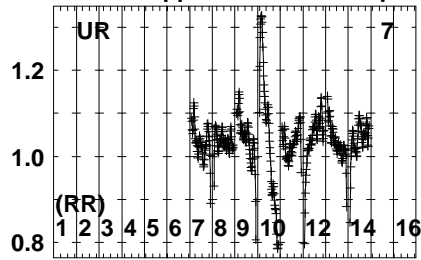
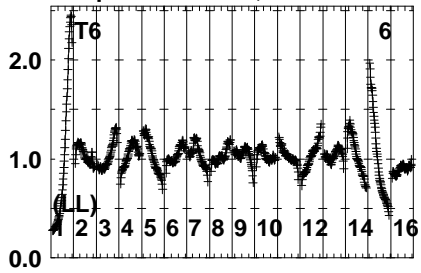


Lower frame: Real Jy
Auto-corr total-power spectrum Antenna: *
Timerange: 00/08:05:01 to 00/08:06:14

Plot file version 120 created 09-MAR-2023 14:12:43

J191142+1952 RG013D.UVDATA.1

Freq = 4.6005 GHz, Bw = 32.000 MH No calibration applied and no bandpass applied



Lower frame: Real Jy

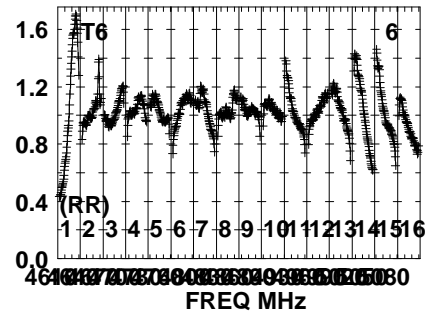
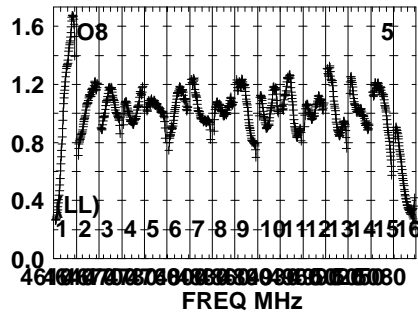
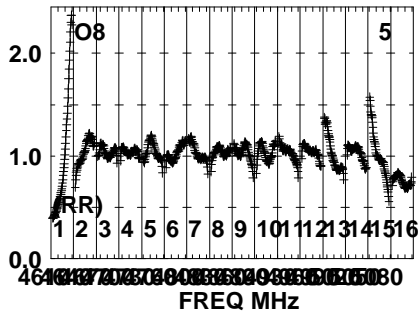
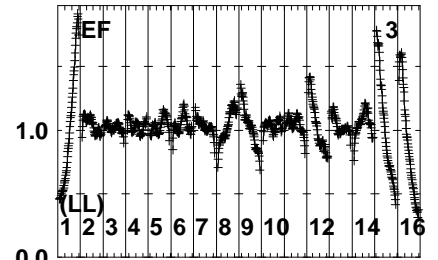
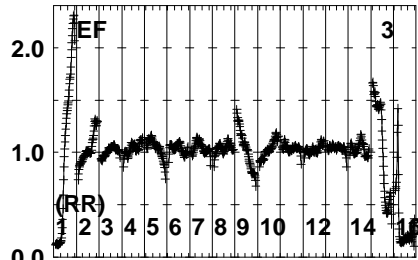
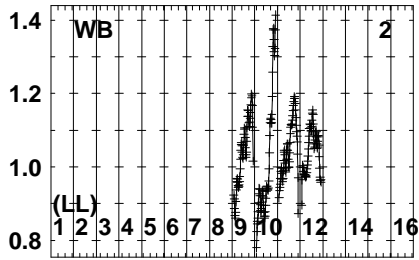
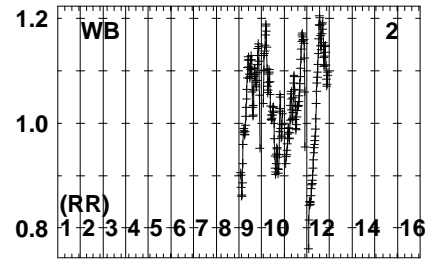
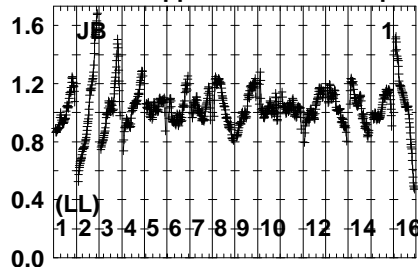
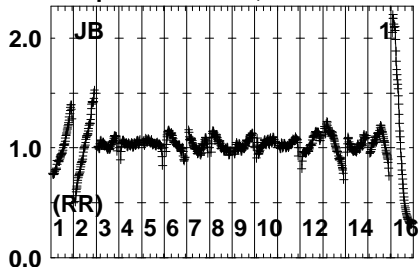
Auto-corr total-power spectrum Antenna: *

Timerange: 00/08:05:01 to 00/08:06:14

Plot file version 121 created 09-MAR-2023 14:12:43

J1905+1943 RG013D.UVDATA.1

Freq = 4.6005 GHz, Bw = 32.000 MH No calibration applied and no bandpass applied

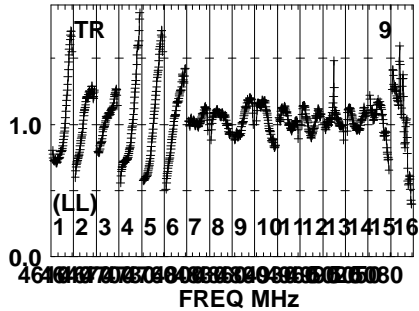
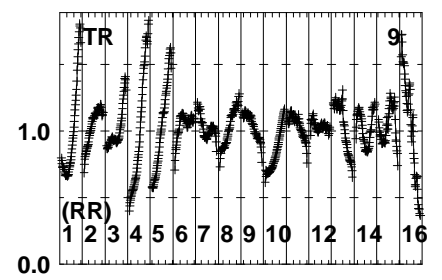
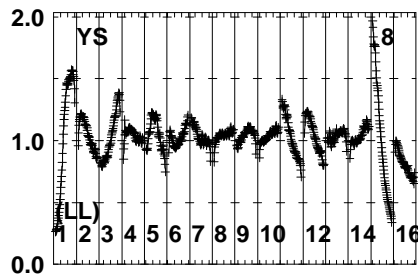
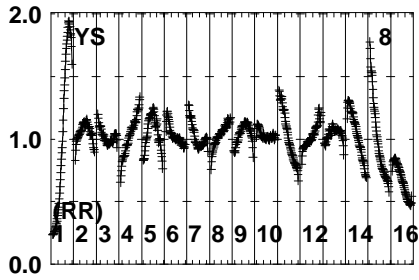
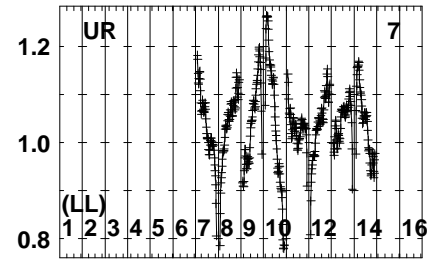
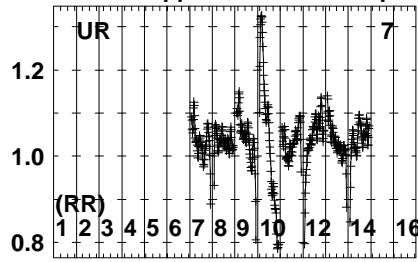
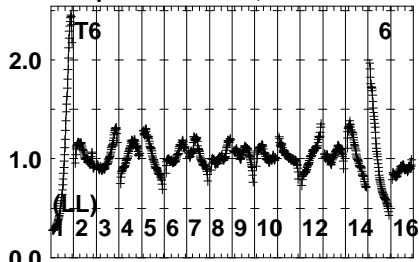


Lower frame: Real Jy
Auto-corr total-power spectrum Antenna: *
Timerange: 00/08:06:31 to 00/08:07:59

Plot file version 122 created 09-MAR-2023 14:12:43

J1905+1943 RG013D.UVDATA.1

Freq = 4.6005 GHz, Bw = 32.000 MH No calibration applied and no bandpass applied

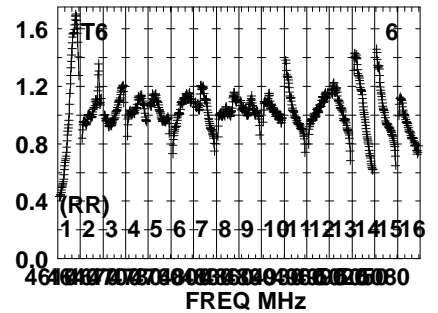
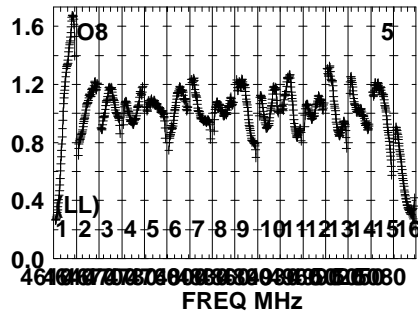
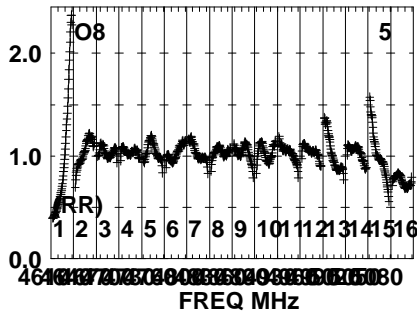
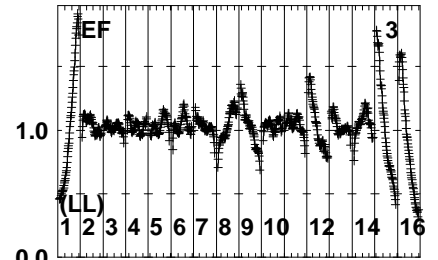
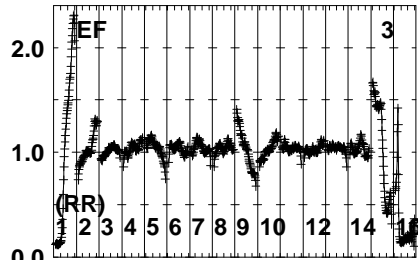
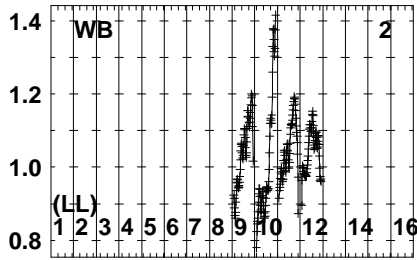
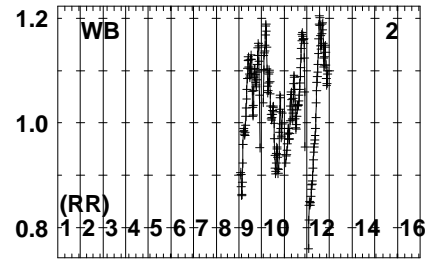
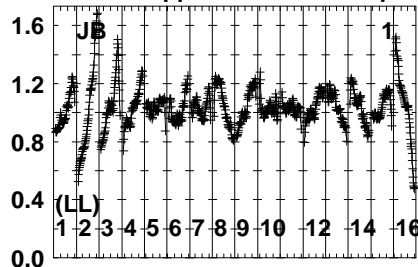
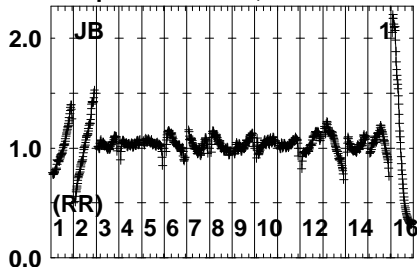


Lower frame: Real Jy
Auto-corr total-power spectrum Antenna: *
Timerange: 00/08:06:31 to 00/08:07:59

Plot file version 123 created 09-MAR-2023 14:12:44

J191142+1952 RG013D.UVDATA.1

Freq = 4.6005 GHz, Bw = 32.000 MH No calibration applied and no bandpass applied

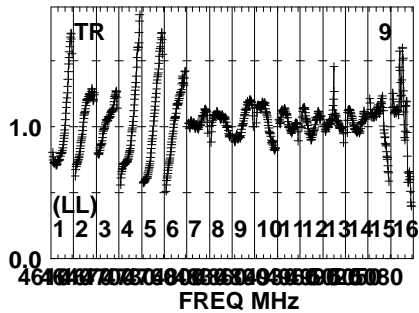
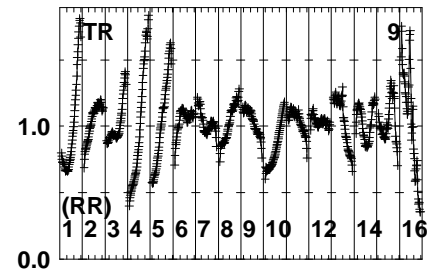
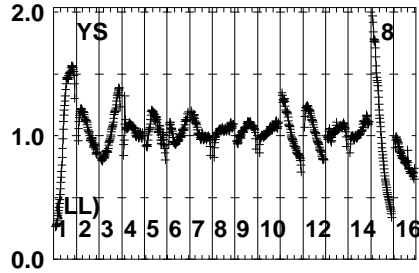
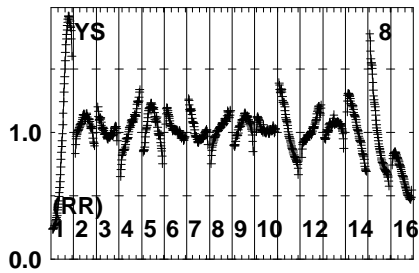
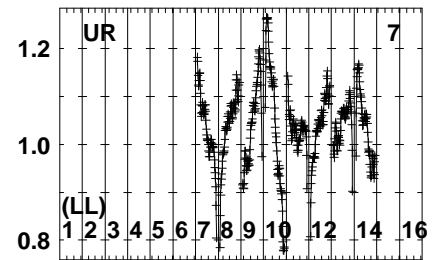
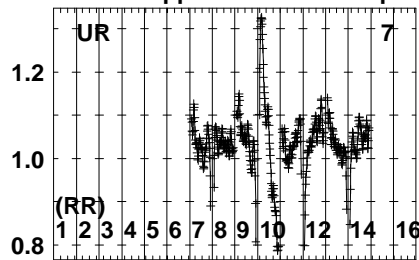
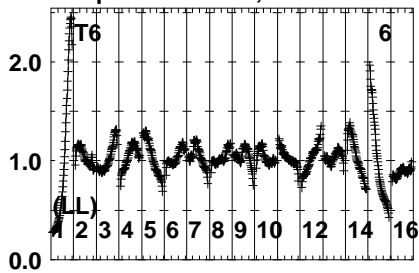


Lower frame: Real Jy
Auto-corr total-power spectrum Antenna: *
Timerange: 00/08:08:32 to 00/08:10:00

Plot file version 124 created 09-MAR-2023 14:12:44

J191142+1952 RG013D.UVDATA.1

Freq = 4.6005 GHz, Bw = 32.000 MH No calibration applied and no bandpass applied

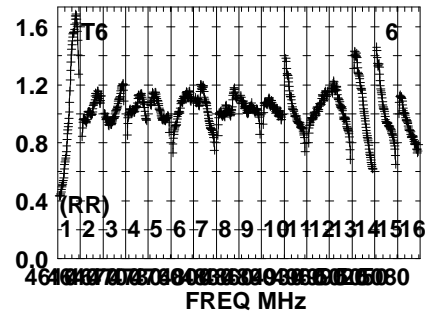
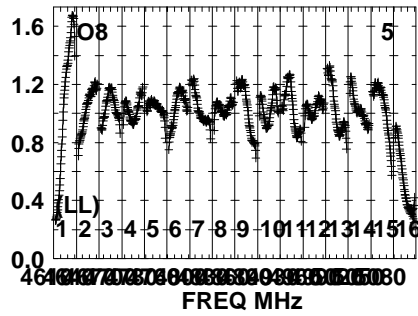
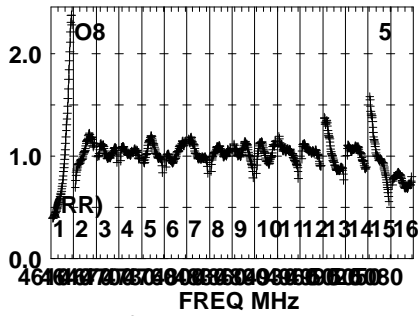
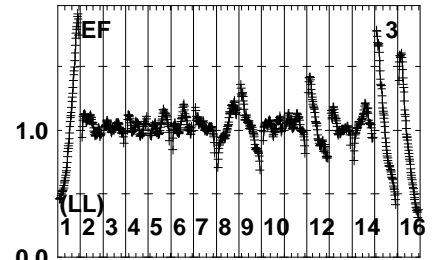
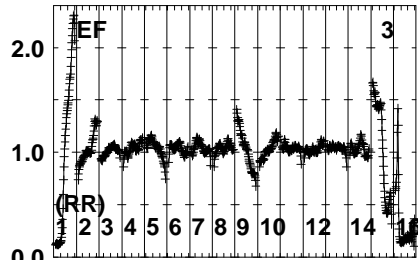
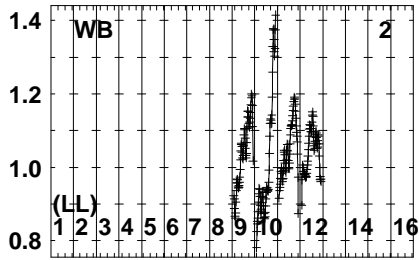
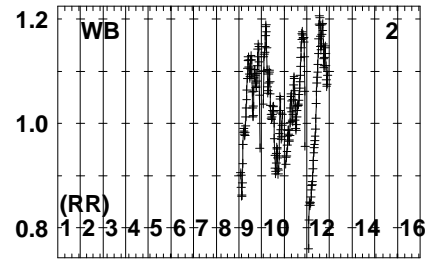
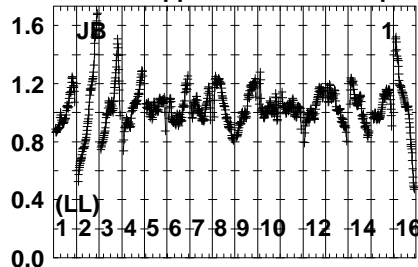
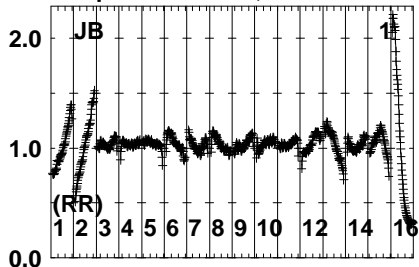


Lower frame: Real Jy
Auto-corr total-power spectrum Antenna: *
Timerange: 00/08:08:32 to 00/08:10:00

Plot file version 125 created 09-MAR-2023 14:12:44

GRB221009A RG013D.UVDATA.1

Freq = 4.6005 GHz, Bw = 32.000 MH No calibration applied and no bandpass applied

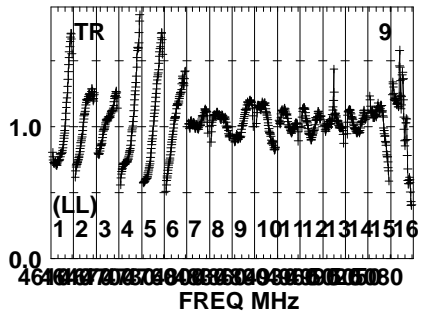
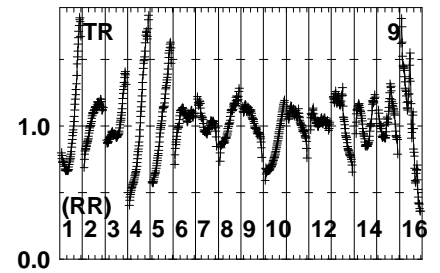
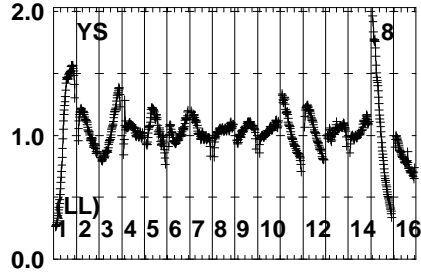
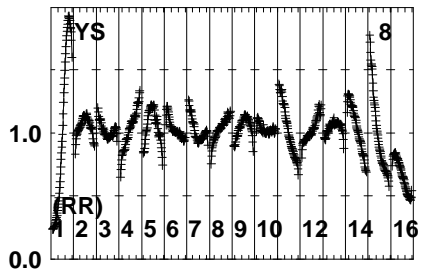
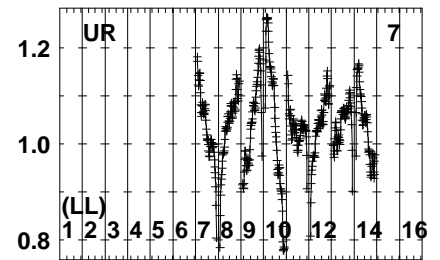
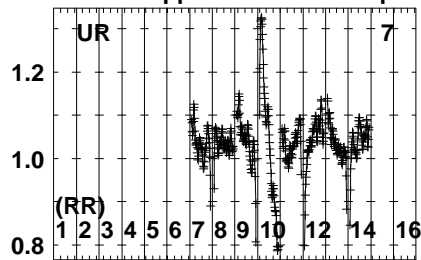
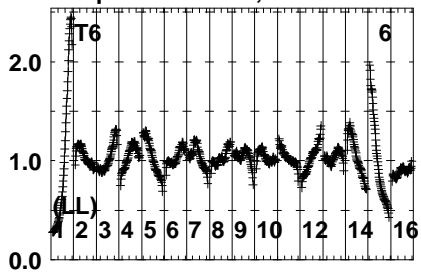


Lower frame: Real Jy
Auto-corr total-power spectrum Antenna: *
Timerange: 00/08:10:17 to 00/08:14:30

Plot file version 126 created 09-MAR-2023 14:12:44

GRB221009A RG013D.UVDATA.1

Freq = 4.6005 GHz, Bw = 32.000 MH No calibration applied and no bandpass applied

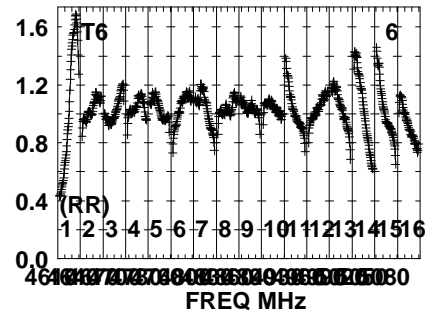
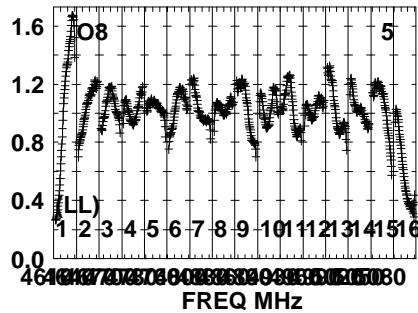
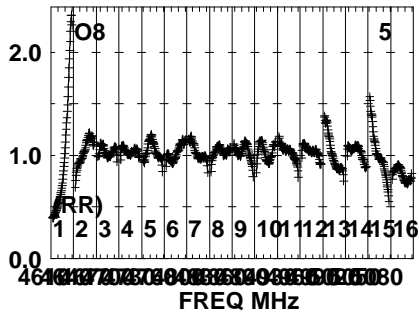
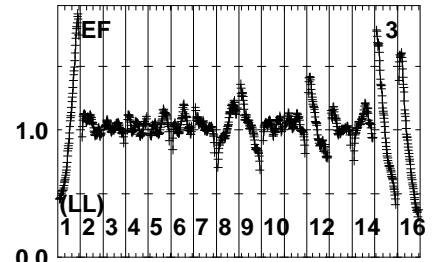
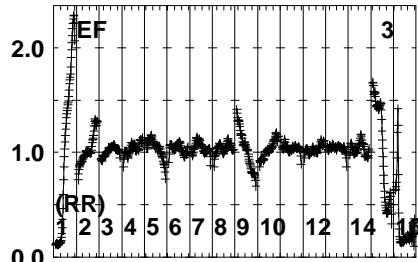
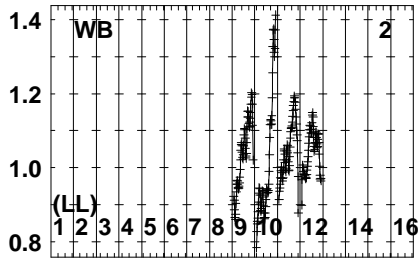
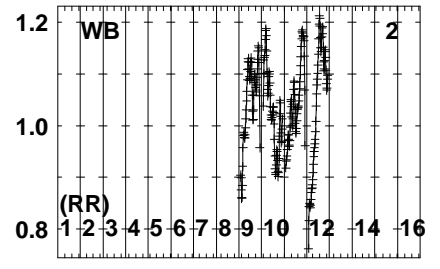
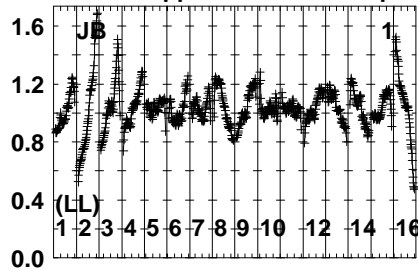
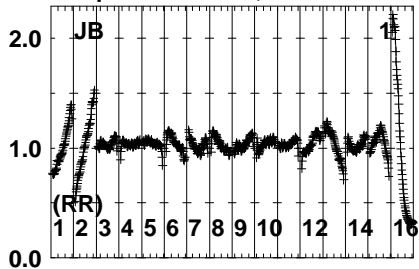


Lower frame: Real Jy
Auto-corr total-power spectrum Antenna: *
Timerange: 00/08:10:17 to 00/08:14:30

Plot file version 127 created 09-MAR-2023 14:12:44

J191142+1952 RG013D.UVDATA.1

Freq = 4.6005 GHz, Bw = 32.000 MH No calibration applied and no bandpass applied

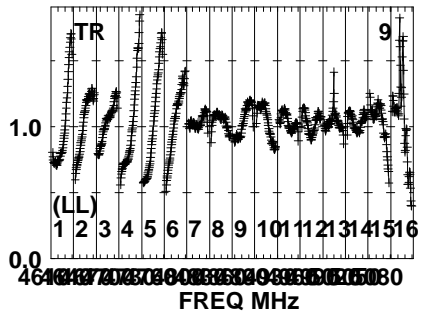
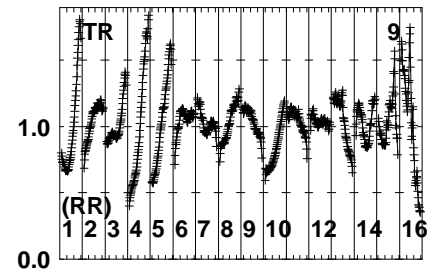
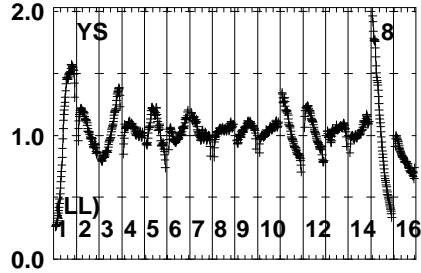
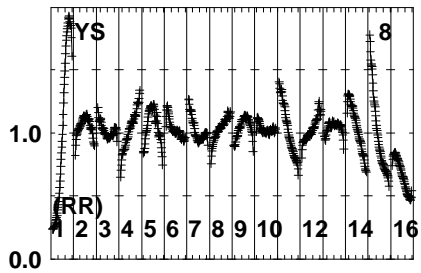
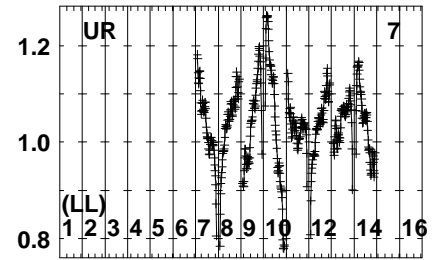
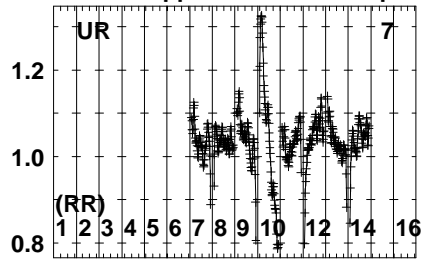
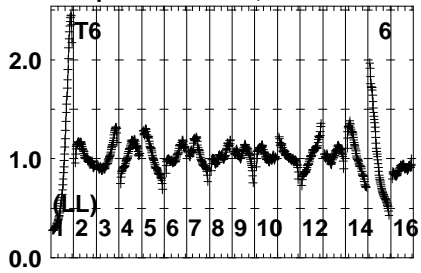


Lower frame: Real Jy
Auto-corr total-power spectrum Antenna: *
Timerange: 00/08:14:46 to 00/08:16:00

Plot file version 128 created 09-MAR-2023 14:12:45

J191142+1952 RG013D.UVDATA.1

Freq = 4.6005 GHz, Bw = 32.000 MH No calibration applied and no bandpass applied

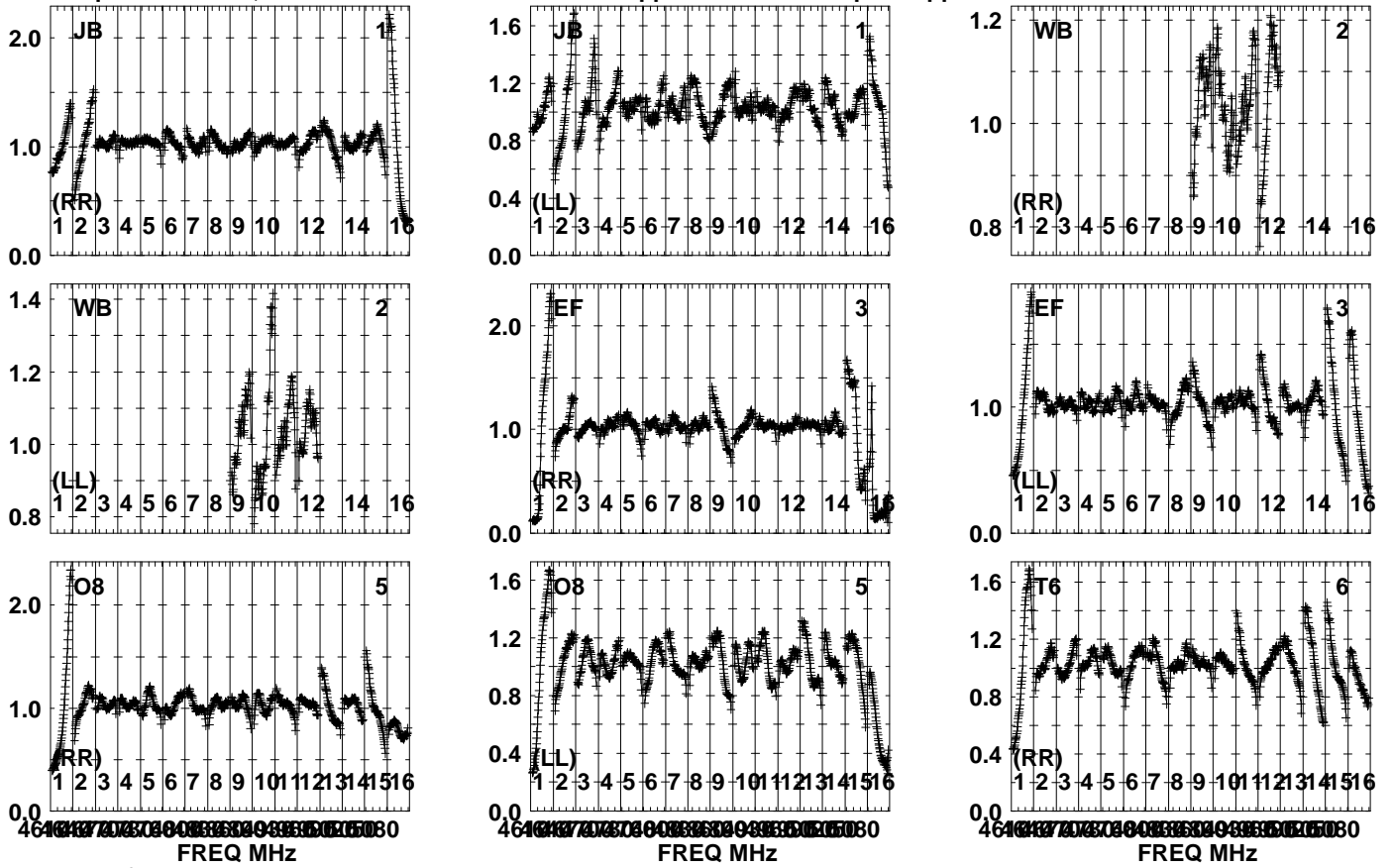


Lower frame: Real Jy
Auto-corr total-power spectrum Antenna: *
Timerange: 00/08:14:46 to 00/08:16:00

Plot file version 129 created 09-MAR-2023 14:12:45

GRB221009A RG013D.UVDATA.1

Freq = 4.6005 GHz, Bw = 32.000 MH No calibration applied and no bandpass applied

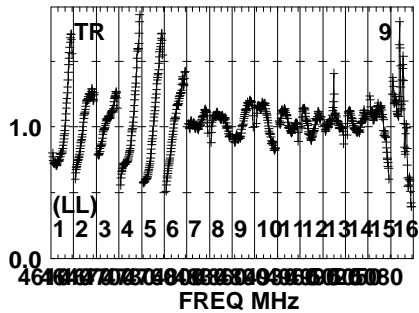
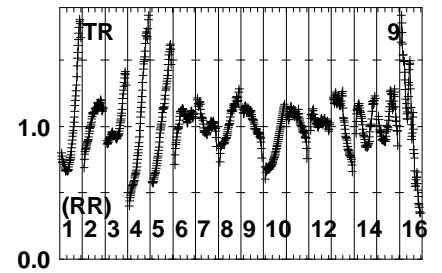
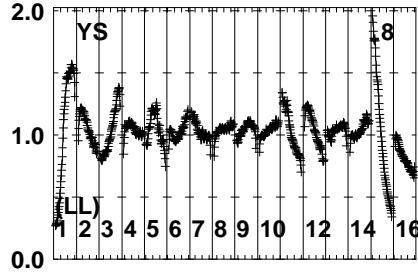
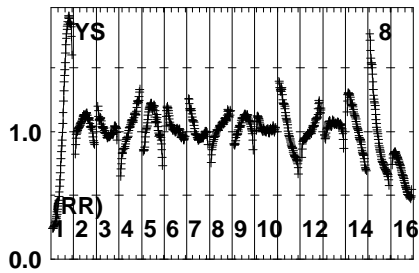
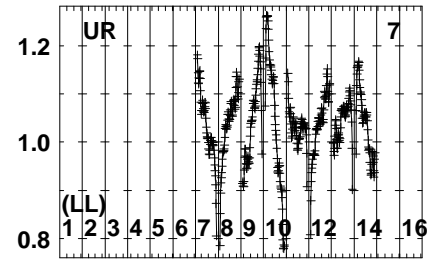
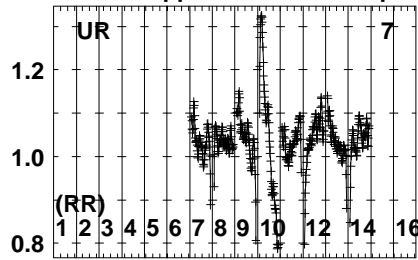
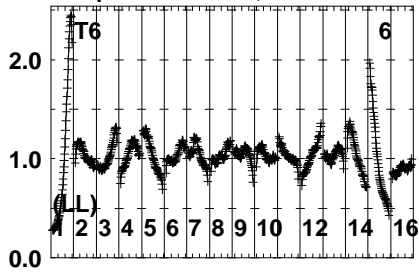


Lower frame: Real Jy
Auto-corr total-power spectrum Antenna: *
Timerange: 00/08:16:16 to 00/08:20:30

Plot file version 130 created 09-MAR-2023 14:12:45

GRB221009A RG013D.UVDATA.1

Freq = 4.6005 GHz, Bw = 32.000 MH No calibration applied and no bandpass applied

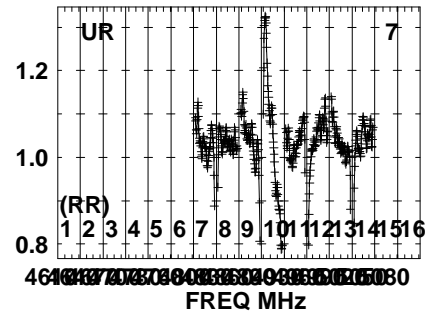
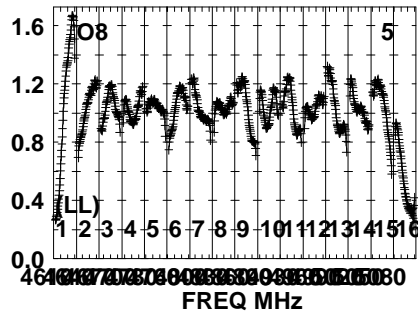
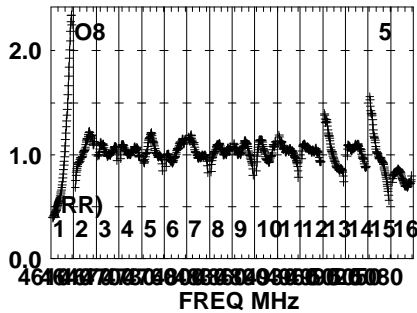
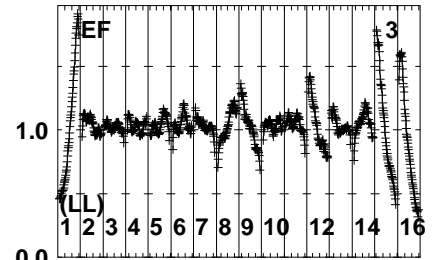
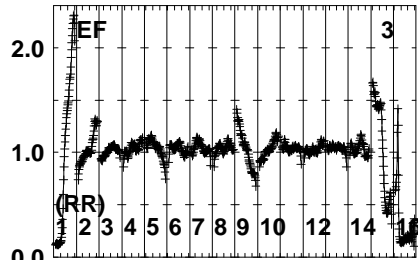
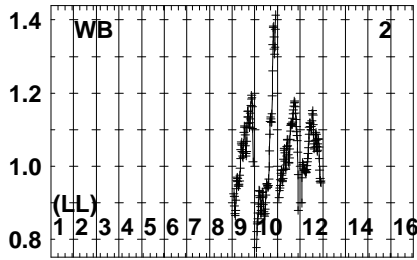
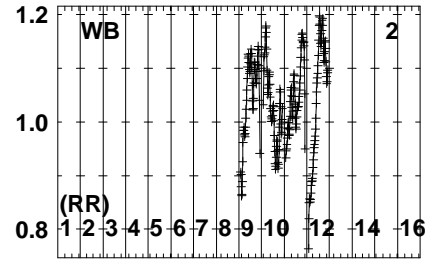
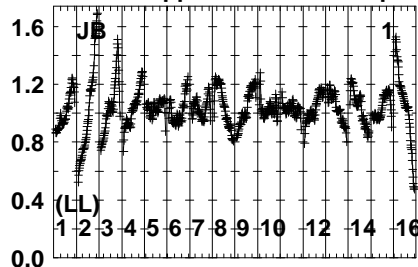
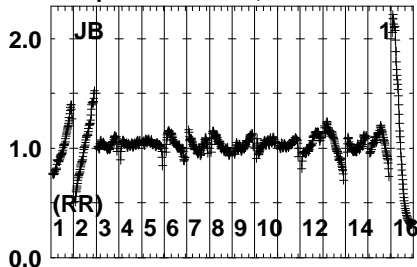


Lower frame: Real Jy
Auto-corr total-power spectrum Antenna: *
Timerange: 00/08:16:16 to 00/08:20:30

Plot file version 131 created 09-MAR-2023 14:12:45

J191142+1952 RG013D.UVDATA.1

Freq = 4.6005 GHz, Bw = 32.000 MH No calibration applied and no bandpass applied

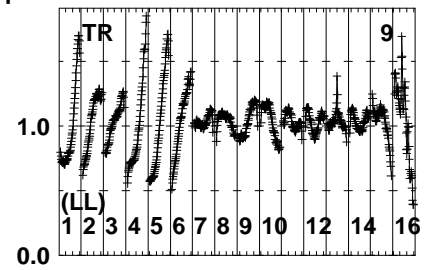
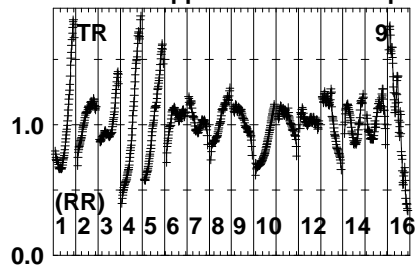
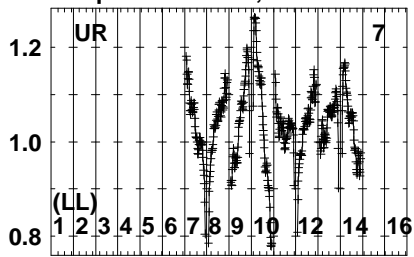


Lower frame: Real Jy
Auto-corr total-power spectrum Antenna: *
Timerange: 00/08:20:46 to 00/08:21:59

Plot file version 132 created 09-MAR-2023 14:12:45

J191142+1952 RG013D.UVDATA.1

Freq = 4.6005 GHz, Bw = 32.000 MH No calibration applied and no bandpass applied

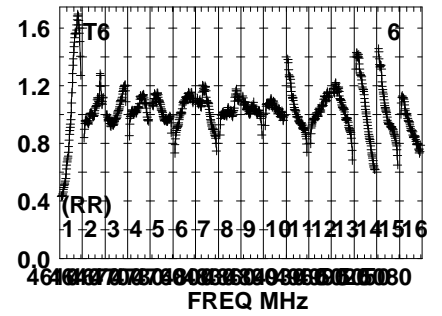
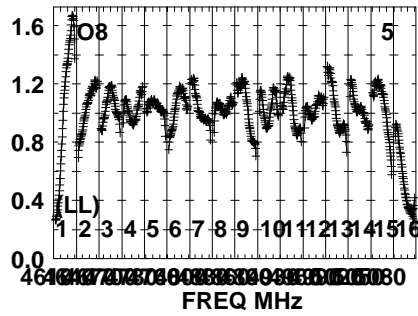
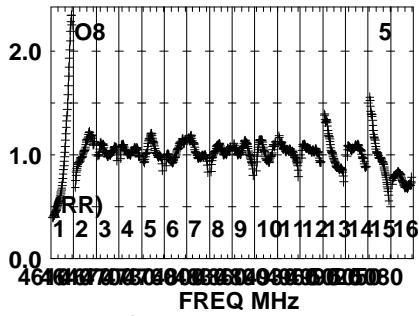
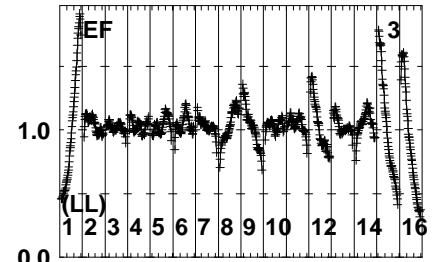
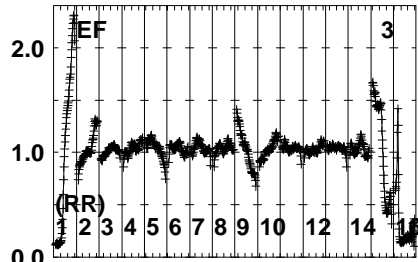
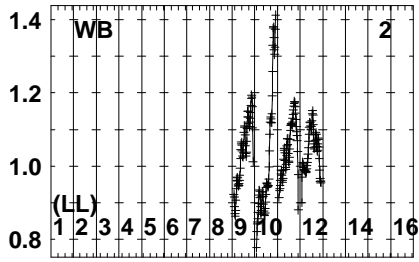
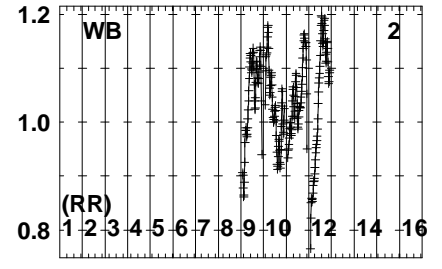
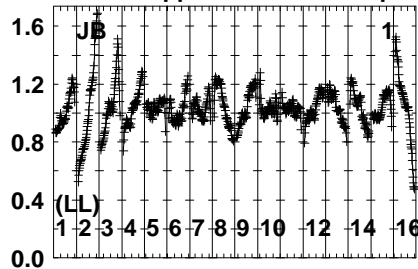
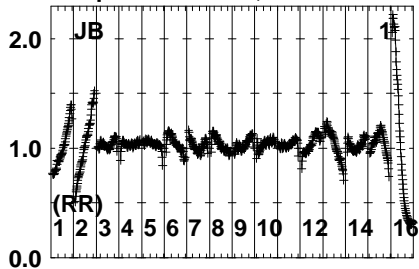


Lower frame: Real Jy
Auto-corr total-power spectrum Antenna: *
Timerange: 00/08:20:46 to 00/08:21:59

Plot file version 133 created 09-MAR-2023 14:12:45

J1923+2010 RG013D.UVDATA.1

Freq = 4.6005 GHz, Bw = 32.000 MH No calibration applied and no bandpass applied

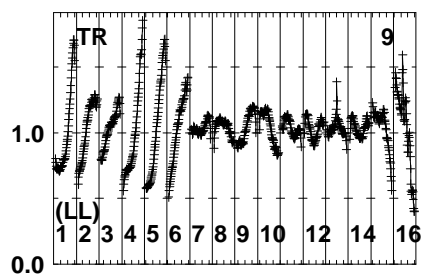
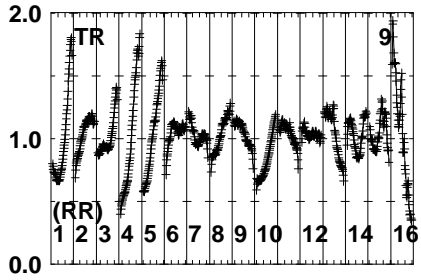
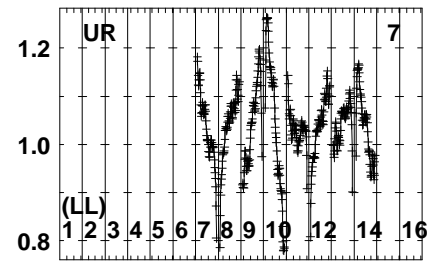
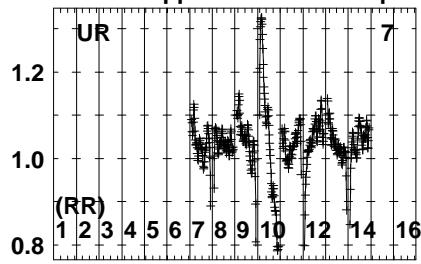
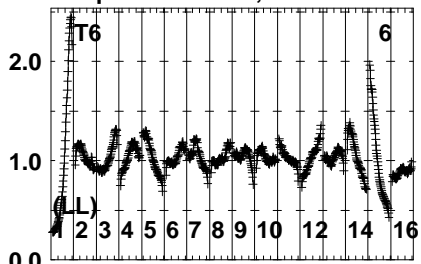


Lower frame: Real Jy
Auto-corr total-power spectrum Antenna: *
Timerange: 00/08:22:26 to 00/08:23:40

Plot file version 134 created 09-MAR-2023 14:12:45

J1923+2010 RG013D.UVDATA.1

Freq = 4.6005 GHz, Bw = 32.000 MH No calibration applied and no bandpass applied



Lower frame: Real Jy

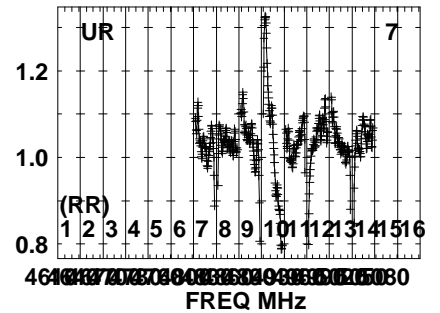
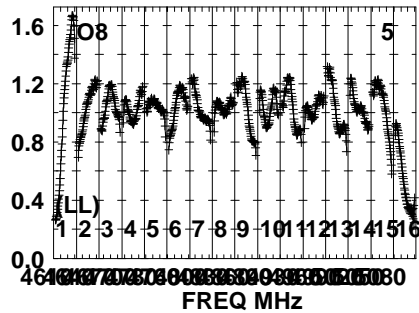
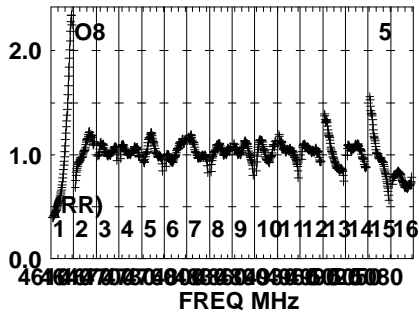
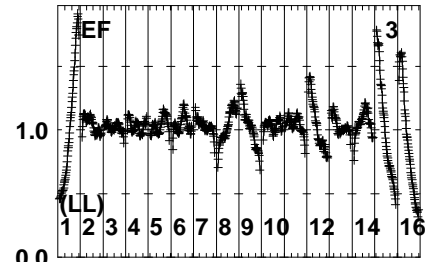
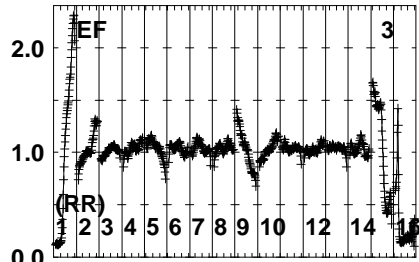
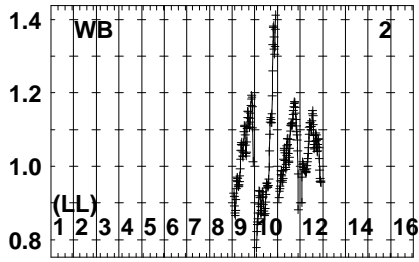
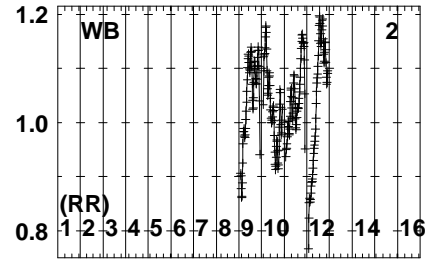
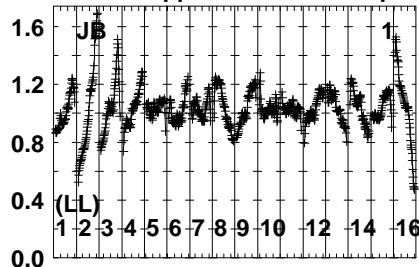
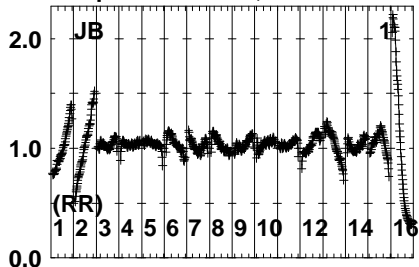
Auto-corr total-power spectrum Antenna: *

Timerange: 00/08:22:26 to 00/08:23:40

Plot file version 135 created 09-MAR-2023 14:12:45

J191142+1952 RG013D.UVDATA.1

Freq = 4.6005 GHz, Bw = 32.000 MH No calibration applied and no bandpass applied



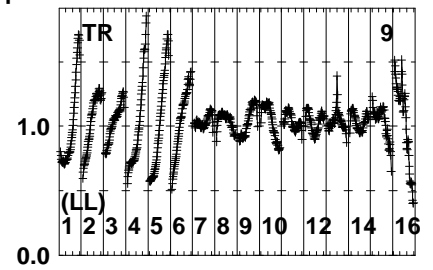
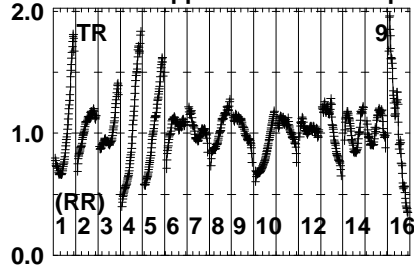
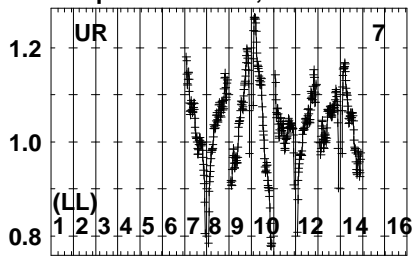
Lower frame: Real Jy
Auto-corr total-power spectrum Antenna: *
Timerange: 00/08:24:11 to 00/08:25:40

Plot file version 136 created 09-MAR-2023 14:12:46

J191142+1952 RG013D.UVDATA.1

Freq = 4.6005 GHz, Bw = 32.000 MH

No calibration applied and no bandpass applied

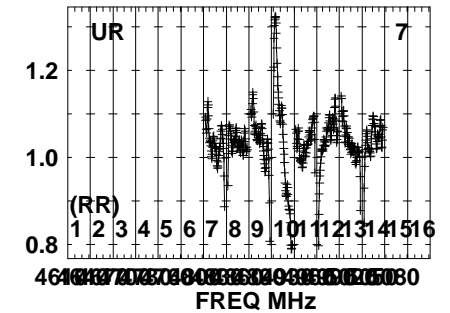
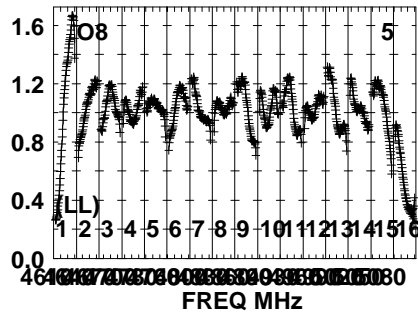
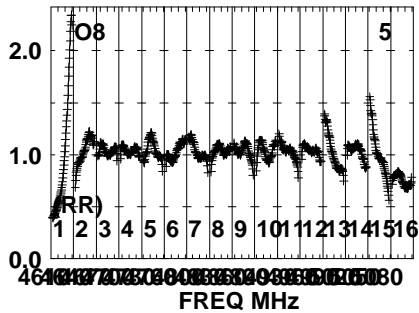
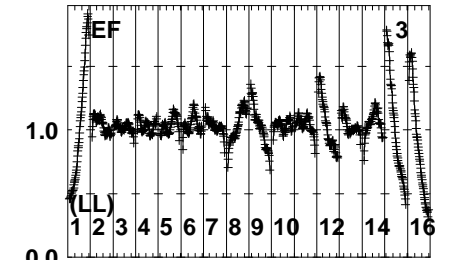
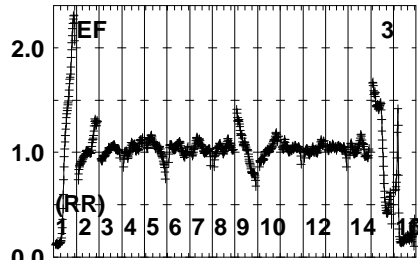
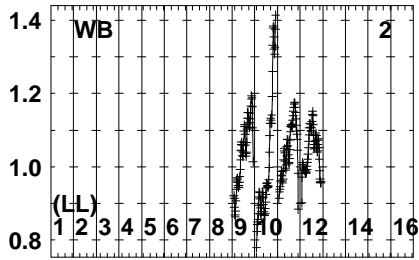
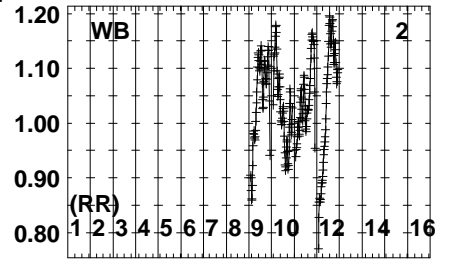
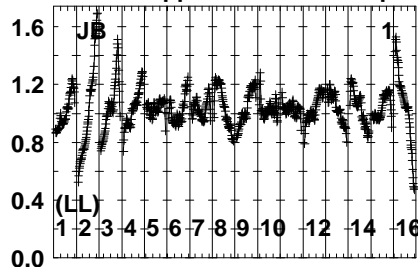
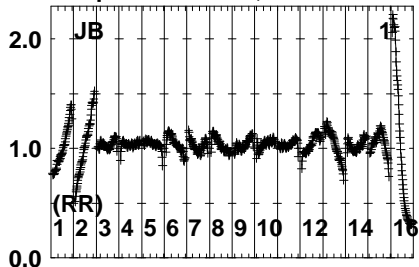


Lower frame: Real Jy
Auto-corr total-power spectrum Antenna: *
Timerange: 00/08:24:11 to 00/08:25:40

Plot file version 137 created 09-MAR-2023 14:12:46

GRB221009A RG013D.UVDATA.1

Freq = 4.6005 GHz, Bw = 32.000 MH No calibration applied and no bandpass applied

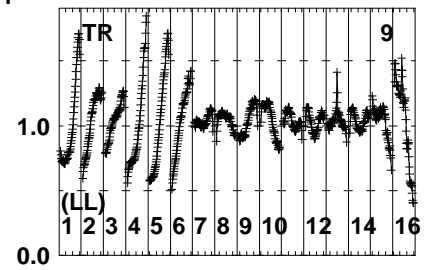
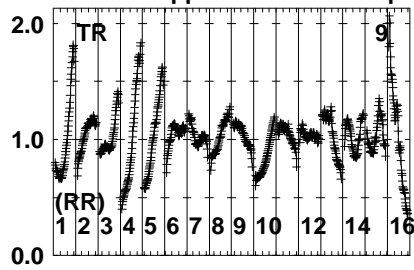
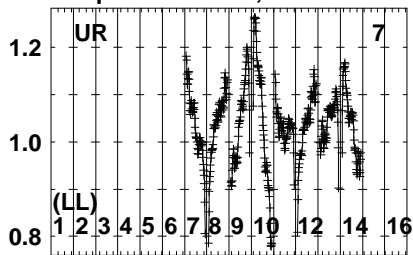


Lower frame: Real Jy
Auto-corr total-power spectrum Antenna: *
Timerange: 00/08:25:56 to 00/08:30:09

Plot file version 138 created 09-MAR-2023 14:12:46

GRB221009A RG013D.UVDATA.1

Freq = 4.6005 GHz, Bw = 32.000 MH No calibration applied and no bandpass applied

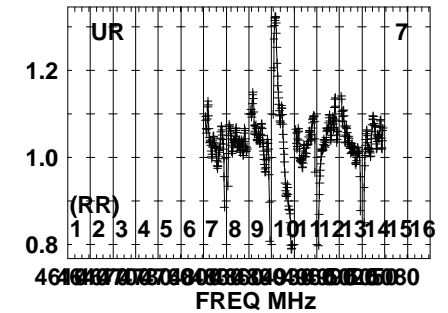
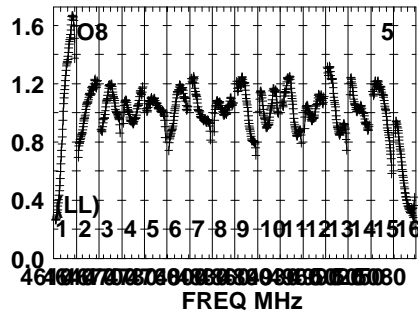
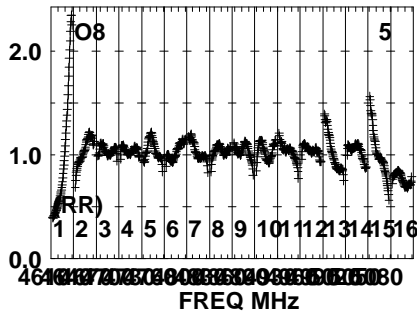
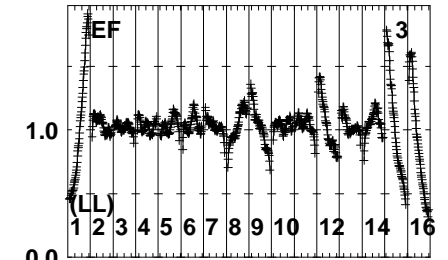
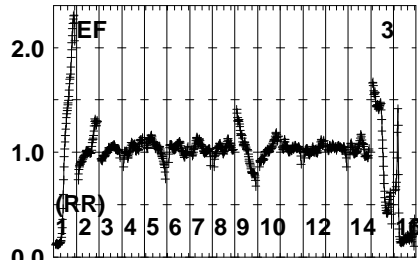
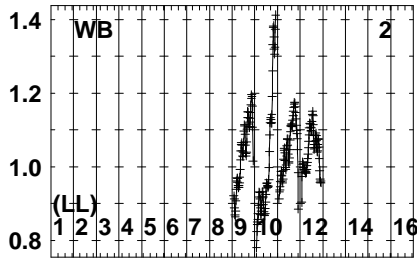
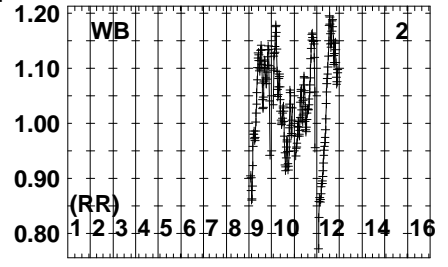
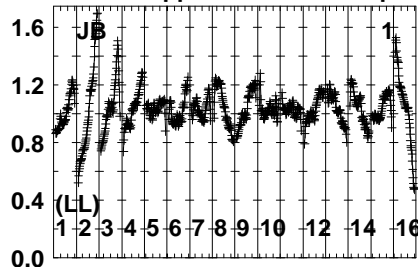
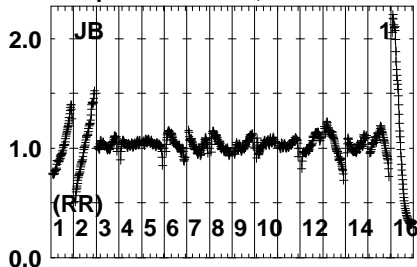


Lower frame: Real Jy
Auto-corr total-power spectrum Antenna: *
Timerange: 00/08:25:56 to 00/08:30:09

Plot file version 139 created 09-MAR-2023 14:12:46

J191142+1952 RG013D.UVDATA.1

Freq = 4.6005 GHz, Bw = 32.000 MH No calibration applied and no bandpass applied

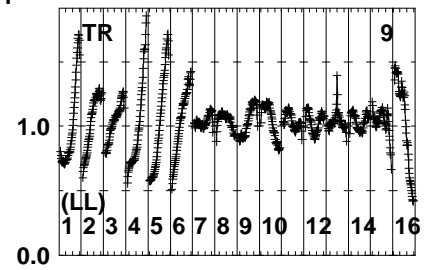
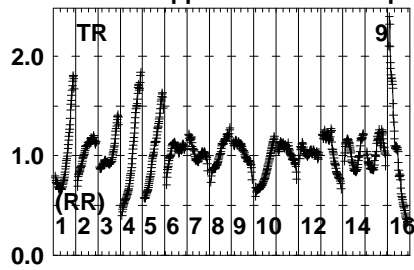
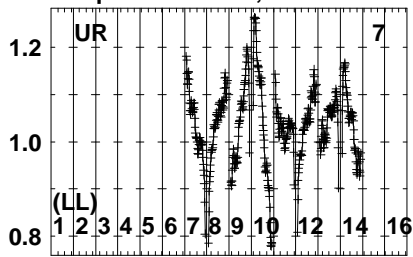


Lower frame: Real Jy
Auto-corr total-power spectrum Antenna: *
Timerange: 00/08:30:27 to 00/08:31:39

Plot file version 140 created 09-MAR-2023 14:12:46

J191142+1952 RG013D.UVDATA.1

Freq = 4.6005 GHz, Bw = 32.000 MH No calibration applied and no bandpass applied

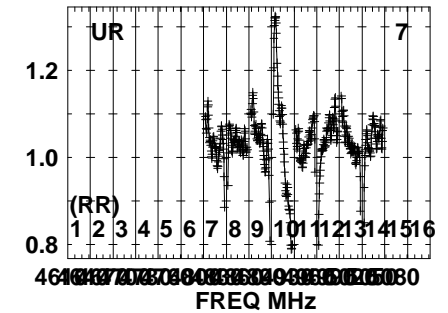
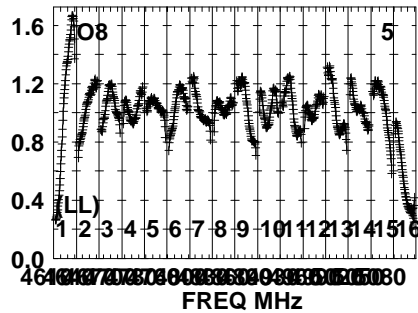
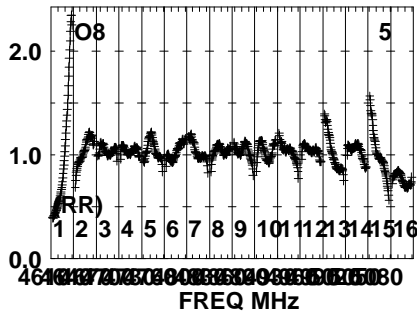
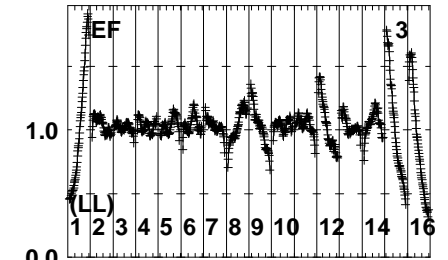
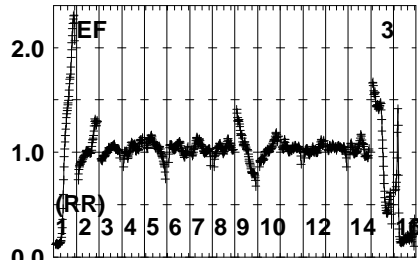
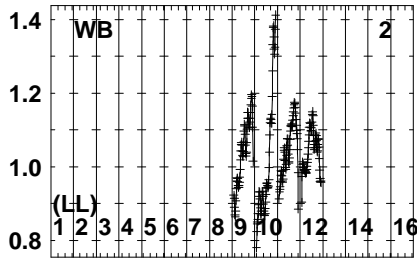
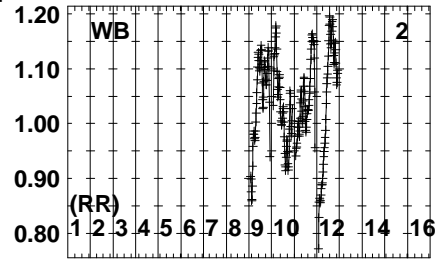
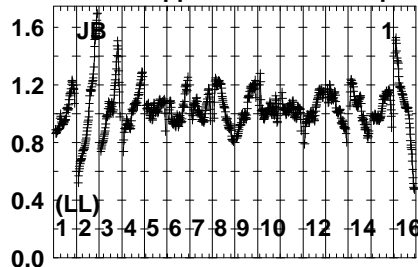
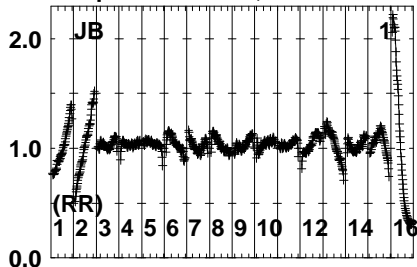


Lower frame: Real Jy
Auto-corr total-power spectrum Antenna: *
Timerange: 00/08:30:27 to 00/08:31:39

Plot file version 141 created 09-MAR-2023 14:12:46

GRB221009A RG013D.UVDATA.1

Freq = 4.6005 GHz, Bw = 32.000 MH No calibration applied and no bandpass applied

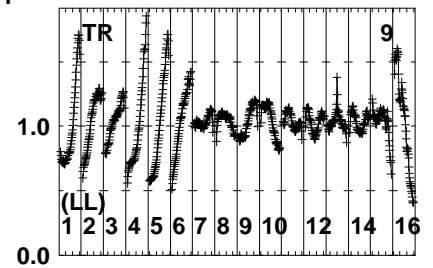
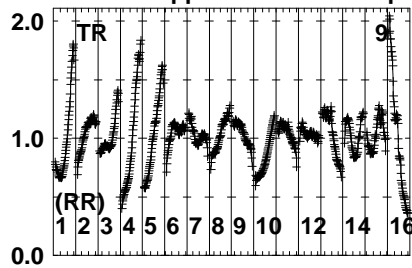
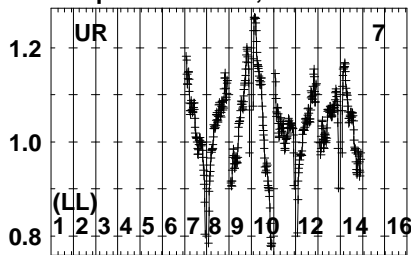


Lower frame: Real Jy
Auto-corr total-power spectrum Antenna: *
Timerange: 00/08:31:56 to 00/08:36:10

Plot file version 142 created 09-MAR-2023 14:12:46

GRB221009A RG013D.UVDATA.1

Freq = 4.6005 GHz, Bw = 32.000 MH No calibration applied and no bandpass applied

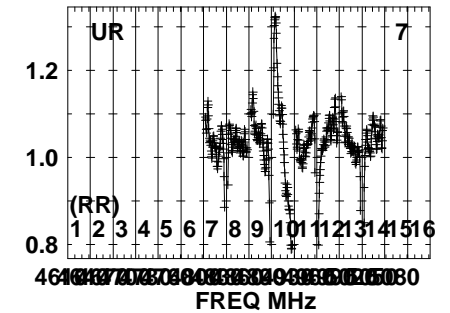
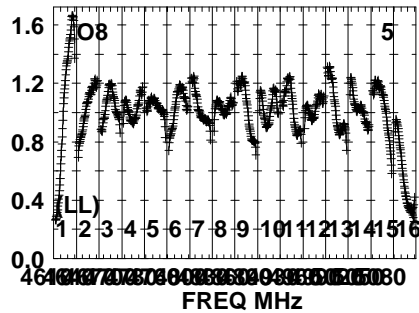
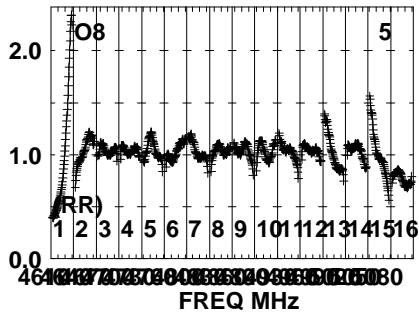
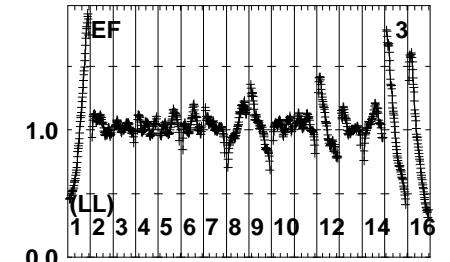
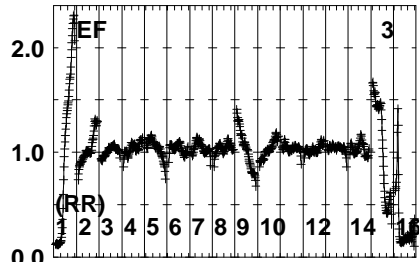
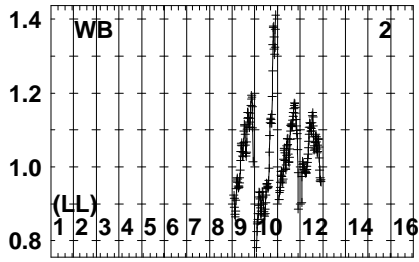
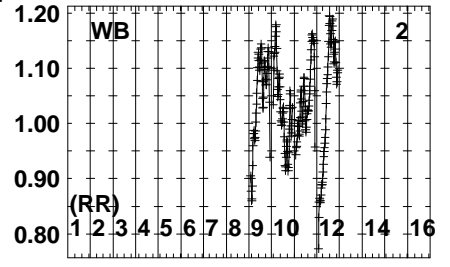
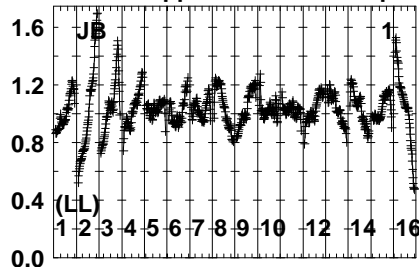
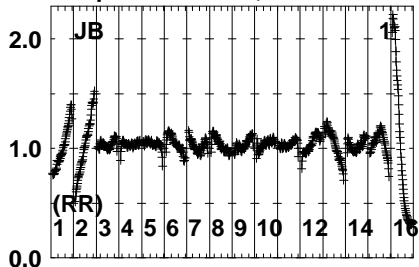


Lower frame: Real Jy
Auto-corr total-power spectrum Antenna: *
Timerange: 00/08:31:56 to 00/08:36:10

Plot file version 143 created 09-MAR-2023 14:12:47

J191142+1952 RG013D.UVDATA.1

Freq = 4.6005 GHz, Bw = 32.000 MH No calibration applied and no bandpass applied

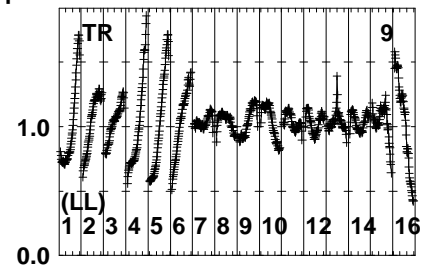
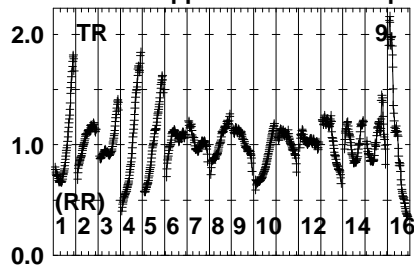
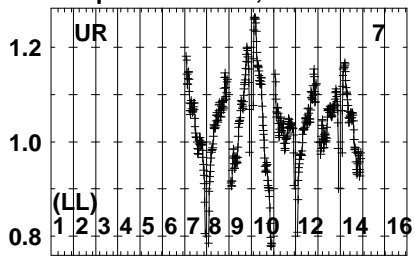


Lower frame: Real Jy
Auto-corr total-power spectrum Antenna: *
Timerange: 00/08:36:26 to 00/08:37:39

Plot file version 144 created 09-MAR-2023 14:12:47

J191142+1952 RG013D.UVDATA.1

Freq = 4.6005 GHz, Bw = 32.000 MH No calibration applied and no bandpass applied

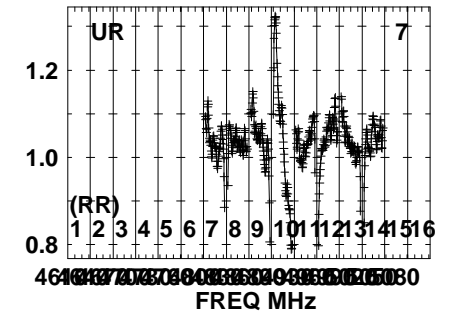
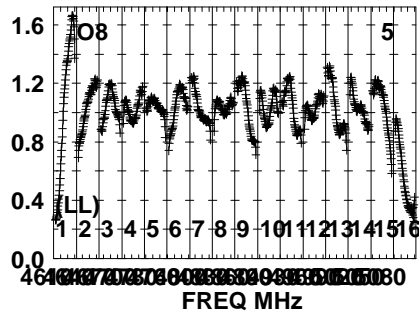
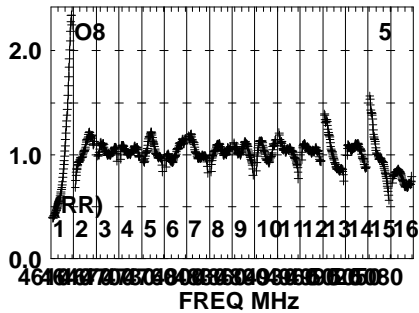
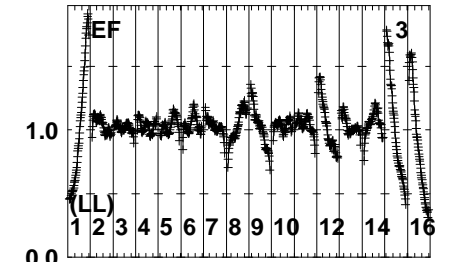
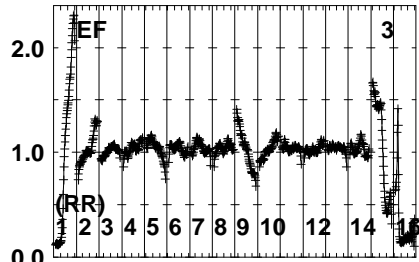
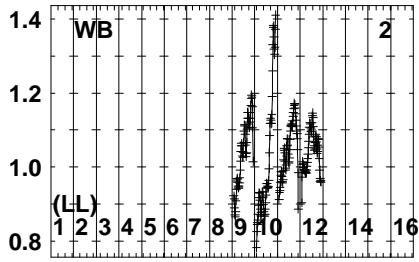
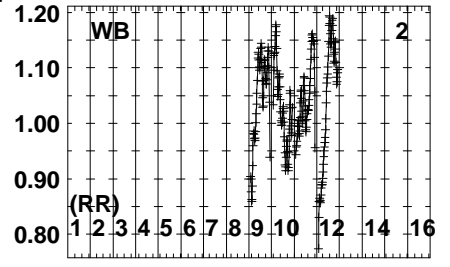
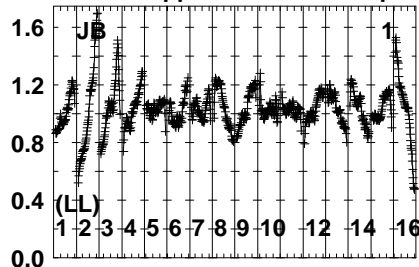
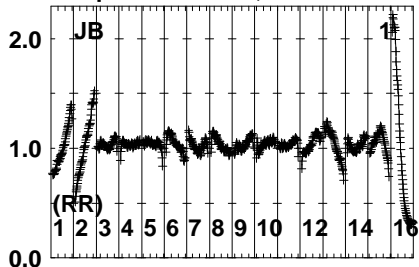


Lower frame: Real Jy
Auto-corr total-power spectrum Antenna: *
Timerange: 00/08:36:26 to 00/08:37:39

Plot file version 145 created 09-MAR-2023 14:12:47

J191249+1940 RG013D.UVDATA.1

Freq = 4.6005 GHz, Bw = 32.000 MH No calibration applied and no bandpass applied

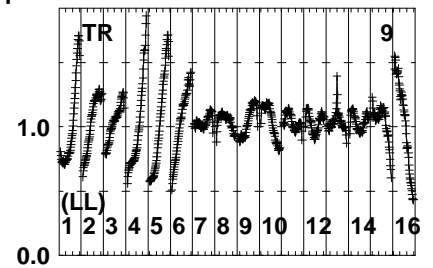
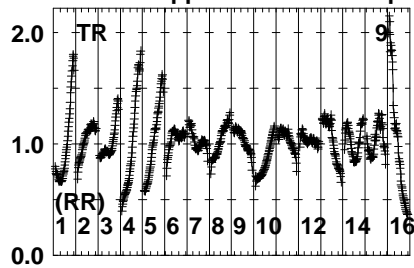
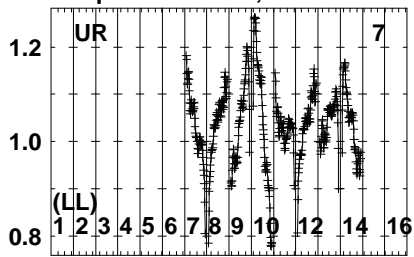


Lower frame: Real Jy
Auto-corr total-power spectrum Antenna: *
Timerange: 00/08:37:57 to 00/08:39:10

Plot file version 146 created 09-MAR-2023 14:12:47

J191249+1940 RG013D.UVDATA.1

Freq = 4.6005 GHz, Bw = 32.000 MH No calibration applied and no bandpass applied

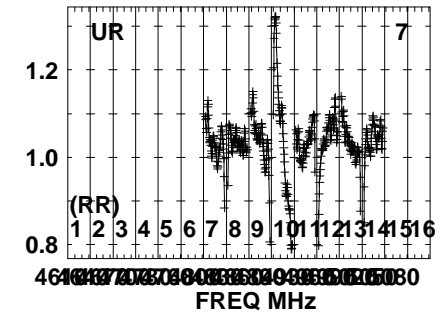
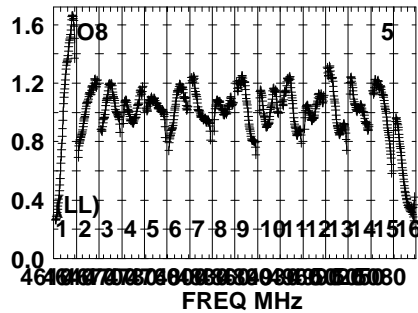
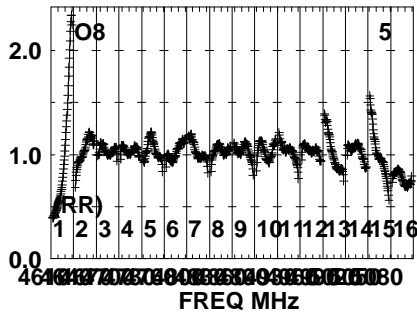
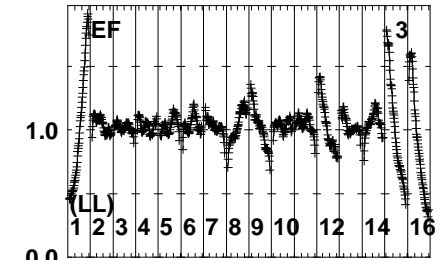
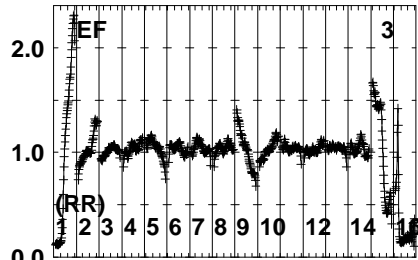
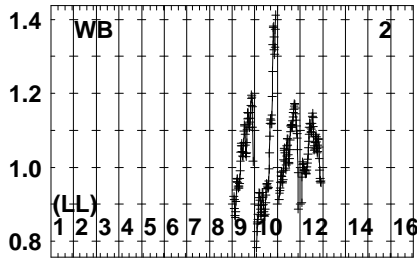
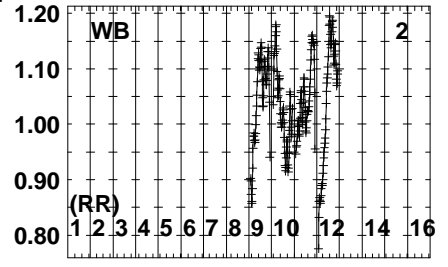
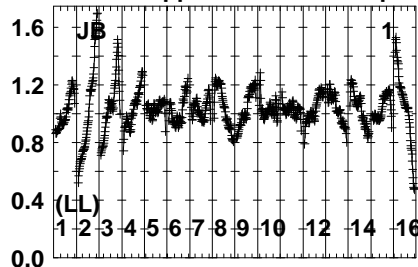
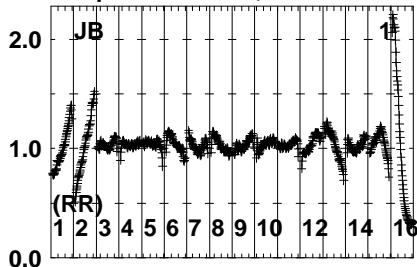


Lower frame: Real Jy
Auto-corr total-power spectrum Antenna: *
Timerange: 00/08:37:57 to 00/08:39:10

Plot file version 147 created 09-MAR-2023 14:12:47

J191142+1952 RG013D.UVDATA.1

Freq = 4.6005 GHz, Bw = 32.000 MH No calibration applied and no bandpass applied

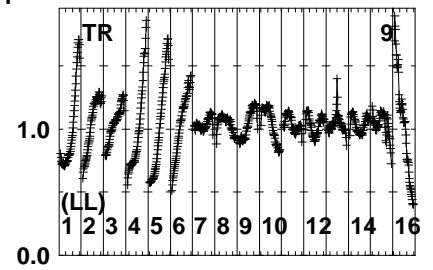
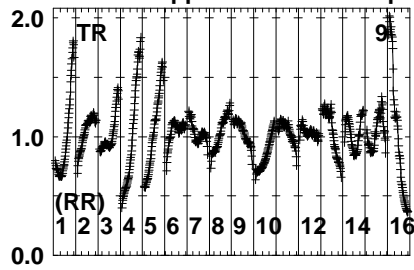
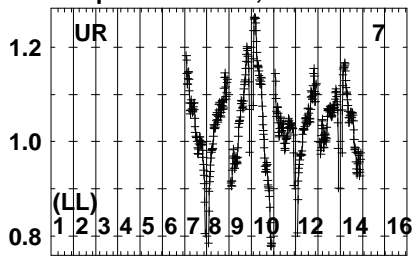


Lower frame: Real Jy
Auto-corr total-power spectrum Antenna: *
Timerange: 00/08:39:32 to 00/08:41:00

Plot file version 148 created 09-MAR-2023 14:12:47

J191142+1952 RG013D.UVDATA.1

Freq = 4.6005 GHz, Bw = 32.000 MH No calibration applied and no bandpass applied

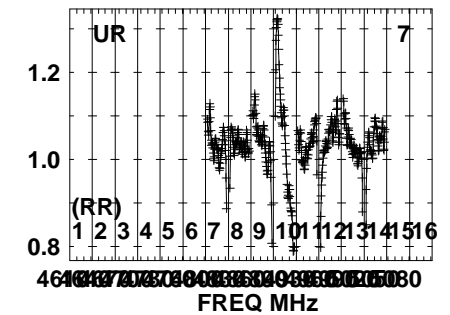
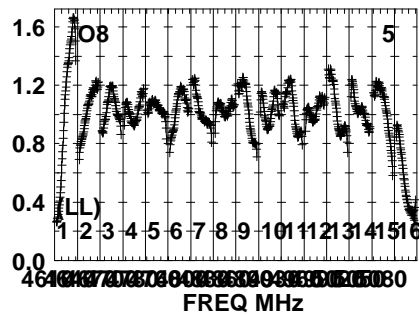
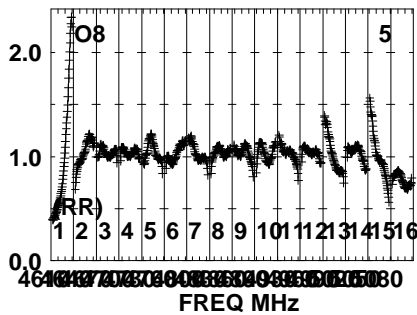
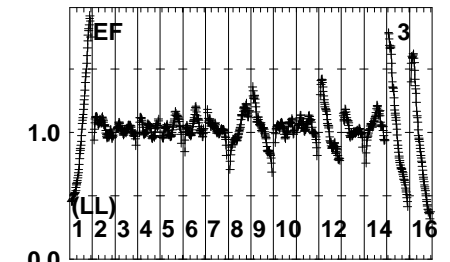
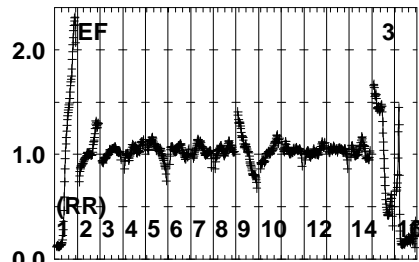
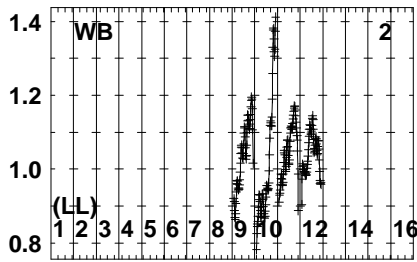
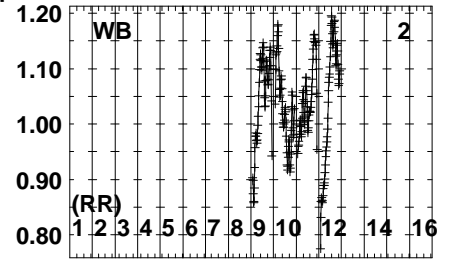
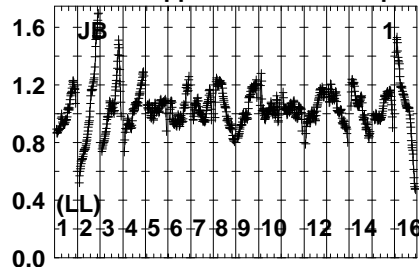
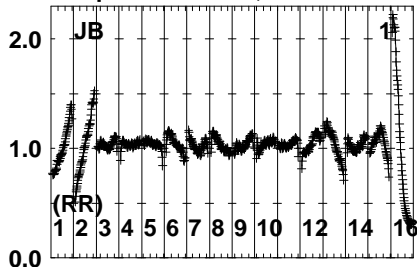


Lower frame: Real Jy
Auto-corr total-power spectrum Antenna: *
Timerange: 00/08:39:32 to 00/08:41:00

Plot file version 149 created 09-MAR-2023 14:12:47

J1925+2106 RG013D.UVDATA.1

Freq = 4.6005 GHz, Bw = 32.000 MH No calibration applied and no bandpass applied

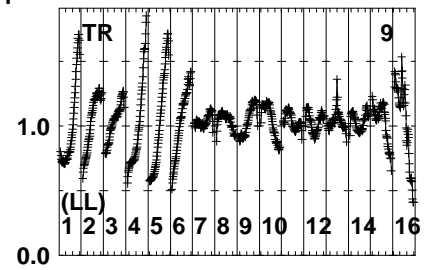
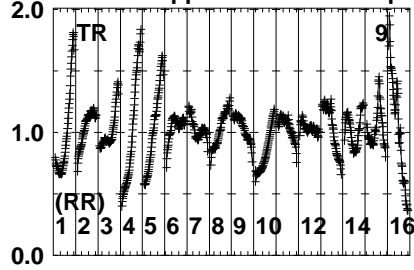
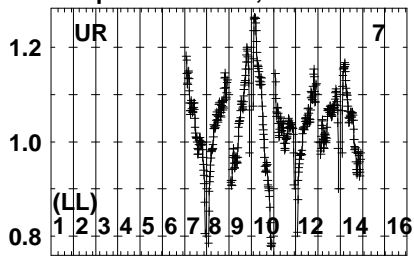


Lower frame: Real Jy
Auto-corr total-power spectrum Antenna: *
Timerange: 00/08:41:32 to 00/08:43:59

Plot file version 150 created 09-MAR-2023 14:12:47

J1925+2106 RG013D.UVDATA.1

Freq = 4.6005 GHz, Bw = 32.000 MH No calibration applied and no bandpass applied

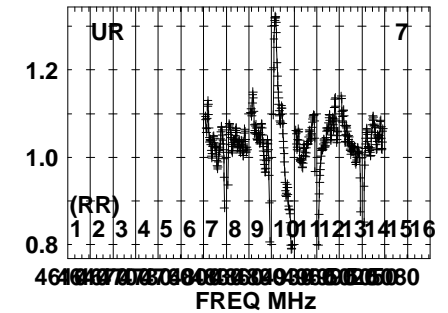
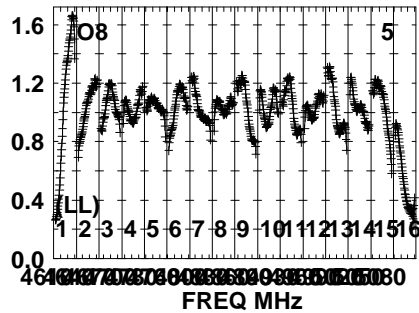
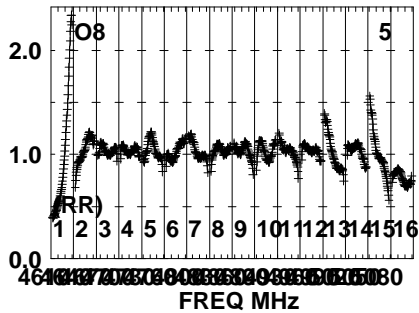
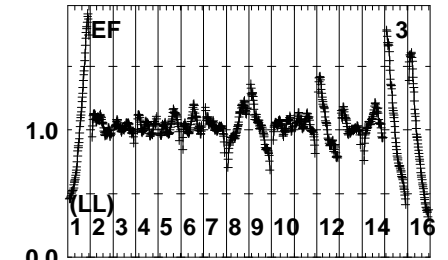
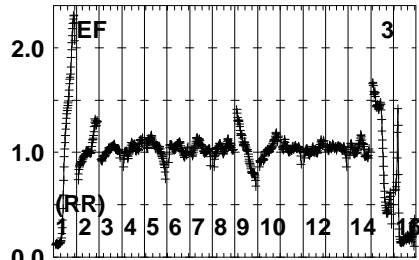
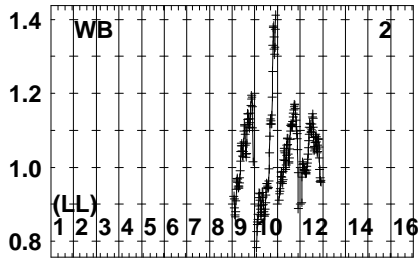
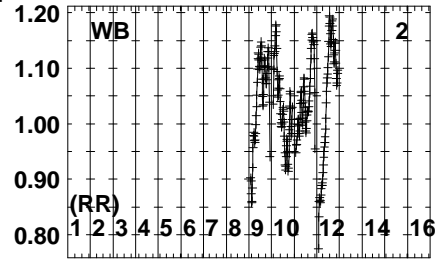
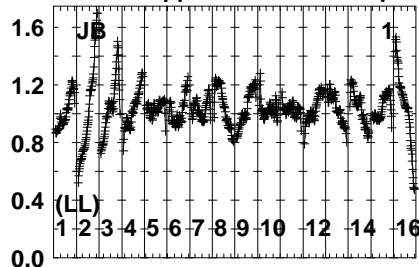
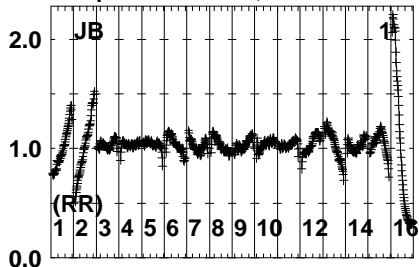


Lower frame: Real Jy
Auto-corr total-power spectrum Antenna: *
Timerange: 00/08:41:32 to 00/08:43:59

Plot file version 151 created 09-MAR-2023 14:12:47

J191142+1952 RG013D.UVDATA.1

Freq = 4.6005 GHz, Bw = 32.000 MH No calibration applied and no bandpass applied

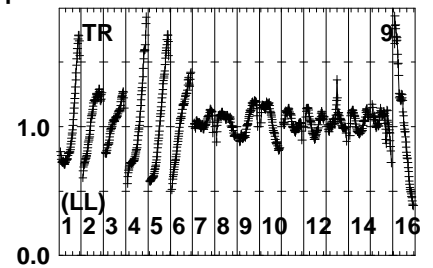
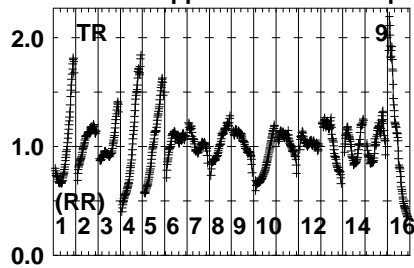
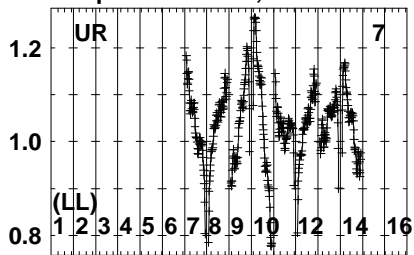


Lower frame: Real Jy
Auto-corr total-power spectrum Antenna: *
Timerange: 00/08:44:31 to 00/08:45:59

Plot file version 152 created 09-MAR-2023 14:12:47

J191142+1952 RG013D.UVDATA.1

Freq = 4.6005 GHz, Bw = 32.000 MH No calibration applied and no bandpass applied

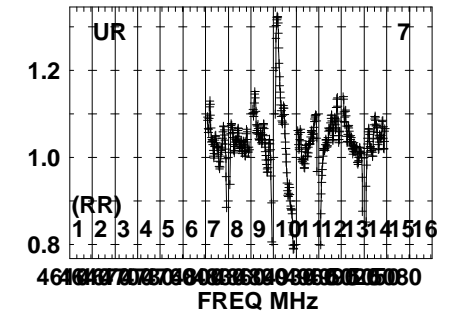
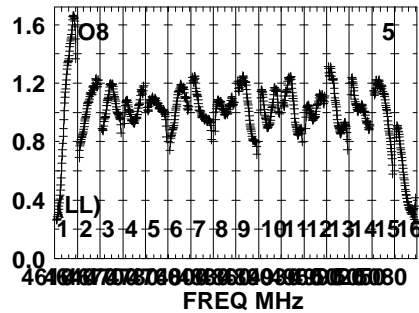
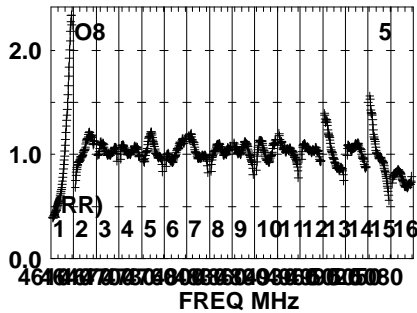
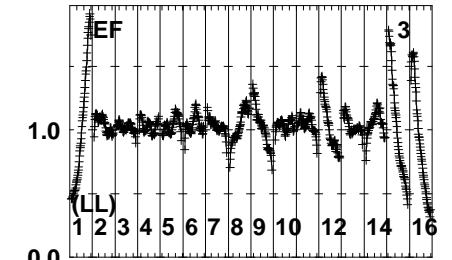
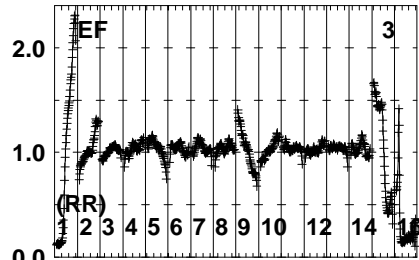
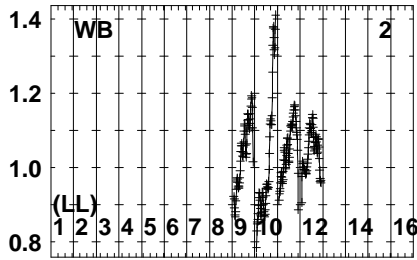
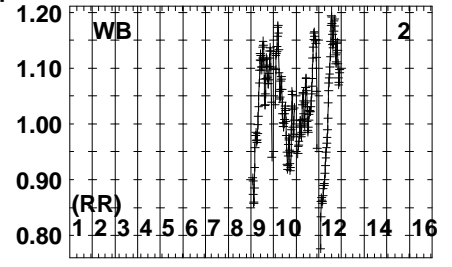
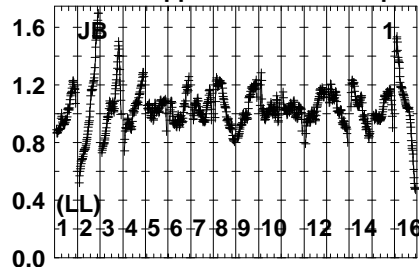
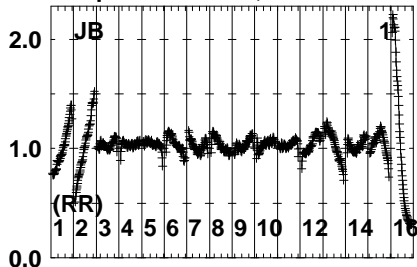


Lower frame: Real Jy
Auto-corr total-power spectrum Antenna: *
Timerange: 00/08:44:31 to 00/08:45:59

Plot file version 153 created 09-MAR-2023 14:12:47

GRB221009A RG013D.UVDATA.1

Freq = 4.6005 GHz, Bw = 32.000 MH No calibration applied and no bandpass applied

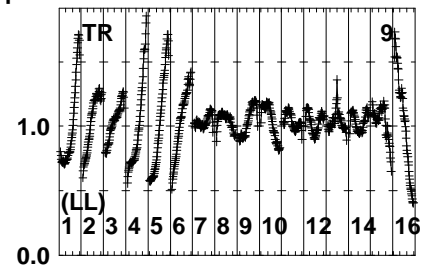
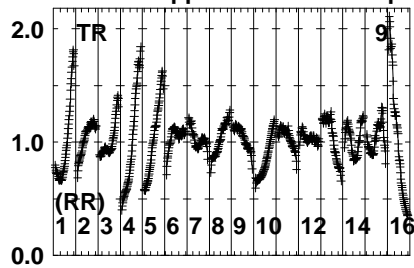
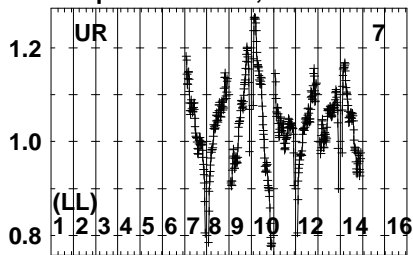


Lower frame: Real Jy
Auto-corr total-power spectrum Antenna: *
Timerange: 00/08:46:16 to 00/08:50:30

Plot file version 154 created 09-MAR-2023 14:12:48

GRB221009A RG013D.UVDATA.1

Freq = 4.6005 GHz, Bw = 32.000 MH No calibration applied and no bandpass applied

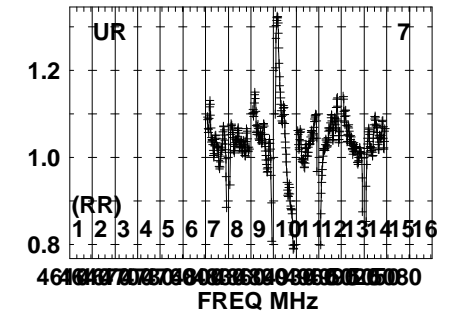
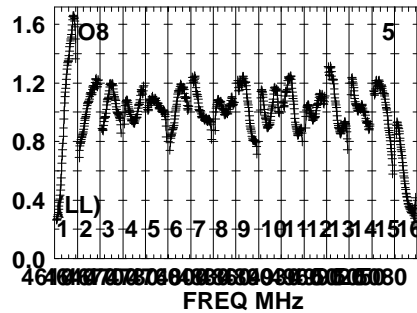
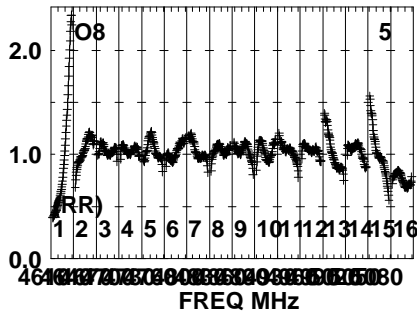
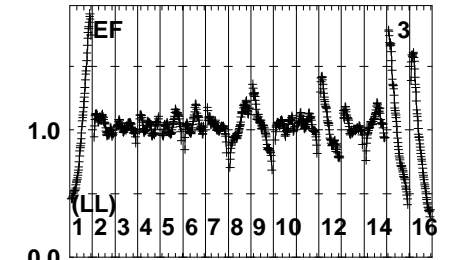
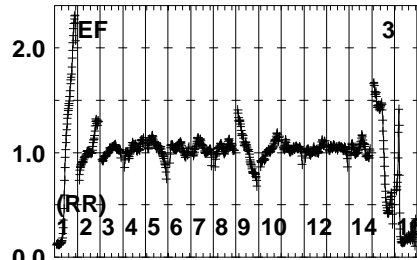
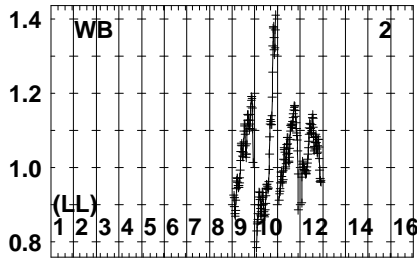
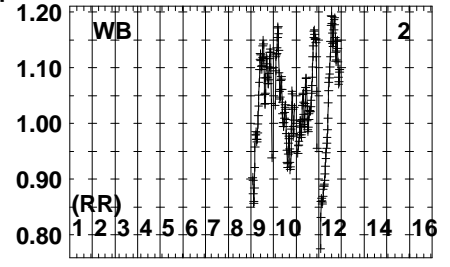
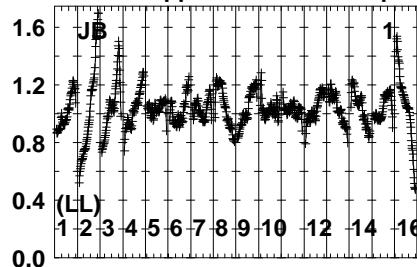
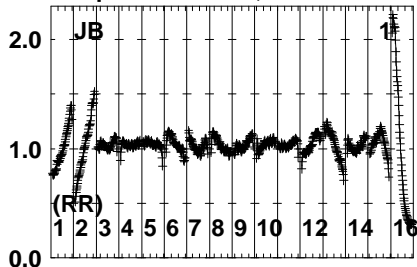


Lower frame: Real Jy
Auto-corr total-power spectrum Antenna: *
Timerange: 00/08:46:16 to 00/08:50:30

Plot file version 155 created 09-MAR-2023 14:12:48

J191142+1952 RG013D.UVDATA.1

Freq = 4.6005 GHz, Bw = 32.000 MH No calibration applied and no bandpass applied

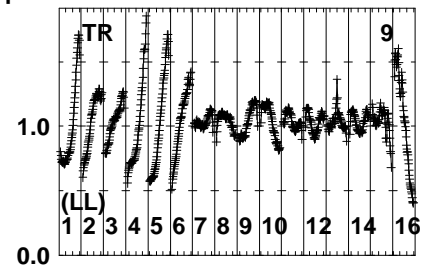
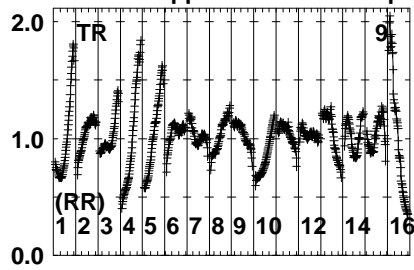
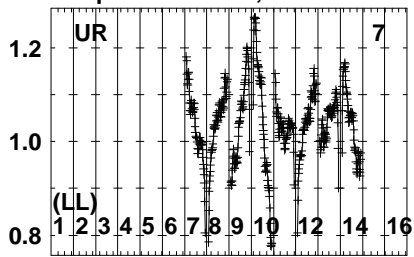


Lower frame: Real Jy
Auto-corr total-power spectrum Antenna: *
Timerange: 00/08:50:47 to 00/08:51:59

Plot file version 156 created 09-MAR-2023 14:12:48

J191142+1952 RG013D.UVDATA.1

Freq = 4.6005 GHz, Bw = 32.000 MH No calibration applied and no bandpass applied

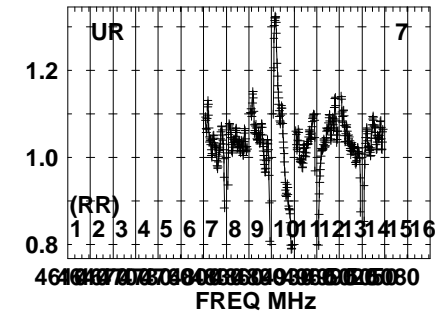
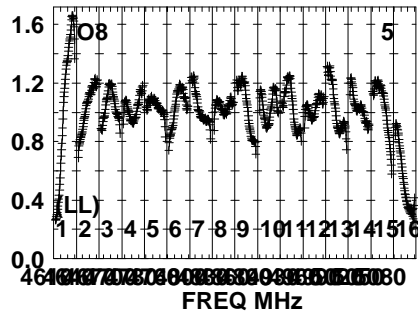
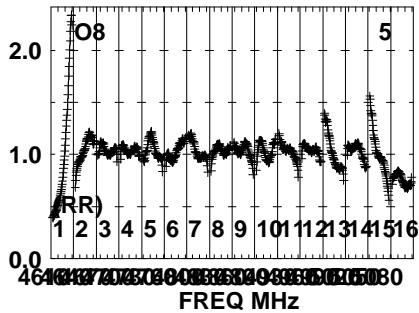
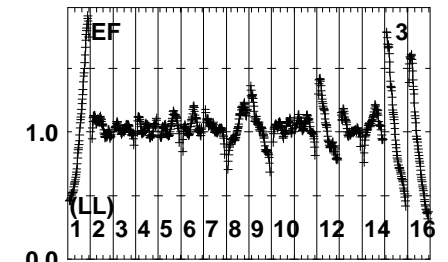
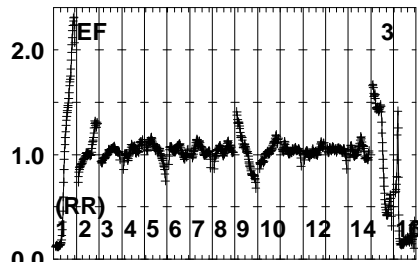
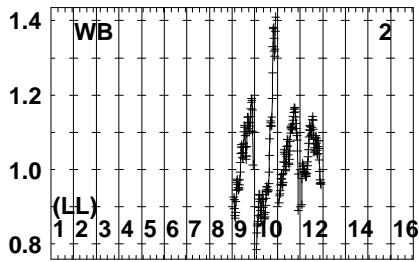
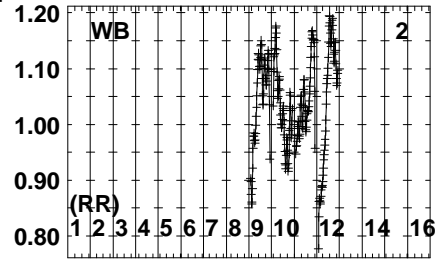
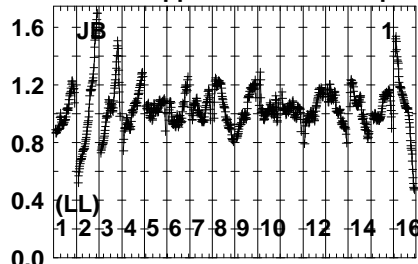
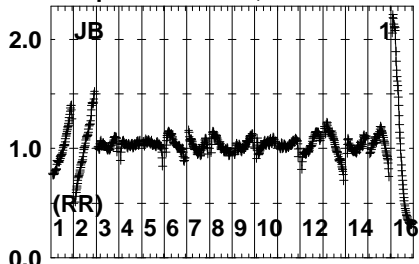


Lower frame: Real Jy
Auto-corr total-power spectrum Antenna: *
Timerange: 00/08:50:47 to 00/08:51:59

Plot file version 157 created 09-MAR-2023 14:12:48

GRB221009A RG013D.UVDATA.1

Freq = 4.6005 GHz, Bw = 32.000 MH No calibration applied and no bandpass applied

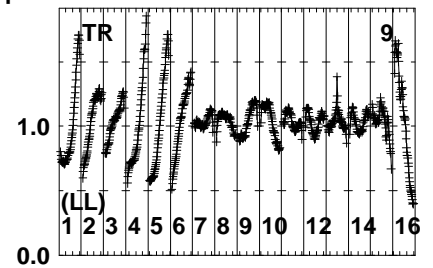
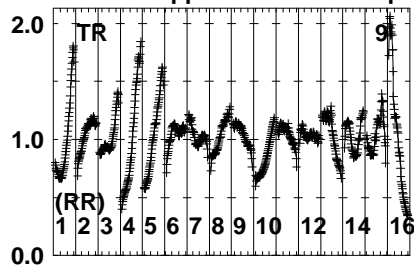
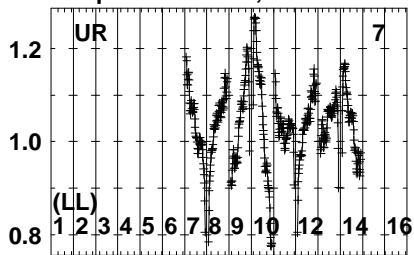


Lower frame: Real Jy
Auto-corr total-power spectrum Antenna: *
Timerange: 00/08:52:17 to 00/08:56:30

Plot file version 158 created 09-MAR-2023 14:12:48

GRB221009A RG013D.UVDATA.1

Freq = 4.6005 GHz, Bw = 32.000 MH No calibration applied and no bandpass applied

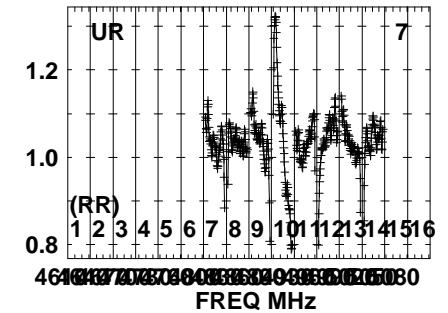
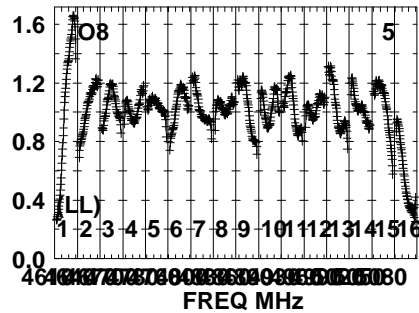
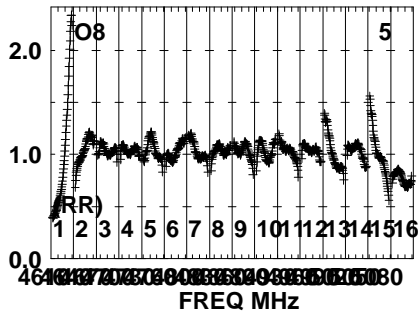
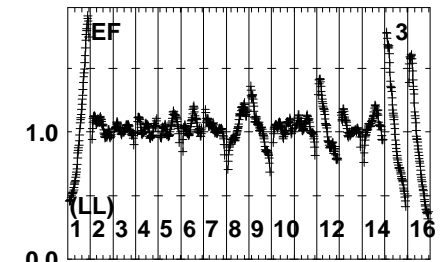
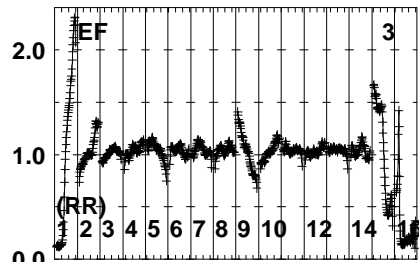
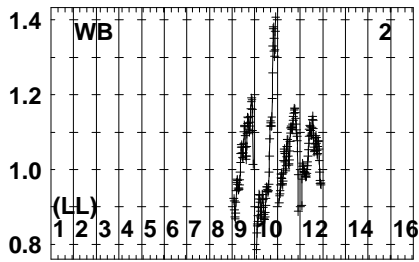
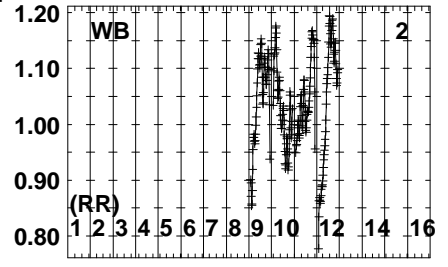
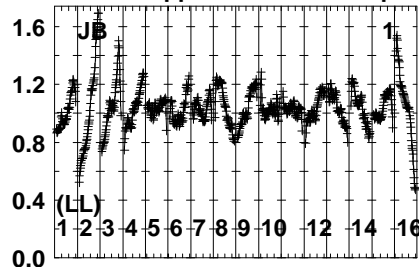
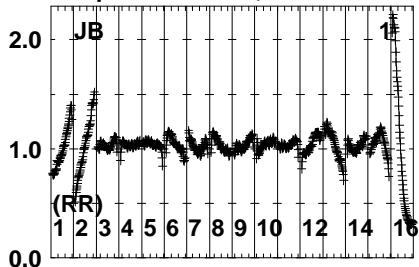


Lower frame: Real Jy
Auto-corr total-power spectrum Antenna: *
Timerange: 00/08:52:17 to 00/08:56:30

Plot file version 159 created 09-MAR-2023 14:12:48

J191142+1952 RG013D.UVDATA.1

Freq = 4.6005 GHz, Bw = 32.000 MH No calibration applied and no bandpass applied

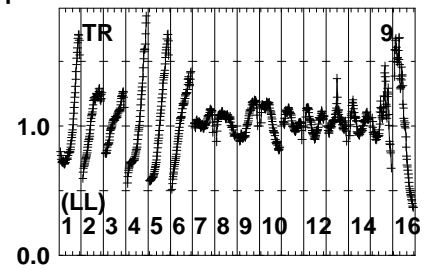
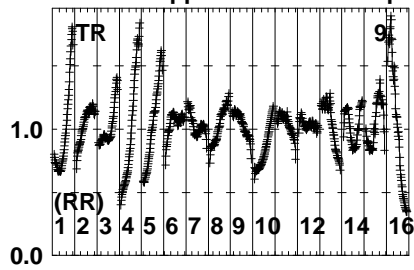
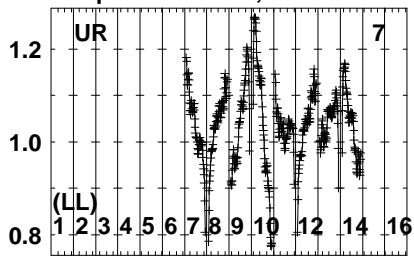


Lower frame: Real Jy
Auto-corr total-power spectrum Antenna: *
Timerange: 00/08:56:46 to 00/08:58:00

Plot file version 160 created 09-MAR-2023 14:12:48

J191142+1952 RG013D.UVDATA.1

Freq = 4.6005 GHz, Bw = 32.000 MH No calibration applied and no bandpass applied

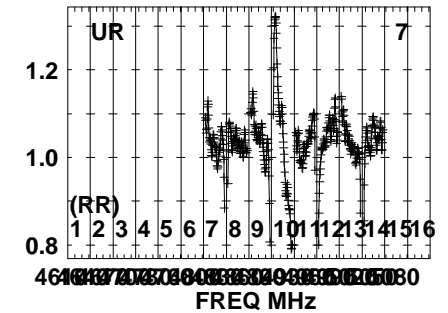
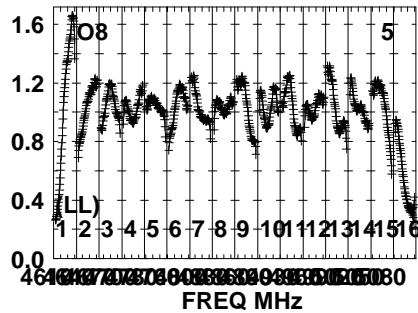
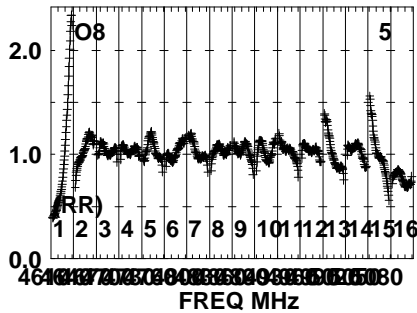
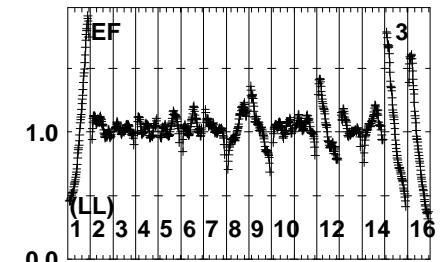
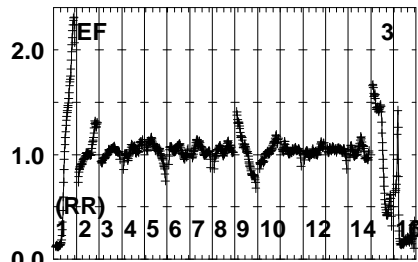
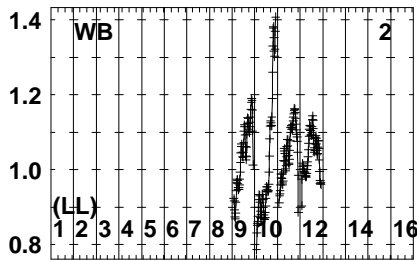
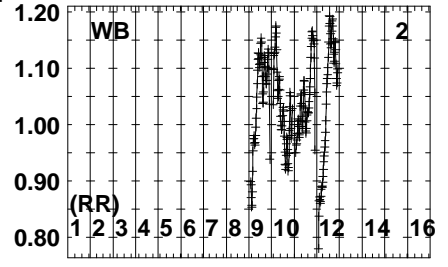
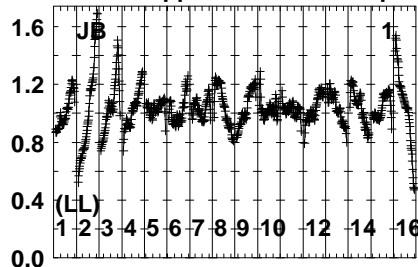
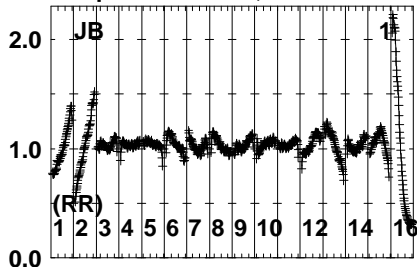


Lower frame: Real Jy
Auto-corr total-power spectrum Antenna: *
Timerange: 00/08:56:46 to 00/08:58:00

Plot file version 161 created 09-MAR-2023 14:12:49

J1905+1943 RG013D.UVDATA.1

Freq = 4.6005 GHz, Bw = 32.000 MH No calibration applied and no bandpass applied

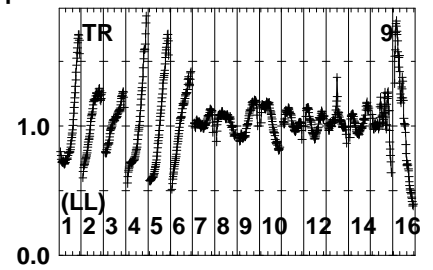
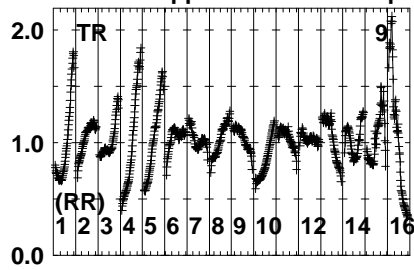
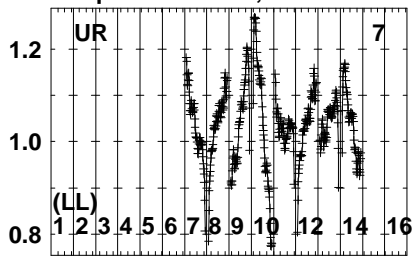


Lower frame: Real Jy
Auto-corr total-power spectrum Antenna: *
Timerange: 00/08:58:16 to 00/08:59:44

Plot file version 162 created 09-MAR-2023 14:12:49

J1905+1943 RG013D.UVDATA.1

Freq = 4.6005 GHz, Bw = 32.000 MH No calibration applied and no bandpass applied

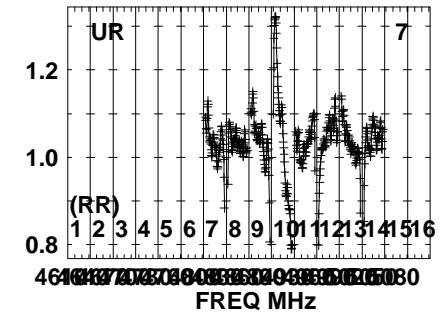
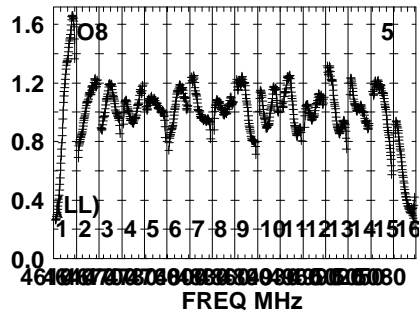
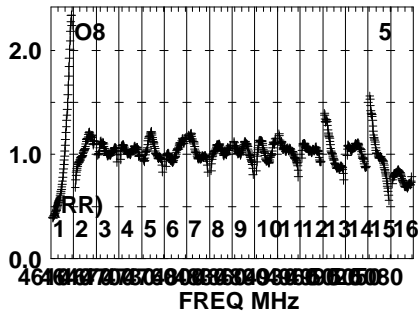
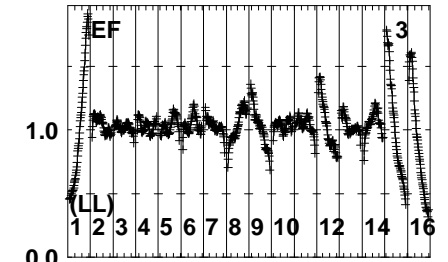
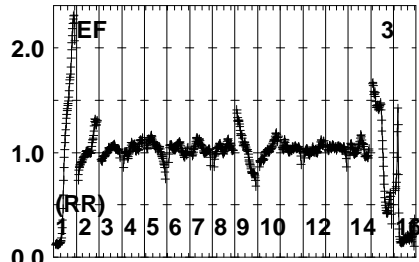
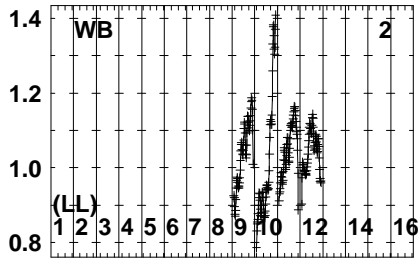
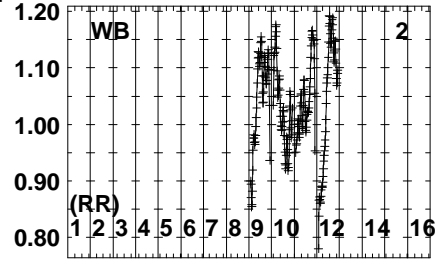
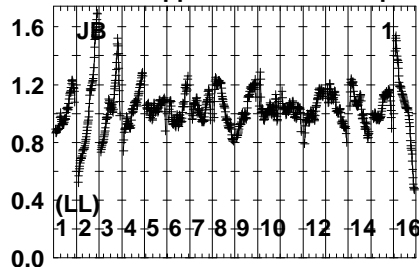
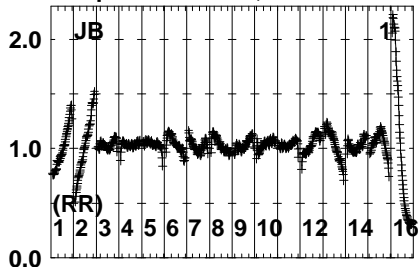


Lower frame: Real Jy
Auto-corr total-power spectrum Antenna: *
Timerange: 00/08:58:16 to 00/08:59:44

Plot file version 163 created 09-MAR-2023 14:12:49

J191142+1952 RG013D.UVDATA.1

Freq = 4.6005 GHz, Bw = 32.000 MH No calibration applied and no bandpass applied

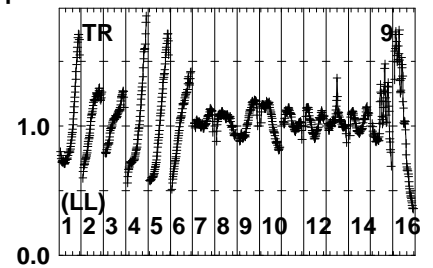
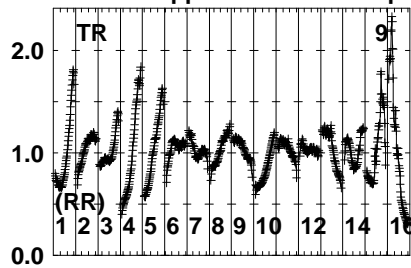
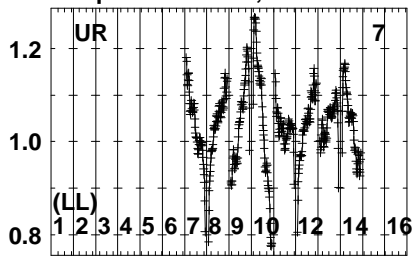


Lower frame: Real Jy
Auto-corr total-power spectrum Antenna: *
Timerange: 00/09:00:17 to 00/09:01:45

Plot file version 164 created 09-MAR-2023 14:12:49

J191142+1952 RG013D.UVDATA.1

Freq = 4.6005 GHz, Bw = 32.000 MH No calibration applied and no bandpass applied

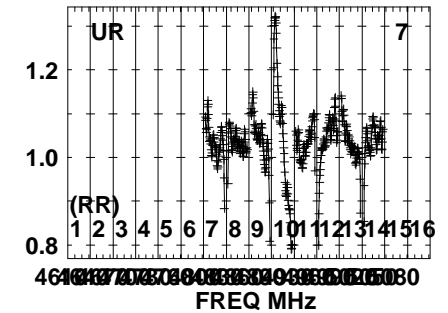
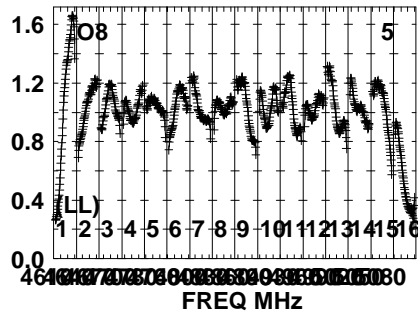
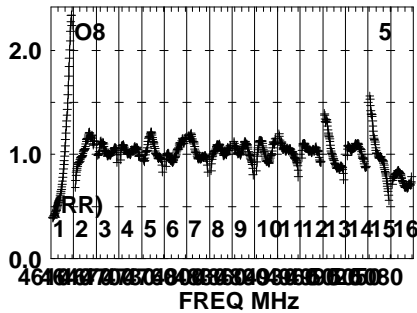
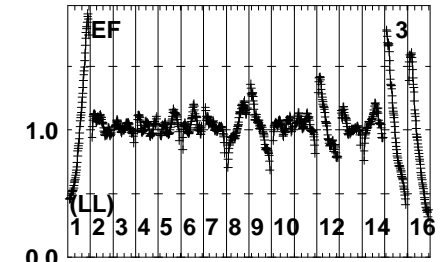
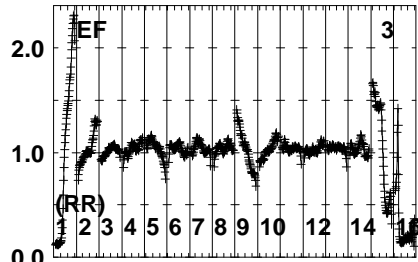
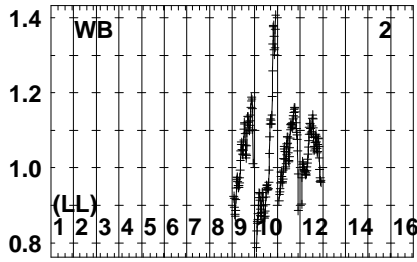
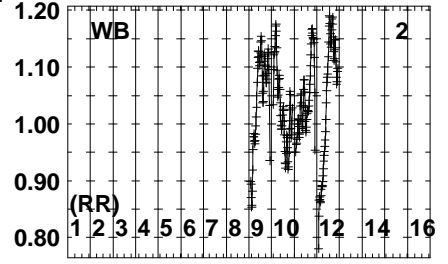
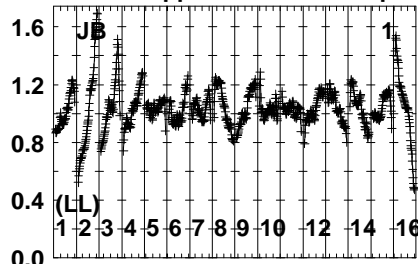
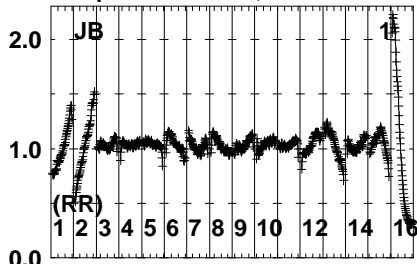


Lower frame: Real Jy
Auto-corr total-power spectrum Antenna: *
Timerange: 00/09:00:17 to 00/09:01:45

Plot file version 165 created 09-MAR-2023 14:12:49

GRB221009A RG013D.UVDATA.1

Freq = 4.6005 GHz, Bw = 32.000 MH No calibration applied and no bandpass applied

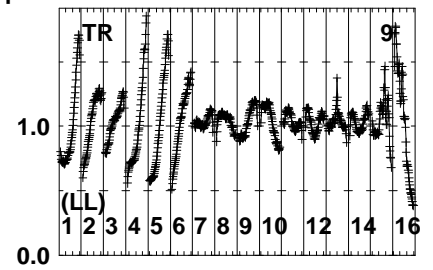
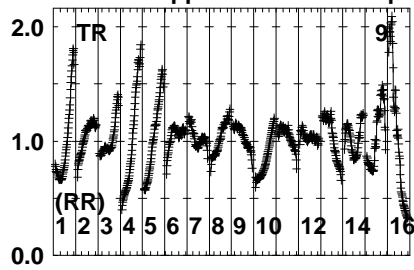
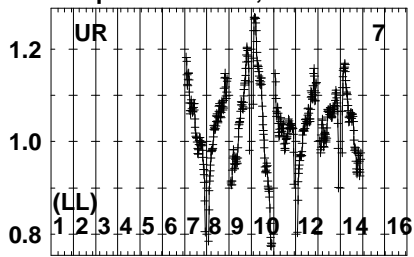


Lower frame: Real Jy
Auto-corr total-power spectrum Antenna: *
Timerange: 00/09:02:02 to 00/09:06:15

Plot file version 166 created 09-MAR-2023 14:12:49

GRB221009A RG013D.UVDATA.1

Freq = 4.6005 GHz, Bw = 32.000 MH No calibration applied and no bandpass applied

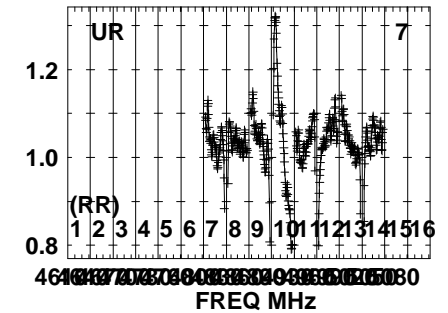
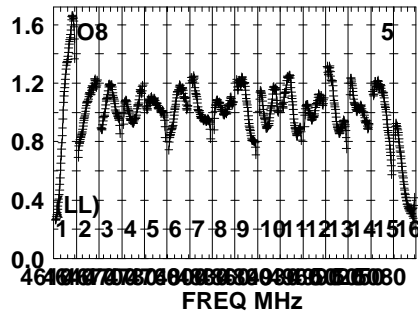
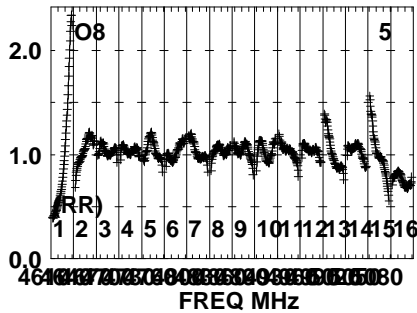
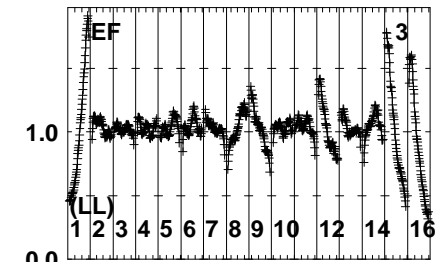
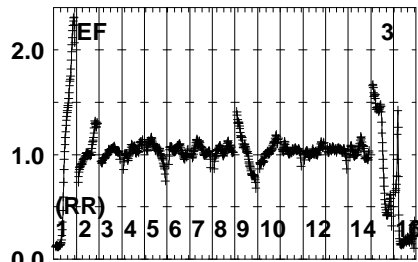
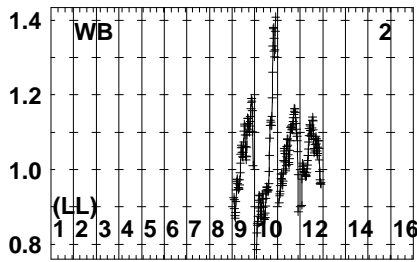
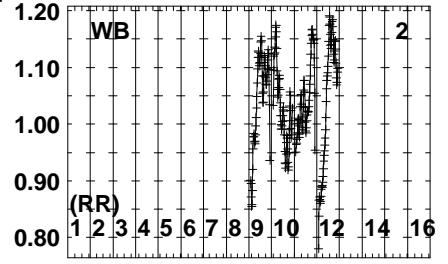
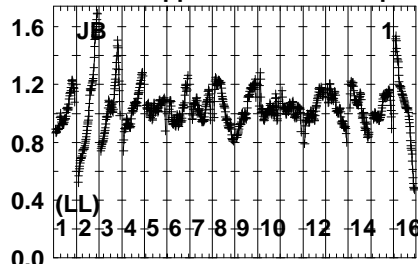
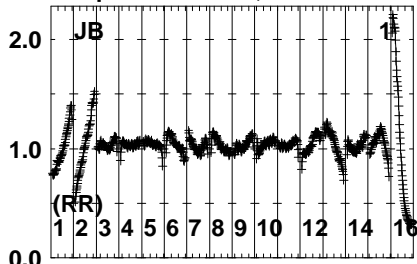


Lower frame: Real Jy
Auto-corr total-power spectrum Antenna: *
Timerange: 00/09:02:02 to 00/09:06:15

Plot file version 167 created 09-MAR-2023 14:12:49

J191142+1952 RG013D.UVDATA.1

Freq = 4.6005 GHz, Bw = 32.000 MH No calibration applied and no bandpass applied

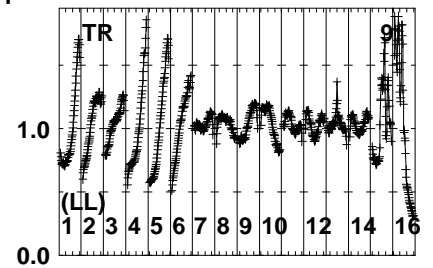
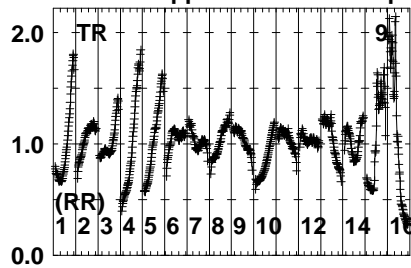
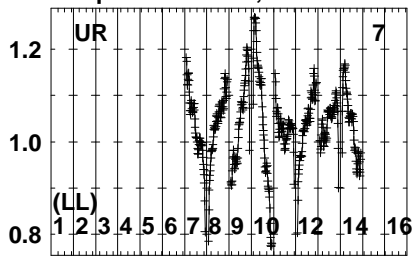


Lower frame: Real Jy
Auto-corr total-power spectrum Antenna: *
Timerange: 00/09:06:32 to 00/09:07:45

Plot file version 168 created 09-MAR-2023 14:12:49

J191142+1952 RG013D.UVDATA.1

Freq = 4.6005 GHz, Bw = 32.000 MH No calibration applied and no bandpass applied

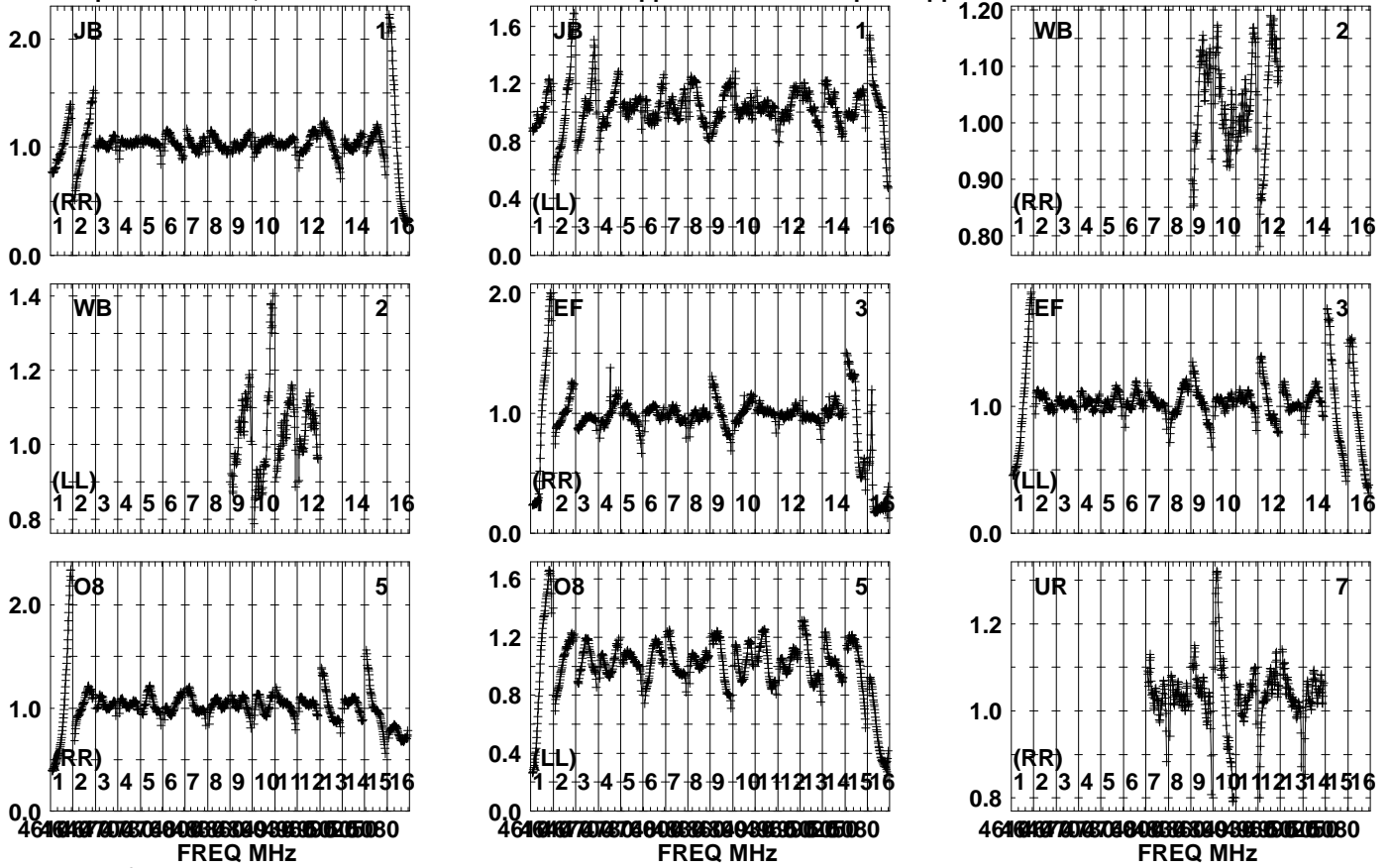


Lower frame: Real Jy
Auto-corr total-power spectrum Antenna: *
Timerange: 00/09:06:32 to 00/09:07:45

Plot file version 169 created 09-MAR-2023 14:12:49

GRB221009A RG013D.UVDATA.1

Freq = 4.6005 GHz, Bw = 32.000 MH No calibration applied and no bandpass applied

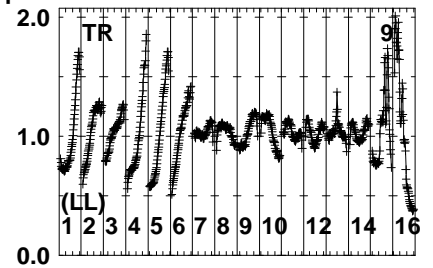
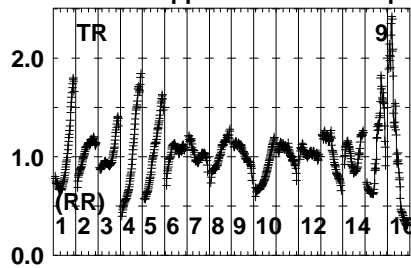
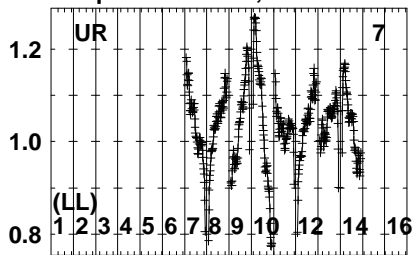


Lower frame: Real Jy
Auto-corr total-power spectrum Antenna: *
Timerange: 00/09:08:01 to 00/09:12:15

Plot file version 170 created 09-MAR-2023 14:12:50

GRB221009A RG013D.UVDATA.1

Freq = 4.6005 GHz, Bw = 32.000 MH No calibration applied and no bandpass applied

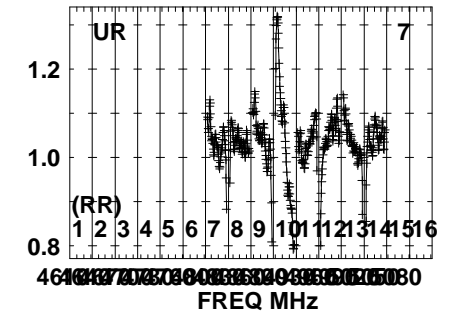
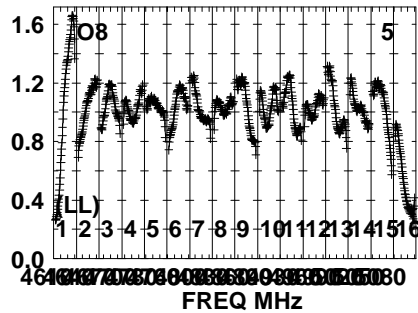
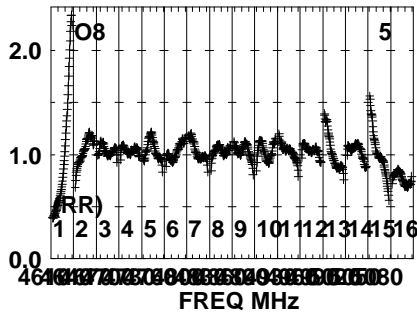
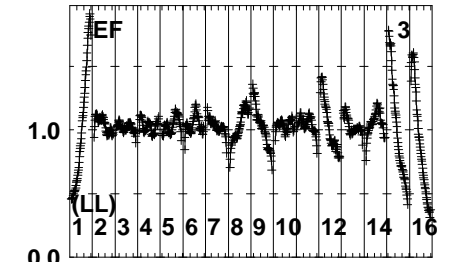
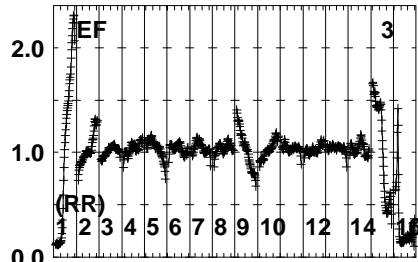
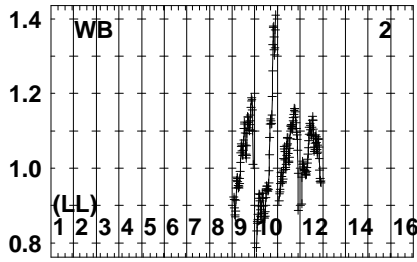
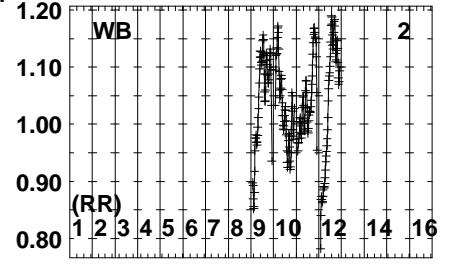
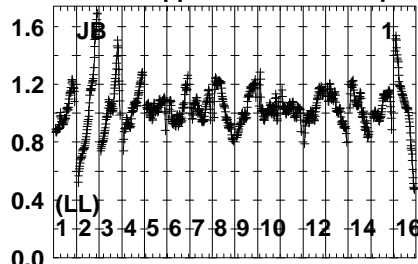
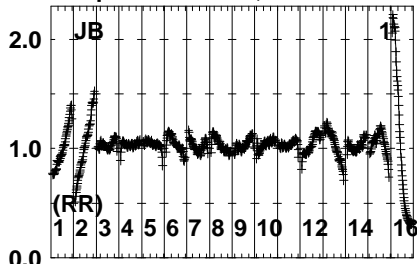


Lower frame: Real Jy
Auto-corr total-power spectrum Antenna: *
Timerange: 00/09:08:01 to 00/09:12:15

Plot file version 171 created 09-MAR-2023 14:12:50

J191142+1952 RG013D.UVDATA.1

Freq = 4.6005 GHz, Bw = 32.000 MH No calibration applied and no bandpass applied

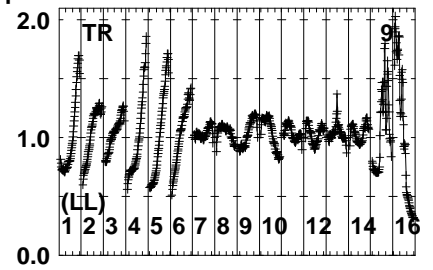
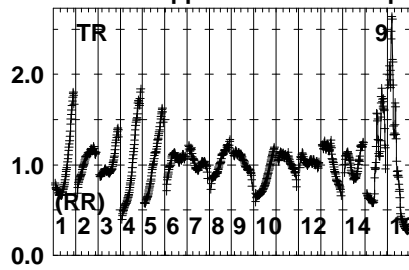
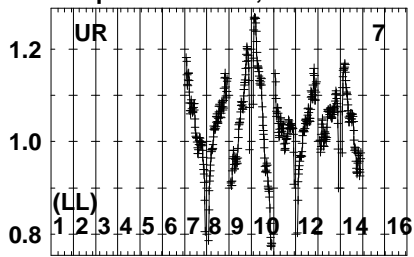


Lower frame: Real Jy
Auto-corr total-power spectrum Antenna: *
Timerange: 00/09:12:31 to 00/09:13:44

Plot file version 172 created 09-MAR-2023 14:12:50

J191142+1952 RG013D.UVDATA.1

Freq = 4.6005 GHz, Bw = 32.000 MH No calibration applied and no bandpass applied

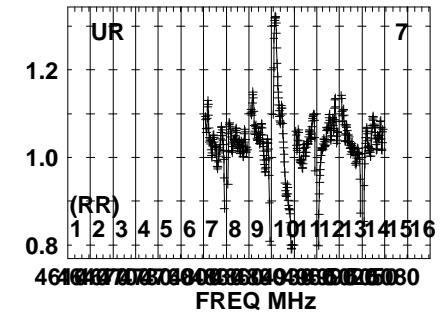
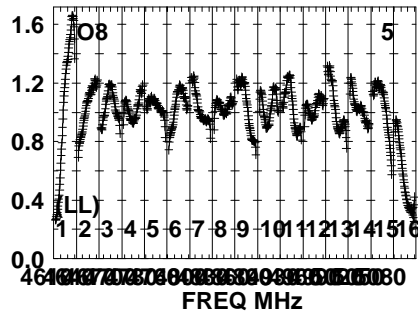
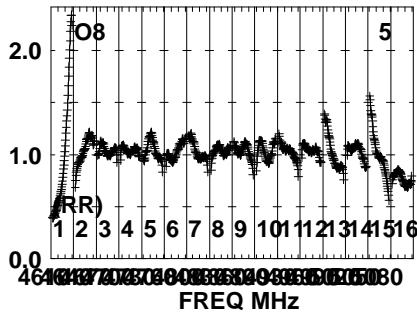
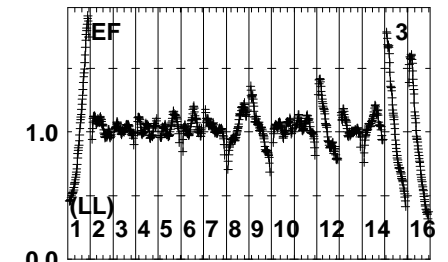
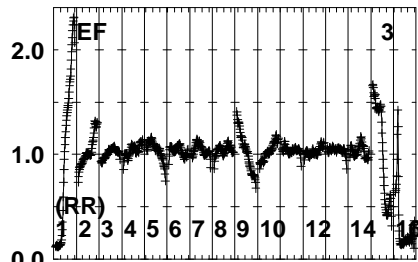
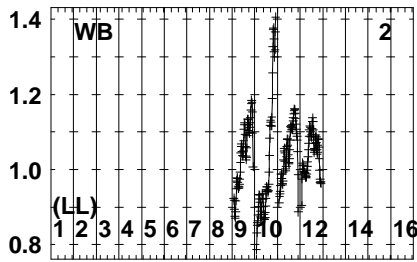
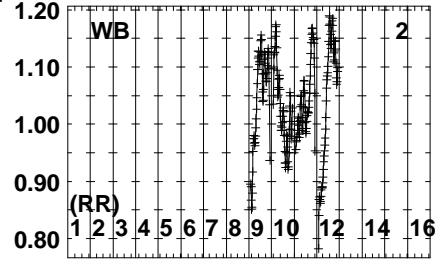
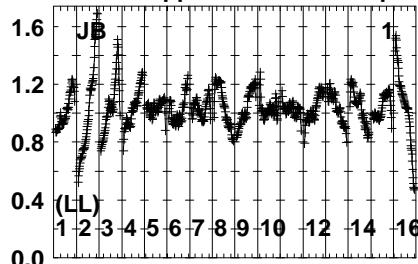
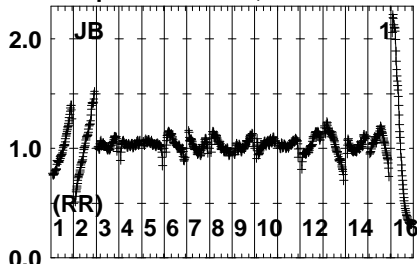


Lower frame: Real Jy
Auto-corr total-power spectrum Antenna: *
Timerange: 00/09:12:31 to 00/09:13:44

Plot file version 173 created 09-MAR-2023 14:12:50

J1923+2010 RG013D.UVDATA.1

Freq = 4.6005 GHz, Bw = 32.000 MH No calibration applied and no bandpass applied

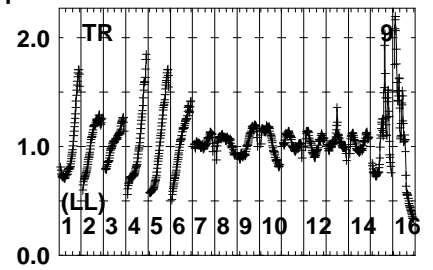
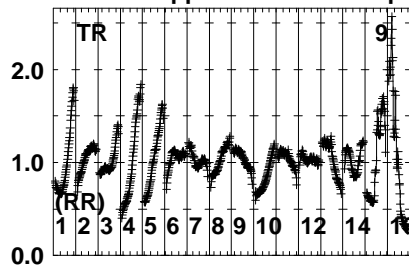
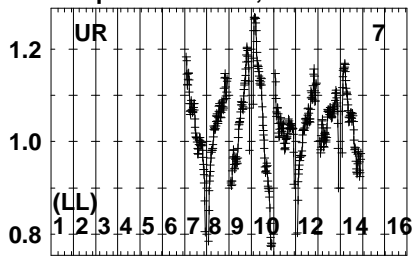


Lower frame: Real Jy
Auto-corr total-power spectrum Antenna: *
Timerange: 00/09:14:12 to 00/09:15:24

Plot file version 174 created 09-MAR-2023 14:12:50

J1923+2010 RG013D.UVDATA.1

Freq = 4.6005 GHz, Bw = 32.000 MH No calibration applied and no bandpass applied

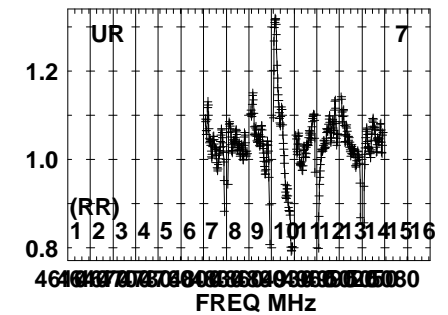
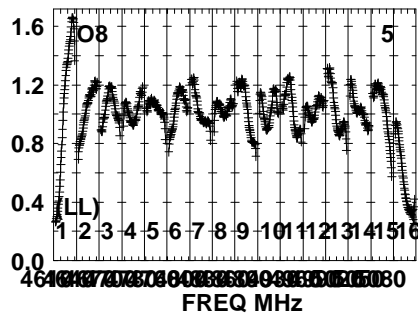
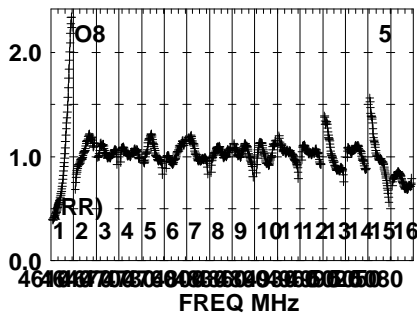
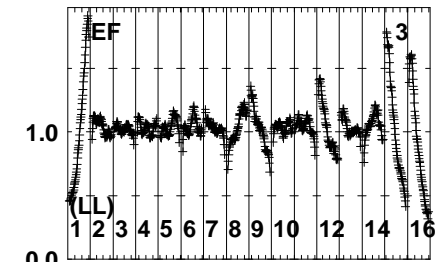
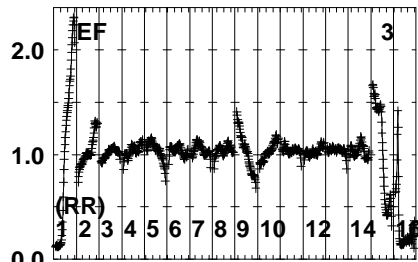
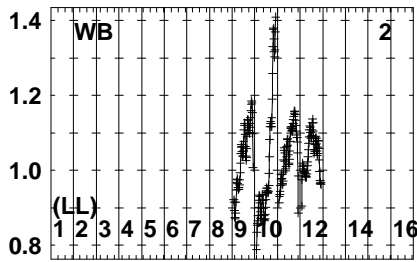
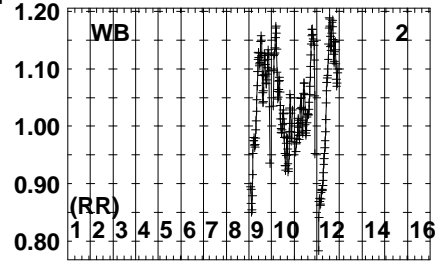
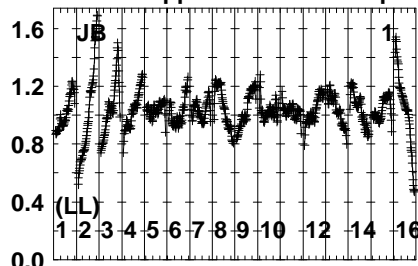
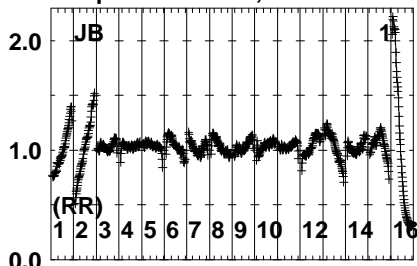


Lower frame: Real Jy
Auto-corr total-power spectrum Antenna: *
Timerange: 00/09:14:12 to 00/09:15:24

Plot file version 175 created 09-MAR-2023 14:12:50

J191142+1952 RG013D.UVDATA.1

Freq = 4.6005 GHz, Bw = 32.000 MH No calibration applied and no bandpass applied

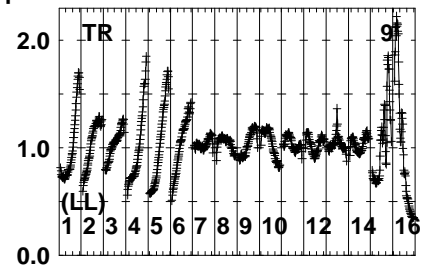
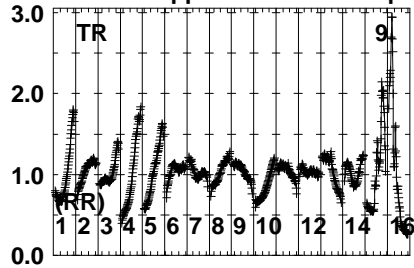
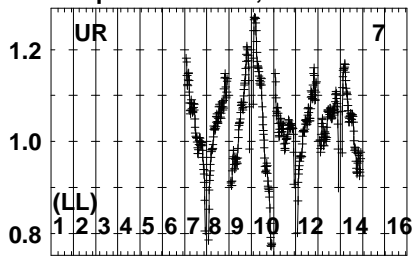


Lower frame: Real Jy
Auto-corr total-power spectrum Antenna: *
Timerange: 00/09:15:57 to 00/09:17:25

Plot file version 176 created 09-MAR-2023 14:12:50

J191142+1952 RG013D.UVDATA.1

Freq = 4.6005 GHz, Bw = 32.000 MH No calibration applied and no bandpass applied

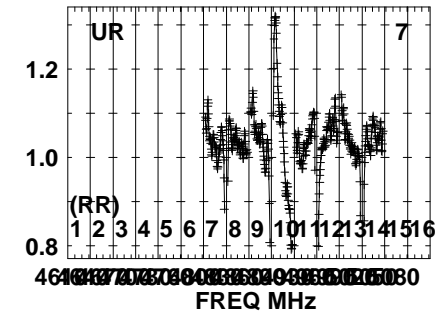
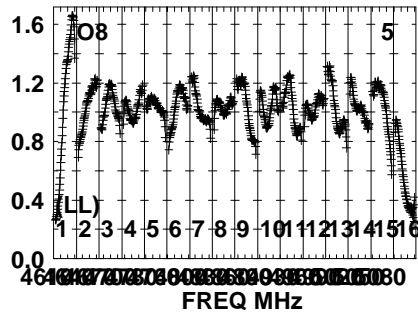
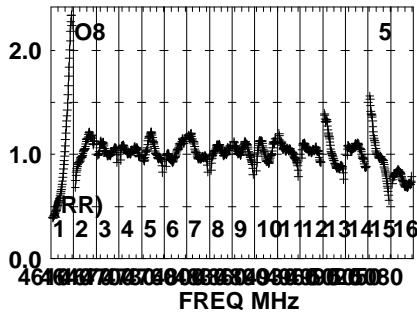
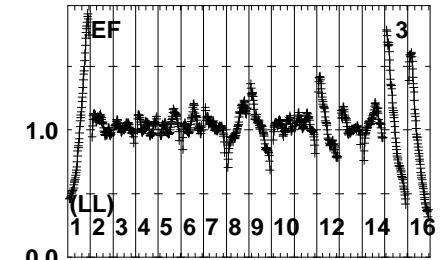
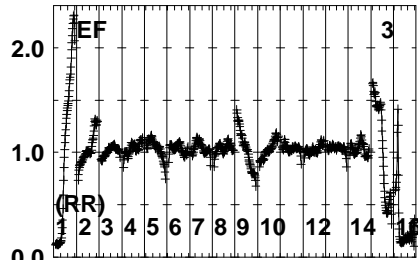
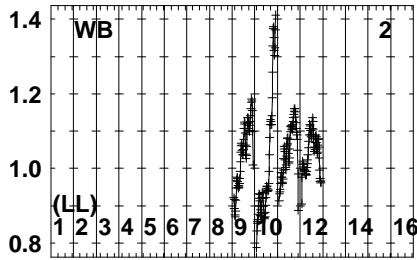
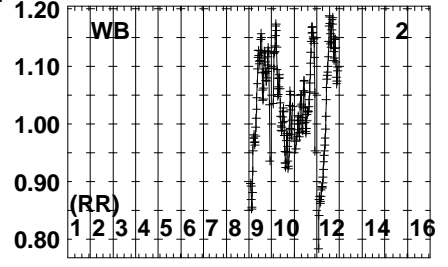
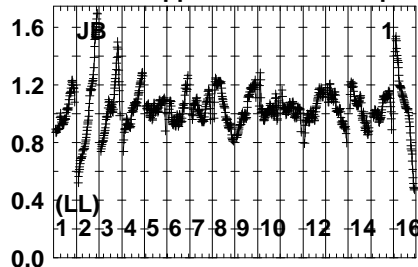
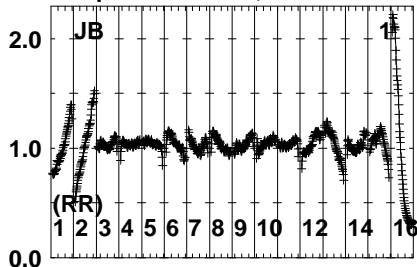


Lower frame: Real Jy
Auto-corr total-power spectrum Antenna: *
Timerange: 00/09:15:57 to 00/09:17:25

Plot file version 177 created 09-MAR-2023 14:12:50

GRB221009A RG013D.UVDATA.1

Freq = 4.6005 GHz, Bw = 32.000 MH No calibration applied and no bandpass applied

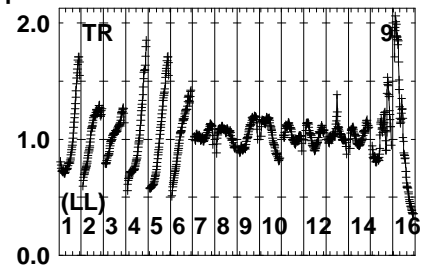
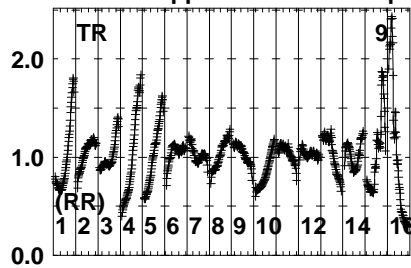
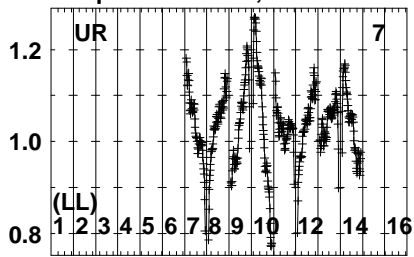


Lower frame: Real Jy
Auto-corr total-power spectrum Antenna: *
Timerange: 00/09:17:41 to 00/09:21:55

Plot file version 178 created 09-MAR-2023 14:12:51

GRB221009A RG013D.UVDATA.1

Freq = 4.6005 GHz, Bw = 32.000 MH No calibration applied and no bandpass applied

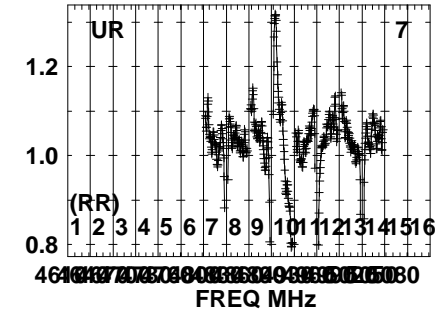
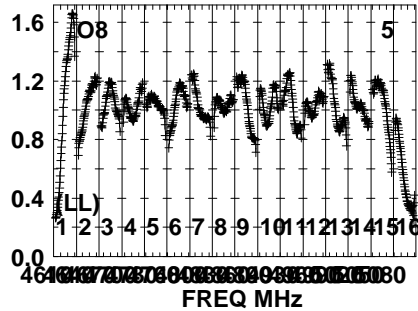
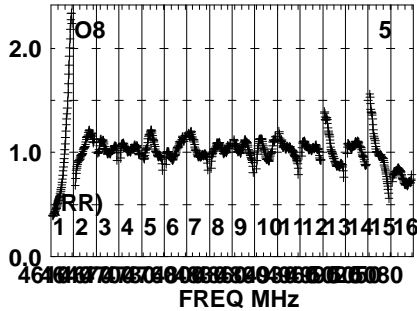
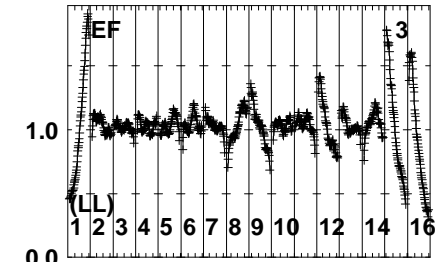
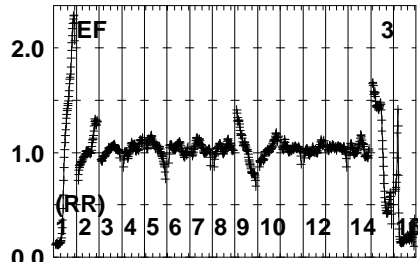
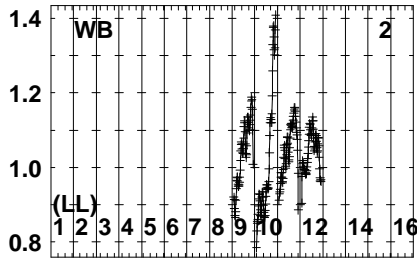
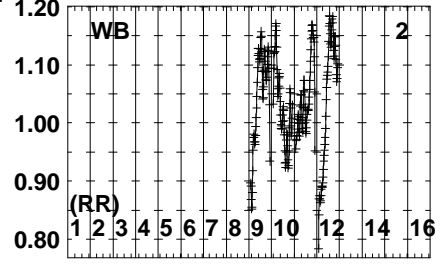
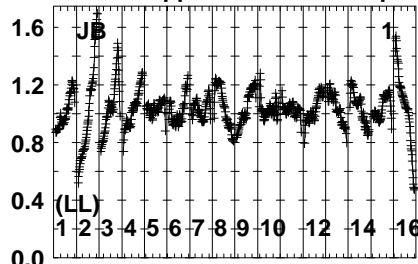
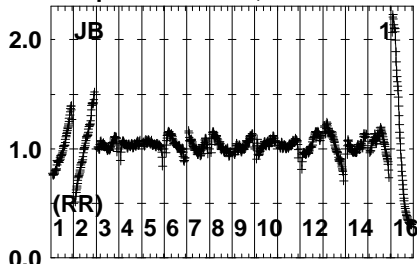


Lower frame: Real Jy
Auto-corr total-power spectrum Antenna: *
Timerange: 00/09:17:41 to 00/09:21:55

Plot file version 179 created 09-MAR-2023 14:12:51

J191142+1952 RG013D.UVDATA.1

Freq = 4.6005 GHz, Bw = 32.000 MH No calibration applied and no bandpass applied

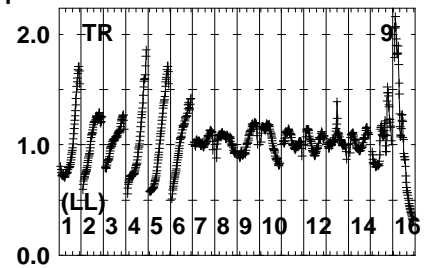
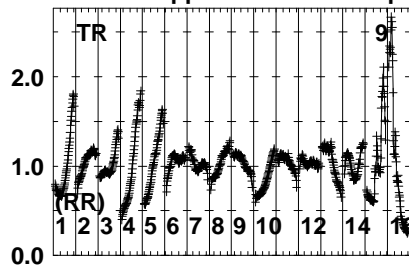
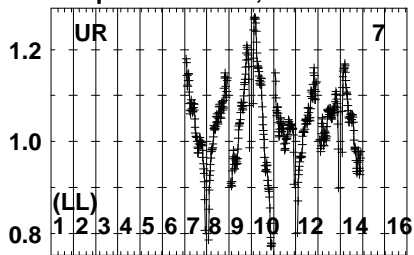


Lower frame: Real Jy
Auto-corr total-power spectrum Antenna: *
Timerange: 00/09:22:11 to 00/09:23:24

Plot file version 180 created 09-MAR-2023 14:12:51

J191142+1952 RG013D.UVDATA.1

Freq = 4.6005 GHz, Bw = 32.000 MH No calibration applied and no bandpass applied

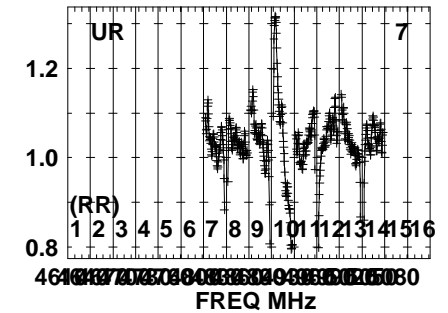
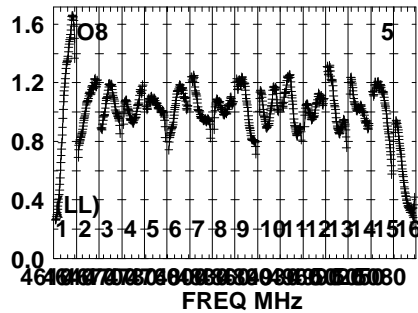
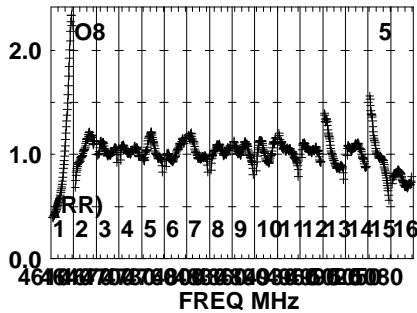
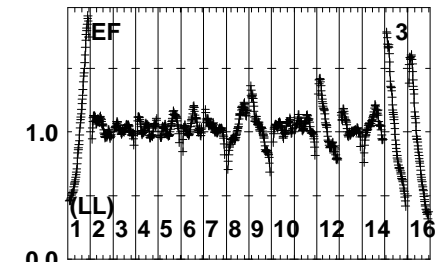
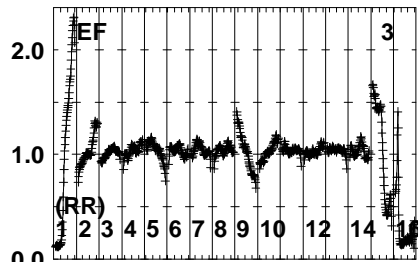
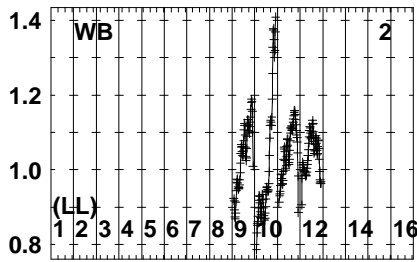
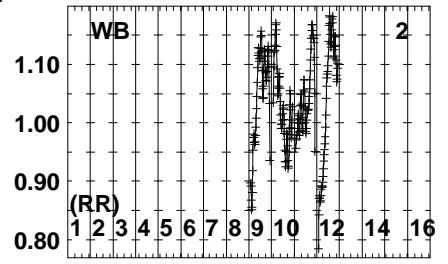
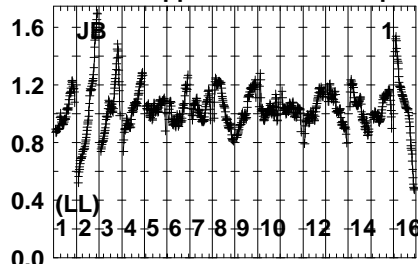
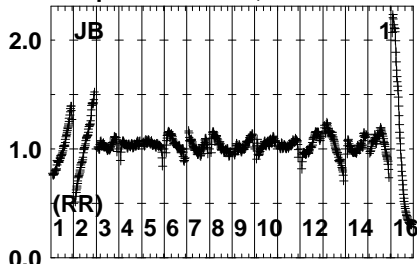


Lower frame: Real Jy
Auto-corr total-power spectrum Antenna: *
Timerange: 00/09:22:11 to 00/09:23:24

Plot file version 181 created 09-MAR-2023 14:12:51

GRB221009A RG013D.UVDATA.1

Freq = 4.6005 GHz, Bw = 32.000 MH No calibration applied and no bandpass applied

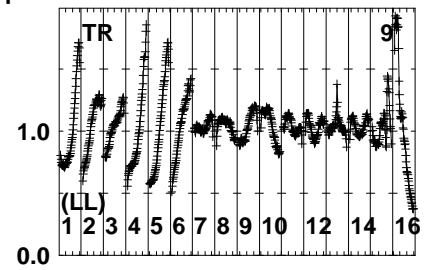
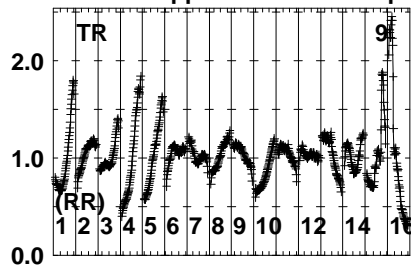
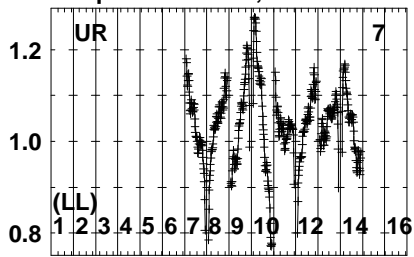


Lower frame: Real Jy
Auto-corr total-power spectrum Antenna: *
Timerange: 00/09:23:42 to 00/09:27:55

Plot file version 182 created 09-MAR-2023 14:12:51

GRB221009A RG013D.UVDATA.1

Freq = 4.6005 GHz, Bw = 32.000 MH No calibration applied and no bandpass applied

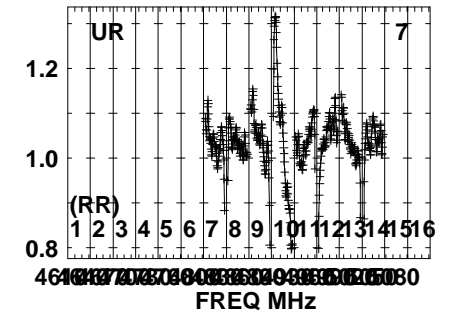
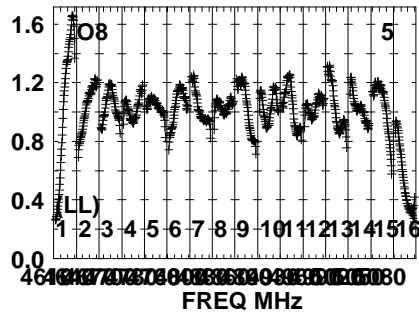
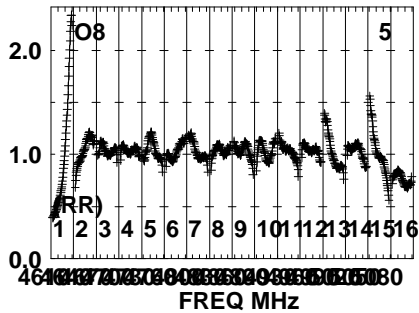
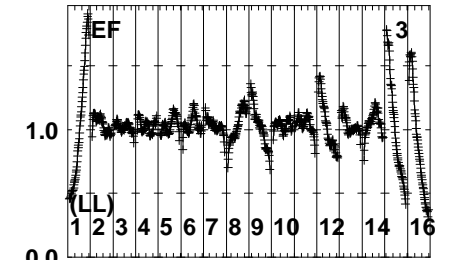
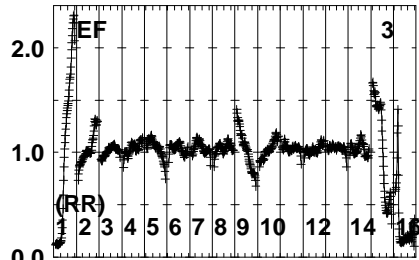
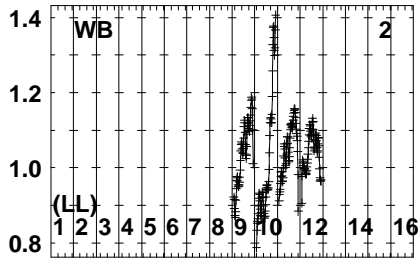
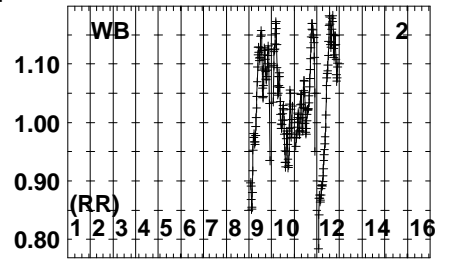
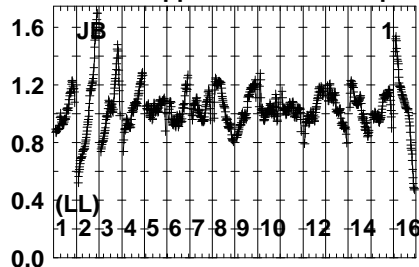
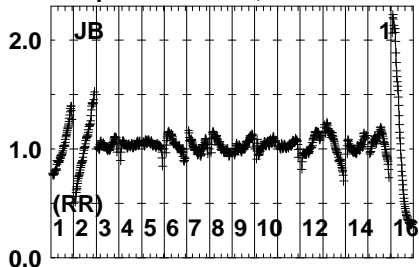


Lower frame: Real Jy
Auto-corr total-power spectrum Antenna: *
Timerange: 00/09:23:42 to 00/09:27:55

Plot file version 183 created 09-MAR-2023 14:12:51

J191142+1952 RG013D.UVDATA.1

Freq = 4.6005 GHz, Bw = 32.000 MH No calibration applied and no bandpass applied

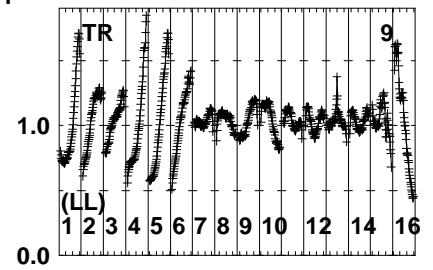
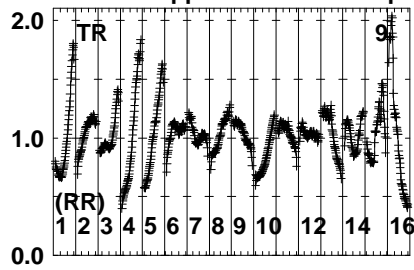
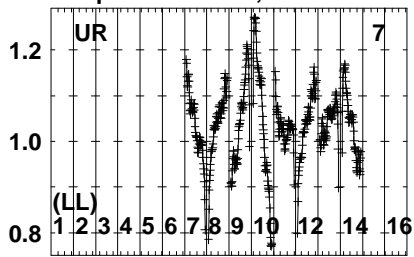


Lower frame: Real Jy
Auto-corr total-power spectrum Antenna: *
Timerange: 00/09:28:11 to 00/09:29:25

Plot file version 184 created 09-MAR-2023 14:12:51

J191142+1952 RG013D.UVDATA.1

Freq = 4.6005 GHz, Bw = 32.000 MH No calibration applied and no bandpass applied

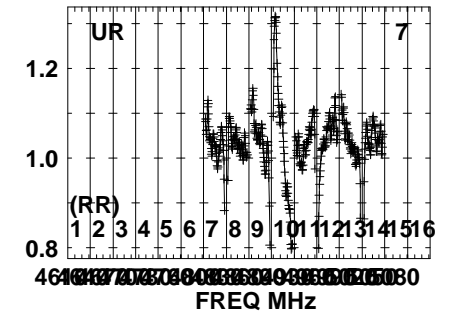
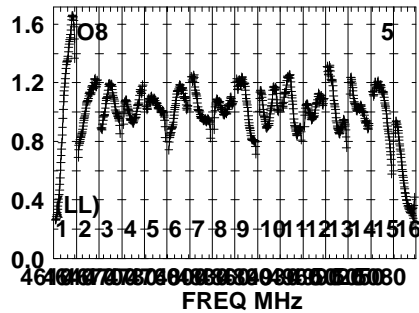
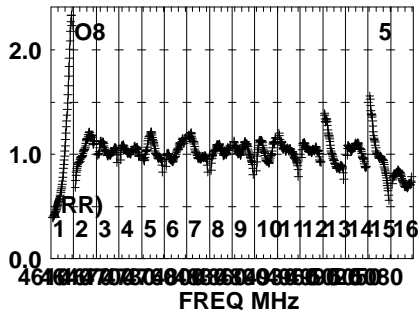
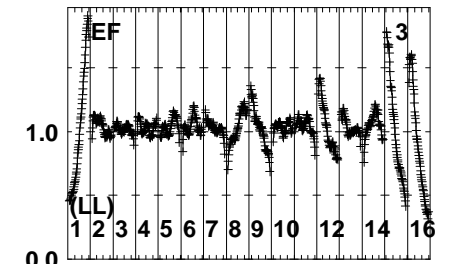
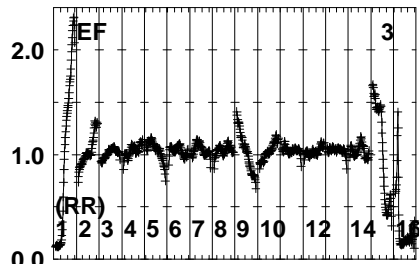
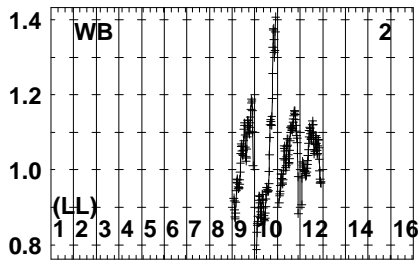
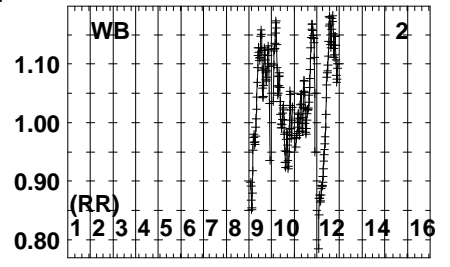
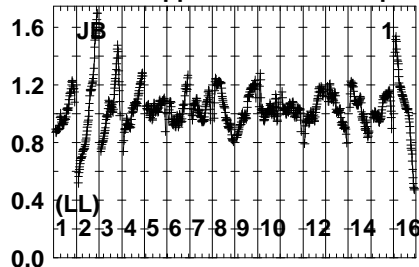
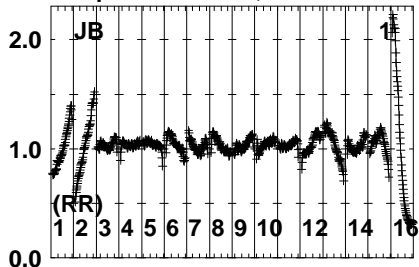


Lower frame: Real Jy
Auto-corr total-power spectrum Antenna: *
Timerange: 00/09:28:11 to 00/09:29:25

Plot file version 185 created 09-MAR-2023 14:12:51

J191249+1940 RG013D.UVDATA.1

Freq = 4.6005 GHz, Bw = 32.000 MH No calibration applied and no bandpass applied

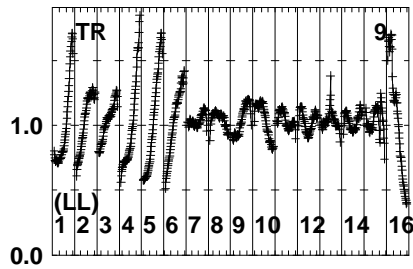
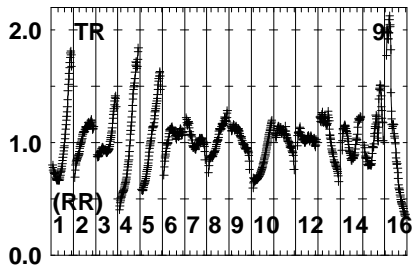
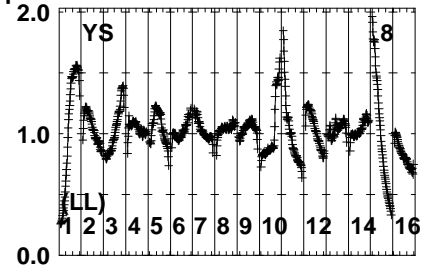
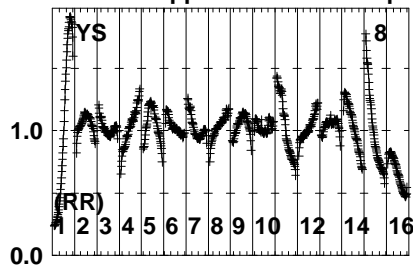
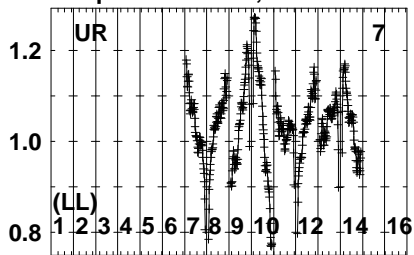


Lower frame: Real Jy
Auto-corr total-power spectrum Antenna: *
Timerange: 00/09:29:42 to 00/09:30:54

Plot file version 186 created 09-MAR-2023 14:12:52

J191249+1940 RG013D.UVDATA.1

Freq = 4.6005 GHz, Bw = 32.000 MH No calibration applied and no bandpass applied

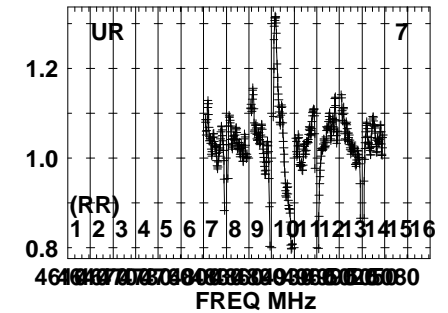
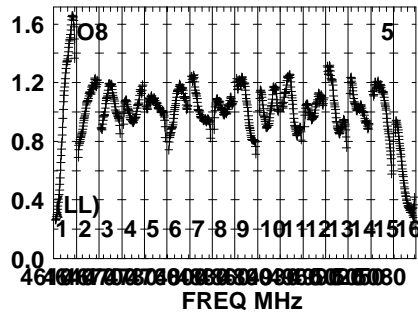
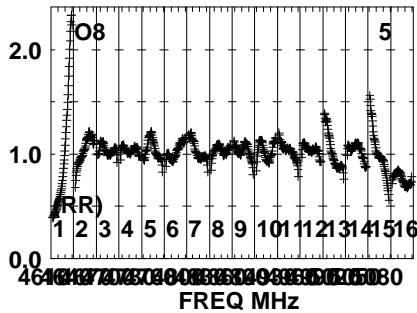
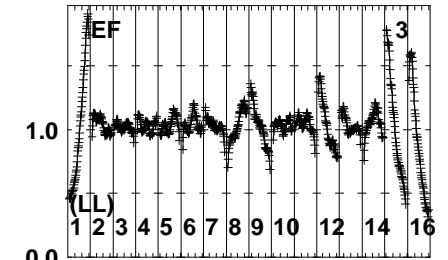
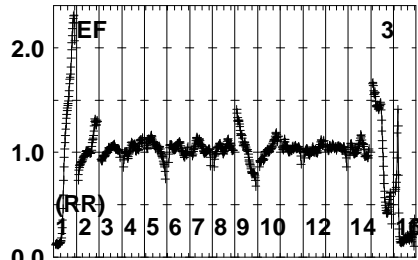
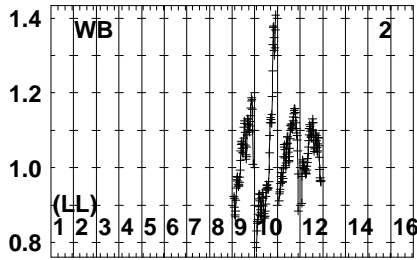
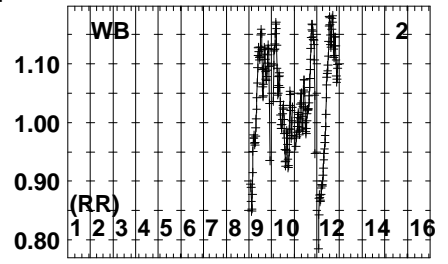
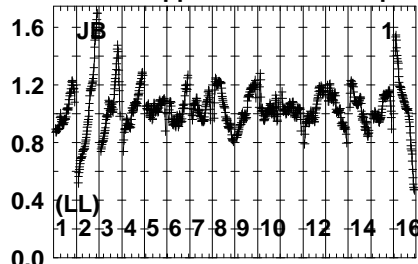
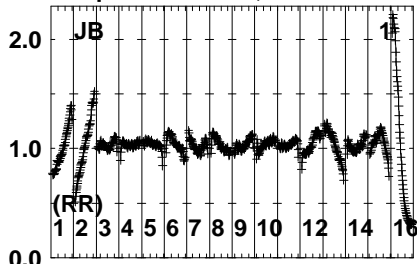


Lower frame: Real Jy
Auto-corr total-power spectrum Antenna: *
Timerange: 00/09:29:42 to 00/09:30:54

Plot file version 187 created 09-MAR-2023 14:12:52

J191142+1952 RG013D.UVDATA.1

Freq = 4.6005 GHz, Bw = 32.000 MH No calibration applied and no bandpass applied

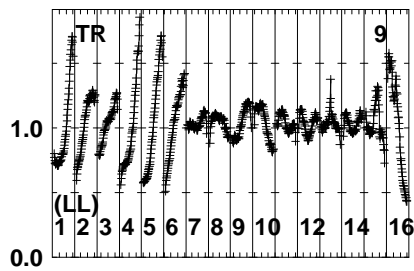
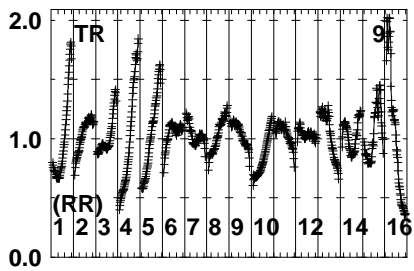
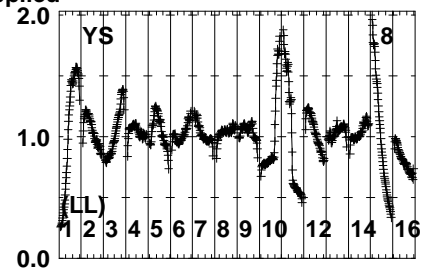
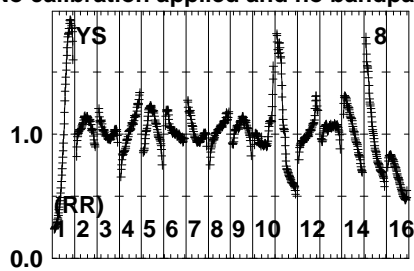
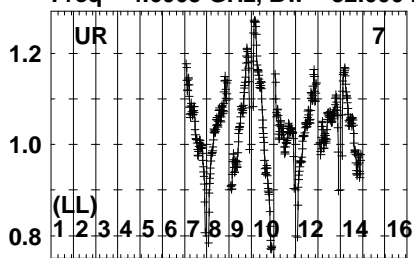


Lower frame: Real Jy
Auto-corr total-power spectrum Antenna: *
Timerange: 00/09:31:16 to 00/09:32:44

Plot file version 188 created 09-MAR-2023 14:12:52

J191142+1952 RG013D.UVDATA.1

Freq = 4.6005 GHz, Bw = 32.000 MH No calibration applied and no bandpass applied

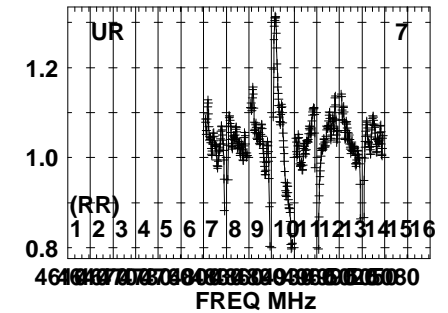
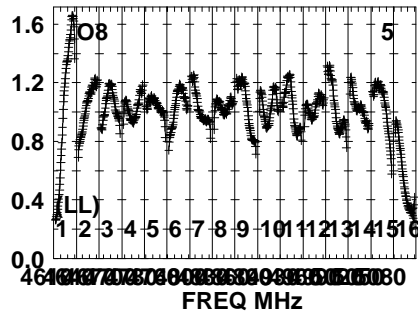
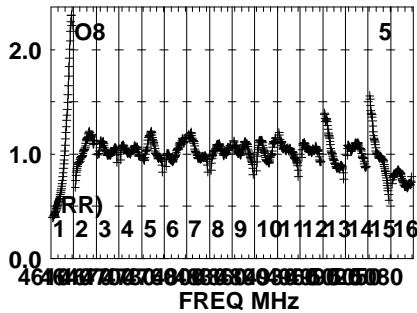
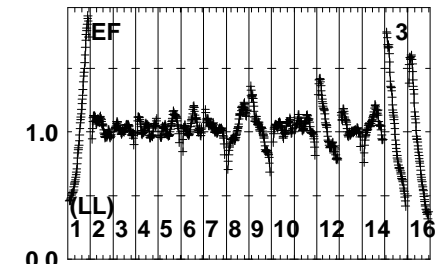
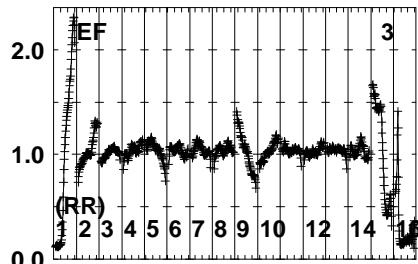
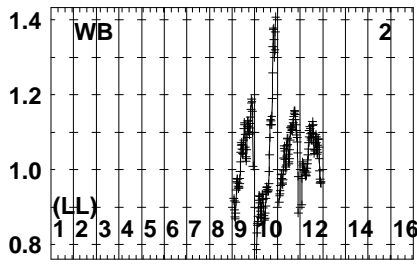
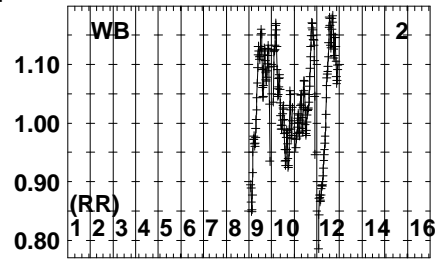
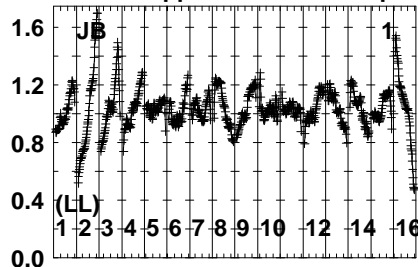
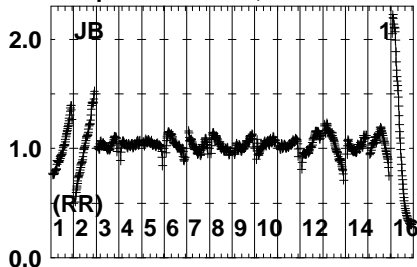


Lower frame: Real Jy
Auto-corr total-power spectrum Antenna: *
Timerange: 00/09:31:16 to 00/09:32:44

Plot file version 189 created 09-MAR-2023 14:12:52

GRB221009A RG013D.UVDATA.1

Freq = 4.6005 GHz, Bw = 32.000 MH No calibration applied and no bandpass applied

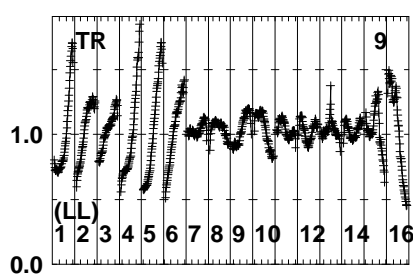
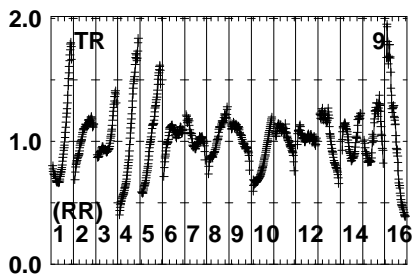
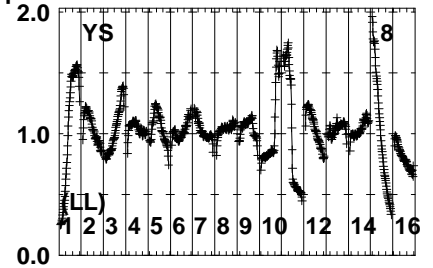
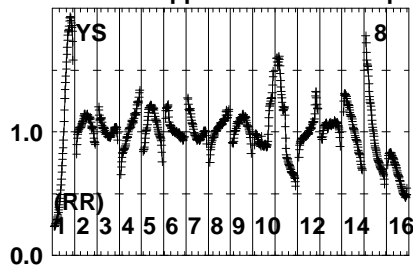
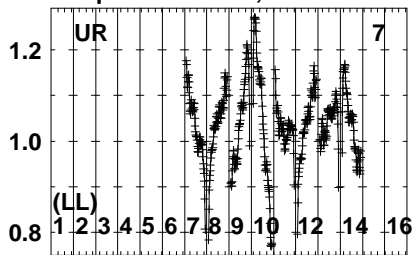


Lower frame: Real Jy
Auto-corr total-power spectrum Antenna: *
Timerange: 00/09:33:02 to 00/09:37:15

Plot file version 190 created 09-MAR-2023 14:12:52

GRB221009A RG013D.UVDATA.1

Freq = 4.6005 GHz, Bw = 32.000 MH No calibration applied and no bandpass applied

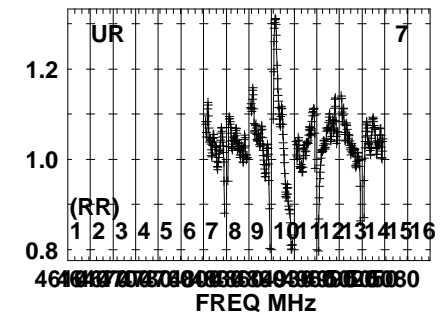
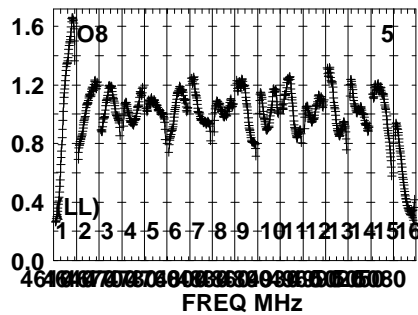
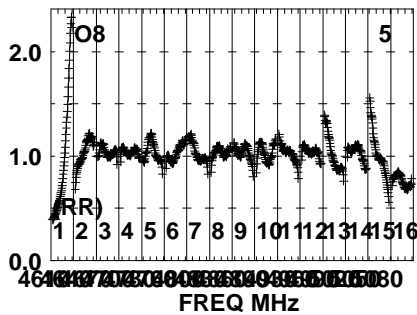
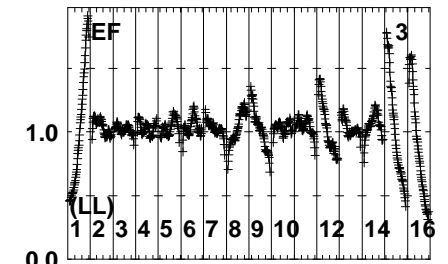
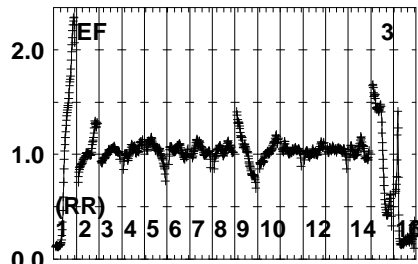
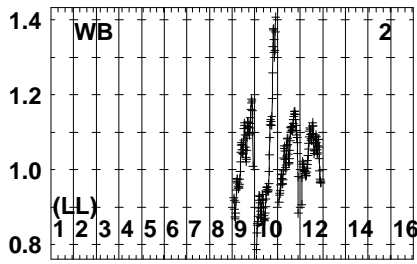
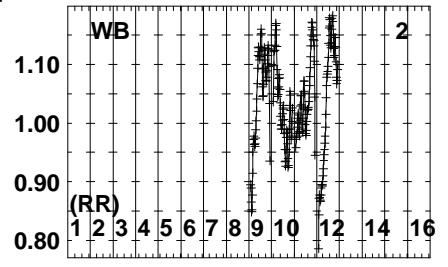
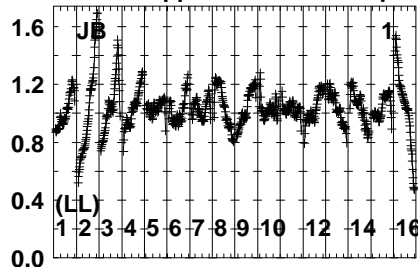
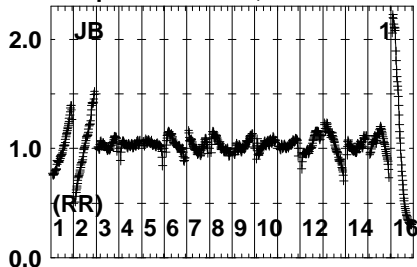


Lower frame: Real Jy
Auto-corr total-power spectrum Antenna: *
Timerange: 00/09:33:02 to 00/09:37:15

Plot file version 191 created 09-MAR-2023 14:12:52

J191142+1952 RG013D.UVDATA.1

Freq = 4.6005 GHz, Bw = 32.000 MH No calibration applied and no bandpass applied

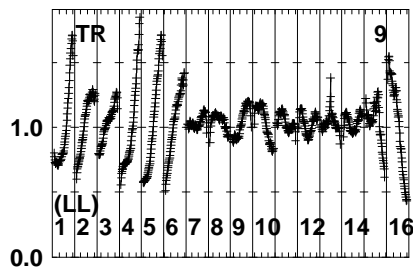
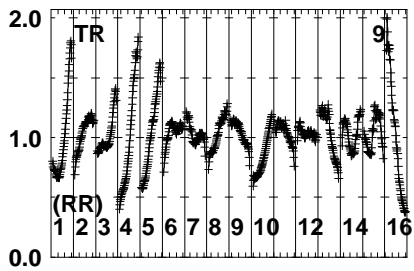
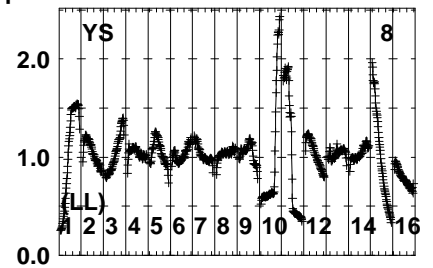
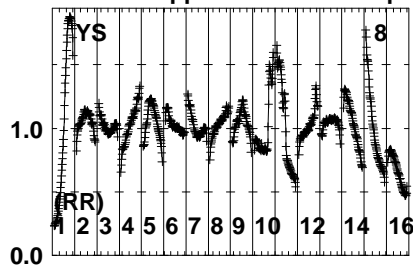
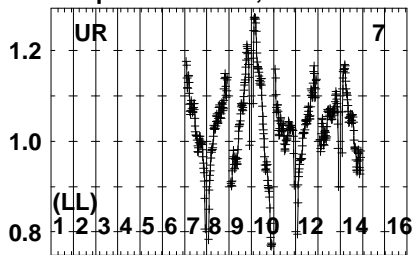


Lower frame: Real Jy
Auto-corr total-power spectrum Antenna: *
Timerange: 00/09:37:32 to 00/09:38:45

Plot file version 192 created 09-MAR-2023 14:12:53

J191142+1952 RG013D.UVDATA.1

Freq = 4.6005 GHz, Bw = 32.000 MH No calibration applied and no bandpass applied

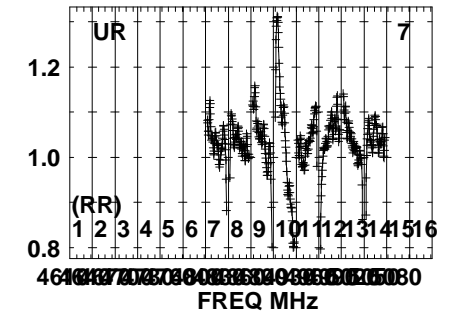
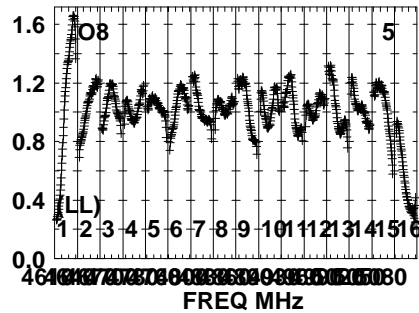
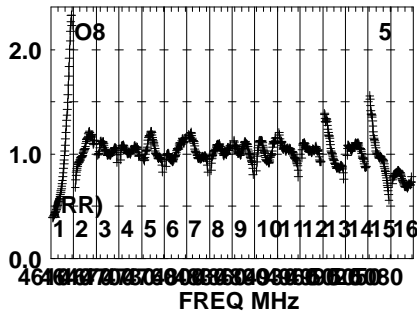
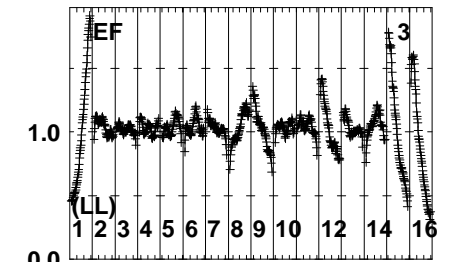
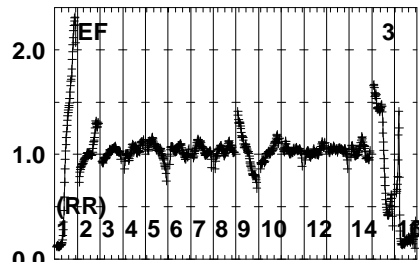
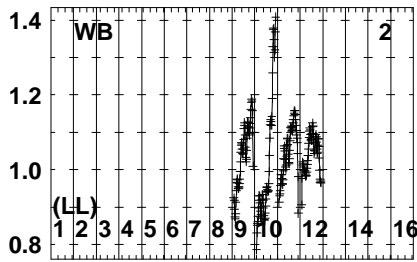
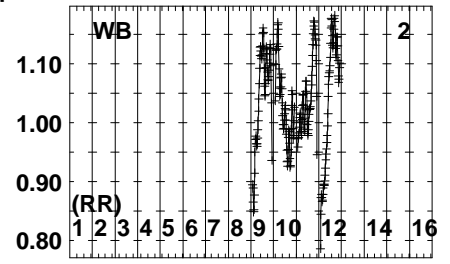
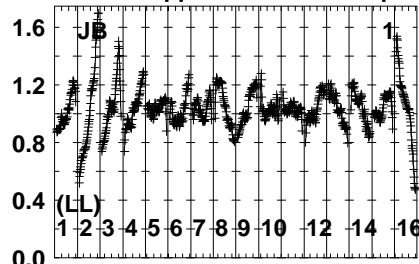
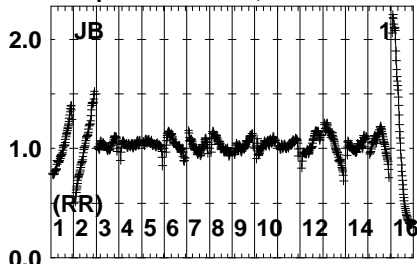


Lower frame: Real Jy
Auto-corr total-power spectrum Antenna: *
Timerange: 00/09:37:32 to 00/09:38:45

Plot file version 193 created 09-MAR-2023 14:12:53

GRB221009A RG013D.UVDATA.1

Freq = 4.6005 GHz, Bw = 32.000 MH No calibration applied and no bandpass applied

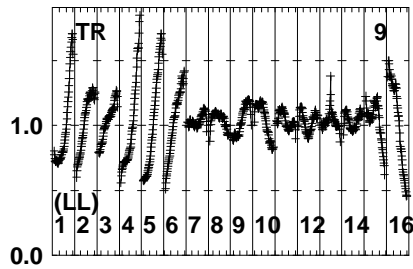
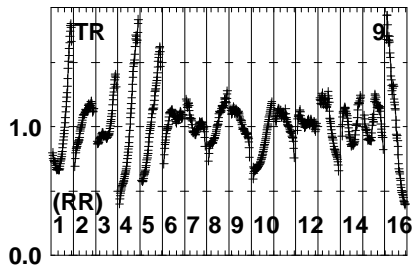
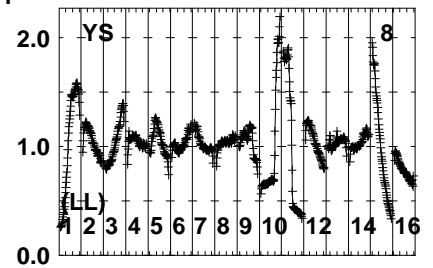
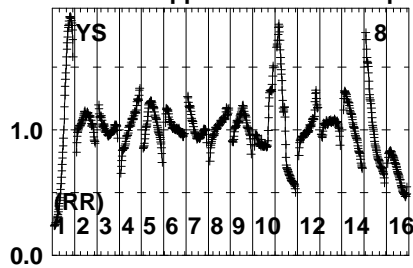
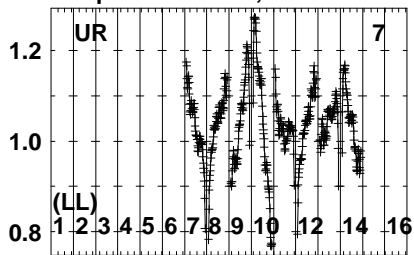


Lower frame: Real Jy
Auto-corr total-power spectrum Antenna: *
Timerange: 00/09:39:01 to 00/09:43:15

Plot file version 194 created 09-MAR-2023 14:12:53

GRB221009A RG013D.UVDATA.1

Freq = 4.6005 GHz, Bw = 32.000 MH No calibration applied and no bandpass applied

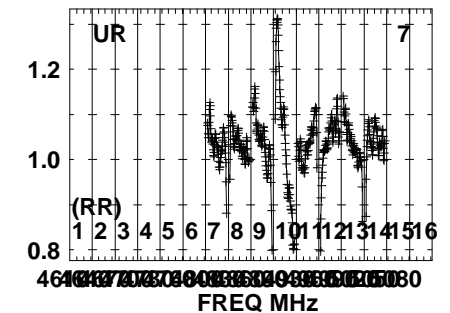
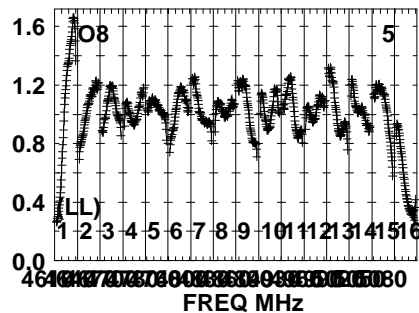
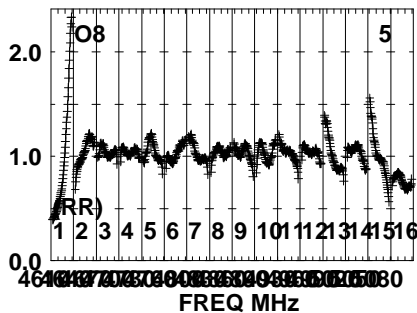
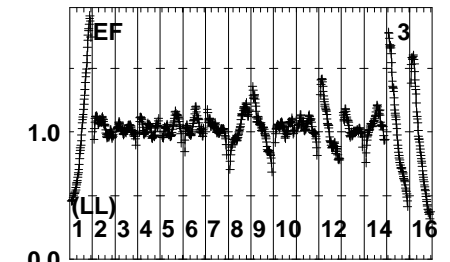
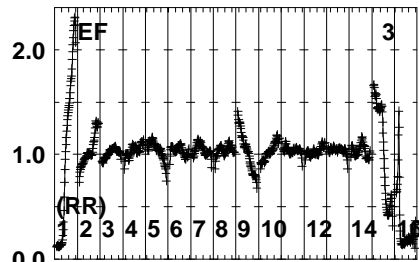
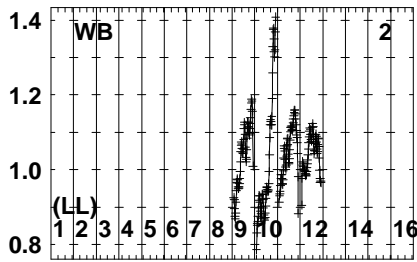
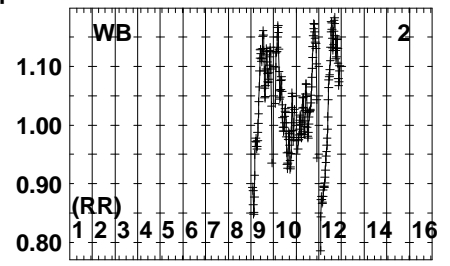
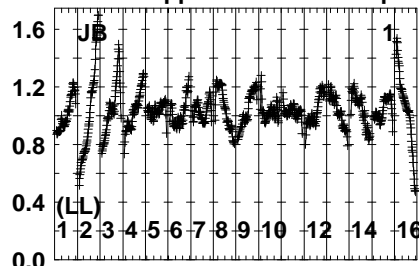
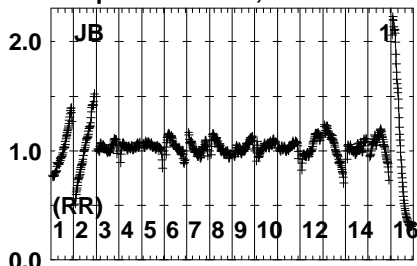


Lower frame: Real Jy
Auto-corr total-power spectrum Antenna: *
Timerange: 00/09:39:01 to 00/09:43:15

Plot file version 195 created 09-MAR-2023 14:12:53

J191142+1952 RG013D.UVDATA.1

Freq = 4.6005 GHz, Bw = 32.000 MH No calibration applied and no bandpass applied

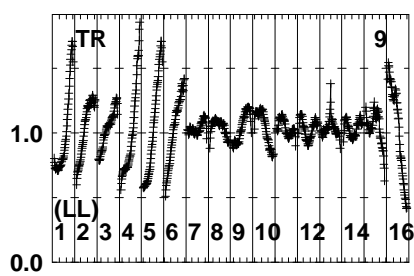
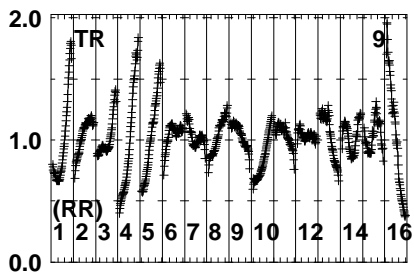
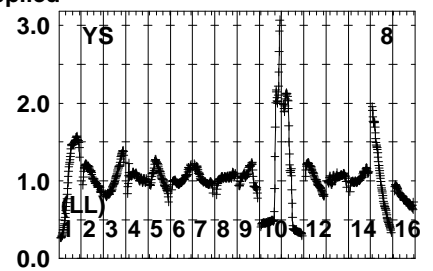
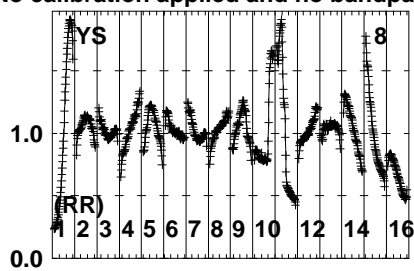
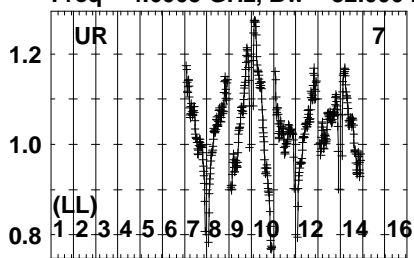


Lower frame: Real Jy
Auto-corr total-power spectrum Antenna: *
Timerange: 00/09:43:31 to 00/09:44:44

Plot file version 196 created 09-MAR-2023 14:12:53

J191142+1952 RG013D.UVDATA.1

Freq = 4.6005 GHz, Bw = 32.000 MH No calibration applied and no bandpass applied

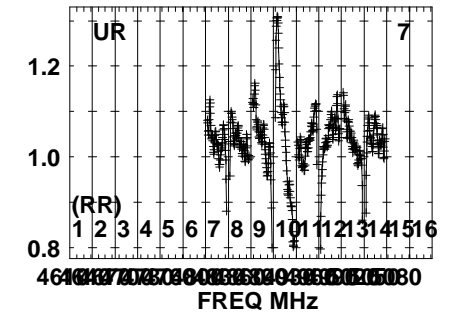
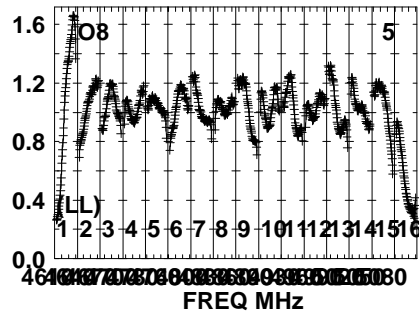
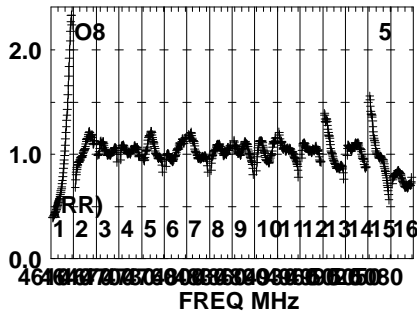
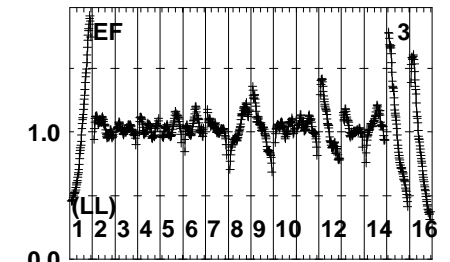
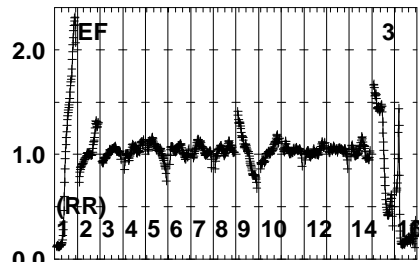
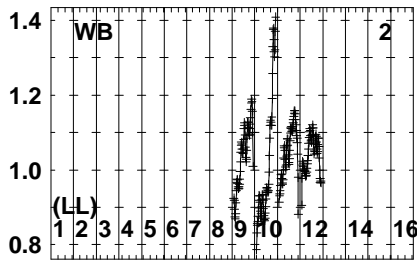
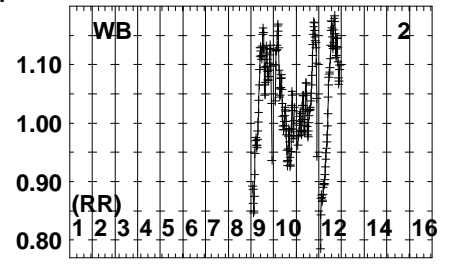
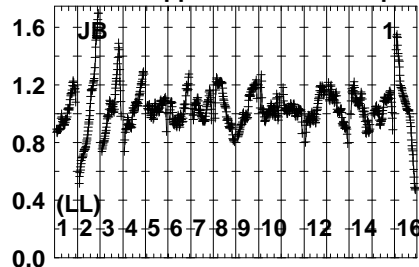
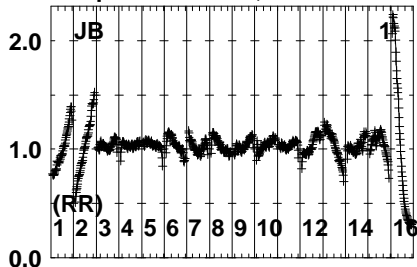


Lower frame: Real Jy
Auto-corr total-power spectrum Antenna: *
Timerange: 00/09:43:31 to 00/09:44:44

Plot file version 197 created 09-MAR-2023 14:12:53

J1905+1943 RG013D.UVDATA.1

Freq = 4.6005 GHz, Bw = 32.000 MH No calibration applied and no bandpass applied

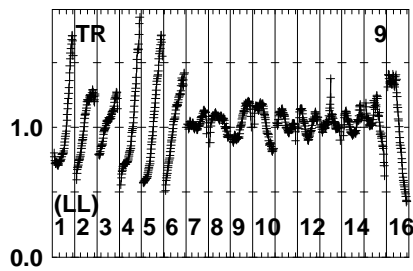
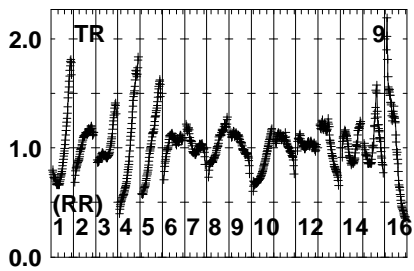
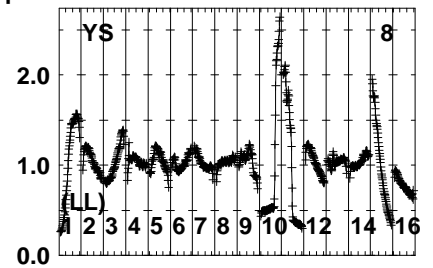
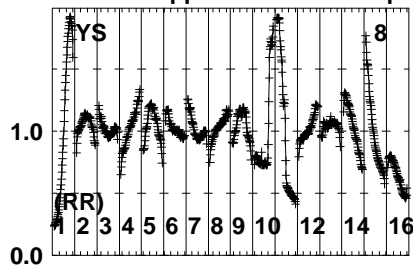
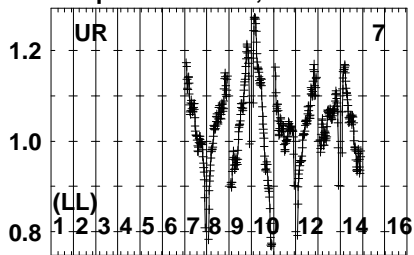


Lower frame: Real Jy
Auto-corr total-power spectrum Antenna: *
Timerange: 00/09:45:01 to 00/09:46:29

Plot file version 198 created 09-MAR-2023 14:12:53

J1905+1943 RG013D.UVDATA.1

Freq = 4.6005 GHz, Bw = 32.000 MH No calibration applied and no bandpass applied

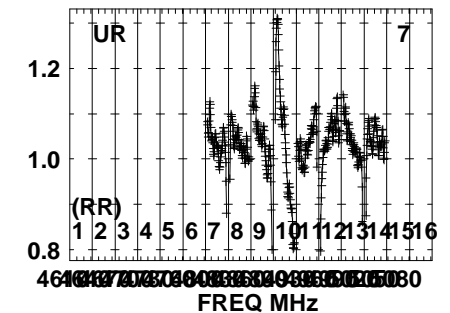
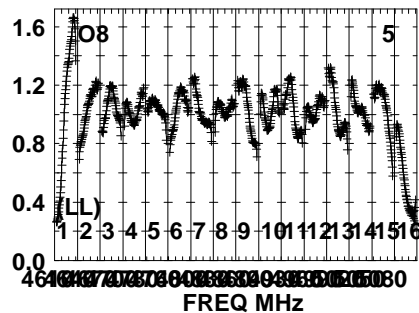
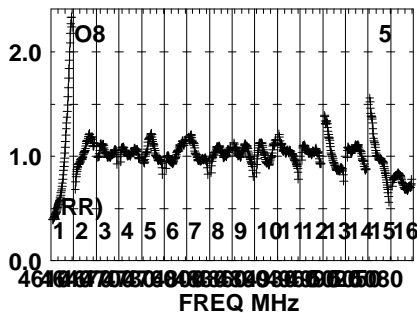
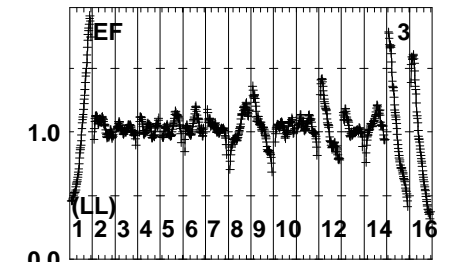
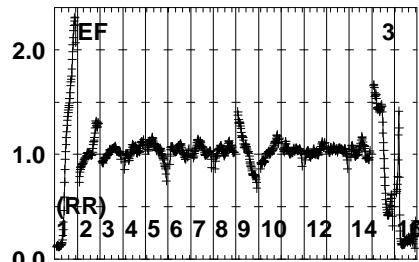
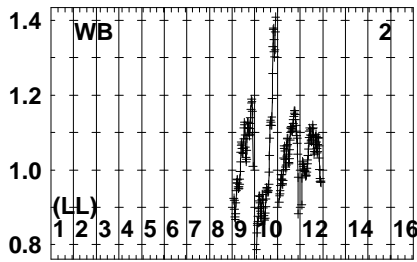
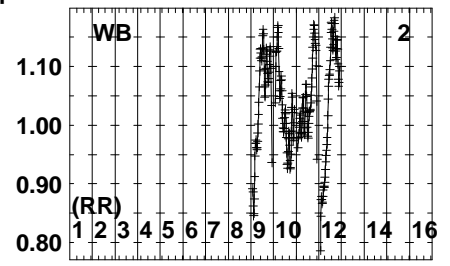
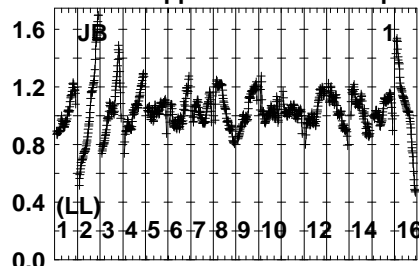
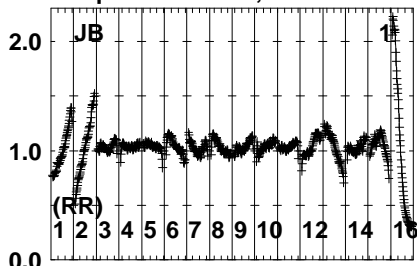


Lower frame: Real Jy
Auto-corr total-power spectrum Antenna: *
Timerange: 00/09:45:01 to 00/09:46:29

Plot file version 199 created 09-MAR-2023 14:12:53

J191142+1952 RG013D.UVDATA.1

Freq = 4.6005 GHz, Bw = 32.000 MH No calibration applied and no bandpass applied

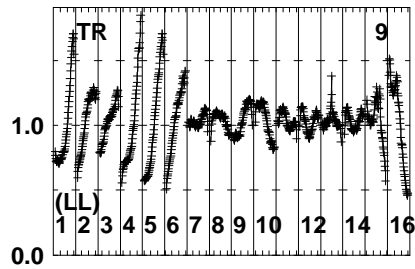
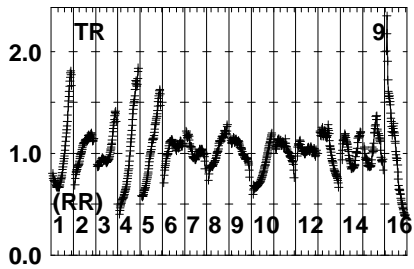
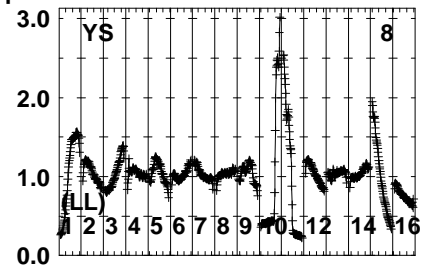
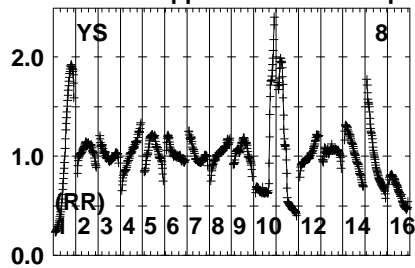
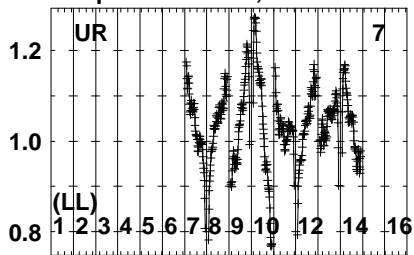


Lower frame: Real Jy
Auto-corr total-power spectrum Antenna: *
Timerange: 00/09:47:02 to 00/09:48:30

Plot file version 200 created 09-MAR-2023 14:12:54

J191142+1952 RG013D.UVDATA.1

Freq = 4.6005 GHz, Bw = 32.000 MH No calibration applied and no bandpass applied

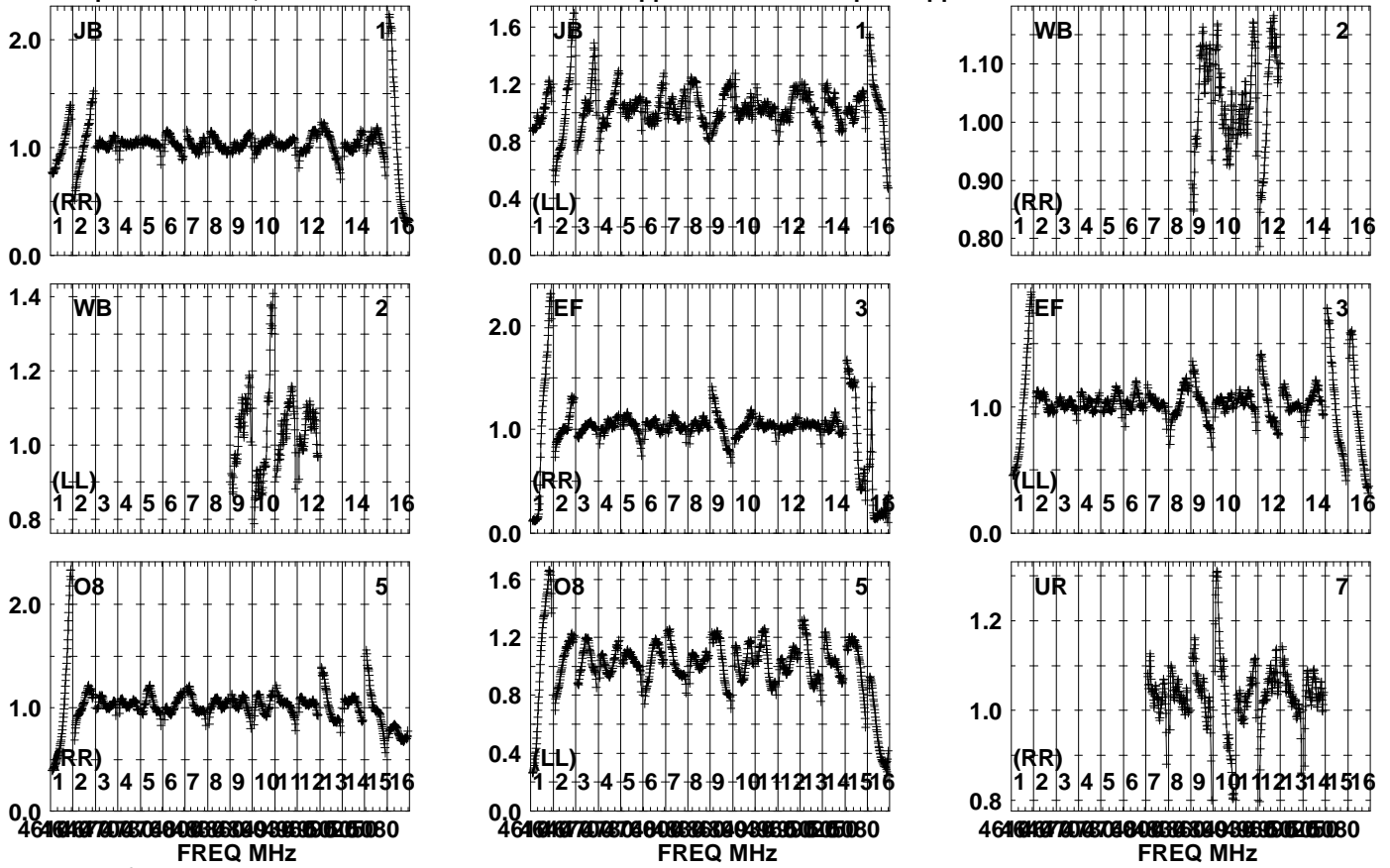


Lower frame: Real Jy
Auto-corr total-power spectrum Antenna: *
Timerange: 00/09:47:02 to 00/09:48:30

Plot file version 201 created 09-MAR-2023 14:12:54

GRB221009A RG013D.UVDATA.1

Freq = 4.6005 GHz, Bw = 32.000 MH No calibration applied and no bandpass applied

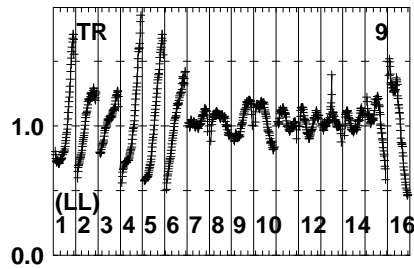
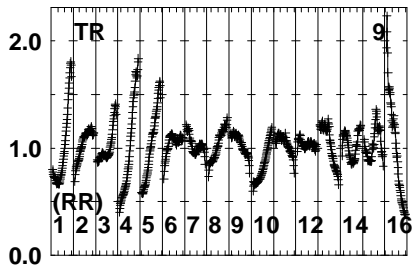
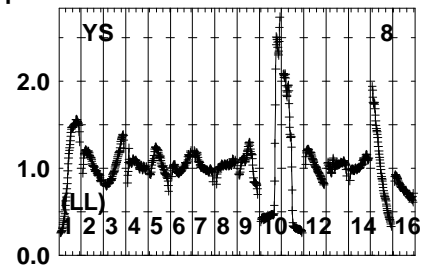
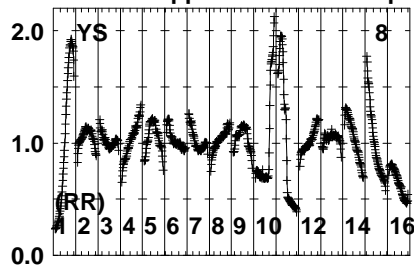
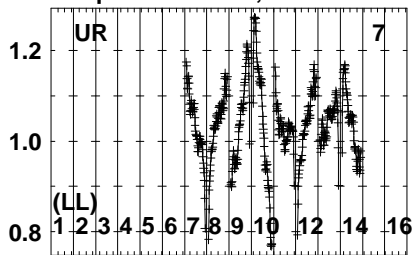


Lower frame: Real Jy
Auto-corr total-power spectrum Antenna: *
Timerange: 00/09:48:47 to 00/09:53:00

Plot file version 202 created 09-MAR-2023 14:12:54

GRB221009A RG013D.UVDATA.1

Freq = 4.6005 GHz, Bw = 32.000 MH No calibration applied and no bandpass applied

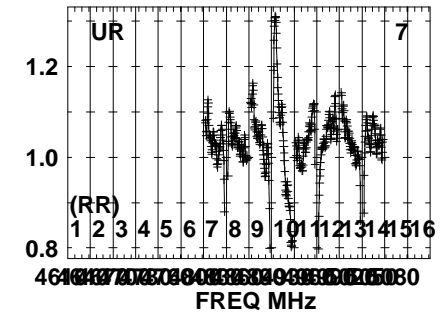
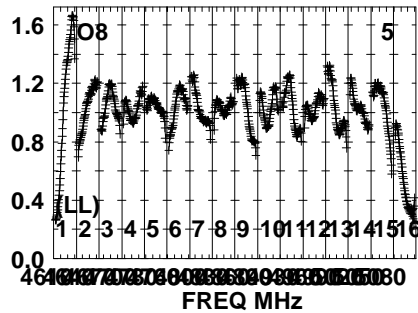
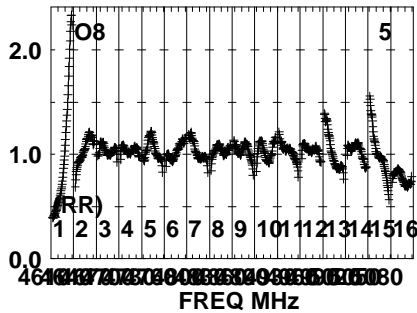
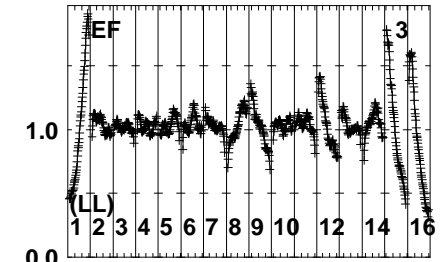
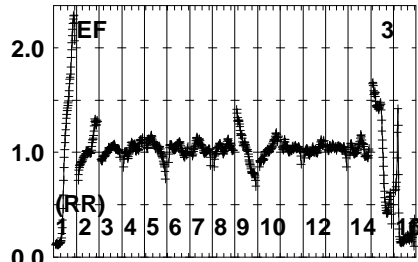
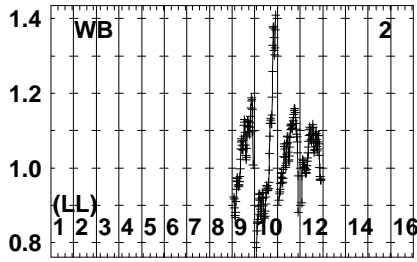
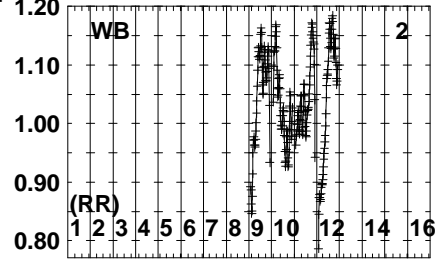
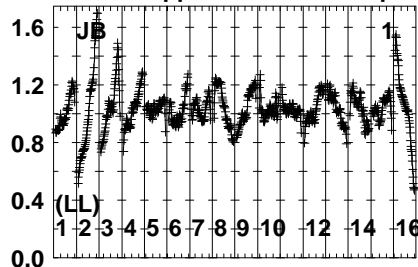
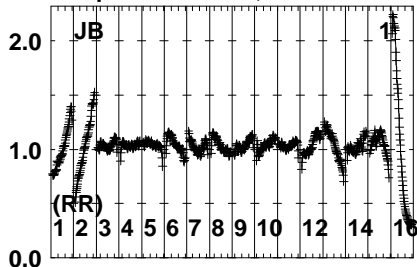


Lower frame: Real Jy
Auto-corr total-power spectrum Antenna: *
Timerange: 00/09:48:47 to 00/09:53:00

Plot file version 203 created 09-MAR-2023 14:12:54

J191142+1952 RG013D.UVDATA.1

Freq = 4.6005 GHz, Bw = 32.000 MH No calibration applied and no bandpass applied

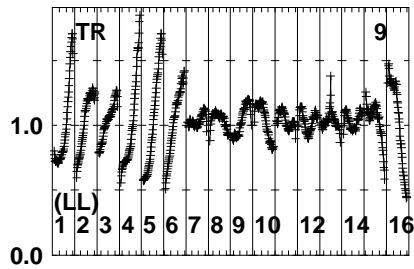
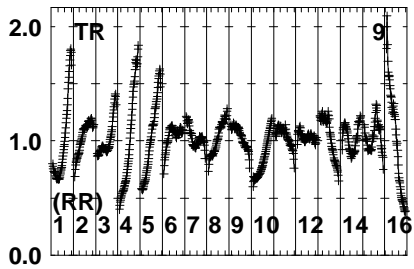
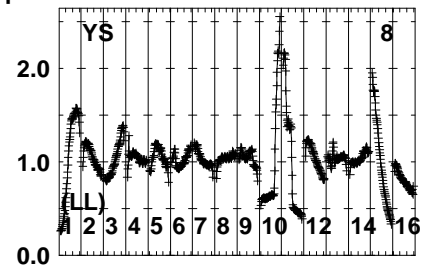
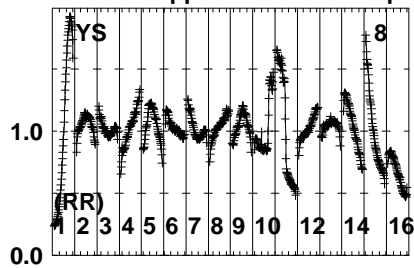
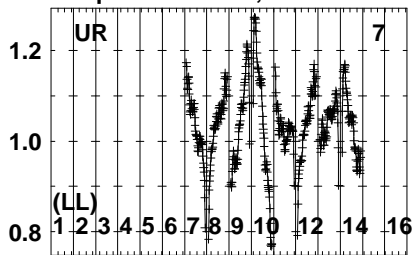


Lower frame: Real Jy
Auto-corr total-power spectrum Antenna: *
Timerange: 00/09:53:16 to 00/09:54:30

Plot file version 204 created 09-MAR-2023 14:12:54

J191142+1952 RG013D.UVDATA.1

Freq = 4.6005 GHz, Bw = 32.000 MH No calibration applied and no bandpass applied

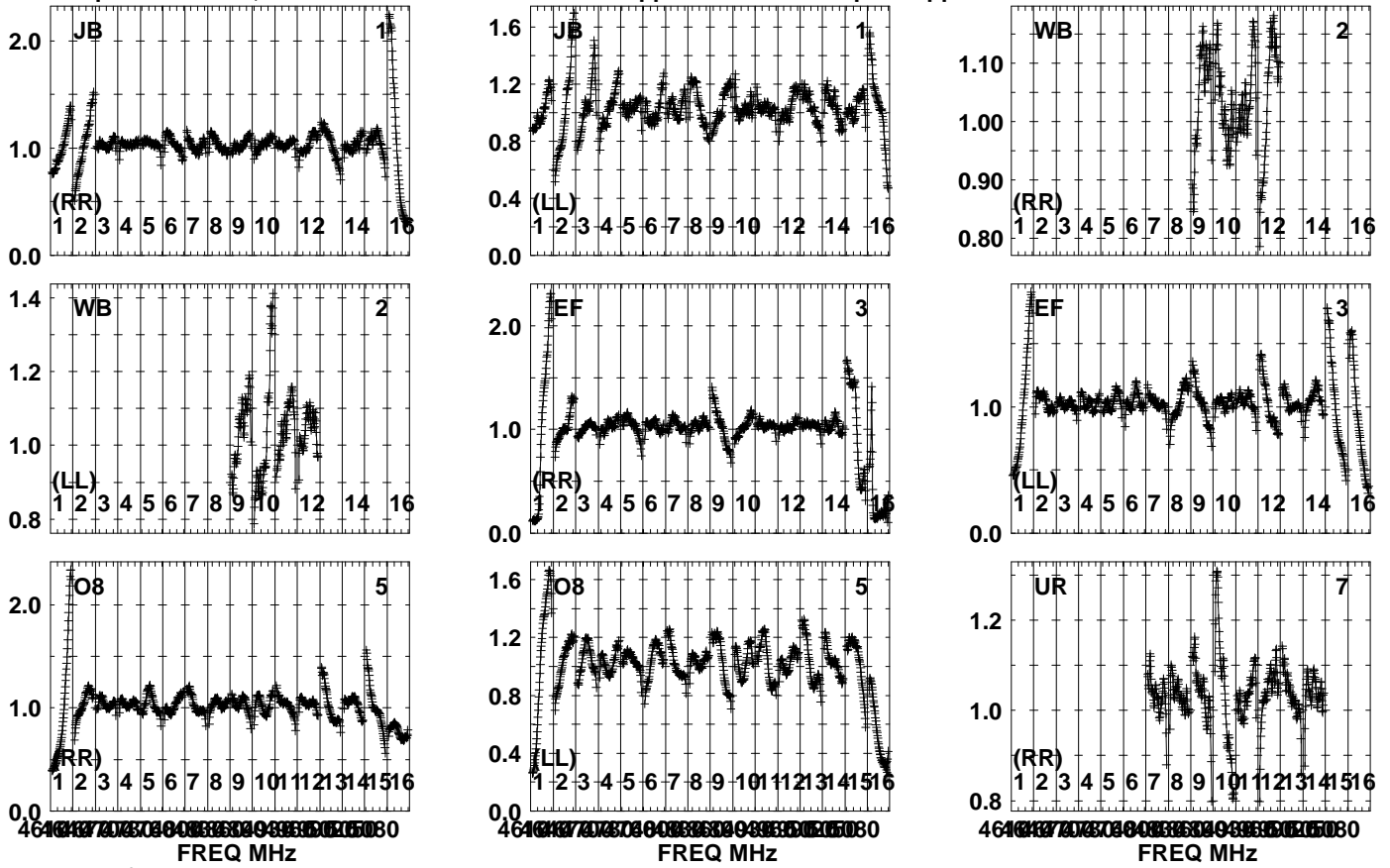


Lower frame: Real Jy
Auto-corr total-power spectrum Antenna: *
Timerange: 00/09:53:16 to 00/09:54:30

Plot file version 205 created 09-MAR-2023 14:12:54

GRB221009A RG013D.UVDATA.1

Freq = 4.6005 GHz, Bw = 32.000 MH No calibration applied and no bandpass applied

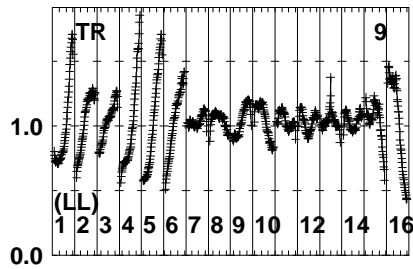
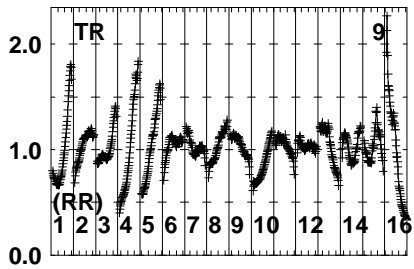
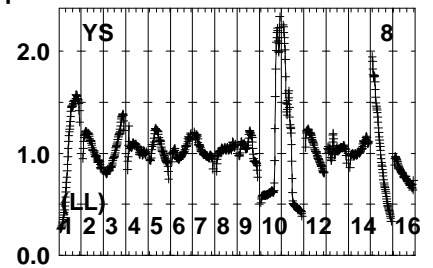
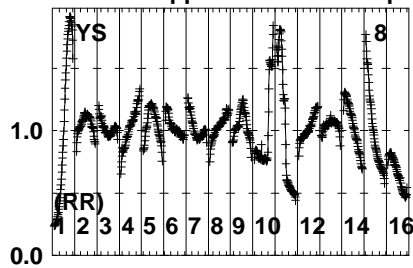
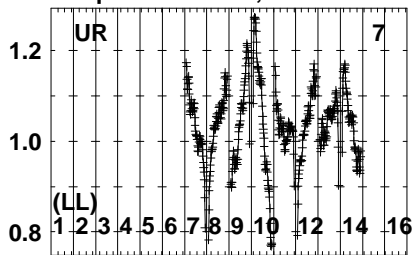


Lower frame: Real Jy
Auto-corr total-power spectrum Antenna: *
Timerange: 00/09:54:46 to 00/09:58:59

Plot file version 206 created 09-MAR-2023 14:12:55

GRB221009A RG013D.UVDATA.1

Freq = 4.6005 GHz, Bw = 32.000 MH No calibration applied and no bandpass applied

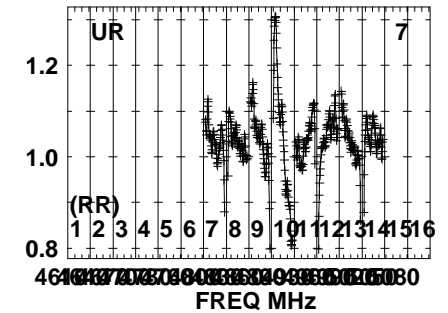
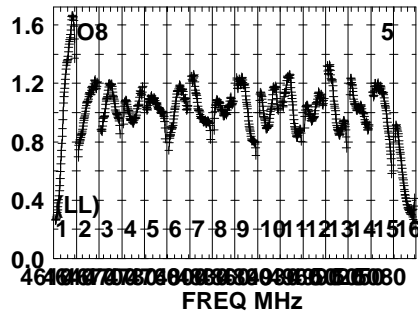
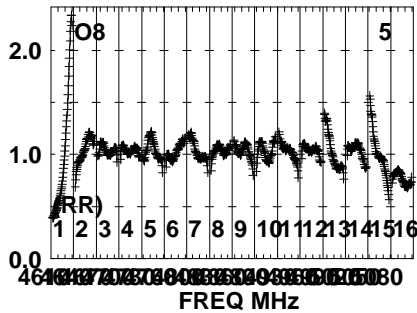
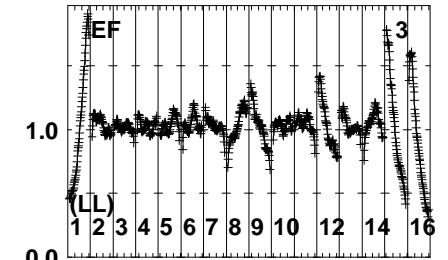
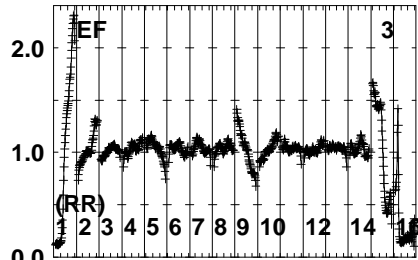
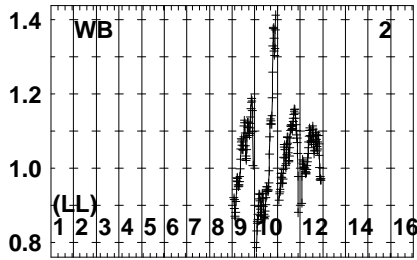
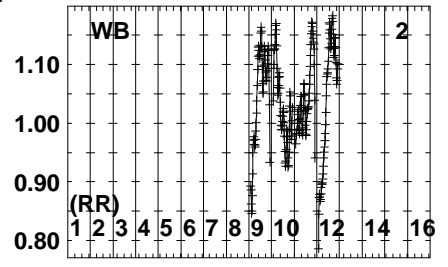
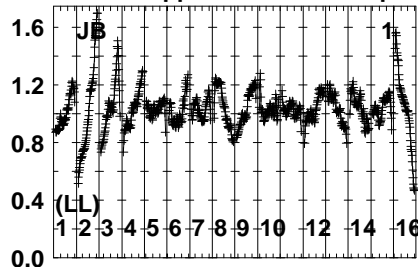
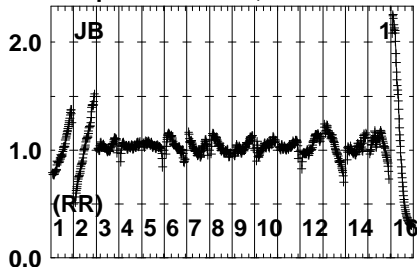


Lower frame: Real Jy
Auto-corr total-power spectrum Antenna: *
Timerange: 00/09:54:46 to 00/09:58:59

Plot file version 207 created 09-MAR-2023 14:12:55

J191142+1952 RG013D.UVDATA.1

Freq = 4.6005 GHz, Bw = 32.000 MH No calibration applied and no bandpass applied

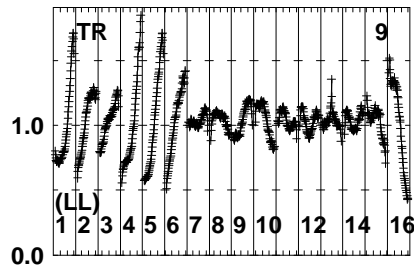
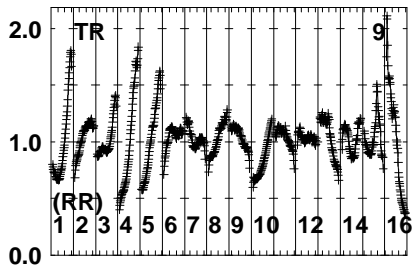
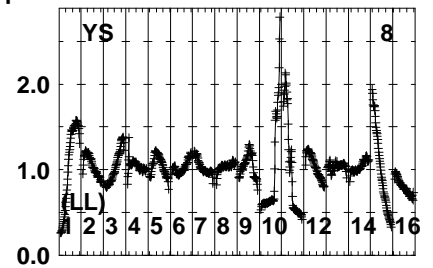
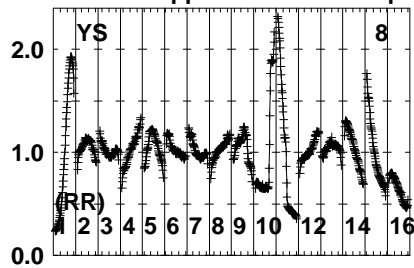
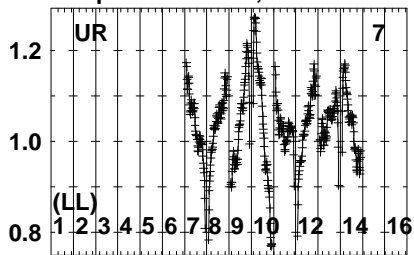


Lower frame: Real Jy
Auto-corr total-power spectrum Antenna: *
Timerange: 00/09:59:17 to 00/10:00:29

Plot file version 208 created 09-MAR-2023 14:12:55

J191142+1952 RG013D.UVDATA.1

Freq = 4.6005 GHz, Bw = 32.000 MH No calibration applied and no bandpass applied

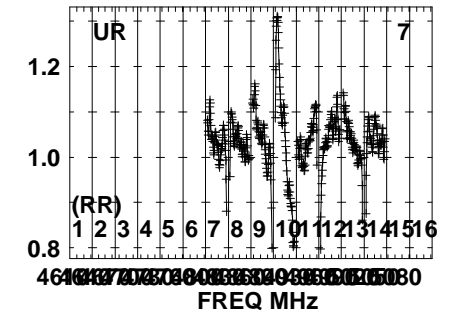
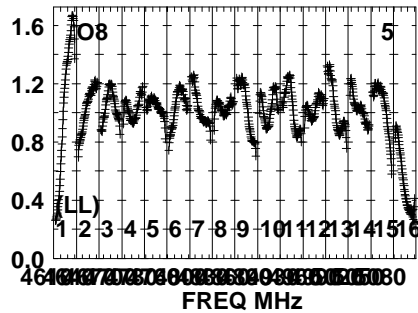
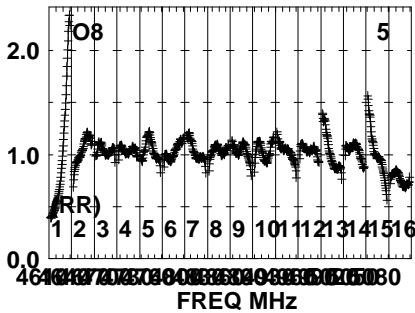
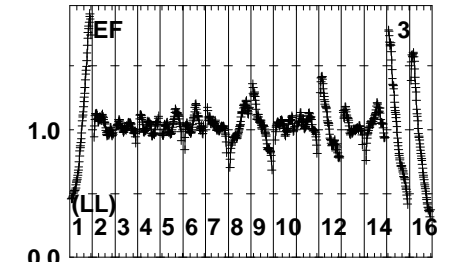
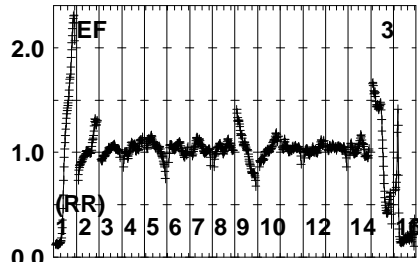
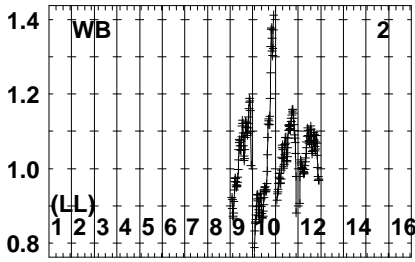
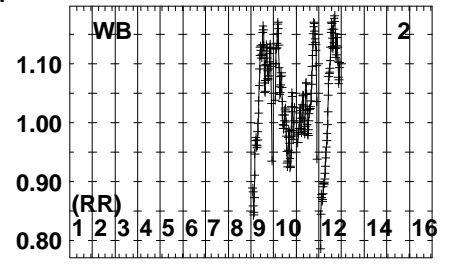
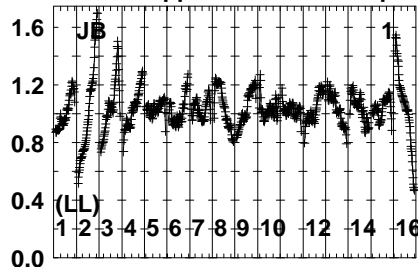
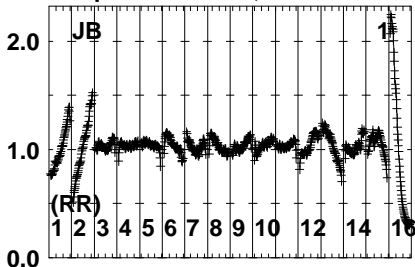


Lower frame: Real Jy
Auto-corr total-power spectrum Antenna: *
Timerange: 00/09:59:17 to 00/10:00:29

Plot file version 209 created 09-MAR-2023 14:12:55

J1923+2010 RG013D.UVDATA.1

Freq = 4.6005 GHz, Bw = 32.000 MH No calibration applied and no bandpass applied

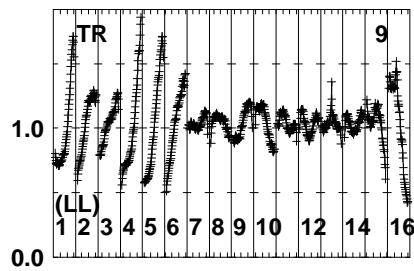
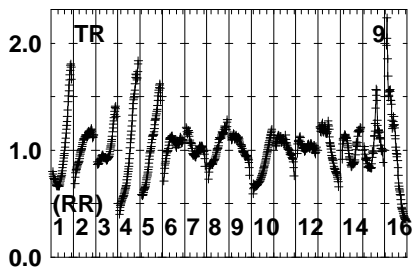
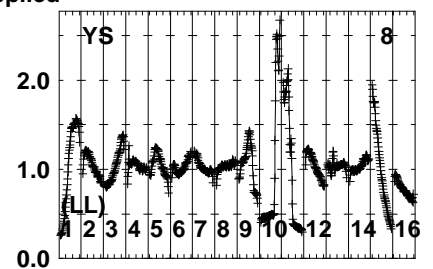
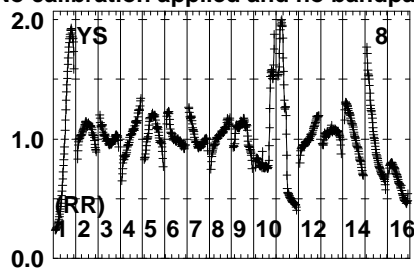
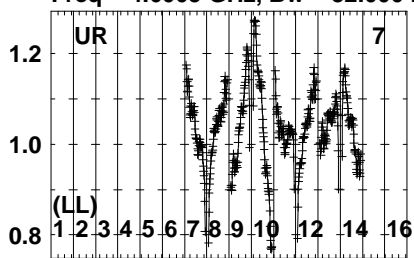


Lower frame: Real Jy
Auto-corr total-power spectrum Antenna: *
Timerange: 00/10:00:57 to 00/10:02:10

Plot file version 210 created 09-MAR-2023 14:12:55

J1923+2010 RG013D.UVDATA.1

Freq = 4.6005 GHz, Bw = 32.000 MH No calibration applied and no bandpass applied

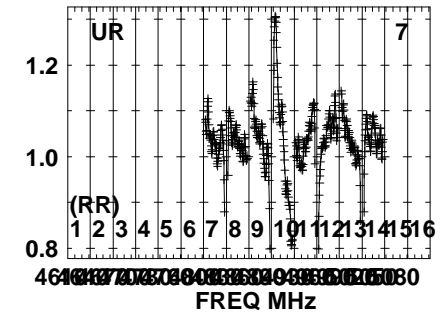
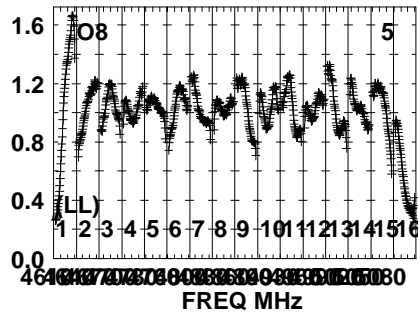
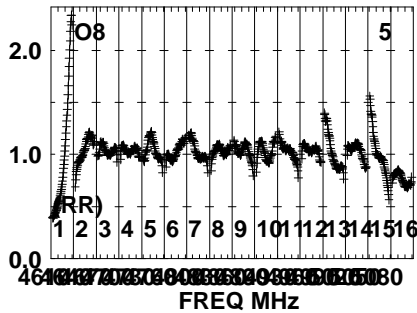
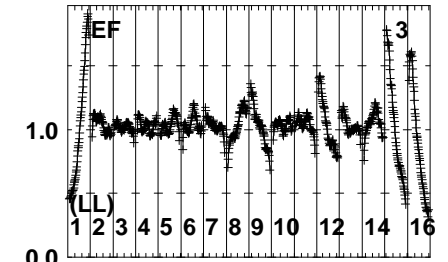
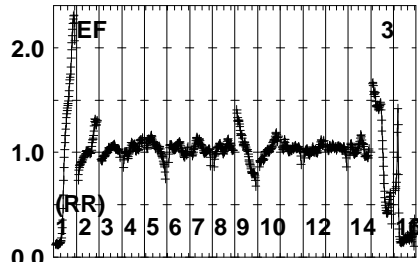
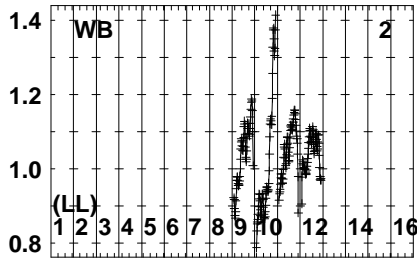
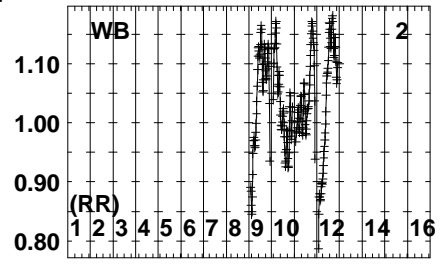
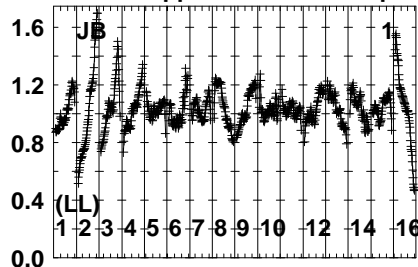
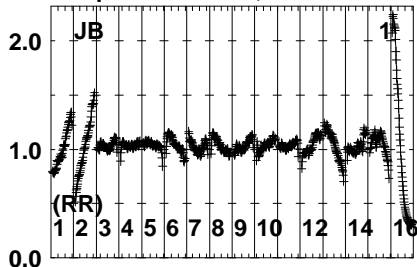


Lower frame: Real Jy
Auto-corr total-power spectrum Antenna: *
Timerange: 00/10:00:57 to 00/10:02:10

Plot file version 211 created 09-MAR-2023 14:12:55

J191142+1952 RG013D.UVDATA.1

Freq = 4.6005 GHz, Bw = 32.000 MH No calibration applied and no bandpass applied

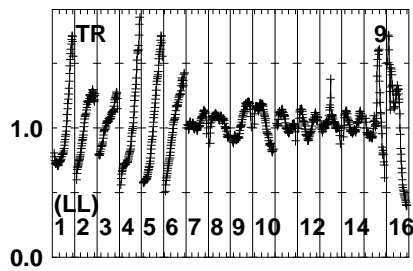
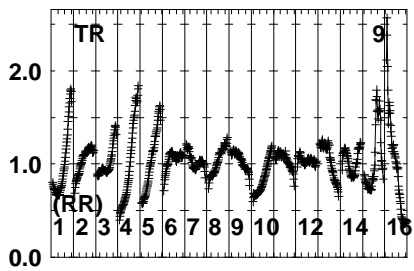
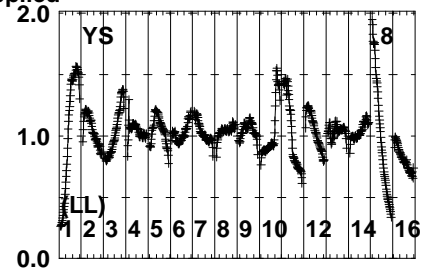
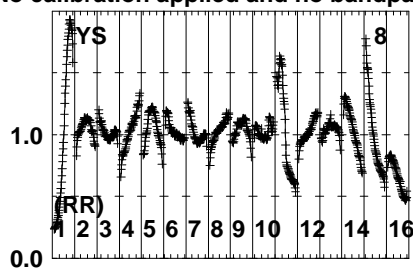
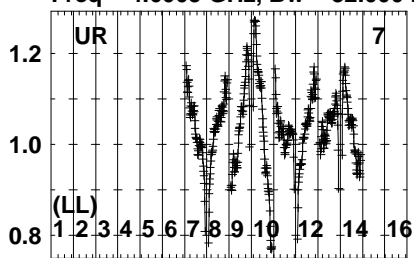


Lower frame: Real Jy
Auto-corr total-power spectrum Antenna: *
Timerange: 00/10:02:41 to 00/10:04:09

Plot file version 212 created 09-MAR-2023 14:12:55

J191142+1952 RG013D.UVDATA.1

Freq = 4.6005 GHz, Bw = 32.000 MH No calibration applied and no bandpass applied

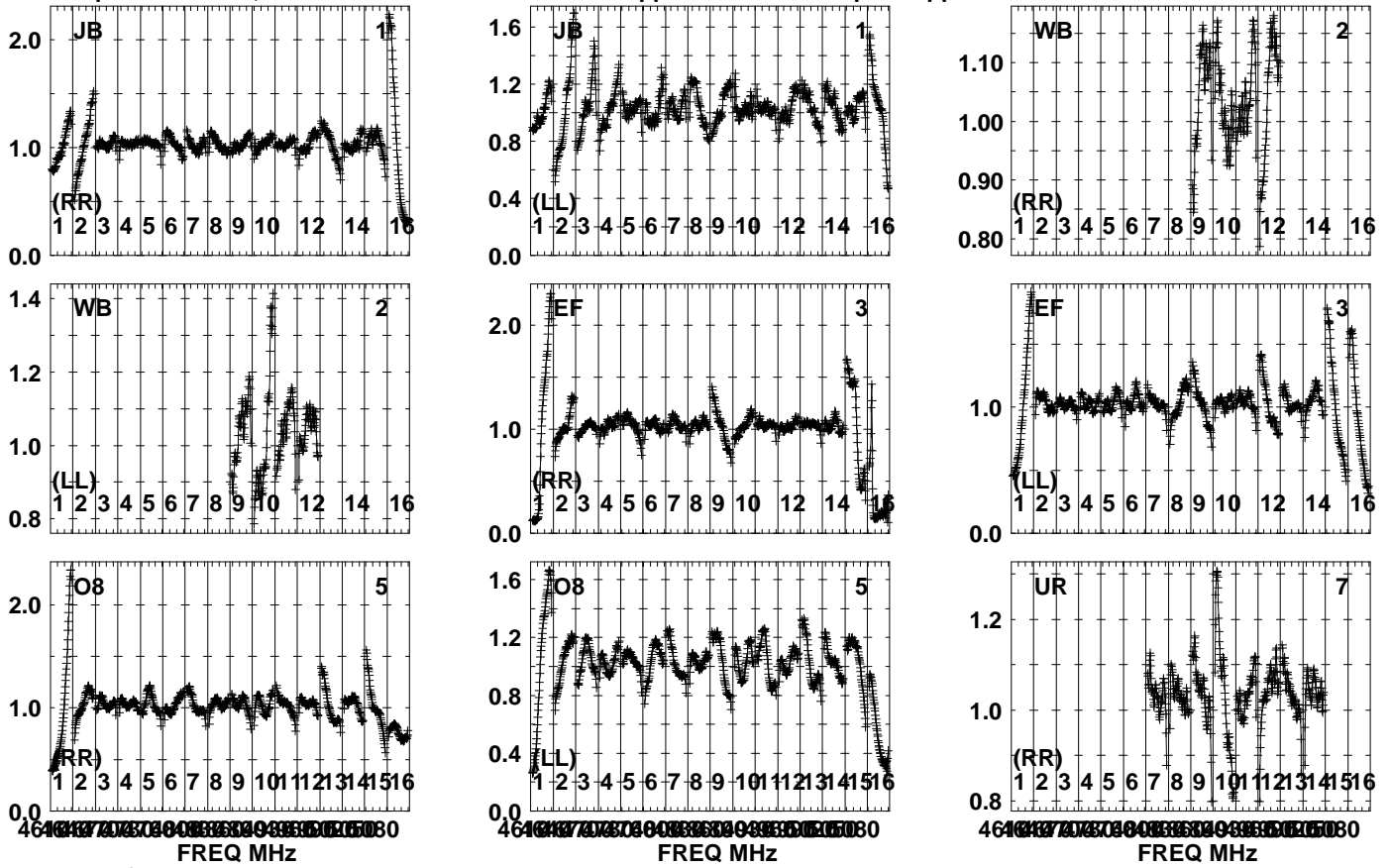


Lower frame: Real Jy
Auto-corr total-power spectrum Antenna: *
Timerange: 00/10:02:41 to 00/10:04:09

Plot file version 213 created 09-MAR-2023 14:12:55

GRB221009A RG013D.UVDATA.1

Freq = 4.6005 GHz, Bw = 32.000 MH No calibration applied and no bandpass applied

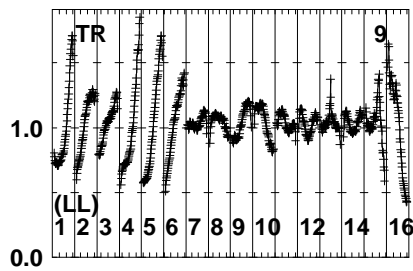
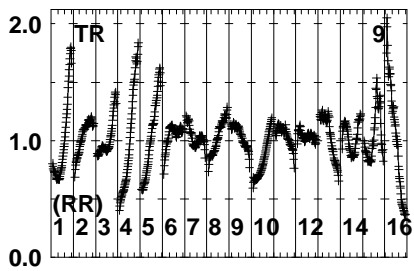
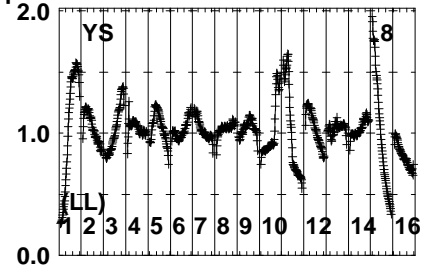
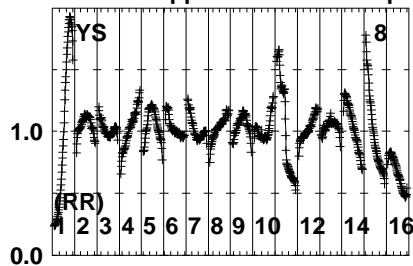
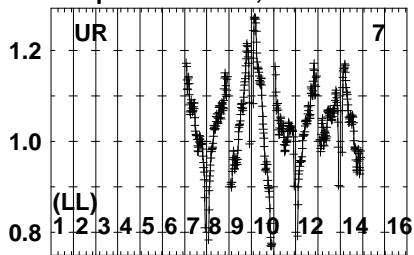


Lower frame: Real Jy
Auto-corr total-power spectrum Antenna: *
Timerange: 00/10:04:27 to 00/10:08:40

Plot file version 214 created 09-MAR-2023 14:12:56

GRB221009A RG013D.UVDATA.1

Freq = 4.6005 GHz, Bw = 32.000 MH No calibration applied and no bandpass applied

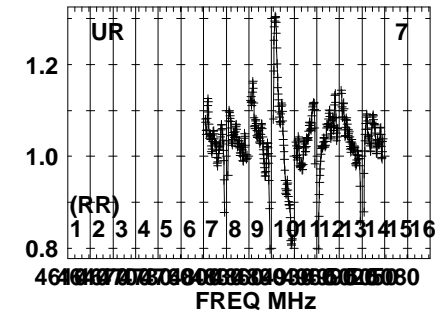
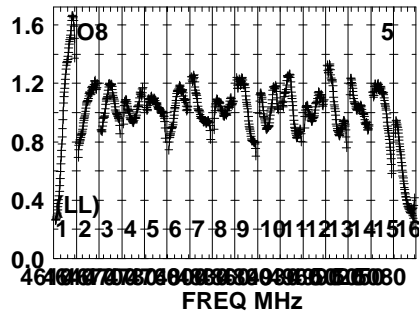
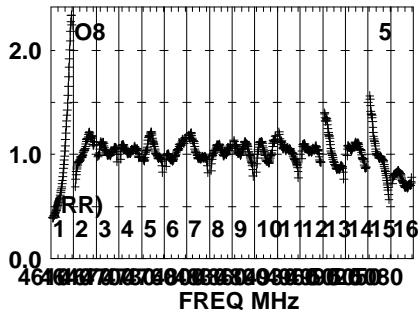
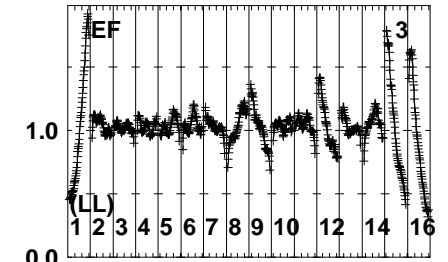
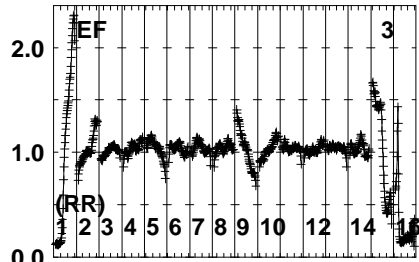
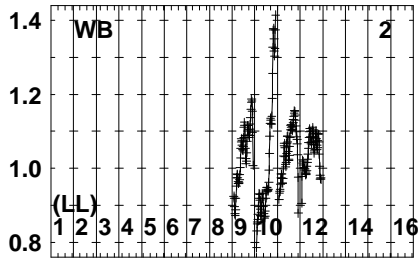
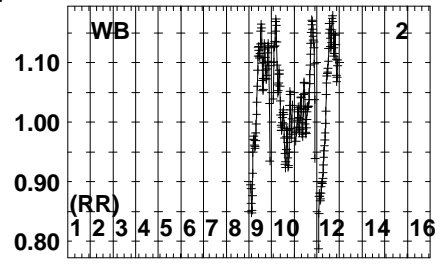
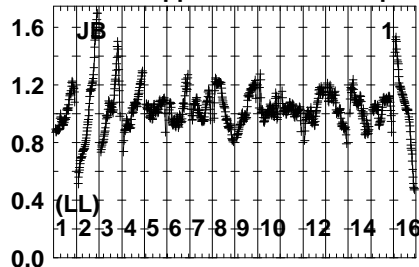
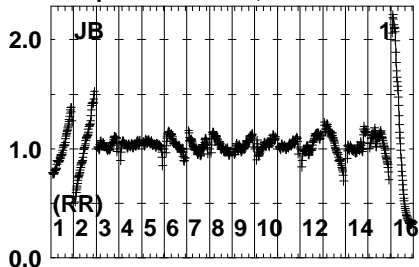


Lower frame: Real Jy
Auto-corr total-power spectrum Antenna: *
Timerange: 00/10:04:27 to 00/10:08:40

Plot file version 215 created 09-MAR-2023 14:12:56

J191142+1952 RG013D.UVDATA.1

Freq = 4.6005 GHz, Bw = 32.000 MH No calibration applied and no bandpass applied

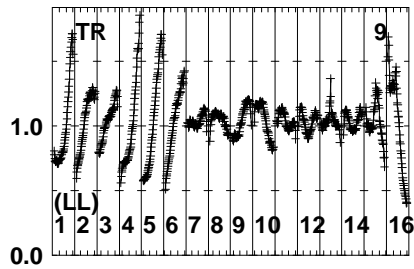
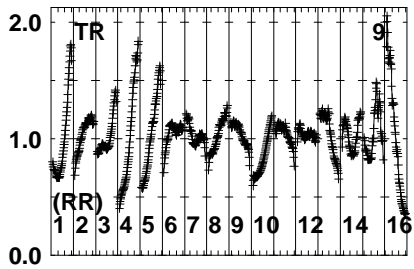
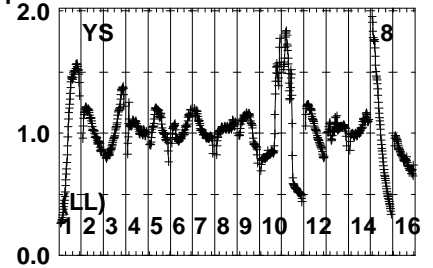
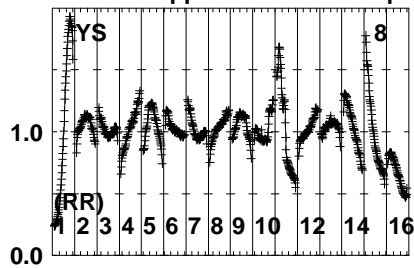
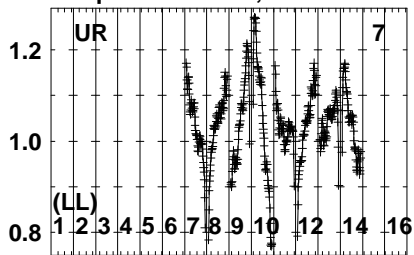


Lower frame: Real Jy
Auto-corr total-power spectrum Antenna: *
Timerange: 00/10:08:56 to 00/10:10:10

Plot file version 216 created 09-MAR-2023 14:12:56

J191142+1952 RG013D.UVDATA.1

Freq = 4.6005 GHz, Bw = 32.000 MH No calibration applied and no bandpass applied

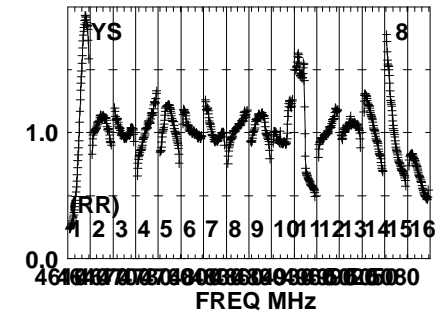
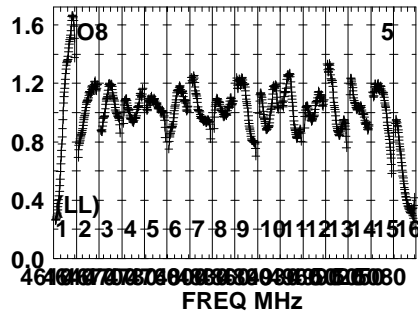
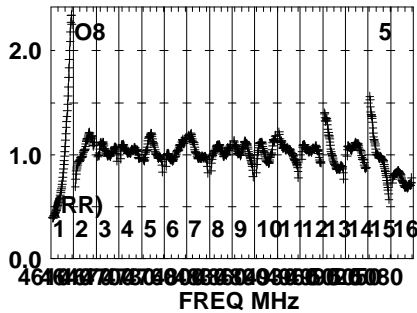
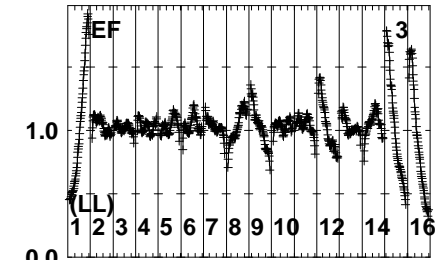
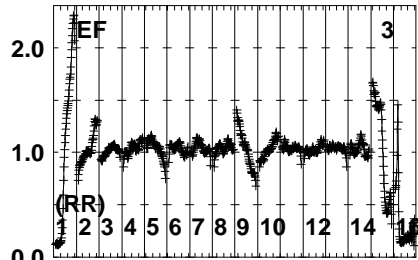
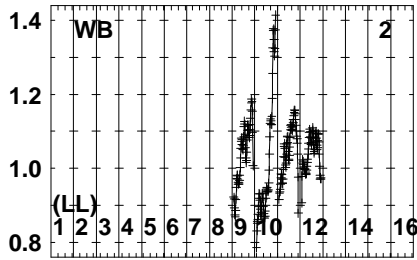
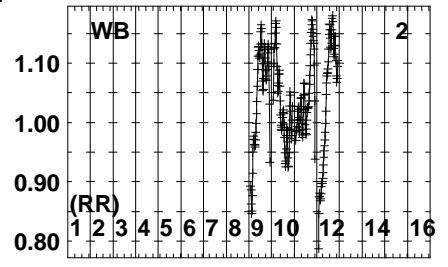
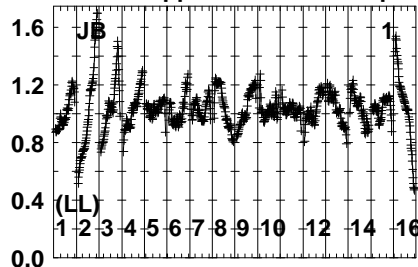
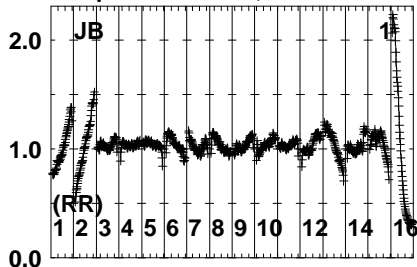


Lower frame: Real Jy
Auto-corr total-power spectrum Antenna: *
Timerange: 00/10:08:56 to 00/10:10:10

Plot file version 217 created 09-MAR-2023 14:12:56

GRB221009A RG013D.UVDATA.1

Freq = 4.6005 GHz, Bw = 32.000 MH No calibration applied and no bandpass applied

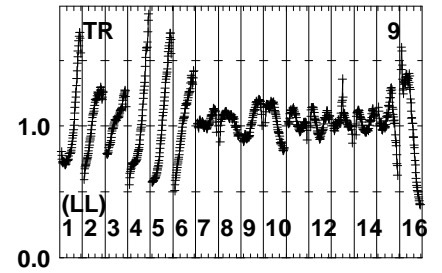
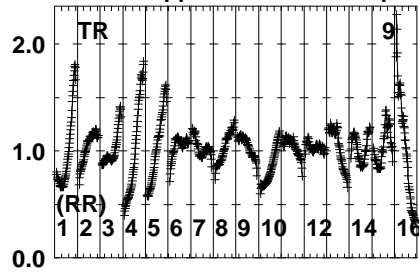
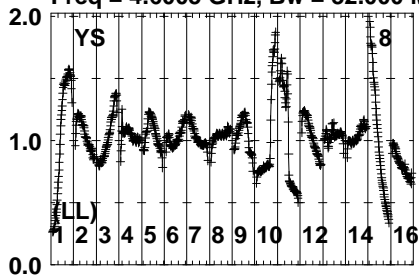


Lower frame: Real Jy
Auto-corr total-power spectrum Antenna: *
Timerange: 00/10:10:27 to 00/10:14:40

Plot file version 218 created 09-MAR-2023 14:12:56

GRB221009A RG013D.UVDATA.1

Freq = 4.6005 GHz, Bw = 32.000 MH No calibration applied and no bandpass applied



Lower frame: Real Jy

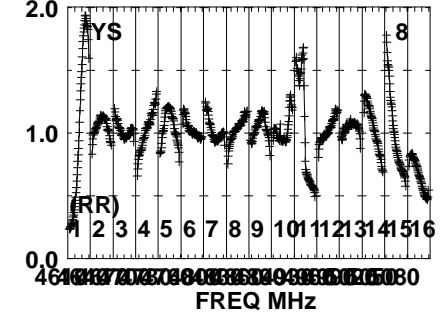
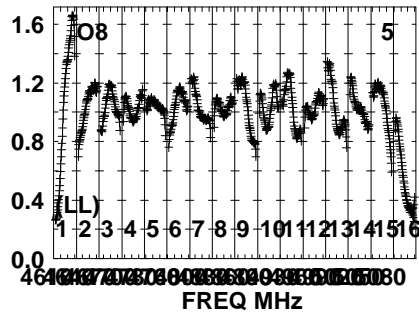
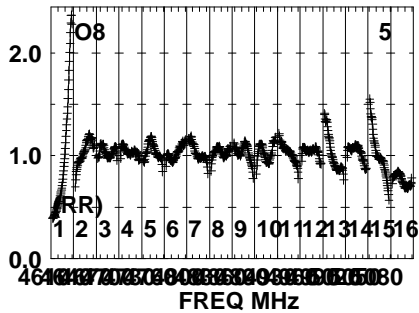
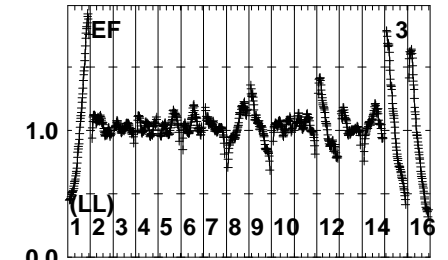
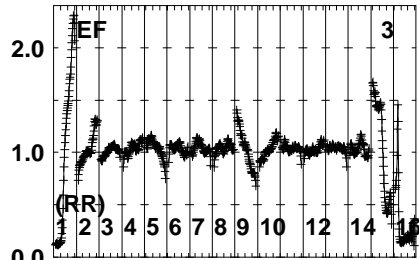
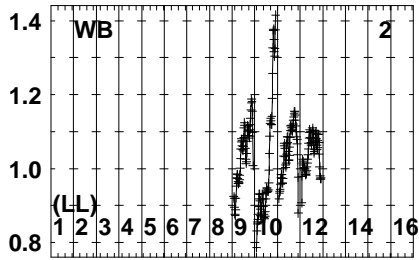
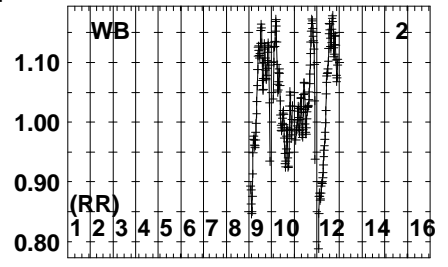
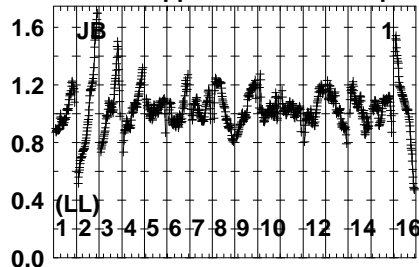
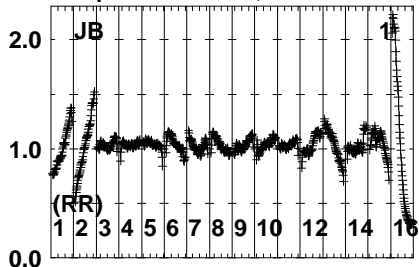
Auto-corr total-power spectrum Antenna: *

Timerange: 00/10:10:27 to 00/10:14:40

Plot file version 219 created 09-MAR-2023 14:12:56

J191142+1952 RG013D.UVDATA.1

Freq = 4.6005 GHz, Bw = 32.000 MH No calibration applied and no bandpass applied

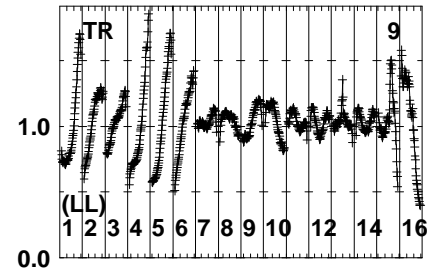
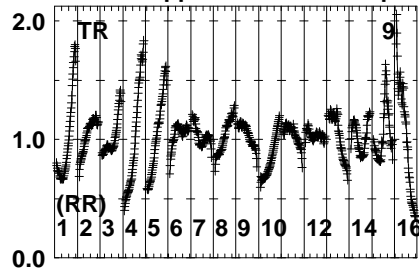
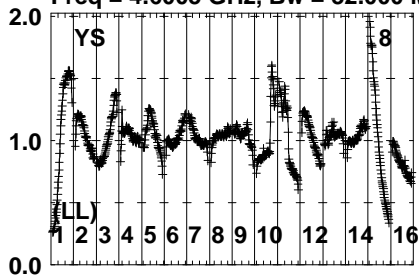


Lower frame: Real Jy
Auto-corr total-power spectrum Antenna: *
Timerange: 00/10:14:56 to 00/10:16:10

Plot file version 220 created 09-MAR-2023 14:12:56

J191142+1952 RG013D.UVDATA.1

Freq = 4.6005 GHz, Bw = 32.000 MH No calibration applied and no bandpass applied



Lower frame: Real Jy

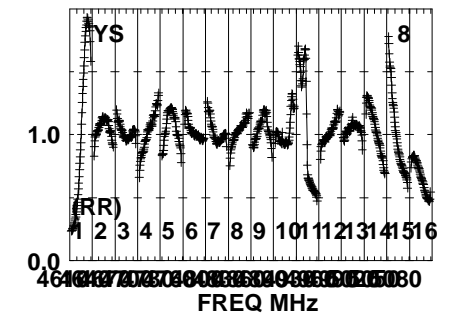
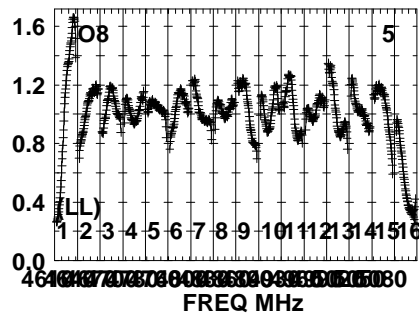
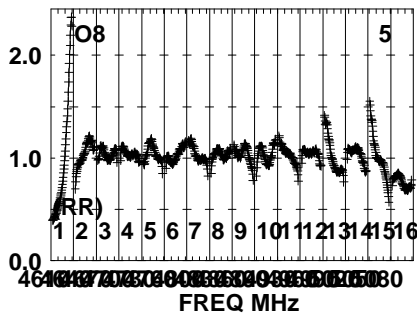
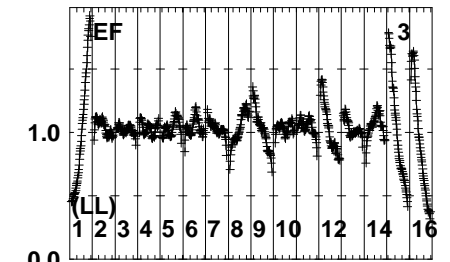
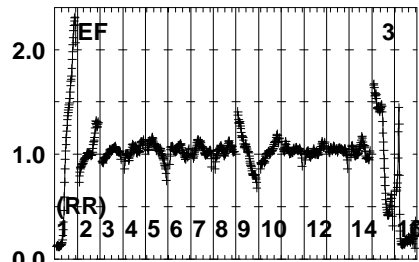
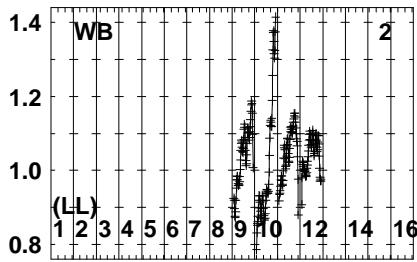
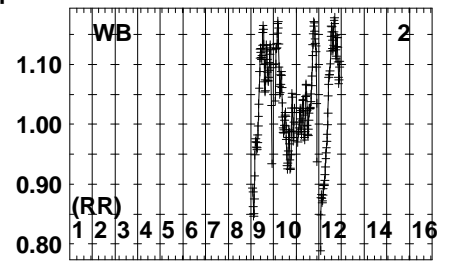
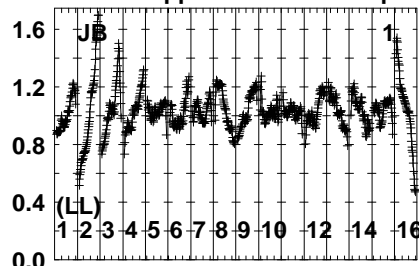
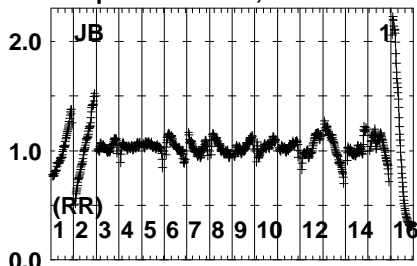
Auto-corr total-power spectrum Antenna: *

Timerange: 00/10:14:56 to 00/10:16:10

Plot file version 221 created 09-MAR-2023 14:12:57

J191249+1940 RG013D.UVDATA.1

Freq = 4.6005 GHz, Bw = 32.000 MH No calibration applied and no bandpass applied



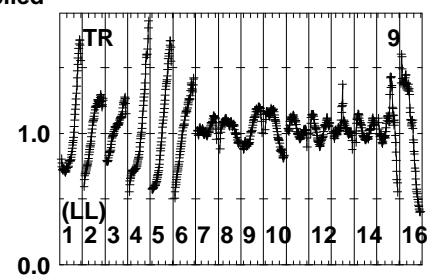
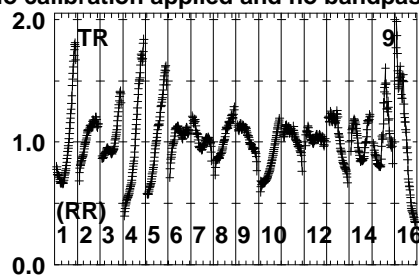
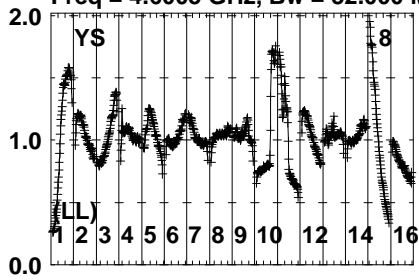
Lower frame: Real Jy
Auto-corr total-power spectrum Antenna: *
Timerange: 00/10:16:27 to 00/10:17:40

Plot file version 222 created 09-MAR-2023 14:12:57

J191249+1940 RG013D.UVDATA.1

Freq = 4.6005 GHz, Bw = 32.000 MH

No calibration applied and no bandpass applied



Lower frame: Real Jy

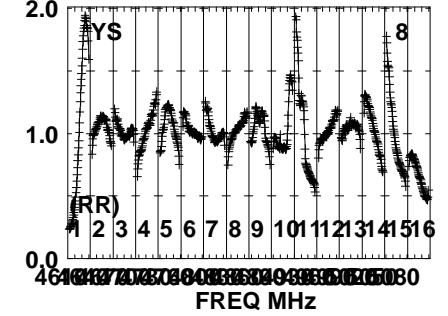
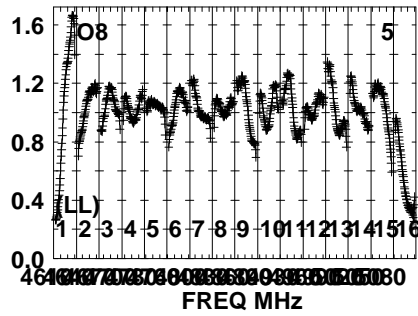
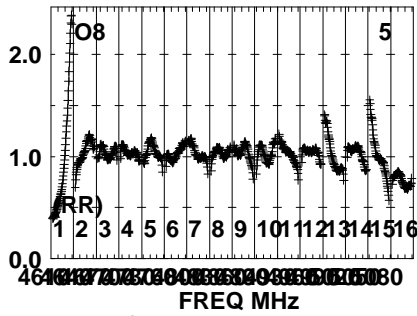
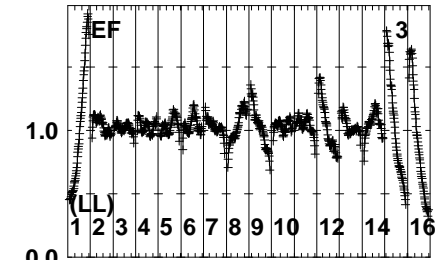
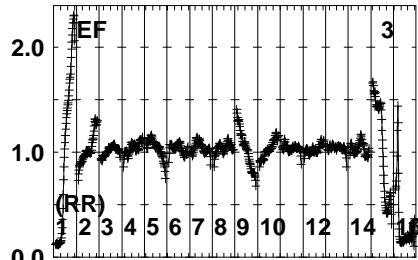
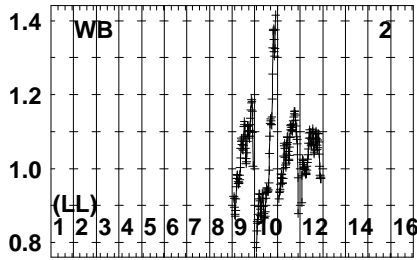
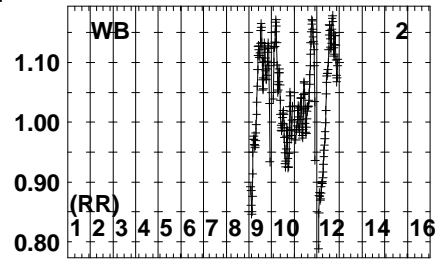
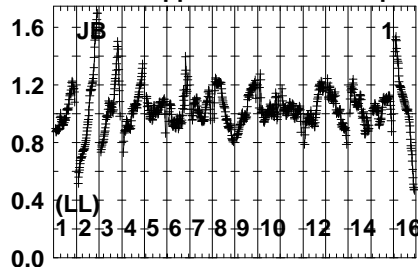
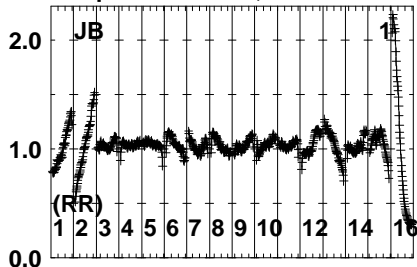
Auto-corr total-power spectrum Antenna: *

Timerange: 00/10:16:27 to 00/10:17:40

Plot file version 223 created 09-MAR-2023 14:12:57

J191142+1952 RG013D.UVDATA.1

Freq = 4.6005 GHz, Bw = 32.000 MH No calibration applied and no bandpass applied

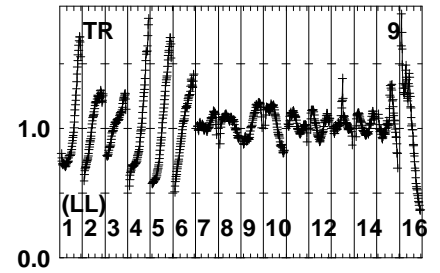
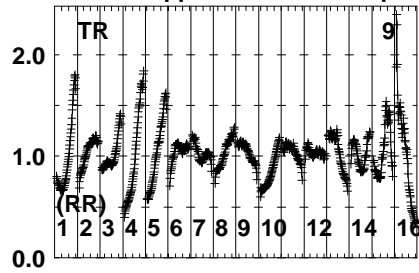
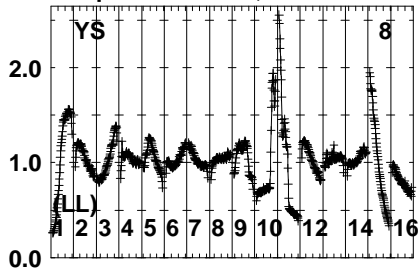


Lower frame: Real Jy
Auto-corr total-power spectrum Antenna: *
Timerange: 00/10:18:02 to 00/10:19:30

Plot file version 224 created 09-MAR-2023 14:12:57

J191142+1952 RG013D.UVDATA.1

Freq = 4.6005 GHz, Bw = 32.000 MH No calibration applied and no bandpass applied

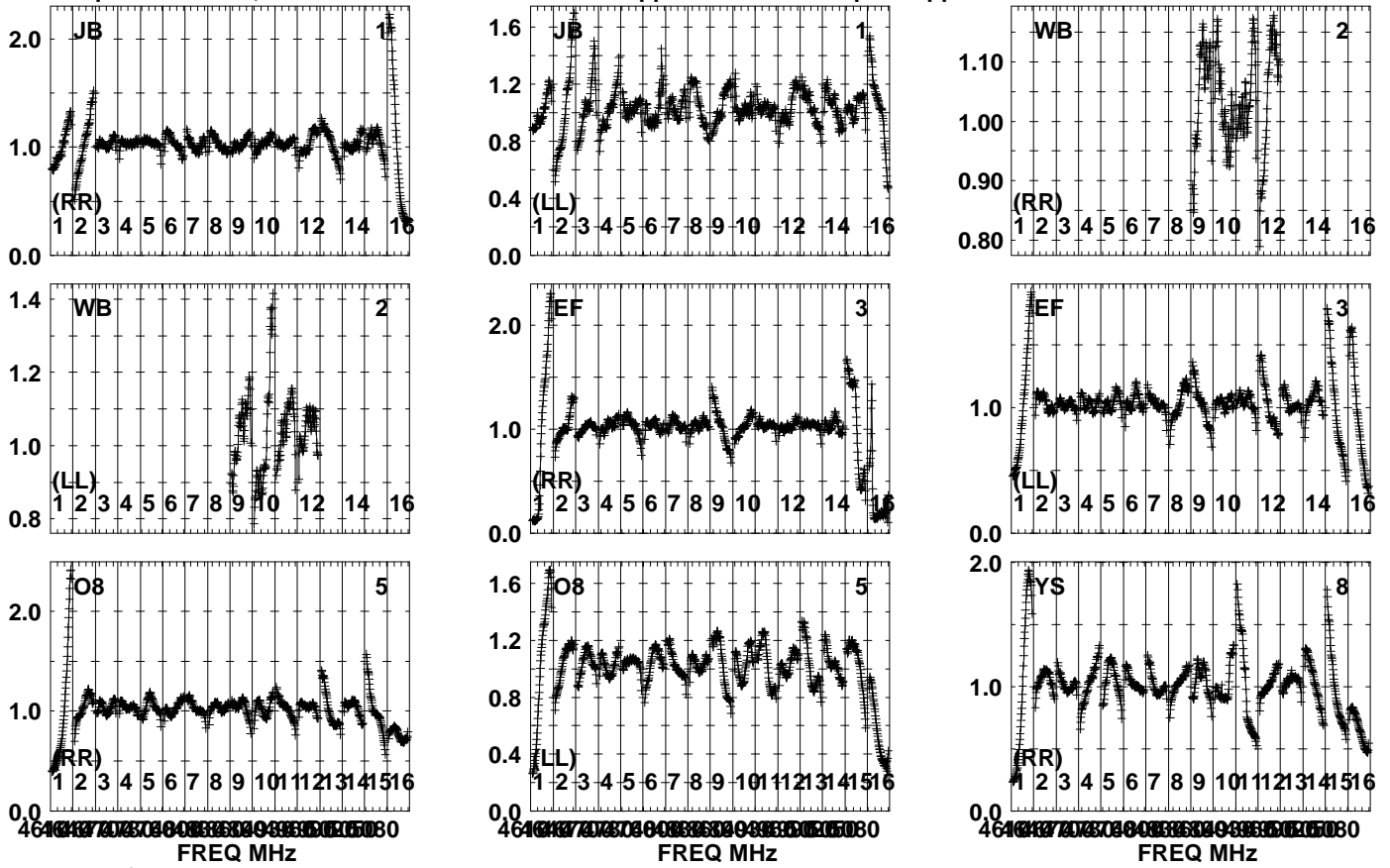


Lower frame: Real Jy
Auto-corr total-power spectrum Antenna: *
Timerange: 00/10:18:02 to 00/10:19:30

Plot file version 225 created 09-MAR-2023 14:12:57

GRB221009A RG013D.UVDATA.1

Freq = 4.6005 GHz, Bw = 32.000 MH No calibration applied and no bandpass applied

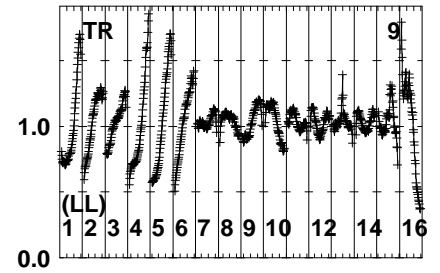
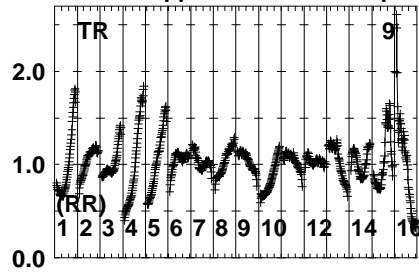
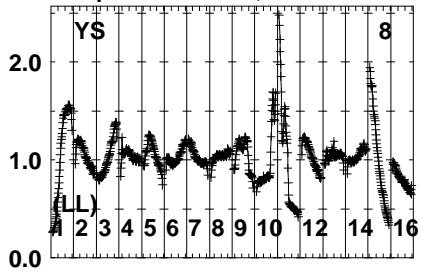


Lower frame: Real Jy
Auto-corr total-power spectrum Antenna: *
Timerange: 00/10:19:46 to 00/10:22:15

Plot file version 226 created 09-MAR-2023 14:12:57

GRB221009A RG013D.UVDATA.1

Freq = 4.6005 GHz, Bw = 32.000 MH No calibration applied and no bandpass applied



Lower frame: Real Jy

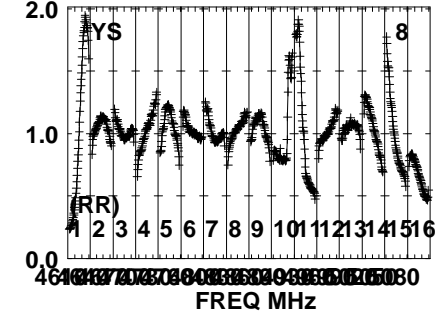
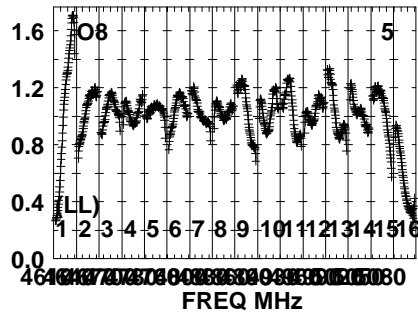
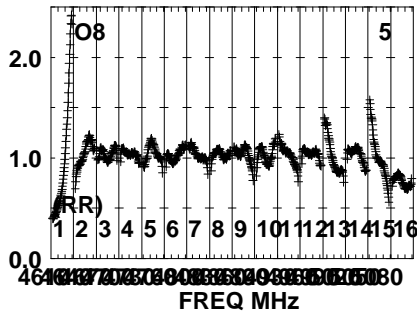
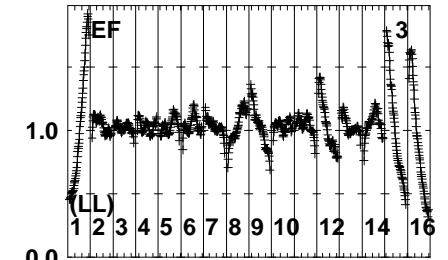
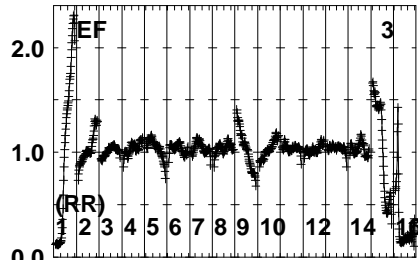
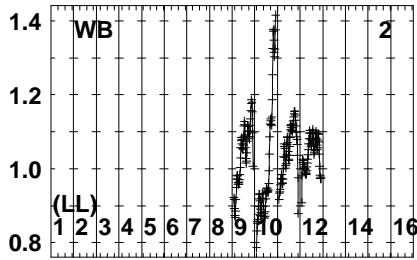
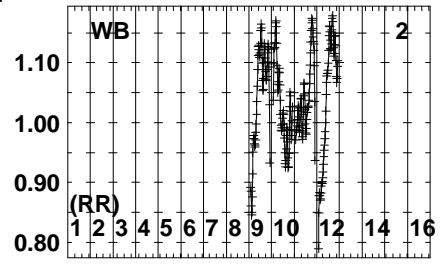
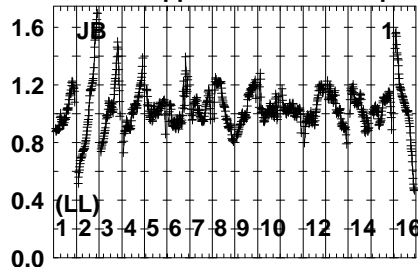
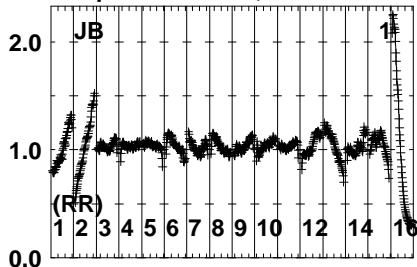
Auto-corr total-power spectrum Antenna: *

Timerange: 00/10:19:46 to 00/10:22:15

Plot file version 227 created 09-MAR-2023 14:12:57

J191142+1952 RG013D.UVDATA.1

Freq = 4.6005 GHz, Bw = 32.000 MH No calibration applied and no bandpass applied

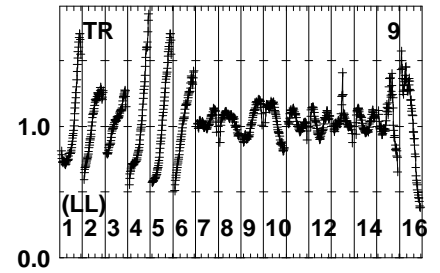
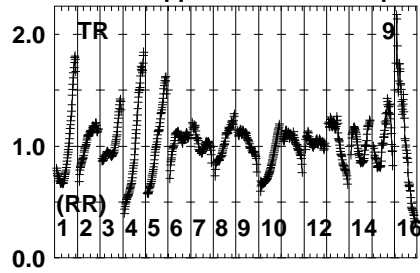
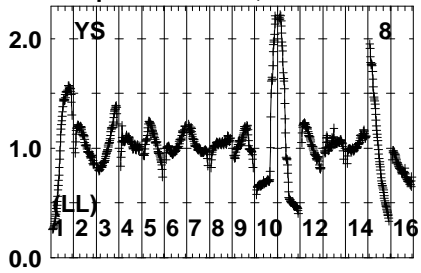


Lower frame: Real Jy
Auto-corr total-power spectrum Antenna: *
Timerange: 00/10:22:32 to 00/10:23:45

Plot file version 228 created 09-MAR-2023 14:12:57

J191142+1952 RG013D.UVDATA.1

Freq = 4.6005 GHz, Bw = 32.000 MH No calibration applied and no bandpass applied

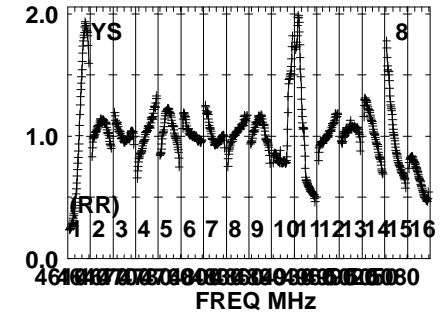
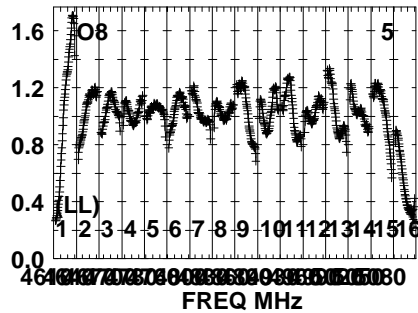
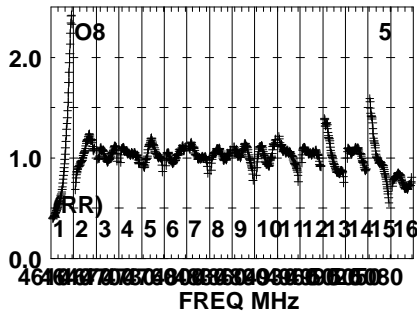
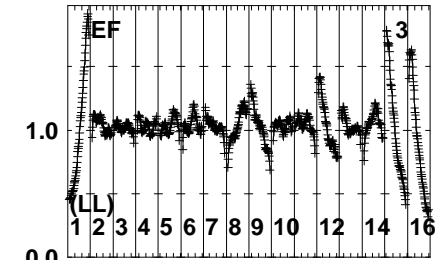
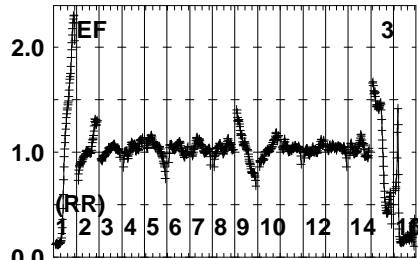
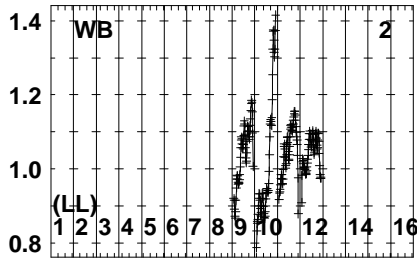
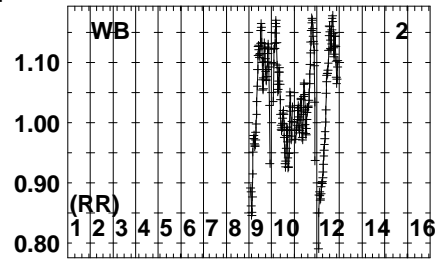
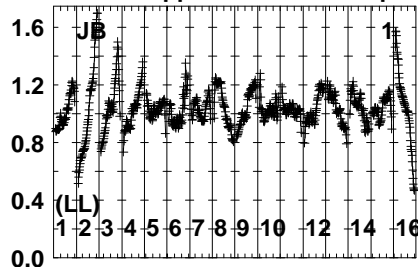
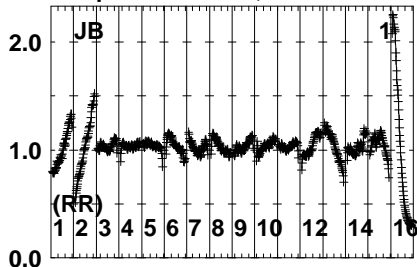


Lower frame: Real Jy
Auto-corr total-power spectrum Antenna: *
Timerange: 00/10:22:32 to 00/10:23:45

Plot file version 229 created 09-MAR-2023 14:12:57

GRB221009A RG013D.UVDATA.1

Freq = 4.6005 GHz, Bw = 32.000 MH No calibration applied and no bandpass applied

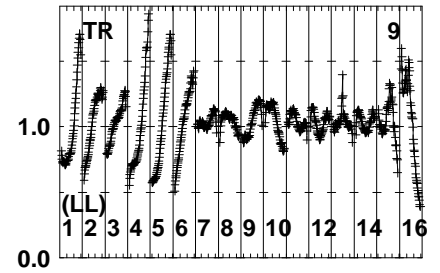
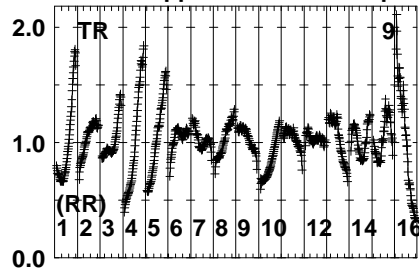
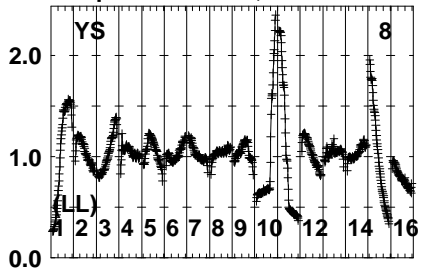


Lower frame: Real Jy
Auto-corr total-power spectrum Antenna: *
Timerange: 00/10:24:01 to 00/10:26:30

Plot file version 230 created 09-MAR-2023 14:12:57

GRB221009A RG013D.UVDATA.1

Freq = 4.6005 GHz, Bw = 32.000 MH No calibration applied and no bandpass applied

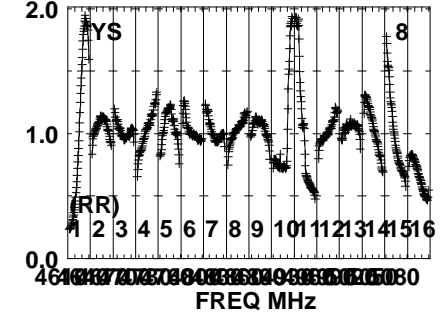
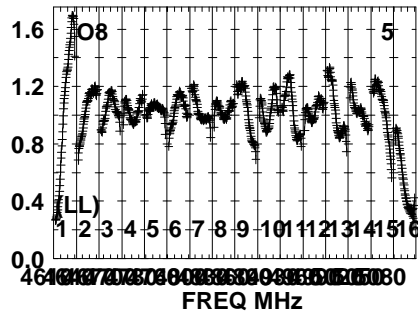
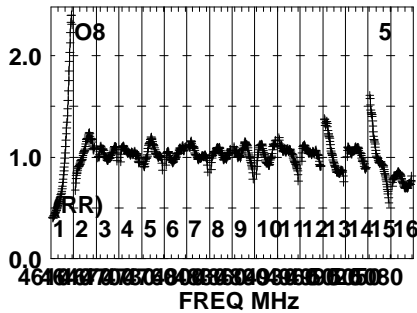
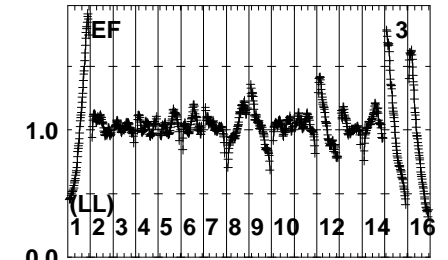
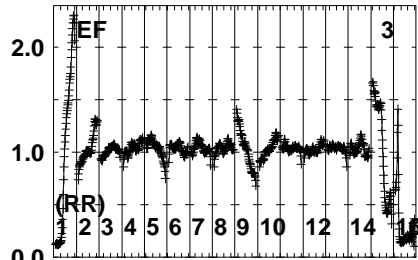
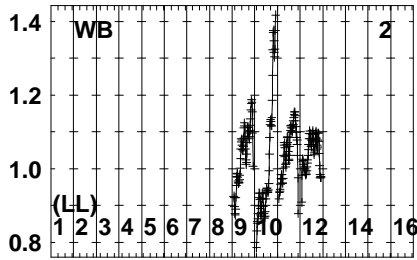
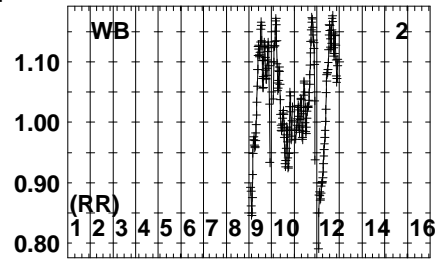
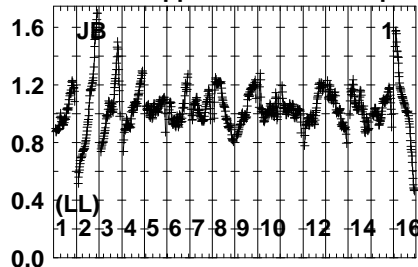
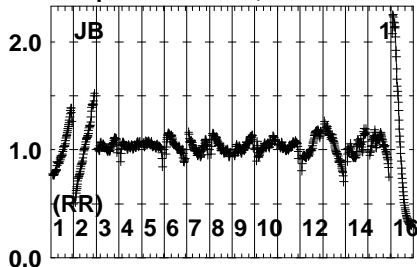


Lower frame: Real Jy
Auto-corr total-power spectrum Antenna: *
Timerange: 00/10:24:01 to 00/10:26:30

Plot file version 231 created 09-MAR-2023 14:12:58

J191142+1952 RG013D.UVDATA.1

Freq = 4.6005 GHz, Bw = 32.000 MH No calibration applied and no bandpass applied

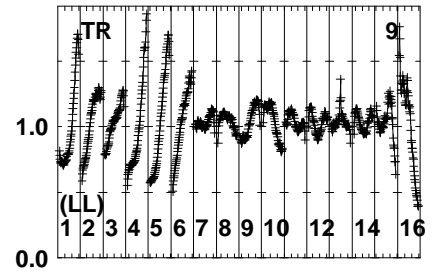
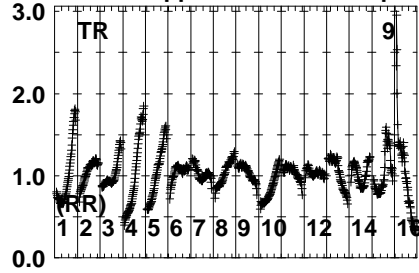
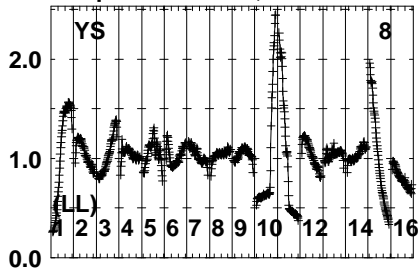


Lower frame: Real Jy
Auto-corr total-power spectrum Antenna: *
Timerange: 00/10:26:46 to 00/10:28:00

Plot file version 232 created 09-MAR-2023 14:12:58

J191142+1952 RG013D.UVDATA.1

Freq = 4.6005 GHz, Bw = 32.000 MH No calibration applied and no bandpass applied

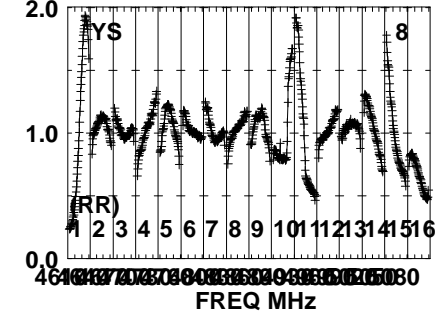
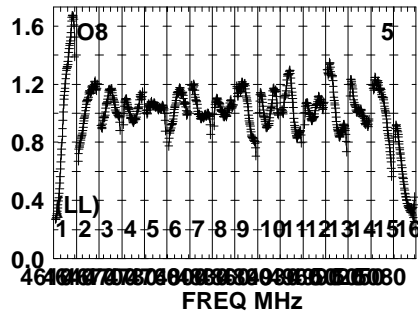
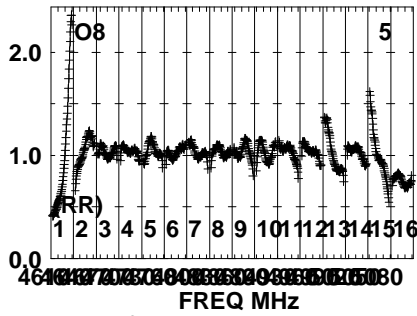
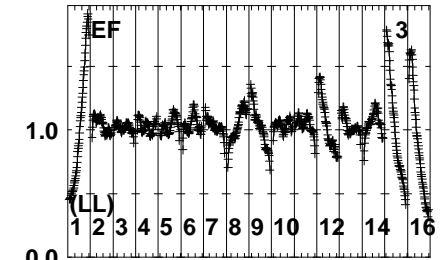
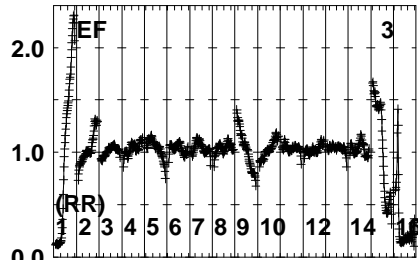
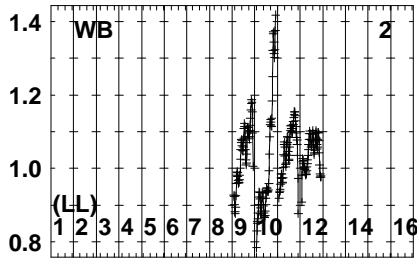
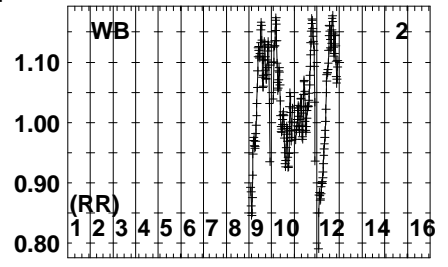
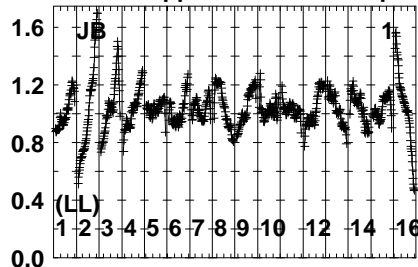
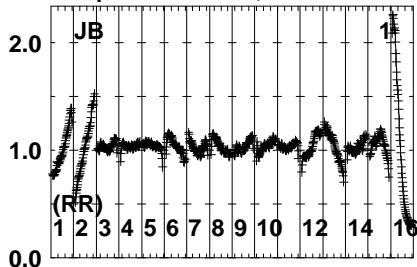


Lower frame: Real Jy
Auto-corr total-power spectrum Antenna: *
Timerange: 00/10:26:46 to 00/10:28:00

Plot file version 233 created 09-MAR-2023 14:12:58

J1905+1943 RG013D.UVDATA.1

Freq = 4.6005 GHz, Bw = 32.000 MH No calibration applied and no bandpass applied

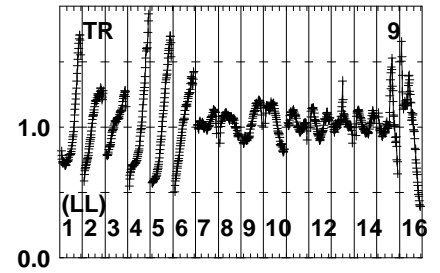
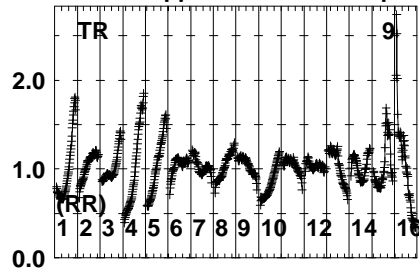
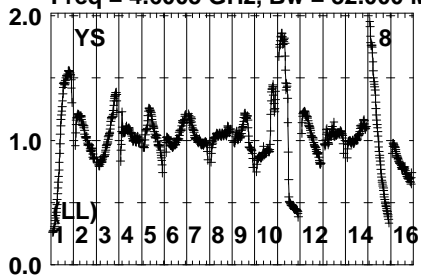


Lower frame: Real Jy
Auto-corr total-power spectrum Antenna: *
Timerange: 00/10:28:16 to 00/10:29:44

Plot file version 234 created 09-MAR-2023 14:12:58

J1905+1943 RG013D.UVDATA.1

Freq = 4.6005 GHz, Bw = 32.000 MH No calibration applied and no bandpass applied

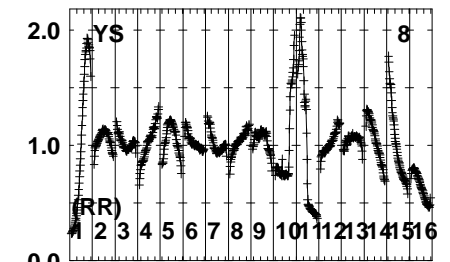
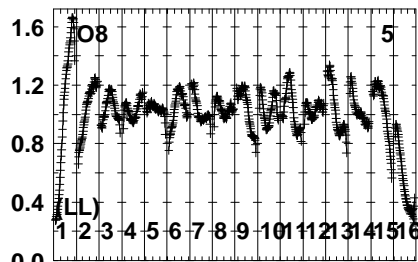
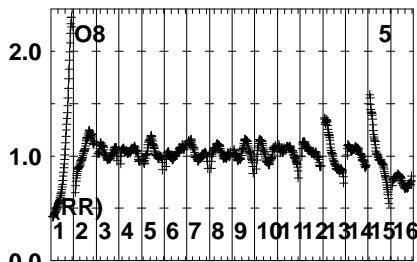
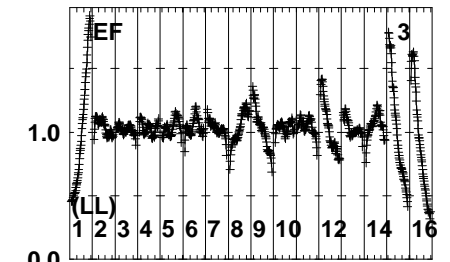
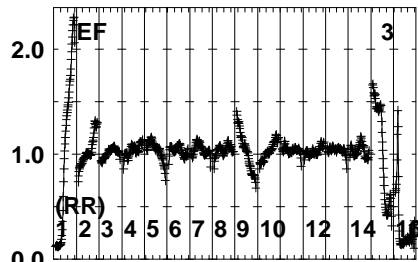
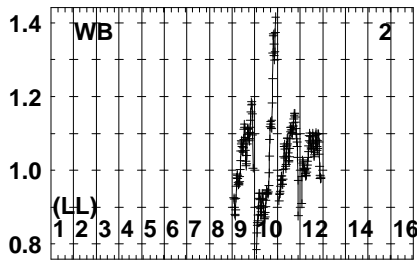
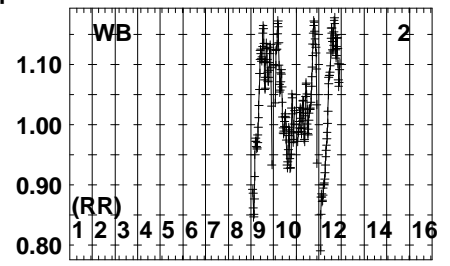
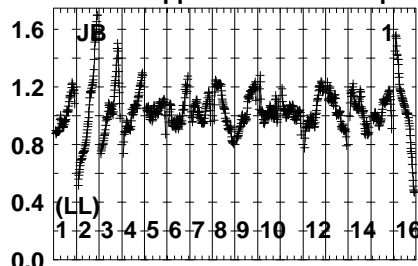
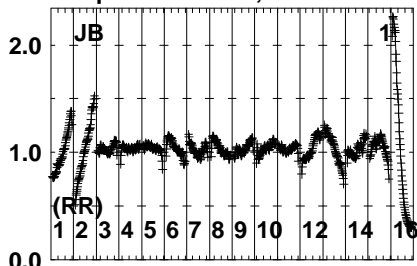


Lower frame: Real Jy
Auto-corr total-power spectrum Antenna: *
Timerange: 00/10:28:16 to 00/10:29:44

Plot file version 235 created 09-MAR-2023 14:12:58

J191142+1952 RG013D.UVDATA.1

Freq = 4.6005 GHz, Bw = 32.000 MH No calibration applied and no bandpass applied



4640370067008008682098801075080
FREQ MHz

4640370067008008682098801075080
FREQ MHz

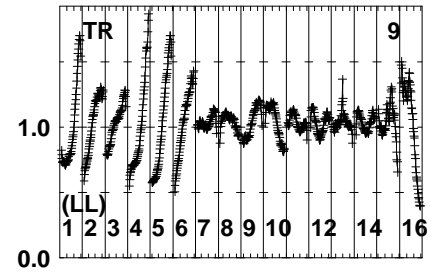
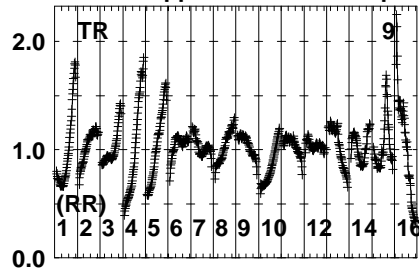
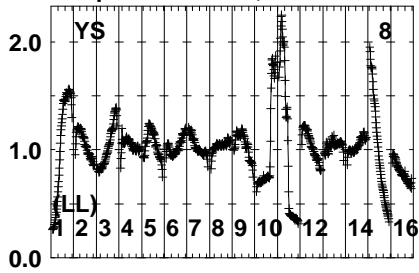
4640370067008008682098801075080
FREQ MHz

Lower frame: Real Jy
Auto-corr total-power spectrum Antenna: *
Timerange: 00/10:30:17 to 00/10:31:45

Plot file version 236 created 09-MAR-2023 14:12:58

J191142+1952 RG013D.UVDATA.1

Freq = 4.6005 GHz, Bw = 32.000 MH No calibration applied and no bandpass applied



Lower frame: Real Jy

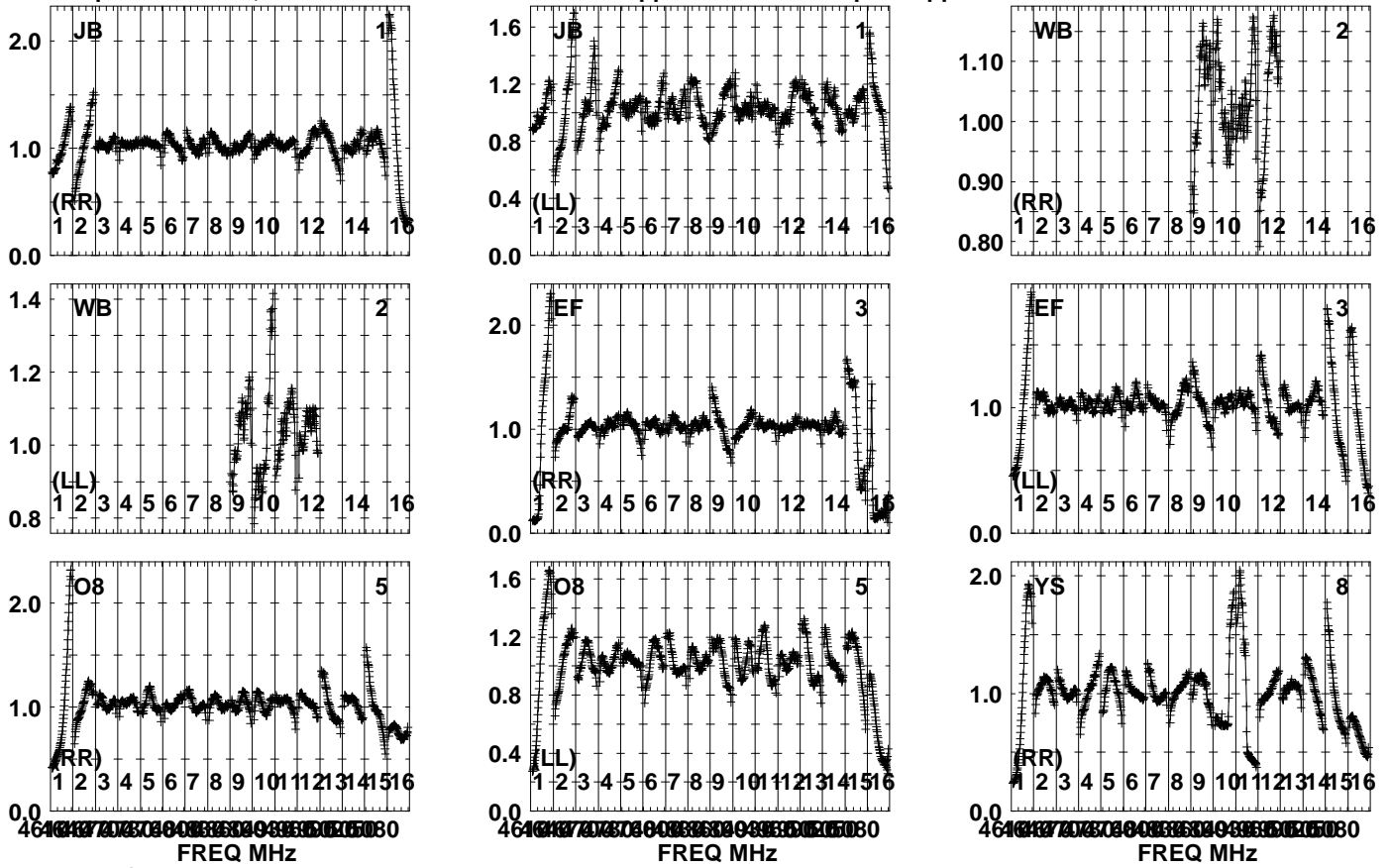
Auto-corr total-power spectrum Antenna: *

Timerange: 00/10:30:17 to 00/10:31:45

Plot file version 237 created 09-MAR-2023 14:12:58

GRB221009A RG013D.UVDATA.1

Freq = 4.6005 GHz, Bw = 32.000 MH No calibration applied and no bandpass applied

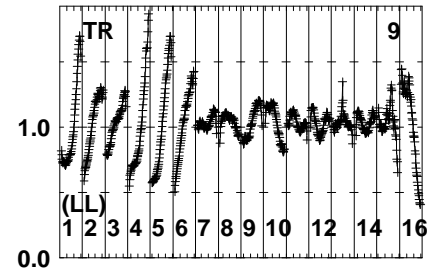
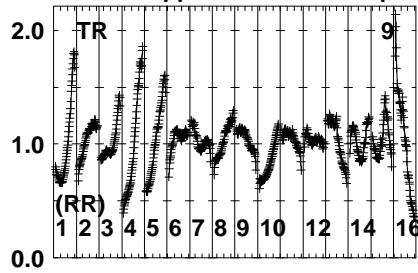
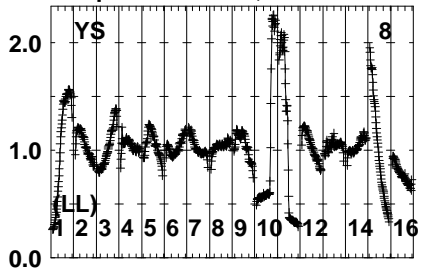


Lower frame: Real Jy
Auto-corr total-power spectrum Antenna: *
Timerange: 00/10:32:02 to 00/10:34:29

Plot file version 238 created 09-MAR-2023 14:12:58

GRB221009A RG013D.UVDATA.1

Freq = 4.6005 GHz, Bw = 32.000 MH No calibration applied and no bandpass applied

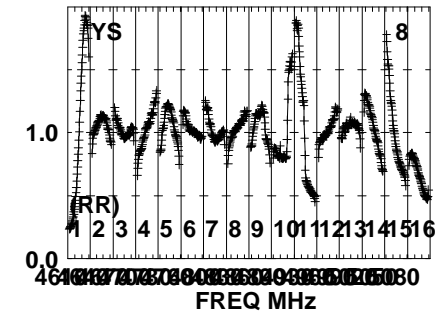
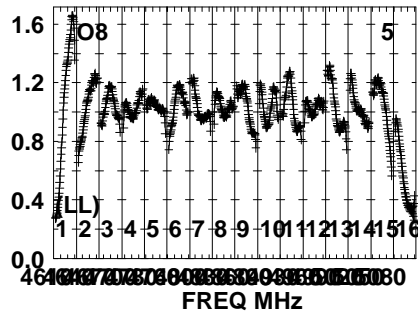
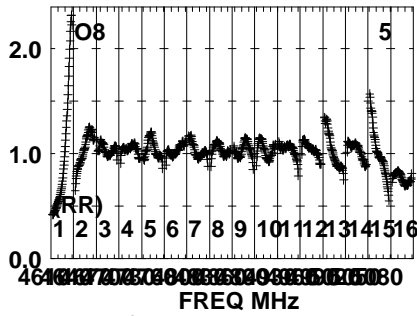
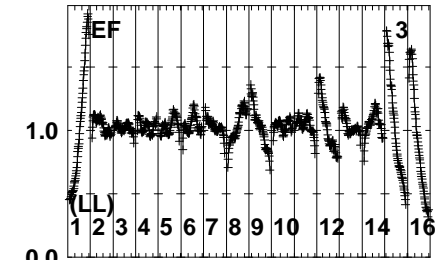
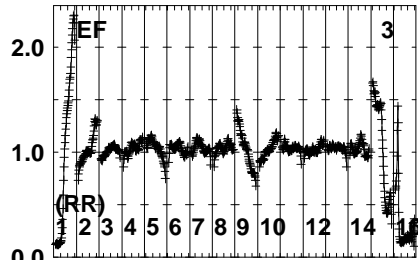
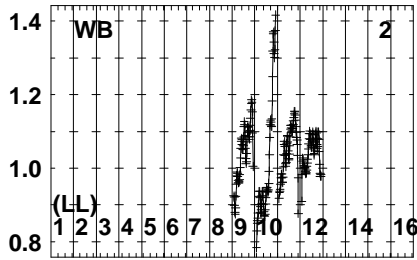
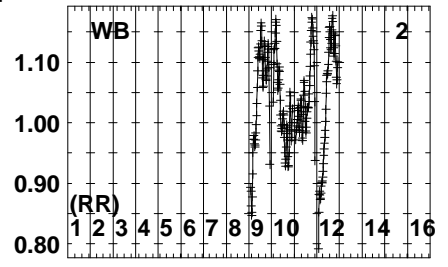
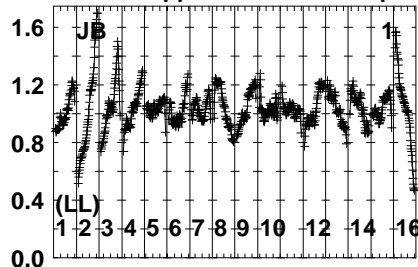
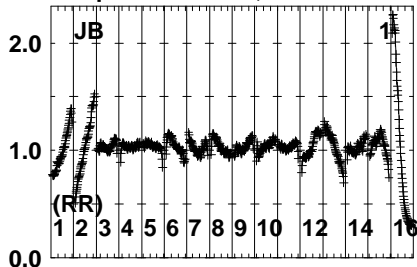


Lower frame: Real Jy
Auto-corr total-power spectrum Antenna: *
Timerange: 00/10:32:02 to 00/10:34:29

Plot file version 239 created 09-MAR-2023 14:12:58

J191142+1952 RG013D.UVDATA.1

Freq = 4.6005 GHz, Bw = 32.000 MH No calibration applied and no bandpass applied

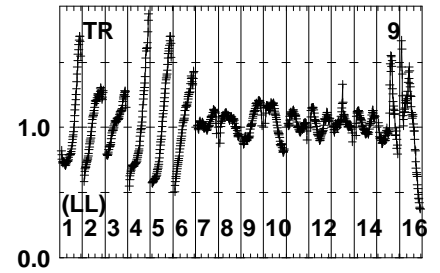
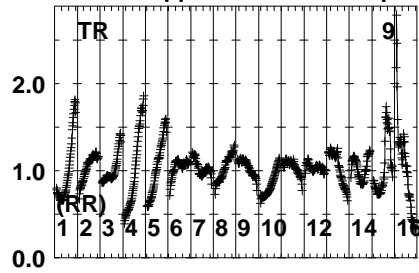
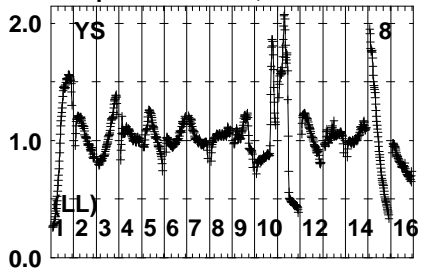


Lower frame: Real Jy
Auto-corr total-power spectrum Antenna: *
Timerange: 00/10:34:47 to 00/10:36:00

Plot file version 240 created 09-MAR-2023 14:12:58

J191142+1952 RG013D.UVDATA.1

Freq = 4.6005 GHz, Bw = 32.000 MH No calibration applied and no bandpass applied

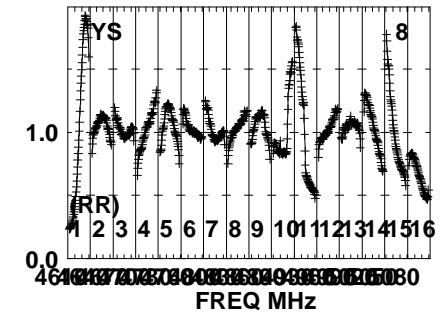
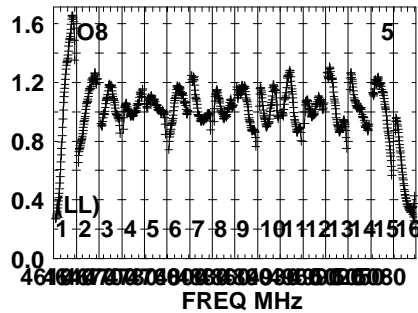
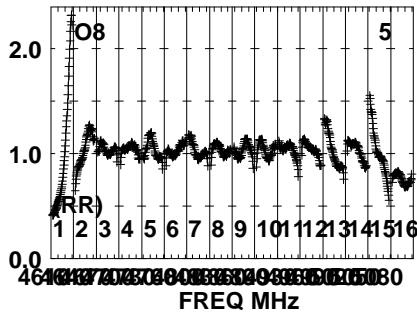
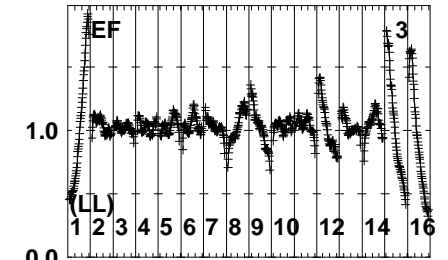
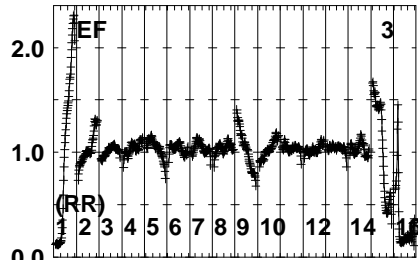
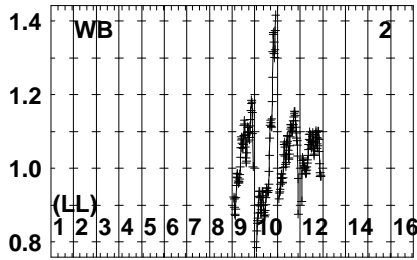
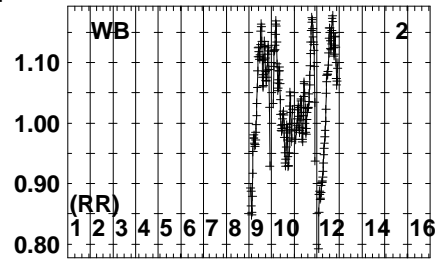
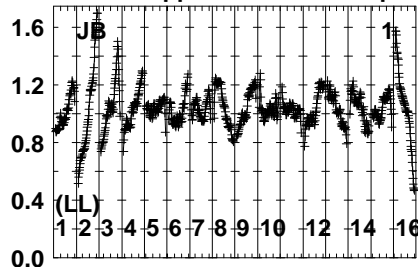
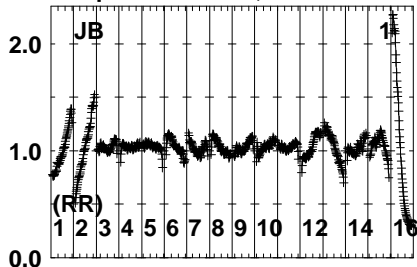


Lower frame: Real Jy
Auto-corr total-power spectrum Antenna: *
Timerange: 00/10:34:47 to 00/10:36:00

Plot file version 241 created 09-MAR-2023 14:12:58

GRB221009A RG013D.UVDATA.1

Freq = 4.6005 GHz, Bw = 32.000 MH No calibration applied and no bandpass applied

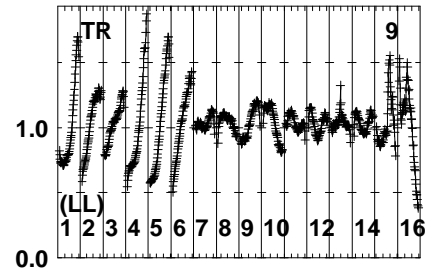
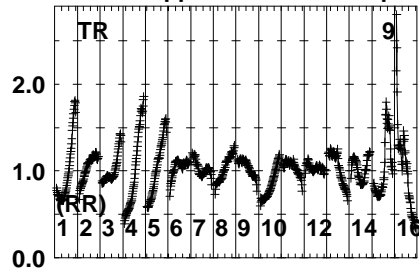
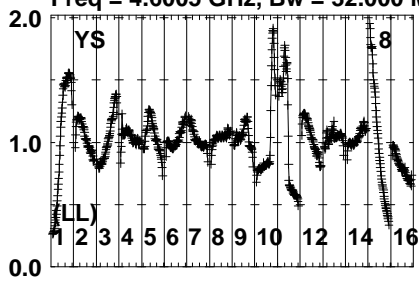


Lower frame: Real Jy
Auto-corr total-power spectrum Antenna: *
Timerange: 00/10:36:17 to 00/10:38:45

Plot file version 242 created 09-MAR-2023 14:12:59

GRB221009A RG013D.UVDATA.1

Freq = 4.6005 GHz, Bw = 32.000 MH No calibration applied and no bandpass applied



Lower frame: Real Jy

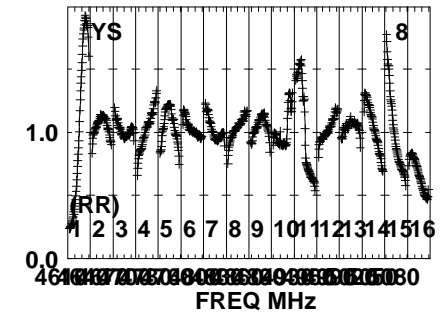
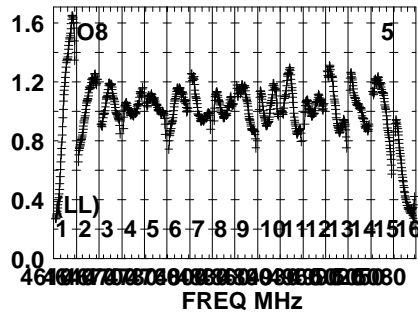
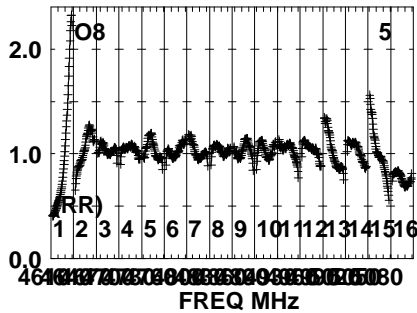
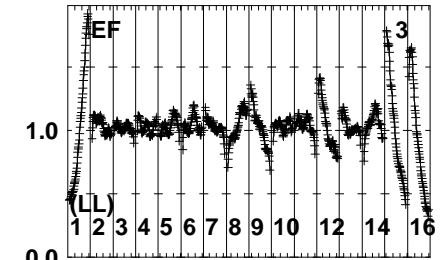
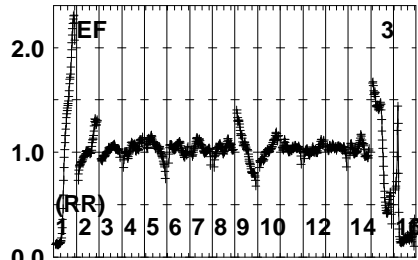
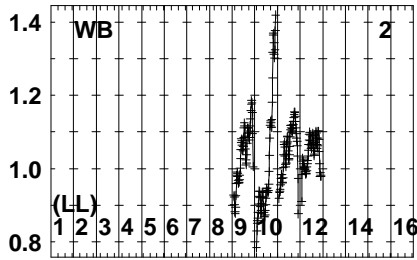
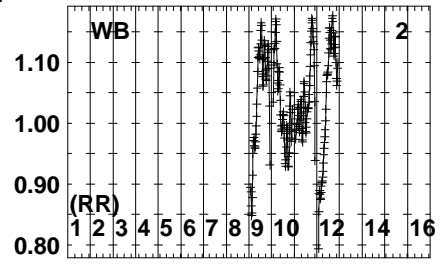
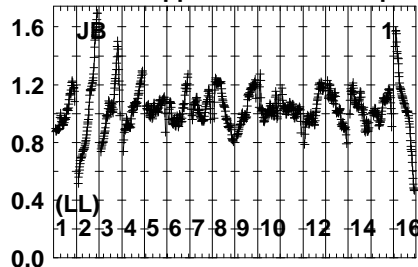
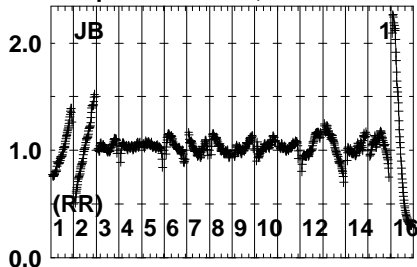
Auto-corr total-power spectrum Antenna: *

Timerange: 00/10:36:17 to 00/10:38:45

Plot file version 243 created 09-MAR-2023 14:12:59

J191142+1952 RG013D.UVDATA.1

Freq = 4.6005 GHz, Bw = 32.000 MH No calibration applied and no bandpass applied

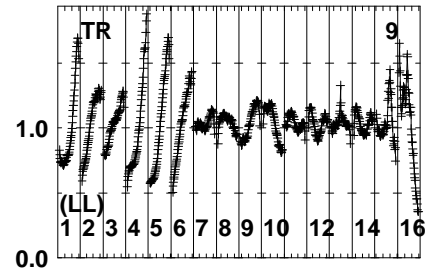
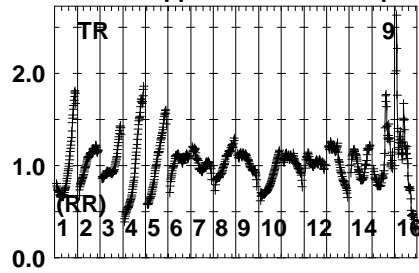
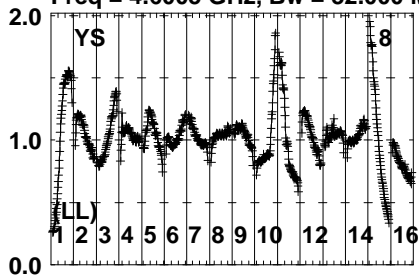


Lower frame: Real Jy
Auto-corr total-power spectrum Antenna: *
Timerange: 00/10:39:02 to 00/10:40:14

Plot file version 244 created 09-MAR-2023 14:12:59

J191142+1952 RG013D.UVDATA.1

Freq = 4.6005 GHz, Bw = 32.000 MH No calibration applied and no bandpass applied



Lower frame: Real Jy

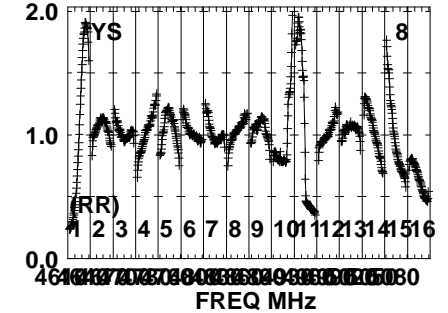
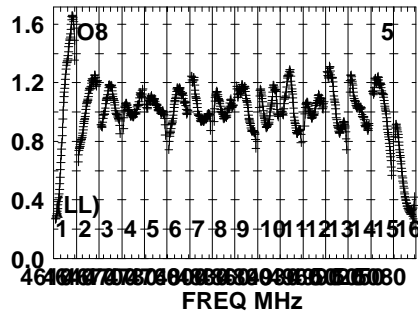
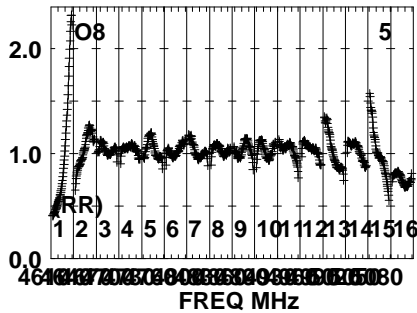
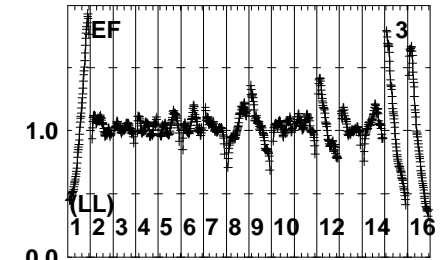
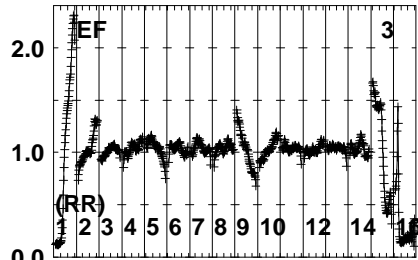
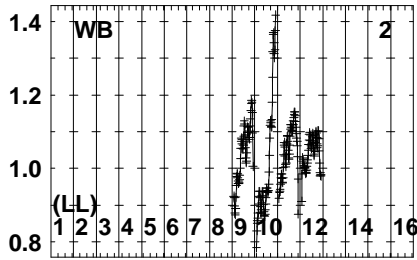
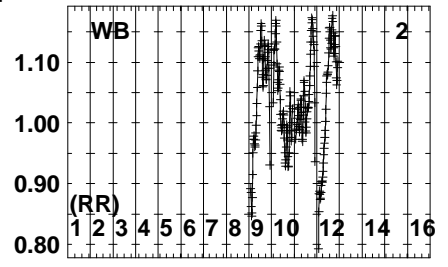
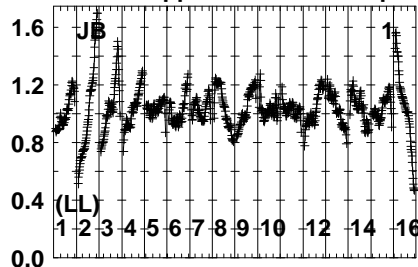
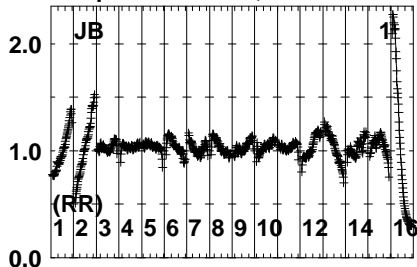
Auto-corr total-power spectrum Antenna: *

Timerange: 00/10:39:02 to 00/10:40:14

Plot file version 245 created 09-MAR-2023 14:12:59

J1923+2010 RG013D.UVDATA.1

Freq = 4.6005 GHz, Bw = 32.000 MH No calibration applied and no bandpass applied

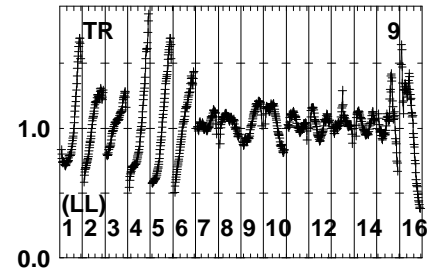
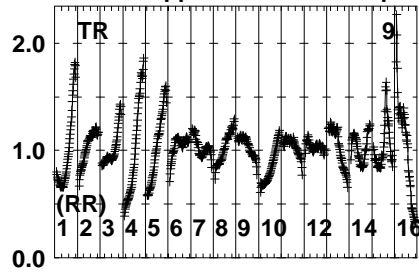
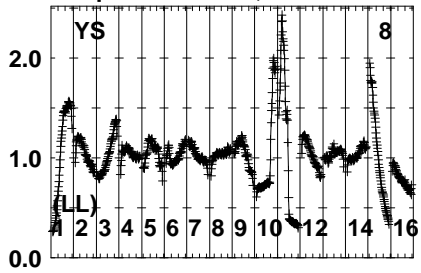


Lower frame: Real Jy
Auto-corr total-power spectrum Antenna: *
Timerange: 00/10:40:41 to 00/10:41:54

Plot file version 246 created 09-MAR-2023 14:12:59

J1923+2010 RG013D.UVDATA.1

Freq = 4.6005 GHz, Bw = 32.000 MH No calibration applied and no bandpass applied

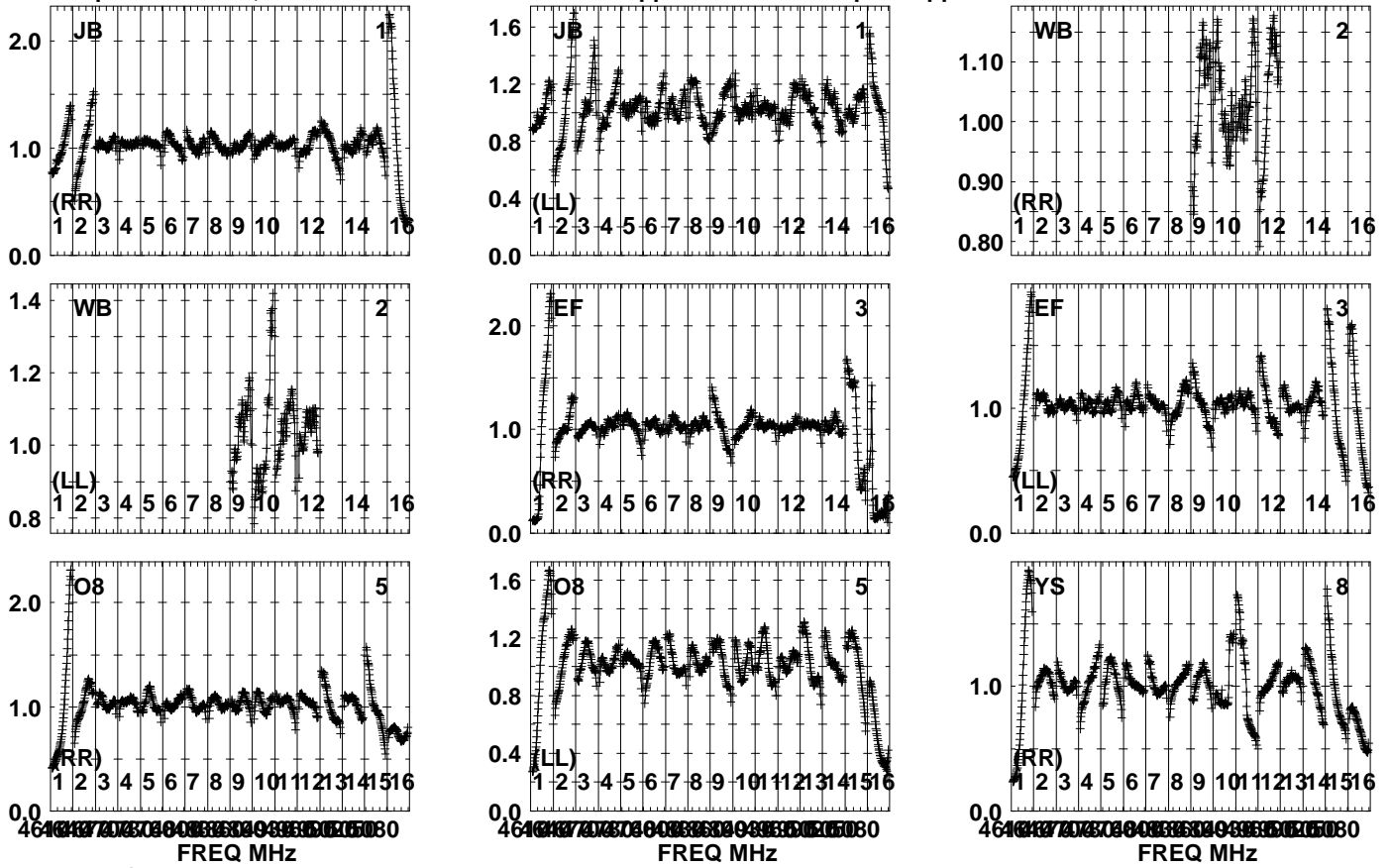


Lower frame: Real Jy
Auto-corr total-power spectrum Antenna: *
Timerange: 00/10:40:41 to 00/10:41:54

Plot file version 247 created 09-MAR-2023 14:12:59

J191142+1952 RG013D.UVDATA.1

Freq = 4.6005 GHz, Bw = 32.000 MH No calibration applied and no bandpass applied

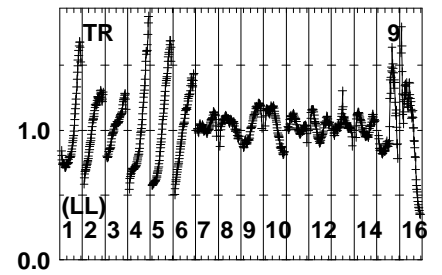
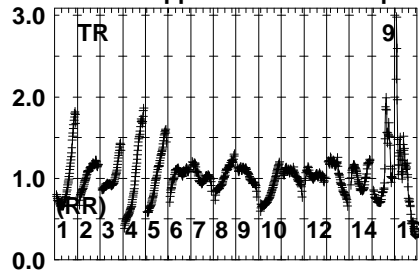
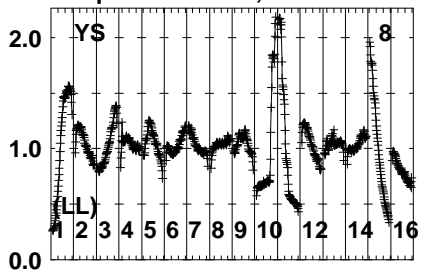


Lower frame: Real Jy
Auto-corr total-power spectrum Antenna: *
Timerange: 00/10:42:27 to 00/10:43:55

Plot file version 248 created 09-MAR-2023 14:12:59

J191142+1952 RG013D.UVDATA.1

Freq = 4.6005 GHz, Bw = 32.000 MH No calibration applied and no bandpass applied

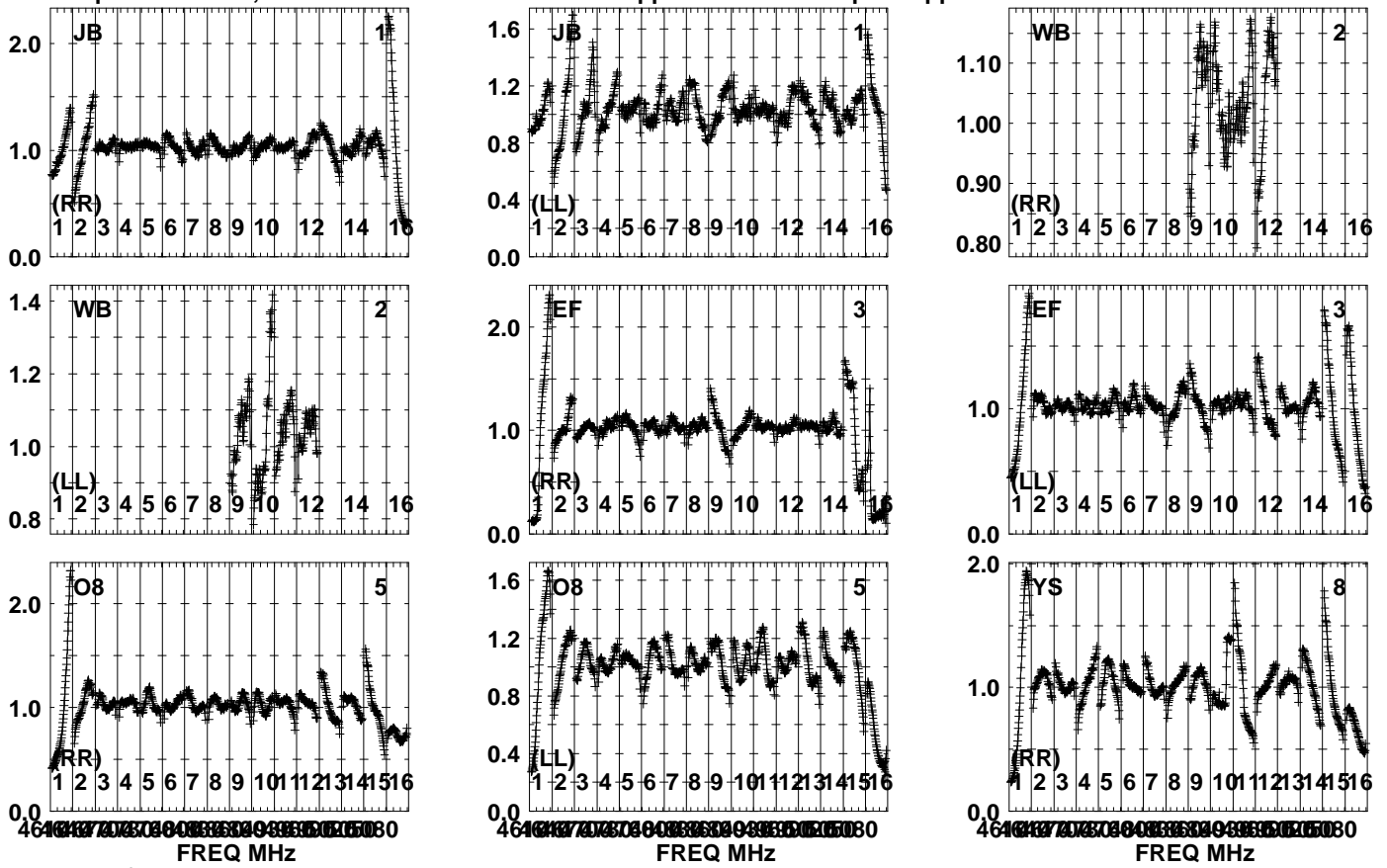


Lower frame: Real Jy
Auto-corr total-power spectrum Antenna: *
Timerange: 00/10:42:27 to 00/10:43:55

Plot file version 249 created 09-MAR-2023 14:12:59

GRB221009A RG013D.UVDATA.1

Freq = 4.6005 GHz, Bw = 32.000 MH No calibration applied and no bandpass applied

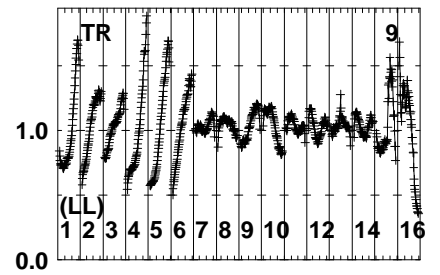
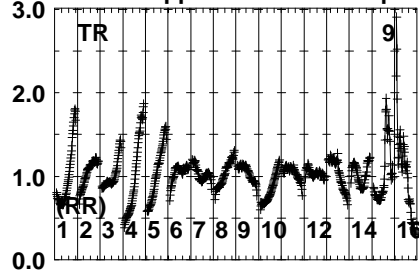
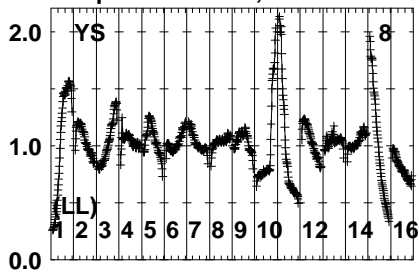


Lower frame: Real Jy
Auto-corr total-power spectrum Antenna: *
Timerange: 00/10:44:12 to 00/10:46:24

Plot file version 250 created 09-MAR-2023 14:12:59

GRB221009A RG013D.UVDATA.1

Freq = 4.6005 GHz, Bw = 32.000 MH No calibration applied and no bandpass applied

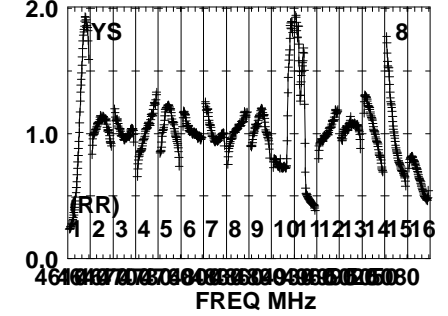
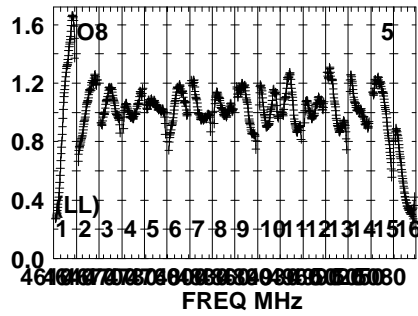
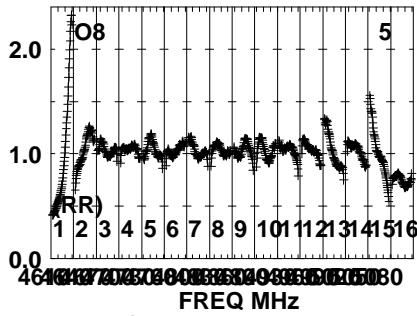
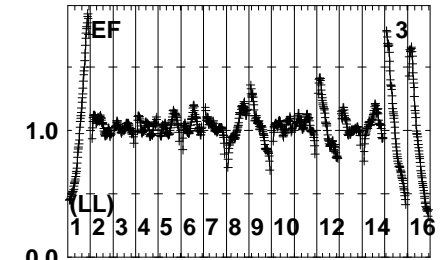
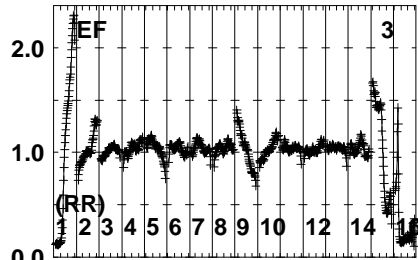
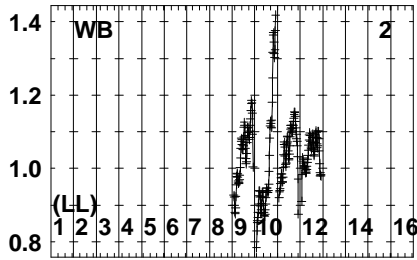
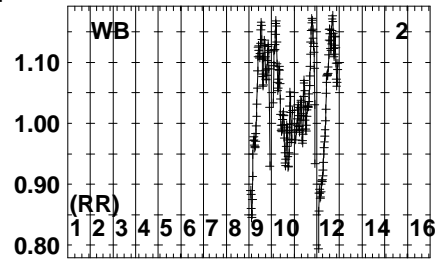
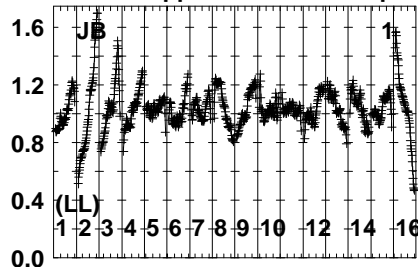
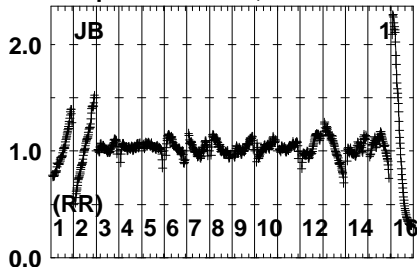


Lower frame: Real Jy
Auto-corr total-power spectrum Antenna: *
Timerange: 00/10:44:12 to 00/10:46:24

Plot file version 251 created 09-MAR-2023 14:12:59

J191142+1952 RG013D.UVDATA.1

Freq = 4.6005 GHz, Bw = 32.000 MH No calibration applied and no bandpass applied

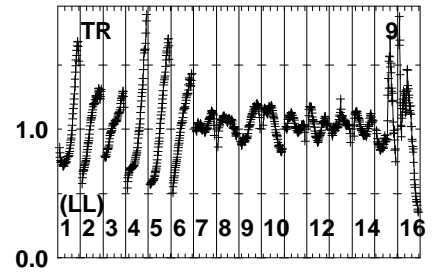
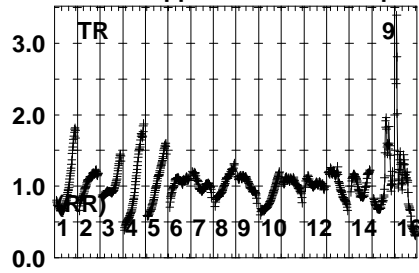
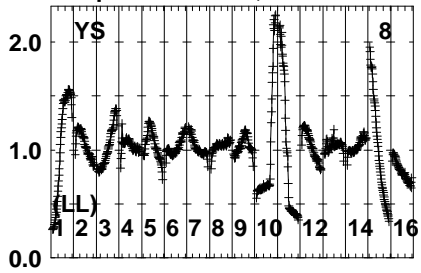


Lower frame: Real Jy
Auto-corr total-power spectrum Antenna: *
Timerange: 00/10:46:41 to 00/10:47:54

Plot file version 252 created 09-MAR-2023 14:12:59

J191142+1952 RG013D.UVDATA.1

Freq = 4.6005 GHz, Bw = 32.000 MH No calibration applied and no bandpass applied



Lower frame: Real Jy

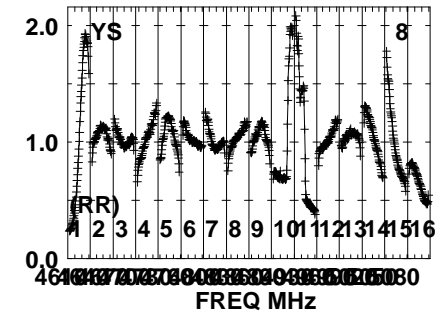
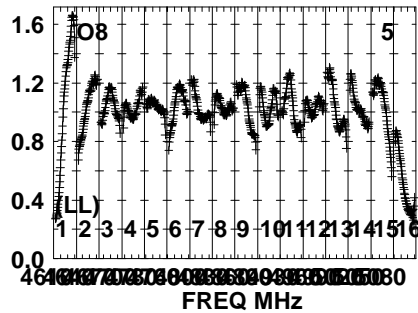
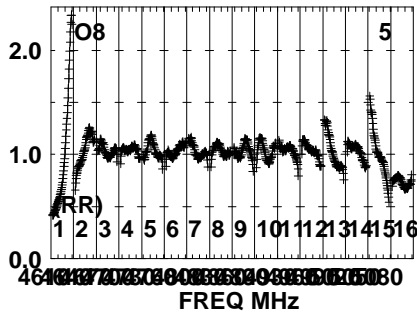
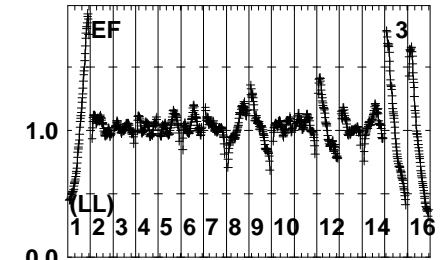
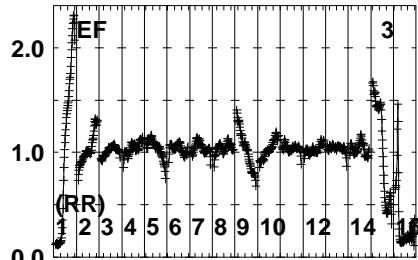
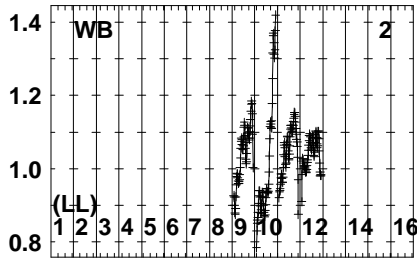
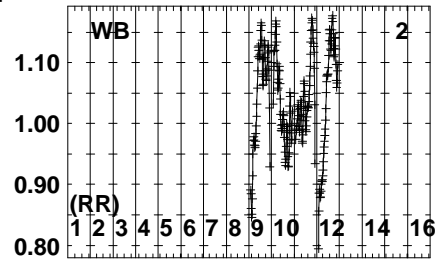
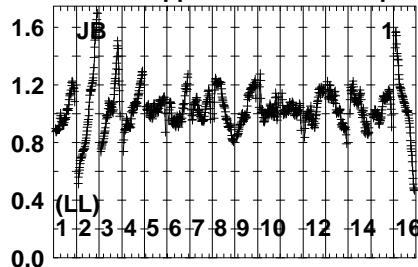
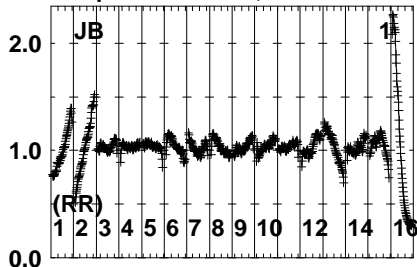
Auto-corr total-power spectrum Antenna: *

Timerange: 00/10:46:41 to 00/10:47:54

Plot file version 253 created 09-MAR-2023 14:12:59

GRB221009A RG013D.UVDATA.1

Freq = 4.6005 GHz, Bw = 32.000 MH No calibration applied and no bandpass applied

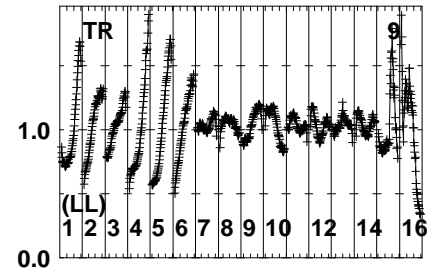
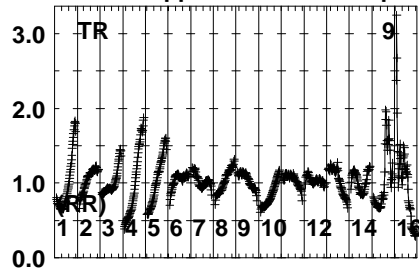
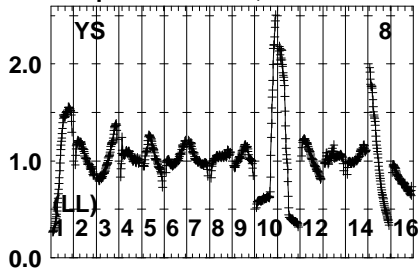


Lower frame: Real Jy
Auto-corr total-power spectrum Antenna: *
Timerange: 00/10:48:12 to 00/10:50:25

Plot file version 254 created 09-MAR-2023 14:13:00

GRB221009A RG013D.UVDATA.1

Freq = 4.6005 GHz, Bw = 32.000 MH No calibration applied and no bandpass applied

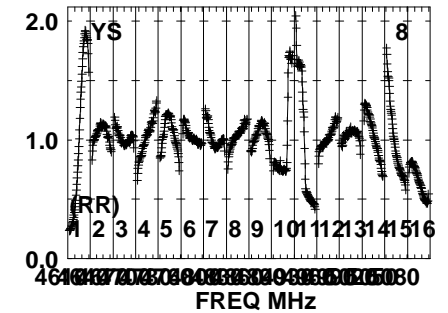
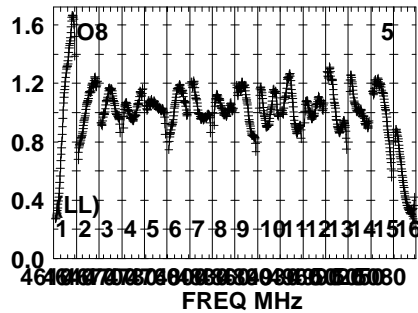
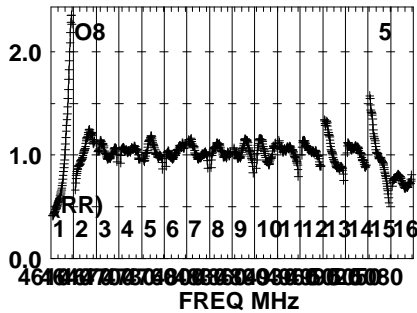
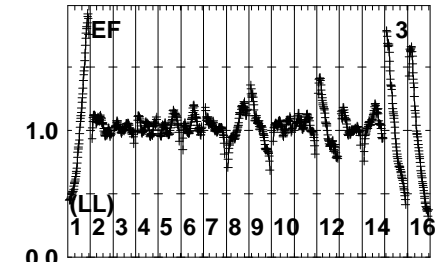
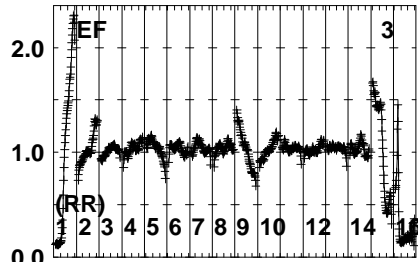
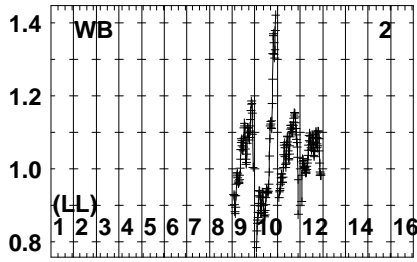
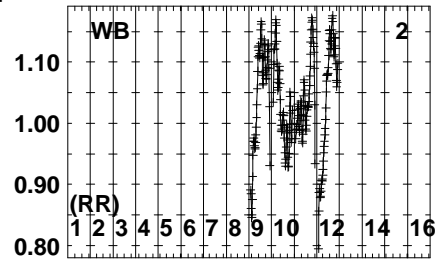
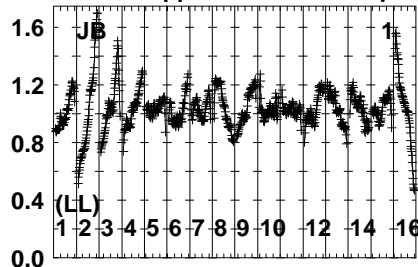
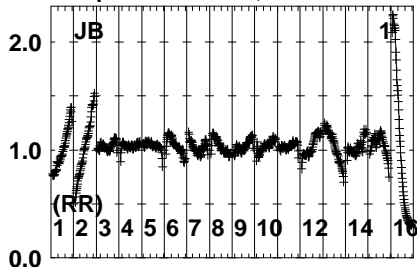


Lower frame: Real Jy
Auto-corr total-power spectrum Antenna: *
Timerange: 00/10:48:12 to 00/10:50:25

Plot file version 255 created 09-MAR-2023 14:13:00

J191142+1952 RG013D.UVDATA.1

Freq = 4.6005 GHz, Bw = 32.000 MH No calibration applied and no bandpass applied

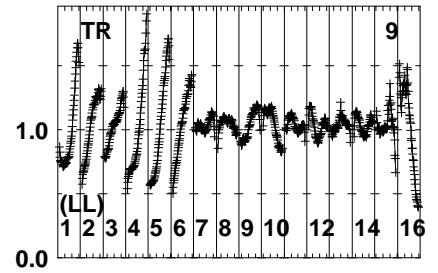
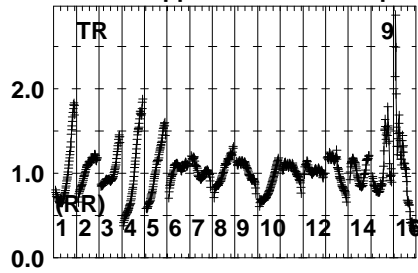
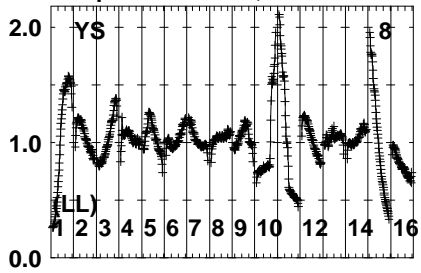


Lower frame: Real Jy
Auto-corr total-power spectrum Antenna: *
Timerange: 00/10:50:41 to 00/10:51:55

Plot file version 256 created 09-MAR-2023 14:13:00

J191142+1952 RG013D.UVDATA.1

Freq = 4.6005 GHz, Bw = 32.000 MH No calibration applied and no bandpass applied



Lower frame: Real Jy

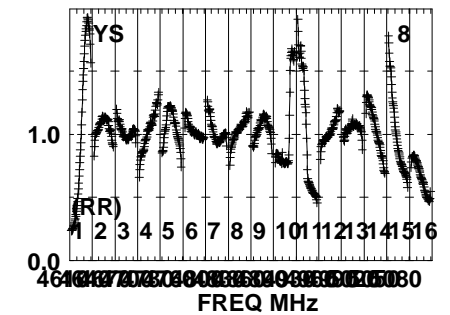
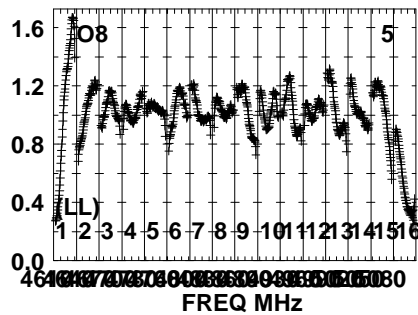
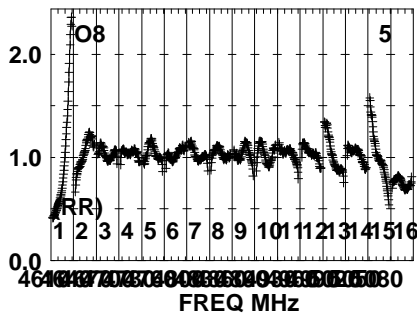
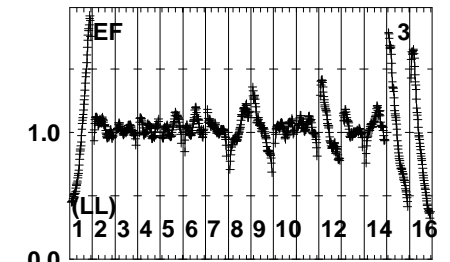
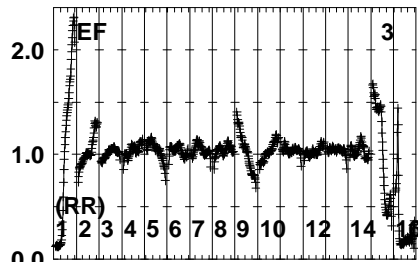
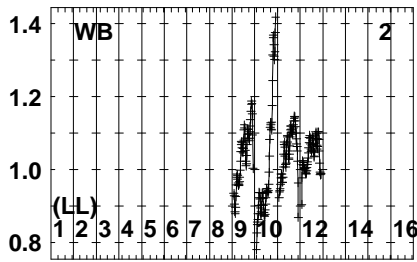
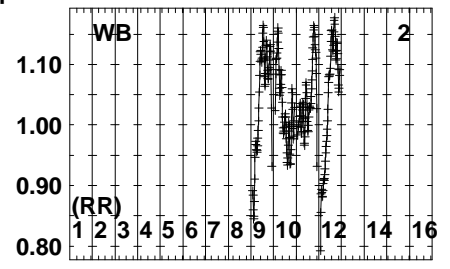
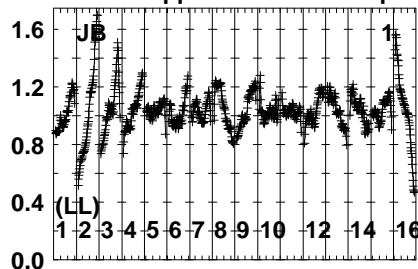
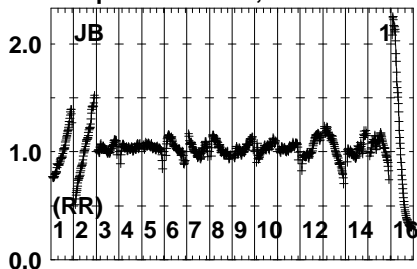
Auto-corr total-power spectrum Antenna: *

Timerange: 00/10:50:41 to 00/10:51:55

Plot file version 257 created 09-MAR-2023 14:13:00

J191249+1940 RG013D.UVDATA.1

Freq = 4.6005 GHz, Bw = 32.000 MH No calibration applied and no bandpass applied

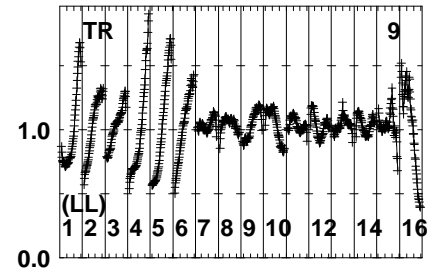
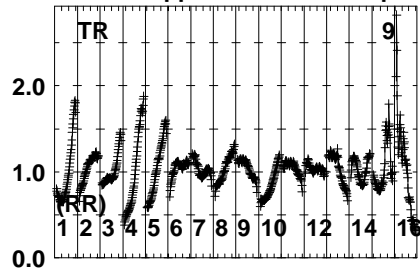
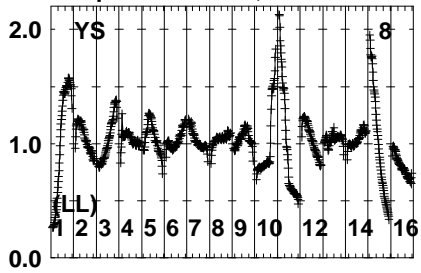


Lower frame: Real Jy
Auto-corr total-power spectrum Antenna: *
Timerange: 00/10:52:11 to 00/10:53:24

Plot file version 258 created 09-MAR-2023 14:13:00

J191249+1940 RG013D.UVDATA.1

Freq = 4.6005 GHz, Bw = 32.000 MH No calibration applied and no bandpass applied



Lower frame: Real Jy

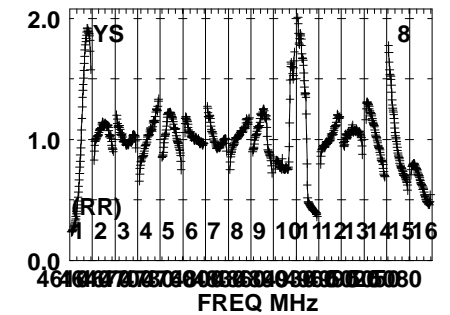
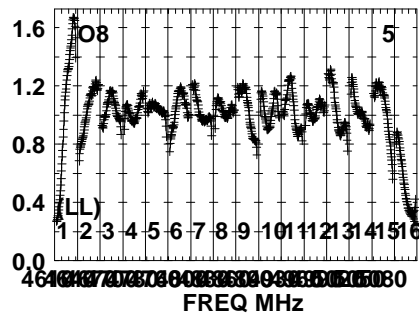
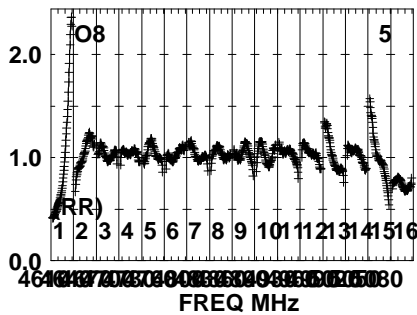
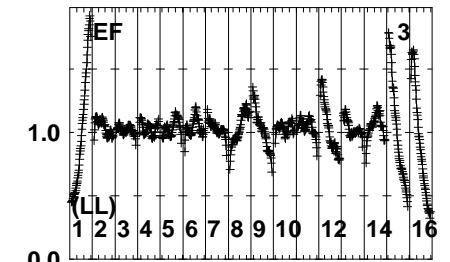
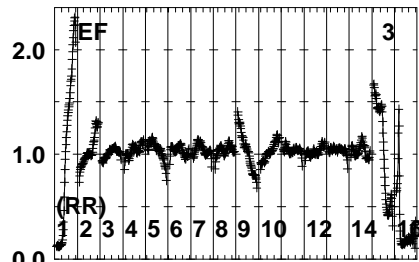
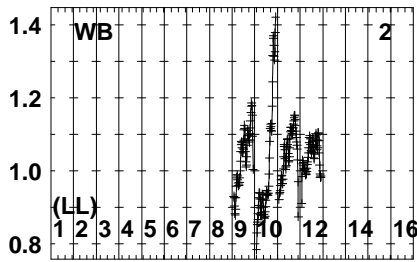
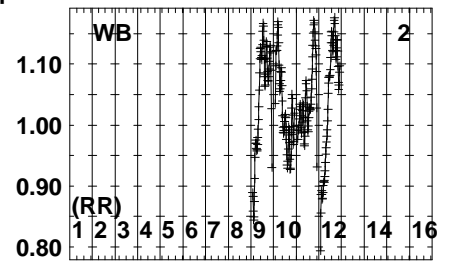
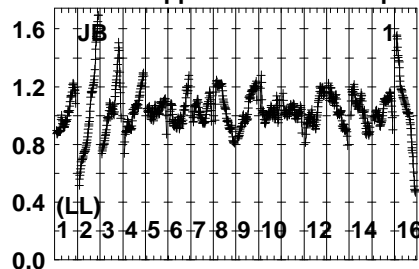
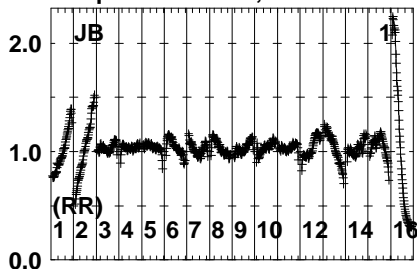
Auto-corr total-power spectrum Antenna: *

Timerange: 00/10:52:11 to 00/10:53:24

Plot file version 259 created 09-MAR-2023 14:13:00

J191142+1952 RG013D.UVDATA.1

Freq = 4.6005 GHz, Bw = 32.000 MH No calibration applied and no bandpass applied

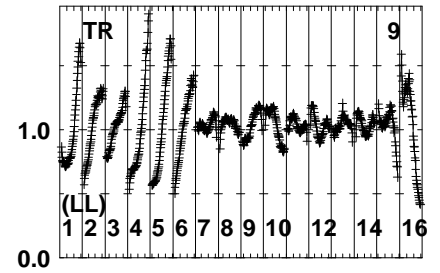
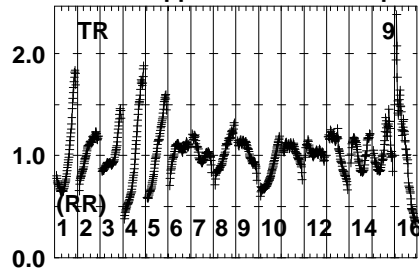
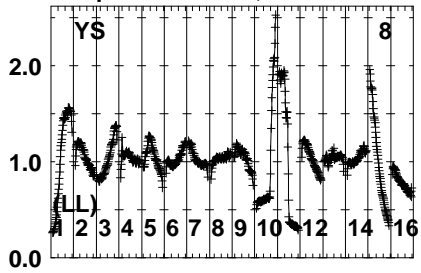


Lower frame: Real Jy
Auto-corr total-power spectrum Antenna: *
Timerange: 00/10:53:46 to 00/10:55:14

Plot file version 260 created 09-MAR-2023 14:13:00

J191142+1952 RG013D.UVDATA.1

Freq = 4.6005 GHz, Bw = 32.000 MH No calibration applied and no bandpass applied



Lower frame: Real Jy

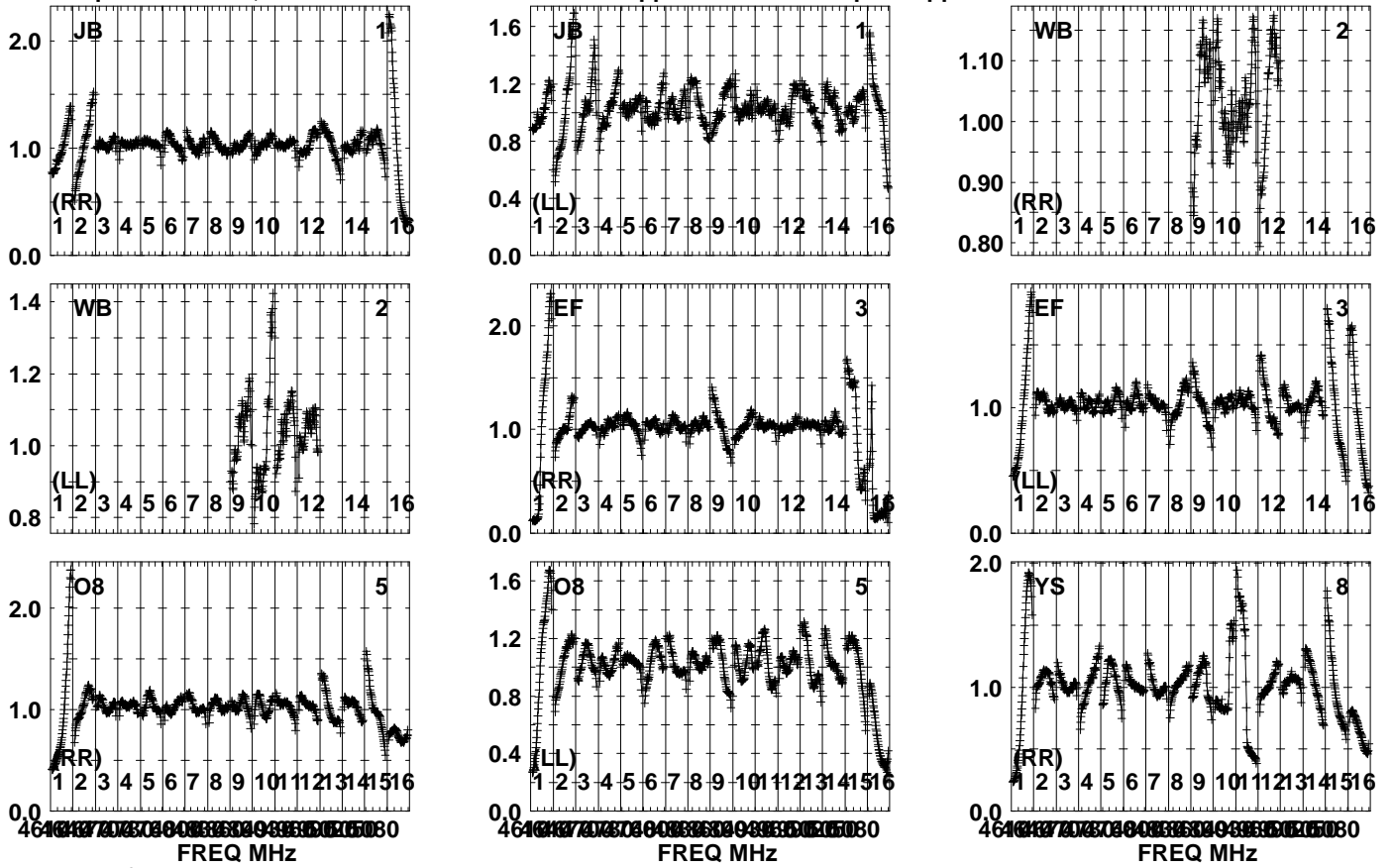
Auto-corr total-power spectrum Antenna: *

Timerange: 00/10:53:46 to 00/10:55:14

Plot file version 261 created 09-MAR-2023 14:13:00

GRB221009A RG013D.UVDATA.1

Freq = 4.6005 GHz, Bw = 32.000 MH No calibration applied and no bandpass applied

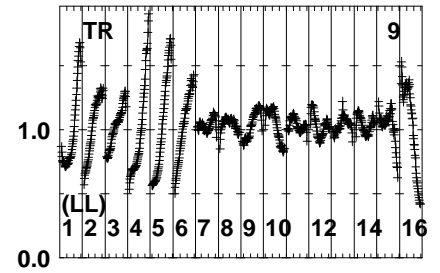
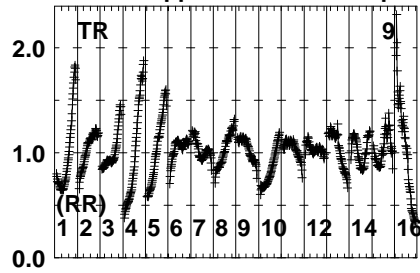
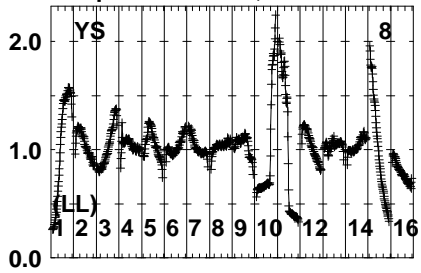


Lower frame: Real Jy
Auto-corr total-power spectrum Antenna: *
Timerange: 00/10:55:32 to 00/10:57:45

Plot file version 262 created 09-MAR-2023 14:13:00

GRB221009A RG013D.UVDATA.1

Freq = 4.6005 GHz, Bw = 32.000 MH No calibration applied and no bandpass applied

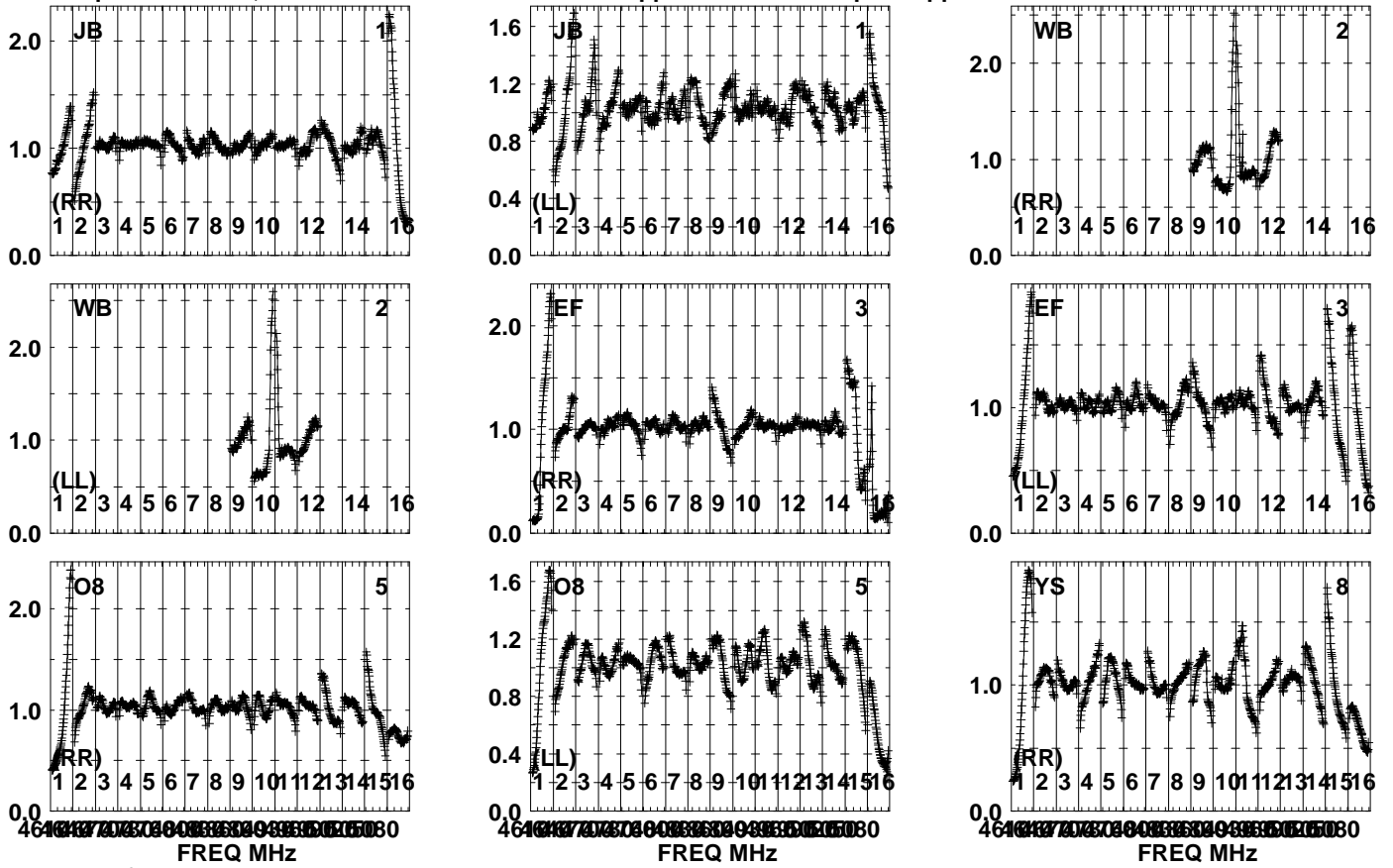


Lower frame: Real Jy
Auto-corr total-power spectrum Antenna: *
Timerange: 00/10:55:32 to 00/10:57:45

Plot file version 263 created 09-MAR-2023 14:13:00

J191142+1952 RG013D.UVDATA.1

Freq = 4.6005 GHz, Bw = 32.000 MH No calibration applied and no bandpass applied

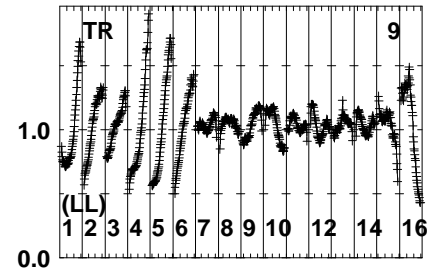
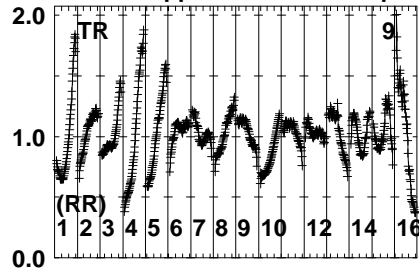
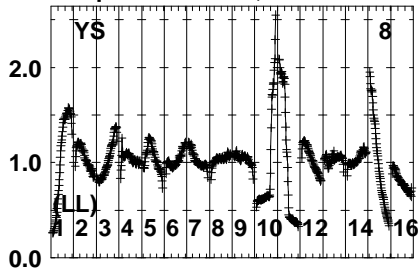


Lower frame: Real Jy
Auto-corr total-power spectrum Antenna: *
Timerange: 00/10:58:01 to 00/10:59:14

Plot file version 264 created 09-MAR-2023 14:13:00

J191142+1952 RG013D.UVDATA.1

Freq = 4.6005 GHz, Bw = 32.000 MH No calibration applied and no bandpass applied

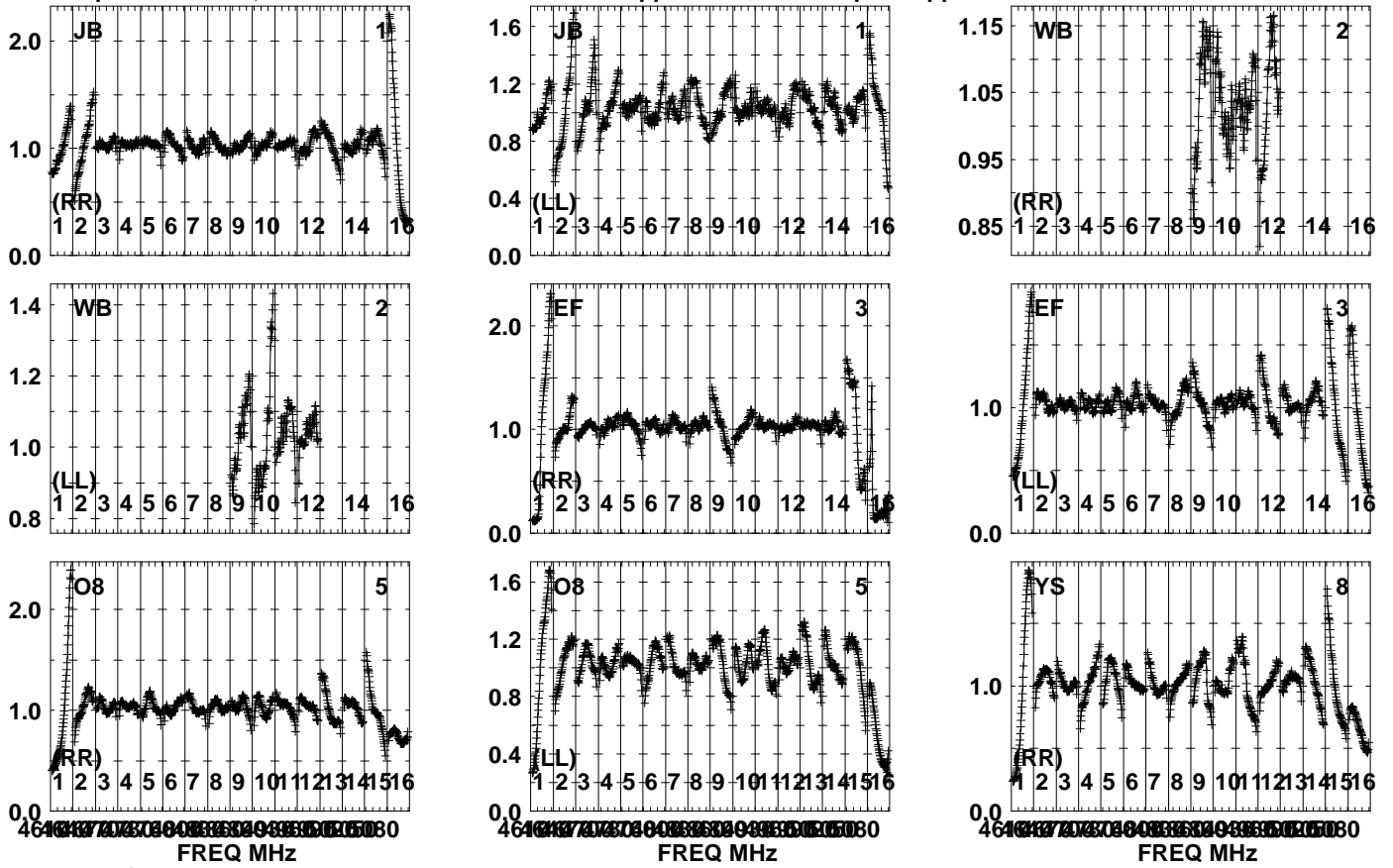


Lower frame: Real Jy
Auto-corr total-power spectrum Antenna: *
Timerange: 00/10:58:01 to 00/10:59:14

Plot file version 265 created 09-MAR-2023 14:13:00

GRB221009A RG013D.UVDATA.1

Freq = 4.6005 GHz, Bw = 32.000 MH No calibration applied and no bandpass applied

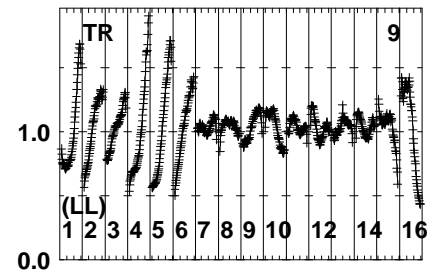
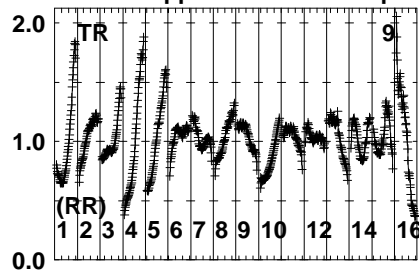
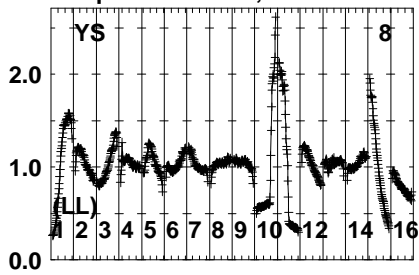


Lower frame: Real Jy
Auto-corr total-power spectrum Antenna: *
Timerange: 00/10:59:31 to 00/11:01:45

Plot file version 266 created 09-MAR-2023 14:13:01

GRB221009A RG013D.UVDATA.1

Freq = 4.6005 GHz, Bw = 32.000 MH No calibration applied and no bandpass applied

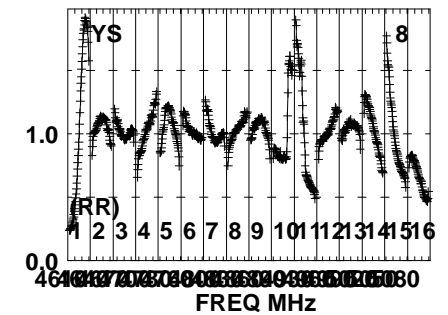
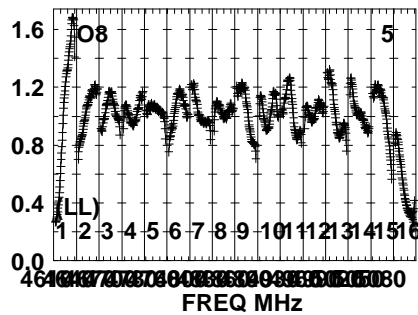
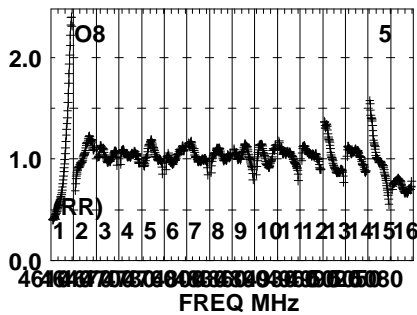
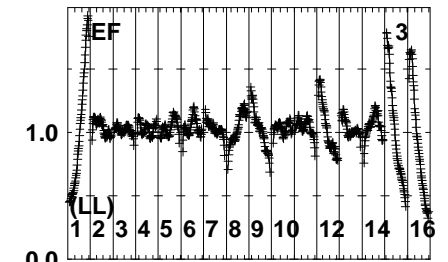
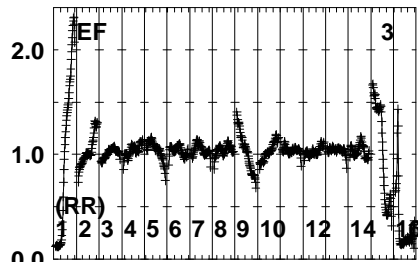
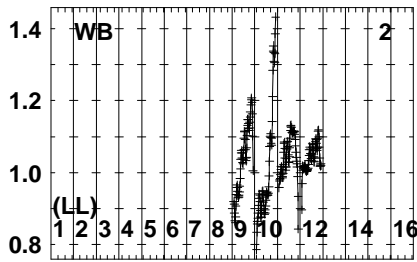
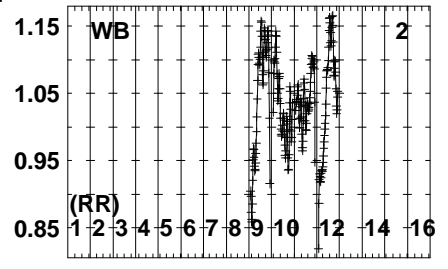
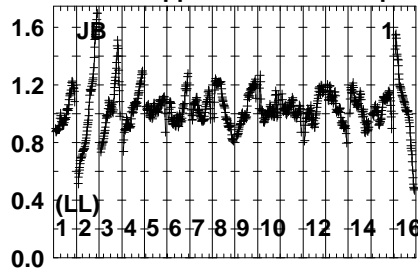
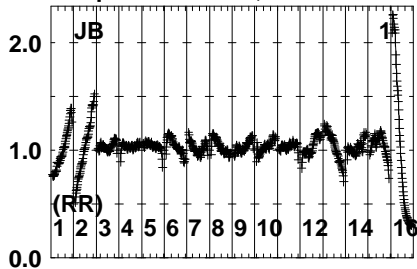


Lower frame: Real Jy
Auto-corr total-power spectrum Antenna: *
Timerange: 00/10:59:31 to 00/11:01:45

Plot file version 267 created 09-MAR-2023 14:13:01

J191142+1952 RG013D.UVDATA.1

Freq = 4.6005 GHz, Bw = 32.000 MH No calibration applied and no bandpass applied



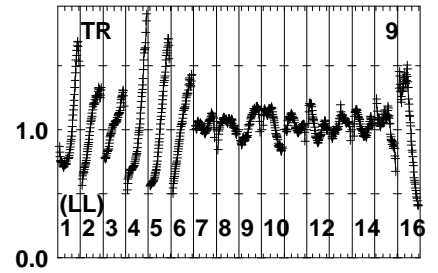
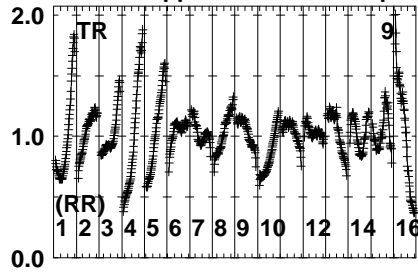
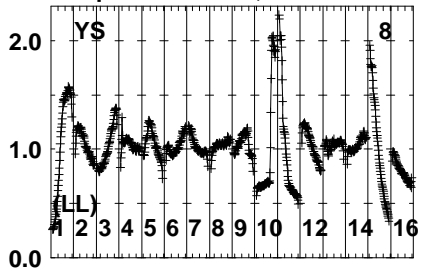
Lower frame: Real Jy
Auto-corr total-power spectrum Antenna: *
Timerange: 00/11:02:02 to 00/11:03:14

Plot file version 268 created 09-MAR-2023 14:13:01

J191142+1952 RG013D.UVDATA.1

Freq = 4.6005 GHz, Bw = 32.000 MH

No calibration applied and no bandpass applied



Lower frame: Real Jy

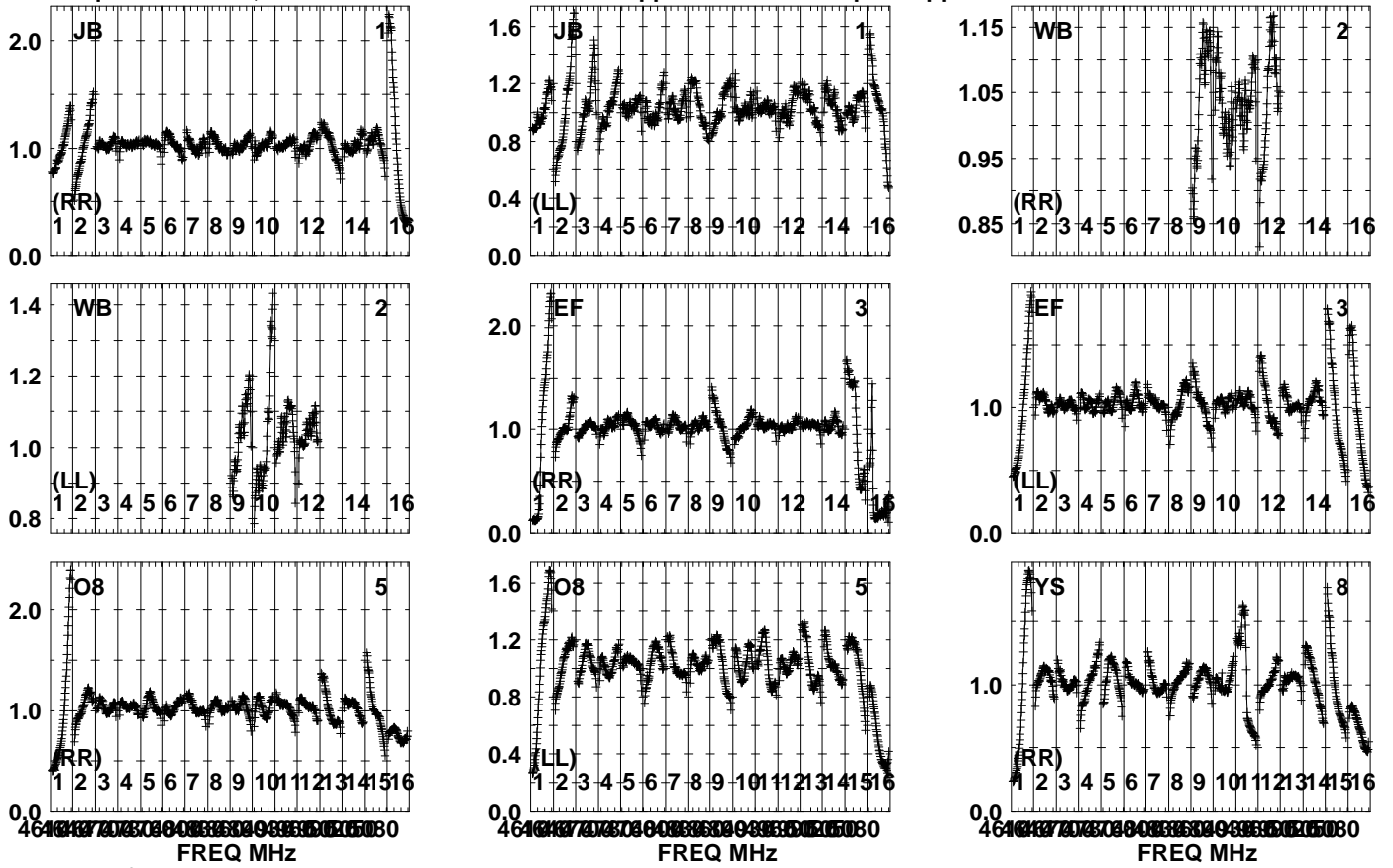
Auto-corr total-power spectrum Antenna: *

Timerange: 00/11:02:02 to 00/11:03:14

Plot file version 269 created 09-MAR-2023 14:13:01

J1905+1943 RG013D.UVDATA.1

Freq = 4.6005 GHz, Bw = 32.000 MH No calibration applied and no bandpass applied

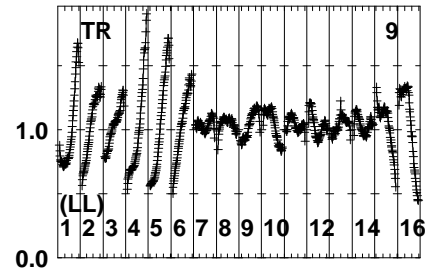
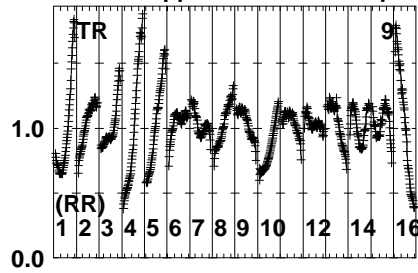
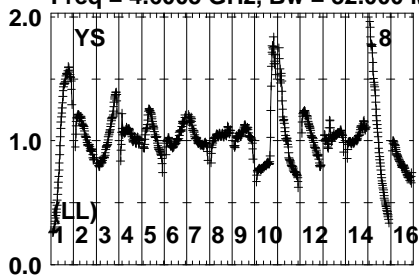


Lower frame: Real Jy
Auto-corr total-power spectrum Antenna: *
Timerange: 00/11:03:32 to 00/11:05:00

Plot file version 270 created 09-MAR-2023 14:13:01

J1905+1943 RG013D.UVDATA.1

Freq = 4.6005 GHz, Bw = 32.000 MH No calibration applied and no bandpass applied



Lower frame: Real Jy

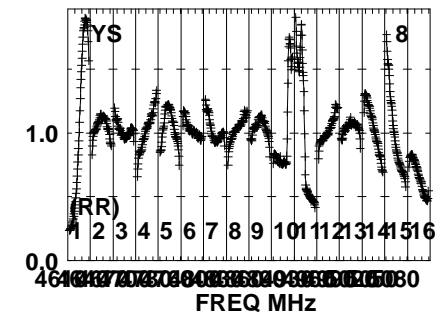
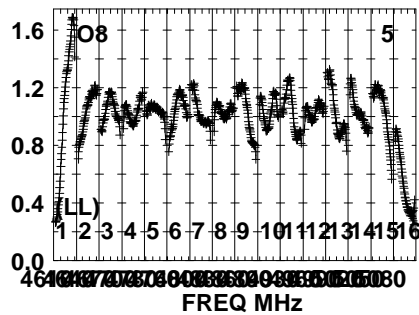
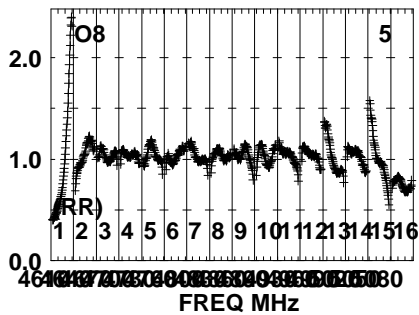
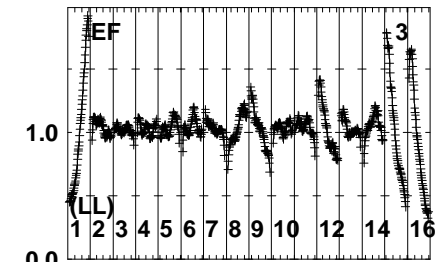
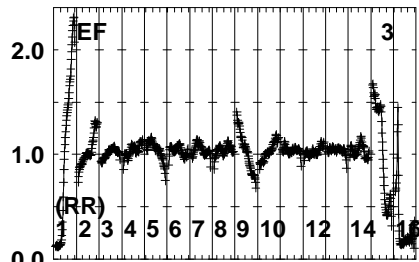
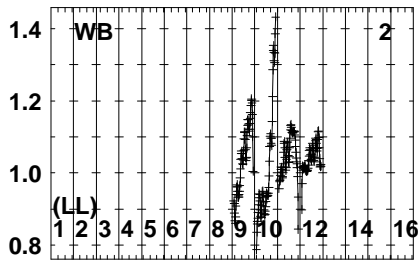
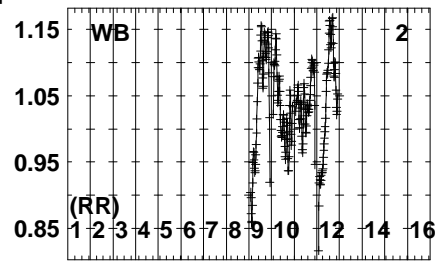
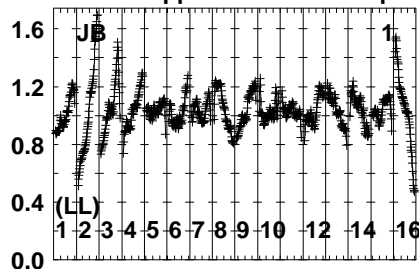
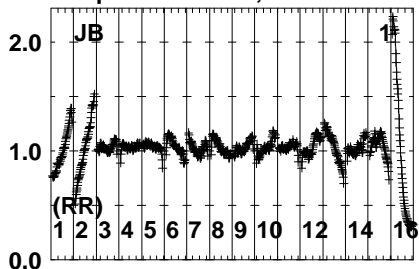
Auto-corr total-power spectrum Antenna: *

Timerange: 00/11:03:32 to 00/11:05:00

Plot file version 271 created 09-MAR-2023 14:13:01

J191142+1952 RG013D.UVDATA.1

Freq = 4.6005 GHz, Bw = 32.000 MH No calibration applied and no bandpass applied

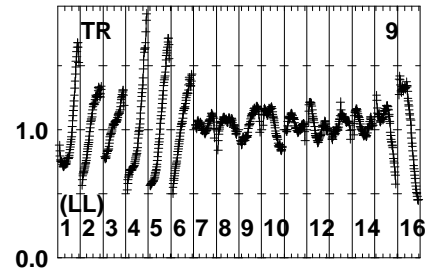
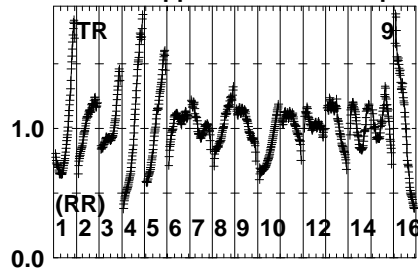
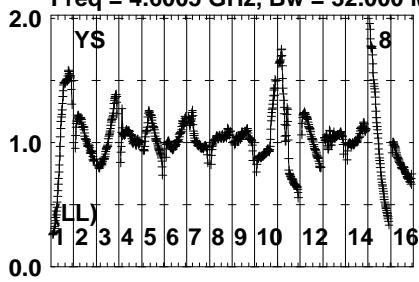


Lower frame: Real Jy
Auto-corr total-power spectrum Antenna: *
Timerange: 00/11:05:31 to 00/11:06:59

Plot file version 272 created 09-MAR-2023 14:13:01

J191142+1952 RG013D.UVDATA.1

Freq = 4.6005 GHz, Bw = 32.000 MH No calibration applied and no bandpass applied



Lower frame: Real Jy

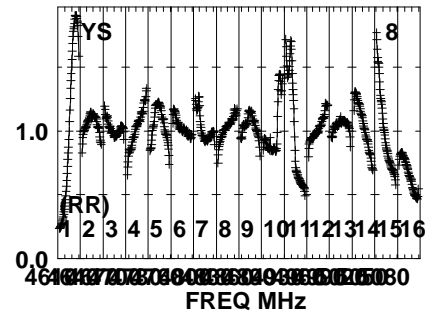
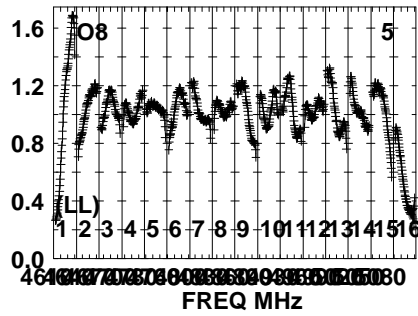
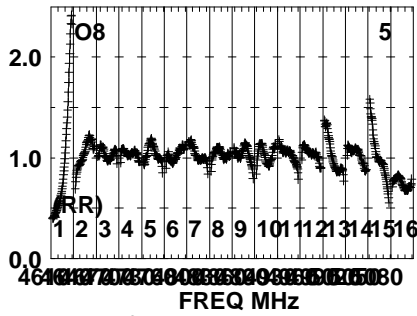
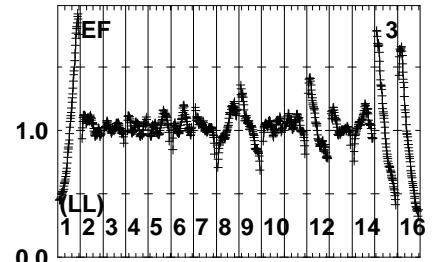
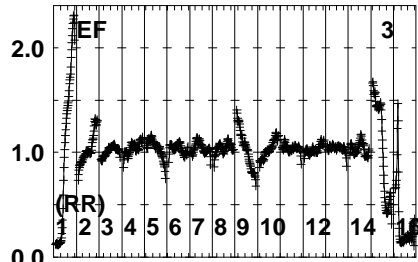
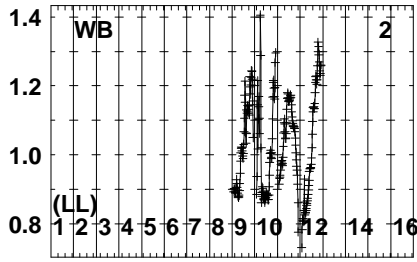
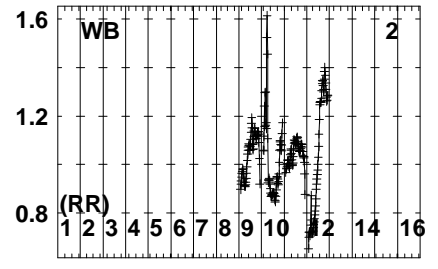
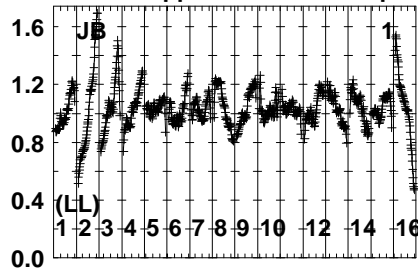
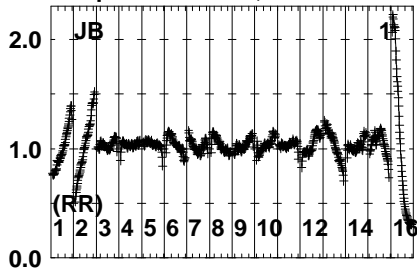
Auto-corr total-power spectrum Antenna: *

Timerange: 00/11:05:31 to 00/11:06:59

Plot file version 273 created 09-MAR-2023 14:13:01

GRB221009A RG013D.UVDATA.1

Freq = 4.6005 GHz, Bw = 32.000 MH No calibration applied and no bandpass applied

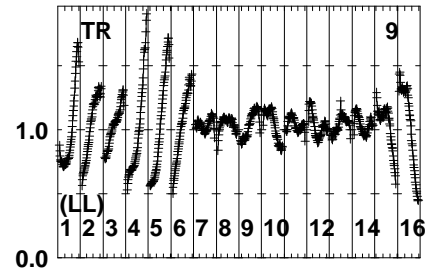
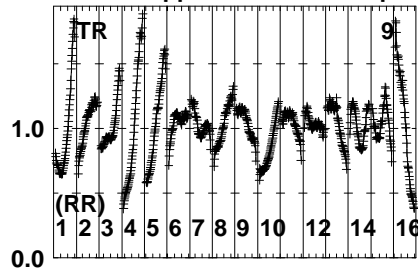
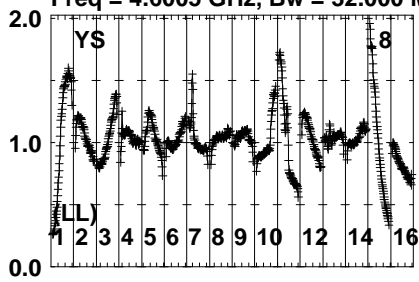


Lower frame: Real Jy
Auto-corr total-power spectrum Antenna: *
Timerange: 00/11:07:17 to 00/11:09:29

Plot file version 274 created 09-MAR-2023 14:13:01

GRB221009A RG013D.UVDATA.1

Freq = 4.6005 GHz, Bw = 32.000 MH No calibration applied and no bandpass applied



Lower frame: Real Jy

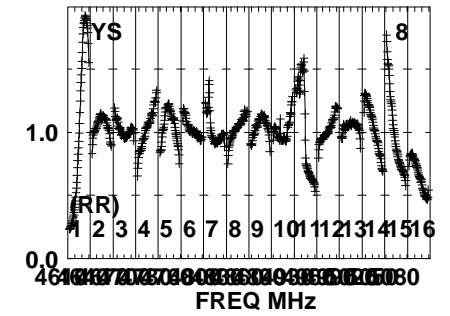
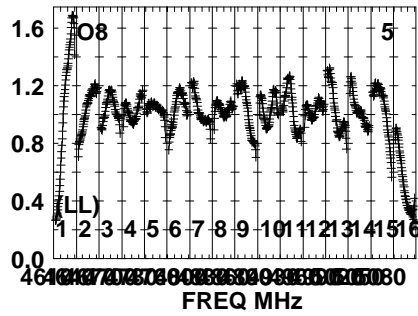
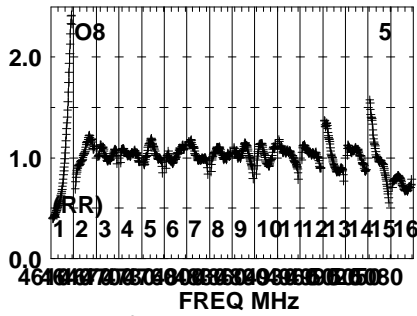
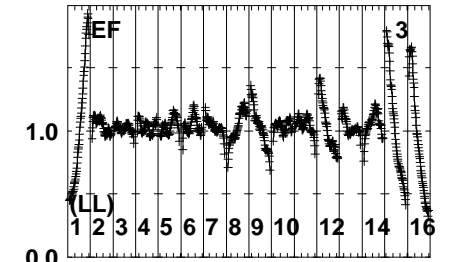
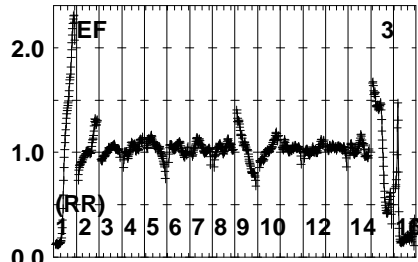
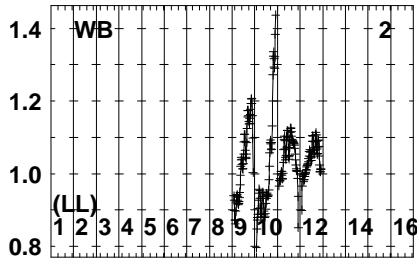
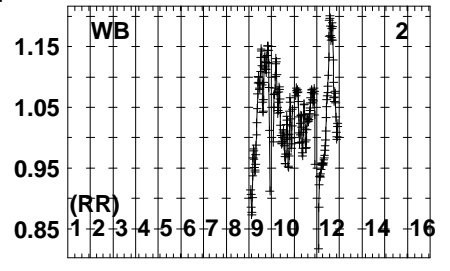
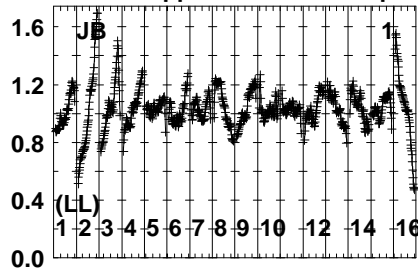
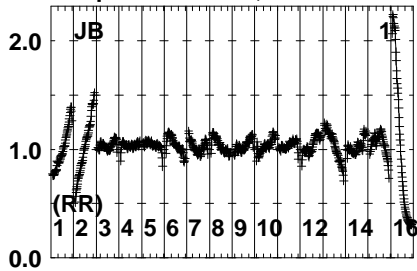
Auto-corr total-power spectrum Antenna: *

Timerange: 00/11:07:17 to 00/11:09:29

Plot file version 275 created 09-MAR-2023 14:13:01

J191142+1952 RG013D.UVDATA.1

Freq = 4.6005 GHz, Bw = 32.000 MH No calibration applied and no bandpass applied

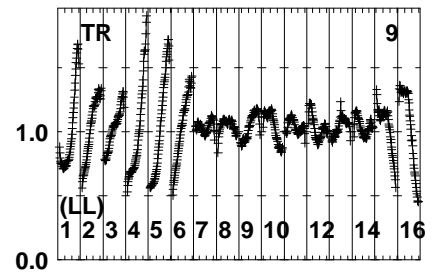
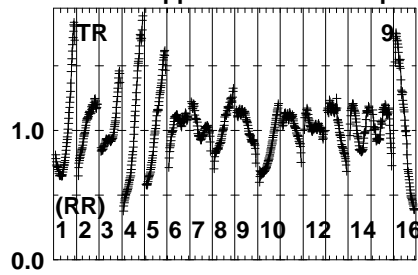
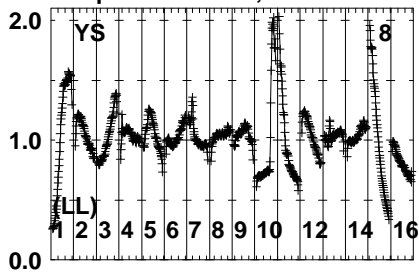


Lower frame: Real Jy
Auto-corr total-power spectrum Antenna: *
Timerange: 00/11:09:47 to 00/11:10:59

Plot file version 276 created 09-MAR-2023 14:13:01

J191142+1952 RG013D.UVDATA.1

Freq = 4.6005 GHz, Bw = 32.000 MH No calibration applied and no bandpass applied



Lower frame: Real Jy

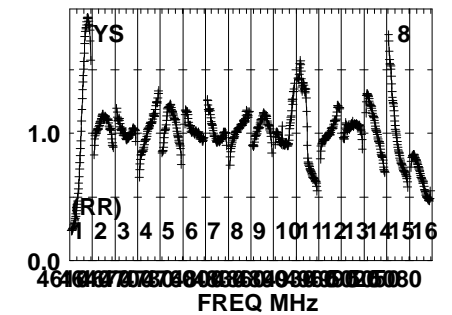
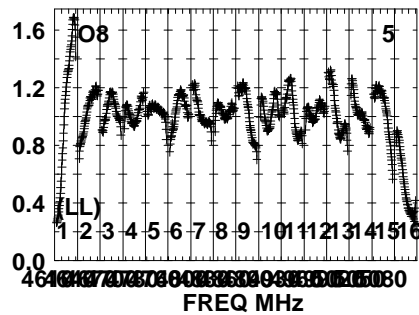
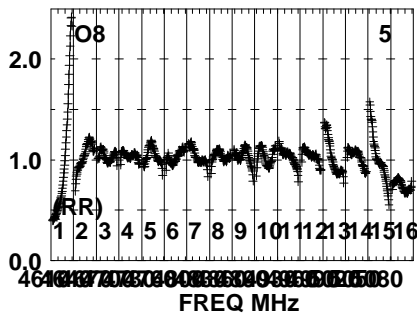
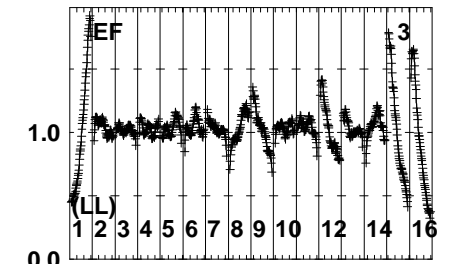
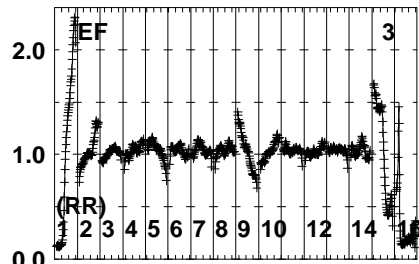
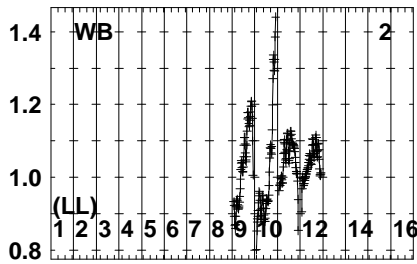
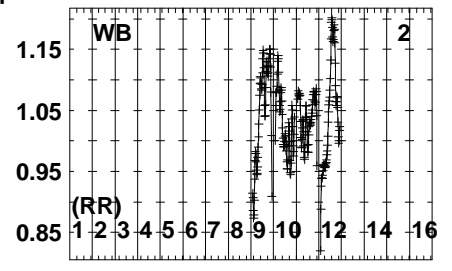
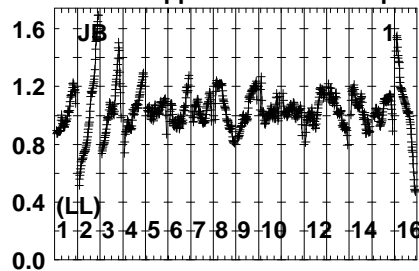
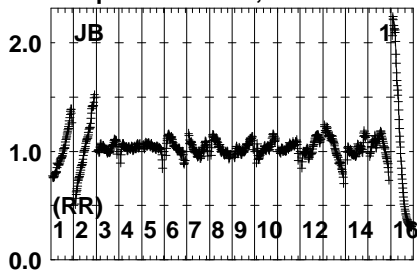
Auto-corr total-power spectrum Antenna: *

Timerange: 00/11:09:47 to 00/11:10:59

Plot file version 277 created 09-MAR-2023 14:13:01

GRB221009A RG013D.UVDATA.1

Freq = 4.6005 GHz, Bw = 32.000 MH No calibration applied and no bandpass applied

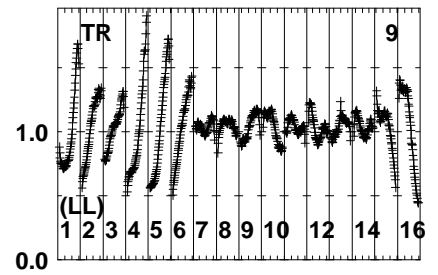
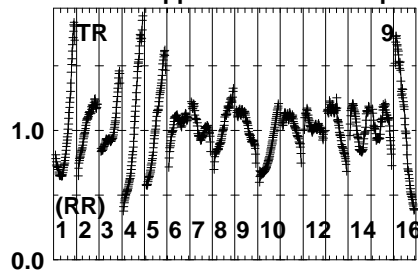
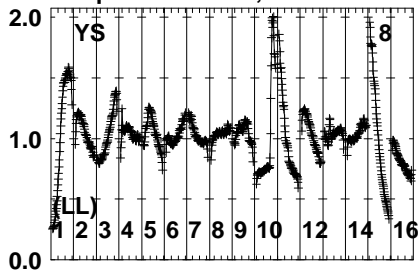


Lower frame: Real Jy
Auto-corr total-power spectrum Antenna: *
Timerange: 00/11:11:17 to 00/11:13:30

Plot file version 278 created 09-MAR-2023 14:13:02

GRB221009A RG013D.UVDATA.1

Freq = 4.6005 GHz, Bw = 32.000 MH No calibration applied and no bandpass applied



Lower frame: Real Jy

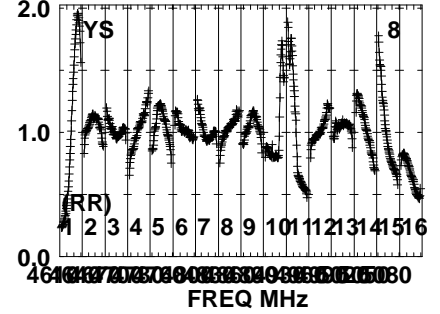
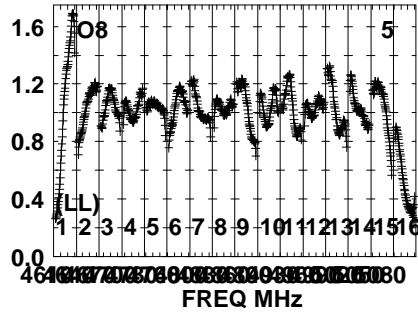
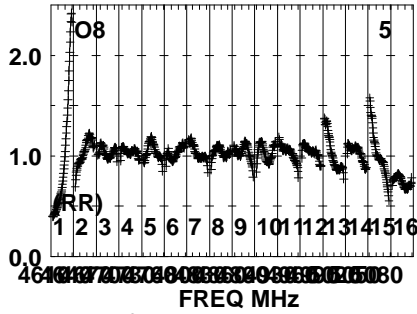
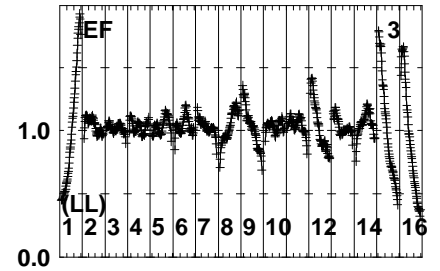
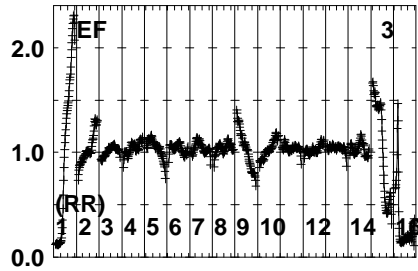
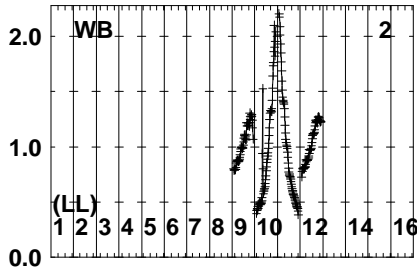
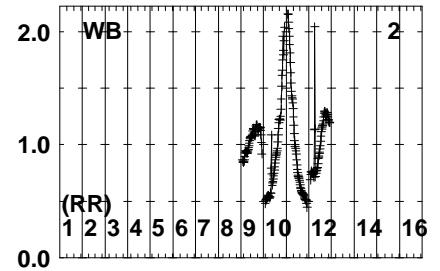
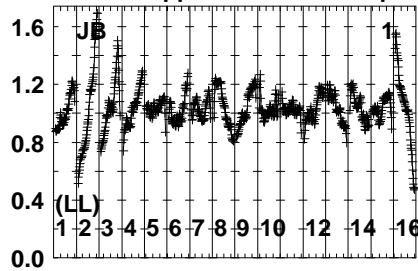
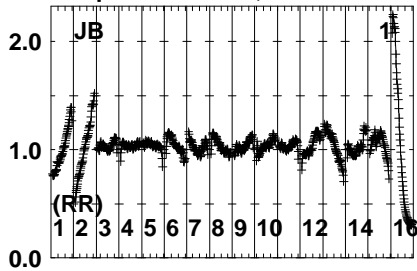
Auto-corr total-power spectrum Antenna: *

Timerange: 00/11:11:17 to 00/11:13:30

Plot file version 279 created 09-MAR-2023 14:13:02

J191142+1952 RG013D.UVDATA.1

Freq = 4.6005 GHz, Bw = 32.000 MH No calibration applied and no bandpass applied

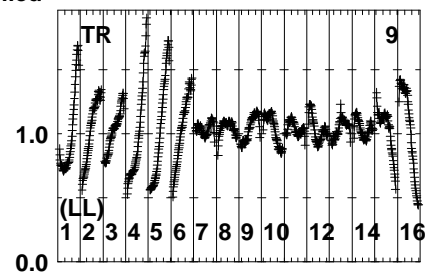
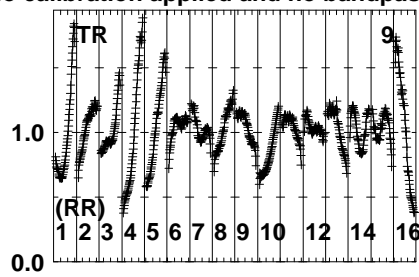
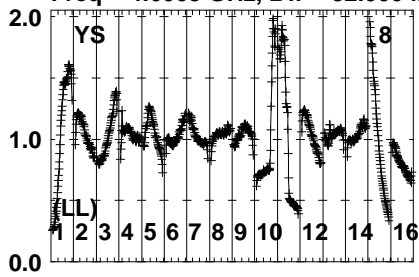


Lower frame: Real Jy
Auto-corr total-power spectrum Antenna: *
Timerange: 00/11:13:46 to 00/11:14:59

Plot file version 280 created 09-MAR-2023 14:13:02

J191142+1952 RG013D.UVDATA.1

Freq = 4.6005 GHz, Bw = 32.000 MH No calibration applied and no bandpass applied



Lower frame: Real Jy

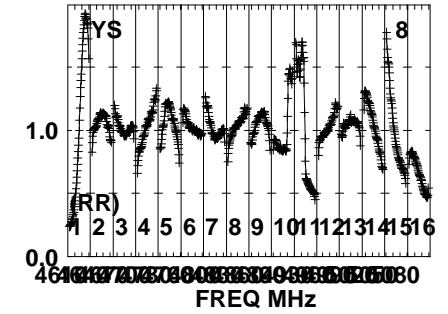
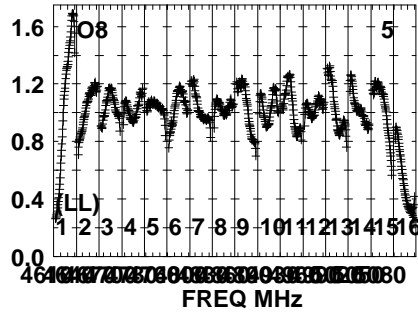
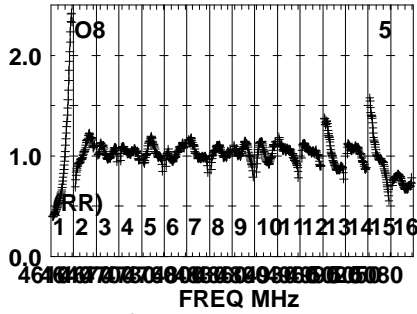
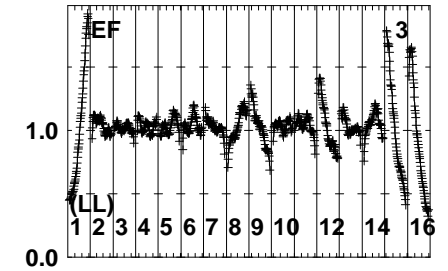
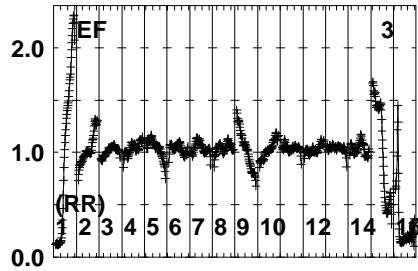
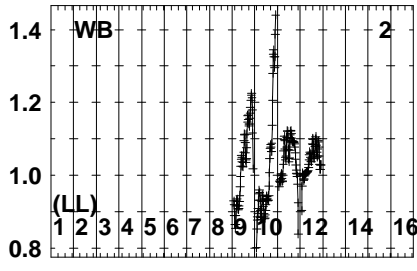
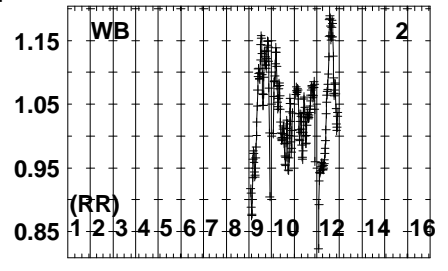
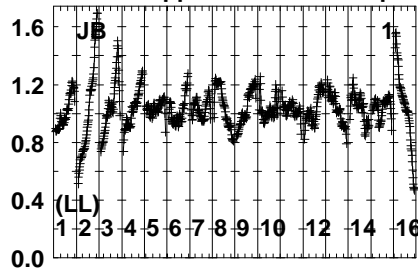
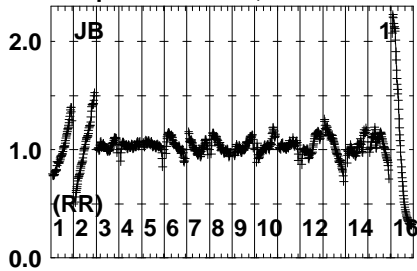
Auto-corr total-power spectrum Antenna: *

Timerange: 00/11:13:46 to 00/11:14:59

Plot file version 281 created 09-MAR-2023 14:13:02

J1923+2010 RG013D.UVDATA.1

Freq = 4.6005 GHz, Bw = 32.000 MH No calibration applied and no bandpass applied

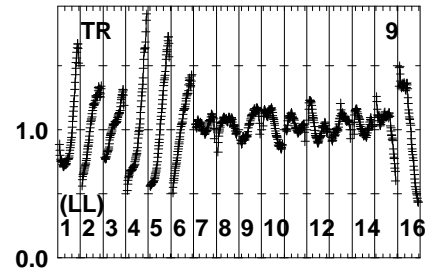
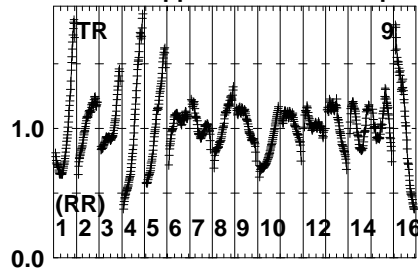
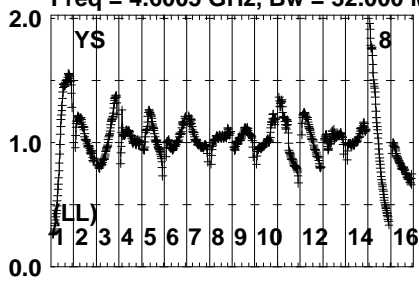


Lower frame: Real Jy
Auto-corr total-power spectrum Antenna: *
Timerange: 00/11:15:27 to 00/11:16:40

Plot file version 282 created 09-MAR-2023 14:13:02

J1923+2010 RG013D.UVDATA.1

Freq = 4.6005 GHz, Bw = 32.000 MH No calibration applied and no bandpass applied



Lower frame: Real Jy

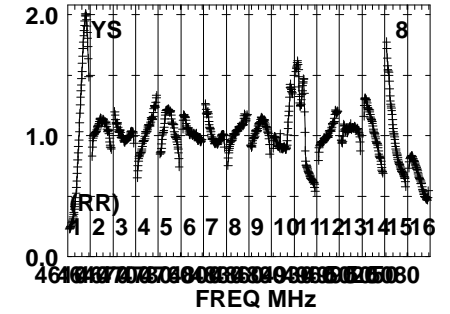
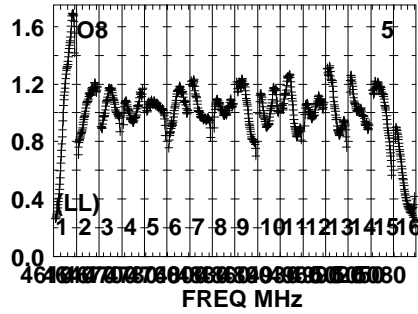
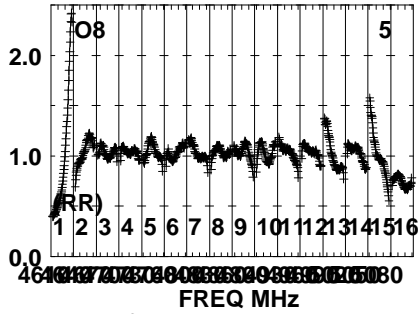
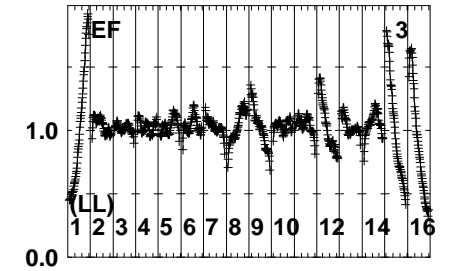
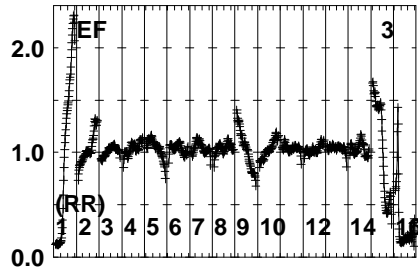
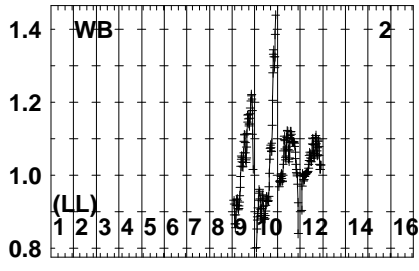
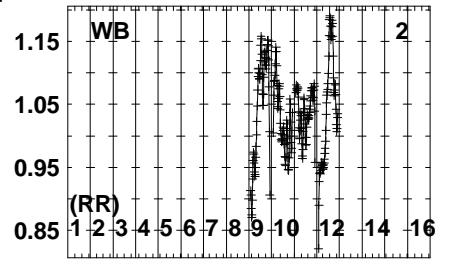
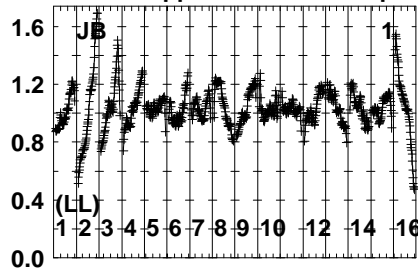
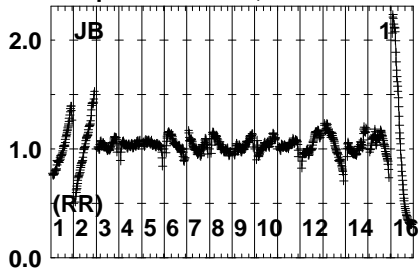
Auto-corr total-power spectrum Antenna: *

Timerange: 00/11:15:27 to 00/11:16:40

Plot file version 283 created 09-MAR-2023 14:13:02

J191142+1952 RG013D.UVDATA.1

Freq = 4.6005 GHz, Bw = 32.000 MH No calibration applied and no bandpass applied

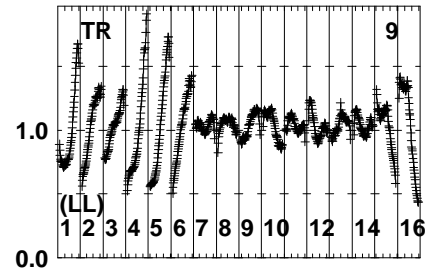
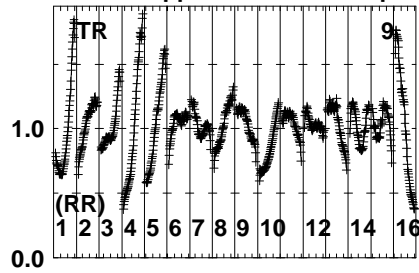
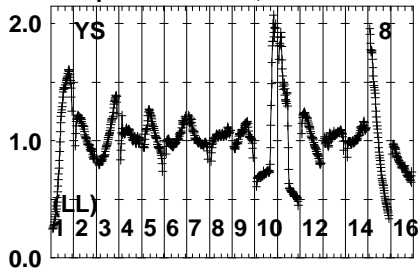


Lower frame: Real Jy
Auto-corr total-power spectrum Antenna: *
Timerange: 00/11:17:11 to 00/11:18:39

Plot file version 284 created 09-MAR-2023 14:13:02

J191142+1952 RG013D.UVDATA.1

Freq = 4.6005 GHz, Bw = 32.000 MH No calibration applied and no bandpass applied



Lower frame: Real Jy

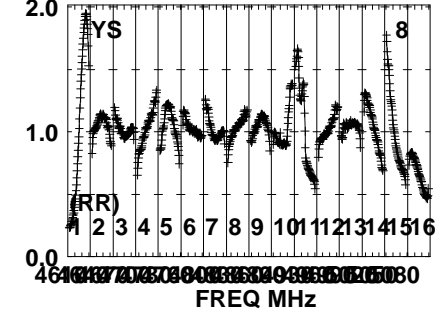
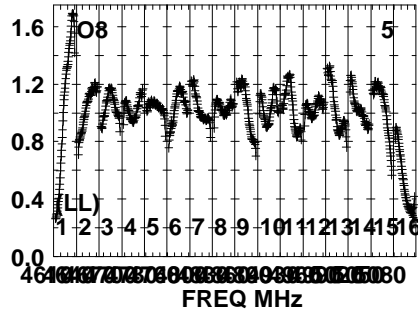
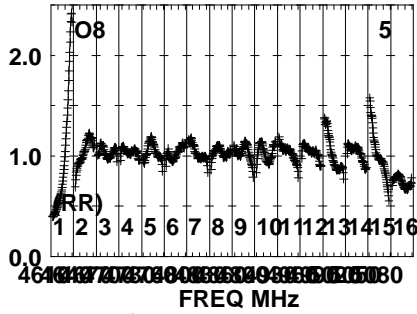
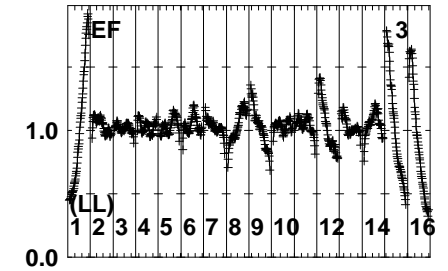
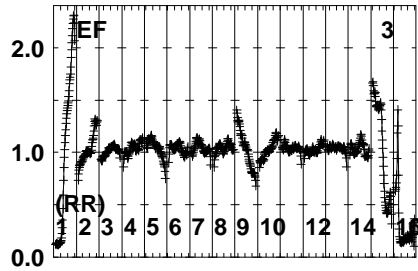
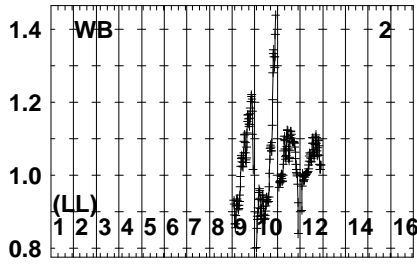
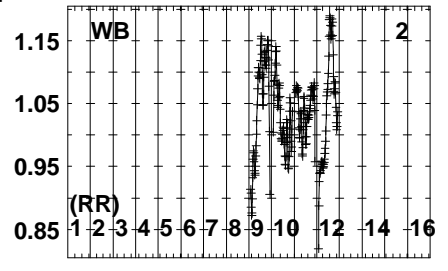
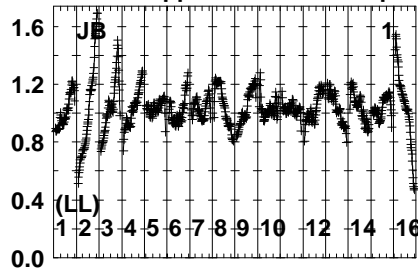
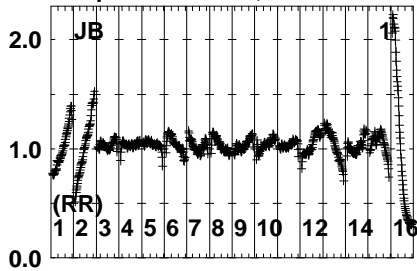
Auto-corr total-power spectrum Antenna: *

Timerange: 00/11:17:11 to 00/11:18:39

Plot file version 285 created 09-MAR-2023 14:13:02

GRB221009A RG013D.UVDATA.1

Freq = 4.6005 GHz, Bw = 32.000 MH No calibration applied and no bandpass applied

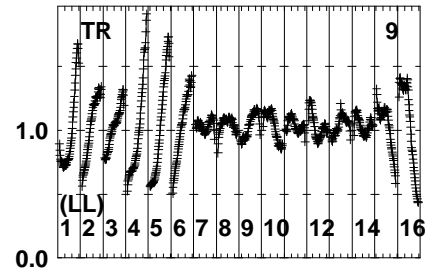
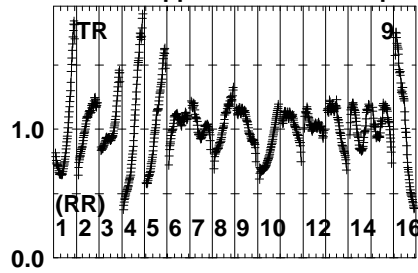
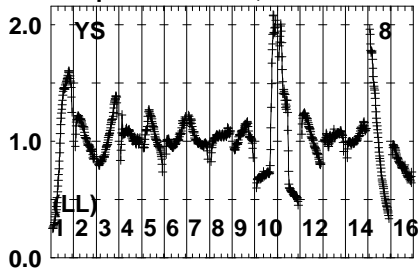


Lower frame: Real Jy
Auto-corr total-power spectrum Antenna: *
Timerange: 00/11:18:57 to 00/11:21:10

Plot file version 286 created 09-MAR-2023 14:13:02

GRB221009A RG013D.UVDATA.1

Freq = 4.6005 GHz, Bw = 32.000 MH No calibration applied and no bandpass applied



Lower frame: Real Jy

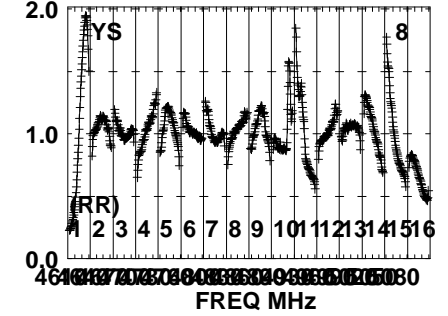
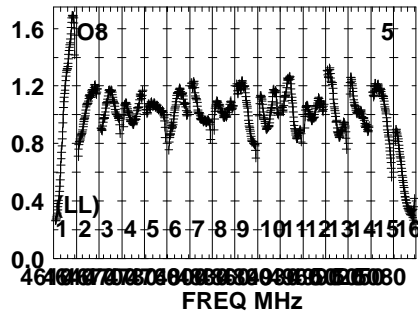
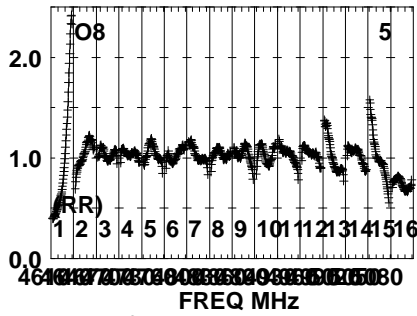
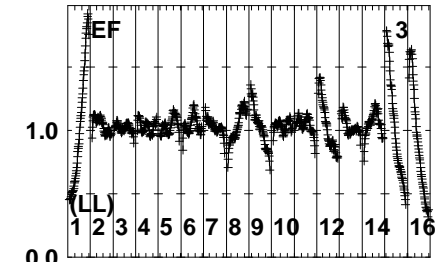
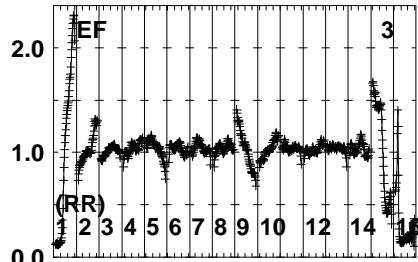
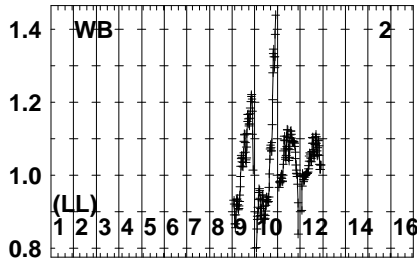
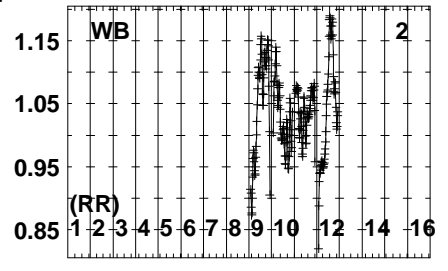
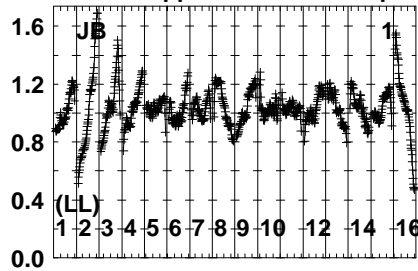
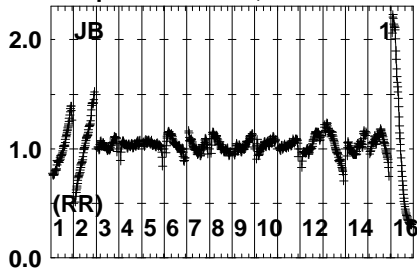
Auto-corr total-power spectrum Antenna: *

Timerange: 00/11:18:57 to 00/11:21:10

Plot file version 287 created 09-MAR-2023 14:13:02

J191142+1952 RG013D.UVDATA.1

Freq = 4.6005 GHz, Bw = 32.000 MH No calibration applied and no bandpass applied

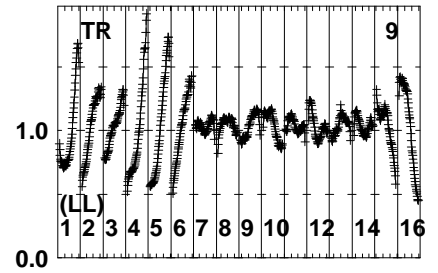
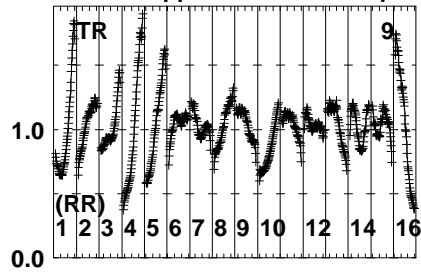
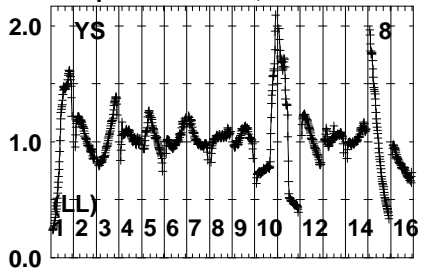


Lower frame: Real Jy
Auto-corr total-power spectrum Antenna: *
Timerange: 00/11:21:26 to 00/11:22:39

Plot file version 288 created 09-MAR-2023 14:13:02

J191142+1952 RG013D.UVDATA.1

Freq = 4.6005 GHz, Bw = 32.000 MH No calibration applied and no bandpass applied



Lower frame: Real Jy

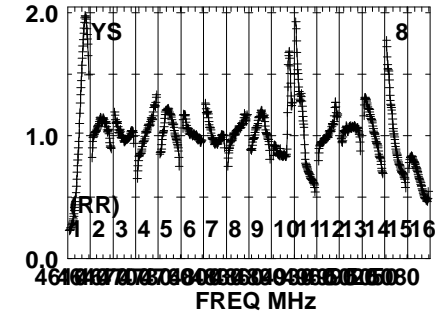
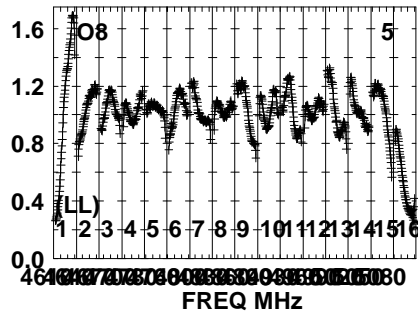
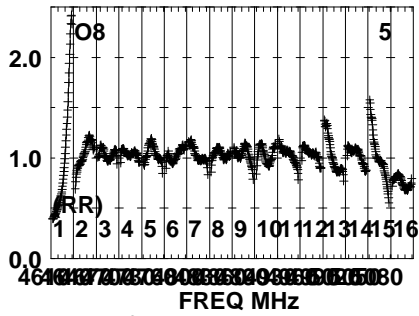
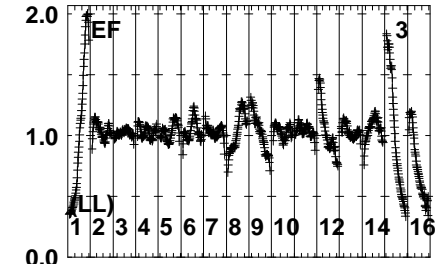
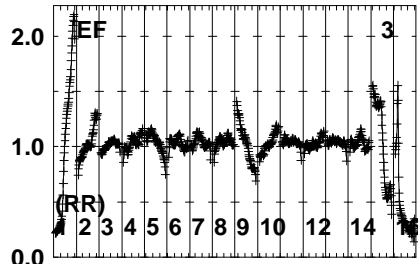
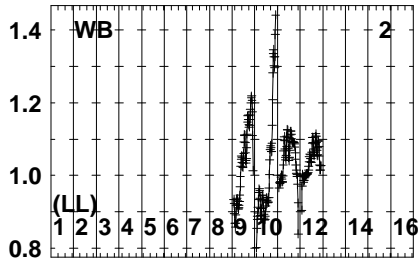
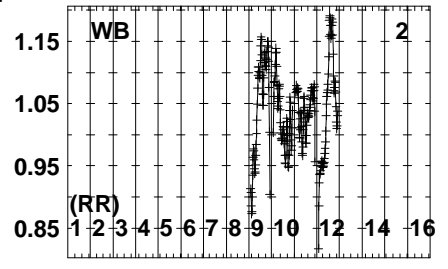
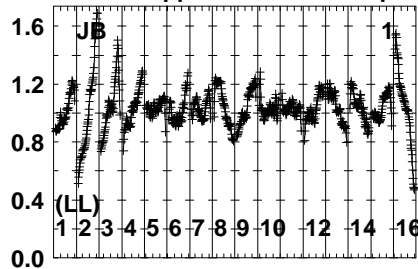
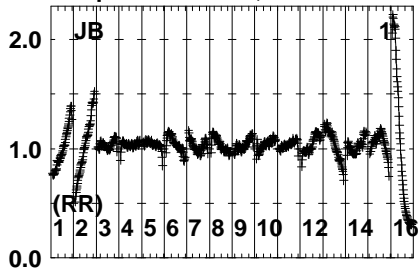
Auto-corr total-power spectrum Antenna: *

Timerange: 00/11:21:26 to 00/11:22:39

Plot file version 289 created 09-MAR-2023 14:13:03

GRB221009A RG013D.UVDATA.1

Freq = 4.6005 GHz, Bw = 32.000 MH No calibration applied and no bandpass applied

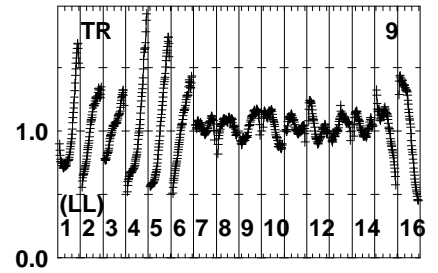
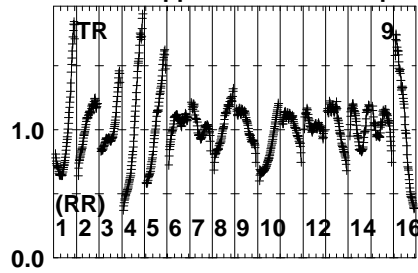
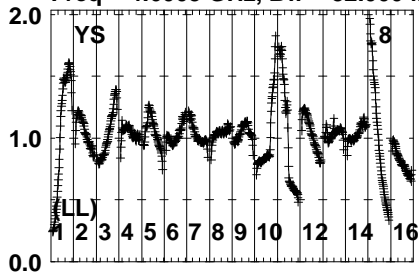


Lower frame: Real Jy
Auto-corr total-power spectrum Antenna: *
Timerange: 00/11:22:56 to 00/11:25:10

Plot file version 290 created 09-MAR-2023 14:13:03

GRB221009A RG013D.UVDATA.1

Freq = 4.6005 GHz, Bw = 32.000 MH No calibration applied and no bandpass applied



Lower frame: Real Jy

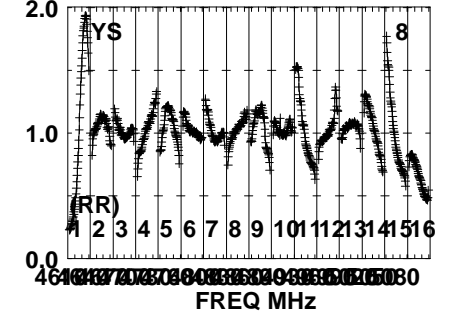
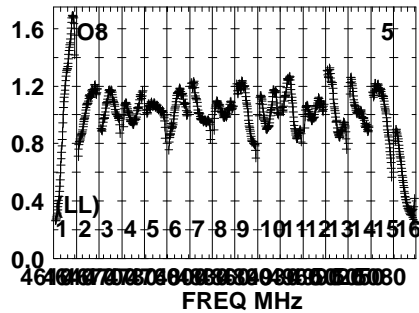
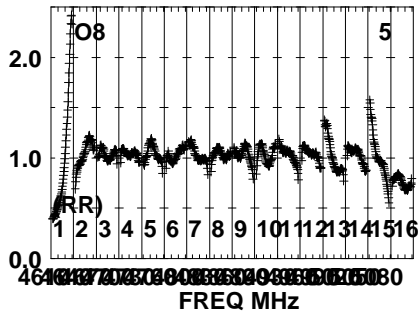
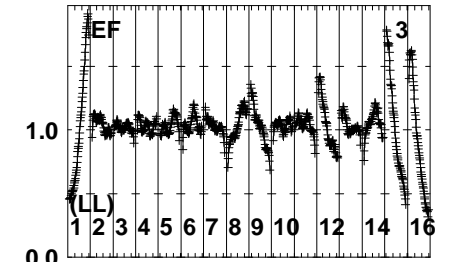
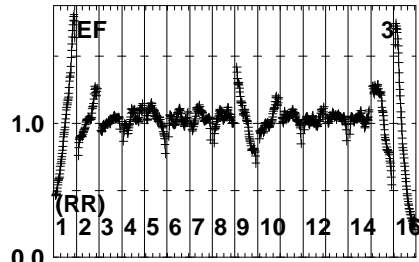
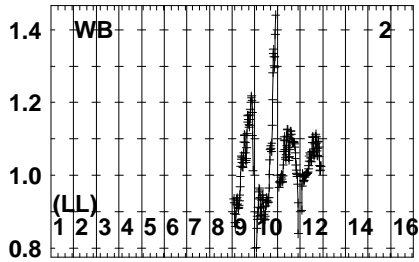
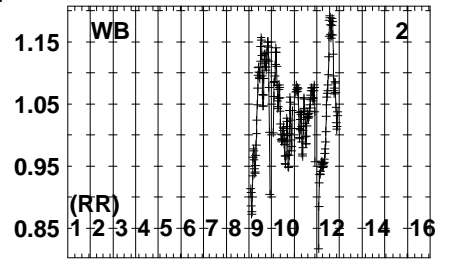
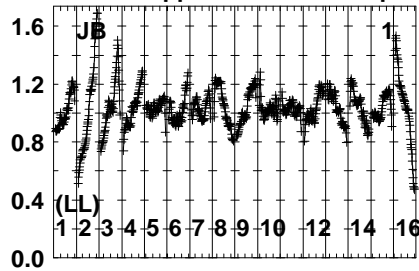
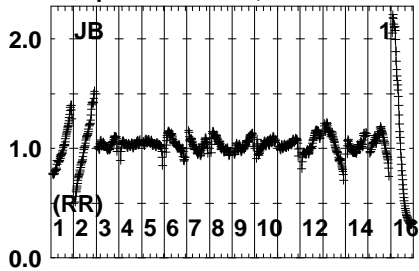
Auto-corr total-power spectrum Antenna: *

Timerange: 00/11:22:56 to 00/11:25:10

Plot file version 291 created 09-MAR-2023 14:13:03

J191142+1952 RG013D.UVDATA.1

Freq = 4.6005 GHz, Bw = 32.000 MH No calibration applied and no bandpass applied

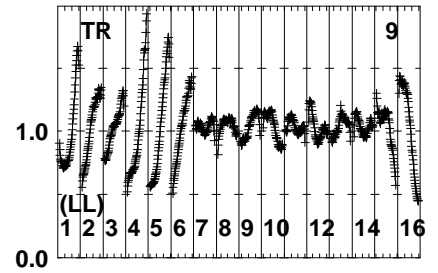
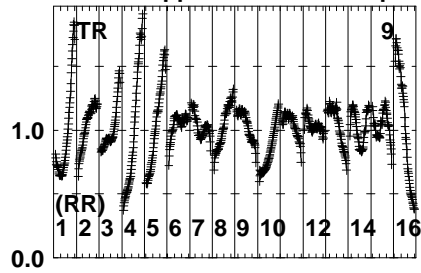
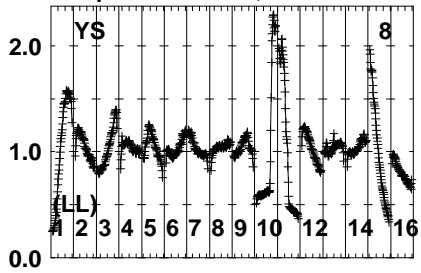


Lower frame: Real Jy
Auto-corr total-power spectrum Antenna: *
Timerange: 00/11:25:26 to 00/11:26:40

Plot file version 292 created 09-MAR-2023 14:13:03

J191142+1952 RG013D.UVDATA.1

Freq = 4.6005 GHz, Bw = 32.000 MH No calibration applied and no bandpass applied



Lower frame: Real Jy

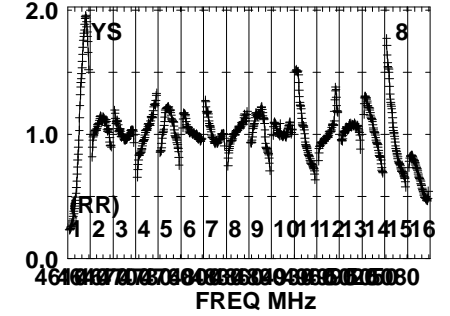
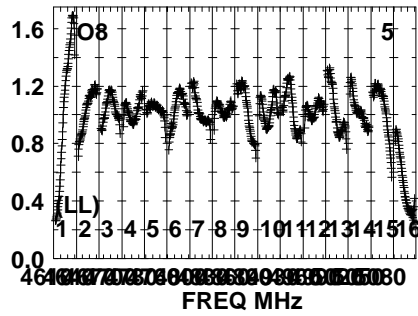
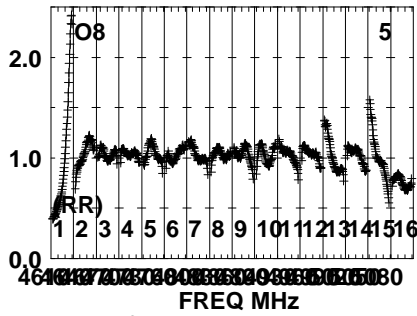
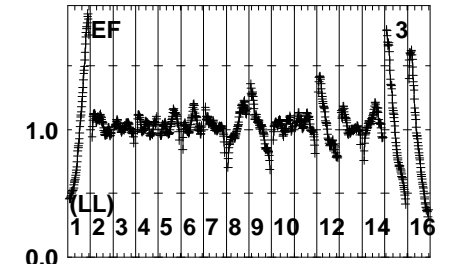
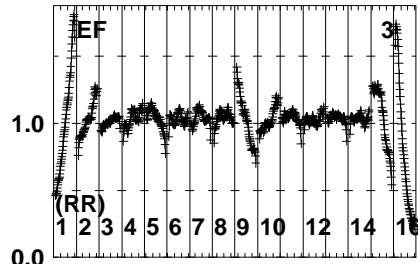
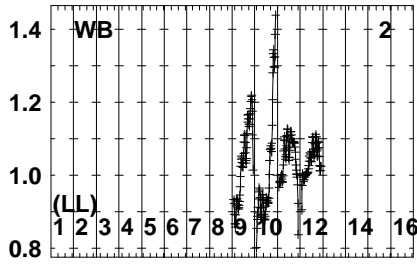
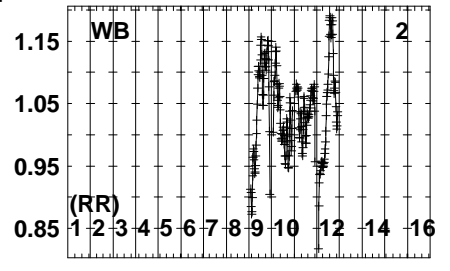
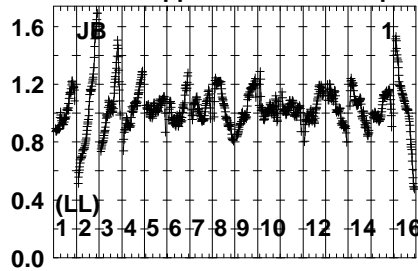
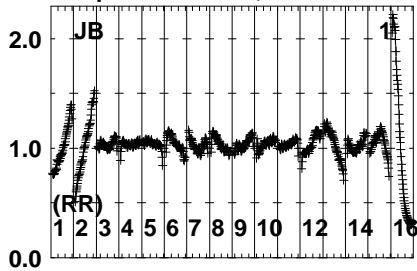
Auto-corr total-power spectrum Antenna: *

Timerange: 00/11:25:26 to 00/11:26:40

Plot file version 293 created 09-MAR-2023 14:13:03

J191249+1940 RG013D.UVDATA.1

Freq = 4.6005 GHz, Bw = 32.000 MH No calibration applied and no bandpass applied

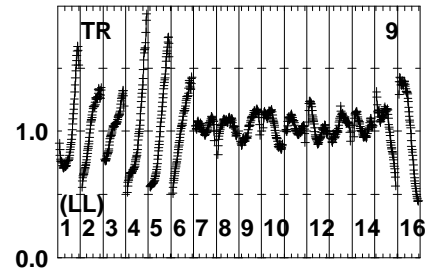
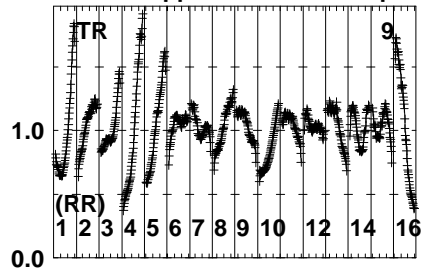
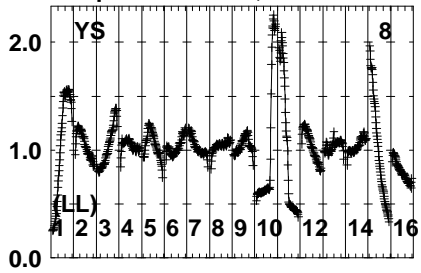


Lower frame: Real Jy
Auto-corr total-power spectrum Antenna: *
Timerange: 00/11:26:57 to 00/11:28:09

Plot file version 294 created 09-MAR-2023 14:13:03

J191249+1940 RG013D.UVDATA.1

Freq = 4.6005 GHz, Bw = 32.000 MH No calibration applied and no bandpass applied



Lower frame: Real Jy

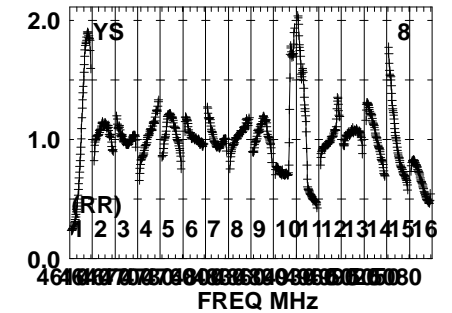
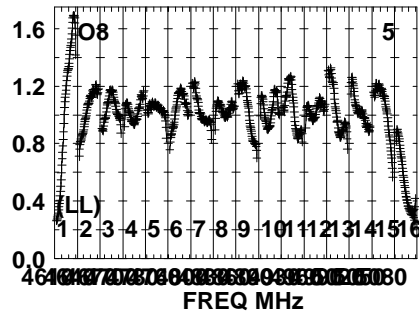
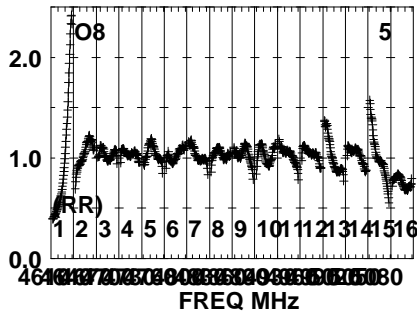
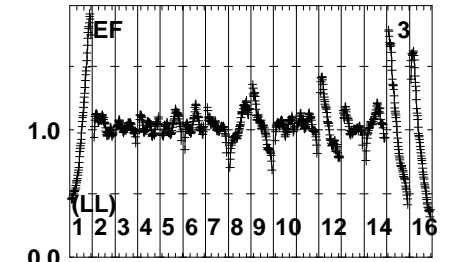
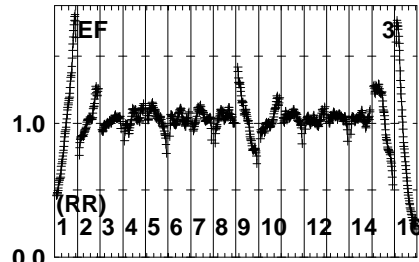
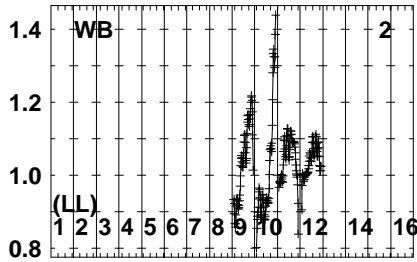
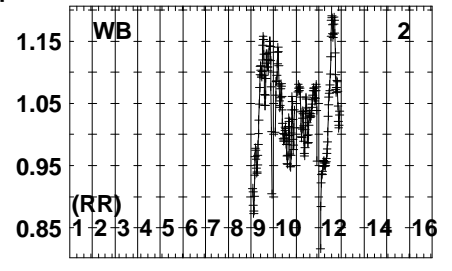
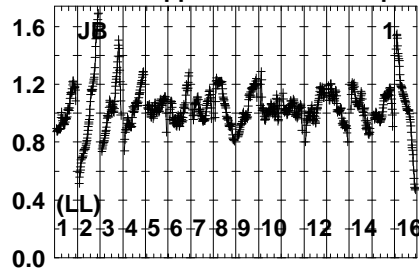
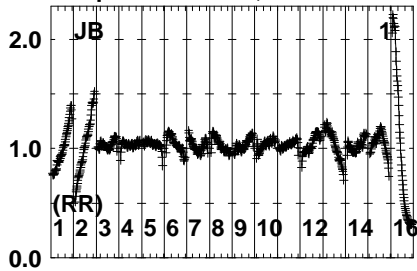
Auto-corr total-power spectrum Antenna: *

Timerange: 00/11:26:57 to 00/11:28:09

Plot file version 295 created 09-MAR-2023 14:13:03

J191142+1952 RG013D.UVDATA.1

Freq = 4.6005 GHz, Bw = 32.000 MH No calibration applied and no bandpass applied

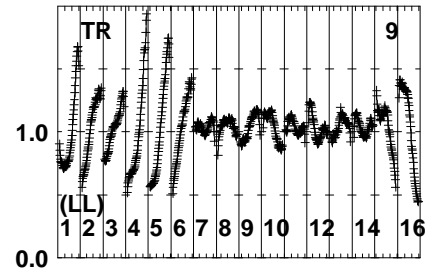
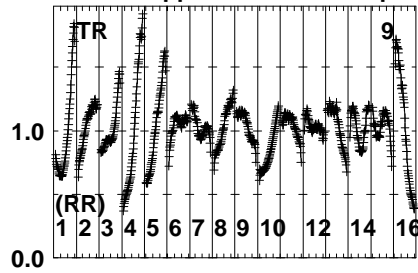
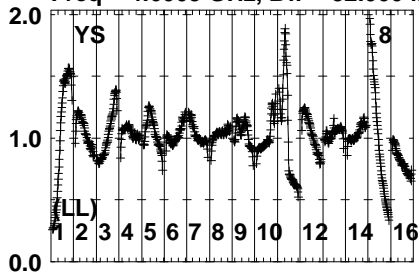


Lower frame: Real Jy
Auto-corr total-power spectrum Antenna: *
Timerange: 00/11:28:31 to 00/11:29:59

Plot file version 296 created 09-MAR-2023 14:13:03

J191142+1952 RG013D.UVDATA.1

Freq = 4.6005 GHz, Bw = 32.000 MH No calibration applied and no bandpass applied



Lower frame: Real Jy

Auto-corr total-power spectrum Antenna: *

Timerange: 00/11:28:31 to 00/11:29:59