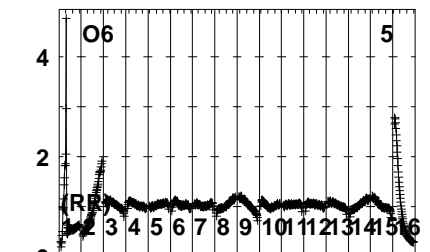
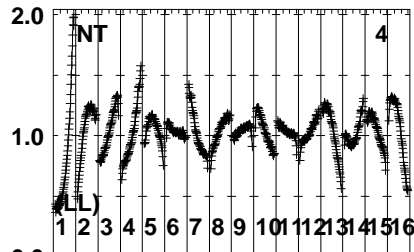
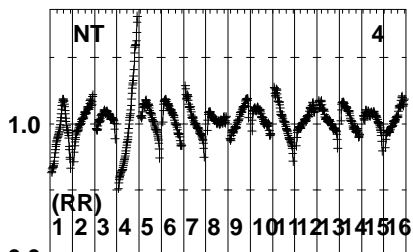
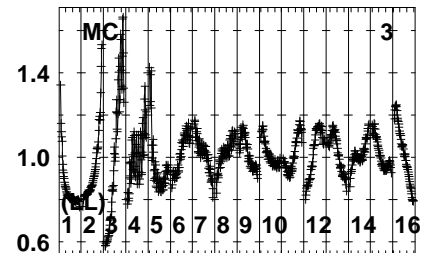
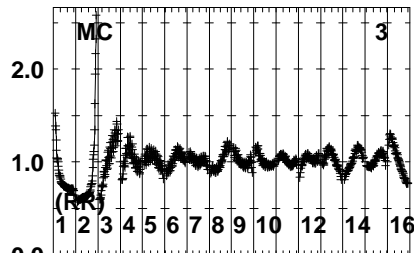
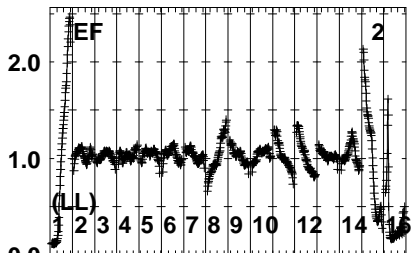
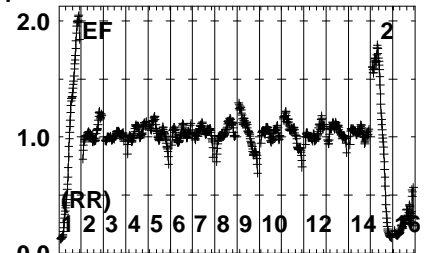
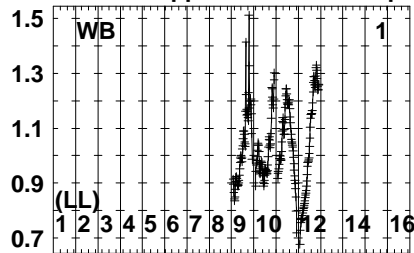
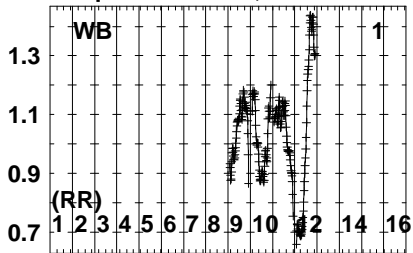


Plot file version 1 created 09-MAR-2023 11:43:01

J1925+2106 RG013E.UVDATA.1

Freq = 8.0805 GHz, Bw = 32.000 MH No calibration applied and no bandpass applied



80 92 104 116 128 140 152 164 176 188 200 212 224 236 248 260

80 92 104 116 128 140 152 164 176 188 200 212 224 236 248 260

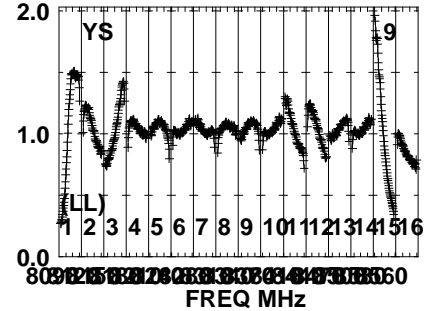
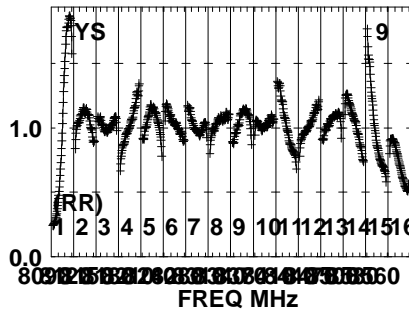
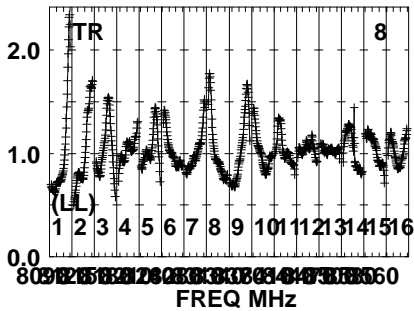
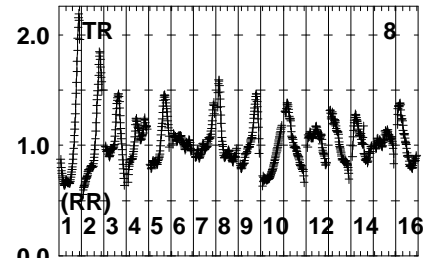
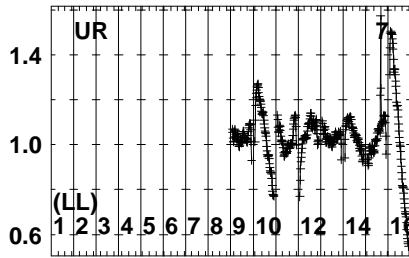
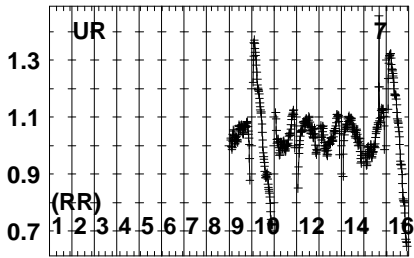
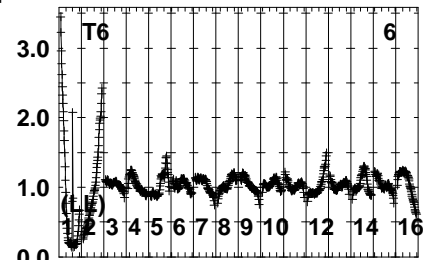
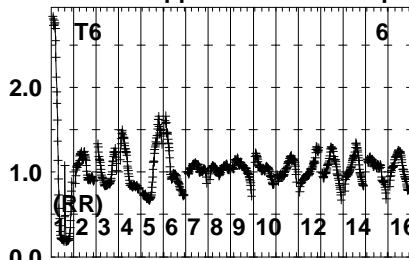
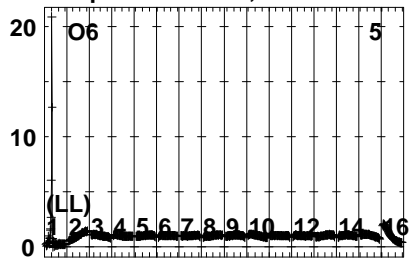
80 92 104 116 128 140 152 164 176 188 200 212 224 236 248 260

FREQ MHz
Lower frame: Real Jy
Auto-corr total-power spectrum Antenna: *
Timerange: 00/05:30:02 to 00/05:31:59

Plot file version 2 created 09-MAR-2023 11:43:02

J1925+2106 RG013E.UVDATA.1

Freq = 8.0805 GHz, Bw = 32.000 MH No calibration applied and no bandpass applied



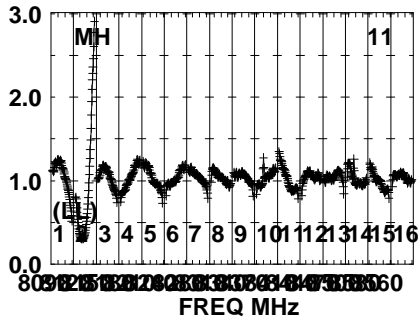
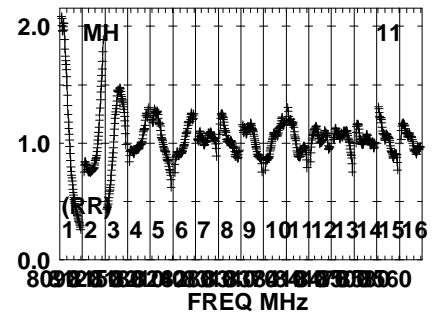
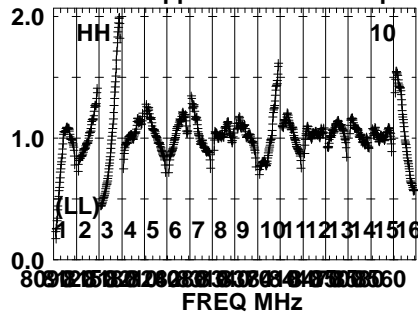
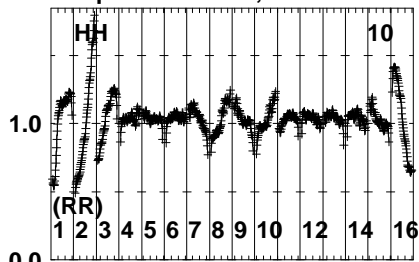
Lower frame: Real Jy
Auto-corr total-power spectrum Antenna: *
Timerange: 00/05:30:02 to 00/05:31:59

Plot file version 3 created 09-MAR-2023 11:43:02

J1925+2106 RG013E.UVDATA.1

Freq = 8.0805 GHz, Bw = 32.000 MH

No calibration applied and no bandpass applied



Lower frame: Real Jy

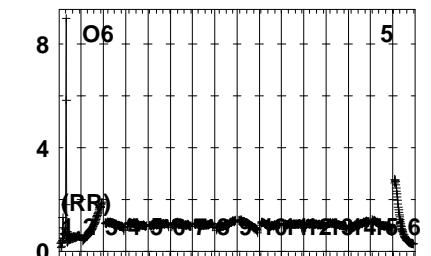
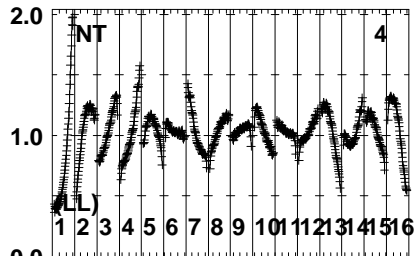
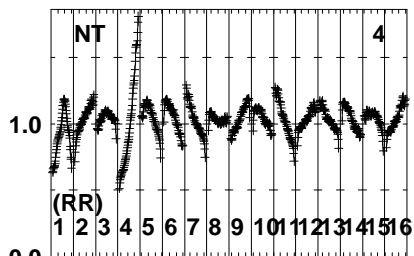
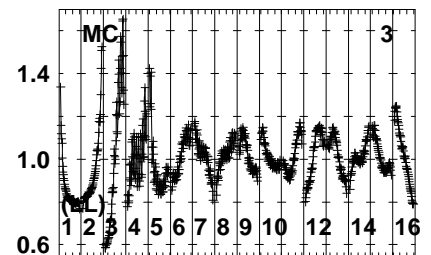
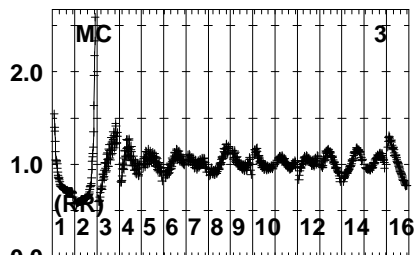
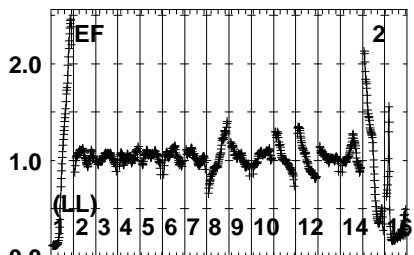
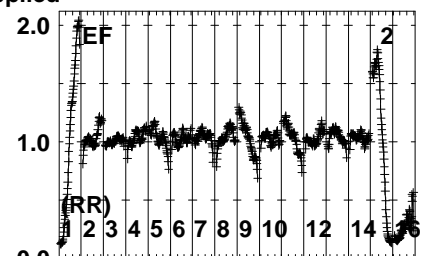
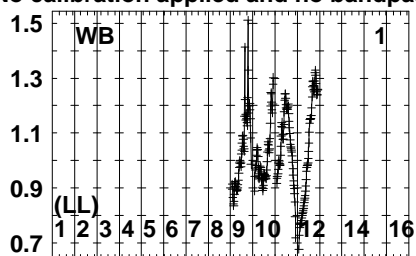
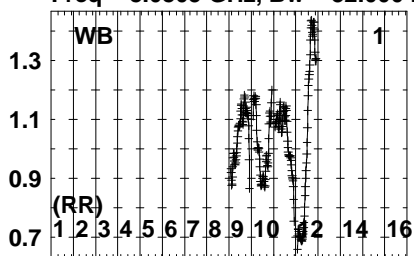
Auto-corr total-power spectrum Antenna: *

Timerange: 00/05:30:02 to 00/05:31:59

Plot file version 4 created 09-MAR-2023 11:43:02

J191142+1952 RG013E.UVDATA.1

Freq = 8.0805 GHz, Bw = 32.000 MH No calibration applied and no bandpass applied



80 92 104 116 128 140 152 164 176 188 200 212 224 236 248 260

80 92 104 116 128 140 152 164 176 188 200 212 224 236 248 260

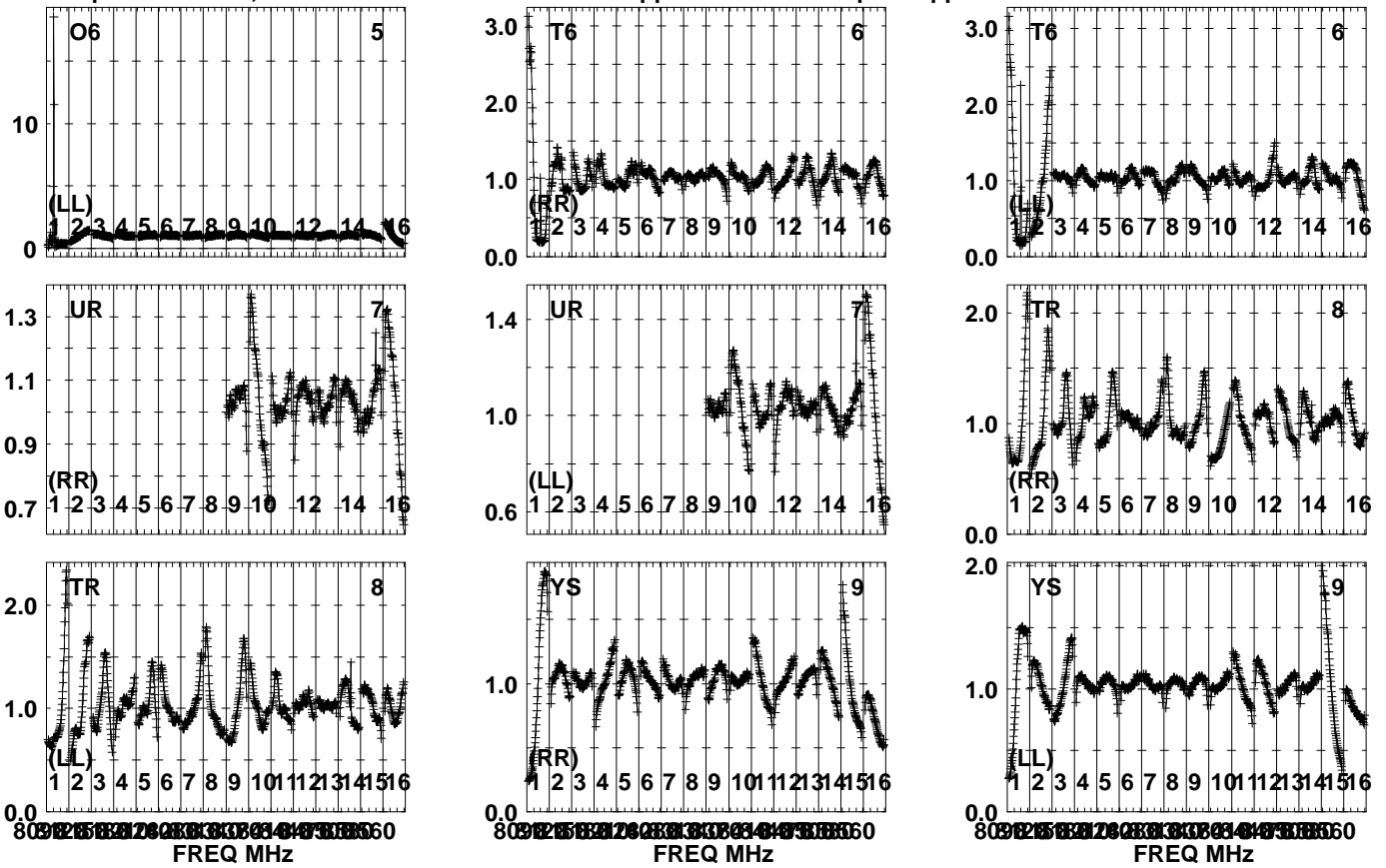
80 92 104 116 128 140 152 164 176 188 200 212 224 236 248 260

FREQ MHz
Lower frame: Real Jy
Auto-corr total-power spectrum Antenna: *
Timerange: 00/05:32:22 to 00/05:33:50

Plot file version 5 created 09-MAR-2023 11:43:02

J191142+1952 RG013E.UVDATA.1

Freq = 8.0805 GHz, Bw = 32.000 MH No calibration applied and no bandpass applied



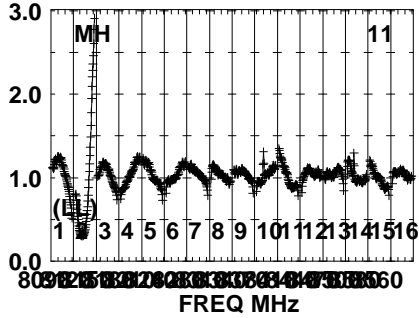
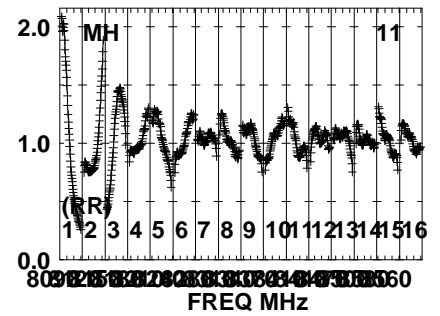
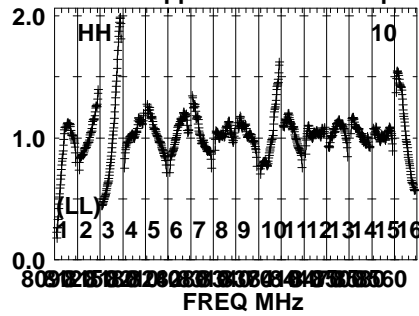
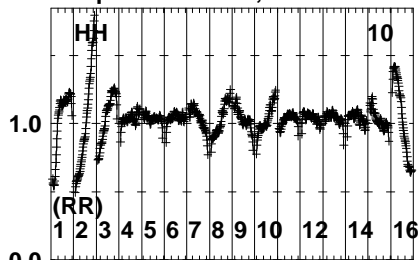
Lower frame: Real Jy
Auto-corr total-power spectrum Antenna: *
Timerange: 00/05:32:22 to 00/05:33:50

Plot file version 6 created 09-MAR-2023 11:43:02

J191142+1952 RG013E.UVDATA.1

Freq = 8.0805 GHz, Bw = 32.000 MH

No calibration applied and no bandpass applied



Lower frame: Real Jy

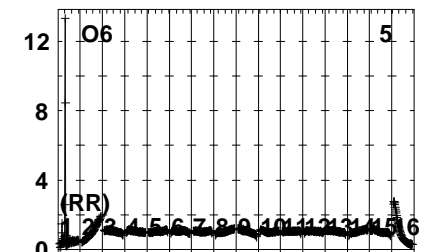
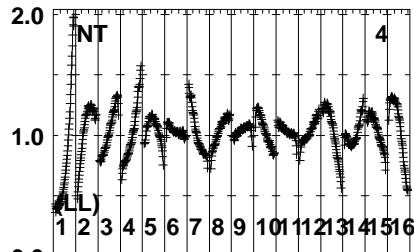
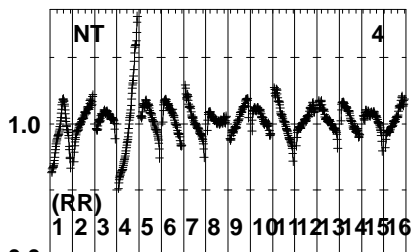
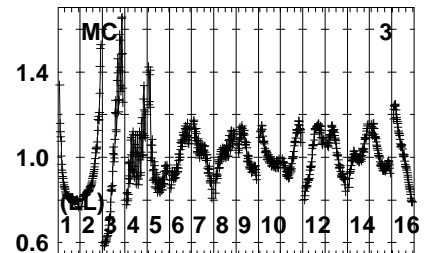
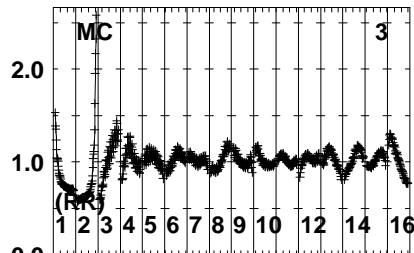
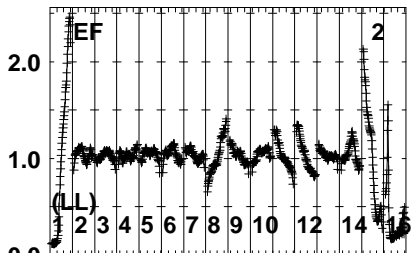
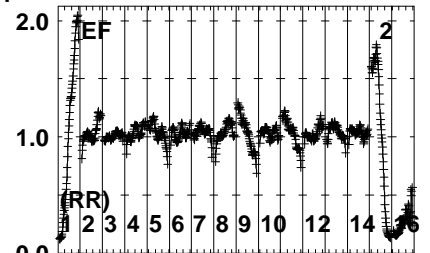
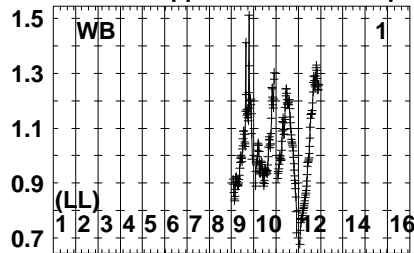
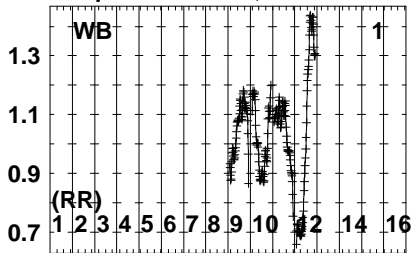
Auto-corr total-power spectrum Antenna: *

Timerange: 00/05:32:22 to 00/05:33:50

Plot file version 7 created 09-MAR-2023 11:43:03

GRB221009A RG013E.UVDATA.1

Freq = 8.0805 GHz, Bw = 32.000 MH No calibration applied and no bandpass applied



80 92 104 116 128 140 152 164 176 188 200 212 224 236 248 260

80 92 104 116 128 140 152 164 176 188 200 212 224 236 248 260

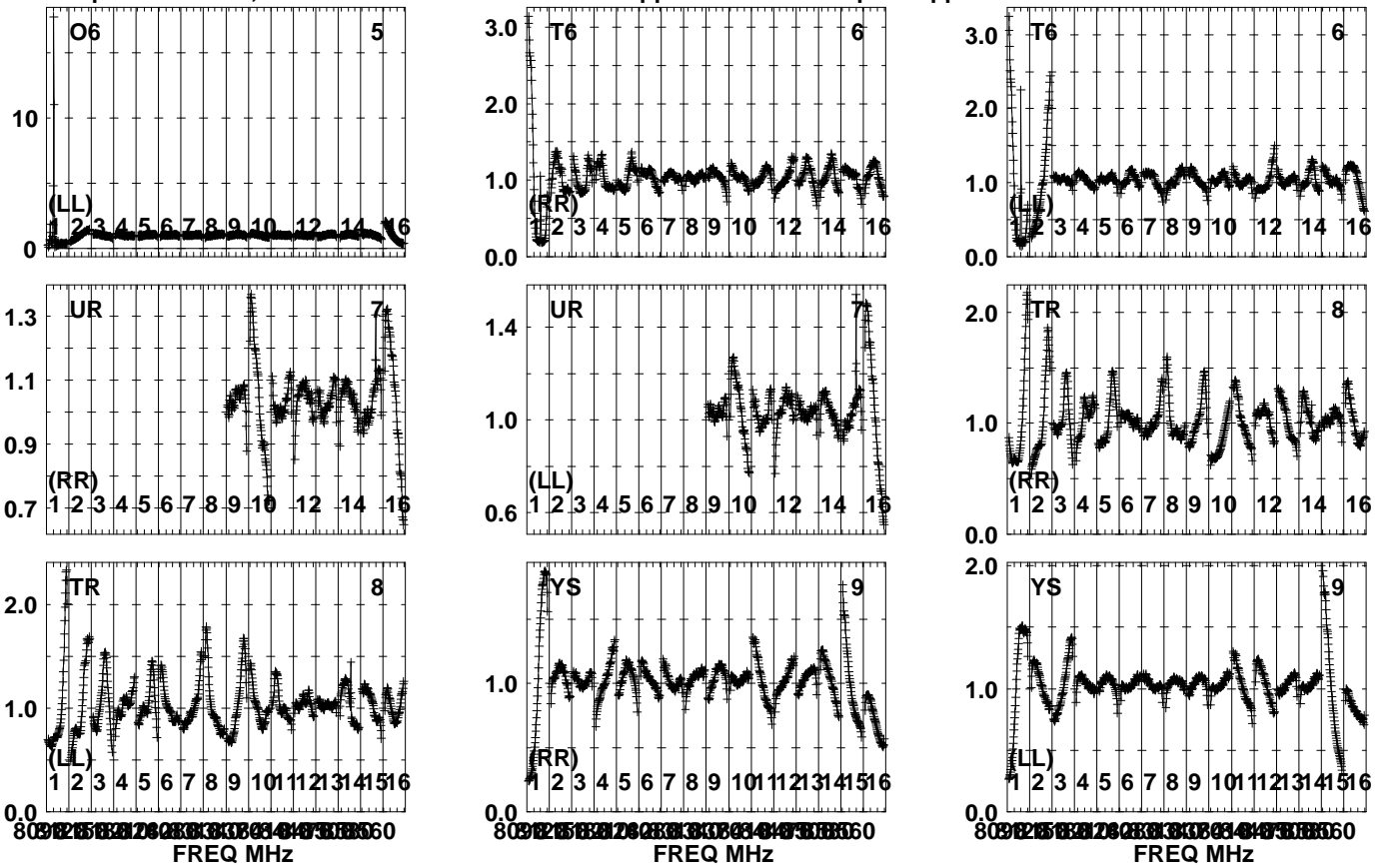
80 92 104 116 128 140 152 164 176 188 200 212 224 236 248 260

FREQ MHz
Lower frame: Real Jy
Auto-corr total-power spectrum Antenna: *
Timerange: 00/05:34:07 to 00/05:36:20

Plot file version 8 created 09-MAR-2023 11:43:03

GRB221009A RG013E.UVDATA.1

Freq = 8.0805 GHz, Bw = 32.000 MH No calibration applied and no bandpass applied



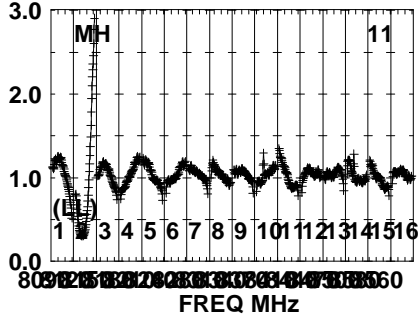
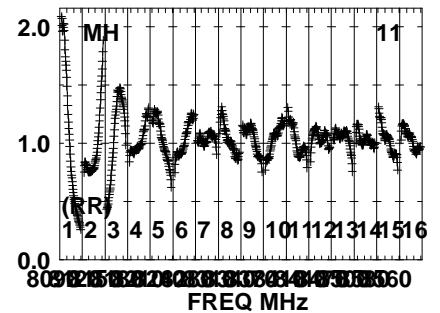
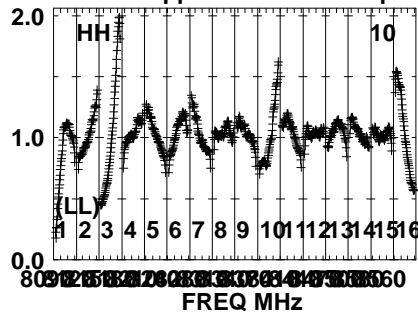
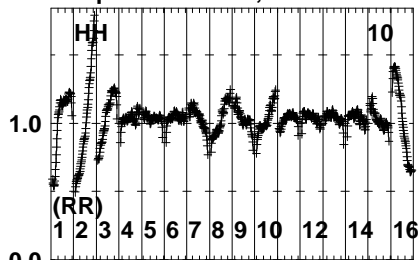
Lower frame: Real Jy
Auto-corr total-power spectrum Antenna: *
Timerange: 00/05:34:07 to 00/05:36:20

Plot file version 9 created 09-MAR-2023 11:43:03

GRB221009A RG013E.UVDATA.1

Freq = 8.0805 GHz, Bw = 32.000 MHz

No calibration applied and no bandpass applied



Lower frame: Real Jy

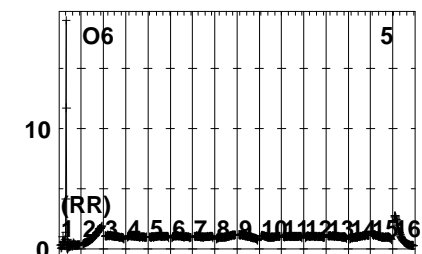
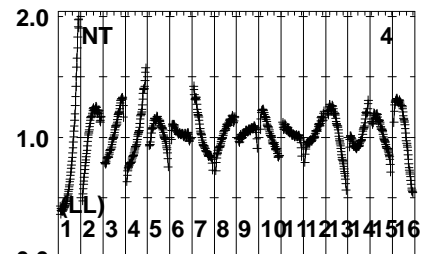
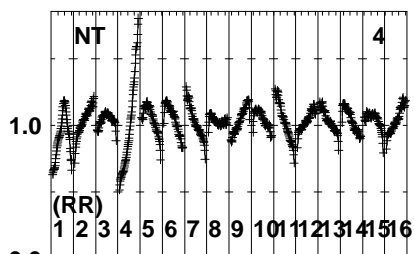
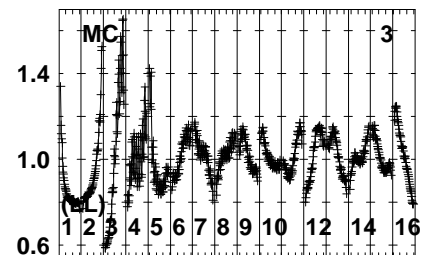
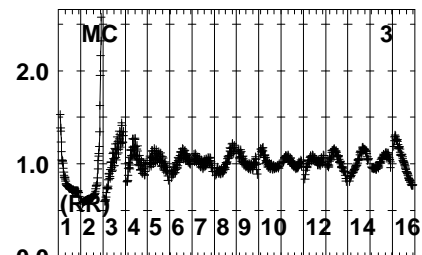
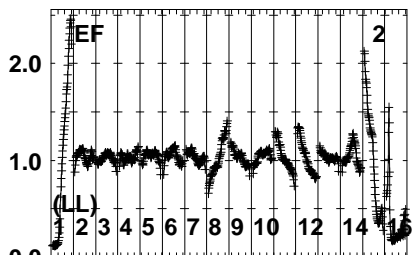
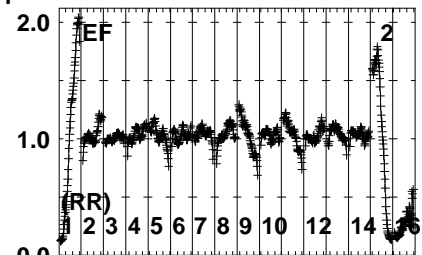
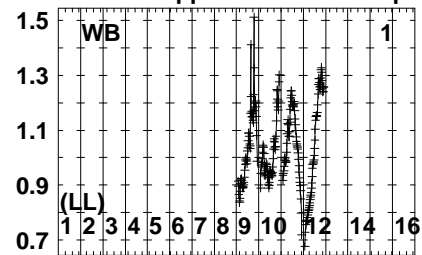
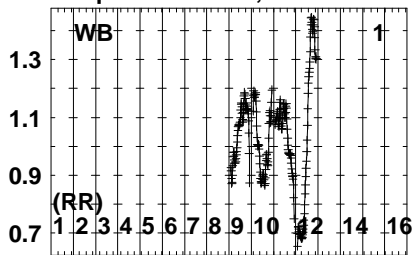
Auto-corr total-power spectrum Antenna: *

Timerange: 00/05:34:07 to 00/05:36:20

Plot file version 10 created 09-MAR-2023 11:43:03

J191142+1952 RG013E.UVDATA.1

Freq = 8.0805 GHz, Bw = 32.000 MH No calibration applied and no bandpass applied



8092583026083008094838860
FREQ MHz

8092583026083008094838860
FREQ MHz

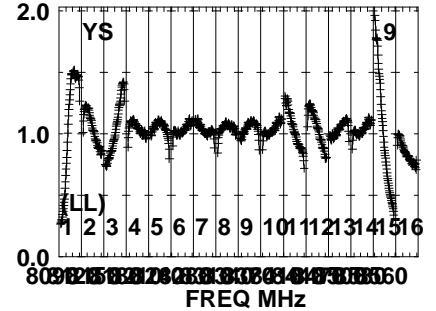
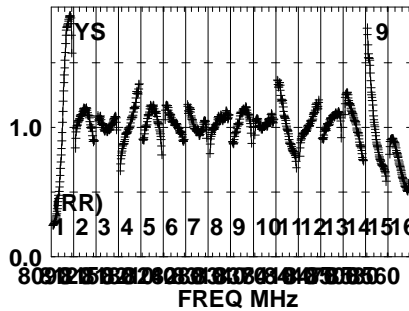
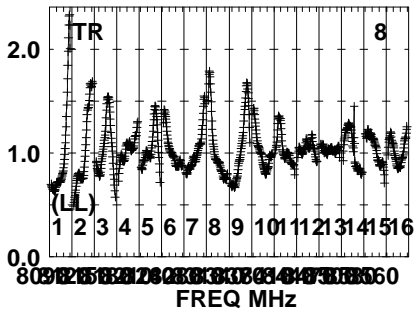
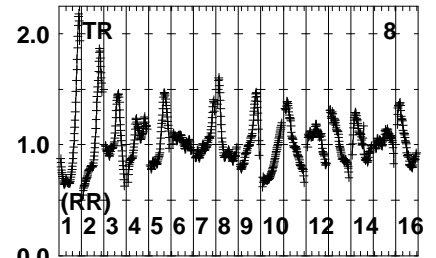
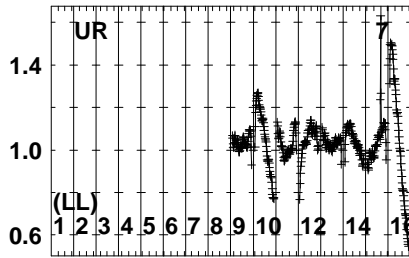
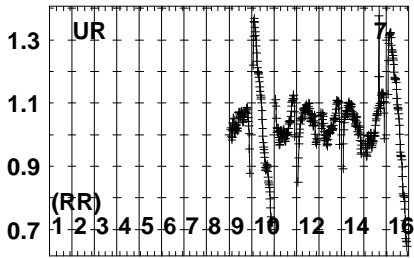
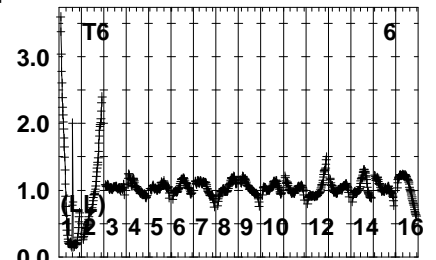
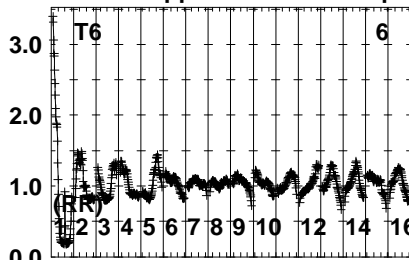
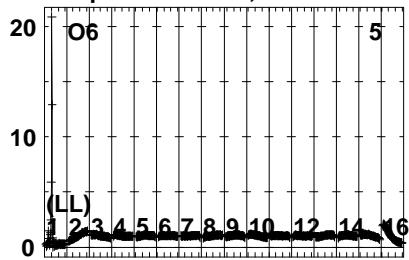
8092583026083008094838860
FREQ MHz

Lower frame: Real Jy
Auto-corr total-power spectrum Antenna: *
Timerange: 00/05:36:37 to 00/05:37:50

Plot file version 11 created 09-MAR-2023 11:43:03

J191142+1952 RG013E.UVDATA.1

Freq = 8.0805 GHz, Bw = 32.000 MH No calibration applied and no bandpass applied



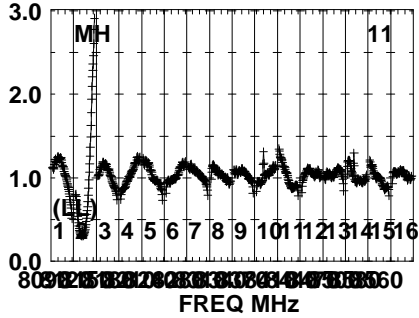
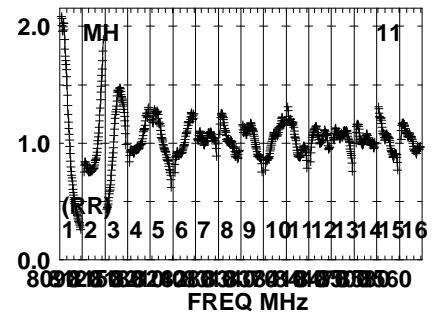
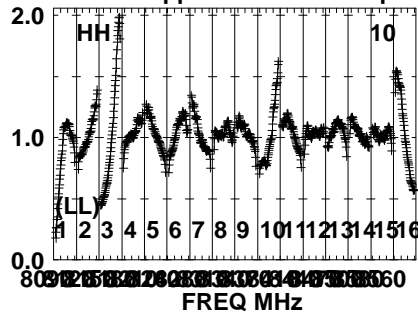
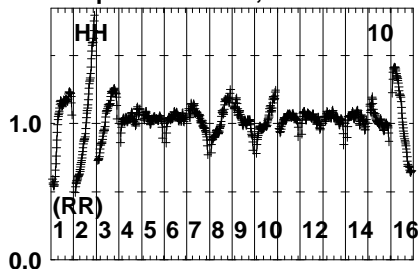
Lower frame: Real Jy
Auto-corr total-power spectrum Antenna: *
Timerange: 00/05:36:37 to 00/05:37:50

Plot file version 12 created 09-MAR-2023 11:43:04

J191142+1952 RG013E.UVDATA.1

Freq = 8.0805 GHz, Bw = 32.000 MHz

No calibration applied and no bandpass applied



Lower frame: Real Jy

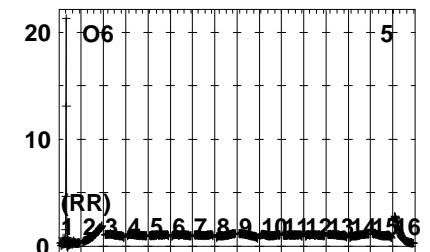
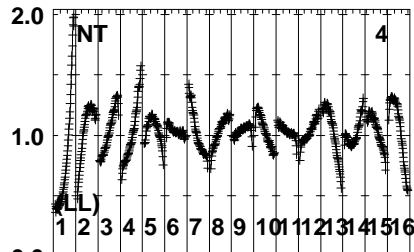
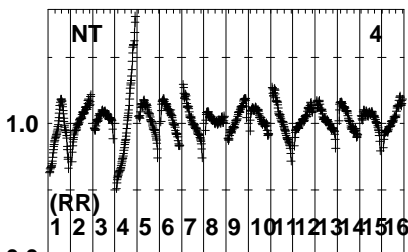
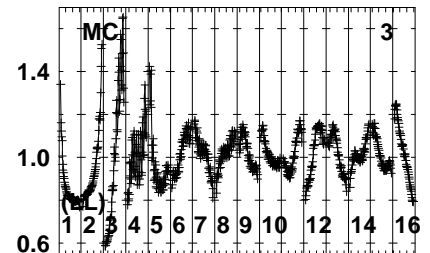
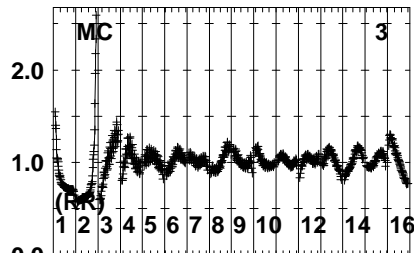
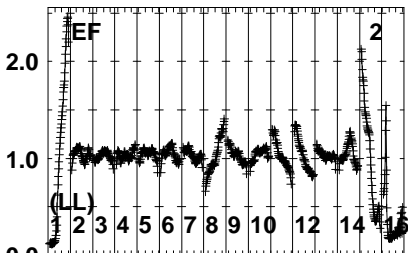
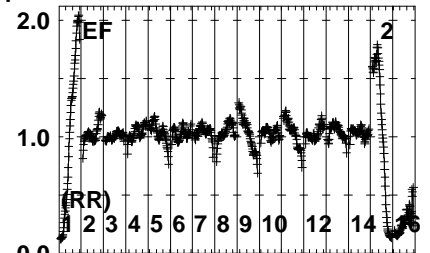
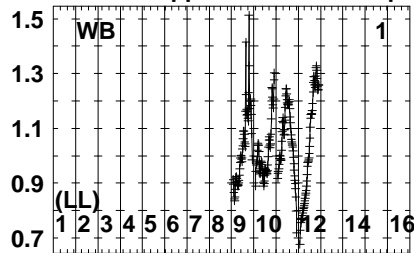
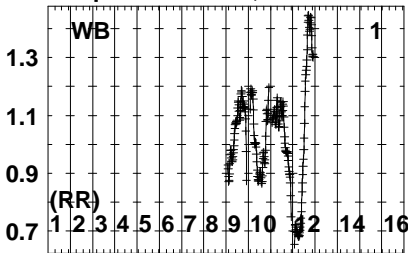
Auto-corr total-power spectrum Antenna: *

Timerange: 00/05:36:37 to 00/05:37:50

Plot file version 13 created 09-MAR-2023 11:43:04

GRB221009A RG013E.UVDATA.1

Freq = 8.0805 GHz, Bw = 32.000 MH No calibration applied and no bandpass applied



80925830260830694938860
FREQ MHz

80925830260830694938860
FREQ MHz

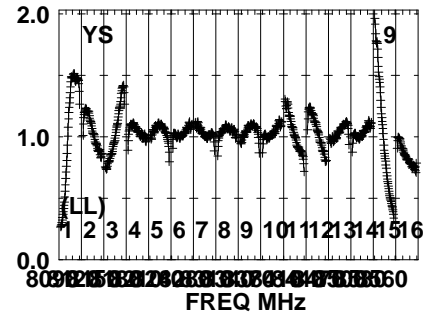
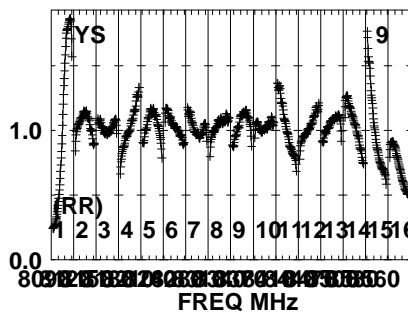
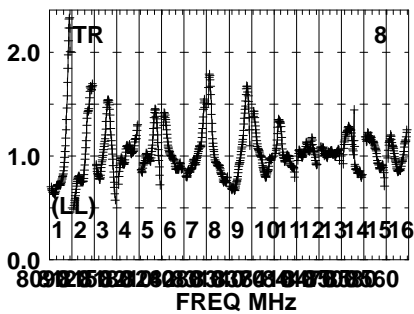
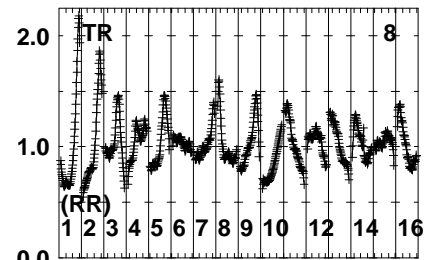
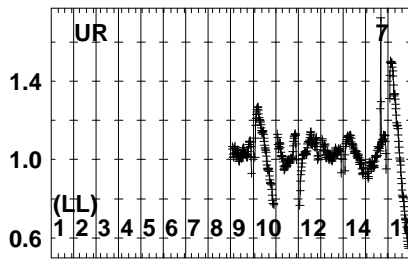
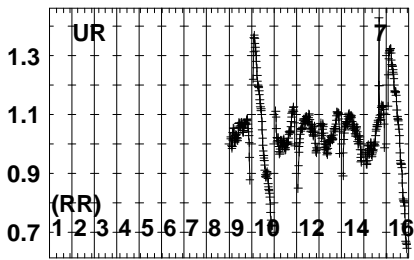
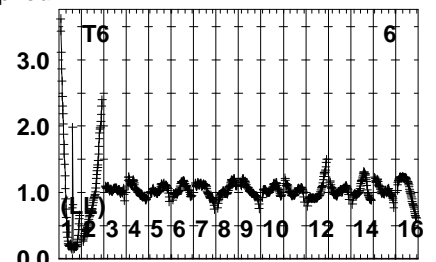
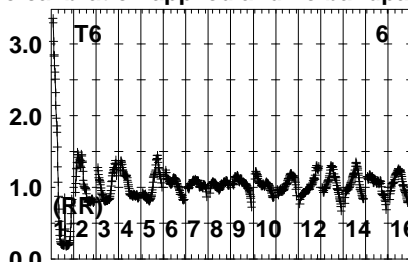
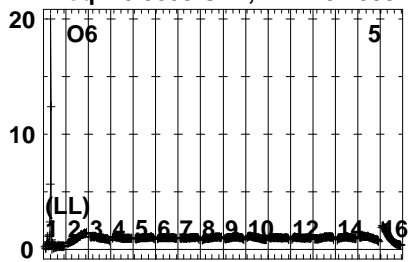
80925830260830694938860
FREQ MHz

Lower frame: Real Jy
Auto-corr total-power spectrum Antenna: *
Timerange: 00/05:38:06 to 00/05:40:19

Plot file version 14 created 09-MAR-2023 11:43:04

GRB221009A RG013E.UVDATA.1

Freq = 8.0805 GHz, Bw = 32.000 MH No calibration applied and no bandpass applied



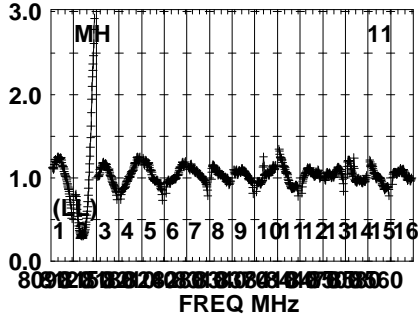
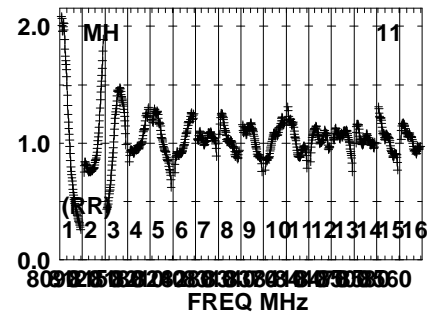
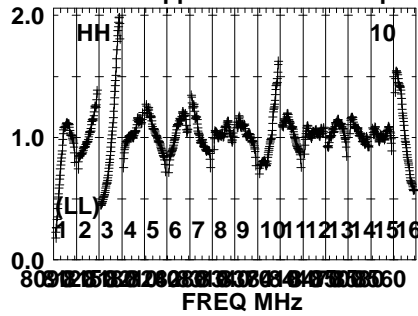
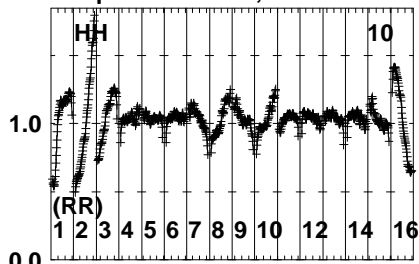
Lower frame: Real Jy
Auto-corr total-power spectrum Antenna: *
Timerange: 00/05:38:06 to 00/05:40:19

Plot file version 15 created 09-MAR-2023 11:43:04

GRB221009A RG013E.UVDATA.1

Freq = 8.0805 GHz, Bw = 32.000 MH

No calibration applied and no bandpass applied



Lower frame: Real Jy

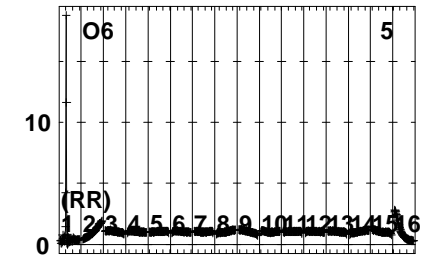
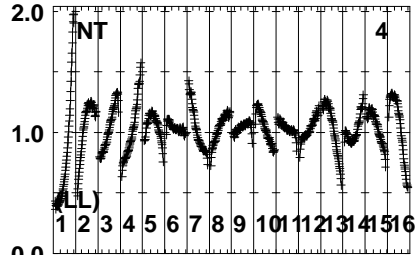
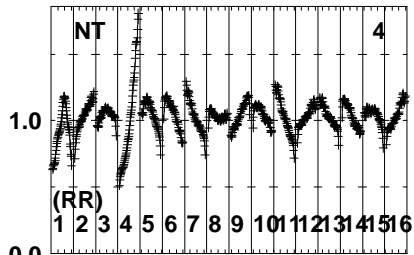
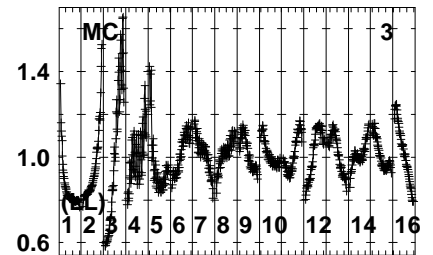
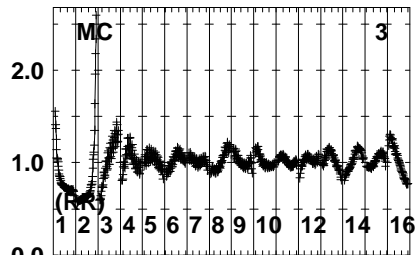
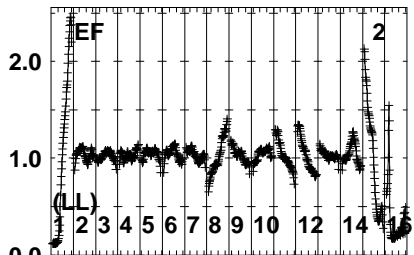
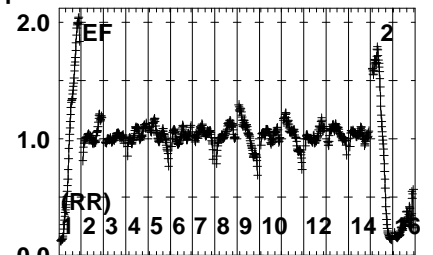
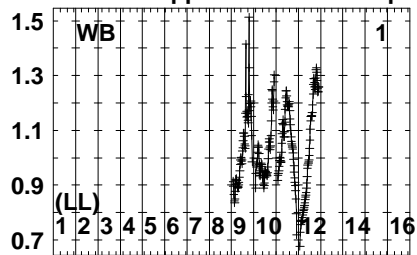
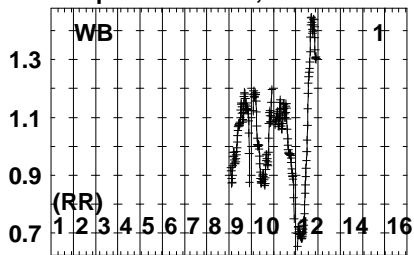
Auto-corr total-power spectrum Antenna: *

Timerange: 00/05:38:06 to 00/05:40:19

Plot file version 16 created 09-MAR-2023 11:43:04

J191142+1952 RG013E.UVDATA.1

Freq = 8.0805 GHz, Bw = 32.000 MH No calibration applied and no bandpass applied



80925830260830694738860
FREQ MHz

80925830260830694738860
FREQ MHz

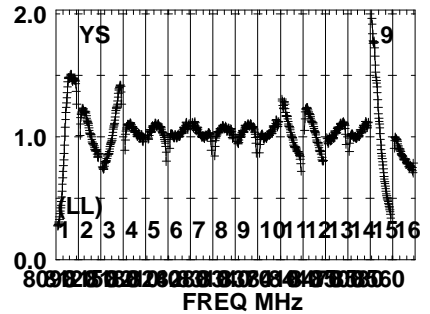
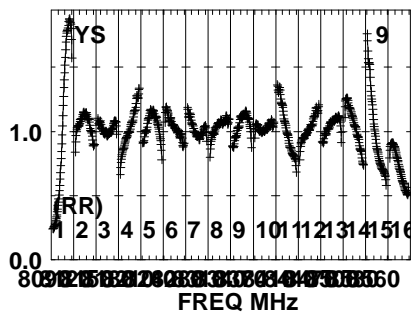
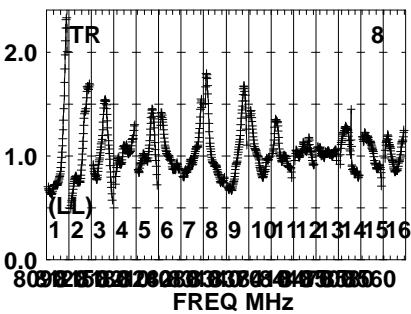
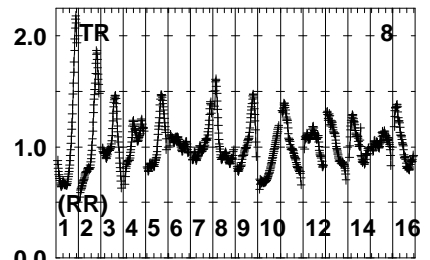
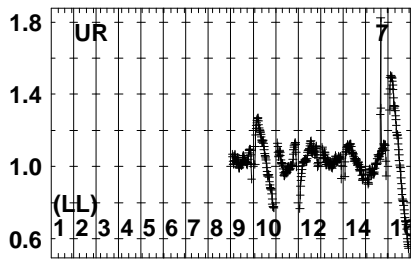
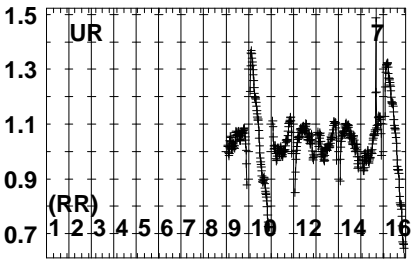
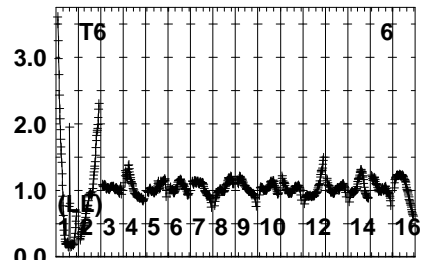
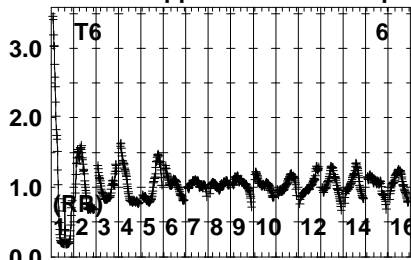
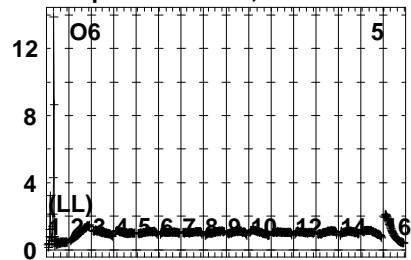
80925830260830694738860
FREQ MHz

Lower frame: Real Jy
Auto-corr total-power spectrum Antenna: *
Timerange: 00/05:40:37 to 00/05:41:50

Plot file version 17 created 09-MAR-2023 11:43:04

J191142+1952 RG013E.UVDATA.1

Freq = 8.0805 GHz, Bw = 32.000 MH No calibration applied and no bandpass applied



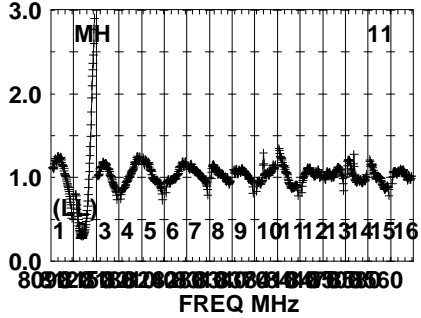
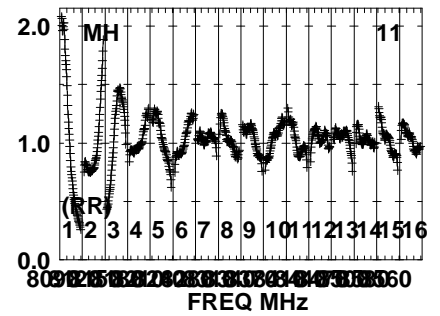
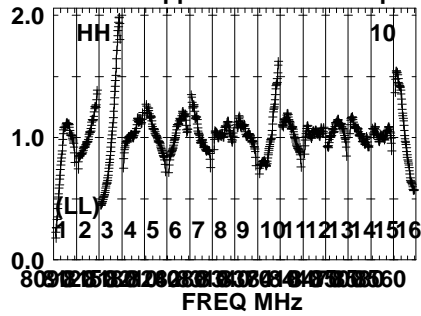
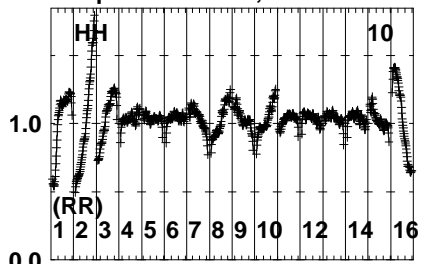
Lower frame: Real Jy
Auto-corr total-power spectrum Antenna: *
Timerange: 00/05:40:37 to 00/05:41:50

Plot file version 18 created 09-MAR-2023 11:43:04

J191142+1952 RG013E.UVDATA.1

Freq = 8.0805 GHz, Bw = 32.000 MHz

No calibration applied and no bandpass applied



Lower frame: Real Jy

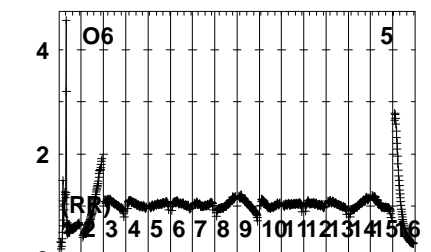
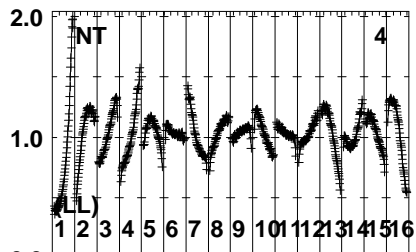
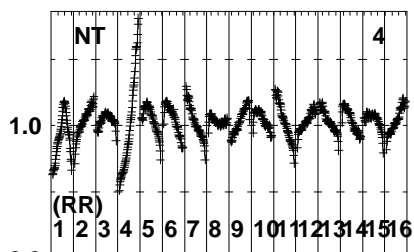
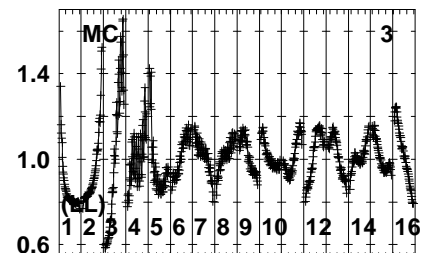
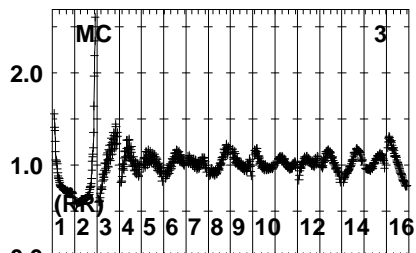
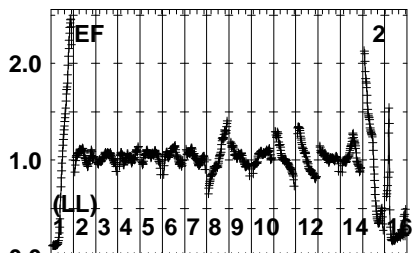
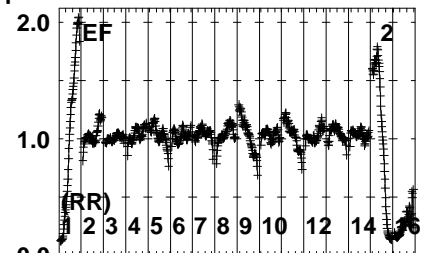
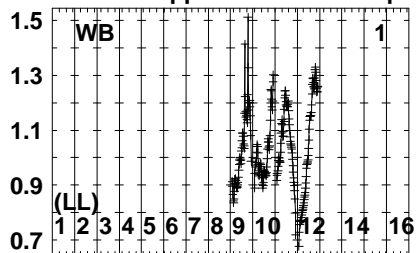
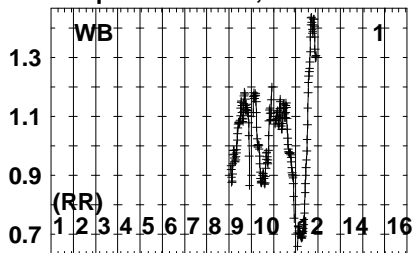
Auto-corr total-power spectrum Antenna: *

Timerange: 00/05:40:37 to 00/05:41:50

Plot file version 19 created 09-MAR-2023 11:43:04

J1905+1943 RG013E.UVDATA.1

Freq = 8.0805 GHz, Bw = 32.000 MH No calibration applied and no bandpass applied



80 9 2 5 8 9 1 2 6 2 8 8 3 0 6 9 4 4 7 3 8 8 6 0
FREQ MHz

80 9 2 5 8 9 1 2 6 2 8 8 3 0 6 9 4 4 7 3 8 8 6 0
FREQ MHz

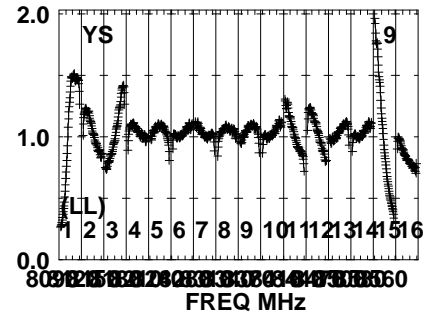
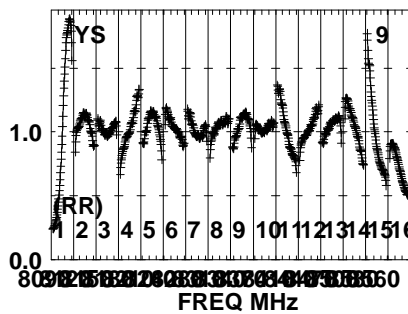
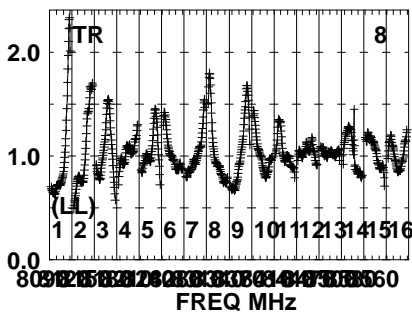
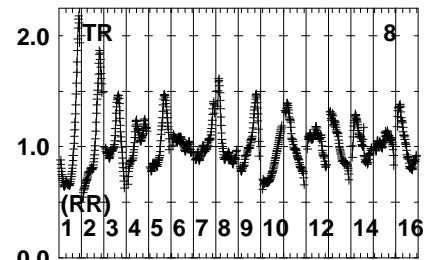
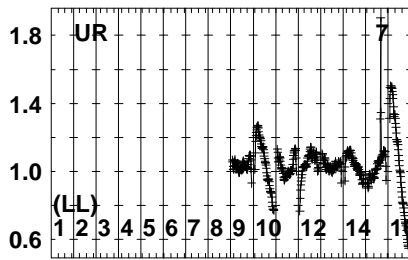
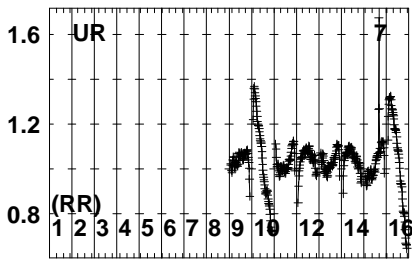
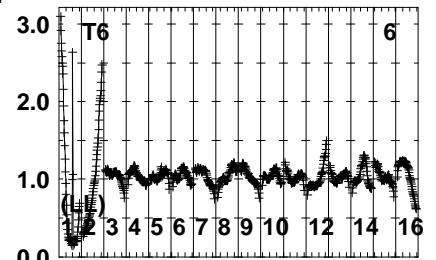
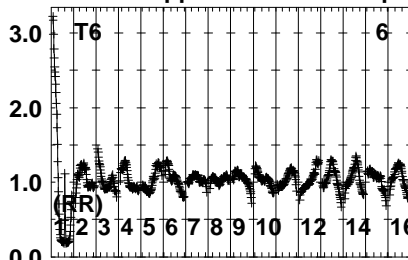
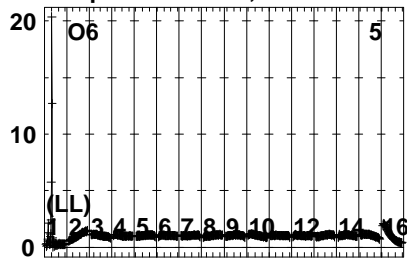
80 9 2 5 8 9 1 2 6 2 8 8 3 0 6 9 4 4 7 3 8 8 6 0
FREQ MHz

Lower frame: Real Jy
Auto-corr total-power spectrum Antenna: *
Timerange: 00/05:42:07 to 00/05:43:35

Plot file version 20 created 09-MAR-2023 11:43:05

J1905+1943 RG013E.UVDATA.1

Freq = 8.0805 GHz, Bw = 32.000 MH No calibration applied and no bandpass applied



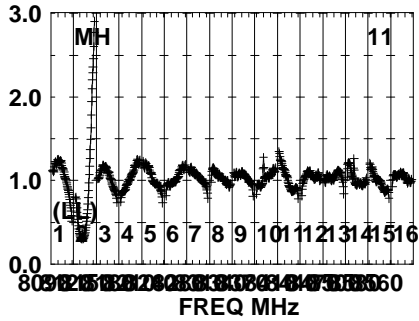
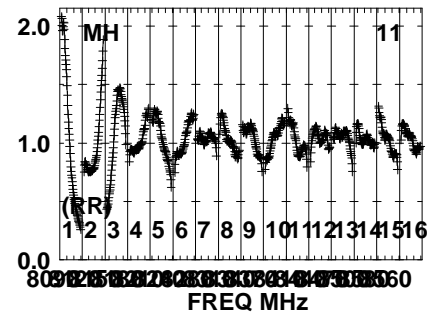
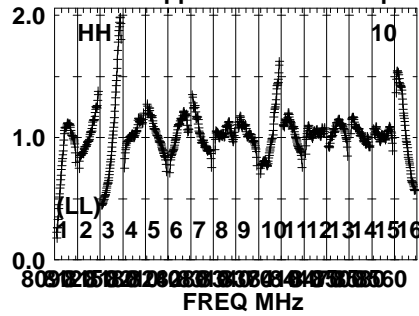
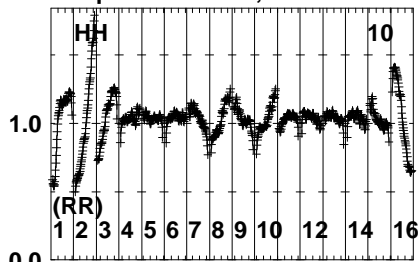
Lower frame: Real Jy
Auto-corr total-power spectrum Antenna: *
Timerange: 00/05:42:07 to 00/05:43:35

Plot file version 21 created 09-MAR-2023 11:43:05

J1905+1943 RG013E.UVDATA.1

Freq = 8.0805 GHz, Bw = 32.000 MH

No calibration applied and no bandpass applied



Lower frame: Real Jy

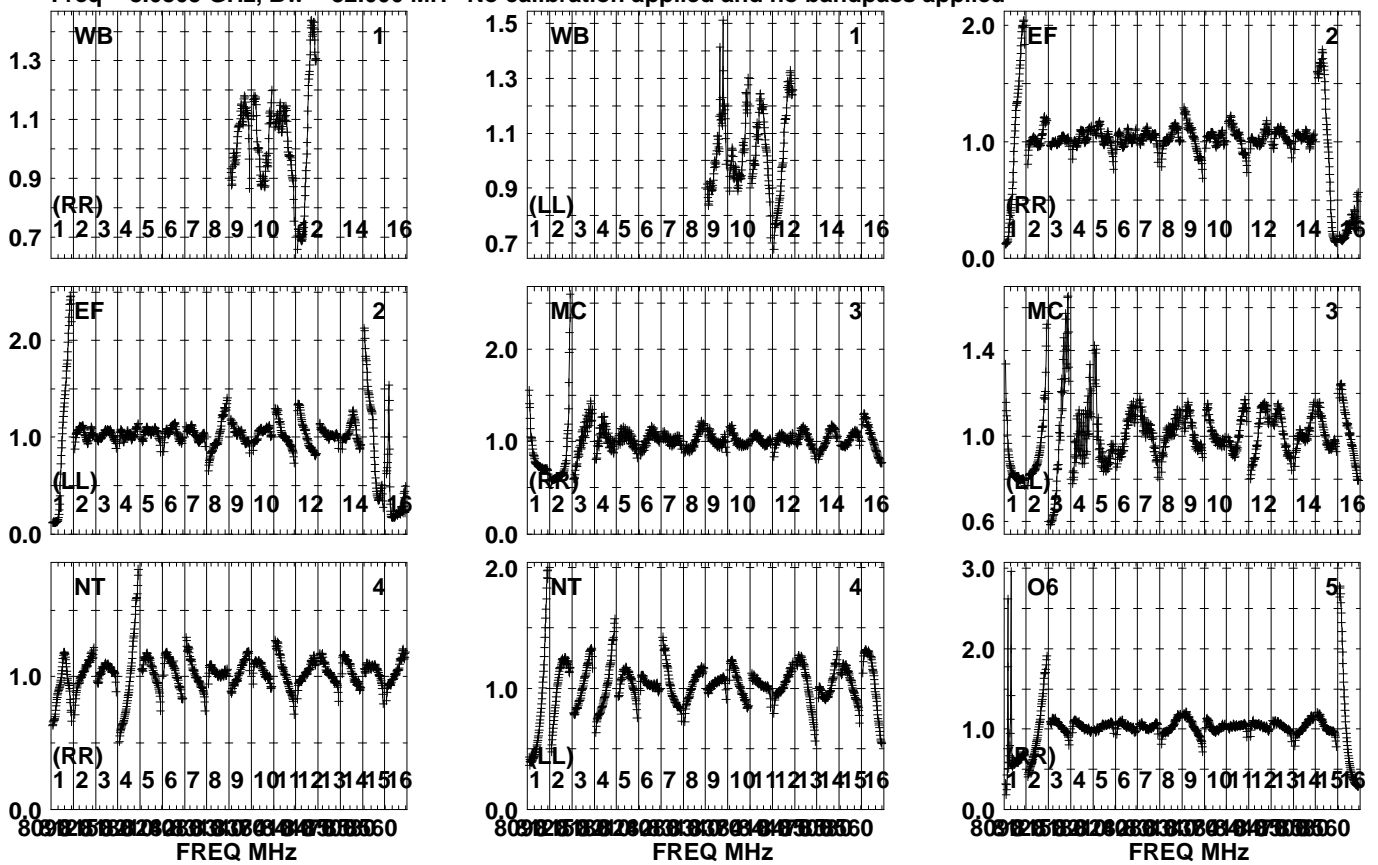
Auto-corr total-power spectrum Antenna: *

Timerange: 00/05:42:07 to 00/05:43:35

Plot file version 22 created 09-MAR-2023 11:43:05

J191142+1952 RG013E.UVDATA.1

Freq = 8.0805 GHz, Bw = 32.000 MH No calibration applied and no bandpass applied

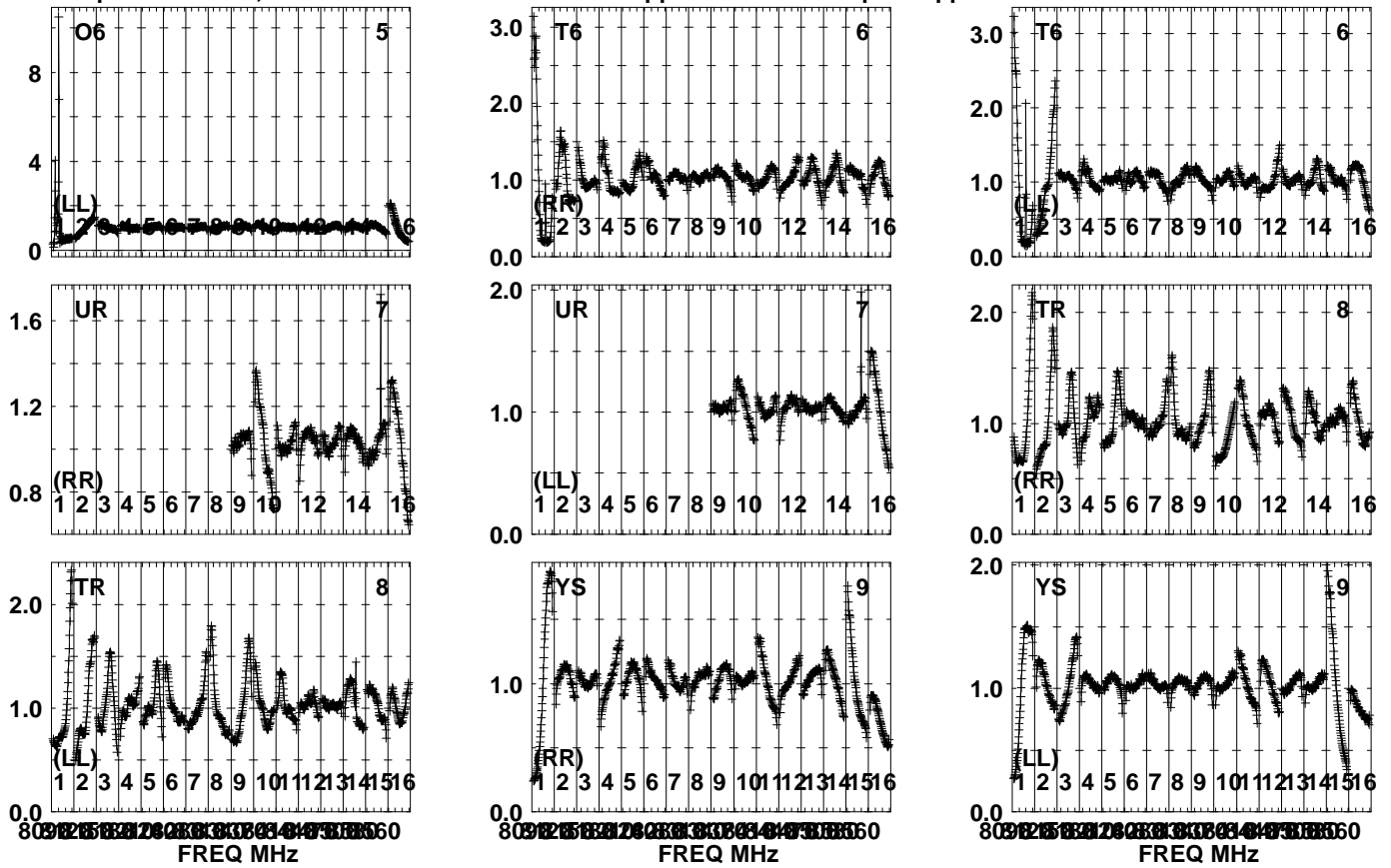


Lower frame: Real Jy
Auto-corr total-power spectrum Antenna: *
Timerange: 00/05:44:01 to 00/05:45:30

Plot file version 23 created 09-MAR-2023 11:43:05

J191142+1952 RG013E.UVDATA.1

Freq = 8.0805 GHz, Bw = 32.000 MH No calibration applied and no bandpass applied



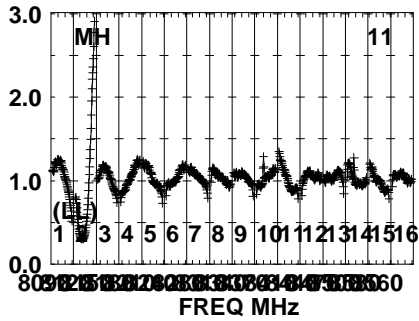
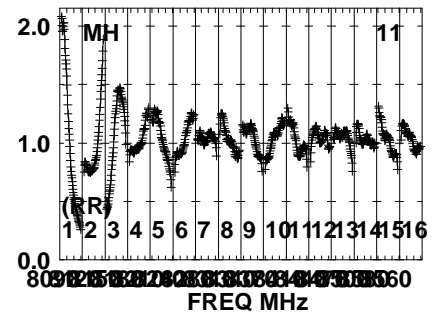
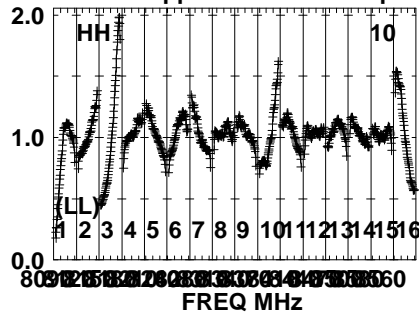
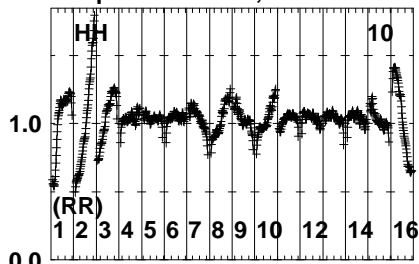
Lower frame: Real Jy
Auto-corr total-power spectrum Antenna: *
Timerange: 00/05:44:01 to 00/05:45:30

Plot file version 24 created 09-MAR-2023 11:43:05

J191142+1952 RG013E.UVDATA.1

Freq = 8.0805 GHz, Bw = 32.000 MH

No calibration applied and no bandpass applied



Lower frame: Real Jy

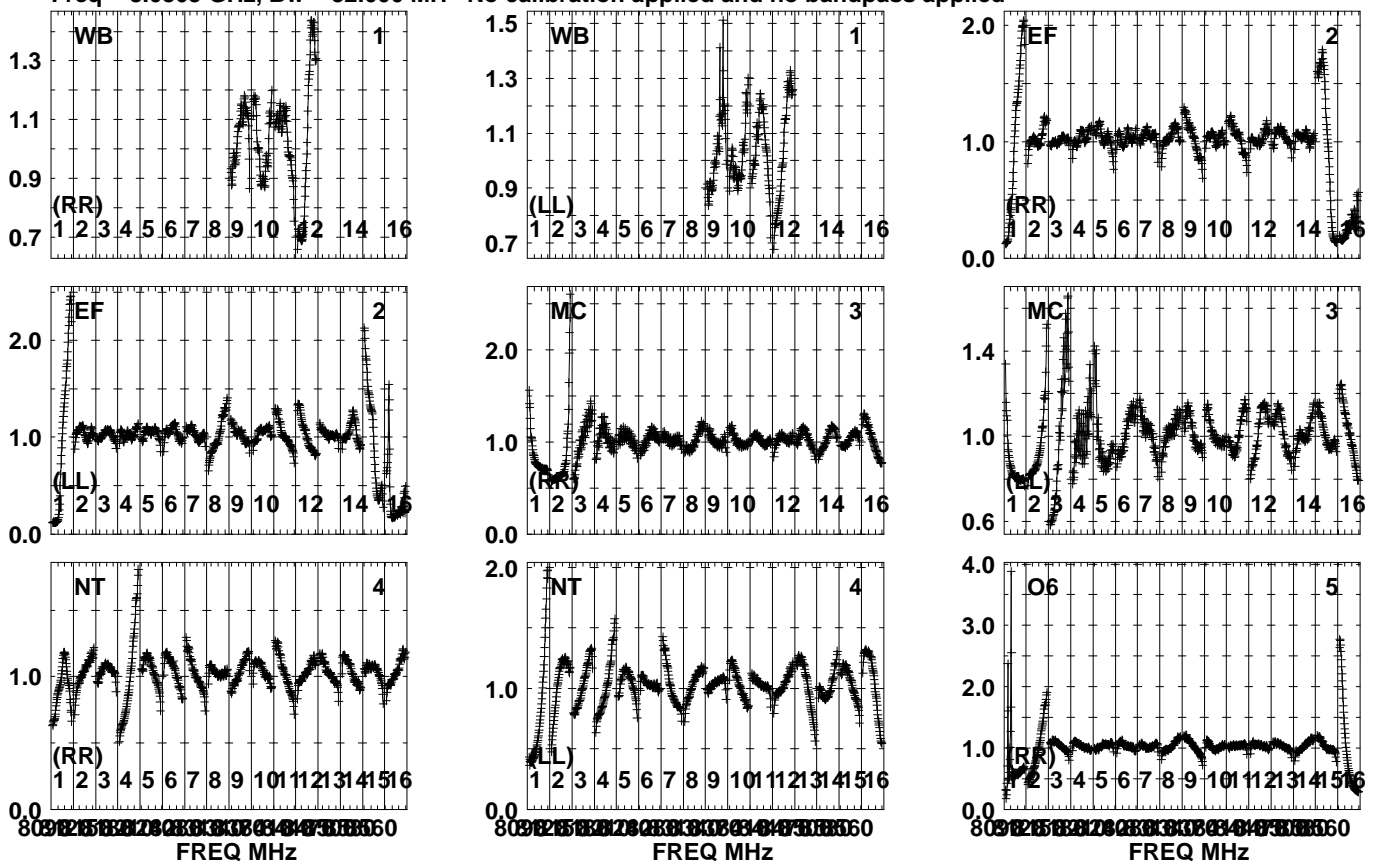
Auto-corr total-power spectrum Antenna: *

Timerange: 00/05:44:01 to 00/05:45:30

Plot file version 25 created 09-MAR-2023 11:43:05

GRB221009A RG013E.UVDATA.1

Freq = 8.0805 GHz, Bw = 32.000 MH No calibration applied and no bandpass applied

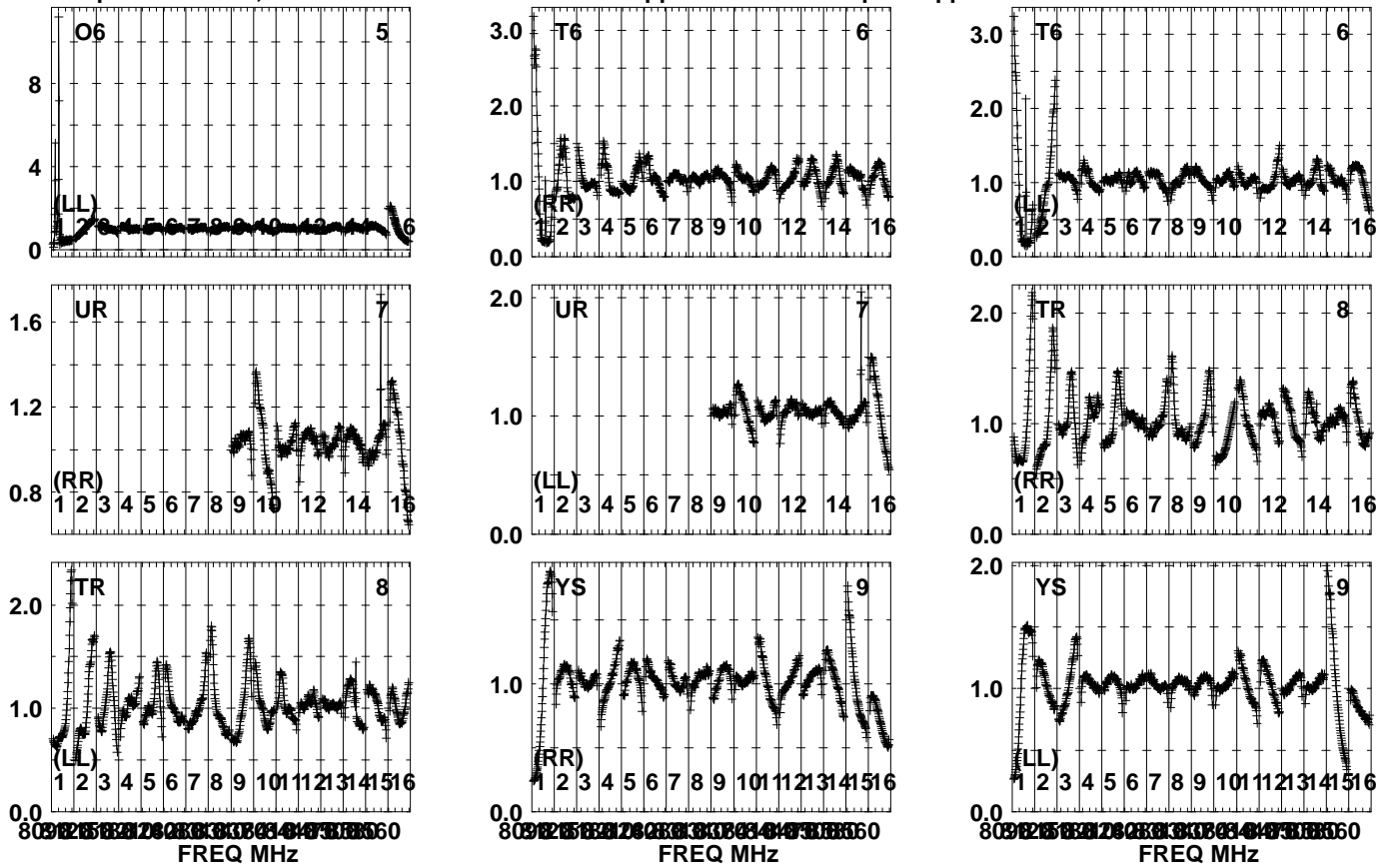


Lower frame: Real Jy
Auto-corr total-power spectrum Antenna: *
Timerange: 00/05:45:46 to 00/05:47:59

Plot file version 26 created 09-MAR-2023 11:43:06

GRB221009A RG013E.UVDATA.1

Freq = 8.0805 GHz, Bw = 32.000 MH No calibration applied and no bandpass applied



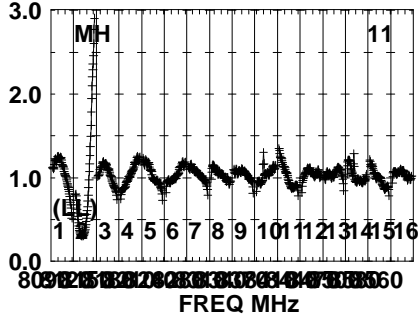
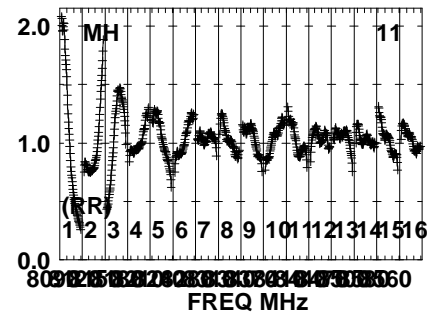
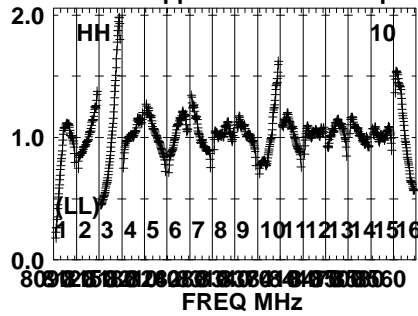
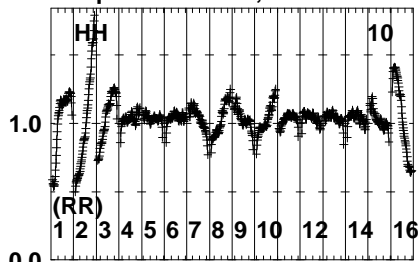
Lower frame: Real Jy
Auto-corr total-power spectrum Antenna: *
Timerange: 00/05:45:46 to 00/05:47:59

Plot file version 27 created 09-MAR-2023 11:43:06

GRB221009A RG013E.UVDATA.1

Freq = 8.0805 GHz, Bw = 32.000 MHz

No calibration applied and no bandpass applied



Lower frame: Real Jy

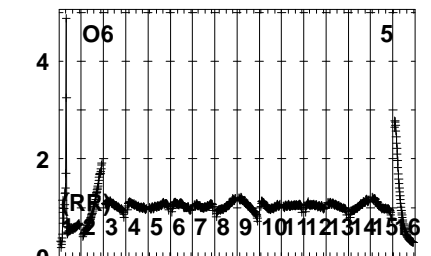
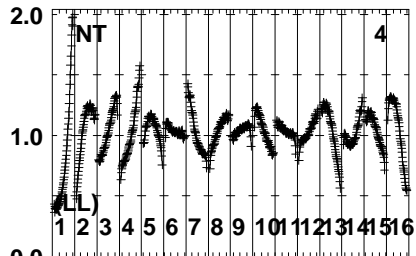
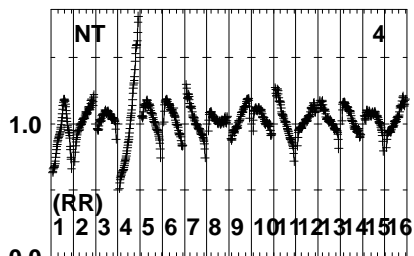
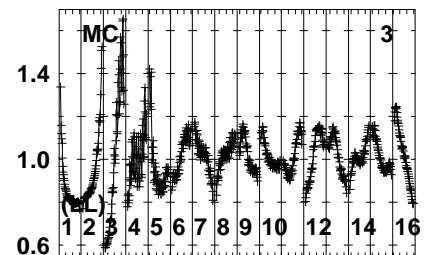
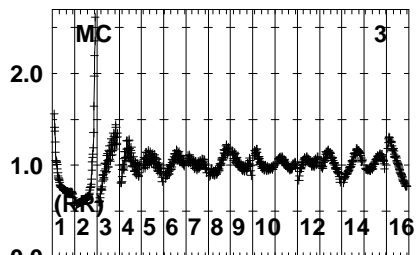
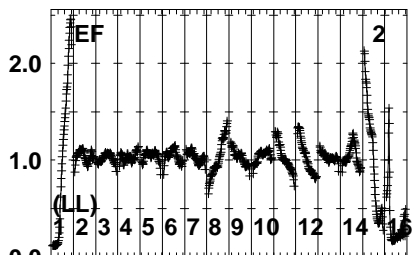
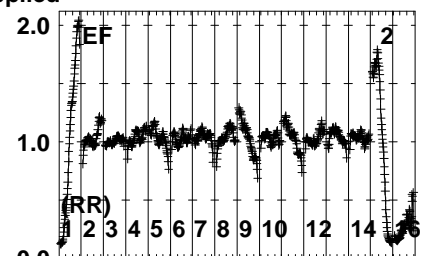
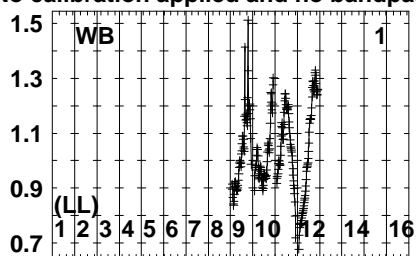
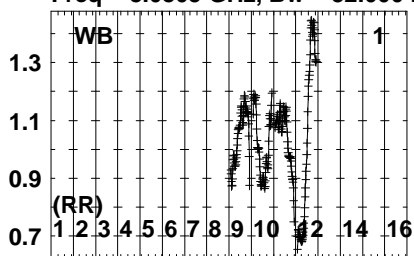
Auto-corr total-power spectrum Antenna: *

Timerange: 00/05:45:46 to 00/05:47:59

Plot file version 28 created 09-MAR-2023 11:43:06

J191142+1952 RG013E.UVDATA.1

Freq = 8.0805 GHz, Bw = 32.000 MH No calibration applied and no bandpass applied



80 9 2 5 8 9 1 2 6 2 8 8 3 0 6 9 4 4 7 3 8 8 6 0
FREQ MHz

80 9 2 5 8 9 1 2 6 2 8 8 3 0 6 9 4 4 7 3 8 8 6 0
FREQ MHz

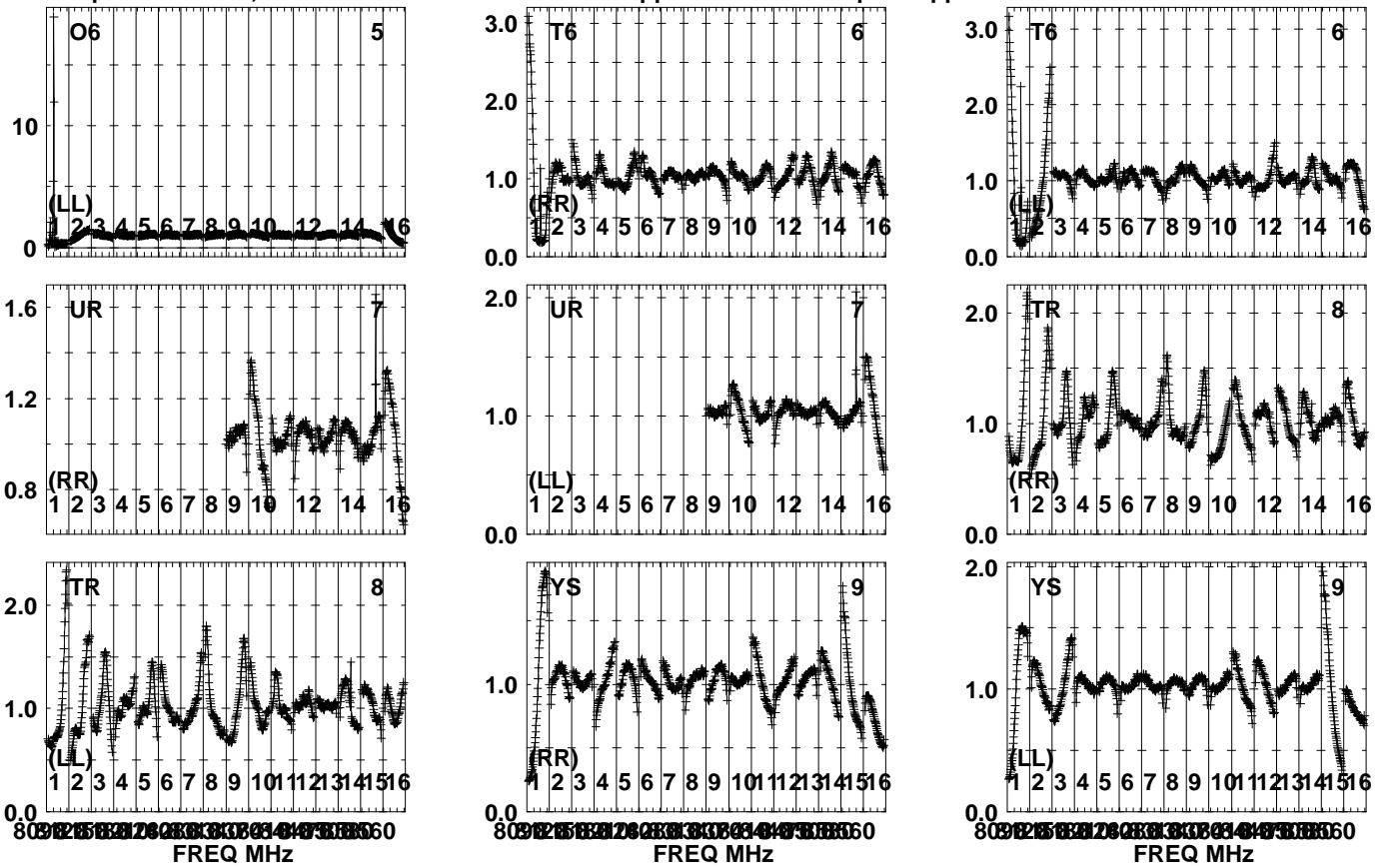
80 9 2 5 8 9 1 2 6 2 8 8 3 0 6 9 4 4 7 3 8 8 6 0
FREQ MHz

Lower frame: Real Jy
Auto-corr total-power spectrum Antenna: *
Timerange: 00/05:48:17 to 00/05:49:29

Plot file version 29 created 09-MAR-2023 11:43:06

J191142+1952 RG013E.UVDATA.1

Freq = 8.0805 GHz, Bw = 32.000 MH No calibration applied and no bandpass applied



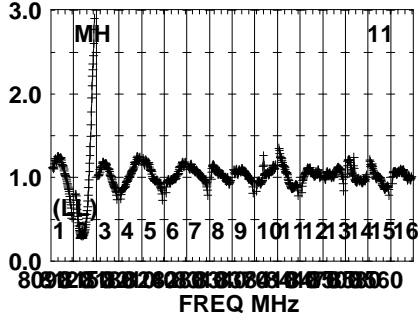
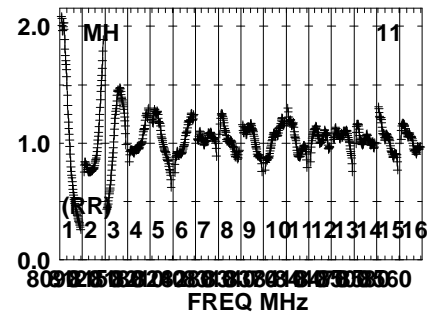
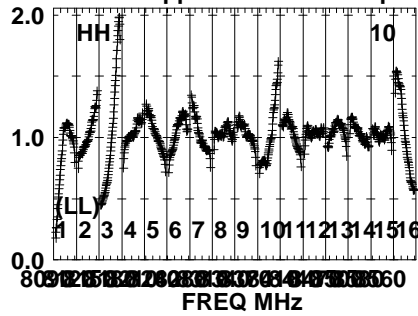
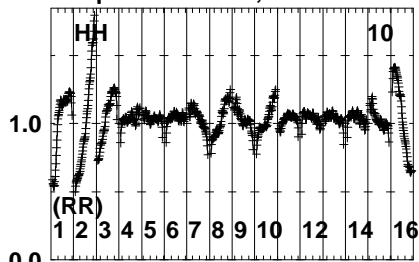
Lower frame: Real Jy
Auto-corr total-power spectrum Antenna: *
Timerange: 00/05:48:17 to 00/05:49:29

Plot file version 30 created 09-MAR-2023 11:43:06

J191142+1952 RG013E.UVDATA.1

Freq = 8.0805 GHz, Bw = 32.000 MHz

No calibration applied and no bandpass applied



Lower frame: Real Jy

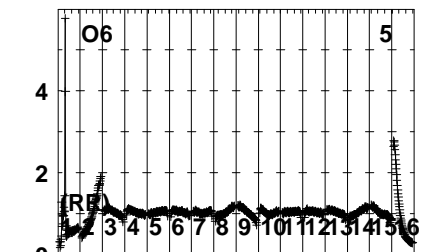
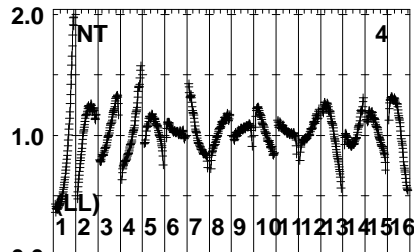
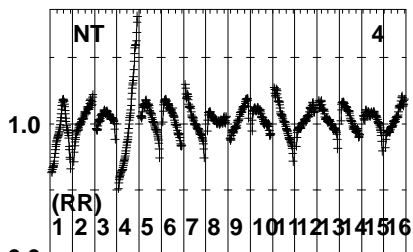
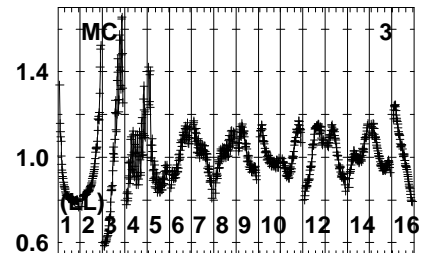
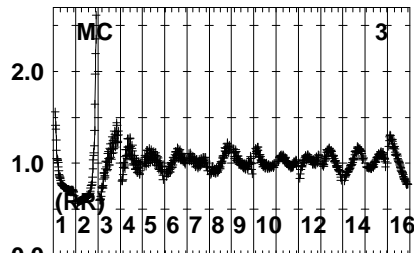
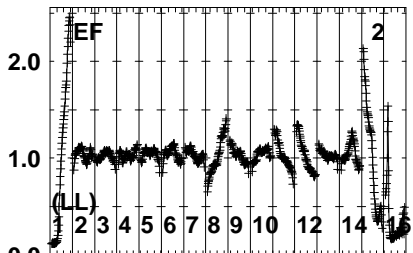
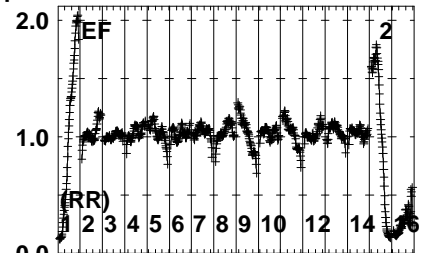
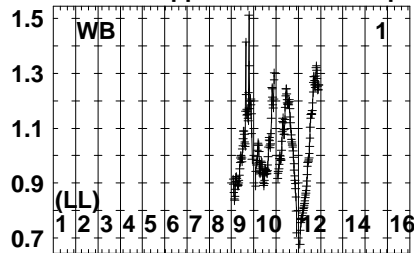
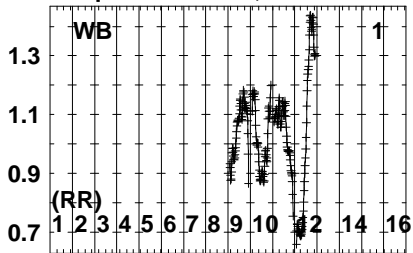
Auto-corr total-power spectrum Antenna: *

Timerange: 00/05:48:17 to 00/05:49:29

Plot file version 31 created 09-MAR-2023 11:43:06

GRB221009A RG013E.UVDATA.1

Freq = 8.0805 GHz, Bw = 32.000 MH No calibration applied and no bandpass applied



80 92 104 116 128 140 152 164 176 188 200 212 224 236 248 260

80 92 104 116 128 140 152 164 176 188 200 212 224 236 248 260

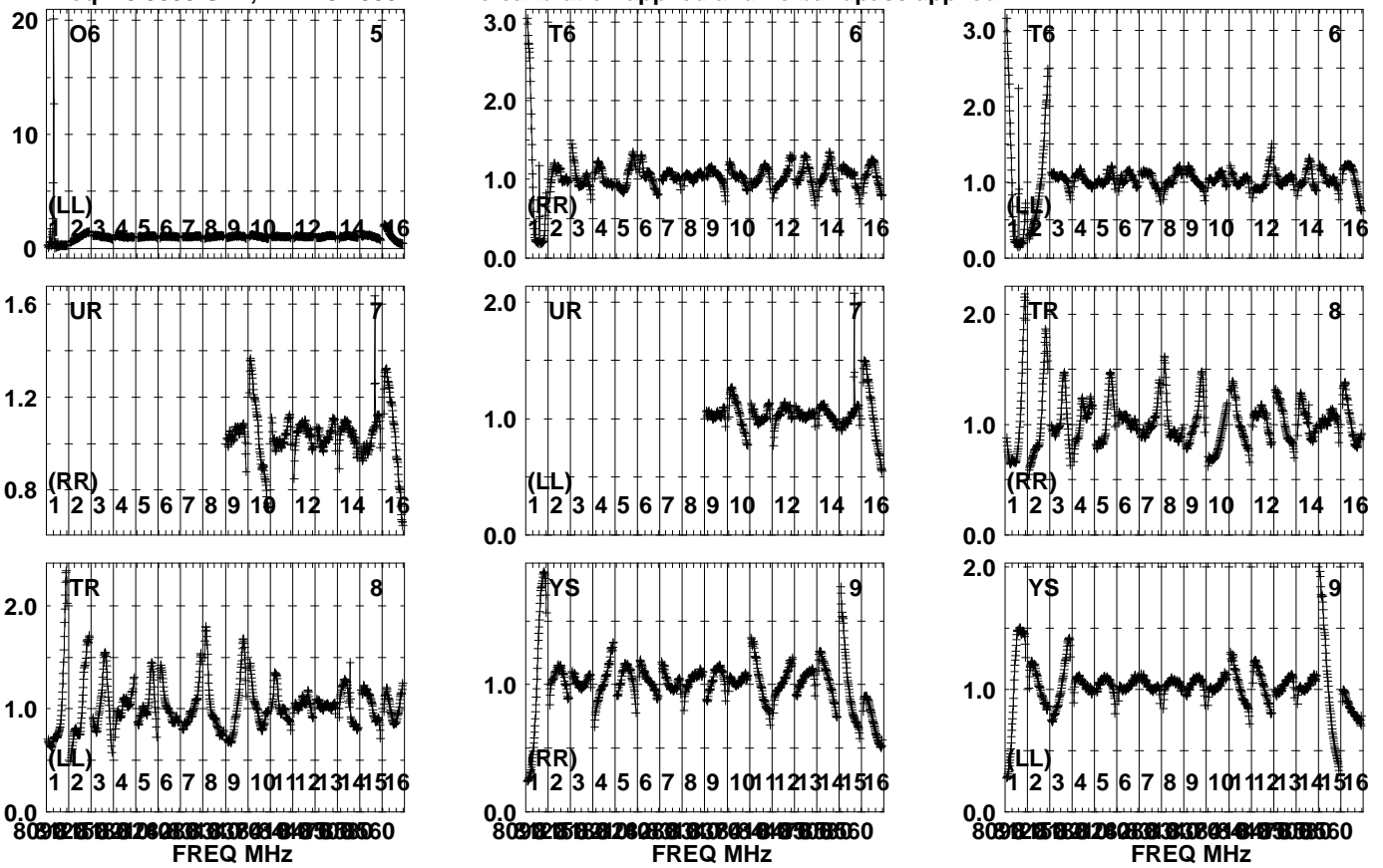
80 92 104 116 128 140 152 164 176 188 200 212 224 236 248 260

FREQ MHz
Lower frame: Real Jy
Auto-corr total-power spectrum Antenna: *
Timerange: 00/05:49:46 to 00/05:51:59

Plot file version 32 created 09-MAR-2023 11:43:06

GRB221009A RG013E.UVDATA.1

Freq = 8.0805 GHz, Bw = 32.000 MH No calibration applied and no bandpass applied



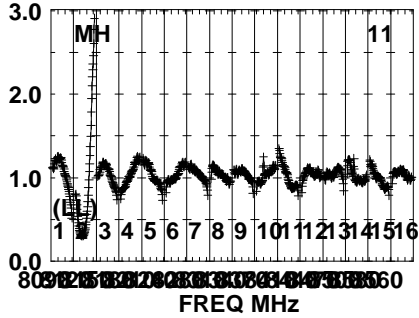
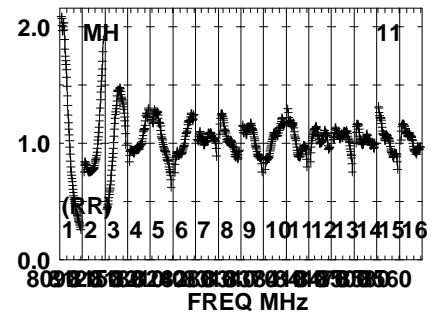
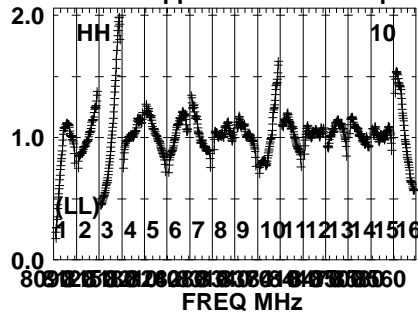
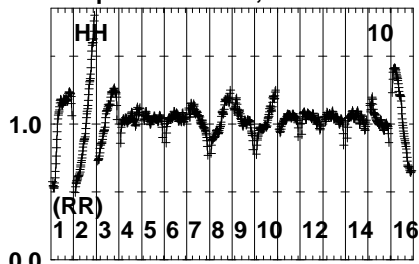
Lower frame: Real Jy
Auto-corr total-power spectrum Antenna: *
Timerange: 00/05:49:46 to 00/05:51:59

Plot file version 33 created 09-MAR-2023 11:43:07

GRB221009A RG013E.UVDATA.1

Freq = 8.0805 GHz, Bw = 32.000 MHz

No calibration applied and no bandpass applied



Lower frame: Real Jy

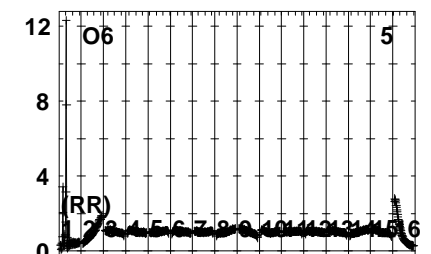
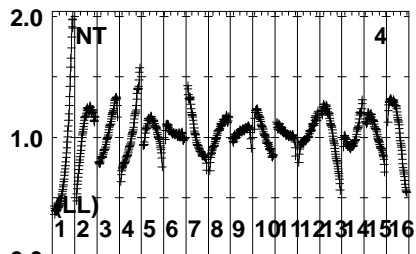
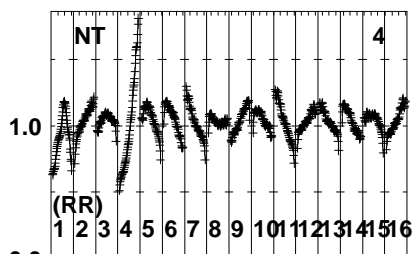
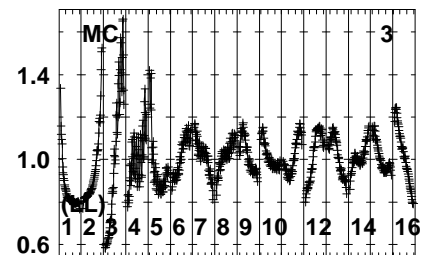
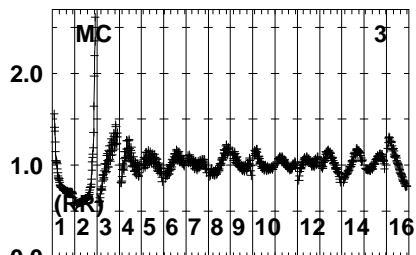
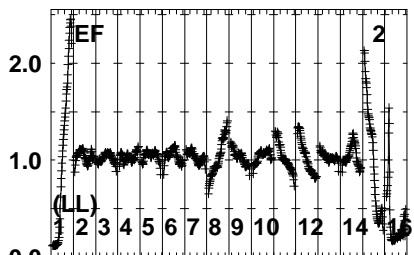
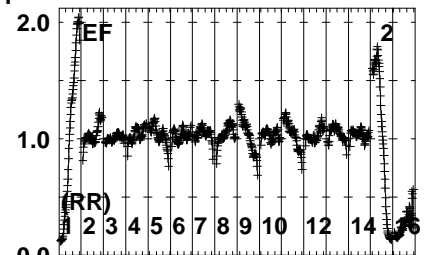
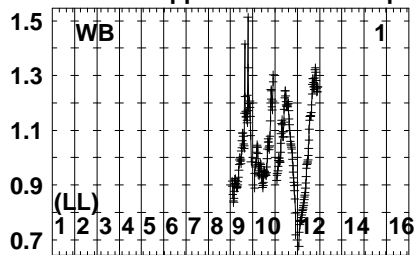
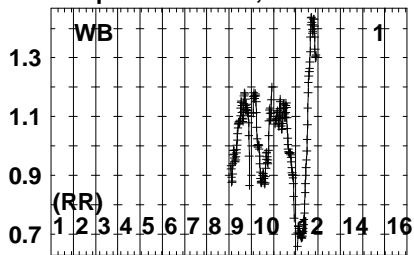
Auto-corr total-power spectrum Antenna: *

Timerange: 00/05:49:46 to 00/05:51:59

Plot file version 34 created 09-MAR-2023 11:43:07

J191142+1952 RG013E.UVDATA.1

Freq = 8.0805 GHz, Bw = 32.000 MH No calibration applied and no bandpass applied



80 92 104 116 128 140 152 164 176 188 200 212 224 236 248 260

FREQ MHz

80 92 104 116 128 140 152 164 176 188 200 212 236 248 260

FREQ MHz

80 92 104 116 128 140 152 164 176 188 200 212 236 248 260

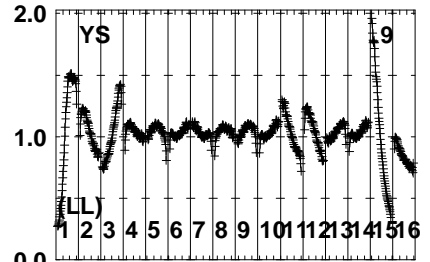
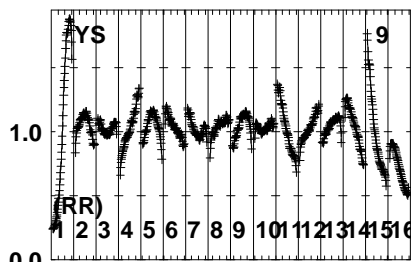
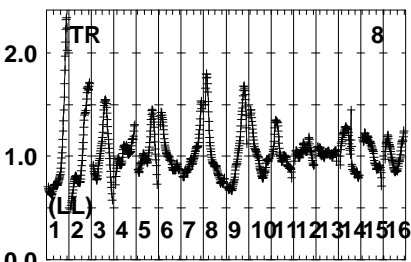
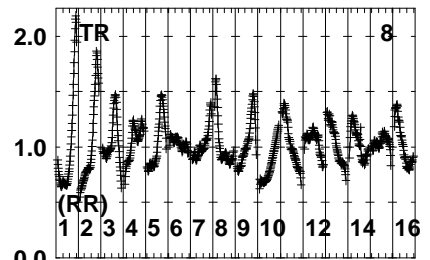
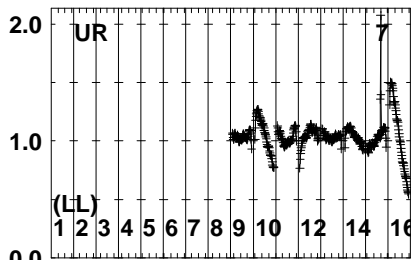
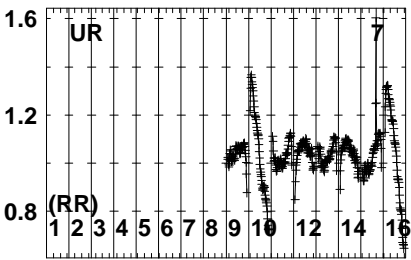
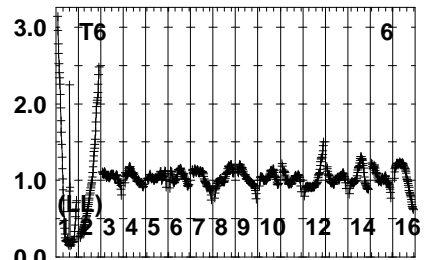
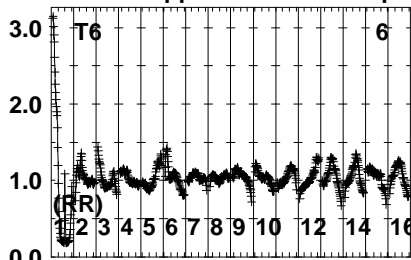
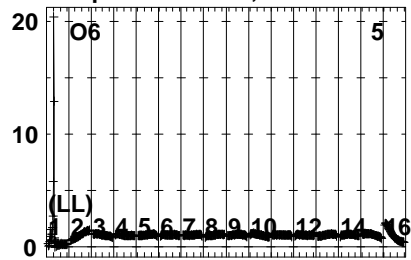
FREQ MHz

Lower frame: Real Jy
Auto-corr total-power spectrum Antenna: *
Timerange: 00/05:52:17 to 00/05:53:30

Plot file version 35 created 09-MAR-2023 11:43:07

J191142+1952 RG013E.UVDATA.1

Freq = 8.0805 GHz, Bw = 32.000 MH No calibration applied and no bandpass applied



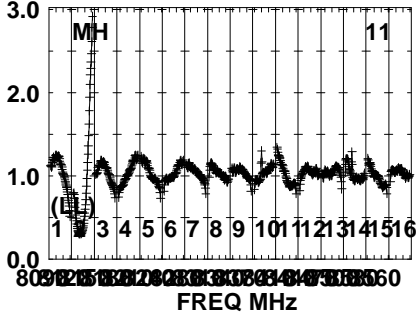
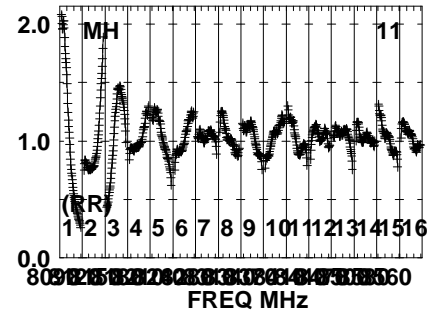
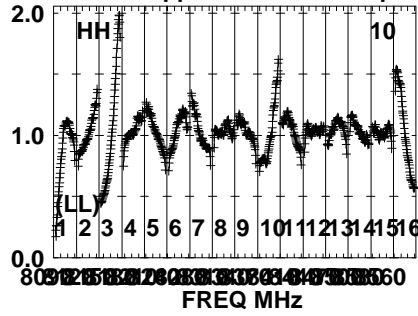
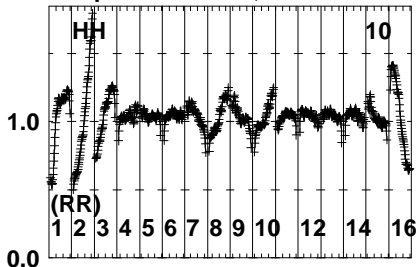
Lower frame: Real Jy
Auto-corr total-power spectrum Antenna: *
Timerange: 00/05:52:17 to 00/05:53:30

Plot file version 36 created 09-MAR-2023 11:43:07

J191142+1952 RG013E.UVDATA.1

Freq = 8.0805 GHz, Bw = 32.000 MH

No calibration applied and no bandpass applied

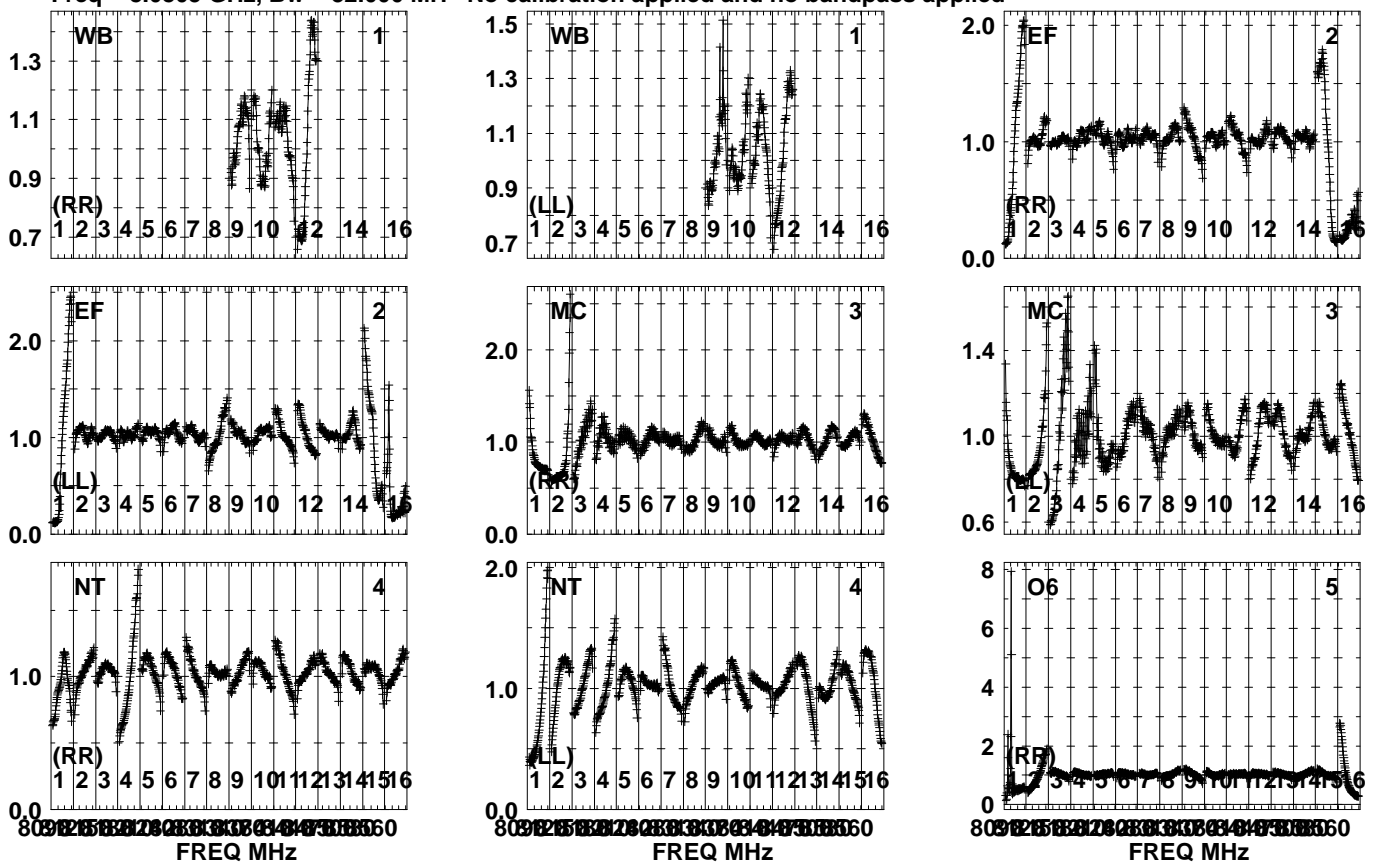


Lower frame: Real Jy
Auto-corr total-power spectrum Antenna: *
Timerange: 00/05:52:17 to 00/05:53:30

Plot file version 37 created 09-MAR-2023 11:43:07

J1923+2010 RG013E.UVDATA.1

Freq = 8.0805 GHz, Bw = 32.000 MH No calibration applied and no bandpass applied

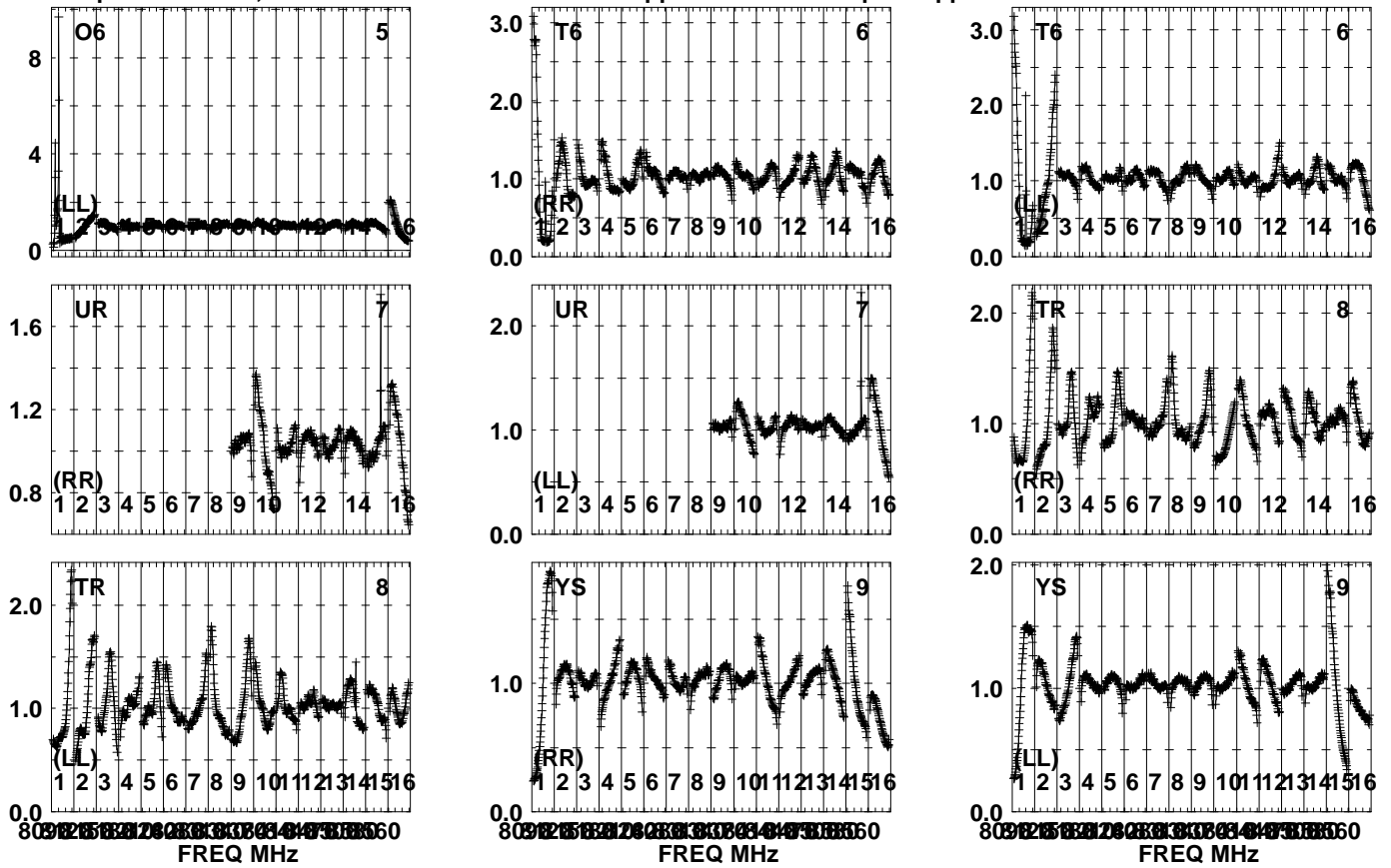


Lower frame: Real Jy
Auto-corr total-power spectrum Antenna: *
Timerange: 00/05:53:57 to 00/05:55:14

Plot file version 38 created 09-MAR-2023 11:43:07

J1923+2010 RG013E.UVDATA.1

Freq = 8.0805 GHz, Bw = 32.000 MH No calibration applied and no bandpass applied



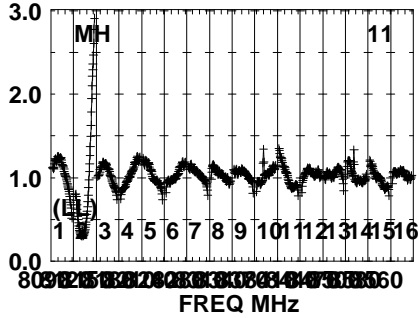
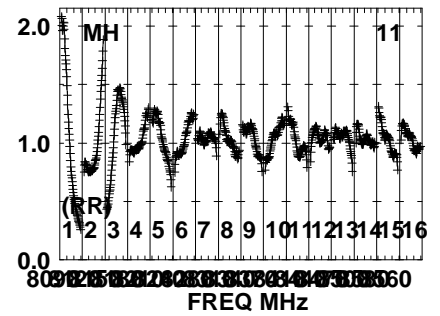
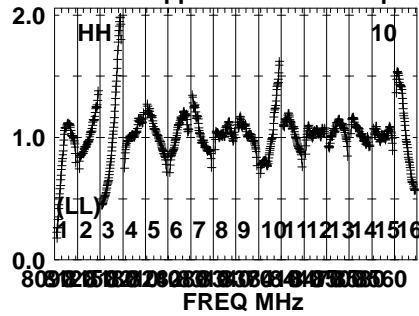
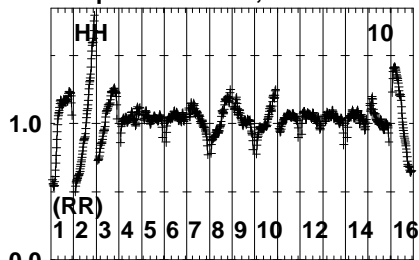
Lower frame: Real Jy
Auto-corr total-power spectrum Antenna: *
Timerange: 00/05:53:57 to 00/05:55:14

Plot file version 39 created 09-MAR-2023 11:43:07

J1923+2010 RG013E.UVDATA.1

Freq = 8.0805 GHz, Bw = 32.000 MH

No calibration applied and no bandpass applied



Lower frame: Real Jy

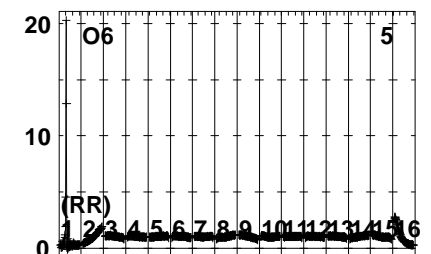
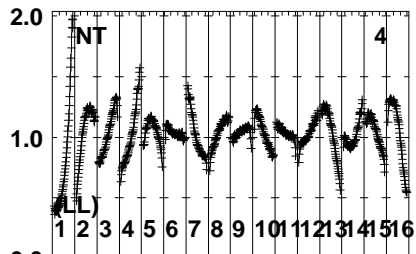
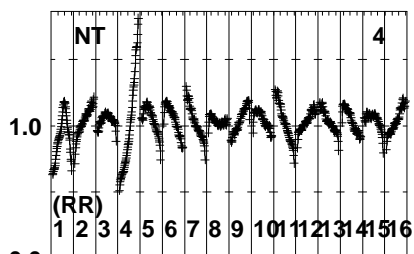
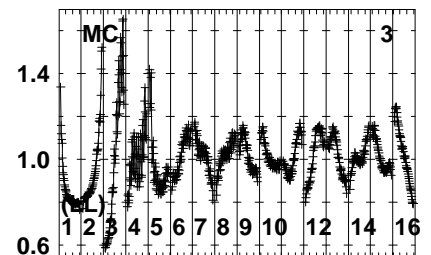
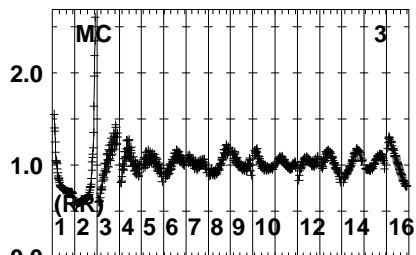
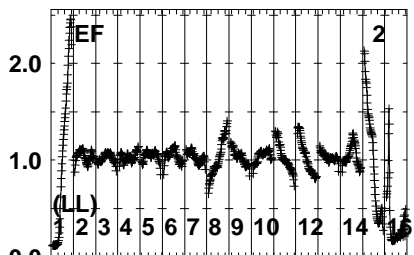
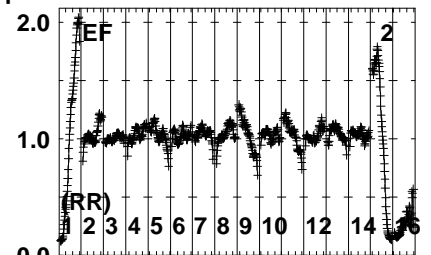
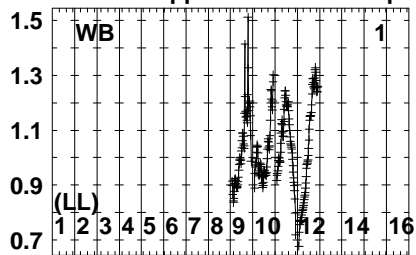
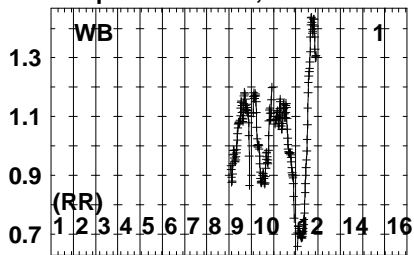
Auto-corr total-power spectrum Antenna: *

Timerange: 00/05:53:57 to 00/05:55:14

Plot file version 40 created 09-MAR-2023 11:43:07

J191142+1952 RG013E.UVDATA.1

Freq = 8.0805 GHz, Bw = 32.000 MH No calibration applied and no bandpass applied



80925830260830694938860

80925830260830694938860

80925830260830694938860

FREQ MHz

FREQ MHz

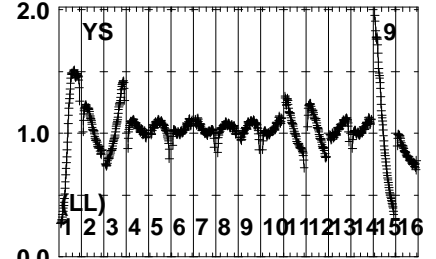
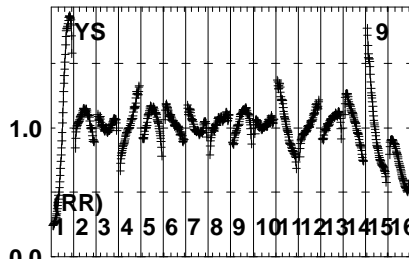
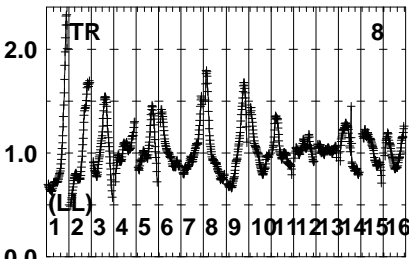
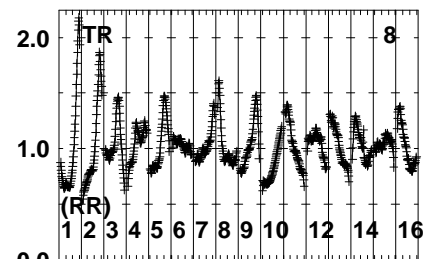
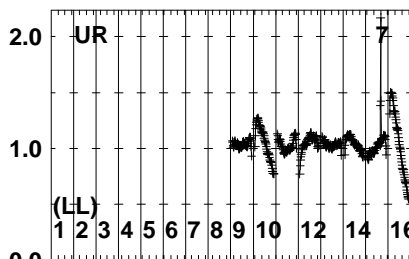
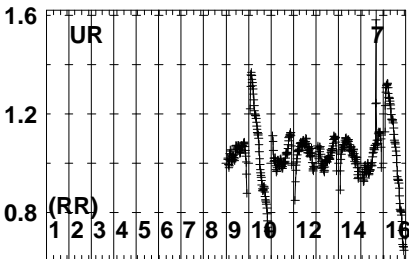
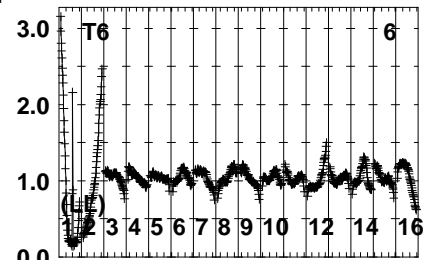
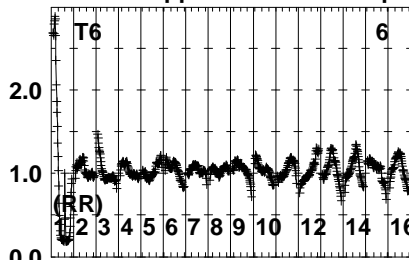
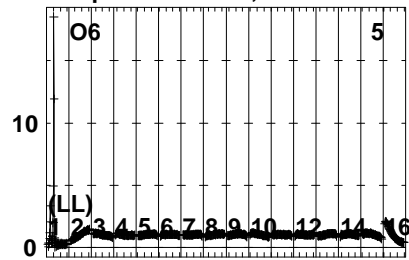
FREQ MHz

Lower frame: Real Jy
Auto-corr total-power spectrum Antenna: *
Timerange: 00/05:55:46 to 00/05:57:14

Plot file version 41 created 09-MAR-2023 11:43:08

J191142+1952 RG013E.UVDATA.1

Freq = 8.0805 GHz, Bw = 32.000 MH No calibration applied and no bandpass applied



8091255526033033493360
FREQ MHz

8091255526033033493360
FREQ MHz

8091255526033033493360
FREQ MHz

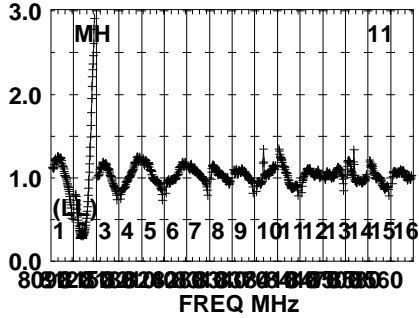
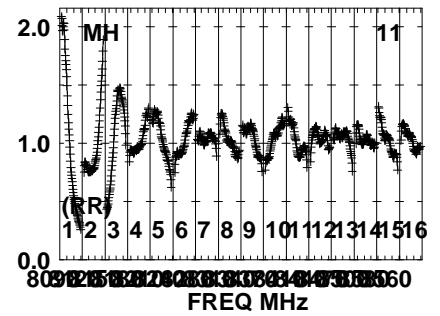
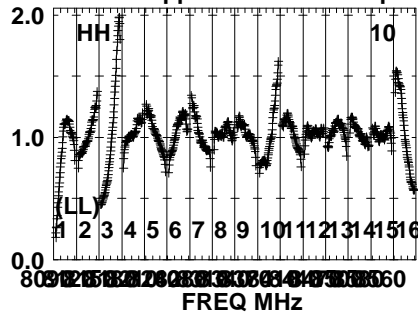
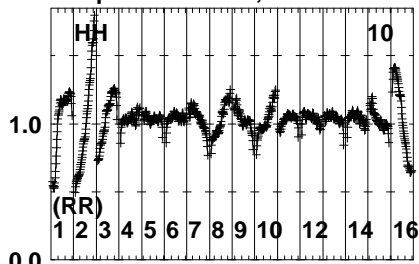
Lower frame: Real Jy
Auto-corr total-power spectrum Antenna: *
Timerange: 00/05:55:46 to 00/05:57:14

Plot file version 42 created 09-MAR-2023 11:43:08

J191142+1952 RG013E.UVDATA.1

Freq = 8.0805 GHz, Bw = 32.000 MH

No calibration applied and no bandpass applied



Lower frame: Real Jy

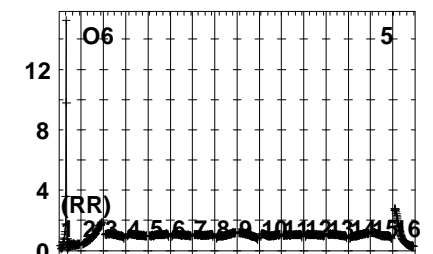
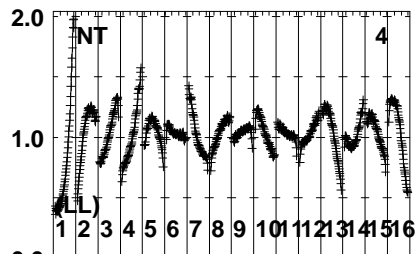
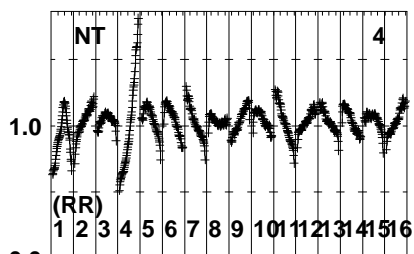
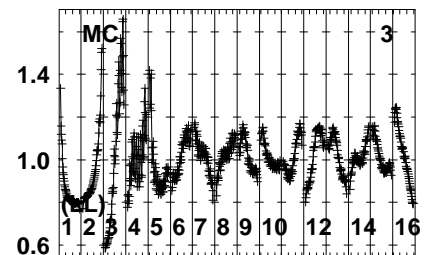
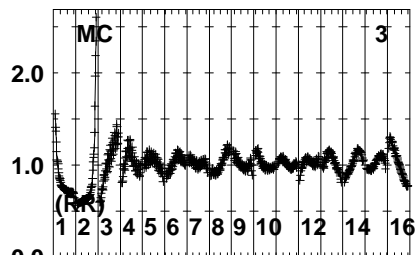
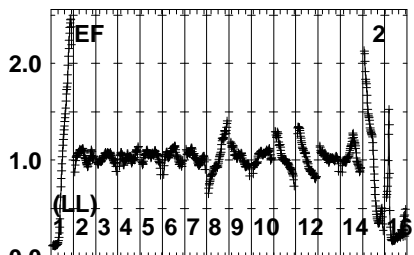
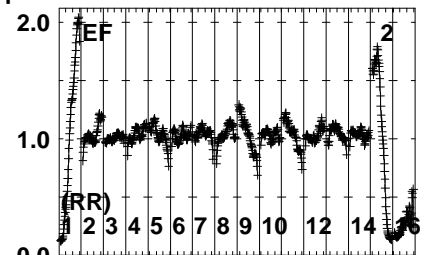
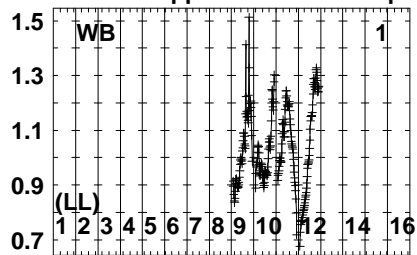
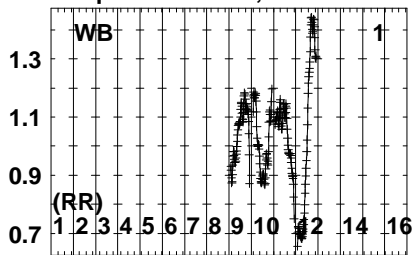
Auto-corr total-power spectrum Antenna: *

Timerange: 00/05:55:46 to 00/05:57:14

Plot file version 43 created 09-MAR-2023 11:43:08

GRB221009A RG013E.UVDATA.1

Freq = 8.0805 GHz, Bw = 32.000 MH No calibration applied and no bandpass applied



80 92 104 116 128 140 152 164 176 188 200 212 224 236 248 260

FREQ MHz

80 92 104 116 128 140 152 164 176 188 200 212 224 236 248 260

FREQ MHz

80 92 104 116 128 140 152 164 176 188 200 212 224 236 248 260

FREQ MHz

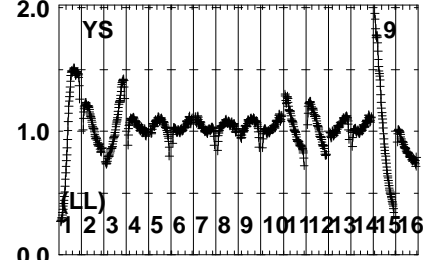
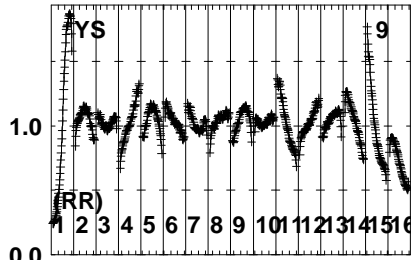
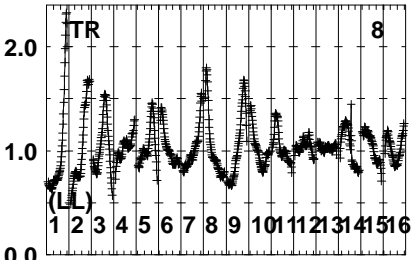
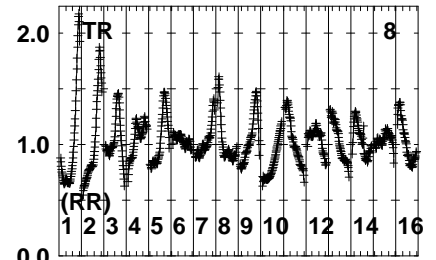
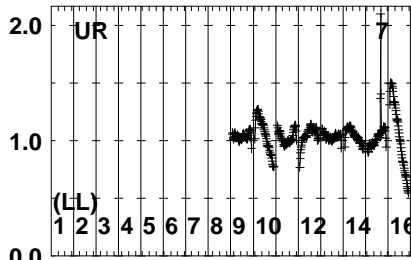
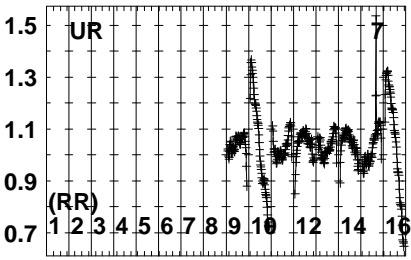
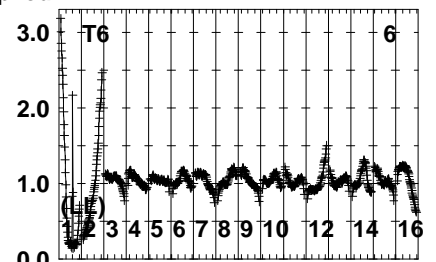
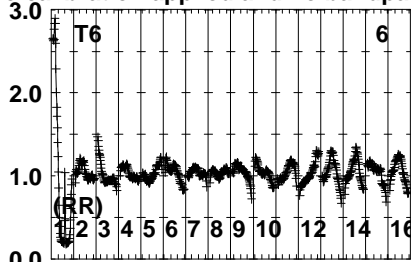
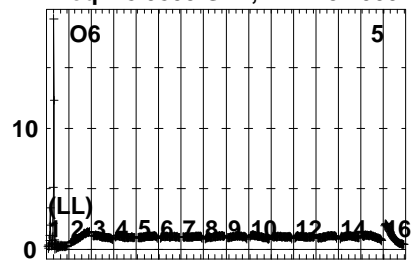
Lower frame: Real Jy
Auto-corr total-power spectrum Antenna: *
Timerange: 00/05:57:32 to 00/05:59:45

Plot file version 44 created 09-MAR-2023 11:43:08

GRB221009A RG013E.UVDATA.1

Freq = 8.0805 GHz, Bw = 32.000 MH

No calibration applied and no bandpass applied



809 825 841 857 873 889 905 921 937 953 969 985 1001 1017 1033 1049 1065 1081 1097 1113 1129 1145 1161 1177 1193 1209 1225 1241 1257 1273 1289 1305 1321 1337 1353 1369 1385 1401 1417 1433 1449 1465 1481 1497 1513 1529 1545 1561 1577 1593 1609

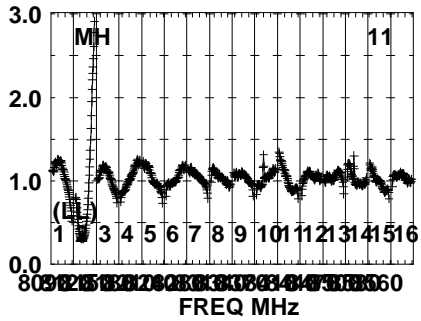
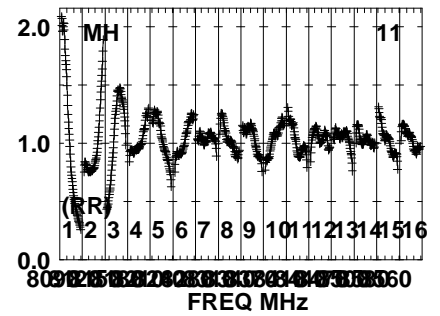
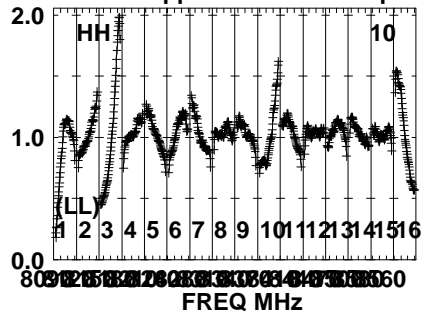
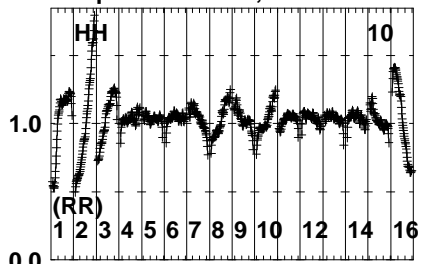
Lower frame: Real Jy
Auto-corr total-power spectrum Antenna: *
Timerange: 00/05:57:32 to 00/05:59:45

Plot file version 45 created 09-MAR-2023 11:43:08

GRB221009A RG013E.UVDATA.1

Freq = 8.0805 GHz, Bw = 32.000 MH

No calibration applied and no bandpass applied



Lower frame: Real Jy

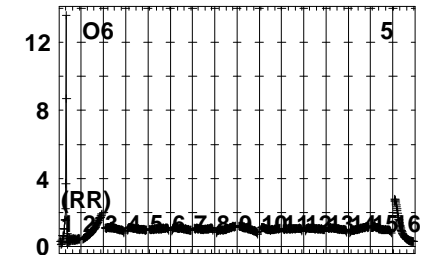
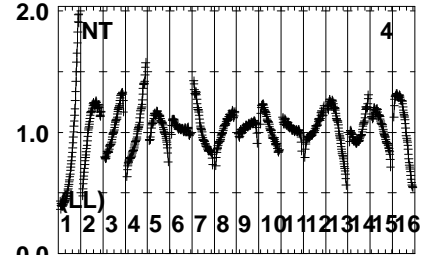
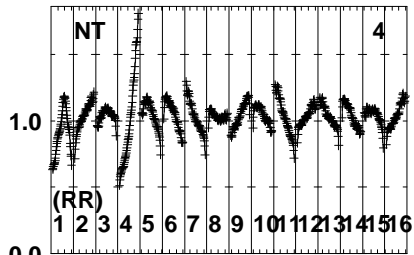
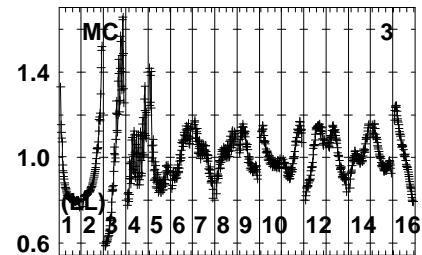
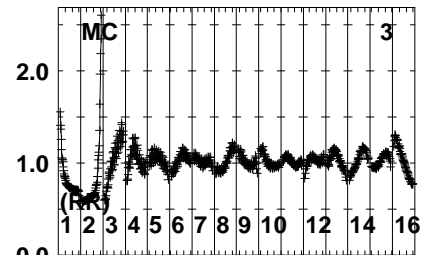
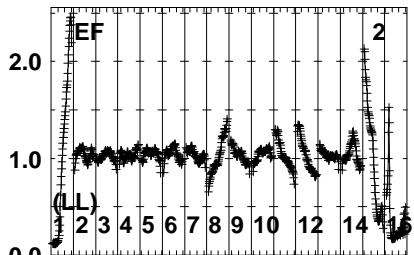
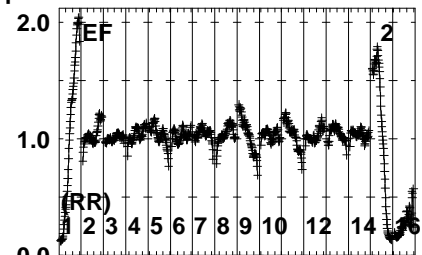
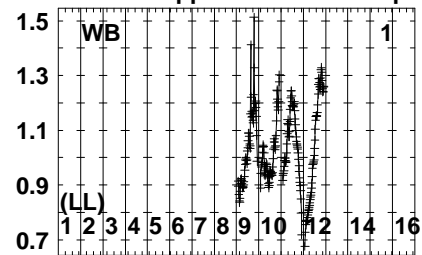
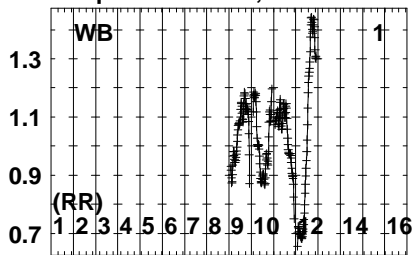
Auto-corr total-power spectrum Antenna: *

Timerange: 00/05:57:32 to 00/05:59:45

Plot file version 46 created 09-MAR-2023 11:43:09

J191142+1952 RG013E.UVDATA.1

Freq = 8.0805 GHz, Bw = 32.000 MH No calibration applied and no bandpass applied



80 92 104 116 128 140 152 164 176 188 200 212 224 236 248 260

80 92 104 116 128 140 152 164 176 188 200 212 224 236 248 260

80 92 104 116 128 140 152 164 176 188 200 212 224 236 248 260

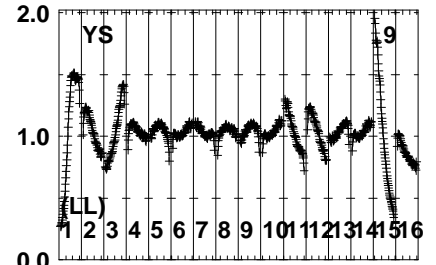
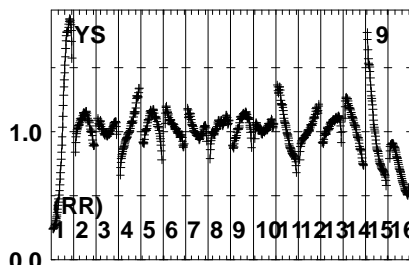
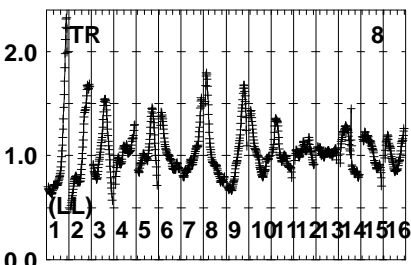
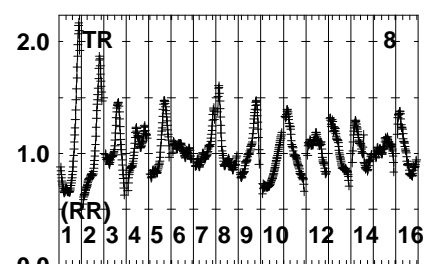
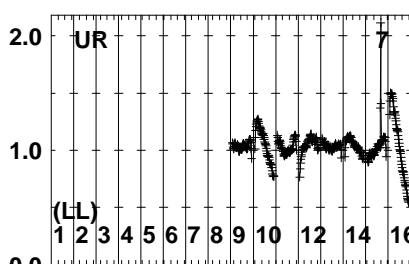
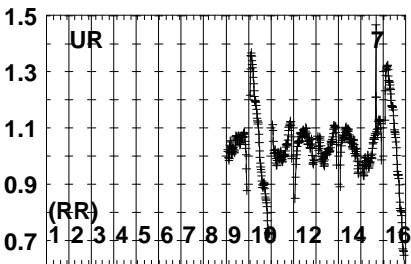
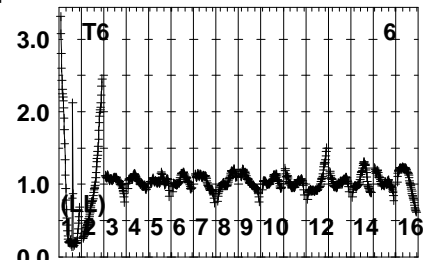
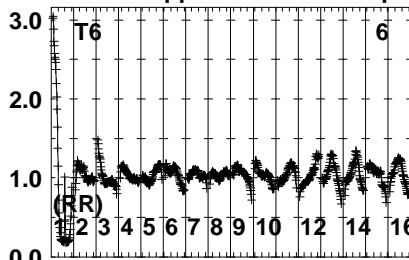
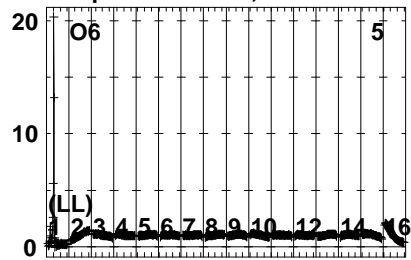
Lower frame: Real Jy
Auto-corr total-power spectrum Antenna: *
Timerange: 00/06:00:02 to 00/06:01:15

Plot file version 47 created 09-MAR-2023 11:43:09

J191142+1952 RG013E.UVDATA.1

Freq = 8.0805 GHz, Bw = 32.000 MH

No calibration applied and no bandpass applied



80912558260330363493860
FREQ MHz

80912558260330363493860
FREQ MHz

80912558260330363493860
FREQ MHz

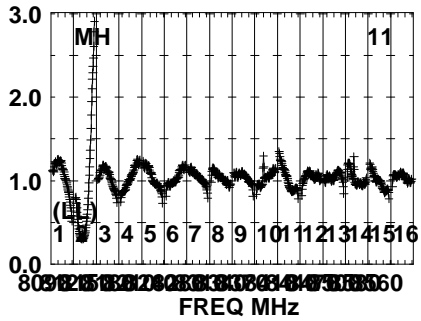
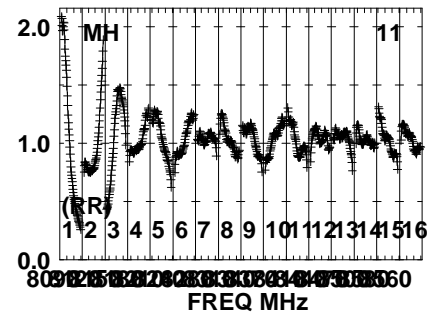
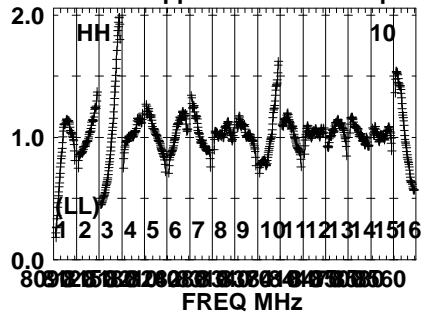
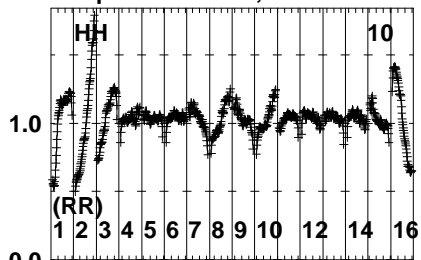
Lower frame: Real Jy
Auto-corr total-power spectrum Antenna: *
Timerange: 00/06:00:02 to 00/06:01:15

Plot file version 48 created 09-MAR-2023 11:43:09

J191142+1952 RG013E.UVDATA.1

Freq = 8.0805 GHz, Bw = 32.000 MH

No calibration applied and no bandpass applied



Lower frame: Real Jy

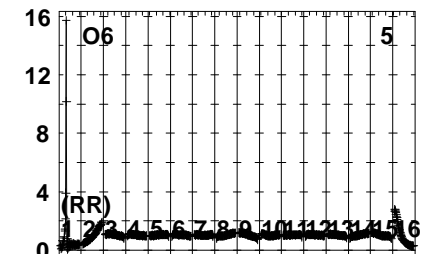
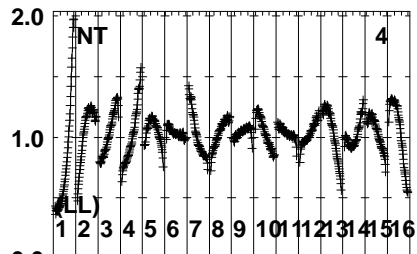
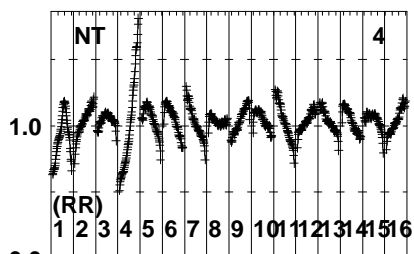
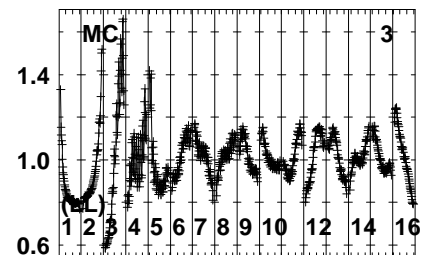
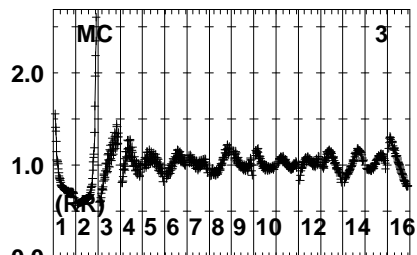
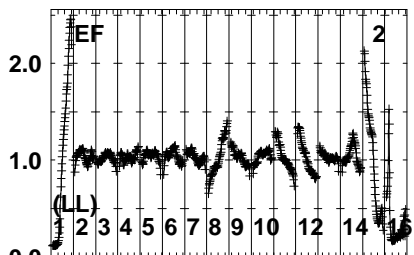
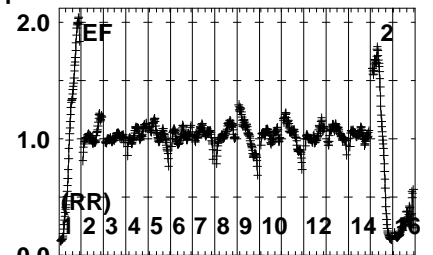
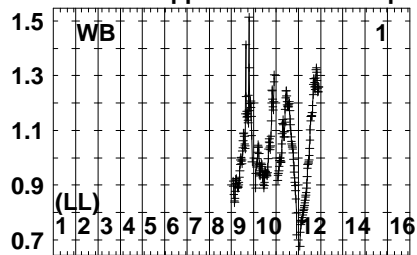
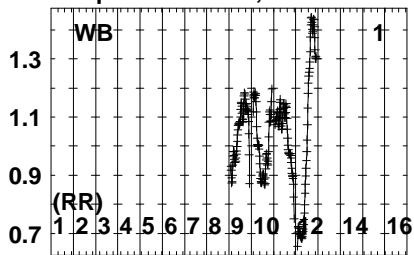
Auto-corr total-power spectrum Antenna: *

Timerange: 00/06:00:02 to 00/06:01:15

Plot file version 49 created 09-MAR-2023 11:43:09

GRB221009A RG013E.UVDATA.1

Freq = 8.0805 GHz, Bw = 32.000 MH No calibration applied and no bandpass applied



80 92 104 116 128 140 152 164 176 188 200 212 224 236 248 260

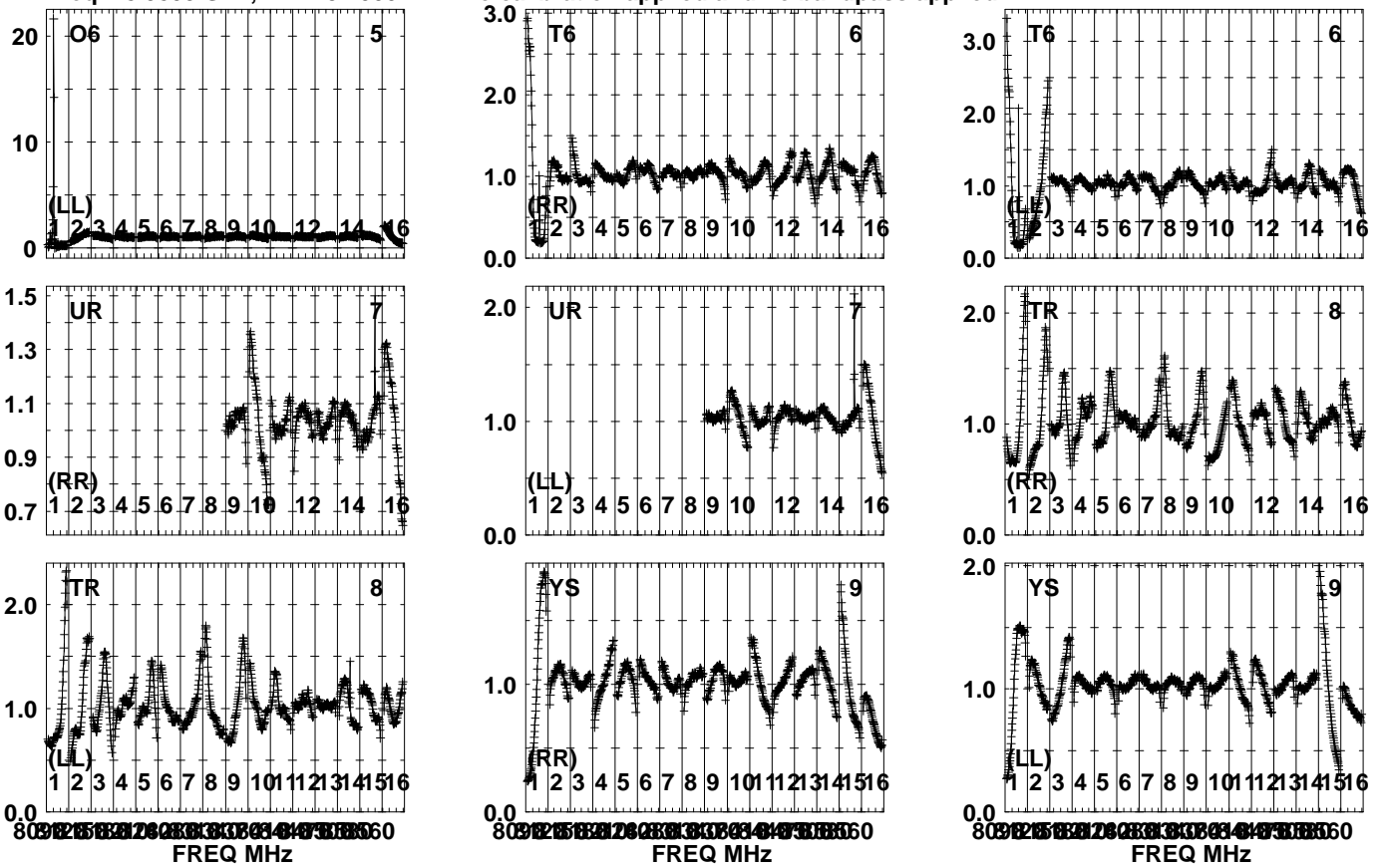
Lower frame: Real Jy
Auto-corr total-power spectrum Antenna: *
Timerange: 00/06:01:31 to 00/06:03:44

Plot file version 50 created 09-MAR-2023 11:43:09

GRB221009A RG013E.UVDATA.1

Freq = 8.0805 GHz, Bw = 32.000 MH

No calibration applied and no bandpass applied



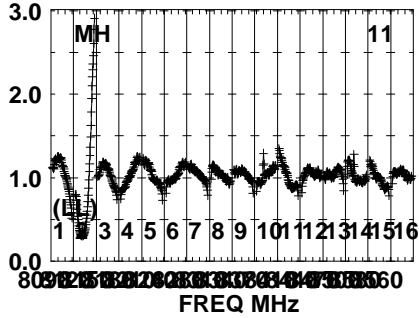
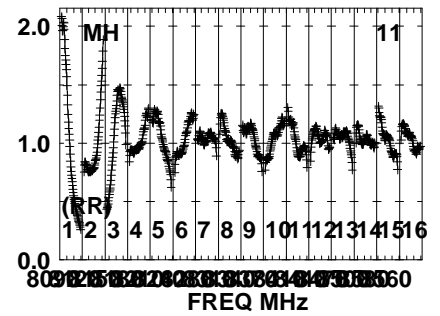
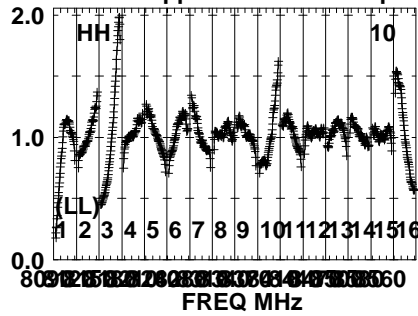
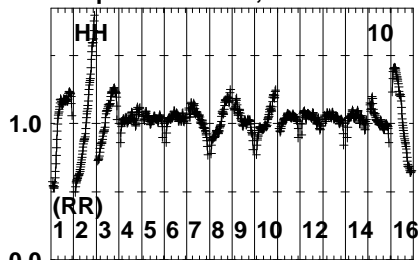
Lower frame: Real Jy
Auto-corr total-power spectrum Antenna: *
Timerange: 00/06:01:31 to 00/06:03:44

Plot file version 51 created 09-MAR-2023 11:43:09

GRB221009A RG013E.UVDATA.1

Freq = 8.0805 GHz, Bw = 32.000 MHz

No calibration applied and no bandpass applied



Lower frame: Real Jy

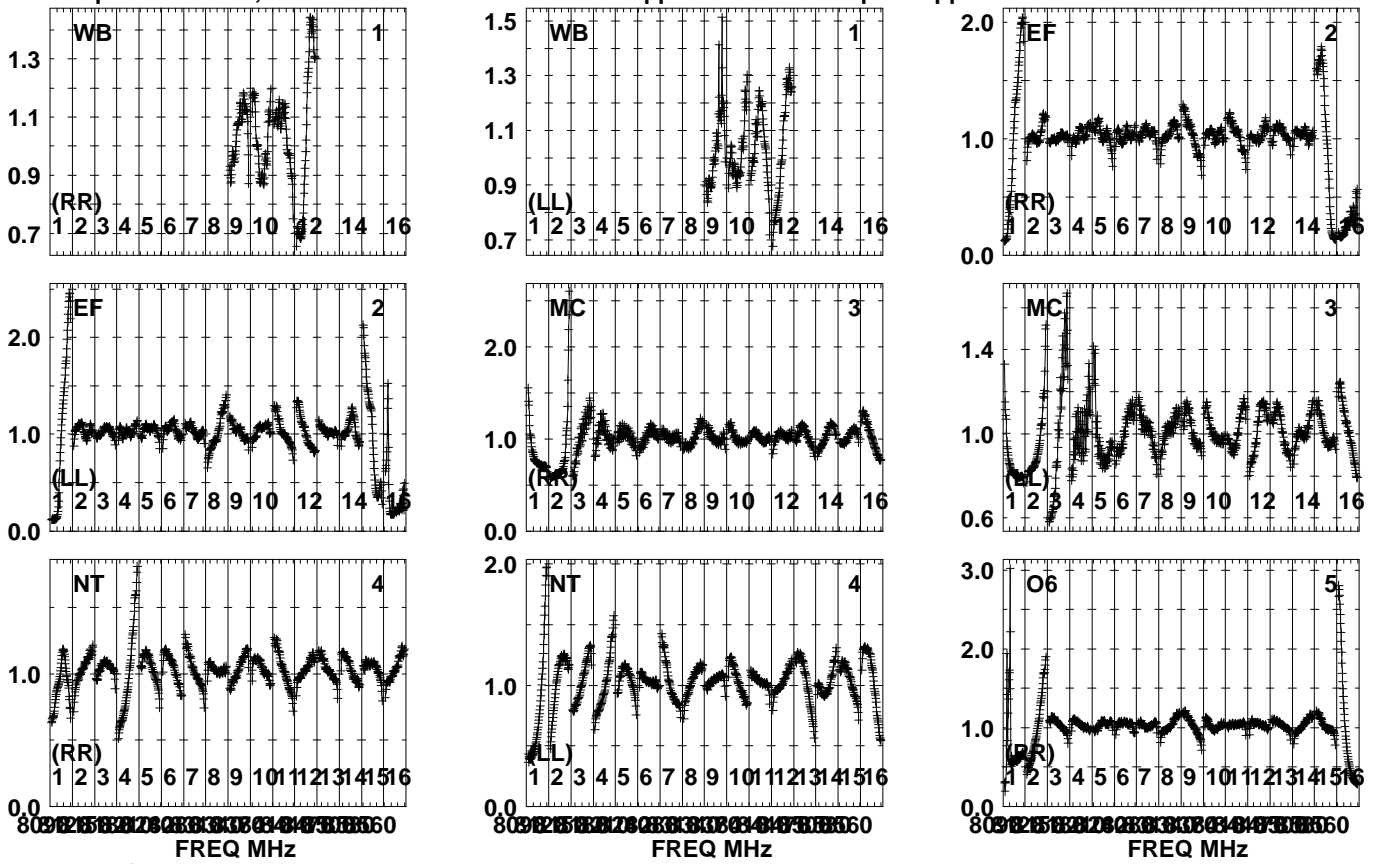
Auto-corr total-power spectrum Antenna: *

Timerange: 00/06:01:31 to 00/06:03:44

Plot file version 52 created 09-MAR-2023 11:43:09

J191142+1952 RG013E.UVDATA.1

Freq = 8.0805 GHz, Bw = 32.000 MH No calibration applied and no bandpass applied



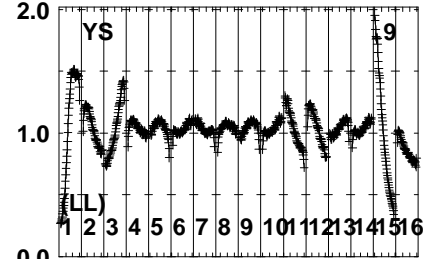
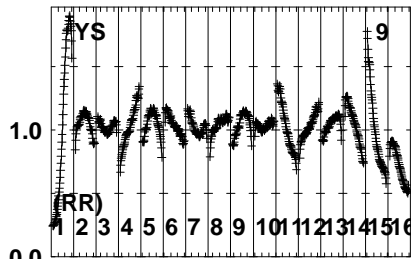
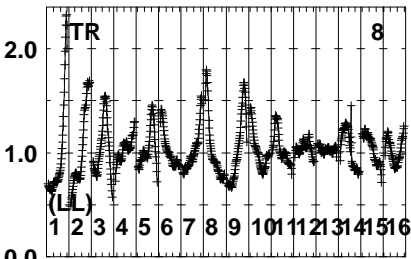
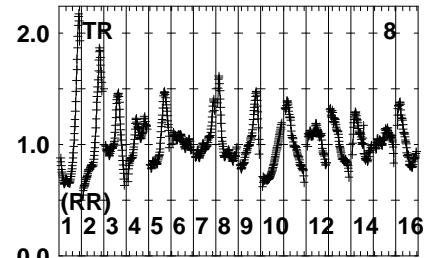
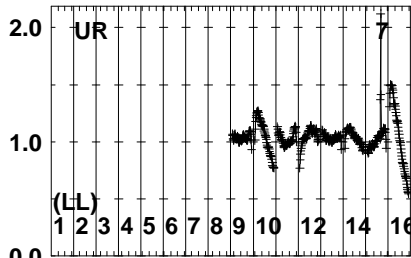
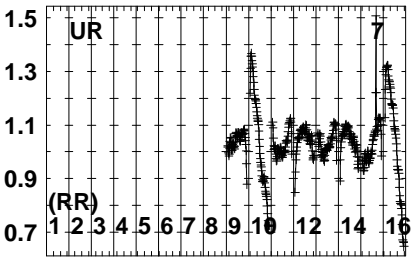
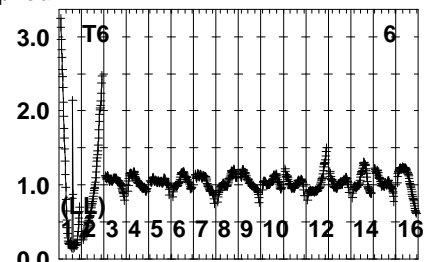
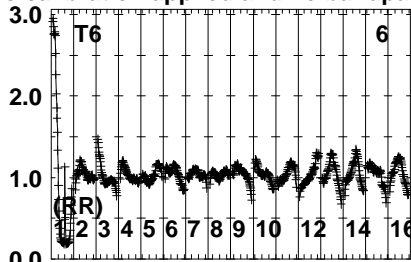
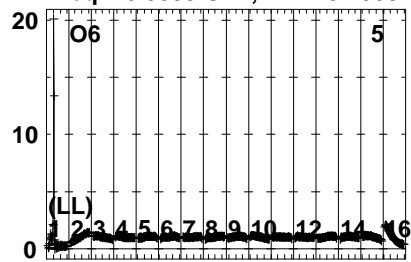
Lower frame: Real Jy
Auto-corr total-power spectrum Antenna: *
Timerange: 00/06:04:01 to 00/06:05:15

Plot file version 53 created 09-MAR-2023 11:43:10

J191142+1952 RG013E.UVDATA.1

Freq = 8.0805 GHz, Bw = 32.000 MH

No calibration applied and no bandpass applied



8091255812608130814081560
FREQ MHz

8091255812608130814081560
FREQ MHz

8091255812608130814081560
FREQ MHz

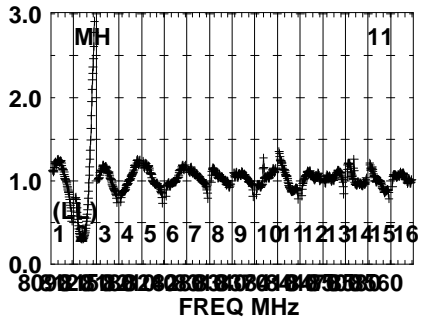
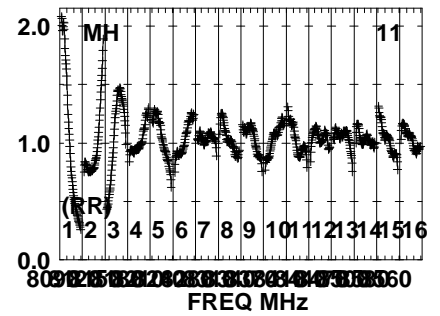
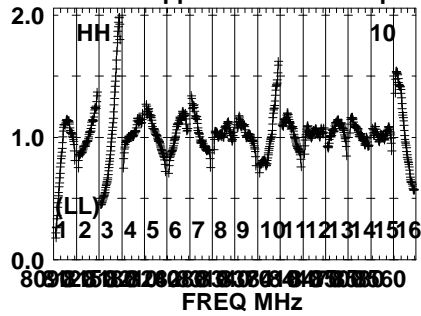
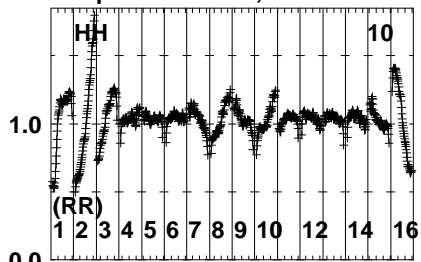
Lower frame: Real Jy
Auto-corr total-power spectrum Antenna: *
Timerange: 00/06:04:01 to 00/06:05:15

Plot file version 54 created 09-MAR-2023 11:43:10

J191142+1952 RG013E.UVDATA.1

Freq = 8.0805 GHz, Bw = 32.000 MH

No calibration applied and no bandpass applied



Lower frame: Real Jy

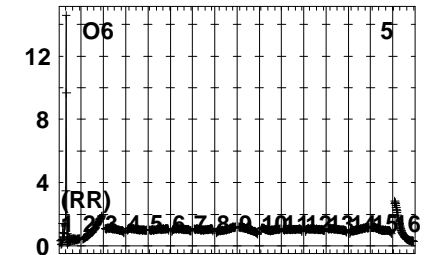
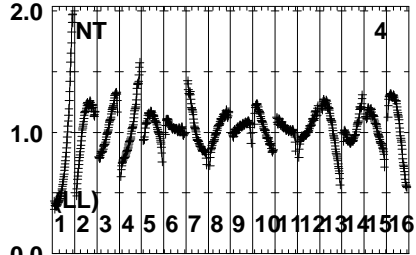
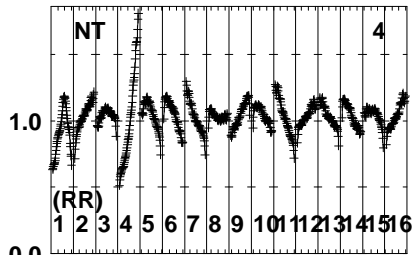
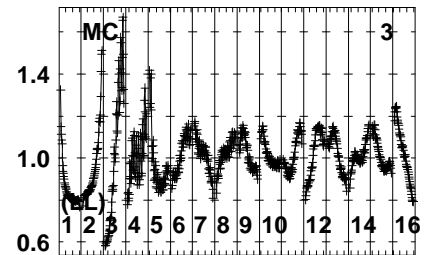
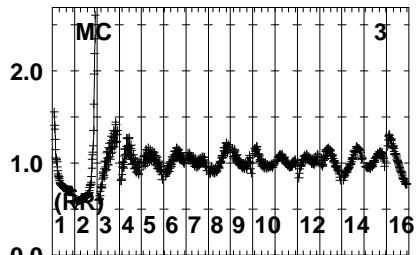
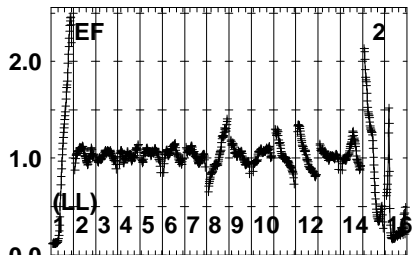
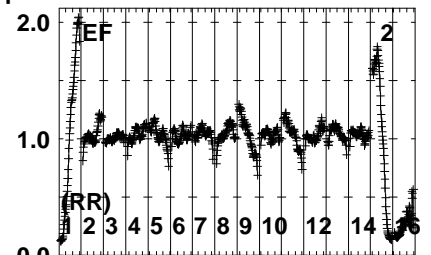
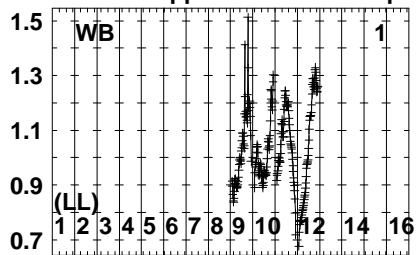
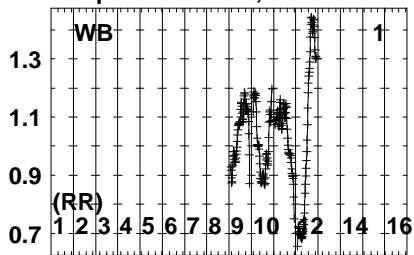
Auto-corr total-power spectrum Antenna: *

Timerange: 00/06:04:01 to 00/06:05:15

Plot file version 55 created 09-MAR-2023 11:43:10

J191249+1940 RG013E.UVDATA.1

Freq = 8.0805 GHz, Bw = 32.000 MH No calibration applied and no bandpass applied



809258326283032343638404244464850
FREQ MHz

809258326283032343638404244464850
FREQ MHz

809258326283032343638404244464850
FREQ MHz

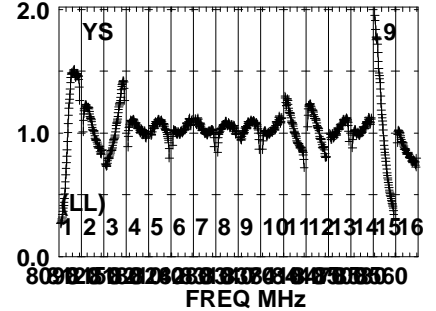
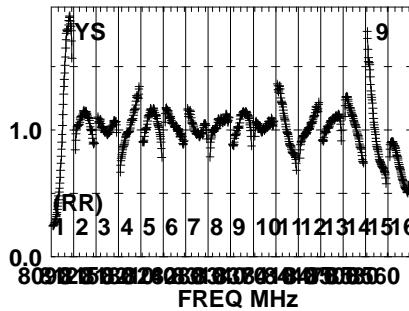
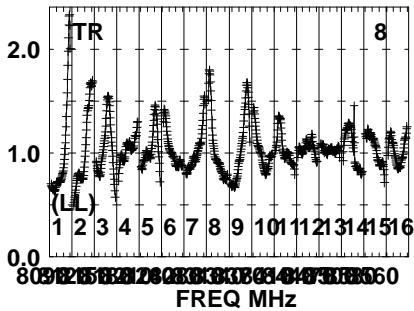
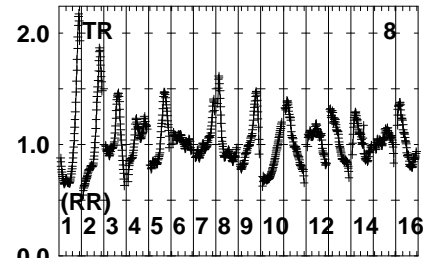
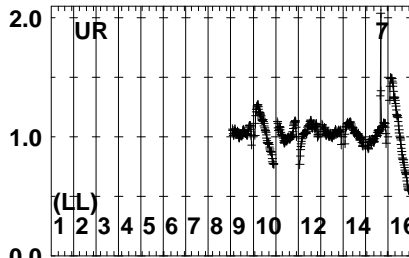
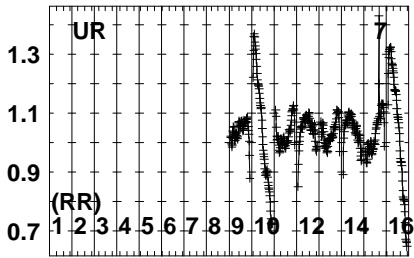
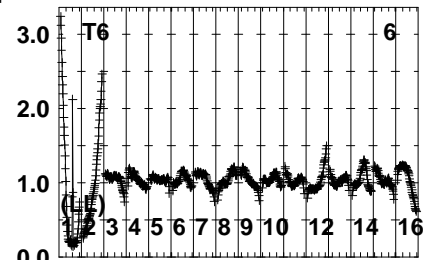
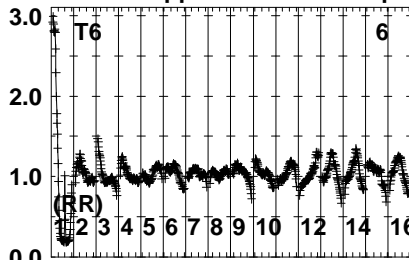
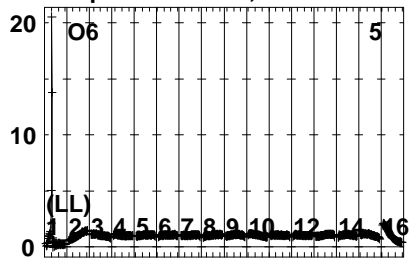
Lower frame: Real Jy
Auto-corr total-power spectrum Antenna: *
Timerange: 00/06:05:32 to 00/06:06:49

Plot file version 56 created 09-MAR-2023 11:43:10

J191249+1940 RG013E.UVDATA.1

Freq = 8.0805 GHz, Bw = 32.000 MH

No calibration applied and no bandpass applied



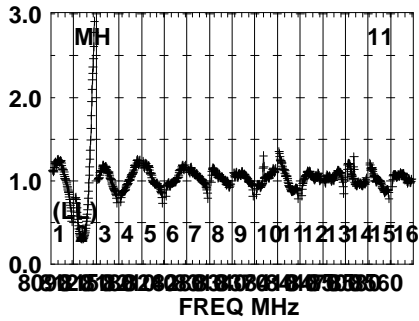
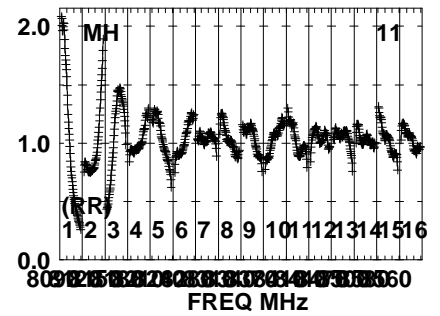
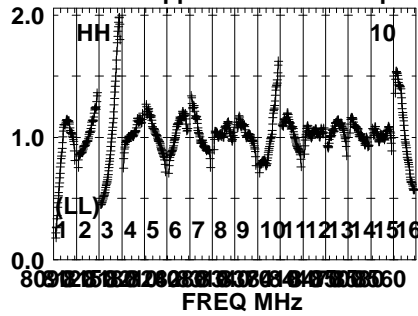
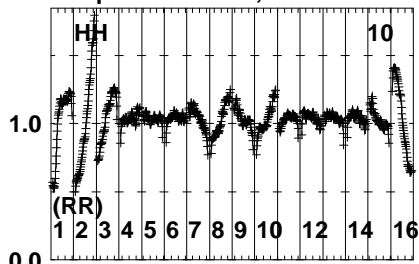
Lower frame: Real Jy
Auto-corr total-power spectrum Antenna: *
Timerange: 00/06:05:32 to 00/06:06:49

Plot file version 57 created 09-MAR-2023 11:43:10

J191249+1940 RG013E.UVDATA.1

Freq = 8.0805 GHz, Bw = 32.000 MH

No calibration applied and no bandpass applied



Lower frame: Real Jy

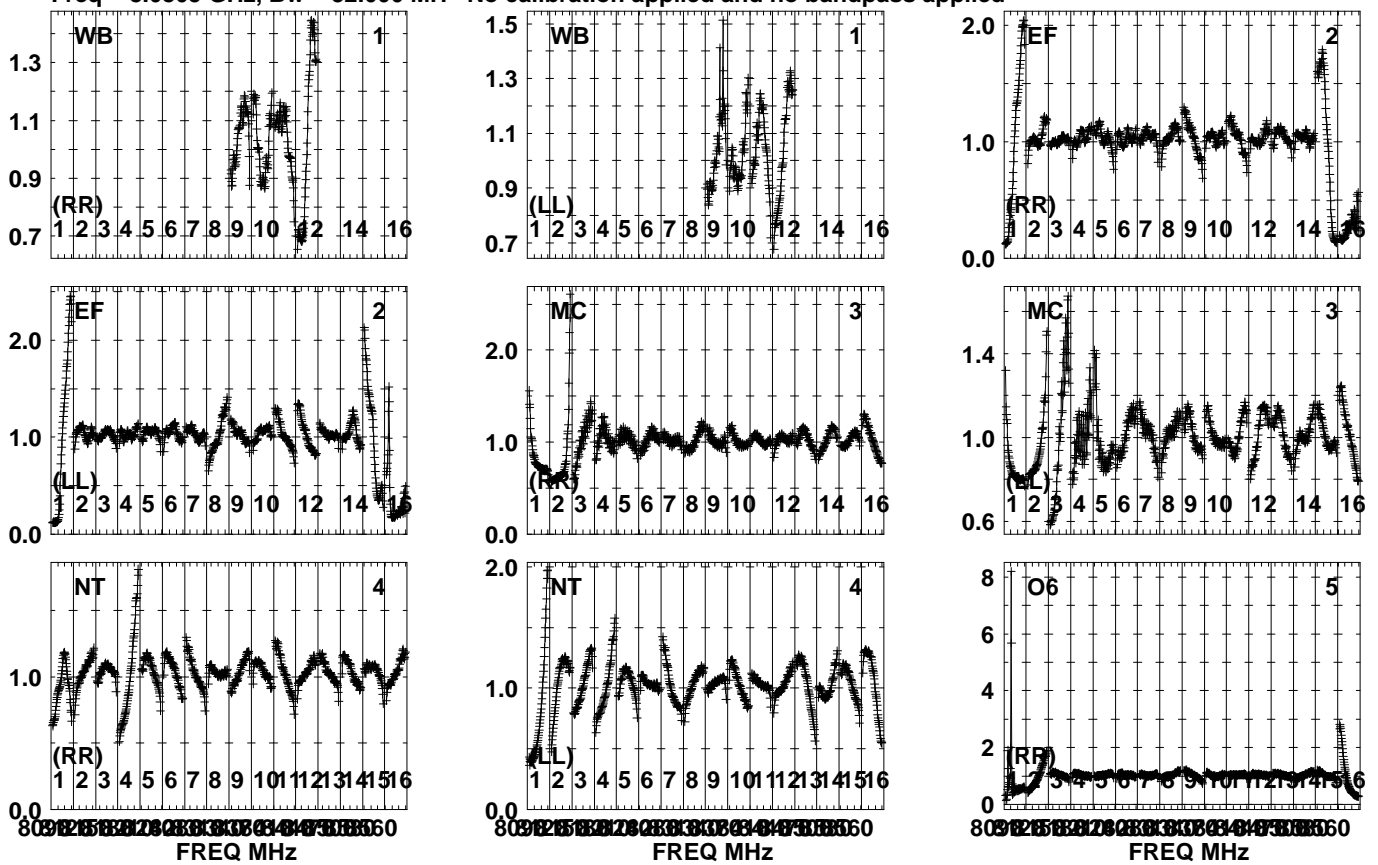
Auto-corr total-power spectrum Antenna: *

Timerange: 00/06:05:32 to 00/06:06:49

Plot file version 58 created 09-MAR-2023 11:43:10

J191142+1952 RG013E.UVDATA.1

Freq = 8.0805 GHz, Bw = 32.000 MH No calibration applied and no bandpass applied

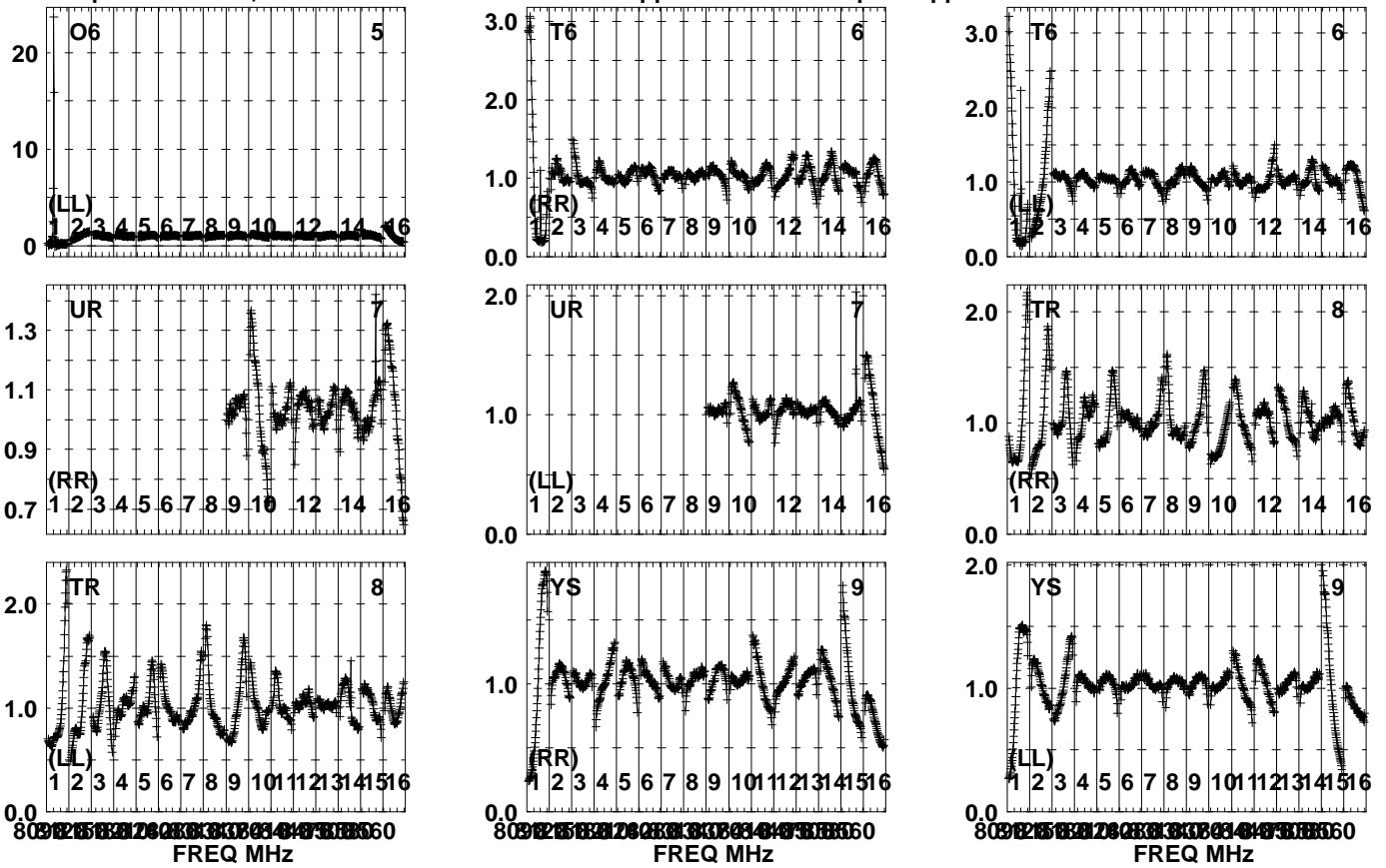


Lower frame: Real Jy
Auto-corr total-power spectrum Antenna: *
Timerange: 00/06:07:06 to 00/06:08:35

Plot file version 59 created 09-MAR-2023 11:43:10

J191142+1952 RG013E.UVDATA.1

Freq = 8.0805 GHz, Bw = 32.000 MH No calibration applied and no bandpass applied



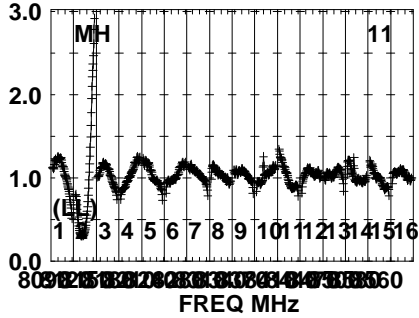
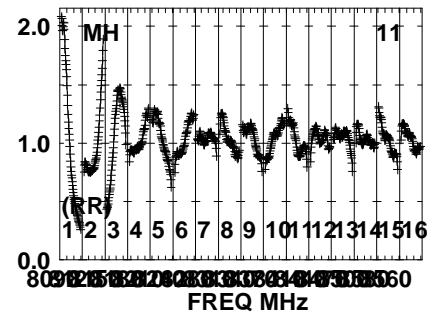
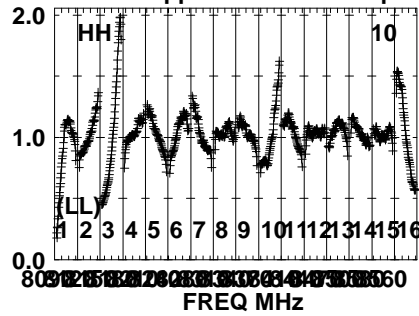
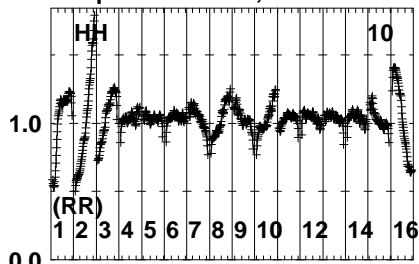
Lower frame: Real Jy
Auto-corr total-power spectrum Antenna: *
Timerange: 00/06:07:06 to 00/06:08:35

Plot file version 60 created 09-MAR-2023 11:43:11

J191142+1952 RG013E.UVDATA.1

Freq = 8.0805 GHz, Bw = 32.000 MH

No calibration applied and no bandpass applied



Lower frame: Real Jy

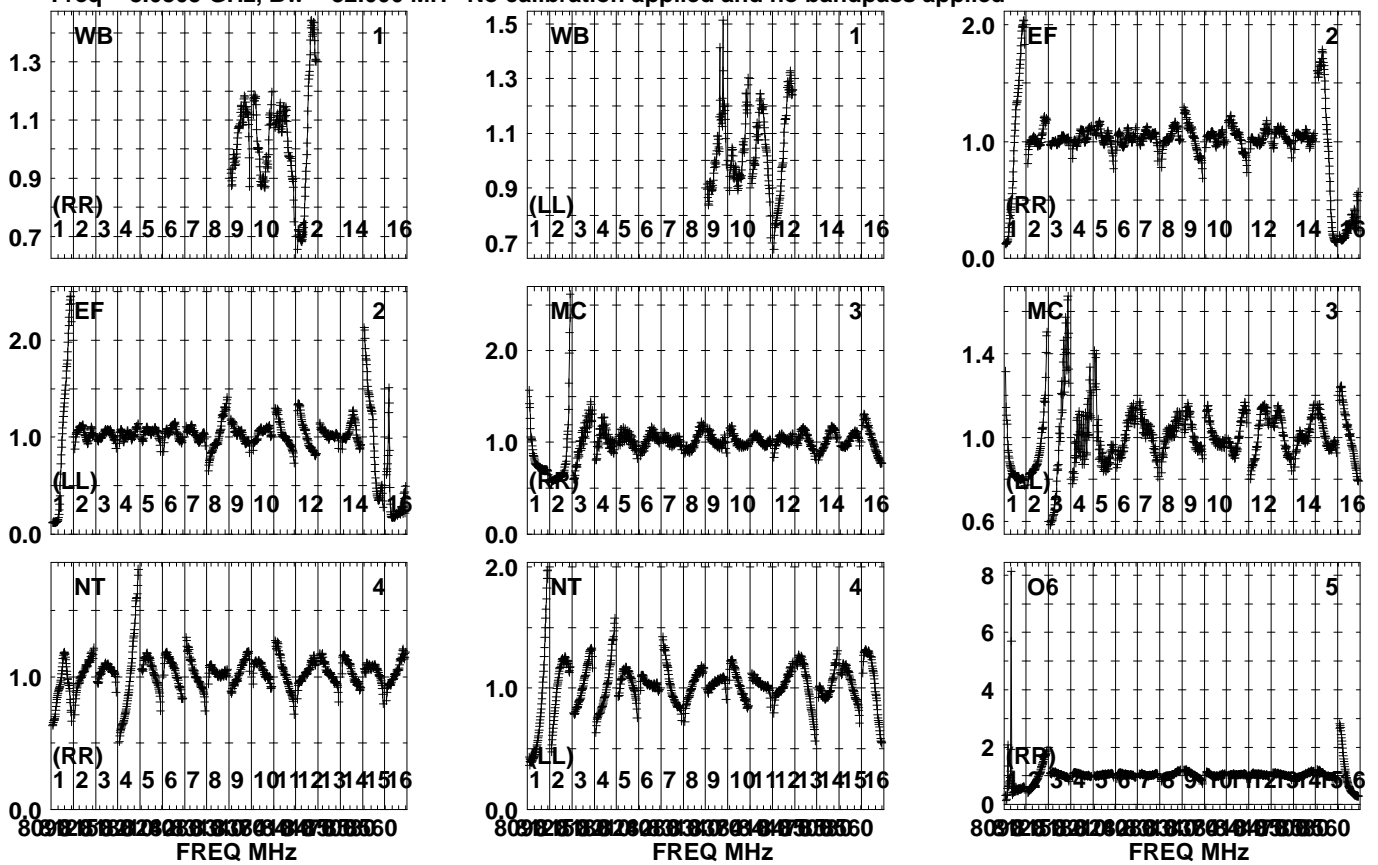
Auto-corr total-power spectrum Antenna: *

Timerange: 00/06:07:06 to 00/06:08:35

Plot file version 61 created 09-MAR-2023 11:43:11

GRB221009A RG013E.UVDATA.1

Freq = 8.0805 GHz, Bw = 32.000 MH No calibration applied and no bandpass applied

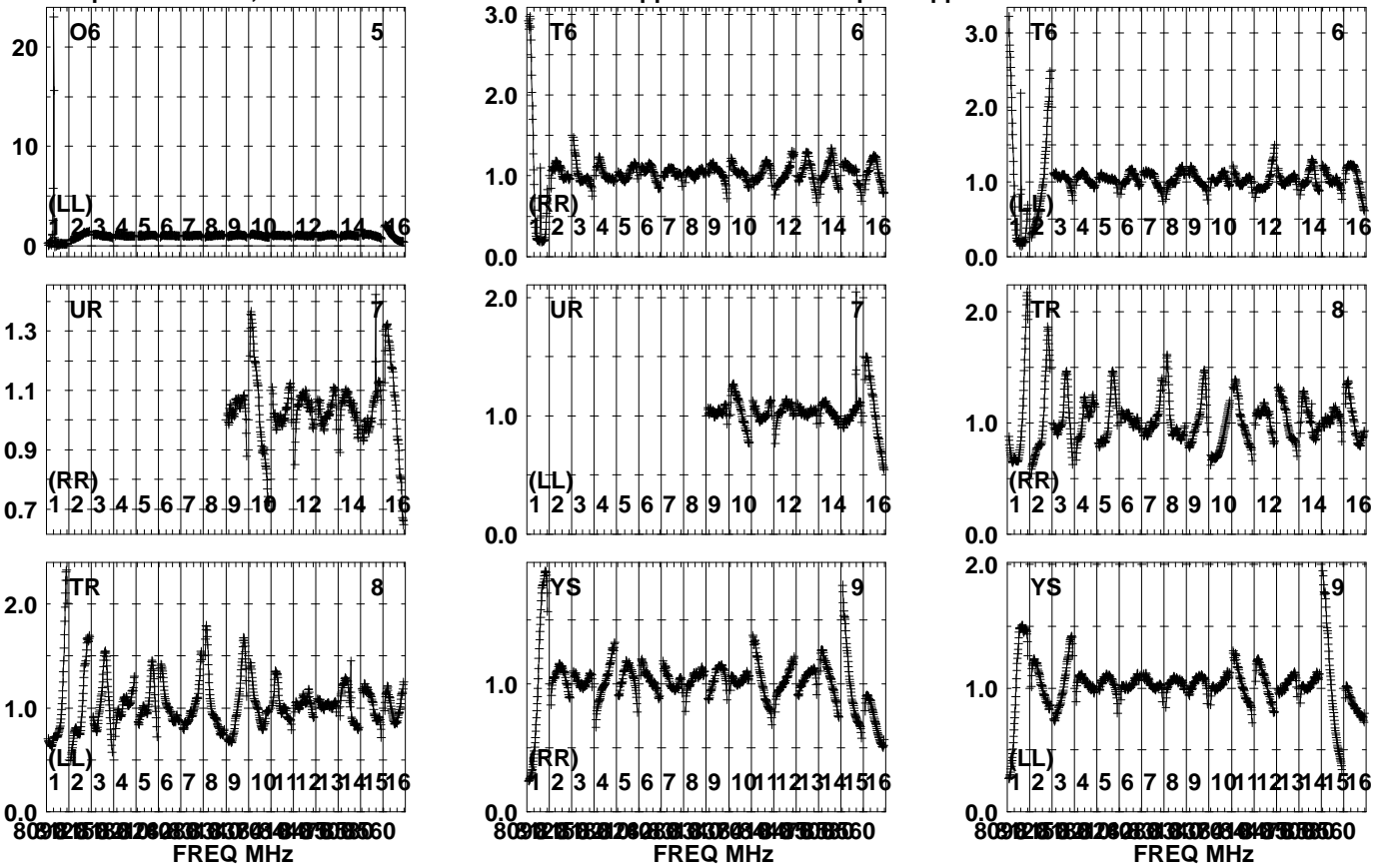


Lower frame: Real Jy
Auto-corr total-power spectrum Antenna: *
Timerange: 00/06:08:51 to 00/06:11:04

Plot file version 62 created 09-MAR-2023 11:43:11

GRB221009A RG013E.UVDATA.1

Freq = 8.0805 GHz, Bw = 32.000 MH No calibration applied and no bandpass applied



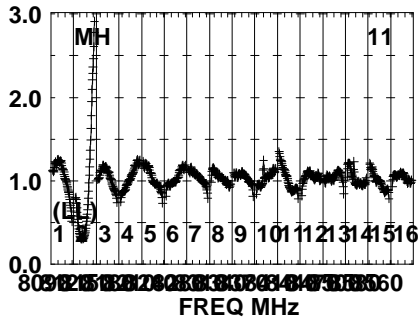
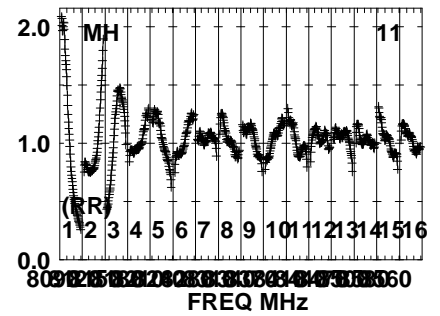
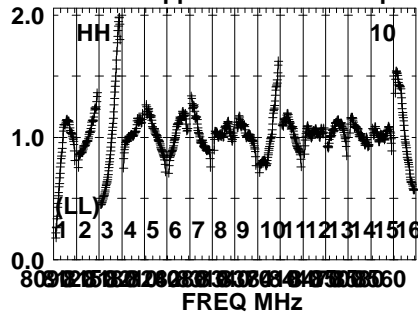
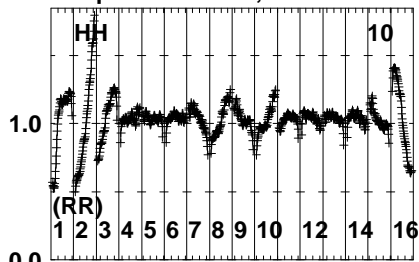
Lower frame: Real Jy
Auto-corr total-power spectrum Antenna: *
Timerange: 00/06:08:51 to 00/06:11:04

Plot file version 63 created 09-MAR-2023 11:43:11

GRB221009A RG013E.UVDATA.1

Freq = 8.0805 GHz, Bw = 32.000 MHz

No calibration applied and no bandpass applied



Lower frame: Real Jy

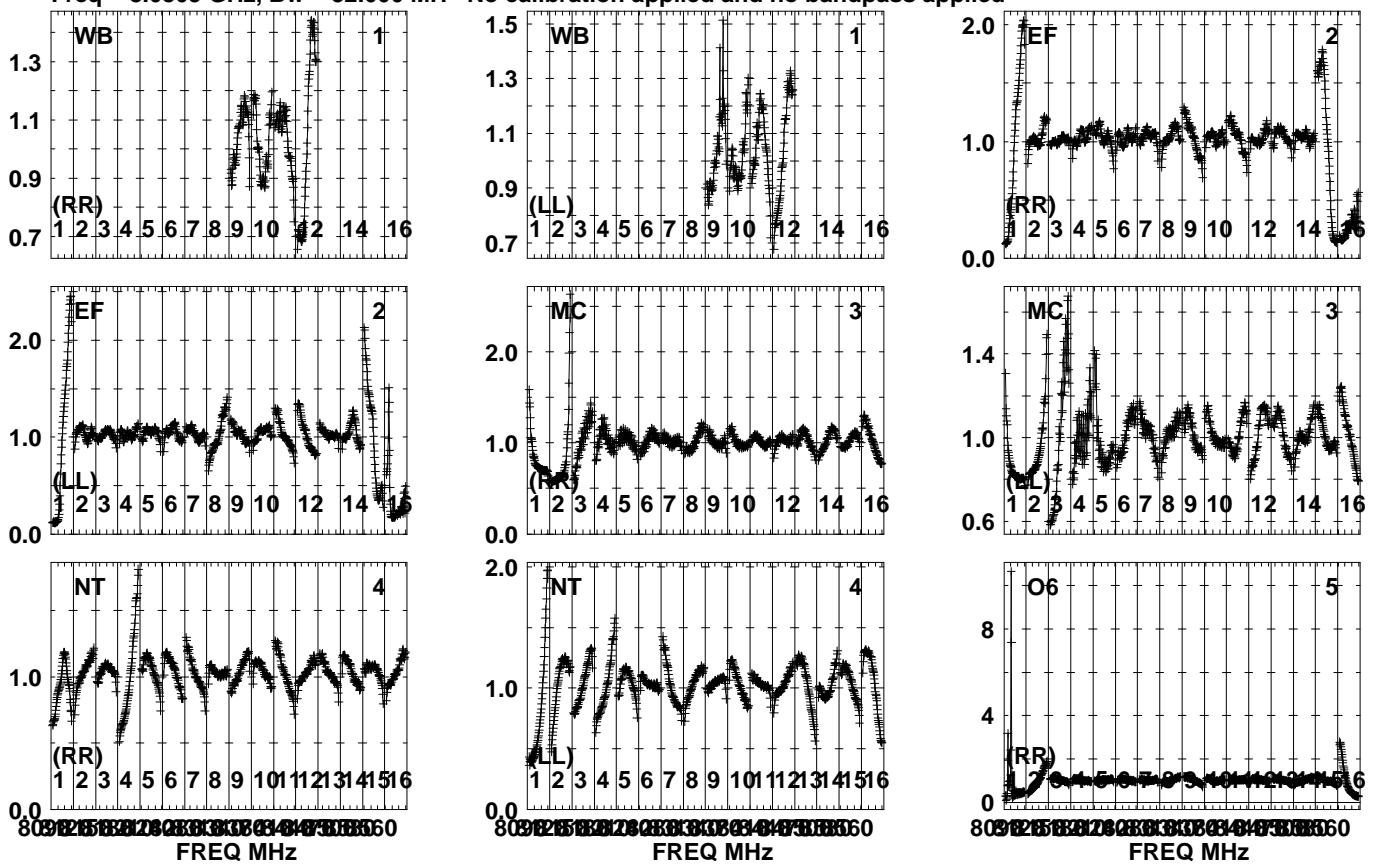
Auto-corr total-power spectrum Antenna: *

Timerange: 00/06:08:51 to 00/06:11:04

Plot file version 64 created 09-MAR-2023 11:43:11

J191142+1952 RG013E.UVDATA.1

Freq = 8.0805 GHz, Bw = 32.000 MH No calibration applied and no bandpass applied

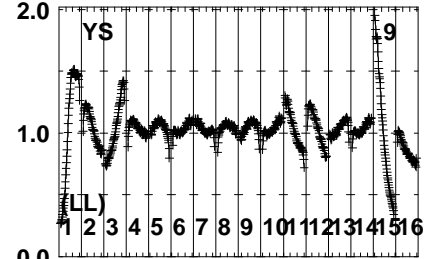
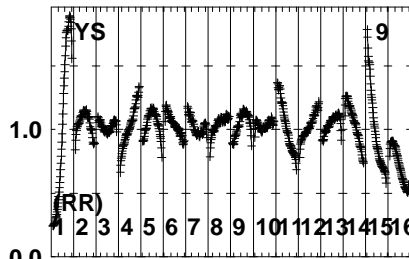
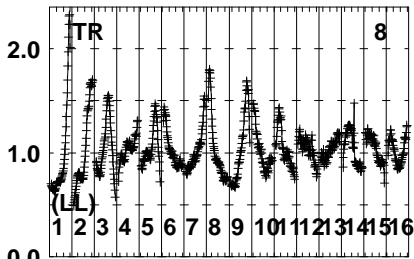
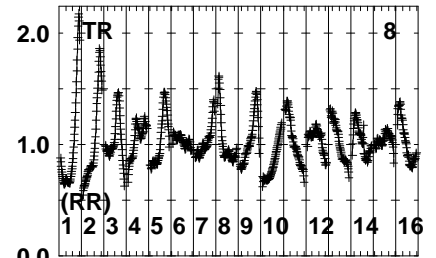
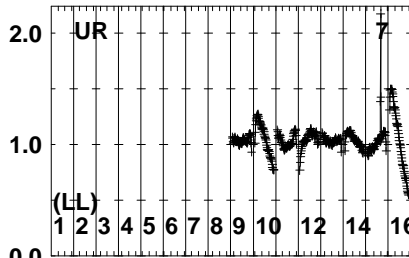
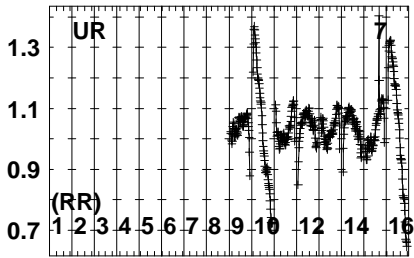
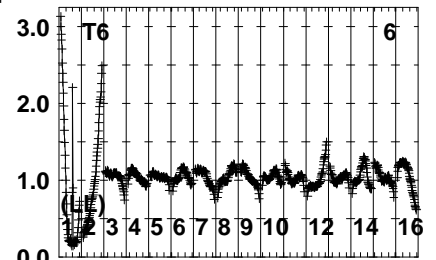
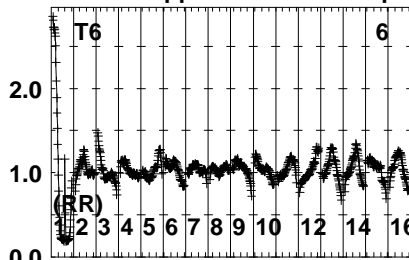
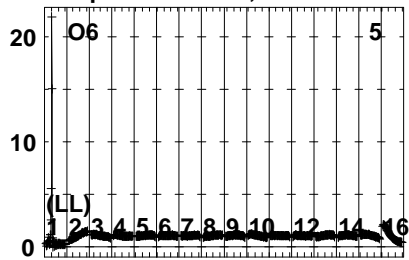


Lower frame: Real Jy
Auto-corr total-power spectrum Antenna: *
Timerange: 00/06:11:21 to 00/06:12:35

Plot file version 65 created 09-MAR-2023 11:43:11

J191142+1952 RG013E.UVDATA.1

Freq = 8.0805 GHz, Bw = 32.000 MH No calibration applied and no bandpass applied



8091255526083003493560
FREQ MHz

8091255526083003493560
FREQ MHz

8091255526083003493560
FREQ MHz

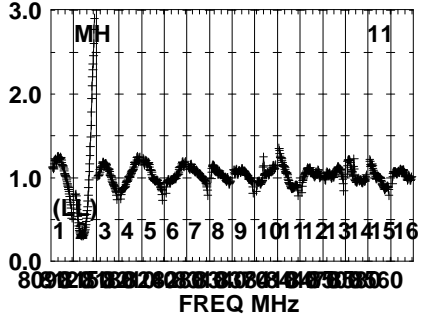
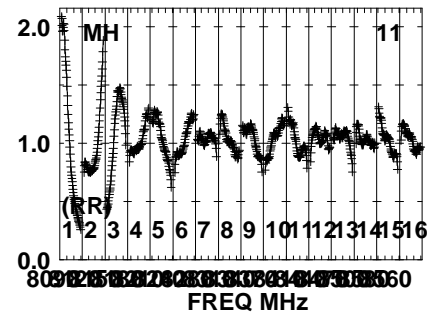
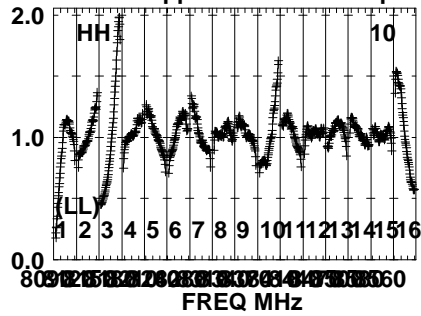
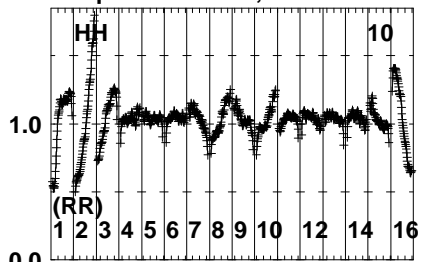
Lower frame: Real Jy
Auto-corr total-power spectrum Antenna: *
Timerange: 00/06:11:21 to 00/06:12:35

Plot file version 66 created 09-MAR-2023 11:43:12

J191142+1952 RG013E.UVDATA.1

Freq = 8.0805 GHz, Bw = 32.000 MHz

No calibration applied and no bandpass applied



Lower frame: Real Jy


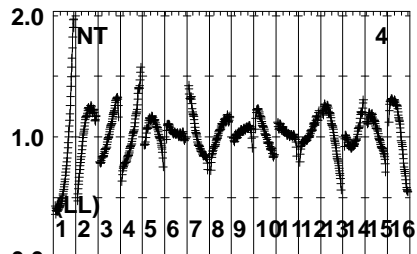
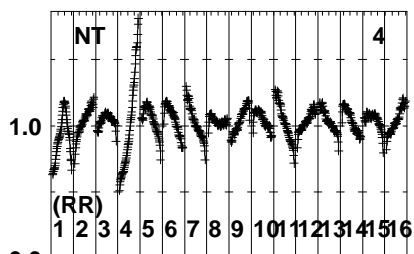
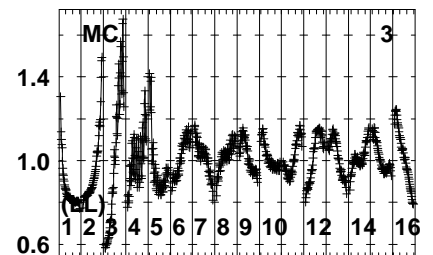
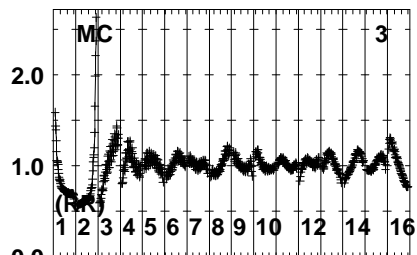
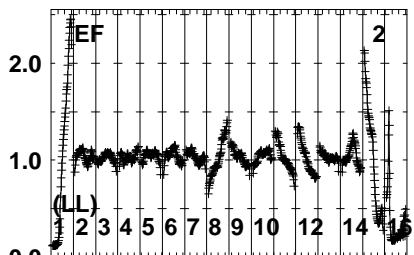
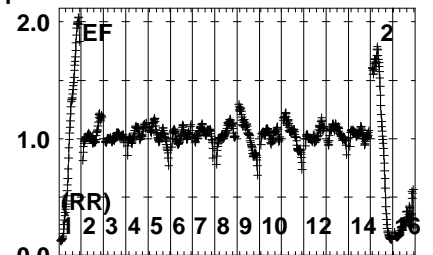
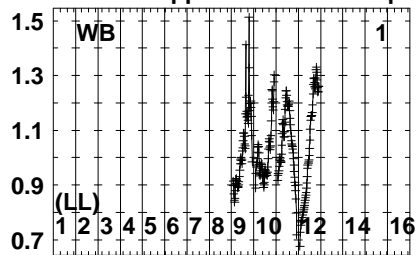
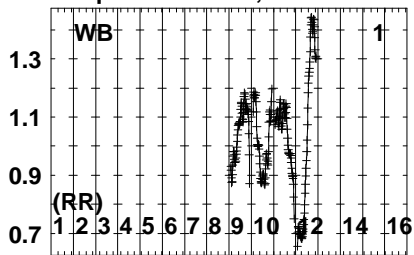
Auto-corr total-power spectrum Antenna: *

Timerange: 00/06:11:21 to 00/06:12:35

Plot file version 67 created 09-MAR-2023 11:43:12

GRB221009A RG013E.UVDATA.1

Freq = 8.0805 GHz, Bw = 32.000 MH No calibration applied and no bandpass applied



80925830126083008094838860
FREQ MHz

80925830126083008094838860
FREQ MHz

80925830126083008094838860
FREQ MHz

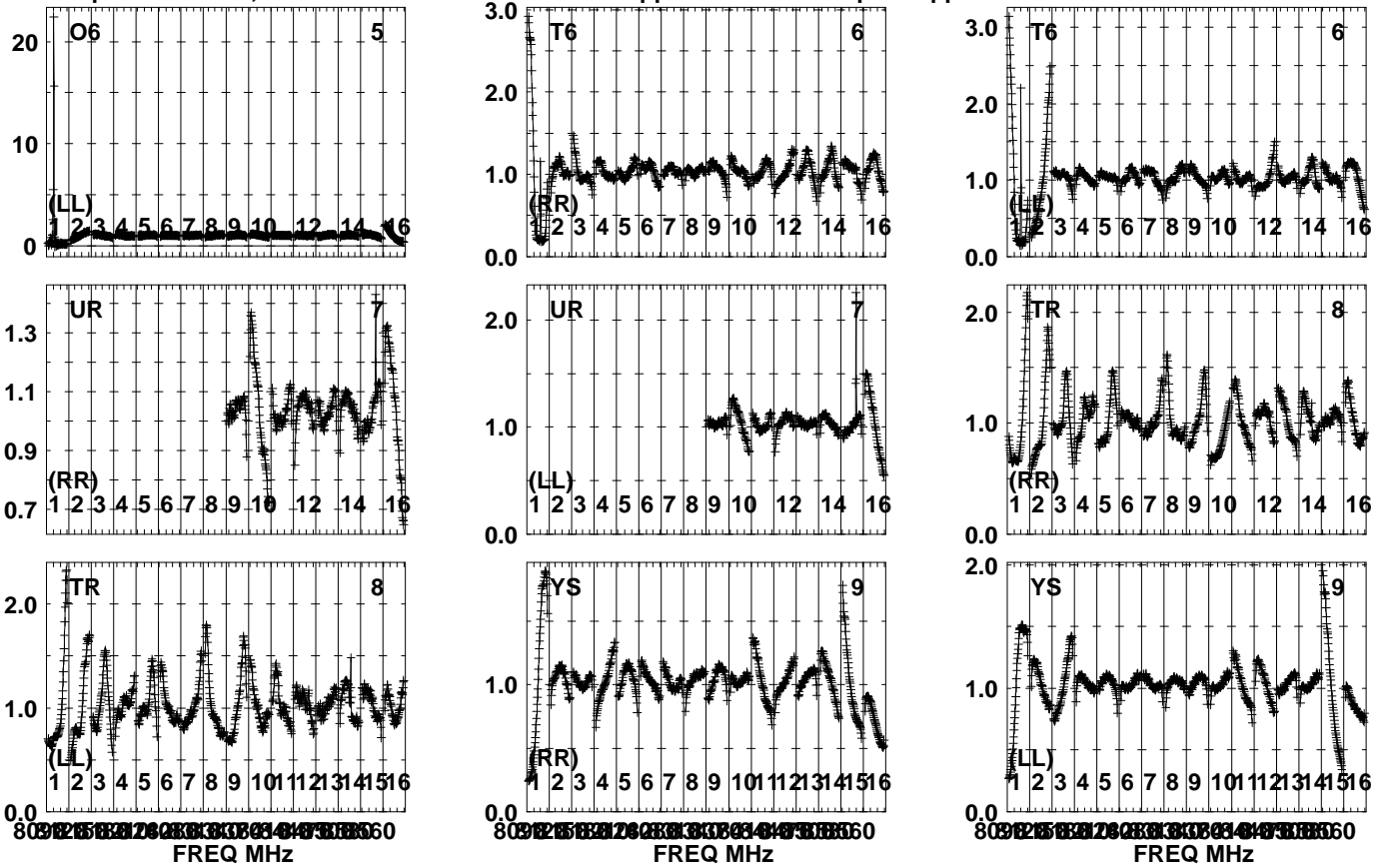
Lower frame: Real Jy
Auto-corr total-power spectrum Antenna: *
Timerange: 00/06:12:52 to 00/06:15:05

Plot file version 68 created 09-MAR-2023 11:43:12

GRB221009A RG013E.UVDATA.1

Freq = 8.0805 GHz, Bw = 32.000 MH

No calibration applied and no bandpass applied



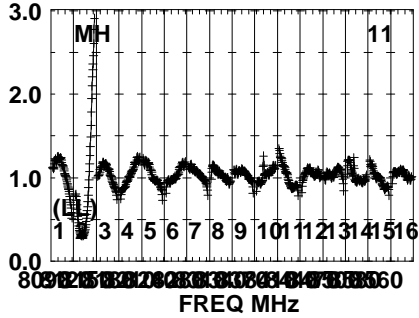
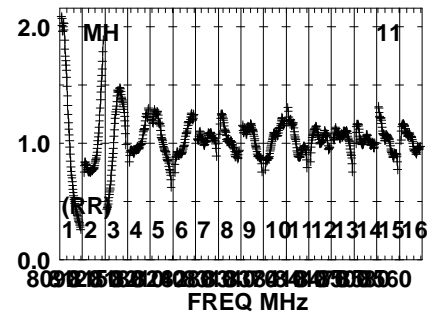
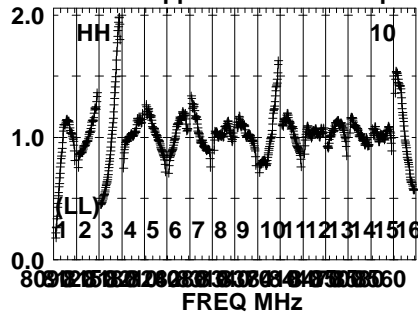
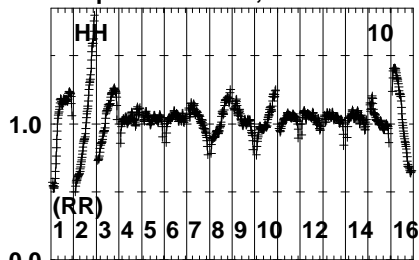
Lower frame: Real Jy
Auto-corr total-power spectrum Antenna: *
Timerange: 00/06:12:52 to 00/06:15:05

Plot file version 69 created 09-MAR-2023 11:43:12

GRB221009A RG013E.UVDATA.1

Freq = 8.0805 GHz, Bw = 32.000 MHz

No calibration applied and no bandpass applied



Lower frame: Real Jy

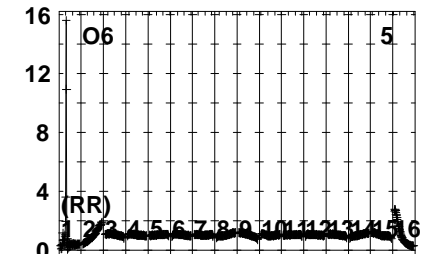
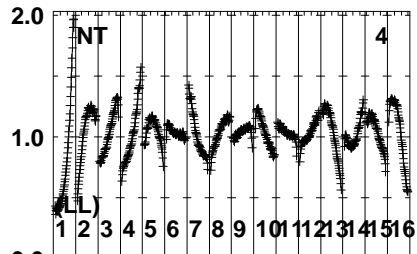
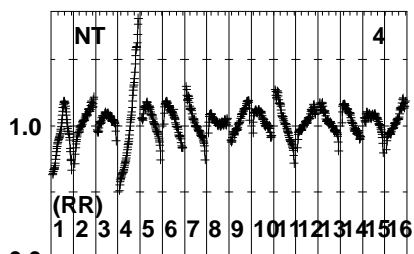
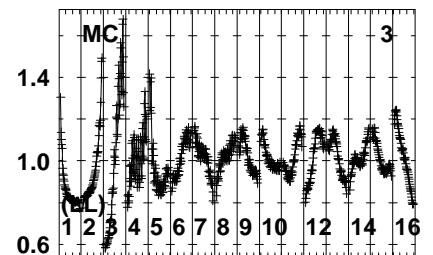
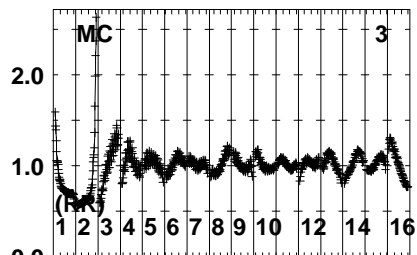
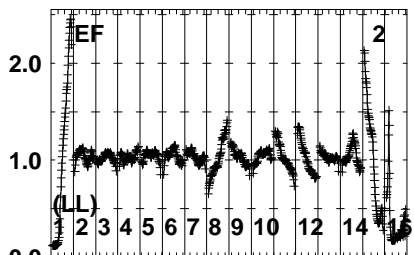
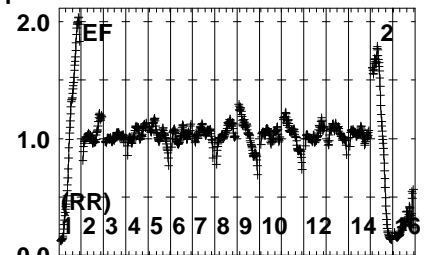
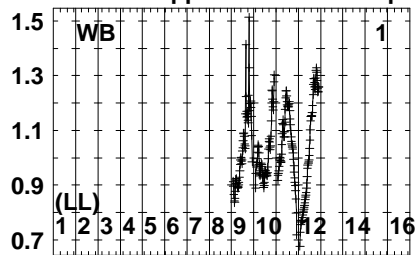
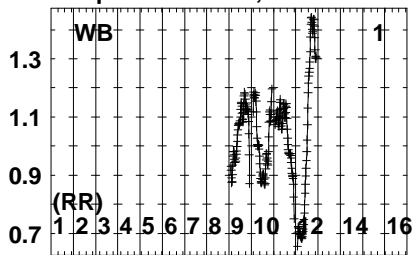
Auto-corr total-power spectrum Antenna: *

Timerange: 00/06:12:52 to 00/06:15:05

Plot file version 70 created 09-MAR-2023 11:43:12

J191142+1952 RG013E.UVDATA.1

Freq = 8.0805 GHz, Bw = 32.000 MH No calibration applied and no bandpass applied



80 92 104 116 128 140 152 164 176 188 200 212 224 236 248 260

FREQ MHz

80 92 104 116 128 140 152 164 176 188 200 212 224 236 248 260

FREQ MHz

80 92 104 116 128 140 152 164 176 188 200 212 224 236 248 260

FREQ MHz

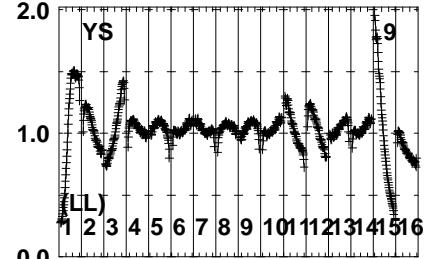
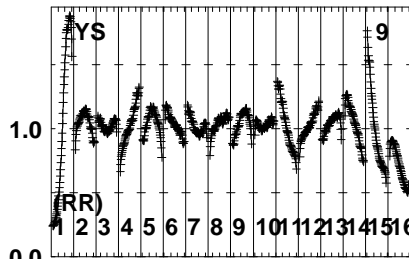
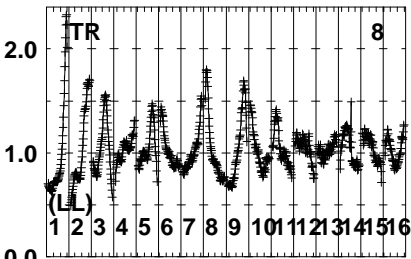
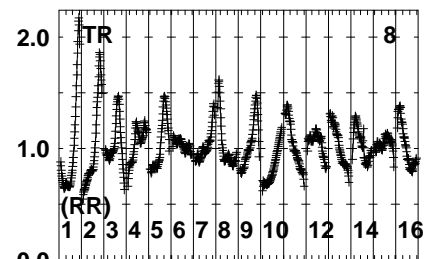
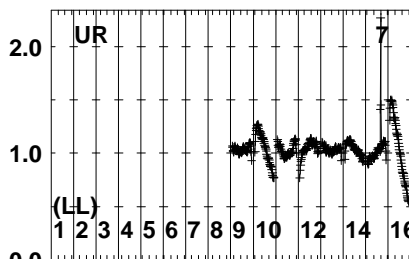
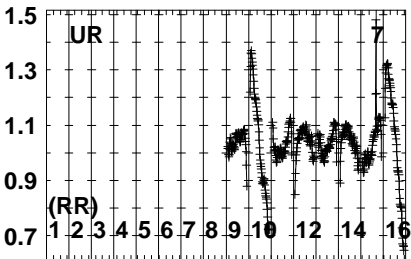
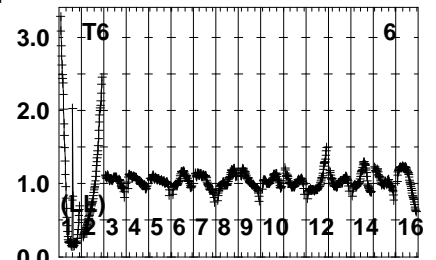
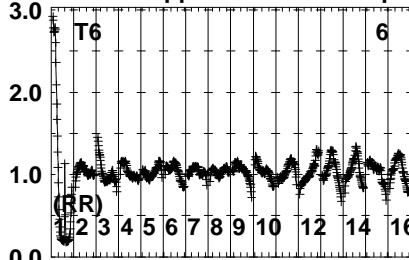
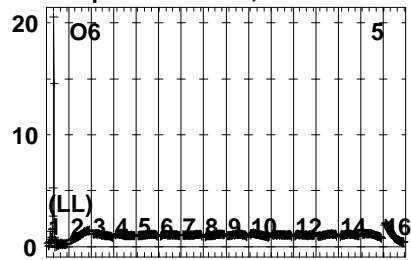
Lower frame: Real Jy
Auto-corr total-power spectrum Antenna: *
Timerange: 00/06:15:21 to 00/06:16:34

Plot file version 71 created 09-MAR-2023 11:43:12

J191142+1952 RG013E.UVDATA.1

Freq = 8.0805 GHz, Bw = 32.000 MH

No calibration applied and no bandpass applied



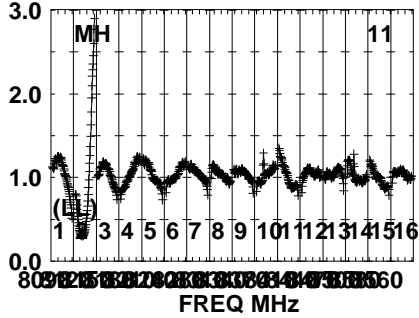
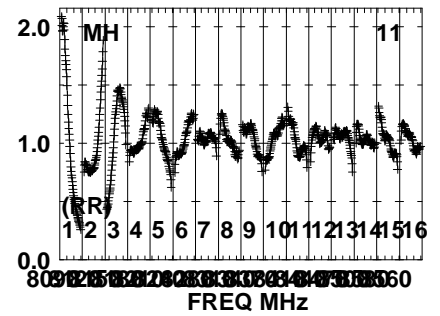
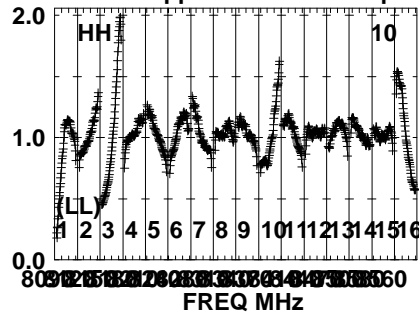
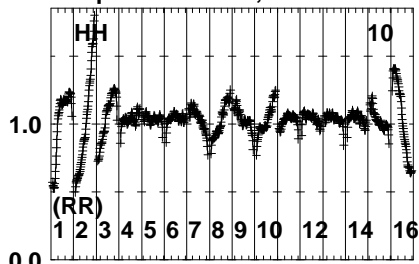
Lower frame: Real Jy
Auto-corr total-power spectrum Antenna: *
Timerange: 00/06:15:21 to 00/06:16:34

Plot file version 72 created 09-MAR-2023 11:43:13

J191142+1952 RG013E.UVDATA.1

Freq = 8.0805 GHz, Bw = 32.000 MH

No calibration applied and no bandpass applied



Lower frame: Real Jy

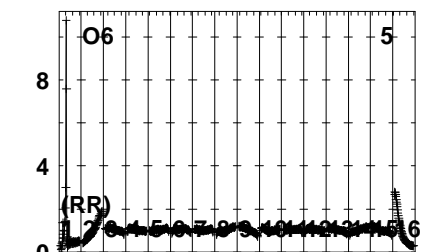
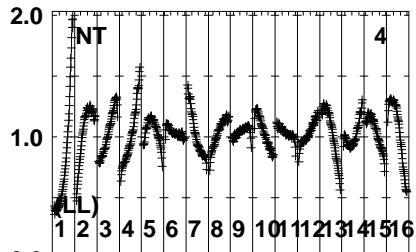
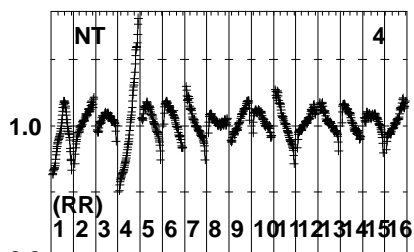
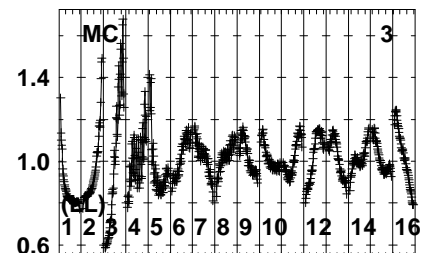
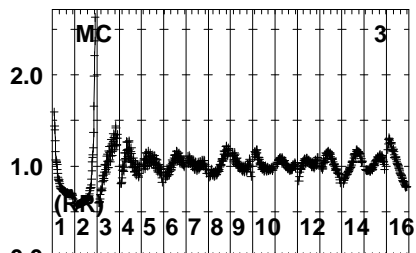
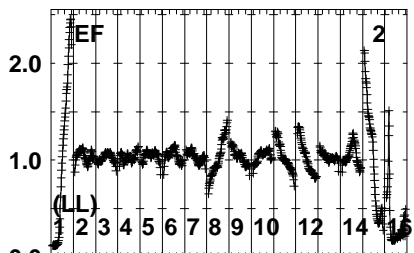
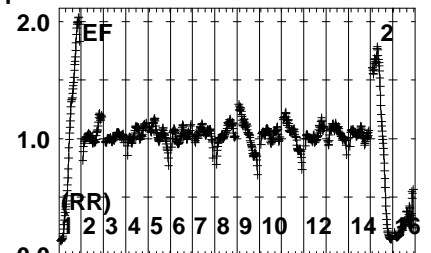
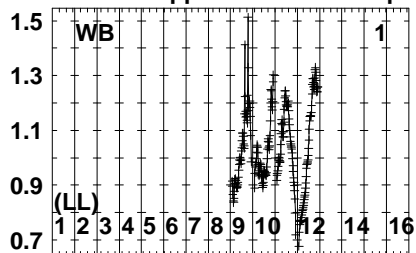
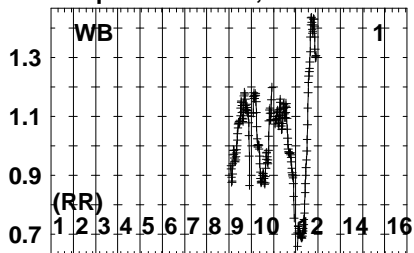
Auto-corr total-power spectrum Antenna: *

Timerange: 00/06:15:21 to 00/06:16:34

Plot file version 73 created 09-MAR-2023 11:43:13

J1905+1943 RG013E.UVDATA.1

Freq = 8.0805 GHz, Bw = 32.000 MH No calibration applied and no bandpass applied



80 92 104 116 128 140 152 164 176 188 200 212 224 236 248 260

80 92 104 116 128 140 152 164 176 188 200 212 224 236 248 260

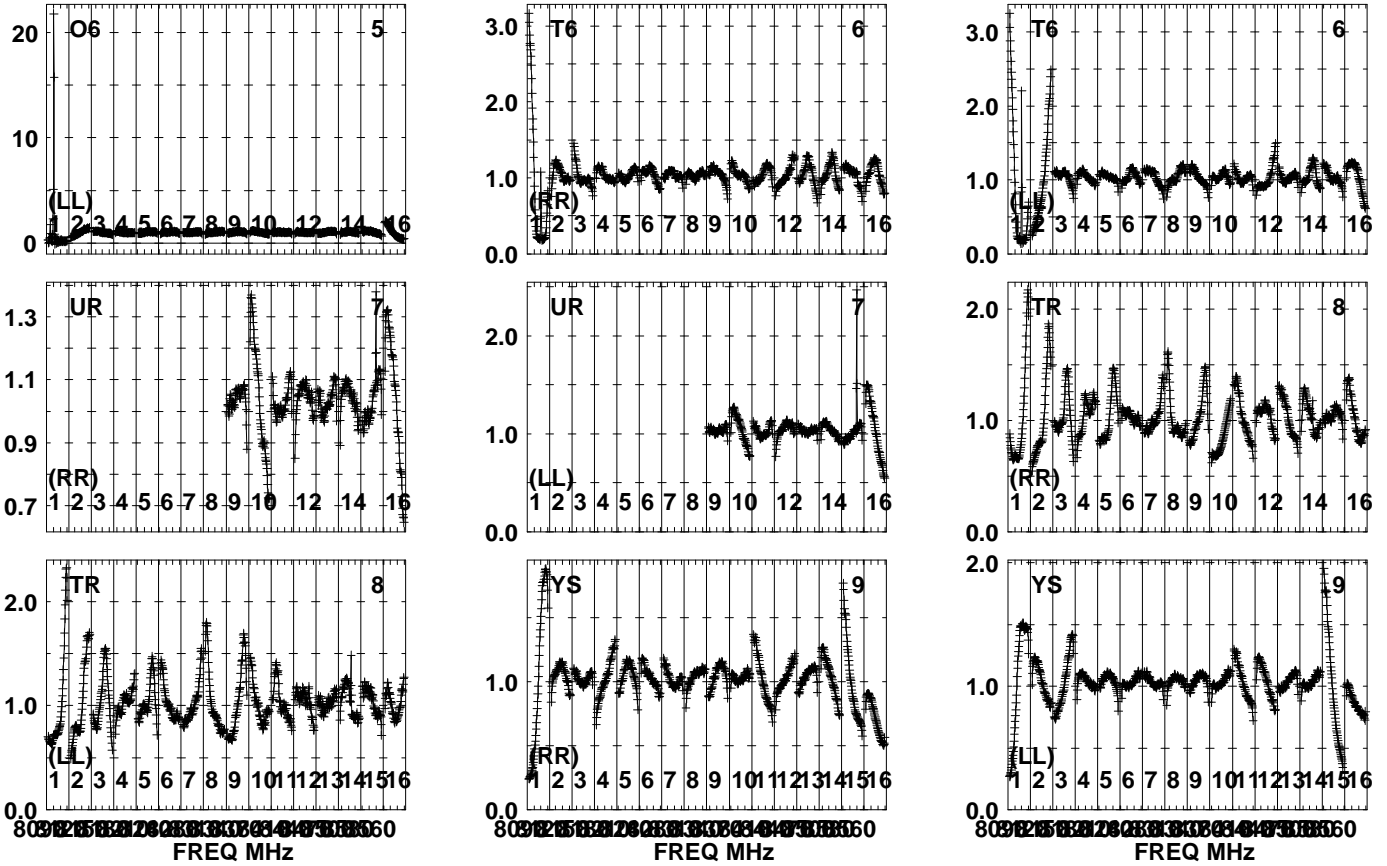
80 92 104 116 128 140 152 164 176 188 200 212 224 236 248 260

FREQ MHz
Lower frame: Real Jy
Auto-corr total-power spectrum Antenna: *
Timerange: 00/06:16:52 to 00/06:18:20

Plot file version 74 created 09-MAR-2023 11:43:13

J1905+1943 RG013E.UVDATA.1

Freq = 8.0805 GHz, Bw = 32.000 MH No calibration applied and no bandpass applied



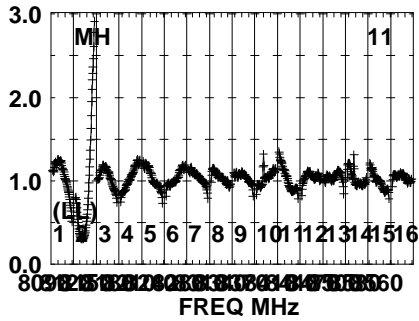
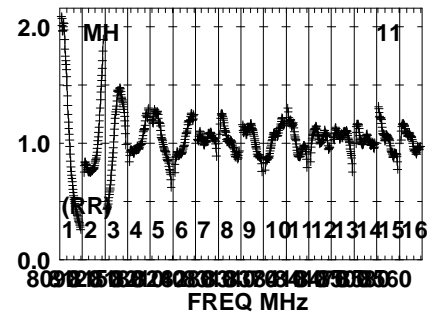
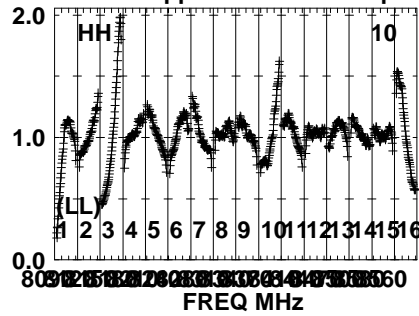
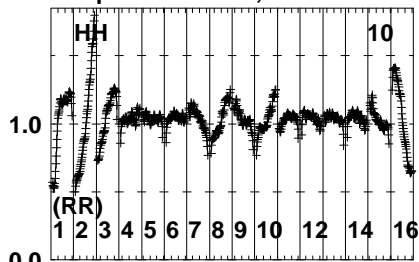
Lower frame: Real Jy
Auto-corr total-power spectrum Antenna: *
Timerange: 00/06:16:52 to 00/06:18:20

Plot file version 75 created 09-MAR-2023 11:43:13

J1905+1943 RG013E.UVDATA.1

Freq = 8.0805 GHz, Bw = 32.000 MH

No calibration applied and no bandpass applied



Lower frame: Real Jy

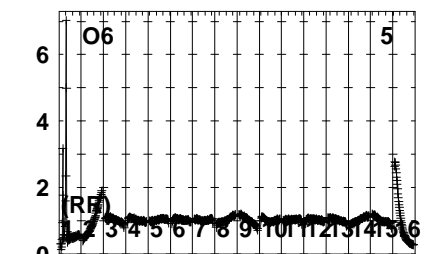
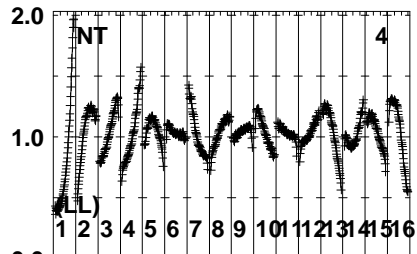
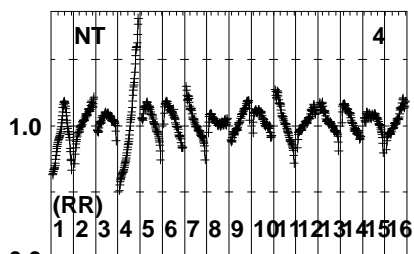
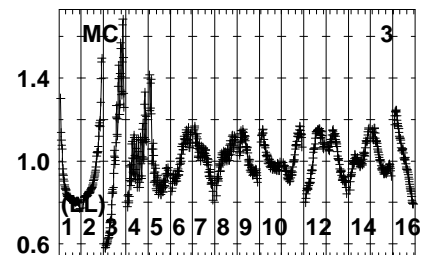
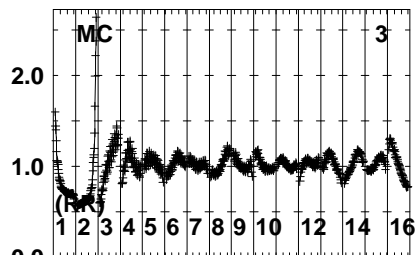
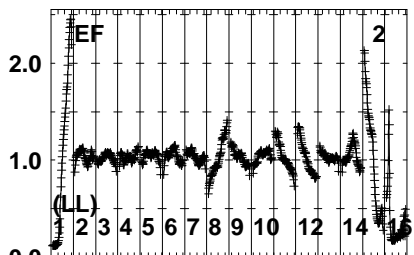
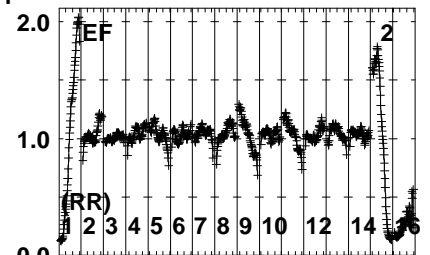
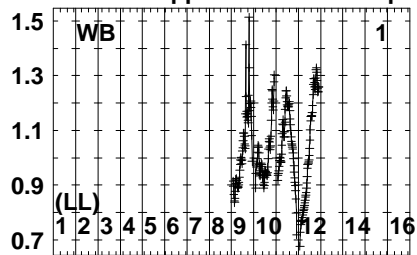
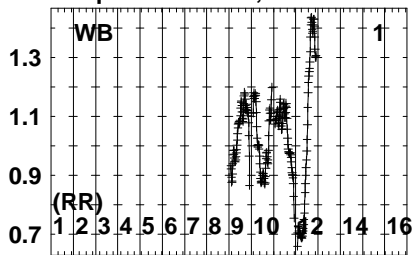
Auto-corr total-power spectrum Antenna: *

Timerange: 00/06:16:52 to 00/06:18:20

Plot file version 76 created 09-MAR-2023 11:43:13

J191142+1952 RG013E.UVDATA.1

Freq = 8.0805 GHz, Bw = 32.000 MH No calibration applied and no bandpass applied



80 92 104 116 128 140 152 164 176 188 200 212 224 236 248 260

80 92 104 116 128 140 152 164 176 188 200 212 224 236 248 260

80 92 104 116 128 140 152 164 176 188 200 212 224 236 248 260

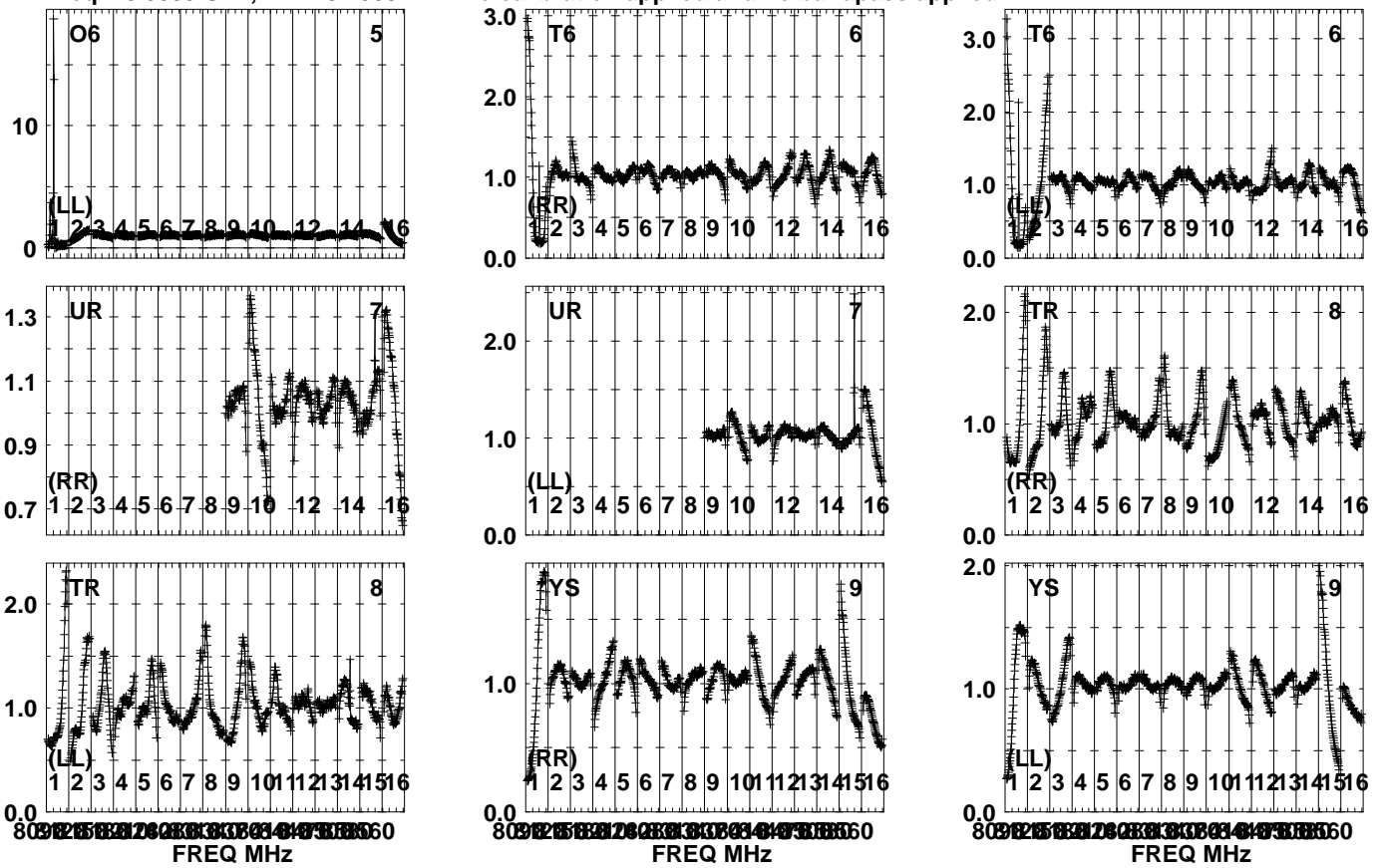
FREQ MHz
Lower frame: Real Jy
Auto-corr total-power spectrum Antenna: *
Timerange: 00/06:18:47 to 00/06:20:15

Plot file version 77 created 09-MAR-2023 11:43:13

J191142+1952 RG013E.UVDATA.1

Freq = 8.0805 GHz, Bw = 32.000 MH

No calibration applied and no bandpass applied



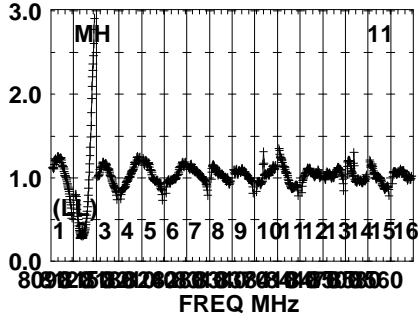
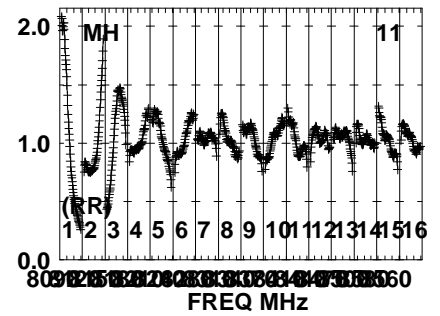
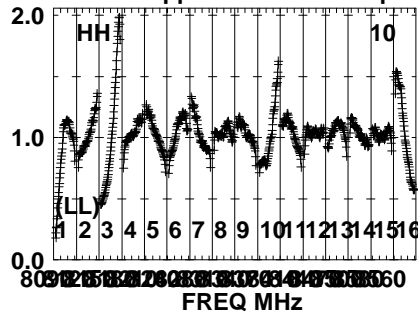
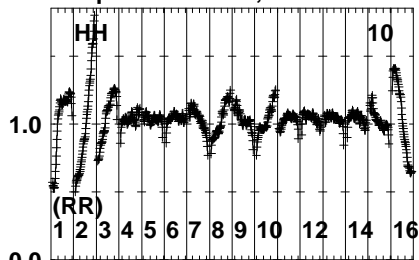
Lower frame: Real Jy
Auto-corr total-power spectrum Antenna: *
Timerange: 00/06:18:47 to 00/06:20:15

Plot file version 78 created 09-MAR-2023 11:43:13

J191142+1952 RG013E.UVDATA.1

Freq = 8.0805 GHz, Bw = 32.000 MH

No calibration applied and no bandpass applied



Lower frame: Real Jy

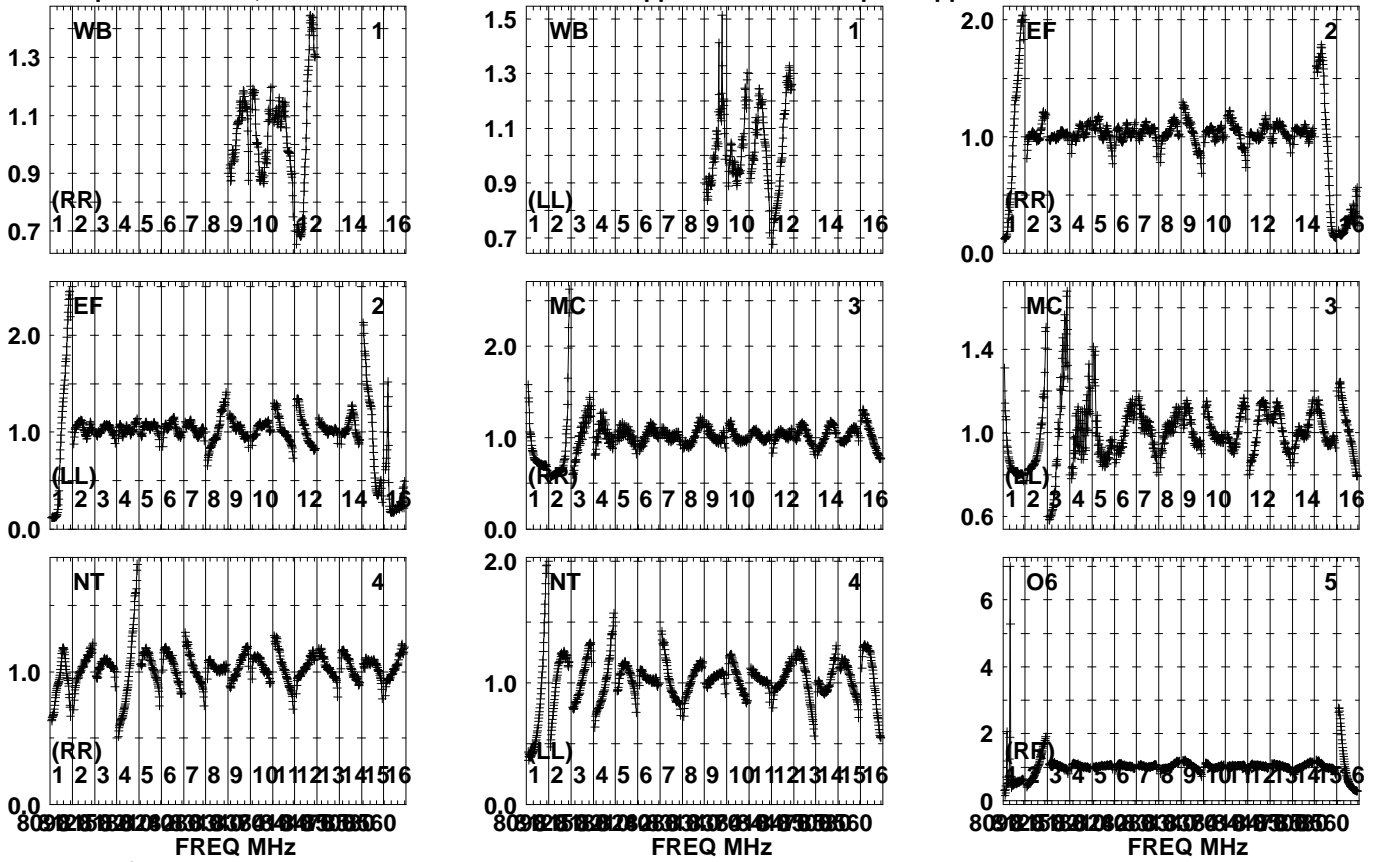
Auto-corr total-power spectrum Antenna: *

Timerange: 00/06:18:47 to 00/06:20:15

Plot file version 79 created 09-MAR-2023 11:43:14

GRB221009A RG013E.UVDATA.1

Freq = 8.0805 GHz, Bw = 32.000 MH No calibration applied and no bandpass applied

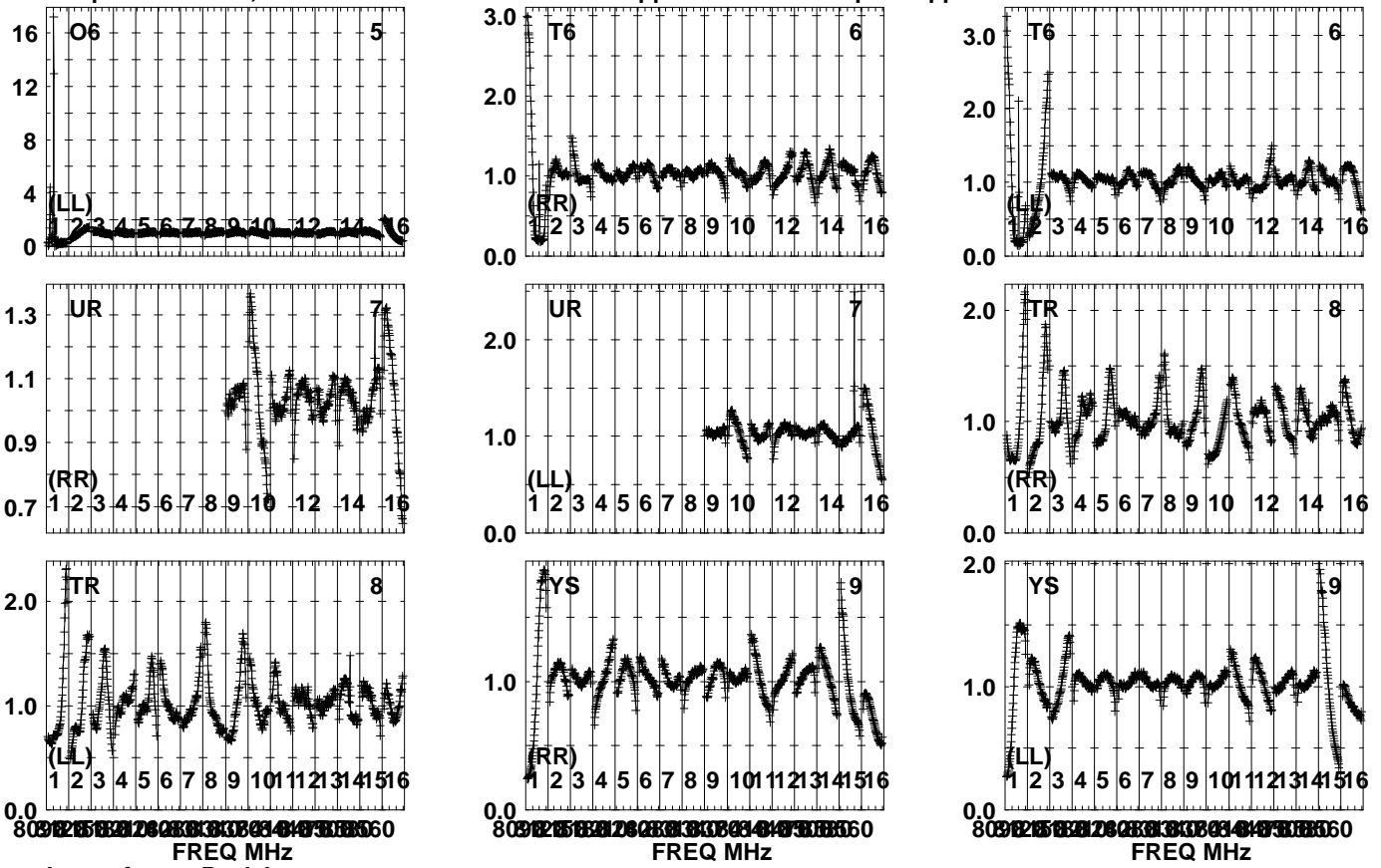


Lower frame: Real Jy
Auto-corr total-power spectrum Antenna: *
Timerange: 00/06:20:31 to 00/06:22:44

Plot file version 80 created 09-MAR-2023 11:43:14

GRB221009A RG013E.UVDATA.1

Freq = 8.0805 GHz, Bw = 32.000 MH No calibration applied and no bandpass applied



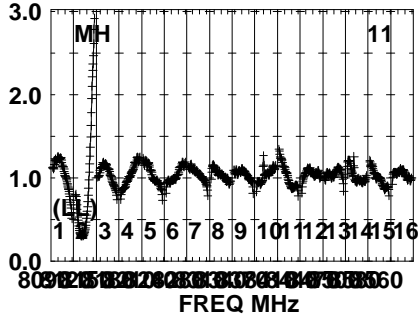
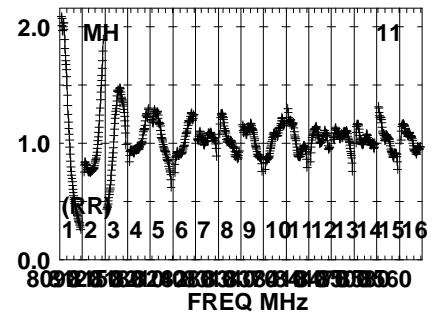
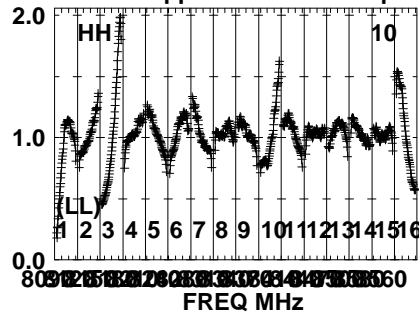
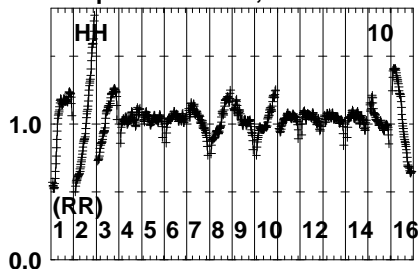
Lower frame: Real Jy
Auto-corr total-power spectrum Antenna: *
Timerange: 00/06:20:31 to 00/06:22:44

Plot file version 81 created 09-MAR-2023 11:43:14

GRB221009A RG013E.UVDATA.1

Freq = 8.0805 GHz, Bw = 32.000 MH

No calibration applied and no bandpass applied



Lower frame: Real Jy

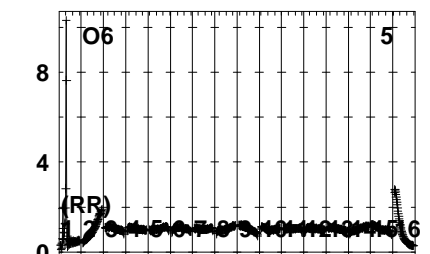
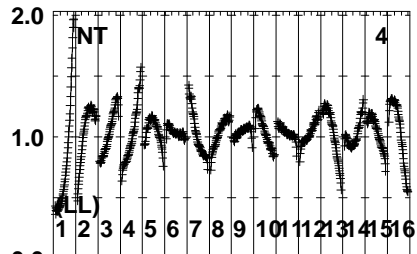
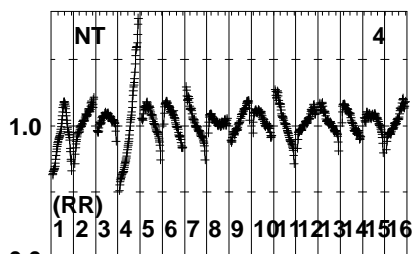
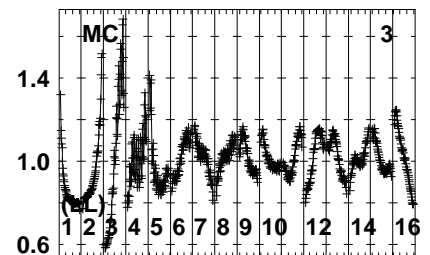
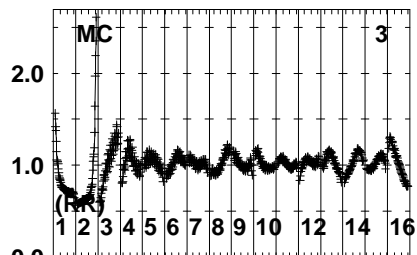
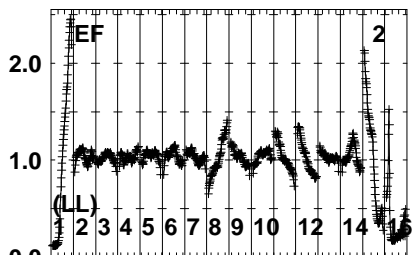
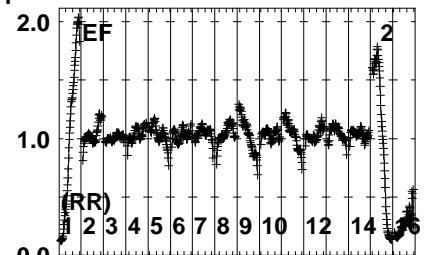
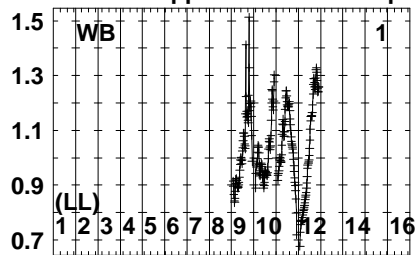
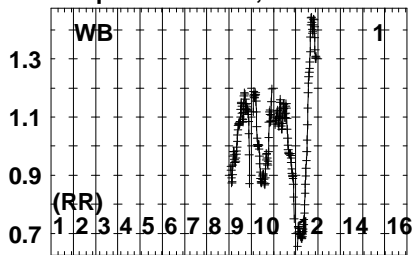
Auto-corr total-power spectrum Antenna: *

Timerange: 00/06:20:31 to 00/06:22:44

Plot file version 82 created 09-MAR-2023 11:43:14

J191142+1952 RG013E.UVDATA.1

Freq = 8.0805 GHz, Bw = 32.000 MH No calibration applied and no bandpass applied



80 92 104 116 128 140 152 164 176 188 200 212 224 236 248 260

80 92 104 116 128 140 152 164 176 188 200 212 224 236 248 260

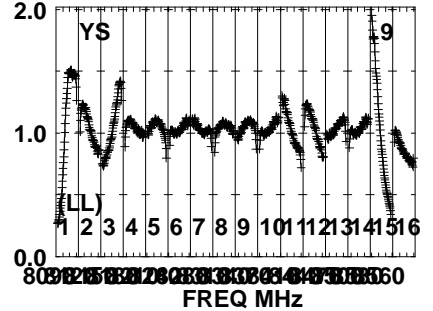
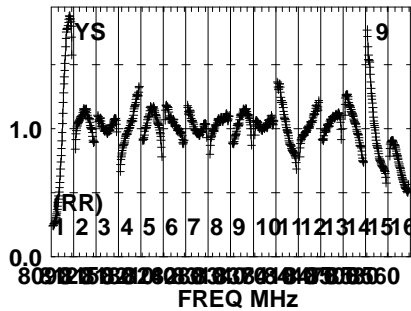
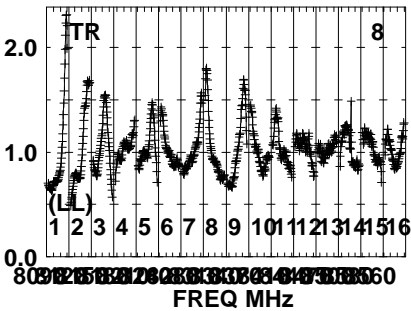
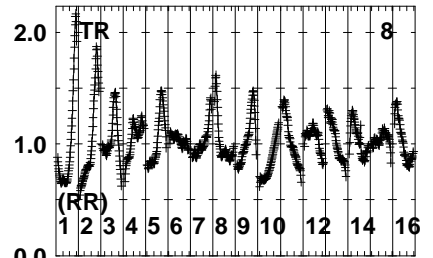
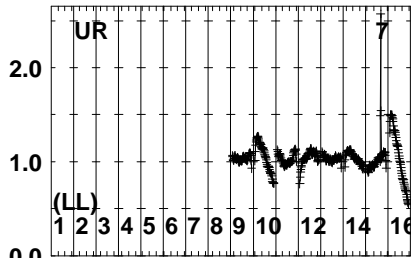
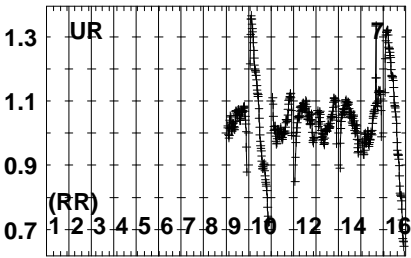
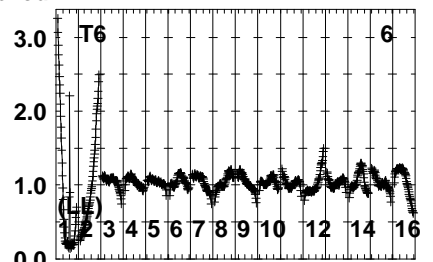
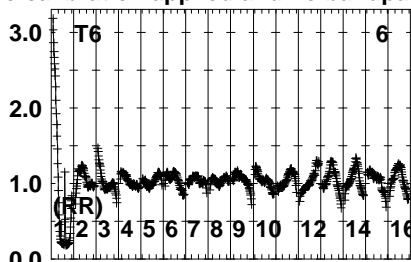
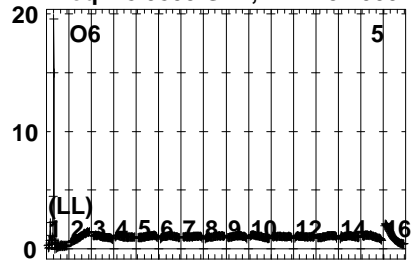
80 92 104 116 128 140 152 164 176 188 200 212 224 236 248 260

FREQ MHz
Lower frame: Real Jy
Auto-corr total-power spectrum Antenna: *
Timerange: 00/06:23:01 to 00/06:24:15

Plot file version 83 created 09-MAR-2023 11:43:14

J191142+1952 RG013E.UVDATA.1

Freq = 8.0805 GHz, Bw = 32.000 MH No calibration applied and no bandpass applied



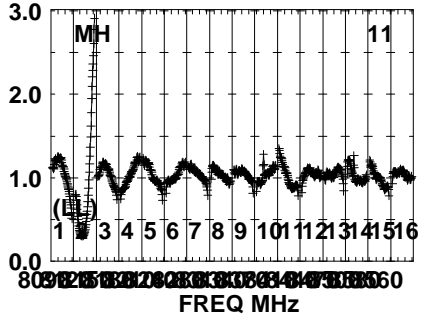
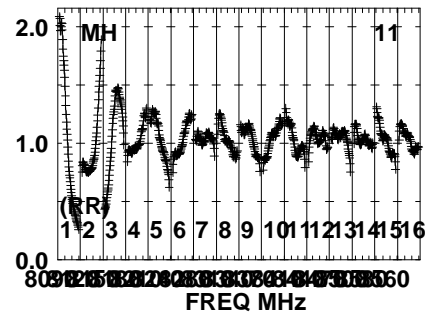
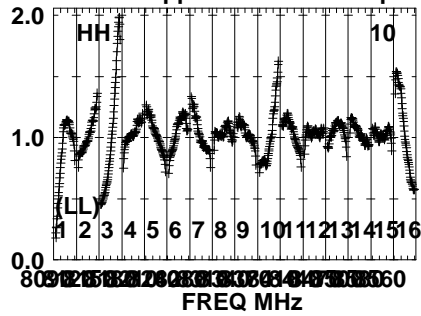
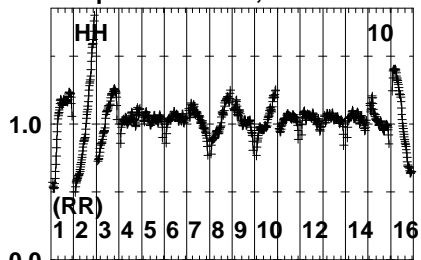
Lower frame: Real Jy
Auto-corr total-power spectrum Antenna: *
Timerange: 00/06:23:01 to 00/06:24:15

Plot file version 84 created 09-MAR-2023 11:43:14

J191142+1952 RG013E.UVDATA.1

Freq = 8.0805 GHz, Bw = 32.000 MHz

No calibration applied and no bandpass applied



Lower frame: Real Jy

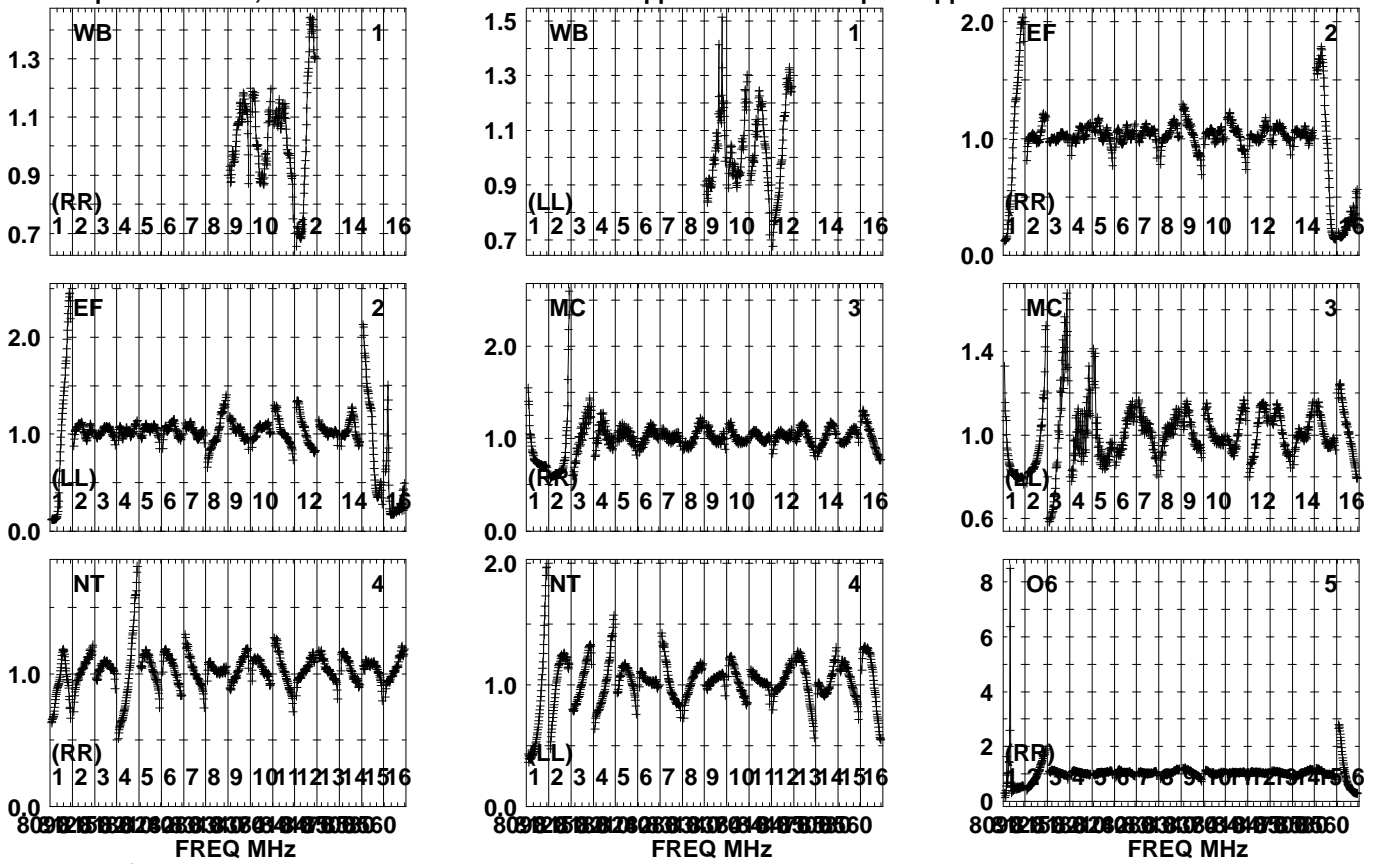
Auto-corr total-power spectrum Antenna: *

Timerange: 00/06:23:01 to 00/06:24:15

Plot file version 85 created 09-MAR-2023 11:43:14

GRB221009A RG013E.UVDATA.1

Freq = 8.0805 GHz, Bw = 32.000 MH No calibration applied and no bandpass applied

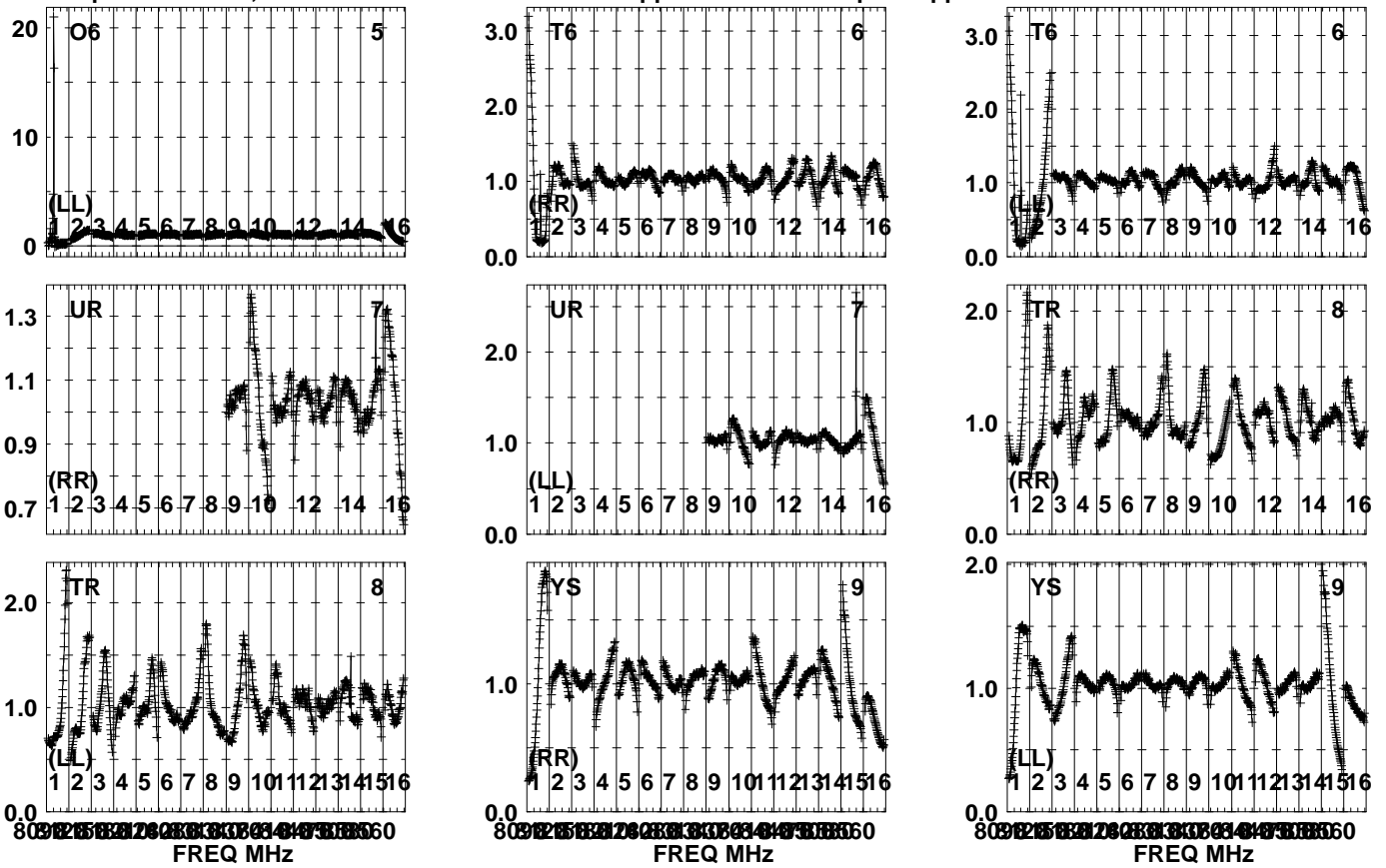


Lower frame: Real Jy
Auto-corr total-power spectrum Antenna: *
Timerange: 00/06:24:32 to 00/06:26:45

Plot file version 86 created 09-MAR-2023 11:43:15

GRB221009A RG013E.UVDATA.1

Freq = 8.0805 GHz, Bw = 32.000 MH No calibration applied and no bandpass applied



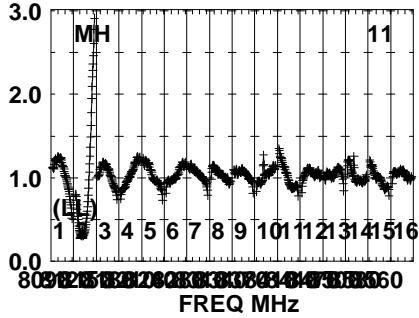
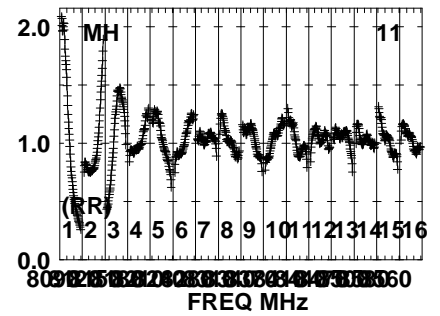
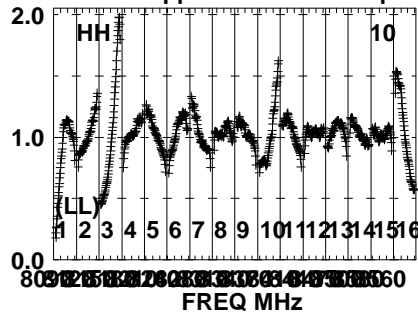
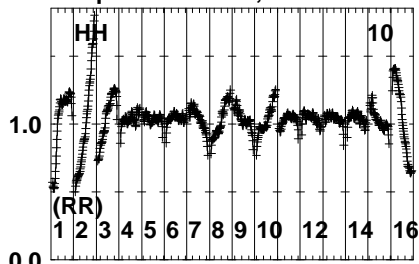
Lower frame: Real Jy
Auto-corr total-power spectrum Antenna: *
Timerange: 00/06:24:32 to 00/06:26:45

Plot file version 87 created 09-MAR-2023 11:43:15

GRB221009A RG013E.UVDATA.1

Freq = 8.0805 GHz, Bw = 32.000 MH

No calibration applied and no bandpass applied



Lower frame: Real Jy

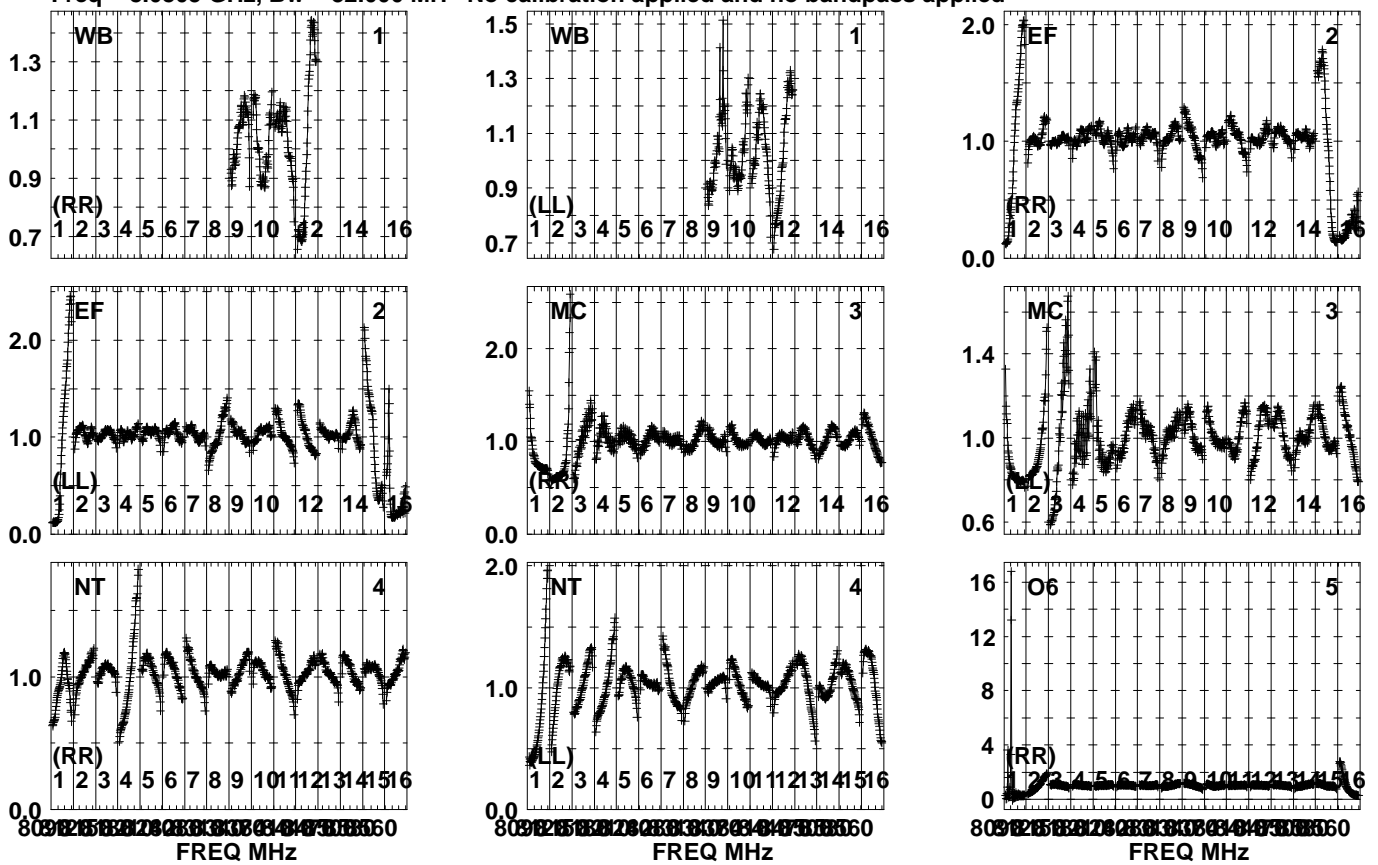
Auto-corr total-power spectrum Antenna: *

Timerange: 00/06:24:32 to 00/06:26:45

Plot file version 88 created 09-MAR-2023 11:43:15

J191142+1952 RG013E.UVDATA.1

Freq = 8.0805 GHz, Bw = 32.000 MH No calibration applied and no bandpass applied



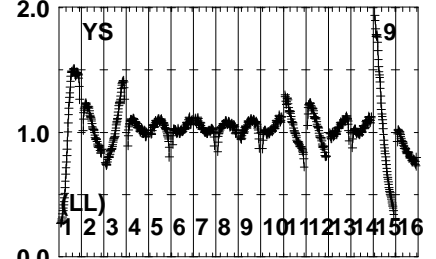
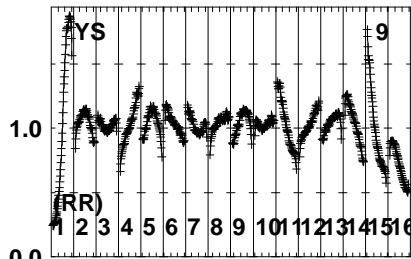
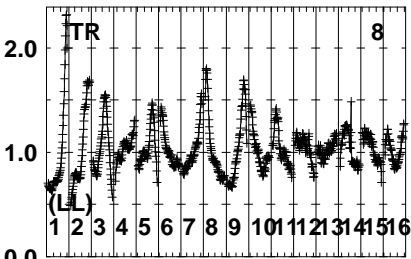
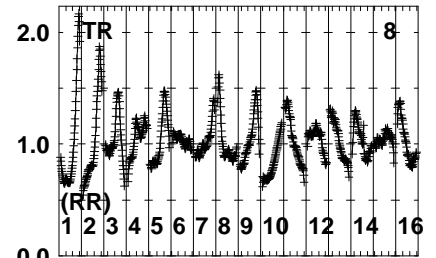
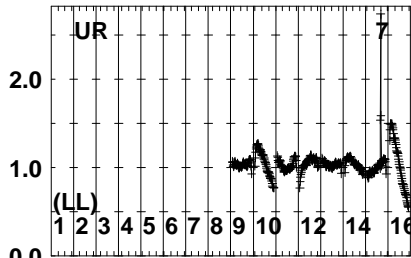
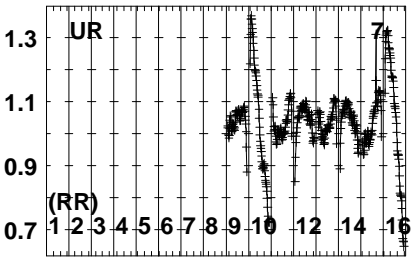
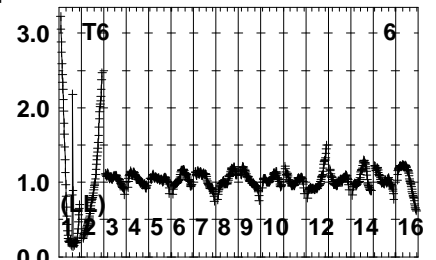
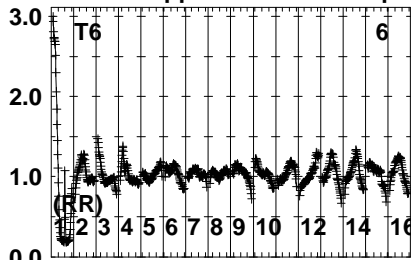
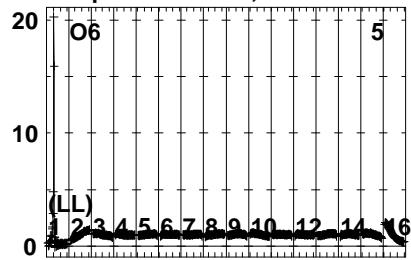
Lower frame: Real Jy
Auto-corr total-power spectrum Antenna: *
Timerange: 00/06:27:01 to 00/06:28:15

Plot file version 89 created 09-MAR-2023 11:43:15

J191142+1952 RG013E.UVDATA.1

Freq = 8.0805 GHz, Bw = 32.000 MH

No calibration applied and no bandpass applied



80912555260830303493560
FREQ MHz

80912555260830303493560
FREQ MHz

80912555260830303493560
FREQ MHz

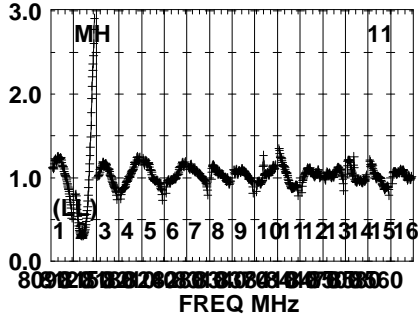
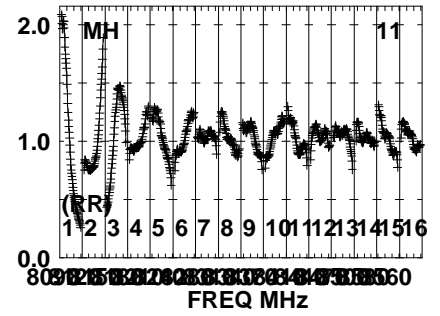
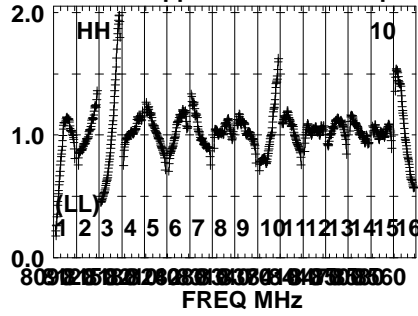
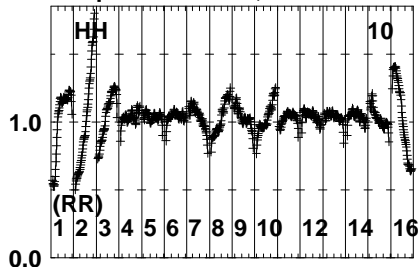
Lower frame: Real Jy
Auto-corr total-power spectrum Antenna: *
Timerange: 00/06:27:01 to 00/06:28:15

Plot file version 90 created 09-MAR-2023 11:43:15

J191142+1952 RG013E.UVDATA.1

Freq = 8.0805 GHz, Bw = 32.000 MH

No calibration applied and no bandpass applied



Lower frame: Real Jy

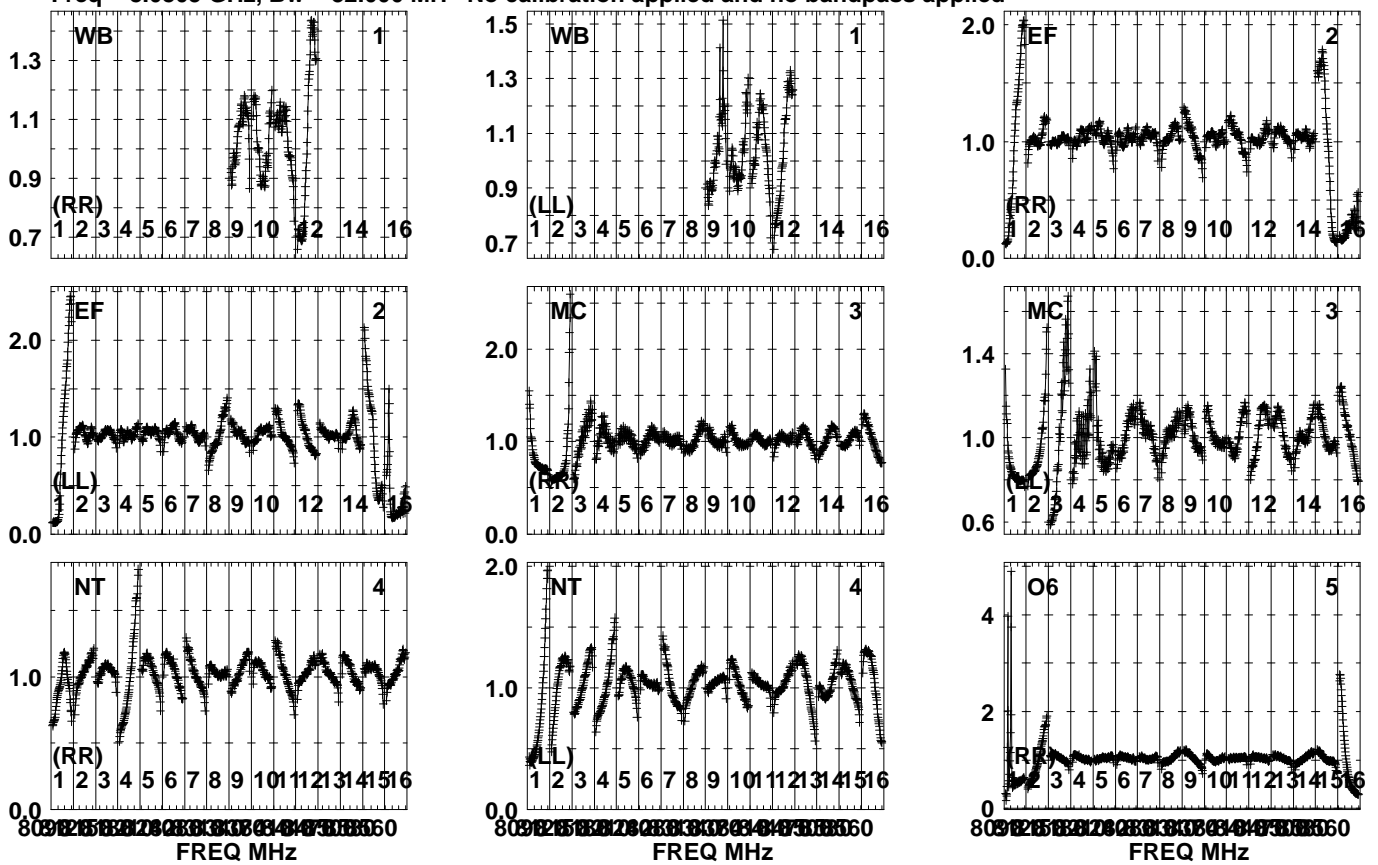
Auto-corr total-power spectrum Antenna: *

Timerange: 00/06:27:01 to 00/06:28:15

Plot file version 91 created 09-MAR-2023 11:43:15

J1923+2010 RG013E.UVDATA.1

Freq = 8.0805 GHz, Bw = 32.000 MH No calibration applied and no bandpass applied

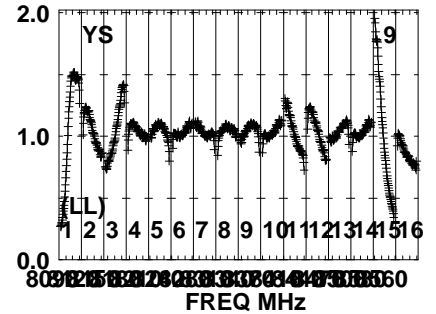
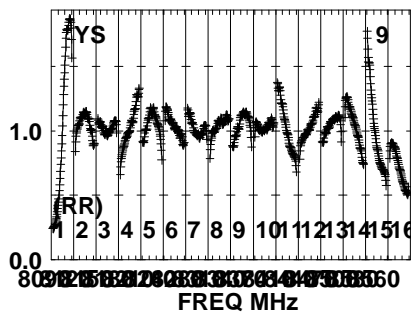
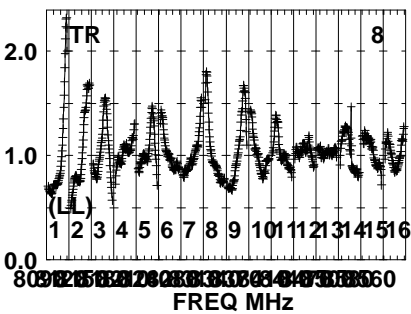
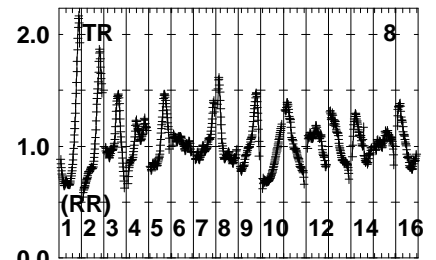
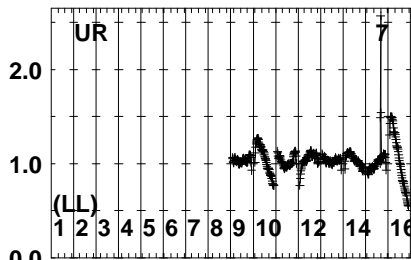
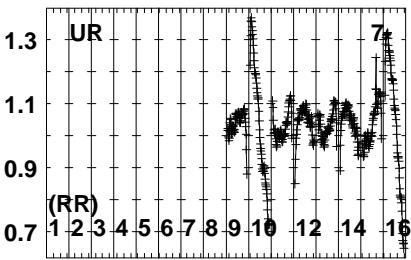
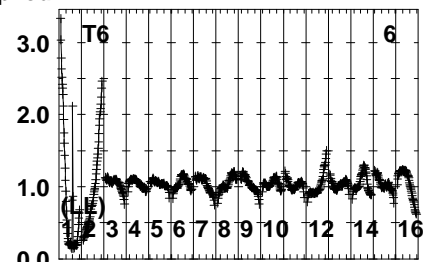
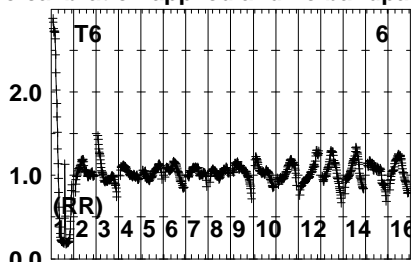



Lower frame: Real Jy
Auto-corr total-power spectrum Antenna: *
Timerange: 00/06:28:41 to 00/06:29:59

Plot file version 92 created 09-MAR-2023 11:43:15

J1923+2010 RG013E.UVDATA.1

Freq = 8.0805 GHz, Bw = 32.000 MH No calibration applied and no bandpass applied



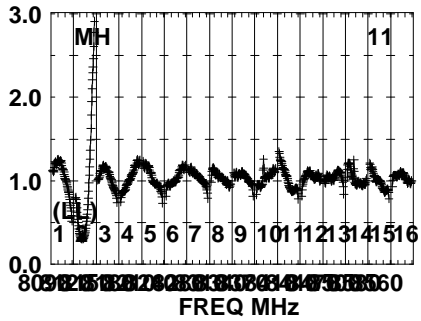
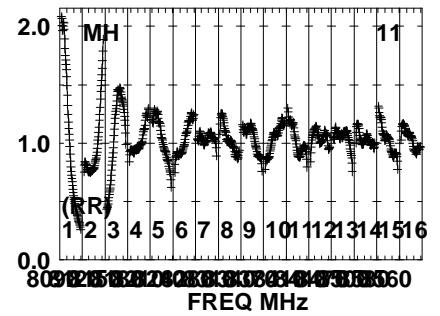
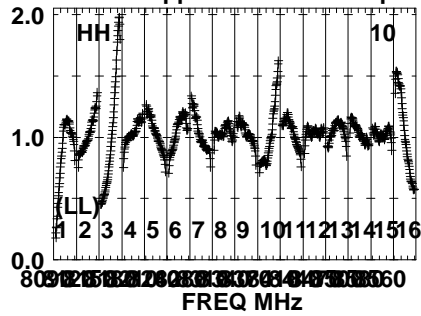
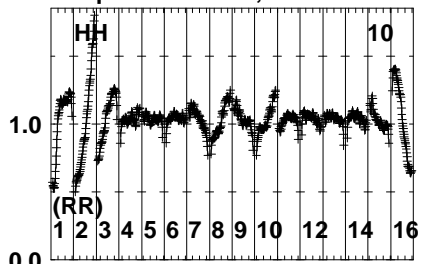
Lower frame: Real Jy
Auto-corr total-power spectrum Antenna: *
Timerange: 00/06:28:41 to 00/06:29:59

Plot file version 93 created 09-MAR-2023 11:43:16

J1923+2010 RG013E.UVDATA.1

Freq = 8.0805 GHz, Bw = 32.000 MH

No calibration applied and no bandpass applied



Lower frame: Real Jy

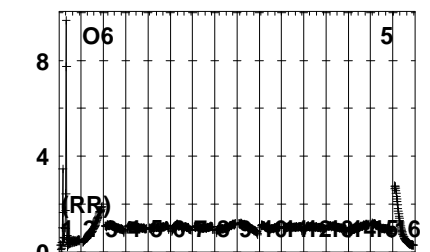
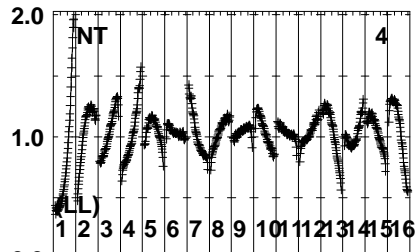
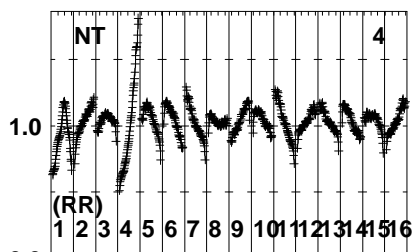
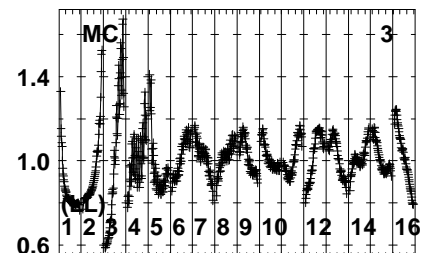
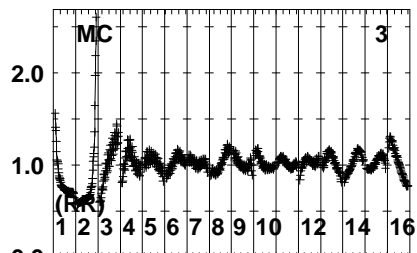
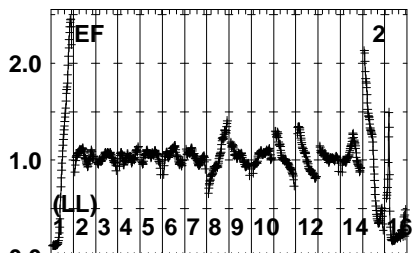
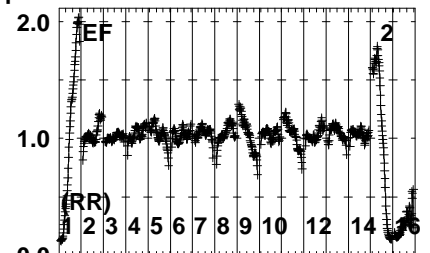
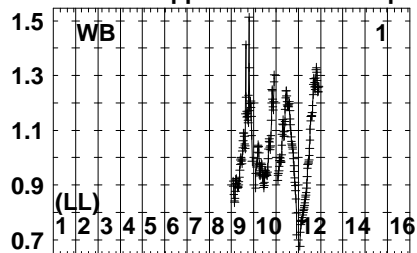
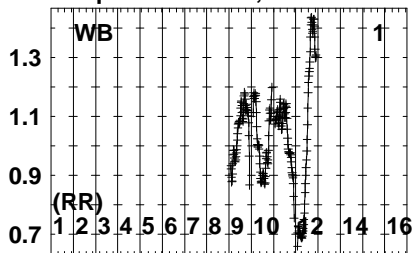
Auto-corr total-power spectrum Antenna: *

Timerange: 00/06:28:41 to 00/06:29:59

Plot file version 94 created 09-MAR-2023 11:43:16

J191142+1952 RG013E.UVDATA.1

Freq = 8.0805 GHz, Bw = 32.000 MH No calibration applied and no bandpass applied



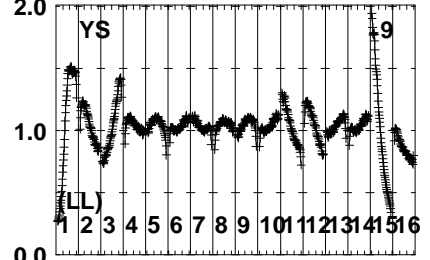
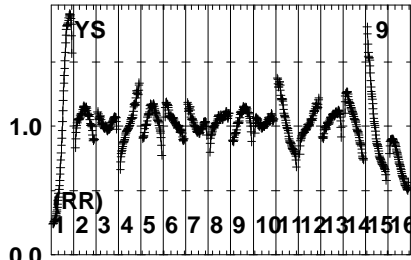
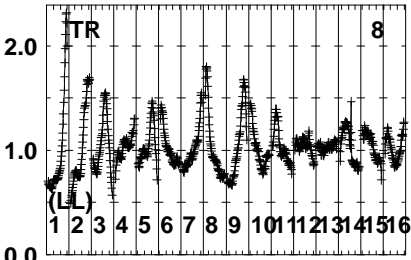
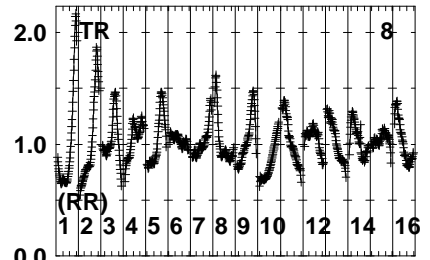
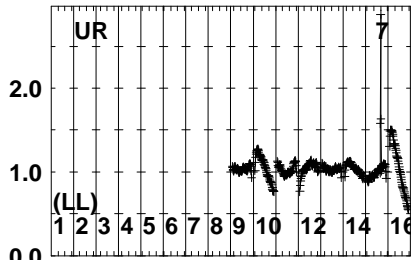
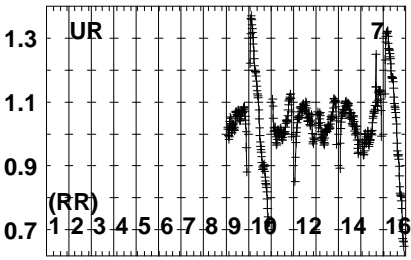
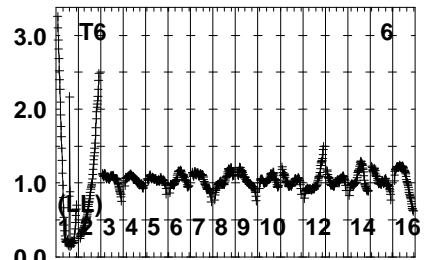
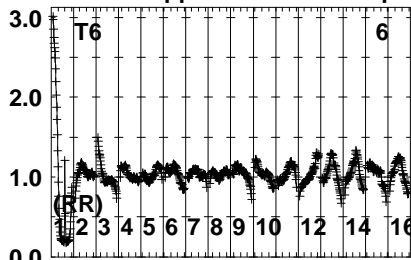
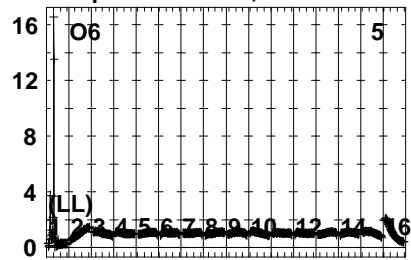
80 92 104 116 128 140 152 164 176 188 200 212 224 236 248 260

FREQ MHz
Lower frame: Real Jy
Auto-corr total-power spectrum Antenna: *
Timerange: 00/06:30:31 to 00/06:32:00

Plot file version 95 created 09-MAR-2023 11:43:16

J191142+1952 RG013E.UVDATA.1

Freq = 8.0805 GHz, Bw = 32.000 MH No calibration applied and no bandpass applied



809125526033363445560
FREQ MHz

809125526033363445560
FREQ MHz

809125526033363445560
FREQ MHz

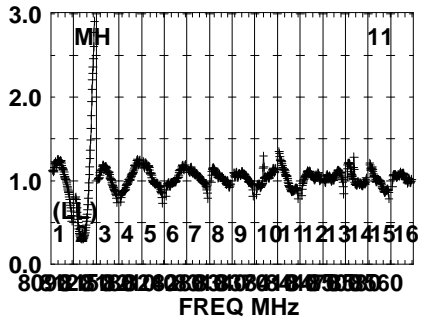
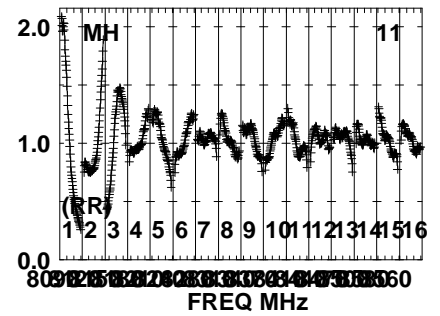
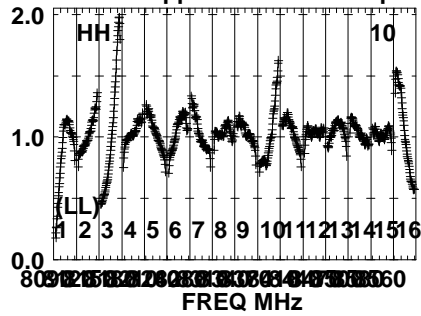
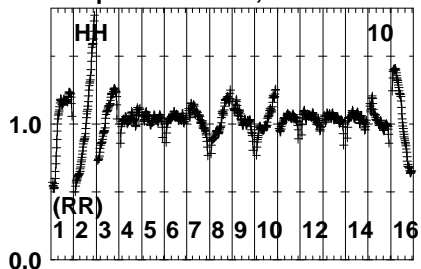
Lower frame: Real Jy
Auto-corr total-power spectrum Antenna: *
Timerange: 00/06:30:31 to 00/06:32:00

Plot file version 96 created 09-MAR-2023 11:43:16

J191142+1952 RG013E.UVDATA.1

Freq = 8.0805 GHz, Bw = 32.000 MH

No calibration applied and no bandpass applied



Lower frame: Real Jy

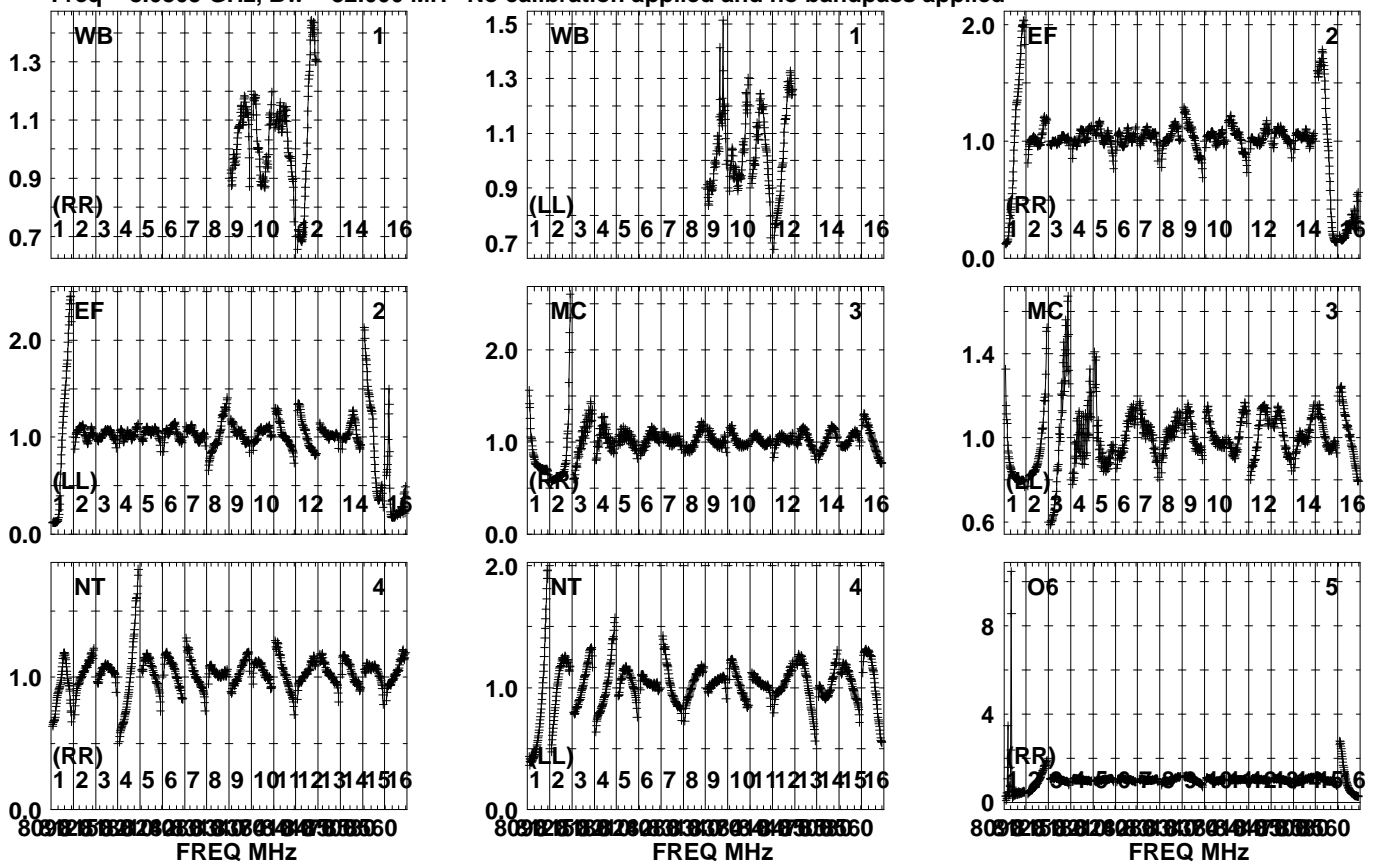
Auto-corr total-power spectrum Antenna: *

Timerange: 00/06:30:31 to 00/06:32:00

Plot file version 97 created 09-MAR-2023 11:43:16

GRB221009A RG013E.UVDATA.1

Freq = 8.0805 GHz, Bw = 32.000 MH No calibration applied and no bandpass applied

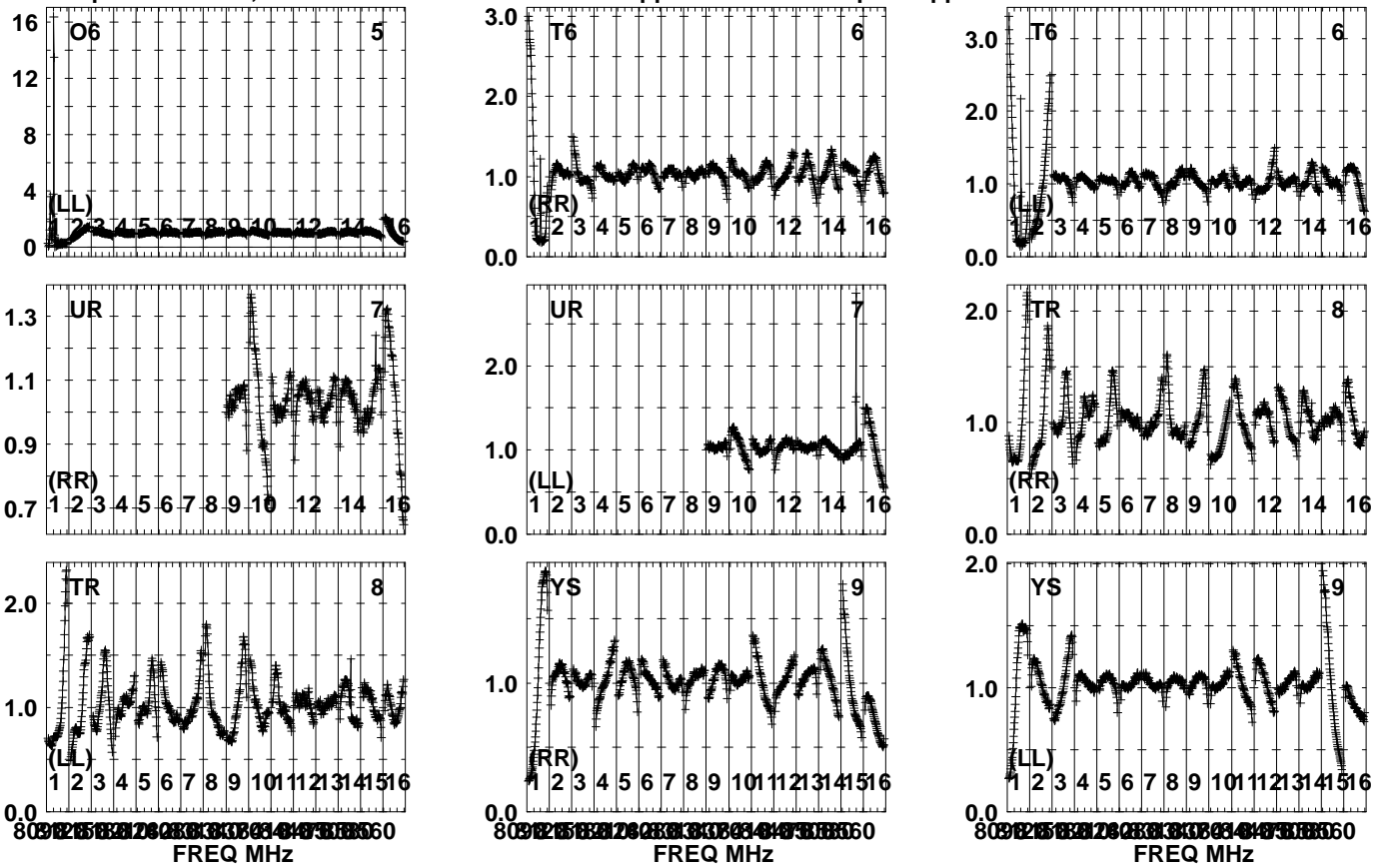


Lower frame: Real Jy
Auto-corr total-power spectrum Antenna: *
Timerange: 00/06:32:17 to 00/06:34:29

Plot file version 98 created 09-MAR-2023 11:43:16

GRB221009A RG013E.UVDATA.1

Freq = 8.0805 GHz, Bw = 32.000 MH No calibration applied and no bandpass applied



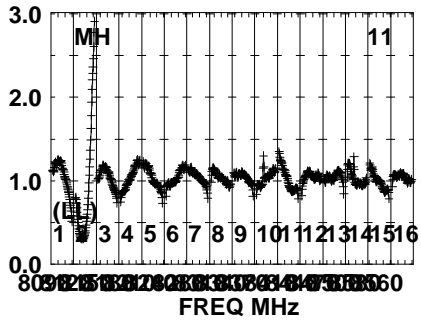
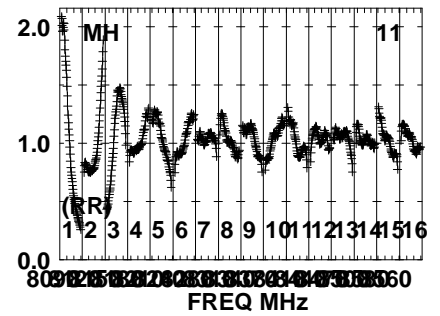
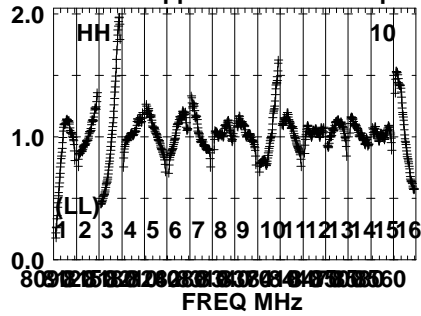
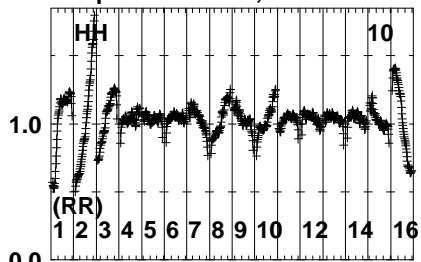
Lower frame: Real Jy
Auto-corr total-power spectrum Antenna: *
Timerange: 00/06:32:17 to 00/06:34:29

Plot file version 99 created 09-MAR-2023 11:43:17

GRB221009A RG013E.UVDATA.1

Freq = 8.0805 GHz, Bw = 32.000 MHz

No calibration applied and no bandpass applied



Lower frame: Real Jy

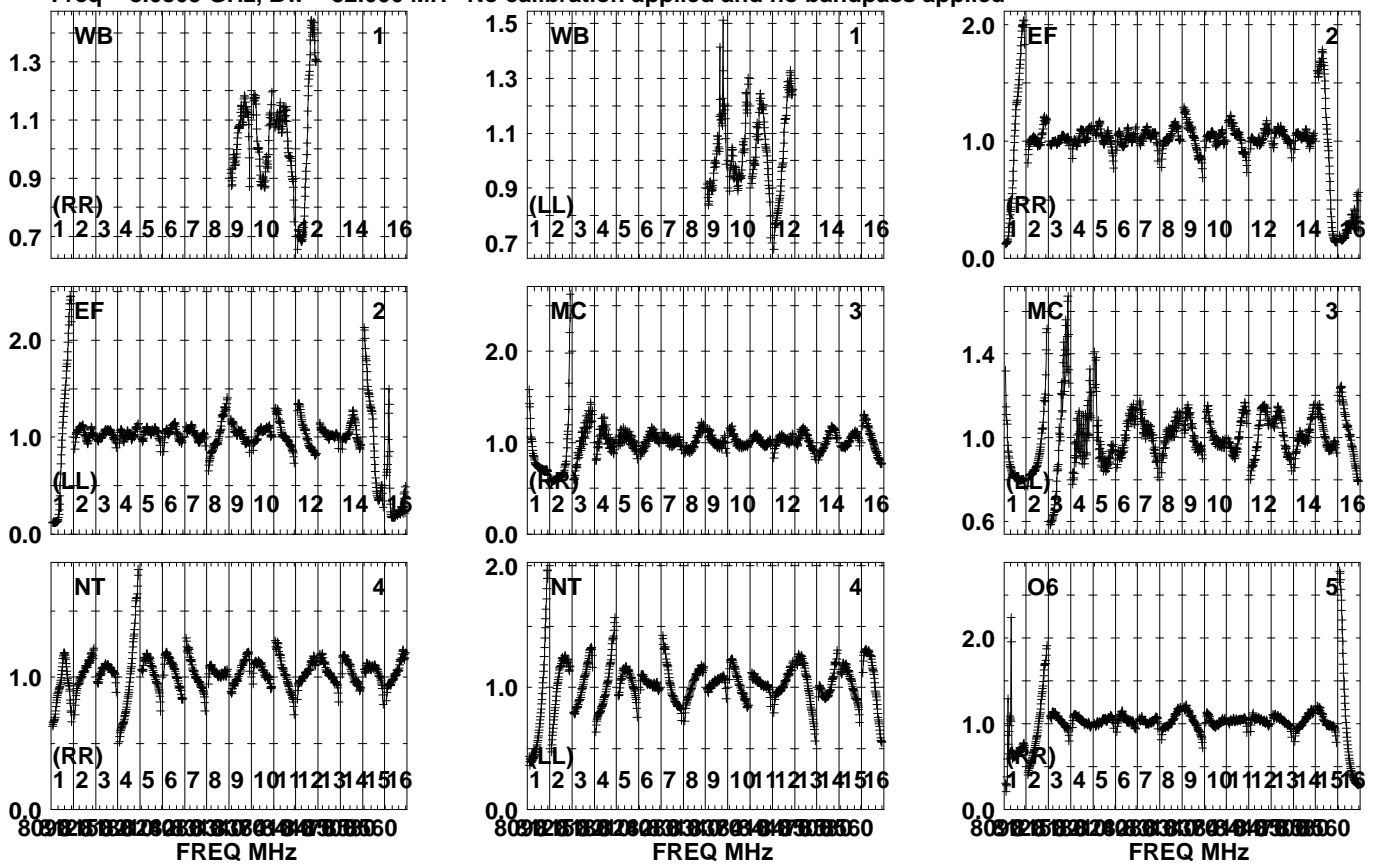
Auto-corr total-power spectrum Antenna: *

Timerange: 00/06:32:17 to 00/06:34:29

Plot file version 100 created 09-MAR-2023 11:43:17

J191142+1952 RG013E.UVDATA.1

Freq = 8.0805 GHz, Bw = 32.000 MH No calibration applied and no bandpass applied

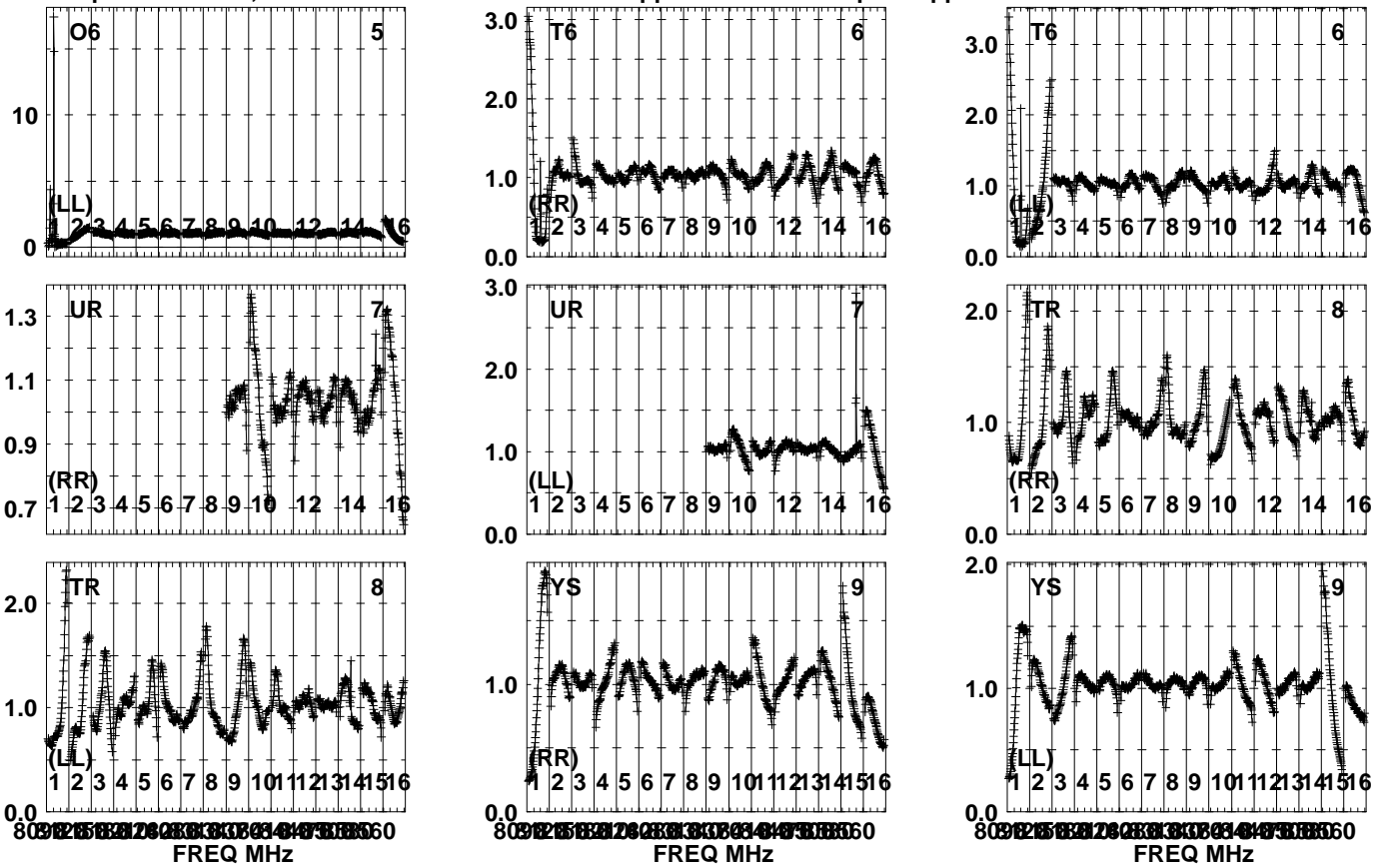


Lower frame: Real Jy
Auto-corr total-power spectrum Antenna: *
Timerange: 00/06:34:46 to 00/06:36:00

Plot file version 101 created 09-MAR-2023 11:43:17

J191142+1952 RG013E.UVDATA.1

Freq = 8.0805 GHz, Bw = 32.000 MH No calibration applied and no bandpass applied



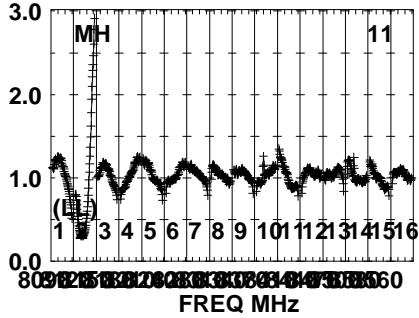
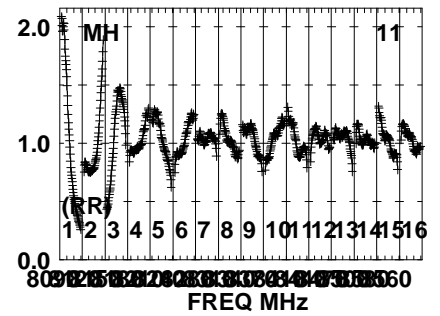
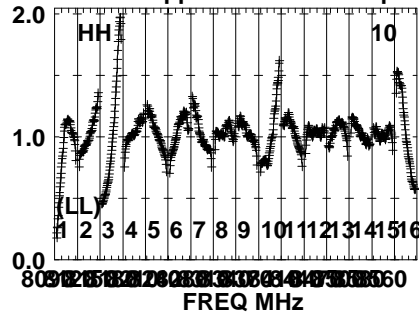
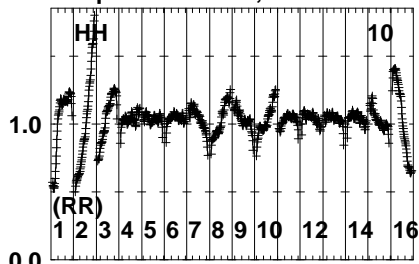
Lower frame: Real Jy
Auto-corr total-power spectrum Antenna: *
Timerange: 00/06:34:46 to 00/06:36:00

Plot file version 102 created 09-MAR-2023 11:43:17

J191142+1952 RG013E.UVDATA.1

Freq = 8.0805 GHz, Bw = 32.000 MHz

No calibration applied and no bandpass applied



Lower frame: Real Jy

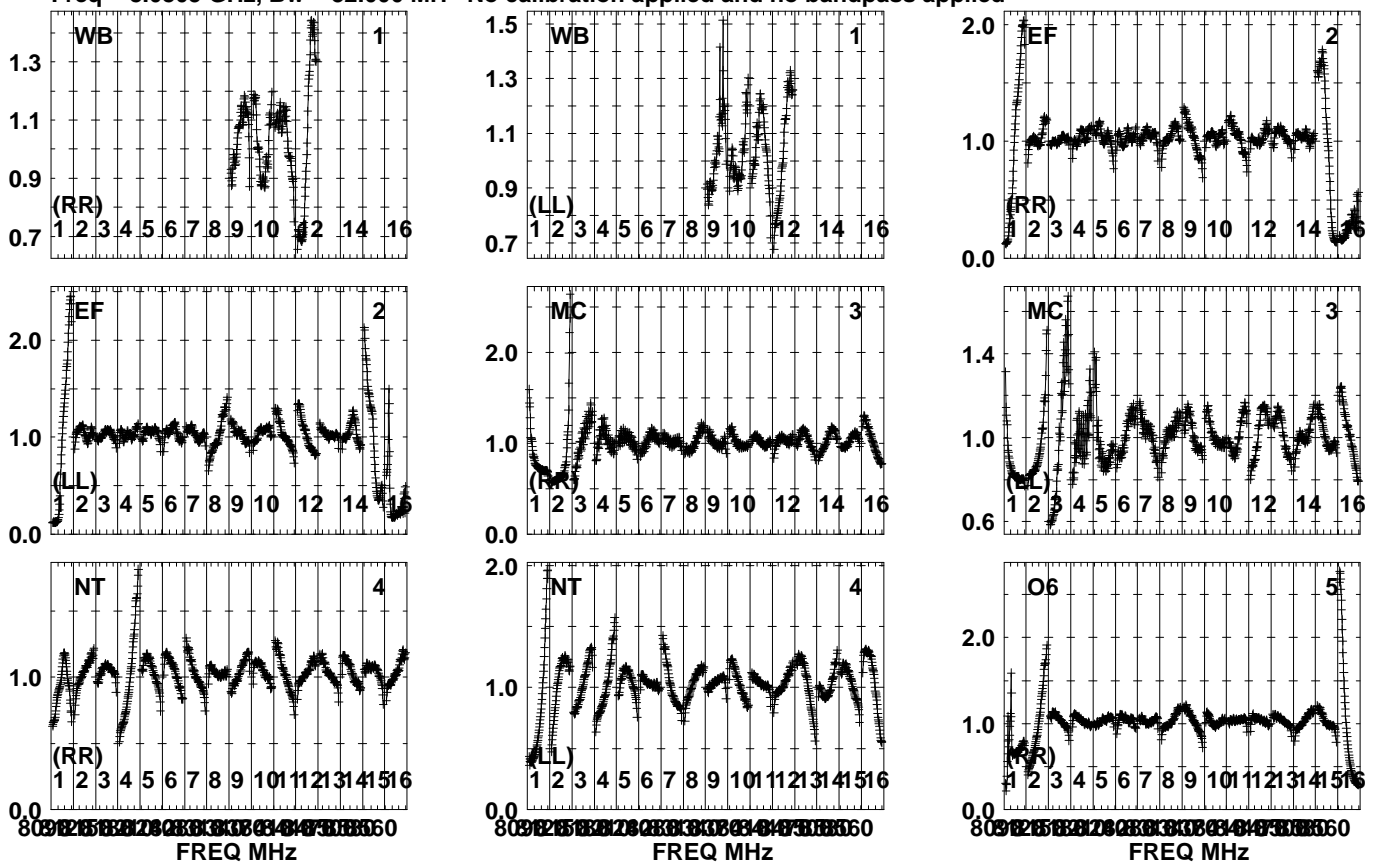
Auto-corr total-power spectrum Antenna: *

Timerange: 00/06:34:46 to 00/06:36:00

Plot file version 103 created 09-MAR-2023 11:43:17

GRB221009A RG013E.UVDATA.1

Freq = 8.0805 GHz, Bw = 32.000 MH No calibration applied and no bandpass applied

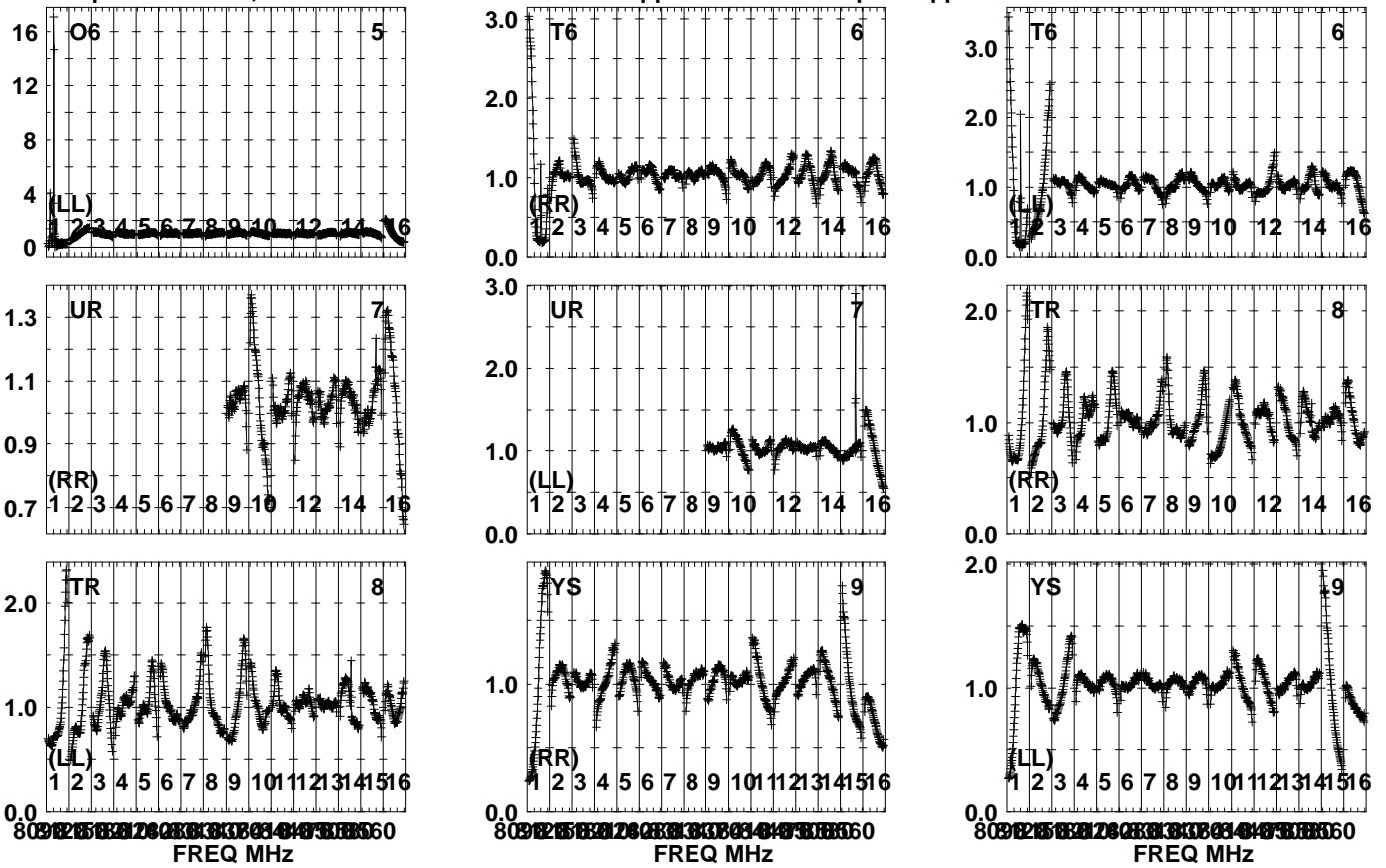


Lower frame: Real Jy
Auto-corr total-power spectrum Antenna: *
Timerange: 00/06:36:17 to 00/06:38:30

Plot file version 104 created 09-MAR-2023 11:43:17

GRB221009A RG013E.UVDATA.1

Freq = 8.0805 GHz, Bw = 32.000 MH No calibration applied and no bandpass applied



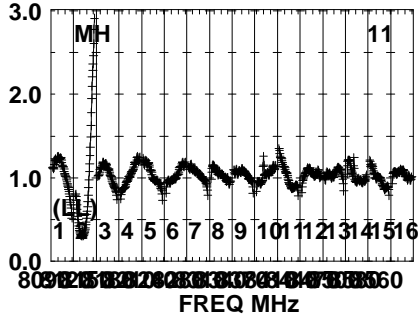
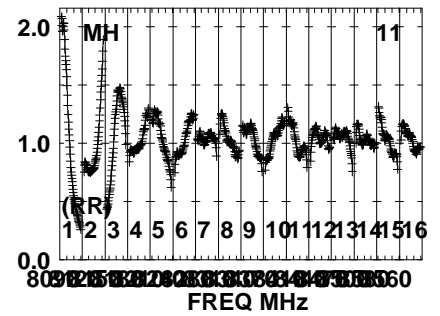
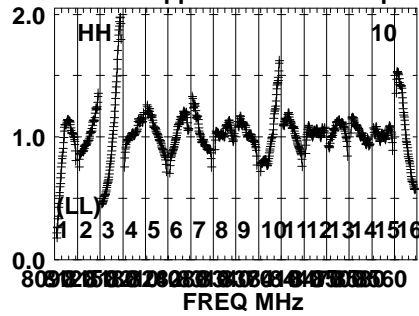
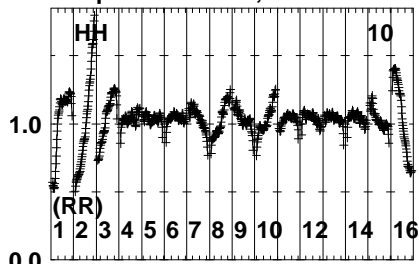
Lower frame: Real Jy
Auto-corr total-power spectrum Antenna: *
Timerange: 00/06:36:17 to 00/06:38:30

Plot file version 105 created 09-MAR-2023 11:43:18

GRB221009A RG013E.UVDATA.1

Freq = 8.0805 GHz, Bw = 32.000 MHz

No calibration applied and no bandpass applied



Lower frame: Real Jy

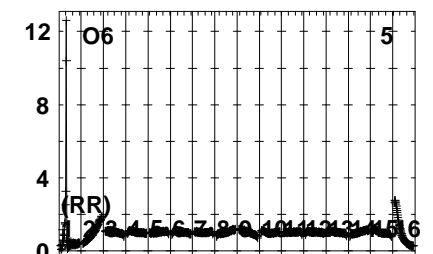
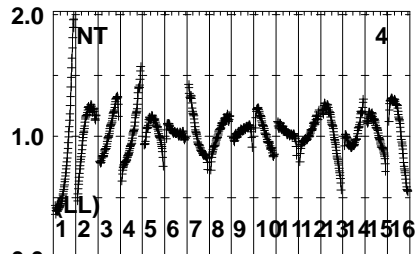
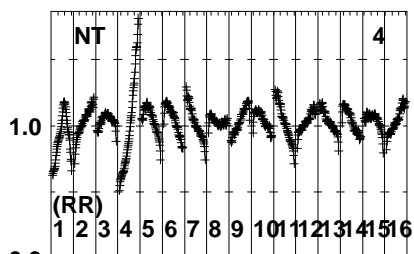
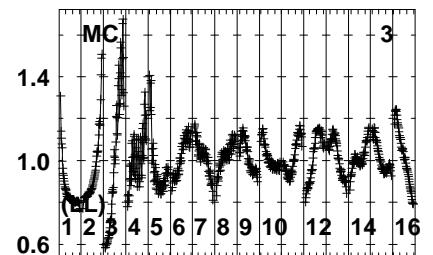
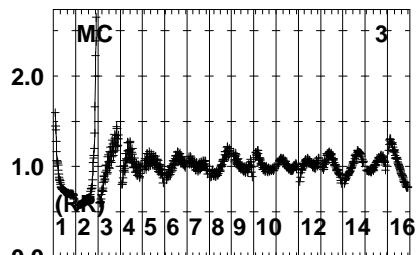
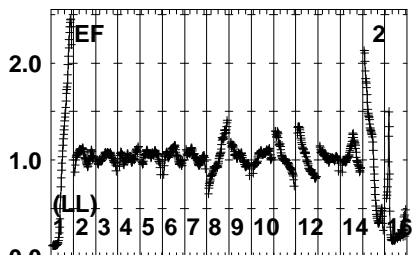
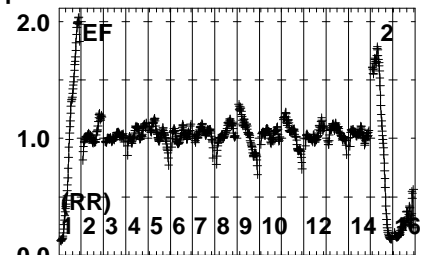
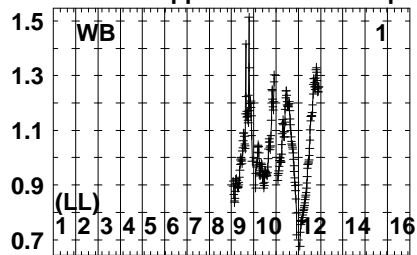
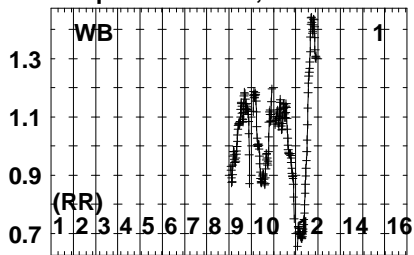
Auto-corr total-power spectrum Antenna: *

Timerange: 00/06:36:17 to 00/06:38:30

Plot file version 106 created 09-MAR-2023 11:43:18

J191142+1952 RG013E.UVDATA.1

Freq = 8.0805 GHz, Bw = 32.000 MH No calibration applied and no bandpass applied



8092583026083008094838860

8092583026083008094838860

8092583026083008094838860

FREQ MHz

FREQ MHz

FREQ MHz

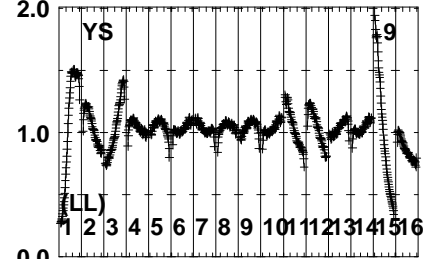
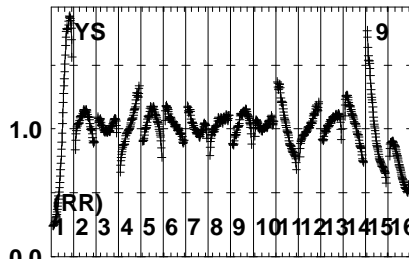
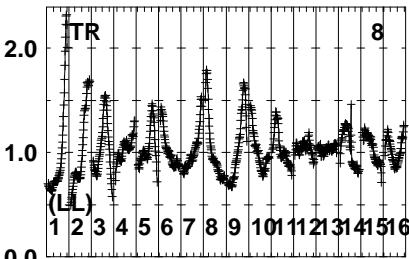
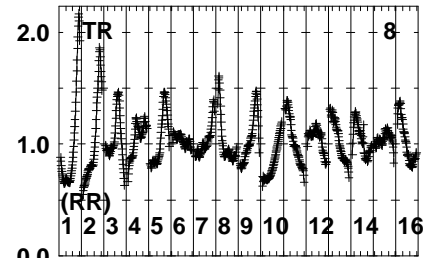
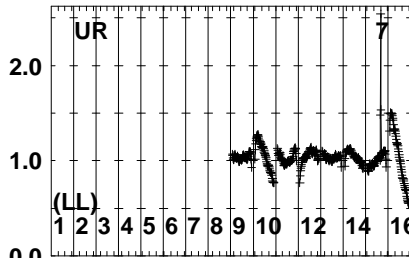
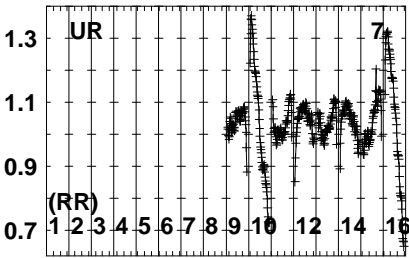
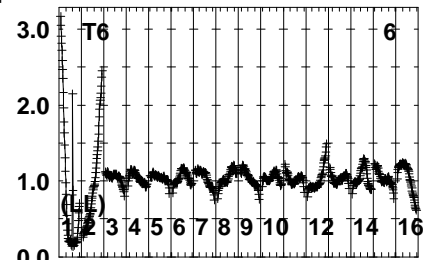
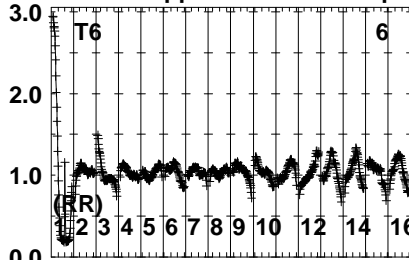
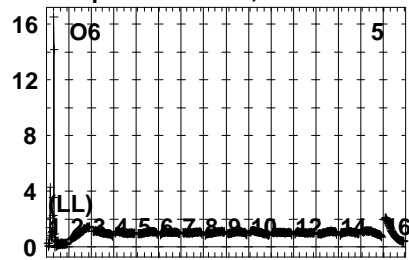
Lower frame: Real Jy
Auto-corr total-power spectrum Antenna: *
Timerange: 00/06:38:46 to 00/06:39:59

Plot file version 107 created 09-MAR-2023 11:43:18

J191142+1952 RG013E.UVDATA.1

Freq = 8.0805 GHz, Bw = 32.000 MH

No calibration applied and no bandpass applied



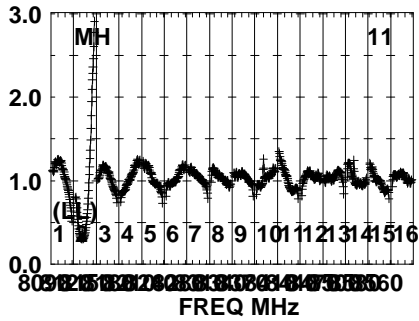
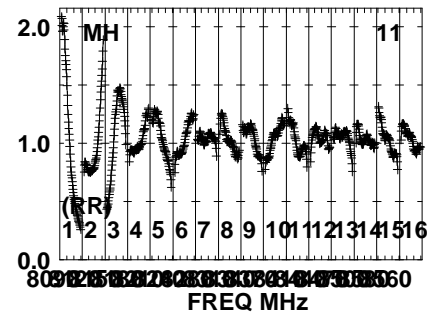
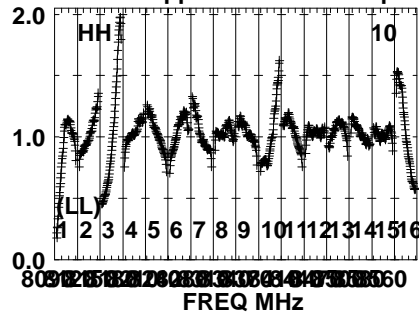
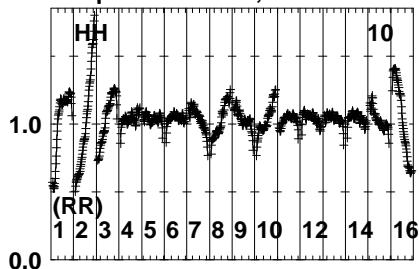
Lower frame: Real Jy
Auto-corr total-power spectrum Antenna: *
Timerange: 00/06:38:46 to 00/06:39:59

Plot file version 108 created 09-MAR-2023 11:43:18

J191142+1952 RG013E.UVDATA.1

Freq = 8.0805 GHz, Bw = 32.000 MH

No calibration applied and no bandpass applied



Lower frame: Real Jy


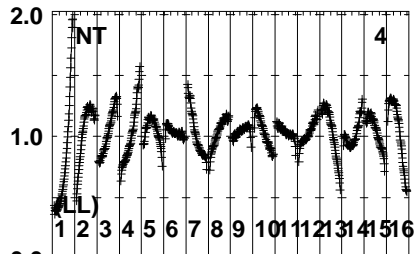
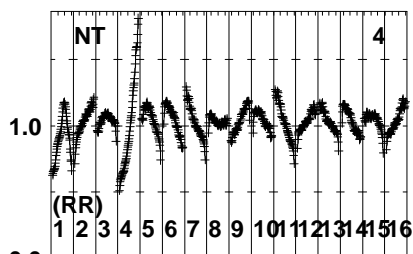
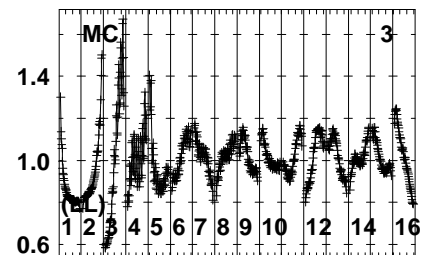
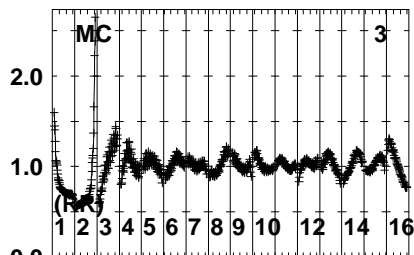
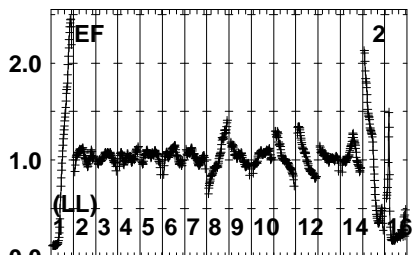
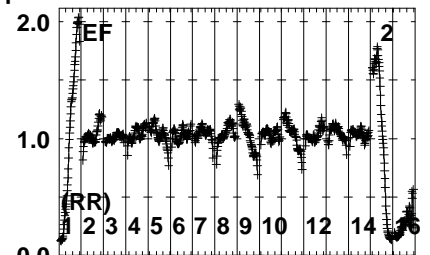
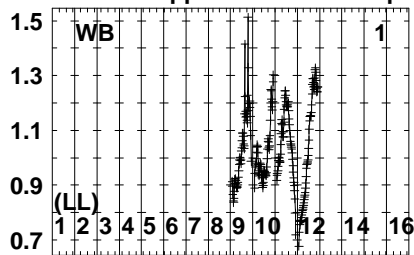
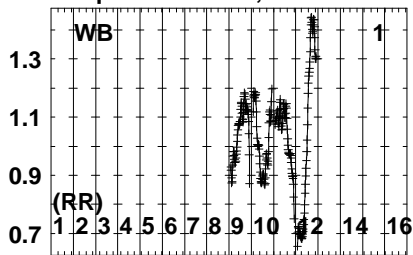
Auto-corr total-power spectrum Antenna: *

Timerange: 00/06:38:46 to 00/06:39:59

Plot file version 109 created 09-MAR-2023 11:43:18

J191249+1940 RG013E.UVDATA.1

Freq = 8.0805 GHz, Bw = 32.000 MH No calibration applied and no bandpass applied



80 92 104 116 128 140 152 164 176 188 200 212 224 236 248 260

FREQ MHz

80 92 104 116 128 140 152 164 176 188 200 212 224 236 248 260

FREQ MHz

80 92 104 116 128 140 152 164 176 188 200 212 224 236 248 260

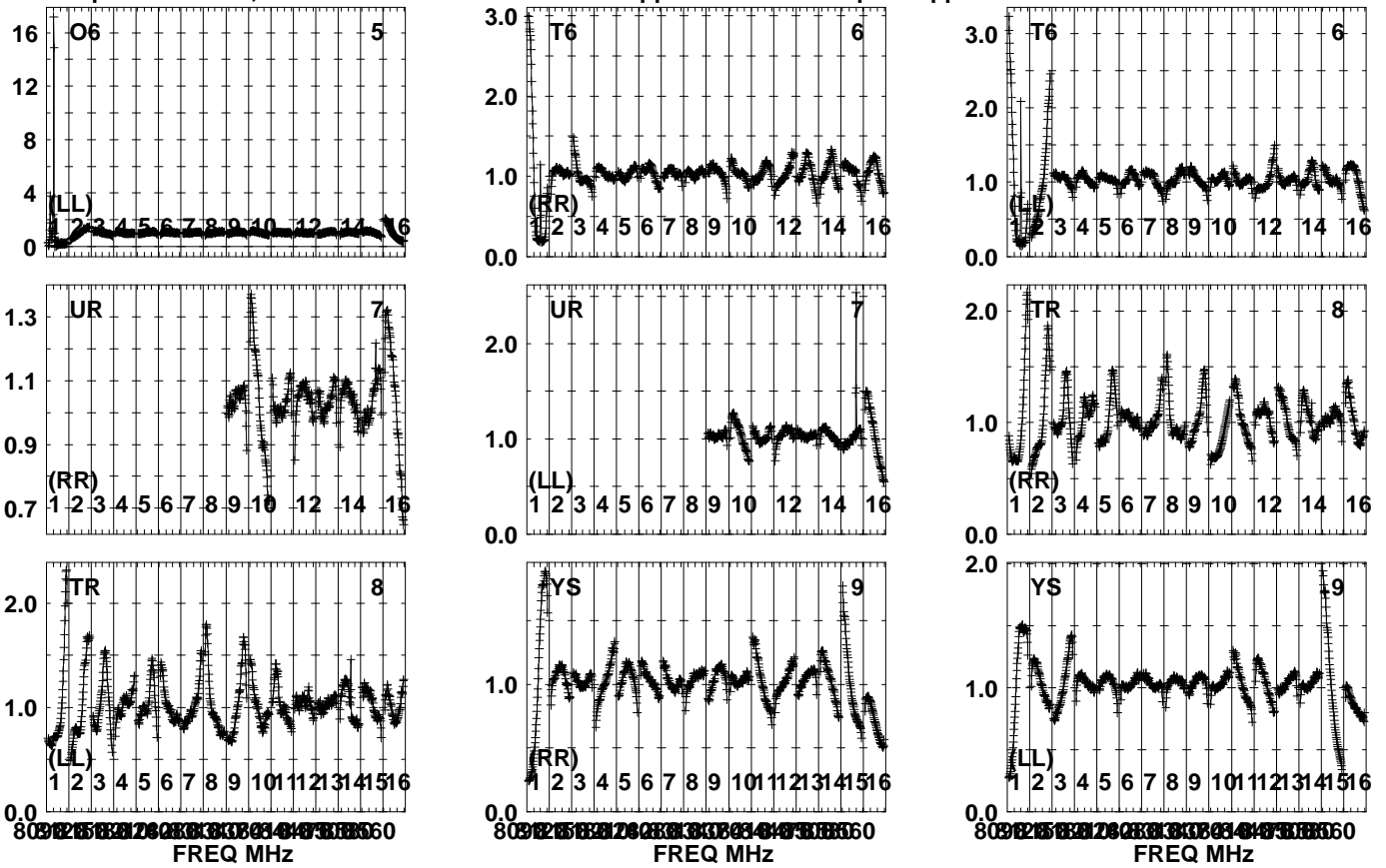
FREQ MHz

Lower frame: Real Jy
Auto-corr total-power spectrum Antenna: *
Timerange: 00/06:40:17 to 00/06:41:35

Plot file version 110 created 09-MAR-2023 11:43:18

J191249+1940 RG013E.UVDATA.1

Freq = 8.0805 GHz, Bw = 32.000 MH No calibration applied and no bandpass applied



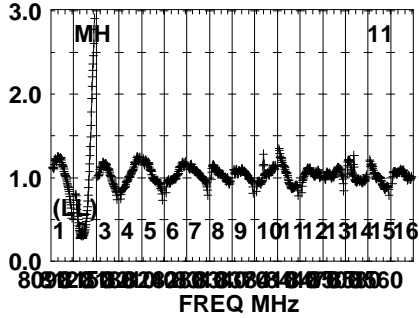
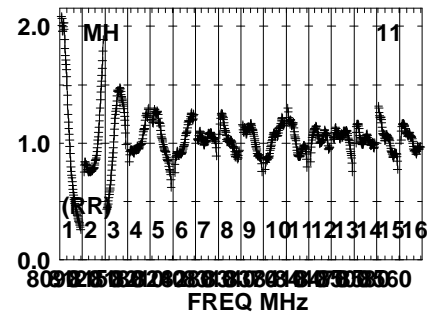
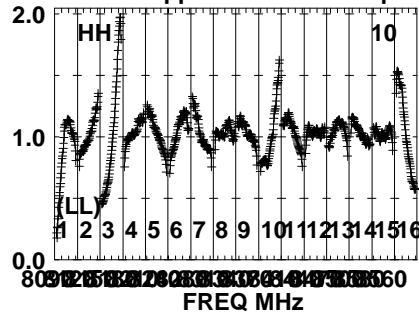
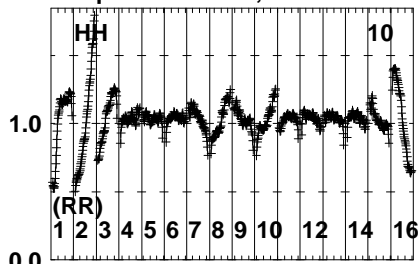
Lower frame: Real Jy
Auto-corr total-power spectrum Antenna: *
Timerange: 00/06:40:17 to 00/06:41:35

Plot file version 111 created 09-MAR-2023 11:43:18

J191249+1940 RG013E.UVDATA.1

Freq = 8.0805 GHz, Bw = 32.000 MH

No calibration applied and no bandpass applied



Lower frame: Real Jy

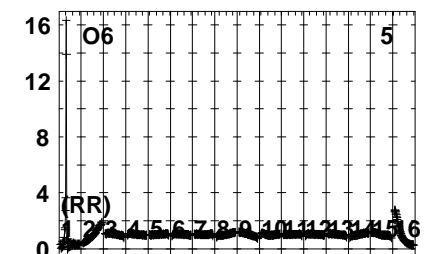
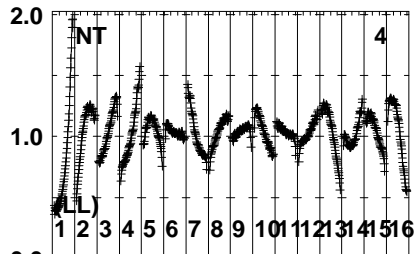
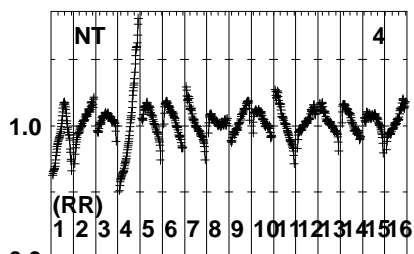
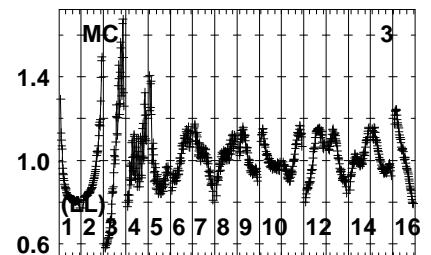
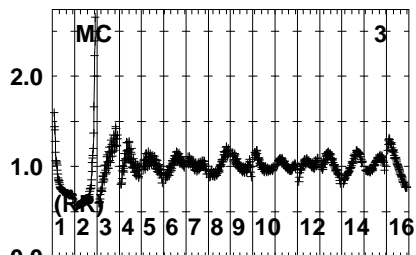
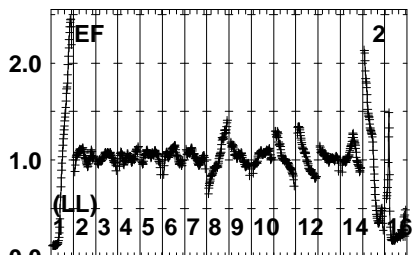
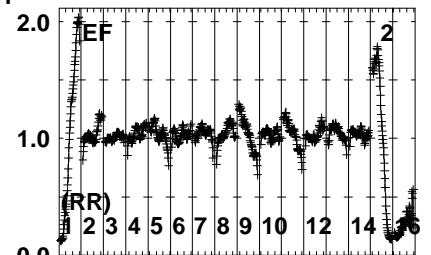
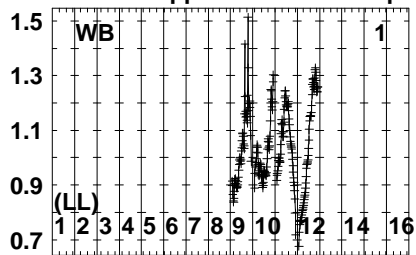
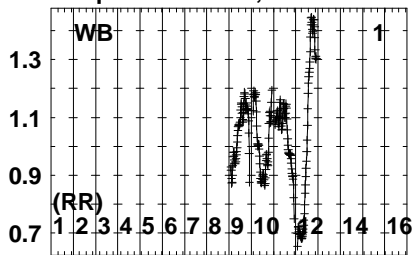
Auto-corr total-power spectrum Antenna: *

Timerange: 00/06:40:17 to 00/06:41:35

Plot file version 112 created 09-MAR-2023 11:43:18

J191142+1952 RG013E.UVDATA.1

Freq = 8.0805 GHz, Bw = 32.000 MH No calibration applied and no bandpass applied



80 92 104 116 128 140 152 164 176 188 200 212 224 236 248 260

FREQ MHz

80 92 104 116 128 140 152 164 176 188 200 212 224 236 248 260

FREQ MHz

80 92 104 116 128 140 152 164 176 188 200 212 224 236 248 260

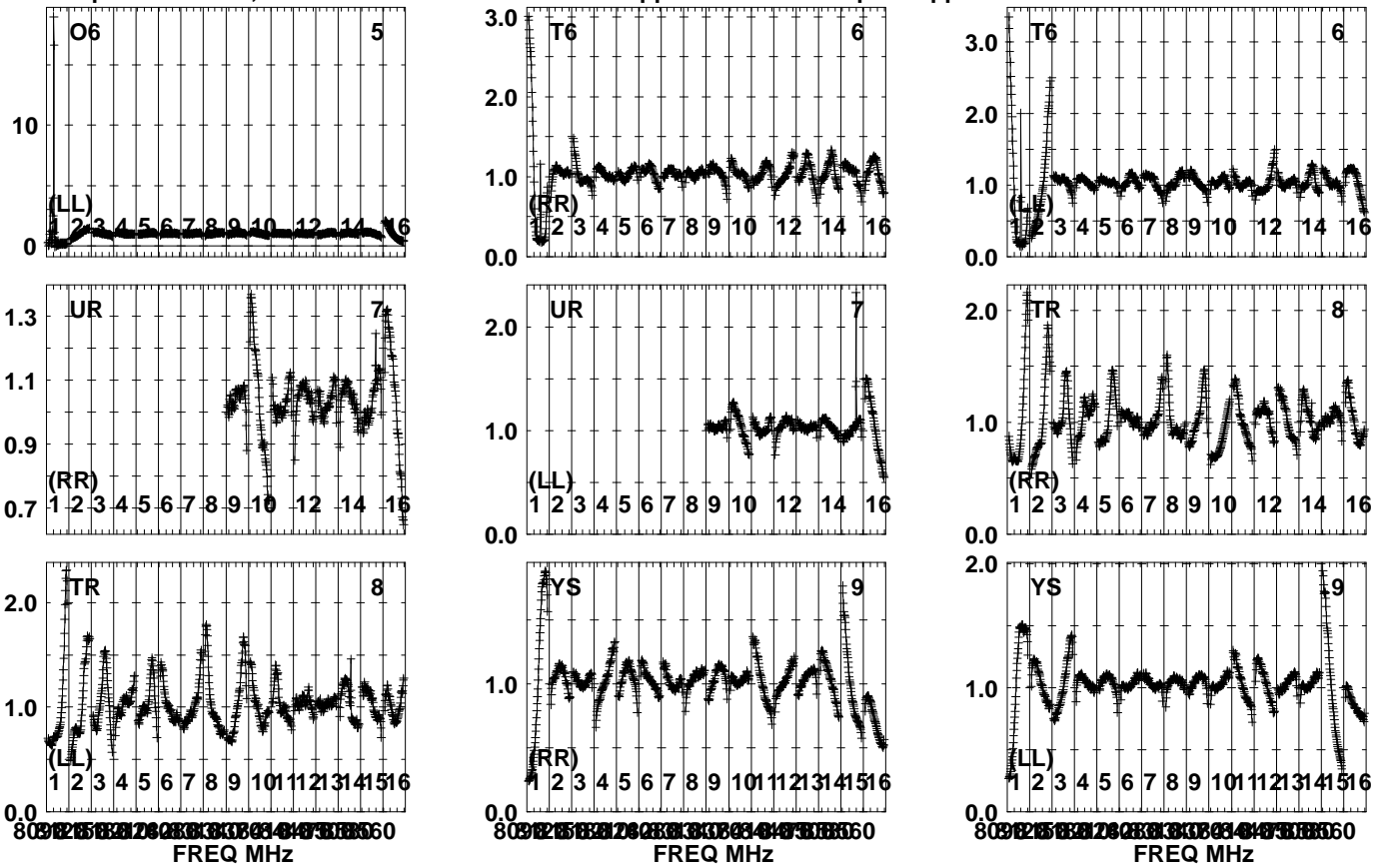
FREQ MHz

Lower frame: Real Jy
Auto-corr total-power spectrum Antenna: *
Timerange: 00/06:41:52 to 00/06:43:20

Plot file version 113 created 09-MAR-2023 11:43:19

J191142+1952 RG013E.UVDATA.1

Freq = 8.0805 GHz, Bw = 32.000 MH No calibration applied and no bandpass applied



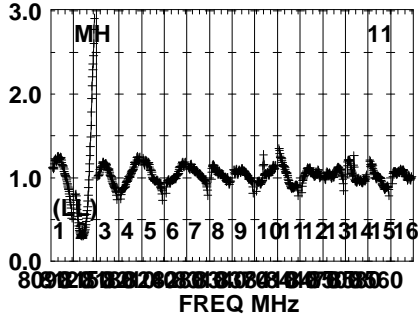
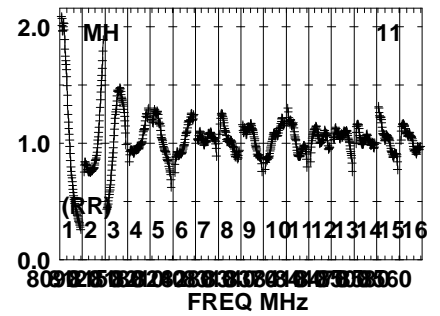
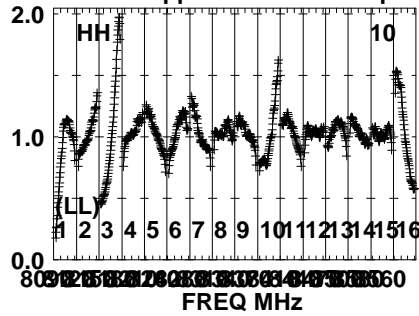
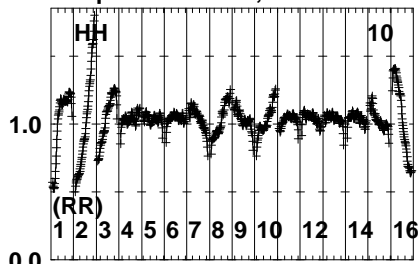
Lower frame: Real Jy
Auto-corr total-power spectrum Antenna: *
Timerange: 00/06:41:52 to 00/06:43:20

Plot file version 114 created 09-MAR-2023 11:43:19

J191142+1952 RG013E.UVDATA.1

Freq = 8.0805 GHz, Bw = 32.000 MH

No calibration applied and no bandpass applied



Lower frame: Real Jy

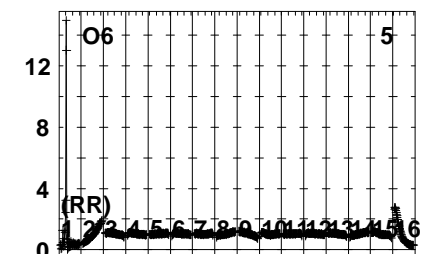
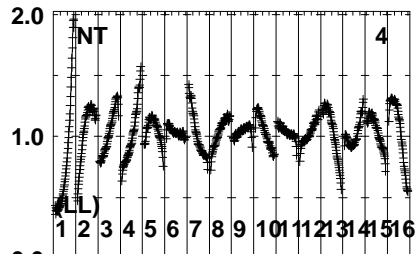
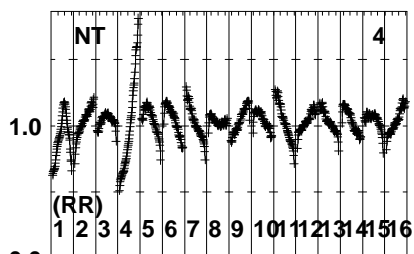
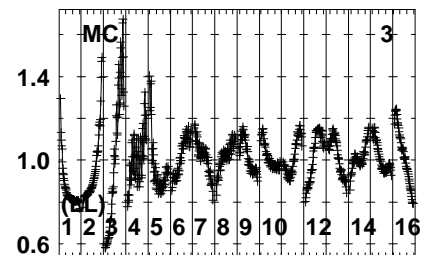
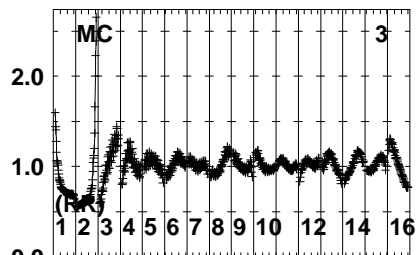
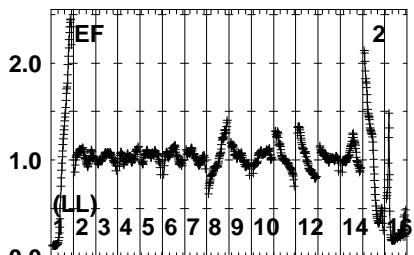
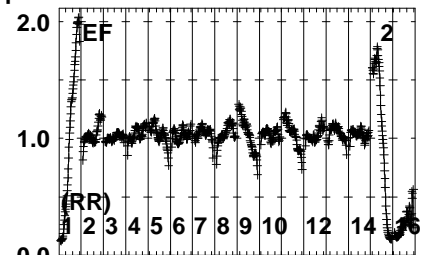
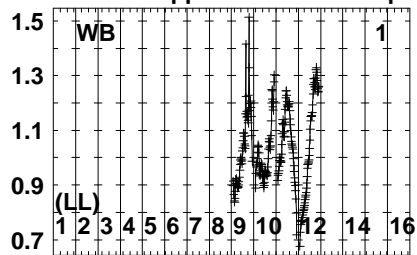
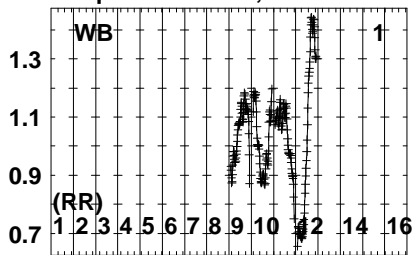
Auto-corr total-power spectrum Antenna: *

Timerange: 00/06:41:52 to 00/06:43:20

Plot file version 115 created 09-MAR-2023 11:43:19

GRB221009A RG013E.UVDATA.1

Freq = 8.0805 GHz, Bw = 32.000 MH No calibration applied and no bandpass applied



80 92 104 116 128 140 152 164 176 188 200 212 224 236 248 260

FREQ MHz

80 92 104 116 128 140 152 164 176 188 200 212 224 236 248 260

FREQ MHz

80 92 104 116 128 140 152 164 176 188 200 212 224 236 248 260

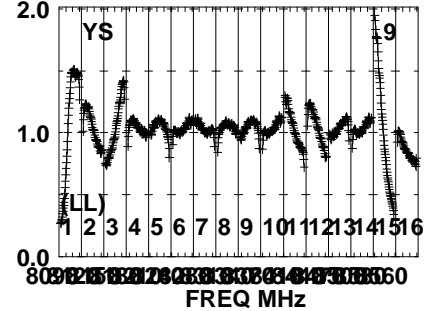
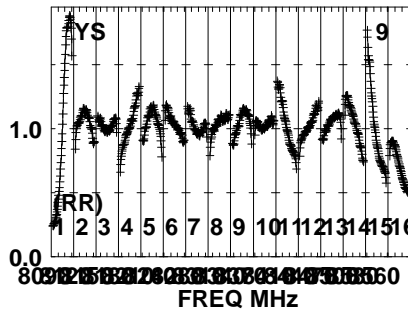
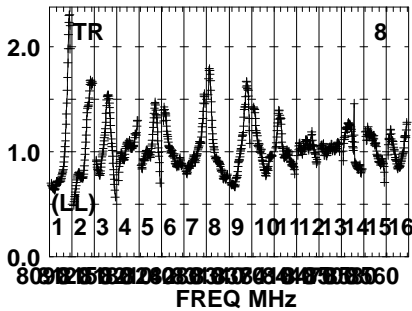
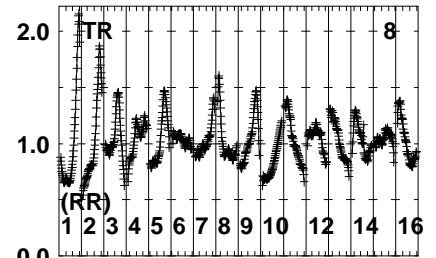
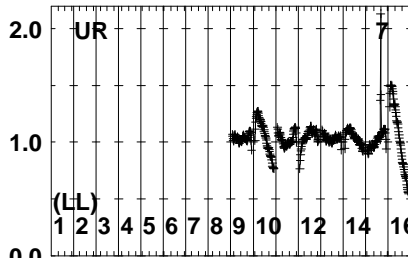
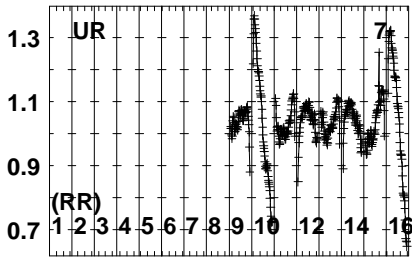
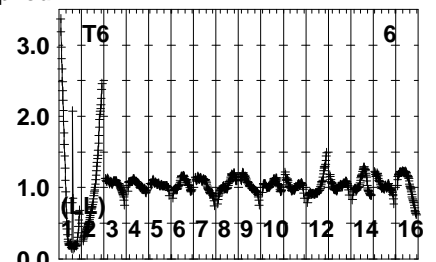
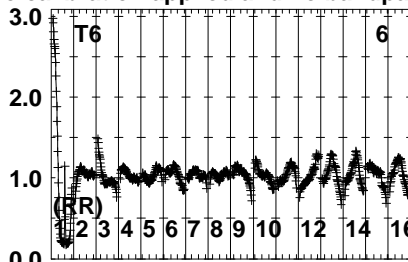

FREQ MHz

Lower frame: Real Jy
Auto-corr total-power spectrum Antenna: *
Timerange: 00/06:43:37 to 00/06:45:50

Plot file version 116 created 09-MAR-2023 11:43:19

GRB221009A RG013E.UVDATA.1

Freq = 8.0805 GHz, Bw = 32.000 MH No calibration applied and no bandpass applied



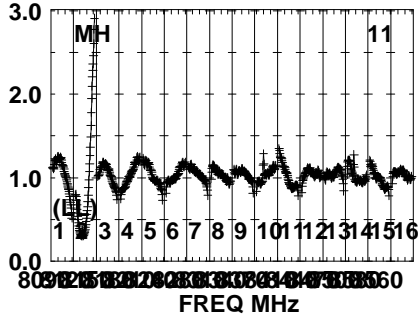
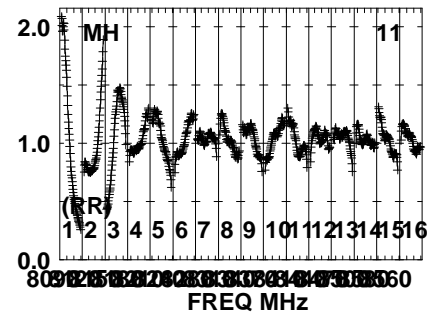
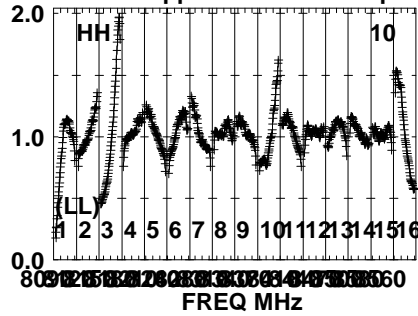
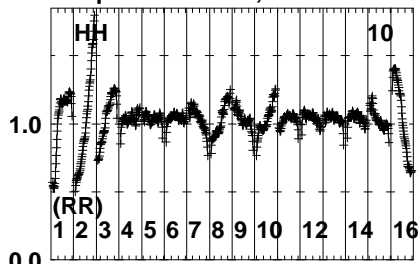
Lower frame: Real Jy
Auto-corr total-power spectrum Antenna: *
Timerange: 00/06:43:37 to 00/06:45:50

Plot file version 117 created 09-MAR-2023 11:43:19

GRB221009A RG013E.UVDATA.1

Freq = 8.0805 GHz, Bw = 32.000 MHz

No calibration applied and no bandpass applied



Lower frame: Real Jy

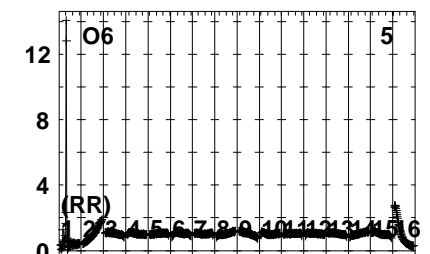
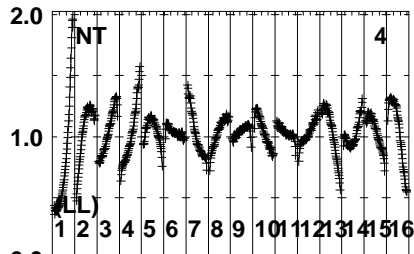
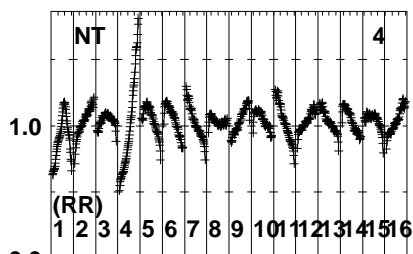
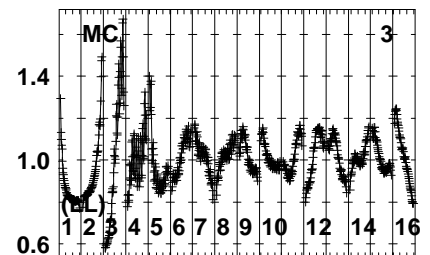
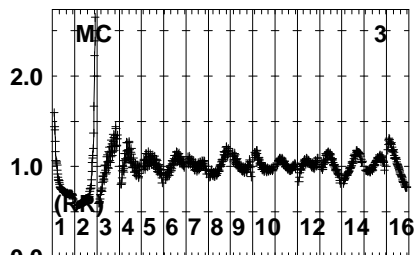
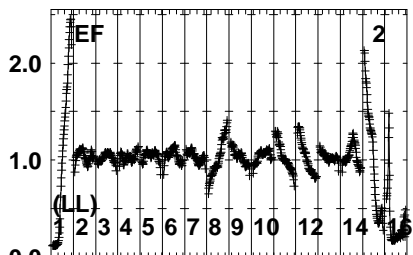
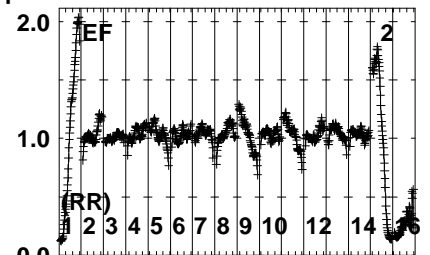
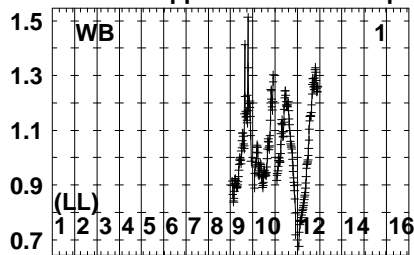
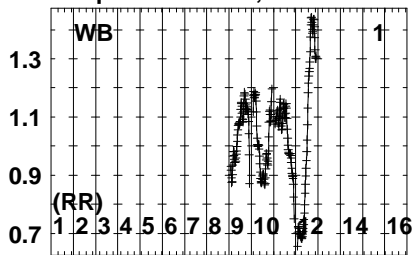
Auto-corr total-power spectrum Antenna: *

Timerange: 00/06:43:37 to 00/06:45:50

Plot file version 118 created 09-MAR-2023 11:43:19

J191142+1952 RG013E.UVDATA.1

Freq = 8.0805 GHz, Bw = 32.000 MH No calibration applied and no bandpass applied



80 92 104 116 128 140 152 164 176 188 200 212 224 236 248 260

80 92 104 116 128 140 152 164 176 188 200 212 224 236 248 260

80 92 104 116 128 140 152 164 176 188 200 212 224 236 248 260

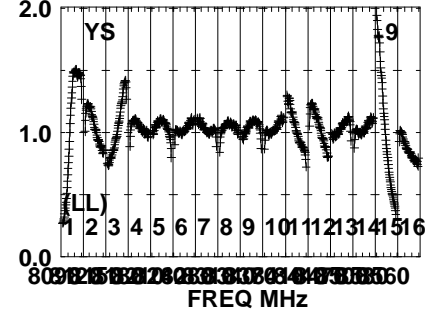
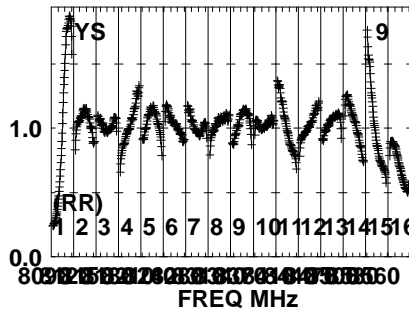
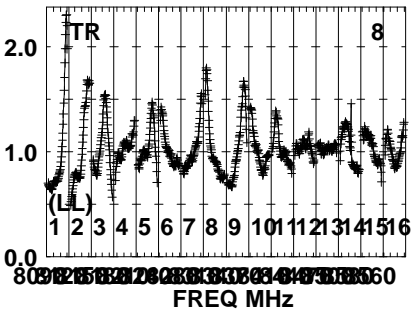
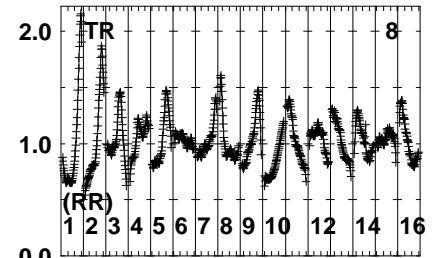
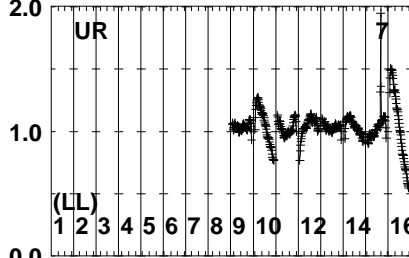
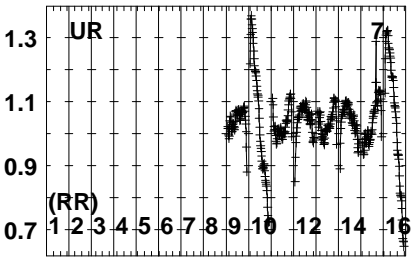
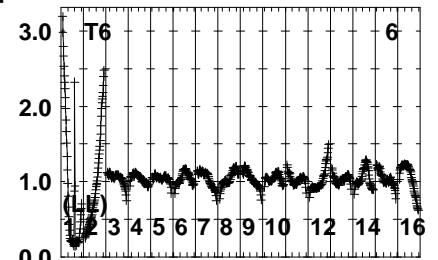
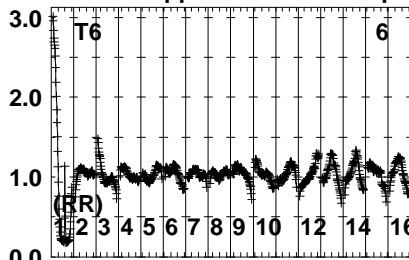

FREQ MHz
Lower frame: Real Jy
Auto-corr total-power spectrum Antenna: *
Timerange: 00/06:46:06 to 00/06:47:19

Plot file version 119 created 09-MAR-2023 11:43:19

J191142+1952 RG013E.UVDATA.1

Freq = 8.0805 GHz, Bw = 32.000 MH

No calibration applied and no bandpass applied



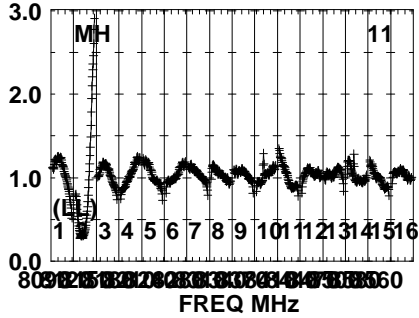
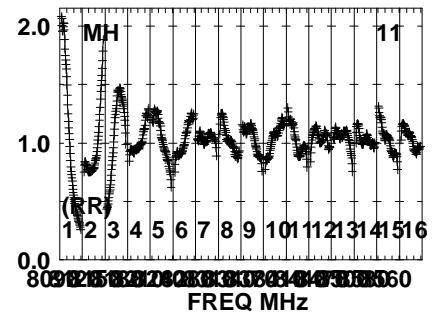
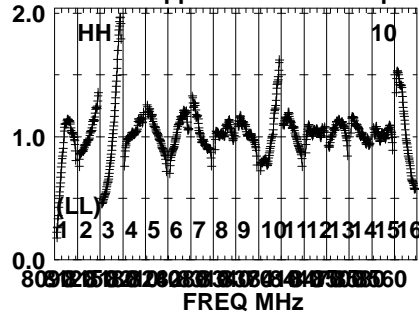
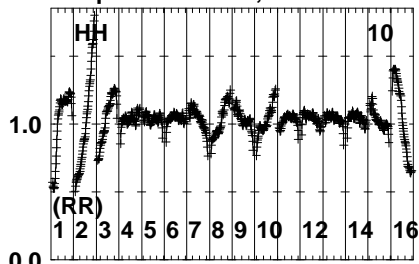
Lower frame: Real Jy
Auto-corr total-power spectrum Antenna: *
Timerange: 00/06:46:06 to 00/06:47:19

Plot file version 120 created 09-MAR-2023 11:43:20

J191142+1952 RG013E.UVDATA.1

Freq = 8.0805 GHz, Bw = 32.000 MH

No calibration applied and no bandpass applied



Lower frame: Real Jy

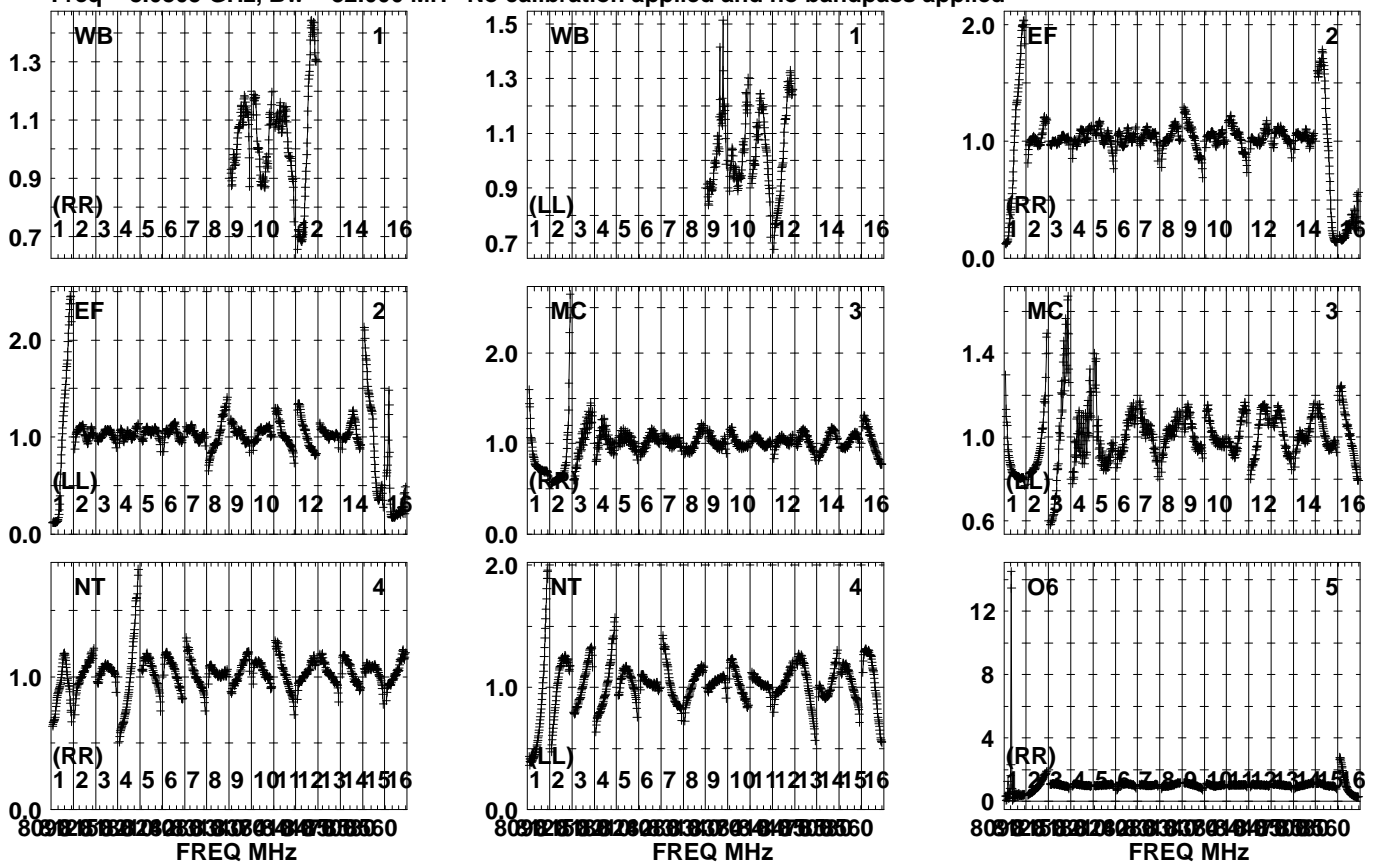
Auto-corr total-power spectrum Antenna: *

Timerange: 00/06:46:06 to 00/06:47:19

Plot file version 121 created 09-MAR-2023 11:43:20

GRB221009A RG013E.UVDATA.1

Freq = 8.0805 GHz, Bw = 32.000 MH No calibration applied and no bandpass applied



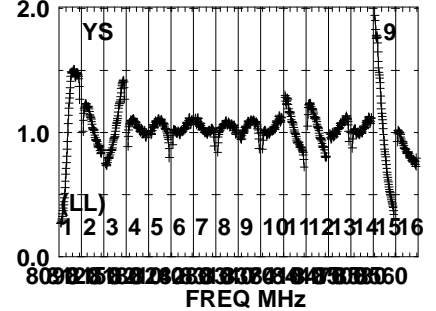
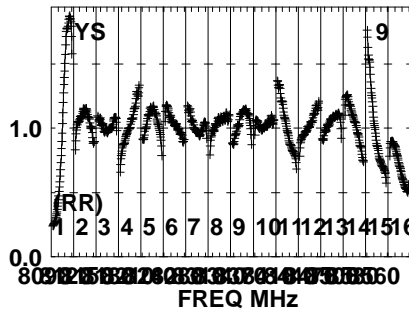
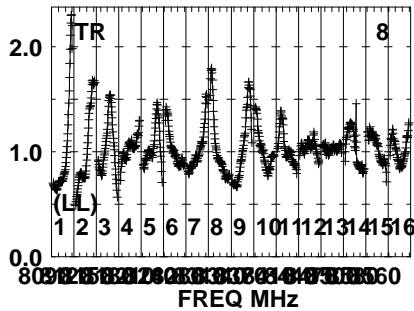
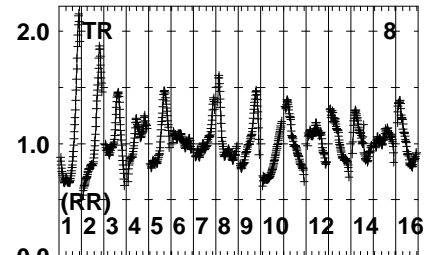
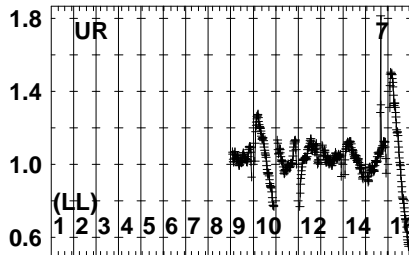
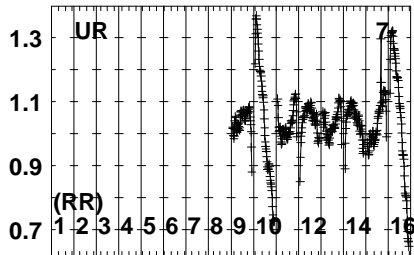
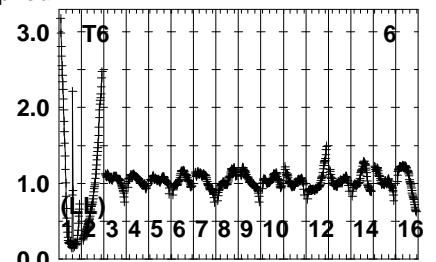
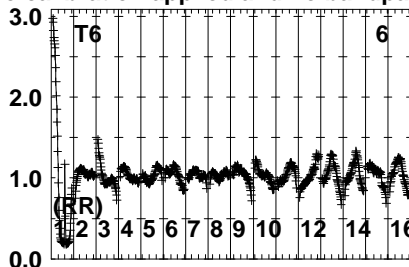
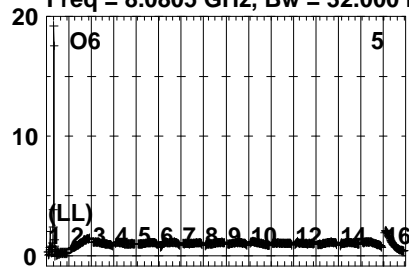
Lower frame: Real Jy
Auto-corr total-power spectrum Antenna: *
Timerange: 00/06:47:37 to 00/06:49:50

Plot file version 122 created 09-MAR-2023 11:43:20

GRB221009A RG013E.UVDATA.1

Freq = 8.0805 GHz, Bw = 32.000 MH

No calibration applied and no bandpass applied



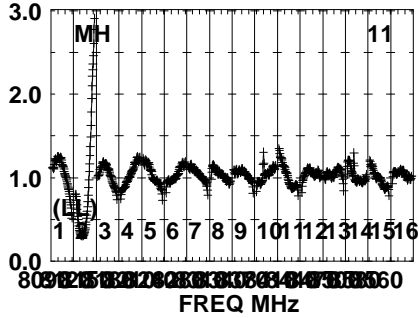
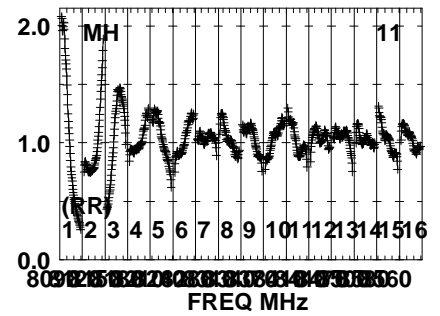
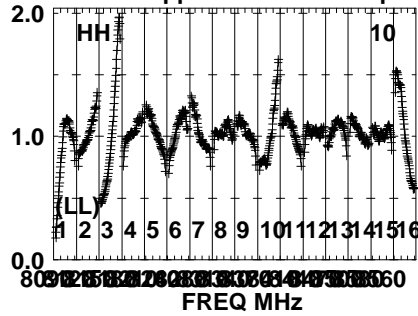
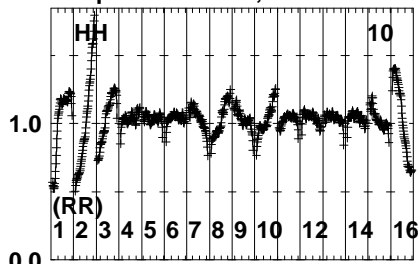
Lower frame: Real Jy
Auto-corr total-power spectrum Antenna: *
Timerange: 00/06:47:37 to 00/06:49:50

Plot file version 123 created 09-MAR-2023 11:43:20

GRB221009A RG013E.UVDATA.1

Freq = 8.0805 GHz, Bw = 32.000 MHz

No calibration applied and no bandpass applied



Lower frame: Real Jy

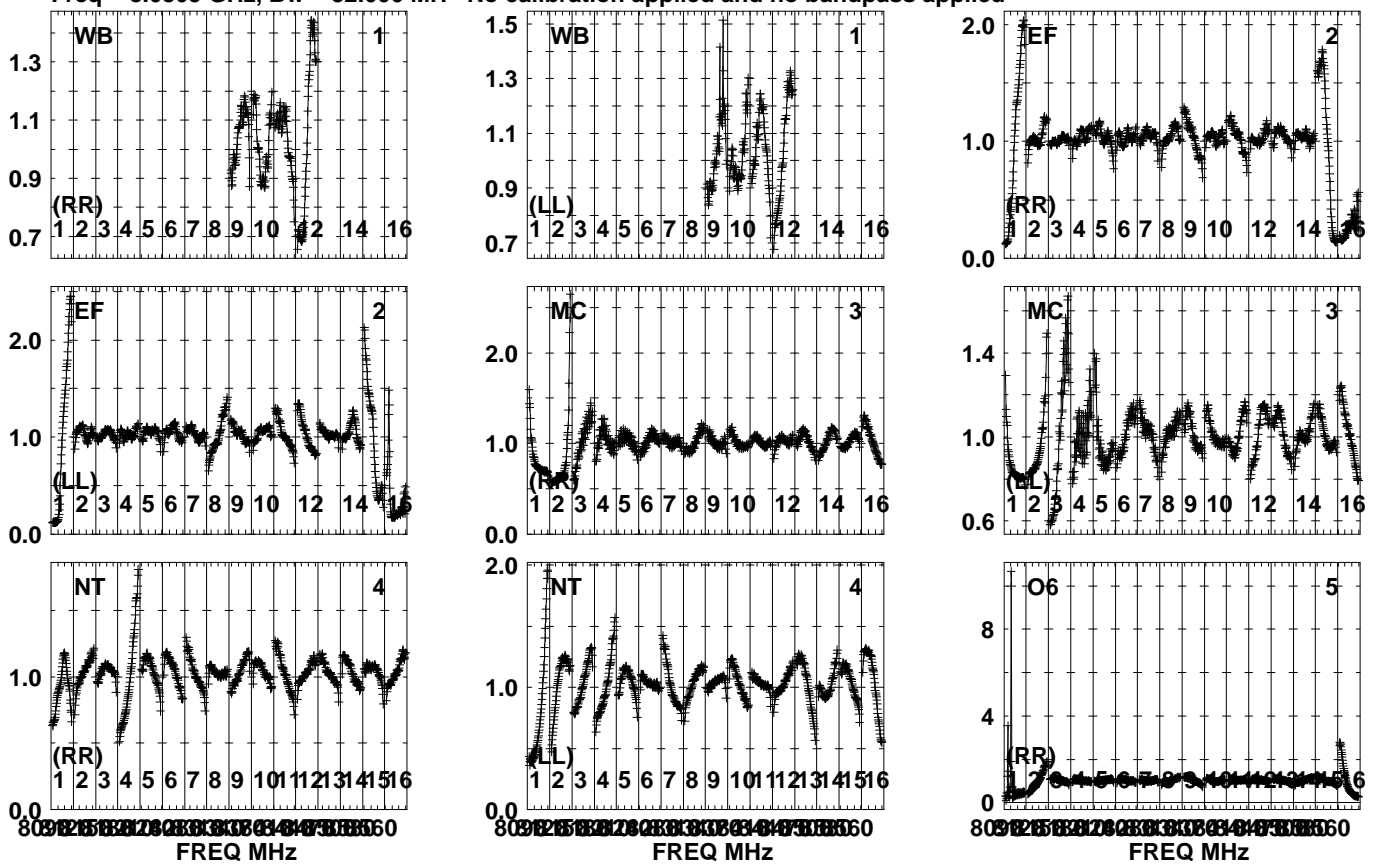
Auto-corr total-power spectrum Antenna: *

Timerange: 00/06:47:37 to 00/06:49:50

Plot file version 124 created 09-MAR-2023 11:43:20

J191142+1952 RG013E.UVDATA.1

Freq = 8.0805 GHz, Bw = 32.000 MH No calibration applied and no bandpass applied

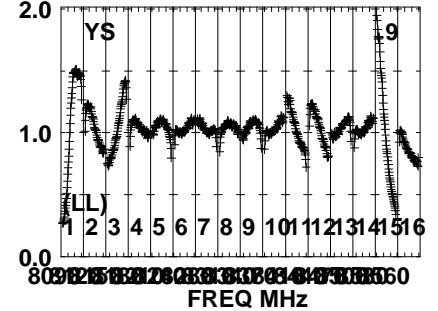
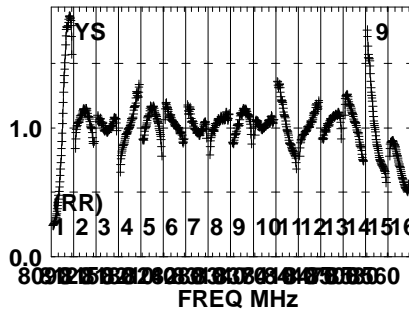
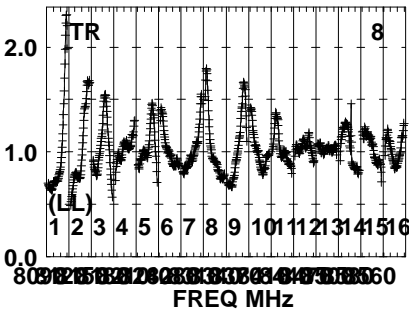
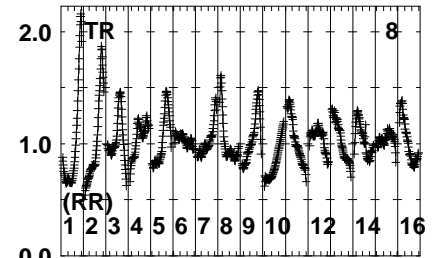
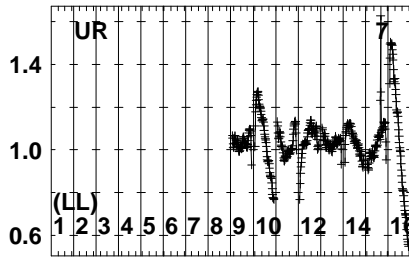
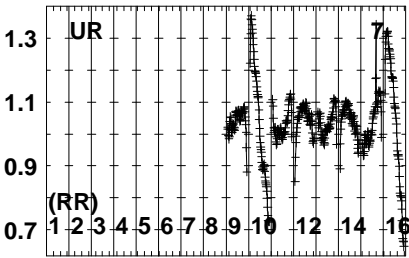
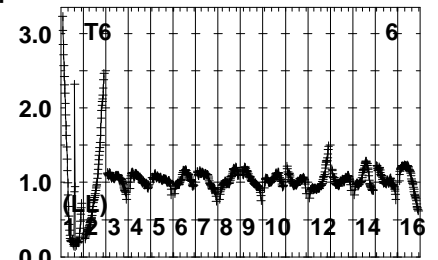
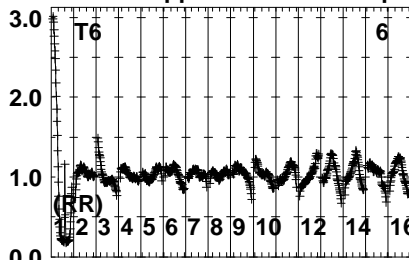
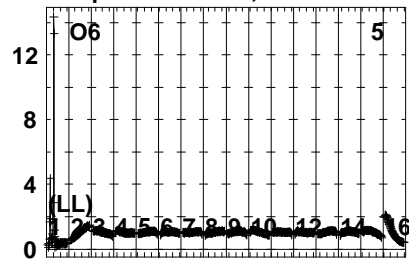


Lower frame: Real Jy
Auto-corr total-power spectrum Antenna: *
Timerange: 00/06:50:07 to 00/06:51:19

Plot file version 125 created 09-MAR-2023 11:43:20

J191142+1952 RG013E.UVDATA.1

Freq = 8.0805 GHz, Bw = 32.000 MH No calibration applied and no bandpass applied



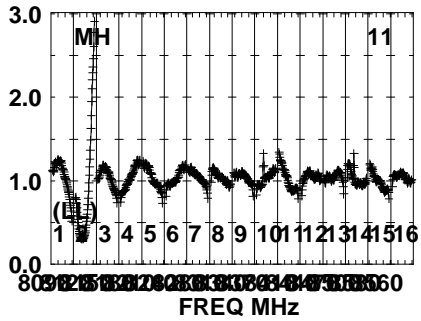
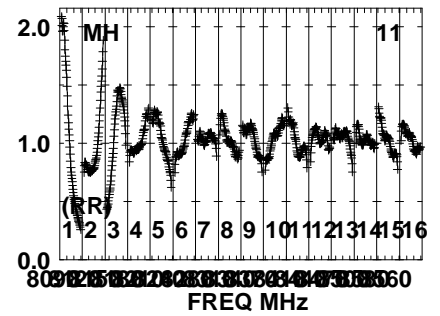
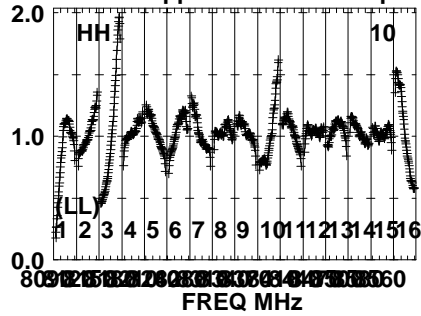
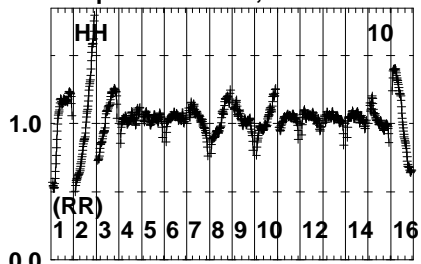
Lower frame: Real Jy
Auto-corr total-power spectrum Antenna: *
Timerange: 00/06:50:07 to 00/06:51:19

Plot file version 126 created 09-MAR-2023 11:43:21

J191142+1952 RG013E.UVDATA.1

Freq = 8.0805 GHz, Bw = 32.000 MH

No calibration applied and no bandpass applied



Lower frame: Real Jy


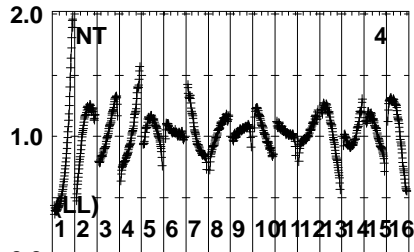
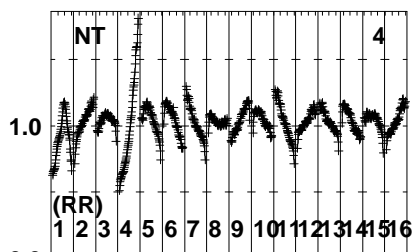
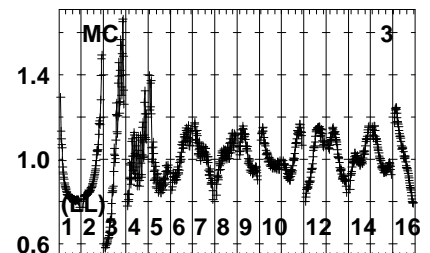
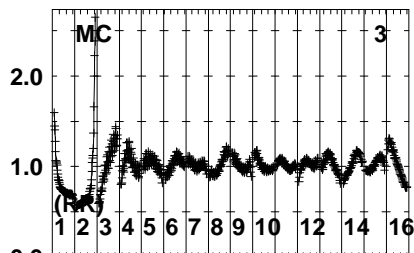
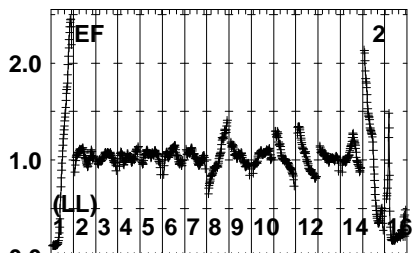
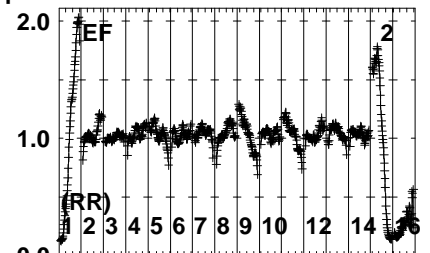
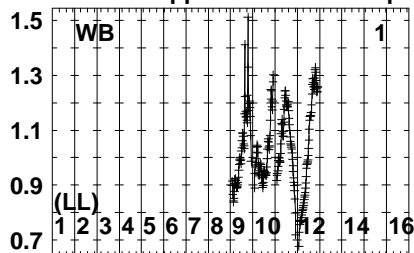
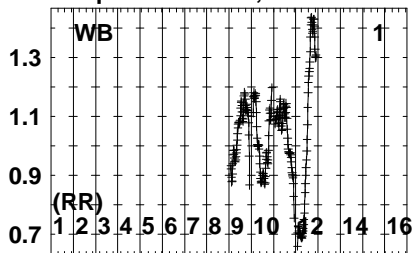
Auto-corr total-power spectrum Antenna: *

Timerange: 00/06:50:07 to 00/06:51:19

Plot file version 127 created 09-MAR-2023 11:43:21

J1905+1943 RG013E.UVDATA.1

Freq = 8.0805 GHz, Bw = 32.000 MH No calibration applied and no bandpass applied



80 92 104 116 128 140 152 164 176 188 200 212 224 236 248 260

80 92 104 116 128 140 152 164 176 188 200 212 224 236 248 260

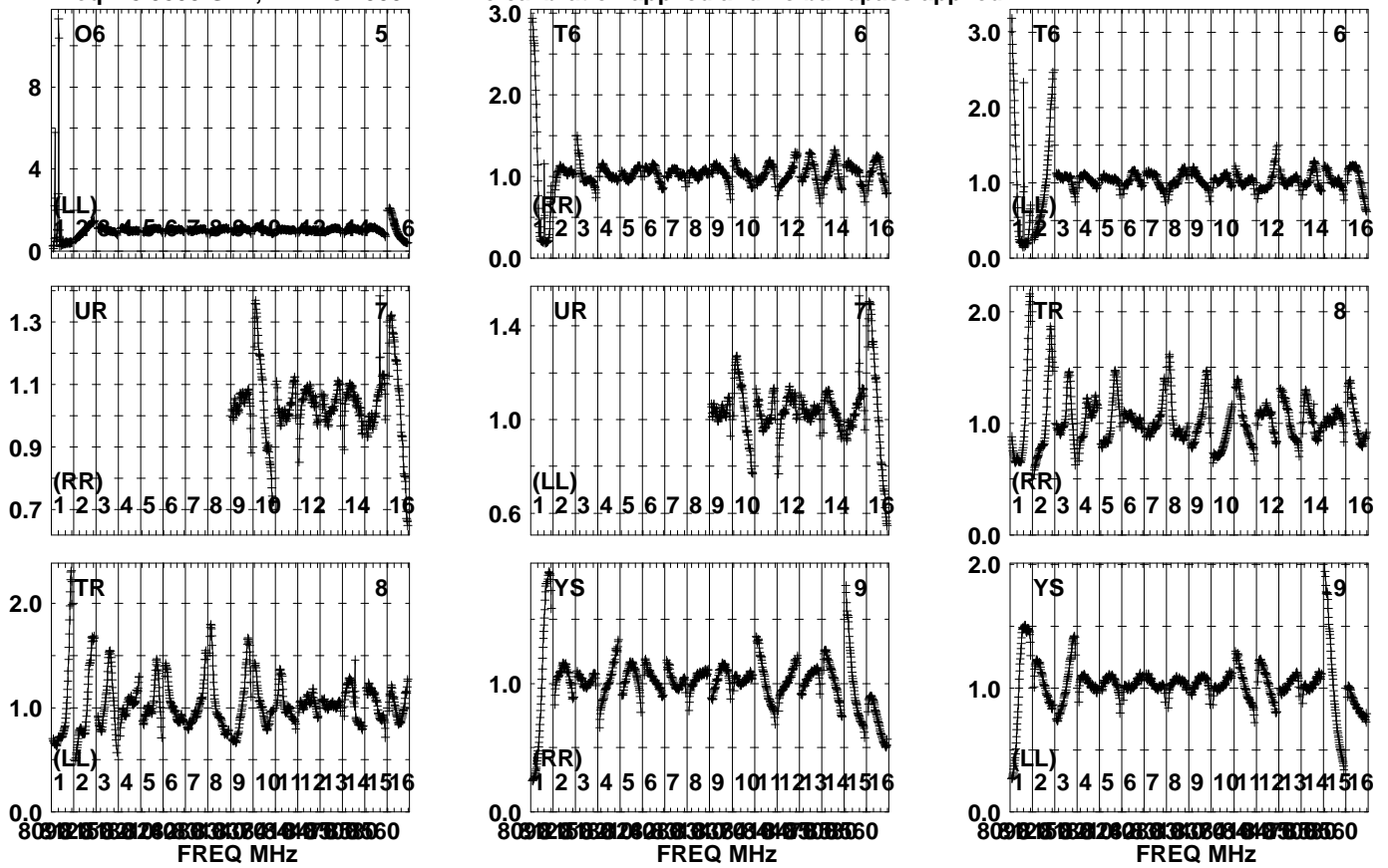
80 92 104 116 128 140 152 164 176 188 200 212 224 236 248 260

FREQ MHz
Lower frame: Real Jy
Auto-corr total-power spectrum Antenna: *
Timerange: 00/06:51:37 to 00/06:53:05

Plot file version 128 created 09-MAR-2023 11:43:21

J1905+1943 RG013E.UVDATA.1

Freq = 8.0805 GHz, Bw = 32.000 MH No calibration applied and no bandpass applied



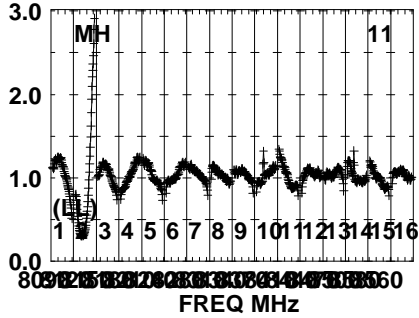
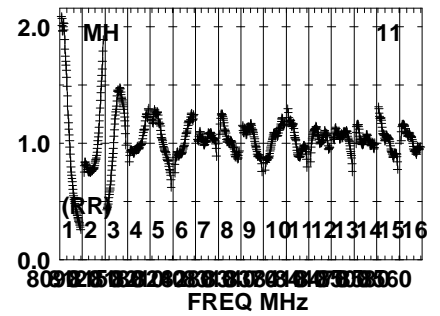
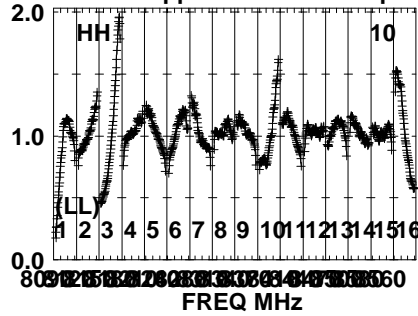
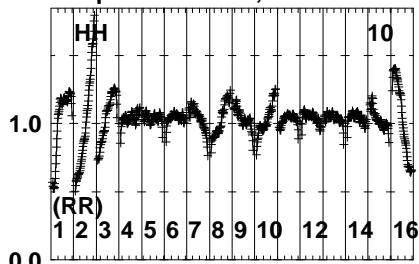
Lower frame: Real Jy
Auto-corr total-power spectrum Antenna: *
Timerange: 00/06:51:37 to 00/06:53:05

Plot file version 129 created 09-MAR-2023 11:43:21

J1905+1943 RG013E.UVDATA.1

Freq = 8.0805 GHz, Bw = 32.000 MH

No calibration applied and no bandpass applied



Lower frame: Real Jy

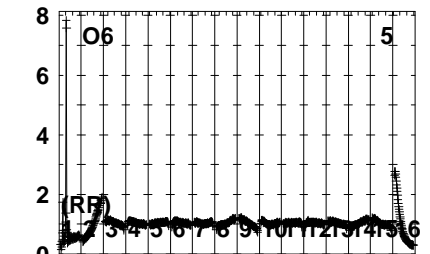
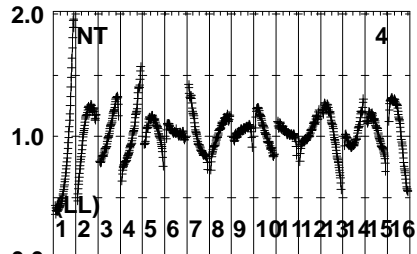
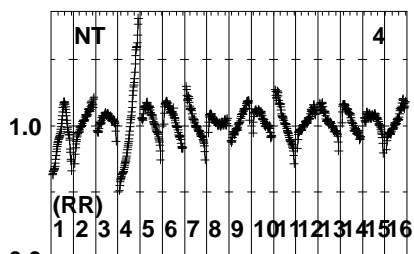
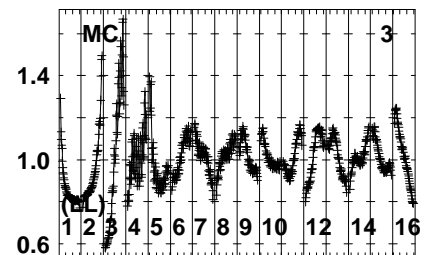
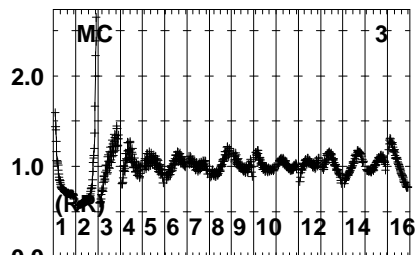
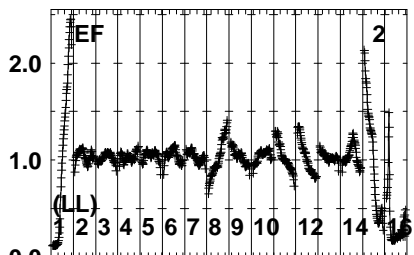
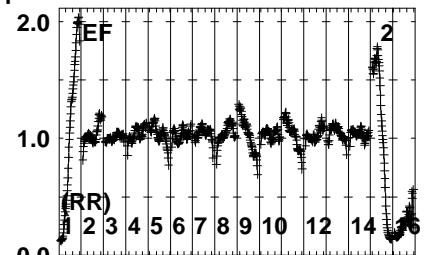
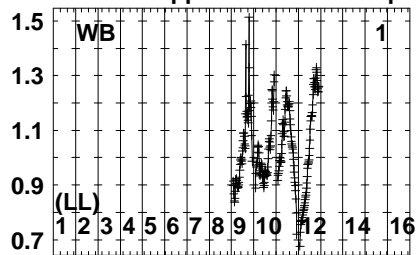
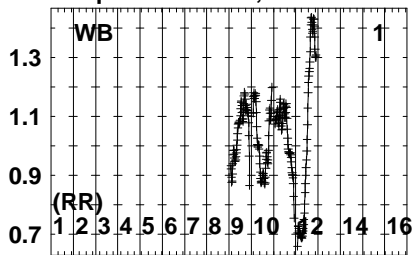
Auto-corr total-power spectrum Antenna: *

Timerange: 00/06:51:37 to 00/06:53:05

Plot file version 130 created 09-MAR-2023 11:43:21

J191142+1952 RG013E.UVDATA.1

Freq = 8.0805 GHz, Bw = 32.000 MH No calibration applied and no bandpass applied



80 92 104 116 128 140 152 164 176 188 200 212 224 236 248 260

FREQ MHz

80 92 104 116 128 140 152 164 176 188 200 212 224 236 248 260

FREQ MHz

80 92 104 116 128 140 152 164 176 188 200 212 224 236 248 260

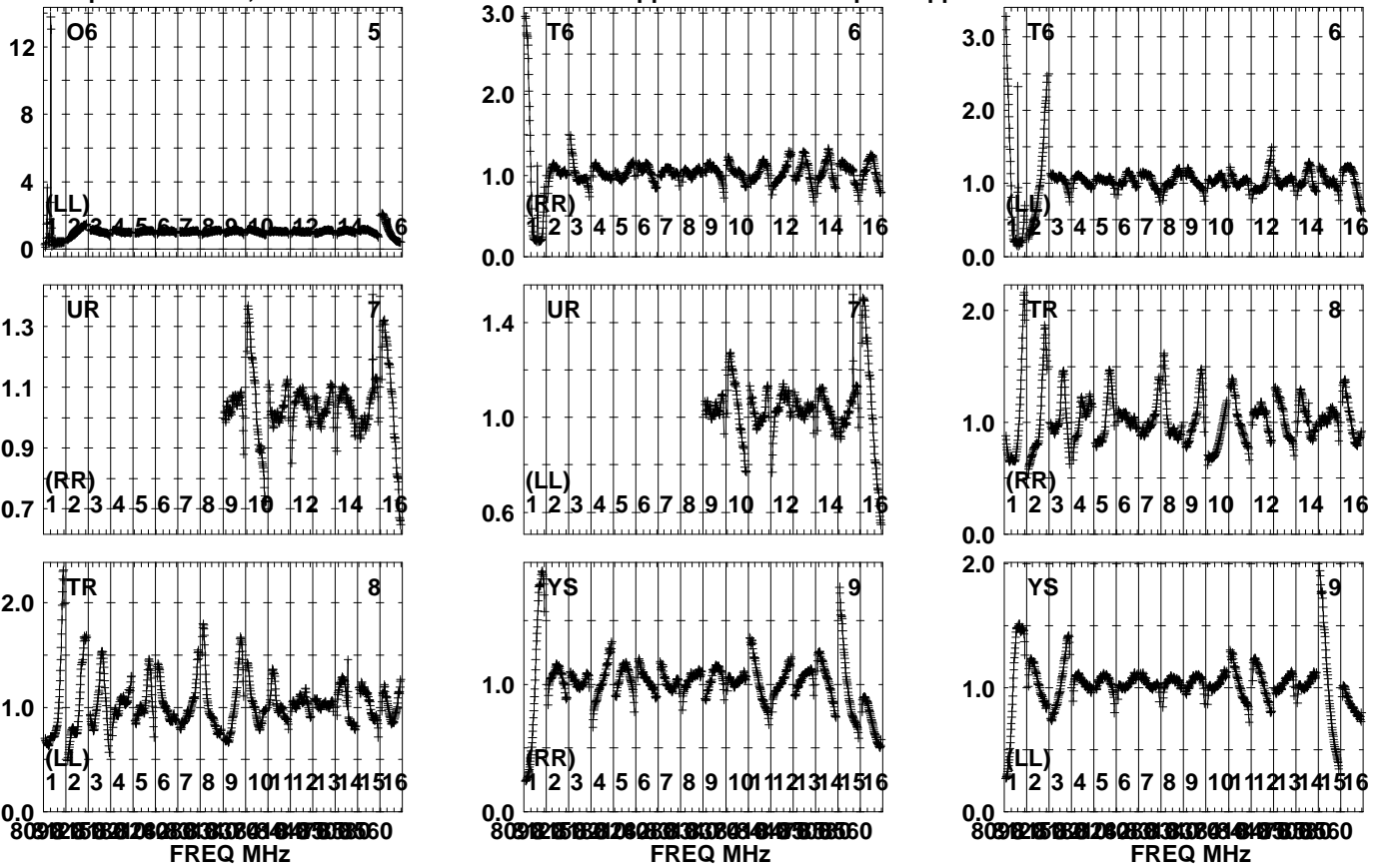
FREQ MHz

Lower frame: Real Jy
Auto-corr total-power spectrum Antenna: *
Timerange: 00/06:53:31 to 00/06:54:59

Plot file version 131 created 09-MAR-2023 11:43:21

J191142+1952 RG013E.UVDATA.1

Freq = 8.0805 GHz, Bw = 32.000 MH No calibration applied and no bandpass applied



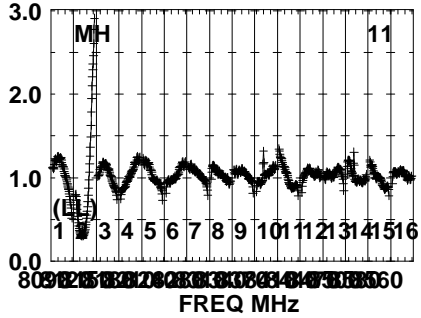
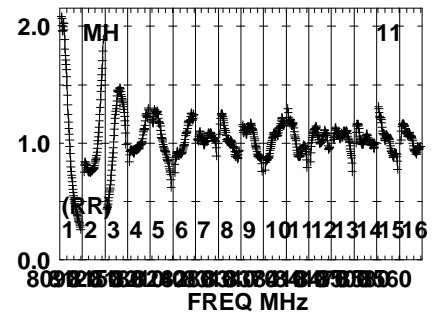
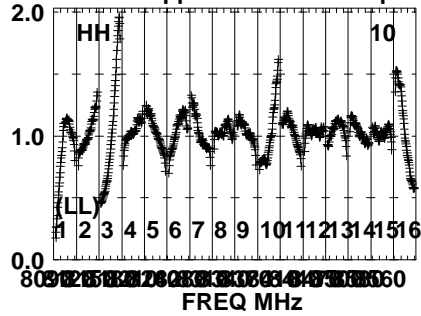
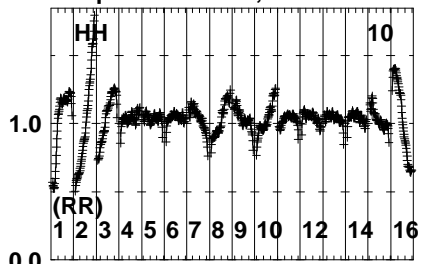
Lower frame: Real Jy
Auto-corr total-power spectrum Antenna: *
Timerange: 00/06:53:31 to 00/06:54:59

Plot file version 132 created 09-MAR-2023 11:43:22

J191142+1952 RG013E.UVDATA.1

Freq = 8.0805 GHz, Bw = 32.000 MH

No calibration applied and no bandpass applied



Lower frame: Real Jy

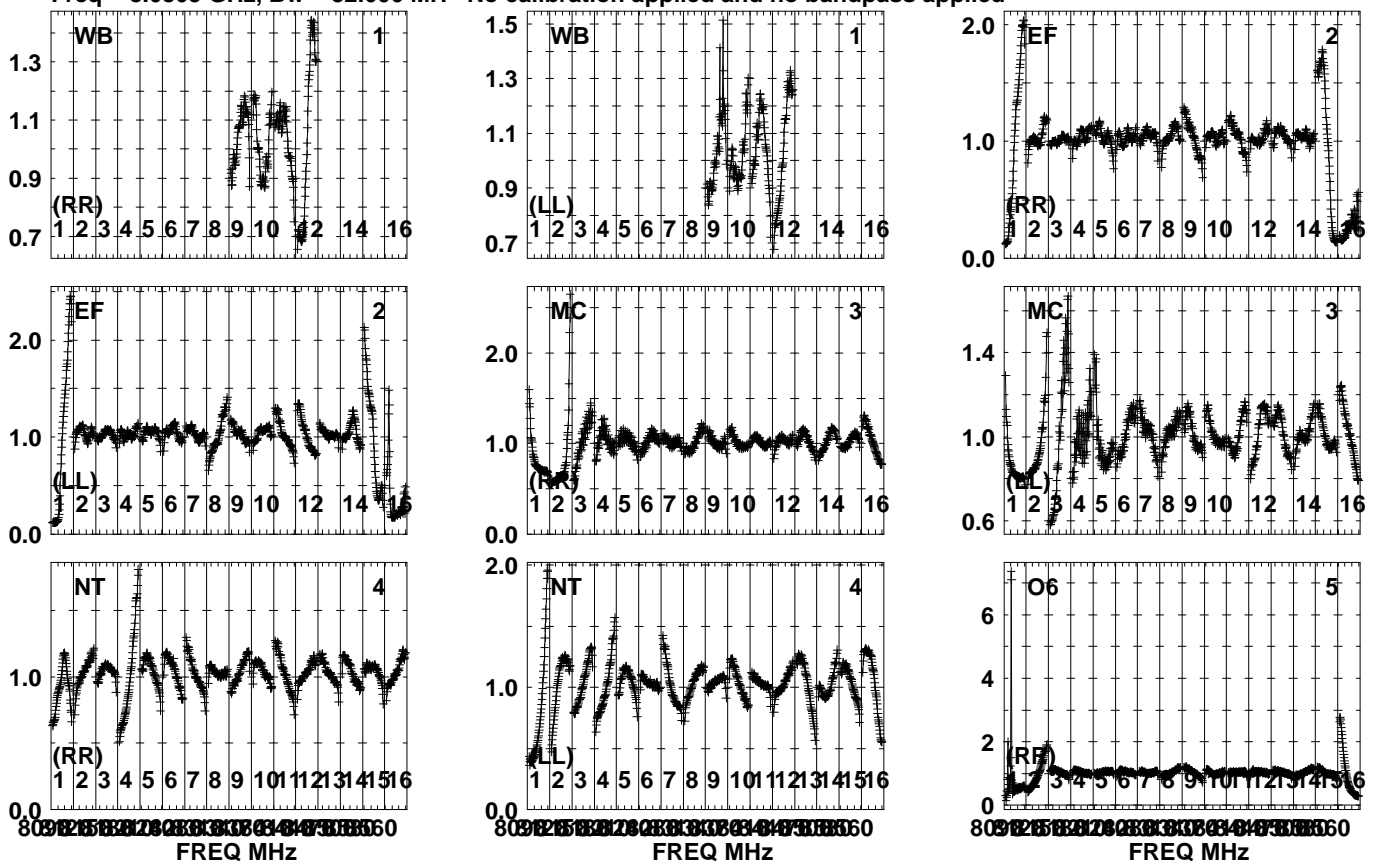
Auto-corr total-power spectrum Antenna: *

Timerange: 00/06:53:31 to 00/06:54:59

Plot file version 133 created 09-MAR-2023 11:43:22

GRB221009A RG013E.UVDATA.1

Freq = 8.0805 GHz, Bw = 32.000 MH No calibration applied and no bandpass applied

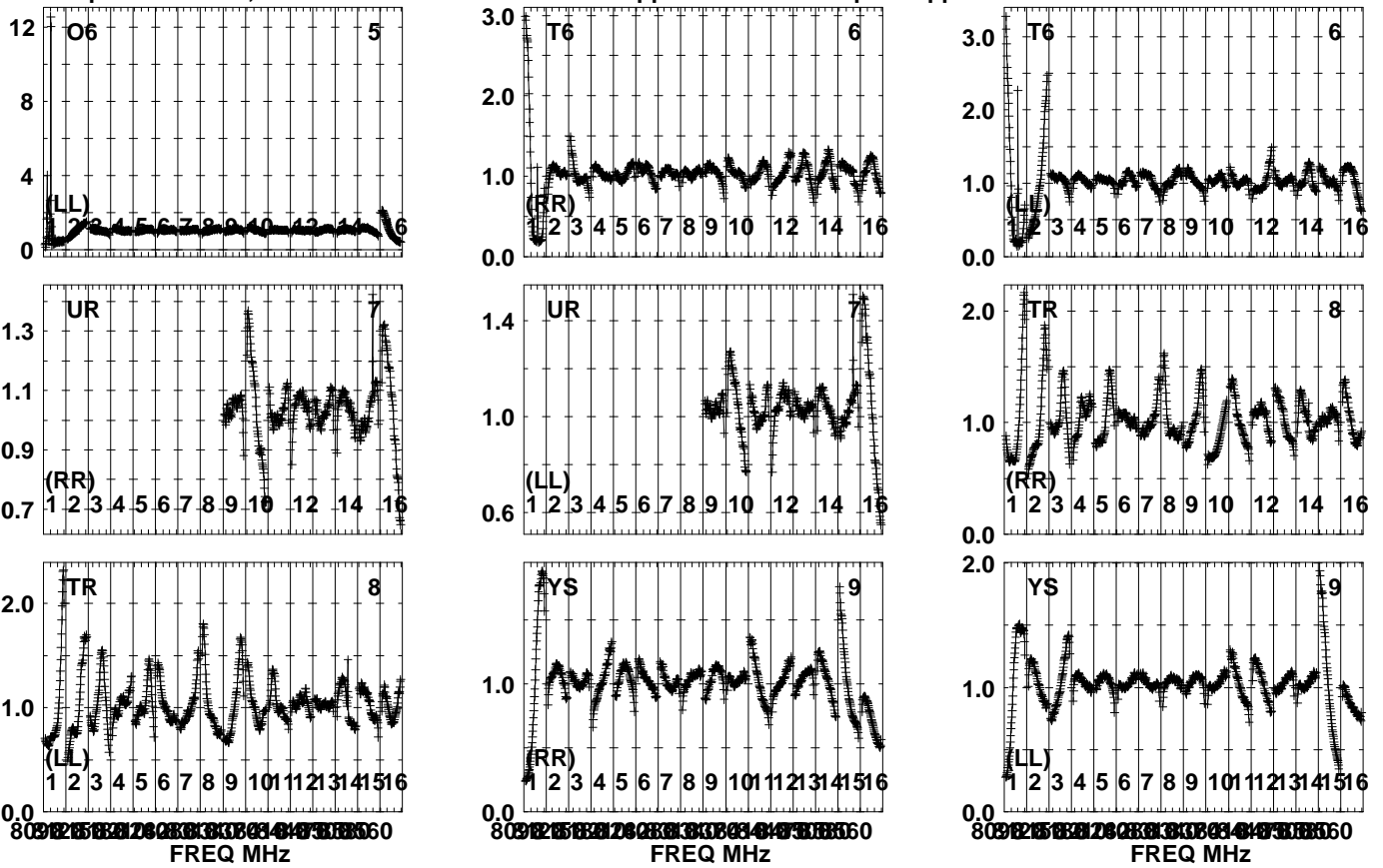


Lower frame: Real Jy
Auto-corr total-power spectrum Antenna: *
Timerange: 00/06:55:17 to 00/06:57:30

Plot file version 134 created 09-MAR-2023 11:43:22

GRB221009A RG013E.UVDATA.1

Freq = 8.0805 GHz, Bw = 32.000 MH No calibration applied and no bandpass applied



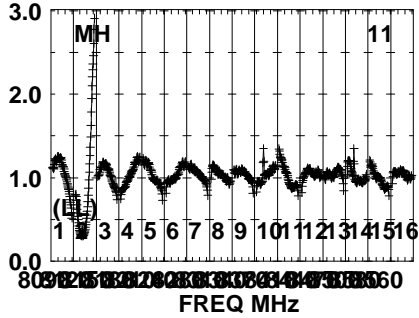
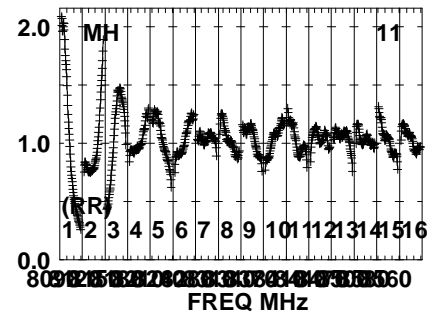
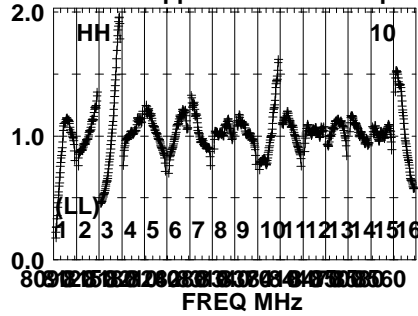
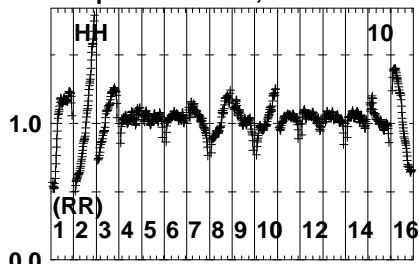
Lower frame: Real Jy
Auto-corr total-power spectrum Antenna: *
Timerange: 00/06:55:17 to 00/06:57:30

Plot file version 135 created 09-MAR-2023 11:43:22

GRB221009A RG013E.UVDATA.1

Freq = 8.0805 GHz, Bw = 32.000 MHz

No calibration applied and no bandpass applied



Lower frame: Real Jy

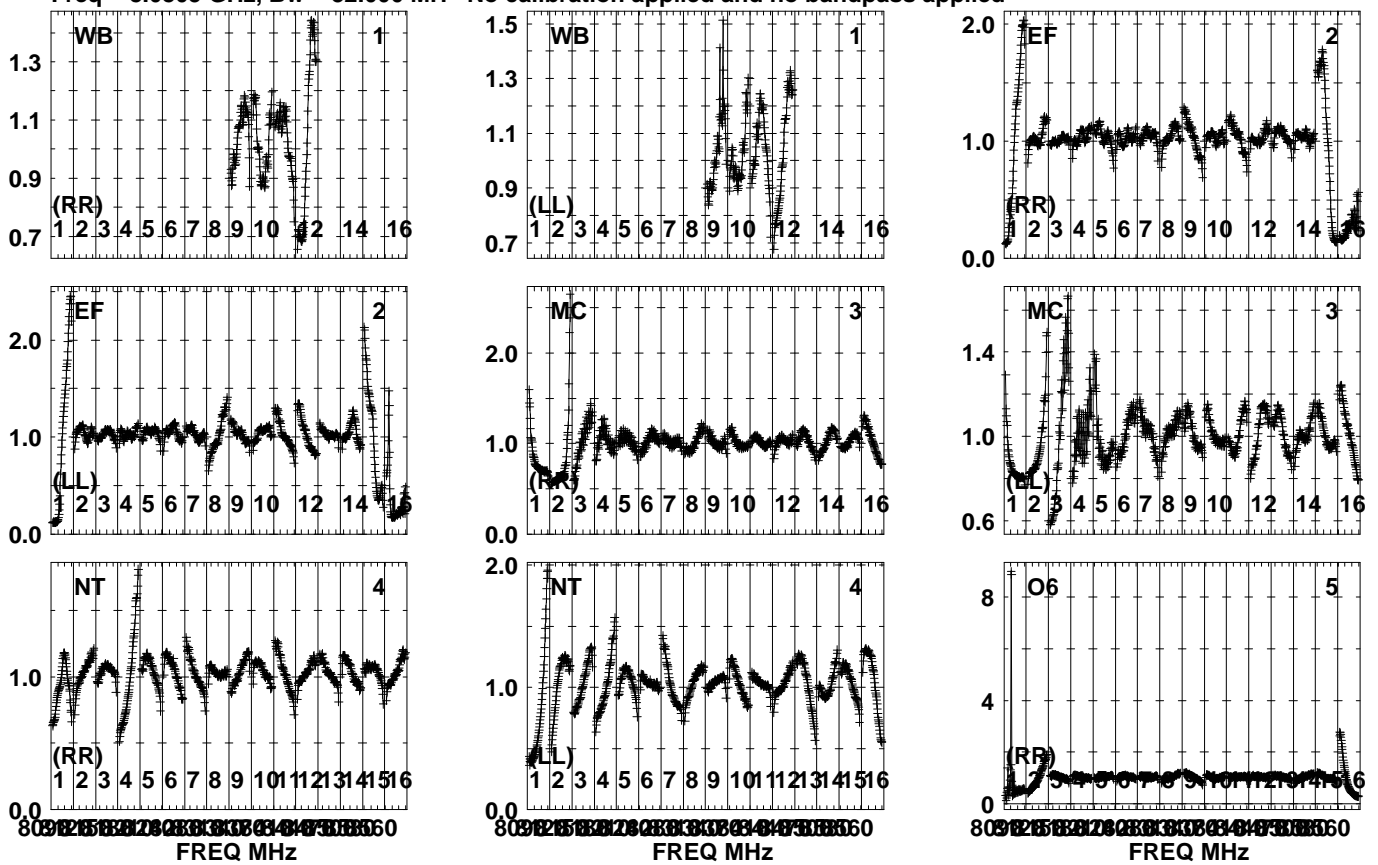
Auto-corr total-power spectrum Antenna: *

Timerange: 00/06:55:17 to 00/06:57:30

Plot file version 136 created 09-MAR-2023 11:43:22

J191142+1952 RG013E.UVDATA.1

Freq = 8.0805 GHz, Bw = 32.000 MH No calibration applied and no bandpass applied



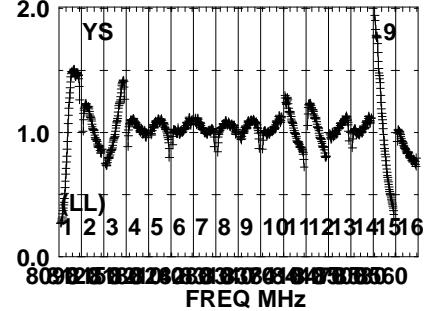
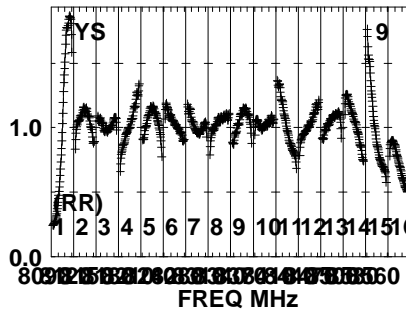
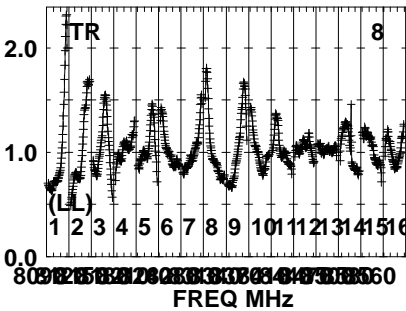
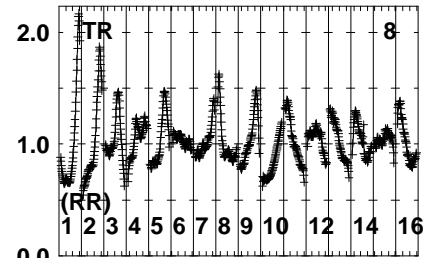
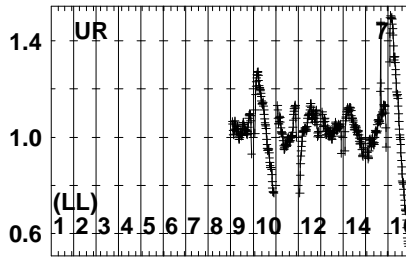
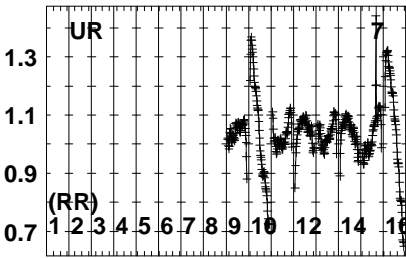
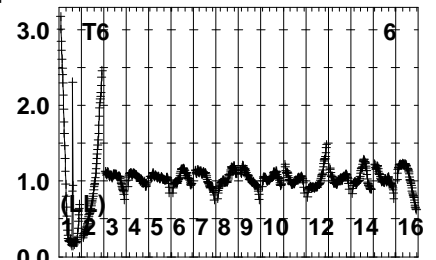
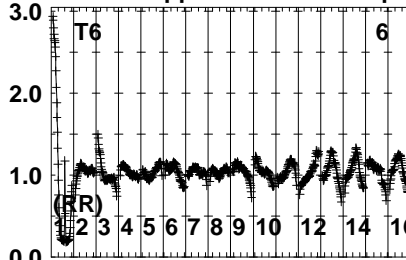
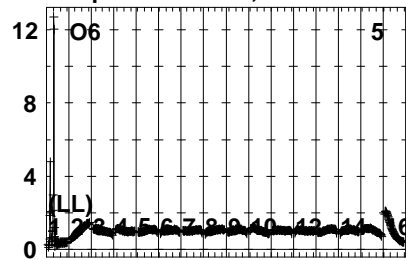
Lower frame: Real Jy
Auto-corr total-power spectrum Antenna: *
Timerange: 00/06:57:46 to 00/06:58:59

Plot file version 137 created 09-MAR-2023 11:43:22

J191142+1952 RG013E.UVDATA.1

Freq = 8.0805 GHz, Bw = 32.000 MH

No calibration applied and no bandpass applied



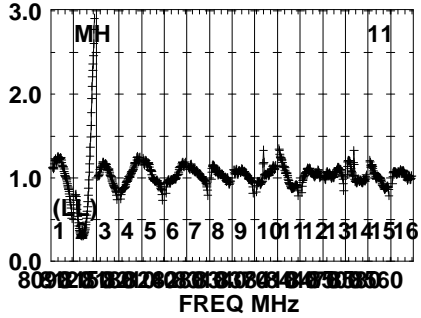
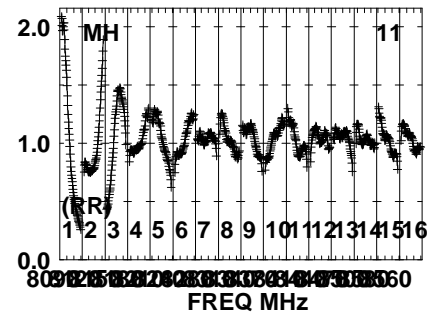
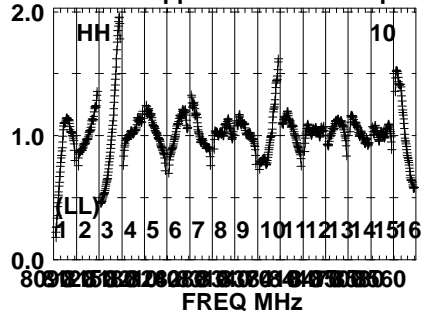
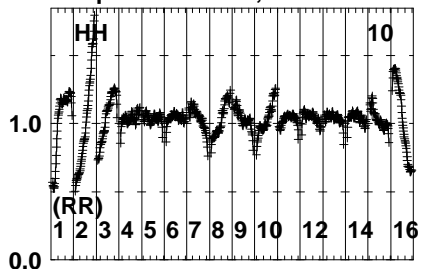
Lower frame: Real Jy
Auto-corr total-power spectrum Antenna: *
Timerange: 00/06:57:46 to 00/06:58:59

Plot file version 138 created 09-MAR-2023 11:43:23

J191142+1952 RG013E.UVDATA.1

Freq = 8.0805 GHz, Bw = 32.000 MHz

No calibration applied and no bandpass applied



Lower frame: Real Jy

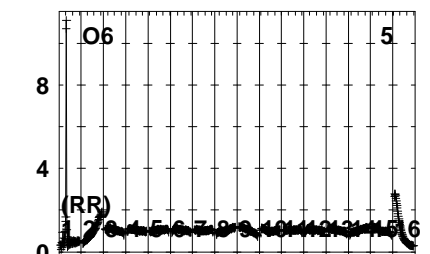
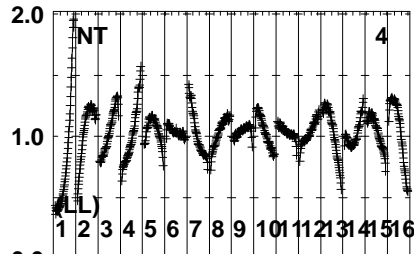
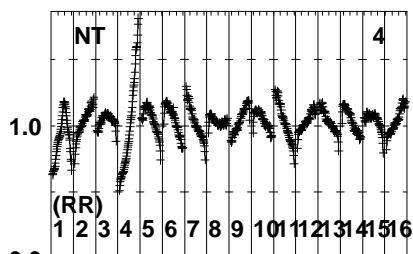
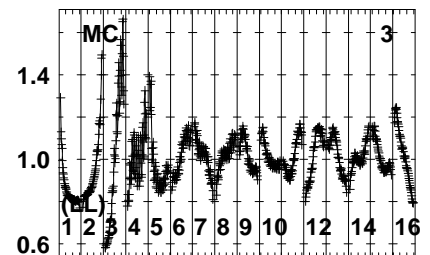
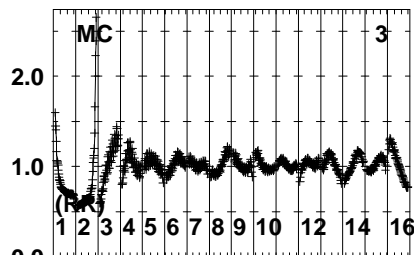
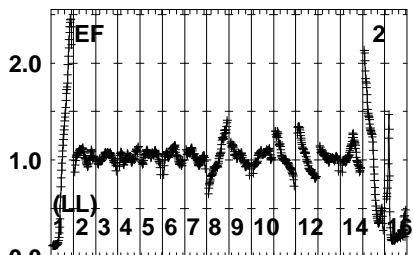
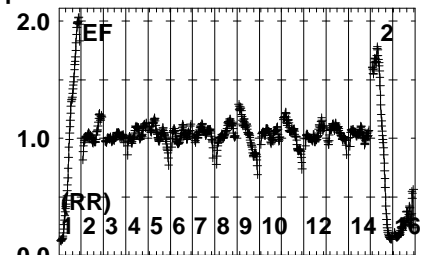
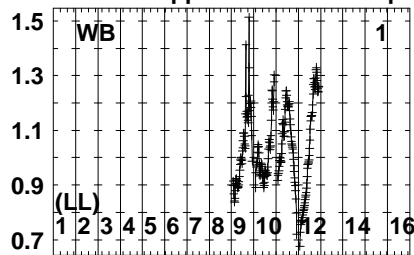
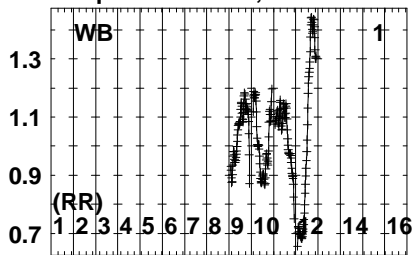
Auto-corr total-power spectrum Antenna: *

Timerange: 00/06:57:46 to 00/06:58:59

Plot file version 139 created 09-MAR-2023 11:43:23

GRB221009A RG013E.UVDATA.1

Freq = 8.0805 GHz, Bw = 32.000 MH No calibration applied and no bandpass applied



80 92 104 116 128 140 152 164 176 188 200 212 224 236 248 260

80 92 104 116 128 140 152 164 176 188 200 212 224 236 248 260

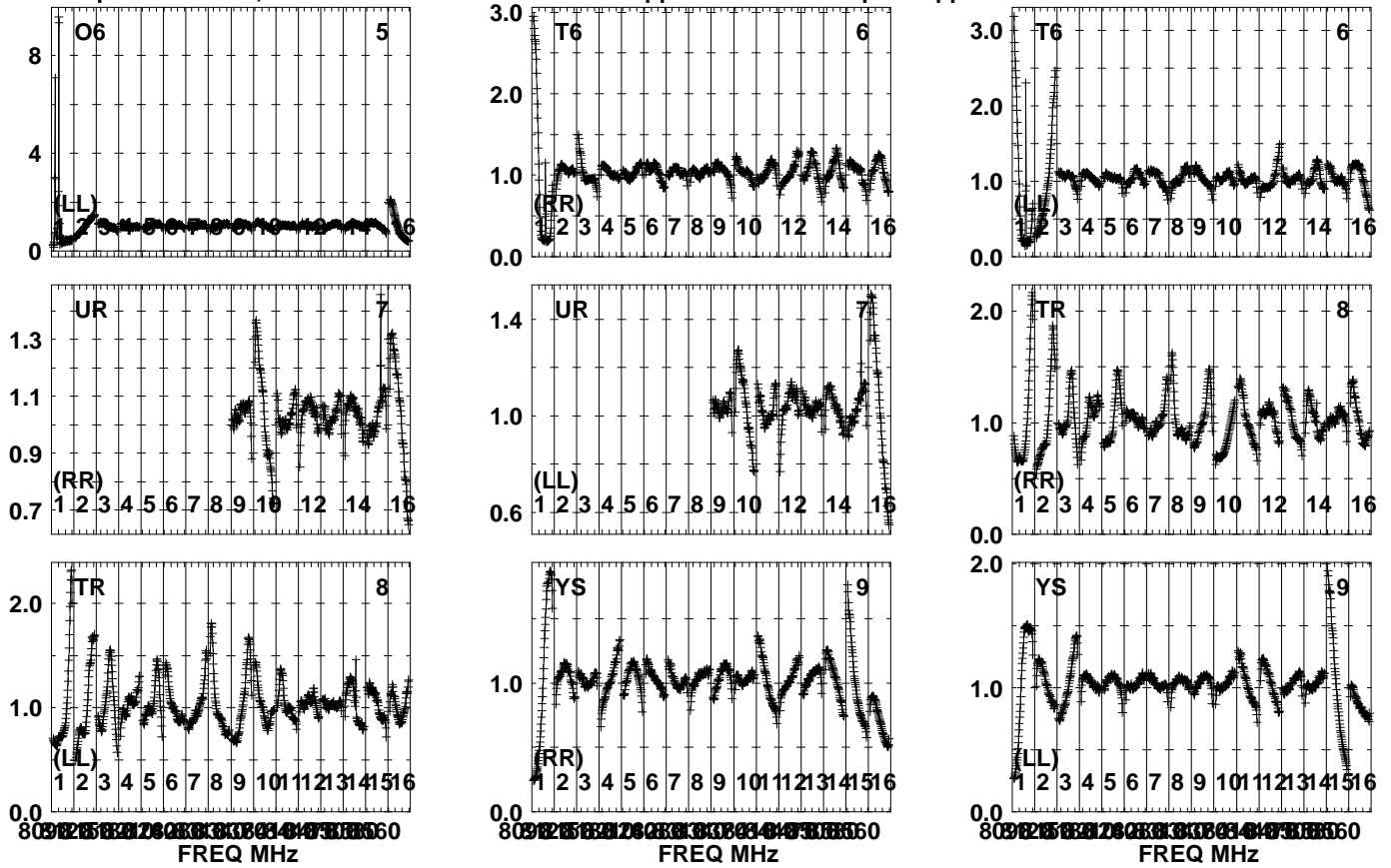
80 92 104 116 128 140 152 164 176 188 200 212 224 236 248 260

FREQ MHz
Lower frame: Real Jy
Auto-corr total-power spectrum Antenna: *
Timerange: 00/06:59:17 to 00/07:01:30

Plot file version 140 created 09-MAR-2023 11:43:23

GRB221009A RG013E.UVDATA.1

Freq = 8.0805 GHz, Bw = 32.000 MH No calibration applied and no bandpass applied



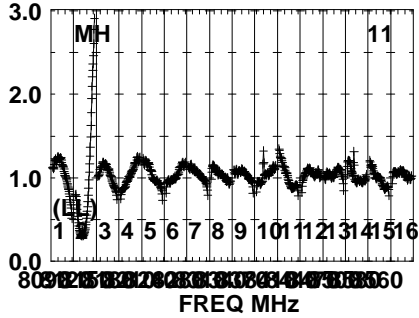
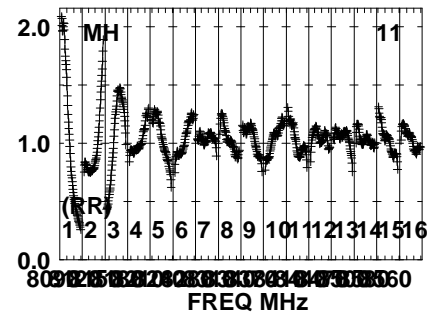
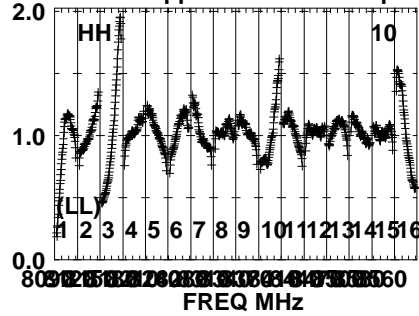
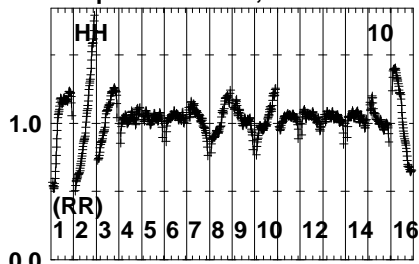
Lower frame: Real Jy
Auto-corr total-power spectrum Antenna: *
Timerange: 00/06:59:17 to 00/07:01:30

Plot file version 141 created 09-MAR-2023 11:43:23

GRB221009A RG013E.UVDATA.1

Freq = 8.0805 GHz, Bw = 32.000 MHz

No calibration applied and no bandpass applied



Lower frame: Real Jy

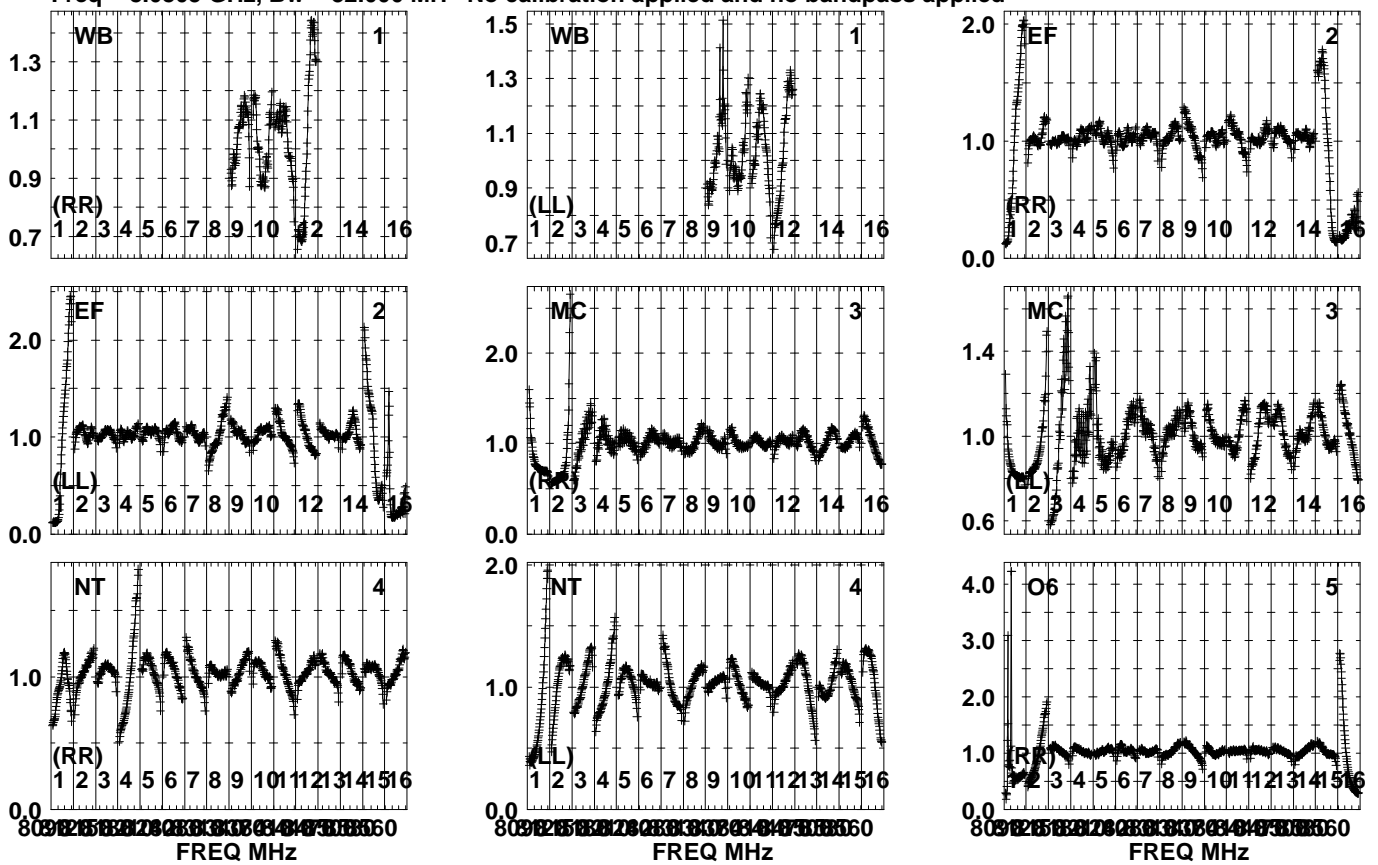
Auto-corr total-power spectrum Antenna: *

Timerange: 00/06:59:17 to 00/07:01:30

Plot file version 142 created 09-MAR-2023 11:43:23

J191142+1952 RG013E.UVDATA.1

Freq = 8.0805 GHz, Bw = 32.000 MH No calibration applied and no bandpass applied

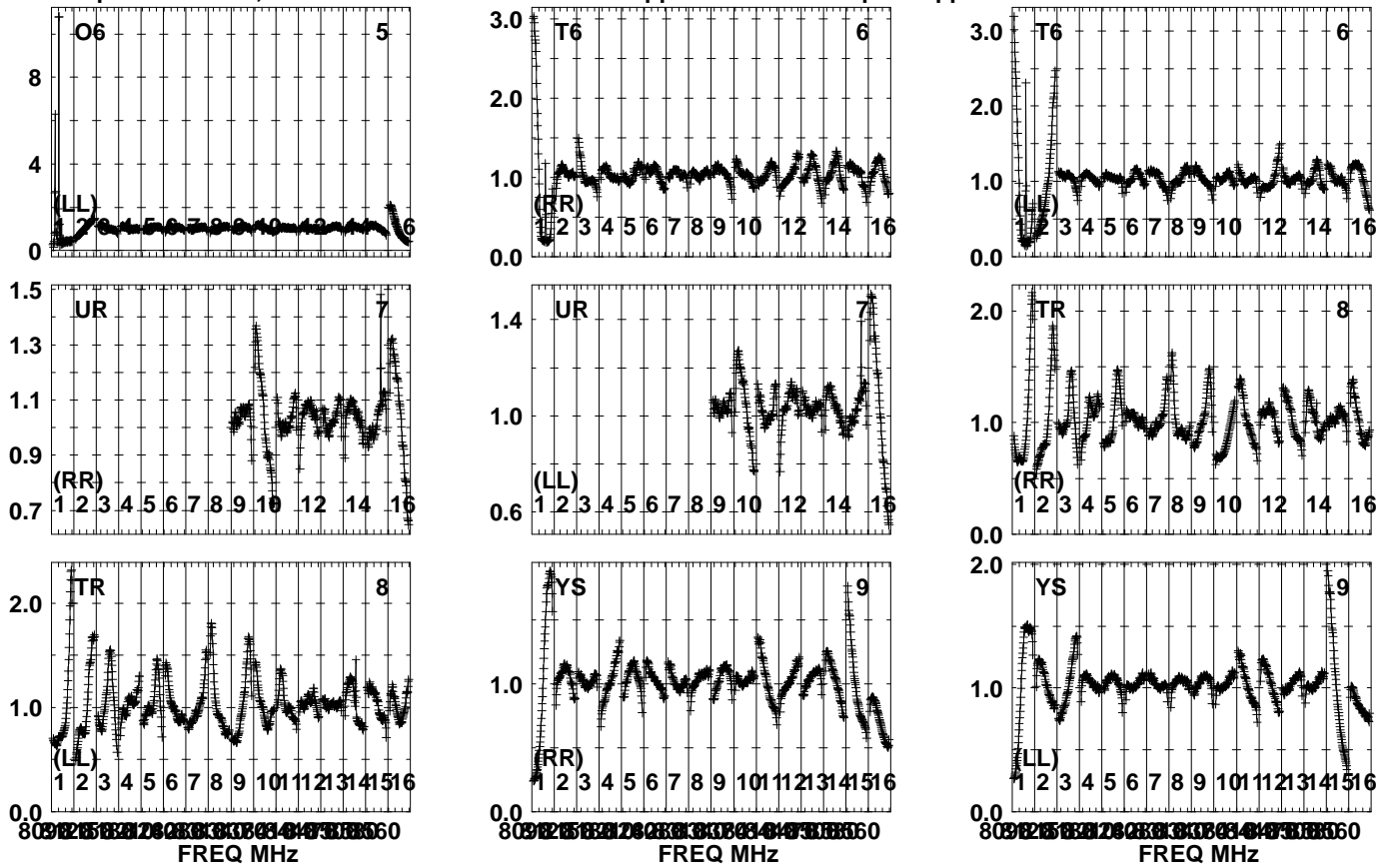


Lower frame: Real Jy
Auto-corr total-power spectrum Antenna: *
Timerange: 00/07:01:47 to 00/07:02:59

Plot file version 143 created 09-MAR-2023 11:43:23

J191142+1952 RG013E.UVDATA.1

Freq = 8.0805 GHz, Bw = 32.000 MH No calibration applied and no bandpass applied



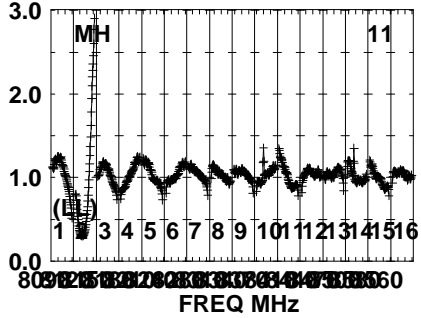
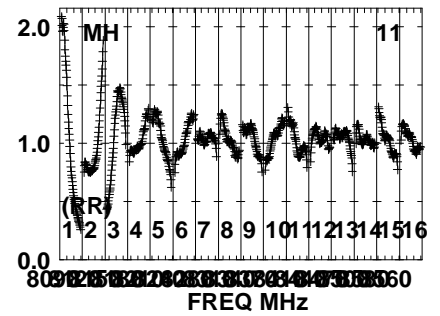
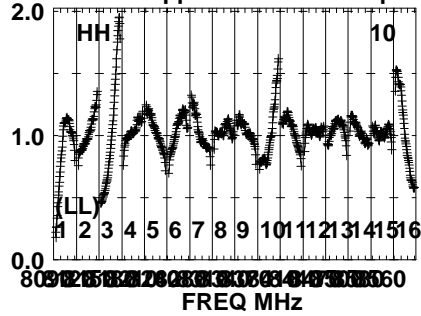
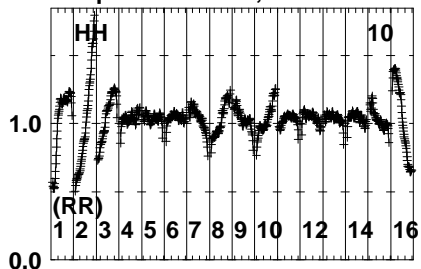
Lower frame: Real Jy
Auto-corr total-power spectrum Antenna: *
Timerange: 00/07:01:47 to 00/07:02:59

Plot file version 144 created 09-MAR-2023 11:43:24

J191142+1952 RG013E.UVDATA.1

Freq = 8.0805 GHz, Bw = 32.000 MHz

No calibration applied and no bandpass applied



Lower frame: Real Jy

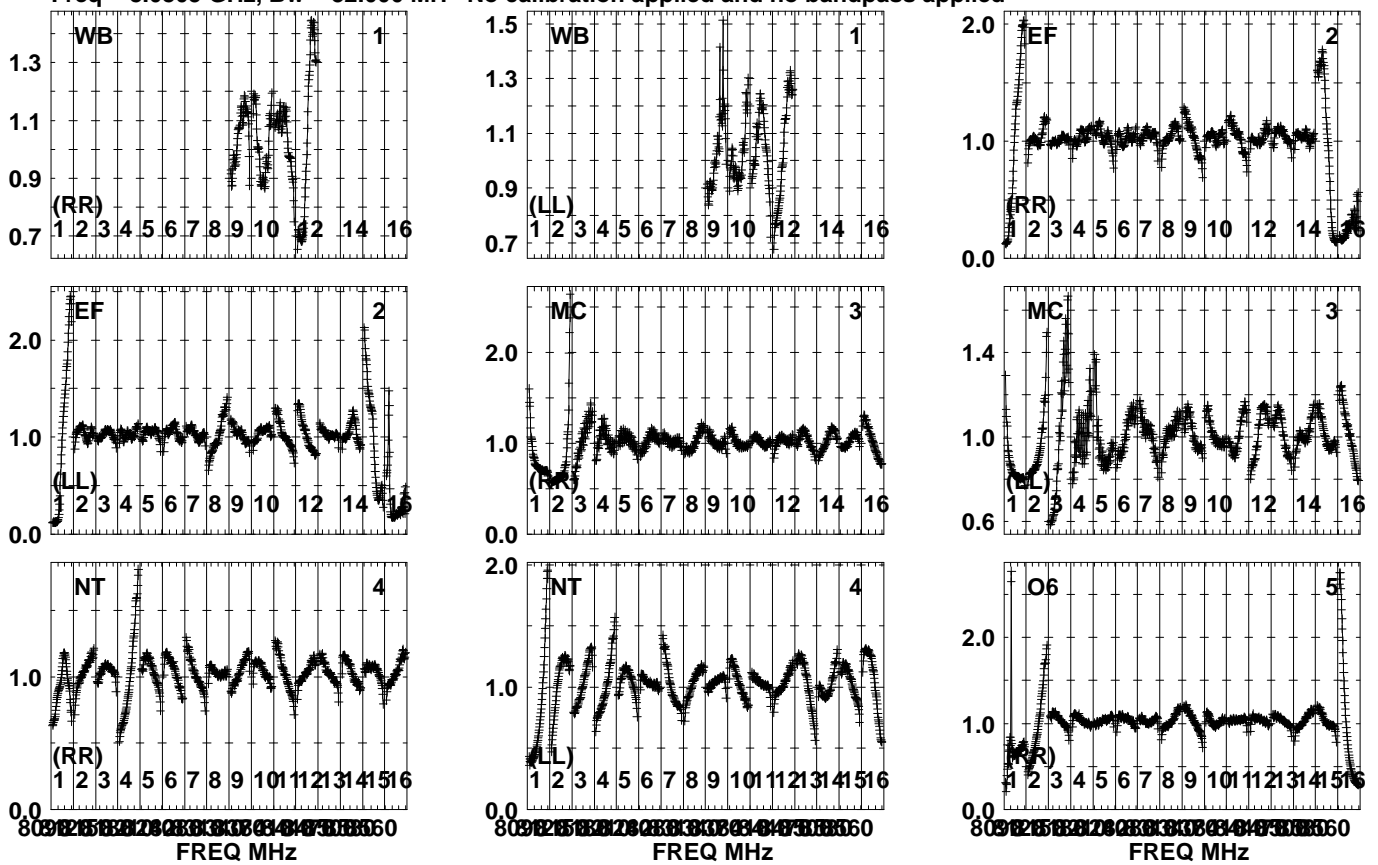
Auto-corr total-power spectrum Antenna: *

Timerange: 00/07:01:47 to 00/07:02:59

Plot file version 145 created 09-MAR-2023 11:43:24

J1923+2010 RG013E.UVDATA.1

Freq = 8.0805 GHz, Bw = 32.000 MH No calibration applied and no bandpass applied

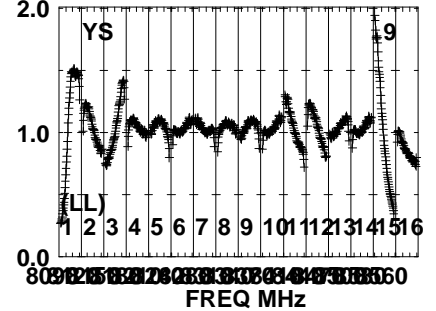
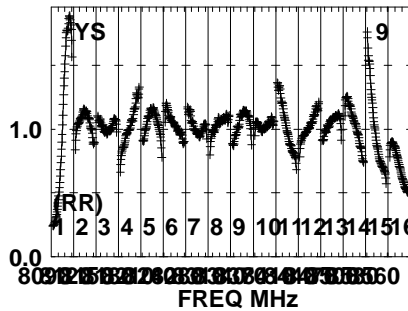
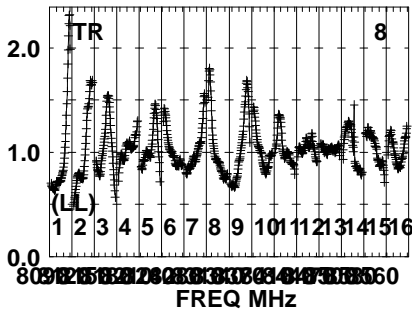
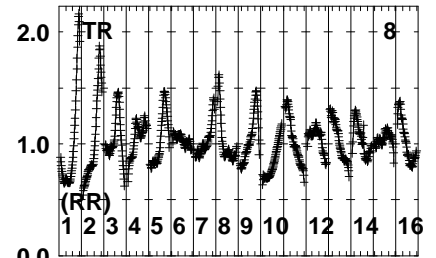
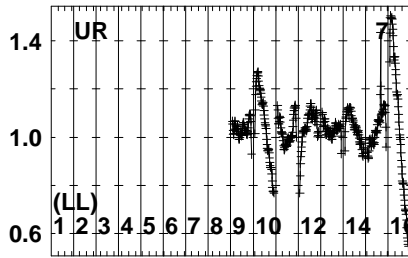
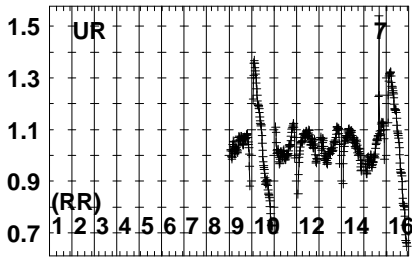
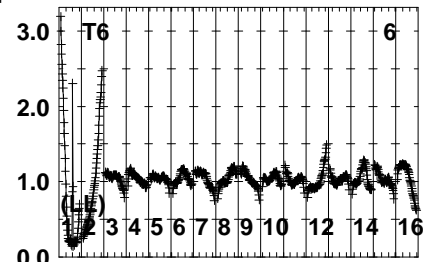
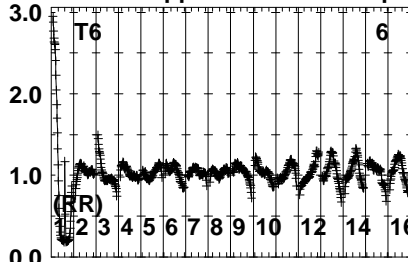
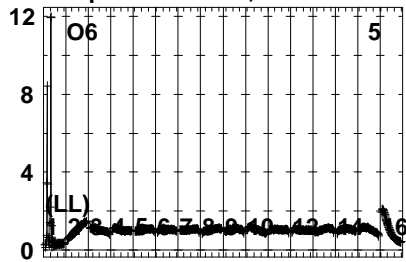


Lower frame: Real Jy
Auto-corr total-power spectrum Antenna: *
Timerange: 00/07:03:27 to 00/07:04:44

Plot file version 146 created 09-MAR-2023 11:43:24

J1923+2010 RG013E.UVDATA.1

Freq = 8.0805 GHz, Bw = 32.000 MH No calibration applied and no bandpass applied



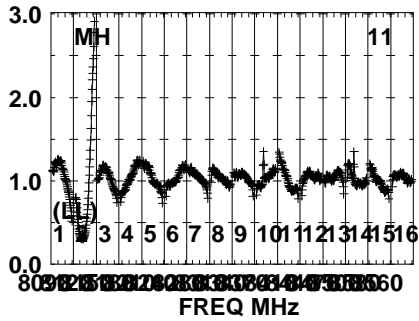
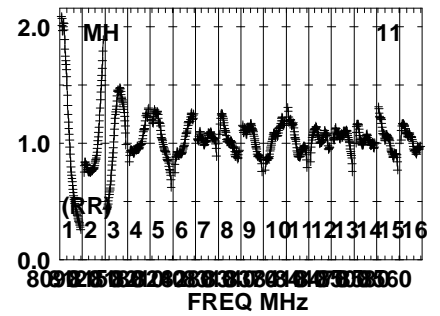
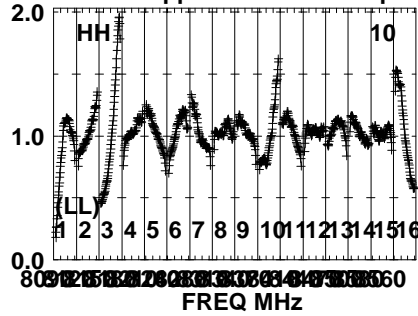
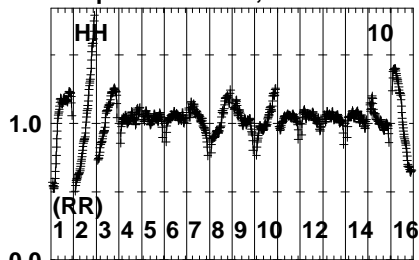
Lower frame: Real Jy
Auto-corr total-power spectrum Antenna: *
Timerange: 00/07:03:27 to 00/07:04:44

Plot file version 147 created 09-MAR-2023 11:43:24

J1923+2010 RG013E.UVDATA.1

Freq = 8.0805 GHz, Bw = 32.000 MH

No calibration applied and no bandpass applied



Lower frame: Real Jy

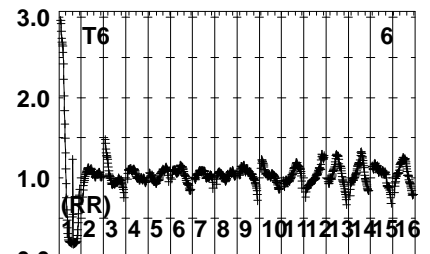
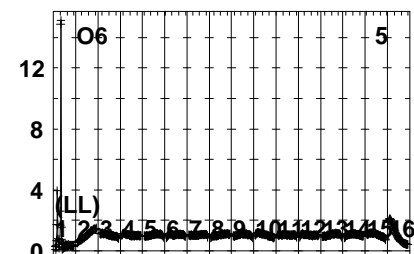
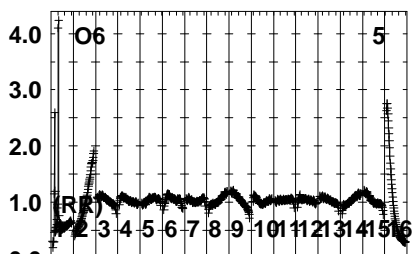
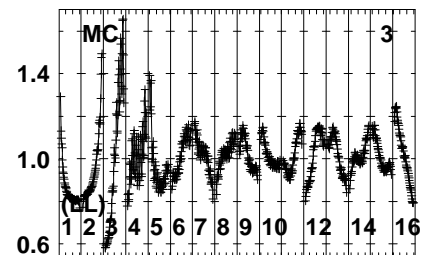
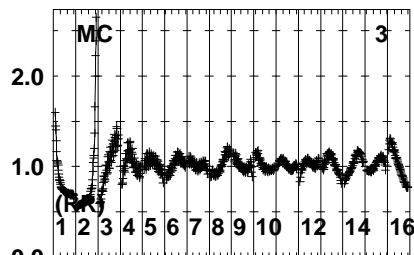
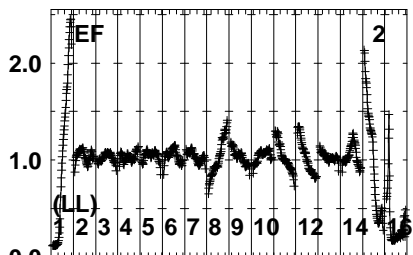
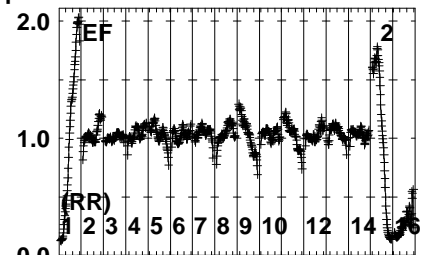
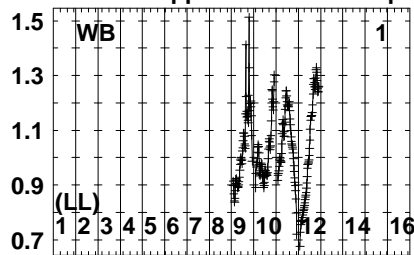
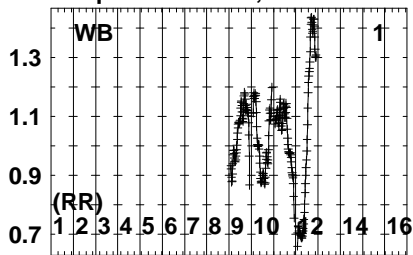
Auto-corr total-power spectrum Antenna: *

Timerange: 00/07:03:27 to 00/07:04:44

Plot file version 148 created 09-MAR-2023 11:43:24

J191142+1952 RG013E.UVDATA.1

Freq = 8.0805 GHz, Bw = 32.000 MH No calibration applied and no bandpass applied



80912583262830323436384042444648505254565860
FREQ MHz

80912583262830323436384042444648505254565860
FREQ MHz

80912583262830323436384042444648505254565860
FREQ MHz

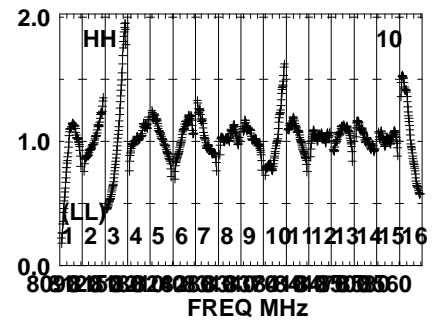
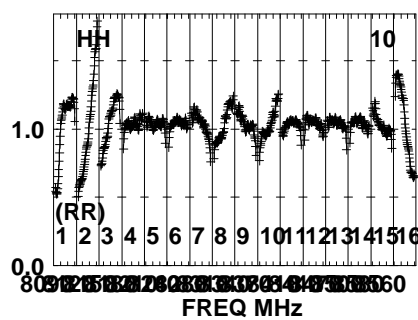
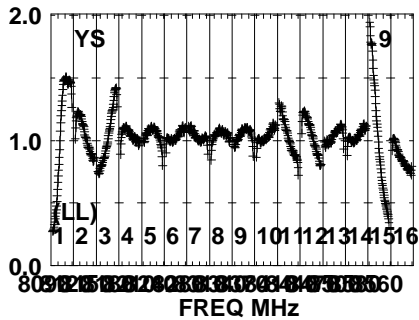
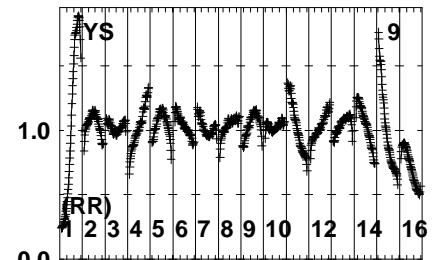
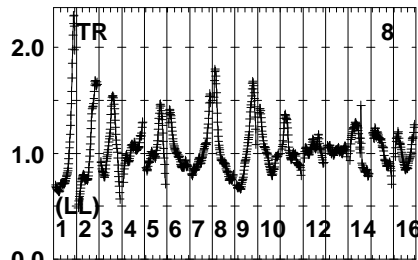
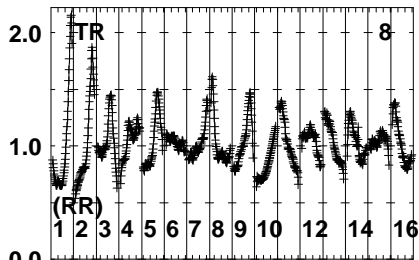
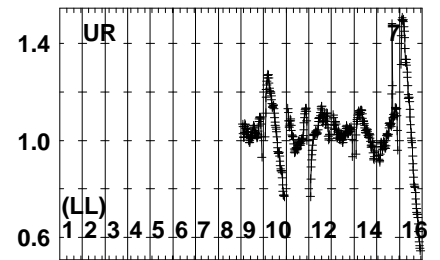
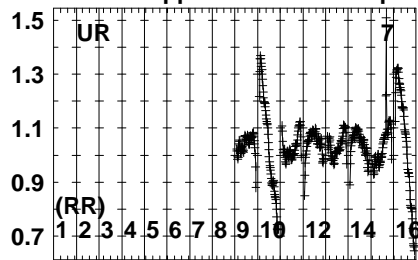
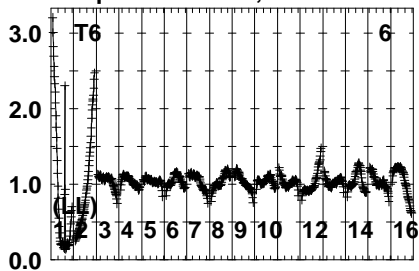
Lower frame: Real Jy
Auto-corr total-power spectrum Antenna: *
Timerange: 00/07:05:17 to 00/07:06:45

Plot file version 149 created 09-MAR-2023 11:43:24

J191142+1952 RG013E.UVDATA.1

Freq = 8.0805 GHz, Bw = 32.000 MH

No calibration applied and no bandpass applied



Lower frame: Real Jy

Auto-corr total-power spectrum Antenna: *

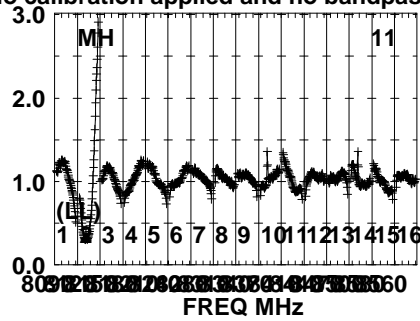
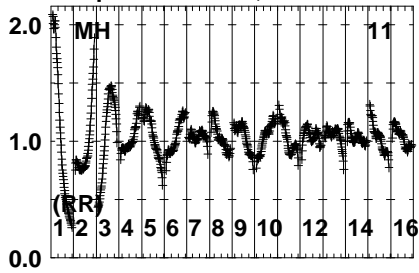
Timerange: 00/07:05:17 to 00/07:06:45

Plot file version 150 created 09-MAR-2023 11:43:25

J191142+1952 RG013E.UVDATA.1

Freq = 8.0805 GHz, Bw = 32.000 MH

No calibration applied and no bandpass applied



Lower frame: Real Jy

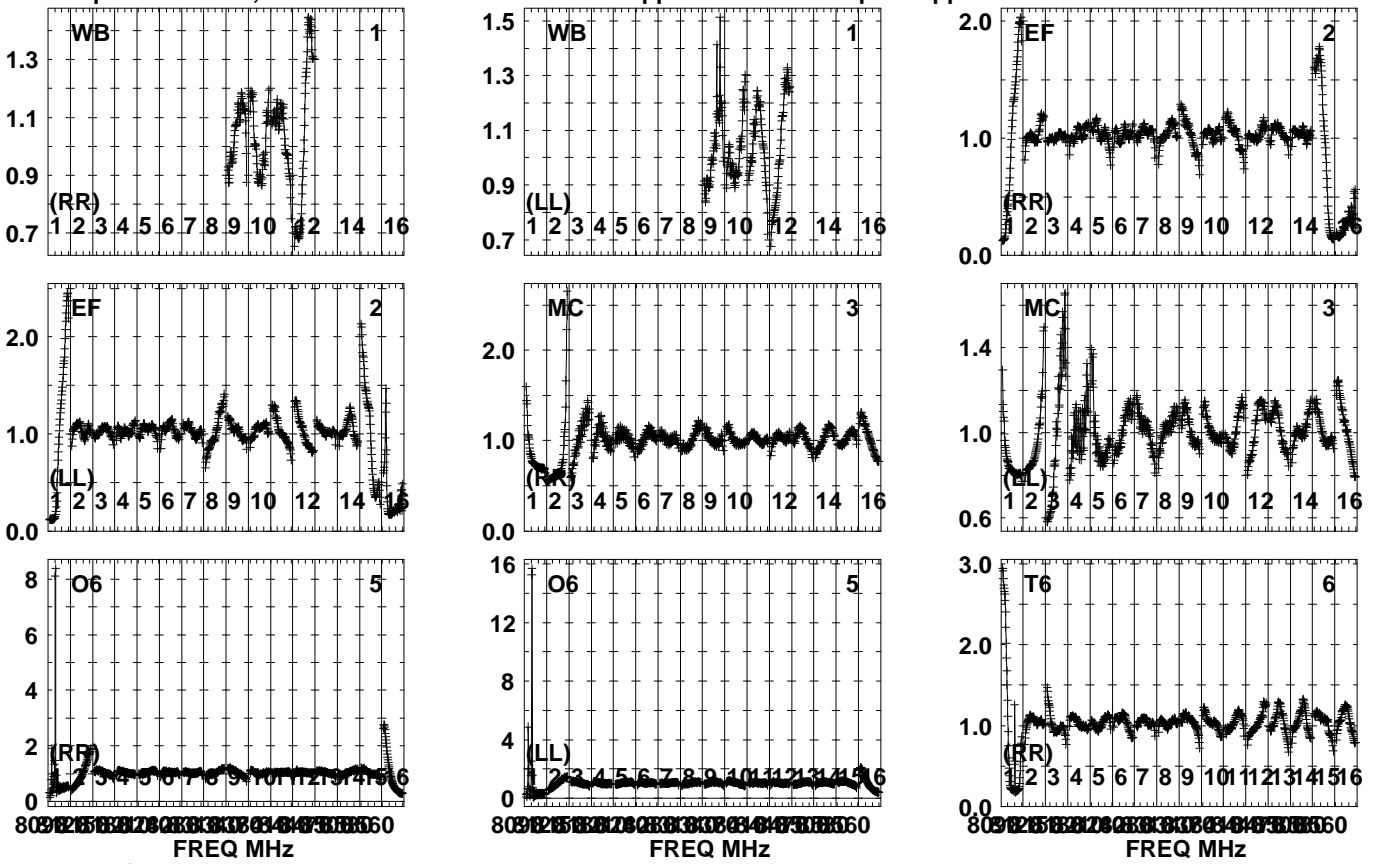
Auto-corr total-power spectrum Antenna: *

Timerange: 00/07:05:17 to 00/07:06:45

Plot file version 151 created 09-MAR-2023 11:43:25

GRB221009A RG013E.UVDATA.1

Freq = 8.0805 GHz, Bw = 32.000 MH No calibration applied and no bandpass applied

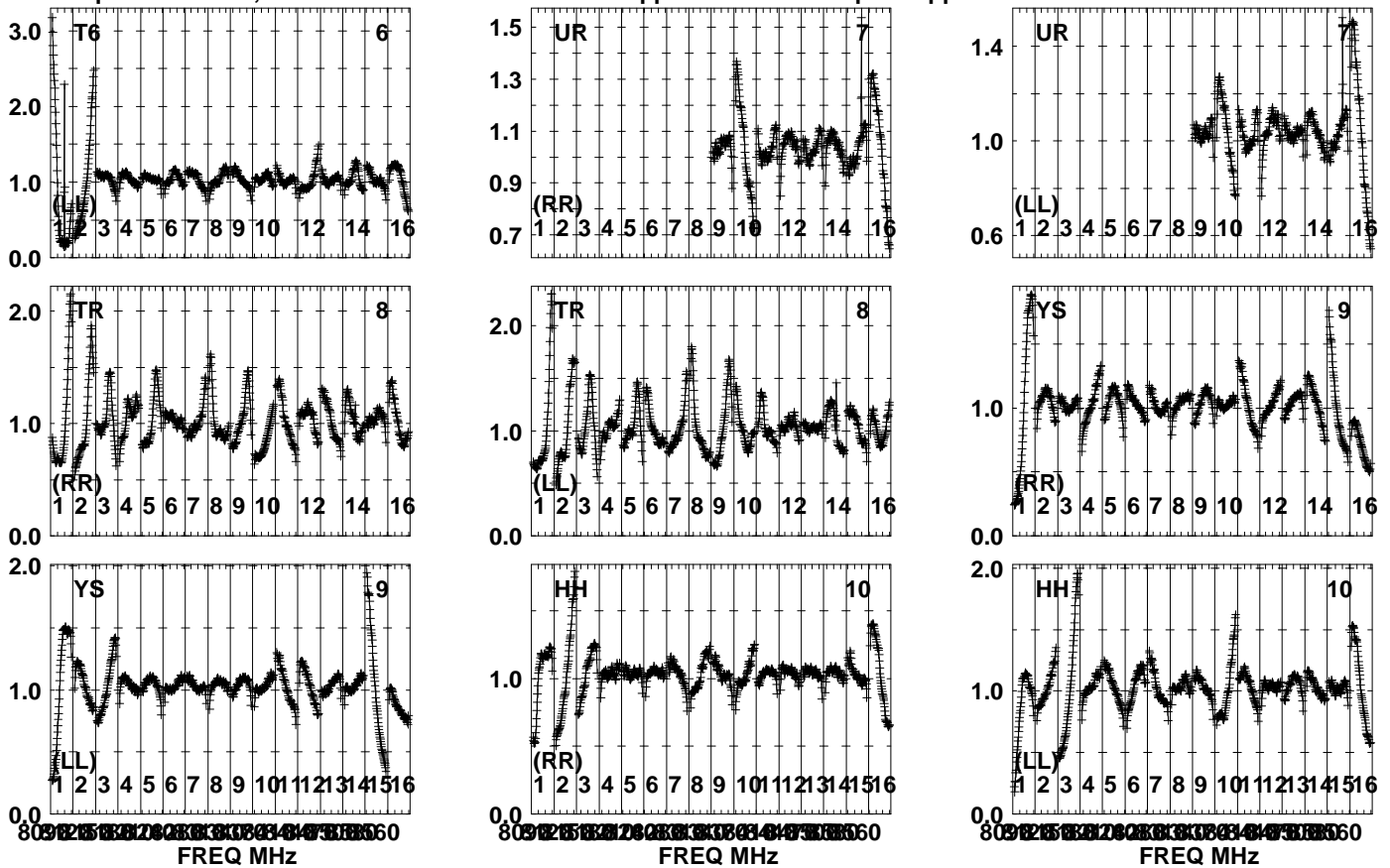


Lower frame: Real Jy
Auto-corr total-power spectrum Antenna: *
Timerange: 00/07:07:02 to 00/07:09:15

Plot file version 152 created 09-MAR-2023 11:43:25

GRB221009A RG013E.UVDATA.1

Freq = 8.0805 GHz, Bw = 32.000 MH No calibration applied and no bandpass applied



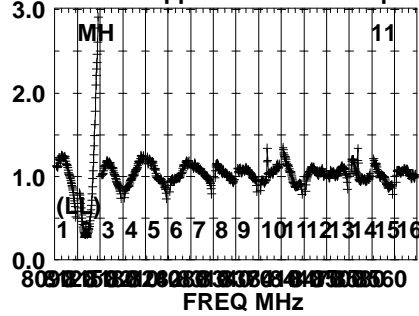
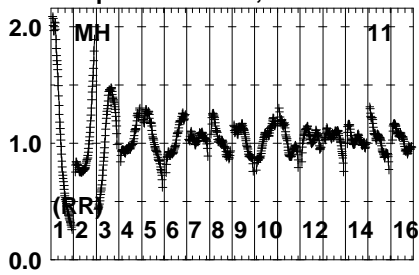
Lower frame: Real Jy
Auto-corr total-power spectrum Antenna: *
Timerange: 00/07:07:02 to 00/07:09:15

Plot file version 153 created 09-MAR-2023 11:43:25

GRB221009A RG013E.UVDATA.1

Freq = 8.0805 GHz, Bw = 32.000 MH

No calibration applied and no bandpass applied



Lower frame: Real Jy

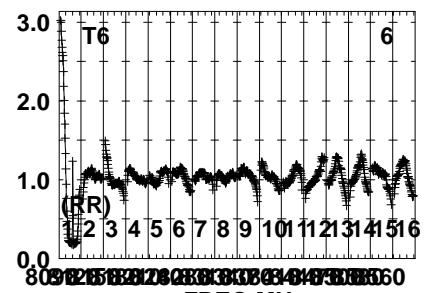
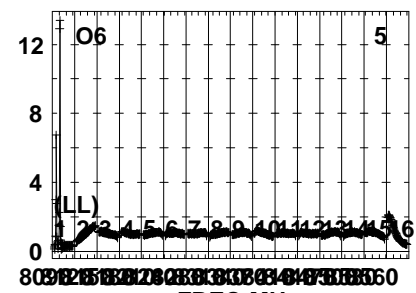
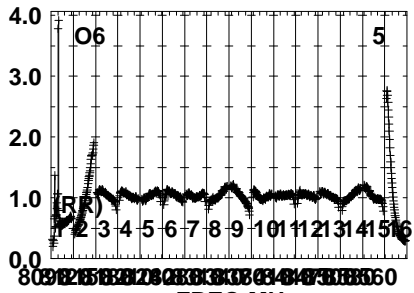
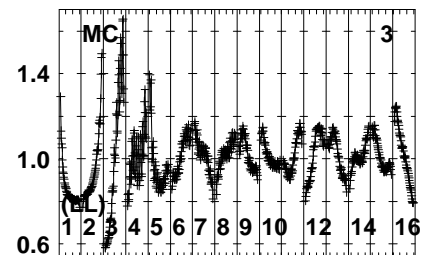
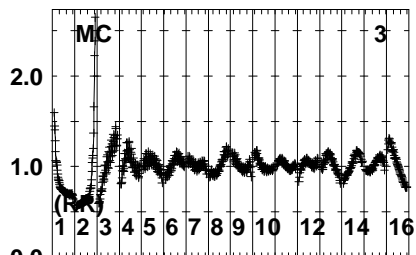
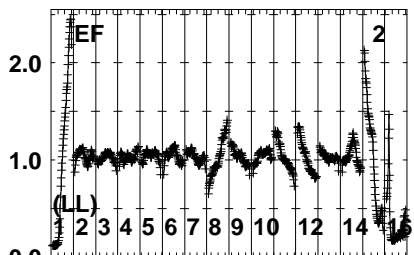
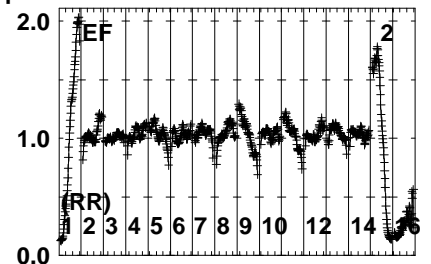
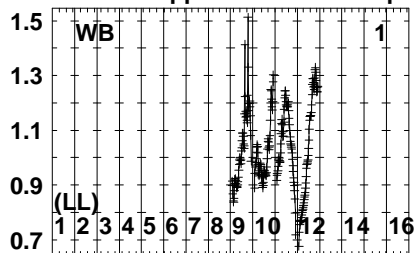
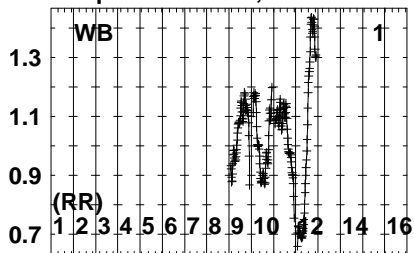
Auto-corr total-power spectrum Antenna: *

Timerange: 00/07:07:02 to 00/07:09:15

Plot file version 154 created 09-MAR-2023 11:43:25

J191142+1952 RG013E.UVDATA.1

Freq = 8.0805 GHz, Bw = 32.000 MH No calibration applied and no bandpass applied

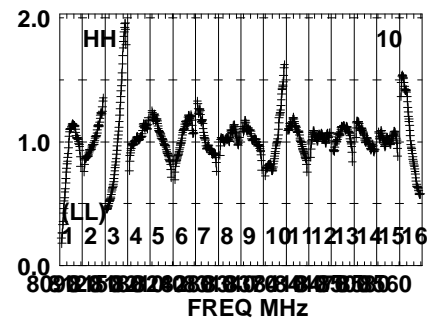
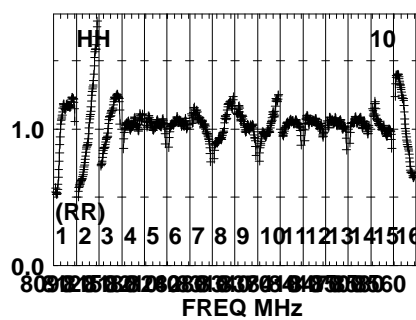
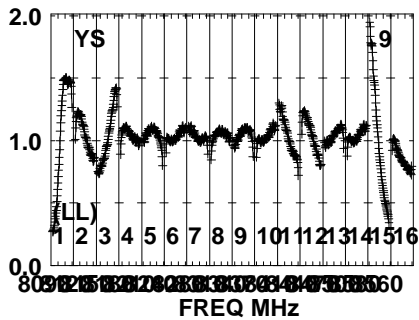
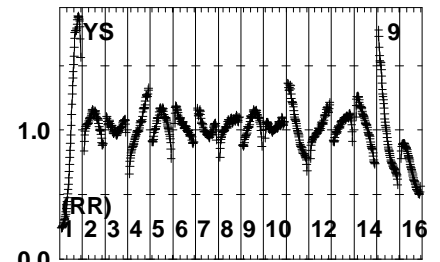
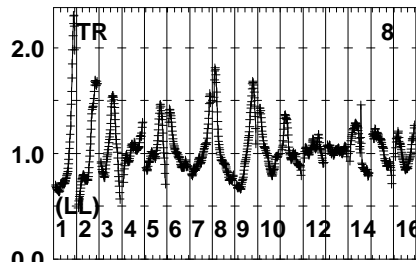
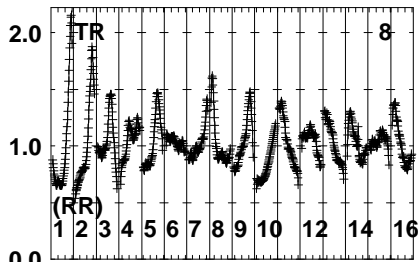
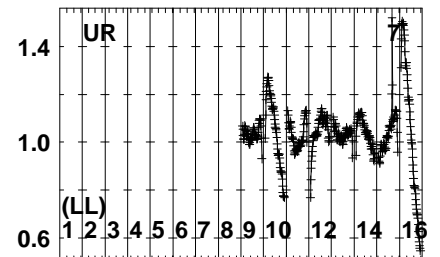
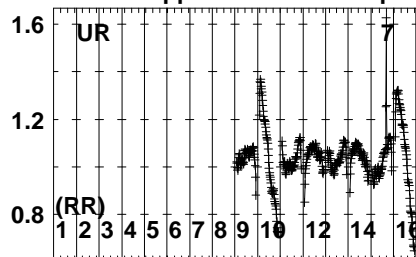
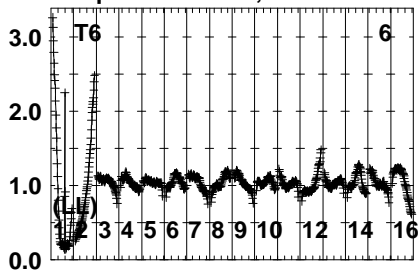


Lower frame: Real Jy
Auto-corr total-power spectrum Antenna: *
Timerange: 00/07:09:32 to 00/07:10:44

Plot file version 155 created 09-MAR-2023 11:43:26

J191142+1952 RG013E.UVDATA.1

Freq = 8.0805 GHz, Bw = 32.000 MH No calibration applied and no bandpass applied



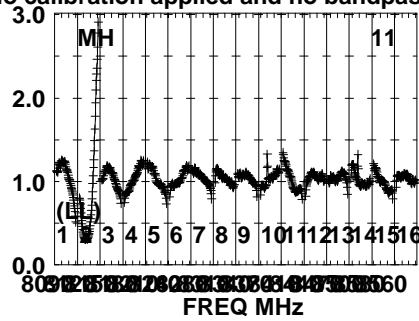
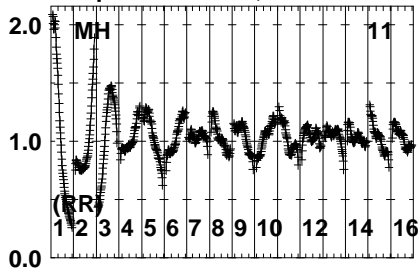
Lower frame: Real Jy
Auto-corr total-power spectrum Antenna: *
Timerange: 00/07:09:32 to 00/07:10:44

Plot file version 156 created 09-MAR-2023 11:43:26

J191142+1952 RG013E.UVDATA.1

Freq = 8.0805 GHz, Bw = 32.000 MH

No calibration applied and no bandpass applied



Lower frame: Real Jy

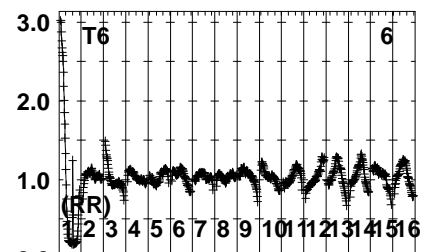
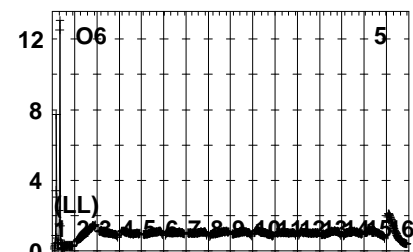
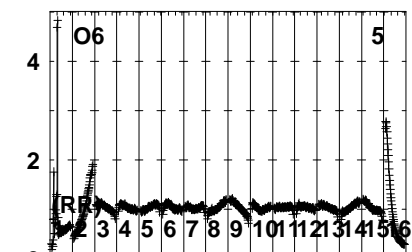
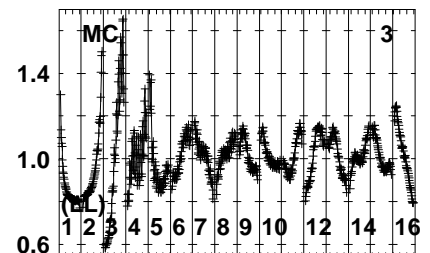
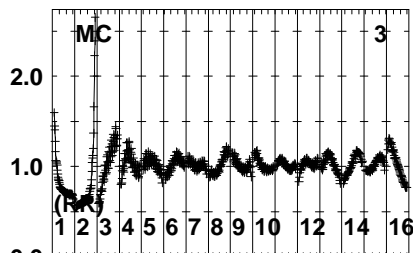
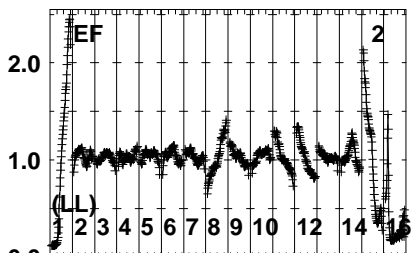
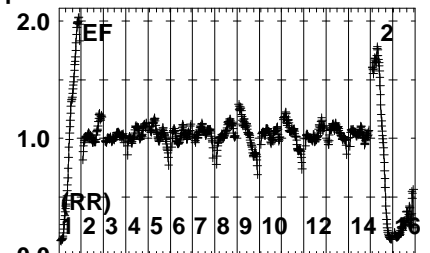
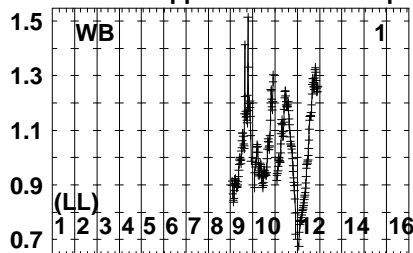
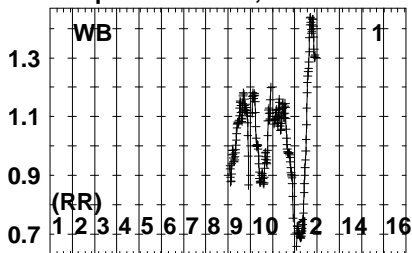
Auto-corr total-power spectrum Antenna: *

Timerange: 00/07:09:32 to 00/07:10:44

Plot file version 157 created 09-MAR-2023 11:43:26

GRB221009A RG013E.UVDATA.1

Freq = 8.0805 GHz, Bw = 32.000 MH No calibration applied and no bandpass applied



80 92 104 116 128 140 152 164 176 188 200 212 224 236 248 260

80 92 104 116 128 140 152 164 176 188 200 212 224 236 248 260

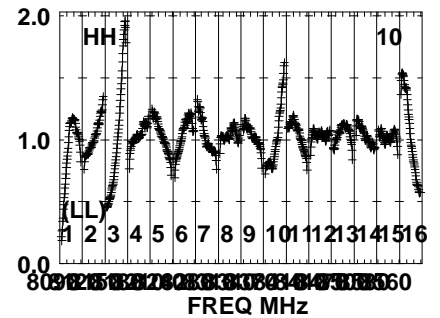
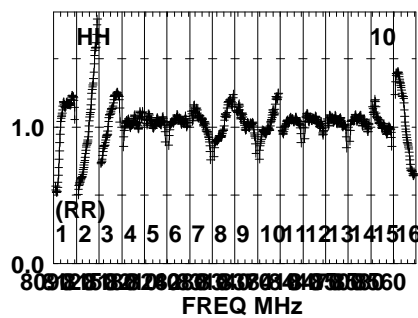
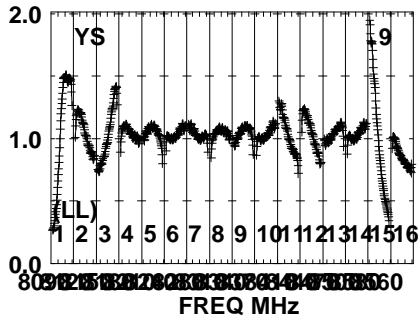
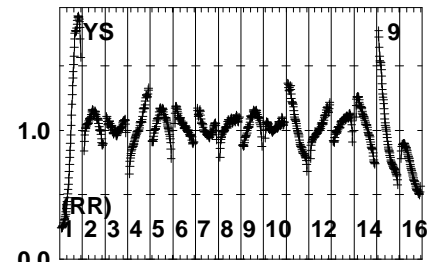
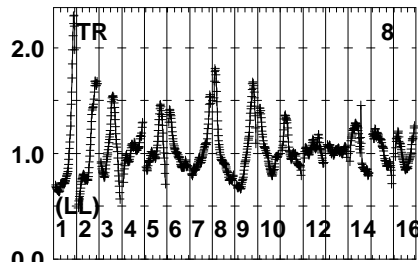
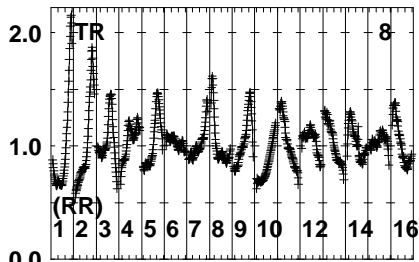
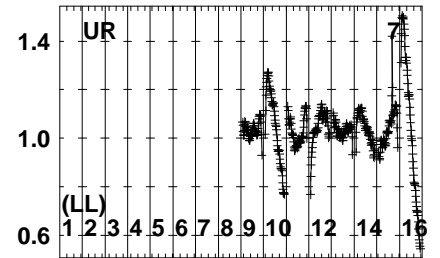
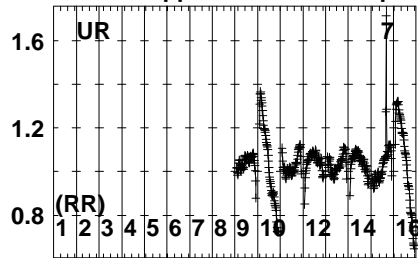
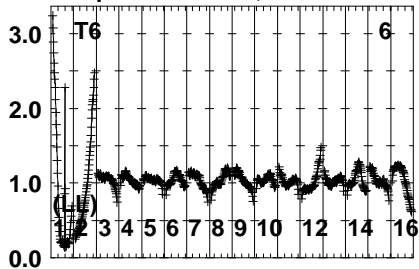
80 92 104 116 128 140 152 164 176 188 200 212 224 236 248 260

FREQ MHz
Lower frame: Real Jy
Auto-corr total-power spectrum Antenna: *
Timerange: 00/07:11:01 to 00/07:13:14

Plot file version 158 created 09-MAR-2023 11:43:26

GRB221009A RG013E.UVDATA.1

Freq = 8.0805 GHz, Bw = 32.000 MH No calibration applied and no bandpass applied



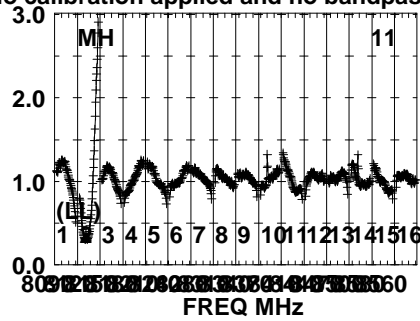
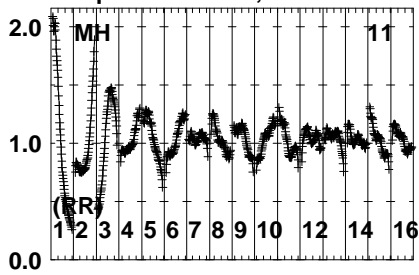
Lower frame: Real Jy
Auto-corr total-power spectrum Antenna: *
Timerange: 00/07:11:01 to 00/07:13:14

Plot file version 159 created 09-MAR-2023 11:43:26

GRB221009A RG013E.UVDATA.1

Freq = 8.0805 GHz, Bw = 32.000 MH

No calibration applied and no bandpass applied



Lower frame: Real Jy

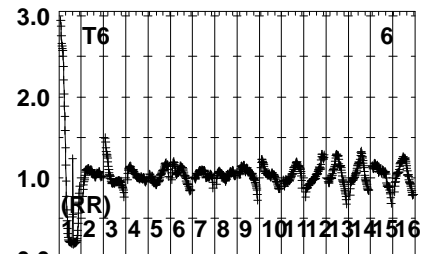
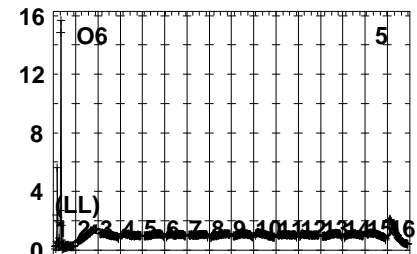
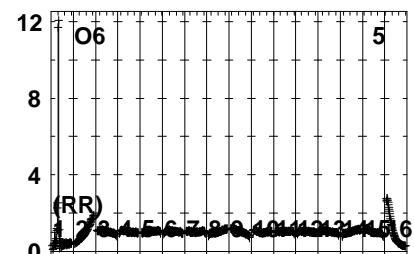
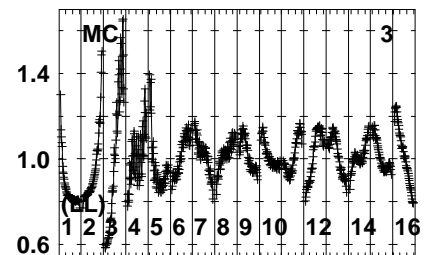
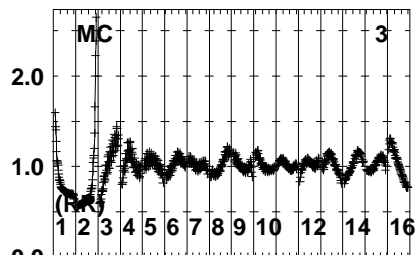
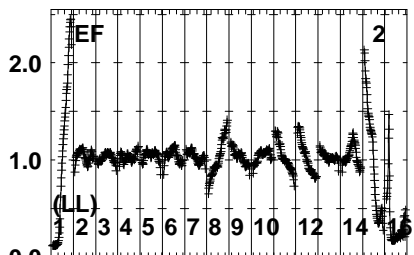
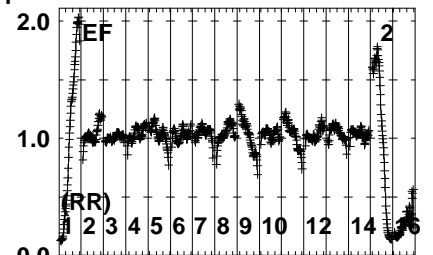
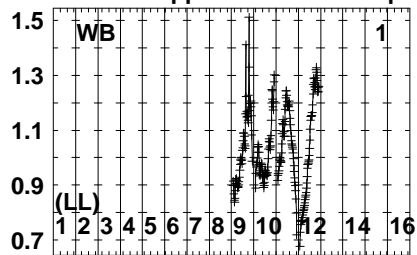
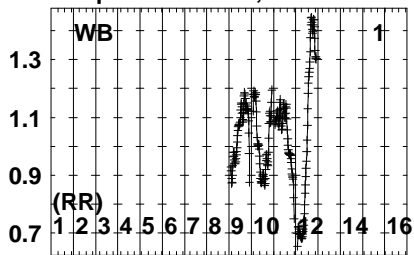
Auto-corr total-power spectrum Antenna: *

Timerange: 00/07:11:01 to 00/07:13:14

Plot file version 160 created 09-MAR-2023 11:43:26

J191142+1952 RG013E.UVDATA.1

Freq = 8.0805 GHz, Bw = 32.000 MH No calibration applied and no bandpass applied



80 92 104 116 128 140 152 164 176 188 200 212 224 236 248 260

FREQ MHz

80 92 104 116 128 140 152 164 176 188 200 212 224 236 248 260

FREQ MHz

80 92 104 116 128 140 152 164 176 188 200 212 224 236 248 260

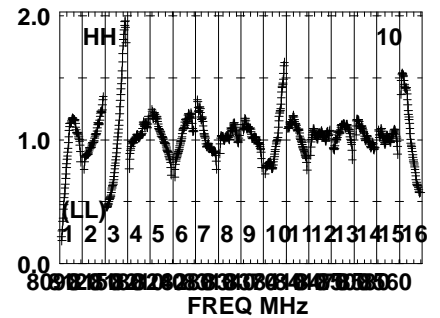
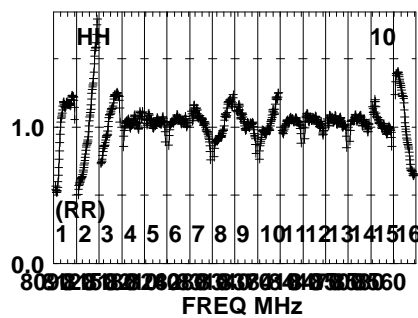
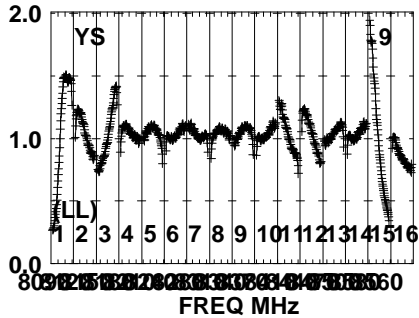
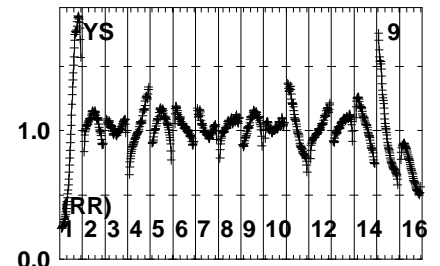
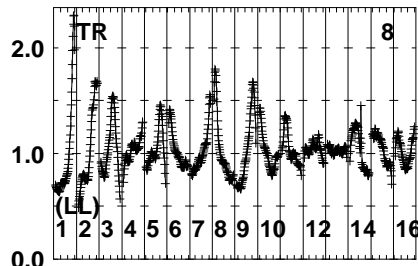
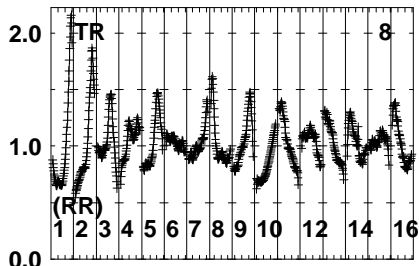
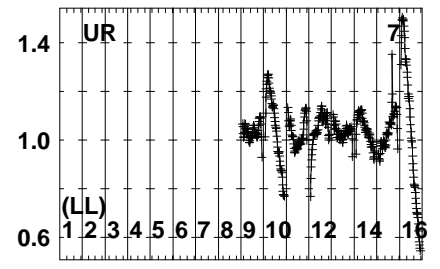
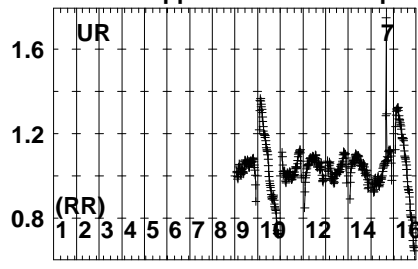
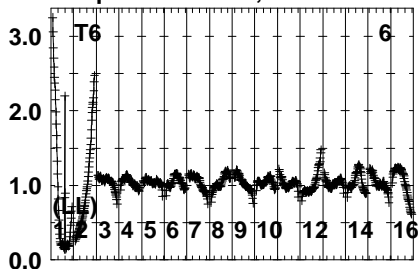
FREQ MHz

Lower frame: Real Jy
Auto-corr total-power spectrum Antenna: *
Timerange: 00/07:13:32 to 00/07:14:44

Plot file version 161 created 09-MAR-2023 11:43:27

J191142+1952 RG013E.UVDATA.1

Freq = 8.0805 GHz, Bw = 32.000 MH No calibration applied and no bandpass applied



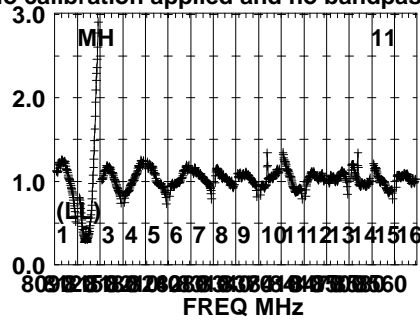
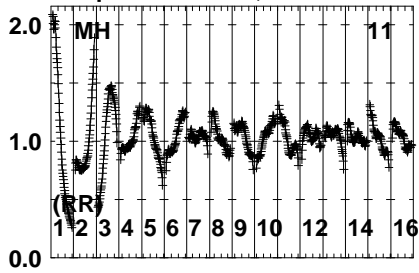
Lower frame: Real Jy
Auto-corr total-power spectrum Antenna: *
Timerange: 00/07:13:32 to 00/07:14:44

Plot file version 162 created 09-MAR-2023 11:43:27

J191142+1952 RG013E.UVDATA.1

Freq = 8.0805 GHz, Bw = 32.000 MH

No calibration applied and no bandpass applied



Lower frame: Real Jy

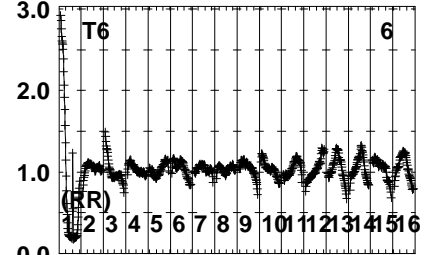
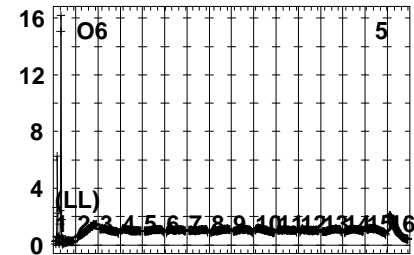
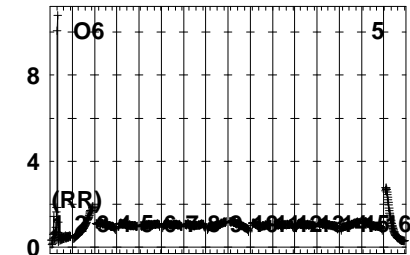
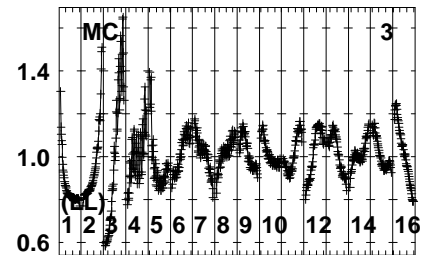
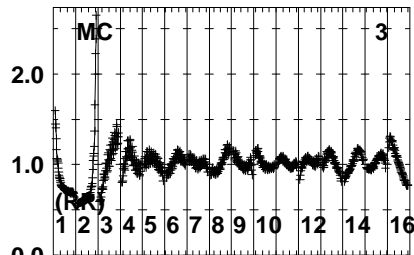
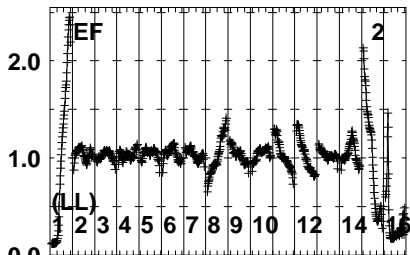
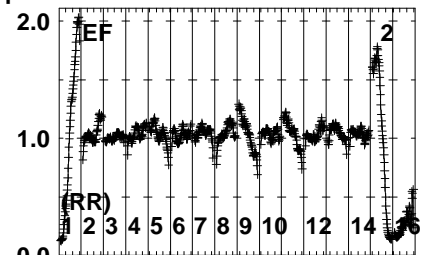
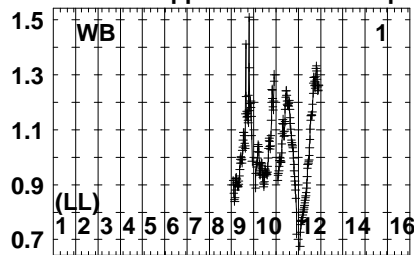
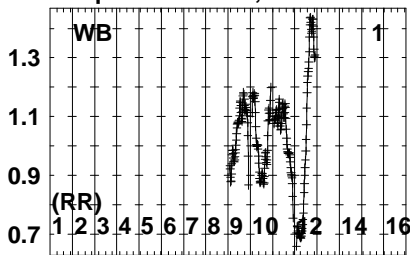
Auto-corr total-power spectrum Antenna: *

Timerange: 00/07:13:32 to 00/07:14:44

Plot file version 163 created 09-MAR-2023 11:43:27

J191249+1940 RG013E.UVDATA.1

Freq = 8.0805 GHz, Bw = 32.000 MH No calibration applied and no bandpass applied



80 92 104 116 128 140 152 164 176 188 200 212 224 236 248 260

80 92 104 116 128 140 152 164 176 188 200 212 224 236 248 260

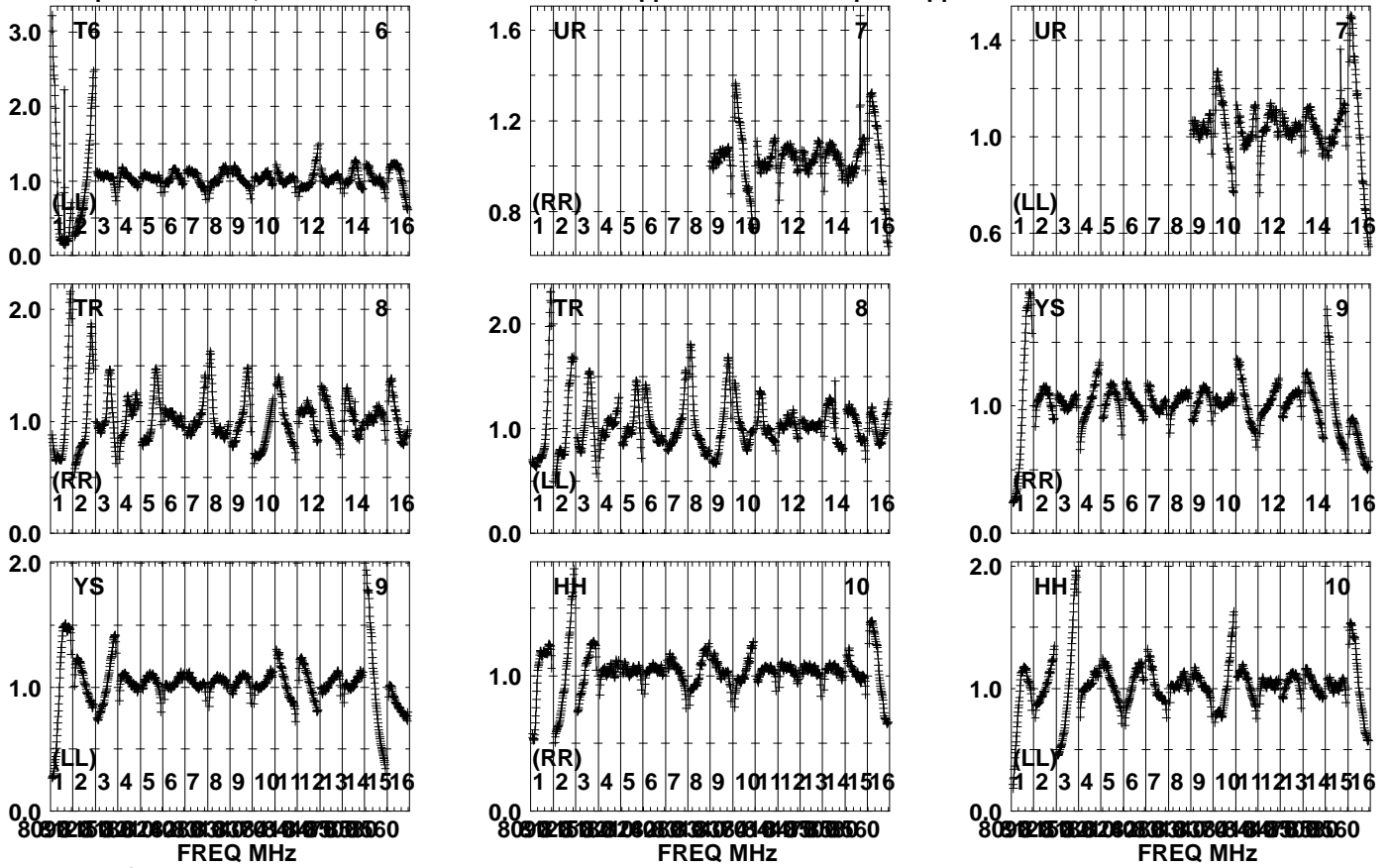
80 92 104 116 128 140 152 164 176 188 200 212 224 236 248 260

Lower frame: Real Jy
Auto-corr total-power spectrum Antenna: *
Timerange: 00/07:15:02 to 00/07:16:19

Plot file version 164 created 09-MAR-2023 11:43:27

J191249+1940 RG013E.UVDATA.1

Freq = 8.0805 GHz, Bw = 32.000 MH No calibration applied and no bandpass applied



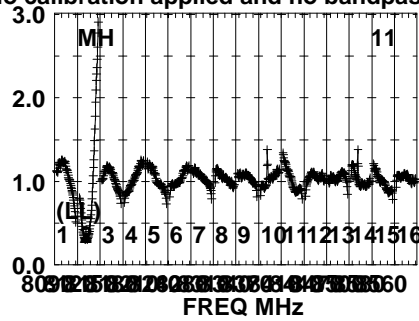
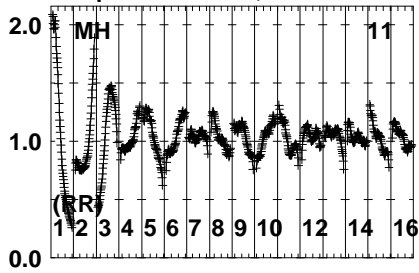
Lower frame: Real Jy
Auto-corr total-power spectrum Antenna: *
Timerange: 00/07:15:02 to 00/07:16:19

Plot file version 165 created 09-MAR-2023 11:43:27

J191249+1940 RG013E.UVDATA.1

Freq = 8.0805 GHz, Bw = 32.000 MH

No calibration applied and no bandpass applied



Lower frame: Real Jy

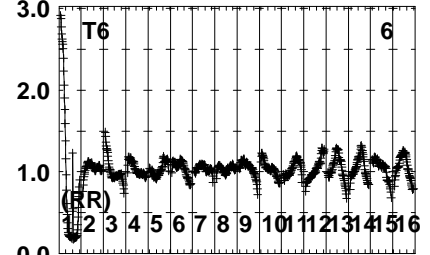
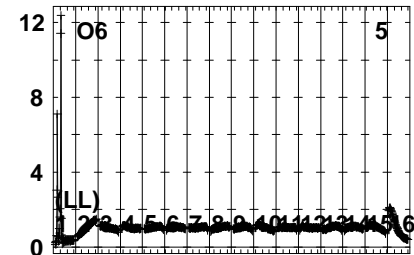
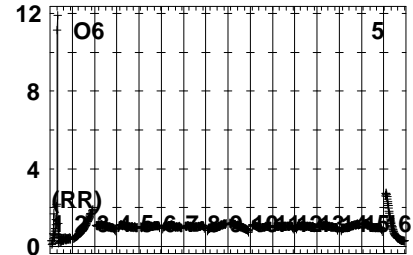
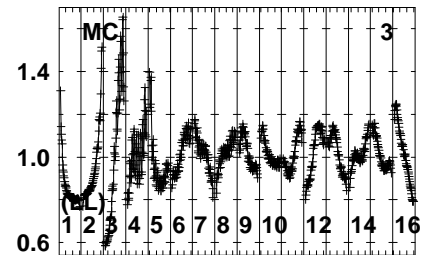
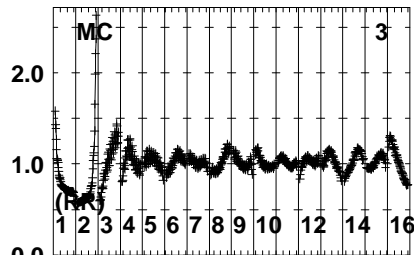
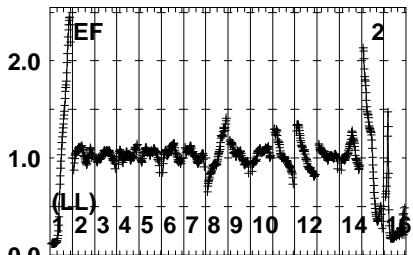
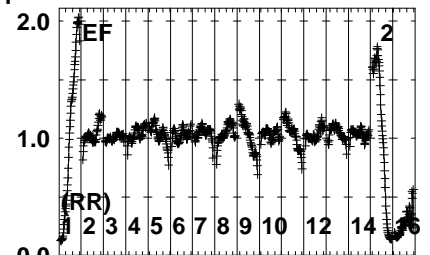
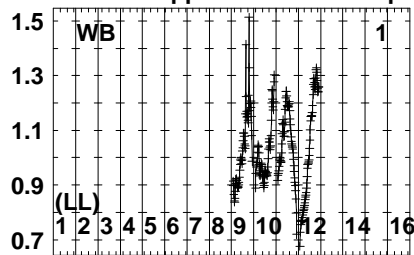
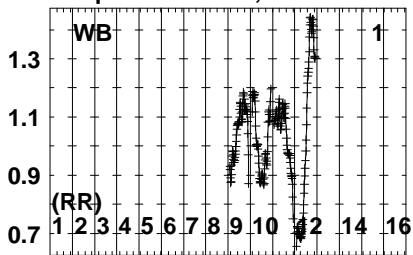
Auto-corr total-power spectrum Antenna: *

Timerange: 00/07:15:02 to 00/07:16:19

Plot file version 166 created 09-MAR-2023 11:43:27

J191142+1952 RG013E.UVDATA.1

Freq = 8.0805 GHz, Bw = 32.000 MH No calibration applied and no bandpass applied



80 91 2 5 8 11 14 17 20 23 26 29 32 35 38 41 44 47 50 53 56 59 60

80 91 2 5 8 11 14 17 20 23 26 29 32 35 38 41 44 47 50 53 56 59 60

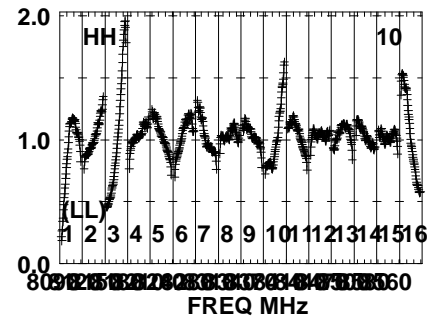
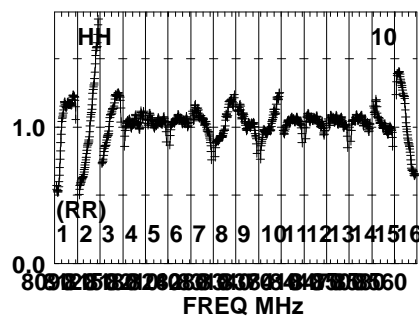
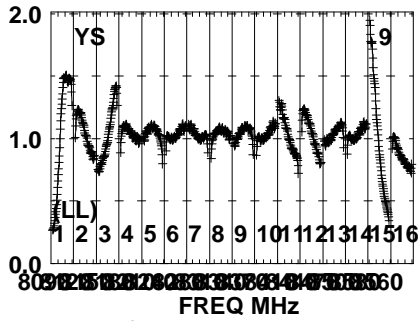
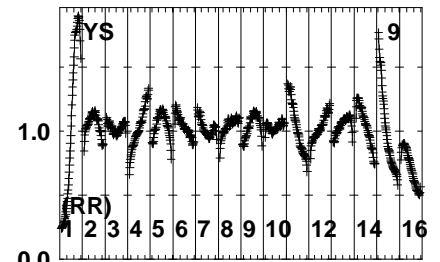
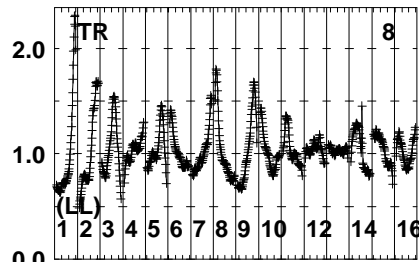
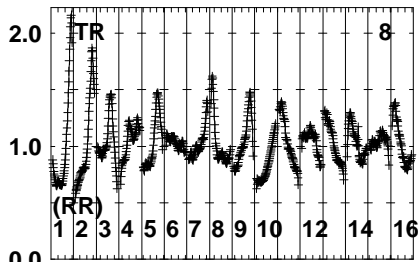
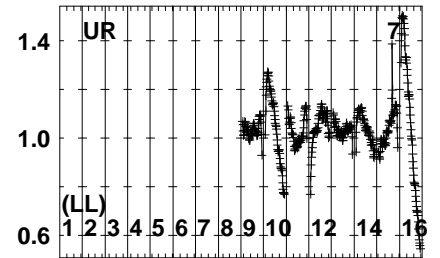
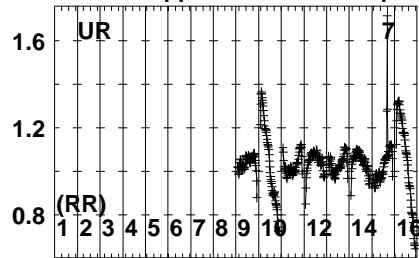
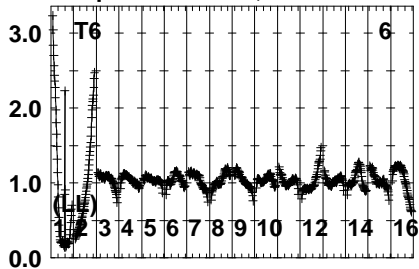
80 91 2 5 8 11 14 17 20 23 26 29 32 35 38 41 44 47 50 53 56 59 60

Lower frame: Real Jy
Auto-corr total-power spectrum Antenna: *
Timerange: 00/07:16:37 to 00/07:18:05

Plot file version 167 created 09-MAR-2023 11:43:28

J191142+1952 RG013E.UVDATA.1

Freq = 8.0805 GHz, Bw = 32.000 MH No calibration applied and no bandpass applied



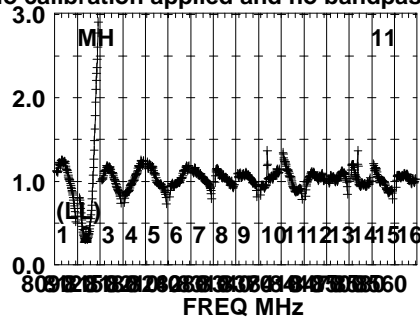
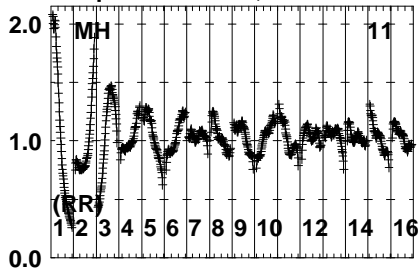
Lower frame: Real Jy
Auto-corr total-power spectrum Antenna: *
Timerange: 00/07:16:37 to 00/07:18:05

Plot file version 168 created 09-MAR-2023 11:43:28

J191142+1952 RG013E.UVDATA.1

Freq = 8.0805 GHz, Bw = 32.000 MH

No calibration applied and no bandpass applied



Lower frame: Real Jy

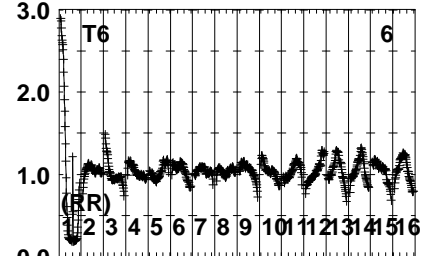


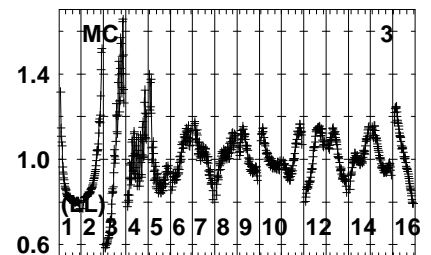
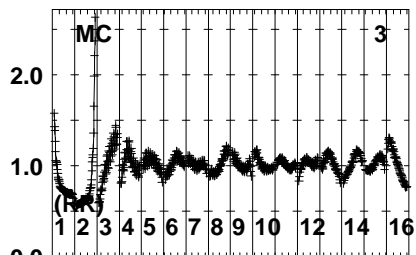
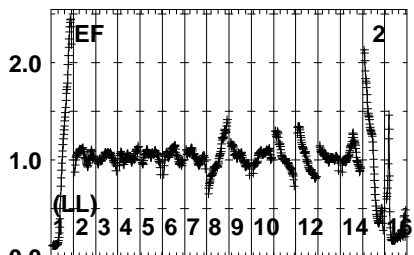
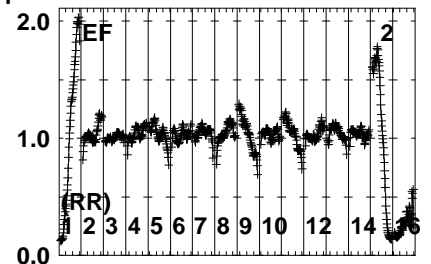
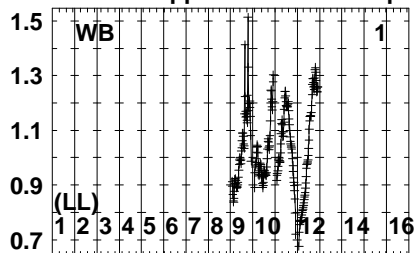
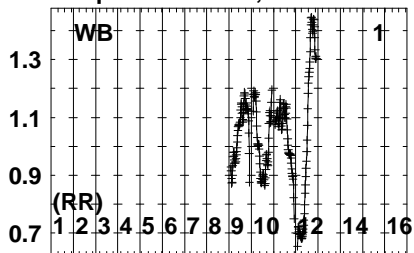
Auto-corr total-power spectrum Antenna: *

Timerange: 00/07:16:37 to 00/07:18:05

Plot file version 169 created 09-MAR-2023 11:43:28

GRB221009A RG013E.UVDATA.1

Freq = 8.0805 GHz, Bw = 32.000 MH No calibration applied and no bandpass applied



80 92 104 116 128 140 152 164 176 188 200 212 224 236 248 260

FREQ MHz

80 92 104 116 128 140 152 164 176 188 200 212 224 236 248 260

FREQ MHz

80 92 104 116 128 140 152 164 176 188 200 212 224 236 248 260

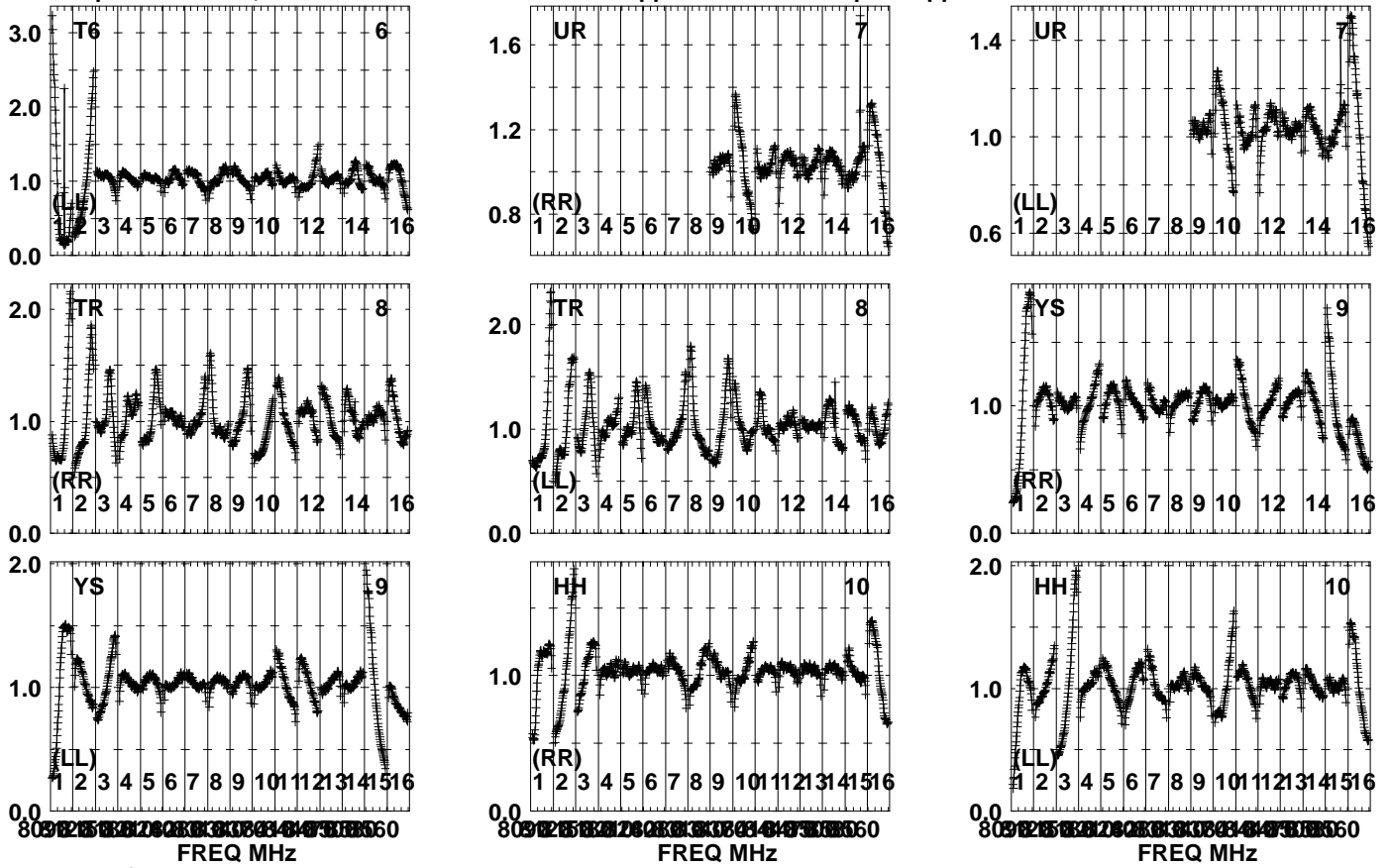
FREQ MHz

Lower frame: Real Jy
Auto-corr total-power spectrum Antenna: *
Timerange: 00/07:18:22 to 00/07:20:35

Plot file version 170 created 09-MAR-2023 11:43:28

GRB221009A RG013E.UVDATA.1

Freq = 8.0805 GHz, Bw = 32.000 MH No calibration applied and no bandpass applied



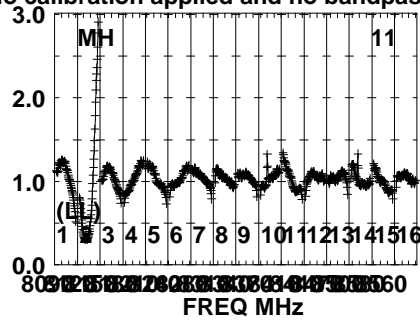
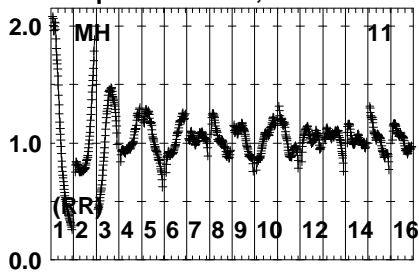
Lower frame: Real Jy
Auto-corr total-power spectrum Antenna: *
Timerange: 00/07:18:22 to 00/07:20:35

Plot file version 171 created 09-MAR-2023 11:43:28

GRB221009A RG013E.UVDATA.1

Freq = 8.0805 GHz, Bw = 32.000 MH

No calibration applied and no bandpass applied



Lower frame: Real Jy

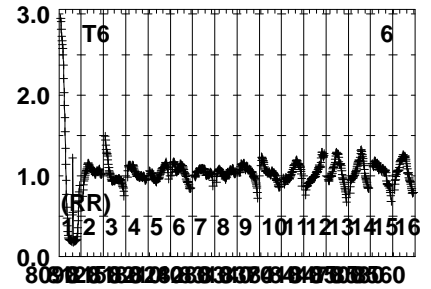
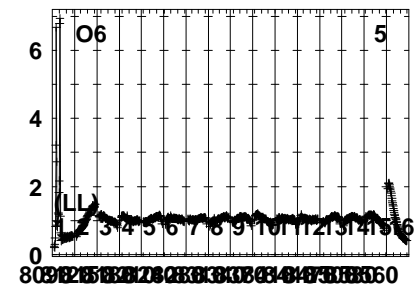
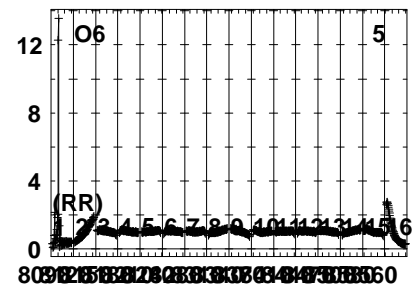
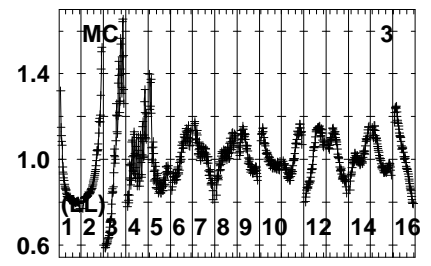
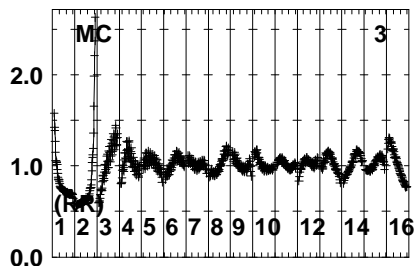
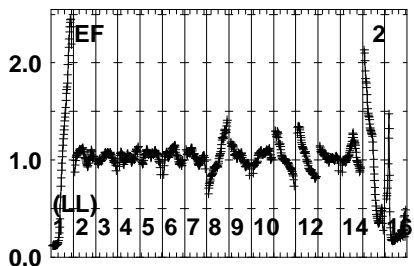
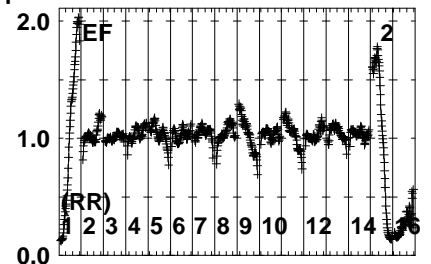
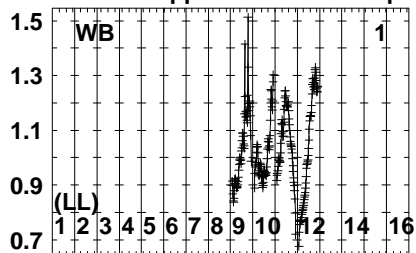
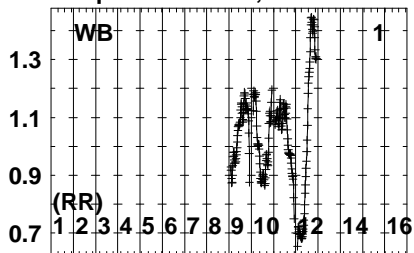
Auto-corr total-power spectrum Antenna: *

Timerange: 00/07:18:22 to 00/07:20:35

Plot file version 172 created 09-MAR-2023 11:43:28

J191142+1952 RG013E.UVDATA.1

Freq = 8.0805 GHz, Bw = 32.000 MH No calibration applied and no bandpass applied

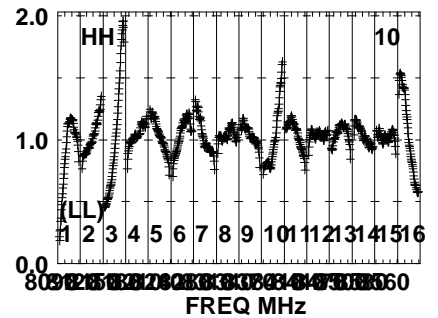
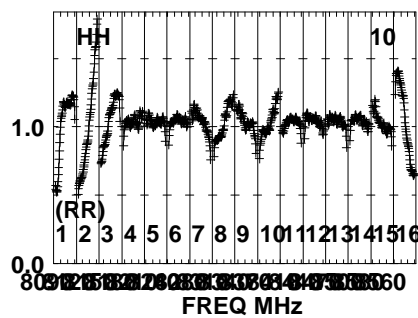
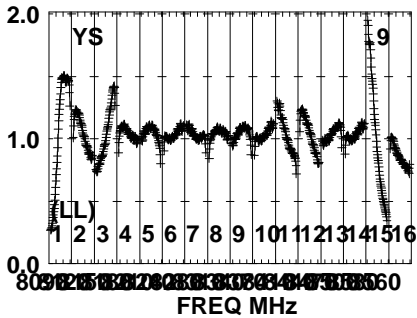
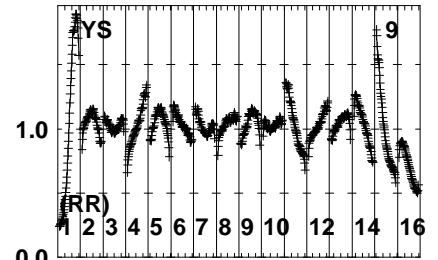
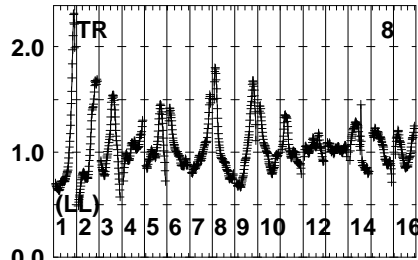
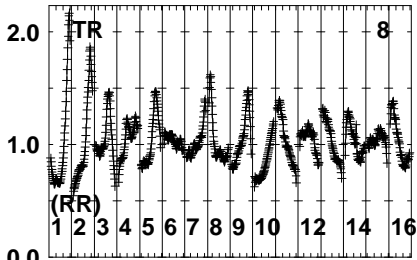
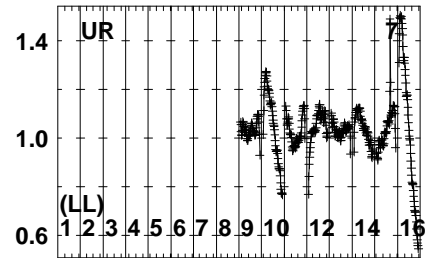
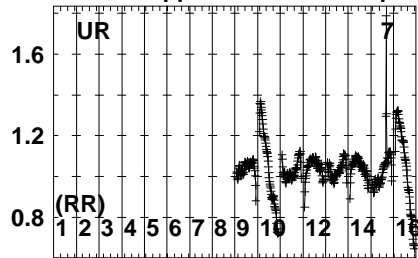
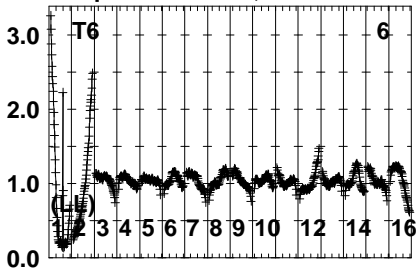


Lower frame: Real Jy
Auto-corr total-power spectrum Antenna: *
Timerange: 00/07:20:52 to 00/07:22:04

Plot file version 173 created 09-MAR-2023 11:43:29

J191142+1952 RG013E.UVDATA.1

Freq = 8.0805 GHz, Bw = 32.000 MH No calibration applied and no bandpass applied



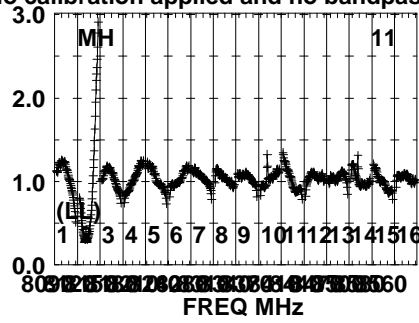
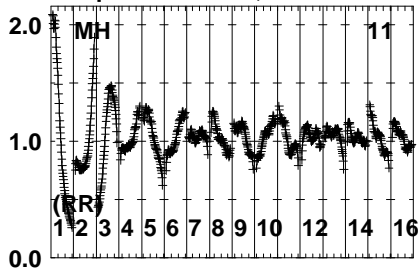
Lower frame: Real Jy
Auto-corr total-power spectrum Antenna: *
Timerange: 00/07:20:52 to 00/07:22:04

Plot file version 174 created 09-MAR-2023 11:43:29

J191142+1952 RG013E.UVDATA.1

Freq = 8.0805 GHz, Bw = 32.000 MH

No calibration applied and no bandpass applied



Lower frame: Real Jy

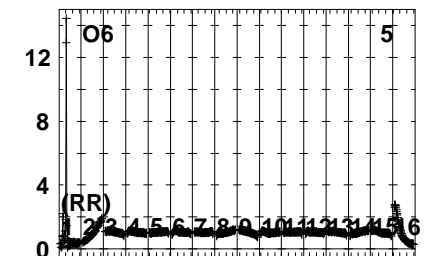
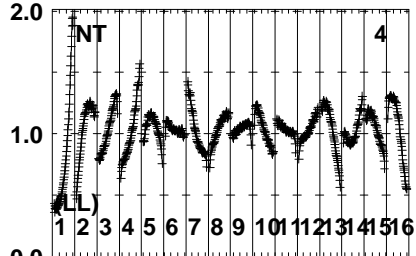
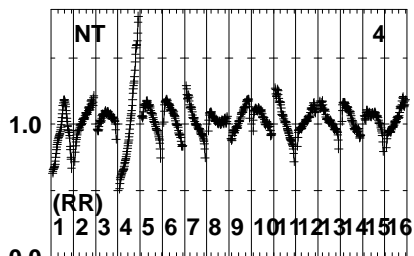
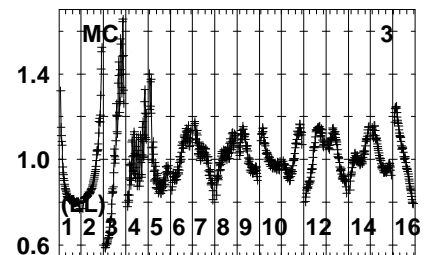
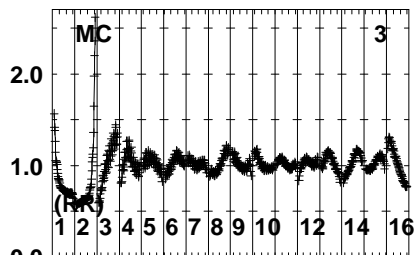
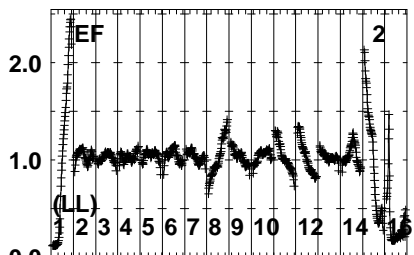
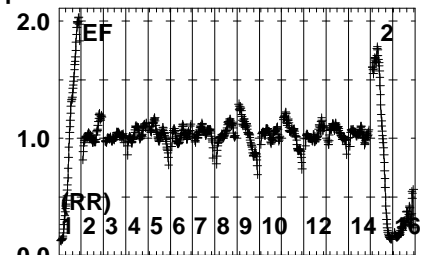
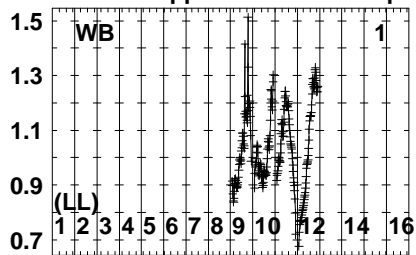
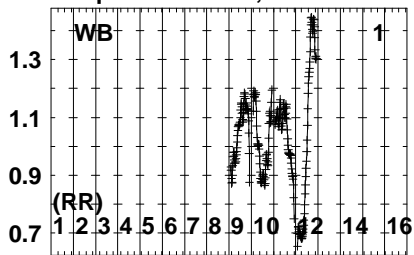
Auto-corr total-power spectrum Antenna: *

Timerange: 00/07:20:52 to 00/07:22:04

Plot file version 175 created 09-MAR-2023 11:43:29

GRB221009A RG013E.UVDATA.1

Freq = 8.0805 GHz, Bw = 32.000 MH No calibration applied and no bandpass applied



80925830260830694938860
FREQ MHz

80925830260830694938860
FREQ MHz

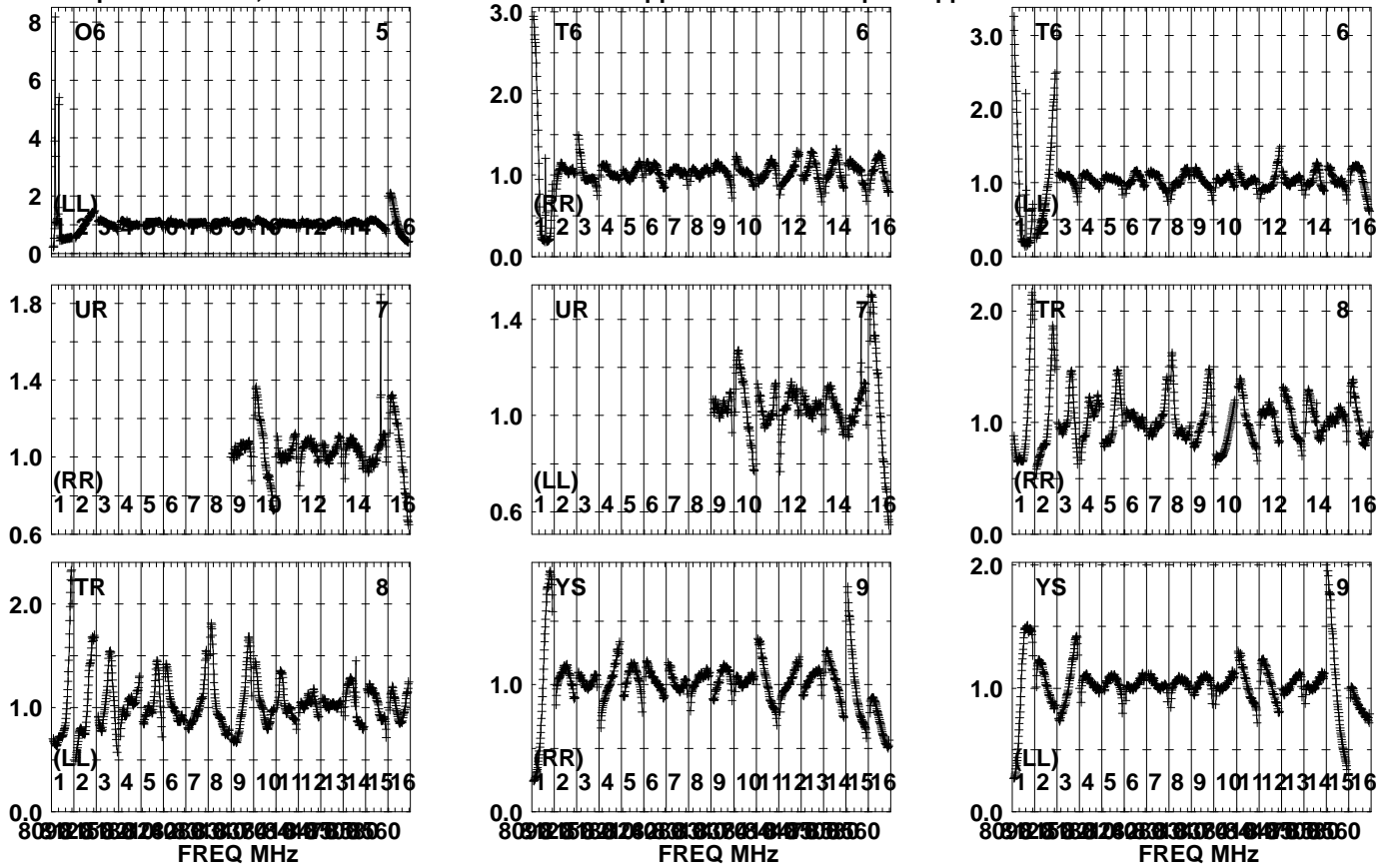
80925830260830694938860
FREQ MHz

Lower frame: Real Jy
Auto-corr total-power spectrum Antenna: *
Timerange: 00/07:22:21 to 00/07:24:34

Plot file version 176 created 09-MAR-2023 11:43:29

GRB221009A RG013E.UVDATA.1

Freq = 8.0805 GHz, Bw = 32.000 MH No calibration applied and no bandpass applied



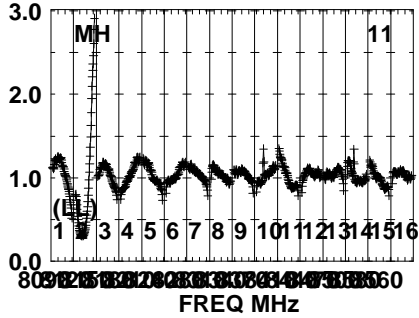
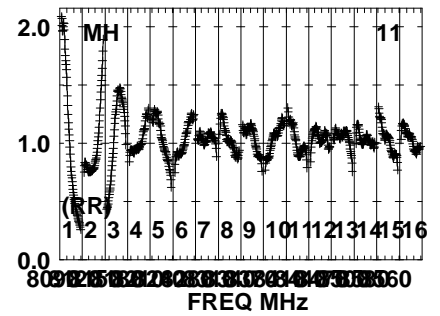
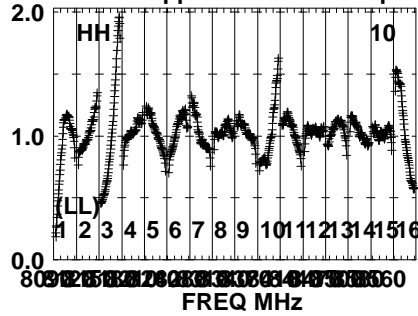
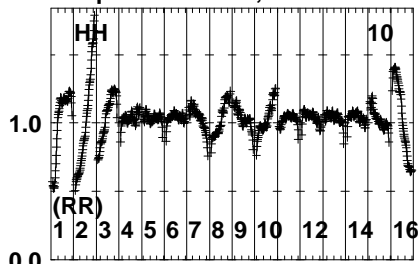
Lower frame: Real Jy
Auto-corr total-power spectrum Antenna: *
Timerange: 00/07:22:21 to 00/07:24:34

Plot file version 177 created 09-MAR-2023 11:43:29

GRB221009A RG013E.UVDATA.1

Freq = 8.0805 GHz, Bw = 32.000 MHz

No calibration applied and no bandpass applied



Lower frame: Real Jy

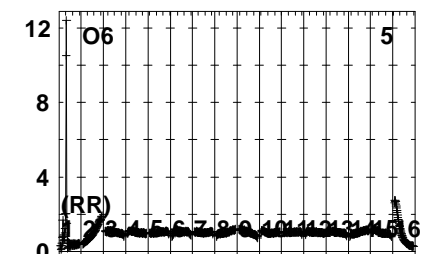
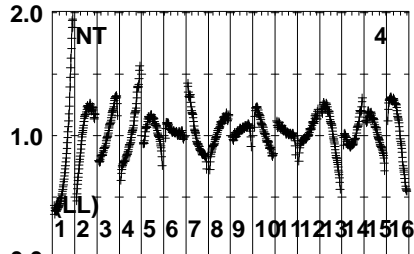
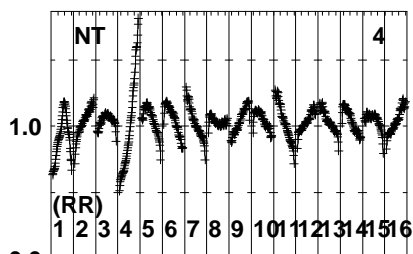
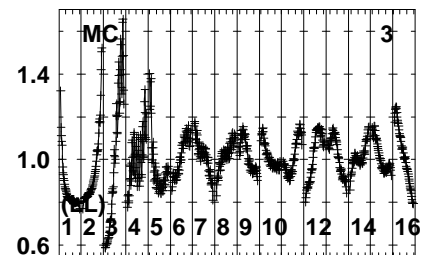
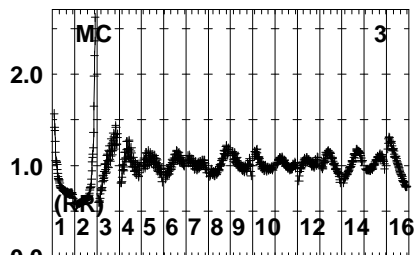
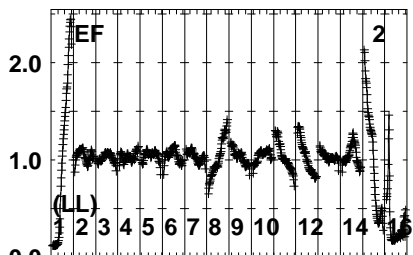
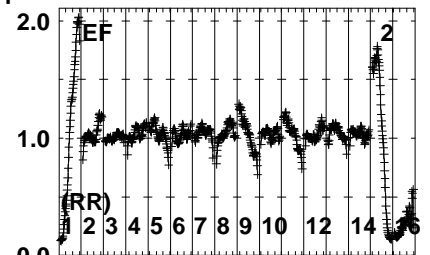
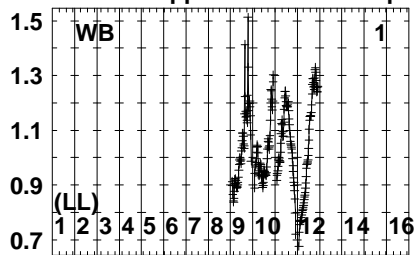
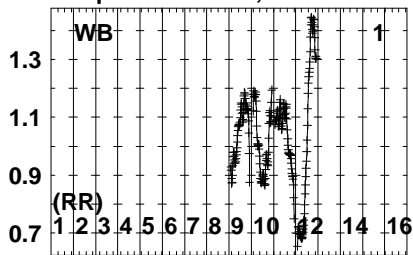
Auto-corr total-power spectrum Antenna: *

Timerange: 00/07:22:21 to 00/07:24:34

Plot file version 178 created 09-MAR-2023 11:43:29

J191142+1952 RG013E.UVDATA.1

Freq = 8.0805 GHz, Bw = 32.000 MH No calibration applied and no bandpass applied



80925830260830694738860
FREQ MHz

80925830260830694738860
FREQ MHz

80925830260830694738860
FREQ MHz

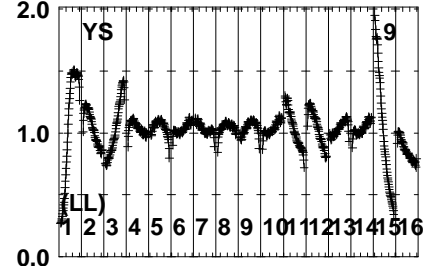
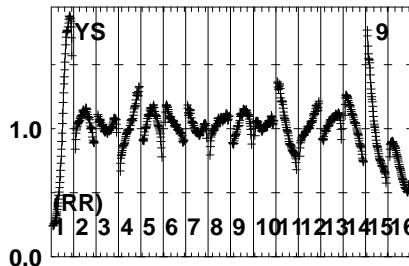
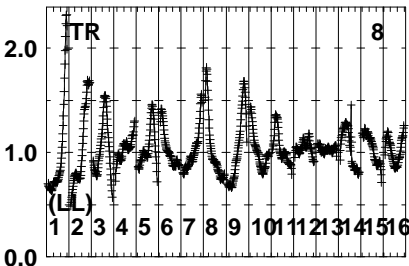
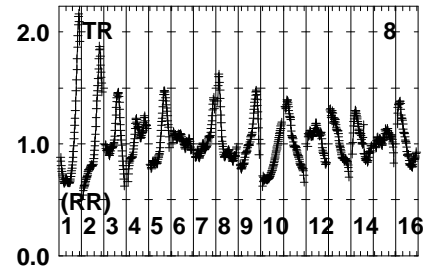
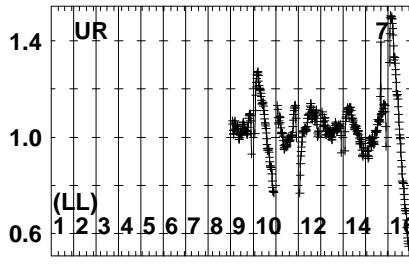
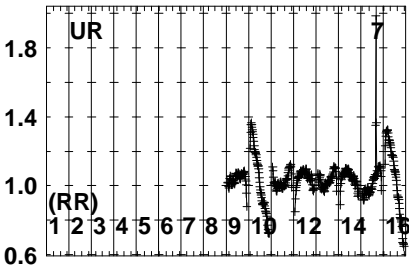
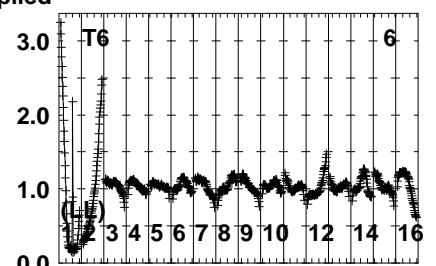
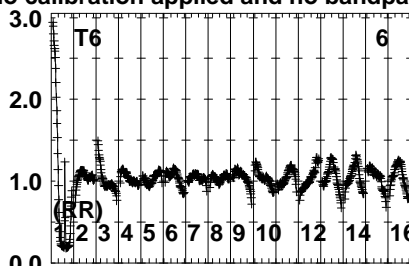
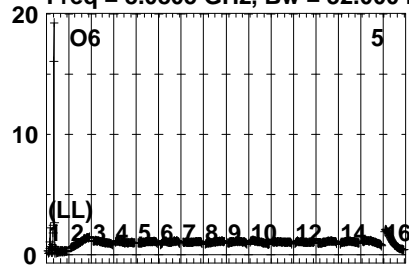
Lower frame: Real Jy
Auto-corr total-power spectrum Antenna: *
Timerange: 00/07:24:51 to 00/07:26:05

Plot file version 179 created 09-MAR-2023 11:43:30

J191142+1952 RG013E.UVDATA.1

Freq = 8.0805 GHz, Bw = 32.000 MH

No calibration applied and no bandpass applied



809125526033363493560
FREQ MHz

809125526033363493560
FREQ MHz

809125526033363493560
FREQ MHz

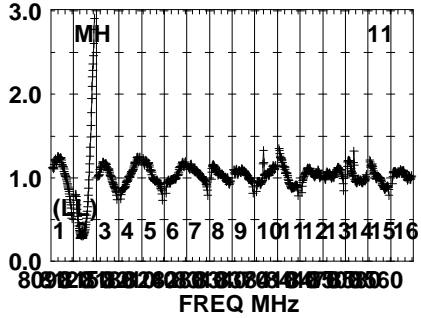
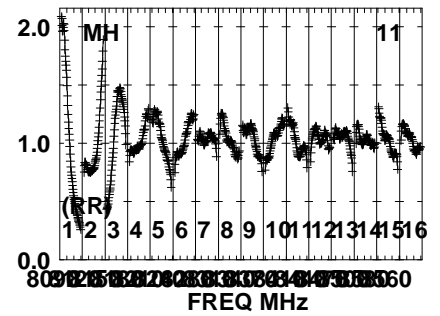
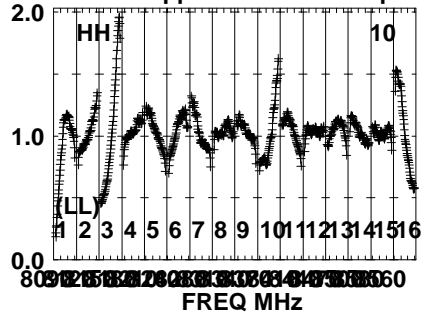
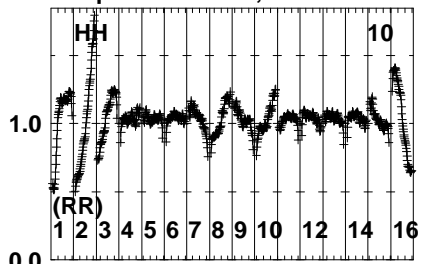
Lower frame: Real Jy
Auto-corr total-power spectrum Antenna: *
Timerange: 00/07:24:51 to 00/07:26:05

Plot file version 180 created 09-MAR-2023 11:43:30

J191142+1952 RG013E.UVDATA.1

Freq = 8.0805 GHz, Bw = 32.000 MH

No calibration applied and no bandpass applied



Lower frame: Real Jy

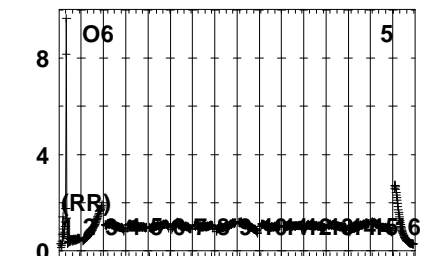
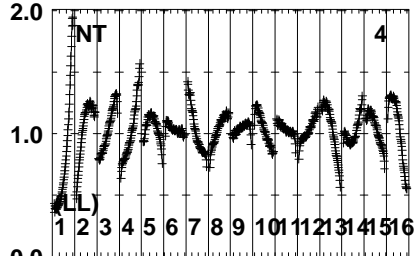
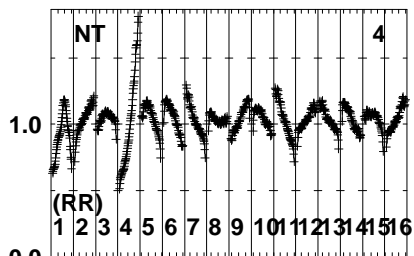
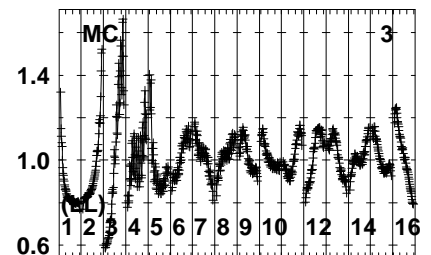
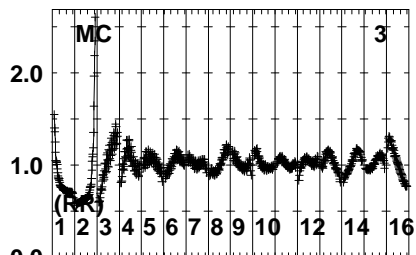
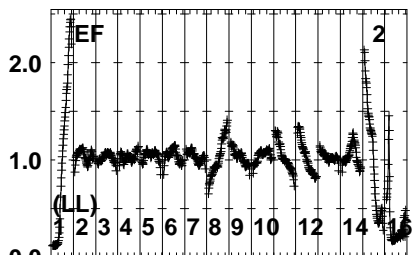
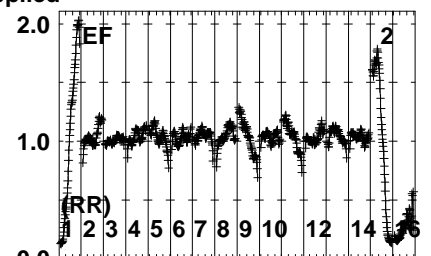
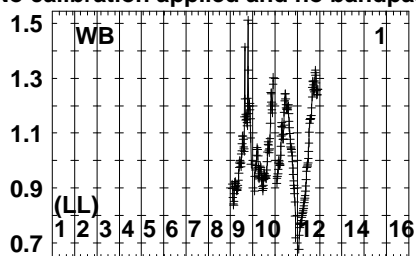
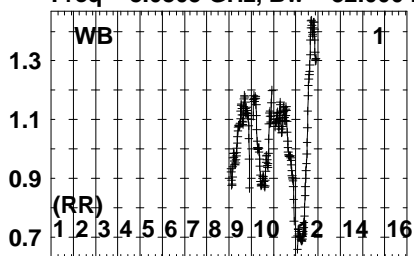
Auto-corr total-power spectrum Antenna: *

Timerange: 00/07:24:51 to 00/07:26:05

Plot file version 181 created 09-MAR-2023 11:43:30

J1905+1943 RG013E.UVDATA.1

Freq = 8.0805 GHz, Bw = 32.000 MH No calibration applied and no bandpass applied



80 92 104 116 128 140 152 164 176 188 200 212 224 236 248 260

FREQ MHz

80 92 104 116 128 140 152 164 176 188 200 212 224 236 248 260

FREQ MHz

80 92 104 116 128 140 152 164 176 188 200 212 224 236 248 260

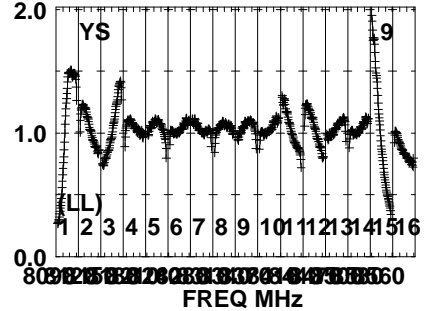
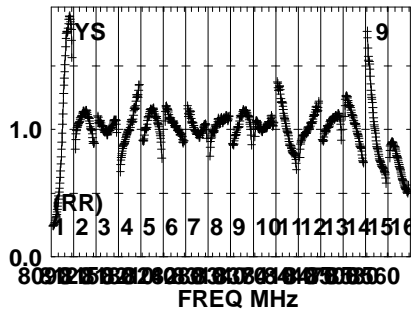
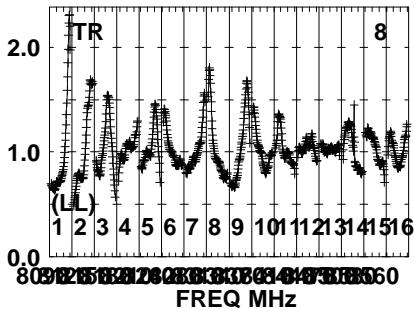
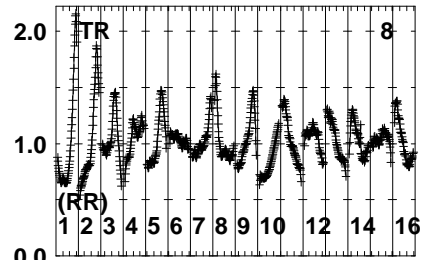
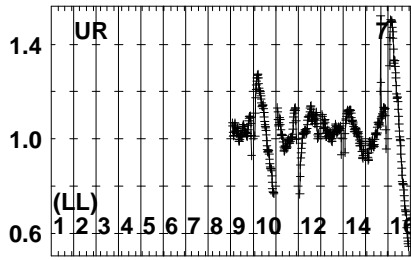
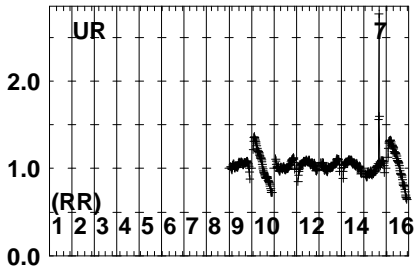
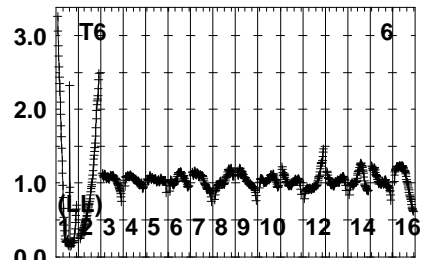
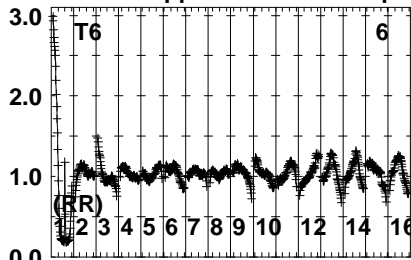
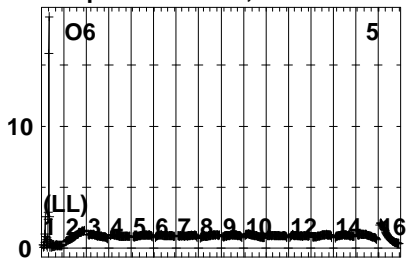
FREQ MHz

Lower frame: Real Jy
Auto-corr total-power spectrum Antenna: *
Timerange: 00/07:26:21 to 00/07:27:49

Plot file version 182 created 09-MAR-2023 11:43:30

J1905+1943 RG013E.UVDATA.1

Freq = 8.0805 GHz, Bw = 32.000 MH No calibration applied and no bandpass applied



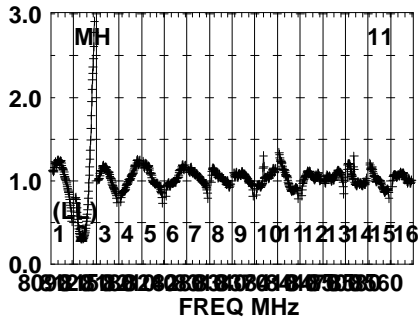
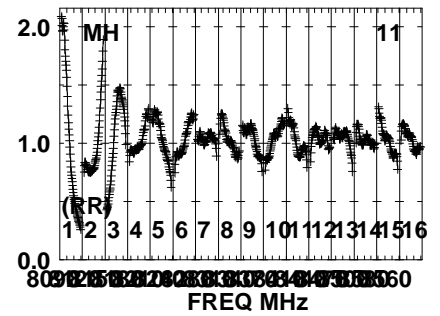
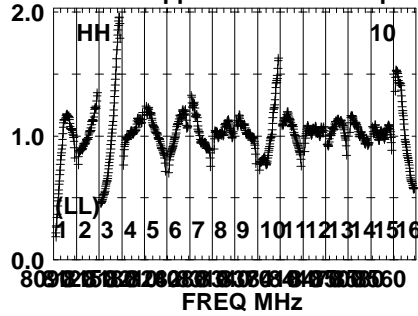
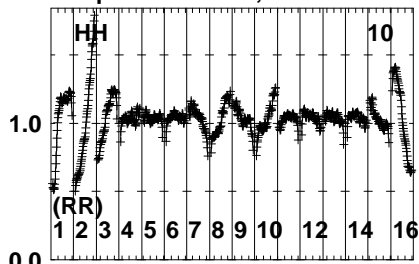
Lower frame: Real Jy
Auto-corr total-power spectrum Antenna: *
Timerange: 00/07:26:21 to 00/07:27:49

Plot file version 183 created 09-MAR-2023 11:43:30

J1905+1943 RG013E.UVDATA.1

Freq = 8.0805 GHz, Bw = 32.000 MH

No calibration applied and no bandpass applied



Lower frame: Real Jy

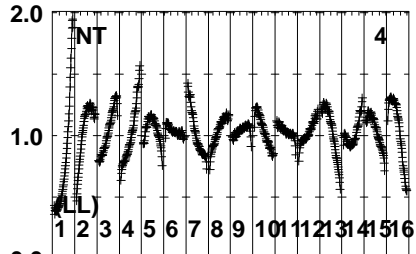
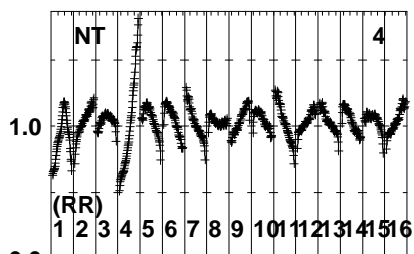
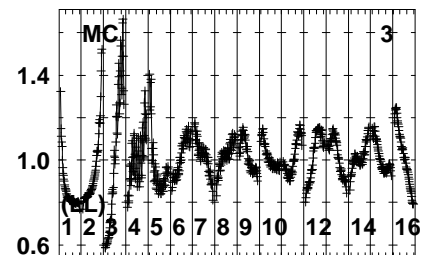
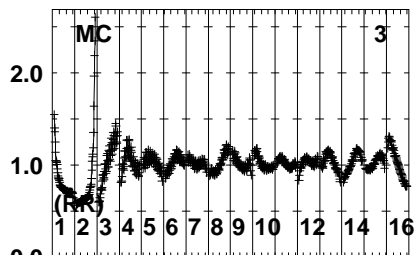
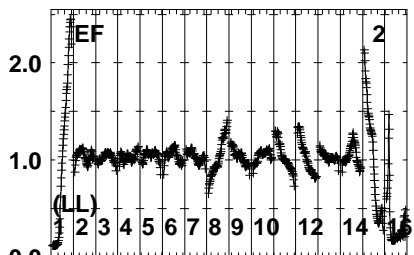
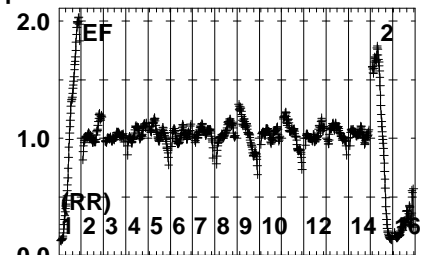
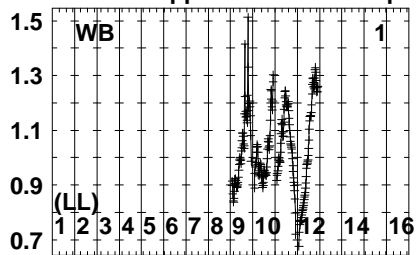
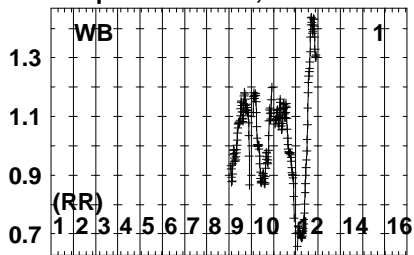
Auto-corr total-power spectrum Antenna: *

Timerange: 00/07:26:21 to 00/07:27:49

Plot file version 184 created 09-MAR-2023 11:43:30

J191142+1952 RG013E.UVDATA.1

Freq = 8.0805 GHz, Bw = 32.000 MH No calibration applied and no bandpass applied



80 92 104 116 128 140 152 164 176 188 200 212 224 236 248 260

80 92 104 116 128 140 152 164 176 188 200 212 224 236 248 260

80 92 104 116 128 140 152 164 176 188 200 212 224 236 248 260

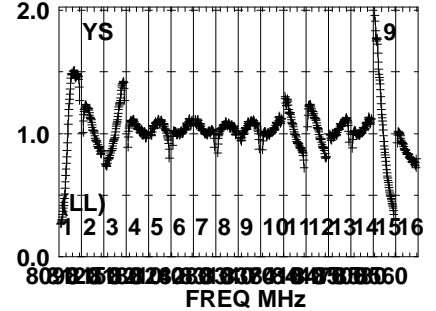
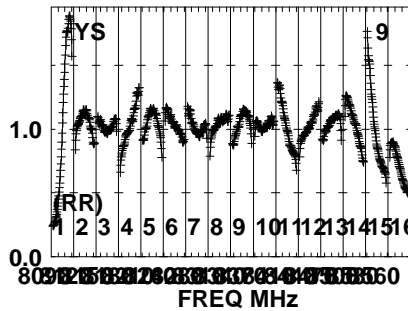
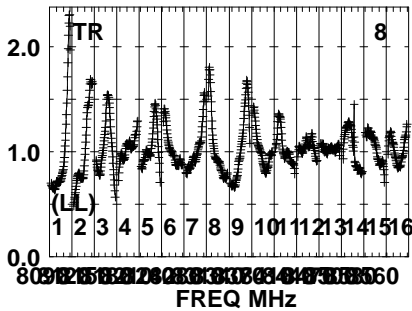
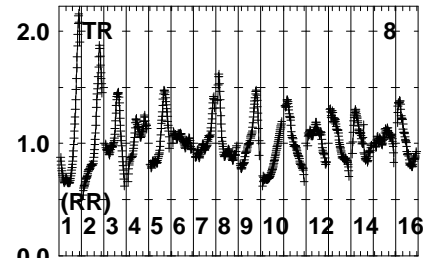
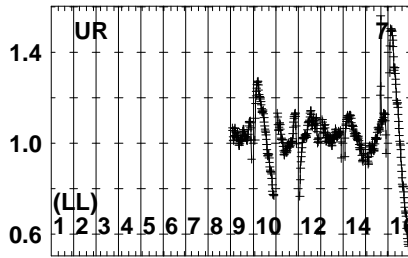
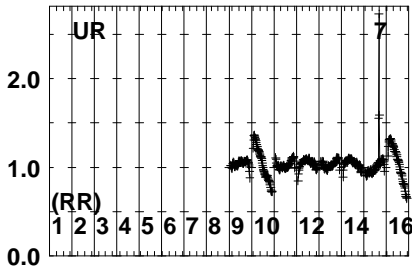
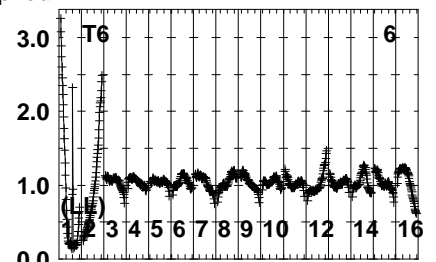
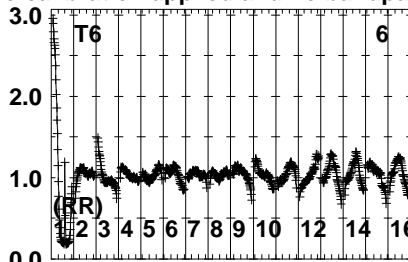
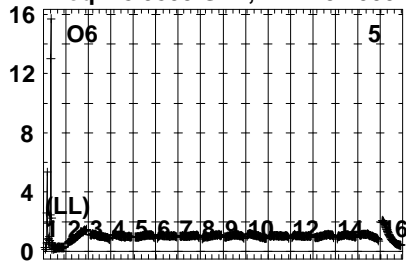
FREQ MHz
Lower frame: Real Jy
Auto-corr total-power spectrum Antenna: *
Timerange: 00/07:28:16 to 00/07:29:44

Plot file version 185 created 09-MAR-2023 11:43:30

J191142+1952 RG013E.UVDATA.1

Freq = 8.0805 GHz, Bw = 32.000 MH

No calibration applied and no bandpass applied



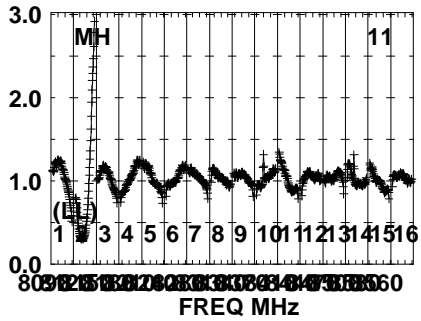
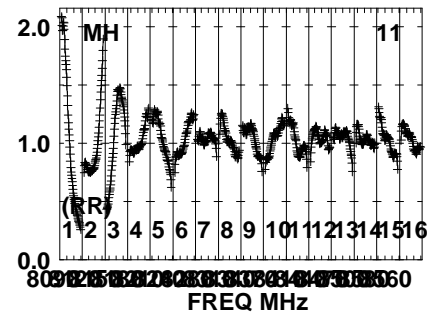
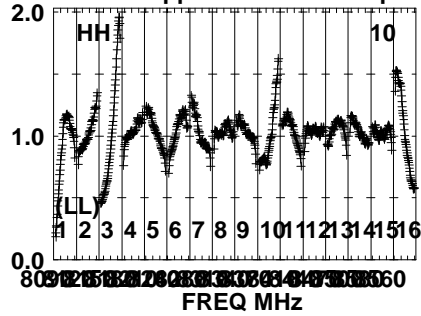
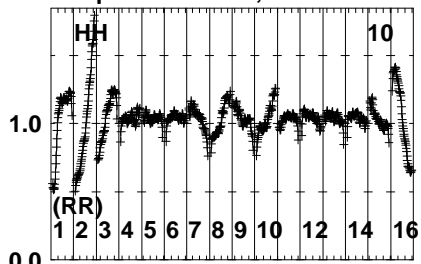
Lower frame: Real Jy
Auto-corr total-power spectrum Antenna: *
Timerange: 00/07:28:16 to 00/07:29:44

Plot file version 186 created 09-MAR-2023 11:43:31

J191142+1952 RG013E.UVDATA.1

Freq = 8.0805 GHz, Bw = 32.000 MH

No calibration applied and no bandpass applied



Lower frame: Real Jy

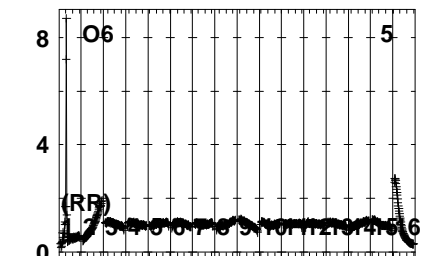
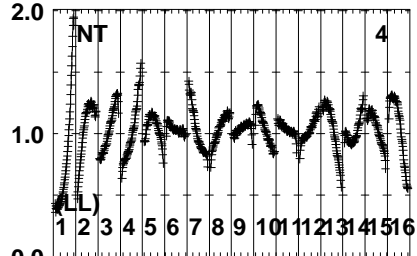
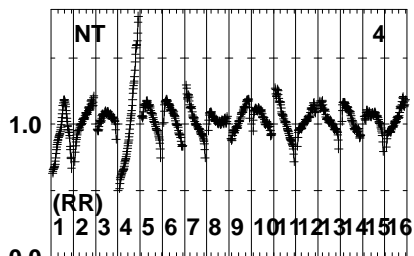
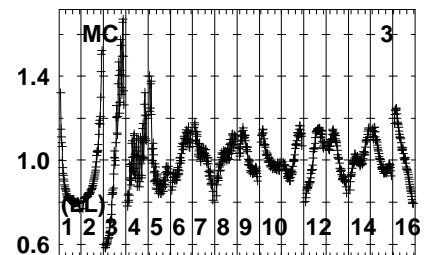
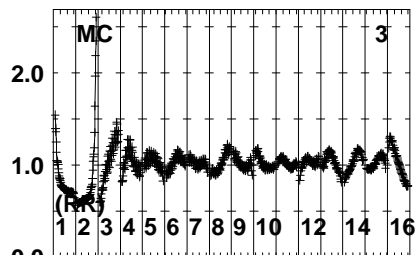
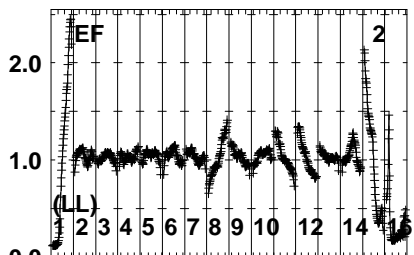
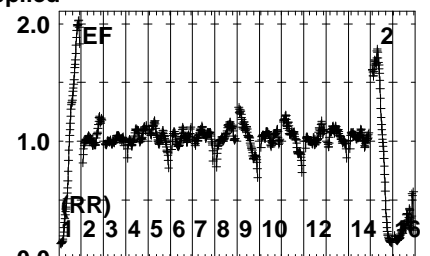
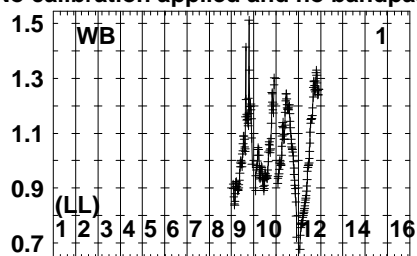
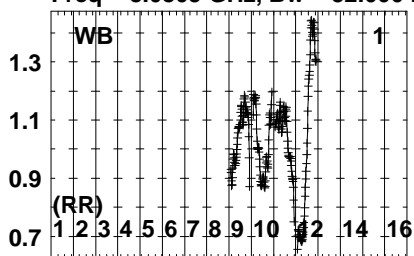
Auto-corr total-power spectrum Antenna: *

Timerange: 00/07:28:16 to 00/07:29:44

Plot file version 187 created 09-MAR-2023 11:43:31

GRB221009A RG013E.UVDATA.1

Freq = 8.0805 GHz, Bw = 32.000 MH No calibration applied and no bandpass applied



809258326283032343638404244464850
FREQ MHz

809258326283032343638404244464850
FREQ MHz

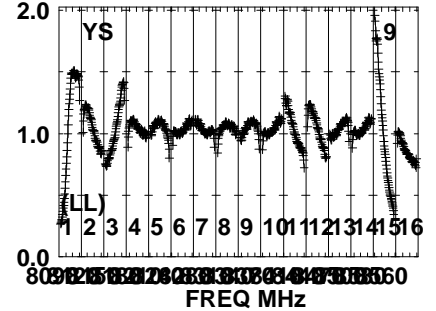
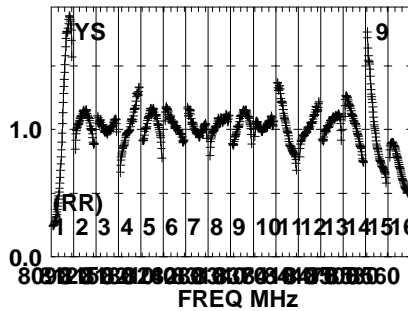
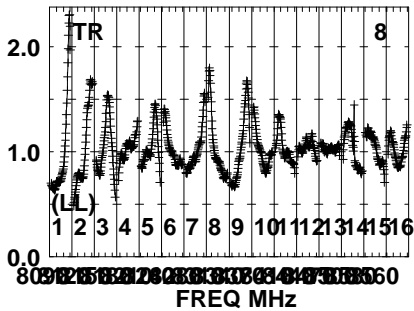
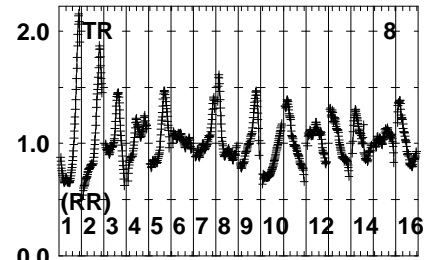
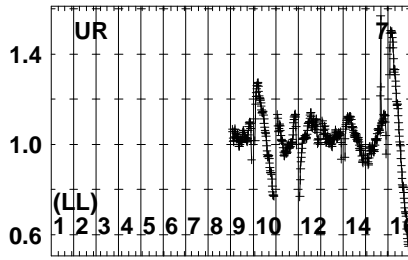
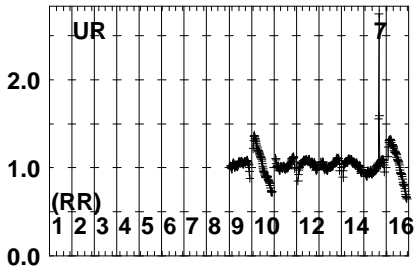
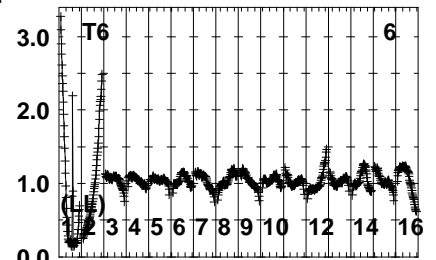
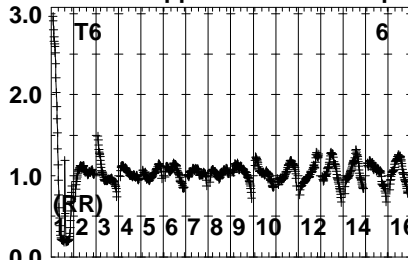
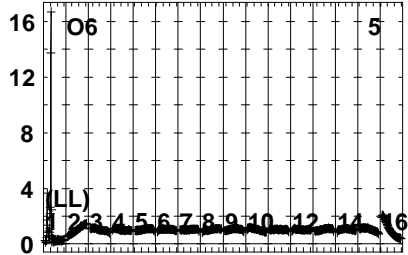
809258326283032343638404244464850
FREQ MHz

Lower frame: Real Jy
Auto-corr total-power spectrum Antenna: *
Timerange: 00/07:30:02 to 00/07:32:15

Plot file version 188 created 09-MAR-2023 11:43:31

GRB221009A RG013E.UVDATA.1

Freq = 8.0805 GHz, Bw = 32.000 MH No calibration applied and no bandpass applied



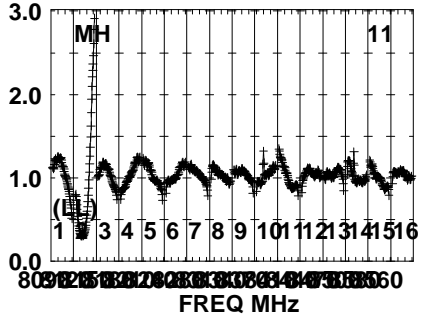
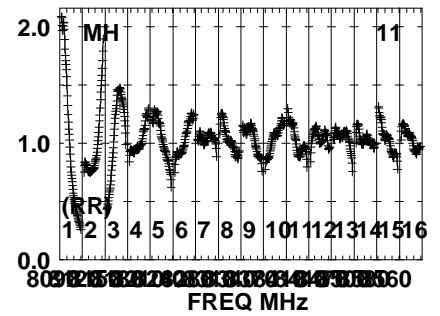
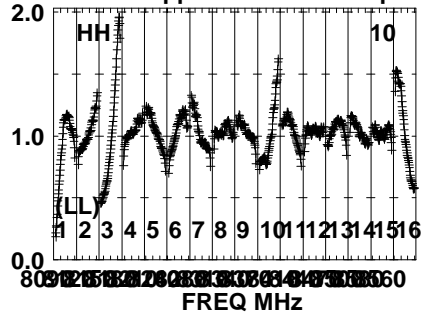
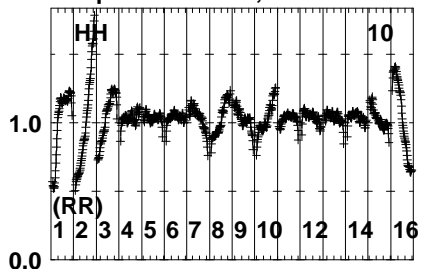
Lower frame: Real Jy
Auto-corr total-power spectrum Antenna: *
Timerange: 00/07:30:02 to 00/07:32:15

Plot file version 189 created 09-MAR-2023 11:43:31

GRB221009A RG013E.UVDATA.1

Freq = 8.0805 GHz, Bw = 32.000 MHz

No calibration applied and no bandpass applied



Lower frame: Real Jy

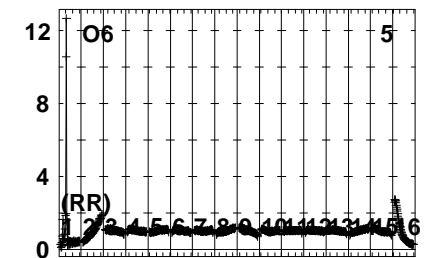
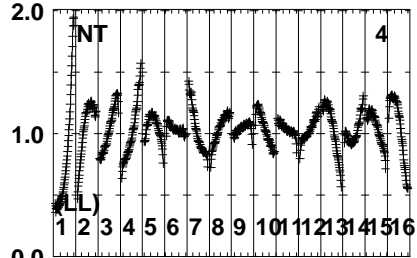
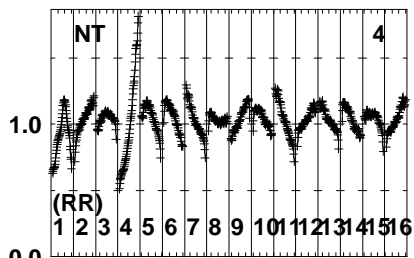
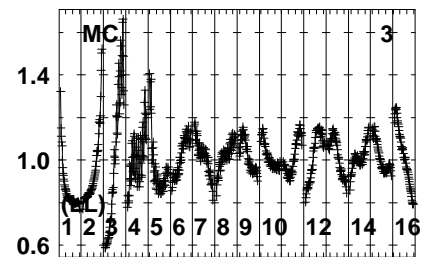
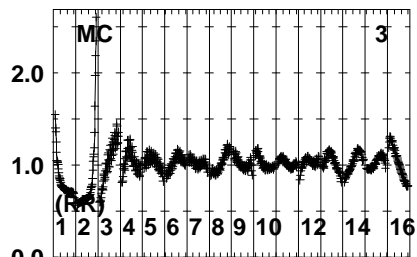
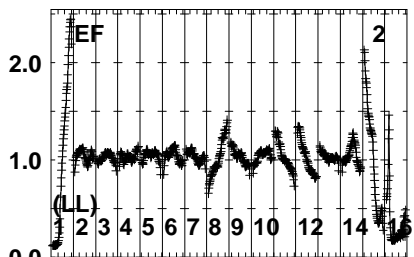
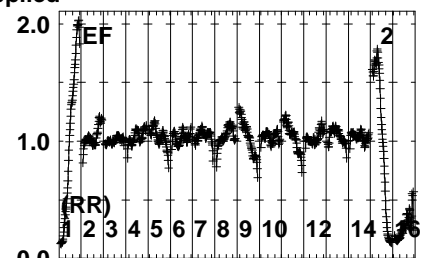
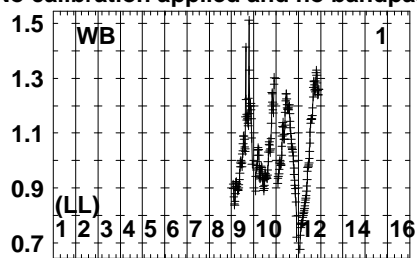
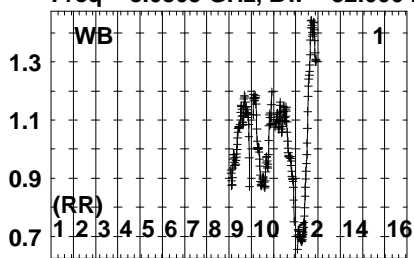
Auto-corr total-power spectrum Antenna: *

Timerange: 00/07:30:02 to 00/07:32:15

Plot file version 190 created 09-MAR-2023 11:43:31

J191142+1952 RG013E.UVDATA.1

Freq = 8.0805 GHz, Bw = 32.000 MH No calibration applied and no bandpass applied



80 92 104 116 128 140 152 164 176 188 200 212 224 236 248 260

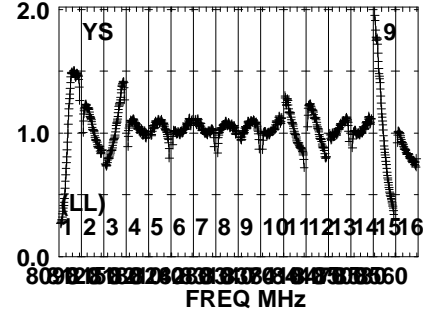
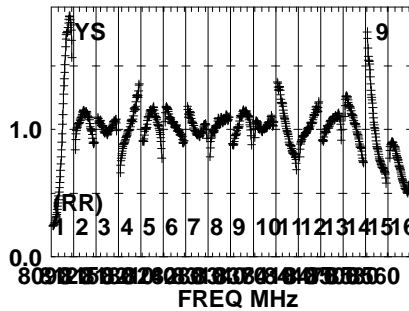
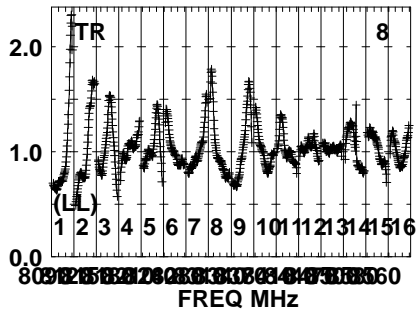
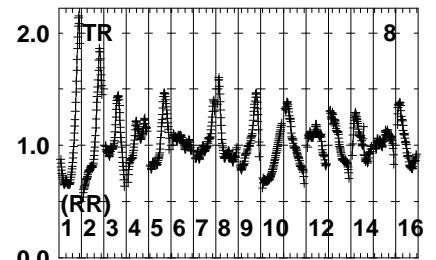
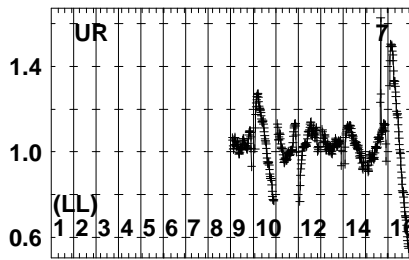
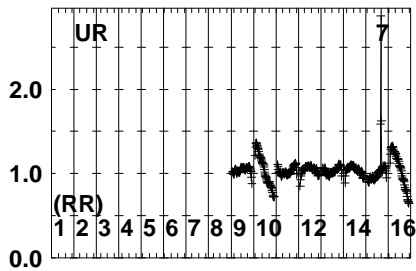
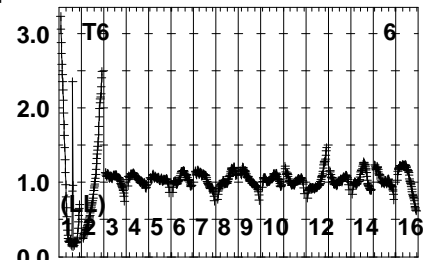
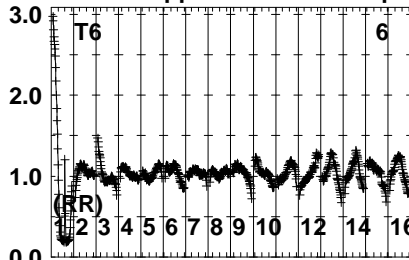
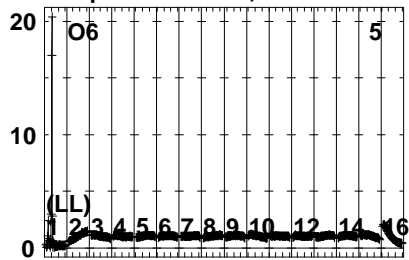
FREQ MHz
Lower frame: Real Jy
Auto-corr total-power spectrum Antenna: *
Timerange: 00/07:32:32 to 00/07:33:44

Plot file version 191 created 09-MAR-2023 11:43:31

J191142+1952 RG013E.UVDATA.1

Freq = 8.0805 GHz, Bw = 32.000 MH

No calibration applied and no bandpass applied



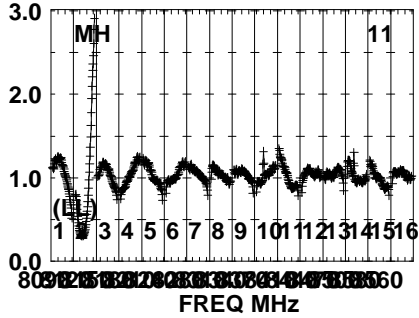
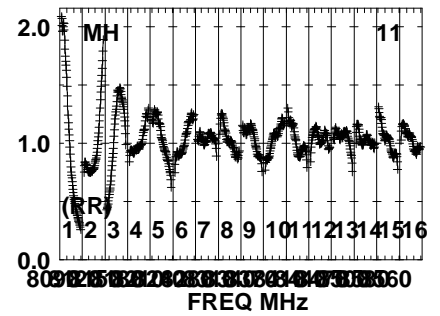
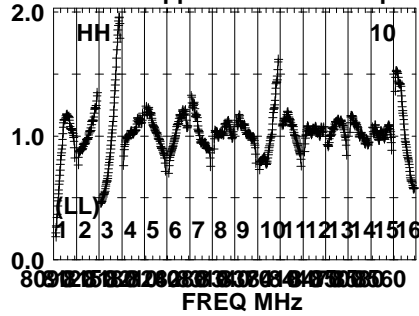
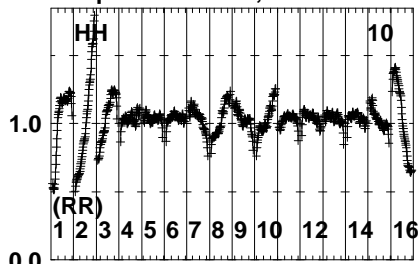
Lower frame: Real Jy
Auto-corr total-power spectrum Antenna: *
Timerange: 00/07:32:32 to 00/07:33:44

Plot file version 192 created 09-MAR-2023 11:43:32

J191142+1952 RG013E.UVDATA.1

Freq = 8.0805 GHz, Bw = 32.000 MH

No calibration applied and no bandpass applied



Lower frame: Real Jy

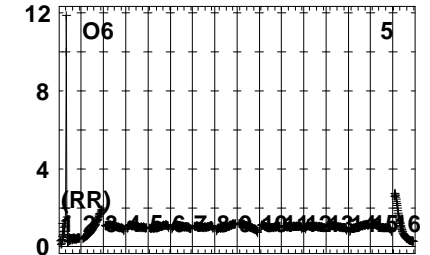
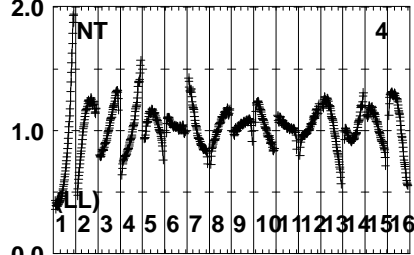
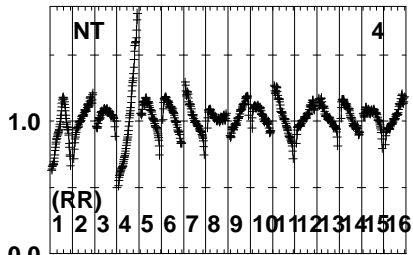
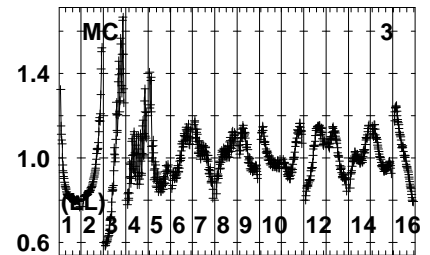
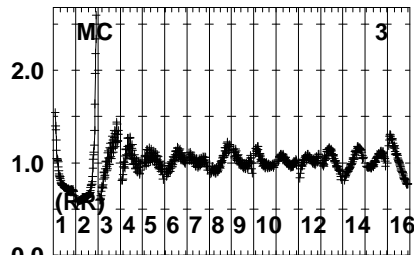
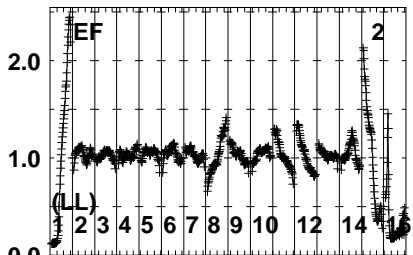
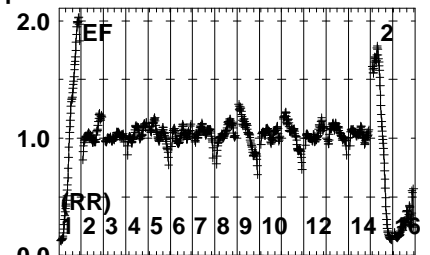
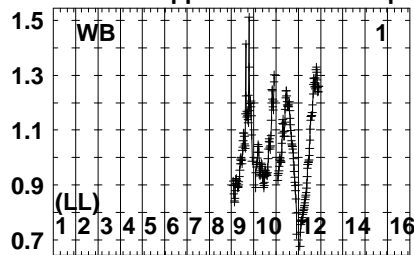
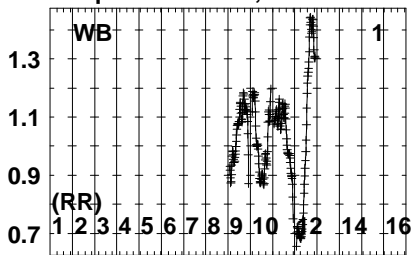
Auto-corr total-power spectrum Antenna: *

Timerange: 00/07:32:32 to 00/07:33:44

Plot file version 193 created 09-MAR-2023 11:43:32

GRB221009A RG013E.UVDATA.1

Freq = 8.0805 GHz, Bw = 32.000 MH No calibration applied and no bandpass applied



80 92 104 116 128 140 152 164 176 188 200 212 224 236 248 260

80 92 104 116 128 140 152 164 176 188 200 212 224 236 248 260

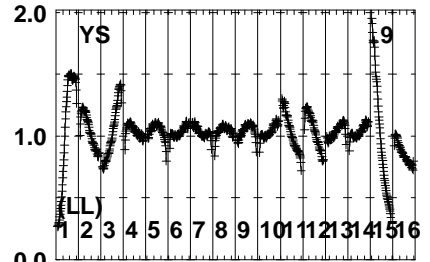
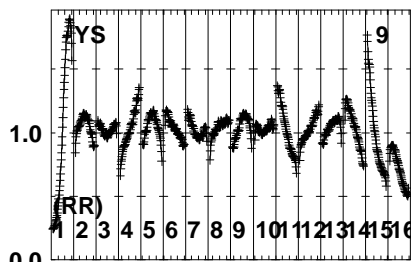
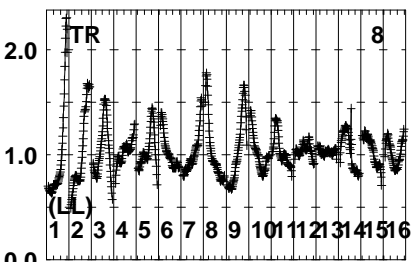
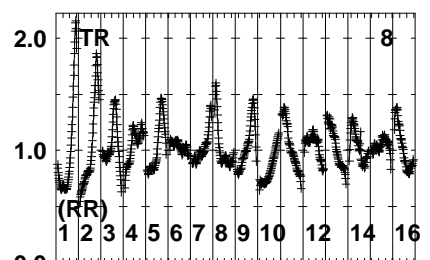
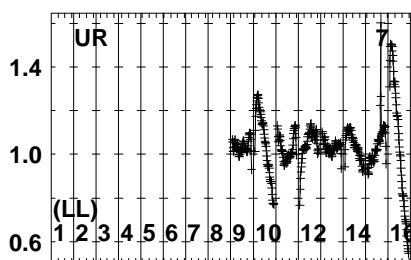
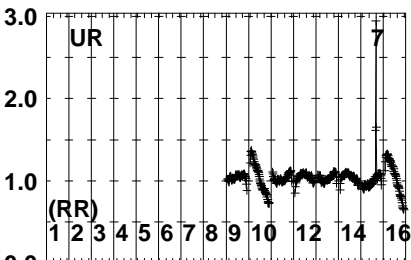
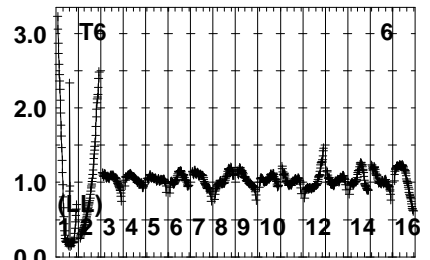
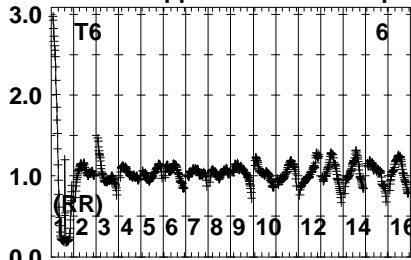
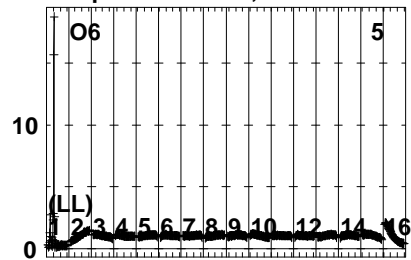
80 92 104 116 128 140 152 164 176 188 200 212 224 236 248 260

Lower frame: Real Jy
Auto-corr total-power spectrum Antenna: *
Timerange: 00/07:34:02 to 00/07:36:14

Plot file version 194 created 09-MAR-2023 11:43:32

GRB221009A RG013E.UVDATA.1

Freq = 8.0805 GHz, Bw = 32.000 MH No calibration applied and no bandpass applied



809258826083030493860
FREQ MHz

809258826083030493860
FREQ MHz

809258826083030493860
FREQ MHz

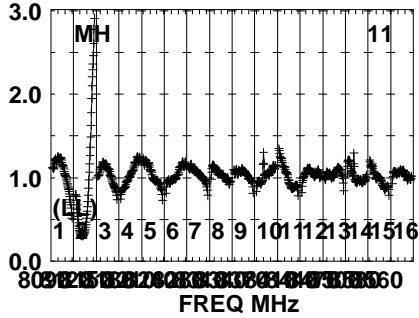
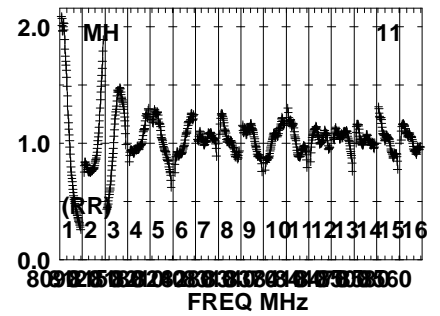
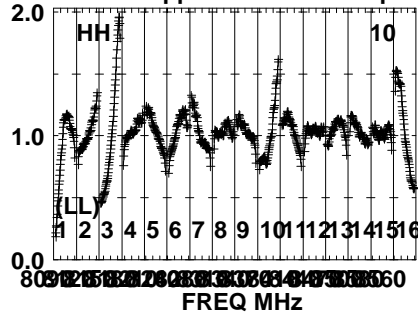
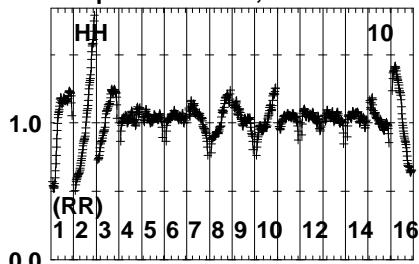
Lower frame: Real Jy
Auto-corr total-power spectrum Antenna: *
Timerange: 00/07:34:02 to 00/07:36:14

Plot file version 195 created 09-MAR-2023 11:43:32

GRB221009A RG013E.UVDATA.1

Freq = 8.0805 GHz, Bw = 32.000 MHz

No calibration applied and no bandpass applied



Lower frame: Real Jy

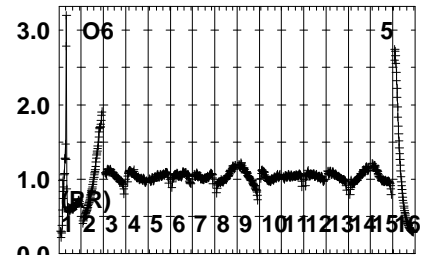
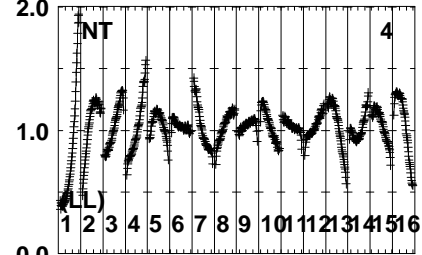
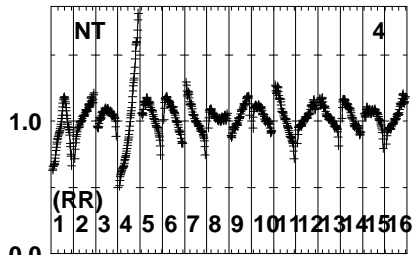
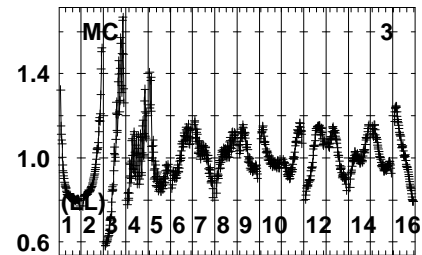
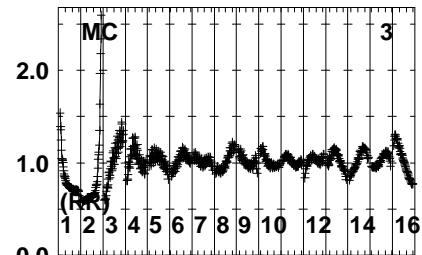
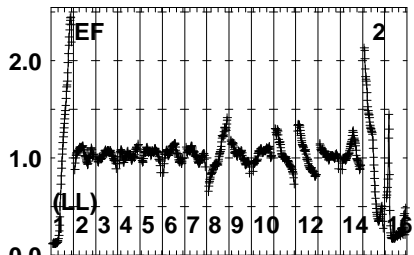
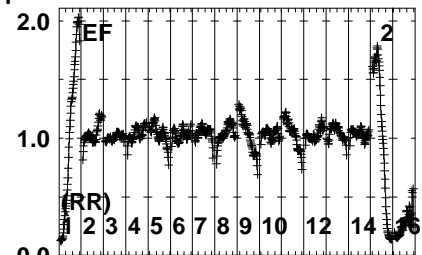
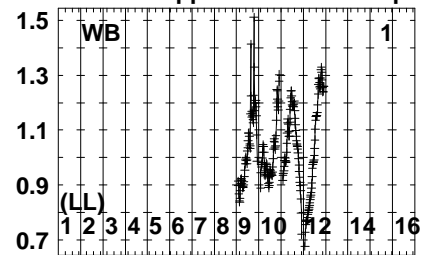
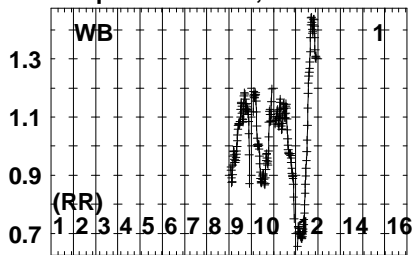
Auto-corr total-power spectrum Antenna: *

Timerange: 00/07:34:02 to 00/07:36:14

Plot file version 196 created 09-MAR-2023 11:43:32

J191142+1952 RG013E.UVDATA.1

Freq = 8.0805 GHz, Bw = 32.000 MH No calibration applied and no bandpass applied



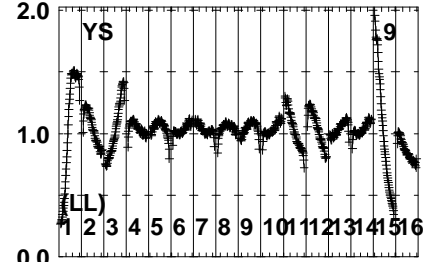
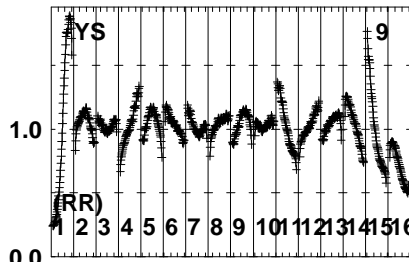
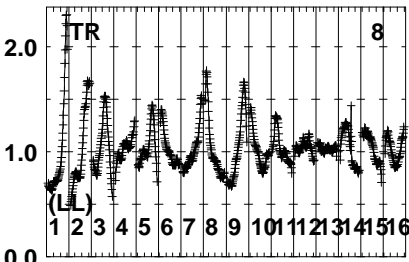
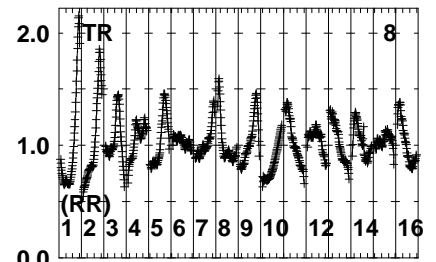
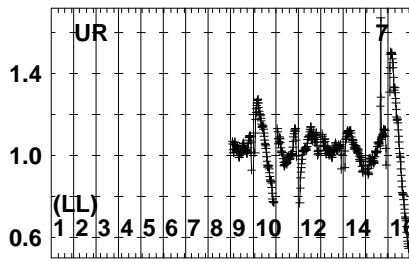
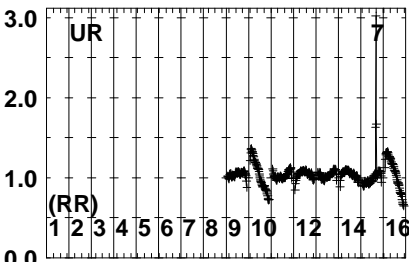
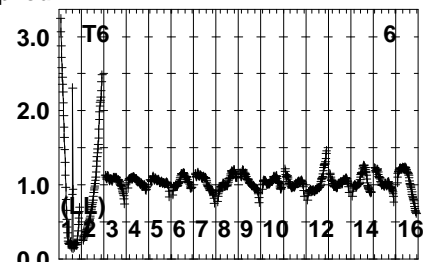
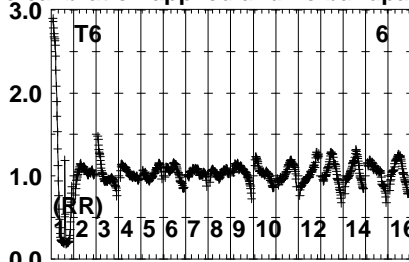
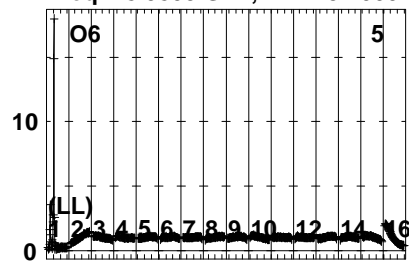
80 92 104 116 128 140 152 164 176 188 200 212 224 236 248 260

FREQ MHz
Lower frame: Real Jy
Auto-corr total-power spectrum Antenna: *
Timerange: 00/07:36:32 to 00/07:37:45

Plot file version 197 created 09-MAR-2023 11:43:32

J191142+1952 RG013E.UVDATA.1

Freq = 8.0805 GHz, Bw = 32.000 MH No calibration applied and no bandpass applied



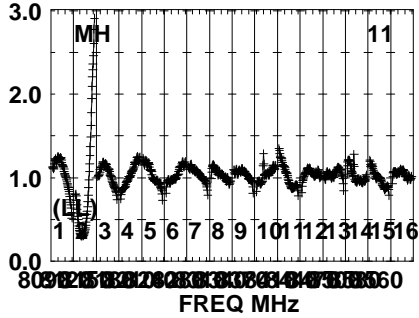
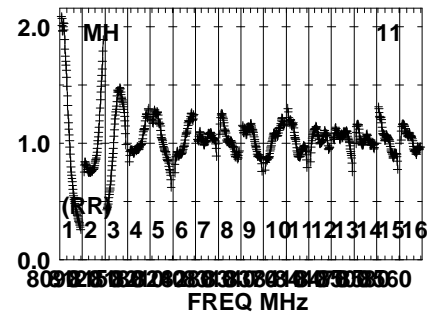
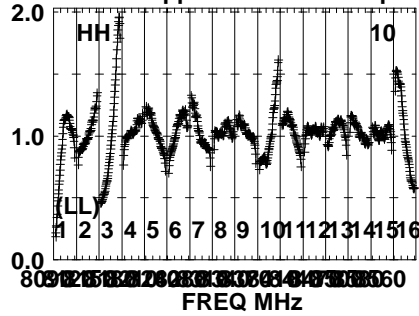
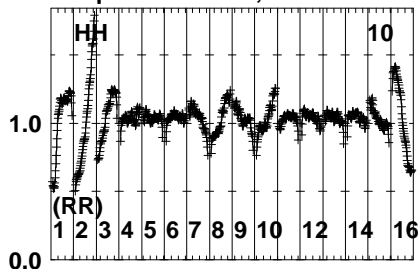
Lower frame: Real Jy
Auto-corr total-power spectrum Antenna: *
Timerange: 00/07:36:32 to 00/07:37:45

Plot file version 198 created 09-MAR-2023 11:43:32

J191142+1952 RG013E.UVDATA.1

Freq = 8.0805 GHz, Bw = 32.000 MH

No calibration applied and no bandpass applied



Lower frame: Real Jy

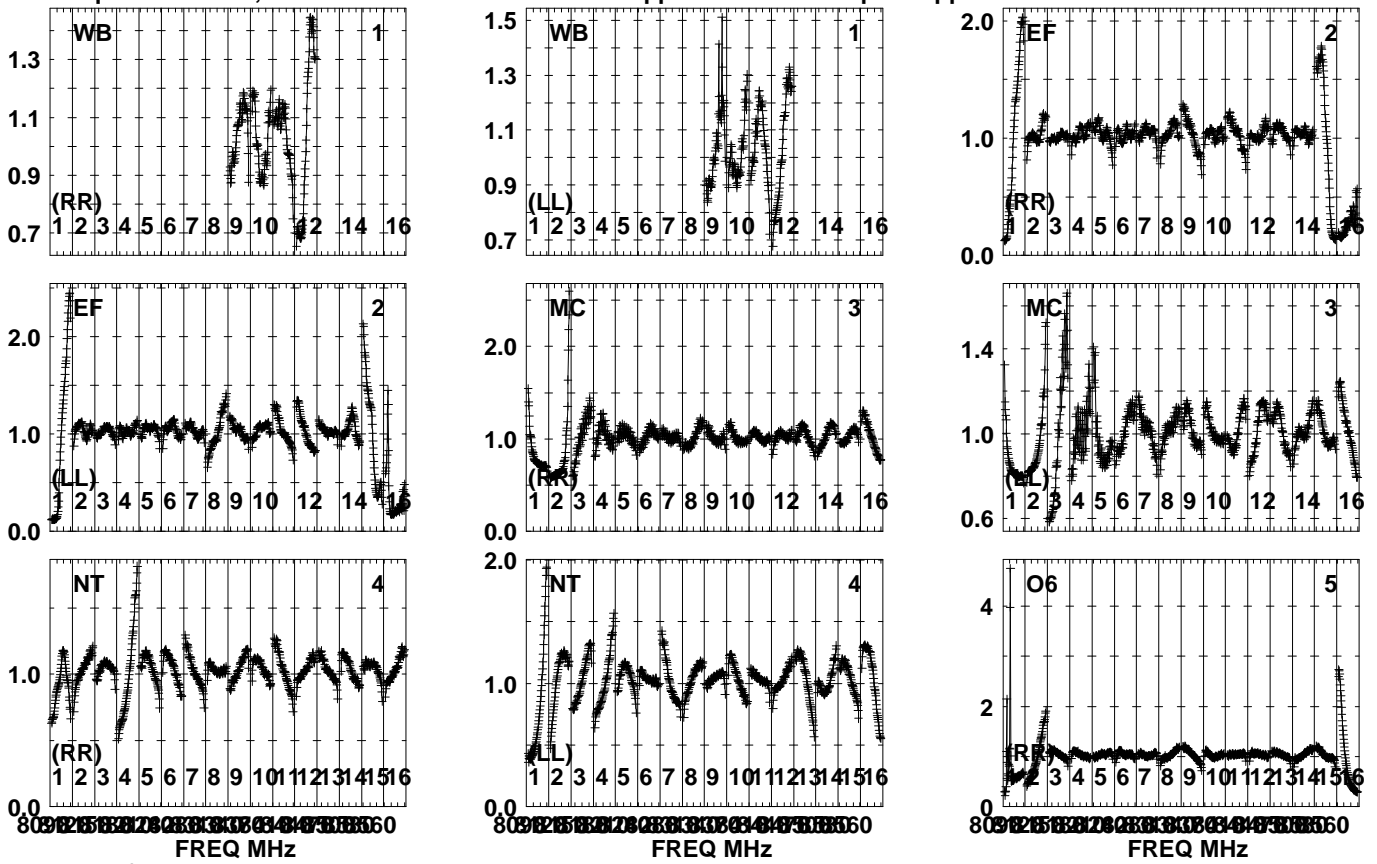
Auto-corr total-power spectrum Antenna: *

Timerange: 00/07:36:32 to 00/07:37:45

Plot file version 199 created 09-MAR-2023 11:43:33

J1923+2010 RG013E.UVDATA.1

Freq = 8.0805 GHz, Bw = 32.000 MH No calibration applied and no bandpass applied

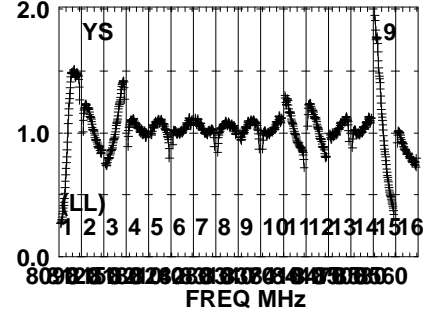
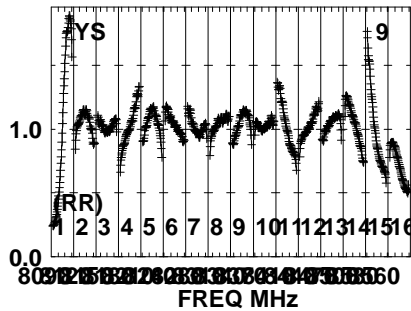
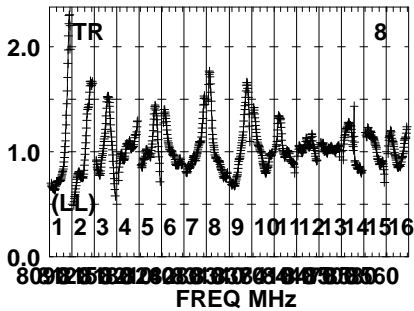
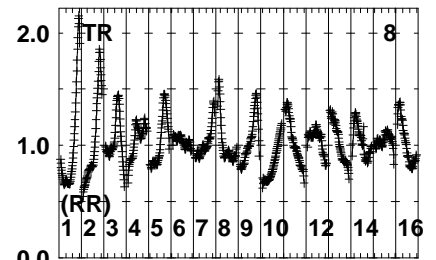
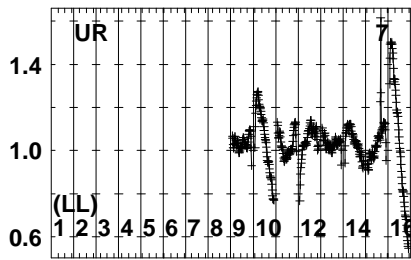
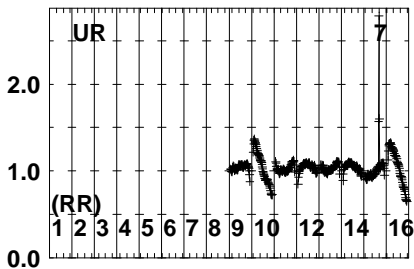
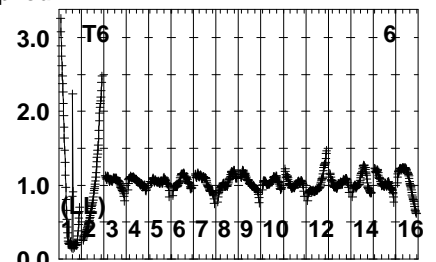
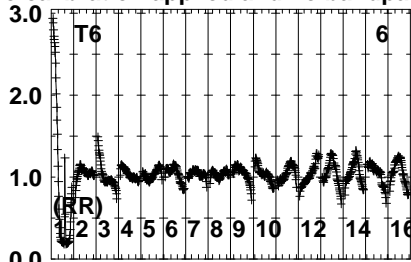
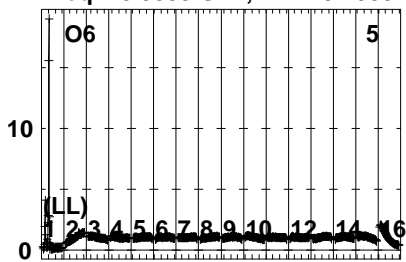


Lower frame: Real Jy
Auto-corr total-power spectrum Antenna: *
Timerange: 00/07:38:12 to 00/07:39:30

Plot file version 200 created 09-MAR-2023 11:43:33

J1923+2010 RG013E.UVDATA.1

Freq = 8.0805 GHz, Bw = 32.000 MH No calibration applied and no bandpass applied



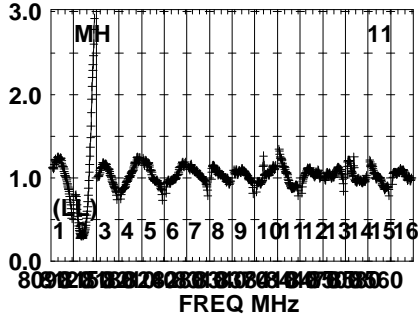
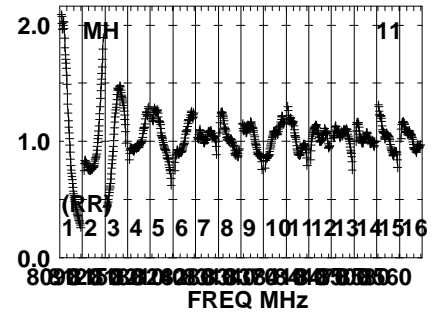
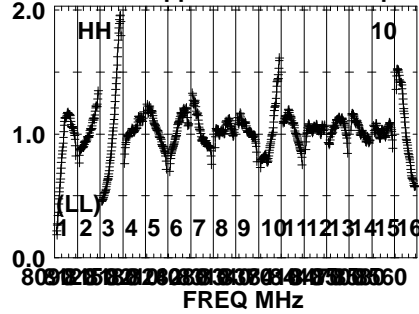
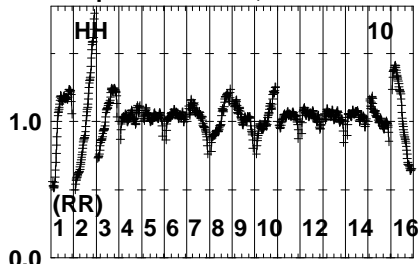
Lower frame: Real Jy
Auto-corr total-power spectrum Antenna: *
Timerange: 00/07:38:12 to 00/07:39:30

Plot file version 201 created 09-MAR-2023 11:43:33

J1923+2010 RG013E.UVDATA.1

Freq = 8.0805 GHz, Bw = 32.000 MH

No calibration applied and no bandpass applied

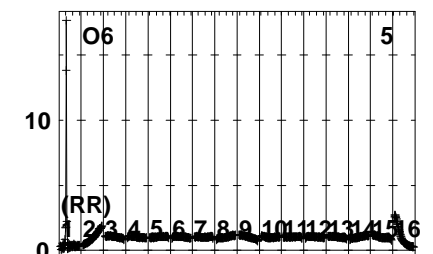
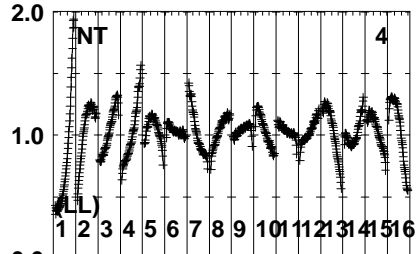
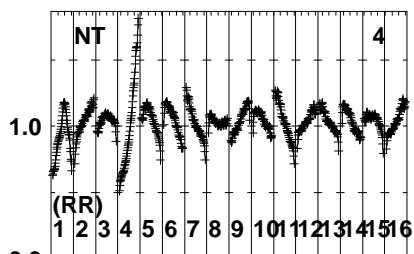
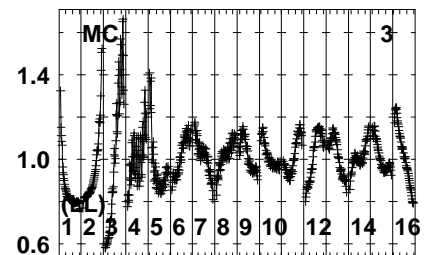
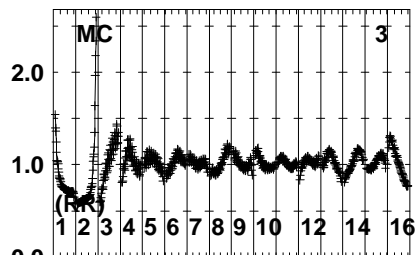
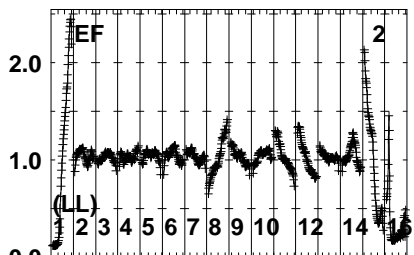
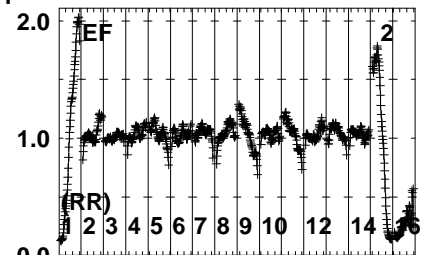
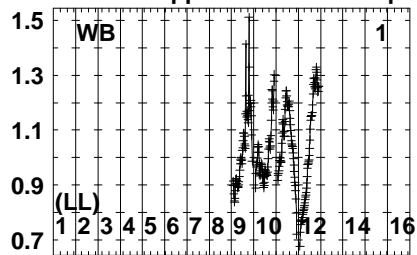
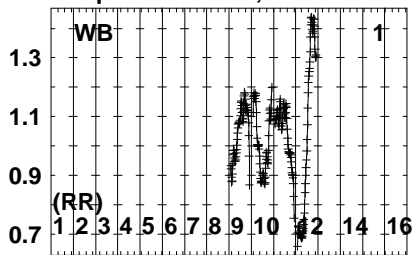


Lower frame: Real Jy
Auto-corr total-power spectrum Antenna: *
Timerange: 00/07:38:12 to 00/07:39:30

Plot file version 202 created 09-MAR-2023 11:43:33

J191142+1952 RG013E.UVDATA.1

Freq = 8.0805 GHz, Bw = 32.000 MH No calibration applied and no bandpass applied



8092583026083008094838860
FREQ MHz

8092583026083008094838860
FREQ MHz

8092583026083008094838860
FREQ MHz

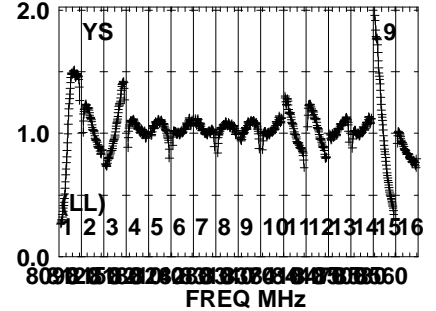
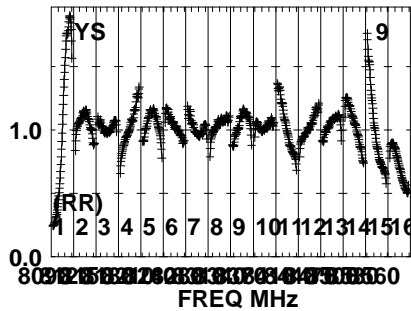
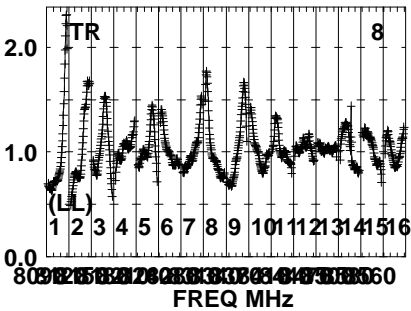
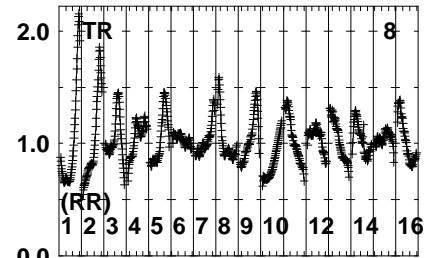
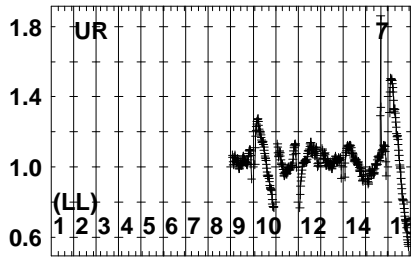
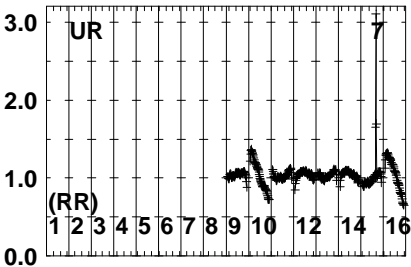
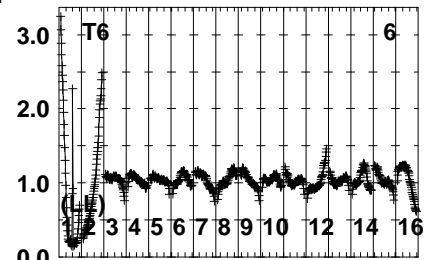
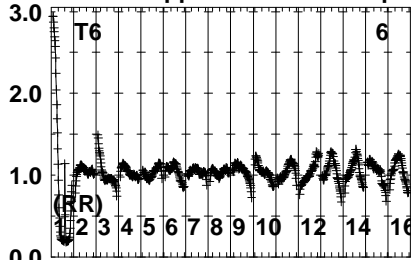
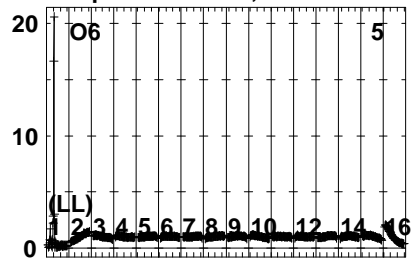
Lower frame: Real Jy
Auto-corr total-power spectrum Antenna: *
Timerange: 00/07:40:01 to 00/07:41:29

Plot file version 203 created 09-MAR-2023 11:43:33

J191142+1952 RG013E.UVDATA.1

Freq = 8.0805 GHz, Bw = 32.000 MH

No calibration applied and no bandpass applied



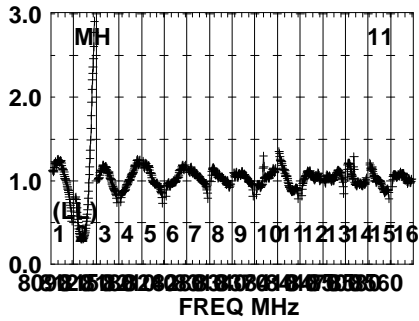
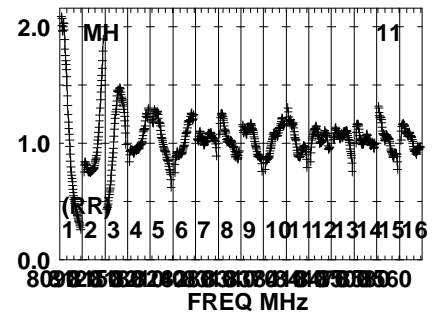
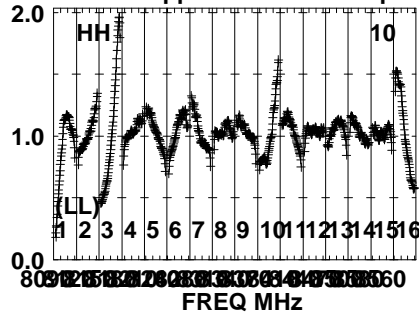
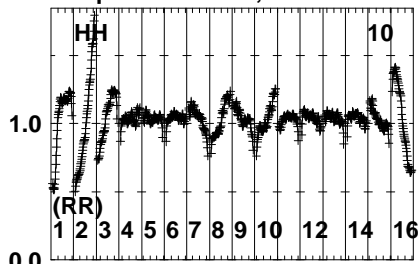
Lower frame: Real Jy
Auto-corr total-power spectrum Antenna: *
Timerange: 00/07:40:01 to 00/07:41:29

Plot file version 204 created 09-MAR-2023 11:43:33

J191142+1952 RG013E.UVDATA.1

Freq = 8.0805 GHz, Bw = 32.000 MH

No calibration applied and no bandpass applied



Lower frame: Real Jy

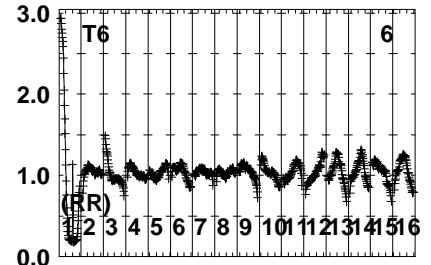
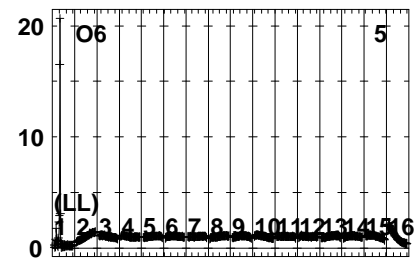
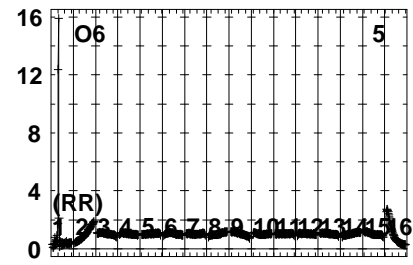
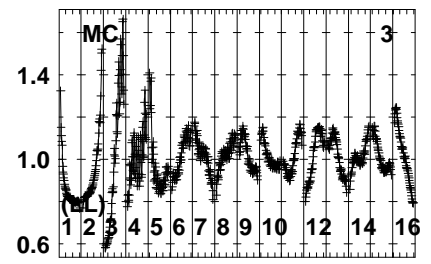
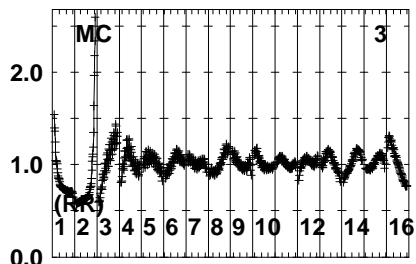
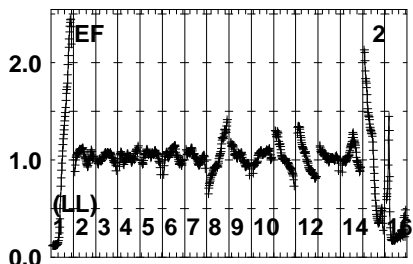
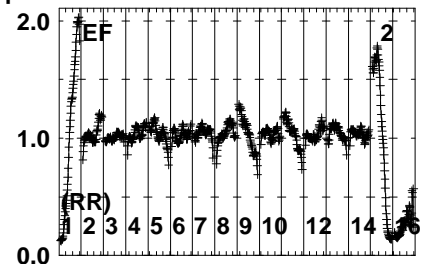
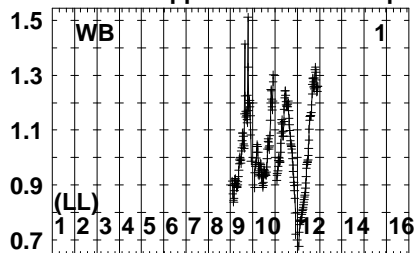
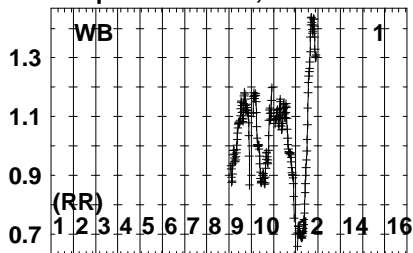
Auto-corr total-power spectrum Antenna: *

Timerange: 00/07:40:01 to 00/07:41:29

Plot file version 205 created 09-MAR-2023 11:43:33

GRB221009A RG013E.UVDATA.1

Freq = 8.0805 GHz, Bw = 32.000 MH No calibration applied and no bandpass applied

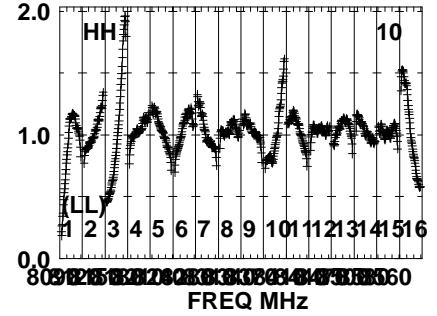
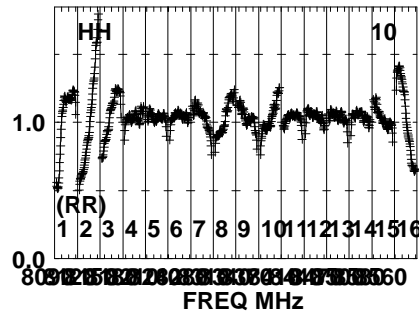
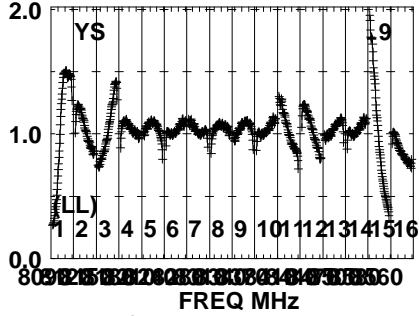
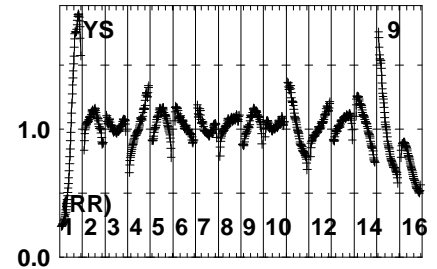
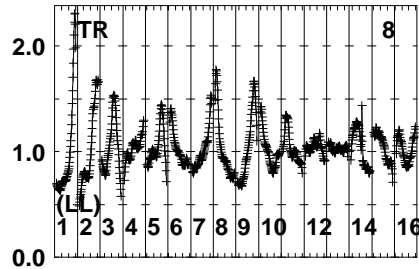
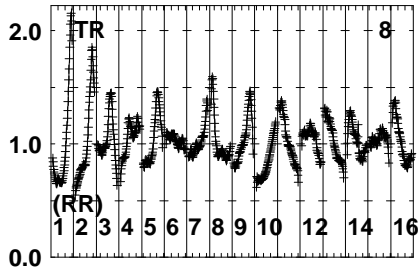
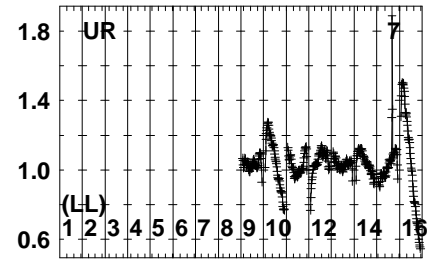
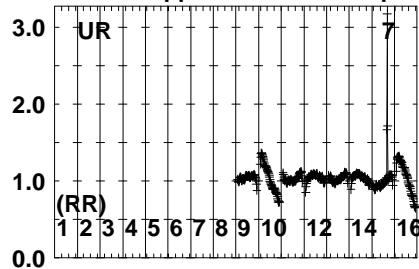
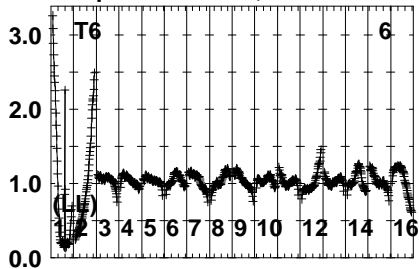


Lower frame: Real Jy
Auto-corr total-power spectrum Antenna: *
Timerange: 00/07:41:46 to 00/07:43:59

Plot file version 206 created 09-MAR-2023 11:43:34

GRB221009A RG013E.UVDATA.1

Freq = 8.0805 GHz, Bw = 32.000 MH No calibration applied and no bandpass applied



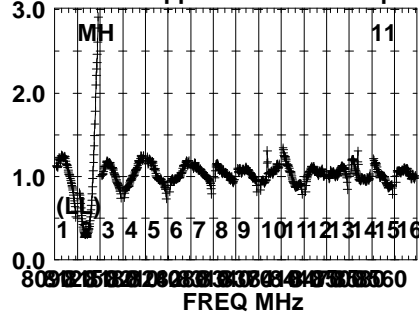
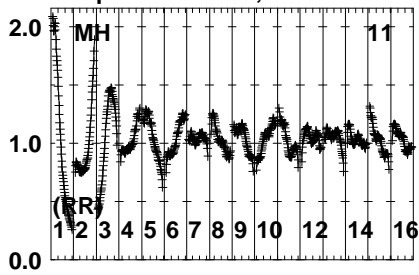
Lower frame: Real Jy
Auto-corr total-power spectrum Antenna: *
Timerange: 00/07:41:46 to 00/07:43:59

Plot file version 207 created 09-MAR-2023 11:43:34

GRB221009A RG013E.UVDATA.1

Freq = 8.0805 GHz, Bw = 32.000 MH

No calibration applied and no bandpass applied



Lower frame: Real Jy

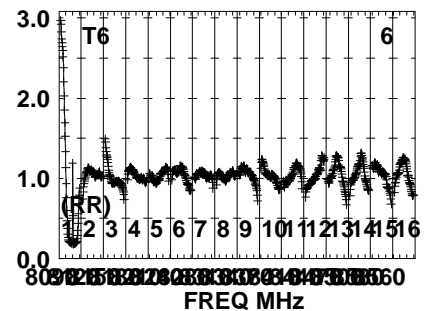
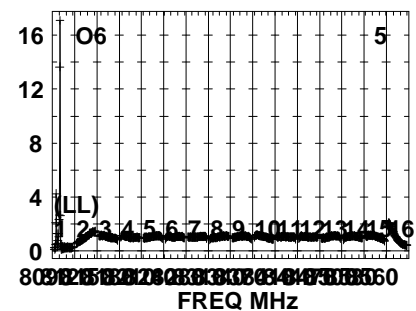
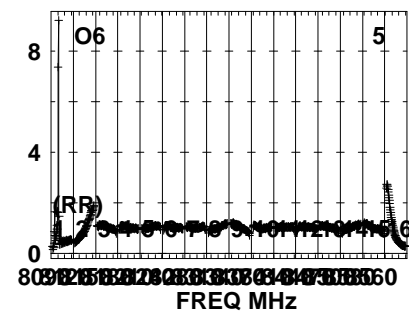
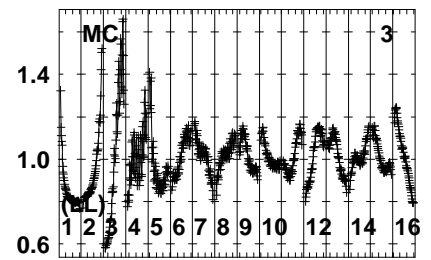
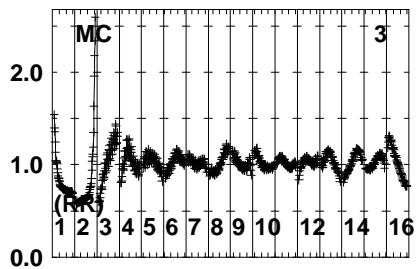
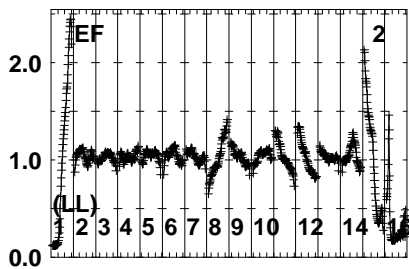
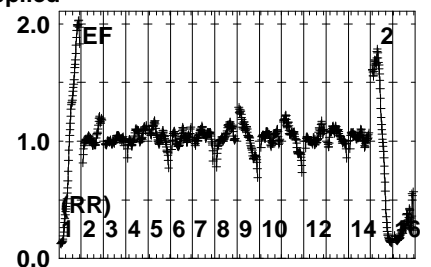
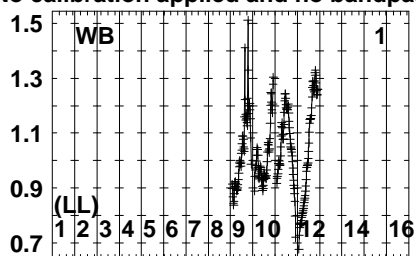
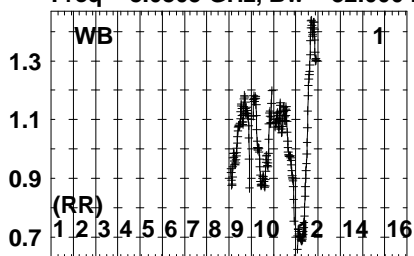
Auto-corr total-power spectrum Antenna: *

Timerange: 00/07:41:46 to 00/07:43:59

Plot file version 208 created 09-MAR-2023 11:43:34

J191142+1952 RG013E.UVDATA.1

Freq = 8.0805 GHz, Bw = 32.000 MH No calibration applied and no bandpass applied

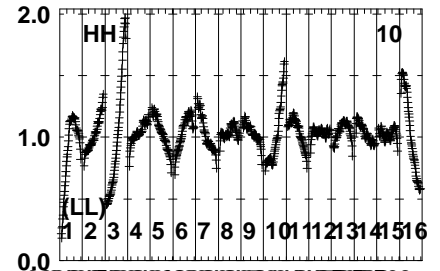
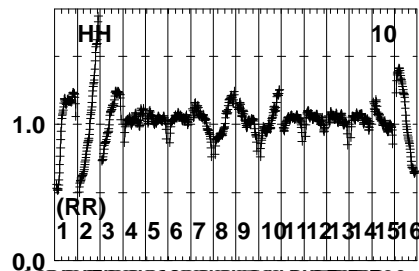
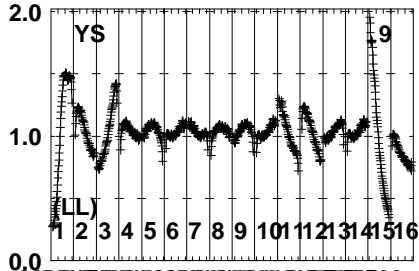
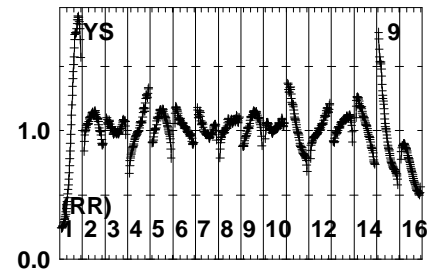
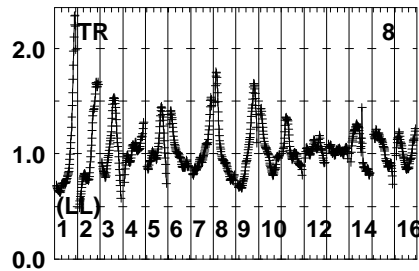
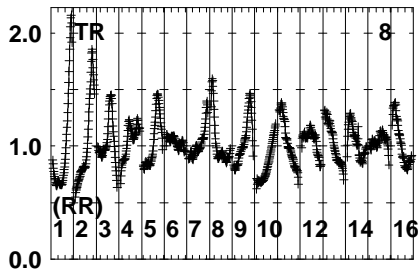
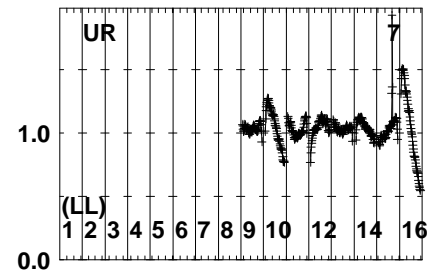
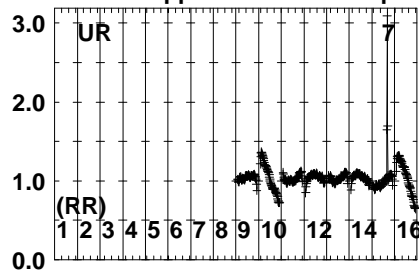
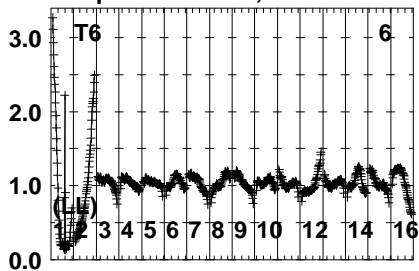


Lower frame: Real Jy
Auto-corr total-power spectrum Antenna: *
Timerange: 00/07:44:17 to 00/07:45:30

Plot file version 209 created 09-MAR-2023 11:43:34

J191142+1952 RG013E.UVDATA.1

Freq = 8.0805 GHz, Bw = 32.000 MH No calibration applied and no bandpass applied



809 825 841 857 873 889 905 921 937 953 969 985 1001 1017 1033 1049 1065 1081 1097 1113 1129 1145 1161 1177 1193 1209 1225 1241 1257 1273 1289 1305 1321 1337 1353 1369 1385 1401 1417 1433 1449 1465 1481 1497 1513 1529 1545 1561 1577 1593 1609

FREQ MHz

809 825 841 857 873 889 905 921 937 953 969 985 1001 1017 1033 1049 1065 1081 1097 1113 1129 1145 1161 1177 1193 1209 1225 1241 1257 1273 1289 1305 1321 1337 1353 1369 1385 1401 1417 1433 1449 1465 1481 1497 1513 1529 1545 1561 1577 1593 1609

FREQ MHz

809 825 841 857 873 889 905 921 937 953 969 985 1001 1017 1033 1049 1065 1081 1097 1113 1129 1145 1161 1177 1193 1209 1225 1241 1257 1273 1289 1305 1321 1337 1353 1369 1385 1401 1417 1433 1449 1465 1481 1497 1513 1529 1545 1561 1577 1593 1609

FREQ MHz

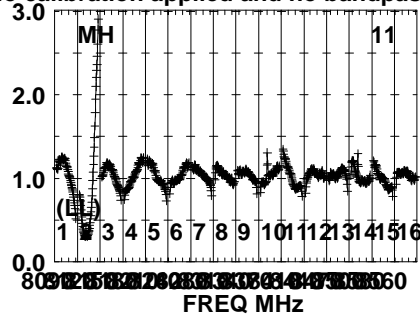
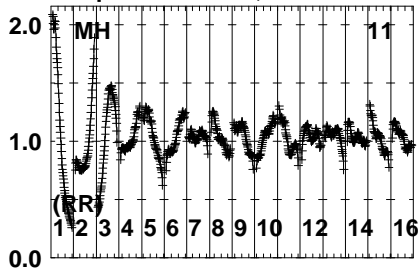
Lower frame: Real Jy
Auto-corr total-power spectrum Antenna: *
Timerange: 00/07:44:17 to 00/07:45:30

Plot file version 210 created 09-MAR-2023 11:43:34

J191142+1952 RG013E.UVDATA.1

Freq = 8.0805 GHz, Bw = 32.000 MH

No calibration applied and no bandpass applied



Lower frame: Real Jy

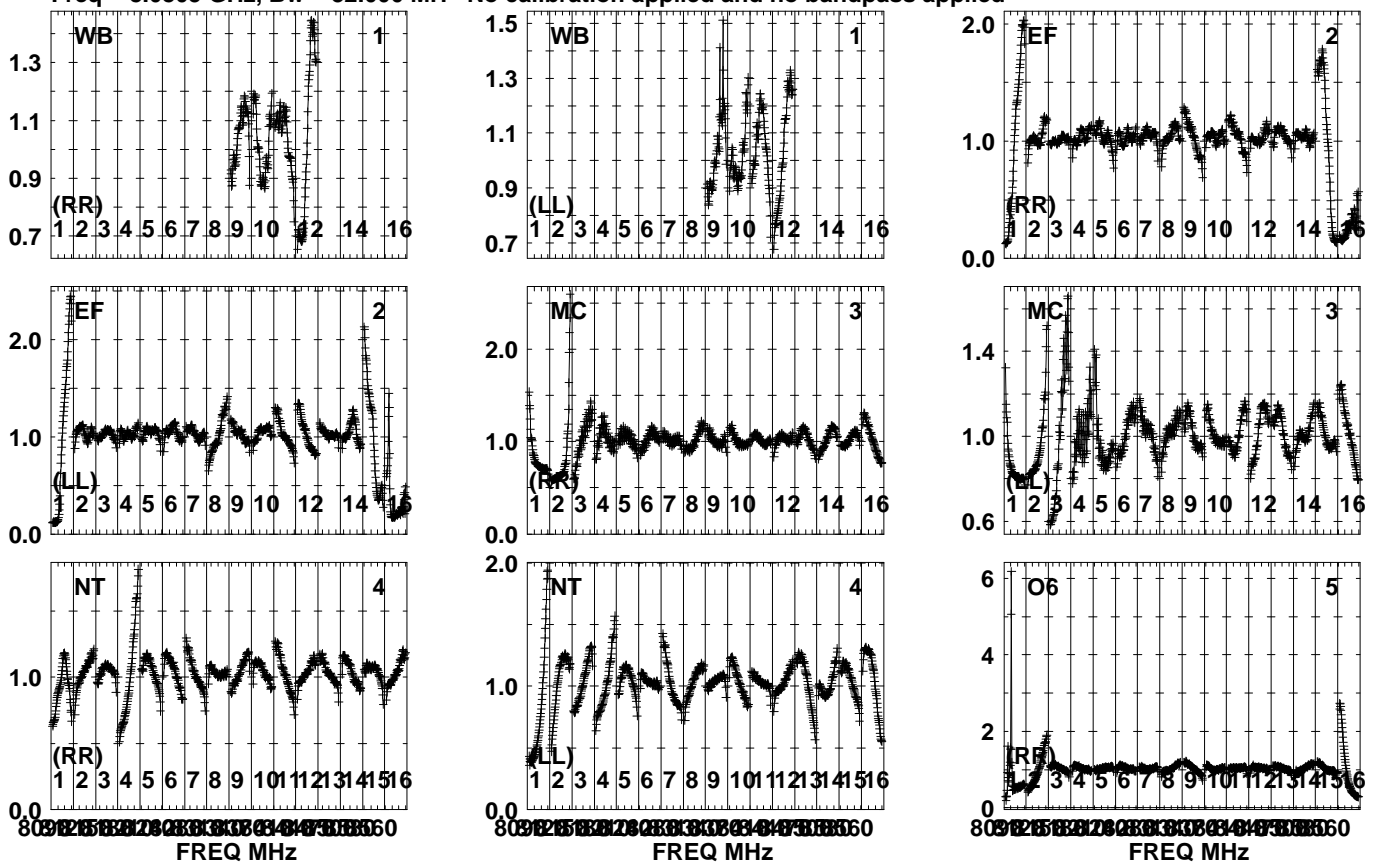
Auto-corr total-power spectrum Antenna: *

Timerange: 00/07:44:17 to 00/07:45:30

Plot file version 211 created 09-MAR-2023 11:43:34

GRB221009A RG013E.UVDATA.1

Freq = 8.0805 GHz, Bw = 32.000 MH No calibration applied and no bandpass applied

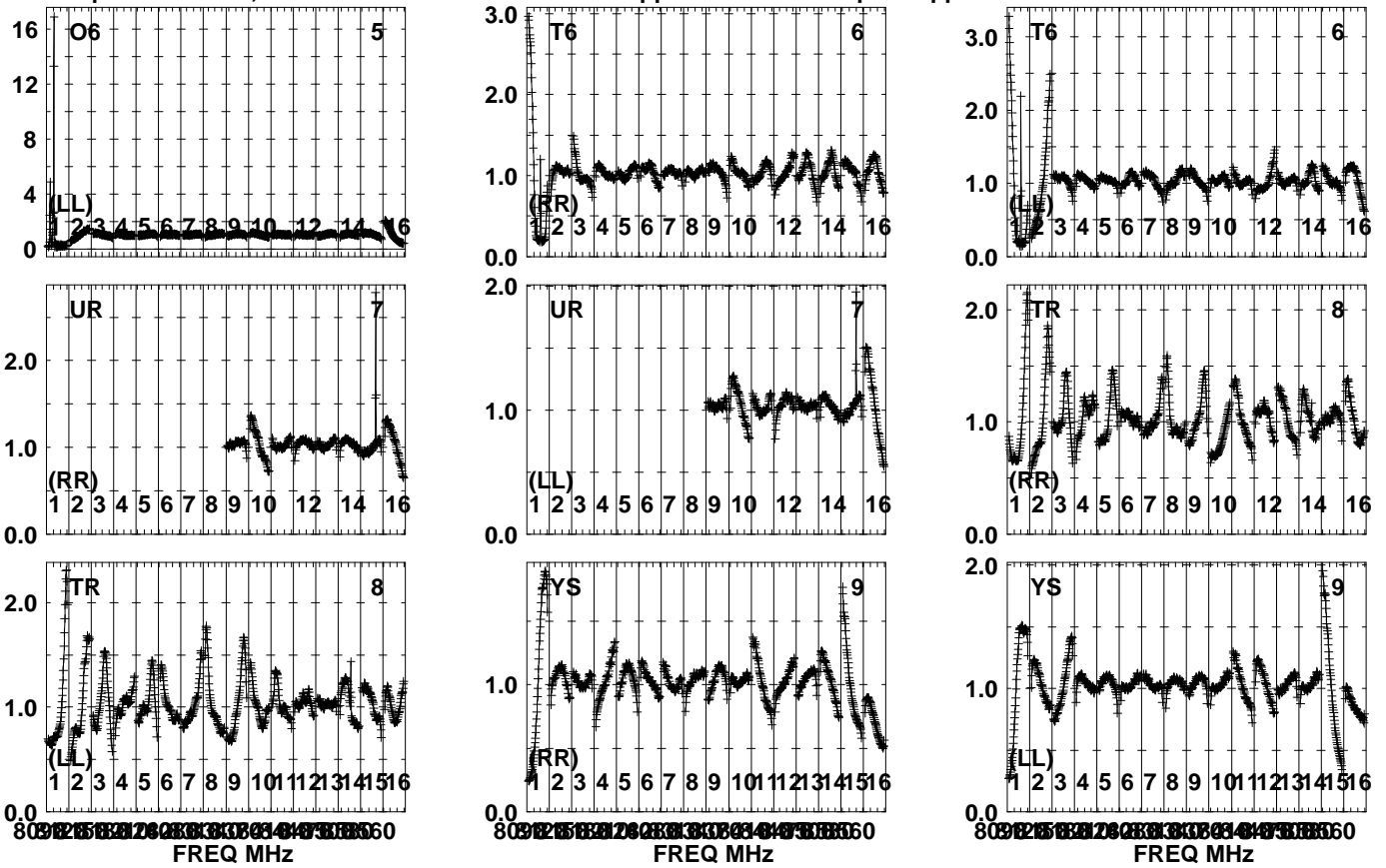


Lower frame: Real Jy
Auto-corr total-power spectrum Antenna: *
Timerange: 00/07:45:46 to 00/07:47:59

Plot file version 212 created 09-MAR-2023 11:43:35

GRB221009A RG013E.UVDATA.1

Freq = 8.0805 GHz, Bw = 32.000 MH No calibration applied and no bandpass applied



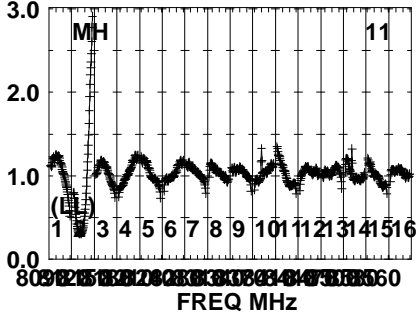
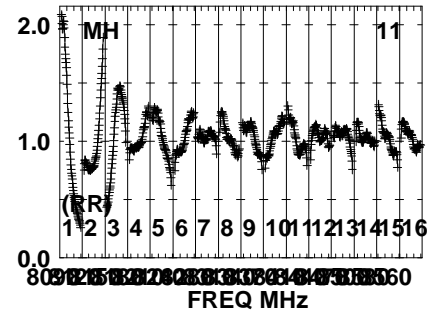
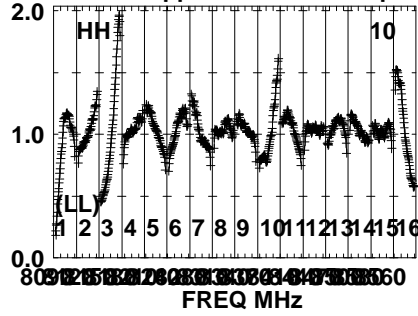
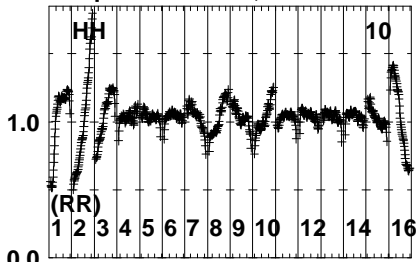
Lower frame: Real Jy
Auto-corr total-power spectrum Antenna: *
Timerange: 00/07:45:46 to 00/07:47:59

Plot file version 213 created 09-MAR-2023 11:43:35

GRB221009A RG013E.UVDATA.1

Freq = 8.0805 GHz, Bw = 32.000 MHz

No calibration applied and no bandpass applied



Lower frame: Real Jy

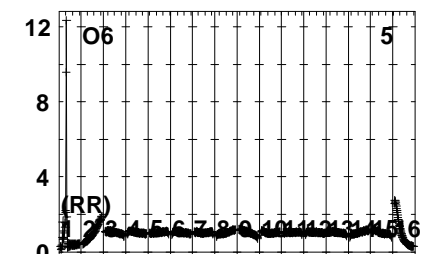
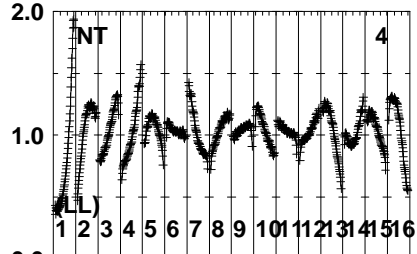
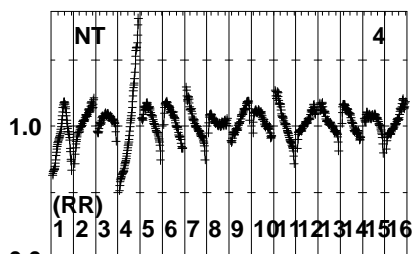
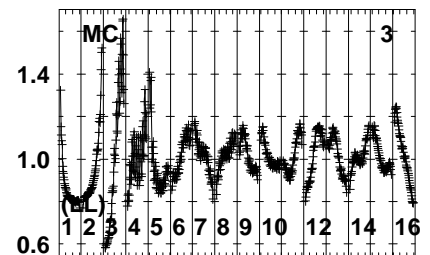
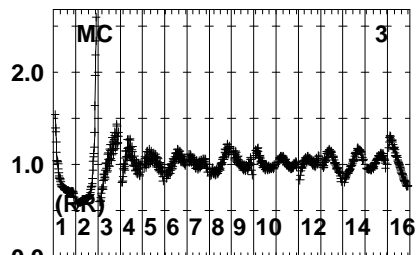
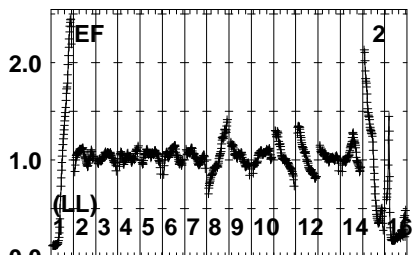
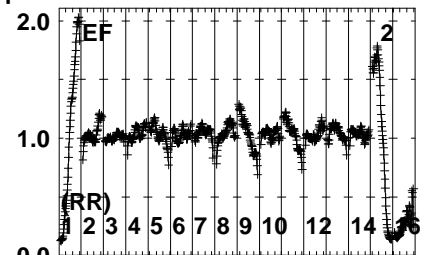
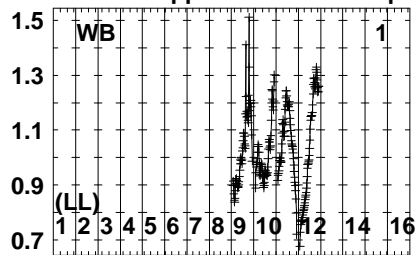
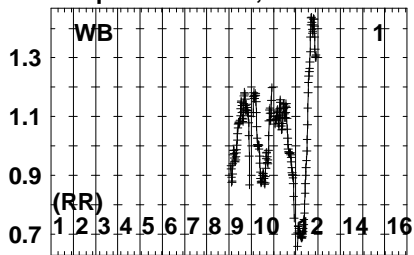
Auto-corr total-power spectrum Antenna: *

Timerange: 00/07:45:46 to 00/07:47:59

Plot file version 214 created 09-MAR-2023 11:43:35

J191142+1952 RG013E.UVDATA.1

Freq = 8.0805 GHz, Bw = 32.000 MH No calibration applied and no bandpass applied



8092583026083008094838860
FREQ MHz

8092583026083008094838860
FREQ MHz

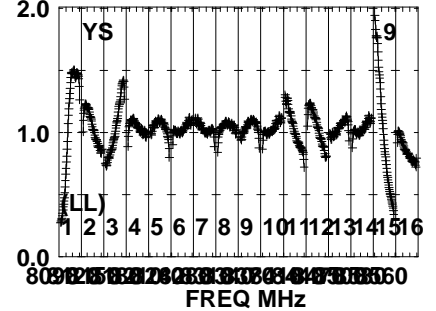
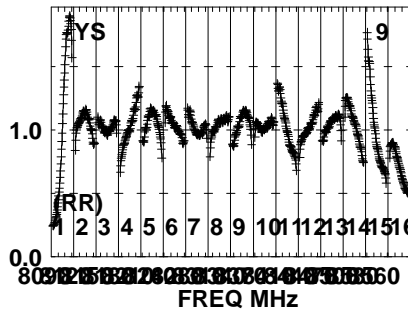
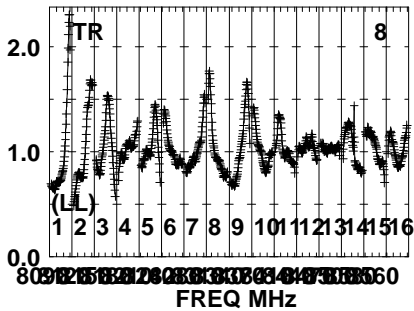
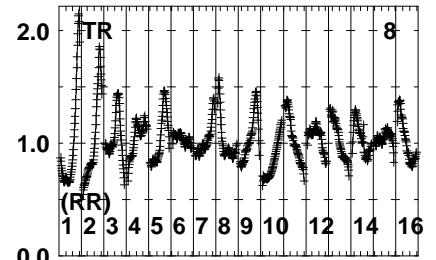
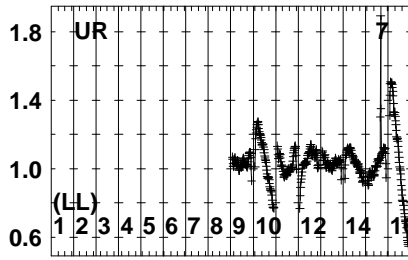
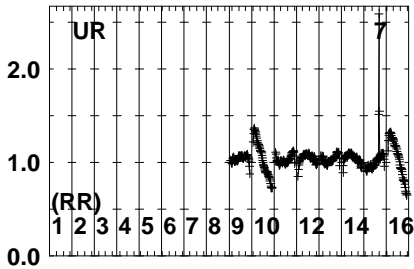
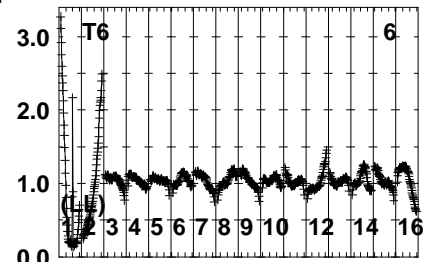
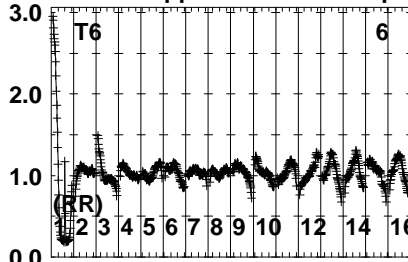
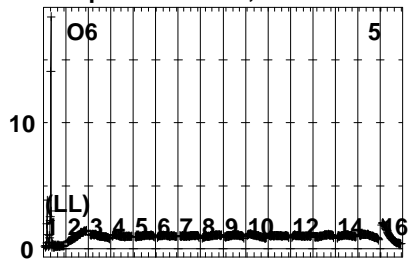
8092583026083008094838860
FREQ MHz

Lower frame: Real Jy
Auto-corr total-power spectrum Antenna: *
Timerange: 00/07:48:16 to 00/07:49:30

Plot file version 215 created 09-MAR-2023 11:43:35

J191142+1952 RG013E.UVDATA.1

Freq = 8.0805 GHz, Bw = 32.000 MH No calibration applied and no bandpass applied



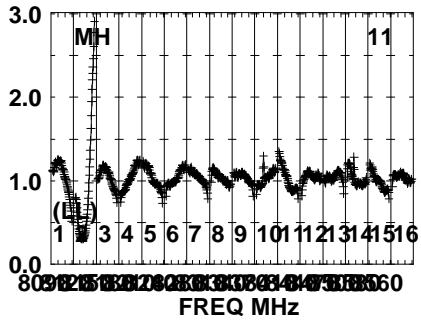
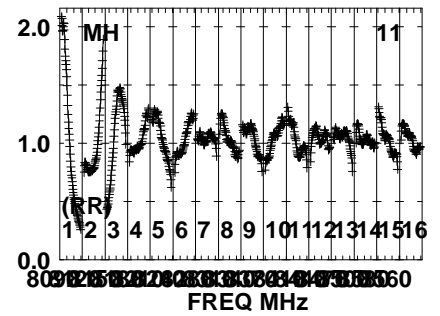
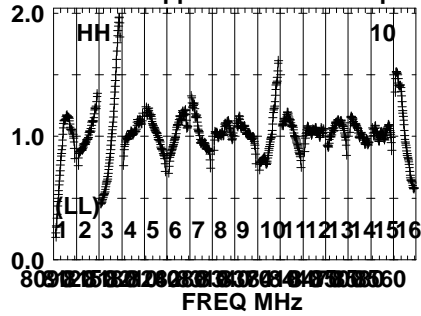
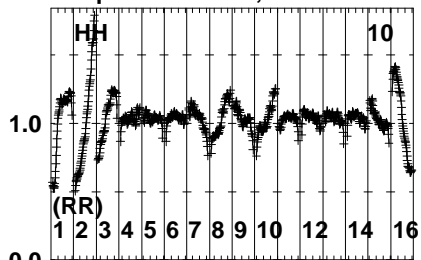
Lower frame: Real Jy
Auto-corr total-power spectrum Antenna: *
Timerange: 00/07:48:16 to 00/07:49:30

Plot file version 216 created 09-MAR-2023 11:43:35

J191142+1952 RG013E.UVDATA.1

Freq = 8.0805 GHz, Bw = 32.000 MH

No calibration applied and no bandpass applied



Lower frame: Real Jy

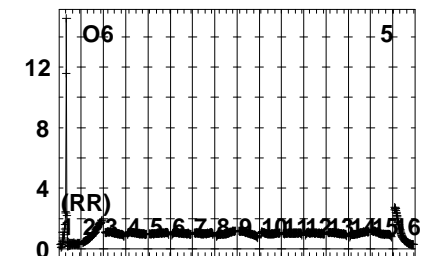
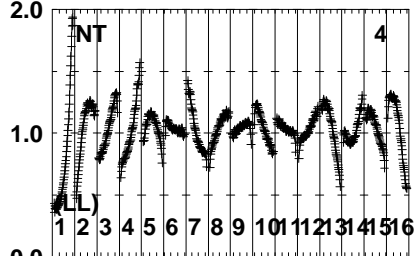
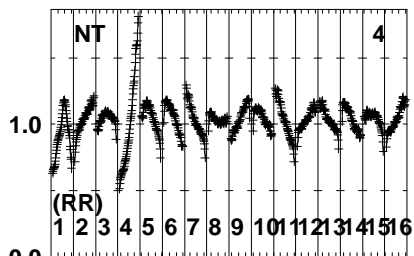
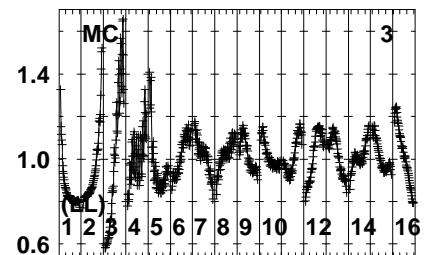
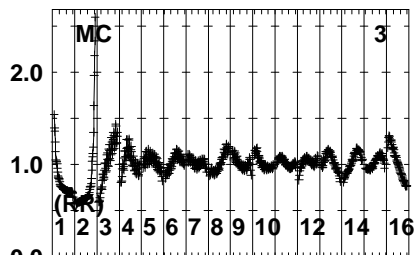
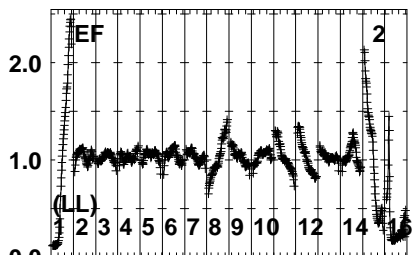
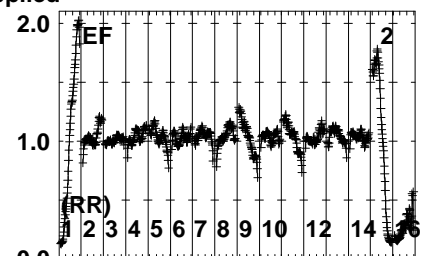
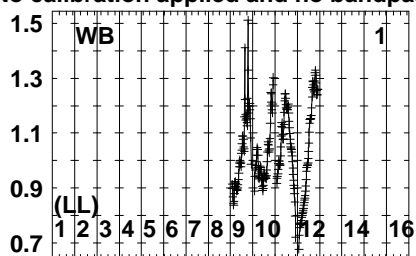
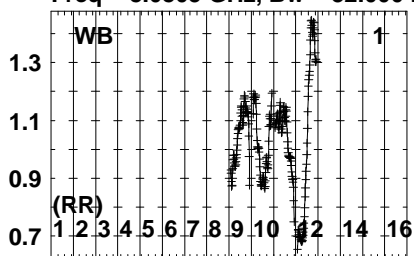
Auto-corr total-power spectrum Antenna: *

Timerange: 00/07:48:16 to 00/07:49:30

Plot file version 217 created 09-MAR-2023 11:43:35

J191249+1940 RG013E.UVDATA.1

Freq = 8.0805 GHz, Bw = 32.000 MH No calibration applied and no bandpass applied



8092583262830328344738860
FREQ MHz

8092583262830328344738860
FREQ MHz

8092583262830328344738860
FREQ MHz

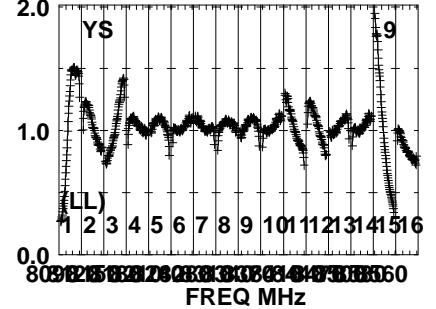
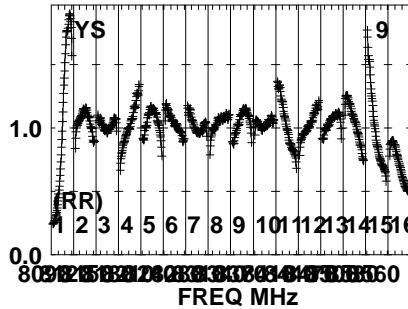
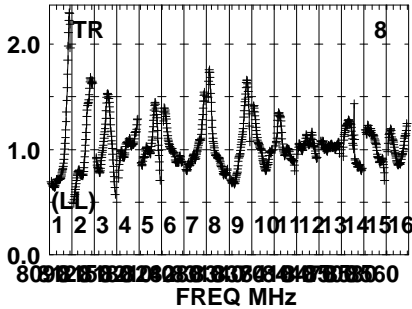
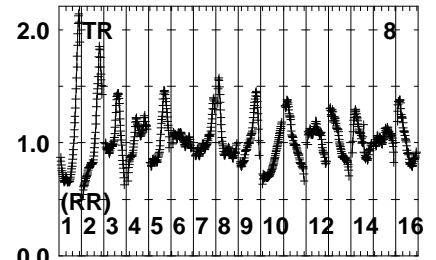
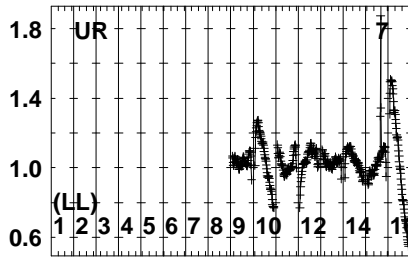
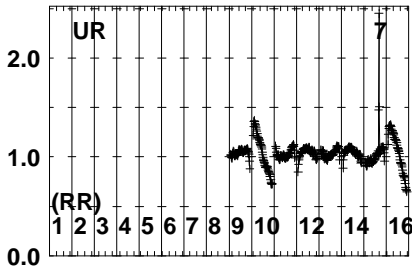
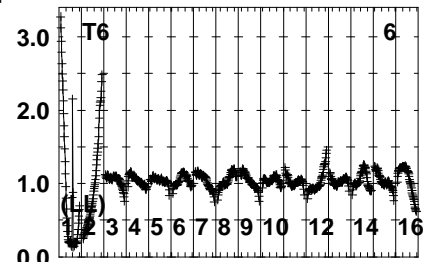
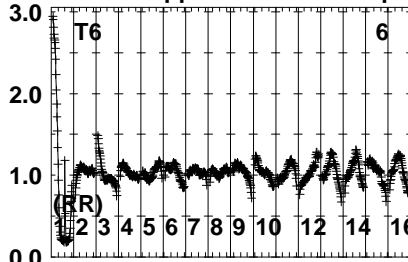
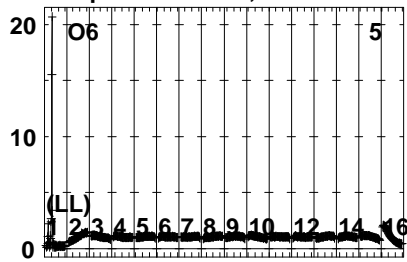
Lower frame: Real Jy
Auto-corr total-power spectrum Antenna: *
Timerange: 00/07:49:46 to 00/07:51:04

Plot file version 218 created 09-MAR-2023 11:43:35

J191249+1940 RG013E.UVDATA.1

Freq = 8.0805 GHz, Bw = 32.000 MH

No calibration applied and no bandpass applied



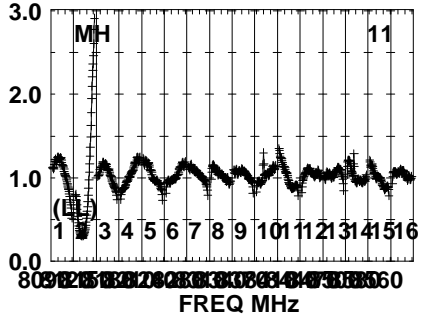
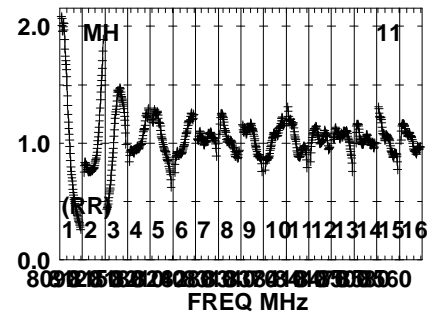
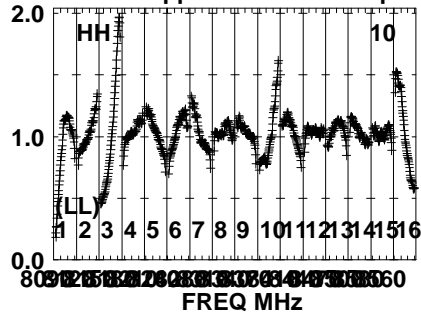
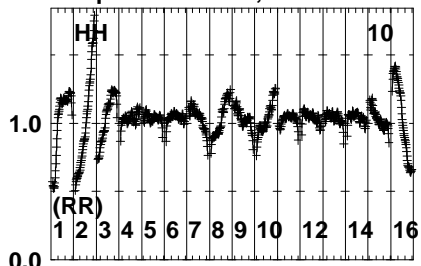
Lower frame: Real Jy
Auto-corr total-power spectrum Antenna: *
Timerange: 00/07:49:46 to 00/07:51:04

Plot file version 219 created 09-MAR-2023 11:43:36

J191249+1940 RG013E.UVDATA.1

Freq = 8.0805 GHz, Bw = 32.000 MH

No calibration applied and no bandpass applied



Lower frame: Real Jy

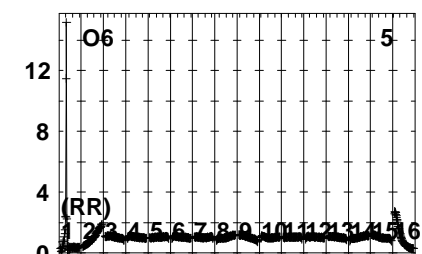
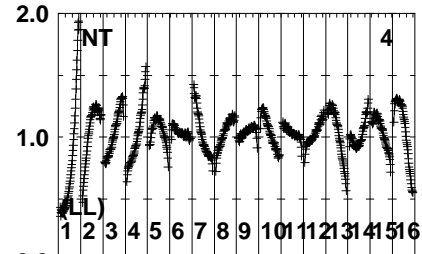
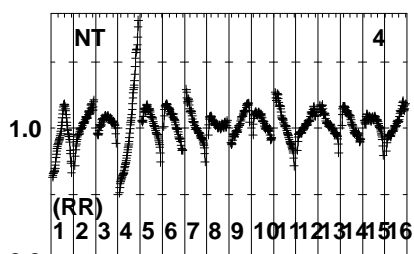
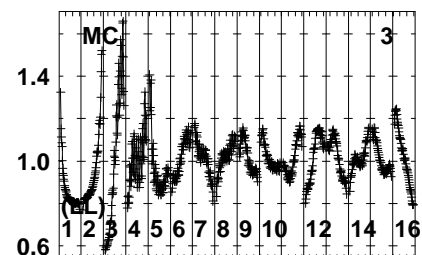
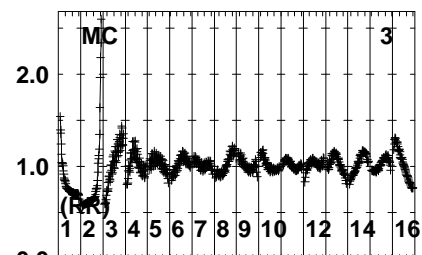
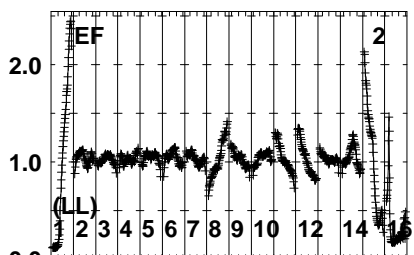
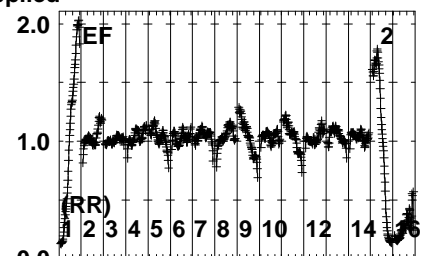
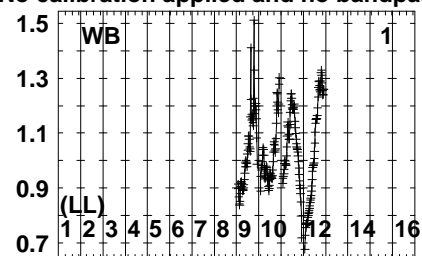
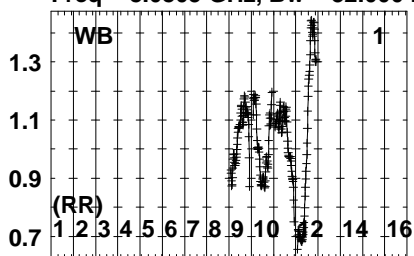
Auto-corr total-power spectrum Antenna: *

Timerange: 00/07:49:46 to 00/07:51:04

Plot file version 220 created 09-MAR-2023 11:43:36

J191142+1952 RG013E.UVDATA.1

Freq = 8.0805 GHz, Bw = 32.000 MH No calibration applied and no bandpass applied



809258302608300894938860
FREQ MHz

809258302608300894938860
FREQ MHz

809258302608300894938860
FREQ MHz

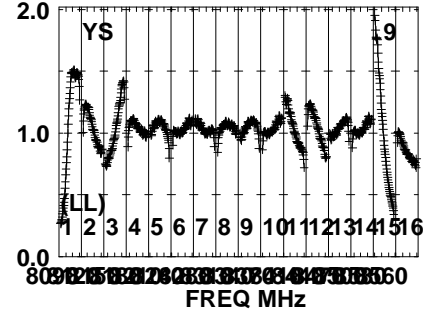
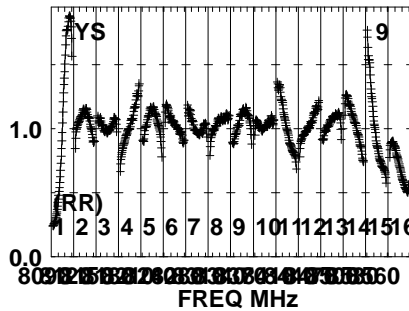
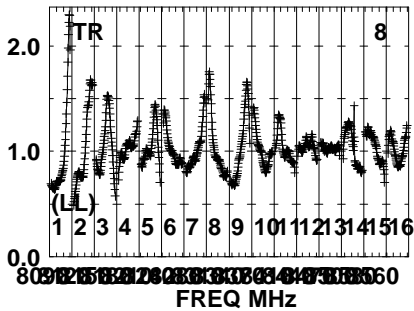
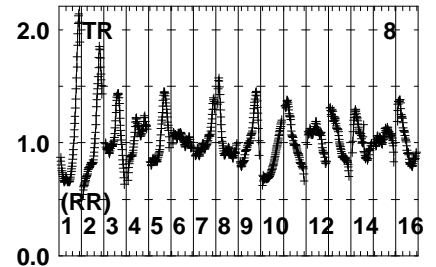
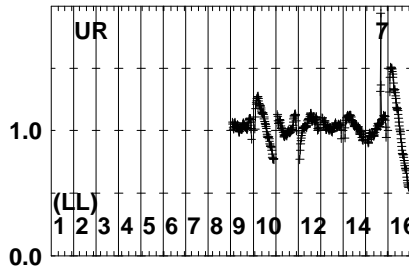
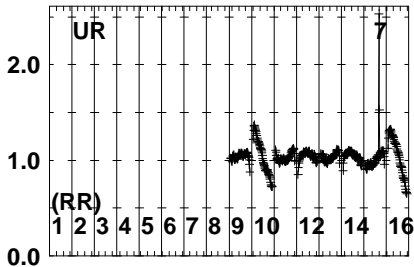
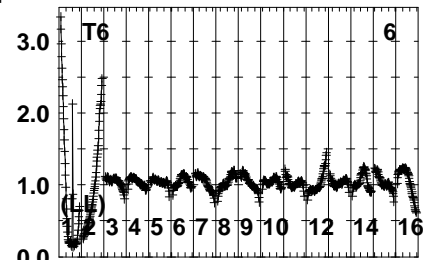
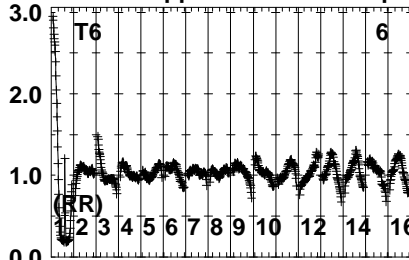
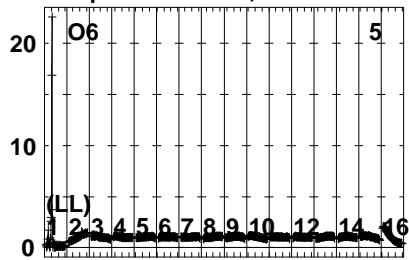
Lower frame: Real Jy
Auto-corr total-power spectrum Antenna: *
Timerange: 00/07:51:22 to 00/07:52:50

Plot file version 221 created 09-MAR-2023 11:43:36

J191142+1952 RG013E.UVDATA.1

Freq = 8.0805 GHz, Bw = 32.000 MH

No calibration applied and no bandpass applied



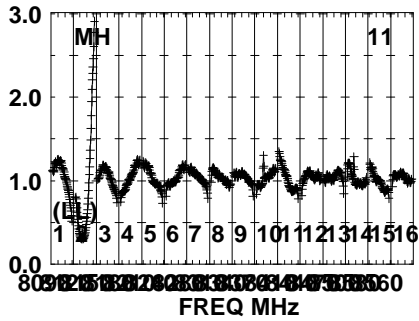
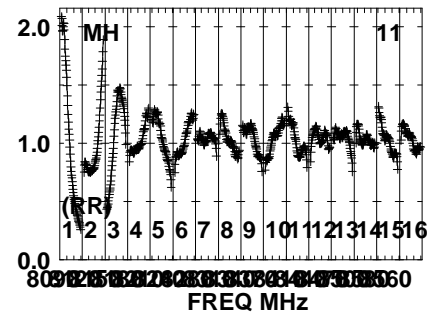
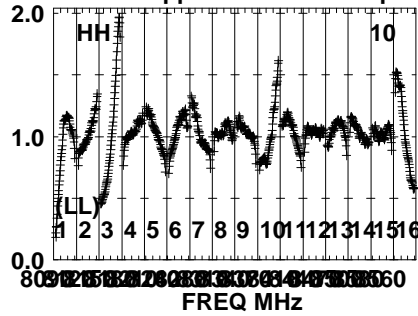
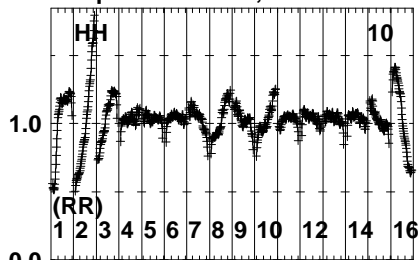
Lower frame: Real Jy
Auto-corr total-power spectrum Antenna: *
Timerange: 00/07:51:22 to 00/07:52:50

Plot file version 222 created 09-MAR-2023 11:43:36

J191142+1952 RG013E.UVDATA.1

Freq = 8.0805 GHz, Bw = 32.000 MH

No calibration applied and no bandpass applied



Lower frame: Real Jy

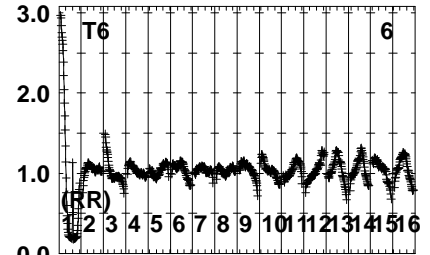
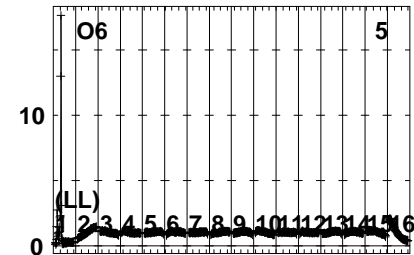
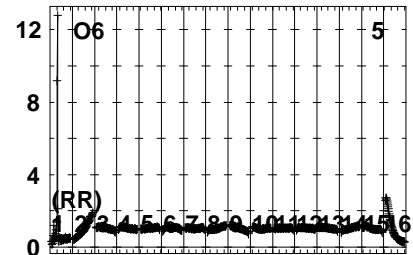
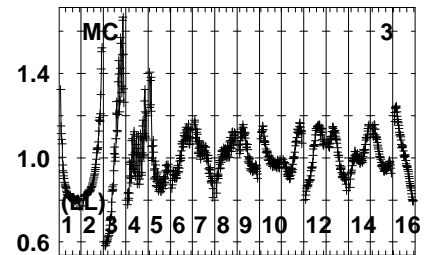
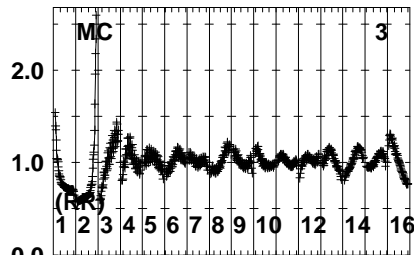
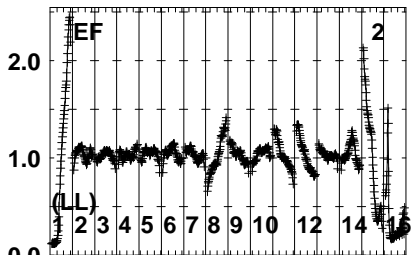
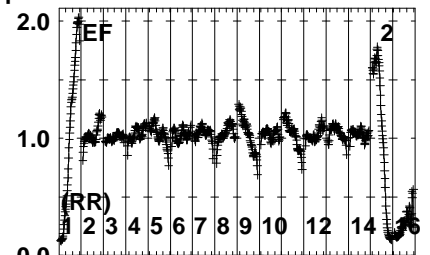
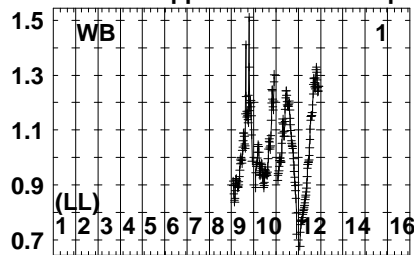
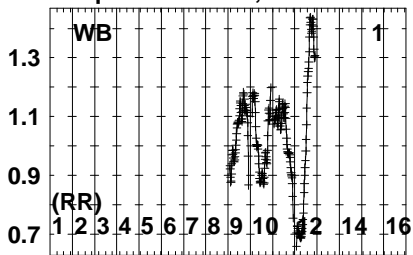
Auto-corr total-power spectrum Antenna: *

Timerange: 00/07:51:22 to 00/07:52:50

Plot file version 223 created 09-MAR-2023 11:43:36

J1925+2106 RG013E.UVDATA.1

Freq = 8.0805 GHz, Bw = 32.000 MH No calibration applied and no bandpass applied



80 92 15 5 3 2 6 2 8 3 3 0 6 9 4 4 7 3 5 8 3 6 0
FREQ MHz

80 92 15 5 3 2 6 2 8 3 3 0 6 9 4 4 7 3 5 8 3 6 0
FREQ MHz

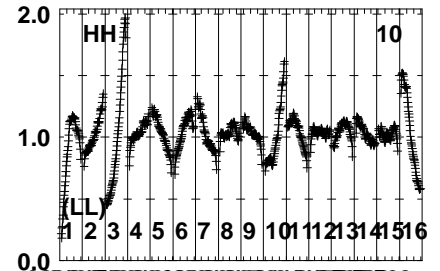
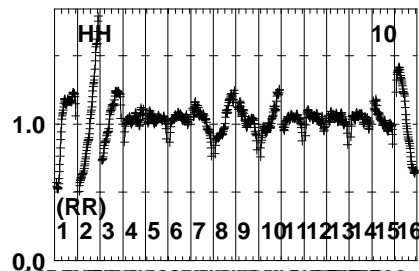
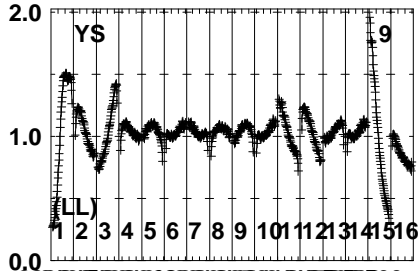
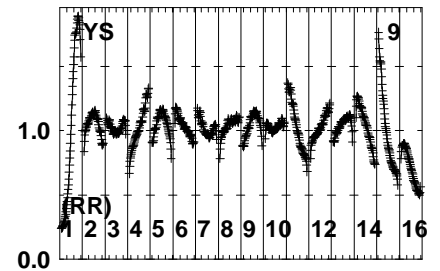
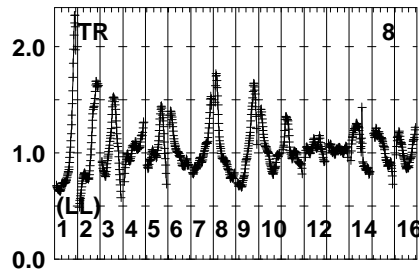
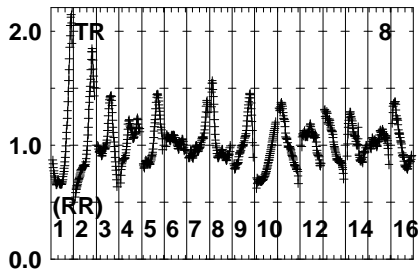
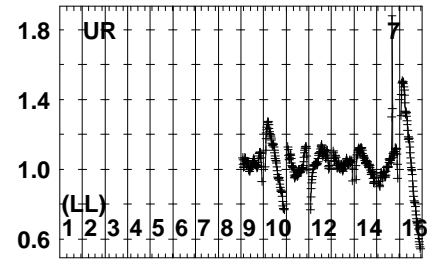
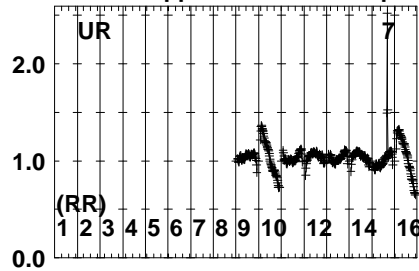
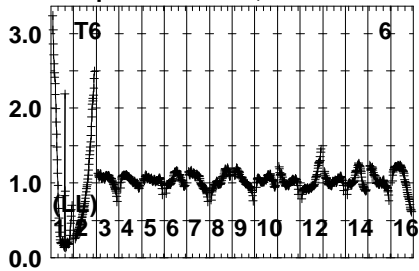
80 92 15 5 3 2 6 2 8 3 3 0 6 9 4 4 7 3 5 8 3 6 0
FREQ MHz

Lower frame: Real Jy
Auto-corr total-power spectrum Antenna: *
Timerange: 00/07:53:12 to 00/07:55:40

Plot file version 224 created 09-MAR-2023 11:43:36

J1925+2106 RG013E.UVDATA.1

Freq = 8.0805 GHz, Bw = 32.000 MH No calibration applied and no bandpass applied



809 812 815 818 821 824 827 830 833 836 839 842 845 848 851 854 857 860
FREQ MHz

809 812 815 818 821 824 827 830 833 836 839 842 845 848 851 854 857 860
FREQ MHz

809 812 815 818 821 824 827 830 833 836 839 842 845 848 851 854 857 860
FREQ MHz

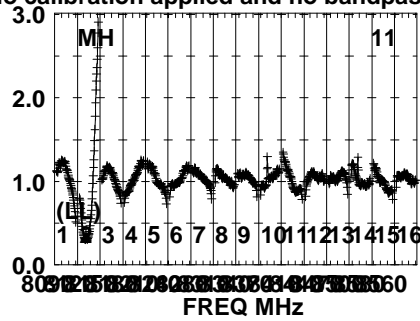
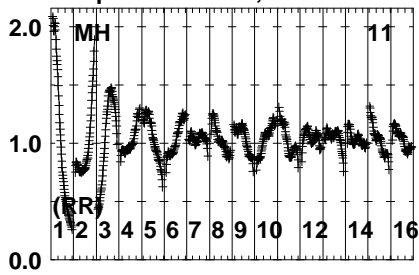
Lower frame: Real Jy
Auto-corr total-power spectrum Antenna: *
Timerange: 00/07:53:12 to 00/07:55:40

Plot file version 225 created 09-MAR-2023 11:43:37

J1925+2106 RG013E.UVDATA.1

Freq = 8.0805 GHz, Bw = 32.000 MH

No calibration applied and no bandpass applied



Lower frame: Real Jy

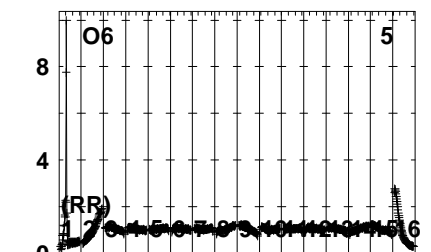
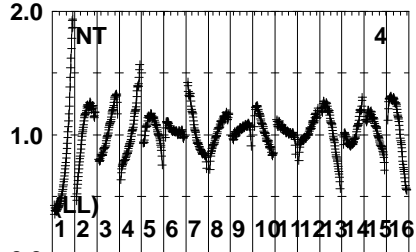
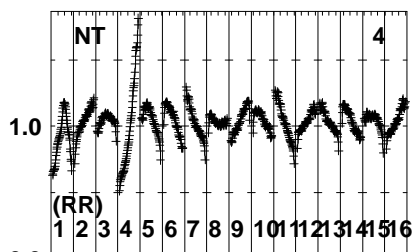
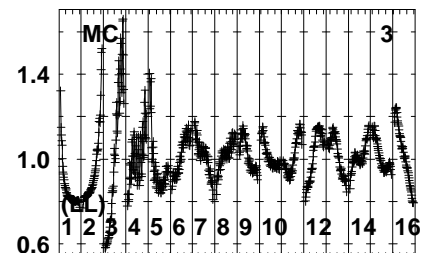
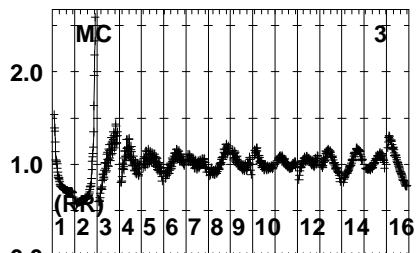
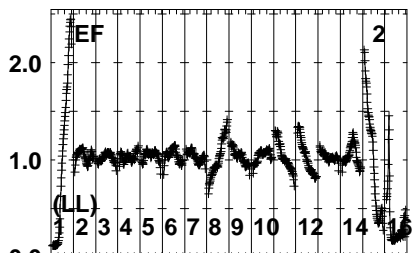
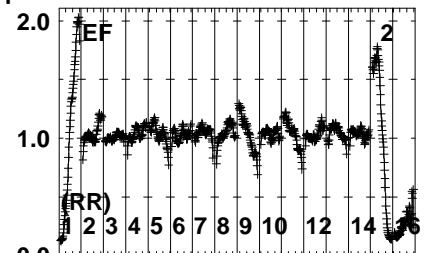
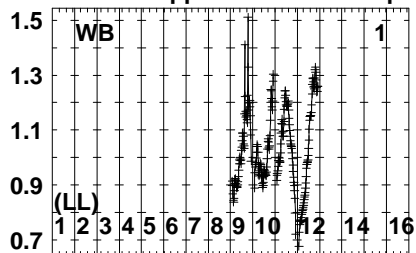
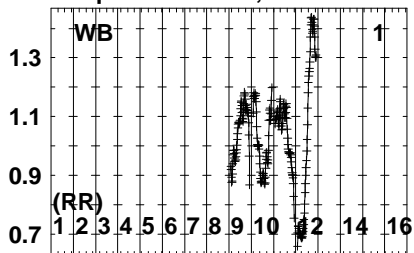
Auto-corr total-power spectrum Antenna: *

Timerange: 00/07:53:12 to 00/07:55:40

Plot file version 226 created 09-MAR-2023 11:43:37

J191142+1952 RG013E.UVDATA.1

Freq = 8.0805 GHz, Bw = 32.000 MH No calibration applied and no bandpass applied



80 92 104 116 128 140 152 164 176 188 200 212 224 236 248 260

80 92 104 116 128 140 152 164 176 188 200 212 224 236 248 260

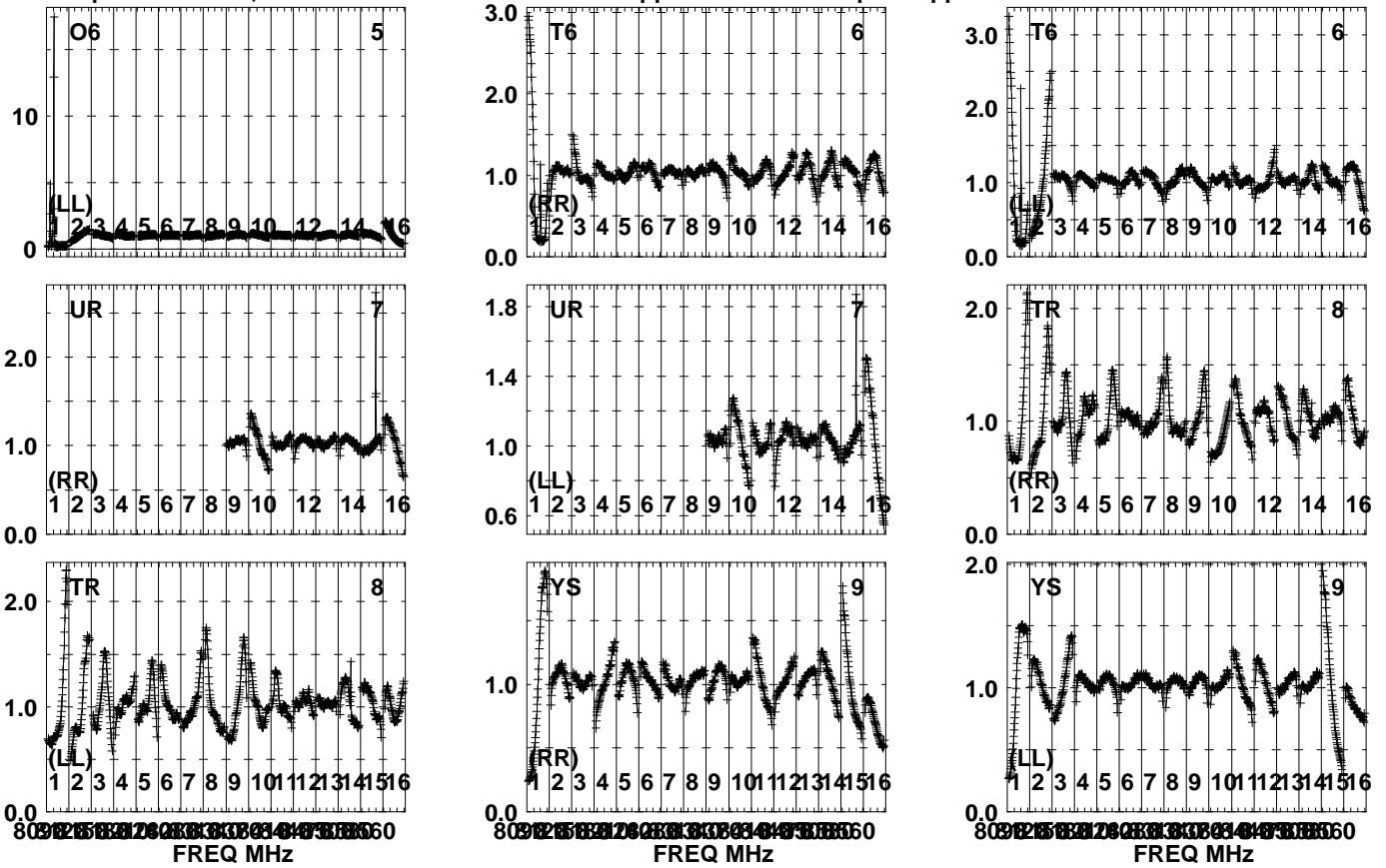
80 92 104 116 128 140 152 164 176 188 200 212 224 236 248 260

FREQ MHz
Lower frame: Real Jy
Auto-corr total-power spectrum Antenna: *
Timerange: 00/07:56:11 to 00/07:57:40

Plot file version 227 created 09-MAR-2023 11:43:37

J191142+1952 RG013E.UVDATA.1

Freq = 8.0805 GHz, Bw = 32.000 MH No calibration applied and no bandpass applied



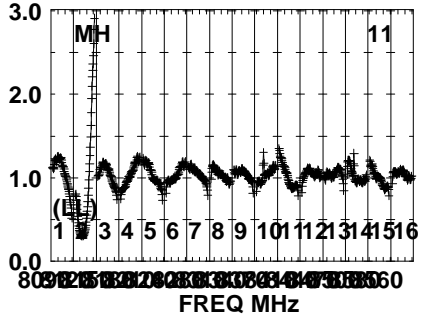
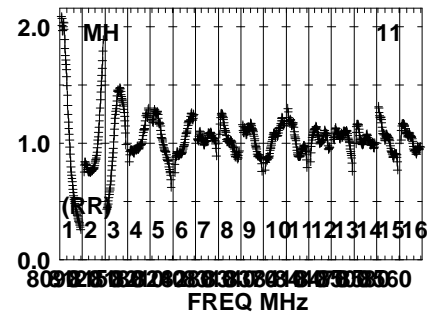
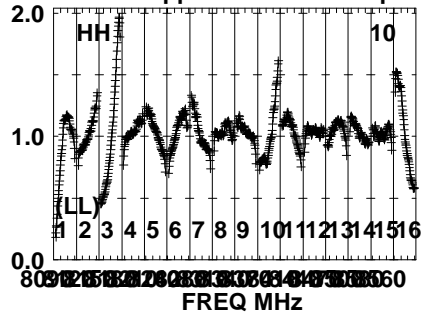
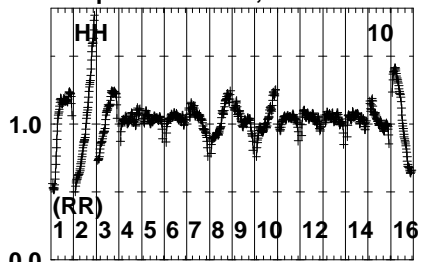
Lower frame: Real Jy
Auto-corr total-power spectrum Antenna: *
Timerange: 00/07:56:11 to 00/07:57:40

Plot file version 228 created 09-MAR-2023 11:43:37

J191142+1952 RG013E.UVDATA.1

Freq = 8.0805 GHz, Bw = 32.000 MH

No calibration applied and no bandpass applied



Lower frame: Real Jy

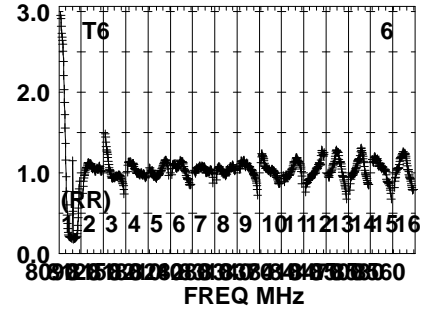
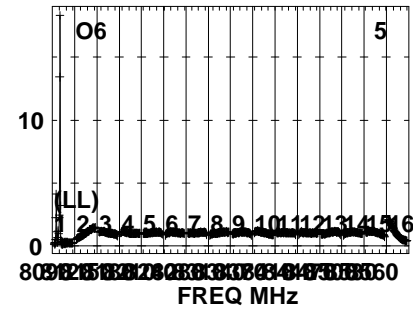
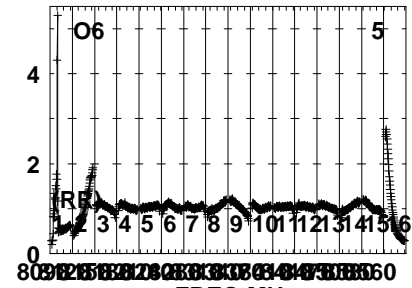
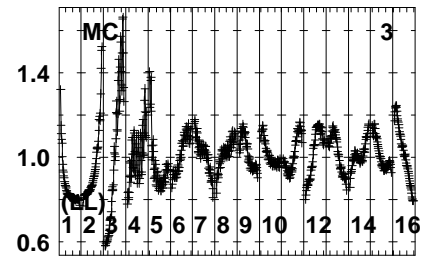
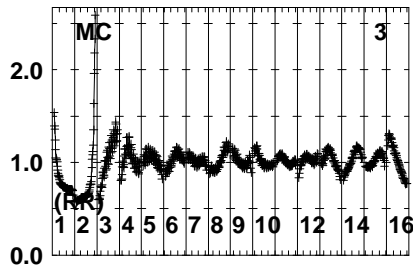
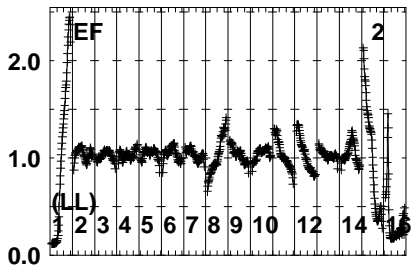
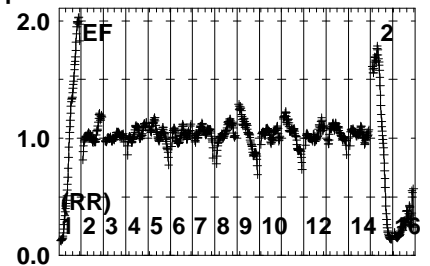
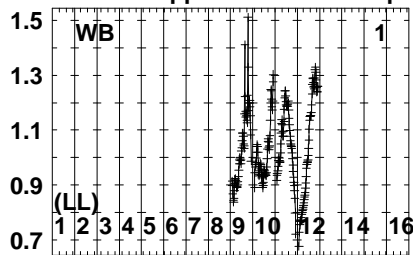
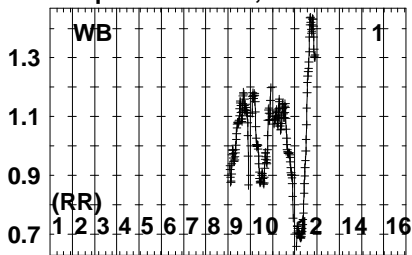
Auto-corr total-power spectrum Antenna: *

Timerange: 00/07:56:11 to 00/07:57:40

Plot file version 229 created 09-MAR-2023 11:43:37

GRB221009A RG013E.UVDATA.1

Freq = 8.0805 GHz, Bw = 32.000 MH No calibration applied and no bandpass applied

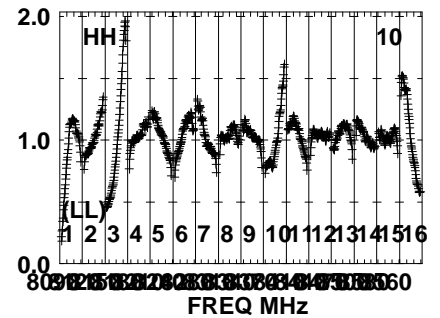
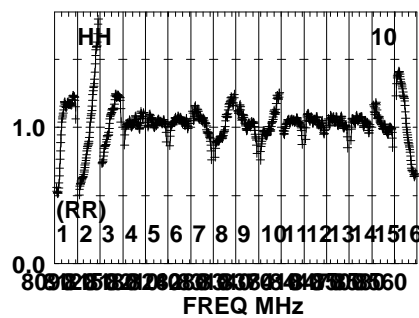
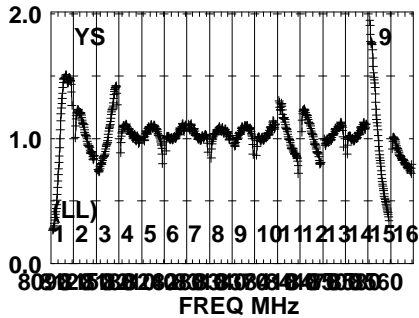
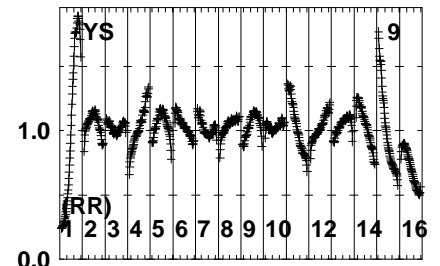
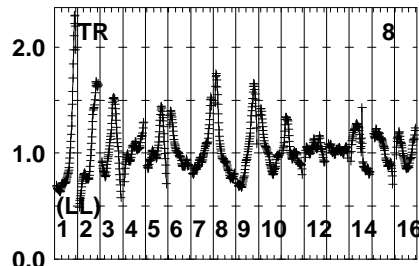
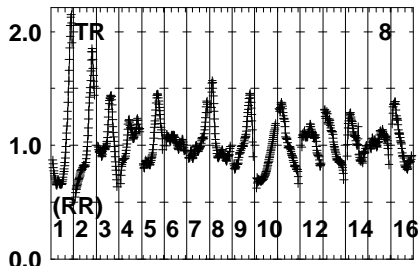
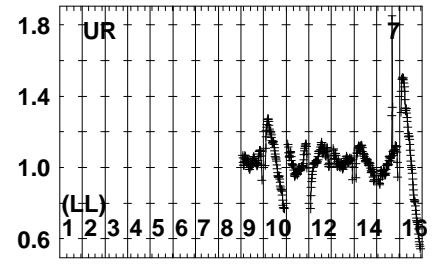
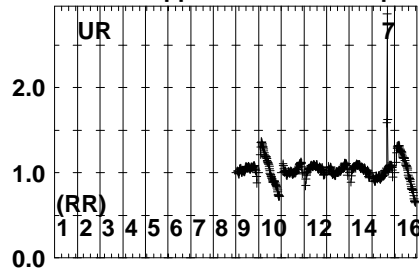
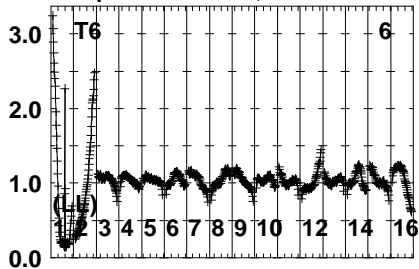


Lower frame: Real Jy
Auto-corr total-power spectrum Antenna: *
Timerange: 00/07:57:56 to 00/08:00:09

Plot file version 230 created 09-MAR-2023 11:43:37

GRB221009A RG013E.UVDATA.1

Freq = 8.0805 GHz, Bw = 32.000 MH No calibration applied and no bandpass applied



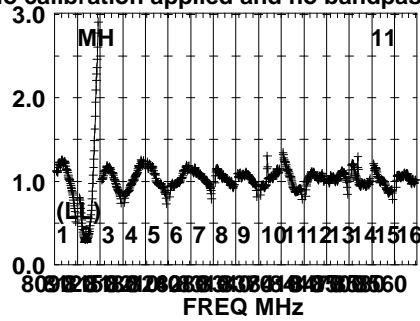
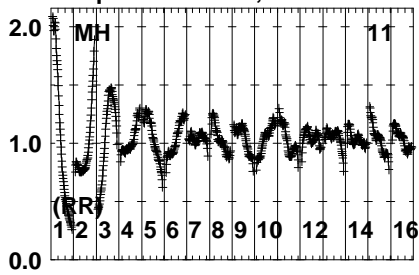
Lower frame: Real Jy
Auto-corr total-power spectrum Antenna: *
Timerange: 00/07:57:56 to 00/08:00:09

Plot file version 231 created 09-MAR-2023 11:43:38

GRB221009A RG013E.UVDATA.1

Freq = 8.0805 GHz, Bw = 32.000 MH

No calibration applied and no bandpass applied



Lower frame: Real Jy

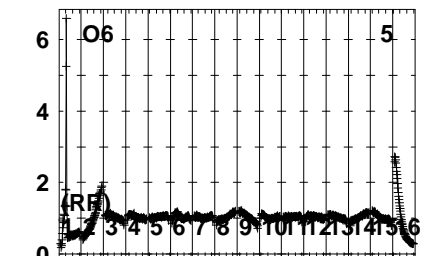
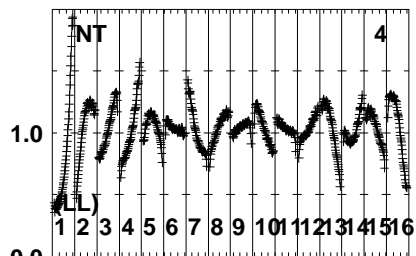
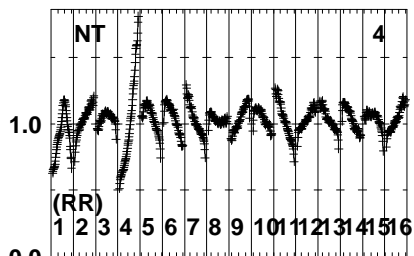
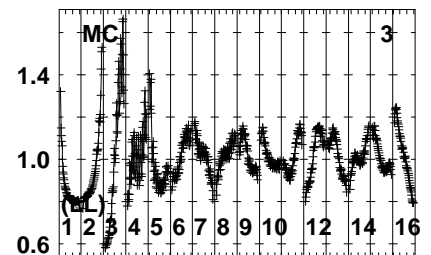
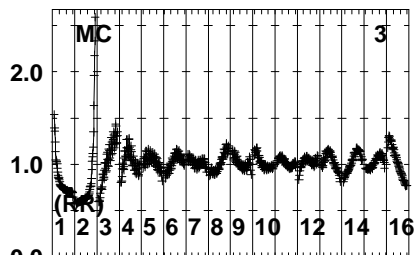
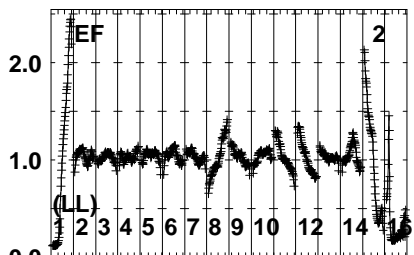
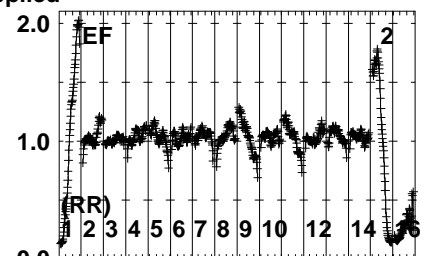
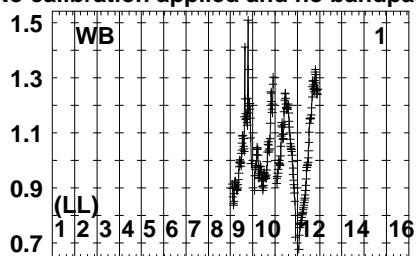
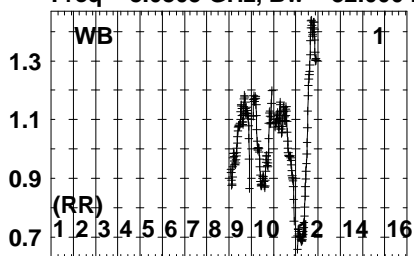
Auto-corr total-power spectrum Antenna: *

Timerange: 00/07:57:56 to 00/08:00:09

Plot file version 232 created 09-MAR-2023 11:43:38

J191142+1952 RG013E.UVDATA.1

Freq = 8.0805 GHz, Bw = 32.000 MH No calibration applied and no bandpass applied



809258326283030344738860
FREQ MHz

809258326283030344738860
FREQ MHz

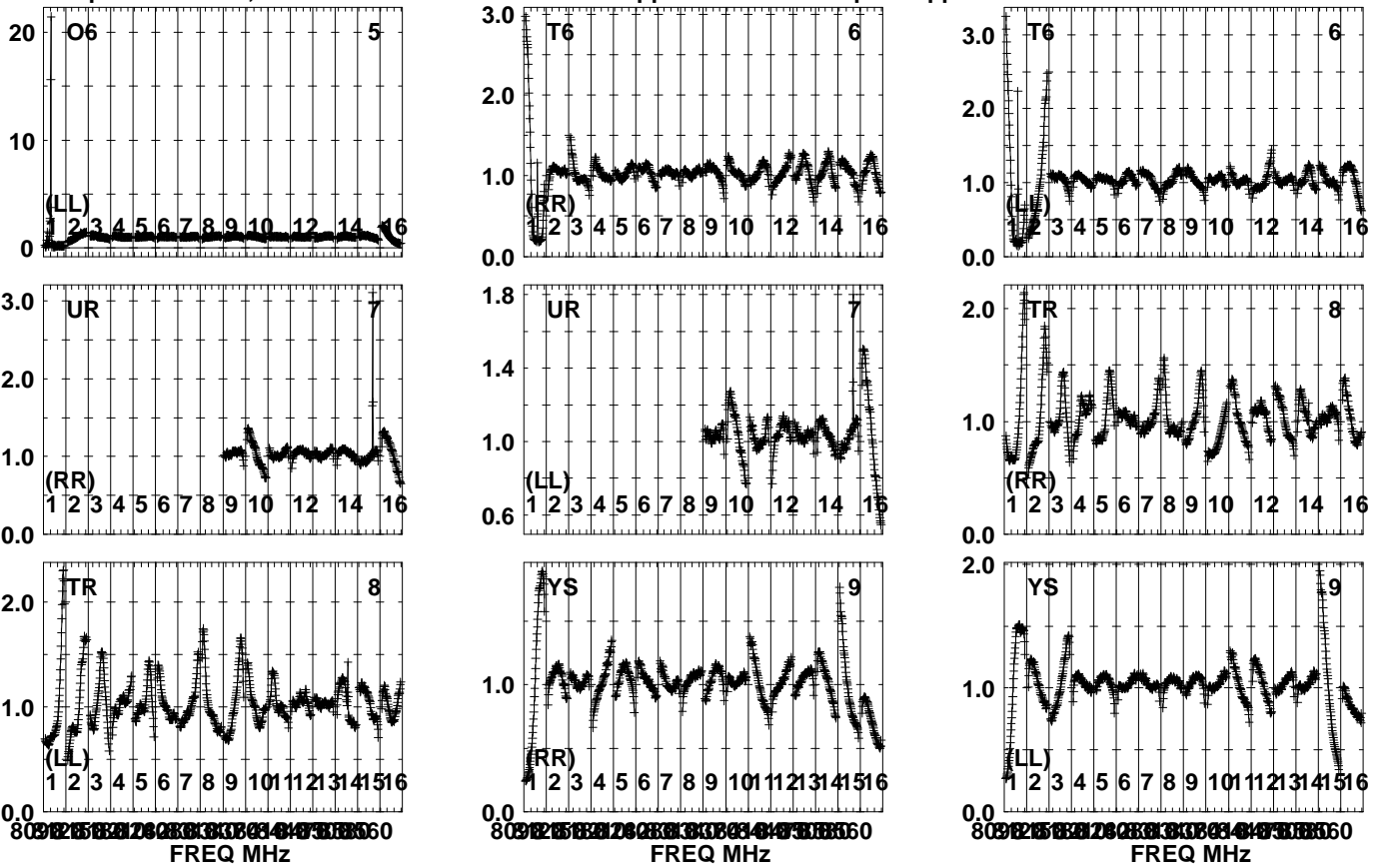
809258326283030344738860
FREQ MHz

Lower frame: Real Jy
Auto-corr total-power spectrum Antenna: *
Timerange: 00/08:00:26 to 00/08:01:40

Plot file version 233 created 09-MAR-2023 11:43:38

J191142+1952 RG013E.UVDATA.1

Freq = 8.0805 GHz, Bw = 32.000 MH No calibration applied and no bandpass applied



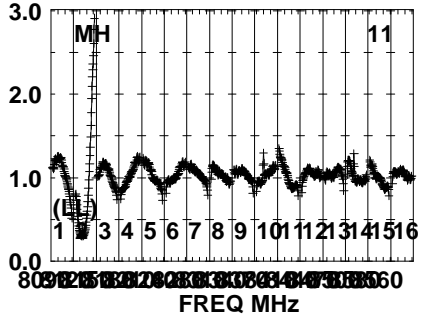
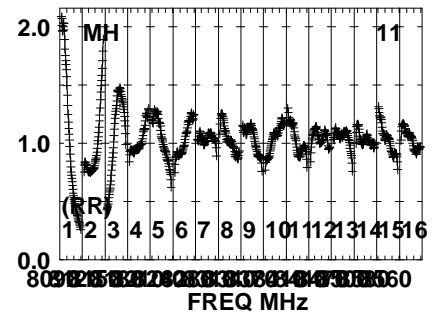
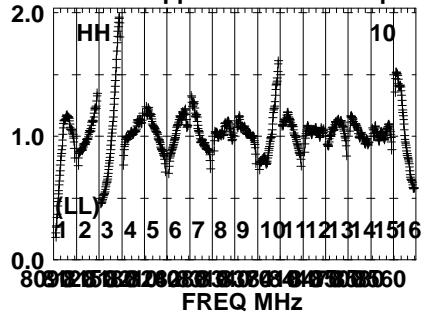
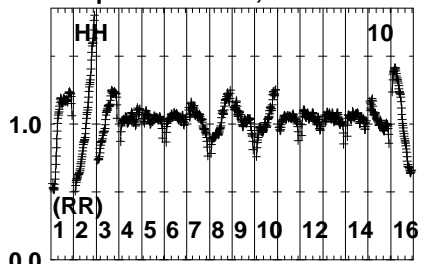
Lower frame: Real Jy
Auto-corr total-power spectrum Antenna: *
Timerange: 00/08:00:26 to 00/08:01:40

Plot file version 234 created 09-MAR-2023 11:43:38

J191142+1952 RG013E.UVDATA.1

Freq = 8.0805 GHz, Bw = 32.000 MH

No calibration applied and no bandpass applied



Lower frame: Real Jy

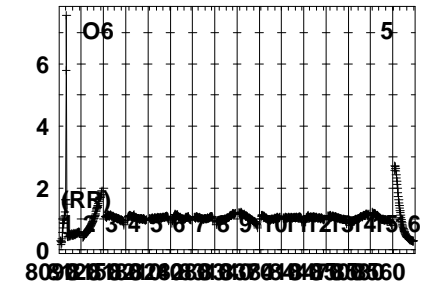
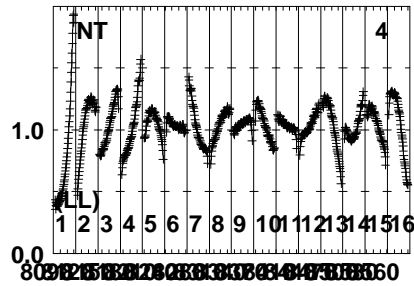
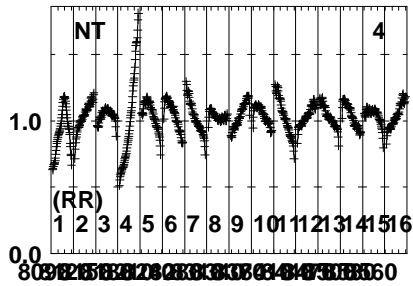
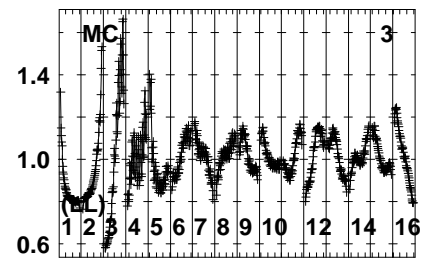
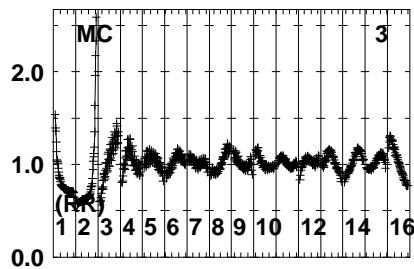
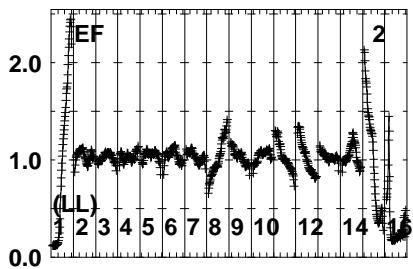
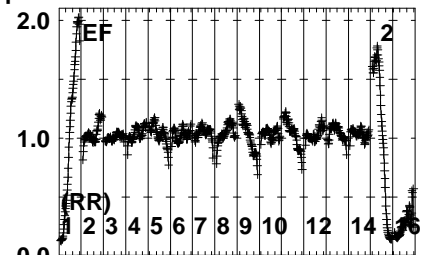
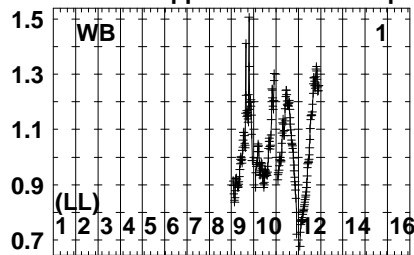
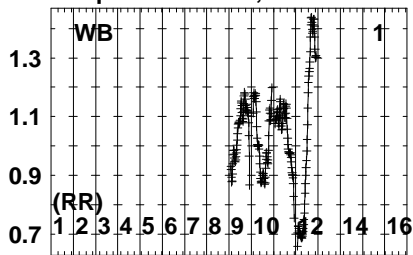
Auto-corr total-power spectrum Antenna: *

Timerange: 00/08:00:26 to 00/08:01:40

Plot file version 235 created 09-MAR-2023 11:43:38

GRB221009A RG013E.UVDATA.1

Freq = 8.0805 GHz, Bw = 32.000 MH No calibration applied and no bandpass applied

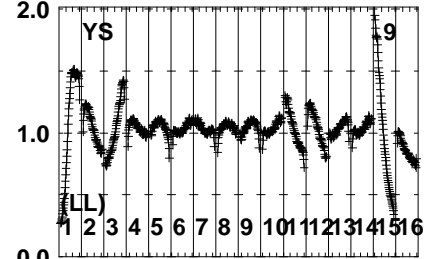
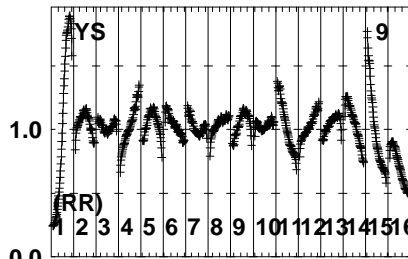
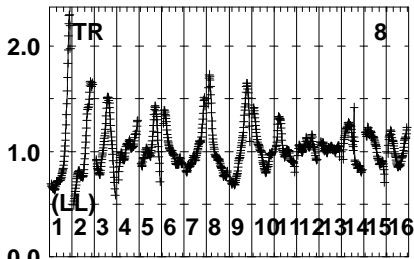
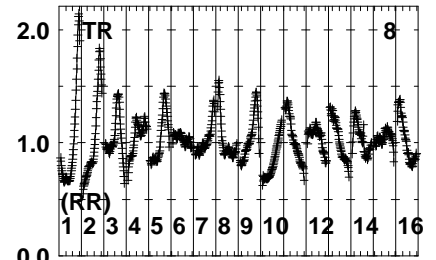
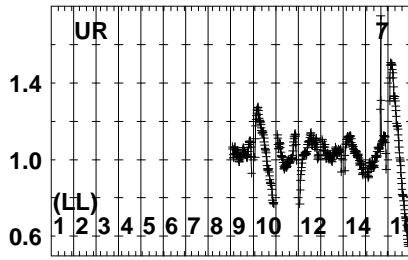
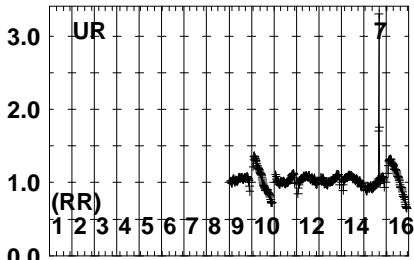
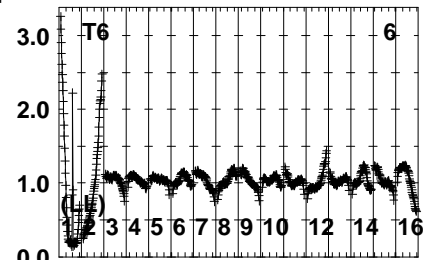
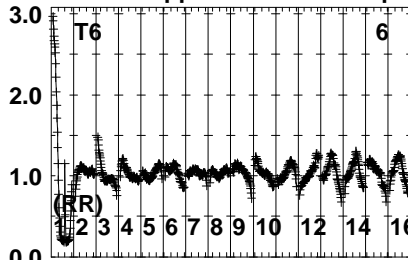
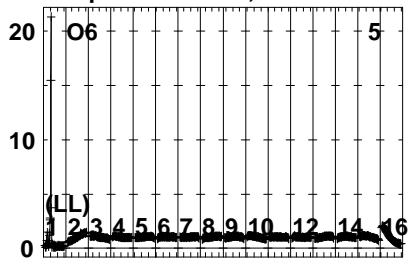


Lower frame: Real Jy
Auto-corr total-power spectrum Antenna: *
Timerange: 00/08:01:56 to 00/08:04:09

Plot file version 236 created 09-MAR-2023 11:43:38

GRB221009A RG013E.UVDATA.1

Freq = 8.0805 GHz, Bw = 32.000 MH No calibration applied and no bandpass applied



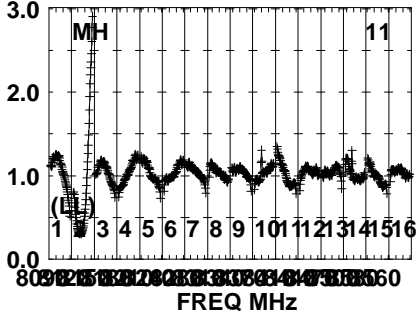
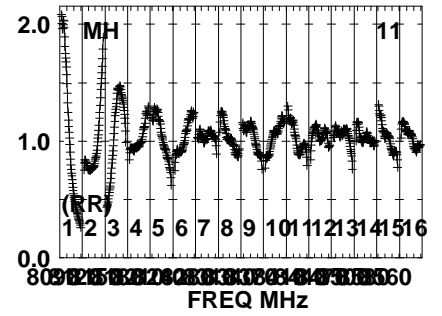
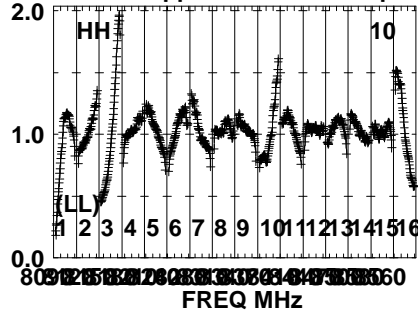
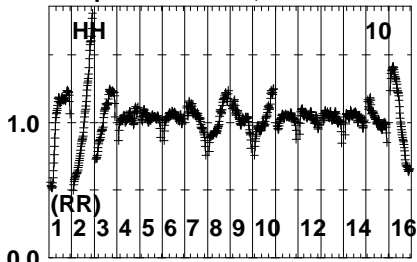
Lower frame: Real Jy
Auto-corr total-power spectrum Antenna: *
Timerange: 00/08:01:56 to 00/08:04:09

Plot file version 237 created 09-MAR-2023 11:43:39

GRB221009A RG013E.UVDATA.1

Freq = 8.0805 GHz, Bw = 32.000 MHz

No calibration applied and no bandpass applied

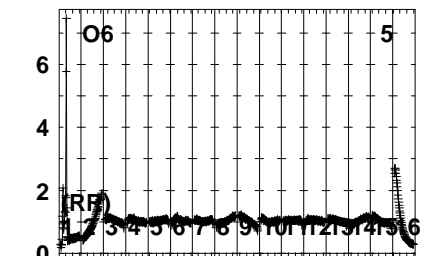
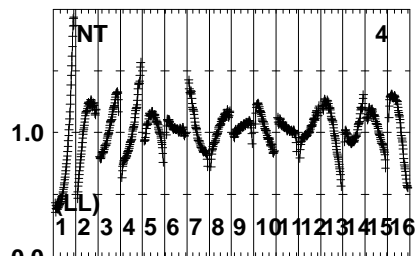
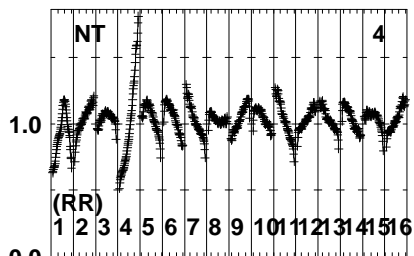
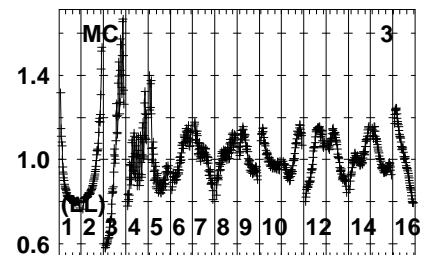
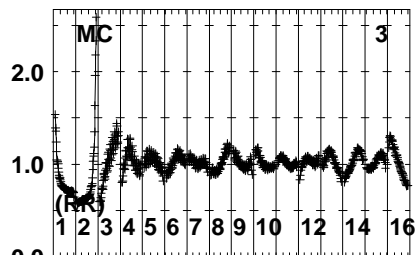
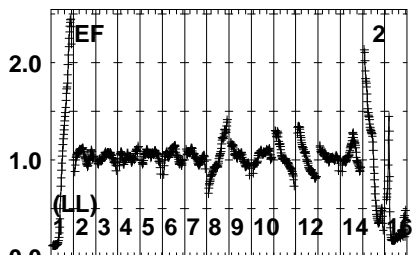
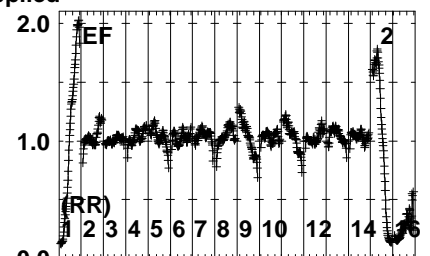
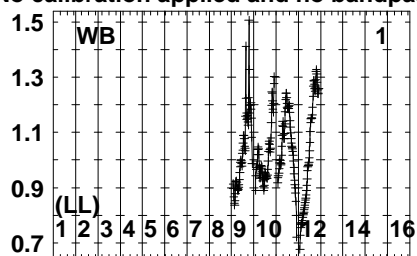
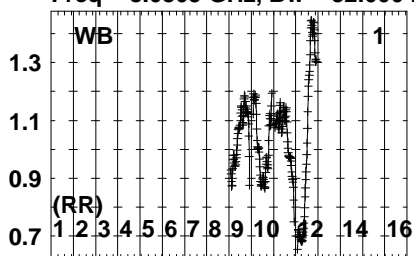


Lower frame: Real Jy
Auto-corr total-power spectrum Antenna: *
Timerange: 00/08:01:56 to 00/08:04:09

Plot file version 238 created 09-MAR-2023 11:43:39

J191142+1952 RG013E.UVDATA.1

Freq = 8.0805 GHz, Bw = 32.000 MH No calibration applied and no bandpass applied



809258302608300804838860
FREQ MHz

809258302608300804838860
FREQ MHz

809258302608300804838860
FREQ MHz

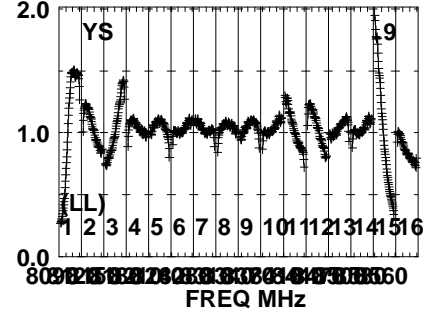
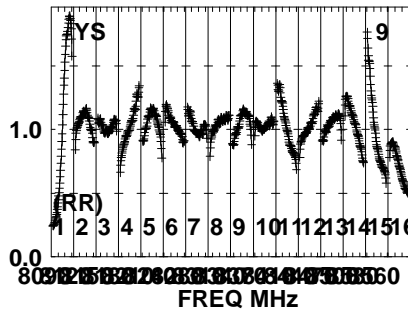
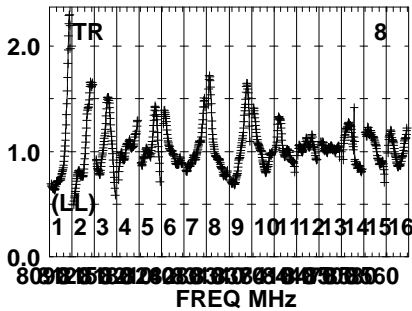
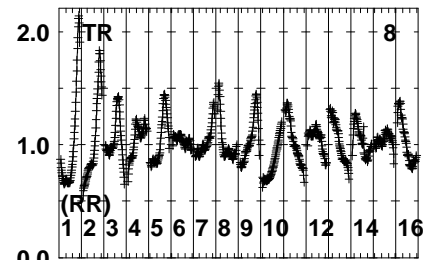
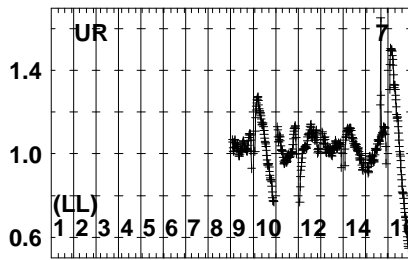
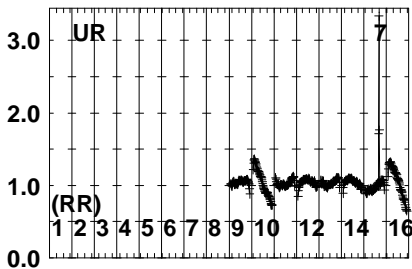
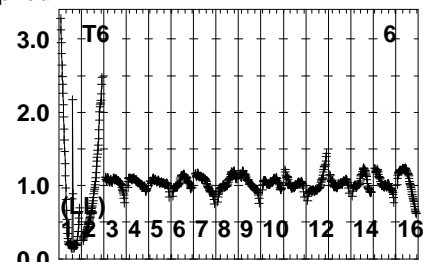
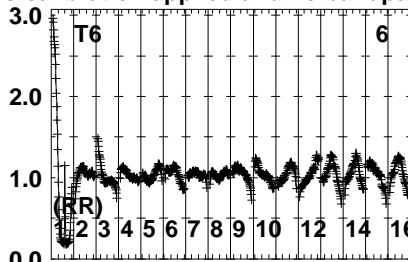
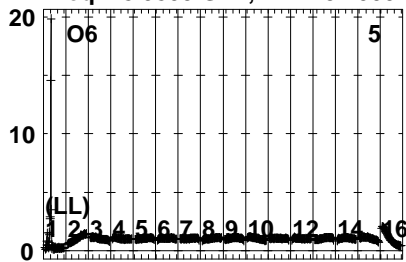
Lower frame: Real Jy
Auto-corr total-power spectrum Antenna: *
Timerange: 00/08:04:27 to 00/08:05:39

Plot file version 239 created 09-MAR-2023 11:43:39

J191142+1952 RG013E.UVDATA.1

Freq = 8.0805 GHz, Bw = 32.000 MH

No calibration applied and no bandpass applied



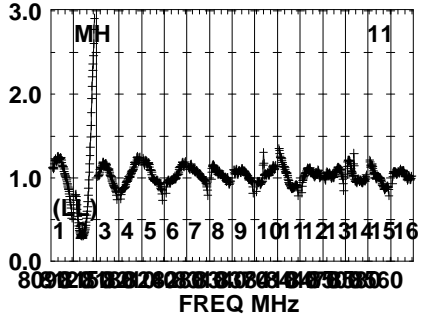
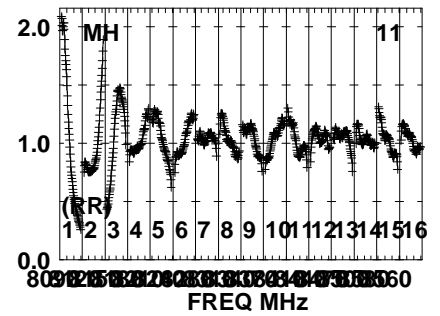
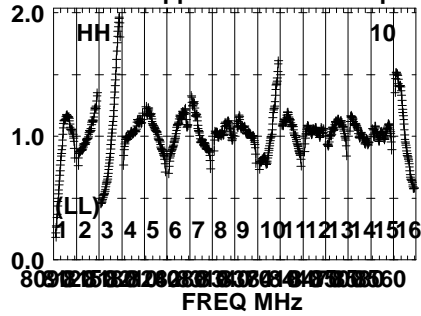
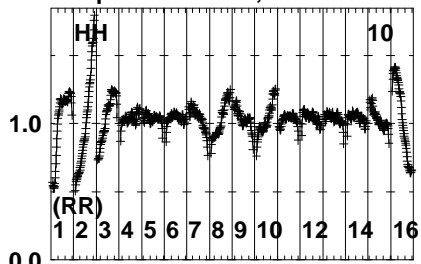
Lower frame: Real Jy
Auto-corr total-power spectrum Antenna: *
Timerange: 00/08:04:27 to 00/08:05:39

Plot file version 240 created 09-MAR-2023 11:43:39

J191142+1952 RG013E.UVDATA.1

Freq = 8.0805 GHz, Bw = 32.000 MH

No calibration applied and no bandpass applied



Lower frame: Real Jy

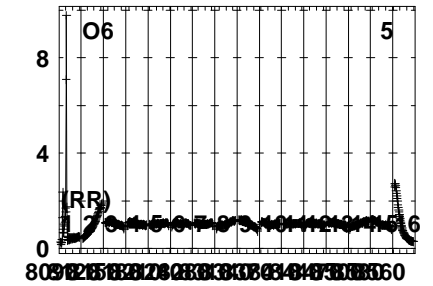
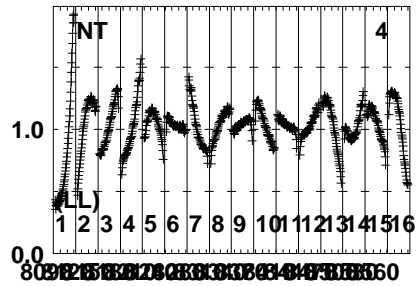
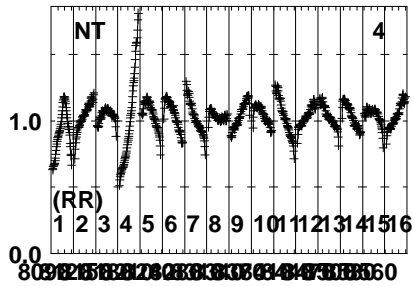
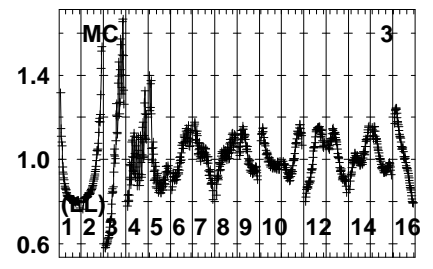
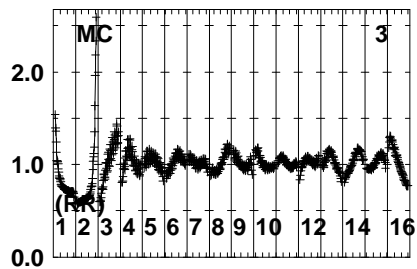
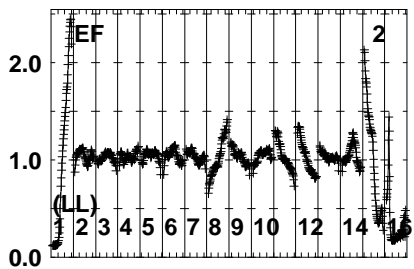
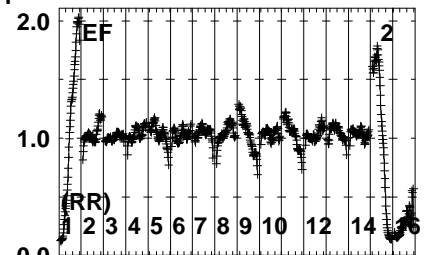
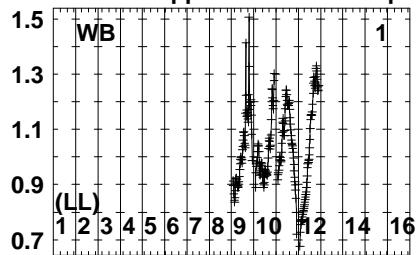
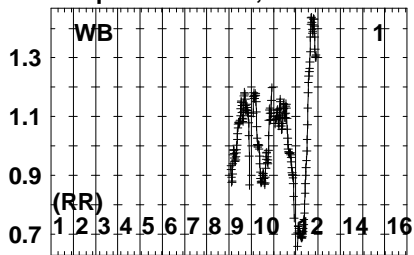
Auto-corr total-power spectrum Antenna: *

Timerange: 00/08:04:27 to 00/08:05:39

Plot file version 241 created 09-MAR-2023 11:43:39

J1905+1943 RG013E.UVDATA.1

Freq = 8.0805 GHz, Bw = 32.000 MH No calibration applied and no bandpass applied

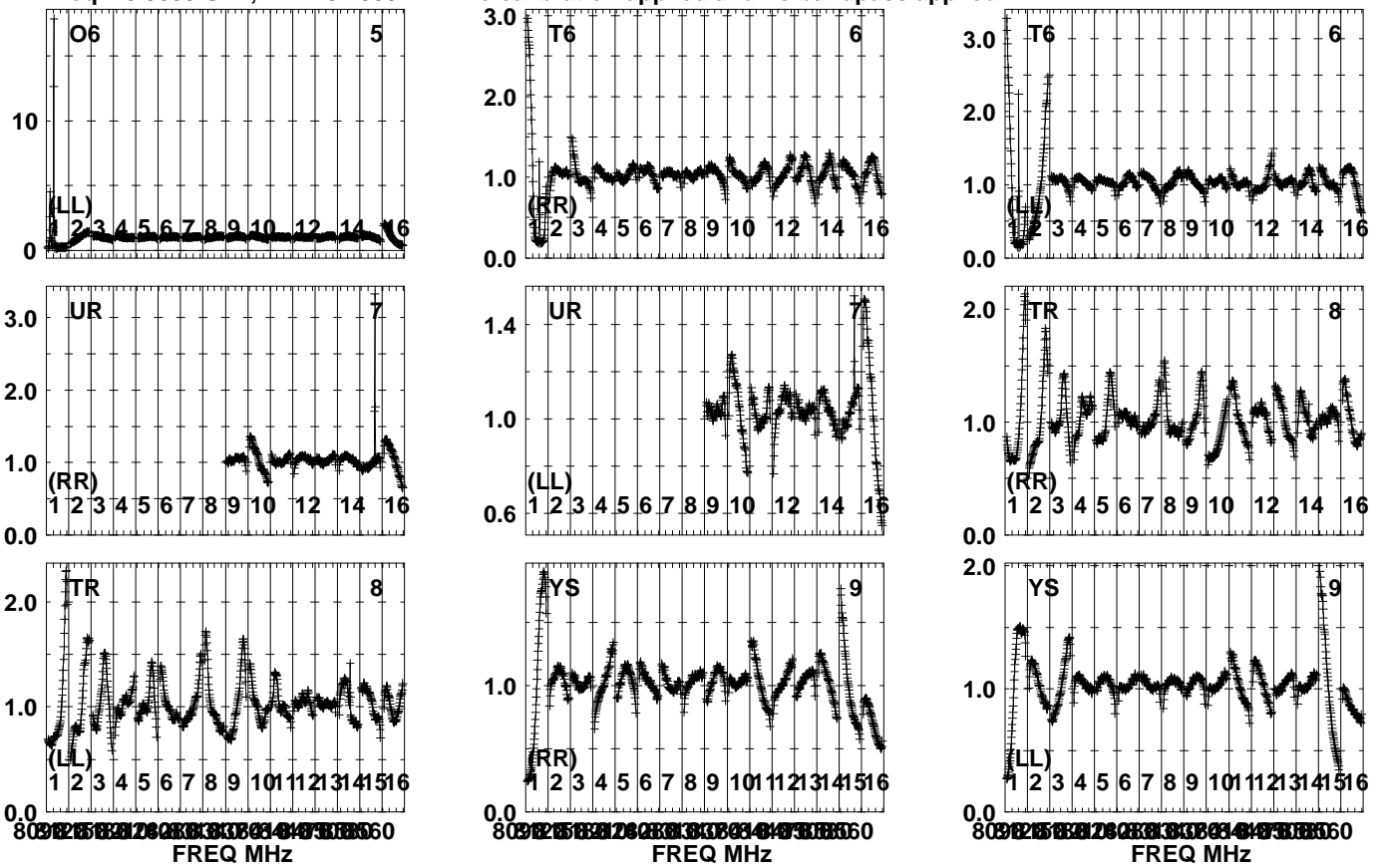


Lower frame: Real Jy
Auto-corr total-power spectrum Antenna: *
Timerange: 00/08:05:56 to 00/08:07:24

Plot file version 242 created 09-MAR-2023 11:43:39

J1905+1943 RG013E.UVDATA.1

Freq = 8.0805 GHz, Bw = 32.000 MH No calibration applied and no bandpass applied



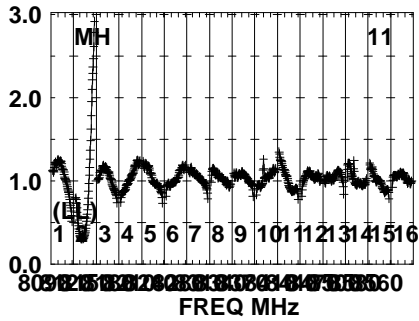
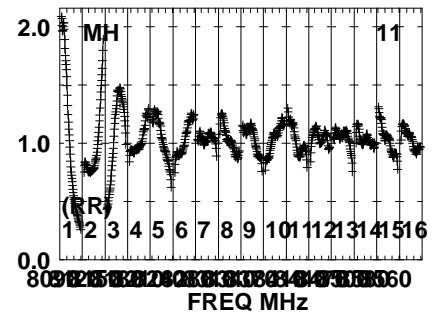
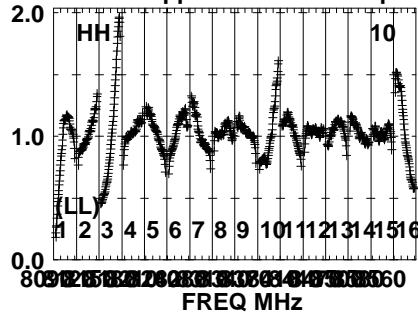
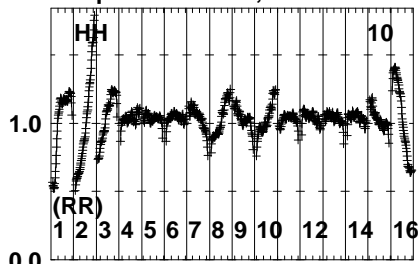
Lower frame: Real Jy
Auto-corr total-power spectrum Antenna: *
Timerange: 00/08:05:56 to 00/08:07:24

Plot file version 243 created 09-MAR-2023 11:43:39

J1905+1943 RG013E.UVDATA.1

Freq = 8.0805 GHz, Bw = 32.000 MH

No calibration applied and no bandpass applied



Lower frame: Real Jy

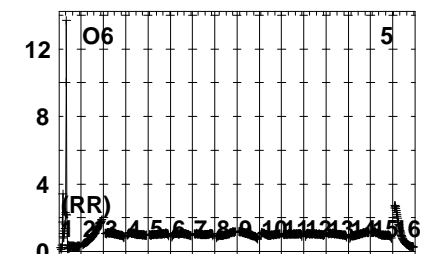
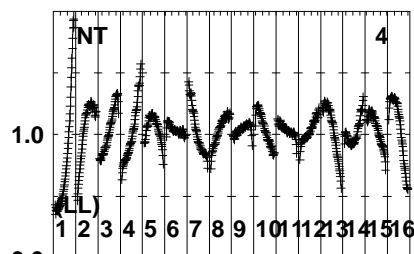
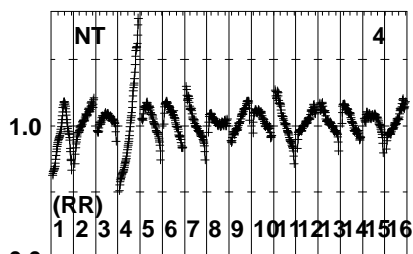
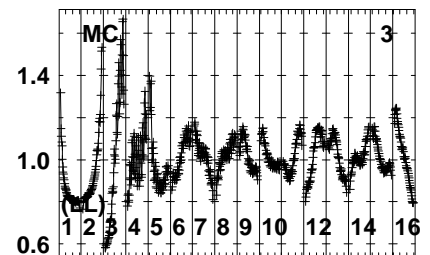
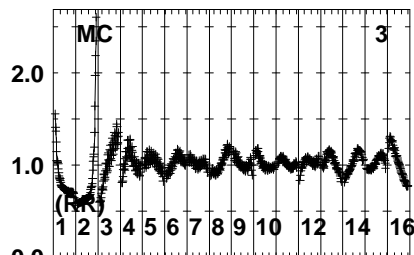
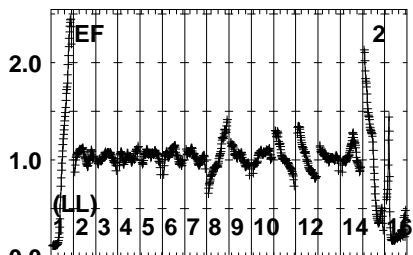
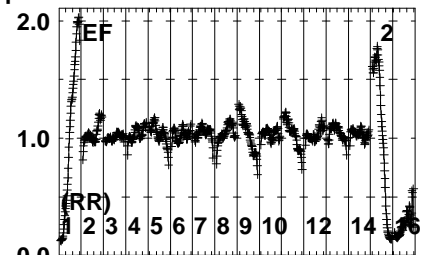
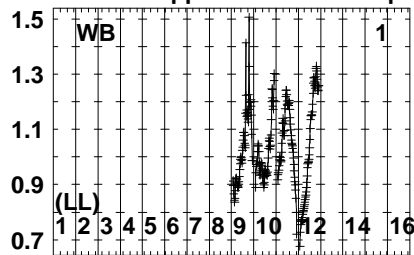
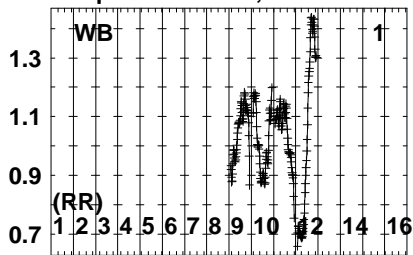
Auto-corr total-power spectrum Antenna: *

Timerange: 00/08:05:56 to 00/08:07:24

Plot file version 244 created 09-MAR-2023 11:43:39

J191142+1952 RG013E.UVDATA.1

Freq = 8.0805 GHz, Bw = 32.000 MH No calibration applied and no bandpass applied



809258326283032343638404244464850
FREQ MHz

809258326283032343638404244464850
FREQ MHz

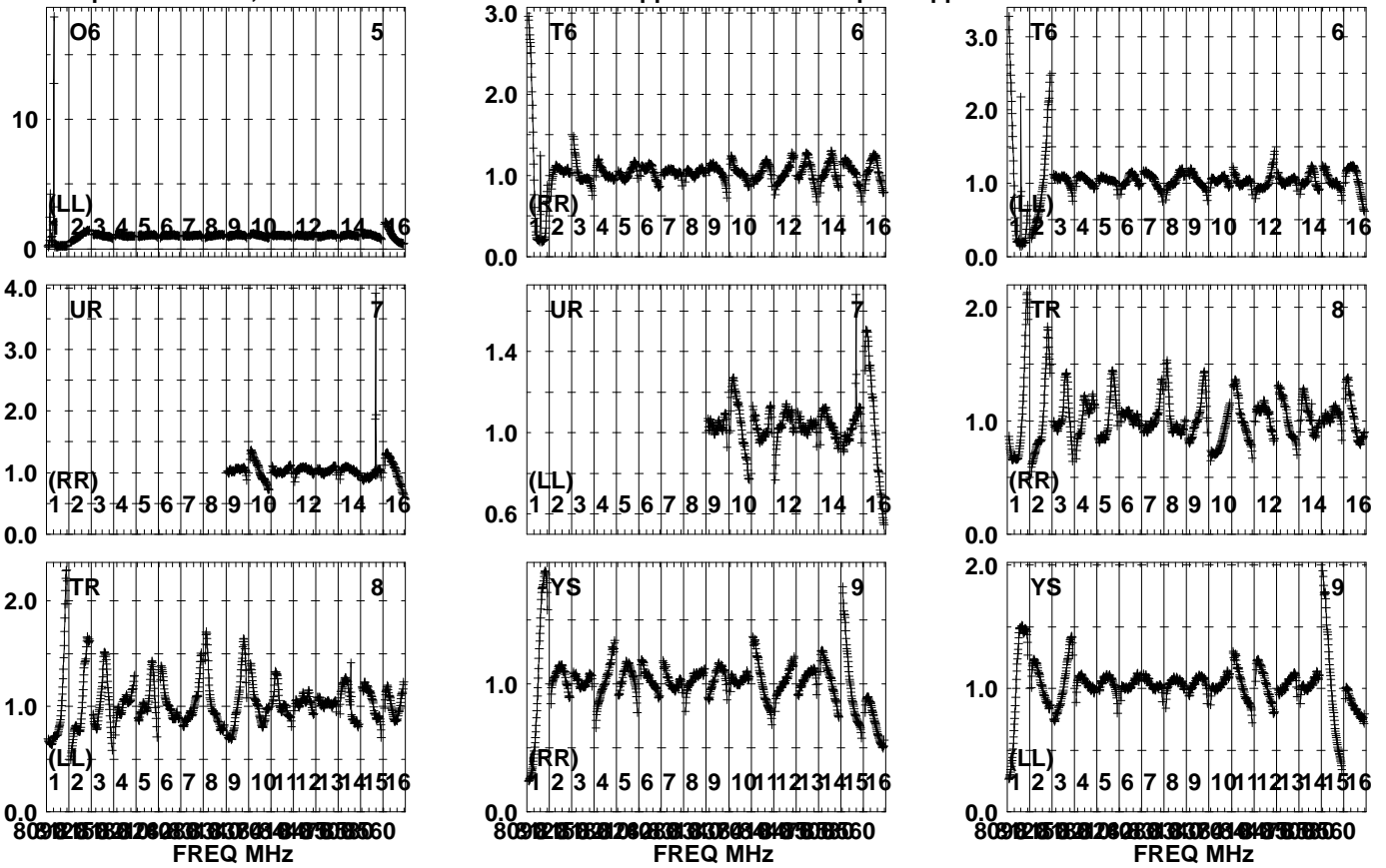
809258326283032343638404244464850
FREQ MHz

Lower frame: Real Jy
Auto-corr total-power spectrum Antenna: *
Timerange: 00/08:07:51 to 00/08:09:19

Plot file version 245 created 09-MAR-2023 11:43:40

J191142+1952 RG013E.UVDATA.1

Freq = 8.0805 GHz, Bw = 32.000 MH No calibration applied and no bandpass applied



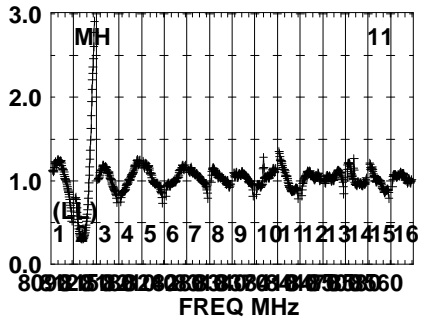
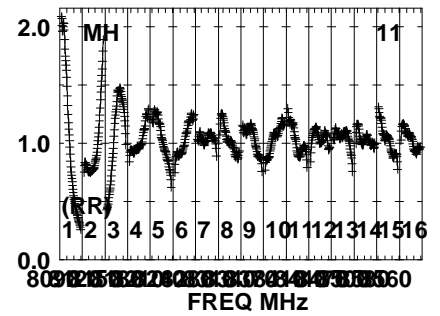
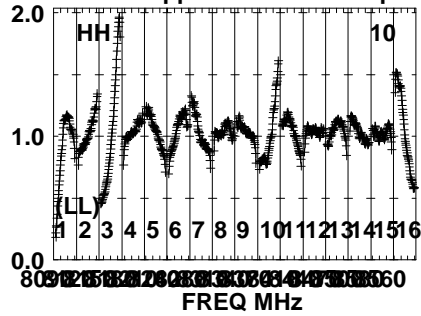
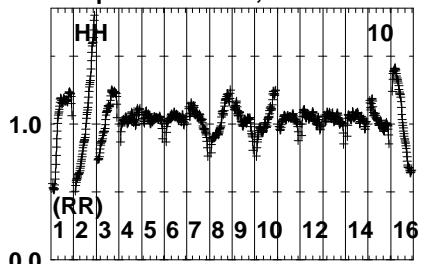
Lower frame: Real Jy
Auto-corr total-power spectrum Antenna: *
Timerange: 00/08:07:51 to 00/08:09:19

Plot file version 246 created 09-MAR-2023 11:43:40

J191142+1952 RG013E.UVDATA.1

Freq = 8.0805 GHz, Bw = 32.000 MH

No calibration applied and no bandpass applied



Lower frame: Real Jy

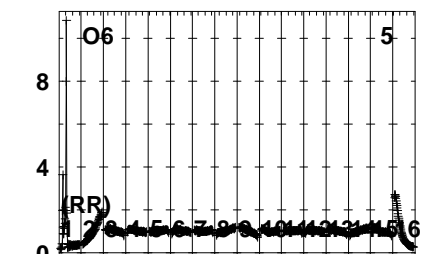
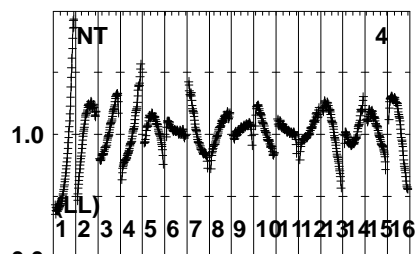
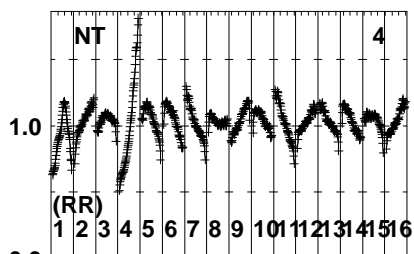
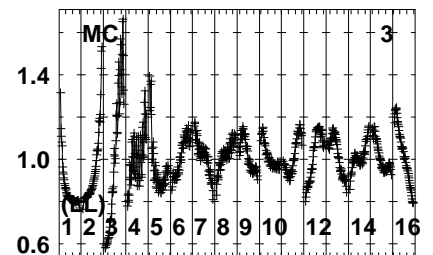
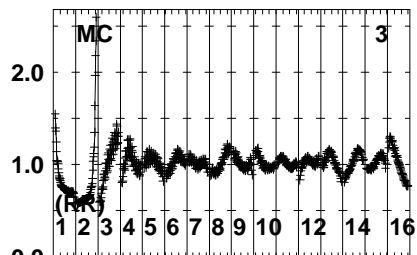
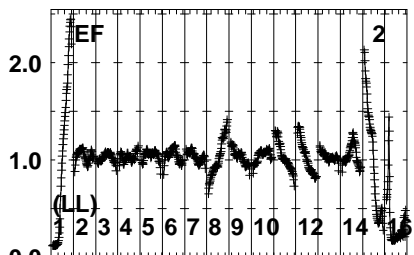
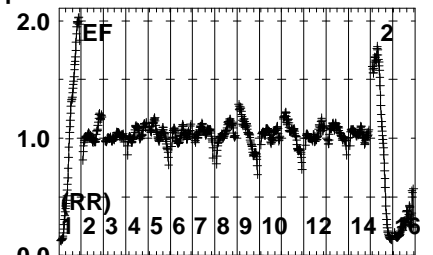
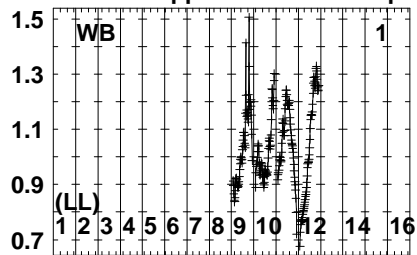
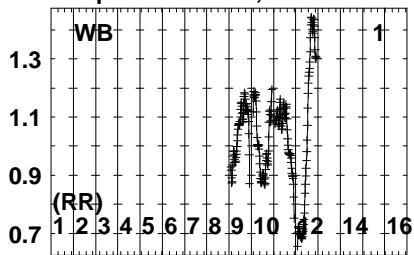
Auto-corr total-power spectrum Antenna: *

Timerange: 00/08:07:51 to 00/08:09:19

Plot file version 247 created 09-MAR-2023 11:43:40

GRB221009A RG013E.UVDATA.1

Freq = 8.0805 GHz, Bw = 32.000 MH No calibration applied and no bandpass applied



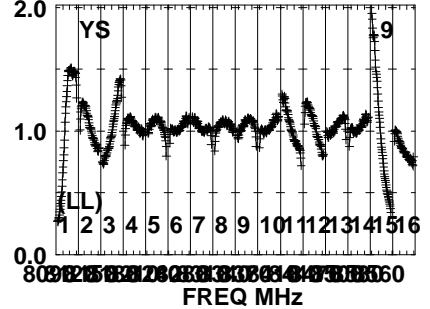
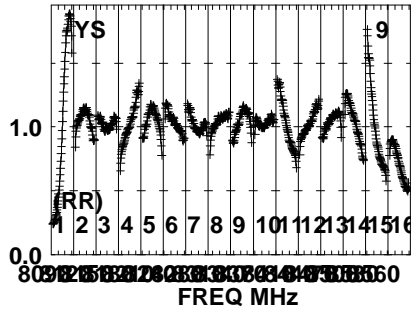
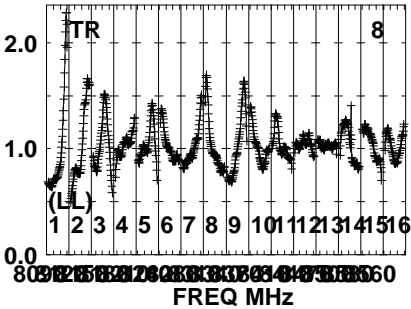
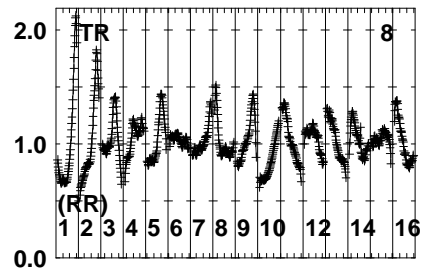
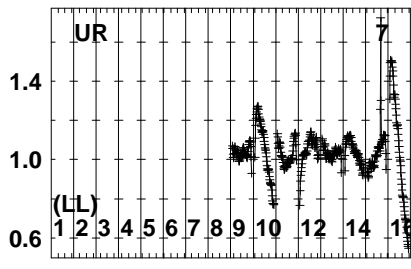
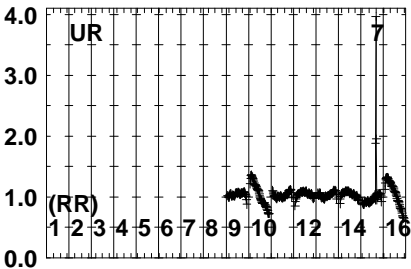
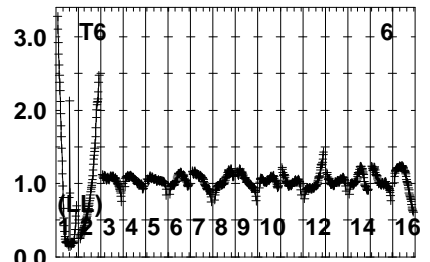
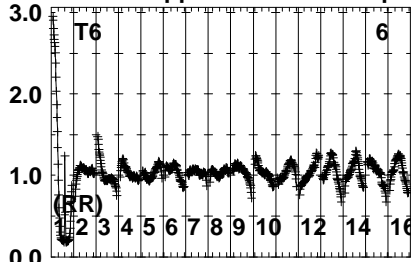
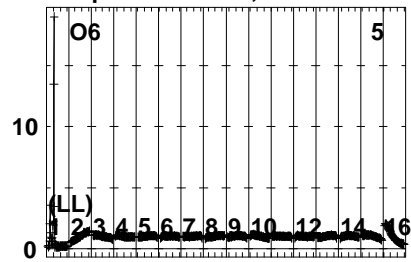
80 92 104 116 128 140 152 164 176 188 200 212 224 236 248 260

FREQ MHz
Lower frame: Real Jy
Auto-corr total-power spectrum Antenna: *
Timerange: 00/08:09:37 to 00/08:11:50

Plot file version 248 created 09-MAR-2023 11:43:40

GRB221009A RG013E.UVDATA.1

Freq = 8.0805 GHz, Bw = 32.000 MH No calibration applied and no bandpass applied



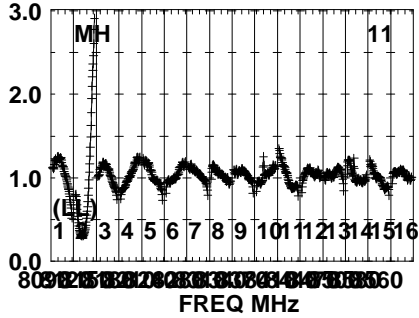
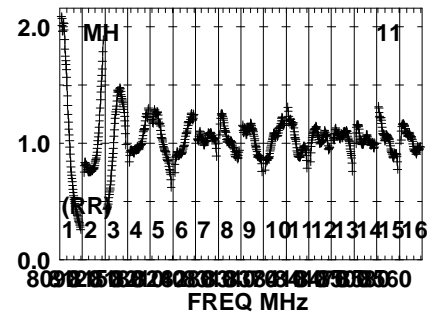
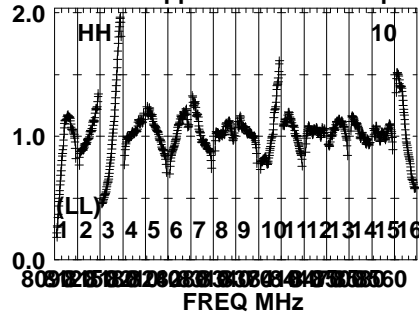
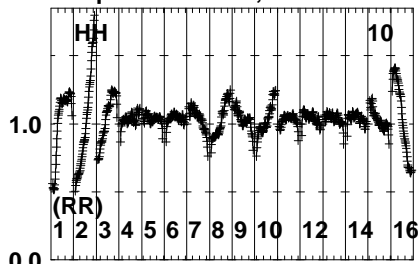
Lower frame: Real Jy
Auto-corr total-power spectrum Antenna: *
Timerange: 00/08:09:37 to 00/08:11:50

Plot file version 249 created 09-MAR-2023 11:43:40

GRB221009A RG013E.UVDATA.1

Freq = 8.0805 GHz, Bw = 32.000 MHz

No calibration applied and no bandpass applied



Lower frame: Real Jy

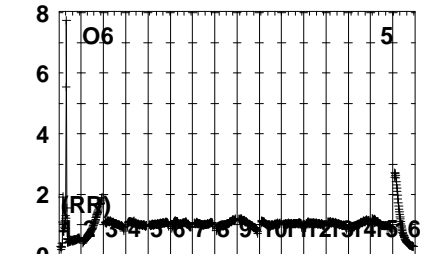
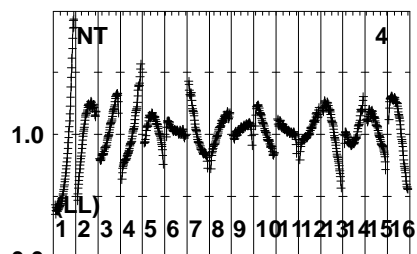
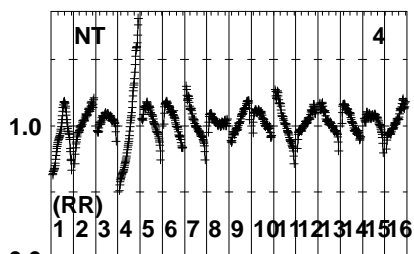
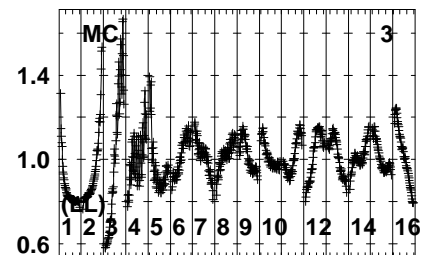
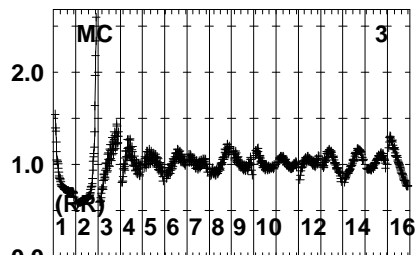
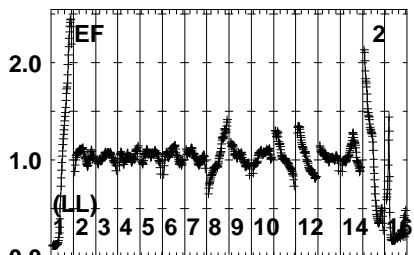
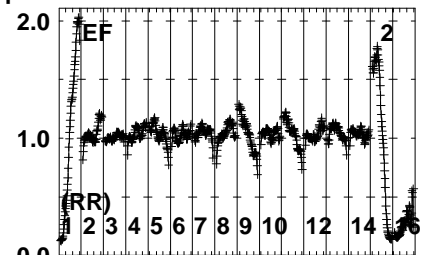
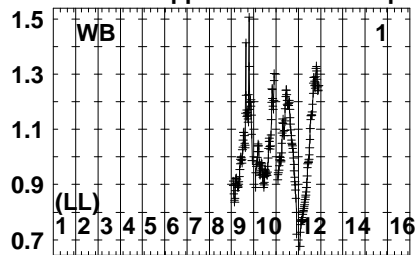
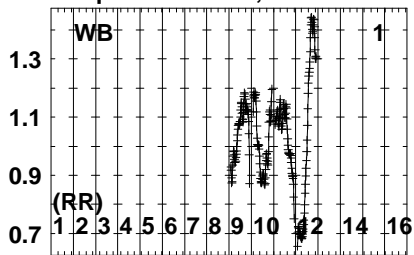
Auto-corr total-power spectrum Antenna: *

Timerange: 00/08:09:37 to 00/08:11:50

Plot file version 250 created 09-MAR-2023 11:43:40

J191142+1952 RG013E.UVDATA.1

Freq = 8.0805 GHz, Bw = 32.000 MH No calibration applied and no bandpass applied



8092583026083008094838860

8092583026083008094838860

8092583026083008094838860

FREQ MHz

FREQ MHz

FREQ MHz

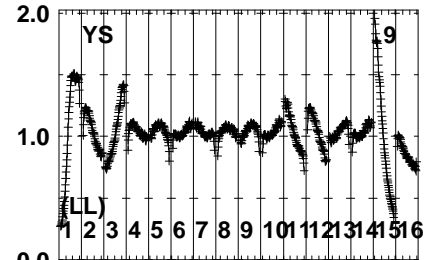
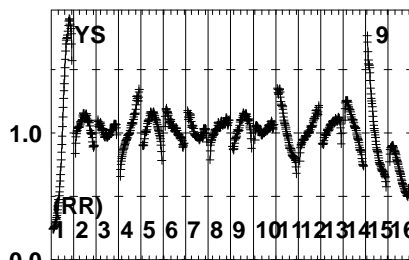
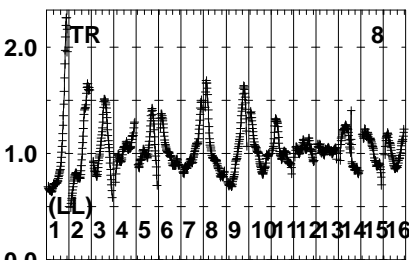
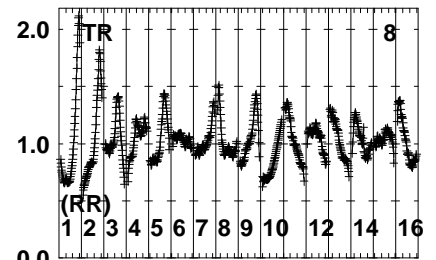
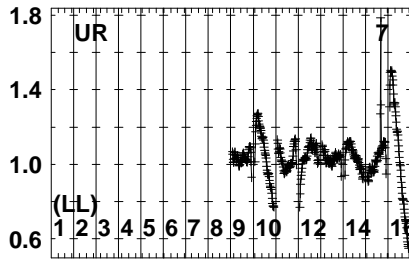
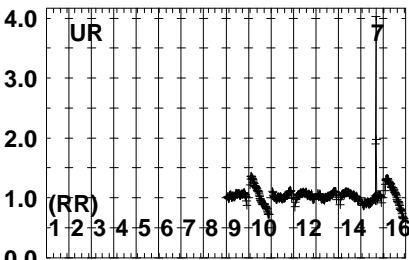
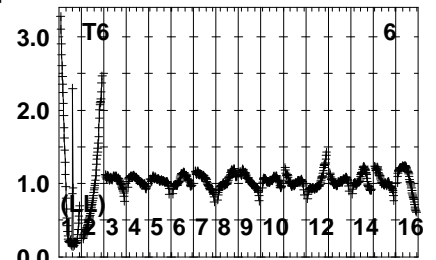
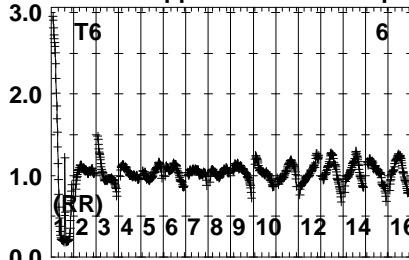
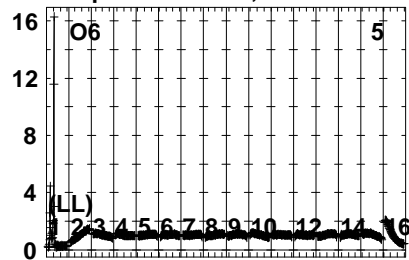
Lower frame: Real Jy
Auto-corr total-power spectrum Antenna: *
Timerange: 00/08:12:06 to 00/08:13:20

Plot file version 251 created 09-MAR-2023 11:43:41

J191142+1952 RG013E.UVDATA.1

Freq = 8.0805 GHz, Bw = 32.000 MH

No calibration applied and no bandpass applied



8091255260810111213141516
FREQ MHz

8091255260810111213141516
FREQ MHz

8091255260810111213141516
FREQ MHz

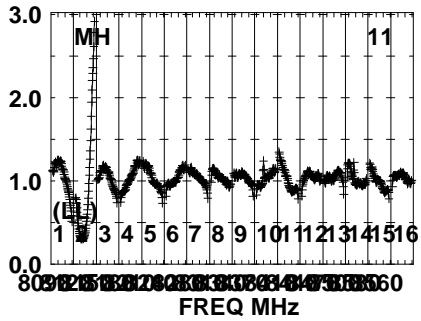
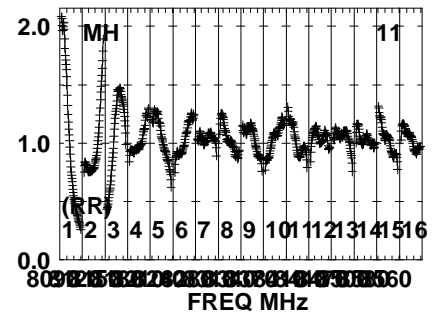
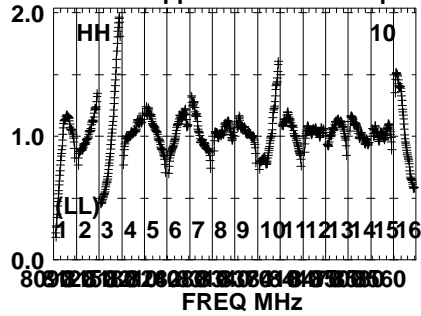
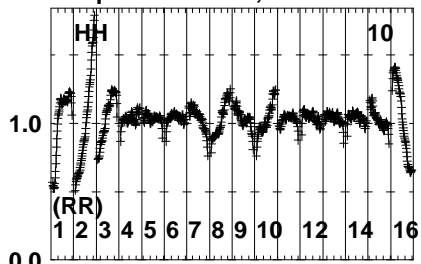
Lower frame: Real Jy
Auto-corr total-power spectrum Antenna: *
Timerange: 00/08:12:06 to 00/08:13:20

Plot file version 252 created 09-MAR-2023 11:43:41

J191142+1952 RG013E.UVDATA.1

Freq = 8.0805 GHz, Bw = 32.000 MH

No calibration applied and no bandpass applied



Lower frame: Real Jy

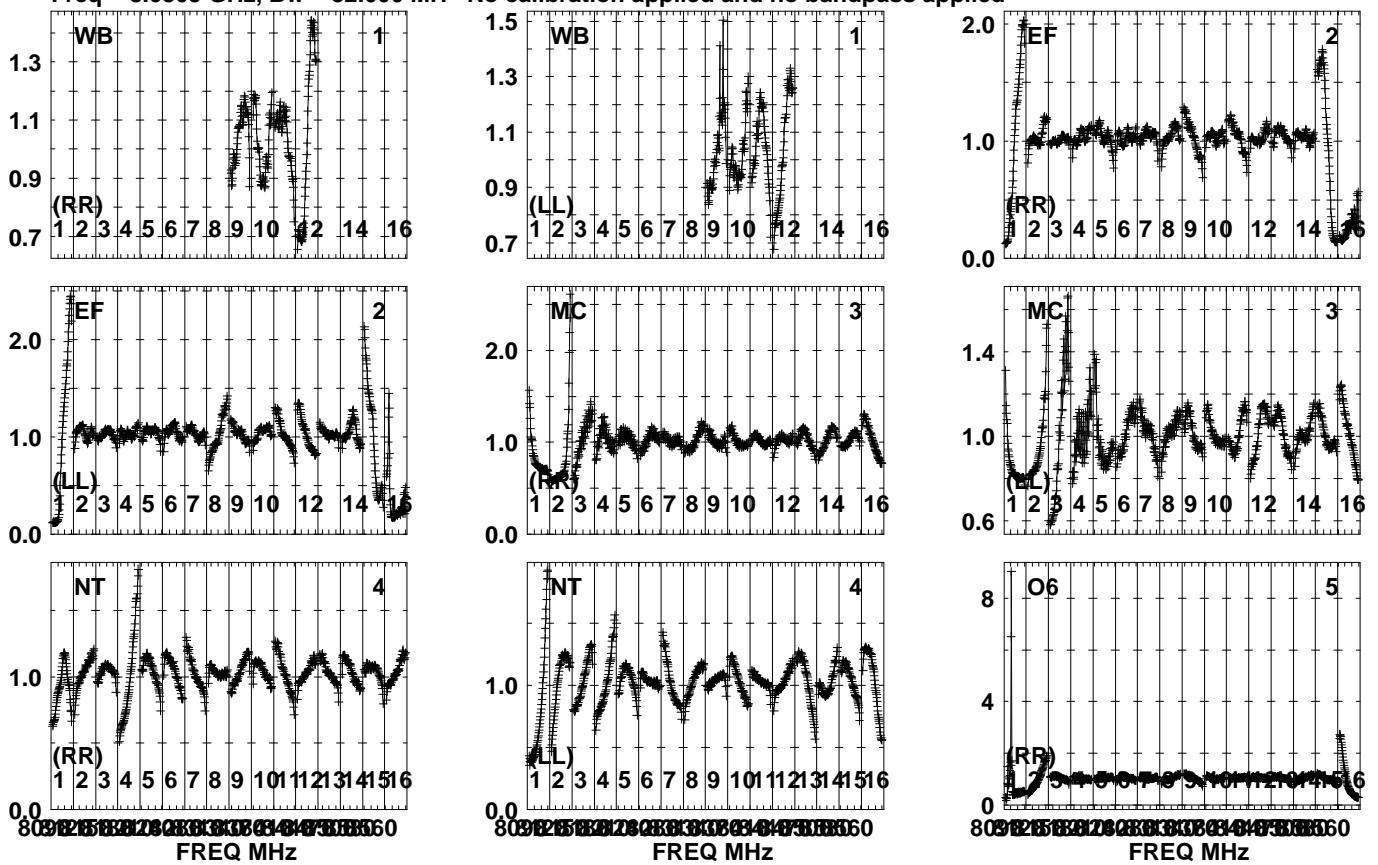
Auto-corr total-power spectrum Antenna: *

Timerange: 00/08:12:06 to 00/08:13:20

Plot file version 253 created 09-MAR-2023 11:43:41

GRB221009A RG013E.UVDATA.1

Freq = 8.0805 GHz, Bw = 32.000 MH No calibration applied and no bandpass applied

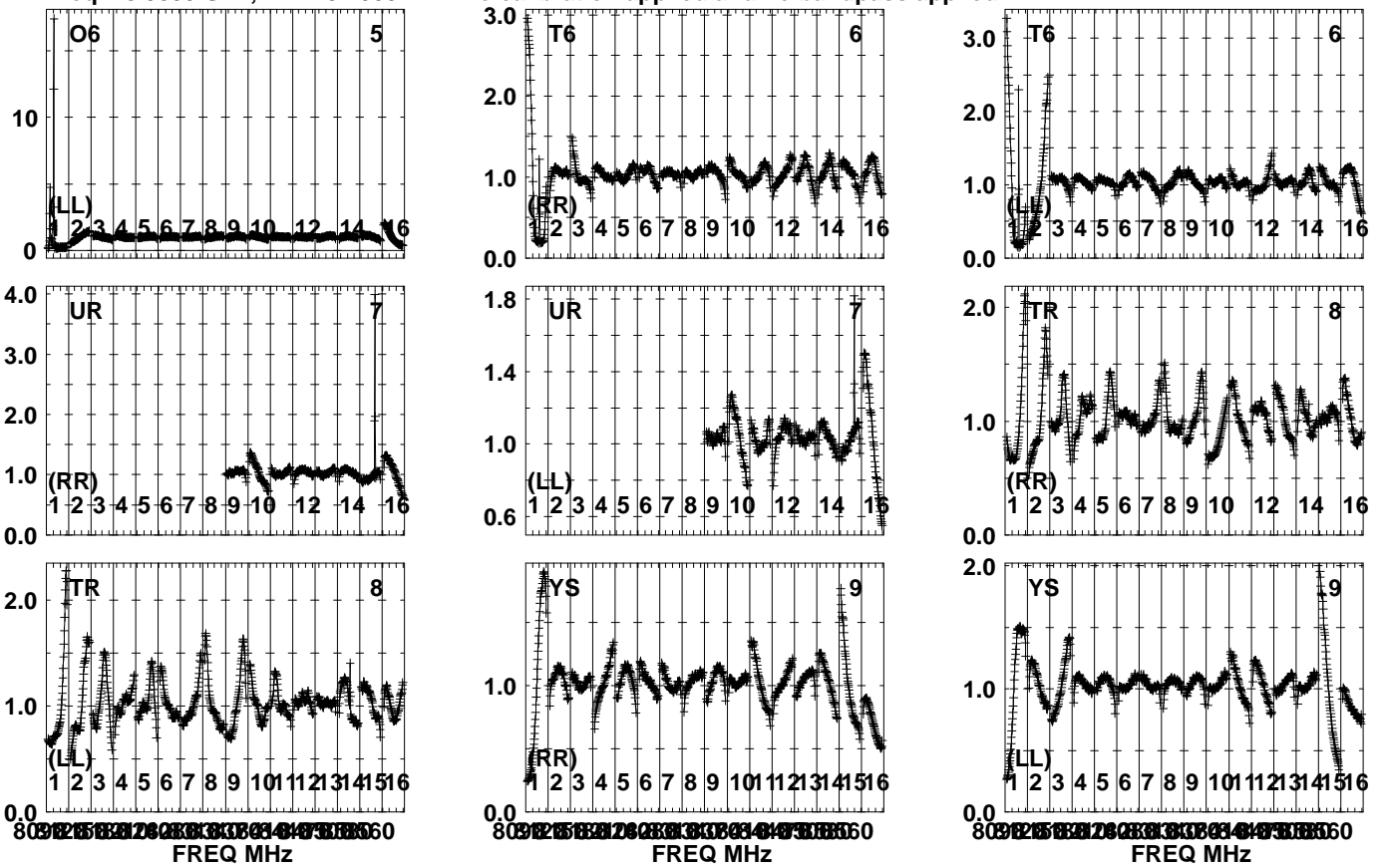


Lower frame: Real Jy
Auto-corr total-power spectrum Antenna: *
Timerange: 00/08:13:37 to 00/08:15:50

Plot file version 254 created 09-MAR-2023 11:43:41

GRB221009A RG013E.UVDATA.1

Freq = 8.0805 GHz, Bw = 32.000 MH No calibration applied and no bandpass applied



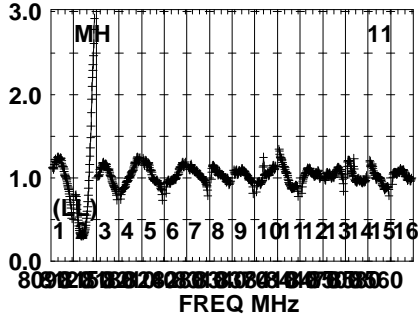
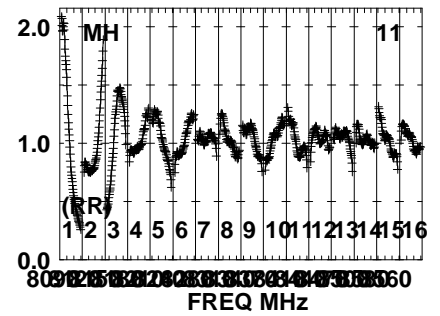
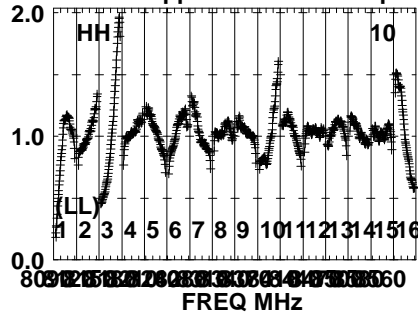
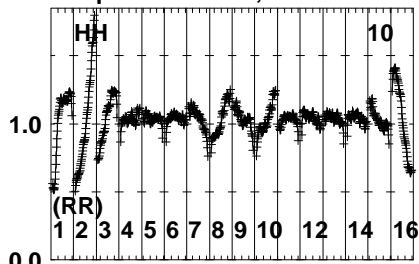
Lower frame: Real Jy
Auto-corr total-power spectrum Antenna: *
Timerange: 00/08:13:37 to 00/08:15:50

Plot file version 255 created 09-MAR-2023 11:43:41

GRB221009A RG013E.UVDATA.1

Freq = 8.0805 GHz, Bw = 32.000 MHz

No calibration applied and no bandpass applied



Lower frame: Real Jy

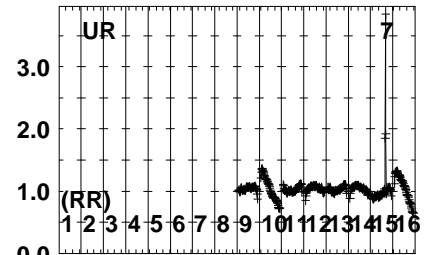
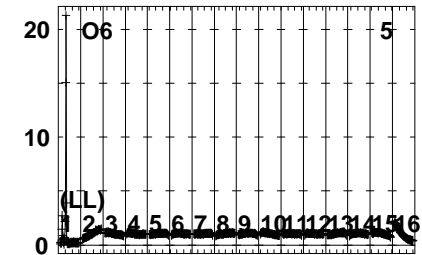
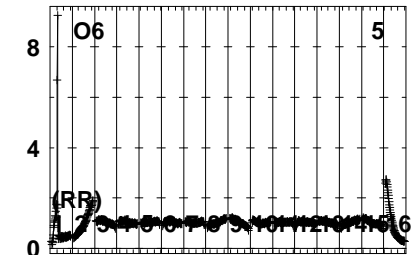
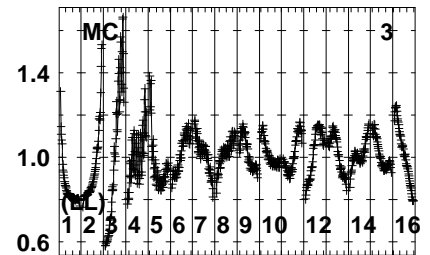
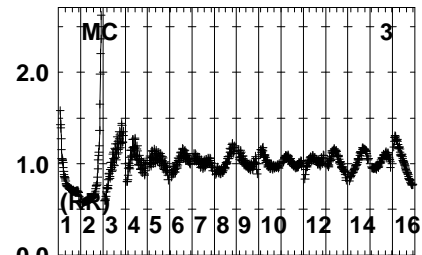
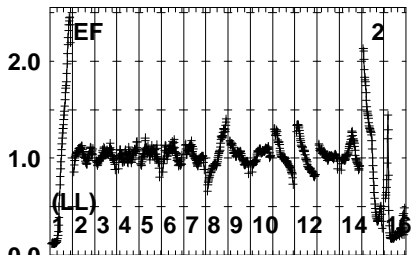
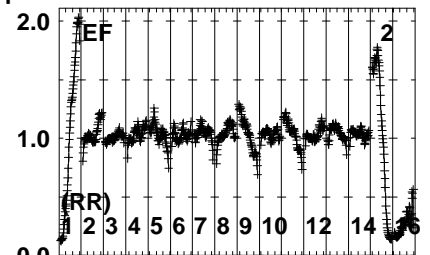
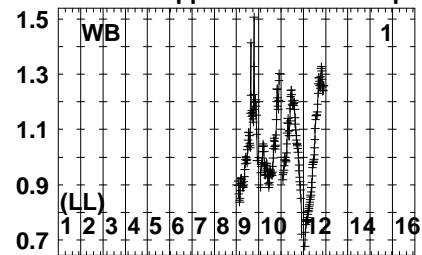
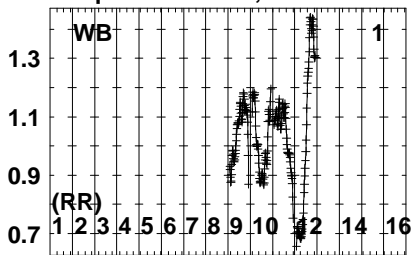
Auto-corr total-power spectrum Antenna: *

Timerange: 00/08:13:37 to 00/08:15:50

Plot file version 256 created 09-MAR-2023 11:43:41

J191142+1952 RG013E.UVDATA.1

Freq = 8.0805 GHz, Bw = 32.000 MH No calibration applied and no bandpass applied



80 91 215 530 126 208 303 308 314 473 588 660
FREQ MHz

80 91 215 530 126 208 303 308 314 473 588 660
FREQ MHz

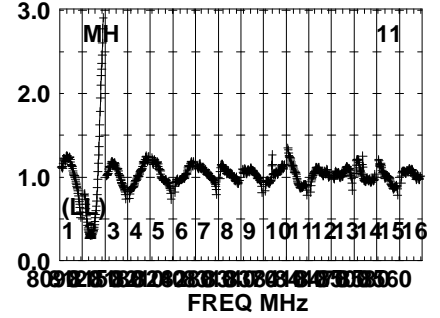
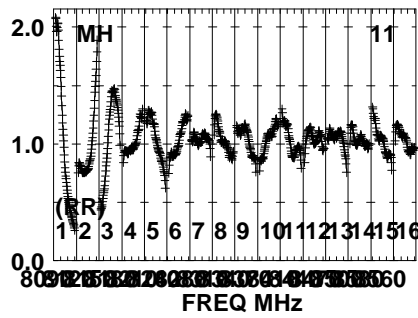
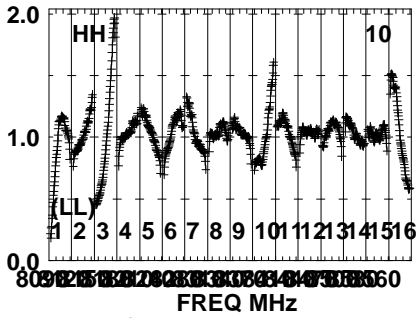
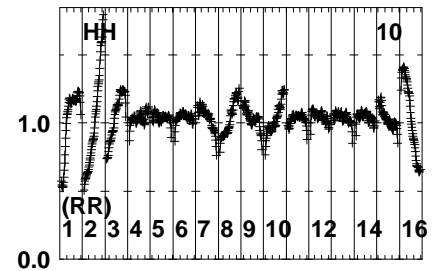
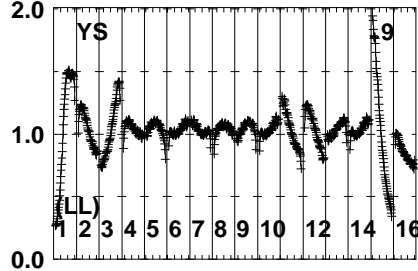
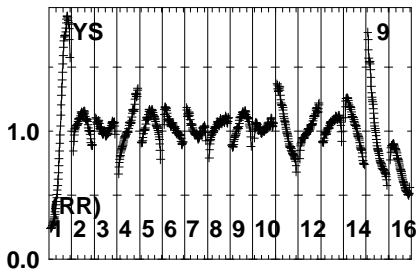
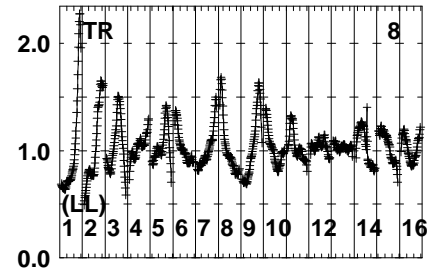
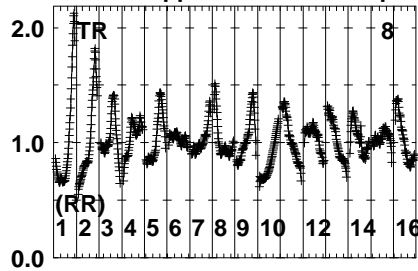
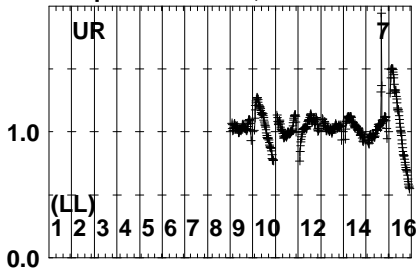
80 91 215 530 126 208 303 308 314 473 588 660
FREQ MHz

Lower frame: Real Jy
Auto-corr total-power spectrum Antenna: *
Timerange: 00/08:16:07 to 00/08:17:19

Plot file version 257 created 09-MAR-2023 11:43:42

J191142+1952 RG013E.UVDATA.1

Freq = 8.0805 GHz, Bw = 32.000 MH No calibration applied and no bandpass applied

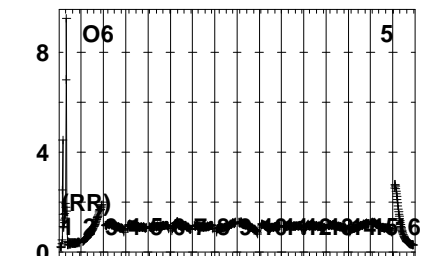
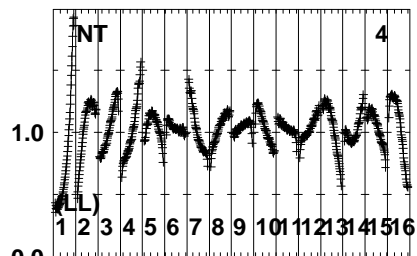
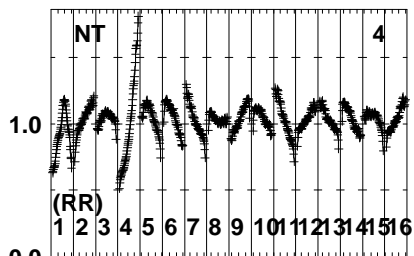
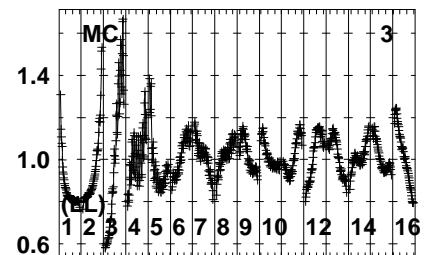
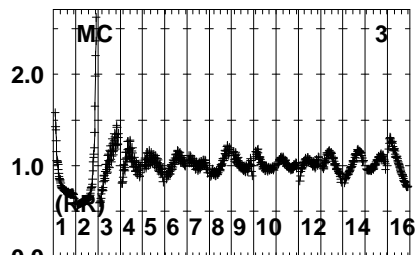
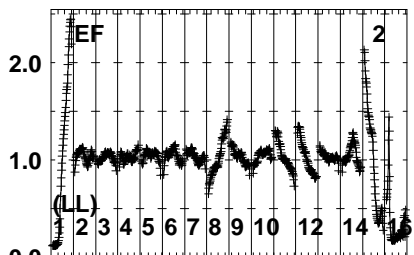
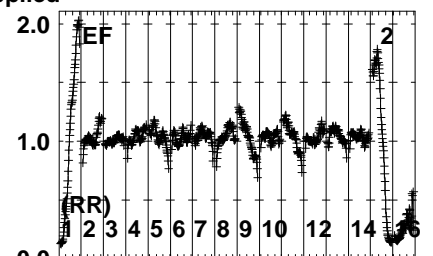
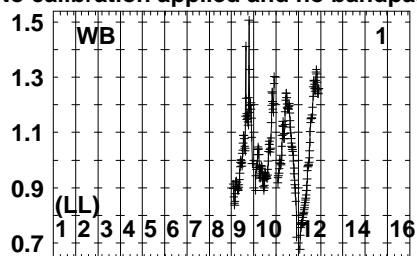
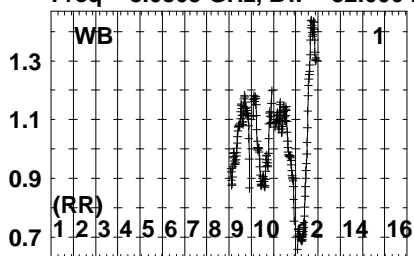


Lower frame: Real Jy
Auto-corr total-power spectrum Antenna: *
Timerange: 00/08:16:07 to 00/08:17:19

Plot file version 258 created 09-MAR-2023 11:43:42

J1923+2010 RG013E.UVDATA.1

Freq = 8.0805 GHz, Bw = 32.000 MH No calibration applied and no bandpass applied



809258326283032343638404244464850
FREQ MHz

809258326283032343638404244464850
FREQ MHz

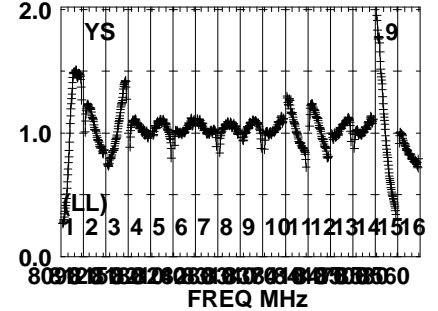
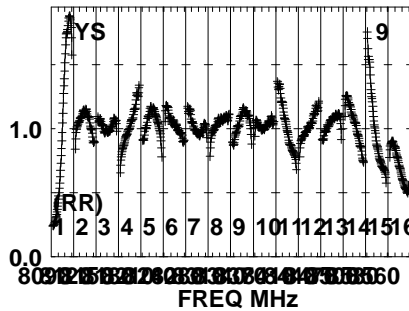
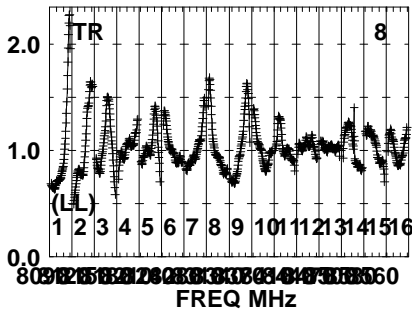
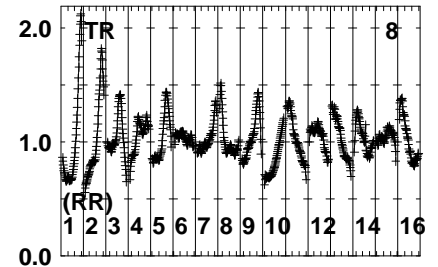
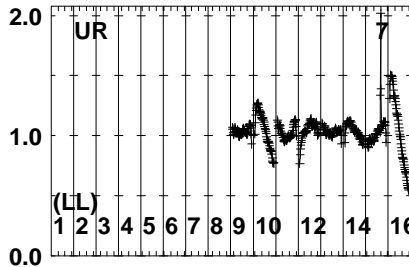
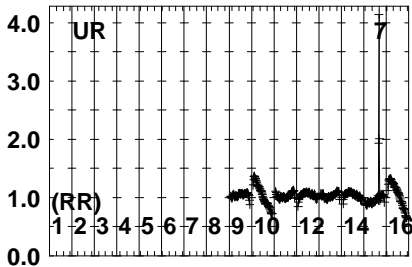
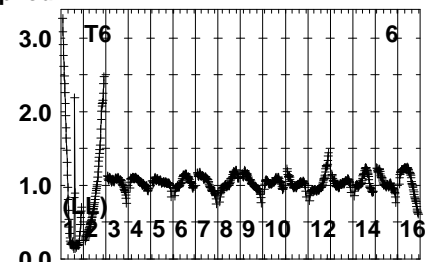
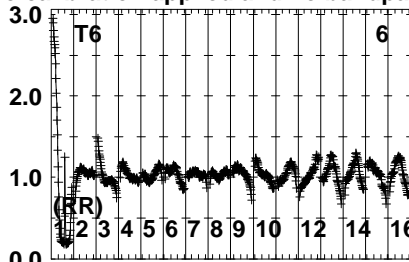
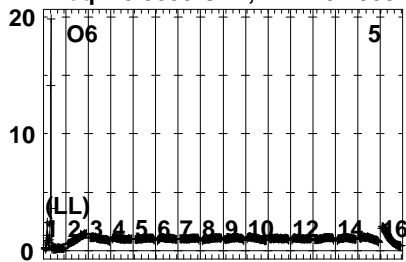
809258326283032343638404244464850
FREQ MHz

Lower frame: Real Jy
Auto-corr total-power spectrum Antenna: *
Timerange: 00/08:17:46 to 00/08:19:05

Plot file version 259 created 09-MAR-2023 11:43:42

J1923+2010 RG013E.UVDATA.1

Freq = 8.0805 GHz, Bw = 32.000 MH No calibration applied and no bandpass applied



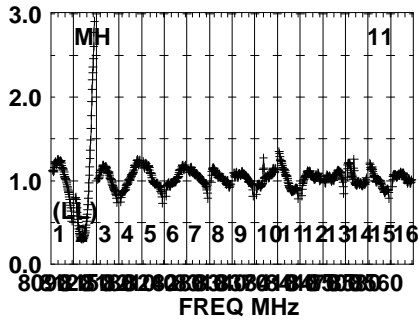
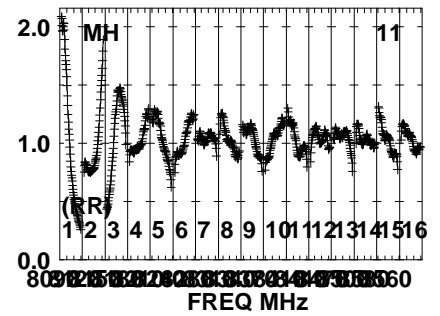
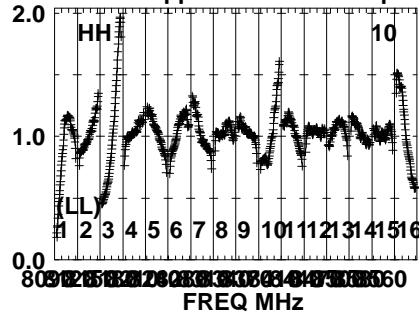
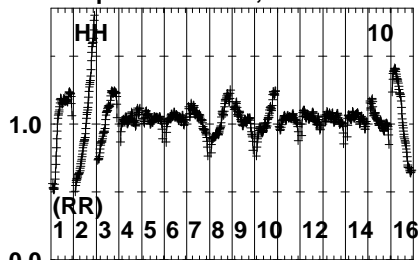
Lower frame: Real Jy
Auto-corr total-power spectrum Antenna: *
Timerange: 00/08:17:46 to 00/08:19:05

Plot file version 260 created 09-MAR-2023 11:43:42

J1923+2010 RG013E.UVDATA.1

Freq = 8.0805 GHz, Bw = 32.000 MH

No calibration applied and no bandpass applied



Lower frame: Real Jy

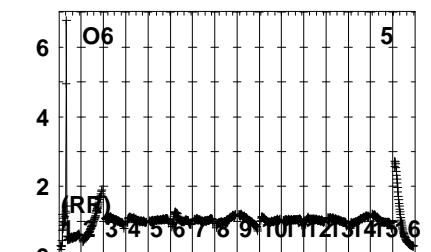
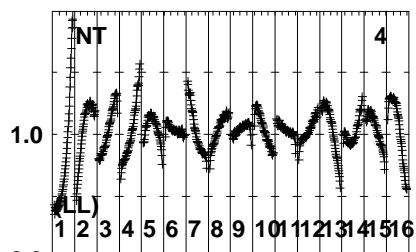
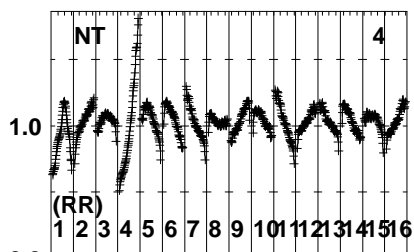
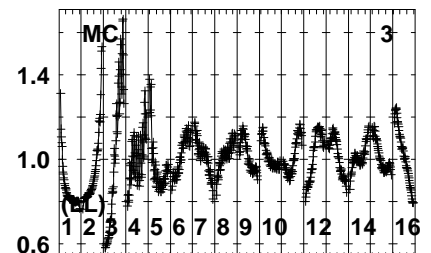
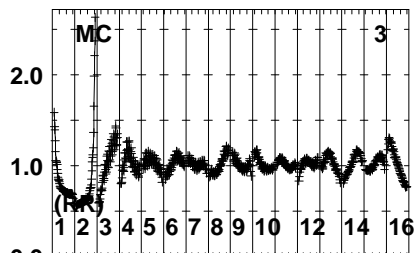
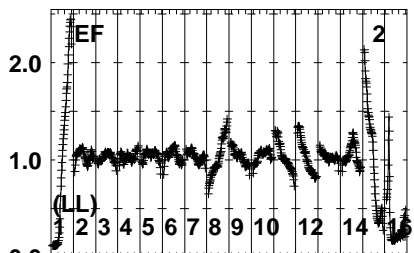
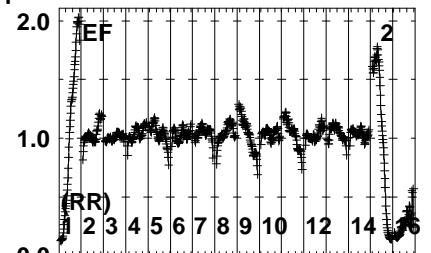
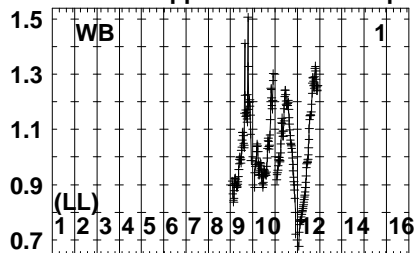
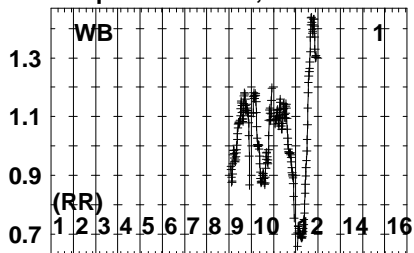
Auto-corr total-power spectrum Antenna: *

Timerange: 00/08:17:46 to 00/08:19:05

Plot file version 261 created 09-MAR-2023 11:43:42

J191142+1952 RG013E.UVDATA.1

Freq = 8.0805 GHz, Bw = 32.000 MH No calibration applied and no bandpass applied



809258326283032343638404244464850
FREQ MHz

809258326283032343638404244464850
FREQ MHz

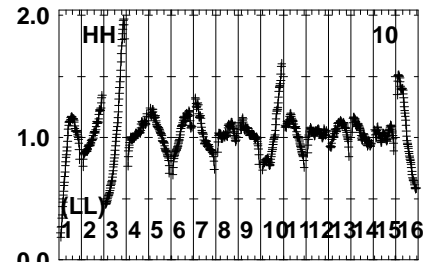
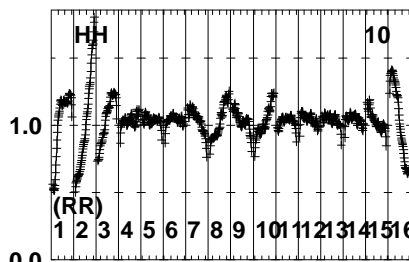
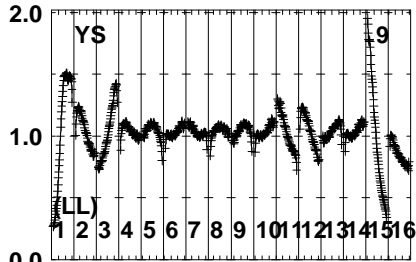
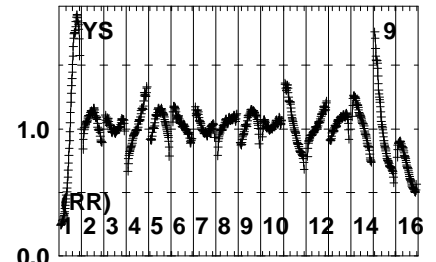
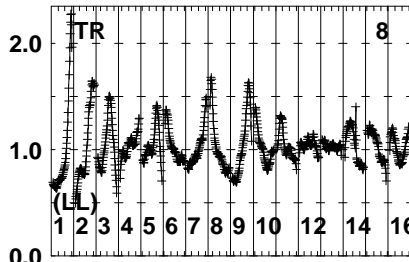
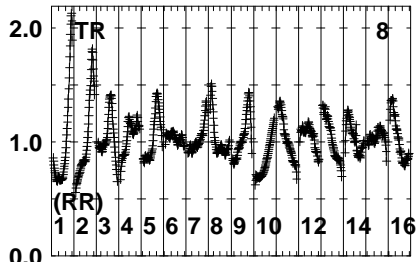
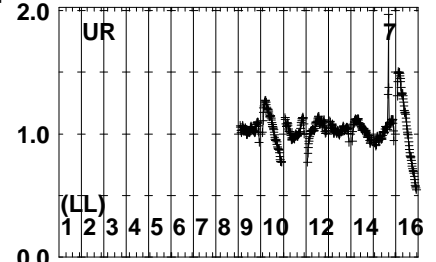
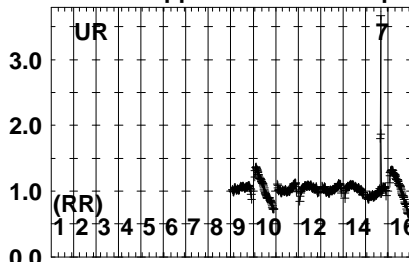
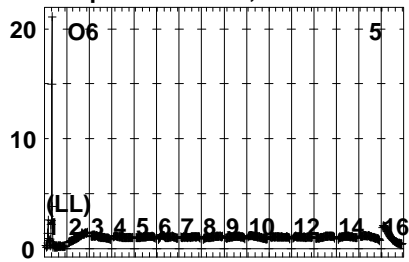
809258326283032343638404244464850
FREQ MHz

Lower frame: Real Jy
Auto-corr total-power spectrum Antenna: *
Timerange: 00/08:19:36 to 00/08:21:04

Plot file version 262 created 09-MAR-2023 11:43:42

J191142+1952 RG013E.UVDATA.1

Freq = 8.0805 GHz, Bw = 32.000 MH No calibration applied and no bandpass applied



8091255276283032343638404244464850
FREQ MHz

8091255276283032343638404244464850
FREQ MHz

8091255276283032343638404244464850
FREQ MHz

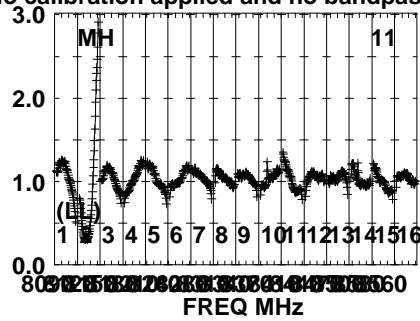
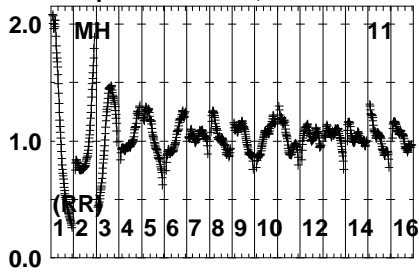
Lower frame: Real Jy
Auto-corr total-power spectrum Antenna: *
Timerange: 00/08:19:36 to 00/08:21:04

Plot file version 263 created 09-MAR-2023 11:43:43

J191142+1952 RG013E.UVDATA.1

Freq = 8.0805 GHz, Bw = 32.000 MH

No calibration applied and no bandpass applied



Lower frame: Real Jy

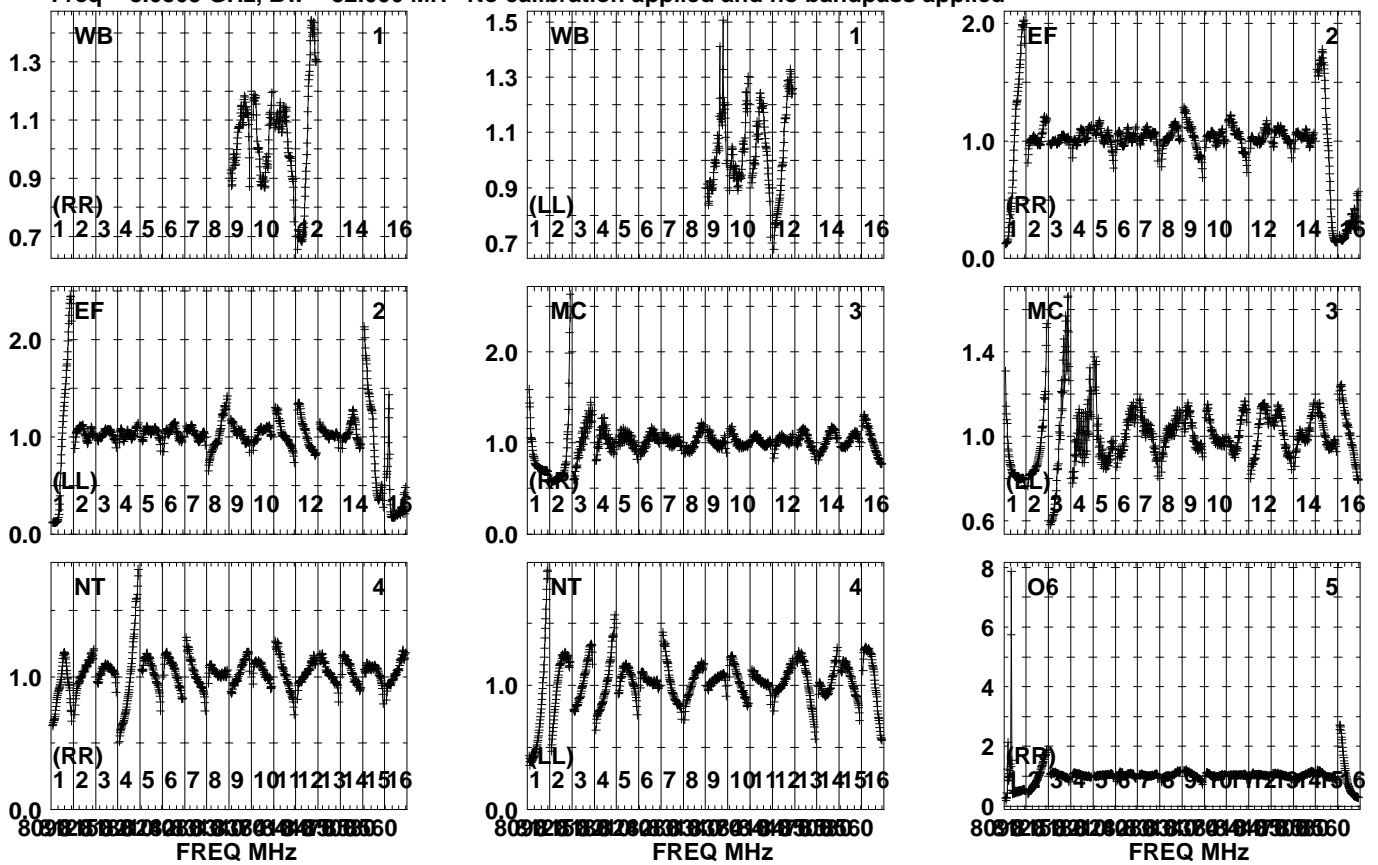
Auto-corr total-power spectrum Antenna: *

Timerange: 00/08:19:36 to 00/08:21:04

Plot file version 264 created 09-MAR-2023 11:43:43

GRB221009A RG013E.UVDATA.1

Freq = 8.0805 GHz, Bw = 32.000 MH No calibration applied and no bandpass applied

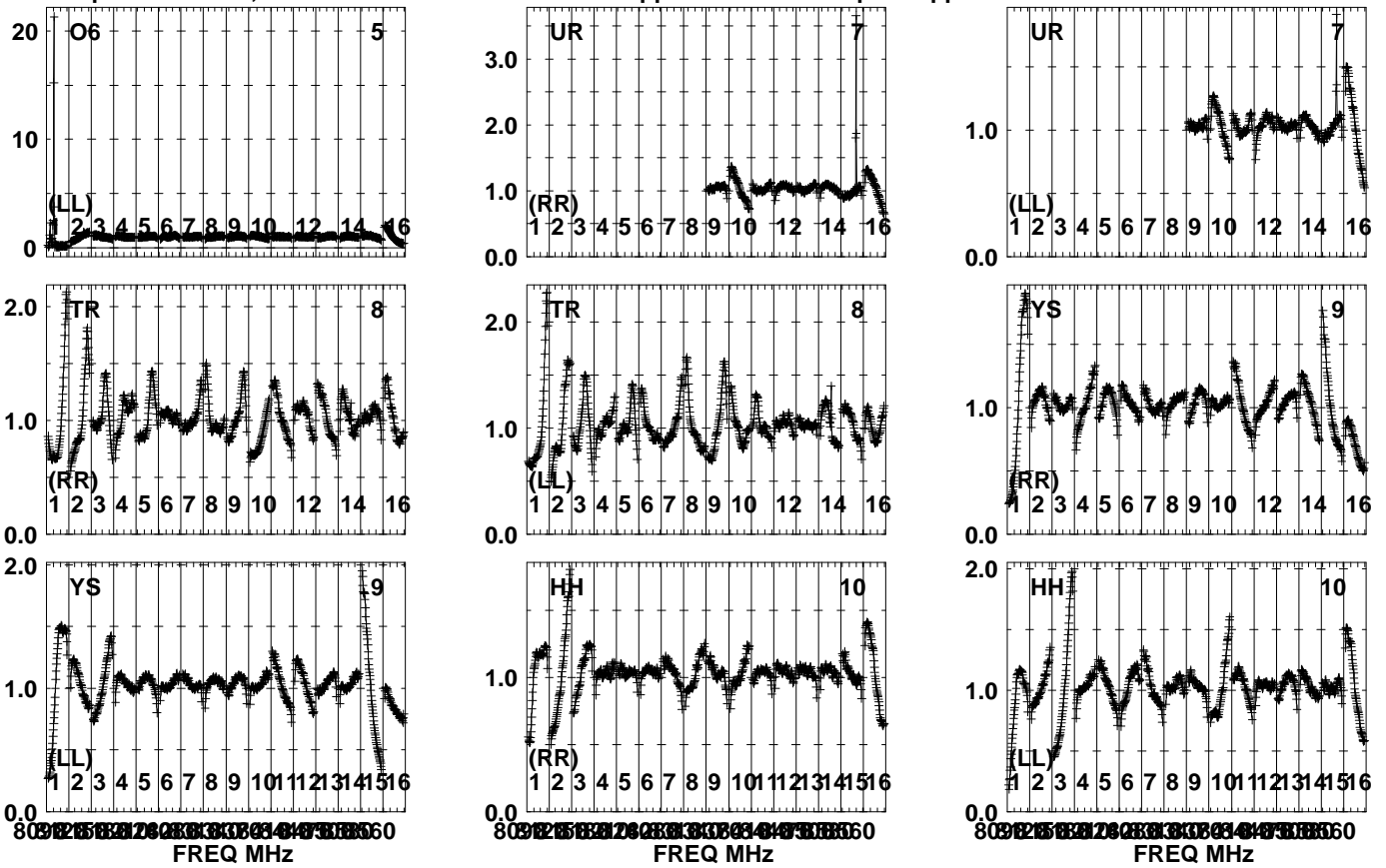


Lower frame: Real Jy
Auto-corr total-power spectrum Antenna: *
Timerange: 00/08:21:22 to 00/08:23:35

Plot file version 265 created 09-MAR-2023 11:43:43

GRB221009A RG013E.UVDATA.1

Freq = 8.0805 GHz, Bw = 32.000 MH No calibration applied and no bandpass applied



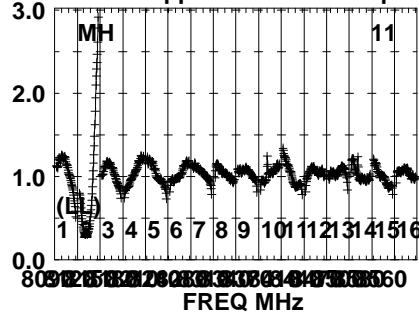
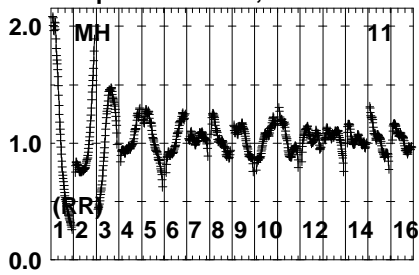
Lower frame: Real Jy
Auto-corr total-power spectrum Antenna: *
Timerange: 00/08:21:22 to 00/08:23:35

Plot file version 266 created 09-MAR-2023 11:43:43

GRB221009A RG013E.UVDATA.1

Freq = 8.0805 GHz, Bw = 32.000 MH

No calibration applied and no bandpass applied



Lower frame: Real Jy

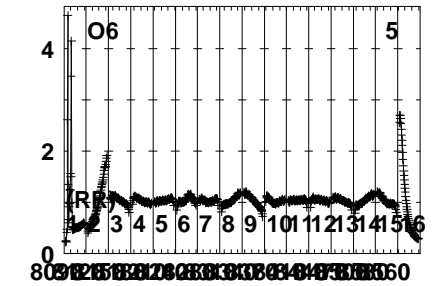
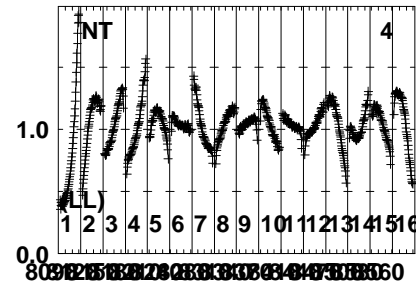
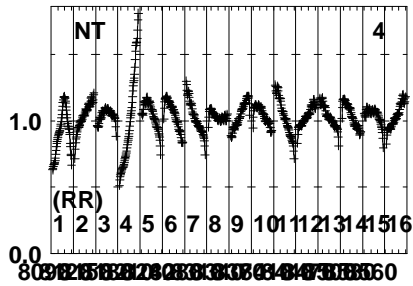
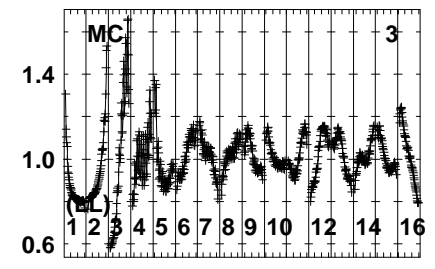
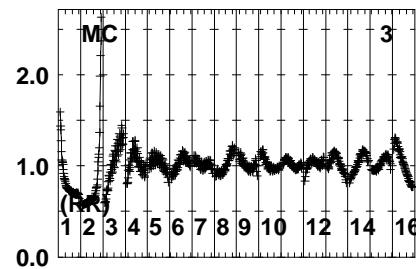
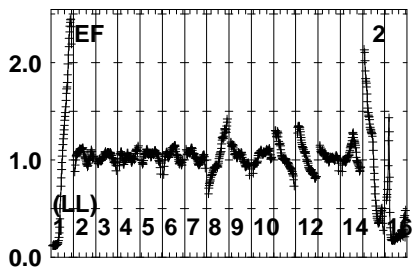
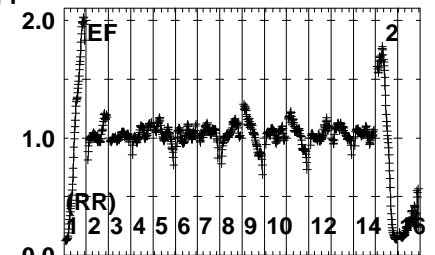
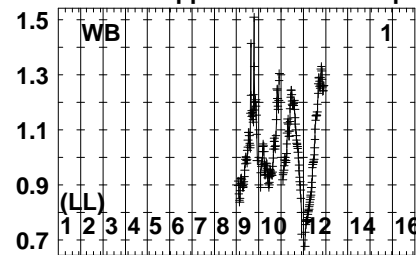
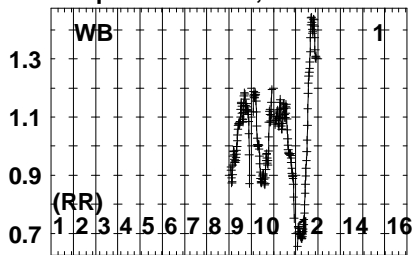
Auto-corr total-power spectrum Antenna: *

Timerange: 00/08:21:22 to 00/08:23:35

Plot file version 267 created 09-MAR-2023 11:43:43

J191142+1952 RG013E.UVDATA.1

Freq = 8.0805 GHz, Bw = 32.000 MH No calibration applied and no bandpass applied

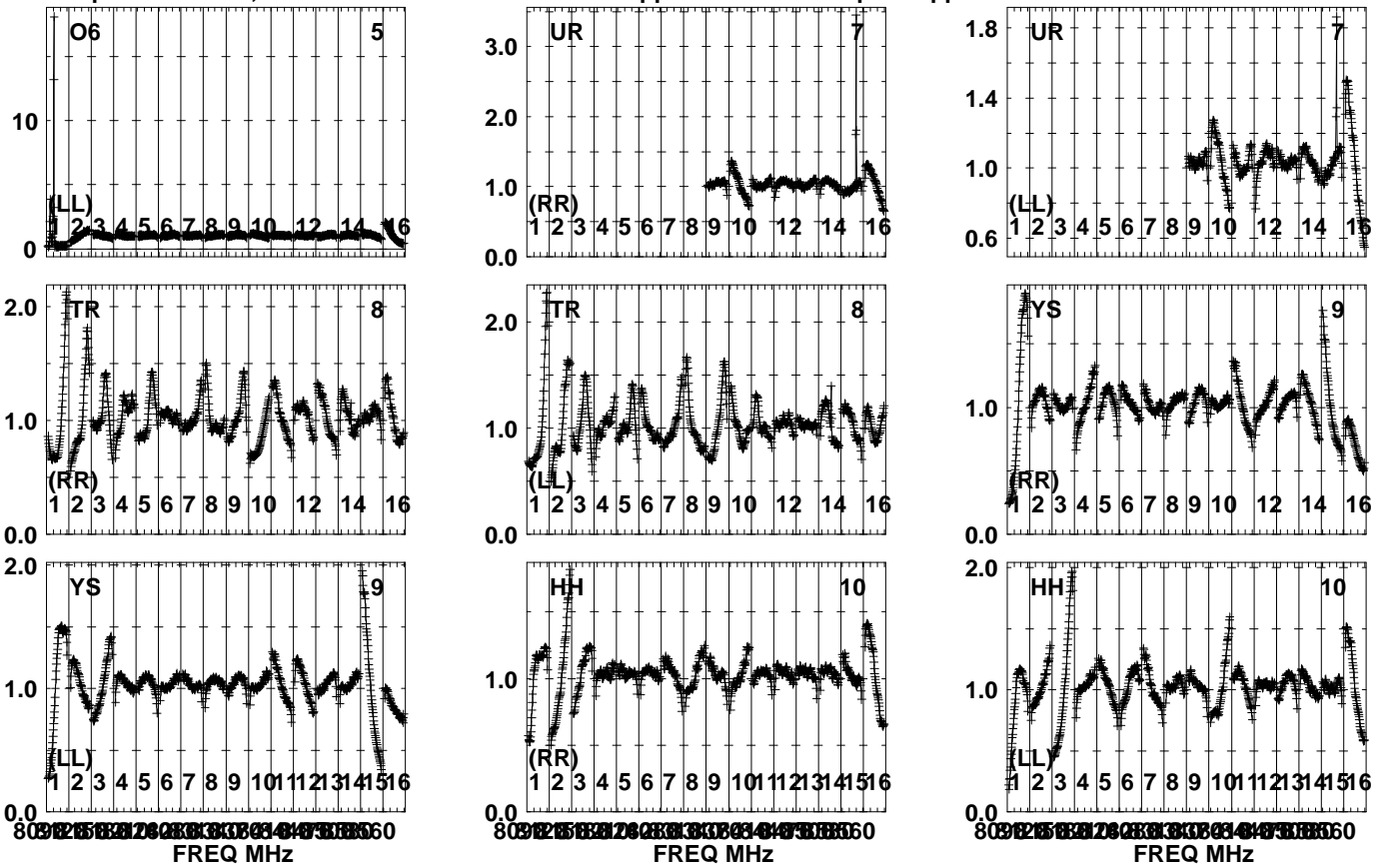


Lower frame: Real Jy
Auto-corr total-power spectrum Antenna: *
Timerange: 00/08:23:51 to 00/08:25:05

Plot file version 268 created 09-MAR-2023 11:43:43

J191142+1952 RG013E.UVDATA.1

Freq = 8.0805 GHz, Bw = 32.000 MH No calibration applied and no bandpass applied



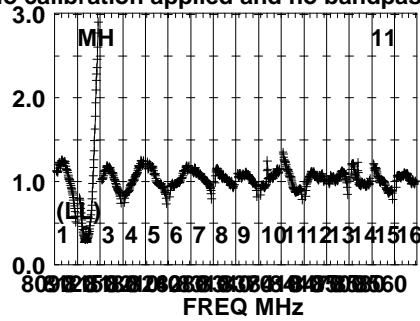
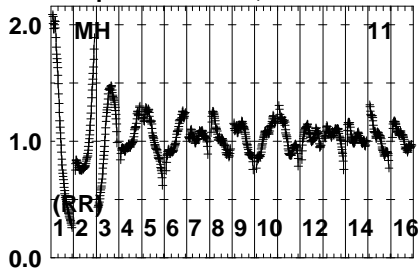
Lower frame: Real Jy
Auto-corr total-power spectrum Antenna: *
Timerange: 00/08:23:51 to 00/08:25:05

Plot file version 269 created 09-MAR-2023 11:43:43

J191142+1952 RG013E.UVDATA.1

Freq = 8.0805 GHz, Bw = 32.000 MH

No calibration applied and no bandpass applied



Lower frame: Real Jy

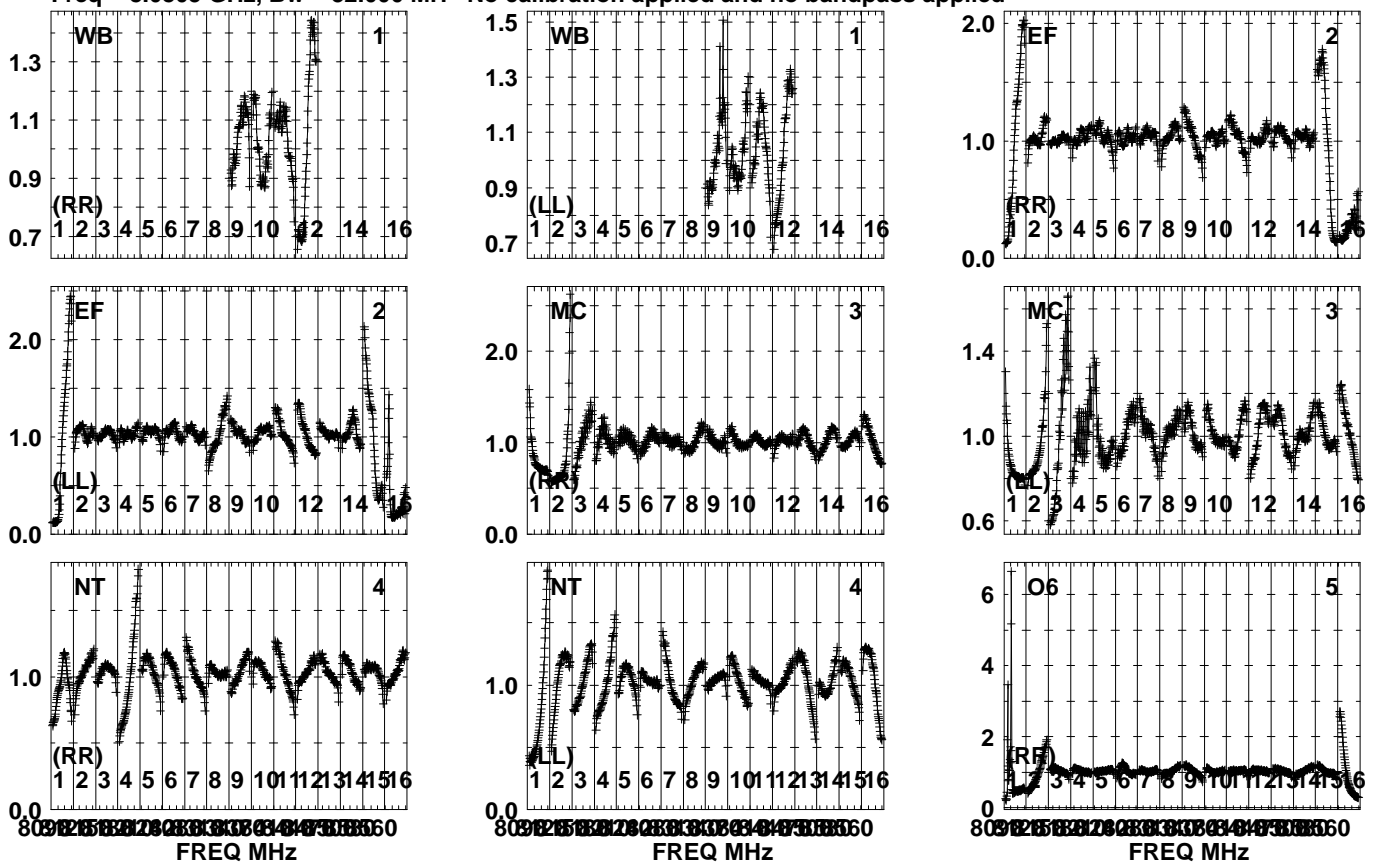
Auto-corr total-power spectrum Antenna: *

Timerange: 00/08:23:51 to 00/08:25:05

Plot file version 270 created 09-MAR-2023 11:43:43

GRB221009A RG013E.UVDATA.1

Freq = 8.0805 GHz, Bw = 32.000 MH No calibration applied and no bandpass applied

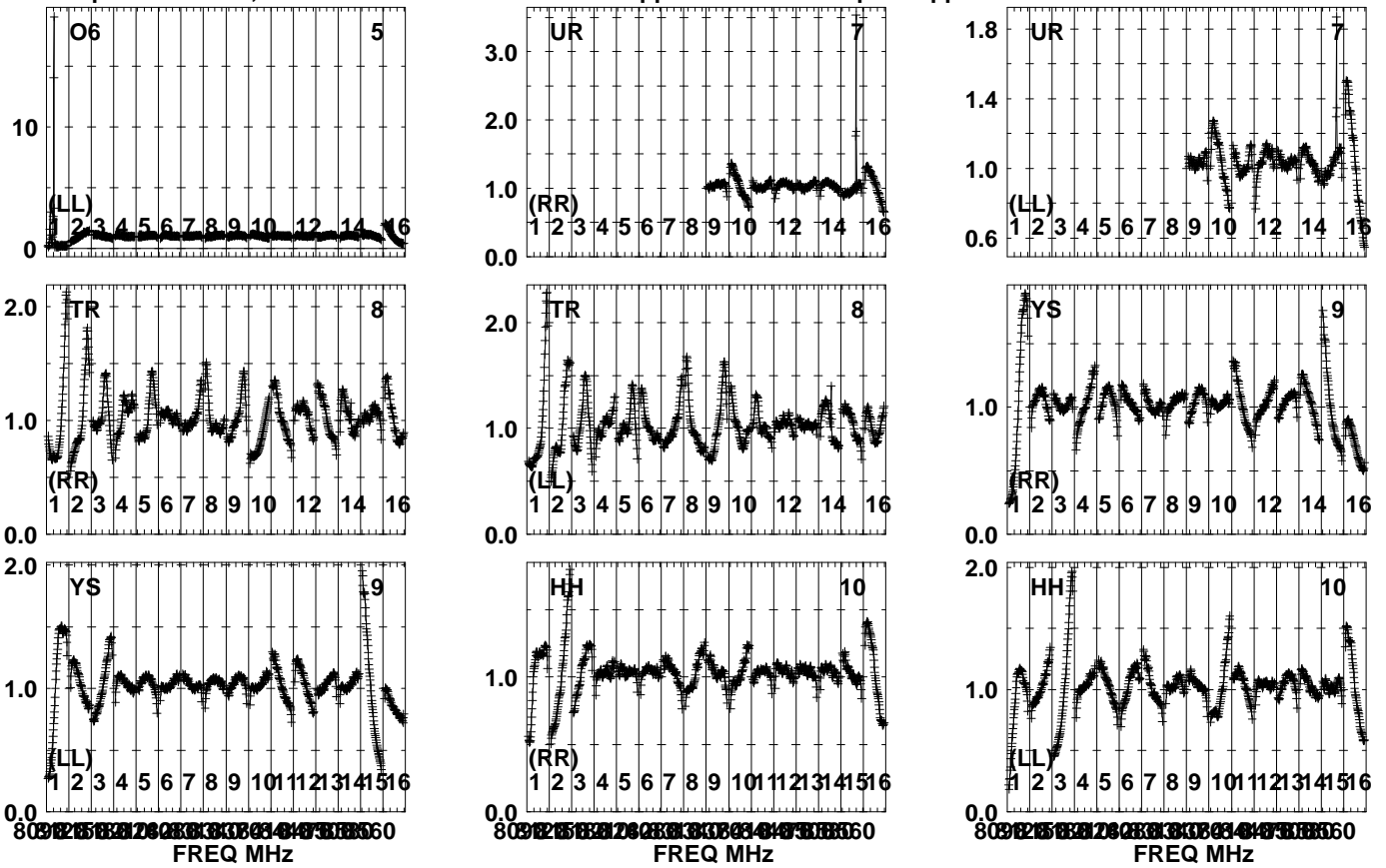


Lower frame: Real Jy
Auto-corr total-power spectrum Antenna: *
Timerange: 00/08:25:22 to 00/08:27:34

Plot file version 271 created 09-MAR-2023 11:43:43

GRB221009A RG013E.UVDATA.1

Freq = 8.0805 GHz, Bw = 32.000 MH No calibration applied and no bandpass applied



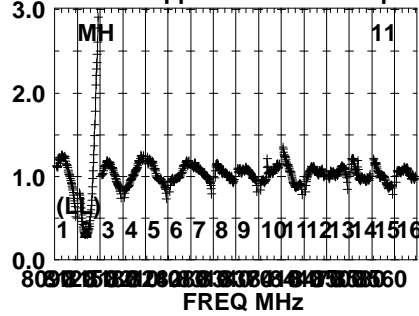
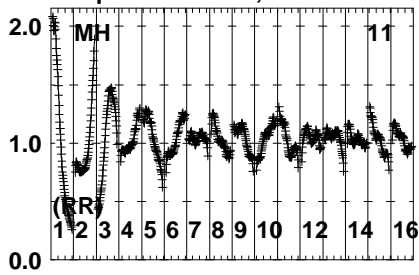
Lower frame: Real Jy
Auto-corr total-power spectrum Antenna: *
Timerange: 00/08:25:22 to 00/08:27:34

Plot file version 272 created 09-MAR-2023 11:43:44

GRB221009A RG013E.UVDATA.1

Freq = 8.0805 GHz, Bw = 32.000 MH

No calibration applied and no bandpass applied



Lower frame: Real Jy

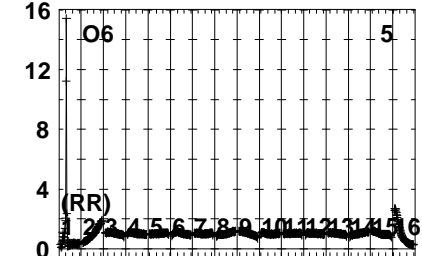
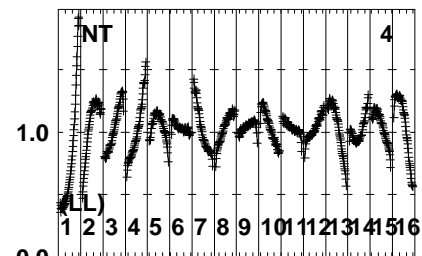
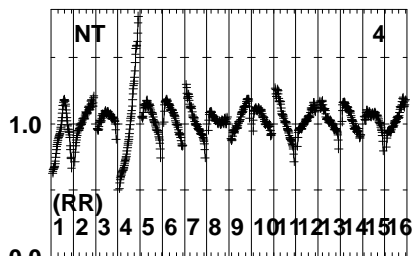
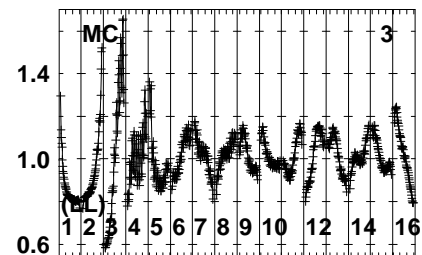
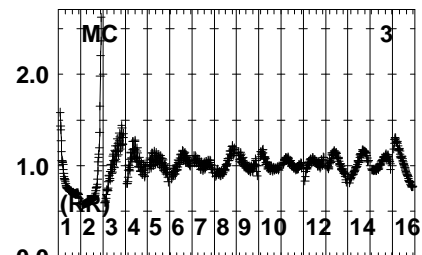
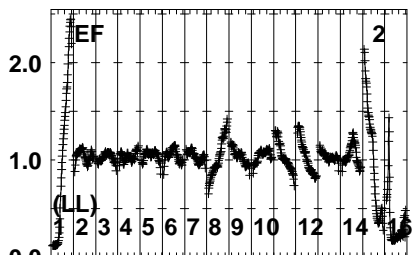
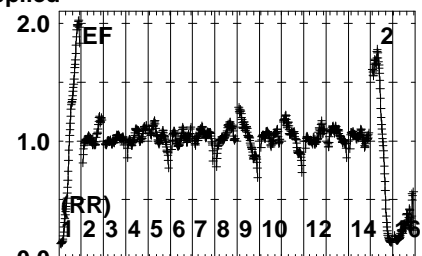
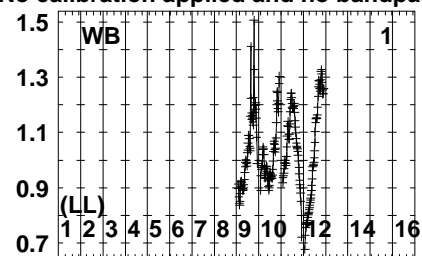
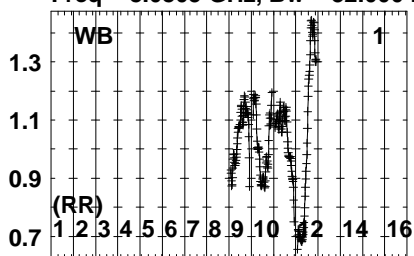
Auto-corr total-power spectrum Antenna: *

Timerange: 00/08:25:22 to 00/08:27:34

Plot file version 273 created 09-MAR-2023 11:43:44

J191142+1952 RG013E.UVDATA.1

Freq = 8.0805 GHz, Bw = 32.000 MH No calibration applied and no bandpass applied



809258326283032343638404244464850

FREQ MHz

809258326283032343638404244464850

FREQ MHz

809258326283032343638404244464850

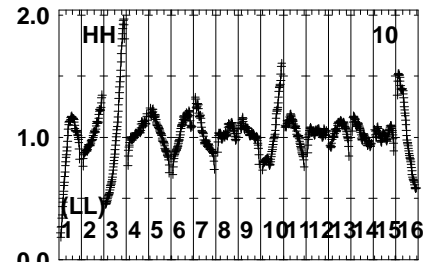
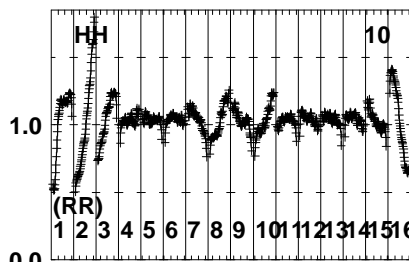
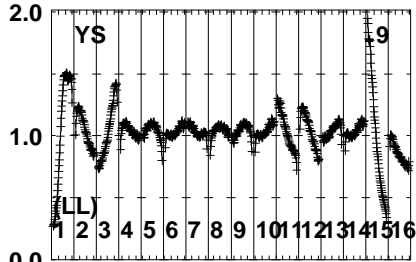
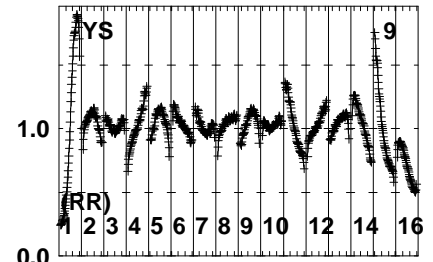
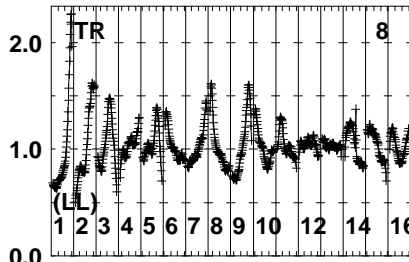
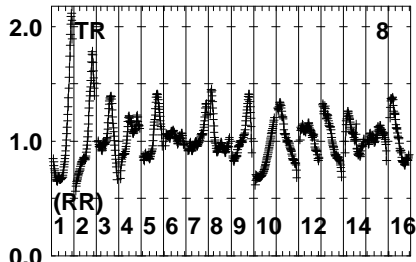
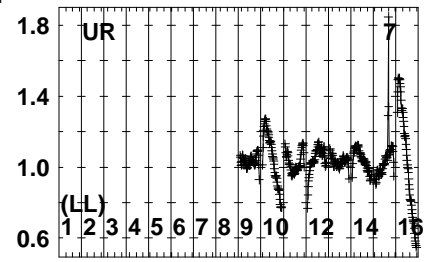
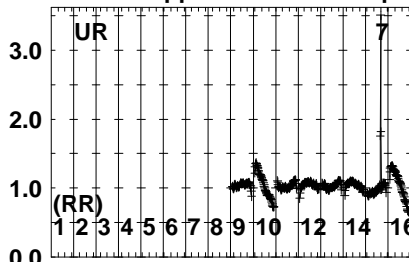
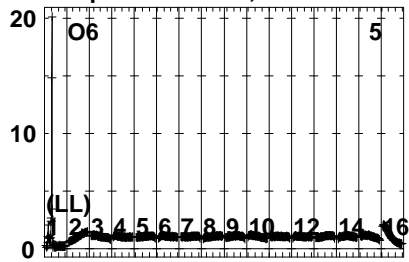
FREQ MHz

Lower frame: Real Jy
Auto-corr total-power spectrum Antenna: *
Timerange: 00/08:27:52 to 00/08:29:04

Plot file version 274 created 09-MAR-2023 11:43:44

J191142+1952 RG013E.UVDATA.1

Freq = 8.0805 GHz, Bw = 32.000 MH No calibration applied and no bandpass applied



80912558126081308141516
FREQ MHz

80912558126081308141516
FREQ MHz

80912558126081308141516
FREQ MHz

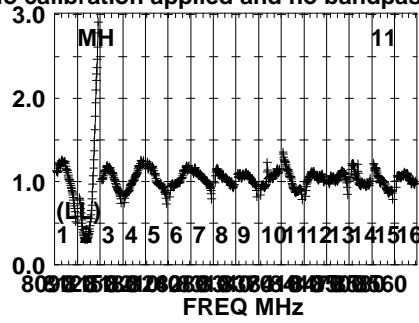
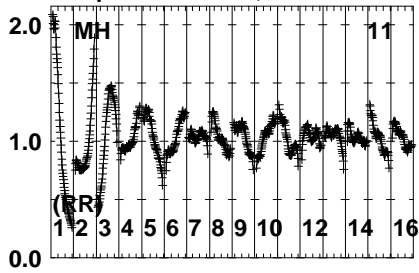
Lower frame: Real Jy
Auto-corr total-power spectrum Antenna: *
Timerange: 00/08:27:52 to 00/08:29:04

Plot file version 275 created 09-MAR-2023 11:43:44

J191142+1952 RG013E.UVDATA.1

Freq = 8.0805 GHz, Bw = 32.000 MH

No calibration applied and no bandpass applied



Lower frame: Real Jy

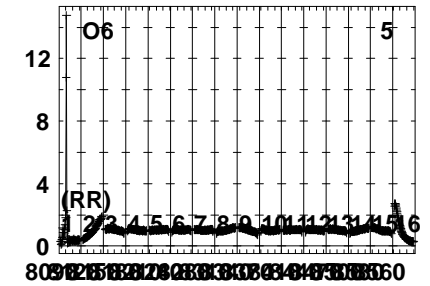
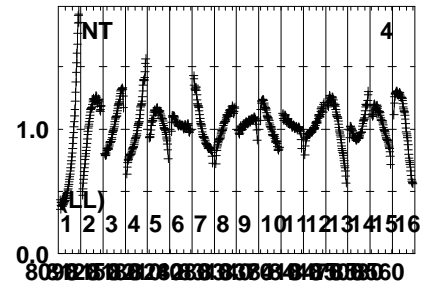
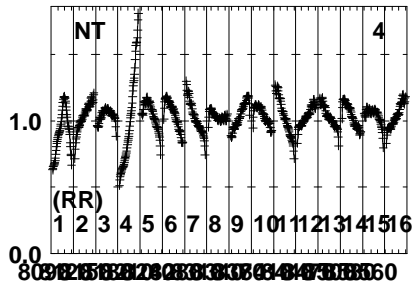
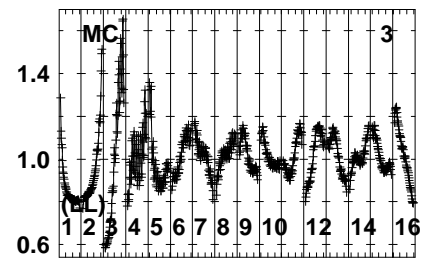
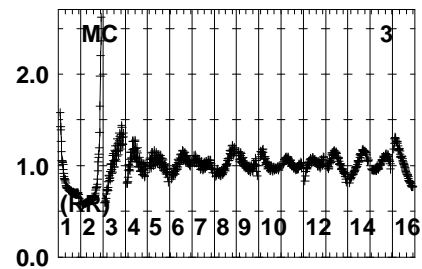
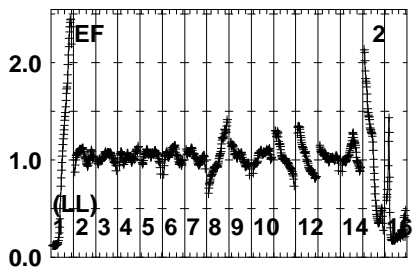
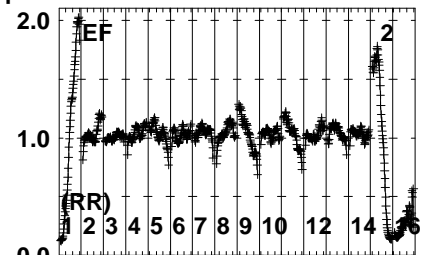
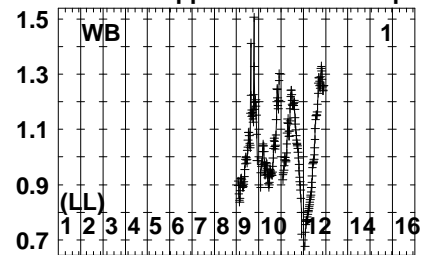
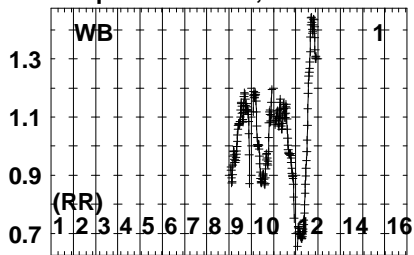
Auto-corr total-power spectrum Antenna: *

Timerange: 00/08:27:52 to 00/08:29:04

Plot file version 276 created 09-MAR-2023 11:43:44

J191249+1940 RG013E.UVDATA.1

Freq = 8.0805 GHz, Bw = 32.000 MH No calibration applied and no bandpass applied

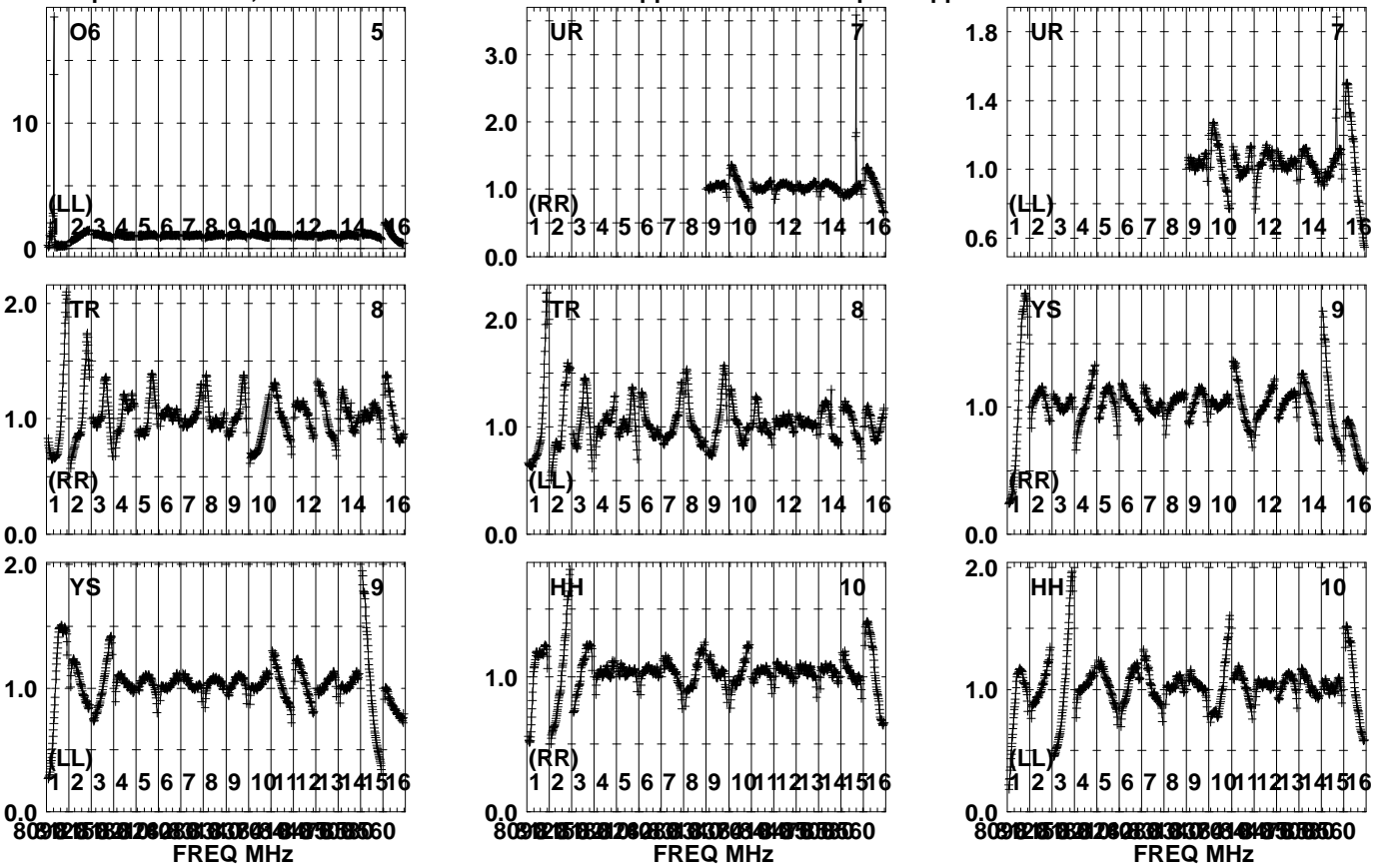


Lower frame: Real Jy
Auto-corr total-power spectrum Antenna: *
Timerange: 00/08:29:21 to 00/08:30:40

Plot file version 277 created 09-MAR-2023 11:43:44

J191249+1940 RG013E.UVDATA.1

Freq = 8.0805 GHz, Bw = 32.000 MH No calibration applied and no bandpass applied



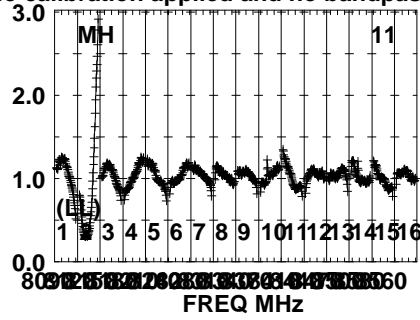
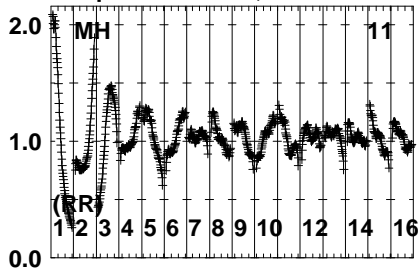
Lower frame: Real Jy
Auto-corr total-power spectrum Antenna: *
Timerange: 00/08:29:21 to 00/08:30:40

Plot file version 278 created 09-MAR-2023 11:43:44

J191249+1940 RG013E.UVDATA.1

Freq = 8.0805 GHz, Bw = 32.000 MH

No calibration applied and no bandpass applied



Lower frame: Real Jy

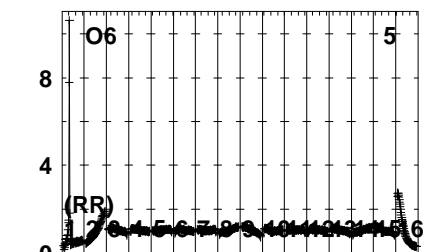
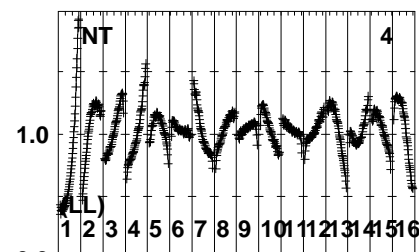
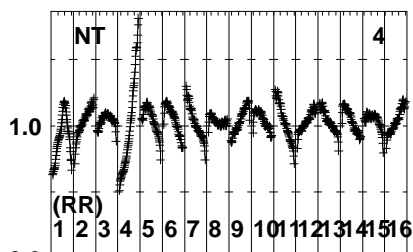
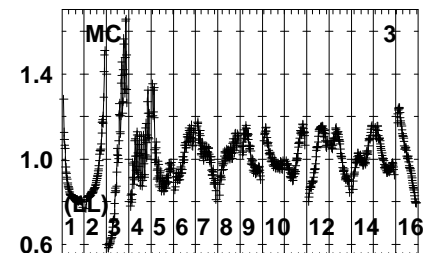
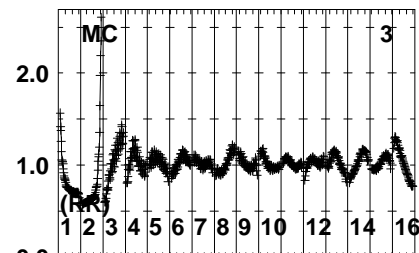
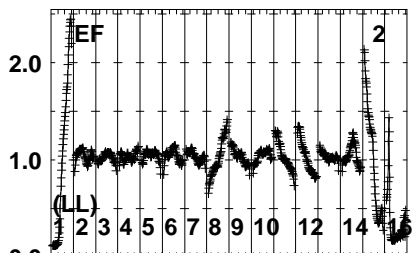
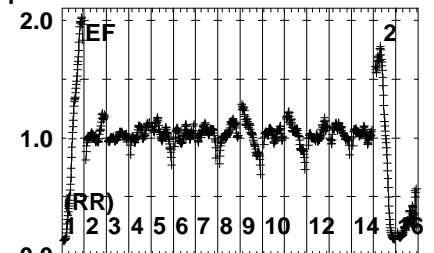
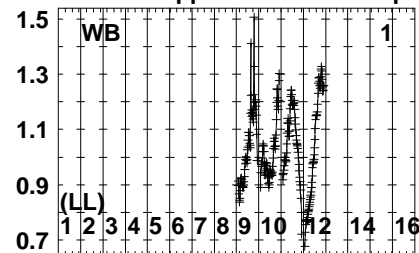
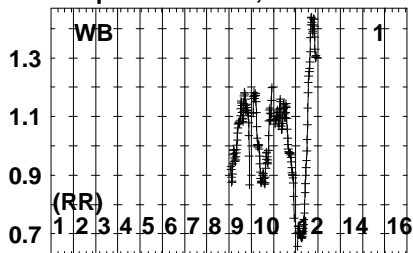
Auto-corr total-power spectrum Antenna: *

Timerange: 00/08:29:21 to 00/08:30:40

Plot file version 279 created 09-MAR-2023 11:43:44

J191142+1952 RG013E.UVDATA.1

Freq = 8.0805 GHz, Bw = 32.000 MH No calibration applied and no bandpass applied



8092583026083008094838860
FREQ MHz

8092583026083008094838860
FREQ MHz

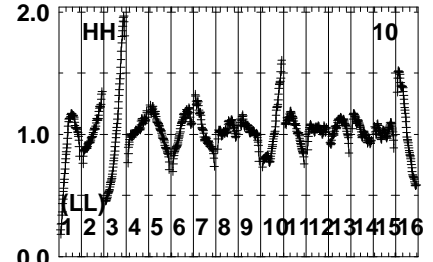
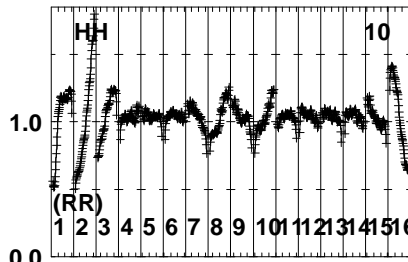
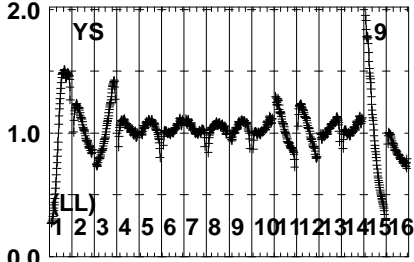
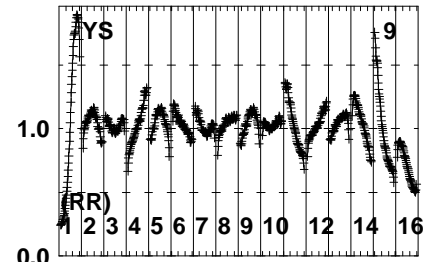
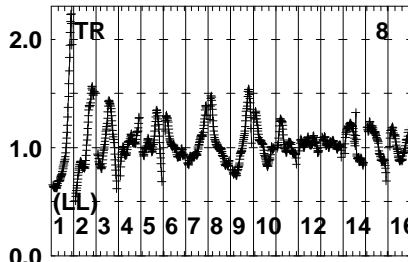
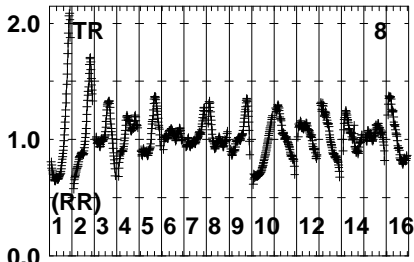
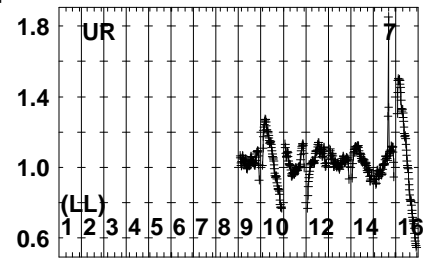
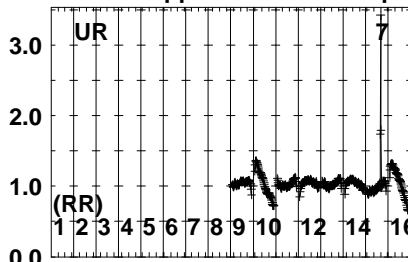
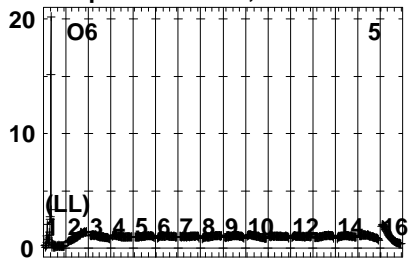
8092583026083008094838860
FREQ MHz

Lower frame: Real Jy
Auto-corr total-power spectrum Antenna: *
Timerange: 00/08:30:57 to 00/08:32:25

Plot file version 280 created 09-MAR-2023 11:43:44

J191142+1952 RG013E.UVDATA.1

Freq = 8.0805 GHz, Bw = 32.000 MH No calibration applied and no bandpass applied



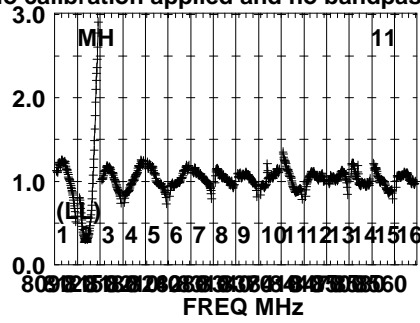
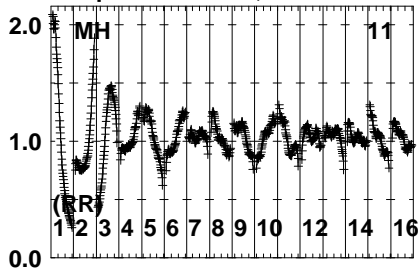
Lower frame: Real Jy
Auto-corr total-power spectrum Antenna: *
Timerange: 00/08:30:57 to 00/08:32:25

Plot file version 281 created 09-MAR-2023 11:43:45

J191142+1952 RG013E.UVDATA.1

Freq = 8.0805 GHz, Bw = 32.000 MH

No calibration applied and no bandpass applied



Lower frame: Real Jy

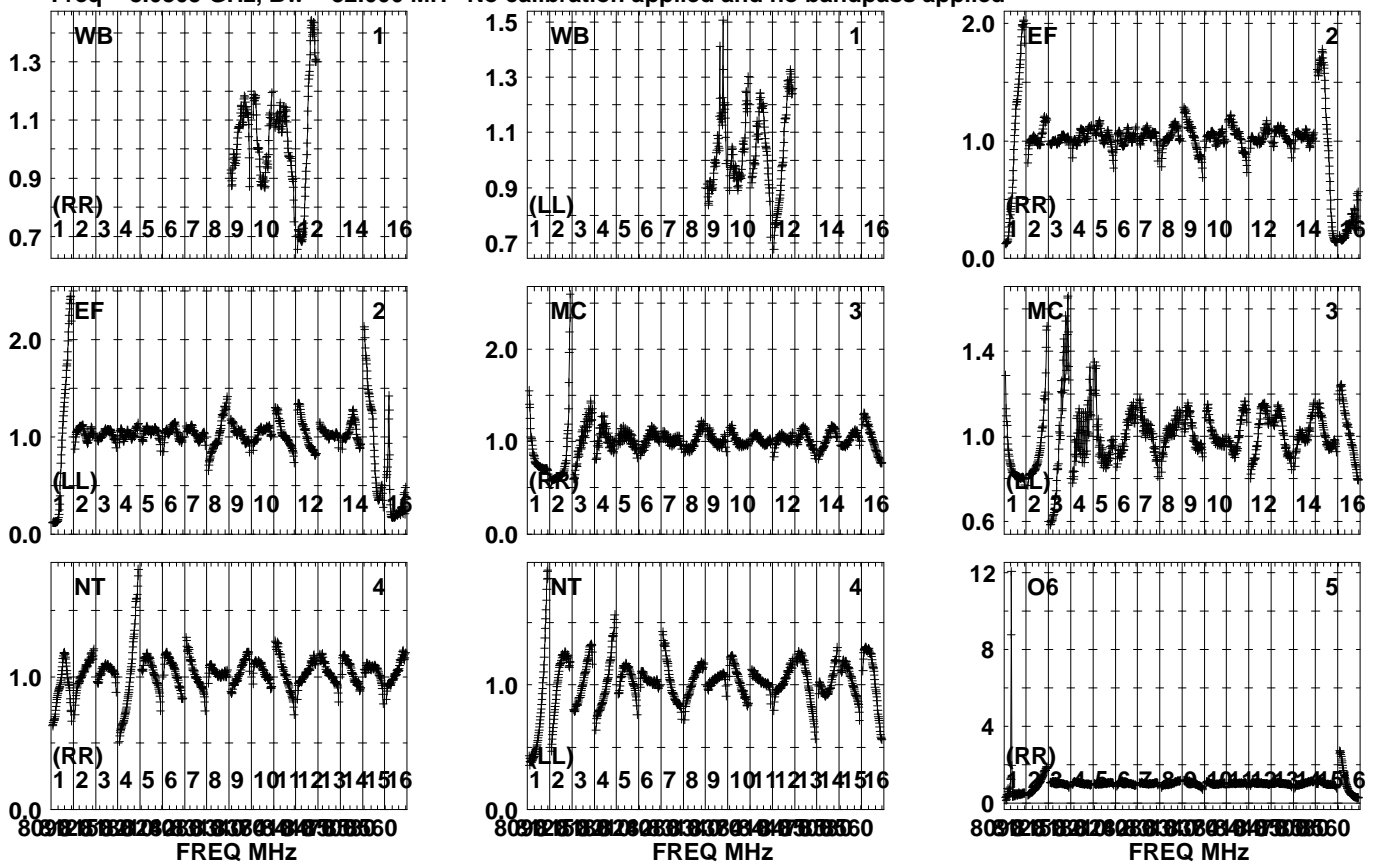
Auto-corr total-power spectrum Antenna: *

Timerange: 00/08:30:57 to 00/08:32:25

Plot file version 282 created 09-MAR-2023 11:43:45

GRB221009A RG013E.UVDATA.1

Freq = 8.0805 GHz, Bw = 32.000 MH No calibration applied and no bandpass applied

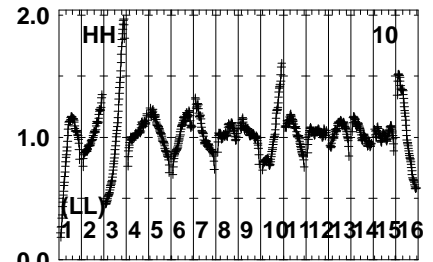
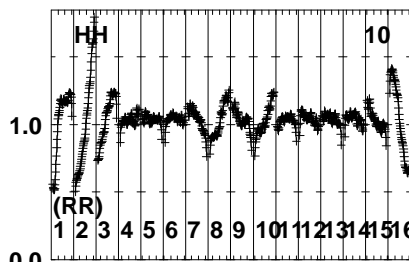
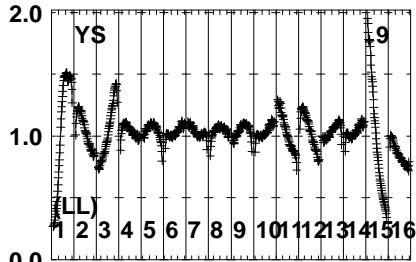
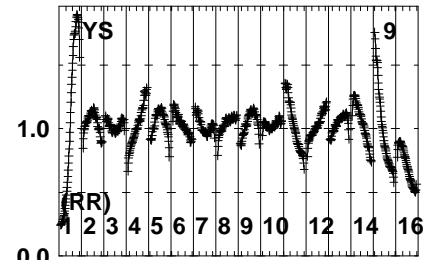
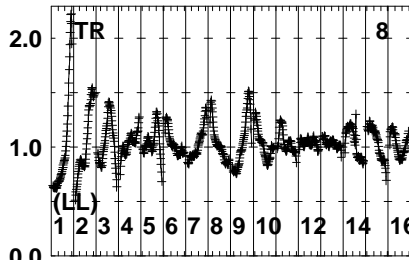
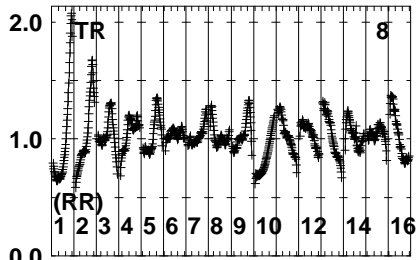
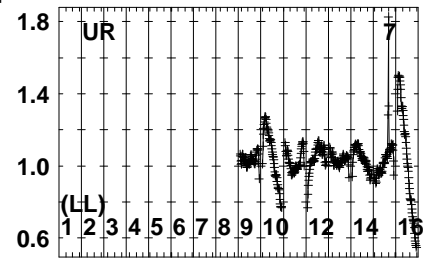
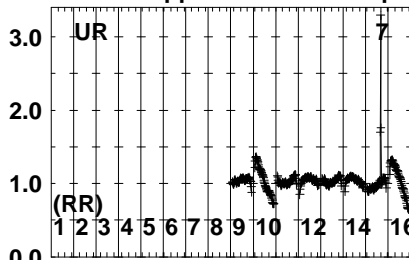
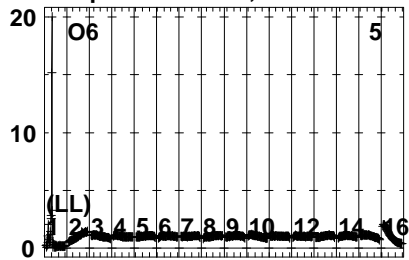


Lower frame: Real Jy
Auto-corr total-power spectrum Antenna: *
Timerange: 00/08:32:41 to 00/08:34:55

Plot file version 283 created 09-MAR-2023 11:43:45

GRB221009A RG013E.UVDATA.1

Freq = 8.0805 GHz, Bw = 32.000 MH No calibration applied and no bandpass applied



809125551260813160145160
FREQ MHz

809125551260813160145160
FREQ MHz

809125551260813160145160
FREQ MHz

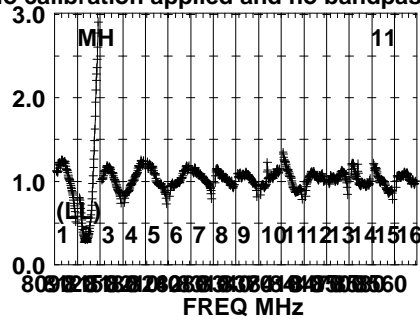
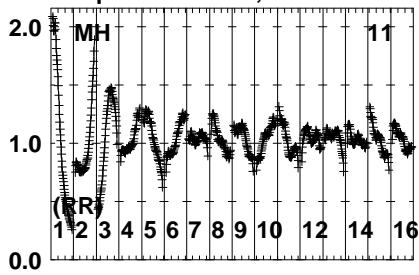
Lower frame: Real Jy
Auto-corr total-power spectrum Antenna: *
Timerange: 00/08:32:41 to 00/08:34:55

Plot file version 284 created 09-MAR-2023 11:43:45

GRB221009A RG013E.UVDATA.1

Freq = 8.0805 GHz, Bw = 32.000 MH

No calibration applied and no bandpass applied



Lower frame: Real Jy

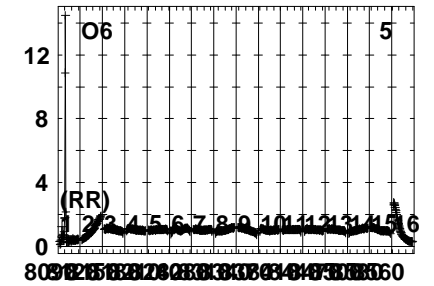
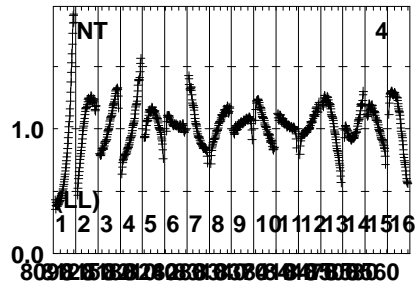
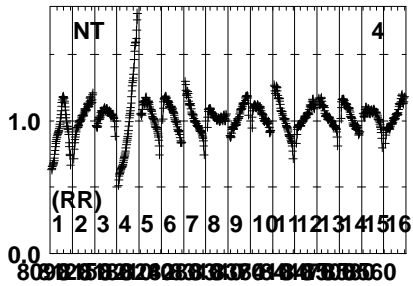
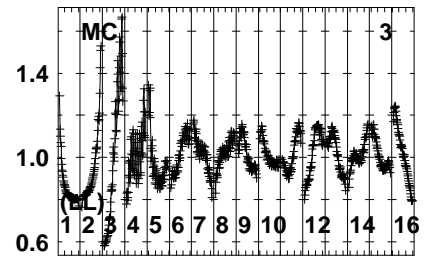
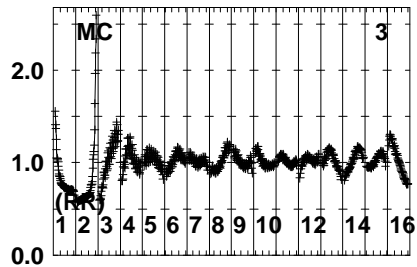
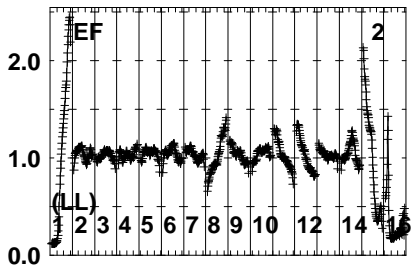
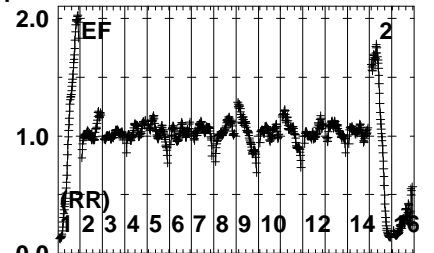
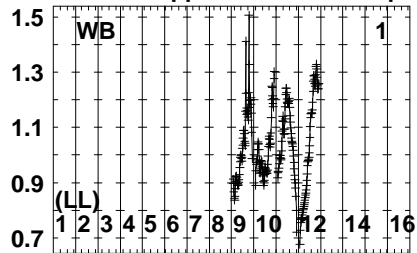
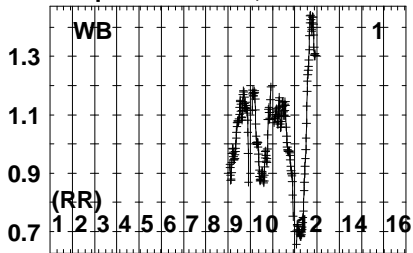
Auto-corr total-power spectrum Antenna: *

Timerange: 00/08:32:41 to 00/08:34:55

Plot file version 285 created 09-MAR-2023 11:43:45

J191142+1952 RG013E.UVDATA.1

Freq = 8.0805 GHz, Bw = 32.000 MH No calibration applied and no bandpass applied

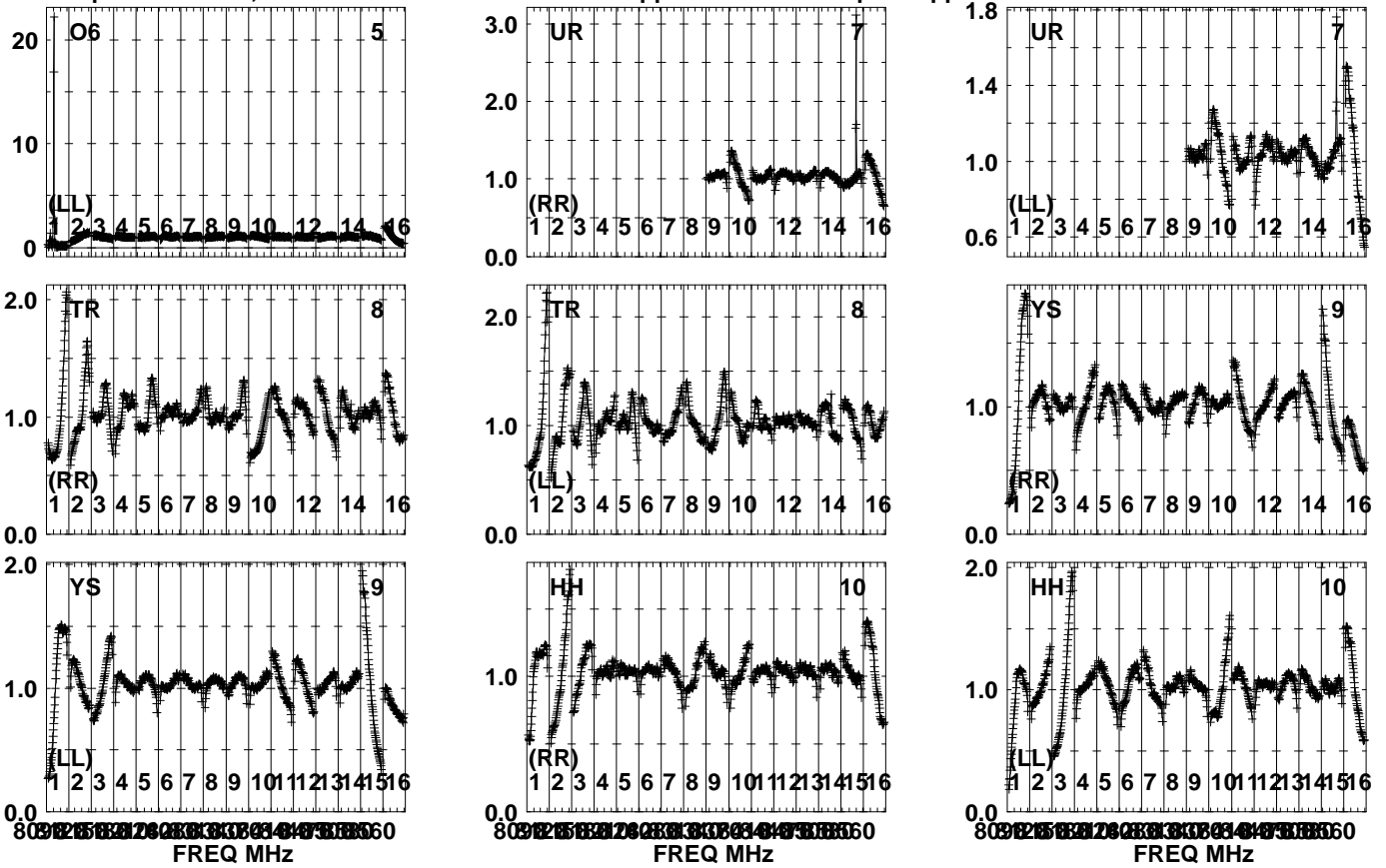


Lower frame: Real Jy
Auto-corr total-power spectrum Antenna: *
Timerange: 00/08:35:12 to 00/08:36:25

Plot file version 286 created 09-MAR-2023 11:43:45

J191142+1952 RG013E.UVDATA.1

Freq = 8.0805 GHz, Bw = 32.000 MH No calibration applied and no bandpass applied



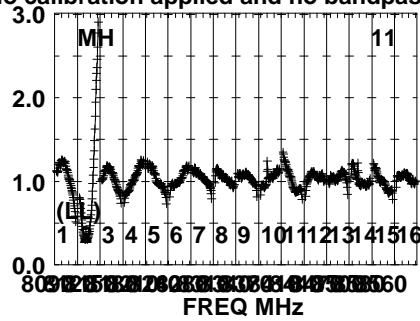
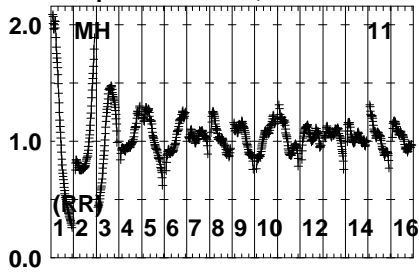
Lower frame: Real Jy
Auto-corr total-power spectrum Antenna: *
Timerange: 00/08:35:12 to 00/08:36:25

Plot file version 287 created 09-MAR-2023 11:43:45

J191142+1952 RG013E.UVDATA.1

Freq = 8.0805 GHz, Bw = 32.000 MH

No calibration applied and no bandpass applied



Lower frame: Real Jy

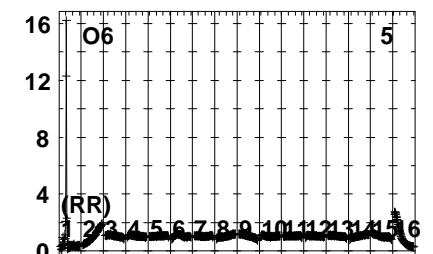
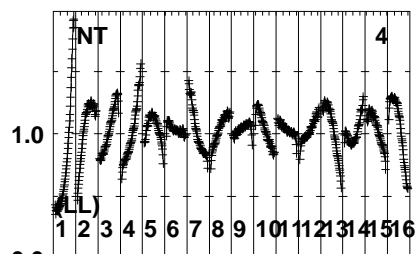
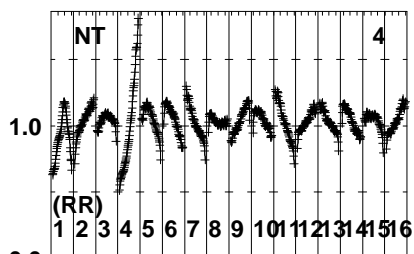
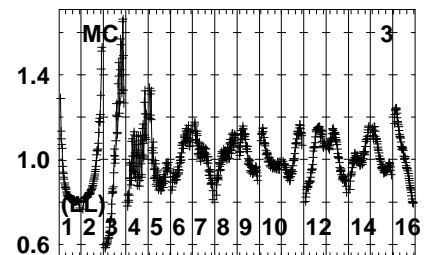
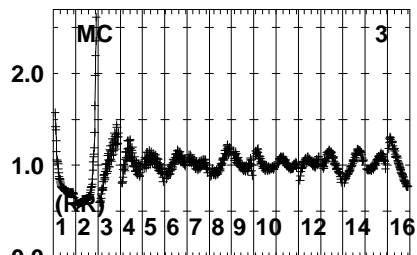
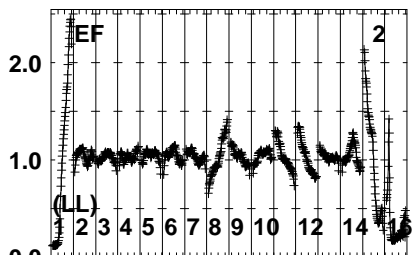
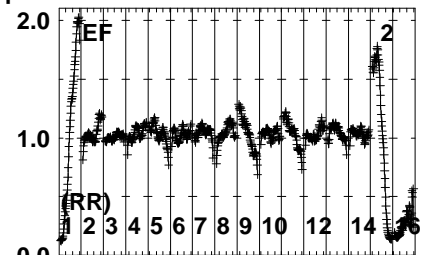
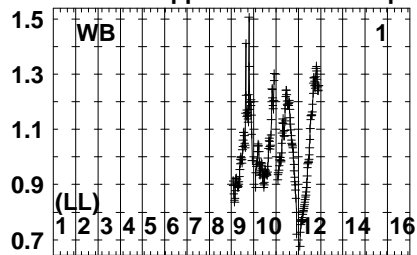
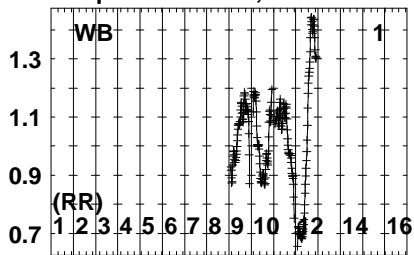
Auto-corr total-power spectrum Antenna: *

Timerange: 00/08:35:12 to 00/08:36:25

Plot file version 288 created 09-MAR-2023 11:43:46

GRB221009A RG013E.UVDATA.1

Freq = 8.0805 GHz, Bw = 32.000 MH No calibration applied and no bandpass applied



8092583026083008094838860

8092583026083008094838860

8092583026083008094838860

FREQ MHz

FREQ MHz

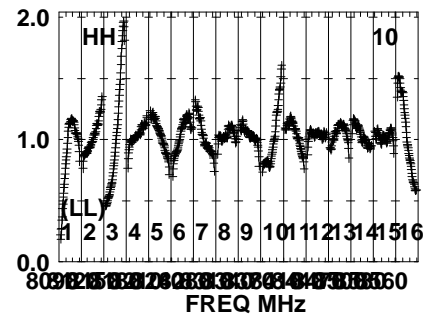
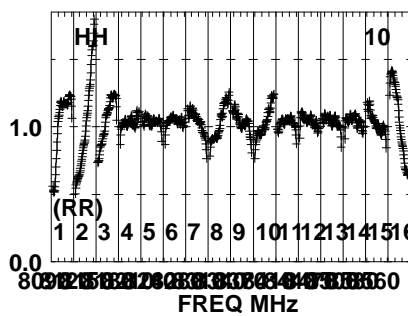
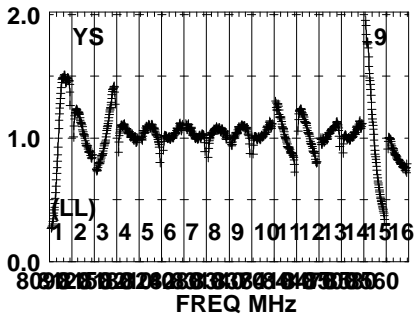
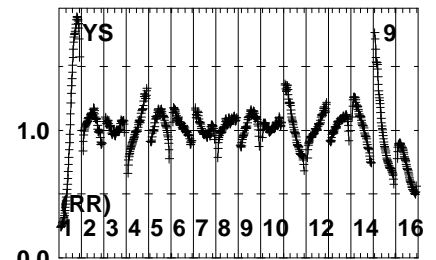
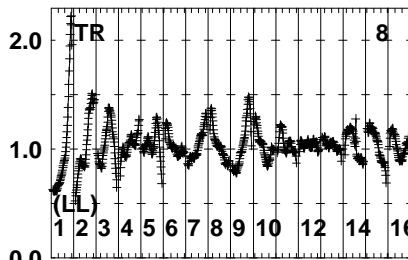
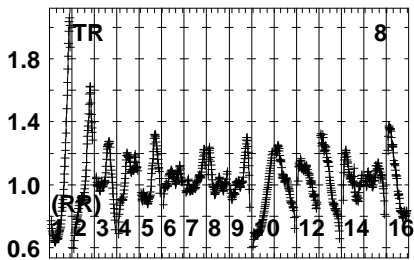
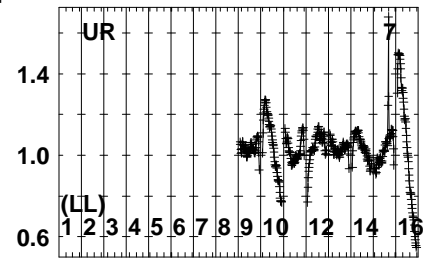
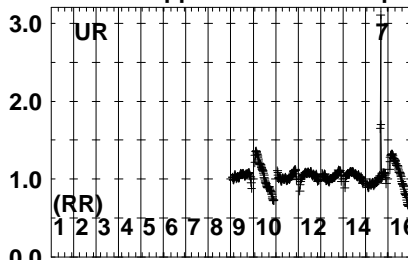
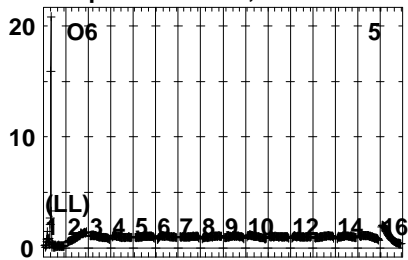
FREQ MHz

Lower frame: Real Jy
Auto-corr total-power spectrum Antenna: *
Timerange: 00/08:36:41 to 00/08:38:54

Plot file version 289 created 09-MAR-2023 11:43:46

GRB221009A RG013E.UVDATA.1

Freq = 8.0805 GHz, Bw = 32.000 MH No calibration applied and no bandpass applied



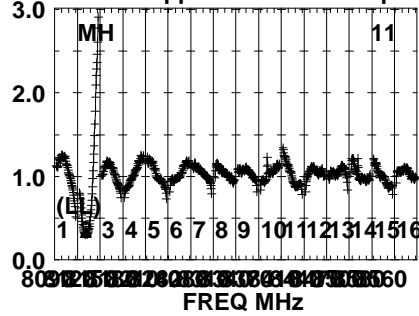
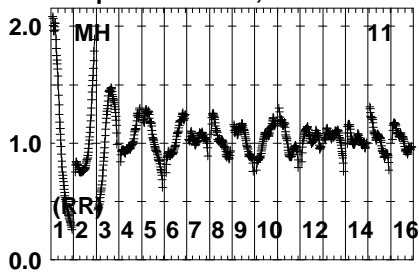
Lower frame: Real Jy
Auto-corr total-power spectrum Antenna: *
Timerange: 00/08:36:41 to 00/08:38:54

Plot file version 290 created 09-MAR-2023 11:43:46

GRB221009A RG013E.UVDATA.1

Freq = 8.0805 GHz, Bw = 32.000 MH

No calibration applied and no bandpass applied



Lower frame: Real Jy

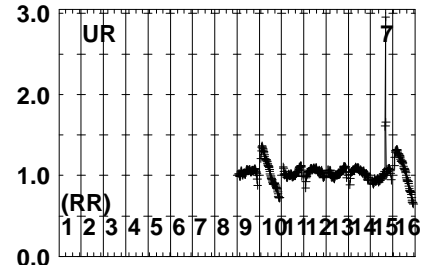
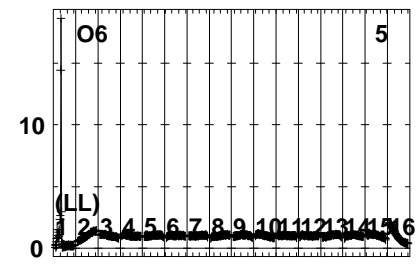
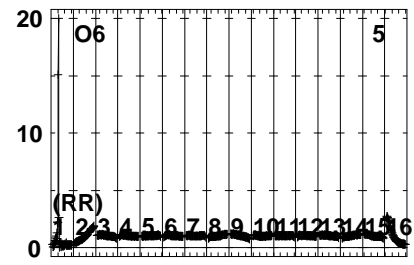
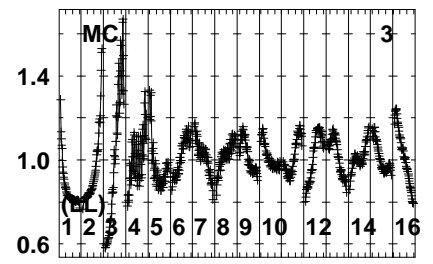
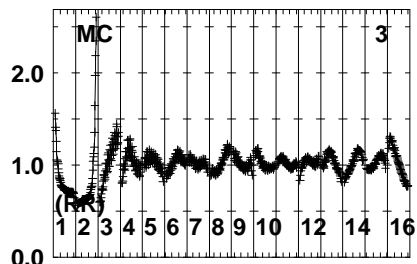
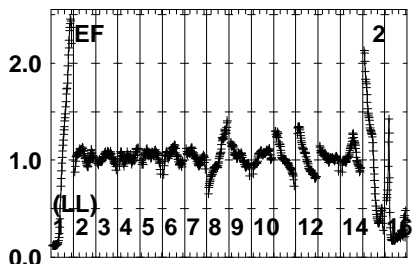
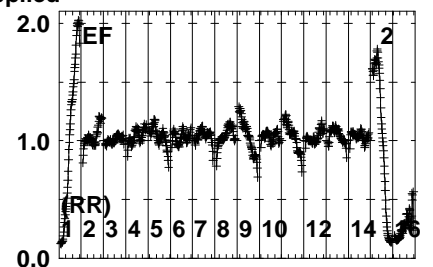
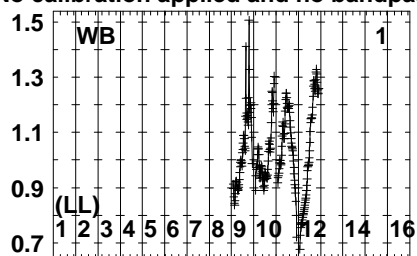
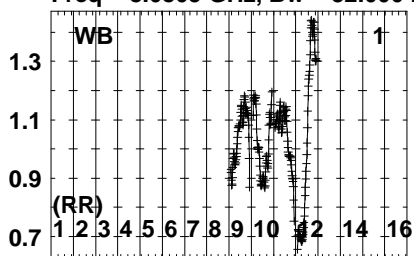
Auto-corr total-power spectrum Antenna: *

Timerange: 00/08:36:41 to 00/08:38:54

Plot file version 291 created 09-MAR-2023 11:43:46

J191142+1952 RG013E.UVDATA.1

Freq = 8.0805 GHz, Bw = 32.000 MH No calibration applied and no bandpass applied



80 91 2 5 8 9 12 20 30 33 36 40 44 47 50 53 56 60
FREQ MHz

80 91 2 5 8 9 12 20 30 33 36 40 44 47 50 53 56 60
FREQ MHz

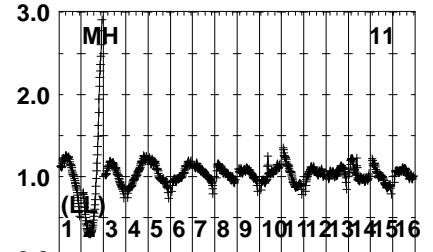
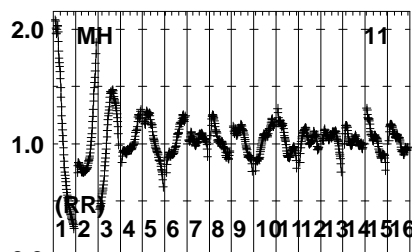
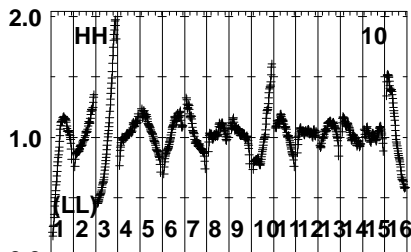
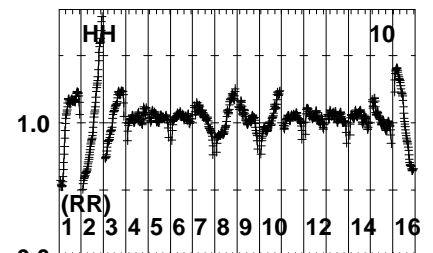
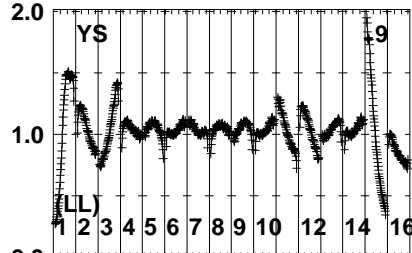
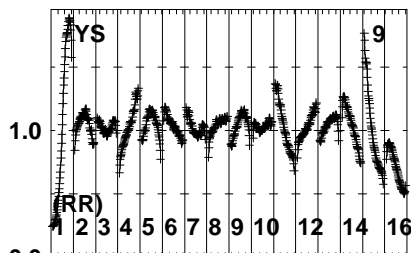
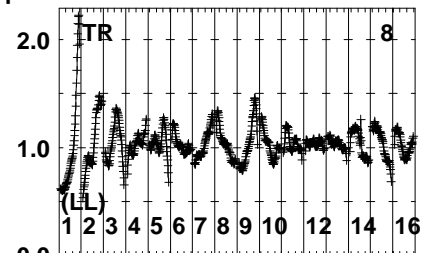
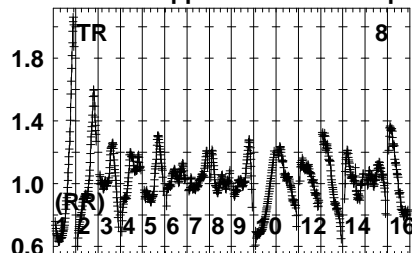
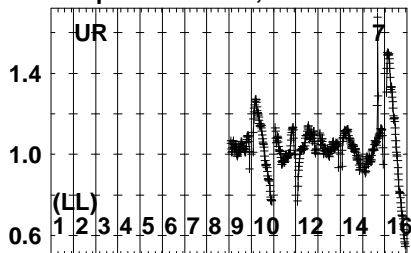
80 91 2 5 8 9 12 20 30 33 36 40 44 47 50 53 56 60
FREQ MHz

Lower frame: Real Jy
Auto-corr total-power spectrum Antenna: *
Timerange: 00/08:39:11 to 00/08:40:25

Plot file version 292 created 09-MAR-2023 11:43:46

J191142+1952 RG013E.UVDATA.1

Freq = 8.0805 GHz, Bw = 32.000 MH No calibration applied and no bandpass applied



80 9 2 5 8 9 1 2 6 2 8 8 3 0 6 9 4 4 7 3 8 8 6 0

FREQ MHz

Lower frame: Real Jy
Auto-corr total-power spectrum Antenna: *
Timerange: 00/08:39:11 to 00/08:40:25

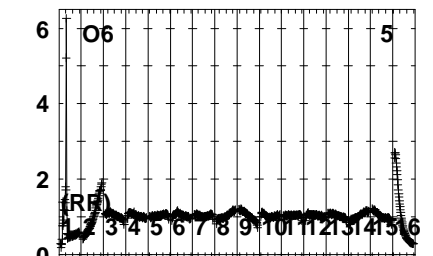
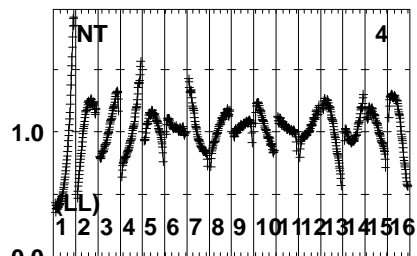
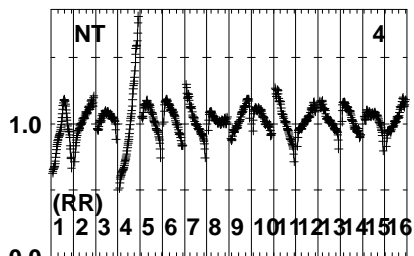
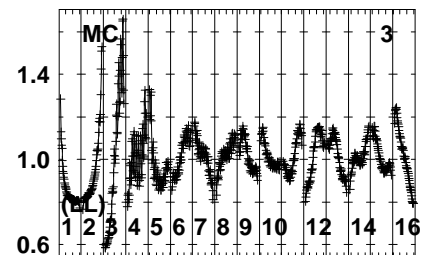
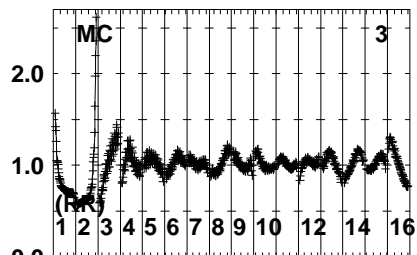
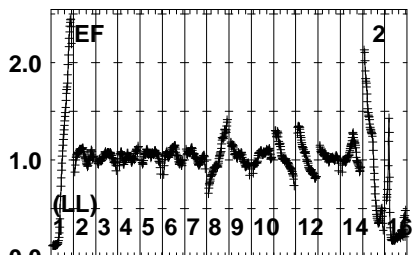
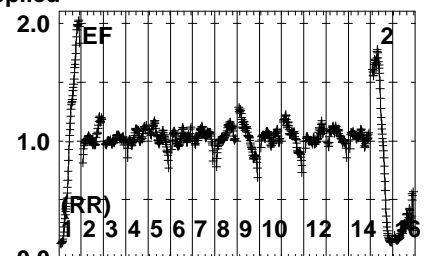
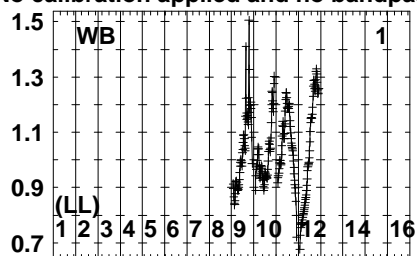
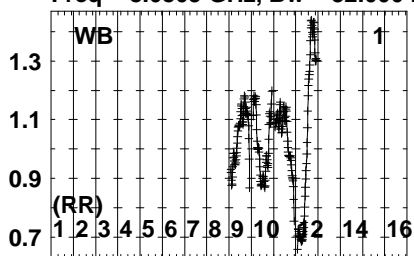
FREQ MHz

FREQ MHz

Plot file version 293 created 09-MAR-2023 11:43:46

J1905+1943 RG013E.UVDATA.1

Freq = 8.0805 GHz, Bw = 32.000 MH No calibration applied and no bandpass applied



809258326283032343638404244464850
FREQ MHz

809258326283032343638404244464850
FREQ MHz

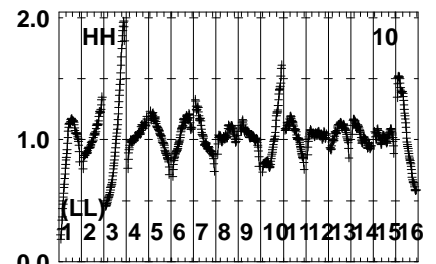
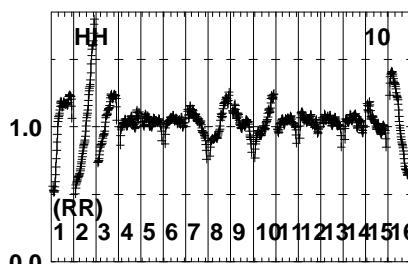
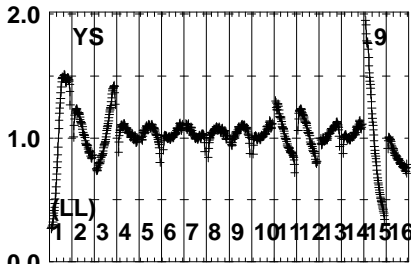
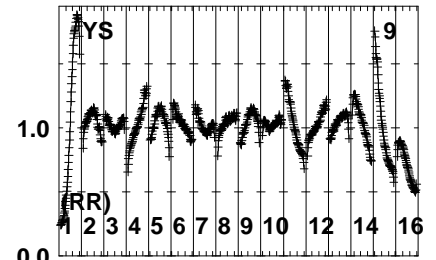
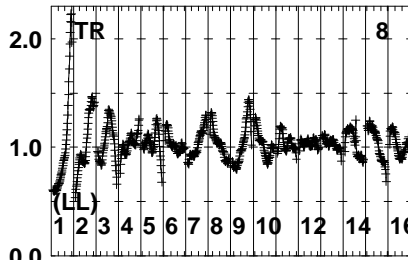
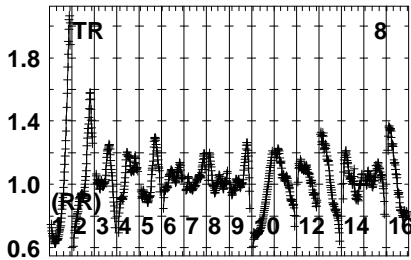
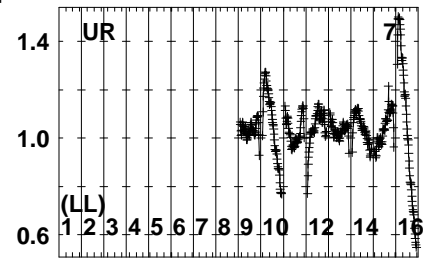
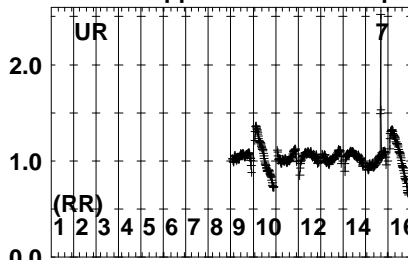
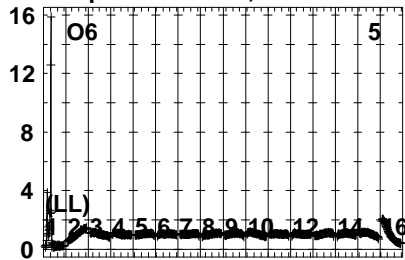
809258326283032343638404244464850
FREQ MHz

Lower frame: Real Jy
Auto-corr total-power spectrum Antenna: *
Timerange: 00/08:40:41 to 00/08:42:09

Plot file version 294 created 09-MAR-2023 11:43:46

J1905+1943 RG013E.UVDATA.1

Freq = 8.0805 GHz, Bw = 32.000 MH No calibration applied and no bandpass applied



80925582603303493860
FREQ MHz

80925582603303493860
FREQ MHz

80925582603303493860
FREQ MHz

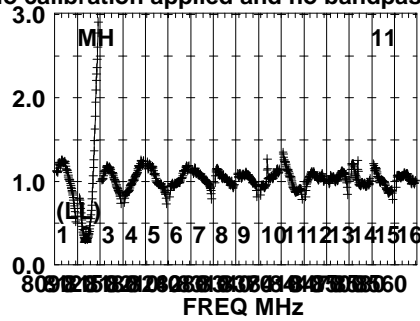
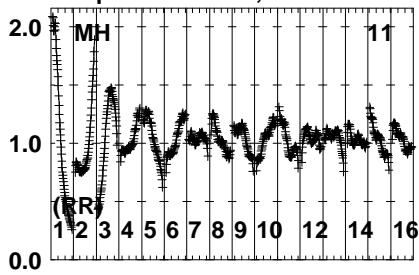
Lower frame: Real Jy
Auto-corr total-power spectrum Antenna: *
Timerange: 00/08:40:41 to 00/08:42:09

Plot file version 295 created 09-MAR-2023 11:43:47

J1905+1943 RG013E.UVDATA.1

Freq = 8.0805 GHz, Bw = 32.000 MH

No calibration applied and no bandpass applied



Lower frame: Real Jy

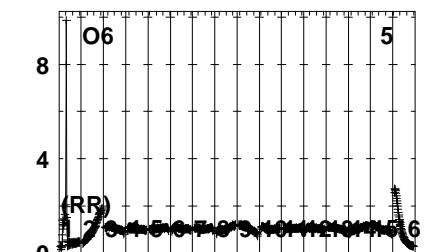
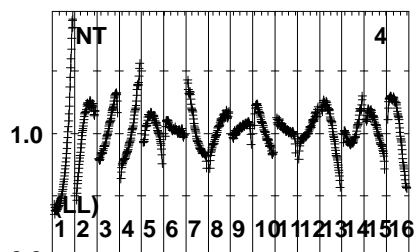
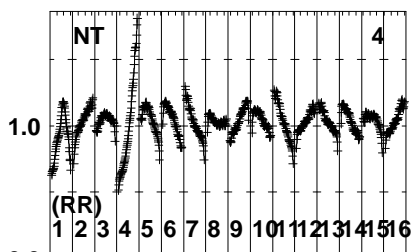
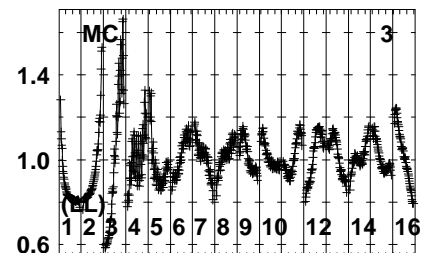
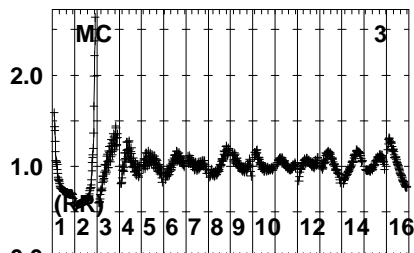
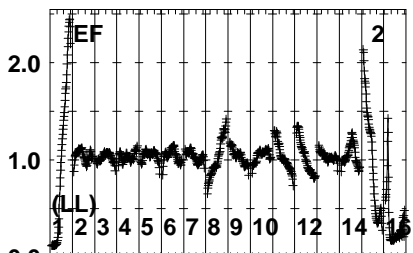
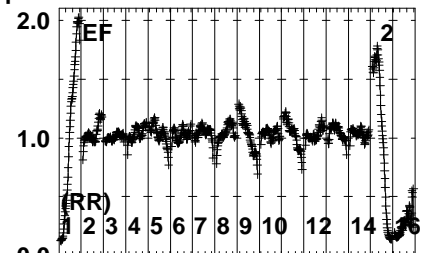
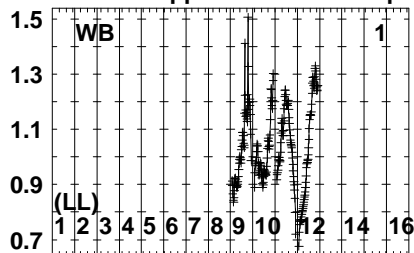
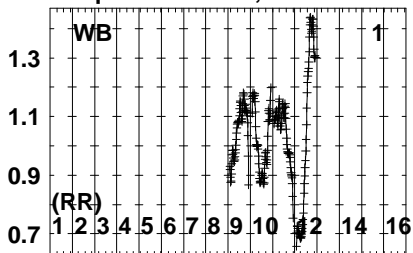
Auto-corr total-power spectrum Antenna: *

Timerange: 00/08:40:41 to 00/08:42:09

Plot file version 296 created 09-MAR-2023 11:43:47

J191142+1952 RG013E.UVDATA.1

Freq = 8.0805 GHz, Bw = 32.000 MH No calibration applied and no bandpass applied



80 92 104 116 128 140 152 164 176 188 200 212 224 236 248 260

80 92 104 116 128 140 152 164 176 188 200 212 224 236 248 260

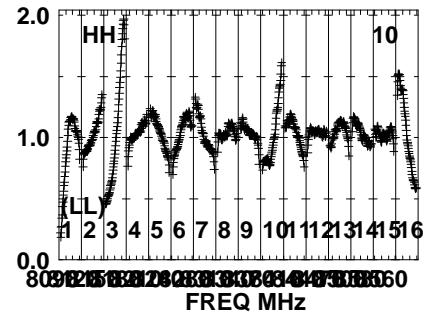
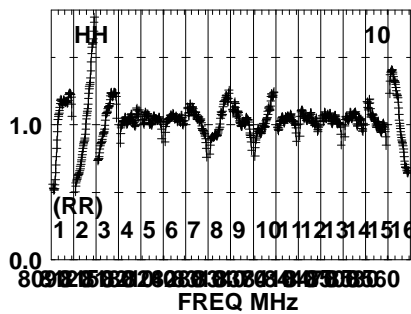
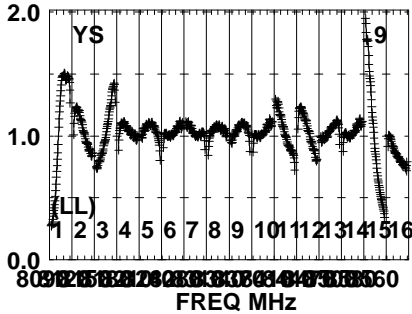
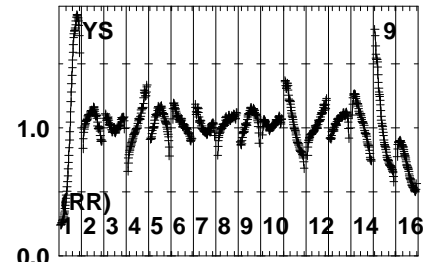
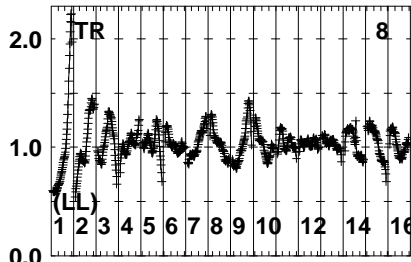
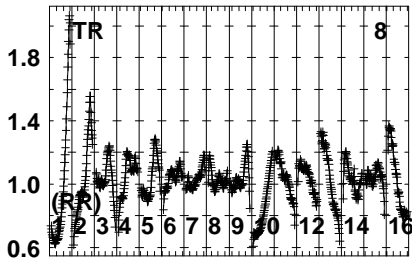
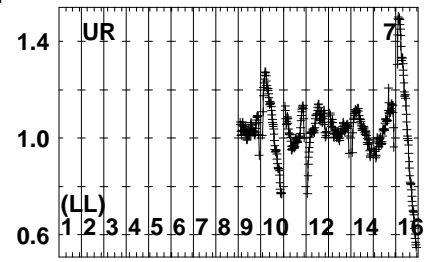
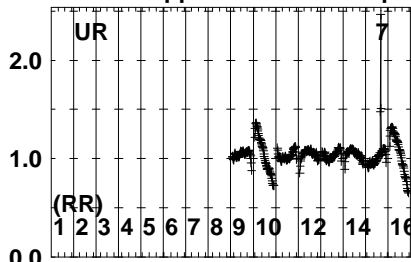
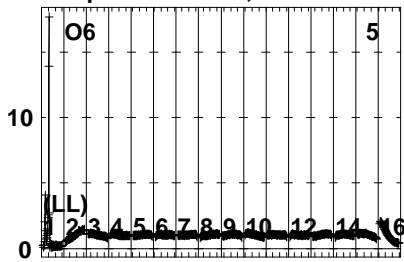
80 92 104 116 128 140 152 164 176 188 200 212 224 236 248 260

Lower frame: Real Jy
Auto-corr total-power spectrum Antenna: *
Timerange: 00/08:42:37 to 00/08:44:05

Plot file version 297 created 09-MAR-2023 11:43:47

J191142+1952 RG013E.UVDATA.1

Freq = 8.0805 GHz, Bw = 32.000 MH No calibration applied and no bandpass applied



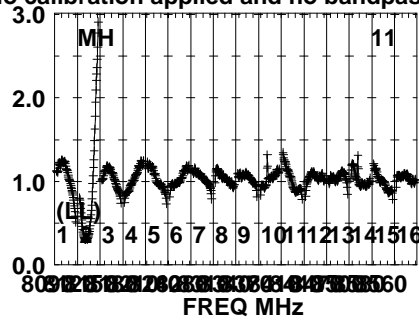
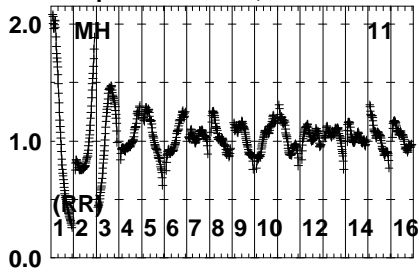
Lower frame: Real Jy
Auto-corr total-power spectrum Antenna: *
Timerange: 00/08:42:37 to 00/08:44:05

Plot file version 298 created 09-MAR-2023 11:43:47

J191142+1952 RG013E.UVDATA.1

Freq = 8.0805 GHz, Bw = 32.000 MH

No calibration applied and no bandpass applied



Lower frame: Real Jy

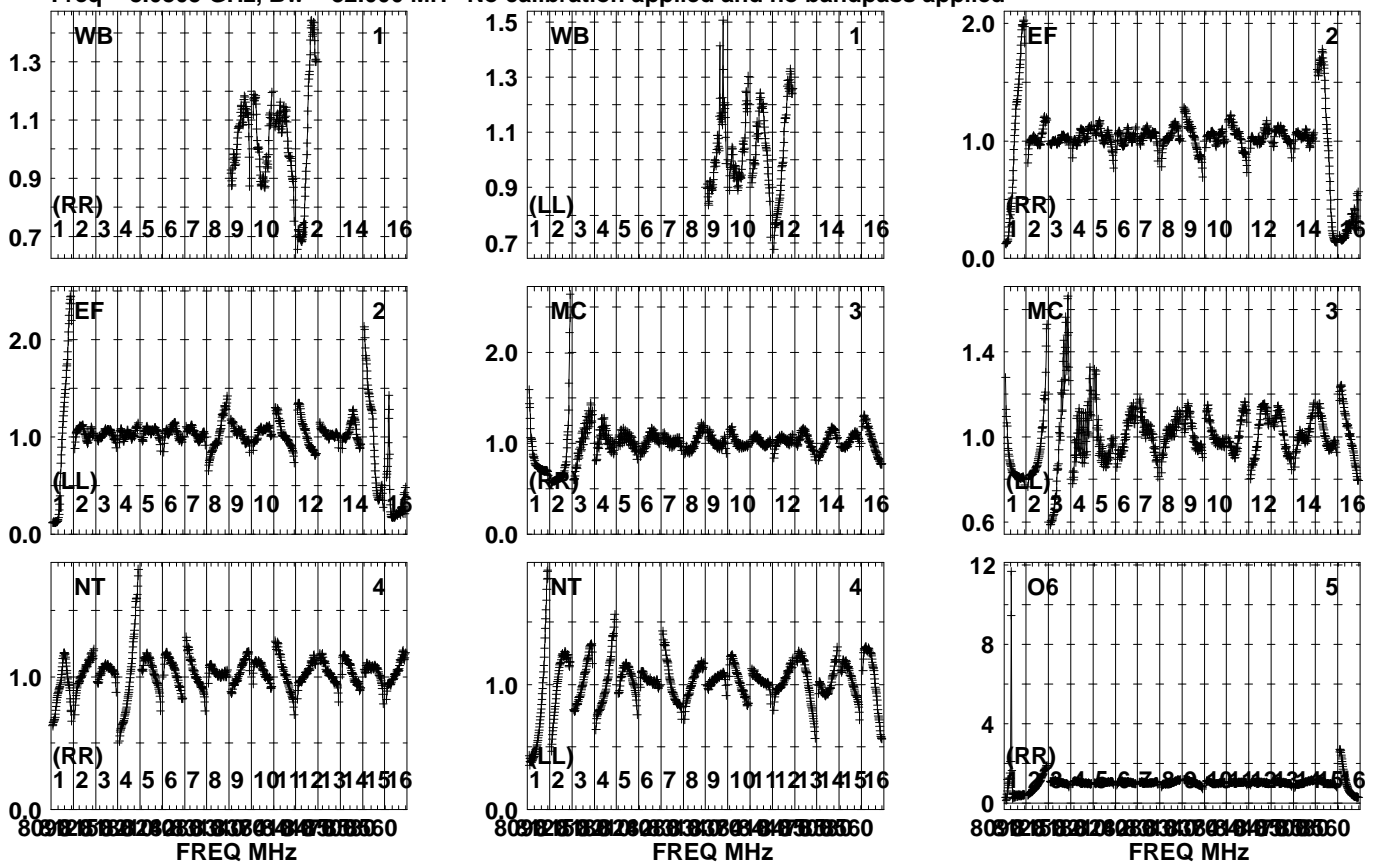
Auto-corr total-power spectrum Antenna: *

Timerange: 00/08:42:37 to 00/08:44:05

Plot file version 299 created 09-MAR-2023 11:43:47

GRB221009A RG013E.UVDATA.1

Freq = 8.0805 GHz, Bw = 32.000 MH No calibration applied and no bandpass applied

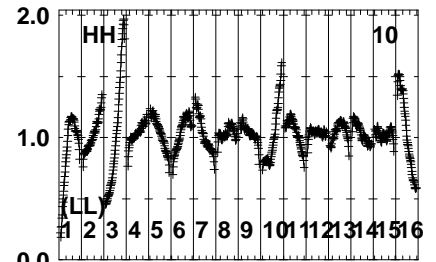
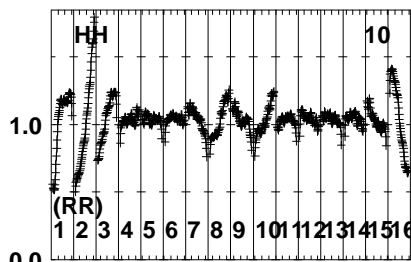
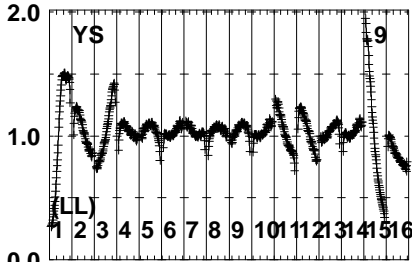
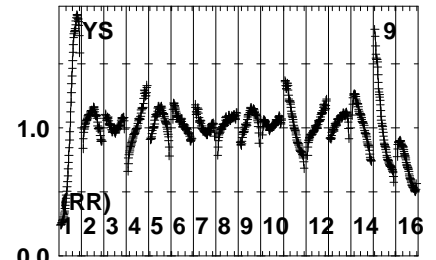
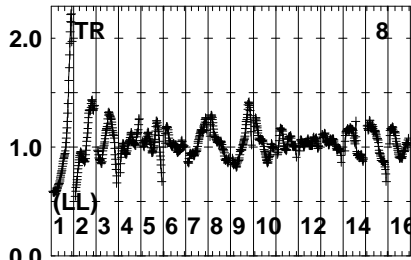
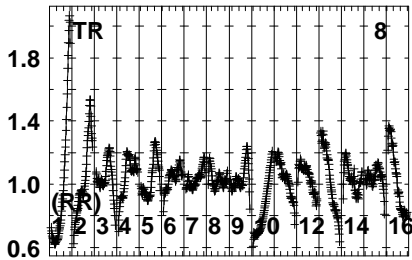
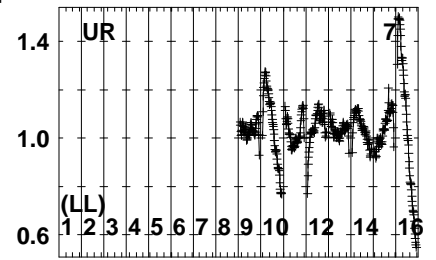
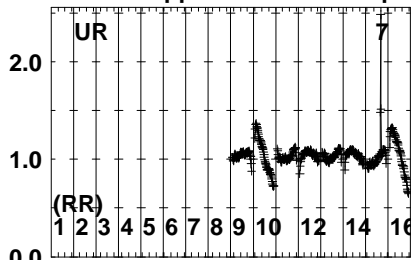
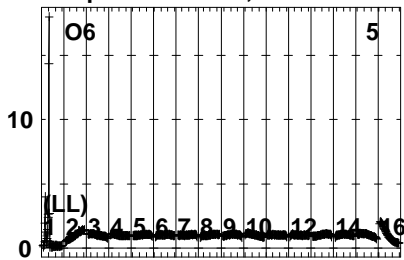


Lower frame: Real Jy
Auto-corr total-power spectrum Antenna: *
Timerange: 00/08:44:21 to 00/08:46:34

Plot file version 300 created 09-MAR-2023 11:43:47

GRB221009A RG013E.UVDATA.1

Freq = 8.0805 GHz, Bw = 32.000 MH No calibration applied and no bandpass applied



80912558126033363495560
FREQ MHz

80912558126033363495560
FREQ MHz

80912558126033363495560
FREQ MHz

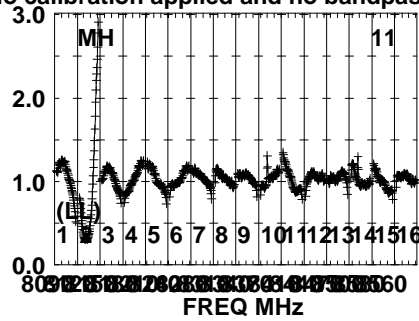
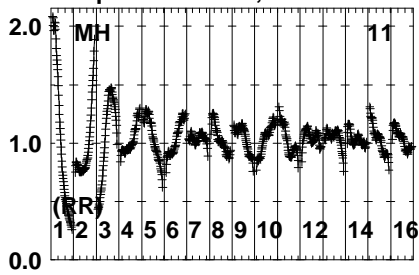
Lower frame: Real Jy
Auto-corr total-power spectrum Antenna: *
Timerange: 00/08:44:21 to 00/08:46:34

Plot file version 301 created 09-MAR-2023 11:43:48

GRB221009A RG013E.UVDATA.1

Freq = 8.0805 GHz, Bw = 32.000 MH

No calibration applied and no bandpass applied



Lower frame: Real Jy

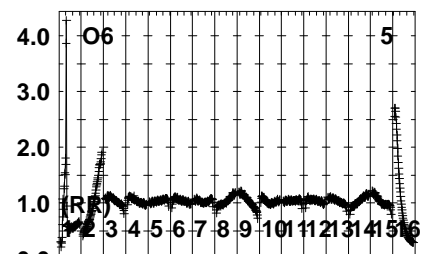
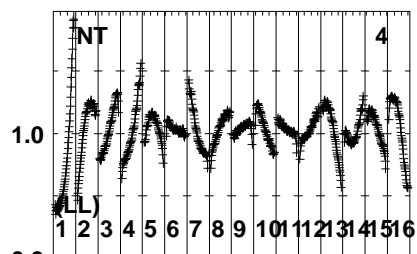
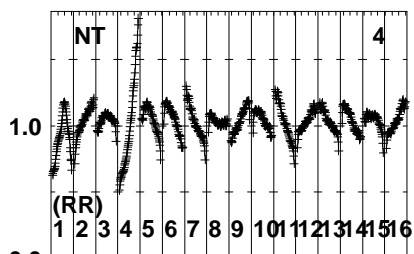
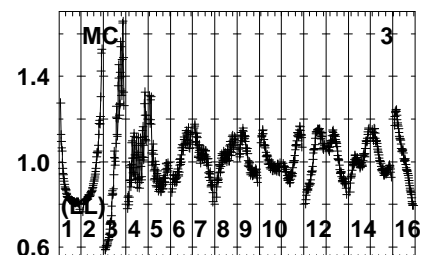
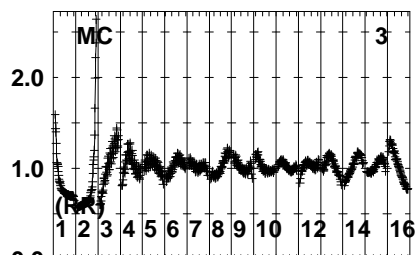
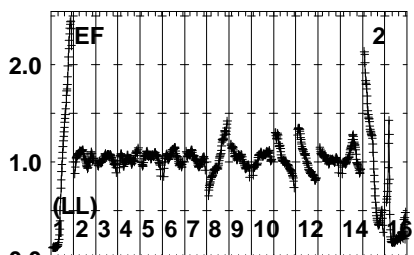
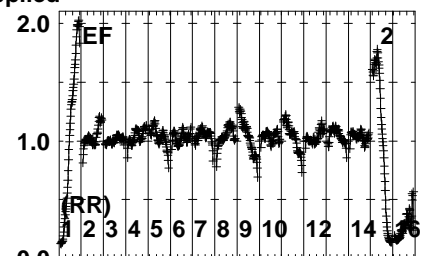
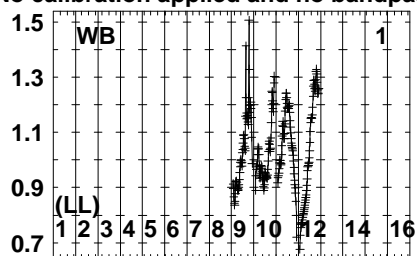
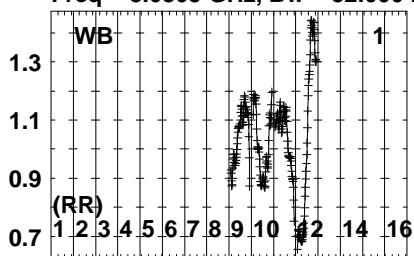
Auto-corr total-power spectrum Antenna: *

Timerange: 00/08:44:21 to 00/08:46:34

Plot file version 302 created 09-MAR-2023 11:43:48

J191142+1952 RG013E.UVDATA.1

Freq = 8.0805 GHz, Bw = 32.000 MH No calibration applied and no bandpass applied



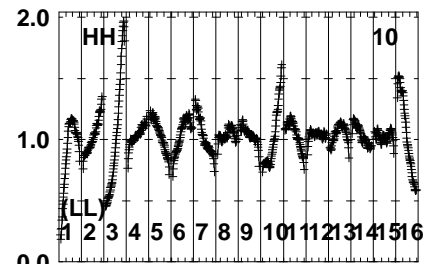
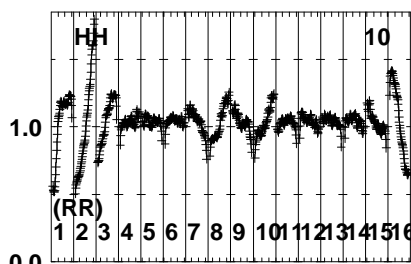
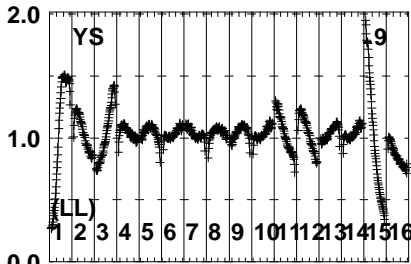
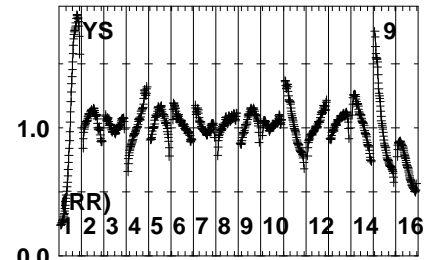
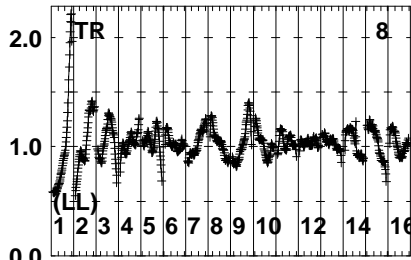
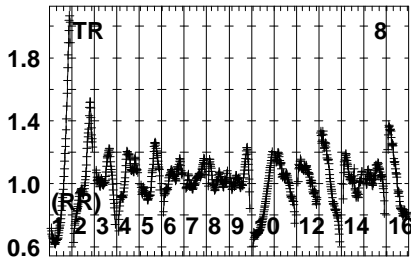
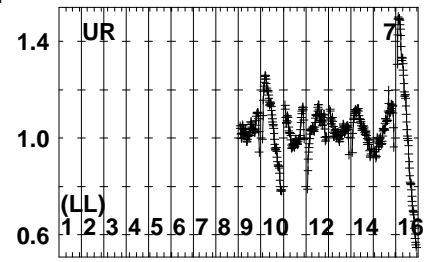
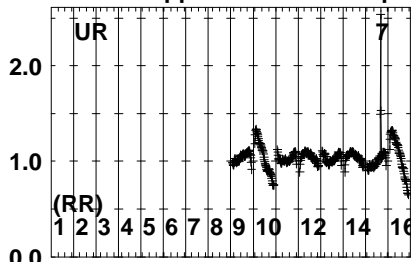
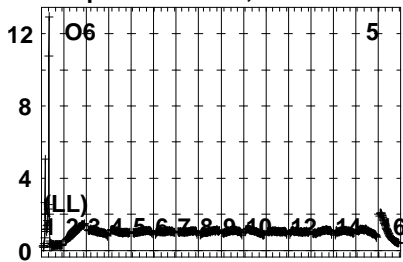
80 91 2 5 8 9 12 20 30 33 36 39 41 47 50 55 60

FREQ MHz
Lower frame: Real Jy
Auto-corr total-power spectrum Antenna: *
Timerange: 00/08:46:52 to 00/08:48:04

Plot file version 303 created 09-MAR-2023 11:43:48

J191142+1952 RG013E.UVDATA.1

Freq = 8.0805 GHz, Bw = 32.000 MH No calibration applied and no bandpass applied



80912558260830363493860
FREQ MHz

80912558260830363493860
FREQ MHz

80912558260830363493860
FREQ MHz

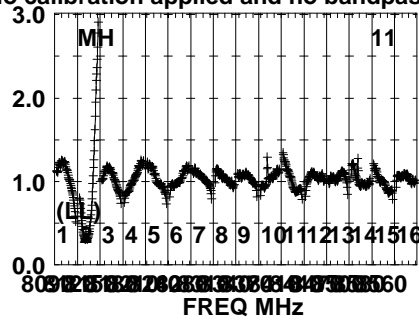
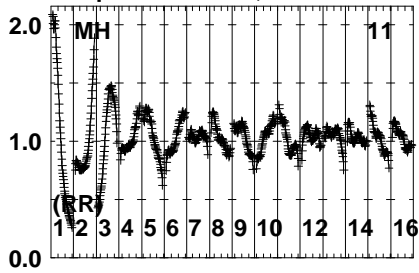
Lower frame: Real Jy
Auto-corr total-power spectrum Antenna: *
Timerange: 00/08:46:52 to 00/08:48:04

Plot file version 304 created 09-MAR-2023 11:43:48

J191142+1952 RG013E.UVDATA.1

Freq = 8.0805 GHz, Bw = 32.000 MH

No calibration applied and no bandpass applied



Lower frame: Real Jy

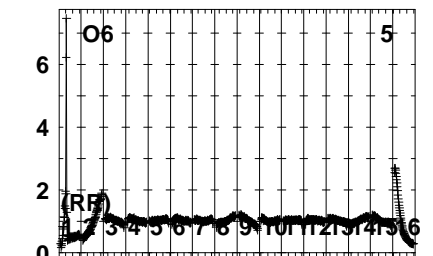
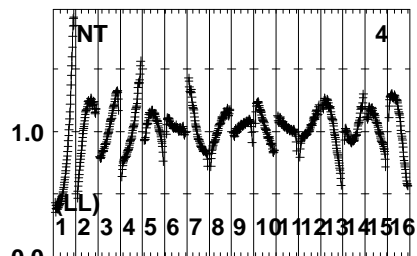
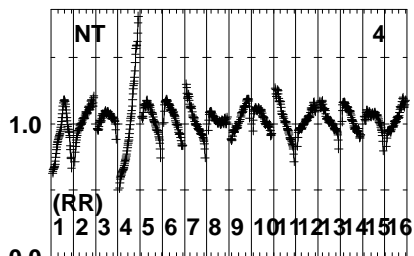
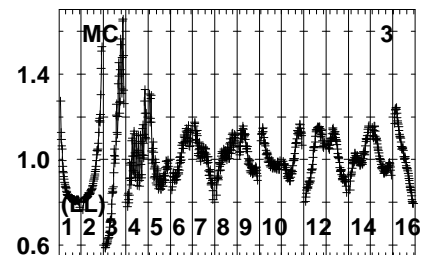
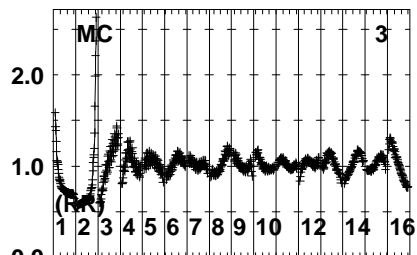
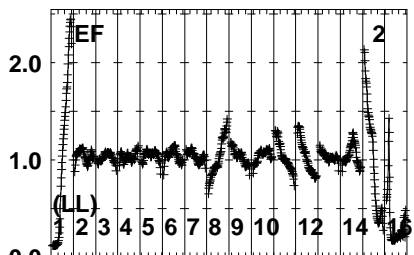
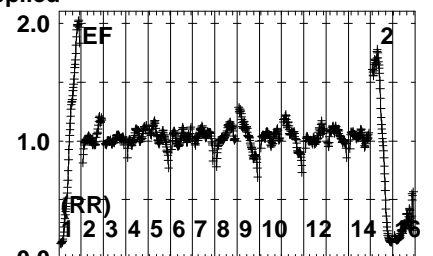
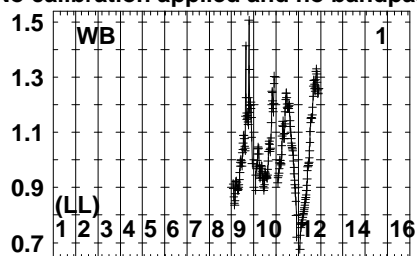
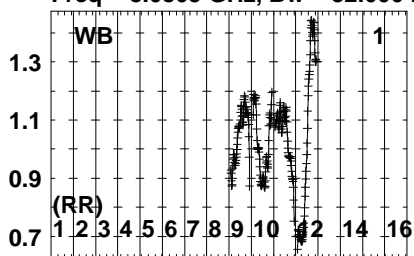
Auto-corr total-power spectrum Antenna: *

Timerange: 00/08:46:52 to 00/08:48:04

Plot file version 305 created 09-MAR-2023 11:43:48

GRB221009A RG013E.UVDATA.1

Freq = 8.0805 GHz, Bw = 32.000 MH No calibration applied and no bandpass applied



80925830260830084938860
FREQ MHz

80925830260830084938860
FREQ MHz

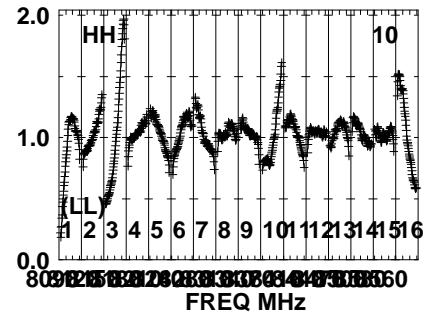
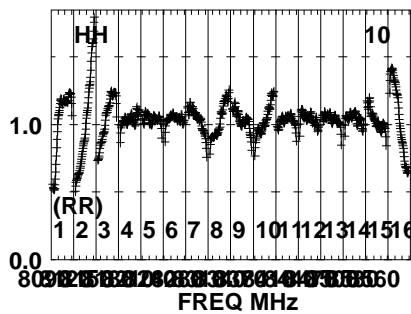
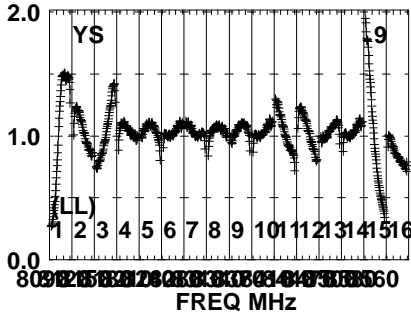
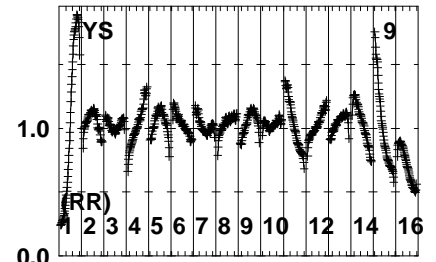
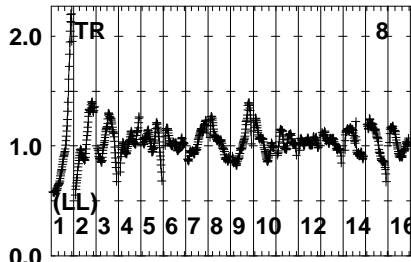
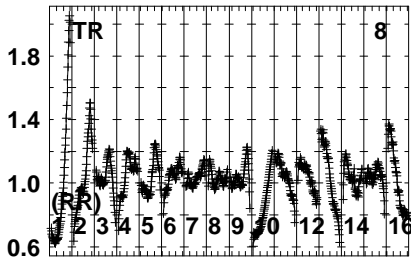
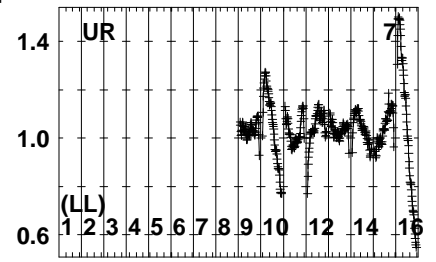
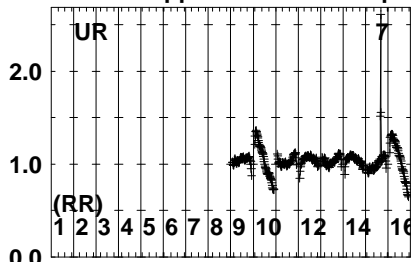
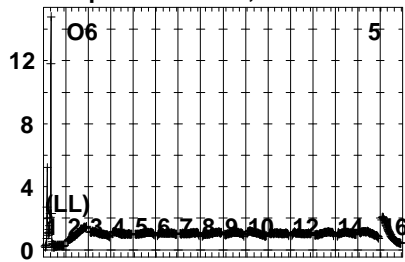
80925830260830084938860
FREQ MHz

Lower frame: Real Jy
Auto-corr total-power spectrum Antenna: *
Timerange: 00/08:48:22 to 00/08:50:34

Plot file version 306 created 09-MAR-2023 11:43:48

GRB221009A RG013E.UVDATA.1

Freq = 8.0805 GHz, Bw = 32.000 MH No calibration applied and no bandpass applied



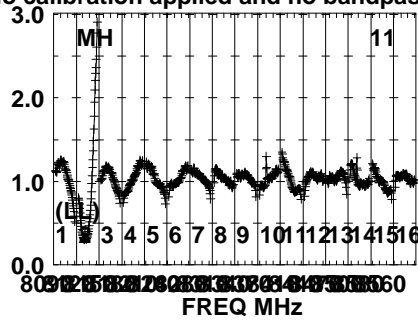
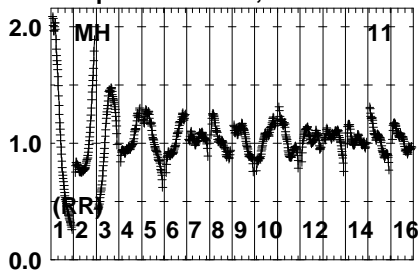
Lower frame: Real Jy
Auto-corr total-power spectrum Antenna: *
Timerange: 00/08:48:22 to 00/08:50:34

Plot file version 307 created 09-MAR-2023 11:43:48

GRB221009A RG013E.UVDATA.1

Freq = 8.0805 GHz, Bw = 32.000 MH

No calibration applied and no bandpass applied



Lower frame: Real Jy

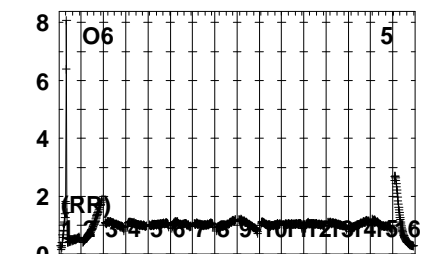
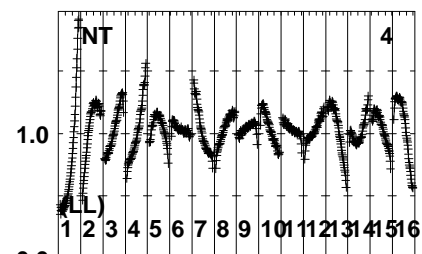
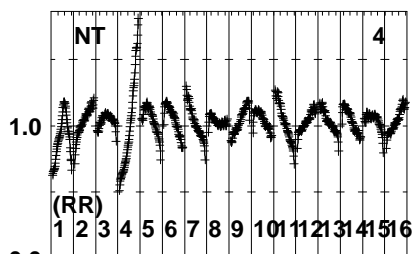
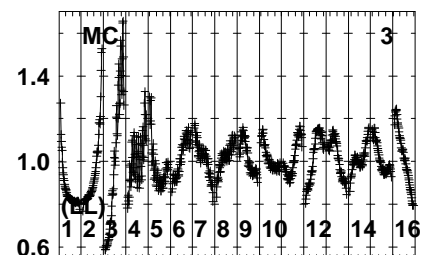
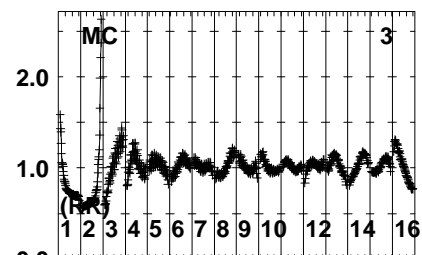
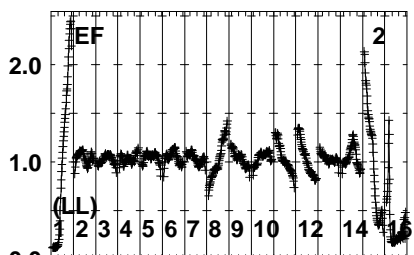
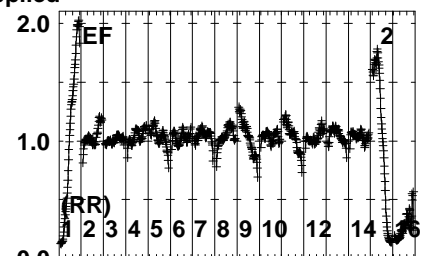
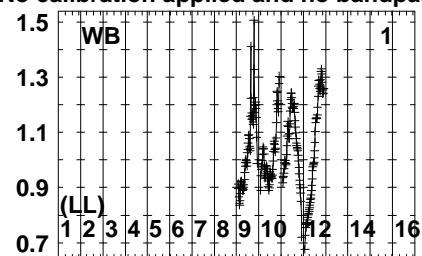
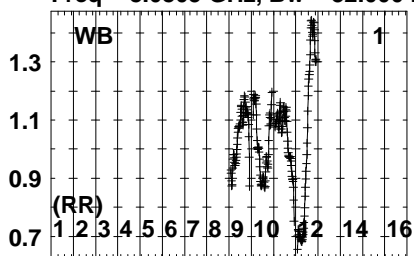
Auto-corr total-power spectrum Antenna: *

Timerange: 00/08:48:22 to 00/08:50:34

Plot file version 308 created 09-MAR-2023 11:43:48

J191142+1952 RG013E.UVDATA.1

Freq = 8.0805 GHz, Bw = 32.000 MH No calibration applied and no bandpass applied



80 92 104 116 128 140 152 164 176 188 200 212 224 236 248 260

80 92 104 116 128 140 152 164 176 188 200 212 224 236 248 260

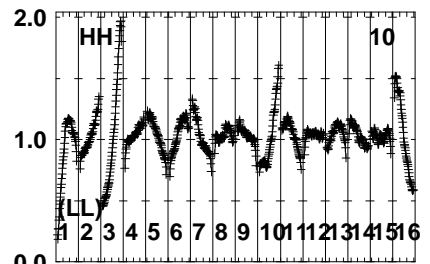
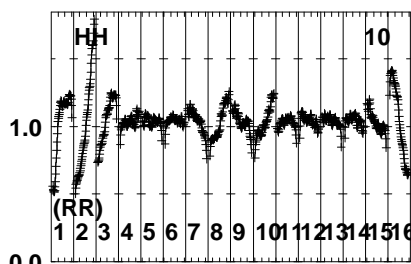
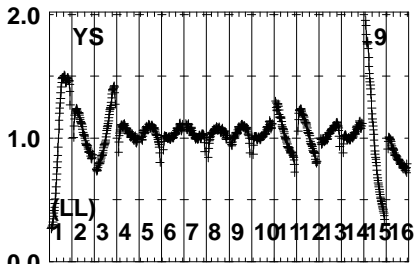
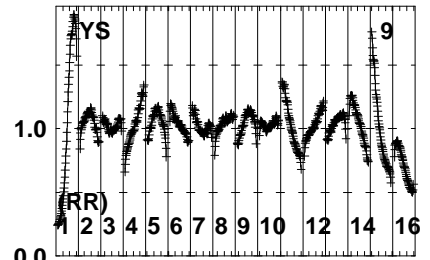
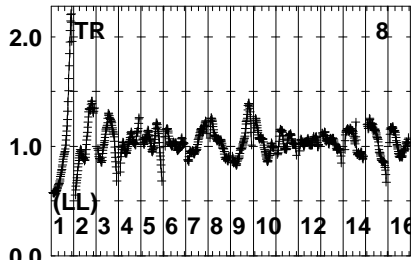
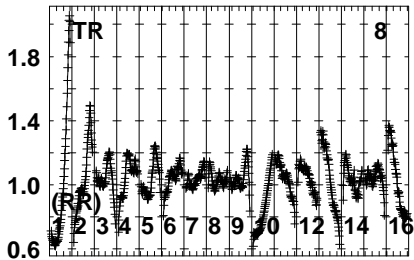
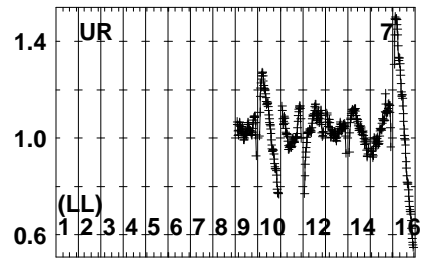
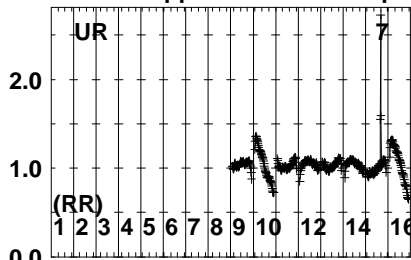
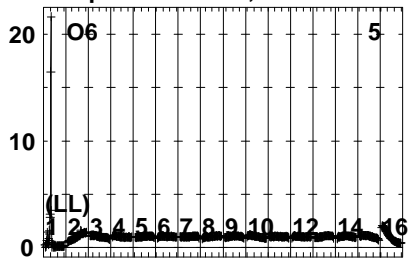
80 92 104 116 128 140 152 164 176 188 200 212 224 236 248 260

FREQ MHz
Lower frame: Real Jy
Auto-corr total-power spectrum Antenna: *
Timerange: 00/08:50:52 to 00/08:52:04

Plot file version 309 created 09-MAR-2023 11:43:48

J191142+1952 RG013E.UVDATA.1

Freq = 8.0805 GHz, Bw = 32.000 MH No calibration applied and no bandpass applied



80912552760833003493860
FREQ MHz

80912552760833003493860
FREQ MHz

80912552760833003493860
FREQ MHz

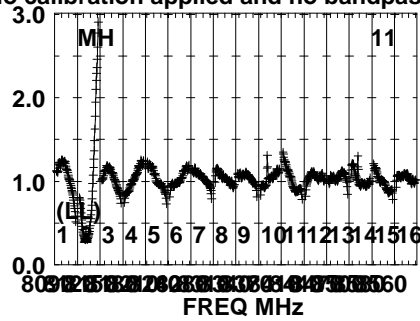
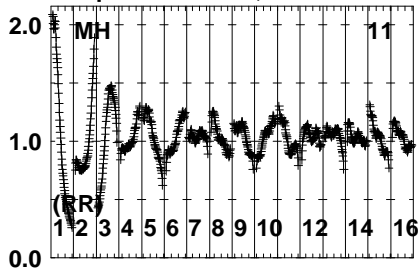
Lower frame: Real Jy
Auto-corr total-power spectrum Antenna: *
Timerange: 00/08:50:52 to 00/08:52:04

Plot file version 310 created 09-MAR-2023 11:43:49

J191142+1952 RG013E.UVDATA.1

Freq = 8.0805 GHz, Bw = 32.000 MH

No calibration applied and no bandpass applied



Lower frame: Real Jy

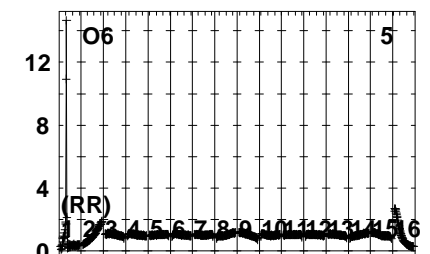
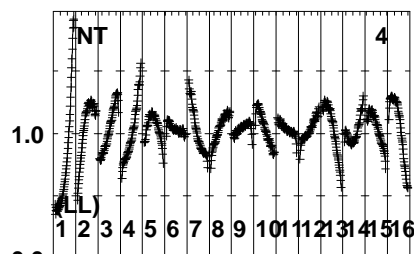
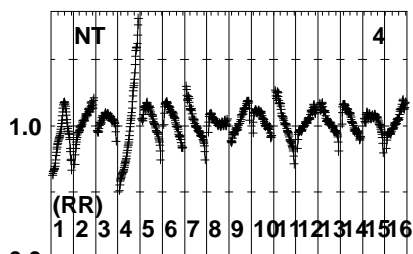
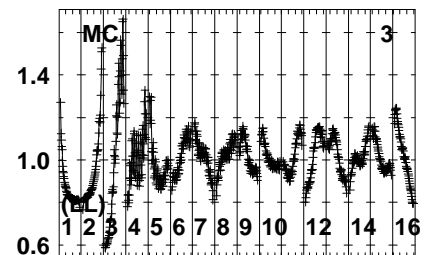
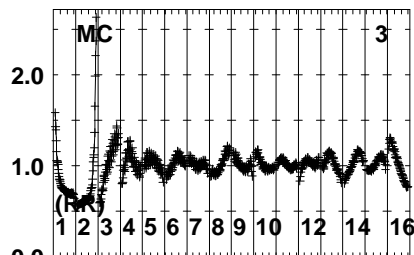
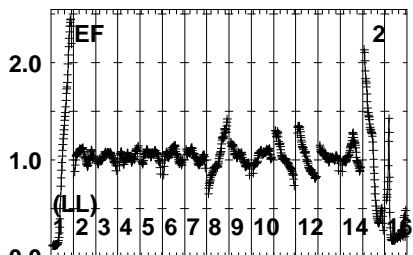
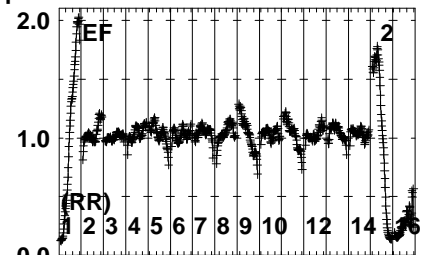
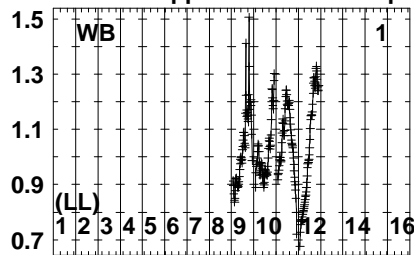
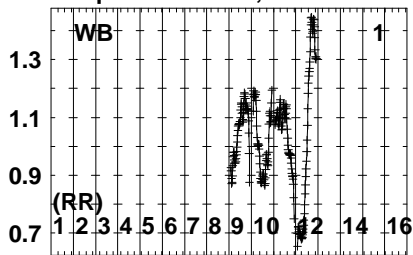
Auto-corr total-power spectrum Antenna: *

Timerange: 00/08:50:52 to 00/08:52:04

Plot file version 311 created 09-MAR-2023 11:43:49

J1923+2010 RG013E.UVDATA.1

Freq = 8.0805 GHz, Bw = 32.000 MH No calibration applied and no bandpass applied



8092583262830323436384042444648505254565860
FREQ MHz

8092583262830323436384042444648505254565860
FREQ MHz

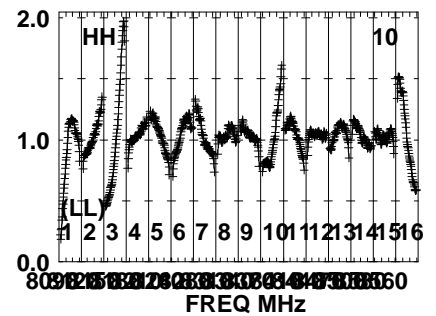
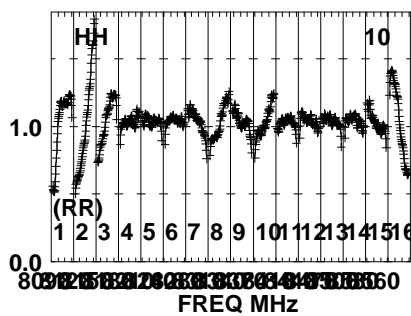
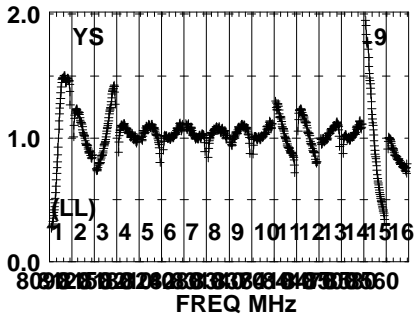
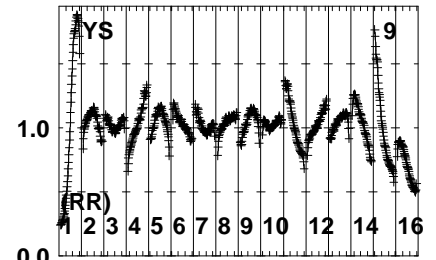
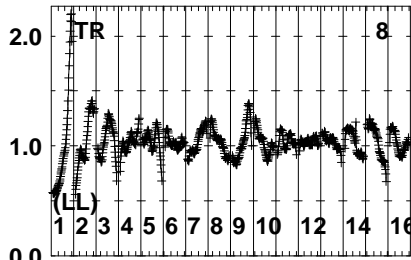
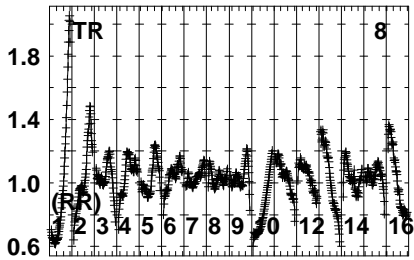
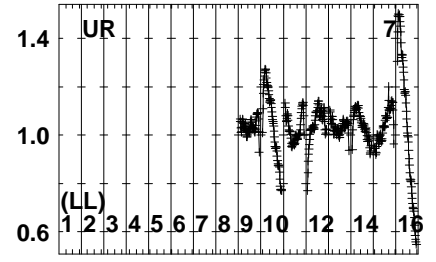
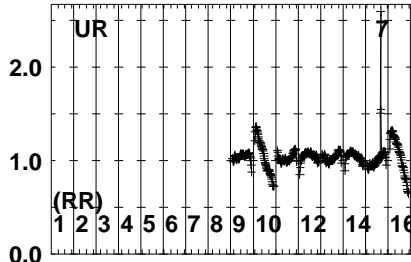
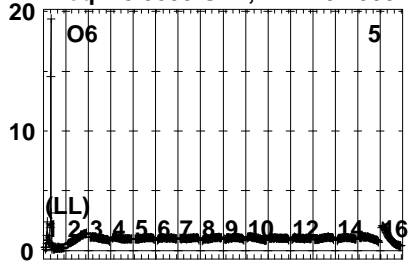
8092583262830323436384042444648505254565860
FREQ MHz

Lower frame: Real Jy
Auto-corr total-power spectrum Antenna: *
Timerange: 00/08:52:32 to 00/08:53:49

Plot file version 312 created 09-MAR-2023 11:43:49

J1923+2010 RG013E.UVDATA.1

Freq = 8.0805 GHz, Bw = 32.000 MH No calibration applied and no bandpass applied



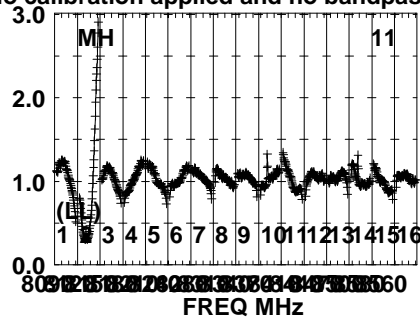
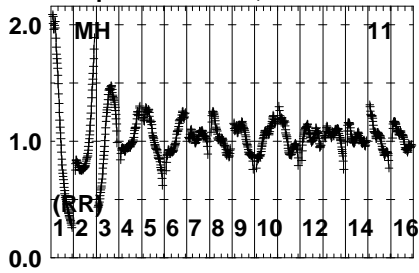
Lower frame: Real Jy
Auto-corr total-power spectrum Antenna: *
Timerange: 00/08:52:32 to 00/08:53:49

Plot file version 313 created 09-MAR-2023 11:43:49

J1923+2010 RG013E.UVDATA.1

Freq = 8.0805 GHz, Bw = 32.000 MH

No calibration applied and no bandpass applied



Lower frame: Real Jy

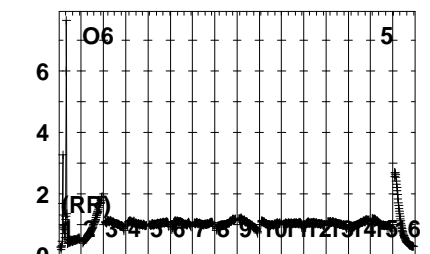
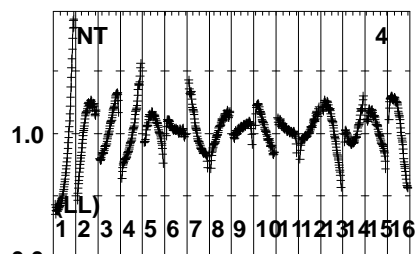
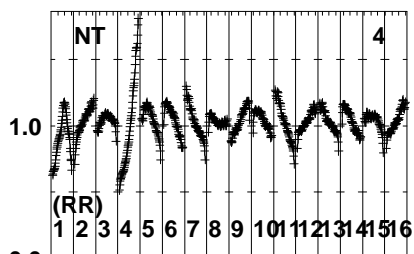
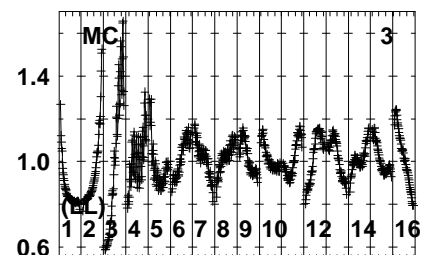
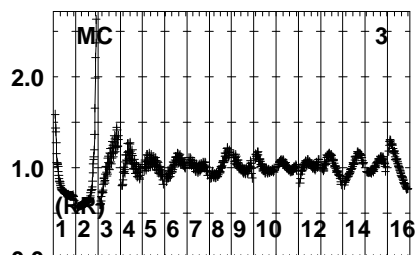
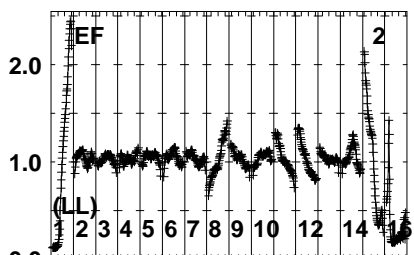
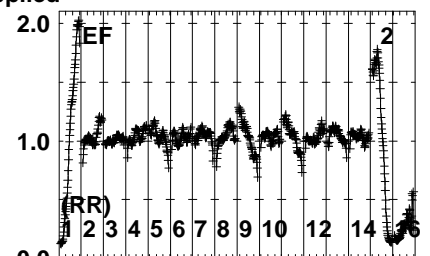
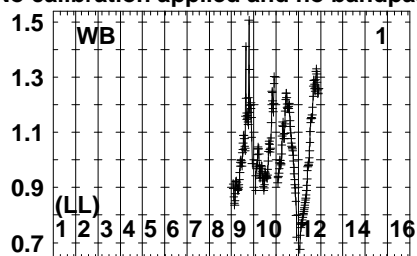
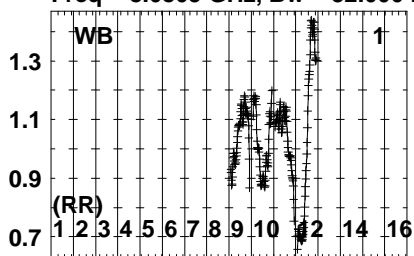
Auto-corr total-power spectrum Antenna: *

Timerange: 00/08:52:32 to 00/08:53:49

Plot file version 314 created 09-MAR-2023 11:43:49

J191142+1952 RG013E.UVDATA.1

Freq = 8.0805 GHz, Bw = 32.000 MH No calibration applied and no bandpass applied



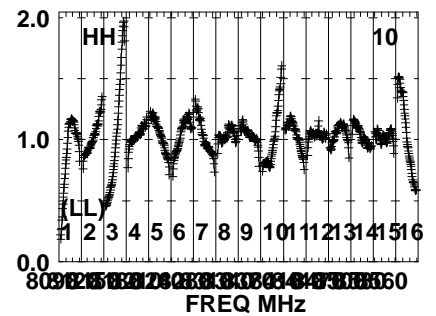
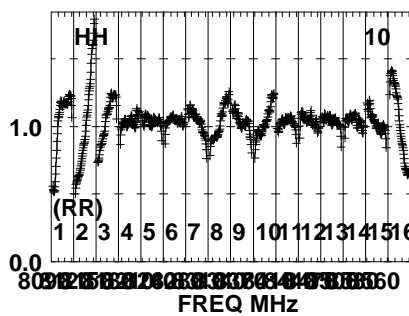
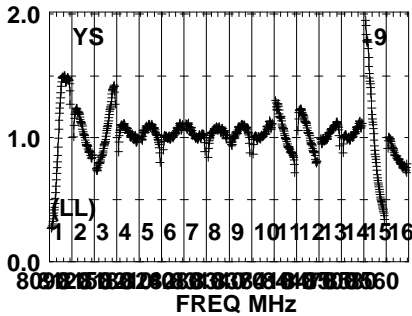
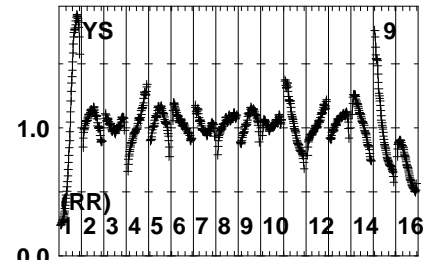
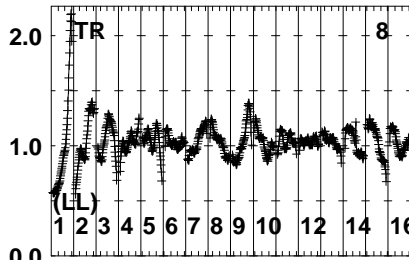
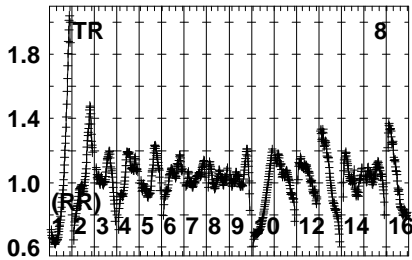
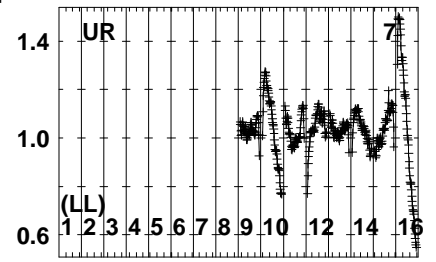
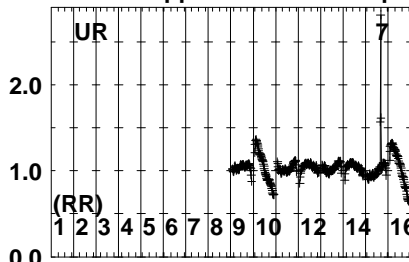
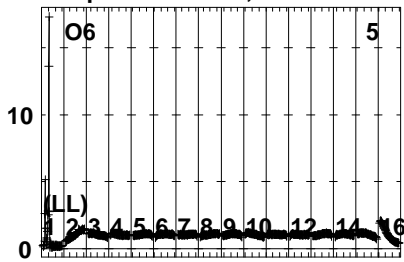
80 92 104 116 128 140 152 164 176 188 200 212 224 236 248 260

FREQ MHz
Lower frame: Real Jy
Auto-corr total-power spectrum Antenna: *
Timerange: 00/08:54:22 to 00/08:55:50

Plot file version 315 created 09-MAR-2023 11:43:49

J191142+1952 RG013E.UVDATA.1

Freq = 8.0805 GHz, Bw = 32.000 MH No calibration applied and no bandpass applied



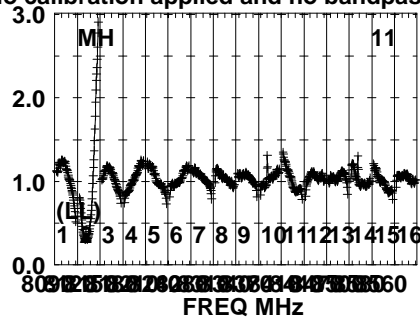
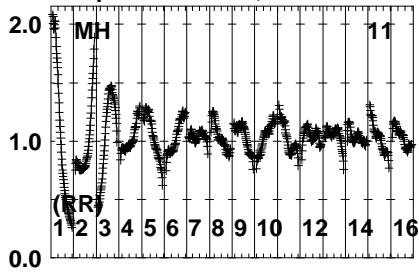
Lower frame: Real Jy
Auto-corr total-power spectrum Antenna: *
Timerange: 00/08:54:22 to 00/08:55:50

Plot file version 316 created 09-MAR-2023 11:43:49

J191142+1952 RG013E.UVDATA.1

Freq = 8.0805 GHz, Bw = 32.000 MH

No calibration applied and no bandpass applied



Lower frame: Real Jy

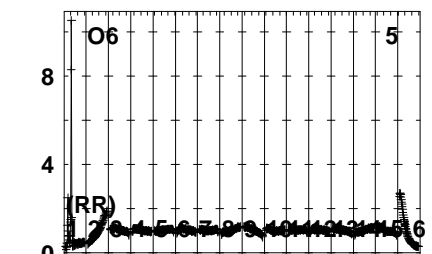
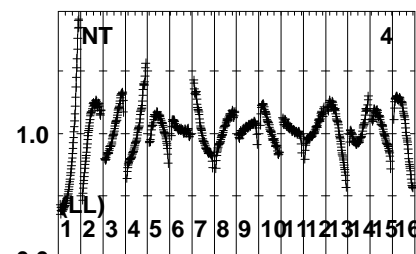
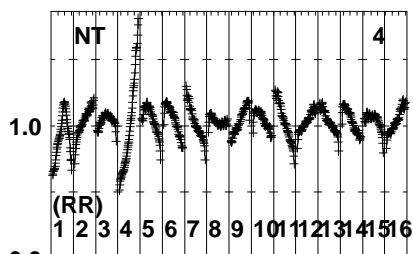
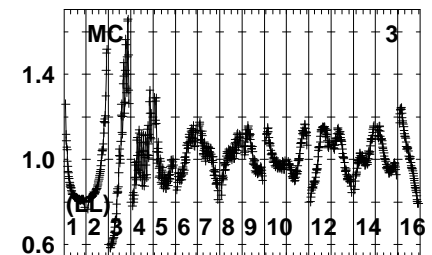
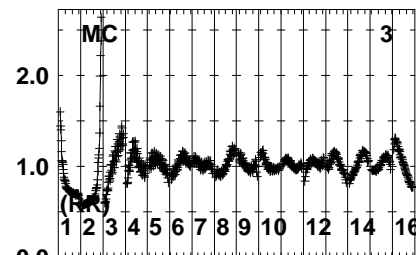
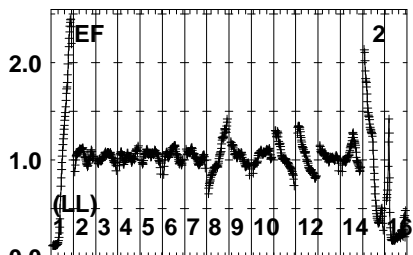
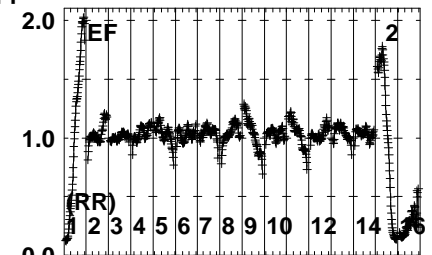
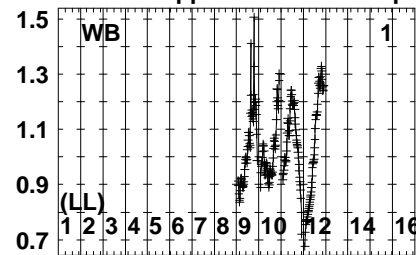
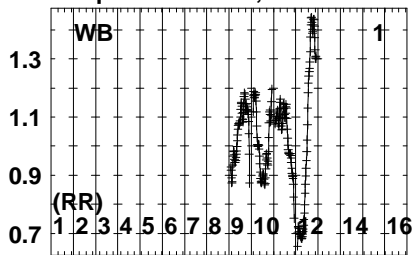
Auto-corr total-power spectrum Antenna: *

Timerange: 00/08:54:22 to 00/08:55:50

Plot file version 317 created 09-MAR-2023 11:43:49

GRB221009A RG013E.UVDATA.1

Freq = 8.0805 GHz, Bw = 32.000 MH No calibration applied and no bandpass applied



8092583026083008094838860

8092583026083008094838860

8092583026083008094838860

FREQ MHz

FREQ MHz

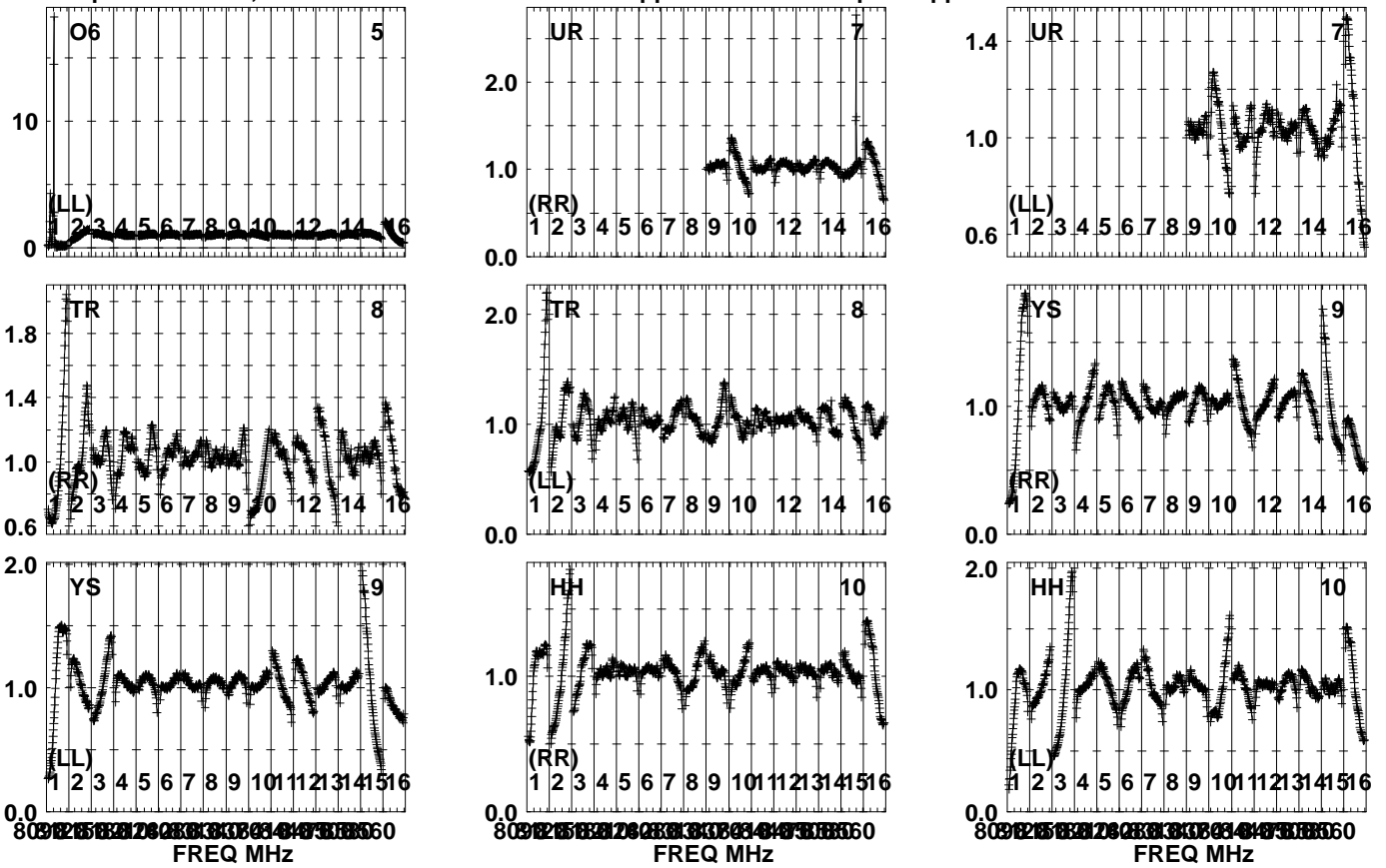
FREQ MHz

Lower frame: Real Jy
Auto-corr total-power spectrum Antenna: *
Timerange: 00/08:56:06 to 00/08:58:20

Plot file version 318 created 09-MAR-2023 11:43:50

GRB221009A RG013E.UVDATA.1

Freq = 8.0805 GHz, Bw = 32.000 MH No calibration applied and no bandpass applied



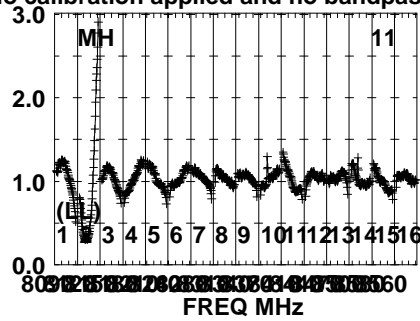
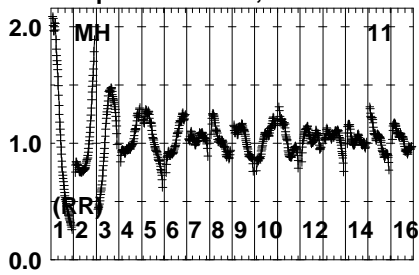
Lower frame: Real Jy
Auto-corr total-power spectrum Antenna: *
Timerange: 00/08:56:06 to 00/08:58:20

Plot file version 319 created 09-MAR-2023 11:43:50

GRB221009A RG013E.UVDATA.1

Freq = 8.0805 GHz, Bw = 32.000 MH

No calibration applied and no bandpass applied



Lower frame: Real Jy

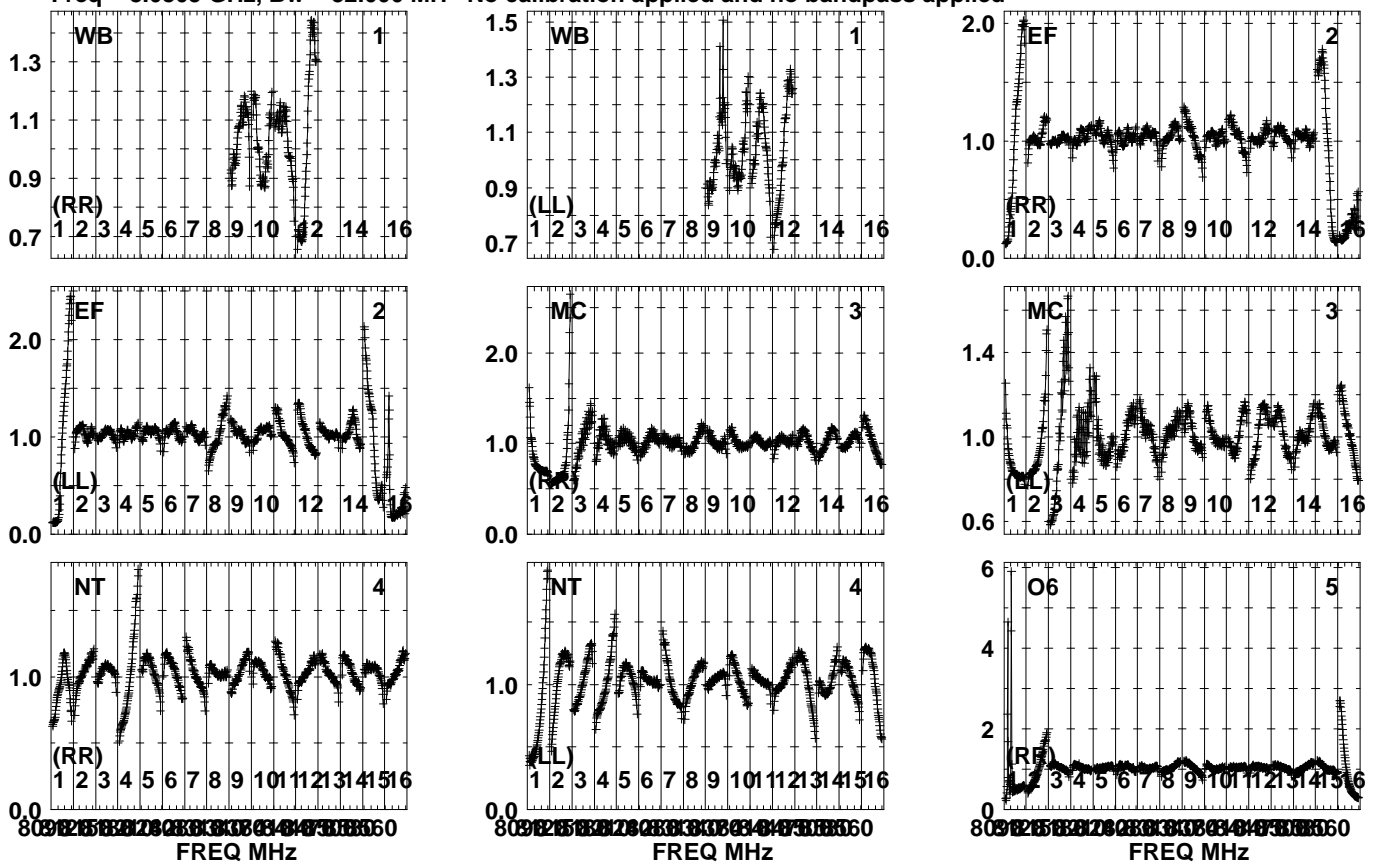
Auto-corr total-power spectrum Antenna: *

Timerange: 00/08:56:06 to 00/08:58:20

Plot file version 320 created 09-MAR-2023 11:43:50

J191142+1952 RG013E.UVDATA.1

Freq = 8.0805 GHz, Bw = 32.000 MH No calibration applied and no bandpass applied

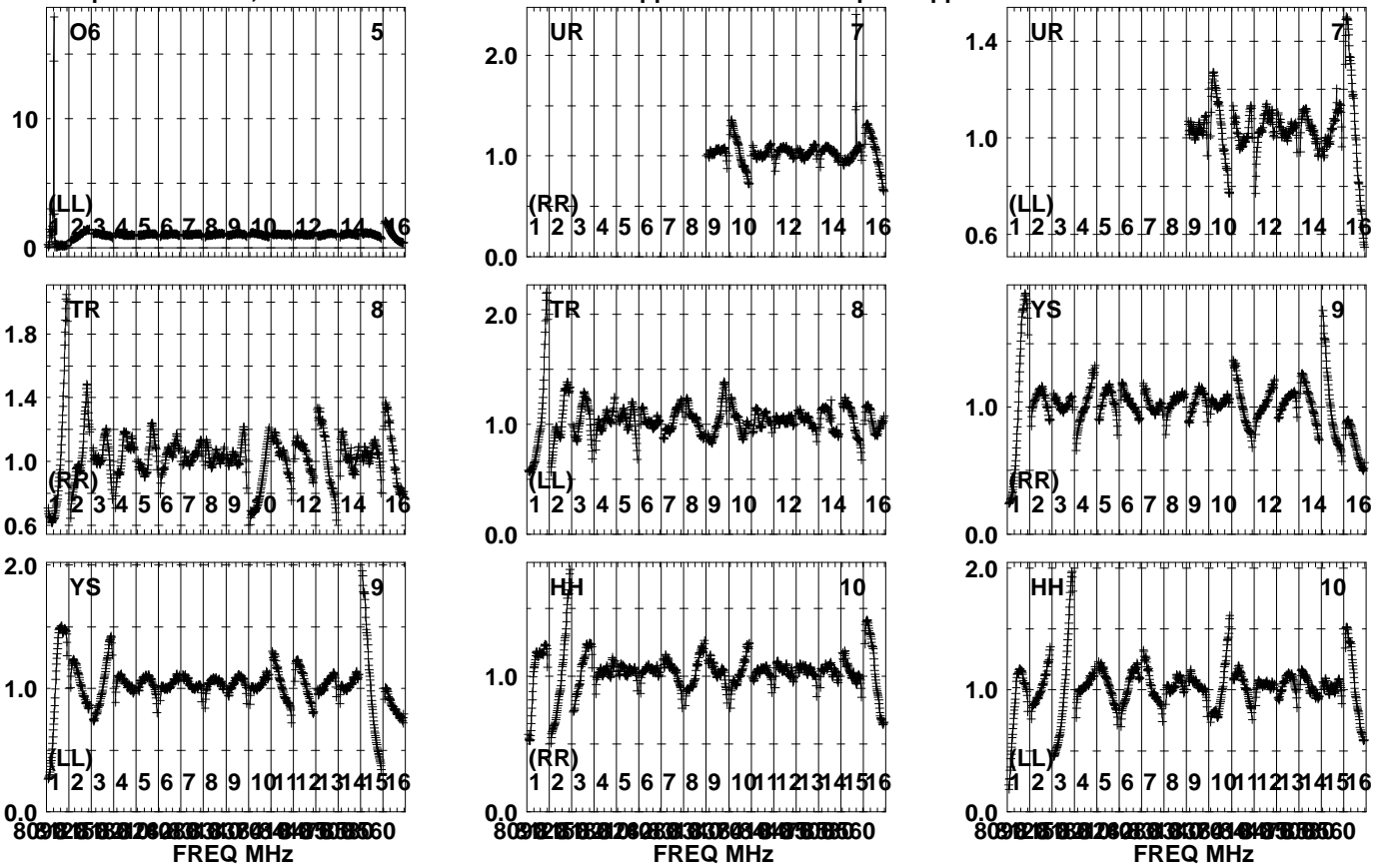


Lower frame: Real Jy
Auto-corr total-power spectrum Antenna: *
Timerange: 00/08:58:37 to 00/08:59:50

Plot file version 321 created 09-MAR-2023 11:43:50

J191142+1952 RG013E.UVDATA.1

Freq = 8.0805 GHz, Bw = 32.000 MH No calibration applied and no bandpass applied



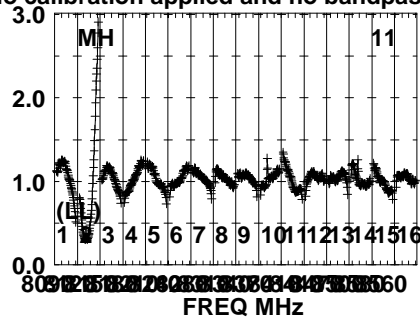
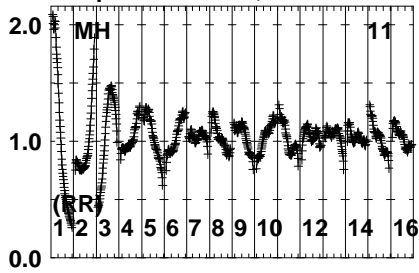
Lower frame: Real Jy
Auto-corr total-power spectrum Antenna: *
Timerange: 00/08:58:37 to 00/08:59:50

Plot file version 322 created 09-MAR-2023 11:43:50

J191142+1952 RG013E.UVDATA.1

Freq = 8.0805 GHz, Bw = 32.000 MH

No calibration applied and no bandpass applied



Lower frame: Real Jy

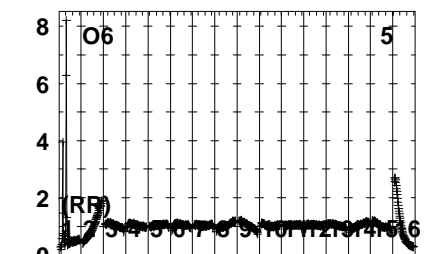
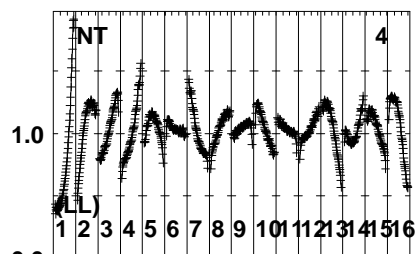
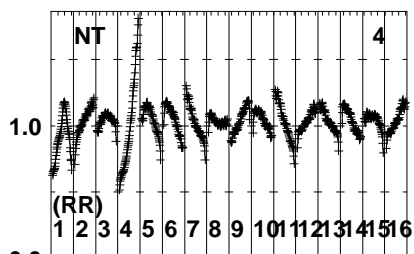
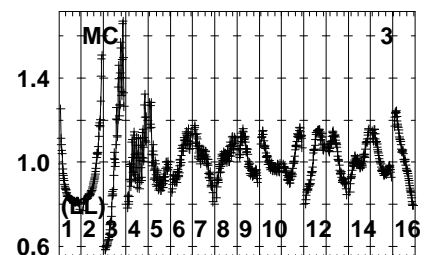
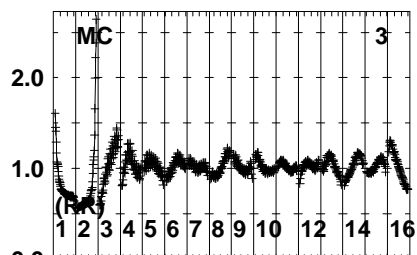
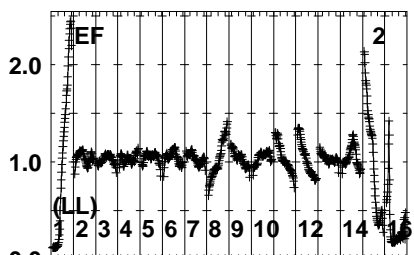
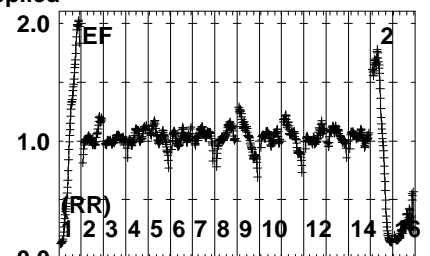
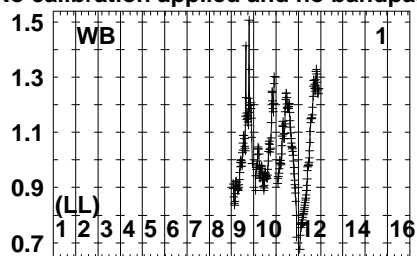
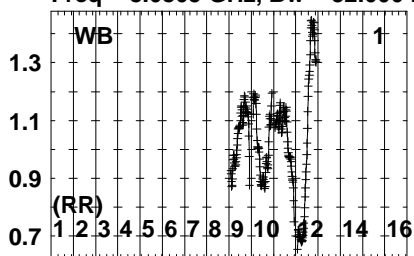
Auto-corr total-power spectrum Antenna: *

Timerange: 00/08:58:37 to 00/08:59:50

Plot file version 323 created 09-MAR-2023 11:43:50

GRB221009A RG013E.UVDATA.1

Freq = 8.0805 GHz, Bw = 32.000 MH No calibration applied and no bandpass applied



80925830260830694938860
FREQ MHz

80925830260830694938860
FREQ MHz

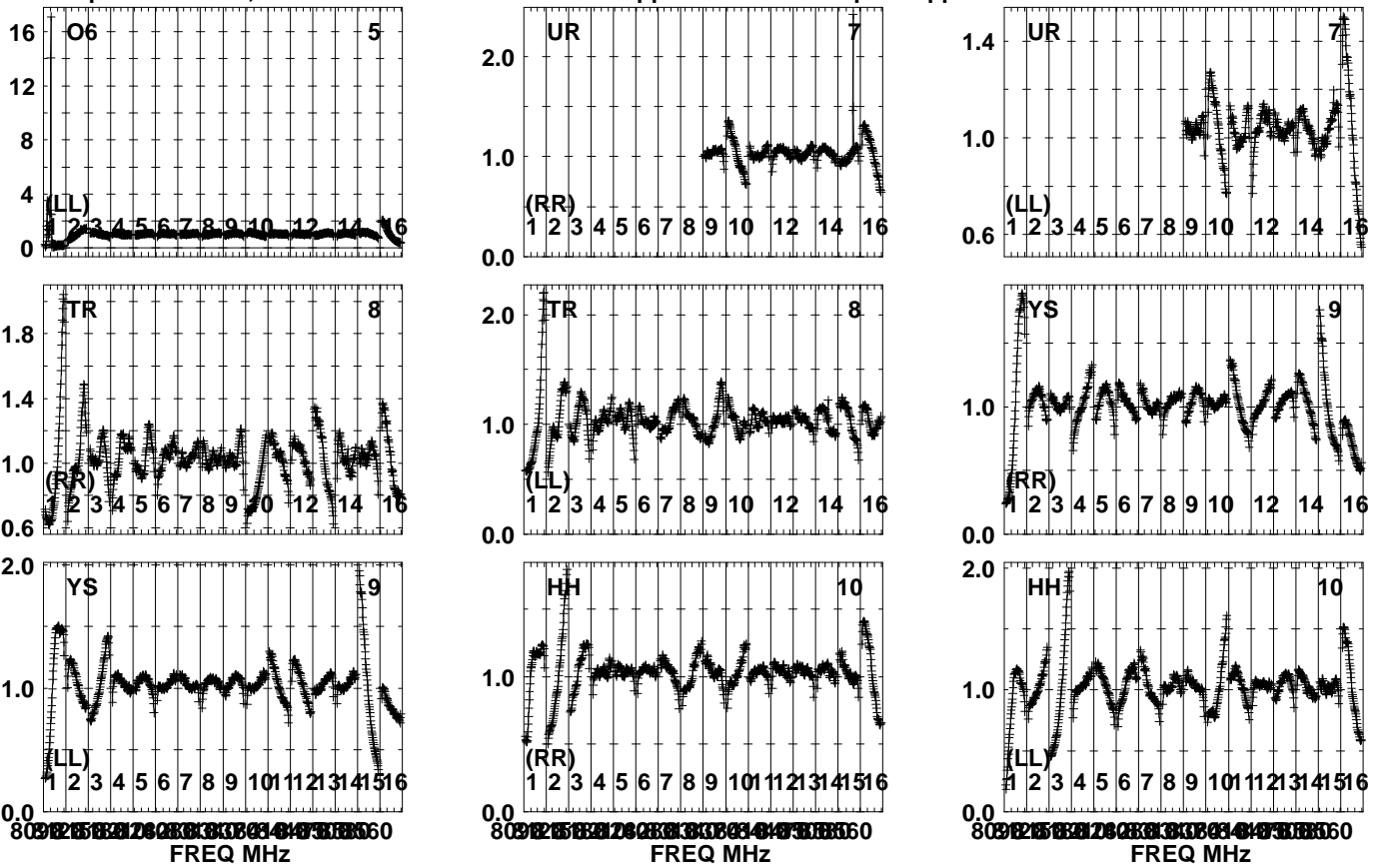
80925830260830694938860
FREQ MHz

Lower frame: Real Jy
Auto-corr total-power spectrum Antenna: *
Timerange: 00/09:00:06 to 00/09:02:19

Plot file version 324 created 09-MAR-2023 11:43:50

GRB221009A RG013E.UVDATA.1

Freq = 8.0805 GHz, Bw = 32.000 MH No calibration applied and no bandpass applied



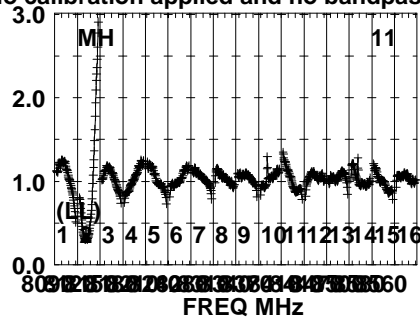
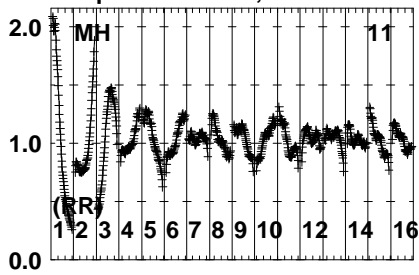
Lower frame: Real Jy
Auto-corr total-power spectrum Antenna: *
Timerange: 00/09:00:06 to 00/09:02:19

Plot file version 325 created 09-MAR-2023 11:43:51

GRB221009A RG013E.UVDATA.1

Freq = 8.0805 GHz, Bw = 32.000 MH

No calibration applied and no bandpass applied



Lower frame: Real Jy

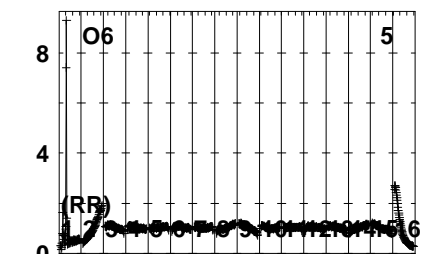
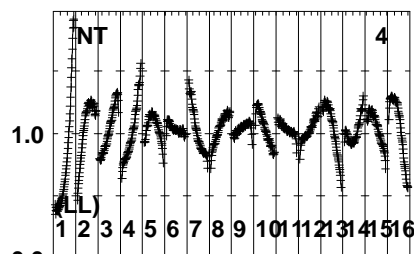
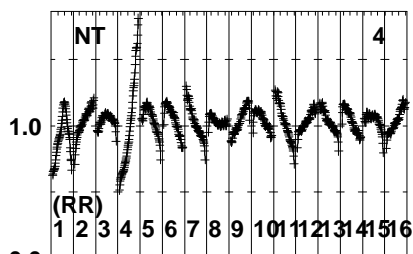
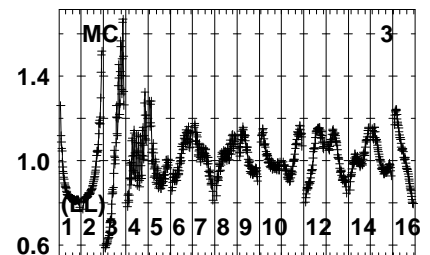
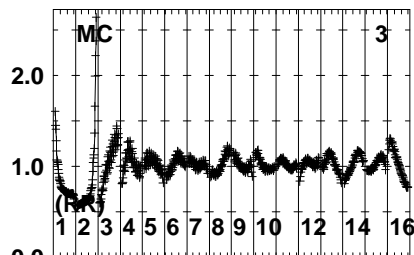
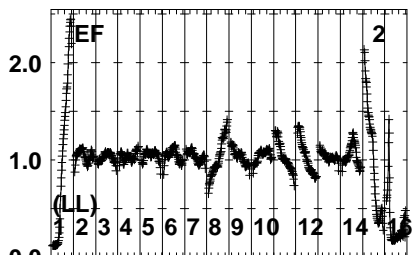
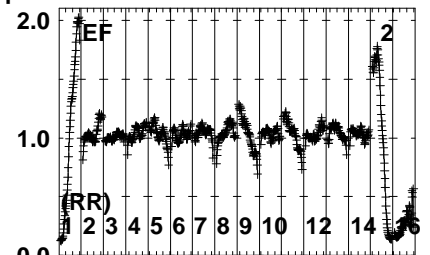
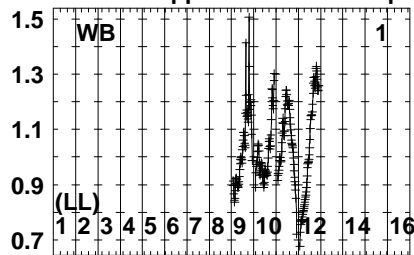
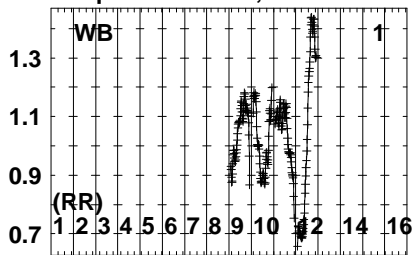
Auto-corr total-power spectrum Antenna: *

Timerange: 00/09:00:06 to 00/09:02:19

Plot file version 326 created 09-MAR-2023 11:43:51

J191142+1952 RG013E.UVDATA.1

Freq = 8.0805 GHz, Bw = 32.000 MH No calibration applied and no bandpass applied



80925830260830694738860
FREQ MHz

80925830260830694738860
FREQ MHz

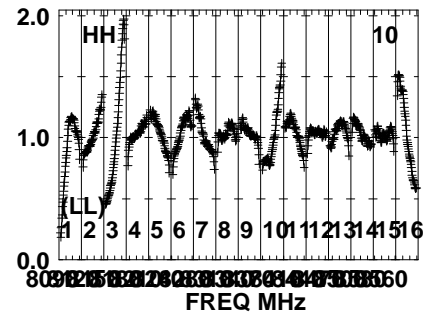
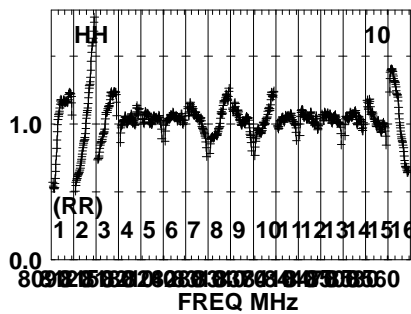
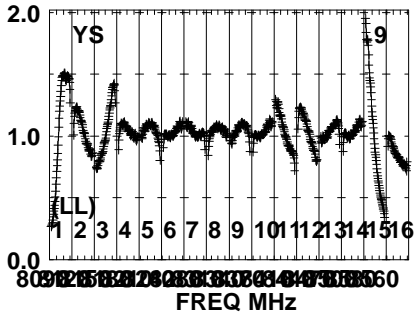
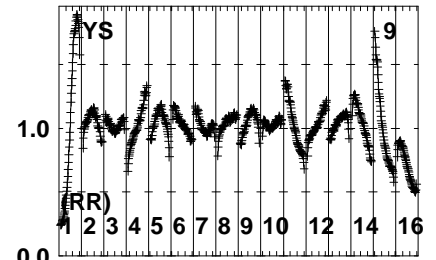
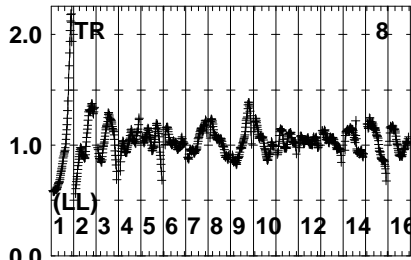
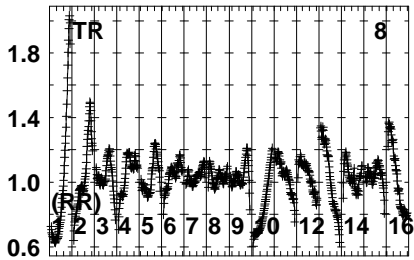
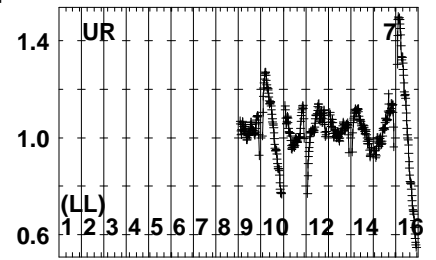
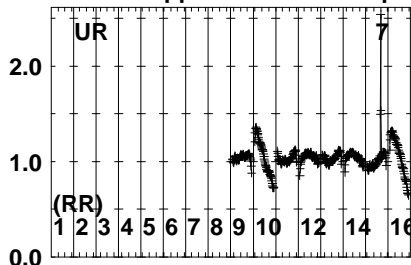
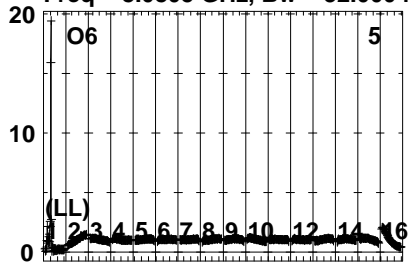
80925830260830694738860
FREQ MHz

Lower frame: Real Jy
Auto-corr total-power spectrum Antenna: *
Timerange: 00/09:02:37 to 00/09:03:50

Plot file version 327 created 09-MAR-2023 11:43:51

J191142+1952 RG013E.UVDATA.1

Freq = 8.0805 GHz, Bw = 32.000 MH No calibration applied and no bandpass applied



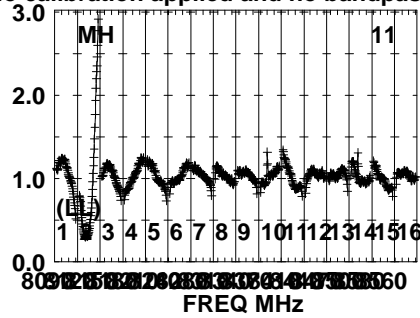
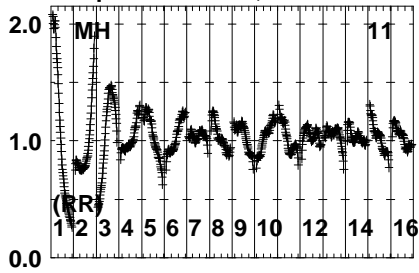
Lower frame: Real Jy
Auto-corr total-power spectrum Antenna: *
Timerange: 00/09:02:37 to 00/09:03:50

Plot file version 328 created 09-MAR-2023 11:43:51

J191142+1952 RG013E.UVDATA.1

Freq = 8.0805 GHz, Bw = 32.000 MH

No calibration applied and no bandpass applied



Lower frame: Real Jy

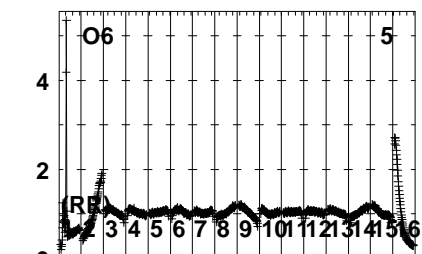
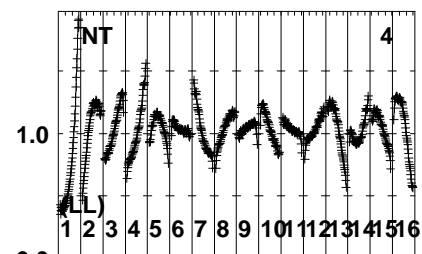
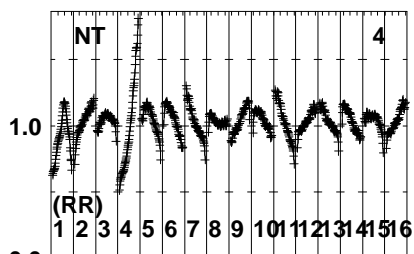
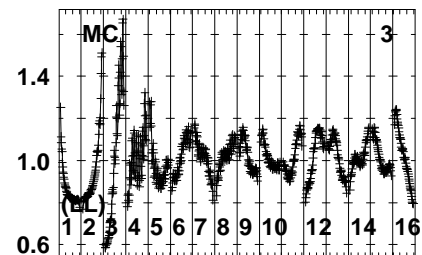
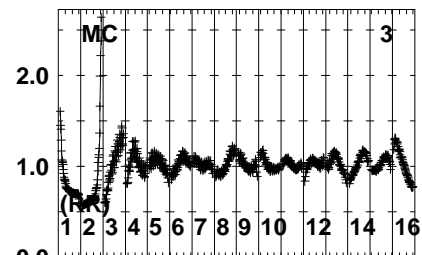
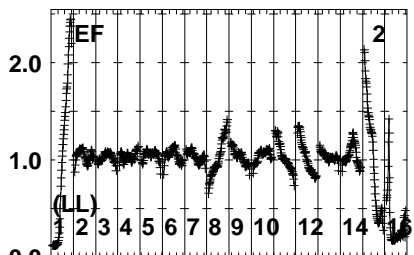
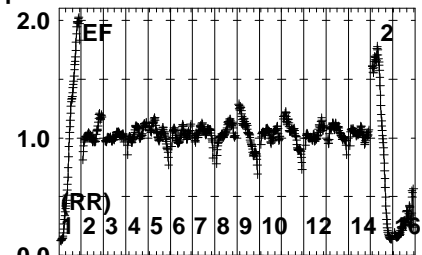
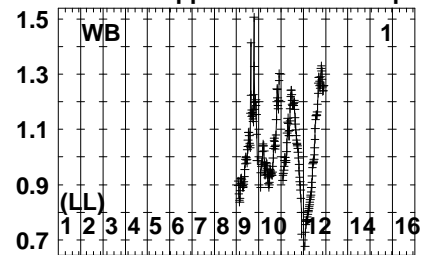
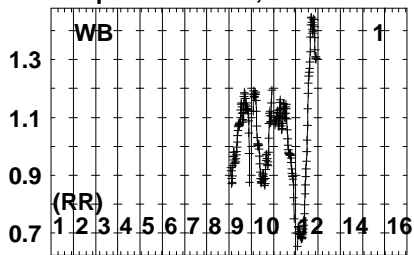
Auto-corr total-power spectrum Antenna: *

Timerange: 00/09:02:37 to 00/09:03:50

Plot file version 329 created 09-MAR-2023 11:43:51

J191249+1940 RG013E.UVDATA.1

Freq = 8.0805 GHz, Bw = 32.000 MH No calibration applied and no bandpass applied



80 92 104 116 128 140 152 164 176 188 200 212 224 236 248 260

80 92 104 116 128 140 152 164 176 188 200 212 224 236 248 260

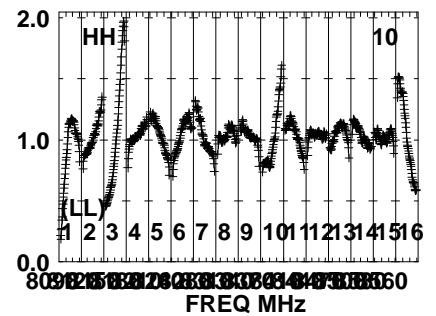
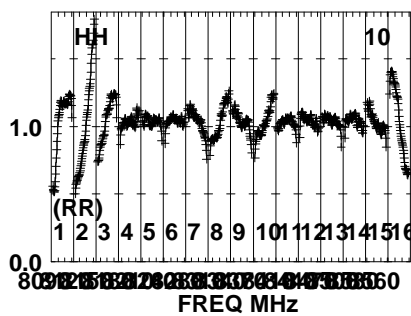
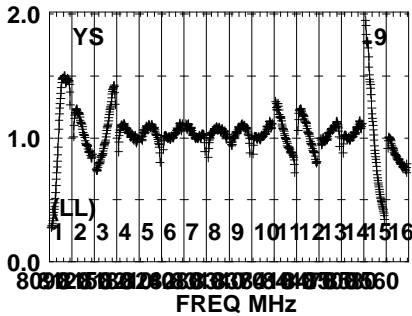
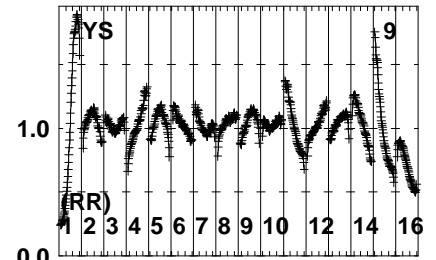
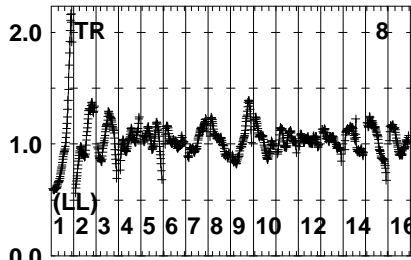
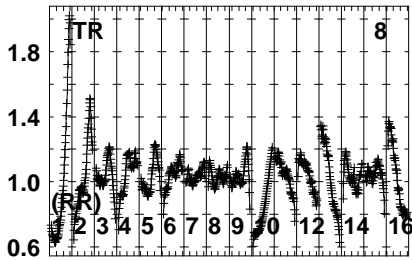
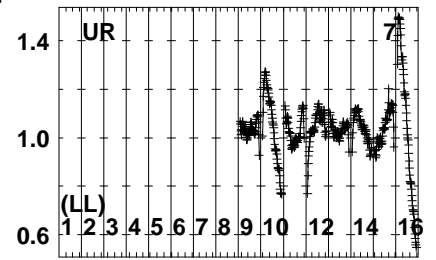
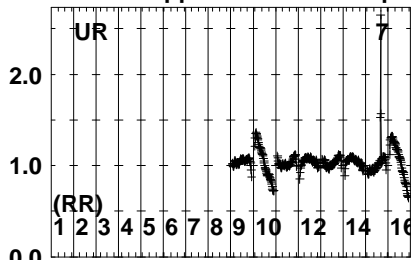
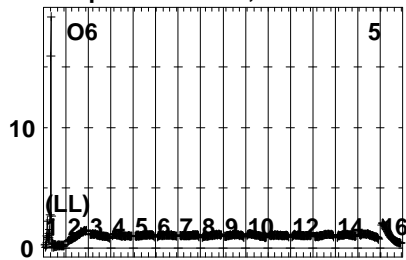
80 92 104 116 128 140 152 164 176 188 200 212 224 236 248 260

FREQ MHz
Lower frame: Real Jy
Auto-corr total-power spectrum Antenna: *
Timerange: 00/09:04:06 to 00/09:05:24

Plot file version 330 created 09-MAR-2023 11:43:51

J191249+1940 RG013E.UVDATA.1

Freq = 8.0805 GHz, Bw = 32.000 MH No calibration applied and no bandpass applied



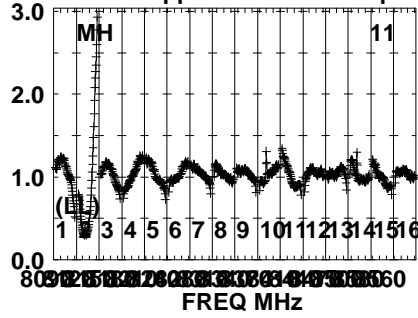
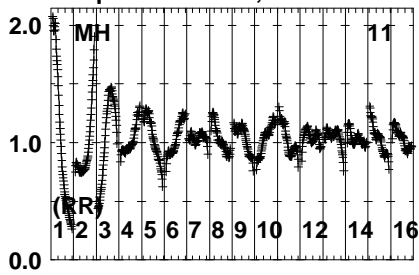
Lower frame: Real Jy
Auto-corr total-power spectrum Antenna: *
Timerange: 00/09:04:06 to 00/09:05:24

Plot file version 331 created 09-MAR-2023 11:43:51

J191249+1940 RG013E.UVDATA.1

Freq = 8.0805 GHz, Bw = 32.000 MH

No calibration applied and no bandpass applied



Lower frame: Real Jy

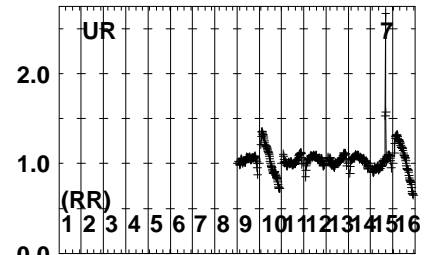
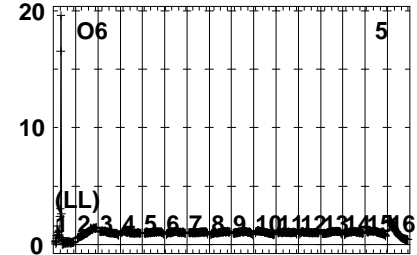
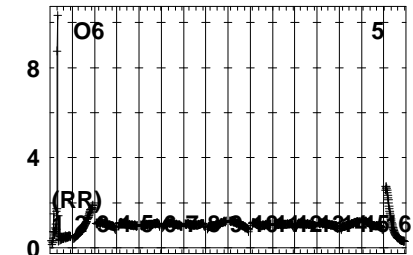
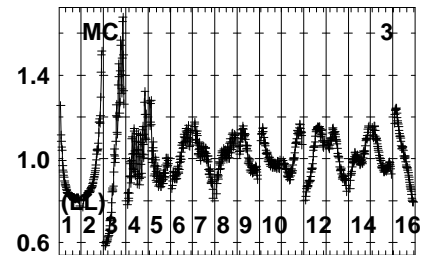
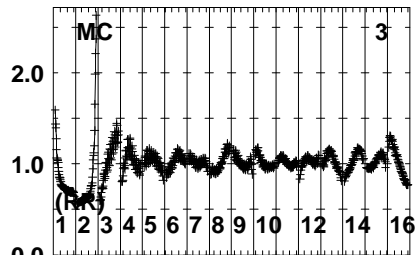
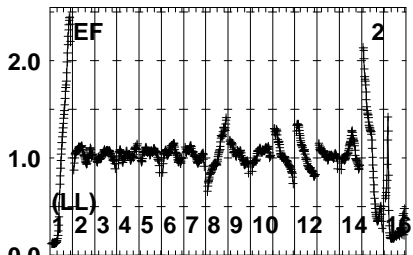
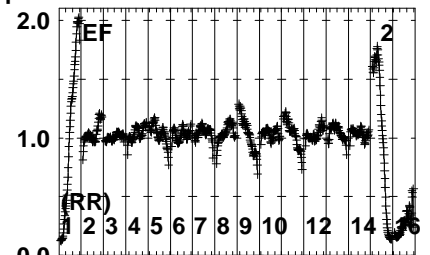
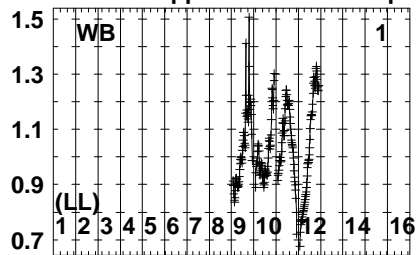
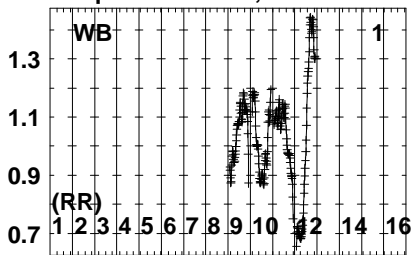
Auto-corr total-power spectrum Antenna: *

Timerange: 00/09:04:06 to 00/09:05:24

Plot file version 332 created 09-MAR-2023 11:43:51

J191142+1952 RG013E.UVDATA.1

Freq = 8.0805 GHz, Bw = 32.000 MH No calibration applied and no bandpass applied



80 91 2 5 8 9 12 20 30 33 36 39 41 47 50 53 56 60
FREQ MHz

80 91 2 5 8 9 12 20 30 33 36 39 41 47 50 53 56 60
FREQ MHz

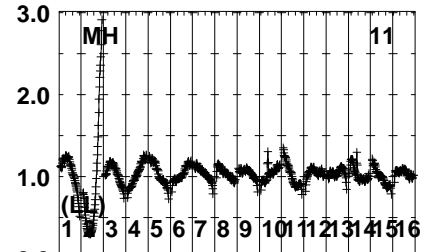
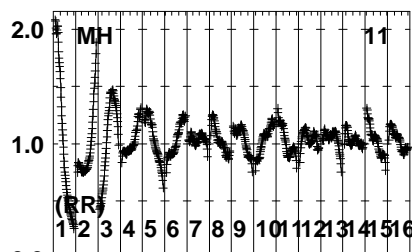
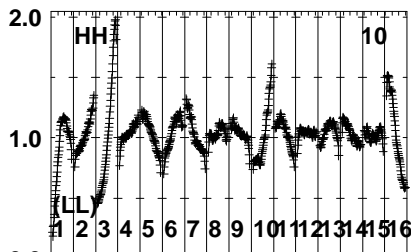
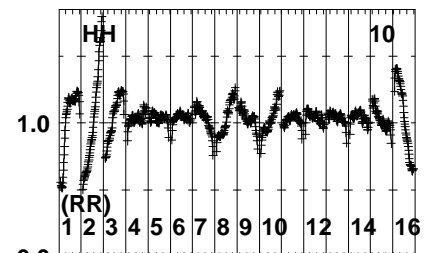
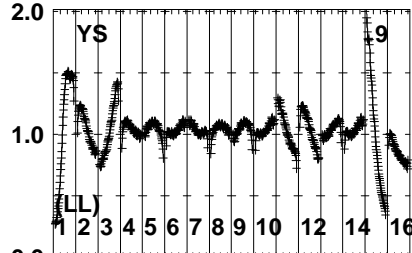
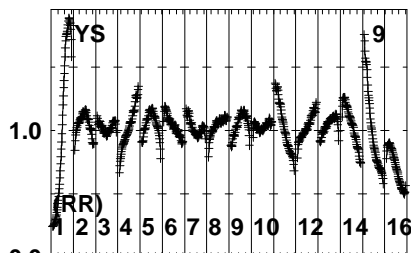
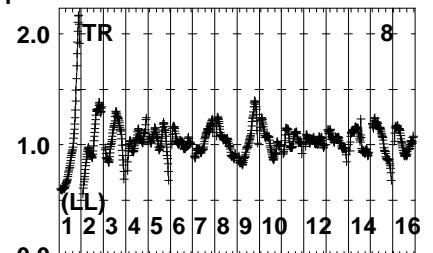
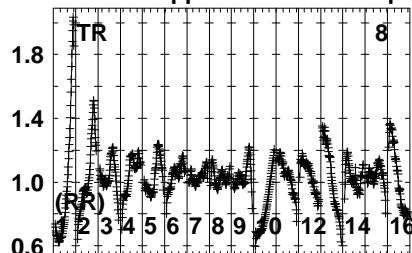
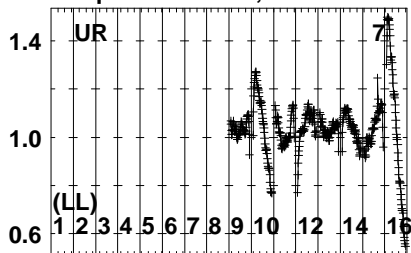
80 91 2 5 8 9 12 20 30 33 36 39 41 47 50 53 56 60
FREQ MHz

Lower frame: Real Jy
Auto-corr total-power spectrum Antenna: *
Timerange: 00/09:05:41 to 00/09:07:10

Plot file version 333 created 09-MAR-2023 11:43:51

J191142+1952 RG013E.UVDATA.1

Freq = 8.0805 GHz, Bw = 32.000 MH No calibration applied and no bandpass applied



80 91 2 5 8 9 12 20 30 33 36 41 47 53 56 60

FREQ MHz

80 91 2 5 8 9 12 20 30 33 36 41 47 53 56 60

FREQ MHz

80 91 2 5 8 9 12 20 30 33 36 41 47 53 56 60

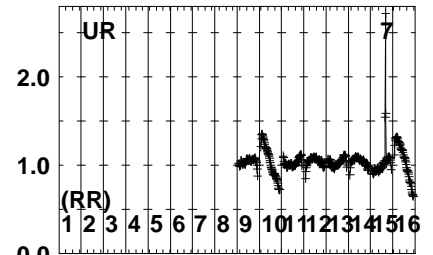
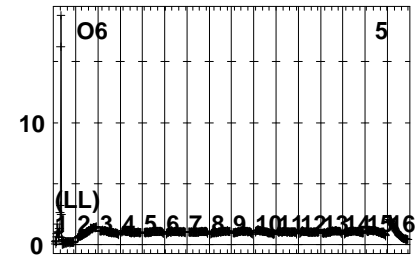
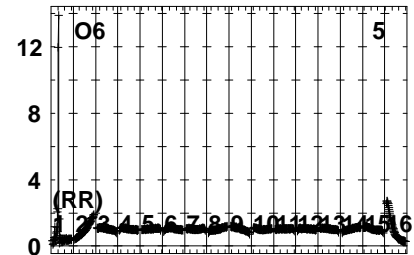
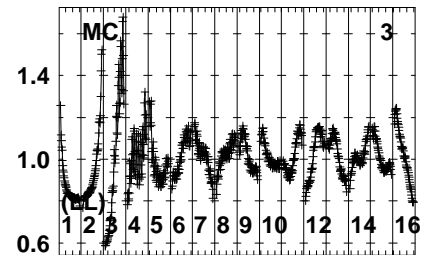
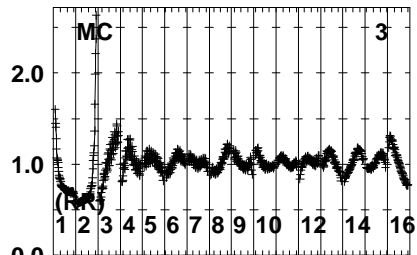
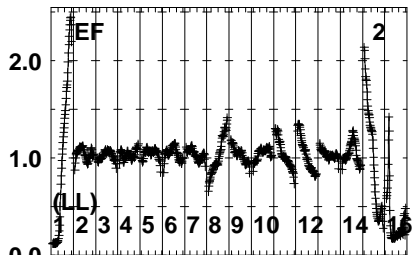
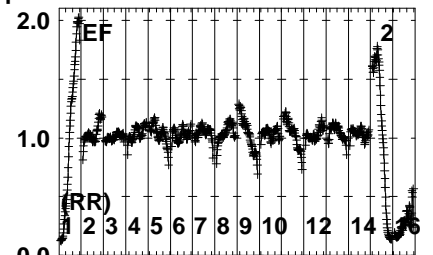
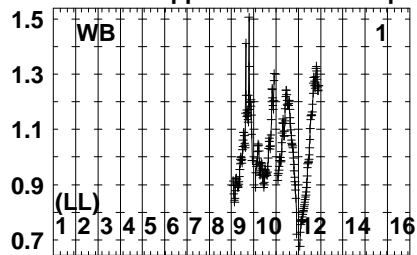
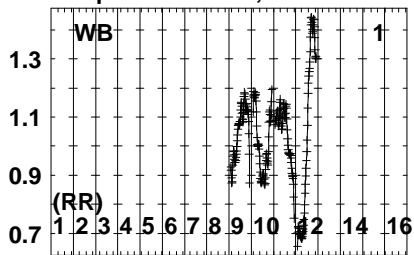
FREQ MHz

Lower frame: Real Jy
Auto-corr total-power spectrum Antenna: *
Timerange: 00/09:05:41 to 00/09:07:10

Plot file version 334 created 09-MAR-2023 11:43:52

GRB221009A RG013E.UVDATA.1

Freq = 8.0805 GHz, Bw = 32.000 MH No calibration applied and no bandpass applied



80 91 215 539 126 208 303 386 494 578 660

80 91 215 539 126 208 303 386 494 578 660

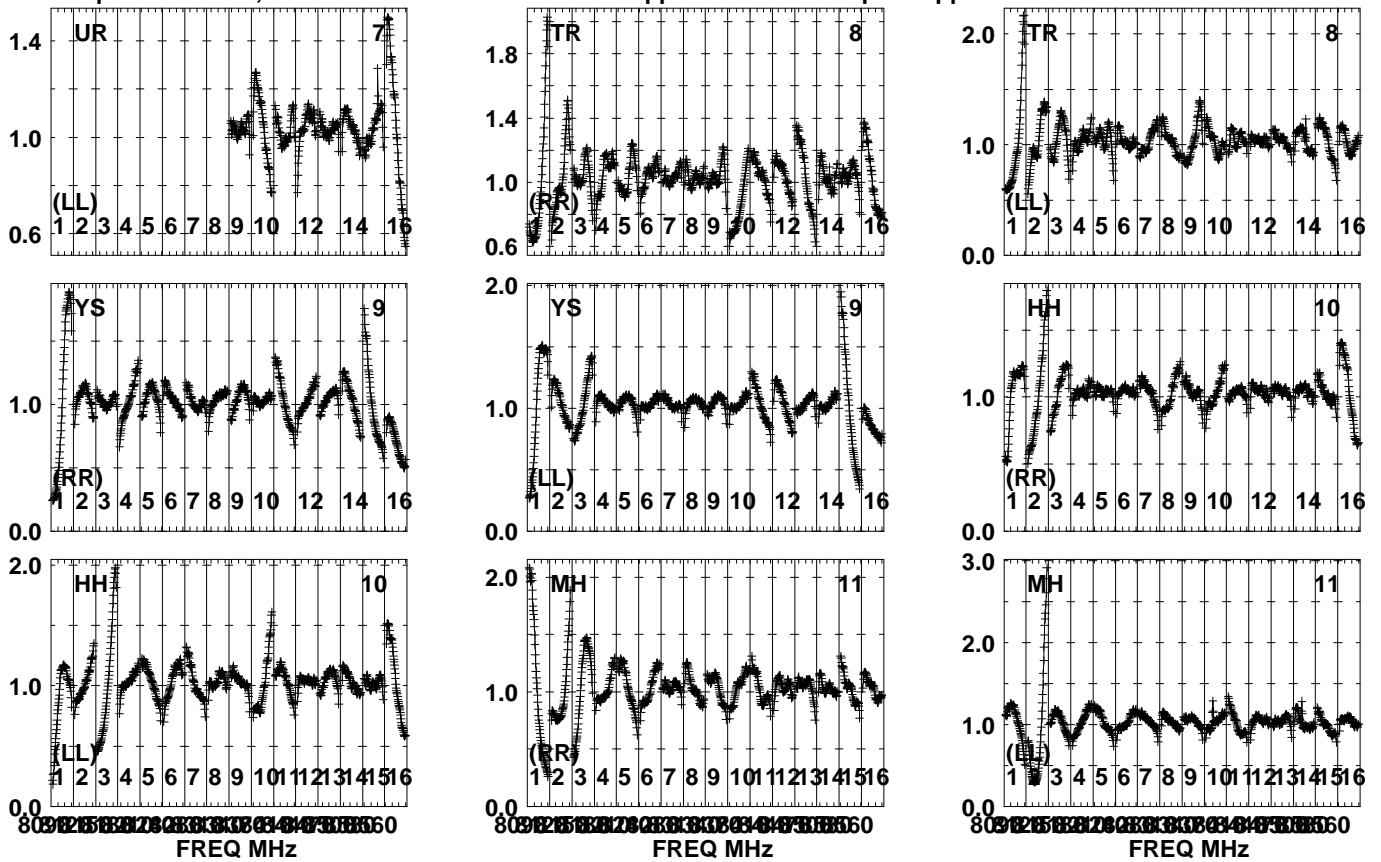
80 91 215 539 126 208 303 386 494 578 660

Lower frame: Real Jy
Auto-corr total-power spectrum Antenna: *
Timerange: 00/09:07:26 to 00/09:09:39

Plot file version 335 created 09-MAR-2023 11:43:52

GRB221009A RG013E.UVDATA.1

Freq = 8.0805 GHz, Bw = 32.000 MH No calibration applied and no bandpass applied


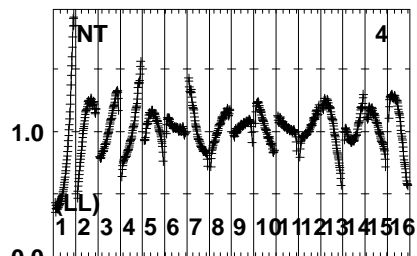
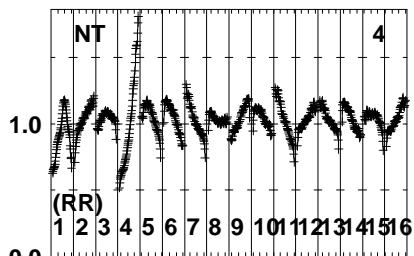
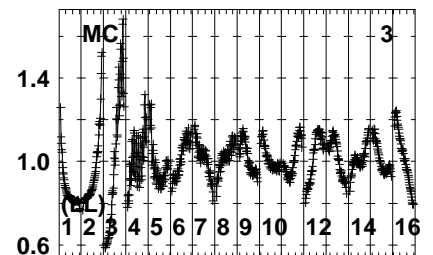
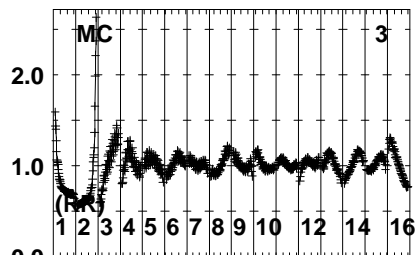
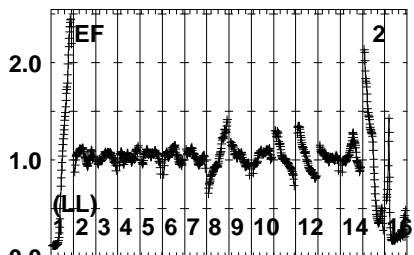
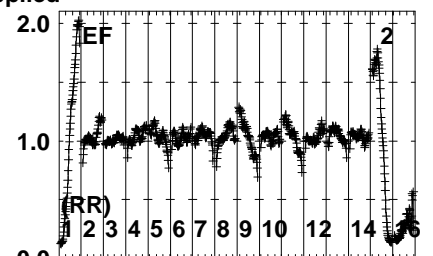
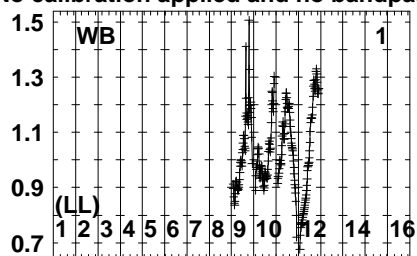
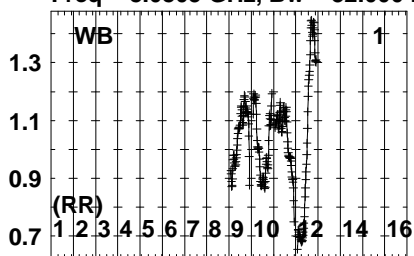


Lower frame: Real Jy
Auto-corr total-power spectrum Antenna: *
Timerange: 00/09:07:26 to 00/09:09:39

Plot file version 336 created 09-MAR-2023 11:43:52

J191142+1952 RG013E.UVDATA.1

Freq = 8.0805 GHz, Bw = 32.000 MH No calibration applied and no bandpass applied



8092583026083008094838860
FREQ MHz

8092583026083008094838860
FREQ MHz

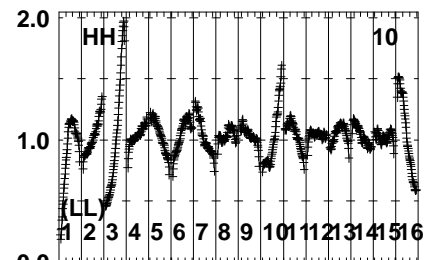
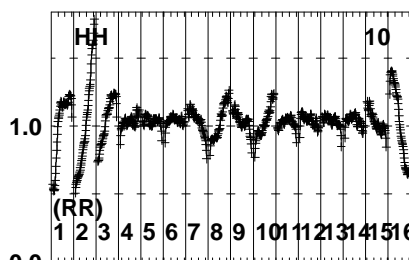
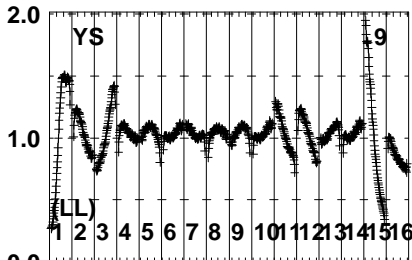
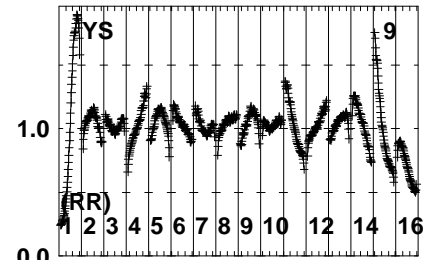
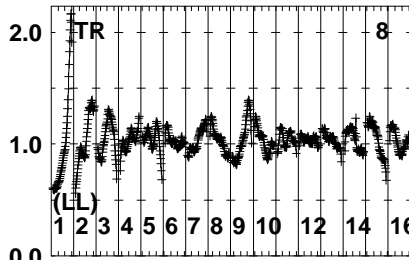
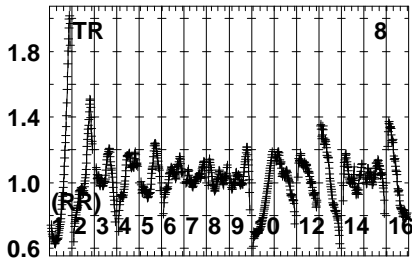
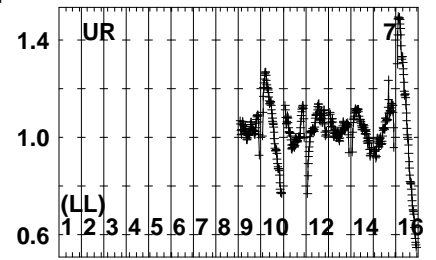
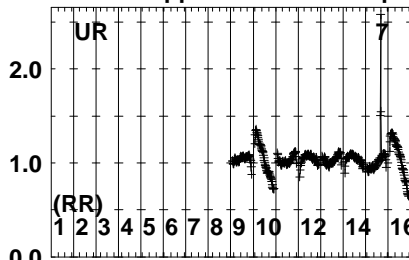
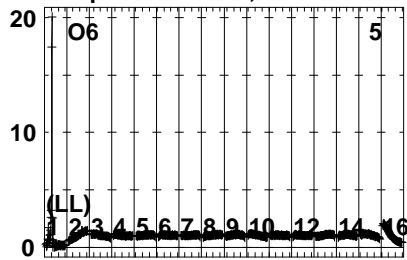
8092583026083008094838860
FREQ MHz

Lower frame: Real Jy
Auto-corr total-power spectrum Antenna: *
Timerange: 00/09:09:57 to 00/09:11:09

Plot file version 337 created 09-MAR-2023 11:43:52

J191142+1952 RG013E.UVDATA.1

Freq = 8.0805 GHz, Bw = 32.000 MH No calibration applied and no bandpass applied



80912555126081300314931560
FREQ MHz

80912555126081300314931560
FREQ MHz

80912555126081300314931560
FREQ MHz

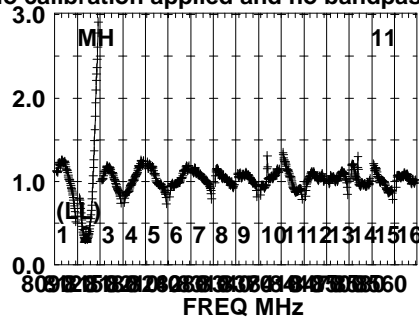
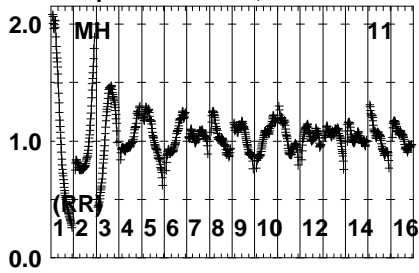
Lower frame: Real Jy
Auto-corr total-power spectrum Antenna: *
Timerange: 00/09:09:57 to 00/09:11:09

Plot file version 338 created 09-MAR-2023 11:43:52

J191142+1952 RG013E.UVDATA.1

Freq = 8.0805 GHz, Bw = 32.000 MH

No calibration applied and no bandpass applied



Lower frame: Real Jy

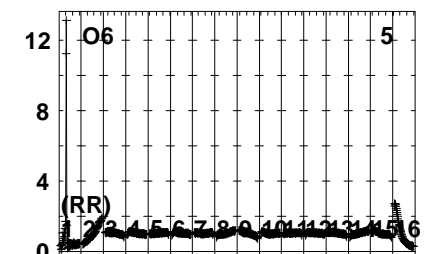
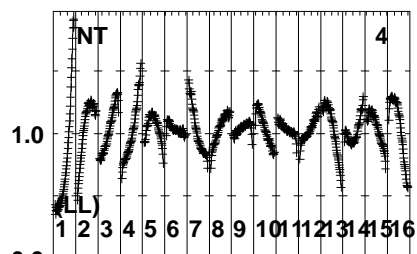
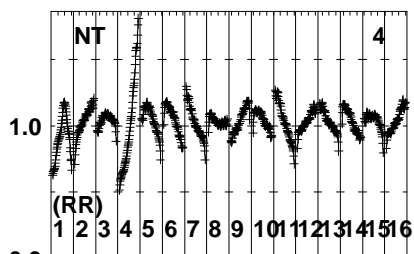
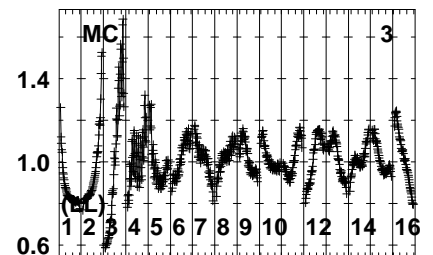
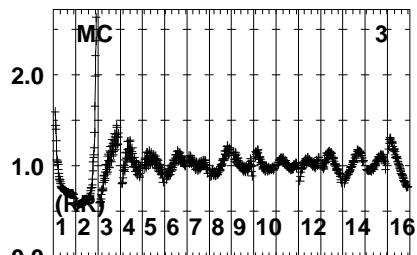
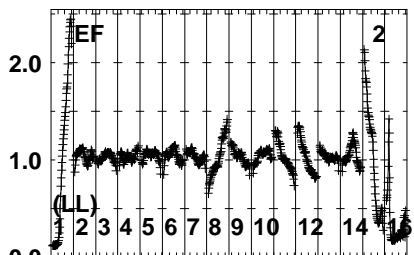
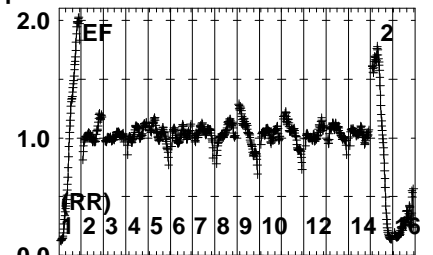
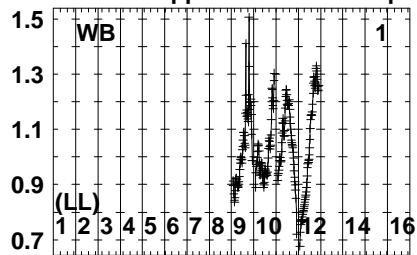
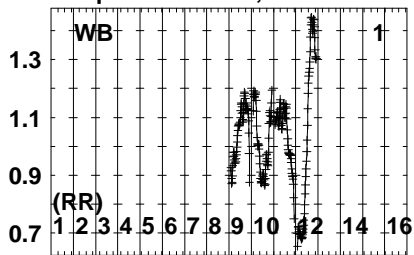
Auto-corr total-power spectrum Antenna: *

Timerange: 00/09:09:57 to 00/09:11:09

Plot file version 339 created 09-MAR-2023 11:43:52

GRB221009A RG013E.UVDATA.1

Freq = 8.0805 GHz, Bw = 32.000 MH No calibration applied and no bandpass applied



80925830260830694938860
FREQ MHz

80925830260830694938860
FREQ MHz

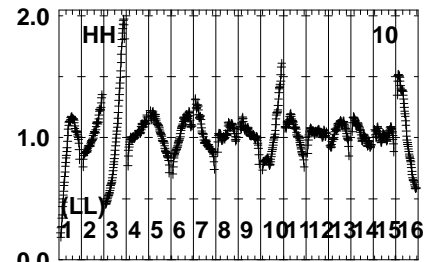
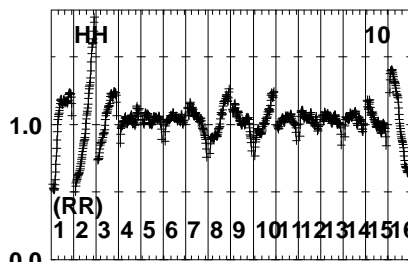
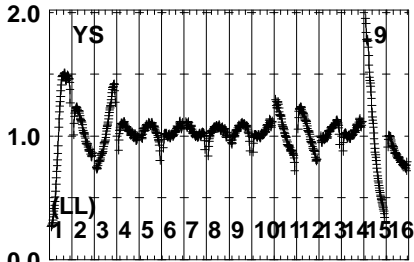
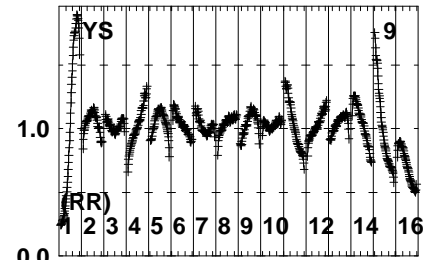
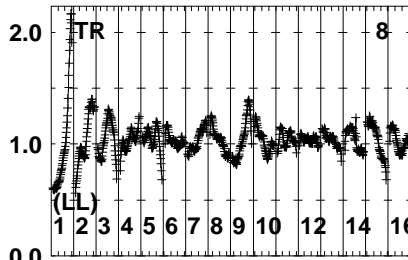
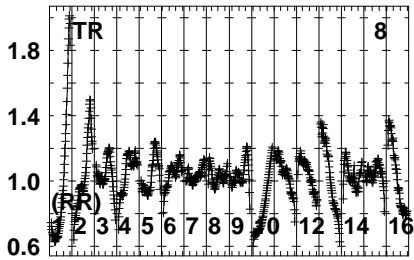
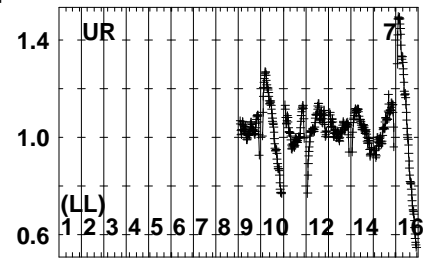
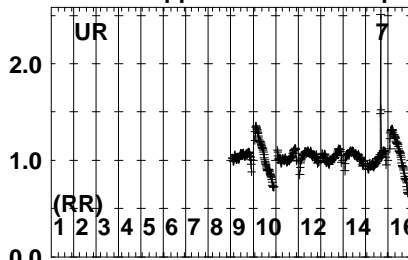
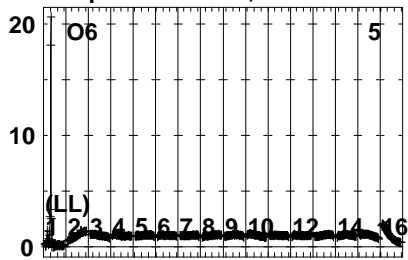
80925830260830694938860
FREQ MHz

Lower frame: Real Jy
Auto-corr total-power spectrum Antenna: *
Timerange: 00/09:11:27 to 00/09:13:39

Plot file version 340 created 09-MAR-2023 11:43:53

GRB221009A RG013E.UVDATA.1

Freq = 8.0805 GHz, Bw = 32.000 MH No calibration applied and no bandpass applied



80925 80930 80935 80940 80945 80950 80955
FREQ MHz

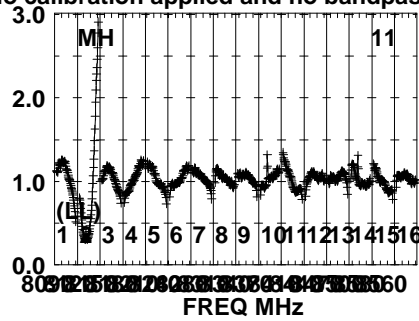
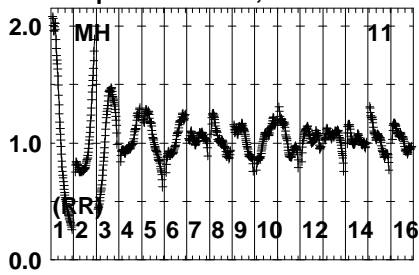
Lower frame: Real Jy
Auto-corr total-power spectrum Antenna: *
Timerange: 00/09:11:27 to 00/09:13:39

Plot file version 341 created 09-MAR-2023 11:43:53

GRB221009A RG013E.UVDATA.1

Freq = 8.0805 GHz, Bw = 32.000 MH

No calibration applied and no bandpass applied



Lower frame: Real Jy

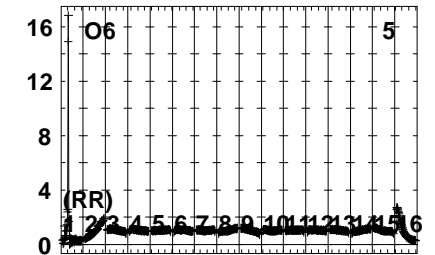
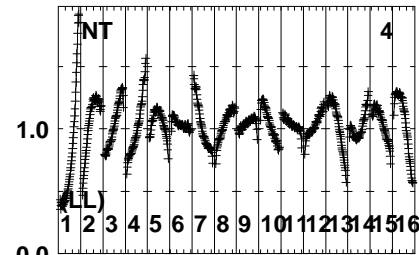
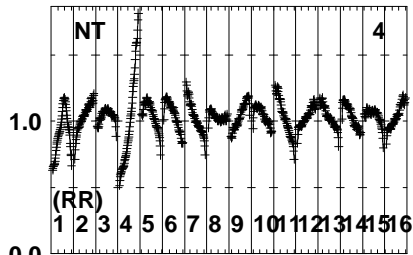
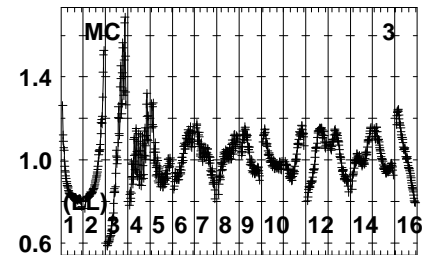
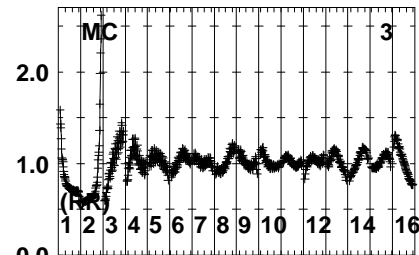
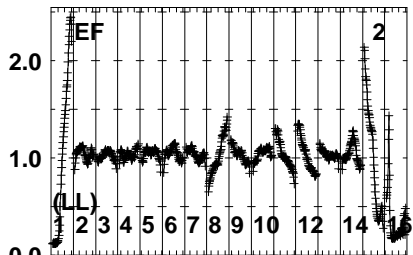
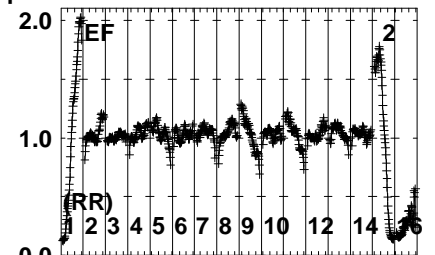
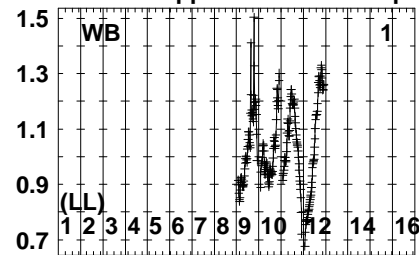
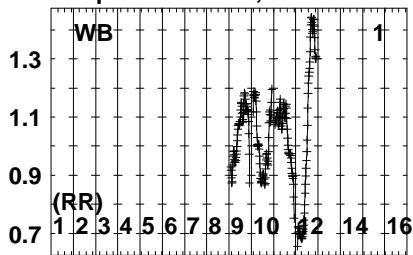
Auto-corr total-power spectrum Antenna: *

Timerange: 00/09:11:27 to 00/09:13:39

Plot file version 342 created 09-MAR-2023 11:43:53

J191142+1952 RG013E.UVDATA.1

Freq = 8.0805 GHz, Bw = 32.000 MH No calibration applied and no bandpass applied



809258326283032344638860
FREQ MHz

809258326283032344638860
FREQ MHz

809258326283032344638860
FREQ MHz

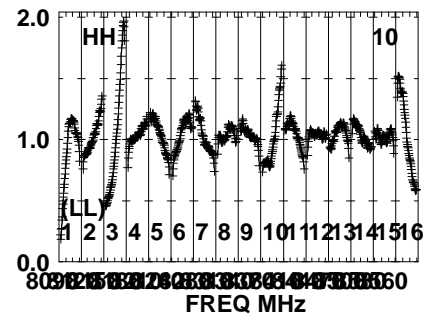
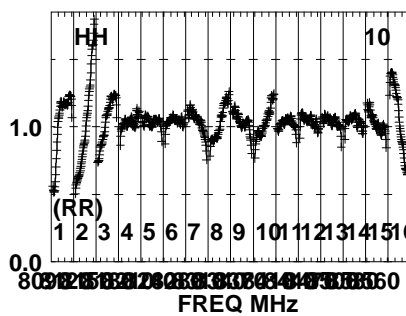
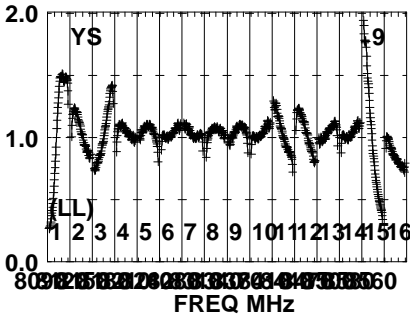
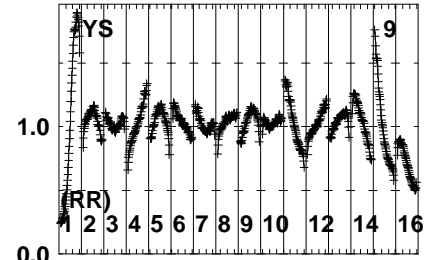
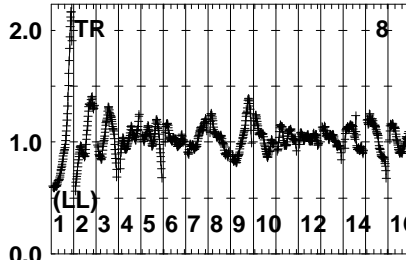
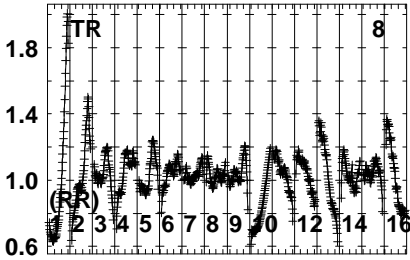
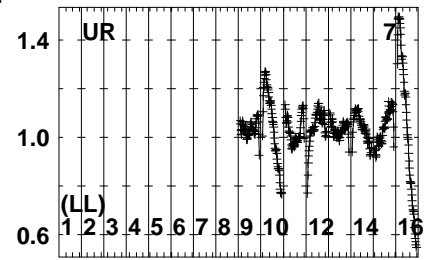
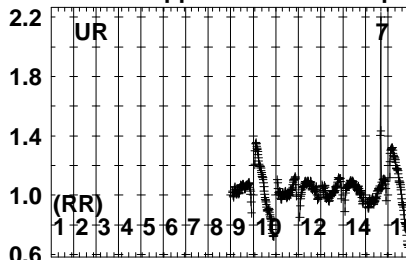
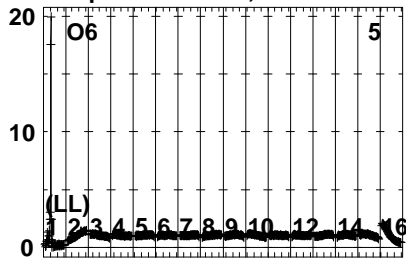
Lower frame: Real Jy
Auto-corr total-power spectrum Antenna: *
Timerange: 00/09:13:56 to 00/09:15:10

Plot file version 343 created 09-MAR-2023 11:43:53

J191142+1952 RG013E.UVDATA.1

Freq = 8.0805 GHz, Bw = 32.000 MH

No calibration applied and no bandpass applied



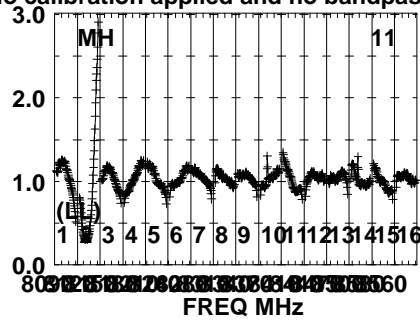
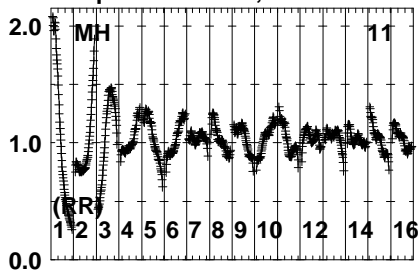
Lower frame: Real Jy
Auto-corr total-power spectrum Antenna: *
Timerange: 00/09:13:56 to 00/09:15:10

Plot file version 344 created 09-MAR-2023 11:43:53

J191142+1952 RG013E.UVDATA.1

Freq = 8.0805 GHz, Bw = 32.000 MH

No calibration applied and no bandpass applied



Lower frame: Real Jy

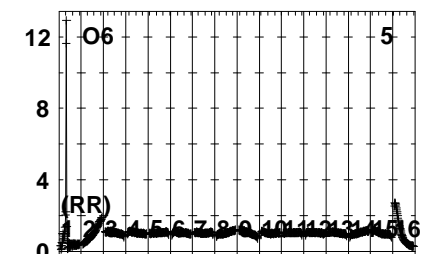
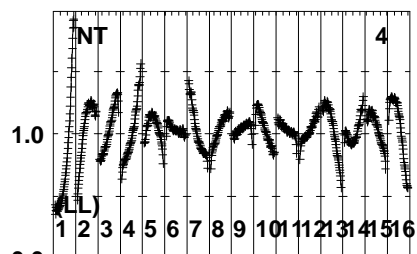
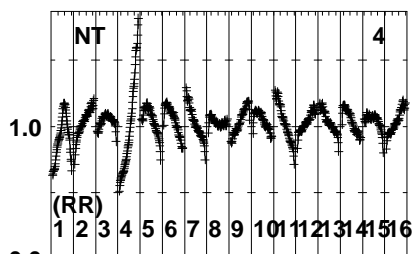
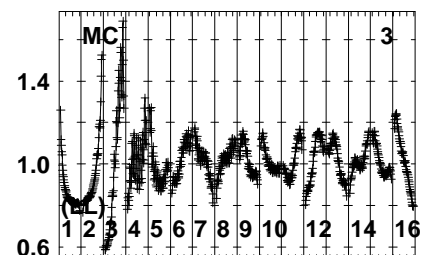
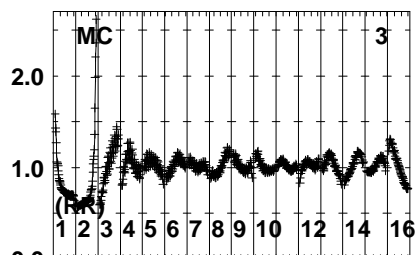
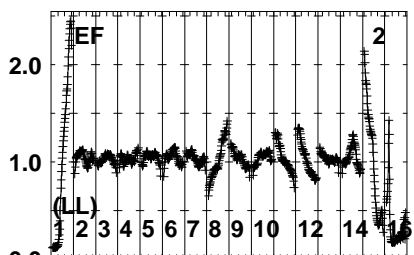
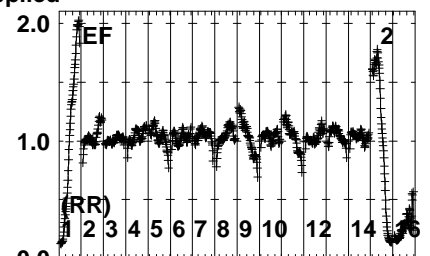
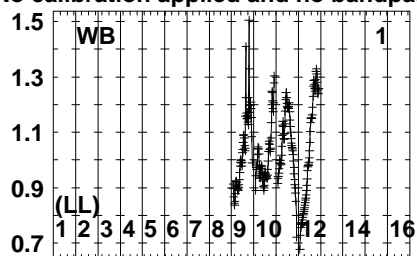
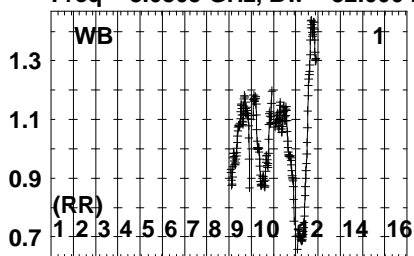
Auto-corr total-power spectrum Antenna: *

Timerange: 00/09:13:56 to 00/09:15:10

Plot file version 345 created 09-MAR-2023 11:43:53

J1905+1943 RG013E.UVDATA.1

Freq = 8.0805 GHz, Bw = 32.000 MH No calibration applied and no bandpass applied



809258326283032343638404244464850
FREQ MHz

809258326283032343638404244464850
FREQ MHz

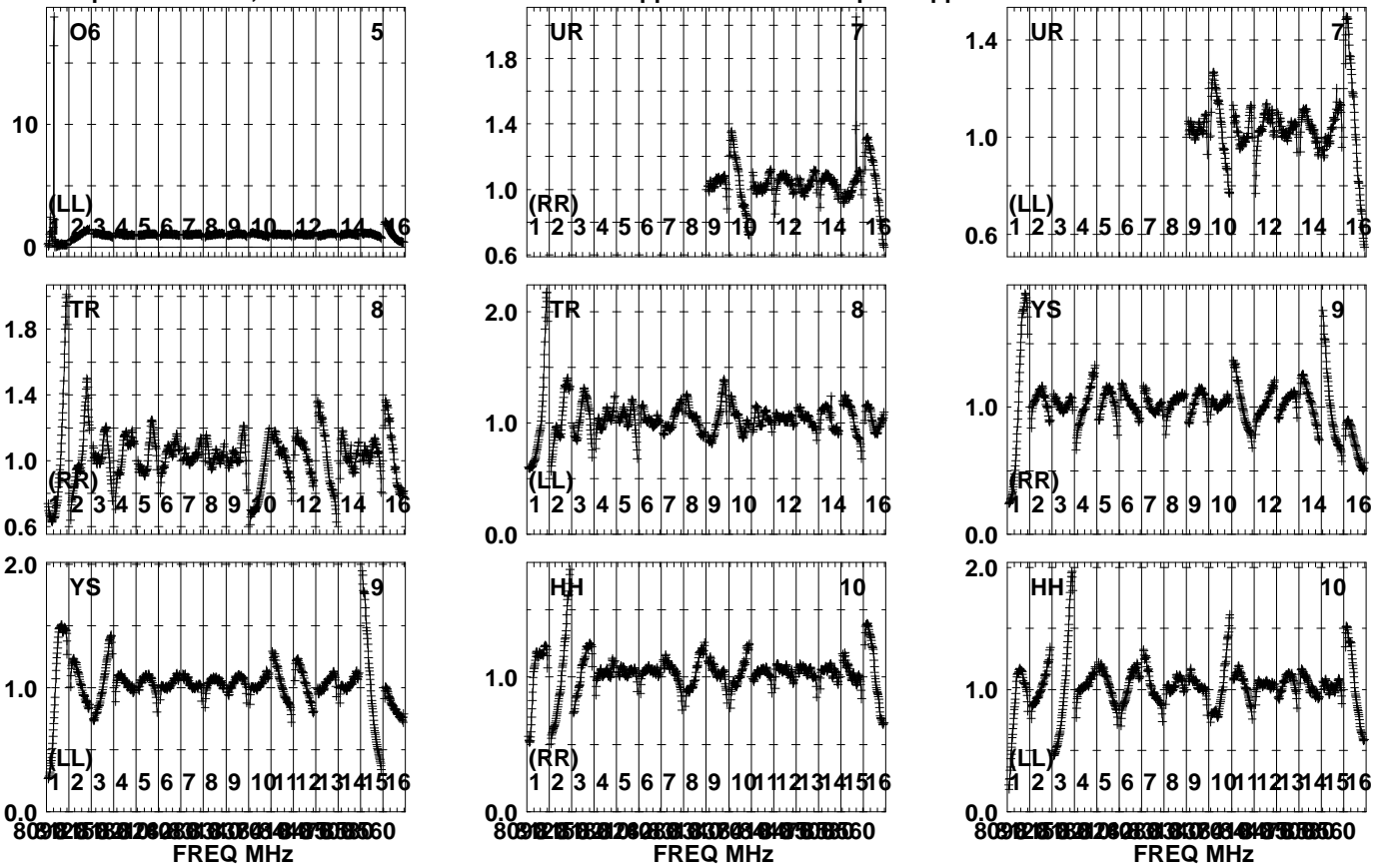
809258326283032343638404244464850
FREQ MHz

Lower frame: Real Jy
Auto-corr total-power spectrum Antenna: *
Timerange: 00/09:15:27 to 00/09:16:55

Plot file version 346 created 09-MAR-2023 11:43:53

J1905+1943 RG013E.UVDATA.1

Freq = 8.0805 GHz, Bw = 32.000 MH No calibration applied and no bandpass applied



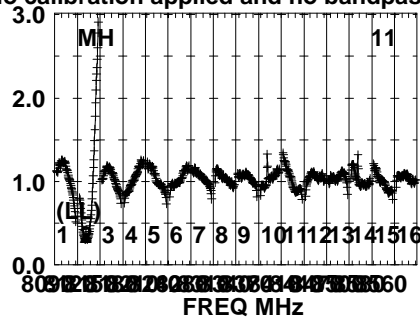
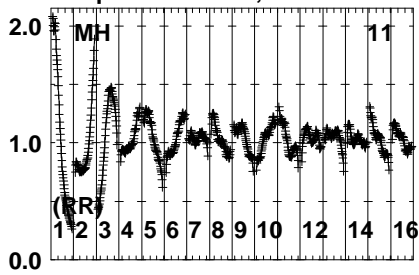
Lower frame: Real Jy
Auto-corr total-power spectrum Antenna: *
Timerange: 00/09:15:27 to 00/09:16:55

Plot file version 347 created 09-MAR-2023 11:43:54

J1905+1943 RG013E.UVDATA.1

Freq = 8.0805 GHz, Bw = 32.000 MH

No calibration applied and no bandpass applied



Lower frame: Real Jy

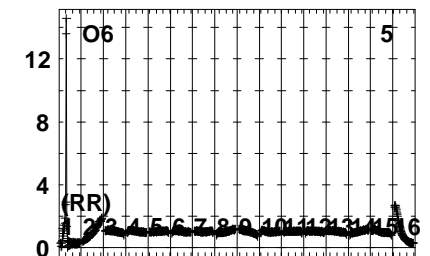
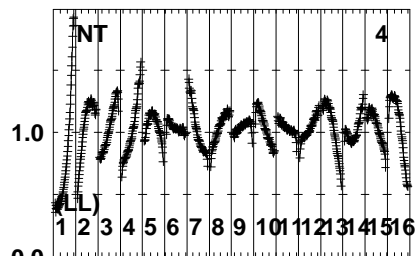
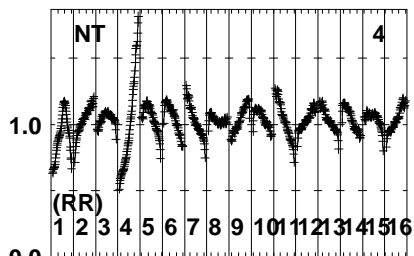
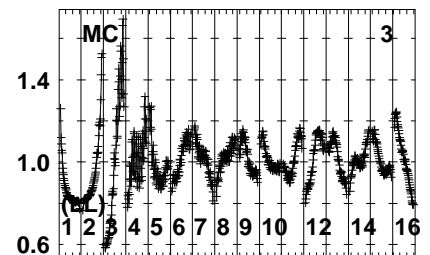
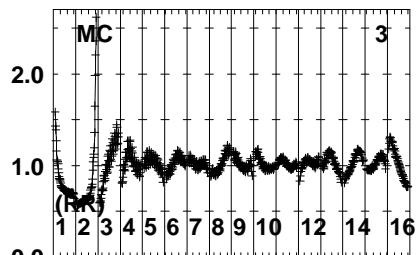
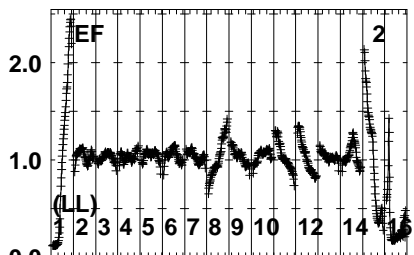
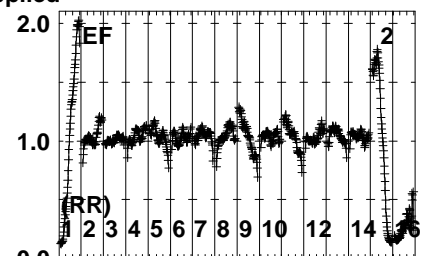
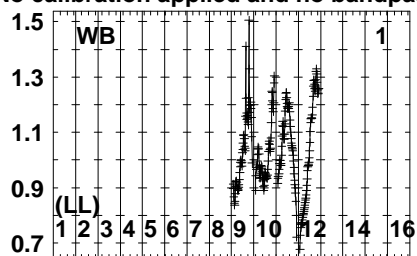
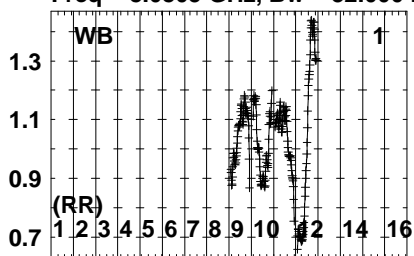
Auto-corr total-power spectrum Antenna: *

Timerange: 00/09:15:27 to 00/09:16:55

Plot file version 348 created 09-MAR-2023 11:43:54

J191142+1952 RG013E.UVDATA.1

Freq = 8.0805 GHz, Bw = 32.000 MH No calibration applied and no bandpass applied



80925830260830694938860
FREQ MHz

80925830260830694938860
FREQ MHz

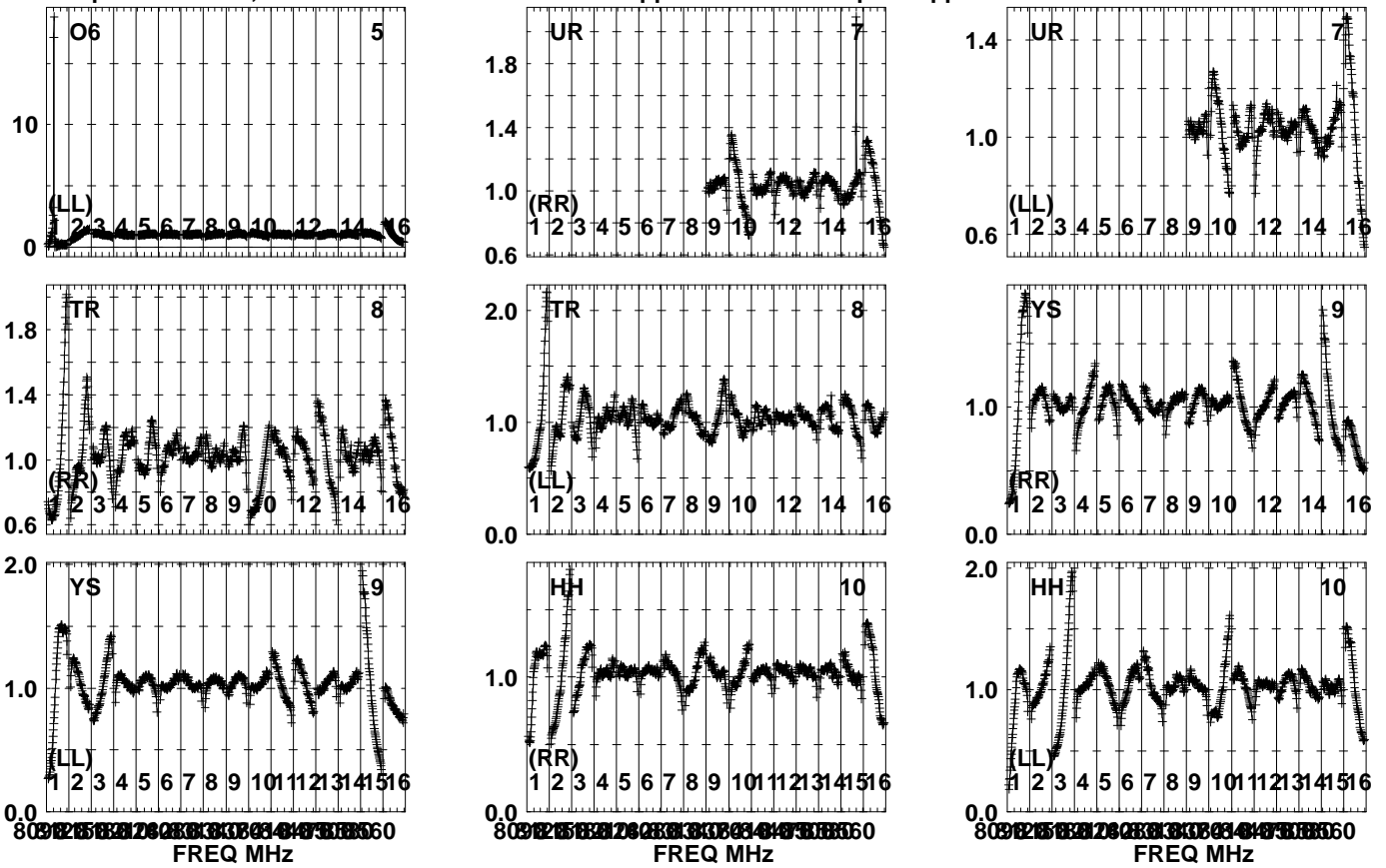
80925830260830694938860
FREQ MHz

Lower frame: Real Jy
Auto-corr total-power spectrum Antenna: *
Timerange: 00/09:17:21 to 00/09:18:49

Plot file version 349 created 09-MAR-2023 11:43:54

J191142+1952 RG013E.UVDATA.1

Freq = 8.0805 GHz, Bw = 32.000 MH No calibration applied and no bandpass applied



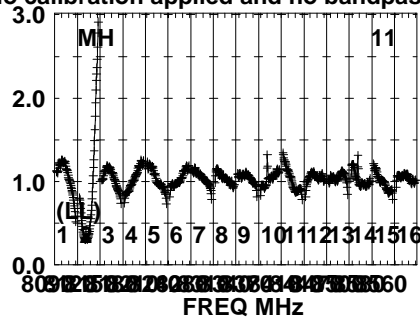
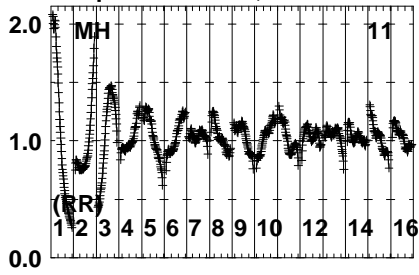
Lower frame: Real Jy
Auto-corr total-power spectrum Antenna: *
Timerange: 00/09:17:21 to 00/09:18:49

Plot file version 350 created 09-MAR-2023 11:43:54

J191142+1952 RG013E.UVDATA.1

Freq = 8.0805 GHz, Bw = 32.000 MH

No calibration applied and no bandpass applied



Lower frame: Real Jy

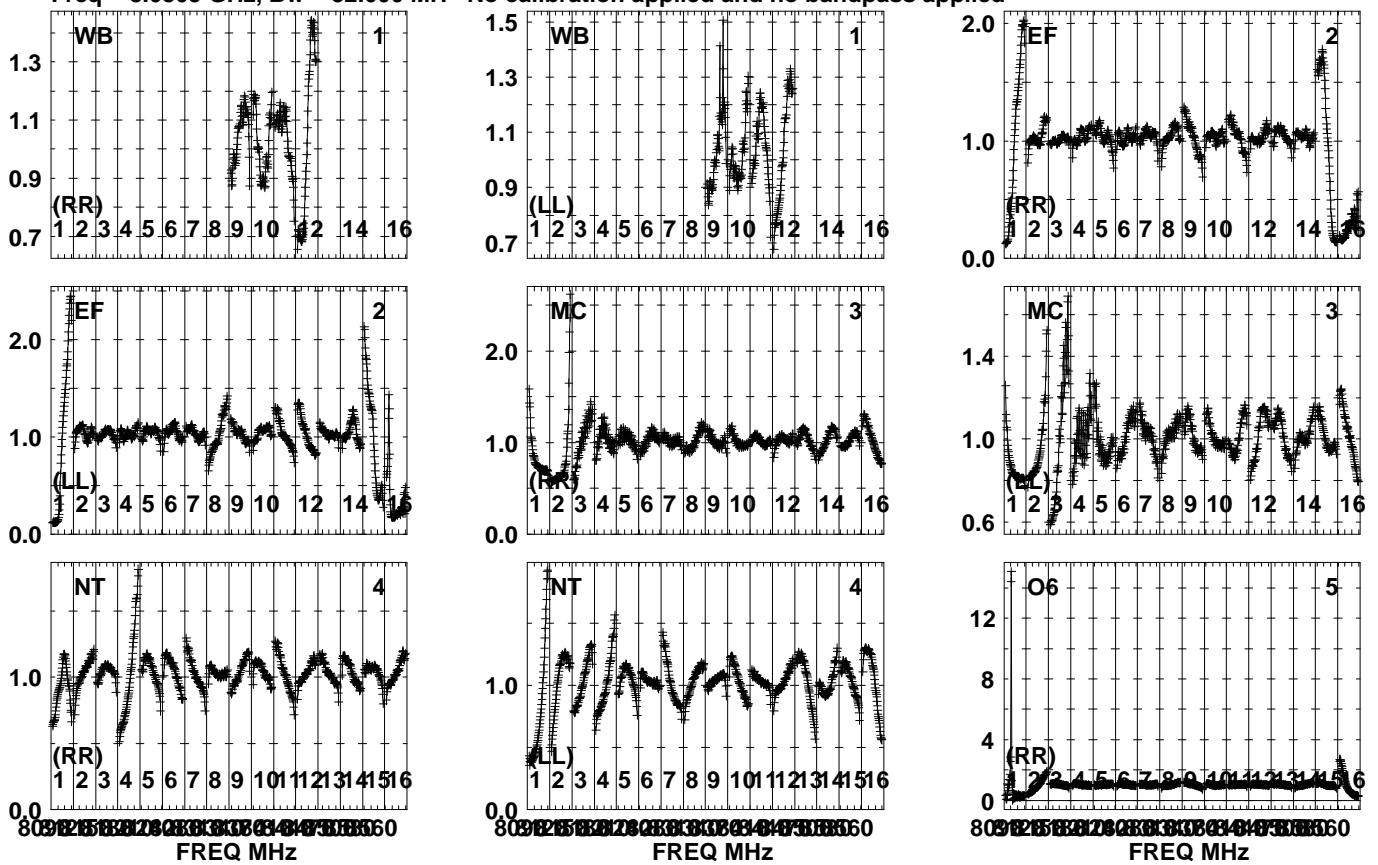
Auto-corr total-power spectrum Antenna: *

Timerange: 00/09:17:21 to 00/09:18:49

Plot file version 351 created 09-MAR-2023 11:43:54

GRB221009A RG013E.UVDATA.1

Freq = 8.0805 GHz, Bw = 32.000 MH No calibration applied and no bandpass applied

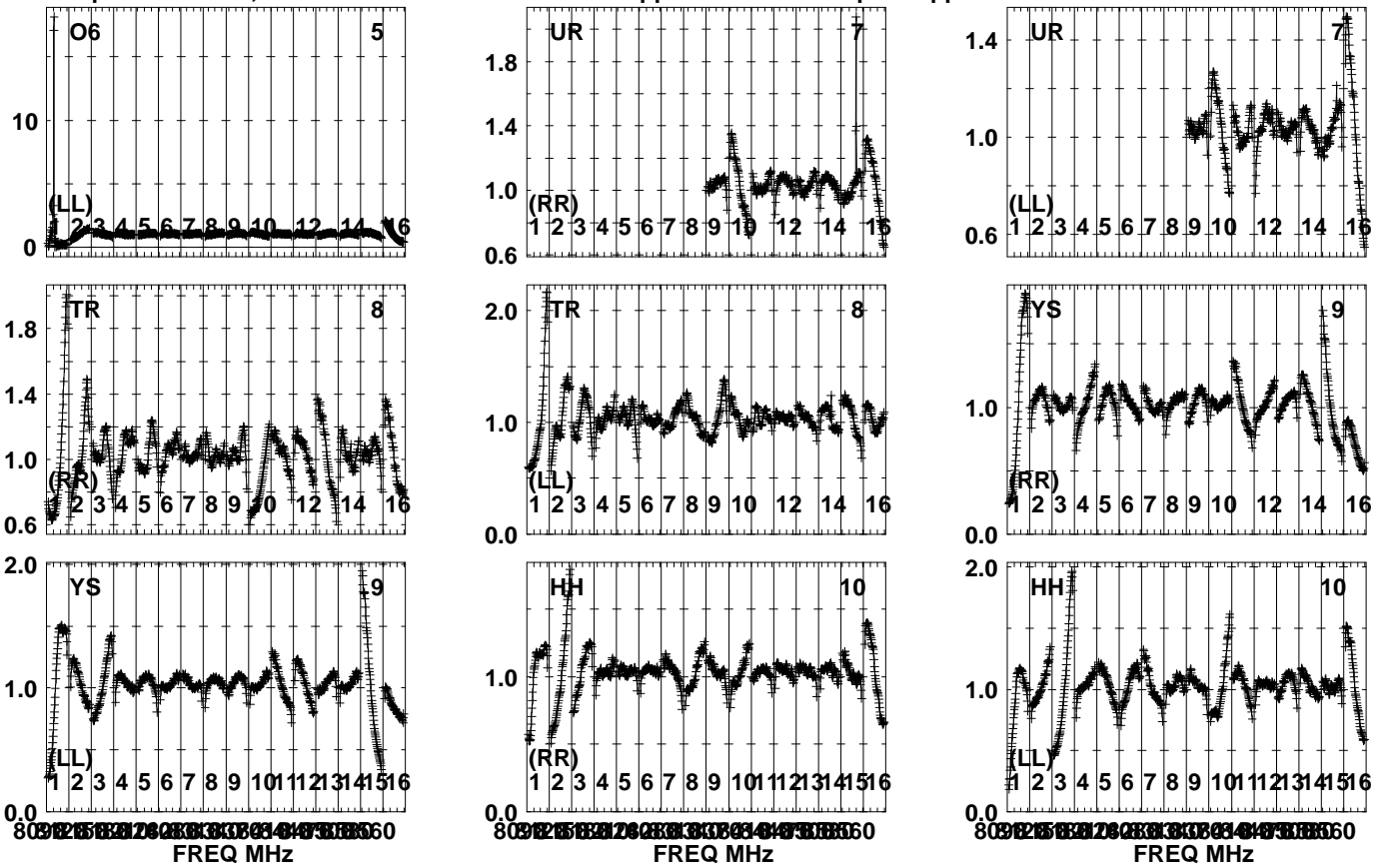


Lower frame: Real Jy
Auto-corr total-power spectrum Antenna: *
Timerange: 00/09:19:06 to 00/09:21:19

Plot file version 352 created 09-MAR-2023 11:43:54

GRB221009A RG013E.UVDATA.1

Freq = 8.0805 GHz, Bw = 32.000 MH No calibration applied and no bandpass applied



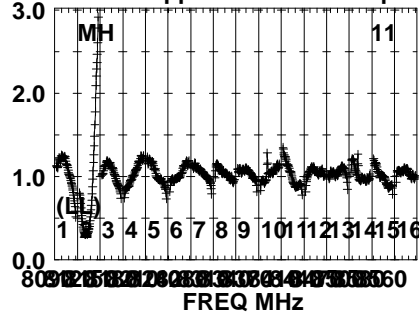
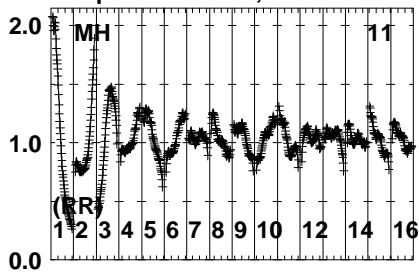
Lower frame: Real Jy
Auto-corr total-power spectrum Antenna: *
Timerange: 00/09:19:06 to 00/09:21:19

Plot file version 353 created 09-MAR-2023 11:43:54

GRB221009A RG013E.UVDATA.1

Freq = 8.0805 GHz, Bw = 32.000 MH

No calibration applied and no bandpass applied



Lower frame: Real Jy

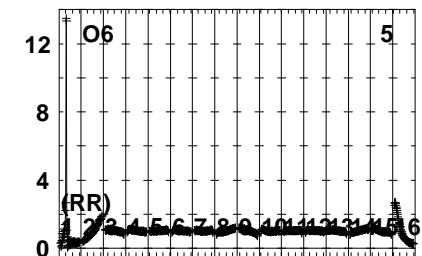
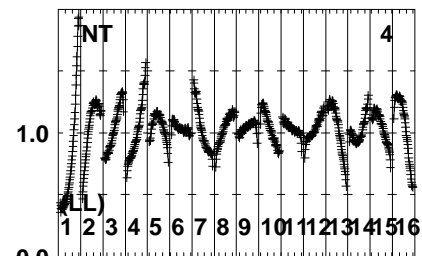
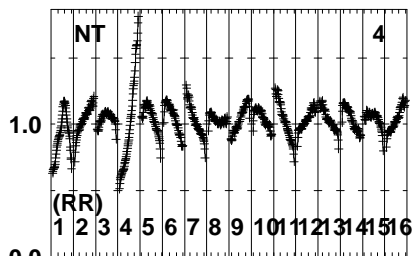
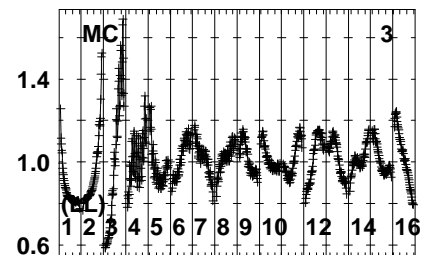
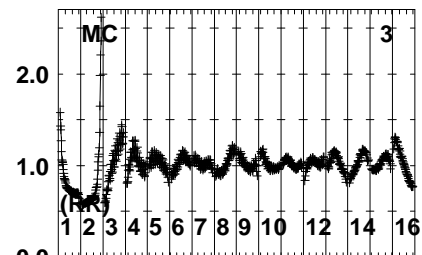
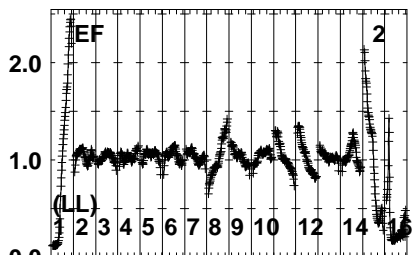
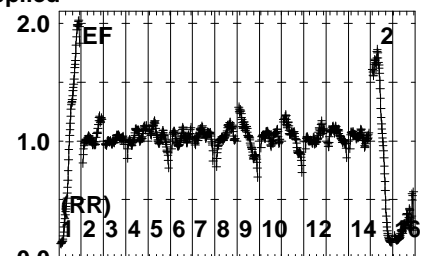
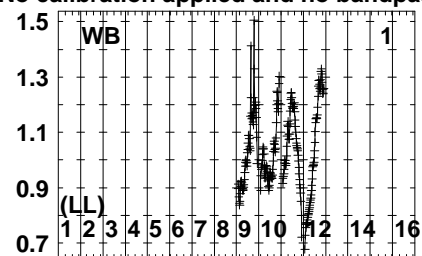
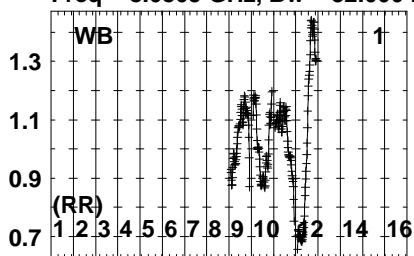
Auto-corr total-power spectrum Antenna: *

Timerange: 00/09:19:06 to 00/09:21:19

Plot file version 354 created 09-MAR-2023 11:43:54

J191142+1952 RG013E.UVDATA.1

Freq = 8.0805 GHz, Bw = 32.000 MH No calibration applied and no bandpass applied



80925830260830694938860
FREQ MHz

80925830260830694938860
FREQ MHz

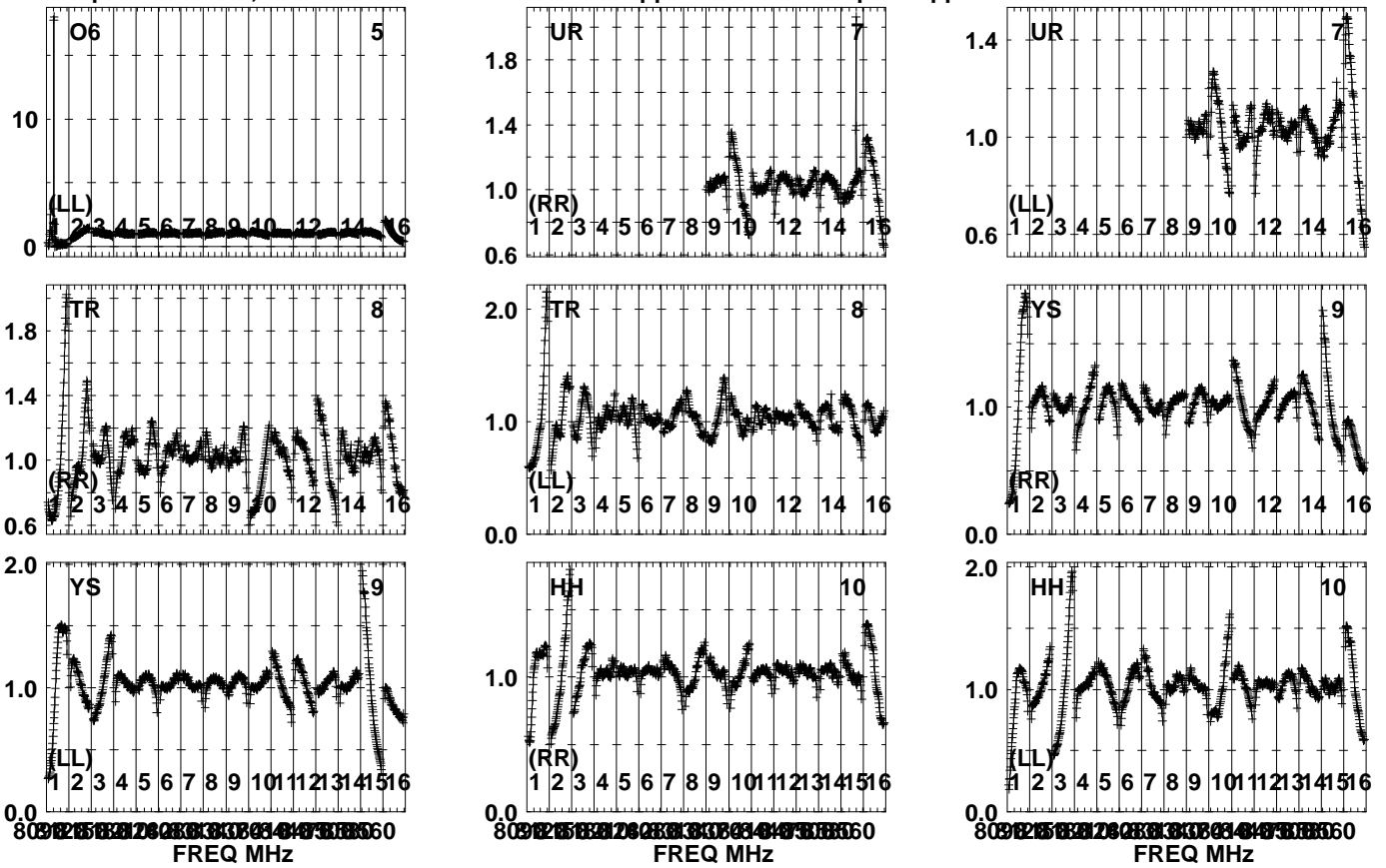
80925830260830694938860
FREQ MHz

Lower frame: Real Jy
Auto-corr total-power spectrum Antenna: *
Timerange: 00/09:21:37 to 00/09:22:50

Plot file version 355 created 09-MAR-2023 11:43:55

J191142+1952 RG013E.UVDATA.1

Freq = 8.0805 GHz, Bw = 32.000 MH No calibration applied and no bandpass applied



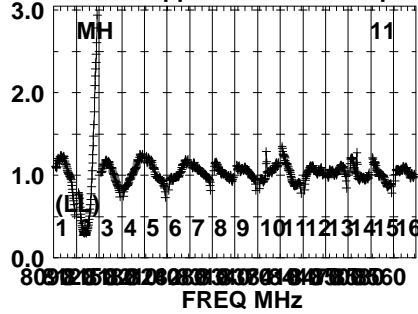
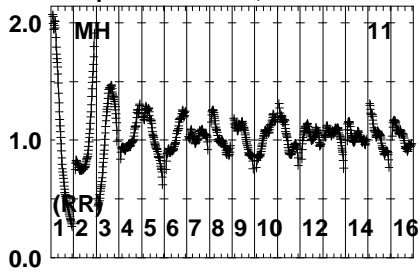
Lower frame: Real Jy
Auto-corr total-power spectrum Antenna: *
Timerange: 00/09:21:37 to 00/09:22:50

Plot file version 356 created 09-MAR-2023 11:43:55

J191142+1952 RG013E.UVDATA.1

Freq = 8.0805 GHz, Bw = 32.000 MH

No calibration applied and no bandpass applied



Lower frame: Real Jy

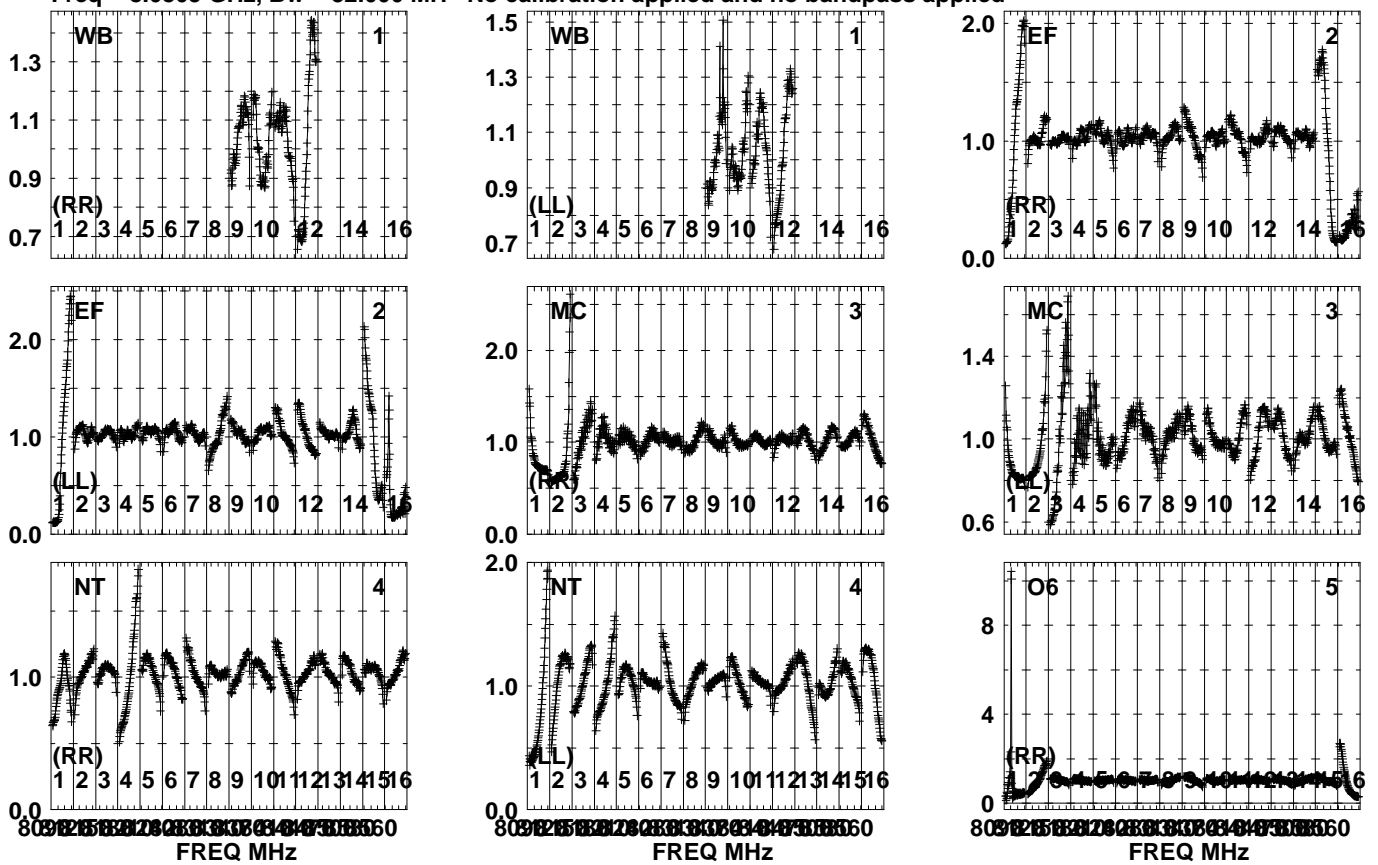
Auto-corr total-power spectrum Antenna: *

Timerange: 00/09:21:37 to 00/09:22:50

Plot file version 357 created 09-MAR-2023 11:43:55

GRB221009A RG013E.UVDATA.1

Freq = 8.0805 GHz, Bw = 32.000 MH No calibration applied and no bandpass applied

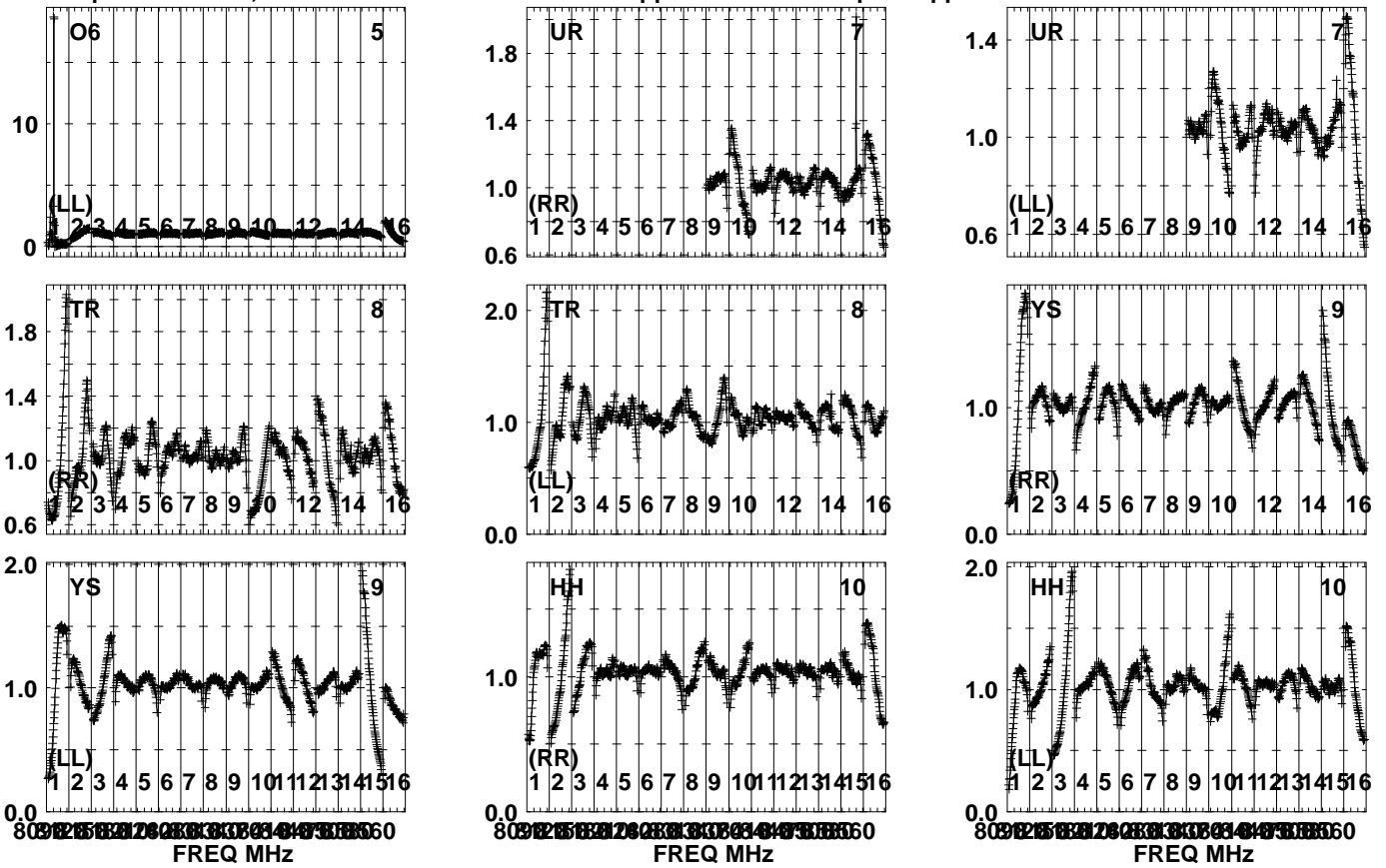


Lower frame: Real Jy
Auto-corr total-power spectrum Antenna: *
Timerange: 00/09:23:06 to 00/09:25:19

Plot file version 358 created 09-MAR-2023 11:43:55

GRB221009A RG013E.UVDATA.1

Freq = 8.0805 GHz, Bw = 32.000 MH No calibration applied and no bandpass applied



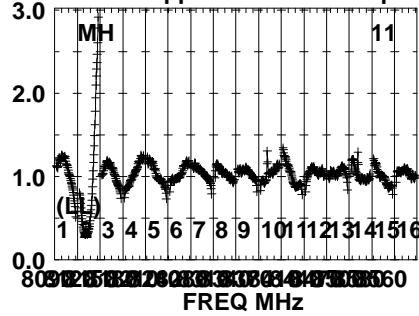
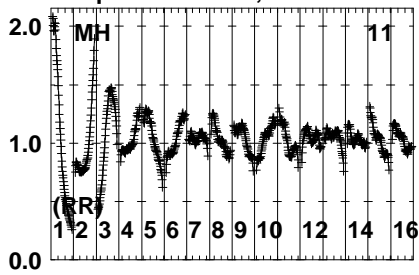
Lower frame: Real Jy
Auto-corr total-power spectrum Antenna: *
Timerange: 00/09:23:06 to 00/09:25:19

Plot file version 359 created 09-MAR-2023 11:43:55

GRB221009A RG013E.UVDATA.1

Freq = 8.0805 GHz, Bw = 32.000 MH

No calibration applied and no bandpass applied



Lower frame: Real Jy

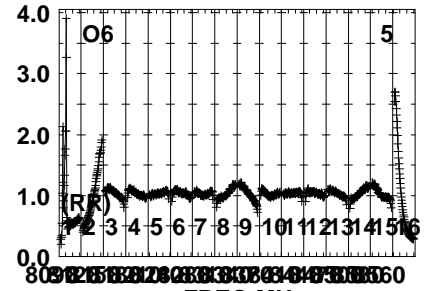
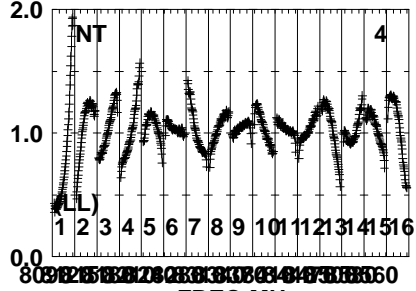
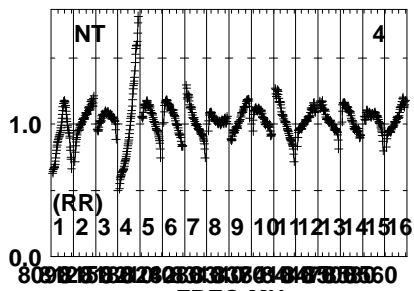
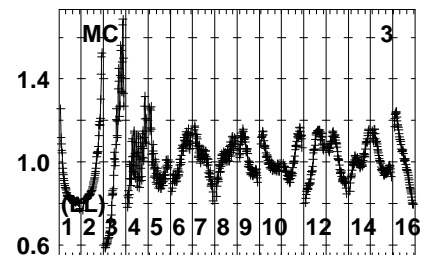
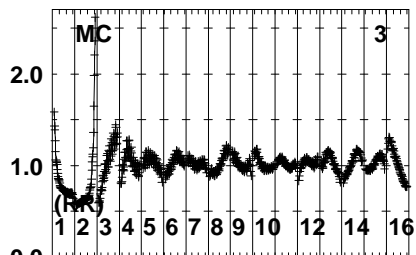
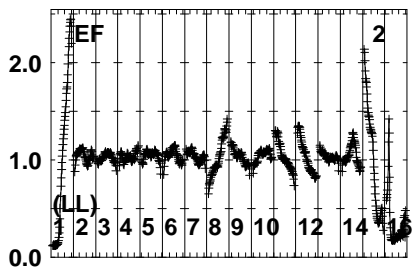
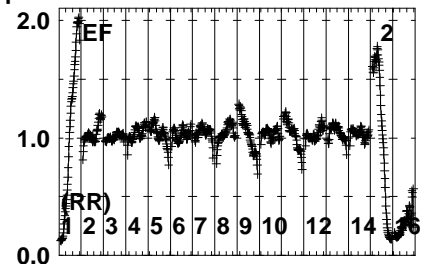
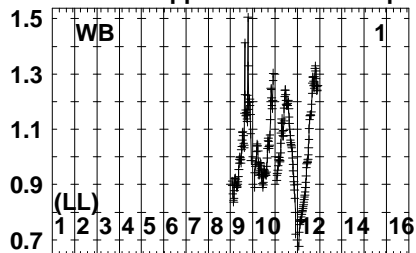
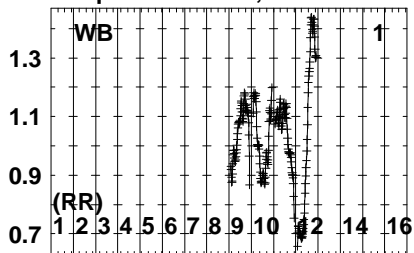
Auto-corr total-power spectrum Antenna: *

Timerange: 00/09:23:06 to 00/09:25:19

Plot file version 360 created 09-MAR-2023 11:43:55

J191142+1952 RG013E.UVDATA.1

Freq = 8.0805 GHz, Bw = 32.000 MH No calibration applied and no bandpass applied

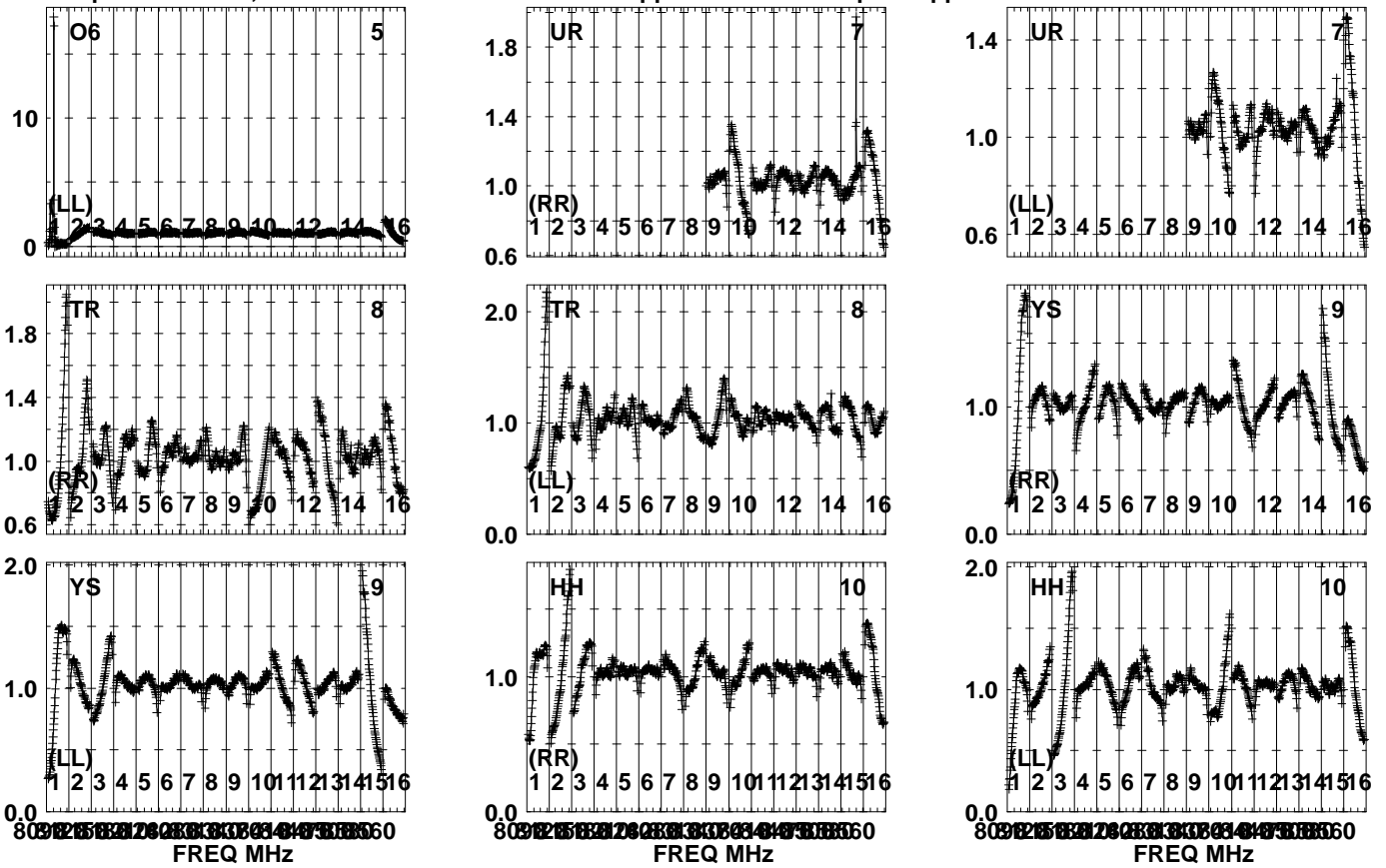


Lower frame: Real Jy
Auto-corr total-power spectrum Antenna: *
Timerange: 00/09:25:36 to 00/09:26:50

Plot file version 361 created 09-MAR-2023 11:43:55

J191142+1952 RG013E.UVDATA.1

Freq = 8.0805 GHz, Bw = 32.000 MH No calibration applied and no bandpass applied



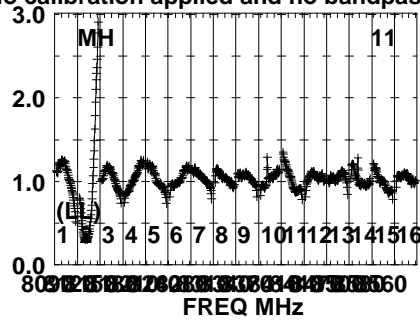
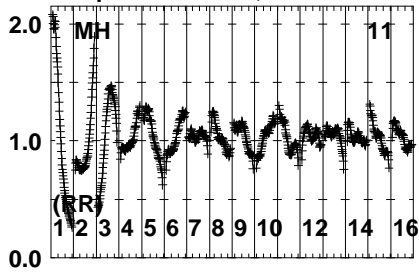
Lower frame: Real Jy
Auto-corr total-power spectrum Antenna: *
Timerange: 00/09:25:36 to 00/09:26:50

Plot file version 362 created 09-MAR-2023 11:43:56

J191142+1952 RG013E.UVDATA.1

Freq = 8.0805 GHz, Bw = 32.000 MH

No calibration applied and no bandpass applied



Lower frame: Real Jy

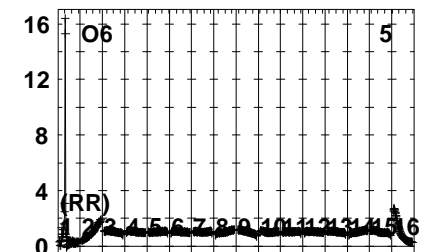
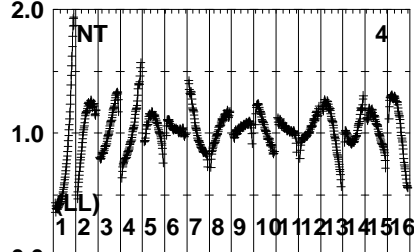
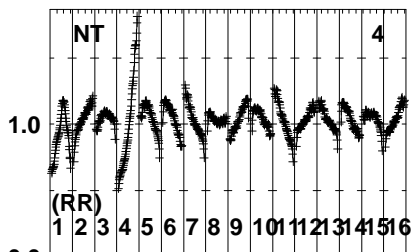
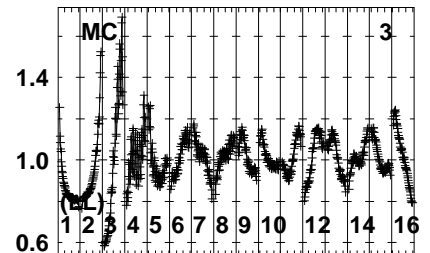
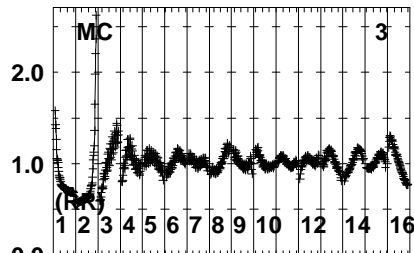
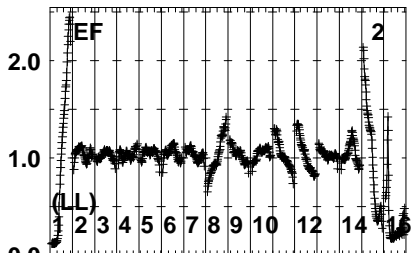
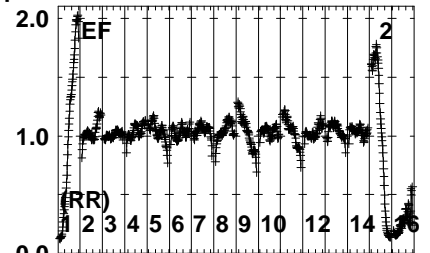
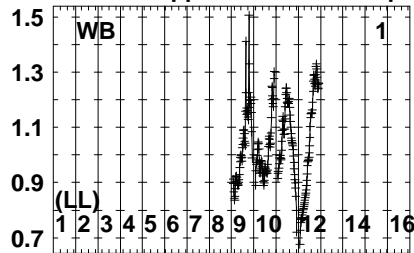
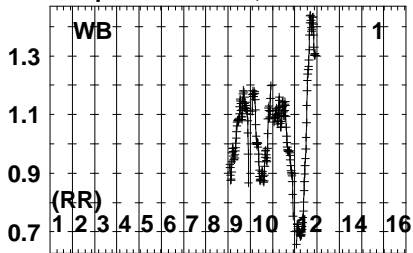
Auto-corr total-power spectrum Antenna: *

Timerange: 00/09:25:36 to 00/09:26:50

Plot file version 363 created 09-MAR-2023 11:43:56

J1923+2010 RG013E.UVDATA.1

Freq = 8.0805 GHz, Bw = 32.000 MH No calibration applied and no bandpass applied



80 92 104 116 128 140 152 164 176 188 200 212 224 236 248 260

80 92 104 116 128 140 152 164 176 188 200 212 224 236 248 260

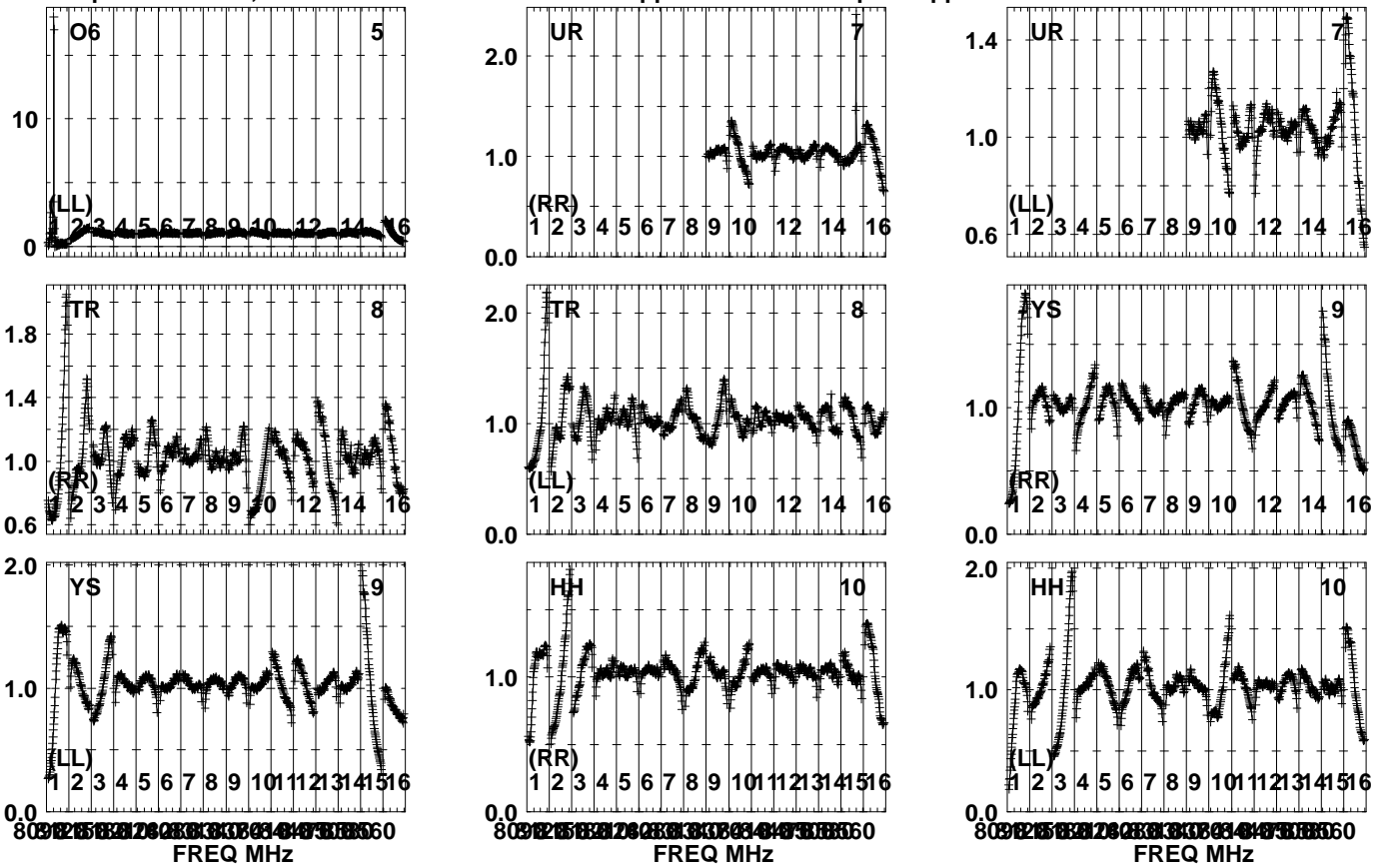
80 92 104 116 128 140 152 164 176 188 200 212 224 236 248 260

FREQ MHz
Lower frame: Real Jy
Auto-corr total-power spectrum Antenna: *
Timerange: 00/09:27:17 to 00/09:28:34

Plot file version 364 created 09-MAR-2023 11:43:56

J1923+2010 RG013E.UVDATA.1

Freq = 8.0805 GHz, Bw = 32.000 MH No calibration applied and no bandpass applied



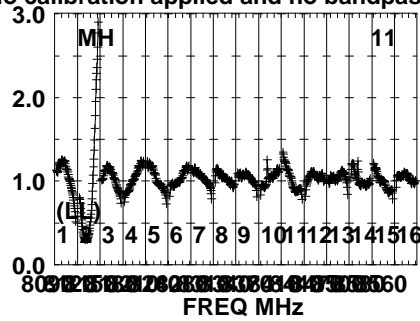
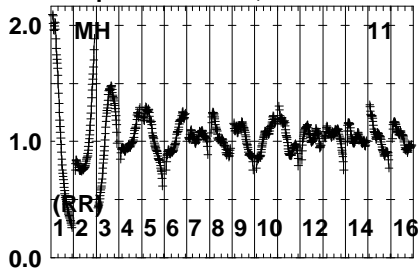
Lower frame: Real Jy
Auto-corr total-power spectrum Antenna: *
Timerange: 00/09:27:17 to 00/09:28:34

Plot file version 365 created 09-MAR-2023 11:43:56

J1923+2010 RG013E.UVDATA.1

Freq = 8.0805 GHz, Bw = 32.000 MH

No calibration applied and no bandpass applied



Lower frame: Real Jy

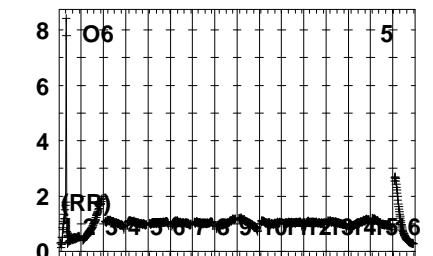
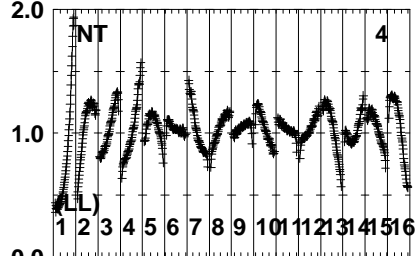
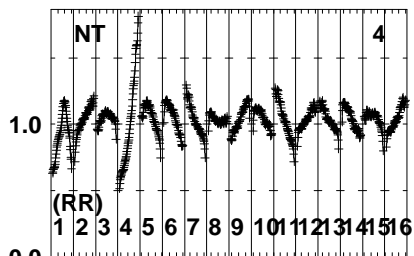
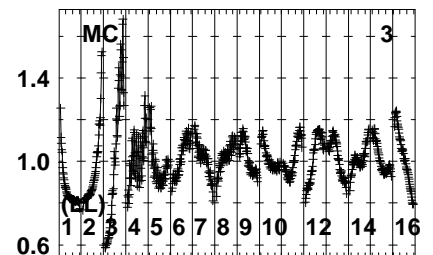
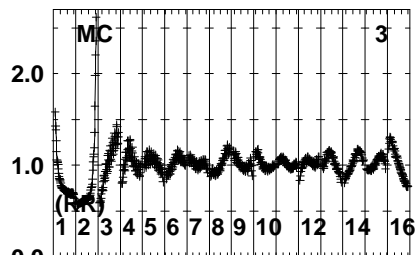
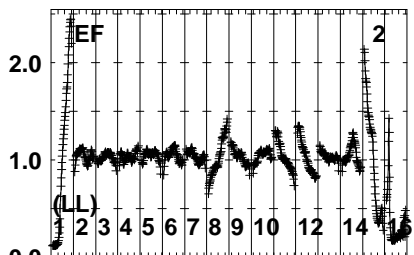
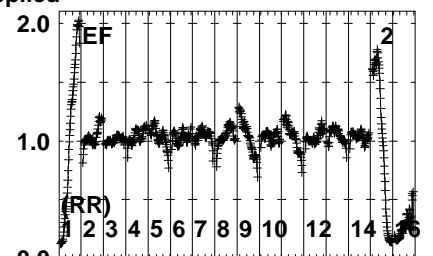
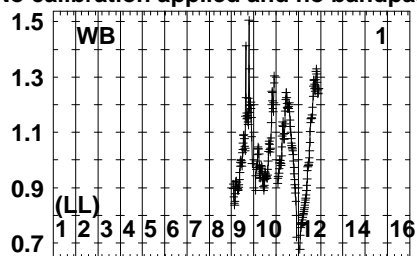
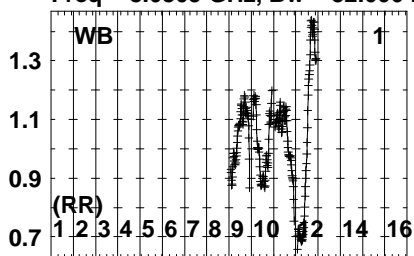
Auto-corr total-power spectrum Antenna: *

Timerange: 00/09:27:17 to 00/09:28:34

Plot file version 366 created 09-MAR-2023 11:43:56

J191142+1952 RG013E.UVDATA.1

Freq = 8.0805 GHz, Bw = 32.000 MH No calibration applied and no bandpass applied



8092583026083008094838860
FREQ MHz

8092583026083008094838860
FREQ MHz

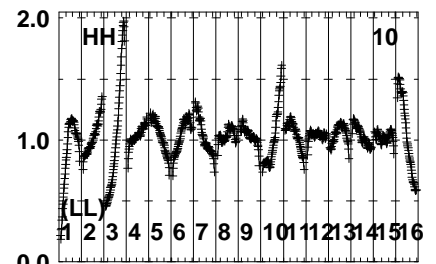
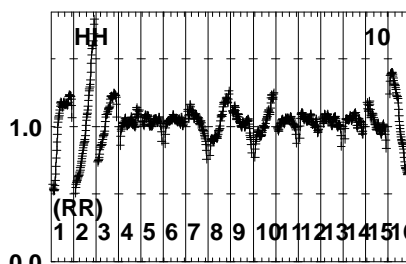
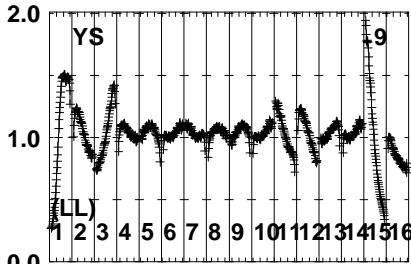
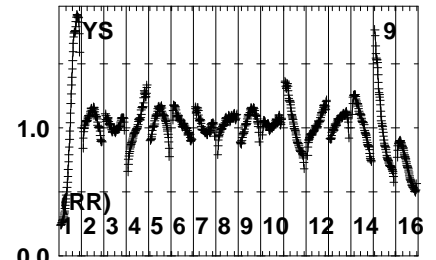
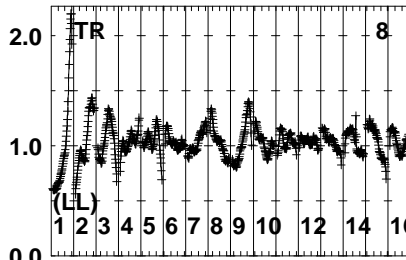
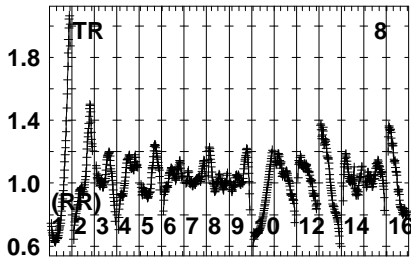
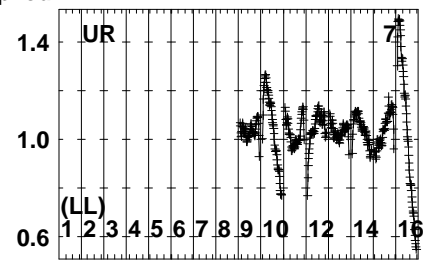
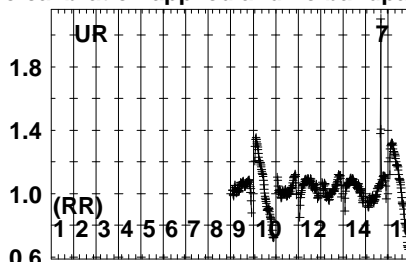
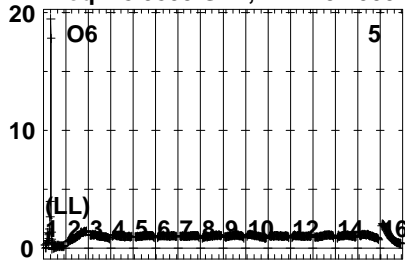
8092583026083008094838860
FREQ MHz

Lower frame: Real Jy
Auto-corr total-power spectrum Antenna: *
Timerange: 00/09:29:07 to 00/09:30:35

Plot file version 367 created 09-MAR-2023 11:43:56

J191142+1952 RG013E.UVDATA.1

Freq = 8.0805 GHz, Bw = 32.000 MH No calibration applied and no bandpass applied



8091255526033363495560
FREQ MHz

8091255526033363495560
FREQ MHz

8091255526033363495560
FREQ MHz

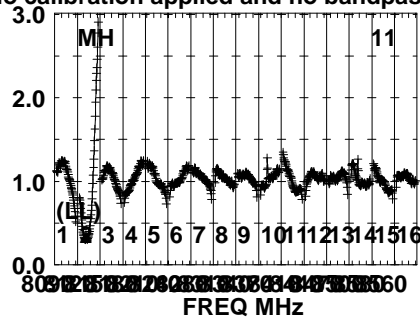
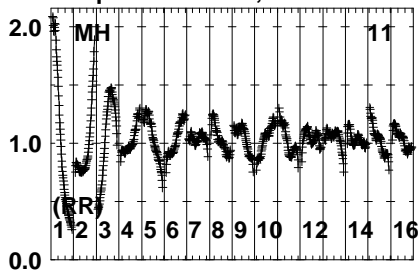
Lower frame: Real Jy
Auto-corr total-power spectrum Antenna: *
Timerange: 00/09:29:07 to 00/09:30:35

Plot file version 368 created 09-MAR-2023 11:43:56

J191142+1952 RG013E.UVDATA.1

Freq = 8.0805 GHz, Bw = 32.000 MH

No calibration applied and no bandpass applied



Lower frame: Real Jy

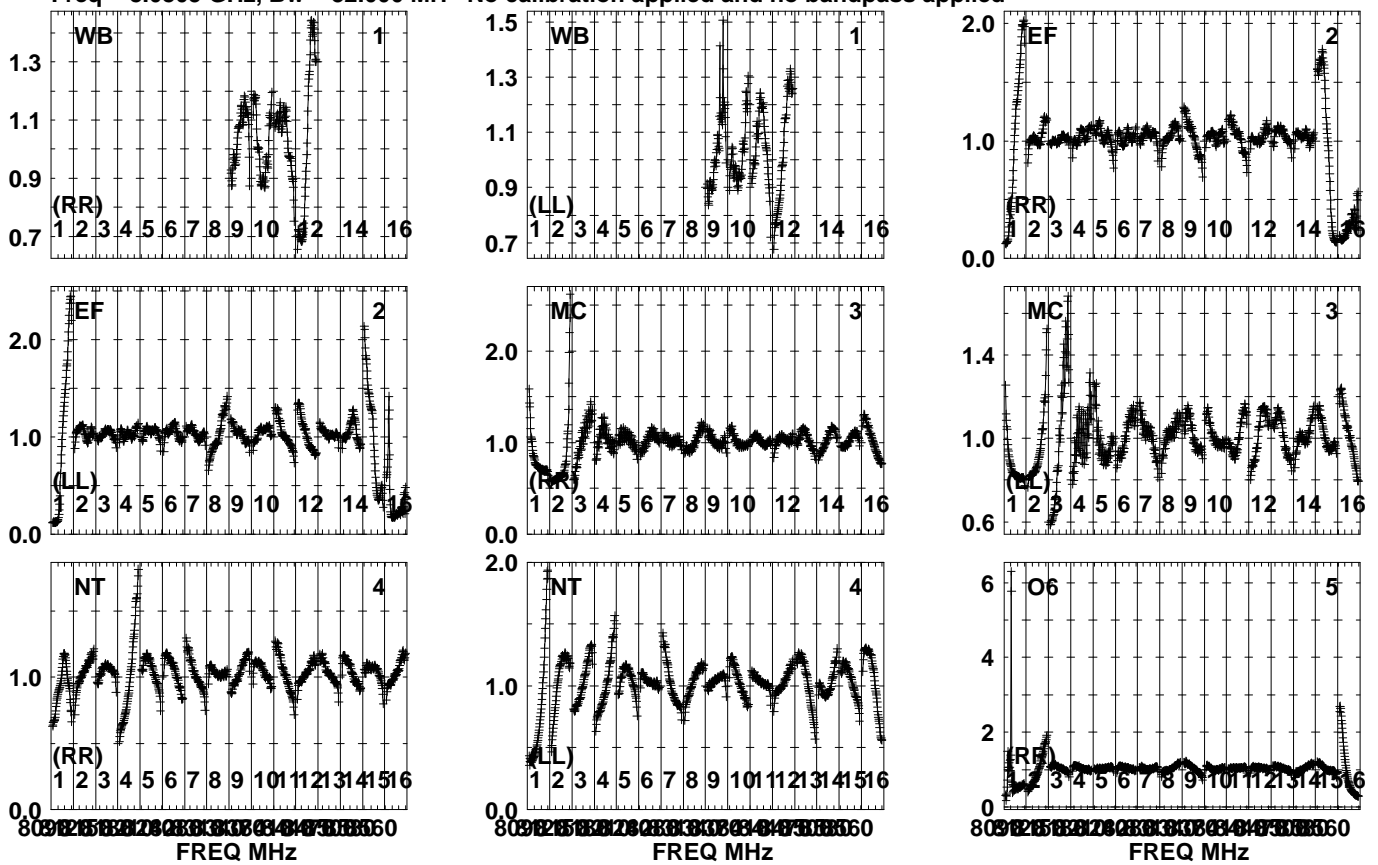
Auto-corr total-power spectrum Antenna: *

Timerange: 00/09:29:07 to 00/09:30:35

Plot file version 369 created 09-MAR-2023 11:43:56

GRB221009A RG013E.UVDATA.1

Freq = 8.0805 GHz, Bw = 32.000 MH No calibration applied and no bandpass applied

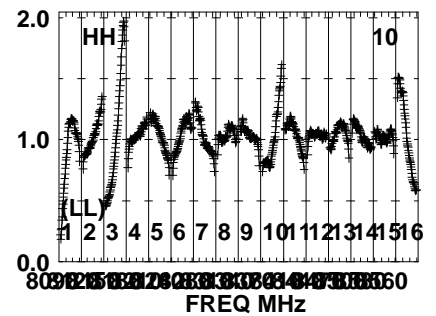
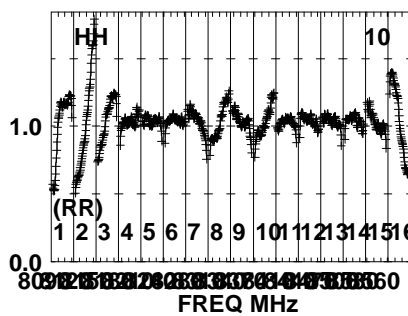
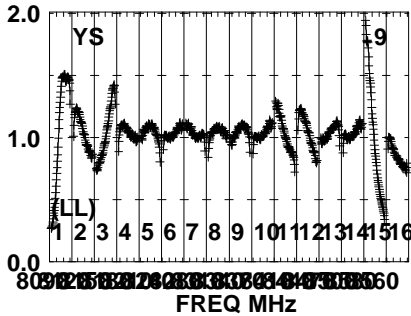
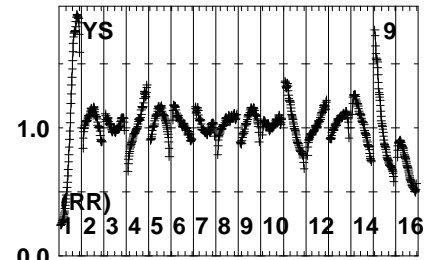
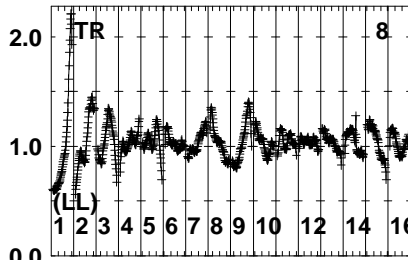
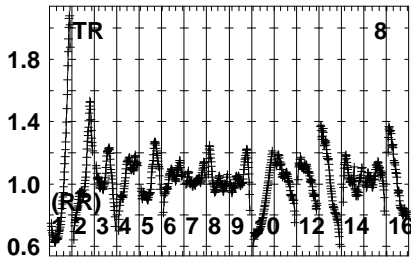
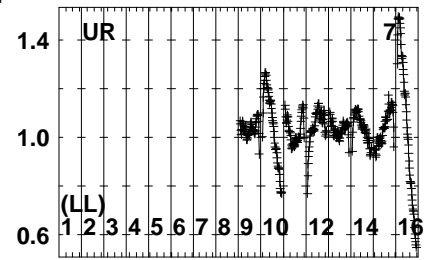
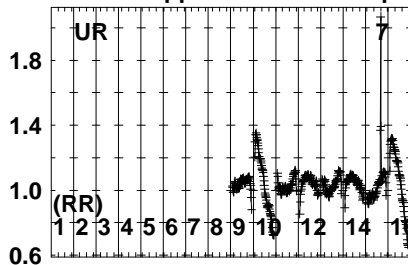
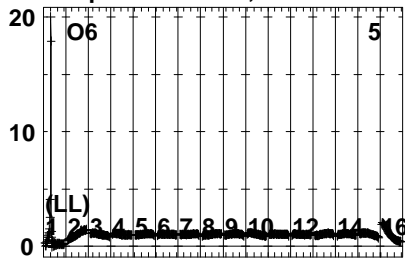


Lower frame: Real Jy
Auto-corr total-power spectrum Antenna: *
Timerange: 00/09:30:51 to 00/09:33:04

Plot file version 370 created 09-MAR-2023 11:43:56

GRB221009A RG013E.UVDATA.1

Freq = 8.0805 GHz, Bw = 32.000 MH No calibration applied and no bandpass applied



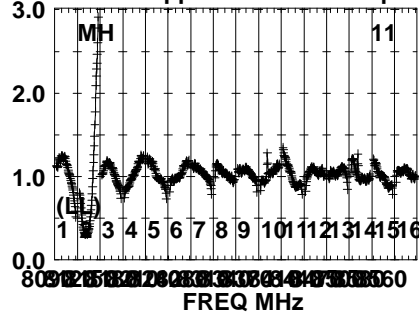
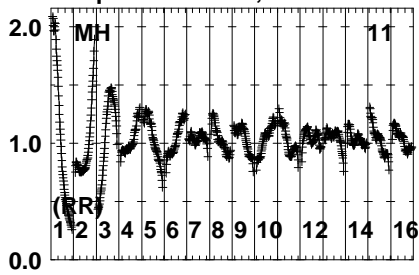
Lower frame: Real Jy
Auto-corr total-power spectrum Antenna: *
Timerange: 00/09:30:51 to 00/09:33:04

Plot file version 371 created 09-MAR-2023 11:43:57

GRB221009A RG013E.UVDATA.1

Freq = 8.0805 GHz, Bw = 32.000 MH

No calibration applied and no bandpass applied



Lower frame: Real Jy

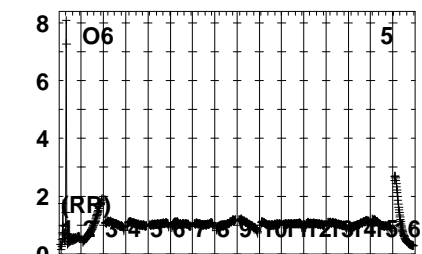
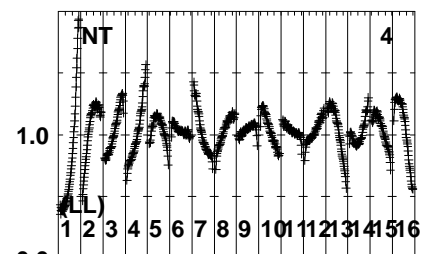
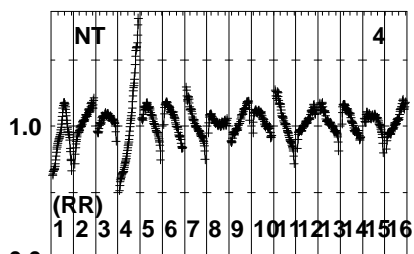
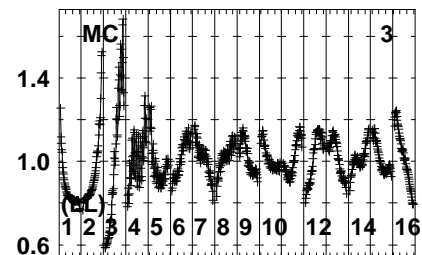
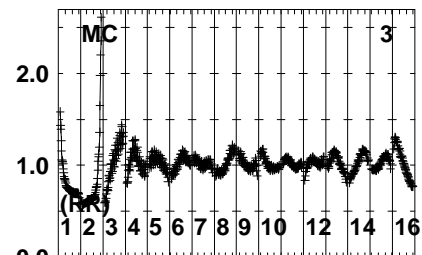
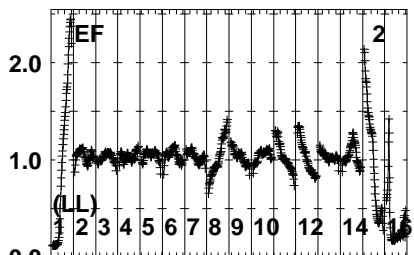
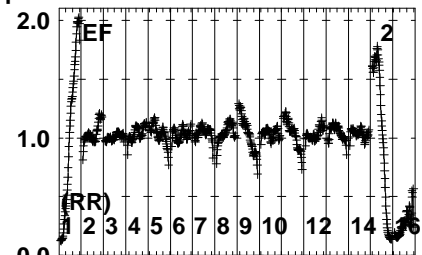
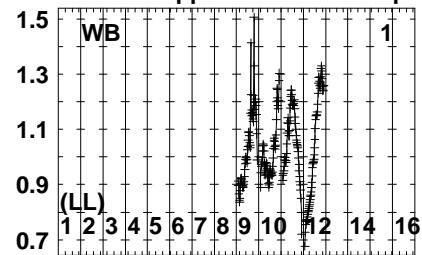
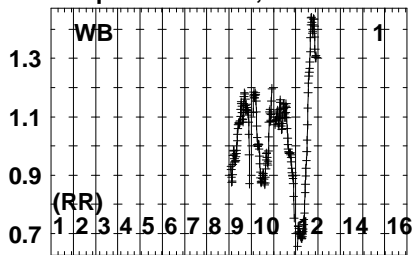
Auto-corr total-power spectrum Antenna: *

Timerange: 00/09:30:51 to 00/09:33:04

Plot file version 372 created 09-MAR-2023 11:43:57

J191142+1952 RG013E.UVDATA.1

Freq = 8.0805 GHz, Bw = 32.000 MH No calibration applied and no bandpass applied



8092583026083008094838860
FREQ MHz

8092583026083008094838860
FREQ MHz

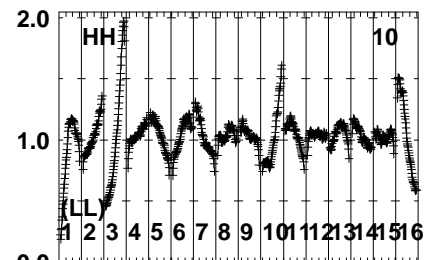
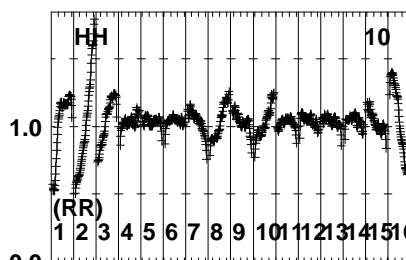
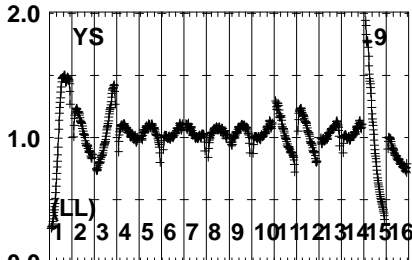
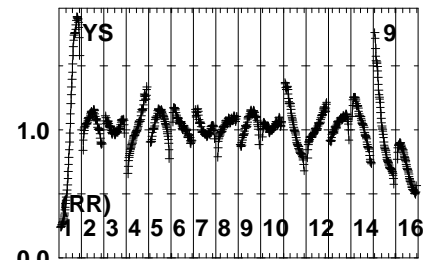
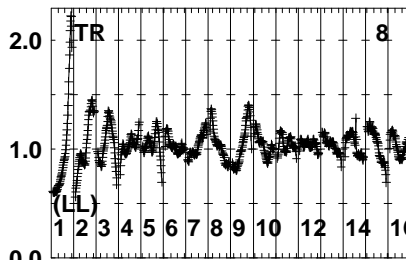
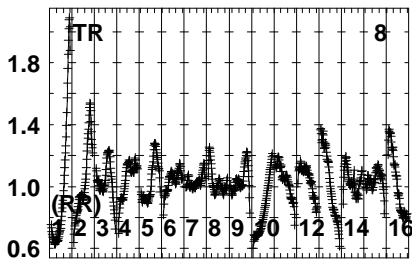
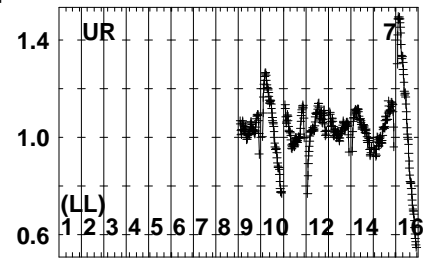
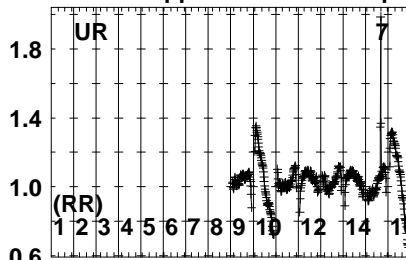
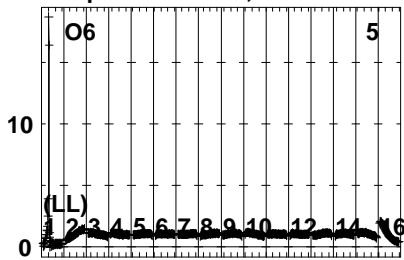
8092583026083008094838860
FREQ MHz

Lower frame: Real Jy
Auto-corr total-power spectrum Antenna: *
Timerange: 00/09:33:22 to 00/09:34:35

Plot file version 373 created 09-MAR-2023 11:43:57

J191142+1952 RG013E.UVDATA.1

Freq = 8.0805 GHz, Bw = 32.000 MH No calibration applied and no bandpass applied



809125582603303445560
FREQ MHz

809125582603303445560
FREQ MHz

809125582603303445560
FREQ MHz

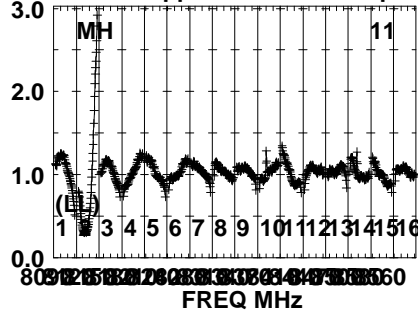
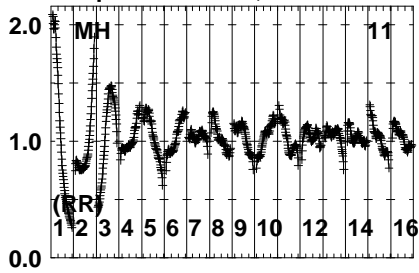
Lower frame: Real Jy
Auto-corr total-power spectrum Antenna: *
Timerange: 00/09:33:22 to 00/09:34:35

Plot file version 374 created 09-MAR-2023 11:43:57

J191142+1952 RG013E.UVDATA.1

Freq = 8.0805 GHz, Bw = 32.000 MH

No calibration applied and no bandpass applied



Lower frame: Real Jy

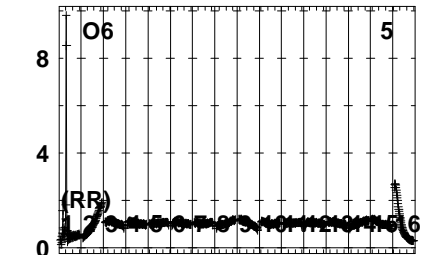
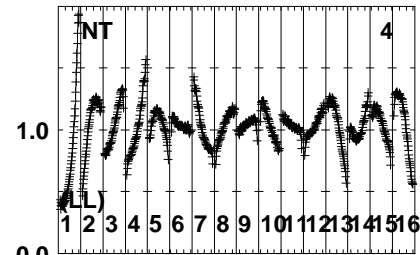
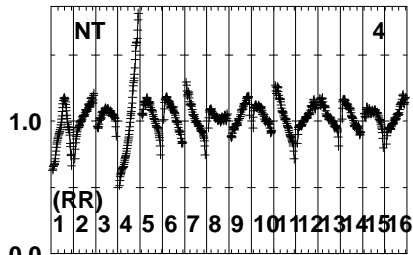
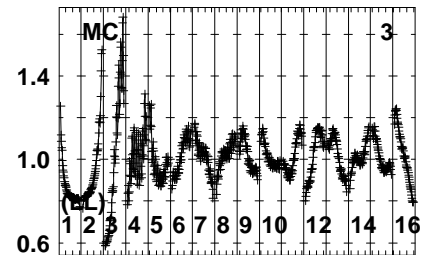
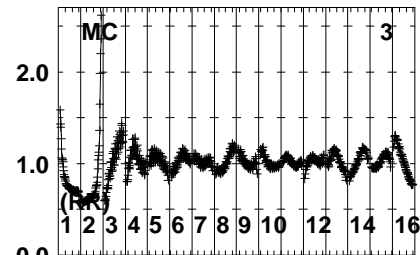
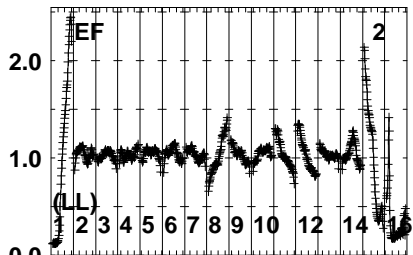
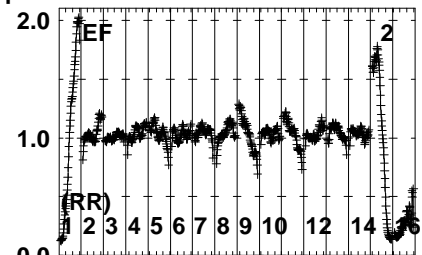
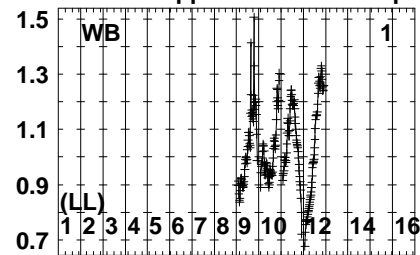
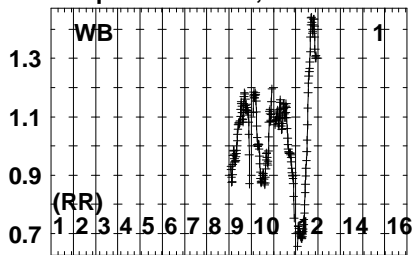
Auto-corr total-power spectrum Antenna: *

Timerange: 00/09:33:22 to 00/09:34:35

Plot file version 375 created 09-MAR-2023 11:43:57

GRB221009A RG013E.UVDATA.1

Freq = 8.0805 GHz, Bw = 32.000 MH No calibration applied and no bandpass applied



8092583262830323436384042444648505254565860
FREQ MHz

8092583262830323436384042444648505254565860
FREQ MHz

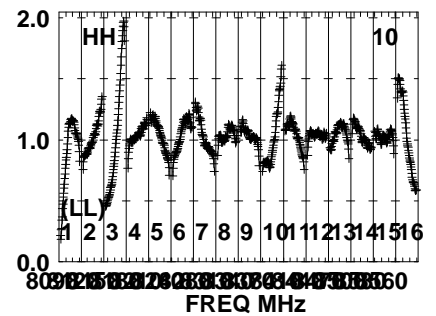
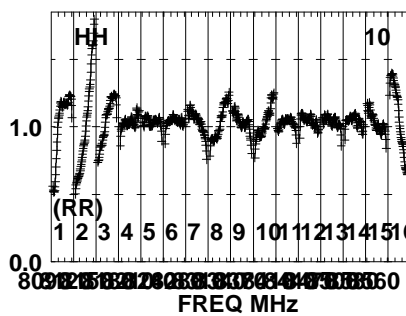
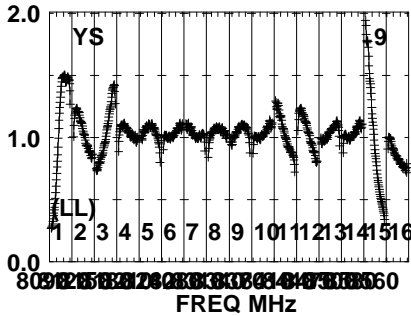
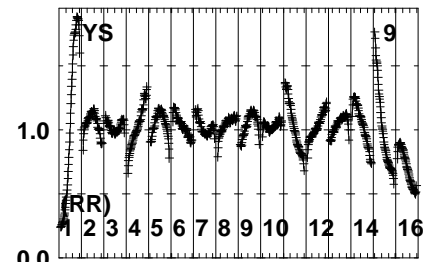
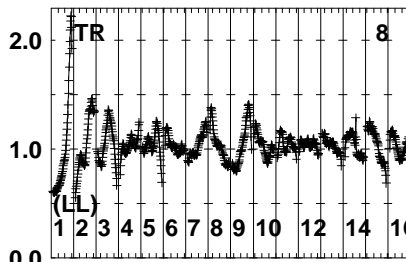
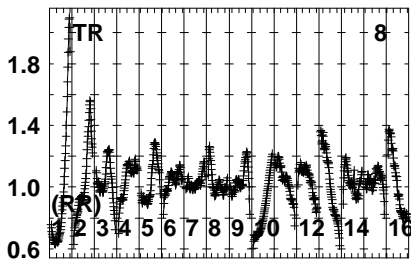
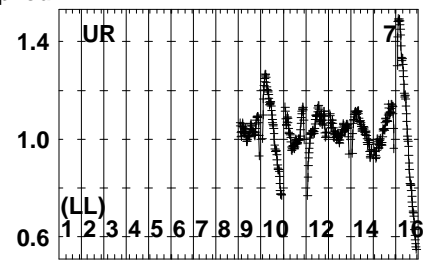
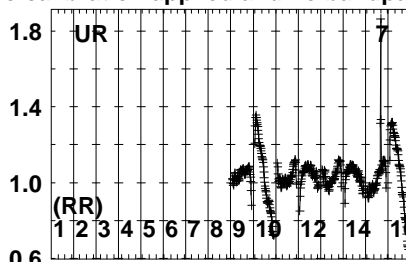
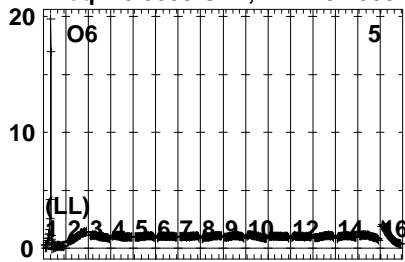
8092583262830323436384042444648505254565860
FREQ MHz

Lower frame: Real Jy
Auto-corr total-power spectrum Antenna: *
Timerange: 00/09:34:52 to 00/09:37:04

Plot file version 376 created 09-MAR-2023 11:43:57

GRB221009A RG013E.UVDATA.1

Freq = 8.0805 GHz, Bw = 32.000 MH No calibration applied and no bandpass applied



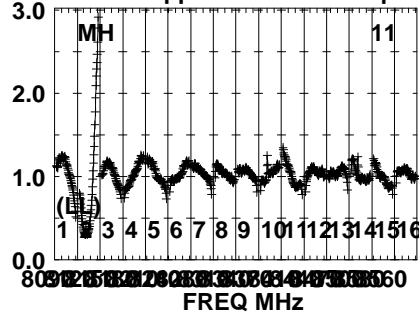
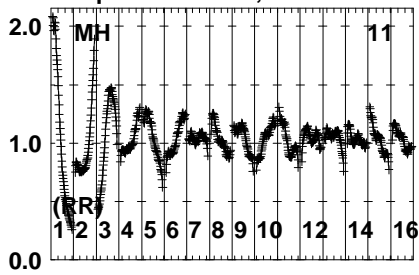
Lower frame: Real Jy
Auto-corr total-power spectrum Antenna: *
Timerange: 00/09:34:52 to 00/09:37:04

Plot file version 377 created 09-MAR-2023 11:43:57

GRB221009A RG013E.UVDATA.1

Freq = 8.0805 GHz, Bw = 32.000 MH

No calibration applied and no bandpass applied



Lower frame: Real Jy

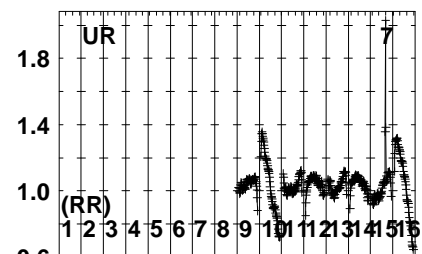
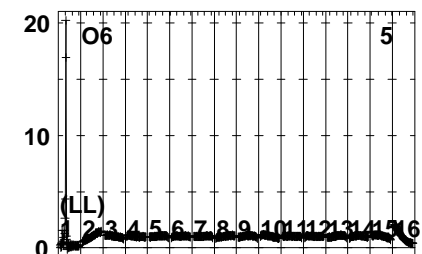
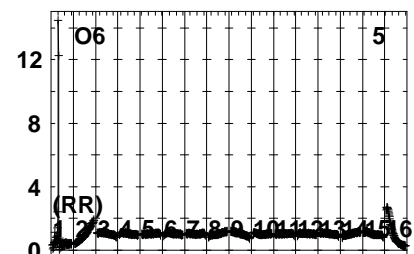
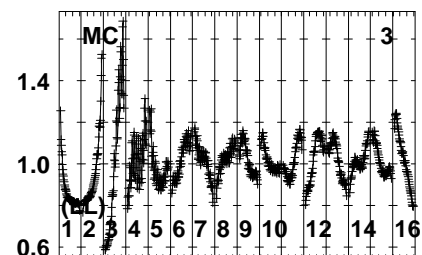
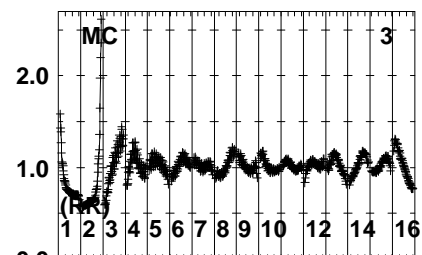
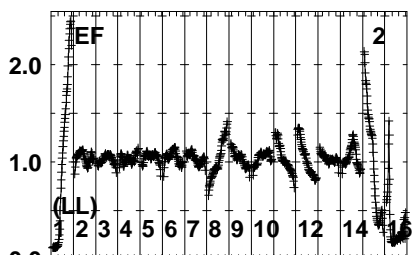
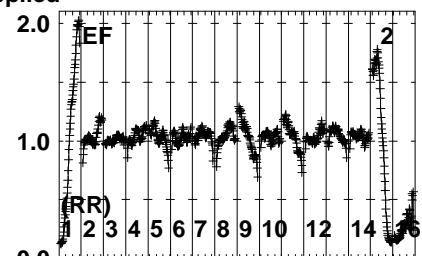
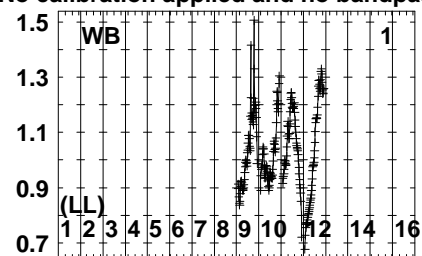
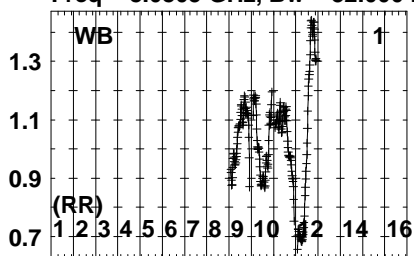
Auto-corr total-power spectrum Antenna: *

Timerange: 00/09:34:52 to 00/09:37:04

Plot file version 378 created 09-MAR-2023 11:43:58

J191142+1952 RG013E.UVDATA.1

Freq = 8.0805 GHz, Bw = 32.000 MH No calibration applied and no bandpass applied



809125839126088306949388860
FREQ MHz

809125839126088306949388860
FREQ MHz

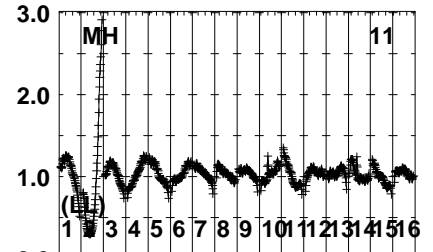
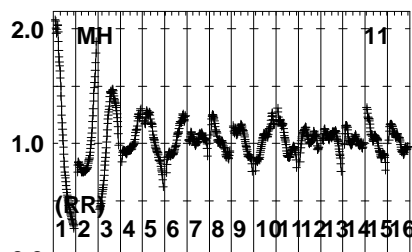
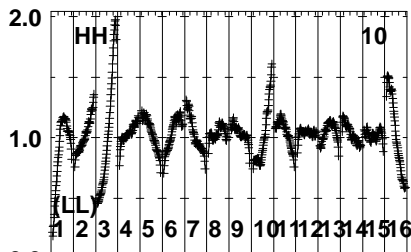
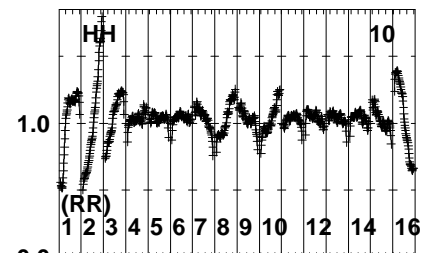
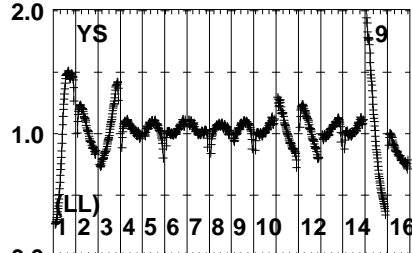
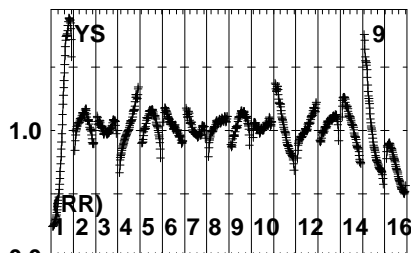
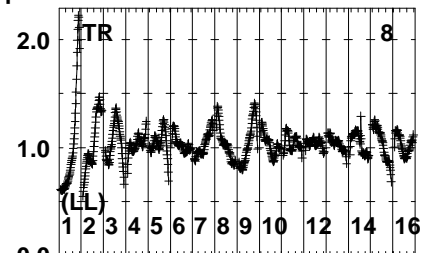
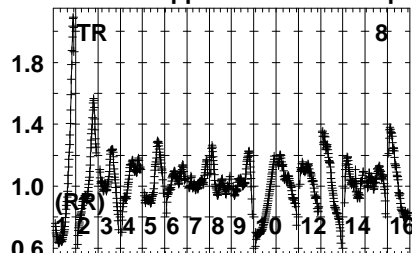
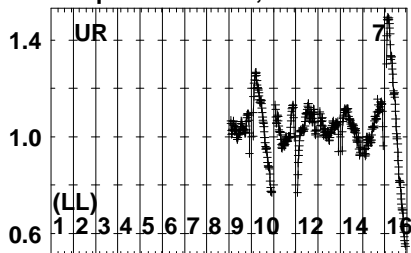
809125839126088306949388860
FREQ MHz

Lower frame: Real Jy
Auto-corr total-power spectrum Antenna: *
Timerange: 00/09:37:21 to 00/09:38:35

Plot file version 379 created 09-MAR-2023 11:43:58

J191142+1952 RG013E.UVDATA.1

Freq = 8.0805 GHz, Bw = 32.000 MH No calibration applied and no bandpass applied



80 9 2 5 8 9 1 2 6 2 8 8 3 0 6 9 4 4 7 3 8 8 6 0
FREQ MHz

80 9 2 5 8 9 1 2 6 2 8 8 3 0 6 9 4 4 7 3 8 8 6 0
FREQ MHz

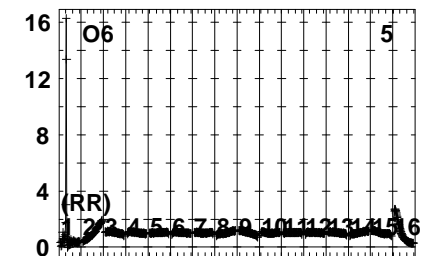
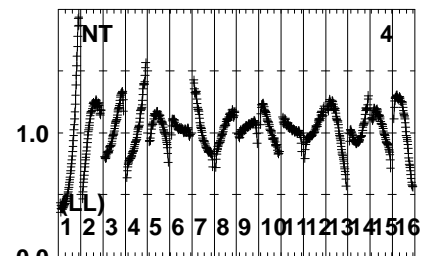
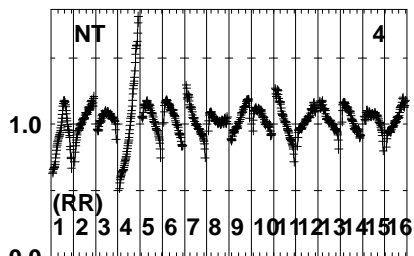
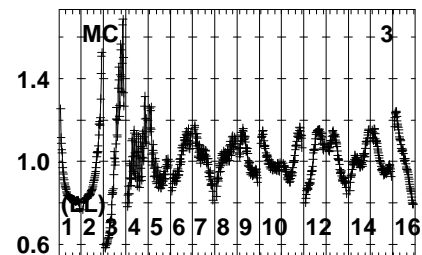
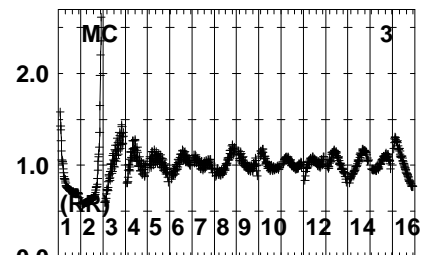
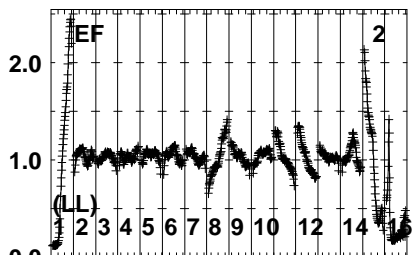
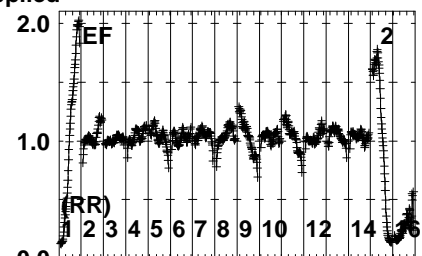
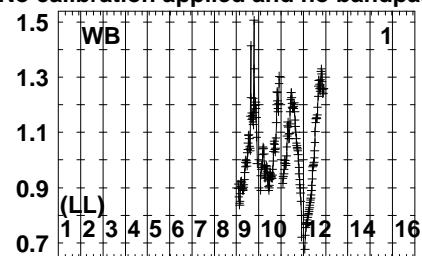
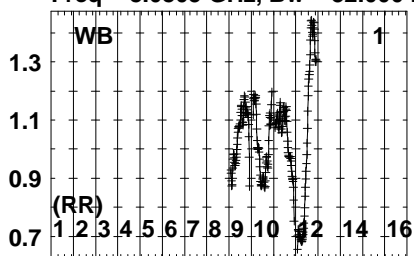
80 9 2 5 8 9 1 2 6 2 8 8 3 0 6 9 4 4 7 3 8 8 6 0
FREQ MHz

Lower frame: Real Jy
Auto-corr total-power spectrum Antenna: *
Timerange: 00/09:37:21 to 00/09:38:35

Plot file version 380 created 09-MAR-2023 11:43:58

J191249+1940 RG013E.UVDATA.1

Freq = 8.0805 GHz, Bw = 32.000 MH No calibration applied and no bandpass applied



8092583026083008094838860
FREQ MHz

8092583026083008094838860
FREQ MHz

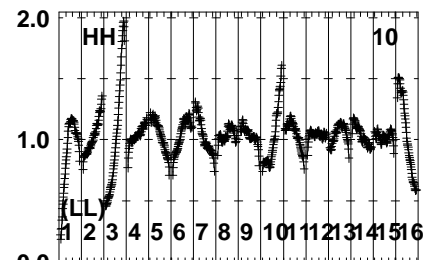
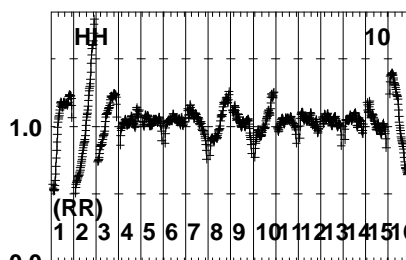
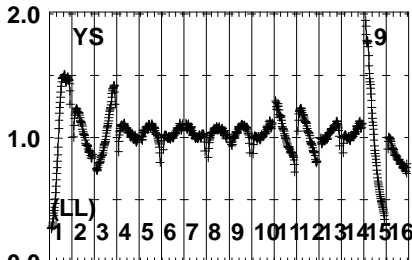
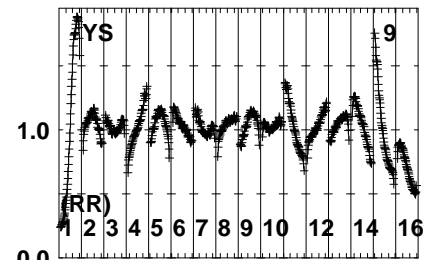
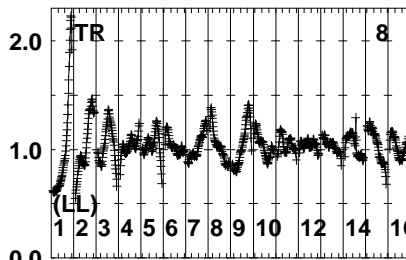
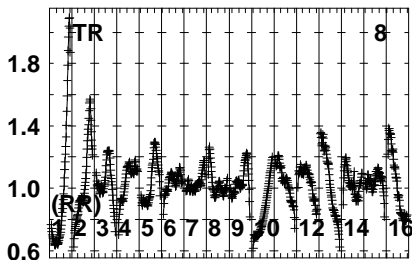
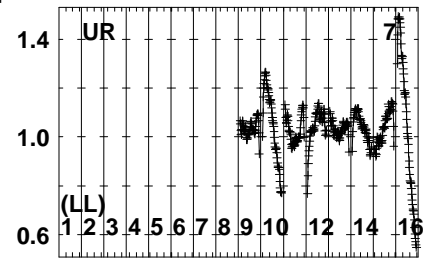
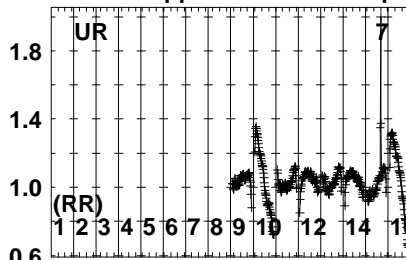
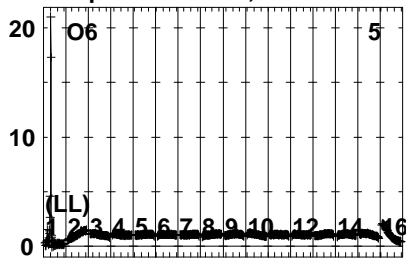
8092583026083008094838860
FREQ MHz

Lower frame: Real Jy
Auto-corr total-power spectrum Antenna: *
Timerange: 00/09:38:52 to 00/09:40:10

Plot file version 381 created 09-MAR-2023 11:43:58

J191249+1940 RG013E.UVDATA.1

Freq = 8.0805 GHz, Bw = 32.000 MH No calibration applied and no bandpass applied



80912558126033363493560
FREQ MHz

80912558126033363493560
FREQ MHz

80912558126033363493560
FREQ MHz

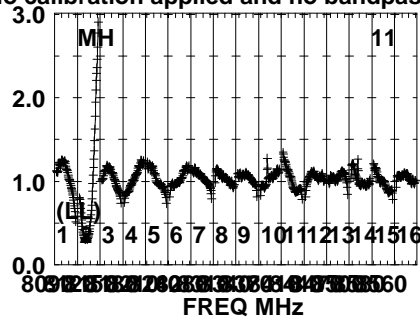
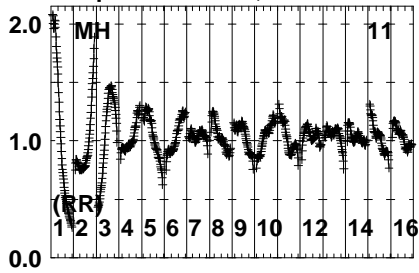
Lower frame: Real Jy
Auto-corr total-power spectrum Antenna: *
Timerange: 00/09:38:52 to 00/09:40:10

Plot file version 382 created 09-MAR-2023 11:43:58

J191249+1940 RG013E.UVDATA.1

Freq = 8.0805 GHz, Bw = 32.000 MH

No calibration applied and no bandpass applied



Lower frame: Real Jy

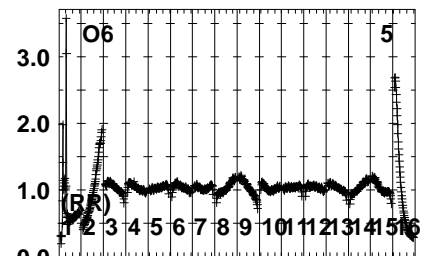
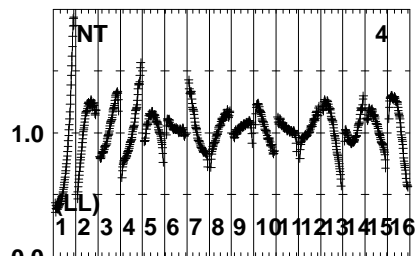
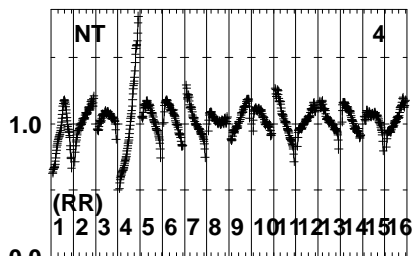
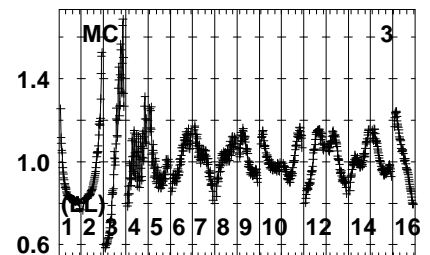
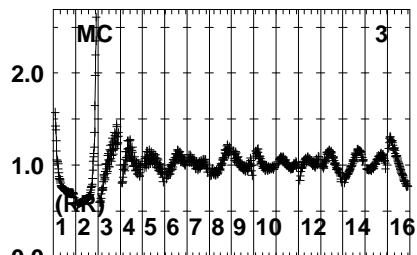
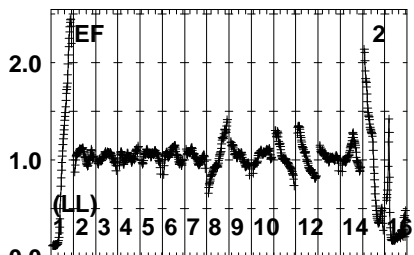
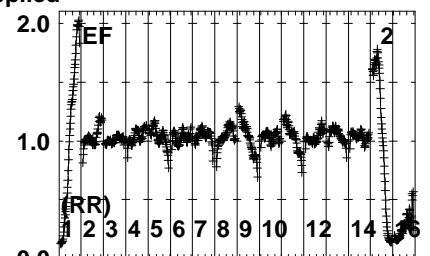
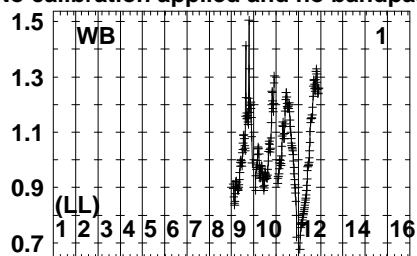
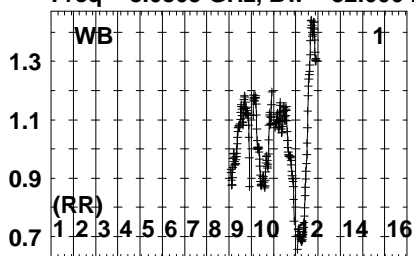
Auto-corr total-power spectrum Antenna: *

Timerange: 00/09:38:52 to 00/09:40:10

Plot file version 383 created 09-MAR-2023 11:43:58

J191142+1952 RG013E.UVDATA.1

Freq = 8.0805 GHz, Bw = 32.000 MH No calibration applied and no bandpass applied



809258302608300844738860
FREQ MHz

809258302608300844738860
FREQ MHz

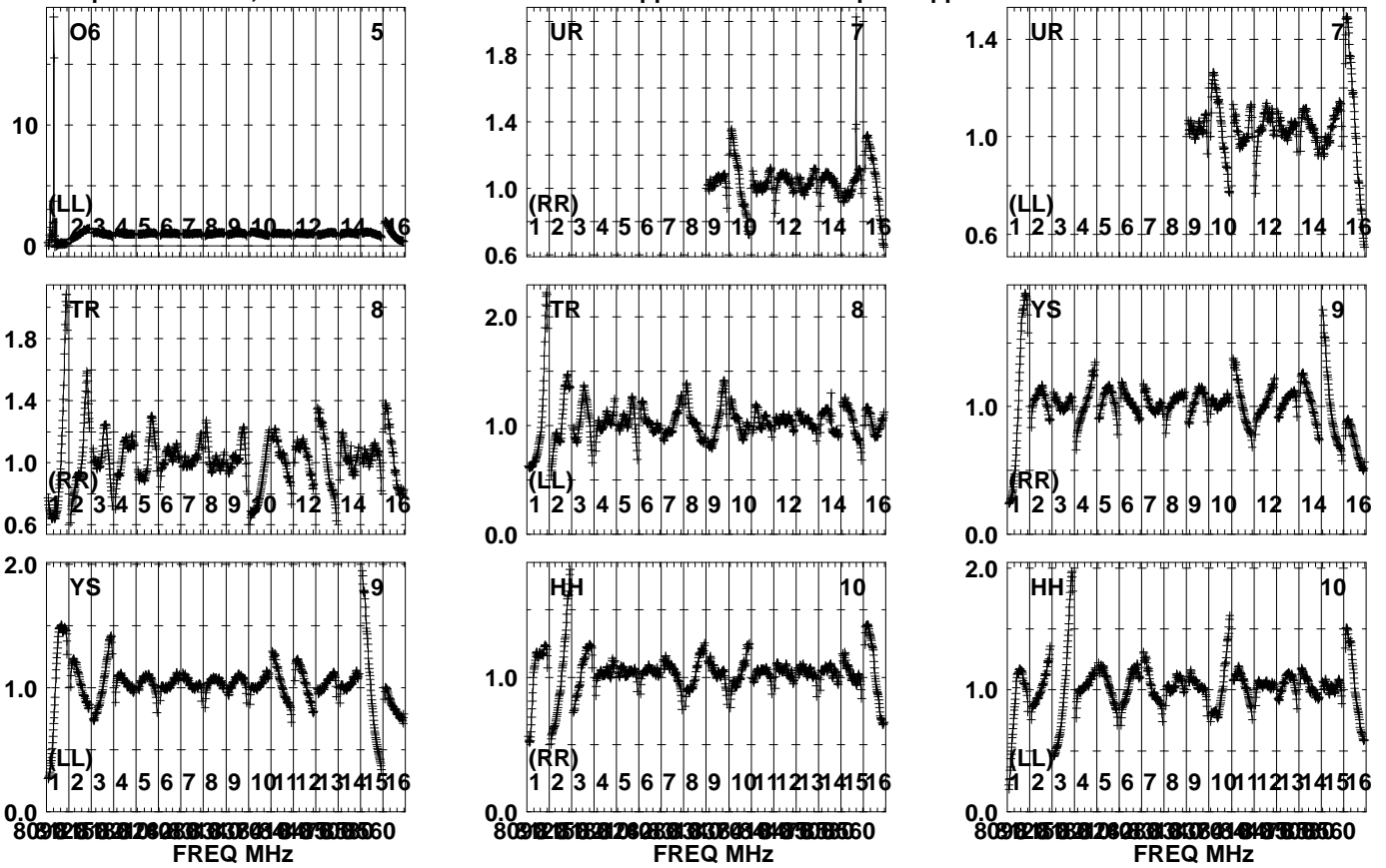
809258302608300844738860
FREQ MHz

Lower frame: Real Jy
Auto-corr total-power spectrum Antenna: *
Timerange: 00/09:40:26 to 00/09:41:54

Plot file version 384 created 09-MAR-2023 11:43:58

J191142+1952 RG013E.UVDATA.1

Freq = 8.0805 GHz, Bw = 32.000 MH No calibration applied and no bandpass applied



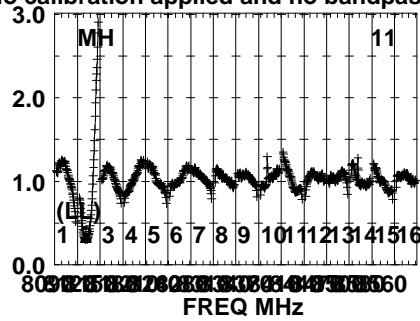
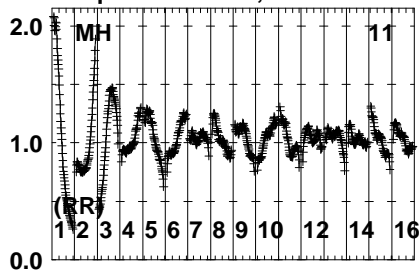
Lower frame: Real Jy
Auto-corr total-power spectrum Antenna: *
Timerange: 00/09:40:26 to 00/09:41:54

Plot file version 385 created 09-MAR-2023 11:43:58

J191142+1952 RG013E.UVDATA.1

Freq = 8.0805 GHz, Bw = 32.000 MH

No calibration applied and no bandpass applied



Lower frame: Real Jy

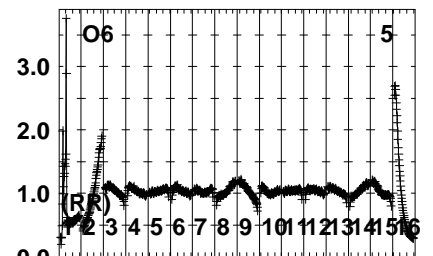
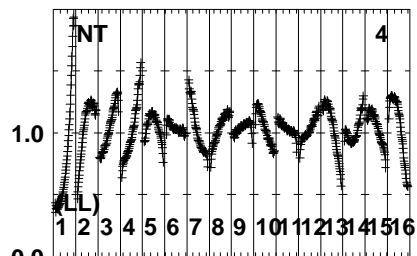
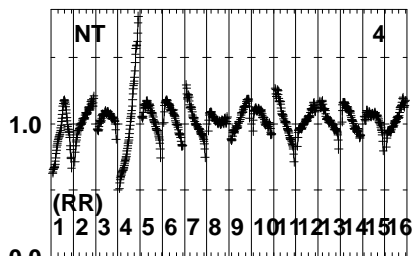
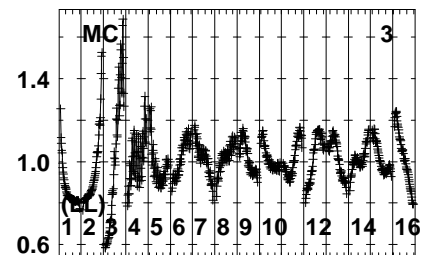
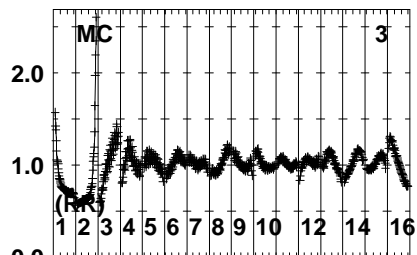
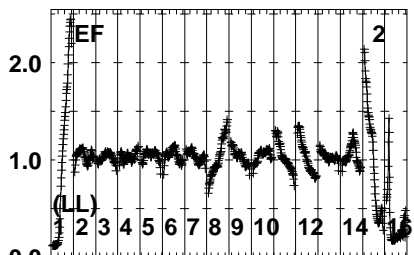
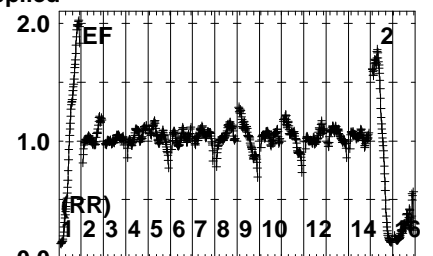
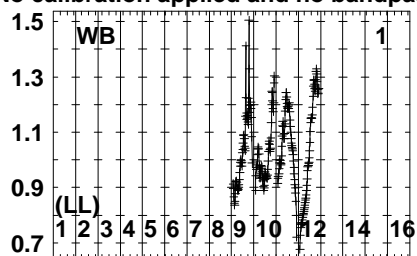
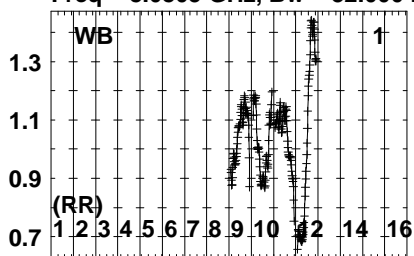
Auto-corr total-power spectrum Antenna: *

Timerange: 00/09:40:26 to 00/09:41:54

Plot file version 386 created 09-MAR-2023 11:43:59

GRB221009A RG013E.UVDATA.1

Freq = 8.0805 GHz, Bw = 32.000 MH No calibration applied and no bandpass applied



8092583026083008094938860
FREQ MHz

8092583026083008094938860
FREQ MHz

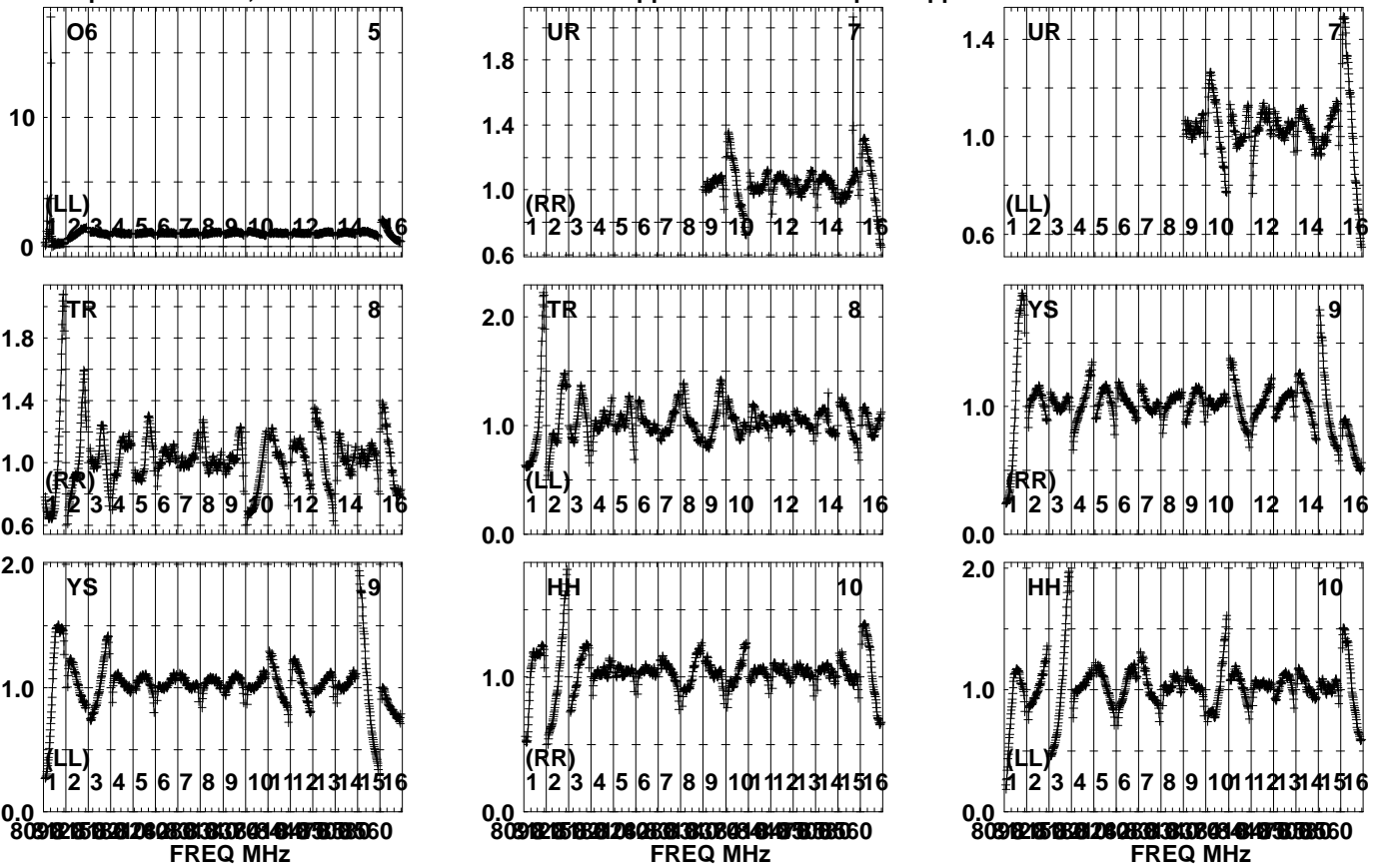
8092583026083008094938860
FREQ MHz

Lower frame: Real Jy
Auto-corr total-power spectrum Antenna: *
Timerange: 00/09:42:12 to 00/09:44:25

Plot file version 387 created 09-MAR-2023 11:43:59

GRB221009A RG013E.UVDATA.1

Freq = 8.0805 GHz, Bw = 32.000 MH No calibration applied and no bandpass applied



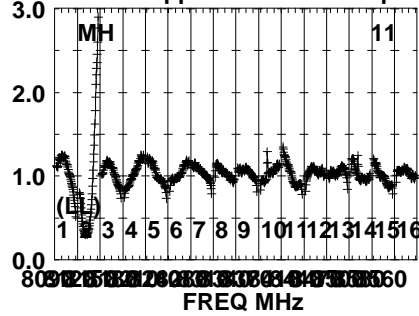
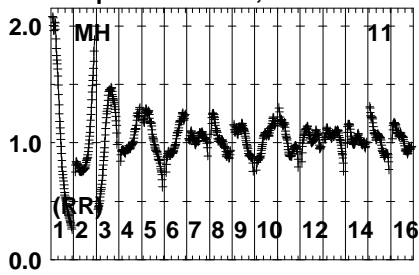
Lower frame: Real Jy
Auto-corr total-power spectrum Antenna: *
Timerange: 00/09:42:12 to 00/09:44:25

Plot file version 388 created 09-MAR-2023 11:43:59

GRB221009A RG013E.UVDATA.1

Freq = 8.0805 GHz, Bw = 32.000 MH

No calibration applied and no bandpass applied



Lower frame: Real Jy

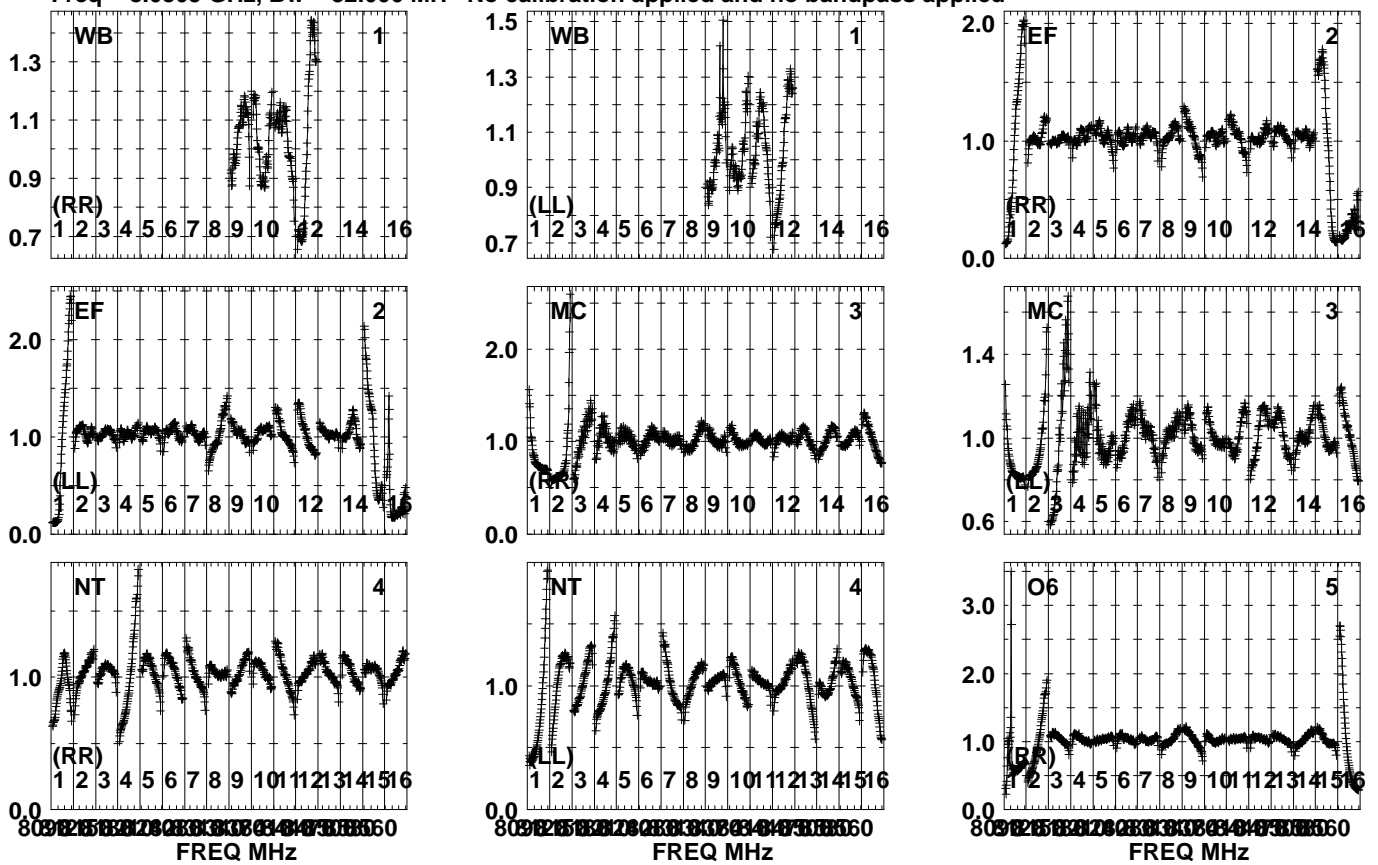
Auto-corr total-power spectrum Antenna: *

Timerange: 00/09:42:12 to 00/09:44:25

Plot file version 389 created 09-MAR-2023 11:43:59

J191142+1952 RG013E.UVDATA.1

Freq = 8.0805 GHz, Bw = 32.000 MH No calibration applied and no bandpass applied



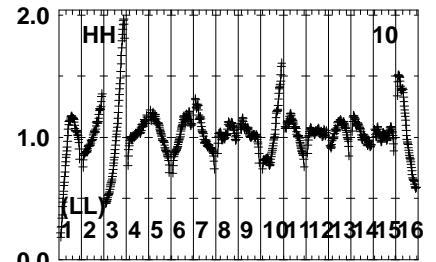
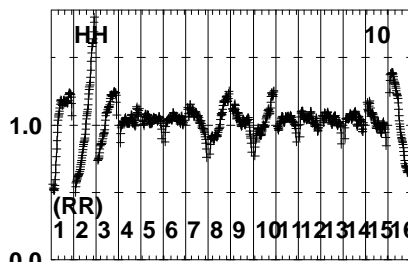
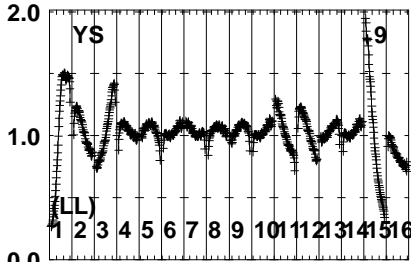
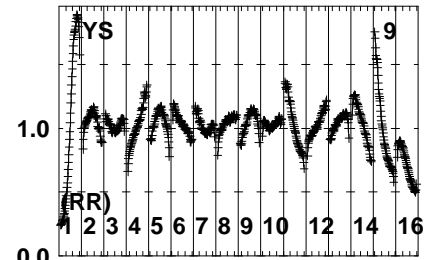
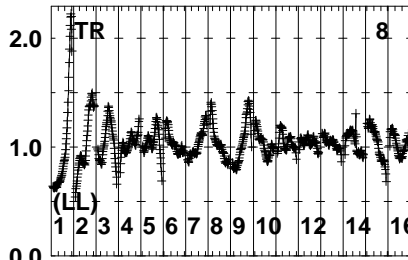
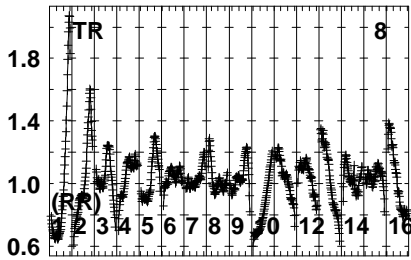
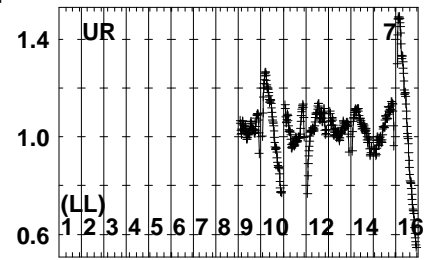
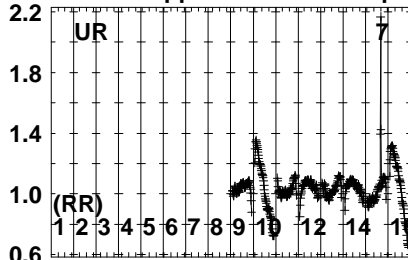
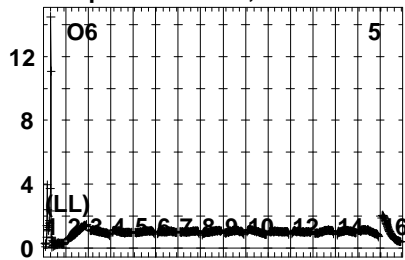
Lower frame: Real Jy
Auto-corr total-power spectrum Antenna: *
Timerange: 00/09:44:41 to 00/09:45:54

Plot file version 390 created 09-MAR-2023 11:43:59

J191142+1952 RG013E.UVDATA.1

Freq = 8.0805 GHz, Bw = 32.000 MH

No calibration applied and no bandpass applied



8091255826033033495860
FREQ MHz

8091255826033033495860
FREQ MHz

8091255826033033495860
FREQ MHz

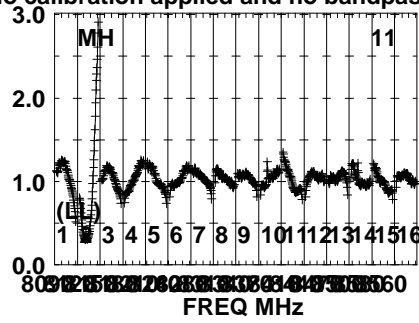
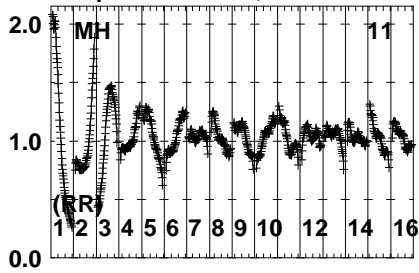
Lower frame: Real Jy
Auto-corr total-power spectrum Antenna: *
Timerange: 00/09:44:41 to 00/09:45:54

Plot file version 391 created 09-MAR-2023 11:43:59

J191142+1952 RG013E.UVDATA.1

Freq = 8.0805 GHz, Bw = 32.000 MH

No calibration applied and no bandpass applied



Lower frame: Real Jy

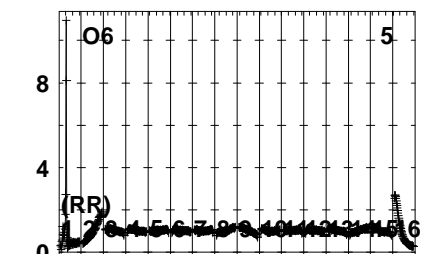
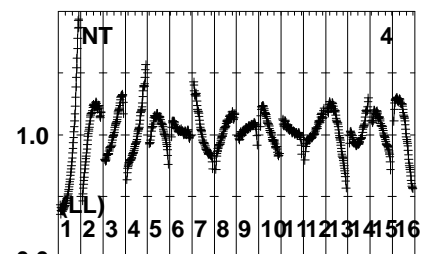
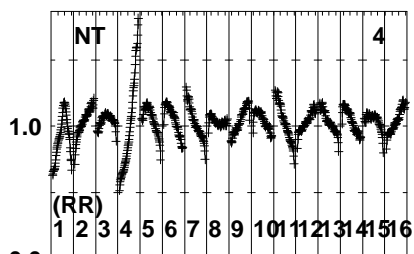
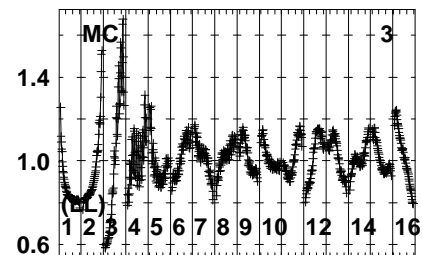
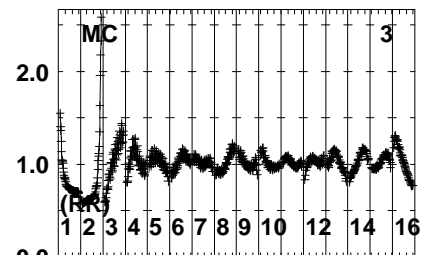
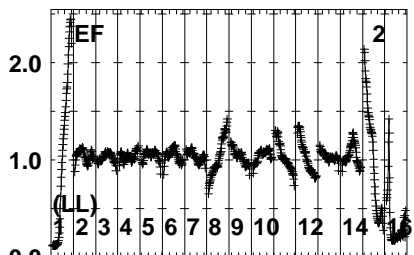
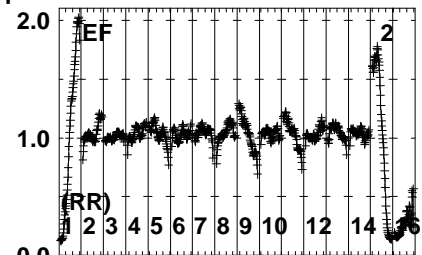
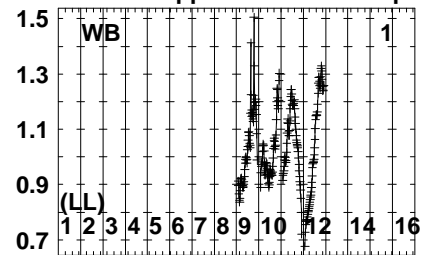
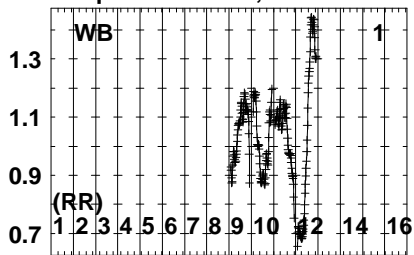
Auto-corr total-power spectrum Antenna: *

Timerange: 00/09:44:41 to 00/09:45:54

Plot file version 392 created 09-MAR-2023 11:43:59

GRB221009A RG013E.UVDATA.1

Freq = 8.0805 GHz, Bw = 32.000 MH No calibration applied and no bandpass applied



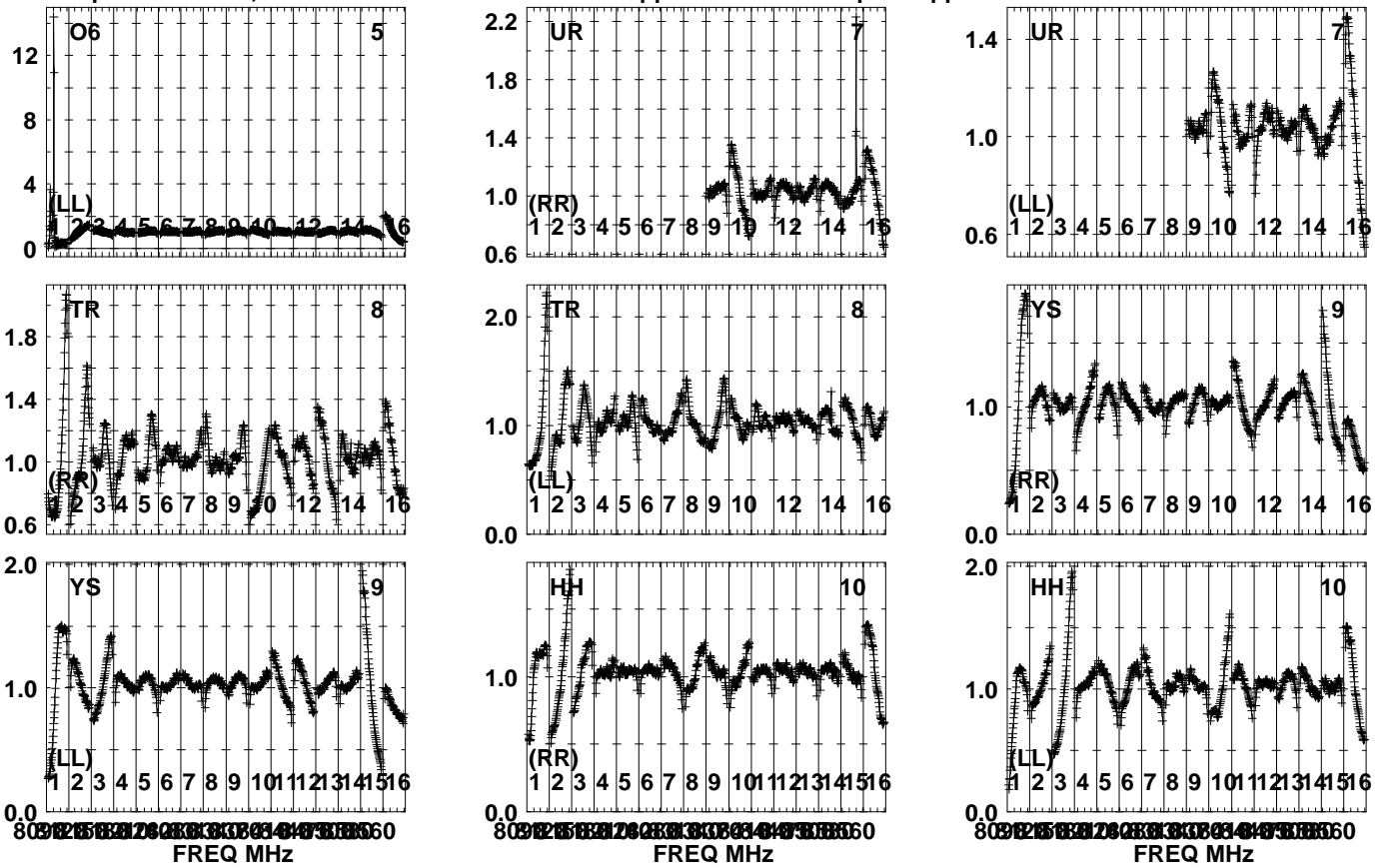
80 92 104 116 128 140 152 164 176 188 200 212 224 236 248 260

FREQ MHz
Lower frame: Real Jy
Auto-corr total-power spectrum Antenna: *
Timerange: 00/09:46:12 to 00/09:48:25

Plot file version 393 created 09-MAR-2023 11:44:00

GRB221009A RG013E.UVDATA.1

Freq = 8.0805 GHz, Bw = 32.000 MH No calibration applied and no bandpass applied



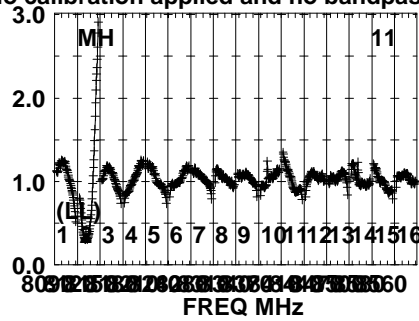
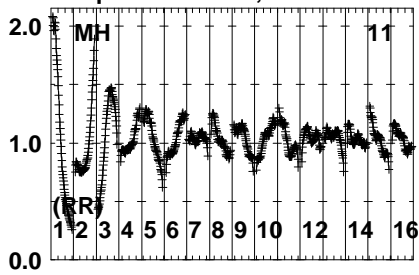
Lower frame: Real Jy
Auto-corr total-power spectrum Antenna: *
Timerange: 00/09:46:12 to 00/09:48:25

Plot file version 394 created 09-MAR-2023 11:44:00

GRB221009A RG013E.UVDATA.1

Freq = 8.0805 GHz, Bw = 32.000 MH

No calibration applied and no bandpass applied



Lower frame: Real Jy

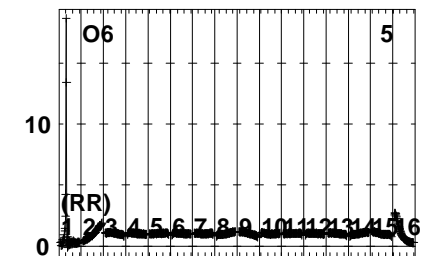
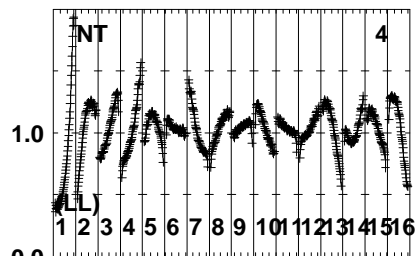
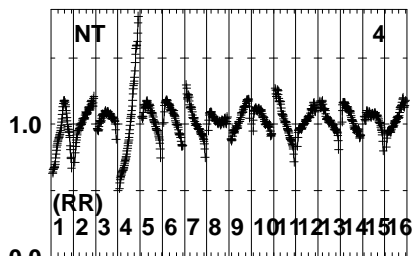
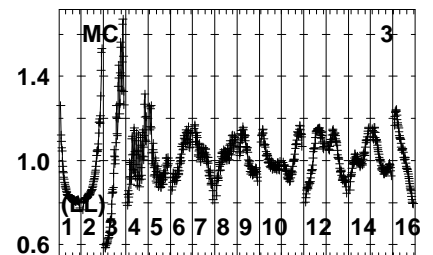
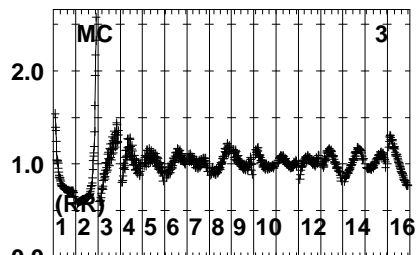
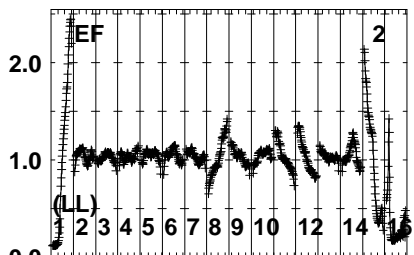
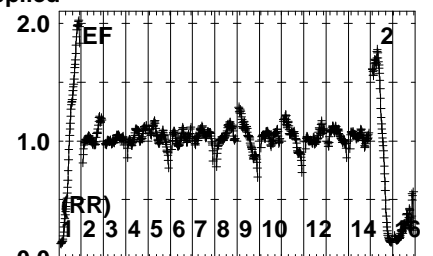
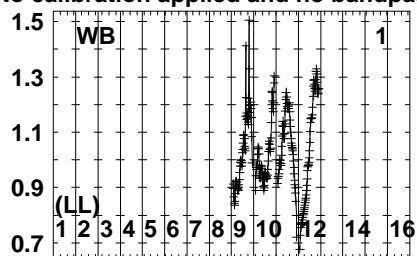
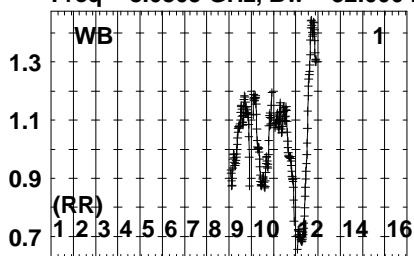
Auto-corr total-power spectrum Antenna: *

Timerange: 00/09:46:12 to 00/09:48:25

Plot file version 395 created 09-MAR-2023 11:44:00

J191142+1952 RG013E.UVDATA.1

Freq = 8.0805 GHz, Bw = 32.000 MH No calibration applied and no bandpass applied



80925830260830694738860
FREQ MHz

80925830260830694738860
FREQ MHz

80925830260830694738860
FREQ MHz

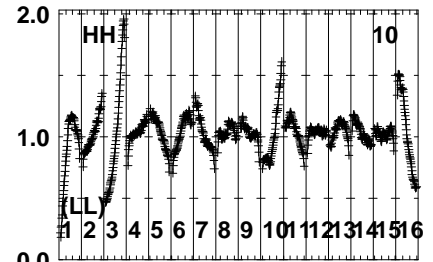
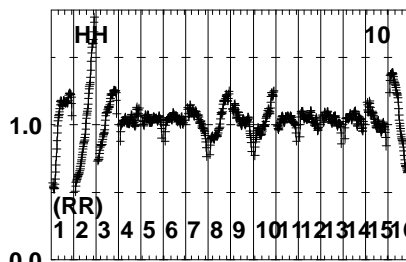
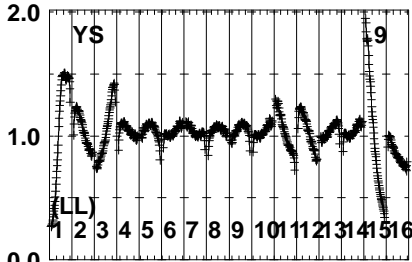
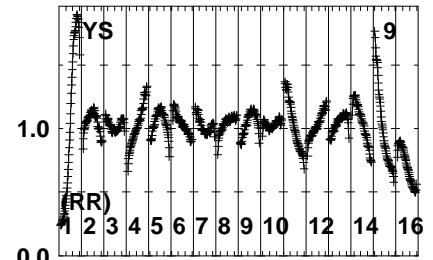
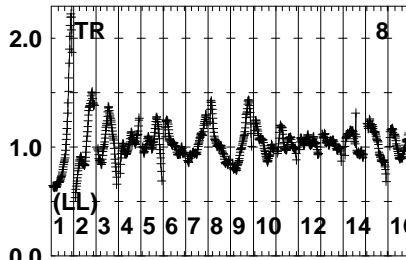
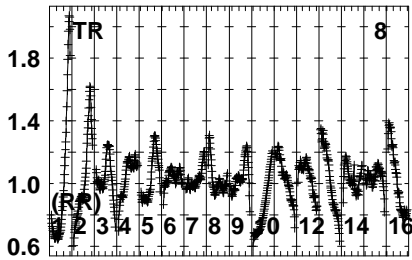
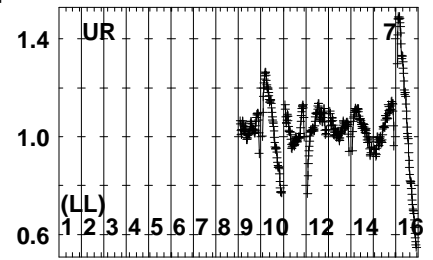
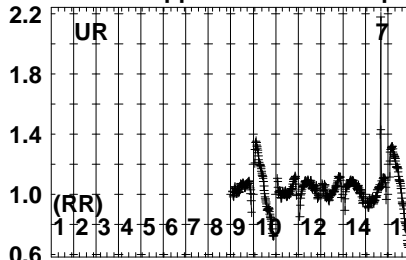
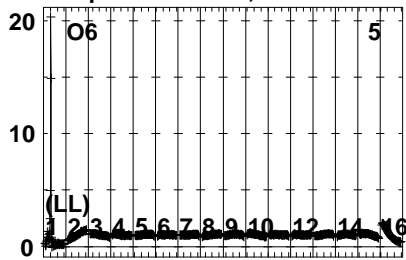
Lower frame: Real Jy
Auto-corr total-power spectrum Antenna: *
Timerange: 00/09:48:41 to 00/09:49:54

Plot file version 396 created 09-MAR-2023 11:44:00

J191142+1952 RG013E.UVDATA.1

Freq = 8.0805 GHz, Bw = 32.000 MH

No calibration applied and no bandpass applied



80912552760833003493860
FREQ MHz

80912552760833003493860
FREQ MHz

80912552760833003493860
FREQ MHz

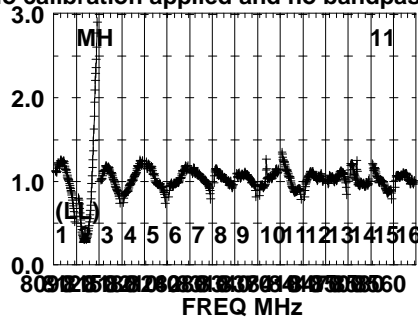
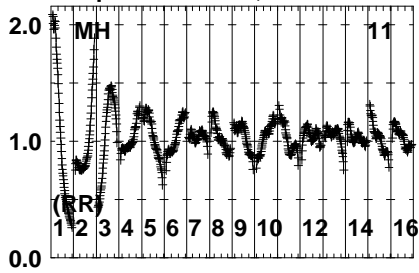
Lower frame: Real Jy
Auto-corr total-power spectrum Antenna: *
Timerange: 00/09:48:41 to 00/09:49:54

Plot file version 397 created 09-MAR-2023 11:44:00

J191142+1952 RG013E.UVDATA.1

Freq = 8.0805 GHz, Bw = 32.000 MH

No calibration applied and no bandpass applied



Lower frame: Real Jy

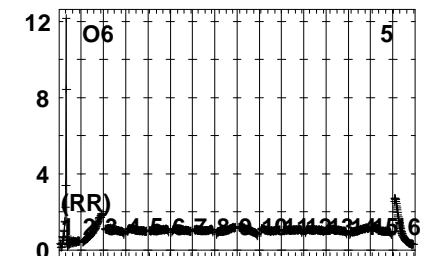
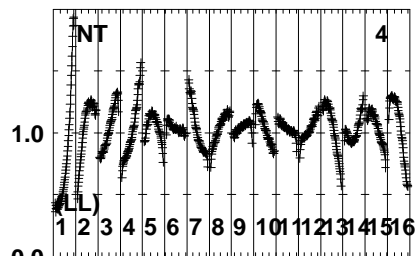
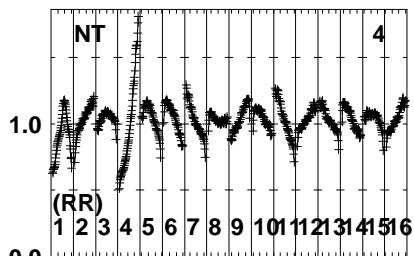
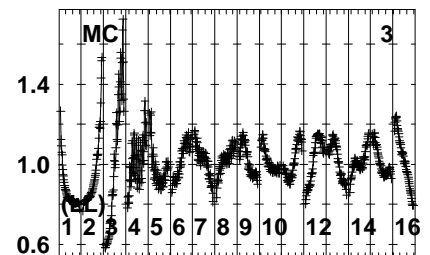
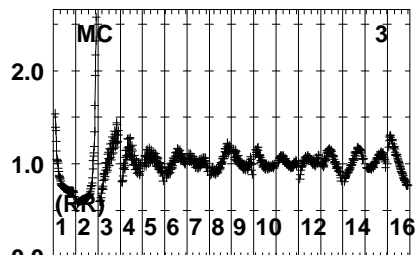
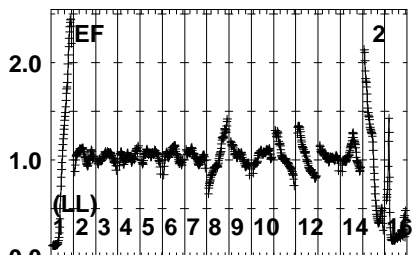
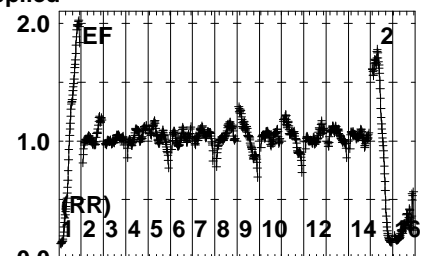
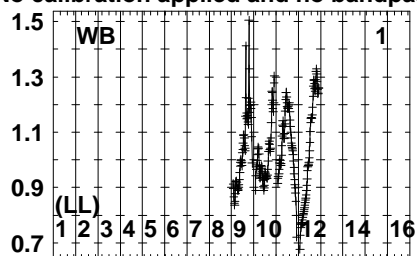
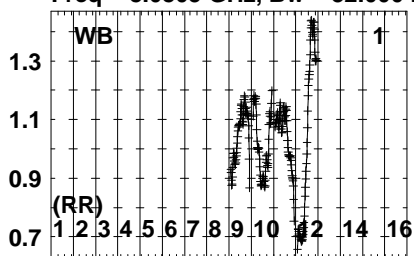
Auto-corr total-power spectrum Antenna: *

Timerange: 00/09:48:41 to 00/09:49:54

Plot file version 398 created 09-MAR-2023 11:44:00

J1905+1943 RG013E.UVDATA.1

Freq = 8.0805 GHz, Bw = 32.000 MH No calibration applied and no bandpass applied



8092583026083008094838860
FREQ MHz

8092583026083008094838860
FREQ MHz

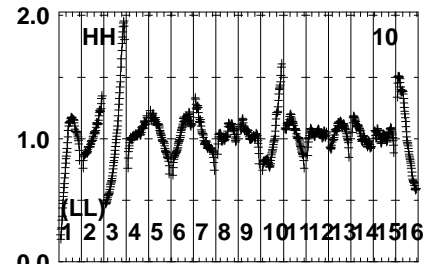
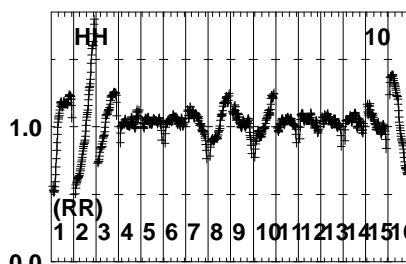
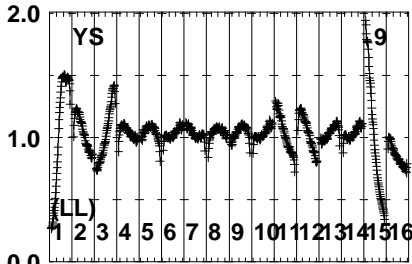
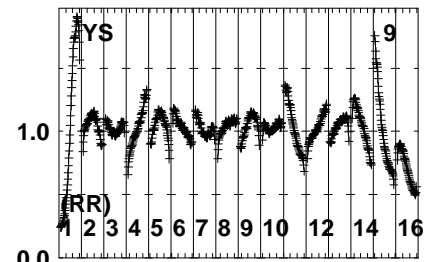
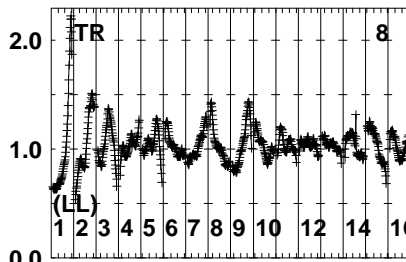
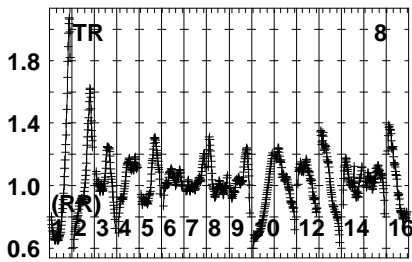
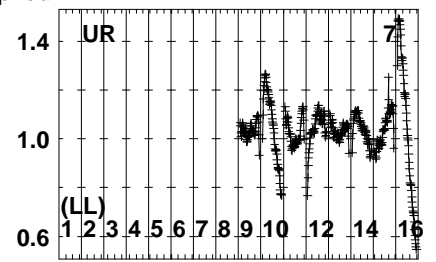
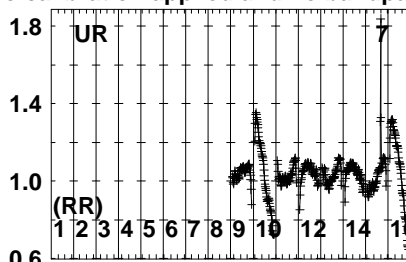

8092583026083008094838860
FREQ MHz

Lower frame: Real Jy
Auto-corr total-power spectrum Antenna: *
Timerange: 00/09:50:11 to 00/09:51:39

Plot file version 399 created 09-MAR-2023 11:44:00

J1905+1943 RG013E.UVDATA.1

Freq = 8.0805 GHz, Bw = 32.000 MH No calibration applied and no bandpass applied



8091255526033033493560
FREQ MHz

8091255526033033493560
FREQ MHz

8091255526033033493560
FREQ MHz

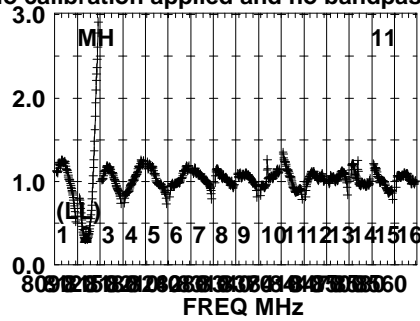
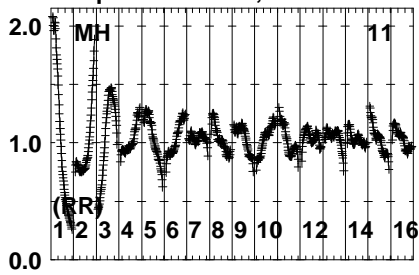
Lower frame: Real Jy
Auto-corr total-power spectrum Antenna: *
Timerange: 00/09:50:11 to 00/09:51:39

Plot file version 400 created 09-MAR-2023 11:44:00

J1905+1943 RG013E.UVDATA.1

Freq = 8.0805 GHz, Bw = 32.000 MH

No calibration applied and no bandpass applied



Lower frame: Real Jy

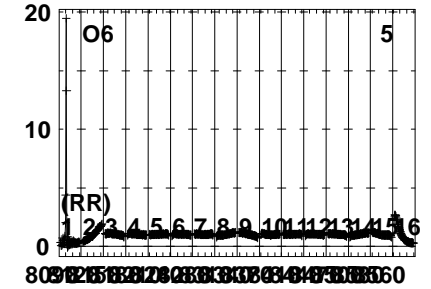
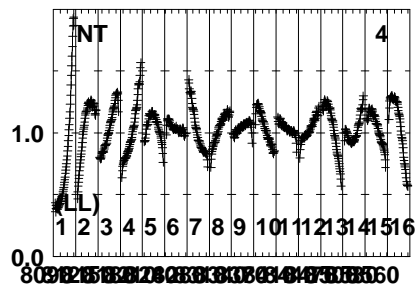
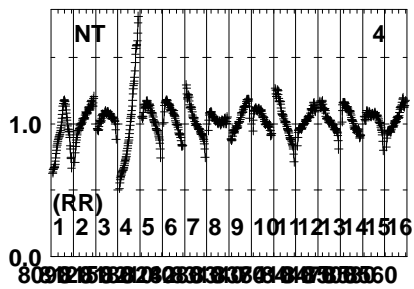
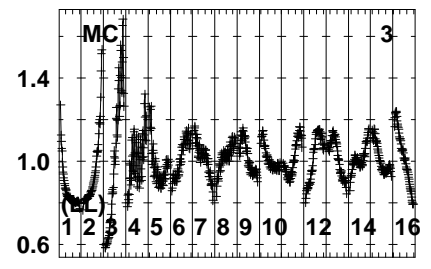
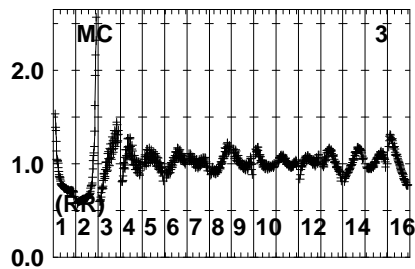
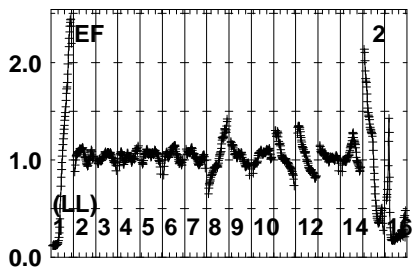
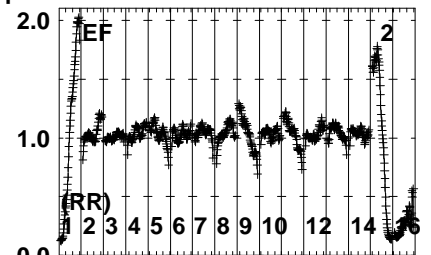
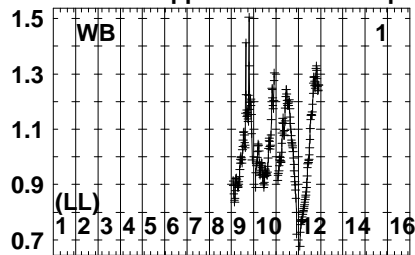
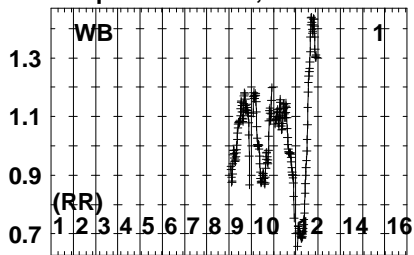
Auto-corr total-power spectrum Antenna: *

Timerange: 00/09:50:11 to 00/09:51:39

Plot file version 401 created 09-MAR-2023 11:44:00

J191142+1952 RG013E.UVDATA.1

Freq = 8.0805 GHz, Bw = 32.000 MH No calibration applied and no bandpass applied

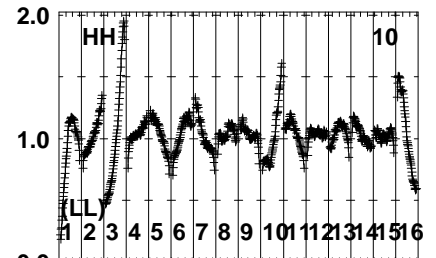
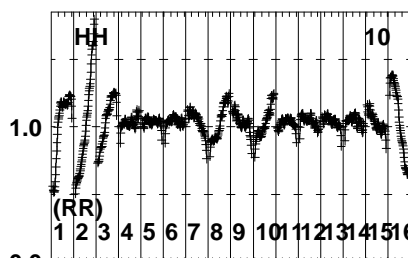
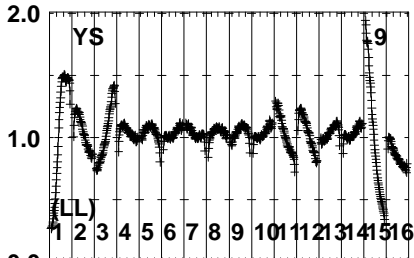
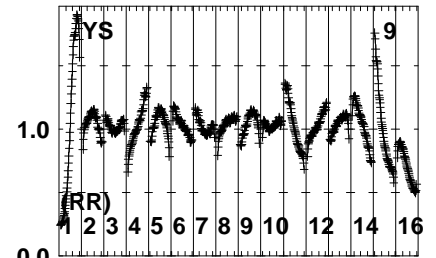
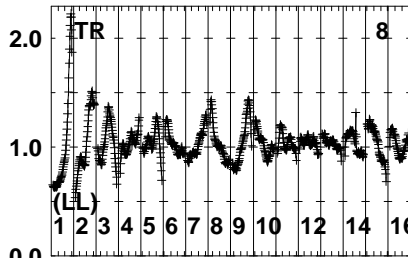
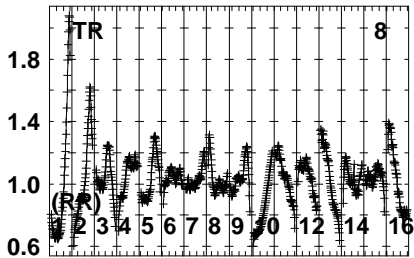
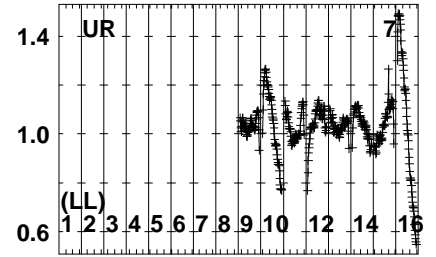
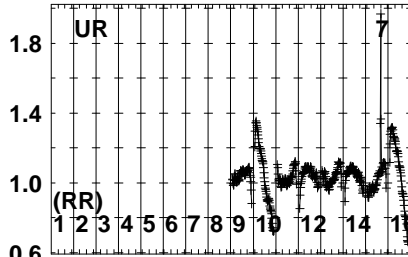
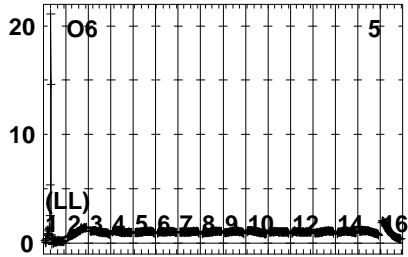


Lower frame: Real Jy
Auto-corr total-power spectrum Antenna: *
Timerange: 00/09:52:06 to 00/09:53:35

Plot file version 402 created 09-MAR-2023 11:44:01

J191142+1952 RG013E.UVDATA.1

Freq = 8.0805 GHz, Bw = 32.000 MH No calibration applied and no bandpass applied



80912558126033303445560
FREQ MHz

80912558126033303445560
FREQ MHz

80912558126033303445560
FREQ MHz

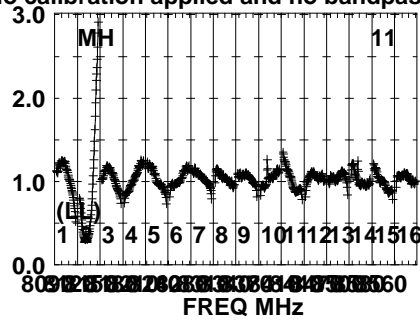
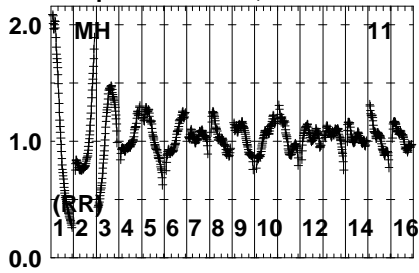
Lower frame: Real Jy
Auto-corr total-power spectrum Antenna: *
Timerange: 00/09:52:06 to 00/09:53:35

Plot file version 403 created 09-MAR-2023 11:44:01

J191142+1952 RG013E.UVDATA.1

Freq = 8.0805 GHz, Bw = 32.000 MH

No calibration applied and no bandpass applied



Lower frame: Real Jy

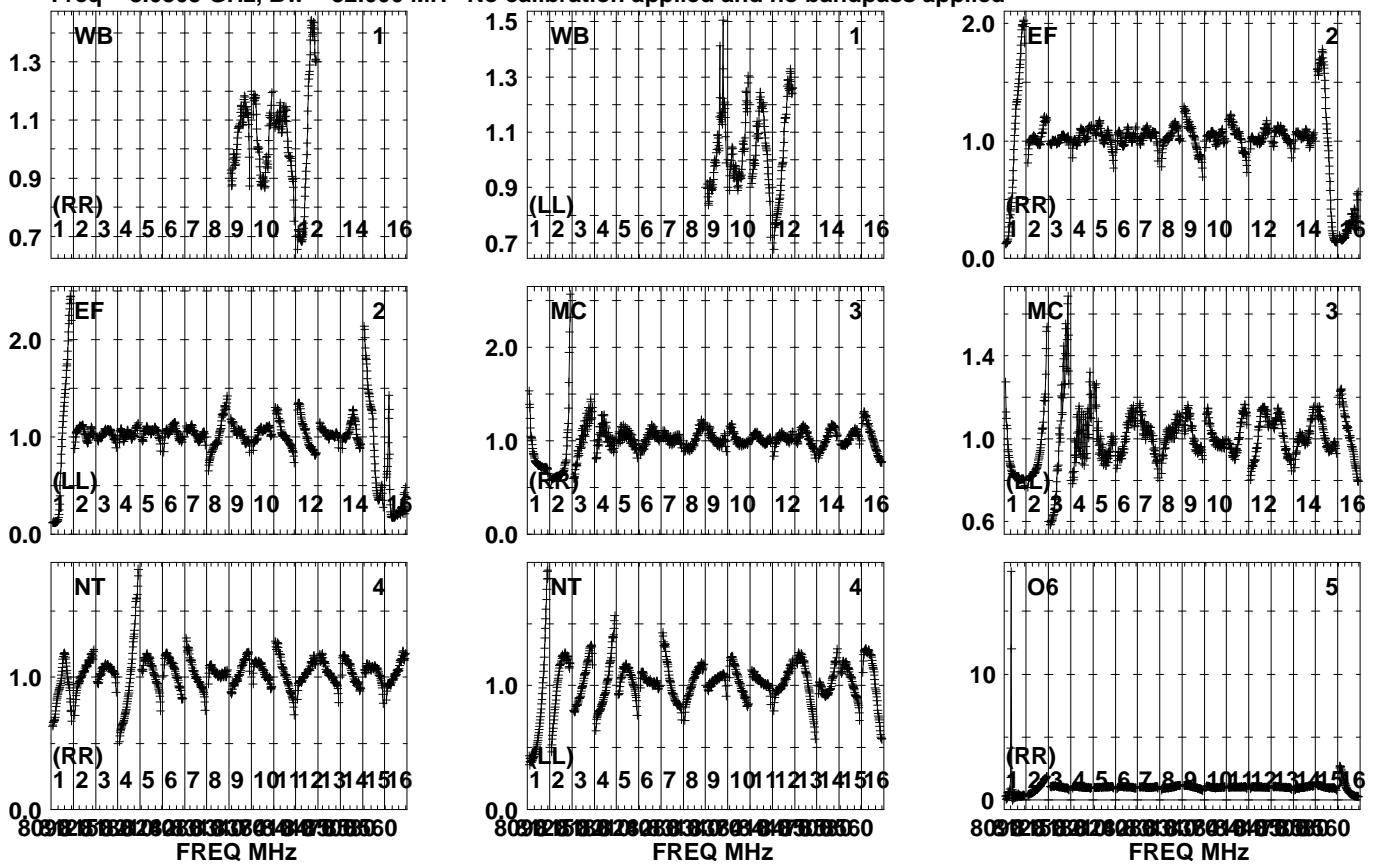
Auto-corr total-power spectrum Antenna: *

Timerange: 00/09:52:06 to 00/09:53:35

Plot file version 404 created 09-MAR-2023 11:44:01

GRB221009A RG013E.UVDATA.1

Freq = 8.0805 GHz, Bw = 32.000 MH No calibration applied and no bandpass applied

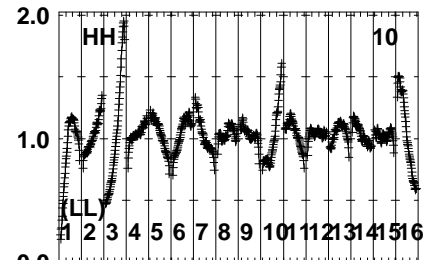
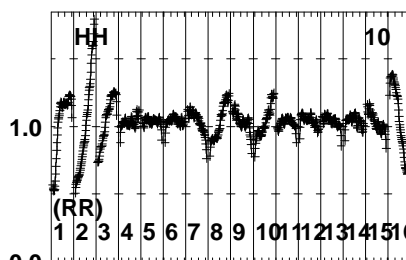
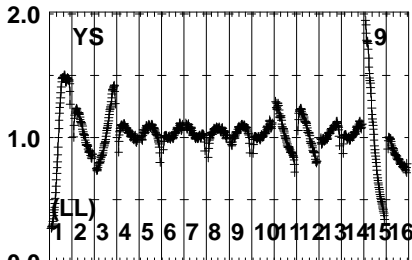
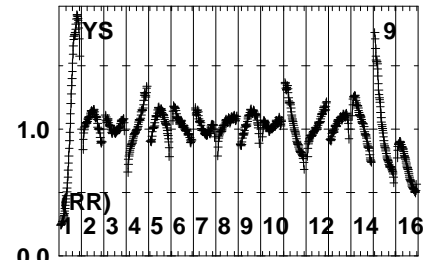
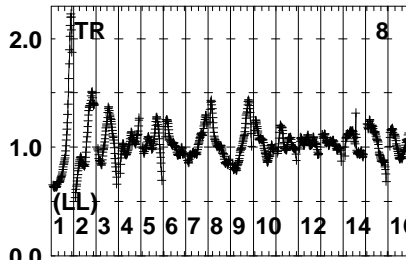
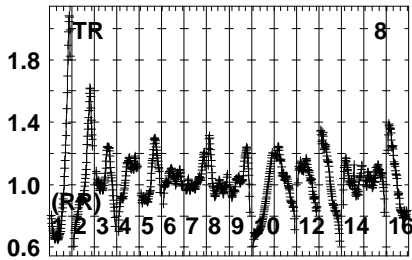
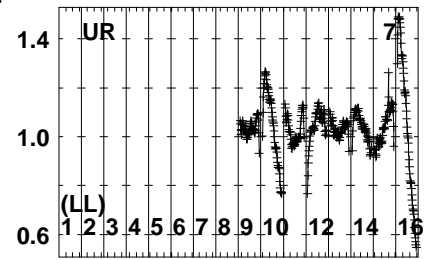
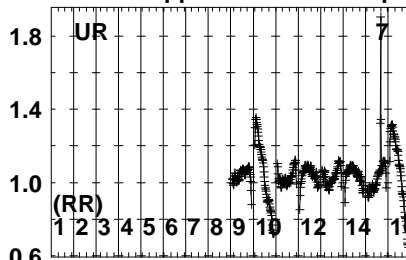
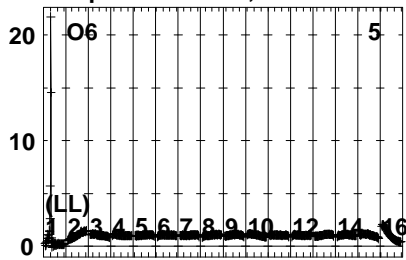


Lower frame: Real Jy
Auto-corr total-power spectrum Antenna: *
Timerange: 00/09:53:51 to 00/09:56:05

Plot file version 405 created 09-MAR-2023 11:44:01

GRB221009A RG013E.UVDATA.1

Freq = 8.0805 GHz, Bw = 32.000 MH No calibration applied and no bandpass applied



80.925 80.930 80.935 80.940 80.945 80.950 80.955
FREQ MHz

80.925 80.930 80.935 80.940 80.945 80.950 80.955
FREQ MHz

80.925 80.930 80.935 80.940 80.945 80.950 80.955
FREQ MHz

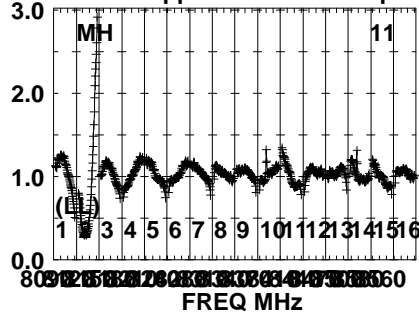
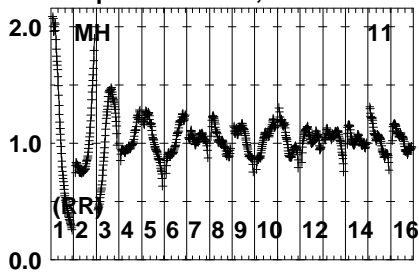
Lower frame: Real Jy
Auto-corr total-power spectrum Antenna: *
Timerange: 00/09:53:51 to 00/09:56:05

Plot file version 406 created 09-MAR-2023 11:44:01

GRB221009A RG013E.UVDATA.1

Freq = 8.0805 GHz, Bw = 32.000 MH

No calibration applied and no bandpass applied



Lower frame: Real Jy

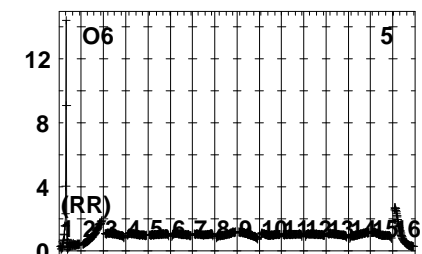
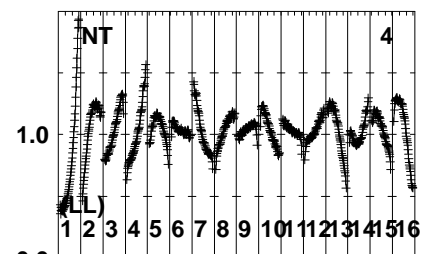
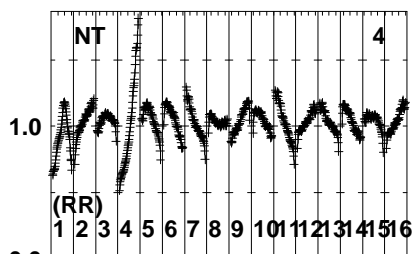
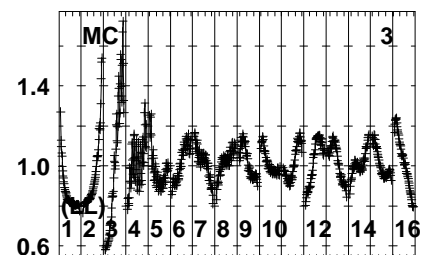
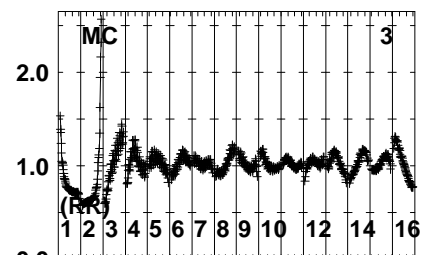
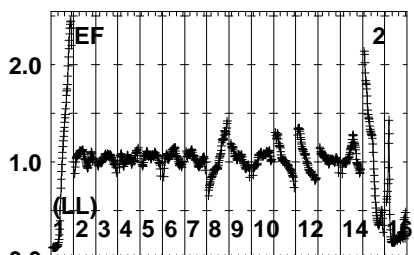
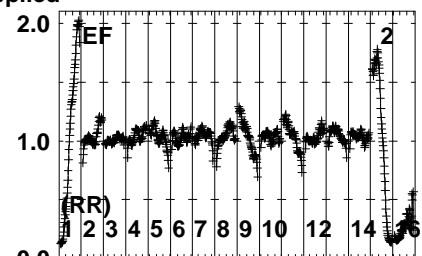
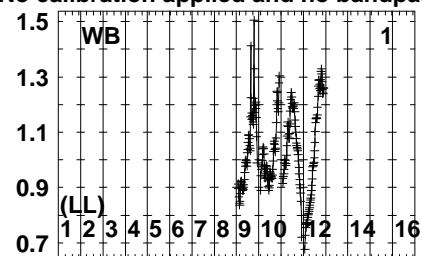
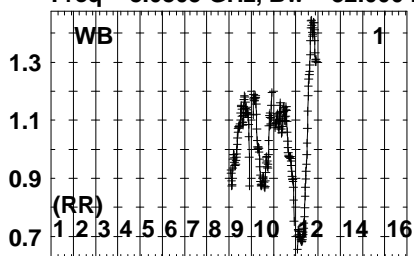
Auto-corr total-power spectrum Antenna: *

Timerange: 00/09:53:51 to 00/09:56:05

Plot file version 407 created 09-MAR-2023 11:44:01

J191142+1952 RG013E.UVDATA.1

Freq = 8.0805 GHz, Bw = 32.000 MH No calibration applied and no bandpass applied



8092583026083008094838860

8092583026083008094838860

8092583026083008094838860

FREQ MHz

FREQ MHz

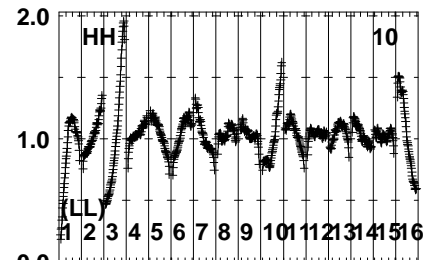
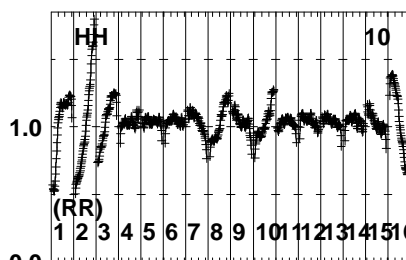
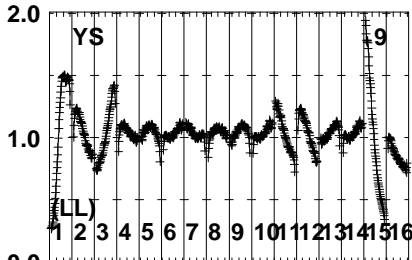
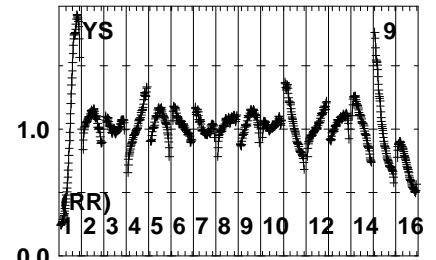
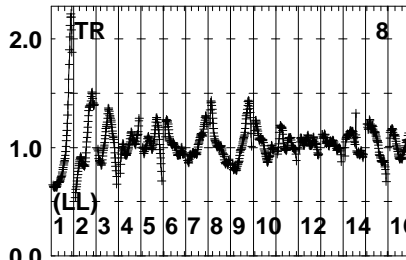
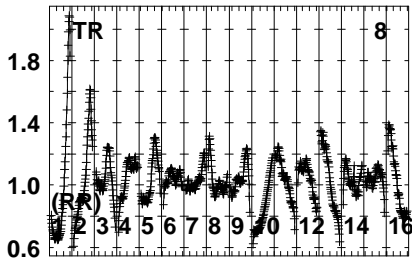
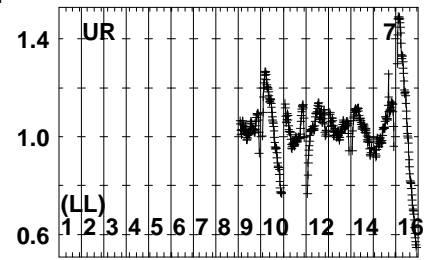
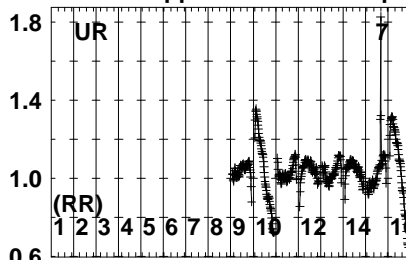
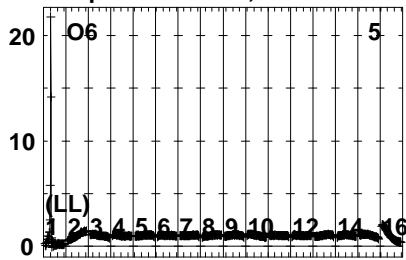
FREQ MHz

Lower frame: Real Jy
Auto-corr total-power spectrum Antenna: *
Timerange: 00/09:56:21 to 00/09:57:35

Plot file version 408 created 09-MAR-2023 11:44:01

J191142+1952 RG013E.UVDATA.1

Freq = 8.0805 GHz, Bw = 32.000 MH No calibration applied and no bandpass applied



80912555260813060493860
FREQ MHz

80912555260813060493860
FREQ MHz

80912555260813060493860
FREQ MHz

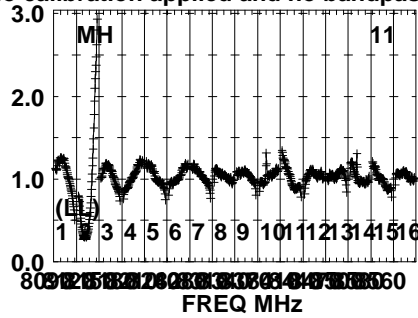
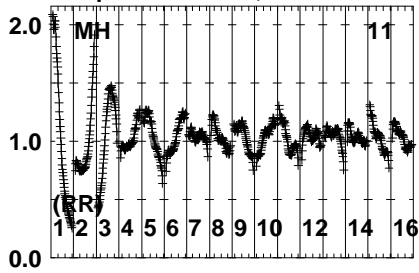
Lower frame: Real Jy
Auto-corr total-power spectrum Antenna: *
Timerange: 00/09:56:21 to 00/09:57:35

Plot file version 409 created 09-MAR-2023 11:44:02

J191142+1952 RG013E.UVDATA.1

Freq = 8.0805 GHz, Bw = 32.000 MH

No calibration applied and no bandpass applied



Lower frame: Real Jy

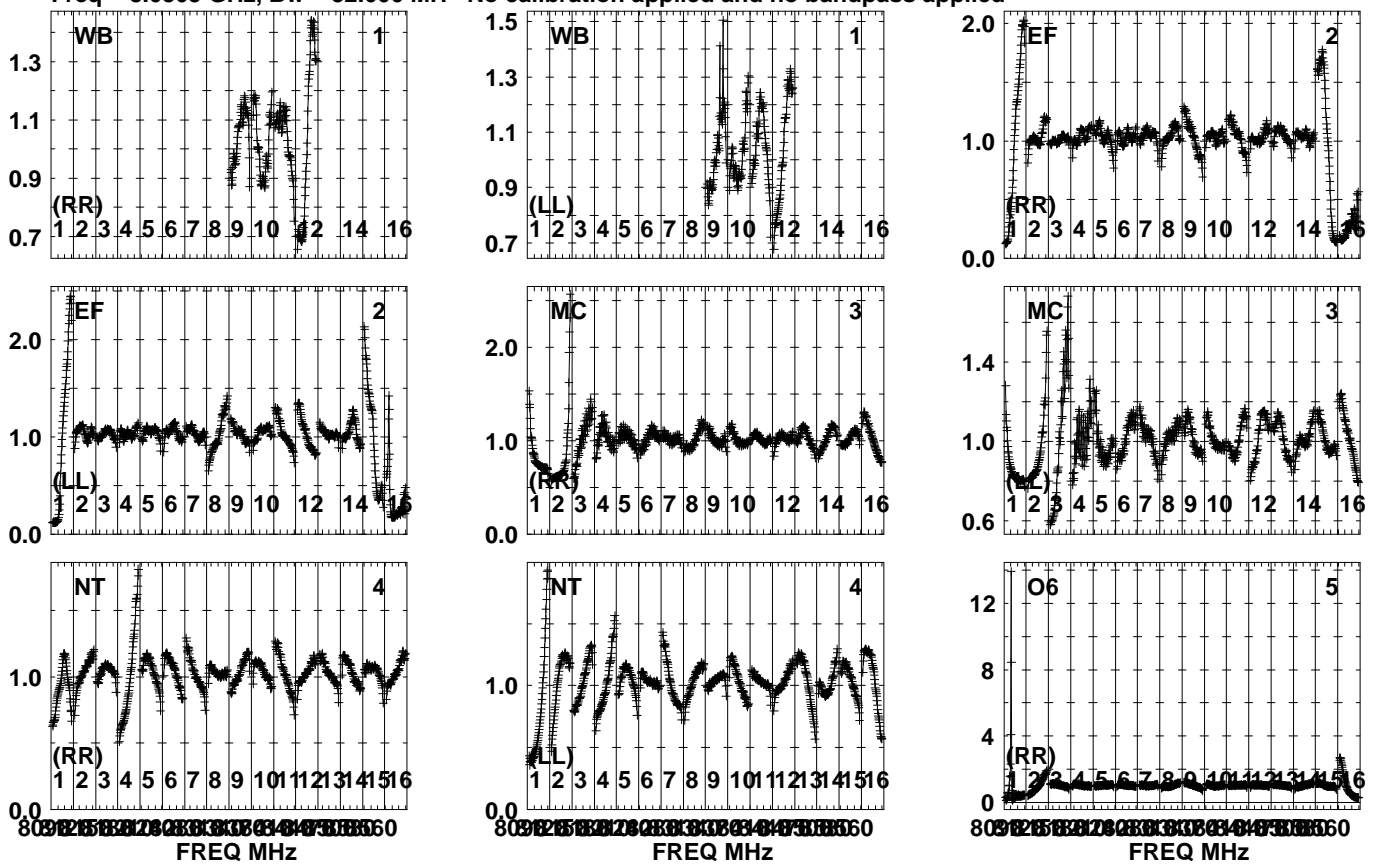
Auto-corr total-power spectrum Antenna: *

Timerange: 00/09:56:21 to 00/09:57:35

Plot file version 410 created 09-MAR-2023 11:44:02

GRB221009A RG013E.UVDATA.1

Freq = 8.0805 GHz, Bw = 32.000 MH No calibration applied and no bandpass applied

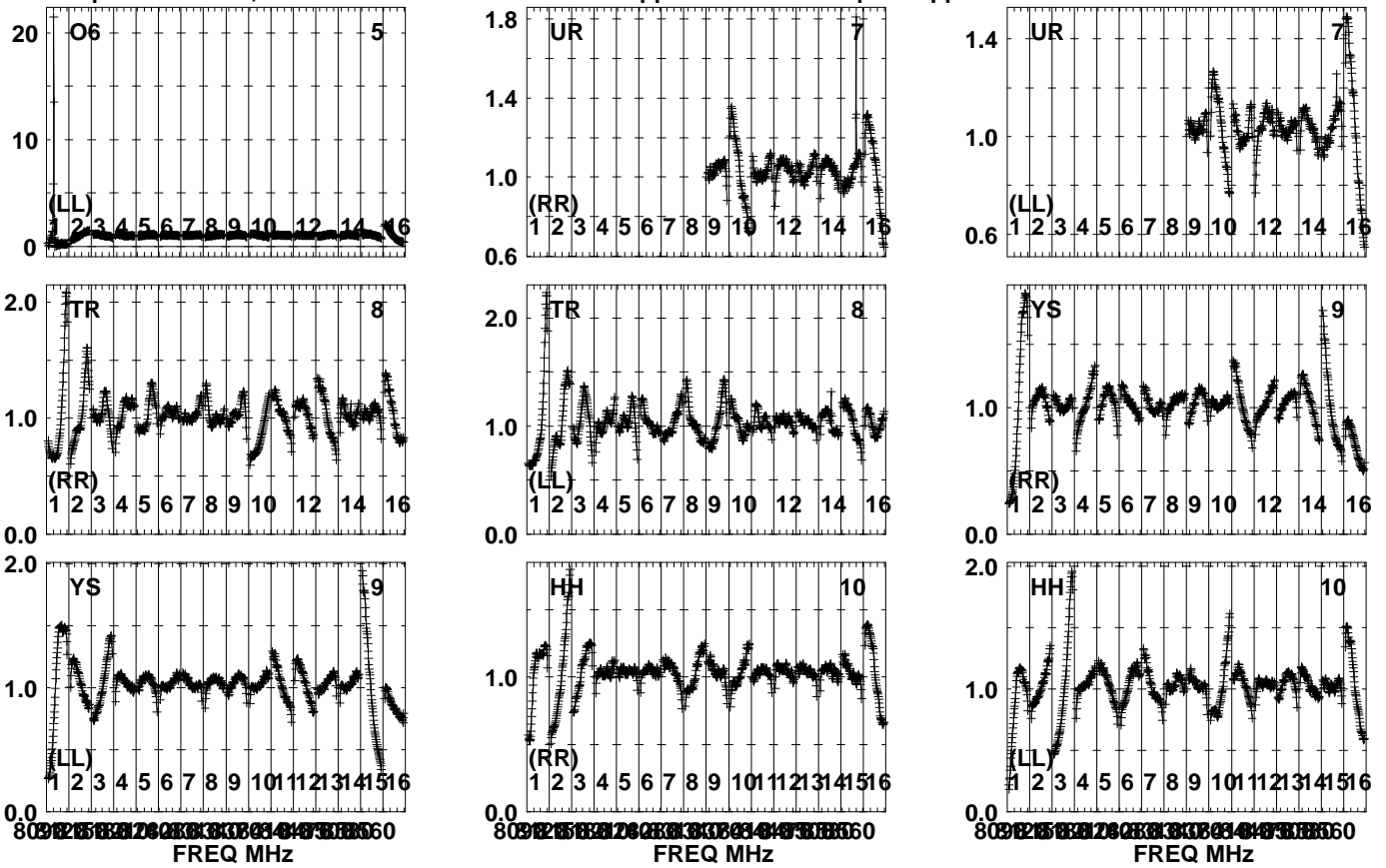


Lower frame: Real Jy
Auto-corr total-power spectrum Antenna: *
Timerange: 00/09:57:52 to 00/10:00:05

Plot file version 411 created 09-MAR-2023 11:44:02

GRB221009A RG013E.UVDATA.1

Freq = 8.0805 GHz, Bw = 32.000 MH No calibration applied and no bandpass applied



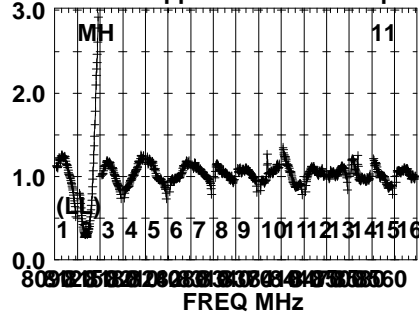
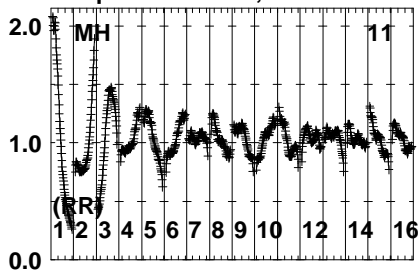
Lower frame: Real Jy
Auto-corr total-power spectrum Antenna: *
Timerange: 00/09:57:52 to 00/10:00:05

Plot file version 412 created 09-MAR-2023 11:44:02

GRB221009A RG013E.UVDATA.1

Freq = 8.0805 GHz, Bw = 32.000 MH

No calibration applied and no bandpass applied



Lower frame: Real Jy

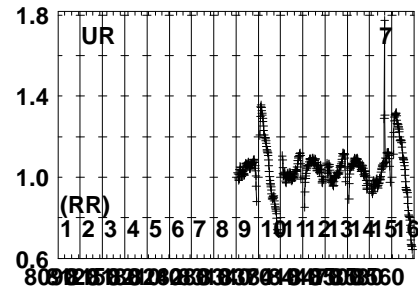
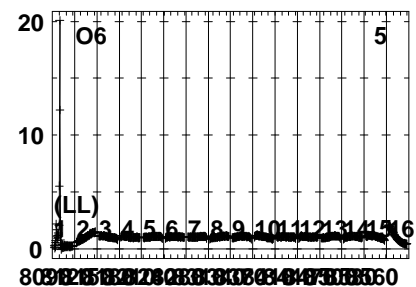
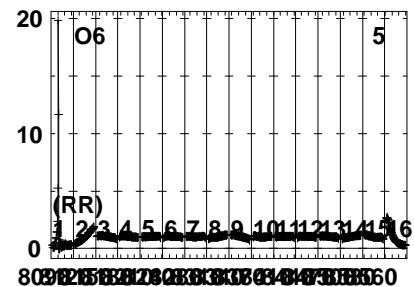
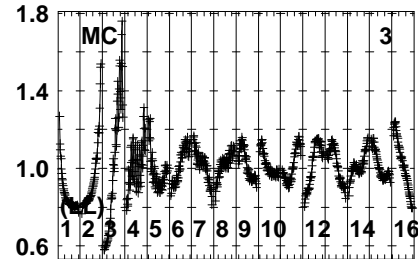
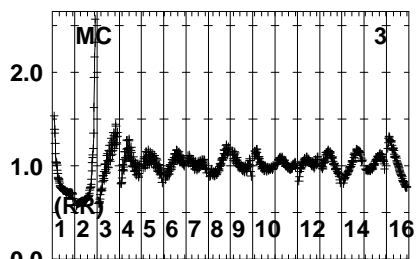
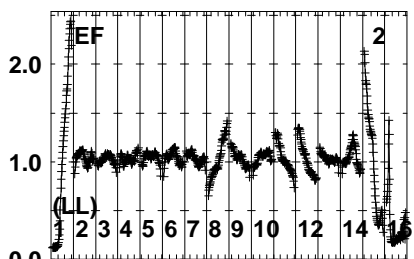
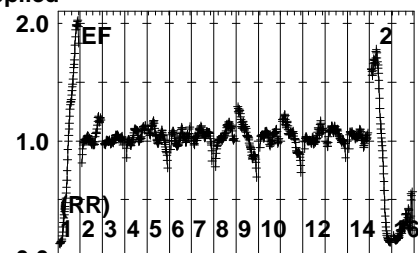
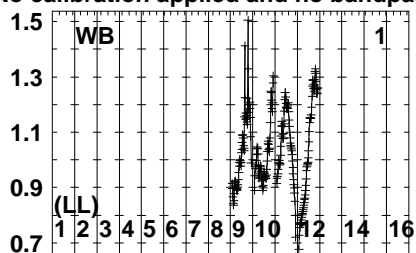
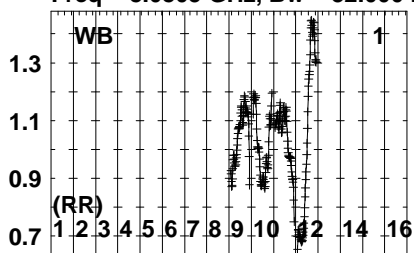
Auto-corr total-power spectrum Antenna: *

Timerange: 00/09:57:52 to 00/10:00:05

Plot file version 413 created 09-MAR-2023 11:44:02

J191142+1952 RG013E.UVDATA.1

Freq = 8.0805 GHz, Bw = 32.000 MH No calibration applied and no bandpass applied

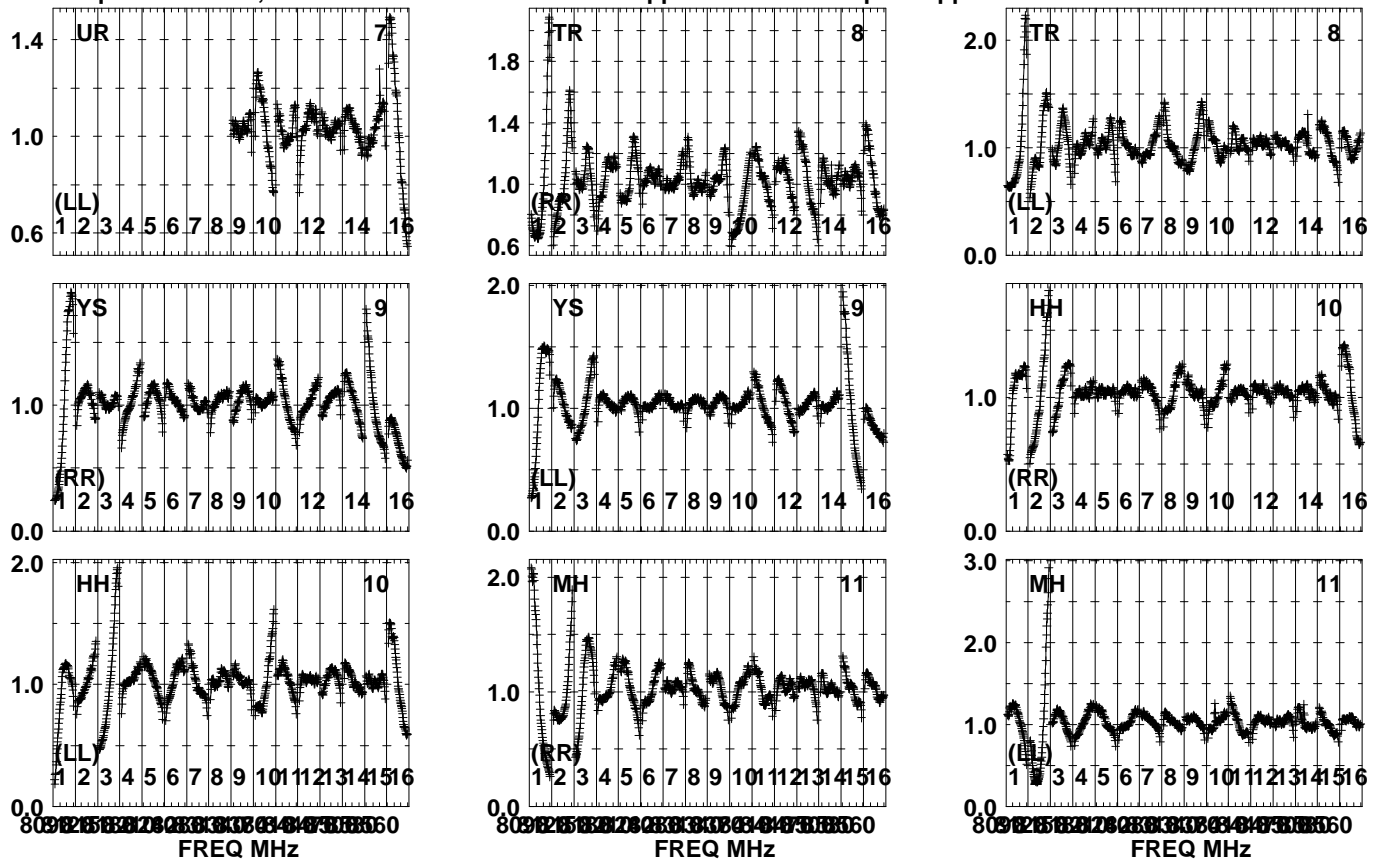


Lower frame: Real Jy
Auto-corr total-power spectrum Antenna: *
Timerange: 00/10:00:21 to 00/10:01:34

Plot file version 414 created 09-MAR-2023 11:44:02

J191142+1952 RG013E.UVDATA.1

Freq = 8.0805 GHz, Bw = 32.000 MH No calibration applied and no bandpass applied

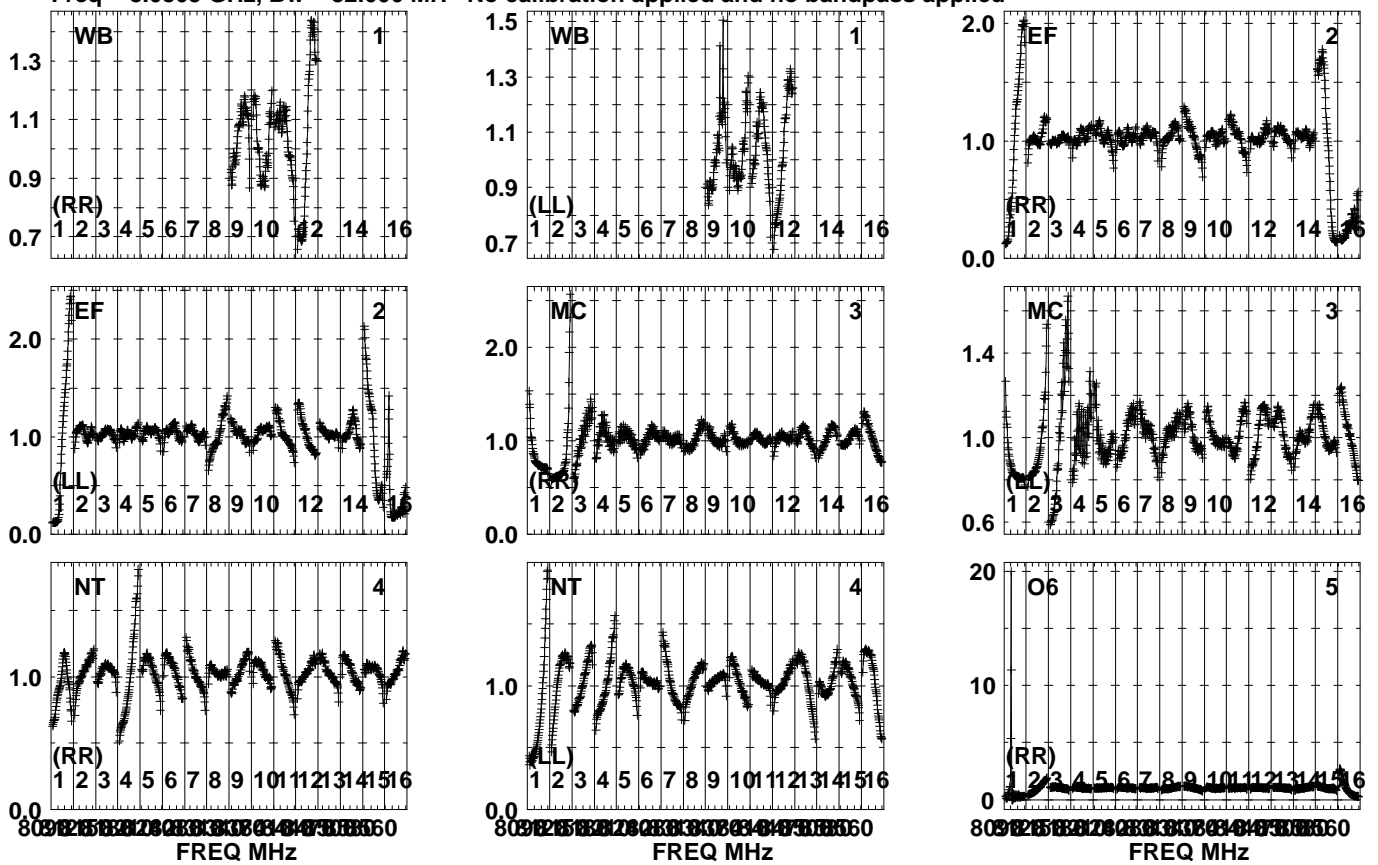


Lower frame: Real Jy
Auto-corr total-power spectrum Antenna: *
Timerange: 00/10:00:21 to 00/10:01:34

Plot file version 415 created 09-MAR-2023 11:44:02

J1923+2010 RG013E.UVDATA.1

Freq = 8.0805 GHz, Bw = 32.000 MH No calibration applied and no bandpass applied

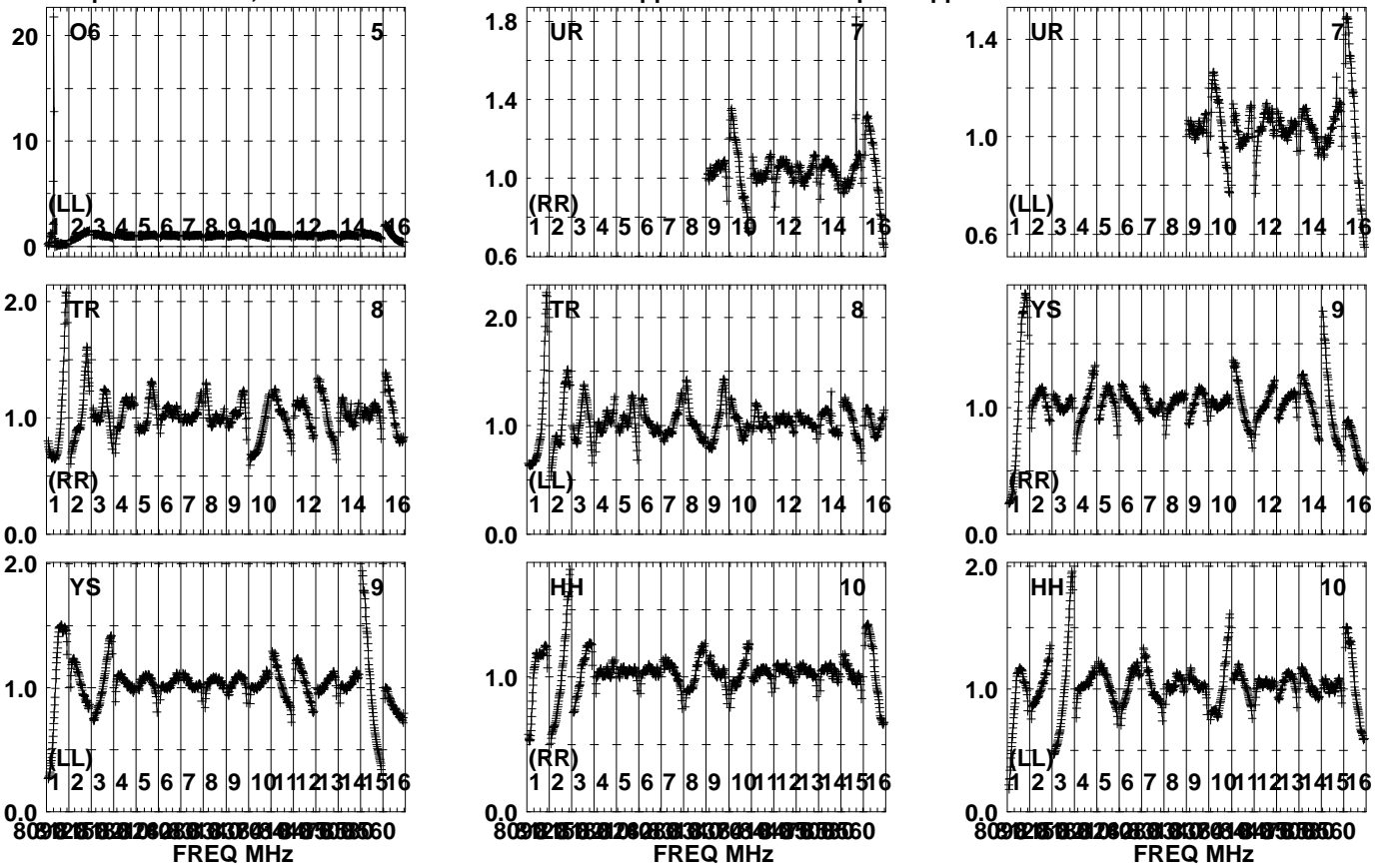


Lower frame: Real Jy
Auto-corr total-power spectrum Antenna: *
Timerange: 00/10:02:01 to 00/10:03:19

Plot file version 416 created 09-MAR-2023 11:44:02

J1923+2010 RG013E.UVDATA.1

Freq = 8.0805 GHz, Bw = 32.000 MH No calibration applied and no bandpass applied

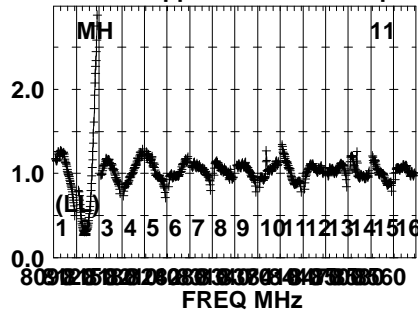
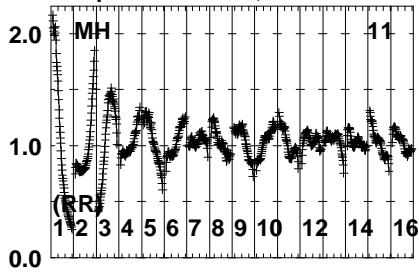


Lower frame: Real Jy
Auto-corr total-power spectrum Antenna: *
Timerange: 00/10:02:01 to 00/10:03:19

Plot file version 417 created 09-MAR-2023 11:44:03

J1923+2010 RG013E.UVDATA.1

Freq = 8.0805 GHz, Bw = 32.000 MH No calibration applied and no bandpass applied



Lower frame: Real Jy

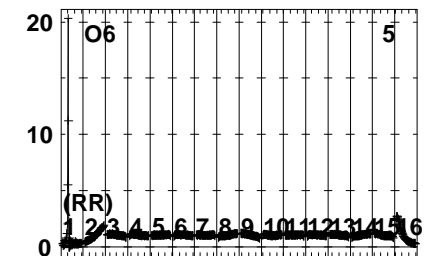
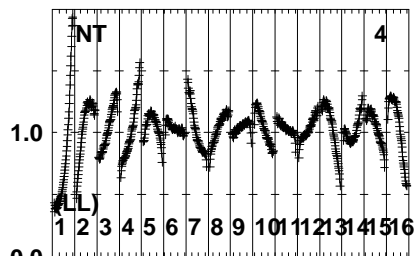
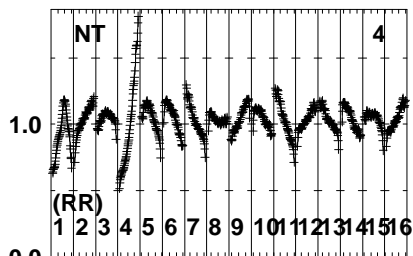
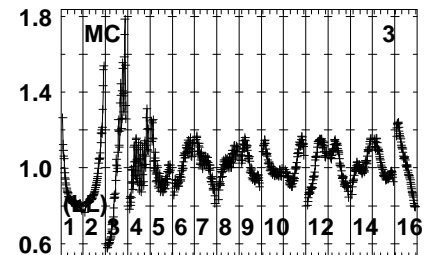
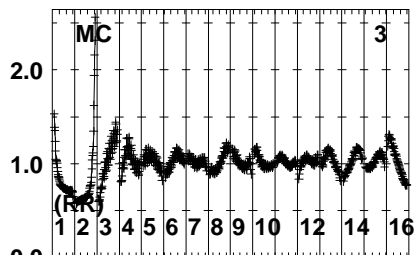
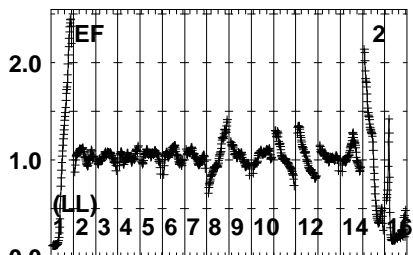
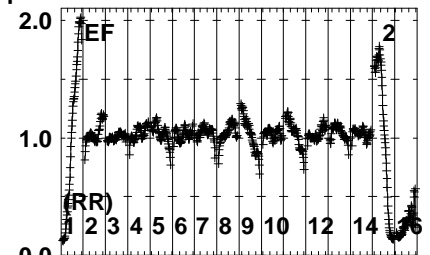
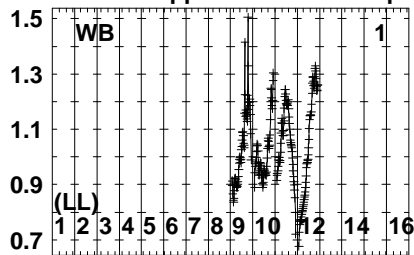
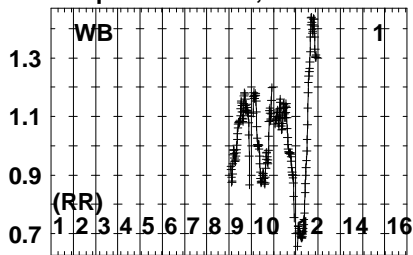
Auto-corr total-power spectrum Antenna: *

Timerange: 00/10:02:01 to 00/10:03:19

Plot file version 418 created 09-MAR-2023 11:44:03

J191142+1952 RG013E.UVDATA.1

Freq = 8.0805 GHz, Bw = 32.000 MH No calibration applied and no bandpass applied



80925830260830694938860
FREQ MHz

80925830260830694938860
FREQ MHz

80925830260830694938860
FREQ MHz

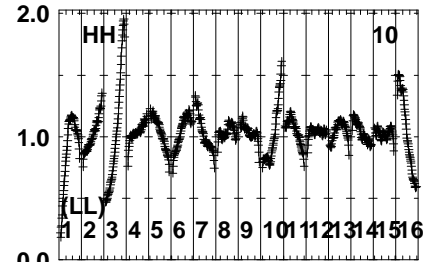
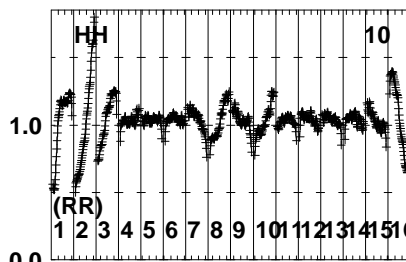
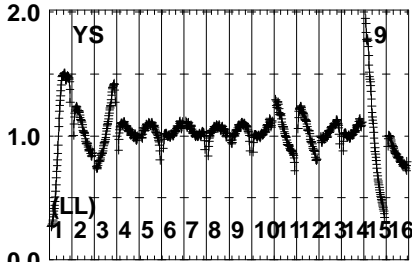
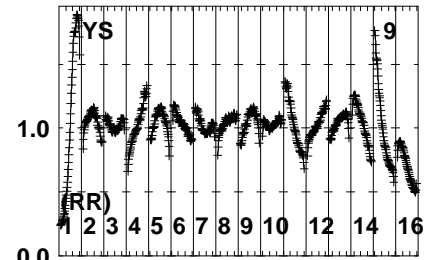
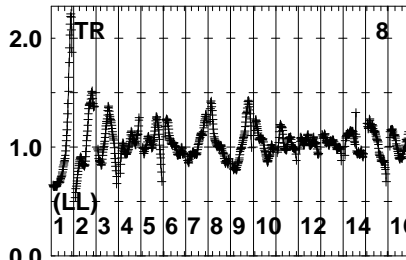
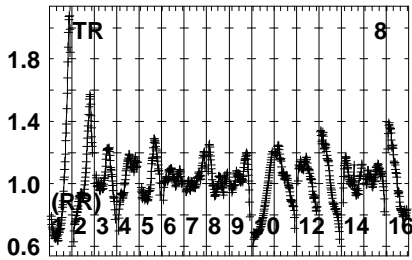
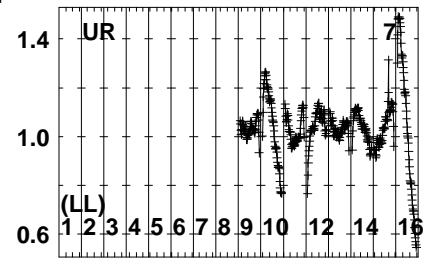
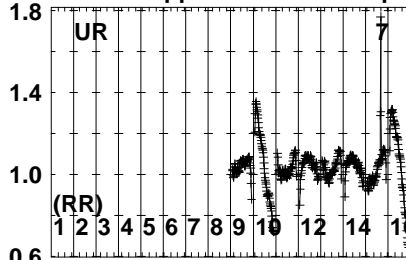
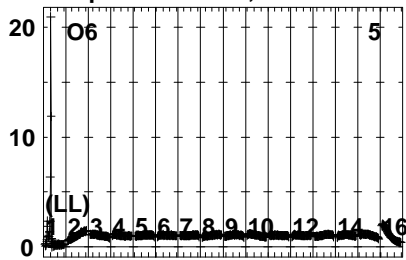
Lower frame: Real Jy
Auto-corr total-power spectrum Antenna: *
Timerange: 00/10/03:51 to 00/10/05:19

Plot file version 419 created 09-MAR-2023 11:44:03

J191142+1952 RG013E.UVDATA.1

Freq = 8.0805 GHz, Bw = 32.000 MH

No calibration applied and no bandpass applied



8091255526033033493560
FREQ MHz

8091255526033033493560
FREQ MHz

8091255526033033493560
FREQ MHz

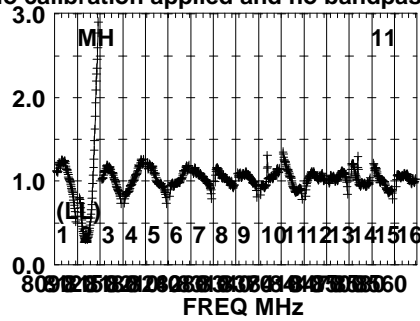
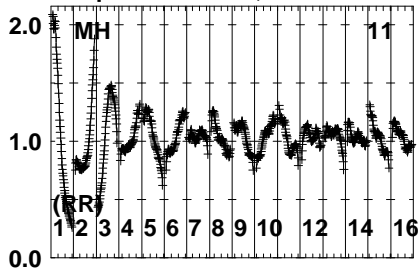
Lower frame: Real Jy
Auto-corr total-power spectrum Antenna: *
Timerange: 00/10:03:51 to 00/10:05:19

Plot file version 420 created 09-MAR-2023 11:44:03

J191142+1952 RG013E.UVDATA.1

Freq = 8.0805 GHz, Bw = 32.000 MH

No calibration applied and no bandpass applied



Lower frame: Real Jy

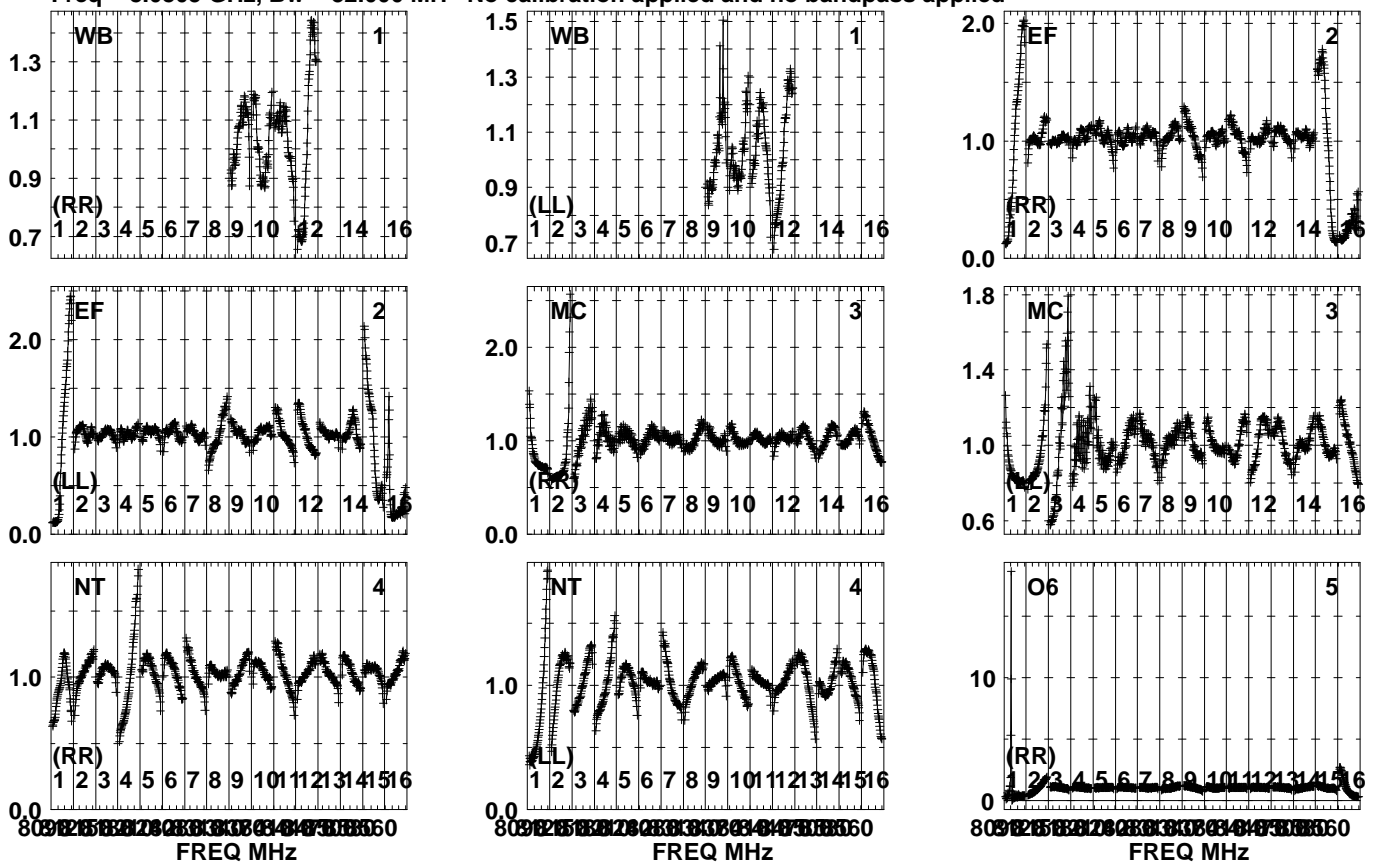
Auto-corr total-power spectrum Antenna: *

Timerange: 00/10:03:51 to 00/10:05:19

Plot file version 421 created 09-MAR-2023 11:44:03

GRB221009A RG013E.UVDATA.1

Freq = 8.0805 GHz, Bw = 32.000 MH No calibration applied and no bandpass applied

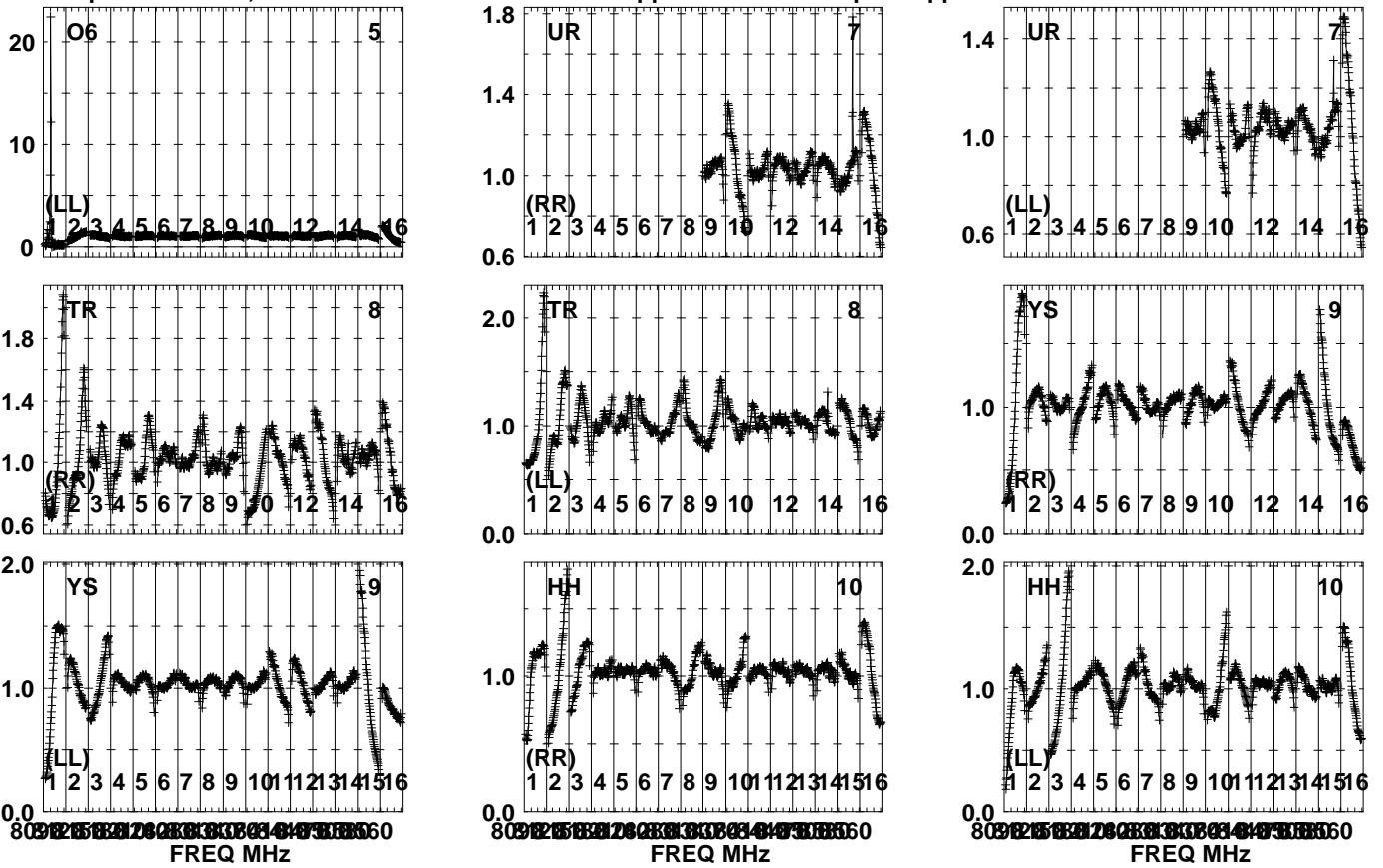


Lower frame: Real Jy
Auto-corr total-power spectrum Antenna: *
Timerange: 00/10:05:37 to 00/10:07:50

Plot file version 422 created 09-MAR-2023 11:44:03

GRB221009A RG013E.UVDATA.1

Freq = 8.0805 GHz, Bw = 32.000 MH No calibration applied and no bandpass applied



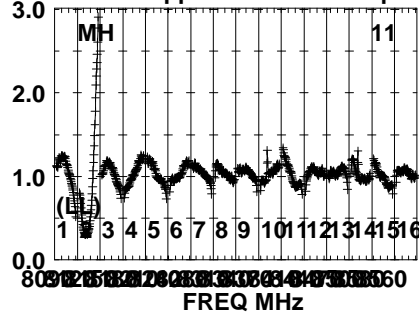
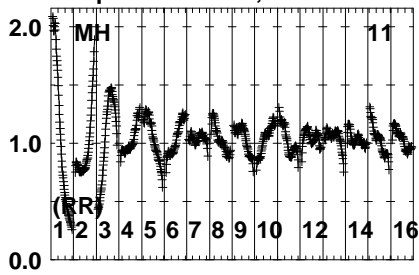
Lower frame: Real Jy
Auto-corr total-power spectrum Antenna: *
Timerange: 00/10:05:37 to 00/10:07:50

Plot file version 423 created 09-MAR-2023 11:44:03

GRB221009A RG013E.UVDATA.1

Freq = 8.0805 GHz, Bw = 32.000 MH

No calibration applied and no bandpass applied



Lower frame: Real Jy

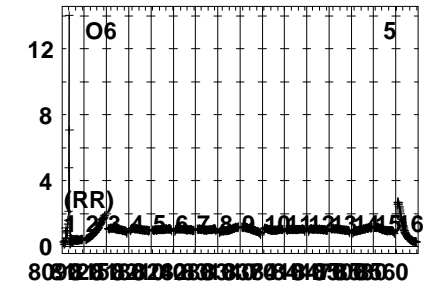
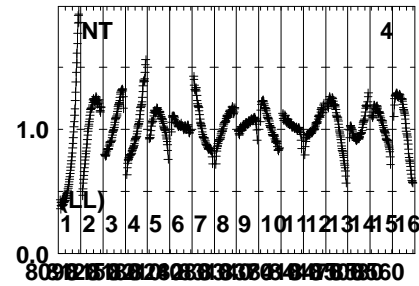
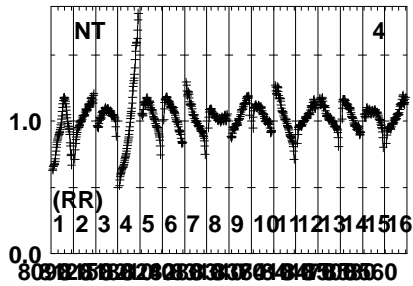
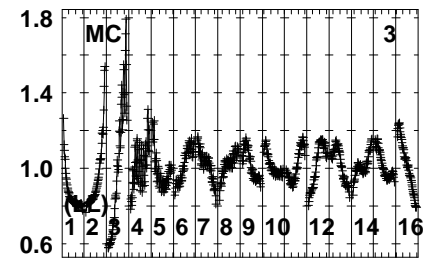
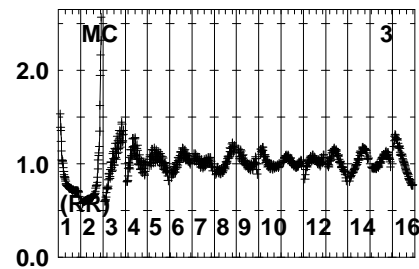
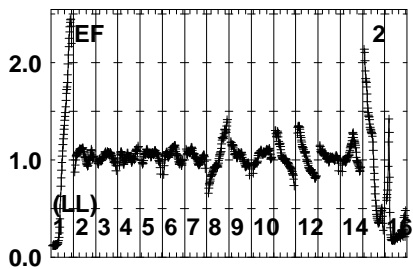
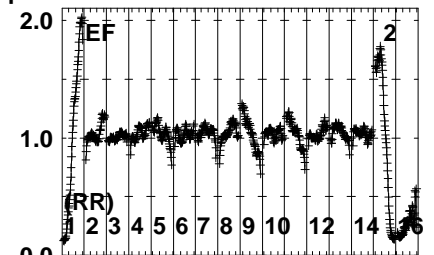
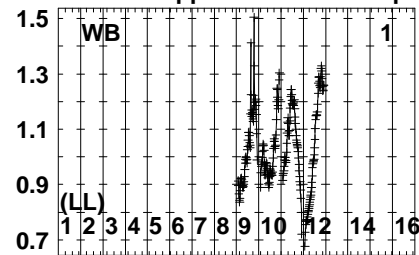
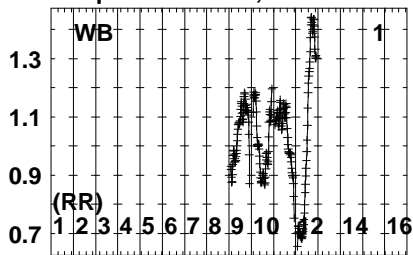
Auto-corr total-power spectrum Antenna: *

Timerange: 00/10:05:37 to 00/10:07:50

Plot file version 424 created 09-MAR-2023 11:44:03

J191142+1952 RG013E.UVDATA.1

Freq = 8.0805 GHz, Bw = 32.000 MH No calibration applied and no bandpass applied

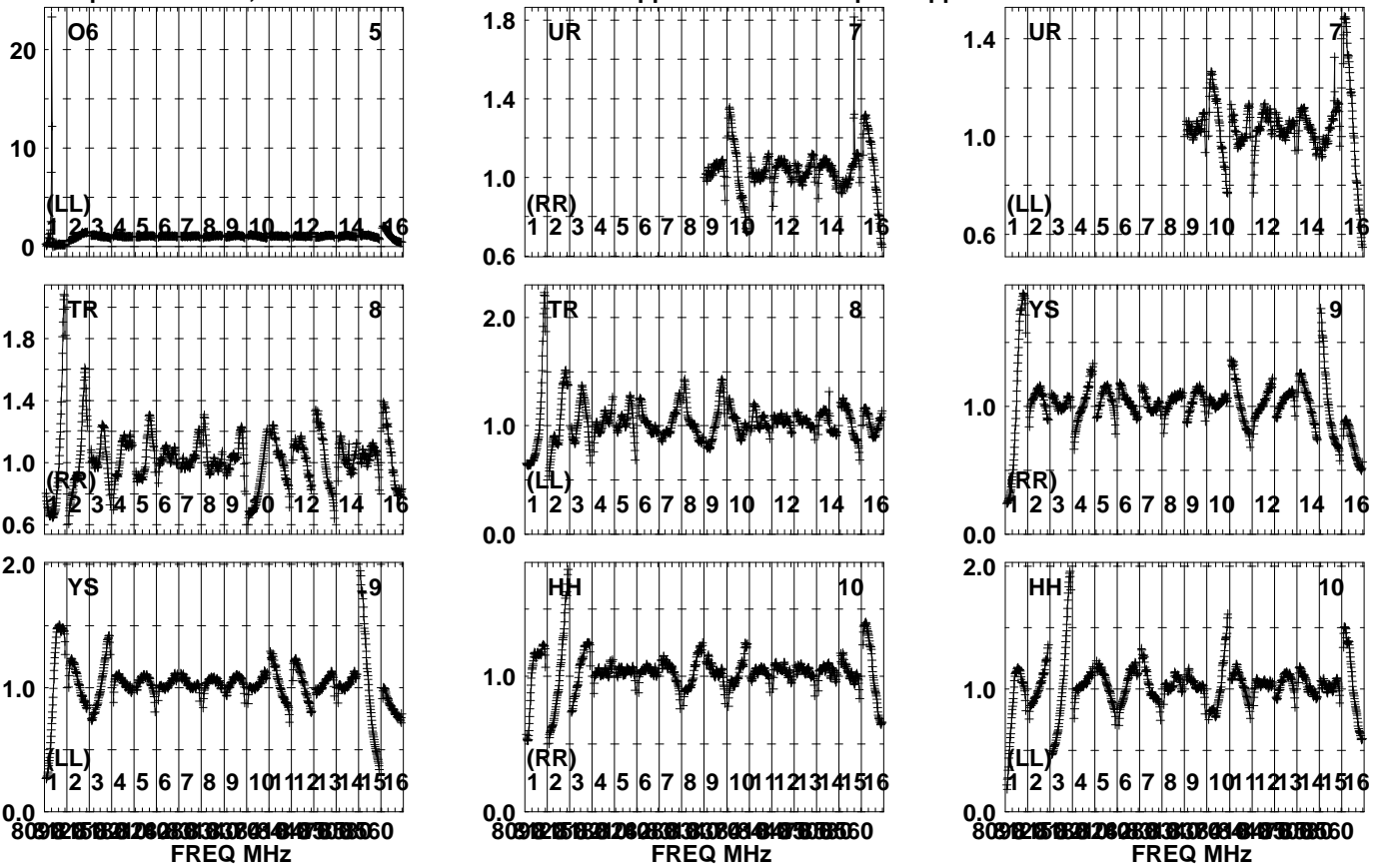


Lower frame: Real Jy
Auto-corr total-power spectrum Antenna: *
Timerange: 00/10:08:06 to 00/10:09:19

Plot file version 425 created 09-MAR-2023 11:44:04

J191142+1952 RG013E.UVDATA.1

Freq = 8.0805 GHz, Bw = 32.000 MH No calibration applied and no bandpass applied



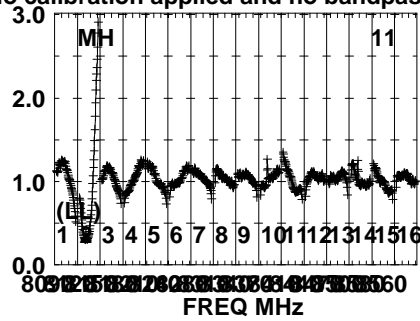
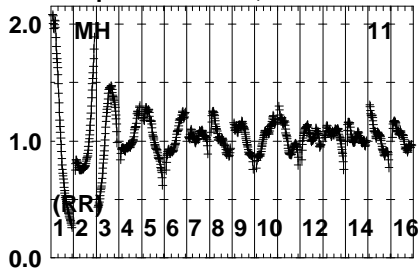
Lower frame: Real Jy
Auto-corr total-power spectrum Antenna: *
Timerange: 00/10:08:06 to 00/10:09:19

Plot file version 426 created 09-MAR-2023 11:44:04

J191142+1952 RG013E.UVDATA.1

Freq = 8.0805 GHz, Bw = 32.000 MH

No calibration applied and no bandpass applied



Lower frame: Real Jy

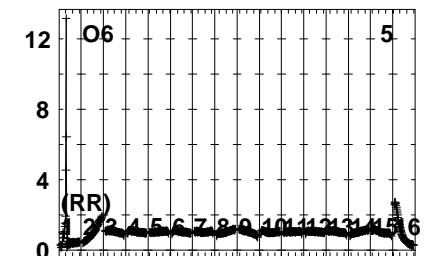
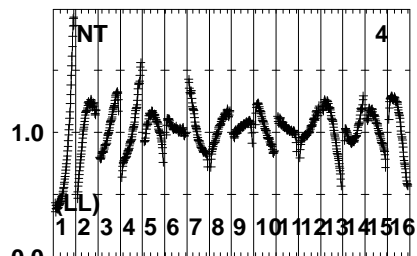
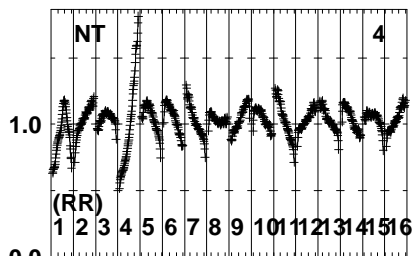
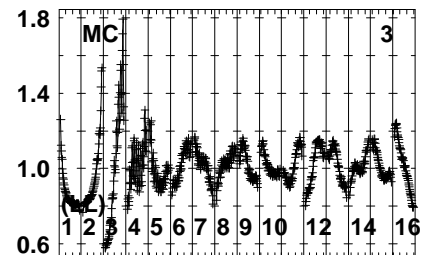
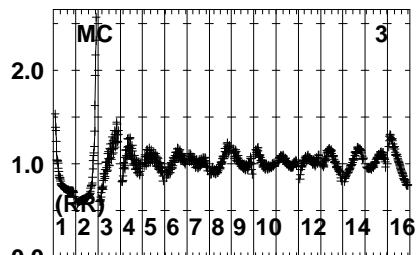
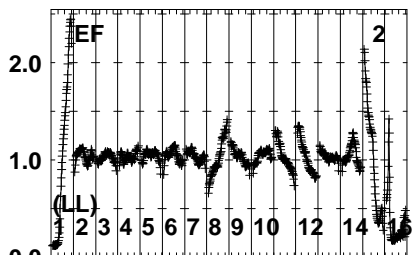
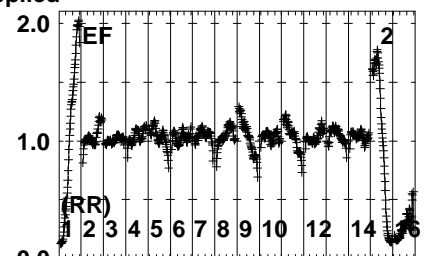
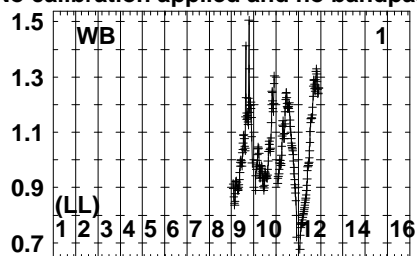
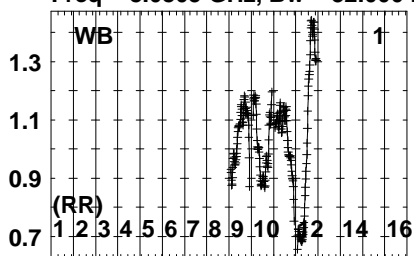
Auto-corr total-power spectrum Antenna: *

Timerange: 00/10:08:06 to 00/10:09:19

Plot file version 427 created 09-MAR-2023 11:44:04

GRB221009A RG013E.UVDATA.1

Freq = 8.0805 GHz, Bw = 32.000 MH No calibration applied and no bandpass applied



809258326283032343638404244464850
FREQ MHz

809258326283032343638404244464850
FREQ MHz

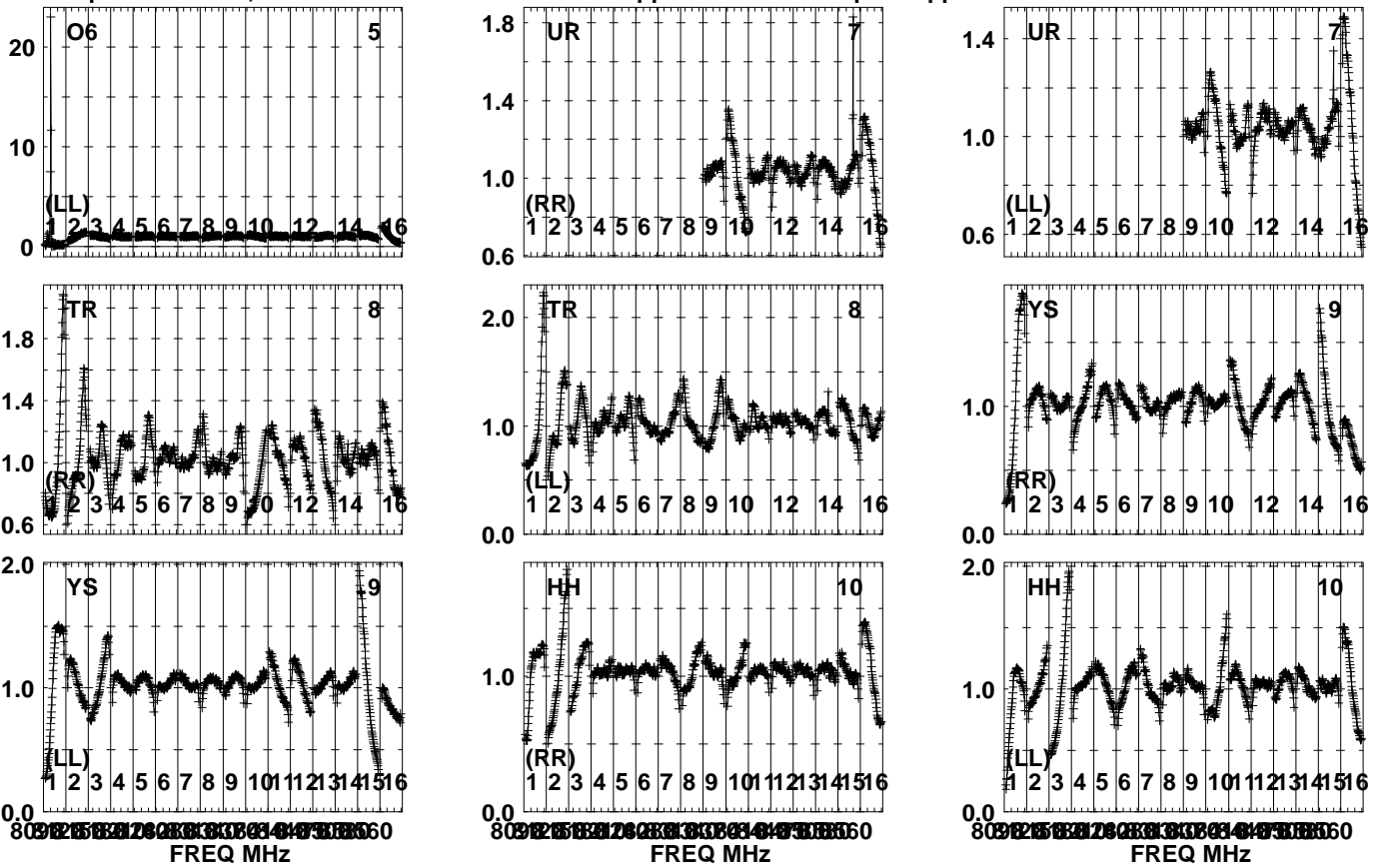
809258326283032343638404244464850
FREQ MHz

Lower frame: Real Jy
Auto-corr total-power spectrum Antenna: *
Timerange: 00/10:09:37 to 00/10:11:50

Plot file version 428 created 09-MAR-2023 11:44:04

GRB221009A RG013E.UVDATA.1

Freq = 8.0805 GHz, Bw = 32.000 MH No calibration applied and no bandpass applied



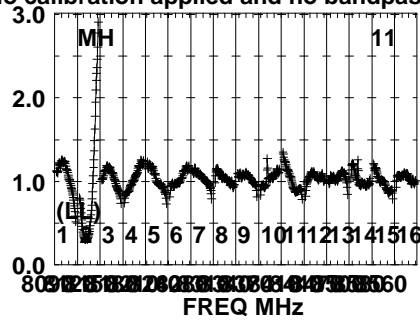
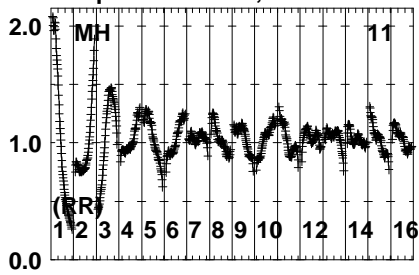
Lower frame: Real Jy
Auto-corr total-power spectrum Antenna: *
Timerange: 00/10:09:37 to 00/10:11:50

Plot file version 429 created 09-MAR-2023 11:44:04

GRB221009A RG013E.UVDATA.1

Freq = 8.0805 GHz, Bw = 32.000 MH

No calibration applied and no bandpass applied



Lower frame: Real Jy

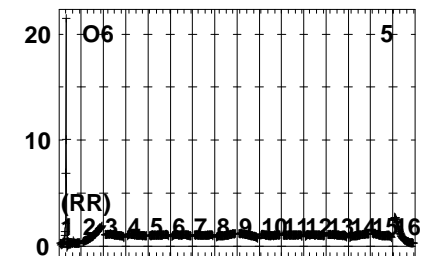
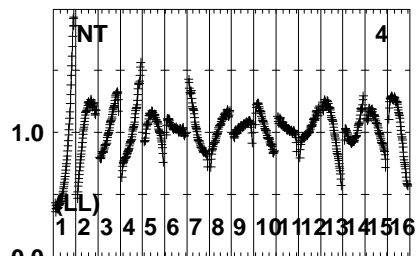
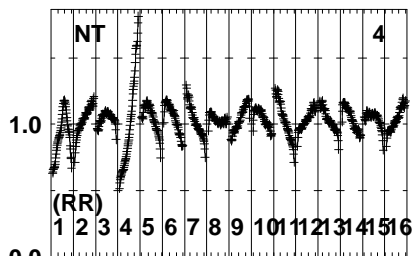
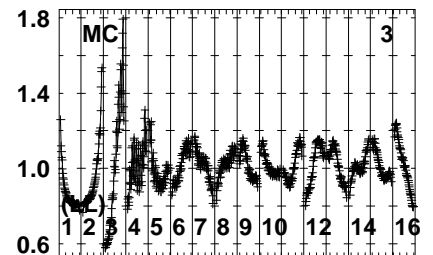
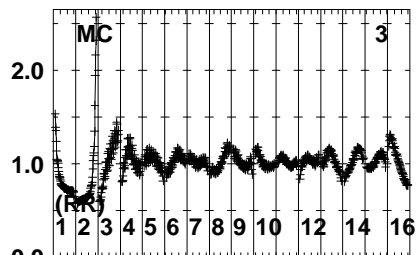
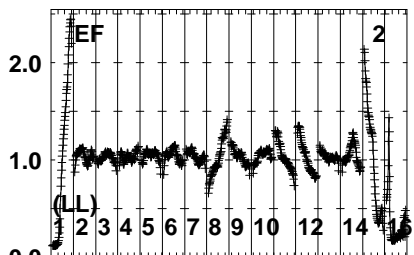
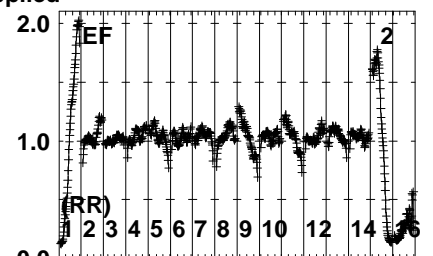
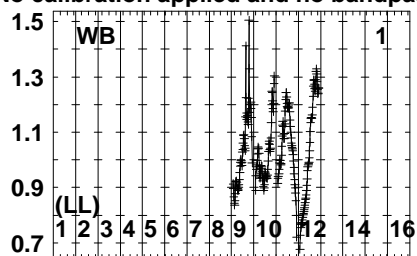
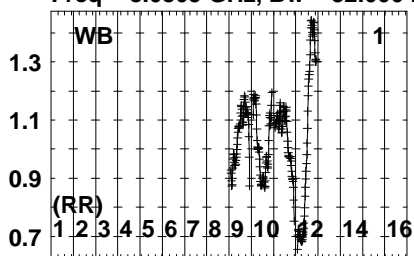
Auto-corr total-power spectrum Antenna: *

Timerange: 00/10:09:37 to 00/10:11:50

Plot file version 430 created 09-MAR-2023 11:44:04

J191142+1952 RG013E.UVDATA.1

Freq = 8.0805 GHz, Bw = 32.000 MH No calibration applied and no bandpass applied



80925830260830084938860
FREQ MHz

80925830260830084938860
FREQ MHz

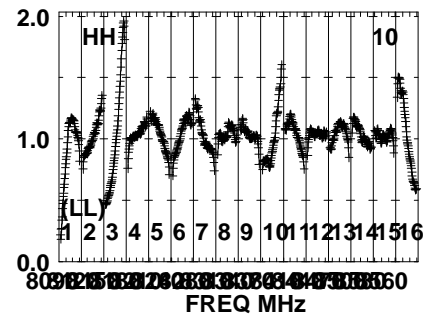
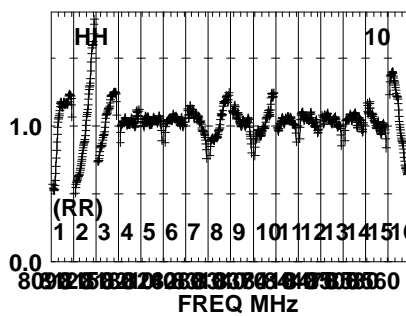
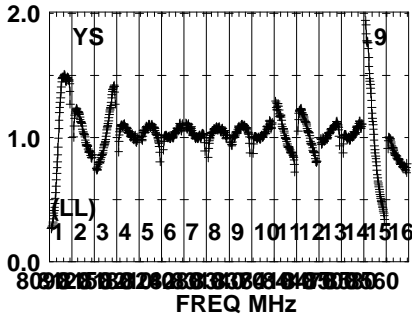
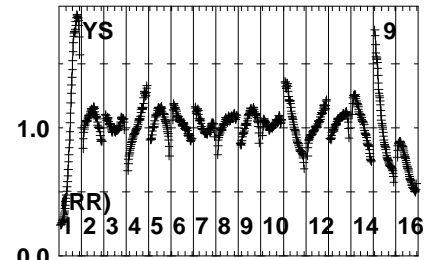
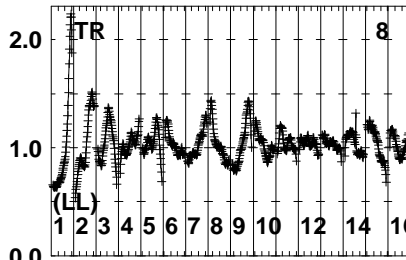
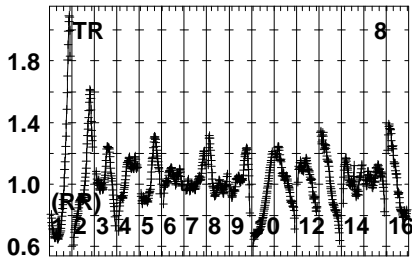
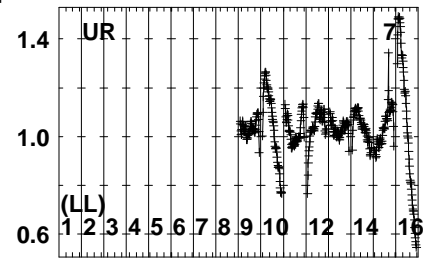
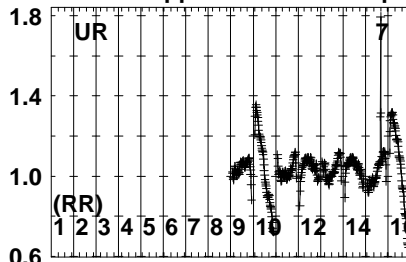
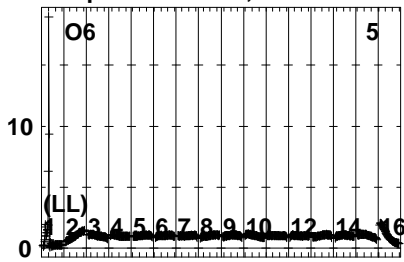
80925830260830084938860
FREQ MHz

Lower frame: Real Jy
Auto-corr total-power spectrum Antenna: *
Timerange: 00/10:12:06 to 00/10:13:19

Plot file version 431 created 09-MAR-2023 11:44:04

J191142+1952 RG013E.UVDATA.1

Freq = 8.0805 GHz, Bw = 32.000 MH No calibration applied and no bandpass applied



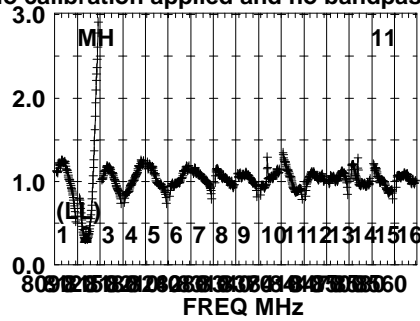
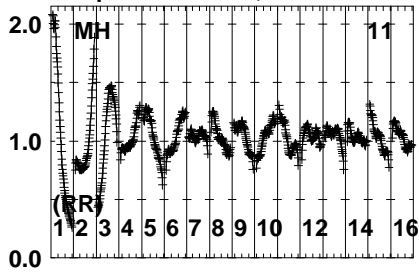
Lower frame: Real Jy
Auto-corr total-power spectrum Antenna: *
Timerange: 00/10:12:06 to 00/10:13:19

Plot file version 432 created 09-MAR-2023 11:44:05

J191142+1952 RG013E.UVDATA.1

Freq = 8.0805 GHz, Bw = 32.000 MH

No calibration applied and no bandpass applied



Lower frame: Real Jy

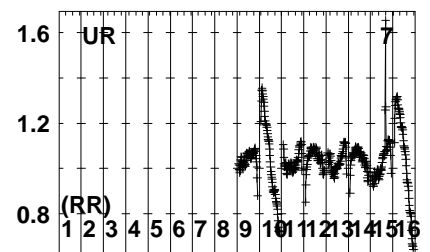
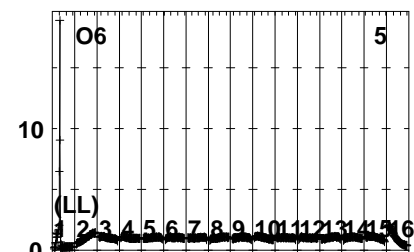
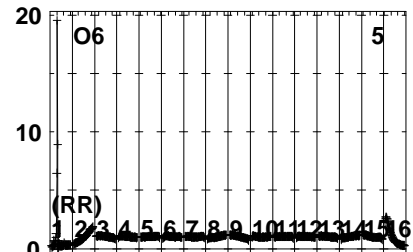
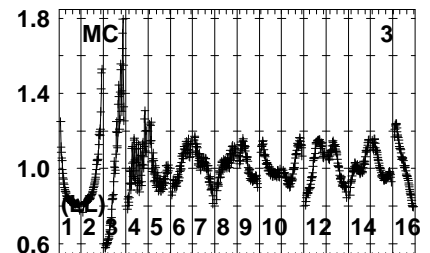
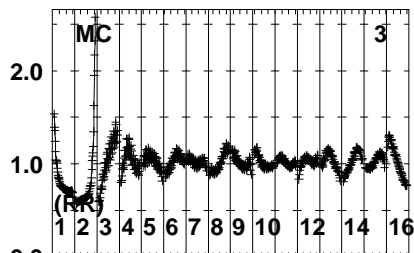
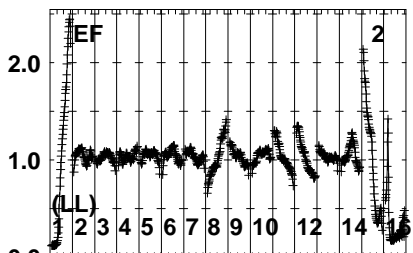
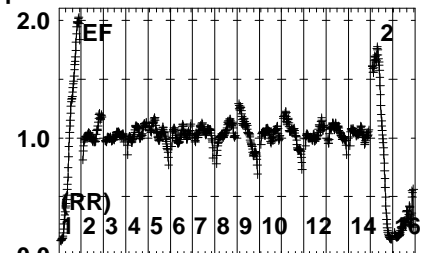
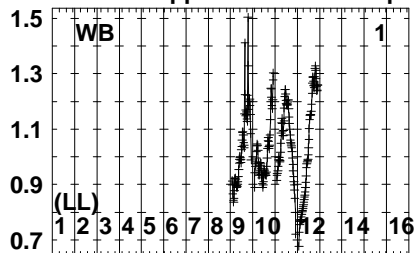
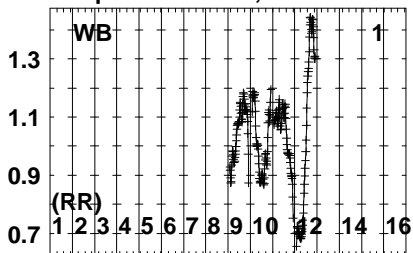
Auto-corr total-power spectrum Antenna: *

Timerange: 00/10:12:06 to 00/10:13:19

Plot file version 433 created 09-MAR-2023 11:44:05

J191249+1940 RG013E.UVDATA.1

Freq = 8.0805 GHz, Bw = 32.000 MH No calibration applied and no bandpass applied



809125839126088300894938860
FREQ MHz

809125839126088300894938860
FREQ MHz

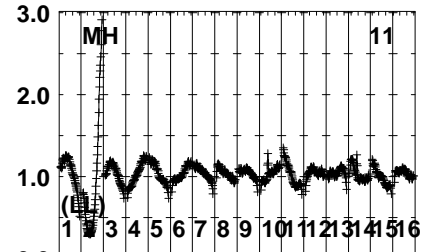
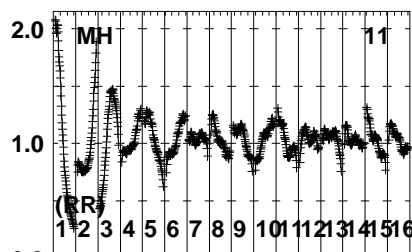
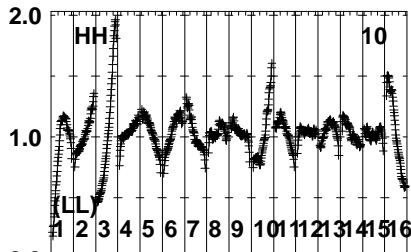
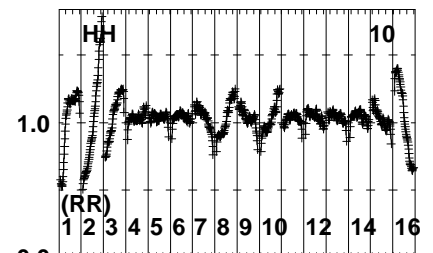
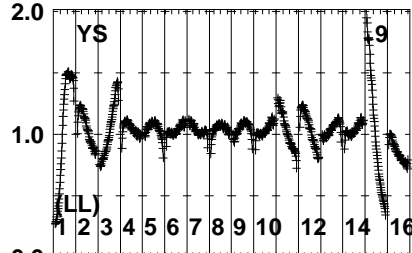
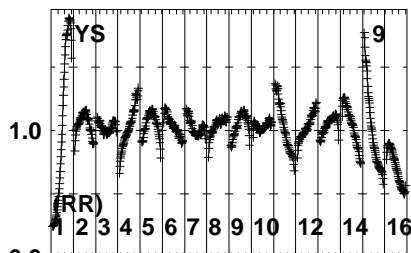
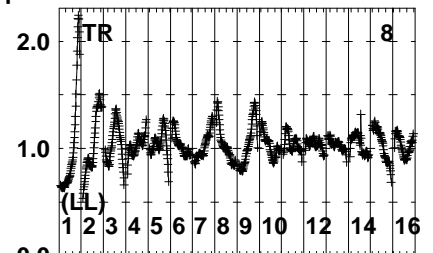
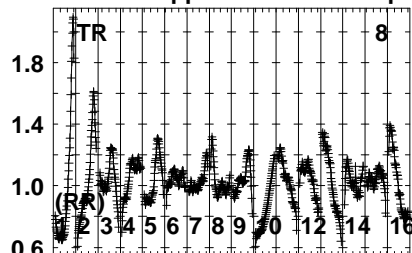
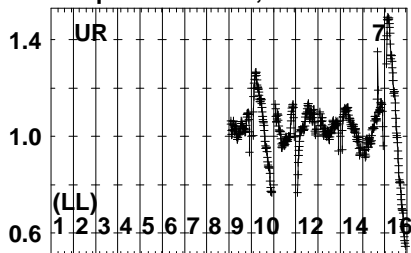
809125839126088300894938860
FREQ MHz

Lower frame: Real Jy
Auto-corr total-power spectrum Antenna: *
Timerange: 00/10:13:36 to 00/10:14:54

Plot file version 434 created 09-MAR-2023 11:44:05

J191249+1940 RG013E.UVDATA.1

Freq = 8.0805 GHz, Bw = 32.000 MH No calibration applied and no bandpass applied



80925830260830694938860

FREQ MHz

Lower frame: Real Jy
Auto-corr total-power spectrum Antenna: *
Timerange: 00/10:13:36 to 00/10:14:54

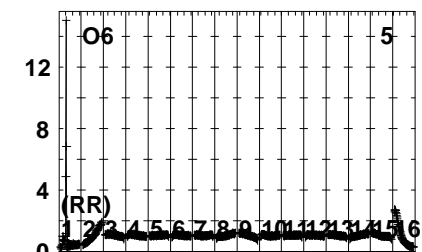
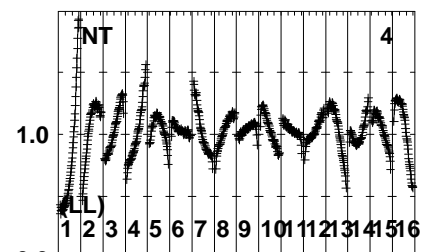
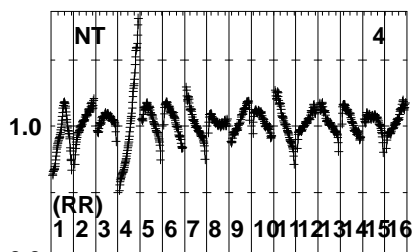
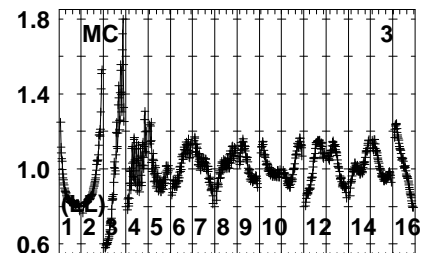
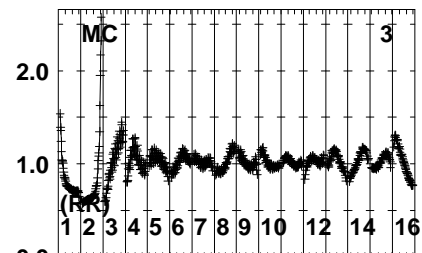
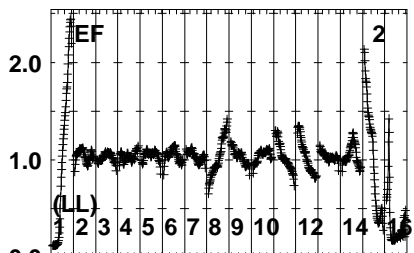
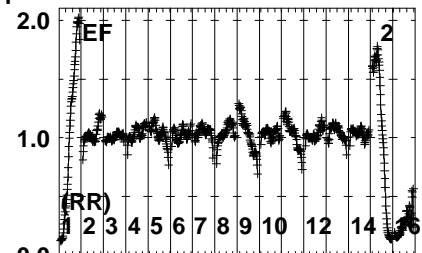
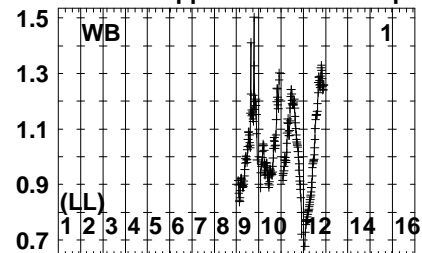
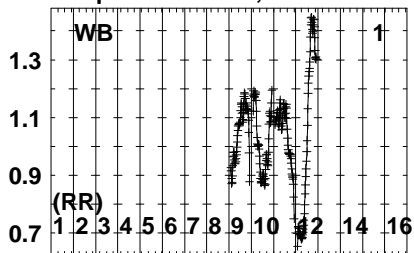
FREQ MHz

FREQ MHz

Plot file version 435 created 09-MAR-2023 11:44:05

J191142+1952 RG013E.UVDATA.1

Freq = 8.0805 GHz, Bw = 32.000 MH No calibration applied and no bandpass applied



809258326283032343638404244464850

809258326283032343638404244464850

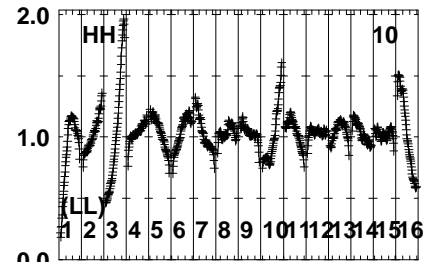
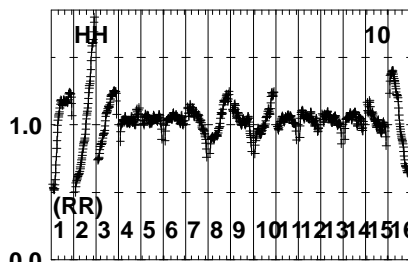
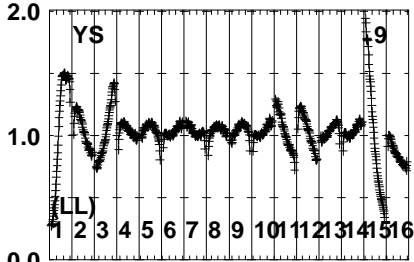
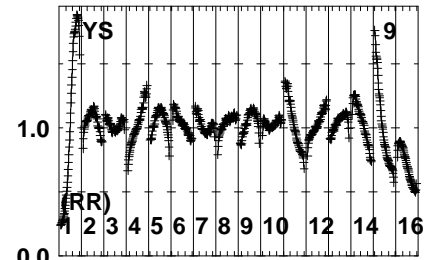
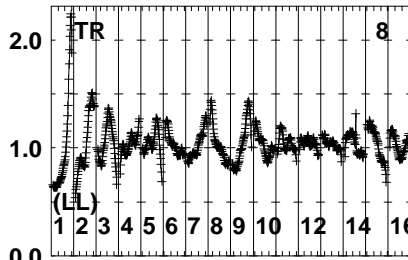
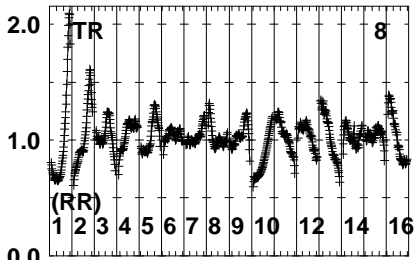
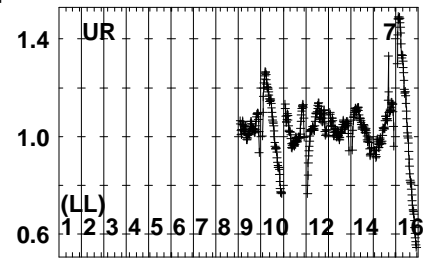
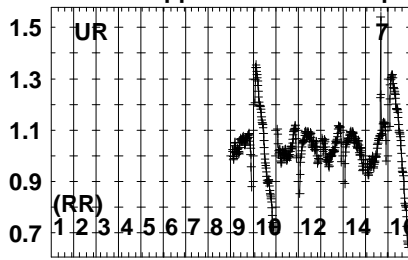
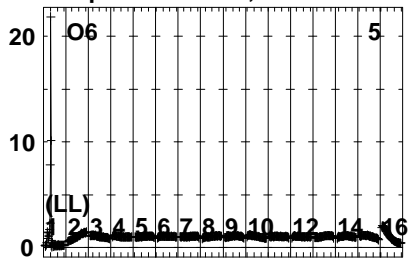
809258326283032343638404244464850

FREQ MHz
Lower frame: Real Jy
Auto-corr total-power spectrum Antenna: *
Timerange: 00/10:15:12 to 00/10:16:40

Plot file version 436 created 09-MAR-2023 11:44:05

J191142+1952 RG013E.UVDATA.1

Freq = 8.0805 GHz, Bw = 32.000 MH No calibration applied and no bandpass applied



8091255526083303493560
FREQ MHz

8091255526083303493560
FREQ MHz

8091255526083303493560
FREQ MHz

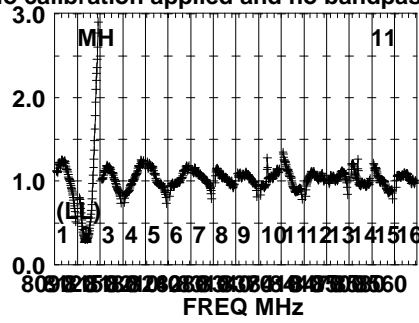
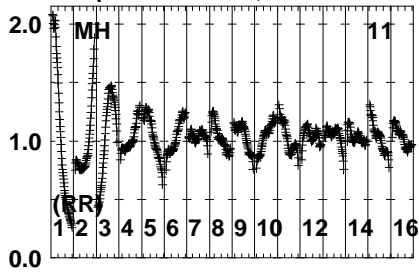
Lower frame: Real Jy
Auto-corr total-power spectrum Antenna: *
Timerange: 00/10:15:12 to 00/10:16:40

Plot file version 437 created 09-MAR-2023 11:44:05

J191142+1952 RG013E.UVDATA.1

Freq = 8.0805 GHz, Bw = 32.000 MH

No calibration applied and no bandpass applied



Lower frame: Real Jy

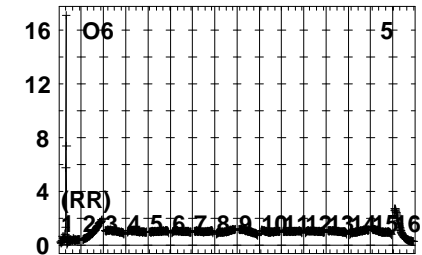
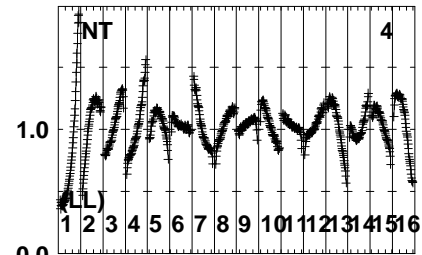
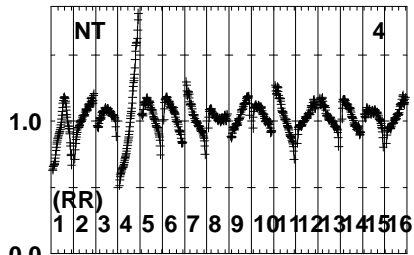
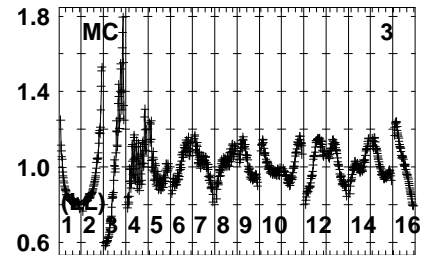
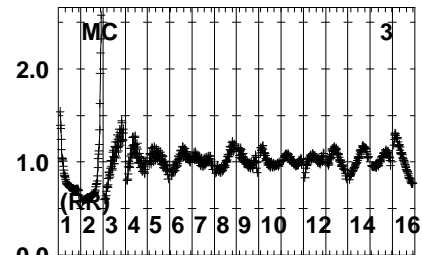
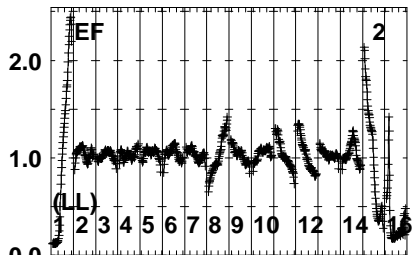
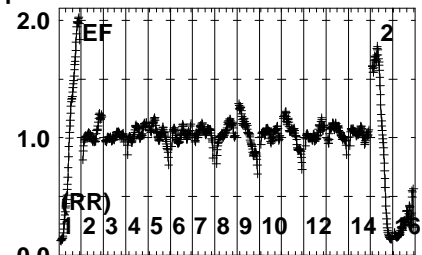
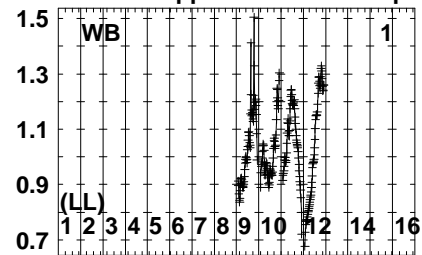
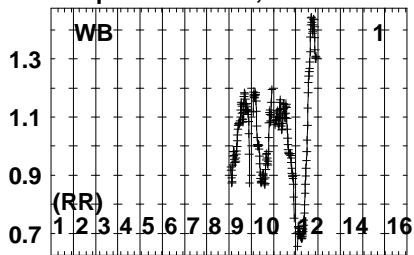
Auto-corr total-power spectrum Antenna: *

Timerange: 00/10:15:12 to 00/10:16:40

Plot file version 438 created 09-MAR-2023 11:44:05

GRB221009A RG013E.UVDATA.1

Freq = 8.0805 GHz, Bw = 32.000 MH No calibration applied and no bandpass applied



80 92 104 116 128 140 152 164 176 188 200 212 224 236 248 260

80 92 104 116 128 140 152 164 176 188 200 212 224 236 248 260

80 92 104 116 128 140 152 164 176 188 200 212 224 236 248 260

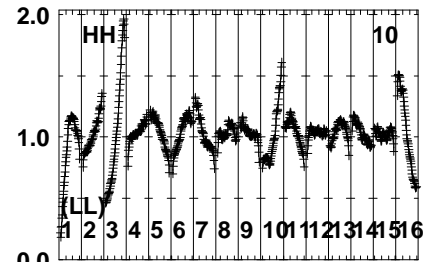
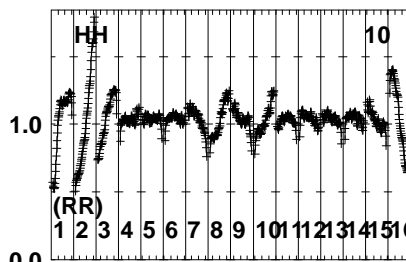
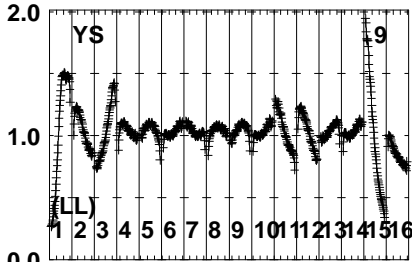
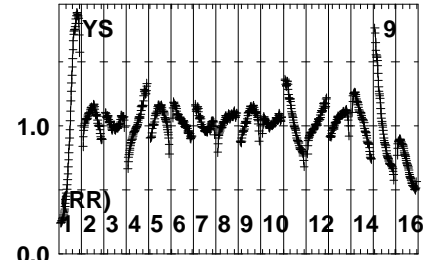
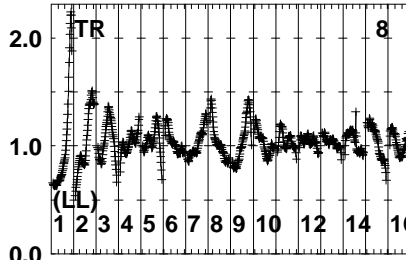
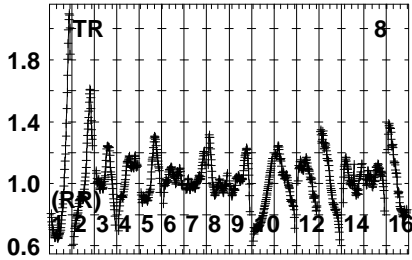
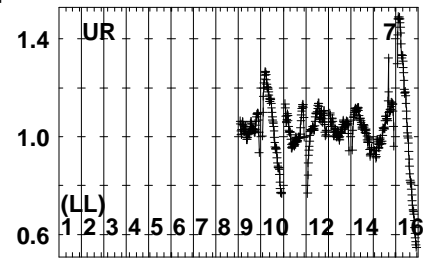
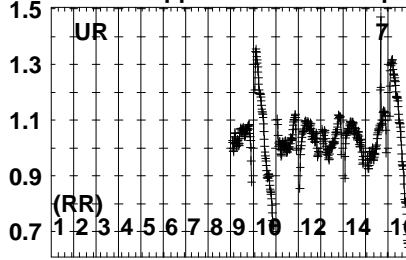
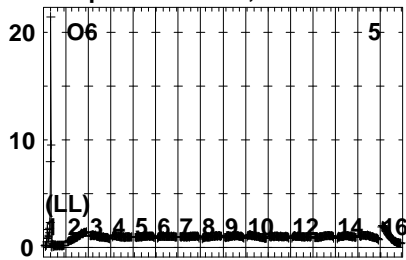
Lower frame: Real Jy
Auto-corr total-power spectrum Antenna: *
Timerange: 00/10:16:56 to 00/10:19:09

Plot file version 439 created 09-MAR-2023 11:44:06

GRB221009A RG013E.UVDATA.1

Freq = 8.0805 GHz, Bw = 32.000 MH

No calibration applied and no bandpass applied



809 25 55 76 26 28 33 35 38 44 53 56 60
FREQ MHz

809 25 55 76 26 28 33 35 38 44 53 56 60
FREQ MHz

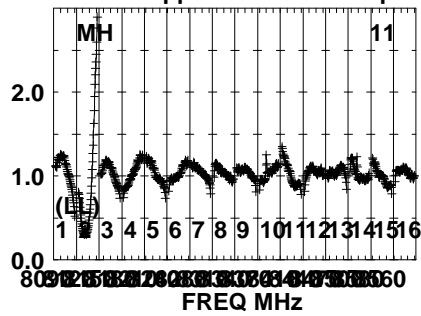
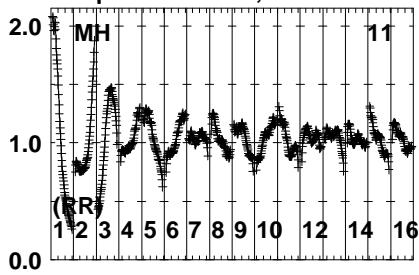
809 25 55 76 26 28 33 35 38 44 53 56 60
FREQ MHz

Lower frame: Real Jy
Auto-corr total-power spectrum Antenna: *
Timerange: 00/10:16:56 to 00/10:19:09

Plot file version 440 created 09-MAR-2023 11:44:06

GRB221009A RG013E.UVDATA.1

Freq = 8.0805 GHz, Bw = 32.000 MH No calibration applied and no bandpass applied



Lower frame: Real Jy

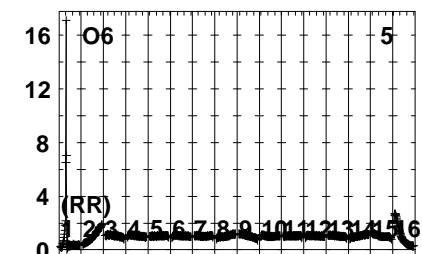
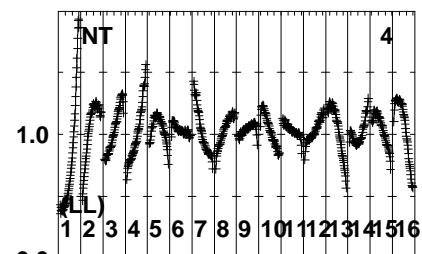
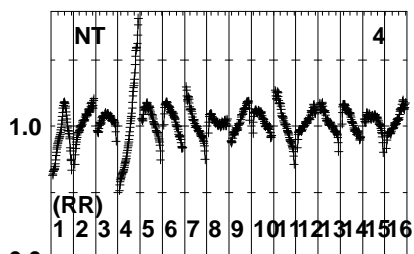
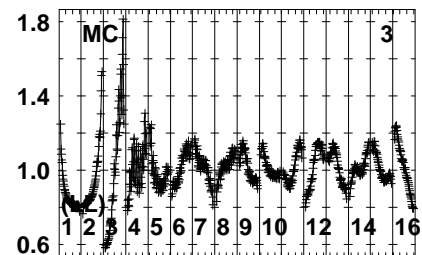
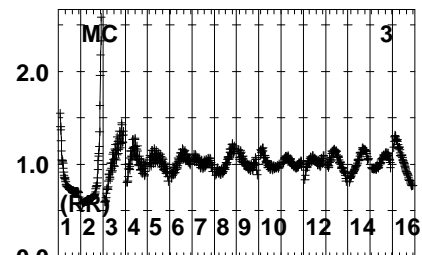
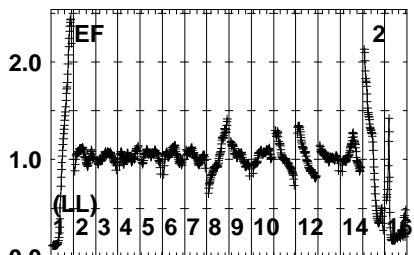
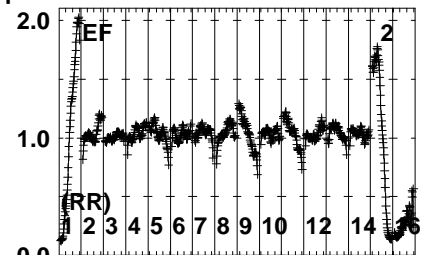
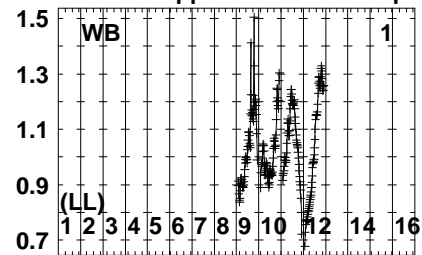
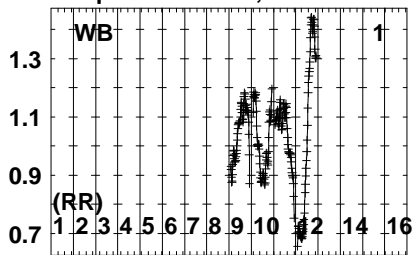
Auto-corr total-power spectrum Antenna: *

Timerange: 00/10:16:56 to 00/10:19:09

Plot file version 441 created 09-MAR-2023 11:44:06

J191142+1952 RG013E.UVDATA.1

Freq = 8.0805 GHz, Bw = 32.000 MH No calibration applied and no bandpass applied



80 92 104 116 128 140 152 164 176 188 200 212 224 236 248 260

80 92 104 116 128 140 152 164 176 188 200 212 224 236 248 260

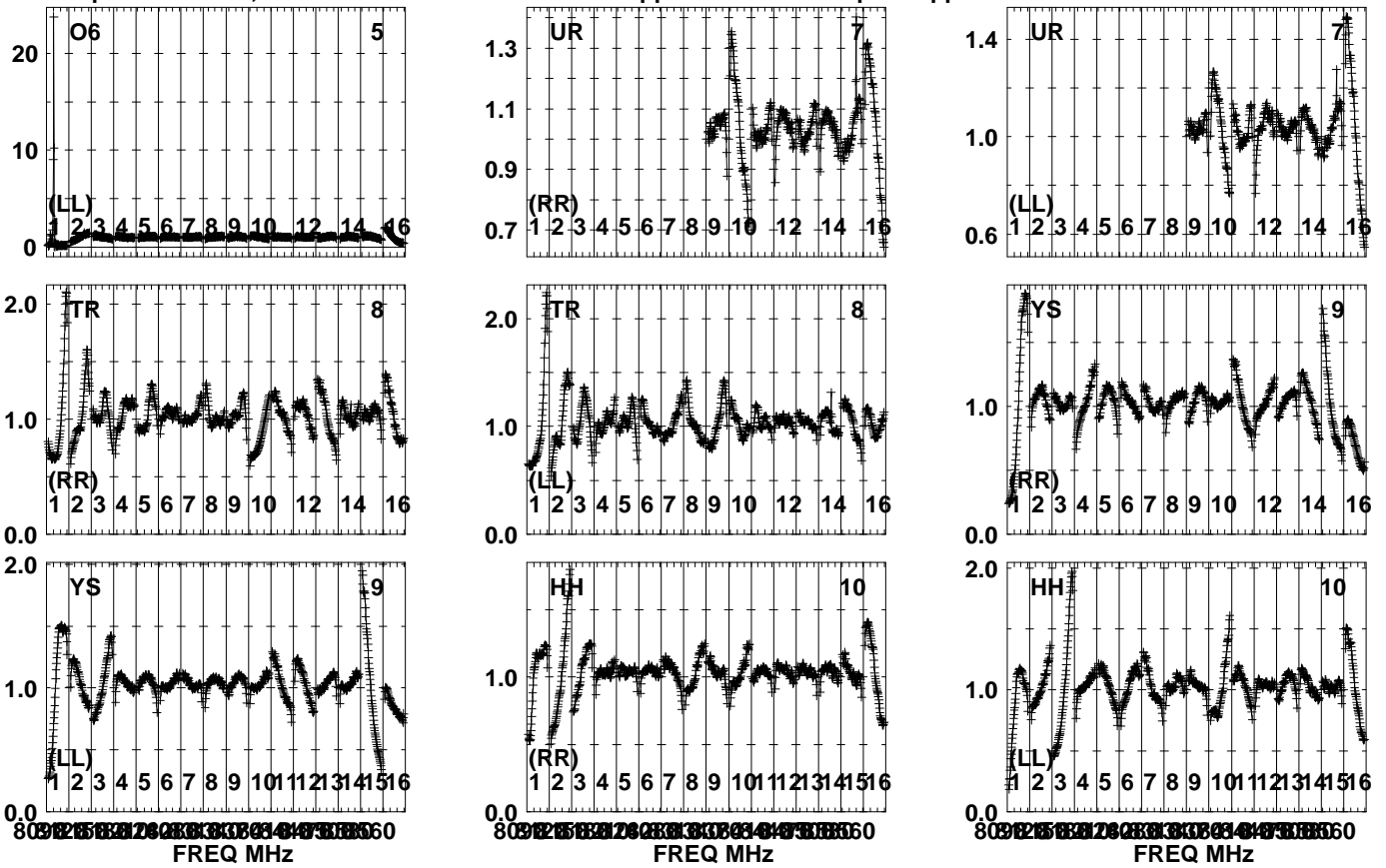
80 92 104 116 128 140 152 164 176 188 200 212 224 236 248 260

FREQ MHz
Lower frame: Real Jy
Auto-corr total-power spectrum Antenna: *
Timerange: 00/10:19:27 to 00/10:20:39

Plot file version 442 created 09-MAR-2023 11:44:06

J191142+1952 RG013E.UVDATA.1

Freq = 8.0805 GHz, Bw = 32.000 MH No calibration applied and no bandpass applied



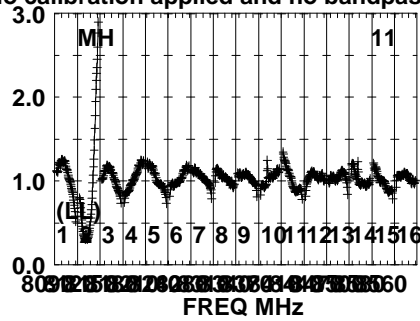
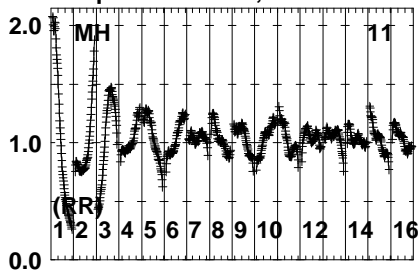
Lower frame: Real Jy
Auto-corr total-power spectrum Antenna: *
Timerange: 00/10:19:27 to 00/10:20:39

Plot file version 443 created 09-MAR-2023 11:44:06

J191142+1952 RG013E.UVDATA.1

Freq = 8.0805 GHz, Bw = 32.000 MH

No calibration applied and no bandpass applied



Lower frame: Real Jy

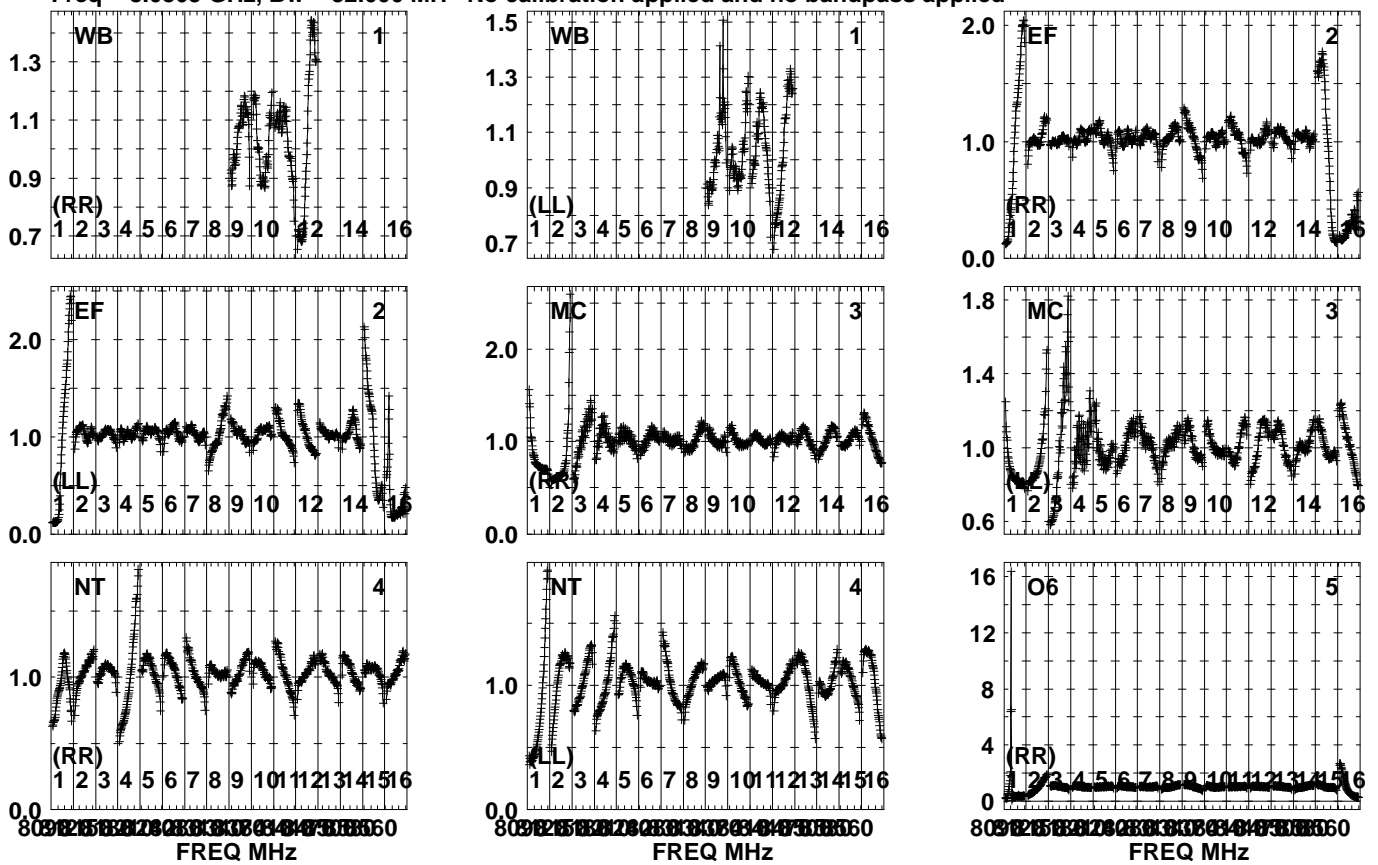
Auto-corr total-power spectrum Antenna: *

Timerange: 00/10:19:27 to 00/10:20:39

Plot file version 444 created 09-MAR-2023 11:44:06

GRB221009A RG013E.UVDATA.1

Freq = 8.0805 GHz, Bw = 32.000 MH No calibration applied and no bandpass applied

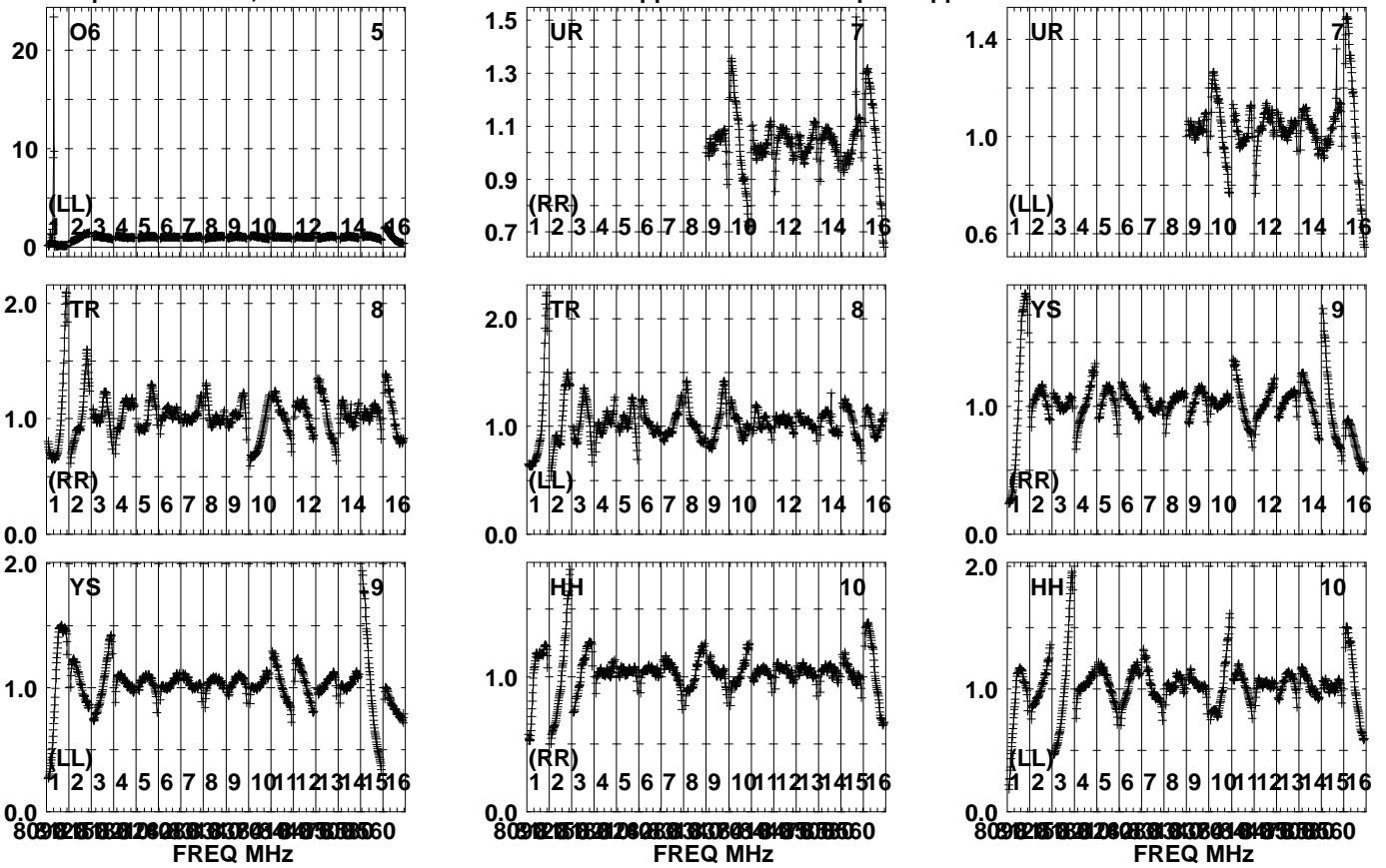


Lower frame: Real Jy
Auto-corr total-power spectrum Antenna: *
Timerange: 00/10:20:56 to 00/10:23:10

Plot file version 445 created 09-MAR-2023 11:44:06

GRB221009A RG013E.UVDATA.1

Freq = 8.0805 GHz, Bw = 32.000 MH No calibration applied and no bandpass applied



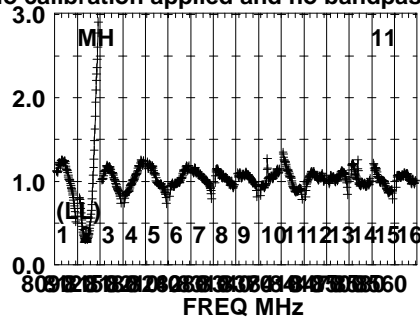
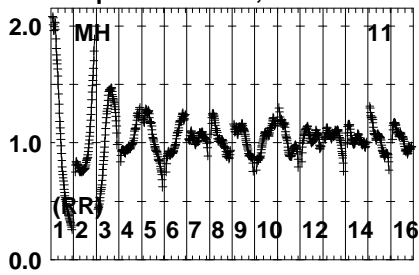
Lower frame: Real Jy
Auto-corr total-power spectrum Antenna: *
Timerange: 00/10:20:56 to 00/10:23:10

Plot file version 446 created 09-MAR-2023 11:44:07

GRB221009A RG013E.UVDATA.1

Freq = 8.0805 GHz, Bw = 32.000 MH

No calibration applied and no bandpass applied



Lower frame: Real Jy

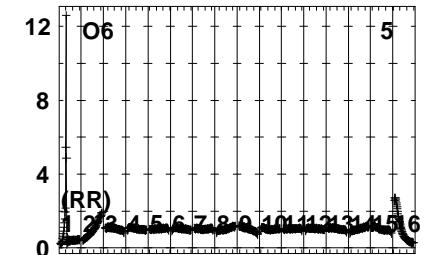
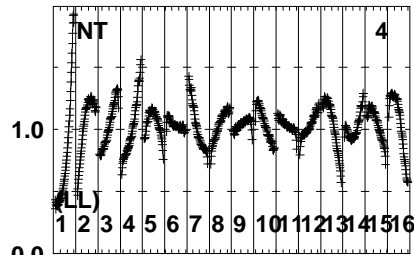
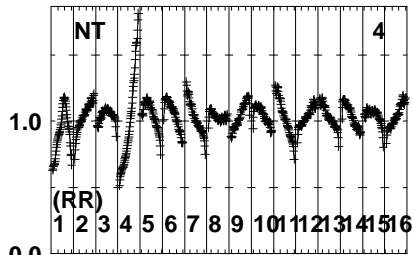
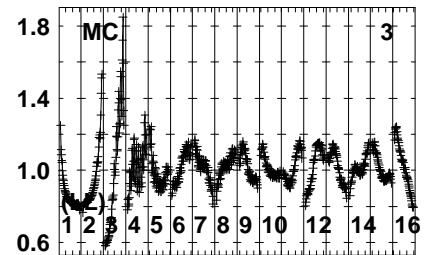
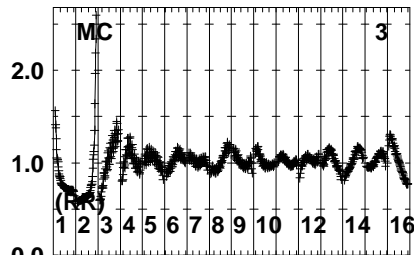
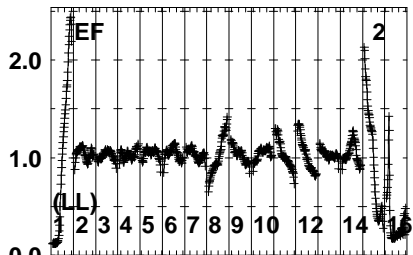
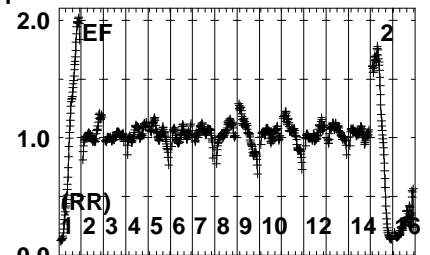
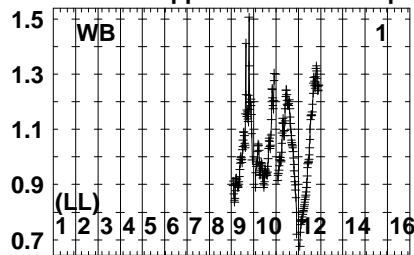
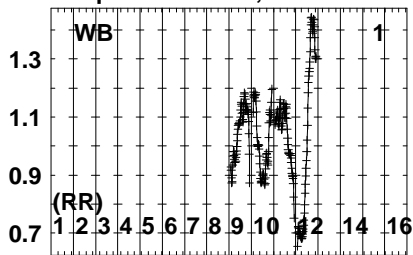
Auto-corr total-power spectrum Antenna: *

Timerange: 00/10:20:56 to 00/10:23:10

Plot file version 447 created 09-MAR-2023 11:44:07

J191142+1952 RG013E.UVDATA.1

Freq = 8.0805 GHz, Bw = 32.000 MH No calibration applied and no bandpass applied



809258326283032343638404244464850
FREQ MHz

809258326283032343638404244464850
FREQ MHz

809258326283032343638404244464850
FREQ MHz

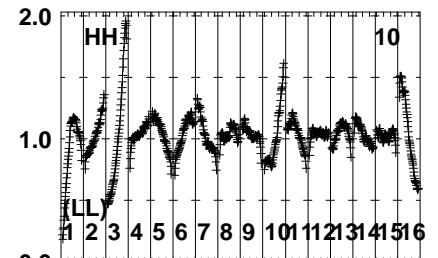
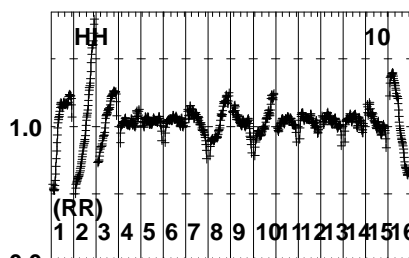
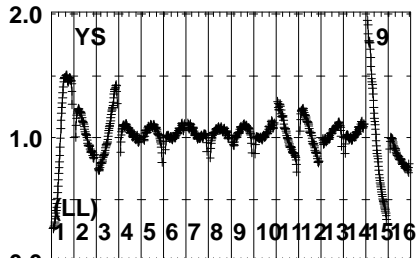
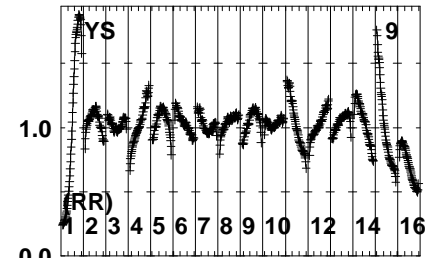
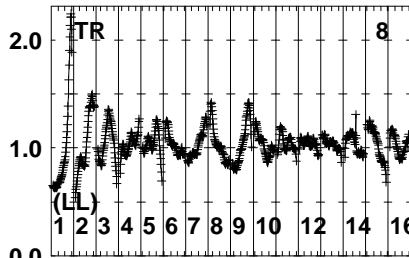
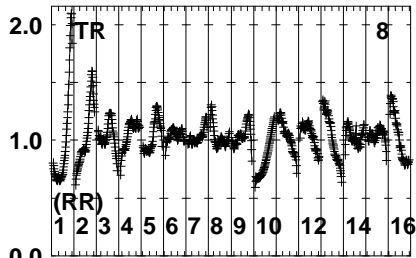
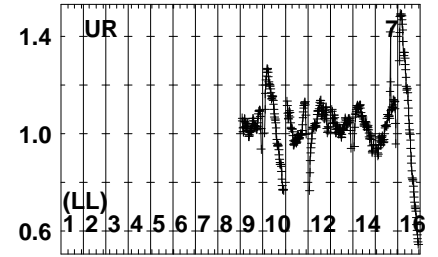
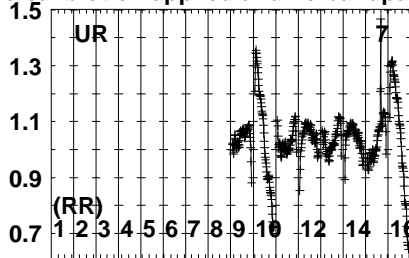
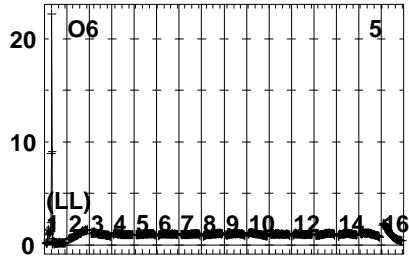
Lower frame: Real Jy
Auto-corr total-power spectrum Antenna: *
Timerange: 00/10:23:27 to 00/10:24:40

Plot file version 448 created 09-MAR-2023 11:44:07

J191142+1952 RG013E.UVDATA.1

Freq = 8.0805 GHz, Bw = 32.000 MH

No calibration applied and no bandpass applied



8091255926083063493860
FREQ MHz

8091255926083063493860
FREQ MHz

8091255926083063493860
FREQ MHz

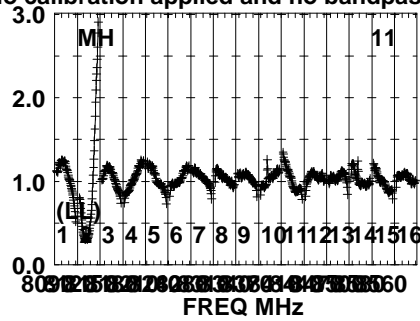
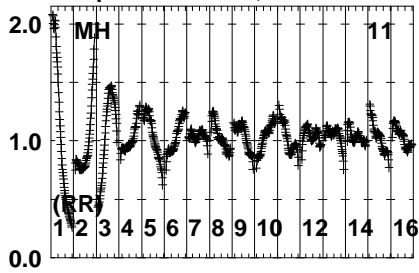
Lower frame: Real Jy
Auto-corr total-power spectrum Antenna: *
Timerange: 00/10:23:27 to 00/10:24:40

Plot file version 449 created 09-MAR-2023 11:44:07

J191142+1952 RG013E.UVDATA.1

Freq = 8.0805 GHz, Bw = 32.000 MH

No calibration applied and no bandpass applied



Lower frame: Real Jy

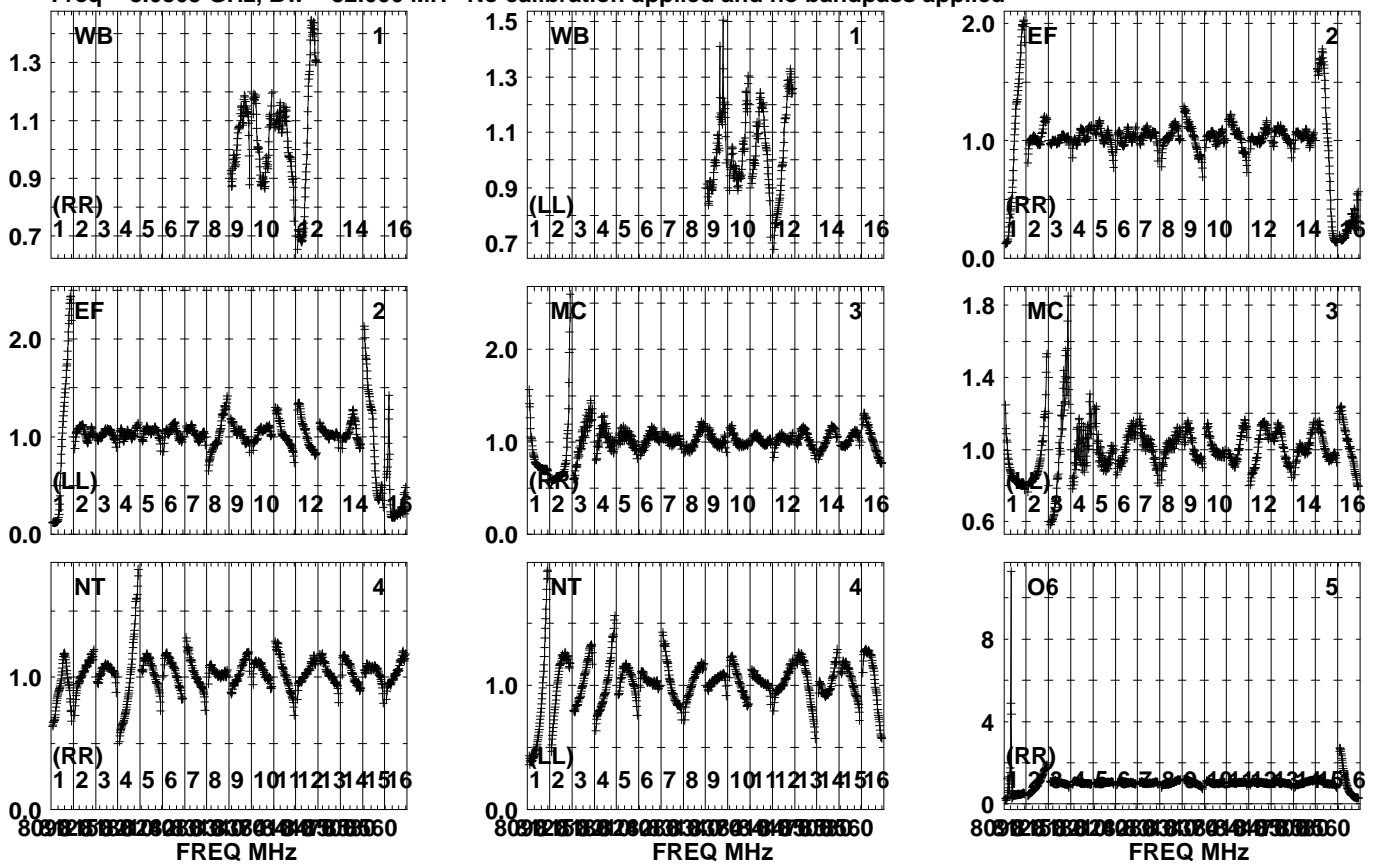
Auto-corr total-power spectrum Antenna: *

Timerange: 00/10:23:27 to 00/10:24:40

Plot file version 450 created 09-MAR-2023 11:44:07

J1905+1943 RG013E.UVDATA.1

Freq = 8.0805 GHz, Bw = 32.000 MH No calibration applied and no bandpass applied

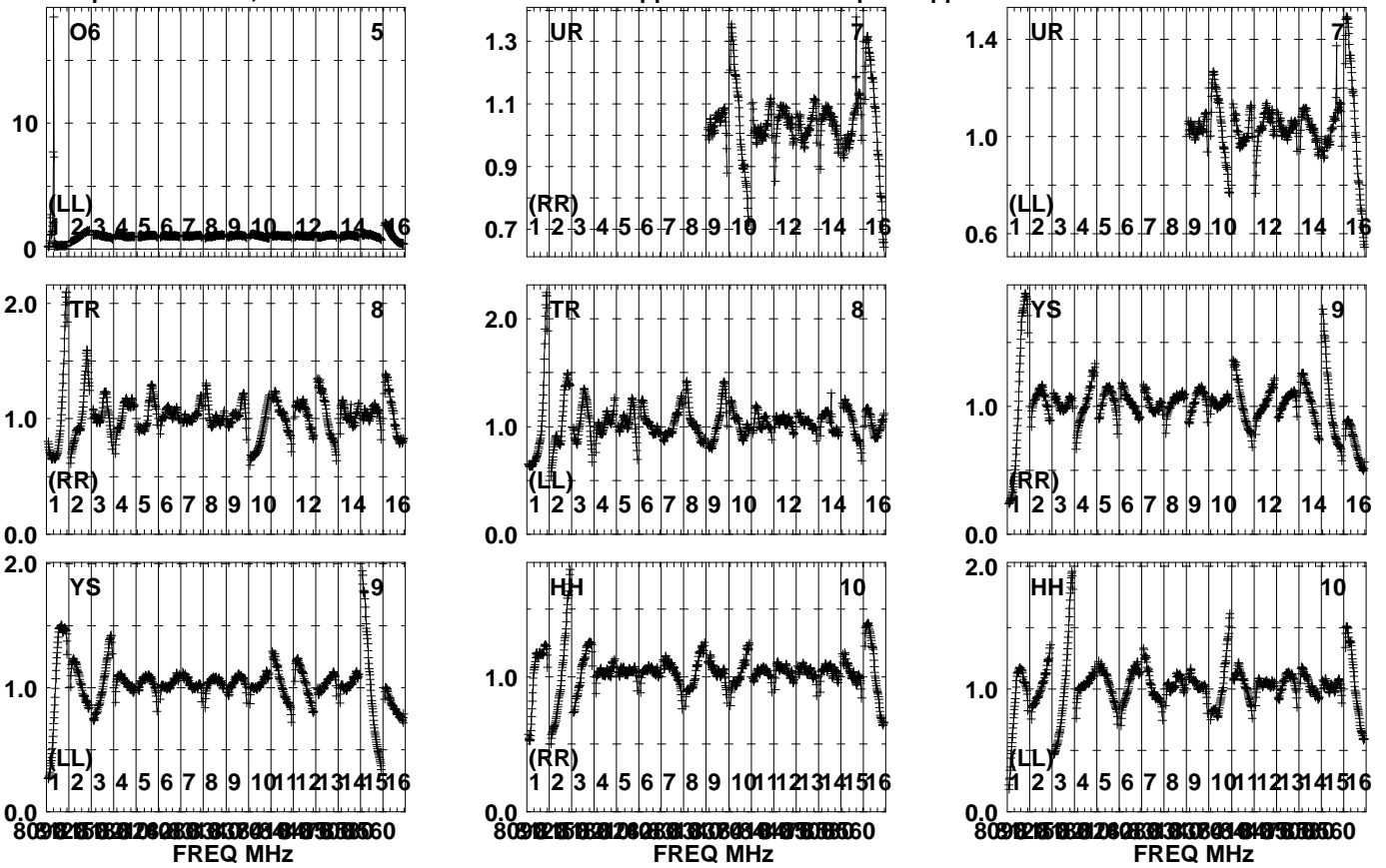


Lower frame: Real Jy
Auto-corr total-power spectrum Antenna: *
Timerange: 00/10:24:56 to 00/10:26:24

Plot file version 451 created 09-MAR-2023 11:44:07

J1905+1943 RG013E.UVDATA.1

Freq = 8.0805 GHz, Bw = 32.000 MH No calibration applied and no bandpass applied



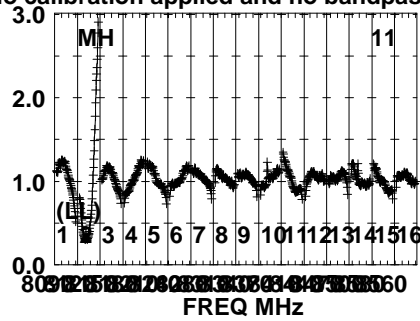
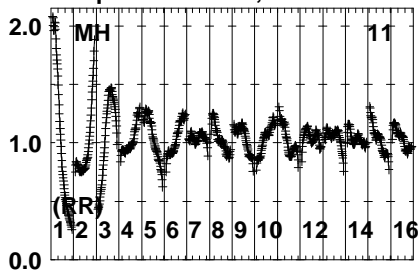
Lower frame: Real Jy
Auto-corr total-power spectrum Antenna: *
Timerange: 00/10:24:56 to 00/10:26:24

Plot file version 452 created 09-MAR-2023 11:44:07

J1905+1943 RG013E.UVDATA.1

Freq = 8.0805 GHz, Bw = 32.000 MH

No calibration applied and no bandpass applied



Lower frame: Real Jy

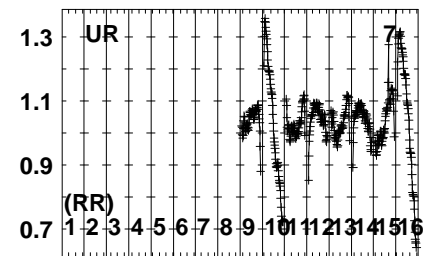
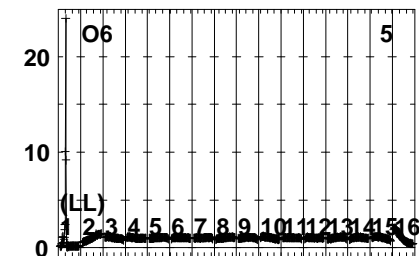
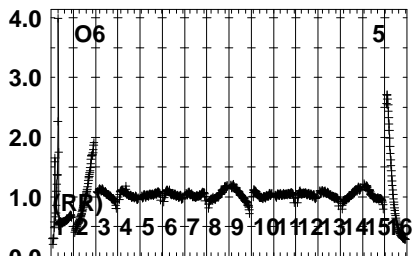
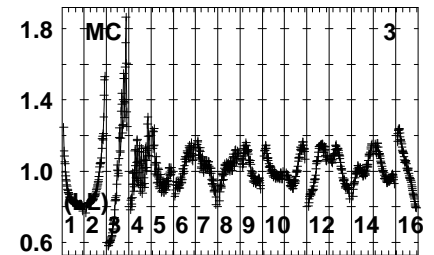
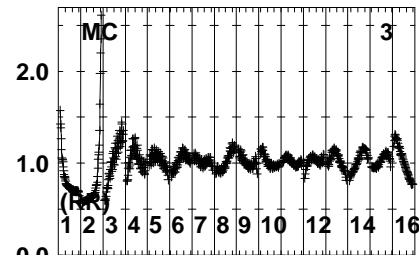
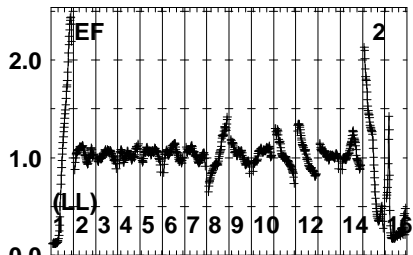
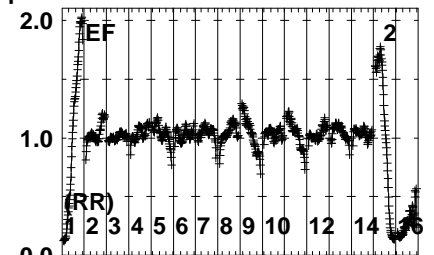
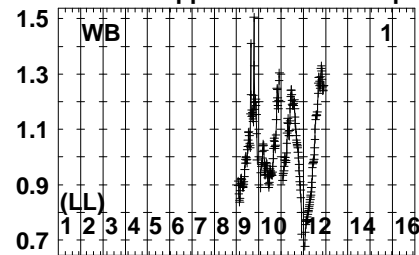
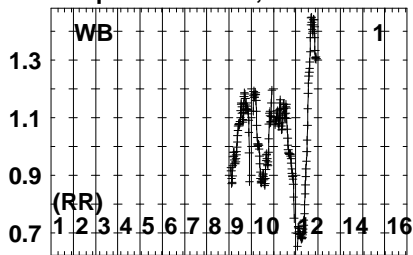
Auto-corr total-power spectrum Antenna: *

Timerange: 00/10:24:56 to 00/10:26:24

Plot file version 453 created 09-MAR-2023 11:44:07

J191142+1952 RG013E.UVDATA.1

Freq = 8.0805 GHz, Bw = 32.000 MH No calibration applied and no bandpass applied



80925832628303234363840
FREQ MHz

80925832628303234363840
FREQ MHz

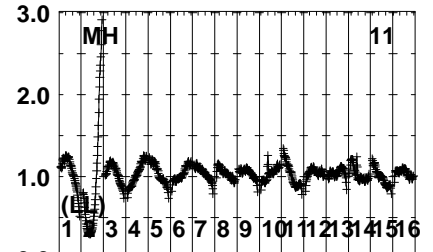
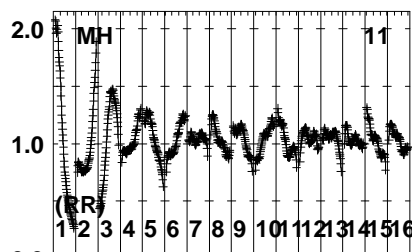
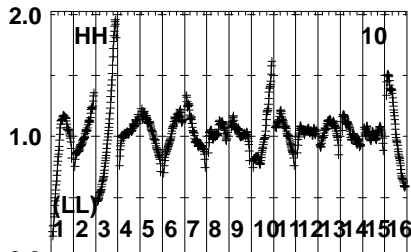
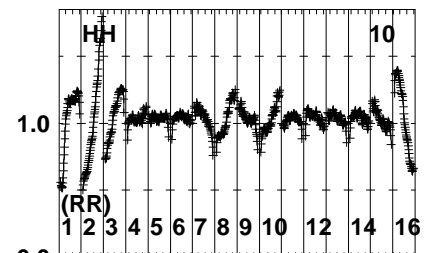
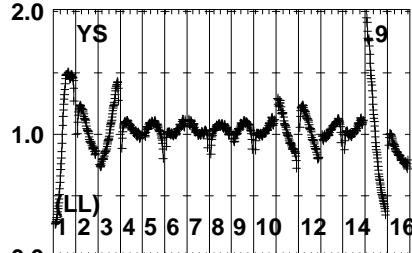
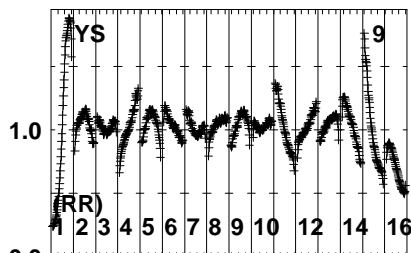
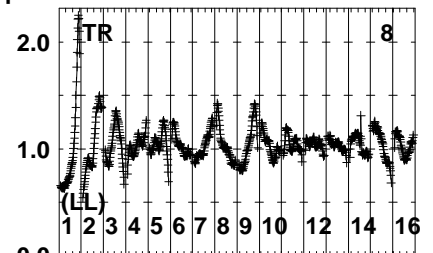
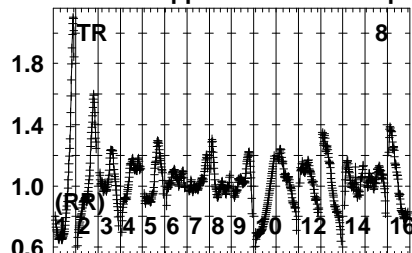
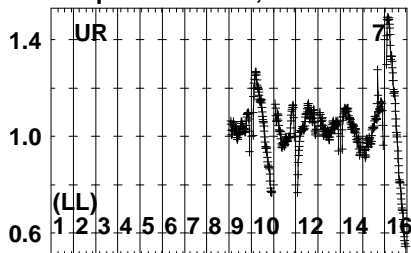
80925832628303234363840
FREQ MHz

Lower frame: Real Jy
Auto-corr total-power spectrum Antenna: *
Timerange: 00/10:26:52 to 00/10:28:20

Plot file version 454 created 09-MAR-2023 11:44:08

J191142+1952 RG013E.UVDATA.1

Freq = 8.0805 GHz, Bw = 32.000 MH No calibration applied and no bandpass applied



80 91 2 5 8 9 1 2 6 2 8 8 3 0 6 9 4 4 7 3 8 8 6 0

FREQ MHz

80 91 2 5 8 9 1 2 6 2 8 8 3 0 6 9 4 4 7 3 8 8 6 0

FREQ MHz

80 91 2 5 8 9 1 2 6 2 8 8 3 0 6 9 4 4 7 3 8 8 6 0

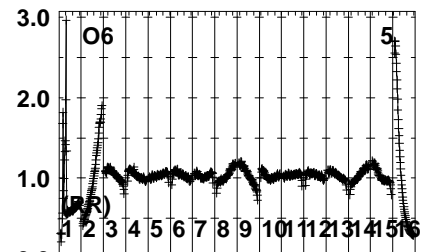
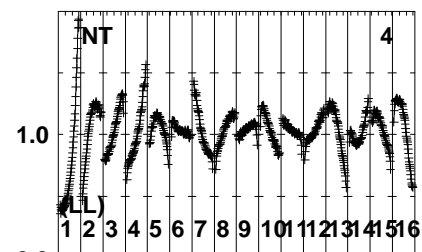
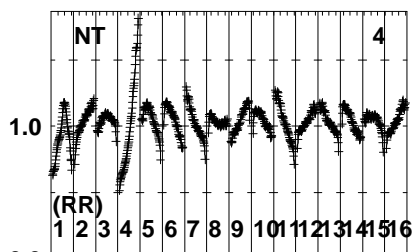
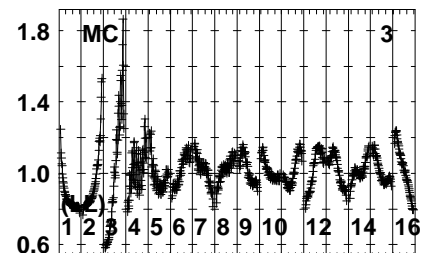
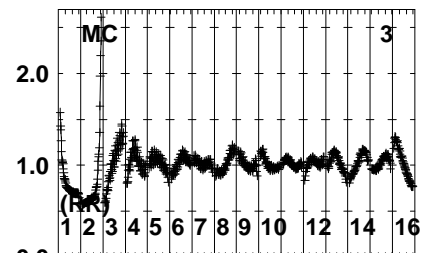
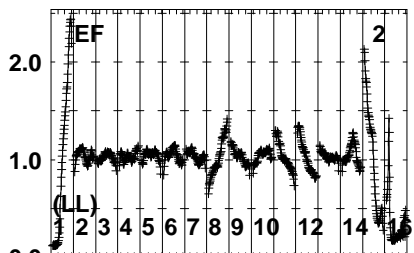
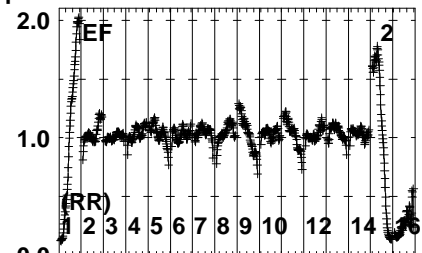
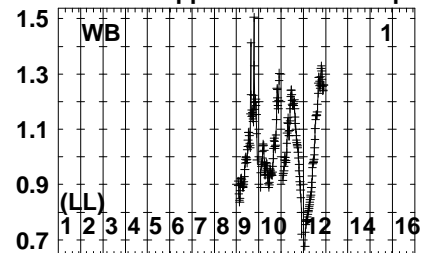
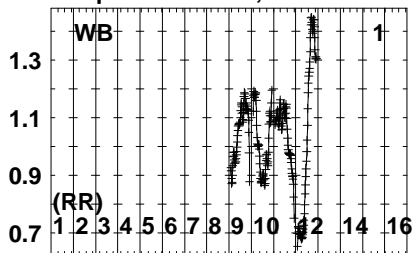
FREQ MHz

Lower frame: Real Jy
Auto-corr total-power spectrum Antenna: *
Timerange: 00/10:26:52 to 00/10:28:20

Plot file version 455 created 09-MAR-2023 11:44:08

GRB221009A RG013E.UVDATA.1

Freq = 8.0805 GHz, Bw = 32.000 MH No calibration applied and no bandpass applied



80 92 104 116 128 140 152 164 176 188 200 212 224 236 248 260

FREQ MHz

80 92 104 116 128 140 152 164 176 188 200 212 224 236 248 260

FREQ MHz

80 92 104 116 128 140 152 164 176 188 200 212 224 236 248 260

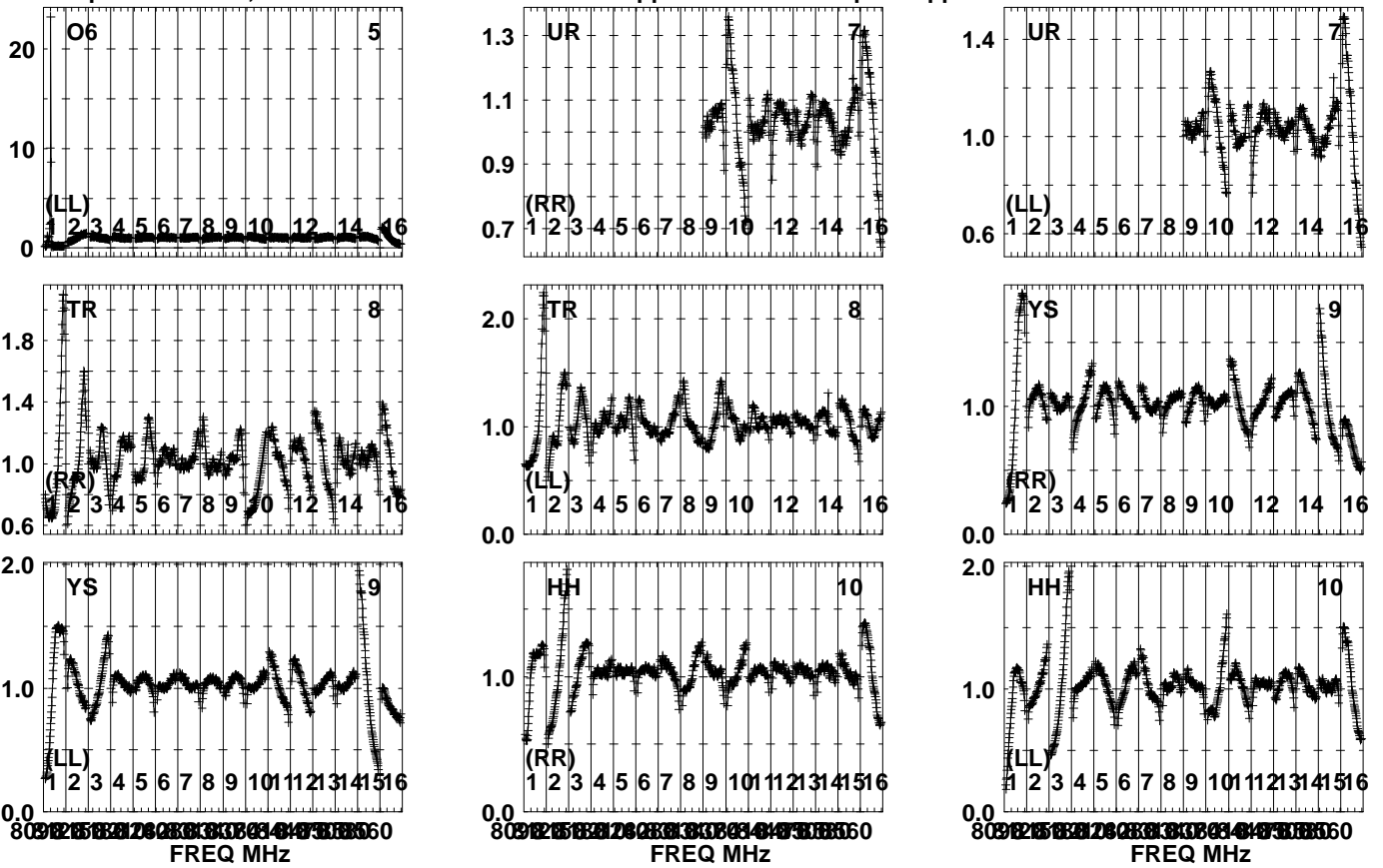
FREQ MHz

Lower frame: Real Jy
Auto-corr total-power spectrum Antenna: *
Timerange: 00/10:28:37 to 00/10:30:50

Plot file version 456 created 09-MAR-2023 11:44:08

GRB221009A RG013E.UVDATA.1

Freq = 8.0805 GHz, Bw = 32.000 MH No calibration applied and no bandpass applied



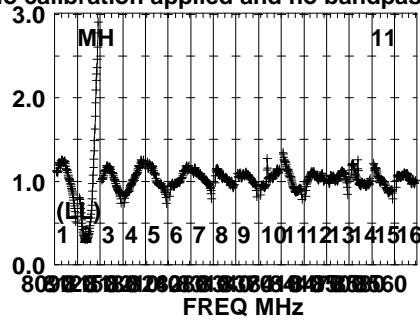
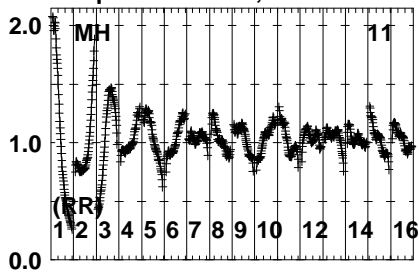
Lower frame: Real Jy
Auto-corr total-power spectrum Antenna: *
Timerange: 00/10:28:37 to 00/10:30:50

Plot file version 457 created 09-MAR-2023 11:44:08

GRB221009A RG013E.UVDATA.1

Freq = 8.0805 GHz, Bw = 32.000 MH

No calibration applied and no bandpass applied



Lower frame: Real Jy

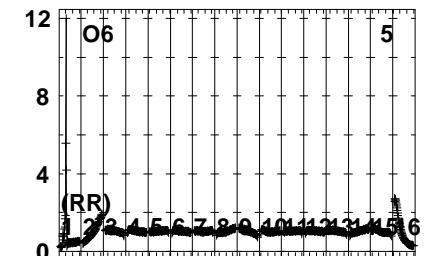
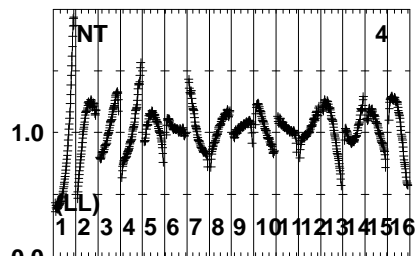
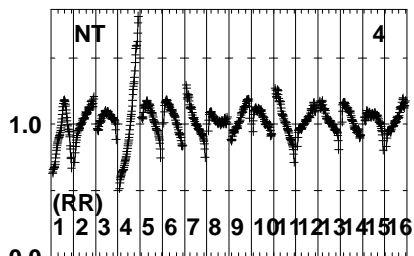
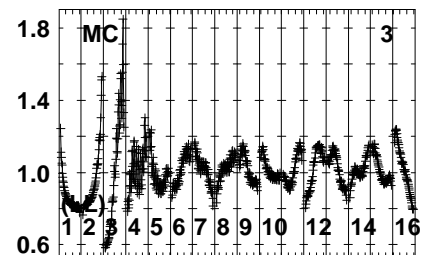
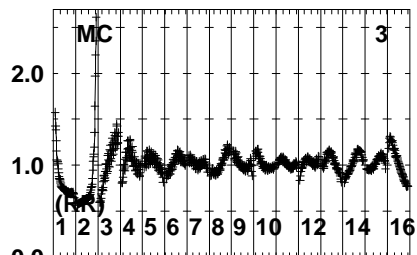
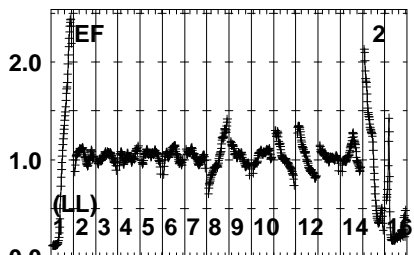
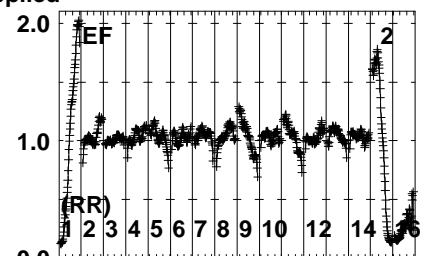
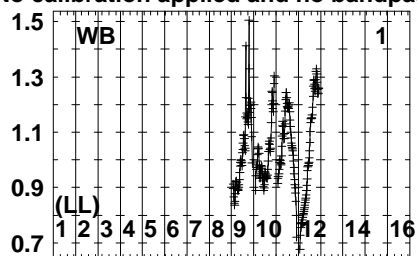
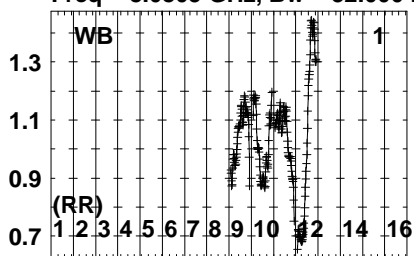
Auto-corr total-power spectrum Antenna: *

Timerange: 00/10:28:37 to 00/10:30:50

Plot file version 458 created 09-MAR-2023 11:44:08

J191142+1952 RG013E.UVDATA.1

Freq = 8.0805 GHz, Bw = 32.000 MH No calibration applied and no bandpass applied



80925830260830084938860

80925830260830084938860

80925830260830084938860

FREQ MHz

FREQ MHz

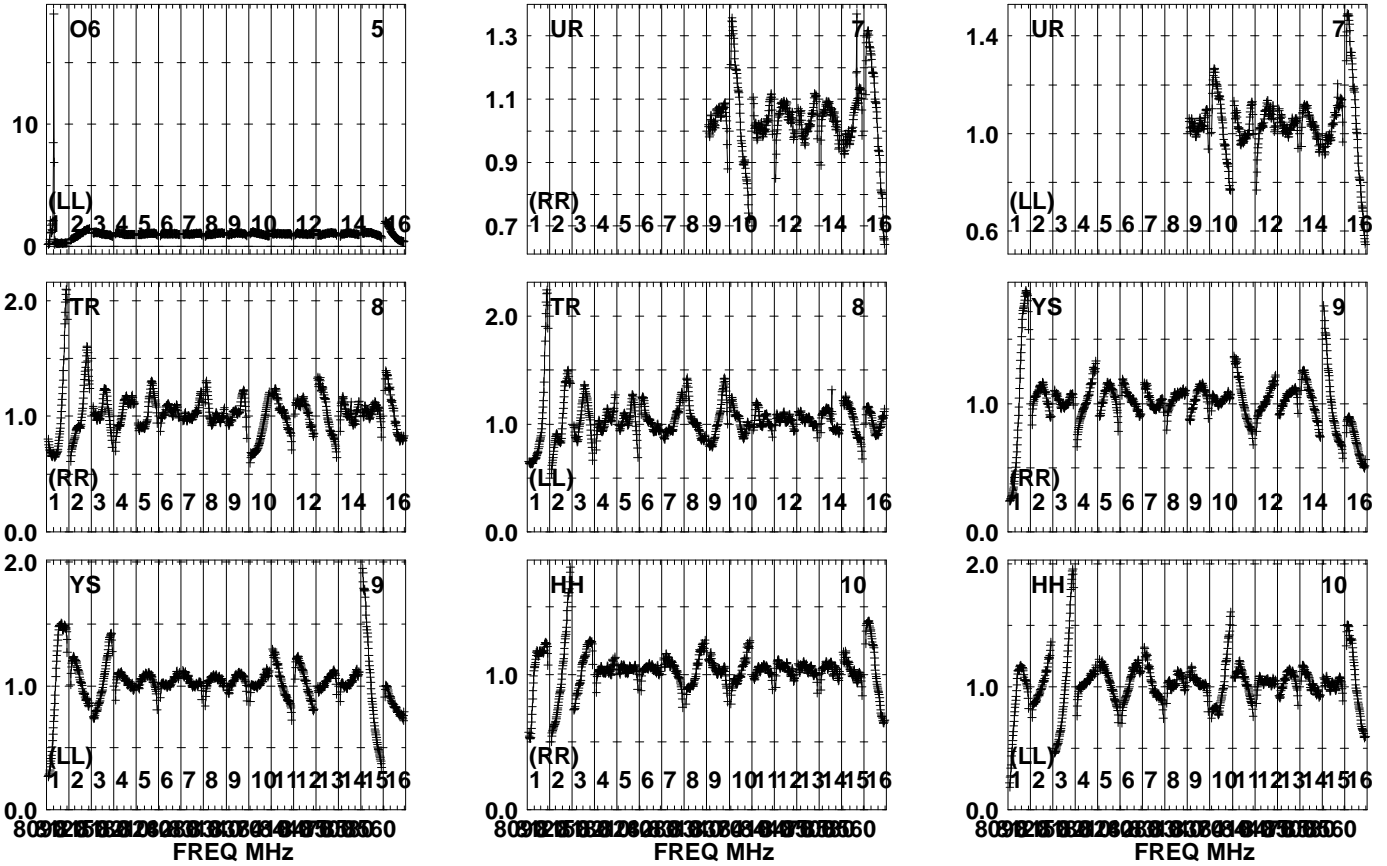
FREQ MHz

Lower frame: Real Jy
Auto-corr total-power spectrum Antenna: *
Timerange: 00/10:31:07 to 00/10:32:19

Plot file version 459 created 09-MAR-2023 11:44:08

J191142+1952 RG013E.UVDATA.1

Freq = 8.0805 GHz, Bw = 32.000 MH No calibration applied and no bandpass applied



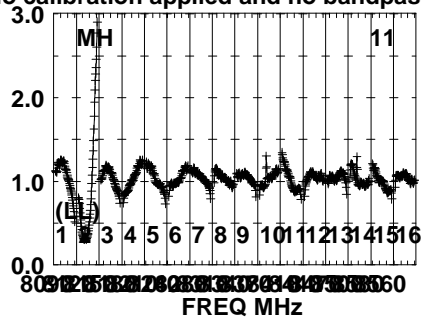
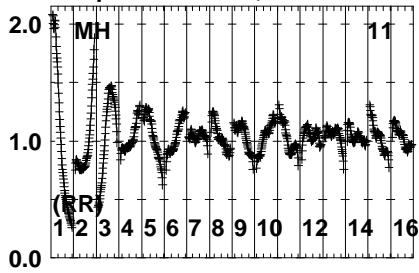
Lower frame: Real Jy
Auto-corr total-power spectrum Antenna: *
Timerange: 00/10:31:07 to 00/10:32:19

Plot file version 460 created 09-MAR-2023 11:44:08

J191142+1952 RG013E.UVDATA.1

Freq = 8.0805 GHz, Bw = 32.000 MH

No calibration applied and no bandpass applied



Lower frame: Real Jy

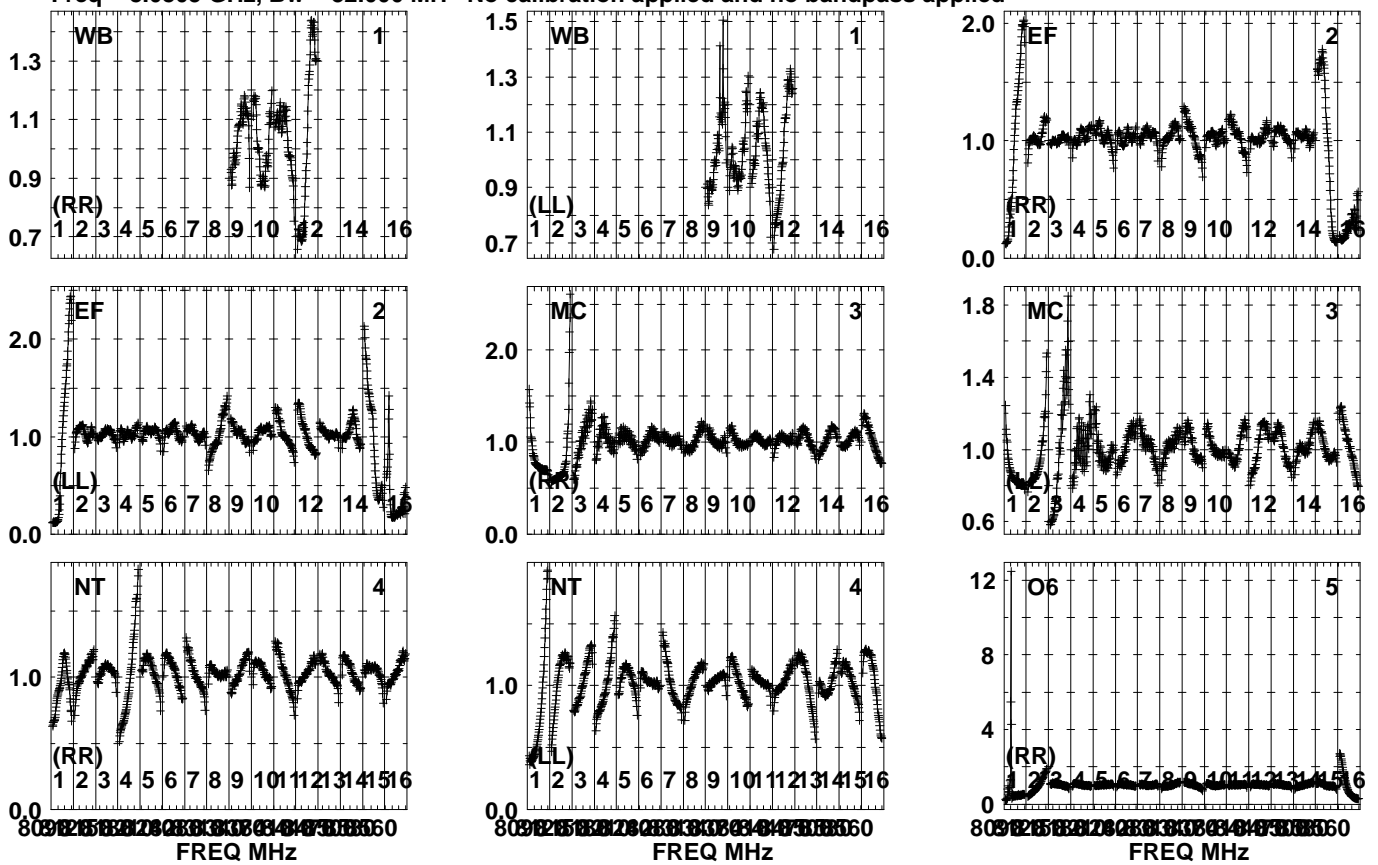
Auto-corr total-power spectrum Antenna: *

Timerange: 00/10:31:07 to 00/10:32:19

Plot file version 461 created 09-MAR-2023 11:44:08

GRB221009A RG013E.UVDATA.1

Freq = 8.0805 GHz, Bw = 32.000 MH No calibration applied and no bandpass applied

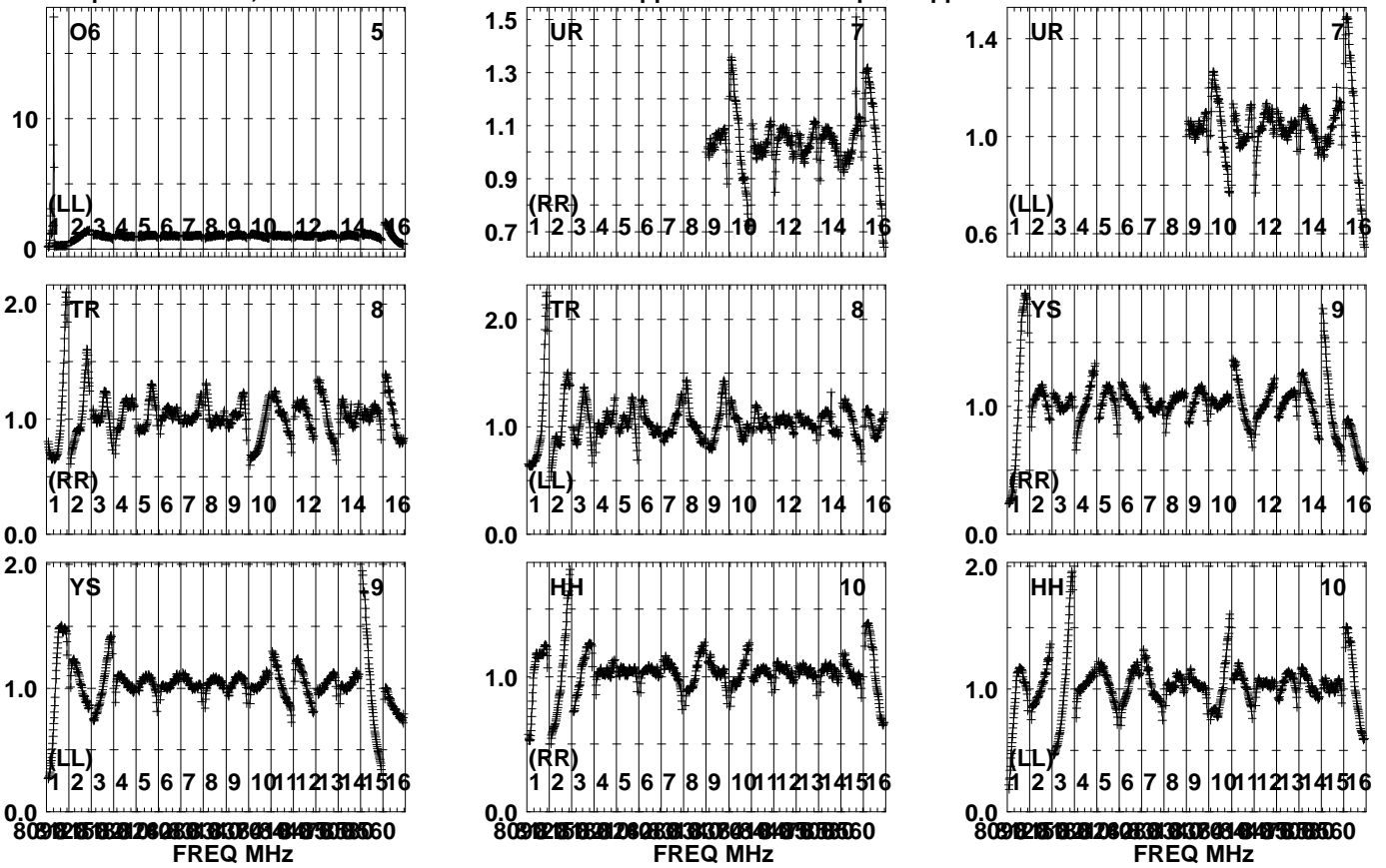


Lower frame: Real Jy
Auto-corr total-power spectrum Antenna: *
Timerange: 00/10:32:37 to 00/10:34:50

Plot file version 462 created 09-MAR-2023 11:44:09

GRB221009A RG013E.UVDATA.1

Freq = 8.0805 GHz, Bw = 32.000 MH No calibration applied and no bandpass applied



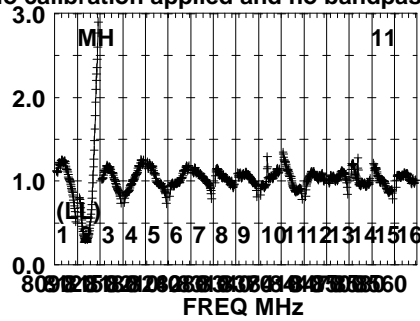
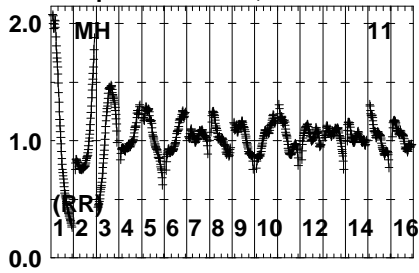
Lower frame: Real Jy
Auto-corr total-power spectrum Antenna: *
Timerange: 00/10:32:37 to 00/10:34:50

Plot file version 463 created 09-MAR-2023 11:44:09

GRB221009A RG013E.UVDATA.1

Freq = 8.0805 GHz, Bw = 32.000 MH

No calibration applied and no bandpass applied



Lower frame: Real Jy

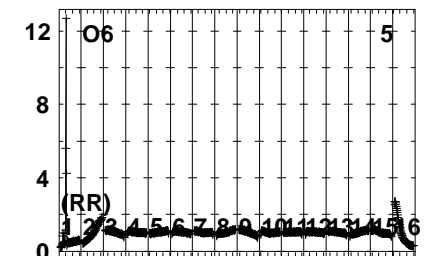
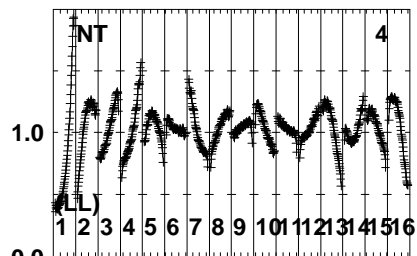
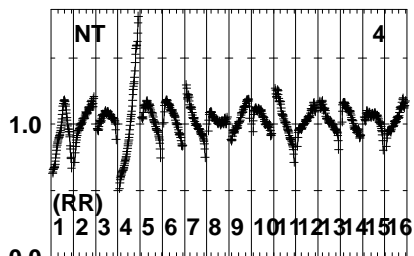
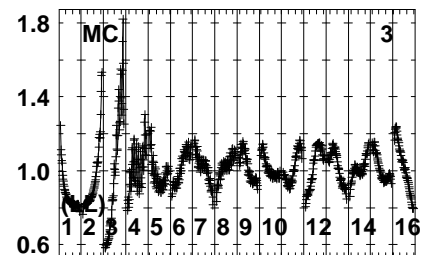
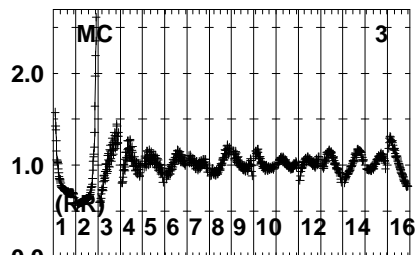
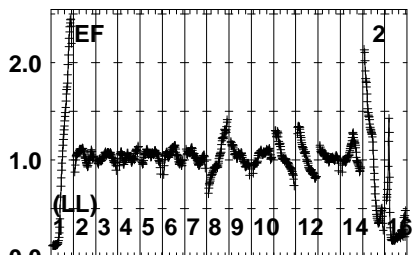
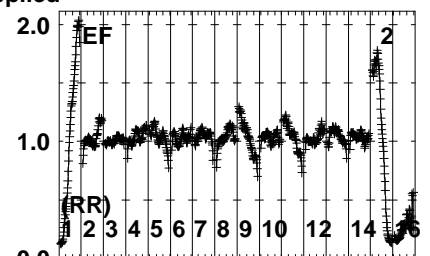
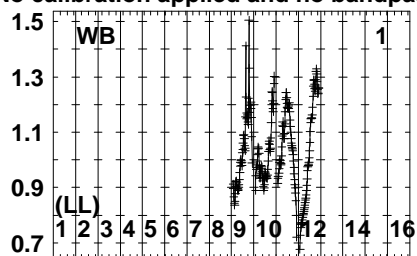
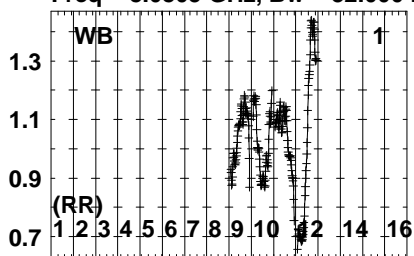
Auto-corr total-power spectrum Antenna: *

Timerange: 00/10:32:37 to 00/10:34:50

Plot file version 464 created 09-MAR-2023 11:44:09

J191142+1952 RG013E.UVDATA.1

Freq = 8.0805 GHz, Bw = 32.000 MH No calibration applied and no bandpass applied



80925830260830694938860

80925830260830694938860

80925830260830694938860

FREQ MHz

FREQ MHz

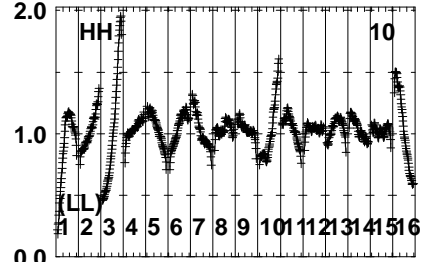
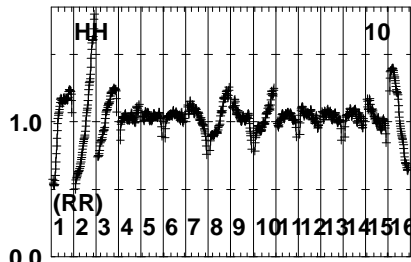
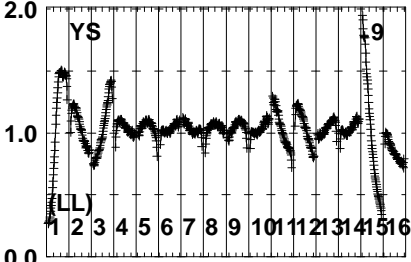
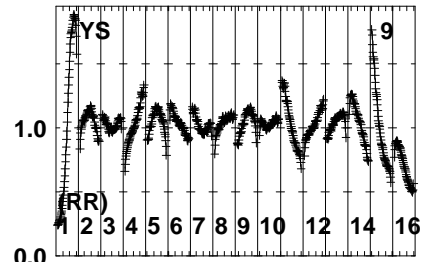
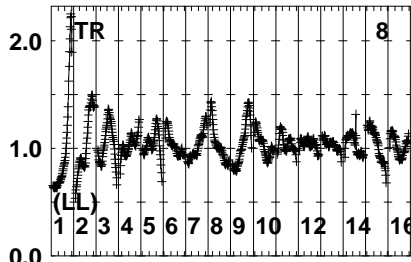
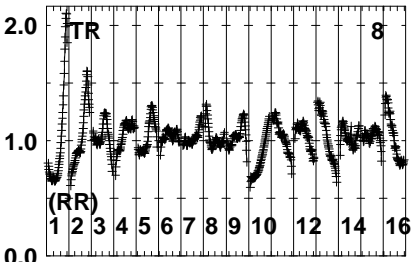
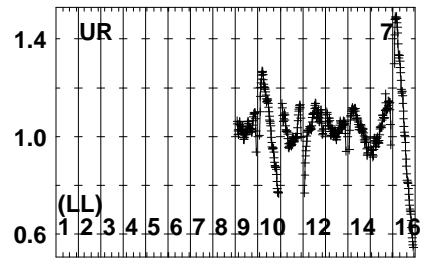
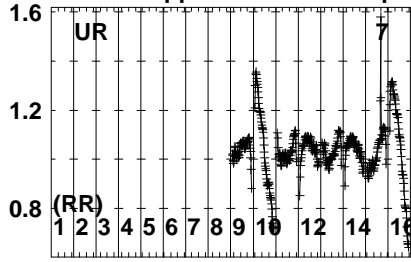
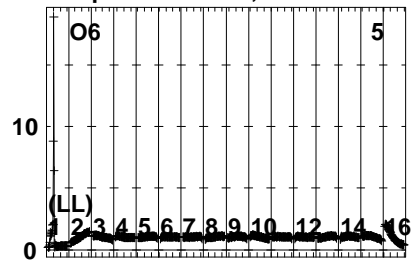
FREQ MHz

Lower frame: Real Jy
Auto-corr total-power spectrum Antenna: *
Timerange: 00/10:35:07 to 00/10:36:19

Plot file version 465 created 09-MAR-2023 11:44:09

J191142+1952 RG013E.UVDATA.1

Freq = 8.0805 GHz, Bw = 32.000 MH No calibration applied and no bandpass applied



8091255526081306314931560
FREQ MHz

8091255526081306314931560
FREQ MHz

8091255526081306314931560
FREQ MHz

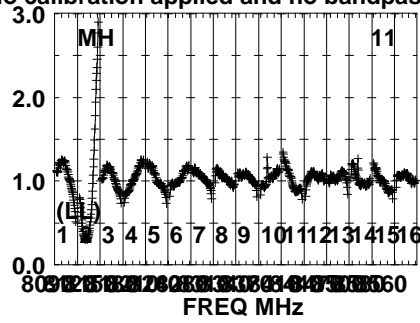
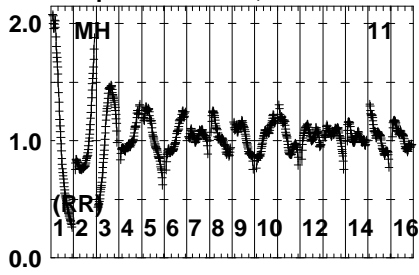
Lower frame: Real Jy
Auto-corr total-power spectrum Antenna: *
Timerange: 00/10:35:07 to 00/10:36:19

Plot file version 466 created 09-MAR-2023 11:44:09

J191142+1952 RG013E.UVDATA.1

Freq = 8.0805 GHz, Bw = 32.000 MH

No calibration applied and no bandpass applied



Lower frame: Real Jy

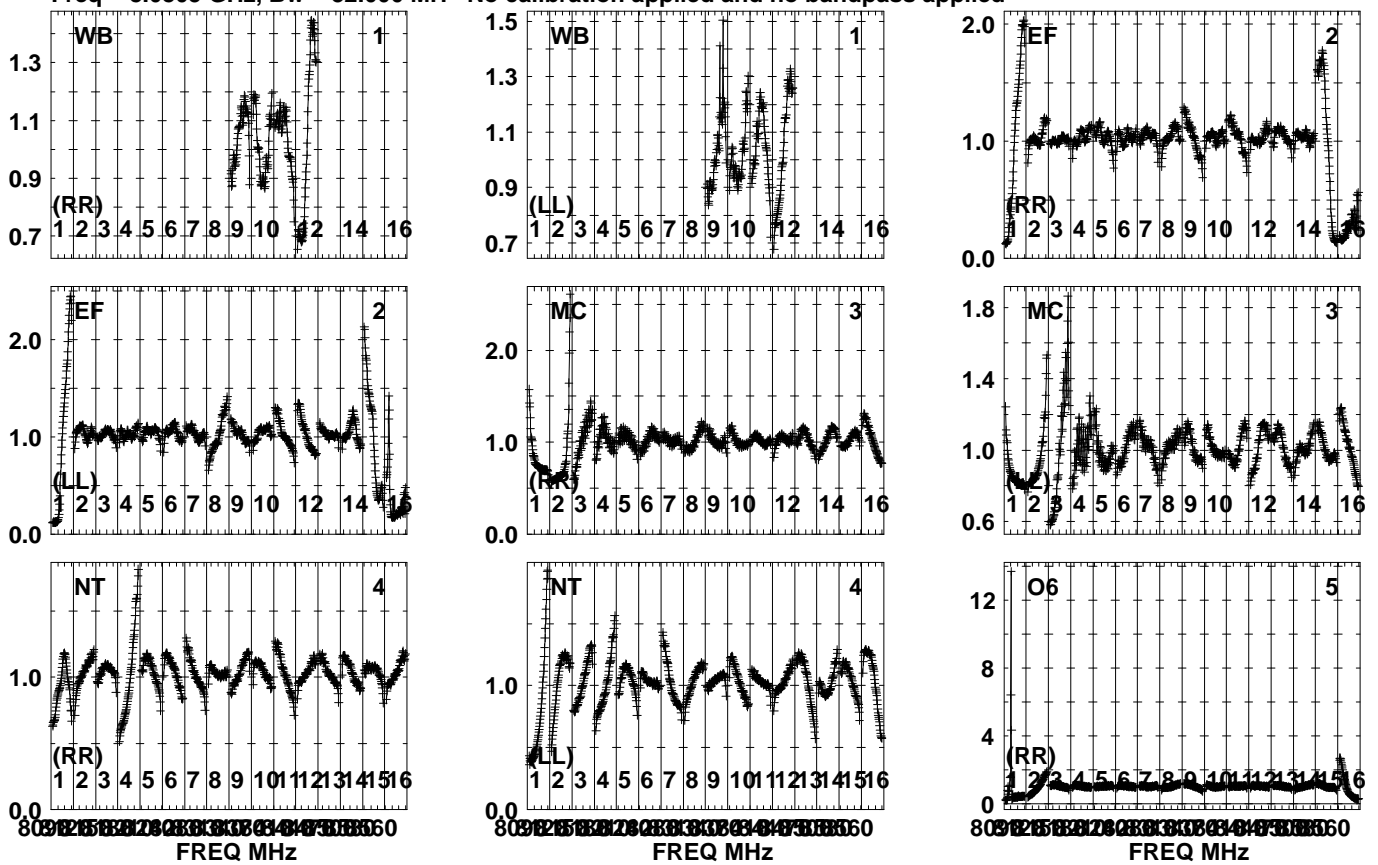
Auto-corr total-power spectrum Antenna: *

Timerange: 00/10:35:07 to 00/10:36:19

Plot file version 467 created 09-MAR-2023 11:44:09

J1923+2010 RG013E.UVDATA.1

Freq = 8.0805 GHz, Bw = 32.000 MH No calibration applied and no bandpass applied

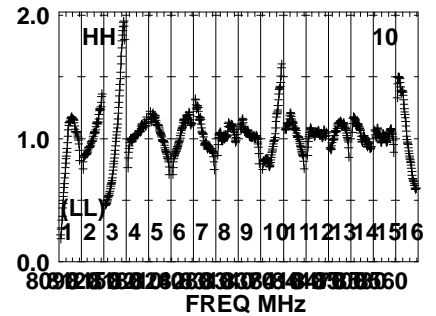
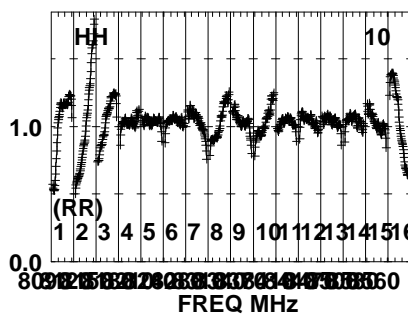
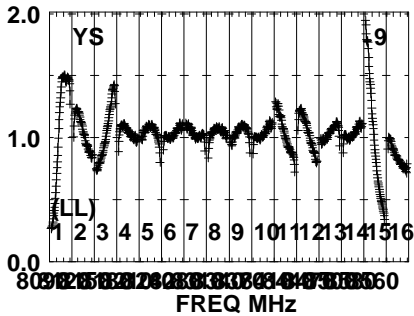
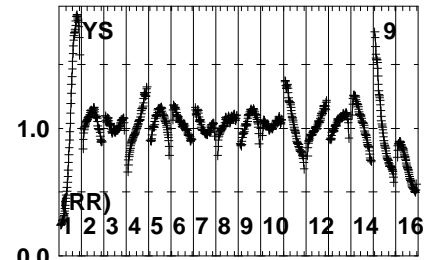
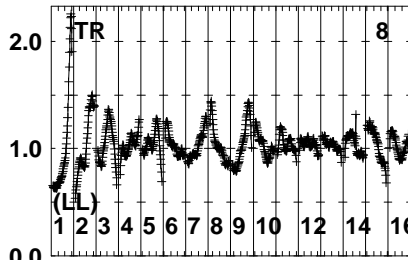
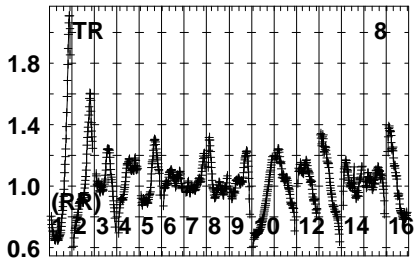
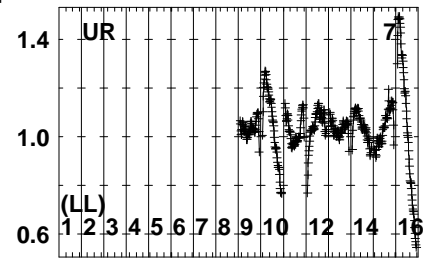
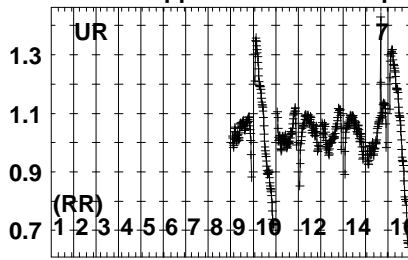
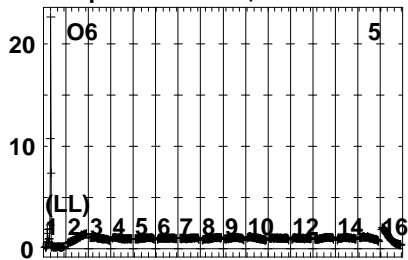


Lower frame: Real Jy
Auto-corr total-power spectrum Antenna: *
Timerange: 00/10:36:47 to 00/10:38:05

Plot file version 468 created 09-MAR-2023 11:44:09

J1923+2010 RG013E.UVDATA.1

Freq = 8.0805 GHz, Bw = 32.000 MH No calibration applied and no bandpass applied



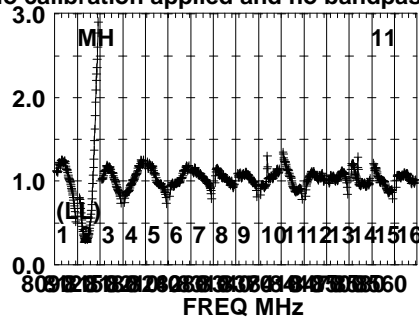
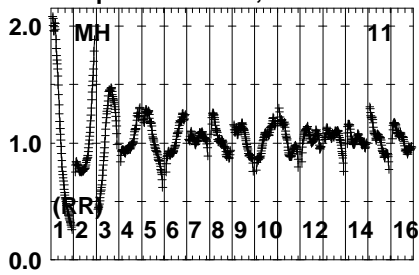
Lower frame: Real Jy
Auto-corr total-power spectrum Antenna: *
Timerange: 00/10:36:47 to 00/10:38:05

Plot file version 469 created 09-MAR-2023 11:44:09

J1923+2010 RG013E.UVDATA.1

Freq = 8.0805 GHz, Bw = 32.000 MH

No calibration applied and no bandpass applied



Lower frame: Real Jy

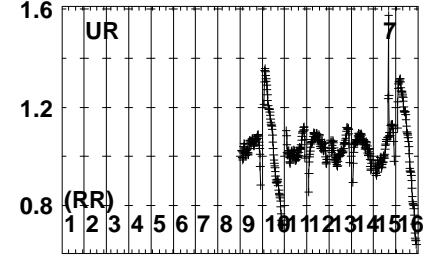
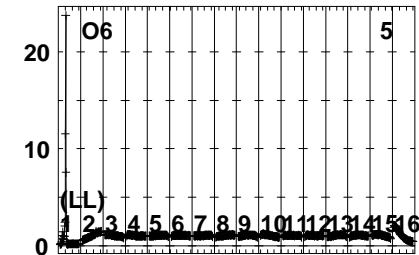
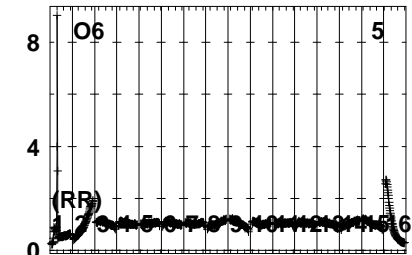
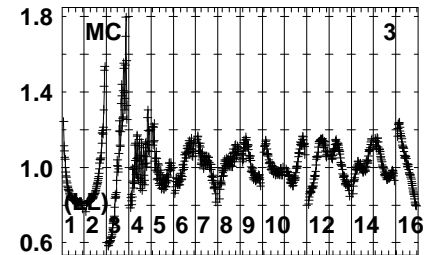
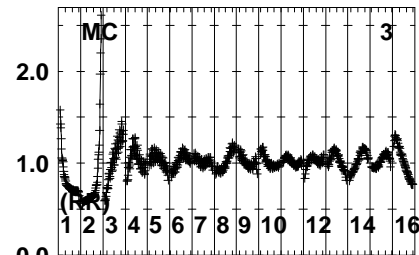
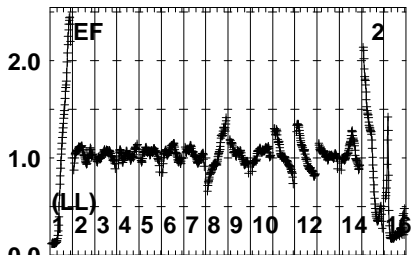
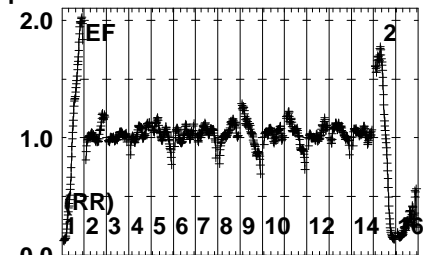
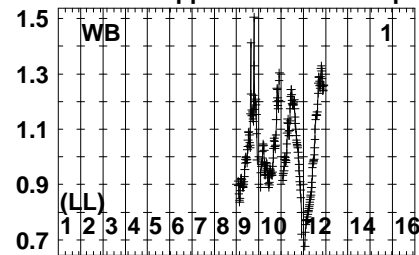
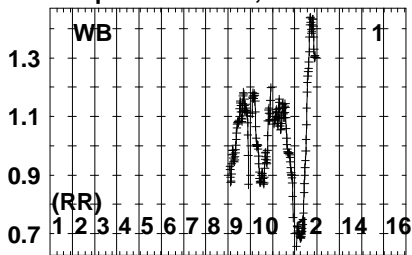
Auto-corr total-power spectrum Antenna: *

Timerange: 00/10:36:47 to 00/10:38:05

Plot file version 470 created 09-MAR-2023 11:44:10

J191142+1952 RG013E.UVDATA.1

Freq = 8.0805 GHz, Bw = 32.000 MH No calibration applied and no bandpass applied



8091258326283032343638404244464850
FREQ MHz

8091258326283032343638404244464850
FREQ MHz

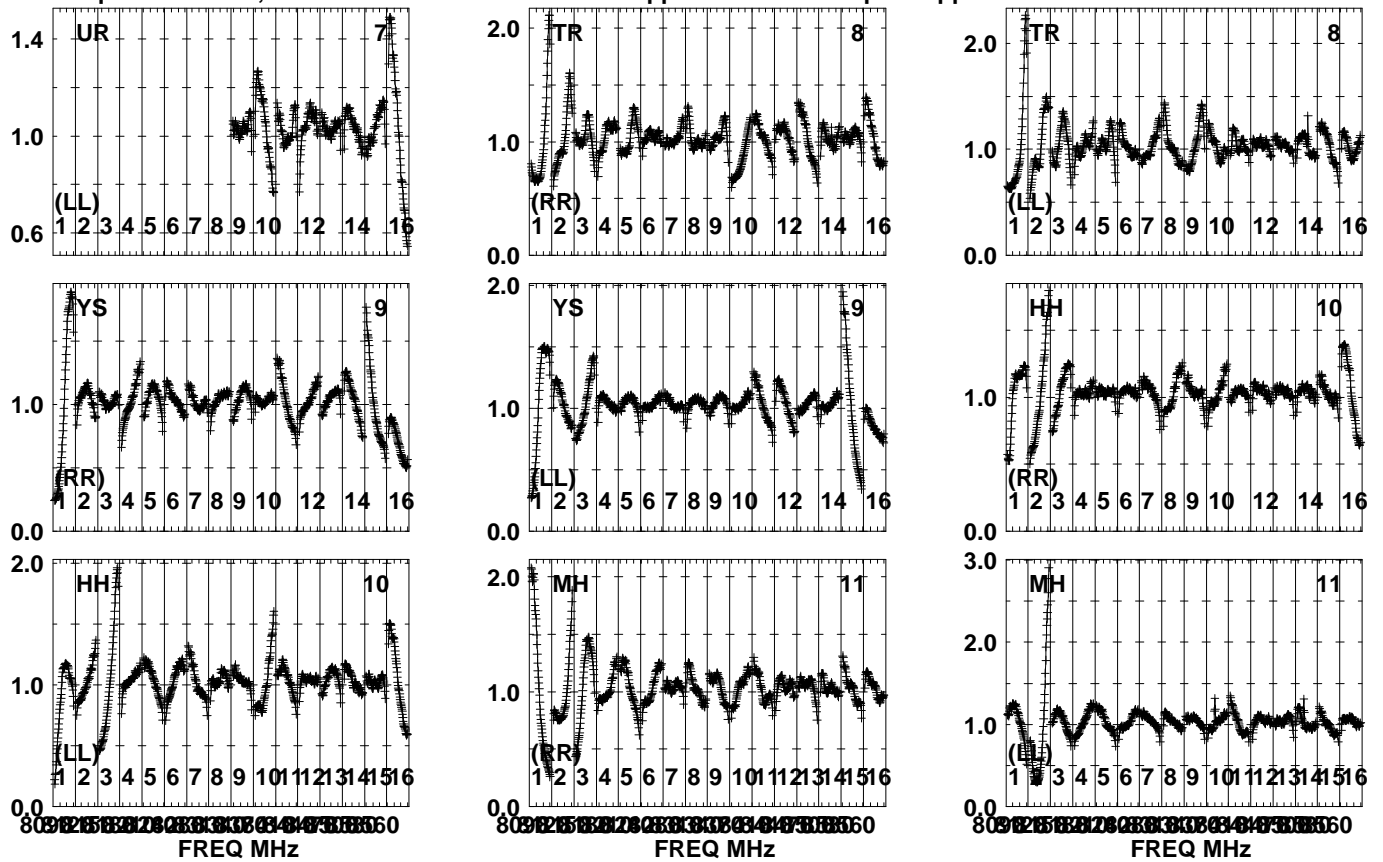
8091258326283032343638404244464850
FREQ MHz

Lower frame: Real Jy
Auto-corr total-power spectrum Antenna: *
Timerange: 00/10:38:37 to 00/10:40:05

Plot file version 471 created 09-MAR-2023 11:44:10

J191142+1952 RG013E.UVDATA.1

Freq = 8.0805 GHz, Bw = 32.000 MH No calibration applied and no bandpass applied

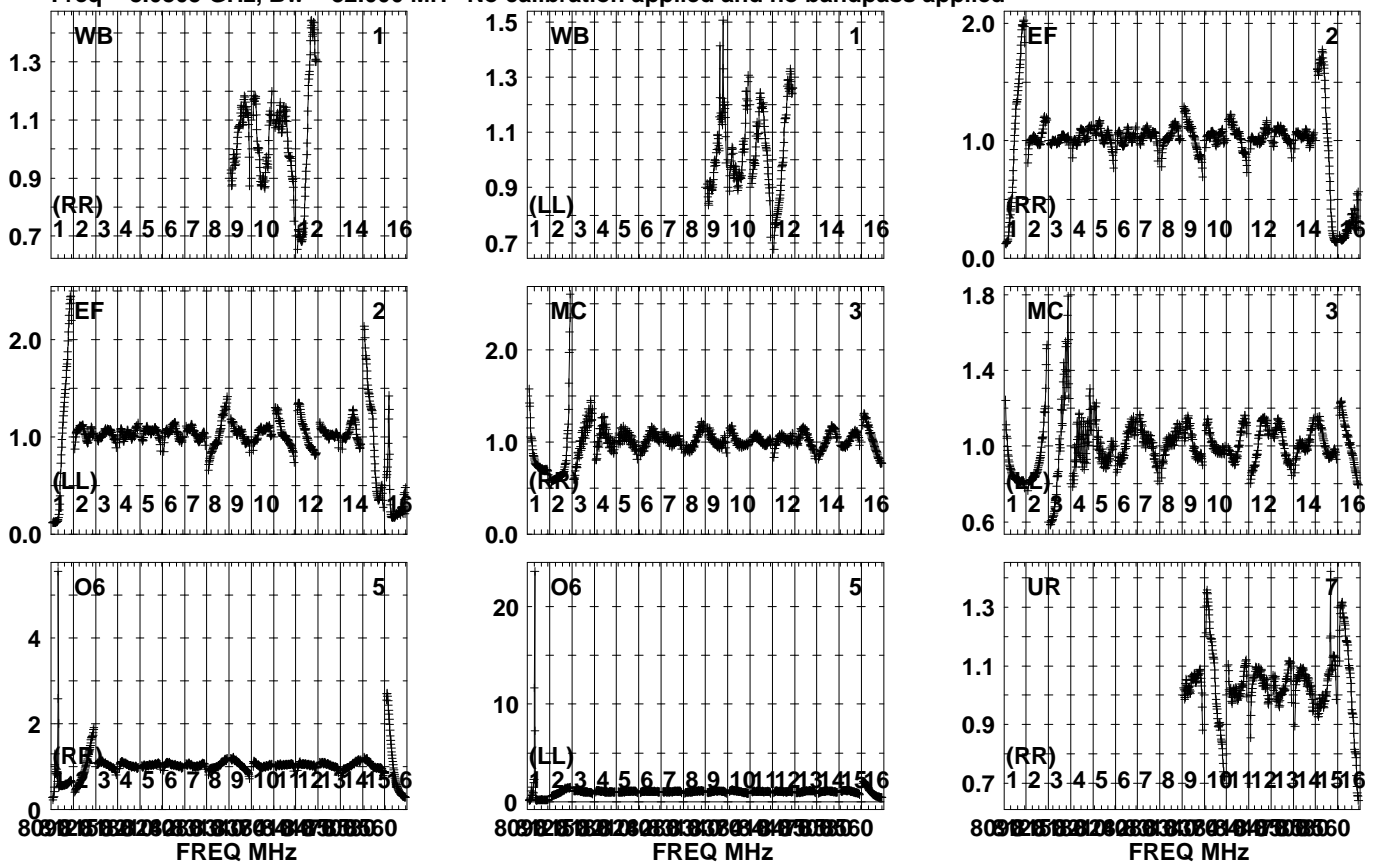


Lower frame: Real Jy
Auto-corr total-power spectrum Antenna: *
Timerange: 00/10:38:37 to 00/10:40:05

Plot file version 472 created 09-MAR-2023 11:44:10

GRB221009A RG013E.UVDATA.1

Freq = 8.0805 GHz, Bw = 32.000 MH No calibration applied and no bandpass applied

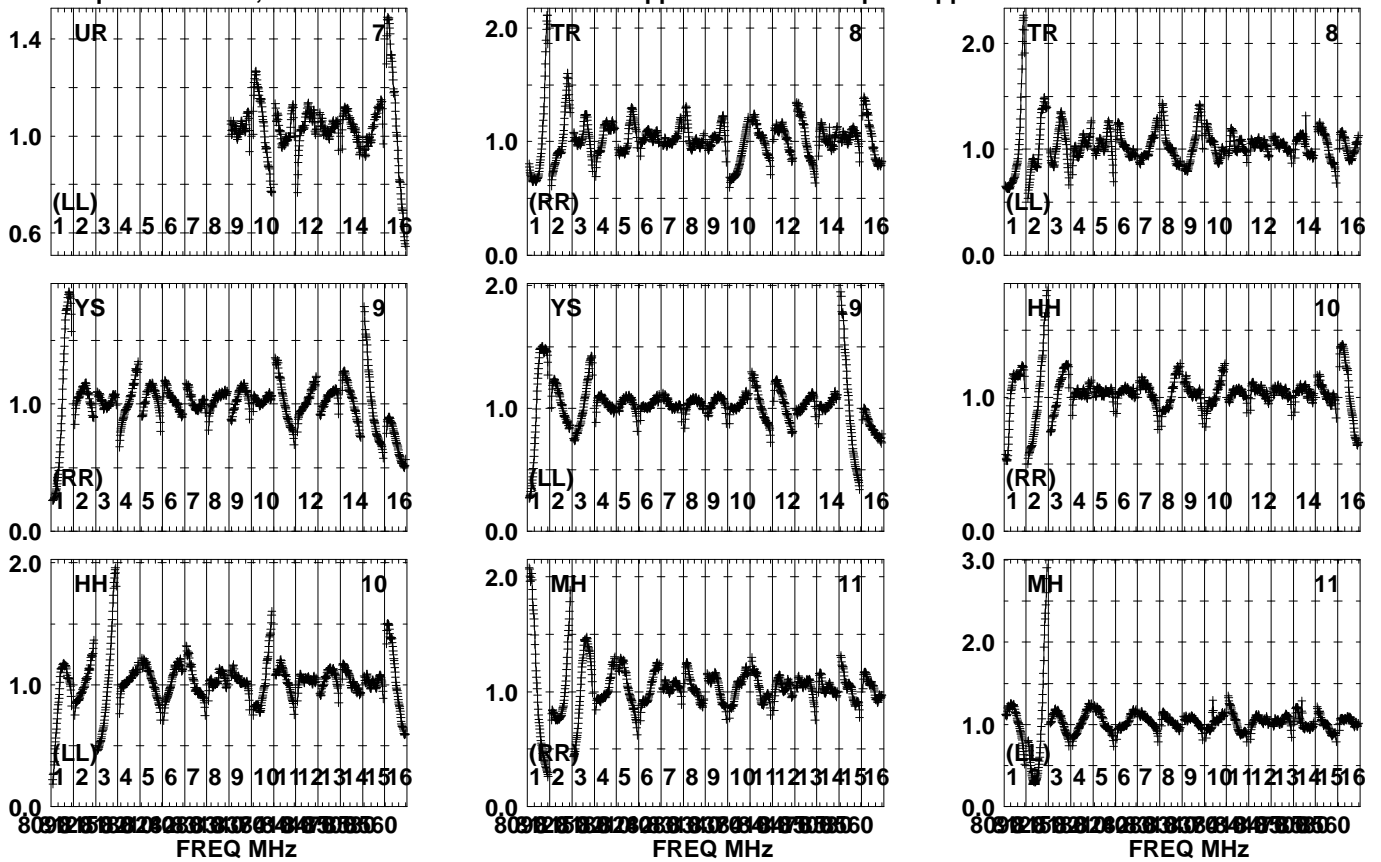


Lower frame: Real Jy
Auto-corr total-power spectrum Antenna: *
Timerange: 00/10:40:22 to 00/10:42:34

Plot file version 473 created 09-MAR-2023 11:44:10

GRB221009A RG013E.UVDATA.1

Freq = 8.0805 GHz, Bw = 32.000 MH No calibration applied and no bandpass applied

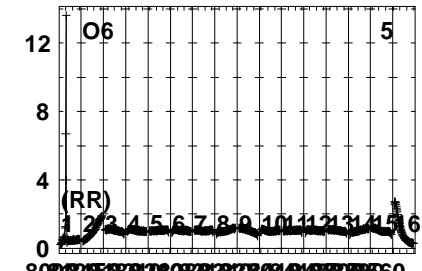
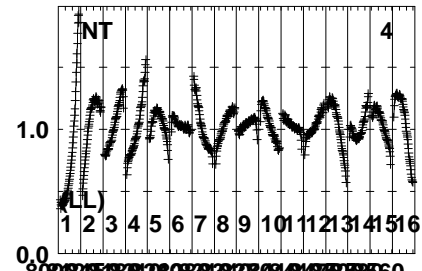
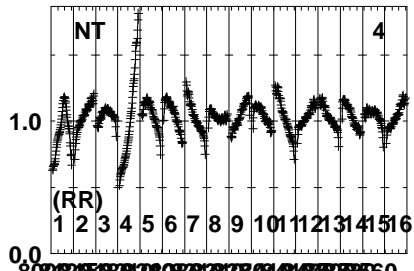
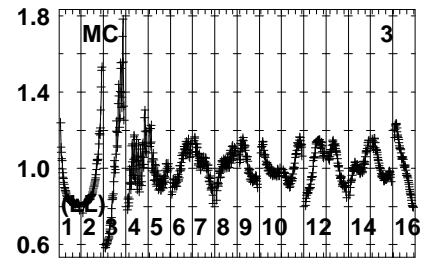
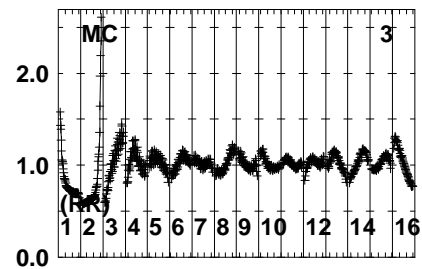
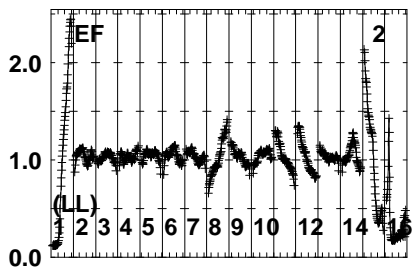
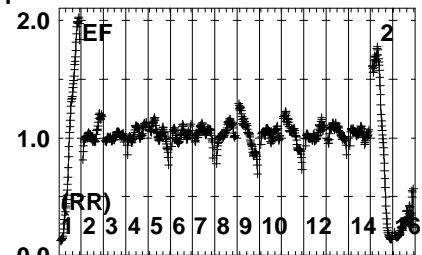
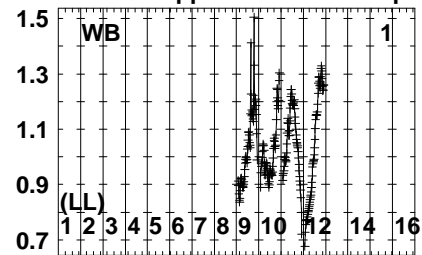
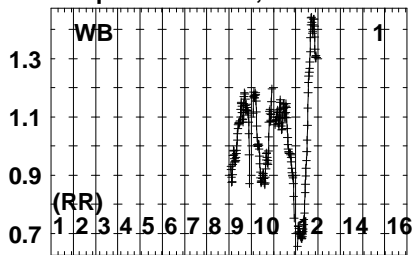


Lower frame: Real Jy
Auto-corr total-power spectrum Antenna: *
Timerange: 00/10:40:22 to 00/10:42:34

Plot file version 474 created 09-MAR-2023 11:44:10

J191142+1952 RG013E.UVDATA.1

Freq = 8.0805 GHz, Bw = 32.000 MH No calibration applied and no bandpass applied



809258326283032343638404244464850
FREQ MHz

809258326283032343638404244464850
FREQ MHz

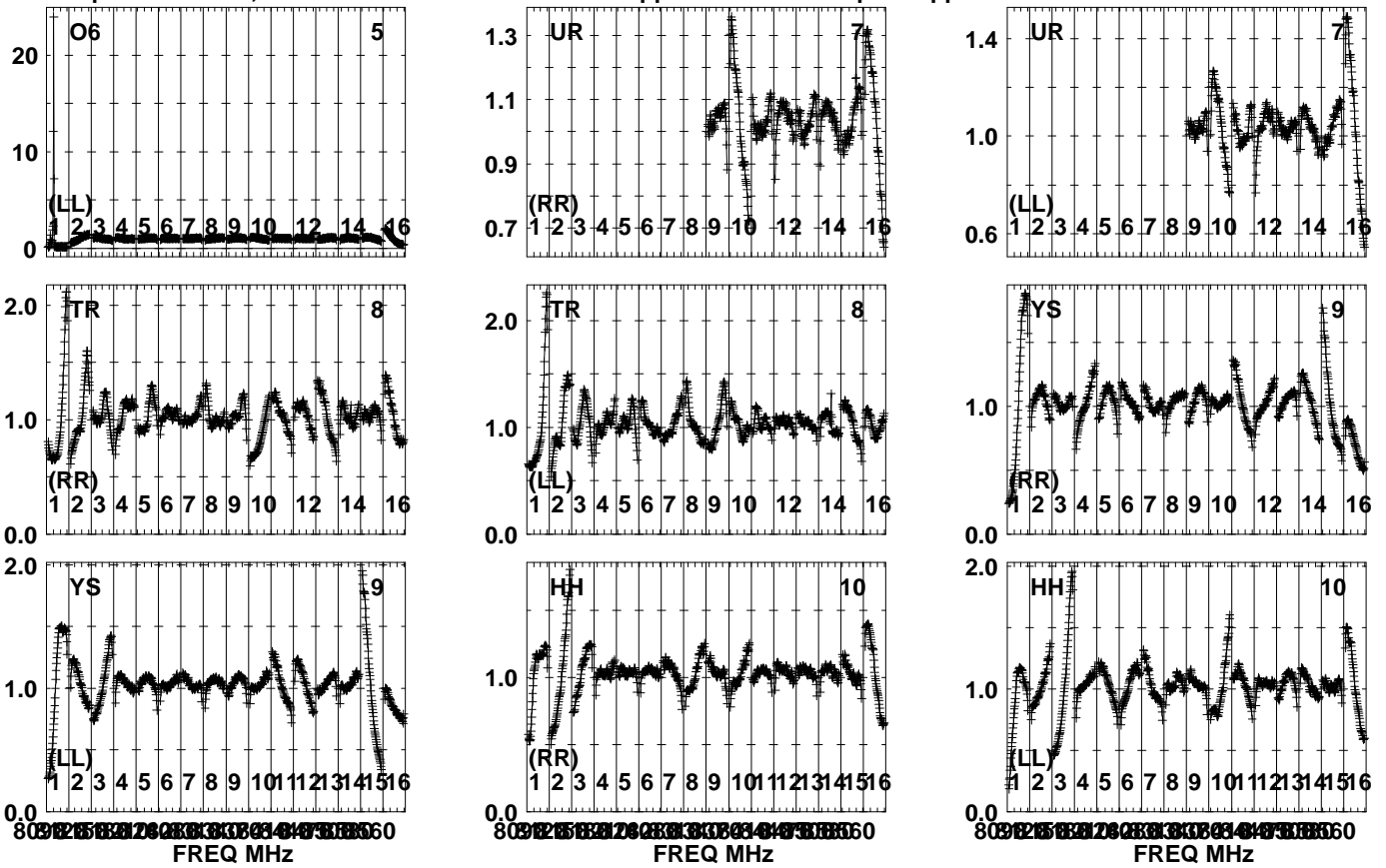
809258326283032343638404244464850
FREQ MHz

Lower frame: Real Jy
Auto-corr total-power spectrum Antenna: *
Timerange: 00/10:42:52 to 00/10:44:04

Plot file version 475 created 09-MAR-2023 11:44:10

J191142+1952 RG013E.UVDATA.1

Freq = 8.0805 GHz, Bw = 32.000 MH No calibration applied and no bandpass applied



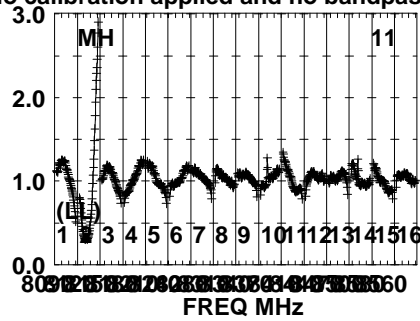
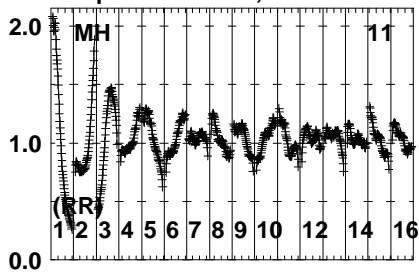
Lower frame: Real Jy
Auto-corr total-power spectrum Antenna: *
Timerange: 00/10:42:52 to 00/10:44:04

Plot file version 476 created 09-MAR-2023 11:44:11

J191142+1952 RG013E.UVDATA.1

Freq = 8.0805 GHz, Bw = 32.000 MH

No calibration applied and no bandpass applied



Lower frame: Real Jy

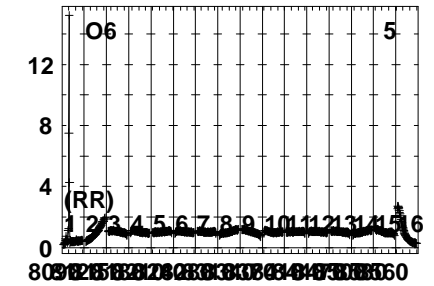
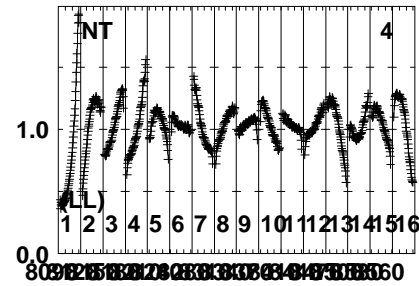
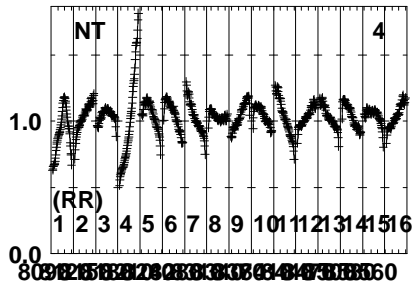
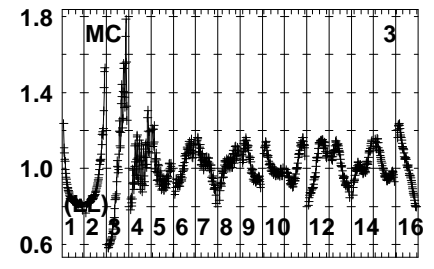
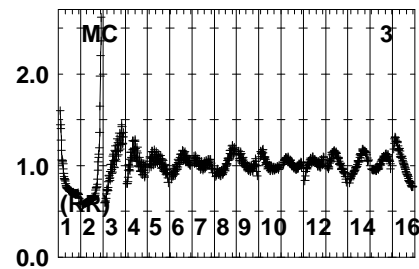
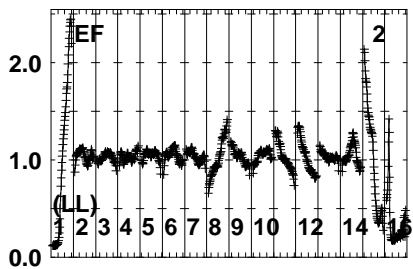
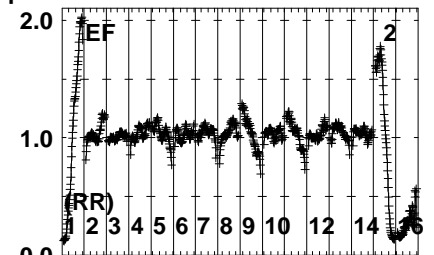
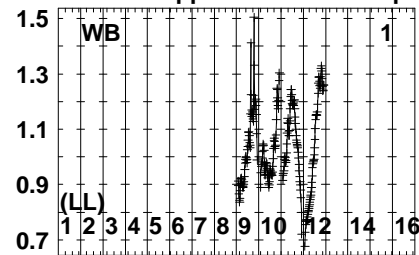
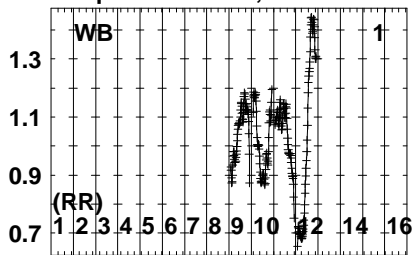
Auto-corr total-power spectrum Antenna: *

Timerange: 00/10:42:52 to 00/10:44:04

Plot file version 477 created 09-MAR-2023 11:44:11

GRB221009A RG013E.UVDATA.1

Freq = 8.0805 GHz, Bw = 32.000 MH No calibration applied and no bandpass applied

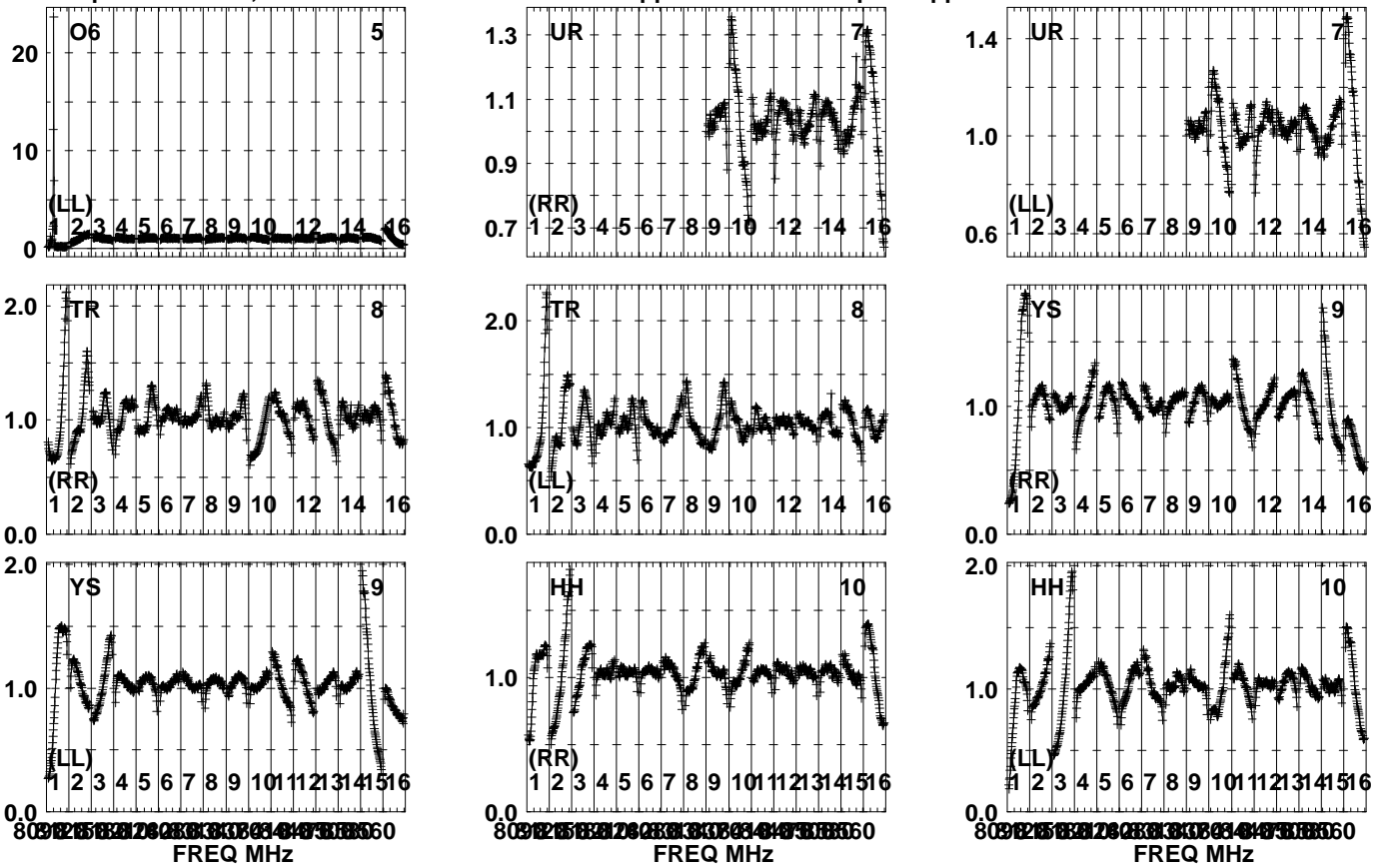


Lower frame: Real Jy
Auto-corr total-power spectrum Antenna: *
Timerange: 00/10:44:21 to 00/10:46:34

Plot file version 478 created 09-MAR-2023 11:44:11

GRB221009A RG013E.UVDATA.1

Freq = 8.0805 GHz, Bw = 32.000 MH No calibration applied and no bandpass applied



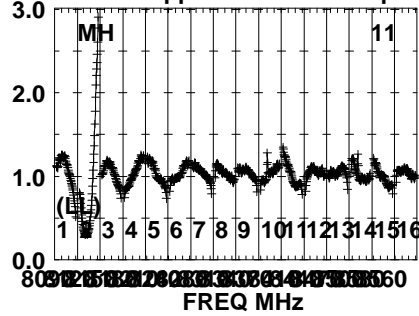
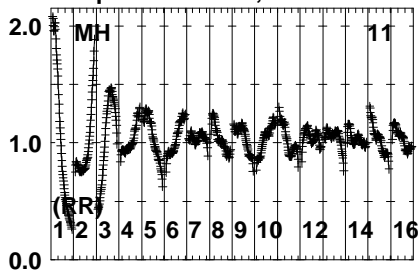
Lower frame: Real Jy
Auto-corr total-power spectrum Antenna: *
Timerange: 00/10:44:21 to 00/10:46:34

Plot file version 479 created 09-MAR-2023 11:44:11

GRB221009A RG013E.UVDATA.1

Freq = 8.0805 GHz, Bw = 32.000 MH

No calibration applied and no bandpass applied



Lower frame: Real Jy

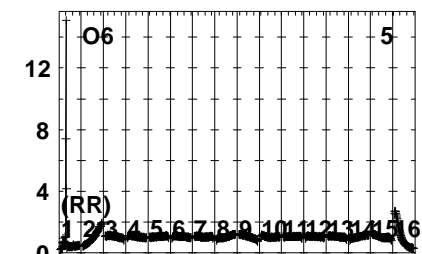
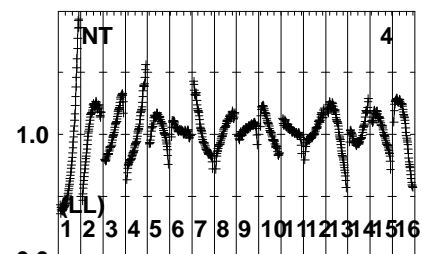
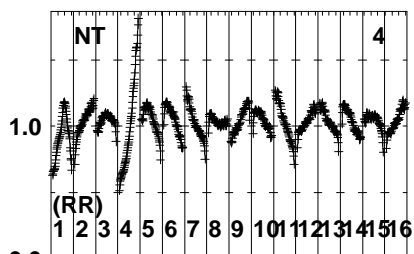
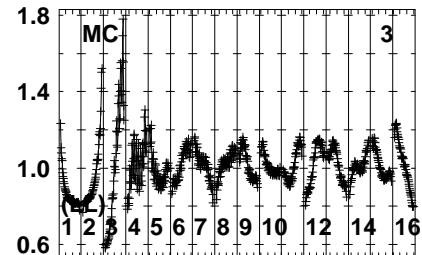
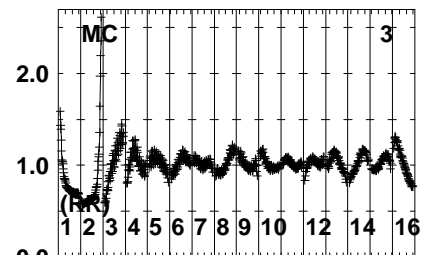
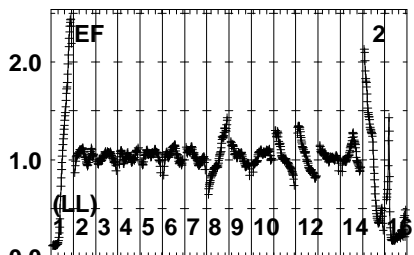
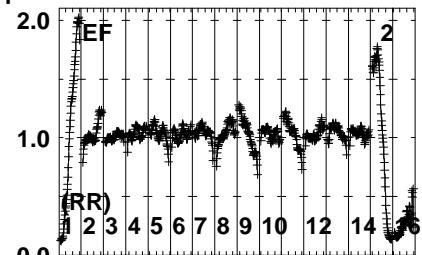
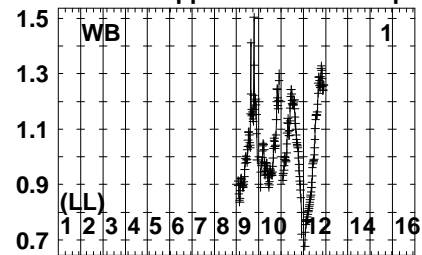
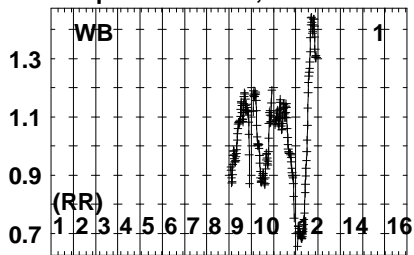
Auto-corr total-power spectrum Antenna: *

Timerange: 00/10:44:21 to 00/10:46:34

Plot file version 480 created 09-MAR-2023 11:44:11

J191142+1952 RG013E.UVDATA.1

Freq = 8.0805 GHz, Bw = 32.000 MH No calibration applied and no bandpass applied



809258326283032344638860
FREQ MHz

809258326283032344638860
FREQ MHz

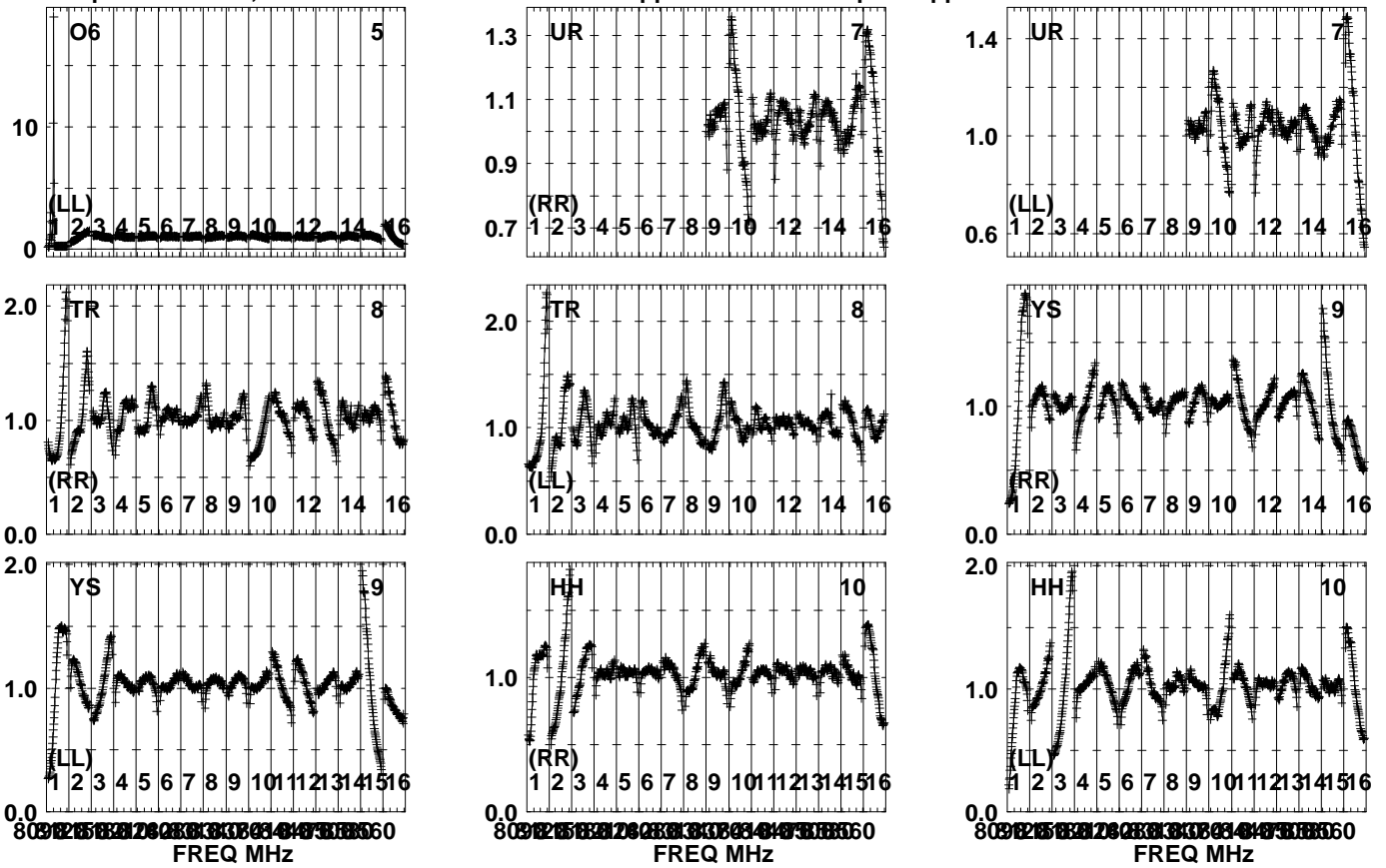
809258326283032344638860
FREQ MHz

Lower frame: Real Jy
Auto-corr total-power spectrum Antenna: *
Timerange: 00/10:46:52 to 00/10:48:05

Plot file version 481 created 09-MAR-2023 11:44:11

J191142+1952 RG013E.UVDATA.1

Freq = 8.0805 GHz, Bw = 32.000 MH No calibration applied and no bandpass applied



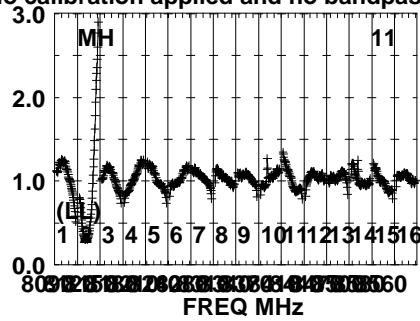
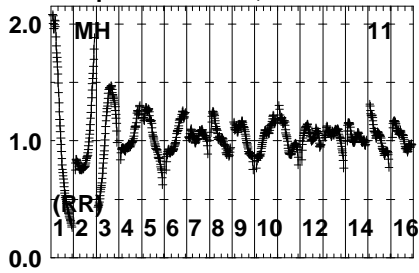
Lower frame: Real Jy
Auto-corr total-power spectrum Antenna: *
Timerange: 00/10:46:52 to 00/10:48:05

Plot file version 482 created 09-MAR-2023 11:44:12

J191142+1952 RG013E.UVDATA.1

Freq = 8.0805 GHz, Bw = 32.000 MH

No calibration applied and no bandpass applied



Lower frame: Real Jy

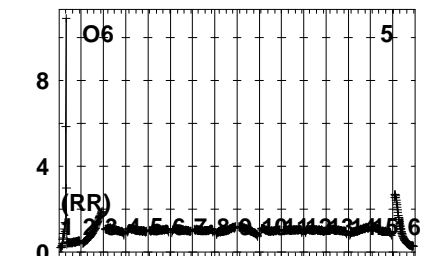
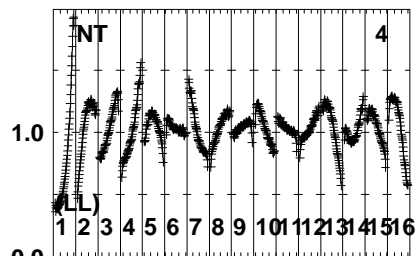
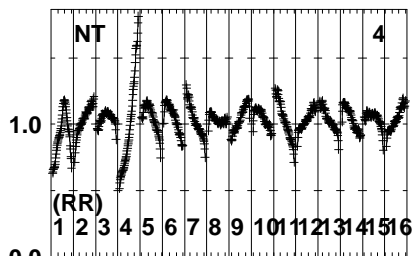
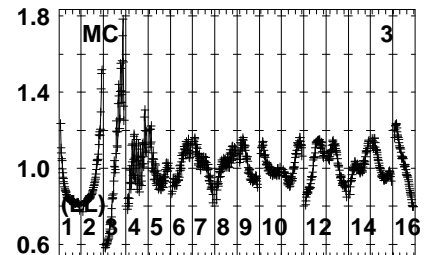
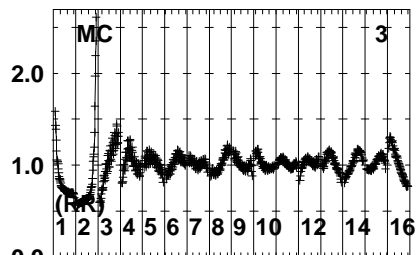
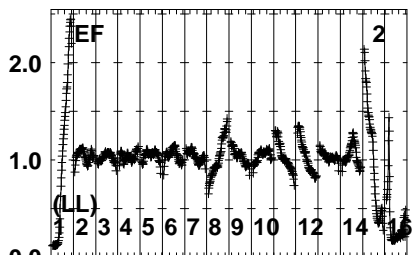
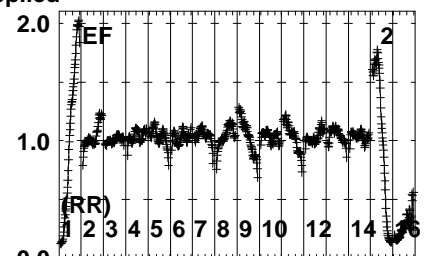
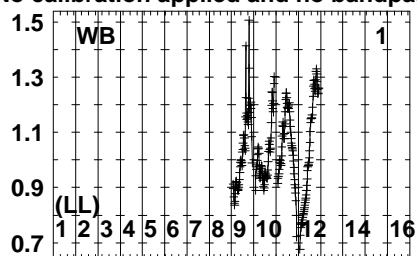
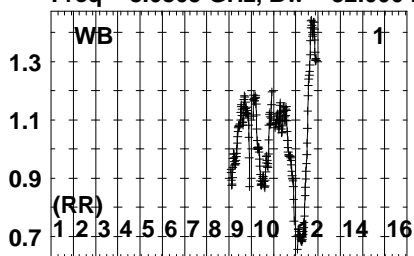
Auto-corr total-power spectrum Antenna: *

Timerange: 00/10:46:52 to 00/10:48:05

Plot file version 483 created 09-MAR-2023 11:44:12

J191249+1940 RG013E.UVDATA.1

Freq = 8.0805 GHz, Bw = 32.000 MH No calibration applied and no bandpass applied



80925830260830084938860
FREQ MHz

80925830260830084938860
FREQ MHz

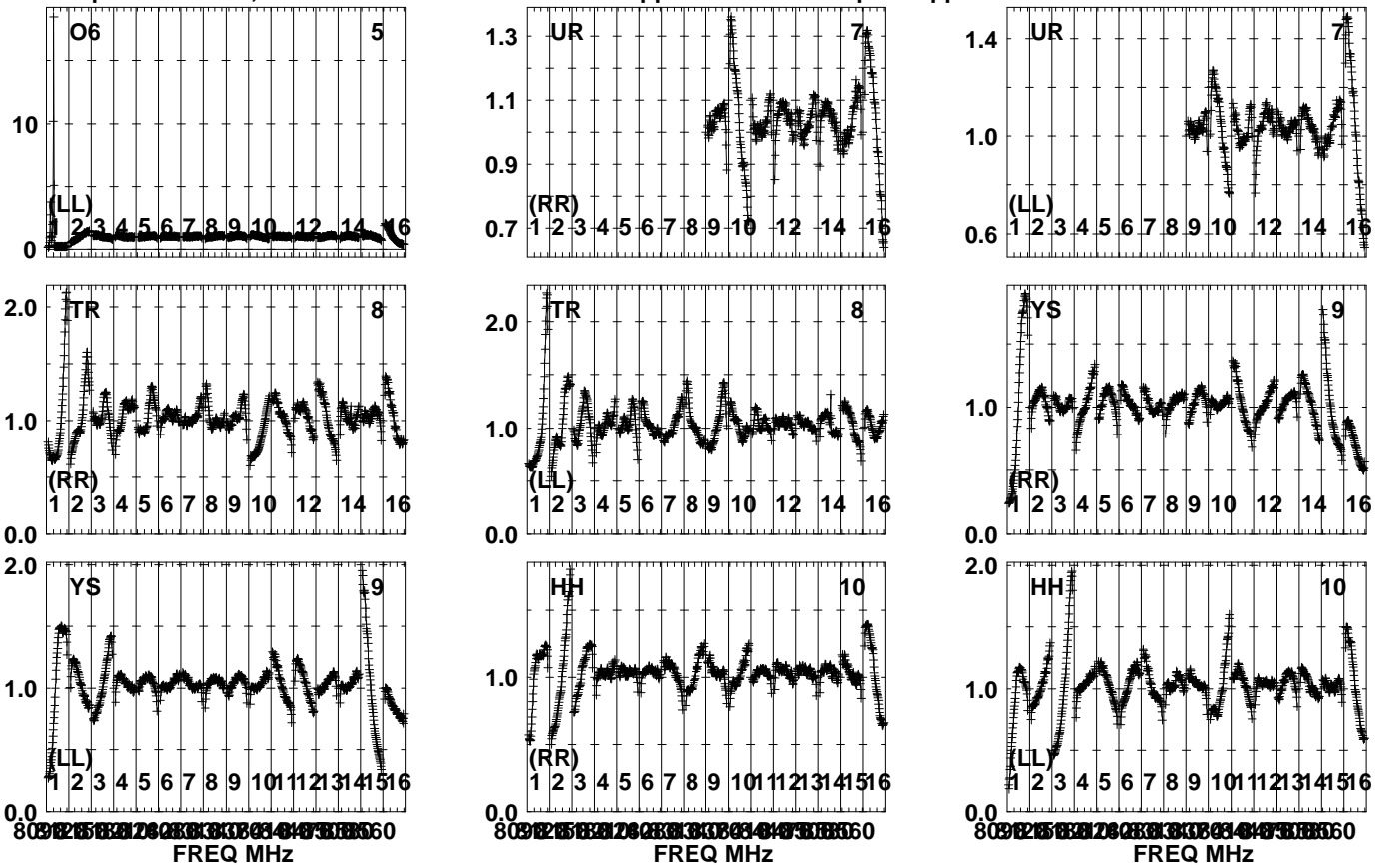
80925830260830084938860
FREQ MHz

Lower frame: Real Jy
Auto-corr total-power spectrum Antenna: *
Timerange: 00/10:48:21 to 00/10:49:39

Plot file version 484 created 09-MAR-2023 11:44:12

J191249+1940 RG013E.UVDATA.1

Freq = 8.0805 GHz, Bw = 32.000 MH No calibration applied and no bandpass applied



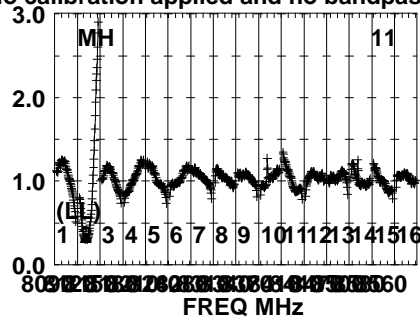
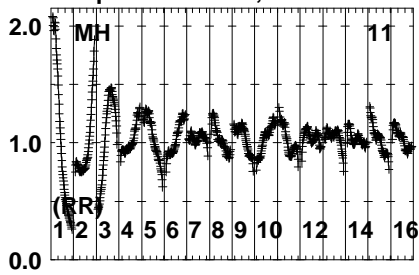
Lower frame: Real Jy
Auto-corr total-power spectrum Antenna: *
Timerange: 00/10:48:21 to 00/10:49:39

Plot file version 485 created 09-MAR-2023 11:44:12

J191249+1940 RG013E.UVDATA.1

Freq = 8.0805 GHz, Bw = 32.000 MH

No calibration applied and no bandpass applied



Lower frame: Real Jy


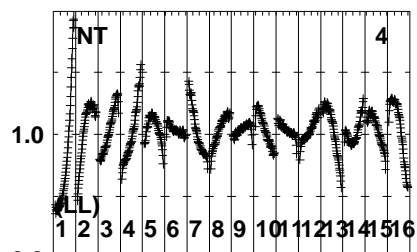
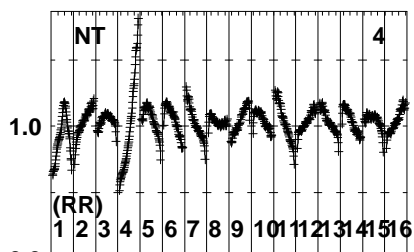
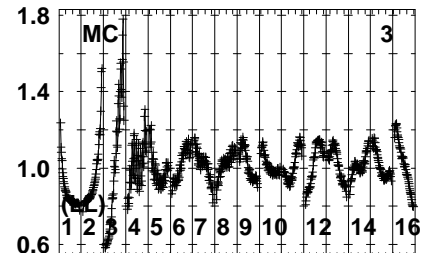
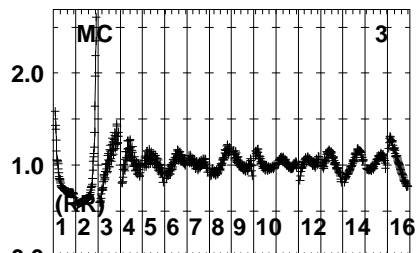
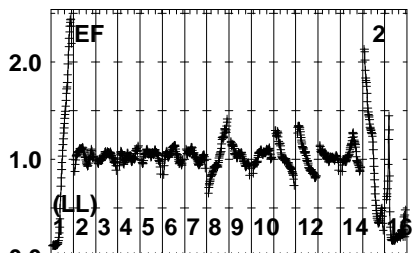
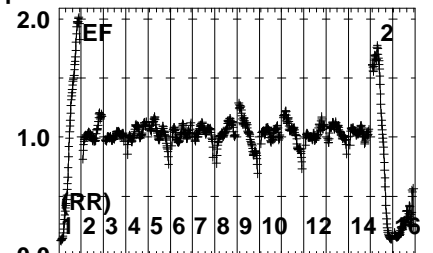
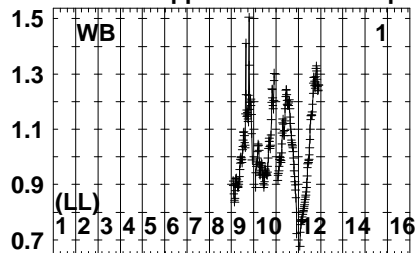
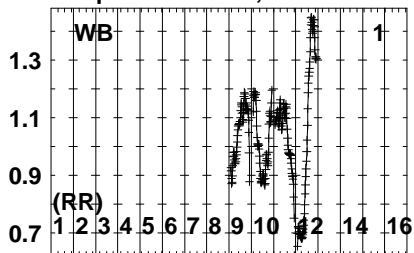
Auto-corr total-power spectrum Antenna: *

Timerange: 00/10:48:21 to 00/10:49:39

Plot file version 486 created 09-MAR-2023 11:44:12

J191142+1952 RG013E.UVDATA.1

Freq = 8.0805 GHz, Bw = 32.000 MH No calibration applied and no bandpass applied



809258326283032343638404244464850
FREQ MHz

809258326283032343638404244464850
FREQ MHz

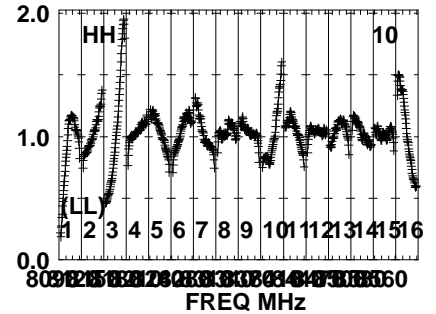
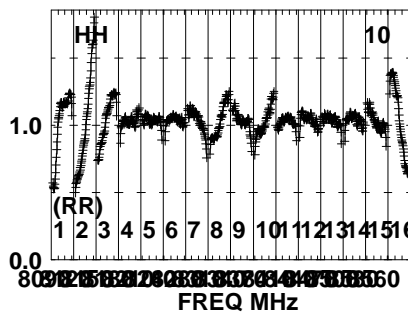
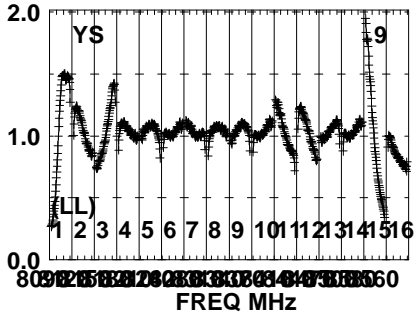
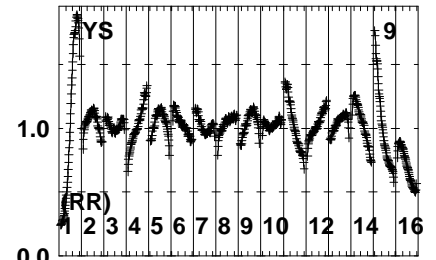
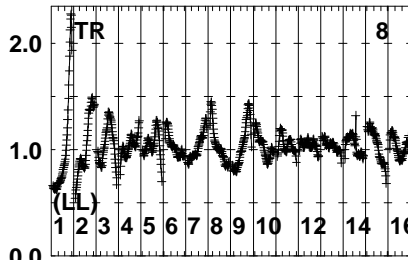
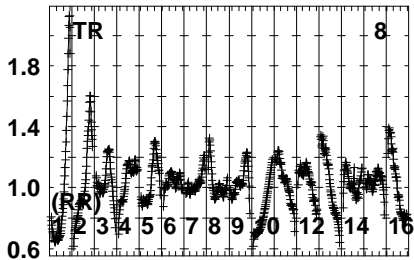
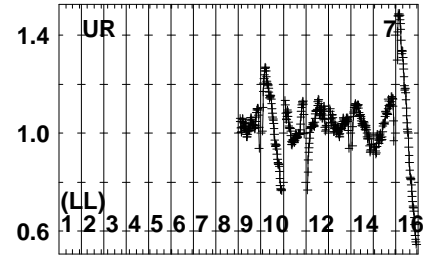
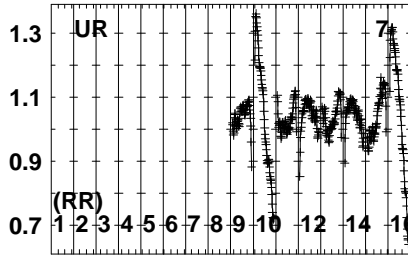
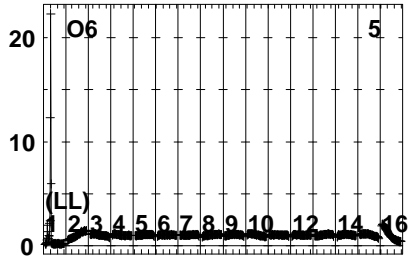
809258326283032343638404244464850
FREQ MHz

Lower frame: Real Jy
Auto-corr total-power spectrum Antenna: *
Timerange: 00/10:49:57 to 00/10:51:25

Plot file version 487 created 09-MAR-2023 11:44:12

J191142+1952 RG013E.UVDATA.1

Freq = 8.0805 GHz, Bw = 32.000 MH No calibration applied and no bandpass applied



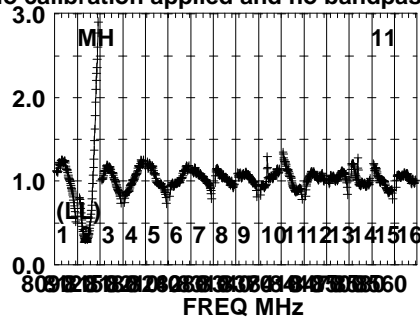
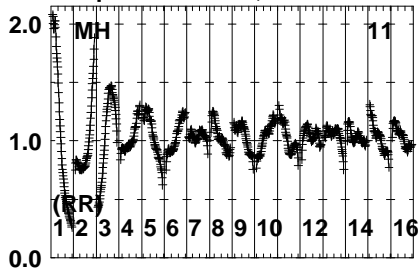
Lower frame: Real Jy
Auto-corr total-power spectrum Antenna: *
Timerange: 00/10:49:57 to 00/10:51:25

Plot file version 488 created 09-MAR-2023 11:44:12

J191142+1952 RG013E.UVDATA.1

Freq = 8.0805 GHz, Bw = 32.000 MH

No calibration applied and no bandpass applied



Lower frame: Real Jy

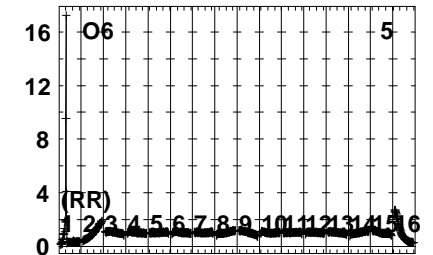
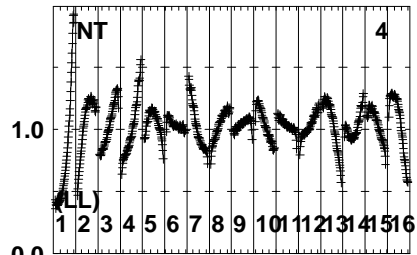
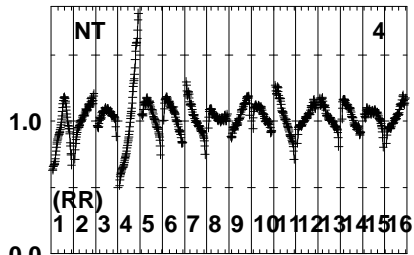
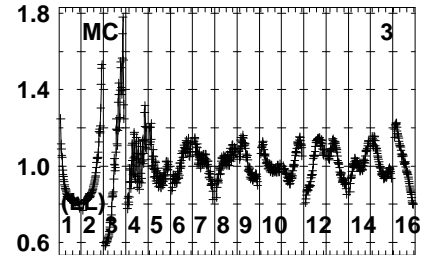
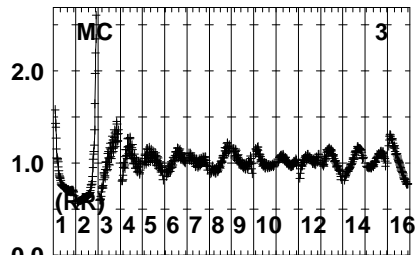
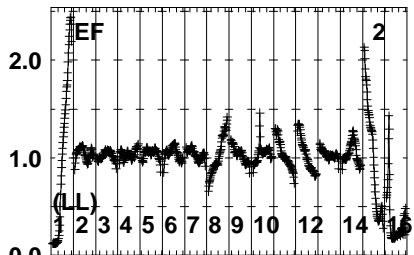
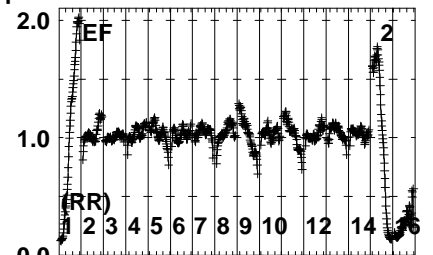
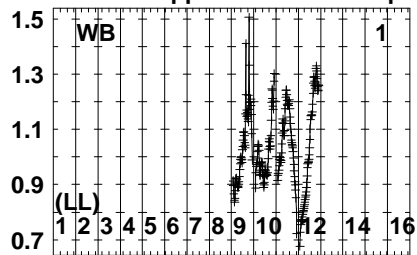
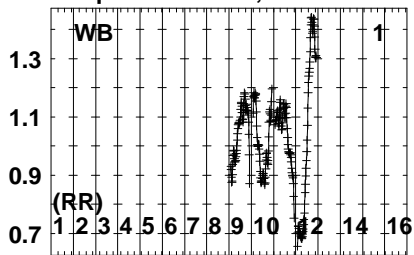
Auto-corr total-power spectrum Antenna: *

Timerange: 00/10:49:57 to 00/10:51:25

Plot file version 489 created 09-MAR-2023 11:44:12

GRB221009A RG013E.UVDATA.1

Freq = 8.0805 GHz, Bw = 32.000 MH No calibration applied and no bandpass applied



80925830260830694938860

80925830260830694938860

80925830260830694938860

FREQ MHz

FREQ MHz

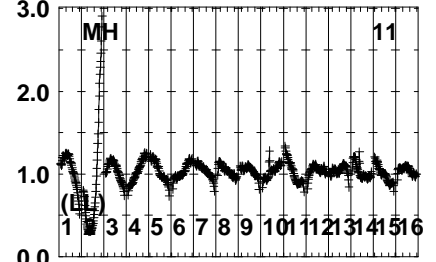
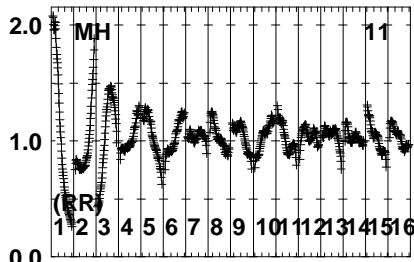
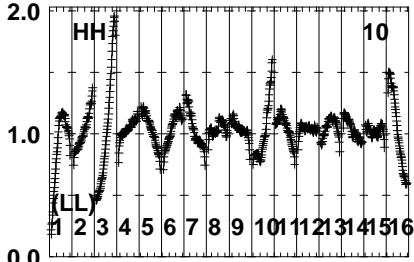
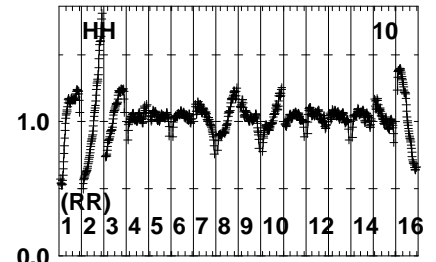
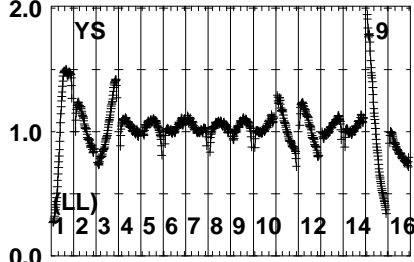
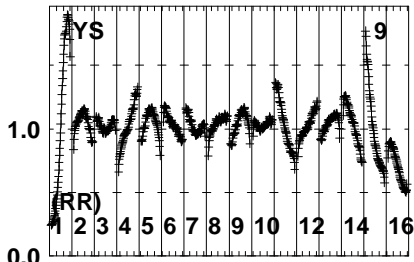
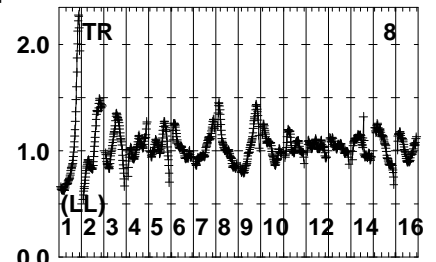
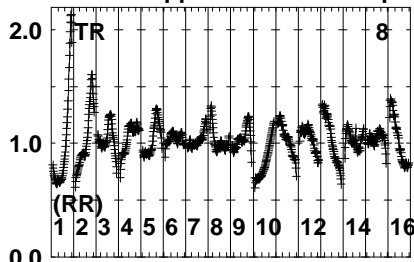
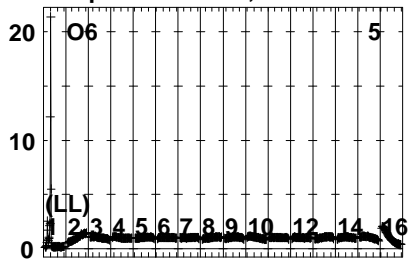
FREQ MHz

Lower frame: Real Jy
Auto-corr total-power spectrum Antenna: *
Timerange: 00/10:51:41 to 00/10:53:54

Plot file version 490 created 09-MAR-2023 11:44:12

GRB221009A RG013E.UVDATA.1

Freq = 8.0805 GHz, Bw = 32.000 MH No calibration applied and no bandpass applied



80912588260833063493860
FREQ MHz

80912588260833063493860
FREQ MHz

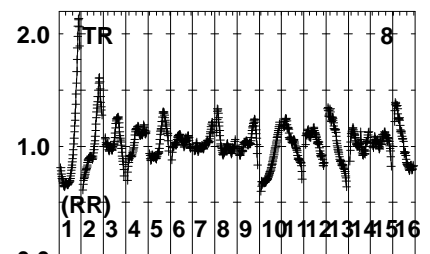
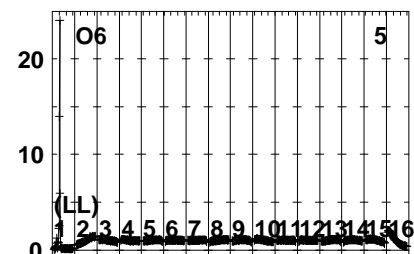
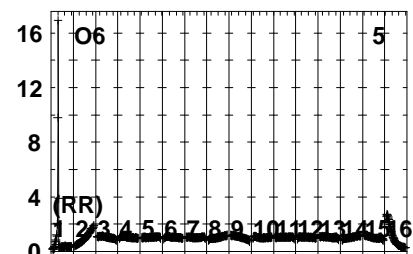
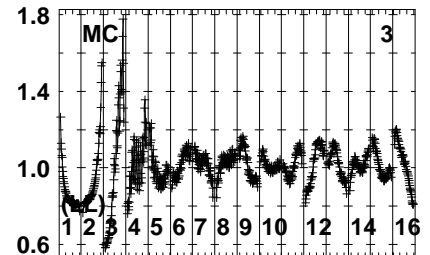
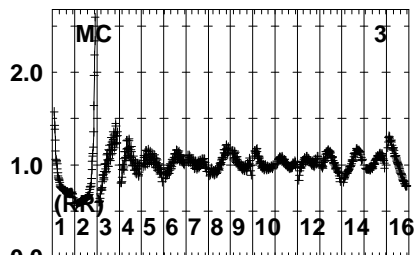
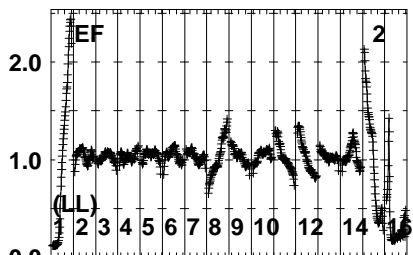
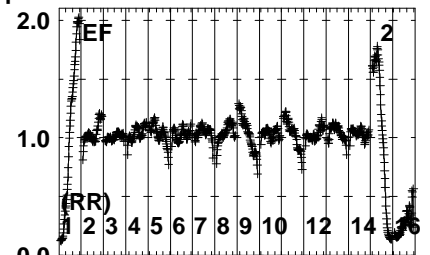
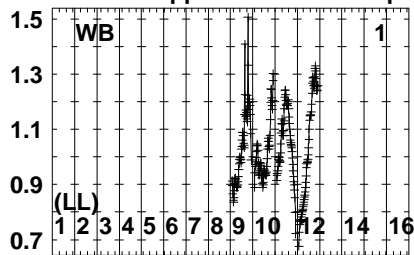
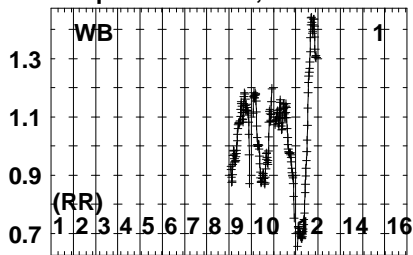
80912588260833063493860
FREQ MHz

Lower frame: Real Jy
Auto-corr total-power spectrum Antenna: *
Timerange: 00/10:51:41 to 00/10:53:54

Plot file version 491 created 09-MAR-2023 11:44:13

J191142+1952 RG013E.UVDATA.1

Freq = 8.0805 GHz, Bw = 32.000 MH No calibration applied and no bandpass applied



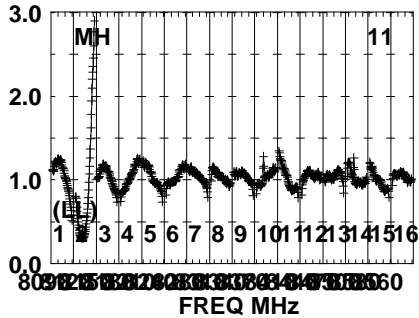
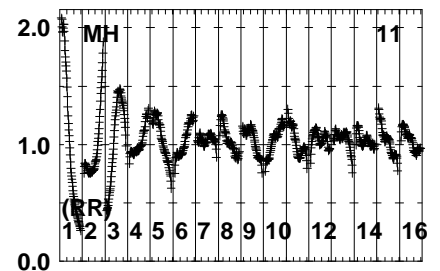
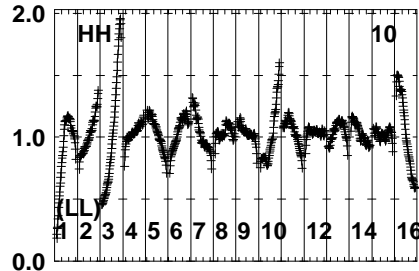
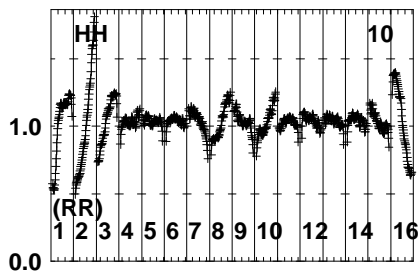
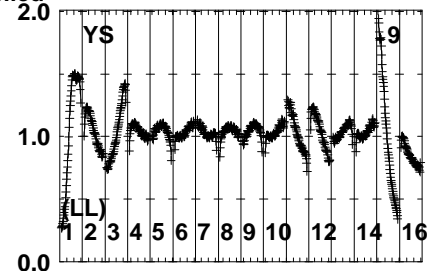
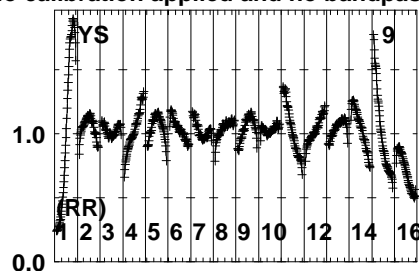
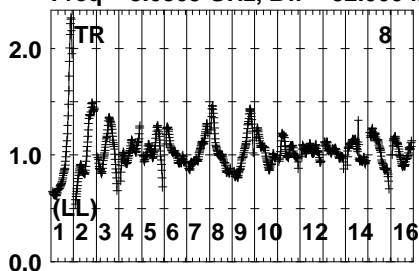
8091258391260883008949388860

Lower frame: Real Jy
Auto-corr total-power spectrum Antenna: *
Timerange: 00/10:54:11 to 00/10:55:25

Plot file version 492 created 09-MAR-2023 11:44:13

J191142+1952 RG013E.UVDATA.1

Freq = 8.0805 GHz, Bw = 32.000 MH No calibration applied and no bandpass applied

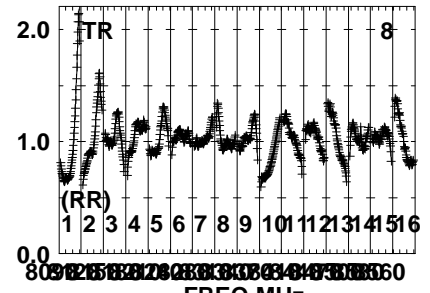
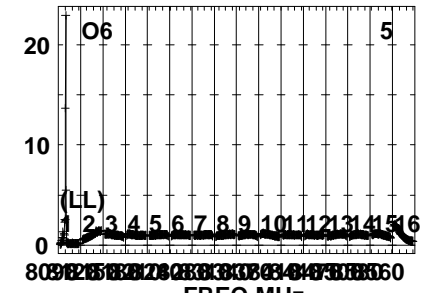
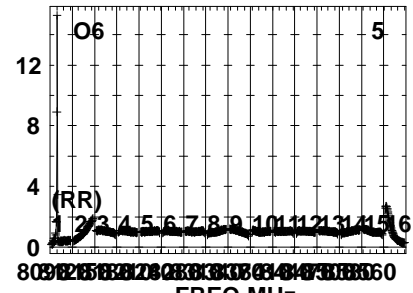
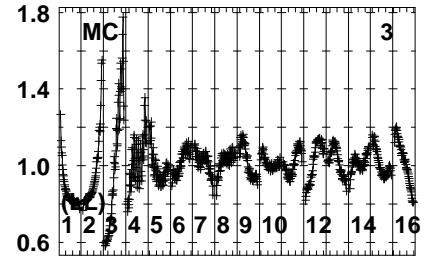
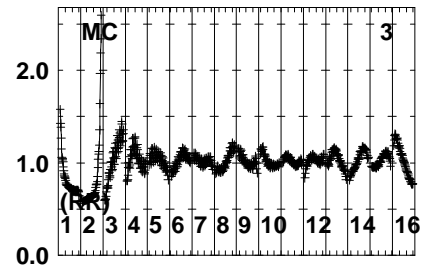
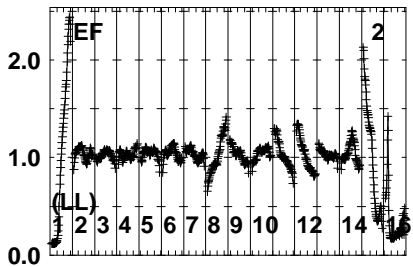
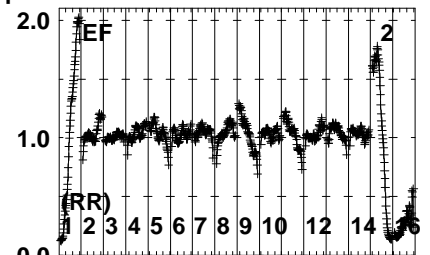
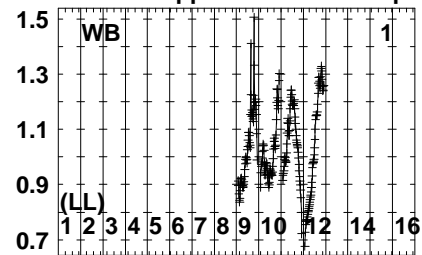
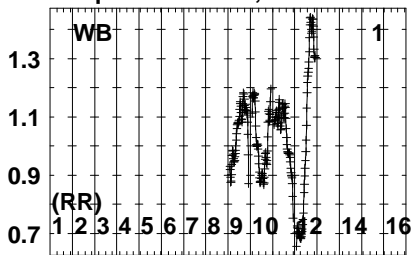


Lower frame: Real Jy
Auto-corr total-power spectrum Antenna: *
Timerange: 00/10:54:11 to 00/10:55:25

Plot file version 493 created 09-MAR-2023 11:44:13

GRB221009A RG013E.UVDATA.1

Freq = 8.0805 GHz, Bw = 32.000 MH No calibration applied and no bandpass applied

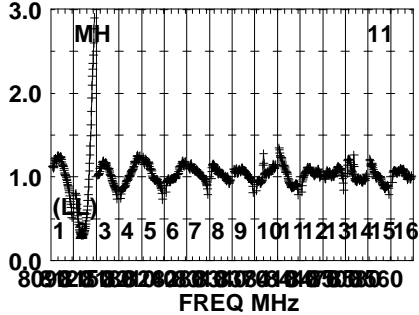
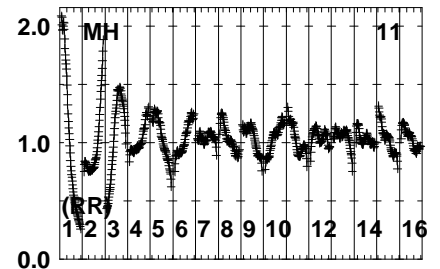
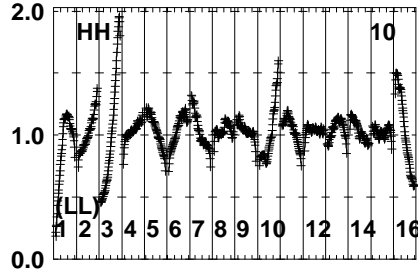
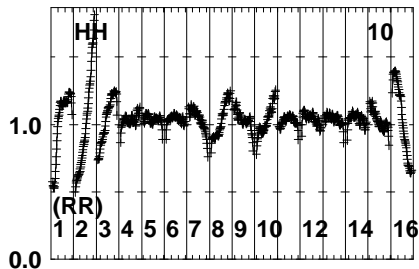
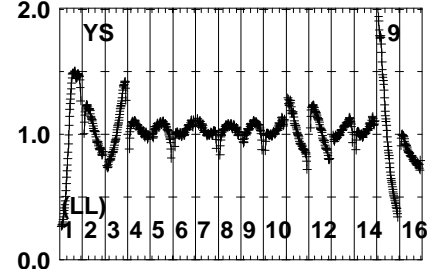
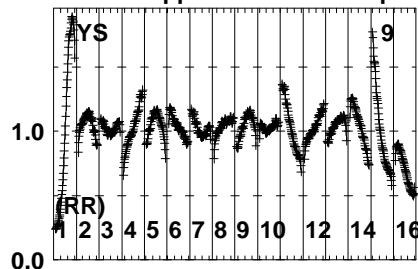
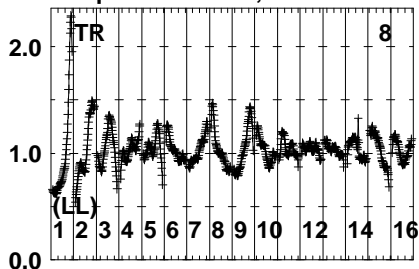


Lower frame: Real Jy
Auto-corr total-power spectrum Antenna: *
Timerange: 00/10:55:41 to 00/10:57:54

Plot file version 494 created 09-MAR-2023 11:44:13

GRB221009A RG013E.UVDATA.1

Freq = 8.0805 GHz, Bw = 32.000 MH No calibration applied and no bandpass applied



8000 8025 8050 8075 8100 8125 8150 8175 8200 8225 8250 8275 8300 8325 8350 8375 8400 8425 8450 8475 8500 8525 8550 8575 8600

FREQ MHz

Lower frame: Real Jy

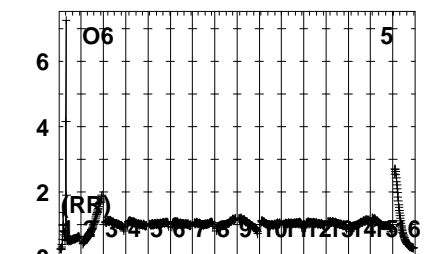
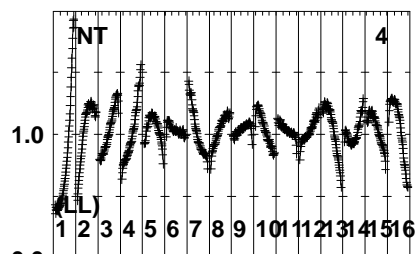
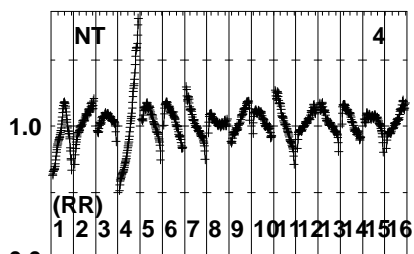
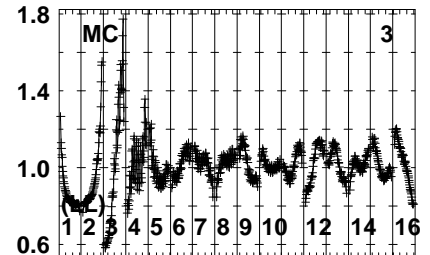
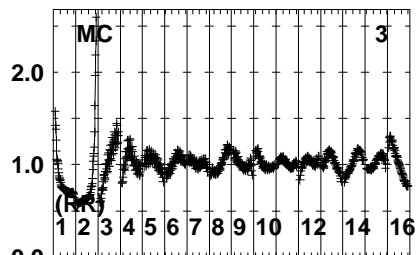
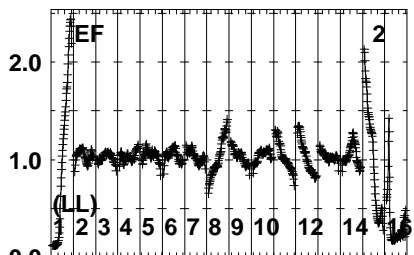
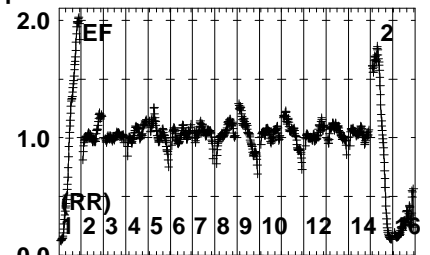
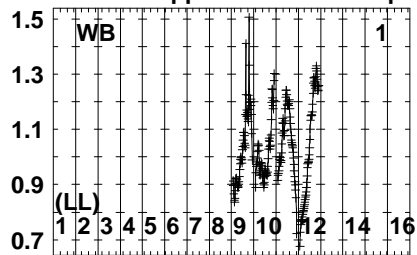
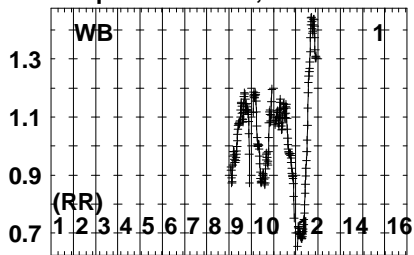
Auto-corr total-power spectrum Antenna: *

Timerange: 00/10:55:41 to 00/10:57:54

Plot file version 495 created 09-MAR-2023 11:44:13

J191142+1952 RG013E.UVDATA.1

Freq = 8.0805 GHz, Bw = 32.000 MH No calibration applied and no bandpass applied



80925830260830084938860
FREQ MHz

80925830260830084938860
FREQ MHz

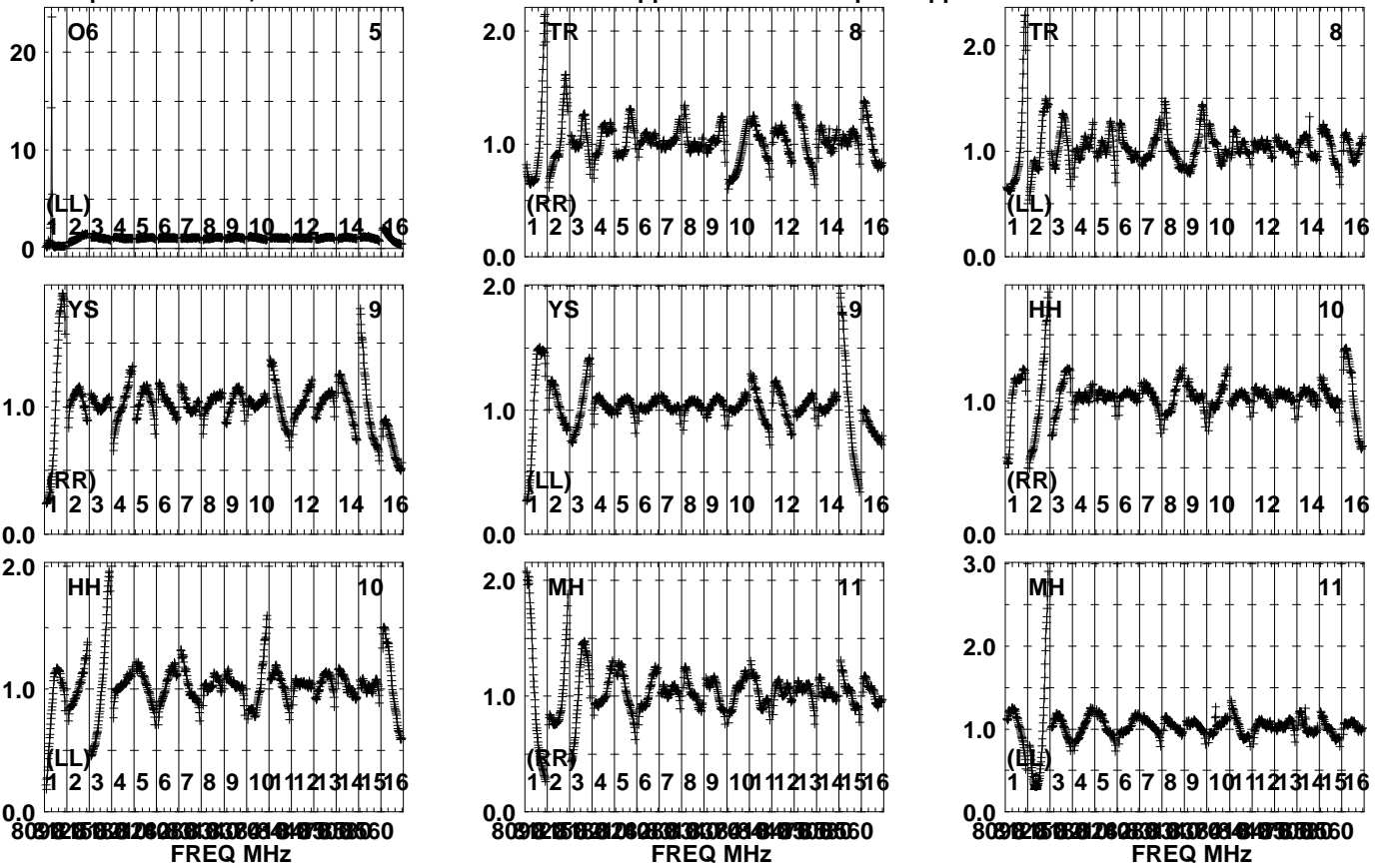
80925830260830084938860
FREQ MHz

Lower frame: Real Jy
Auto-corr total-power spectrum Antenna: *
Timerange: 00/10:58:11 to 00/10:59:25

Plot file version 496 created 09-MAR-2023 11:44:13

J191142+1952 RG013E.UVDATA.1

Freq = 8.0805 GHz, Bw = 32.000 MH No calibration applied and no bandpass applied

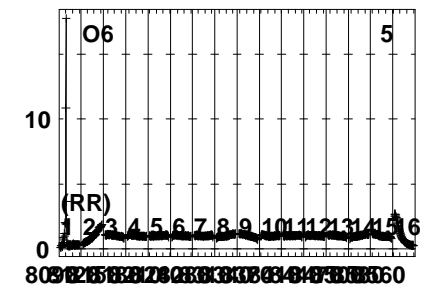
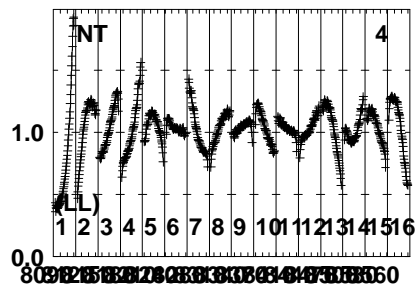
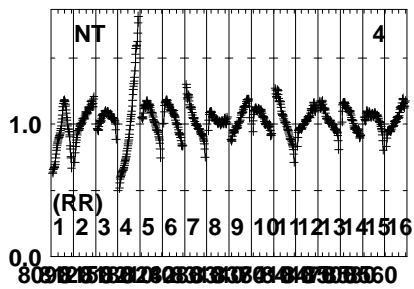
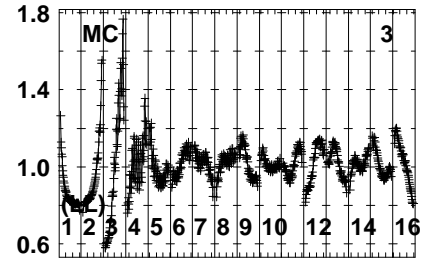
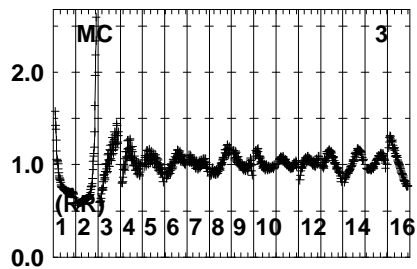
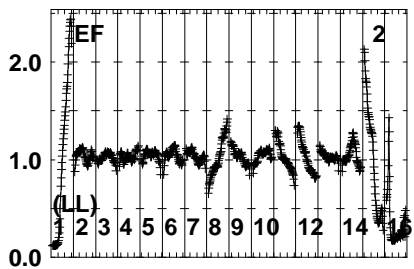
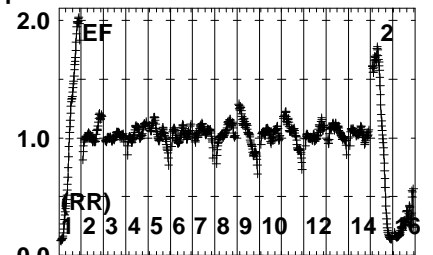
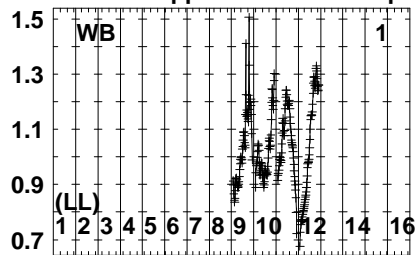
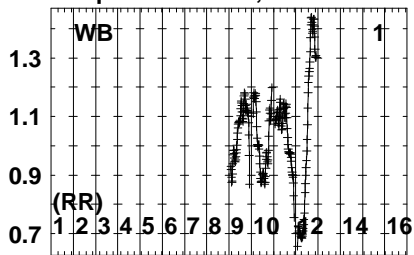


Lower frame: Real Jy
Auto-corr total-power spectrum Antenna: *
Timerange: 00/10:58:11 to 00/10:59:25

Plot file version 497 created 09-MAR-2023 11:44:14

J1905+1943 RG013E.UVDATA.1

Freq = 8.0805 GHz, Bw = 32.000 MH No calibration applied and no bandpass applied

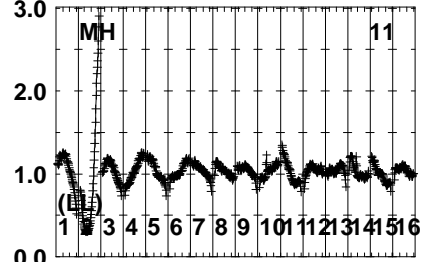
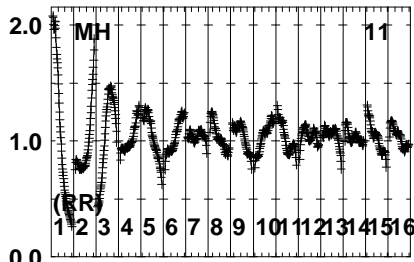
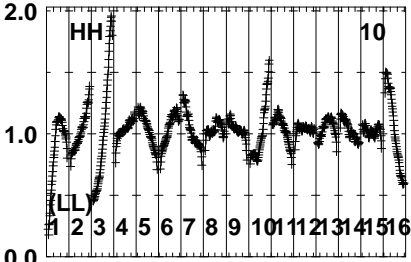
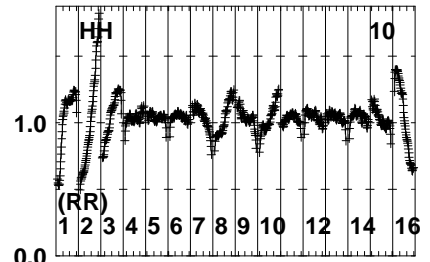
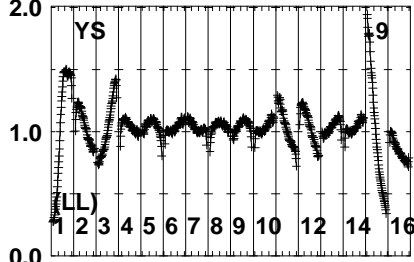
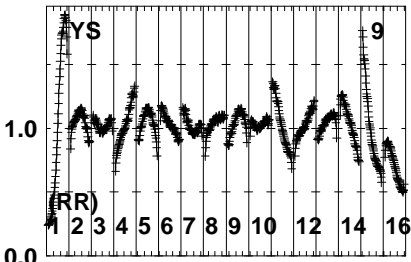
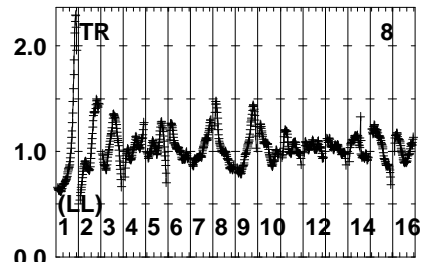
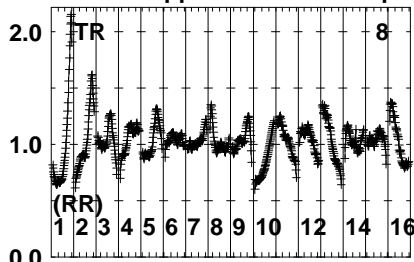
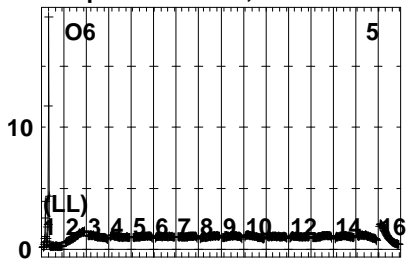


Lower frame: Real Jy
Auto-corr total-power spectrum Antenna: *
Timerange: 00/10:59:42 to 00/11:01:10

Plot file version 498 created 09-MAR-2023 11:44:14

J1905+1943 RG013E.UVDATA.1

Freq = 8.0805 GHz, Bw = 32.000 MH No calibration applied and no bandpass applied

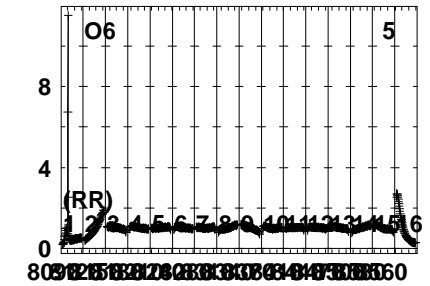
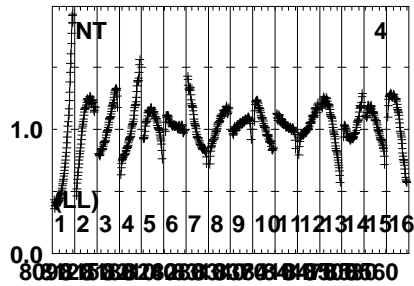
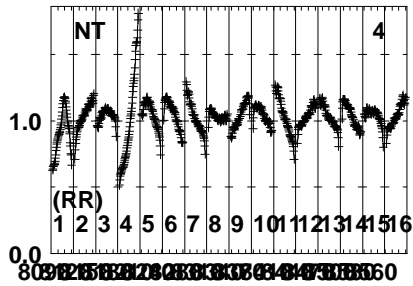
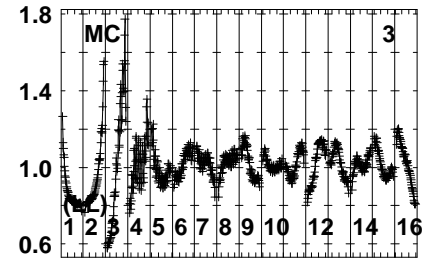
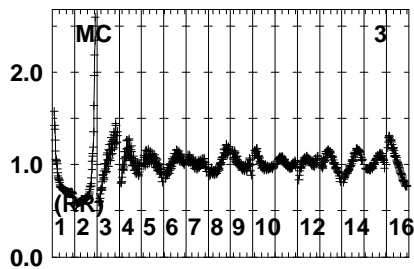
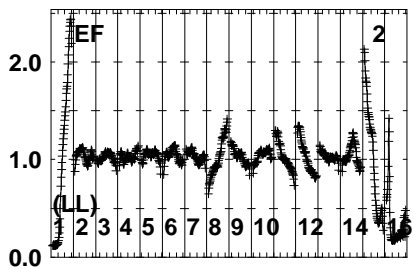
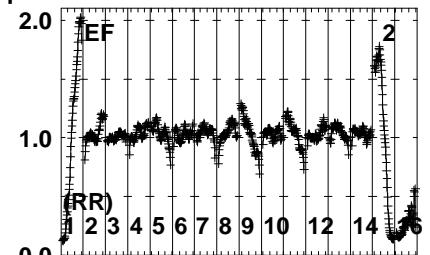
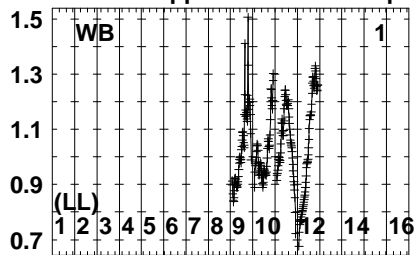
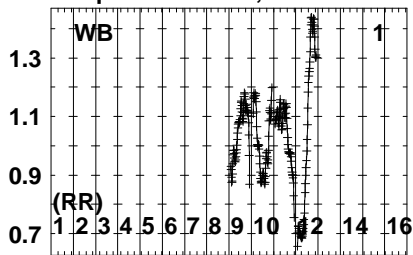


Lower frame: Real Jy
Auto-corr total-power spectrum Antenna: *
Timerange: 00/10:59:42 to 00/11:01:10

Plot file version 499 created 09-MAR-2023 11:44:14

J191142+1952 RG013E.UVDATA.1

Freq = 8.0805 GHz, Bw = 32.000 MH No calibration applied and no bandpass applied

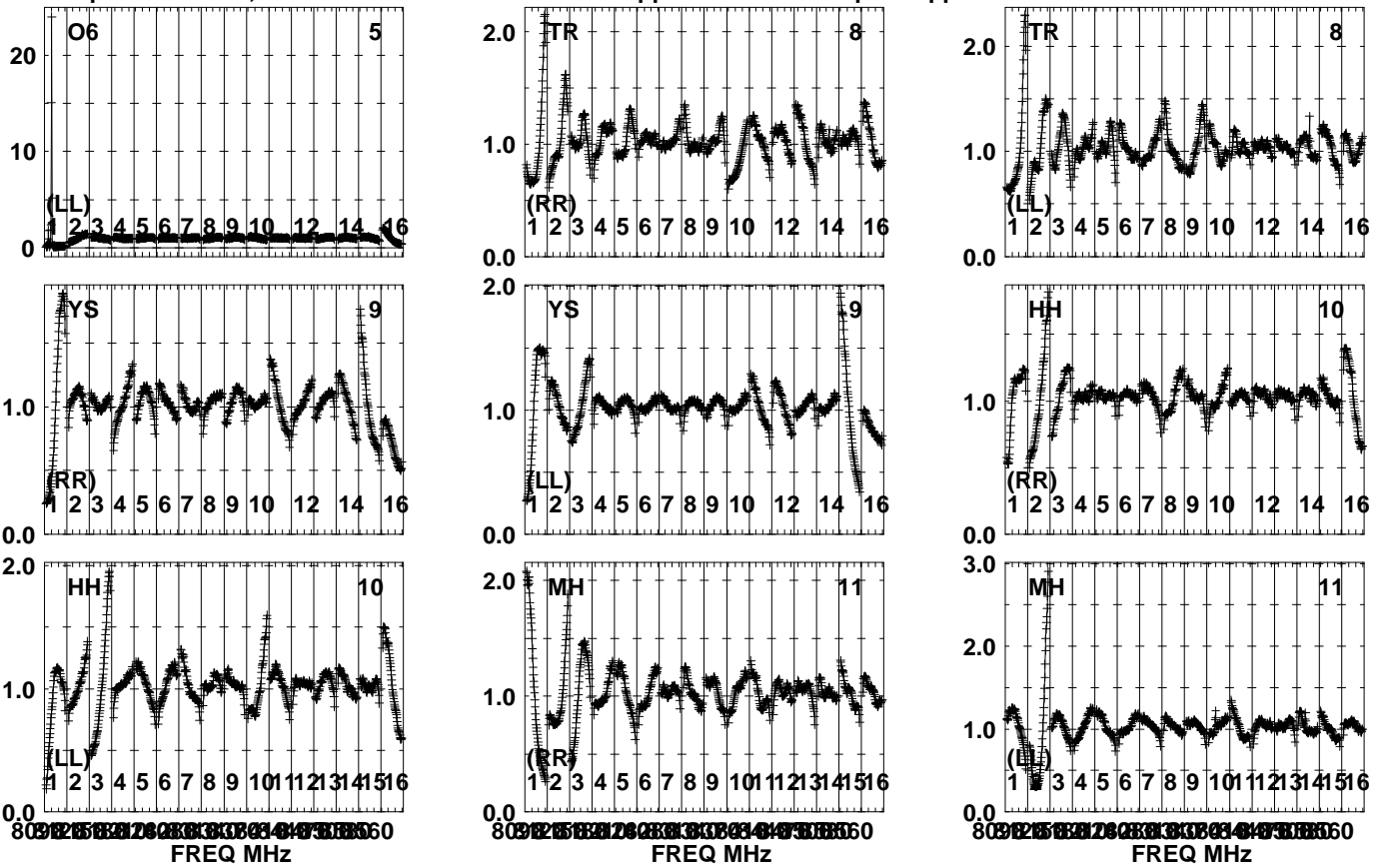


Lower frame: Real Jy
Auto-corr total-power spectrum Antenna: *
Timerange: 00/11:01:37 to 00/11:03:05

Plot file version 500 created 09-MAR-2023 11:44:14

J191142+1952 RG013E.UVDATA.1

Freq = 8.0805 GHz, Bw = 32.000 MH No calibration applied and no bandpass applied

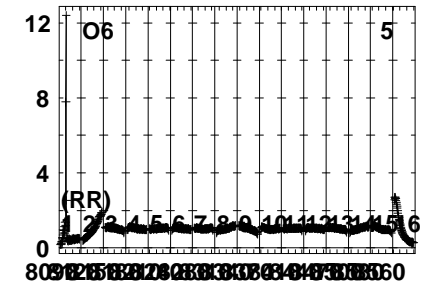
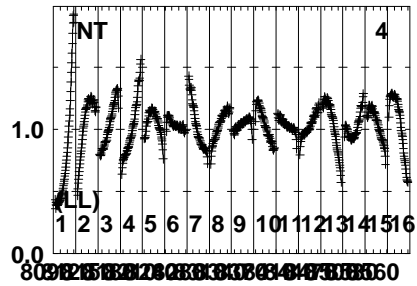
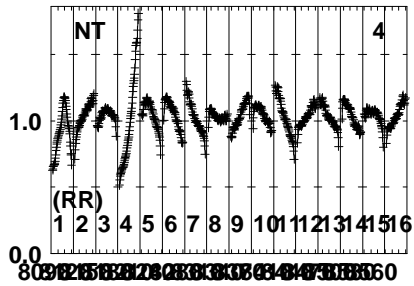
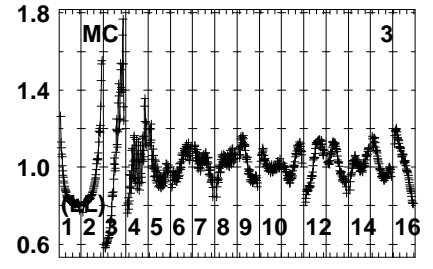
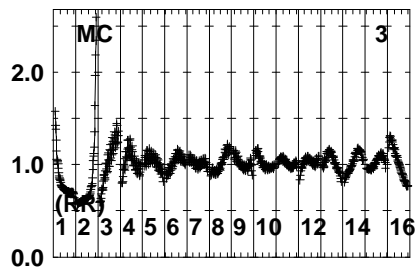
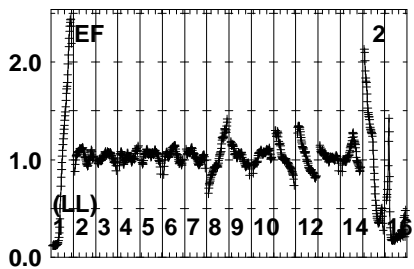
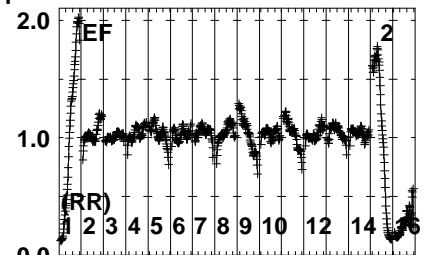
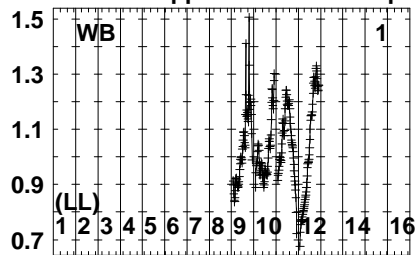
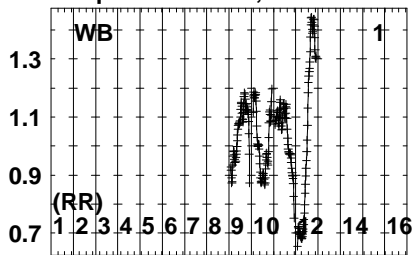


Lower frame: Real Jy
Auto-corr total-power spectrum Antenna: *
Timerange: 00/11:01:37 to 00/11:03:05

Plot file version 501 created 09-MAR-2023 11:44:14

GRB221009A RG013E.UVDATA.1

Freq = 8.0805 GHz, Bw = 32.000 MH No calibration applied and no bandpass applied

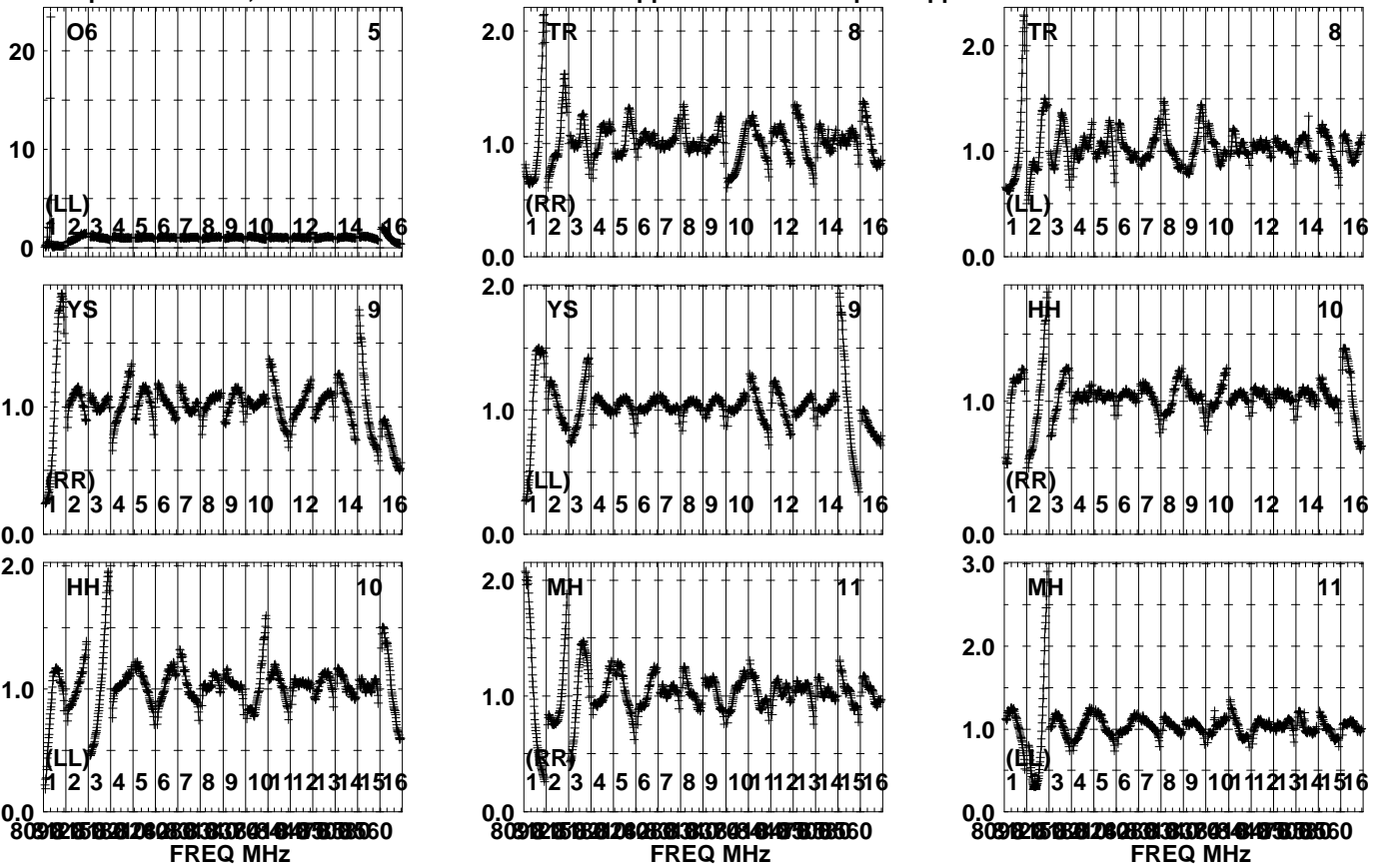


Lower frame: Real Jy
Auto-corr total-power spectrum Antenna: *
Timerange: 00/11:03:22 to 00/11:05:34

Plot file version 502 created 09-MAR-2023 11:44:14

GRB221009A RG013E.UVDATA.1

Freq = 8.0805 GHz, Bw = 32.000 MH No calibration applied and no bandpass applied

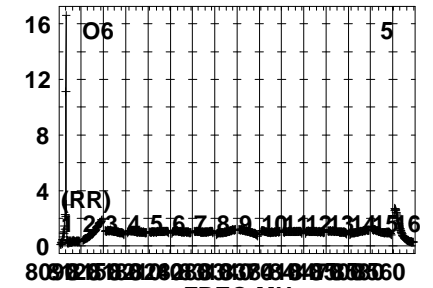
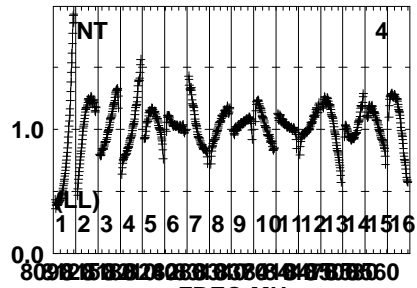
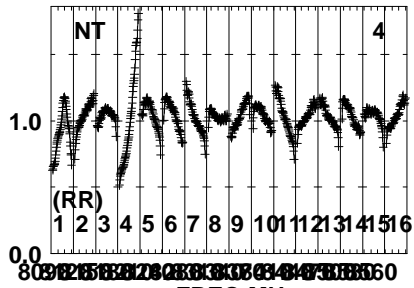
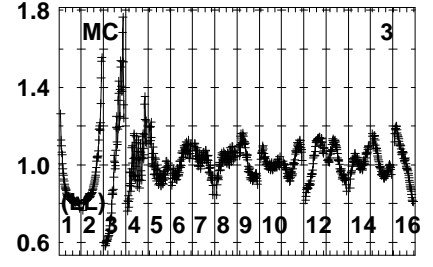
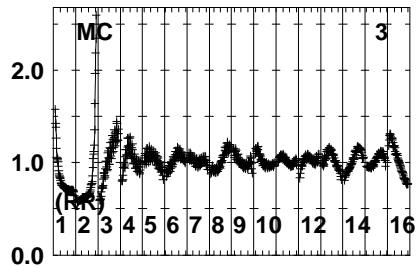
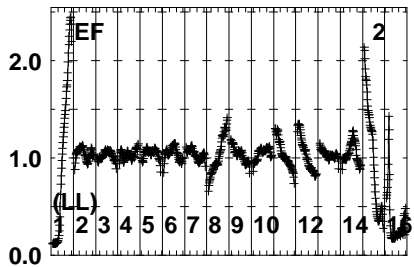
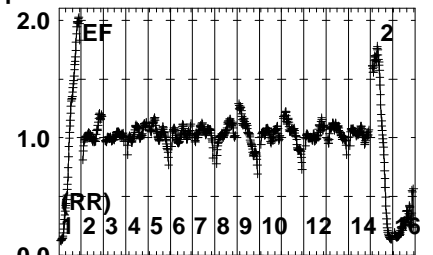
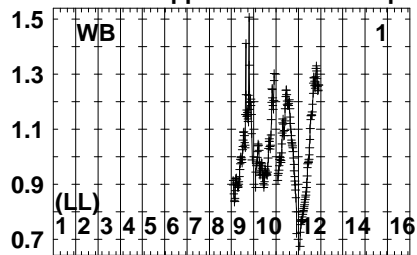
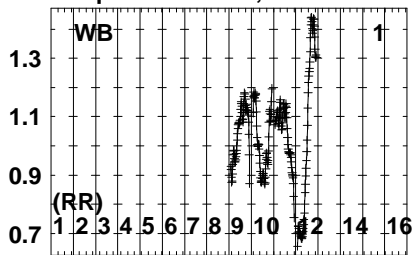


Lower frame: Real Jy
Auto-corr total-power spectrum Antenna: *
Timerange: 00/11:03:22 to 00/11:05:34

Plot file version 503 created 09-MAR-2023 11:44:15

J191142+1952 RG013E.UVDATA.1

Freq = 8.0805 GHz, Bw = 32.000 MH No calibration applied and no bandpass applied

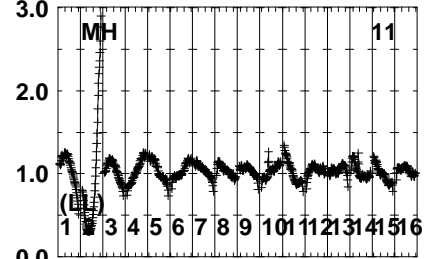
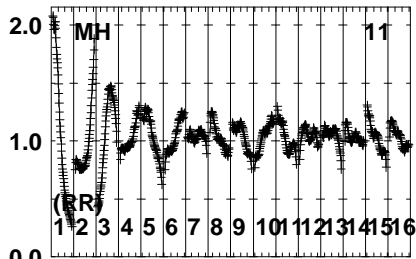
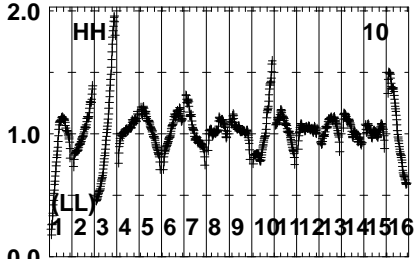
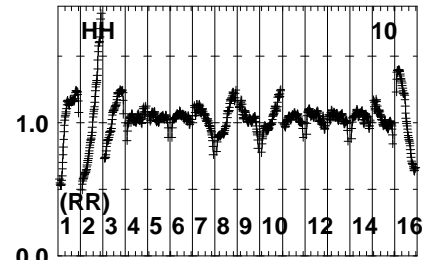
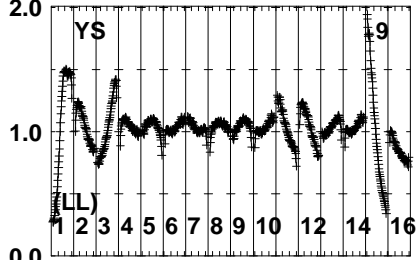
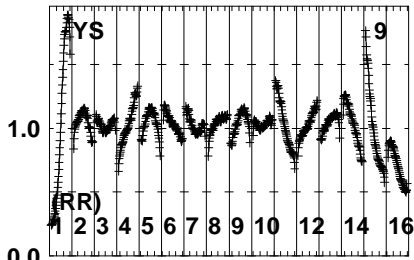
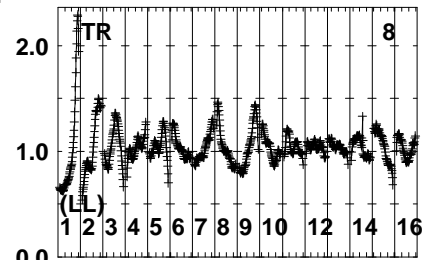
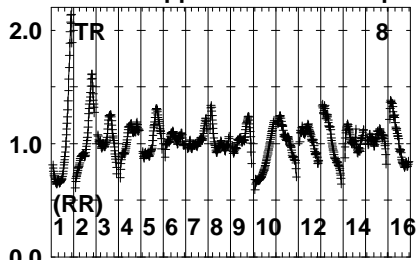
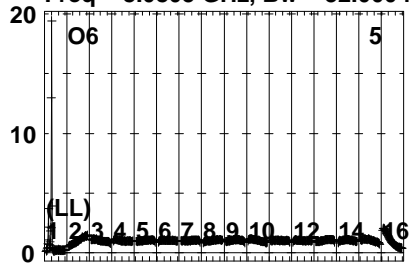


Lower frame: Real Jy
Auto-corr total-power spectrum Antenna: *
Timerange: 00/11:05:52 to 00/11:07:04

Plot file version 504 created 09-MAR-2023 11:44:15

J191142+1952 RG013E.UVDATA.1

Freq = 8.0805 GHz, Bw = 32.000 MH No calibration applied and no bandpass applied



80.91 80.92 80.93 80.94 80.95 80.960
FREQ MHz

80.91 80.92 80.93 80.94 80.95 80.960
FREQ MHz

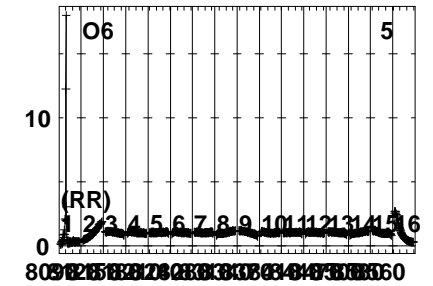
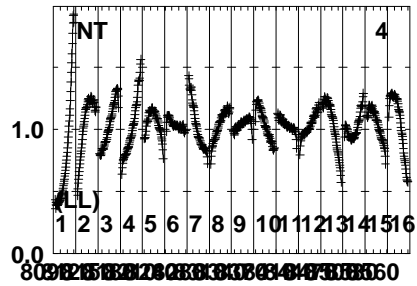
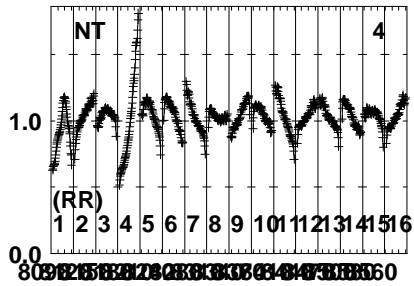
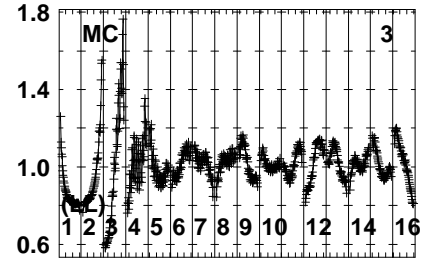
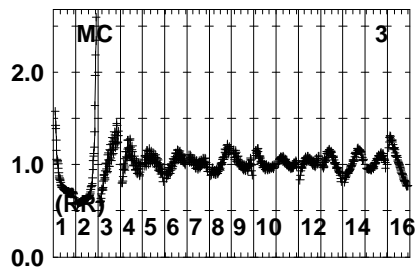
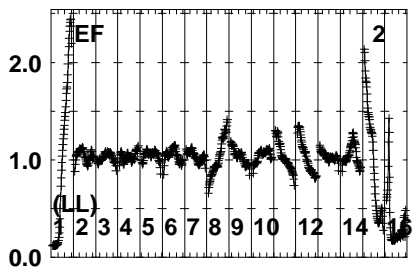
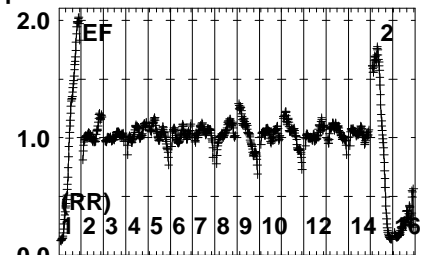
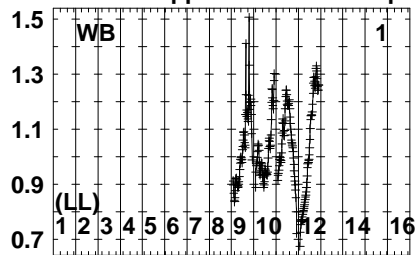
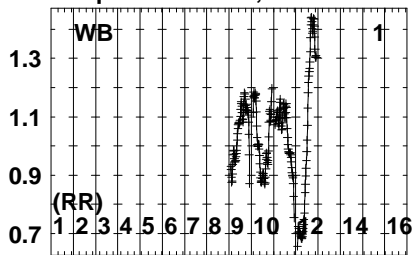
80.91 80.92 80.93 80.94 80.95 80.960
FREQ MHz

Lower frame: Real Jy
Auto-corr total-power spectrum Antenna: *
Timerange: 00/11:05:52 to 00/11:07:04

Plot file version 505 created 09-MAR-2023 11:44:15

GRB221009A RG013E.UVDATA.1

Freq = 8.0805 GHz, Bw = 32.000 MH No calibration applied and no bandpass applied

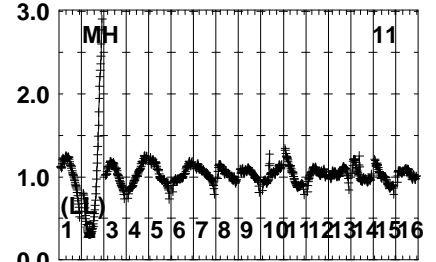
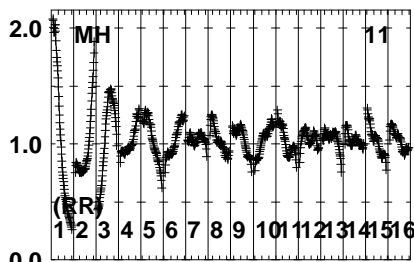
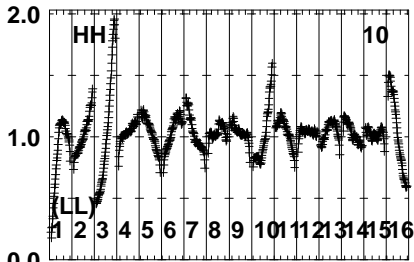
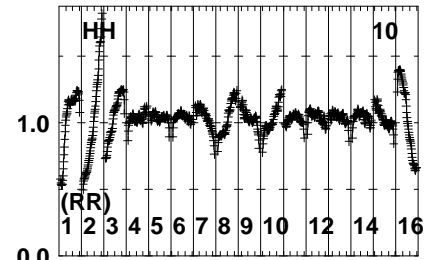
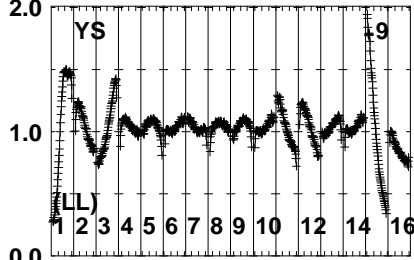
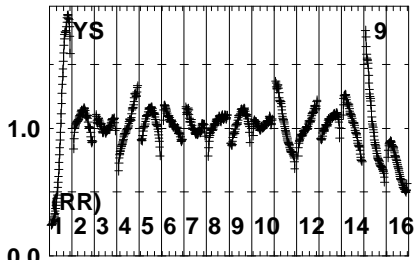
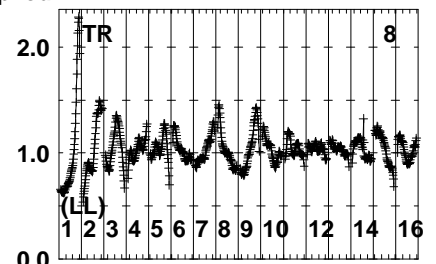
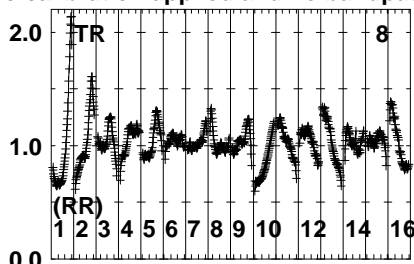
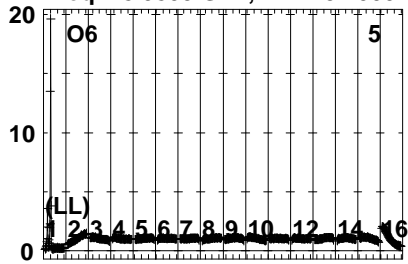


Lower frame: Real Jy
Auto-corr total-power spectrum Antenna: *
Timerange: 00/11:07:21 to 00/11:09:34

Plot file version 506 created 09-MAR-2023 11:44:15

GRB221009A RG013E.UVDATA.1

Freq = 8.0805 GHz, Bw = 32.000 MH No calibration applied and no bandpass applied



80.92 80.925 80.93 80.935 80.94 80.945 80.95 80.956
FREQ MHz

80.92 80.925 80.93 80.935 80.94 80.945 80.95 80.956
FREQ MHz


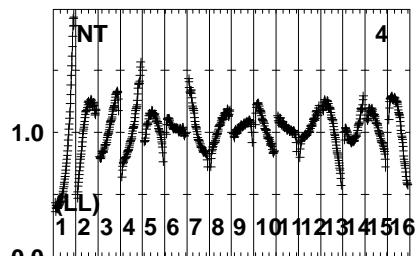
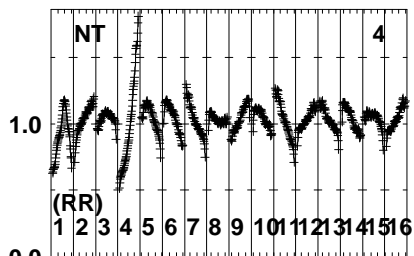
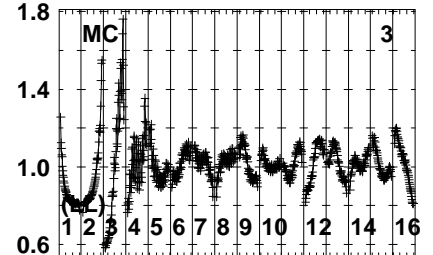
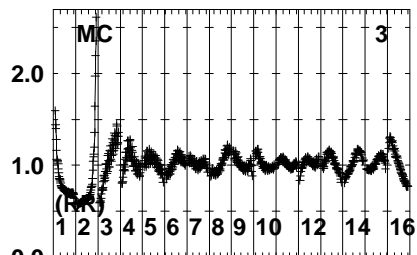
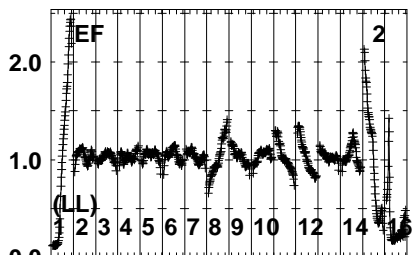
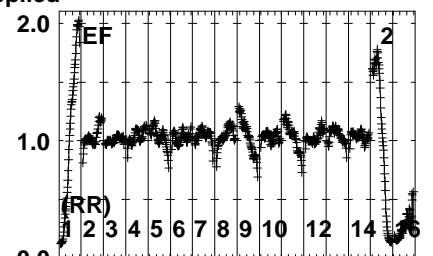
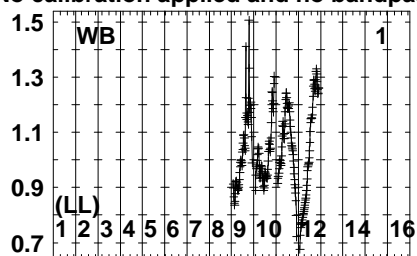
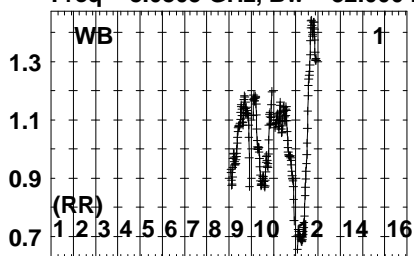
80.92 80.925 80.93 80.935 80.94 80.945 80.95 80.956
FREQ MHz

Lower frame: Real Jy
Auto-corr total-power spectrum Antenna: *
Timerange: 00/11:07:21 to 00/11:09:34

Plot file version 507 created 09-MAR-2023 11:44:15

J191142+1952 RG013E.UVDATA.1

Freq = 8.0805 GHz, Bw = 32.000 MH No calibration applied and no bandpass applied



8092583026083008094838860
FREQ MHz

8092583026083008094838860
FREQ MHz

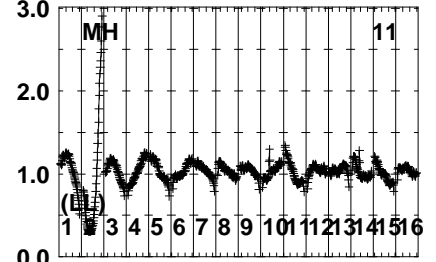
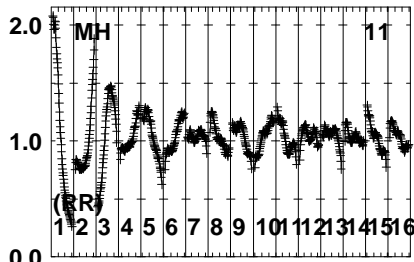
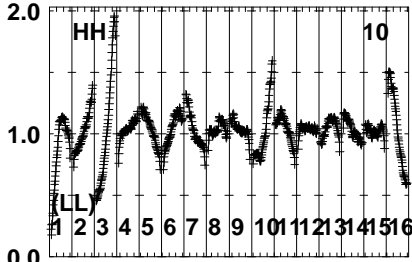
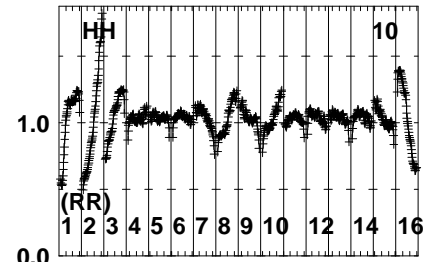
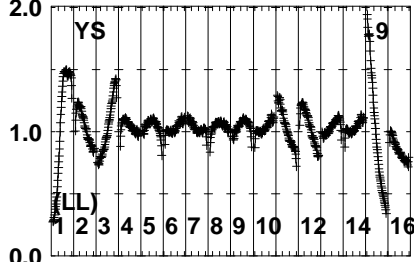
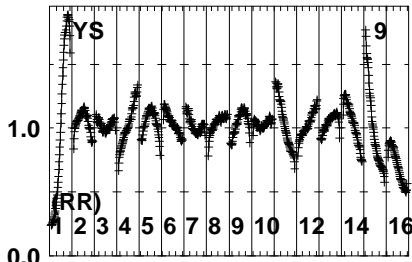
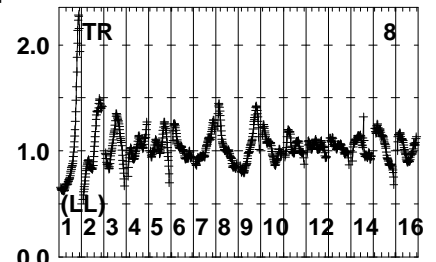
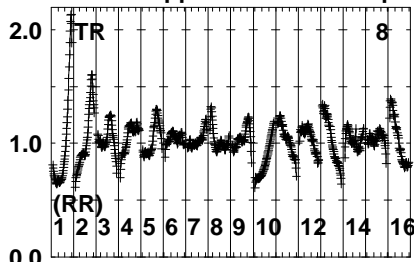
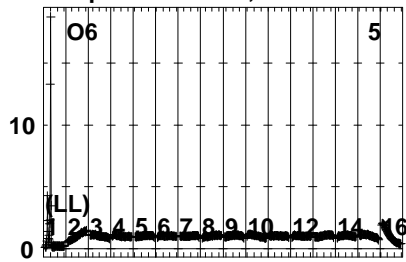
8092583026083008094838860
FREQ MHz

Lower frame: Real Jy
Auto-corr total-power spectrum Antenna: *
Timerange: 00/11:09:51 to 00/11:11:05

Plot file version 508 created 09-MAR-2023 11:44:15

J191142+1952 RG013E.UVDATA.1

Freq = 8.0805 GHz, Bw = 32.000 MH No calibration applied and no bandpass applied



80912558126033303445560
FREQ MHz

80912558126033303445560
FREQ MHz

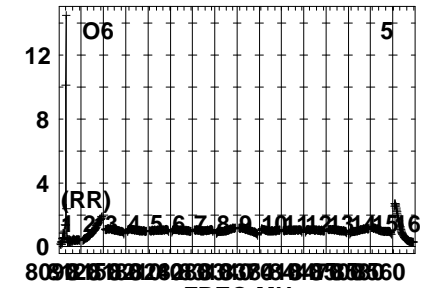
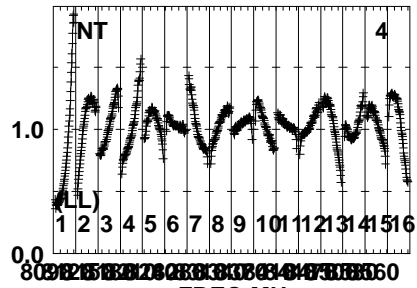
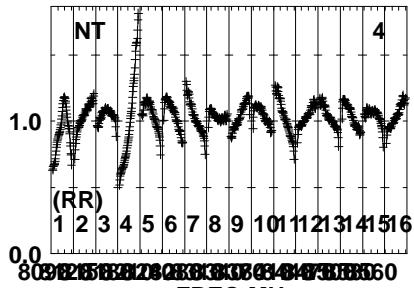
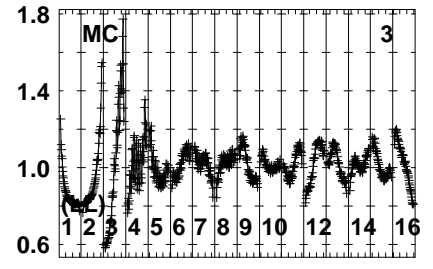
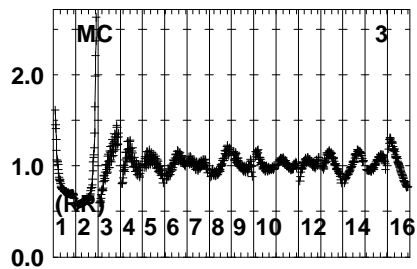
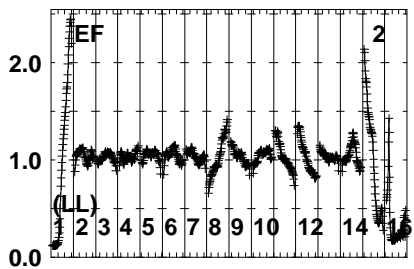
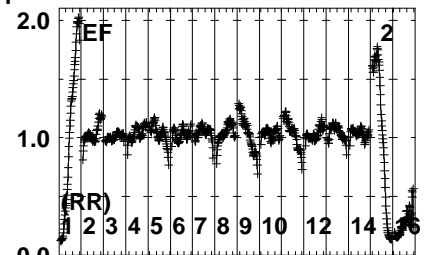
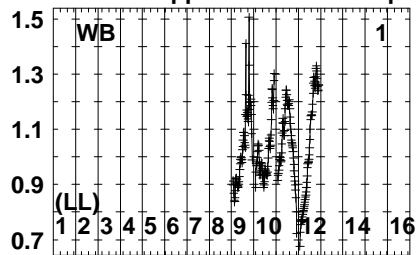
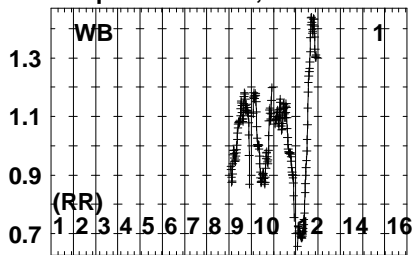
80912558126033303445560
FREQ MHz

Lower frame: Real Jy
Auto-corr total-power spectrum Antenna: *
Timerange: 00/11:09:51 to 00/11:11:05

Plot file version 509 created 09-MAR-2023 11:44:16

J1923+2010 RG013E.UVDATA.1

Freq = 8.0805 GHz, Bw = 32.000 MH No calibration applied and no bandpass applied

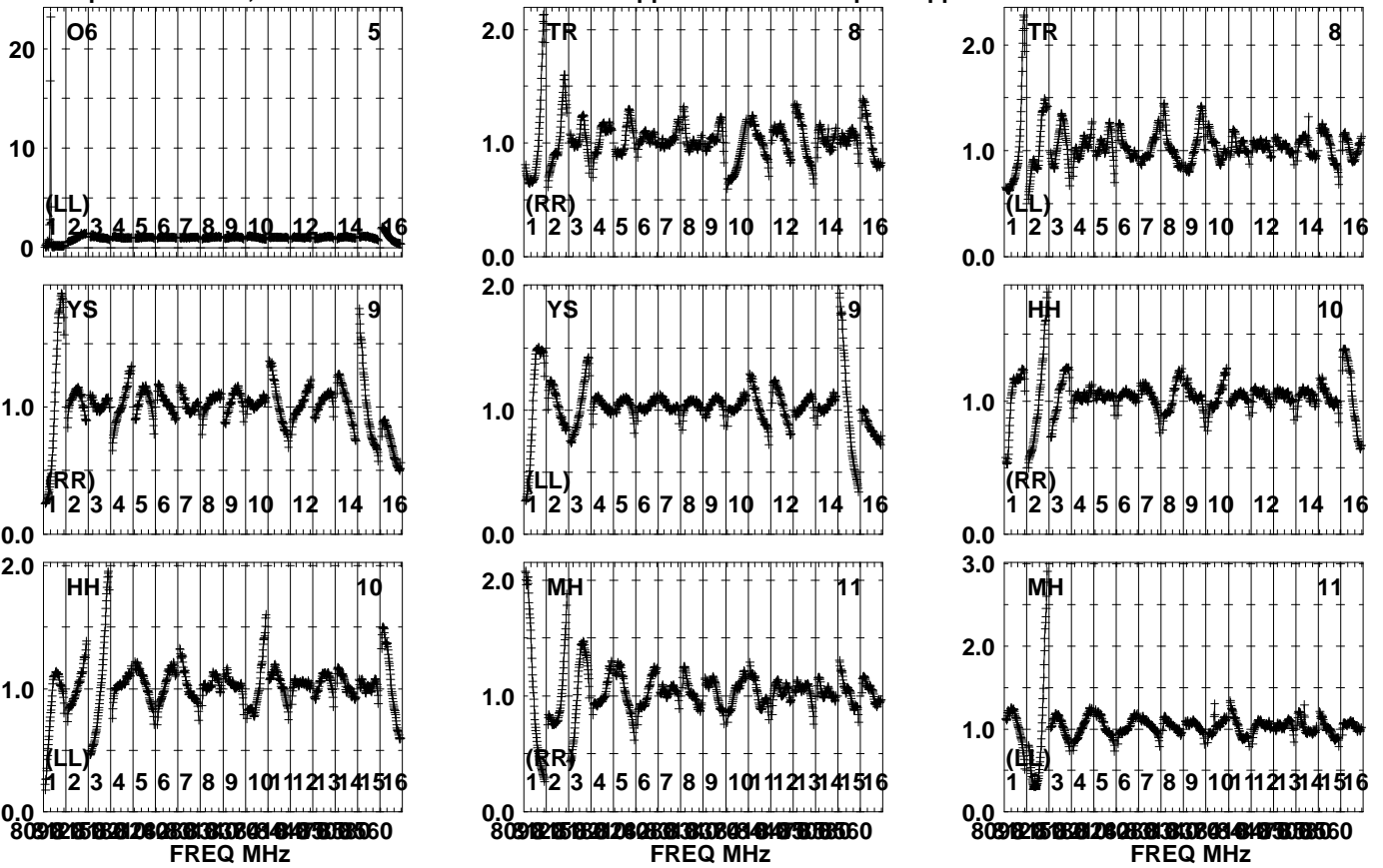


Lower frame: Real Jy
Auto-corr total-power spectrum Antenna: *
Timerange: 00/11:11:32 to 00/11:12:49

Plot file version 510 created 09-MAR-2023 11:44:16

J1923+2010 RG013E.UVDATA.1

Freq = 8.0805 GHz, Bw = 32.000 MH No calibration applied and no bandpass applied

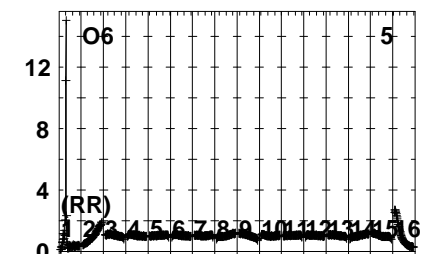
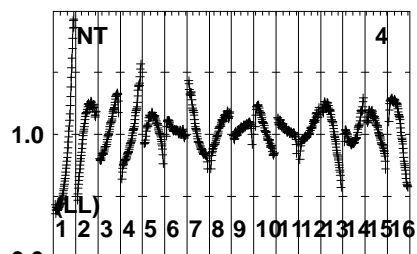
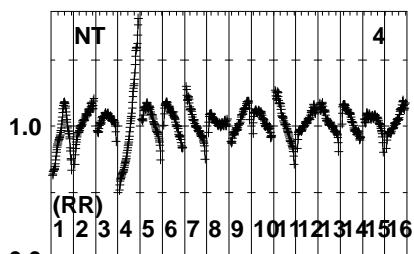
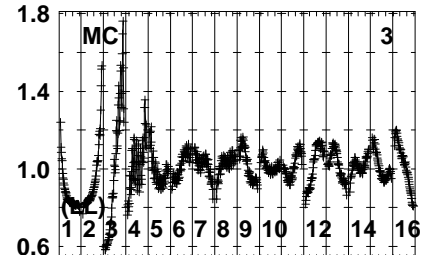
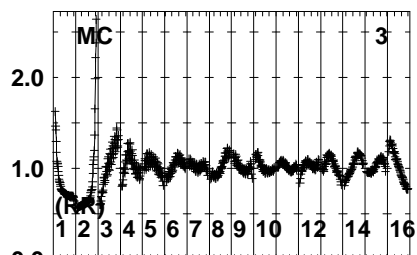
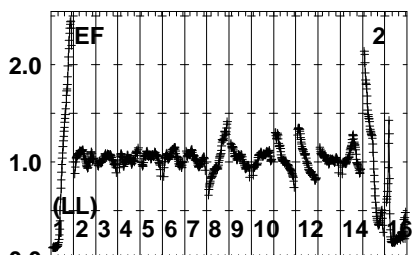
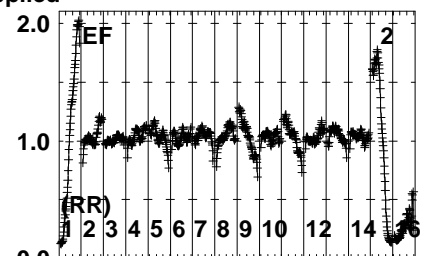
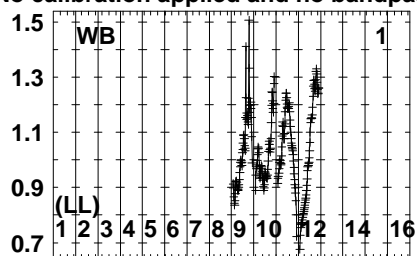
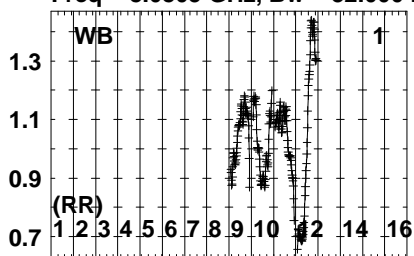


Lower frame: Real Jy
Auto-corr total-power spectrum Antenna: *
Timerange: 00/11:11:32 to 00/11:12:49

Plot file version 511 created 09-MAR-2023 11:44:16

J191142+1952 RG013E.UVDATA.1

Freq = 8.0805 GHz, Bw = 32.000 MH No calibration applied and no bandpass applied



80 92 104 116 128 140 152 164 176 188 200 212 224 236 248 260

FREQ MHz

80 92 104 116 128 140 152 164 176 188 200 212 224 236 248 260

FREQ MHz

80 92 104 116 128 140 152 164 176 188 200 212 224 236 248 260

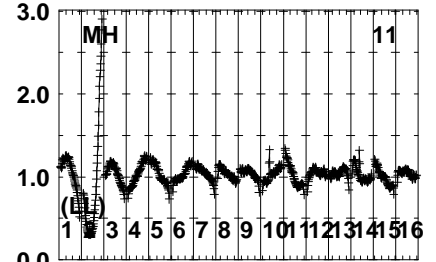
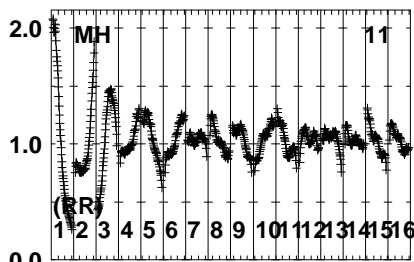
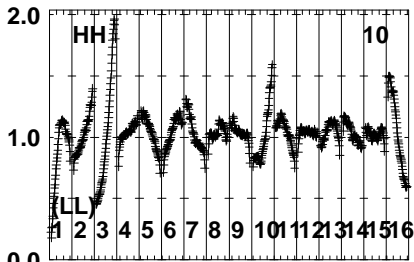
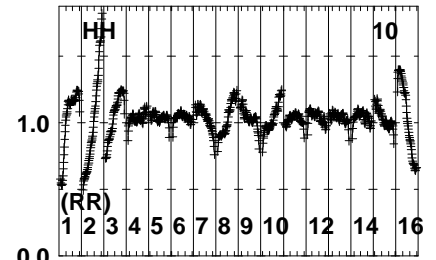
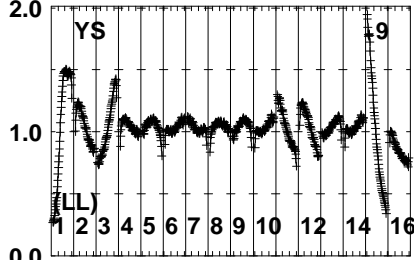
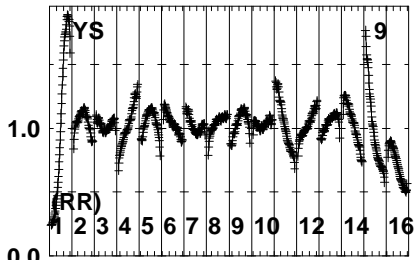
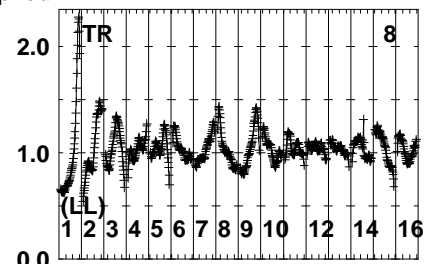
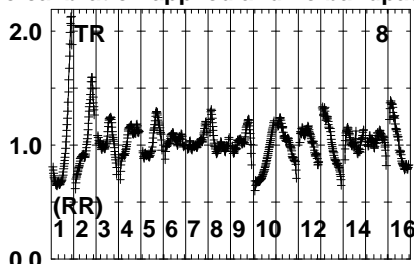
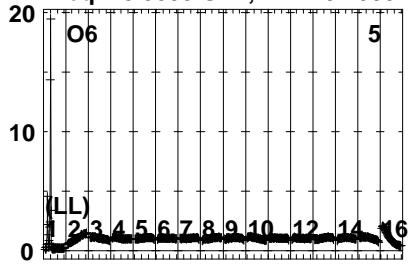
FREQ MHz

Lower frame: Real Jy
Auto-corr total-power spectrum Antenna: *
Timerange: 00/11:13:22 to 00/11:14:50

Plot file version 512 created 09-MAR-2023 11:44:16

J191142+1952 RG013E.UVDATA.1

Freq = 8.0805 GHz, Bw = 32.000 MH No calibration applied and no bandpass applied



80.92 80.93 80.94 80.95 80.956
FREQ MHz

80.92 80.93 80.94 80.95 80.956
FREQ MHz

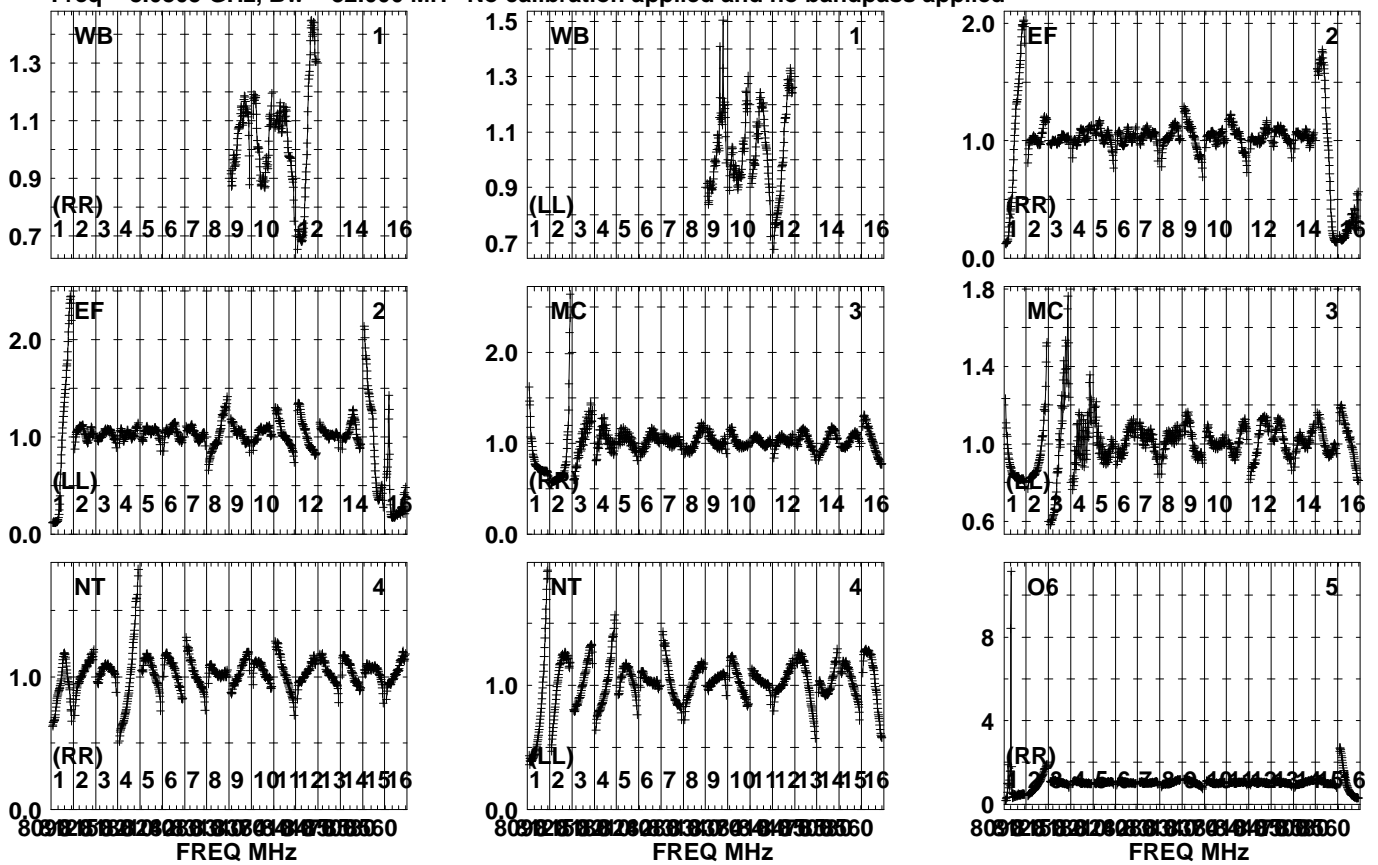
80.92 80.93 80.94 80.95 80.956
FREQ MHz

Lower frame: Real Jy
Auto-corr total-power spectrum Antenna: *
Timerange: 00/11:13:22 to 00/11:14:50

Plot file version 513 created 09-MAR-2023 11:44:16

GRB221009A RG013E.UVDATA.1

Freq = 8.0805 GHz, Bw = 32.000 MH No calibration applied and no bandpass applied

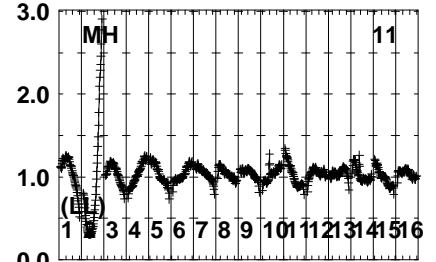
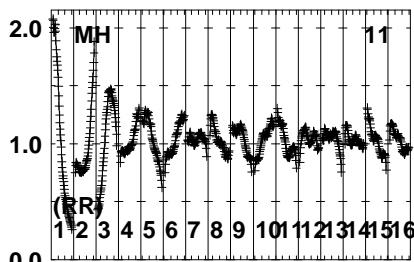
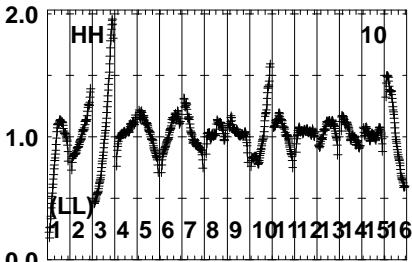
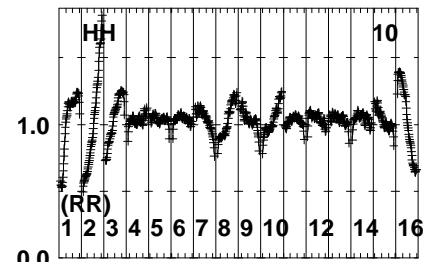
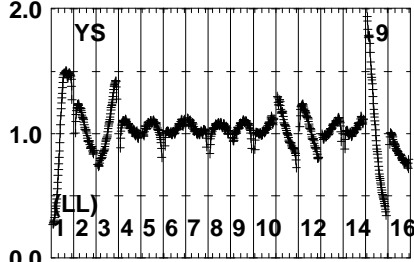
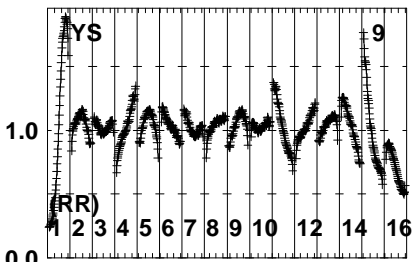
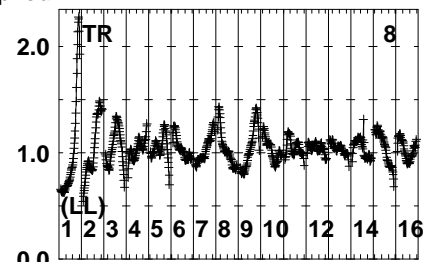
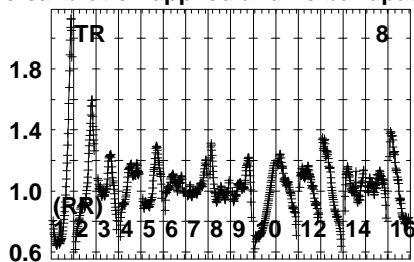
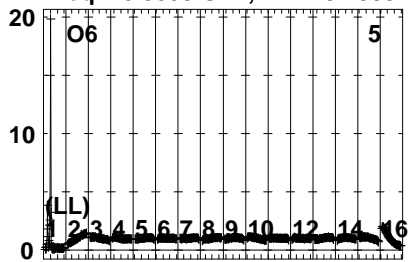


Lower frame: Real Jy
Auto-corr total-power spectrum Antenna: *
Timerange: 00/11:15:06 to 00/11:17:19

Plot file version 514 created 09-MAR-2023 11:44:16

GRB221009A RG013E.UVDATA.1

Freq = 8.0805 GHz, Bw = 32.000 MH No calibration applied and no bandpass applied



80.92 80.925 80.93 80.935 80.94 80.945 80.95 80.956
FREQ MHz

80.92 80.925 80.93 80.935 80.94 80.945 80.95 80.956
FREQ MHz

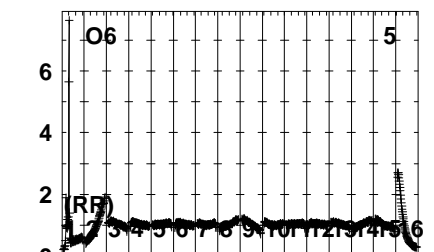
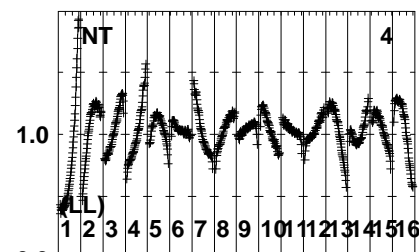
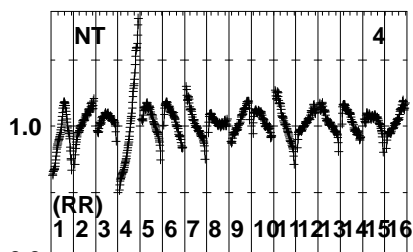
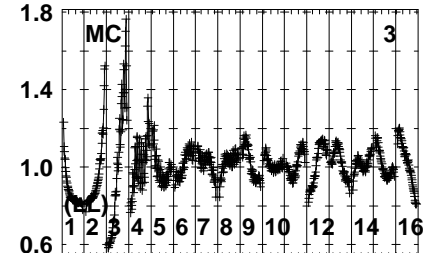
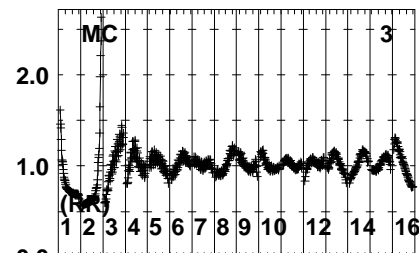
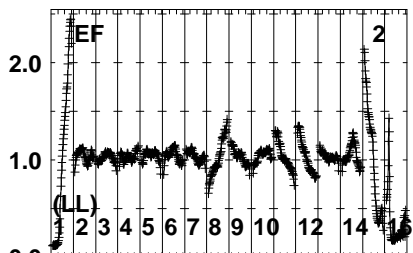
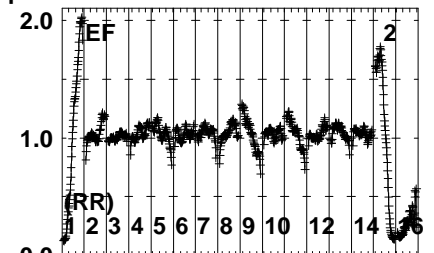
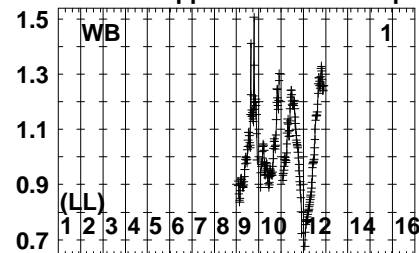
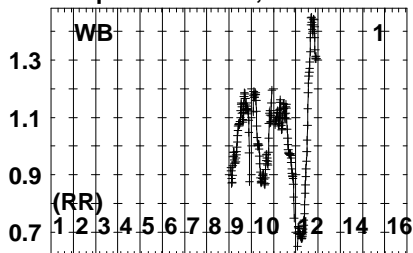
80.92 80.925 80.93 80.935 80.94 80.945 80.95 80.956
FREQ MHz

Lower frame: Real Jy
Auto-corr total-power spectrum Antenna: *
Timerange: 00/11:15:06 to 00/11:17:19

Plot file version 515 created 09-MAR-2023 11:44:17

J191142+1952 RG013E.UVDATA.1

Freq = 8.0805 GHz, Bw = 32.000 MH No calibration applied and no bandpass applied



80 92 104 116 128 140 152 164 176 188 200 212 224 236 248 260

80 92 104 116 128 140 152 164 176 188 200 212 224 236 248 260

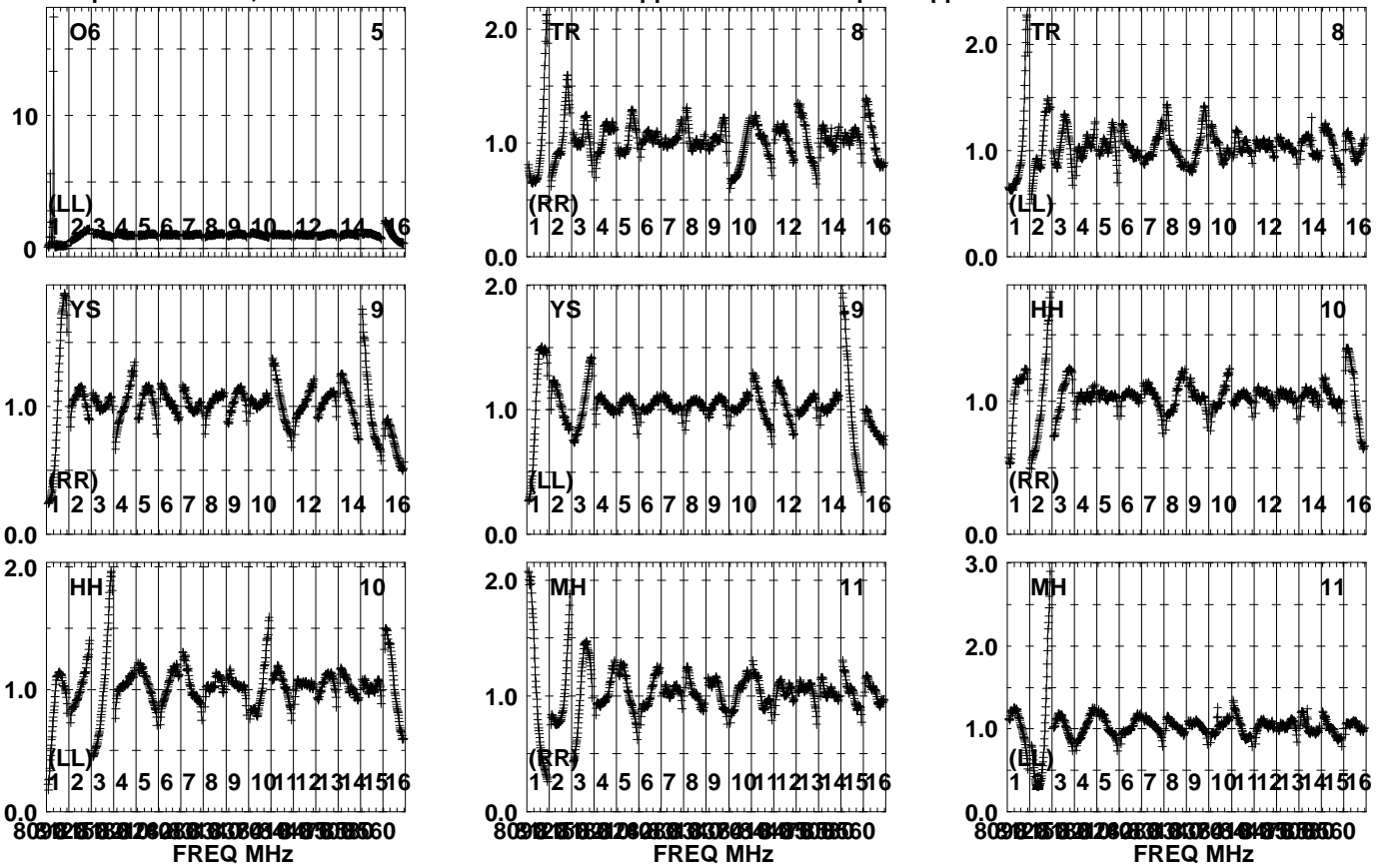
80 92 104 116 128 140 152 164 176 188 200 212 224 236 248 260

FREQ MHz
Lower frame: Real Jy
Auto-corr total-power spectrum Antenna: *
Timerange: 00/11:17:37 to 00/11:18:50

Plot file version 516 created 09-MAR-2023 11:44:17

J191142+1952 RG013E.UVDATA.1

Freq = 8.0805 GHz, Bw = 32.000 MH No calibration applied and no bandpass applied

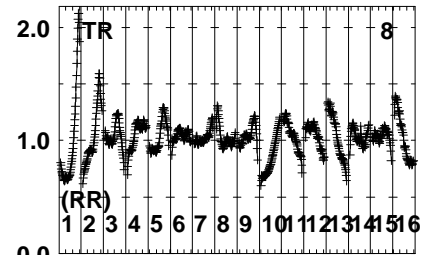

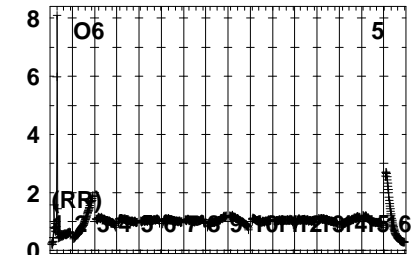
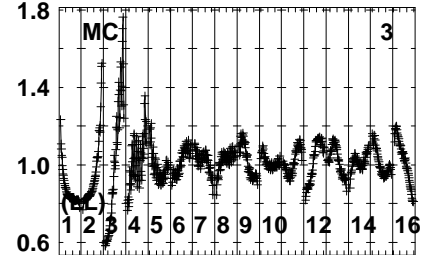
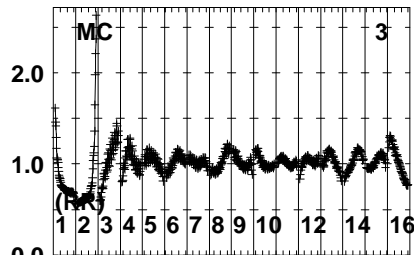
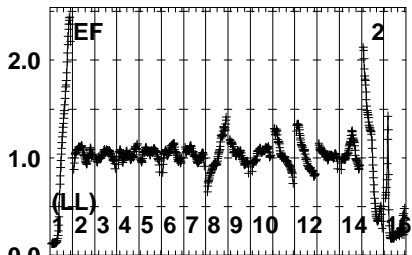
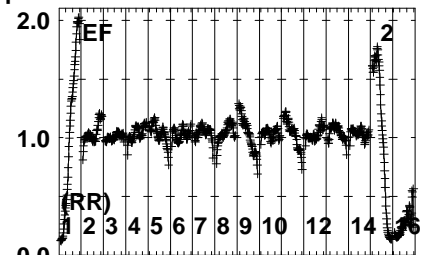
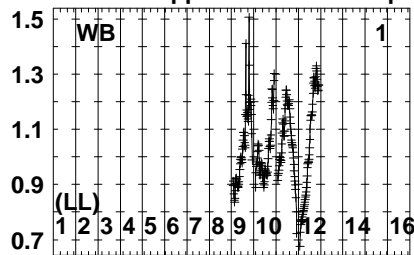
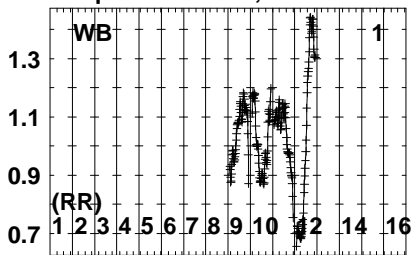


Lower frame: Real Jy
Auto-corr total-power spectrum Antenna: *
Timerange: 00/11:17:37 to 00/11:18:50

Plot file version 517 created 09-MAR-2023 11:44:17

GRB221009A RG013E.UVDATA.1

Freq = 8.0805 GHz, Bw = 32.000 MH No calibration applied and no bandpass applied



80 92 104 116 128 140 152 164 176 188 200 212 224 236 248 260

80 92 104 116 128 140 152 164 176 188 200 212 224 236 248 260

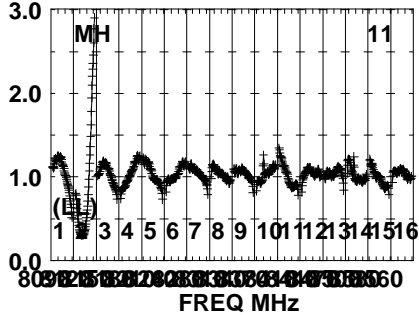
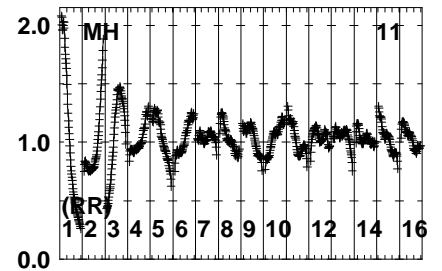
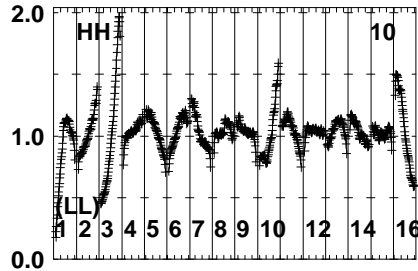
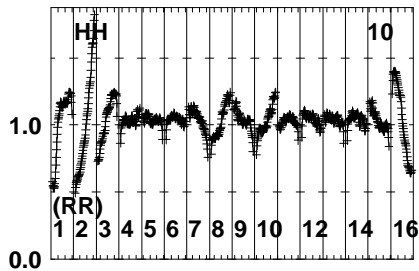
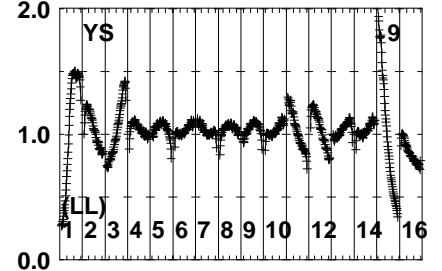
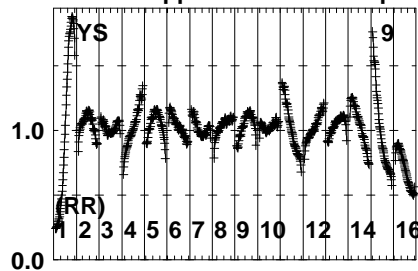
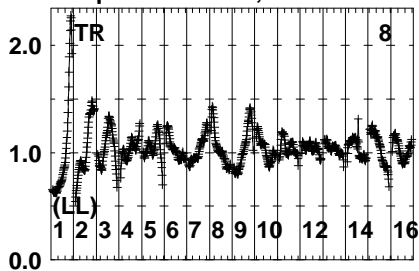
80 92 104 116 128 140 152 164 176 188 200 212 224 236 248 260

Lower frame: Real Jy
Auto-corr total-power spectrum Antenna: *
Timerange: 00/11:19:06 to 00/11:21:19

Plot file version 518 created 09-MAR-2023 11:44:17

GRB221009A RG013E.UVDATA.1

Freq = 8.0805 GHz, Bw = 32.000 MH No calibration applied and no bandpass applied



800 825 850 875 900 925 950 975 1000

FREQ MHz

Lower frame: Real Jy

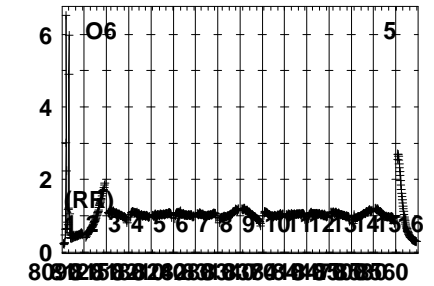
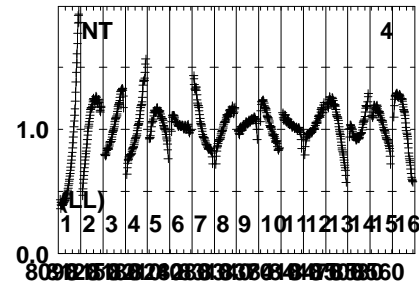
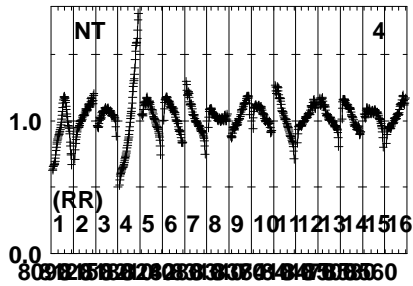
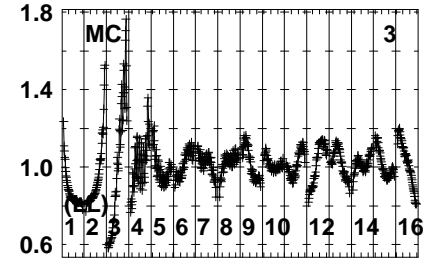
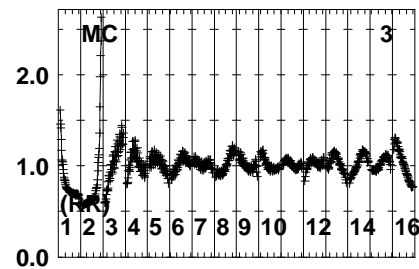
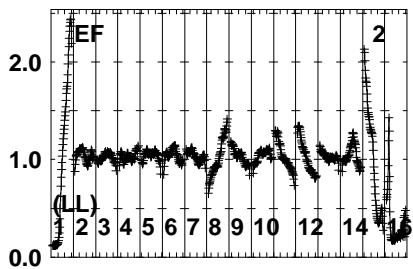
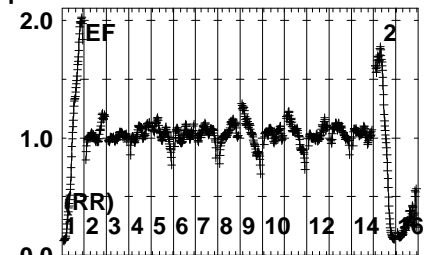
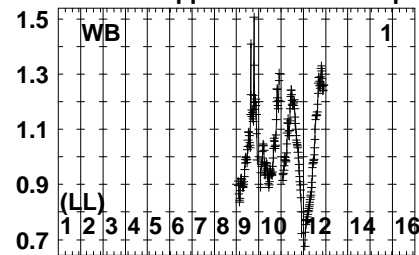
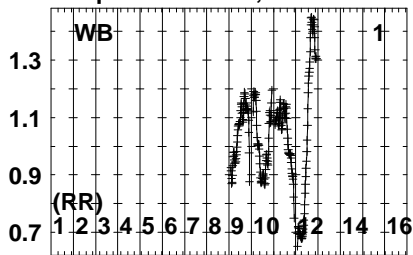
Auto-corr total-power spectrum Antenna: *

Timerange: 00/11:19:06 to 00/11:21:19

Plot file version 519 created 09-MAR-2023 11:44:17

J191142+1952 RG013E.UVDATA.1

Freq = 8.0805 GHz, Bw = 32.000 MH No calibration applied and no bandpass applied

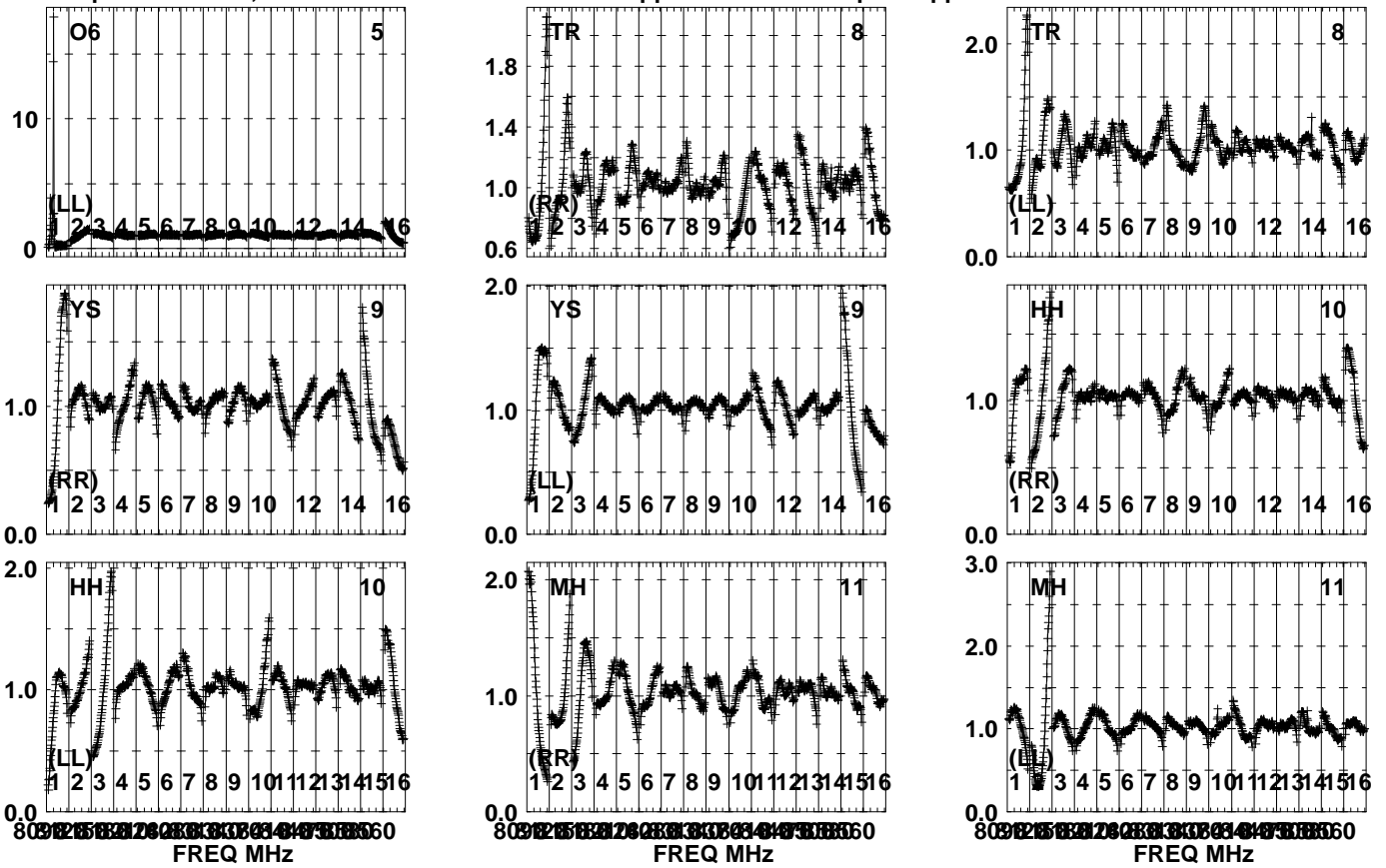


Lower frame: Real Jy
Auto-corr total-power spectrum Antenna: *
Timerange: 00/11:21:36 to 00/11:22:50

Plot file version 520 created 09-MAR-2023 11:44:17

J191142+1952 RG013E.UVDATA.1

Freq = 8.0805 GHz, Bw = 32.000 MH No calibration applied and no bandpass applied

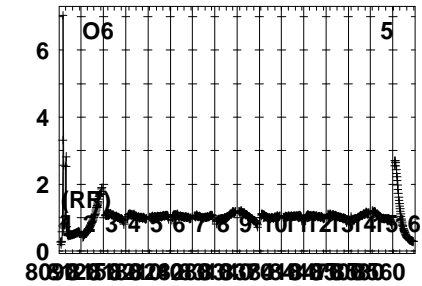
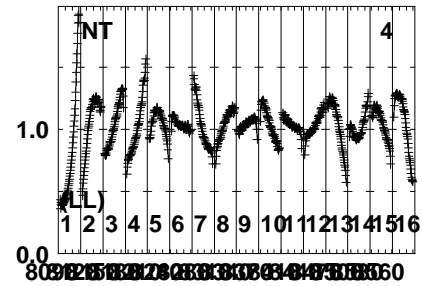
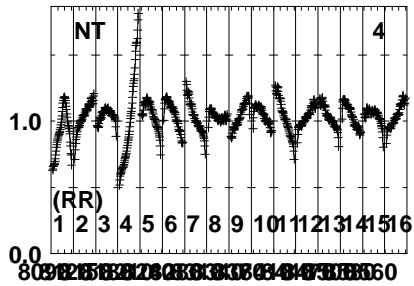
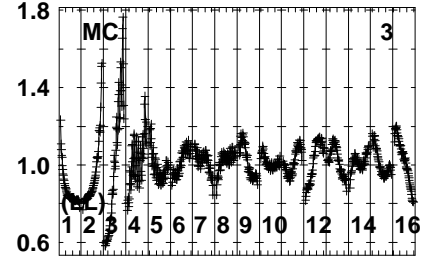
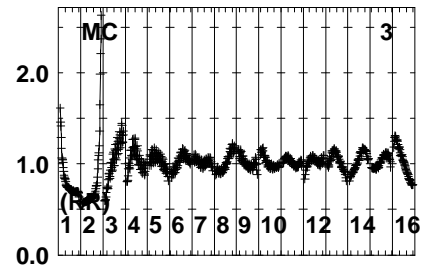
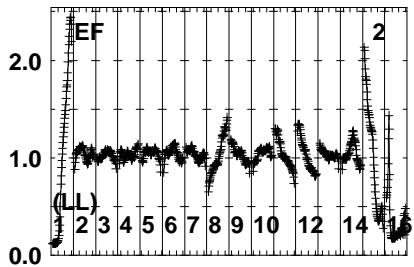
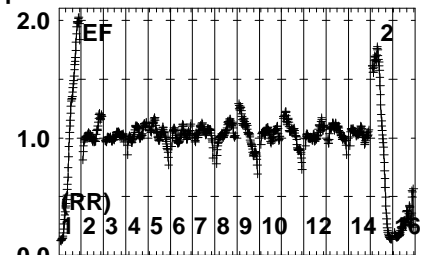
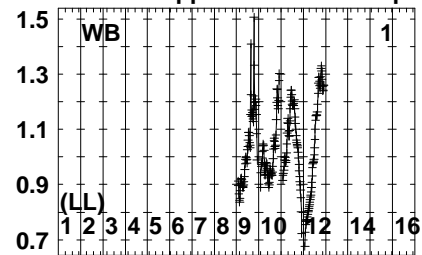
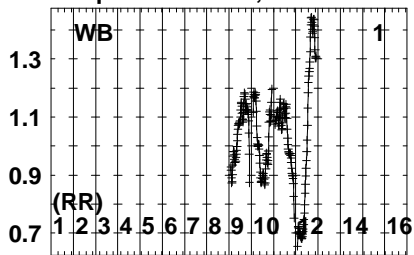


Lower frame: Real Jy
Auto-corr total-power spectrum Antenna: *
Timerange: 00/11:21:36 to 00/11:22:50

Plot file version 521 created 09-MAR-2023 11:44:18

J191249+1940 RG013E.UVDATA.1

Freq = 8.0805 GHz, Bw = 32.000 MH No calibration applied and no bandpass applied

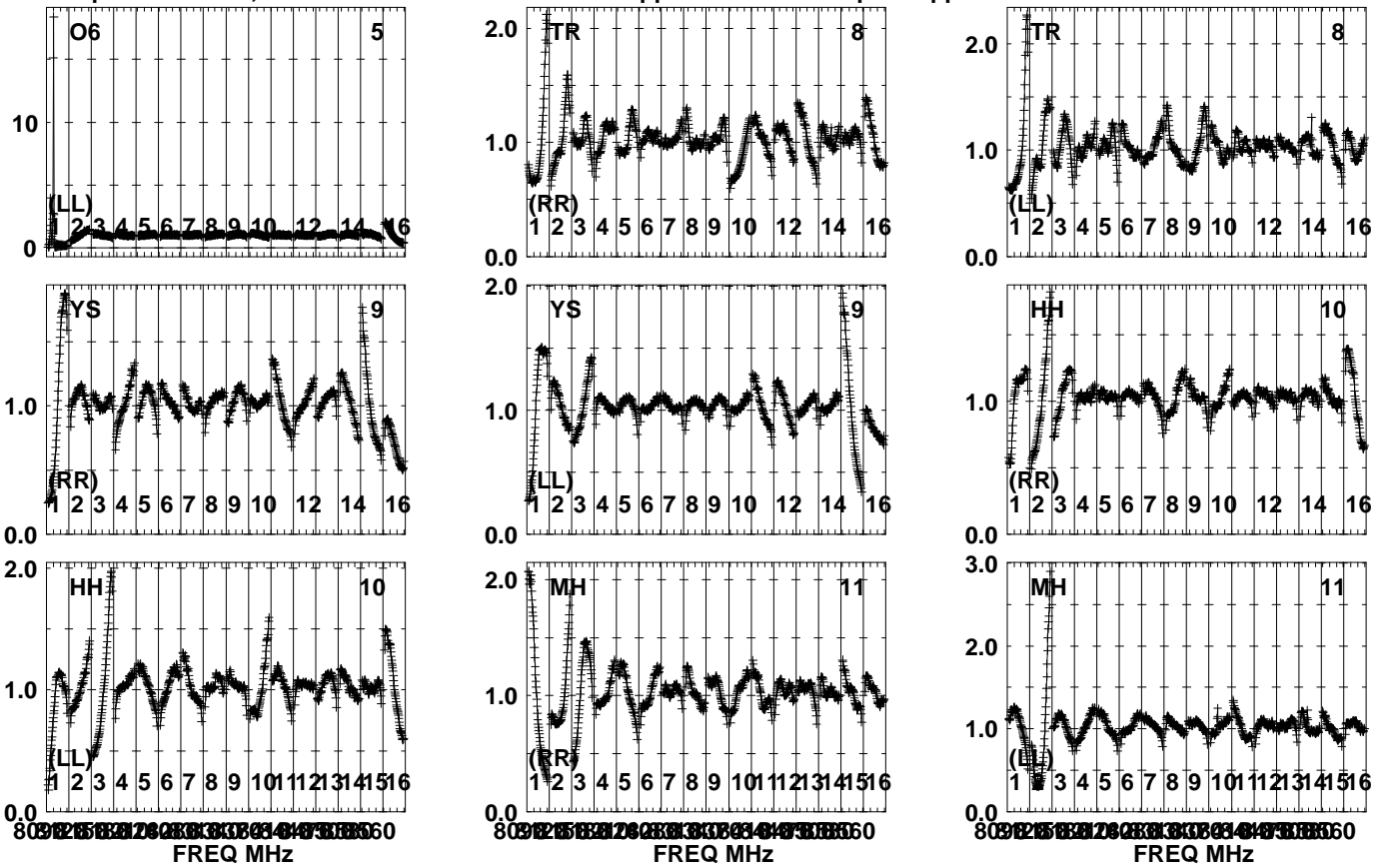


Lower frame: Real Jy
Auto-corr total-power spectrum Antenna: *
Timerange: 00/11:23:07 to 00/11:24:24

Plot file version 522 created 09-MAR-2023 11:44:18

J191249+1940 RG013E.UVDATA.1

Freq = 8.0805 GHz, Bw = 32.000 MH No calibration applied and no bandpass applied

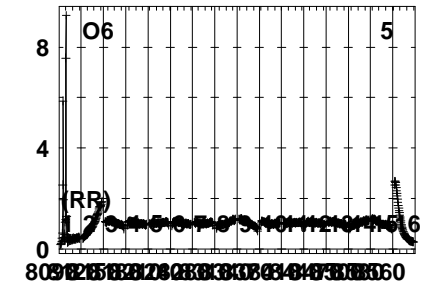
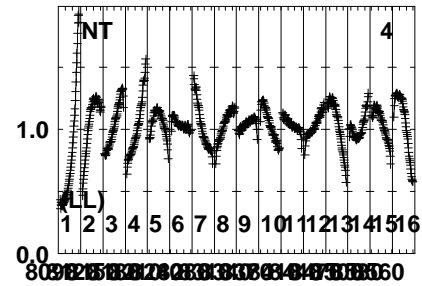
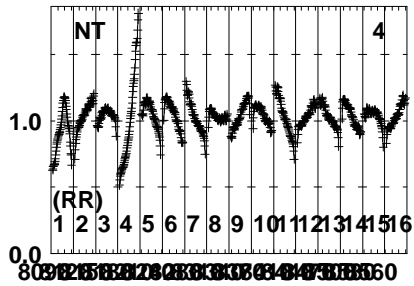
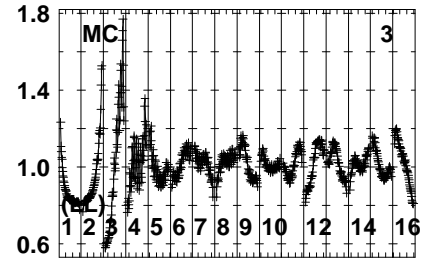
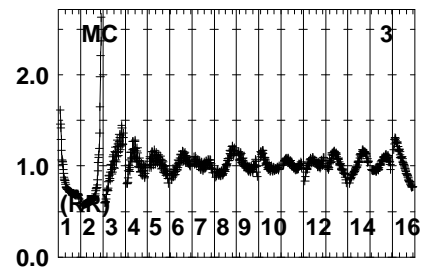
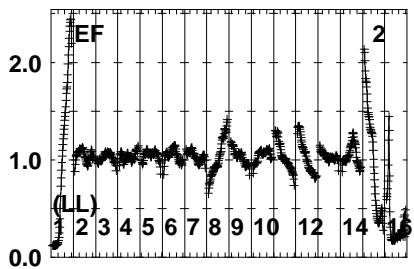
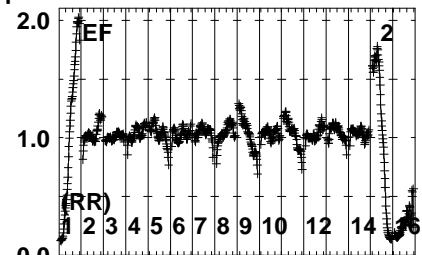
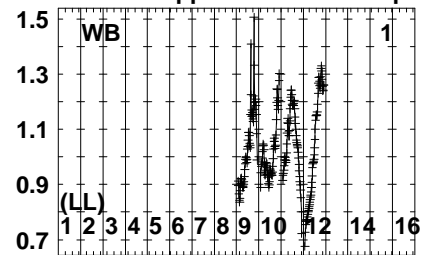
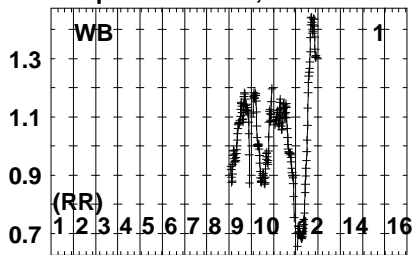


Lower frame: Real Jy
Auto-corr total-power spectrum Antenna: *
Timerange: 00/11:23:07 to 00/11:24:24

Plot file version 523 created 09-MAR-2023 11:44:18

J191142+1952 RG013E.UVDATA.1

Freq = 8.0805 GHz, Bw = 32.000 MH No calibration applied and no bandpass applied

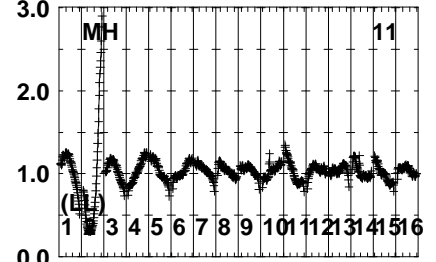
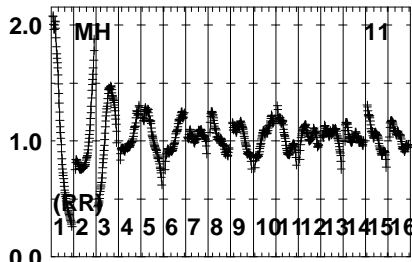
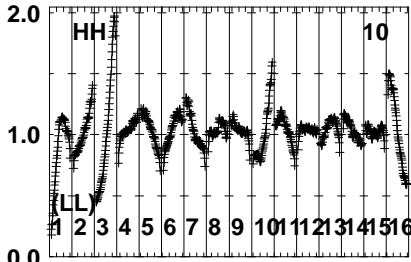
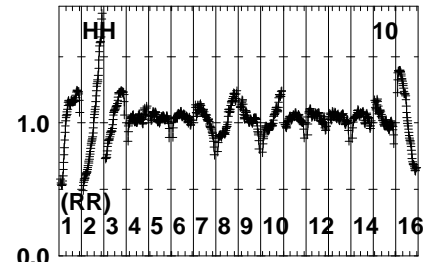
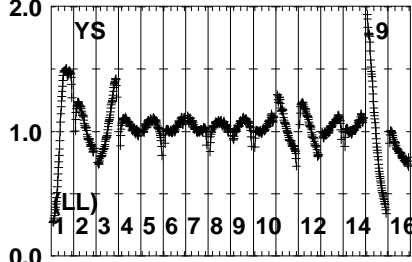
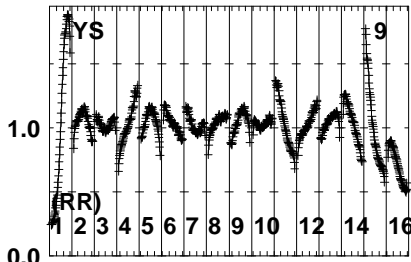
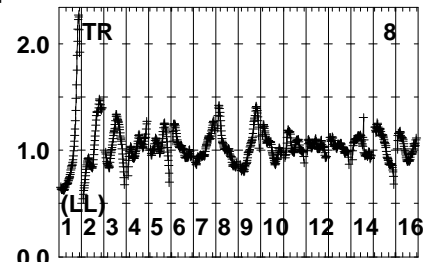
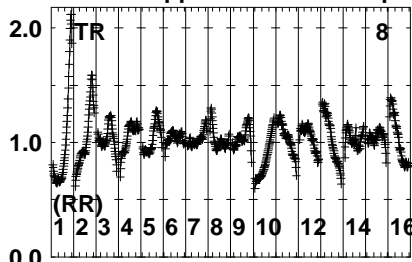
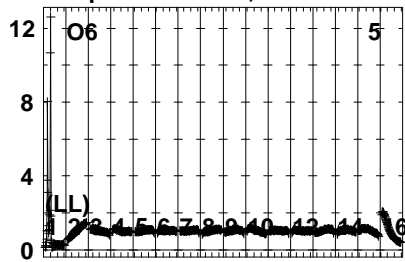


Lower frame: Real Jy
Auto-corr total-power spectrum Antenna: *
Timerange: 00/11:24:41 to 00/11:26:09

Plot file version 524 created 09-MAR-2023 11:44:18

J191142+1952 RG013E.UVDATA.1

Freq = 8.0805 GHz, Bw = 32.000 MH No calibration applied and no bandpass applied



80912588126081308141516
FREQ MHz

80912588126081308141516
FREQ MHz

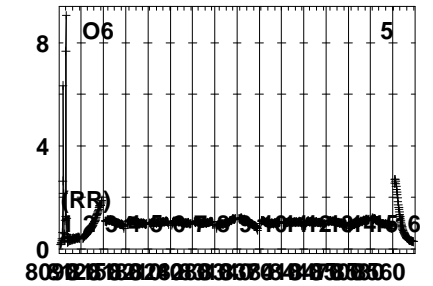
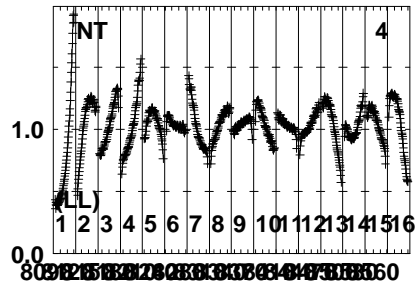
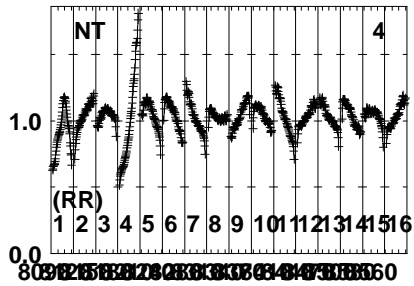
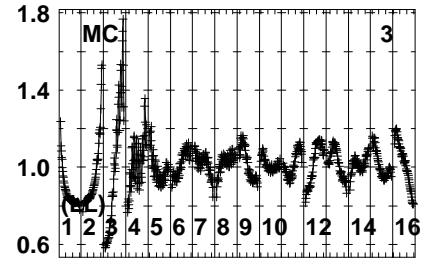
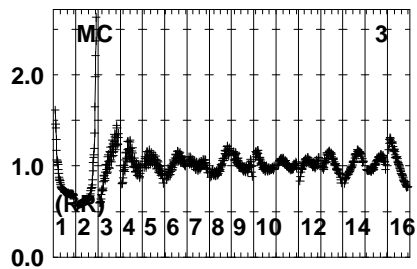
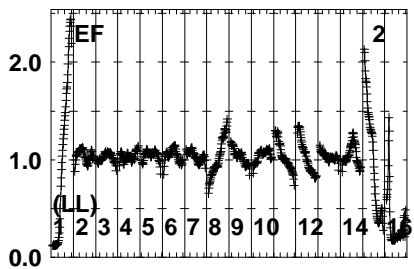
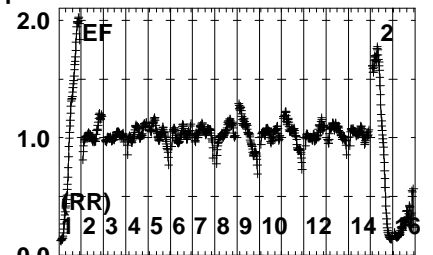
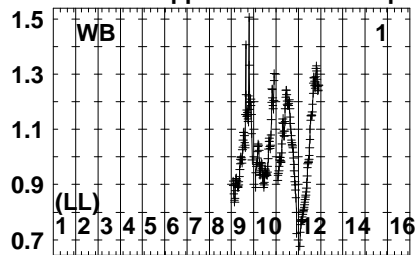
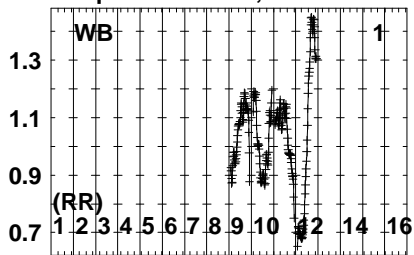
80912588126081308141516
FREQ MHz

Lower frame: Real Jy
Auto-corr total-power spectrum Antenna: *
Timerange: 00/11:24:41 to 00/11:26:09

Plot file version 525 created 09-MAR-2023 11:44:18

GRB221009A RG013E.UVDATA.1

Freq = 8.0805 GHz, Bw = 32.000 MH No calibration applied and no bandpass applied

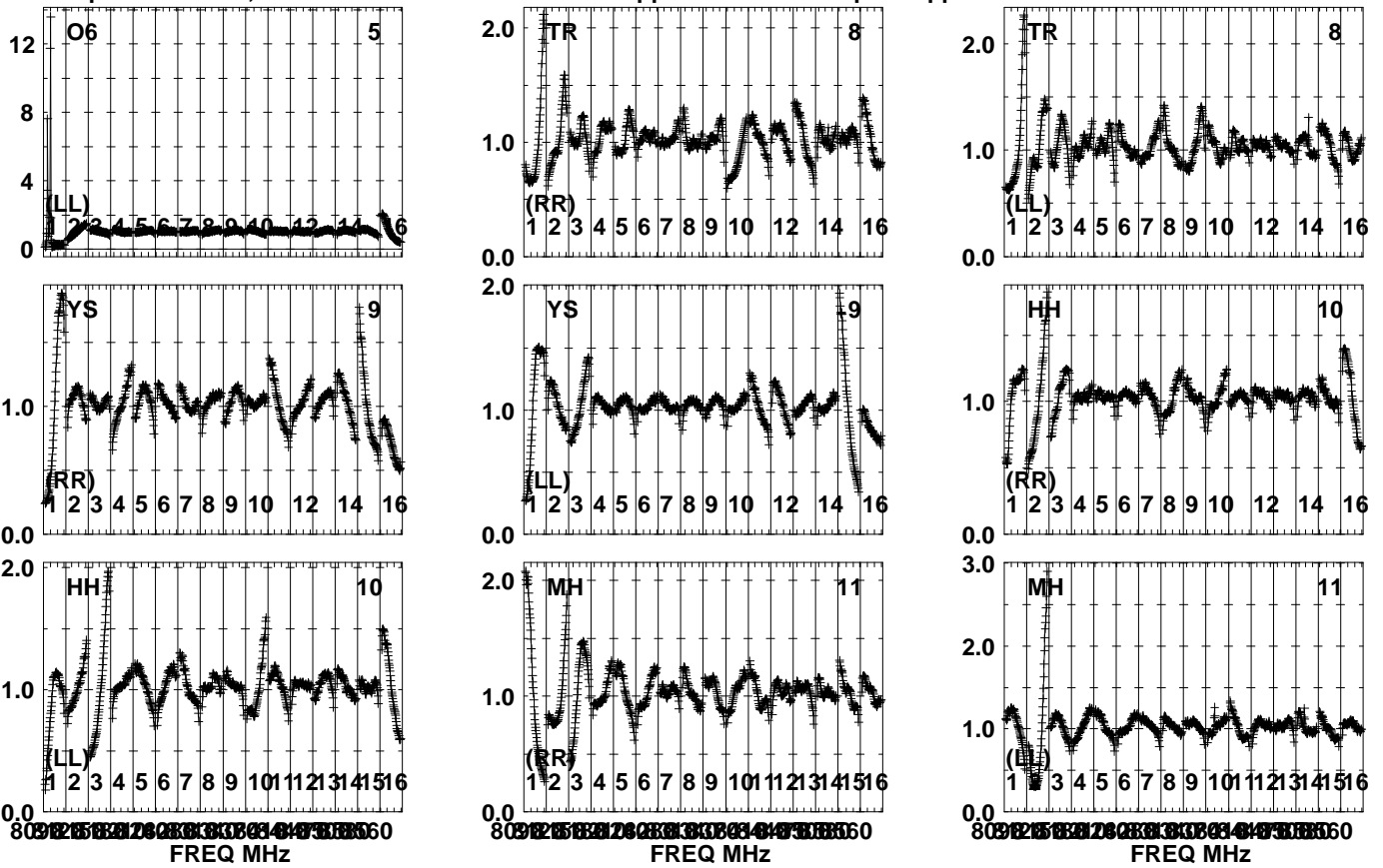


Lower frame: Real Jy
Auto-corr total-power spectrum Antenna: *
Timerange: 00/11:26:27 to 00/11:28:30

Plot file version 526 created 09-MAR-2023 11:44:18

GRB221009A RG013E.UVDATA.1

Freq = 8.0805 GHz, Bw = 32.000 MH No calibration applied and no bandpass applied

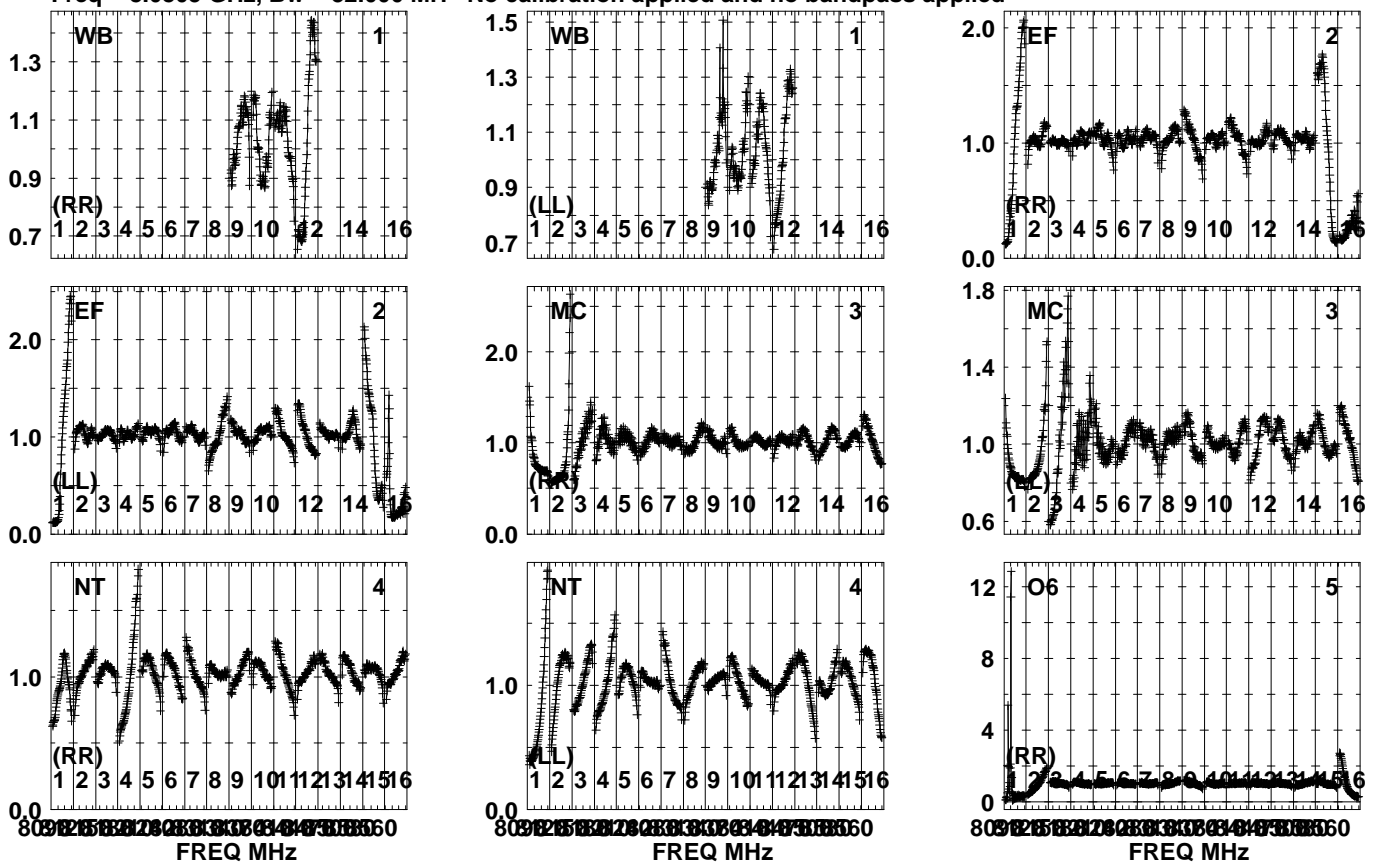


Lower frame: Real Jy
Auto-corr total-power spectrum Antenna: *
Timerange: 00/11:26:27 to 00/11:28:30

Plot file version 527 created 09-MAR-2023 11:44:18

J191142+1952 RG013E.UVDATA.1

Freq = 8.0805 GHz, Bw = 32.000 MH No calibration applied and no bandpass applied

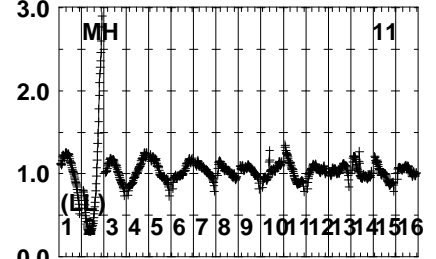
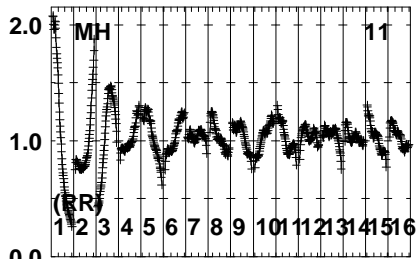
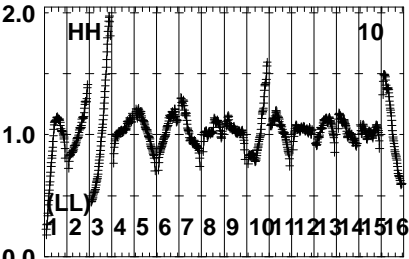
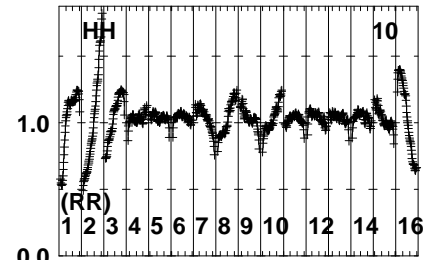
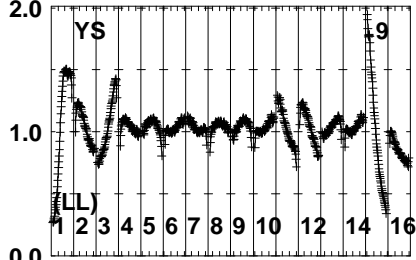
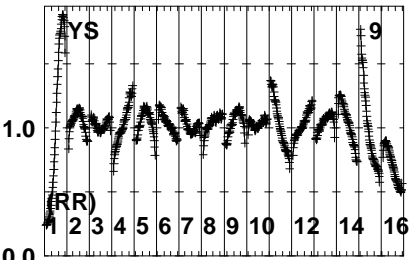
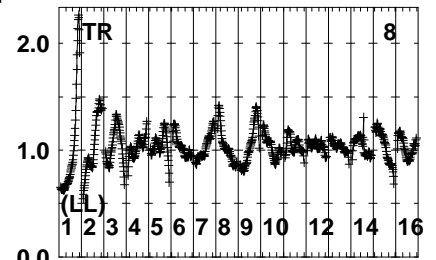
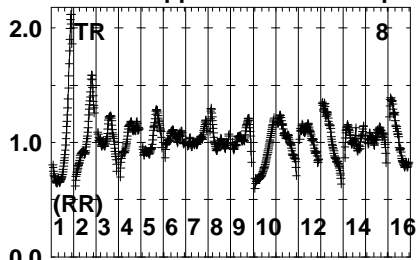
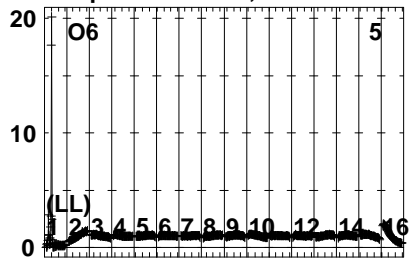


Lower frame: Real Jy
Auto-corr total-power spectrum Antenna: *
Timerange: 00/11:28:47 to 00/11:29:59

Plot file version 528 created 09-MAR-2023 11:44:19

J191142+1952 RG013E.UVDATA.1

Freq = 8.0805 GHz, Bw = 32.000 MH No calibration applied and no bandpass applied



Lower frame: Real Jy
Auto-corr total-power spectrum Antenna: *
Timerange: 00/11:28:47 to 00/11:29:59