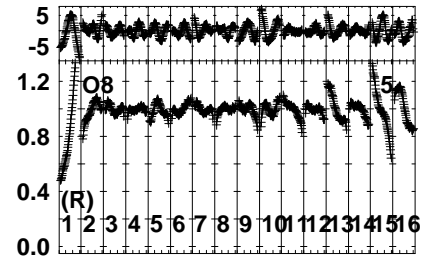
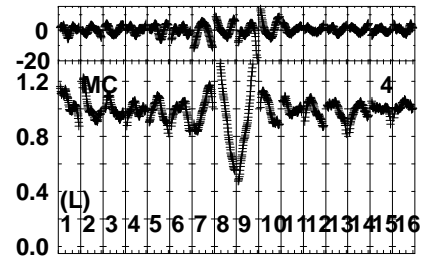
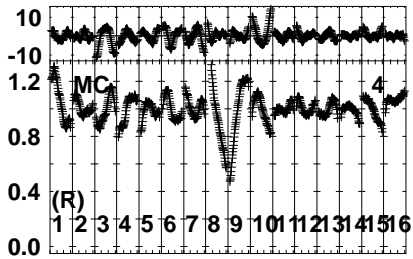
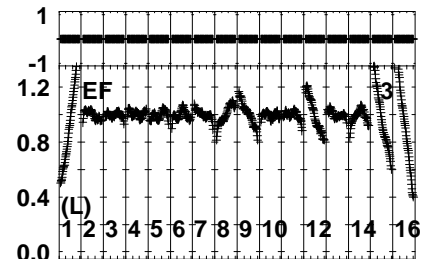
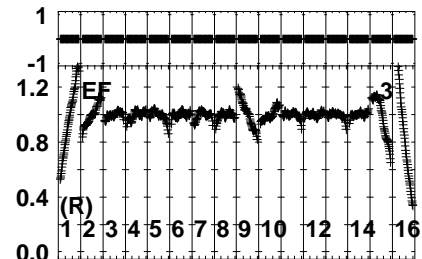
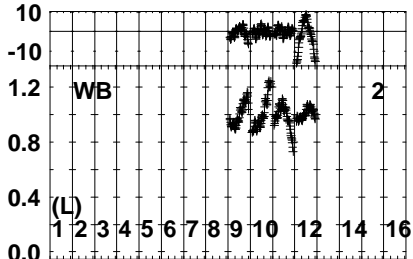
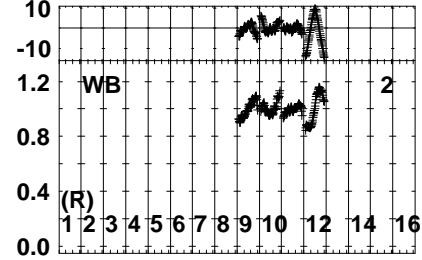
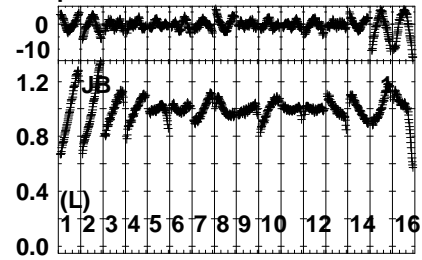
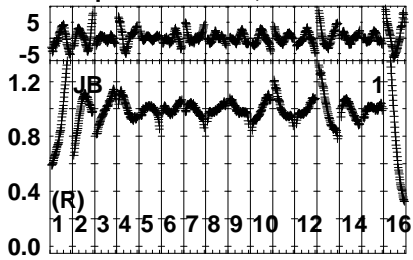
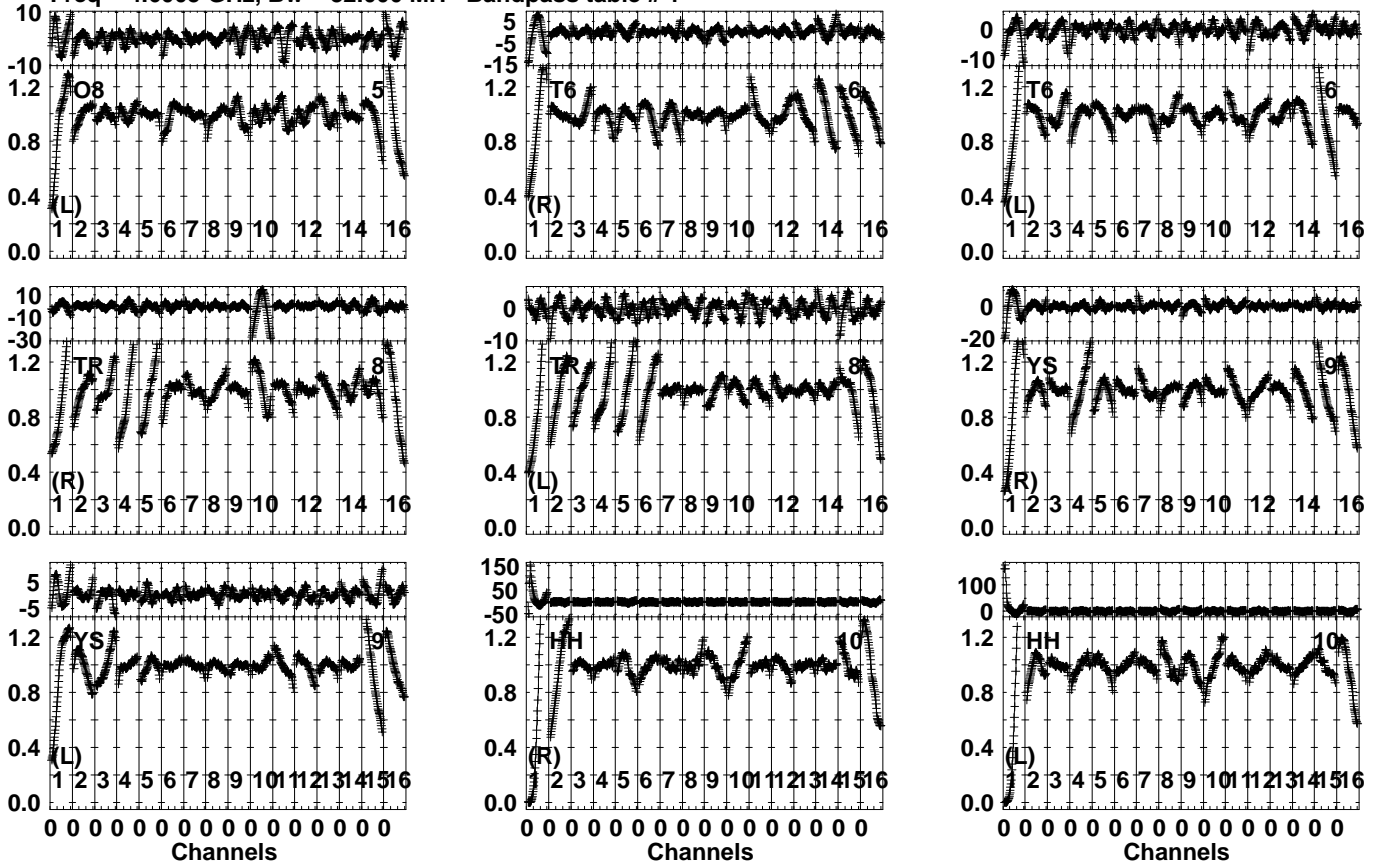


Plot file version 1 created 18-APR-2024 16:39:05
 RG014.UVDATA.1
 Freq = 4.6005 GHz, Bw = 32.000 MH Bandpass table # 1



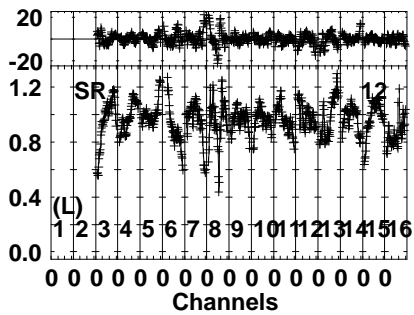
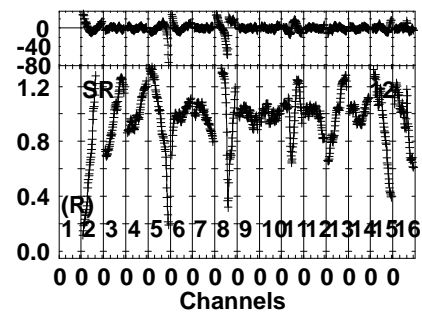
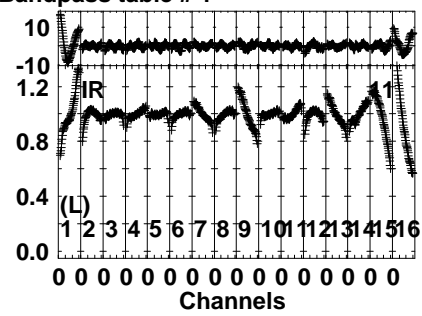
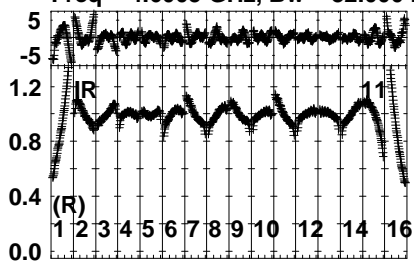
0 0 0 0 0 0 0 0 0 0 0 0 0 0 0 0
 Channels
 Lower frame: BP ampl Top frame: BP phase
 Bandpass table spectrum Antenna: *
 Timerange: 00/00:00:01 to 999/00:00:00

Plot file version 2 created 18-APR-2024 16:39:05
 RG014.UVDATA.1
 Freq = 4.6005 GHz, Bw = 32.000 MH Bandpass table # 1



Lower frame: BP ampl Top frame: BP phase
 Bandpass table spectrum Antenna: *
 Timerange: 00/00:00:01 to 999/00:00:00

Plot file version 3 created 18-APR-2024 16:39:05
 RG014.UVDATA.1
 Freq = 4.6005 GHz, Bw = 32.000 MH Bandpass table # 1



Lower frame: BP ampl Top frame: BP phase
 Bandpass table spectrum Antenna: *
 Timerange: 00/00:00:01 to 999/00:00:00