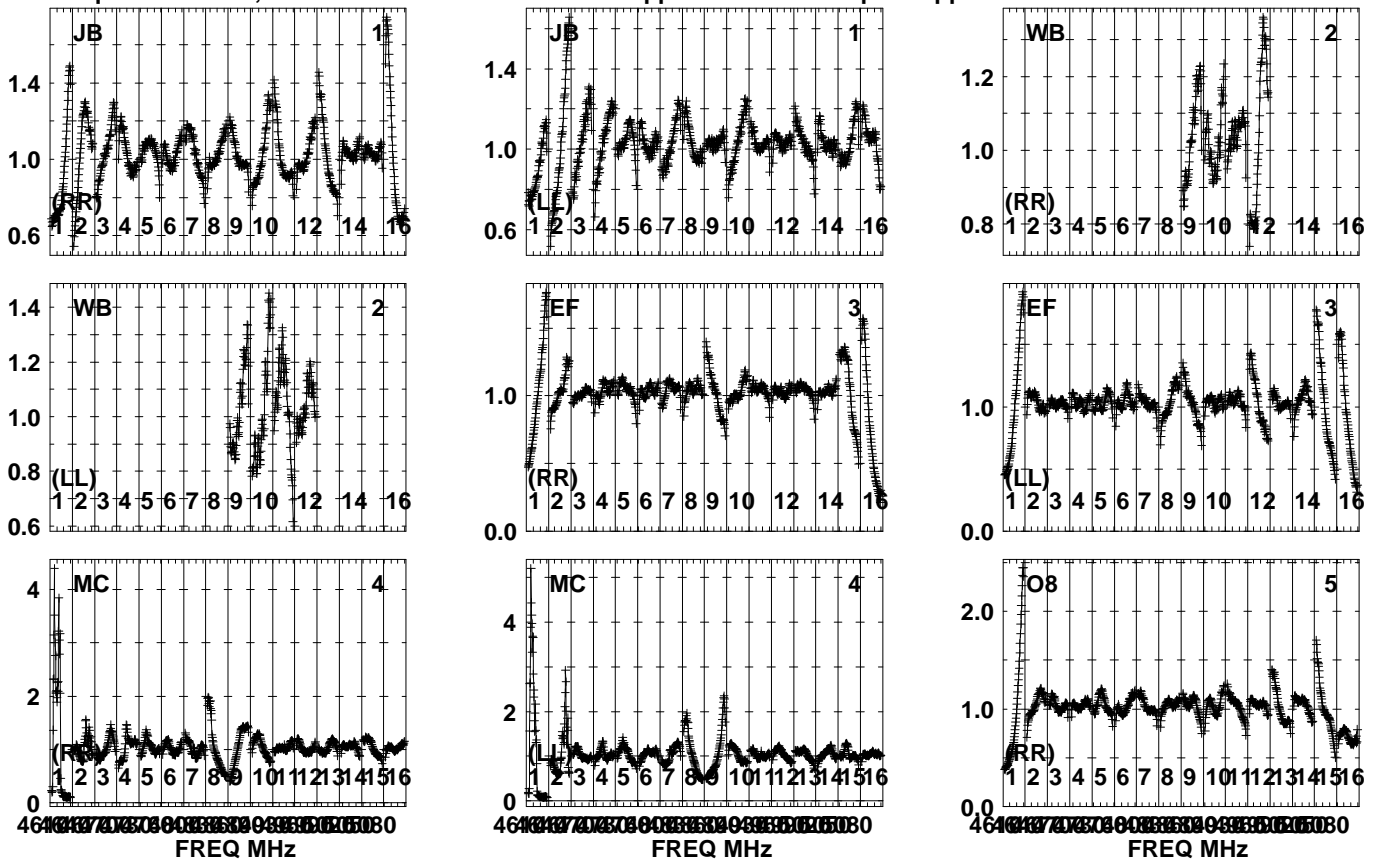


Plot file version 1 created 18-APR-2024 16:05:47

4C39.25 RG014.UVDATA.1

Freq = 4.6005 GHz, Bw = 32.000 MH No calibration applied and no bandpass applied

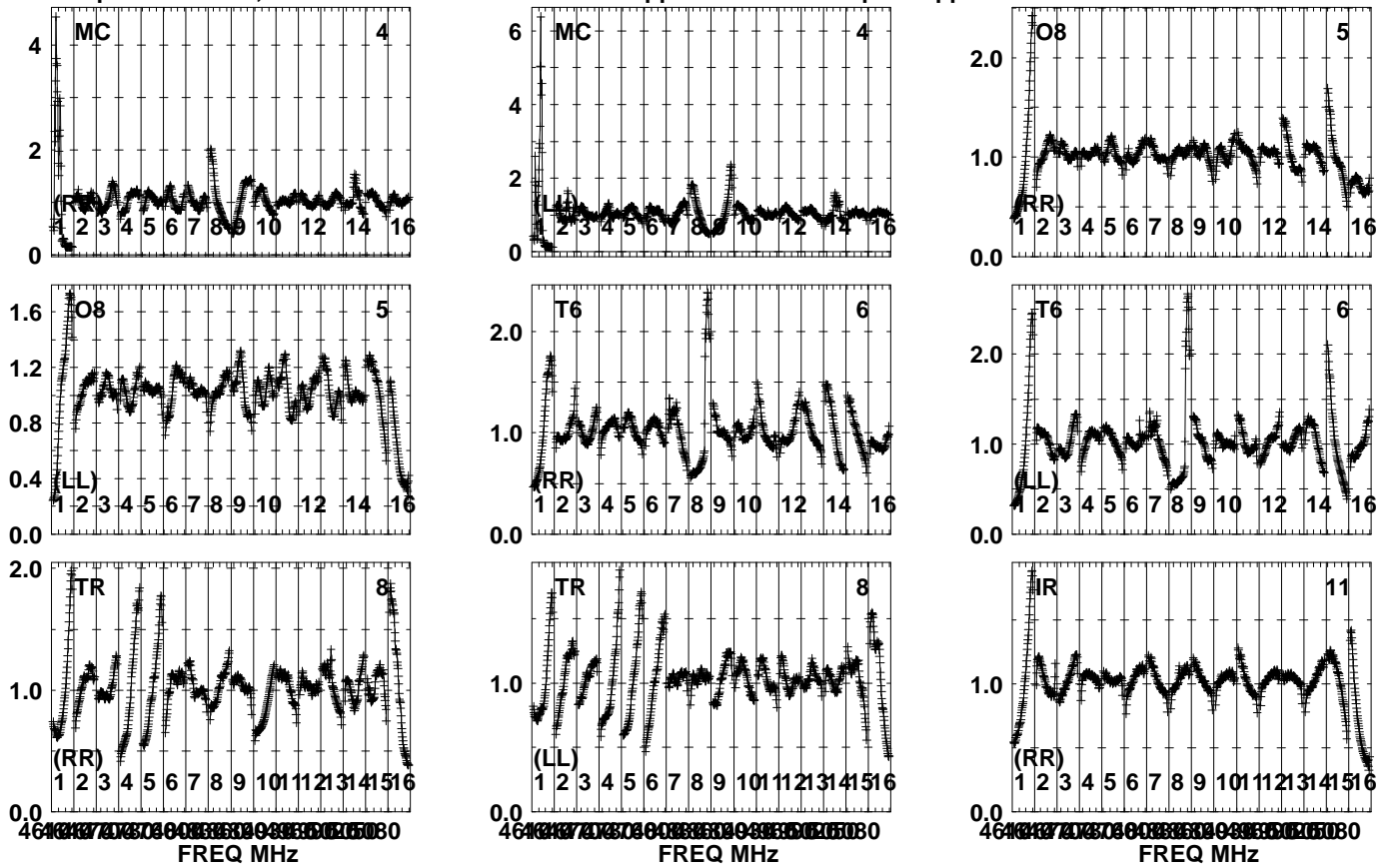


Lower frame: Real Jy
Auto-corr total-power spectrum Antenna: *
Timerange: 00/19:00:03 to 00/19:02:59

Plot file version 3 created 18-APR-2024 16:05:48

J1130+0846 RG014.UVDATA.1

Freq = 4.6005 GHz, Bw = 32.000 MH No calibration applied and no bandpass applied

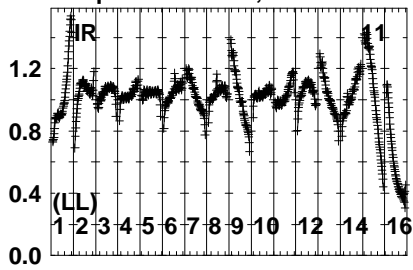


Lower frame: Real Jy
Auto-corr total-power spectrum Antenna: *
Timerange: 00/19:06:03 to 00/19:06:43

Plot file version 4 created 18-APR-2024 16:05:48

J1130+0846 RG014.UVDATA.1

Freq = 4.6005 GHz, Bw = 32.000 MH No calibration applied and no bandpass applied



Lower frame: Real Jy

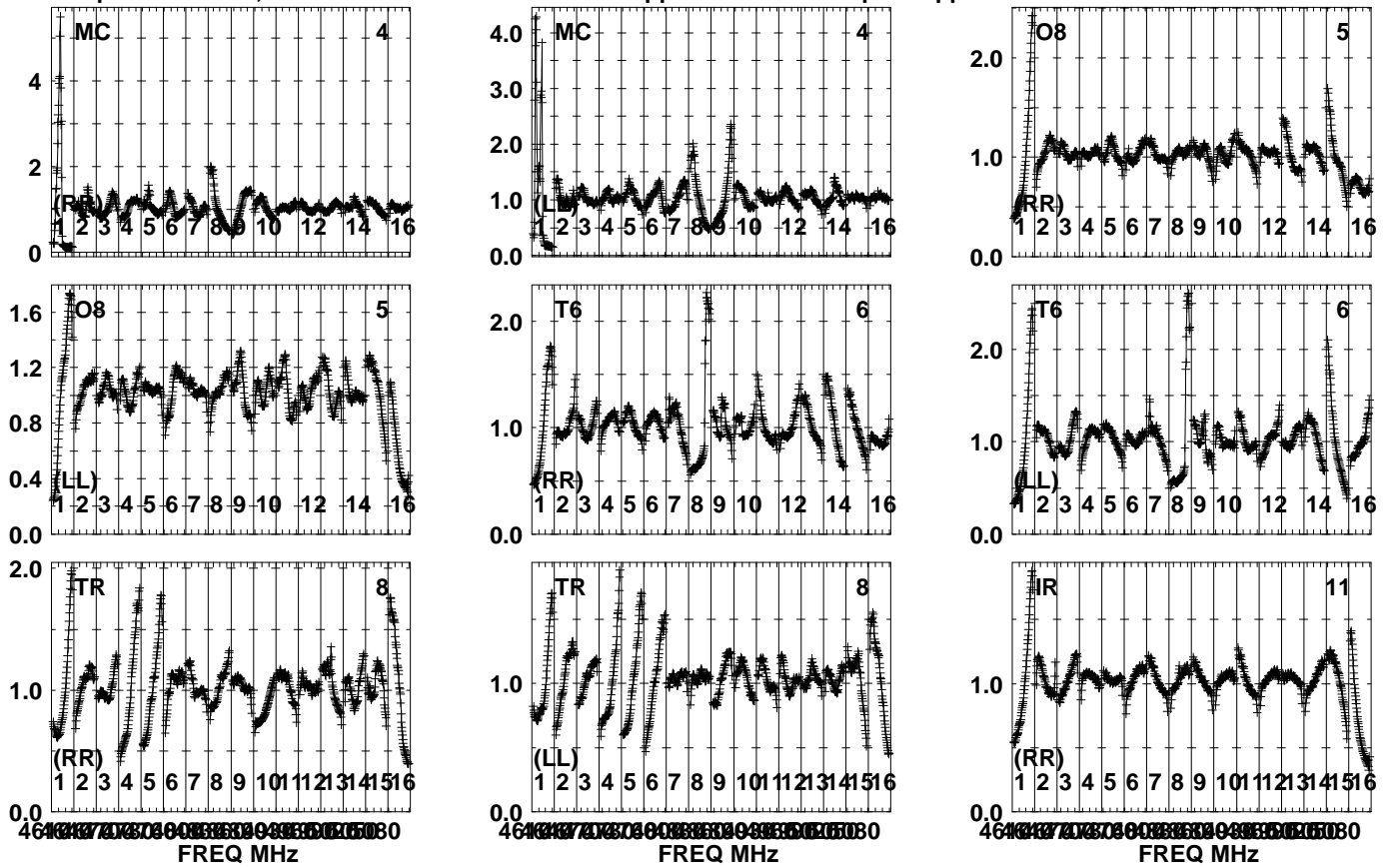
Auto-corr total-power spectrum Antenna: *

Timerange: 00/19:06:03 to 00/19:06:43

Plot file version 5 created 18-APR-2024 16:05:48

J1129+0951 RG014.UVDATA.1

Freq = 4.6005 GHz, Bw = 32.000 MH No calibration applied and no bandpass applied

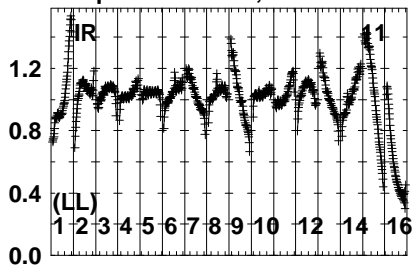


Lower frame: Real Jy
Auto-corr total-power spectrum Antenna: *
Timerange: 00/19:07:06 to 00/19:07:46

Plot file version 6 created 18-APR-2024 16:05:48

J1129+0951 RG014.UVDATA.1

Freq = 4.6005 GHz, Bw = 32.000 MH No calibration applied and no bandpass applied

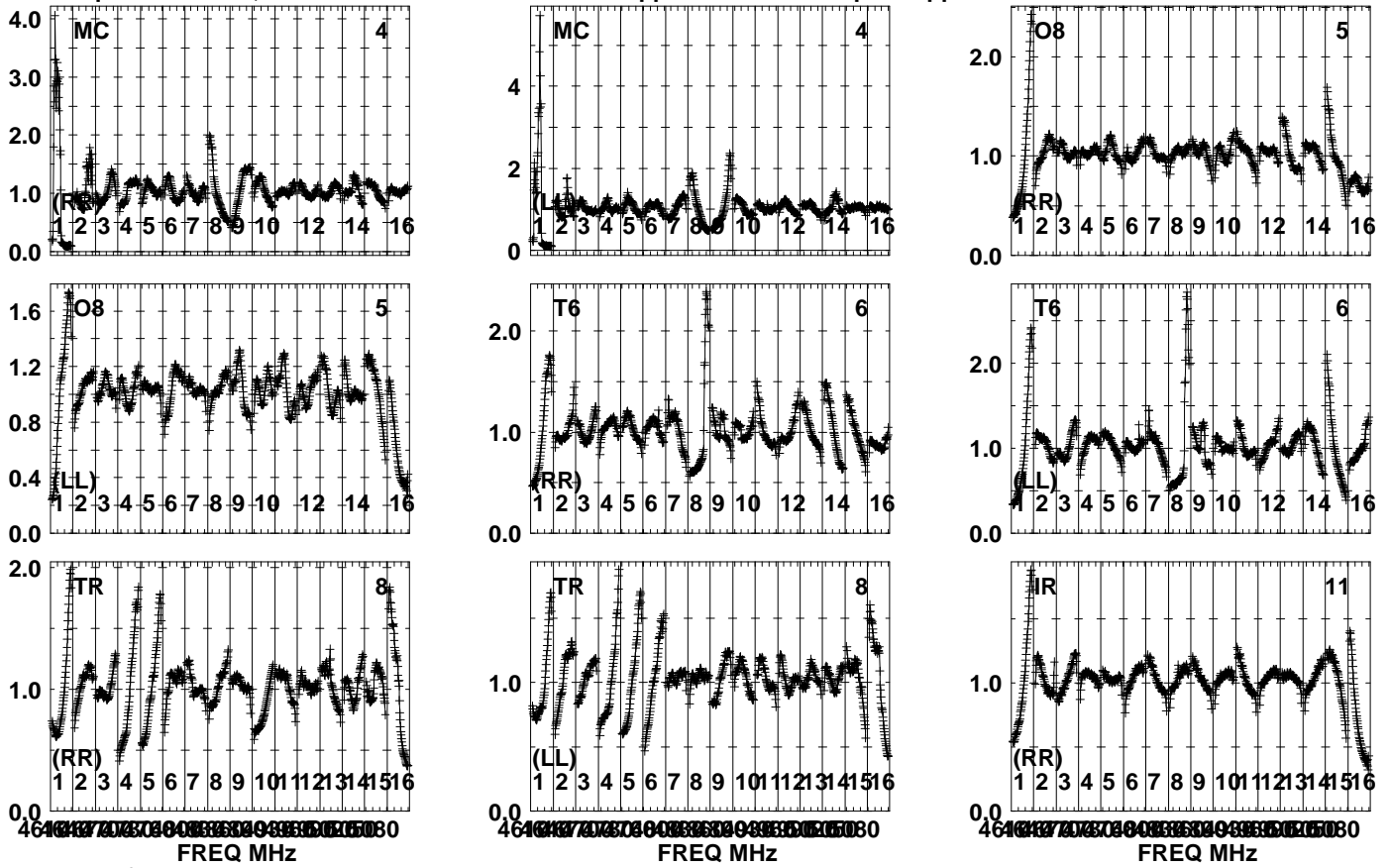


Lower frame: Real Jy
Auto-corr total-power spectrum Antenna: *
Timerange: 00/19:07:06 to 00/19:07:46

Plot file version 7 created 18-APR-2024 16:05:48

SN2022XXF RG014.UVDATA.1

Freq = 4.6005 GHz, Bw = 32.000 MH No calibration applied and no bandpass applied

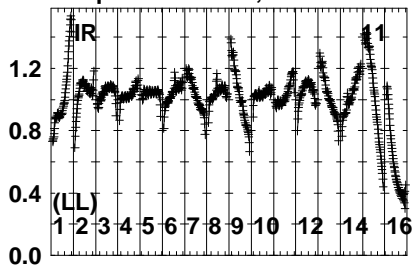


Lower frame: Real Jy
Auto-corr total-power spectrum Antenna: *
Timerange: 00/19:08:06 to 00/19:11:02

Plot file version 8 created 18-APR-2024 16:05:48

SN2022XXF RG014.UVDATA.1

Freq = 4.6005 GHz, Bw = 32.000 MH No calibration applied and no bandpass applied



Lower frame: Real Jy

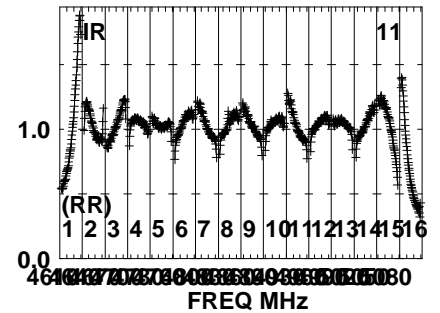
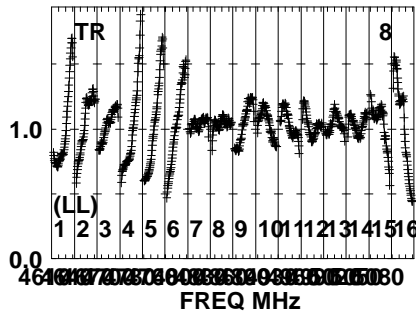
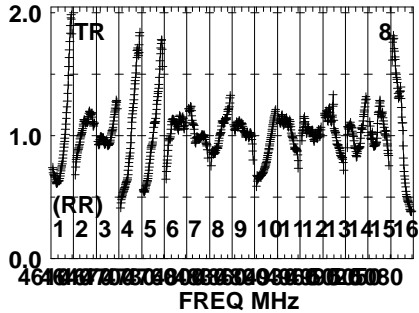
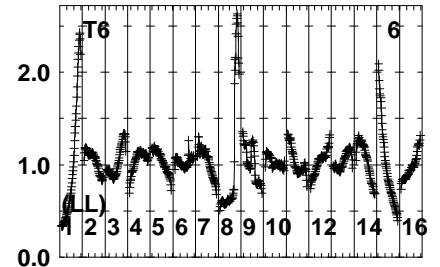
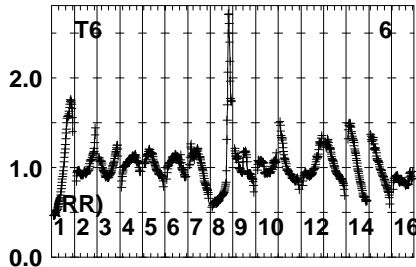
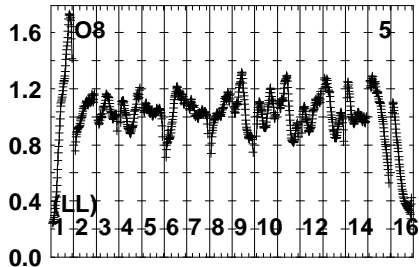
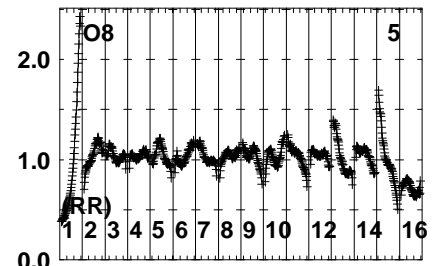
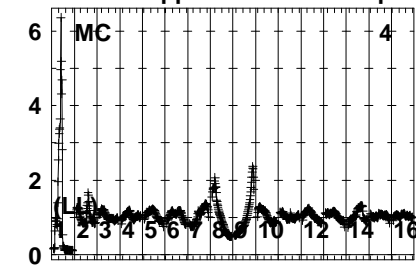
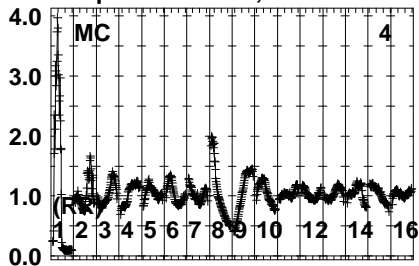
Auto-corr total-power spectrum Antenna: *

Timerange: 00/19:08:06 to 00/19:11:02

Plot file version 9 created 18-APR-2024 16:05:48

J1130+0846 RG014.UVDATA.1

Freq = 4.6005 GHz, Bw = 32.000 MH No calibration applied and no bandpass applied



Lower frame: Real Jy

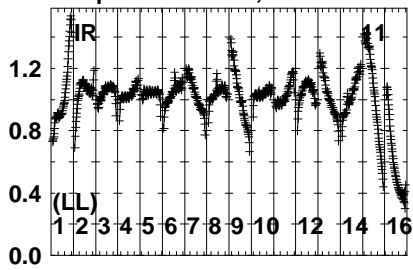
Auto-corr total-power spectrum Antenna: *

Timerange: 00/19:11:19 to 00/19:11:59

Plot file version 10 created 18-APR-2024 16:05:48

J1130+0846 RG014.UVDATA.1

Freq = 4.6005 GHz, Bw = 32.000 MH No calibration applied and no bandpass applied

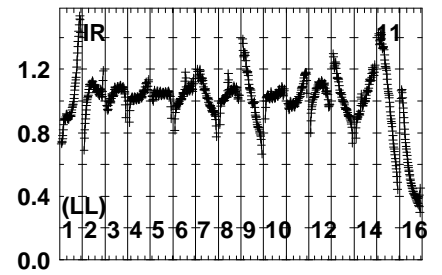
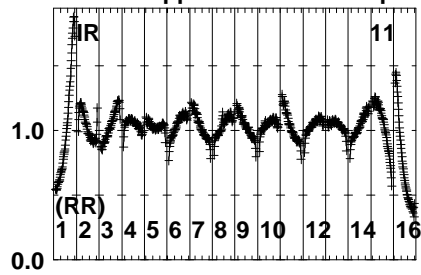
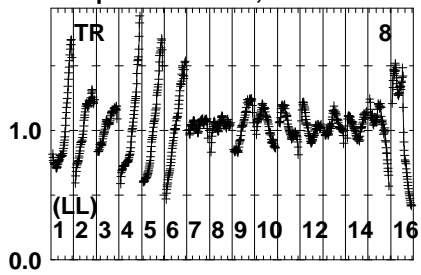


Lower frame: Real Jy
Auto-corr total-power spectrum Antenna: *
Timerange: 00/19:11:19 to 00/19:11:59

Plot file version 12 created 18-APR-2024 16:05:48

J1129+0951 RG014.UVDATA.1

Freq = 4.6005 GHz, Bw = 32.000 MH No calibration applied and no bandpass applied



Lower frame: Real Jy

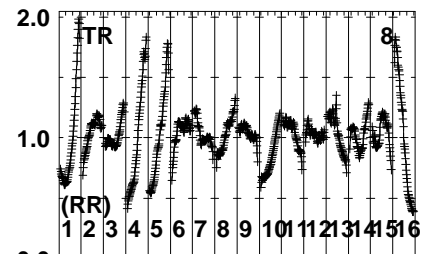
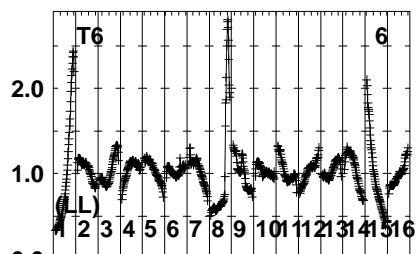
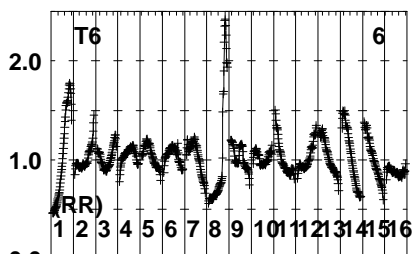
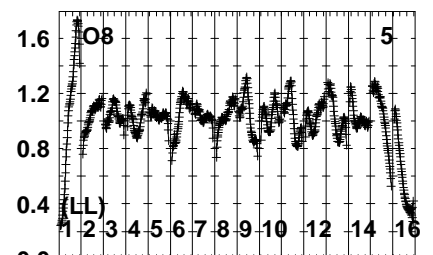
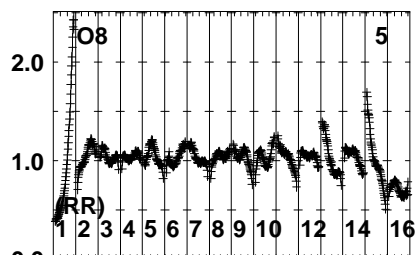
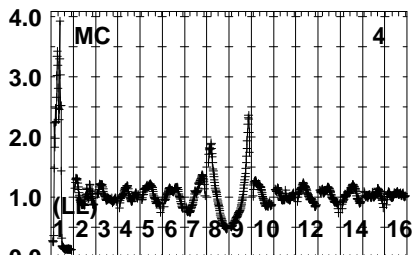
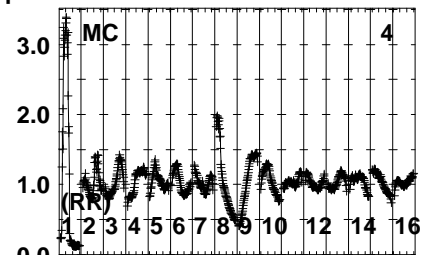
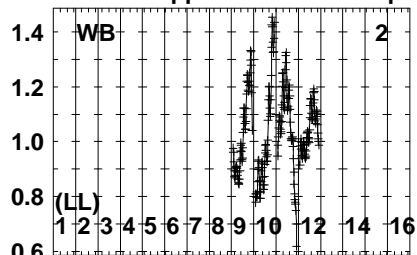
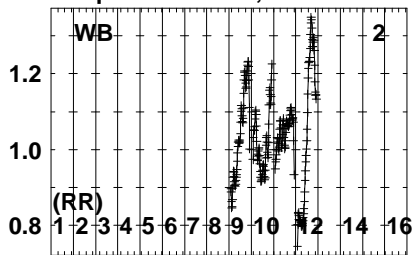
Auto-corr total-power spectrum Antenna: *

Timerange: 00/19:12:22 to 00/19:13:02

Plot file version 13 created 18-APR-2024 16:05:48

SN2022XF RG014.UVDATA.1

Freq = 4.6005 GHz, Bw = 32.000 MH No calibration applied and no bandpass applied



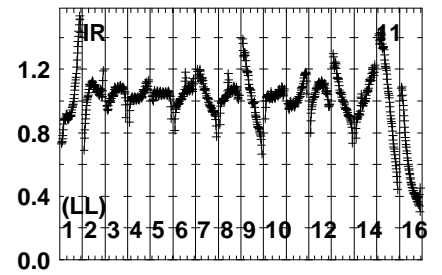
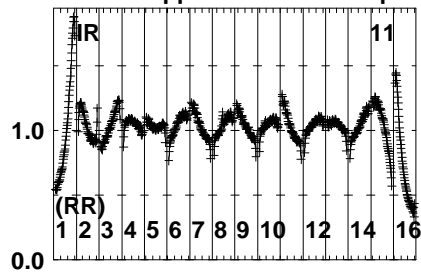
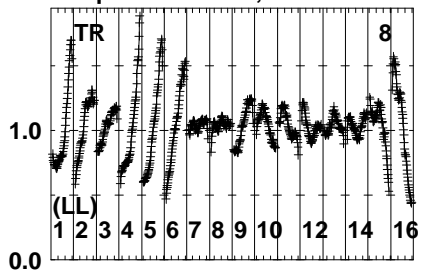
46400 46400 46400 46400 46400 46400 46400 46400 46400 46400 46400 46400 46400 46400 46400 46400
FREQ MHz

Lower frame: Real Jy
Auto-corr total-power spectrum Antenna: *
Timerange: 00/19:13:22 to 00/19:16:18

Plot file version 14 created 18-APR-2024 16:05:48

SN2022XXF RG014.UVDATA.1

Freq = 4.6005 GHz, Bw = 32.000 MH No calibration applied and no bandpass applied



Lower frame: Real Jy

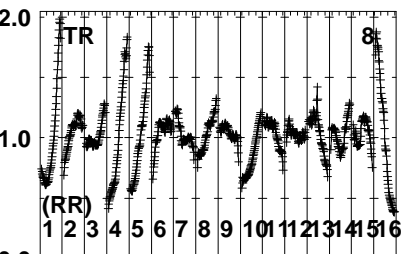
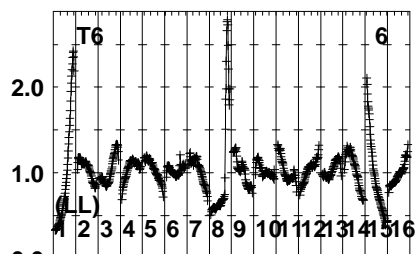
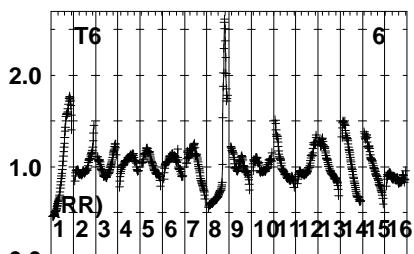
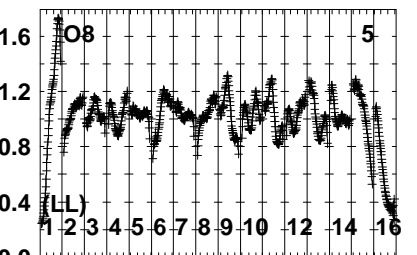
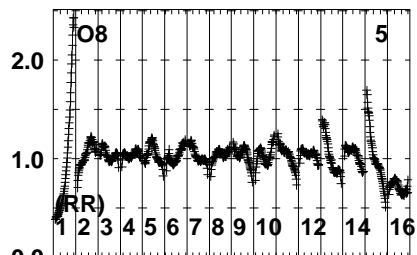
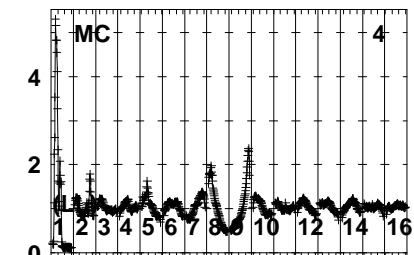
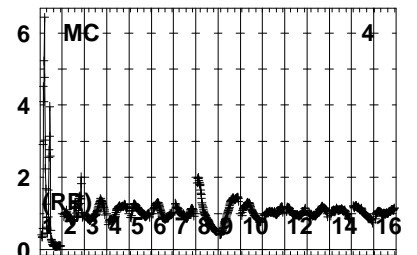
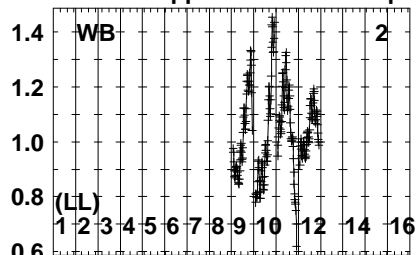
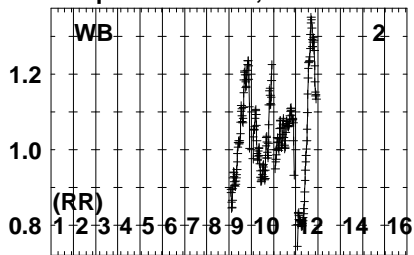
Auto-corr total-power spectrum Antenna: *

Timerange: 00/19:13:22 to 00/19:16:18

Plot file version 15 created 18-APR-2024 16:05:48

J1130+0846 RG014.UVDATA.1

Freq = 4.6005 GHz, Bw = 32.000 MH No calibration applied and no bandpass applied



4640000 4640000 4640000 4640000 4640000 4640000 4640000 4640000 4640000 4640000 4640000 4640000 4640000 4640000 4640000 4640000
FREQ MHz

4640000 4640000 4640000 4640000 4640000 4640000 4640000 4640000 4640000 4640000 4640000 4640000 4640000 4640000 4640000 4640000
FREQ MHz

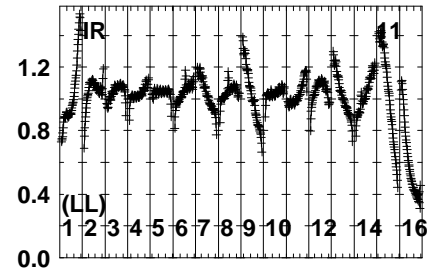
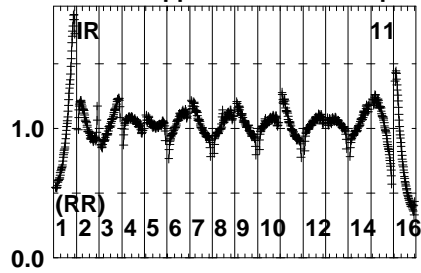
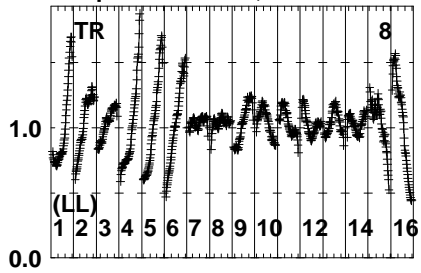
4640000 4640000 4640000 4640000 4640000 4640000 4640000 4640000 4640000 4640000 4640000 4640000 4640000 4640000 4640000 4640000
FREQ MHz

Lower frame: Real Jy
Auto-corr total-power spectrum Antenna: *
Timerange: 00/19:16:35 to 00/19:17:15

Plot file version 16 created 18-APR-2024 16:05:48

J1130+0846 RG014.UVDATA.1

Freq = 4.6005 GHz, Bw = 32.000 MH No calibration applied and no bandpass applied



Lower frame: Real Jy

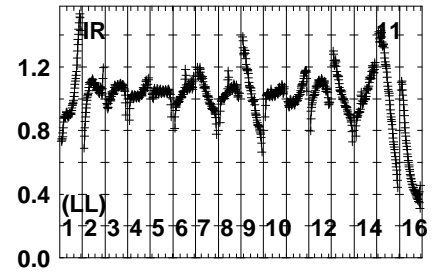
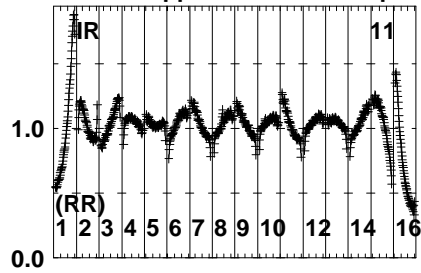
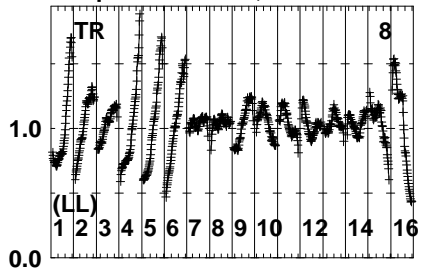
Auto-corr total-power spectrum Antenna: *

Timerange: 00/19:16:35 to 00/19:17:15

Plot file version 18 created 18-APR-2024 16:05:48

J1129+0951 RG014.UVDATA.1

Freq = 4.6005 GHz, Bw = 32.000 MH No calibration applied and no bandpass applied

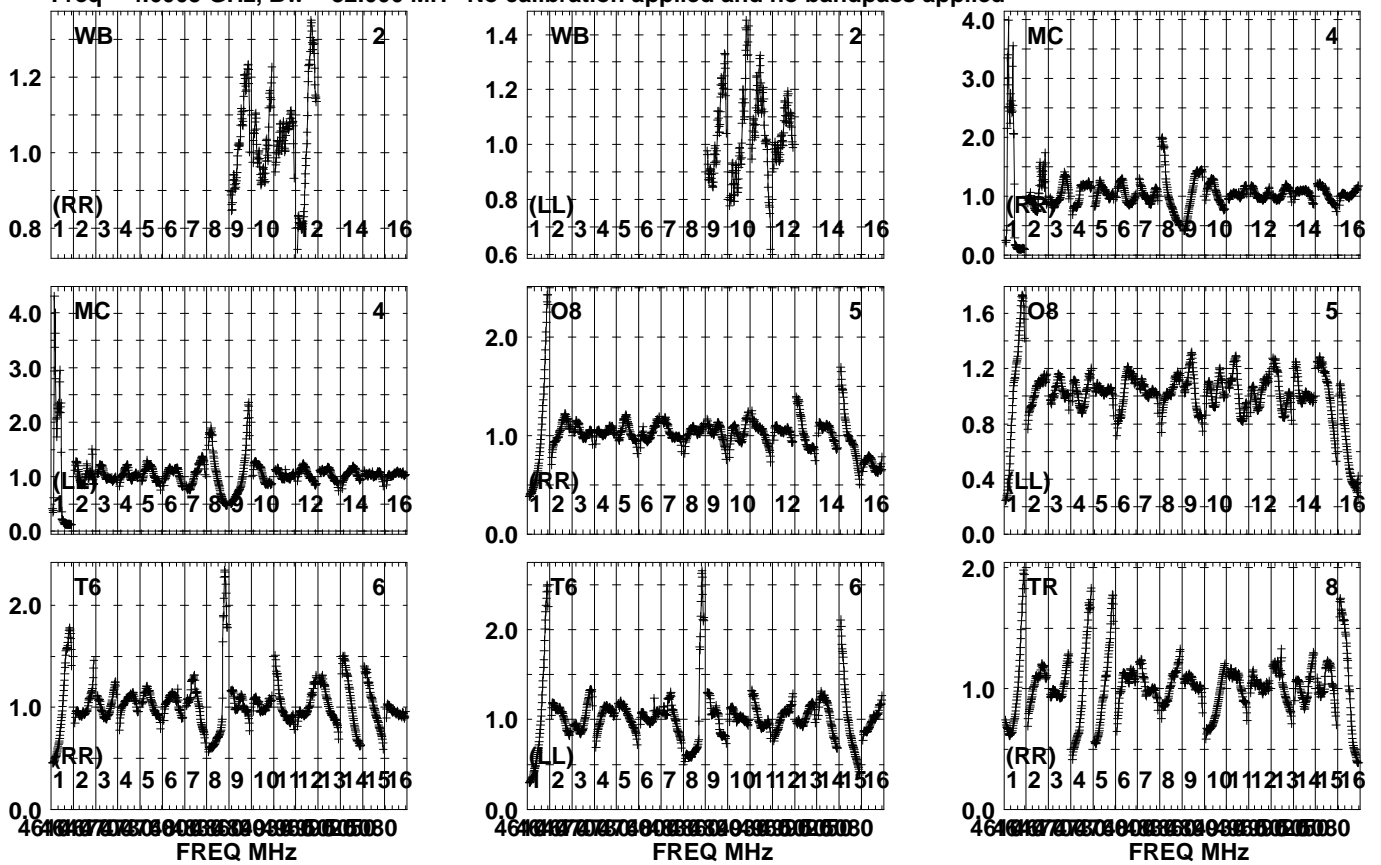


Lower frame: Real Jy
Auto-corr total-power spectrum Antenna: *
Timerange: 00/19:17:38 to 00/19:18:18

Plot file version 19 created 18-APR-2024 16:05:48

SN2022XXF RG014.UVDATA.1

Freq = 4.6005 GHz, Bw = 32.000 MH No calibration applied and no bandpass applied

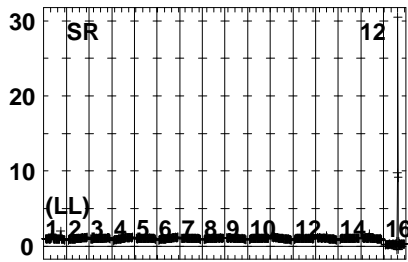
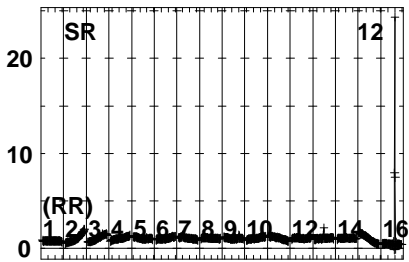
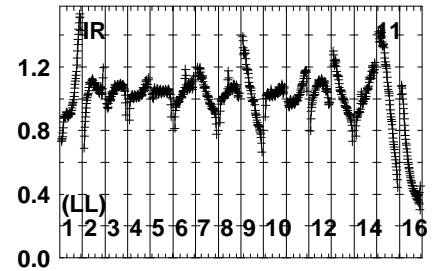
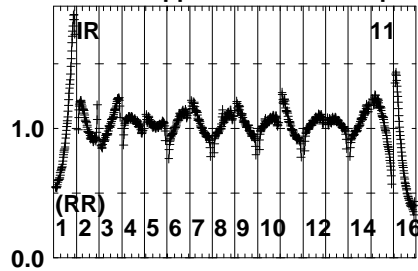
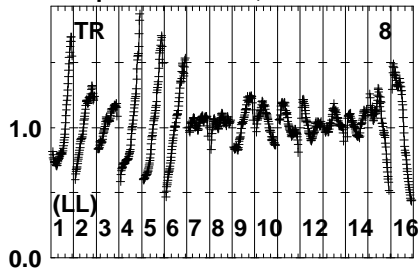


Lower frame: Real Jy
Auto-corr total-power spectrum Antenna: *
Timerange: 00/19:18:38 to 00/19:21:34

Plot file version 20 created 18-APR-2024 16:05:48

SN2022XXF RG014.UVDATA.1

Freq = 4.6005 GHz, Bw = 32.000 MH No calibration applied and no bandpass applied



Lower frame: Real Jy

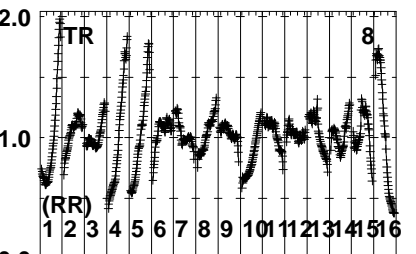
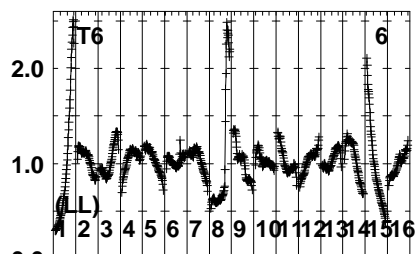
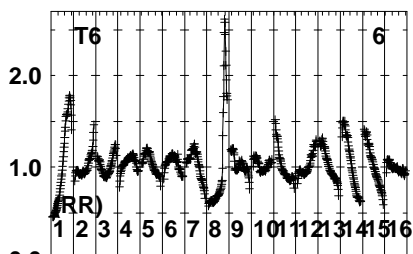
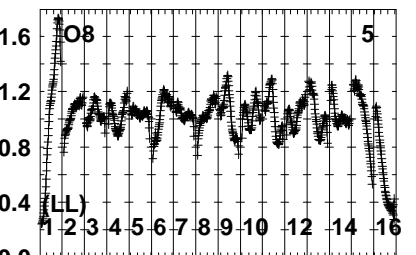
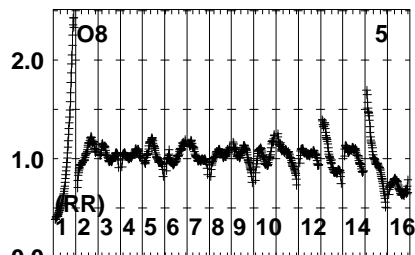
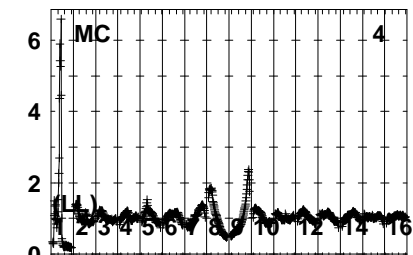
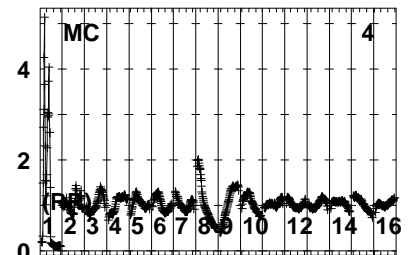
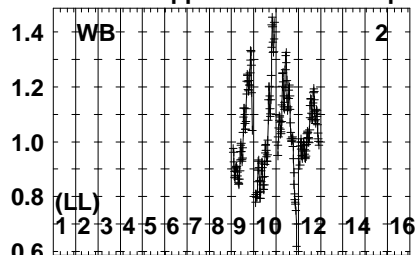
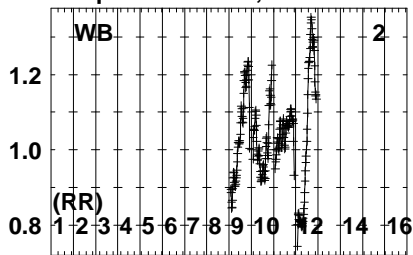
Auto-corr total-power spectrum Antenna: *

Timerange: 00/19:18:38 to 00/19:21:34

Plot file version 21 created 18-APR-2024 16:05:48

J1130+0846 RG014.UVDATA.1

Freq = 4.6005 GHz, Bw = 32.000 MH No calibration applied and no bandpass applied



46400 46400 46400 46400 46400 46400 46400 46400 46400 46400 46400 46400 46400 46400 46400 46400
FREQ MHz

46400 46400 46400 46400 46400 46400 46400 46400 46400 46400 46400 46400 46400 46400 46400 46400
FREQ MHz

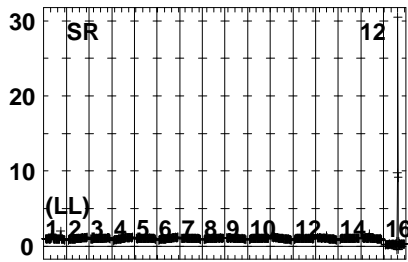
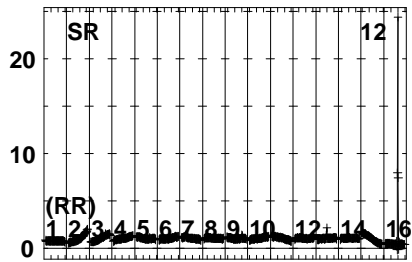
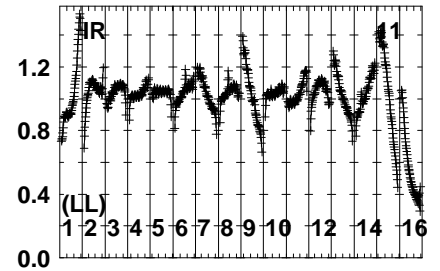
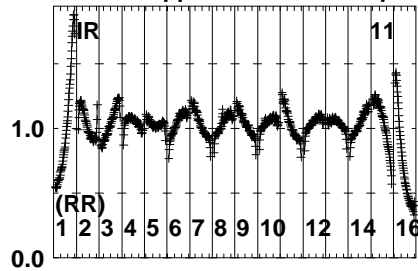
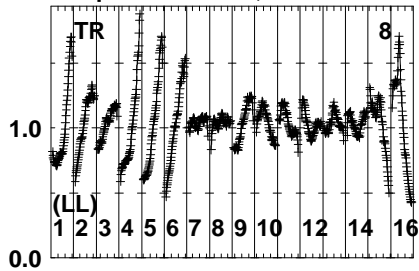
46400 46400 46400 46400 46400 46400 46400 46400 46400 46400 46400 46400 46400 46400 46400 46400
FREQ MHz

Lower frame: Real Jy
Auto-corr total-power spectrum Antenna: *
Timerange: 00/19:21:51 to 00/19:22:31

Plot file version 22 created 18-APR-2024 16:05:49

J1130+0846 RG014.UVDATA.1

Freq = 4.6005 GHz, Bw = 32.000 MH No calibration applied and no bandpass applied

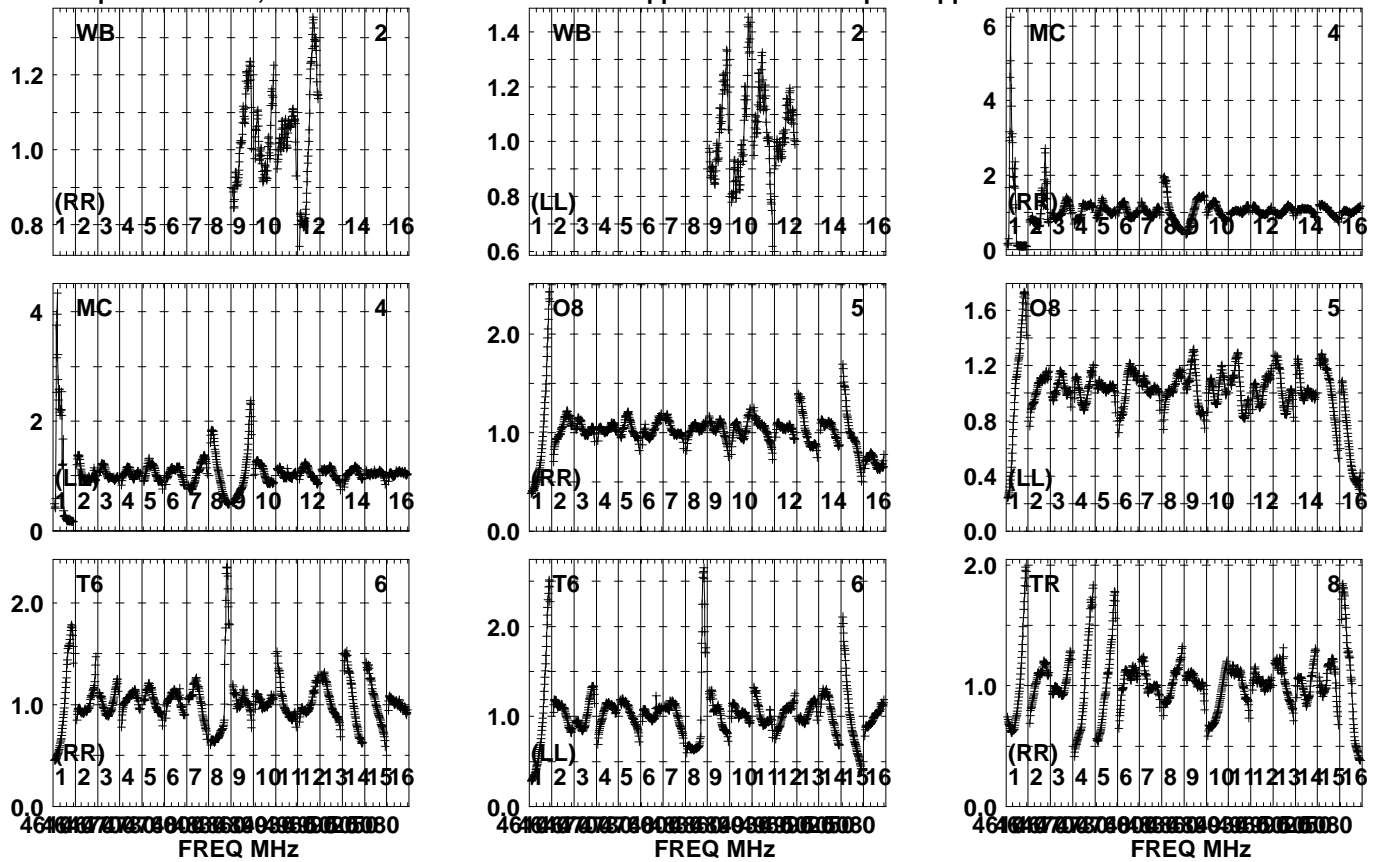


Lower frame: Real Jy
Auto-corr total-power spectrum Antenna: *
Timerange: 00/19:21:51 to 00/19:22:31

Plot file version 23 created 18-APR-2024 16:05:49

J1129+0951 RG014.UVDATA.1

Freq = 4.6005 GHz, Bw = 32.000 MH No calibration applied and no bandpass applied

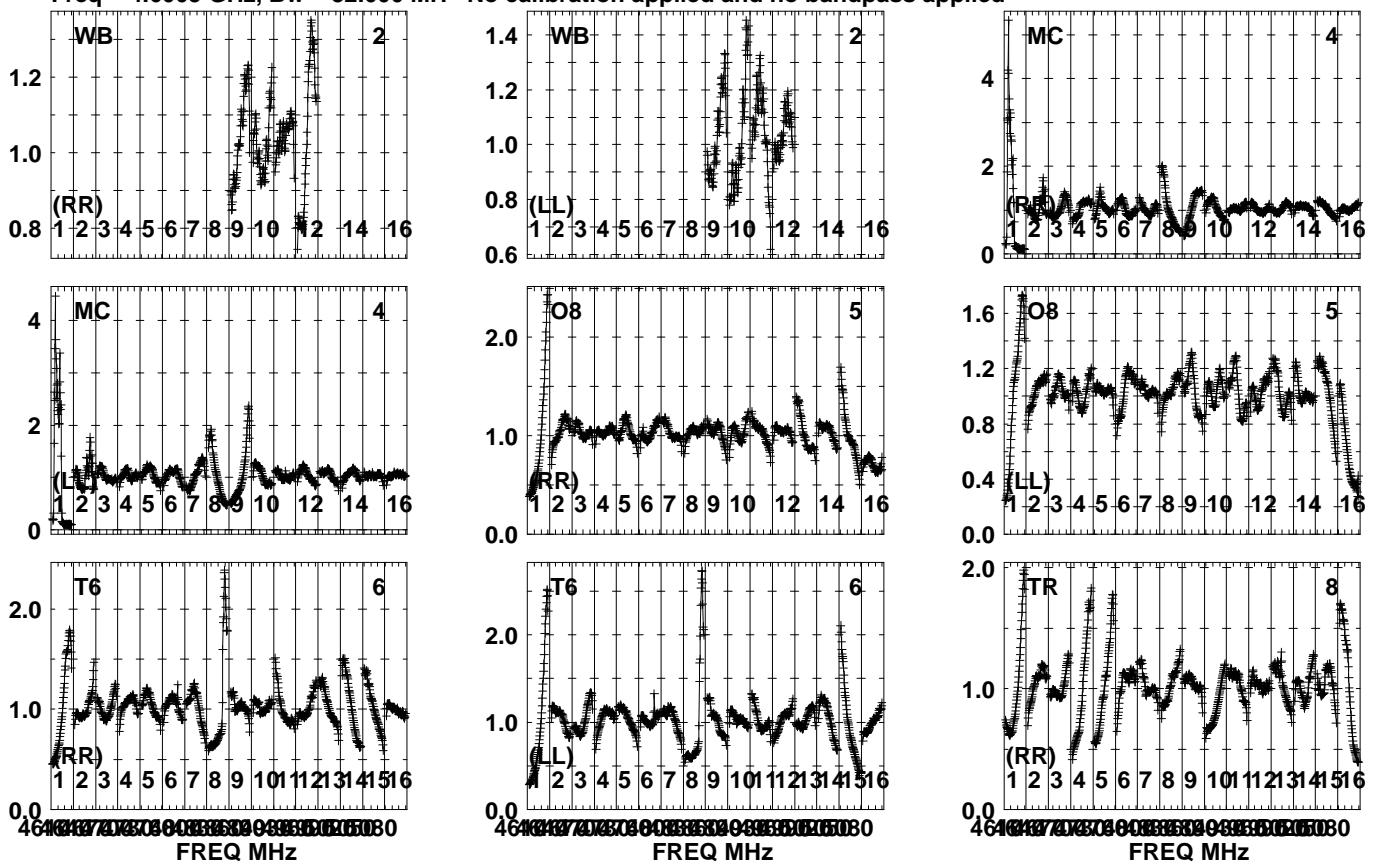


Lower frame: Real Jy
Auto-corr total-power spectrum Antenna: *
Timerange: 00/19:22:54 to 00/19:23:34

Plot file version 25 created 18-APR-2024 16:05:49

SN2022XXF RG014.UVDATA.1

Freq = 4.6005 GHz, Bw = 32.000 MH No calibration applied and no bandpass applied

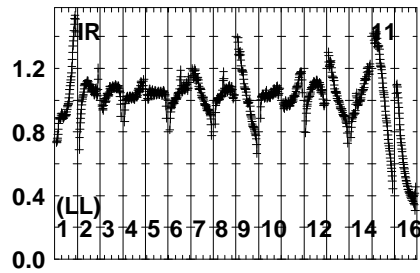
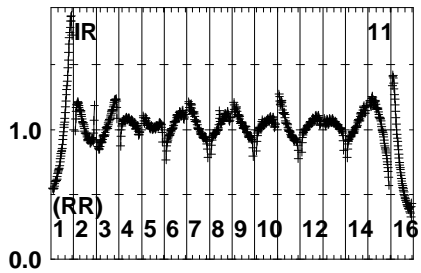
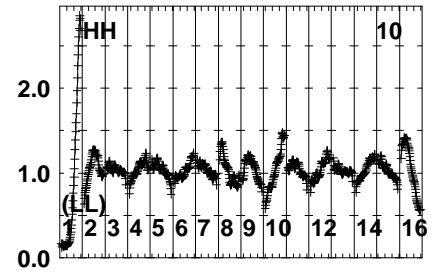
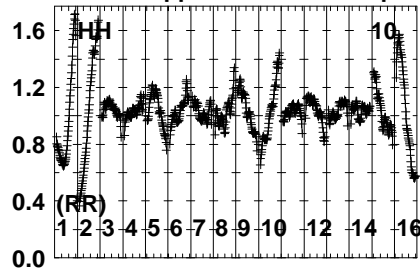
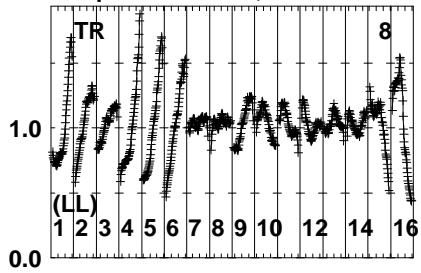


Lower frame: Real Jy
Auto-corr total-power spectrum Antenna: *
Timerange: 00/19:23:54 to 00/19:26:50

Plot file version 28 created 18-APR-2024 16:05:49

J1130+0846 RG014.UVDATA.1

Freq = 4.6005 GHz, Bw = 32.000 MH No calibration applied and no bandpass applied

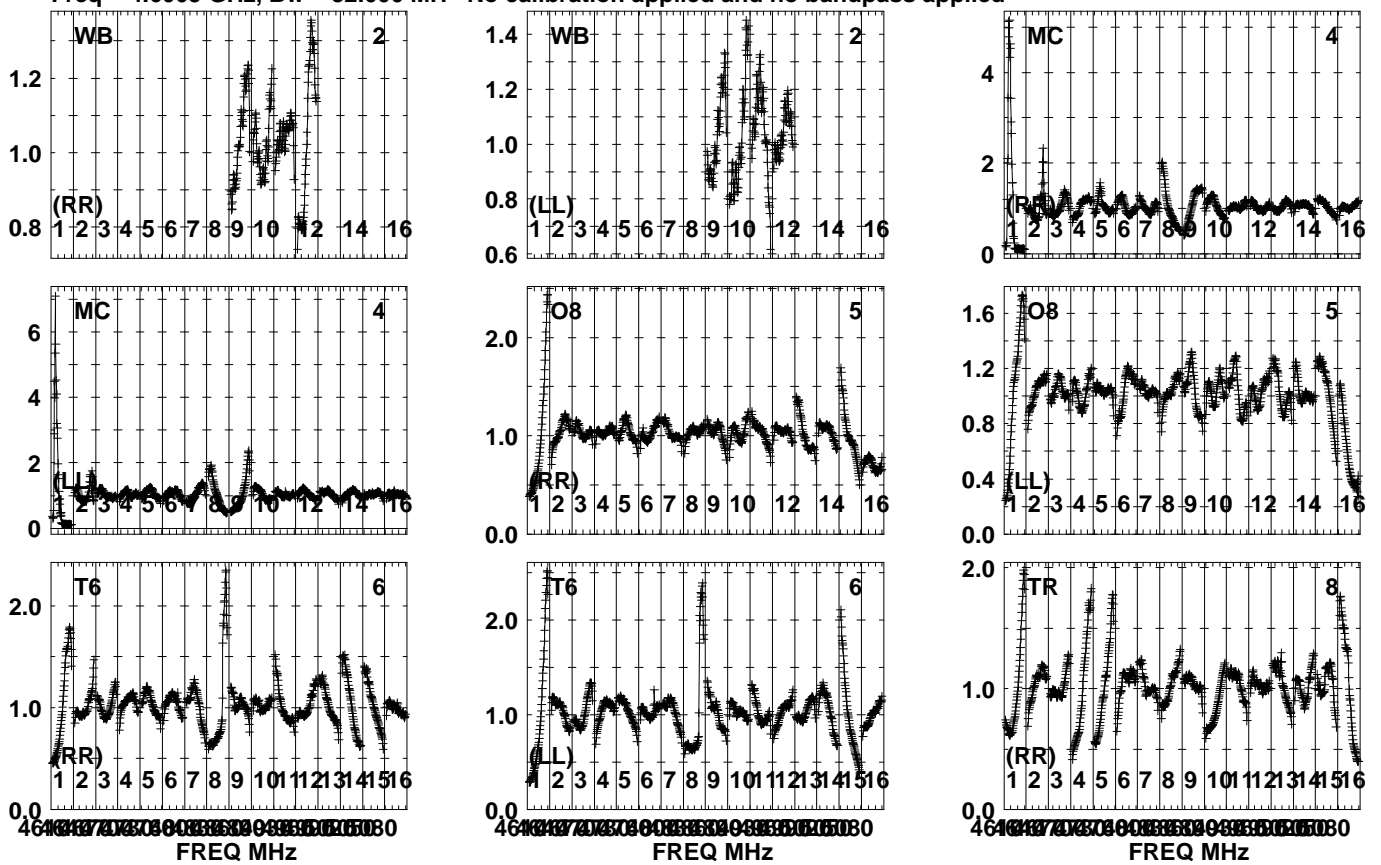


Lower frame: Real Jy
Auto-corr total-power spectrum Antenna: *
Timerange: 00/19:27:07 to 00/19:27:47

Plot file version 29 created 18-APR-2024 16:05:49

J1129+0951 RG014.UVDATA.1

Freq = 4.6005 GHz, Bw = 32.000 MH No calibration applied and no bandpass applied

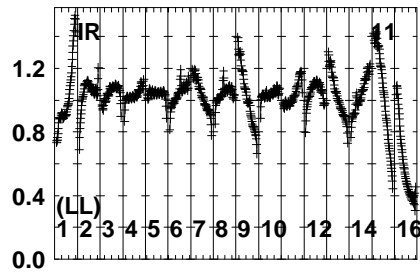
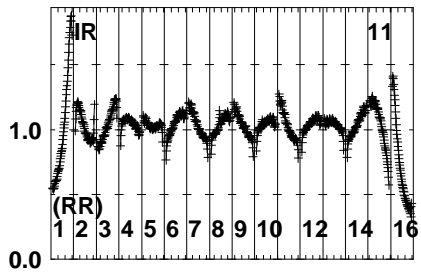
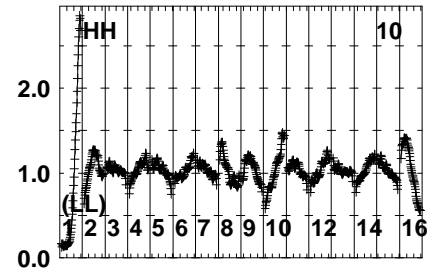
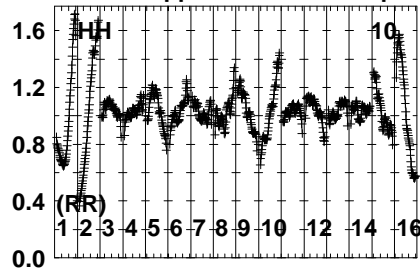
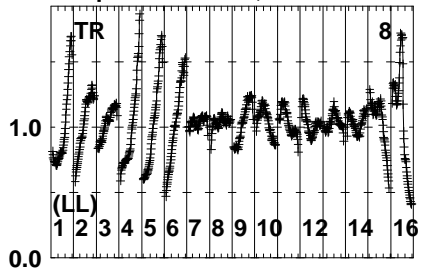


Lower frame: Real Jy
Auto-corr total-power spectrum Antenna: *
Timerange: 00/19:28:10 to 00/19:28:50

Plot file version 30 created 18-APR-2024 16:05:49

J1129+0951 RG014.UVDATA.1

Freq = 4.6005 GHz, Bw = 32.000 MH No calibration applied and no bandpass applied

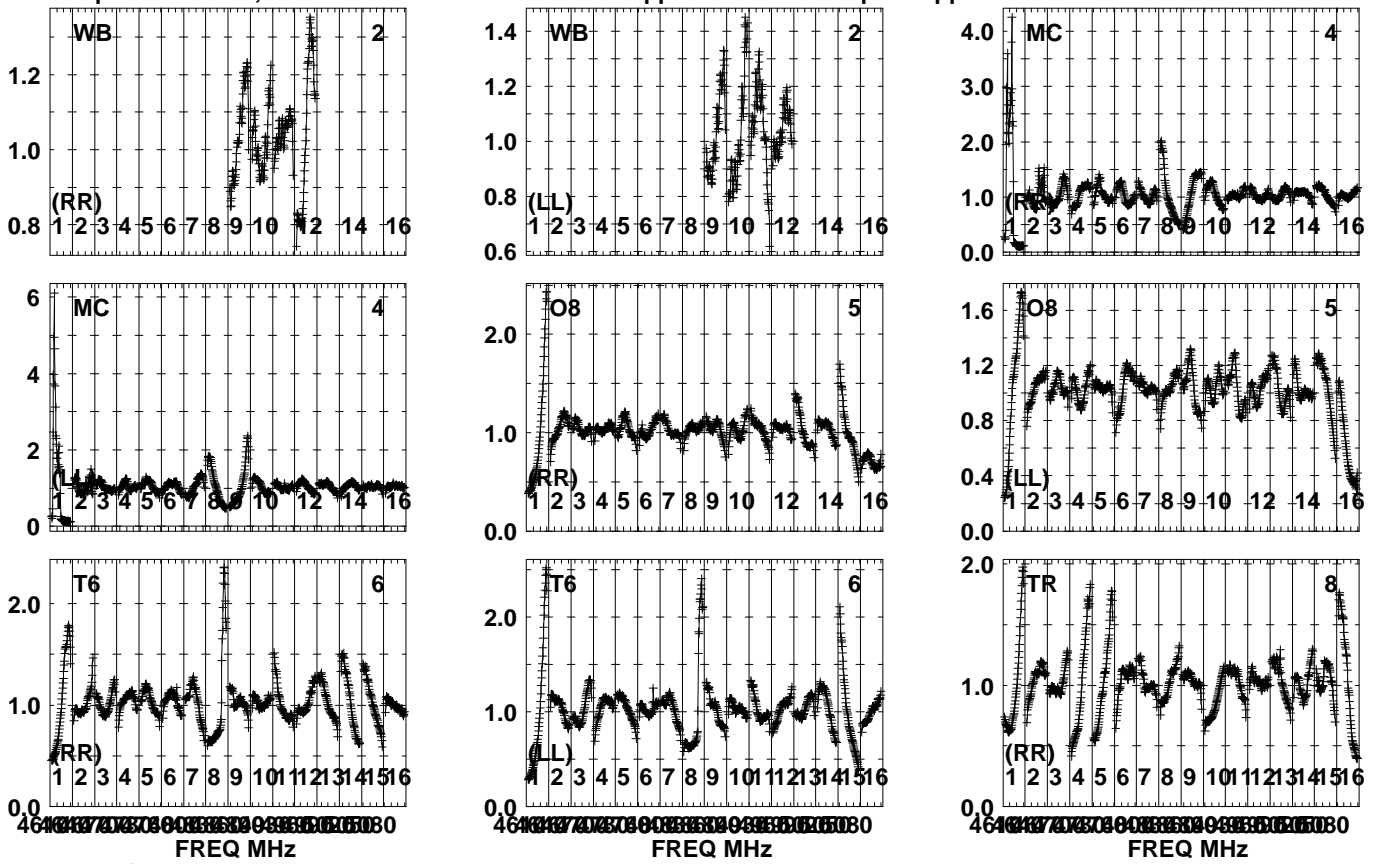


Lower frame: Real Jy
Auto-corr total-power spectrum Antenna: *
Timerange: 00/19:28:10 to 00/19:28:50

Plot file version 31 created 18-APR-2024 16:05:49

SN2022XF RG014.UVDATA.1

Freq = 4.6005 GHz, Bw = 32.000 MH No calibration applied and no bandpass applied

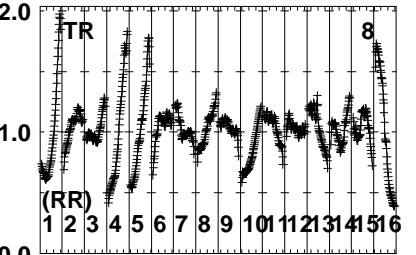
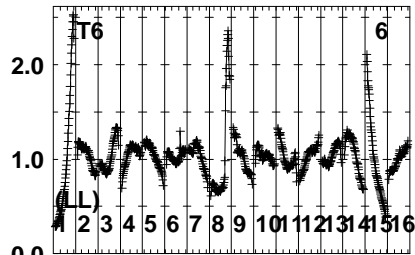
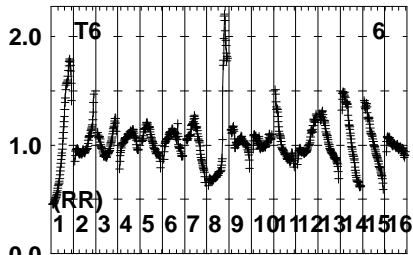
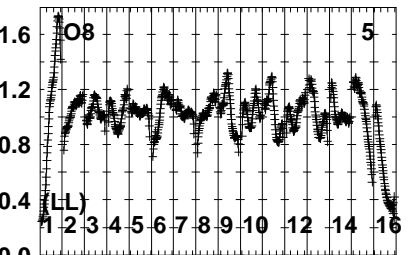
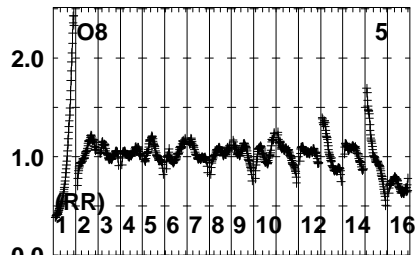
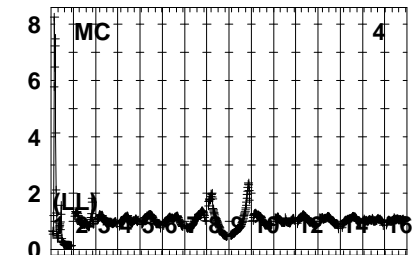
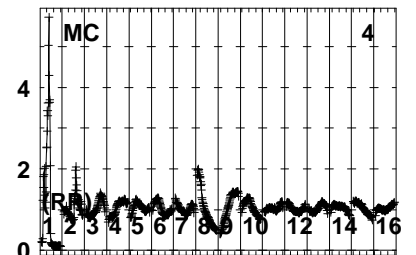
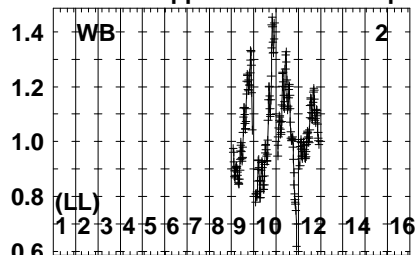
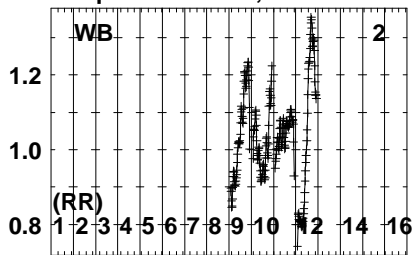


Lower frame: Real Jy
Auto-corr total-power spectrum Antenna: *
Timerange: 00/19:29:10 to 00/19:32:06

Plot file version 33 created 18-APR-2024 16:05:49

J1130+0846 RG014.UVDATA.1

Freq = 4.6005 GHz, Bw = 32.000 MH No calibration applied and no bandpass applied



46400 46400 46400 46400 46400 46400 46400 46400 46400 46400 46400 46400 46400 46400 46400 46400
FREQ MHz

46400 46400 46400 46400 46400 46400 46400 46400 46400 46400 46400 46400 46400 46400 46400 46400
FREQ MHz

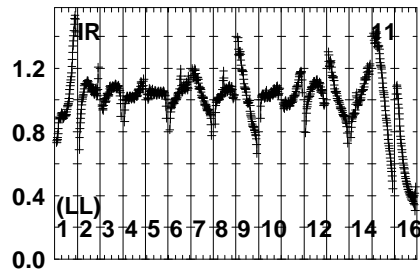
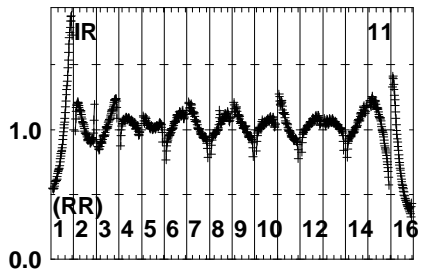
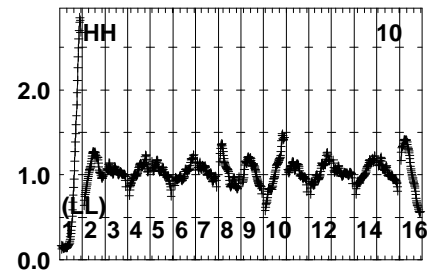
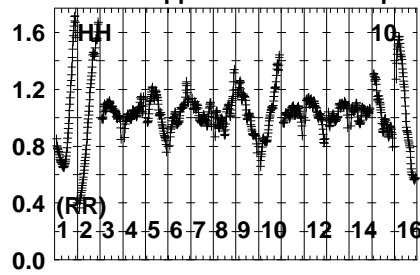
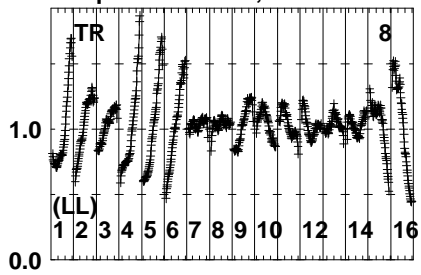
46400 46400 46400 46400 46400 46400 46400 46400 46400 46400 46400 46400 46400 46400 46400 46400
FREQ MHz

Lower frame: Real Jy
Auto-corr total-power spectrum Antenna: *
Timerange: 00/19:32:23 to 00/19:33:03

Plot file version 34 created 18-APR-2024 16:05:49

J1130+0846 RG014.UVDATA.1

Freq = 4.6005 GHz, Bw = 32.000 MH No calibration applied and no bandpass applied

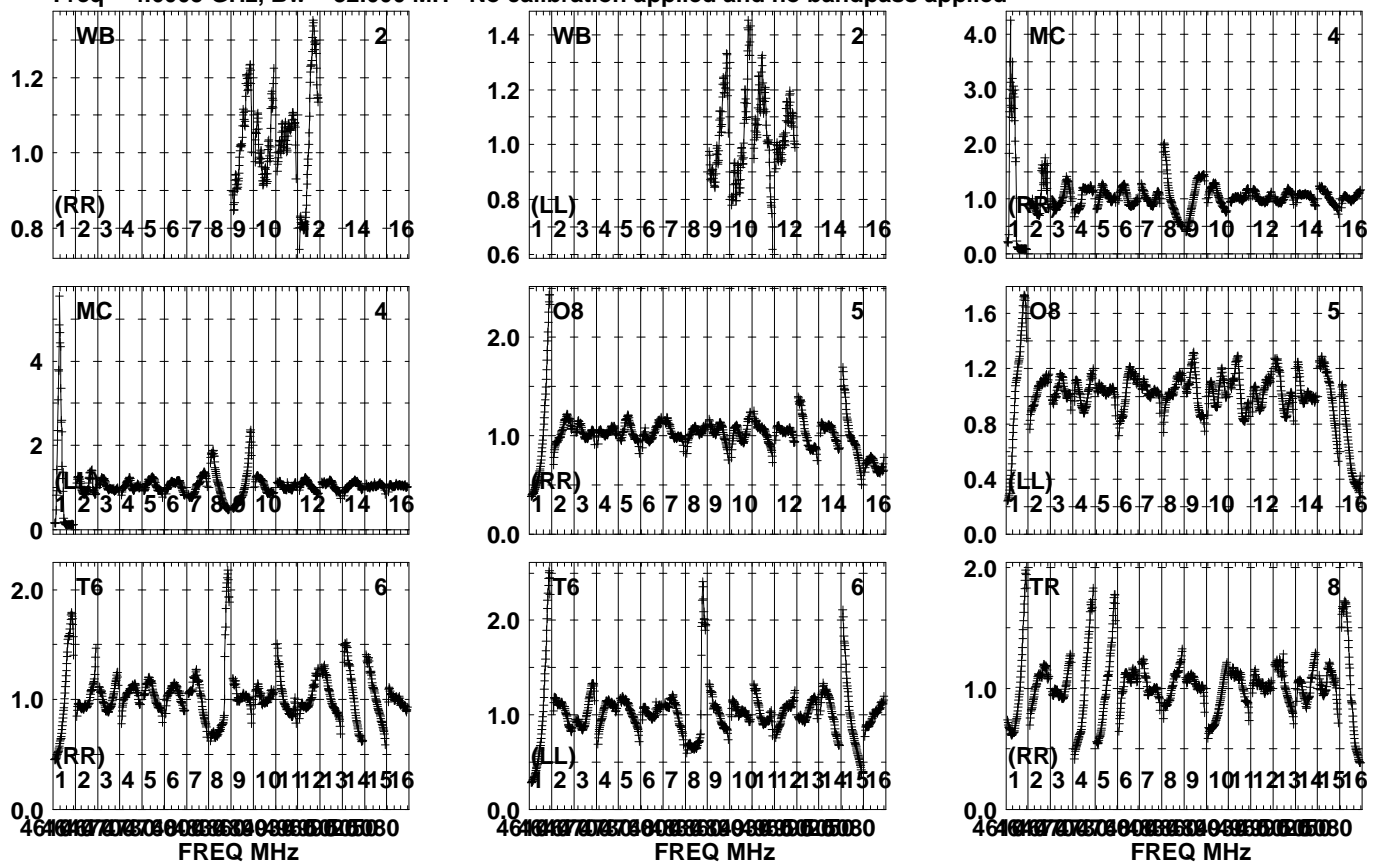


Lower frame: Real Jy
Auto-corr total-power spectrum Antenna: *
Timerange: 00/19:32:23 to 00/19:33:03

Plot file version 35 created 18-APR-2024 16:05:49

J1129+0951 RG014.UVDATA.1

Freq = 4.6005 GHz, Bw = 32.000 MH No calibration applied and no bandpass applied

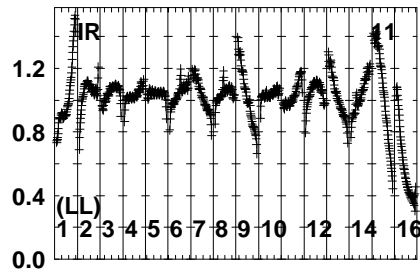
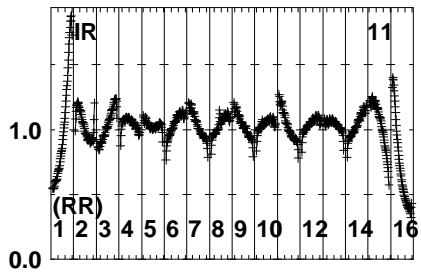
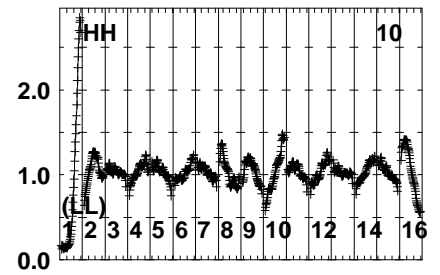
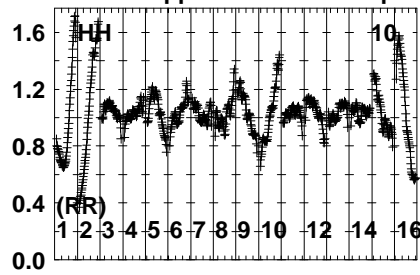
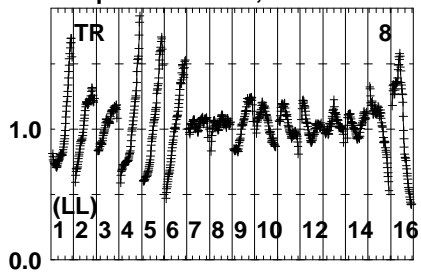


Lower frame: Real Jy
Auto-corr total-power spectrum Antenna: *
Timerange: 00/19:33:26 to 00/19:34:06

Plot file version 36 created 18-APR-2024 16:05:50

J1129+0951 RG014.UVDATA.1

Freq = 4.6005 GHz, Bw = 32.000 MH No calibration applied and no bandpass applied

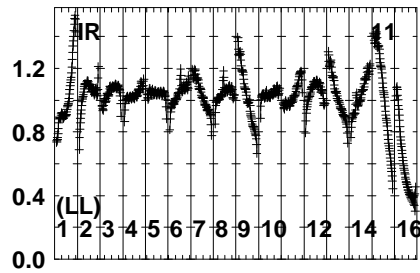
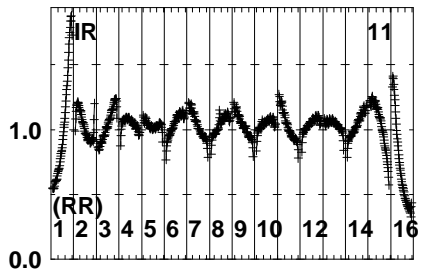
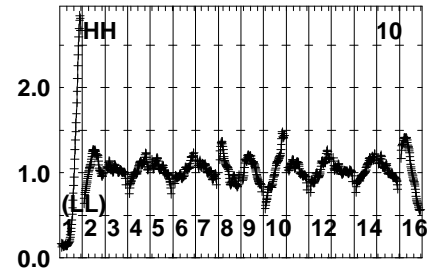
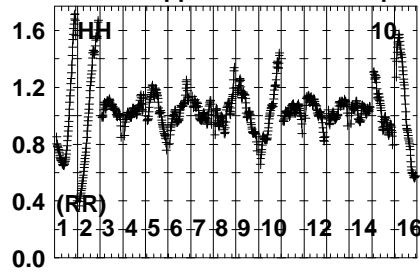
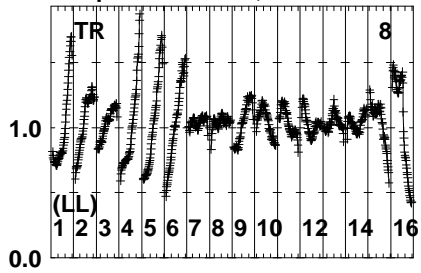


Lower frame: Real Jy
Auto-corr total-power spectrum Antenna: *
Timerange: 00/19:33:26 to 00/19:34:06

Plot file version 38 created 18-APR-2024 16:05:50

SN2022XXF RG014.UVDATA.1

Freq = 4.6005 GHz, Bw = 32.000 MH No calibration applied and no bandpass applied

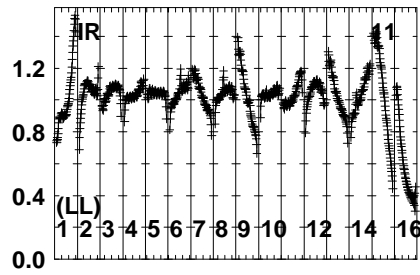
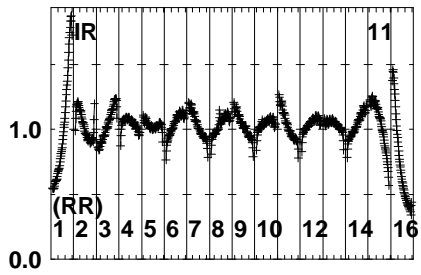
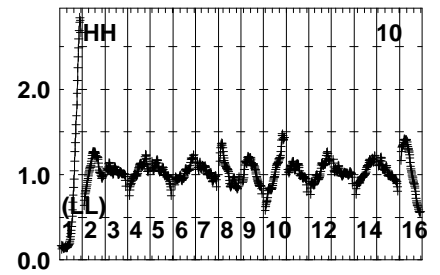
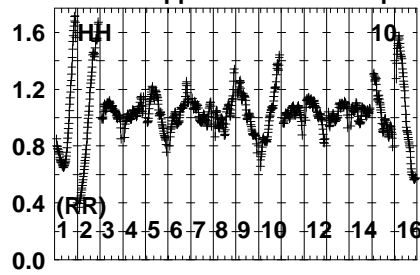
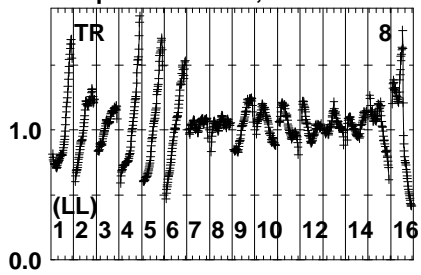


Lower frame: Real Jy
Auto-corr total-power spectrum Antenna: *
Timerange: 00/19:34:26 to 00/19:37:22

Plot file version 40 created 18-APR-2024 16:05:50

J1130+0846 RG014.UVDATA.1

Freq = 4.6005 GHz, Bw = 32.000 MH No calibration applied and no bandpass applied

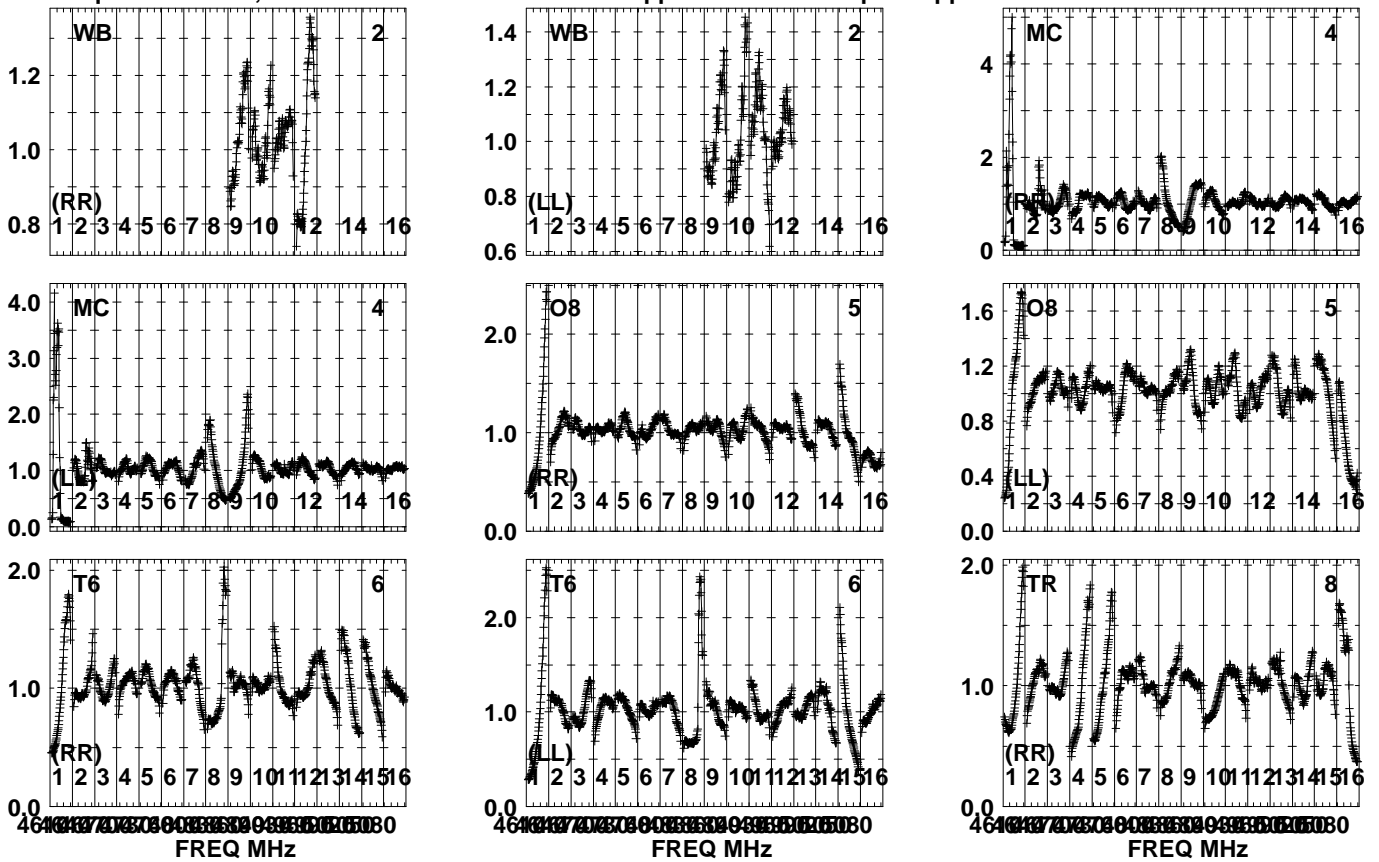


Lower frame: Real Jy
Auto-corr total-power spectrum Antenna: *
Timerange: 00/19:37:39 to 00/19:38:19

Plot file version 41 created 18-APR-2024 16:05:50

J1129+0951 RG014.UVDATA.1

Freq = 4.6005 GHz, Bw = 32.000 MH No calibration applied and no bandpass applied

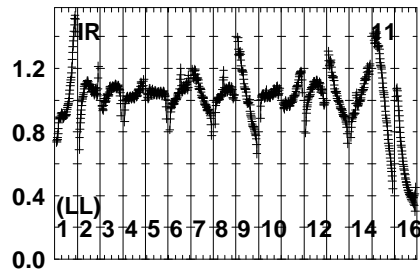
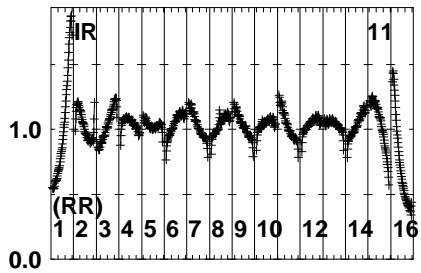
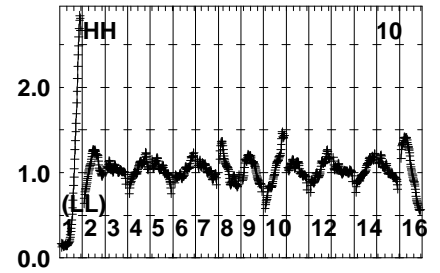
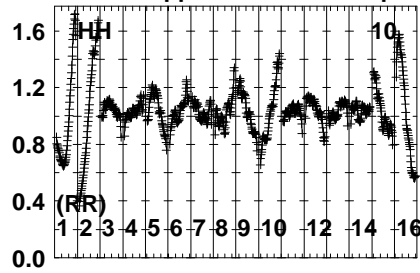
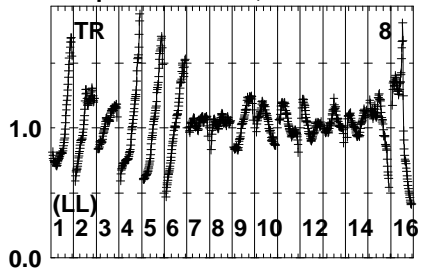


Lower frame: Real Jy
Auto-corr total-power spectrum Antenna: *
Timerange: 00/19:38:42 to 00/19:39:22

Plot file version 42 created 18-APR-2024 16:05:50

J1129+0951 RG014.UVDATA.1

Freq = 4.6005 GHz, Bw = 32.000 MH No calibration applied and no bandpass applied

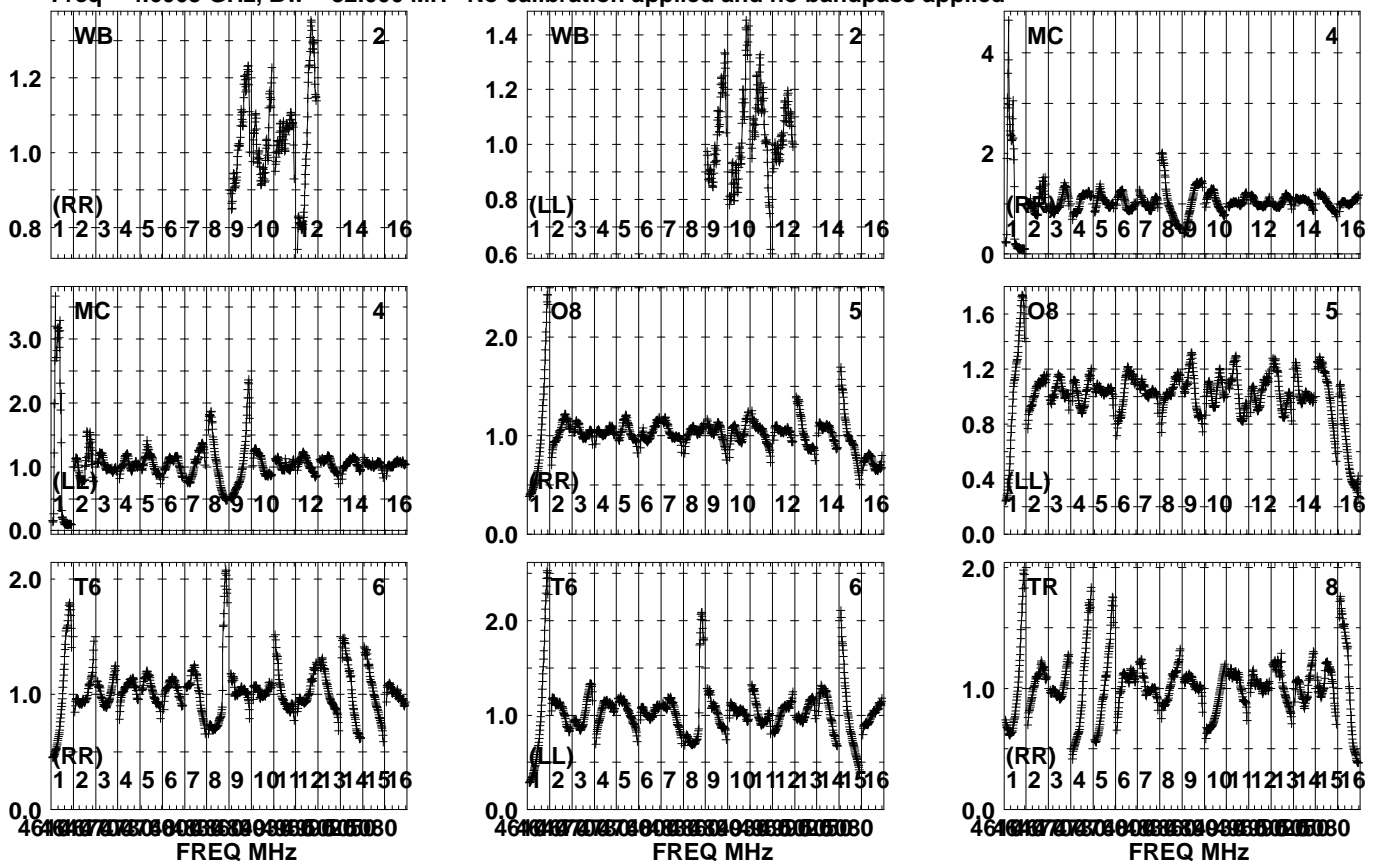


Lower frame: Real Jy
Auto-corr total-power spectrum Antenna: *
Timerange: 00/19:38:42 to 00/19:39:22

Plot file version 43 created 18-APR-2024 16:05:50

SN2022XF RG014.UVDATA.1

Freq = 4.6005 GHz, Bw = 32.000 MH No calibration applied and no bandpass applied

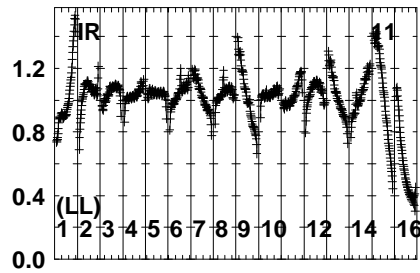
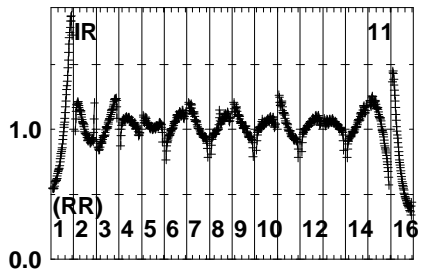
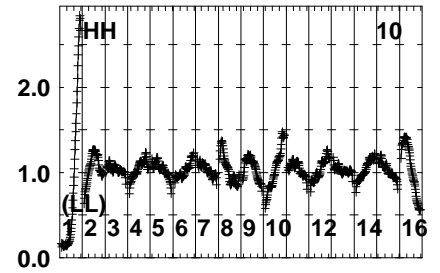
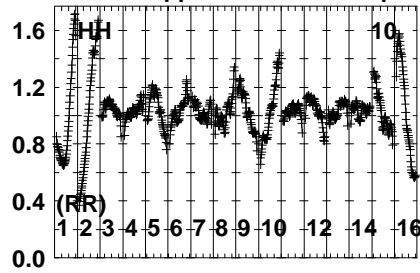
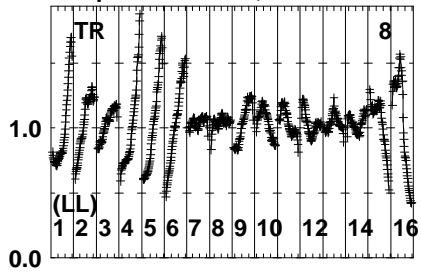


Lower frame: Real Jy
Auto-corr total-power spectrum Antenna: *
Timerange: 00/19:39:42 to 00/19:42:38

Plot file version 44 created 18-APR-2024 16:05:50

SN2022XXF RG014.UVDATA.1

Freq = 4.6005 GHz, Bw = 32.000 MH No calibration applied and no bandpass applied

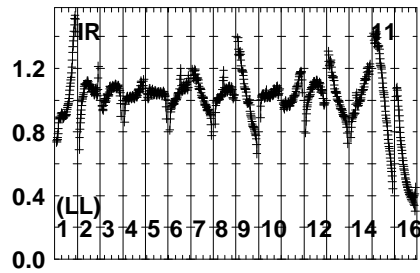
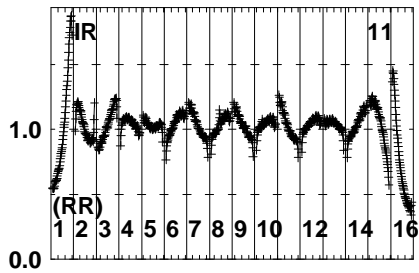
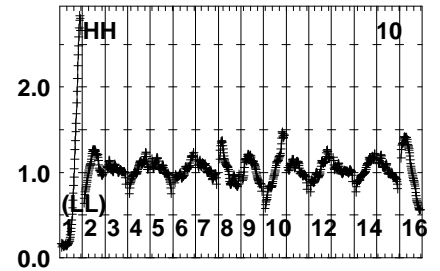
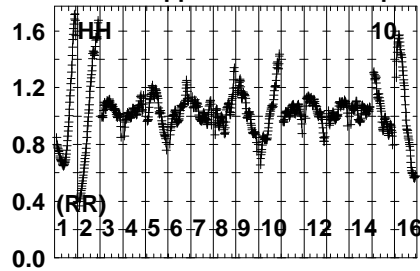
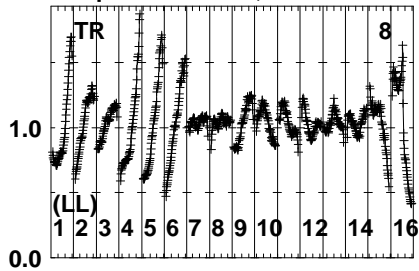


Lower frame: Real Jy
Auto-corr total-power spectrum Antenna: *
Timerange: 00/19:39:42 to 00/19:42:38

Plot file version 46 created 18-APR-2024 16:05:50

J1130+0846 RG014.UVDATA.1

Freq = 4.6005 GHz, Bw = 32.000 MH No calibration applied and no bandpass applied

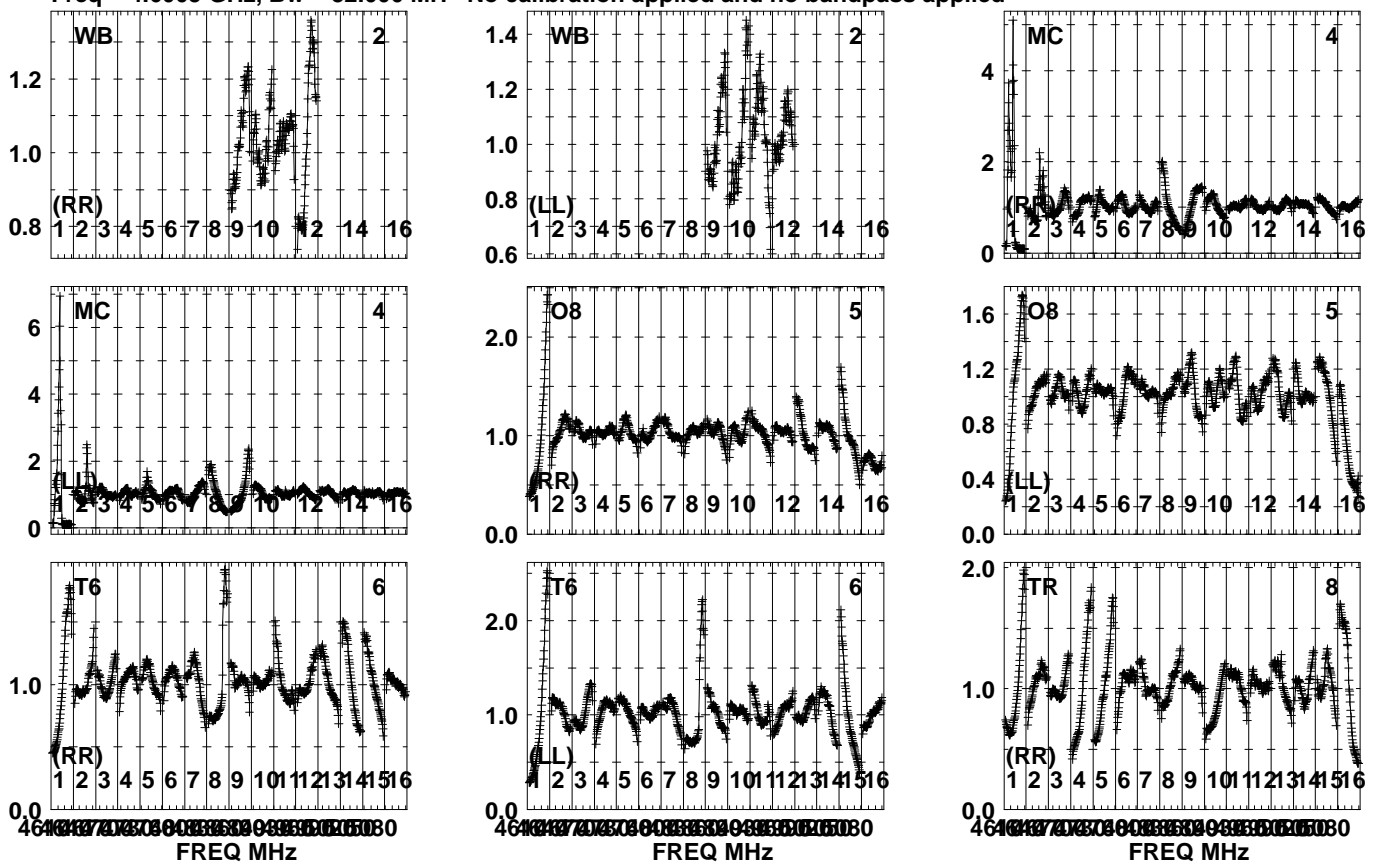


Lower frame: Real Jy
Auto-corr total-power spectrum Antenna: *
Timerange: 00/19:42:55 to 00/19:43:35

Plot file version 47 created 18-APR-2024 16:05:50

J1129+0951 RG014.UVDATA.1

Freq = 4.6005 GHz, Bw = 32.000 MH No calibration applied and no bandpass applied

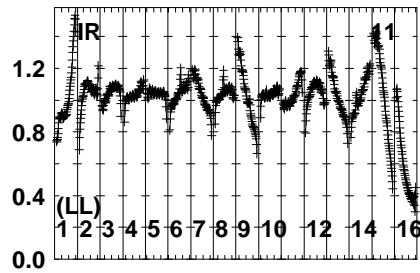
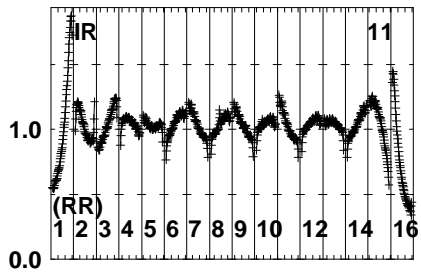
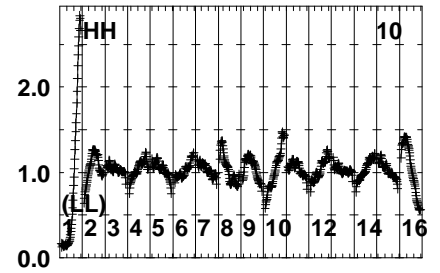
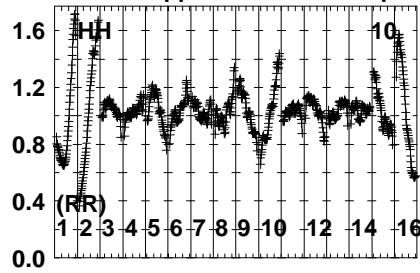
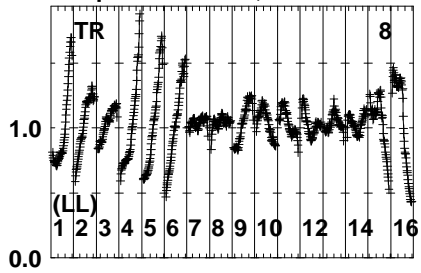


Lower frame: Real Jy
Auto-corr total-power spectrum Antenna: *
Timerange: 00/19:43:58 to 00/19:44:38

Plot file version 48 created 18-APR-2024 16:05:50

J1129+0951 RG014.UVDATA.1

Freq = 4.6005 GHz, Bw = 32.000 MH No calibration applied and no bandpass applied

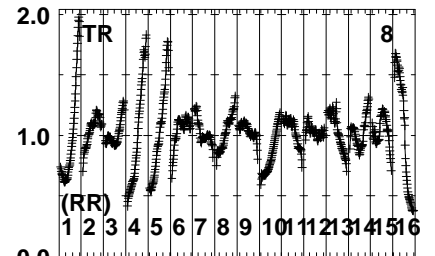
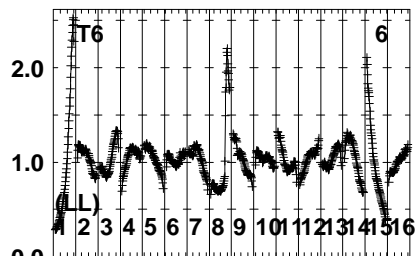
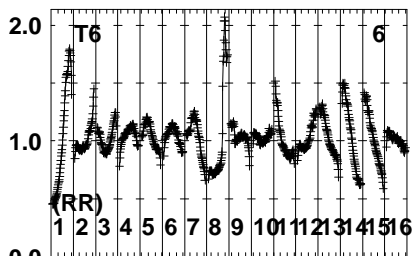
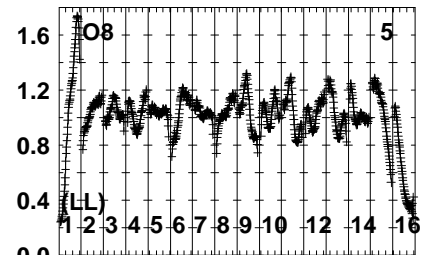
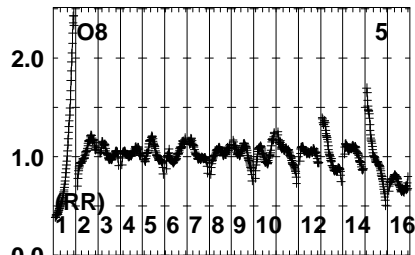
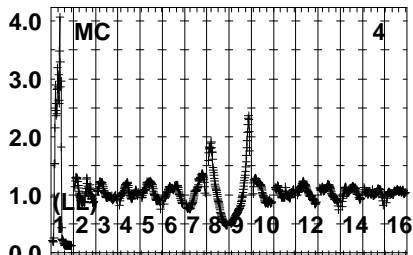
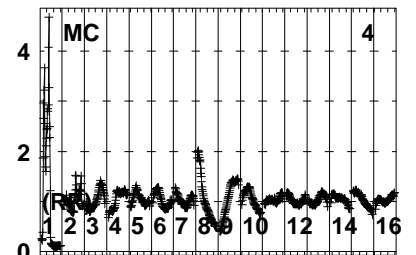
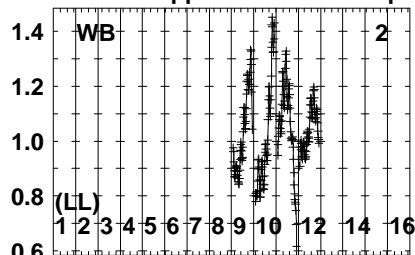
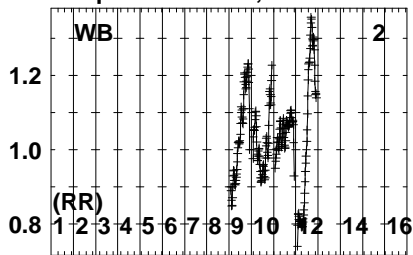


Lower frame: Real Jy
Auto-corr total-power spectrum Antenna: *
Timerange: 00/19:43:58 to 00/19:44:38

Plot file version 49 created 18-APR-2024 16:05:50

SN2022XF RG014.UVDATA.1

Freq = 4.6005 GHz, Bw = 32.000 MH No calibration applied and no bandpass applied



464317.0 464317.000000 464317.000000 464317.000000 464317.000000 464317.000000 464317.000000 464317.000000 464317.000000 464317.000000 464317.000000 464317.000000 464317.000000 464317.000000 464317.000000 464317.000000

464317.0 464317.000000 464317.000000 464317.000000 464317.000000 464317.000000 464317.000000 464317.000000 464317.000000 464317.000000 464317.000000 464317.000000 464317.000000 464317.000000 464317.000000 464317.000000

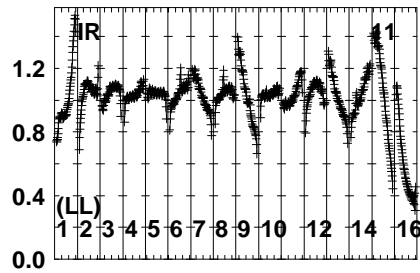
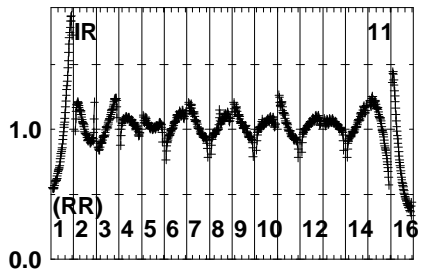
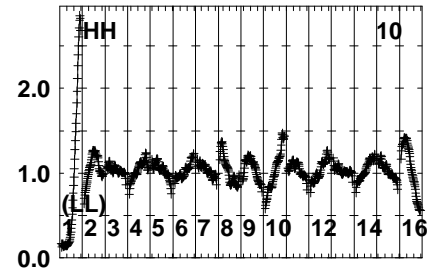
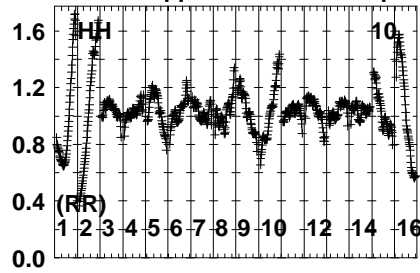
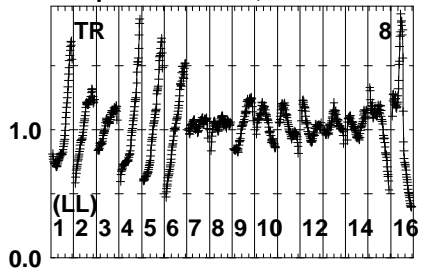
464317.0 464317.000000 464317.000000 464317.000000 464317.000000 464317.000000 464317.000000 464317.000000 464317.000000 464317.000000 464317.000000 464317.000000 464317.000000 464317.000000 464317.000000 464317.000000

Lower frame: Real Jy
Auto-corr total-power spectrum Antenna: *
Timerange: 00/19:44:58 to 00/19:47:54

Plot file version 50 created 18-APR-2024 16:05:50

SN2022XXF RG014.UVDATA.1

Freq = 4.6005 GHz, Bw = 32.000 MH No calibration applied and no bandpass applied

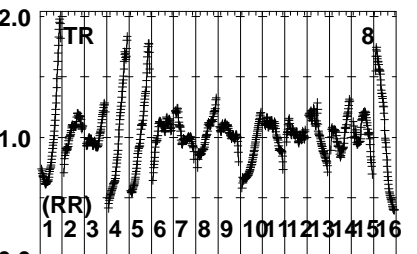
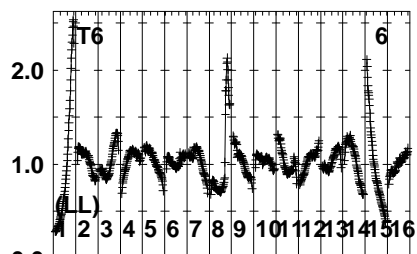
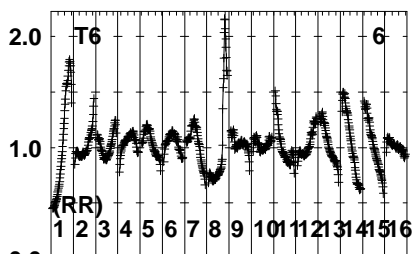
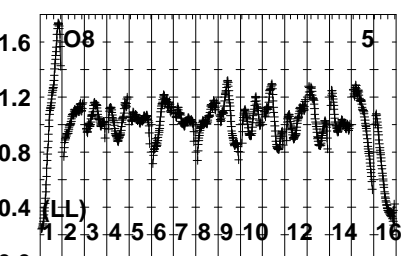
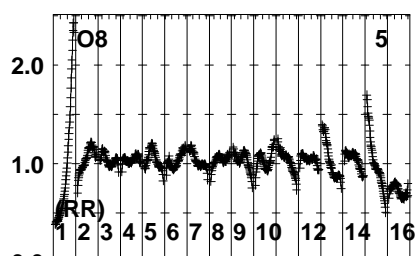
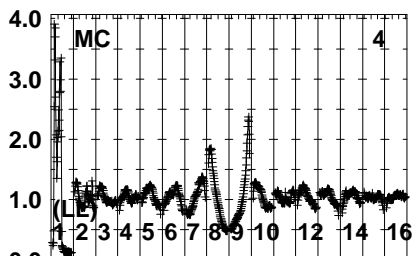
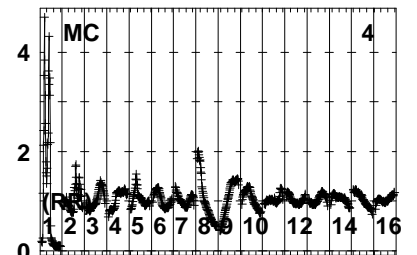
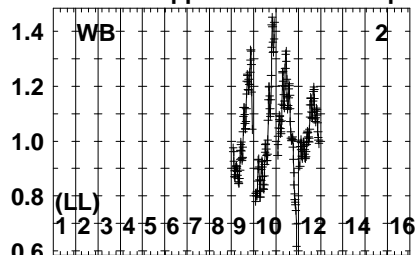
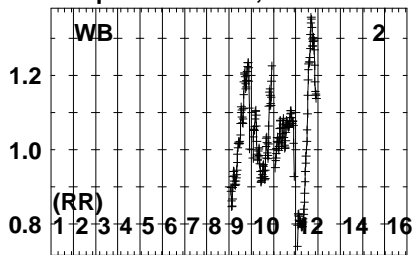


Lower frame: Real Jy
Auto-corr total-power spectrum Antenna: *
Timerange: 00/19:44:58 to 00/19:47:54

Plot file version 51 created 18-APR-2024 16:05:50

J1130+0846 RG014.UVDATA.1

Freq = 4.6005 GHz, Bw = 32.000 MH No calibration applied and no bandpass applied



464317.0 464317.000000 464317.000000 464317.000000 464317.000000 464317.000000 464317.000000 464317.000000 464317.000000 464317.000000 464317.000000 464317.000000 464317.000000 464317.000000 464317.000000 464317.000000
FREQ MHz

464317.0 464317.000000 464317.000000 464317.000000 464317.000000 464317.000000 464317.000000 464317.000000 464317.000000 464317.000000 464317.000000 464317.000000 464317.000000 464317.000000 464317.000000 464317.000000
FREQ MHz

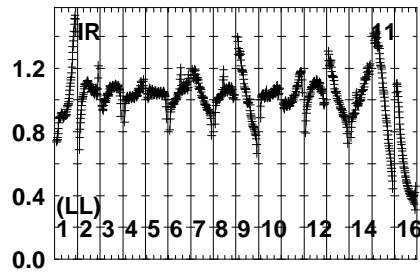
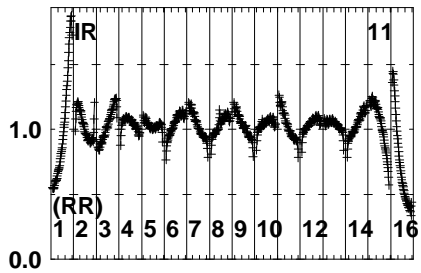
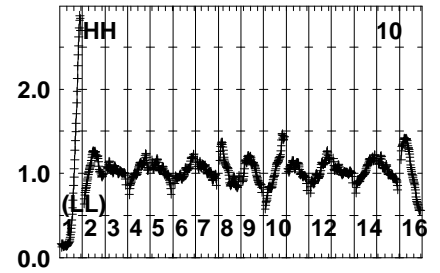
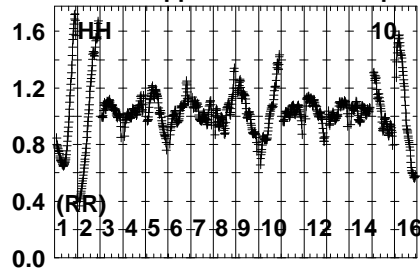
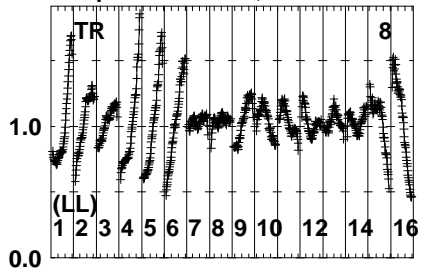
464317.0 464317.000000 464317.000000 464317.000000 464317.000000 464317.000000 464317.000000 464317.000000 464317.000000 464317.000000 464317.000000 464317.000000 464317.000000 464317.000000 464317.000000 464317.000000
FREQ MHz

Lower frame: Real Jy
Auto-corr total-power spectrum Antenna: *
Timerange: 00/19:48:11 to 00/19:48:51

Plot file version 52 created 18-APR-2024 16:05:51

J1130+0846 RG014.UVDATA.1

Freq = 4.6005 GHz, Bw = 32.000 MH No calibration applied and no bandpass applied

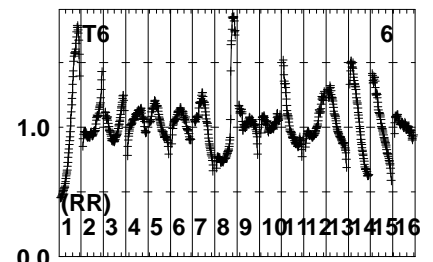
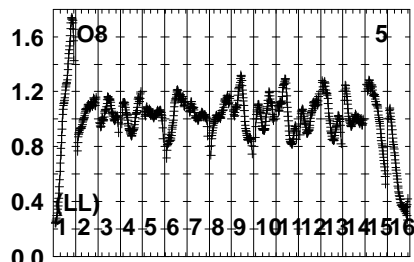
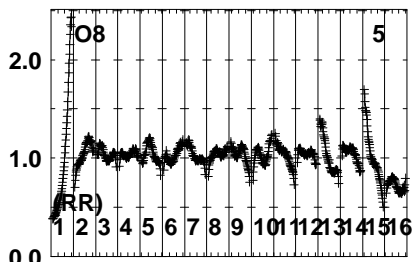
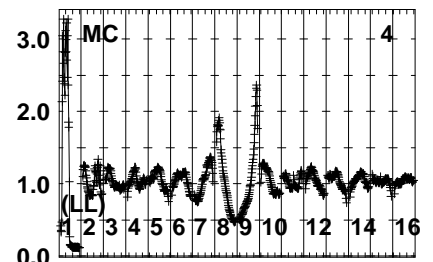
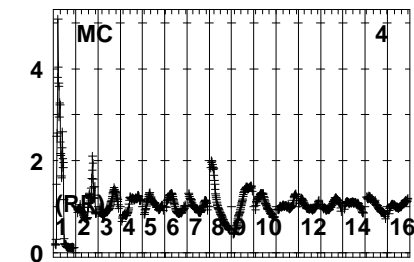
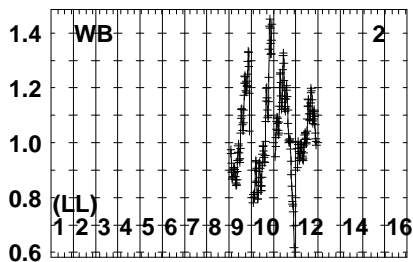
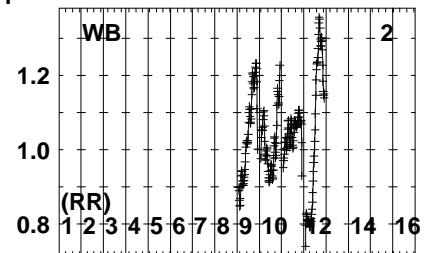
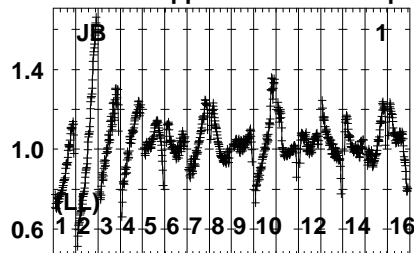
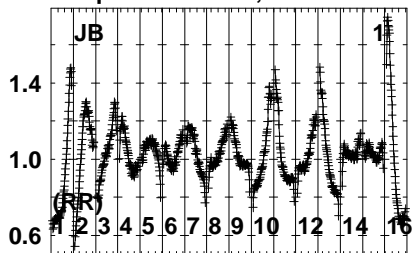


Lower frame: Real Jy
Auto-corr total-power spectrum Antenna: *
Timerange: 00/19:48:11 to 00/19:48:51

Plot file version 55 created 18-APR-2024 16:05:51

SN2022XXF RG014.UVDATA.1

Freq = 4.6005 GHz, Bw = 32.000 MH No calibration applied and no bandpass applied



46.4 46.7 47.0 47.3 47.6 47.9 48.2 48.5 48.8 49.1 49.4 49.7 50.0
FREQ MHz

46.4 46.7 47.0 47.3 47.6 47.9 48.2 48.5 48.8 49.1 49.4 49.7 50.0
FREQ MHz

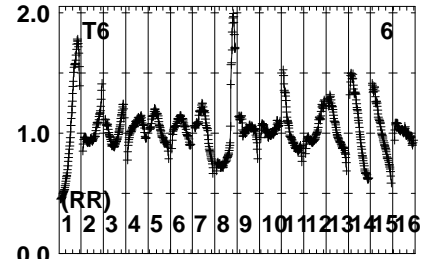
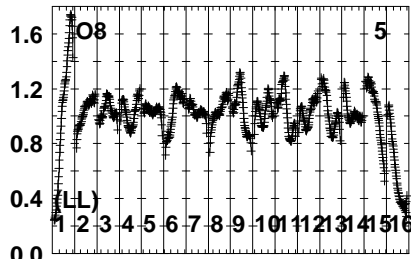
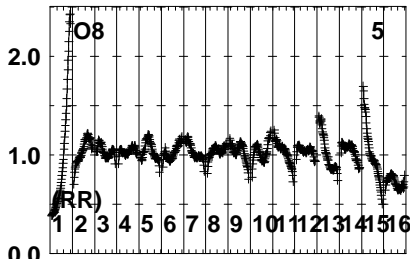
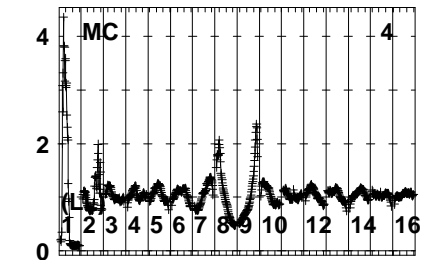
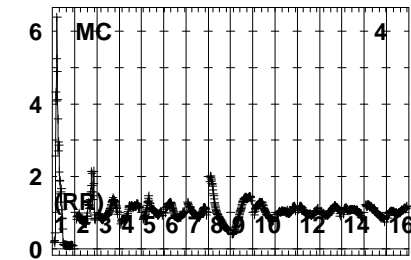
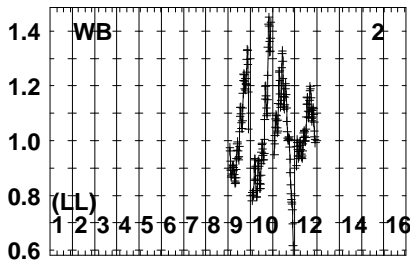
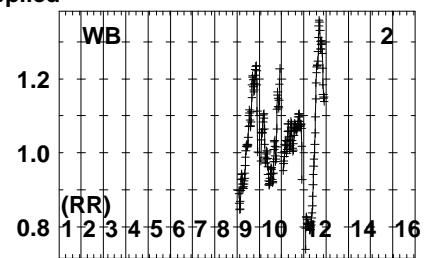
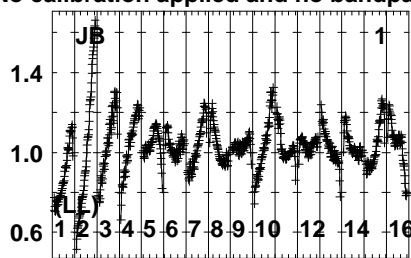
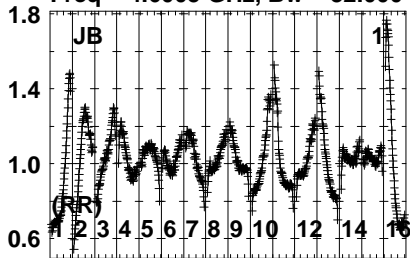
46.4 46.7 47.0 47.3 47.6 47.9 48.2 48.5 48.8 49.1 49.4 49.7 50.0
FREQ MHz

Lower frame: Real Jy
Auto-corr total-power spectrum Antenna: *
Timerange: 00/19:50:14 to 00/19:53:10

Plot file version 57 created 18-APR-2024 16:05:51

J1130+0846 RG014.UVDATA.1

Freq = 4.6005 GHz, Bw = 32.000 MH No calibration applied and no bandpass applied



464317.0 464317.000 464317.000 464317.000 464317.000 464317.000 464317.000 464317.000 464317.000 464317.000 464317.000 464317.000 464317.000 464317.000 464317.000 464317.000
FREQ MHz

464317.0 464317.000 464317.000 464317.000 464317.000 464317.000 464317.000 464317.000 464317.000 464317.000 464317.000 464317.000 464317.000 464317.000 464317.000 464317.000
FREQ MHz

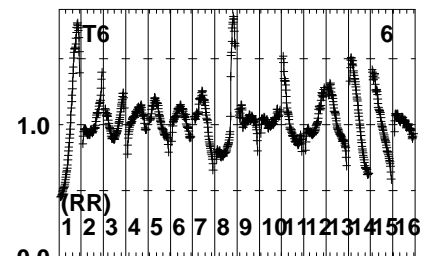
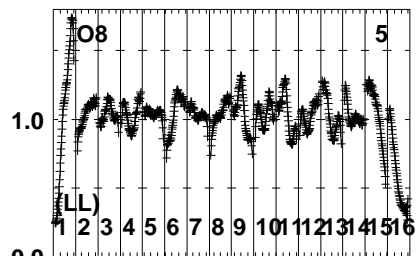
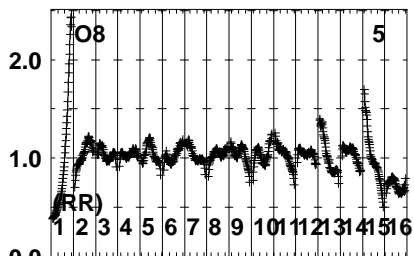
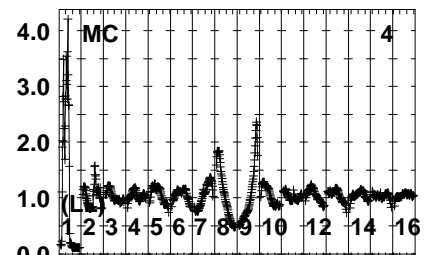
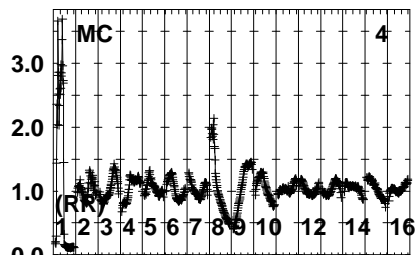
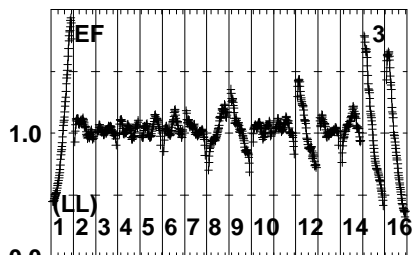
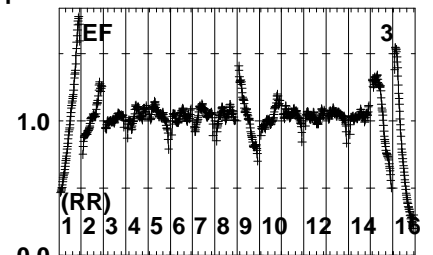
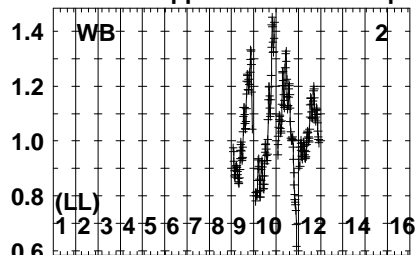
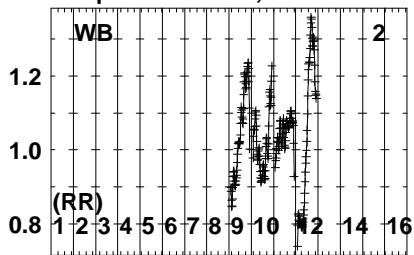
464317.0 464317.000 464317.000 464317.000 464317.000 464317.000 464317.000 464317.000 464317.000 464317.000 464317.000 464317.000 464317.000 464317.000 464317.000 464317.000
FREQ MHz

Lower frame: Real Jy
Auto-corr total-power spectrum Antenna: *
Timerange: 00/19:53:27 to 00/19:54:07

Plot file version 59 created 18-APR-2024 16:05:51

J1129+0951 RG014.UVDATA.1

Freq = 4.6005 GHz, Bw = 32.000 MH No calibration applied and no bandpass applied



46400 46450 46500
FREQ MHz

46400 46450 46500
FREQ MHz

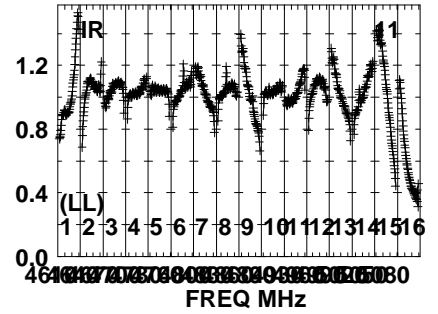
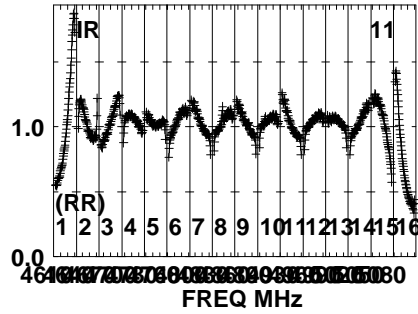
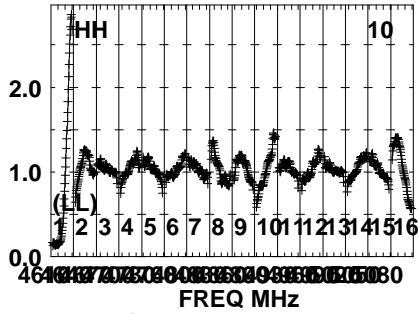
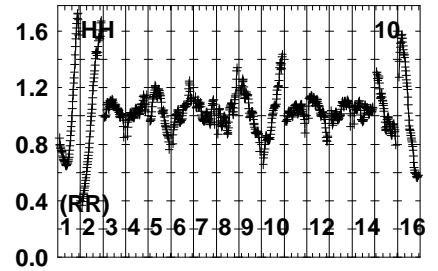
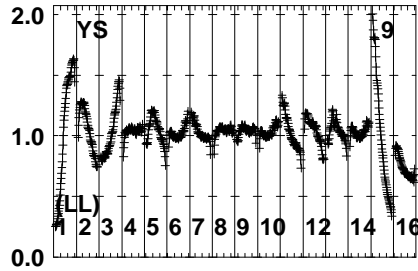
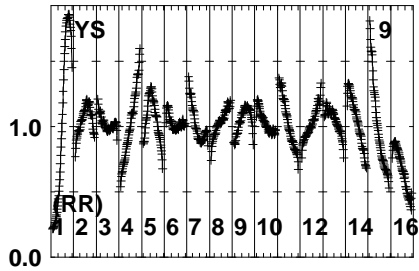
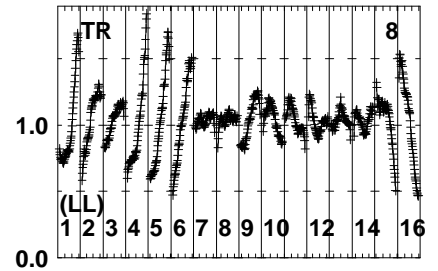
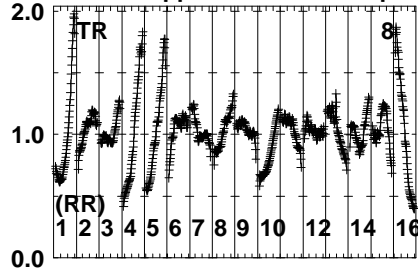
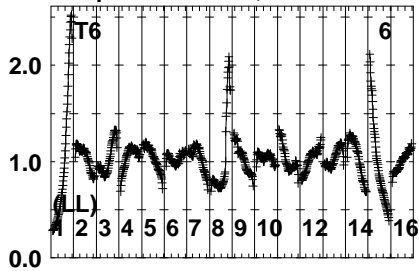
46400 46450 46500
FREQ MHz

Lower frame: Real Jy
Auto-corr total-power spectrum Antenna: *
Timerange: 00/19:54:30 to 00/19:55:10

Plot file version 60 created 18-APR-2024 16:05:51

J1129+0951 RG014.UVDATA.1

Freq = 4.6005 GHz, Bw = 32.000 MH No calibration applied and no bandpass applied

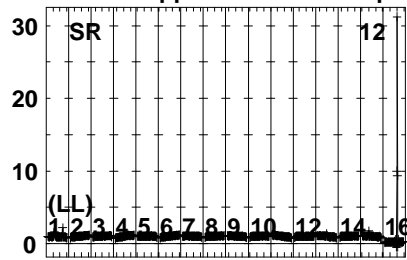
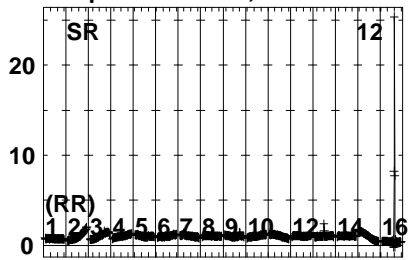


Lower frame: Real Jy
Auto-corr total-power spectrum Antenna: *
Timerange: 00/19:54:30 to 00/19:55:10

Plot file version 61 created 18-APR-2024 16:05:51

J1129+0951 RG014.UVDATA.1

Freq = 4.6005 GHz, Bw = 32.000 MH No calibration applied and no bandpass applied

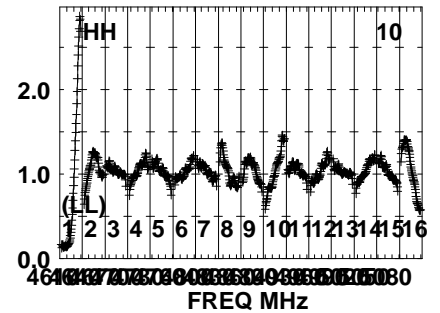
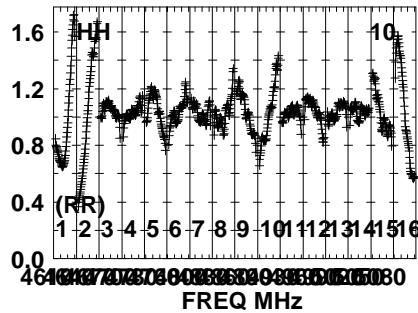
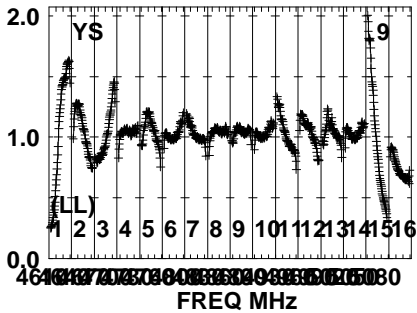
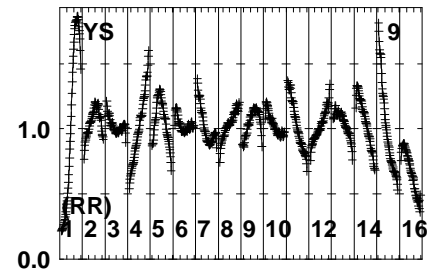
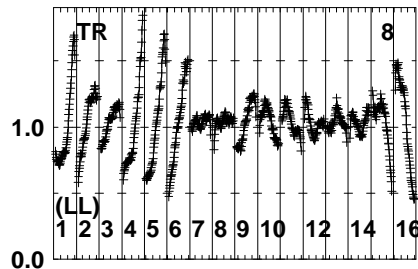
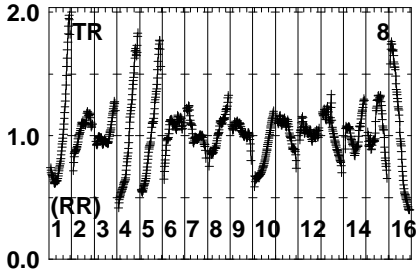
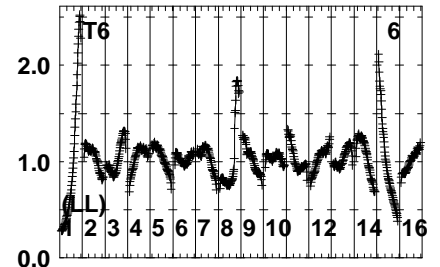
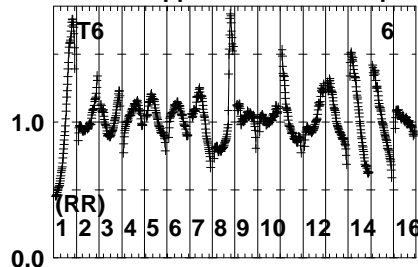
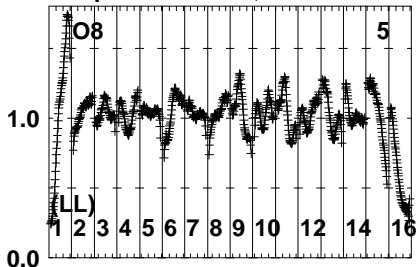


Lower frame: Real Jy
Auto-corr total-power spectrum Antenna: *
Timerange: 00/19:54:30 to 00/19:55:10

Plot file version 63 created 18-APR-2024 16:05:51

SN2022XXF RG014.UVDATA.1

Freq = 4.6005 GHz, Bw = 32.000 MH No calibration applied and no bandpass applied

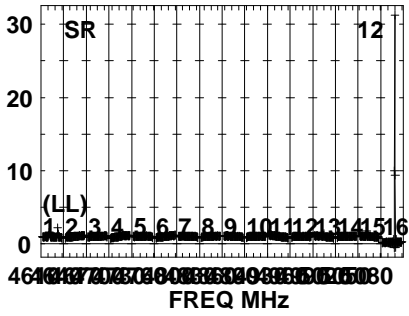
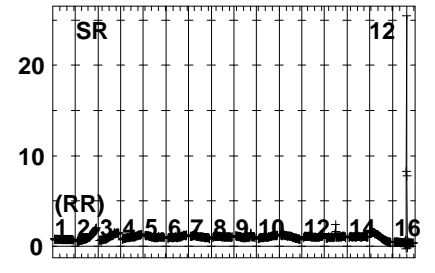
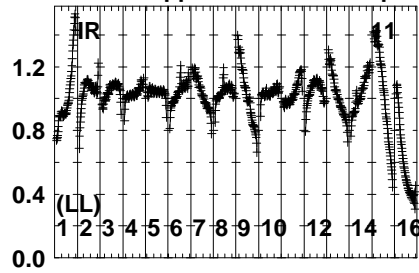
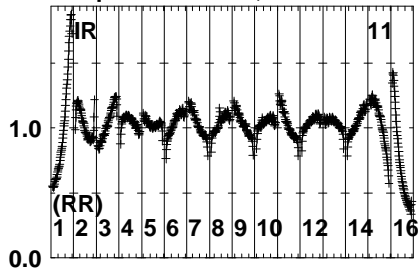


Lower frame: Real Jy
Auto-corr total-power spectrum Antenna: *
Timerange: 00/19:55:30 to 00/19:58:26

Plot file version 64 created 18-APR-2024 16:05:52

SN2022XXF RG014.UVDATA.1

Freq = 4.6005 GHz, Bw = 32.000 MH No calibration applied and no bandpass applied

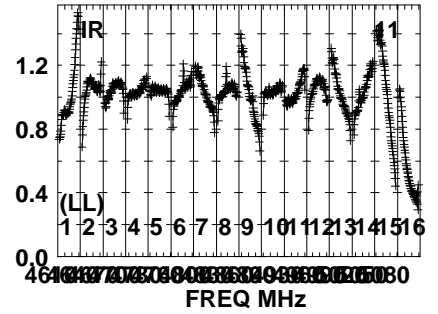
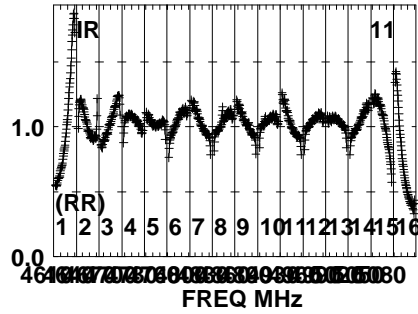
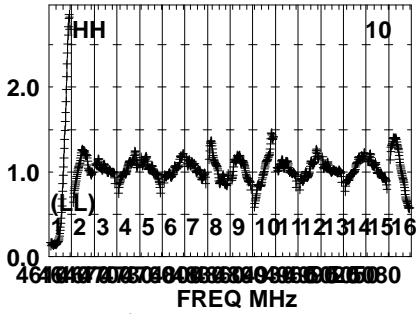
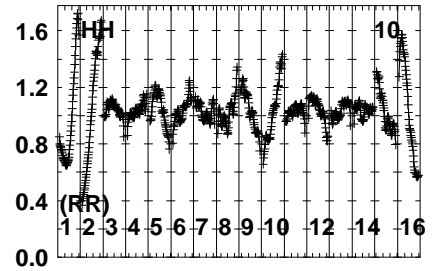
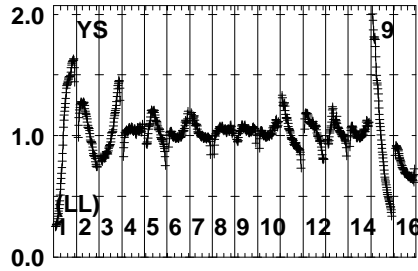
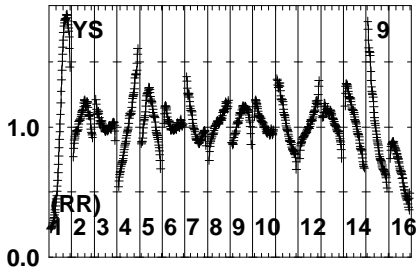
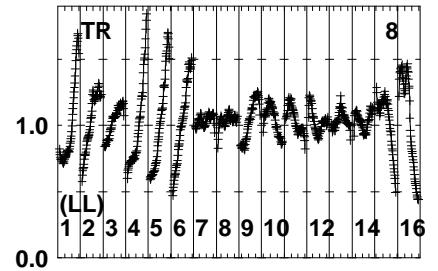
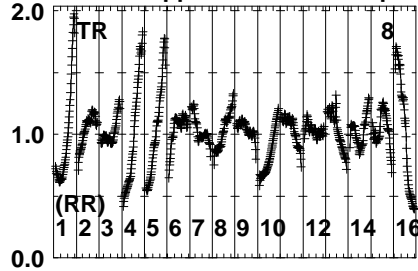
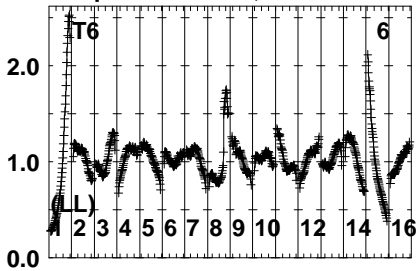


Lower frame: Real Jy
Auto-corr total-power spectrum Antenna: *
Timerange: 00/19:55:30 to 00/19:58:26

Plot file version 66 created 18-APR-2024 16:05:52

J1130+0846 RG014.UVDATA.1

Freq = 4.6005 GHz, Bw = 32.000 MH No calibration applied and no bandpass applied

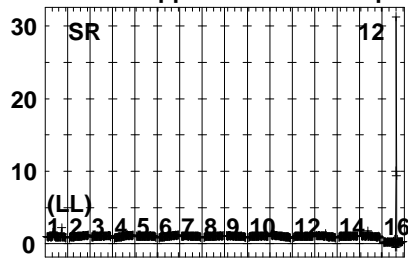
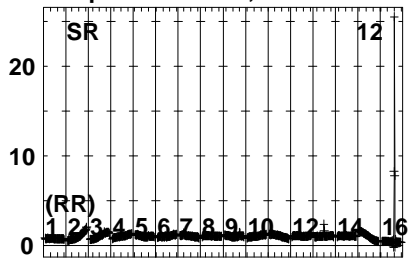


Lower frame: Real Jy
Auto-corr total-power spectrum Antenna: *
Timerange: 00/19:58:43 to 00/19:59:23

Plot file version 67 created 18-APR-2024 16:05:52

J1130+0846 RG014.UVDATA.1

Freq = 4.6005 GHz, Bw = 32.000 MH No calibration applied and no bandpass applied

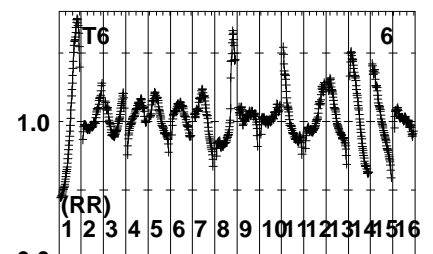
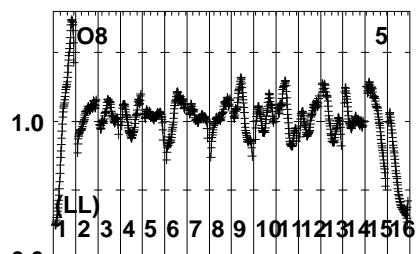
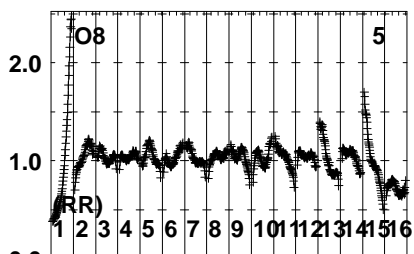
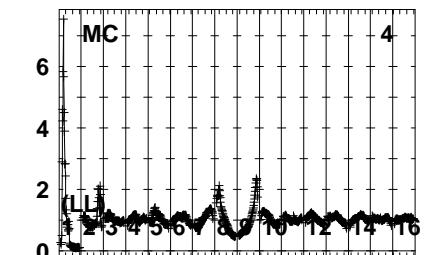
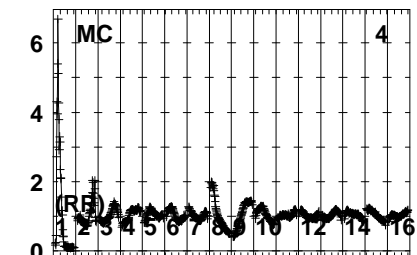
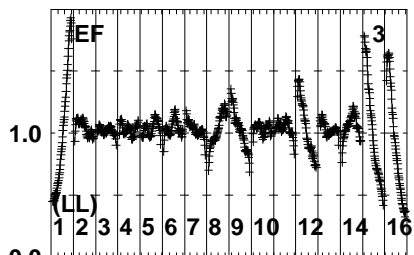
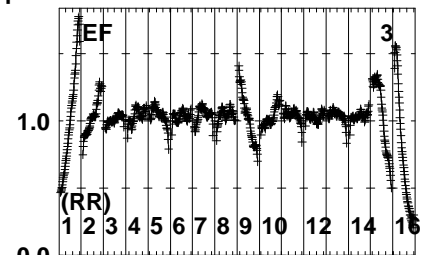
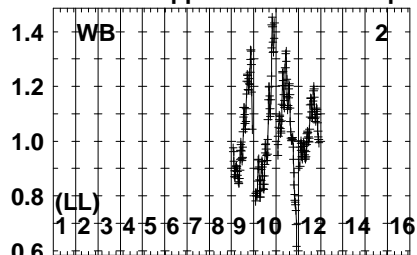
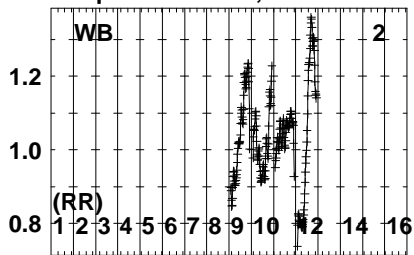


Lower frame: Real Jy
Auto-corr total-power spectrum Antenna: *
Timerange: 00/19:58:43 to 00/19:59:23

Plot file version 68 created 18-APR-2024 16:05:52

J1129+0951 RG014.UVDATA.1

Freq = 4.6005 GHz, Bw = 32.000 MH No calibration applied and no bandpass applied



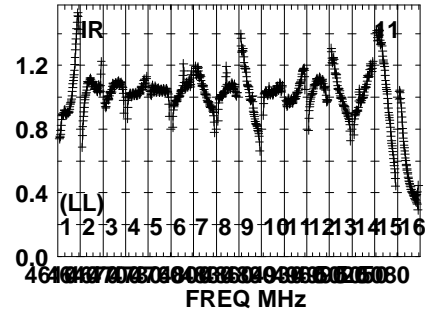
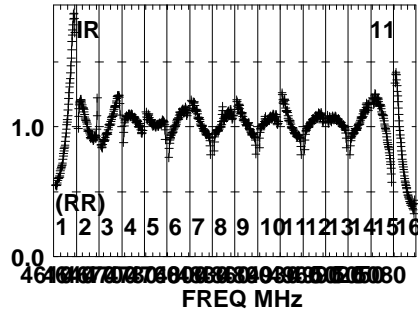
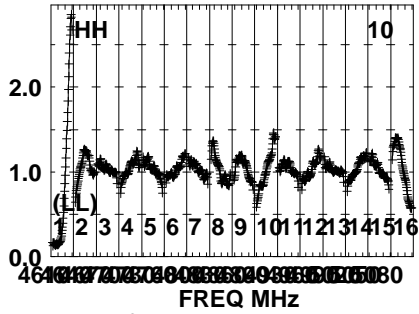
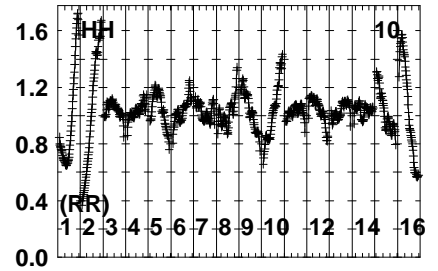
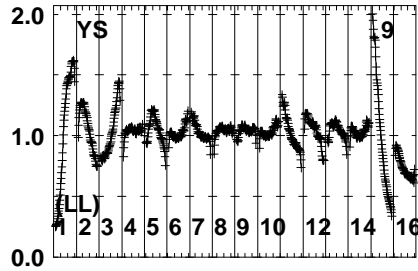
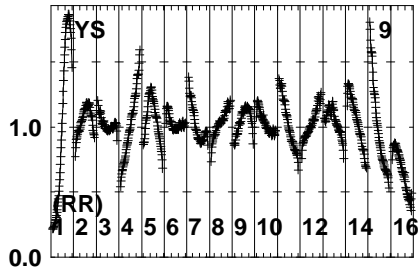
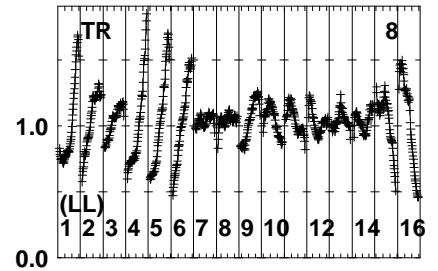
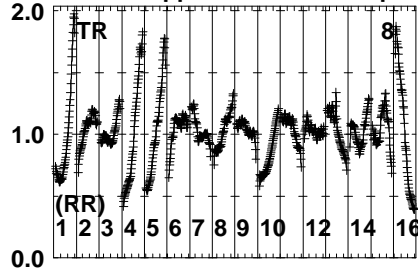
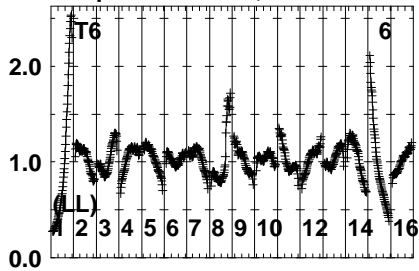
46400 46800 47200 47600 48000 48400 48800 49200 49600 50000
FREQ MHz

Lower frame: Real Jy
Auto-corr total-power spectrum Antenna: *
Timerange: 00/19:59:46 to 00/20:00:26

Plot file version 69 created 18-APR-2024 16:05:52

J1129+0951 RG014.UVDATA.1

Freq = 4.6005 GHz, Bw = 32.000 MH No calibration applied and no bandpass applied

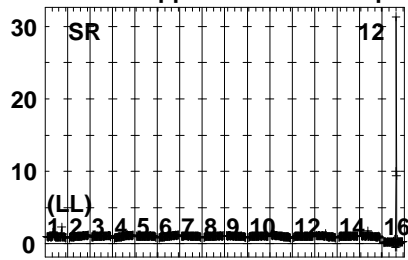
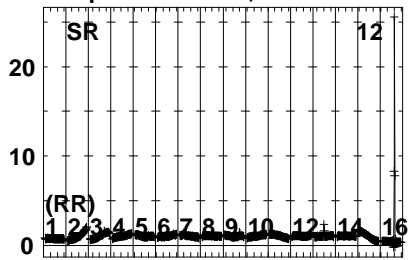


Lower frame: Real Jy
Auto-corr total-power spectrum Antenna: *
Timerange: 00/19:59:46 to 00/20:00:26

Plot file version 70 created 18-APR-2024 16:05:52

J1129+0951 RG014.UVDATA.1

Freq = 4.6005 GHz, Bw = 32.000 MH No calibration applied and no bandpass applied

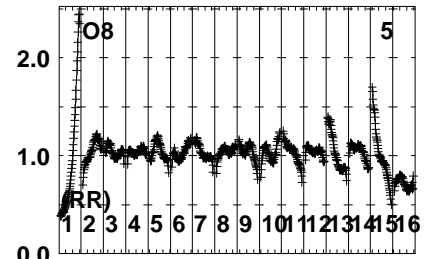
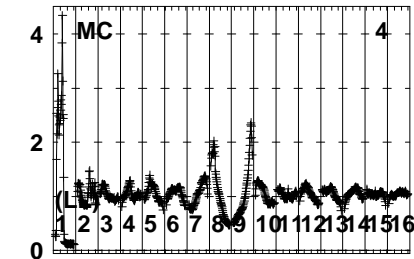
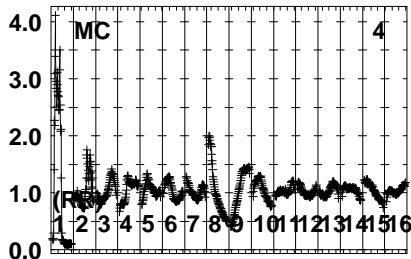
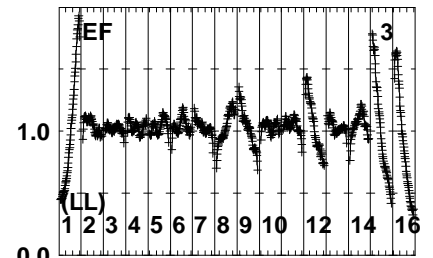
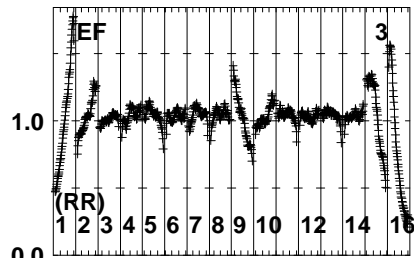
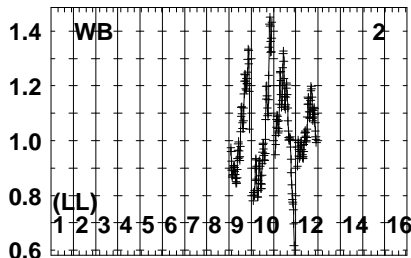
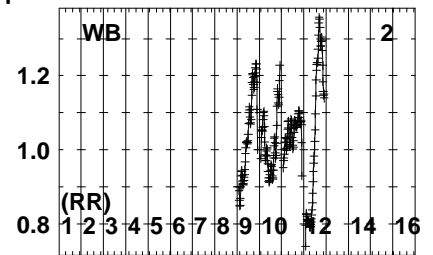
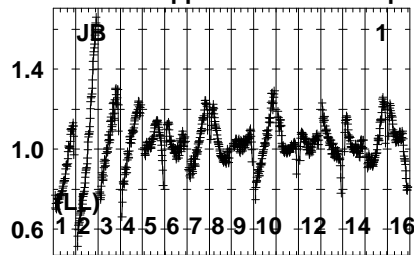
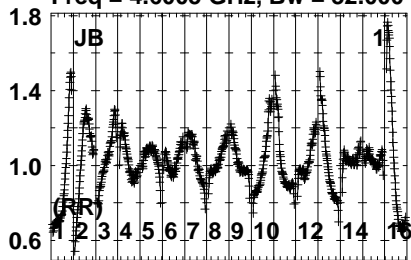


Lower frame: Real Jy
Auto-corr total-power spectrum Antenna: *
Timerange: 00/19:59:46 to 00/20:00:26

Plot file version 71 created 18-APR-2024 16:05:52

SN2022XXF RG014.UVDATA.1

Freq = 4.6005 GHz, Bw = 32.000 MH No calibration applied and no bandpass applied



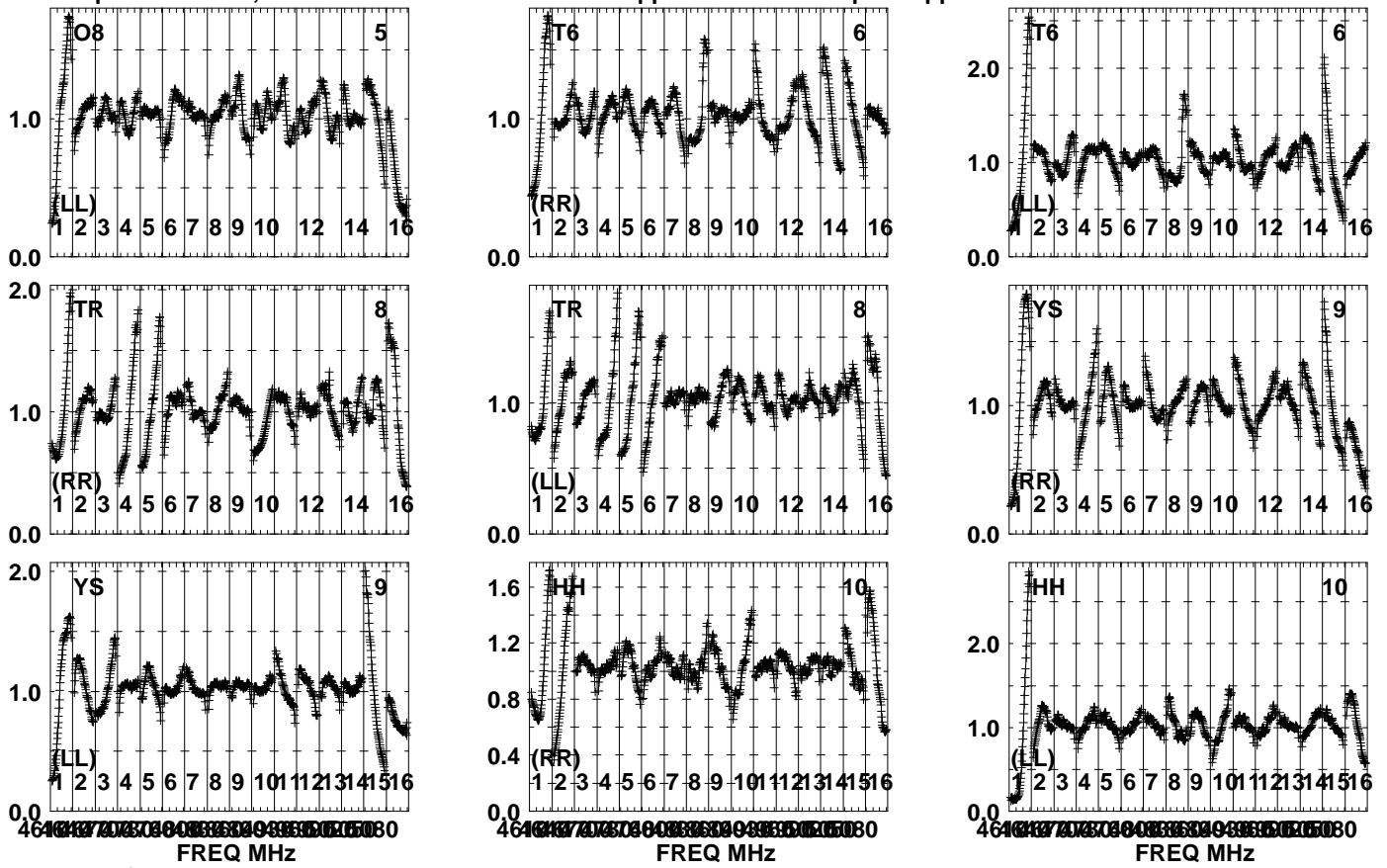
FREQ MHz

Lower frame: Real Jy
Auto-corr total-power spectrum Antenna: *
Timerange: 00/20:00:46 to 00/20:03:42

Plot file version 72 created 18-APR-2024 16:05:52

SN2022XXF RG014.UVDATA.1

Freq = 4.6005 GHz, Bw = 32.000 MH No calibration applied and no bandpass applied

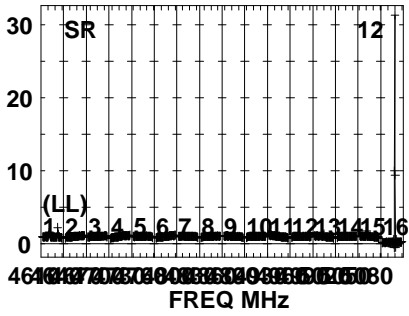
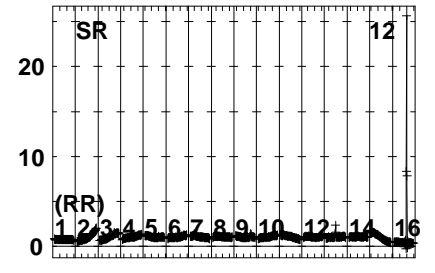
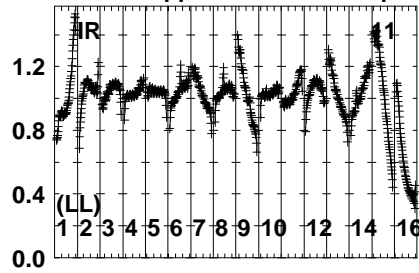
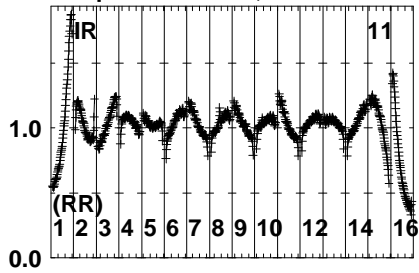


Lower frame: Real Jy
Auto-corr total-power spectrum Antenna: *
Timerange: 00/20:00:46 to 00/20:03:42

Plot file version 73 created 18-APR-2024 16:05:52

SN2022XXF RG014.UVDATA.1

Freq = 4.6005 GHz, Bw = 32.000 MH No calibration applied and no bandpass applied

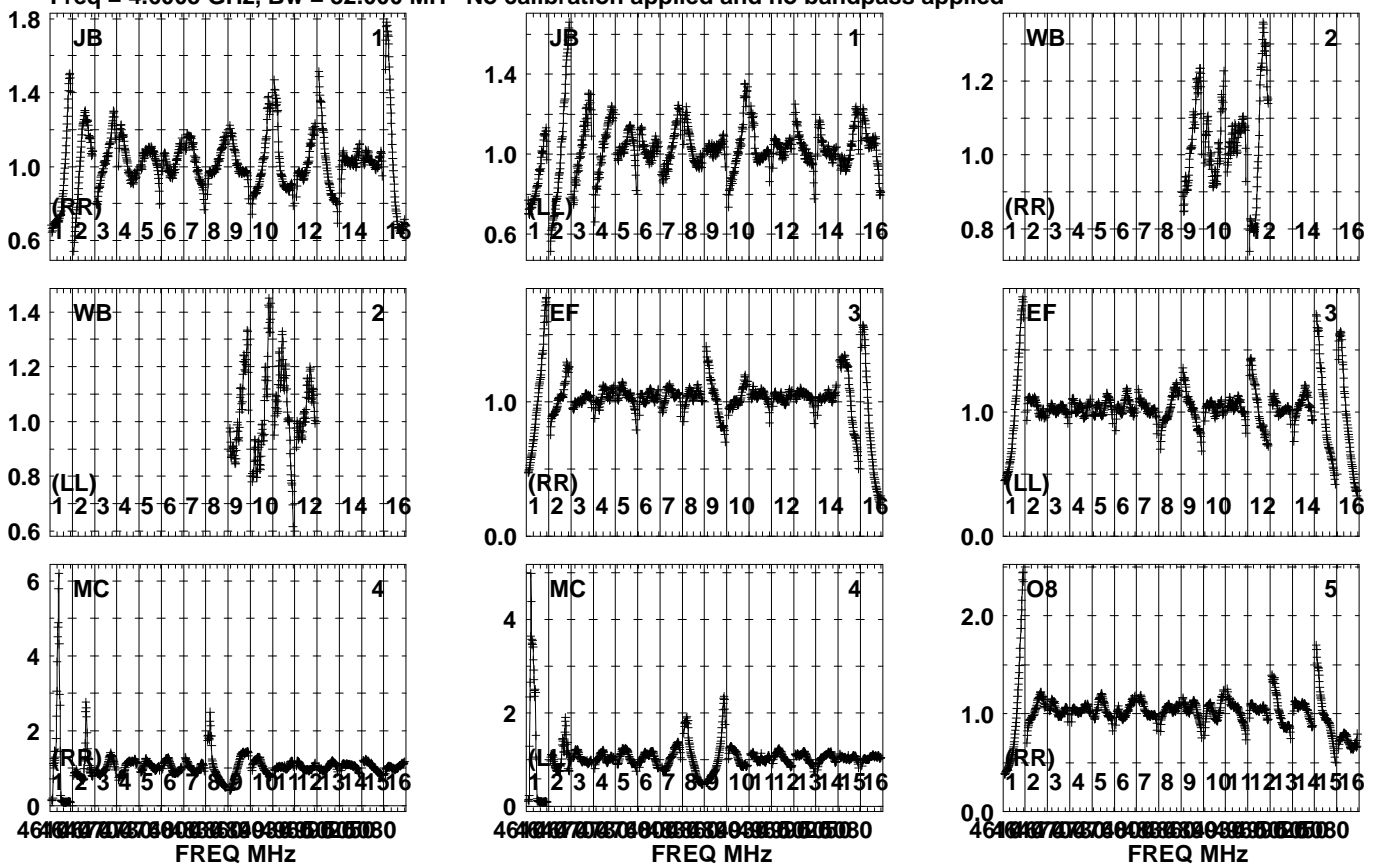


Lower frame: Real Jy
Auto-corr total-power spectrum Antenna: *
Timerange: 00/20:00:46 to 00/20:03:42

Plot file version 74 created 18-APR-2024 16:05:52

J1130+0846 RG014.UVDATA.1

Freq = 4.6005 GHz, Bw = 32.000 MH No calibration applied and no bandpass applied

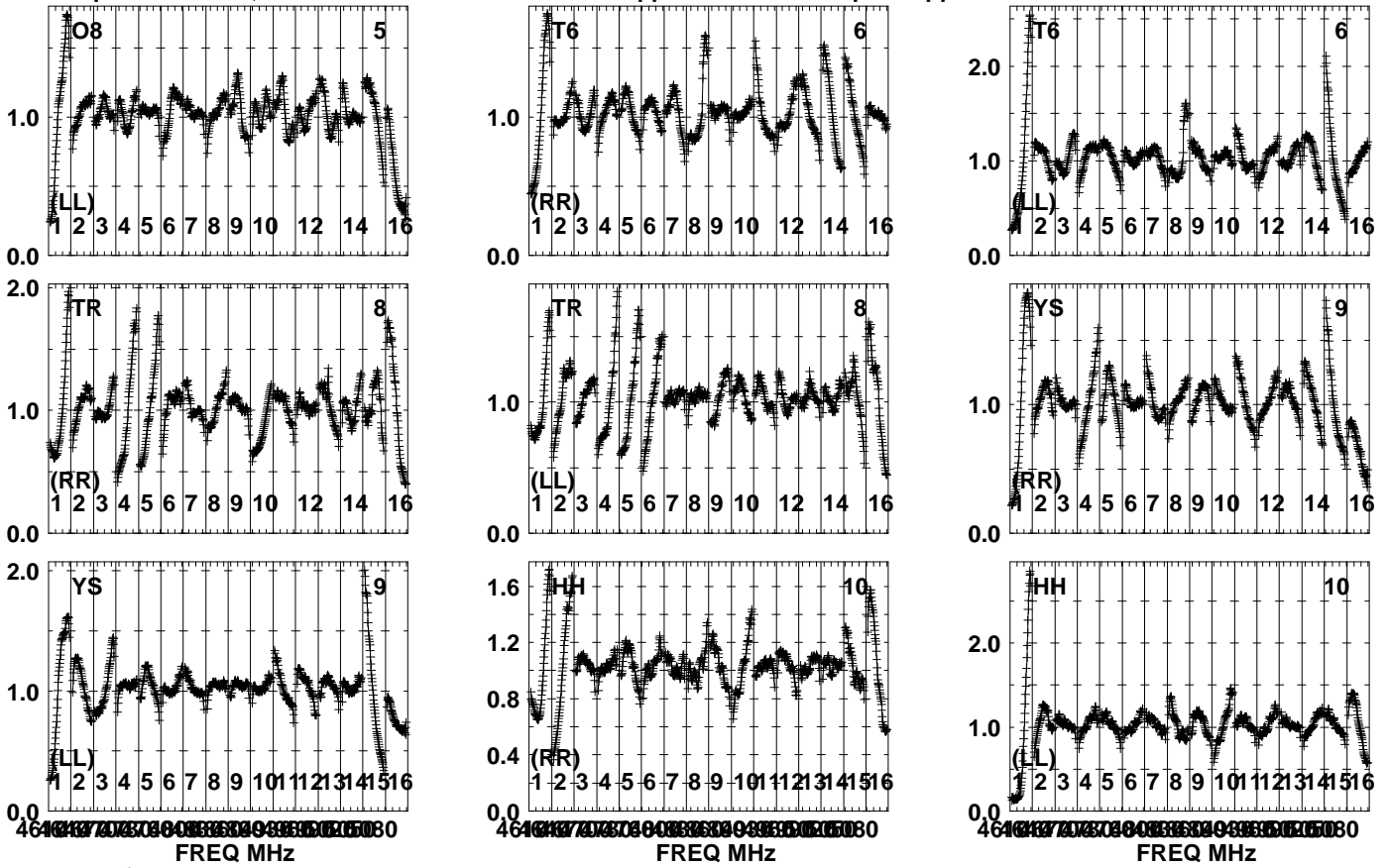


Lower frame: Real Jy
Auto-corr total-power spectrum Antenna: *
Timerange: 00/20:03:59 to 00/20:04:39

Plot file version 75 created 18-APR-2024 16:05:52

J1130+0846 RG014.UVDATA.1

Freq = 4.6005 GHz, Bw = 32.000 MH No calibration applied and no bandpass applied

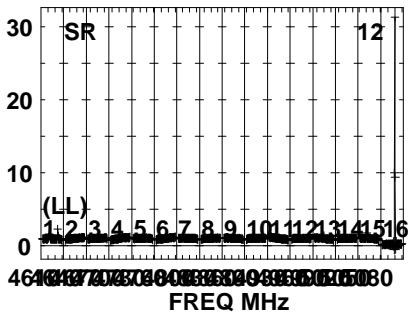
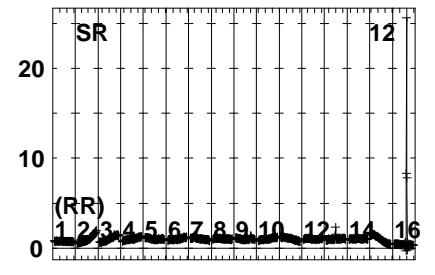
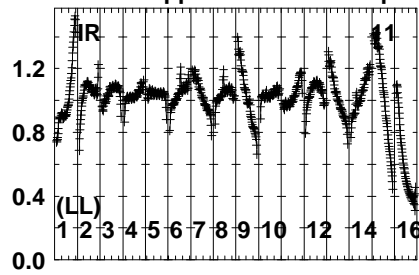
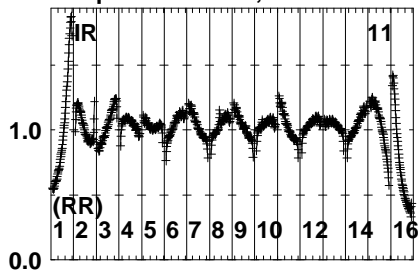


Lower frame: Real Jy
Auto-corr total-power spectrum Antenna: *
Timerange: 00/20:03:59 to 00/20:04:39

Plot file version 76 created 18-APR-2024 16:05:52

J1130+0846 RG014.UVDATA.1

Freq = 4.6005 GHz, Bw = 32.000 MH No calibration applied and no bandpass applied

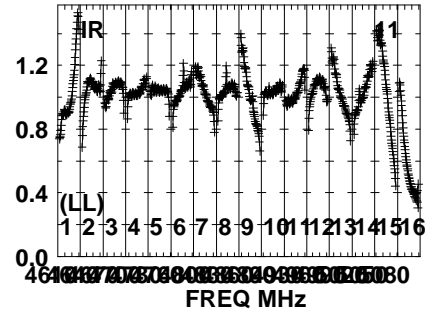
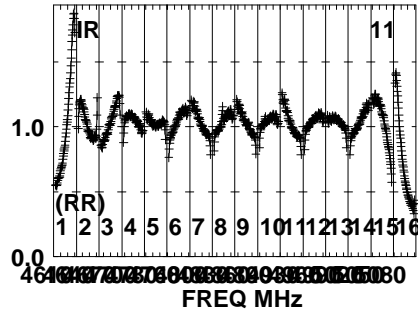
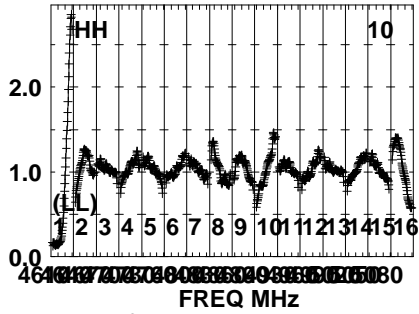
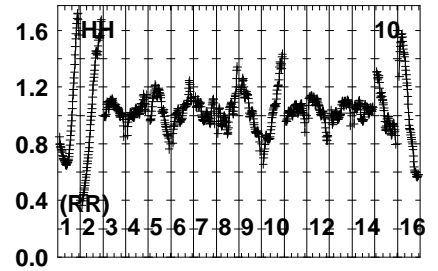
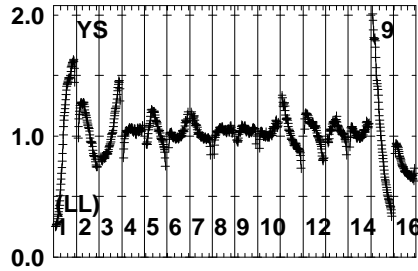
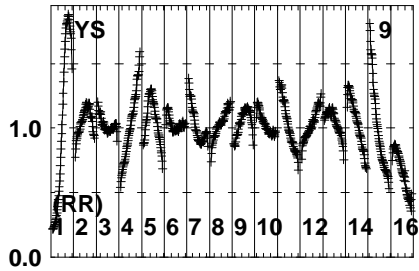
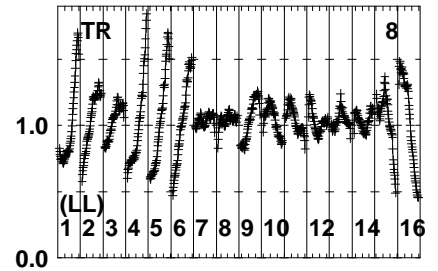
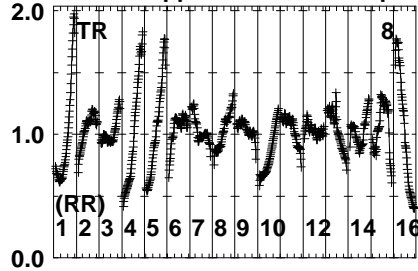
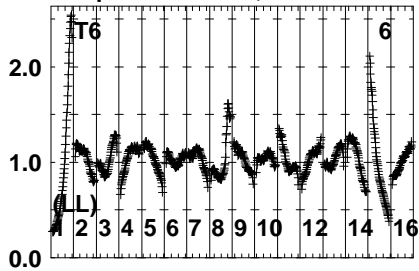


Lower frame: Real Jy
Auto-corr total-power spectrum Antenna: *
Timerange: 00/20:03:59 to 00/20:04:39

Plot file version 78 created 18-APR-2024 16:05:53

J1129+0951 RG014.UVDATA.1

Freq = 4.6005 GHz, Bw = 32.000 MH No calibration applied and no bandpass applied

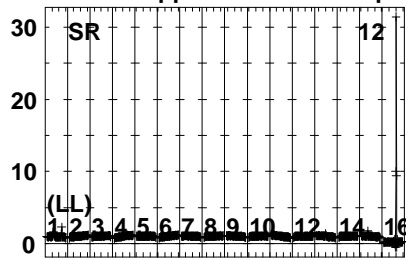
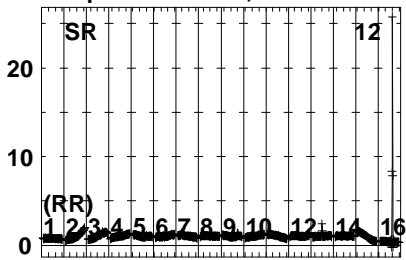


Lower frame: Real Jy
Auto-corr total-power spectrum Antenna: *
Timerange: 00/20:05:02 to 00/20:05:42

Plot file version 79 created 18-APR-2024 16:05:53

J1129+0951 RG014.UVDATA.1

Freq = 4.6005 GHz, Bw = 32.000 MH No calibration applied and no bandpass applied

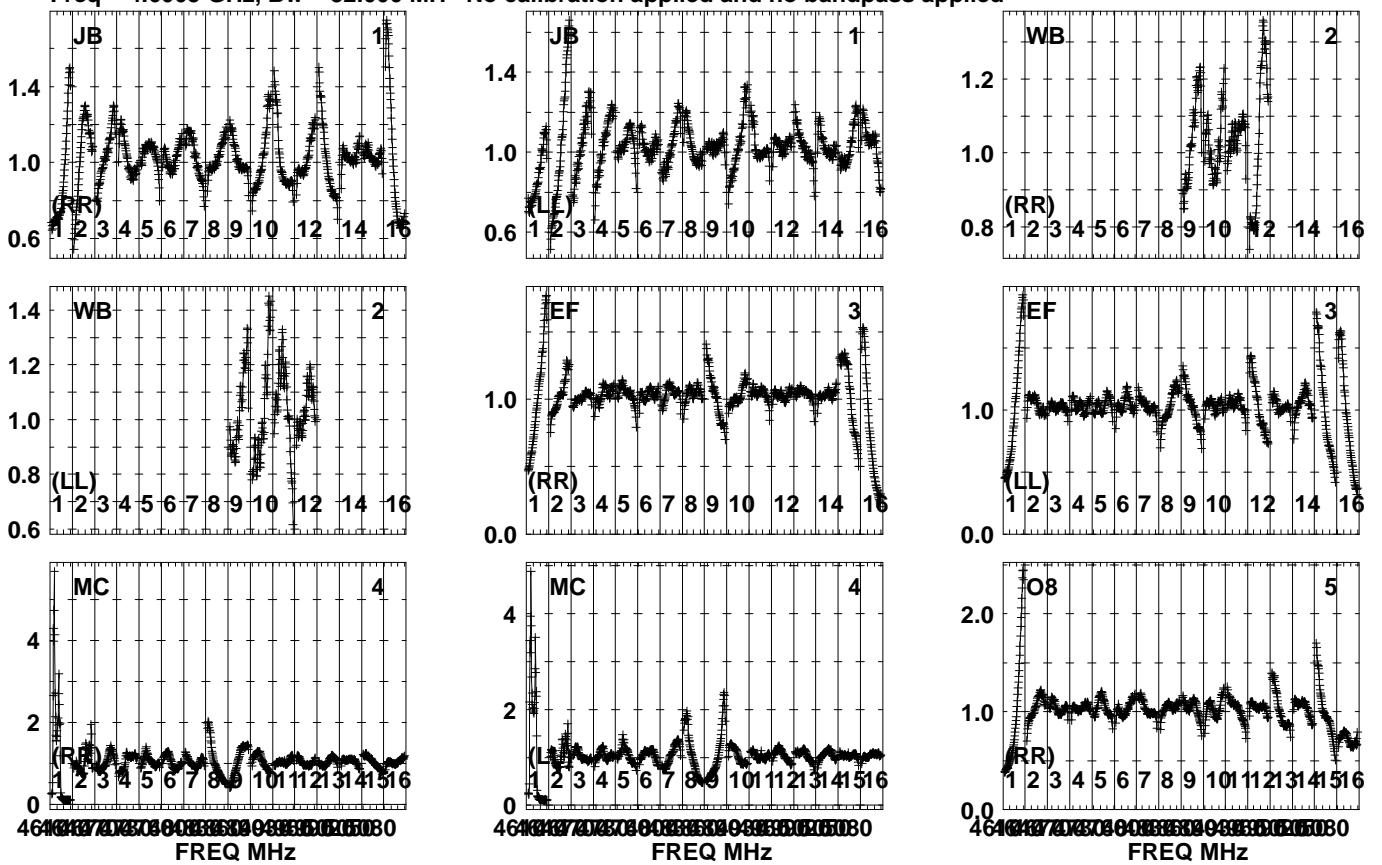


Lower frame: Real Jy
Auto-corr total-power spectrum Antenna: *
Timerange: 00/20:05:02 to 00/20:05:42

Plot file version 80 created 18-APR-2024 16:05:53

SN2022XXF RG014.UVDATA.1

Freq = 4.6005 GHz, Bw = 32.000 MH No calibration applied and no bandpass applied

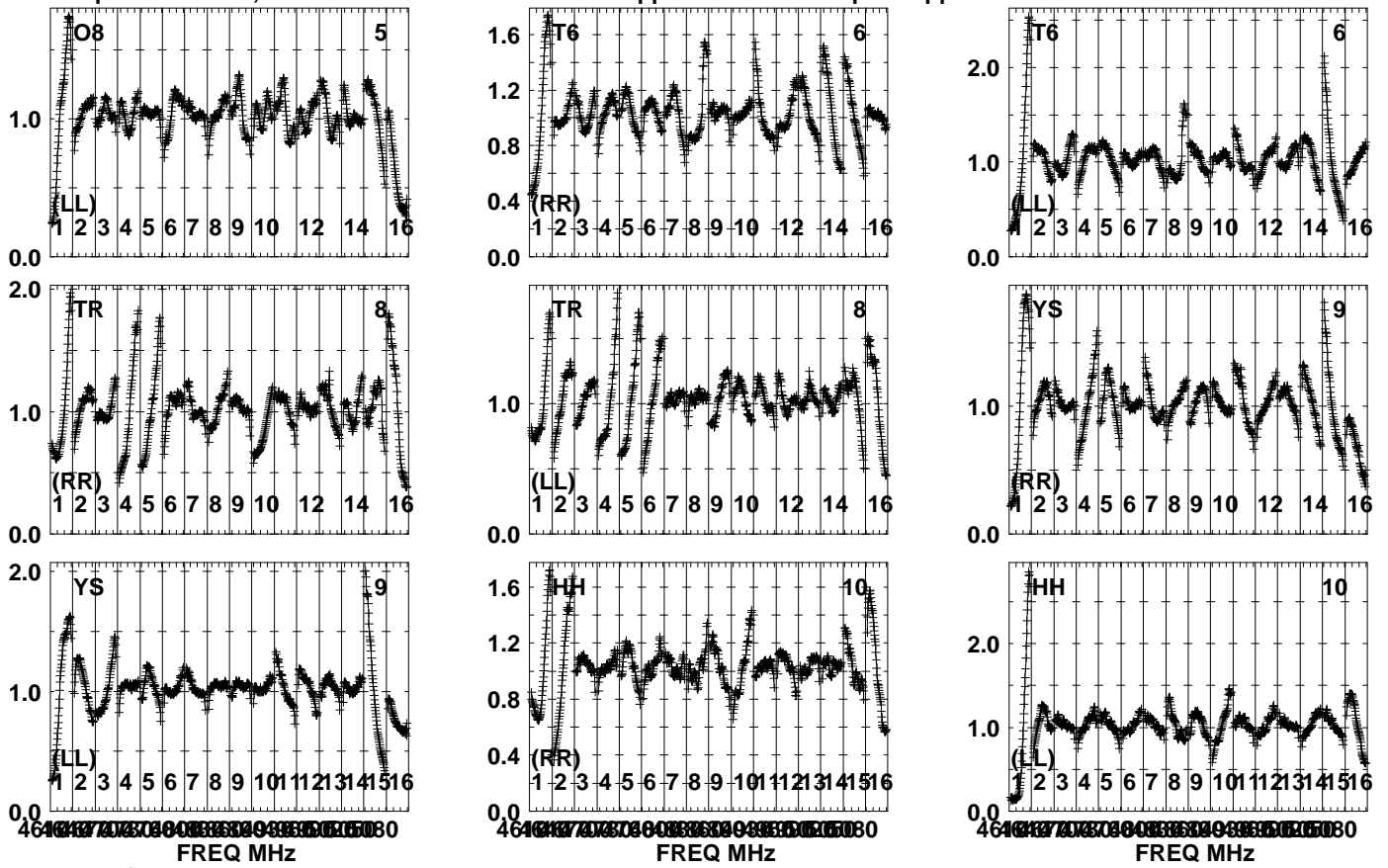


Lower frame: Real Jy
Auto-corr total-power spectrum Antenna: *
Timerange: 00/20:06:02 to 00/20:08:58

Plot file version 81 created 18-APR-2024 16:05:53

SN2022XXF RG014.UVDATA.1

Freq = 4.6005 GHz, Bw = 32.000 MH No calibration applied and no bandpass applied

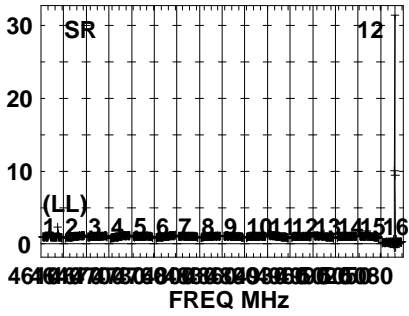
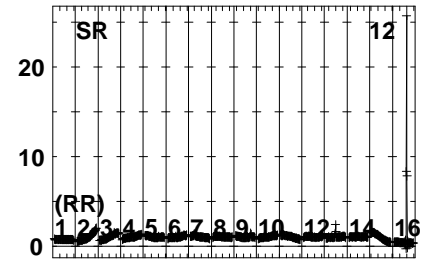
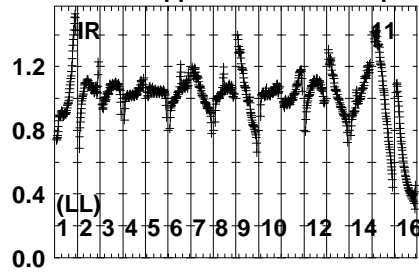
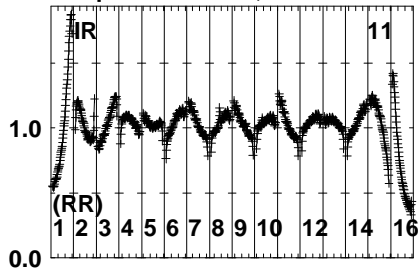


Lower frame: Real Jy
Auto-corr total-power spectrum Antenna: *
Timerange: 00/20:06:02 to 00/20:08:58

Plot file version 82 created 18-APR-2024 16:05:53

SN2022XXF RG014.UVDATA.1

Freq = 4.6005 GHz, Bw = 32.000 MH No calibration applied and no bandpass applied

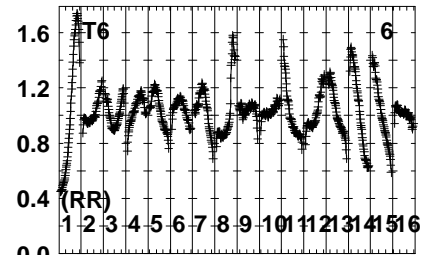
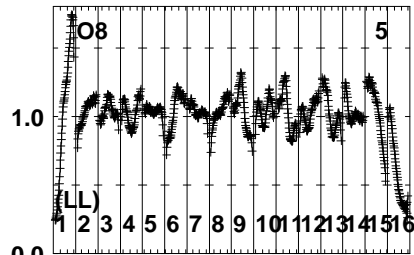
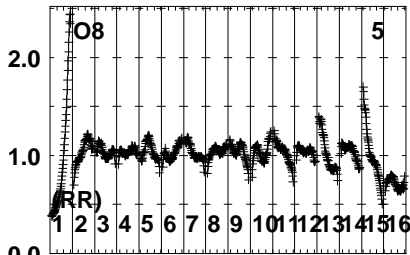
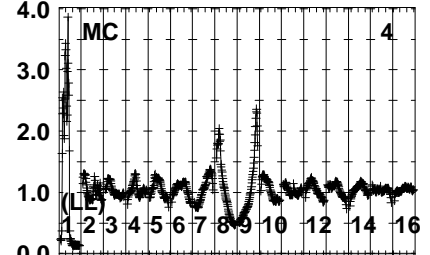
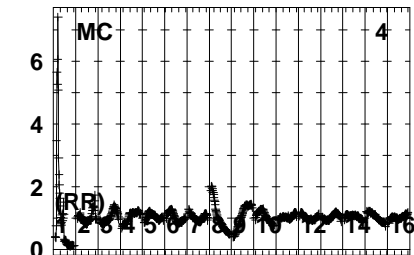
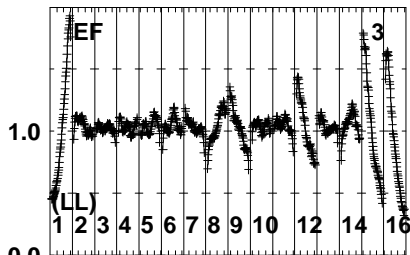
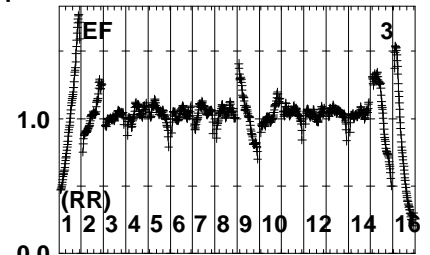
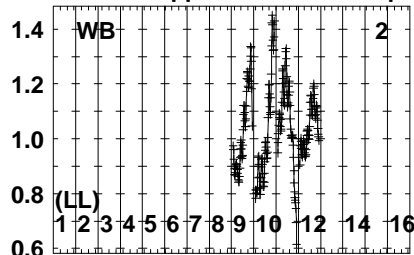
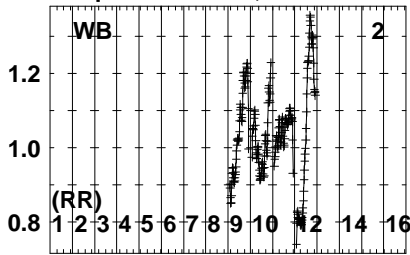


Lower frame: Real Jy
Auto-corr total-power spectrum Antenna: *
Timerange: 00/20:06:02 to 00/20:08:58

Plot file version 83 created 18-APR-2024 16:05:53

J1130+0846 RG014.UVDATA.1

Freq = 4.6005 GHz, Bw = 32.000 MH No calibration applied and no bandpass applied



46400 46405 46410 46415 46420 46425 46430 46435 46440 46445 46450 46455 46460 46465 46470 46475 46480 46485 46490 46495 46500
FREQ MHz

46400 46405 46410 46415 46420 46425 46430 46435 46440 46445 46450 46455 46460 46465 46470 46475 46480 46485 46490 46495 46500
FREQ MHz

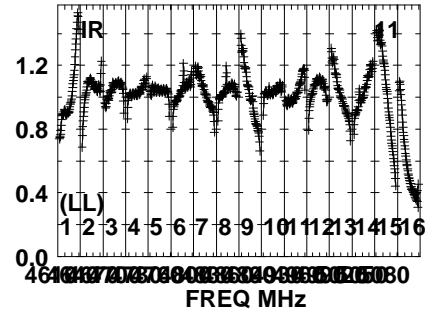
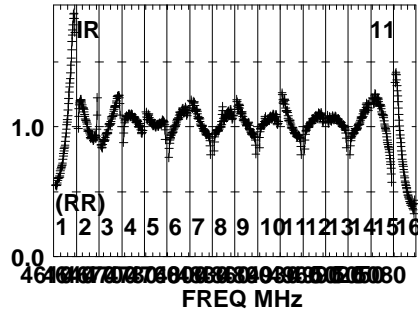
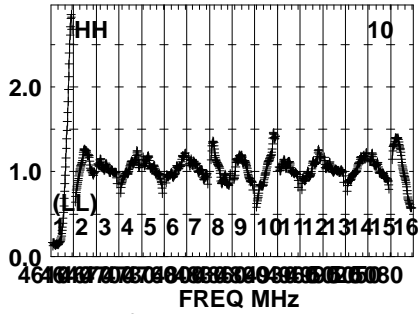
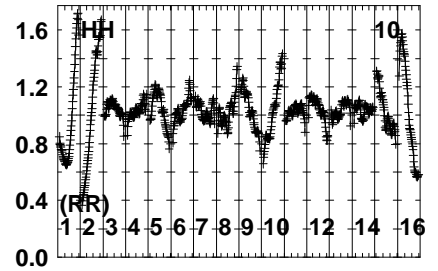
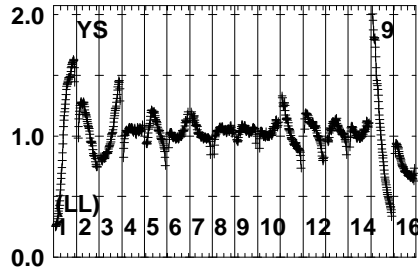
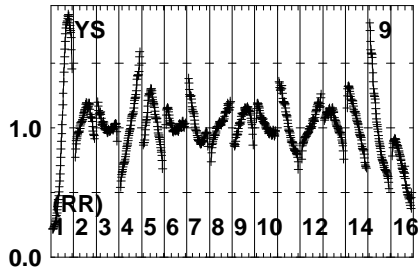
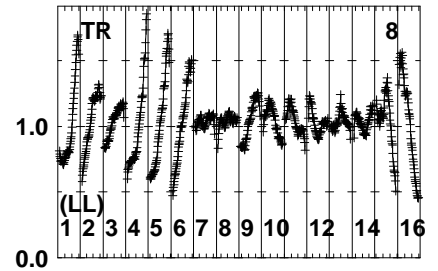
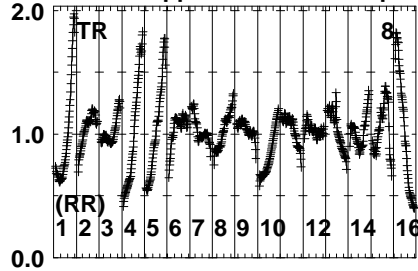
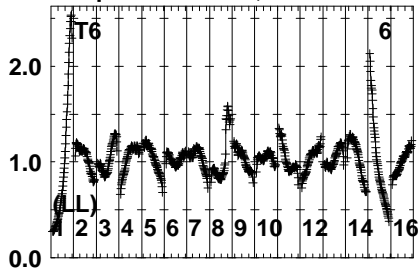
46400 46405 46410 46415 46420 46425 46430 46435 46440 46445 46450 46455 46460 46465 46470 46475 46480 46485 46490 46495 46500
FREQ MHz

Lower frame: Real Jy
Auto-corr total-power spectrum Antenna: *
Timerange: 00/20:09:15 to 00/20:09:55

Plot file version 84 created 18-APR-2024 16:05:53

J1130+0846 RG014.UVDATA.1

Freq = 4.6005 GHz, Bw = 32.000 MH No calibration applied and no bandpass applied

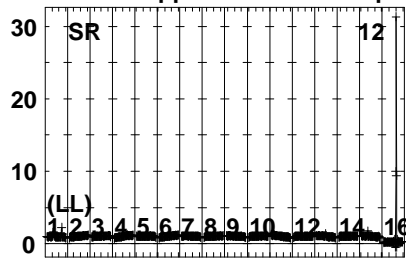
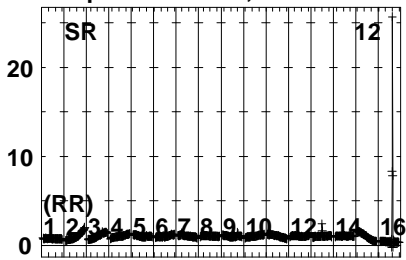


Lower frame: Real Jy
Auto-corr total-power spectrum Antenna: *
Timerange: 00/20:09:15 to 00/20:09:55

Plot file version 85 created 18-APR-2024 16:05:53

J1130+0846 RG014.UVDATA.1

Freq = 4.6005 GHz, Bw = 32.000 MH No calibration applied and no bandpass applied

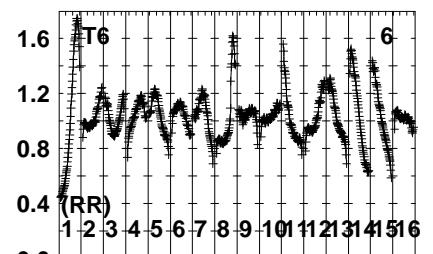
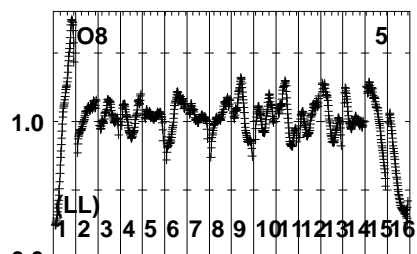
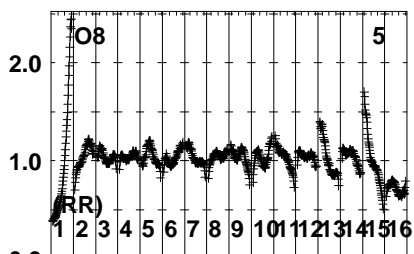
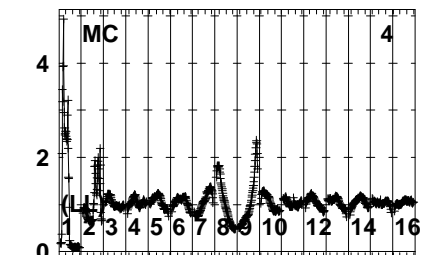
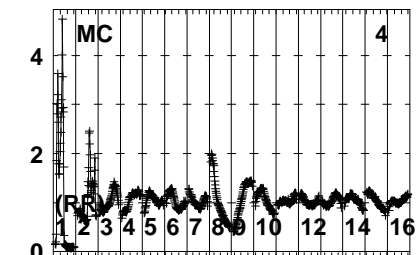
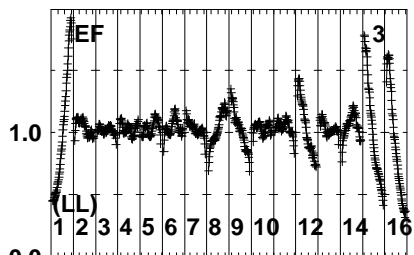
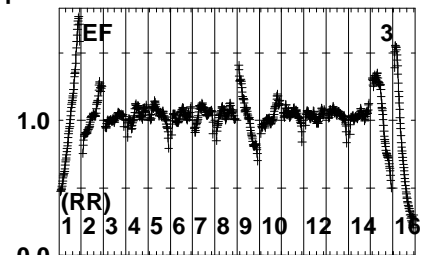
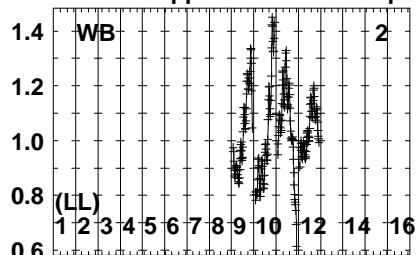
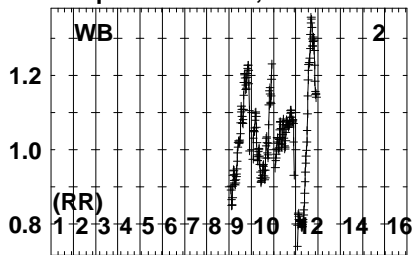


Lower frame: Real Jy
Auto-corr total-power spectrum Antenna: *
Timerange: 00/20:09:15 to 00/20:09:55

Plot file version 86 created 18-APR-2024 16:05:53

J1129+0951 RG014.UVDATA.1

Freq = 4.6005 GHz, Bw = 32.000 MH No calibration applied and no bandpass applied



464317.0 464318.0 464319.0 464320.0 464321.0 464322.0 464323.0 464324.0 464325.0 464326.0 464327.0 464328.0 464329.0 464330.0
FREQ MHz

464317.0 464318.0 464319.0 464320.0 464321.0 464322.0 464323.0 464324.0 464325.0 464326.0 464327.0 464328.0 464329.0 464330.0
FREQ MHz

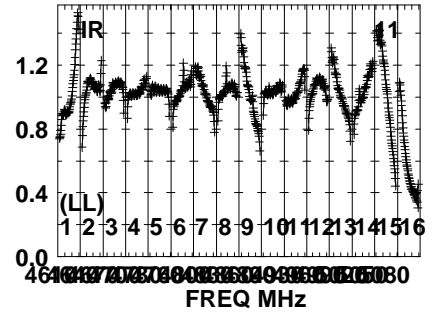
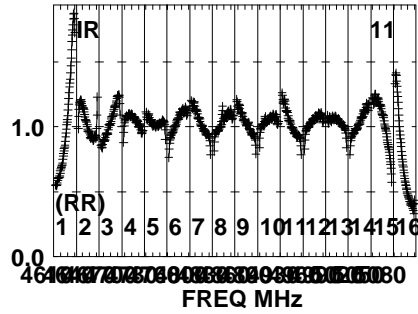
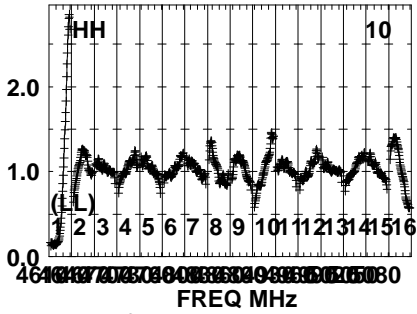
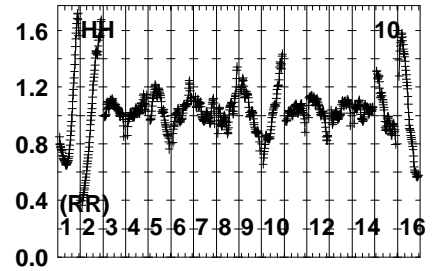
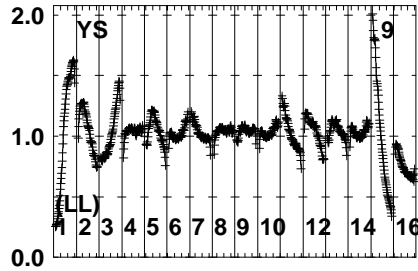
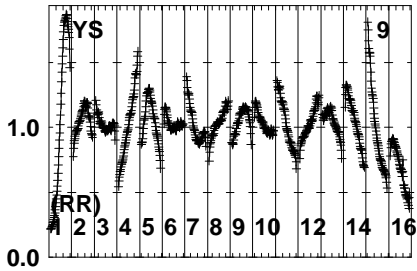
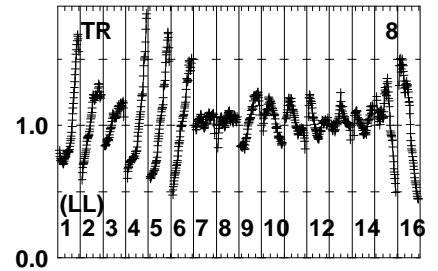
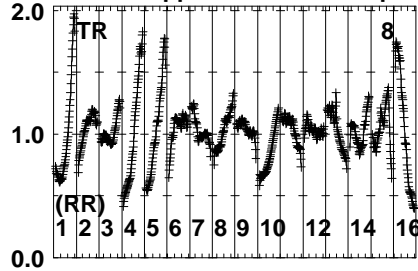
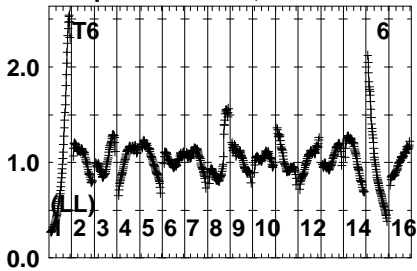
464317.0 464318.0 464319.0 464320.0 464321.0 464322.0 464323.0 464324.0 464325.0 464326.0 464327.0 464328.0 464329.0 464330.0
FREQ MHz

Lower frame: Real Jy
Auto-corr total-power spectrum Antenna: *
Timerange: 00/20:10:18 to 00/20:10:58

Plot file version 87 created 18-APR-2024 16:05:53

J1129+0951 RG014.UVDATA.1

Freq = 4.6005 GHz, Bw = 32.000 MH No calibration applied and no bandpass applied

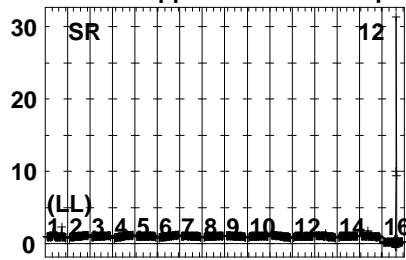
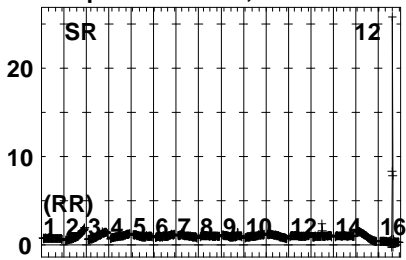


Lower frame: Real Jy
Auto-corr total-power spectrum Antenna: *
Timerange: 00/20:10:18 to 00/20:10:58

Plot file version 88 created 18-APR-2024 16:05:53

J1129+0951 RG014.UVDATA.1

Freq = 4.6005 GHz, Bw = 32.000 MH No calibration applied and no bandpass applied

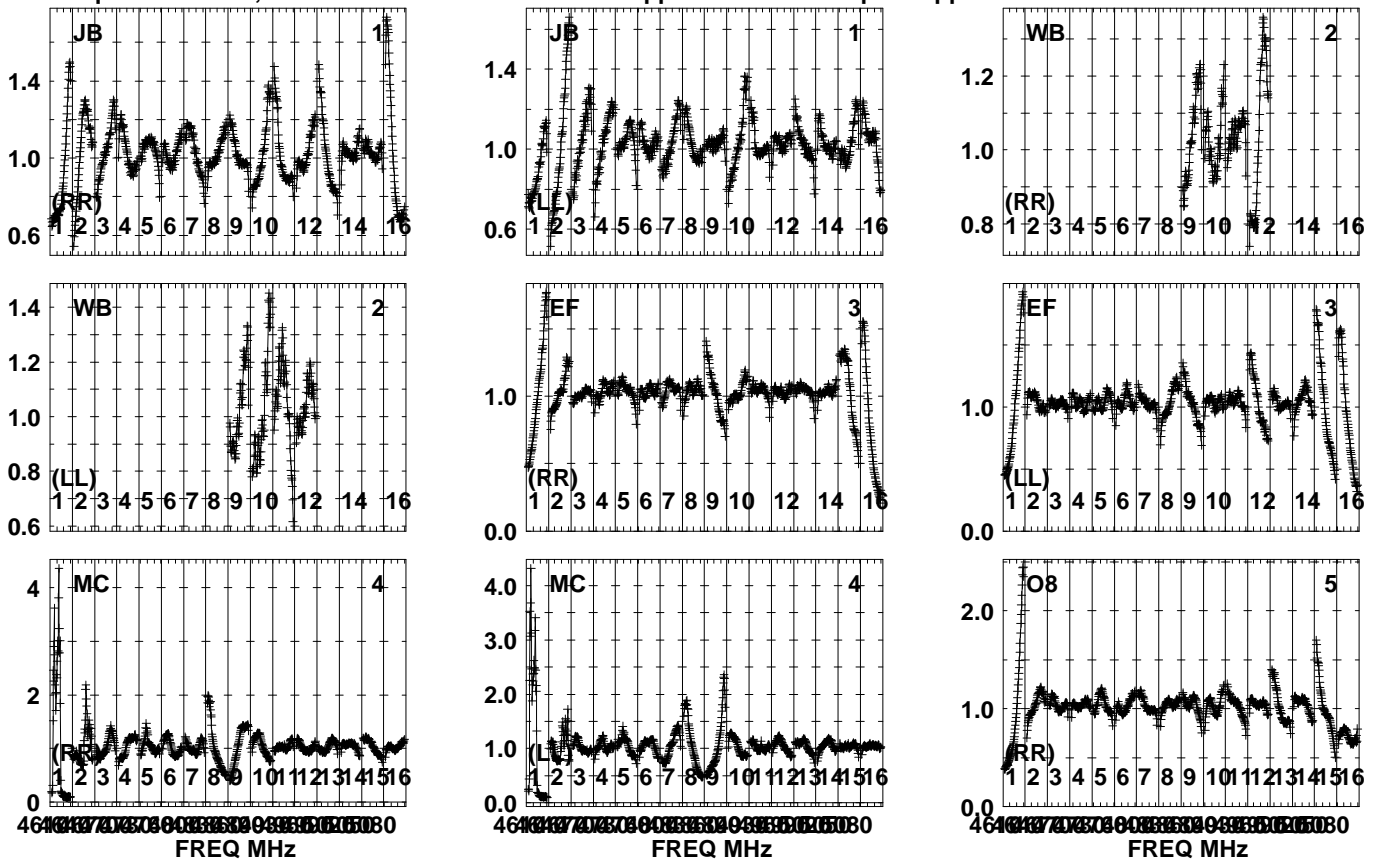


Lower frame: Real Jy
Auto-corr total-power spectrum Antenna: *
Timerange: 00/20:10:18 to 00/20:10:58

Plot file version 89 created 18-APR-2024 16:05:53

SN2022XXF RG014.UVDATA.1

Freq = 4.6005 GHz, Bw = 32.000 MH No calibration applied and no bandpass applied

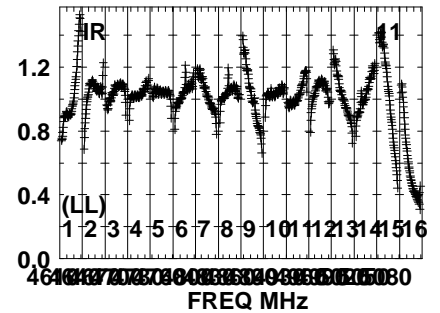
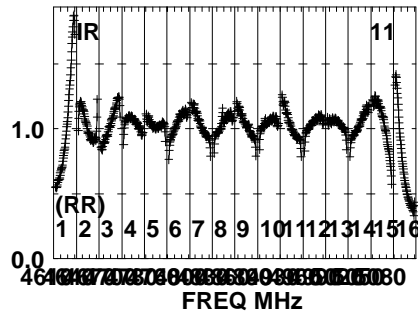
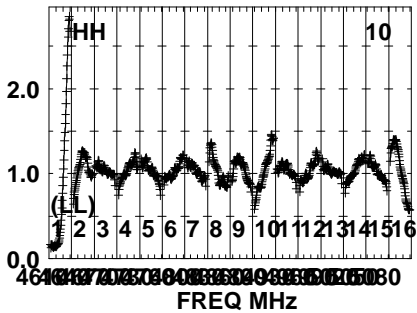
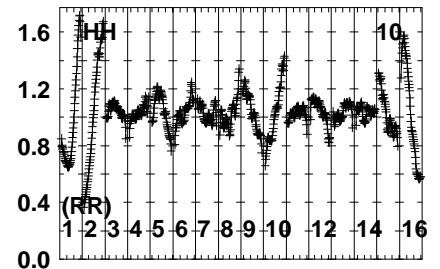
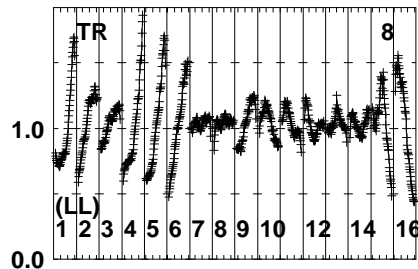
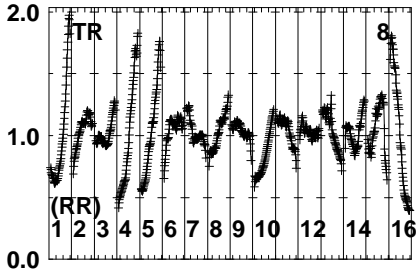
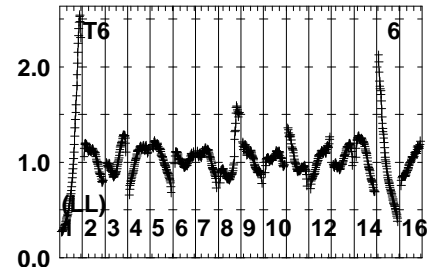
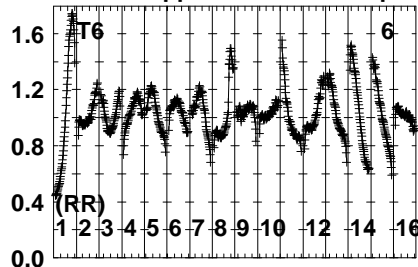
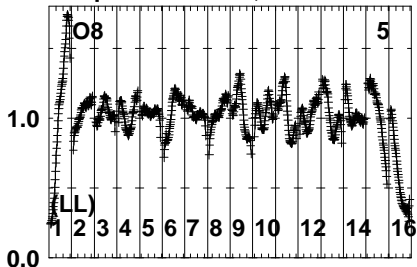


Lower frame: Real Jy
Auto-corr total-power spectrum Antenna: *
Timerange: 00/20:11:18 to 00/20:14:14

Plot file version 90 created 18-APR-2024 16:05:53

SN2022XXF RG014.UVDATA.1

Freq = 4.6005 GHz, Bw = 32.000 MH No calibration applied and no bandpass applied

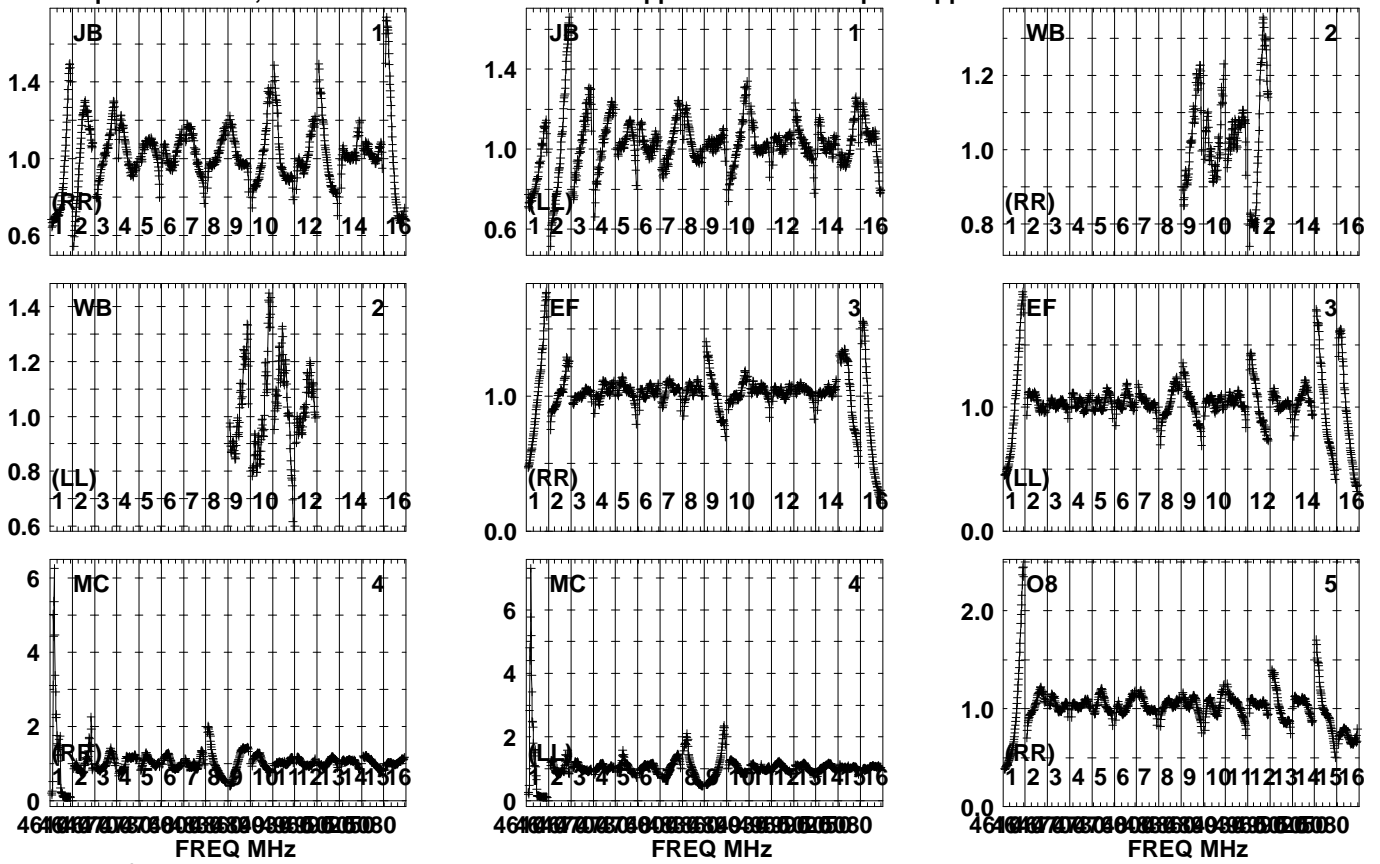


Lower frame: Real Jy
Auto-corr total-power spectrum Antenna: *
Timerange: 00/20:11:18 to 00/20:14:14

Plot file version 91 created 18-APR-2024 16:05:54

J1130+0846 RG014.UVDATA.1

Freq = 4.6005 GHz, Bw = 32.000 MH No calibration applied and no bandpass applied

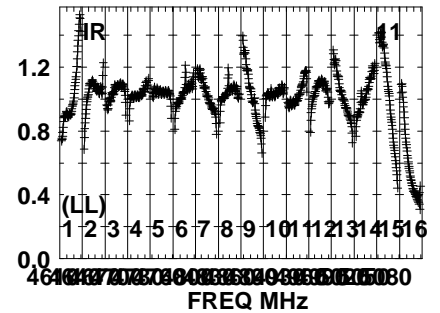
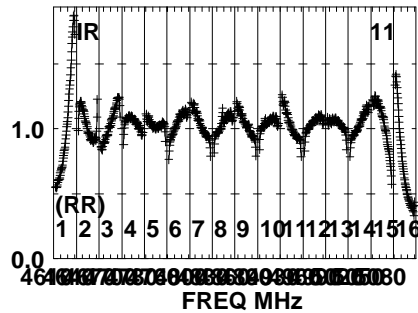
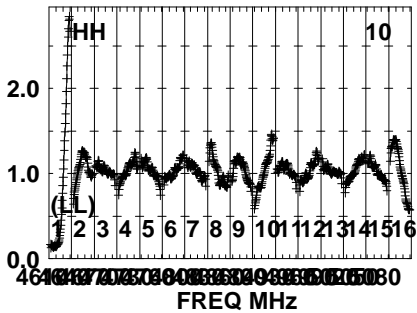
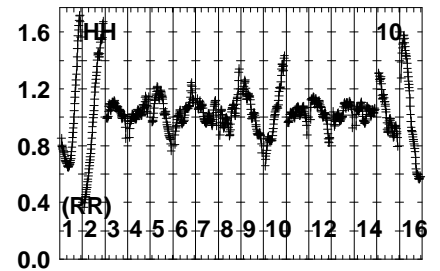
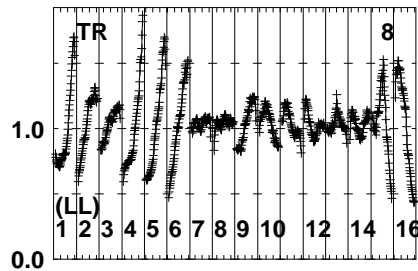
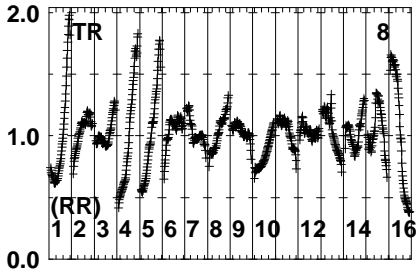
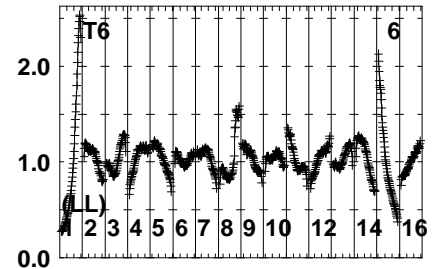
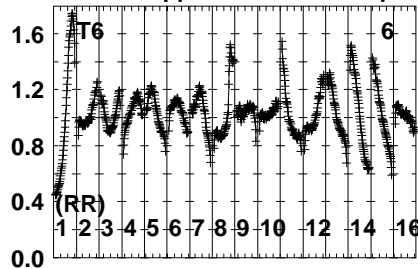
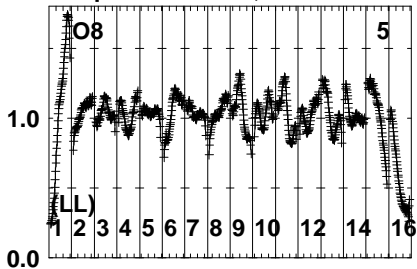


Lower frame: Real Jy
Auto-corr total-power spectrum Antenna: *
Timerange: 00/20:14:31 to 00/20:15:11

Plot file version 92 created 18-APR-2024 16:05:54

J1130+0846 RG014.UVDATA.1

Freq = 4.6005 GHz, Bw = 32.000 MH No calibration applied and no bandpass applied

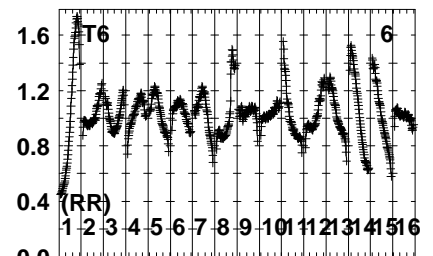
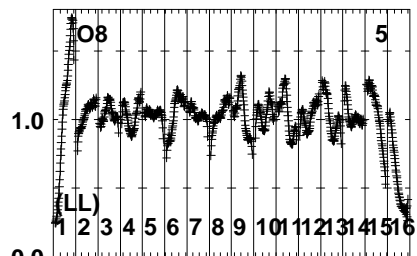
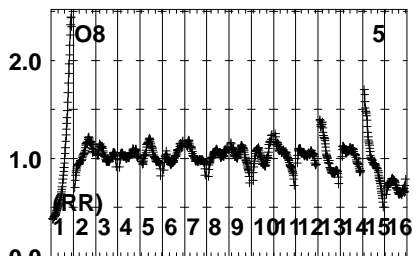
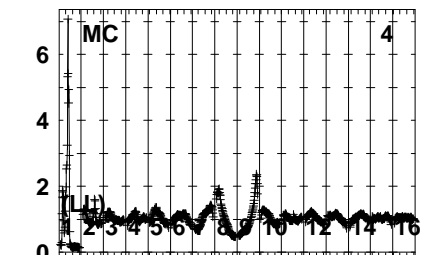
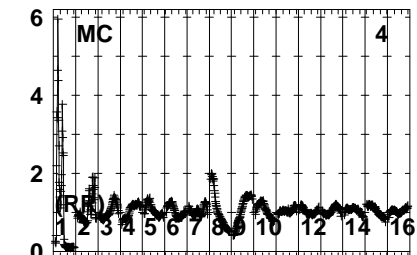
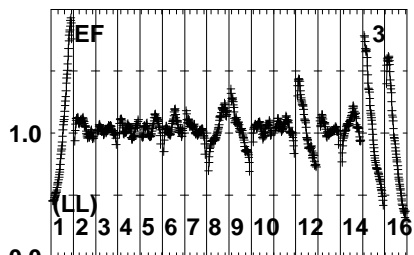
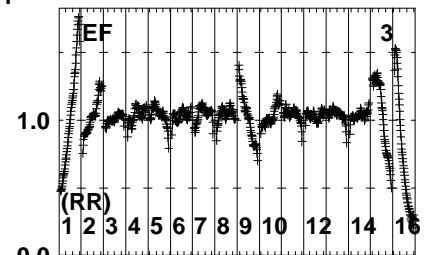
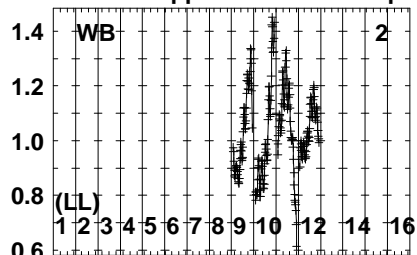
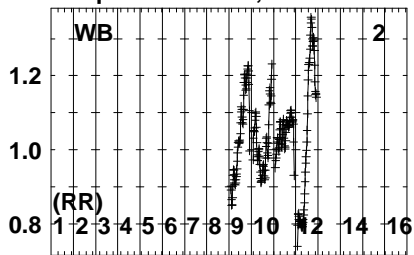


Lower frame: Real Jy
Auto-corr total-power spectrum Antenna: *
Timerange: 00/20:14:31 to 00/20:15:11

Plot file version 93 created 18-APR-2024 16:05:54

J1129+0951 RG014.UVDATA.1

Freq = 4.6005 GHz, Bw = 32.000 MH No calibration applied and no bandpass applied



464317.0 464318.0 464319.0 464320.0 464321.0 464322.0 464323.0 464324.0 464325.0 464326.0 464327.0 464328.0 464329.0 464330.0
FREQ MHz

464317.0 464318.0 464319.0 464320.0 464321.0 464322.0 464323.0 464324.0 464325.0 464326.0 464327.0 464328.0 464329.0 464330.0
FREQ MHz

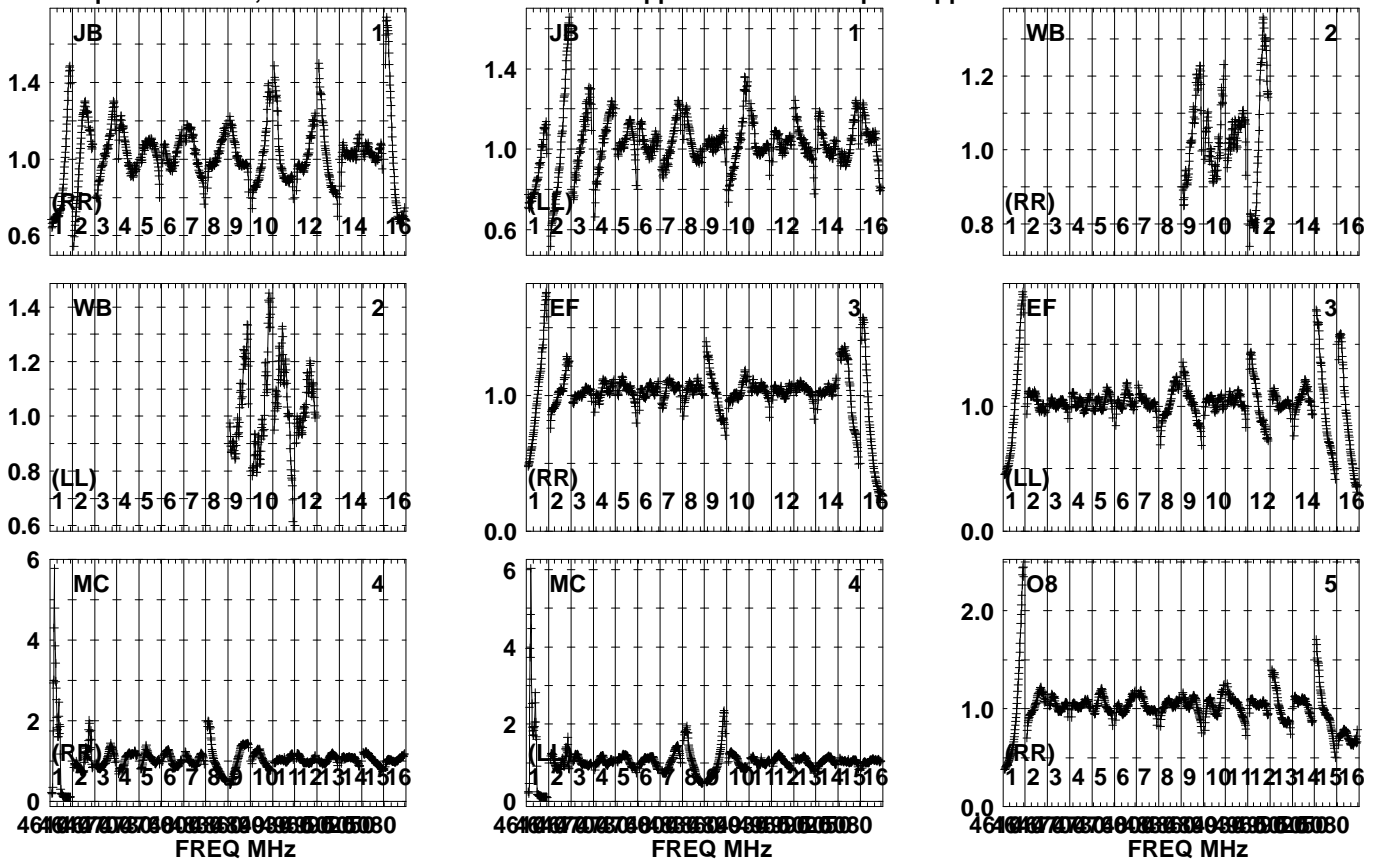
464317.0 464318.0 464319.0 464320.0 464321.0 464322.0 464323.0 464324.0 464325.0 464326.0 464327.0 464328.0 464329.0 464330.0
FREQ MHz

Lower frame: Real Jy
Auto-corr total-power spectrum Antenna: *
Timerange: 00/20:15:34 to 00/20:16:14

Plot file version 95 created 18-APR-2024 16:05:54

J1118+1234 RG014.UVDATA.1

Freq = 4.6005 GHz, Bw = 32.000 MH No calibration applied and no bandpass applied

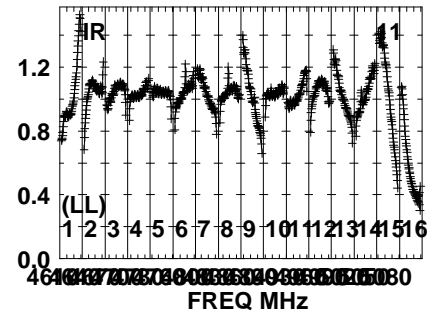
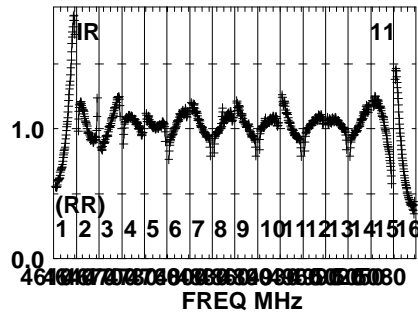
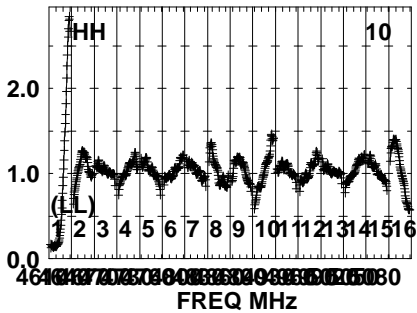
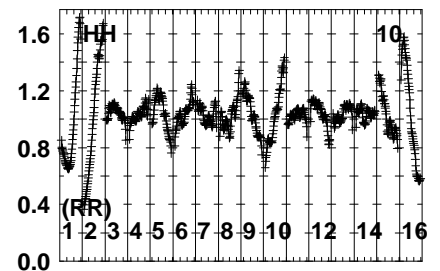
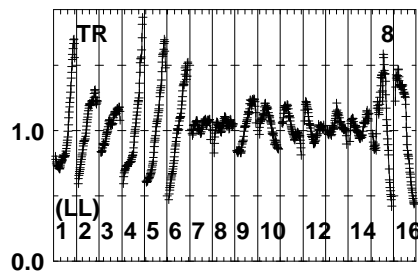
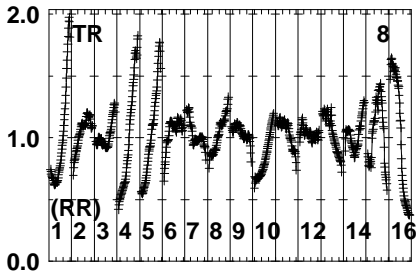
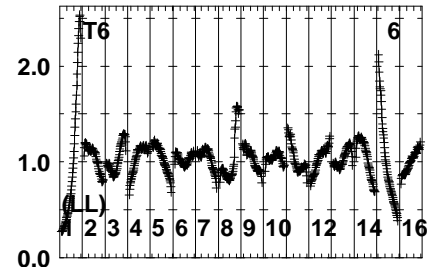
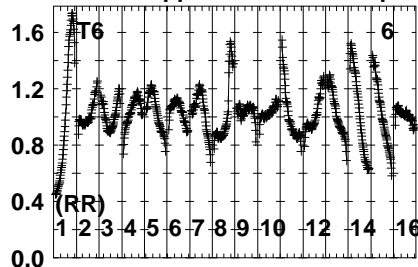
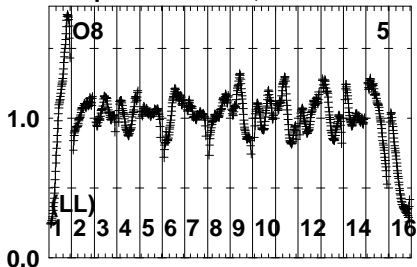


Lower frame: Real Jy
Auto-corr total-power spectrum Antenna: *
Timerange: 00/20:16:34 to 00/20:19:30

Plot file version 96 created 18-APR-2024 16:05:54

J1118+1234 RG014.UVDATA.1

Freq = 4.6005 GHz, Bw = 32.000 MH No calibration applied and no bandpass applied

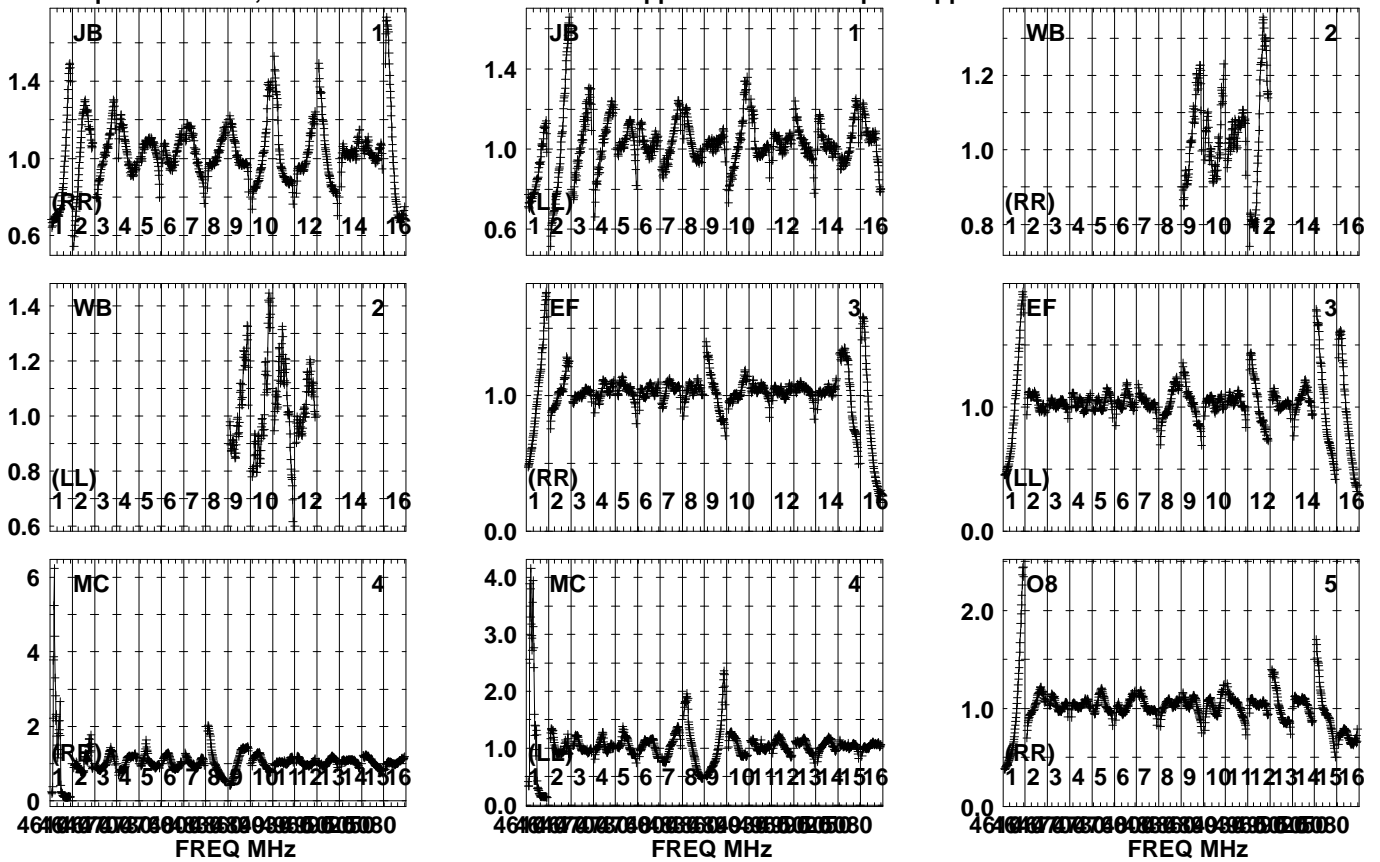


Lower frame: Real Jy
Auto-corr total-power spectrum Antenna: *
Timerange: 00/20:16:34 to 00/20:19:30

Plot file version 97 created 18-APR-2024 16:05:54

J1130+0846 RG014.UVDATA.1

Freq = 4.6005 GHz, Bw = 32.000 MH No calibration applied and no bandpass applied

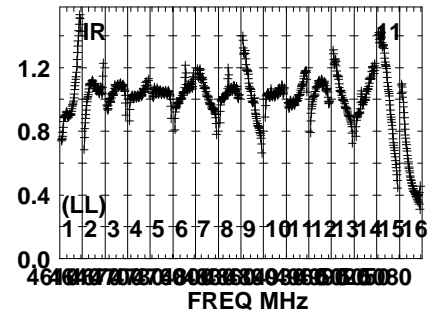
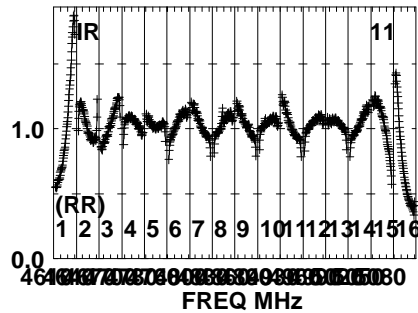
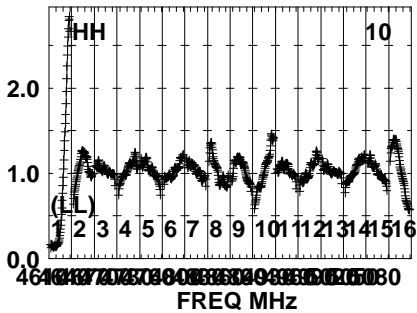
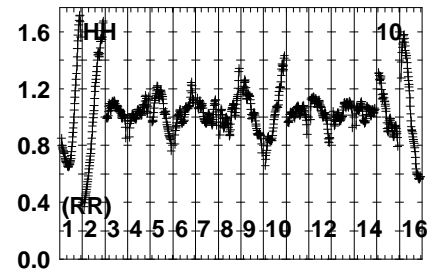
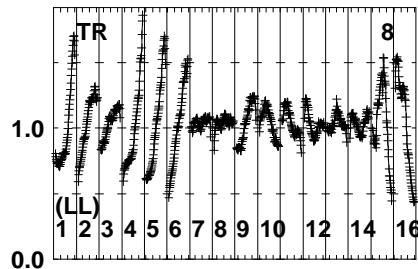
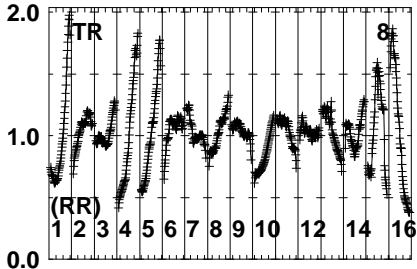
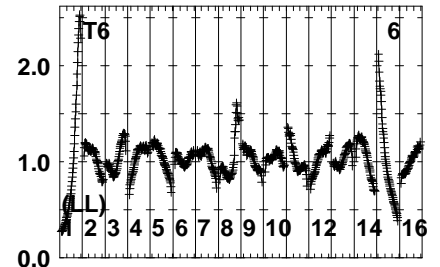
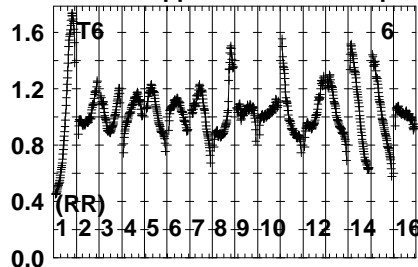
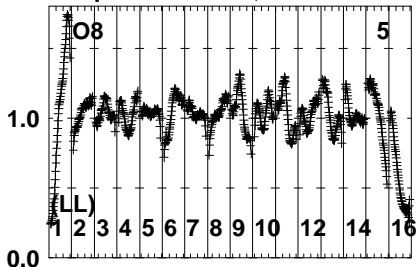


Lower frame: Real Jy
Auto-corr total-power spectrum Antenna: *
Timerange: 00/20:20:14 to 00/20:20:54

Plot file version 98 created 18-APR-2024 16:05:54

J1130+0846 RG014.UVDATA.1

Freq = 4.6005 GHz, Bw = 32.000 MH No calibration applied and no bandpass applied

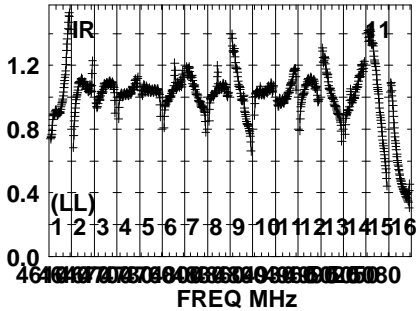
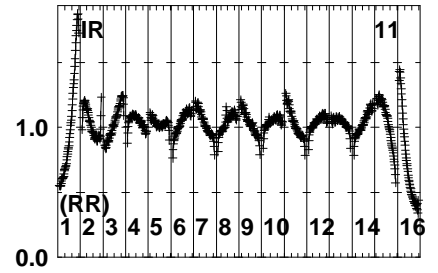
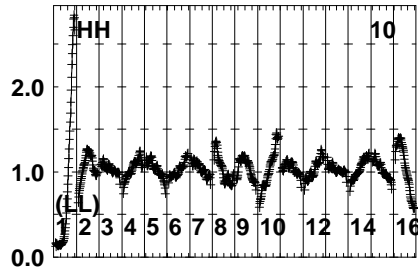
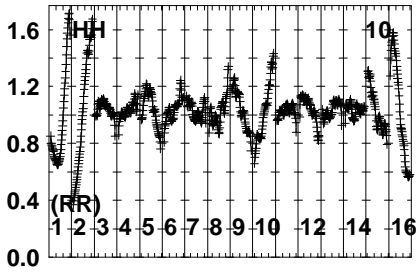
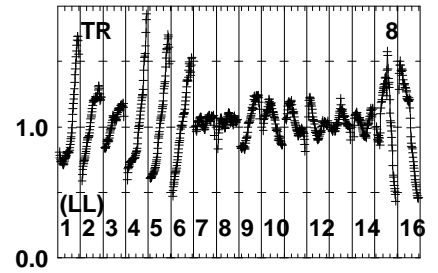
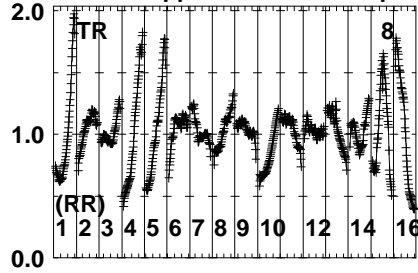
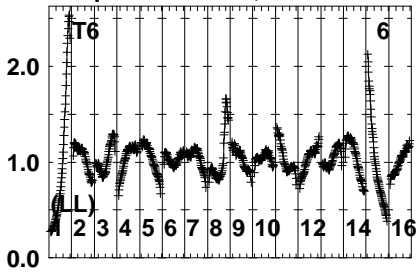


Lower frame: Real Jy
Auto-corr total-power spectrum Antenna: *
Timerange: 00/20:20:14 to 00/20:20:54

Plot file version 100 created 18-APR-2024 16:05:54

J1129+0951 RG014.UVDATA.1

Freq = 4.6005 GHz, Bw = 32.000 MH No calibration applied and no bandpass applied

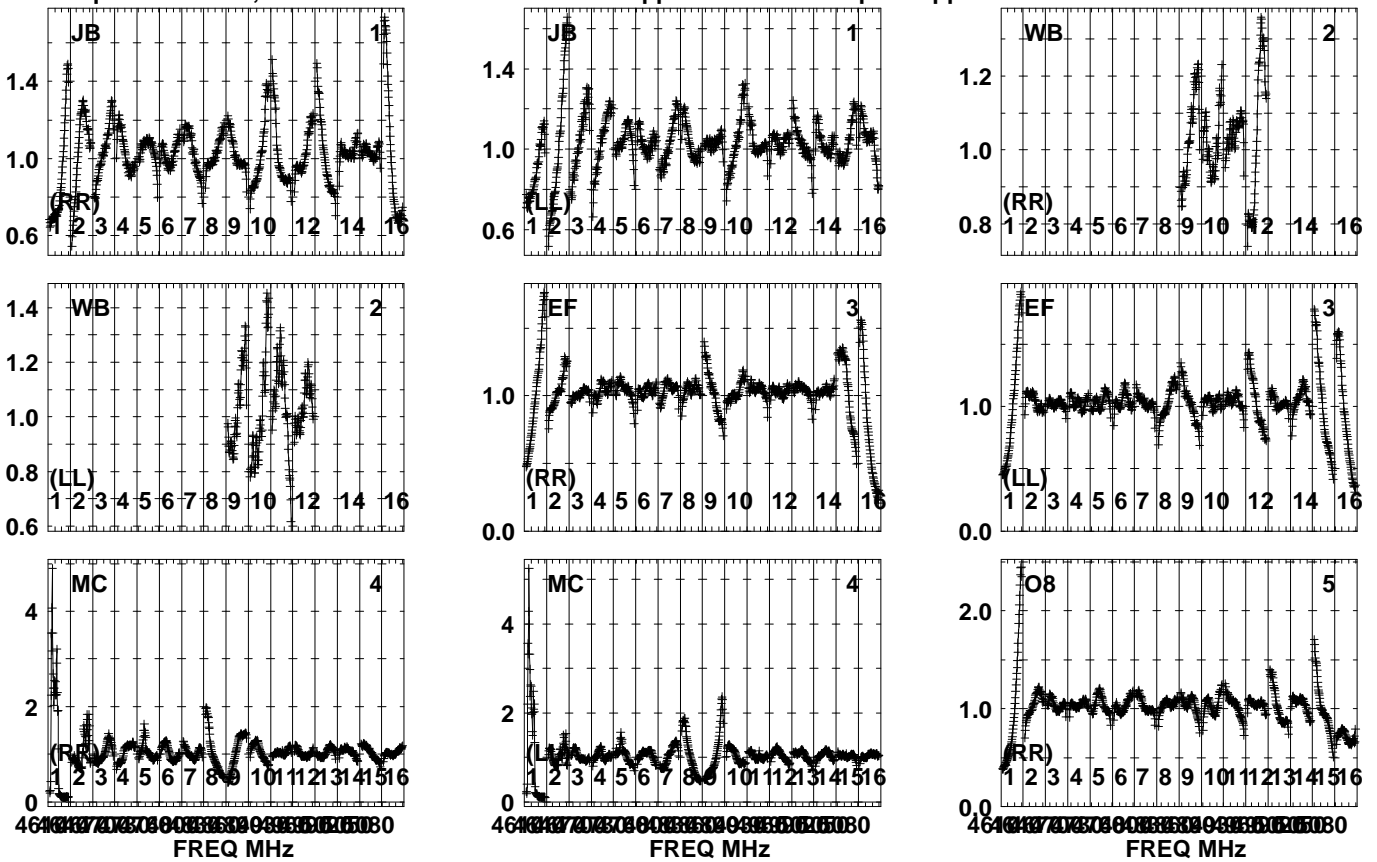


Lower frame: Real Jy
Auto-corr total-power spectrum Antenna: *
Timerange: 00/20:21:14 to 00/20:21:54

Plot file version 101 created 18-APR-2024 16:05:54

SN2022XXF RG014.UVDATA.1

Freq = 4.6005 GHz, Bw = 32.000 MH No calibration applied and no bandpass applied

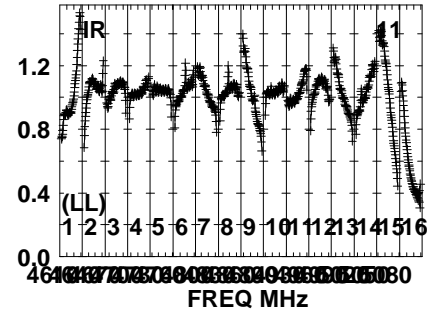
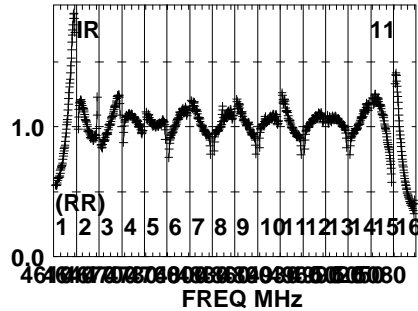
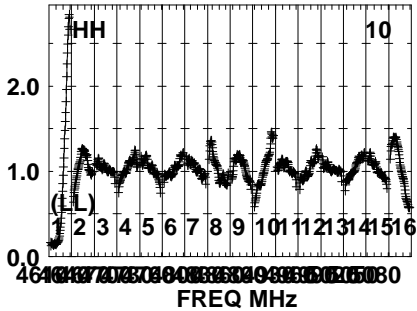
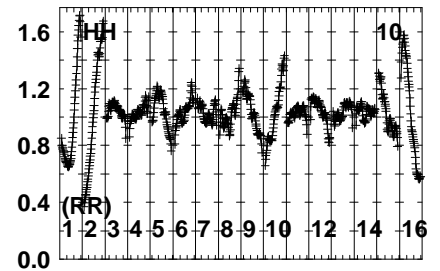
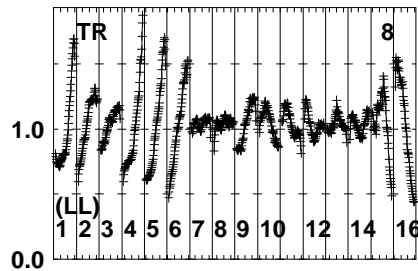
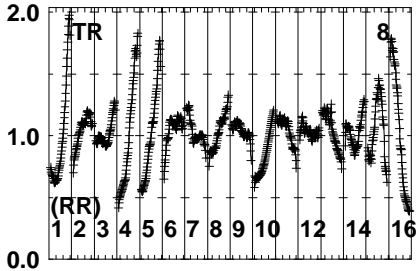
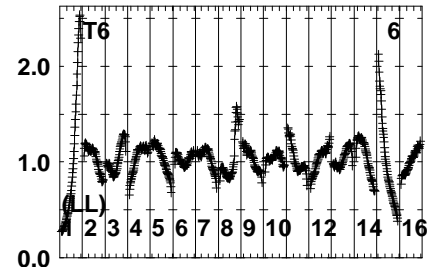
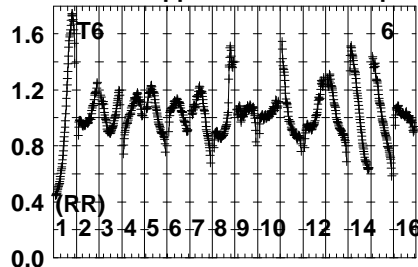
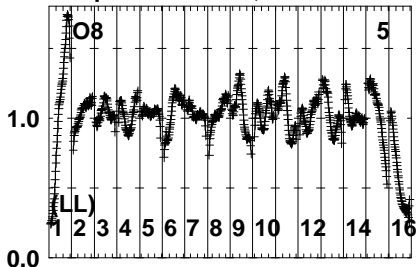


Lower frame: Real Jy
Auto-corr total-power spectrum Antenna: *
Timerange: 00/20:22:14 to 00/20:25:10

Plot file version 102 created 18-APR-2024 16:05:54

SN2022XXF RG014.UVDATA.1

Freq = 4.6005 GHz, Bw = 32.000 MH No calibration applied and no bandpass applied

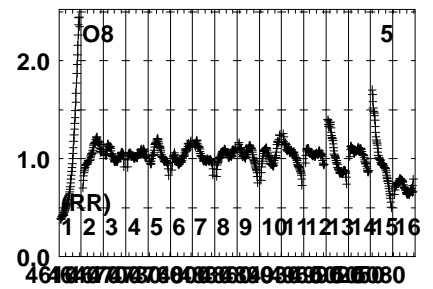
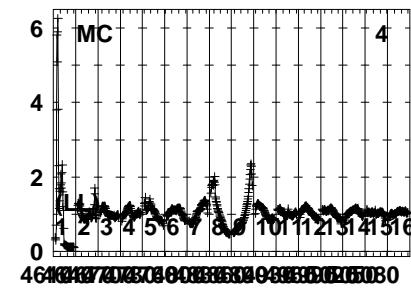
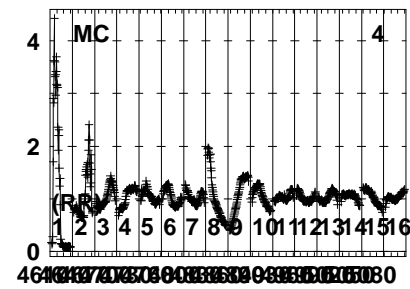
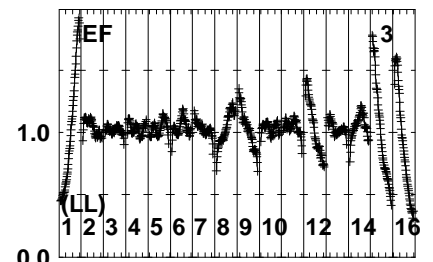
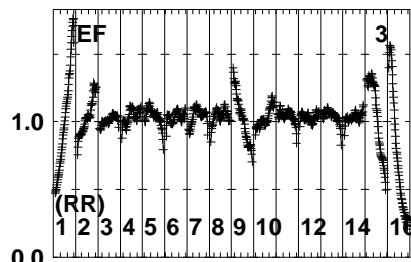
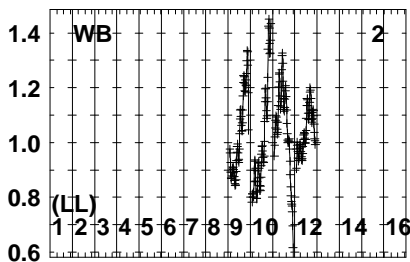
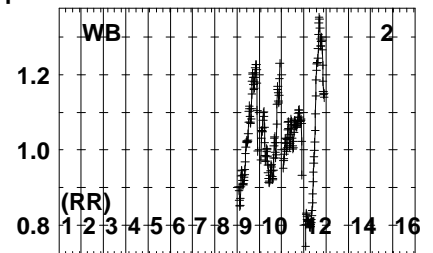
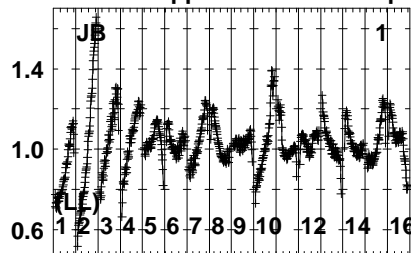
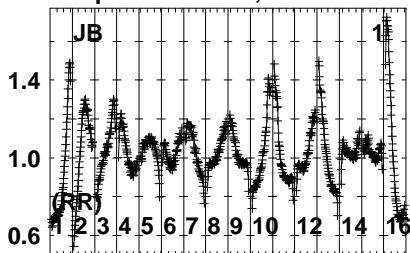


Lower frame: Real Jy
Auto-corr total-power spectrum Antenna: *
Timerange: 00/20:22:14 to 00/20:25:10

Plot file version 103 created 18-APR-2024 16:05:55

J1130+0846 RG014.UVDATA.1

Freq = 4.6005 GHz, Bw = 32.000 MH No calibration applied and no bandpass applied

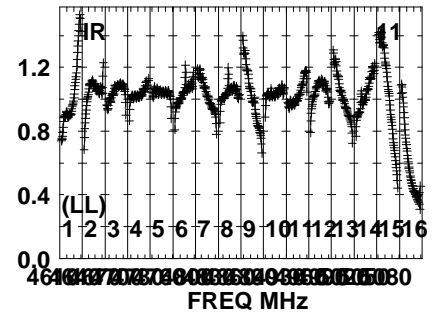
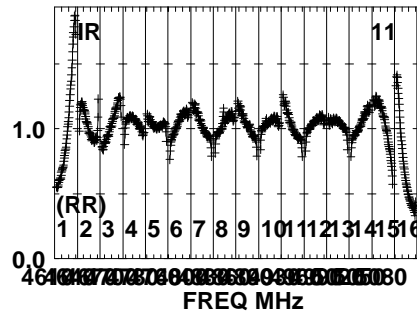
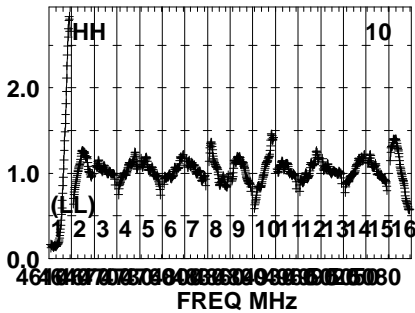
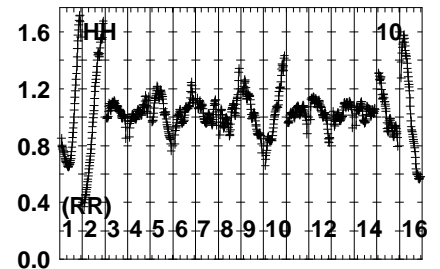
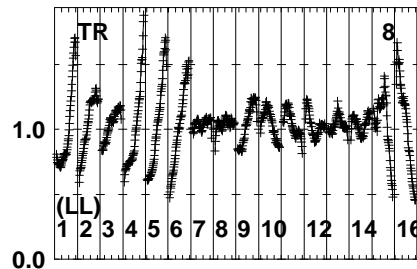
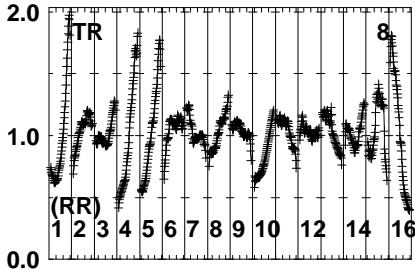
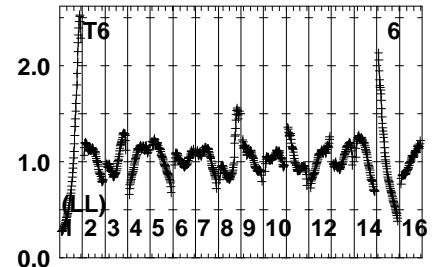
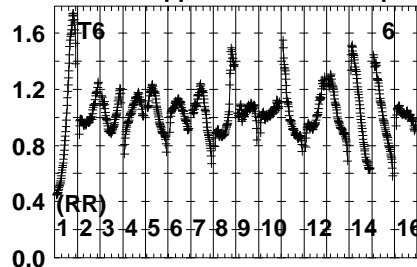
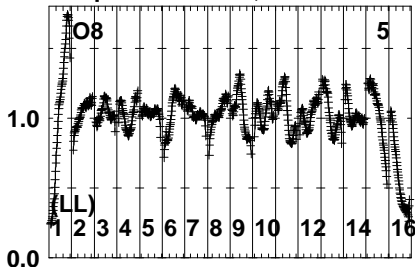


Lower frame: Real Jy
Auto-corr total-power spectrum Antenna: *
Timerange: 00/20:25:27 to 00/20:26:07

Plot file version 104 created 18-APR-2024 16:05:55

J1130+0846 RG014.UVDATA.1

Freq = 4.6005 GHz, Bw = 32.000 MH No calibration applied and no bandpass applied

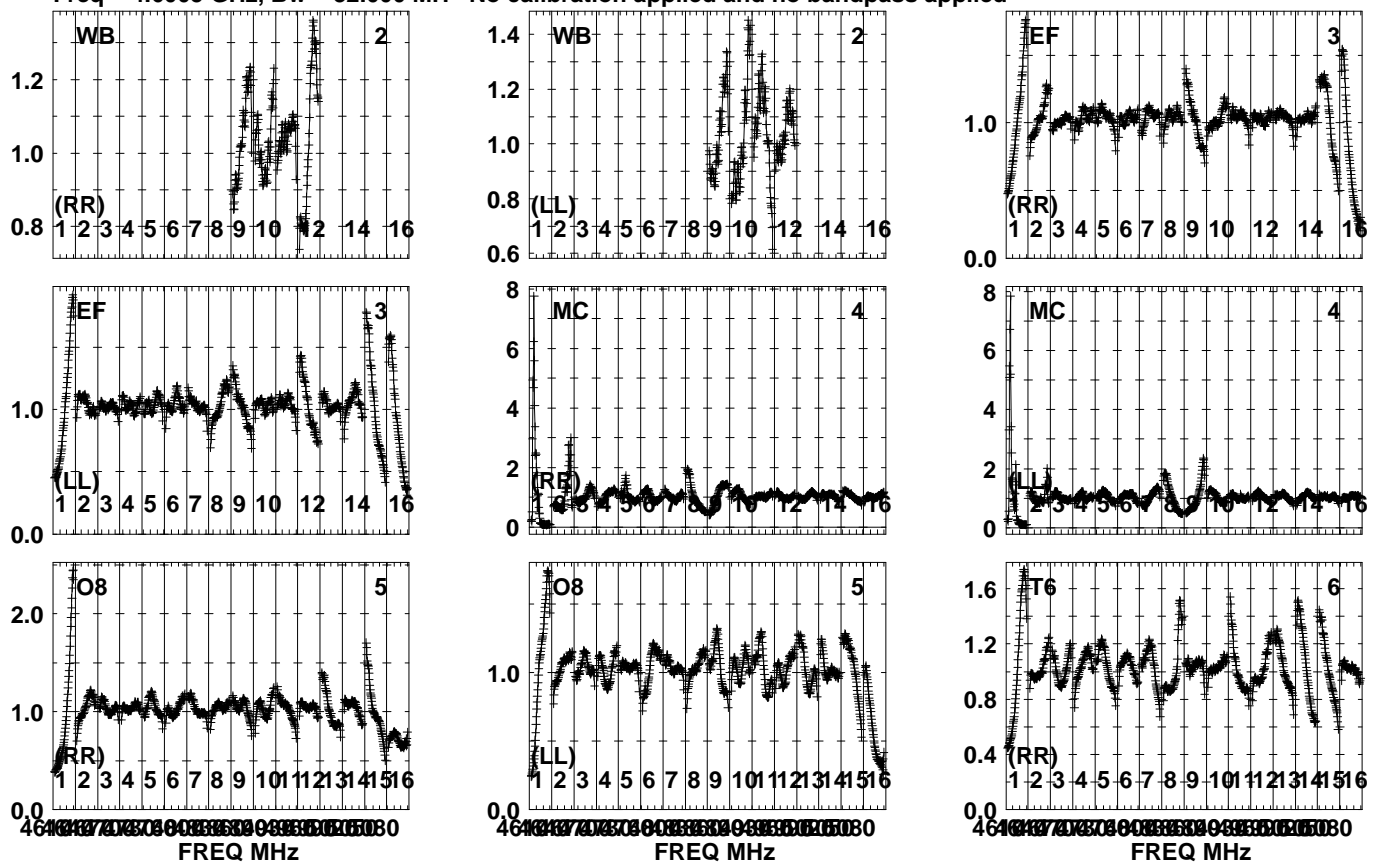


Lower frame: Real Jy
Auto-corr total-power spectrum Antenna: *
Timerange: 00/20:25:27 to 00/20:26:07

Plot file version 105 created 18-APR-2024 16:05:55

J1129+0951 RG014.UVDATA.1

Freq = 4.6005 GHz, Bw = 32.000 MH No calibration applied and no bandpass applied

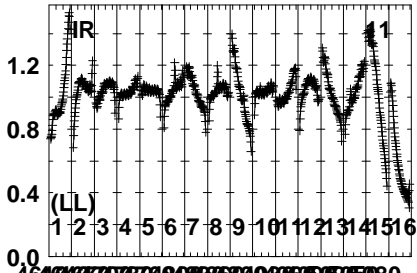
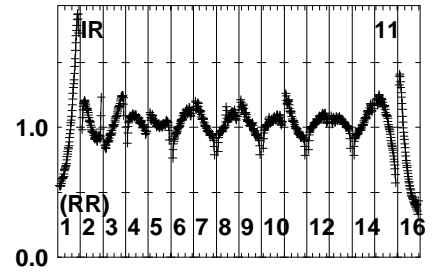
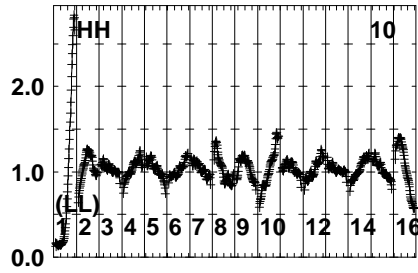
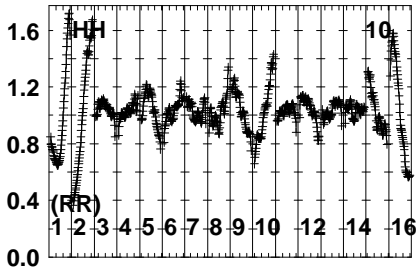
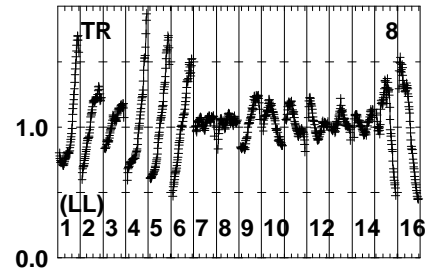
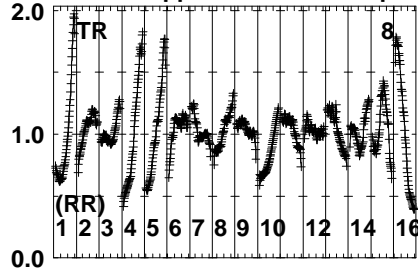
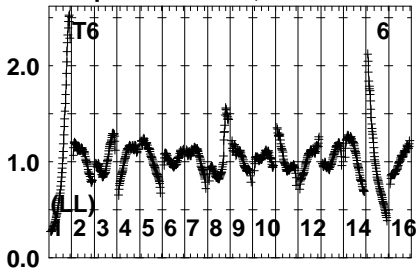


Lower frame: Real Jy
Auto-corr total-power spectrum Antenna: *
Timerange: 00/20:26:30 to 00/20:27:10

Plot file version 106 created 18-APR-2024 16:05:55

J1129+0951 RG014.UVDATA.1

Freq = 4.6005 GHz, Bw = 32.000 MH No calibration applied and no bandpass applied



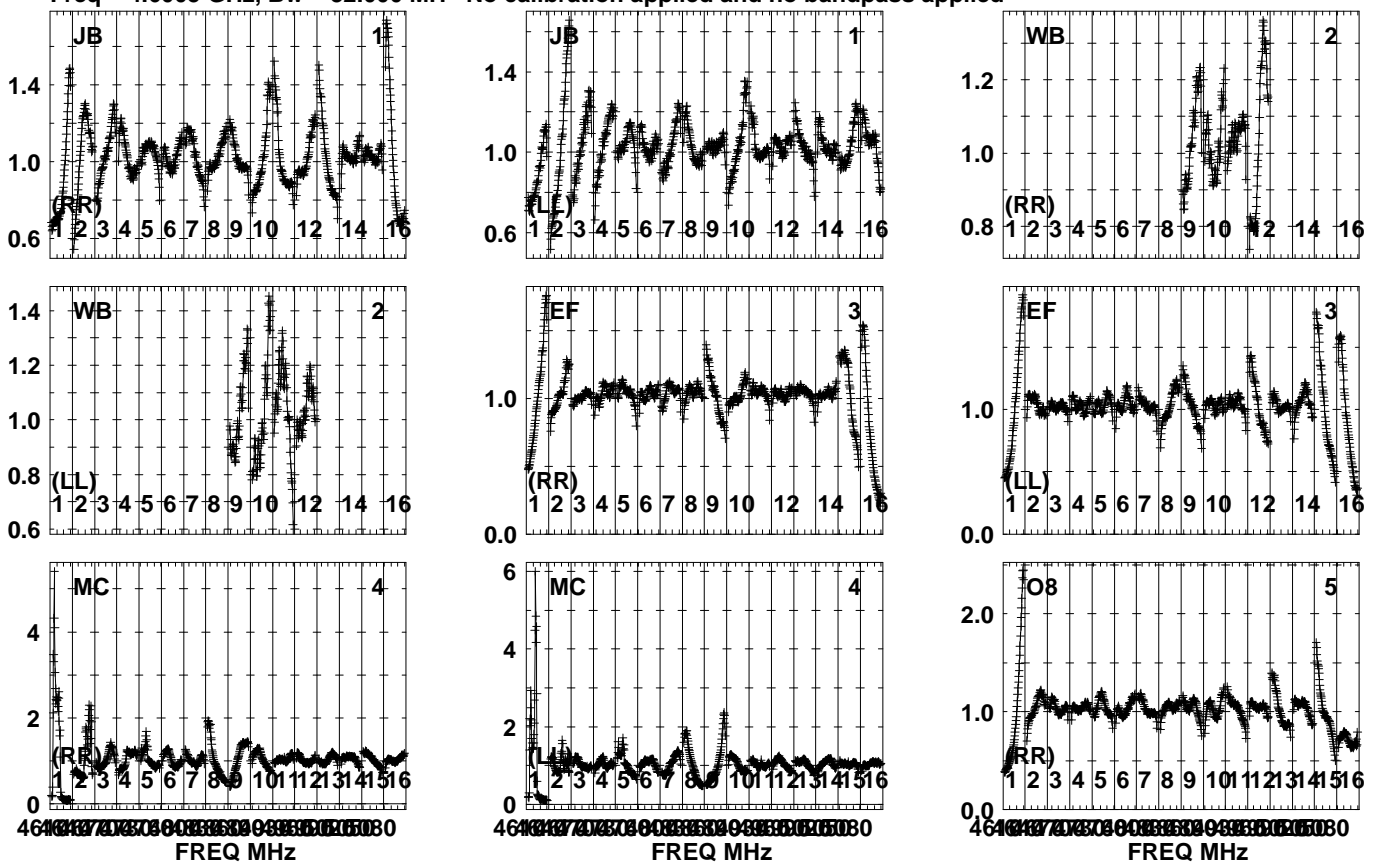
464437006708008682098850075080
FREQ MHz

Lower frame: Real Jy
Auto-corr total-power spectrum Antenna: *
Timerange: 00/20:26:30 to 00/20:27:10

Plot file version 107 created 18-APR-2024 16:05:55

SN2022XXF RG014.UVDATA.1

Freq = 4.6005 GHz, Bw = 32.000 MH No calibration applied and no bandpass applied

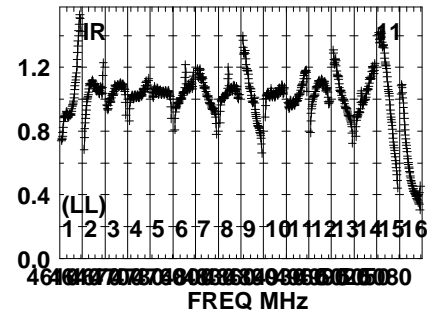
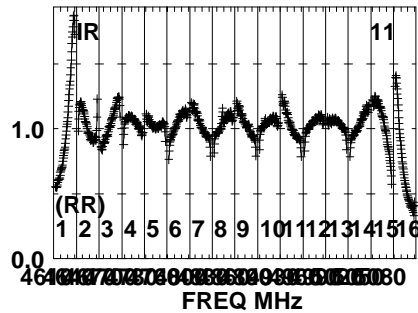
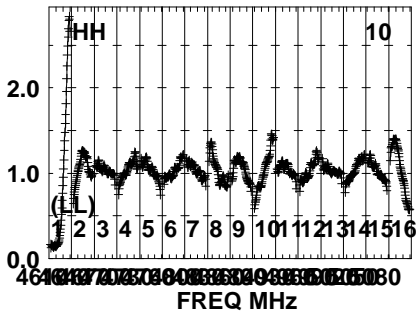
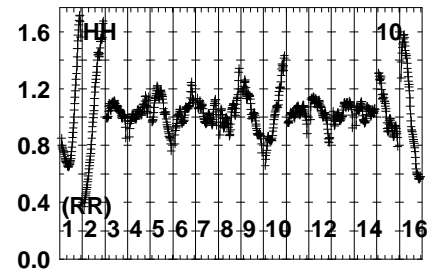
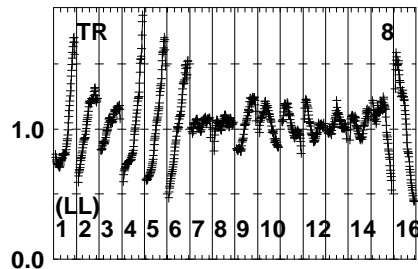
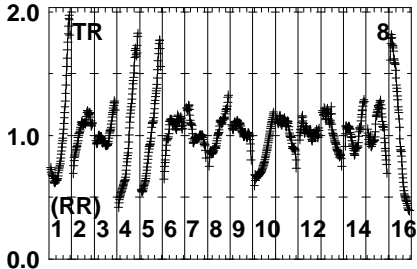
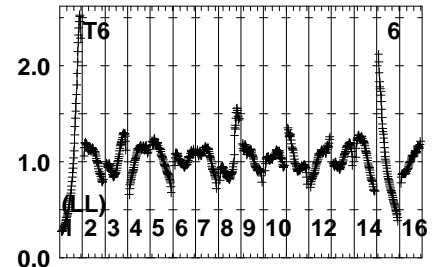
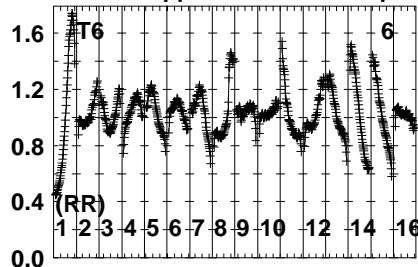
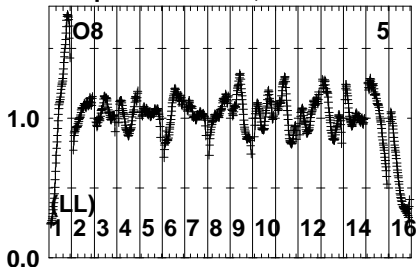


Lower frame: Real Jy
Auto-corr total-power spectrum Antenna: *
Timerange: 00/20:27:30 to 00/20:30:26

Plot file version 108 created 18-APR-2024 16:05:55

SN2022XXF RG014.UVDATA.1

Freq = 4.6005 GHz, Bw = 32.000 MH No calibration applied and no bandpass applied

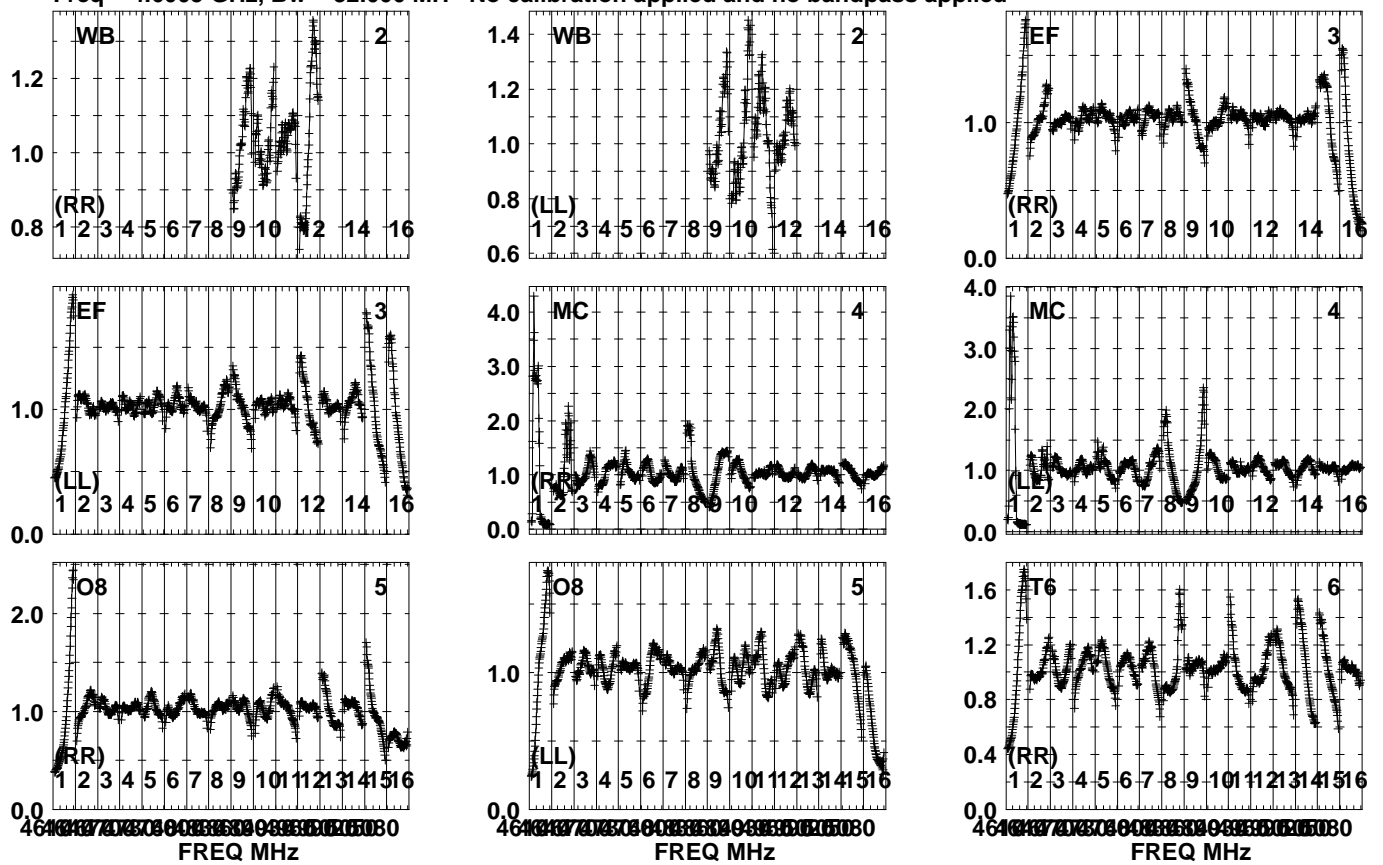


Lower frame: Real Jy
Auto-corr total-power spectrum Antenna: *
Timerange: 00/20:27:30 to 00/20:30:26

Plot file version 109 created 18-APR-2024 16:05:55

J1130+0846 RG014.UVDATA.1

Freq = 4.6005 GHz, Bw = 32.000 MH No calibration applied and no bandpass applied

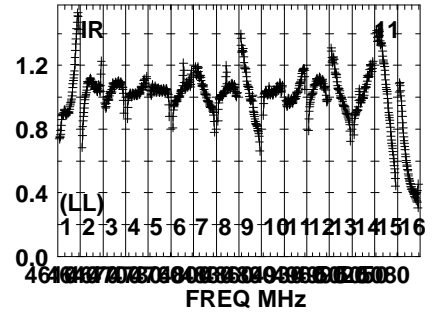
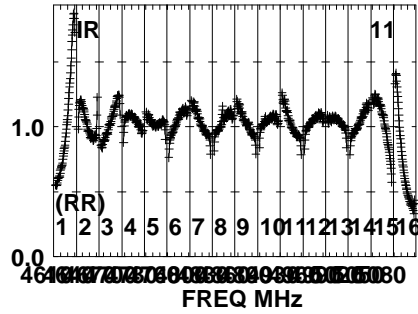
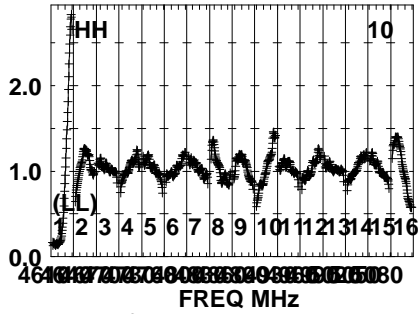
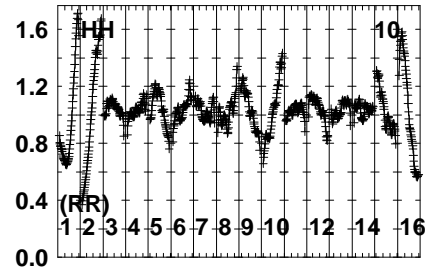
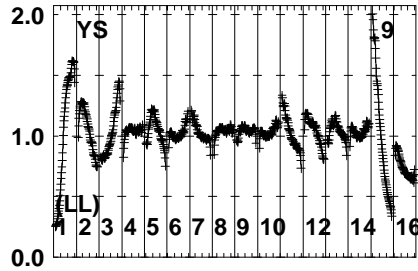
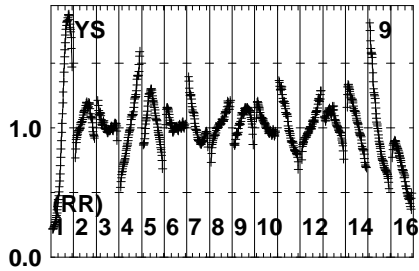
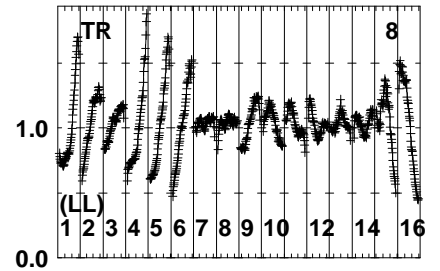
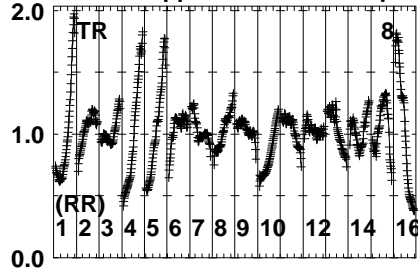
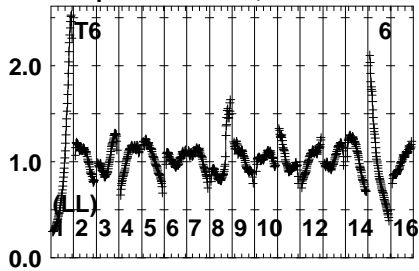


Lower frame: Real Jy
Auto-corr total-power spectrum Antenna: *
Timerange: 00/20:30:43 to 00/20:31:23

Plot file version 110 created 18-APR-2024 16:05:55

J1130+0846 RG014.UVDATA.1

Freq = 4.6005 GHz, Bw = 32.000 MH No calibration applied and no bandpass applied

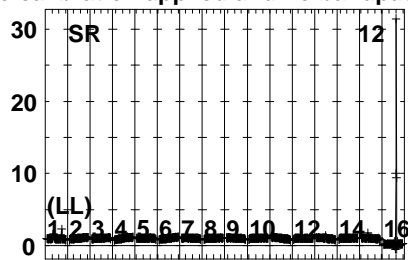
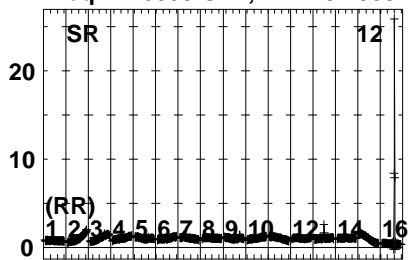


Lower frame: Real Jy
Auto-corr total-power spectrum Antenna: *
Timerange: 00/20:30:43 to 00/20:31:23

Plot file version 111 created 18-APR-2024 16:05:55

J1130+0846 RG014.UVDATA.1

Freq = 4.6005 GHz, Bw = 32.000 MH No calibration applied and no bandpass applied

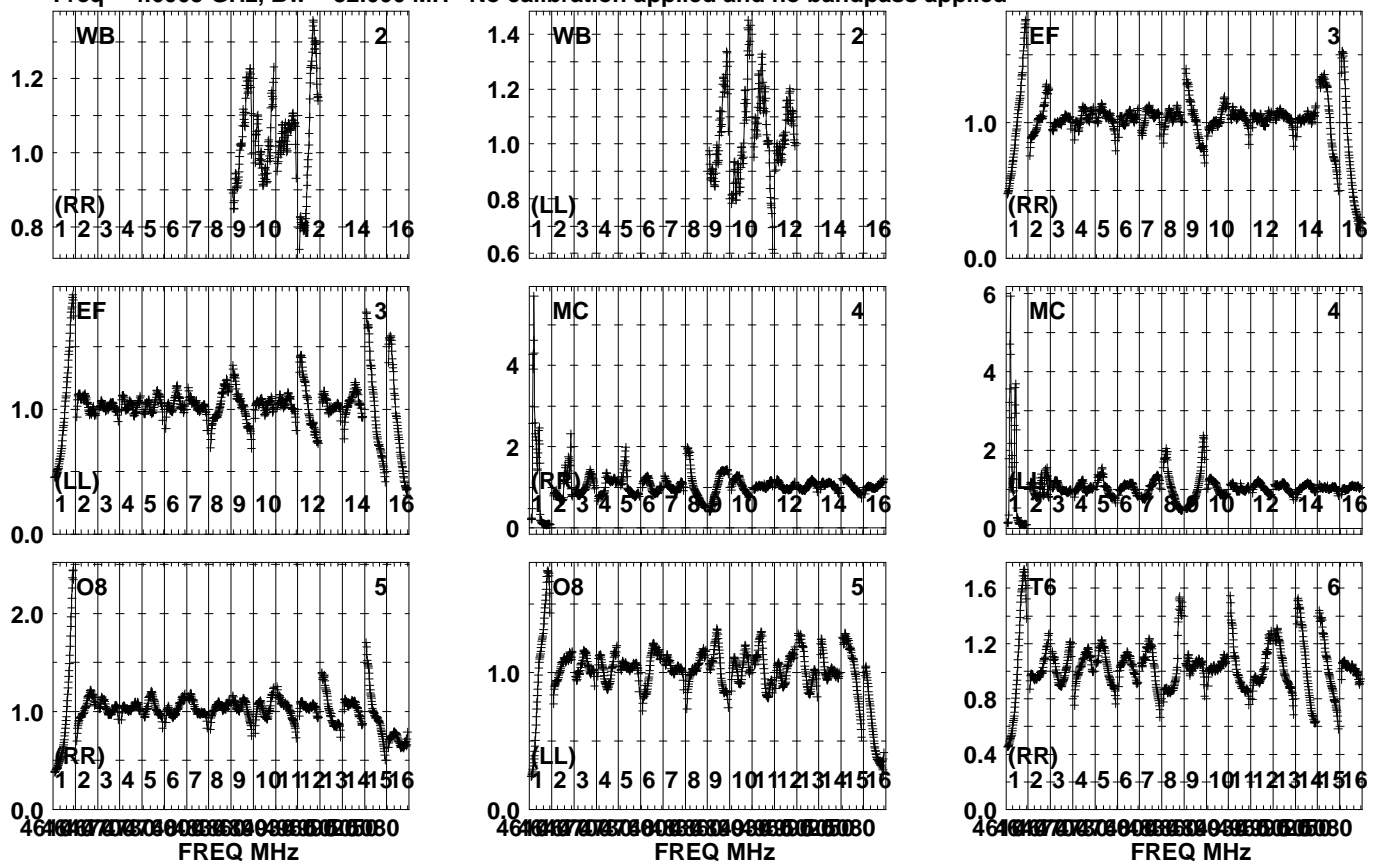


Lower frame: Real Jy
Auto-corr total-power spectrum Antenna: *
Timerange: 00/20:30:43 to 00/20:31:23

Plot file version 112 created 18-APR-2024 16:05:55

J1129+0951 RG014.UVDATA.1

Freq = 4.6005 GHz, Bw = 32.000 MH No calibration applied and no bandpass applied

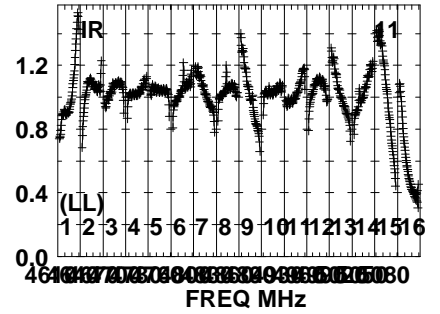
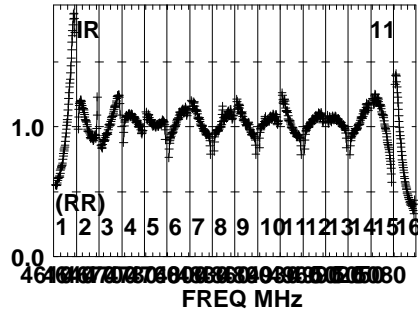
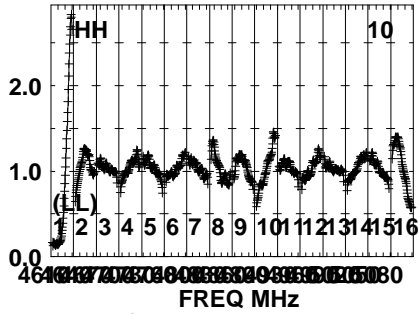
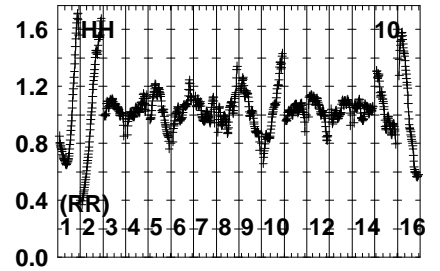
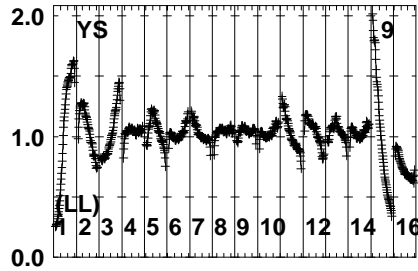
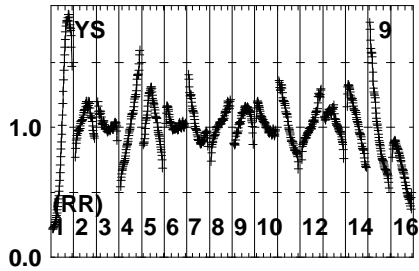
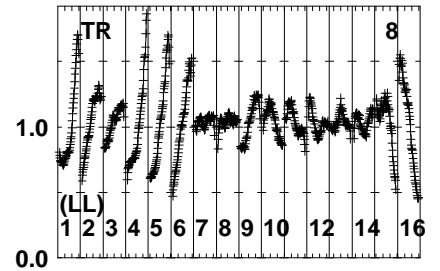
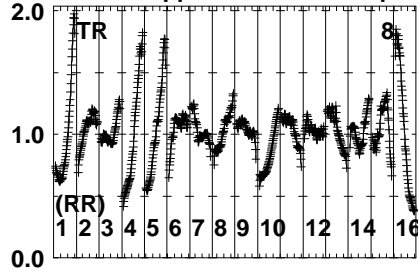
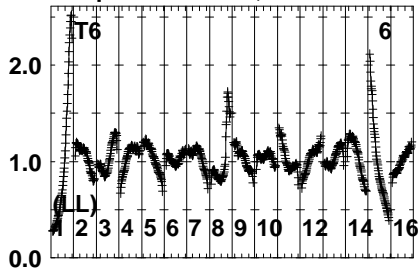


Lower frame: Real Jy
Auto-corr total-power spectrum Antenna: *
Timerange: 00/20:31:46 to 00/20:32:26

Plot file version 113 created 18-APR-2024 16:05:55

J1129+0951 RG014.UVDATA.1

Freq = 4.6005 GHz, Bw = 32.000 MH No calibration applied and no bandpass applied

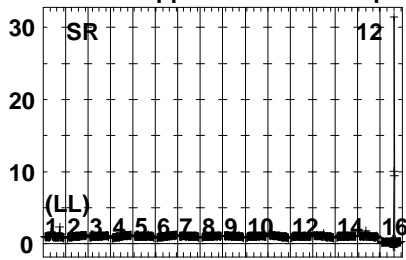
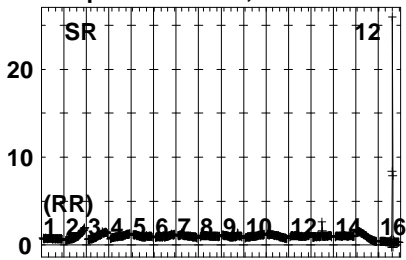


Lower frame: Real Jy
Auto-corr total-power spectrum Antenna: *
Timerange: 00/20:31:46 to 00/20:32:26

Plot file version 114 created 18-APR-2024 16:05:56

J1129+0951 RG014.UVDATA.1

Freq = 4.6005 GHz, Bw = 32.000 MH No calibration applied and no bandpass applied

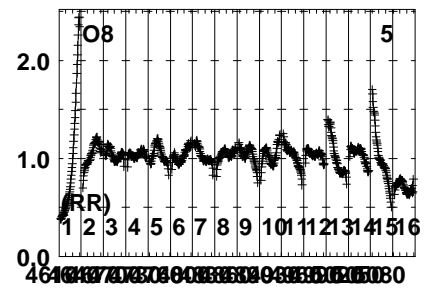
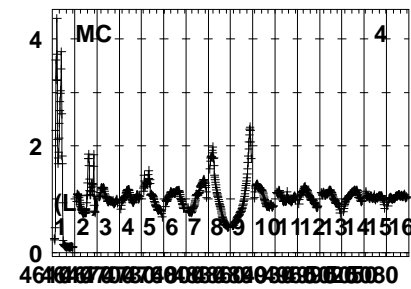
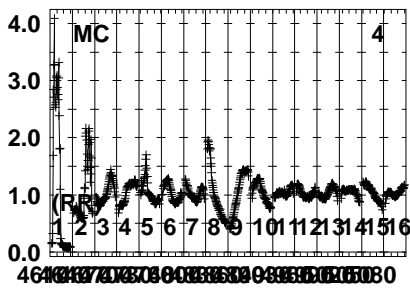
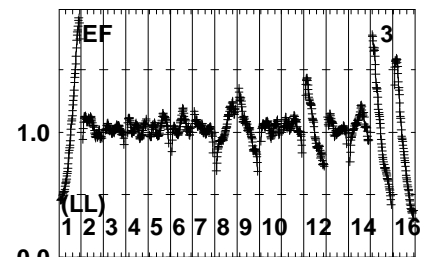
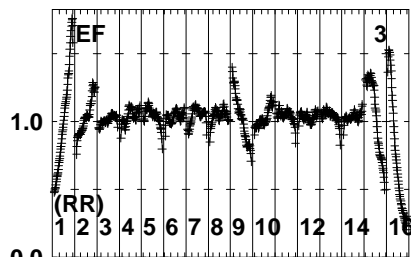
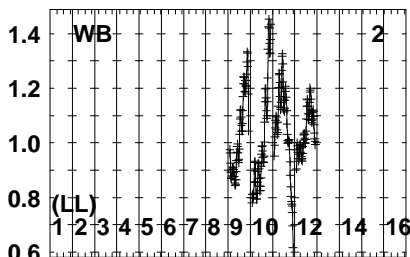
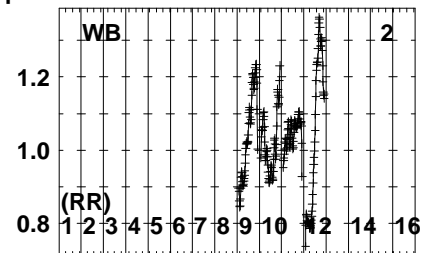
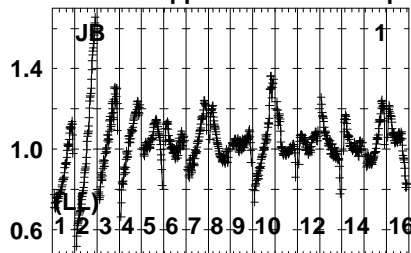
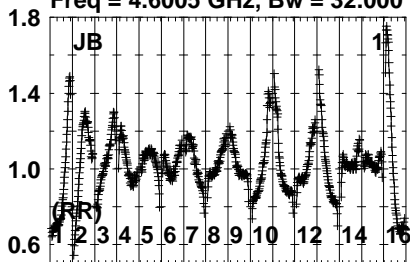


Lower frame: Real Jy
Auto-corr total-power spectrum Antenna: *
Timerange: 00/20:31:46 to 00/20:32:26

Plot file version 115 created 18-APR-2024 16:05:56

SN2022XXF RG014.UVDATA.1

Freq = 4.6005 GHz, Bw = 32.000 MH No calibration applied and no bandpass applied

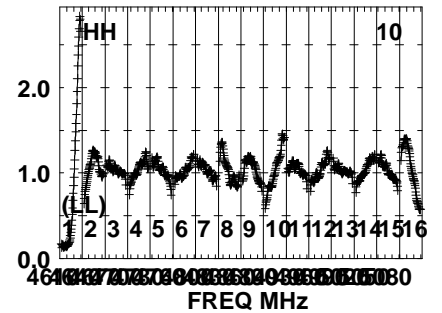
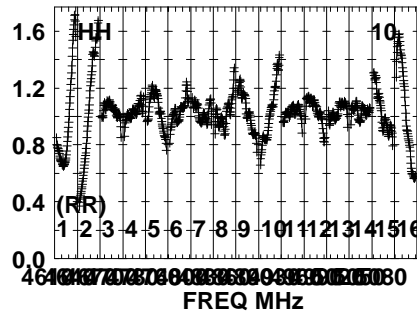
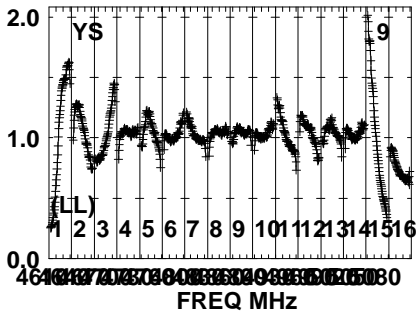
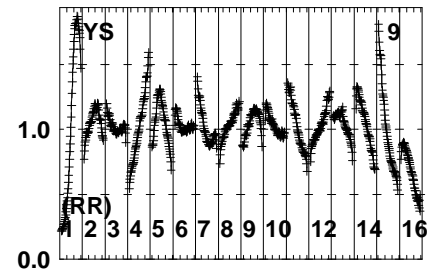
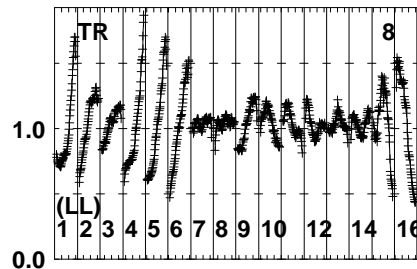
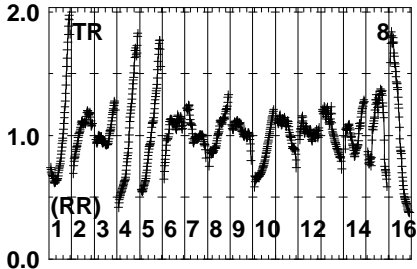
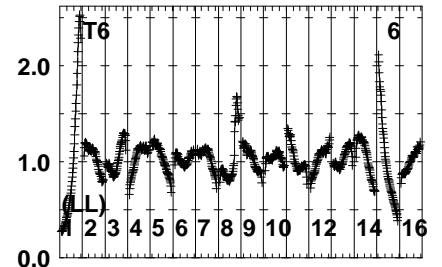
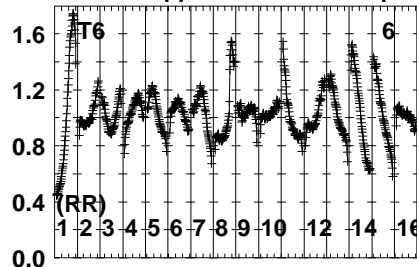
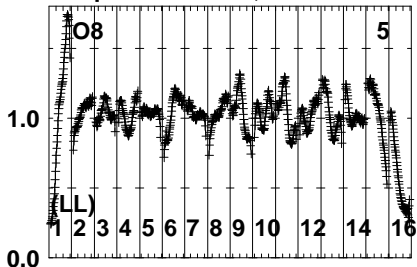


Lower frame: Real Jy
Auto-corr total-power spectrum Antenna: *
Timerange: 00/20:32:46 to 00/20:35:42

Plot file version 116 created 18-APR-2024 16:05:56

SN2022XXF RG014.UVDATA.1

Freq = 4.6005 GHz, Bw = 32.000 MH No calibration applied and no bandpass applied

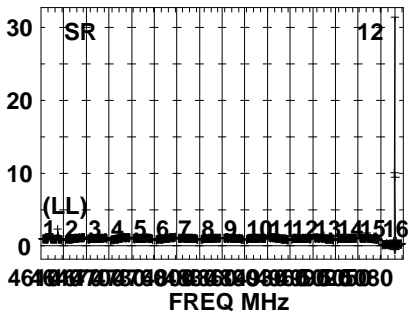
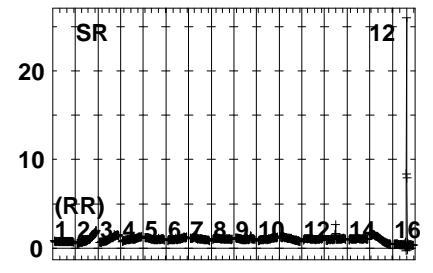
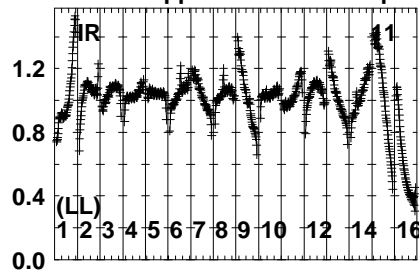
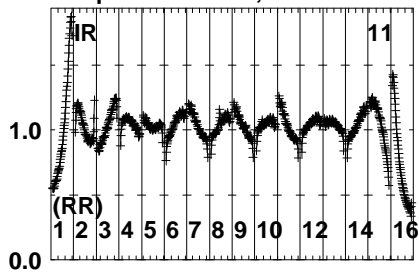


Lower frame: Real Jy
Auto-corr total-power spectrum Antenna: *
Timerange: 00/20:32:46 to 00/20:35:42

Plot file version 117 created 18-APR-2024 16:05:56

SN2022XXF RG014.UVDATA.1

Freq = 4.6005 GHz, Bw = 32.000 MH No calibration applied and no bandpass applied



Lower frame: Real Jy

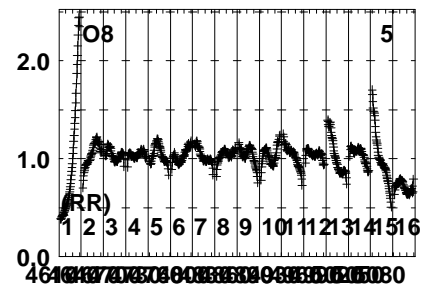
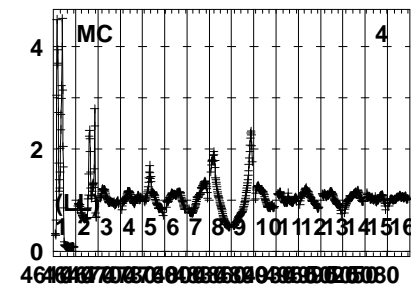
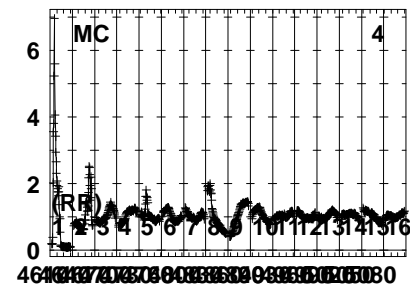
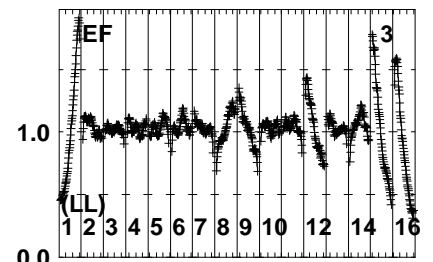
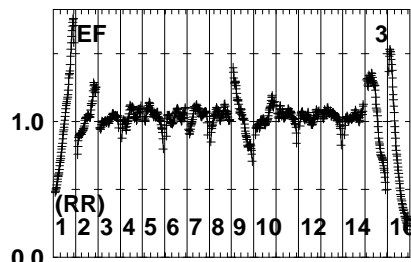
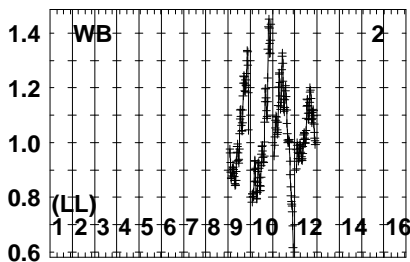
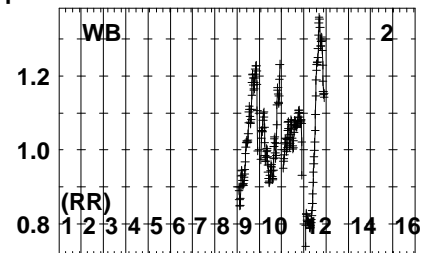
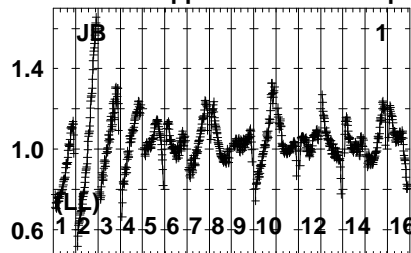
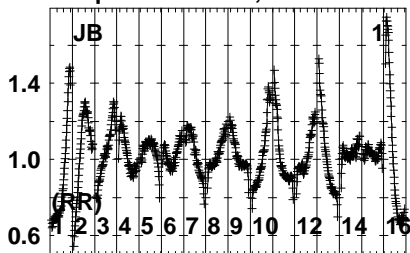
Auto-corr total-power spectrum Antenna: *

Timerange: 00/20:32:46 to 00/20:35:42

Plot file version 118 created 18-APR-2024 16:05:56

J1130+0846 RG014.UVDATA.1

Freq = 4.6005 GHz, Bw = 32.000 MH No calibration applied and no bandpass applied

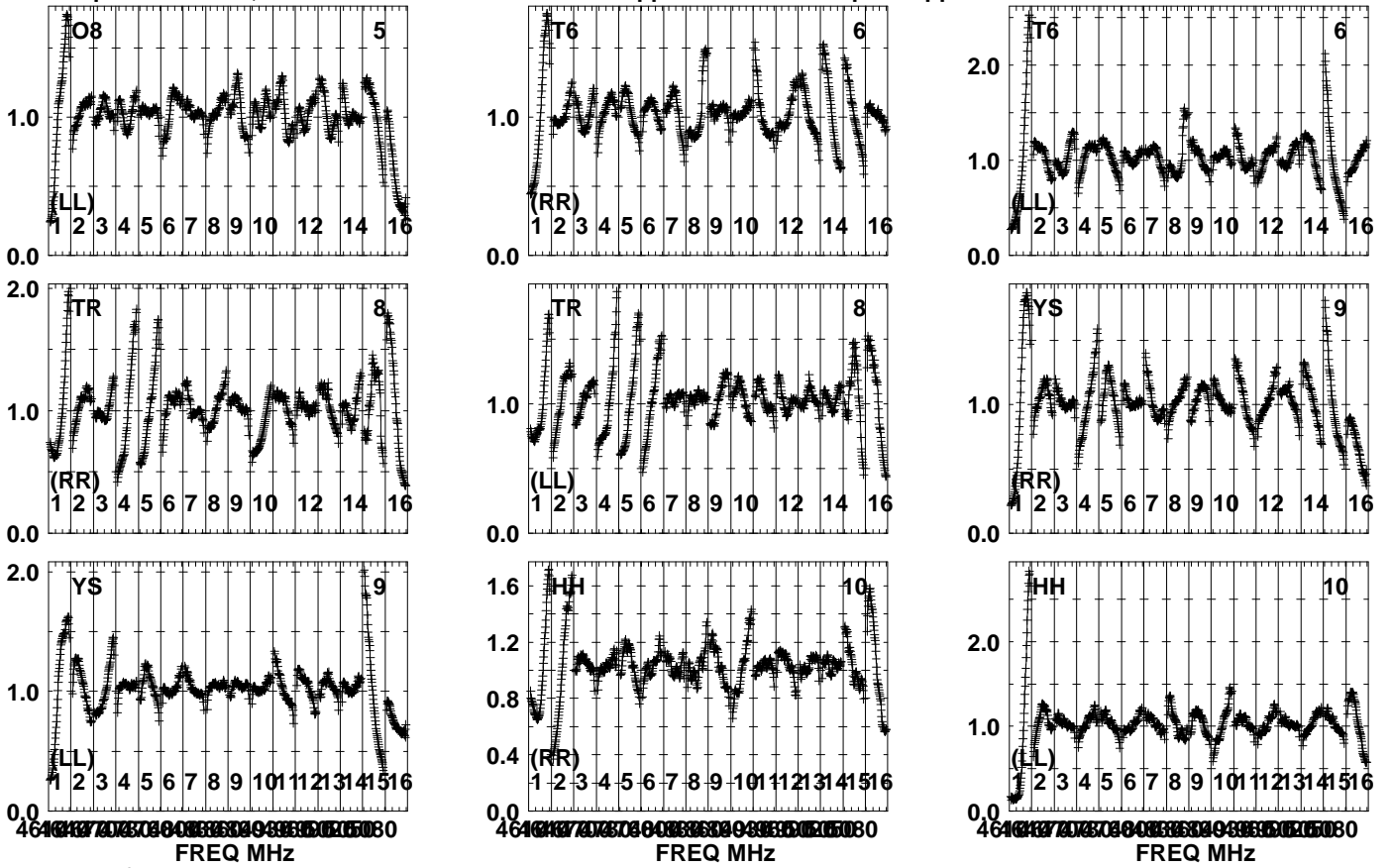


Lower frame: Real Jy
Auto-corr total-power spectrum Antenna: *
Timerange: 00/20:35:59 to 00/20:36:39

Plot file version 119 created 18-APR-2024 16:05:56

J1130+0846 RG014.UVDATA.1

Freq = 4.6005 GHz, Bw = 32.000 MH No calibration applied and no bandpass applied

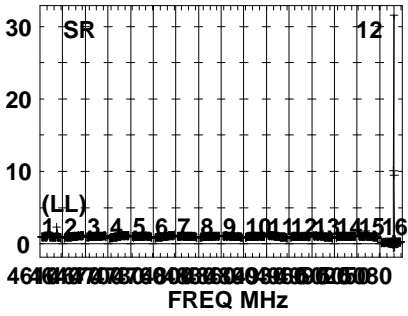
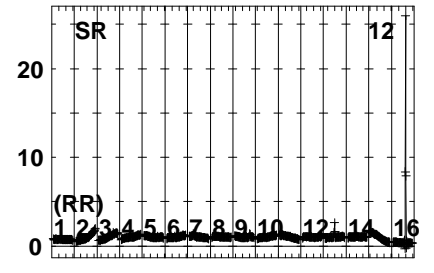
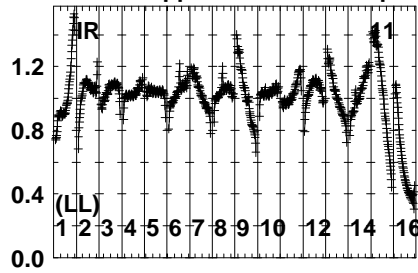
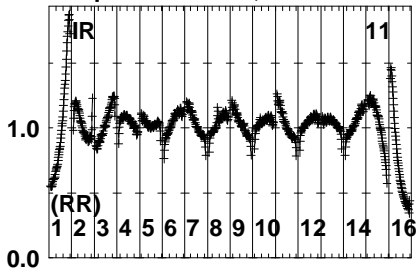


Lower frame: Real Jy
Auto-corr total-power spectrum Antenna: *
Timerange: 00/20:35:59 to 00/20:36:39

Plot file version 120 created 18-APR-2024 16:05:56

J1130+0846 RG014.UVDATA.1

Freq = 4.6005 GHz, Bw = 32.000 MH No calibration applied and no bandpass applied

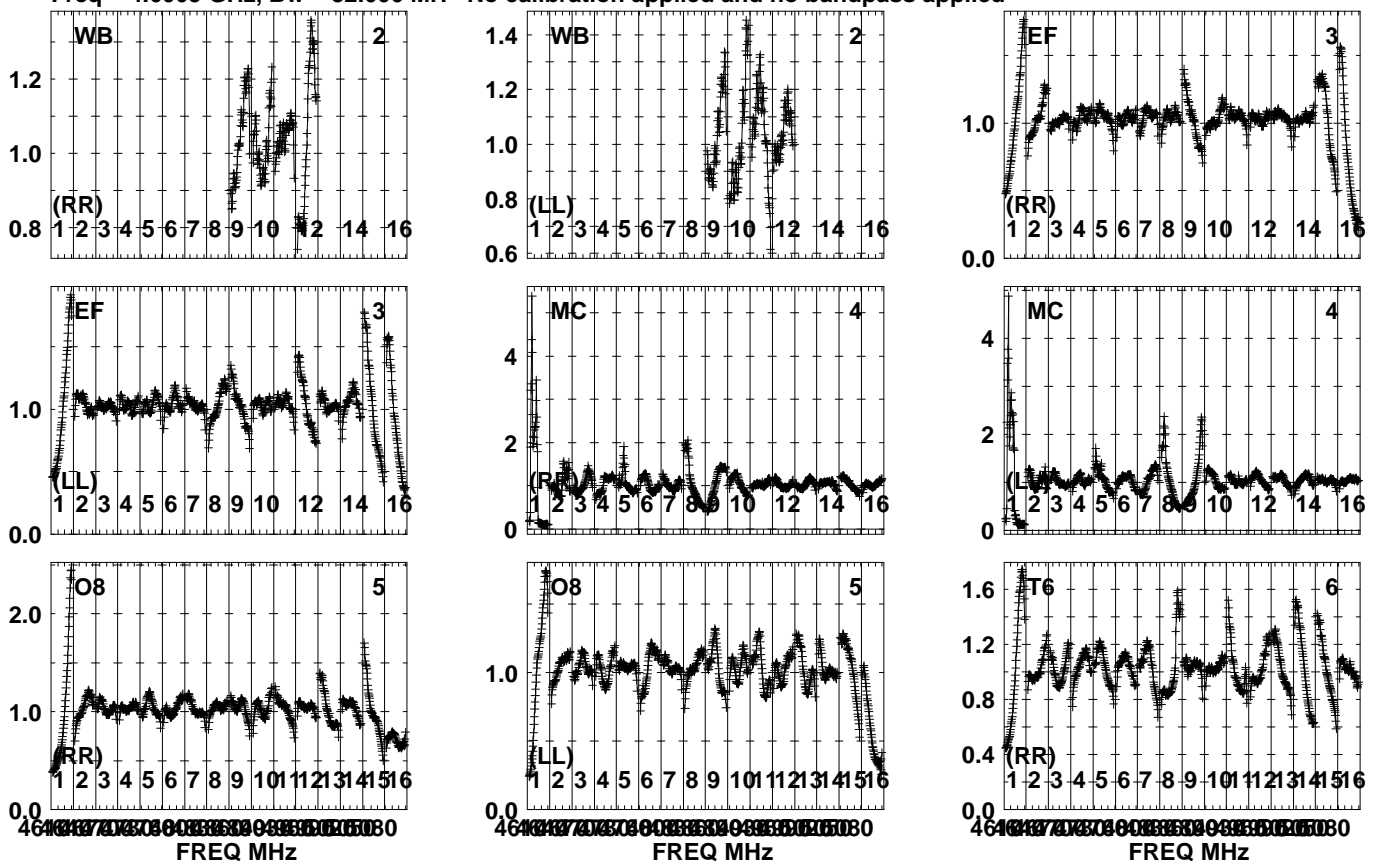


Lower frame: Real Jy
 Auto-corr total-power spectrum Antenna: *
 Timerange: 00/20:35:59 to 00/20:36:39

Plot file version 121 created 18-APR-2024 16:05:56

J1129+0951 RG014.UVDATA.1

Freq = 4.6005 GHz, Bw = 32.000 MH No calibration applied and no bandpass applied

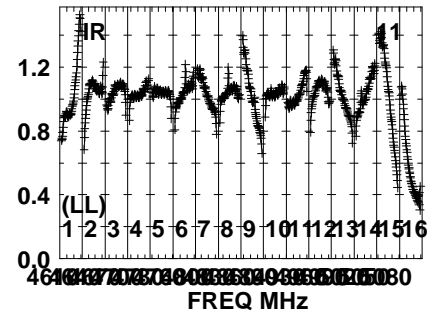
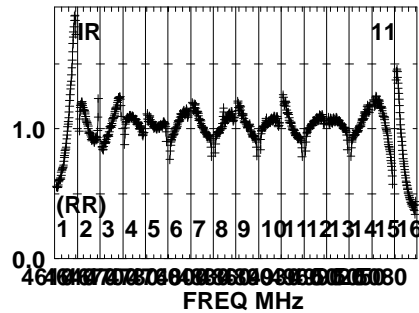
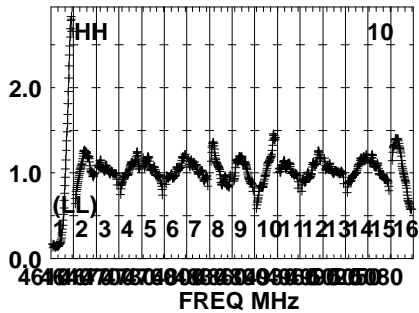
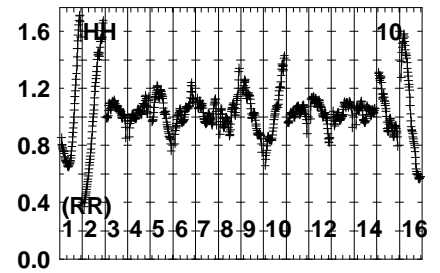
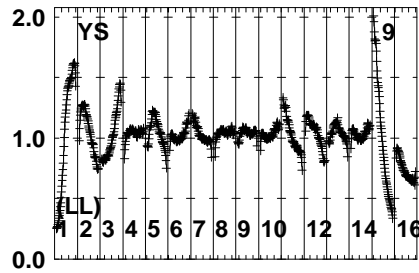
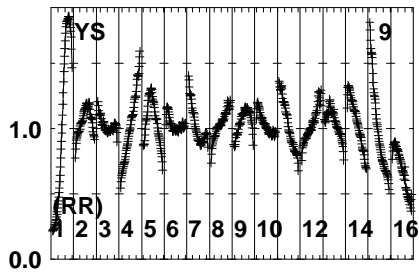
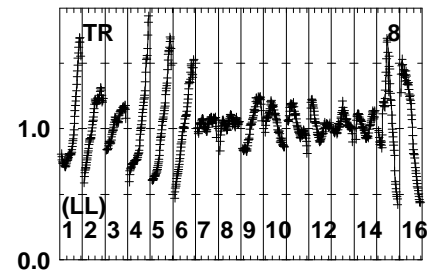
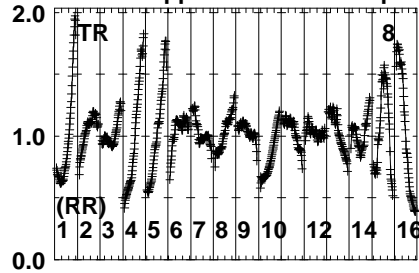
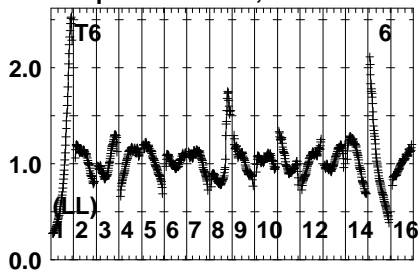


Lower frame: Real Jy
Auto-corr total-power spectrum Antenna: *
Timerange: 00/20:37:02 to 00/20:37:42

Plot file version 122 created 18-APR-2024 16:05:56

J1129+0951 RG014.UVDATA.1

Freq = 4.6005 GHz, Bw = 32.000 MH No calibration applied and no bandpass applied

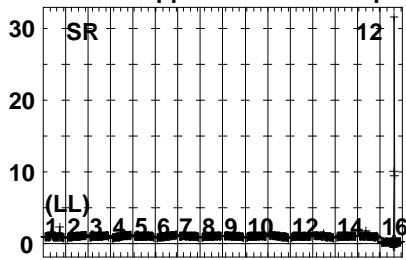
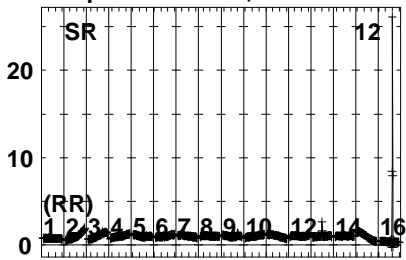


Lower frame: Real Jy
Auto-corr total-power spectrum Antenna: *
Timerange: 00/20:37:02 to 00/20:37:42

Plot file version 123 created 18-APR-2024 16:05:56

J1129+0951 RG014.UVDATA.1

Freq = 4.6005 GHz, Bw = 32.000 MH No calibration applied and no bandpass applied

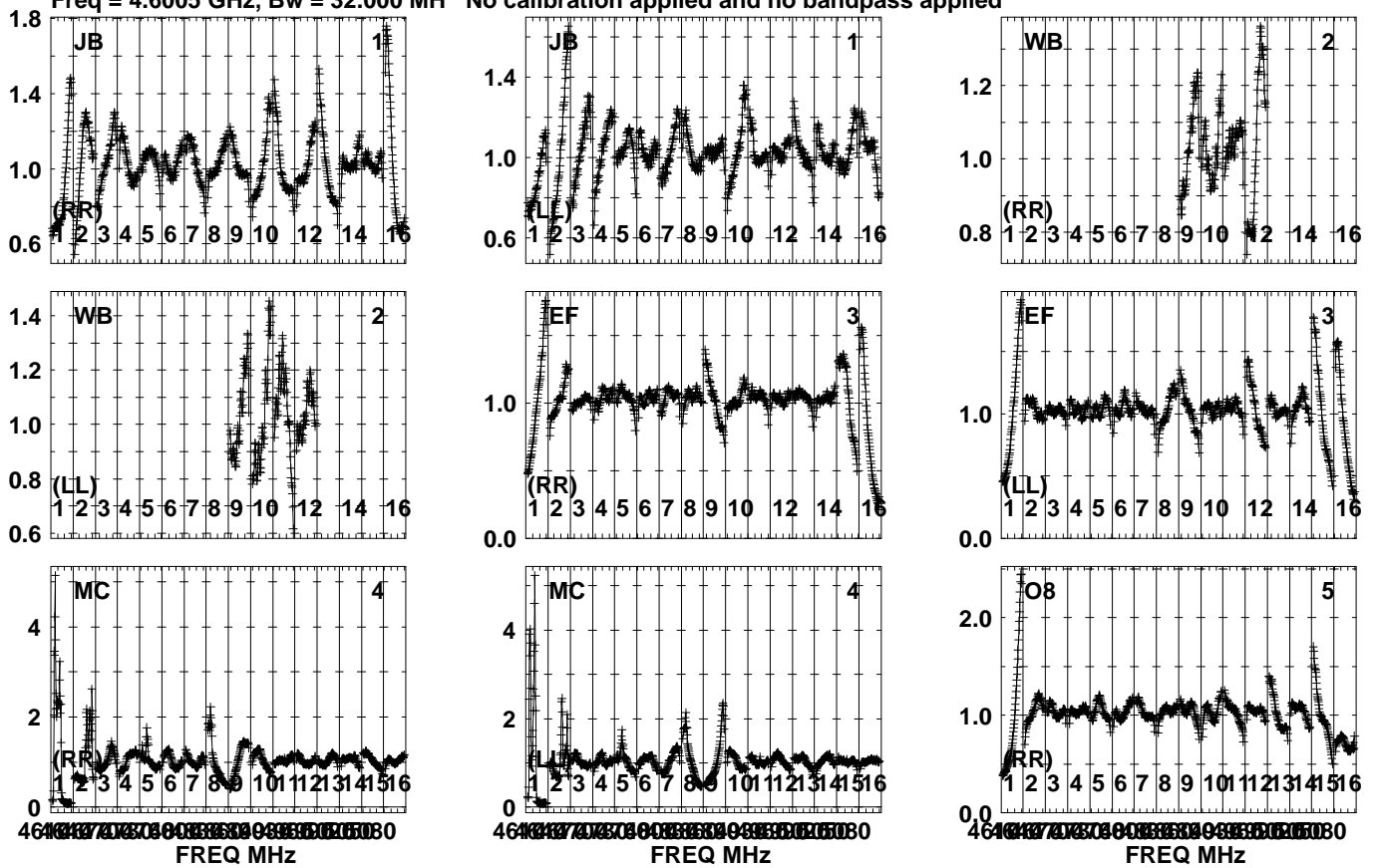


Lower frame: Real Jy
Auto-corr total-power spectrum Antenna: *
Timerange: 00/20:37:02 to 00/20:37:42

Plot file version 124 created 18-APR-2024 16:05:56

SN2022XF RG014.UVDATA.1

Freq = 4.6005 GHz, Bw = 32.000 MH No calibration applied and no bandpass applied

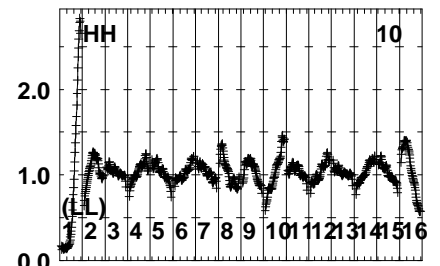
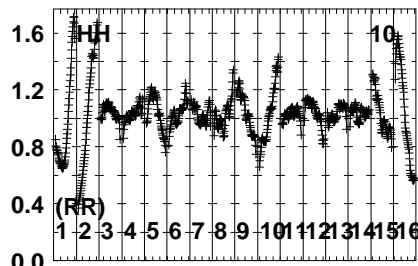
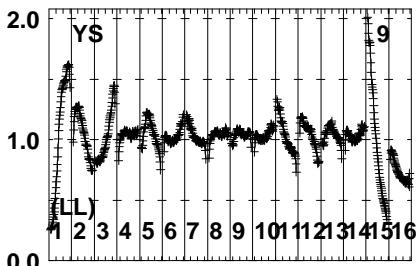
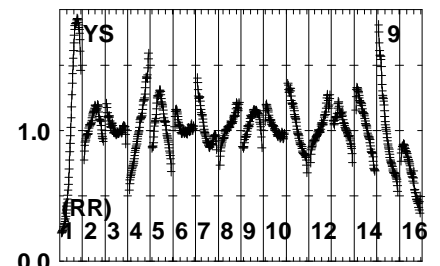
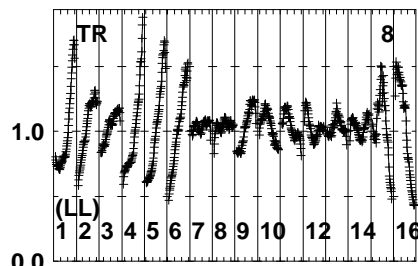
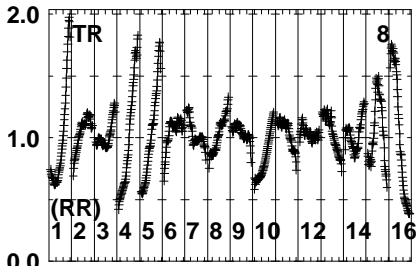
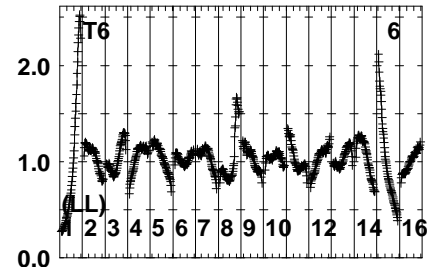
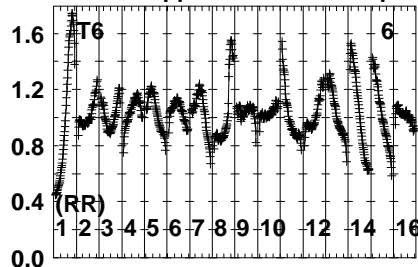
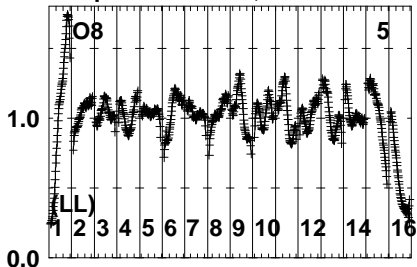


Lower frame: Real Jy
Auto-corr total-power spectrum Antenna: *
Timerange: 00/20:38:02 to 00/20:40:58

Plot file version 125 created 18-APR-2024 16:05:56

SN2022XXF RG014.UVDATA.1

Freq = 4.6005 GHz, Bw = 32.000 MH No calibration applied and no bandpass applied

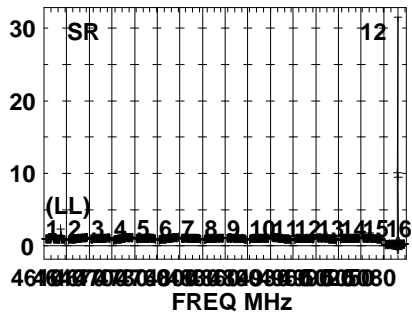
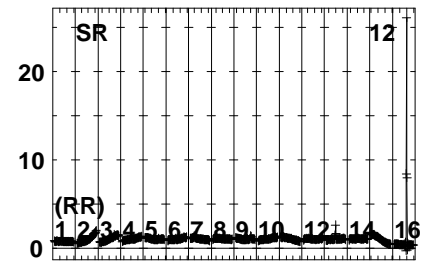
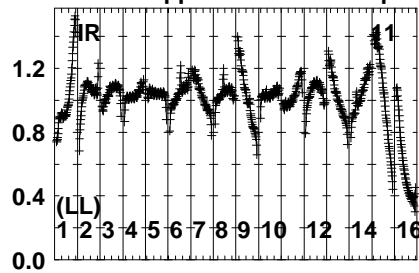
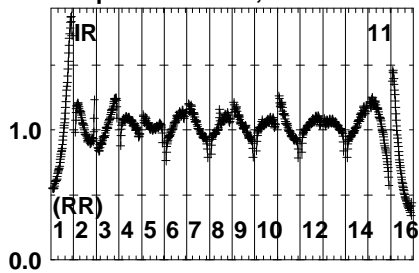


Lower frame: Real Jy
Auto-corr total-power spectrum Antenna: *
Timerange: 00/20:38:02 to 00/20:40:58

Plot file version 126 created 18-APR-2024 16:05:57

SN2022XXF RG014.UVDATA.1

Freq = 4.6005 GHz, Bw = 32.000 MH No calibration applied and no bandpass applied

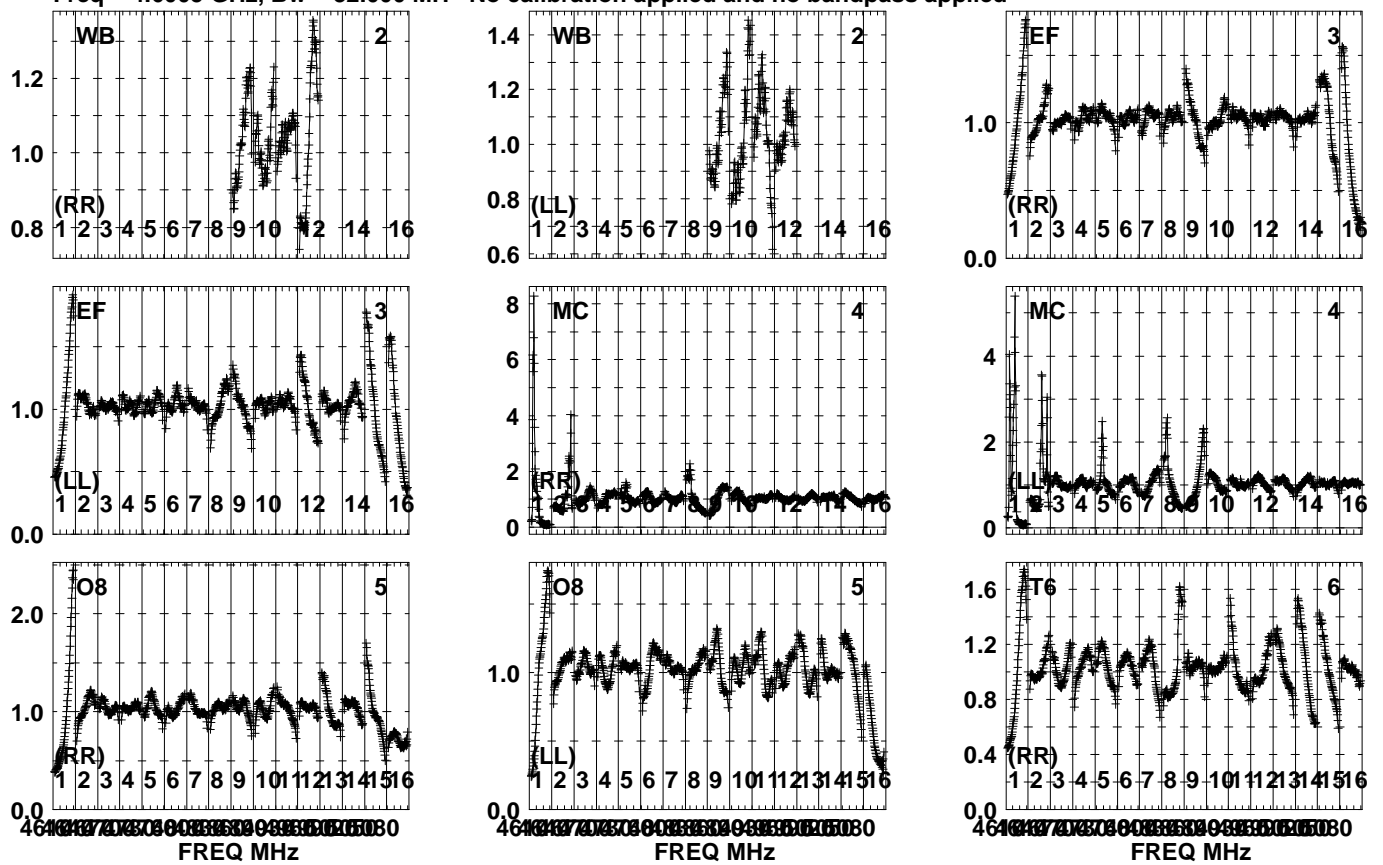


Lower frame: Real Jy
Auto-corr total-power spectrum Antenna: *
Timerange: 00/20:38:02 to 00/20:40:58

Plot file version 127 created 18-APR-2024 16:05:57

J1130+0846 RG014.UVDATA.1

Freq = 4.6005 GHz, Bw = 32.000 MH No calibration applied and no bandpass applied

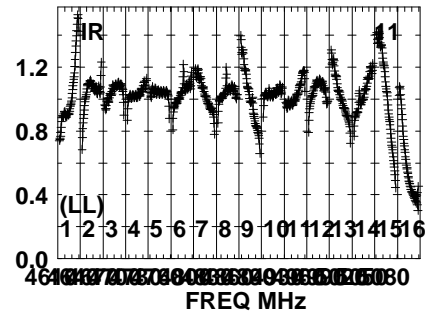
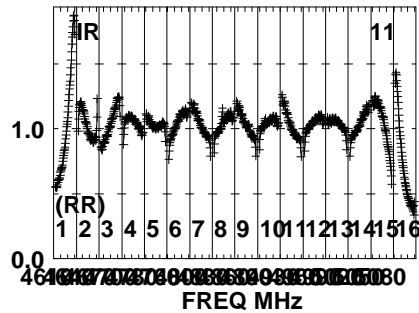
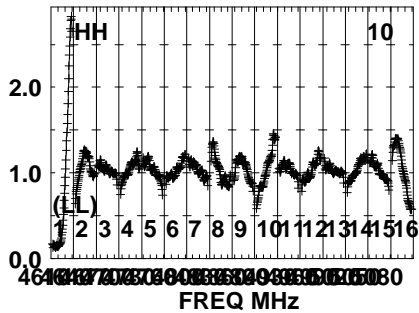
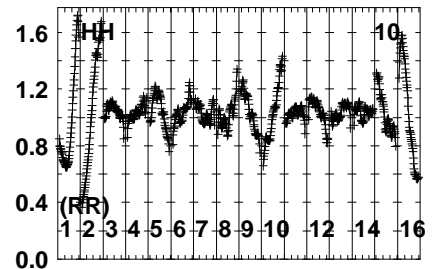
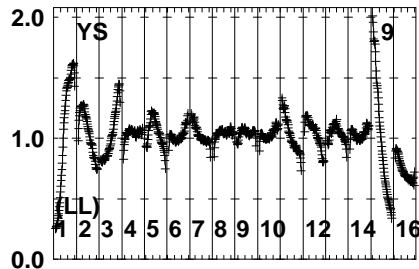
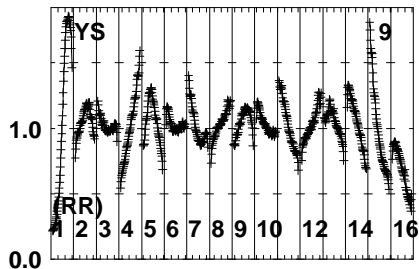
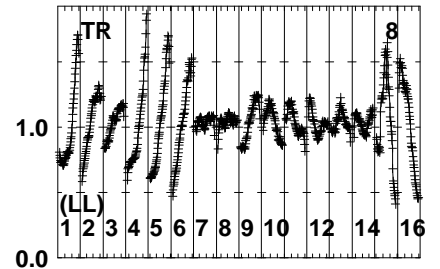
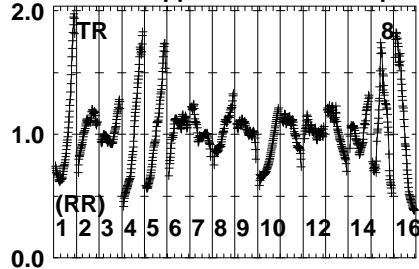
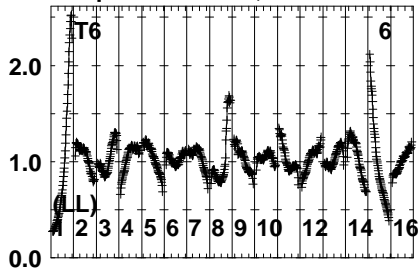


Lower frame: Real Jy
Auto-corr total-power spectrum Antenna: *
Timerange: 00/20:41:15 to 00/20:41:55

Plot file version 128 created 18-APR-2024 16:05:57

J1130+0846 RG014.UVDATA.1

Freq = 4.6005 GHz, Bw = 32.000 MH No calibration applied and no bandpass applied

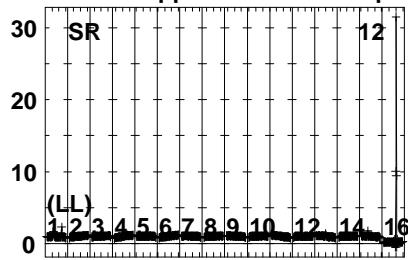
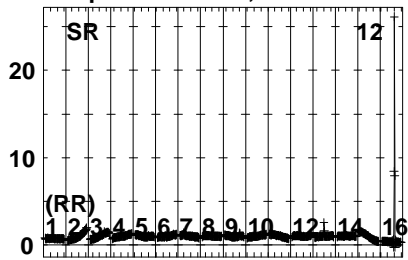


Lower frame: Real Jy
Auto-corr total-power spectrum Antenna: *
Timerange: 00/20:41:15 to 00/20:41:55

Plot file version 129 created 18-APR-2024 16:05:57

J1130+0846 RG014.UVDATA.1

Freq = 4.6005 GHz, Bw = 32.000 MH No calibration applied and no bandpass applied

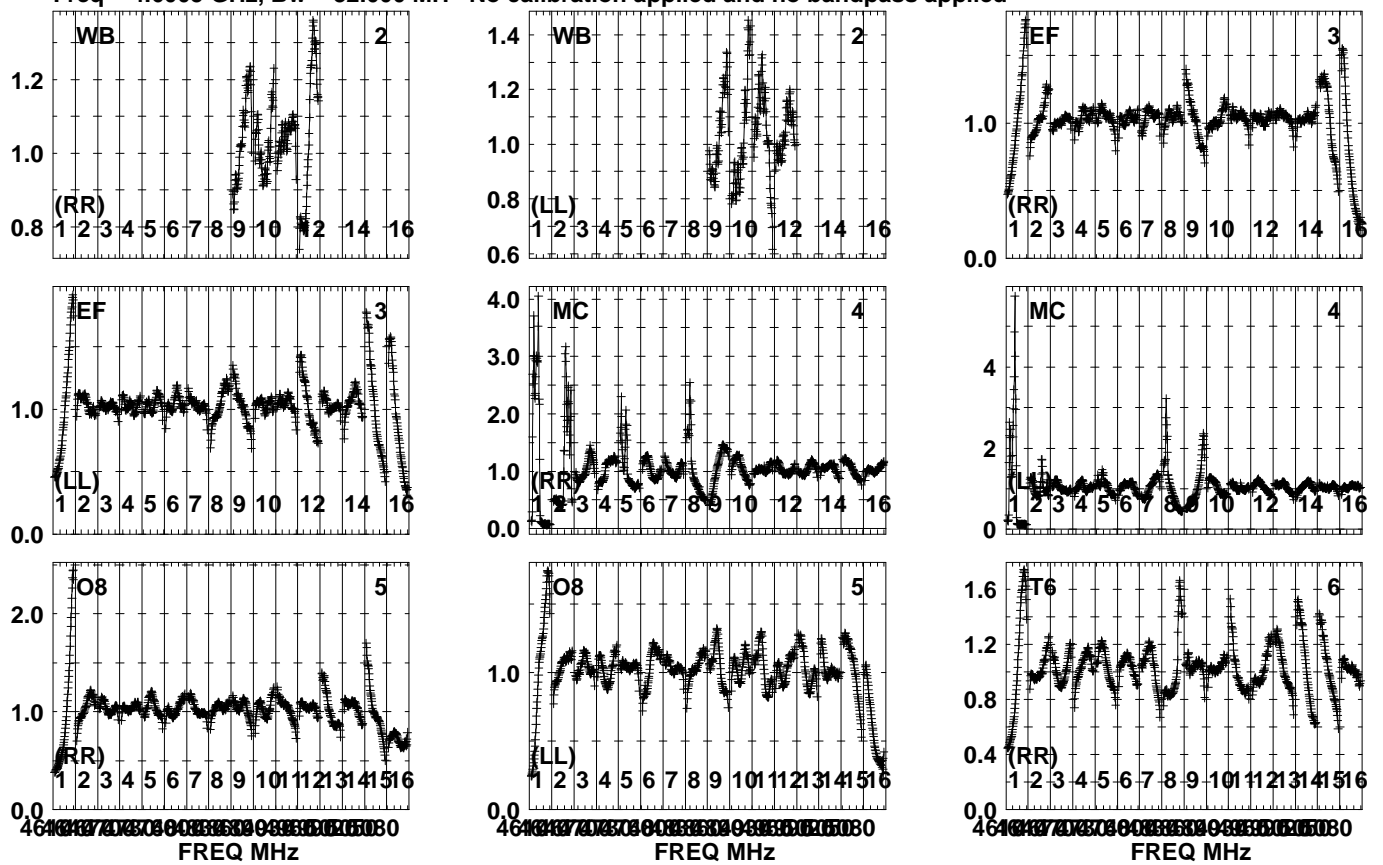


Lower frame: Real Jy
Auto-corr total-power spectrum Antenna: *
Timerange: 00/20:41:15 to 00/20:41:55

Plot file version 130 created 18-APR-2024 16:05:57

J1129+0951 RG014.UVDATA.1

Freq = 4.6005 GHz, Bw = 32.000 MH No calibration applied and no bandpass applied

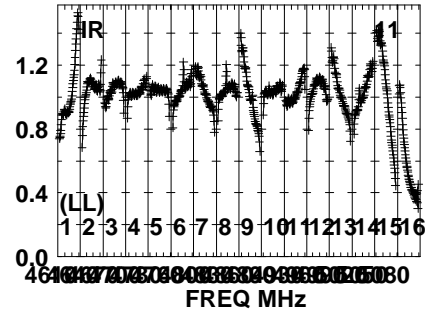
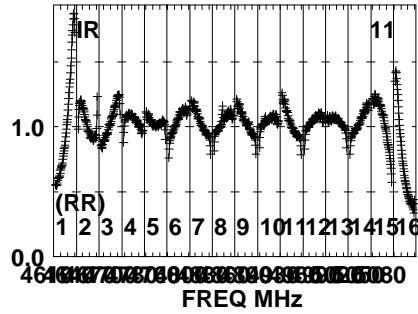
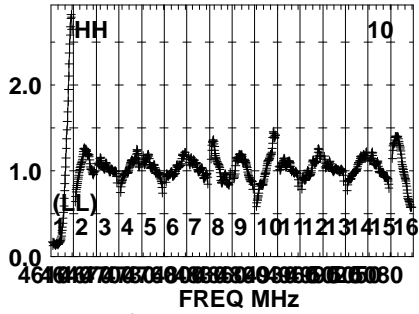
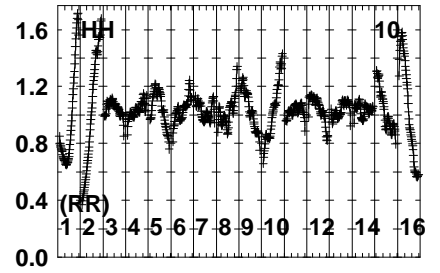
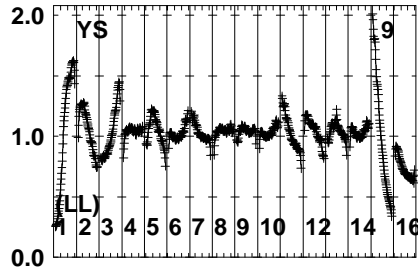
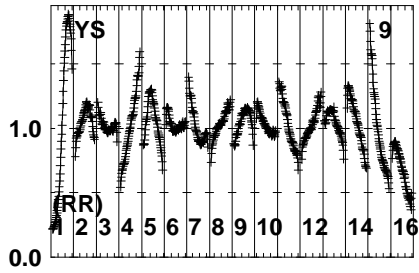
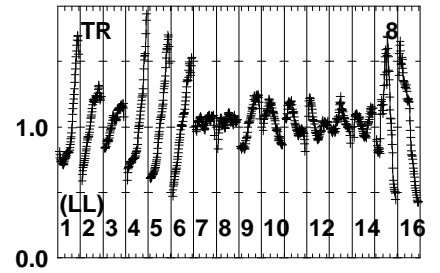
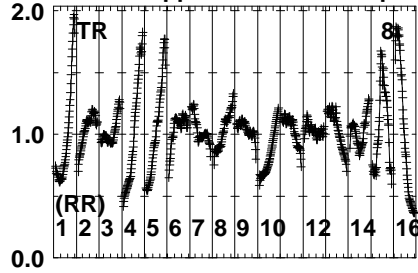
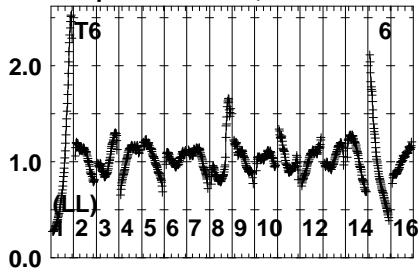


Lower frame: Real Jy
Auto-corr total-power spectrum Antenna: *
Timerange: 00/20:42:18 to 00/20:42:58

Plot file version 131 created 18-APR-2024 16:05:57

J1129+0951 RG014.UVDATA.1

Freq = 4.6005 GHz, Bw = 32.000 MH No calibration applied and no bandpass applied

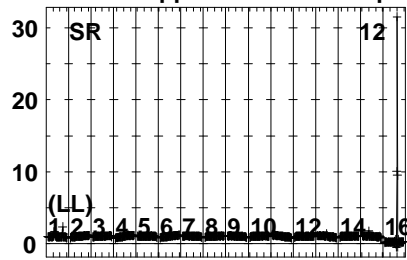
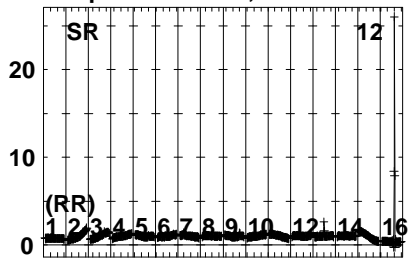


Lower frame: Real Jy
Auto-corr total-power spectrum Antenna: *
Timerange: 00/20:42:18 to 00/20:42:58

Plot file version 132 created 18-APR-2024 16:05:57

J1129+0951 RG014.UVDATA.1

Freq = 4.6005 GHz, Bw = 32.000 MH No calibration applied and no bandpass applied

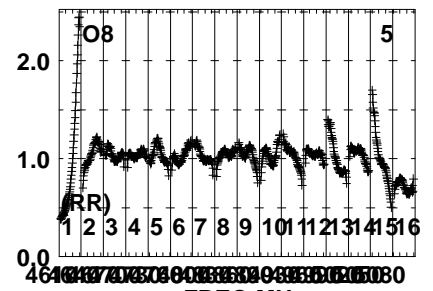
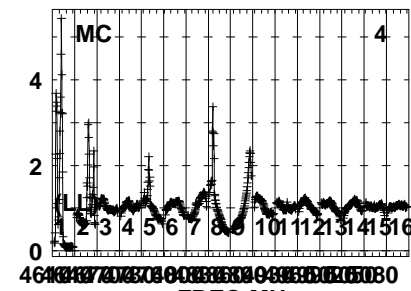
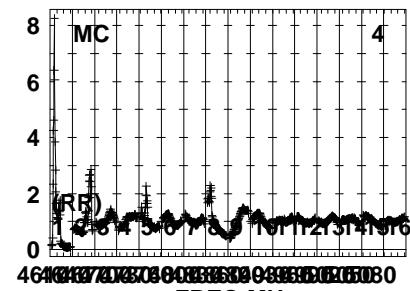
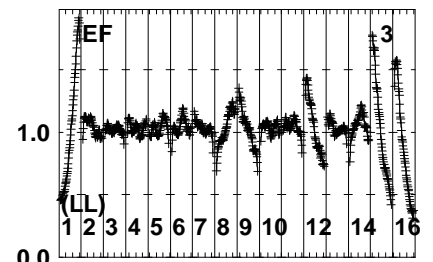
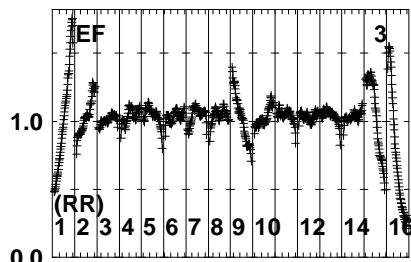
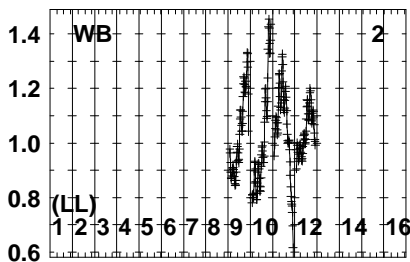
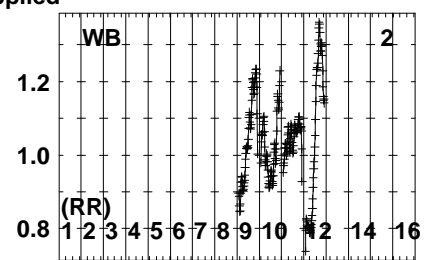
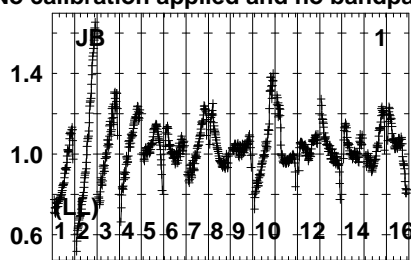
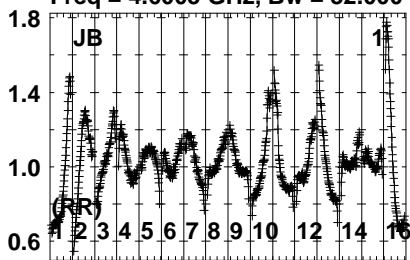


Lower frame: Real Jy
Auto-corr total-power spectrum Antenna: *
Timerange: 00/20:42:18 to 00/20:42:58

Plot file version 133 created 18-APR-2024 16:05:57

SN2022XF RG014.UVDATA.1

Freq = 4.6005 GHz, Bw = 32.000 MH No calibration applied and no bandpass applied

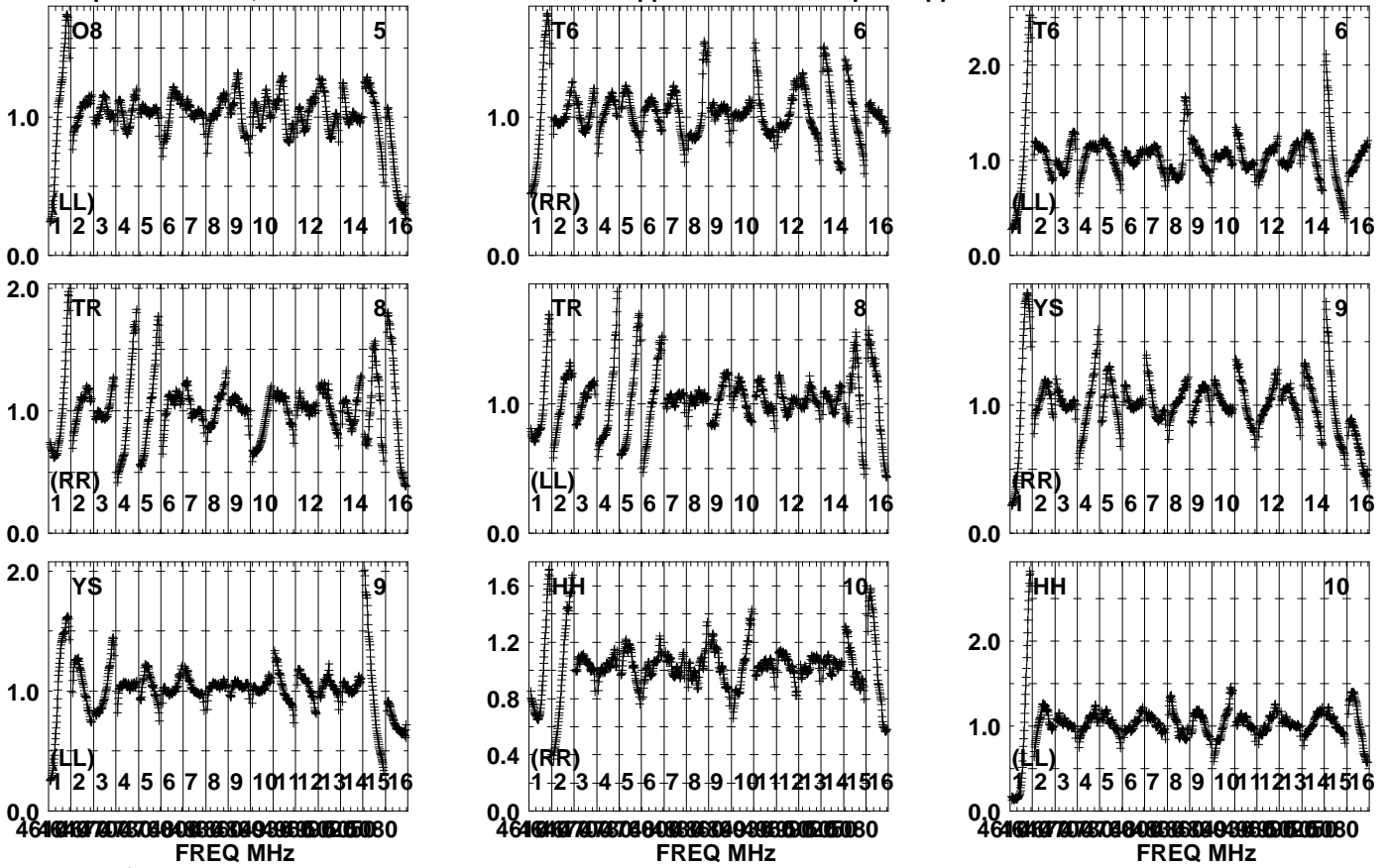


Lower frame: Real Jy
Auto-corr total-power spectrum Antenna: *
Timerange: 00/20:43:18 to 00/20:46:14

Plot file version 134 created 18-APR-2024 16:05:57

SN2022XXF RG014.UVDATA.1

Freq = 4.6005 GHz, Bw = 32.000 MH No calibration applied and no bandpass applied

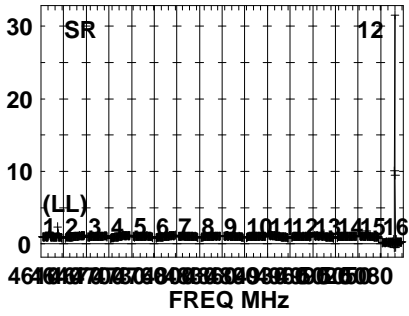
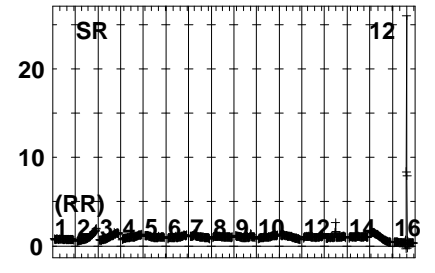
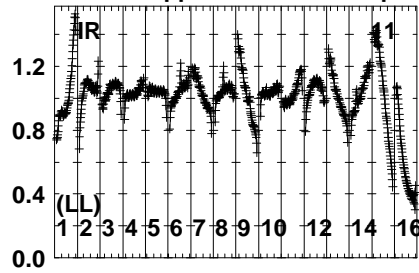
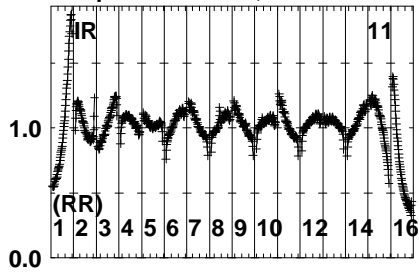


Lower frame: Real Jy
Auto-corr total-power spectrum Antenna: *
Timerange: 00/20:43:18 to 00/20:46:14

Plot file version 135 created 18-APR-2024 16:05:57

SN2022XXF RG014.UVDATA.1

Freq = 4.6005 GHz, Bw = 32.000 MH No calibration applied and no bandpass applied

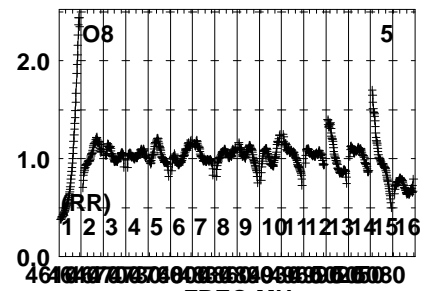
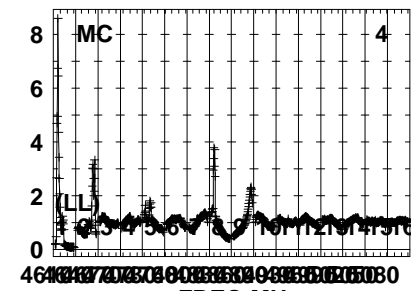
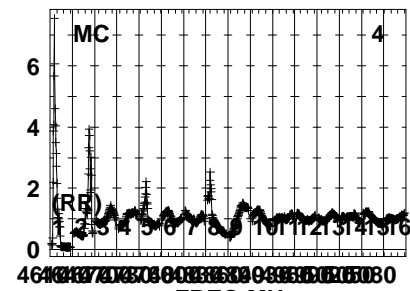
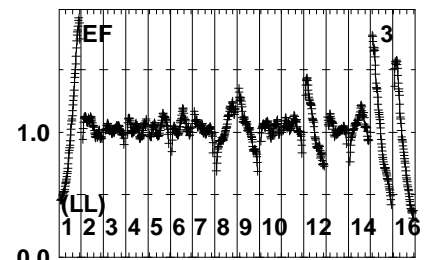
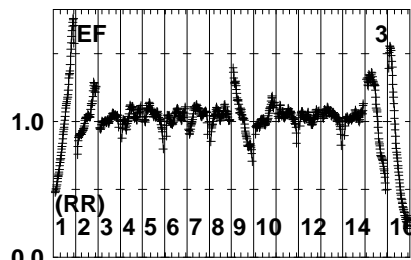
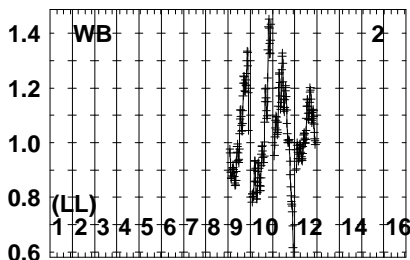
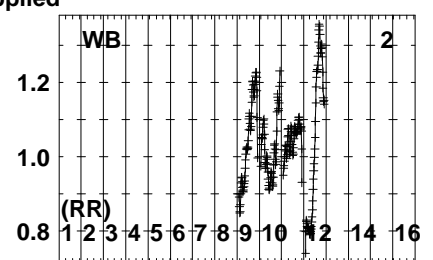
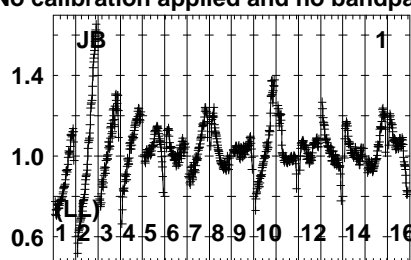
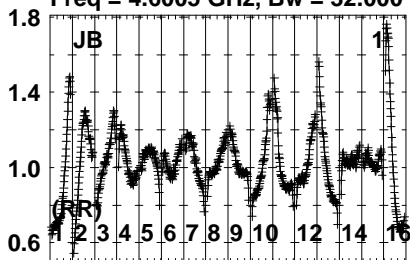


Lower frame: Real Jy
Auto-corr total-power spectrum Antenna: *
Timerange: 00/20:43:18 to 00/20:46:14

Plot file version 136 created 18-APR-2024 16:05:57

J1130+0846 RG014.UVDATA.1

Freq = 4.6005 GHz, Bw = 32.000 MH No calibration applied and no bandpass applied

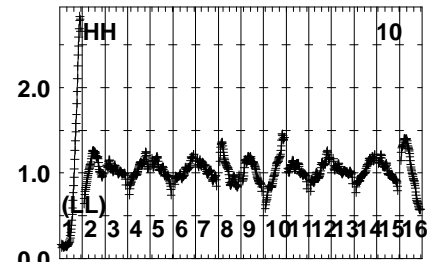
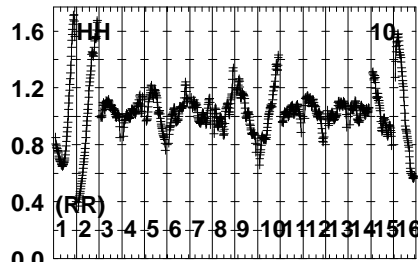
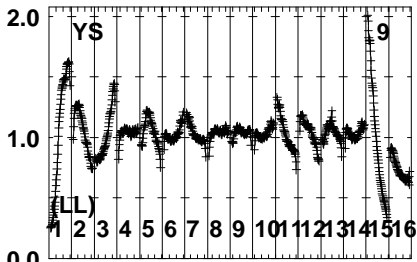
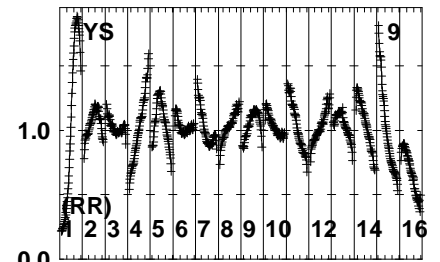
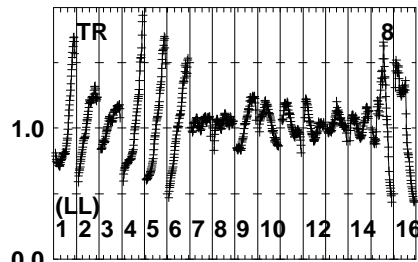
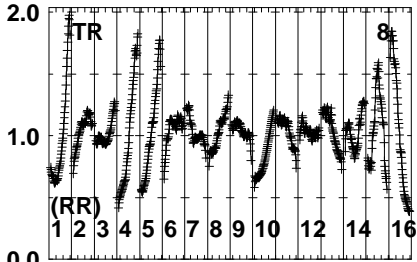
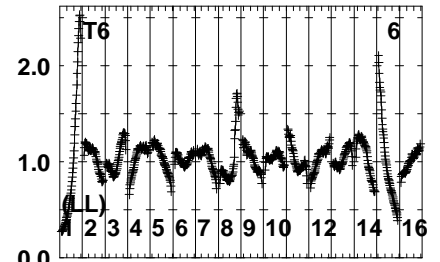
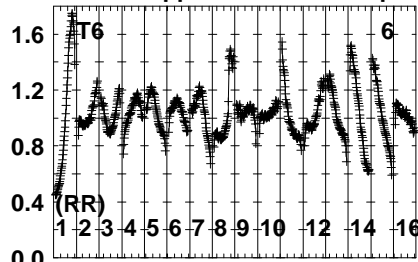
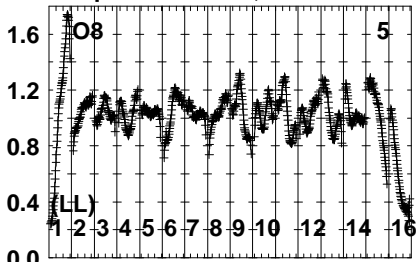


Lower frame: Real Jy
Auto-corr total-power spectrum Antenna: *
Timerange: 00/20:46:31 to 00/20:47:11

Plot file version 137 created 18-APR-2024 16:05:57

J1130+0846 RG014.UVDATA.1

Freq = 4.6005 GHz, Bw = 32.000 MH No calibration applied and no bandpass applied

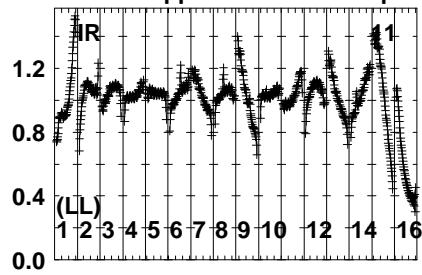
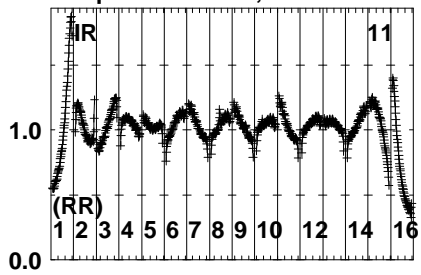


Lower frame: Real Jy
Auto-corr total-power spectrum Antenna: *
Timerange: 00/20:46:31 to 00/20:47:11

Plot file version 138 created 18-APR-2024 16:05:57

J1130+0846 RG014.UVDATA.1

Freq = 4.6005 GHz, Bw = 32.000 MH No calibration applied and no bandpass applied



Lower frame: Real Jy

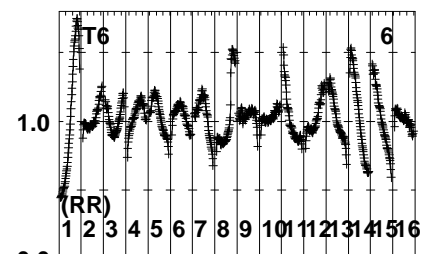
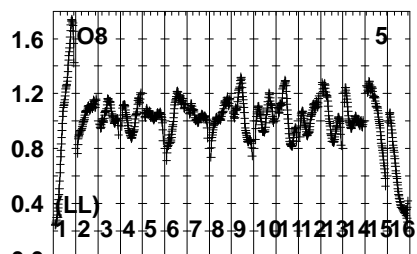
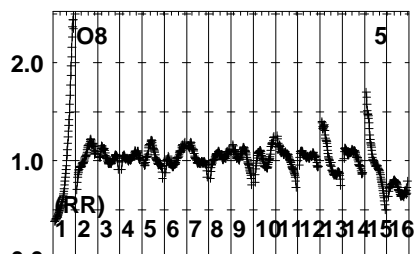
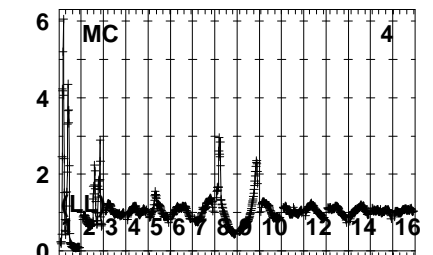
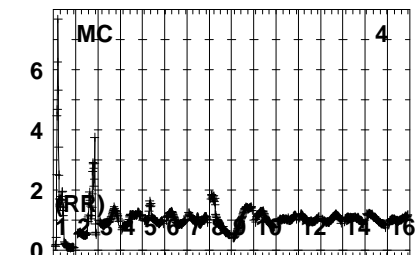
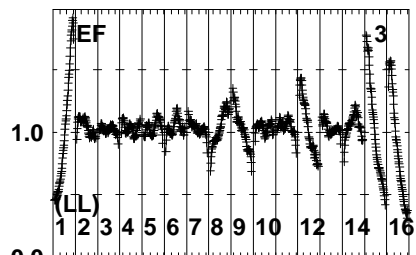
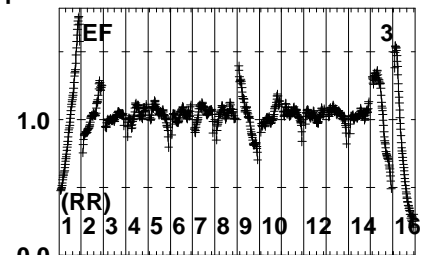
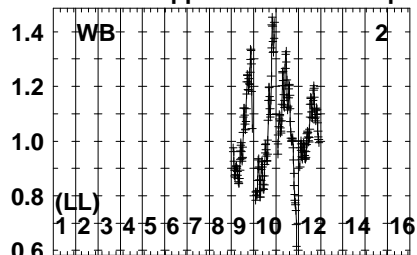
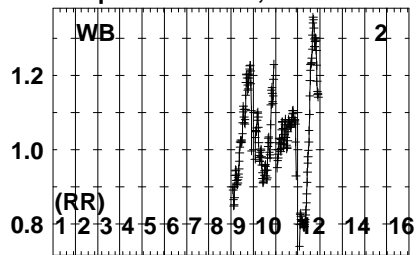
Auto-corr total-power spectrum Antenna: *

Timerange: 00/20:46:31 to 00/20:47:11

Plot file version 139 created 18-APR-2024 16:05:58

J1129+0951 RG014.UVDATA.1

Freq = 4.6005 GHz, Bw = 32.000 MH No calibration applied and no bandpass applied



46400 46420 46440 46460 46480 46500
FREQ MHz

46400 46420 46440 46460 46480 46500
FREQ MHz

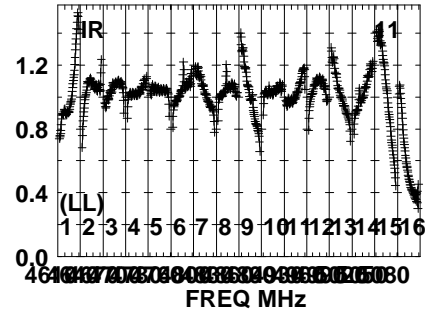
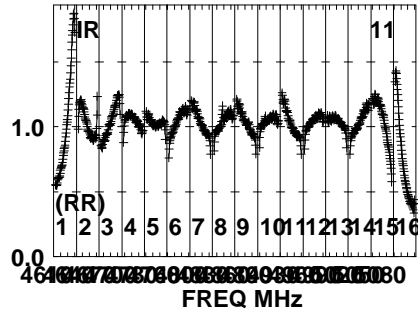
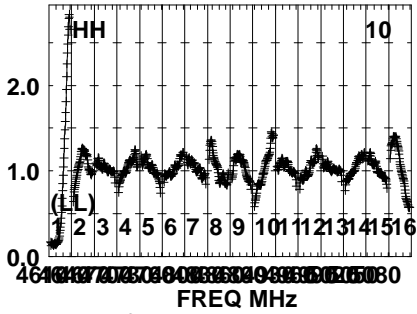
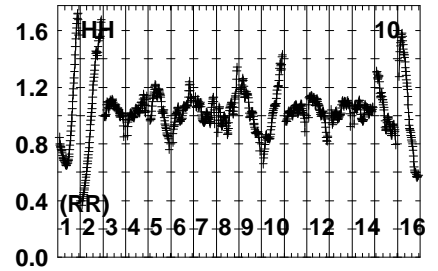
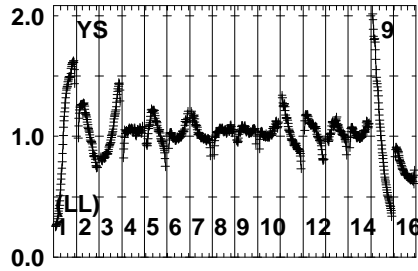
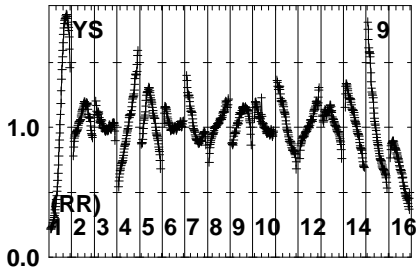
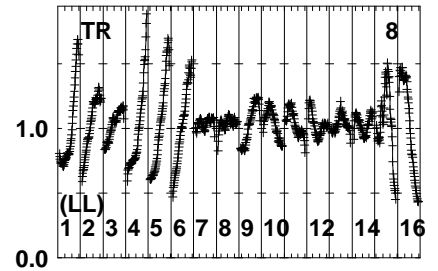
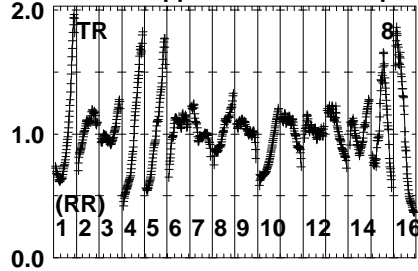
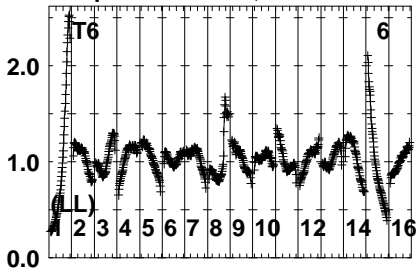
46400 46420 46440 46460 46480 46500
FREQ MHz

Lower frame: Real Jy
Auto-corr total-power spectrum Antenna: *
Timerange: 00/20:47:34 to 00/20:48:14

Plot file version 140 created 18-APR-2024 16:05:58

J1129+0951 RG014.UVDATA.1

Freq = 4.6005 GHz, Bw = 32.000 MH No calibration applied and no bandpass applied

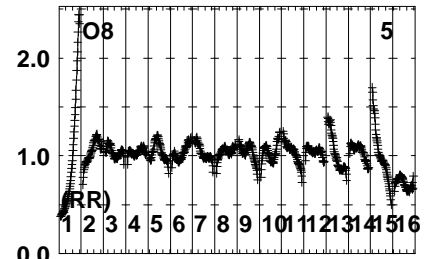
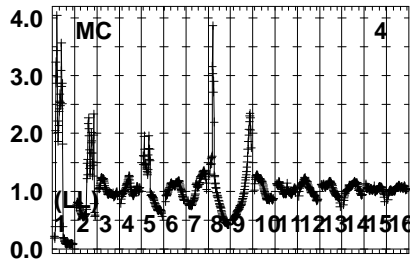
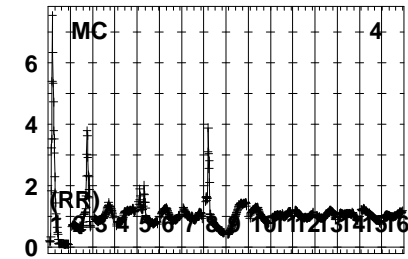
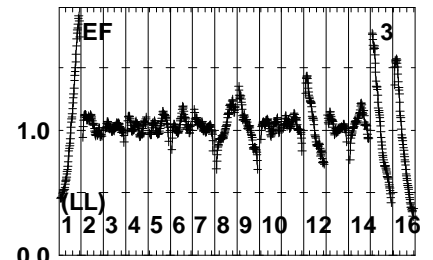
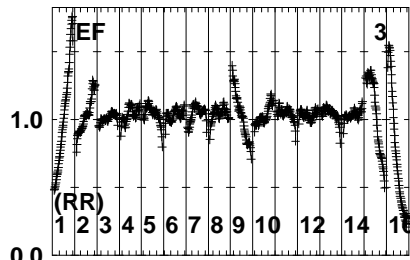
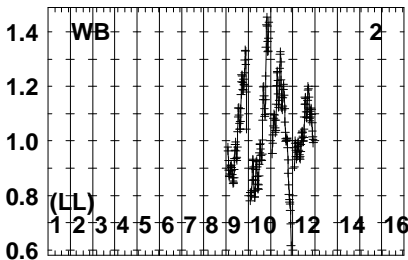
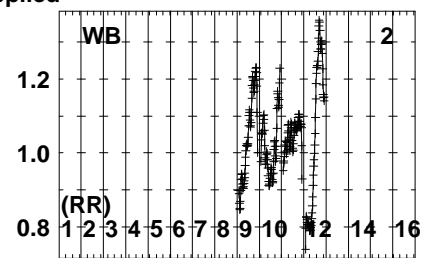
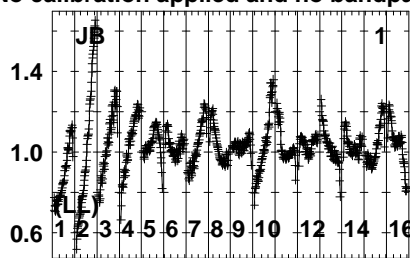
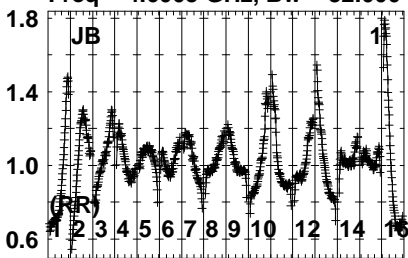


Lower frame: Real Jy
Auto-corr total-power spectrum Antenna: *
Timerange: 00/20:47:34 to 00/20:48:14

Plot file version 141 created 18-APR-2024 16:05:58

SN2022XF RG014.UVDATA.1

Freq = 4.6005 GHz, Bw = 32.000 MH No calibration applied and no bandpass applied



464317 4080 008000 998500 5080
FREQ MHz

464317 4080 008000 998500 5080
FREQ MHz

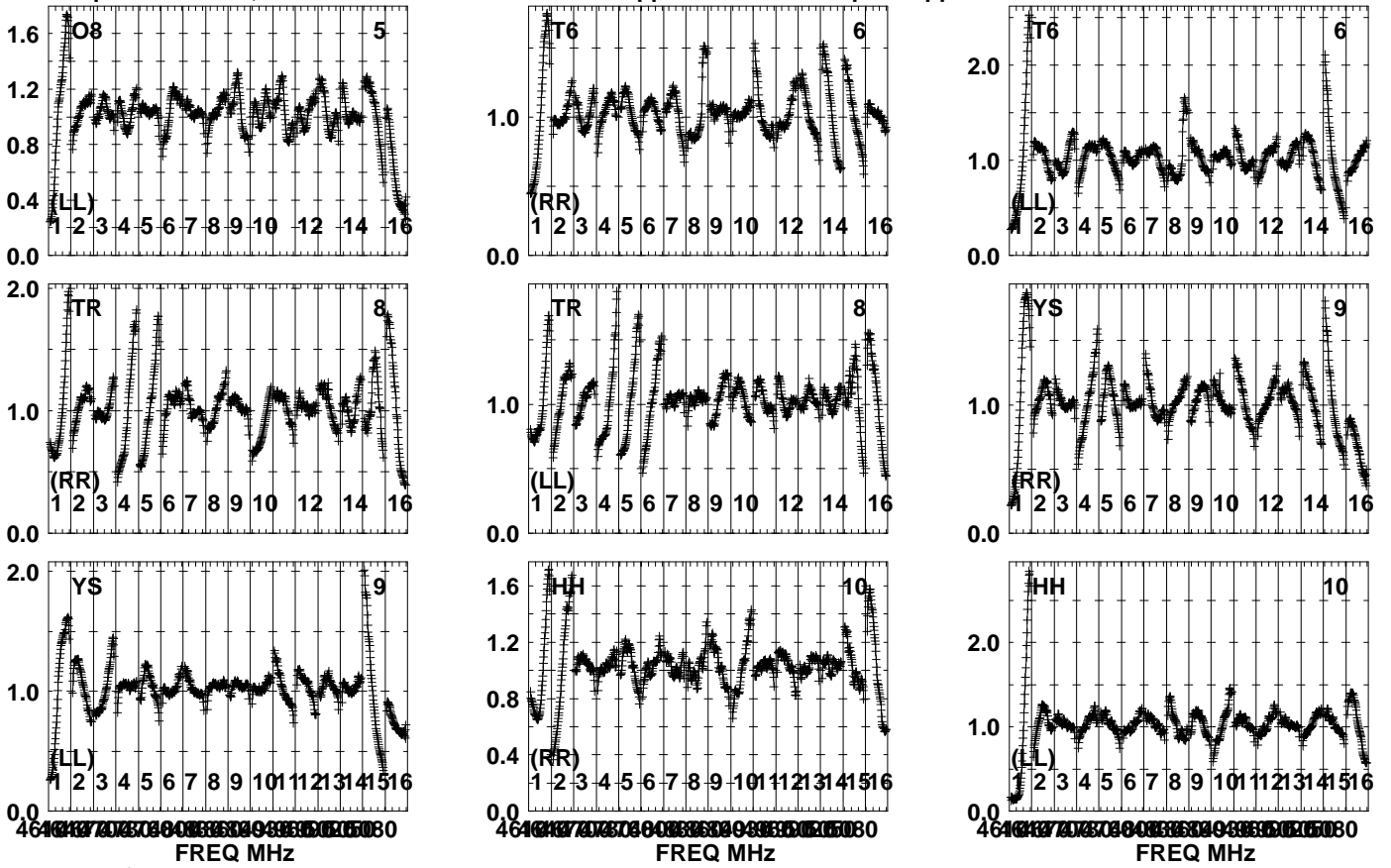
464317 4080 008000 998500 5080
FREQ MHz

Lower frame: Real Jy
Auto-corr total-power spectrum Antenna: *
Timerange: 00/20:48:34 to 00/20:51:30

Plot file version 142 created 18-APR-2024 16:05:58

SN2022XXF RG014.UVDATA.1

Freq = 4.6005 GHz, Bw = 32.000 MH No calibration applied and no bandpass applied

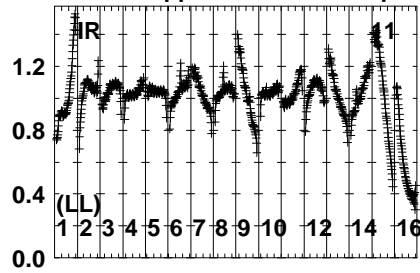
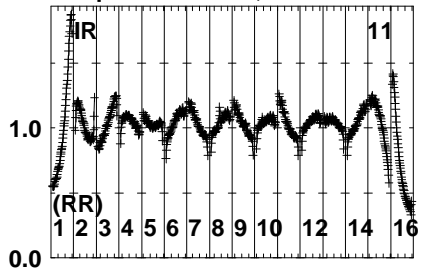


Lower frame: Real Jy
Auto-corr total-power spectrum Antenna: *
Timerange: 00/20:48:34 to 00/20:51:30

Plot file version 143 created 18-APR-2024 16:05:58

SN2022XXF RG014.UVDATA.1

Freq = 4.6005 GHz, Bw = 32.000 MH No calibration applied and no bandpass applied



Lower frame: Real Jy

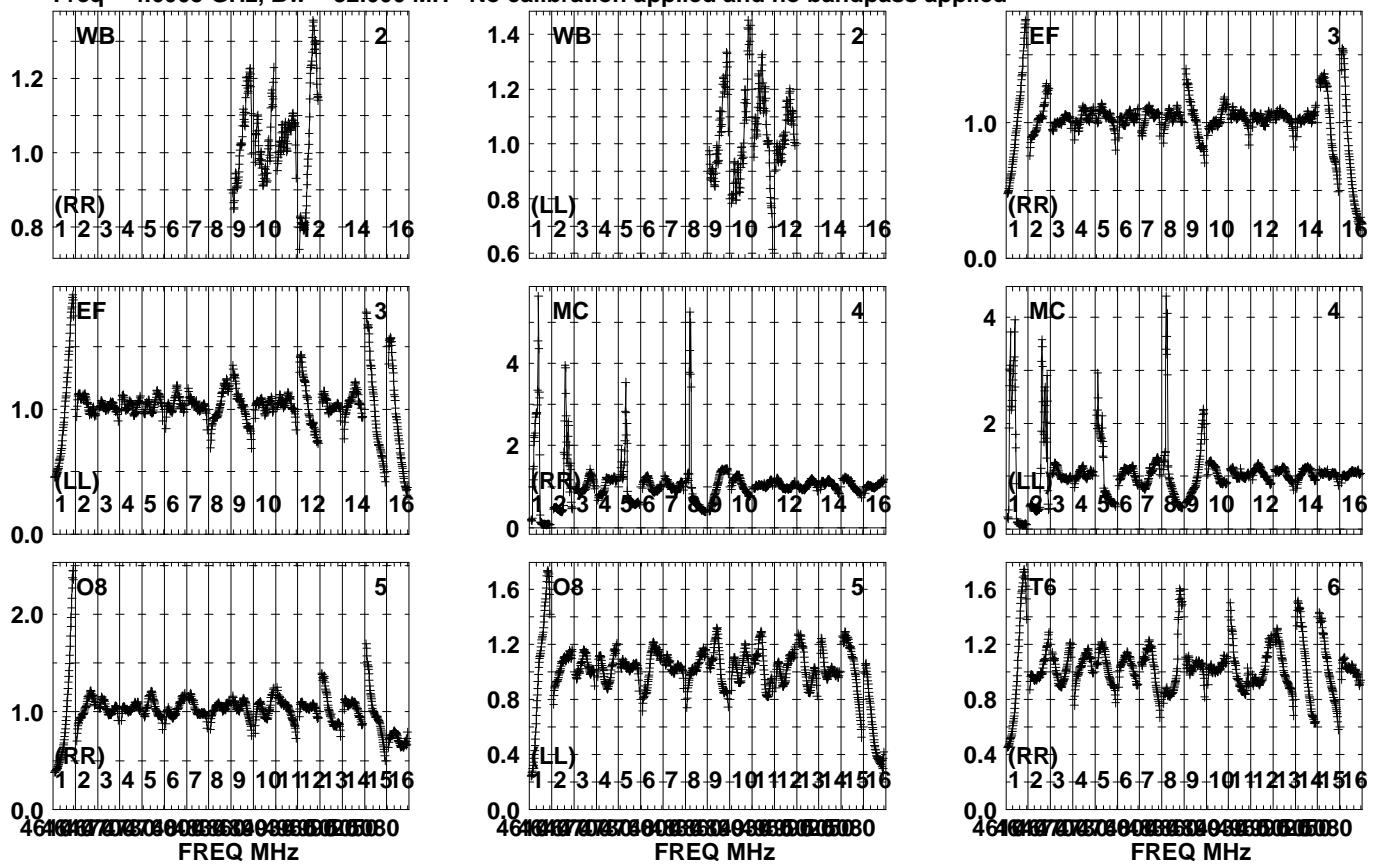
Auto-corr total-power spectrum Antenna: *

Timerange: 00/20:48:34 to 00/20:51:30

Plot file version 144 created 18-APR-2024 16:05:58

J1130+0846 RG014.UVDATA.1

Freq = 4.6005 GHz, Bw = 32.000 MH No calibration applied and no bandpass applied

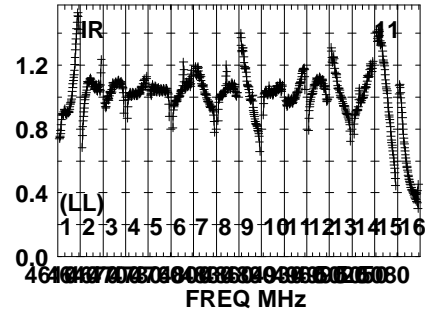
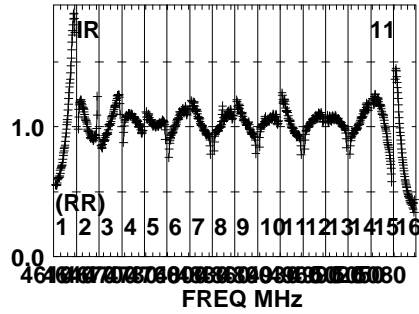
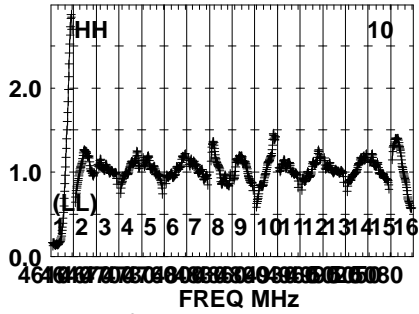
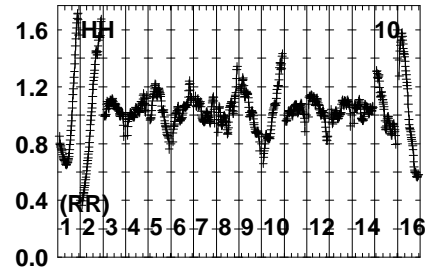
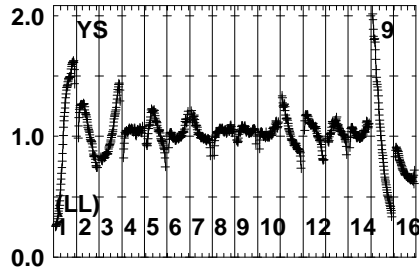
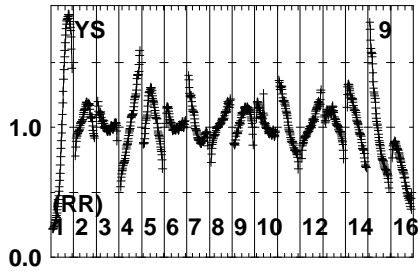
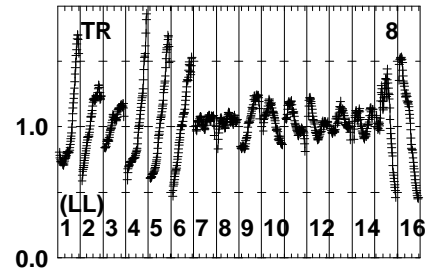
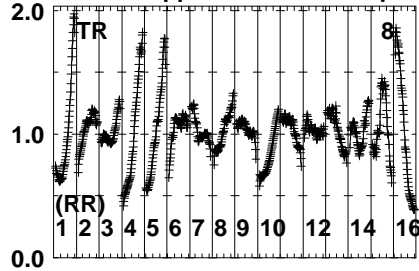
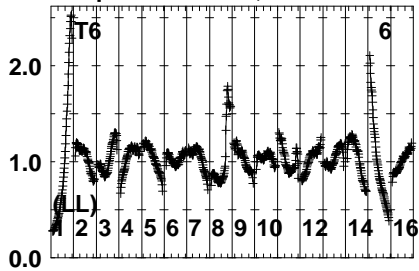


Lower frame: Real Jy
Auto-corr total-power spectrum Antenna: *
Timerange: 00/20:51:47 to 00/20:52:27

Plot file version 145 created 18-APR-2024 16:05:58

J1130+0846 RG014.UVDATA.1

Freq = 4.6005 GHz, Bw = 32.000 MH No calibration applied and no bandpass applied

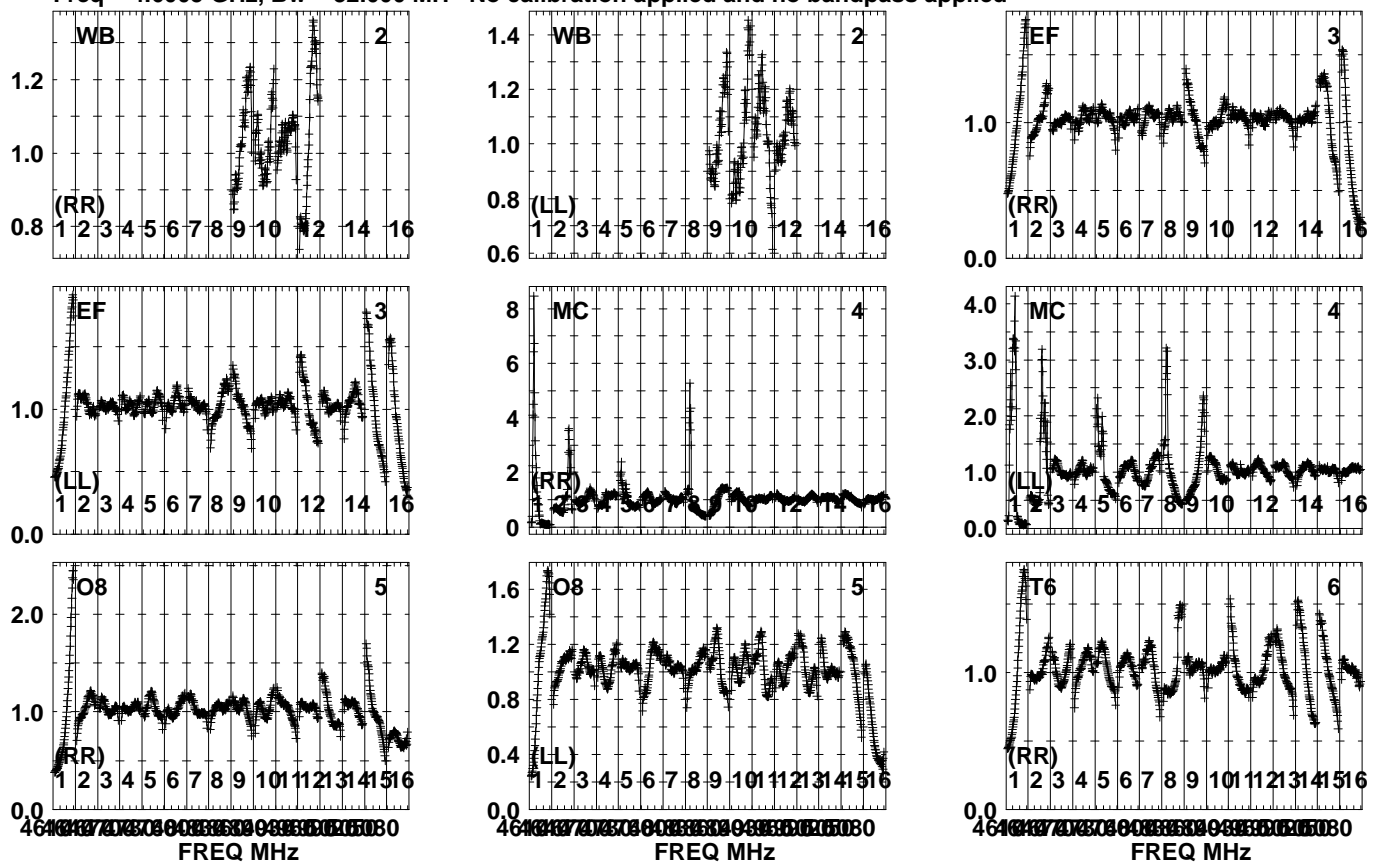


Lower frame: Real Jy
Auto-corr total-power spectrum Antenna: *
Timerange: 00/20:51:47 to 00/20:52:27

Plot file version 146 created 18-APR-2024 16:05:58

J1129+0951 RG014.UVDATA.1

Freq = 4.6005 GHz, Bw = 32.000 MH No calibration applied and no bandpass applied

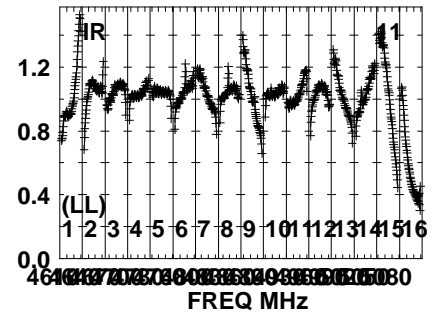
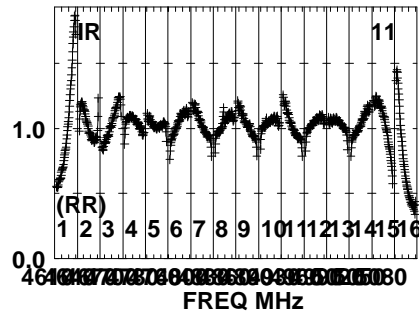
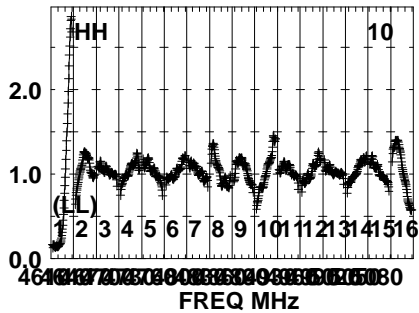
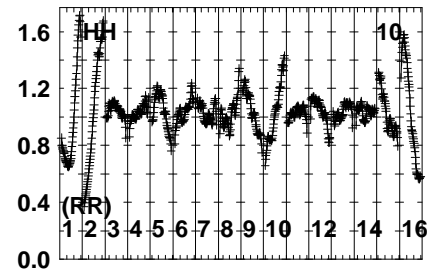
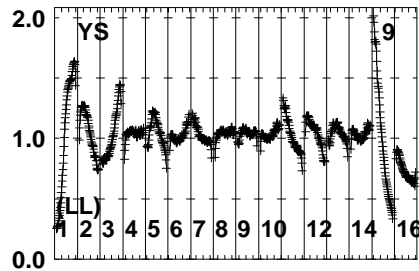
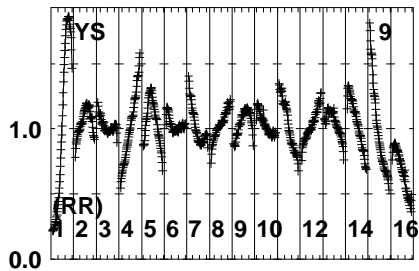
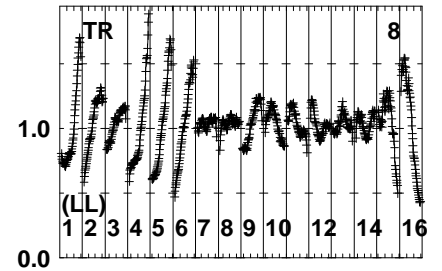
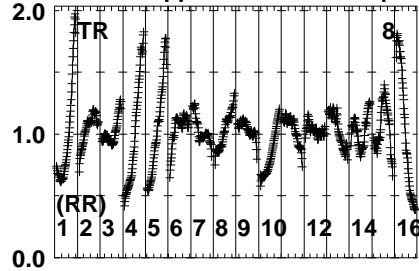
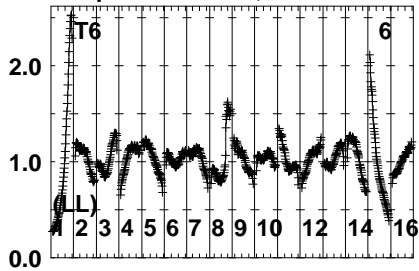


Lower frame: Real Jy
Auto-corr total-power spectrum Antenna: *
Timerange: 00/20:52:50 to 00/20:53:30

Plot file version 147 created 18-APR-2024 16:05:58

J1129+0951 RG014.UVDATA.1

Freq = 4.6005 GHz, Bw = 32.000 MH No calibration applied and no bandpass applied

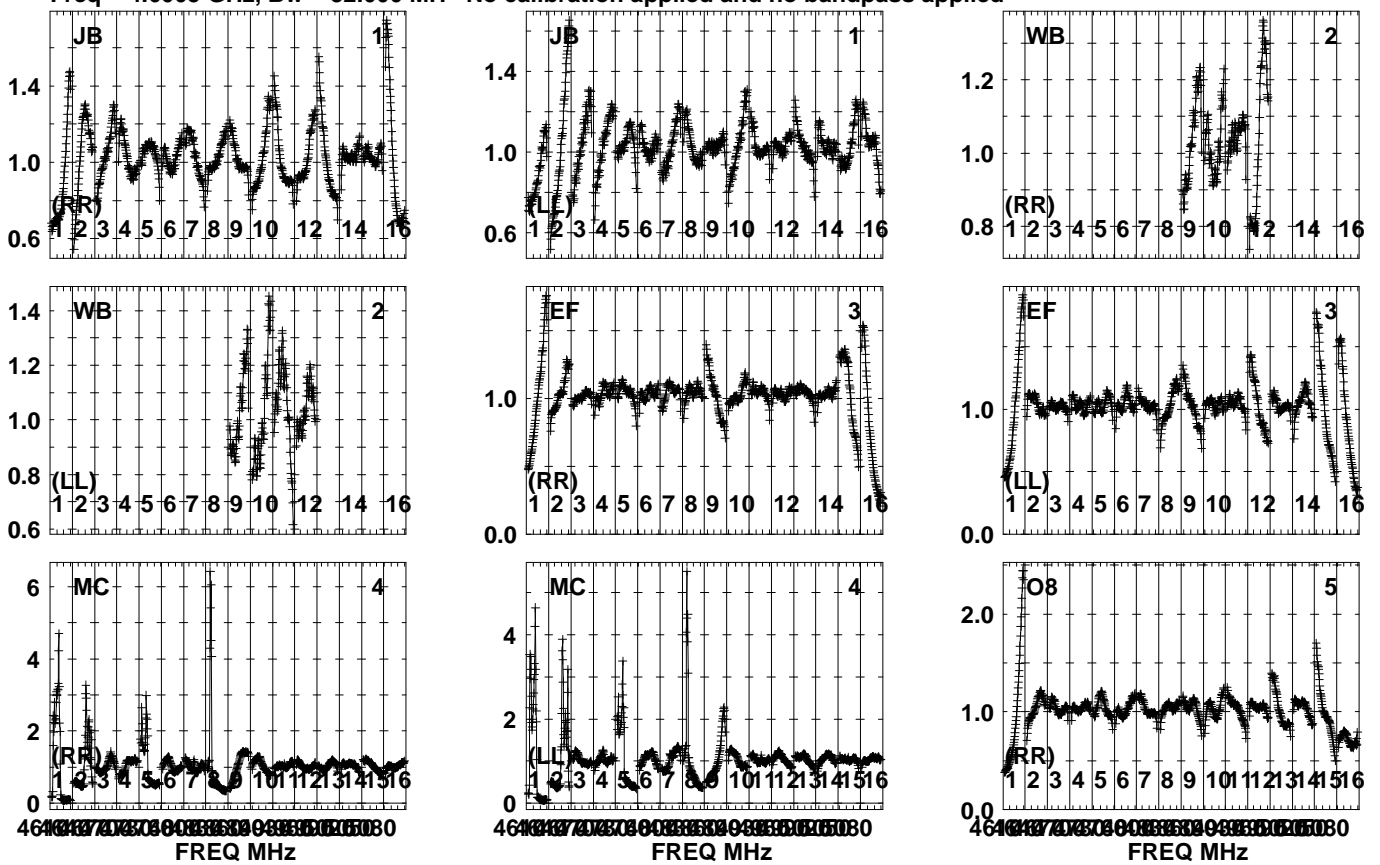


Lower frame: Real Jy
Auto-corr total-power spectrum Antenna: *
Timerange: 00/20:52:50 to 00/20:53:30

Plot file version 148 created 18-APR-2024 16:05:58

SN2022XF RG014.UVDATA.1

Freq = 4.6005 GHz, Bw = 32.000 MH No calibration applied and no bandpass applied

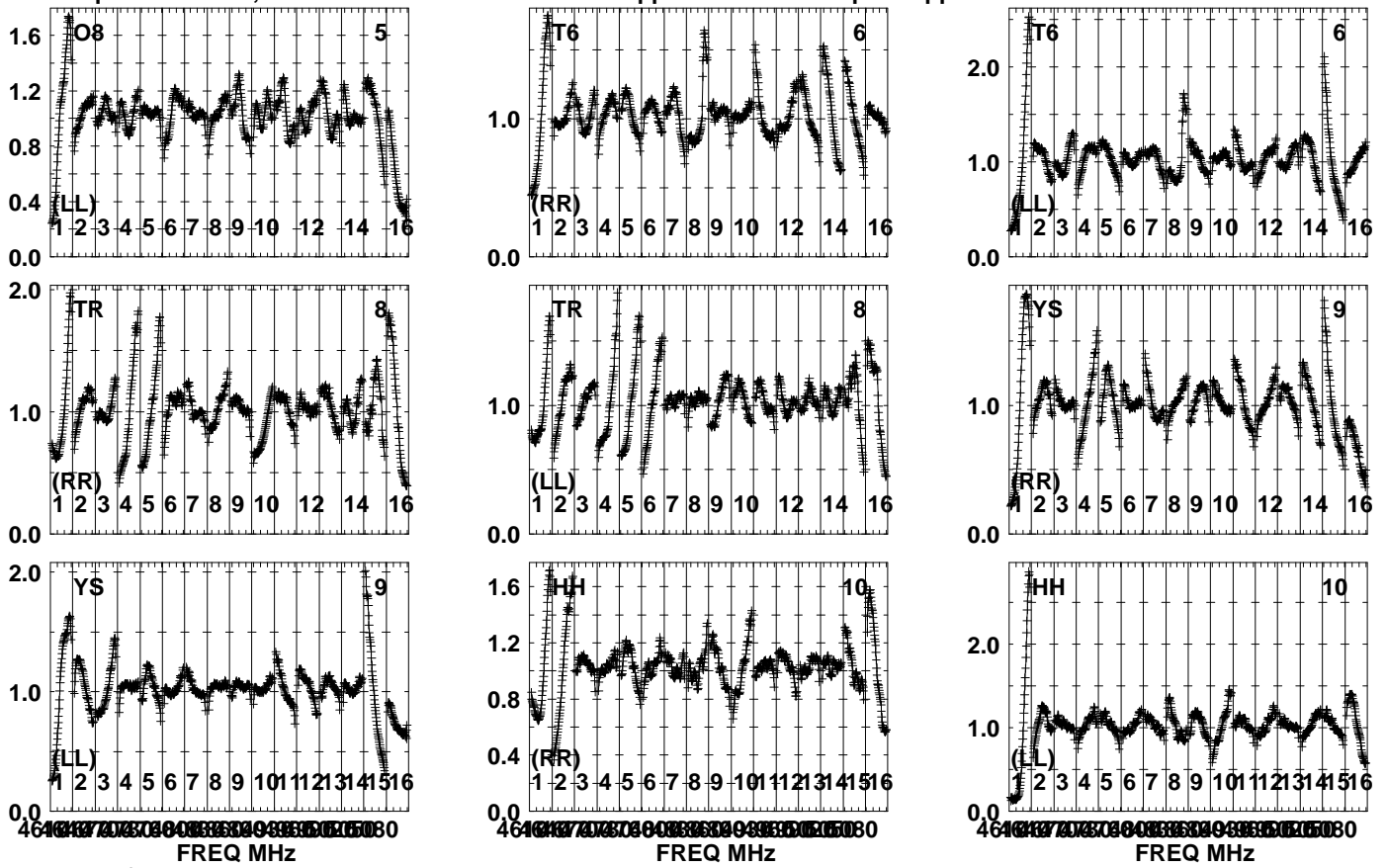


Lower frame: Real Jy
Auto-corr total-power spectrum Antenna: *
Timerange: 00/20:53:50 to 00/20:56:46

Plot file version 149 created 18-APR-2024 16:05:58

SN2022XXF RG014.UVDATA.1

Freq = 4.6005 GHz, Bw = 32.000 MH No calibration applied and no bandpass applied

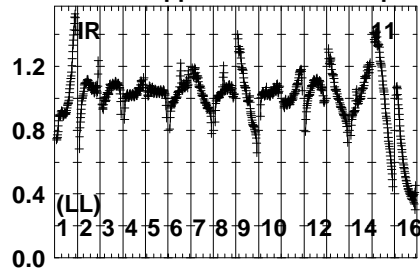
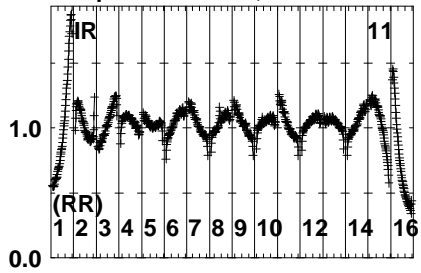


Lower frame: Real Jy
Auto-corr total-power spectrum Antenna: *
Timerange: 00/20:53:50 to 00/20:56:46

Plot file version 150 created 18-APR-2024 16:05:59

SN2022XXF RG014.UVDATA.1

Freq = 4.6005 GHz, Bw = 32.000 MH No calibration applied and no bandpass applied



Lower frame: Real Jy

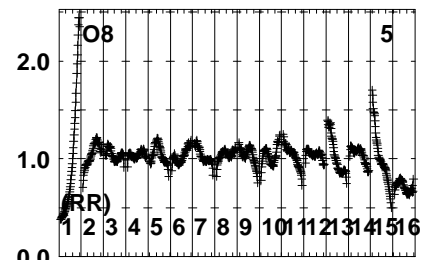
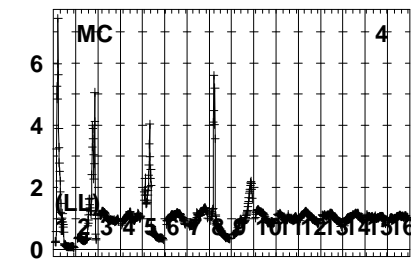
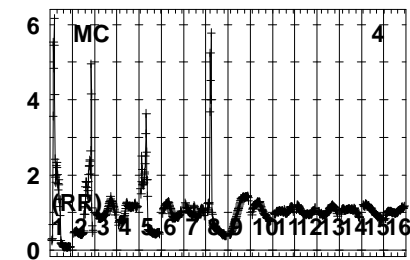
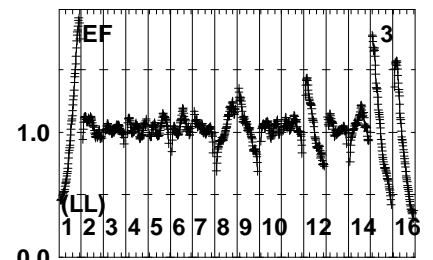
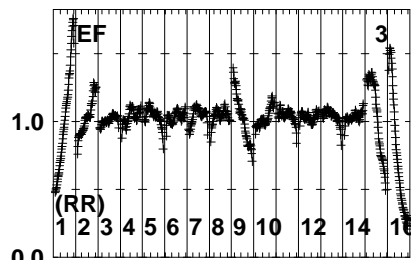
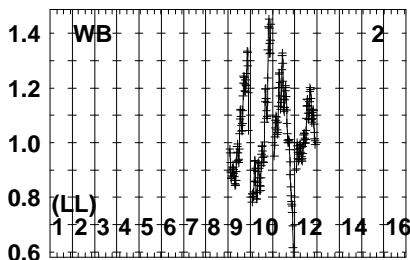
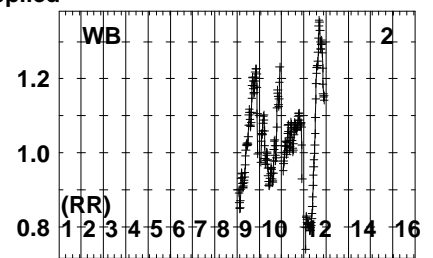
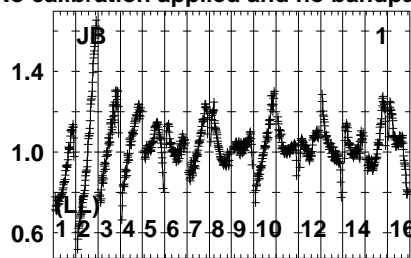
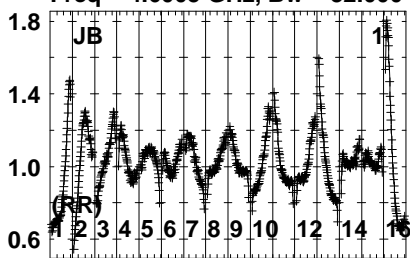
Auto-corr total-power spectrum Antenna: *

Timerange: 00/20:53:50 to 00/20:56:46

Plot file version 151 created 18-APR-2024 16:05:59

J1130+0846 RG014.UVDATA.1

Freq = 4.6005 GHz, Bw = 32.000 MH No calibration applied and no bandpass applied



4640 4680 4720 4760 4800 4840 4880 4920 4960 5000 5040 5080
FREQ MHz

4640 4680 4720 4760 4800 4840 4880 4920 4960 5000 5040 5080
FREQ MHz

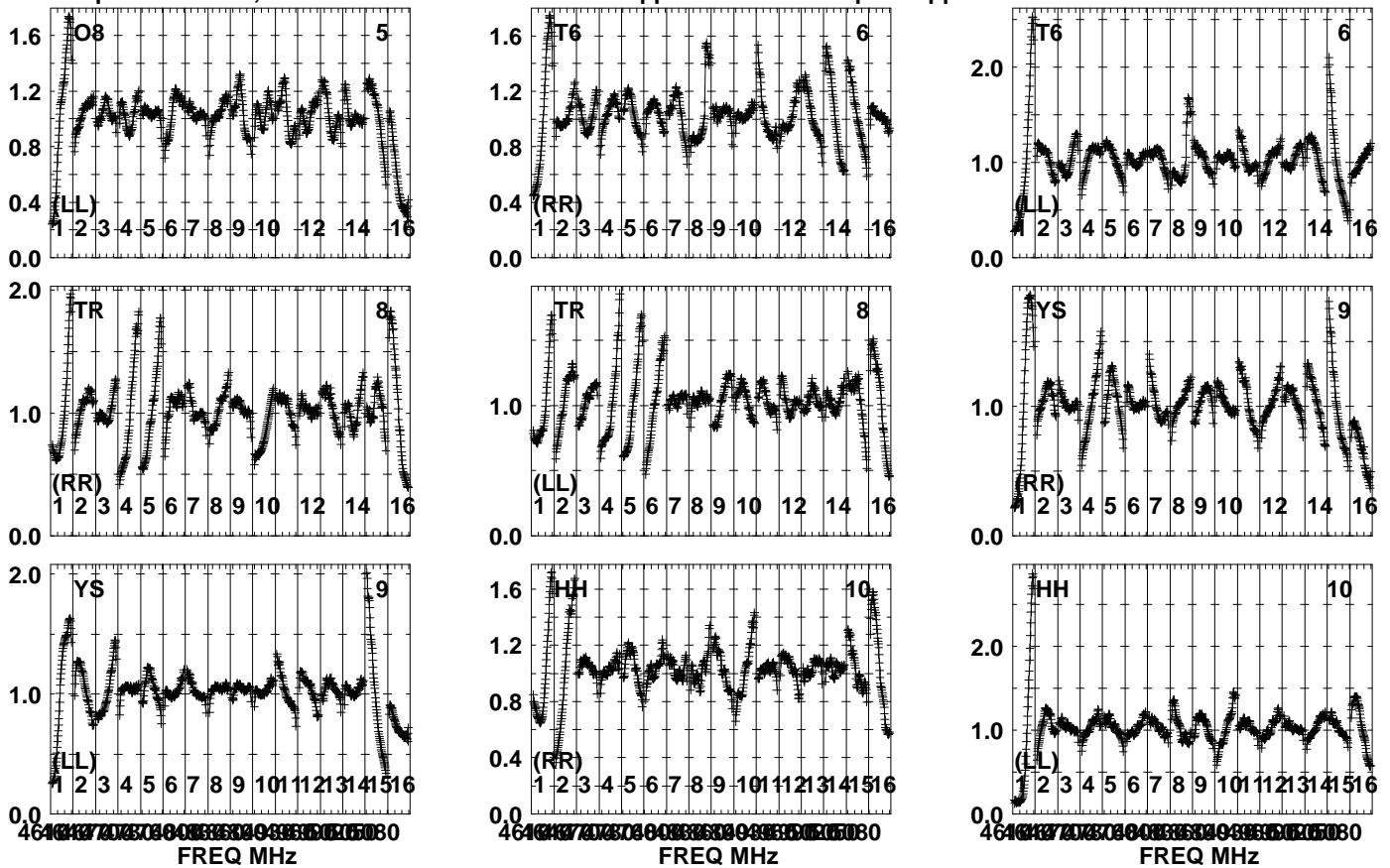
4640 4680 4720 4760 4800 4840 4880 4920 4960 5000 5040 5080
FREQ MHz

Lower frame: Real Jy
Auto-corr total-power spectrum Antenna: *
Timerange: 00/20:57:03 to 00/20:57:43

Plot file version 152 created 18-APR-2024 16:05:59

J1130+0846 RG014.UVDATA.1

Freq = 4.6005 GHz, Bw = 32.000 MH No calibration applied and no bandpass applied

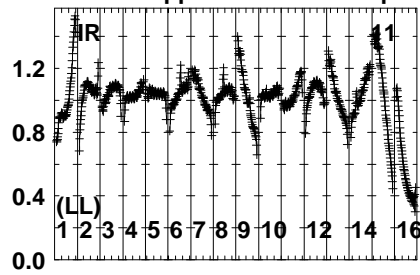
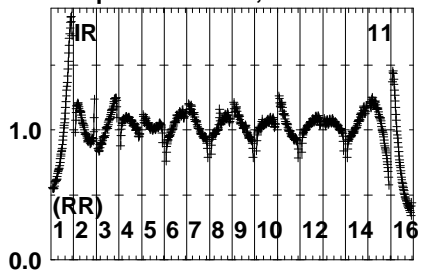


Lower frame: Real Jy
Auto-corr total-power spectrum Antenna: *
Timerange: 00/20:57:03 to 00/20:57:43

Plot file version 153 created 18-APR-2024 16:05:59

J1130+0846 RG014.UVDATA.1

Freq = 4.6005 GHz, Bw = 32.000 MH No calibration applied and no bandpass applied



Lower frame: Real Jy

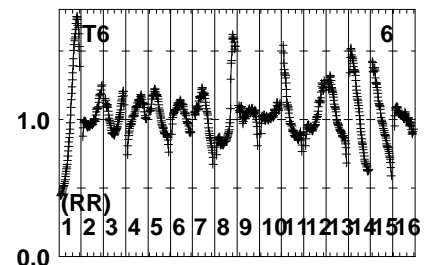
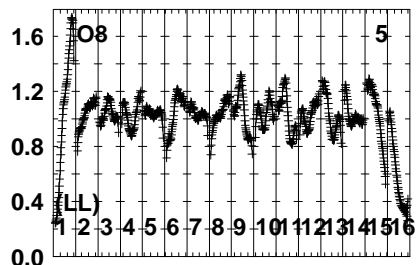
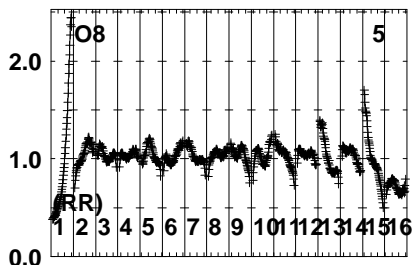
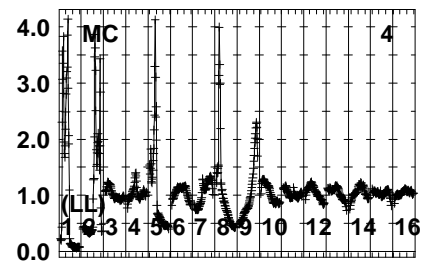
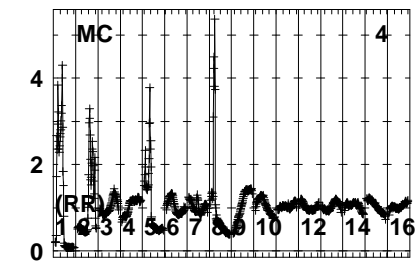
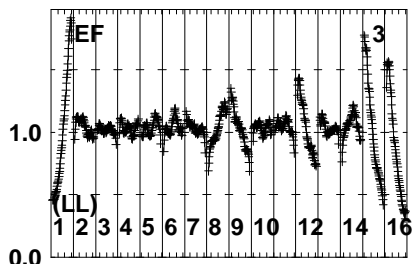
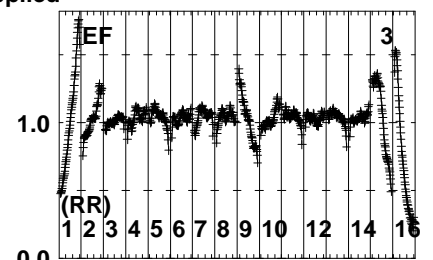
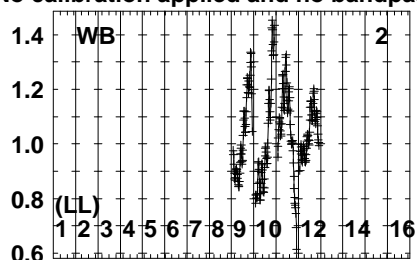
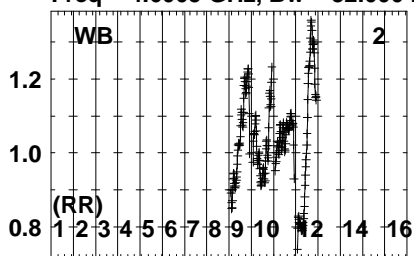
Auto-corr total-power spectrum Antenna: *

Timerange: 00/20:57:03 to 00/20:57:43

Plot file version 154 created 18-APR-2024 16:05:59

J1129+0951 RG014.UVDATA.1

Freq = 4.6005 GHz, Bw = 32.000 MH No calibration applied and no bandpass applied



FREQ MHz

FREQ MHz

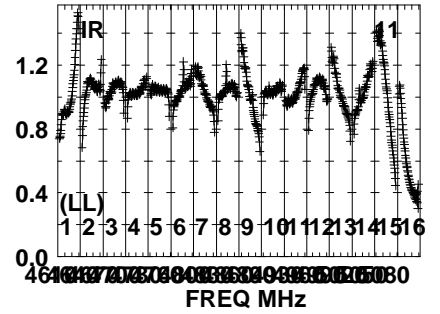
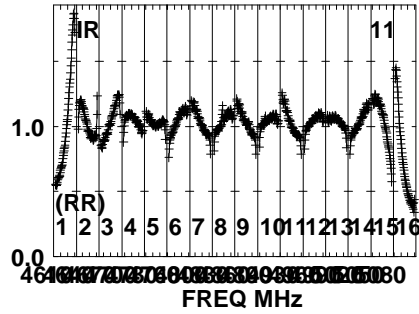
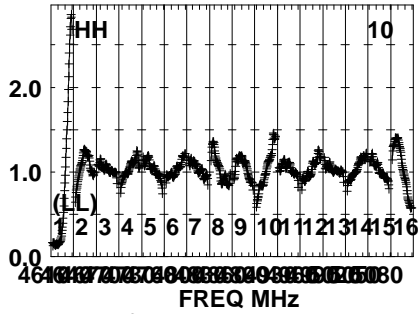
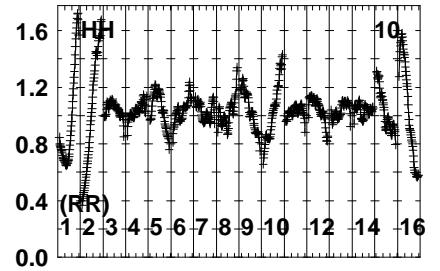
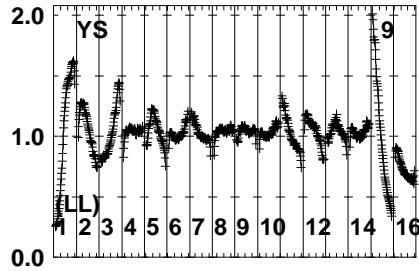
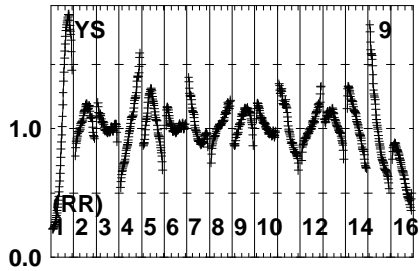
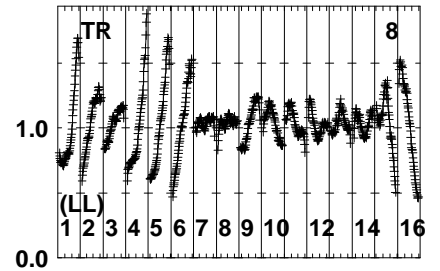
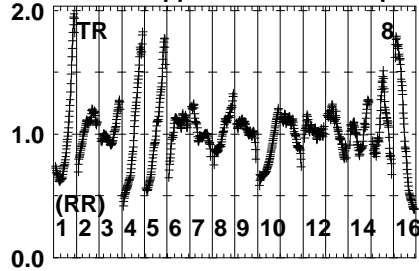
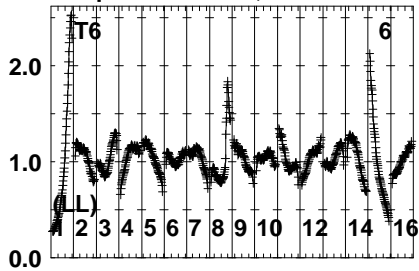
FREQ MHz

Lower frame: Real Jy
Auto-corr total-power spectrum Antenna: *
Timerange: 00/20:58:06 to 00/20:58:46

Plot file version 155 created 18-APR-2024 16:05:59

J1129+0951 RG014.UVDATA.1

Freq = 4.6005 GHz, Bw = 32.000 MH No calibration applied and no bandpass applied

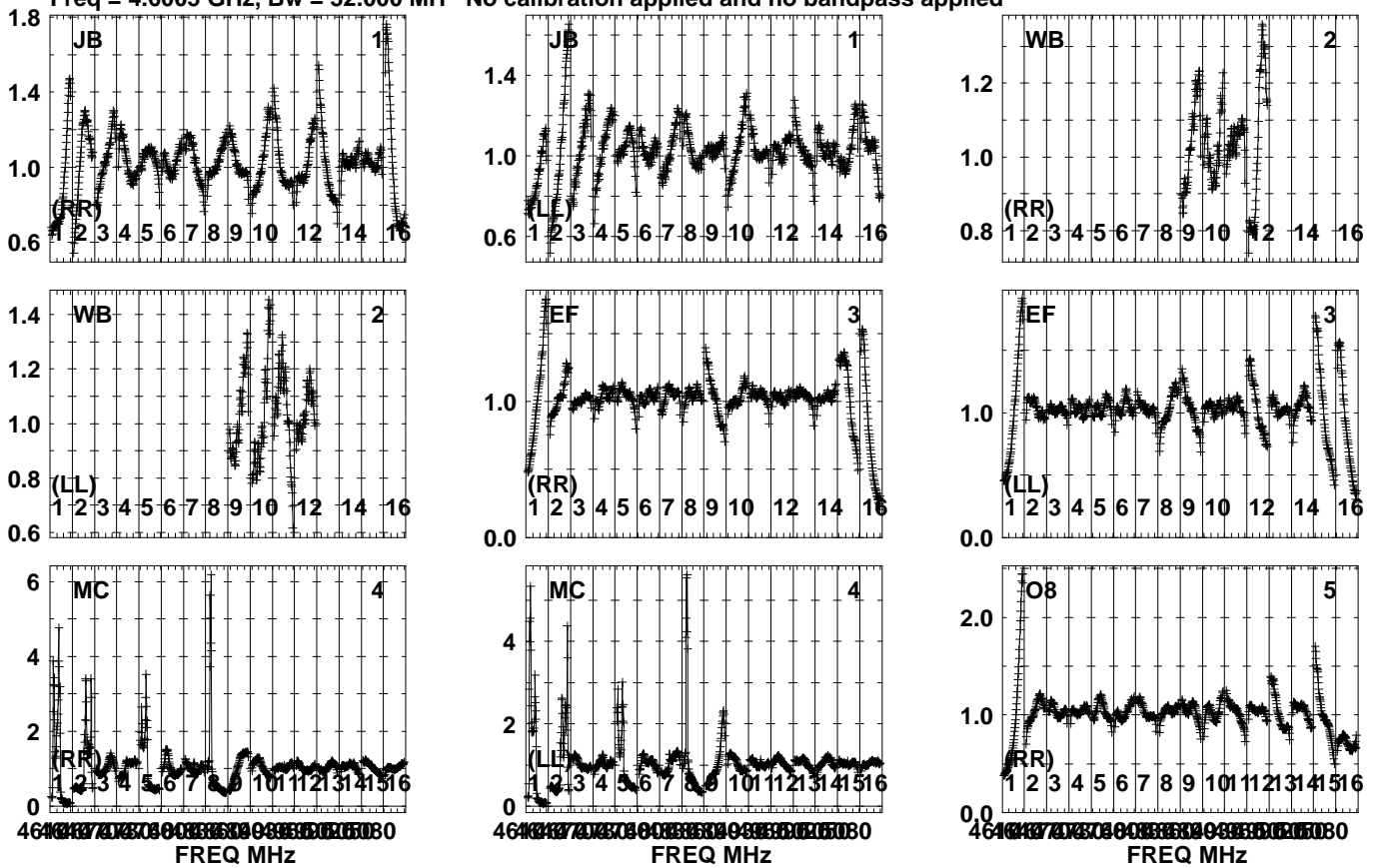


Lower frame: Real Jy
Auto-corr total-power spectrum Antenna: *
Timerange: 00/20:58:06 to 00/20:58:46

Plot file version 156 created 18-APR-2024 16:05:59

SN2022XXF RG014.UVDATA.1

Freq = 4.6005 GHz, Bw = 32.000 MH No calibration applied and no bandpass applied

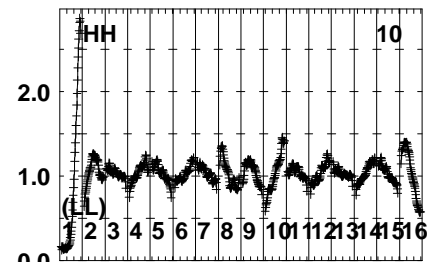
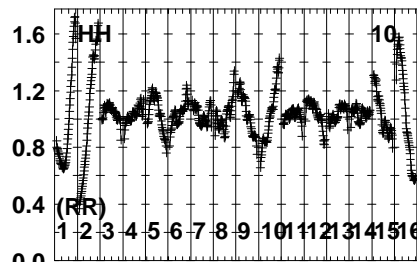
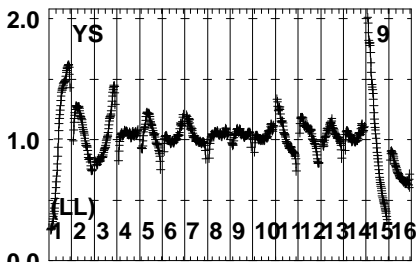
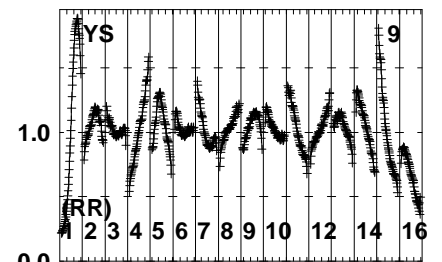
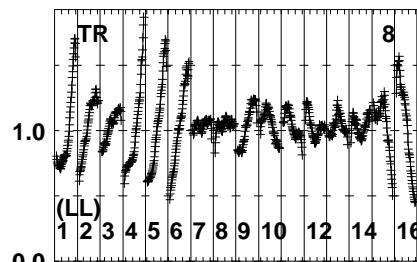
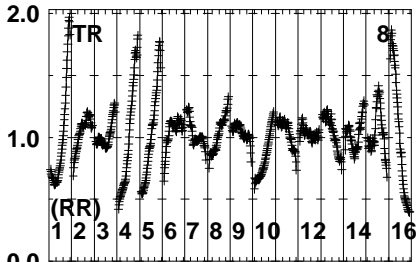
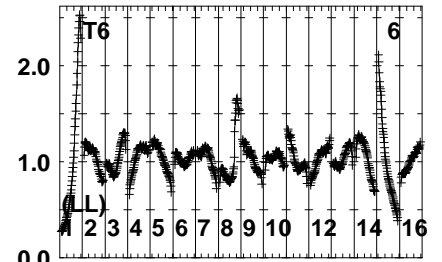
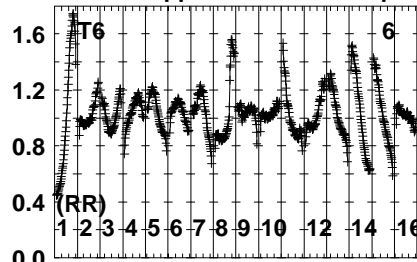
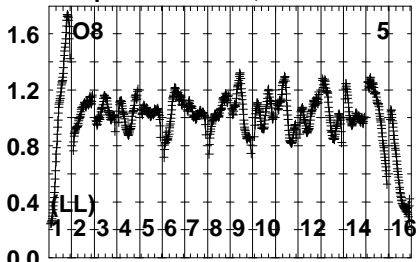


Lower frame: Real Jy
Auto-corr total-power spectrum Antenna: *
Timerange: 00/20:59:06 to 00/21:02:02

Plot file version 157 created 18-APR-2024 16:05:59

SN2022XXF RG014.UVDATA.1

Freq = 4.6005 GHz, Bw = 32.000 MH No calibration applied and no bandpass applied

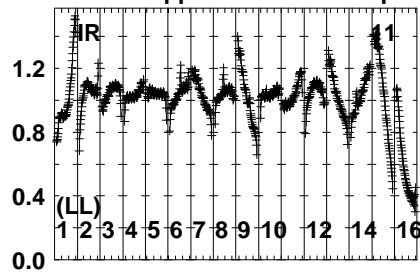
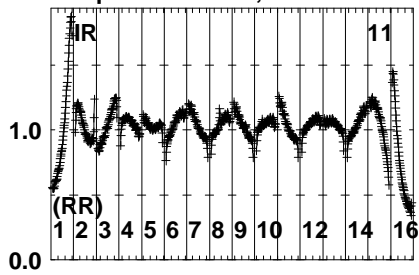


Lower frame: Real Jy
Auto-corr total-power spectrum Antenna: *
Timerange: 00/20:59:06 to 00/21:02:02

Plot file version 158 created 18-APR-2024 16:05:59

SN2022XXF RG014.UVDATA.1

Freq = 4.6005 GHz, Bw = 32.000 MH No calibration applied and no bandpass applied

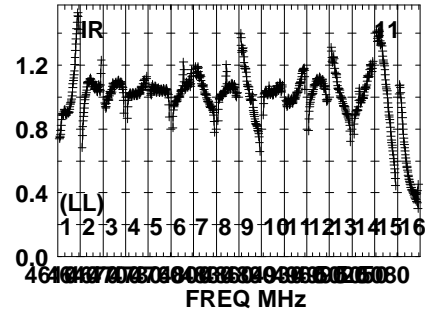
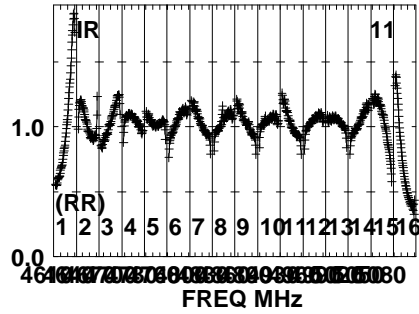
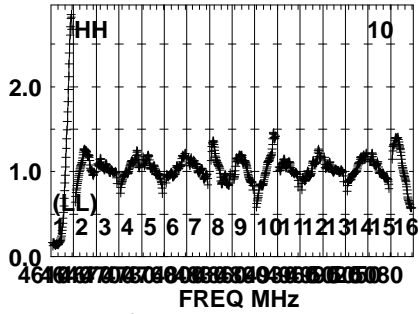
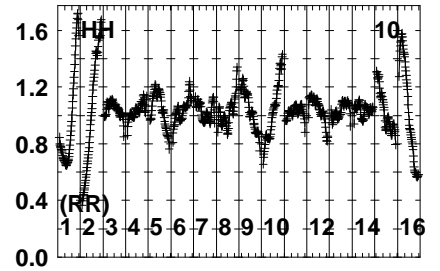
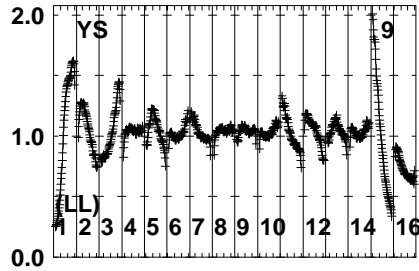
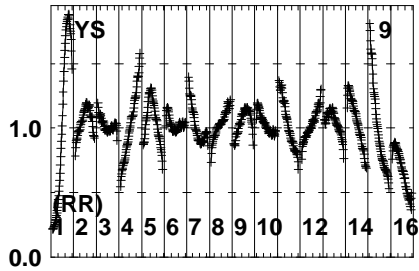
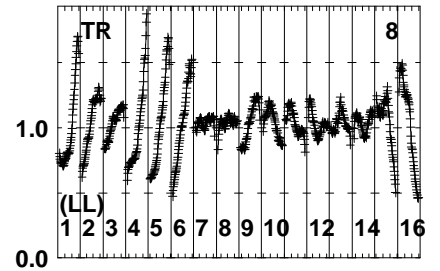
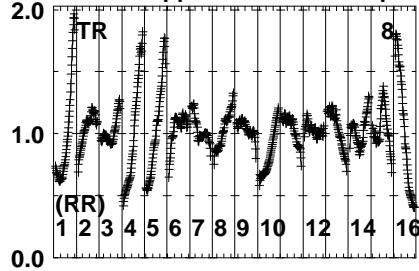
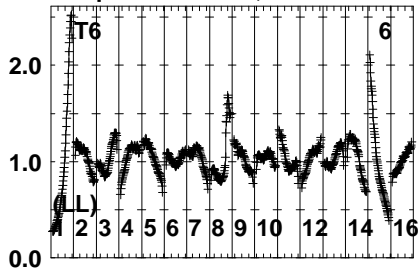


Lower frame: Real Jy
Auto-corr total-power spectrum Antenna: *
Timerange: 00/20:59:06 to 00/21:02:02

Plot file version 160 created 18-APR-2024 16:05:59

J1130+0846 RG014.UVDATA.1

Freq = 4.6005 GHz, Bw = 32.000 MH No calibration applied and no bandpass applied

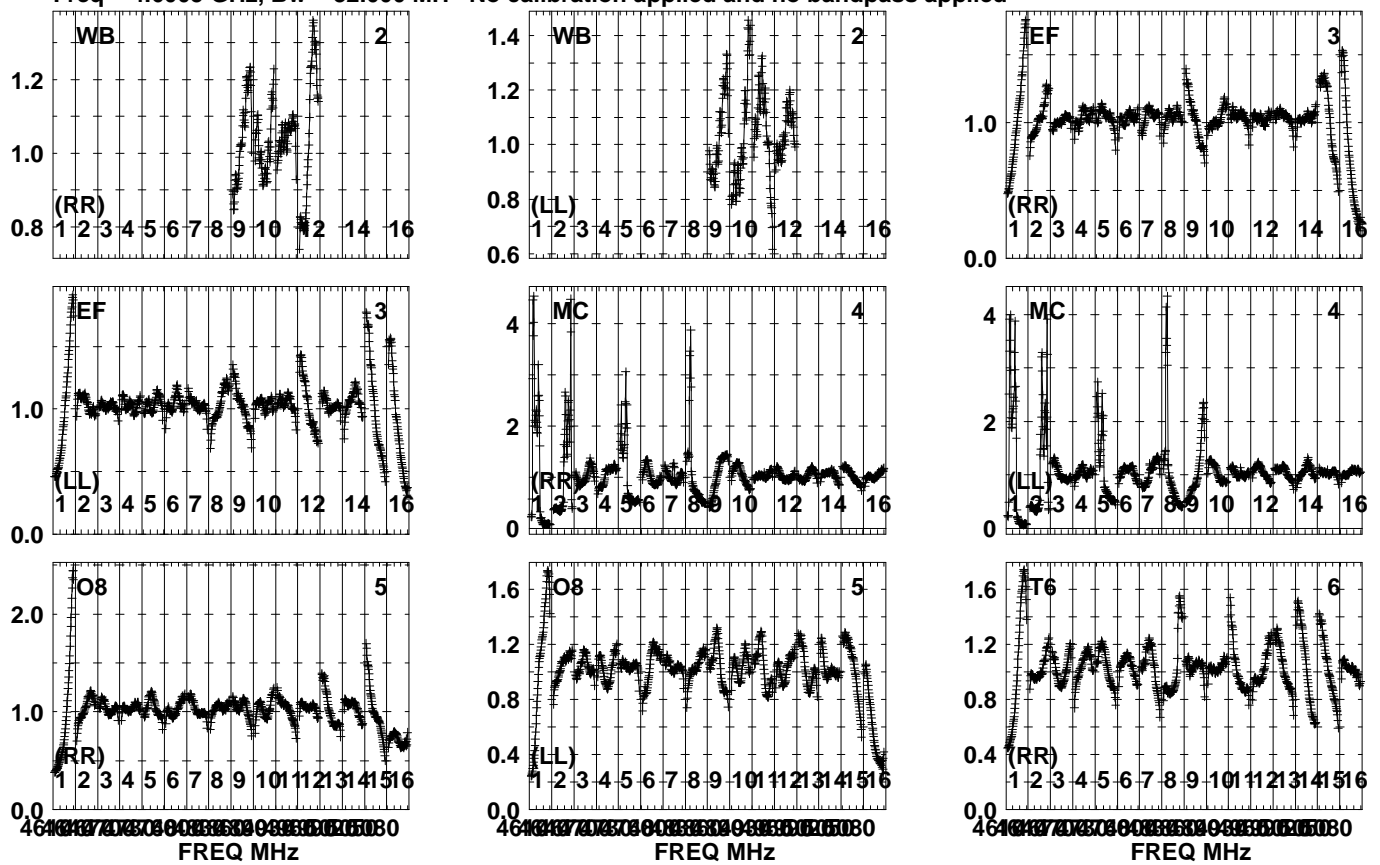


Lower frame: Real Jy
Auto-corr total-power spectrum Antenna: *
Timerange: 00/21:02:19 to 00/21:02:59

Plot file version 161 created 18-APR-2024 16:05:59

J1129+0951 RG014.UVDATA.1

Freq = 4.6005 GHz, Bw = 32.000 MH No calibration applied and no bandpass applied

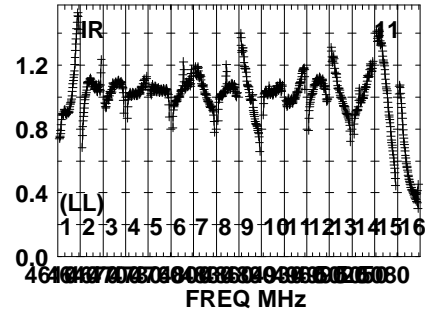
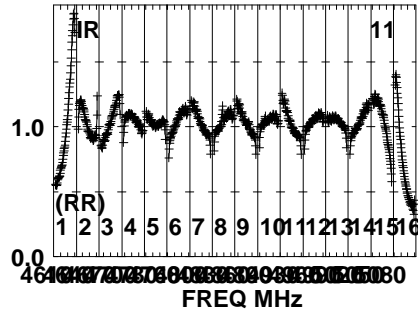
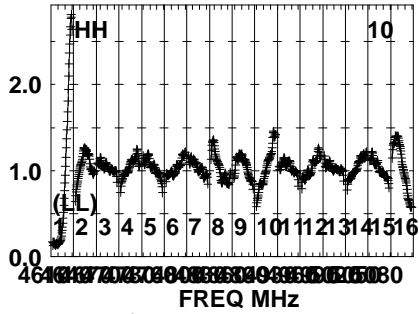
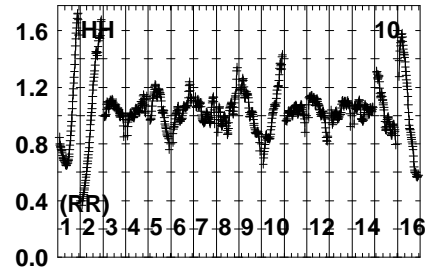
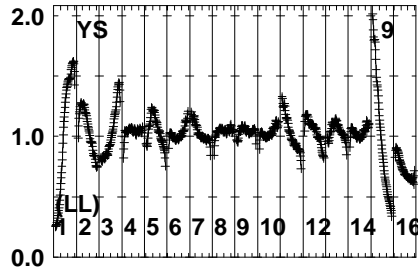
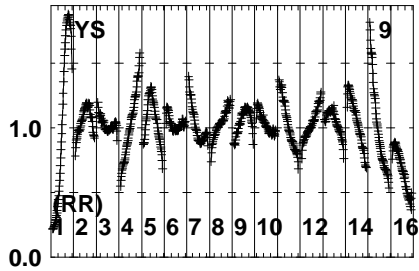
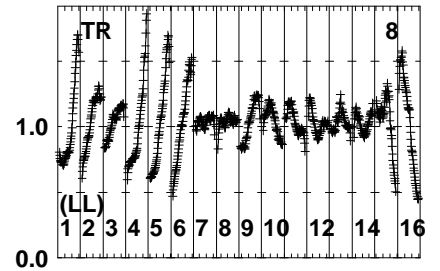
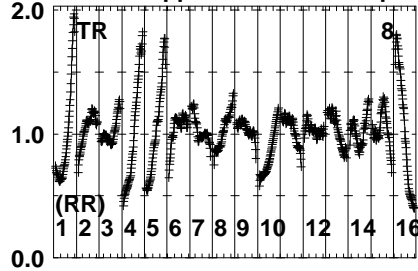
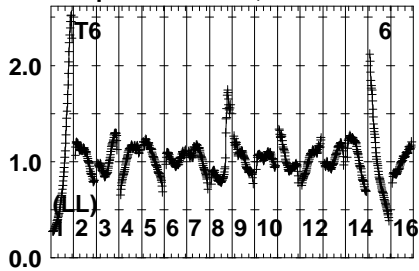


Lower frame: Real Jy
Auto-corr total-power spectrum Antenna: *
Timerange: 00/21:03:22 to 00/21:04:02

Plot file version 162 created 18-APR-2024 16:05:59

J1129+0951 RG014.UVDATA.1

Freq = 4.6005 GHz, Bw = 32.000 MH No calibration applied and no bandpass applied

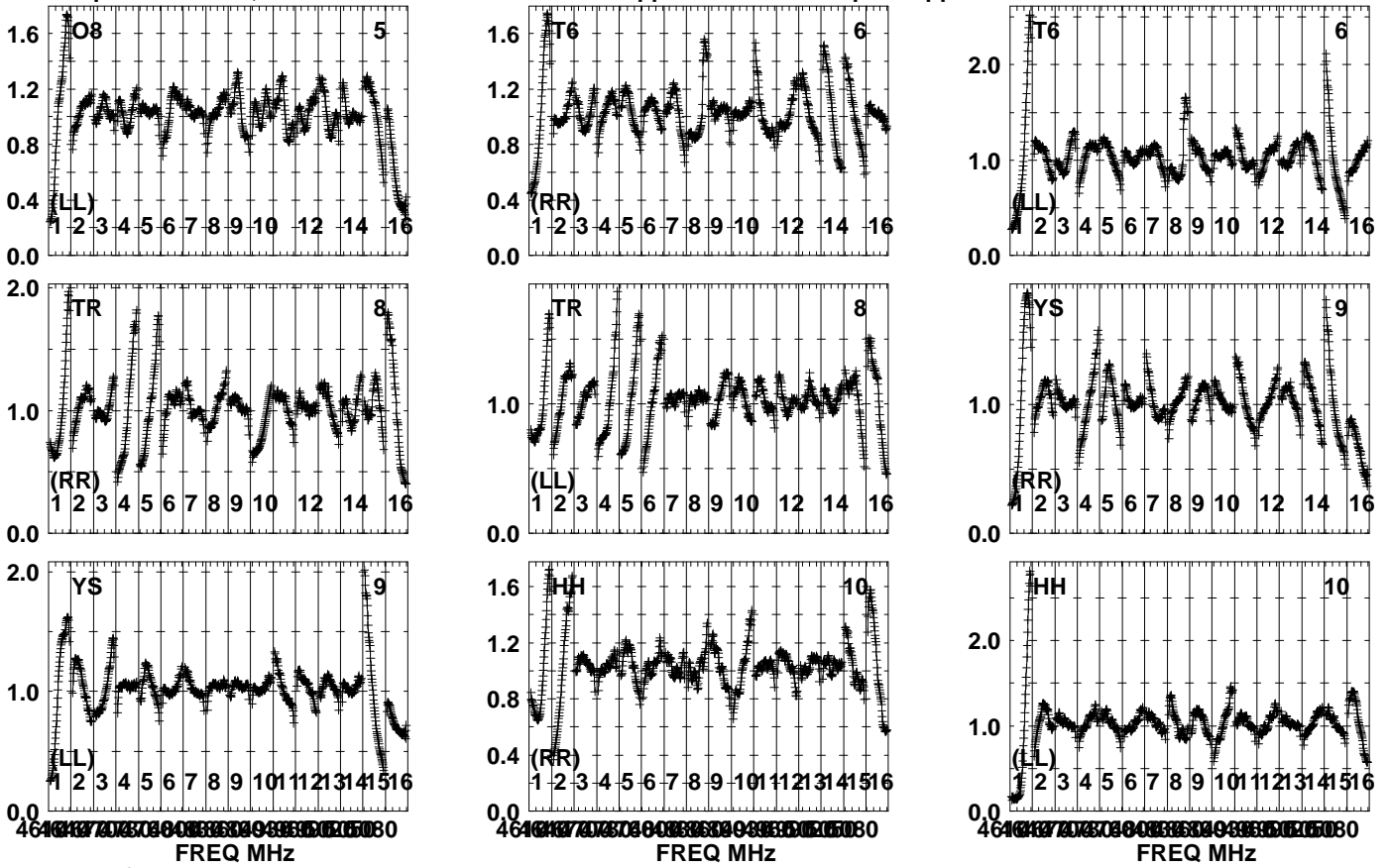


Lower frame: Real Jy
Auto-corr total-power spectrum Antenna: *
Timerange: 00/21:03:22 to 00/21:04:02

Plot file version 164 created 18-APR-2024 16:06:00

SN2022XXF RG014.UVDATA.1

Freq = 4.6005 GHz, Bw = 32.000 MH No calibration applied and no bandpass applied

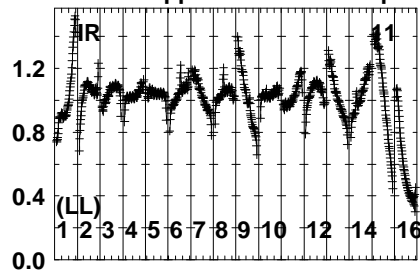
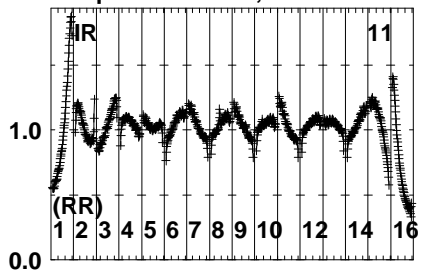


Lower frame: Real Jy
Auto-corr total-power spectrum Antenna: *
Timerange: 00/21:04:22 to 00/21:07:18

Plot file version 165 created 18-APR-2024 16:06:00

SN2022XXF RG014.UVDATA.1

Freq = 4.6005 GHz, Bw = 32.000 MH No calibration applied and no bandpass applied



Lower frame: Real Jy

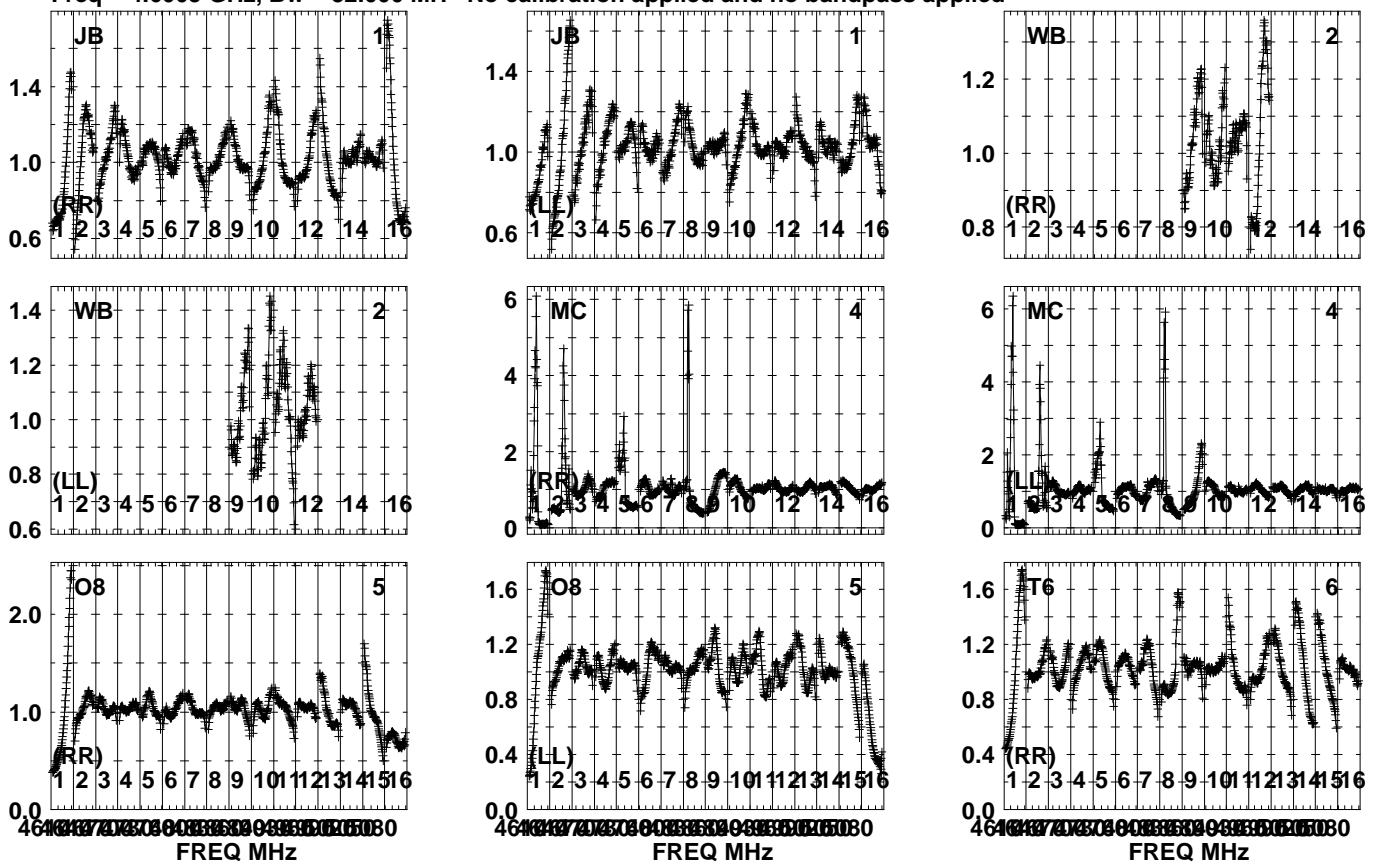
Auto-corr total-power spectrum Antenna: *

Timerange: 00/21:04:22 to 00/21:07:18

Plot file version 166 created 18-APR-2024 16:06:00

J1130+0846 RG014.UVDATA.1

Freq = 4.6005 GHz, Bw = 32.000 MH No calibration applied and no bandpass applied

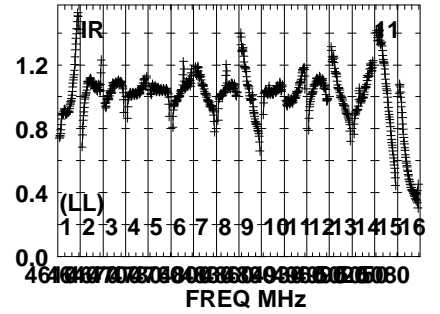
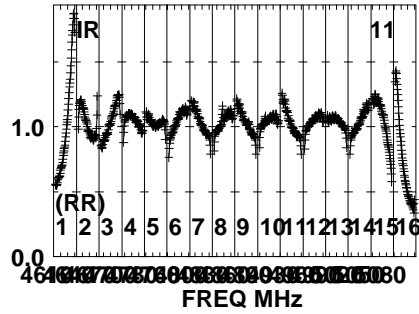
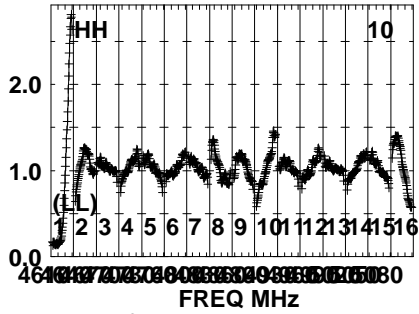
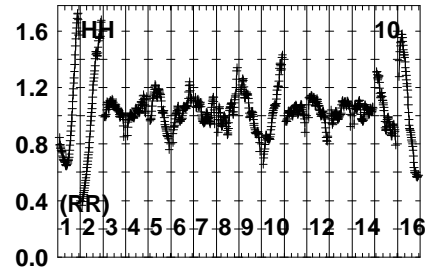
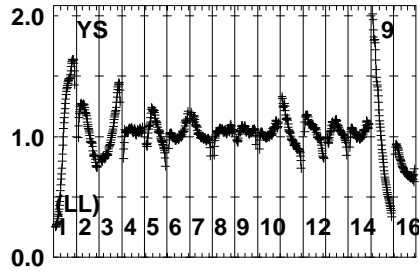
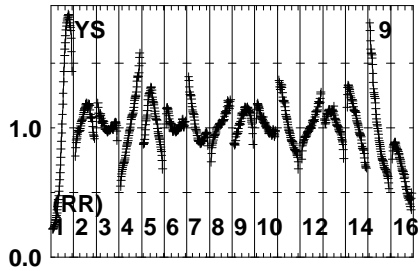
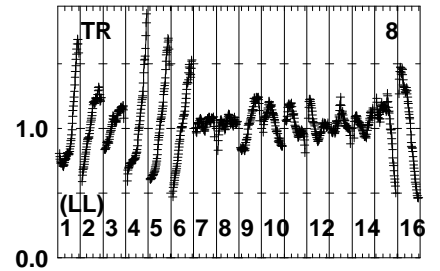
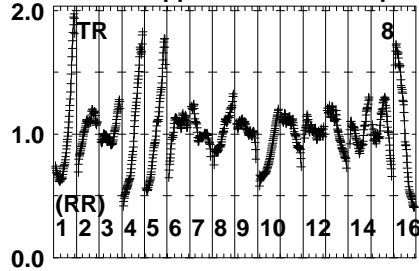
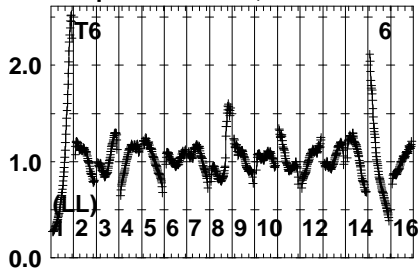


Lower frame: Real Jy
Auto-corr total-power spectrum Antenna: *
Timerange: 00/21:07:35 to 00/21:08:15

Plot file version 167 created 18-APR-2024 16:06:00

J1130+0846 RG014.UVDATA.1

Freq = 4.6005 GHz, Bw = 32.000 MH No calibration applied and no bandpass applied

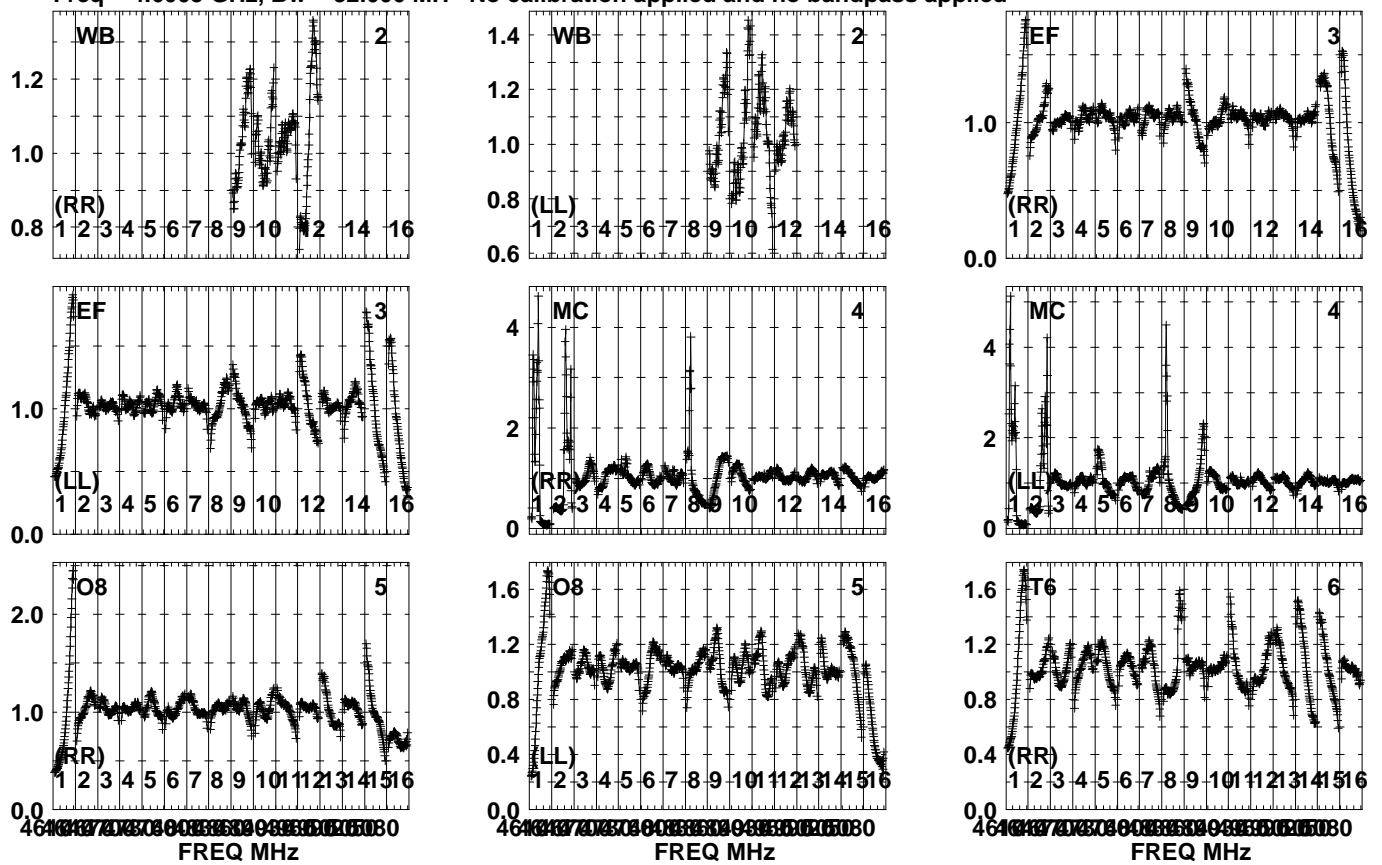


Lower frame: Real Jy
Auto-corr total-power spectrum Antenna: *
Timerange: 00/21:07:35 to 00/21:08:15

Plot file version 168 created 18-APR-2024 16:06:00

J1129+0951 RG014.UVDATA.1

Freq = 4.6005 GHz, Bw = 32.000 MH No calibration applied and no bandpass applied

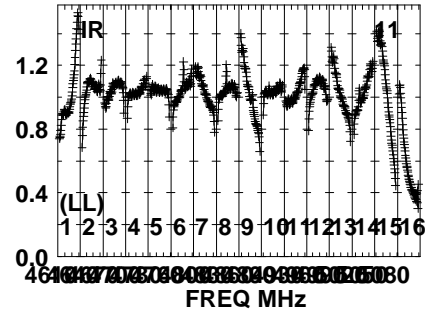
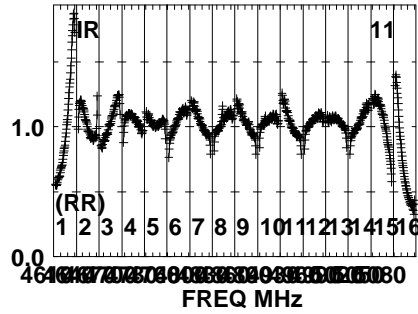
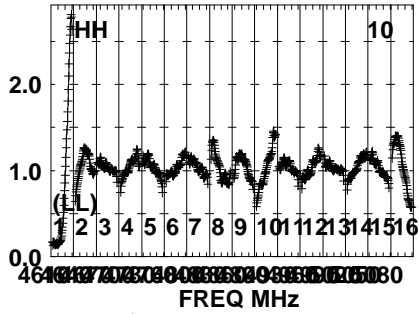
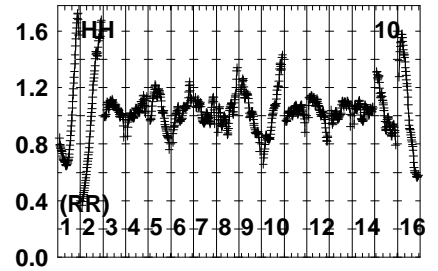
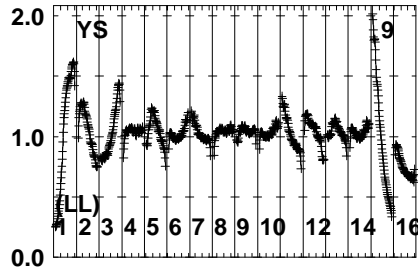
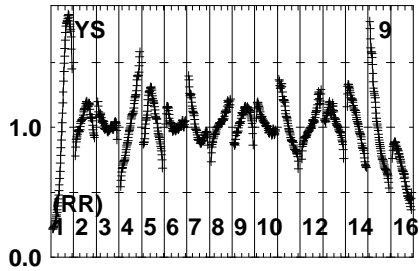
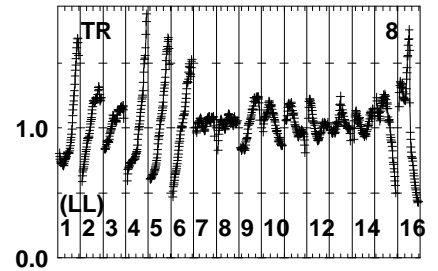
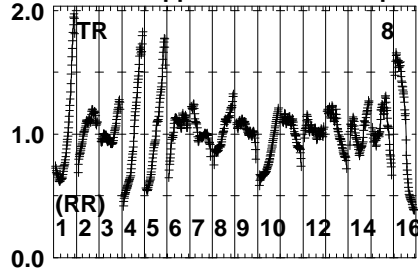
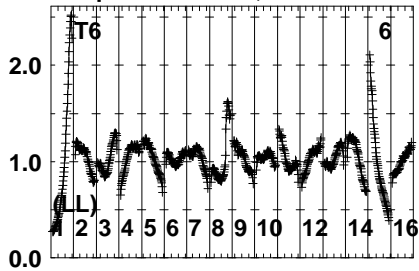


Lower frame: Real Jy
Auto-corr total-power spectrum Antenna: *
Timerange: 00/21:08:38 to 00/21:09:18

Plot file version 169 created 18-APR-2024 16:06:00

J1129+0951 RG014.UVDATA.1

Freq = 4.6005 GHz, Bw = 32.000 MH No calibration applied and no bandpass applied

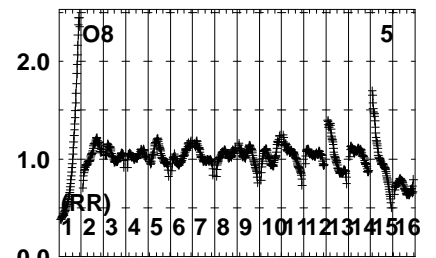
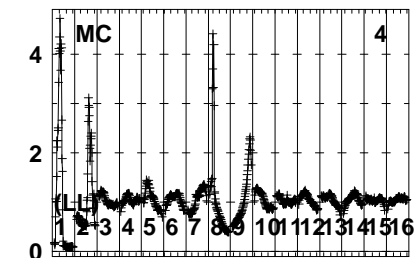
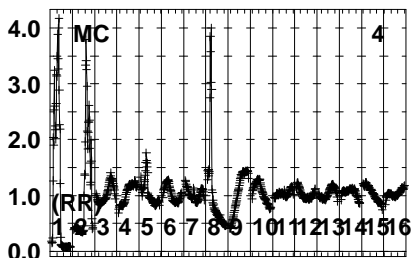
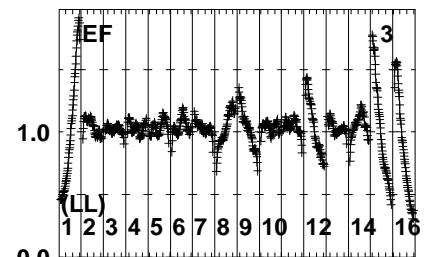
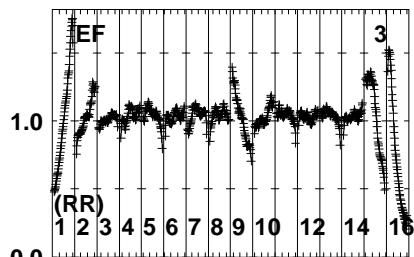
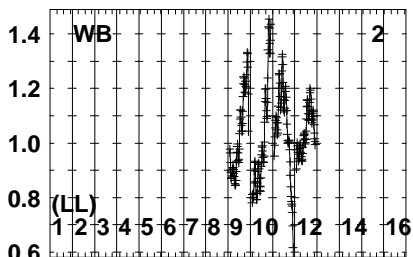
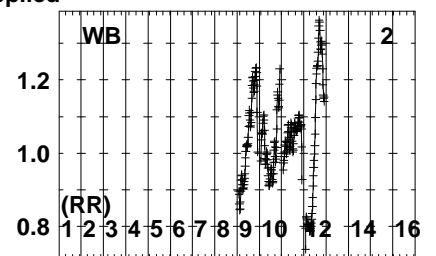
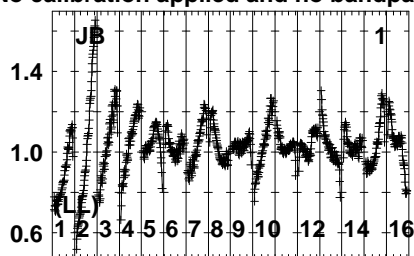
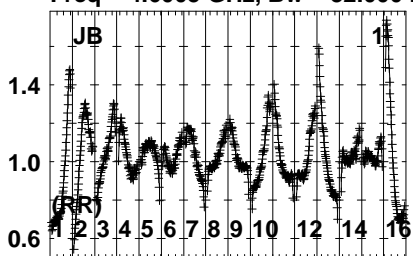


Lower frame: Real Jy
Auto-corr total-power spectrum Antenna: *
Timerange: 00/21:08:38 to 00/21:09:18

Plot file version 170 created 18-APR-2024 16:06:00

SN2022XXF RG014.UVDATA.1

Freq = 4.6005 GHz, Bw = 32.000 MH No calibration applied and no bandpass applied



46400 46405 46410 46415 46420 46425 46430 46435
FREQ MHz

46400 46405 46410 46415 46420 46425 46430 46435
FREQ MHz

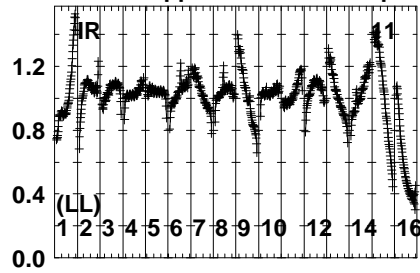
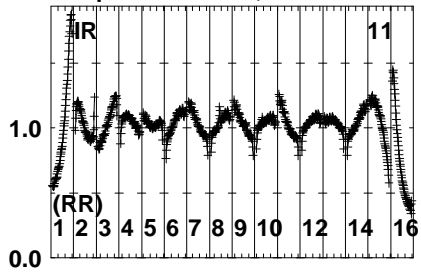
46400 46405 46410 46415 46420 46425 46430 46435
FREQ MHz

Lower frame: Real Jy
Auto-corr total-power spectrum Antenna: *
Timerange: 00/21:09:38 to 00/21:12:34

Plot file version 172 created 18-APR-2024 16:06:00

SN2022XXF RG014.UVDATA.1

Freq = 4.6005 GHz, Bw = 32.000 MH No calibration applied and no bandpass applied



Lower frame: Real Jy

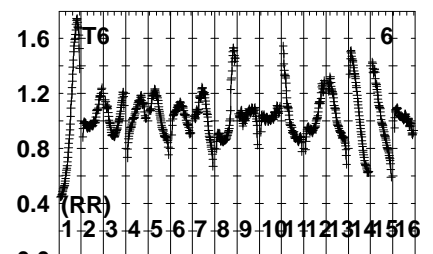
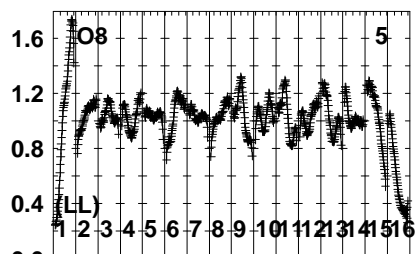
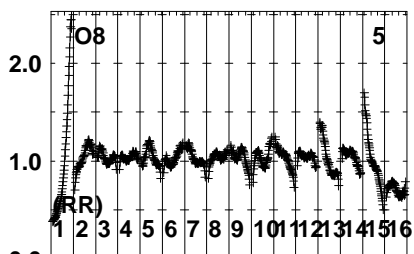
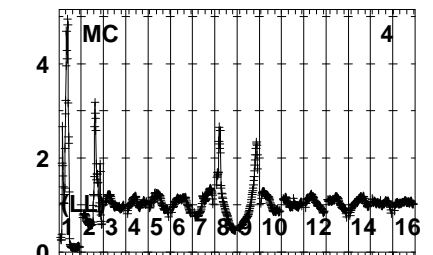
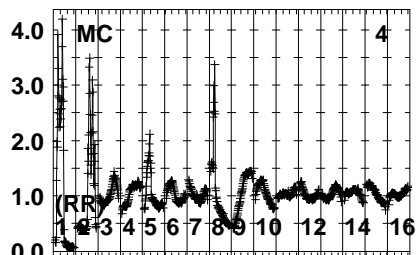
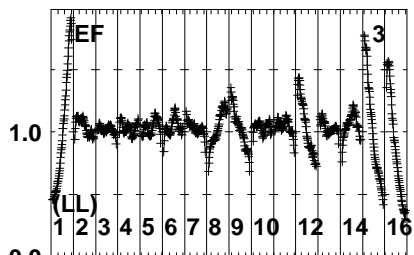
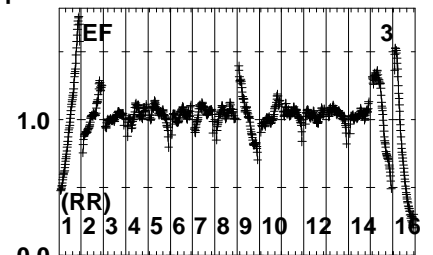
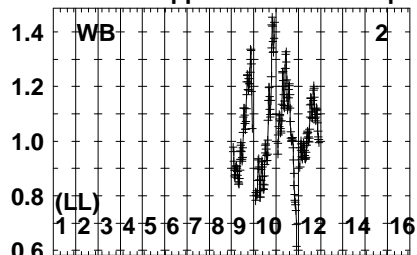
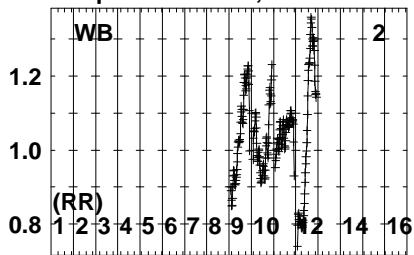
Auto-corr total-power spectrum Antenna: *

Timerange: 00/21:09:38 to 00/21:12:34

Plot file version 173 created 18-APR-2024 16:06:01

J1130+0846 RG014.UVDATA.1

Freq = 4.6005 GHz, Bw = 32.000 MH No calibration applied and no bandpass applied



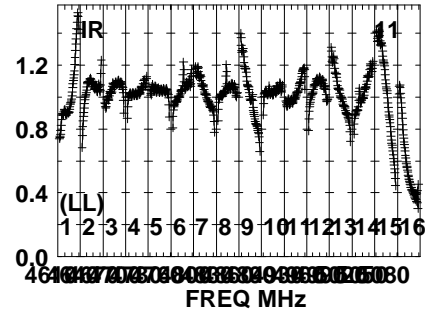
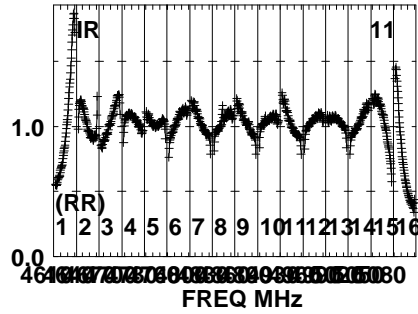
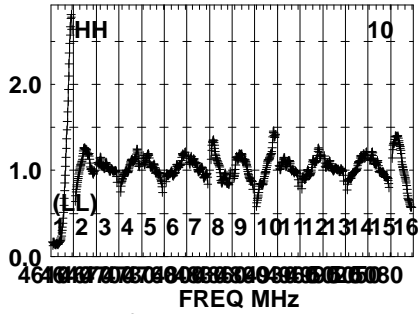
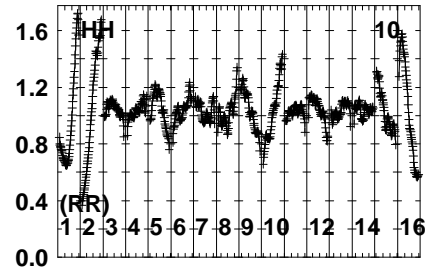
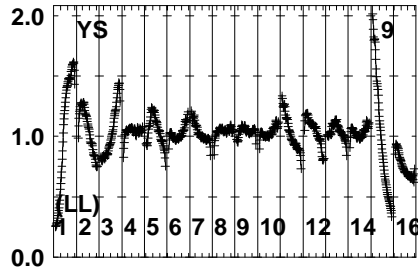
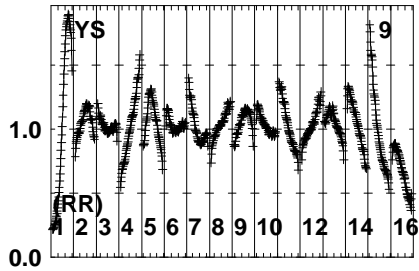
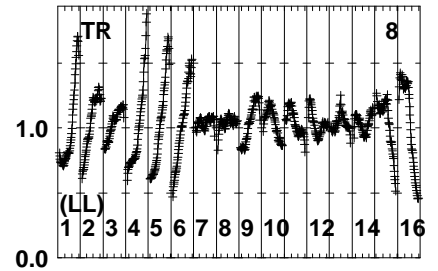
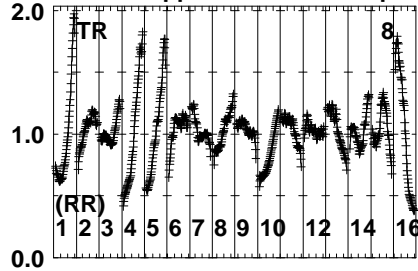
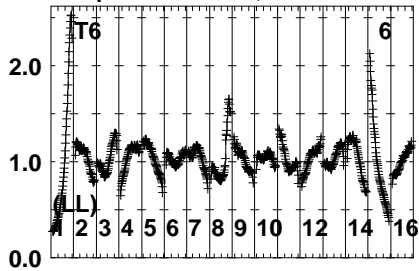
464317.0 464317.5 464318.0 464318.5 464319.0 464319.5 464320.0 464320.5 464321.0 464321.5 464322.0 464322.5 464323.0 464323.5 464324.0 464324.5 464325.0 464325.5 464326.0 464326.5 464327.0 464327.5 464328.0 464328.5 464329.0 464329.5 464330.0

Lower frame: Real Jy
Auto-corr total-power spectrum Antenna: *
Timerange: 00/21:12:51 to 00/21:13:31

Plot file version 174 created 18-APR-2024 16:06:01

J1130+0846 RG014.UVDATA.1

Freq = 4.6005 GHz, Bw = 32.000 MH No calibration applied and no bandpass applied

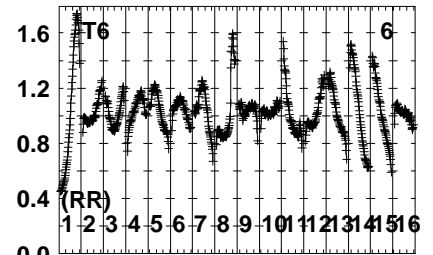
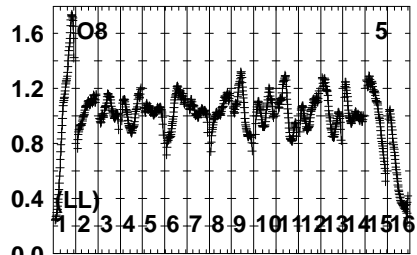
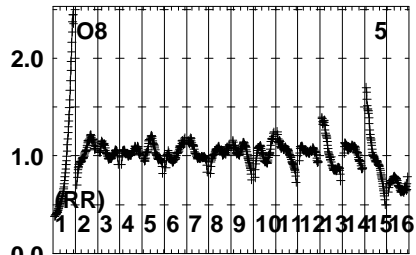
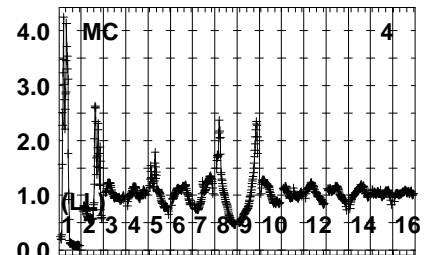
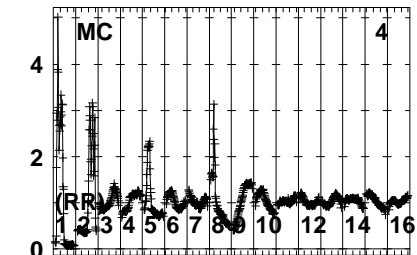
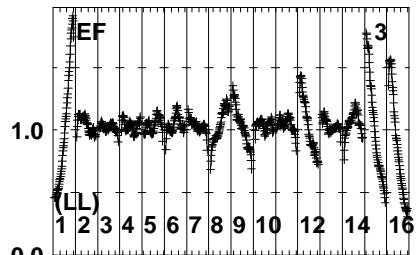
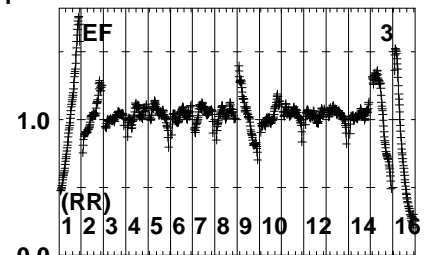
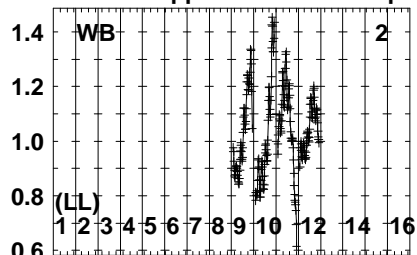
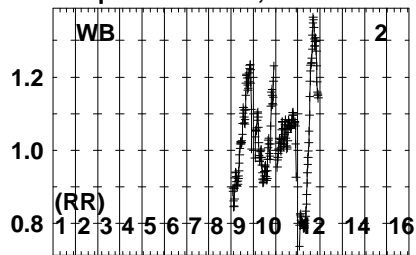


Lower frame: Real Jy
Auto-corr total-power spectrum Antenna: *
Timerange: 00/21:12:51 to 00/21:13:31

Plot file version 175 created 18-APR-2024 16:06:01

J1129+0951 RG014.UVDATA.1

Freq = 4.6005 GHz, Bw = 32.000 MH No calibration applied and no bandpass applied



464000 464080 464160 464240 464320 464400 464480 464560 464640 464720 464800 464880 464960 465040
FREQ MHz

464000 464080 464160 464240 464320 464400 464480 464560 464640 464720 464800 464880 464960 465040
FREQ MHz

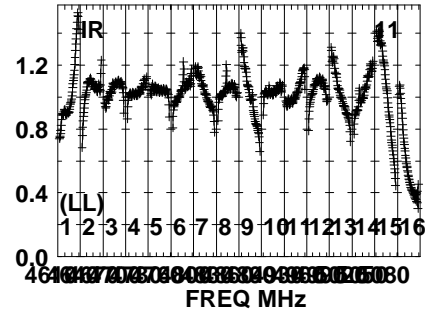
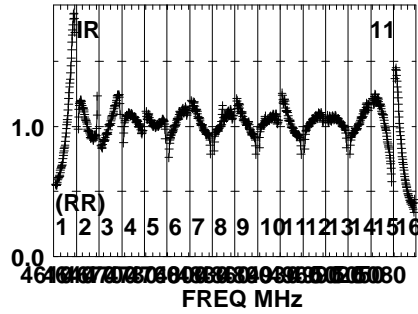
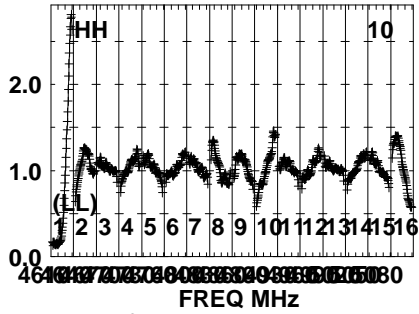
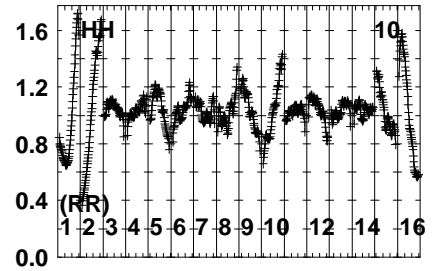
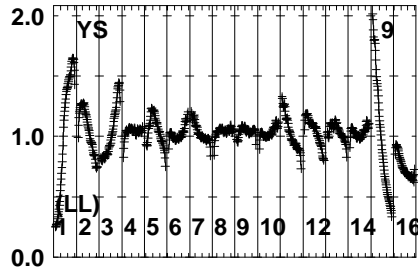
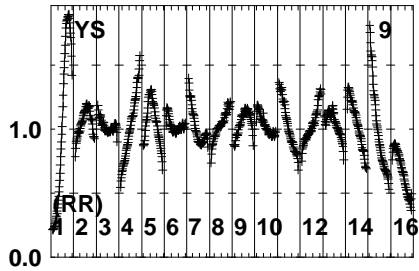
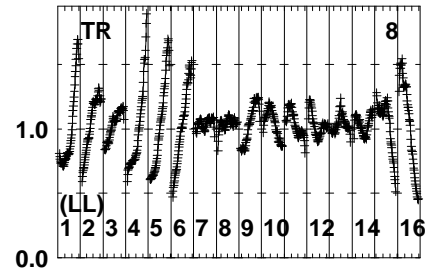
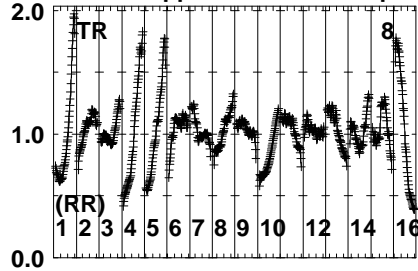
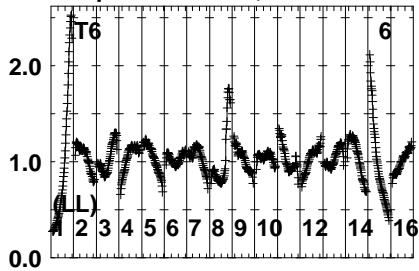
464000 464080 464160 464240 464320 464400 464480 464560 464640 464720 464800 464880 464960 465040
FREQ MHz

Lower frame: Real Jy
Auto-corr total-power spectrum Antenna: *
Timerange: 00/21:13:54 to 00/21:14:34

Plot file version 176 created 18-APR-2024 16:06:01

J1129+0951 RG014.UVDATA.1

Freq = 4.6005 GHz, Bw = 32.000 MH No calibration applied and no bandpass applied

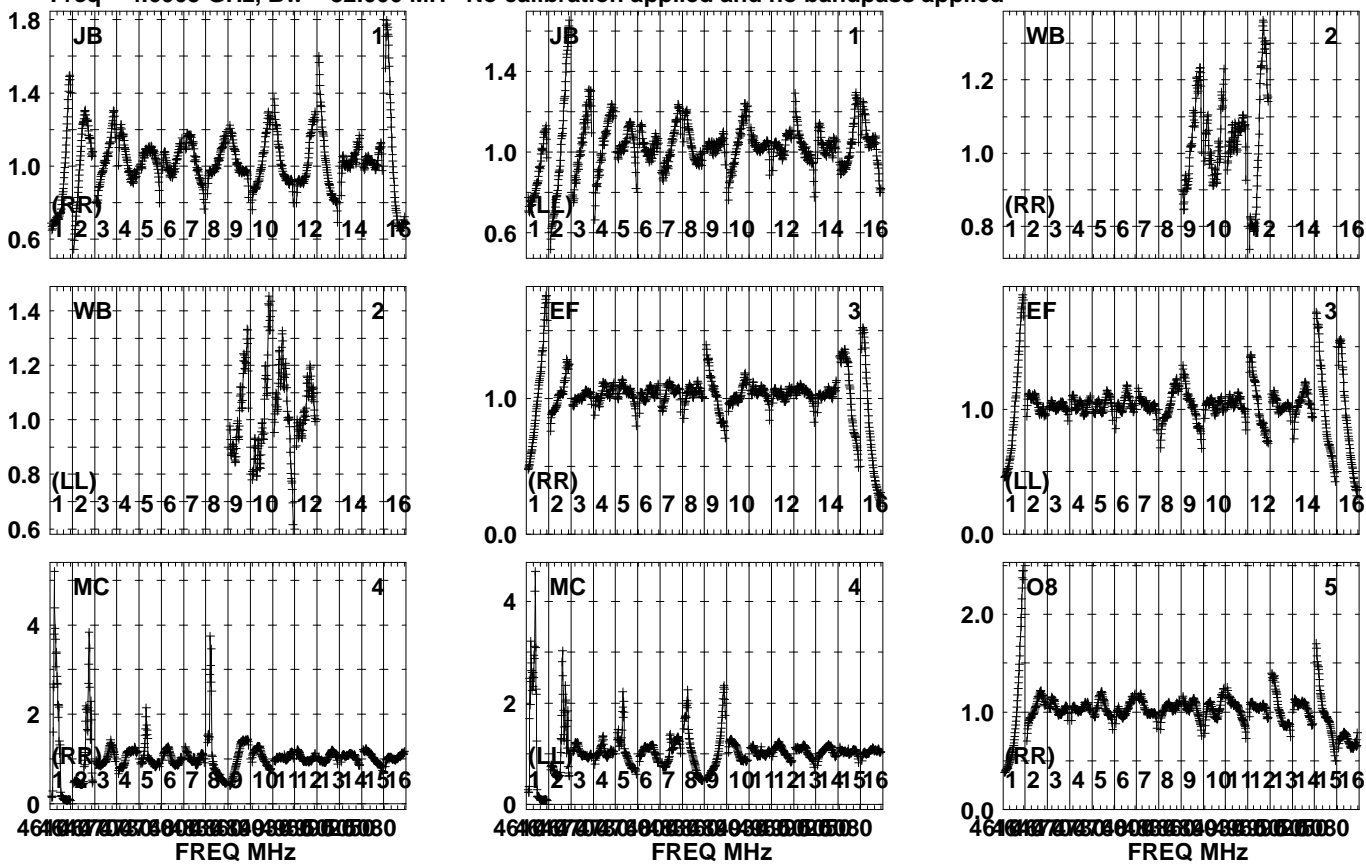


Lower frame: Real Jy
Auto-corr total-power spectrum Antenna: *
Timerange: 00/21:13:54 to 00/21:14:34

Plot file version 177 created 18-APR-2024 16:06:01

SN2022XXF RG014.UVDATA.1

Freq = 4.6005 GHz, Bw = 32.000 MH No calibration applied and no bandpass applied

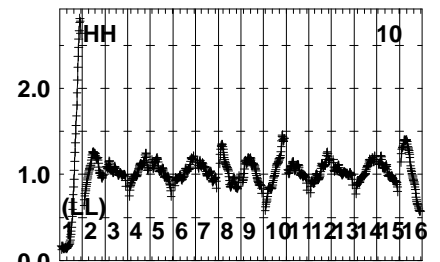
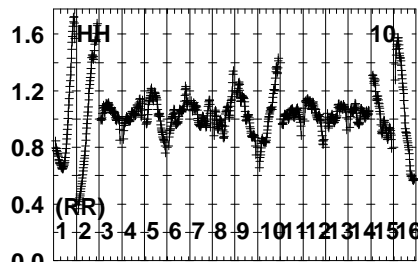
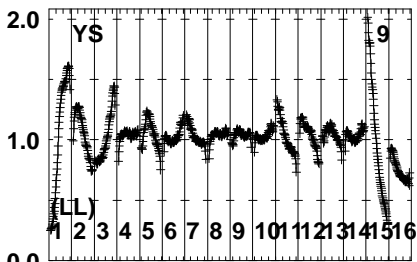
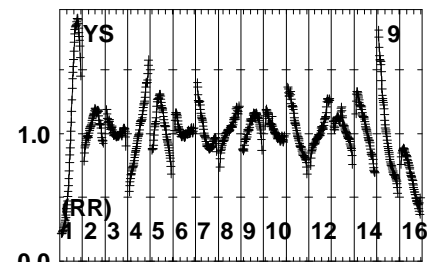
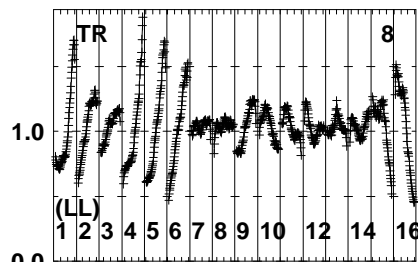
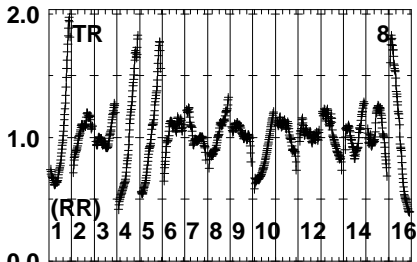
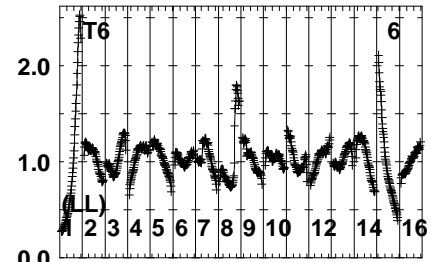
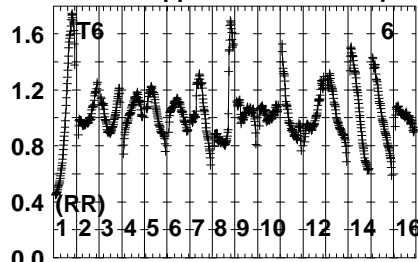
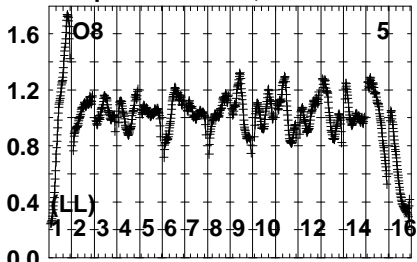


Lower frame: Real Jy
Auto-corr total-power spectrum Antenna: *
Timerange: 00/21:14:54 to 00/21:17:50

Plot file version 178 created 18-APR-2024 16:06:01

SN2022XXF RG014.UVDATA.1

Freq = 4.6005 GHz, Bw = 32.000 MH No calibration applied and no bandpass applied

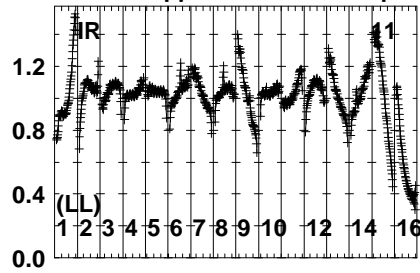
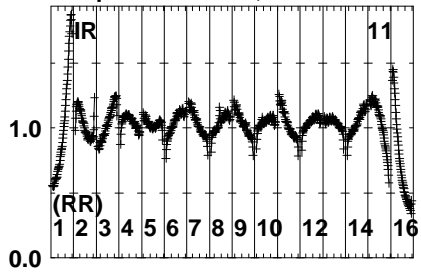


Lower frame: Real Jy
Auto-corr total-power spectrum Antenna: *
Timerange: 00/21:14:54 to 00/21:17:50

Plot file version 179 created 18-APR-2024 16:06:01

SN2022XXF RG014.UVDATA.1

Freq = 4.6005 GHz, Bw = 32.000 MH No calibration applied and no bandpass applied



Lower frame: Real Jy

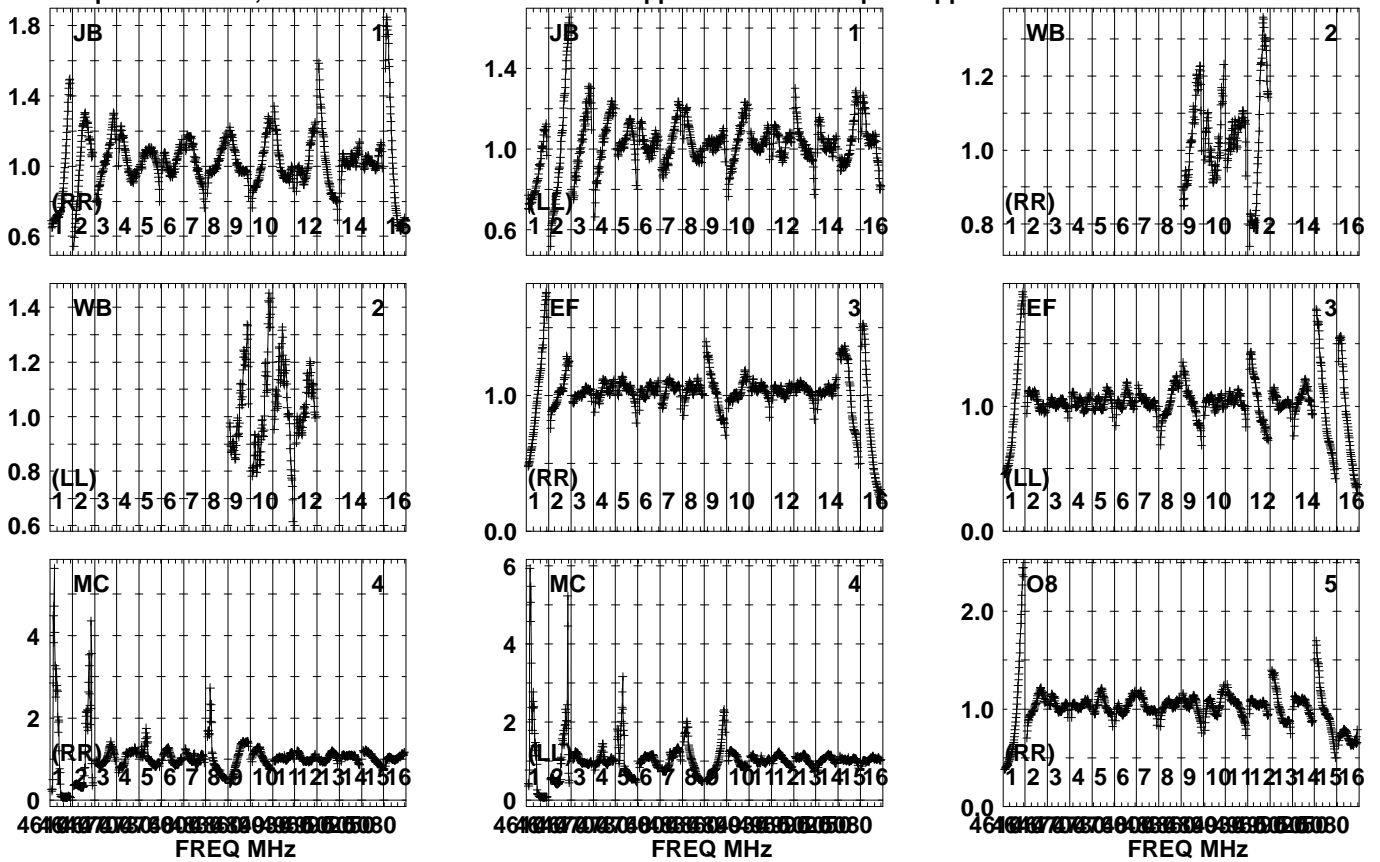
Auto-corr total-power spectrum Antenna: *

Timerange: 00/21:14:54 to 00/21:17:50

Plot file version 180 created 18-APR-2024 16:06:01

J1130+0846 RG014.UVDATA.1

Freq = 4.6005 GHz, Bw = 32.000 MH No calibration applied and no bandpass applied

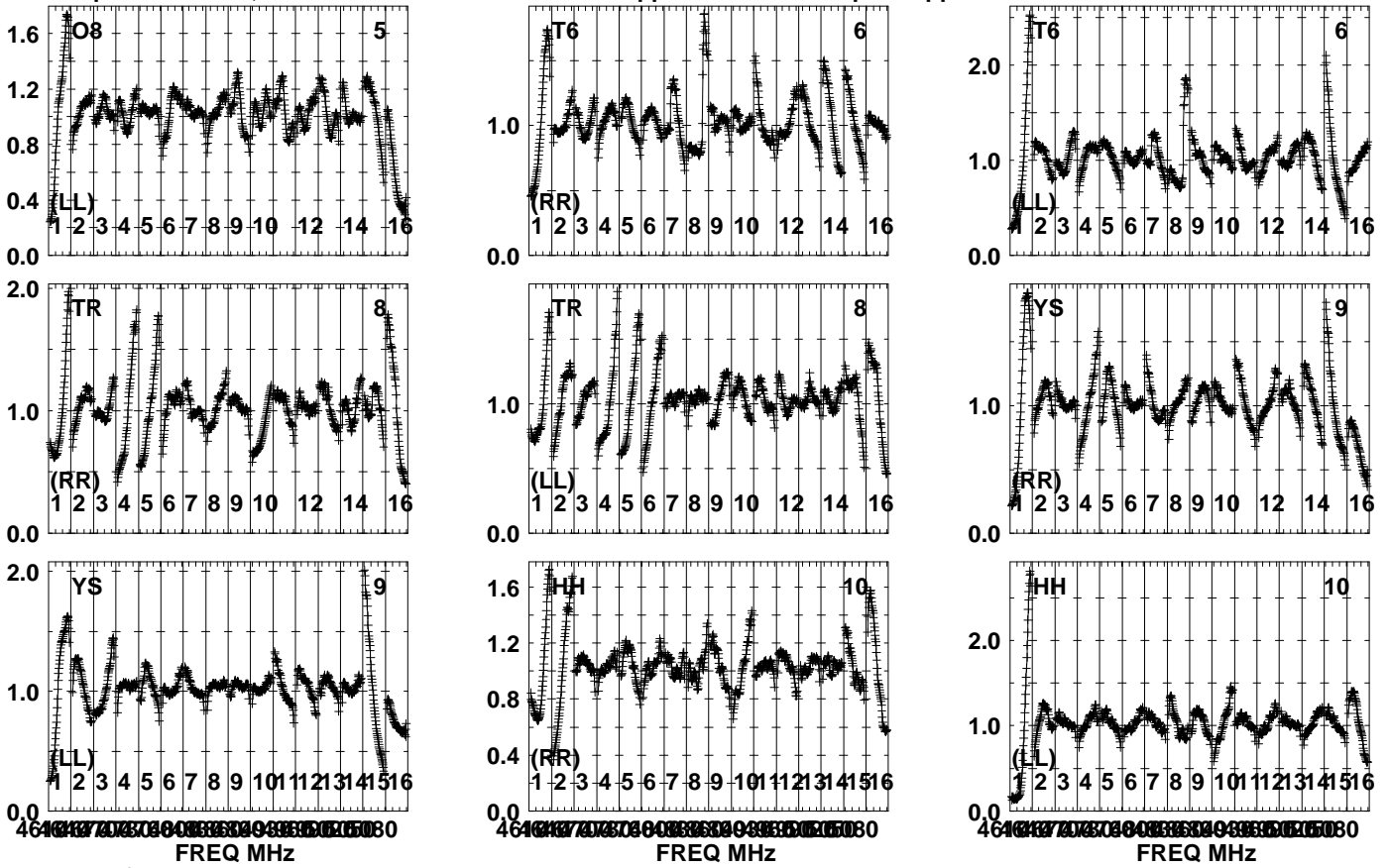


Lower frame: Real Jy
Auto-corr total-power spectrum Antenna: *
Timerange: 00/21:18:07 to 00/21:18:47

Plot file version 181 created 18-APR-2024 16:06:01

J1130+0846 RG014.UVDATA.1

Freq = 4.6005 GHz, Bw = 32.000 MH No calibration applied and no bandpass applied

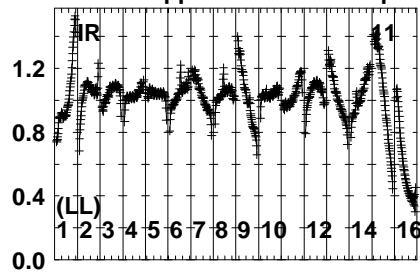
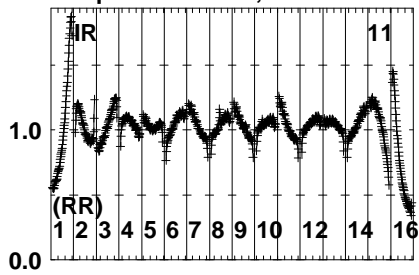


Lower frame: Real Jy
Auto-corr total-power spectrum Antenna: *
Timerange: 00/21:18:07 to 00/21:18:47

Plot file version 182 created 18-APR-2024 16:06:01

J1130+0846 RG014.UVDATA.1

Freq = 4.6005 GHz, Bw = 32.000 MH No calibration applied and no bandpass applied



Lower frame: Real Jy

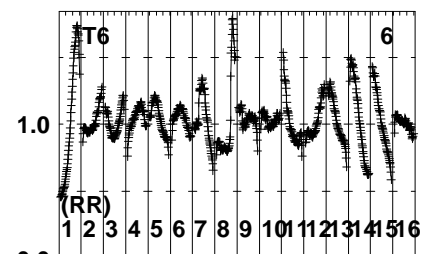
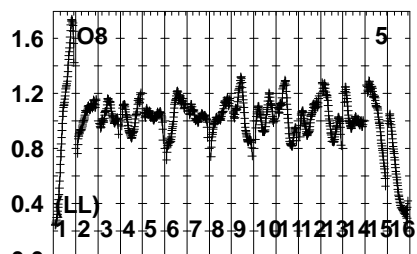
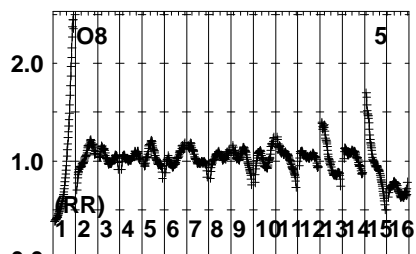
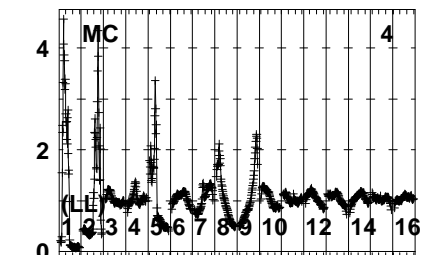
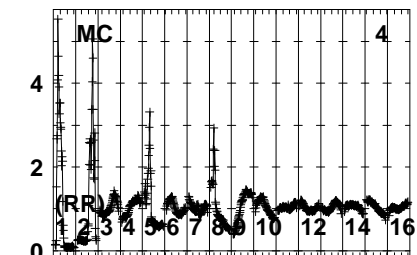
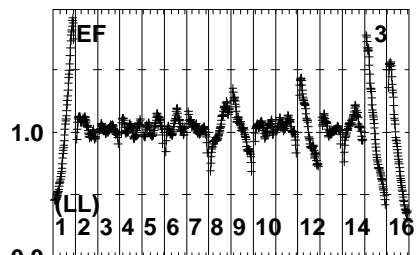
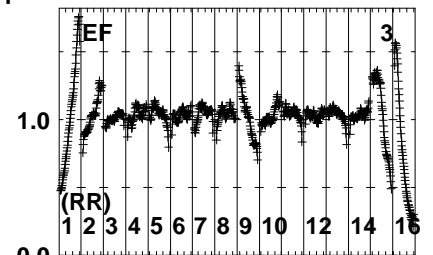
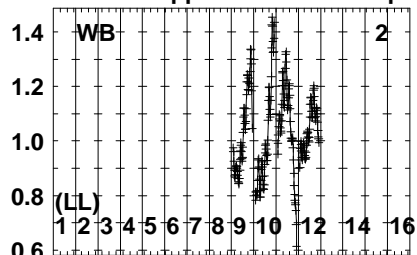
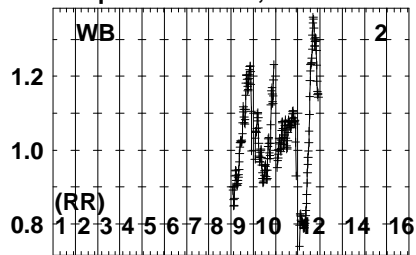
Auto-corr total-power spectrum Antenna: *

Timerange: 00/21:18:07 to 00/21:18:47

Plot file version 183 created 18-APR-2024 16:06:01

J1129+0951 RG014.UVDATA.1

Freq = 4.6005 GHz, Bw = 32.000 MH No calibration applied and no bandpass applied



4640000 4640000 4640000 4640000 4640000 4640000 4640000 4640000 4640000 4640000 4640000 4640000 4640000 4640000 4640000 4640000
FREQ MHz

4640000 4640000 4640000 4640000 4640000 4640000 4640000 4640000 4640000 4640000 4640000 4640000 4640000 4640000 4640000 4640000
FREQ MHz

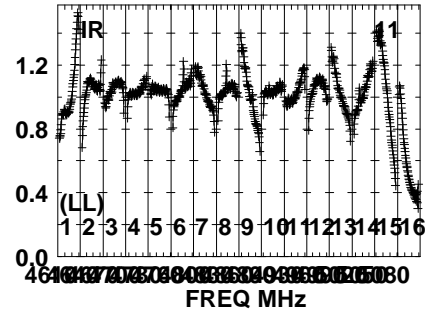
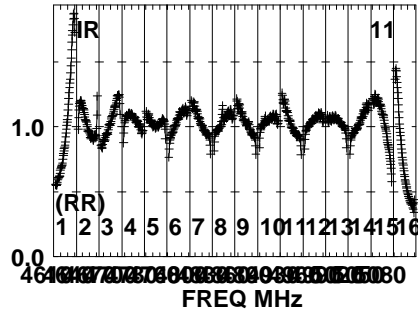
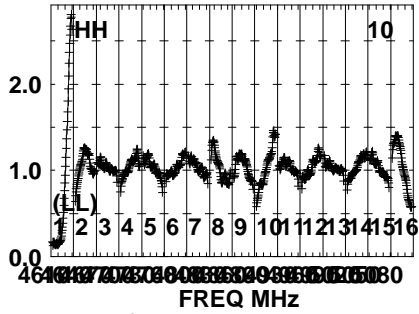
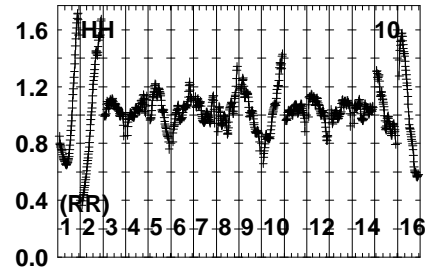
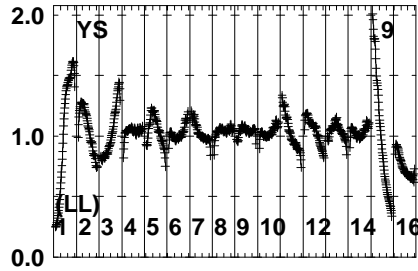
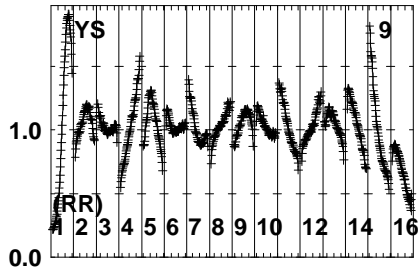
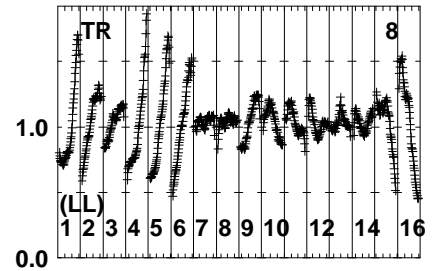
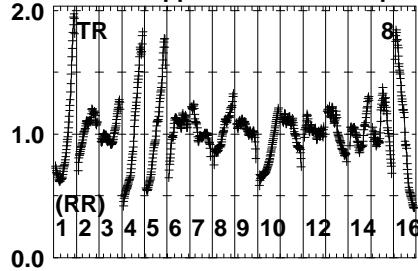
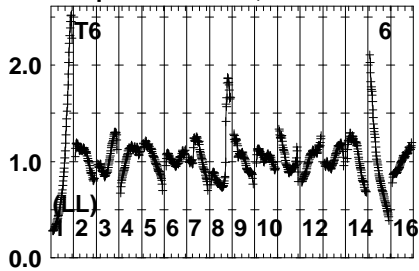
4640000 4640000 4640000 4640000 4640000 4640000 4640000 4640000 4640000 4640000 4640000 4640000 4640000 4640000 4640000 4640000
FREQ MHz

Lower frame: Real Jy
Auto-corr total-power spectrum Antenna: *
Timerange: 00/21:19:10 to 00/21:19:50

Plot file version 184 created 18-APR-2024 16:06:01

J1129+0951 RG014.UVDATA.1

Freq = 4.6005 GHz, Bw = 32.000 MH No calibration applied and no bandpass applied

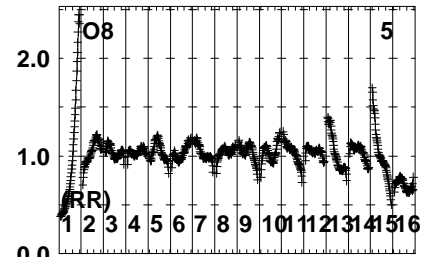
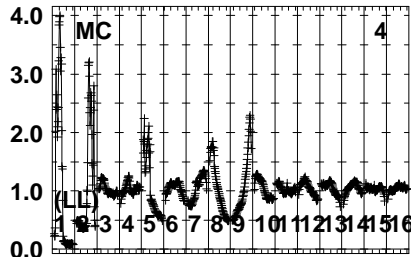
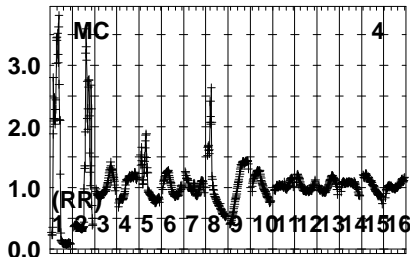
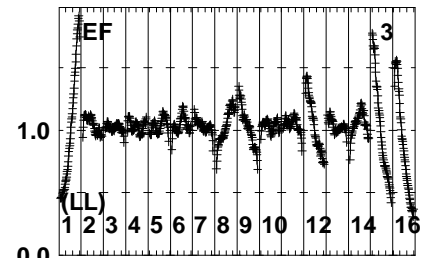
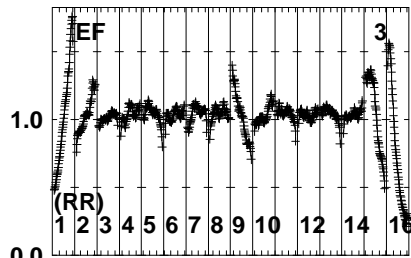
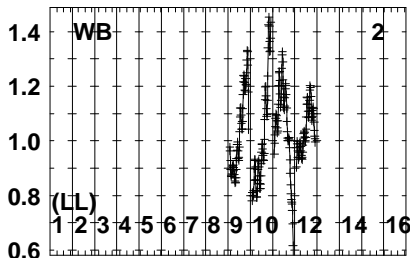
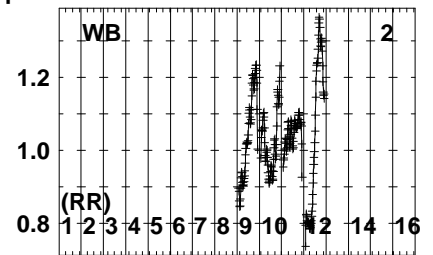
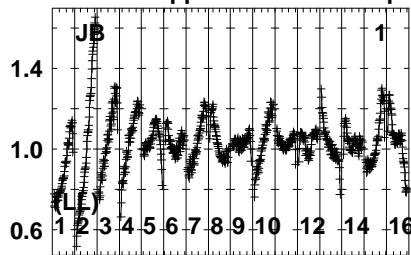
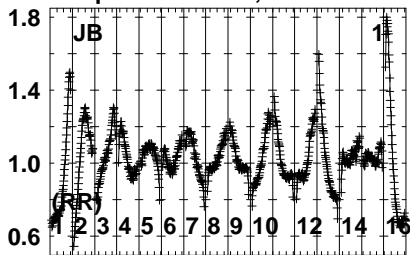


Lower frame: Real Jy
Auto-corr total-power spectrum Antenna: *
Timerange: 00/21:19:10 to 00/21:19:50

Plot file version 185 created 18-APR-2024 16:06:01

SN2022XF RG014.UVDATA.1

Freq = 4.6005 GHz, Bw = 32.000 MH No calibration applied and no bandpass applied



46400 46405 46410 46415 46420 46425 46430 46435 46440 46445 46450 46455 46460 46465 46470 46475 46480 46485 46490 46495 46500

46400 46405 46410 46415 46420 46425 46430 46435 46440 46445 46450 46455 46460 46465 46470 46475 46480 46485 46490 46495 46500

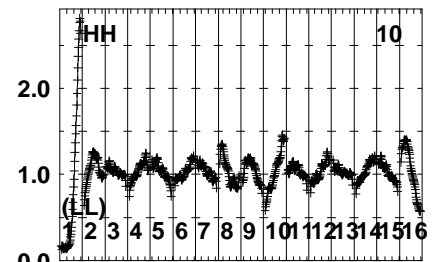
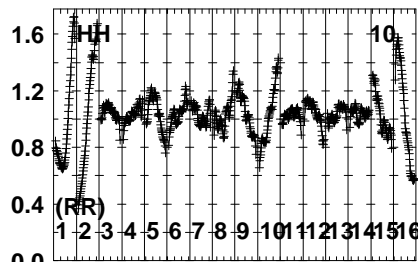
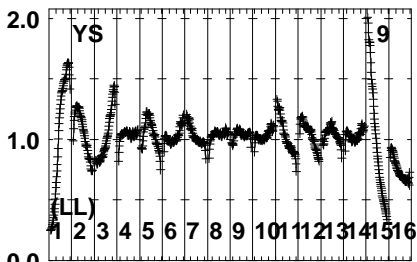
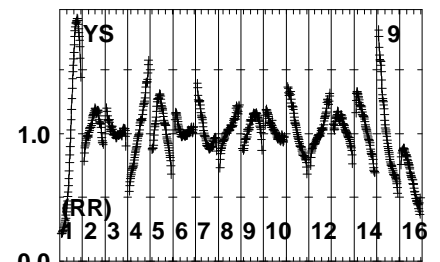
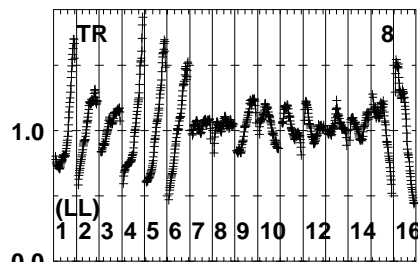
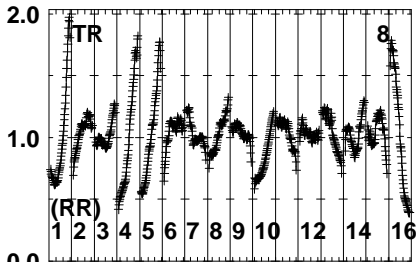
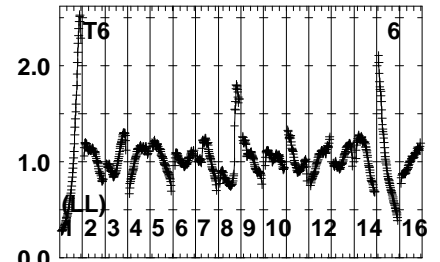
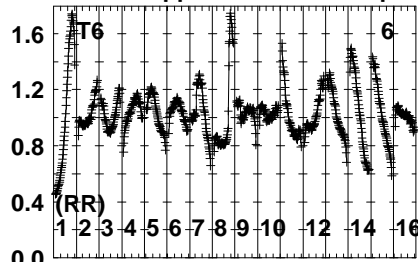
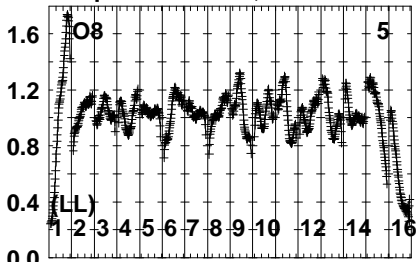
46400 46405 46410 46415 46420 46425 46430 46435 46440 46445 46450 46455 46460 46465 46470 46475 46480 46485 46490 46495 46500

Lower frame: Real Jy
Auto-corr total-power spectrum Antenna: *
Timerange: 00/21:20:10 to 00/21:23:06

Plot file version 186 created 18-APR-2024 16:06:02

SN2022XXF RG014.UVDATA.1

Freq = 4.6005 GHz, Bw = 32.000 MH No calibration applied and no bandpass applied

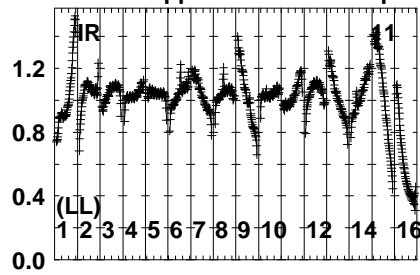
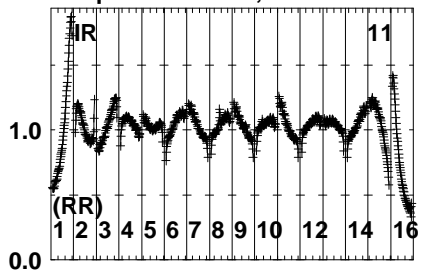


Lower frame: Real Jy
Auto-corr total-power spectrum Antenna: *
Timerange: 00/21:20:10 to 00/21:23:06

Plot file version 187 created 18-APR-2024 16:06:02

SN2022XXF RG014.UVDATA.1

Freq = 4.6005 GHz, Bw = 32.000 MH No calibration applied and no bandpass applied



Lower frame: Real Jy

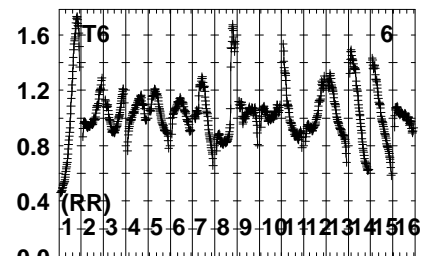
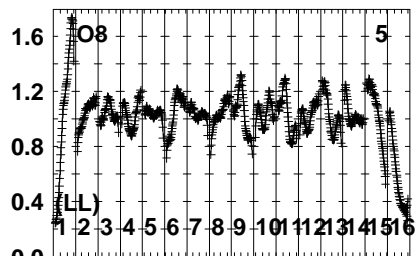
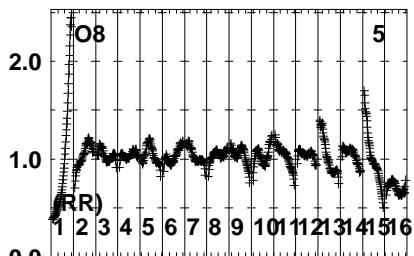
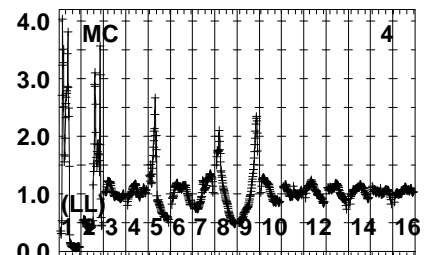
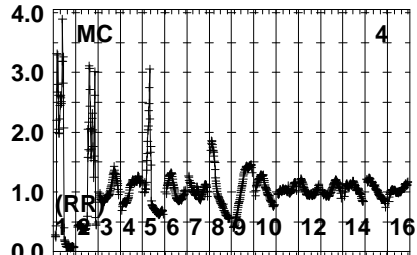
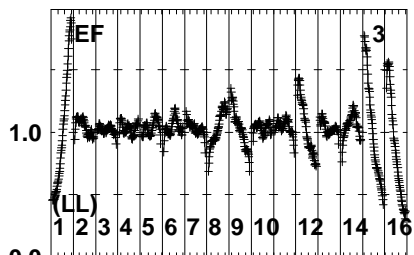
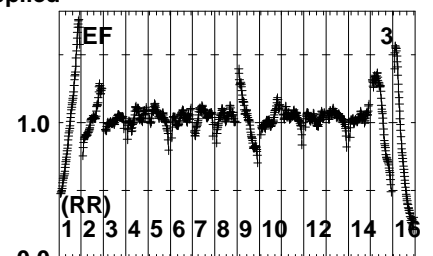
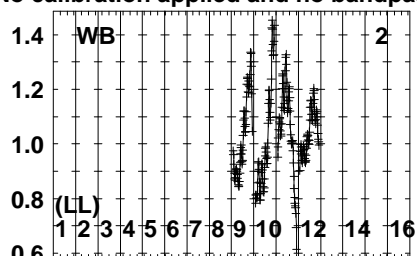
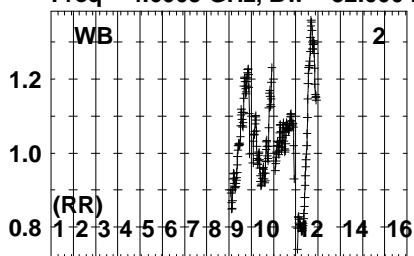
Auto-corr total-power spectrum Antenna: *

Timerange: 00/21:20:10 to 00/21:23:06

Plot file version 188 created 18-APR-2024 16:06:02

J1130+0846 RG014.UVDATA.1

Freq = 4.6005 GHz, Bw = 32.000 MH No calibration applied and no bandpass applied



4640000 4640000 4640000 4640000 4640000 4640000 4640000 4640000 4640000 4640000 4640000 4640000 4640000 4640000 4640000 4640000
FREQ MHz

4640000 4640000 4640000 4640000 4640000 4640000 4640000 4640000 4640000 4640000 4640000 4640000 4640000 4640000 4640000 4640000
FREQ MHz

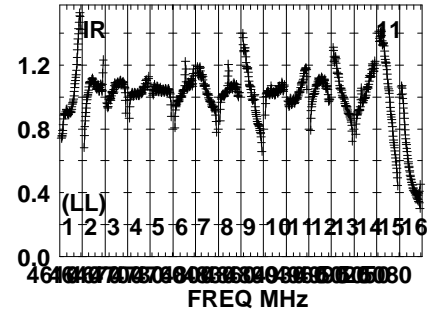
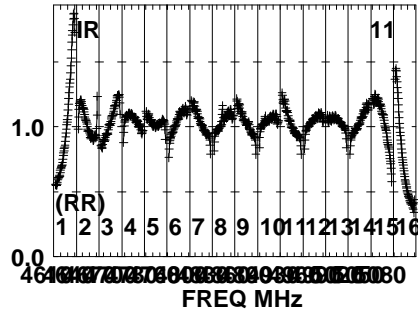
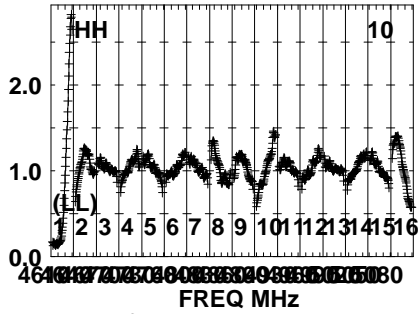
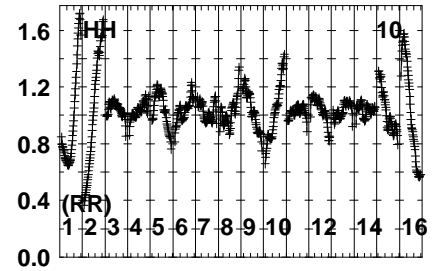
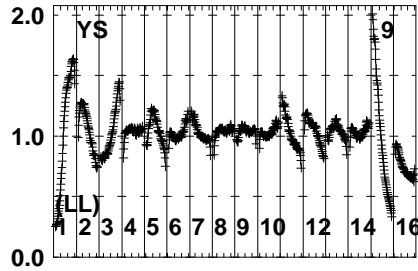
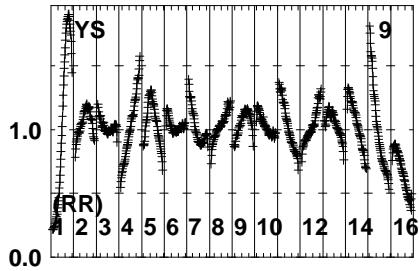
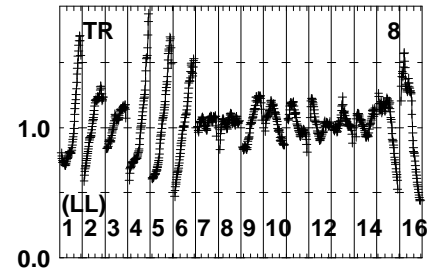
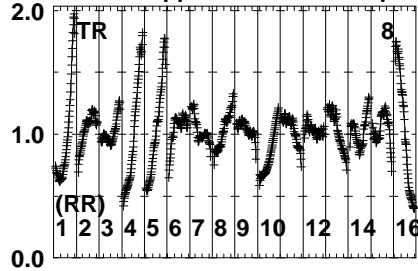
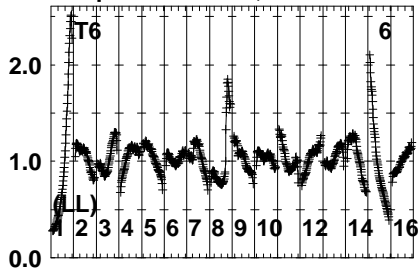
4640000 4640000 4640000 4640000 4640000 4640000 4640000 4640000 4640000 4640000 4640000 4640000 4640000 4640000 4640000 4640000
FREQ MHz

Lower frame: Real Jy
Auto-corr total-power spectrum Antenna: *
Timerange: 00/21:23:23 to 00/21:24:03

Plot file version 189 created 18-APR-2024 16:06:02

J1130+0846 RG014.UVDATA.1

Freq = 4.6005 GHz, Bw = 32.000 MH No calibration applied and no bandpass applied

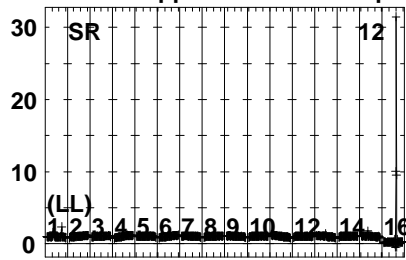
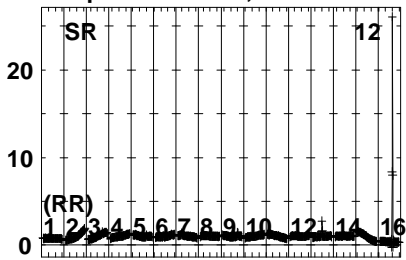


Lower frame: Real Jy
Auto-corr total-power spectrum Antenna: *
Timerange: 00/21:23:23 to 00/21:24:03

Plot file version 190 created 18-APR-2024 16:06:02

J1130+0846 RG014.UVDATA.1

Freq = 4.6005 GHz, Bw = 32.000 MH No calibration applied and no bandpass applied

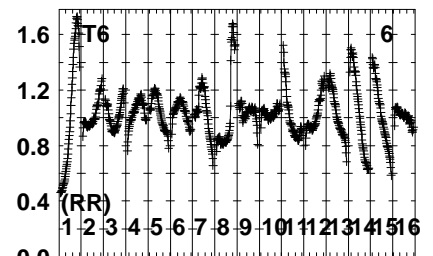
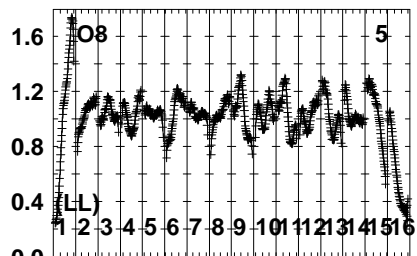
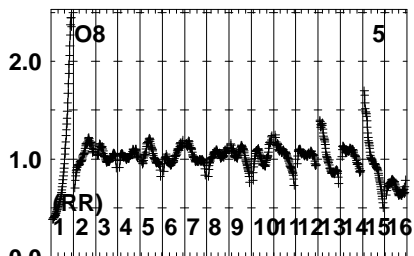
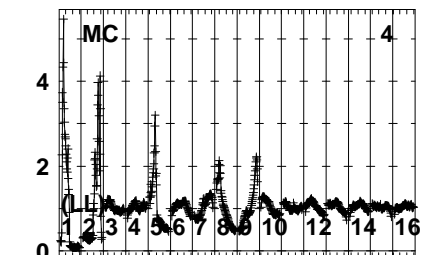
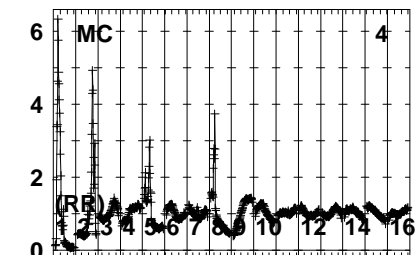
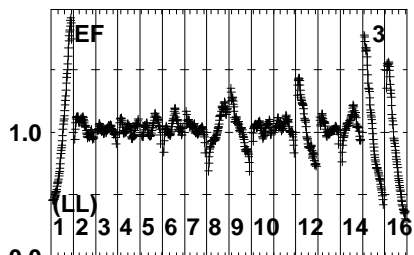
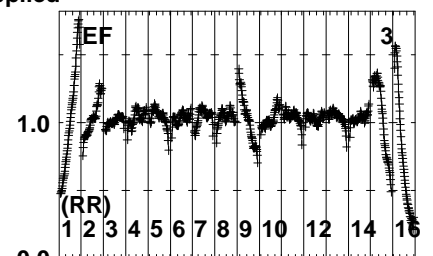
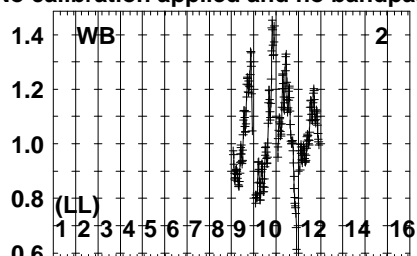
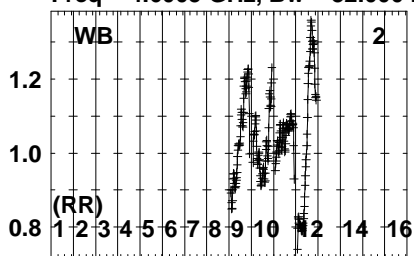


Lower frame: Real Jy
Auto-corr total-power spectrum Antenna: *
Timerange: 00/21:23:23 to 00/21:24:03

Plot file version 191 created 18-APR-2024 16:06:02

J1129+0951 RG014.UVDATA.1

Freq = 4.6005 GHz, Bw = 32.000 MH No calibration applied and no bandpass applied



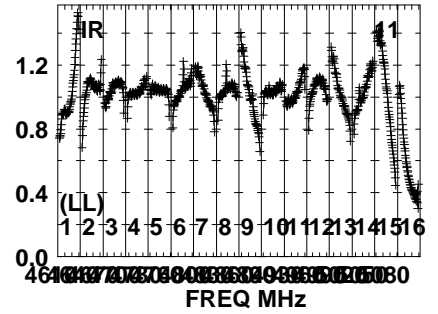
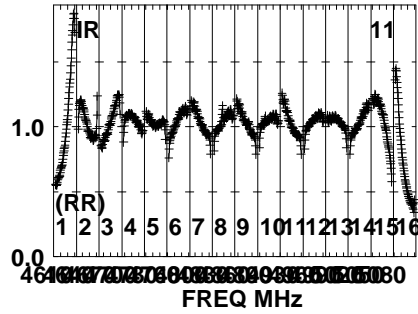
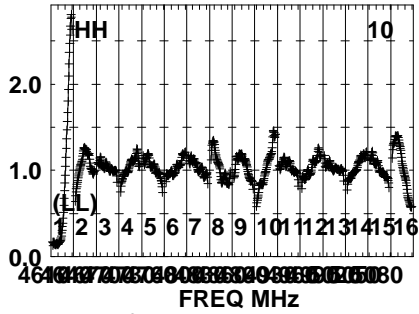
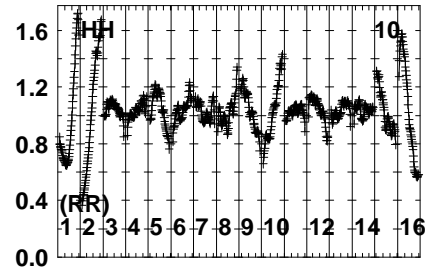
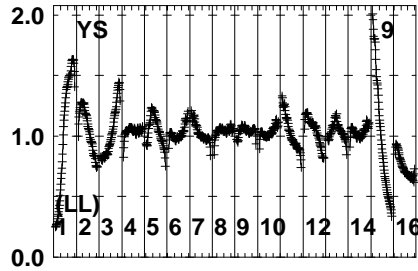
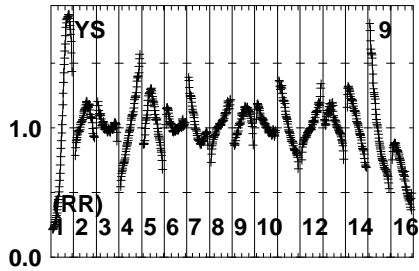
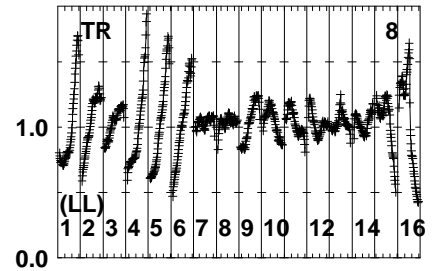
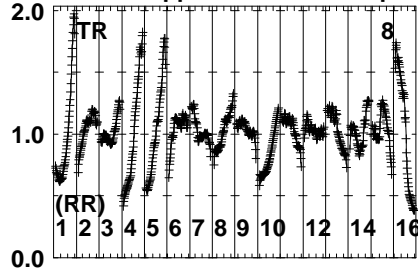
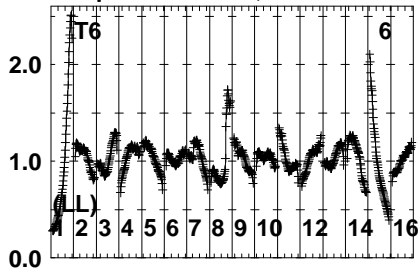
46.4 46.7 47.0 47.3 47.6 47.9 48.2 48.5 48.8 49.1 49.4 49.7 50.0
FREQ MHz

Lower frame: Real Jy
Auto-corr total-power spectrum Antenna: *
Timerange: 00/21:24:26 to 00/21:25:06

Plot file version 192 created 18-APR-2024 16:06:02

J1129+0951 RG014.UVDATA.1

Freq = 4.6005 GHz, Bw = 32.000 MH No calibration applied and no bandpass applied

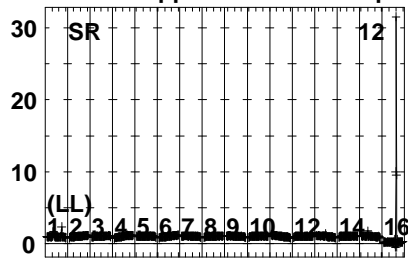
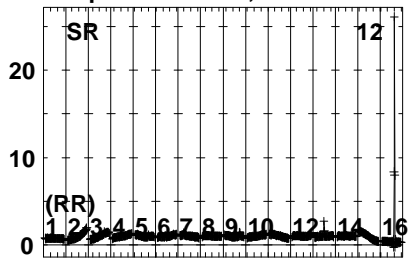


Lower frame: Real Jy
Auto-corr total-power spectrum Antenna: *
Timerange: 00/21:24:26 to 00/21:25:06

Plot file version 193 created 18-APR-2024 16:06:02

J1129+0951 RG014.UVDATA.1

Freq = 4.6005 GHz, Bw = 32.000 MH No calibration applied and no bandpass applied

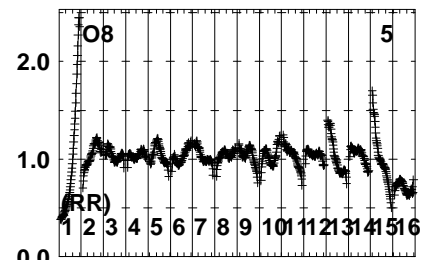
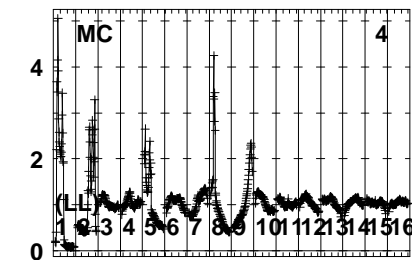
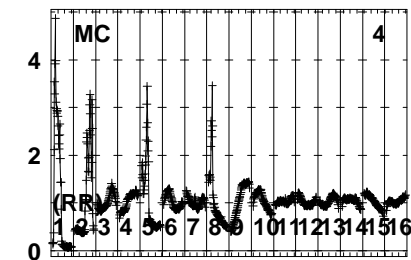
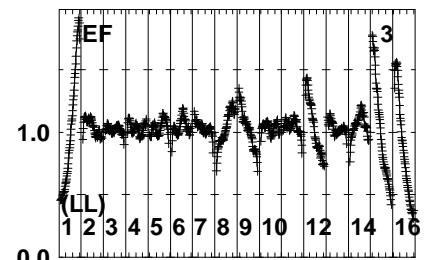
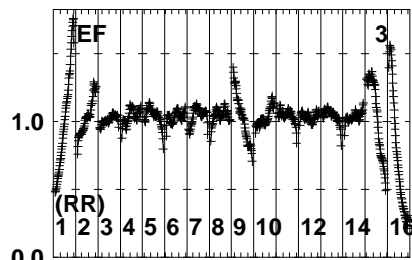
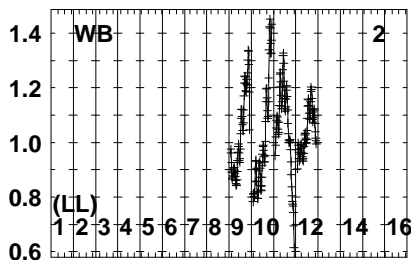
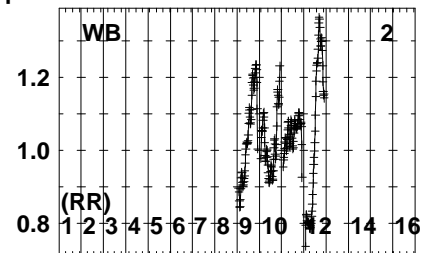
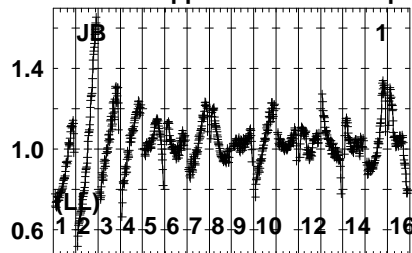
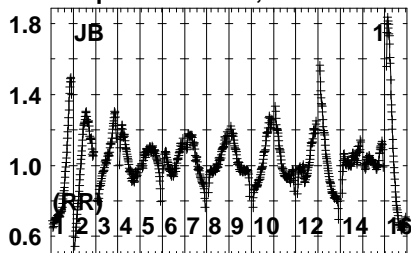


Lower frame: Real Jy
Auto-corr total-power spectrum Antenna: *
Timerange: 00/21:24:26 to 00/21:25:06

Plot file version 194 created 18-APR-2024 16:06:02

SN2022XF RG014.UVDATA.1

Freq = 4.6005 GHz, Bw = 32.000 MH No calibration applied and no bandpass applied



464317 4080 000000 999999 000000

464317 4080 000000 999999 000000

464317 4080 000000 999999 000000

FREQ MHz

FREQ MHz

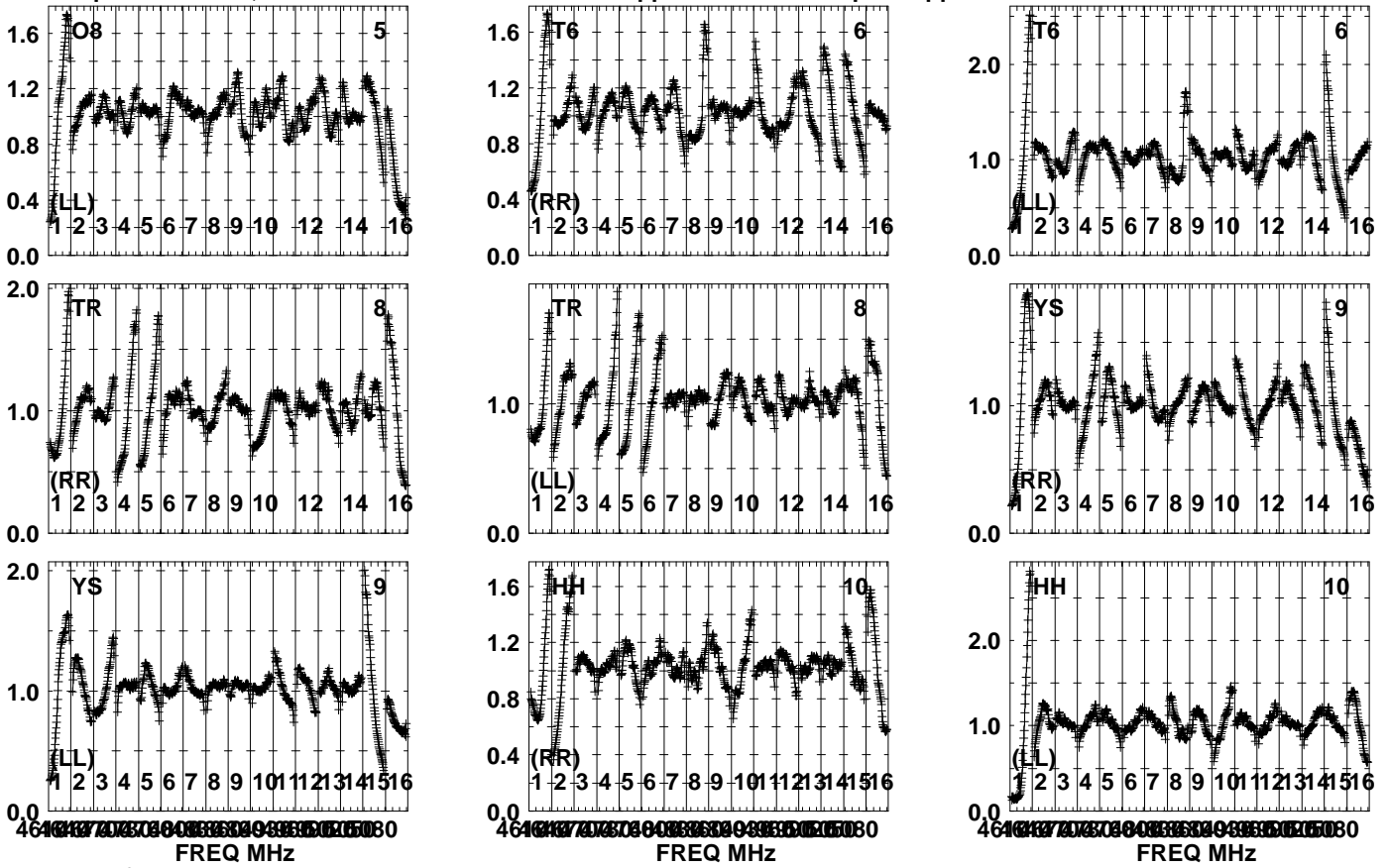
FREQ MHz

Lower frame: Real Jy
Auto-corr total-power spectrum Antenna: *
Timerange: 00/21:25:26 to 00/21:28:22

Plot file version 195 created 18-APR-2024 16:06:02

SN2022XXF RG014.UVDATA.1

Freq = 4.6005 GHz, Bw = 32.000 MH No calibration applied and no bandpass applied

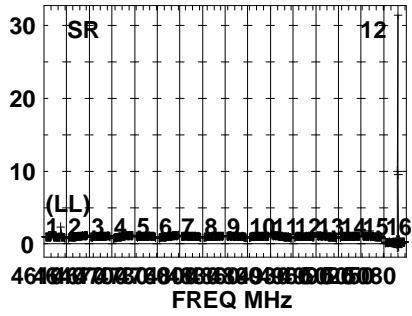
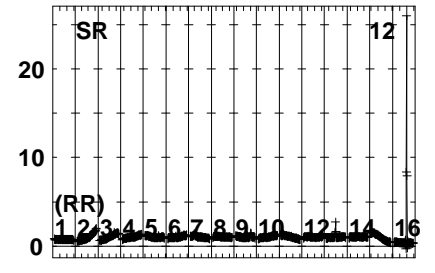
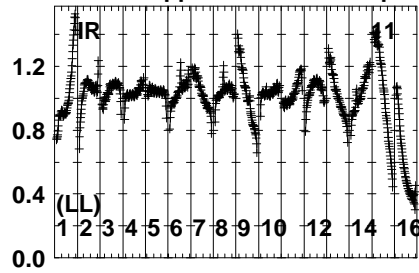
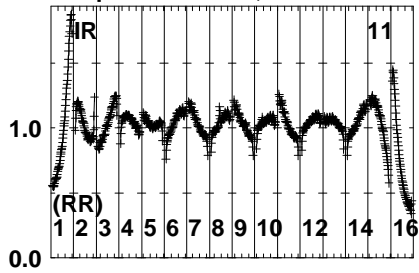


Lower frame: Real Jy
Auto-corr total-power spectrum Antenna: *
Timerange: 00/21:25:26 to 00/21:28:22

Plot file version 196 created 18-APR-2024 16:06:02

SN2022XXF RG014.UVDATA.1

Freq = 4.6005 GHz, Bw = 32.000 MH No calibration applied and no bandpass applied

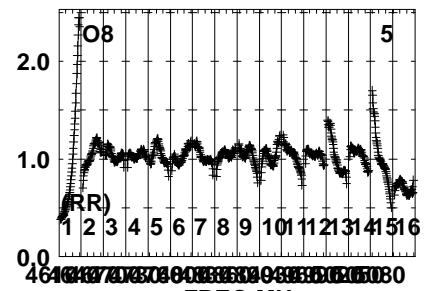
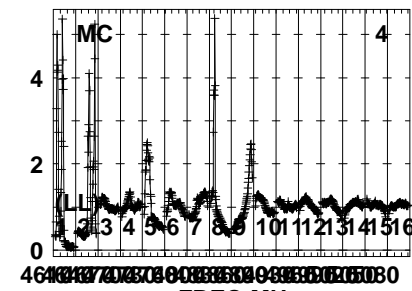
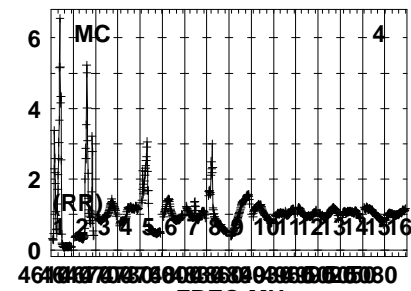
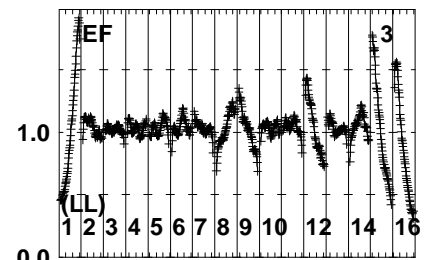
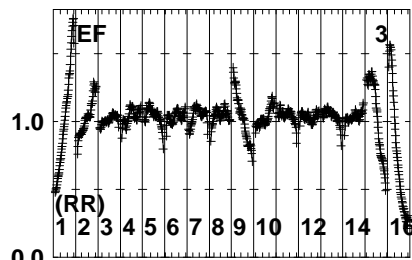
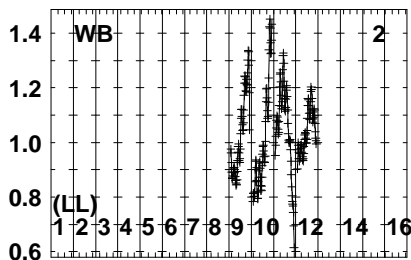
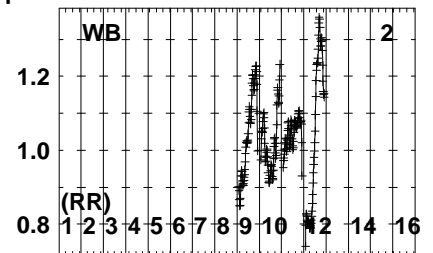
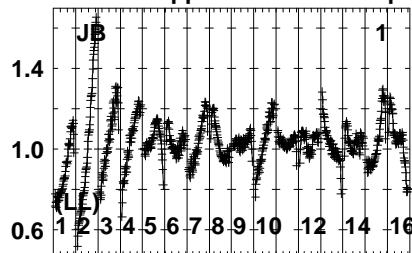
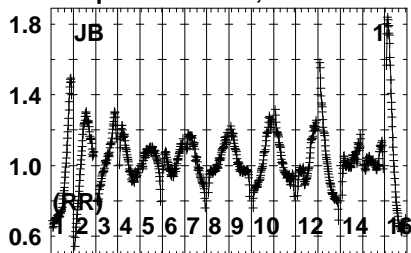


Lower frame: Real Jy
Auto-corr total-power spectrum Antenna: *
Timerange: 00/21:25:26 to 00/21:28:22

Plot file version 197 created 18-APR-2024 16:06:03

J1130+0846 RG014.UVDATA.1

Freq = 4.6005 GHz, Bw = 32.000 MH No calibration applied and no bandpass applied

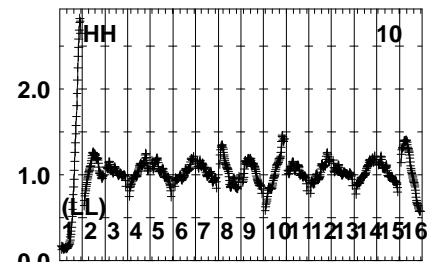
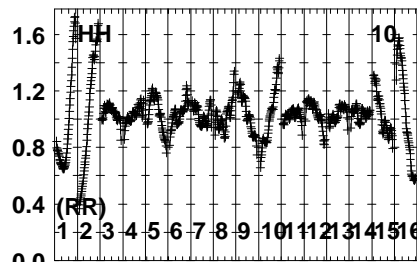
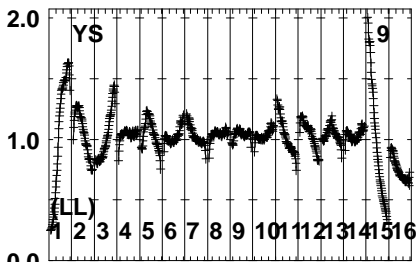
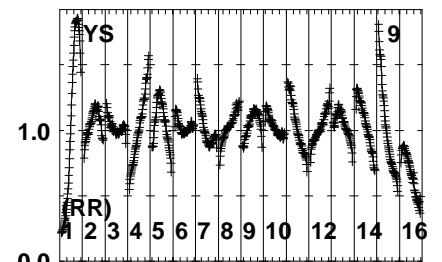
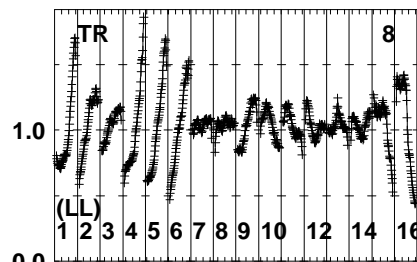
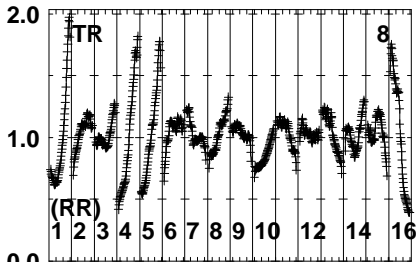
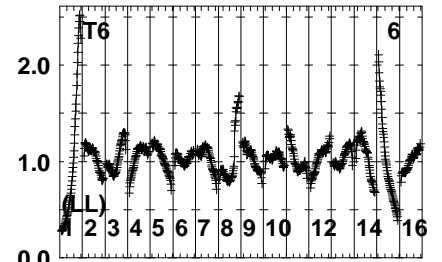
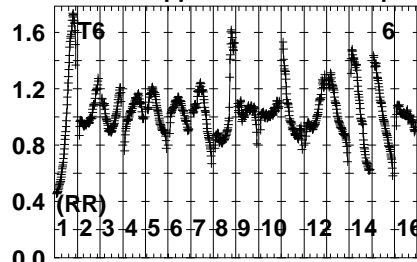
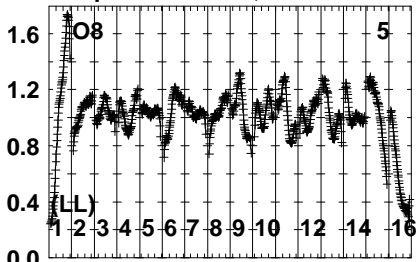


Lower frame: Real Jy
Auto-corr total-power spectrum Antenna: *
Timerange: 00/21:28:39 to 00/21:29:19

Plot file version 198 created 18-APR-2024 16:06:03

J1130+0846 RG014.UVDATA.1

Freq = 4.6005 GHz, Bw = 32.000 MH No calibration applied and no bandpass applied

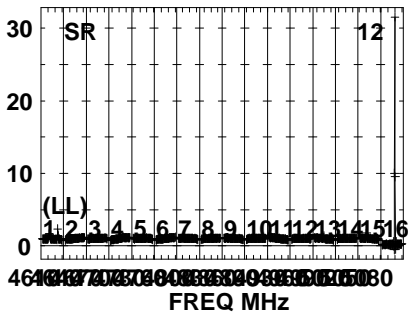
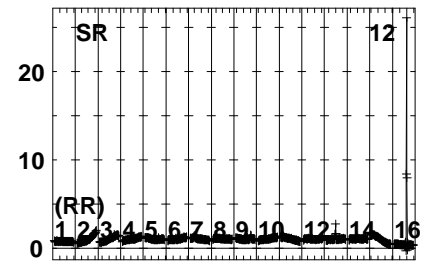
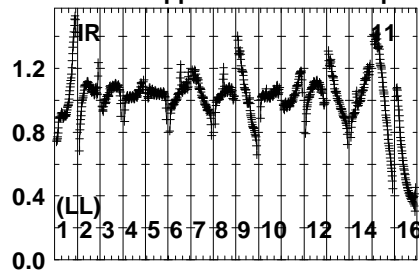
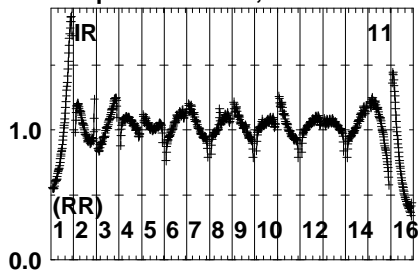


Lower frame: Real Jy
Auto-corr total-power spectrum Antenna: *
Timerange: 00/21:28:39 to 00/21:29:19

Plot file version 199 created 18-APR-2024 16:06:03

J1130+0846 RG014.UVDATA.1

Freq = 4.6005 GHz, Bw = 32.000 MH No calibration applied and no bandpass applied

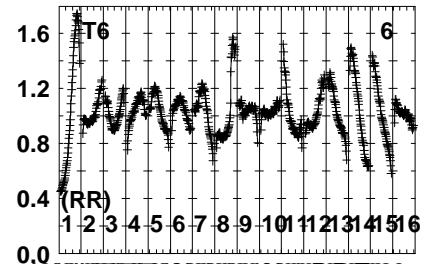
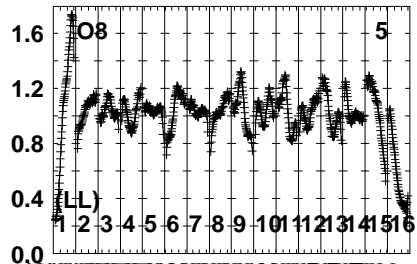
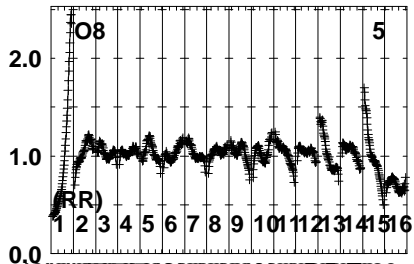
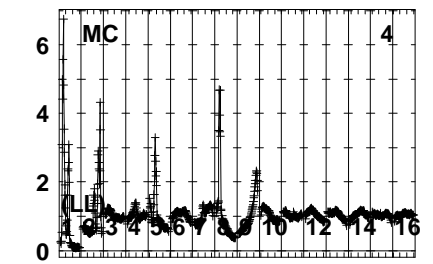
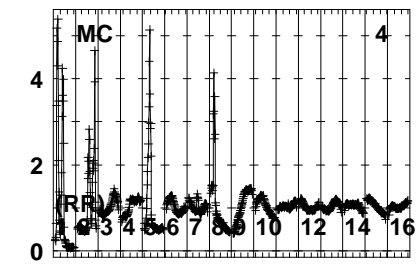
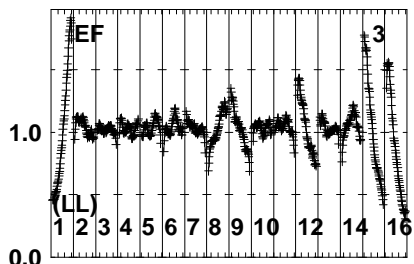
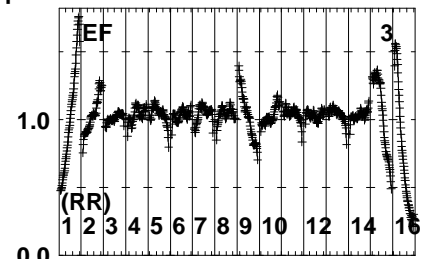
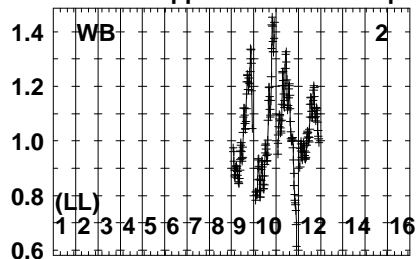
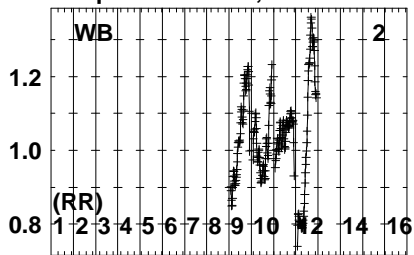


Lower frame: Real Jy
Auto-corr total-power spectrum Antenna: *
Timerange: 00/21:28:39 to 00/21:29:19

Plot file version 200 created 18-APR-2024 16:06:03

J1129+0951 RG014.UVDATA.1

Freq = 4.6005 GHz, Bw = 32.000 MH No calibration applied and no bandpass applied



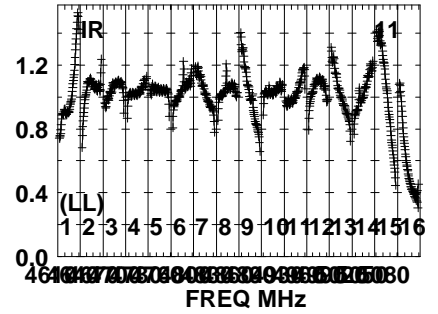
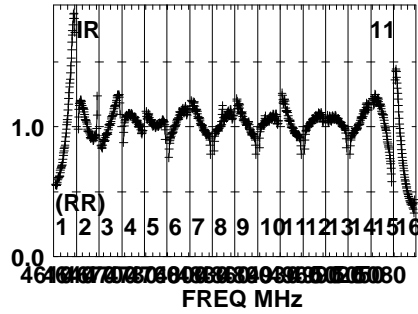
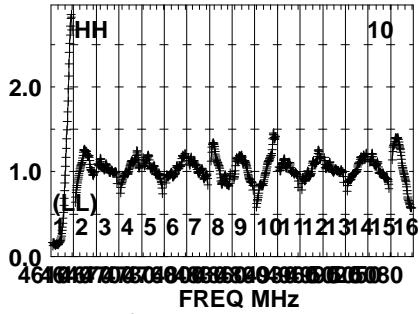
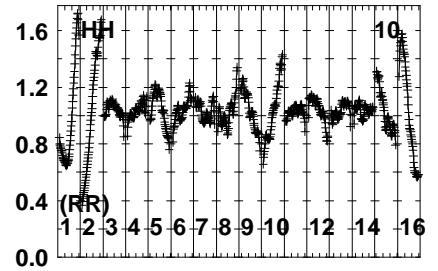
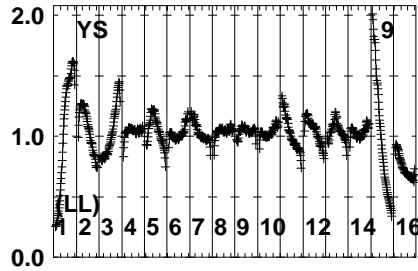
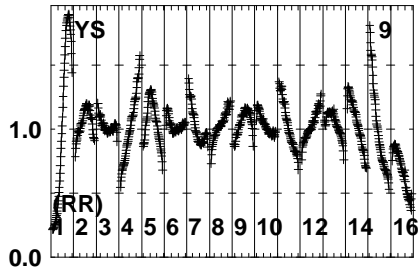
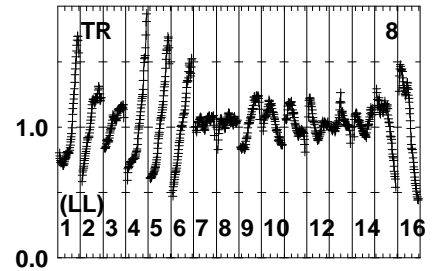
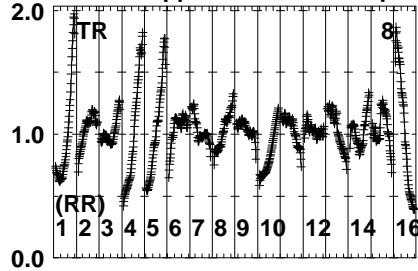
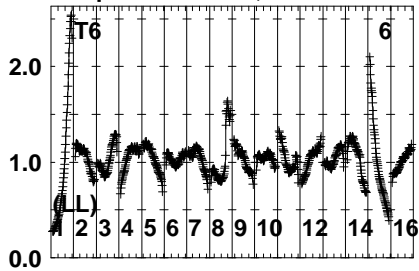
FREQ MHz

Lower frame: Real Jy
Auto-corr total-power spectrum Antenna: *
Timerange: 00/21:29:42 to 00/21:30:22

Plot file version 201 created 18-APR-2024 16:06:03

J1129+0951 RG014.UVDATA.1

Freq = 4.6005 GHz, Bw = 32.000 MH No calibration applied and no bandpass applied

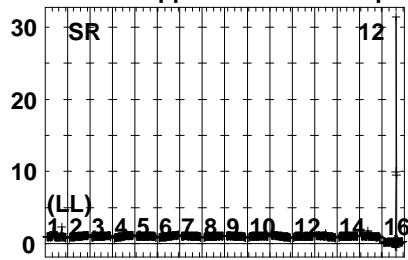
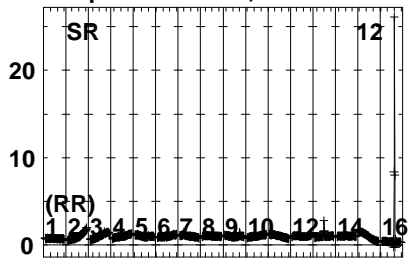


Lower frame: Real Jy
Auto-corr total-power spectrum Antenna: *
Timerange: 00/21:29:42 to 00/21:30:22

Plot file version 202 created 18-APR-2024 16:06:03

J1129+0951 RG014.UVDATA.1

Freq = 4.6005 GHz, Bw = 32.000 MH No calibration applied and no bandpass applied

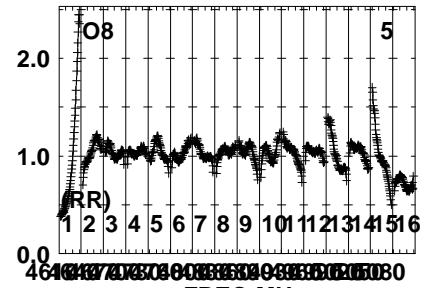
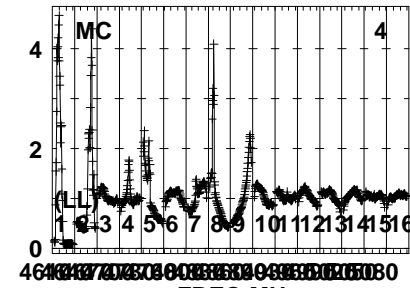
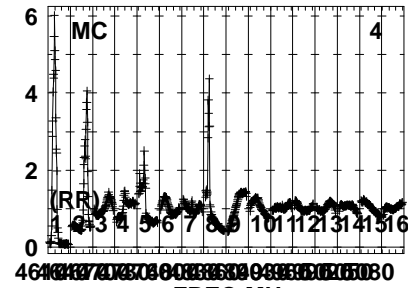
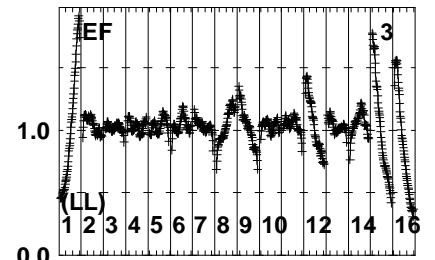
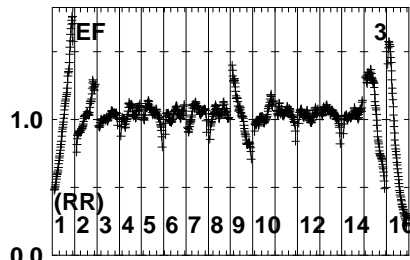
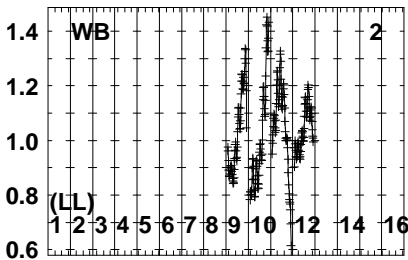
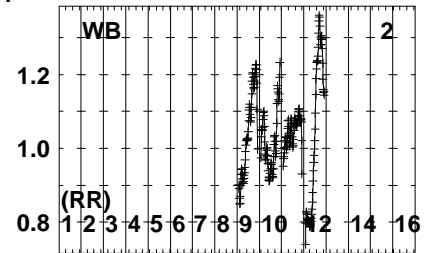
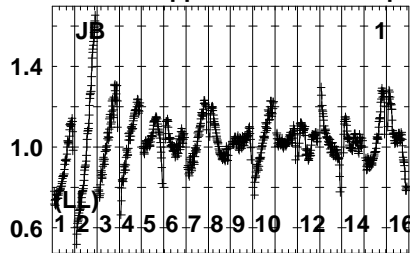
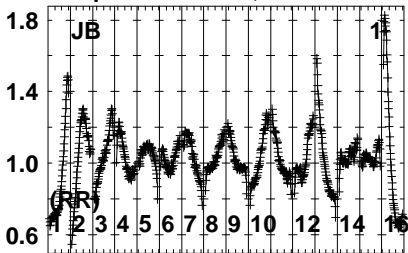


Lower frame: Real Jy
Auto-corr total-power spectrum Antenna: *
Timerange: 00/21:29:42 to 00/21:30:22

Plot file version 203 created 18-APR-2024 16:06:03

J1118+1234 RG014.UVDATA.1

Freq = 4.6005 GHz, Bw = 32.000 MH No calibration applied and no bandpass applied

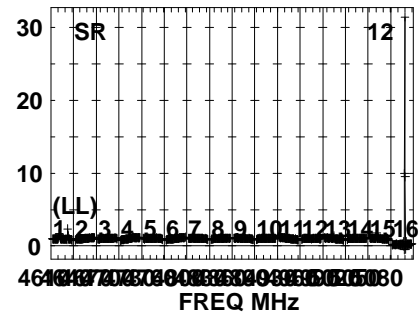
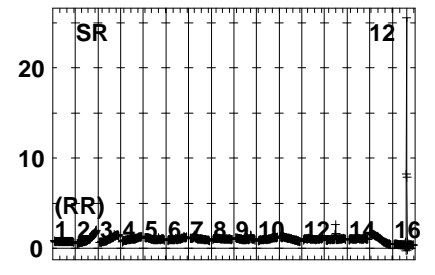
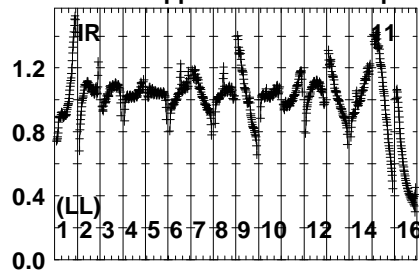
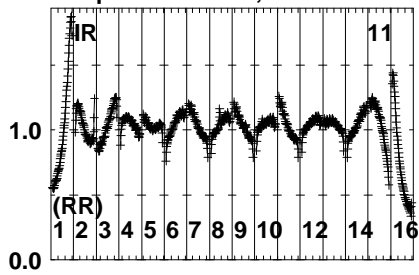


Lower frame: Real Jy
 Auto-corr total-power spectrum Antenna: *
 Timerange: 00/21:30:42 to 00/21:33:38

Plot file version 205 created 18-APR-2024 16:06:03

J1118+1234 RG014.UVDATA.1

Freq = 4.6005 GHz, Bw = 32.000 MH No calibration applied and no bandpass applied

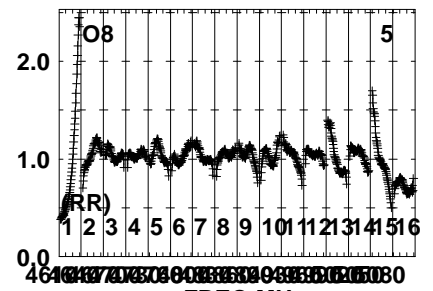
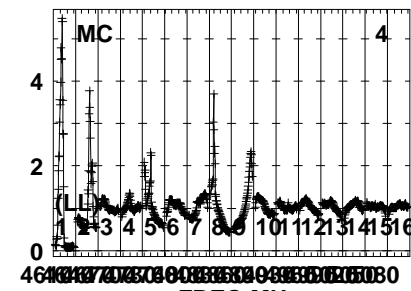
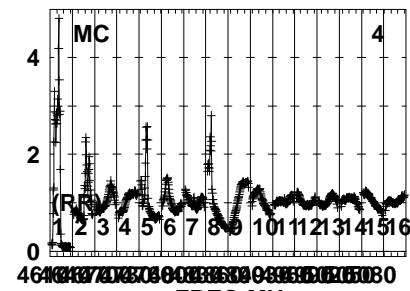
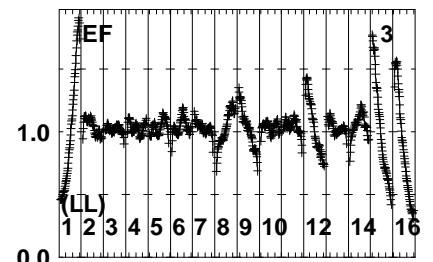
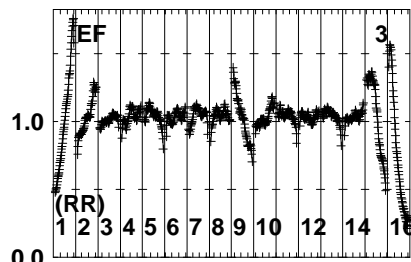
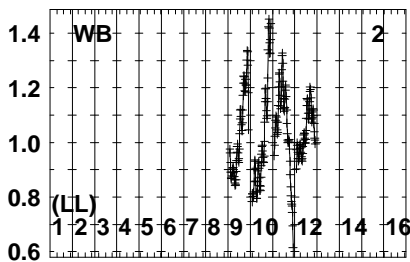
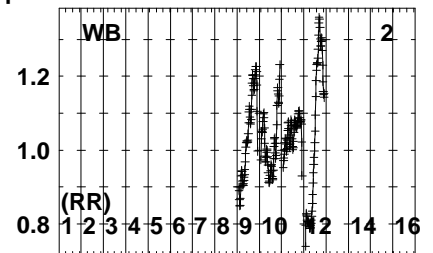
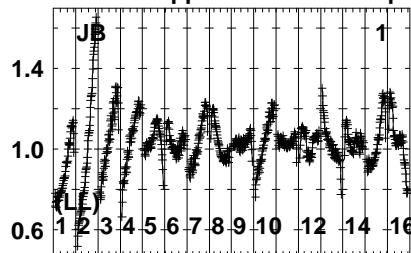
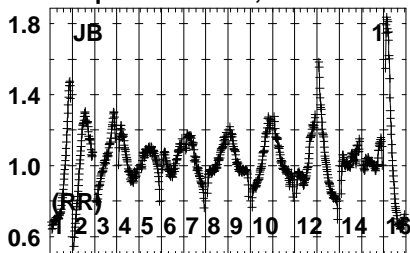


Lower frame: Real Jy
Auto-corr total-power spectrum Antenna: *
Timerange: 00/21:30:42 to 00/21:33:38

Plot file version 206 created 18-APR-2024 16:06:03

J1130+0846 RG014.UVDATA.1

Freq = 4.6005 GHz, Bw = 32.000 MH No calibration applied and no bandpass applied

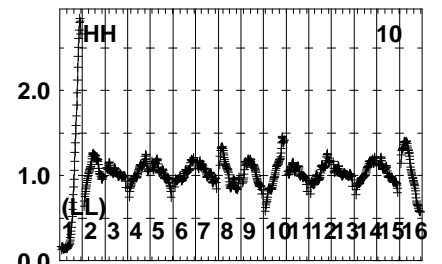
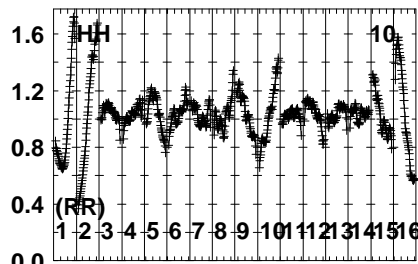
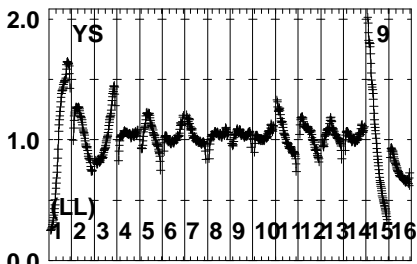
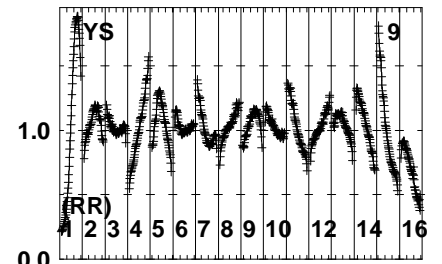
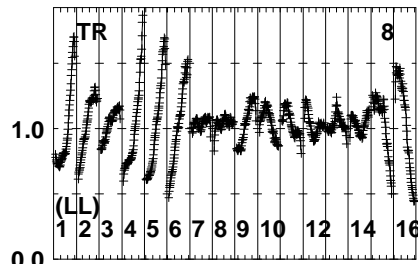
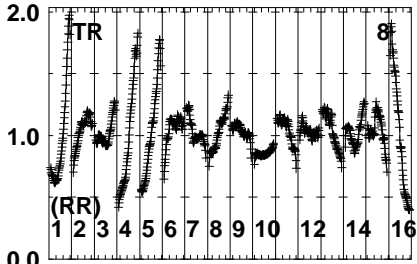
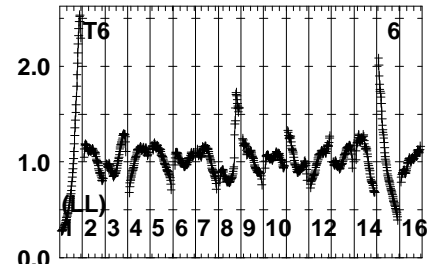
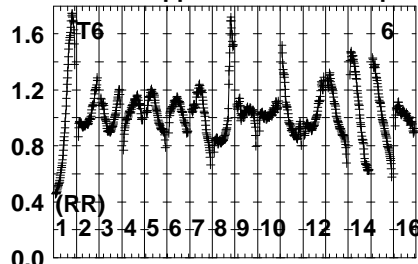
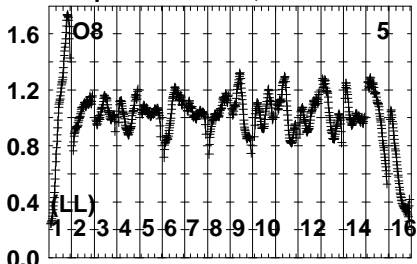


Lower frame: Real Jy
Auto-corr total-power spectrum Antenna: *
Timerange: 00/21:34:22 to 00/21:35:02

Plot file version 207 created 18-APR-2024 16:06:03

J1130+0846 RG014.UVDATA.1

Freq = 4.6005 GHz, Bw = 32.000 MH No calibration applied and no bandpass applied

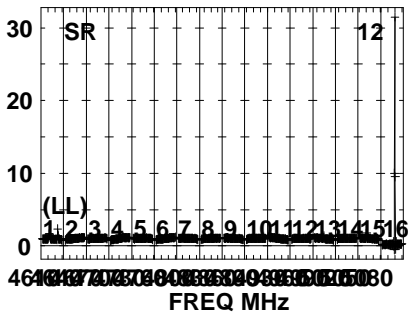
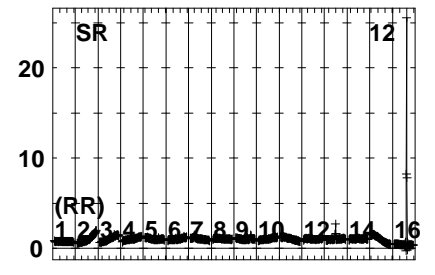
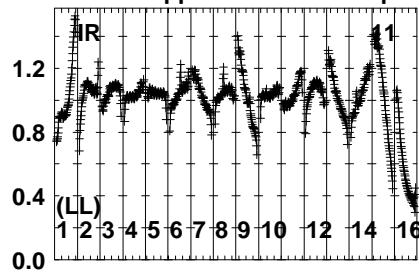
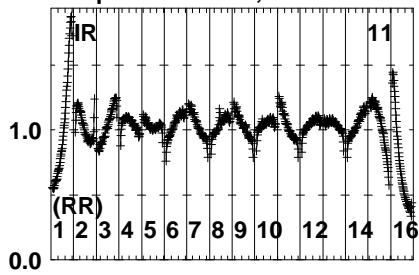


Lower frame: Real Jy
Auto-corr total-power spectrum Antenna: *
Timerange: 00/21:34:22 to 00/21:35:02

Plot file version 208 created 18-APR-2024 16:06:03

J1130+0846 RG014.UVDATA.1

Freq = 4.6005 GHz, Bw = 32.000 MH No calibration applied and no bandpass applied

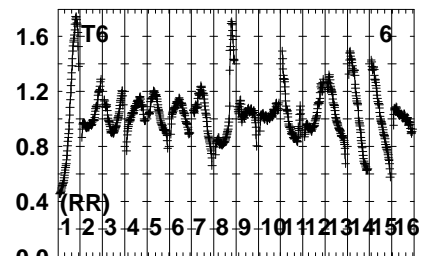
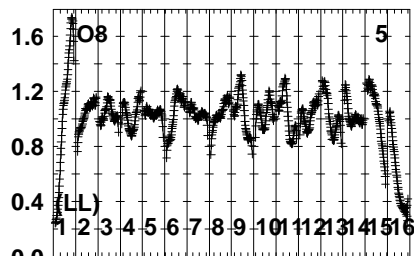
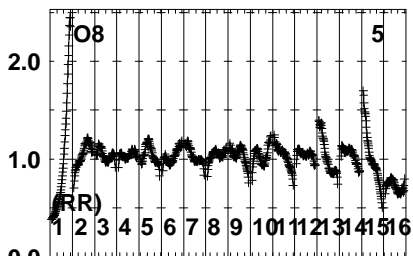
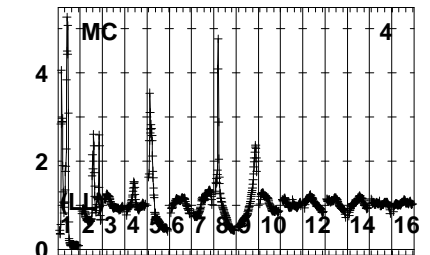
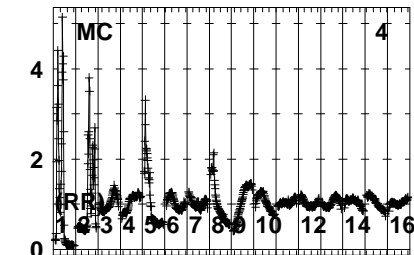
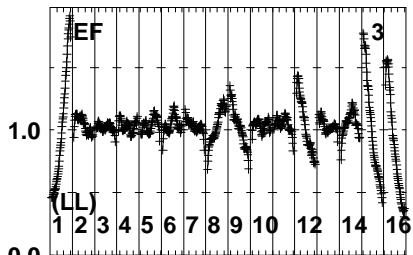
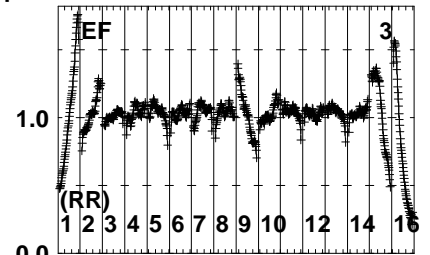
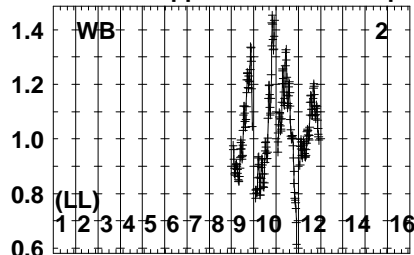
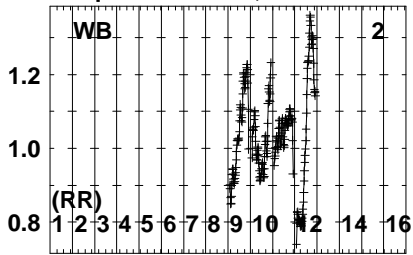


Lower frame: Real Jy
Auto-corr total-power spectrum Antenna: *
Timerange: 00/21:34:22 to 00/21:35:02

Plot file version 209 created 18-APR-2024 16:06:03

J1129+0951 RG014.UVDATA.1

Freq = 4.6005 GHz, Bw = 32.000 MH No calibration applied and no bandpass applied



464317.0 464317.0 464317.0 464317.0 464317.0 464317.0 464317.0 464317.0 464317.0 464317.0 464317.0 464317.0 464317.0 464317.0 464317.0 464317.0

464317.0 464317.0 464317.0 464317.0 464317.0 464317.0 464317.0 464317.0 464317.0 464317.0 464317.0 464317.0 464317.0 464317.0 464317.0 464317.0

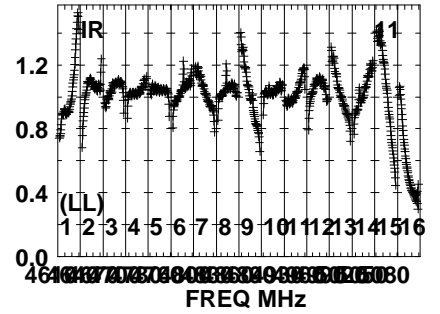
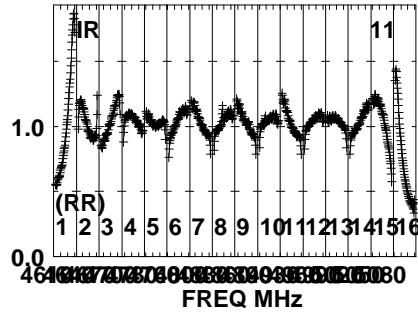
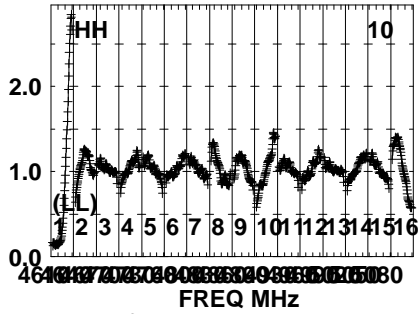
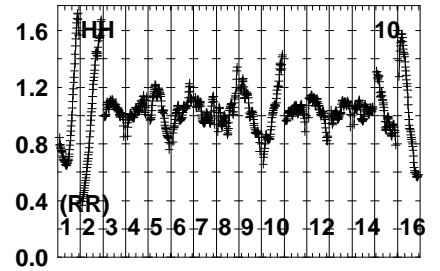
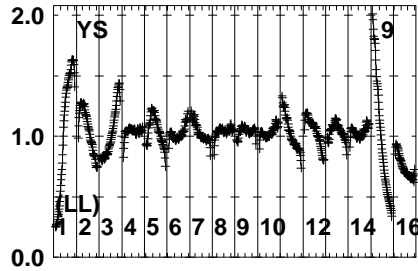
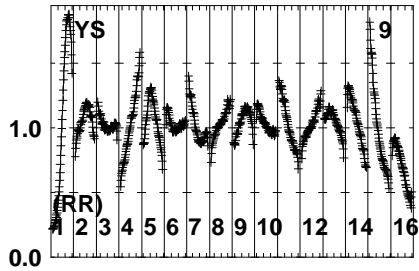
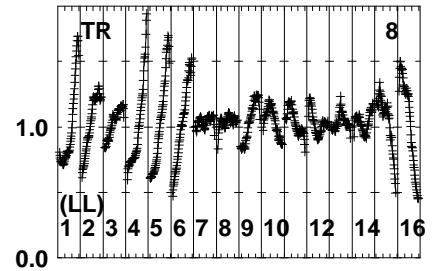
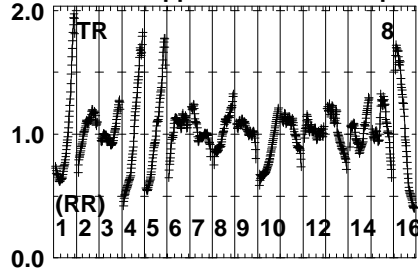
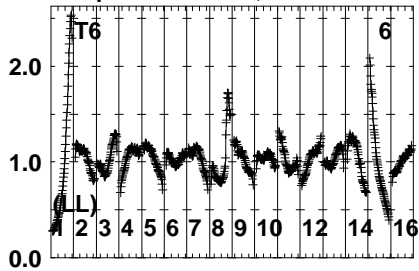
464317.0 464317.0 464317.0 464317.0 464317.0 464317.0 464317.0 464317.0 464317.0 464317.0 464317.0 464317.0 464317.0 464317.0 464317.0 464317.0

Lower frame: Real Jy
Auto-corr total-power spectrum Antenna: *
Timerange: 00/21:35:25 to 00/21:36:05

Plot file version 210 created 18-APR-2024 16:06:03

J1129+0951 RG014.UVDATA.1

Freq = 4.6005 GHz, Bw = 32.000 MH No calibration applied and no bandpass applied

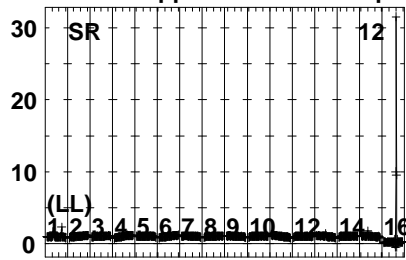
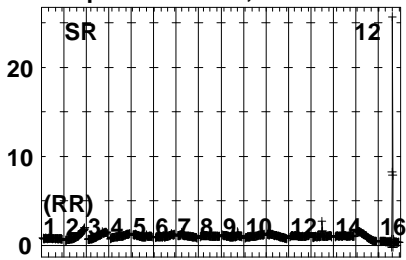


Lower frame: Real Jy
Auto-corr total-power spectrum Antenna: *
Timerange: 00/21:35:25 to 00/21:36:05

Plot file version 211 created 18-APR-2024 16:06:04

J1129+0951 RG014.UVDATA.1

Freq = 4.6005 GHz, Bw = 32.000 MH No calibration applied and no bandpass applied

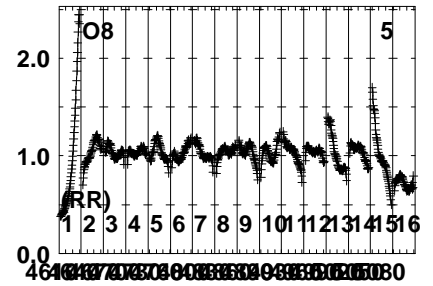
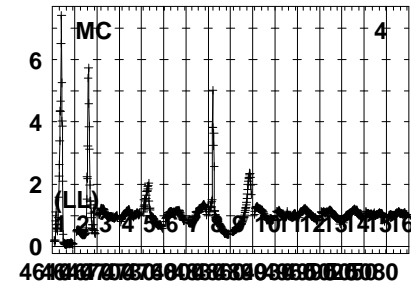
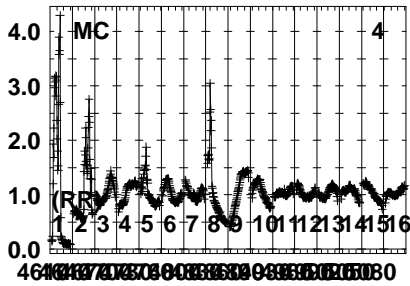
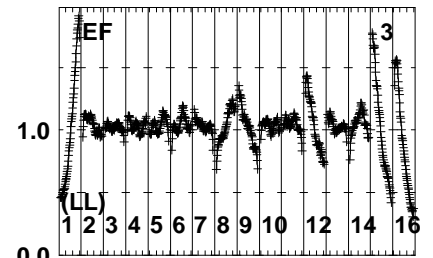
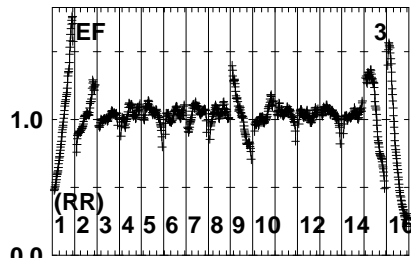
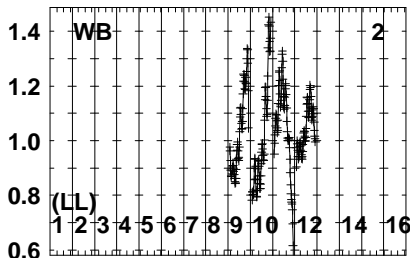
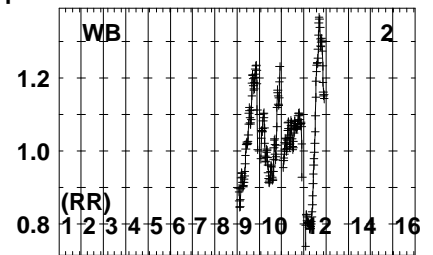
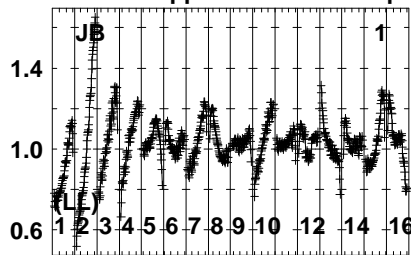
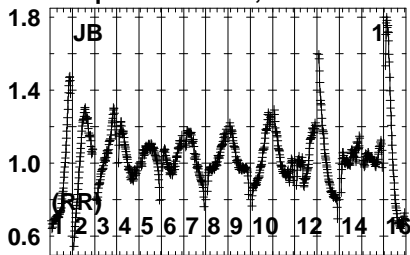


Lower frame: Real Jy
Auto-corr total-power spectrum Antenna: *
Timerange: 00/21:35:25 to 00/21:36:05

Plot file version 212 created 18-APR-2024 16:06:04

SN2022XF RG014.UVDATA.1

Freq = 4.6005 GHz, Bw = 32.000 MH No calibration applied and no bandpass applied

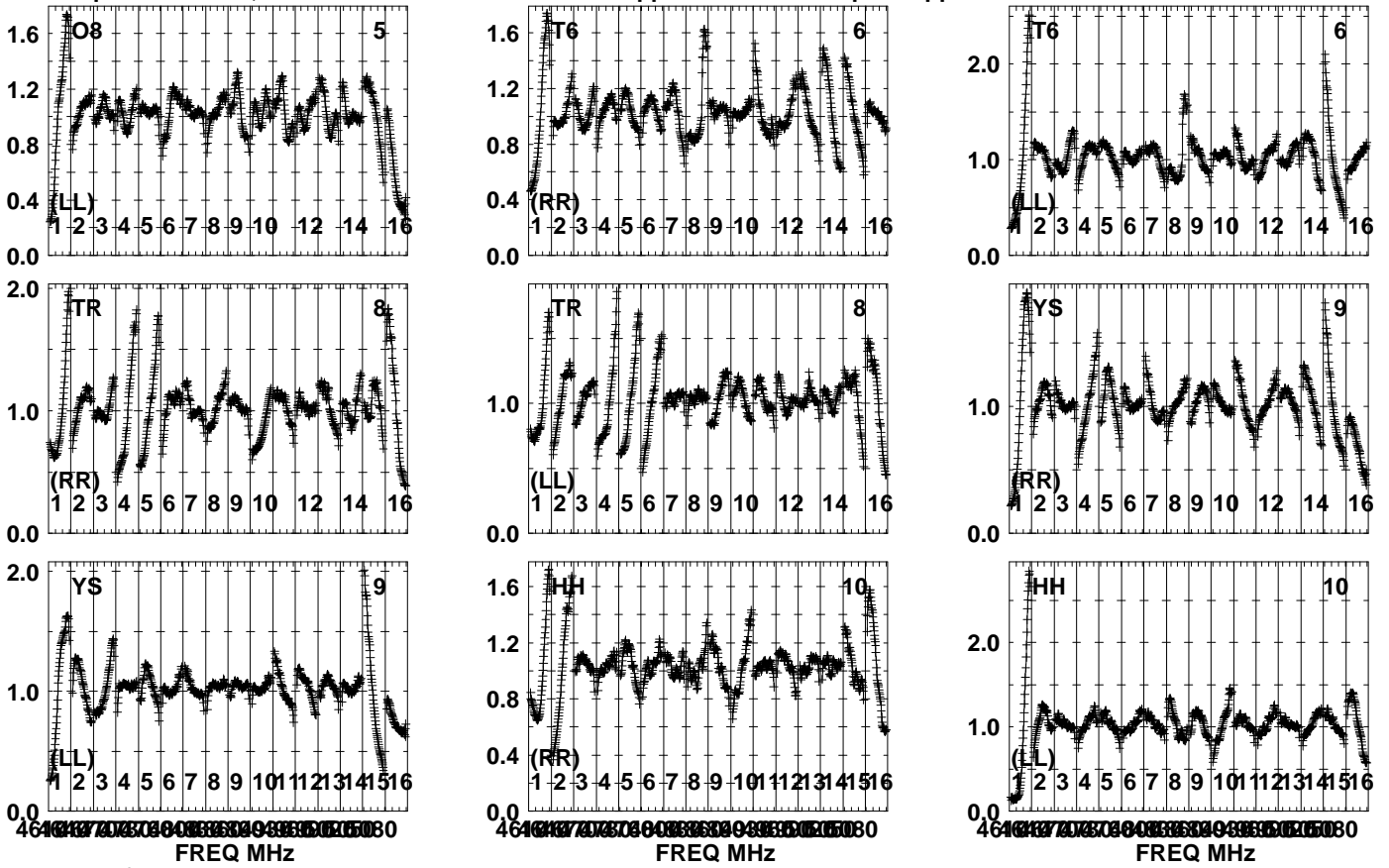


Lower frame: Real Jy
Auto-corr total-power spectrum Antenna: *
Timerange: 00/21:36:25 to 00/21:39:21

Plot file version 213 created 18-APR-2024 16:06:04

SN2022XXF RG014.UVDATA.1

Freq = 4.6005 GHz, Bw = 32.000 MH No calibration applied and no bandpass applied

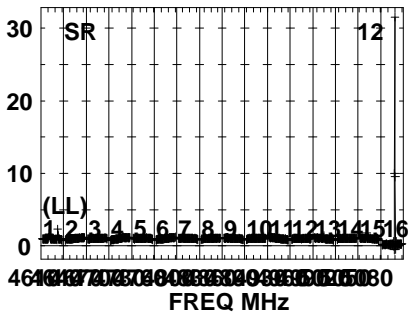
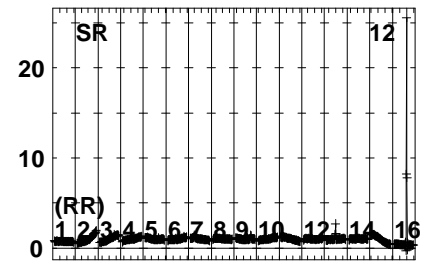
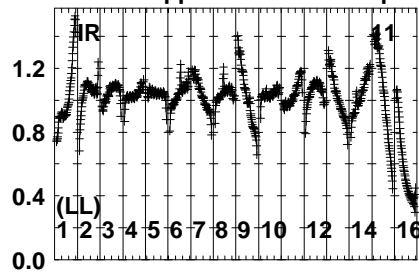
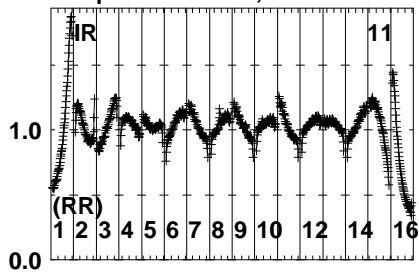


Lower frame: Real Jy
Auto-corr total-power spectrum Antenna: *
Timerange: 00/21:36:25 to 00/21:39:21

Plot file version 214 created 18-APR-2024 16:06:04

SN2022XXF RG014.UVDATA.1

Freq = 4.6005 GHz, Bw = 32.000 MH No calibration applied and no bandpass applied

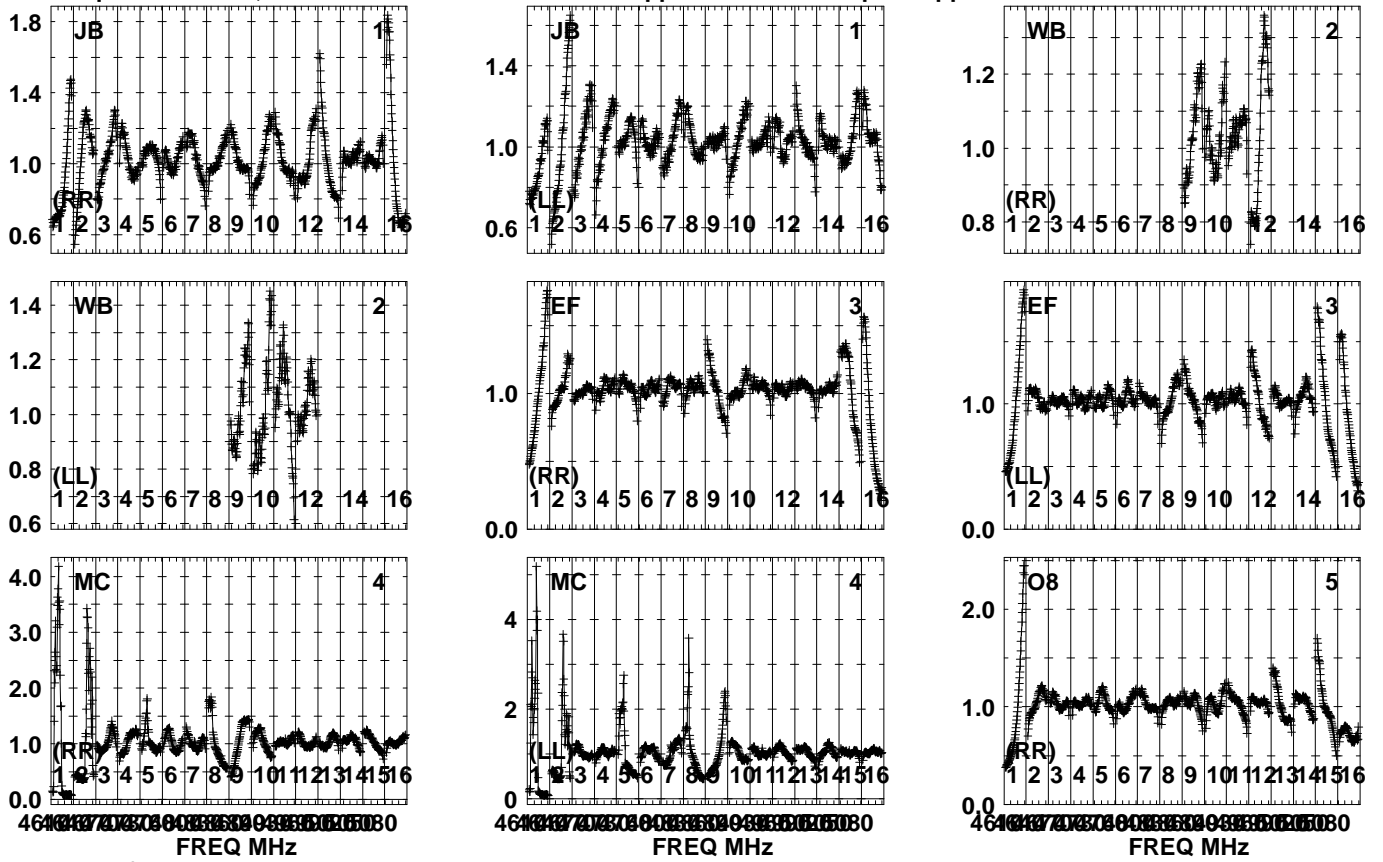


Lower frame: Real Jy
Auto-corr total-power spectrum Antenna: *
Timerange: 00/21:36:25 to 00/21:39:21

Plot file version 215 created 18-APR-2024 16:06:04

J1130+0846 RG014.UVDATA.1

Freq = 4.6005 GHz, Bw = 32.000 MH No calibration applied and no bandpass applied

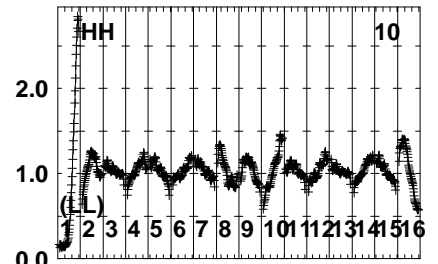
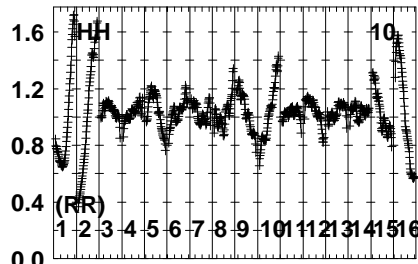
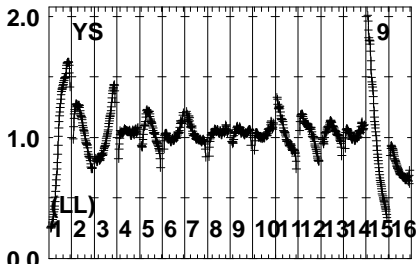
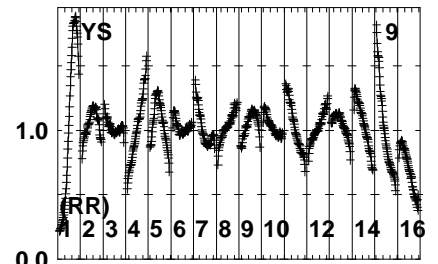
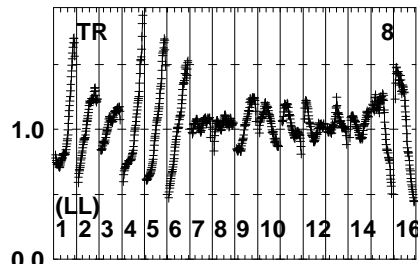
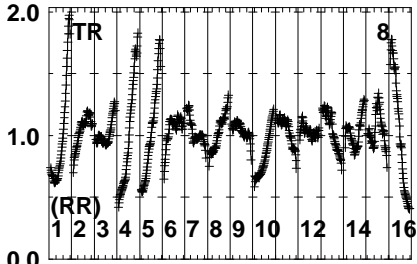
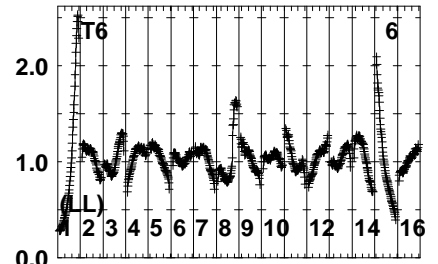
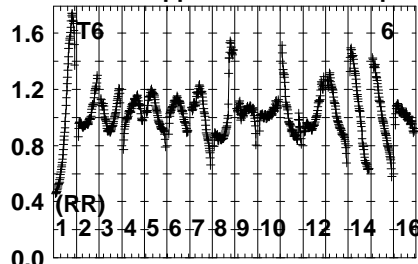
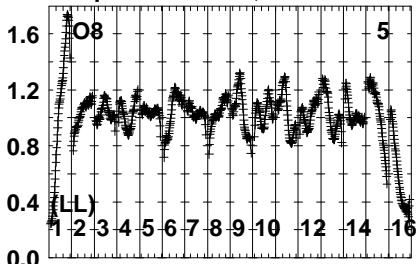


Lower frame: Real Jy
Auto-corr total-power spectrum Antenna: *
Timerange: 00/21:39:38 to 00/21:40:18

Plot file version 216 created 18-APR-2024 16:06:04

J1130+0846 RG014.UVDATA.1

Freq = 4.6005 GHz, Bw = 32.000 MH No calibration applied and no bandpass applied

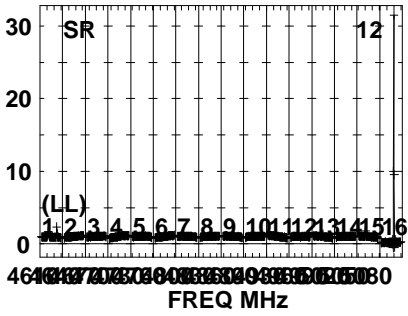
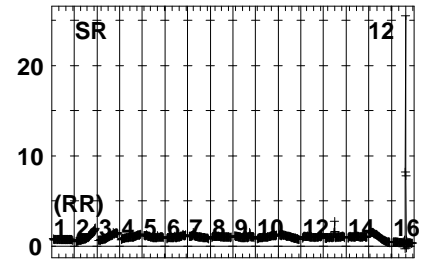
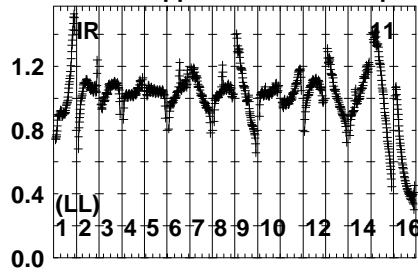
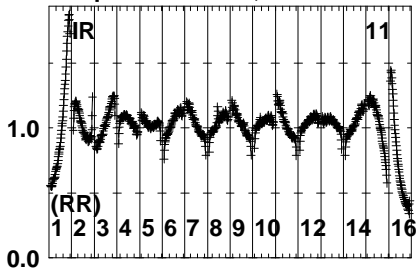


Lower frame: Real Jy
Auto-corr total-power spectrum Antenna: *
Timerange: 00/21:39:38 to 00/21:40:18

Plot file version 217 created 18-APR-2024 16:06:04

J1130+0846 RG014.UVDATA.1

Freq = 4.6005 GHz, Bw = 32.000 MH No calibration applied and no bandpass applied

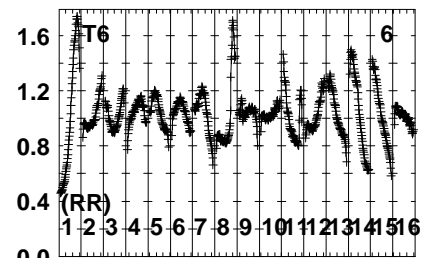
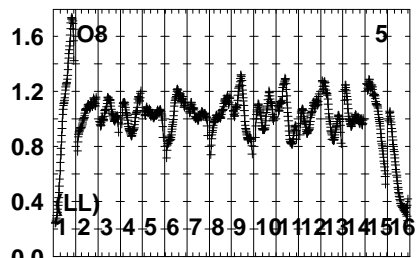
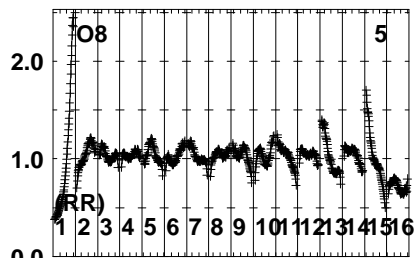
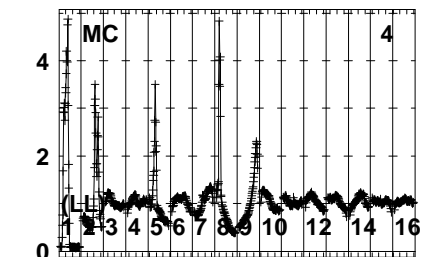
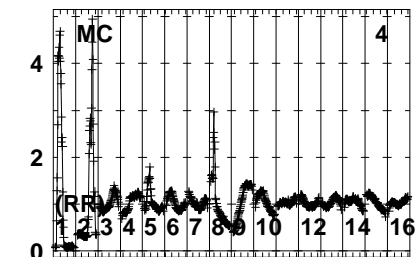
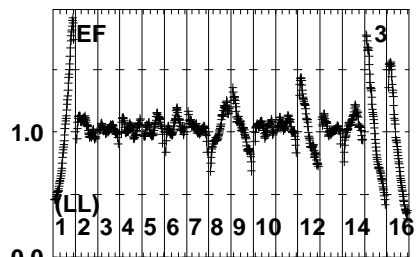
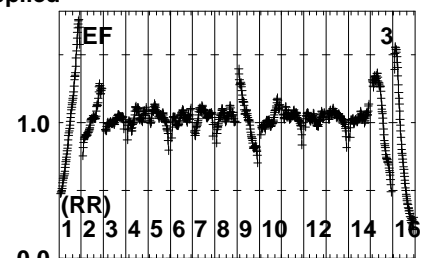
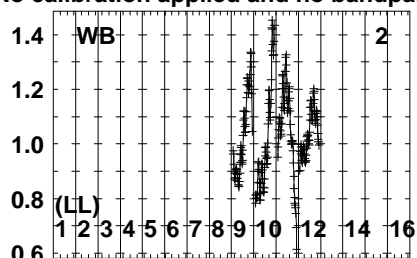
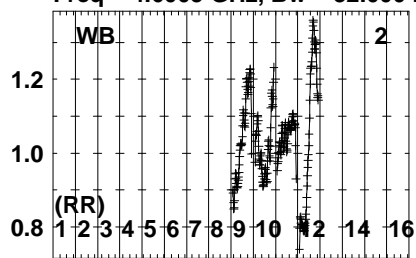


Lower frame: Real Jy
Auto-corr total-power spectrum Antenna: *
Timerange: 00/21:39:38 to 00/21:40:18

Plot file version 218 created 18-APR-2024 16:06:04

J1129+0951 RG014.UVDATA.1

Freq = 4.6005 GHz, Bw = 32.000 MH No calibration applied and no bandpass applied



4640000 4640000 4640000 4640000 4640000 4640000 4640000 4640000 4640000 4640000 4640000 4640000 4640000 4640000 4640000 4640000
FREQ MHz

4640000 4640000 4640000 4640000 4640000 4640000 4640000 4640000 4640000 4640000 4640000 4640000 4640000 4640000 4640000 4640000
FREQ MHz

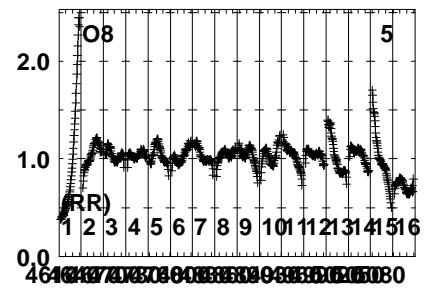
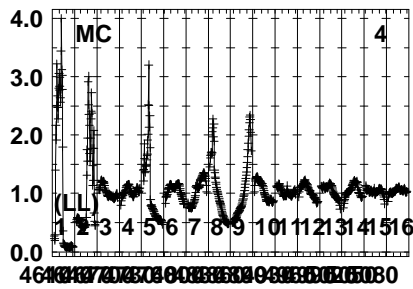
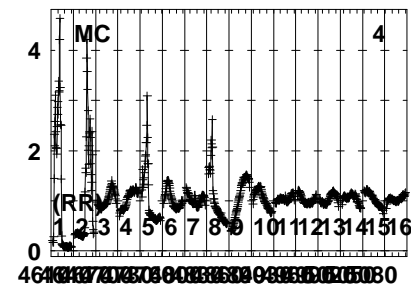
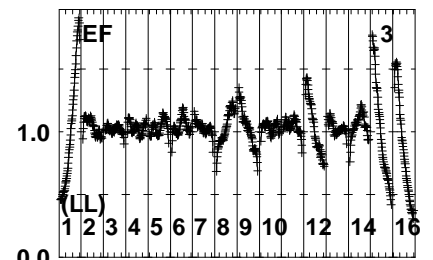
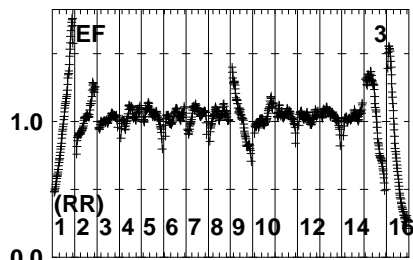
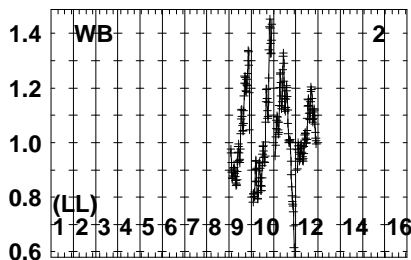
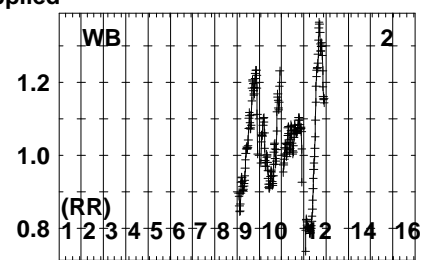
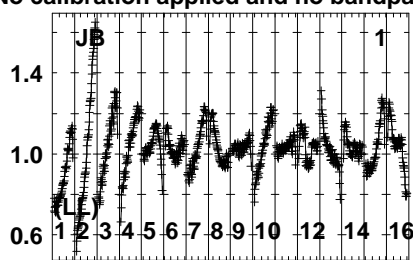
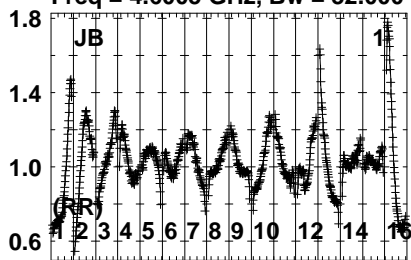
4640000 4640000 4640000 4640000 4640000 4640000 4640000 4640000 4640000 4640000 4640000 4640000 4640000 4640000 4640000 4640000
FREQ MHz

Lower frame: Real Jy
Auto-corr total-power spectrum Antenna: *
Timerange: 00/21:40:41 to 00/21:41:21

Plot file version 220 created 18-APR-2024 16:06:04

SN2022XF RG014.UVDATA.1

Freq = 4.6005 GHz, Bw = 32.000 MH No calibration applied and no bandpass applied

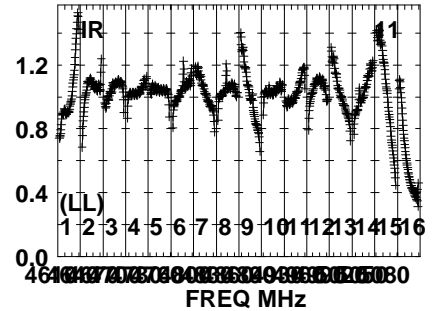
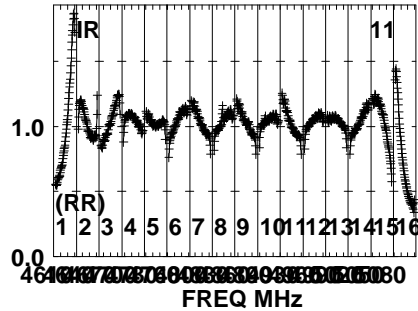
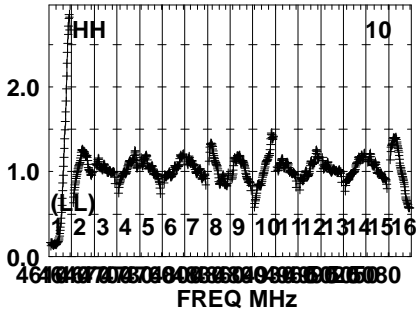
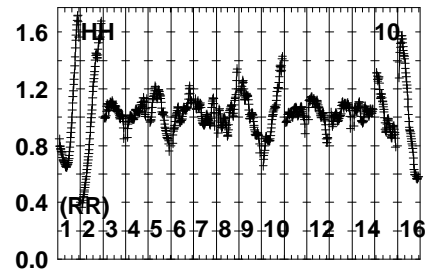
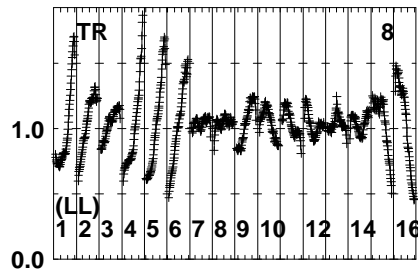
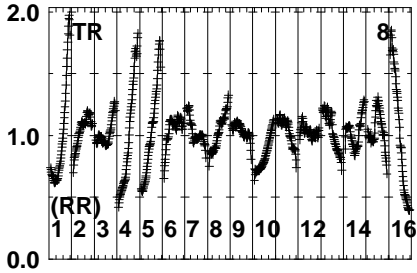
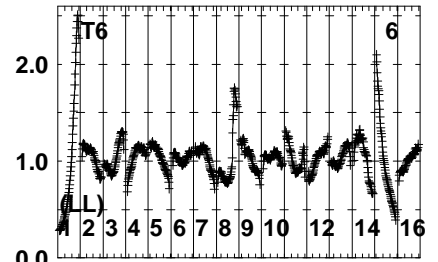
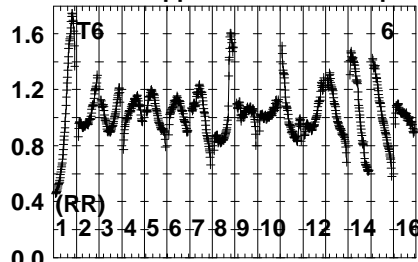
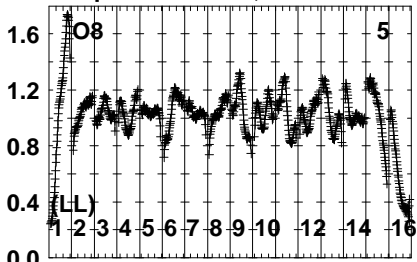


Lower frame: Real Jy
Auto-corr total-power spectrum Antenna: *
Timerange: 00/21:41:41 to 00/21:44:37

Plot file version 221 created 18-APR-2024 16:06:04

SN2022XXF RG014.UVDATA.1

Freq = 4.6005 GHz, Bw = 32.000 MH No calibration applied and no bandpass applied

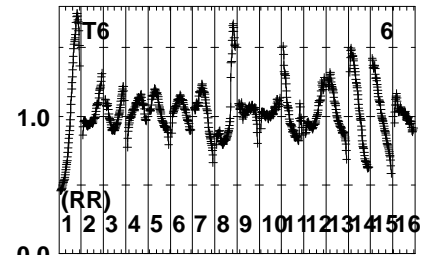
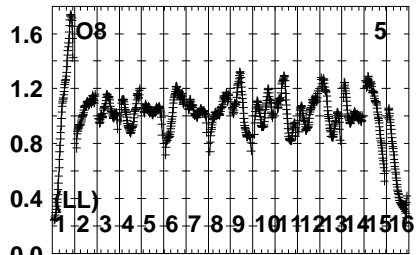
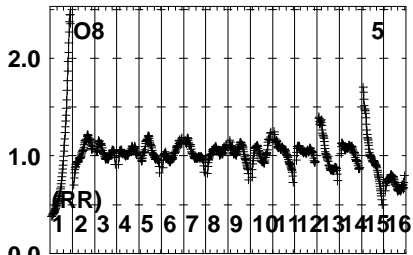
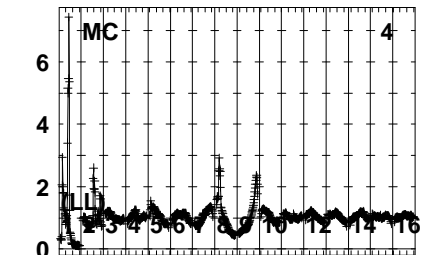
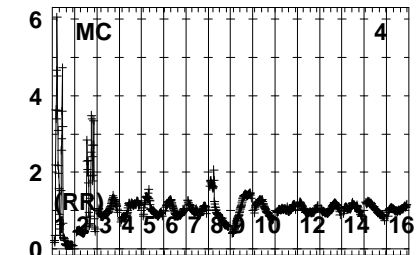
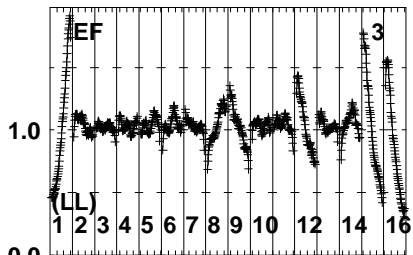
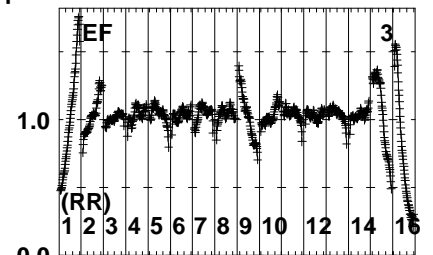
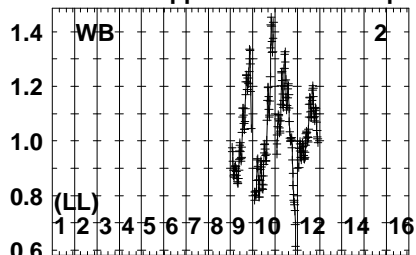
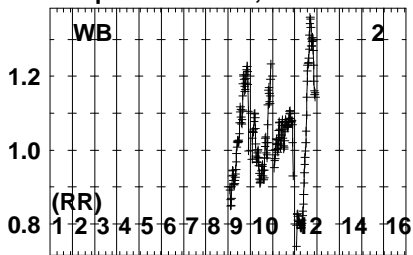


Lower frame: Real Jy
Auto-corr total-power spectrum Antenna: *
Timerange: 00/21:41:41 to 00/21:44:37

Plot file version 222 created 18-APR-2024 16:06:04

J1130+0846 RG014.UVDATA.1

Freq = 4.6005 GHz, Bw = 32.000 MH No calibration applied and no bandpass applied



464317.0 464317.5 464318.0 464318.5 464319.0 464319.5 464320.0
FREQ MHz

464317.0 464317.5 464318.0 464318.5 464319.0 464319.5 464320.0
FREQ MHz

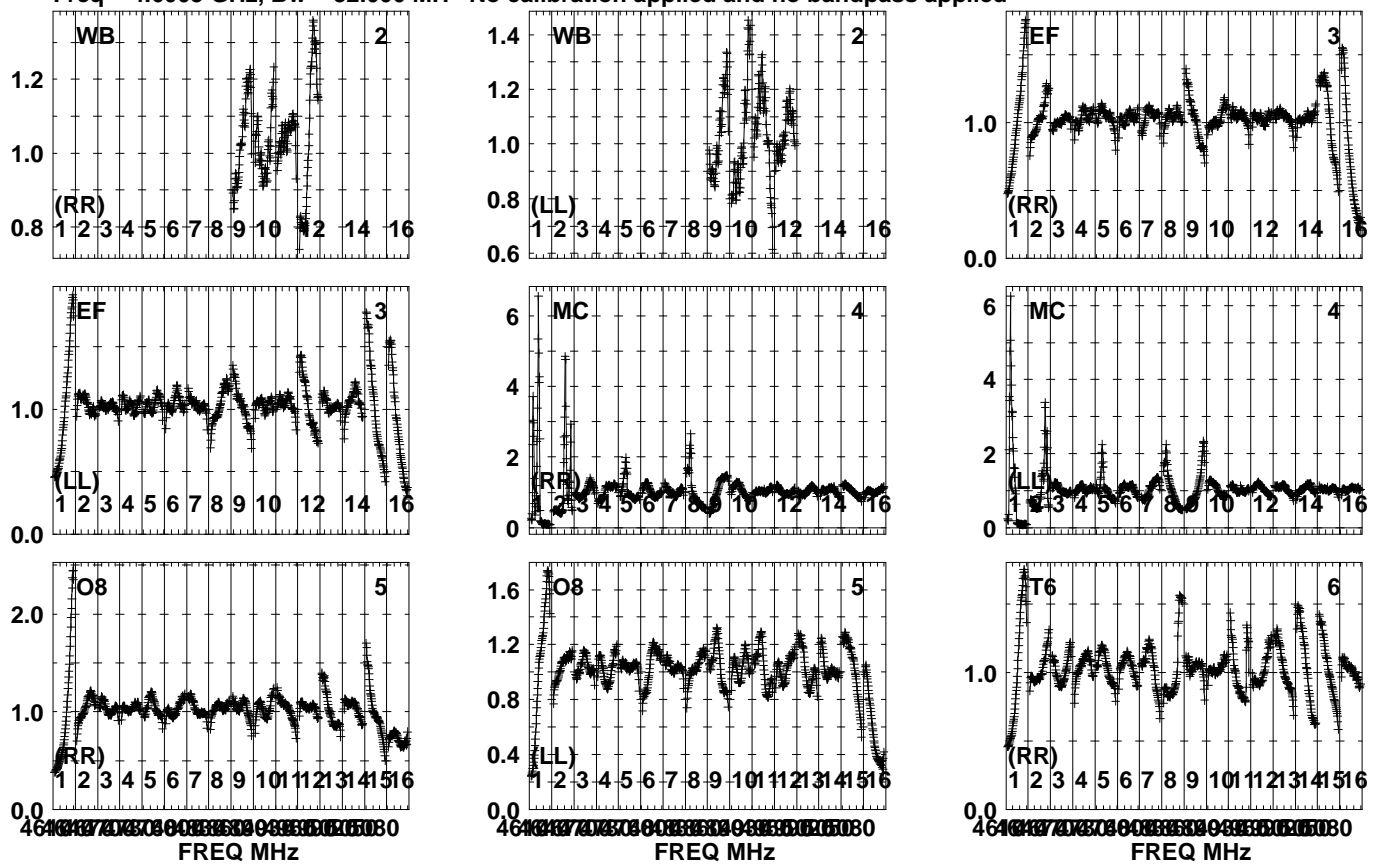
464317.0 464317.5 464318.0 464318.5 464319.0 464319.5 464320.0
FREQ MHz

Lower frame: Real Jy
Auto-corr total-power spectrum Antenna: *
Timerange: 00/21:44:54 to 00/21:45:34

Plot file version 224 created 18-APR-2024 16:06:05

J1129+0951 RG014.UVDATA.1

Freq = 4.6005 GHz, Bw = 32.000 MH No calibration applied and no bandpass applied

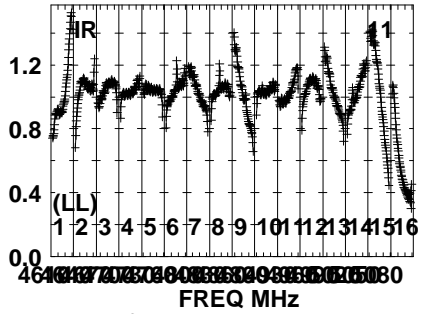
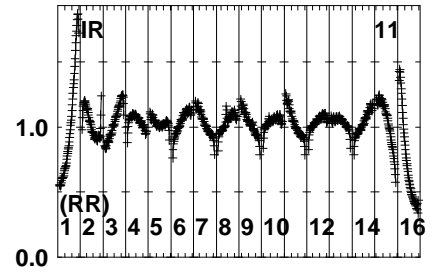
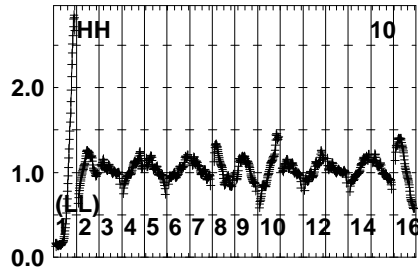
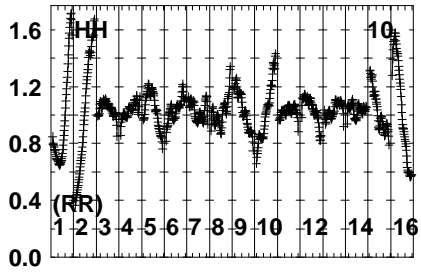
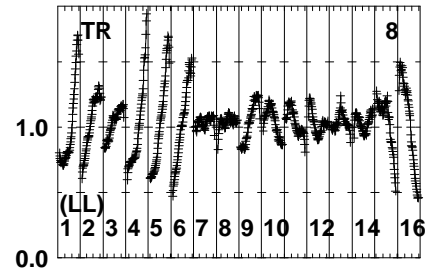
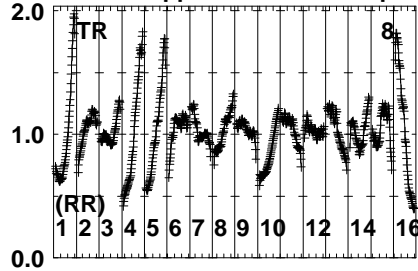
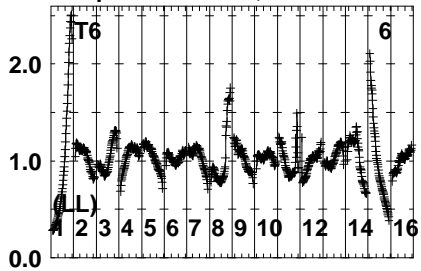


Lower frame: Real Jy
Auto-corr total-power spectrum Antenna: *
Timerange: 00/21:45:57 to 00/21:46:37

Plot file version 225 created 18-APR-2024 16:06:05

J1129+0951 RG014.UVDATA.1

Freq = 4.6005 GHz, Bw = 32.000 MH No calibration applied and no bandpass applied

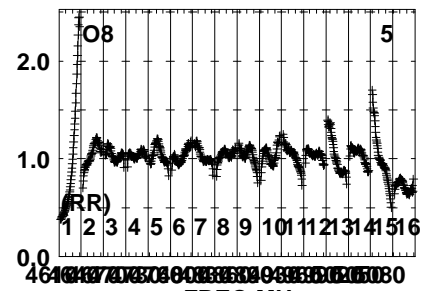
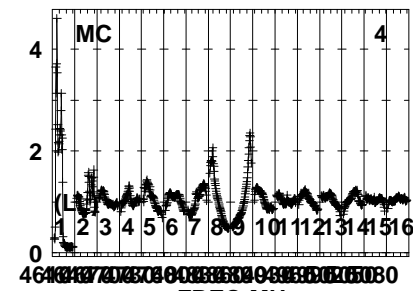
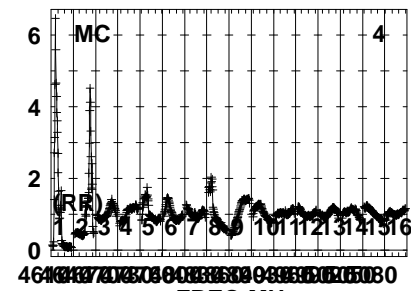
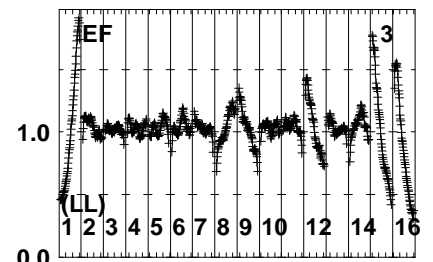
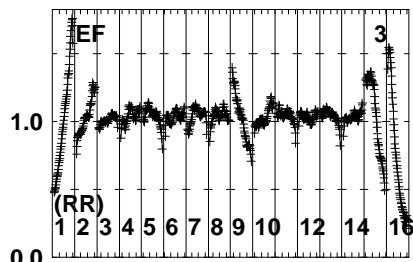
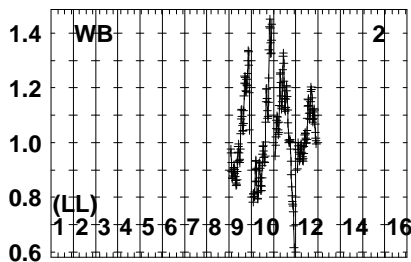
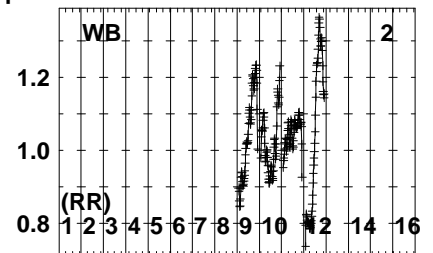
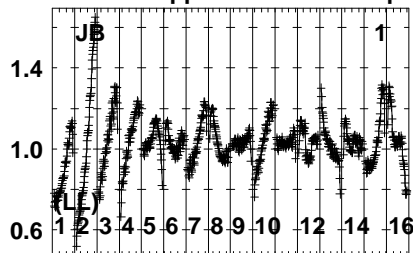
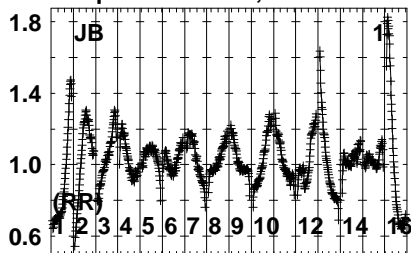


Lower frame: Real Jy
Auto-corr total-power spectrum Antenna: *
Timerange: 00/21:45:57 to 00/21:46:37

Plot file version 226 created 18-APR-2024 16:06:05

SN2022XF RG014.UVDATA.1

Freq = 4.6005 GHz, Bw = 32.000 MH No calibration applied and no bandpass applied

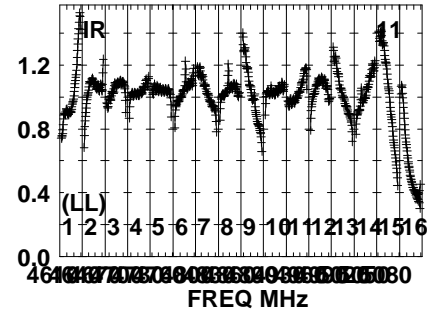
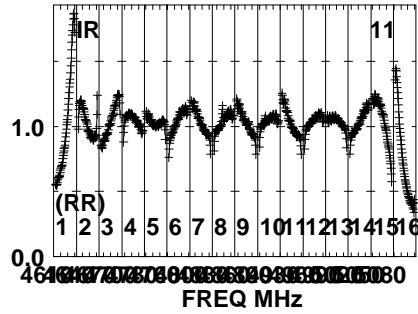
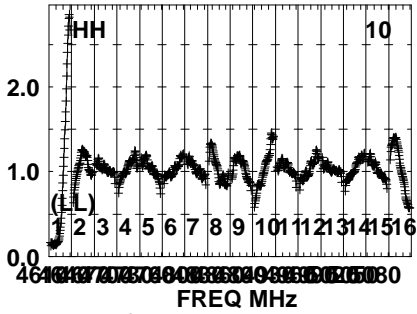
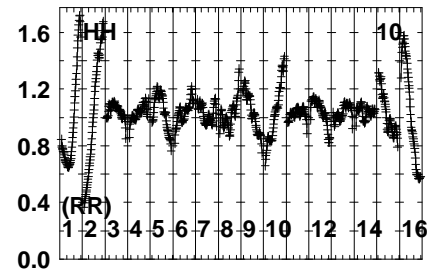
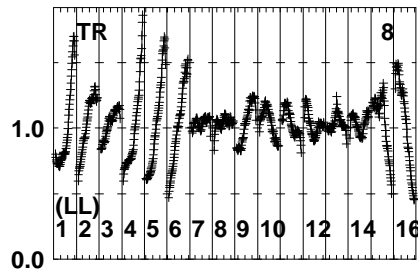
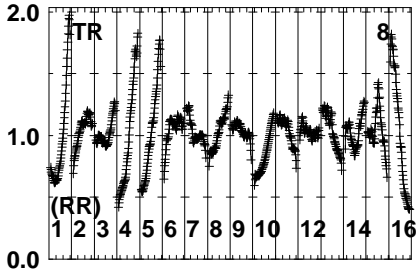
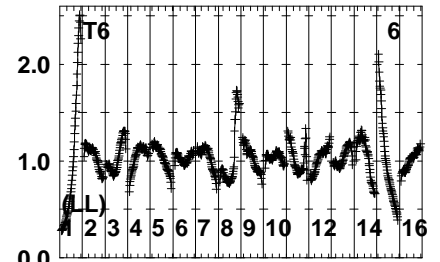
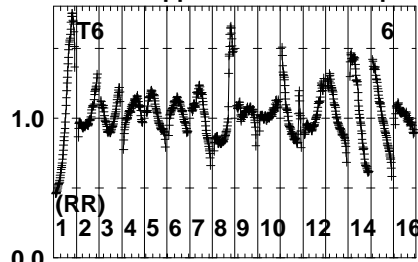
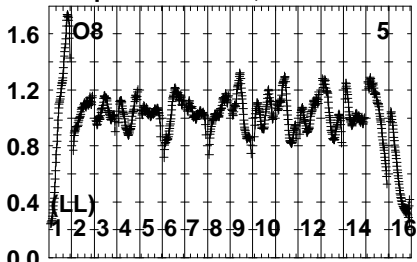


Lower frame: Real Jy
Auto-corr total-power spectrum Antenna: *
Timerange: 00/21:46:57 to 00/21:49:53

Plot file version 227 created 18-APR-2024 16:06:05

SN2022XXF RG014.UVDATA.1

Freq = 4.6005 GHz, Bw = 32.000 MH No calibration applied and no bandpass applied

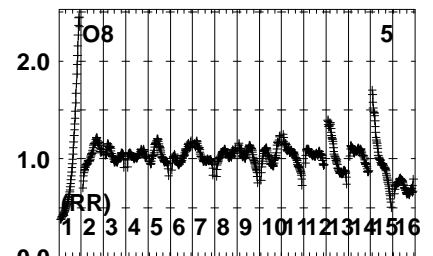
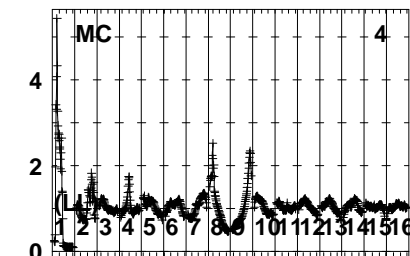
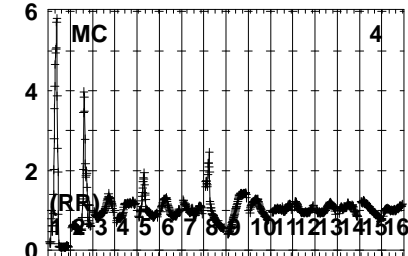
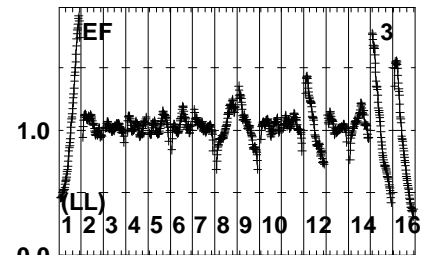
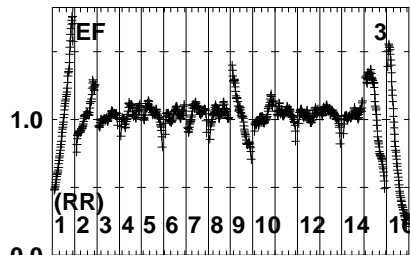
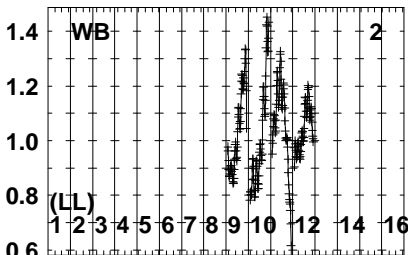
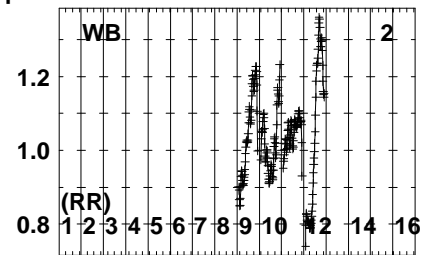
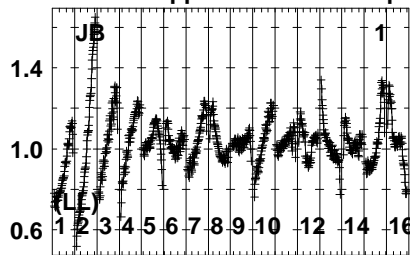
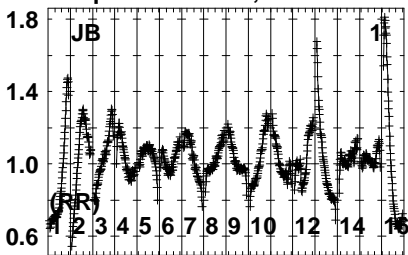


Lower frame: Real Jy
Auto-corr total-power spectrum Antenna: *
Timerange: 00/21:46:57 to 00/21:49:53

Plot file version 228 created 18-APR-2024 16:06:05

J1130+0846 RG014.UVDATA.1

Freq = 4.6005 GHz, Bw = 32.000 MH No calibration applied and no bandpass applied



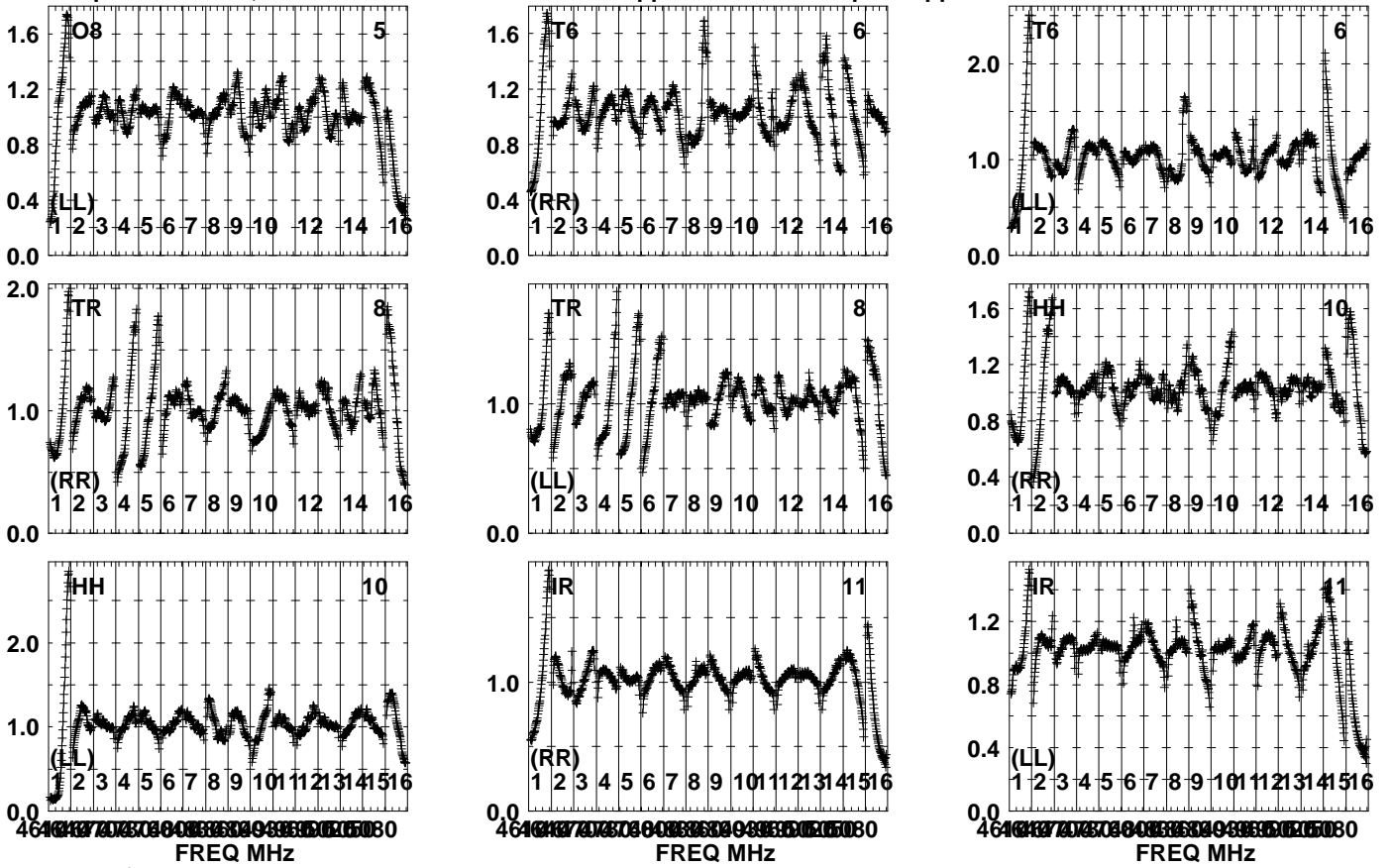
464000 464000 464000 464000 464000 464000 464000 464000 464000 464000 464000 464000 464000 464000 464000 464000

FREQ MHz
Lower frame: Real Jy
Auto-corr total-power spectrum Antenna: *
Timerange: 00/21:50:10 to 00/21:50:50

Plot file version 229 created 18-APR-2024 16:06:05

J1130+0846 RG014.UVDATA.1

Freq = 4.6005 GHz, Bw = 32.000 MH No calibration applied and no bandpass applied

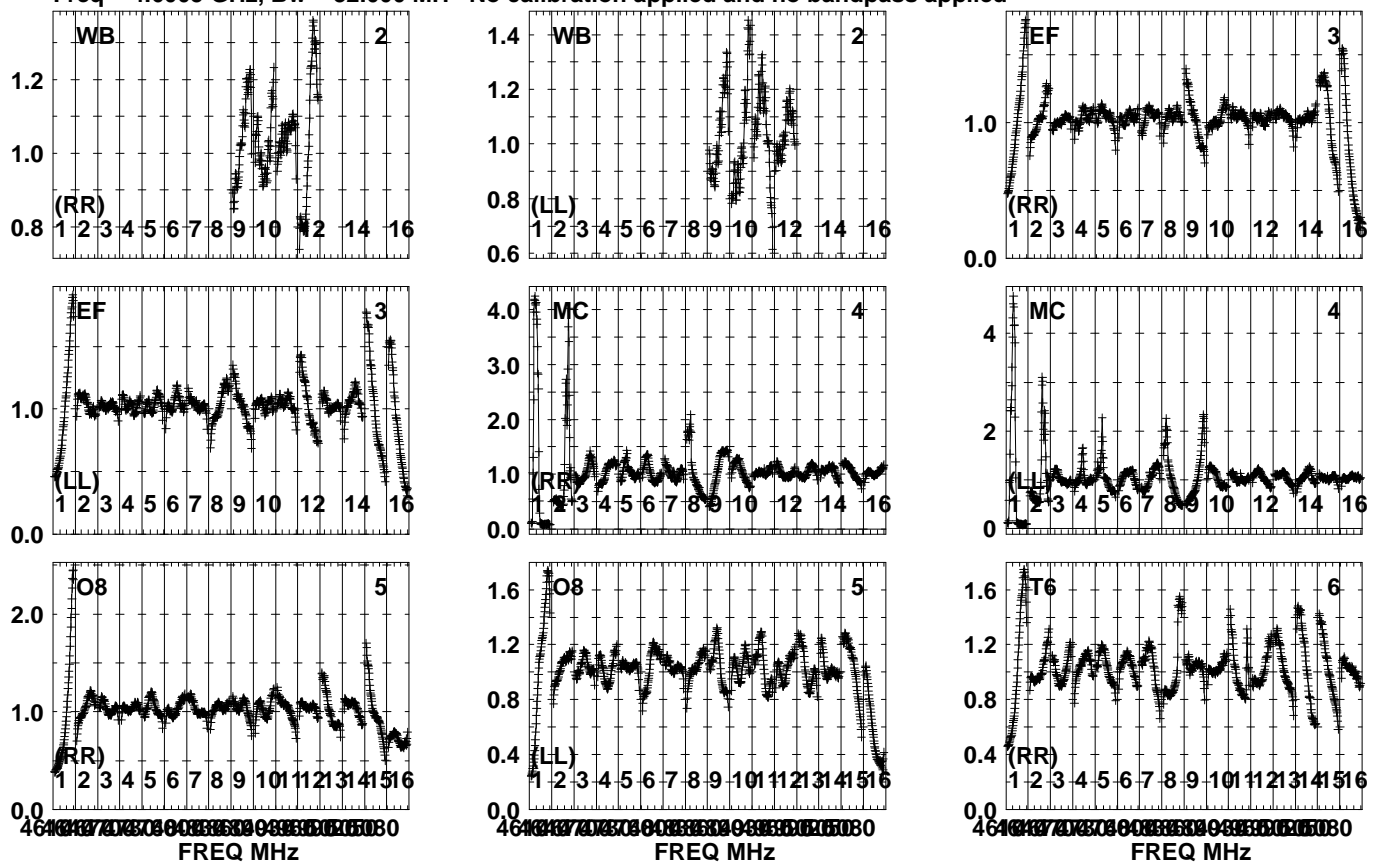


Lower frame: Real Jy
Auto-corr total-power spectrum Antenna: *
Timerange: 00/21:50:10 to 00/21:50:50

Plot file version 230 created 18-APR-2024 16:06:05

J1129+0951 RG014.UVDATA.1

Freq = 4.6005 GHz, Bw = 32.000 MH No calibration applied and no bandpass applied

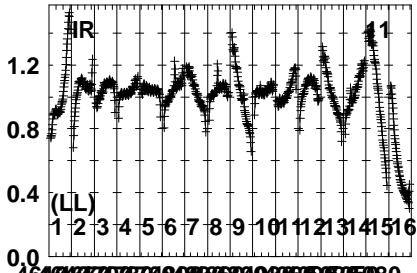
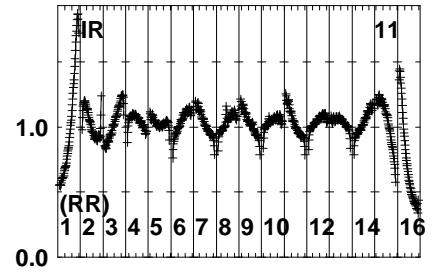
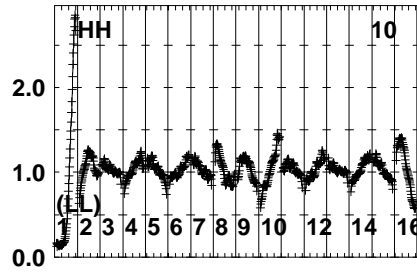
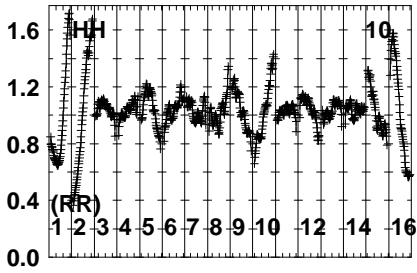
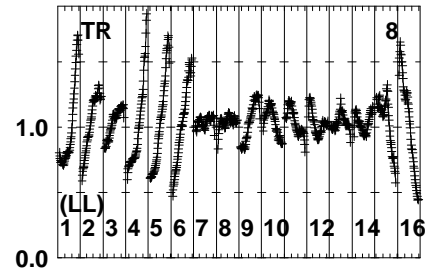
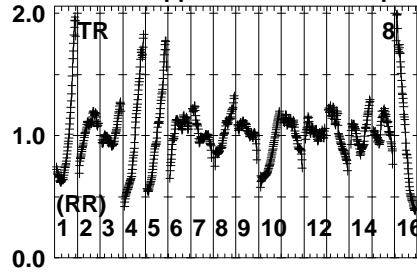
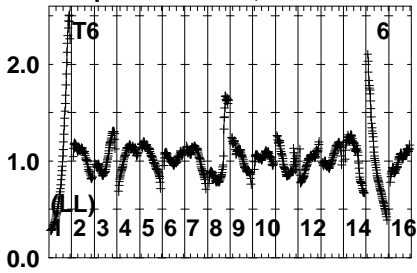


Lower frame: Real Jy
Auto-corr total-power spectrum Antenna: *
Timerange: 00/21:51:13 to 00/21:51:53

Plot file version 231 created 18-APR-2024 16:06:05

J1129+0951 RG014.UVDATA.1

Freq = 4.6005 GHz, Bw = 32.000 MH No calibration applied and no bandpass applied



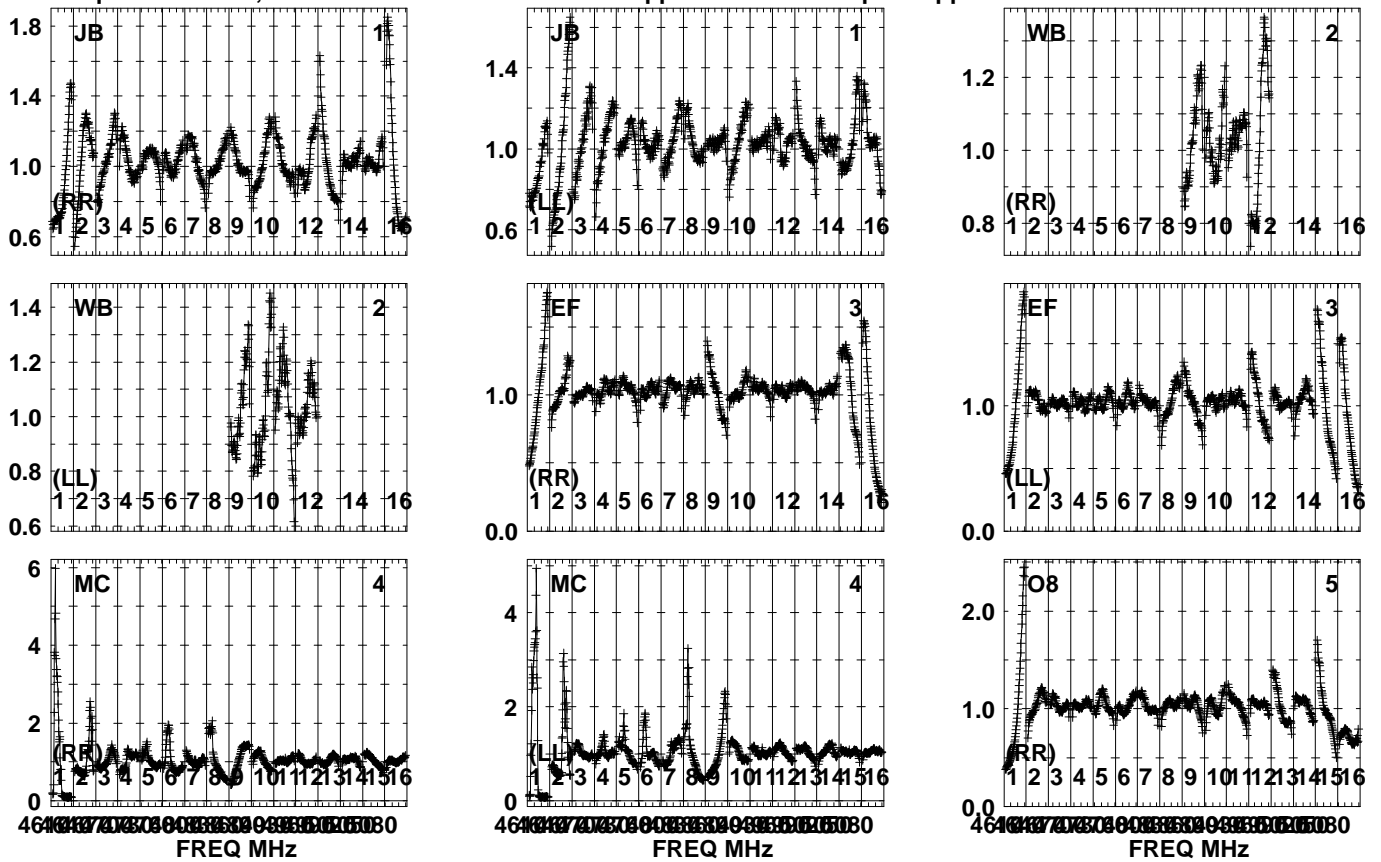
464137006708008652408895075080
FREQ MHz

Lower frame: Real Jy
Auto-corr total-power spectrum Antenna: *
Timerange: 00/21:51:13 to 00/21:51:53

Plot file version 232 created 18-APR-2024 16:06:05

SN2022XF RG014.UVDATA.1

Freq = 4.6005 GHz, Bw = 32.000 MH No calibration applied and no bandpass applied

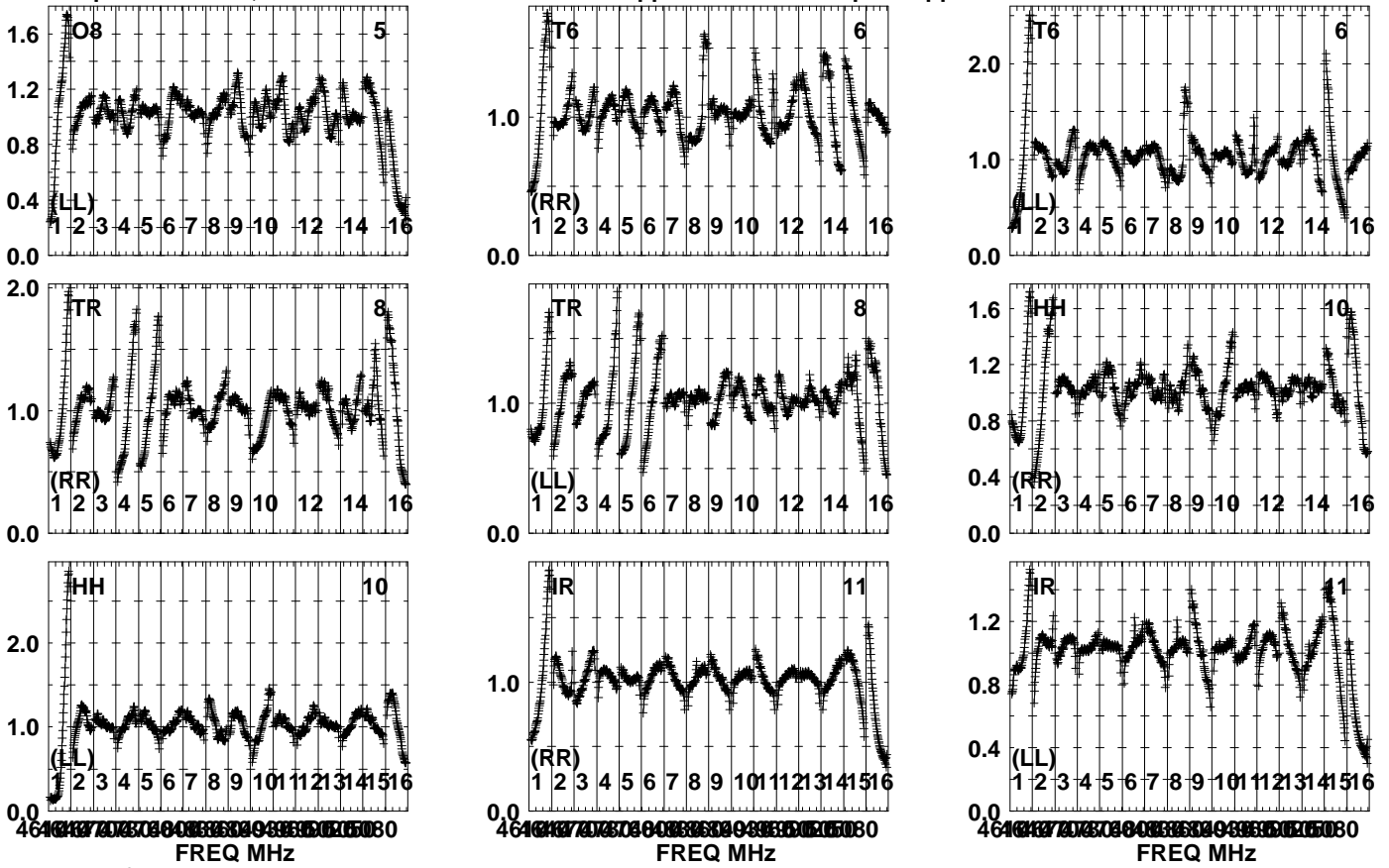


Lower frame: Real Jy
Auto-corr total-power spectrum Antenna: *
Timerange: 00/21:52:13 to 00/21:55:09

Plot file version 233 created 18-APR-2024 16:06:05

SN2022XXF RG014.UVDATA.1

Freq = 4.6005 GHz, Bw = 32.000 MH No calibration applied and no bandpass applied

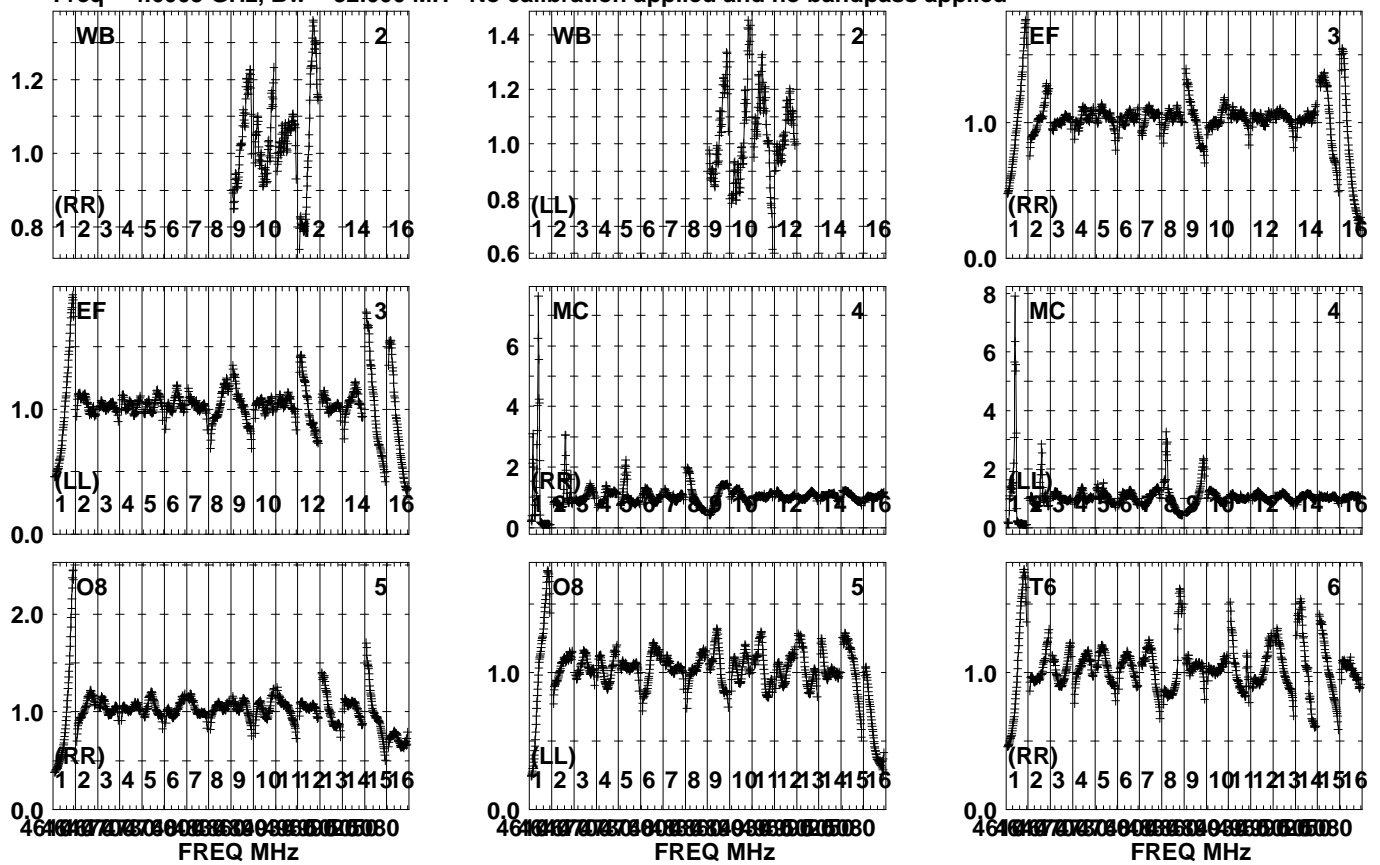


Lower frame: Real Jy
Auto-corr total-power spectrum Antenna: *
Timerange: 00/21:52:13 to 00/21:55:09

Plot file version 234 created 18-APR-2024 16:06:06

J1130+0846 RG014.UVDATA.1

Freq = 4.6005 GHz, Bw = 32.000 MH No calibration applied and no bandpass applied

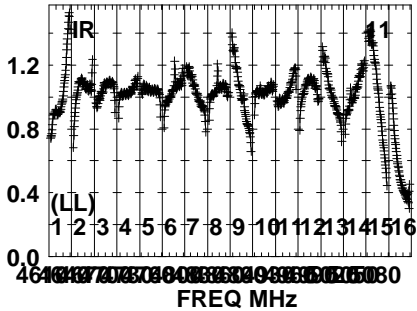
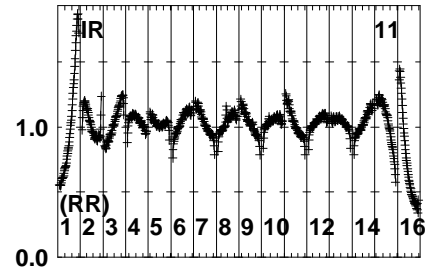
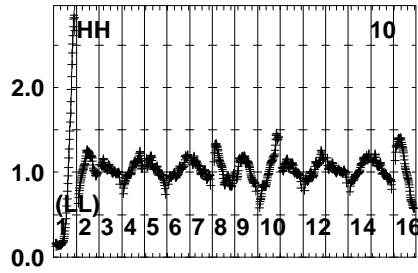
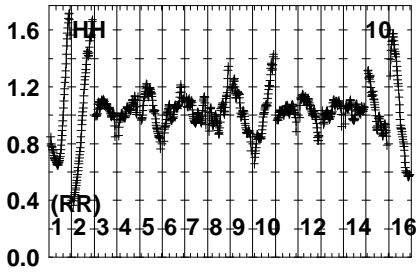
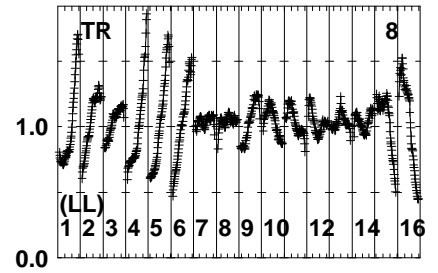
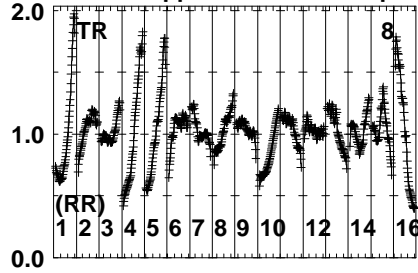
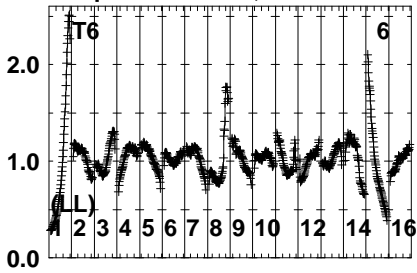


Lower frame: Real Jy
Auto-corr total-power spectrum Antenna: *
Timerange: 00/21:55:26 to 00/21:56:06

Plot file version 235 created 18-APR-2024 16:06:06

J1130+0846 RG014.UVDATA.1

Freq = 4.6005 GHz, Bw = 32.000 MH No calibration applied and no bandpass applied

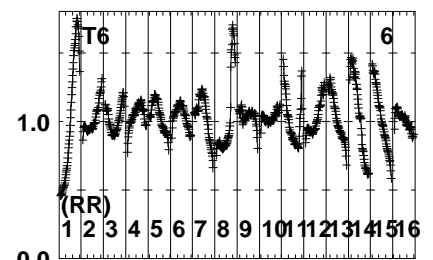
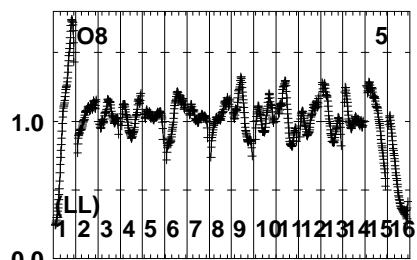
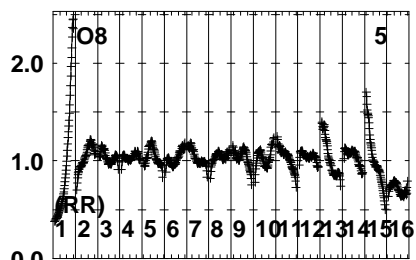
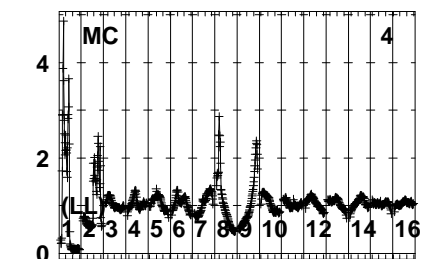
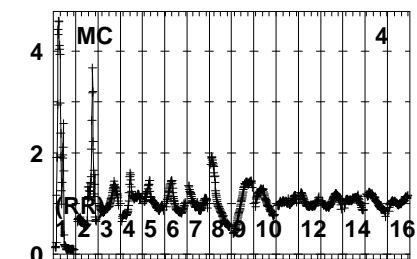
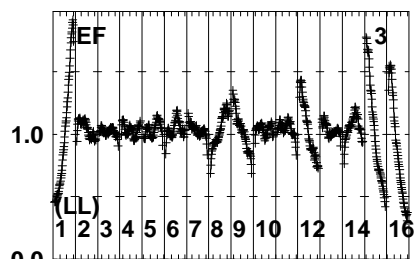
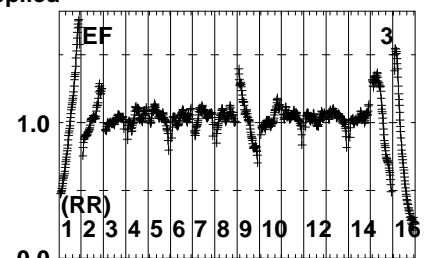
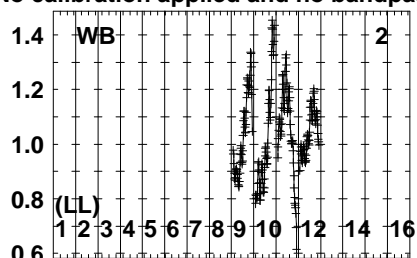
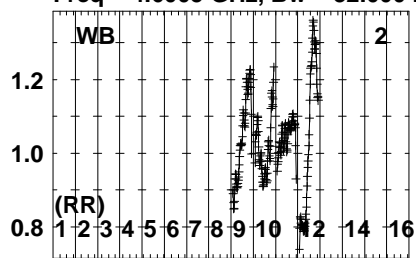


Lower frame: Real Jy
Auto-corr total-power spectrum Antenna: *
Timerange: 00/21:55:26 to 00/21:56:06

Plot file version 236 created 18-APR-2024 16:06:06

J1129+0951 RG014.UVDATA.1

Freq = 4.6005 GHz, Bw = 32.000 MH No calibration applied and no bandpass applied



46400 46420 46440 46460 46480 46500
FREQ MHz

46400 46420 46440 46460 46480 46500
FREQ MHz

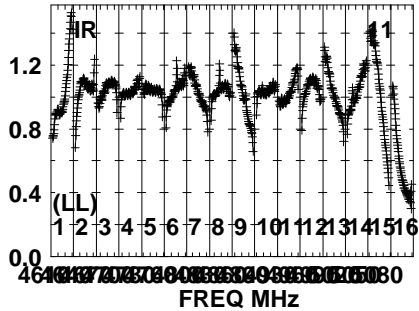
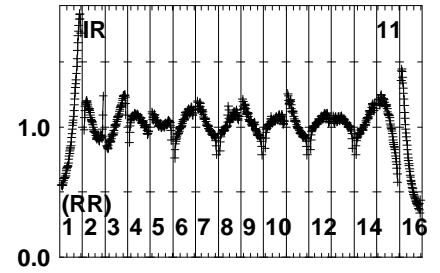
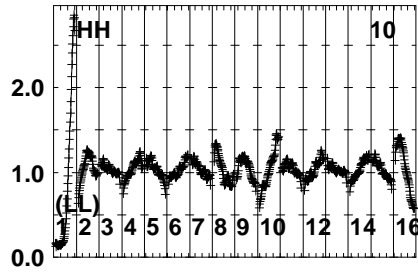
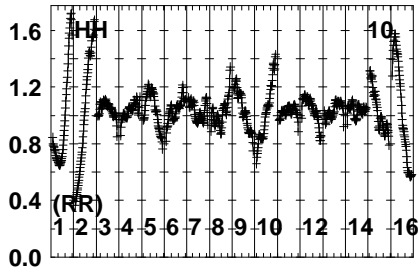
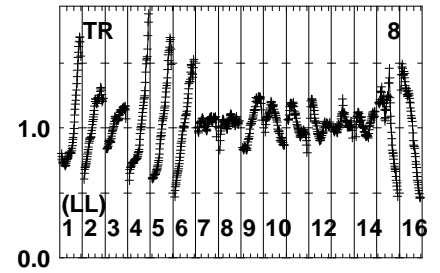
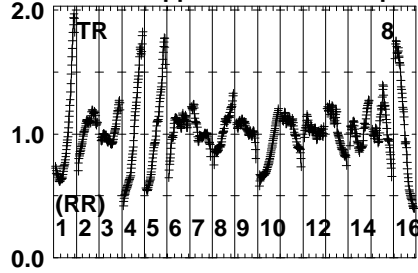
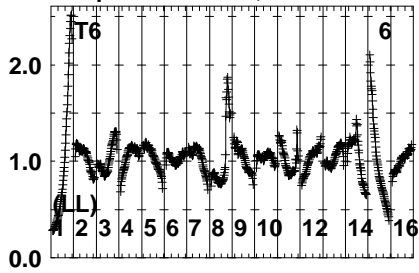
46400 46420 46440 46460 46480 46500
FREQ MHz

Lower frame: Real Jy
Auto-corr total-power spectrum Antenna: *
Timerange: 00/21:56:29 to 00/21:57:09

Plot file version 237 created 18-APR-2024 16:06:06

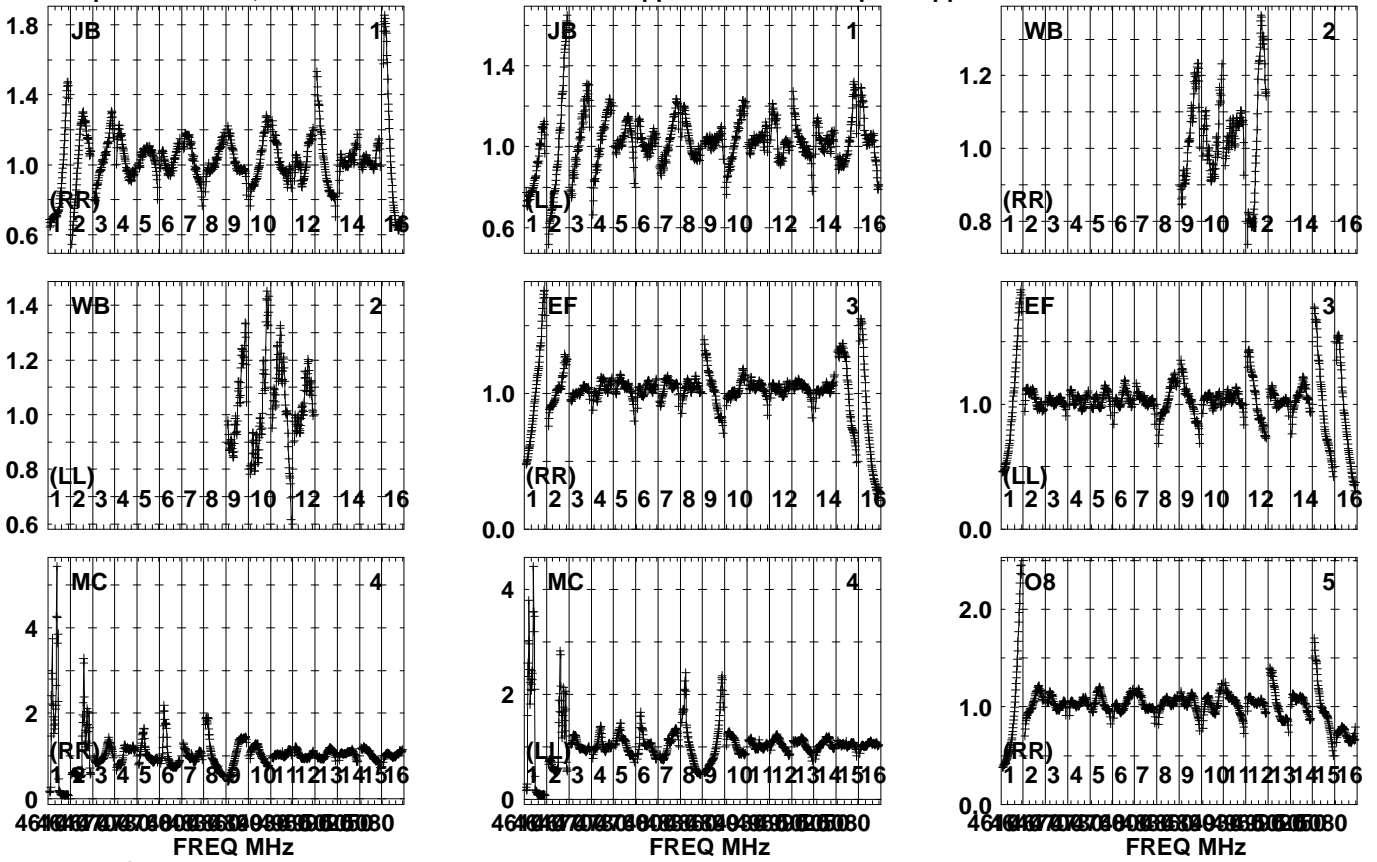
J1129+0951 RG014.UVDATA.1

Freq = 4.6005 GHz, Bw = 32.000 MH No calibration applied and no bandpass applied



Lower frame: Real Jy
Auto-corr total-power spectrum Antenna: *
Timerange: 00/21:56:29 to 00/21:57:09

Plot file version 238 created 18-APR-2024 16:06:06
 SN2022XXF RG014.UVDATA.1
 Freq = 4.6005 GHz, Bw = 32.000 MH No calibration applied and no bandpass applied

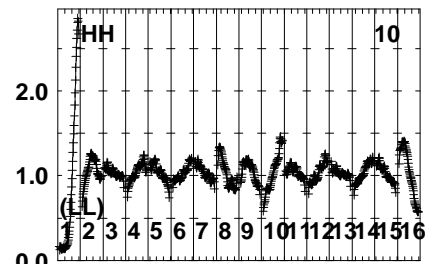
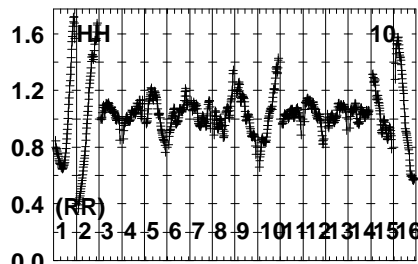
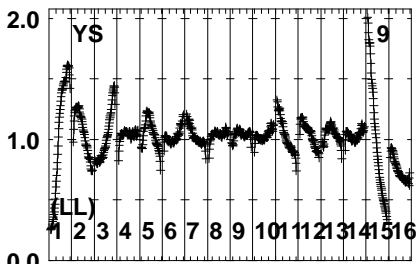
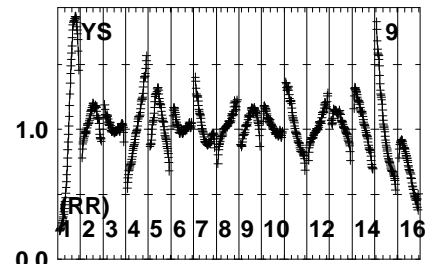
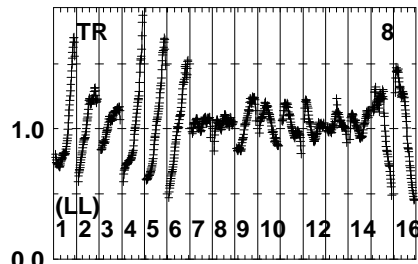
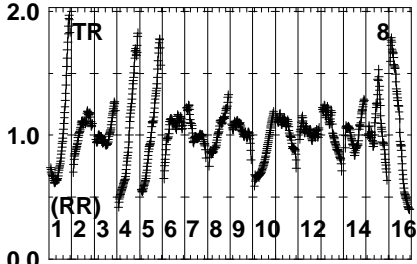
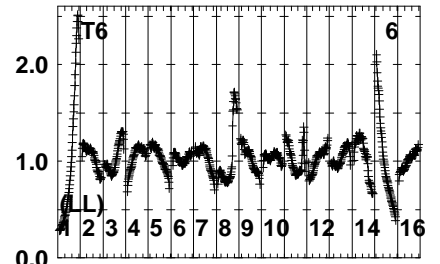
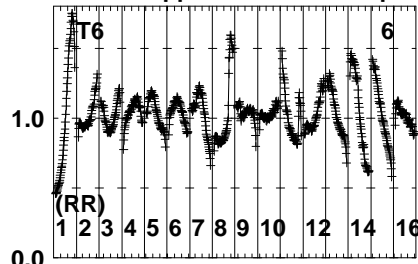
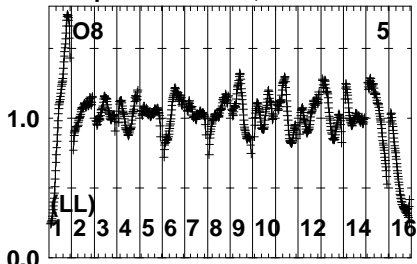


Lower frame: Real Jy
 Auto-corr total-power spectrum Antenna: *
 Timerange: 00/21:57:29 to 00/22:00:25

Plot file version 239 created 18-APR-2024 16:06:06

SN2022XXF RG014.UVDATA.1

Freq = 4.6005 GHz, Bw = 32.000 MH No calibration applied and no bandpass applied

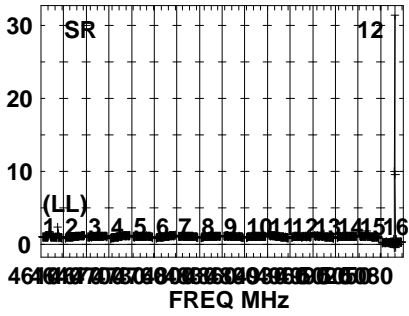
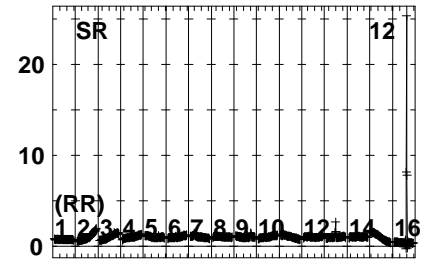
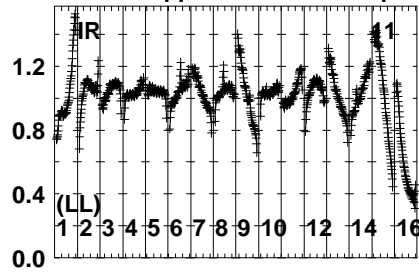
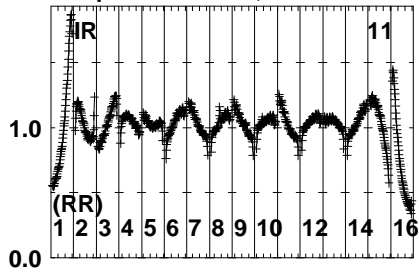


Lower frame: Real Jy
Auto-corr total-power spectrum Antenna: *
Timerange: 00:21:57:29 to 00:22:00:25

Plot file version 240 created 18-APR-2024 16:06:06

SN2022XXF RG014.UVDATA.1

Freq = 4.6005 GHz, Bw = 32.000 MH No calibration applied and no bandpass applied

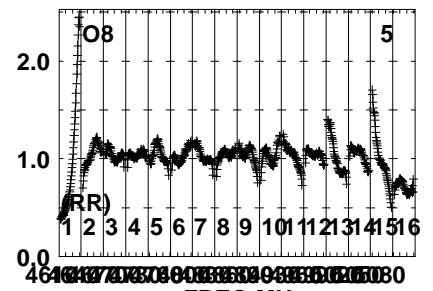
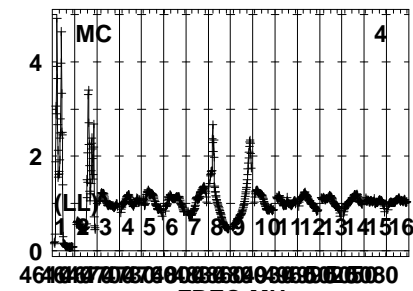
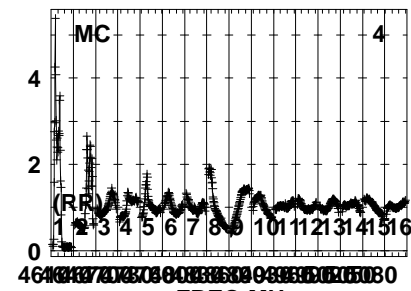
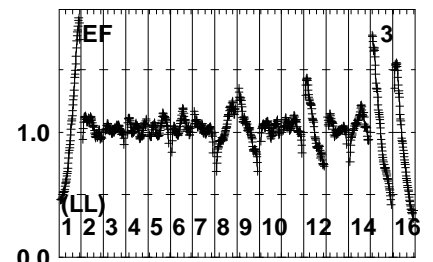
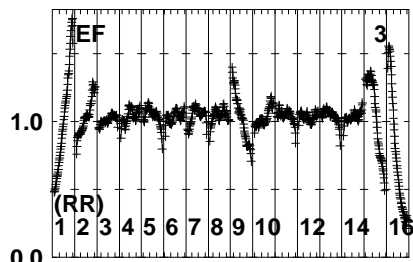
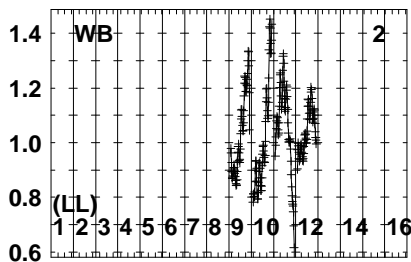
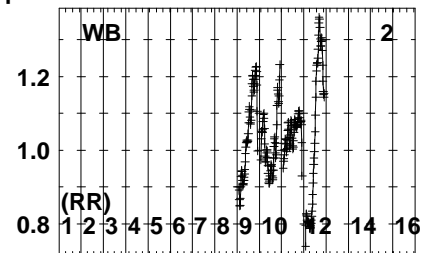
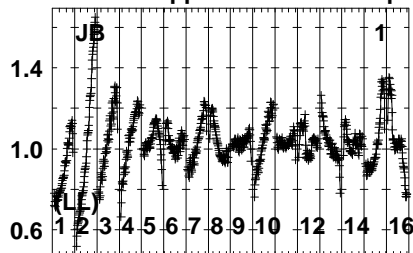
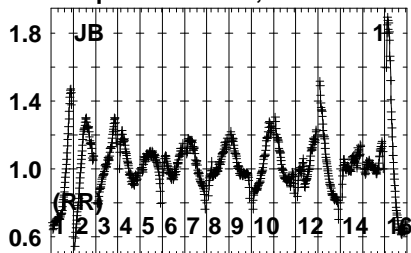


Lower frame: Real Jy
Auto-corr total-power spectrum Antenna: *
Timerange: 00/21:57:29 to 00/22:00:25

Plot file version 241 created 18-APR-2024 16:06:06

J1130+0846 RG014.UVDATA.1

Freq = 4.6005 GHz, Bw = 32.000 MH No calibration applied and no bandpass applied

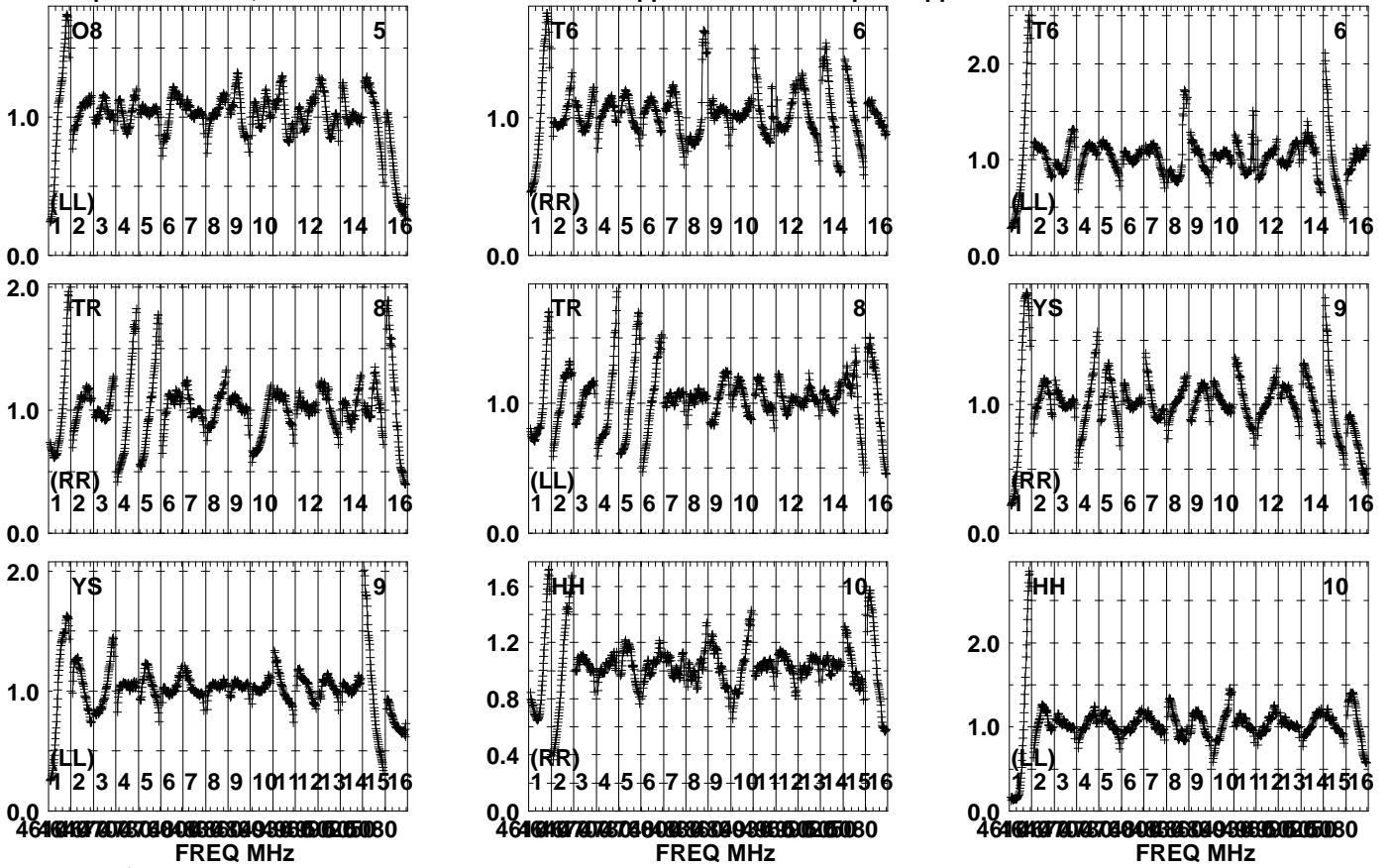


Lower frame: Real Jy
Auto-corr total-power spectrum Antenna: *
Timerange: 00/22:00:42 to 00/22:01:22

Plot file version 242 created 18-APR-2024 16:06:06

J1130+0846 RG014.UVDATA.1

Freq = 4.6005 GHz, Bw = 32.000 MH No calibration applied and no bandpass applied

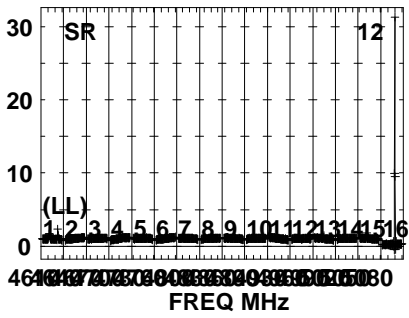
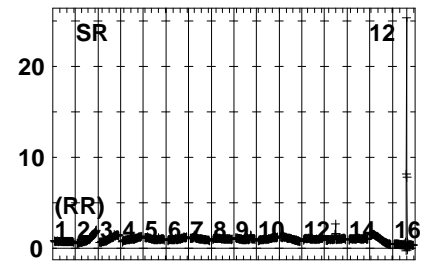
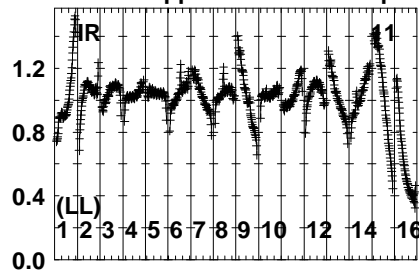
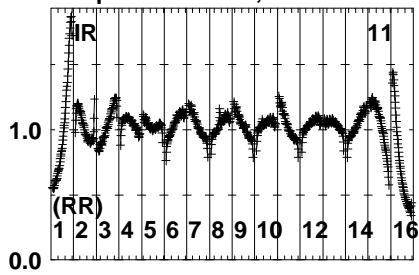


Lower frame: Real Jy
Auto-corr total-power spectrum Antenna: *
Timerange: 00/22:00:42 to 00/22:01:22

Plot file version 243 created 18-APR-2024 16:06:06

J1130+0846 RG014.UVDATA.1

Freq = 4.6005 GHz, Bw = 32.000 MH No calibration applied and no bandpass applied

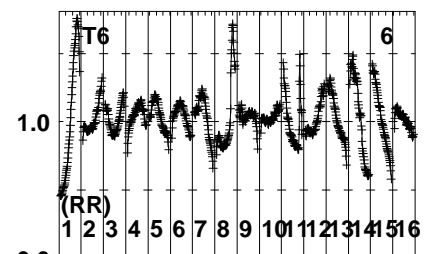
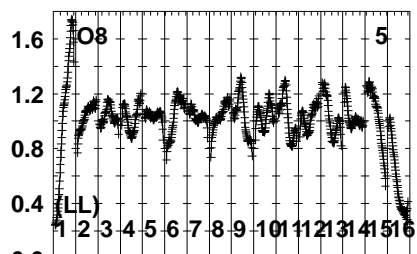
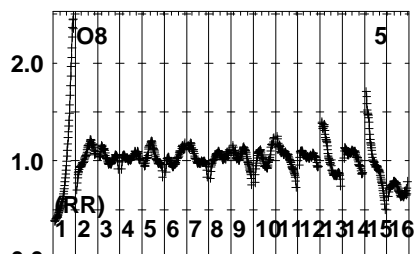
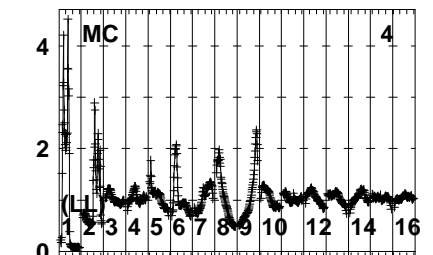
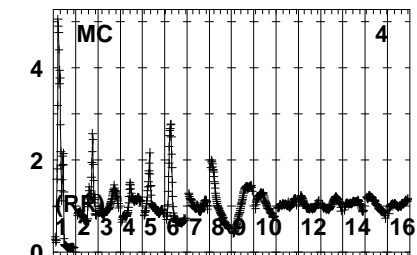
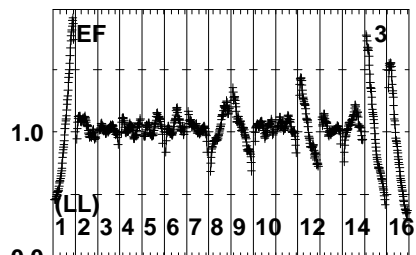
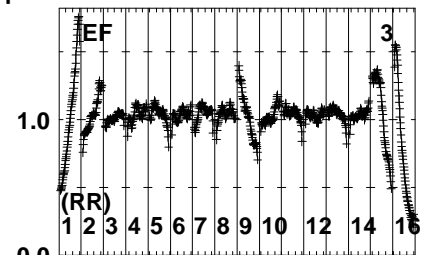
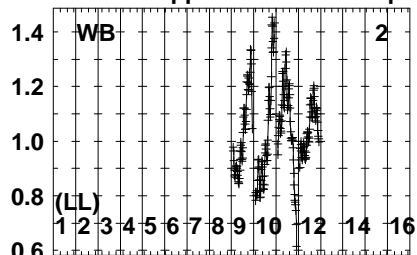
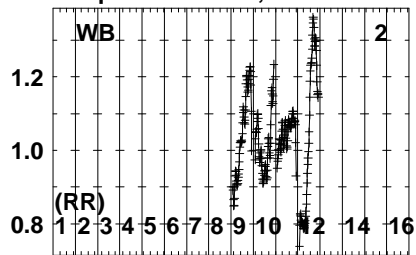


Lower frame: Real Jy
Auto-corr total-power spectrum Antenna: *
Timerange: 00/22:00:42 to 00/22:01:22

Plot file version 244 created 18-APR-2024 16:06:06

J1129+0951 RG014.UVDATA.1

Freq = 4.6005 GHz, Bw = 32.000 MH No calibration applied and no bandpass applied



4640000 4640000 4640000 4640000 4640000 4640000 4640000 4640000 4640000 4640000 4640000 4640000 4640000 4640000 4640000 4640000
FREQ MHz

4640000 4640000 4640000 4640000 4640000 4640000 4640000 4640000 4640000 4640000 4640000 4640000 4640000 4640000 4640000 4640000
FREQ MHz

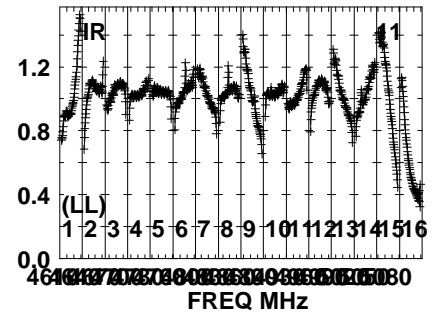
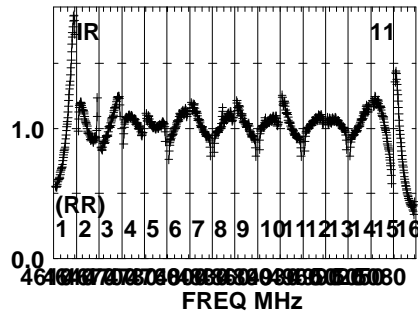
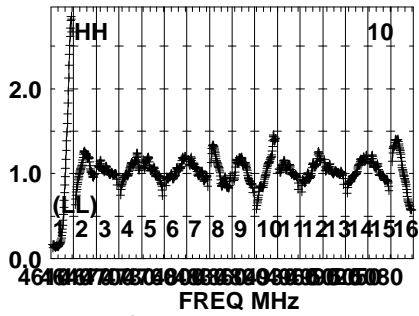
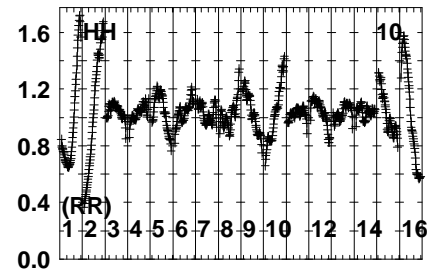
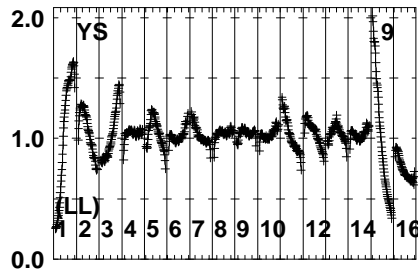
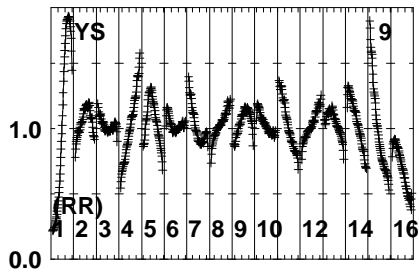
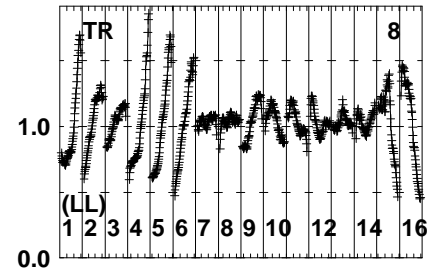
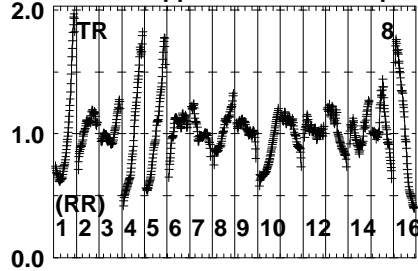
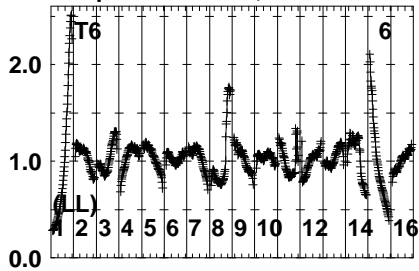
4640000 4640000 4640000 4640000 4640000 4640000 4640000 4640000 4640000 4640000 4640000 4640000 4640000 4640000 4640000 4640000
FREQ MHz

Lower frame: Real Jy
Auto-corr total-power spectrum Antenna: *
Timerange: 00/22:01:45 to 00/22:02:25

Plot file version 245 created 18-APR-2024 16:06:06

J1129+0951 RG014.UVDATA.1

Freq = 4.6005 GHz, Bw = 32.000 MH No calibration applied and no bandpass applied

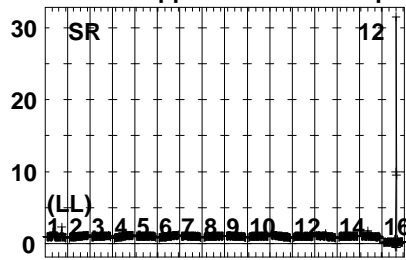
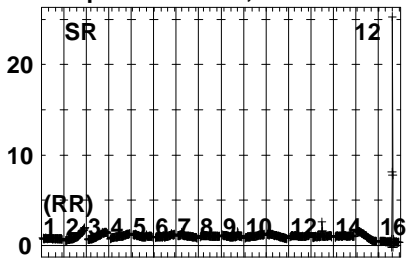


Lower frame: Real Jy
Auto-corr total-power spectrum Antenna: *
Timerange: 00/22:01:45 to 00/22:02:25

Plot file version 246 created 18-APR-2024 16:06:06

J1129+0951 RG014.UVDATA.1

Freq = 4.6005 GHz, Bw = 32.000 MH No calibration applied and no bandpass applied

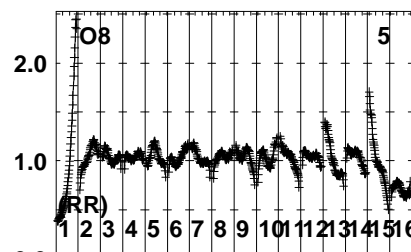
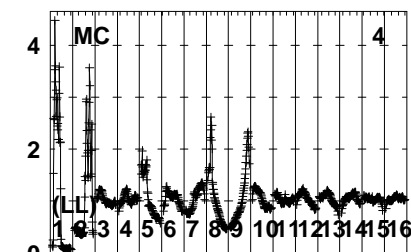
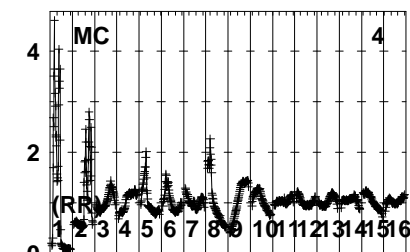
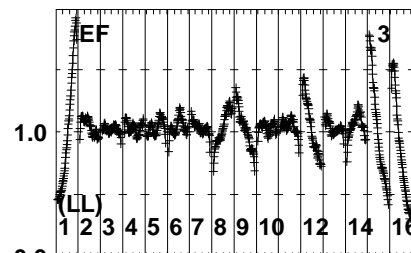
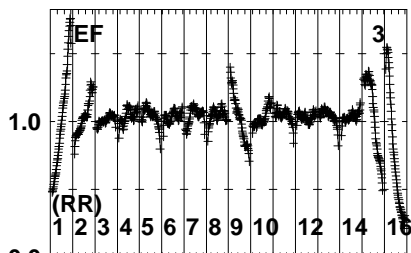
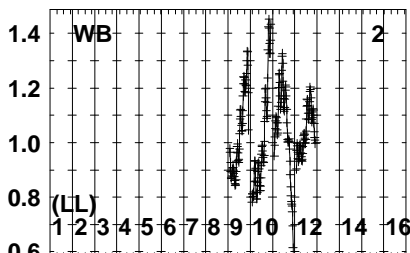
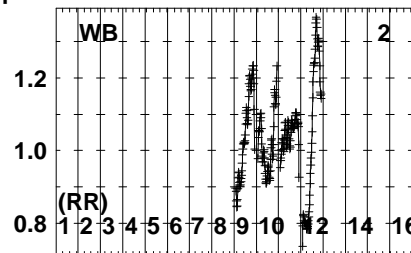
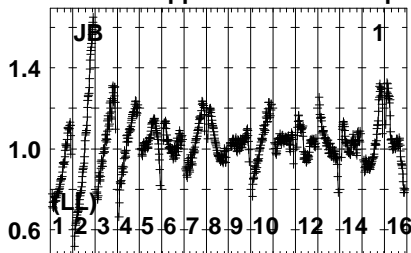
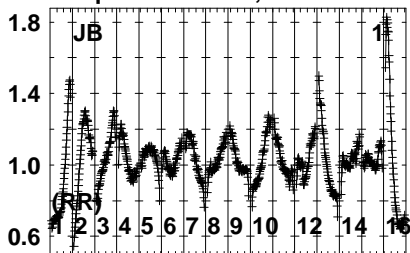


Lower frame: Real Jy
Auto-corr total-power spectrum Antenna: *
Timerange: 00/22:01:45 to 00/22:02:25

Plot file version 247 created 18-APR-2024 16:06:06

SN2022XF RG014.UVDATA.1

Freq = 4.6005 GHz, Bw = 32.000 MH No calibration applied and no bandpass applied



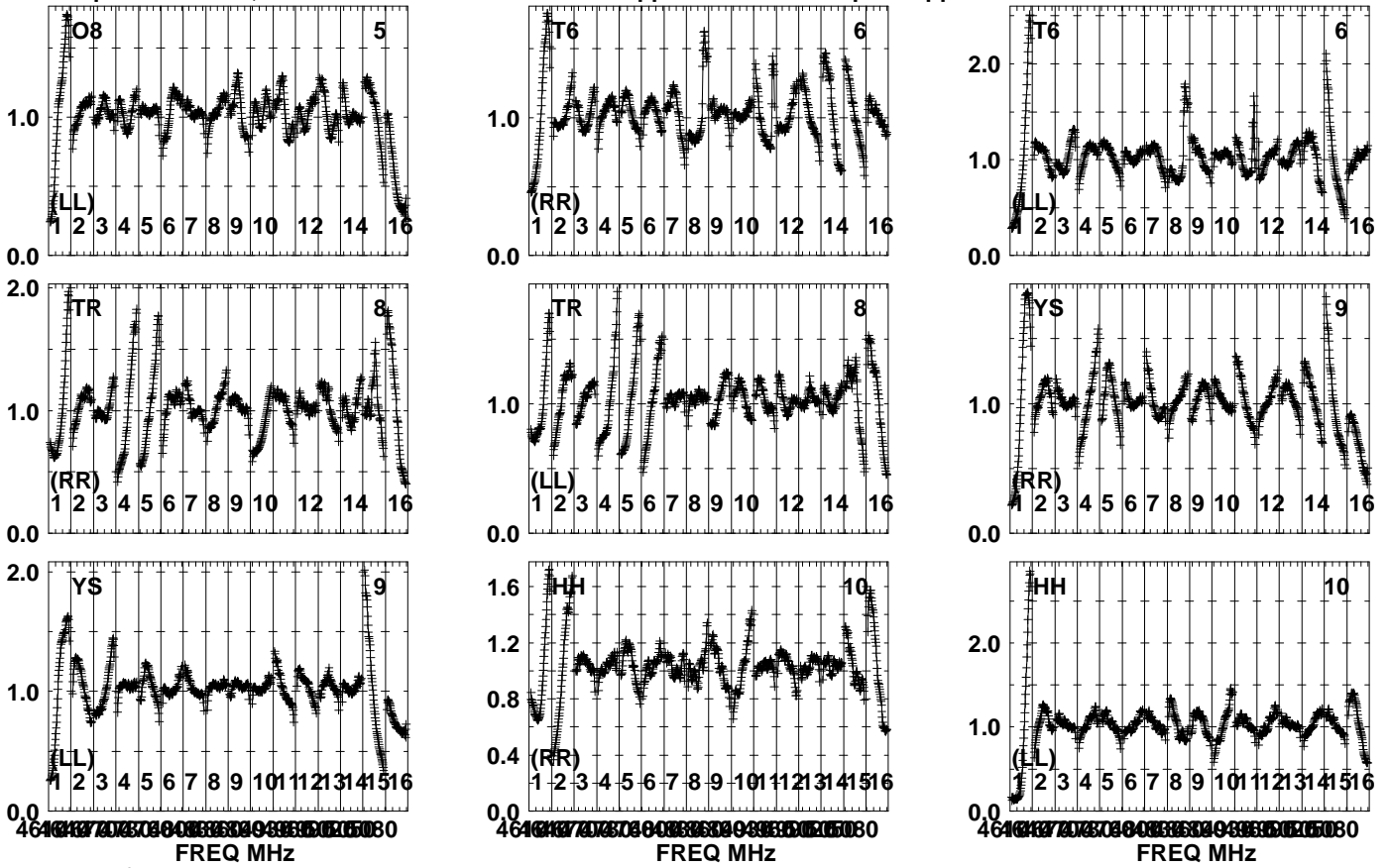
464 467 470 473 476 479 482 485 488 491 494 497 500 503 506 509 512 515 518 521 524 527 530 533 536 539 542 545 548 551 554 557 560 563 566 569 572 575 578 581 584 587 590 593 596 599 602 605 608 611 614 617 620 623 626 629 632 635 638 641 644 647 650 653 656 659 662 665 668 671 674 677 680 683 686 689 692 695 698 701 704 707 710 713 716 719 722 725 728 731 734 737 740 743 746 749 752 755 758 761 764 767 770 773 776 779 782 785 788 791 794 797 800 803 806 809 812 815 818 821 824 827 830 833 836 839 842 845 848 851 854 857 860 863 866 869 872 875 878 881 884 887 890 893 896 899 902 905 908 911 914 917 920 923 926 929 932 935 938 941 944 947 950 953 956 959 962 965 968 971 974 977 980 983 986 989 992 995 998 1001 1004 1007 1010 1013 1016 1019 1022 1025 1028 1031 1034 1037 1040 1043 1046 1049 1052 1055 1058 1061 1064 1067 1070 1073 1076 1079 1082 1085 1088 1091 1094 1097 1100 1103 1106 1109 1112 1115 1118 1121 1124 1127 1130 1133 1136 1139 1142 1145 1148 1151 1154 1157 1160 1163 1166 1169 1172 1175 1178 1181 1184 1187 1190 1193 1196 1199 1202 1205 1208 1211 1214 1217 1220 1223 1226 1229 1232 1235 1238 1241 1244 1247 1250 1253 1256 1259 1262 1265 1268 1271 1274 1277 1280 1283 1286 1289 1292 1295 1298 1301 1304 1307 1310 1313 1316 1319 1322 1325 1328 1331 1334 1337 1340 1343 1346 1349 1352 1355 1358 1361 1364 1367 1370 1373 1376 1379 1382 1385 1388 1391 1394 1397 1400 1403 1406 1409 1412 1415 1418 1421 1424 1427 1430 1433 1436 1439 1442 1445 1448 1451 1454 1457 1460 1463 1466 1469 1472 1475 1478 1481 1484 1487 1490 1493 1496 1499 1502 1505 1508 1511 1514 1517 1520 1523 1526 1529 1532 1535 1538 1541 1544 1547 1550 1553 1556 1559 1562 1565 1568 1571 1574 1577 1580 1583 1586 1589 1592 1595 1598 1601 1604 1607 1610 1613 1616 1619 1622 1625 1628 1631 1634 1637 1640 1643 1646 1649 1652 1655 1658 1661 1664 1667 1670 1673 1676 1679 1682 1685 1688 1691 1694 1697 1700 1703 1706 1709 1712 1715 1718 1721 1724 1727 1730 1733 1736 1739 1742 1745 1748 1751 1754 1757 1760 1763 1766 1769 1772 1775 1778 1781 1784 1787 1790 1793 1796 1799 1802 1805 1808 1811 1814 1817 1820 1823 1826 1829 1832 1835 1838 1841 1844 1847 1850 1853 1856 1859 1862 1865 1868 1871 1874 1877 1880 1883 1886 1889 1892 1895 1898 1901 1904 1907 1910 1913 1916 1919 1922 1925 1928 1931 1934 1937 1940 1943 1946 1949 1952 1955 1958 1961 1964 1967 1970 1973 1976 1979 1982 1985 1988 1991 1994 1997 2000 2003 2006 2009 2012 2015 2018 2021 2024 2027 2030 2033 2036 2039 2042 2045 2048 2051 2054 2057 2060 2063 2066 2069 2072 2075 2078 2081 2084 2087 2090 2093 2096 2099 2102 2105 2108 2111 2114 2117 2120 2123 2126 2129 2132 2135 2138 2141 2144 2147 2150 2153 2156 2159 2162 2165 2168 2171 2174 2177 2180 2183 2186 2189 2192 2195 2198 2201 2204 2207 2210 2213 2216 2219 2222 2225 2228 2231 2234 2237 2240 2243 2246 2249 2252 2255 2258 2261 2264 2267 2270 2273 2276 2279 2282 2285 2288 2291 2294 2297 2300 2303 2306 2309 2312 2315 2318 2321 2324 2327 2330 2333 2336 2339 2342 2345 2348 2351 2354 2357 2360 2363 2366 2369 2372 2375 2378 2381 2384 2387 2390 2393 2396 2399 2402 2405 2408 2411 2414 2417 2420 2423 2426 2429 2432 2435 2438 2441 2444 2447 2450 2453 2456 2459 2462 2465 2468 2471 2474 2477 2480 2483 2486 2489 2492 2495 2498 2501 2504 2507 2510 2513 2516 2519 2522 2525 2528 2531 2534 2537 2540 2543 2546 2549 2552 2555 2558 2561 2564 2567 2570 2573 2576 2579 2582 2585 2588 2591 2594 2597 2600 2603 2606 2609 2612 2615 2618 2621 2624 2627 2630 2633 2636 2639 2642 2645 2648 2651 2654 2657 2660 2663 2666 2669 2672 2675 2678 2681 2684 2687 2690 2693 2696 2699 2702 2705 2708 2711 2714 2717 2720 2723 2726 2729 2732 2735 2738 2741 2744 2747 2750 2753 2756 2759 2762 2765 2768 2771 2774 2777 2780 2783 2786 2789 2792 2795 2798 2801 2804 2807 2810 2813 2816 2819 2822 2825 2828 2831 2834 2837 2840 2843 2846 2849 2852 2855 2858 2861 2864 2867 2870 2873 2876 2879 2882 2885 2888 2891 2894 2897 2900 2903 2906 2909 2912 2915 2918 2921 2924 2927 2930 2933 2936 2939 2942 2945 2948 2951 2954 2957 2960 2963 2966 2969 2972 2975 2978 2981 2984 2987 2990 2993 2996 2999 3002 3005 3008 3011 3014 3017 3020 3023 3026 3029 3032 3035 3038 3041 3044 3047 3050 3053 3056 3059 3062 3065 3068 3071 3074 3077 3080 3083 3086 3089 3092 3095 3098 3101 3104 3107 3110 3113 3116 3119 3122 3125 3128 3131 3134 3137 3140 3143 3146 3149 3152 3155 3158 3161 3164 3167 3170 3173 3176 3179 3182 3185 3188 3191 3194 3197 3200 3203 3206 3209 3212 3215 3218 3221 3224 3227 3230 3233 3236 3239 3242 3245 3248 3251 3254 3257 3260 3263 3266 3269 3272 3275 3278 3281 3284 3287 3290 3293 3296 3299 3302 3305 3308 3311 3314 3317 3320 3323 3326 3329 3332 3335 3338 3341 3344 3347 3350 3353 3356 3359 3362 3365 3368 3371 3374 3377 3380 3383 3386 3389 3392 3395 3398 3401 3404 3407 3410 3413 3416 3419 3422 3425 3428 3431 3434 3437 3440 3443 3446 3449 3452 3455 3458 3461 3464 3467 3470 3473 3476 3479 3482 3485 3488 3491 3494 3497 3500 3503 3506 3509 3512 3515 3518 3521 3524 3527 3530 3533 3536 3539 3542 3545 3548 3551 3554 3557 3560 3563 3566 3569 3572 3575 3578 3581 3584 3587 3590 3593 3596 3599 3602 3605 3608 3611 3614 3617 3620 3623 3626 3629 3632 3635 3638 3641 3644 3647 3650 3653 3656 3659 3662 3665 3668 3671 3674 3677 3680 3683 3686 3689 3692 3695 3698 3701 3704 3707 3710 3713 3716 3719 3722 3725 3728 3731 3734 3737 3740 3743 3746 3749 3752 3755 3758 3761 3764 3767 3770 3773 3776 3779 3782 3785 3788 3791 3794 3797 3800 3803 3806 3809 3812 3815 3818 3821 3824 3827 3830 3833 3836 3839 3842 3845 3848 3851 3854 3857 3860 3863 3866 3869 3872 3875 3878 3881 3884 3887 3890 3893 3896 3899 3902 3905 3908 3911 3914 3917 3920 3923 3926 3929 3932 3935 3938 3941 3944 3947 3950 3953 3956 3959 3962 3965 3968 3971 3974 3977 3980 3983 3986 3989 3992 3995 3998 4001 4004 4007 4010 4013 4016 4019 4022 4025 4028 4031 4034 4037 4040 4043 4046 4049 4052 4055 4058 4061 4064 4067 4070 4073 4076 4079 4082 4085 4088 4091 4094 4097 4100 4103 4106 4109 4112 4115 4118 4121 4124 4127 4130 4133 4136 4139 4142 4145 4148 4151 4154 4157 4160 4163 4166 4169 4172 4175 4178 4181 4184 4187 4190 4193 4196 4199 4202 4205 4208 4211 4214 4217 4220 4223 4226 4229 4232 4235 4238 4241 4244 4247 4250 4253 4256 4259 4262 4265 4268 4271 4274 4277 4280 4283 4286 4289 4292 4295 4298 4301 4304 4307 4310 4313 4316 4319 4322 4325 4328 4331 4334 4337 4340 4343 4346 4349 4352 4355 4358 4361 4364 4367 4370 4373 4376 4379 4382 4385 4388 4391 4394 4397 4400 4403 4406 4409 4412 4415 4418 4421 4424 4427 4430 4433 4436 4439 4442 4445 4448 4451 4454 4457 4460 4463 4466 4469 4472 4475 4478 4481 4484 4487 4490 4493 4496 4499 4502 4505 4508 4511 4514 4517 4520 4523 4526 4529 4532 4535 4538 4541 4544 4547 4550 4553 4556 4559 4562 4565 4568 4571 4574 4577 4580 4583 4586 4589 4592 4595 4598 4601 4604 4607 4610 4613 4616 4619 4622 4625 4628 4631 4634 4637 4640 4643 4646 4649 4652 4655 4658 4661 4664 4667 4670 4673 4676 4679 4682 4685 4688 4691 4694 4697 4700 4703 4706 4709 4712 4715 4718 4721 4724 4727 4730 4733 4736 4739 4742 4745 4748 4751 4754 4757 4760 4763 4766 4769 4772 4775 4778 4781 4784 4787 4790 4793 4796 4799 4802 4805 4808 4811 4814 4817 4820 4823 4826 4829 4832 4835 4838 4841 4844 4847 4850 4853 4856 4859 4862 4865 4868 4871 4874 4877 4880 4883 4886 4889 4892 4895 4898 4901 4904 4907 4910 4913 4916 4919 4922 4925 4928 4931 4934 4937 4940 4943 4946 4949 4952 4955 4958 4961 4964 4967 4970 4973 4976 4979 4982 4985 4988 4991 4994 4997 5000

Lower frame: Real Jy
Auto-corr total-power spectrum Antenna: *
Timerange: 00/22:02:45 to 00/22:05:41

Plot file version 248 created 18-APR-2024 16:06:07

SN2022XXF RG014.UVDATA.1

Freq = 4.6005 GHz, Bw = 32.000 MH No calibration applied and no bandpass applied

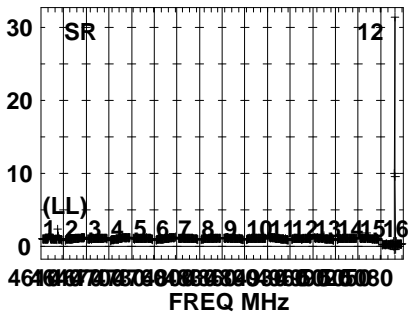
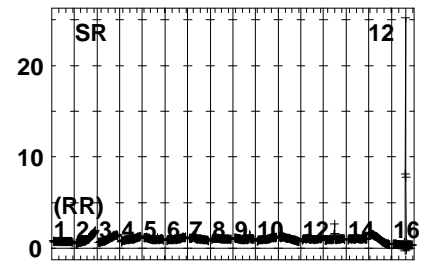
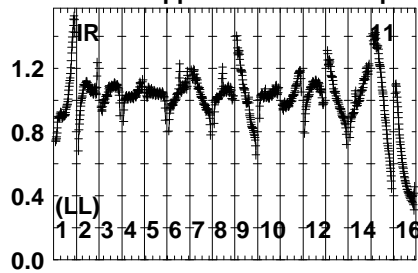
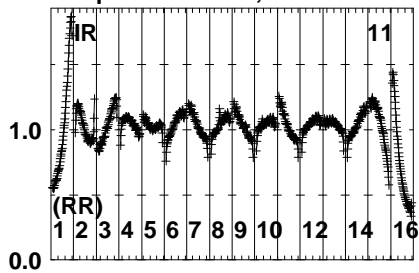


Lower frame: Real Jy
Auto-corr total-power spectrum Antenna: *
Timerange: 00/22:02:45 to 00/22:05:41

Plot file version 249 created 18-APR-2024 16:06:07

SN2022XXF RG014.UVDATA.1

Freq = 4.6005 GHz, Bw = 32.000 MH No calibration applied and no bandpass applied

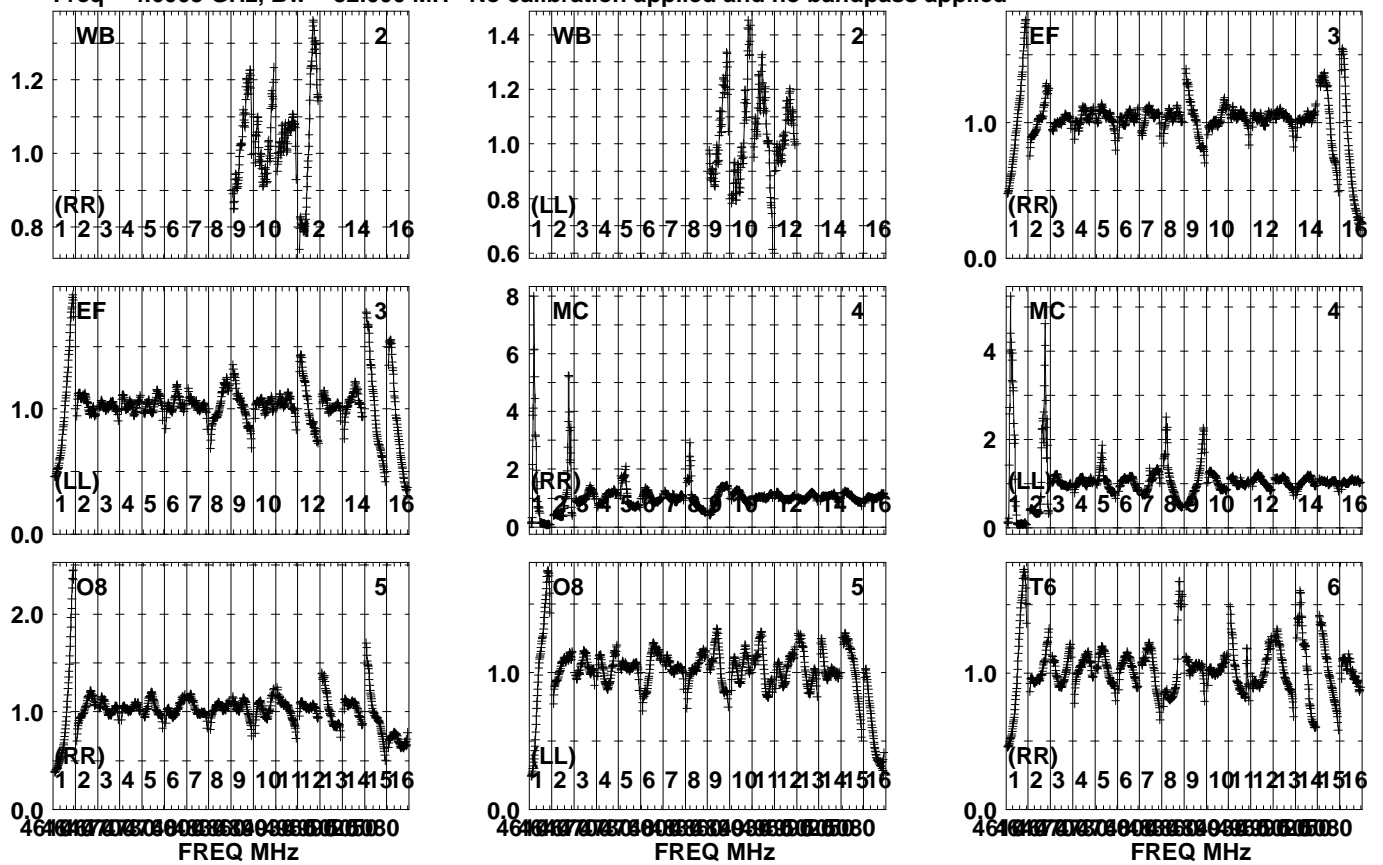


Lower frame: Real Jy
Auto-corr total-power spectrum Antenna: *
Timerange: 00/22:02:45 to 00/22:05:41

Plot file version 250 created 18-APR-2024 16:06:07

J1130+0846 RG014.UVDATA.1

Freq = 4.6005 GHz, Bw = 32.000 MH No calibration applied and no bandpass applied

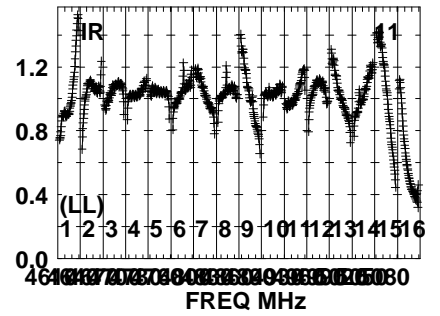
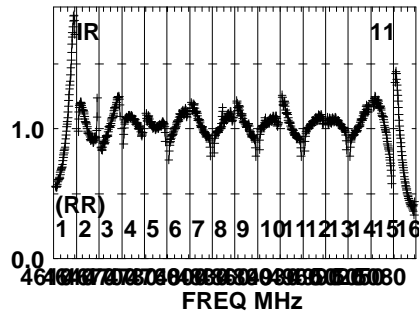
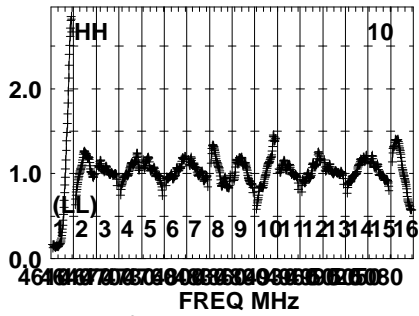
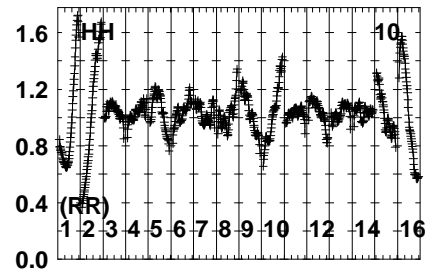
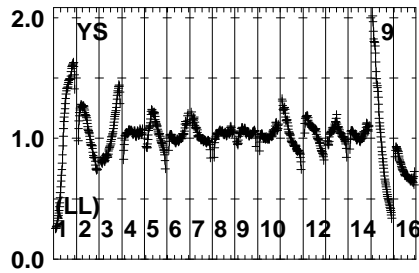
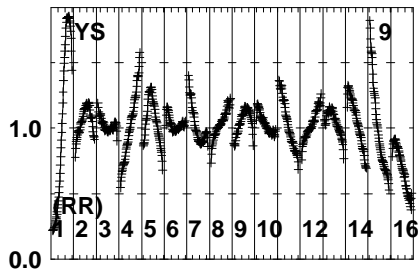
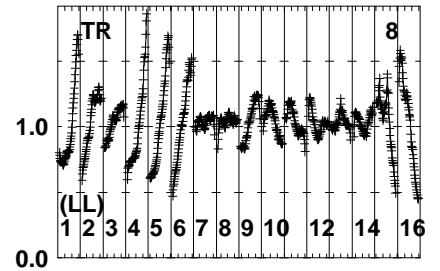
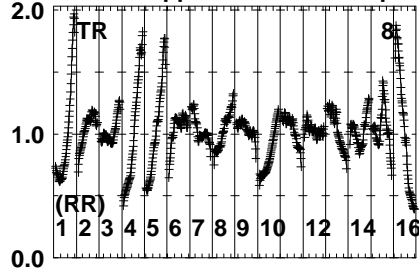
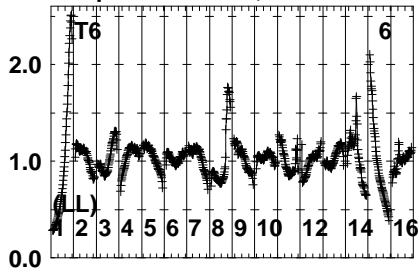


Lower frame: Real Jy
Auto-corr total-power spectrum Antenna: *
Timerange: 00/22:05:58 to 00/22:06:38

Plot file version 251 created 18-APR-2024 16:06:07

J1130+0846 RG014.UVDATA.1

Freq = 4.6005 GHz, Bw = 32.000 MH No calibration applied and no bandpass applied

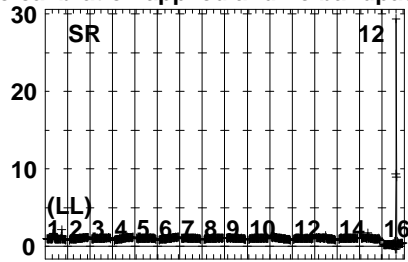
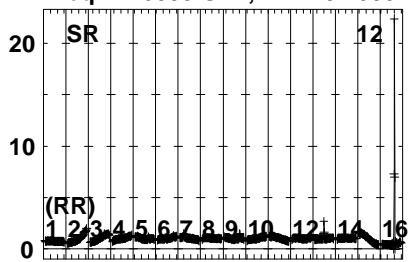


Lower frame: Real Jy
Auto-corr total-power spectrum Antenna: *
Timerange: 00/22:05:58 to 00/22:06:38

Plot file version 252 created 18-APR-2024 16:06:07

J1130+0846 RG014.UVDATA.1

Freq = 4.6005 GHz, Bw = 32.000 MH No calibration applied and no bandpass applied

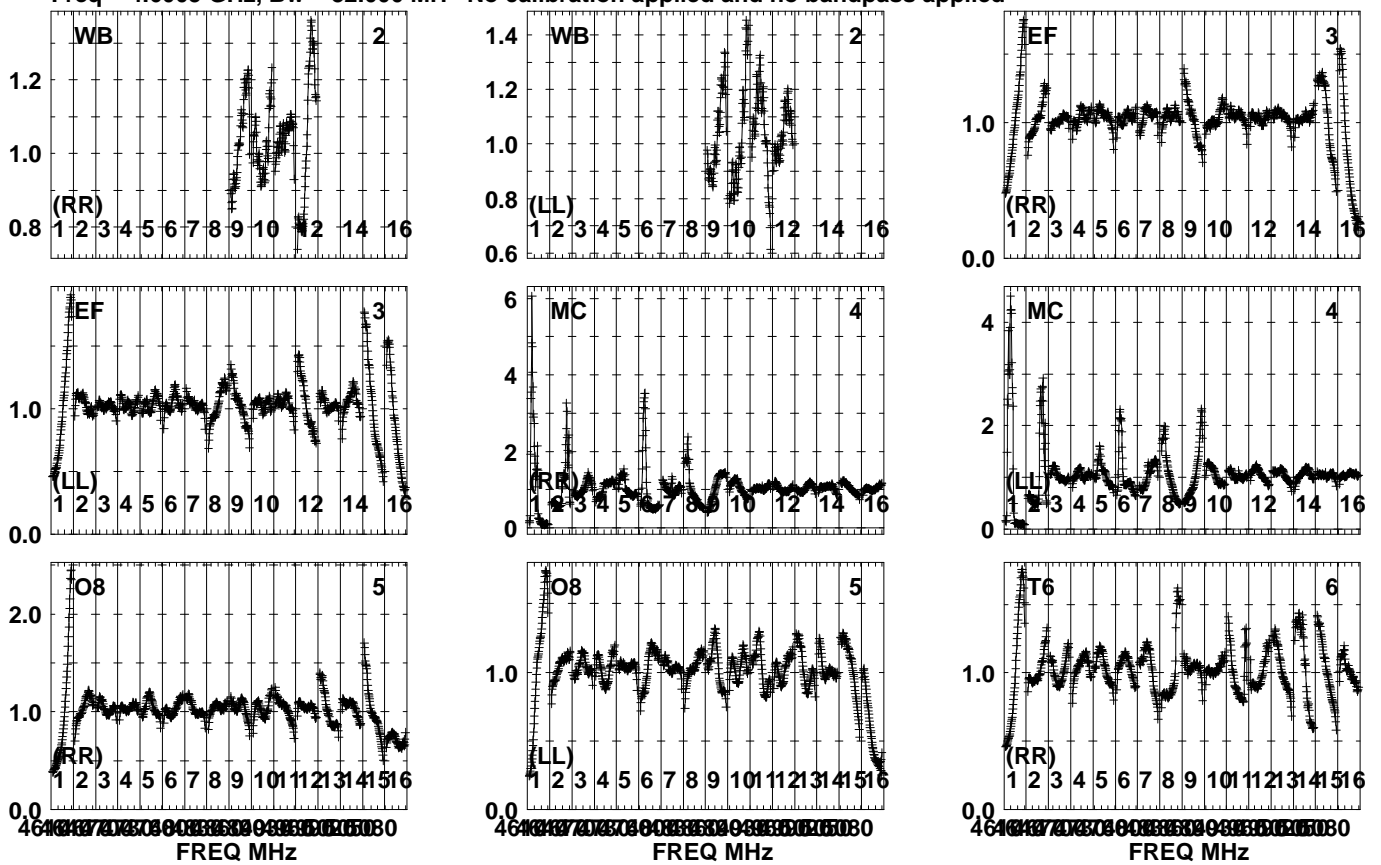


Lower frame: Real Jy
Auto-corr total-power spectrum Antenna: *
Timerange: 00/22:05:58 to 00/22:06:38

Plot file version 253 created 18-APR-2024 16:06:07

J1129+0951 RG014.UVDATA.1

Freq = 4.6005 GHz, Bw = 32.000 MH No calibration applied and no bandpass applied

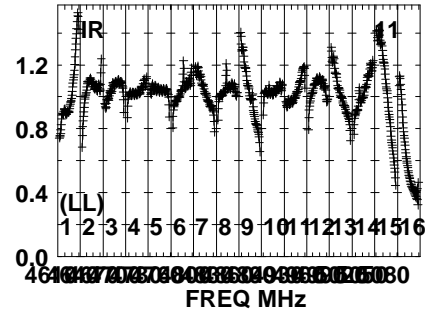
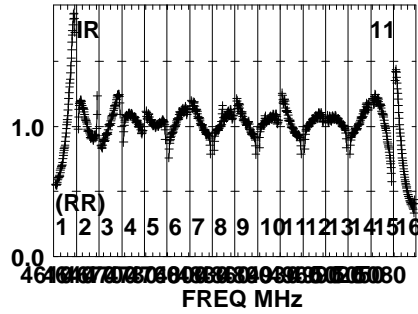
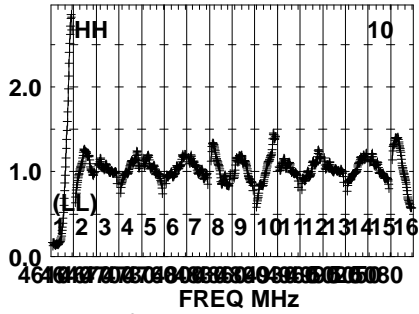
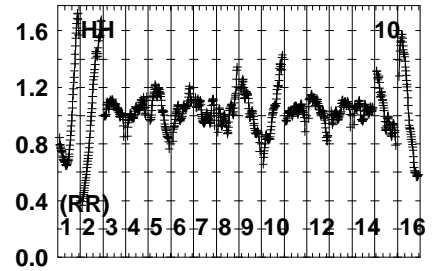
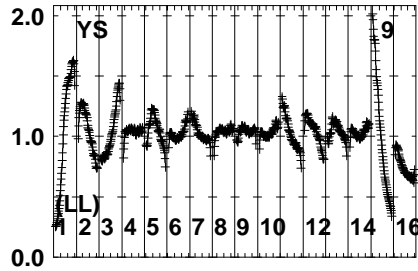
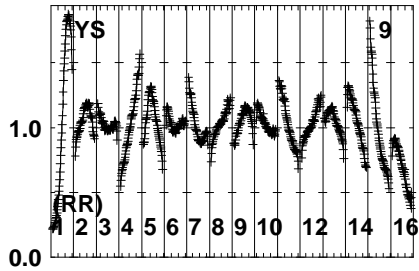
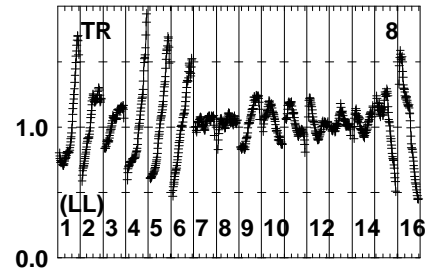
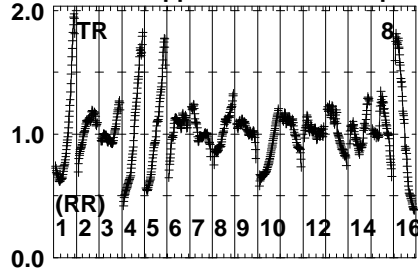
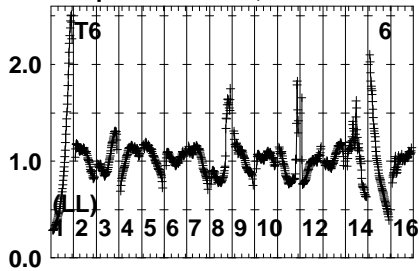


Lower frame: Real Jy
Auto-corr total-power spectrum Antenna: *
Timerange: 00/22:07:01 to 00/22:07:41

Plot file version 254 created 18-APR-2024 16:06:07

J1129+0951 RG014.UVDATA.1

Freq = 4.6005 GHz, Bw = 32.000 MH No calibration applied and no bandpass applied

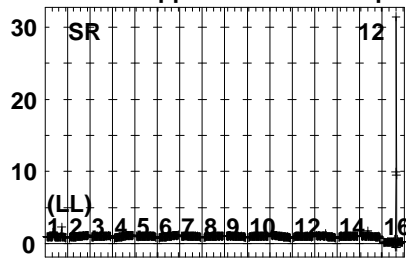
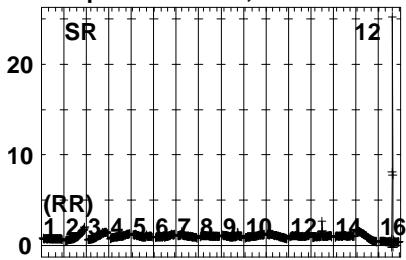


Lower frame: Real Jy
Auto-corr total-power spectrum Antenna: *
Timerange: 00/22:07:01 to 00/22:07:41

Plot file version 255 created 18-APR-2024 16:06:07

J1129+0951 RG014.UVDATA.1

Freq = 4.6005 GHz, Bw = 32.000 MH No calibration applied and no bandpass applied

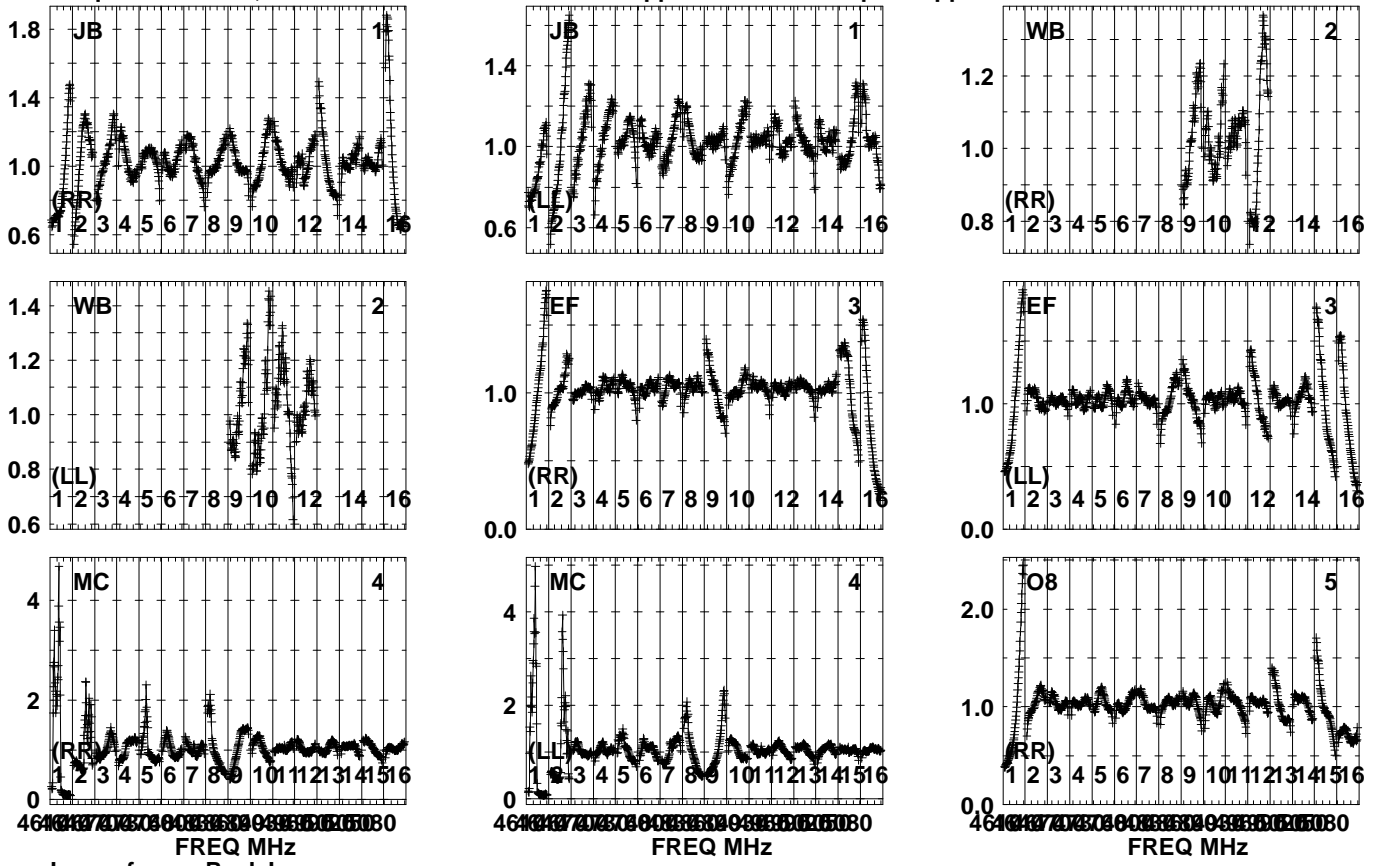


Lower frame: Real Jy
Auto-corr total-power spectrum Antenna: *
Timerange: 00/22:07:01 to 00/22:07:41

Plot file version 256 created 18-APR-2024 16:06:07

SN2022XF RG014.UVDATA.1

Freq = 4.6005 GHz, Bw = 32.000 MH No calibration applied and no bandpass applied

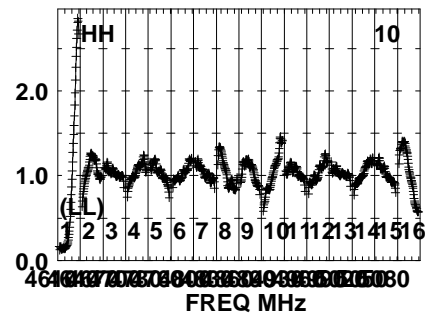
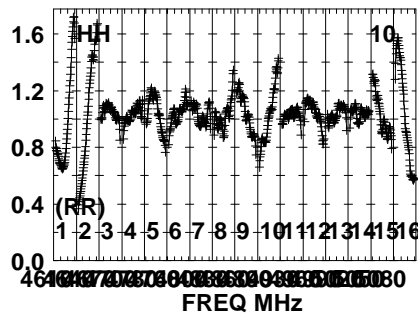
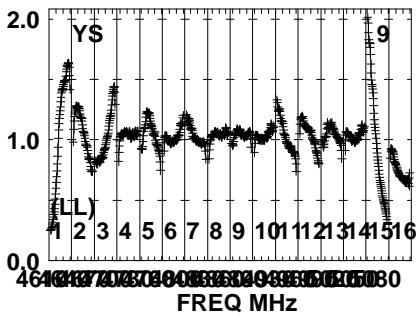
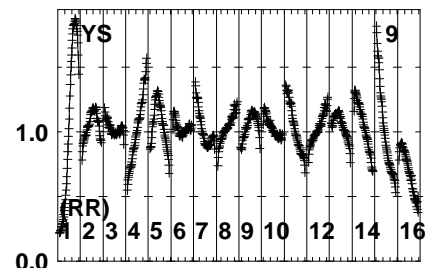
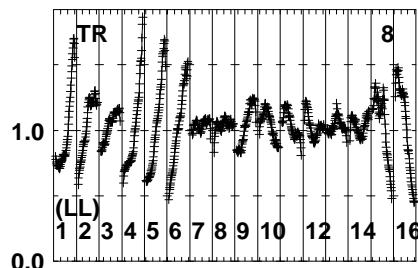
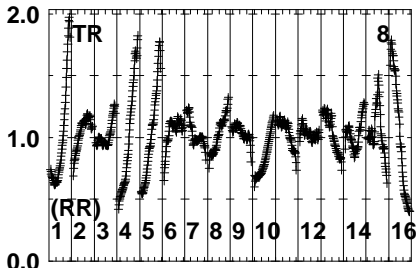
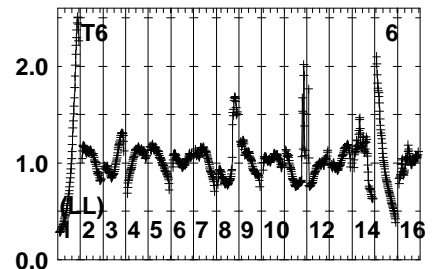
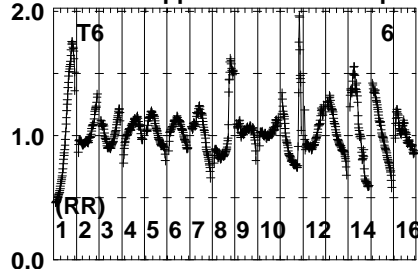
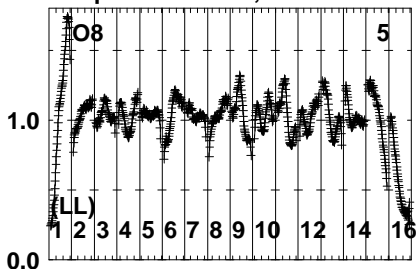


Lower frame: Real Jy
Auto-corr total-power spectrum Antenna: *
Timerange: 00/22:08:01 to 00/22:10:57

Plot file version 257 created 18-APR-2024 16:06:07

SN2022XXF RG014.UVDATA.1

Freq = 4.6005 GHz, Bw = 32.000 MH No calibration applied and no bandpass applied

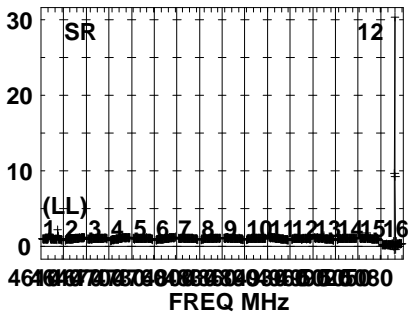
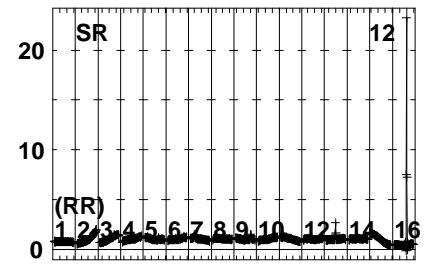
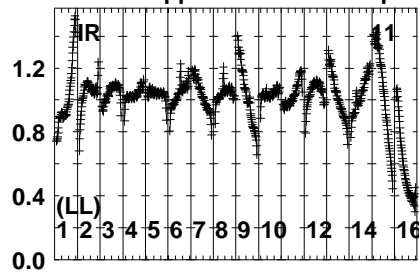
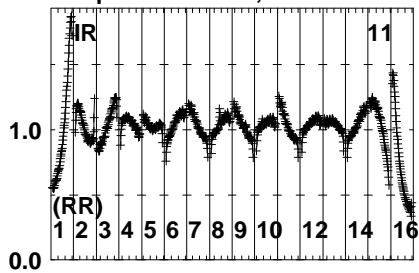


Lower frame: Real Jy
Auto-corr total-power spectrum Antenna: *
Timerange: 00/22:08:01 to 00/22:10:57

Plot file version 258 created 18-APR-2024 16:06:07

SN2022XXF RG014.UVDATA.1

Freq = 4.6005 GHz, Bw = 32.000 MH No calibration applied and no bandpass applied

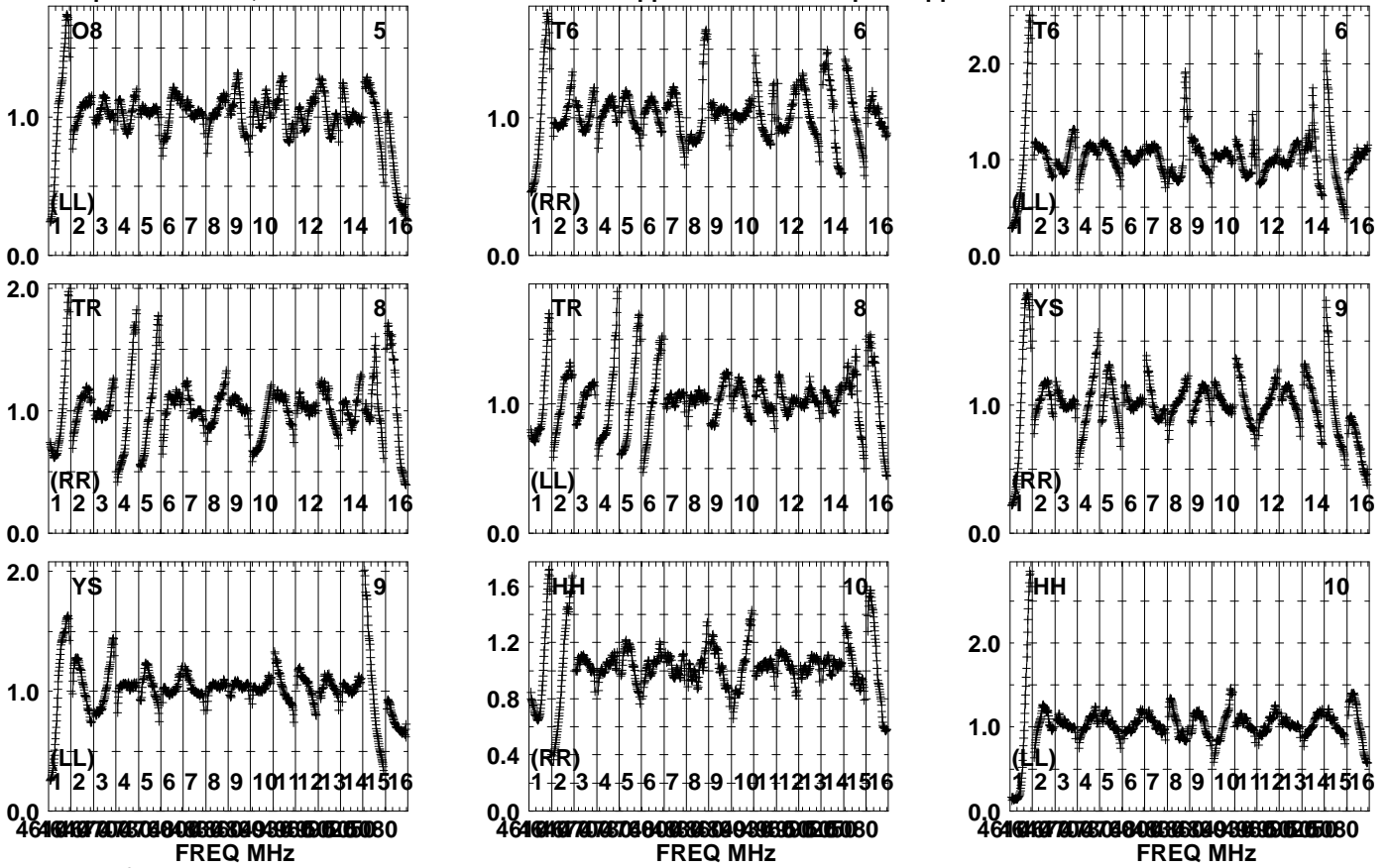


Lower frame: Real Jy
Auto-corr total-power spectrum Antenna: *
Timerange: 00/22:08:01 to 00/22:10:57

Plot file version 260 created 18-APR-2024 16:06:08

J1130+0846 RG014.UVDATA.1

Freq = 4.6005 GHz, Bw = 32.000 MH No calibration applied and no bandpass applied

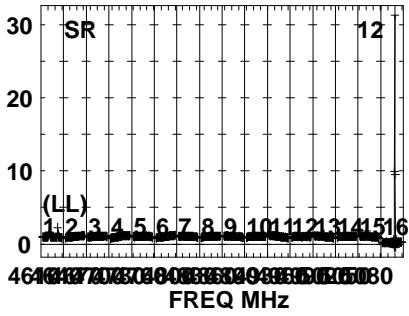
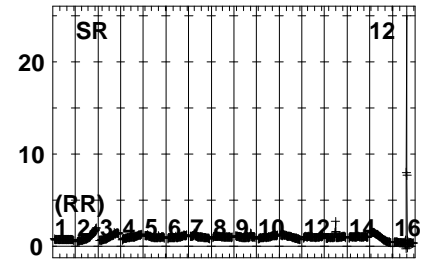
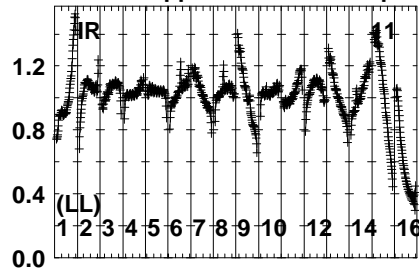
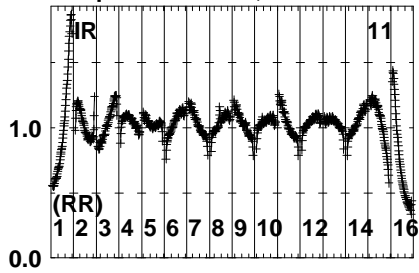


Lower frame: Real Jy
Auto-corr total-power spectrum Antenna: *
Timerange: 00/22:11:14 to 00/22:11:54

Plot file version 261 created 18-APR-2024 16:06:08

J1130+0846 RG014.UVDATA.1

Freq = 4.6005 GHz, Bw = 32.000 MH No calibration applied and no bandpass applied

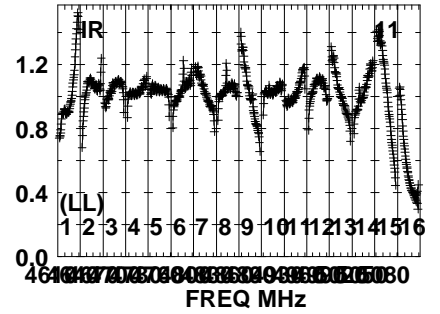
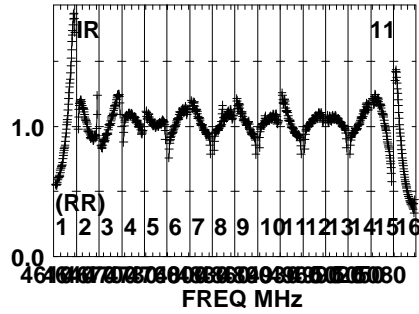
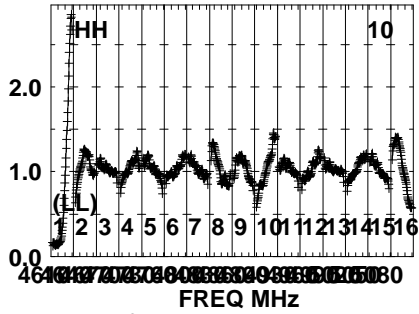
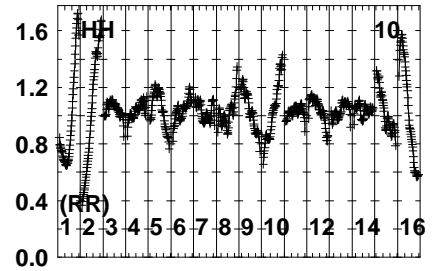
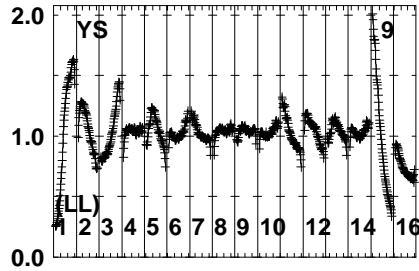
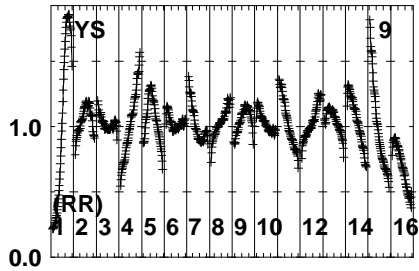
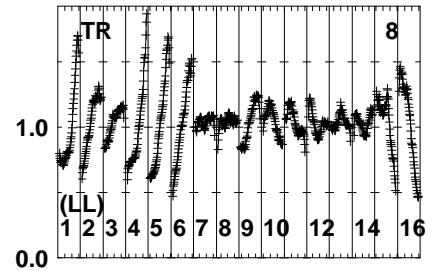
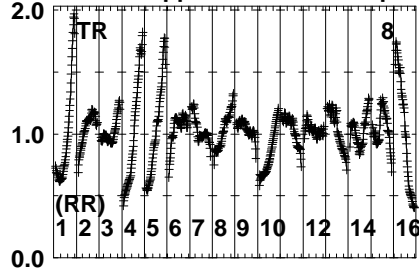
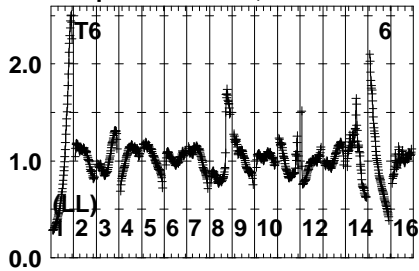


Lower frame: Real Jy
Auto-corr total-power spectrum Antenna: *
Timerange: 00/22:11:14 to 00/22:11:54

Plot file version 263 created 18-APR-2024 16:06:08

J1129+0951 RG014.UVDATA.1

Freq = 4.6005 GHz, Bw = 32.000 MH No calibration applied and no bandpass applied

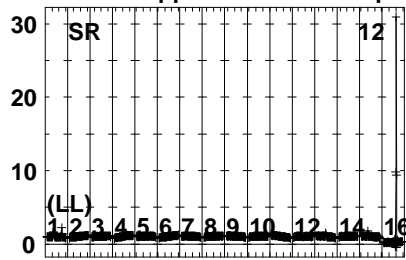
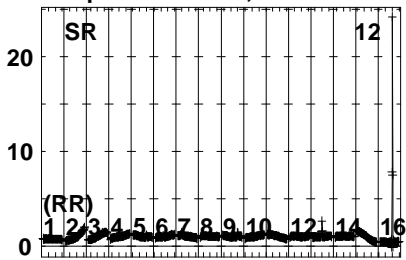


Lower frame: Real Jy
Auto-corr total-power spectrum Antenna: *
Timerange: 00/22:12:17 to 00/22:12:57

Plot file version 264 created 18-APR-2024 16:06:08

J1129+0951 RG014.UVDATA.1

Freq = 4.6005 GHz, Bw = 32.000 MH No calibration applied and no bandpass applied

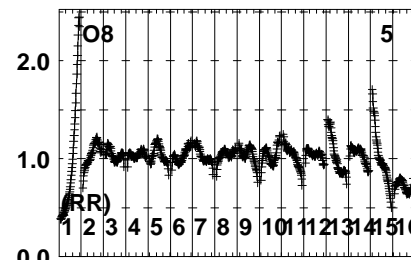
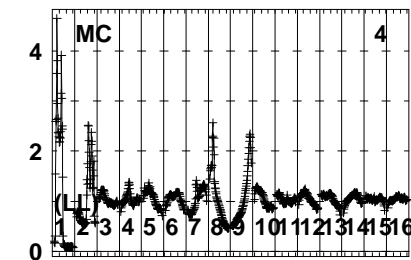
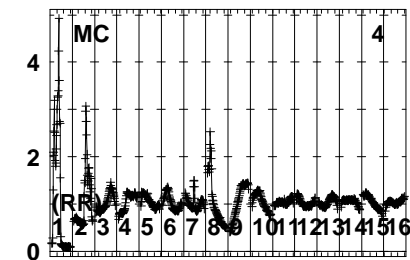
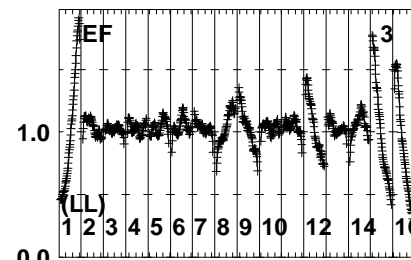
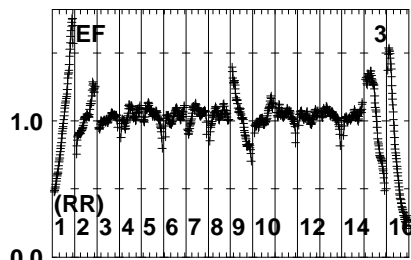
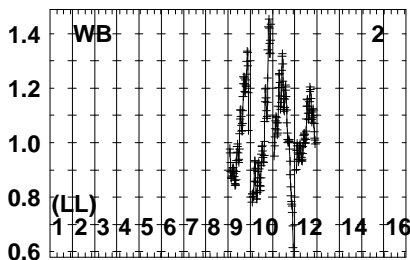
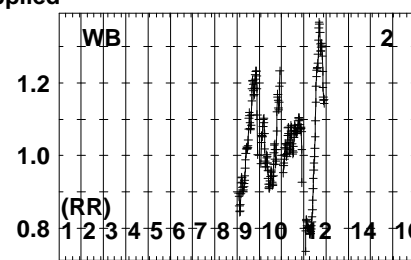
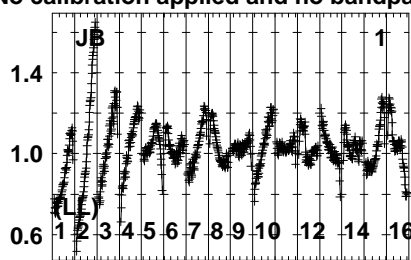
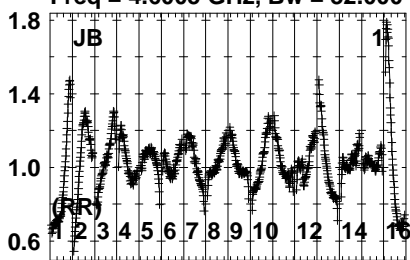


Lower frame: Real Jy
Auto-corr total-power spectrum Antenna: *
Timerange: 00/22:12:17 to 00/22:12:57

Plot file version 265 created 18-APR-2024 16:06:08

SN2022XF RG014.UVDATA.1

Freq = 4.6005 GHz, Bw = 32.000 MH No calibration applied and no bandpass applied



46484 46487 46490 46493 46496 46499 46502 46505 46508 46511 46514 46517 46520 46523 46526 46529 46532 46535 46538 46541 46544 46547 46550 46553 46556 46559 46562 46565 46568 46571 46574 46577 46580 46583 46586 46589 46592 46595 46598 46601 46604 46607 46610 46613 46616 46619 46622 46625 46628 46631 46634 46637 46640 46643 46646 46649 46652 46655 46658 46661 46664 46667 46670 46673 46676 46679 46682 46685 46688 46691 46694 46697 46700 46703 46706 46709 46712 46715 46718 46721 46724 46727 46730 46733 46736 46739 46742 46745 46748 46751 46754 46757 46760 46763 46766 46769 46772 46775 46778 46781 46784 46787 46790 46793 46796 46799 46802 46805 46808 46811 46814 46817 46820 46823 46826 46829 46832 46835 46838 46841 46844 46847 46850 46853 46856 46859 46862 46865 46868 46871 46874 46877 46880 46883 46886 46889 46892 46895 46898 46901 46904 46907 46910 46913 46916 46919 46922 46925 46928 46931 46934 46937 46940 46943 46946 46949 46952 46955 46958 46961 46964 46967 46970 46973 46976 46979 46982 46985 46988 46991 46994 46997 47000

FREQ MHz

Lower frame: Real Jy
Auto-corr total-power spectrum Antenna: *
Timerange: 00/22:13:17 to 00/22:16:13

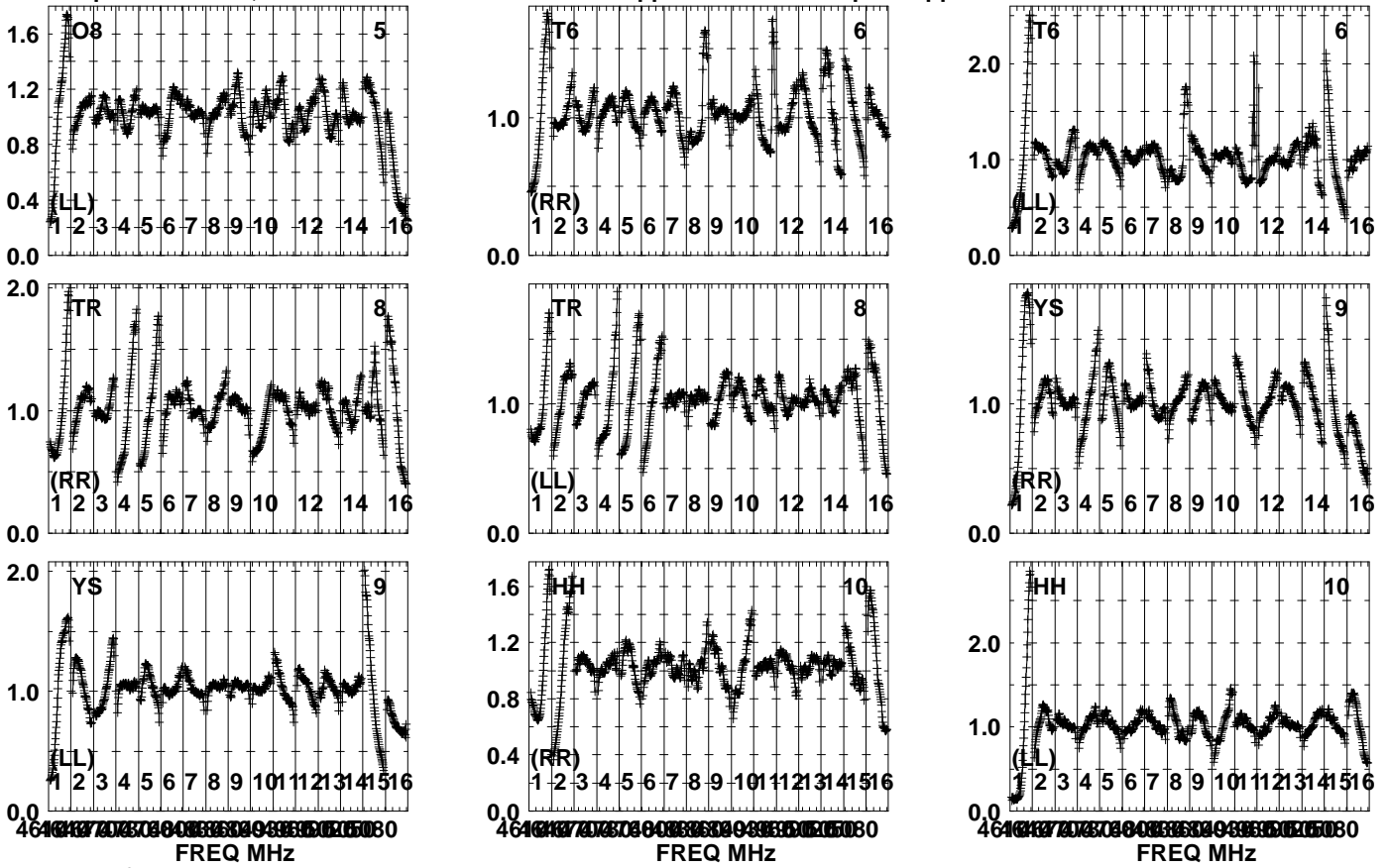
FREQ MHz

FREQ MHz

Plot file version 266 created 18-APR-2024 16:06:08

SN2022XXF RG014.UVDATA.1

Freq = 4.6005 GHz, Bw = 32.000 MH No calibration applied and no bandpass applied

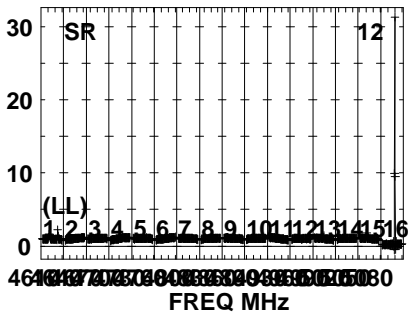
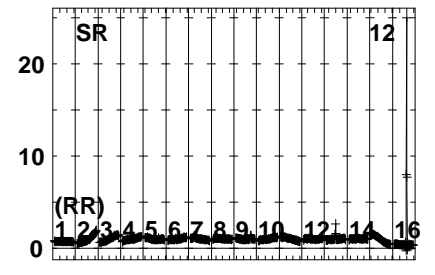
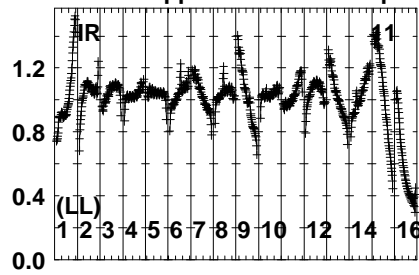
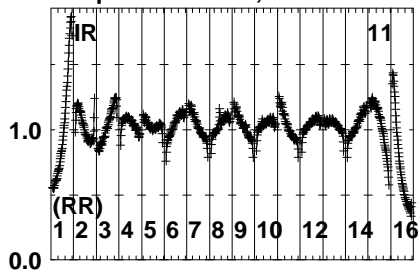


Lower frame: Real Jy
Auto-corr total-power spectrum Antenna: *
Timerange: 00/22:13:17 to 00/22:16:13

Plot file version 267 created 18-APR-2024 16:06:08

SN2022XXF RG014.UVDATA.1

Freq = 4.6005 GHz, Bw = 32.000 MH No calibration applied and no bandpass applied

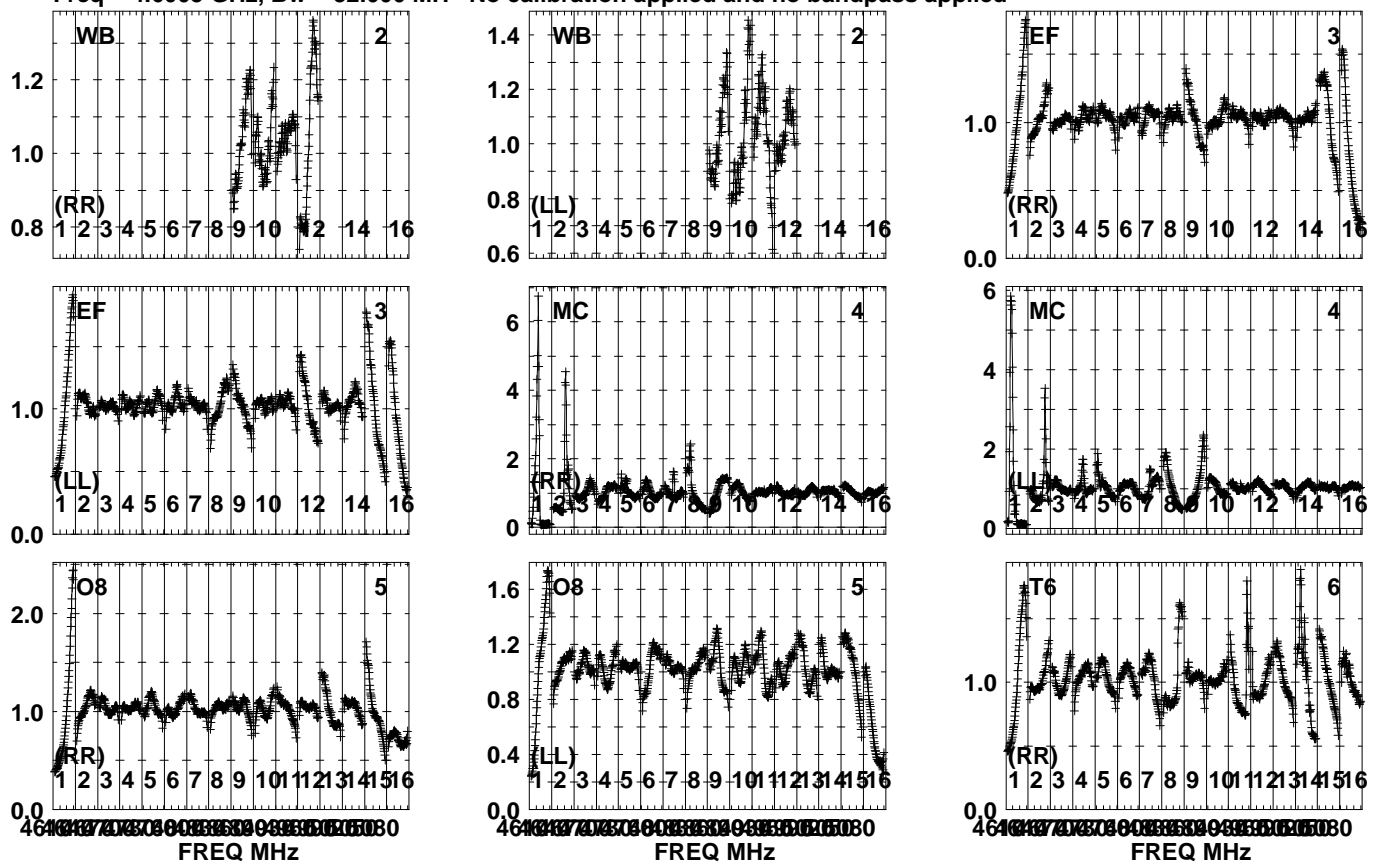


Lower frame: Real Jy
Auto-corr total-power spectrum Antenna: *
Timerange: 00/22:13:17 to 00/22:16:13

Plot file version 268 created 18-APR-2024 16:06:08

J1130+0846 RG014.UVDATA.1

Freq = 4.6005 GHz, Bw = 32.000 MH No calibration applied and no bandpass applied

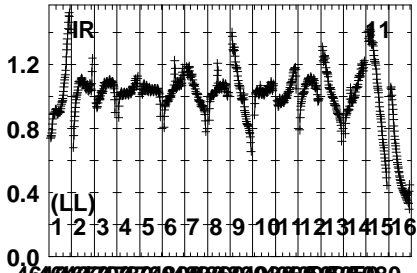
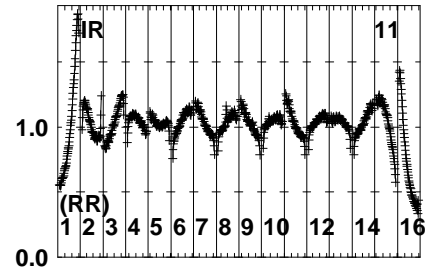
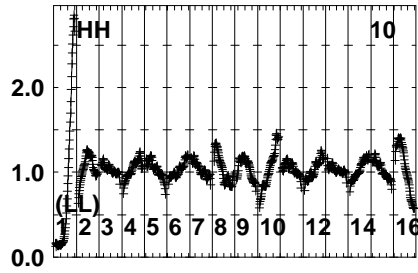
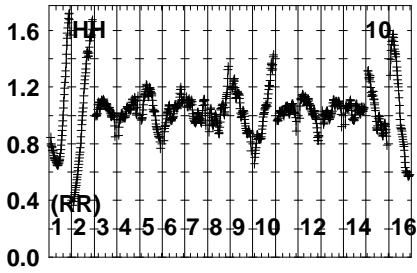
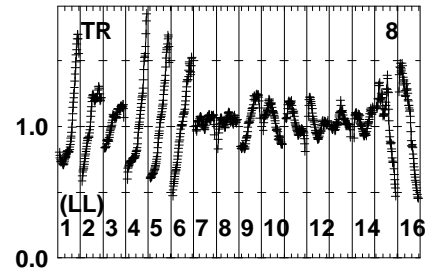
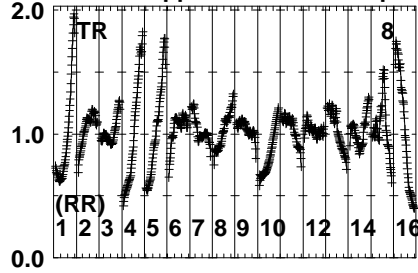
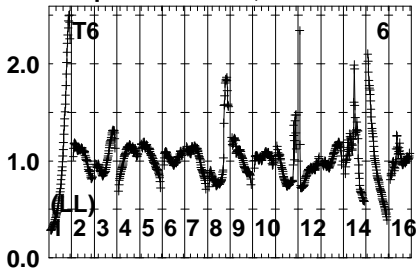


Lower frame: Real Jy
Auto-corr total-power spectrum Antenna: *
Timerange: 00/22:16:30 to 00/22:17:10

Plot file version 269 created 18-APR-2024 16:06:08

J1130+0846 RG014.UVDATA.1

Freq = 4.6005 GHz, Bw = 32.000 MH No calibration applied and no bandpass applied



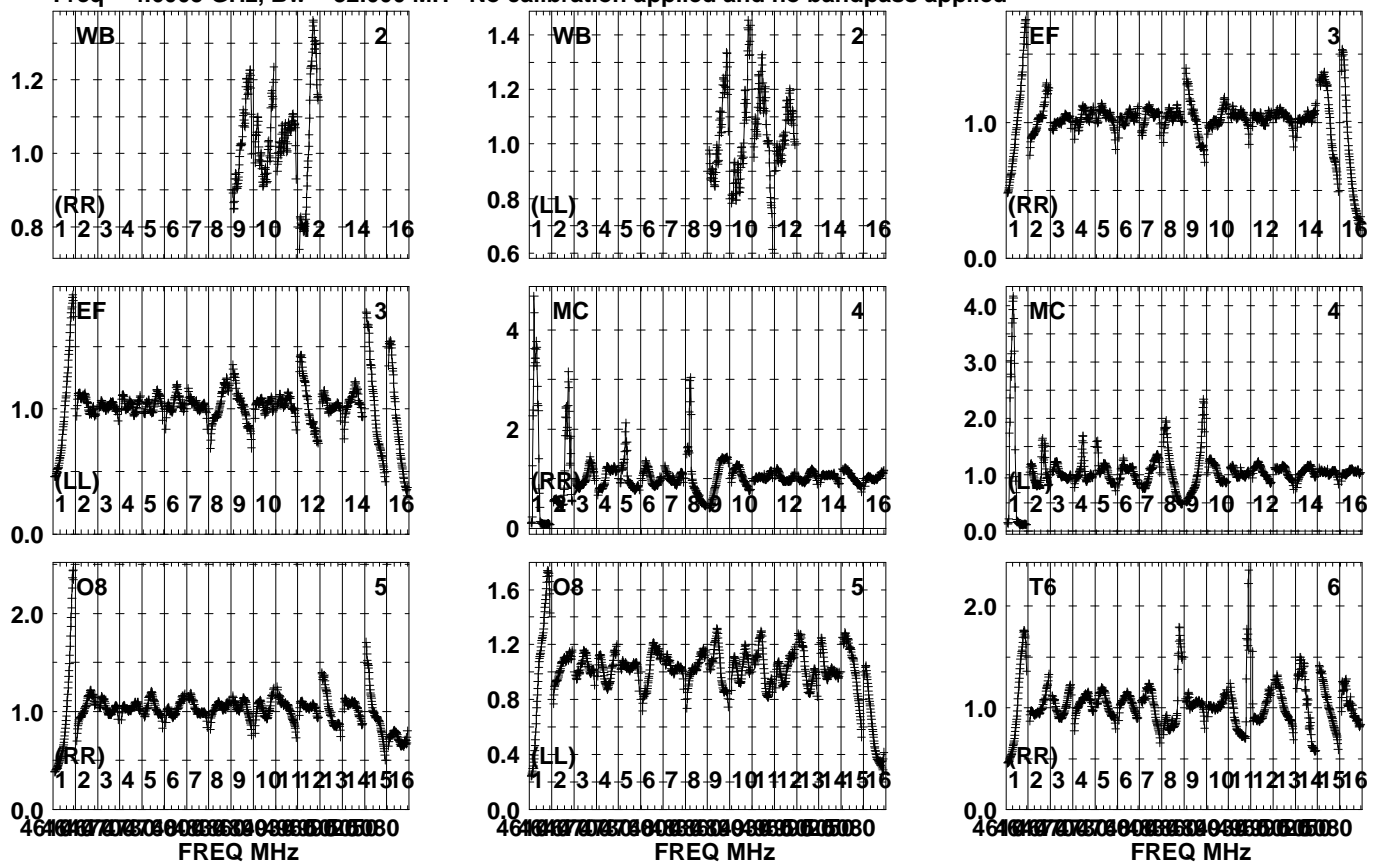
461437006708008682098850075080
FREQ MHz

Lower frame: Real Jy
Auto-corr total-power spectrum Antenna: *
Timerange: 00/22:16:30 to 00/22:17:10

Plot file version 270 created 18-APR-2024 16:06:08

J1129+0951 RG014.UVDATA.1

Freq = 4.6005 GHz, Bw = 32.000 MH No calibration applied and no bandpass applied

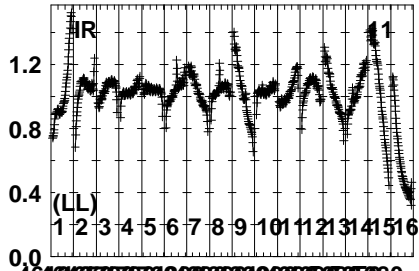
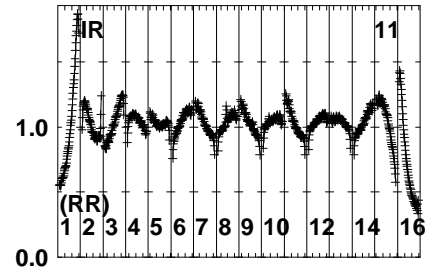
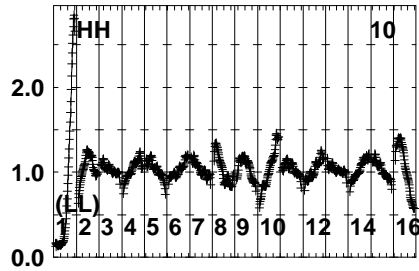
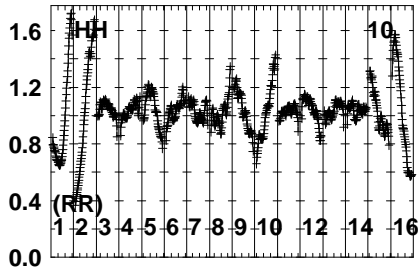
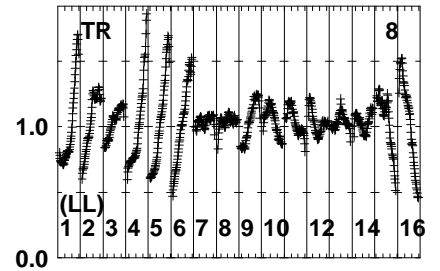
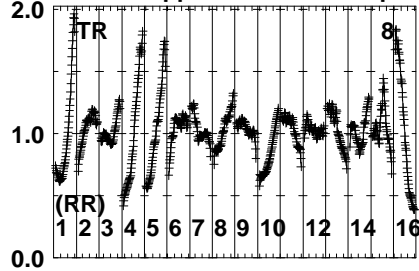
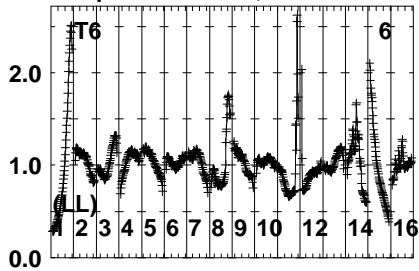


Lower frame: Real Jy
Auto-corr total-power spectrum Antenna: *
Timerange: 00/22:17:33 to 00/22:18:13

Plot file version 271 created 18-APR-2024 16:06:08

J1129+0951 RG014.UVDATA.1

Freq = 4.6005 GHz, Bw = 32.000 MH No calibration applied and no bandpass applied



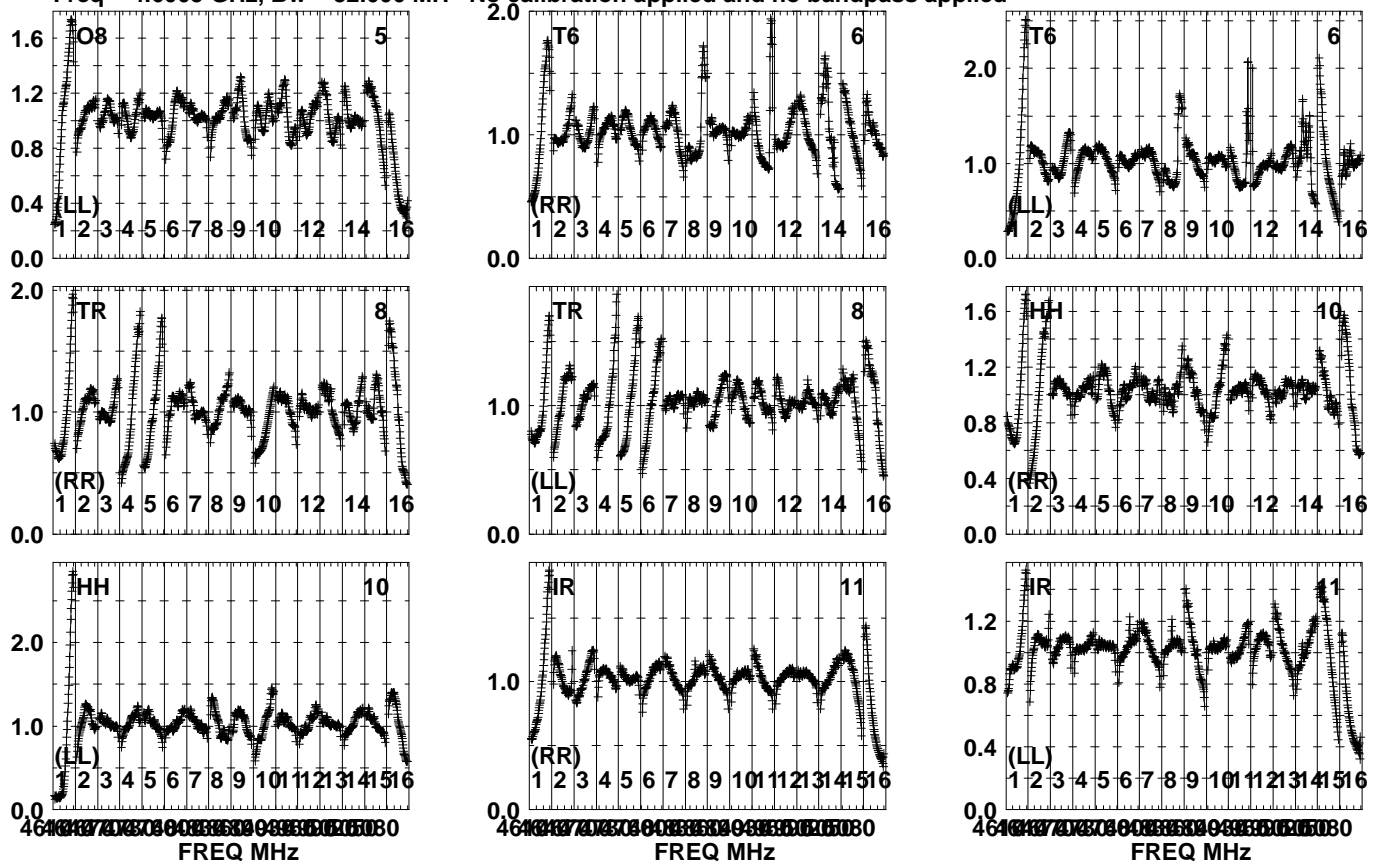
464437006708008682098850075080
FREQ MHz

Lower frame: Real Jy
Auto-corr total-power spectrum Antenna: *
Timerange: 00/22:17:33 to 00/22:18:13

Plot file version 273 created 18-APR-2024 16:06:09

SN2022XXF RG014.UVDATA.1

Freq = 4.6005 GHz, Bw = 32.000 MH No calibration applied and no bandpass applied

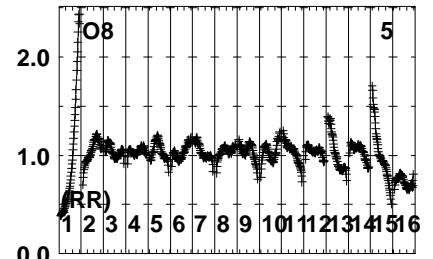
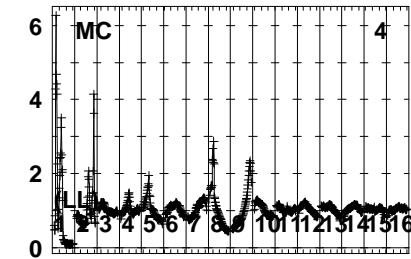
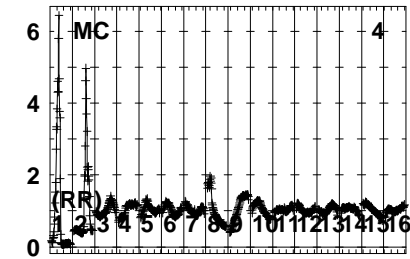
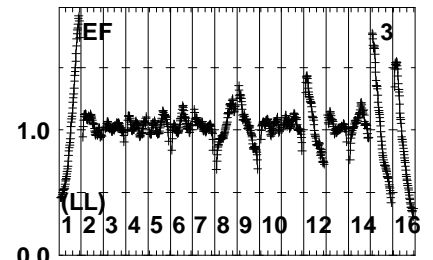
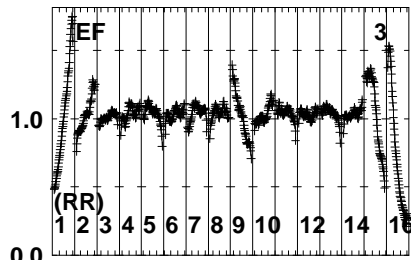
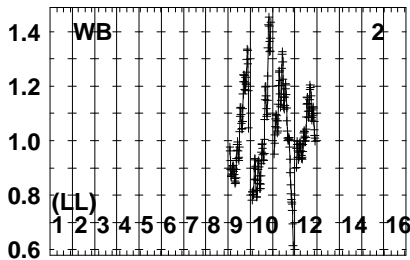
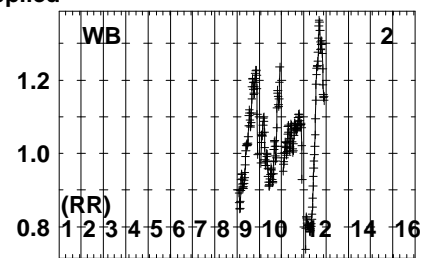
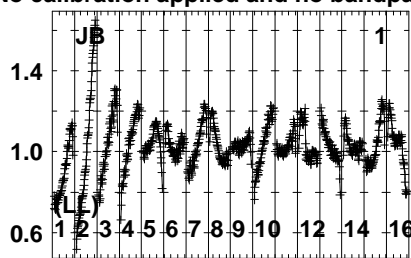
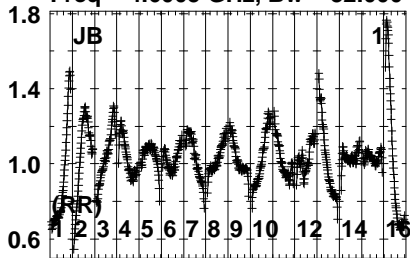


Lower frame: Real Jy
Auto-corr total-power spectrum Antenna: *
Timerange: 00/22:18:33 to 00/22:21:29

Plot file version 274 created 18-APR-2024 16:06:09

J1130+0846 RG014.UVDATA.1

Freq = 4.6005 GHz, Bw = 32.000 MH No calibration applied and no bandpass applied



464 467 470 473 476 479 482 485 488 491 494 497 500 503 506 509

FREQ MHz

464 467 470 473 476 479 482 485 488 491 494 497 500 503 506 509

FREQ MHz

464 467 470 473 476 479 482 485 488 491 494 497 500 503 506 509

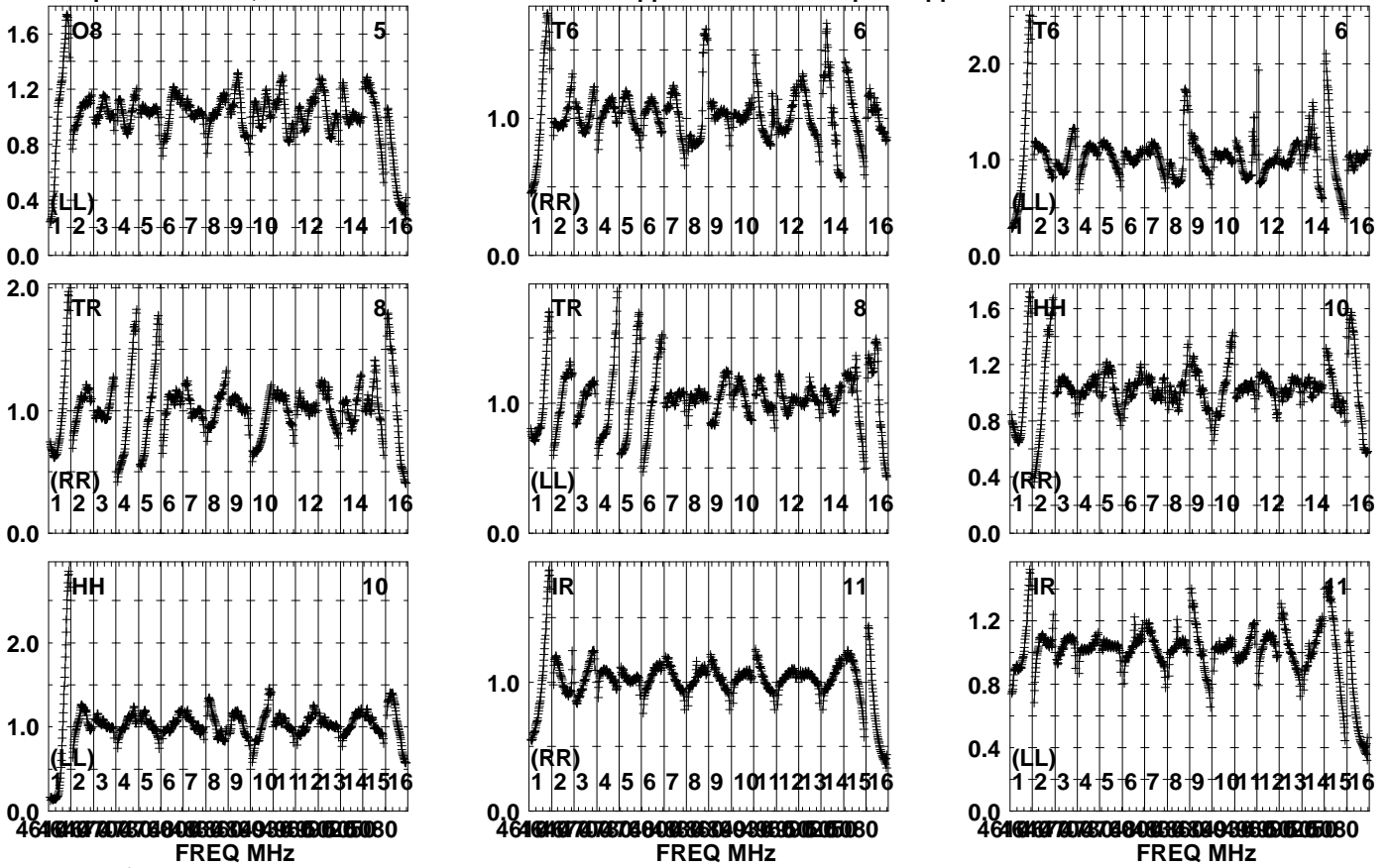
FREQ MHz

Lower frame: Real Jy
Auto-corr total-power spectrum Antenna: *
Timerange: 00/22:21:46 to 00/22:22:26

Plot file version 275 created 18-APR-2024 16:06:09

J1130+0846 RG014.UVDATA.1

Freq = 4.6005 GHz, Bw = 32.000 MH No calibration applied and no bandpass applied

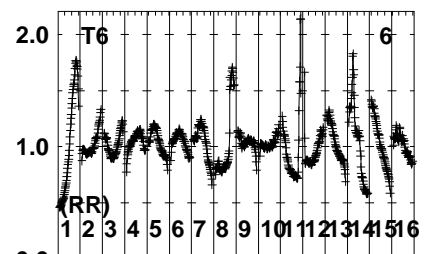
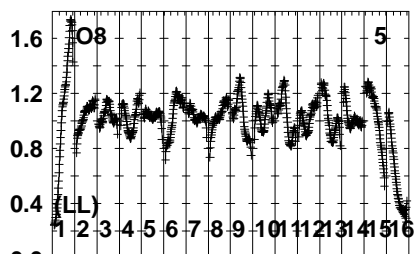
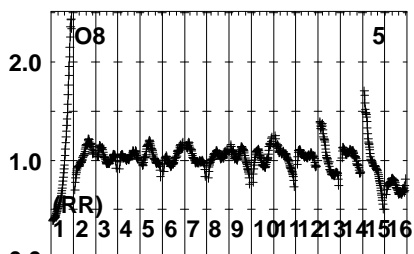
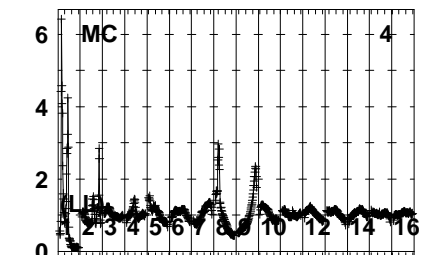
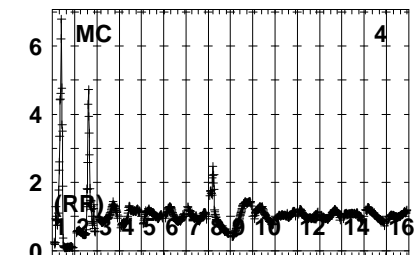
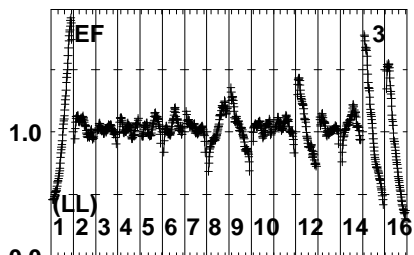
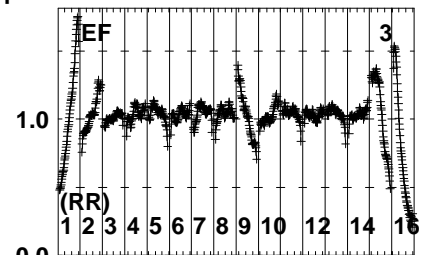
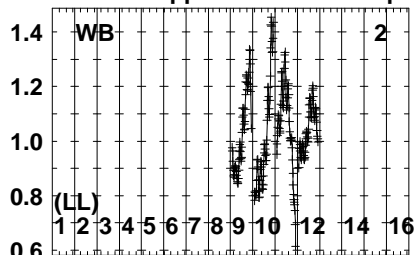
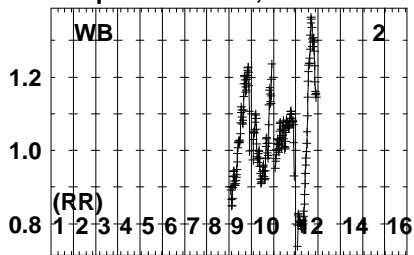


Lower frame: Real Jy
Auto-corr total-power spectrum Antenna: *
Timerange: 00/22:21:46 to 00/22:22:26

Plot file version 276 created 18-APR-2024 16:06:09

J1129+0951 RG014.UVDATA.1

Freq = 4.6005 GHz, Bw = 32.000 MH No calibration applied and no bandpass applied



464317.0 464317.0 464317.0 464317.0 464317.0 464317.0 464317.0 464317.0 464317.0 464317.0 464317.0 464317.0 464317.0 464317.0 464317.0 464317.0
FREQ MHz

464317.0 464317.0 464317.0 464317.0 464317.0 464317.0 464317.0 464317.0 464317.0 464317.0 464317.0 464317.0 464317.0 464317.0 464317.0 464317.0
FREQ MHz

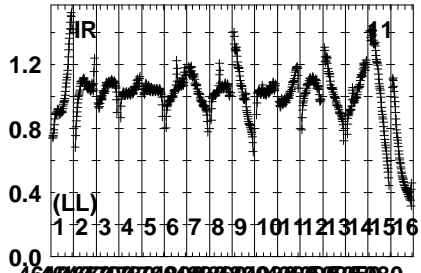
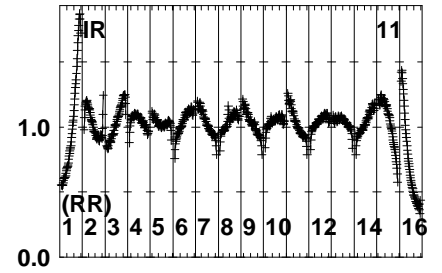
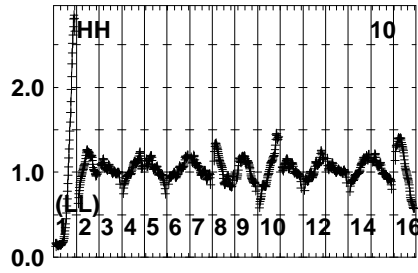
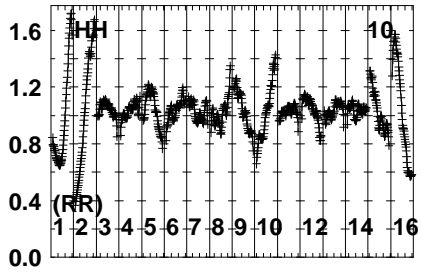
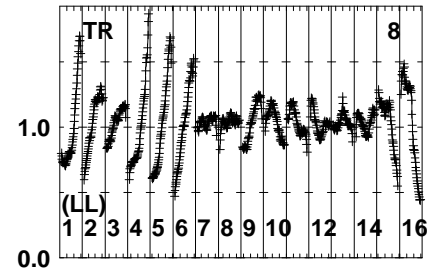
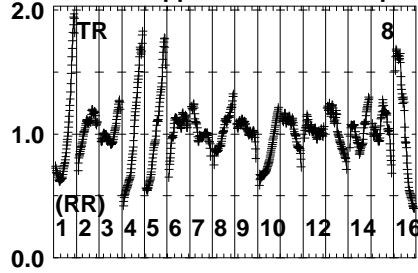
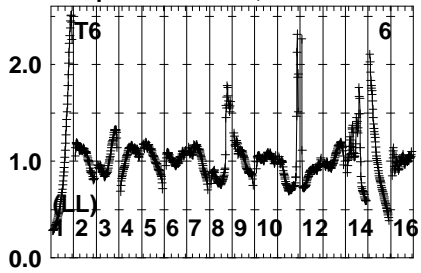
464317.0 464317.0 464317.0 464317.0 464317.0 464317.0 464317.0 464317.0 464317.0 464317.0 464317.0 464317.0 464317.0 464317.0 464317.0 464317.0
FREQ MHz

Lower frame: Real Jy
Auto-corr total-power spectrum Antenna: *
Timerange: 00/22:22:49 to 00/22:23:29

Plot file version 277 created 18-APR-2024 16:06:09

J1129+0951 RG014.UVDATA.1

Freq = 4.6005 GHz, Bw = 32.000 MH No calibration applied and no bandpass applied



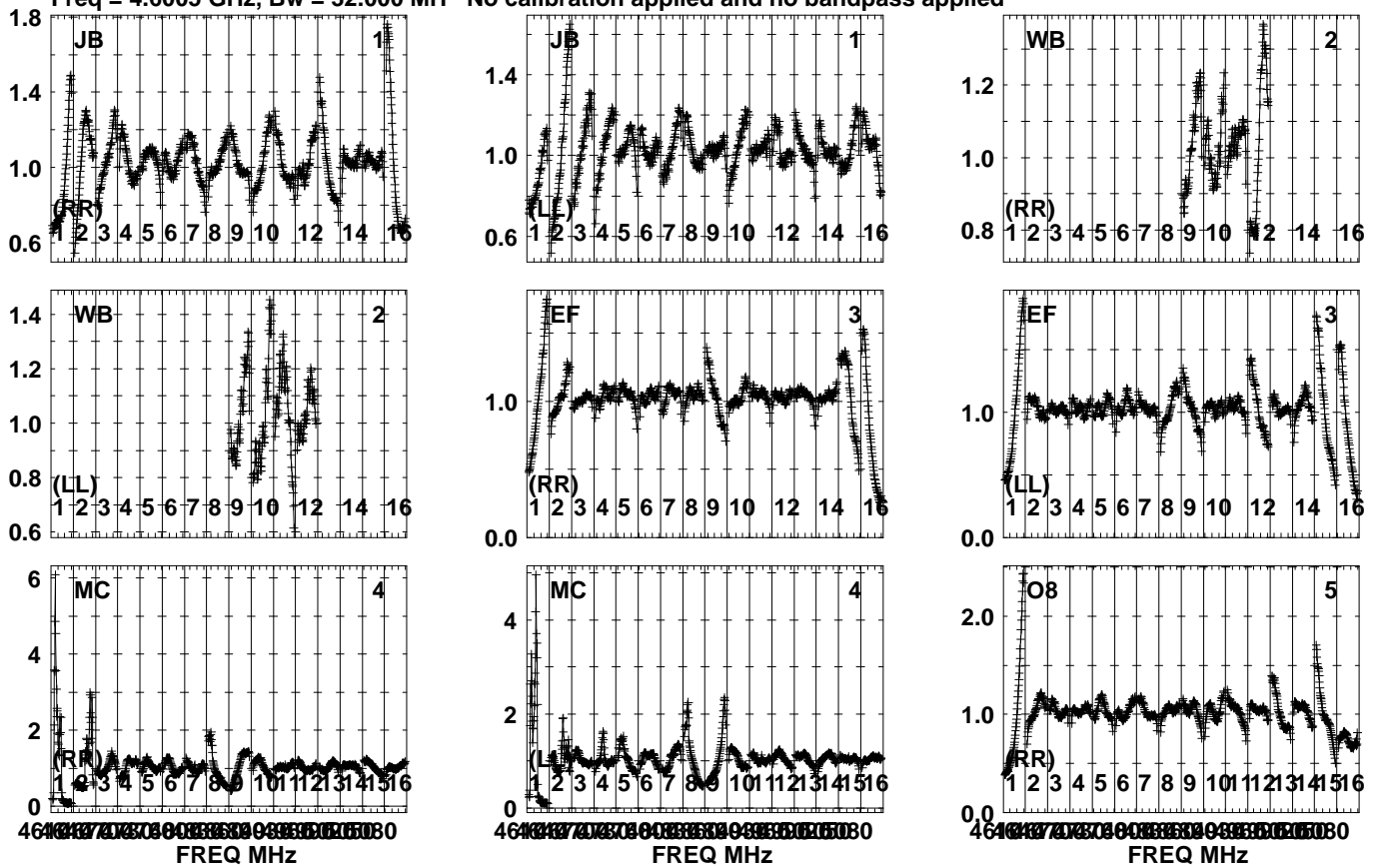
461437006708008652098850075080
FREQ MHz

Lower frame: Real Jy
Auto-corr total-power spectrum Antenna: *
Timerange: 00/22:22:49 to 00/22:23:29

Plot file version 278 created 18-APR-2024 16:06:09

SN2022XF RG014.UVDATA.1

Freq = 4.6005 GHz, Bw = 32.000 MH No calibration applied and no bandpass applied

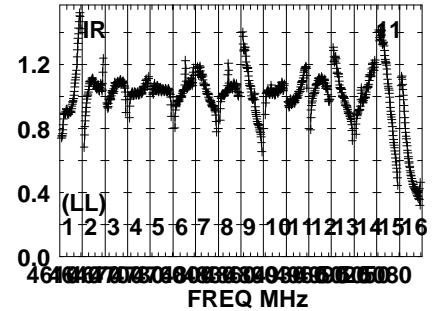
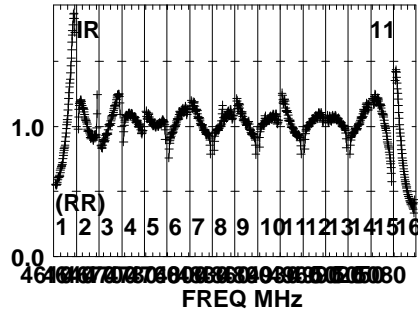
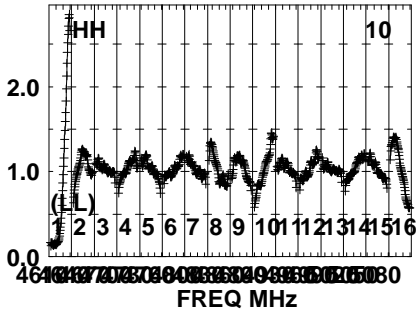
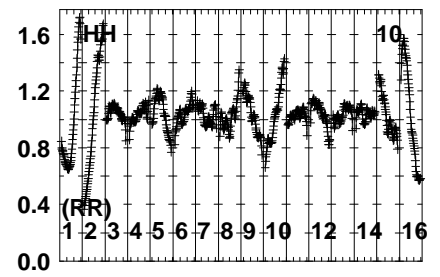
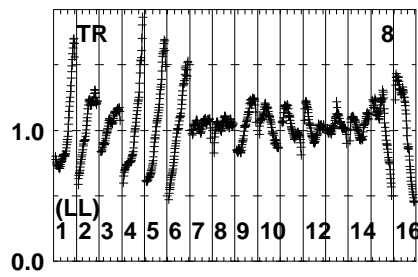
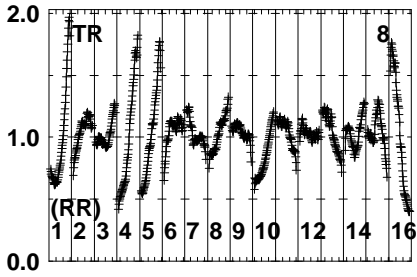
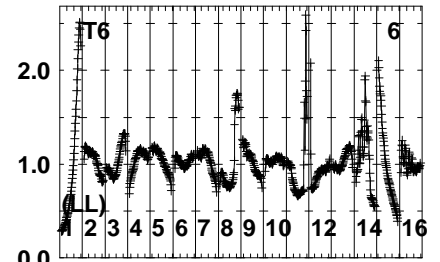
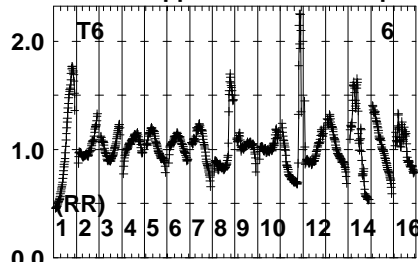
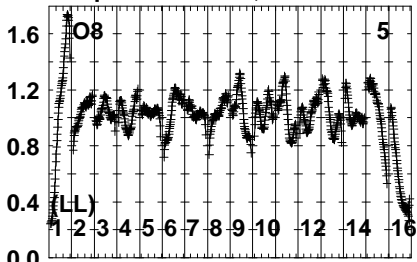


Lower frame: Real Jy
Auto-corr total-power spectrum Antenna: *
Timerange: 00/22:23:49 to 00/22:26:45

Plot file version 279 created 18-APR-2024 16:06:09

SN2022XXF RG014.UVDATA.1

Freq = 4.6005 GHz, Bw = 32.000 MH No calibration applied and no bandpass applied

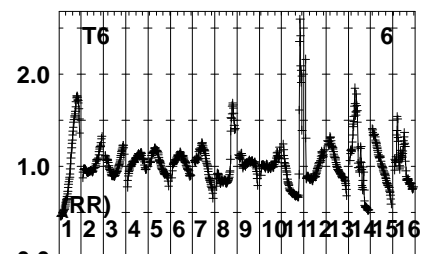
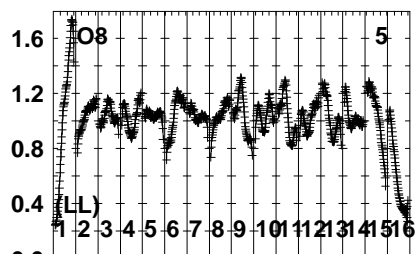
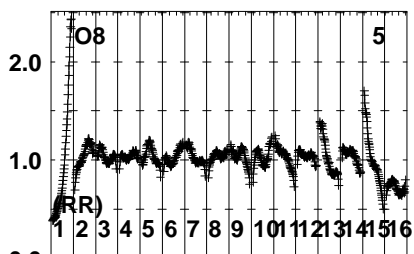
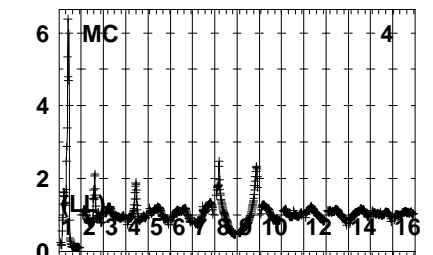
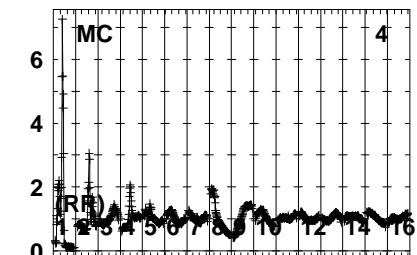
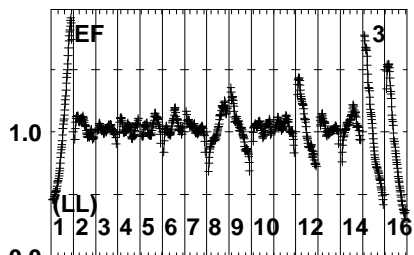
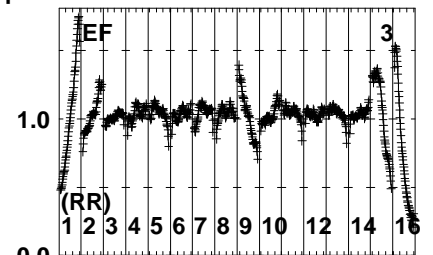
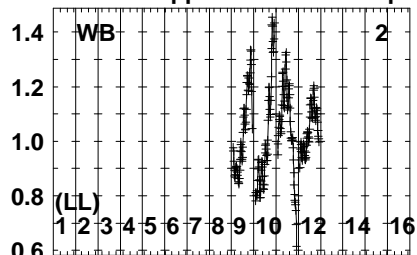
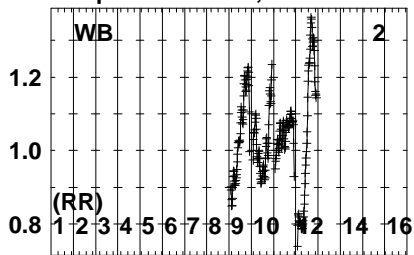


Lower frame: Real Jy
Auto-corr total-power spectrum Antenna: *
Timerange: 00/22:23:49 to 00/22:26:45

Plot file version 280 created 18-APR-2024 16:06:09

J1130+0846 RG014.UVDATA.1

Freq = 4.6005 GHz, Bw = 32.000 MH No calibration applied and no bandpass applied



46.4 46.7 47.0 47.3 47.6 47.9 48.2 48.5 48.8 49.1 49.4 49.7 50.0
FREQ MHz

46.4 46.7 47.0 47.3 47.6 47.9 48.2 48.5 48.8 49.1 49.4 49.7 50.0
FREQ MHz

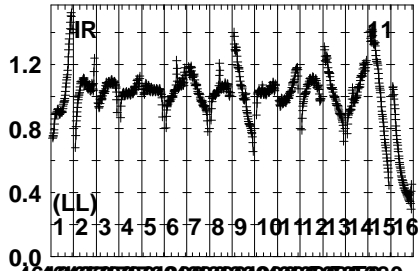
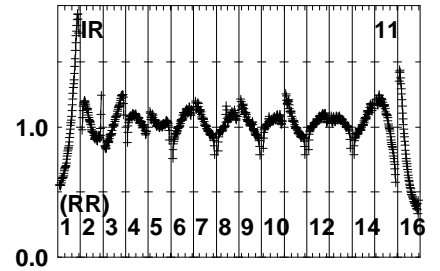
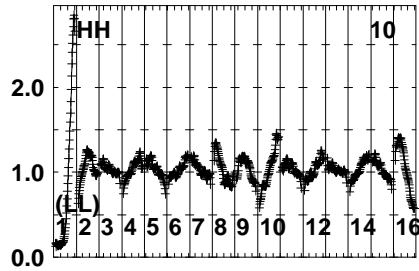
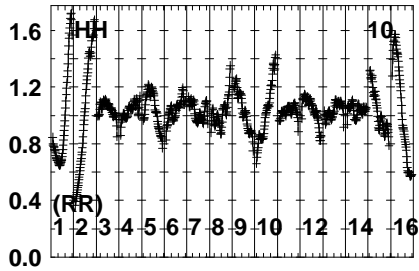
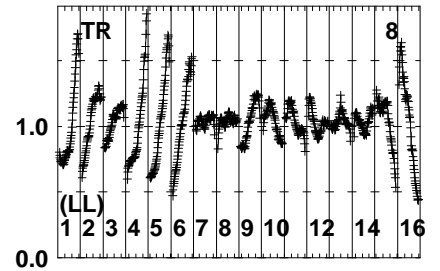
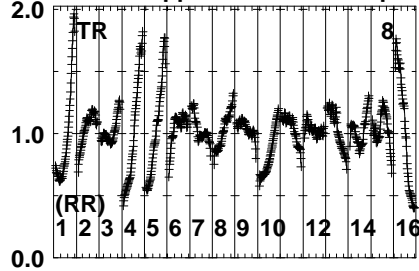
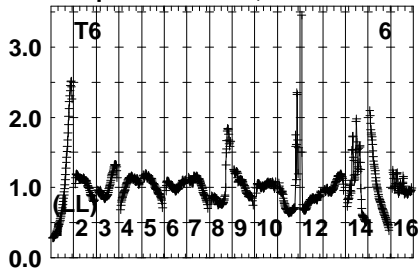
46.4 46.7 47.0 47.3 47.6 47.9 48.2 48.5 48.8 49.1 49.4 49.7 50.0
FREQ MHz

Lower frame: Real Jy
Auto-corr total-power spectrum Antenna: *
Timerange: 00/22:27:02 to 00/22:27:42

Plot file version 283 created 18-APR-2024 16:06:09

J1129+0951 RG014.UVDATA.1

Freq = 4.6005 GHz, Bw = 32.000 MH No calibration applied and no bandpass applied



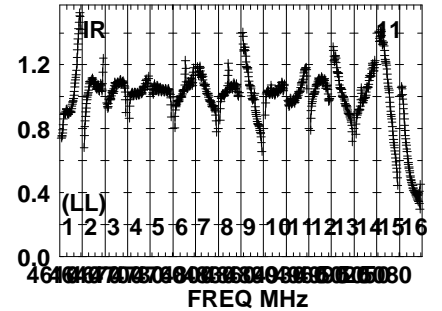
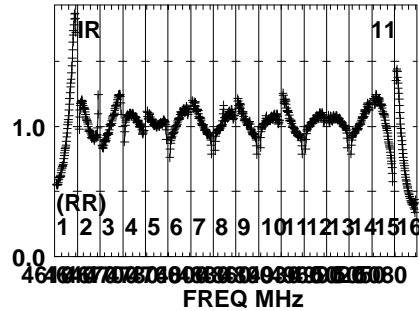
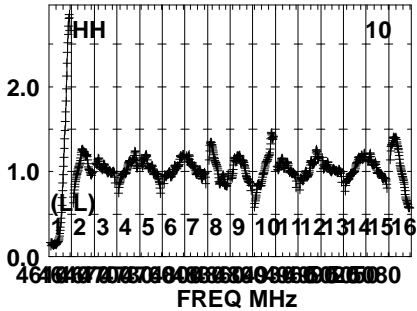
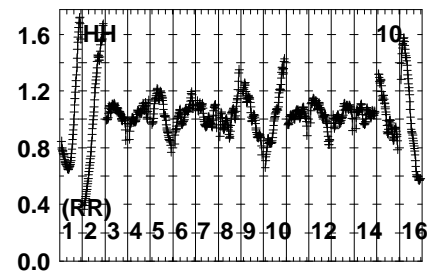
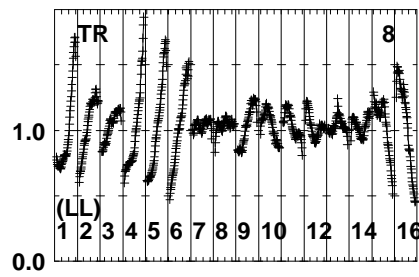
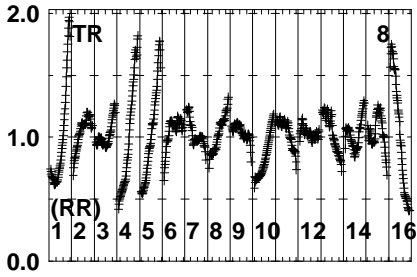
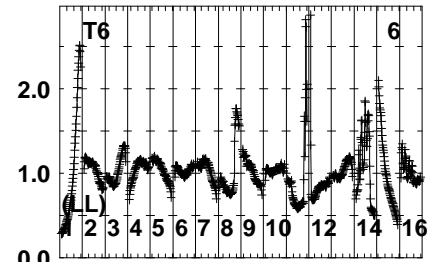
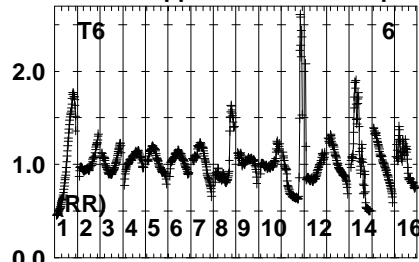
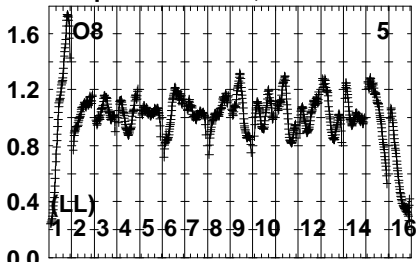
46413700670800865209895075080
FREQ MHz

Lower frame: Real Jy
Auto-corr total-power spectrum Antenna: *
Timerange: 00/22:28:05 to 00/22:28:45

Plot file version 285 created 18-APR-2024 16:06:10

SN2022XXF RG014.UVDATA.1

Freq = 4.6005 GHz, Bw = 32.000 MH No calibration applied and no bandpass applied

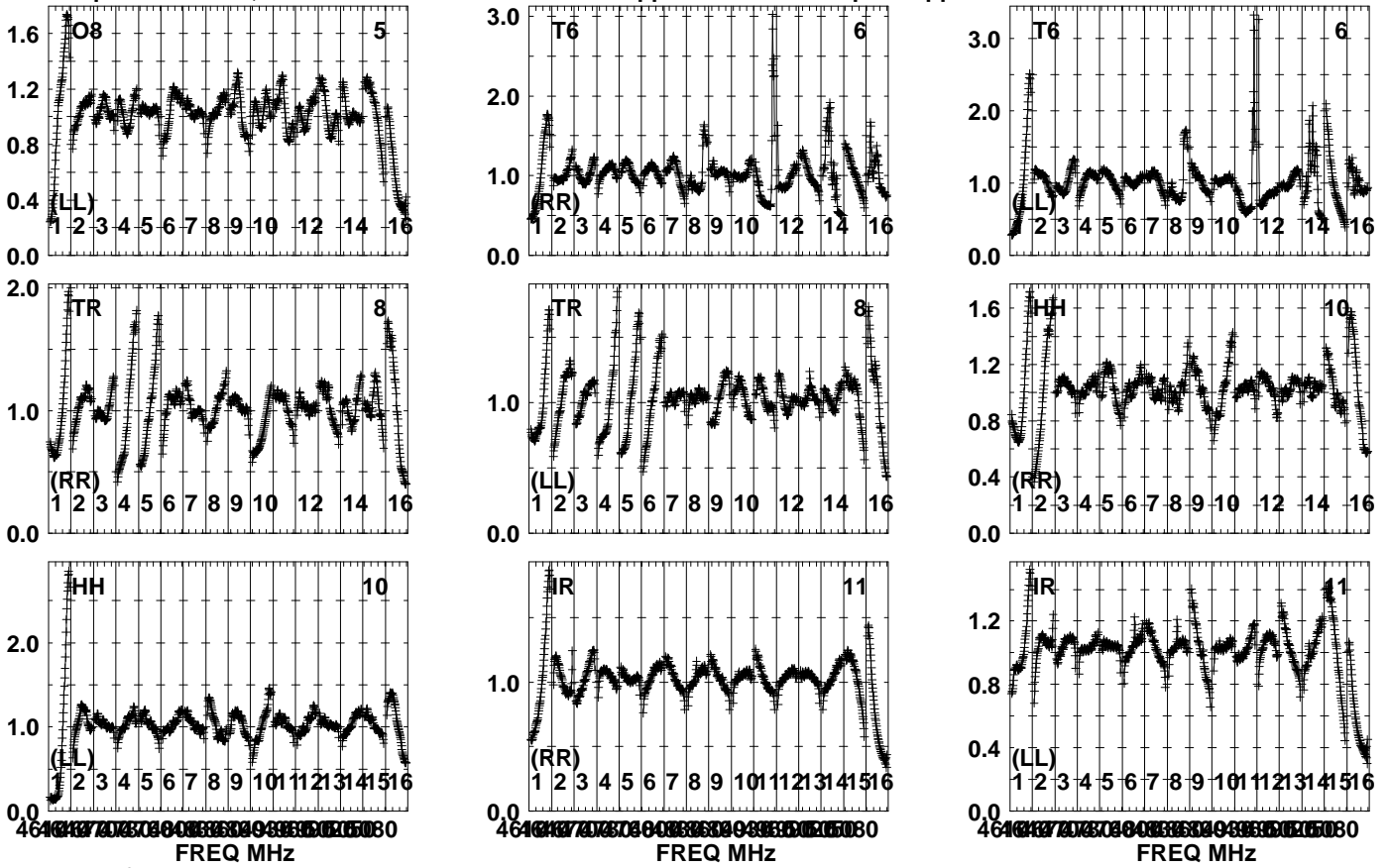


Lower frame: Real Jy
Auto-corr total-power spectrum Antenna: *
Timerange: 00/22:29:05 to 00/22:32:01

Plot file version 287 created 18-APR-2024 16:06:10

J1130+0846 RG014.UVDATA.1

Freq = 4.6005 GHz, Bw = 32.000 MH No calibration applied and no bandpass applied

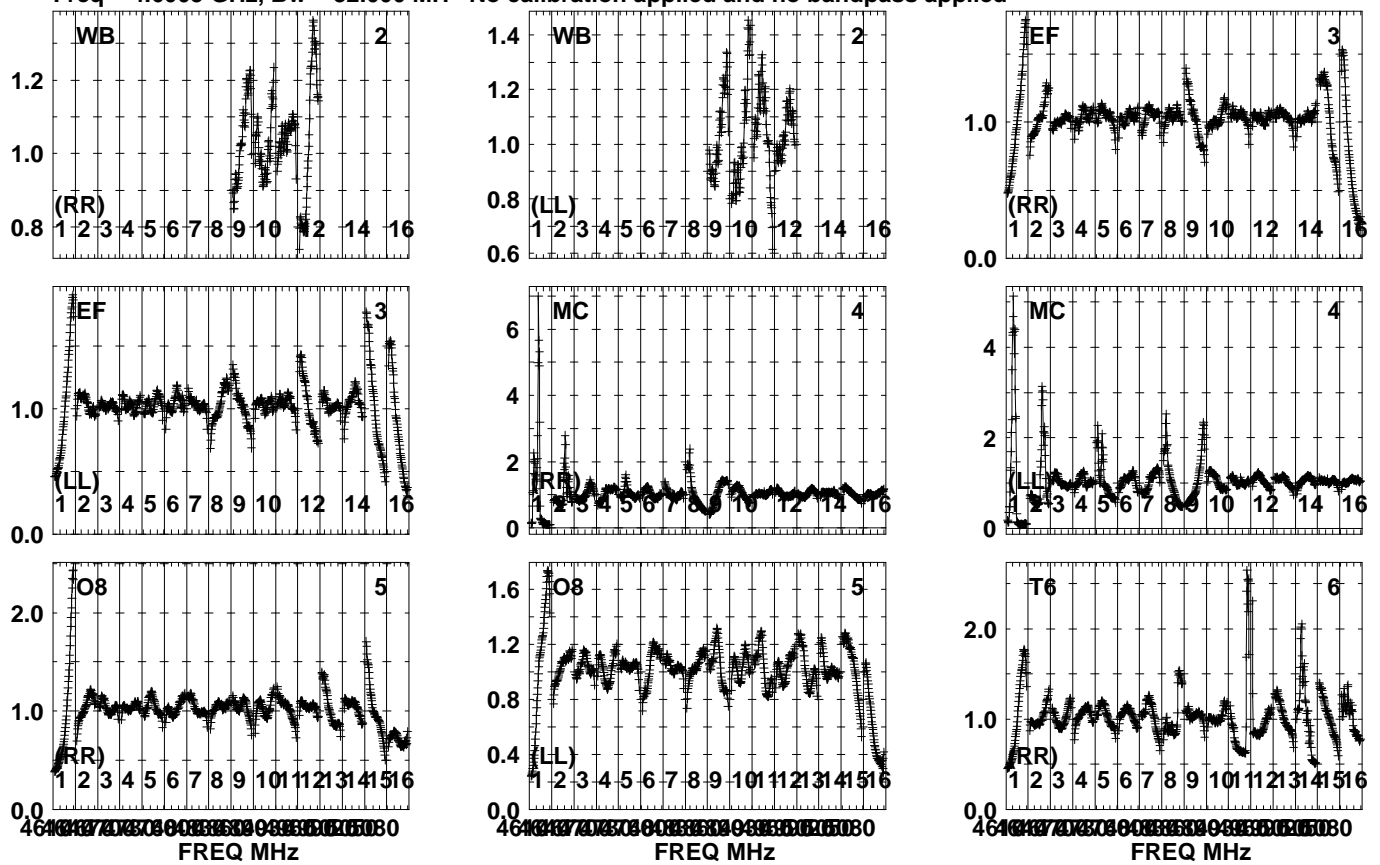


Lower frame: Real Jy
Auto-corr total-power spectrum Antenna: *
Timerange: 00/22:32:18 to 00/22:32:58

Plot file version 288 created 18-APR-2024 16:06:10

J1129+0951 RG014.UVDATA.1

Freq = 4.6005 GHz, Bw = 32.000 MH No calibration applied and no bandpass applied

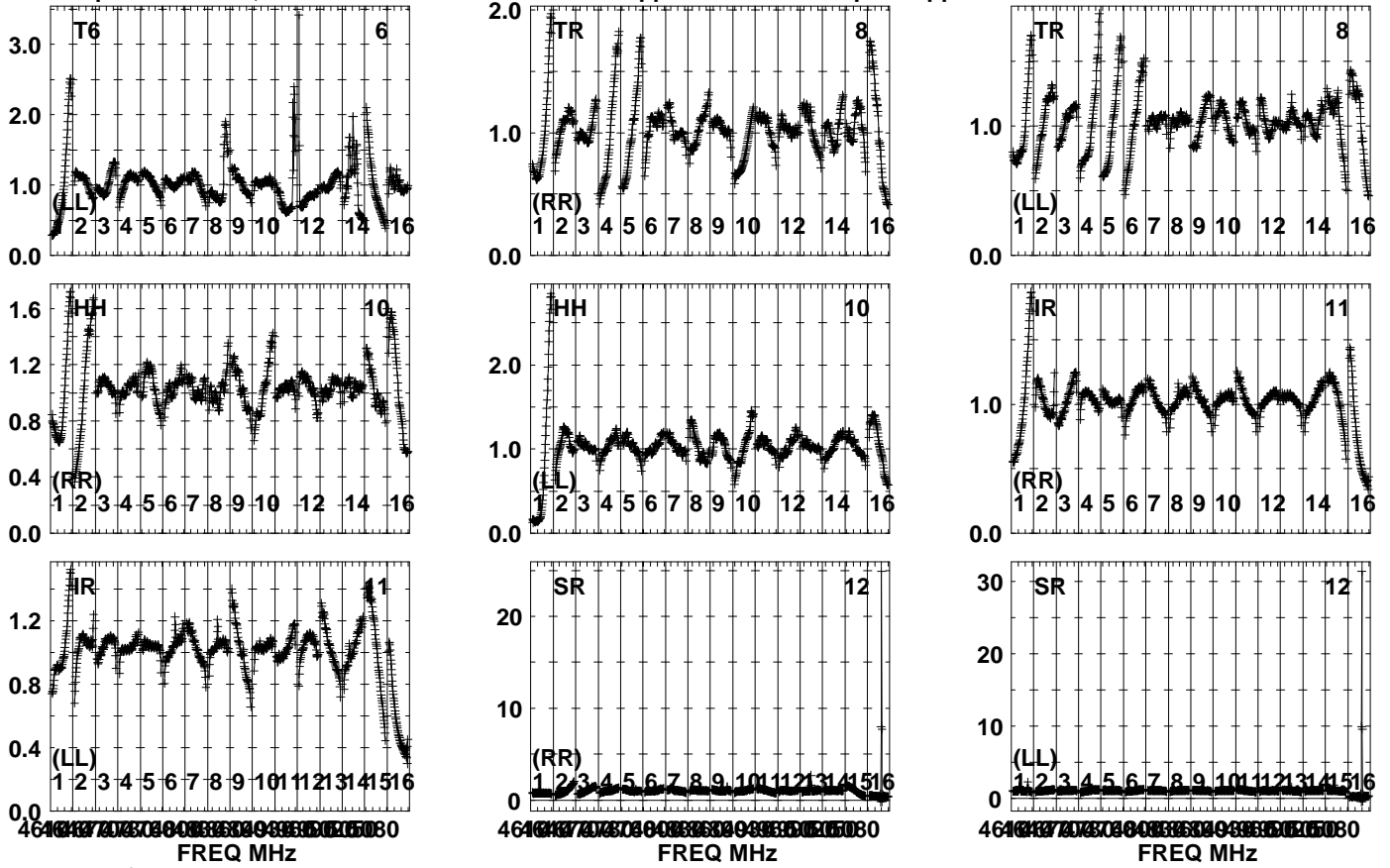


Lower frame: Real Jy
Auto-corr total-power spectrum Antenna: *
Timerange: 00/22:33:21 to 00/22:34:01

Plot file version 289 created 18-APR-2024 16:06:10

J1129+0951 RG014.UVDATA.1

Freq = 4.6005 GHz, Bw = 32.000 MH No calibration applied and no bandpass applied

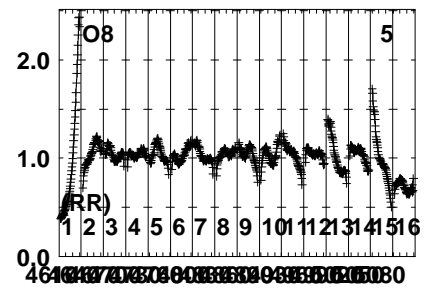
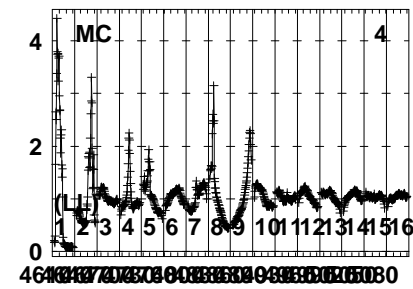
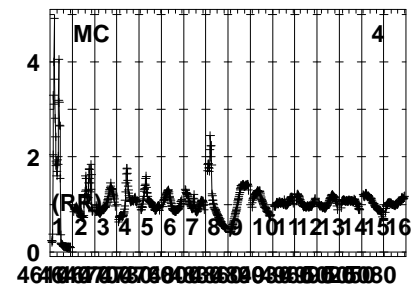
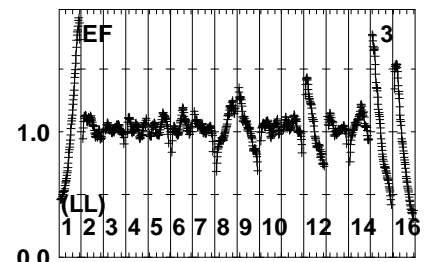
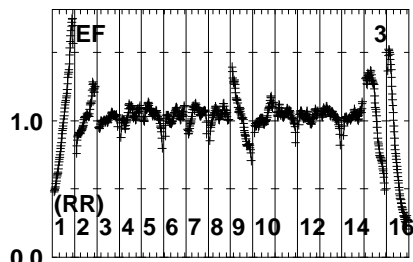
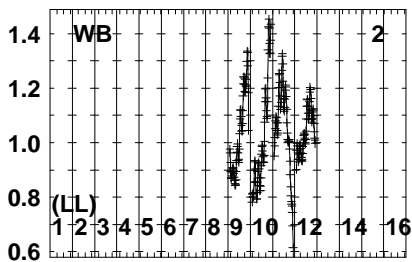
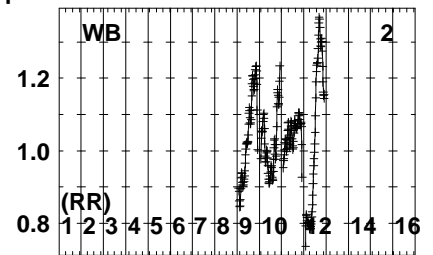
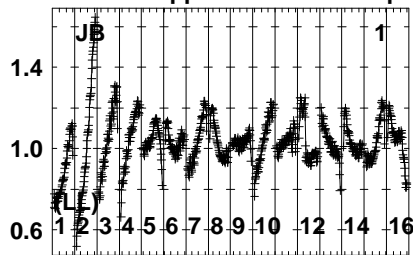
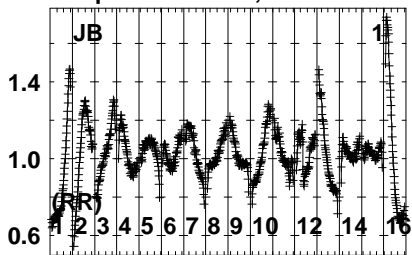


Lower frame: Real Jy
Auto-corr total-power spectrum Antenna: *
Timerange: 00/22:33:21 to 00/22:34:01

Plot file version 290 created 18-APR-2024 16:06:10

SN2022XF RG014.UVDATA.1

Freq = 4.6005 GHz, Bw = 32.000 MH No calibration applied and no bandpass applied

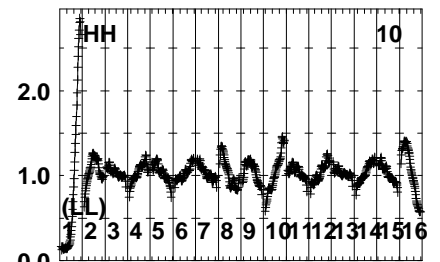
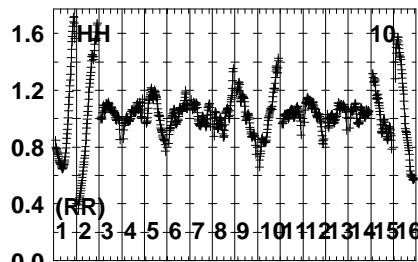
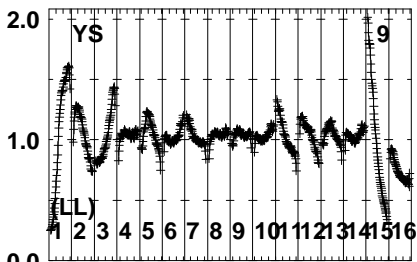
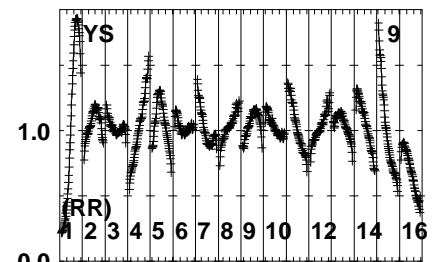
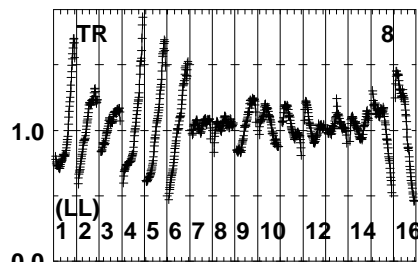
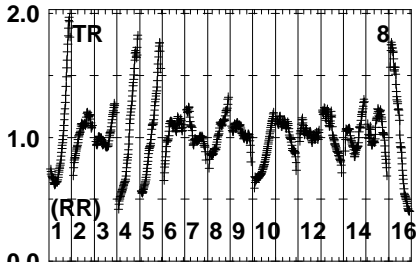
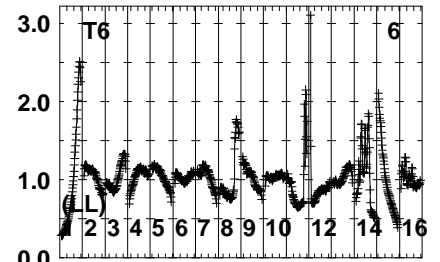
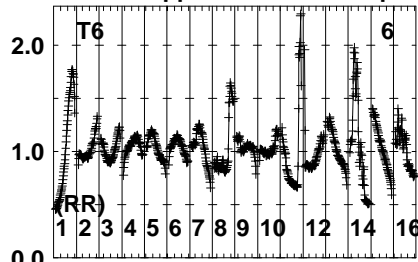
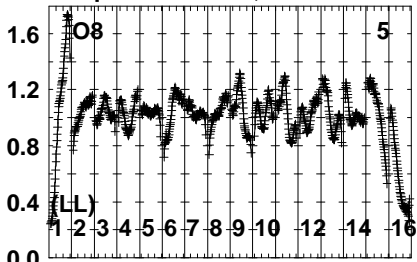


Lower frame: Real Jy
Auto-corr total-power spectrum Antenna: *
Timerange: 00/22:34:21 to 00/22:37:17

Plot file version 291 created 18-APR-2024 16:06:10

SN2022XXF RG014.UVDATA.1

Freq = 4.6005 GHz, Bw = 32.000 MH No calibration applied and no bandpass applied

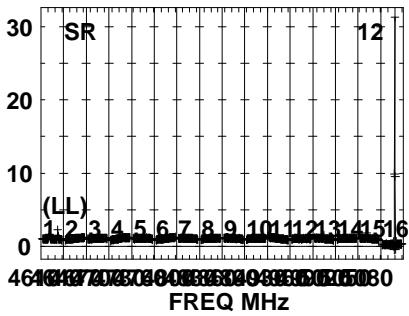
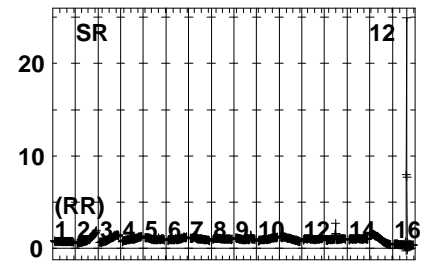
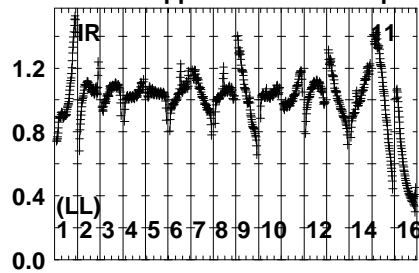
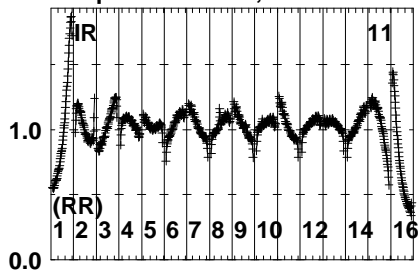


Lower frame: Real Jy
Auto-corr total-power spectrum Antenna: *
Timerange: 00/22:34:21 to 00/22:37:17

Plot file version 292 created 18-APR-2024 16:06:10

SN2022XXF RG014.UVDATA.1

Freq = 4.6005 GHz, Bw = 32.000 MH No calibration applied and no bandpass applied

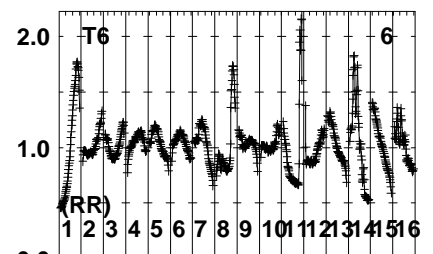
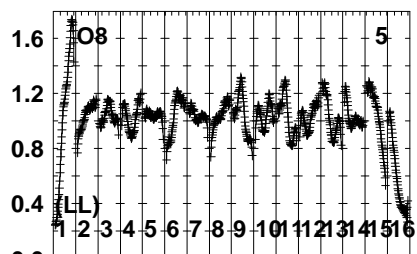
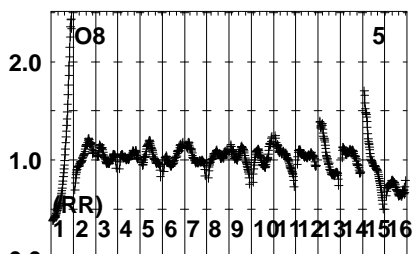
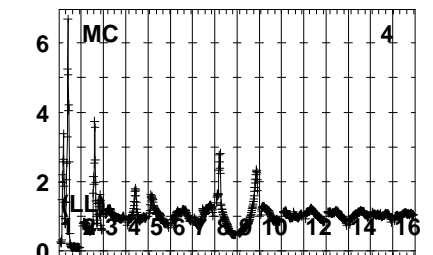
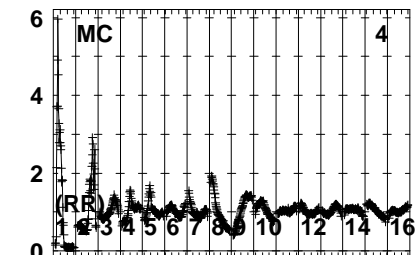
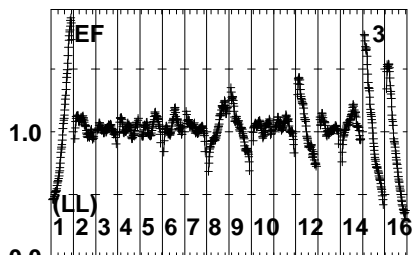
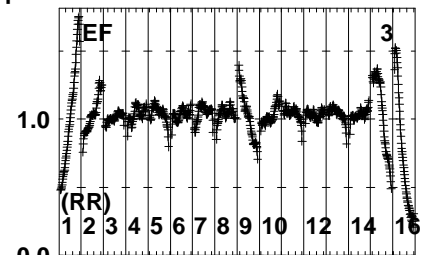
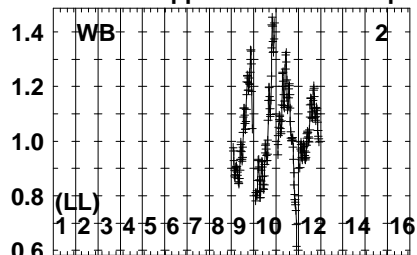
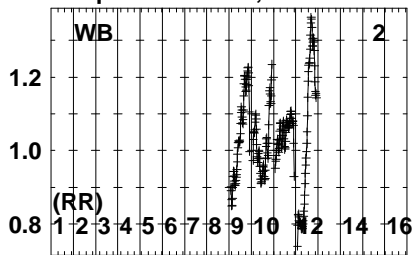


Lower frame: Real Jy
Auto-corr total-power spectrum Antenna: *
Timerange: 00/22:34:21 to 00/22:37:17

Plot file version 293 created 18-APR-2024 16:06:10

J1130+0846 RG014.UVDATA.1

Freq = 4.6005 GHz, Bw = 32.000 MH No calibration applied and no bandpass applied



464317.0 464317.0 464317.0 464317.0 464317.0 464317.0 464317.0 464317.0 464317.0 464317.0 464317.0 464317.0 464317.0 464317.0 464317.0 464317.0
FREQ MHz

464317.0 464317.0 464317.0 464317.0 464317.0 464317.0 464317.0 464317.0 464317.0 464317.0 464317.0 464317.0 464317.0 464317.0 464317.0 464317.0
FREQ MHz

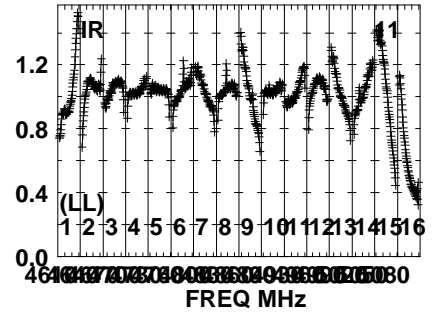
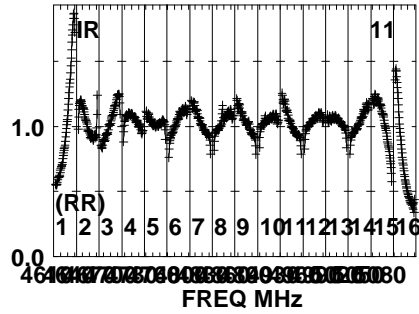
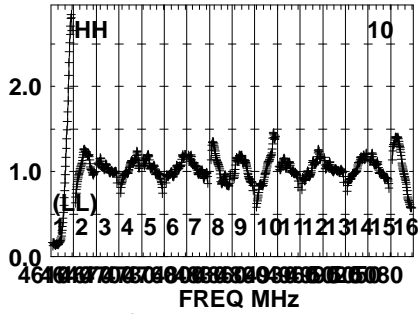
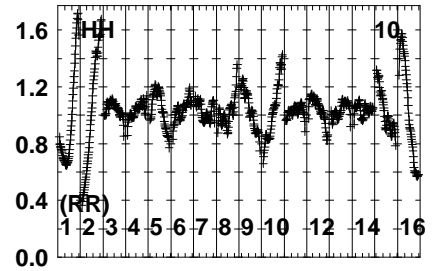
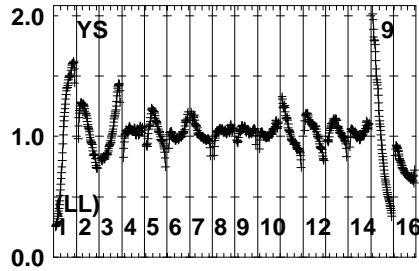
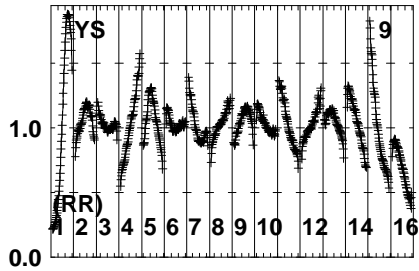
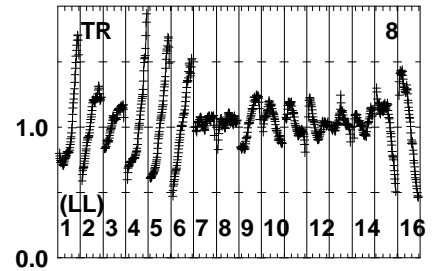
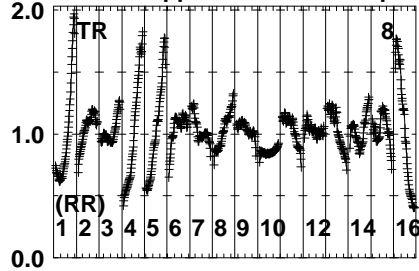
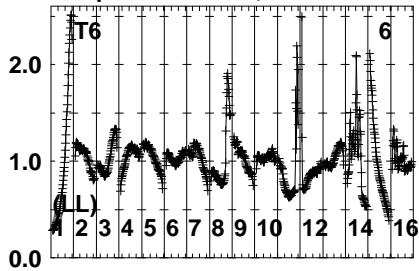
464317.0 464317.0 464317.0 464317.0 464317.0 464317.0 464317.0 464317.0 464317.0 464317.0 464317.0 464317.0 464317.0 464317.0 464317.0 464317.0
FREQ MHz

Lower frame: Real Jy
Auto-corr total-power spectrum Antenna: *
Timerange: 00/22:37:34 to 00/22:38:14

Plot file version 294 created 18-APR-2024 16:06:10

J1130+0846 RG014.UVDATA.1

Freq = 4.6005 GHz, Bw = 32.000 MH No calibration applied and no bandpass applied

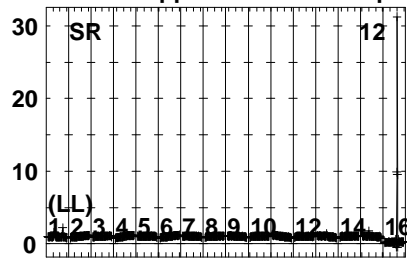
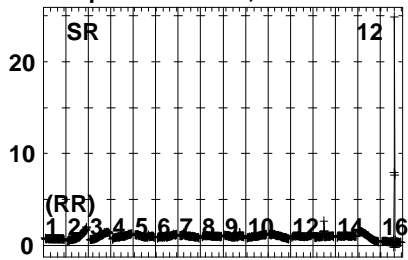


Lower frame: Real Jy
Auto-corr total-power spectrum Antenna: *
Timerange: 00/22:37:34 to 00/22:38:14

Plot file version 295 created 18-APR-2024 16:06:10

J1130+0846 RG014.UVDATA.1

Freq = 4.6005 GHz, Bw = 32.000 MH No calibration applied and no bandpass applied

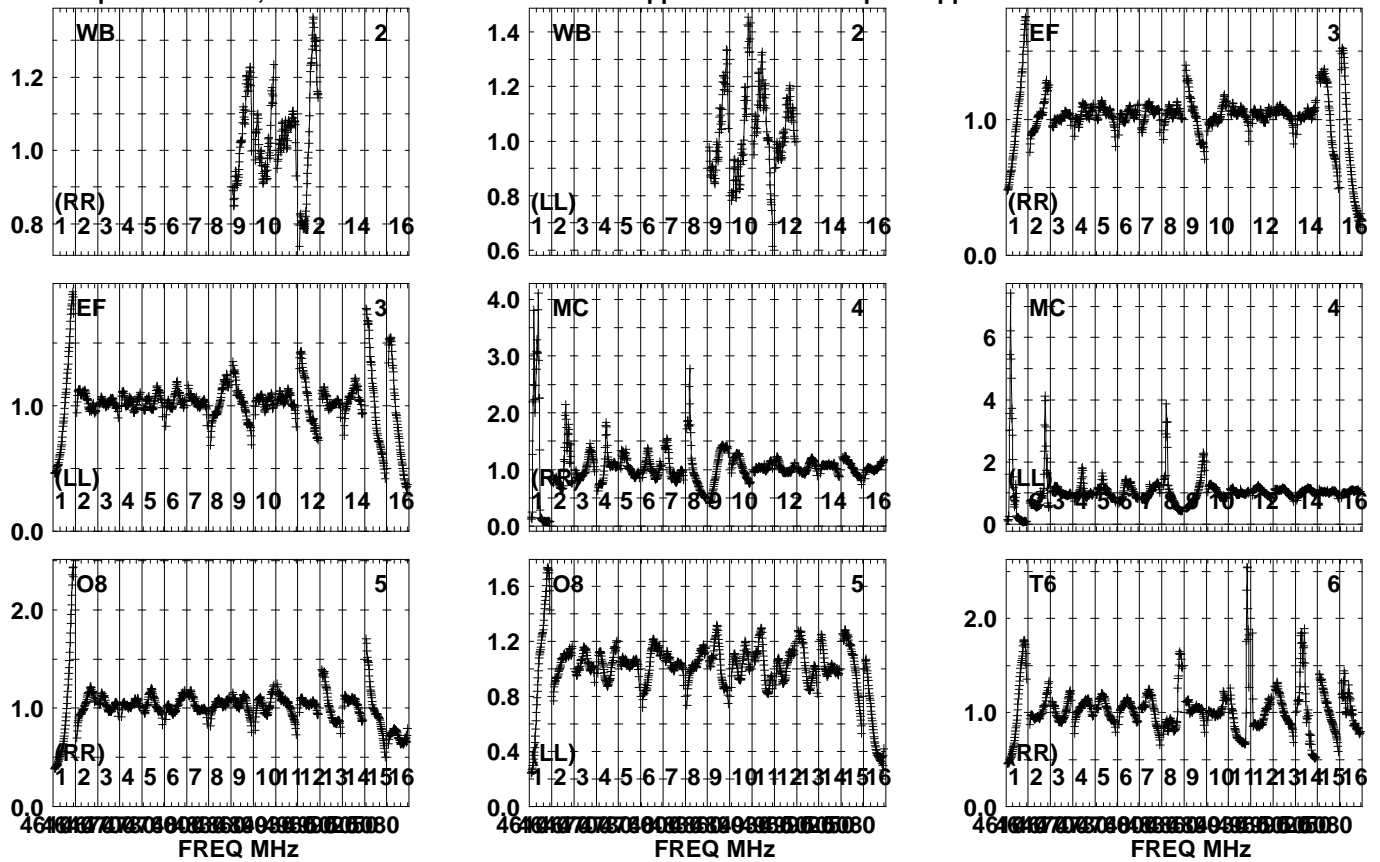


Lower frame: Real Jy
Auto-corr total-power spectrum Antenna: *
Timerange: 00/22:37:34 to 00/22:38:14

Plot file version 296 created 18-APR-2024 16:06:11

J1129+0951 RG014.UVDATA.1

Freq = 4.6005 GHz, Bw = 32.000 MH No calibration applied and no bandpass applied

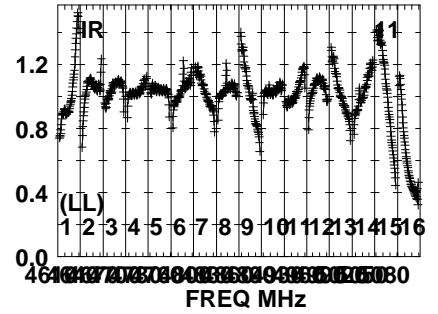
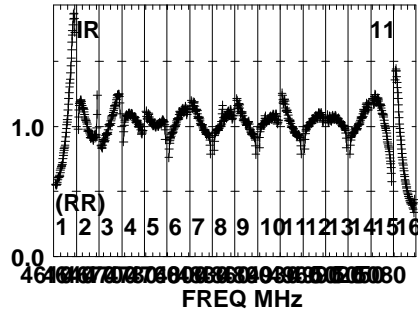
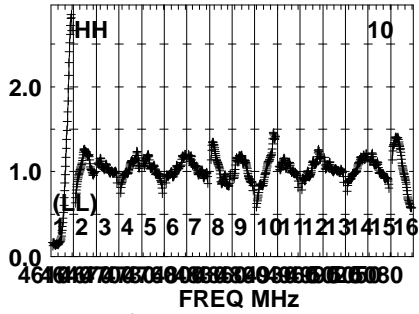
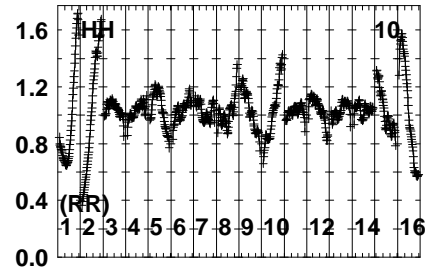
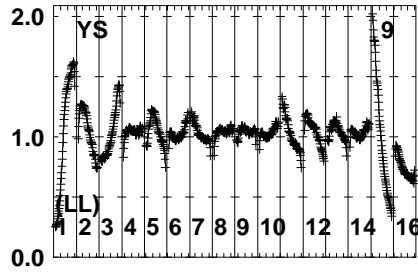
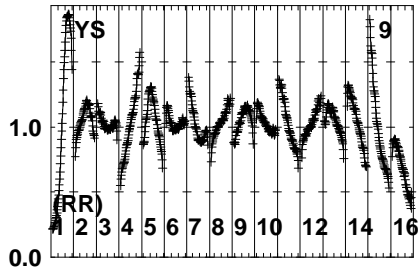
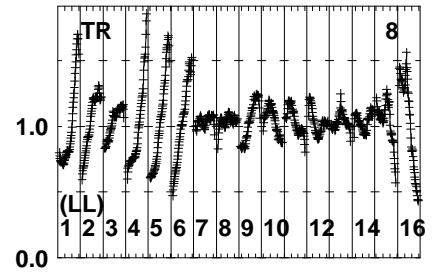
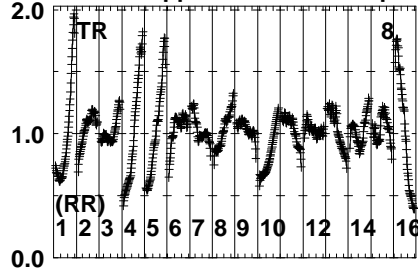
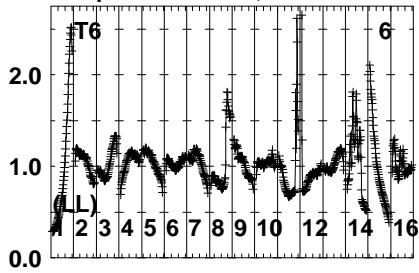


Lower frame: Real Jy
Auto-corr total-power spectrum Antenna: *
Timerange: 00/22:38:37 to 00/22:39:17

Plot file version 297 created 18-APR-2024 16:06:11

J1129+0951 RG014.UVDATA.1

Freq = 4.6005 GHz, Bw = 32.000 MH No calibration applied and no bandpass applied

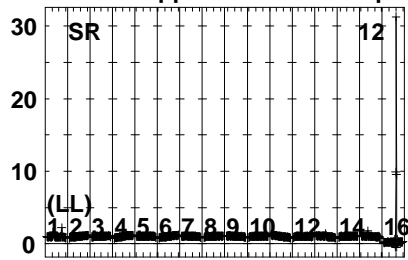
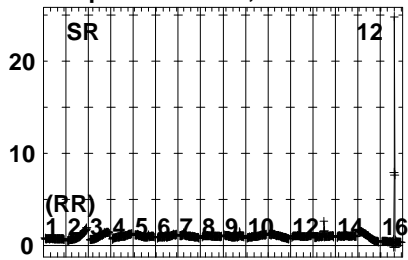


Lower frame: Real Jy
Auto-corr total-power spectrum Antenna: *
Timerange: 00/22:38:37 to 00/22:39:17

Plot file version 298 created 18-APR-2024 16:06:11

J1129+0951 RG014.UVDATA.1

Freq = 4.6005 GHz, Bw = 32.000 MH No calibration applied and no bandpass applied

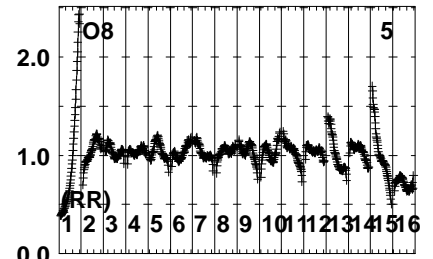
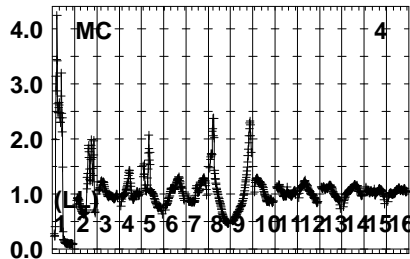
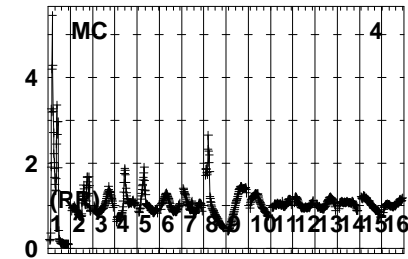
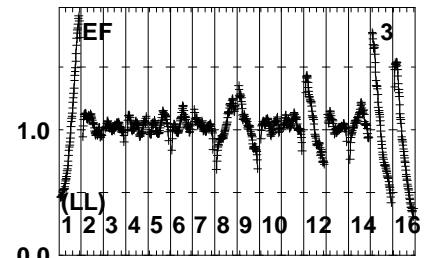
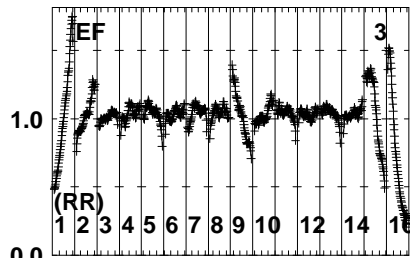
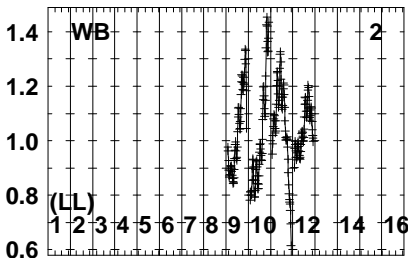
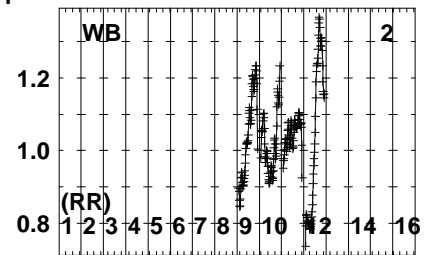
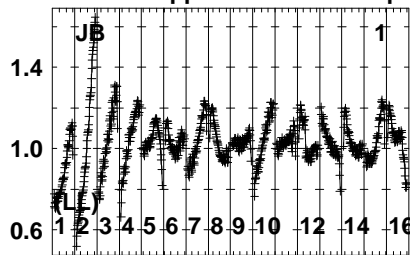
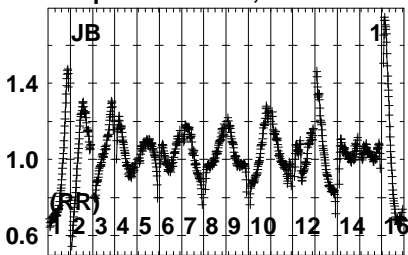


Lower frame: Real Jy
Auto-corr total-power spectrum Antenna: *
Timerange: 00/22:38:37 to 00/22:39:17

Plot file version 299 created 18-APR-2024 16:06:11

SN2022XXF RG014.UVDATA.1

Freq = 4.6005 GHz, Bw = 32.000 MH No calibration applied and no bandpass applied



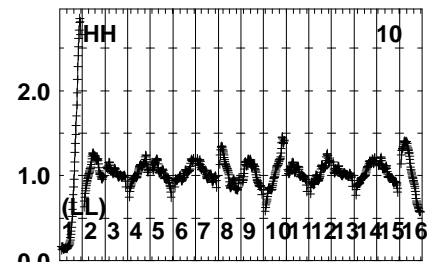
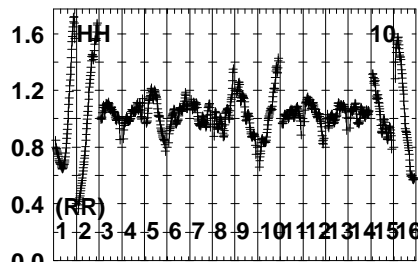
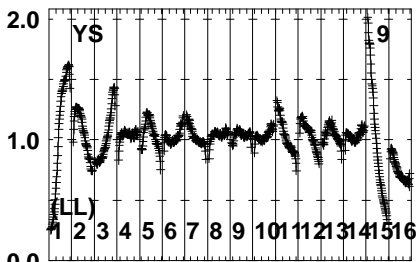
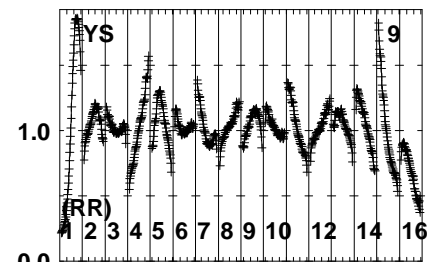
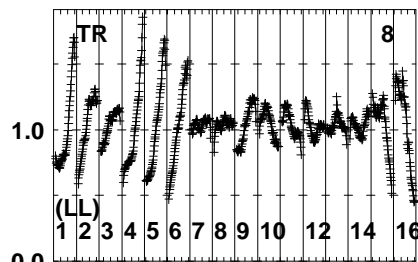
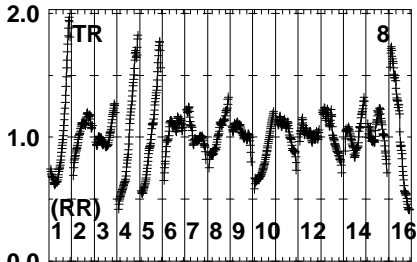
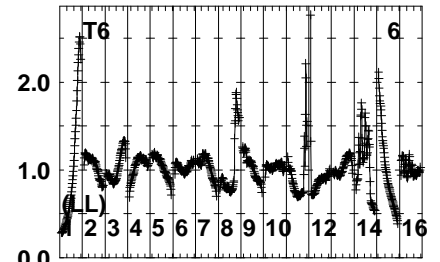
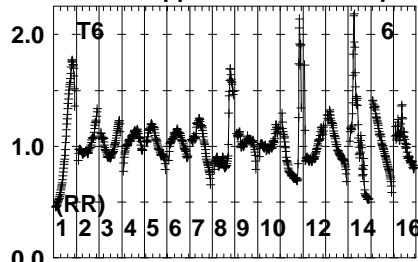
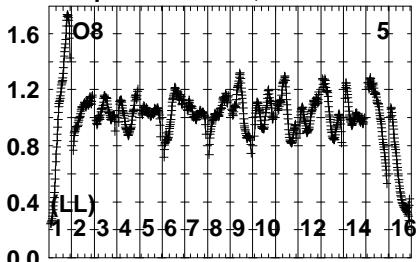
464317 464318 464319 464320 464321 464322 464323 464324 464325 464326 464327 464328 464329 464330 464331 464332 464333 464334 464335 464336 464337 464338 464339 464340 464341 464342 464343 464344 464345 464346 464347 464348 464349 464350 464351 464352 464353 464354 464355 464356 464357 464358 464359 464360

FREQ MHz
Lower frame: Real Jy
Auto-corr total-power spectrum Antenna: *
Timerange: 00/22:39:37 to 00/22:42:33

Plot file version 300 created 18-APR-2024 16:06:11

SN2022XXF RG014.UVDATA.1

Freq = 4.6005 GHz, Bw = 32.000 MH No calibration applied and no bandpass applied

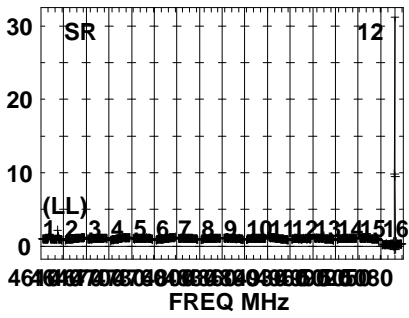
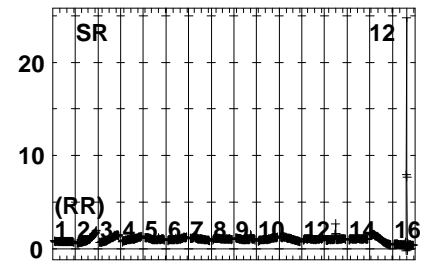
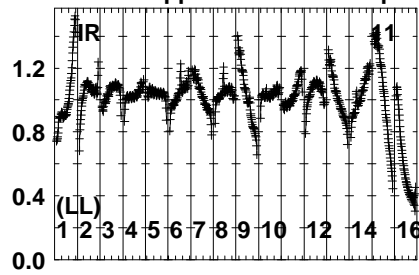
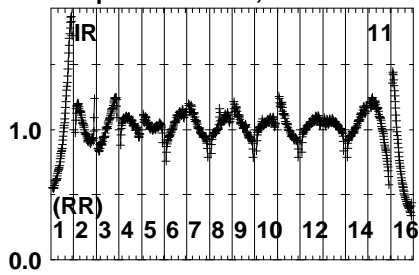


Lower frame: Real Jy
Auto-corr total-power spectrum Antenna: *
Timerange: 00/22:39:37 to 00/22:42:33

Plot file version 301 created 18-APR-2024 16:06:11

SN2022XXF RG014.UVDATA.1

Freq = 4.6005 GHz, Bw = 32.000 MH No calibration applied and no bandpass applied

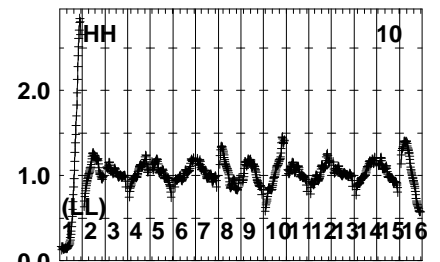
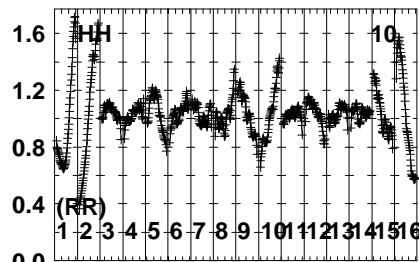
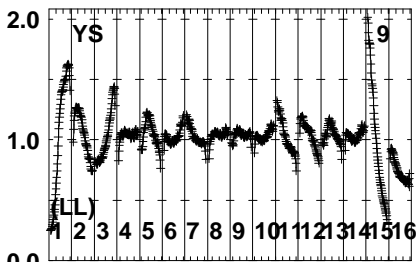
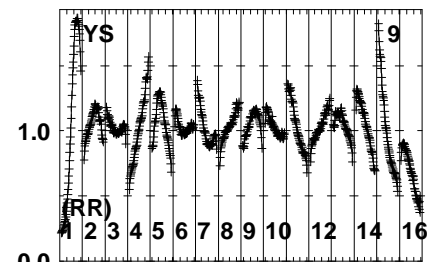
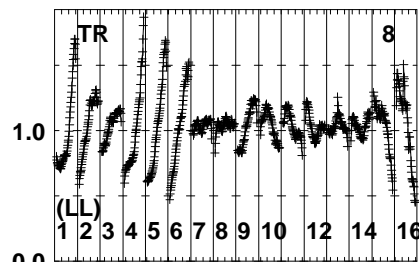
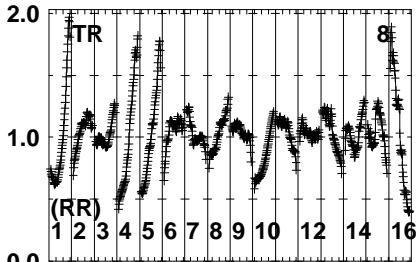
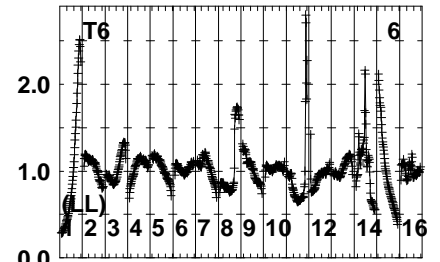
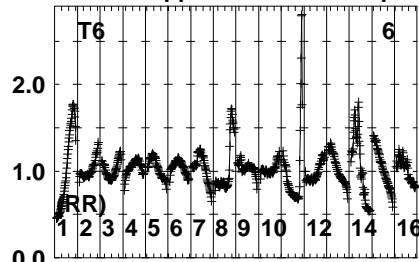
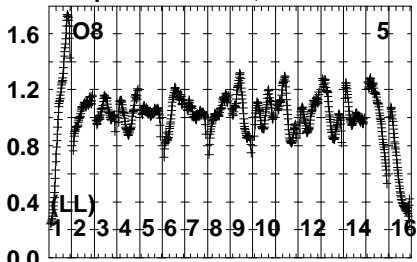


Lower frame: Real Jy
Auto-corr total-power spectrum Antenna: *
Timerange: 00/22:39:37 to 00/22:42:33

Plot file version 303 created 18-APR-2024 16:06:11

J1130+0846 RG014.UVDATA.1

Freq = 4.6005 GHz, Bw = 32.000 MH No calibration applied and no bandpass applied

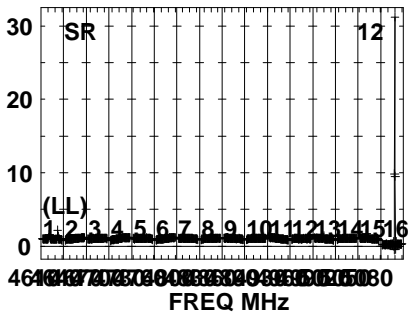
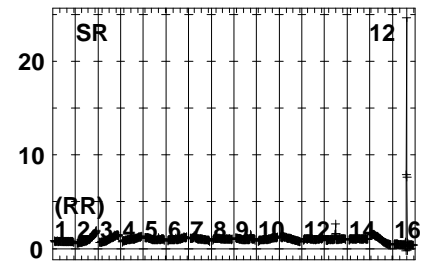
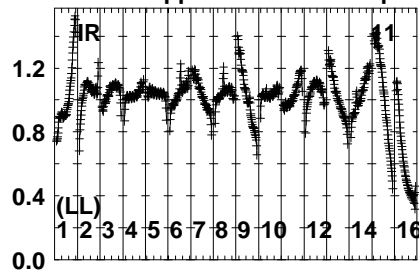
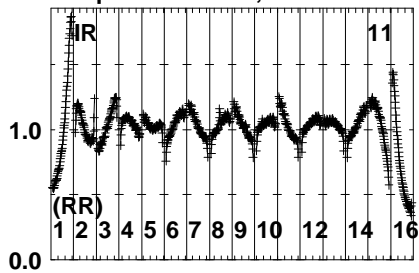


Lower frame: Real Jy
Auto-corr total-power spectrum Antenna: *
Timerange: 00/22:42:50 to 00/22:43:30

Plot file version 304 created 18-APR-2024 16:06:11

J1130+0846 RG014.UVDATA.1

Freq = 4.6005 GHz, Bw = 32.000 MH No calibration applied and no bandpass applied

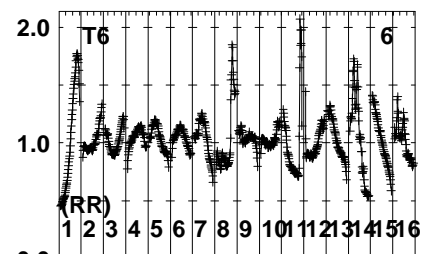
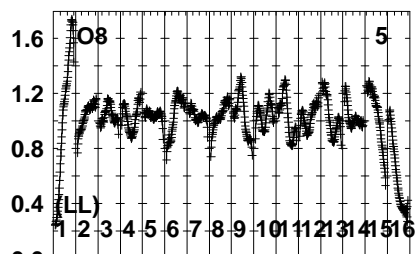
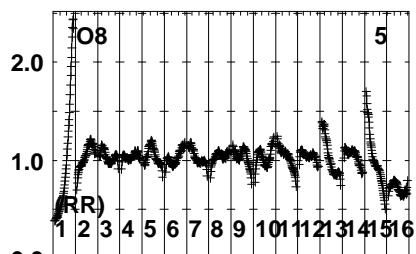
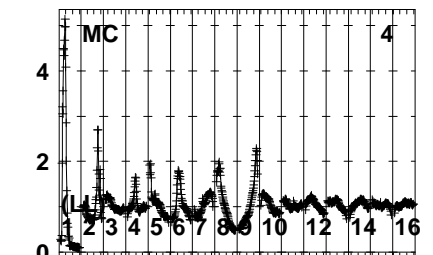
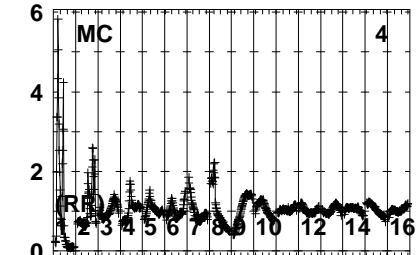
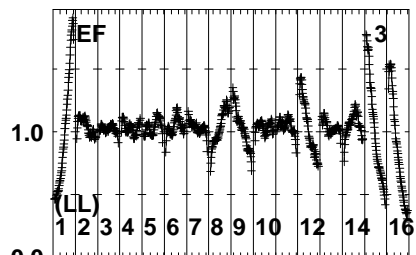
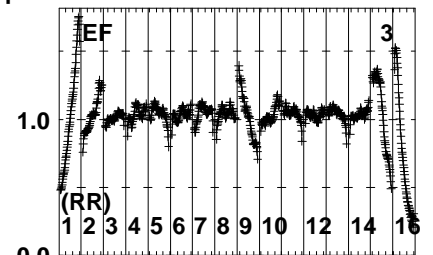
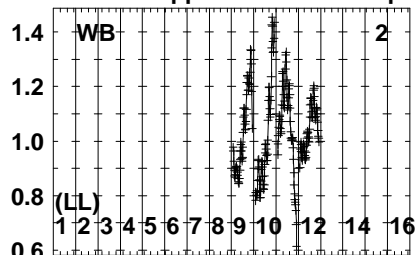
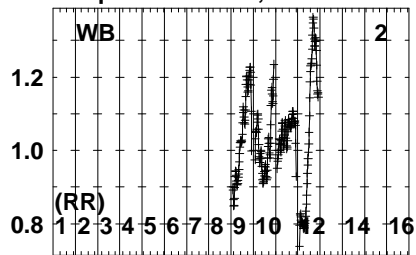


Lower frame: Real Jy
Auto-corr total-power spectrum Antenna: *
Timerange: 00/22:42:50 to 00/22:43:30

Plot file version 305 created 18-APR-2024 16:06:11

J1129+0951 RG014.UVDATA.1

Freq = 4.6005 GHz, Bw = 32.000 MH No calibration applied and no bandpass applied



464317.0 464317.0 464317.0 464317.0 464317.0 464317.0 464317.0 464317.0 464317.0 464317.0 464317.0 464317.0 464317.0 464317.0 464317.0 464317.0

464317.0 464317.0 464317.0 464317.0 464317.0 464317.0 464317.0 464317.0 464317.0 464317.0 464317.0 464317.0 464317.0 464317.0 464317.0 464317.0

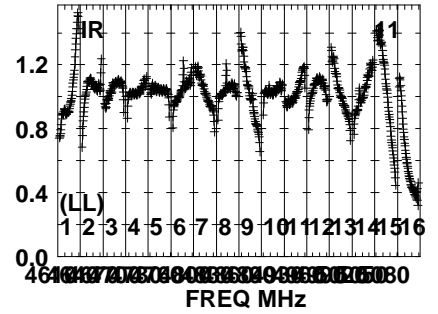
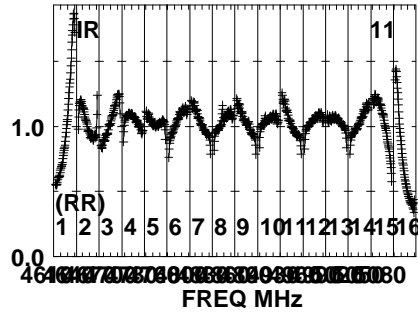
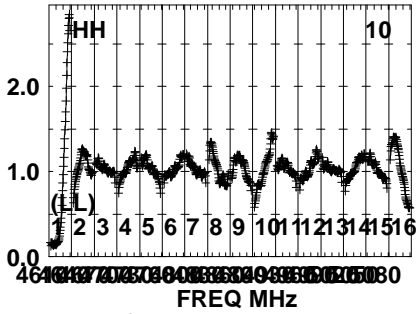
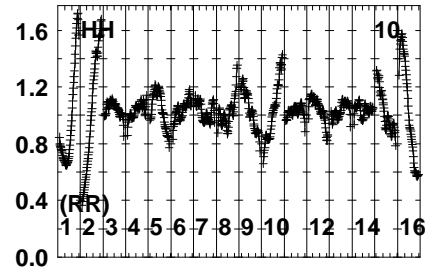
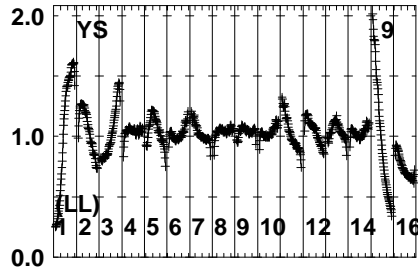
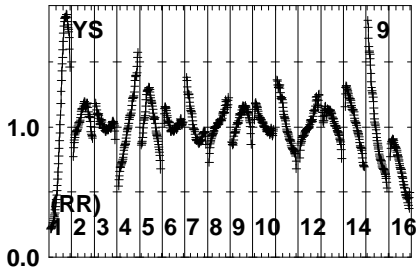
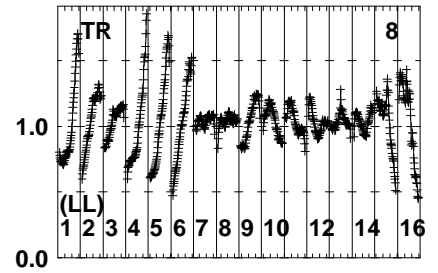
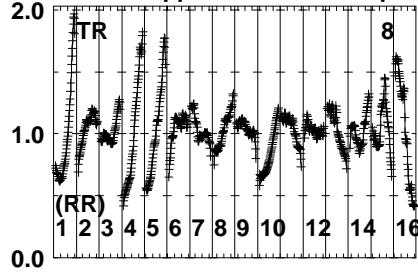
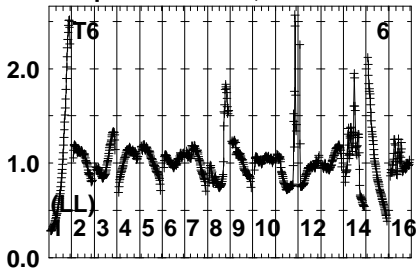
464317.0 464317.0 464317.0 464317.0 464317.0 464317.0 464317.0 464317.0 464317.0 464317.0 464317.0 464317.0 464317.0 464317.0 464317.0 464317.0

Lower frame: Real Jy
Auto-corr total-power spectrum Antenna: *
Timerange: 00/22:43:53 to 00/22:44:33

Plot file version 306 created 18-APR-2024 16:06:11

J1129+0951 RG014.UVDATA.1

Freq = 4.6005 GHz, Bw = 32.000 MH No calibration applied and no bandpass applied

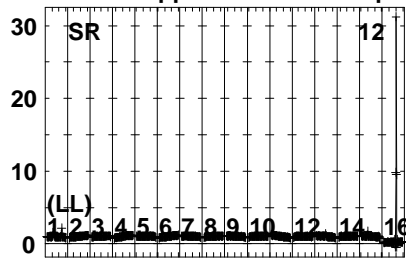
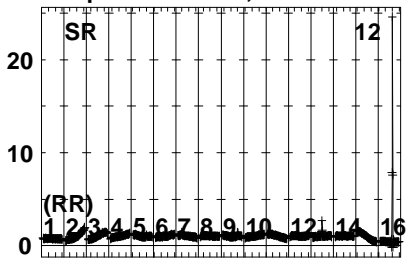


Lower frame: Real Jy
Auto-corr total-power spectrum Antenna: *
Timerange: 00/22:43:53 to 00/22:44:33

Plot file version 307 created 18-APR-2024 16:06:11

J1129+0951 RG014.UVDATA.1

Freq = 4.6005 GHz, Bw = 32.000 MH No calibration applied and no bandpass applied

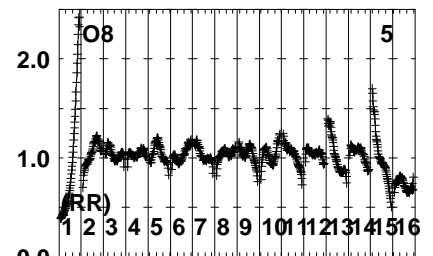
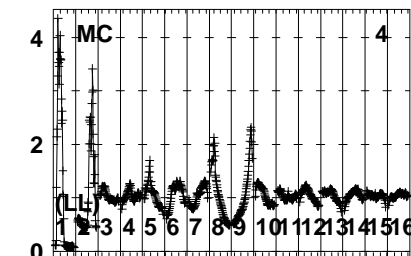
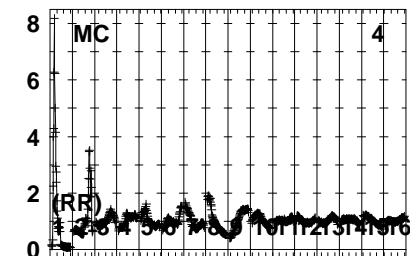
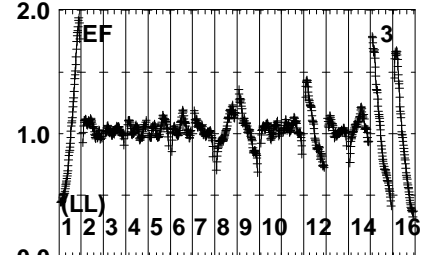
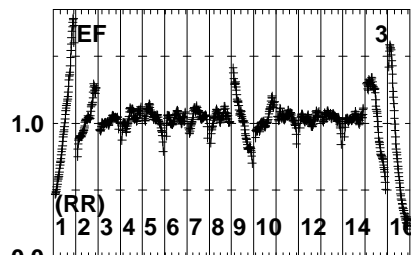
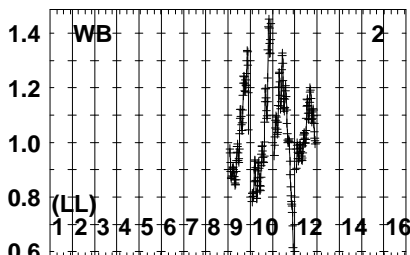
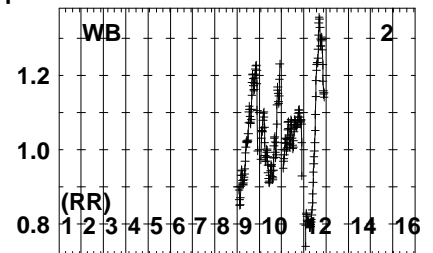
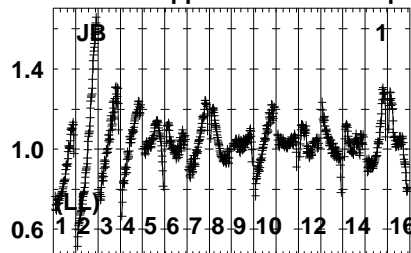
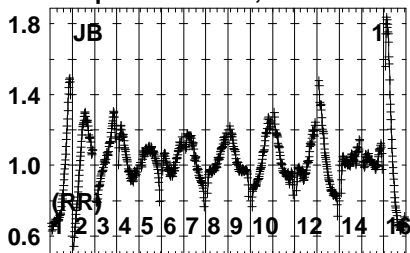


Lower frame: Real Jy
Auto-corr total-power spectrum Antenna: *
Timerange: 00/22:43:53 to 00/22:44:33

Plot file version 308 created 18-APR-2024 16:06:11

3C273 RG014.UVDATA.1

Freq = 4.6005 GHz, Bw = 32.000 MH No calibration applied and no bandpass applied



464317 4080 008080 9980 0080
FREQ MHz

464317 4080 008080 9980 0080
FREQ MHz

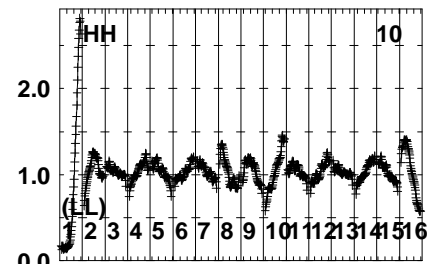
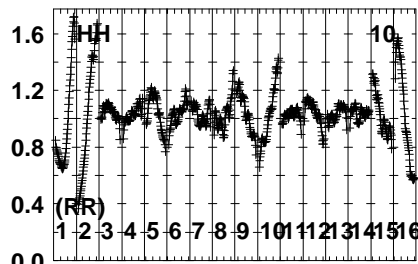
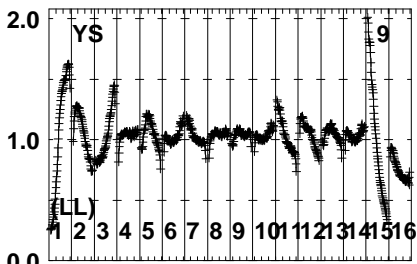
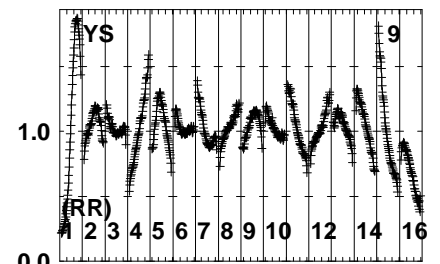
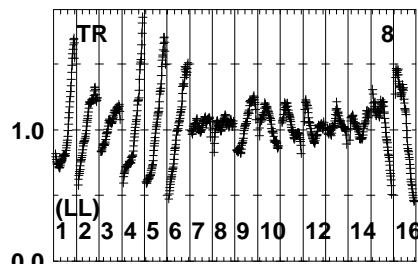
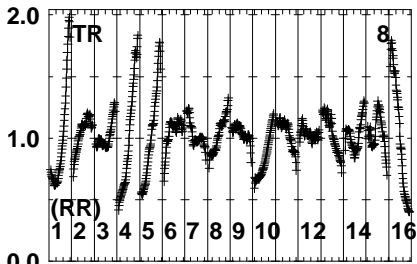
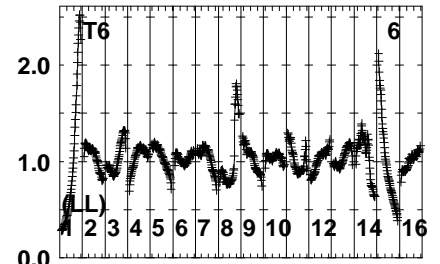
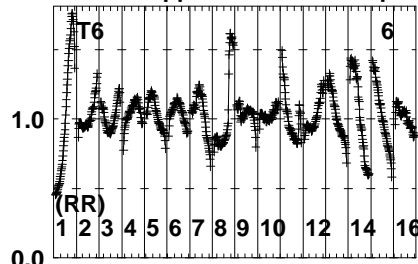
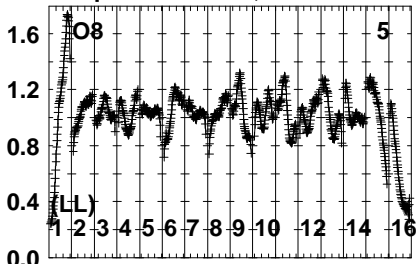
464317 4080 008080 9980 0080
FREQ MHz

Lower frame: Real Jy
Auto-corr total-power spectrum Antenna: *
Timerange: 00/22:46:01 to 00/22:48:57

Plot file version 309 created 18-APR-2024 16:06:12

3C273 RG014.UVDATA.1

Freq = 4.6005 GHz, Bw = 32.000 MH No calibration applied and no bandpass applied

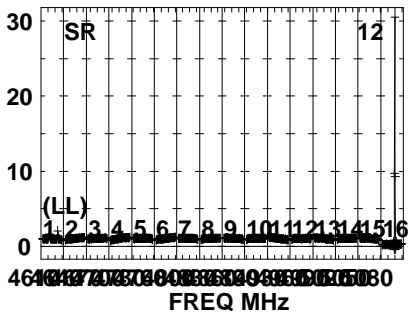
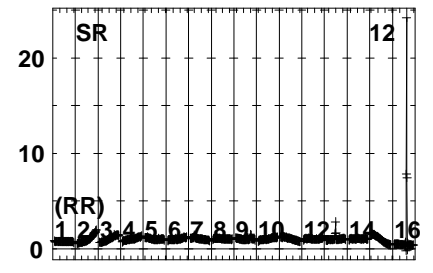
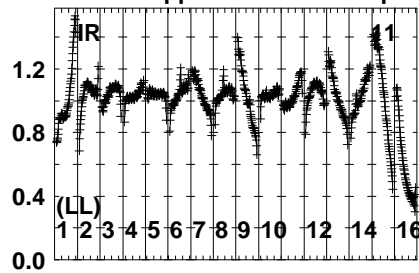
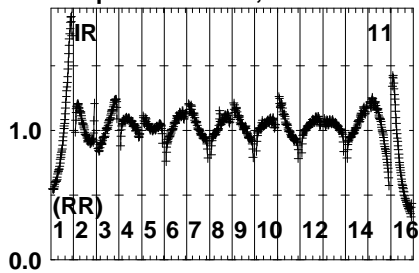


Lower frame: Real Jy
Auto-corr total-power spectrum Antenna: *
Timerange: 00/22:46:01 to 00/22:48:57

Plot file version 310 created 18-APR-2024 16:06:12

3C273 RG014.UVDATA.1

Freq = 4.6005 GHz, Bw = 32.000 MH No calibration applied and no bandpass applied



Lower frame: Real Jy

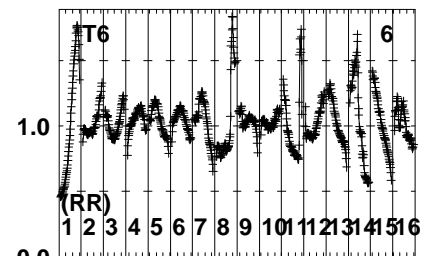
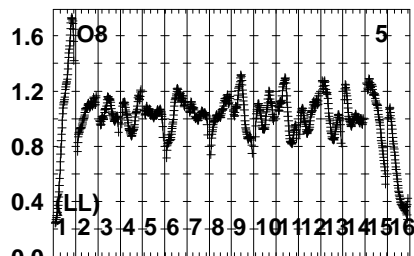
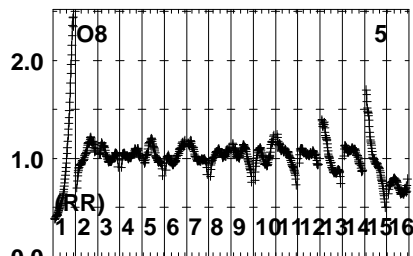
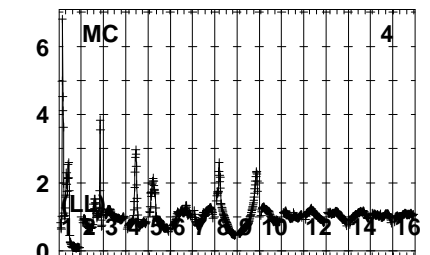
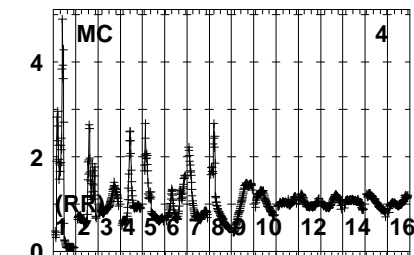
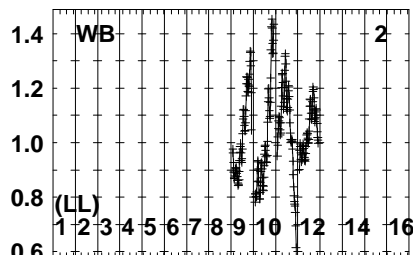
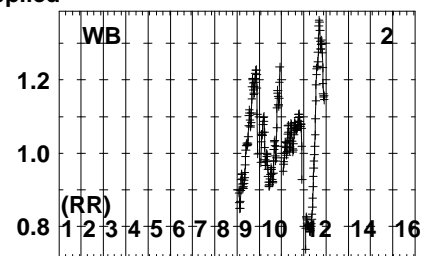
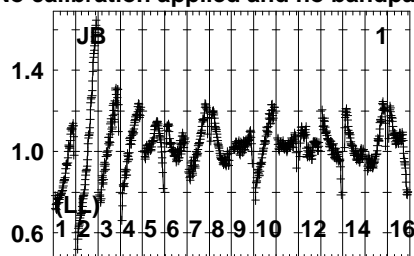
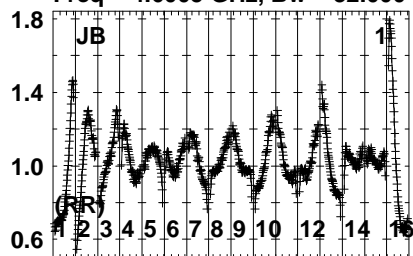
Auto-corr total-power spectrum Antenna: *

Timerange: 00/22:46:01 to 00/22:48:57

Plot file version 311 created 18-APR-2024 16:06:12

J1130+0846 RG014.UVDATA.1

Freq = 4.6005 GHz, Bw = 32.000 MH No calibration applied and no bandpass applied



464317.0 464317.0 464317.0 464317.0 464317.0 464317.0 464317.0 464317.0 464317.0 464317.0 464317.0 464317.0 464317.0 464317.0 464317.0 464317.0
FREQ MHz

464317.0 464317.0 464317.0 464317.0 464317.0 464317.0 464317.0 464317.0 464317.0 464317.0 464317.0 464317.0 464317.0 464317.0 464317.0 464317.0
FREQ MHz

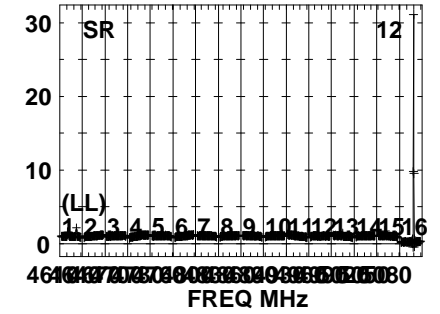
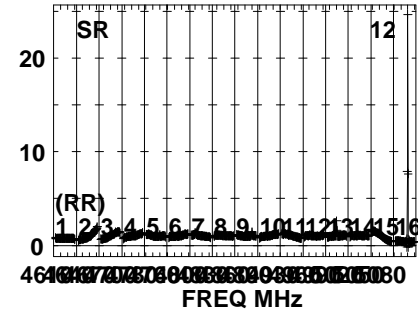
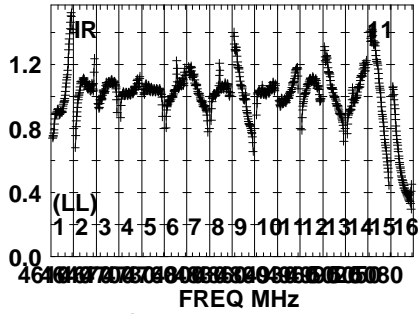
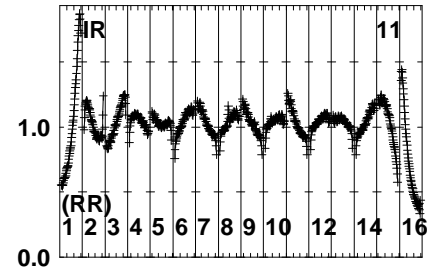
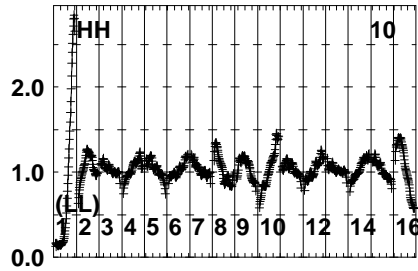
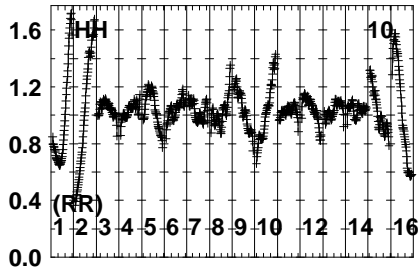
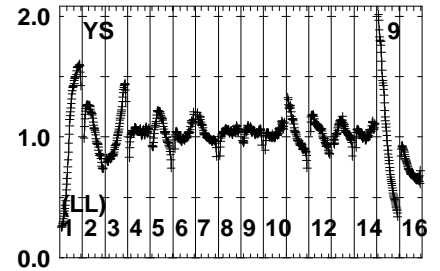
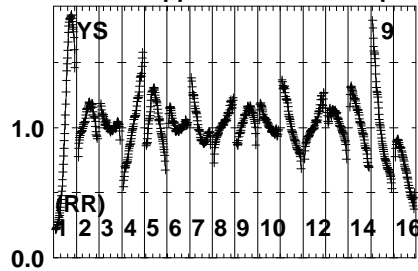
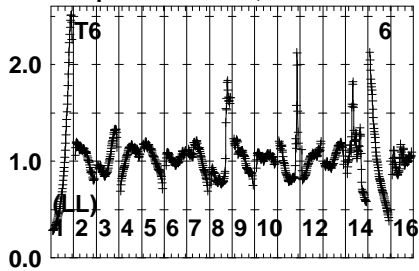
464317.0 464317.0 464317.0 464317.0 464317.0 464317.0 464317.0 464317.0 464317.0 464317.0 464317.0 464317.0 464317.0 464317.0 464317.0 464317.0
FREQ MHz

Lower frame: Real Jy
Auto-corr total-power spectrum Antenna: *
Timerange: 00/22:50:31 to 00/22:51:11

Plot file version 312 created 18-APR-2024 16:06:12

J1130+0846 RG014.UVDATA.1

Freq = 4.6005 GHz, Bw = 32.000 MH No calibration applied and no bandpass applied

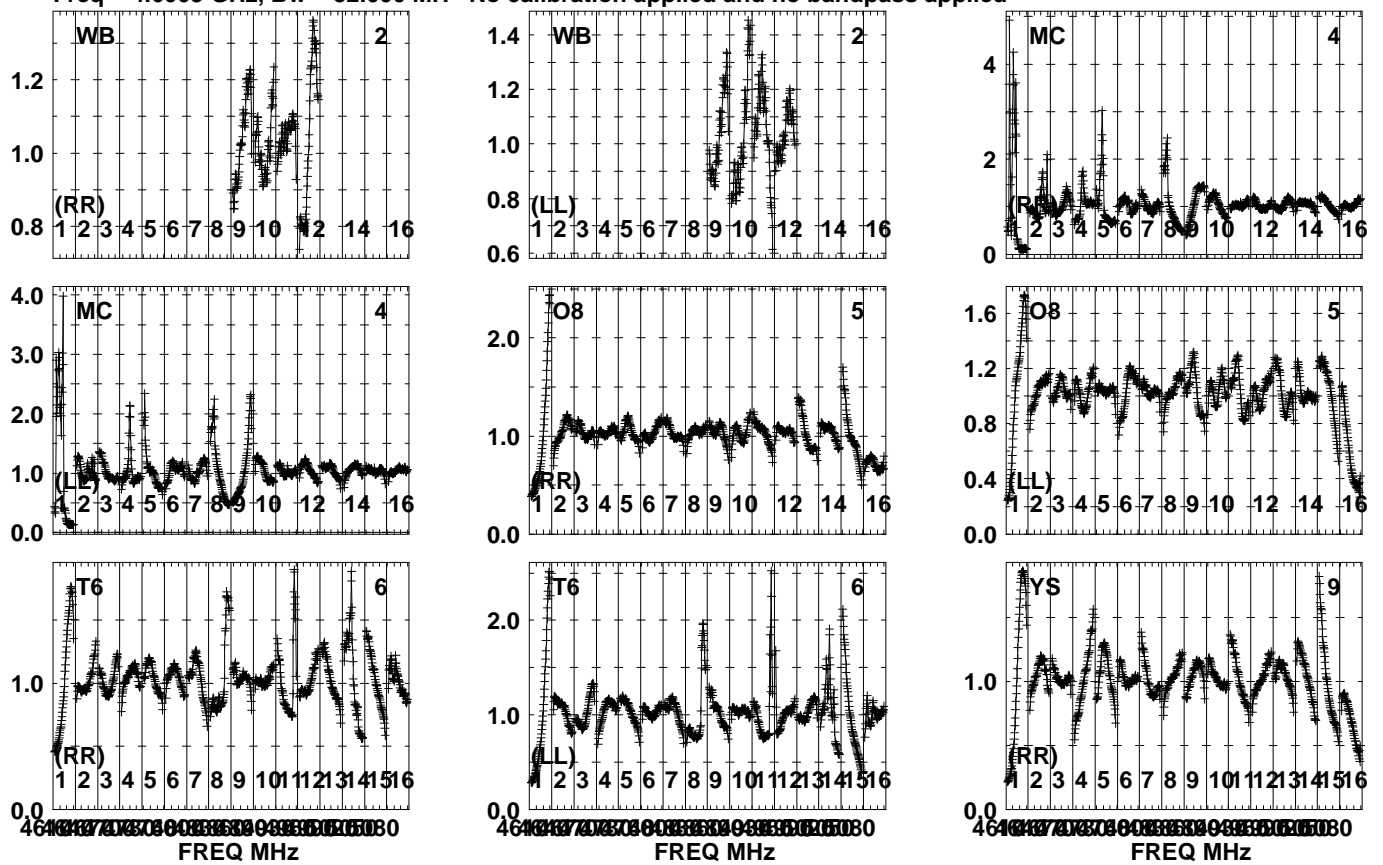


Lower frame: Real Jy
Auto-corr total-power spectrum Antenna: *
Timerange: 00/22:50:31 to 00/22:51:11

Plot file version 313 created 18-APR-2024 16:06:12

J1129+0951 RG014.UVDATA.1

Freq = 4.6005 GHz, Bw = 32.000 MH No calibration applied and no bandpass applied

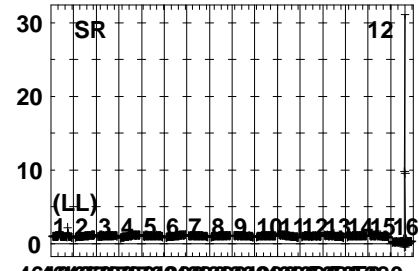
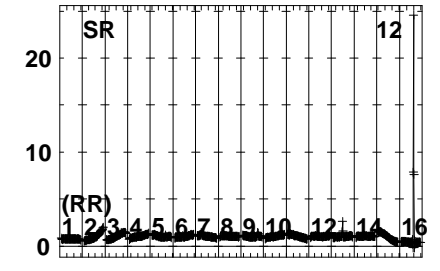
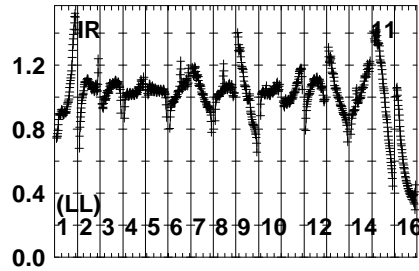
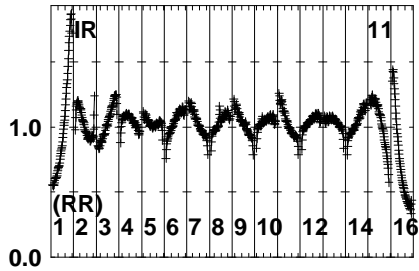
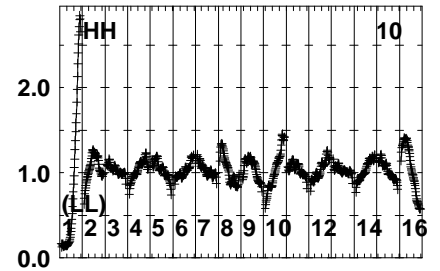
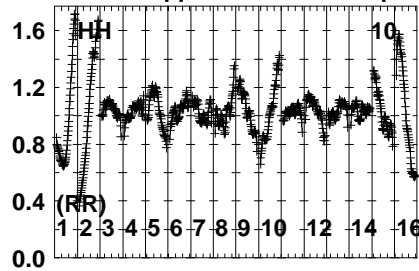
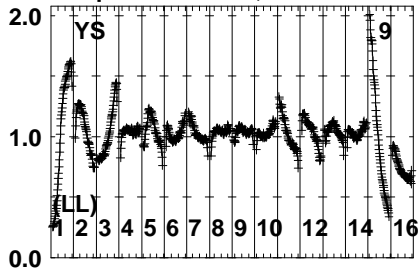


Lower frame: Real Jy
Auto-corr total-power spectrum Antenna: *
Timerange: 00/22:51:31 to 00/22:52:11

Plot file version 314 created 18-APR-2024 16:06:12

J1129+0951 RG014.UVDATA.1

Freq = 4.6005 GHz, Bw = 32.000 MH No calibration applied and no bandpass applied



464000 464000 464000 464000 464000 464000 464000 464000 464000 464000 464000 464000 464000 464000 464000 464000

FREQ MHz

Lower frame: Real Jy

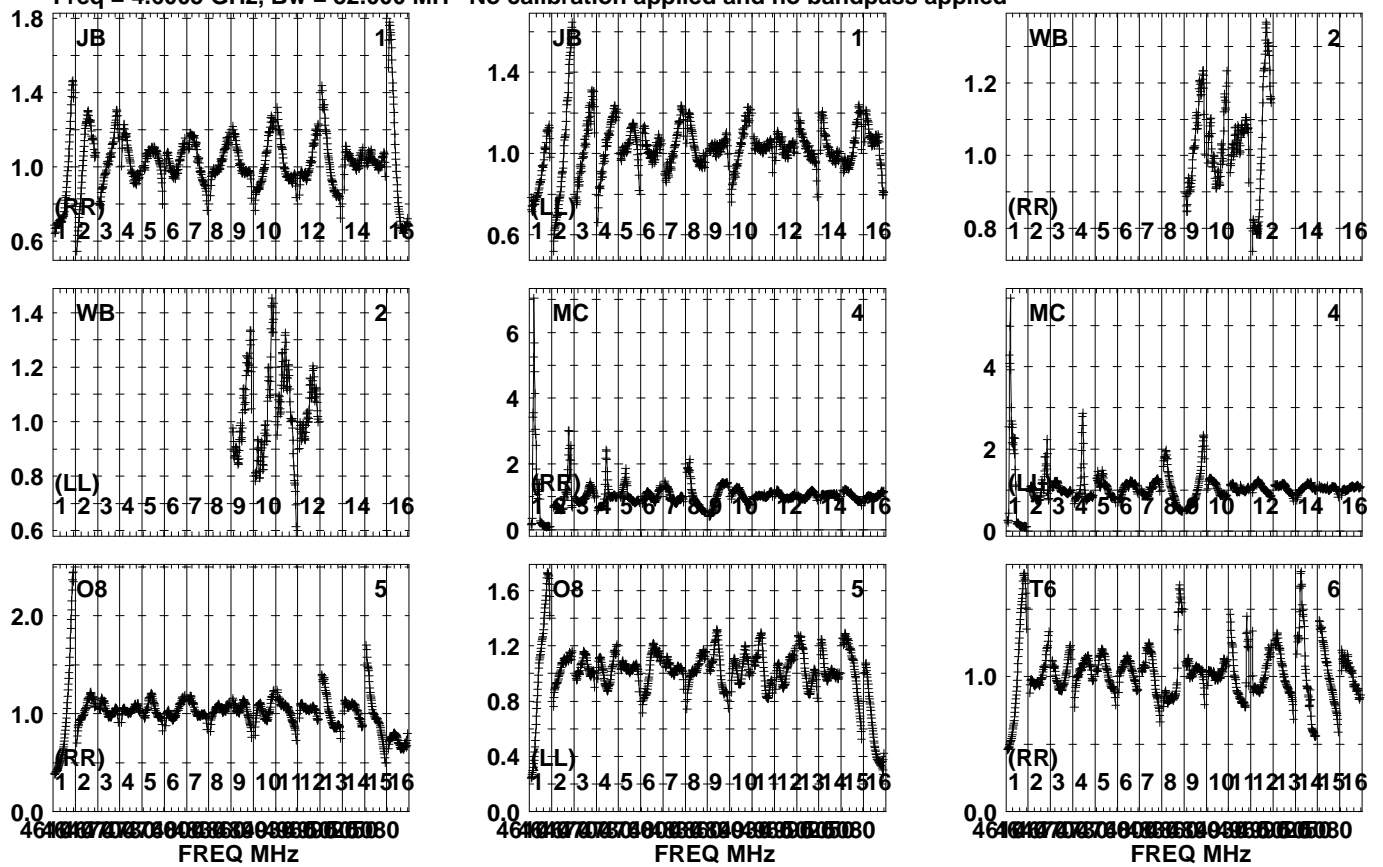
Auto-corr total-power spectrum Antenna: *

Timerange: 00/22:51:31 to 00/22:52:11

Plot file version 315 created 18-APR-2024 16:06:12

SN2022XXF RG014.UVDATA.1

Freq = 4.6005 GHz, Bw = 32.000 MH No calibration applied and no bandpass applied

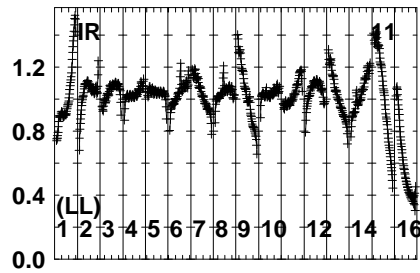
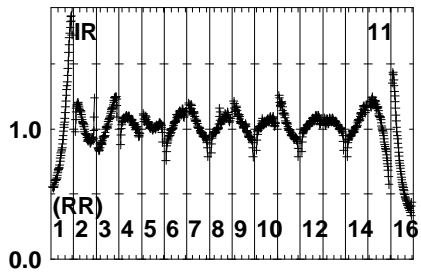
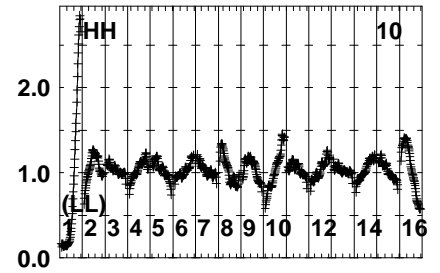
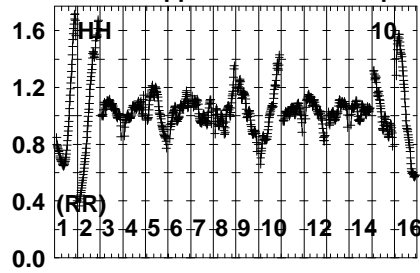
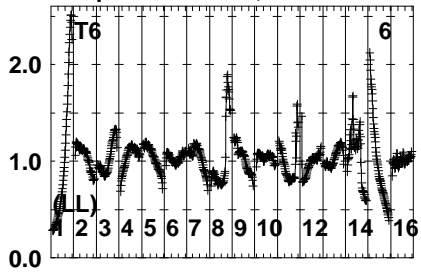


Lower frame: Real Jy
Auto-corr total-power spectrum Antenna: *
Timerange: 00/22:52:31 to 00/22:55:27

Plot file version 316 created 18-APR-2024 16:06:12

SN2022XXF RG014.UVDATA.1

Freq = 4.6005 GHz, Bw = 32.000 MH No calibration applied and no bandpass applied



Lower frame: Real Jy

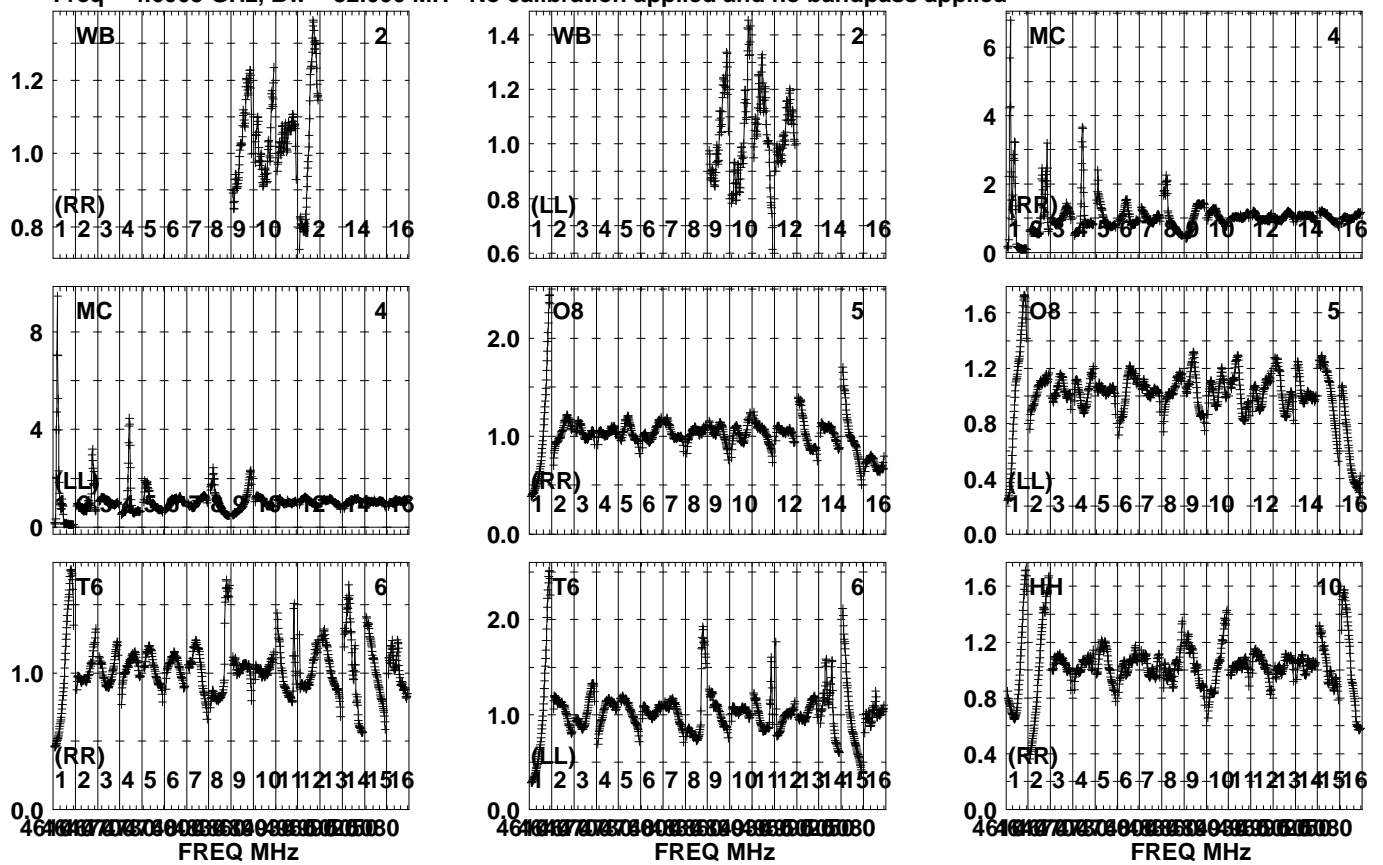
Auto-corr total-power spectrum Antenna: *

Timerange: 00/22:52:31 to 00/22:55:27

Plot file version 317 created 18-APR-2024 16:06:12

J1130+0846 RG014.UVDATA.1

Freq = 4.6005 GHz, Bw = 32.000 MH No calibration applied and no bandpass applied

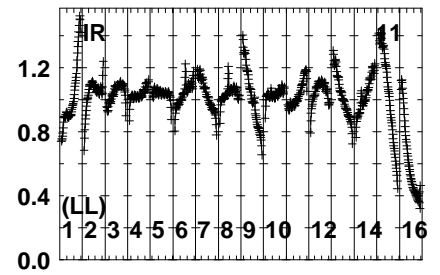
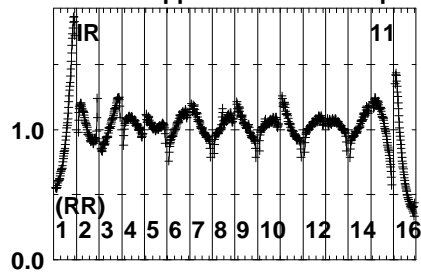
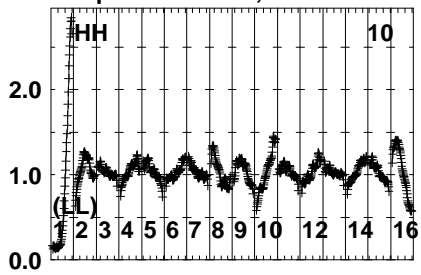


Lower frame: Real Jy
Auto-corr total-power spectrum Antenna: *
Timerange: 00/22:55:44 to 00/22:56:24

Plot file version 318 created 18-APR-2024 16:06:12

J1130+0846 RG014.UVDATA.1

Freq = 4.6005 GHz, Bw = 32.000 MH No calibration applied and no bandpass applied



Lower frame: Real Jy

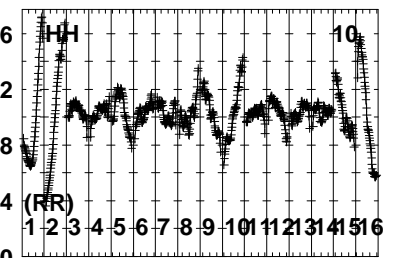
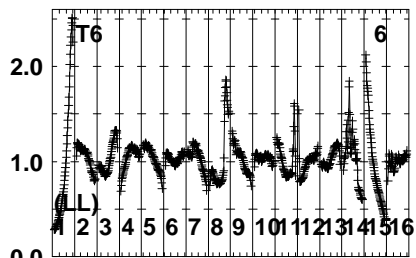
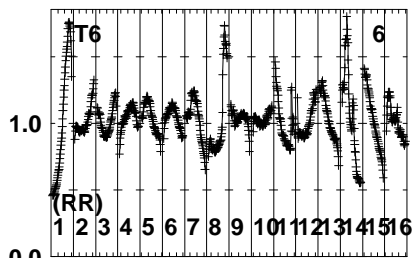
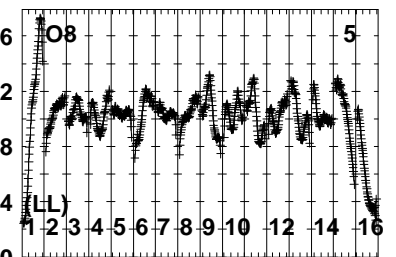
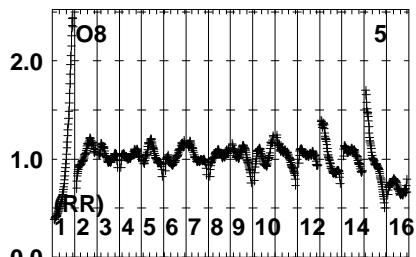
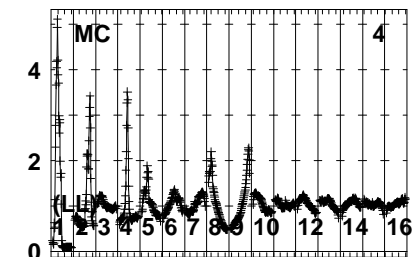
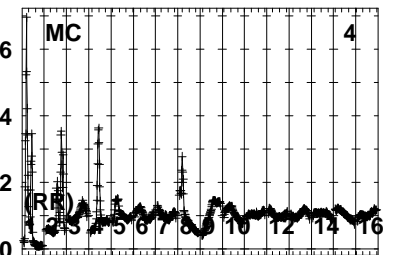
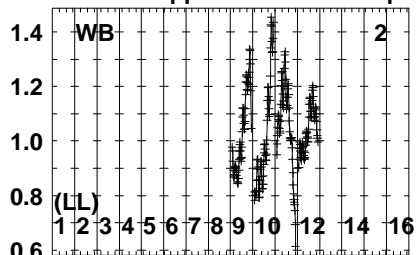
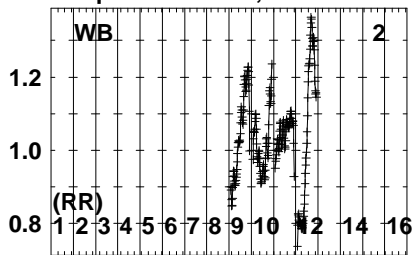
Auto-corr total-power spectrum Antenna: *

Timerange: 00/22:55:44 to 00/22:56:24

Plot file version 319 created 18-APR-2024 16:06:12

J1129+0951 RG014.UVDATA.1

Freq = 4.6005 GHz, Bw = 32.000 MH No calibration applied and no bandpass applied



464317.0 464317.0 464317.0 464317.0 464317.0 464317.0 464317.0 464317.0 464317.0 464317.0 464317.0 464317.0 464317.0 464317.0 464317.0 464317.0

FREQ MHz

Lower frame: Real Jy

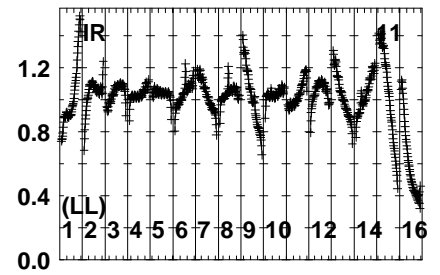
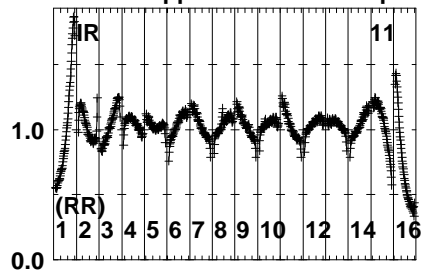
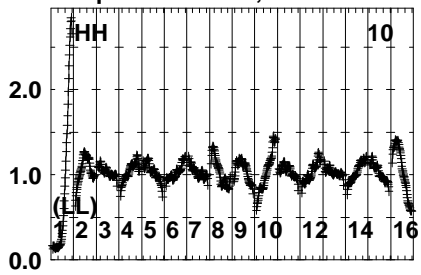
Auto-corr total-power spectrum Antenna: *

Timerange: 00/22:56:47 to 00/22:57:27

Plot file version 320 created 18-APR-2024 16:06:12

J1129+0951 RG014.UVDATA.1

Freq = 4.6005 GHz, Bw = 32.000 MH No calibration applied and no bandpass applied



Lower frame: Real Jy

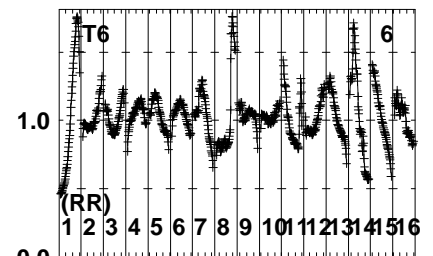
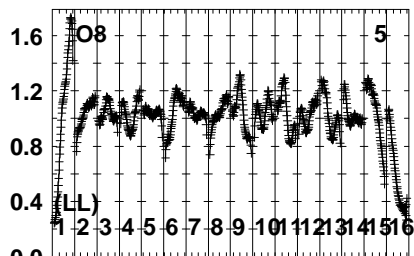
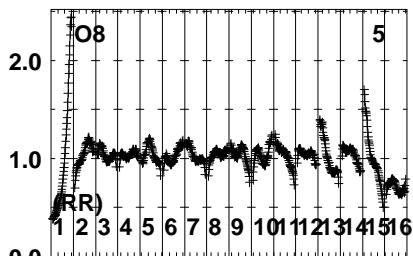
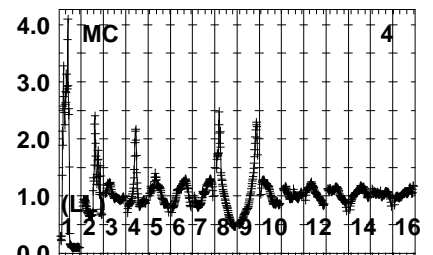
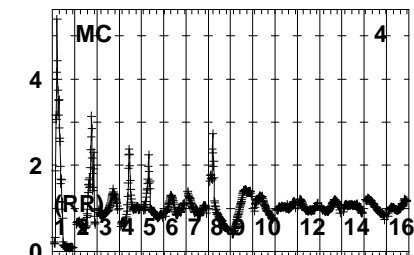
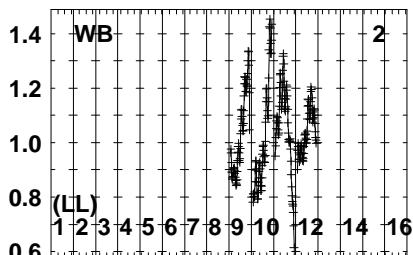
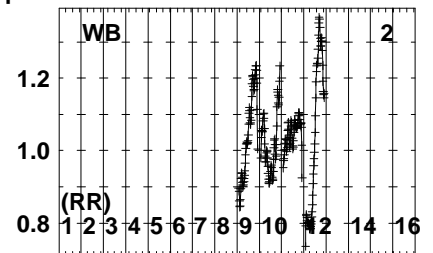
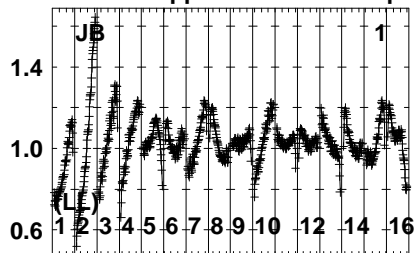
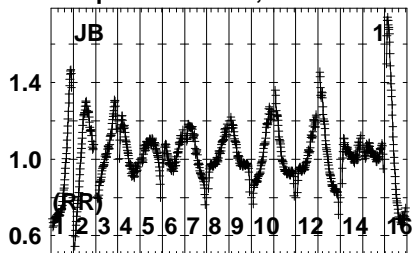
Auto-corr total-power spectrum Antenna: *

Timerange: 00/22:56:47 to 00/22:57:27

Plot file version 321 created 18-APR-2024 16:06:12

SN2022XXF RG014.UVDATA.1

Freq = 4.6005 GHz, Bw = 32.000 MH No calibration applied and no bandpass applied



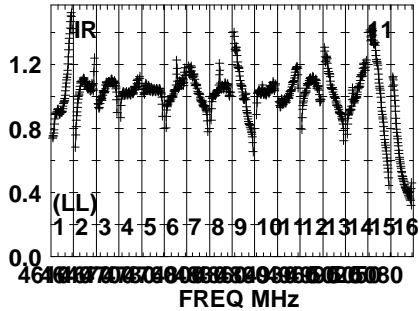
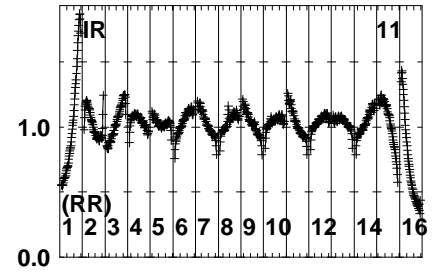
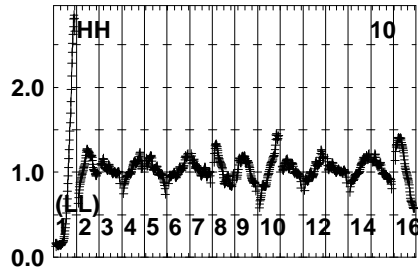
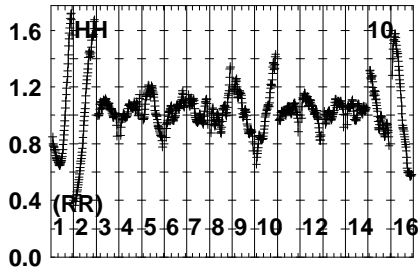
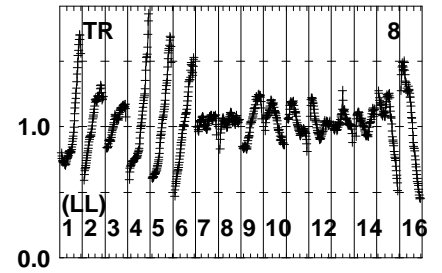
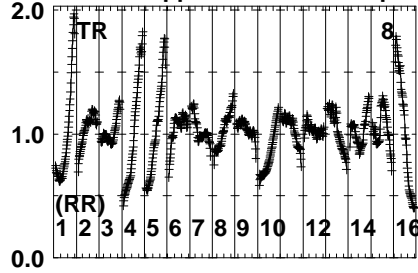
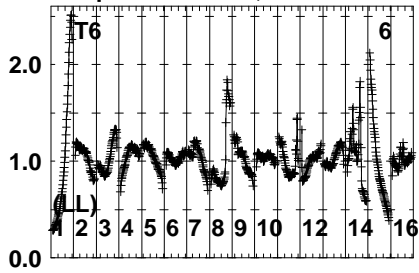
FREQ MHz

Lower frame: Real Jy
Auto-corr total-power spectrum Antenna: *
Timerange: 00/22:57:47 to 00/23:00:43

Plot file version 322 created 18-APR-2024 16:06:13

SN2022XXF RG014.UVDATA.1

Freq = 4.6005 GHz, Bw = 32.000 MH No calibration applied and no bandpass applied

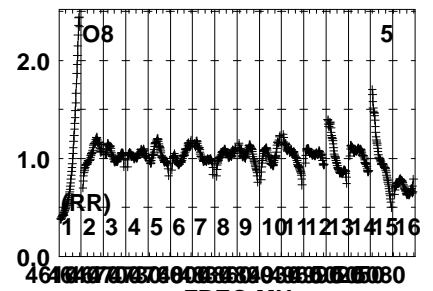
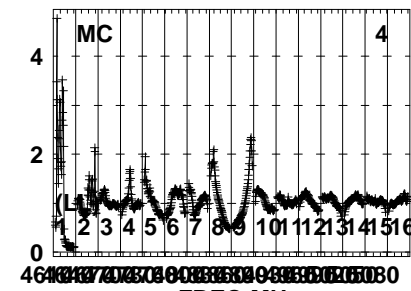
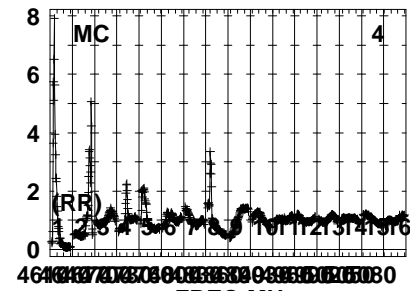
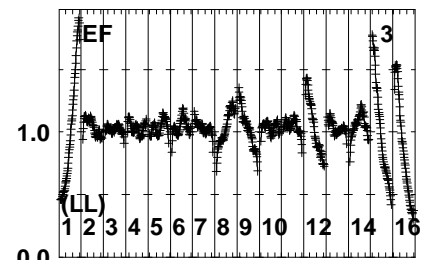
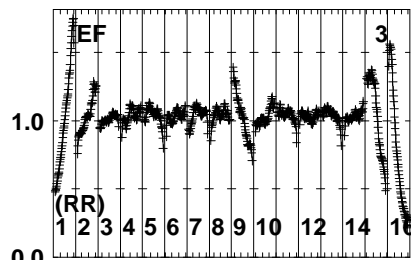
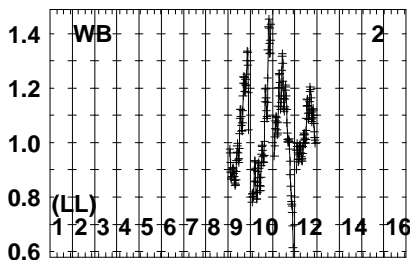
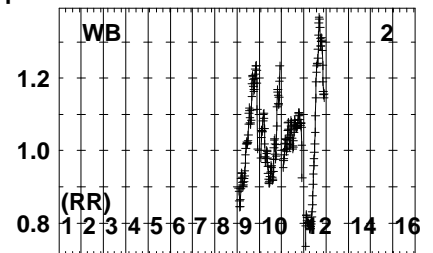
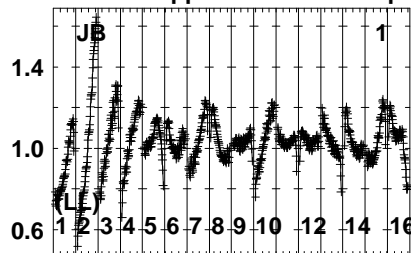
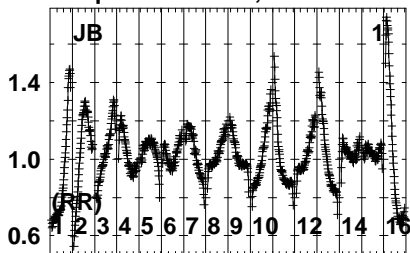


Lower frame: Real Jy
Auto-corr total-power spectrum Antenna: *
Timerange: 00/22:57:47 to 00/23:00:43

Plot file version 323 created 18-APR-2024 16:06:13

J1130+0846 RG014.UVDATA.1

Freq = 4.6005 GHz, Bw = 32.000 MH No calibration applied and no bandpass applied

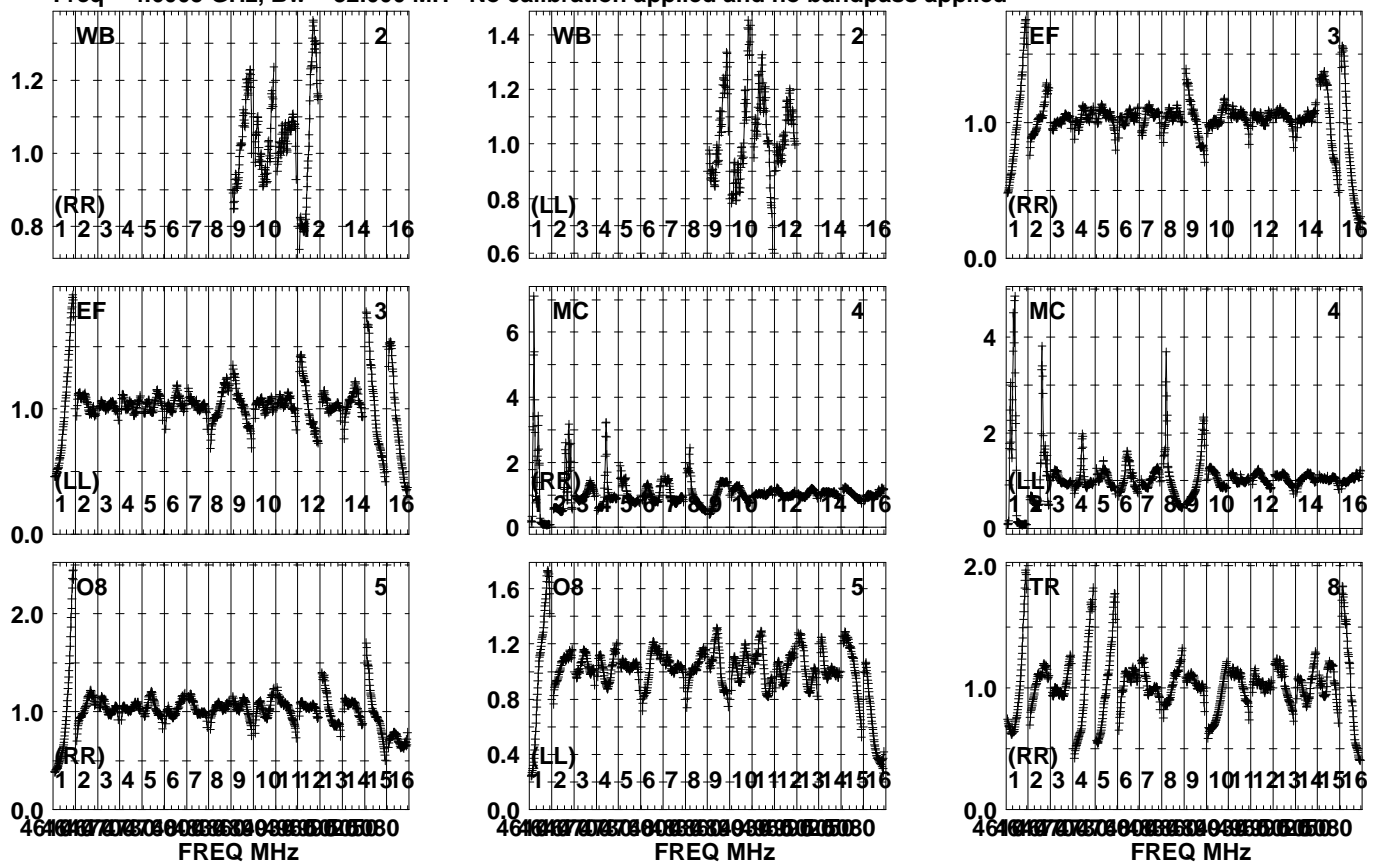


Lower frame: Real Jy
Auto-corr total-power spectrum Antenna: *
Timerange: 00/23:01:02 to 00/23:01:42

Plot file version 325 created 18-APR-2024 16:06:13

J1129+0951 RG014.UVDATA.1

Freq = 4.6005 GHz, Bw = 32.000 MH No calibration applied and no bandpass applied

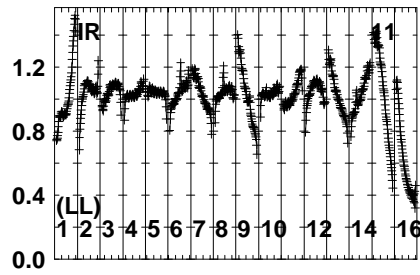
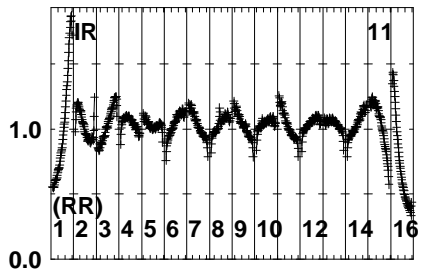
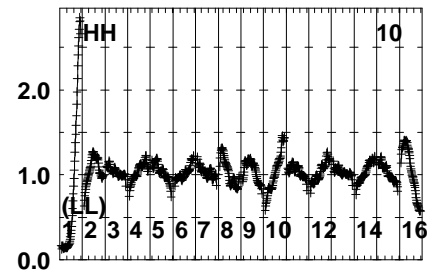
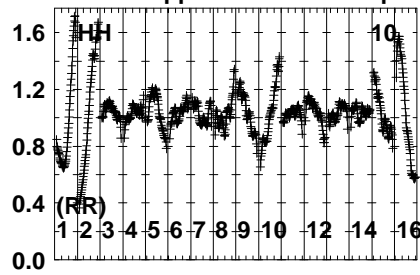
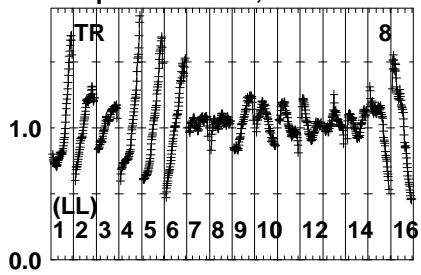


Lower frame: Real Jy
Auto-corr total-power spectrum Antenna: *
Timerange: 00/23:02:05 to 00/23:02:45

Plot file version 326 created 18-APR-2024 16:06:13

J1129+0951 RG014.UVDATA.1

Freq = 4.6005 GHz, Bw = 32.000 MH No calibration applied and no bandpass applied

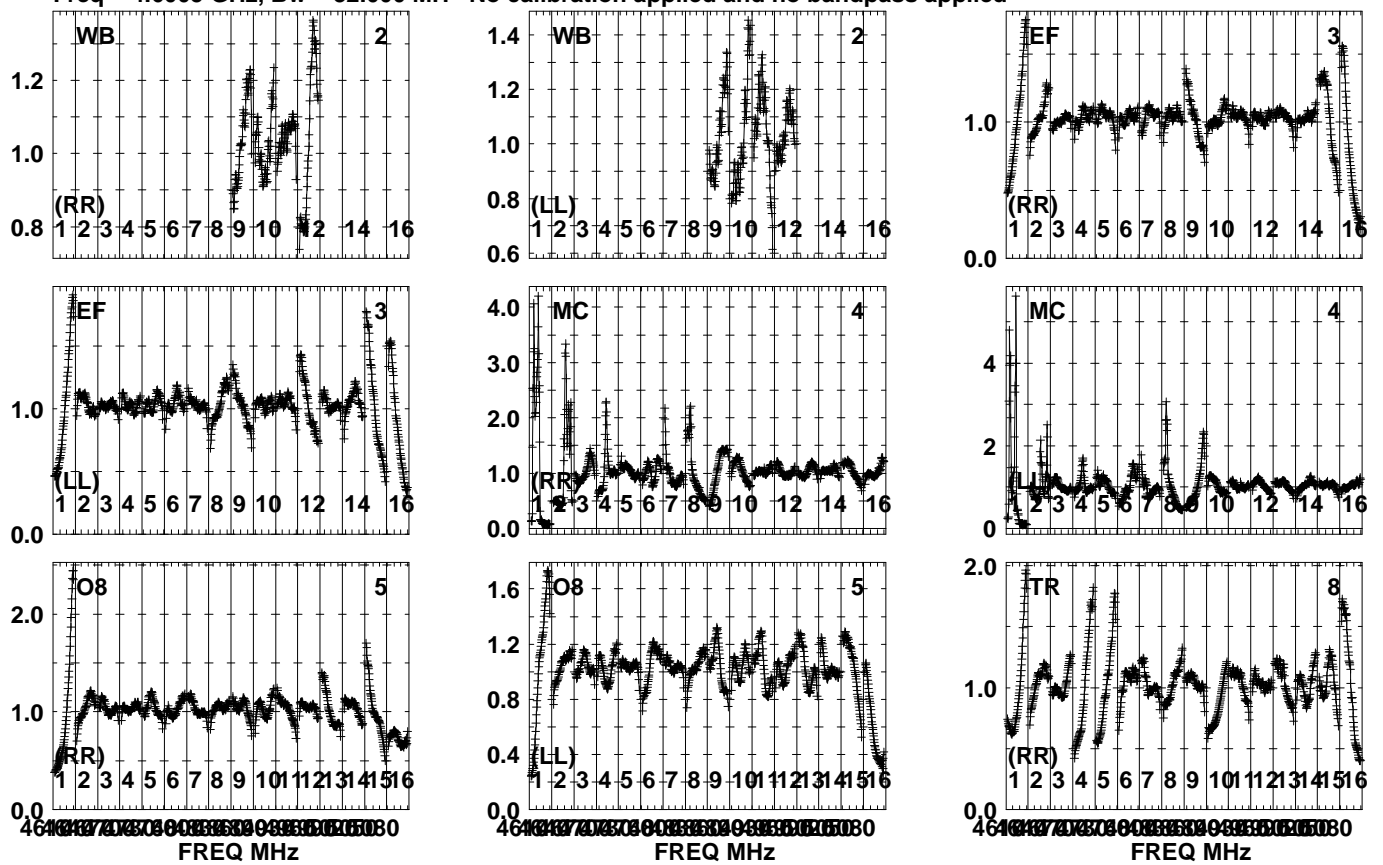


Lower frame: Real Jy
Auto-corr total-power spectrum Antenna: *
Timerange: 00/23:02:05 to 00/23:02:45

Plot file version 331 created 18-APR-2024 16:06:13

J1129+0951 RG014.UVDATA.1

Freq = 4.6005 GHz, Bw = 32.000 MH No calibration applied and no bandpass applied

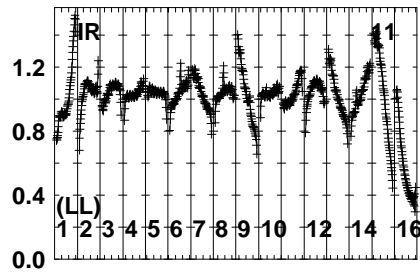
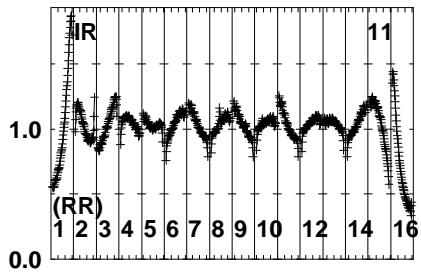
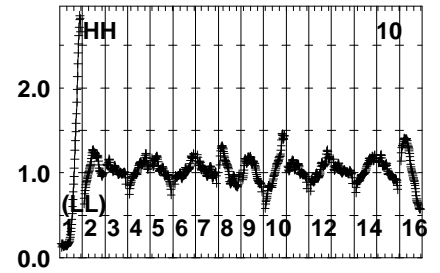
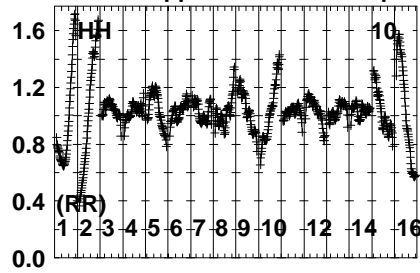
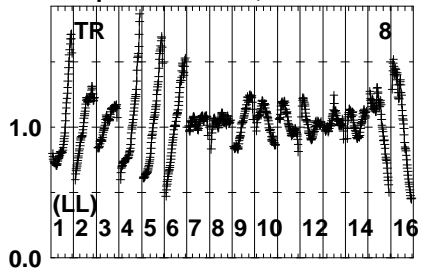


Lower frame: Real Jy
Auto-corr total-power spectrum Antenna: *
Timerange: 00/23:07:21 to 00/23:08:01

Plot file version 332 created 18-APR-2024 16:06:13

J1129+0951 RG014.UVDATA.1

Freq = 4.6005 GHz, Bw = 32.000 MH No calibration applied and no bandpass applied

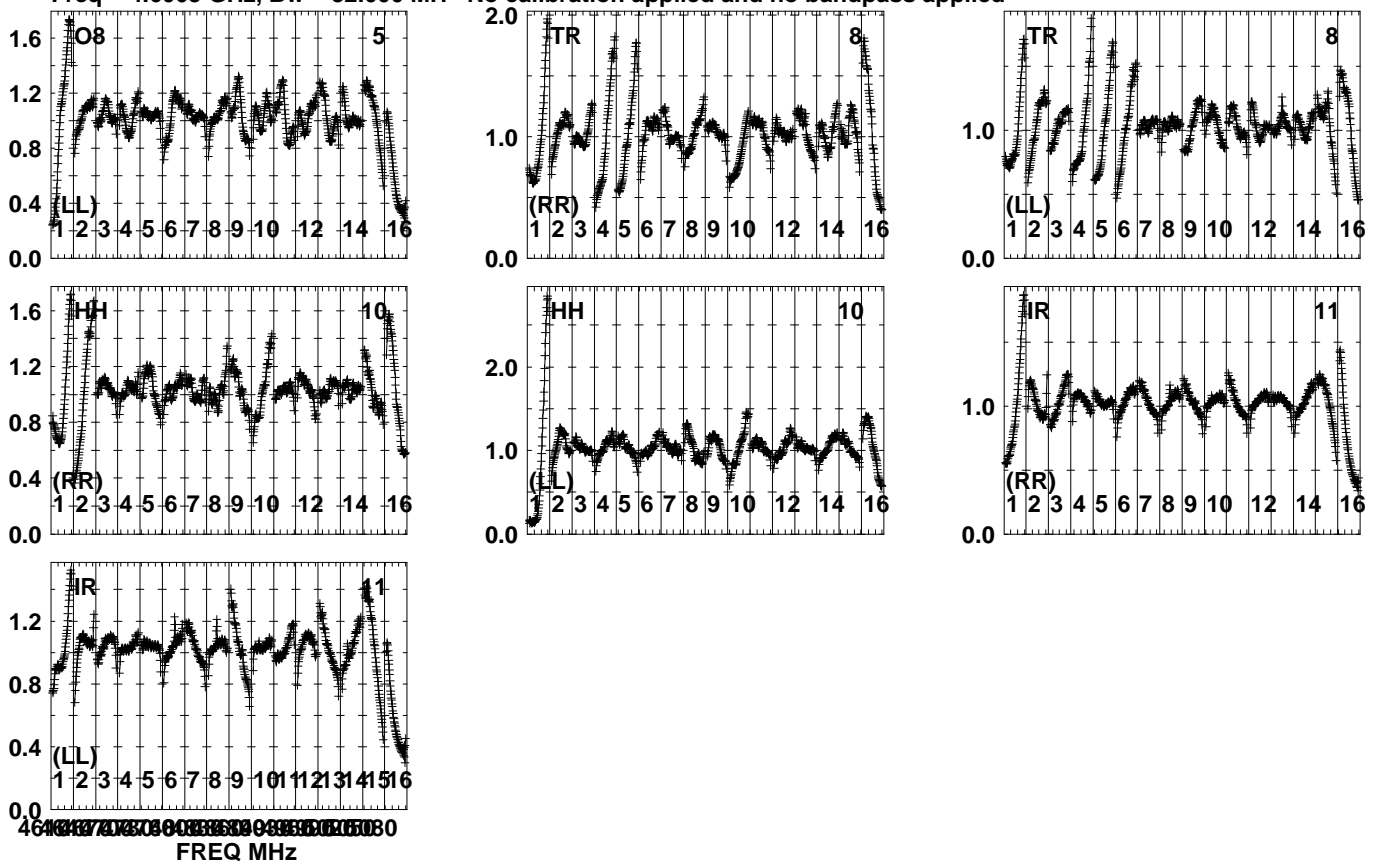


Lower frame: Real Jy
Auto-corr total-power spectrum Antenna: *
Timerange: 00/23:07:21 to 00/23:08:01

Plot file version 334 created 18-APR-2024 16:06:13

SN2022XF RG014.UVDATA.1

Freq = 4.6005 GHz, Bw = 32.000 MH No calibration applied and no bandpass applied

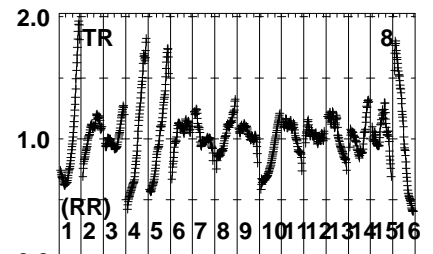
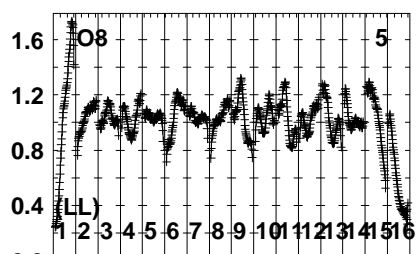
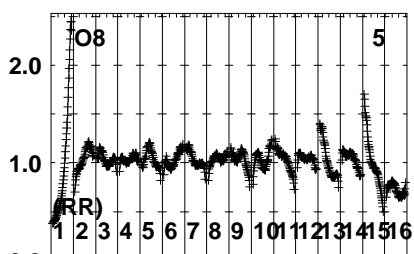
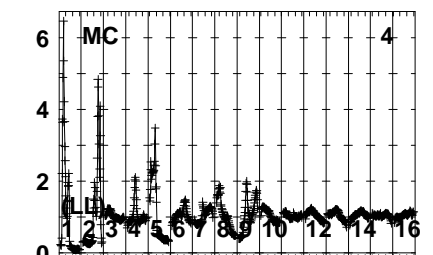
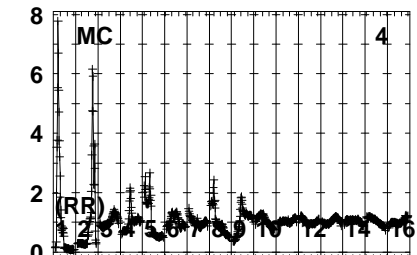
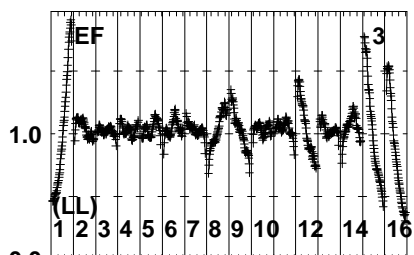
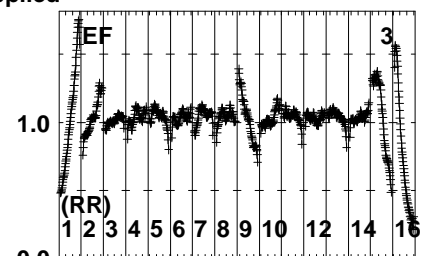
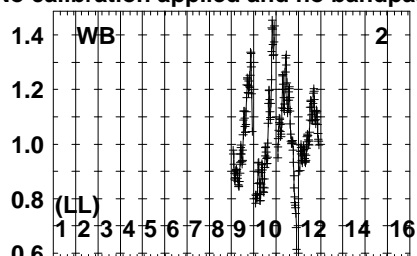
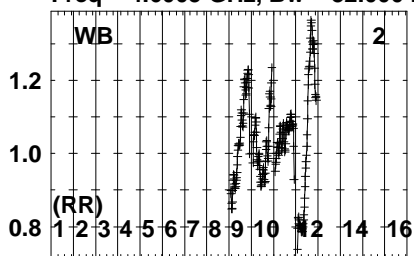


Lower frame: Real Jy
Auto-corr total-power spectrum Antenna: *
Timerange: 00/23:08:21 to 00/23:11:17

Plot file version 335 created 18-APR-2024 16:06:14

J1130+0846 RG014.UVDATA.1

Freq = 4.6005 GHz, Bw = 32.000 MH No calibration applied and no bandpass applied



4640000000 4640000000 4640000000 4640000000 4640000000 4640000000 4640000000 4640000000 4640000000 4640000000 4640000000 4640000000 4640000000 4640000000 4640000000 4640000000
FREQ MHz

4640000000 4640000000 4640000000 4640000000 4640000000 4640000000 4640000000 4640000000 4640000000 4640000000 4640000000 4640000000 4640000000 4640000000 4640000000 4640000000
FREQ MHz

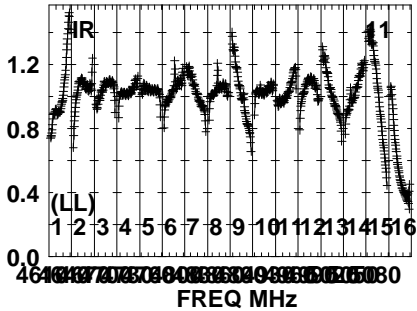
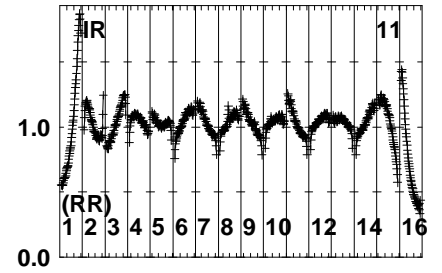
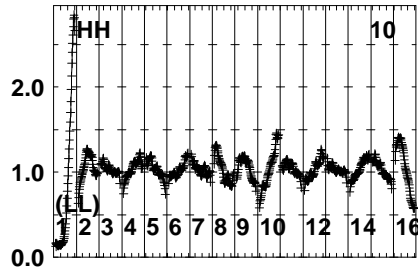
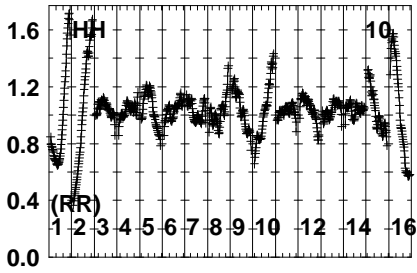
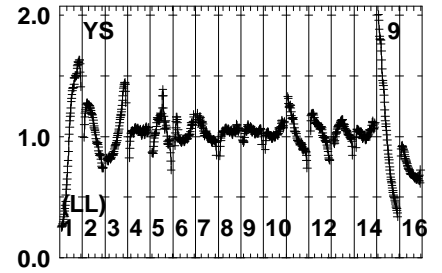
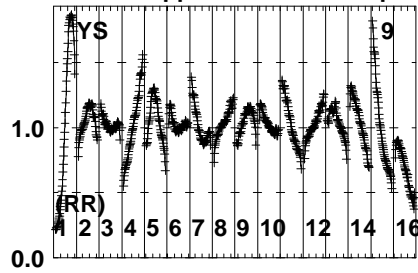
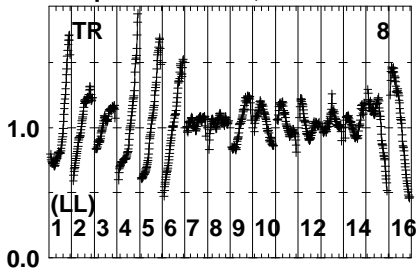
4640000000 4640000000 4640000000 4640000000 4640000000 4640000000 4640000000 4640000000 4640000000 4640000000 4640000000 4640000000 4640000000 4640000000 4640000000 4640000000
FREQ MHz

Lower frame: Real Jy
Auto-corr total-power spectrum Antenna: *
Timerange: 00/23:11:34 to 00/23:12:14

Plot file version 336 created 18-APR-2024 16:06:14

J1130+0846 RG014.UVDATA.1

Freq = 4.6005 GHz, Bw = 32.000 MH No calibration applied and no bandpass applied

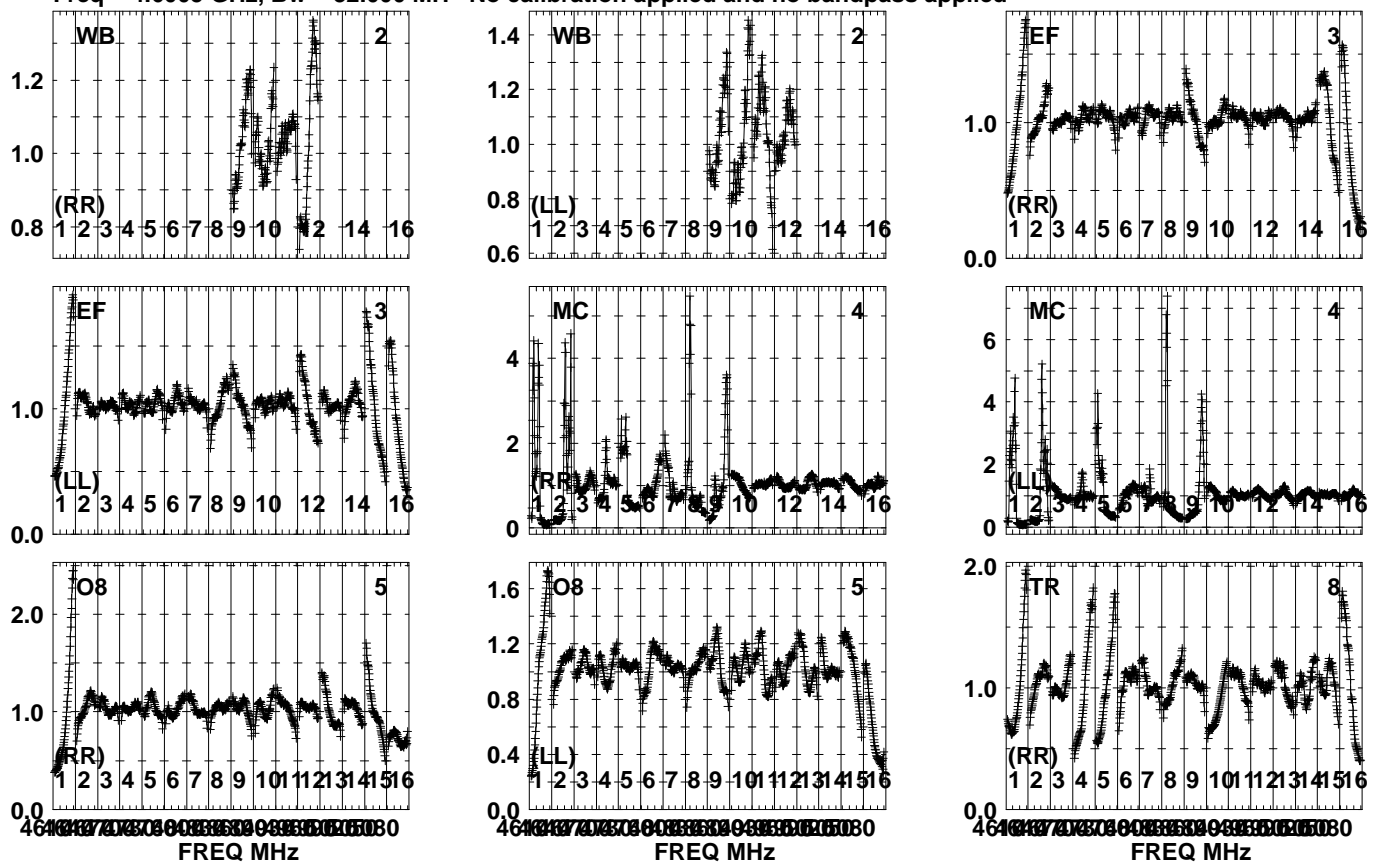


Lower frame: Real Jy
Auto-corr total-power spectrum Antenna: *
Timerange: 00/23:11:34 to 00/23:12:14

Plot file version 337 created 18-APR-2024 16:06:14

J1129+0951 RG014.UVDATA.1

Freq = 4.6005 GHz, Bw = 32.000 MH No calibration applied and no bandpass applied

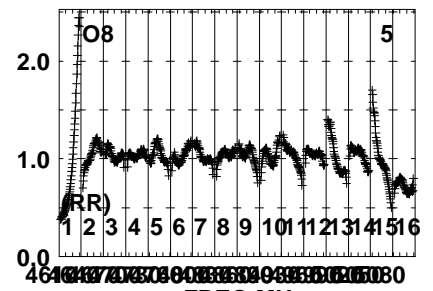
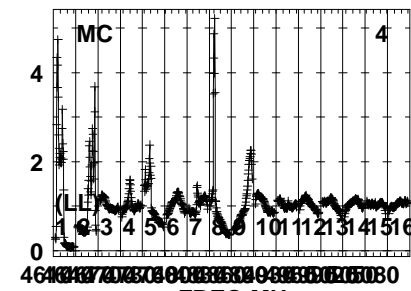
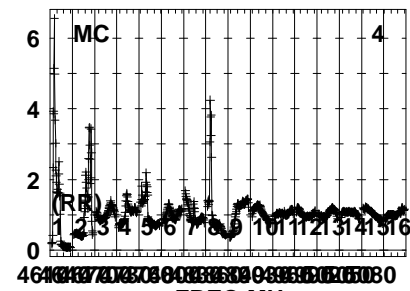
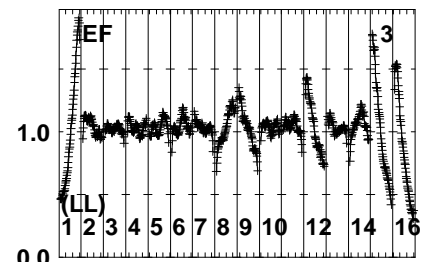
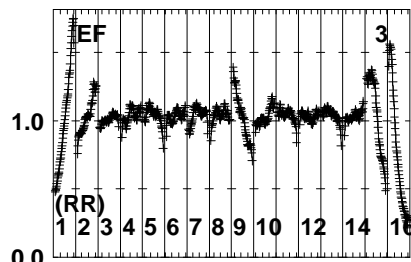
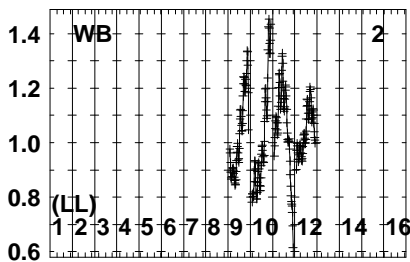
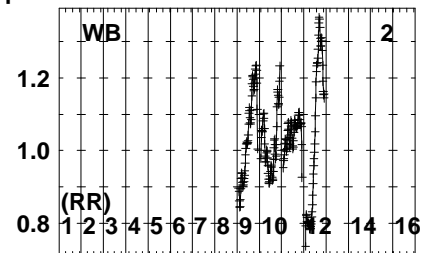
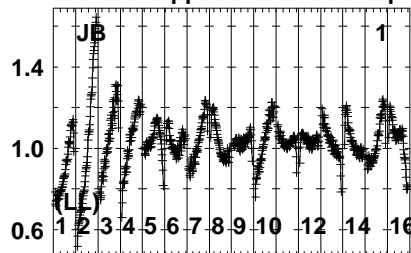
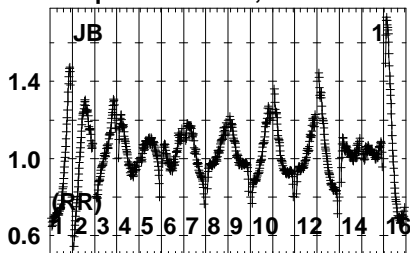


Lower frame: Real Jy
Auto-corr total-power spectrum Antenna: *
Timerange: 00/23:12:37 to 00/23:13:17

Plot file version 339 created 18-APR-2024 16:06:14

SN2022XF RG014.UVDATA.1

Freq = 4.6005 GHz, Bw = 32.000 MH No calibration applied and no bandpass applied

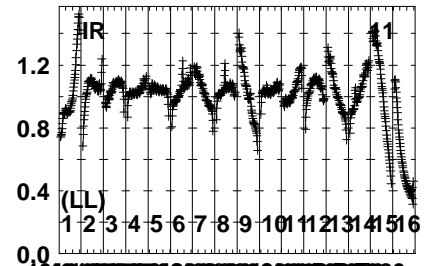
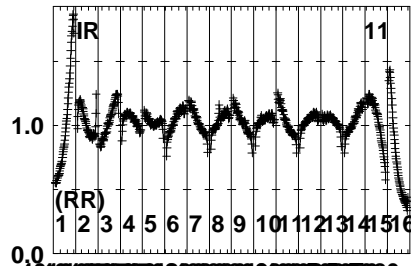
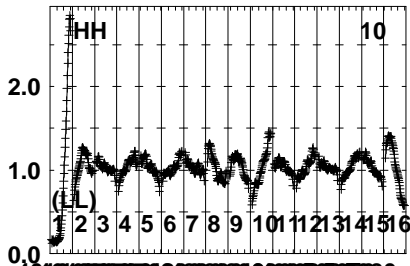
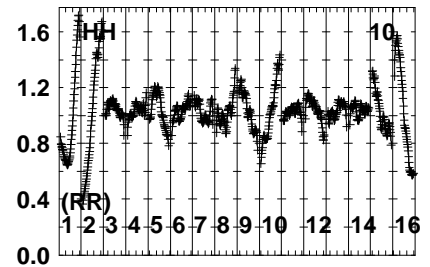
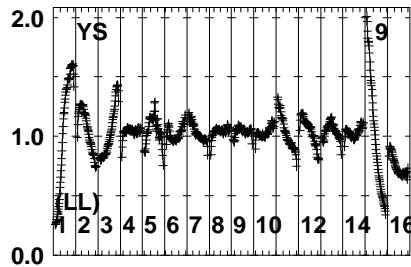
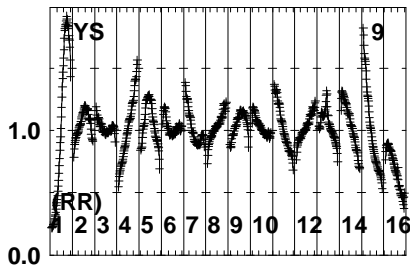
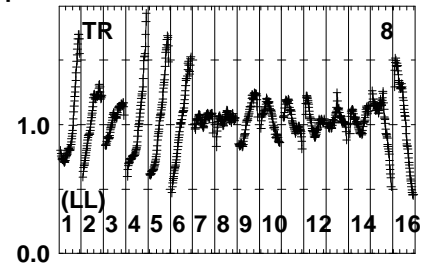
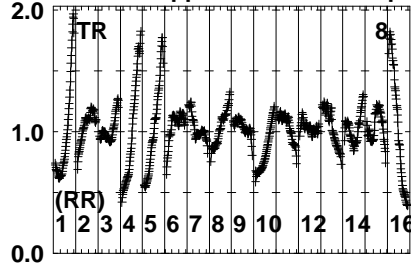
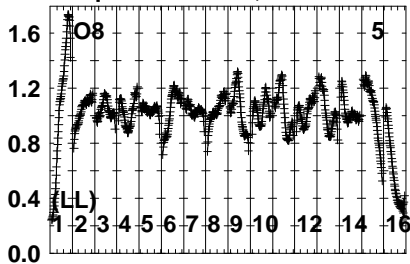


Lower frame: Real Jy
Auto-corr total-power spectrum Antenna: *
Timerange: 00/23:13:37 to 00/23:16:33

Plot file version 340 created 18-APR-2024 16:06:14

SN2022XXF RG014.UVDATA.1

Freq = 4.6005 GHz, Bw = 32.000 MH No calibration applied and no bandpass applied

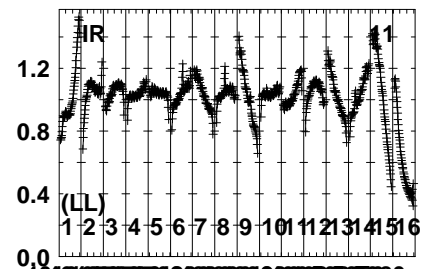
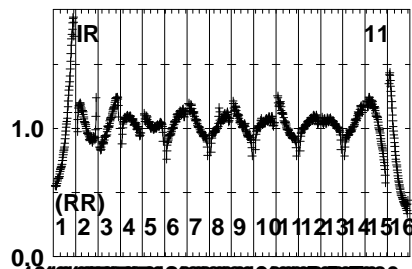
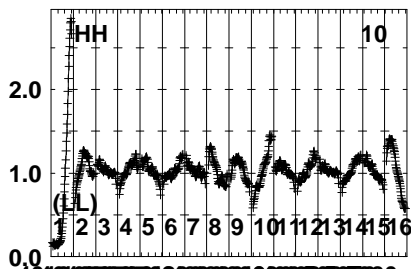
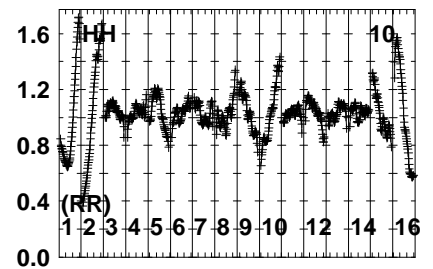
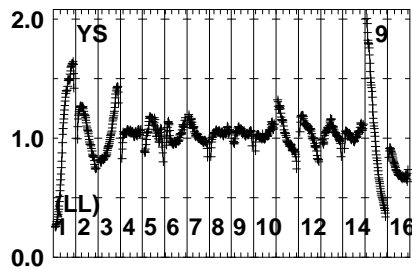
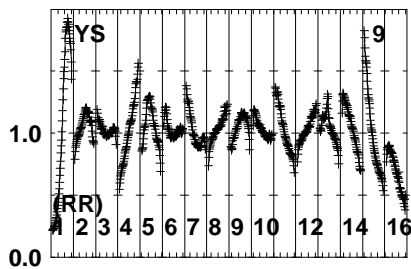
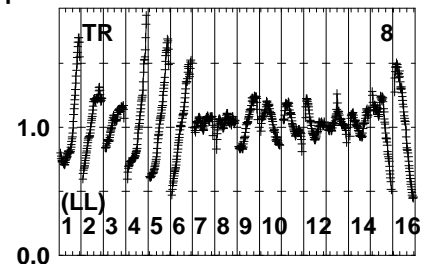
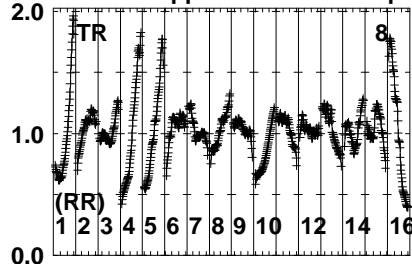
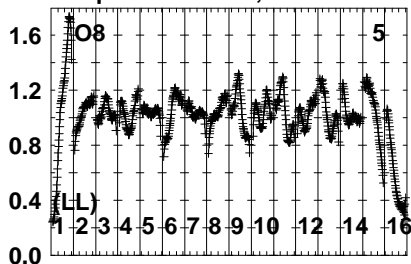


Lower frame: Real Jy
Auto-corr total-power spectrum Antenna: *
Timerange: 00/23:13:37 to 00/23:16:33

Plot file version 342 created 18-APR-2024 16:06:14

J1130+0846 RG014.UVDATA.1

Freq = 4.6005 GHz, Bw = 32.000 MH No calibration applied and no bandpass applied

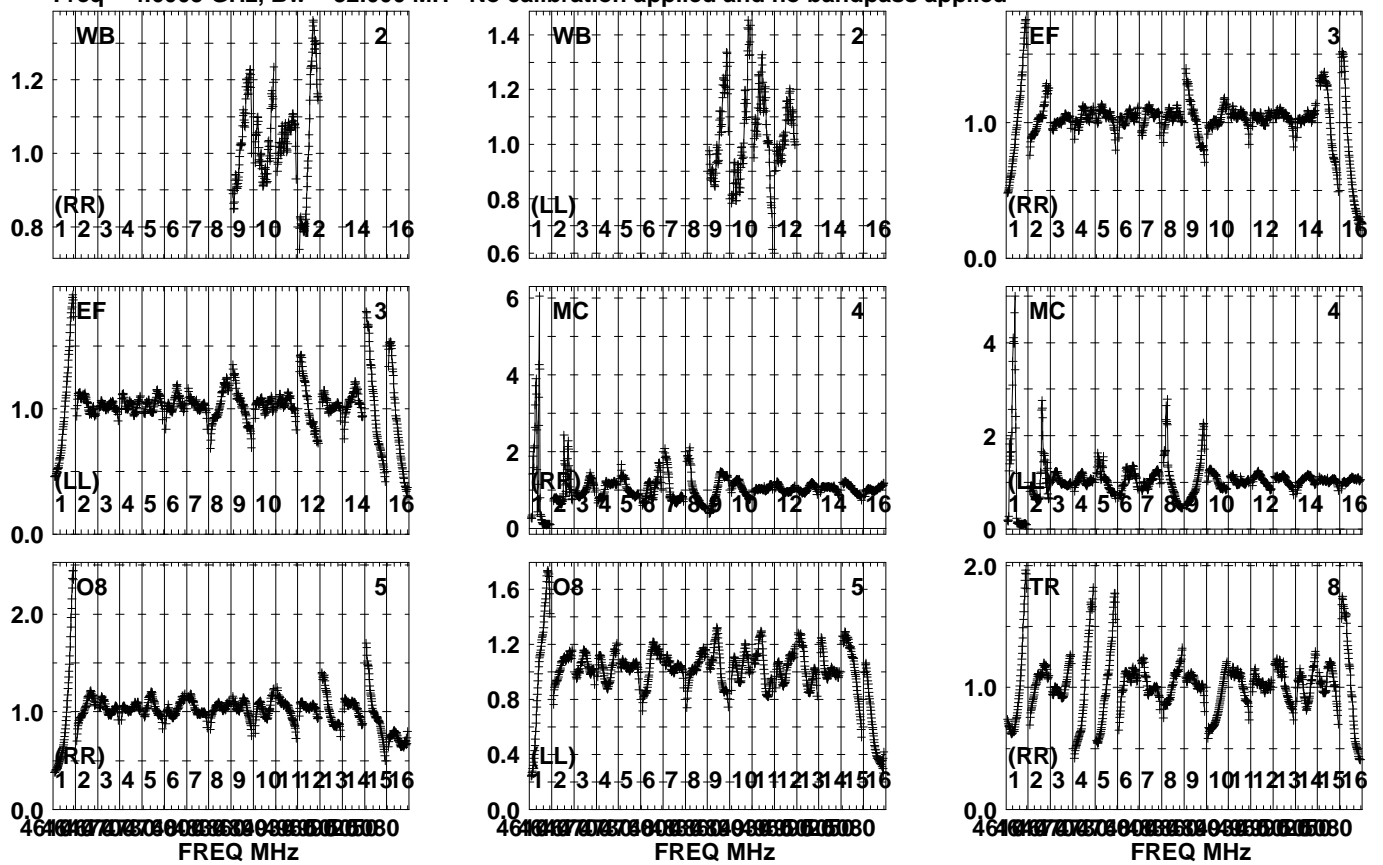


Lower frame: Real Jy
Auto-corr total-power spectrum Antenna: *
Timerange: 00/23:16:50 to 00/23:17:30

Plot file version 343 created 18-APR-2024 16:06:14

J1129+0951 RG014.UVDATA.1

Freq = 4.6005 GHz, Bw = 32.000 MH No calibration applied and no bandpass applied

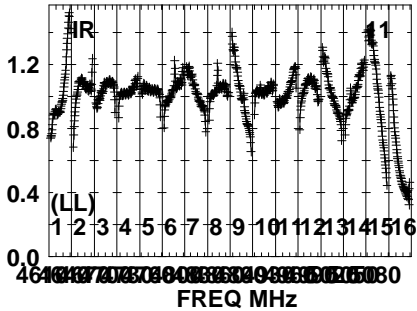
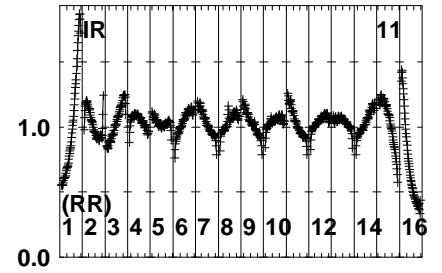
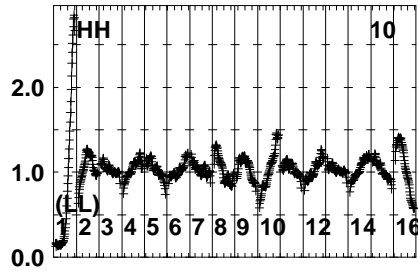
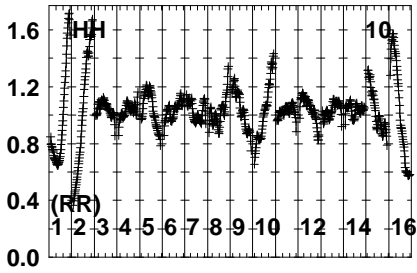
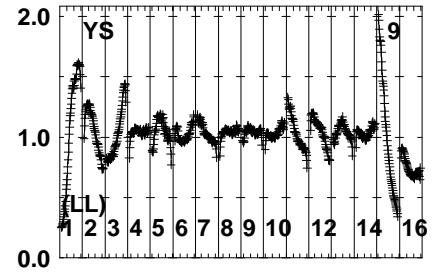
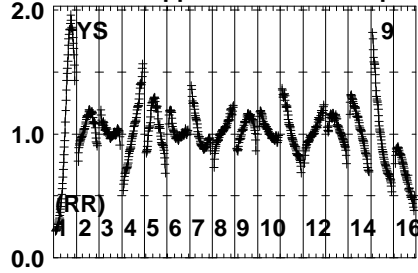
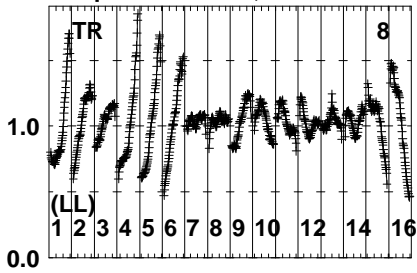


Lower frame: Real Jy
Auto-corr total-power spectrum Antenna: *
Timerange: 00/23:17:53 to 00/23:18:33

Plot file version 344 created 18-APR-2024 16:06:14

J1129+0951 RG014.UVDATA.1

Freq = 4.6005 GHz, Bw = 32.000 MH No calibration applied and no bandpass applied

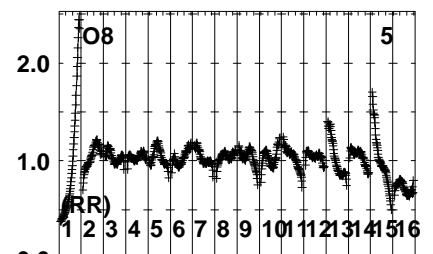
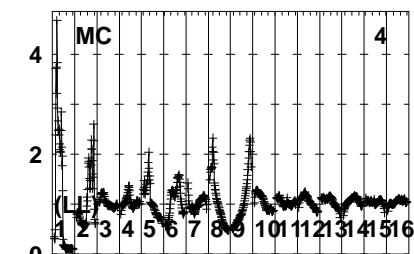
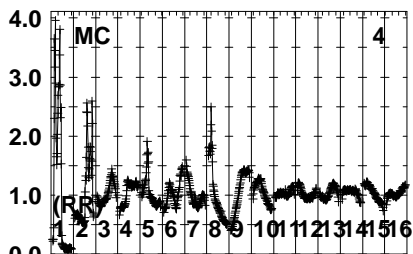
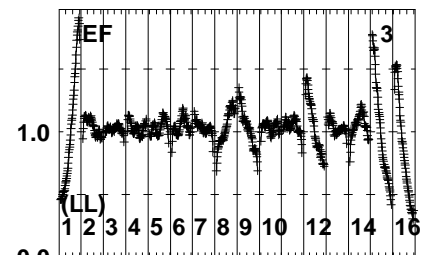
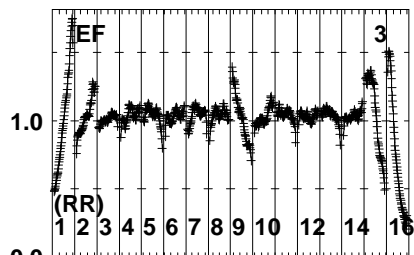
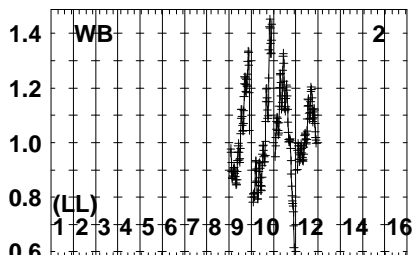
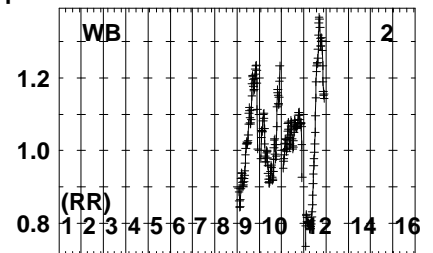
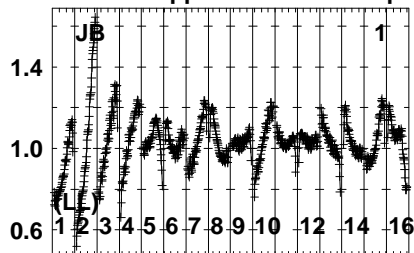
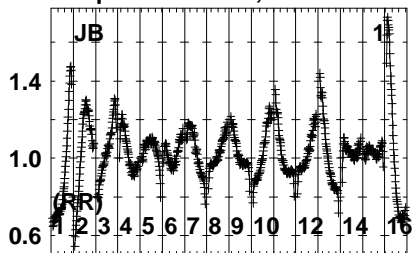


Lower frame: Real Jy
Auto-corr total-power spectrum Antenna: *
Timerange: 00/23:17:53 to 00/23:18:33

Plot file version 345 created 18-APR-2024 16:06:14

SN2022XF RG014.UVDATA.1

Freq = 4.6005 GHz, Bw = 32.000 MH No calibration applied and no bandpass applied



46400 46400 46400 46400 46400 46400 46400 46400 46400 46400 46400 46400 46400 46400 46400 46400
FREQ MHz

46400 46400 46400 46400 46400 46400 46400 46400 46400 46400 46400 46400 46400 46400 46400 46400
FREQ MHz

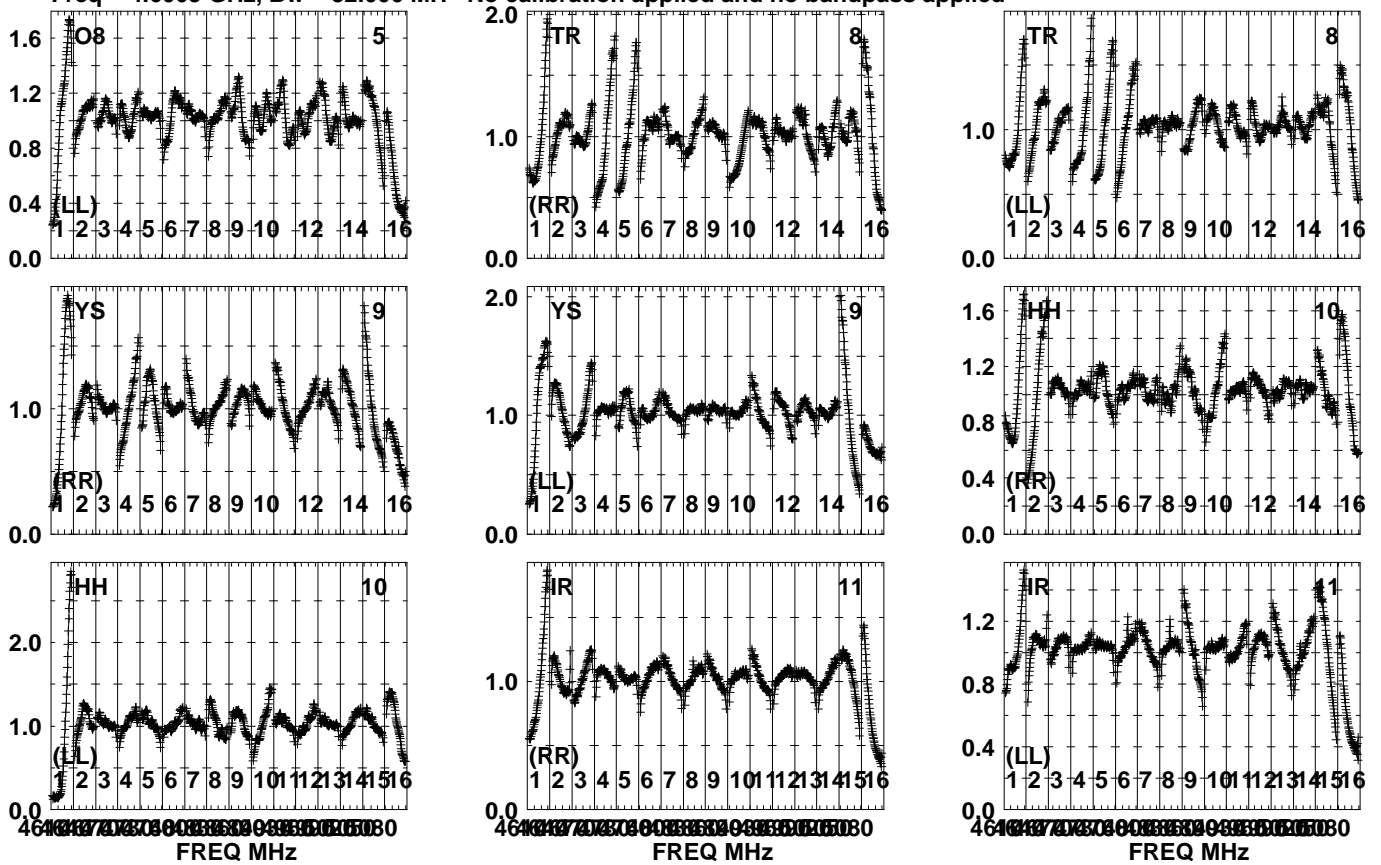
46400 46400 46400 46400 46400 46400 46400 46400 46400 46400 46400 46400 46400 46400 46400 46400
FREQ MHz

Lower frame: Real Jy
Auto-corr total-power spectrum Antenna: *
Timerange: 00/23:18:53 to 00/23:21:49

Plot file version 346 created 18-APR-2024 16:06:14

SN2022XXF RG014.UVDATA.1

Freq = 4.6005 GHz, Bw = 32.000 MH No calibration applied and no bandpass applied

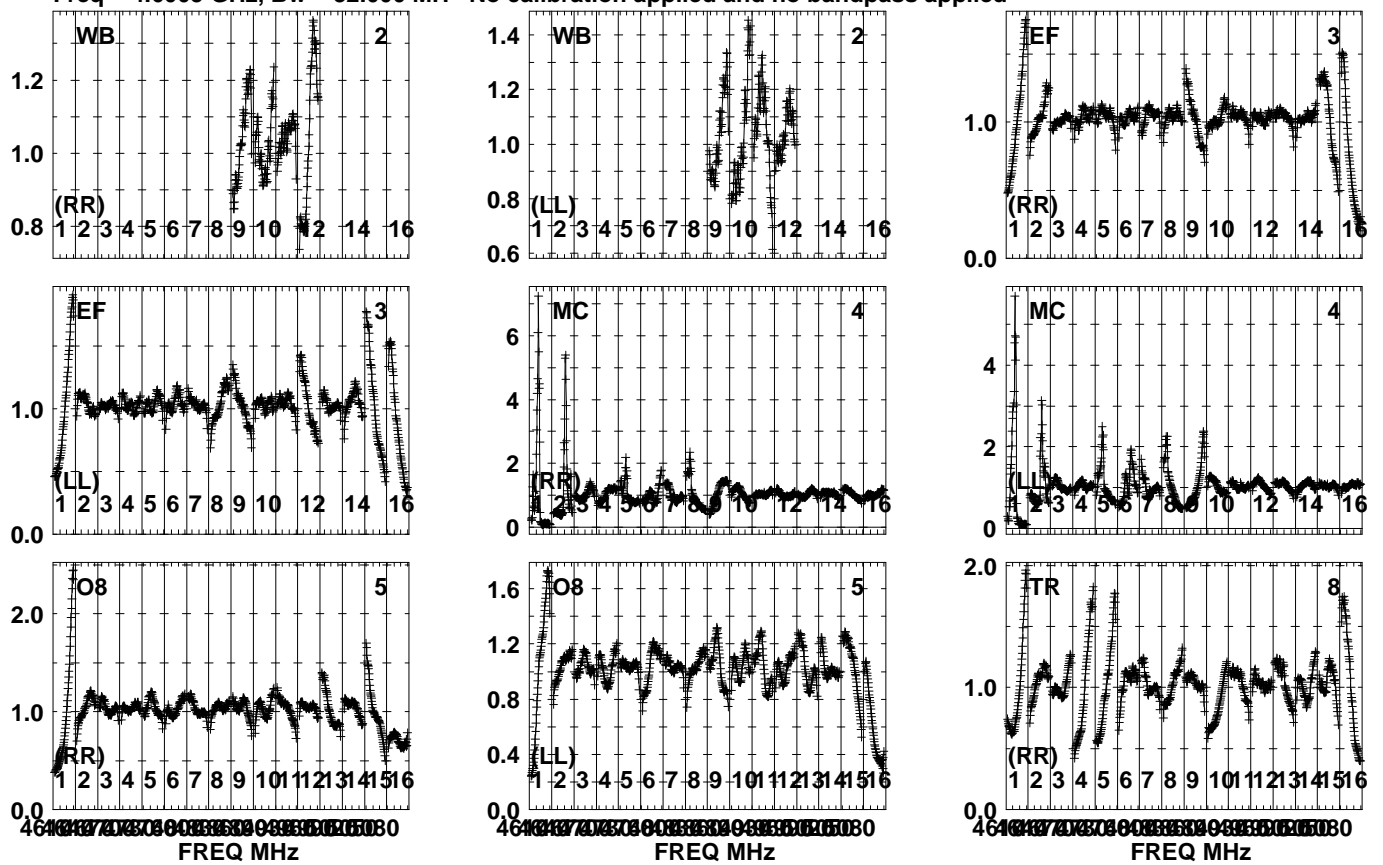


Lower frame: Real Jy
Auto-corr total-power spectrum Antenna: *
Timerange: 00/23:18:53 to 00/23:21:49

Plot file version 347 created 18-APR-2024 16:06:15

J1130+0846 RG014.UVDATA.1

Freq = 4.6005 GHz, Bw = 32.000 MH No calibration applied and no bandpass applied

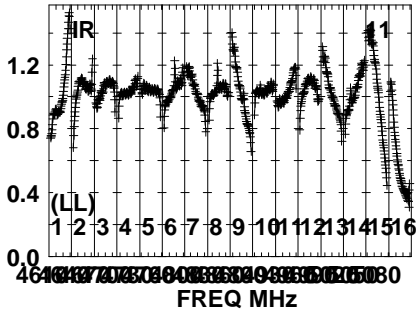
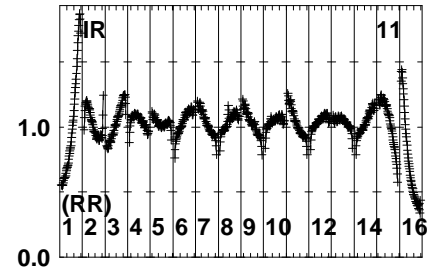
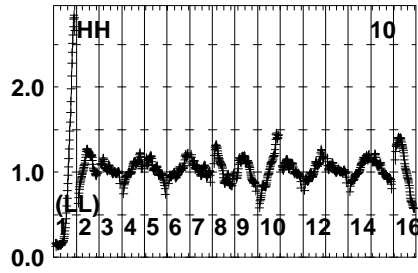
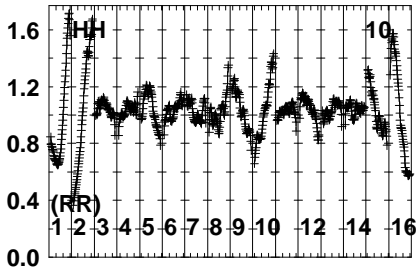
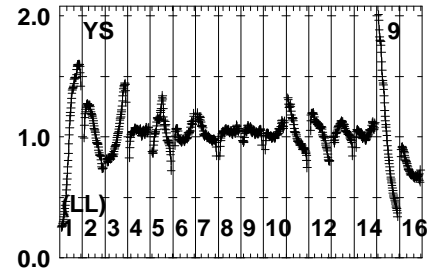
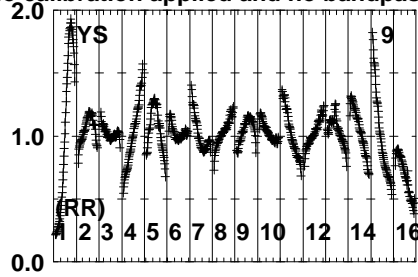
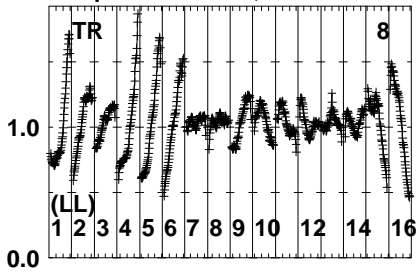


Lower frame: Real Jy
Auto-corr total-power spectrum Antenna: *
Timerange: 00/23:22:06 to 00/23:22:46

Plot file version 348 created 18-APR-2024 16:06:15

J1130+0846 RG014.UVDATA.1

Freq = 4.6005 GHz, Bw = 32.000 MH No calibration applied and no bandpass applied

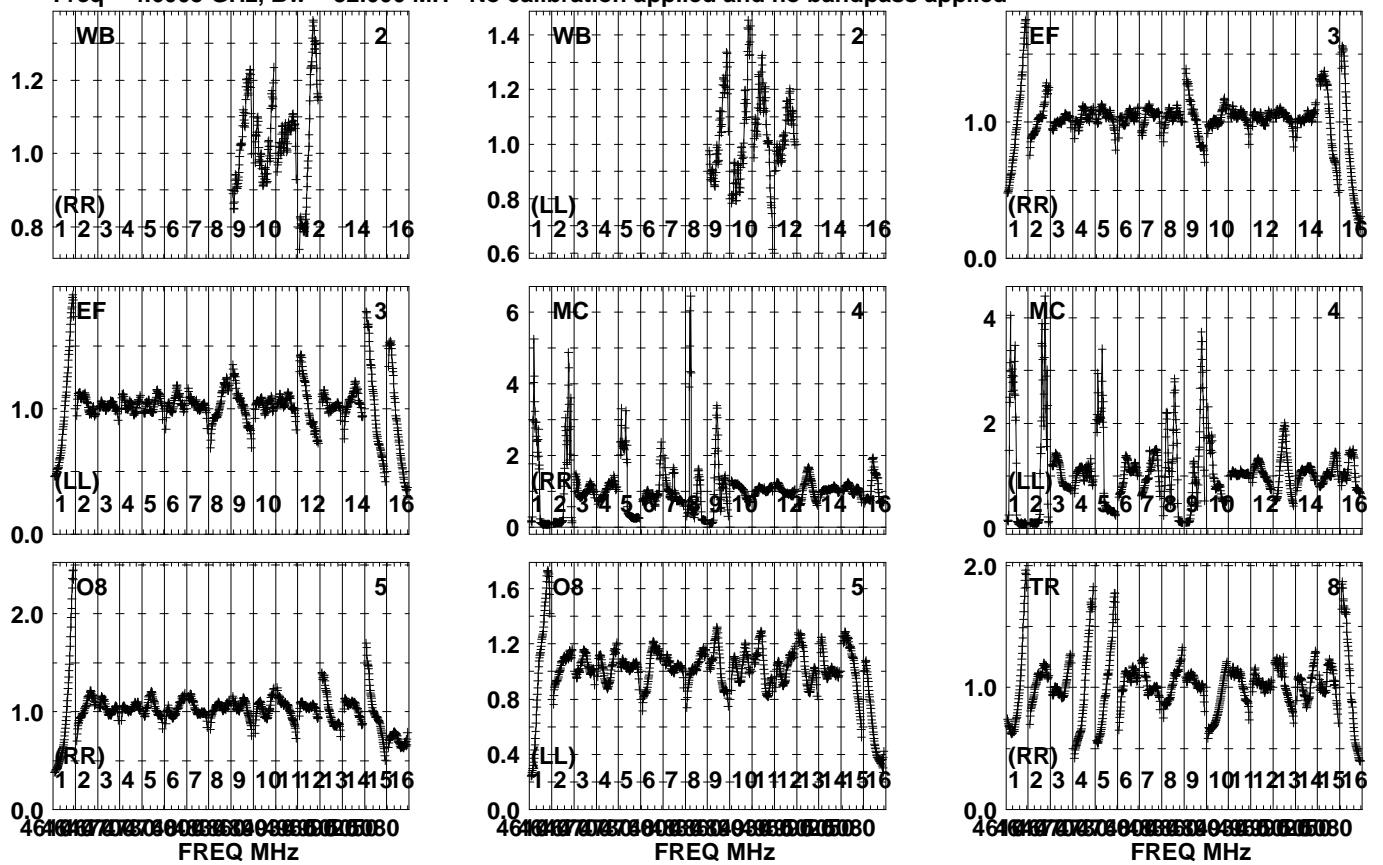


Lower frame: Real Jy
Auto-corr total-power spectrum Antenna: *
Timerange: 00/23:22:06 to 00/23:22:46

Plot file version 349 created 18-APR-2024 16:06:15

J1129+0951 RG014.UVDATA.1

Freq = 4.6005 GHz, Bw = 32.000 MH No calibration applied and no bandpass applied

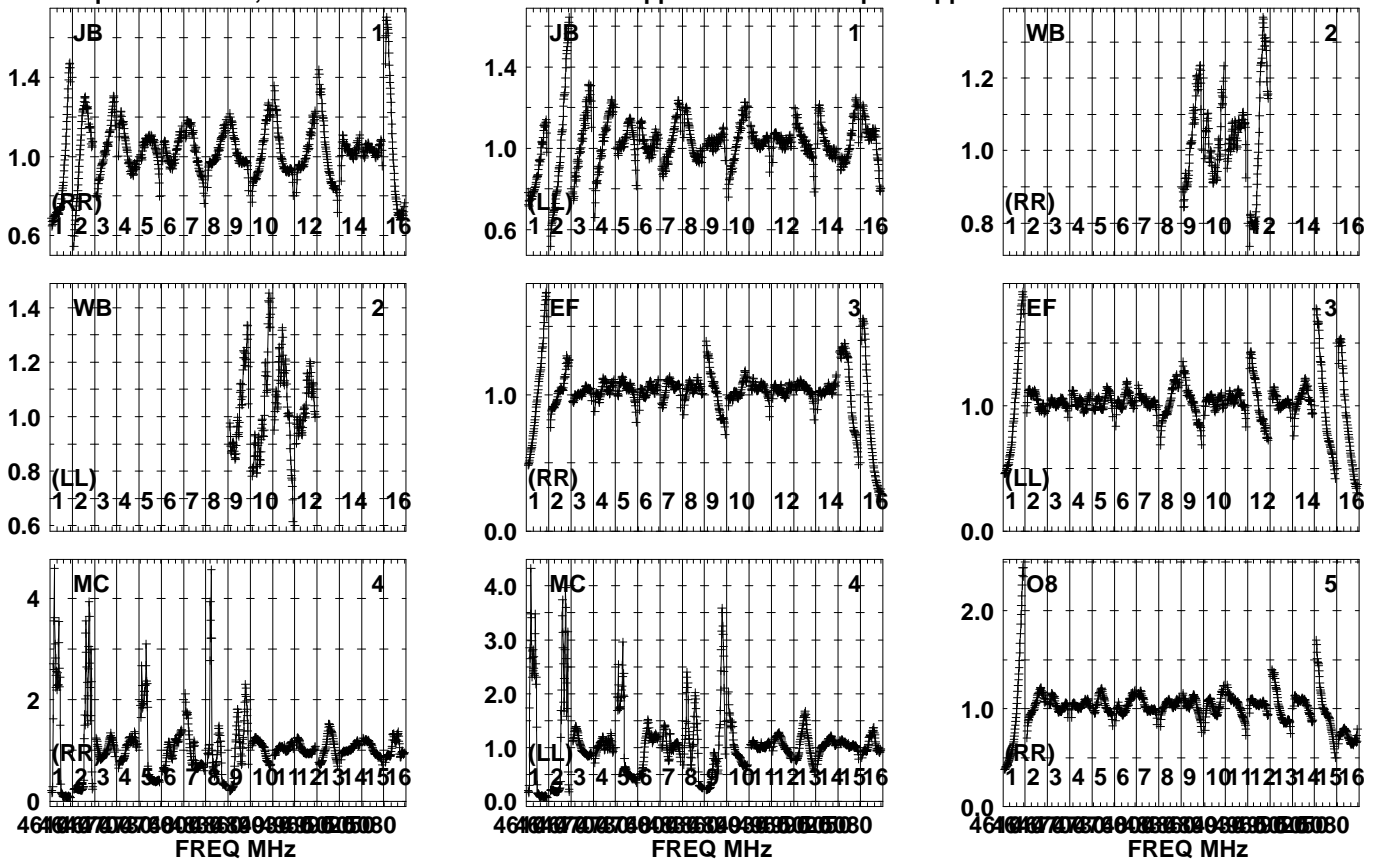


Lower frame: Real Jy
Auto-corr total-power spectrum Antenna: *
Timerange: 00/23:23:09 to 00/23:23:49

Plot file version 351 created 18-APR-2024 16:06:15

SN2022XXF RG014.UVDATA.1

Freq = 4.6005 GHz, Bw = 32.000 MH No calibration applied and no bandpass applied

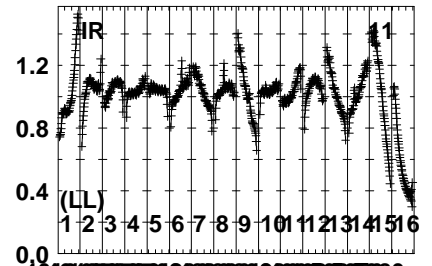
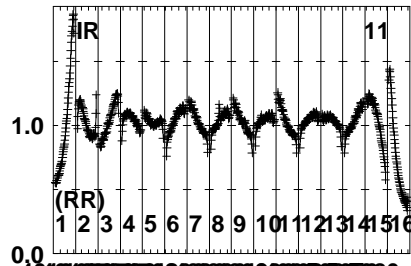
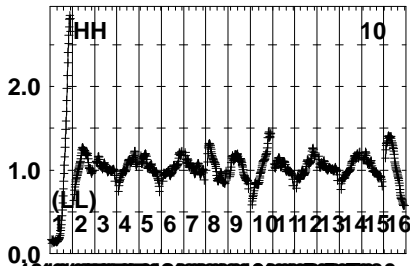
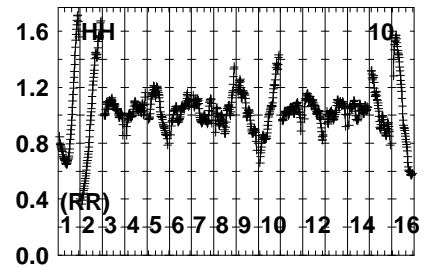
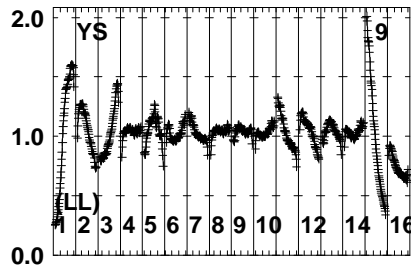
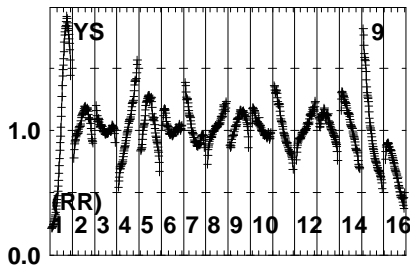
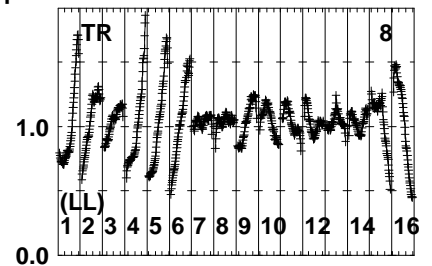
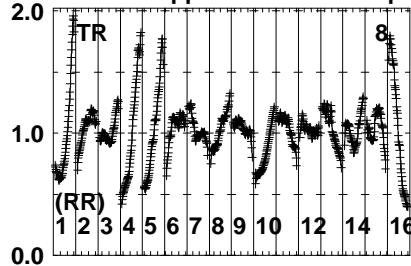
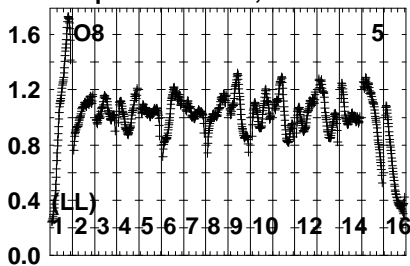


Lower frame: Real Jy
Auto-corr total-power spectrum Antenna: *
Timerange: 00/23:24:09 to 00/23:27:05

Plot file version 352 created 18-APR-2024 16:06:15

SN2022XXF RG014.UVDATA.1

Freq = 4.6005 GHz, Bw = 32.000 MH No calibration applied and no bandpass applied

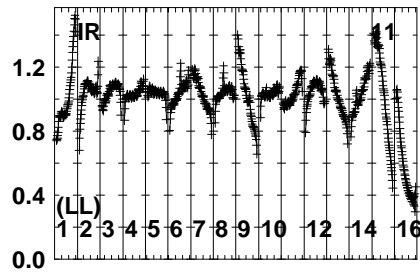
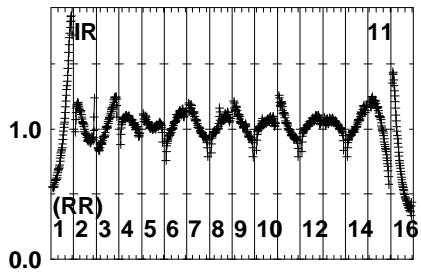
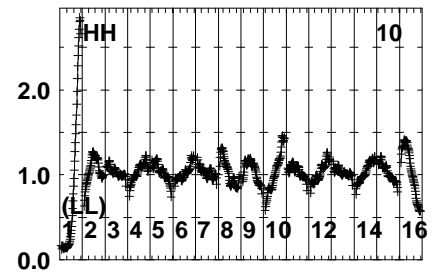
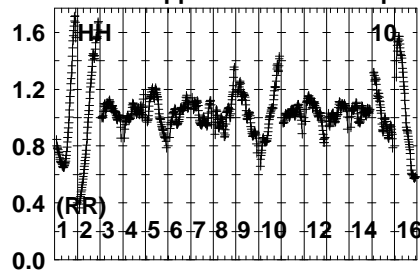
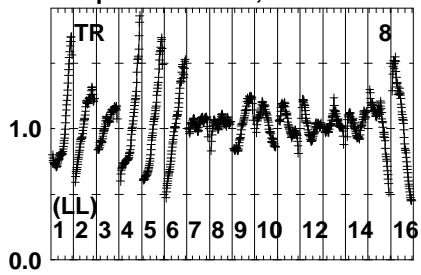


Lower frame: Real Jy
Auto-corr total-power spectrum Antenna: *
Timerange: 00/23:24:09 to 00/23:27:05

Plot file version 356 created 18-APR-2024 16:06:15

J1129+0951 RG014.UVDATA.1

Freq = 4.6005 GHz, Bw = 32.000 MH No calibration applied and no bandpass applied

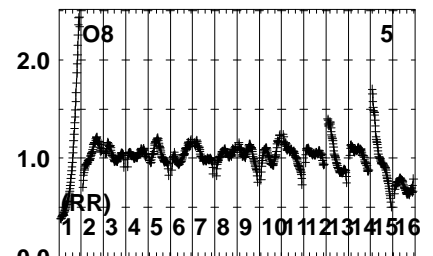
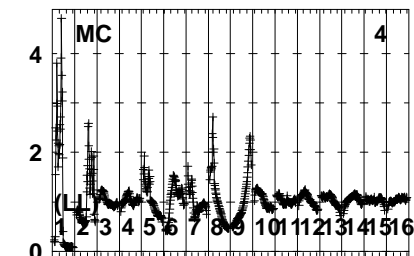
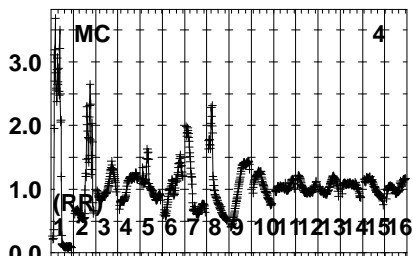
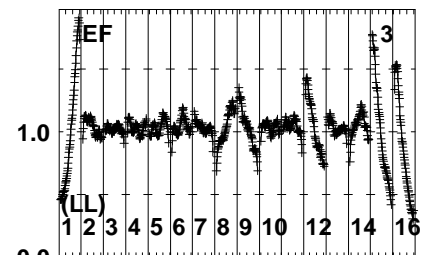
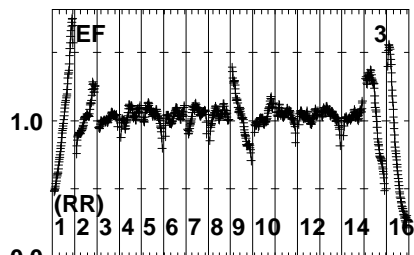
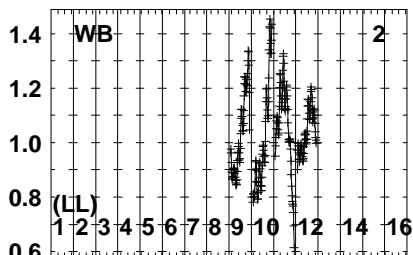
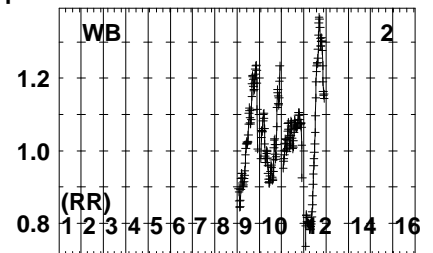
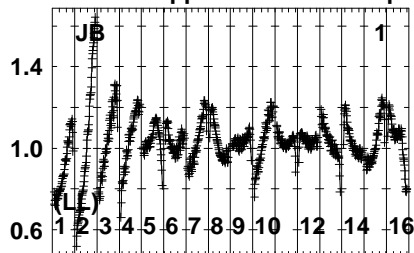
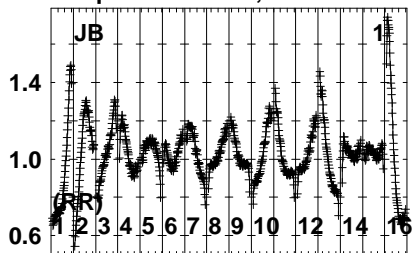


Lower frame: Real Jy
Auto-corr total-power spectrum Antenna: *
Timerange: 00/23:28:25 to 00/23:29:05

Plot file version 357 created 18-APR-2024 16:06:15

SN2022XXF RG014.UVDATA.1

Freq = 4.6005 GHz, Bw = 32.000 MH No calibration applied and no bandpass applied



464317 4080 008889 9986 02580
FREQ MHz

464317 4080 008889 9986 02580
FREQ MHz

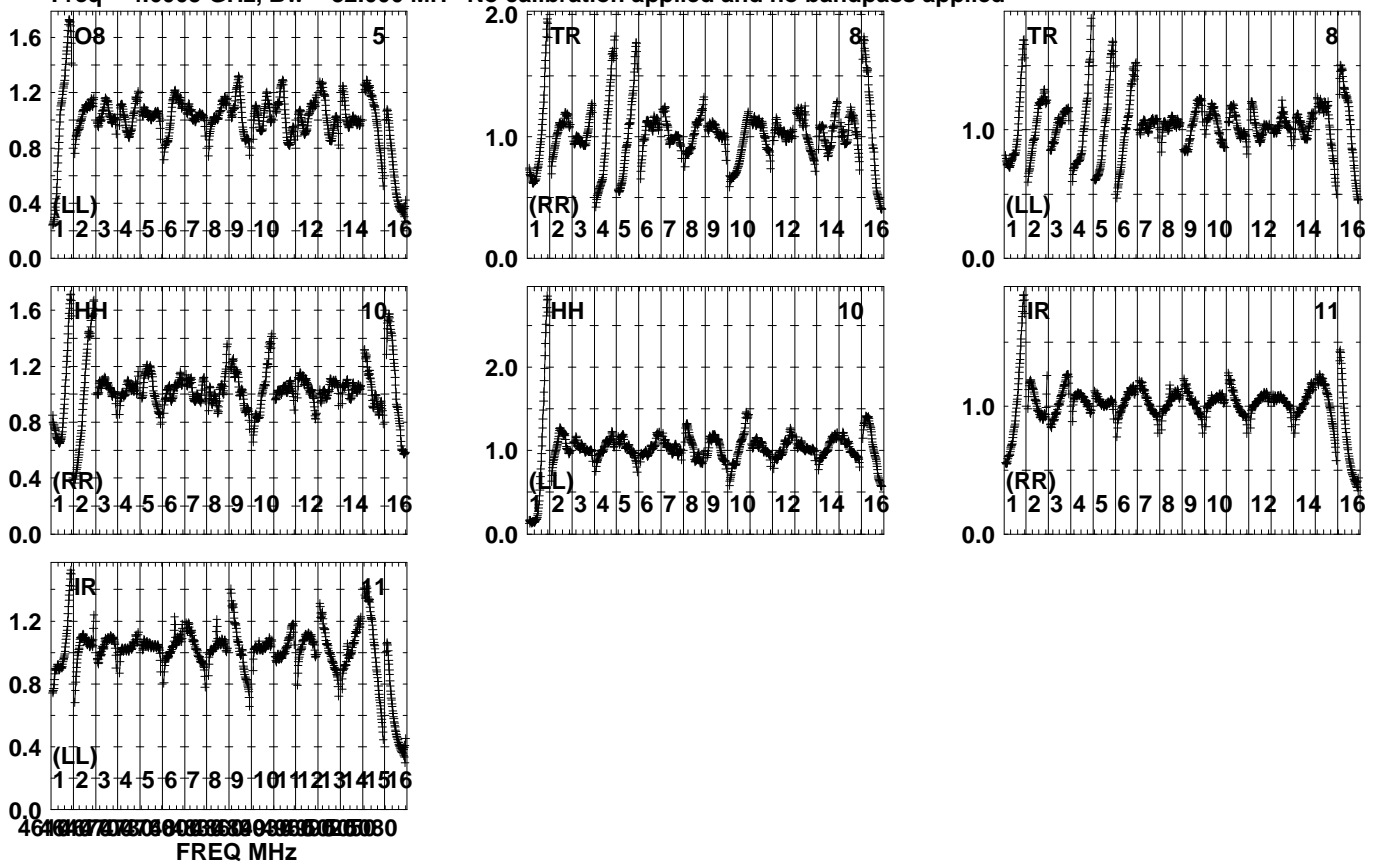
464317 4080 008889 9986 02580
FREQ MHz

Lower frame: Real Jy
Auto-corr total-power spectrum Antenna: *
Timerange: 00/23:29:25 to 00/23:32:21

Plot file version 358 created 18-APR-2024 16:06:15

SN2022XF RG014.UVDATA.1

Freq = 4.6005 GHz, Bw = 32.000 MH No calibration applied and no bandpass applied

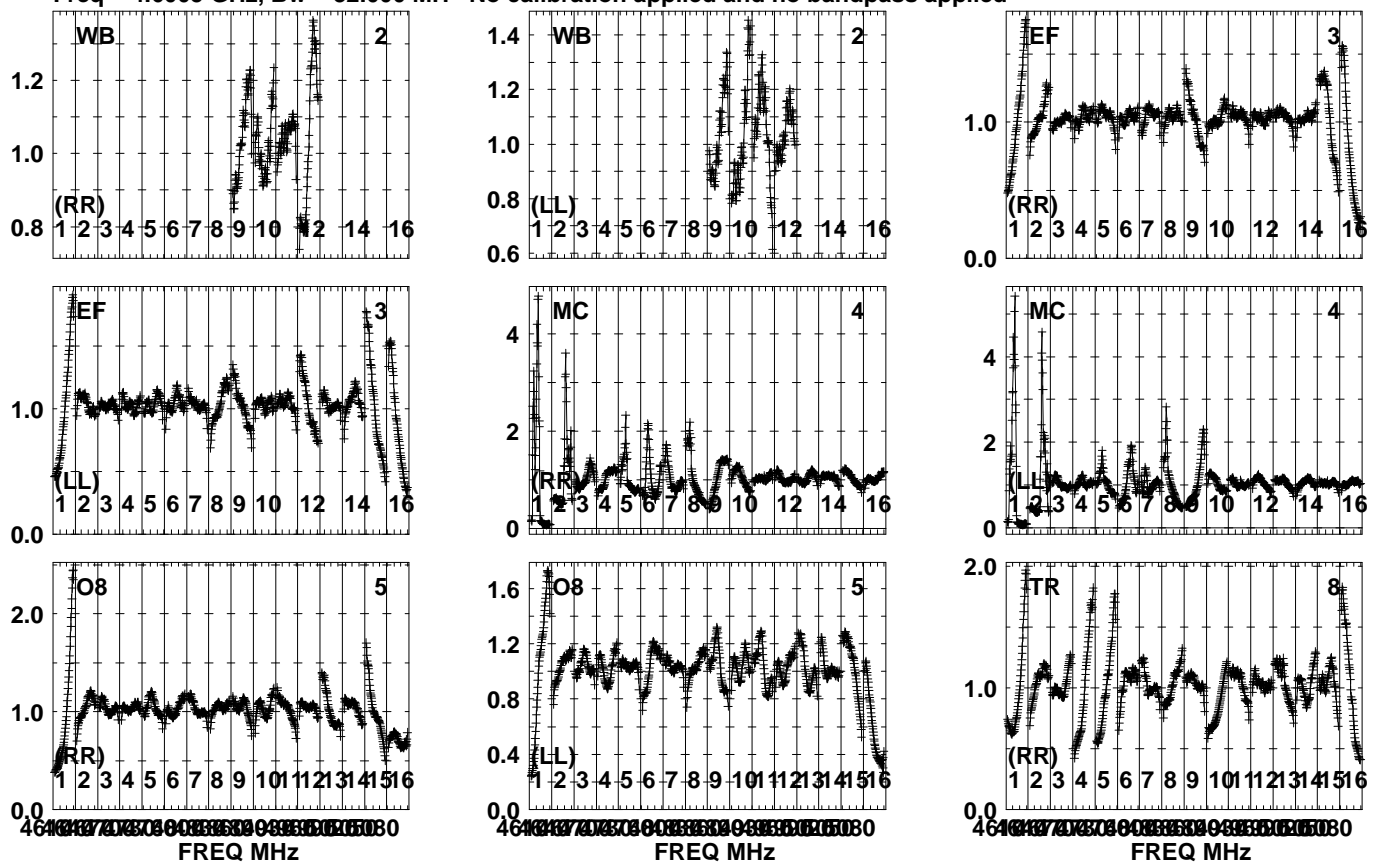


Lower frame: Real Jy
Auto-corr total-power spectrum Antenna: *
Timerange: 00/23:29:25 to 00/23:32:21

Plot file version 359 created 18-APR-2024 16:06:15

J1130+0846 RG014.UVDATA.1

Freq = 4.6005 GHz, Bw = 32.000 MH No calibration applied and no bandpass applied

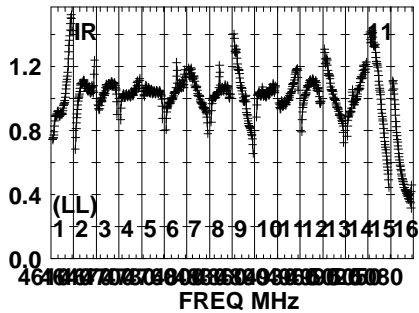
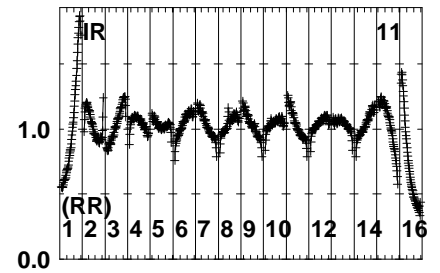
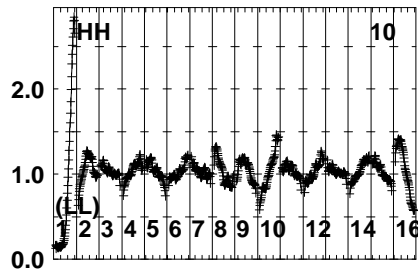
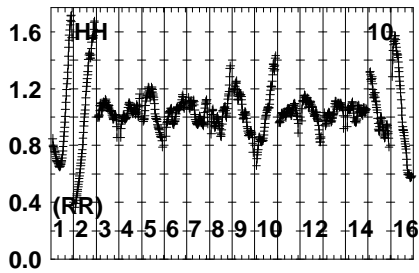
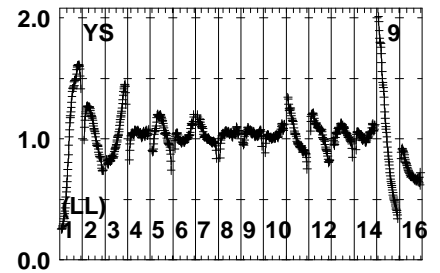
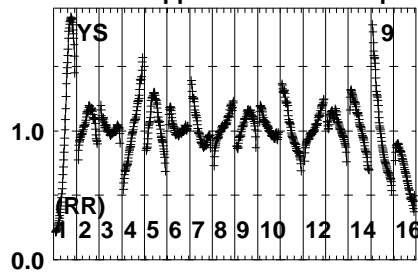
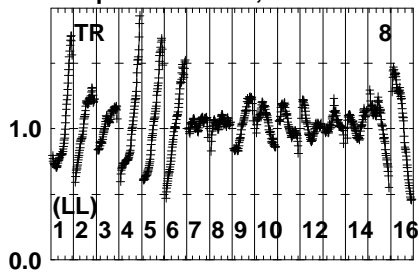


Lower frame: Real Jy
Auto-corr total-power spectrum Antenna: *
Timerange: 00/23:32:38 to 00/23:33:18

Plot file version 360 created 18-APR-2024 16:06:16

J1130+0846 RG014.UVDATA.1

Freq = 4.6005 GHz, Bw = 32.000 MH No calibration applied and no bandpass applied

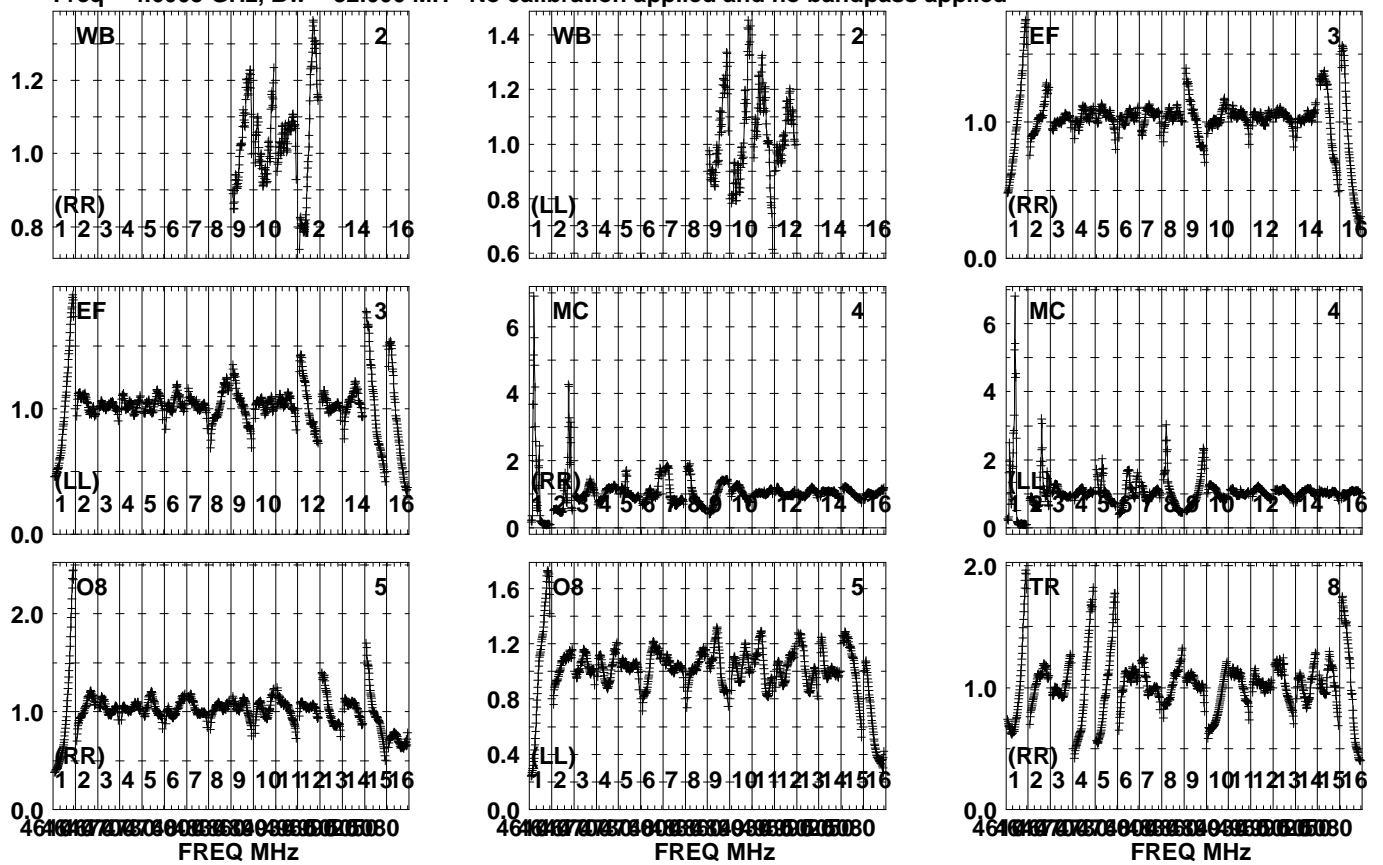


Lower frame: Real Jy
Auto-corr total-power spectrum Antenna: *
Timerange: 00/23:32:38 to 00/23:33:18

Plot file version 361 created 18-APR-2024 16:06:16

J1129+0951 RG014.UVDATA.1

Freq = 4.6005 GHz, Bw = 32.000 MH No calibration applied and no bandpass applied

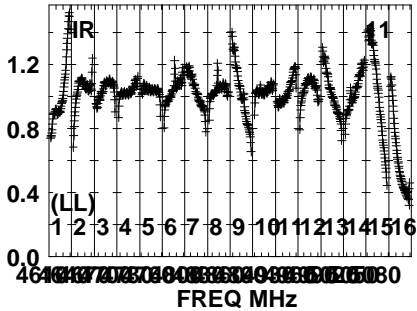
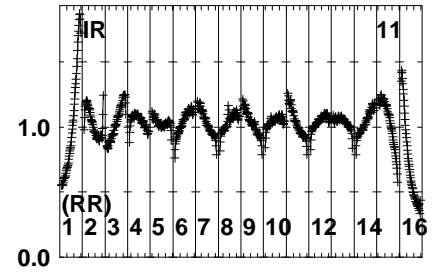
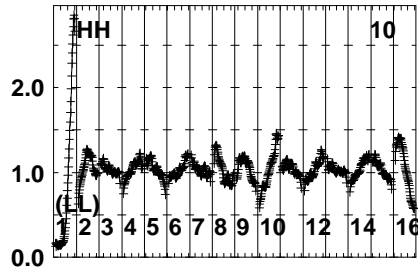
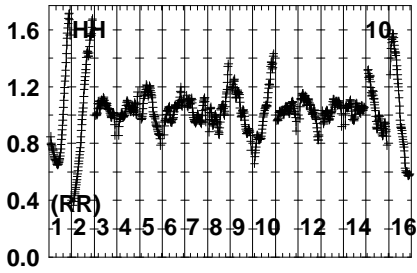
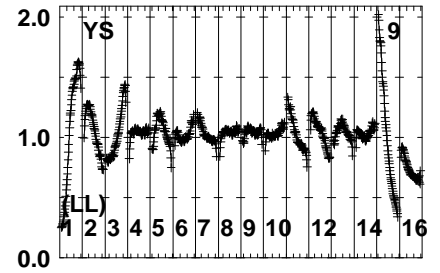
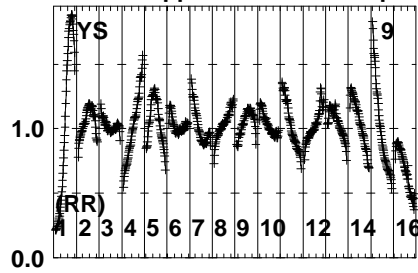
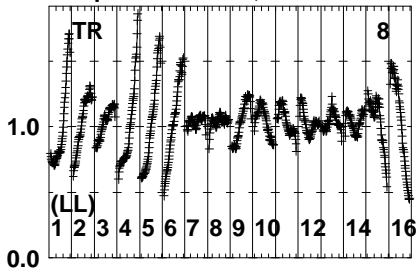


Lower frame: Real Jy
Auto-corr total-power spectrum Antenna: *
Timerange: 00/23:33:41 to 00/23:34:21

Plot file version 362 created 18-APR-2024 16:06:16

J1129+0951 RG014.UVDATA.1

Freq = 4.6005 GHz, Bw = 32.000 MH No calibration applied and no bandpass applied

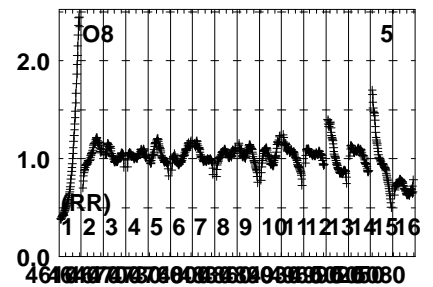
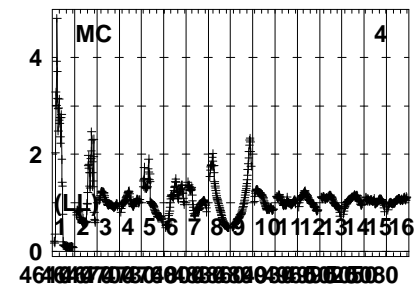
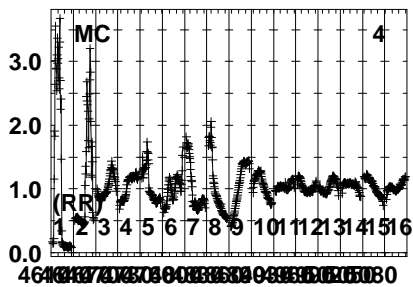
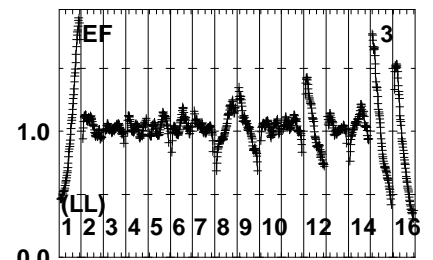
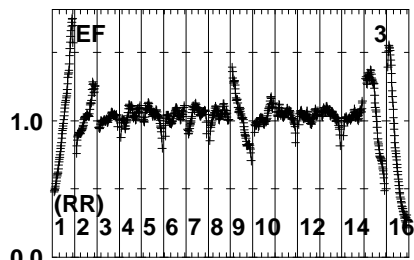
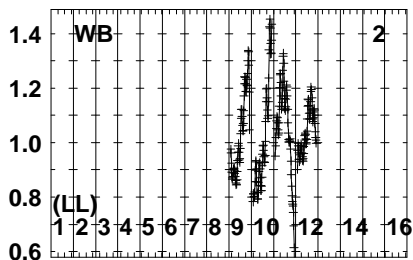
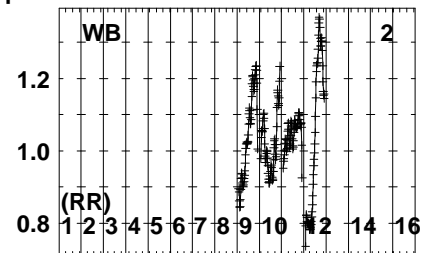
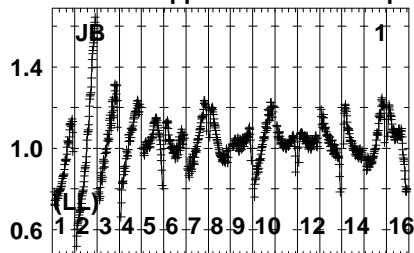
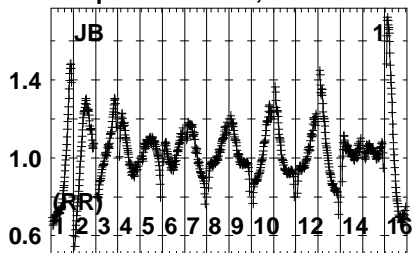


Lower frame: Real Jy
Auto-corr total-power spectrum Antenna: *
Timerange: 00/23:33:41 to 00/23:34:21

Plot file version 363 created 18-APR-2024 16:06:16

SN2022XF RG014.UVDATA.1

Freq = 4.6005 GHz, Bw = 32.000 MH No calibration applied and no bandpass applied

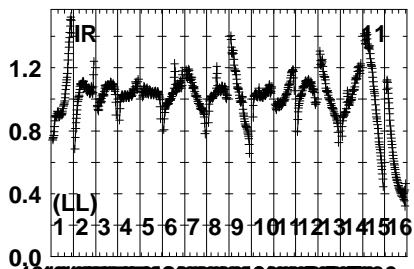
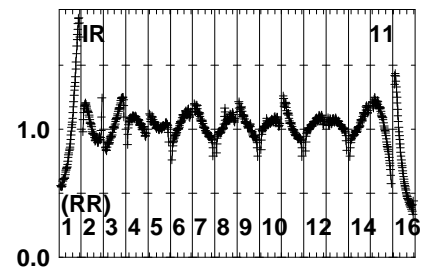
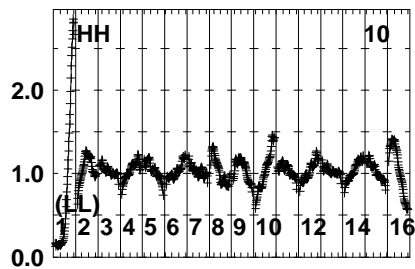
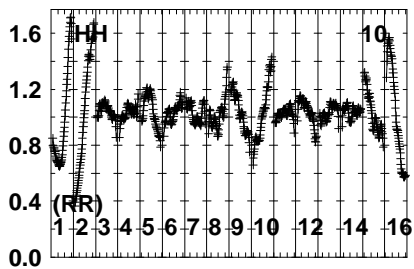
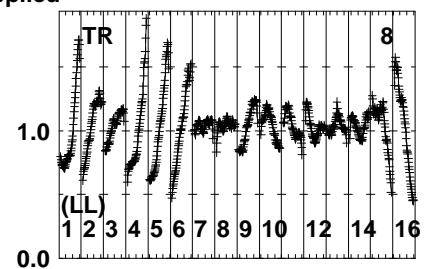
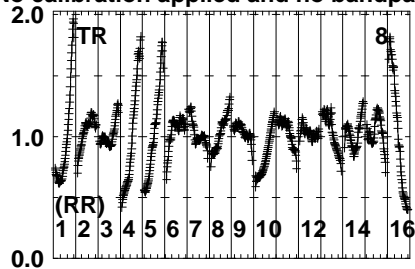
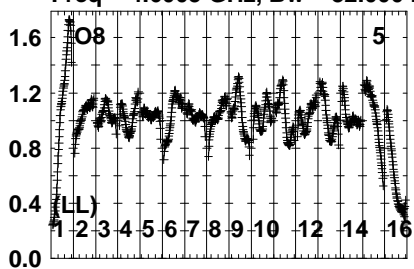


Lower frame: Real Jy
Auto-corr total-power spectrum Antenna: *
Timerange: 00/23:34:41 to 00/23:37:37

Plot file version 364 created 18-APR-2024 16:06:16

SN2022XXF RG014.UVDATA.1

Freq = 4.6005 GHz, Bw = 32.000 MH No calibration applied and no bandpass applied



4643274080 4643274080 4643274080 4643274080 4643274080

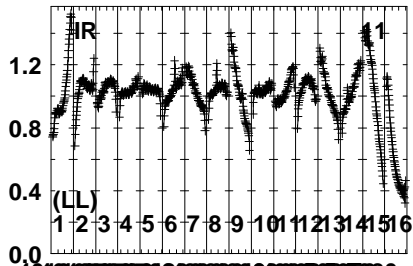
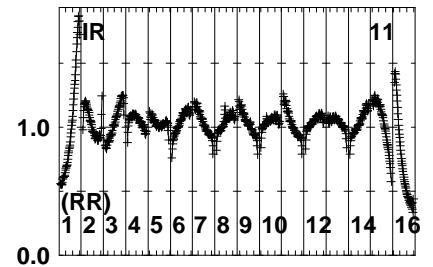
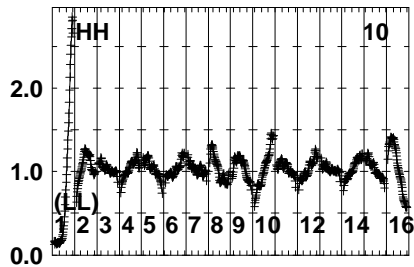
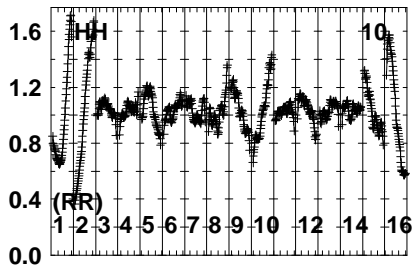
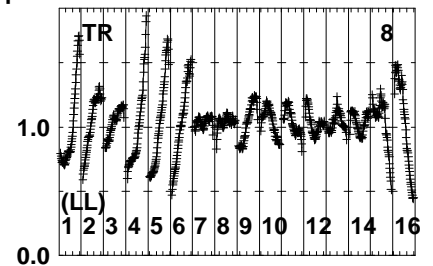
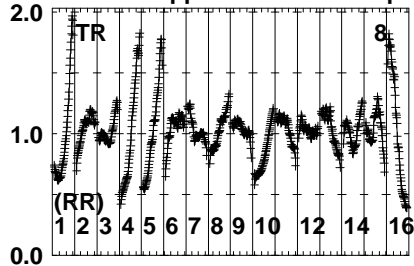
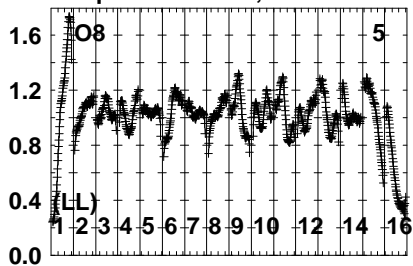
FREQ MHz

Lower frame: Real Jy
Auto-corr total-power spectrum Antenna: *
Timerange: 00/23:34:41 to 00/23:37:37

Plot file version 366 created 18-APR-2024 16:06:16

J1130+0846 RG014.UVDATA.1

Freq = 4.6005 GHz, Bw = 32.000 MH No calibration applied and no bandpass applied



4643270380 4643270380 4643270380 4643270380 4643270380 4643270380 4643270380 4643270380 4643270380 4643270380 4643270380 4643270380 4643270380 4643270380 4643270380 4643270380

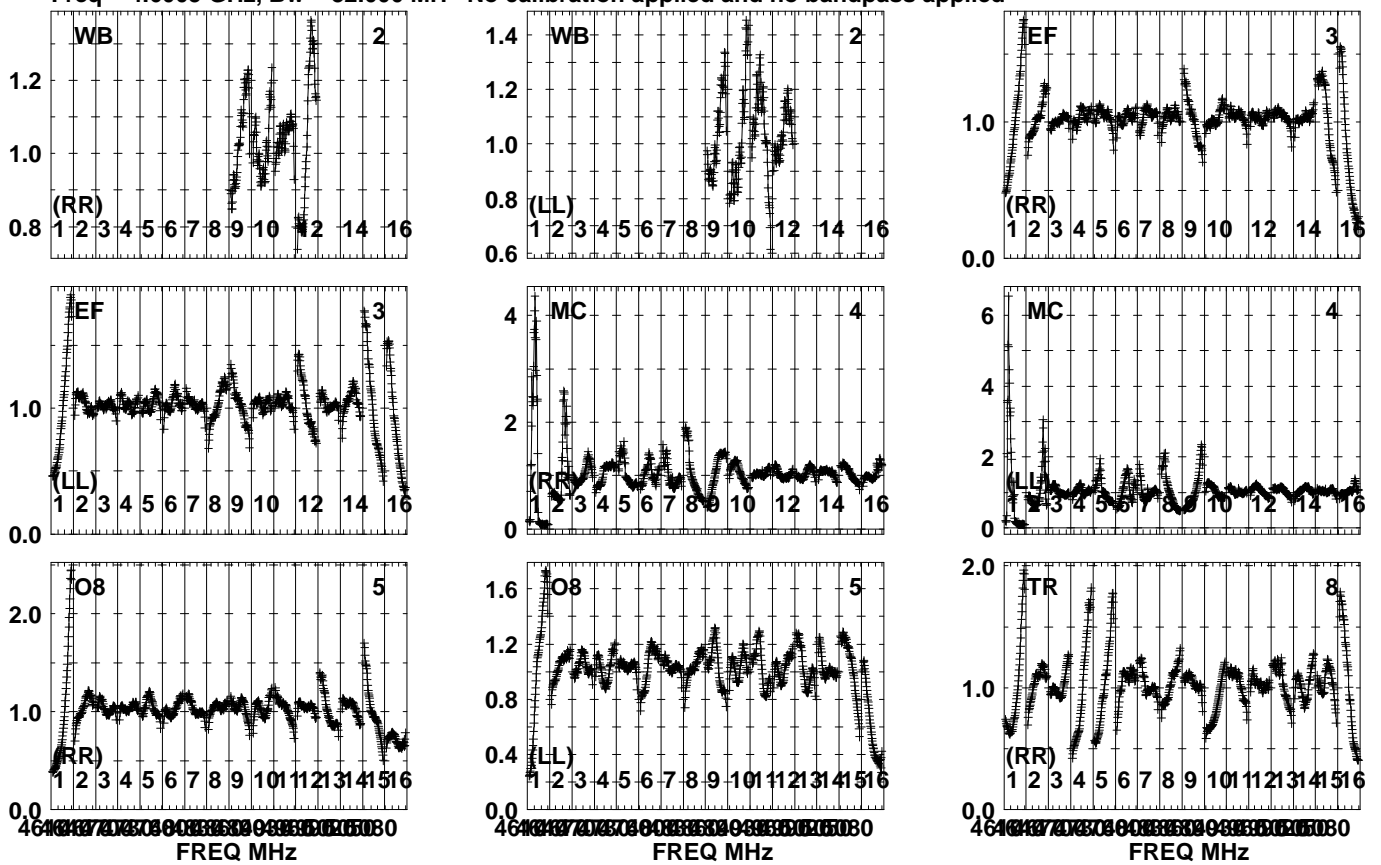
FREQ MHz

Lower frame: Real Jy
Auto-corr total-power spectrum Antenna: *
Timerange: 00/23:37:54 to 00/23:38:34

Plot file version 367 created 18-APR-2024 16:06:16

J1129+0951 RG014.UVDATA.1

Freq = 4.6005 GHz, Bw = 32.000 MH No calibration applied and no bandpass applied

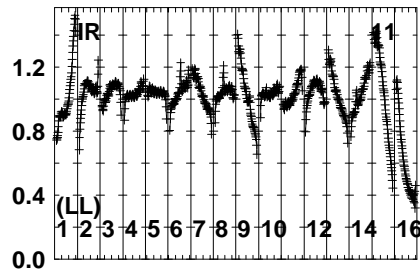
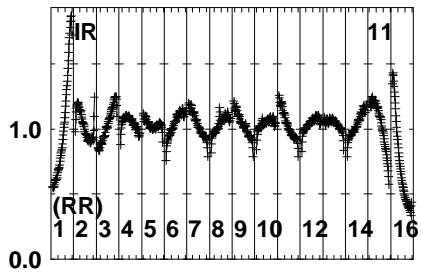
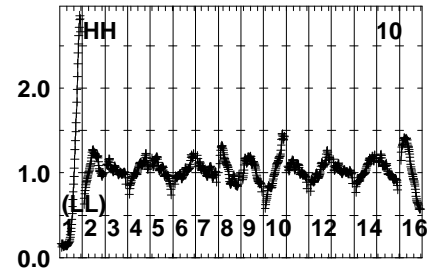
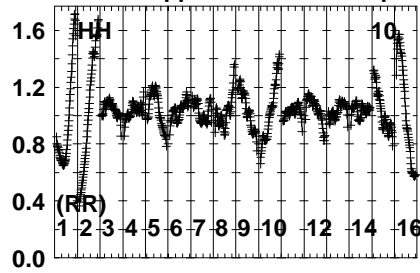
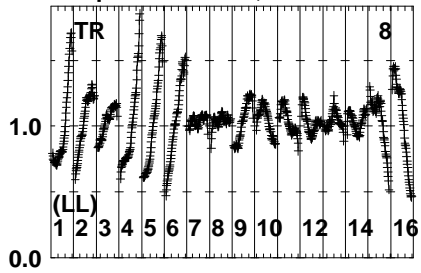


Lower frame: Real Jy
Auto-corr total-power spectrum Antenna: *
Timerange: 00/23:38:57 to 00/23:39:37

Plot file version 368 created 18-APR-2024 16:06:16

J1129+0951 RG014.UVDATA.1

Freq = 4.6005 GHz, Bw = 32.000 MH No calibration applied and no bandpass applied

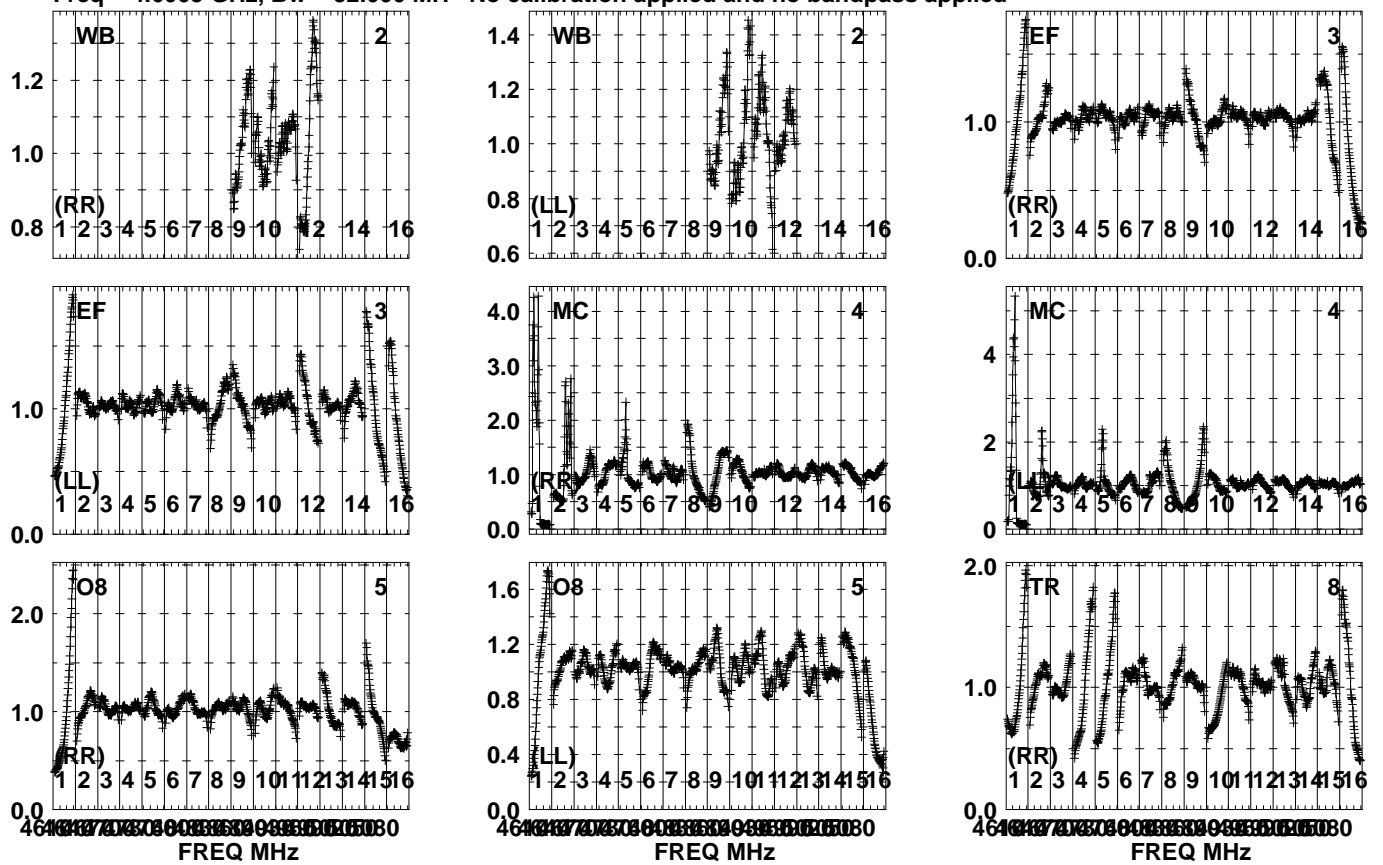


Lower frame: Real Jy
Auto-corr total-power spectrum Antenna: *
Timerange: 00/23:38:57 to 00/23:39:37

Plot file version 371 created 18-APR-2024 16:06:16

J1130+0846 RG014.UVDATA.1

Freq = 4.6005 GHz, Bw = 32.000 MH No calibration applied and no bandpass applied

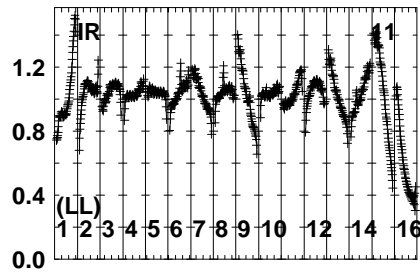
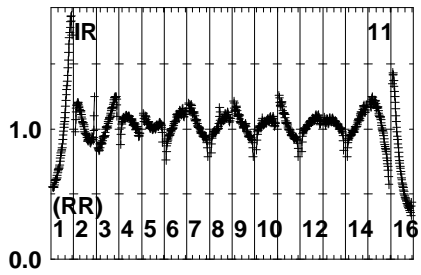
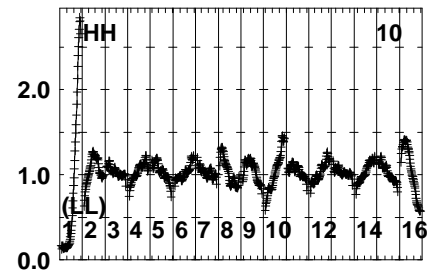
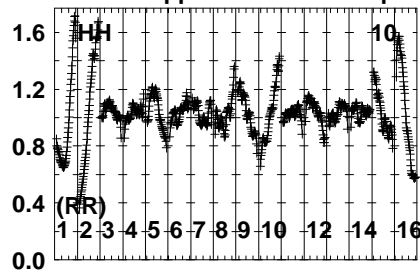
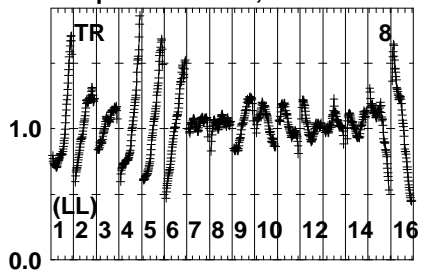


Lower frame: Real Jy
Auto-corr total-power spectrum Antenna: *
Timerange: 00/23:43:10 to 00/23:43:50

Plot file version 372 created 18-APR-2024 16:06:16

J1130+0846 RG014.UVDATA.1

Freq = 4.6005 GHz, Bw = 32.000 MH No calibration applied and no bandpass applied

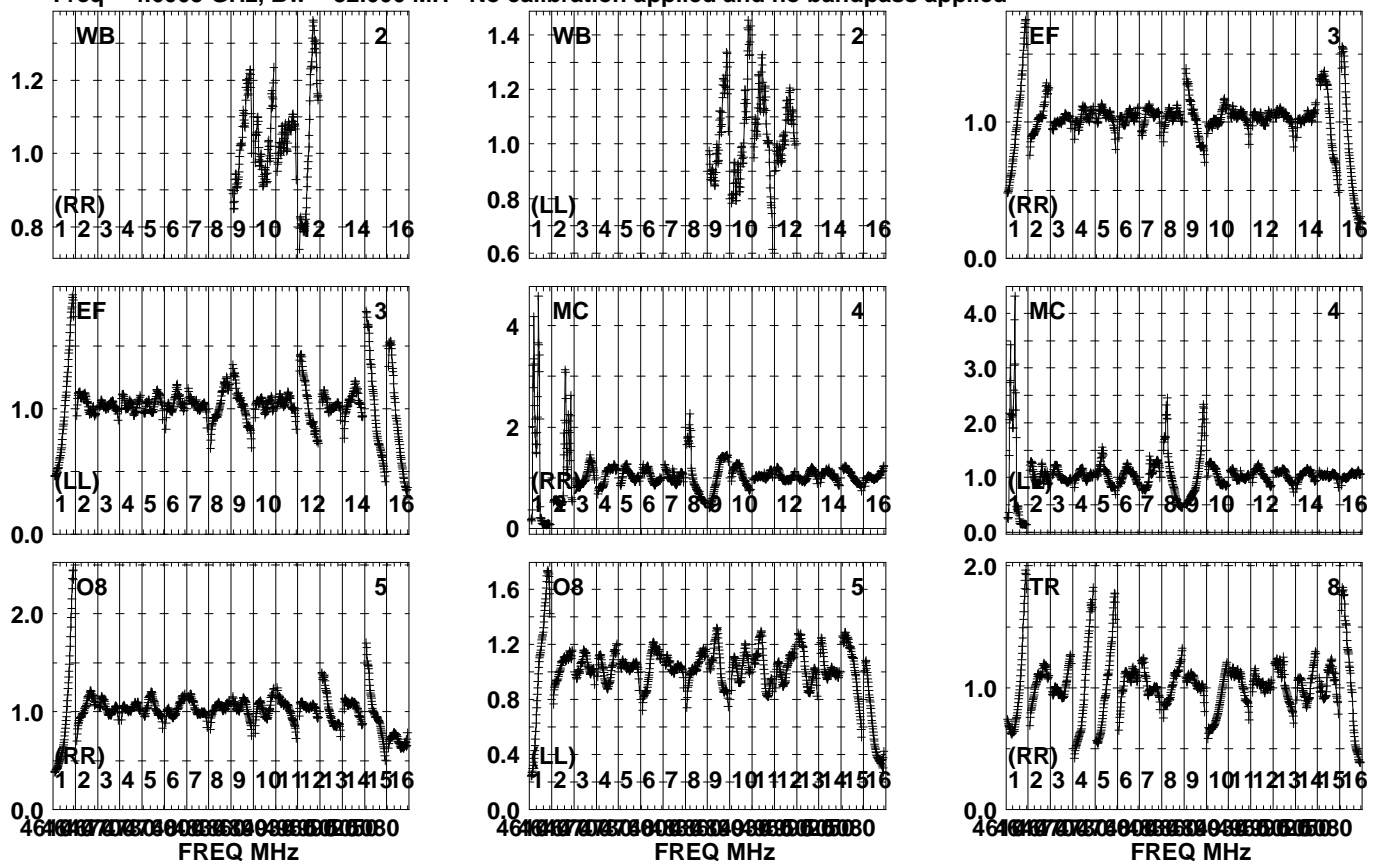


Lower frame: Real Jy
Auto-corr total-power spectrum Antenna: *
Timerange: 00/23:43:10 to 00/23:43:50

Plot file version 373 created 18-APR-2024 16:06:16

J1129+0951 RG014.UVDATA.1

Freq = 4.6005 GHz, Bw = 32.000 MH No calibration applied and no bandpass applied

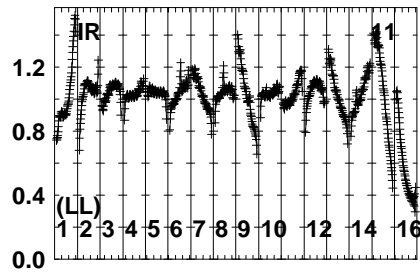
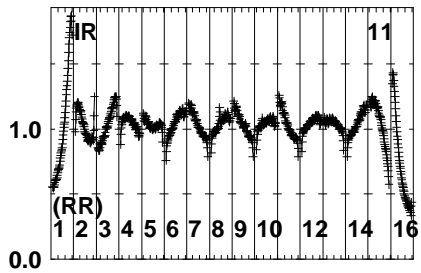
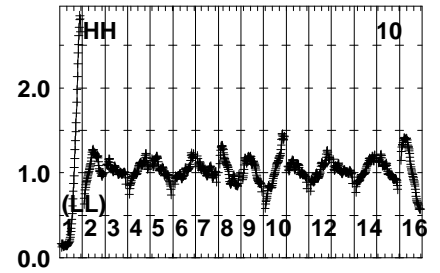
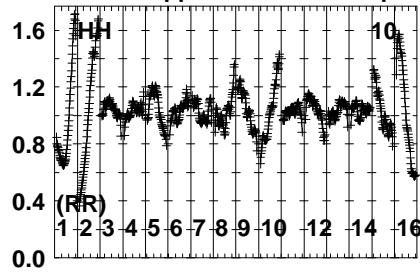
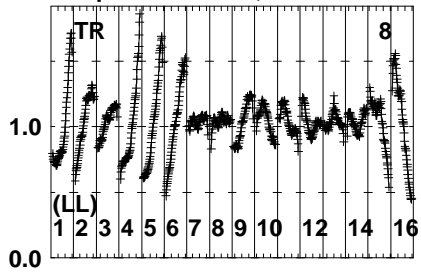


Lower frame: Real Jy
Auto-corr total-power spectrum Antenna: *
Timerange: 00/23:44:13 to 00/23:44:53

Plot file version 374 created 18-APR-2024 16:06:17

J1129+0951 RG014.UVDATA.1

Freq = 4.6005 GHz, Bw = 32.000 MH No calibration applied and no bandpass applied

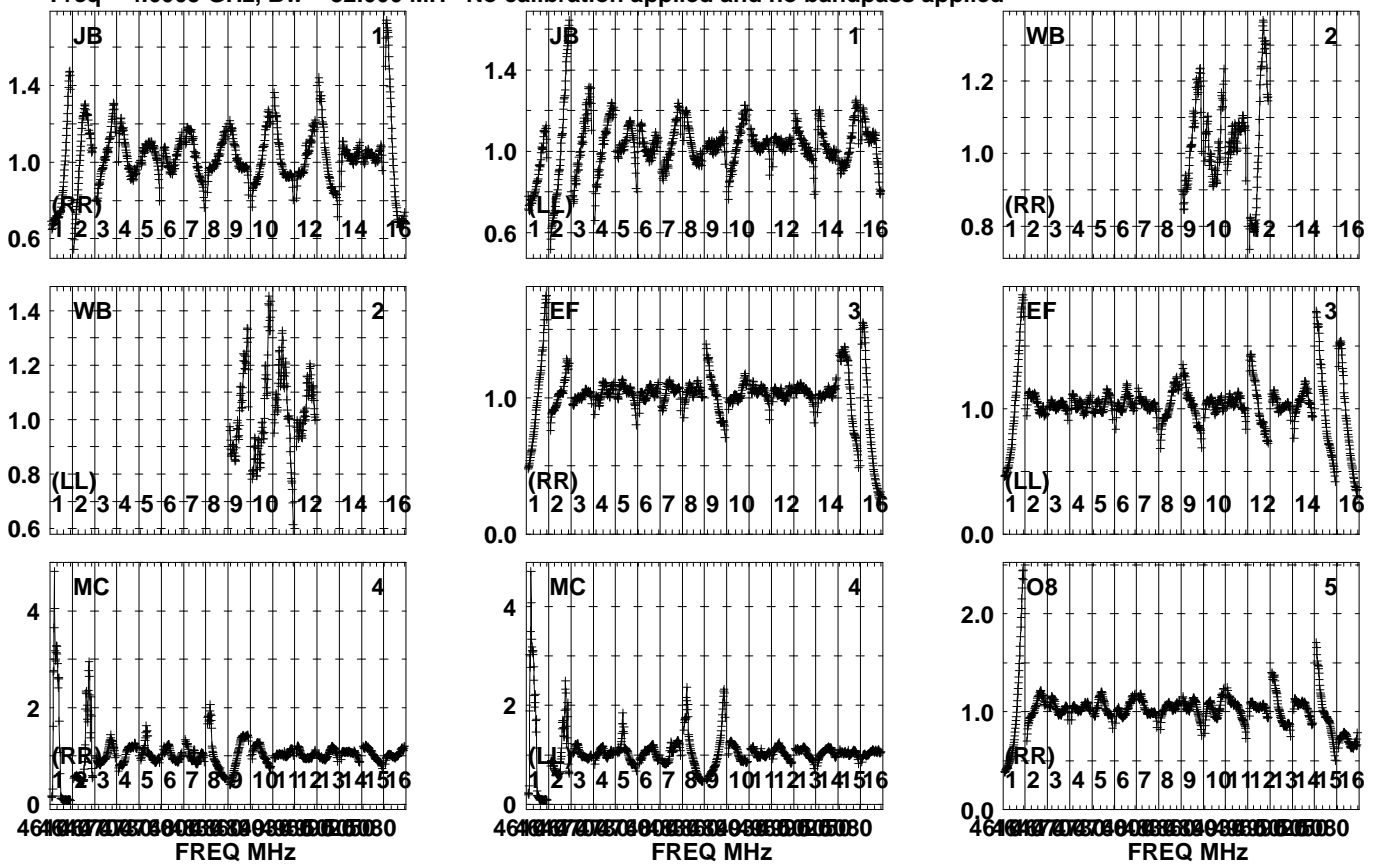


Lower frame: Real Jy
Auto-corr total-power spectrum Antenna: *
Timerange: 00/23:44:13 to 00/23:44:53

Plot file version 375 created 18-APR-2024 16:06:17

SN2022XXF RG014.UVDATA.1

Freq = 4.6005 GHz, Bw = 32.000 MH No calibration applied and no bandpass applied

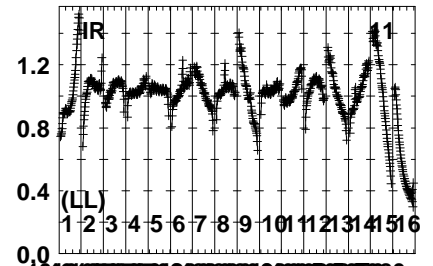
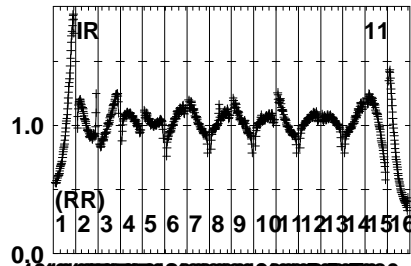
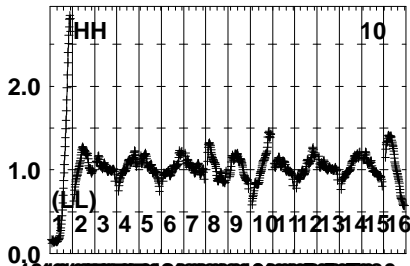
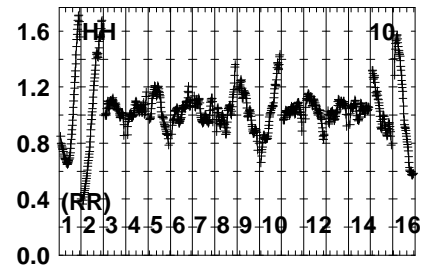
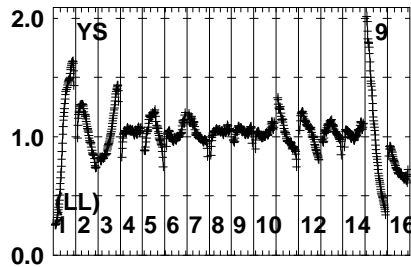
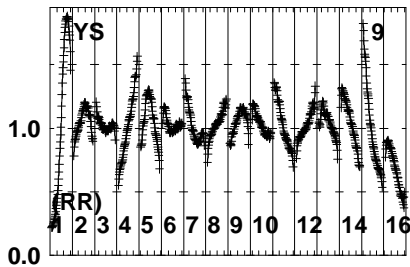
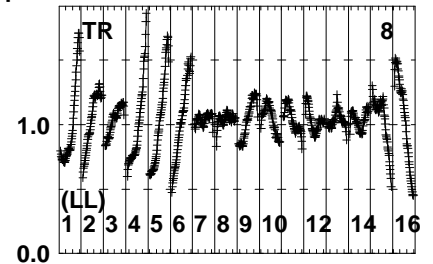
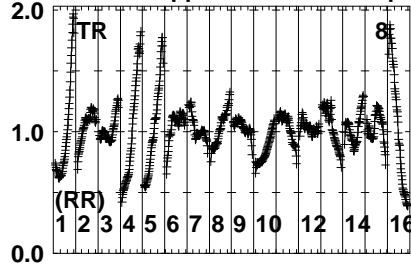
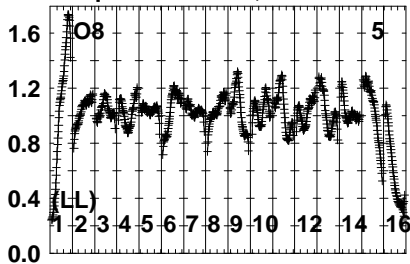


Lower frame: Real Jy
Auto-corr total-power spectrum Antenna: *
Timerange: 00/23:45:13 to 00/23:48:09

Plot file version 376 created 18-APR-2024 16:06:17

SN2022XXF RG014.UVDATA.1

Freq = 4.6005 GHz, Bw = 32.000 MH No calibration applied and no bandpass applied

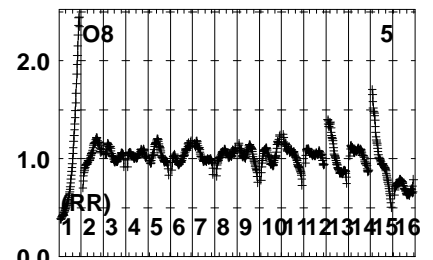
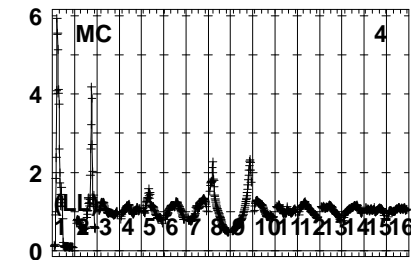
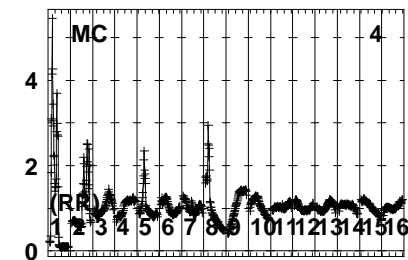
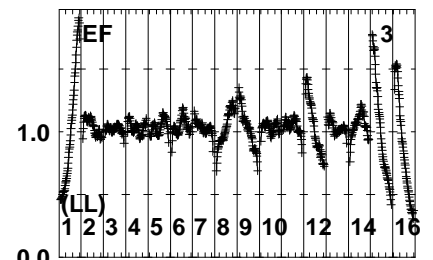
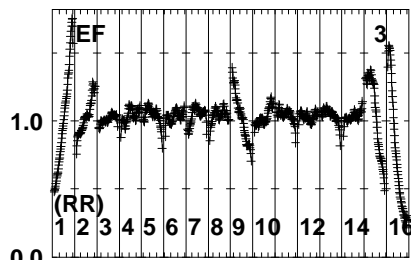
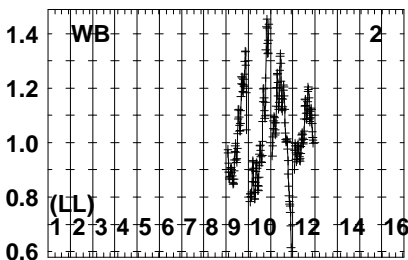
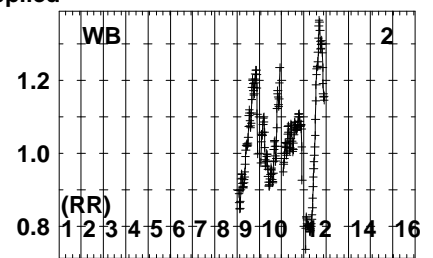
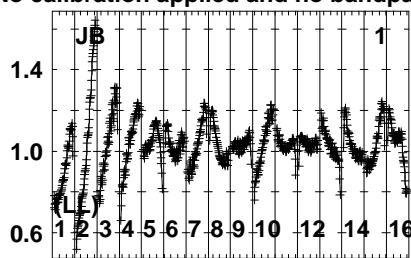
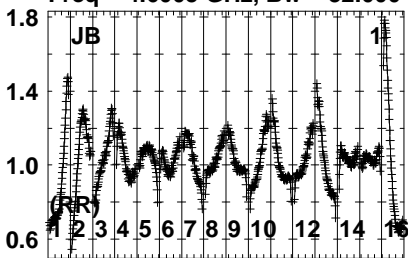


Lower frame: Real Jy
Auto-corr total-power spectrum Antenna: *
Timerange: 00/23:45:13 to 00/23:48:09

Plot file version 377 created 18-APR-2024 16:06:17

J1130+0846 RG014.UVDATA.1

Freq = 4.6005 GHz, Bw = 32.000 MH No calibration applied and no bandpass applied



464317 4080 0088 998 00000
FREQ MHz

464317 4080 0088 998 00000
FREQ MHz

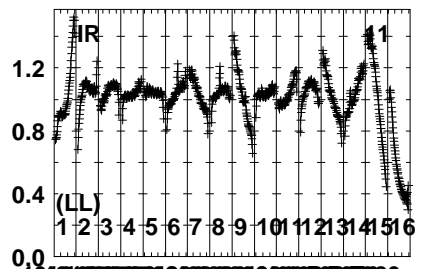
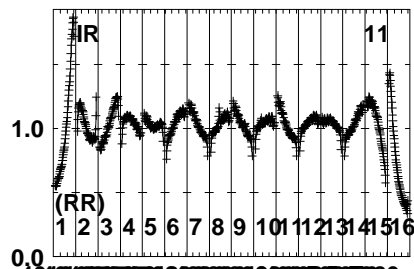
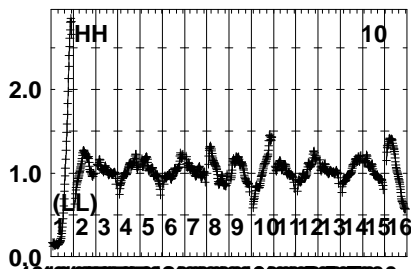
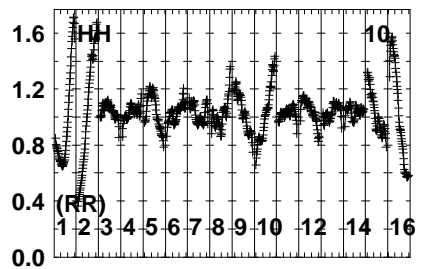
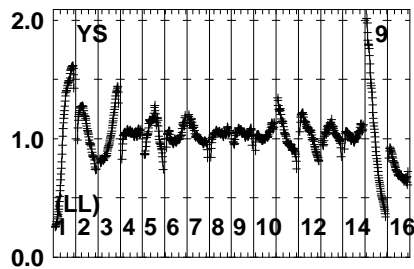
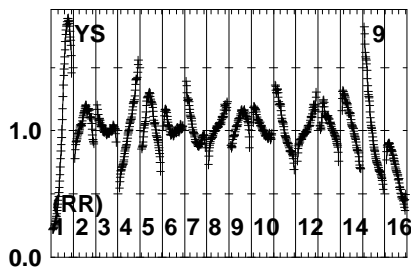
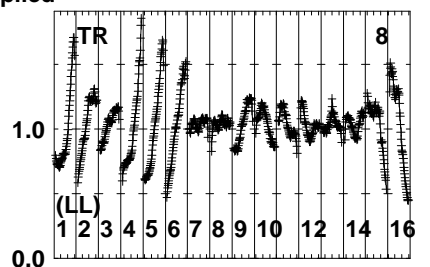
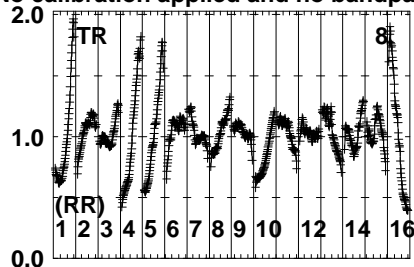
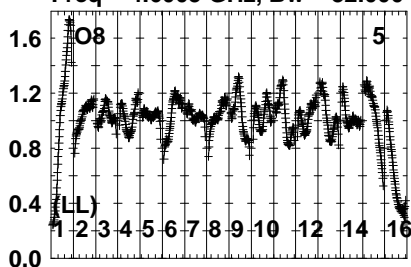
464317 4080 0088 998 00000
FREQ MHz

Lower frame: Real Jy
Auto-corr total-power spectrum Antenna: *
Timerange: 00/23:48:26 to 00/23:49:06

Plot file version 378 created 18-APR-2024 16:06:17

J1130+0846 RG014.UVDATA.1

Freq = 4.6005 GHz, Bw = 32.000 MH No calibration applied and no bandpass applied

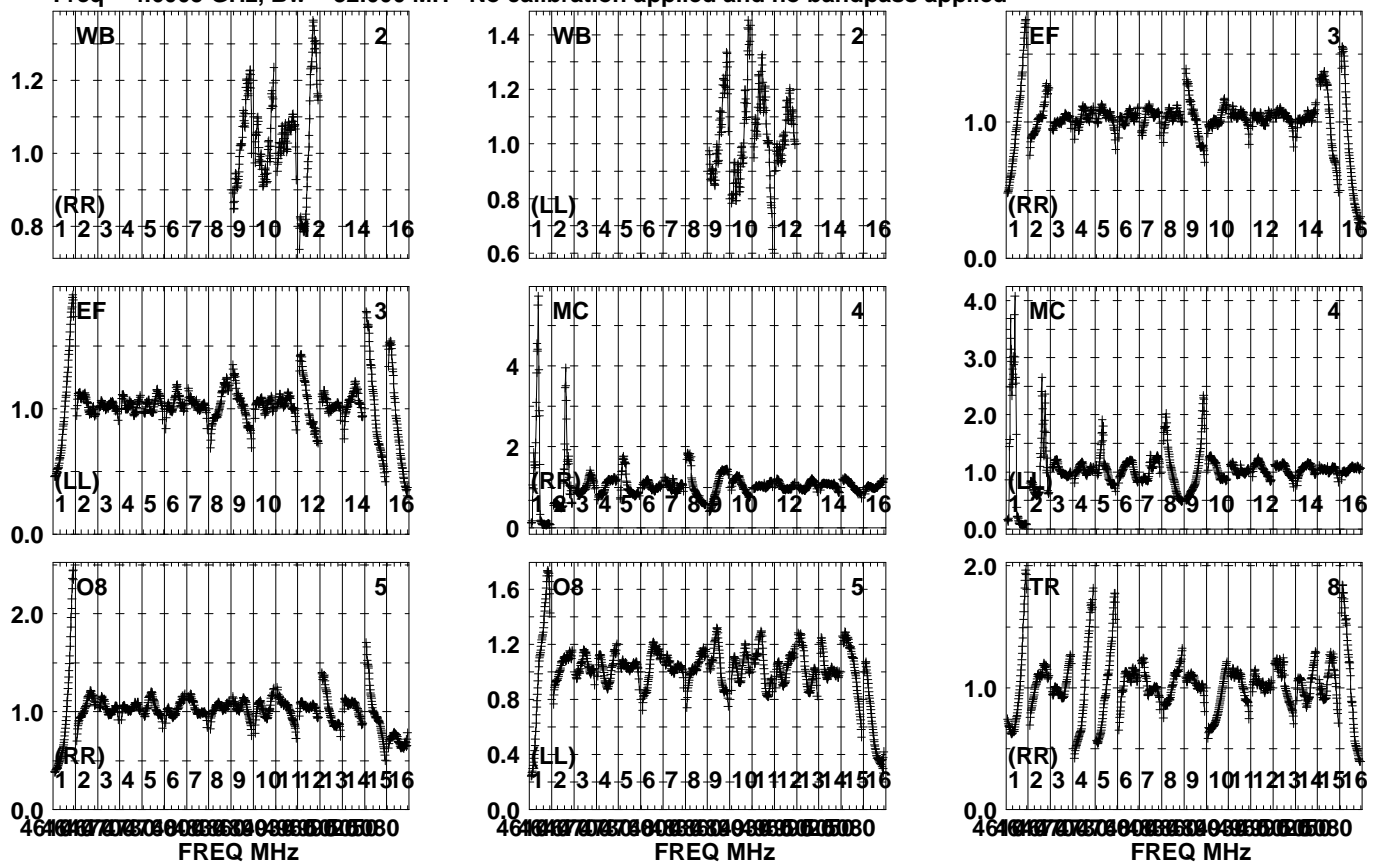


Lower frame: Real Jy
Auto-corr total-power spectrum Antenna: *
Timerange: 00/23:48:26 to 00/23:49:06

Plot file version 379 created 18-APR-2024 16:06:17

J1129+0951 RG014.UVDATA.1

Freq = 4.6005 GHz, Bw = 32.000 MH No calibration applied and no bandpass applied

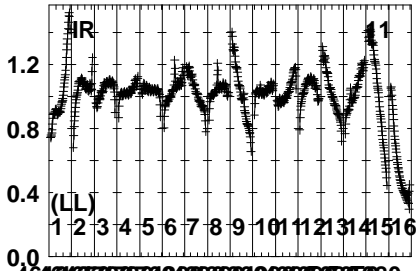
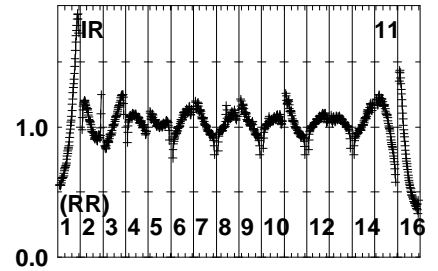
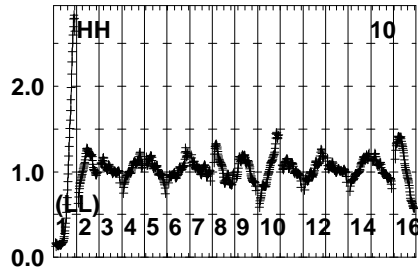
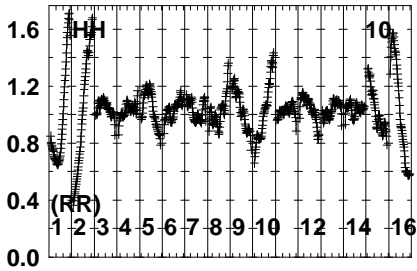
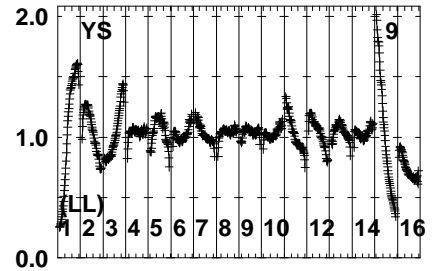
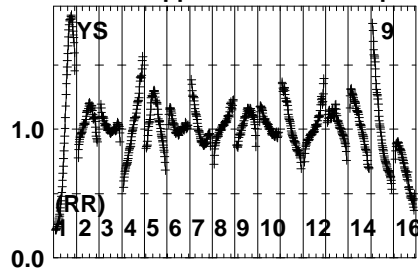
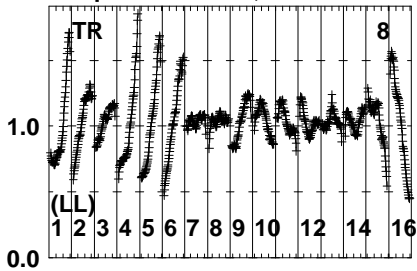


Lower frame: Real Jy
Auto-corr total-power spectrum Antenna: *
Timerange: 00/23:49:29 to 00/23:50:09

Plot file version 380 created 18-APR-2024 16:06:17

J1129+0951 RG014.UVDATA.1

Freq = 4.6005 GHz, Bw = 32.000 MH No calibration applied and no bandpass applied



46413700670800868209895075080
FREQ MHz

Lower frame: Real Jy

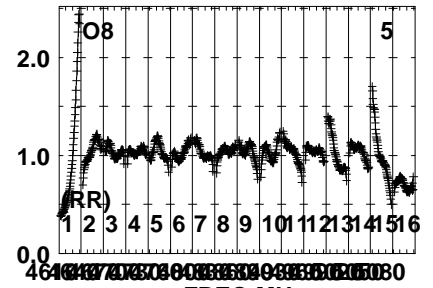
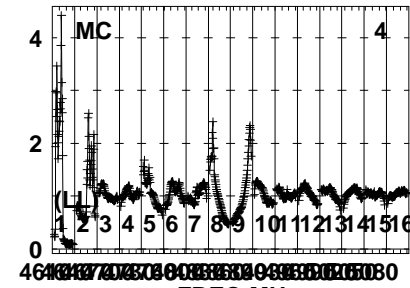
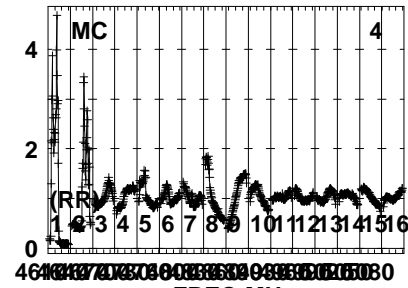
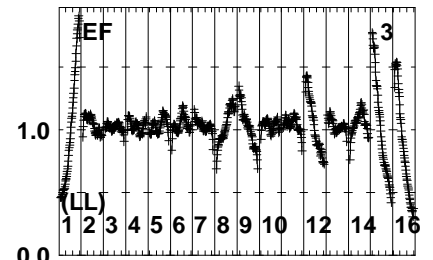
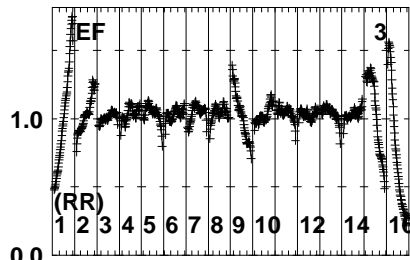
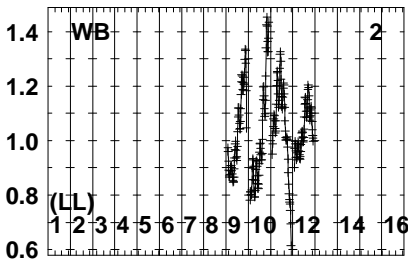
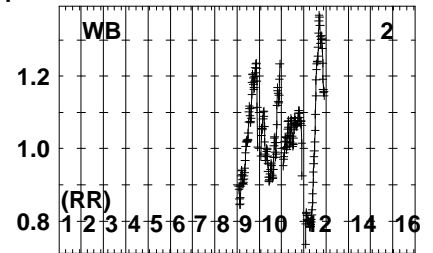
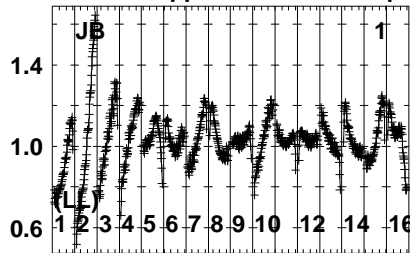
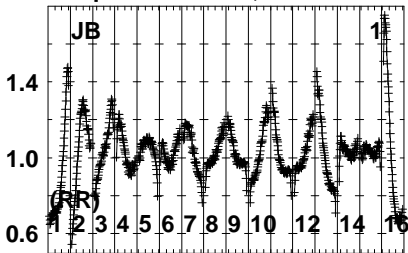
Auto-corr total-power spectrum Antenna: *

Timerange: 00/23:49:29 to 00/23:50:09

Plot file version 381 created 18-APR-2024 16:06:17

SN2022XF RG014.UVDATA.1

Freq = 4.6005 GHz, Bw = 32.000 MH No calibration applied and no bandpass applied

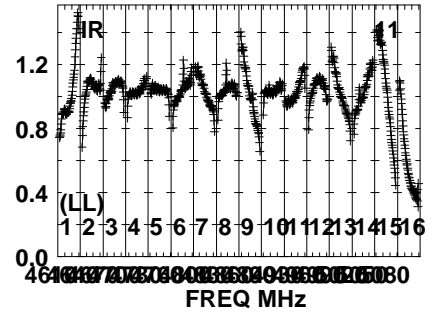
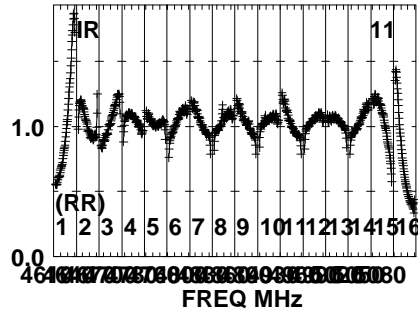
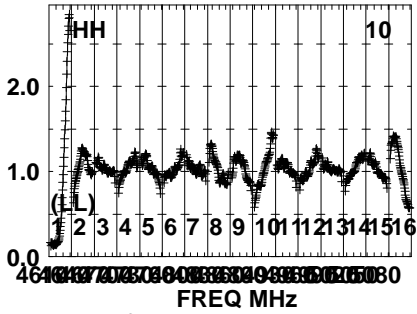
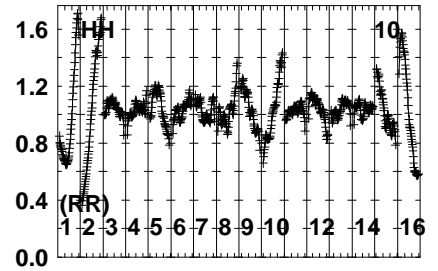
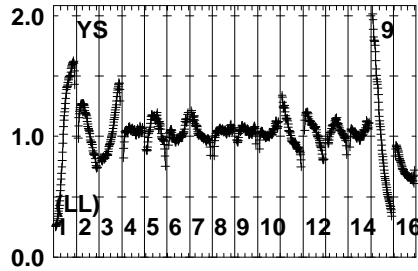
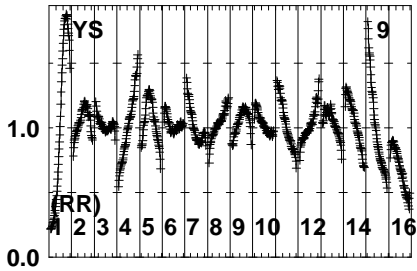
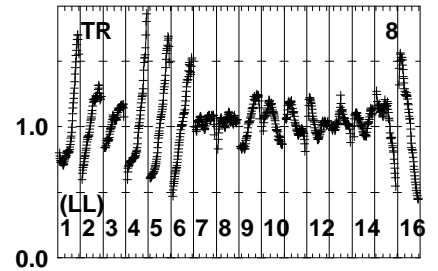
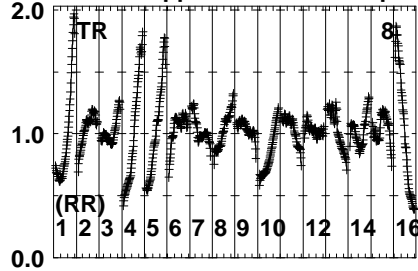
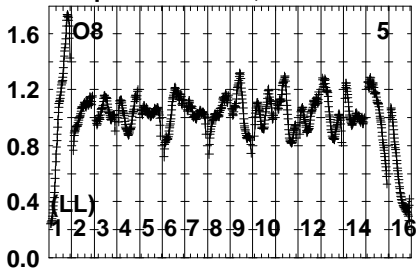


Lower frame: Real Jy
Auto-corr total-power spectrum Antenna: *
Timerange: 00/23:50:29 to 00/23:53:25

Plot file version 382 created 18-APR-2024 16:06:17

SN2022XXF RG014.UVDATA.1

Freq = 4.6005 GHz, Bw = 32.000 MH No calibration applied and no bandpass applied

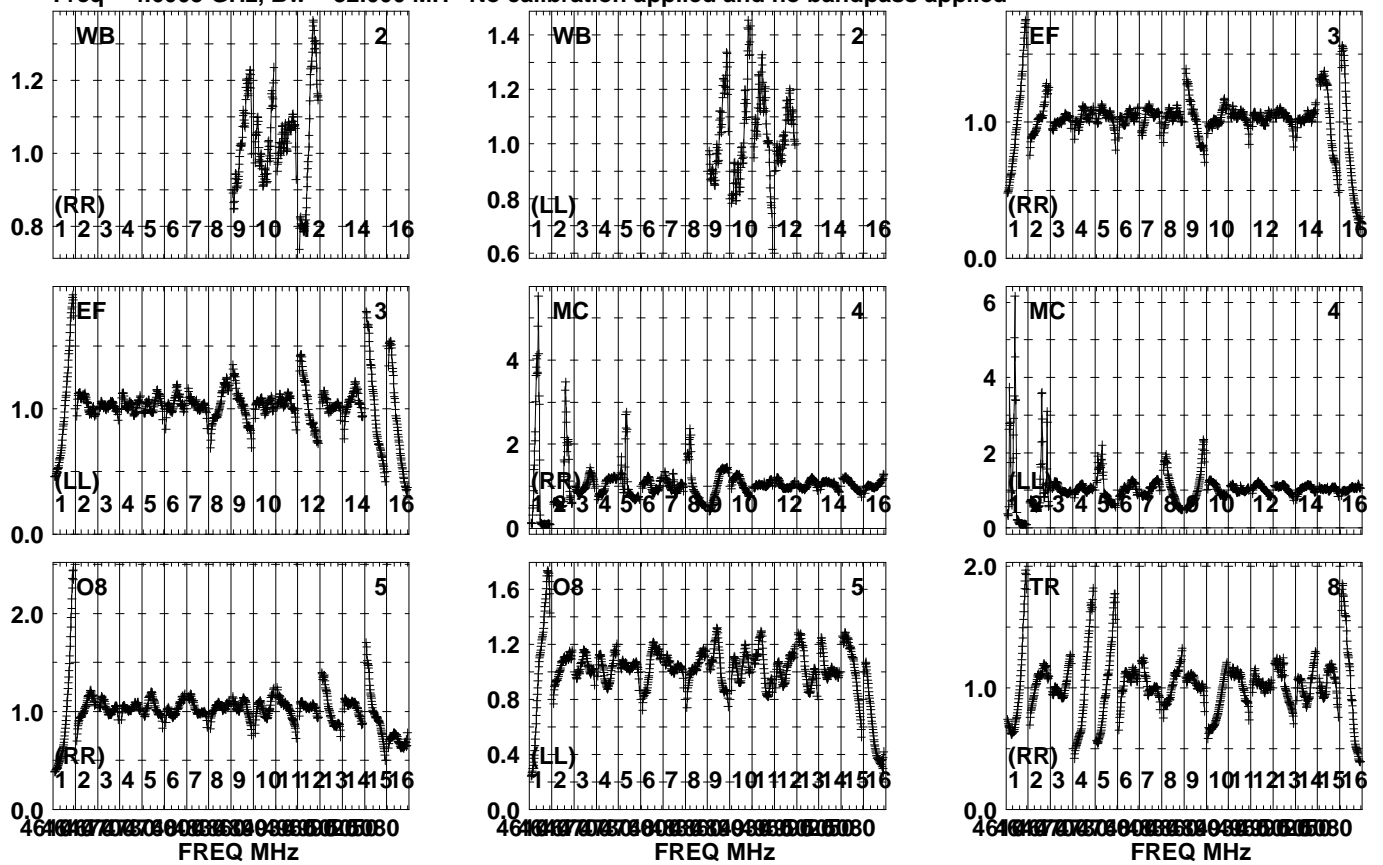


Lower frame: Real Jy
Auto-corr total-power spectrum Antenna: *
Timerange: 00/23:50:29 to 00/23:53:25

Plot file version 383 created 18-APR-2024 16:06:17

J1130+0846 RG014.UVDATA.1

Freq = 4.6005 GHz, Bw = 32.000 MH No calibration applied and no bandpass applied

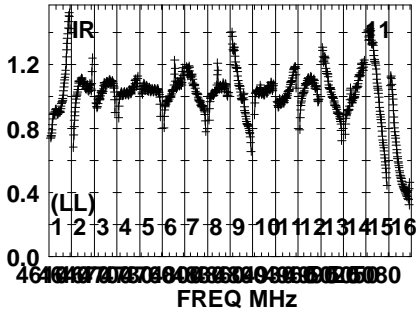
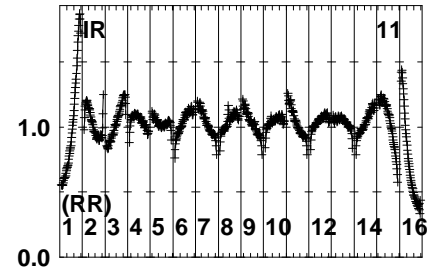
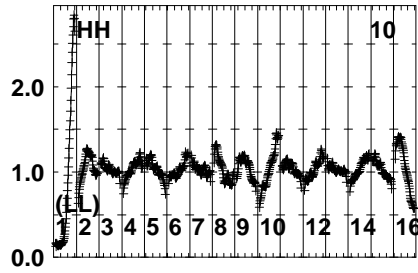
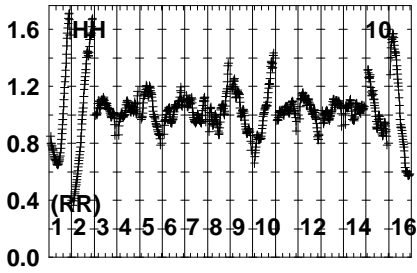
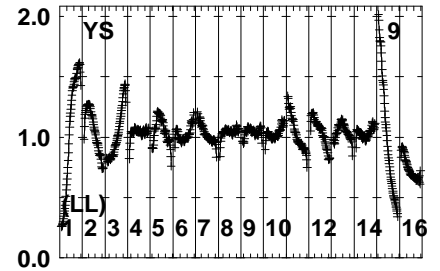
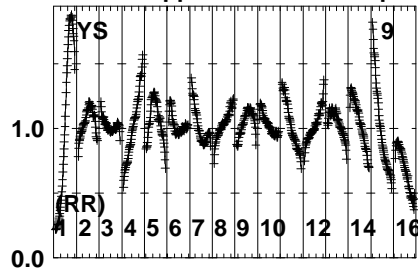
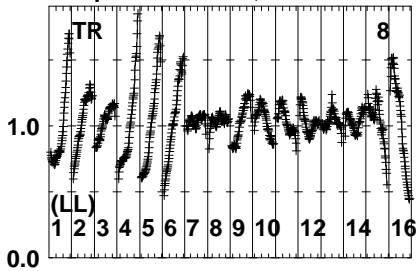


Lower frame: Real Jy
Auto-corr total-power spectrum Antenna: *
Timerange: 00/23:53:42 to 00/23:54:22

Plot file version 384 created 18-APR-2024 16:06:18

J1130+0846 RG014.UVDATA.1

Freq = 4.6005 GHz, Bw = 32.000 MH No calibration applied and no bandpass applied

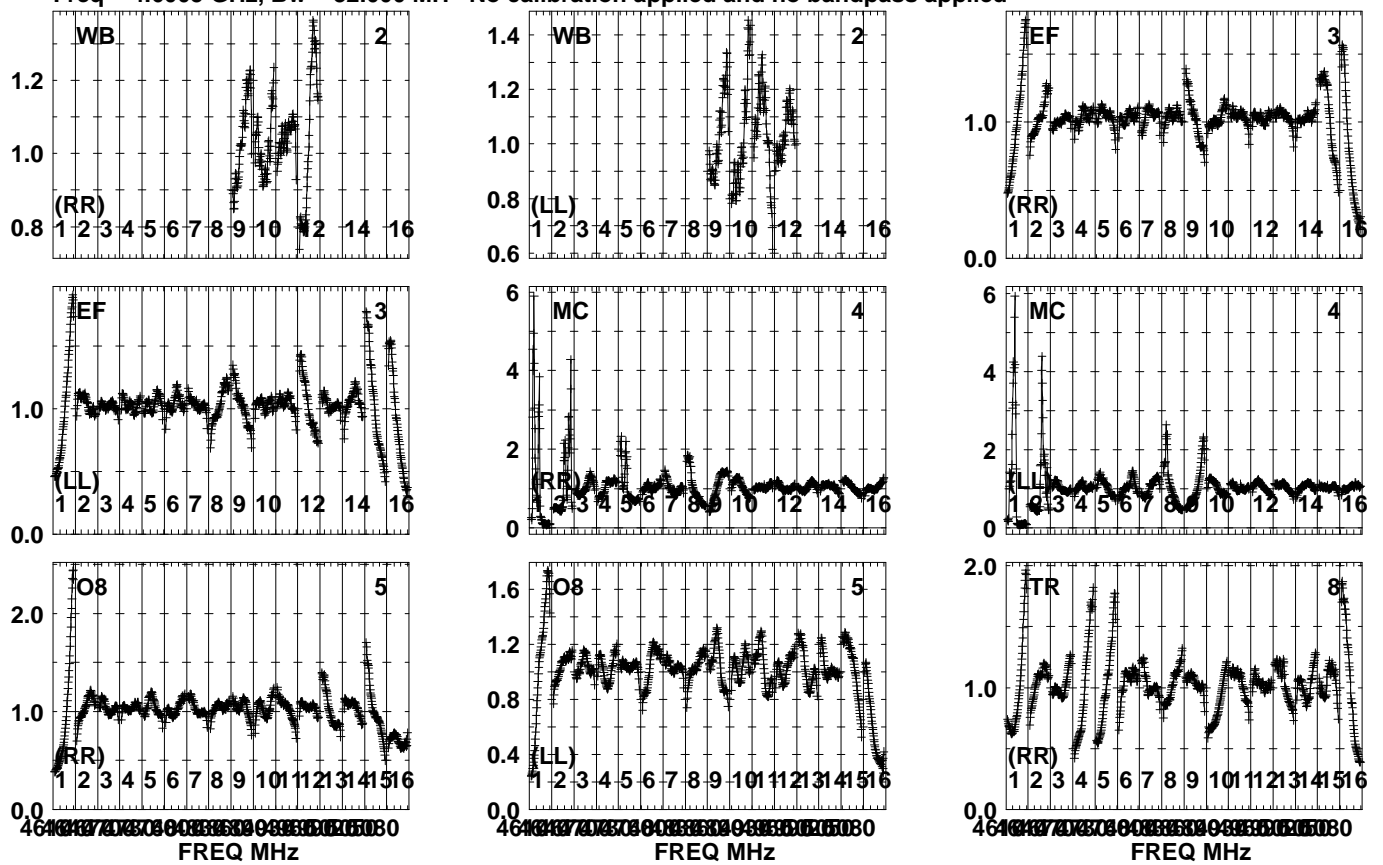


Lower frame: Real Jy
Auto-corr total-power spectrum Antenna: *
Timerange: 00/23:53:42 to 00/23:54:22

Plot file version 385 created 18-APR-2024 16:06:18

J1129+0951 RG014.UVDATA.1

Freq = 4.6005 GHz, Bw = 32.000 MH No calibration applied and no bandpass applied

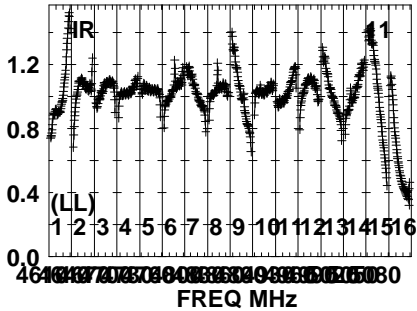
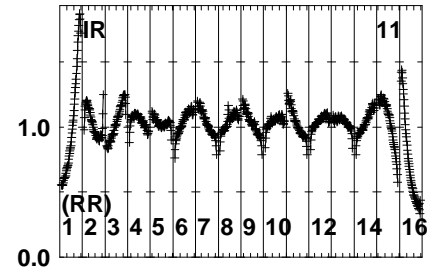
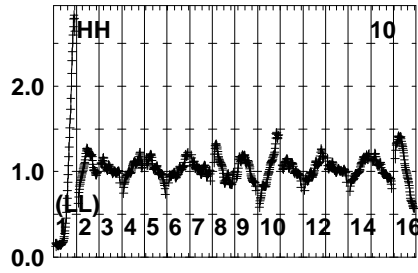
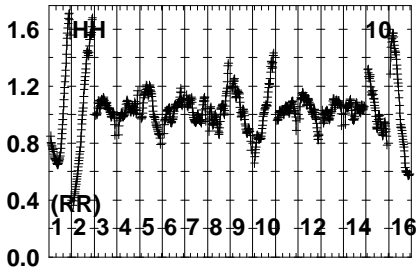
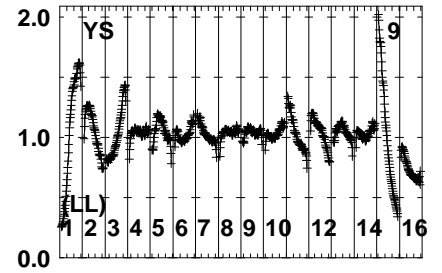
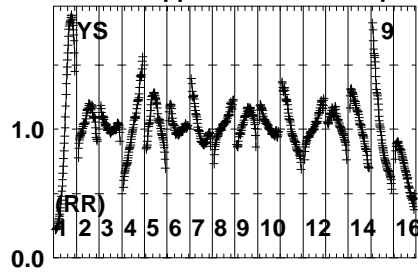
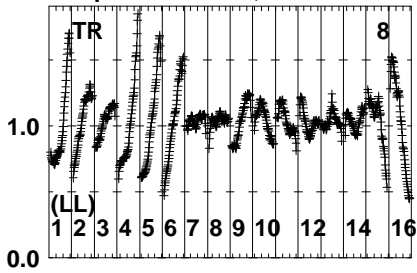


Lower frame: Real Jy
Auto-corr total-power spectrum Antenna: *
Timerange: 00/23:54:45 to 00/23:55:25

Plot file version 386 created 18-APR-2024 16:06:18

J1129+0951 RG014.UVDATA.1

Freq = 4.6005 GHz, Bw = 32.000 MH No calibration applied and no bandpass applied

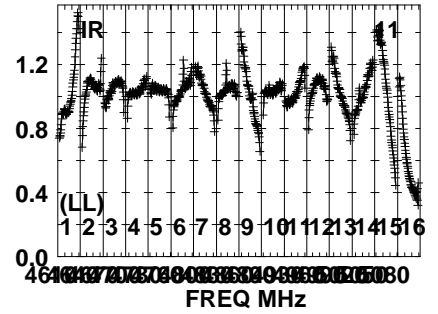
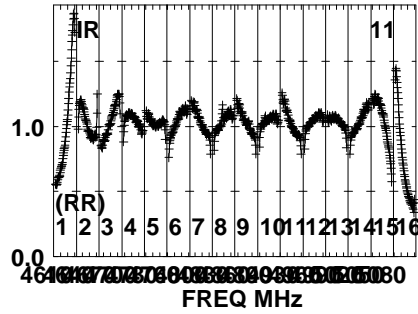
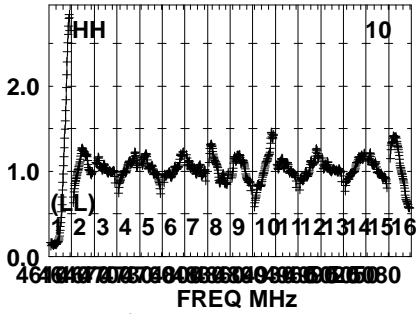
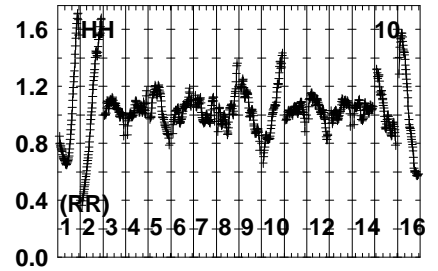
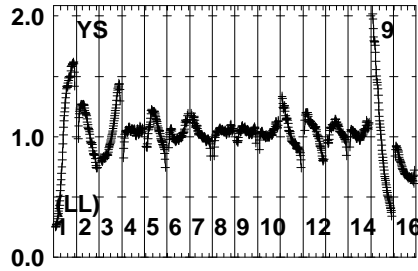
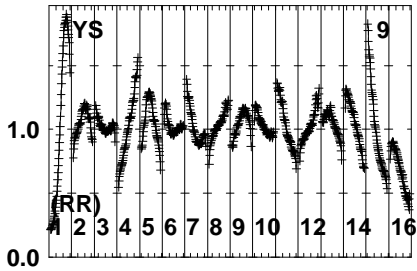
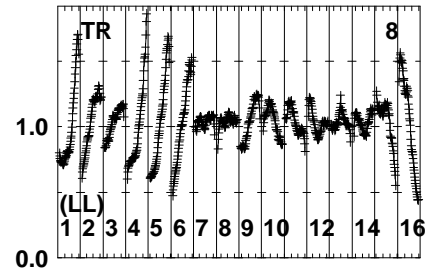
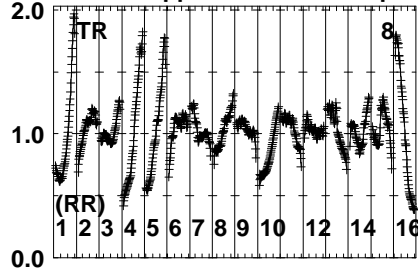
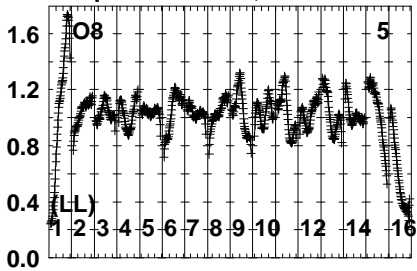


Lower frame: Real Jy
Auto-corr total-power spectrum Antenna: *
Timerange: 00/23:54:45 to 00/23:55:25

Plot file version 388 created 18-APR-2024 16:06:18

SN2022XXF RG014.UVDATA.1

Freq = 4.6005 GHz, Bw = 32.000 MH No calibration applied and no bandpass applied

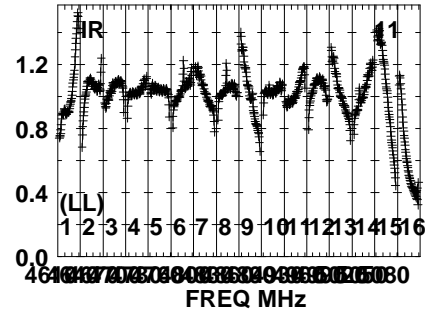
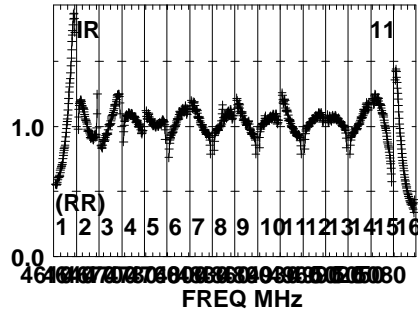
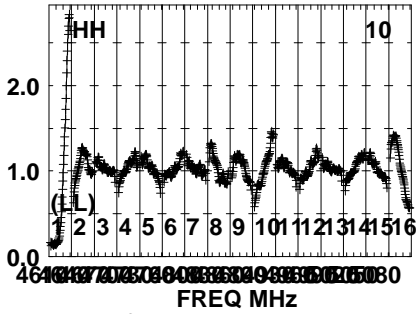
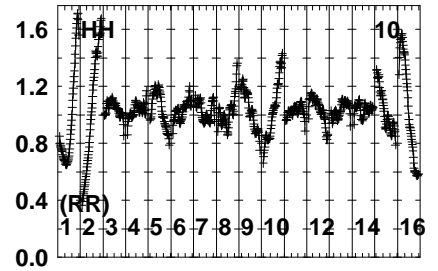
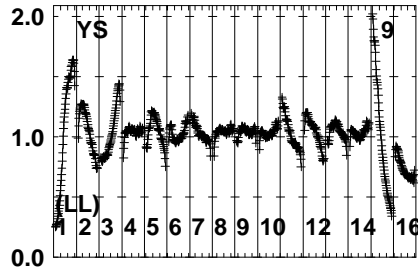
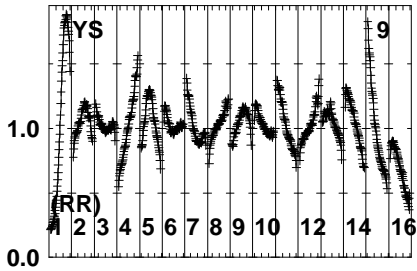
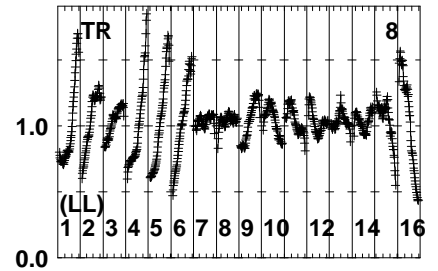
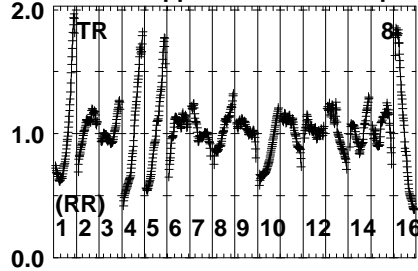
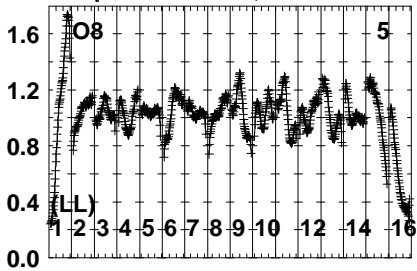


Lower frame: Real Jy
Auto-corr total-power spectrum Antenna: *
Timerange: 00/23:55:45 to 00/23:58:41

Plot file version 390 created 18-APR-2024 16:06:18

J1130+0846 RG014.UVDATA.1

Freq = 4.6005 GHz, Bw = 32.000 MH No calibration applied and no bandpass applied

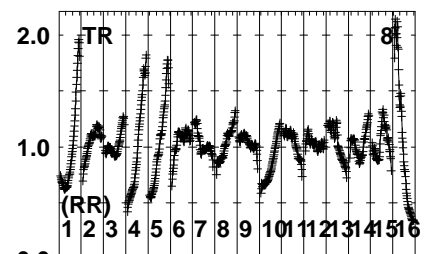
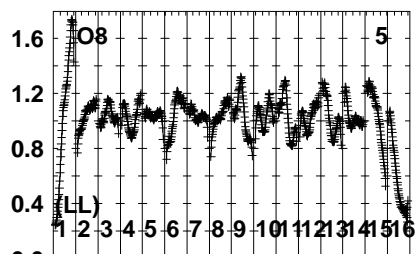
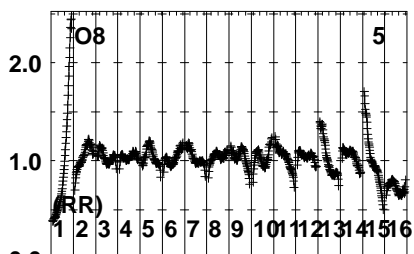
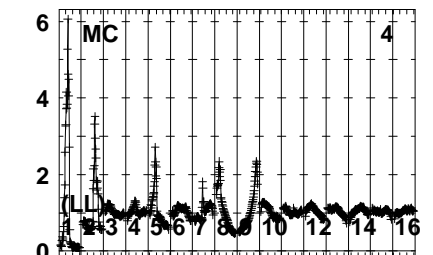
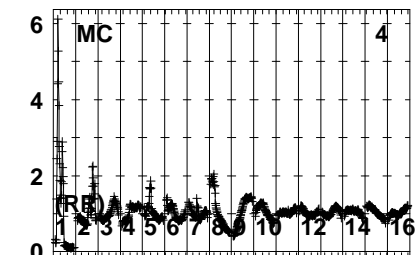
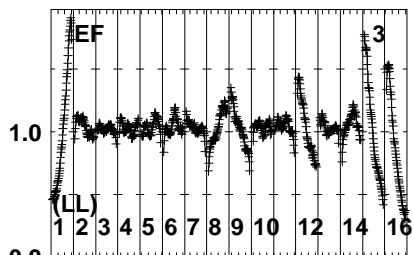
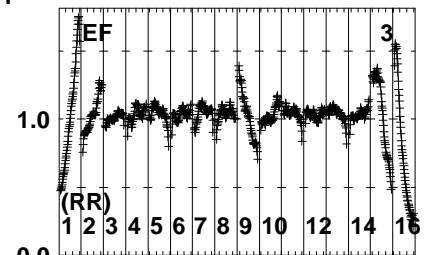
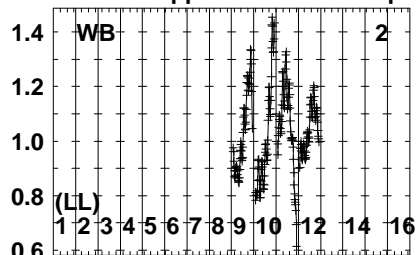
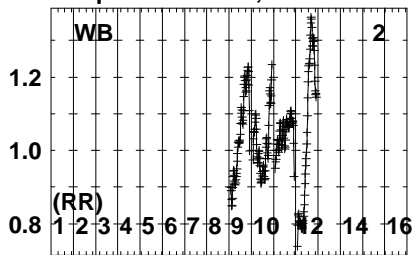


Lower frame: Real Jy
Auto-corr total-power spectrum Antenna: *
Timerange: 00/23:58:58 to 00/23:59:38

Plot file version 391 created 18-APR-2024 16:06:18

J1129+0951 RG014.UVDATA.1

Freq = 4.6005 GHz, Bw = 32.000 MH No calibration applied and no bandpass applied



464317.0 464317.0 464317.0 464317.0 464317.0 464317.0 464317.0 464317.0 464317.0 464317.0 464317.0 464317.0 464317.0 464317.0 464317.0 464317.0

464317.0 464317.0 464317.0 464317.0 464317.0 464317.0 464317.0 464317.0 464317.0 464317.0 464317.0 464317.0 464317.0 464317.0 464317.0 464317.0

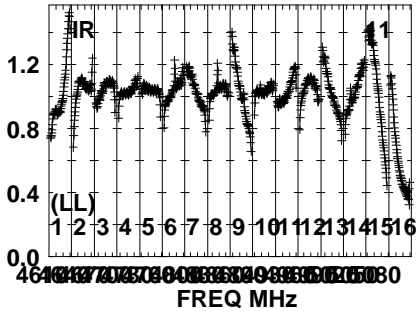
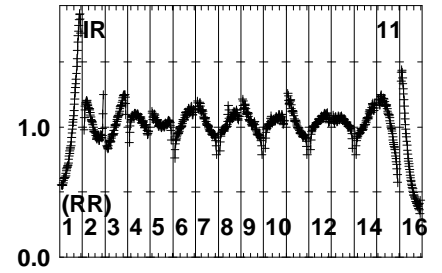
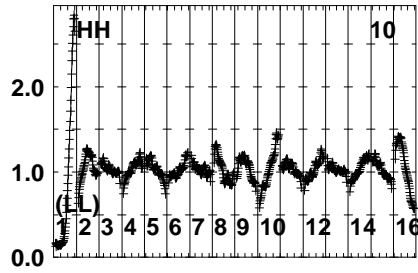
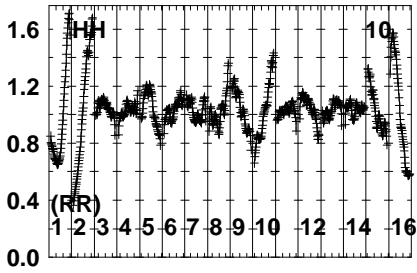
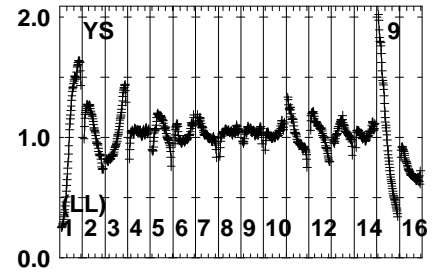
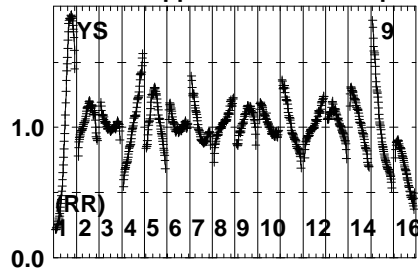
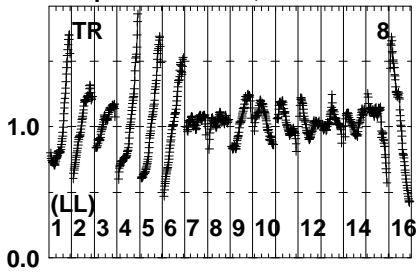
464317.0 464317.0 464317.0 464317.0 464317.0 464317.0 464317.0 464317.0 464317.0 464317.0 464317.0 464317.0 464317.0 464317.0 464317.0 464317.0

Lower frame: Real Jy
Auto-corr total-power spectrum Antenna: *
Timerange: 01/00:00:01 to 01/00:00:41

Plot file version 392 created 18-APR-2024 16:06:18

J1129+0951 RG014.UVDATA.1

Freq = 4.6005 GHz, Bw = 32.000 MH No calibration applied and no bandpass applied

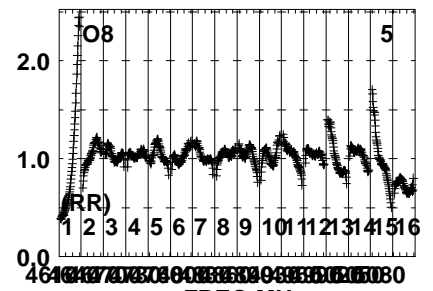
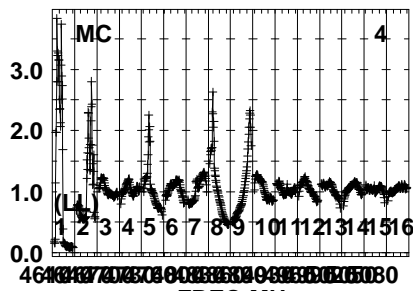
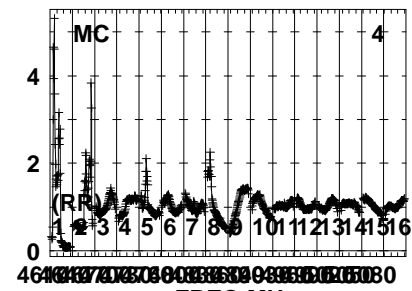
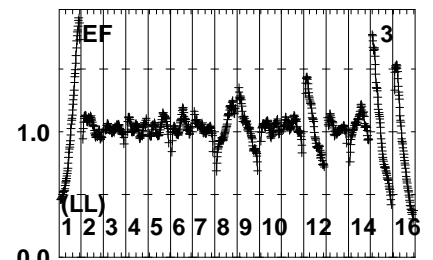
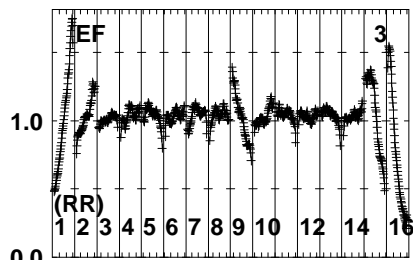
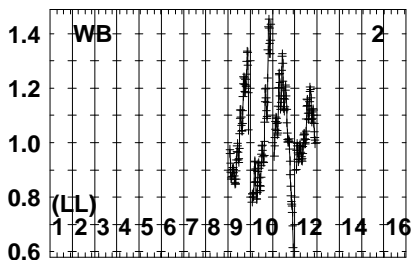
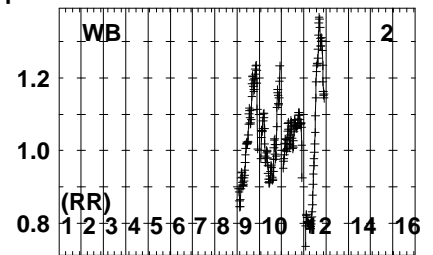
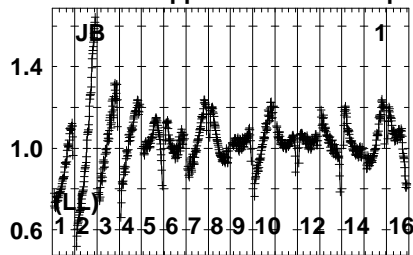
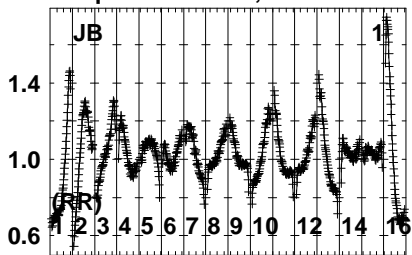


Lower frame: Real Jy
Auto-corr total-power spectrum Antenna: *
Timerange: 01/00:00:01 to 01/00:00:41

Plot file version 393 created 18-APR-2024 16:06:18

SN2022XXF RG014.UVDATA.1

Freq = 4.6005 GHz, Bw = 32.000 MH No calibration applied and no bandpass applied

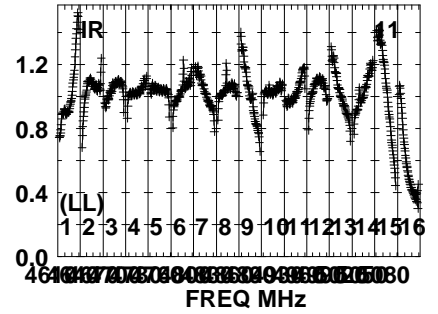
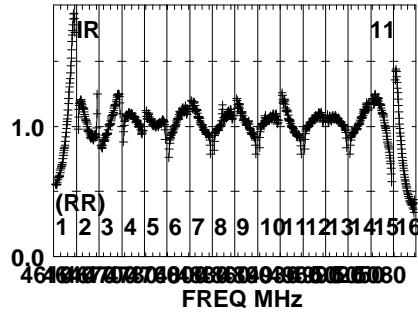
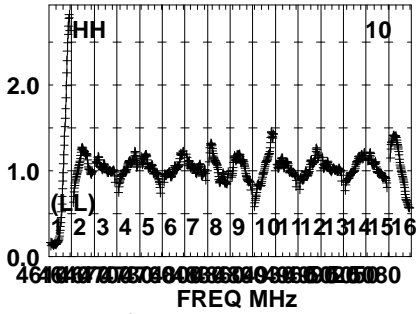
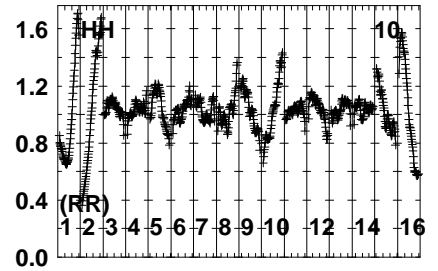
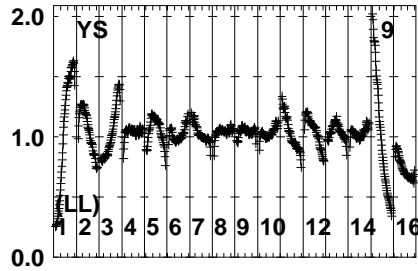
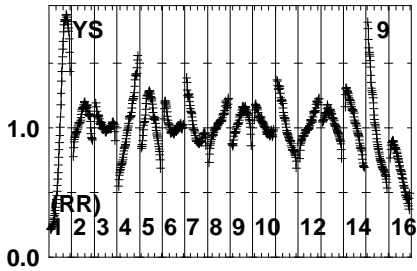
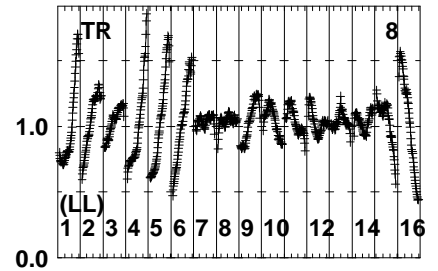
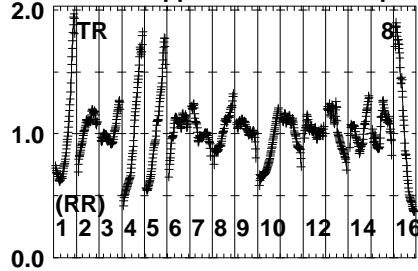
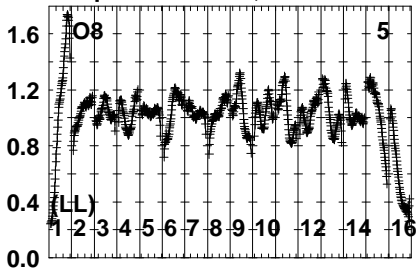


Lower frame: Real Jy
Auto-corr total-power spectrum Antenna: *
Timerange: 01/00:01:01 to 01/00:03:57

Plot file version 394 created 18-APR-2024 16:06:18

SN2022XXF RG014.UVDATA.1

Freq = 4.6005 GHz, Bw = 32.000 MH No calibration applied and no bandpass applied

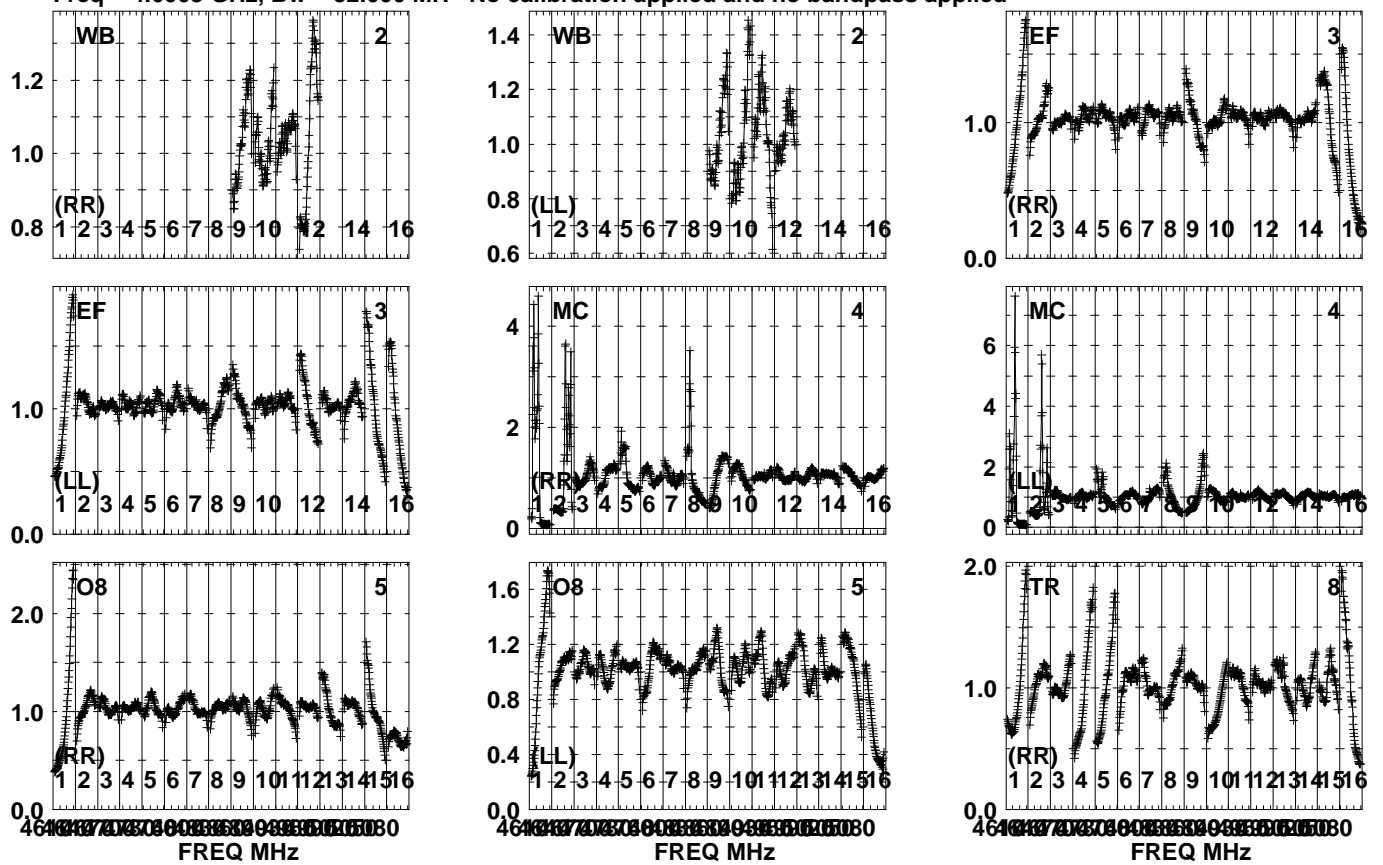


Lower frame: Real Jy
Auto-corr total-power spectrum Antenna: *
Timerange: 01/00:01:01 to 01/00:03:57

Plot file version 395 created 18-APR-2024 16:06:19

J1130+0846 RG014.UVDATA.1

Freq = 4.6005 GHz, Bw = 32.000 MH No calibration applied and no bandpass applied

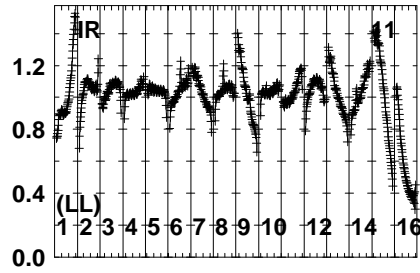
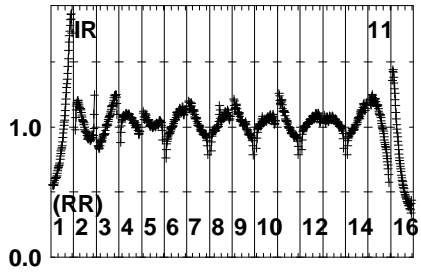
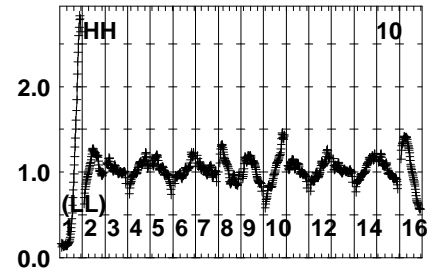
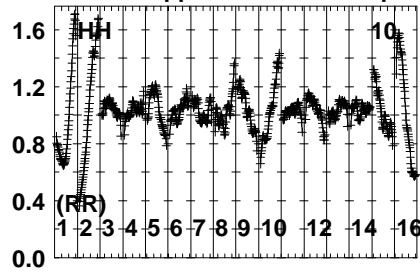
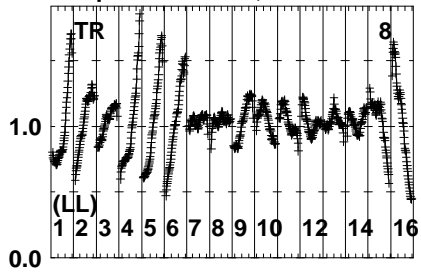


Lower frame: Real Jy
Auto-corr total-power spectrum Antenna: *
Timerange: 01/00:04:14 to 01/00:04:54

Plot file version 396 created 18-APR-2024 16:06:19

J1130+0846 RG014.UVDATA.1

Freq = 4.6005 GHz, Bw = 32.000 MH No calibration applied and no bandpass applied

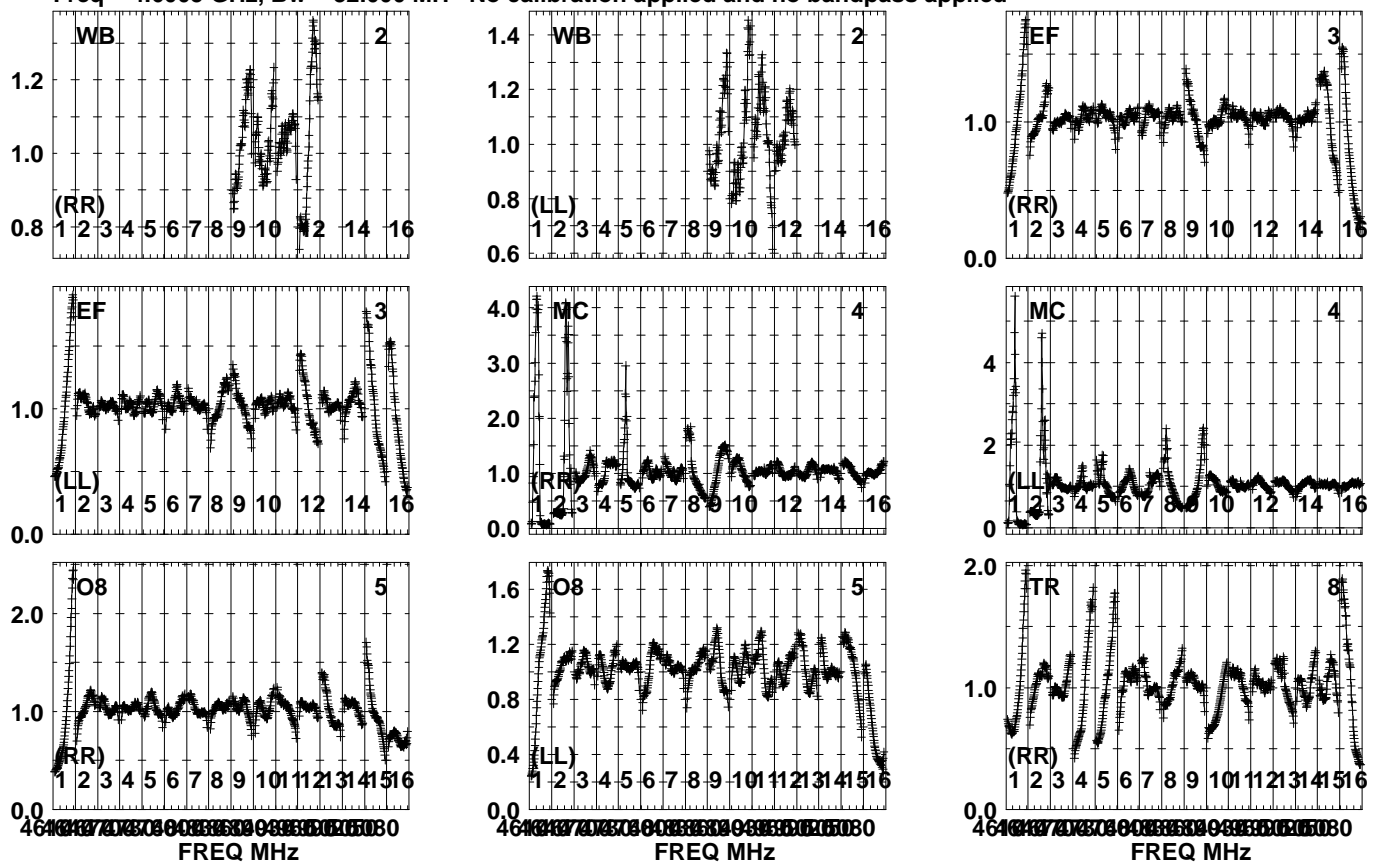


Lower frame: Real Jy
Auto-corr total-power spectrum Antenna: *
Timerange: 01/00:04:14 to 01/00:04:54

Plot file version 397 created 18-APR-2024 16:06:19

J1129+0951 RG014.UVDATA.1

Freq = 4.6005 GHz, Bw = 32.000 MH No calibration applied and no bandpass applied

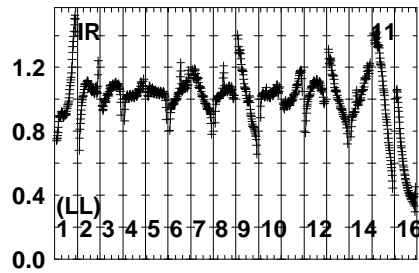
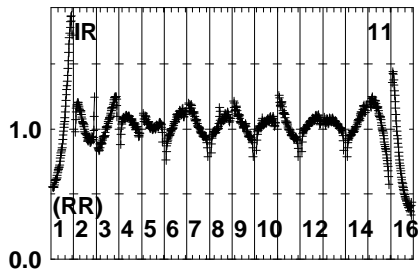
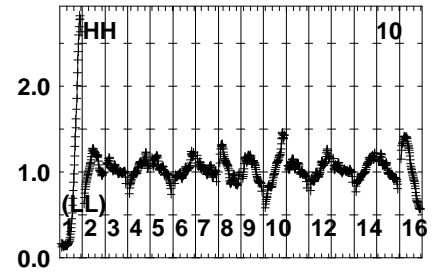
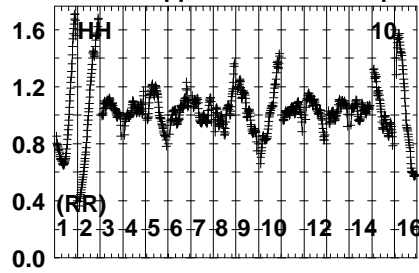
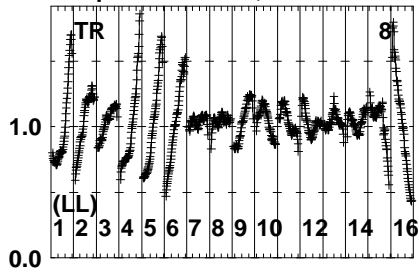


Lower frame: Real Jy
Auto-corr total-power spectrum Antenna: *
Timerange: 01/00:05:17 to 01/00:05:57

Plot file version 398 created 18-APR-2024 16:06:19

J1129+0951 RG014.UVDATA.1

Freq = 4.6005 GHz, Bw = 32.000 MH No calibration applied and no bandpass applied

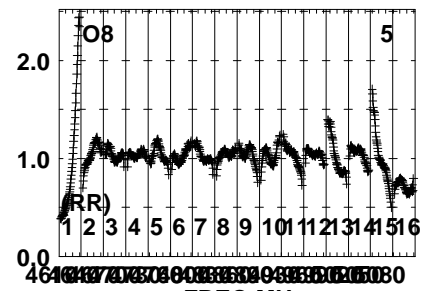
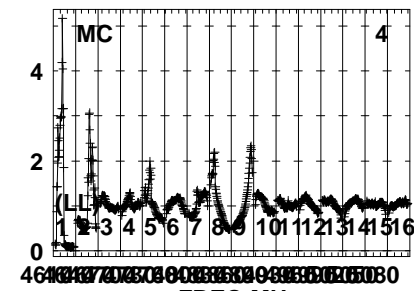
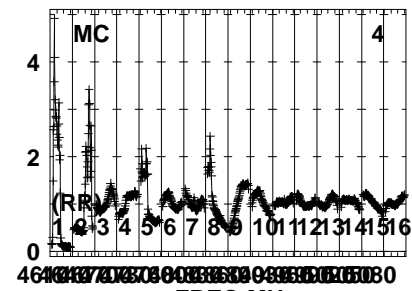
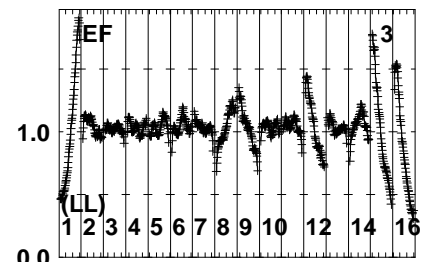
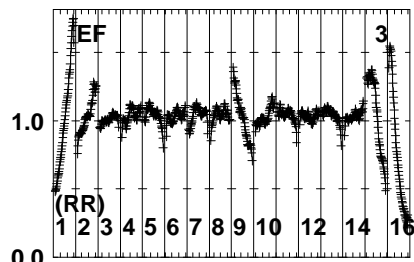
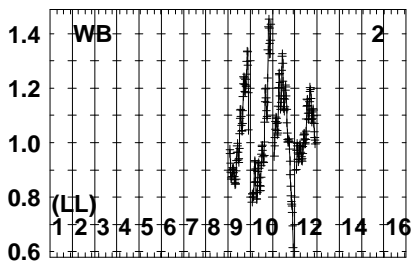
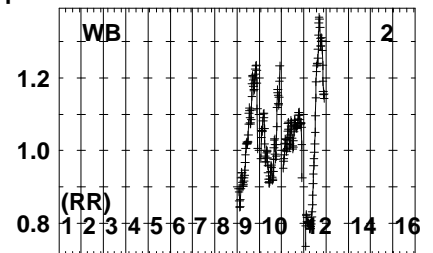
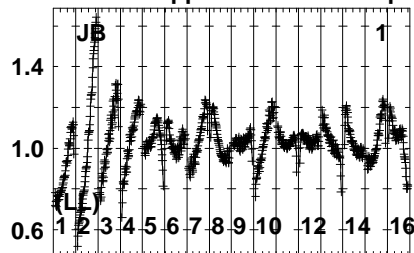
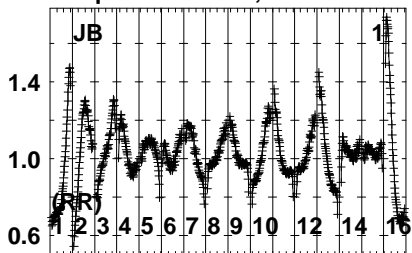


Lower frame: Real Jy
Auto-corr total-power spectrum Antenna: *
Timerange: 01/00:05:17 to 01/00:05:57

Plot file version 399 created 18-APR-2024 16:06:19

SN2022XF RG014.UVDATA.1

Freq = 4.6005 GHz, Bw = 32.000 MH No calibration applied and no bandpass applied

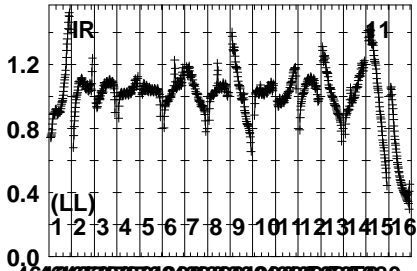
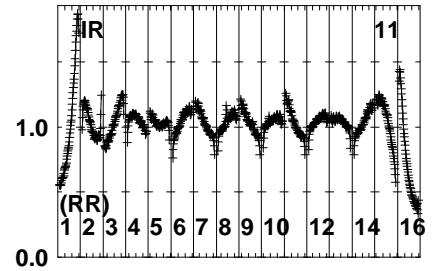
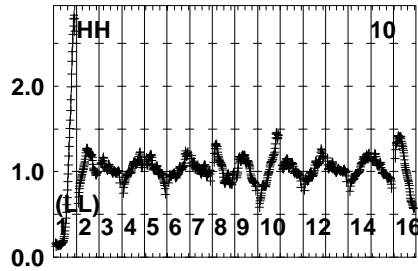
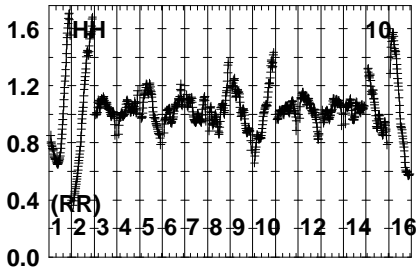
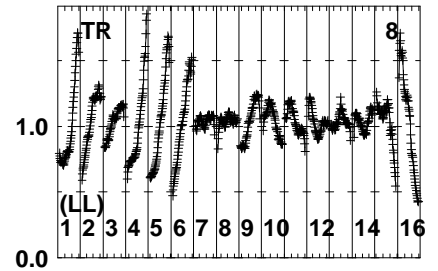
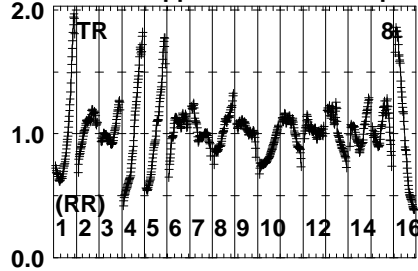
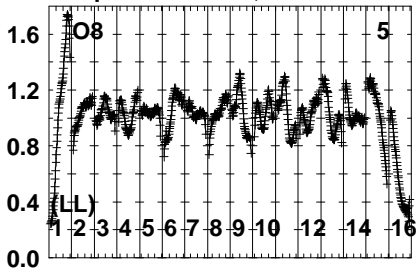


Lower frame: Real Jy
Auto-corr total-power spectrum Antenna: *
Timerange: 01/00:06:17 to 01/00:09:13

Plot file version 402 created 18-APR-2024 16:06:19

J1130+0846 RG014.UVDATA.1

Freq = 4.6005 GHz, Bw = 32.000 MH No calibration applied and no bandpass applied



46.000 46.005 46.010 46.015 46.020 46.025 46.030 46.035 46.040 46.045 46.050 46.055 46.060 46.065 46.070 46.075 46.080

FREQ MHz

Lower frame: Real Jy

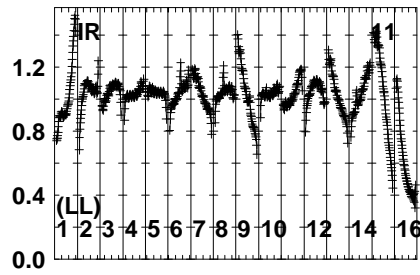
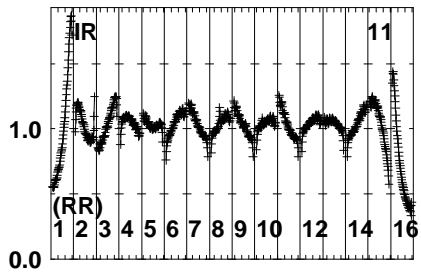
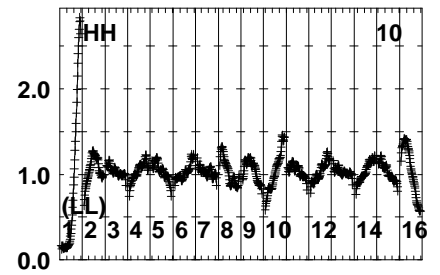
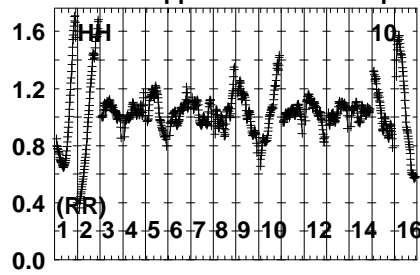
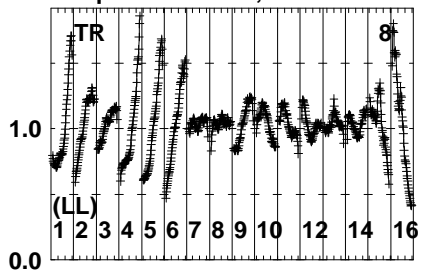
Auto-corr total-power spectrum Antenna: *

Timerange: 01/00:09:30 to 01/00:10:10

Plot file version 404 created 18-APR-2024 16:06:19

J1129+0951 RG014.UVDATA.1

Freq = 4.6005 GHz, Bw = 32.000 MH No calibration applied and no bandpass applied

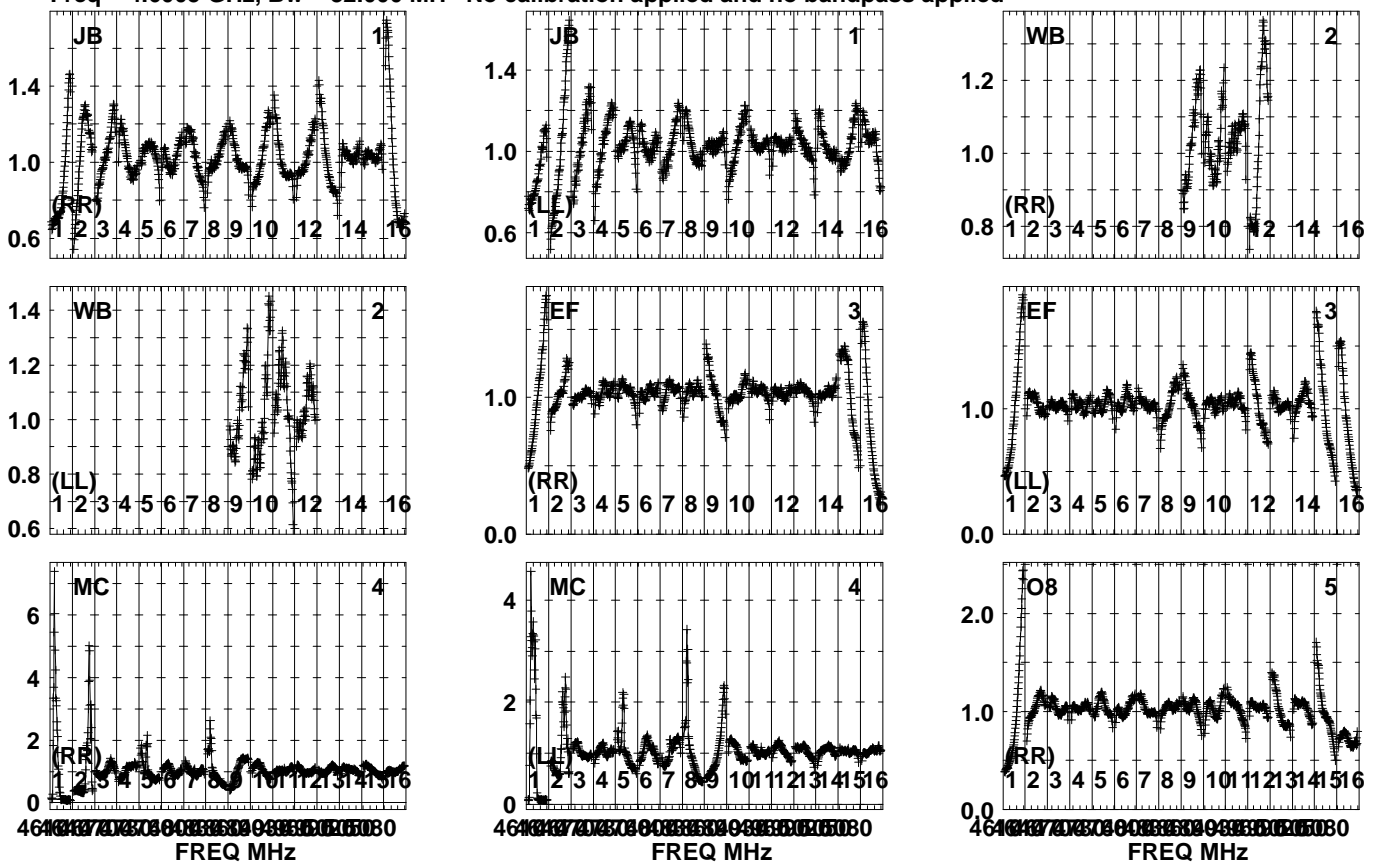


Lower frame: Real Jy
Auto-corr total-power spectrum Antenna: *
Timerange: 01/00:10:33 to 01/00:11:13

Plot file version 407 created 18-APR-2024 16:06:19

J1130+0846 RG014.UVDATA.1

Freq = 4.6005 GHz, Bw = 32.000 MH No calibration applied and no bandpass applied

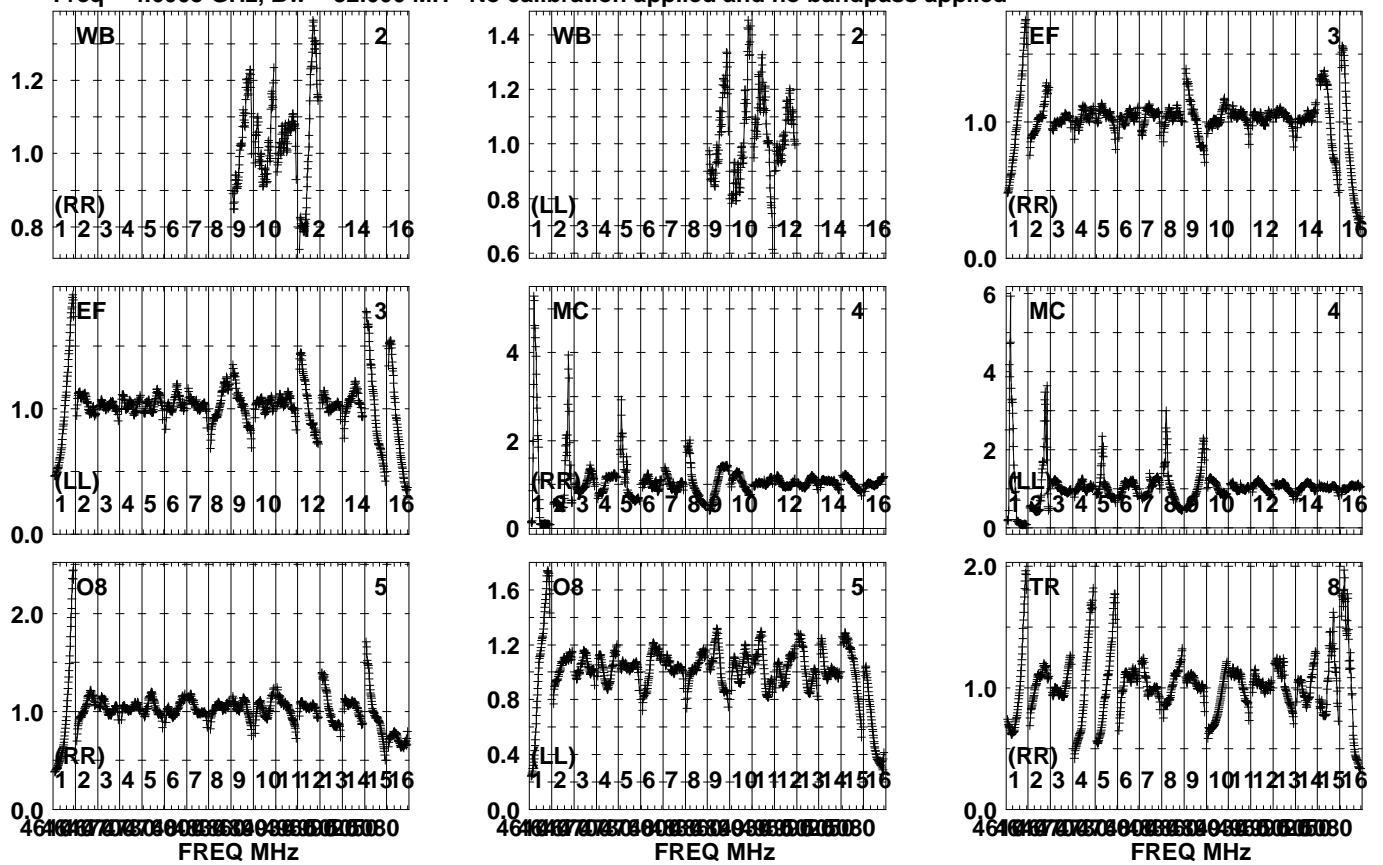


Lower frame: Real Jy
Auto-corr total-power spectrum Antenna: *
Timerange: 01/00:16:06 to 01/00:16:46

Plot file version 409 created 18-APR-2024 16:06:19

J1129+0951 RG014.UVDATA.1

Freq = 4.6005 GHz, Bw = 32.000 MH No calibration applied and no bandpass applied

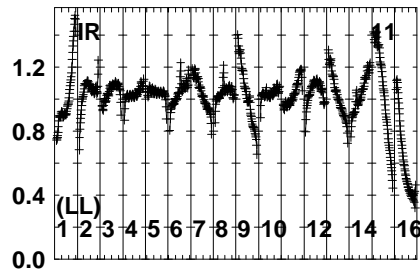
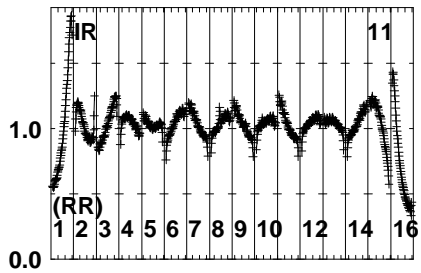
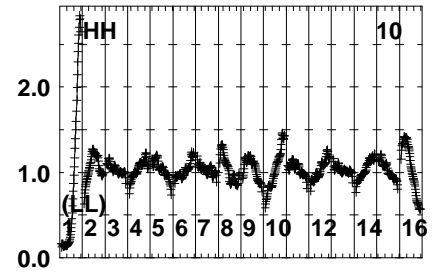
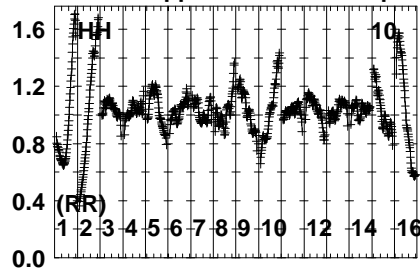
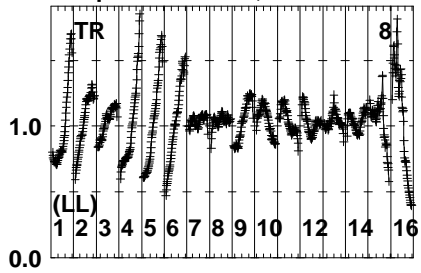


Lower frame: Real Jy
Auto-corr total-power spectrum Antenna: *
Timerange: 01/00:17:09 to 01/00:17:49

Plot file version 410 created 18-APR-2024 16:06:20

J1129+0951 RG014.UVDATA.1

Freq = 4.6005 GHz, Bw = 32.000 MH No calibration applied and no bandpass applied

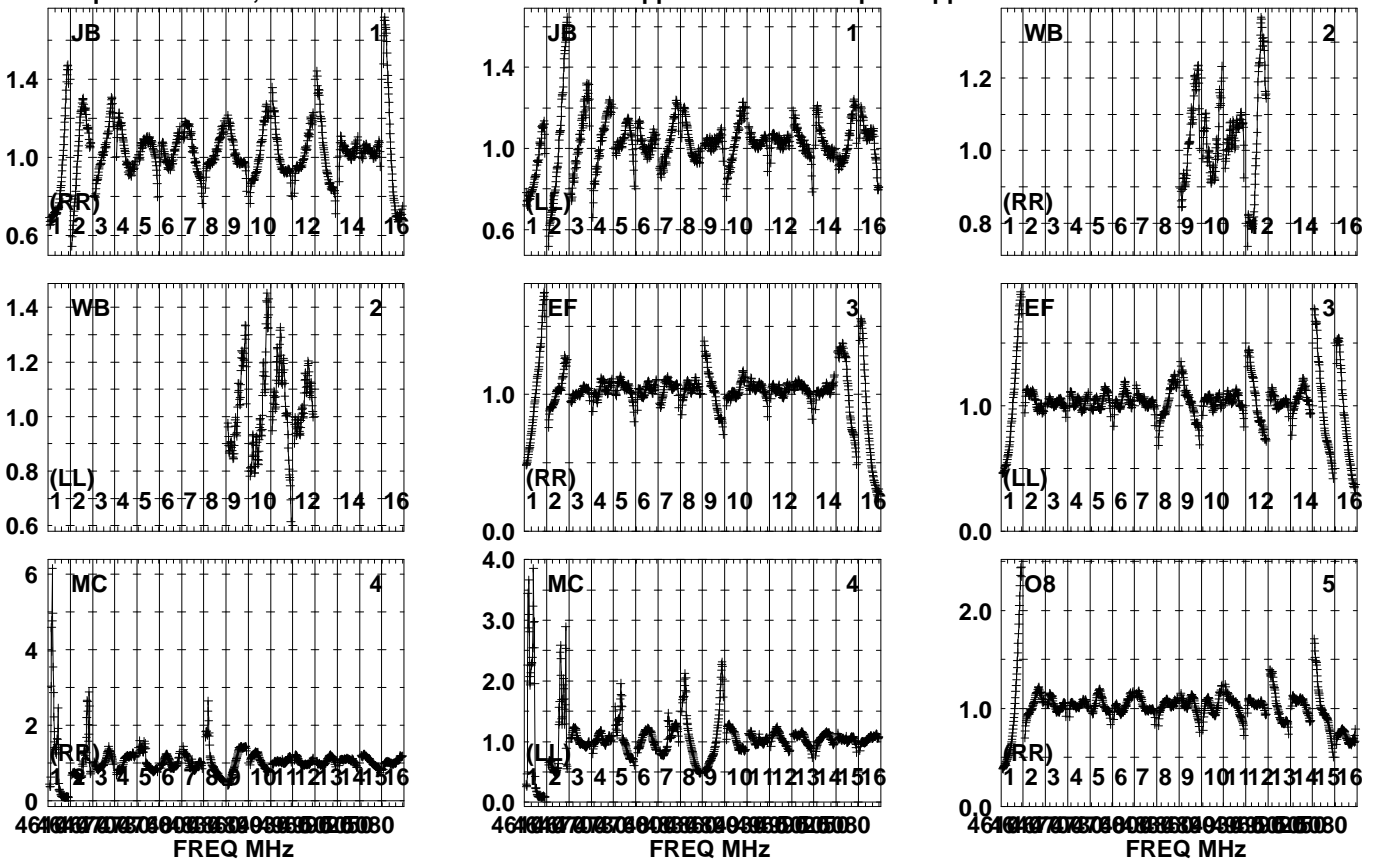


Lower frame: Real Jy
Auto-corr total-power spectrum Antenna: *
Timerange: 01/00:17:09 to 01/00:17:49

Plot file version 411 created 18-APR-2024 16:06:20

SN2022XF RG014.UVDATA.1

Freq = 4.6005 GHz, Bw = 32.000 MH No calibration applied and no bandpass applied

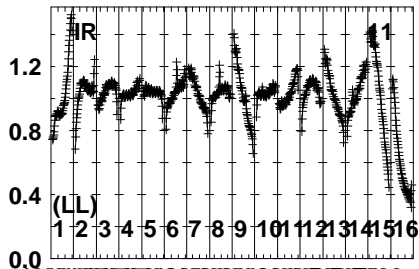
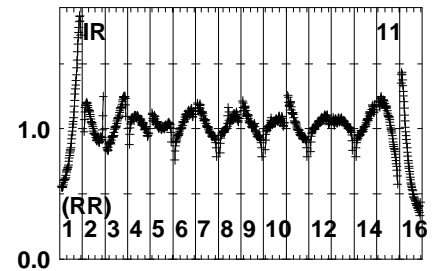
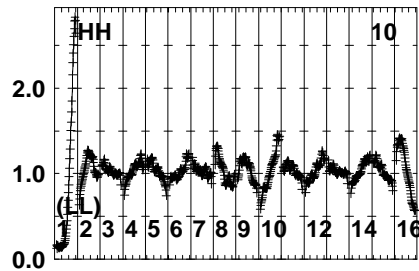
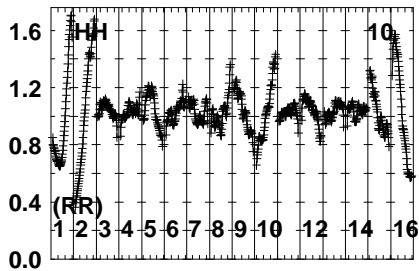
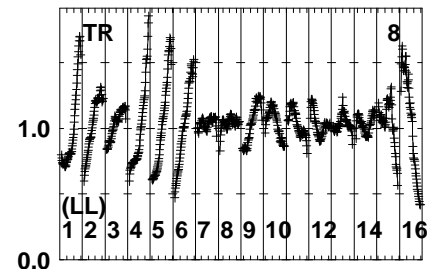
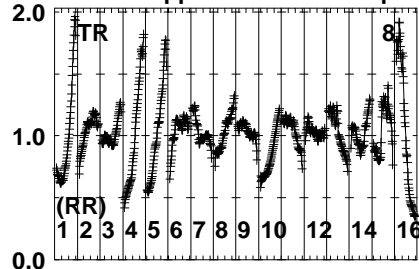
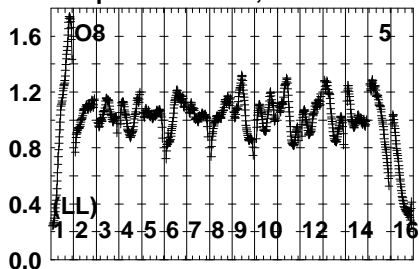


Lower frame: Real Jy
Auto-corr total-power spectrum Antenna: *
Timerange: 01/00:18:09 to 01/00:21:05

Plot file version 412 created 18-APR-2024 16:06:20

SN2022XXF RG014.UVDATA.1

Freq = 4.6005 GHz, Bw = 32.000 MH No calibration applied and no bandpass applied



464137006708008652098850075080
FREQ MHz

Lower frame: Real Jy

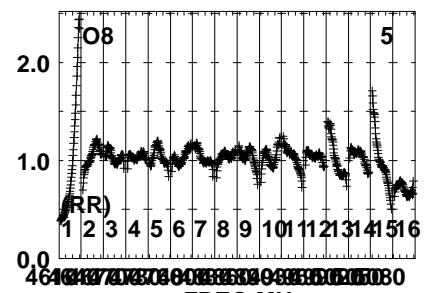
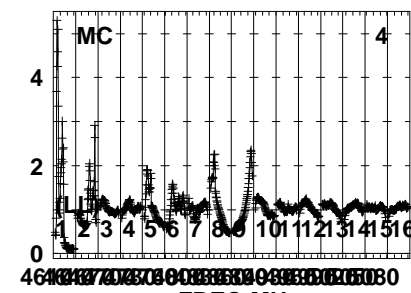
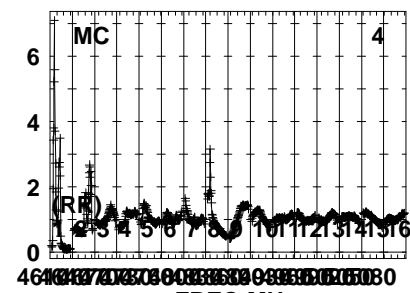
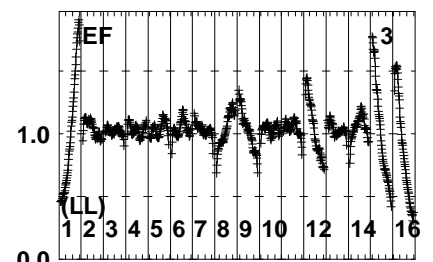
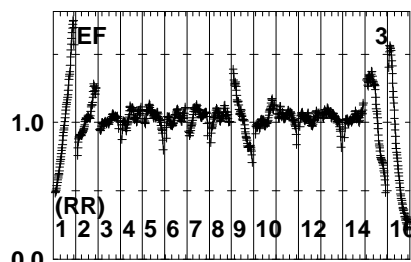
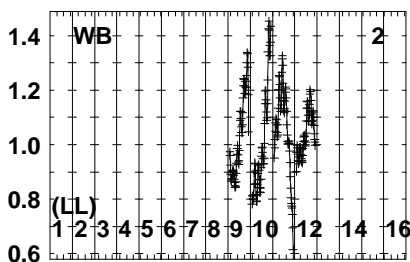
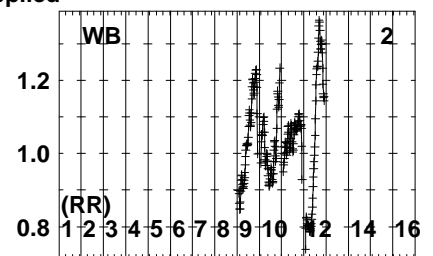
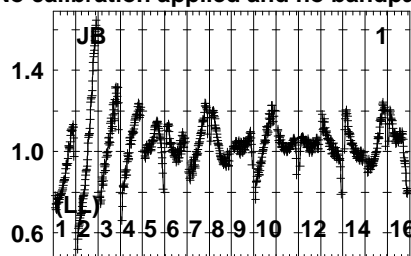
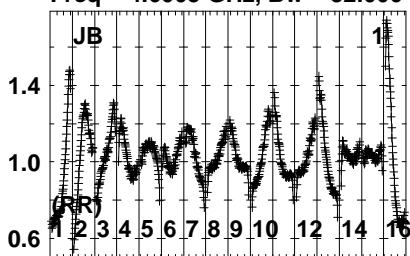
Auto-corr total-power spectrum Antenna: *

Timerange: 01/00:18:09 to 01/00:21:05

Plot file version 413 created 18-APR-2024 16:06:20

J1130+0846 RG014.UVDATA.1

Freq = 4.6005 GHz, Bw = 32.000 MH No calibration applied and no bandpass applied

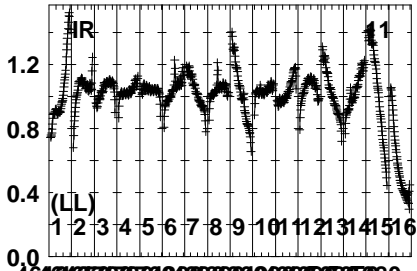
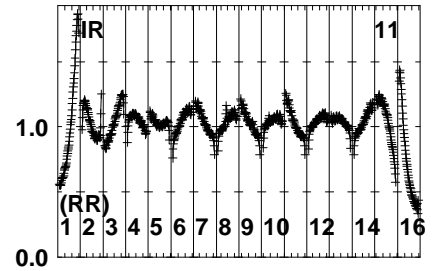
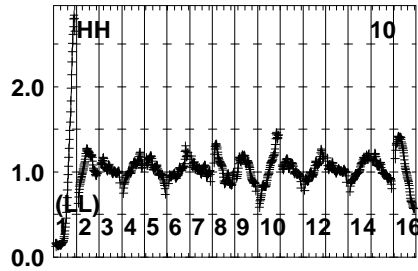
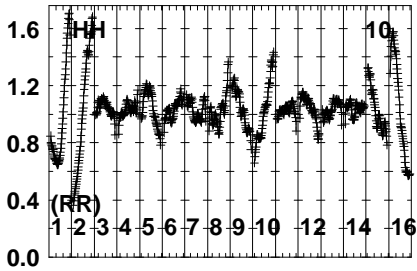
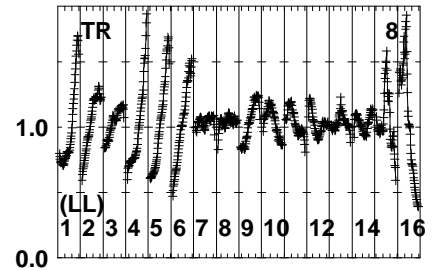
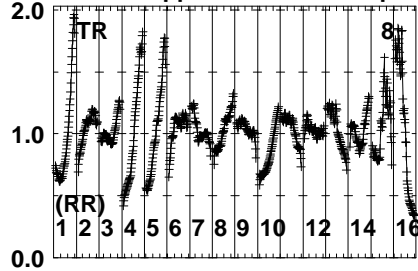
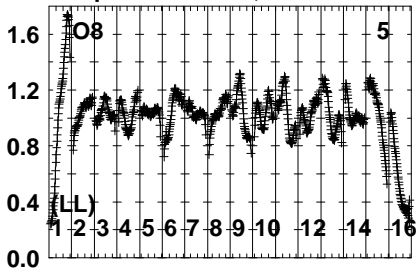


Lower frame: Real Jy
Auto-corr total-power spectrum Antenna: *
Timerange: 01/00:21:22 to 01/00:22:02

Plot file version 414 created 18-APR-2024 16:06:20

J1130+0846 RG014.UVDATA.1

Freq = 4.6005 GHz, Bw = 32.000 MH No calibration applied and no bandpass applied



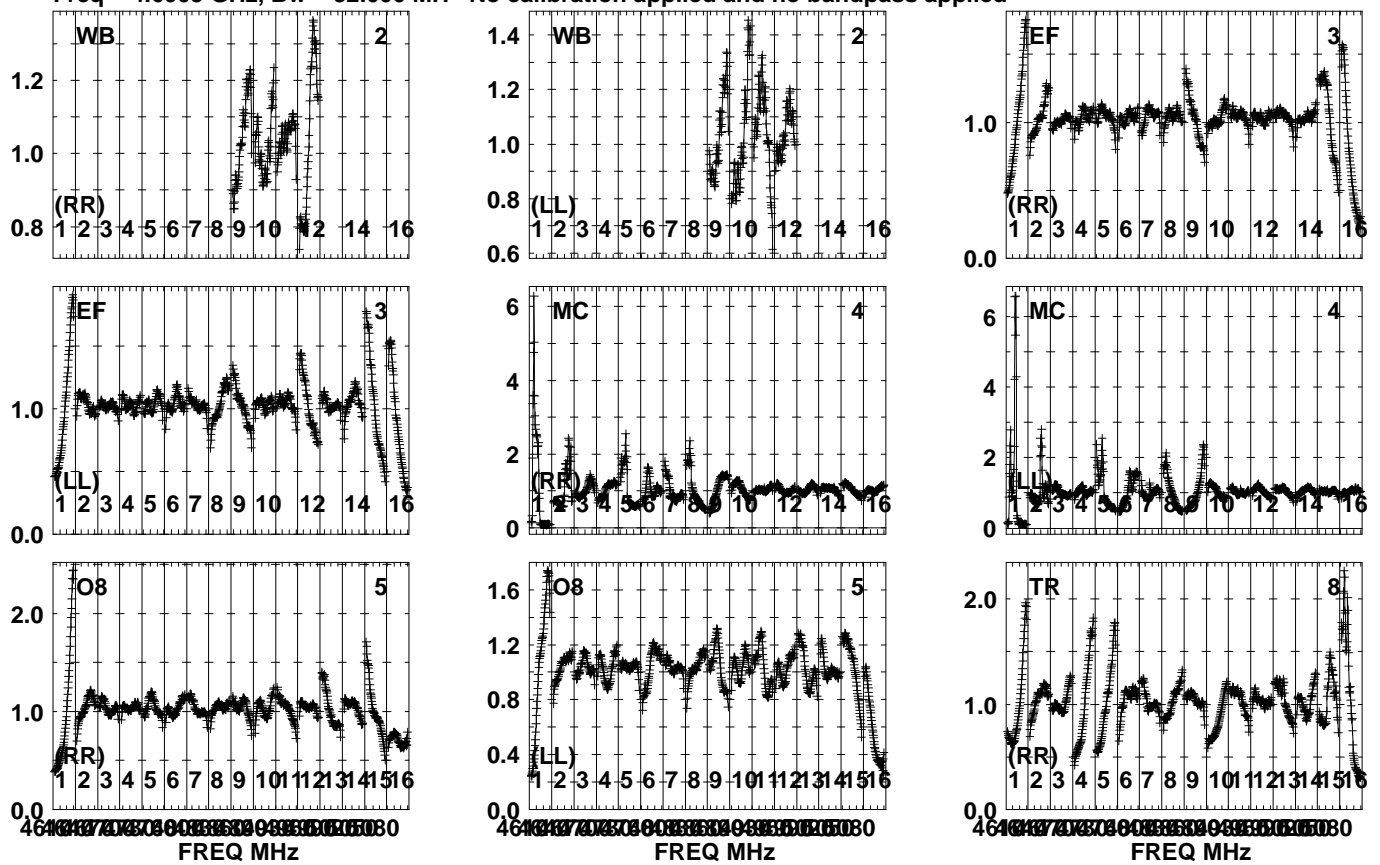
464437006708008652408895015080
FREQ MHz

Lower frame: Real Jy
Auto-corr total-power spectrum Antenna: *
Timerange: 01/00:21:22 to 01/00:22:02

Plot file version 415 created 18-APR-2024 16:06:20

J1129+0951 RG014.UVDATA.1

Freq = 4.6005 GHz, Bw = 32.000 MH No calibration applied and no bandpass applied

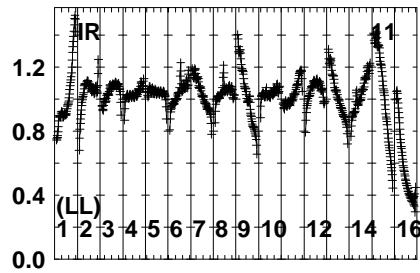
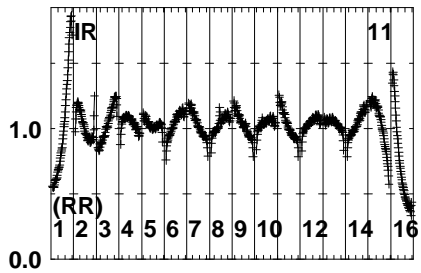
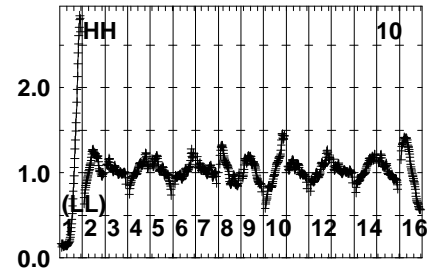
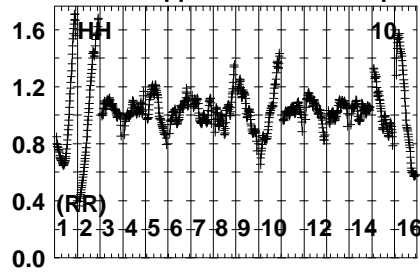
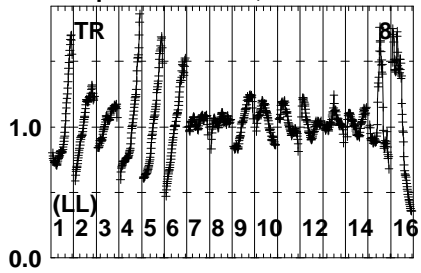


Lower frame: Real Jy
Auto-corr total-power spectrum Antenna: *
Timerange: 01/00:22:25 to 01/00:23:05

Plot file version 416 created 18-APR-2024 16:06:20

J1129+0951 RG014.UVDATA.1

Freq = 4.6005 GHz, Bw = 32.000 MH No calibration applied and no bandpass applied

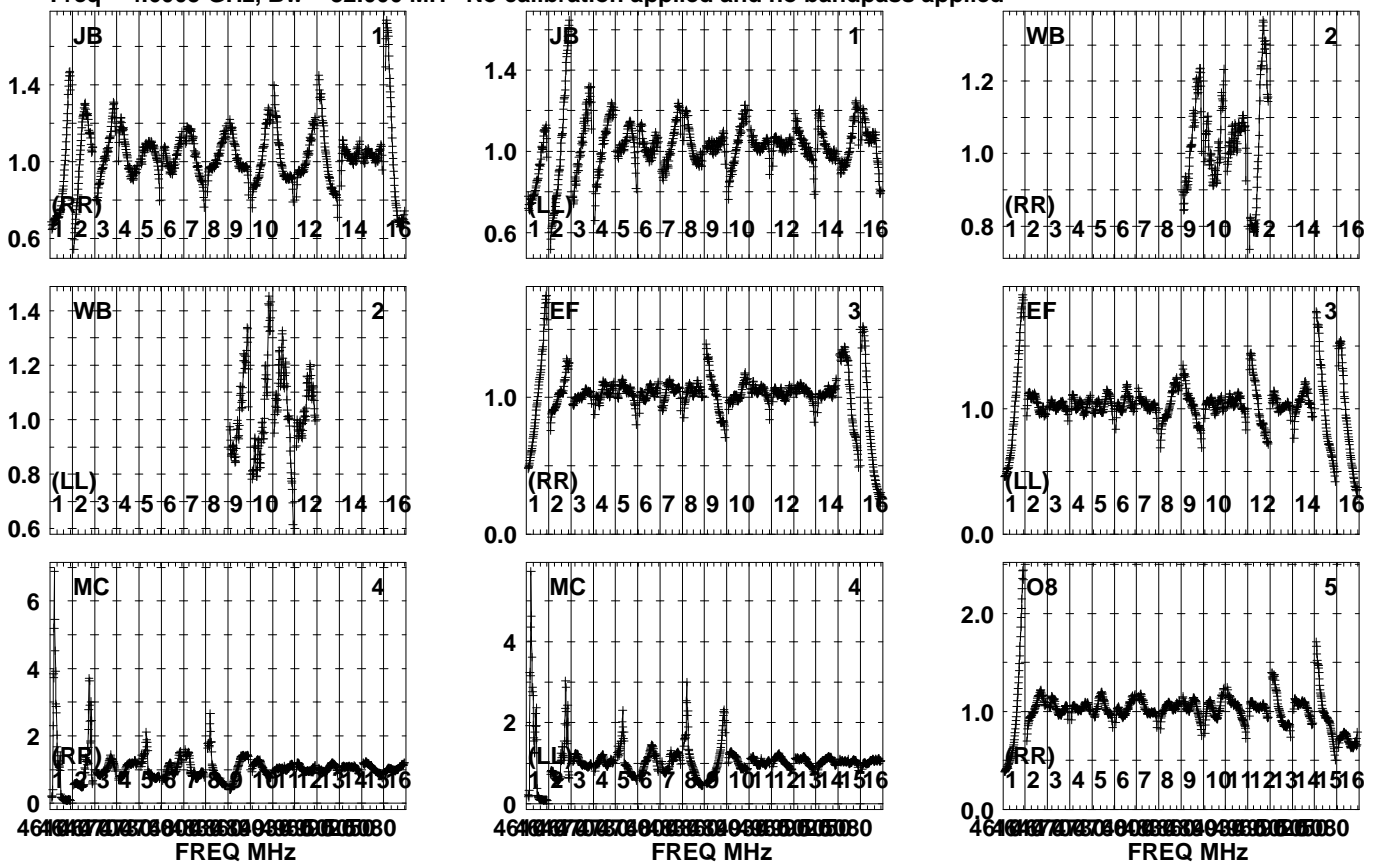


Lower frame: Real Jy
Auto-corr total-power spectrum Antenna: *
Timerange: 01/00:22:25 to 01/00:23:05

Plot file version 417 created 18-APR-2024 16:06:20

SN2022XF RG014.UVDATA.1

Freq = 4.6005 GHz, Bw = 32.000 MH No calibration applied and no bandpass applied

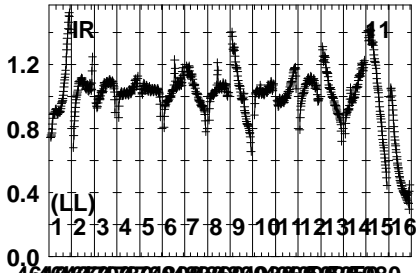
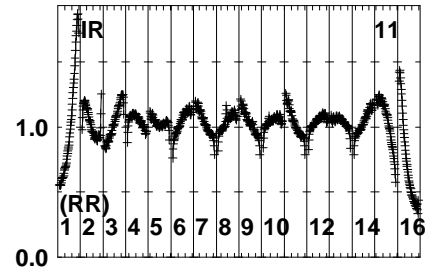
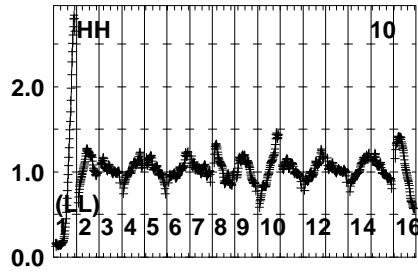
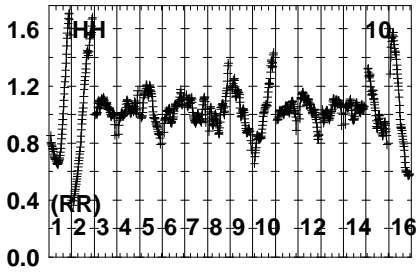
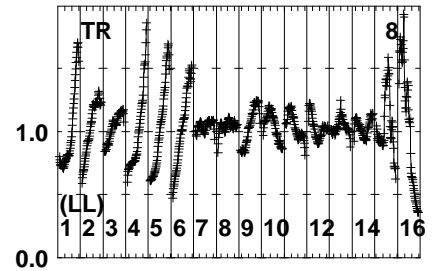
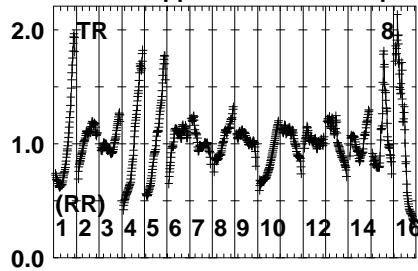
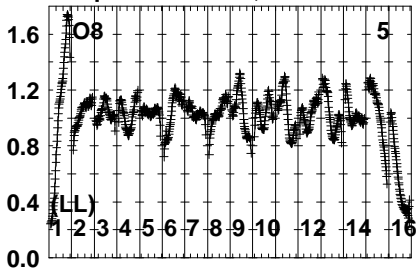


Lower frame: Real Jy
Auto-corr total-power spectrum Antenna: *
Timerange: 01/00:23:25 to 01/00:26:21

Plot file version 418 created 18-APR-2024 16:06:20

SN2022XXF RG014.UVDATA.1

Freq = 4.6005 GHz, Bw = 32.000 MH No calibration applied and no bandpass applied



461437006708008652408850075080
FREQ MHz

Lower frame: Real Jy

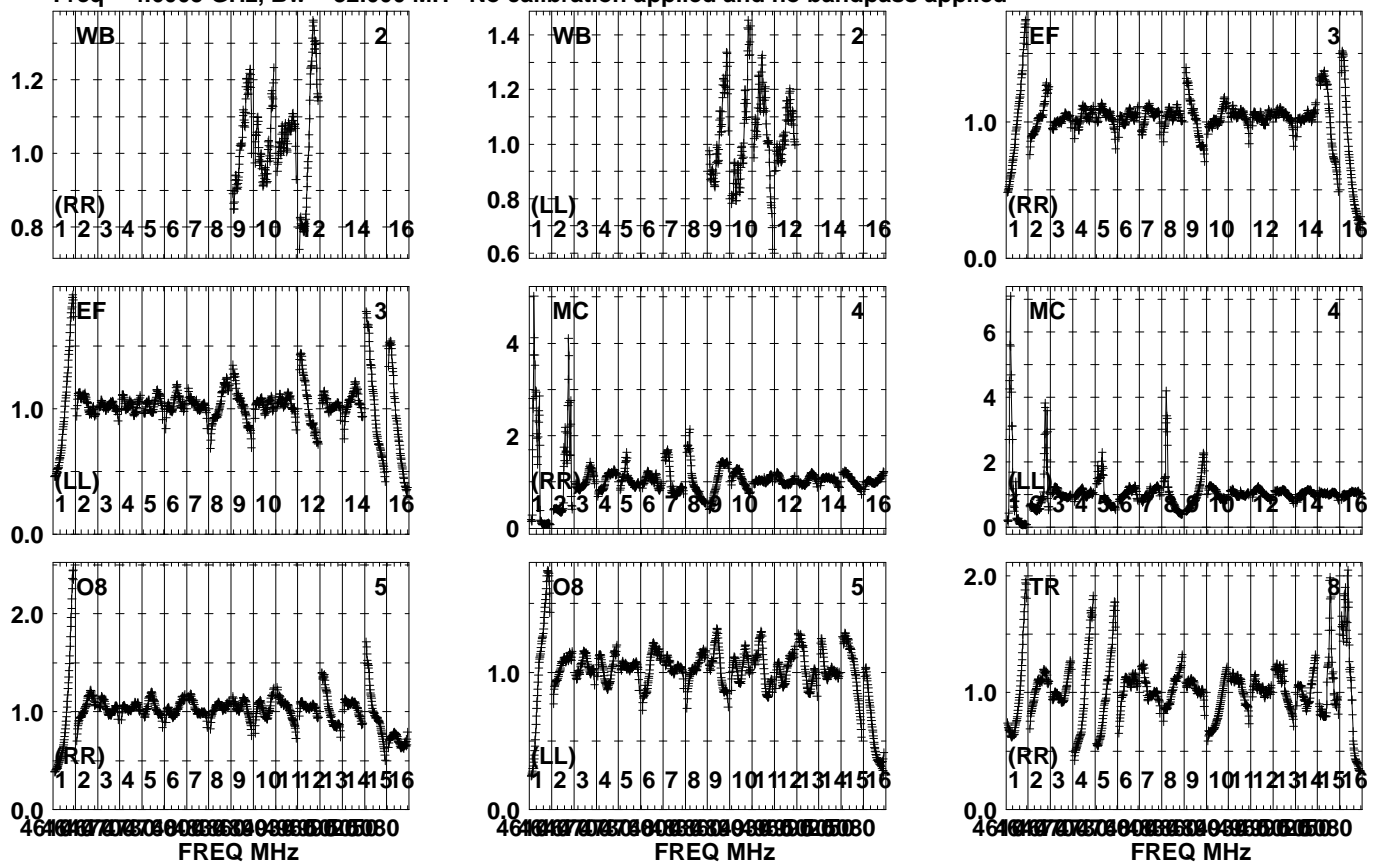
Auto-corr total-power spectrum Antenna: *

Timerange: 01/00:23:25 to 01/00:26:21

Plot file version 419 created 18-APR-2024 16:06:20

J1130+0846 RG014.UVDATA.1

Freq = 4.6005 GHz, Bw = 32.000 MH No calibration applied and no bandpass applied

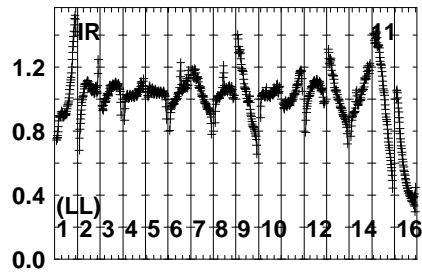
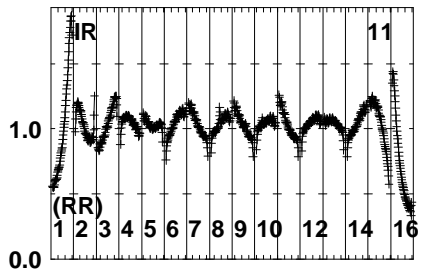
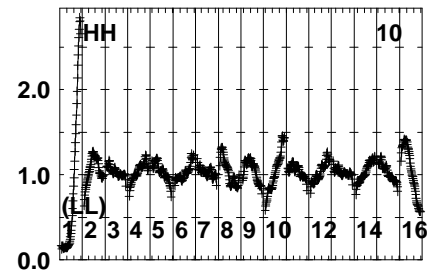
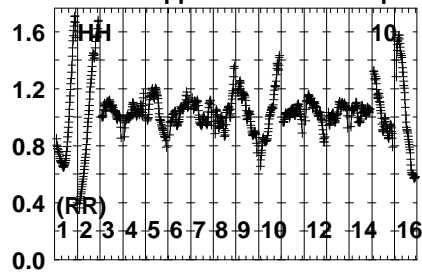
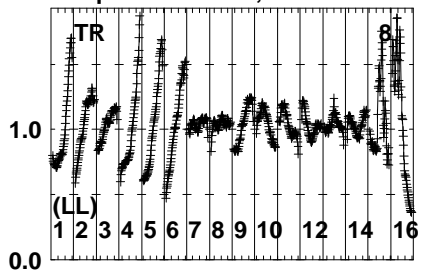


Lower frame: Real Jy
Auto-corr total-power spectrum Antenna: *
Timerange: 01/00:26:38 to 01/00:27:18

Plot file version 420 created 18-APR-2024 16:06:20

J1130+0846 RG014.UVDATA.1

Freq = 4.6005 GHz, Bw = 32.000 MH No calibration applied and no bandpass applied



Lower frame: Real Jy

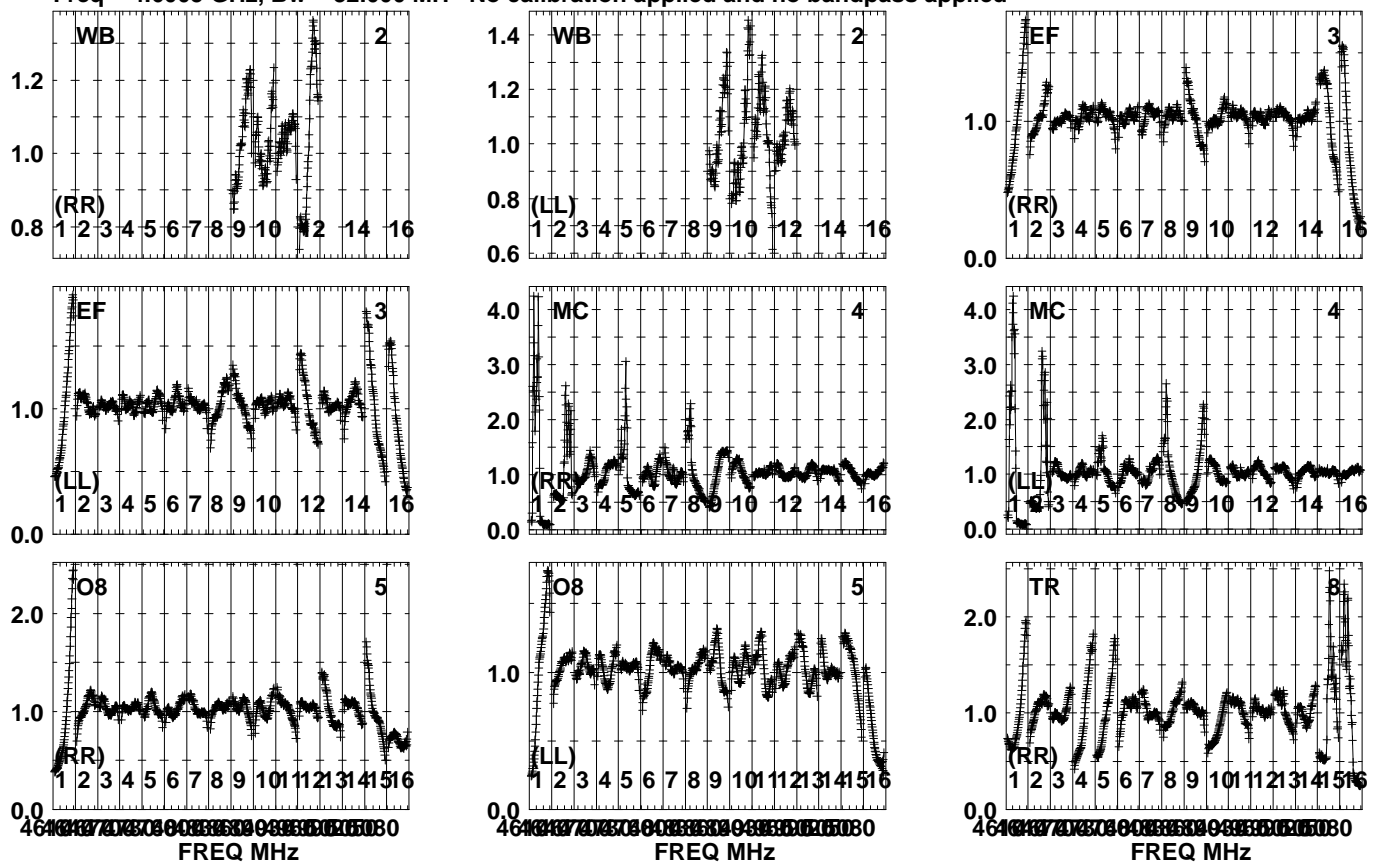
Auto-corr total-power spectrum Antenna: *

Timerange: 01/00:26:38 to 01/00:27:18

Plot file version 421 created 18-APR-2024 16:06:20

J1129+0951 RG014.UVDATA.1

Freq = 4.6005 GHz, Bw = 32.000 MH No calibration applied and no bandpass applied

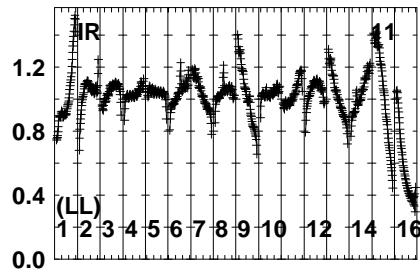
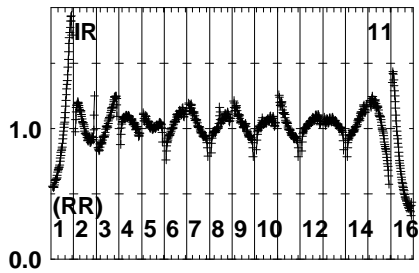
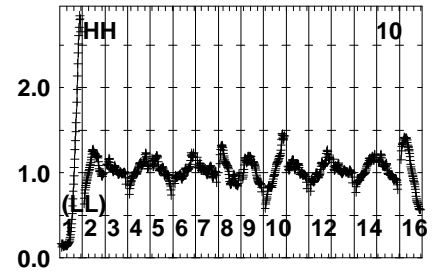
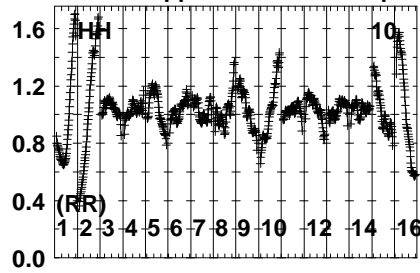
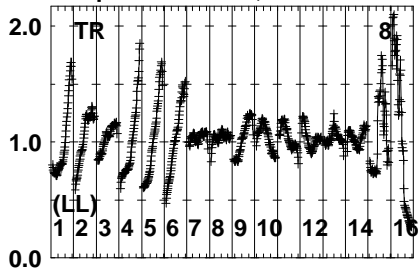


Lower frame: Real Jy
Auto-corr total-power spectrum Antenna: *
Timerange: 01/00:27:41 to 01/00:28:21

Plot file version 422 created 18-APR-2024 16:06:20

J1129+0951 RG014.UVDATA.1

Freq = 4.6005 GHz, Bw = 32.000 MH No calibration applied and no bandpass applied

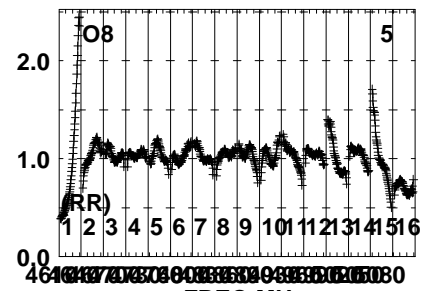
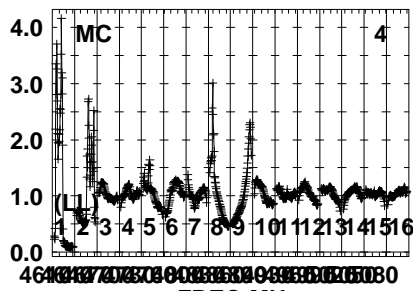
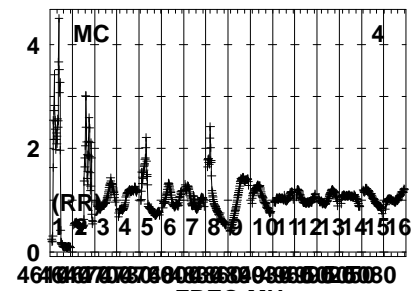
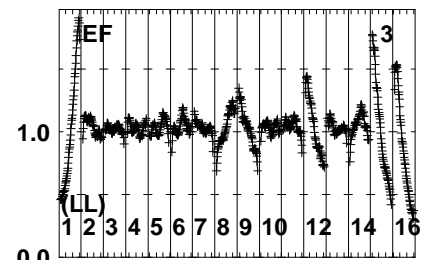
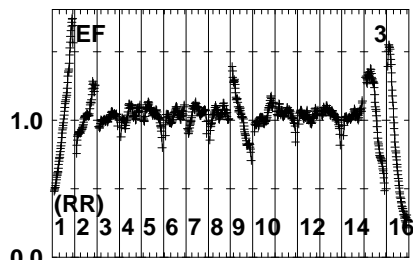
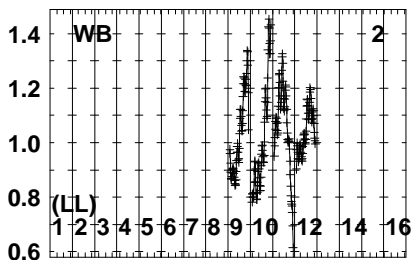
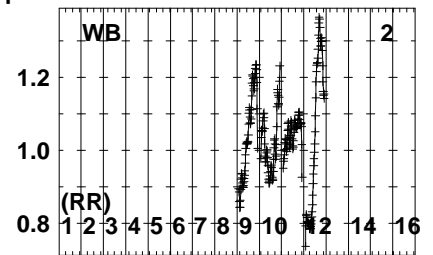
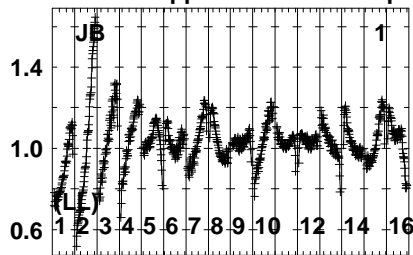
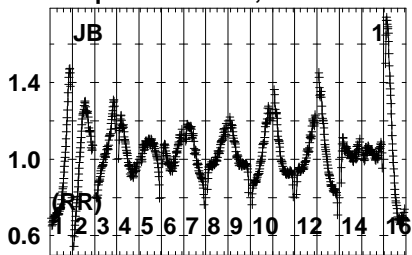


Lower frame: Real Jy
Auto-corr total-power spectrum Antenna: *
Timerange: 01/00:27:41 to 01/00:28:21

Plot file version 423 created 18-APR-2024 16:06:20

SN2022XXF RG014.UVDATA.1

Freq = 4.6005 GHz, Bw = 32.000 MH No calibration applied and no bandpass applied

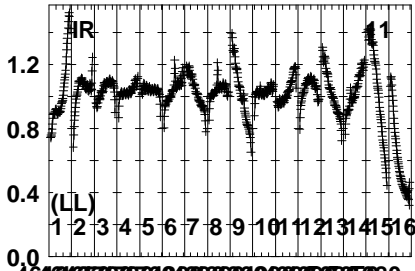
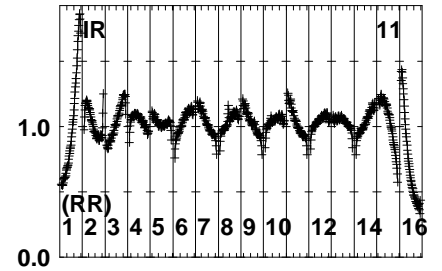
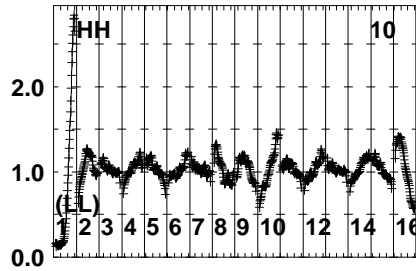
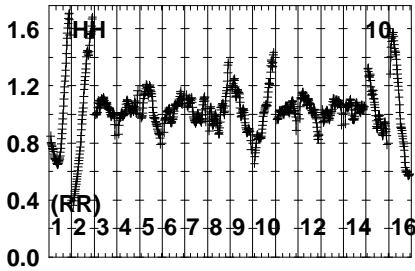
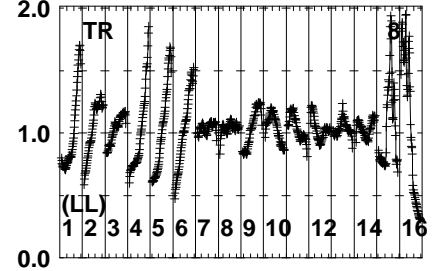
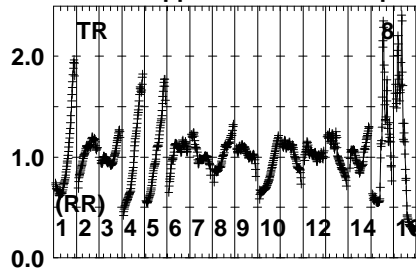
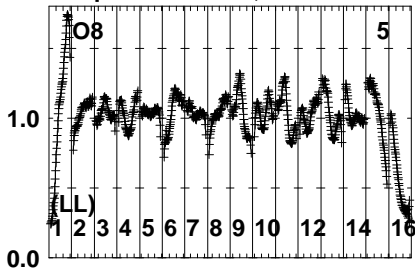


Lower frame: Real Jy
Auto-corr total-power spectrum Antenna: *
Timerange: 01/00:28:41 to 01/00:31:37

Plot file version 424 created 18-APR-2024 16:06:21

SN2022XXF RG014.UVDATA.1

Freq = 4.6005 GHz, Bw = 32.000 MH No calibration applied and no bandpass applied



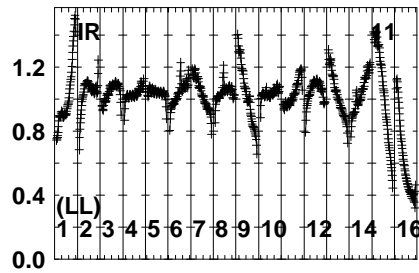
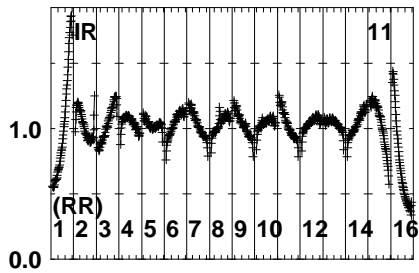
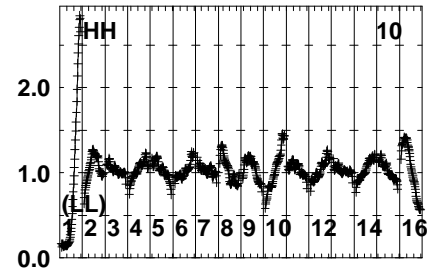
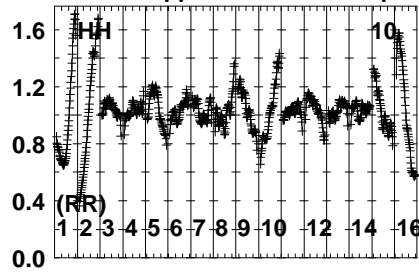
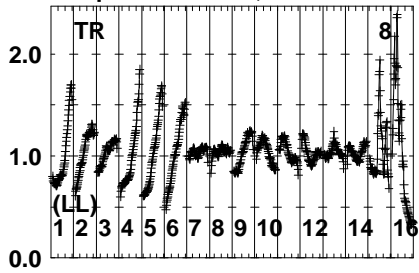
46400 46400 46400 46400 46400 46400 46400 46400 46400 46400 46400 46400 46400 46400 46400 46400
FREQ MHz

Lower frame: Real Jy
Auto-corr total-power spectrum Antenna: *
Timerange: 01/00:28:41 to 01/00:31:37

Plot file version 428 created 18-APR-2024 16:06:21

J1129+0951 RG014.UVDATA.1

Freq = 4.6005 GHz, Bw = 32.000 MH No calibration applied and no bandpass applied

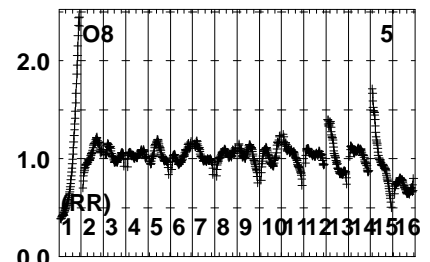
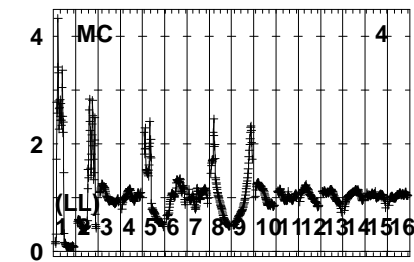
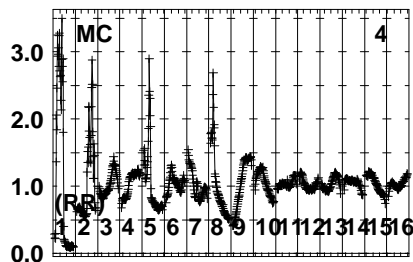
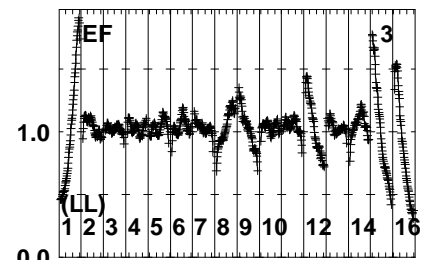
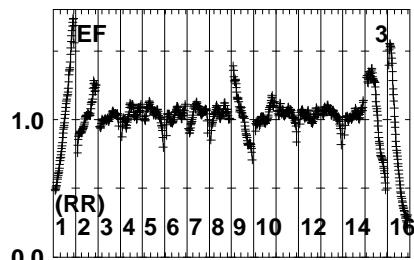
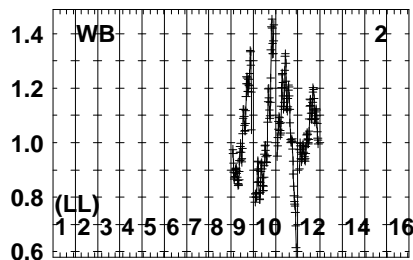
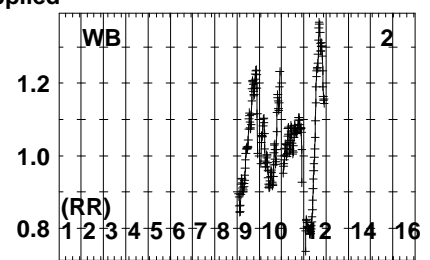
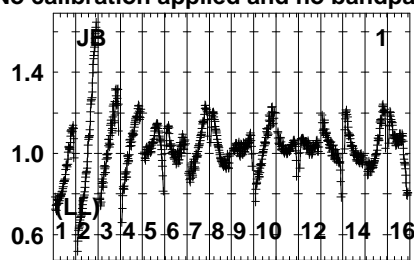
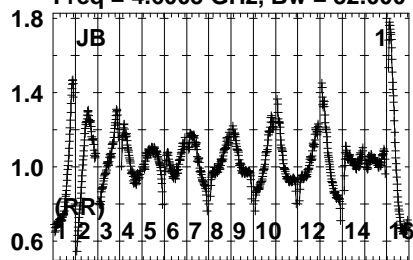


Lower frame: Real Jy
Auto-corr total-power spectrum Antenna: *
Timerange: 01/00:32:57 to 01/00:33:37

Plot file version 429 created 18-APR-2024 16:06:21

SN2022XF RG014.UVDATA.1

Freq = 4.6005 GHz, Bw = 32.000 MH No calibration applied and no bandpass applied



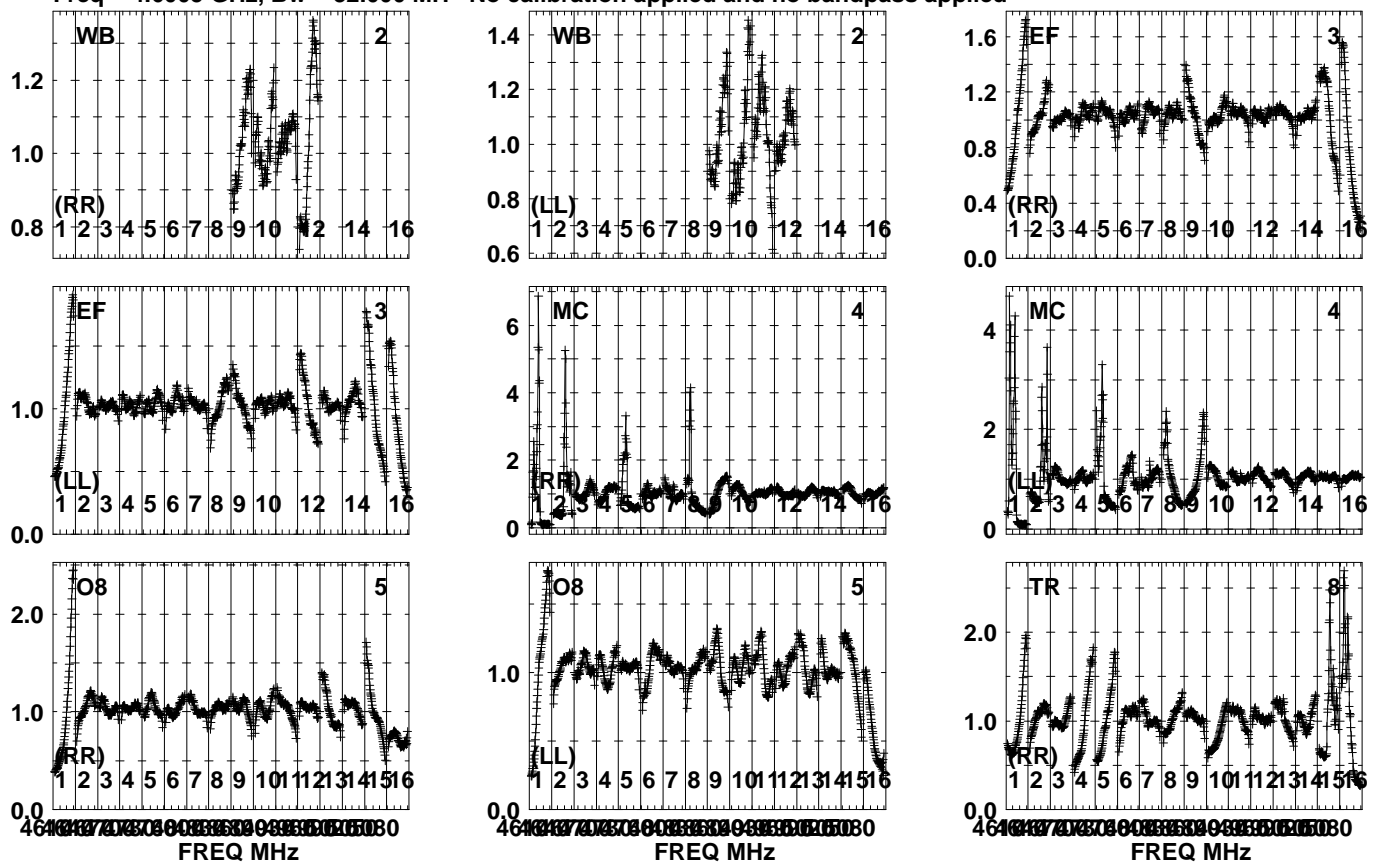
FREQ MHz

Lower frame: Real Jy
Auto-corr total-power spectrum Antenna: *
Timerange: 01/00:33:57 to 01/00:36:53

Plot file version 431 created 18-APR-2024 16:06:21

J1130+0846 RG014.UVDATA.1

Freq = 4.6005 GHz, Bw = 32.000 MH No calibration applied and no bandpass applied

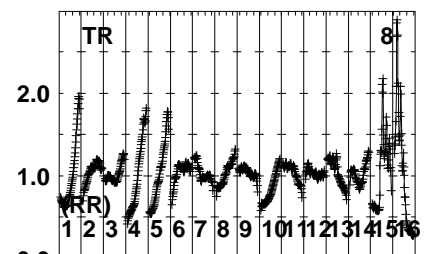
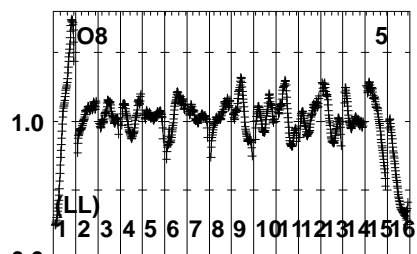
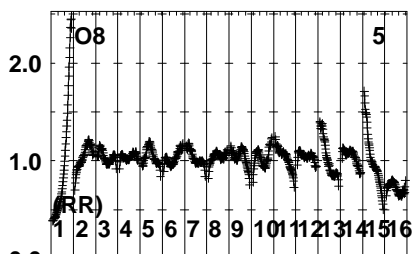
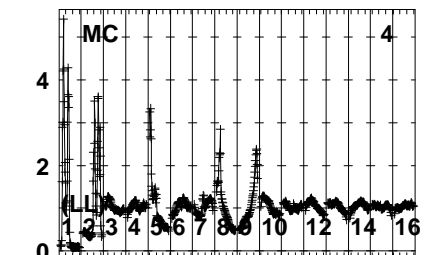
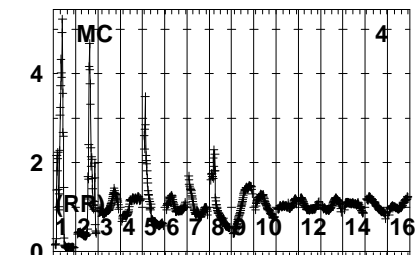
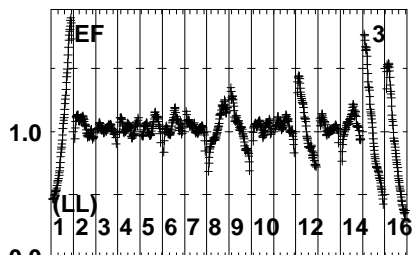
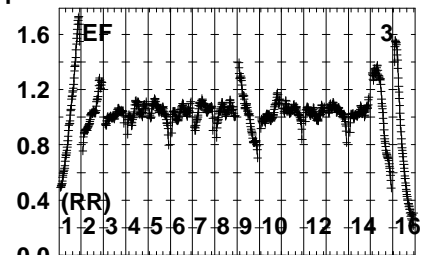
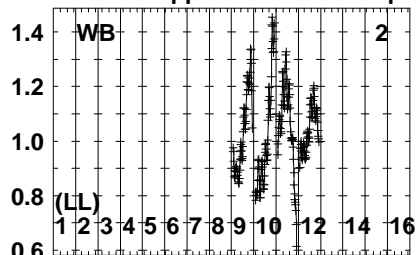
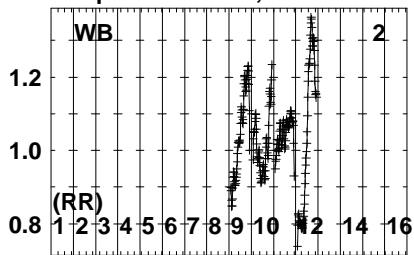


Lower frame: Real Jy
Auto-corr total-power spectrum Antenna: *
Timerange: 01/00:37:10 to 01/00:37:50

Plot file version 433 created 18-APR-2024 16:06:21

J1129+0951 RG014.UVDATA.1

Freq = 4.6005 GHz, Bw = 32.000 MH No calibration applied and no bandpass applied



464317.0 464317.000 464317.000 464317.000 464317.000 464317.000 464317.000 464317.000 464317.000 464317.000 464317.000 464317.000 464317.000 464317.000 464317.000 464317.000

464317.0 464317.000 464317.000 464317.000 464317.000 464317.000 464317.000 464317.000 464317.000 464317.000 464317.000 464317.000 464317.000 464317.000 464317.000 464317.000

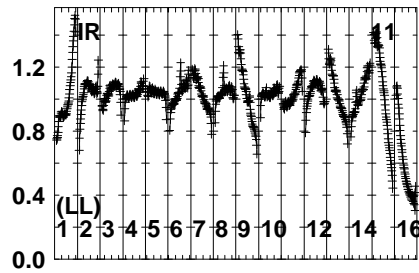
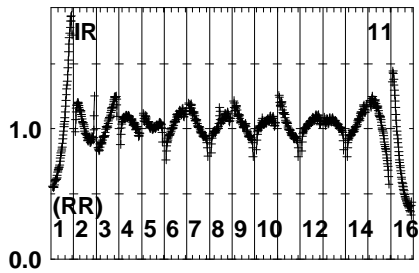
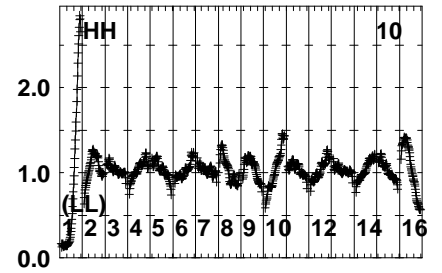
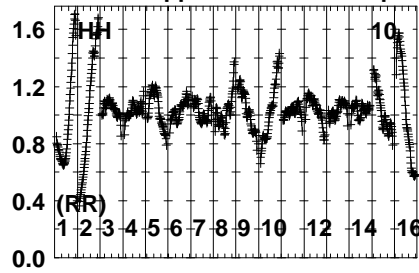
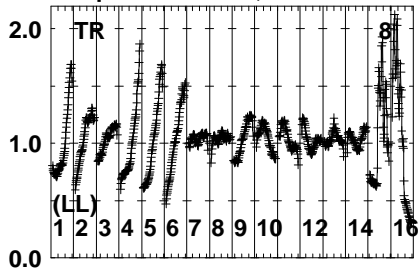
464317.0 464317.000 464317.000 464317.000 464317.000 464317.000 464317.000 464317.000 464317.000 464317.000 464317.000 464317.000 464317.000 464317.000 464317.000 464317.000

Lower frame: Real Jy
Auto-corr total-power spectrum Antenna: *
Timerange: 01/00:38:13 to 01/00:38:53

Plot file version 434 created 18-APR-2024 16:06:21

J1129+0951 RG014.UVDATA.1

Freq = 4.6005 GHz, Bw = 32.000 MH No calibration applied and no bandpass applied

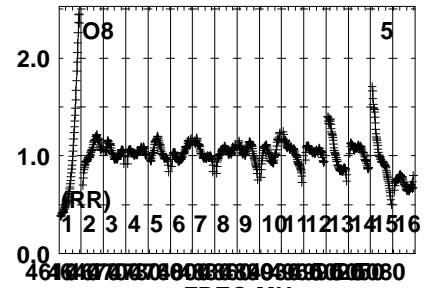
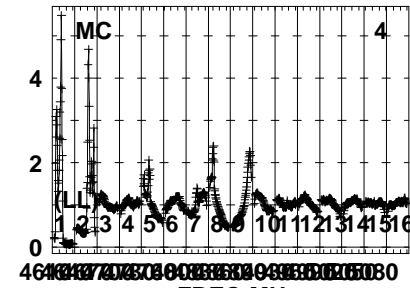
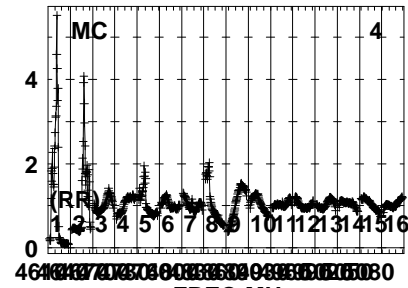
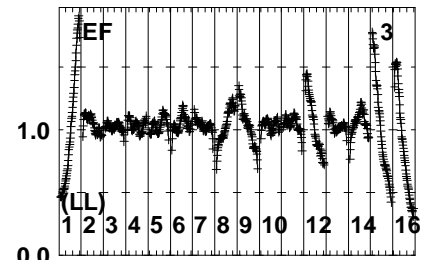
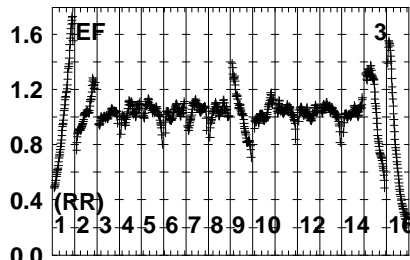
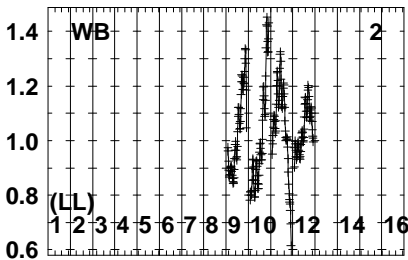
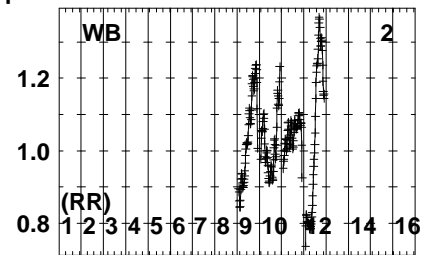
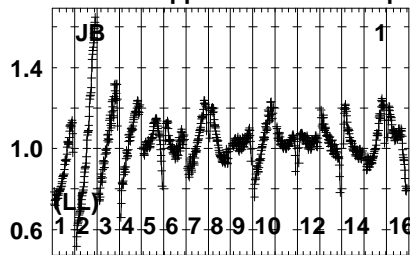
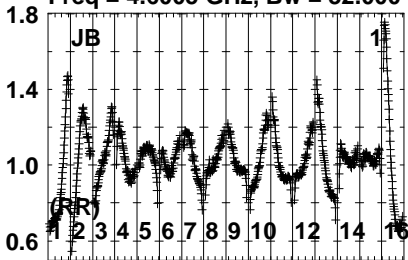


Lower frame: Real Jy
Auto-corr total-power spectrum Antenna: *
Timerange: 01/00:38:13 to 01/00:38:53

Plot file version 435 created 18-APR-2024 16:06:21

SN2022XXF RG014.UVDATA.1

Freq = 4.6005 GHz, Bw = 32.000 MH No calibration applied and no bandpass applied

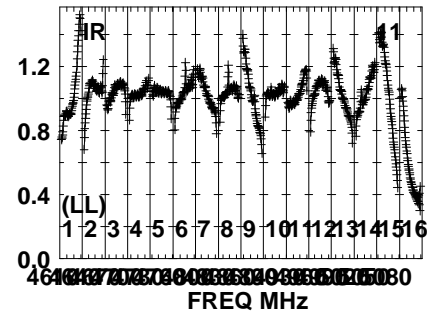
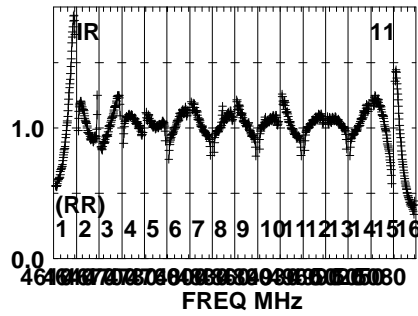
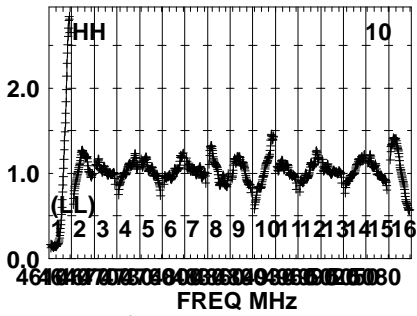
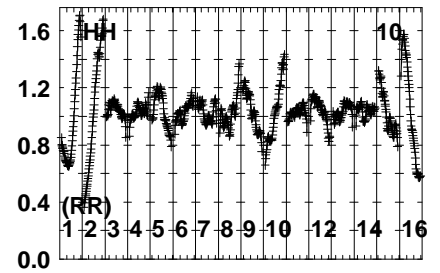
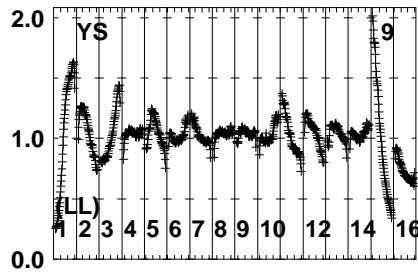
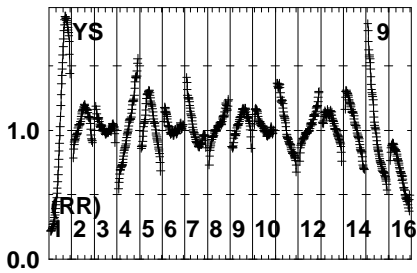
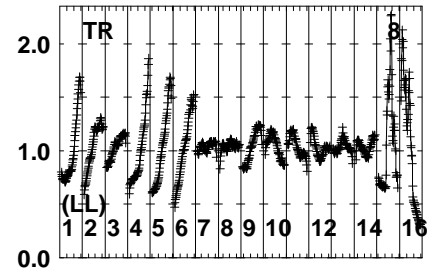
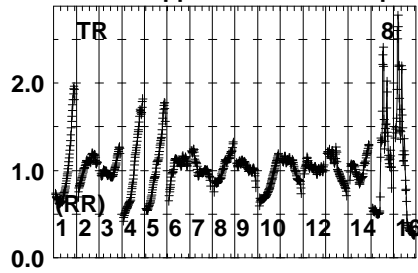
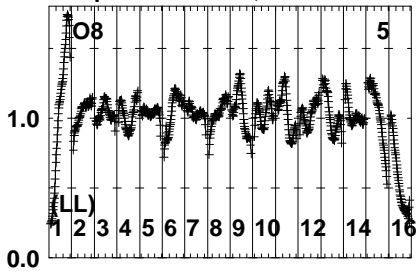


Lower frame: Real Jy
Auto-corr total-power spectrum Antenna: *
Timerange: 01/00:39:13 to 01/00:42:09

Plot file version 436 created 18-APR-2024 16:06:21

SN2022XXF RG014.UVDATA.1

Freq = 4.6005 GHz, Bw = 32.000 MH No calibration applied and no bandpass applied

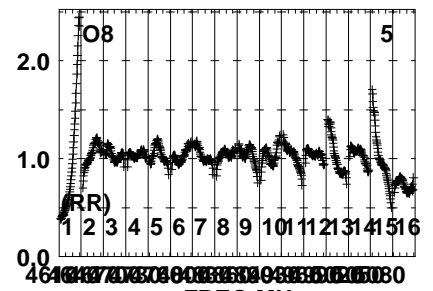
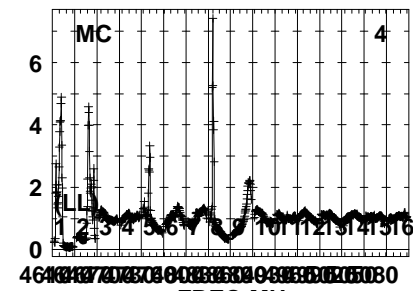
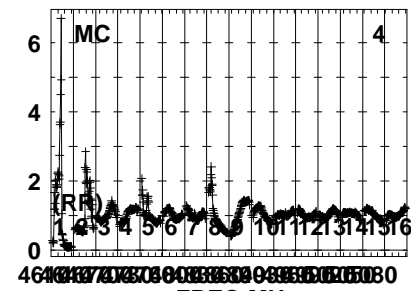
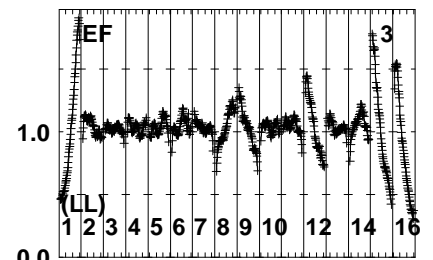
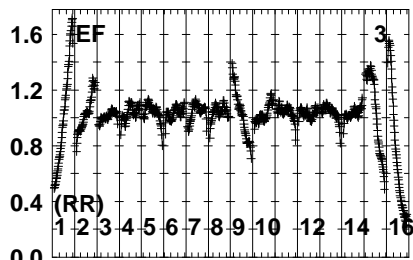
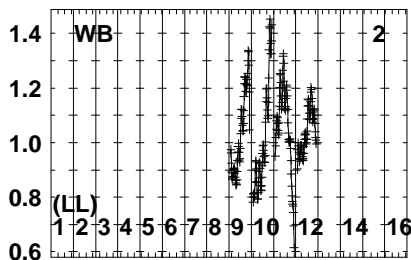
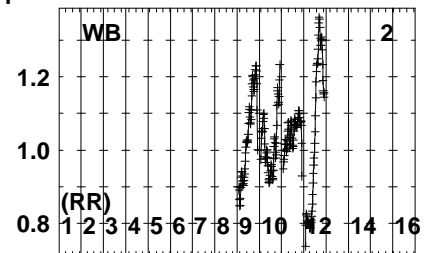
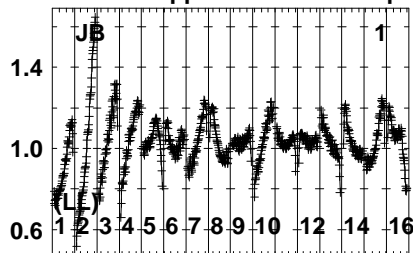
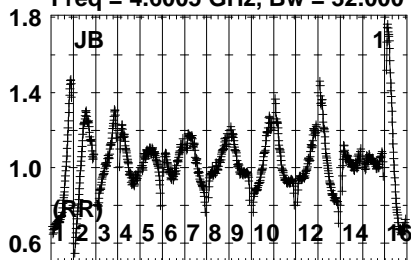


Lower frame: Real Jy
Auto-corr total-power spectrum Antenna: *
Timerange: 01/00:39:13 to 01/00:42:09

Plot file version 437 created 18-APR-2024 16:06:22

J1130+0846 RG014.UVDATA.1

Freq = 4.6005 GHz, Bw = 32.000 MH No calibration applied and no bandpass applied

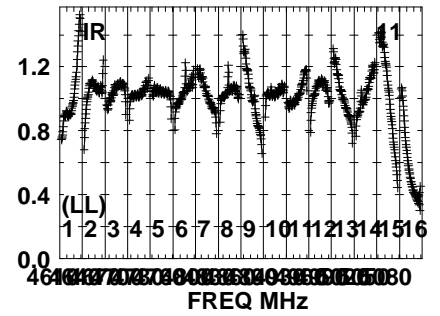
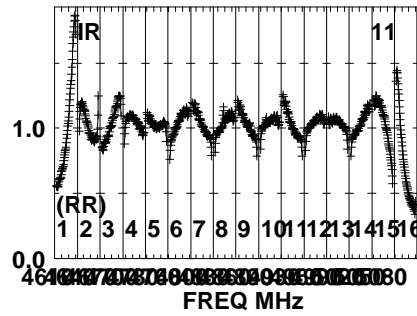
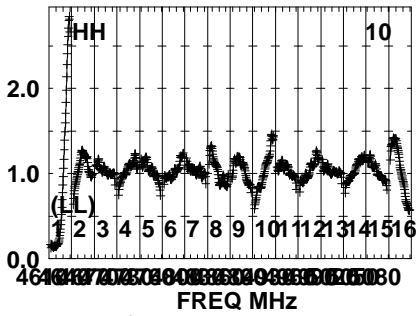
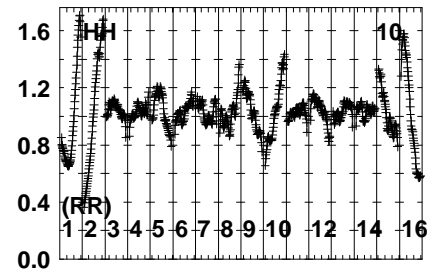
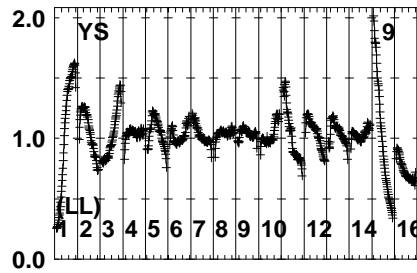
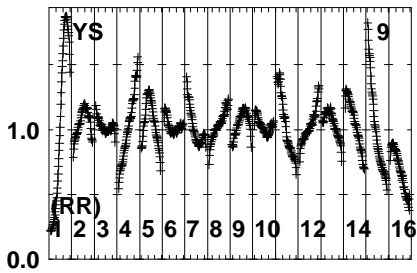
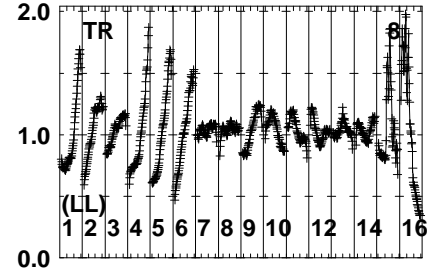
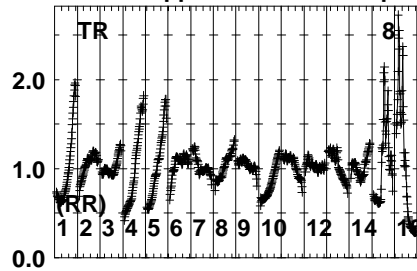
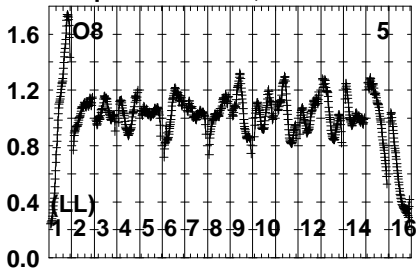


Lower frame: Real Jy
Auto-corr total-power spectrum Antenna: *
Timerange: 01/00:42:26 to 01/00:43:06

Plot file version 438 created 18-APR-2024 16:06:22

J1130+0846 RG014.UVDATA.1

Freq = 4.6005 GHz, Bw = 32.000 MH No calibration applied and no bandpass applied

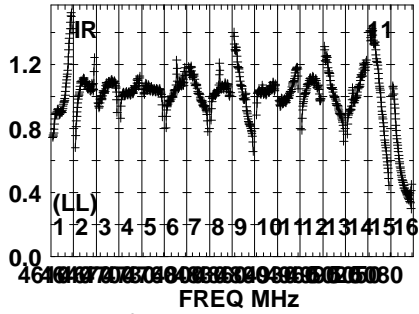
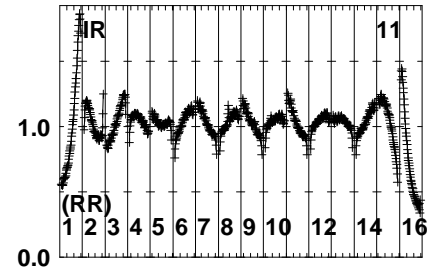
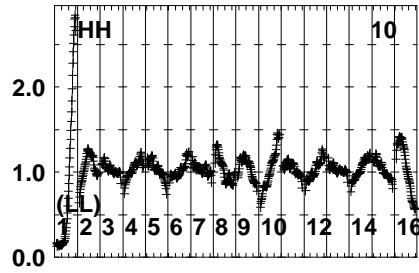
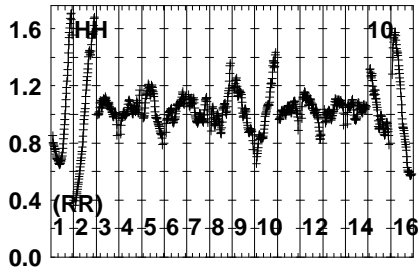
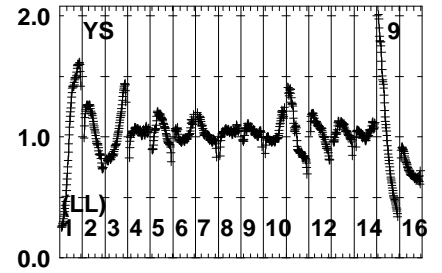
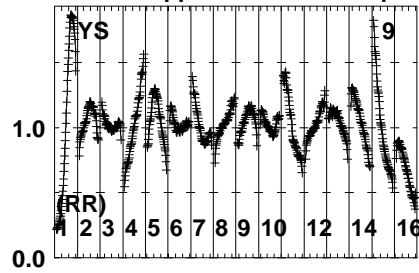
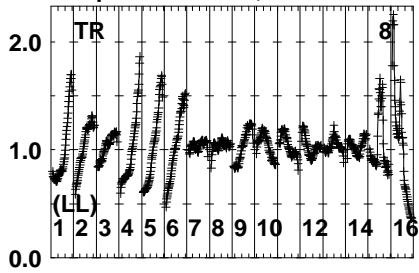


Lower frame: Real Jy
Auto-corr total-power spectrum Antenna: *
Timerange: 01/00:42:26 to 01/00:43:06

Plot file version 440 created 18-APR-2024 16:06:22

J1129+0951 RG014.UVDATA.1

Freq = 4.6005 GHz, Bw = 32.000 MH No calibration applied and no bandpass applied

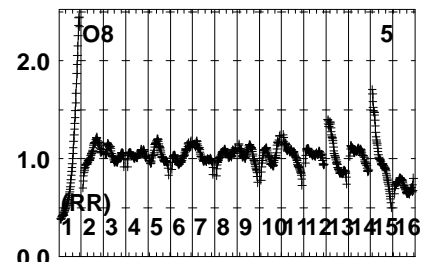
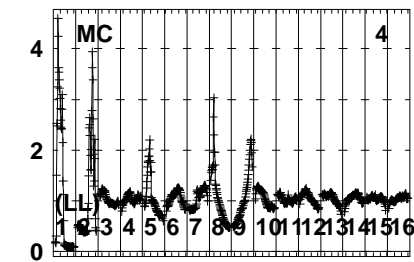
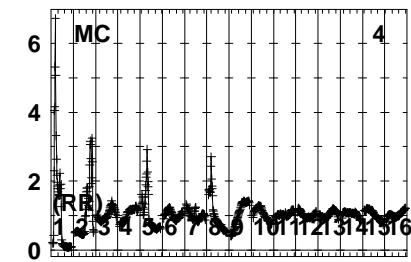
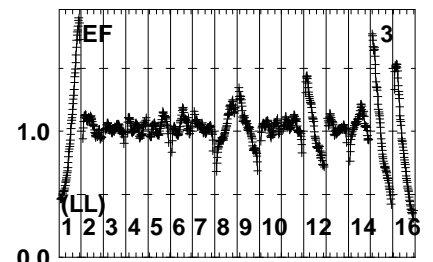
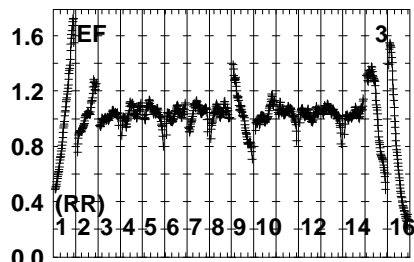
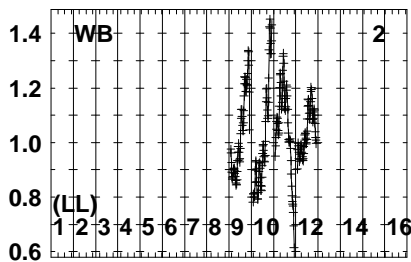
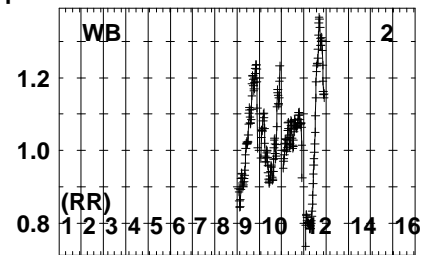
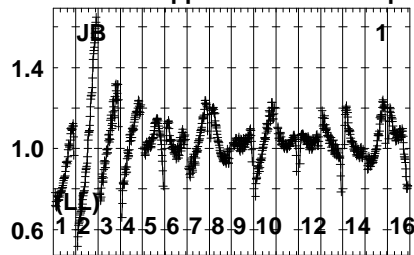
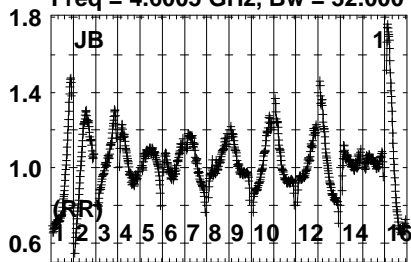


Lower frame: Real Jy
Auto-corr total-power spectrum Antenna: *
Timerange: 01/00:43:29 to 01/00:44:09

Plot file version 441 created 18-APR-2024 16:06:22

SN2022XF RG014.UVDATA.1

Freq = 4.6005 GHz, Bw = 32.000 MH No calibration applied and no bandpass applied



46.4 46.7 47.0 47.3 47.6 47.9 48.2 48.5 48.8 49.1 49.4 49.7 50.0
FREQ MHz

46.4 46.7 47.0 47.3 47.6 47.9 48.2 48.5 48.8 49.1 49.4 49.7 50.0
FREQ MHz

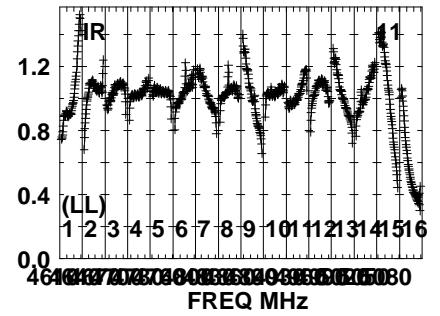
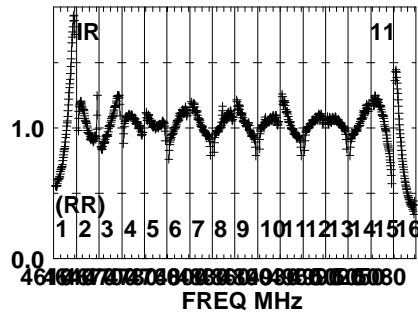
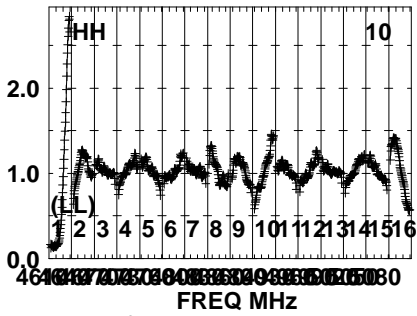
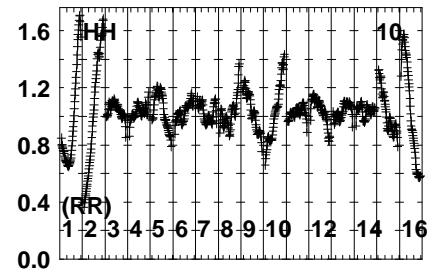
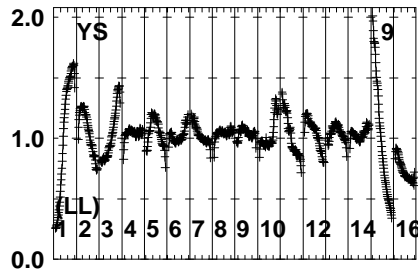
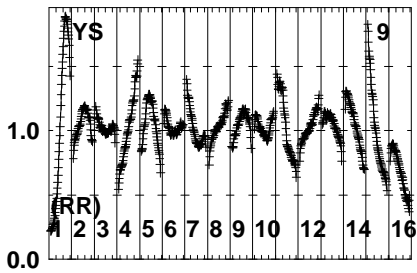
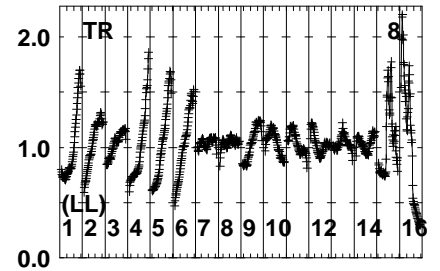
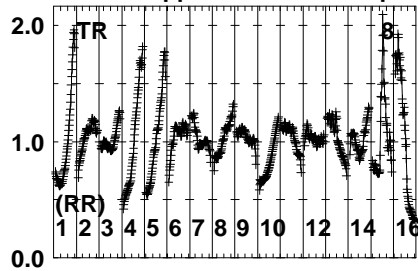
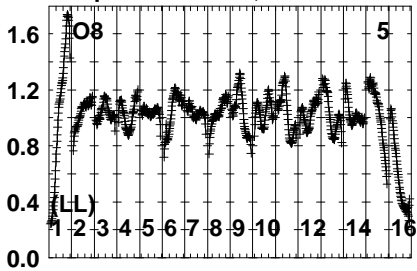
46.4 46.7 47.0 47.3 47.6 47.9 48.2 48.5 48.8 49.1 49.4 49.7 50.0
FREQ MHz

Lower frame: Real Jy
Auto-corr total-power spectrum Antenna: *
Timerange: 01/00:44:29 to 01/00:47:25

Plot file version 442 created 18-APR-2024 16:06:22

SN2022XXF RG014.UVDATA.1

Freq = 4.6005 GHz, Bw = 32.000 MH No calibration applied and no bandpass applied

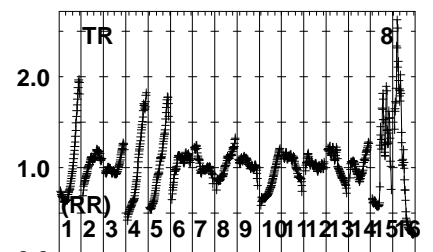
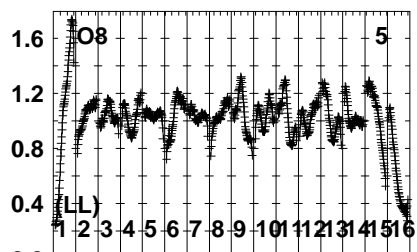
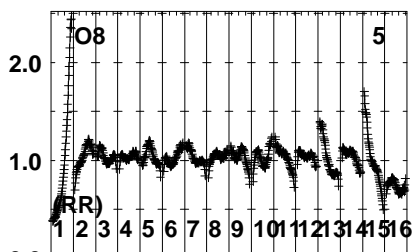
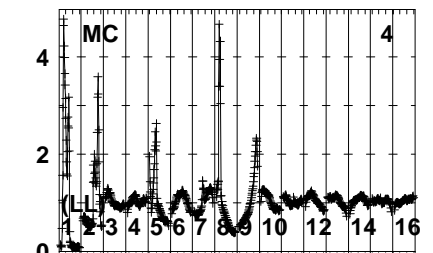
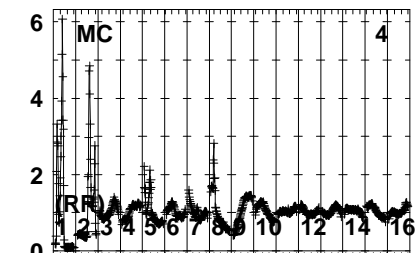
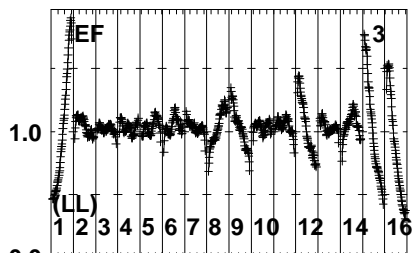
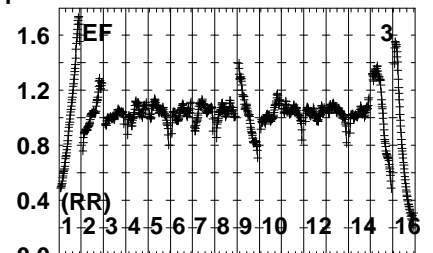
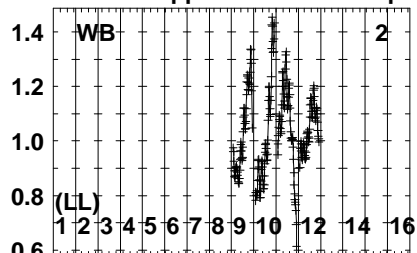
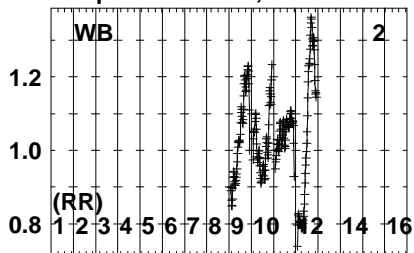


Lower frame: Real Jy
Auto-corr total-power spectrum Antenna: *
Timerange: 01/00:44:29 to 01/00:47:25

Plot file version 443 created 18-APR-2024 16:06:22

J1130+0846 RG014.UVDATA.1

Freq = 4.6005 GHz, Bw = 32.000 MH No calibration applied and no bandpass applied



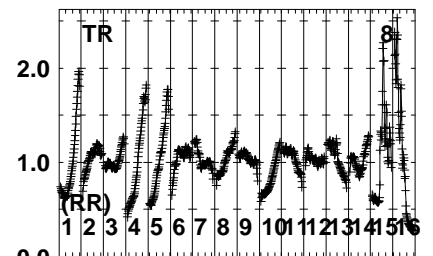
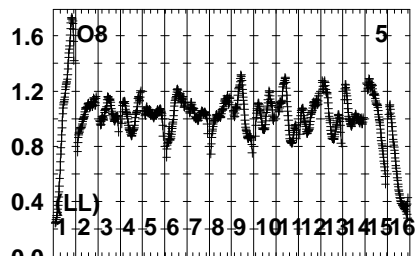
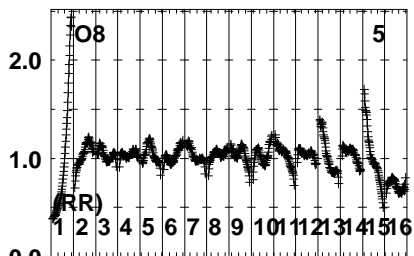
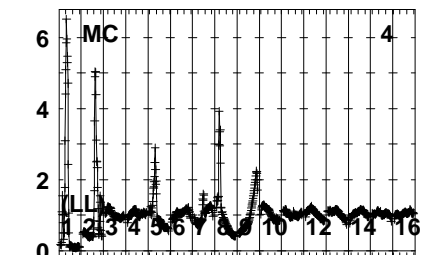
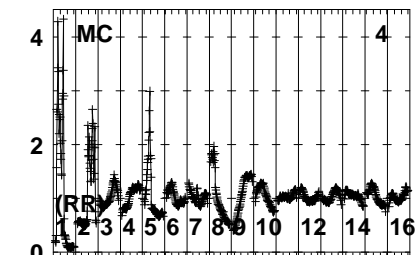
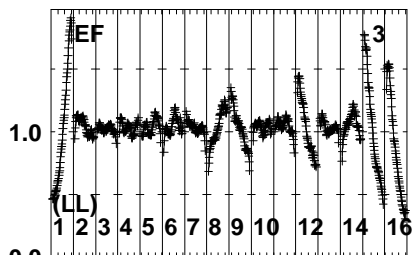
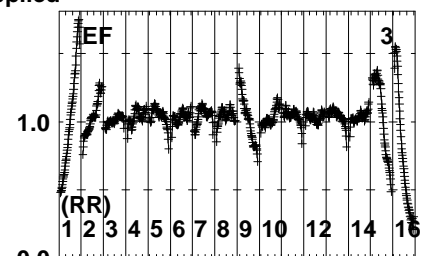
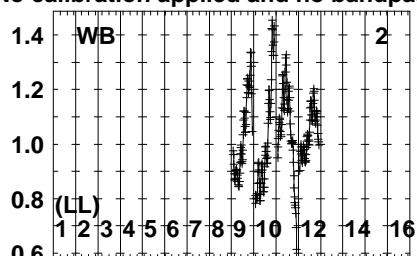
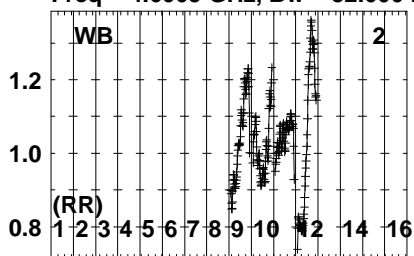
FREQ MHz

Lower frame: Real Jy
Auto-corr total-power spectrum Antenna: *
Timerange: 01/00:47:42 to 01/00:48:22

Plot file version 445 created 18-APR-2024 16:06:22

J1129+0951 RG014.UVDATA.1

Freq = 4.6005 GHz, Bw = 32.000 MH No calibration applied and no bandpass applied



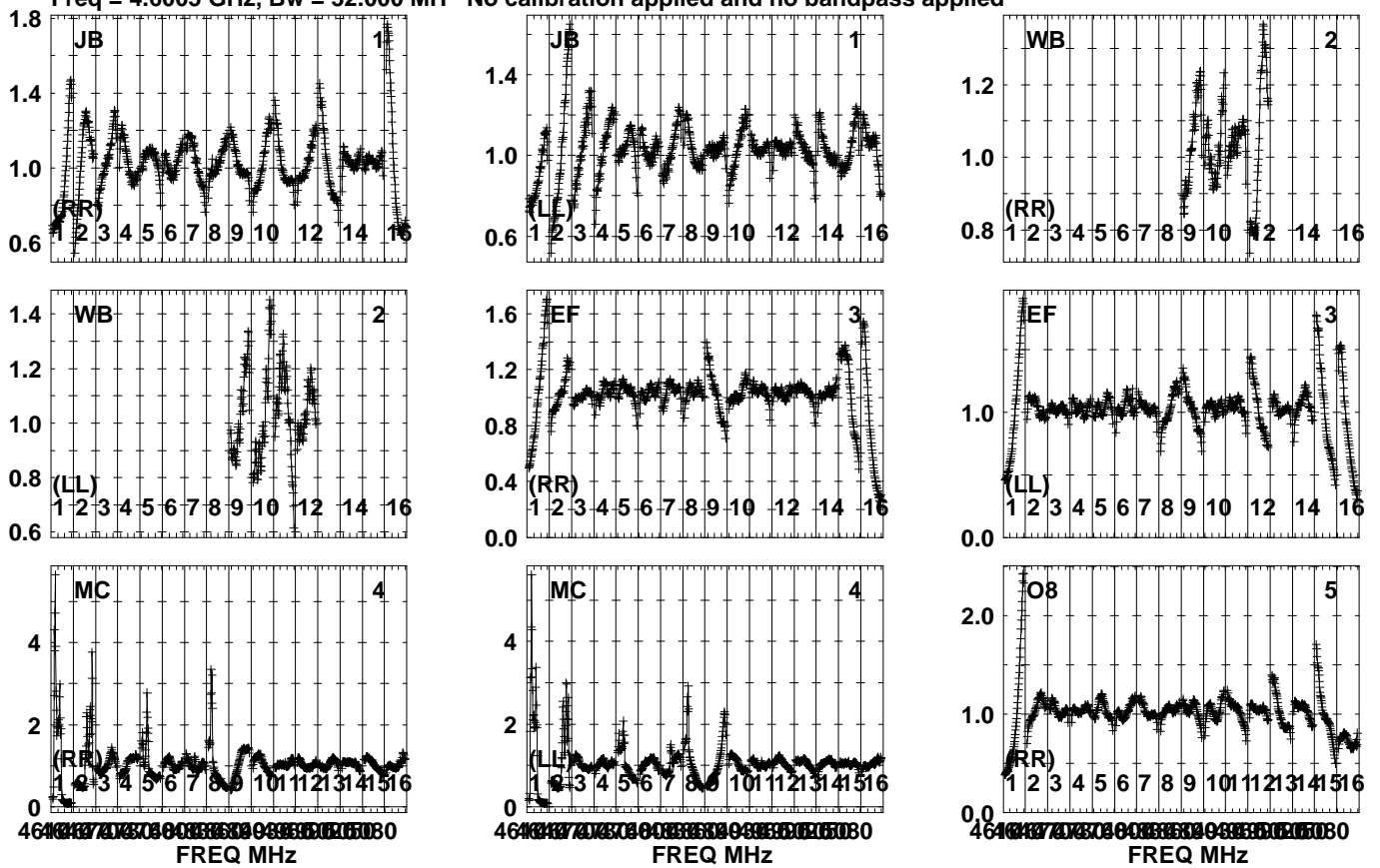
FREQ MHz

Lower frame: Real Jy
Auto-corr total-power spectrum Antenna: *
Timerange: 01/00:48:45 to 01/00:49:25

Plot file version 447 created 18-APR-2024 16:06:23

SN2022XF RG014.UVDATA.1

Freq = 4.6005 GHz, Bw = 32.000 MH No calibration applied and no bandpass applied

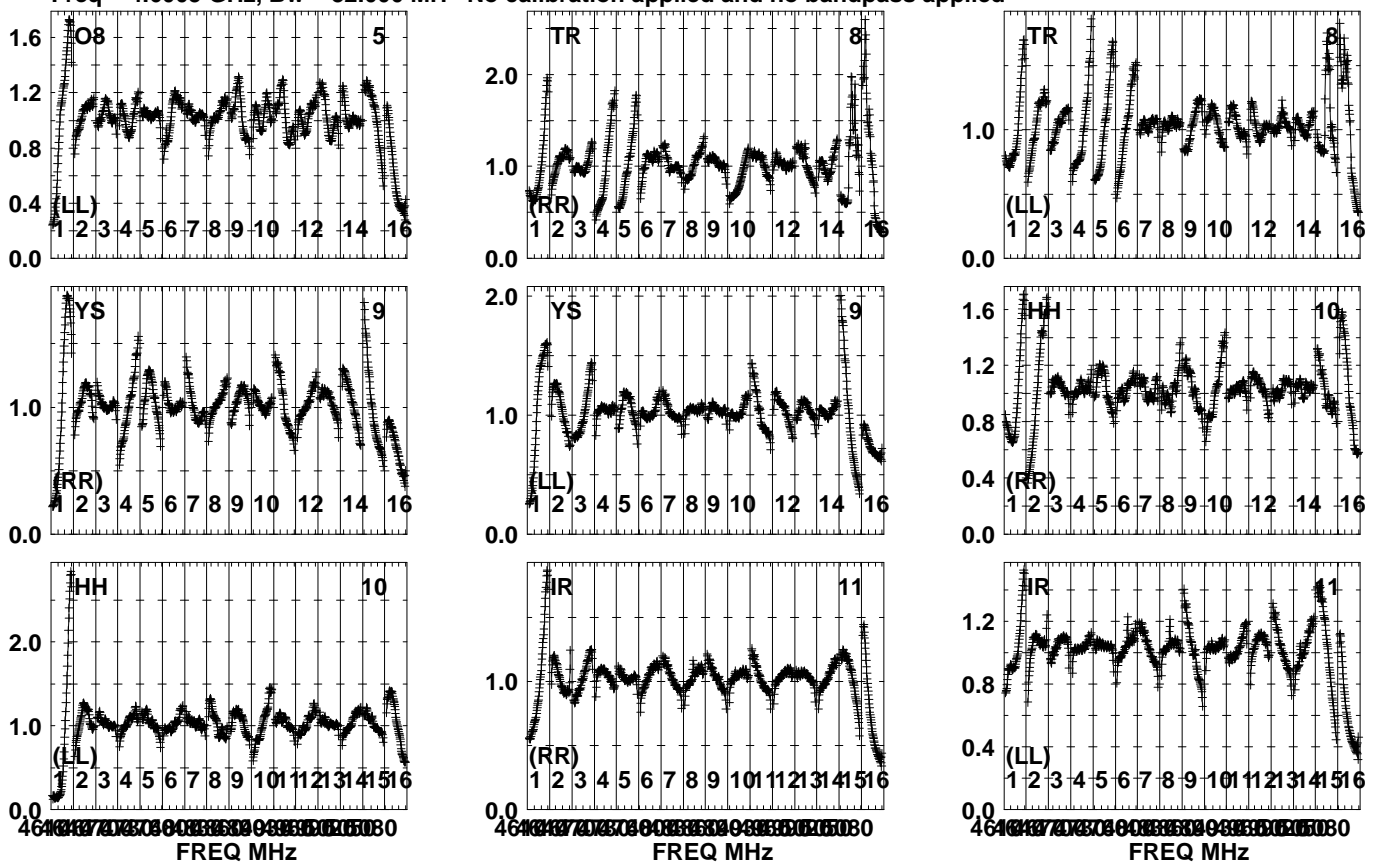


Lower frame: Real Jy
Auto-corr total-power spectrum Antenna: *
Timerange: 01/00:49:45 to 01/00:52:41

Plot file version 448 created 18-APR-2024 16:06:23

SN2022XXF RG014.UVDATA.1

Freq = 4.6005 GHz, Bw = 32.000 MH No calibration applied and no bandpass applied

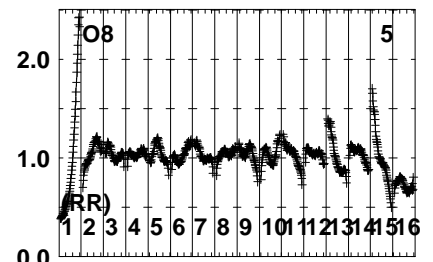
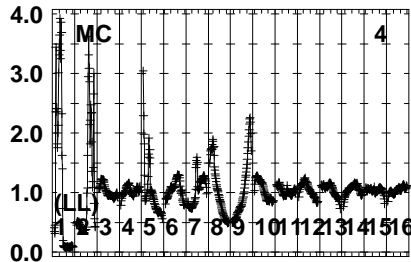
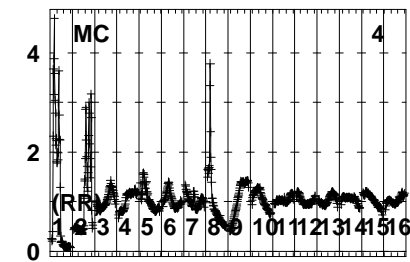
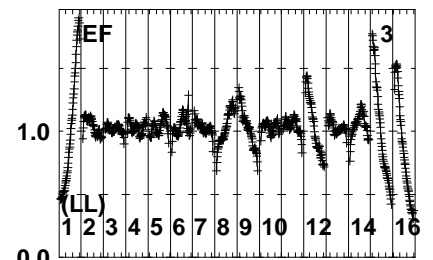
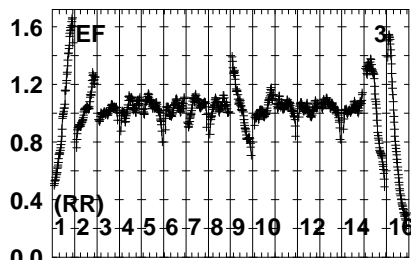
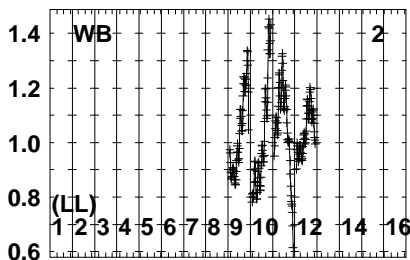
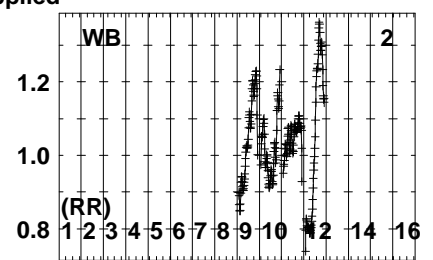
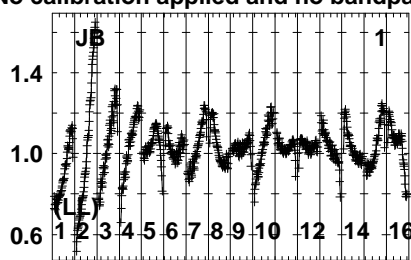
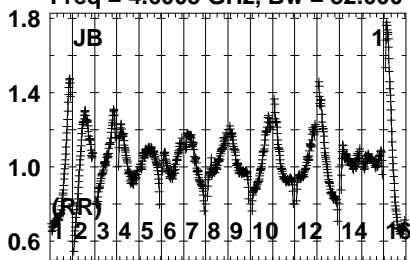


Lower frame: Real Jy
Auto-corr total-power spectrum Antenna: *
Timerange: 01/00:49:45 to 01/00:52:41

Plot file version 449 created 18-APR-2024 16:06:23

J1130+0846 RG014.UVDATA.1

Freq = 4.6005 GHz, Bw = 32.000 MH No calibration applied and no bandpass applied



4640 4670 4700 4730 4760 4790 4820 4850 4880 4910 4940 4970 5000 5030 5060 5080
FREQ MHz

4640 4670 4700 4730 4760 4790 4820 4850 4880 4910 4940 4970 5000 5030 5060 5080
FREQ MHz

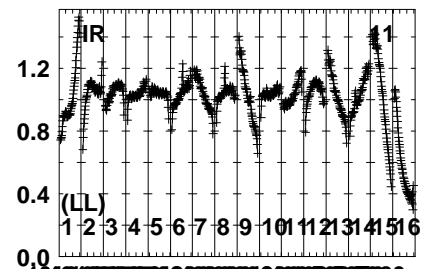
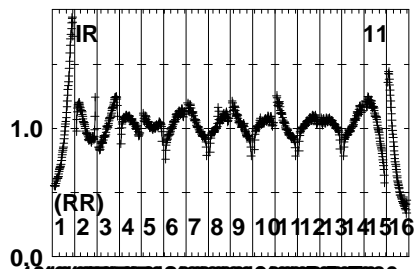
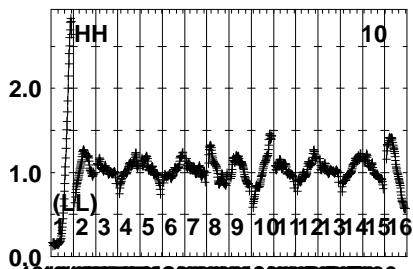
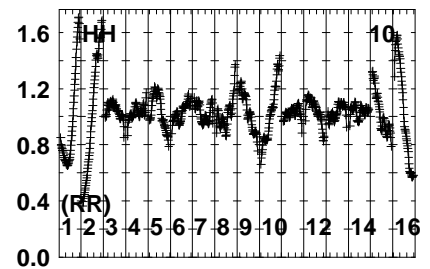
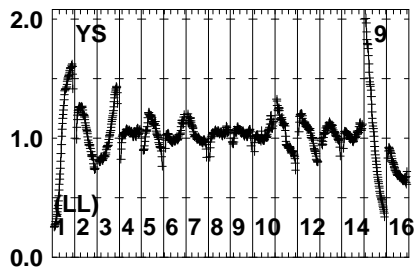
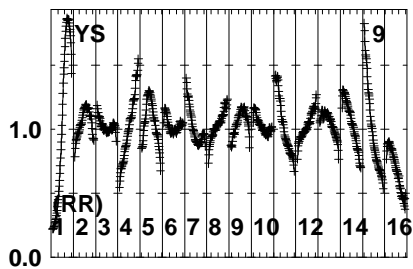
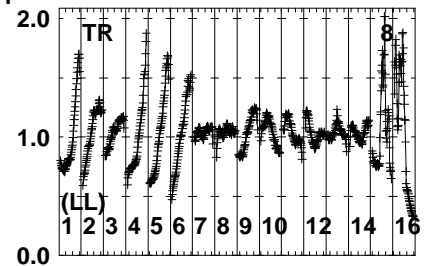
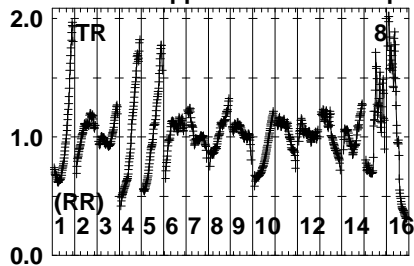
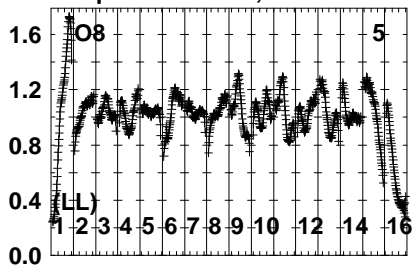
4640 4670 4700 4730 4760 4790 4820 4850 4880 4910 4940 4970 5000 5030 5060 5080
FREQ MHz

Lower frame: Real Jy
Auto-corr total-power spectrum Antenna: *
Timerange: 01/00:52:58 to 01/00:53:38

Plot file version 450 created 18-APR-2024 16:06:23

J1130+0846 RG014.UVDATA.1

Freq = 4.6005 GHz, Bw = 32.000 MH No calibration applied and no bandpass applied



FREQ MHz

FREQ MHz

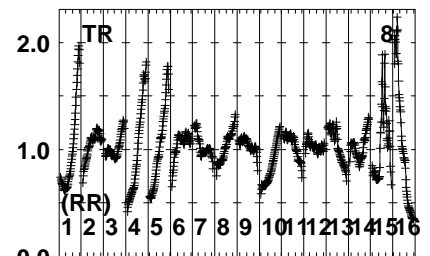
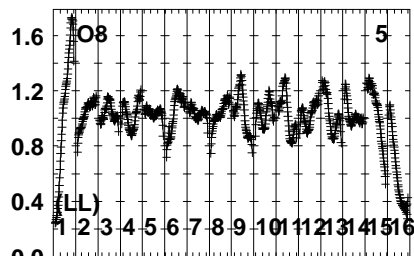
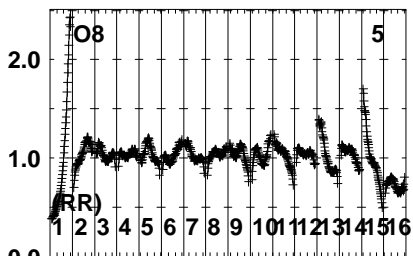
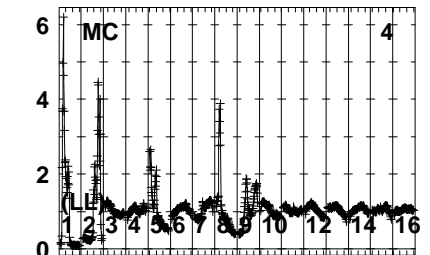
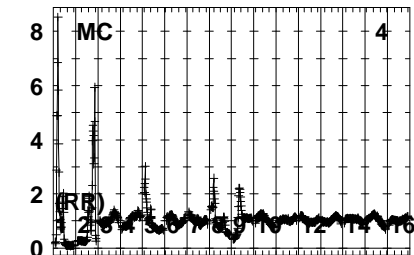
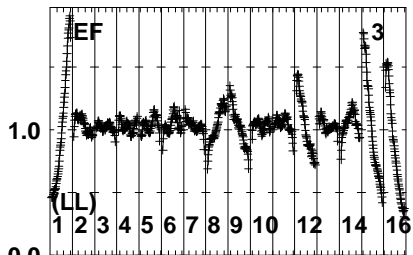
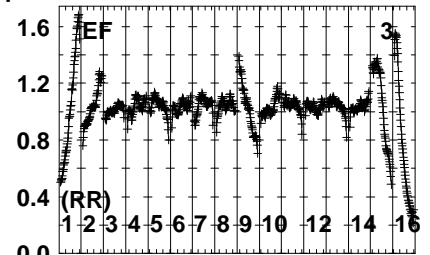
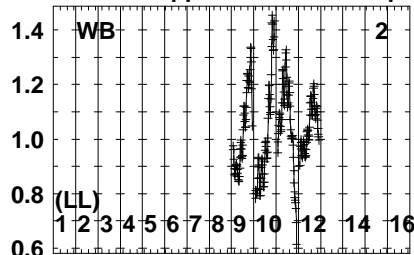
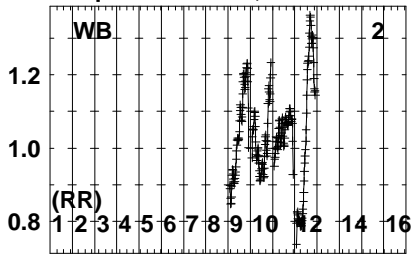
FREQ MHz

Lower frame: Real Jy
Auto-corr total-power spectrum Antenna: *
Timerange: 01/00:52:58 to 01/00:53:38

Plot file version 451 created 18-APR-2024 16:06:23

J1129+0951 RG014.UVDATA.1

Freq = 4.6005 GHz, Bw = 32.000 MH No calibration applied and no bandpass applied



464317.0 464317.000 464317.000 464317.000 464317.000 464317.000 464317.000 464317.000 464317.000 464317.000 464317.000 464317.000 464317.000 464317.000 464317.000 464317.000

464317.0 464317.000 464317.000 464317.000 464317.000 464317.000 464317.000 464317.000 464317.000 464317.000 464317.000 464317.000 464317.000 464317.000 464317.000 464317.000

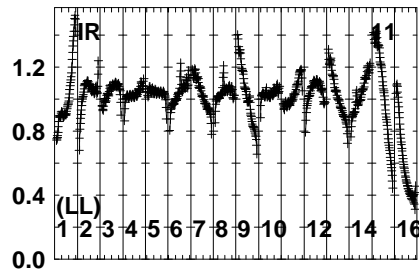
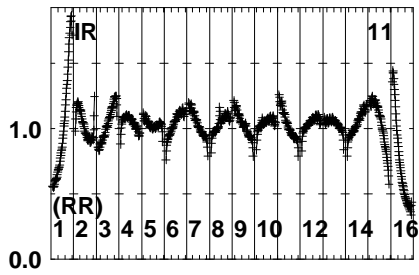
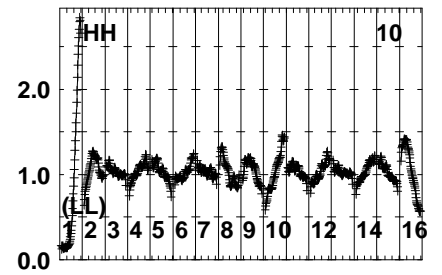
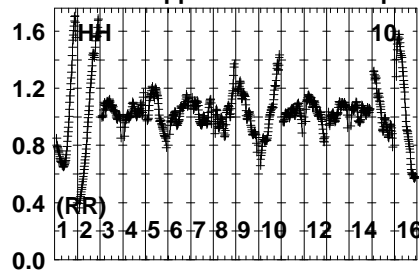
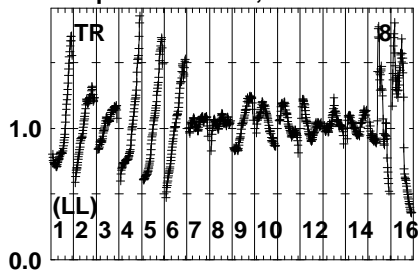
464317.0 464317.000 464317.000 464317.000 464317.000 464317.000 464317.000 464317.000 464317.000 464317.000 464317.000 464317.000 464317.000 464317.000 464317.000 464317.000

Lower frame: Real Jy
Auto-corr total-power spectrum Antenna: *
Timerange: 01/00:54:01 to 01/00:54:41

Plot file version 452 created 18-APR-2024 16:06:23

J1129+0951 RG014.UVDATA.1

Freq = 4.6005 GHz, Bw = 32.000 MH No calibration applied and no bandpass applied

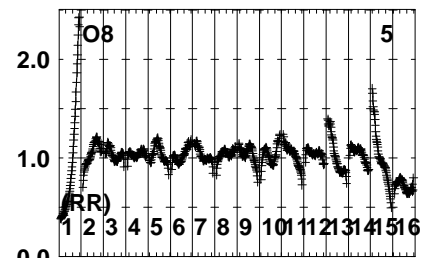
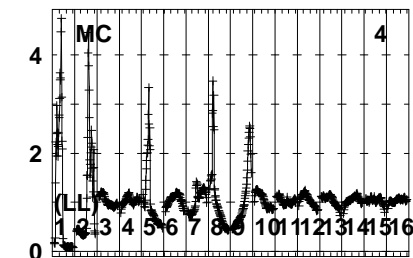
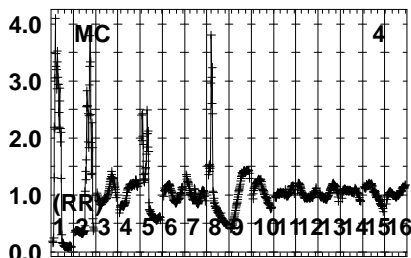
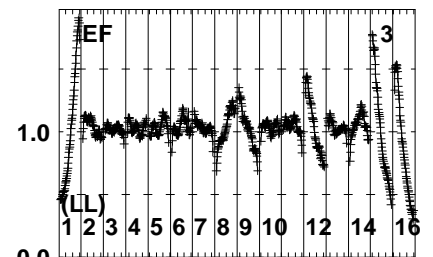
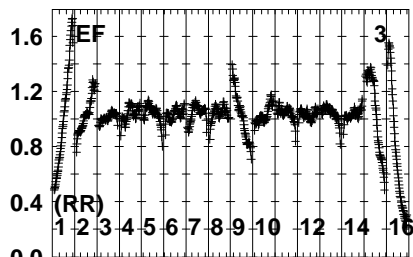
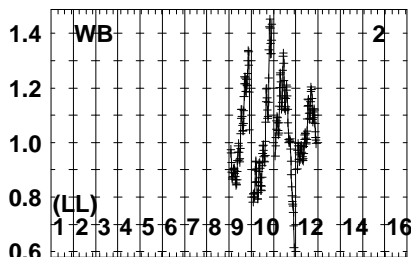
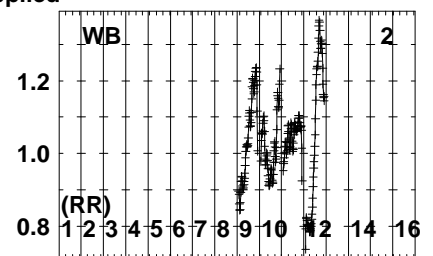
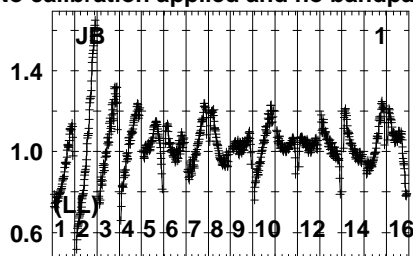
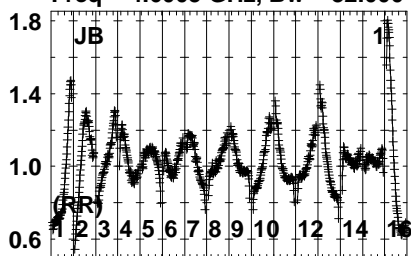


Lower frame: Real Jy
Auto-corr total-power spectrum Antenna: *
Timerange: 01/00:54:01 to 01/00:54:41

Plot file version 453 created 18-APR-2024 16:06:23

SN2022XF RG014.UVDATA.1

Freq = 4.6005 GHz, Bw = 32.000 MH No calibration applied and no bandpass applied



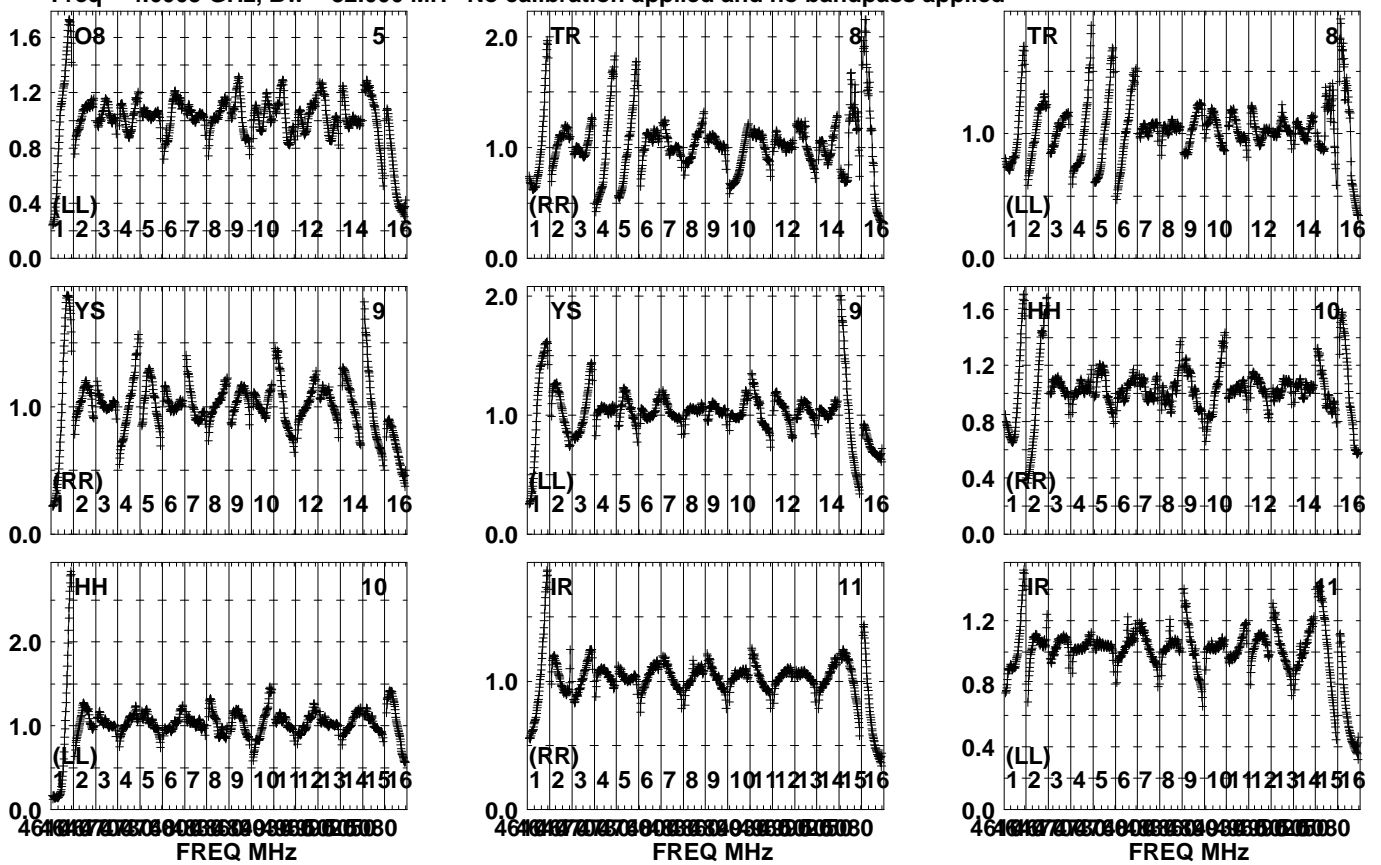
FREQ MHz

Lower frame: Real Jy
Auto-corr total-power spectrum Antenna: *
Timerange: 01/00:55:01 to 01/00:57:57

Plot file version 454 created 18-APR-2024 16:06:23

SN2022XF RG014.UVDATA.1

Freq = 4.6005 GHz, Bw = 32.000 MH No calibration applied and no bandpass applied

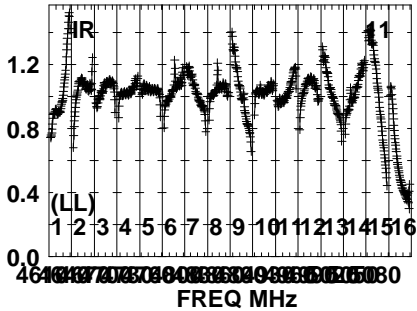
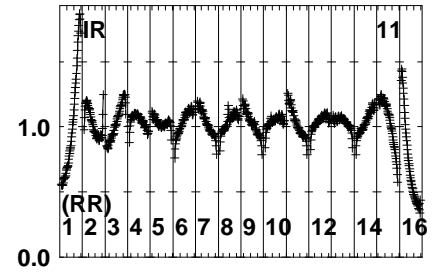
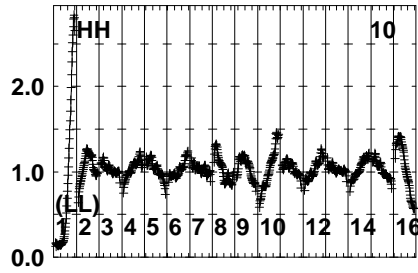
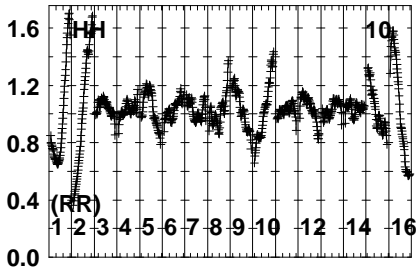
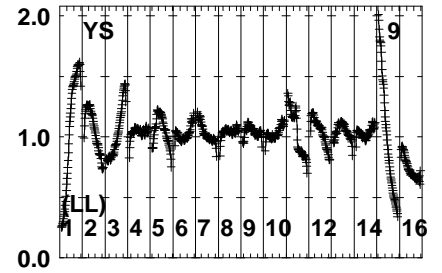
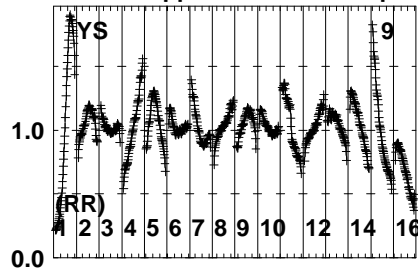
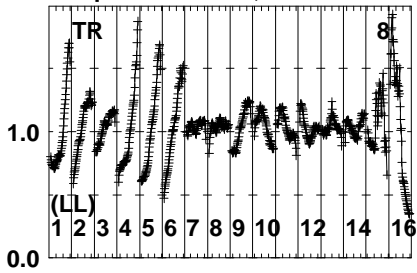


Lower frame: Real Jy
Auto-corr total-power spectrum Antenna: *
Timerange: 01/00:55:01 to 01/00:57:57

Plot file version 456 created 18-APR-2024 16:06:23

J1130+0846 RG014.UVDATA.1

Freq = 4.6005 GHz, Bw = 32.000 MH No calibration applied and no bandpass applied

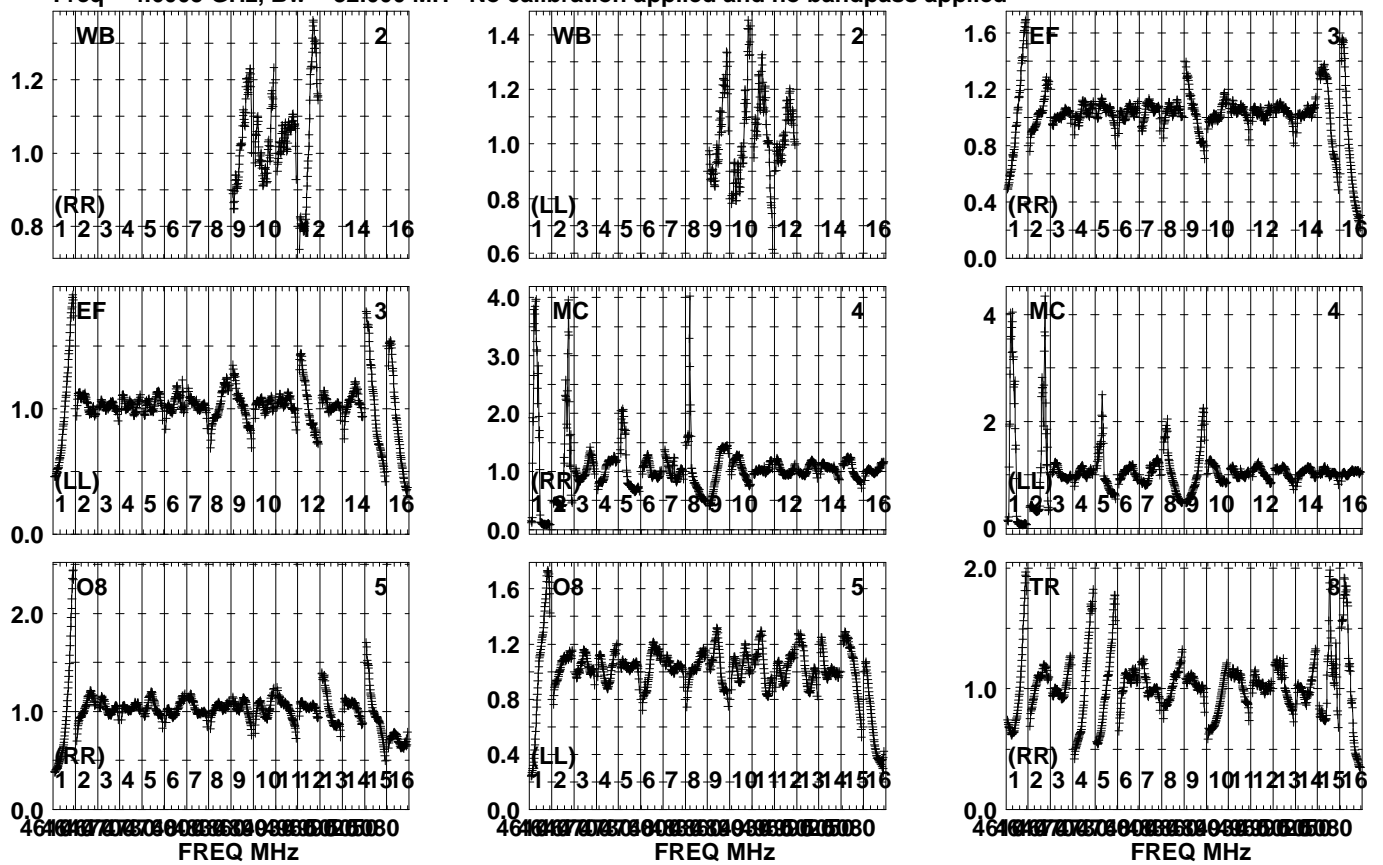


Lower frame: Real Jy
Auto-corr total-power spectrum Antenna: *
Timerange: 01/00:58:14 to 01/00:58:54

Plot file version 457 created 18-APR-2024 16:06:23

J1129+0951 RG014.UVDATA.1

Freq = 4.6005 GHz, Bw = 32.000 MH No calibration applied and no bandpass applied

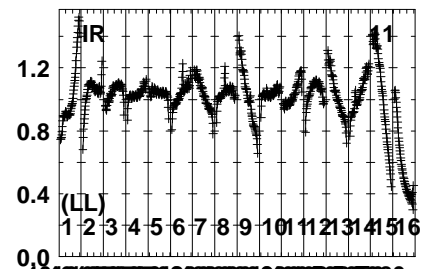
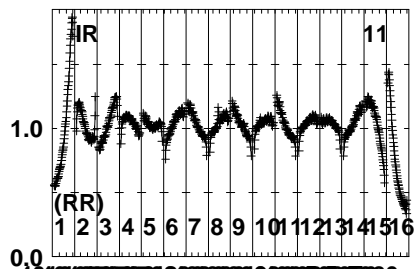
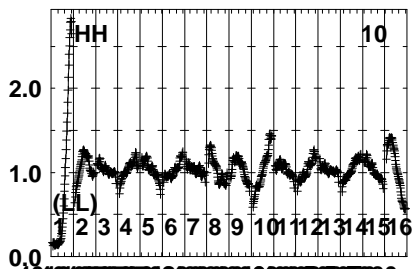
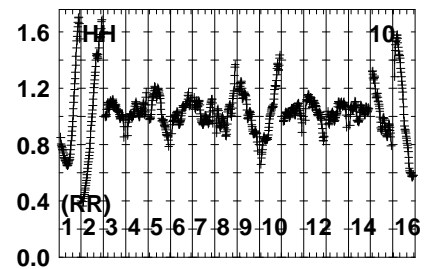
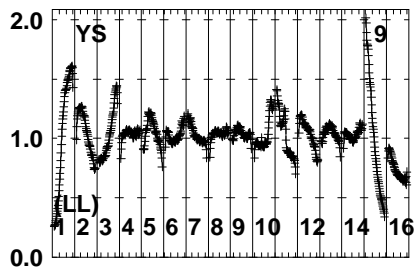
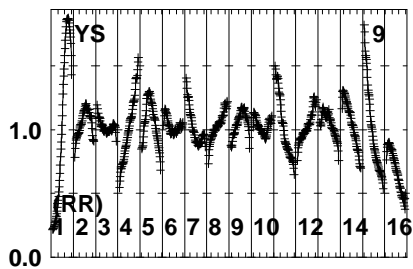
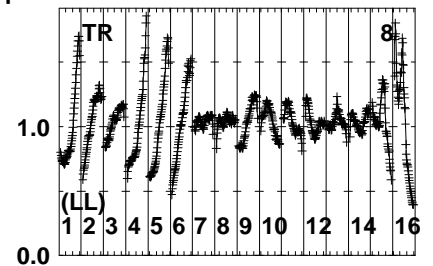
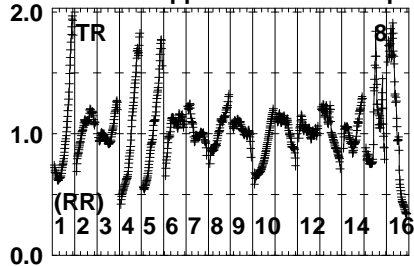
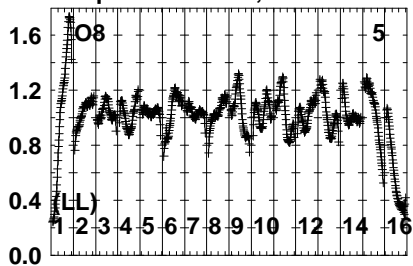


Lower frame: Real Jy
Auto-corr total-power spectrum Antenna: *
Timerange: 01/00:59:17 to 01/00:59:57

Plot file version 460 created 18-APR-2024 16:06:24

SN2022XF RG014.UVDATA.1

Freq = 4.6005 GHz, Bw = 32.000 MH No calibration applied and no bandpass applied



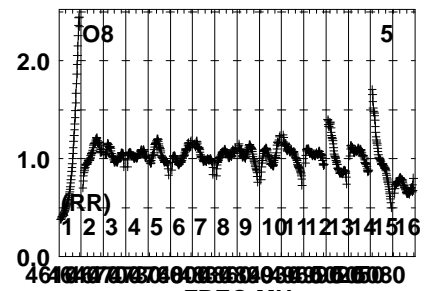
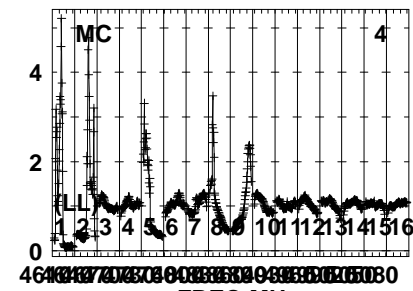
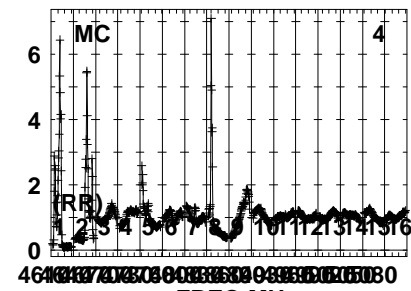
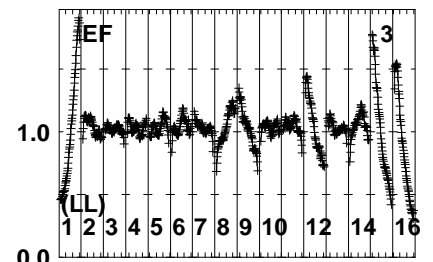
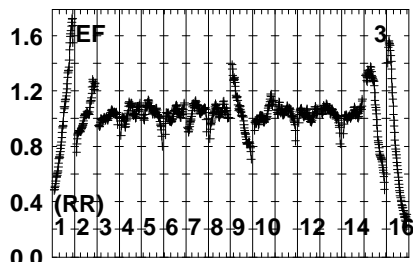
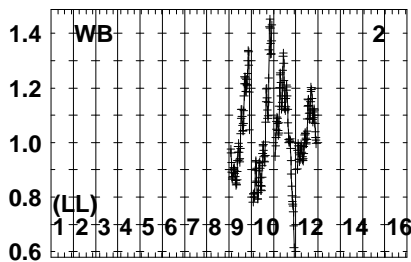
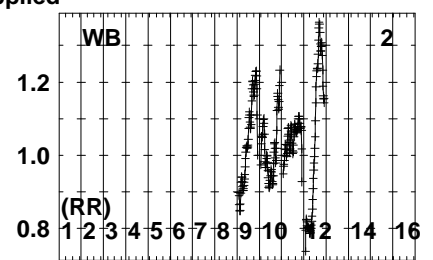
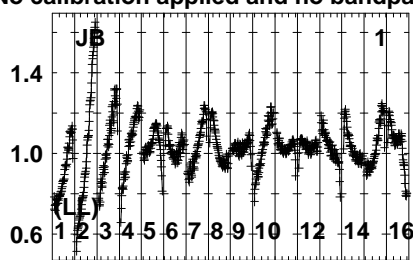
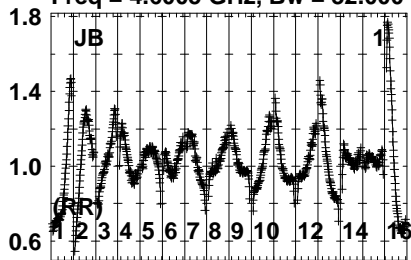
FREQ MHz

Lower frame: Real Jy
Auto-corr total-power spectrum Antenna: *
Timerange: 01/01:00:17 to 01/01:03:13

Plot file version 461 created 18-APR-2024 16:06:24

J1130+0846 RG014.UVDATA.1

Freq = 4.6005 GHz, Bw = 32.000 MH No calibration applied and no bandpass applied

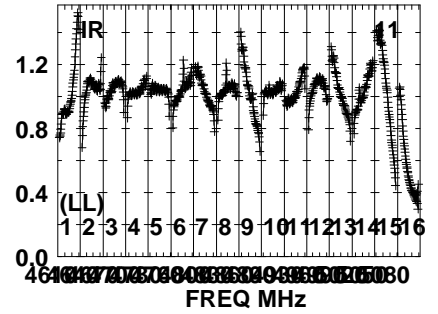
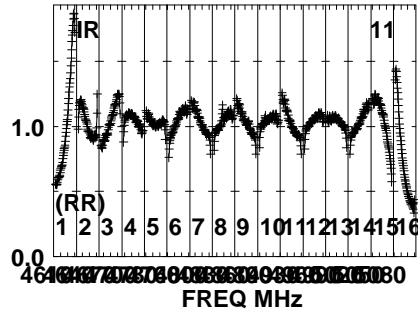
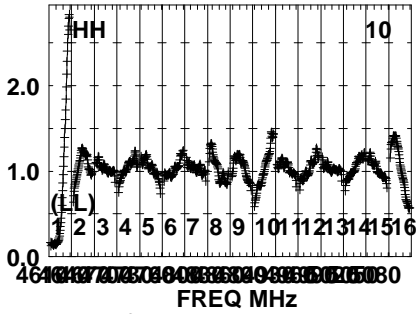
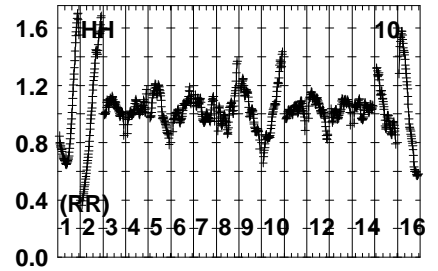
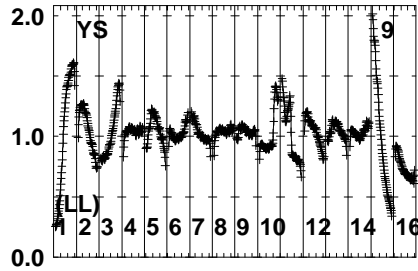
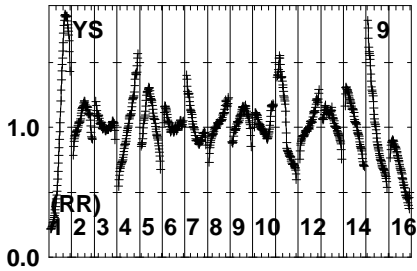
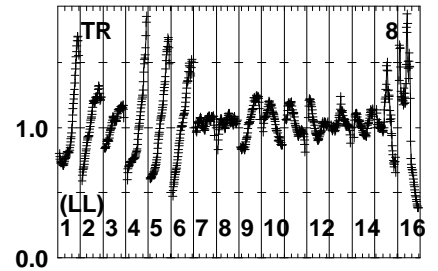
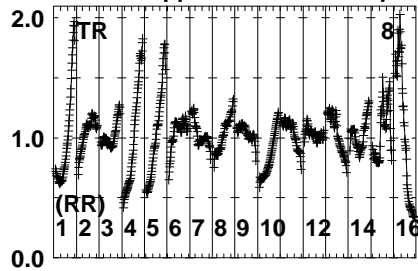
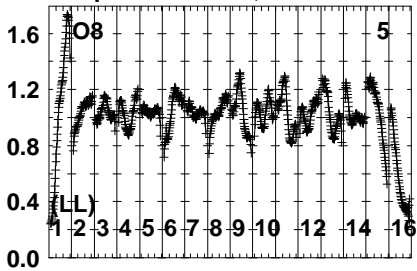


Lower frame: Real Jy
Auto-corr total-power spectrum Antenna: *
Timerange: 01/01:03:30 to 01/01:04:10

Plot file version 462 created 18-APR-2024 16:06:24

J1130+0846 RG014.UVDATA.1

Freq = 4.6005 GHz, Bw = 32.000 MH No calibration applied and no bandpass applied

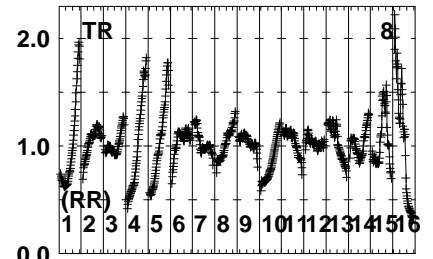
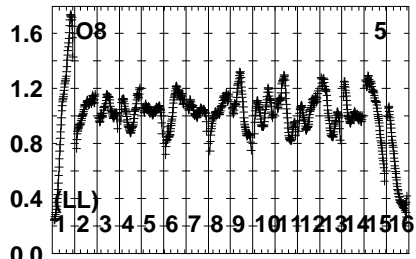
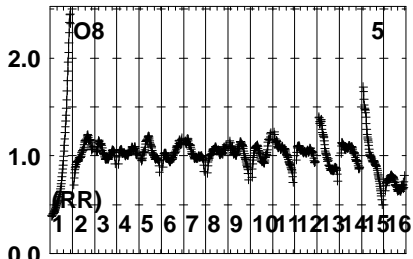
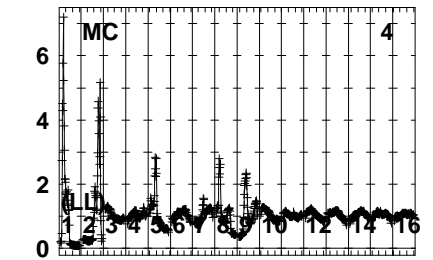
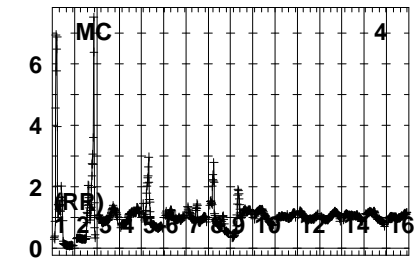
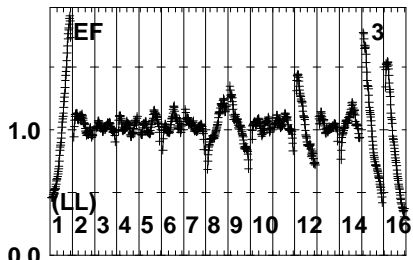
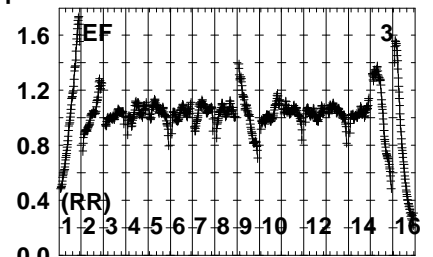
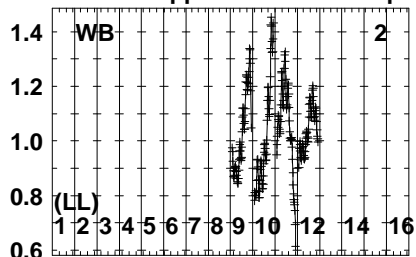
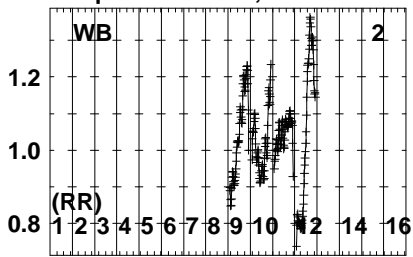


Lower frame: Real Jy
Auto-corr total-power spectrum Antenna: *
Timerange: 01/01:03:30 to 01/01:04:10

Plot file version 463 created 18-APR-2024 16:06:24

J1129+0951 RG014.UVDATA.1

Freq = 4.6005 GHz, Bw = 32.000 MH No calibration applied and no bandpass applied



464317 4080 000000 999999 000000
FREQ MHz

464317 4080 000000 999999 000000
FREQ MHz

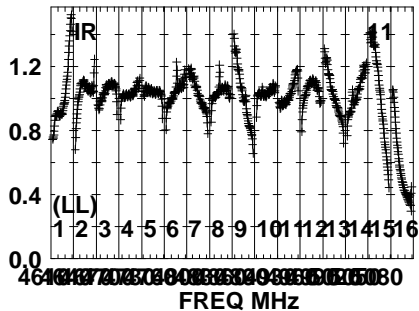
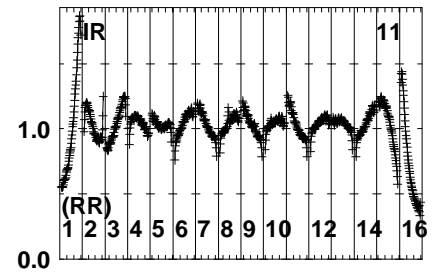
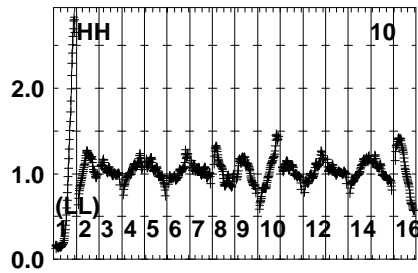
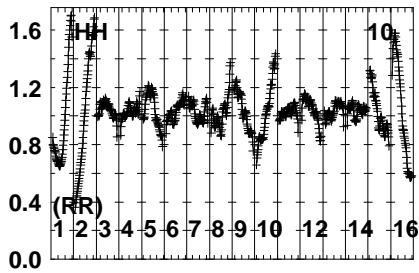
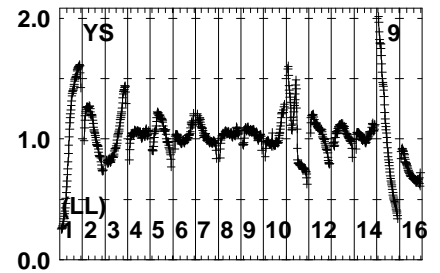
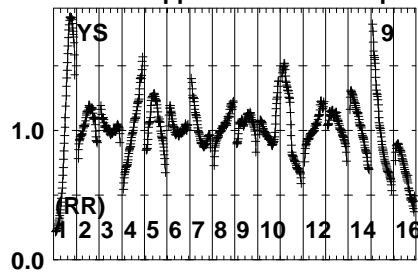
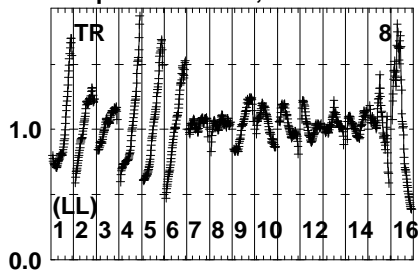
464317 4080 000000 999999 000000
FREQ MHz

Lower frame: Real Jy
Auto-corr total-power spectrum Antenna: *
Timerange: 01/01:04:33 to 01/01:05:13

Plot file version 464 created 18-APR-2024 16:06:24

J1129+0951 RG014.UVDATA.1

Freq = 4.6005 GHz, Bw = 32.000 MH No calibration applied and no bandpass applied

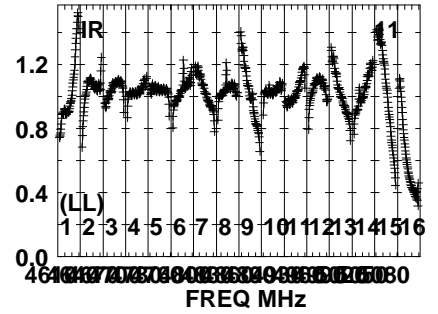
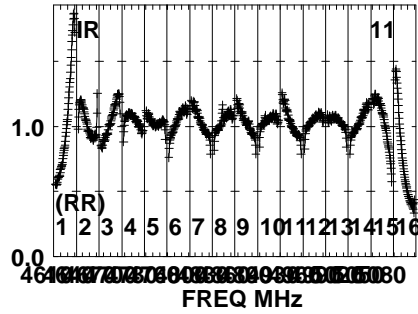
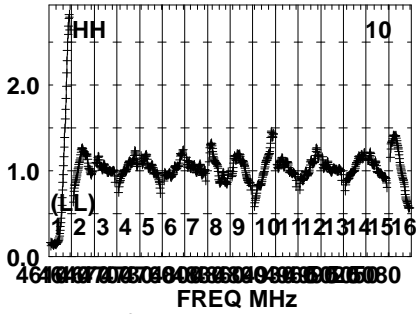
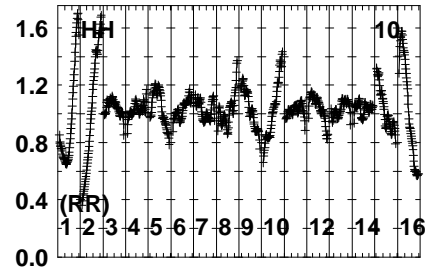
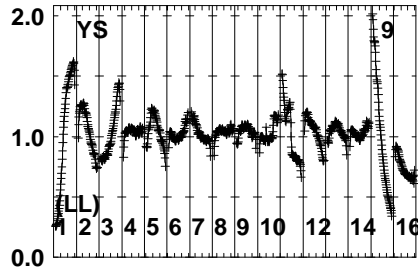
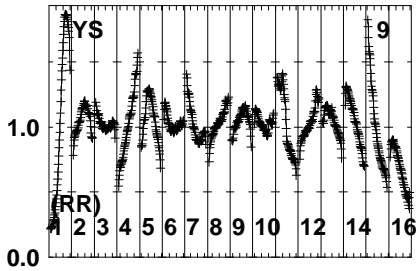
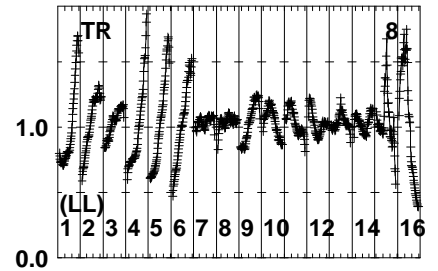
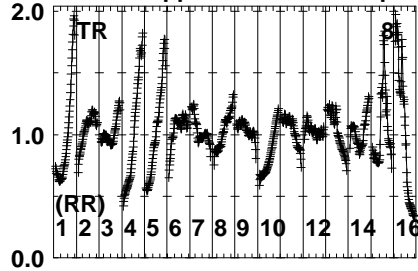
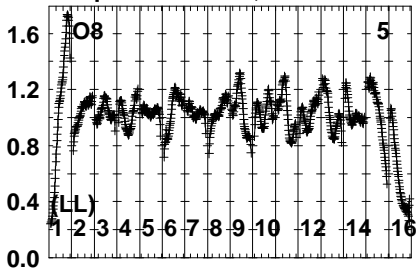


Lower frame: Real Jy
Auto-corr total-power spectrum Antenna: *
Timerange: 01/01:04:33 to 01/01:05:13

Plot file version 466 created 18-APR-2024 16:06:24

SN2022XXF RG014.UVDATA.1

Freq = 4.6005 GHz, Bw = 32.000 MH No calibration applied and no bandpass applied

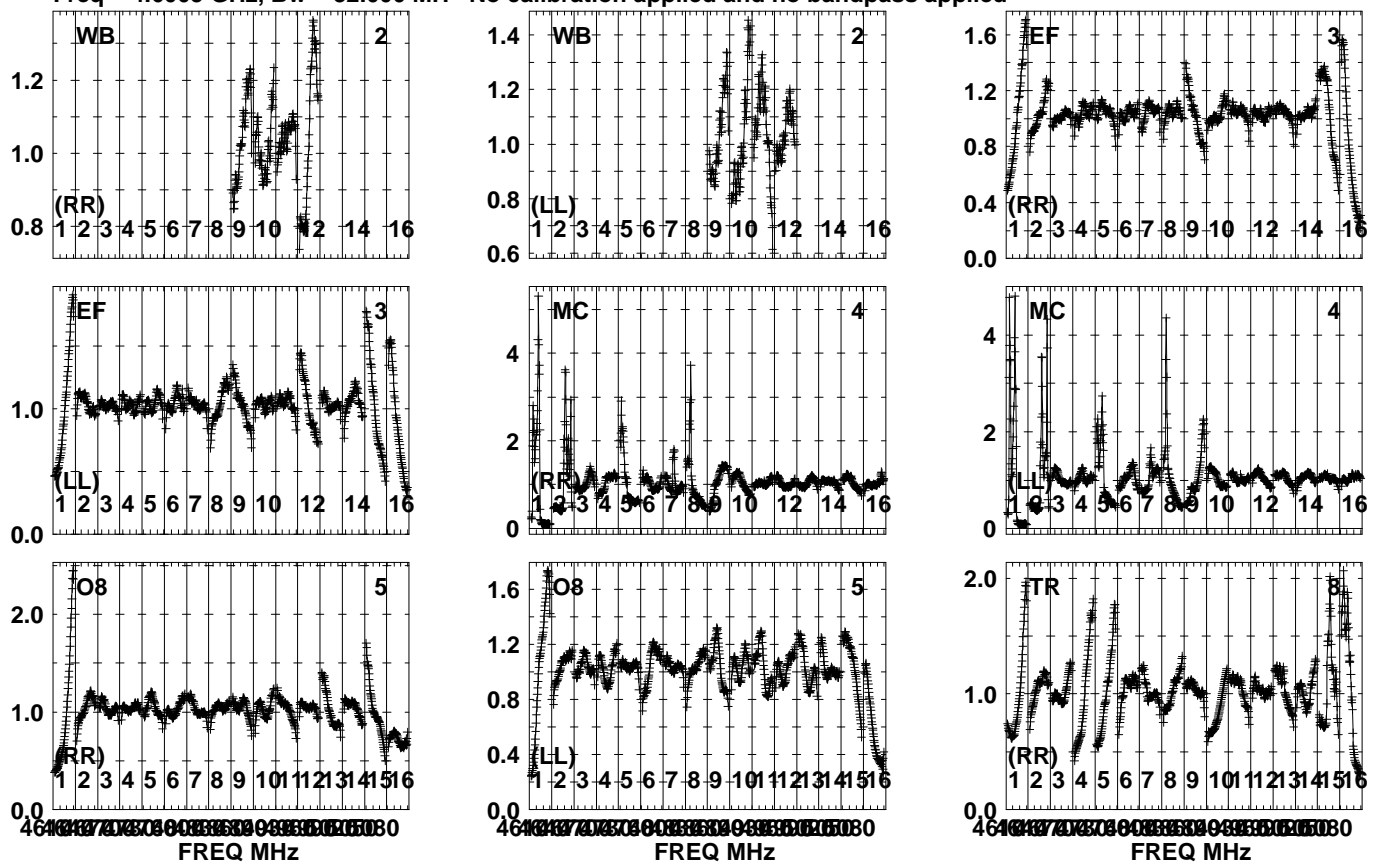


Lower frame: Real Jy
Auto-corr total-power spectrum Antenna: *
Timerange: 01/01:05:33 to 01/01:08:29

Plot file version 467 created 18-APR-2024 16:06:24

J1130+0846 RG014.UVDATA.1

Freq = 4.6005 GHz, Bw = 32.000 MH No calibration applied and no bandpass applied

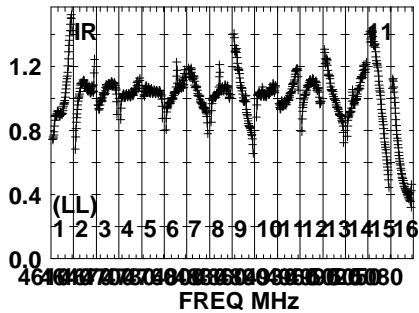
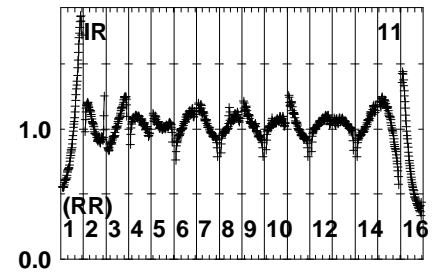
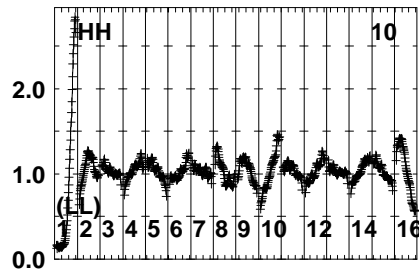
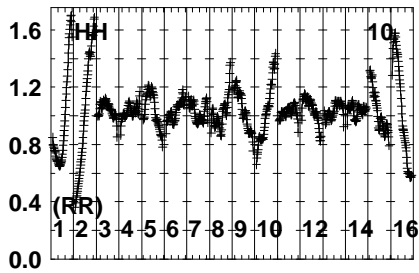
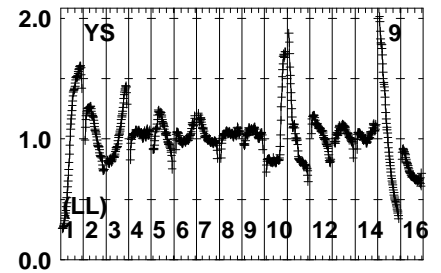
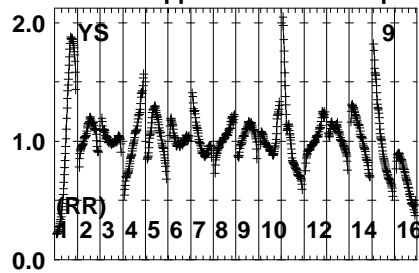
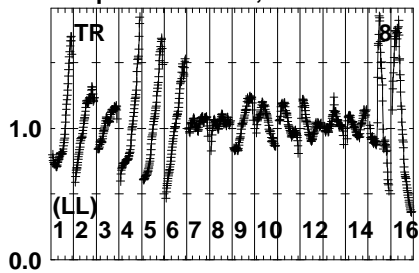


Lower frame: Real Jy
Auto-corr total-power spectrum Antenna: *
Timerange: 01/01:08:46 to 01/01:09:26

Plot file version 468 created 18-APR-2024 16:06:24

J1130+0846 RG014.UVDATA.1

Freq = 4.6005 GHz, Bw = 32.000 MH No calibration applied and no bandpass applied



Lower frame: Real Jy

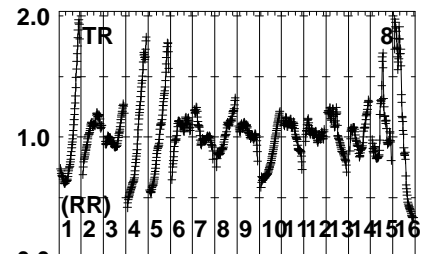
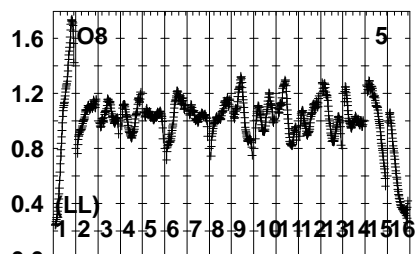
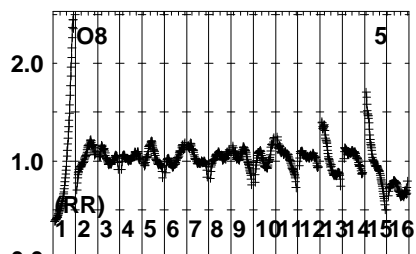
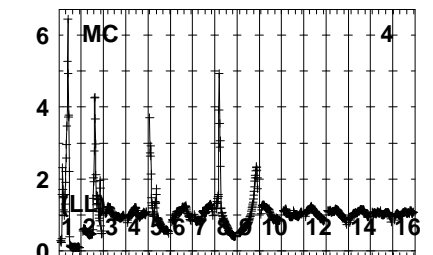
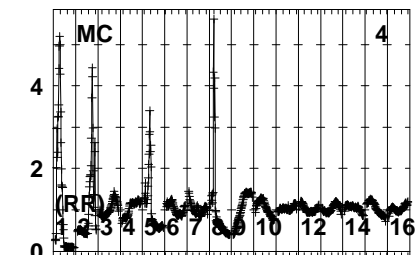
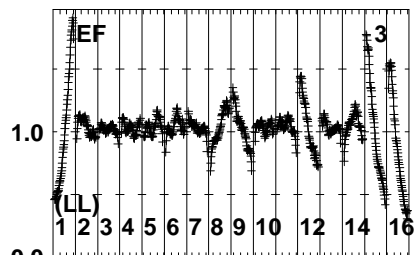
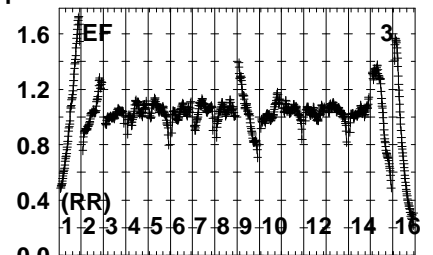
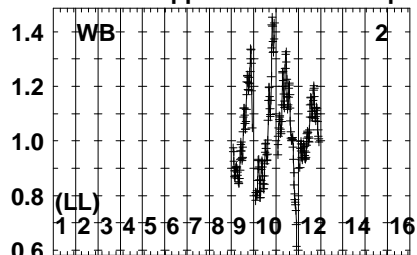
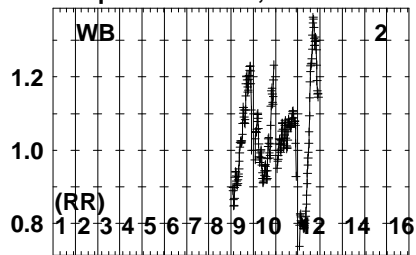
Auto-corr total-power spectrum Antenna: *

Timerange: 01/01:08:46 to 01/01:09:26

Plot file version 469 created 18-APR-2024 16:06:25

J1129+0951 RG014.UVDATA.1

Freq = 4.6005 GHz, Bw = 32.000 MH No calibration applied and no bandpass applied



464000 464005 464010 464015 464020 464025 464030 464035 464040 464045 464050 464055 464060 464065 464070 464075 464080

464000 464005 464010 464015 464020 464025 464030 464035 464040 464045 464050 464055 464060 464065 464070 464075 464080

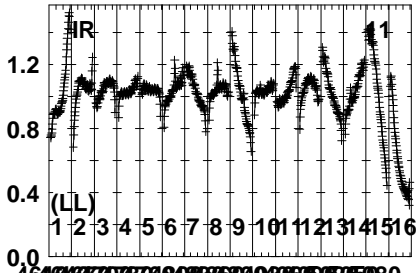
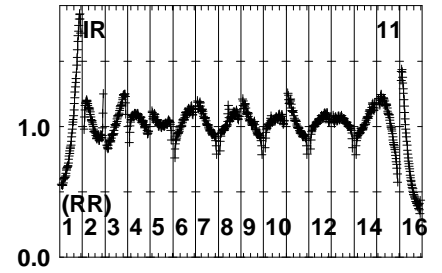
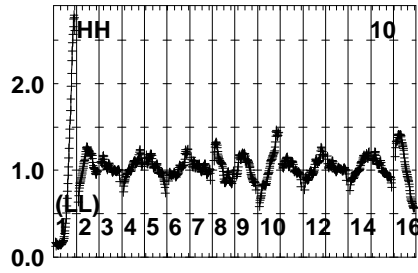
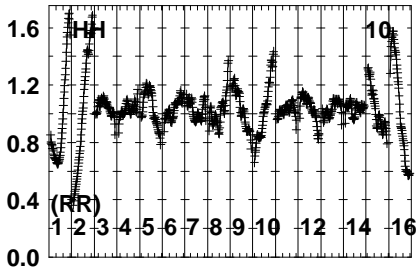
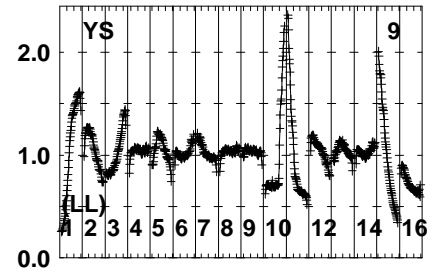
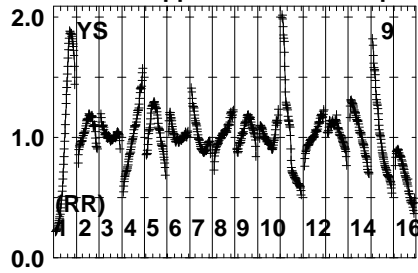
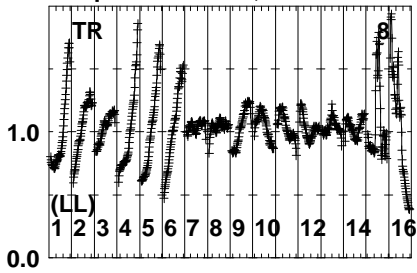
464000 464005 464010 464015 464020 464025 464030 464035 464040 464045 464050 464055 464060 464065 464070 464075 464080

Lower frame: Real Jy
Auto-corr total-power spectrum Antenna: *
Timerange: 01/01:09:49 to 01/01:10:29

Plot file version 470 created 18-APR-2024 16:06:25

J1129+0951 RG014.UVDATA.1

Freq = 4.6005 GHz, Bw = 32.000 MH No calibration applied and no bandpass applied



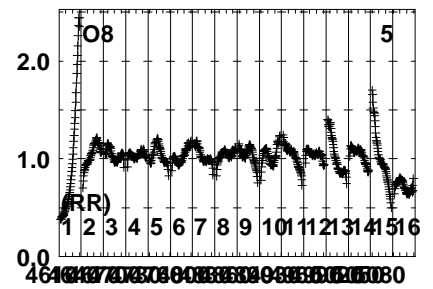
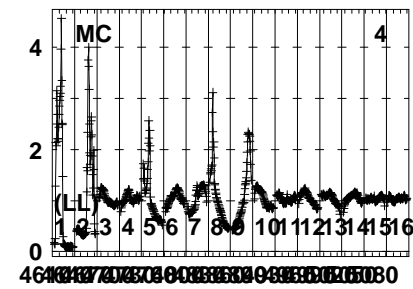
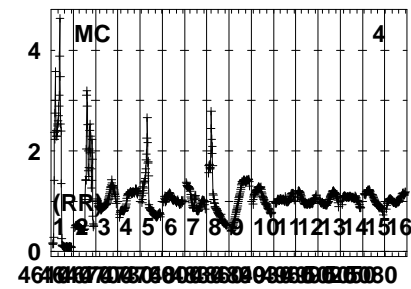
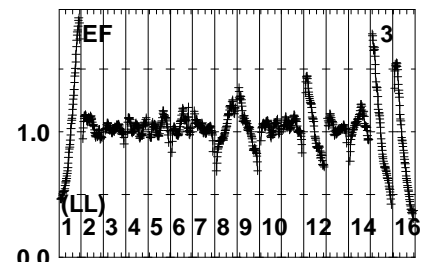
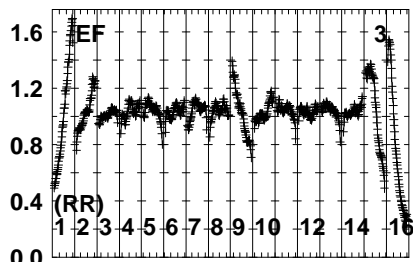
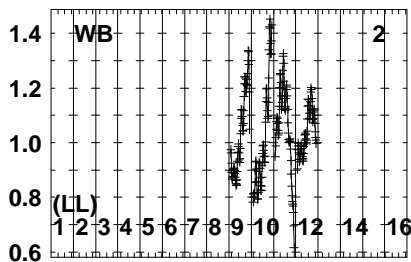
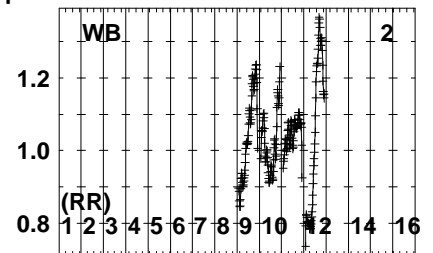
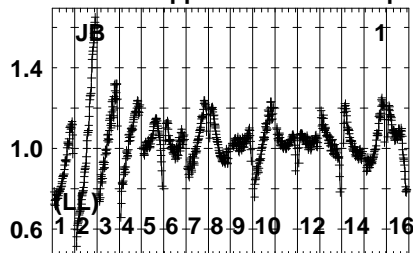
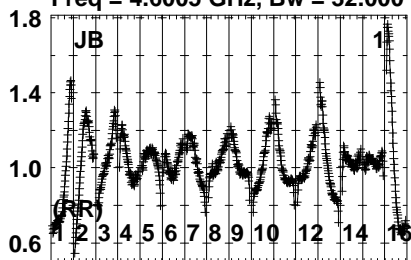
461010 461020 461030 461040 461050 461060 461070 461080
FREQ MHz

Lower frame: Real Jy
Auto-corr total-power spectrum Antenna: *
Timerange: 01/01:09:49 to 01/01:10:29

Plot file version 471 created 18-APR-2024 16:06:25

SN2022XF RG014.UVDATA.1

Freq = 4.6005 GHz, Bw = 32.000 MH No calibration applied and no bandpass applied

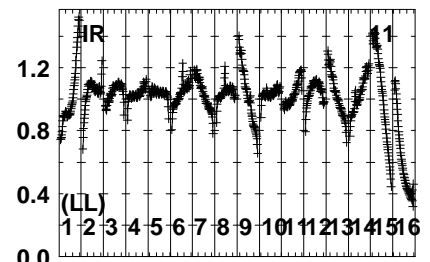
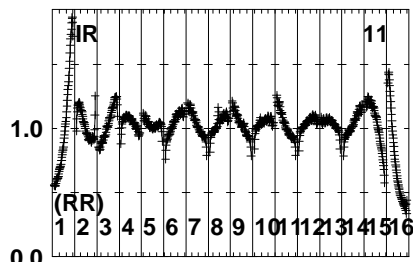
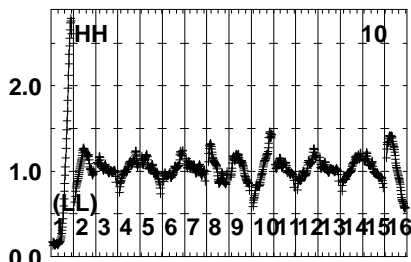
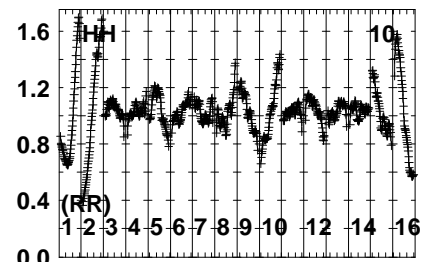
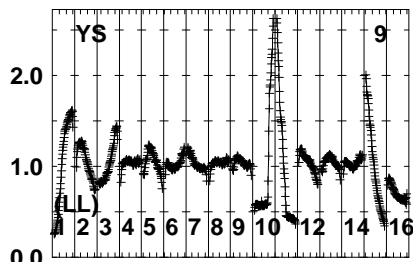
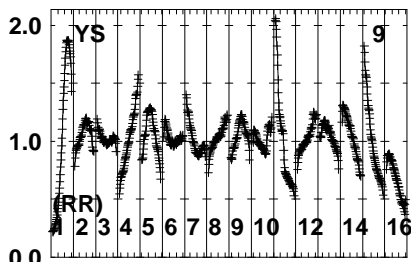
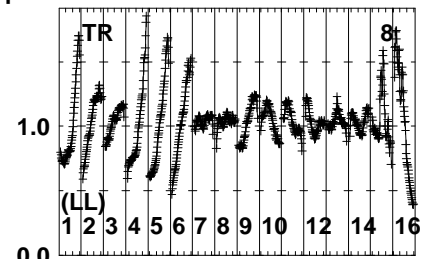
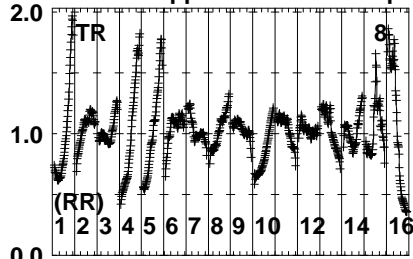
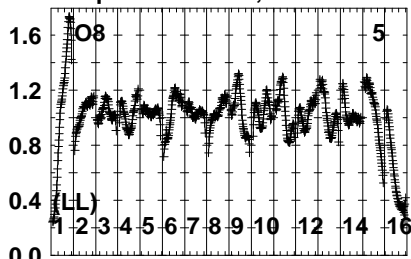


Lower frame: Real Jy
Auto-corr total-power spectrum Antenna: *
Timerange: 01/01:10:49 to 01/01:13:45

Plot file version 472 created 18-APR-2024 16:06:25

SN2022XF RG014.UVDATA.1

Freq = 4.6005 GHz, Bw = 32.000 MH No calibration applied and no bandpass applied

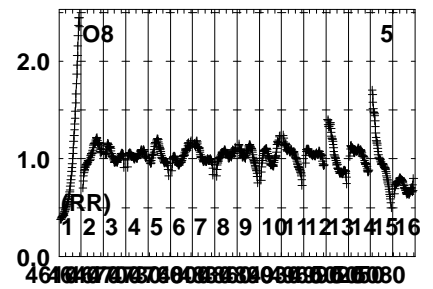
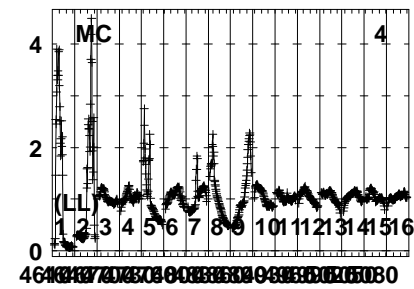
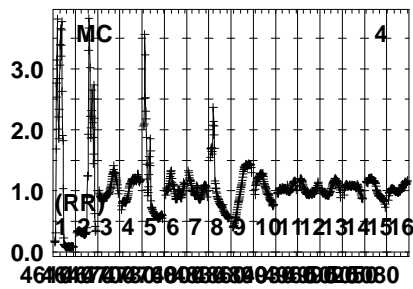
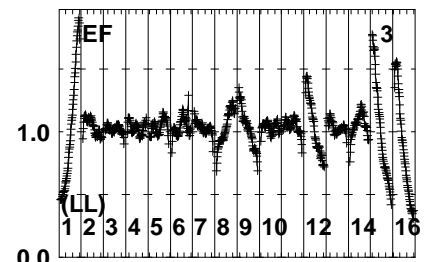
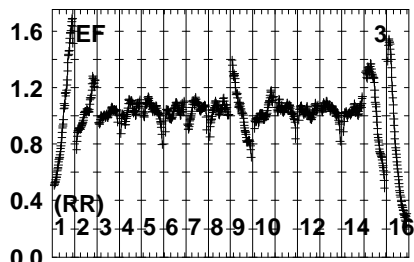
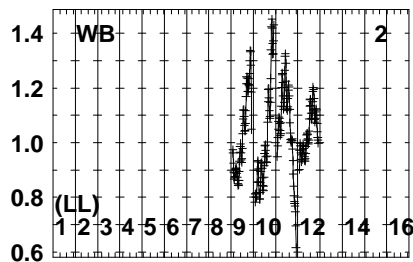
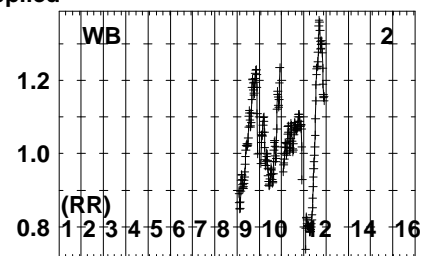
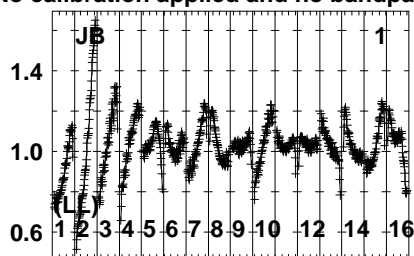
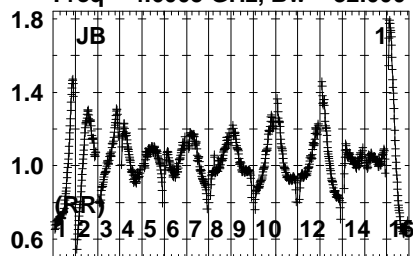


Lower frame: Real Jy
Auto-corr total-power spectrum Antenna: *
Timerange: 01/01:10:49 to 01/01:13:45

Plot file version 473 created 18-APR-2024 16:06:25

J1130+0846 RG014.UVDATA.1

Freq = 4.6005 GHz, Bw = 32.000 MH No calibration applied and no bandpass applied

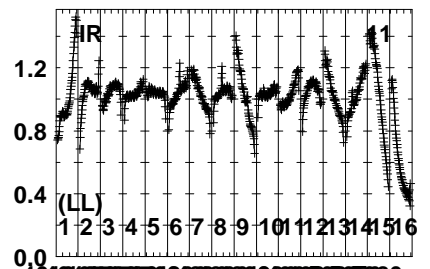
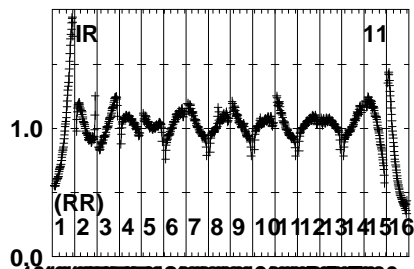
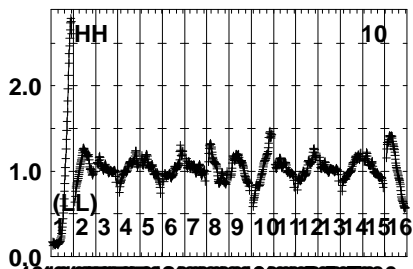
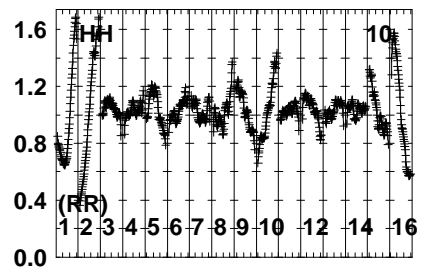
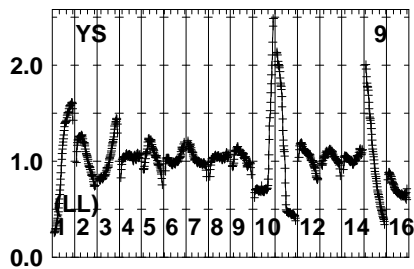
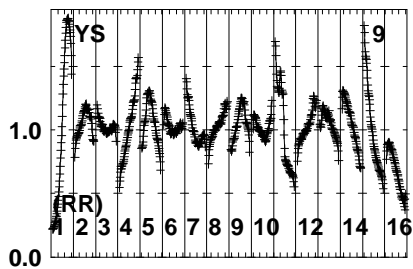
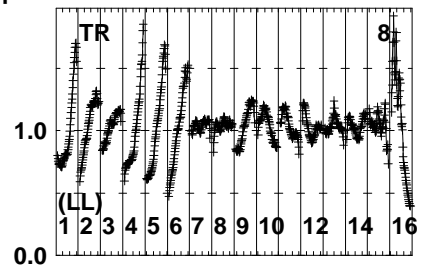
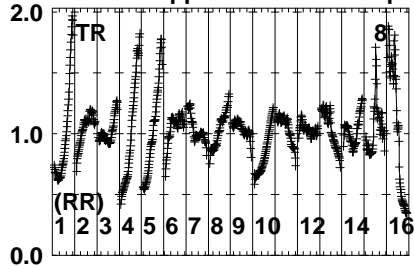
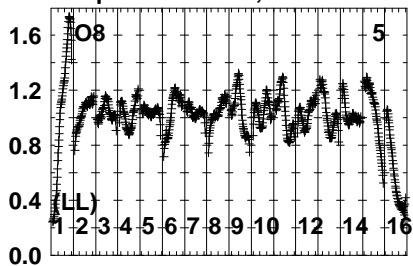


Lower frame: Real Jy
Auto-corr total-power spectrum Antenna: *
Timerange: 01/01:14:02 to 01/01:14:42

Plot file version 474 created 18-APR-2024 16:06:25

J1130+0846 RG014.UVDATA.1

Freq = 4.6005 GHz, Bw = 32.000 MH No calibration applied and no bandpass applied



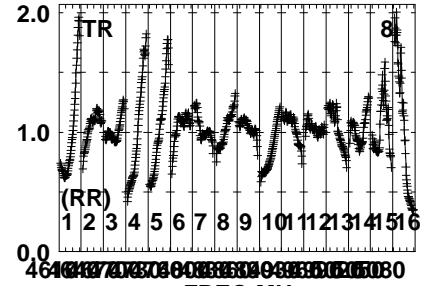
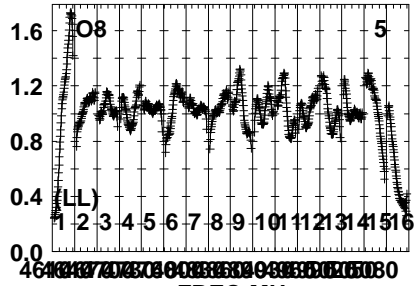
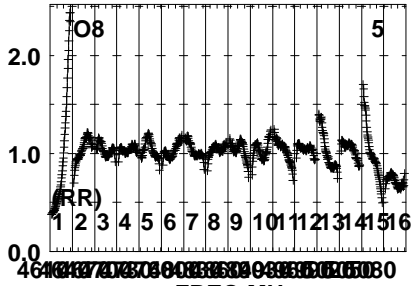
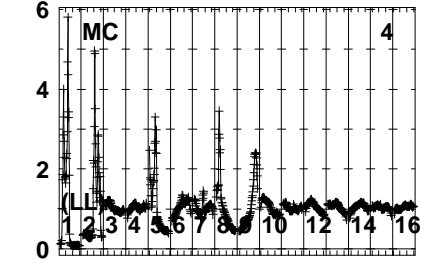
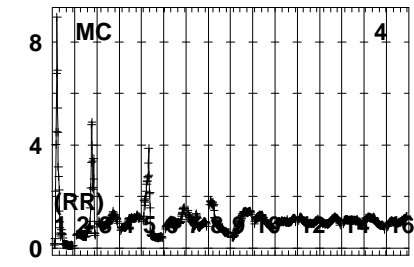
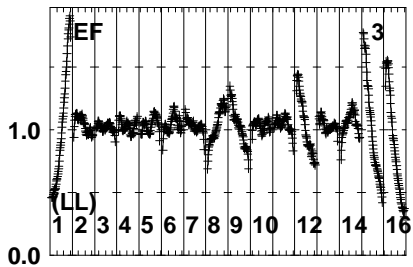
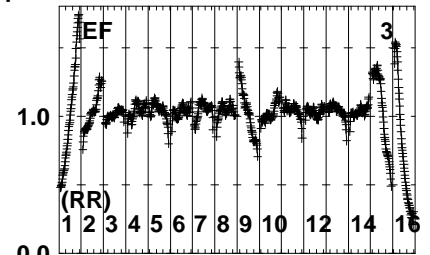
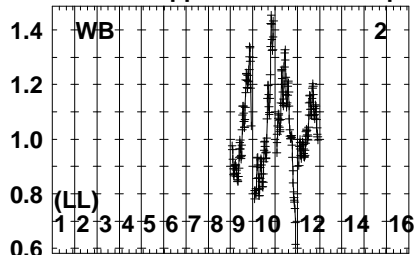
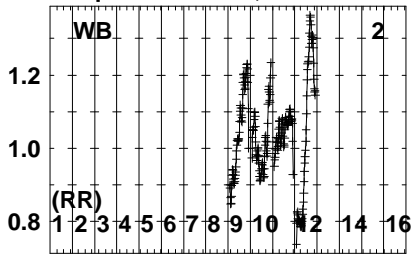
FREQ MHz

Lower frame: Real Jy
Auto-corr total-power spectrum Antenna: *
Timerange: 01/01:14:02 to 01/01:14:42

Plot file version 475 created 18-APR-2024 16:06:25

J1129+0951 RG014.UVDATA.1

Freq = 4.6005 GHz, Bw = 32.000 MH No calibration applied and no bandpass applied

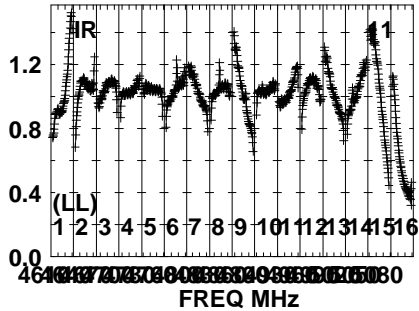
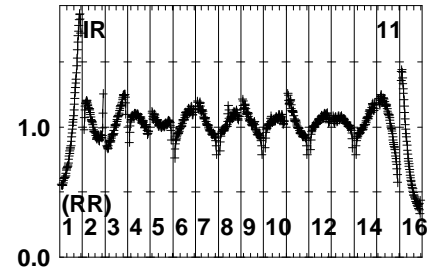
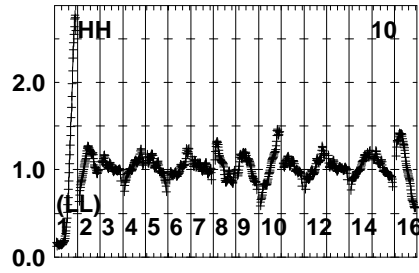
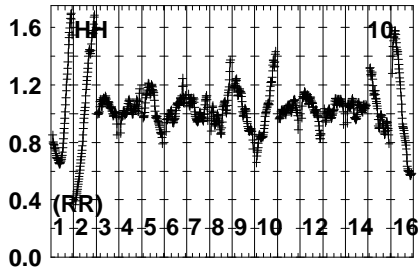
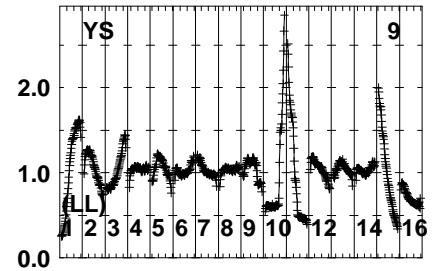
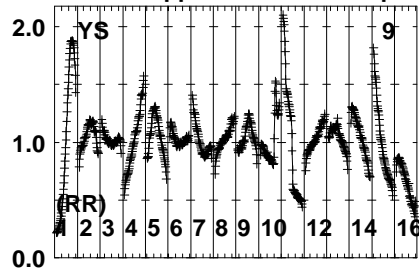
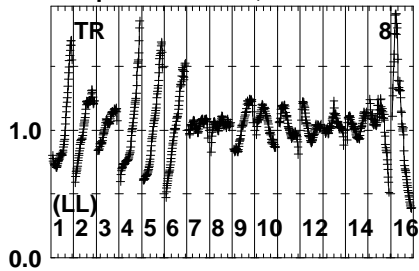


Lower frame: Real Jy
Auto-corr total-power spectrum Antenna: *
Timerange: 01/01:15:05 to 01/01:15:45

Plot file version 476 created 18-APR-2024 16:06:25

J1129+0951 RG014.UVDATA.1

Freq = 4.6005 GHz, Bw = 32.000 MH No calibration applied and no bandpass applied

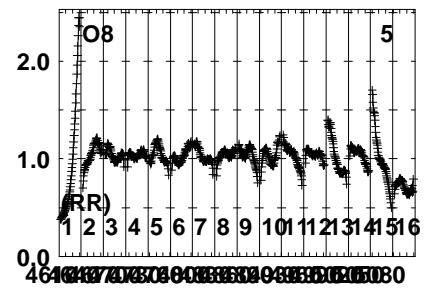
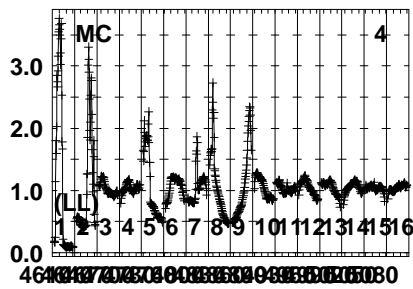
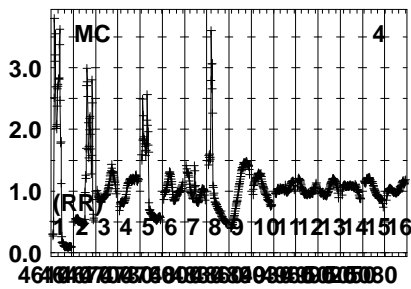
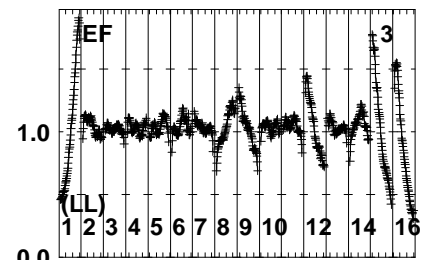
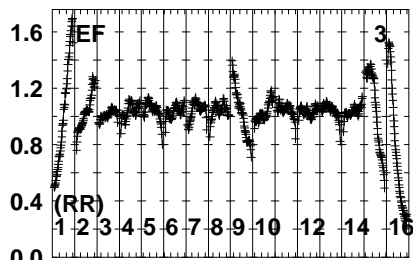
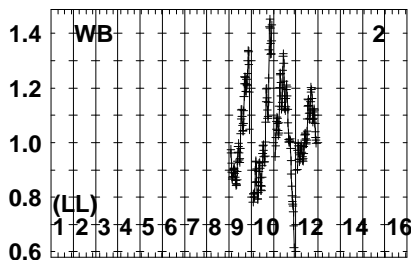
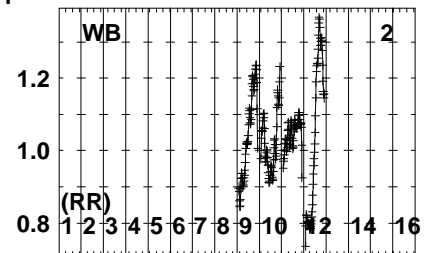
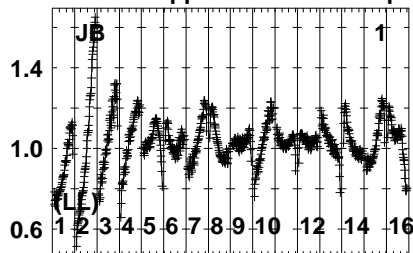
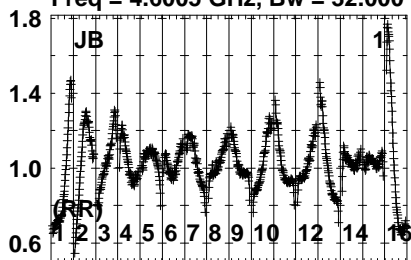


Lower frame: Real Jy
Auto-corr total-power spectrum Antenna: *
Timerange: 01/01:15:05 to 01/01:15:45

Plot file version 477 created 18-APR-2024 16:06:25

SN2022XXF RG014.UVDATA.1

Freq = 4.6005 GHz, Bw = 32.000 MH No calibration applied and no bandpass applied

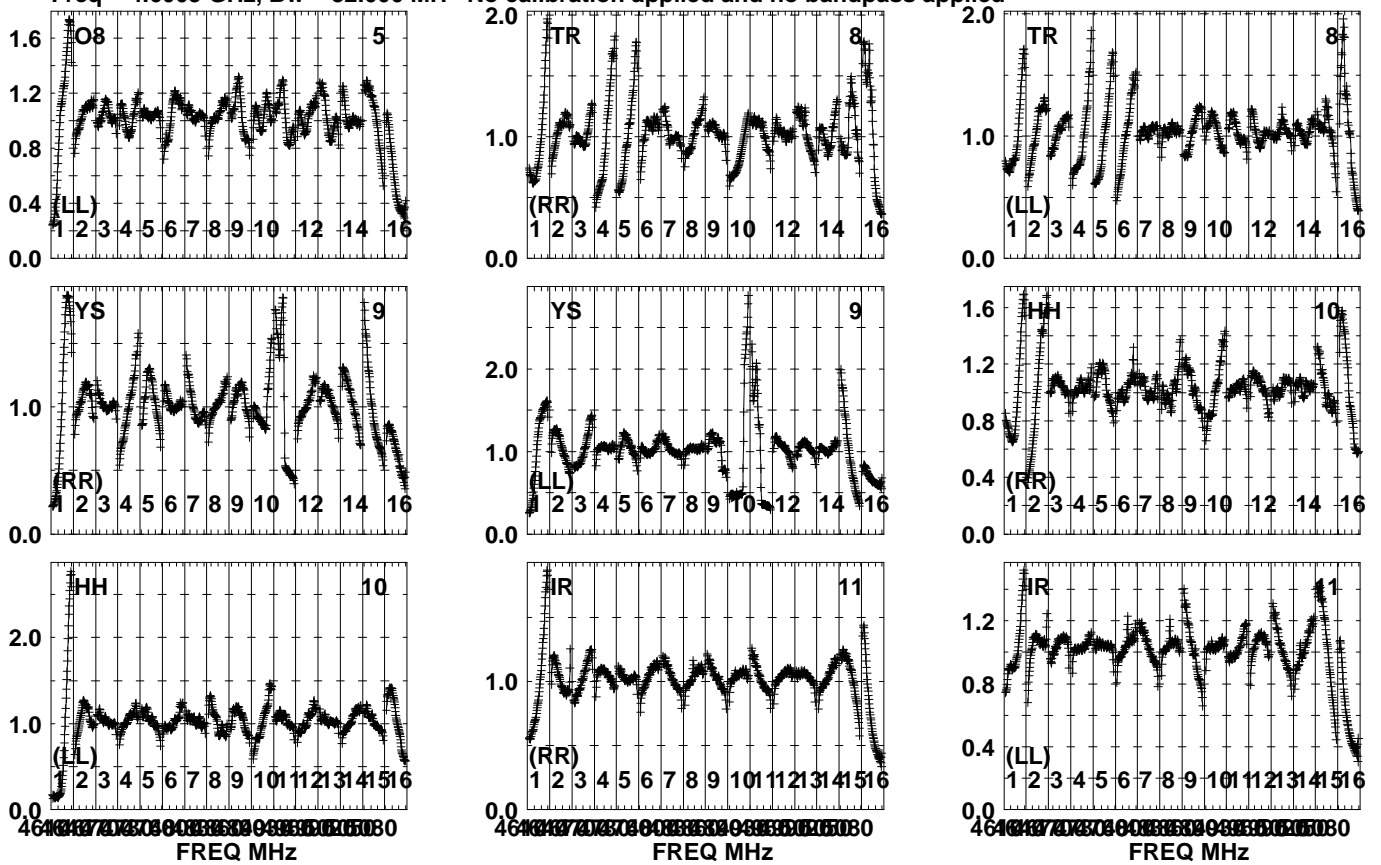


Lower frame: Real Jy
Auto-corr total-power spectrum Antenna: *
Timerange: 01/01:16:05 to 01/01:19:01

Plot file version 478 created 18-APR-2024 16:06:25

SN2022XF RG014.UVDATA.1

Freq = 4.6005 GHz, Bw = 32.000 MH No calibration applied and no bandpass applied

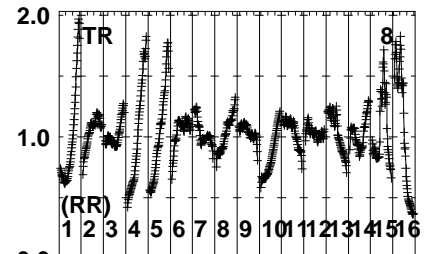
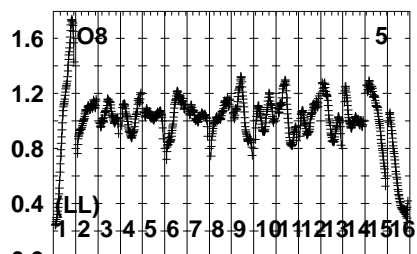
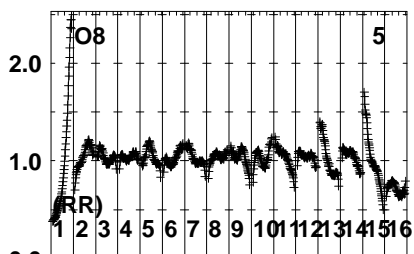
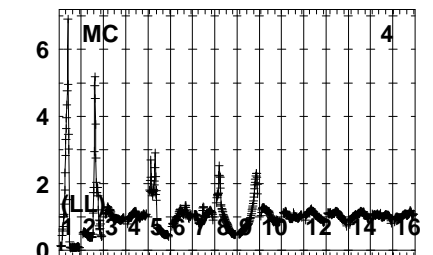
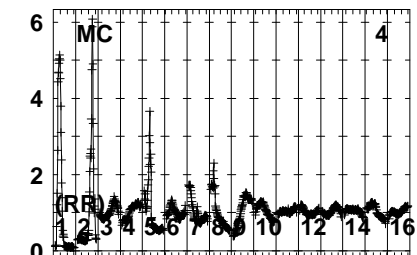
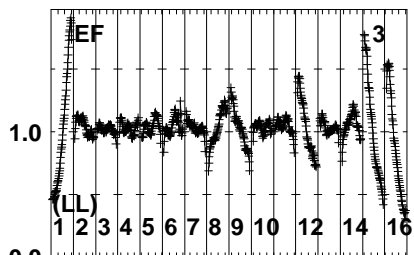
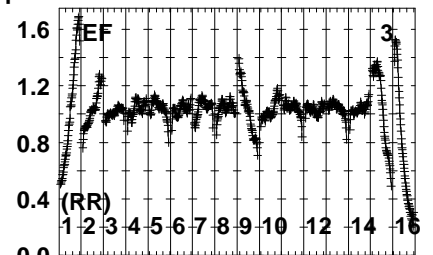
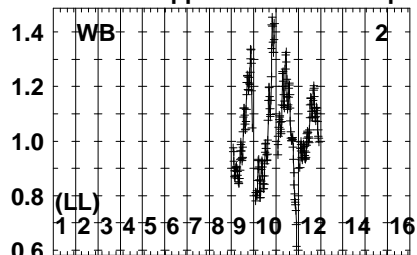
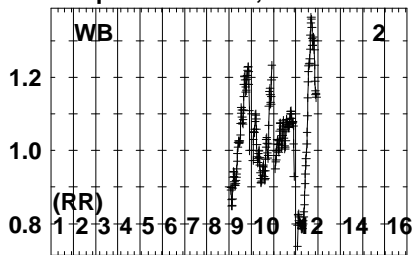


Lower frame: Real Jy
Auto-corr total-power spectrum Antenna: *
Timerange: 01/01:16:05 to 01/01:19:01

Plot file version 479 created 18-APR-2024 16:06:25

J1130+0846 RG014.UVDATA.1

Freq = 4.6005 GHz, Bw = 32.000 MH No calibration applied and no bandpass applied



4640000 4640000 4640000 4640000 4640000 4640000 4640000 4640000 4640000 4640000 4640000 4640000 4640000 4640000 4640000 4640000
FREQ MHz

4640000 4640000 4640000 4640000 4640000 4640000 4640000 4640000 4640000 4640000 4640000 4640000 4640000 4640000 4640000 4640000
FREQ MHz

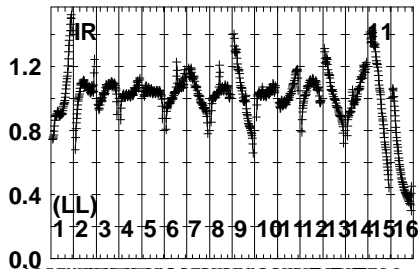
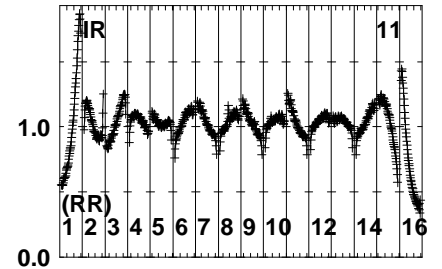
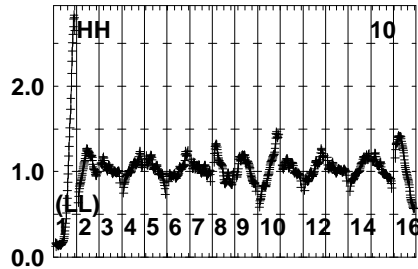
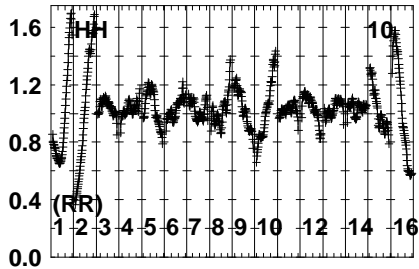
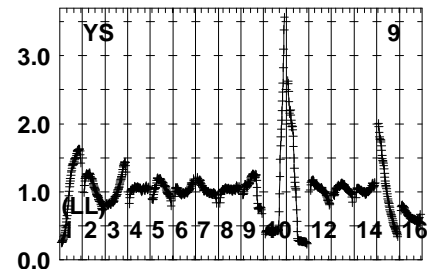
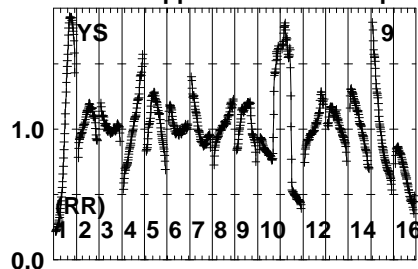
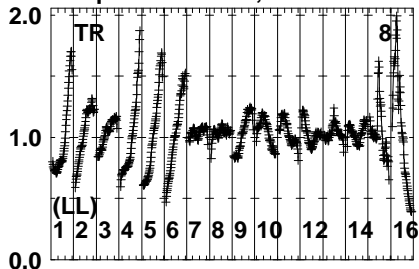
4640000 4640000 4640000 4640000 4640000 4640000 4640000 4640000 4640000 4640000 4640000 4640000 4640000 4640000 4640000 4640000
FREQ MHz

Lower frame: Real Jy
Auto-corr total-power spectrum Antenna: *
Timerange: 01/01:19:18 to 01/01:19:58

Plot file version 480 created 18-APR-2024 16:06:26

J1130+0846 RG014.UVDATA.1

Freq = 4.6005 GHz, Bw = 32.000 MH No calibration applied and no bandpass applied



46101700670800865209895015080

FREQ MHz

Lower frame: Real Jy

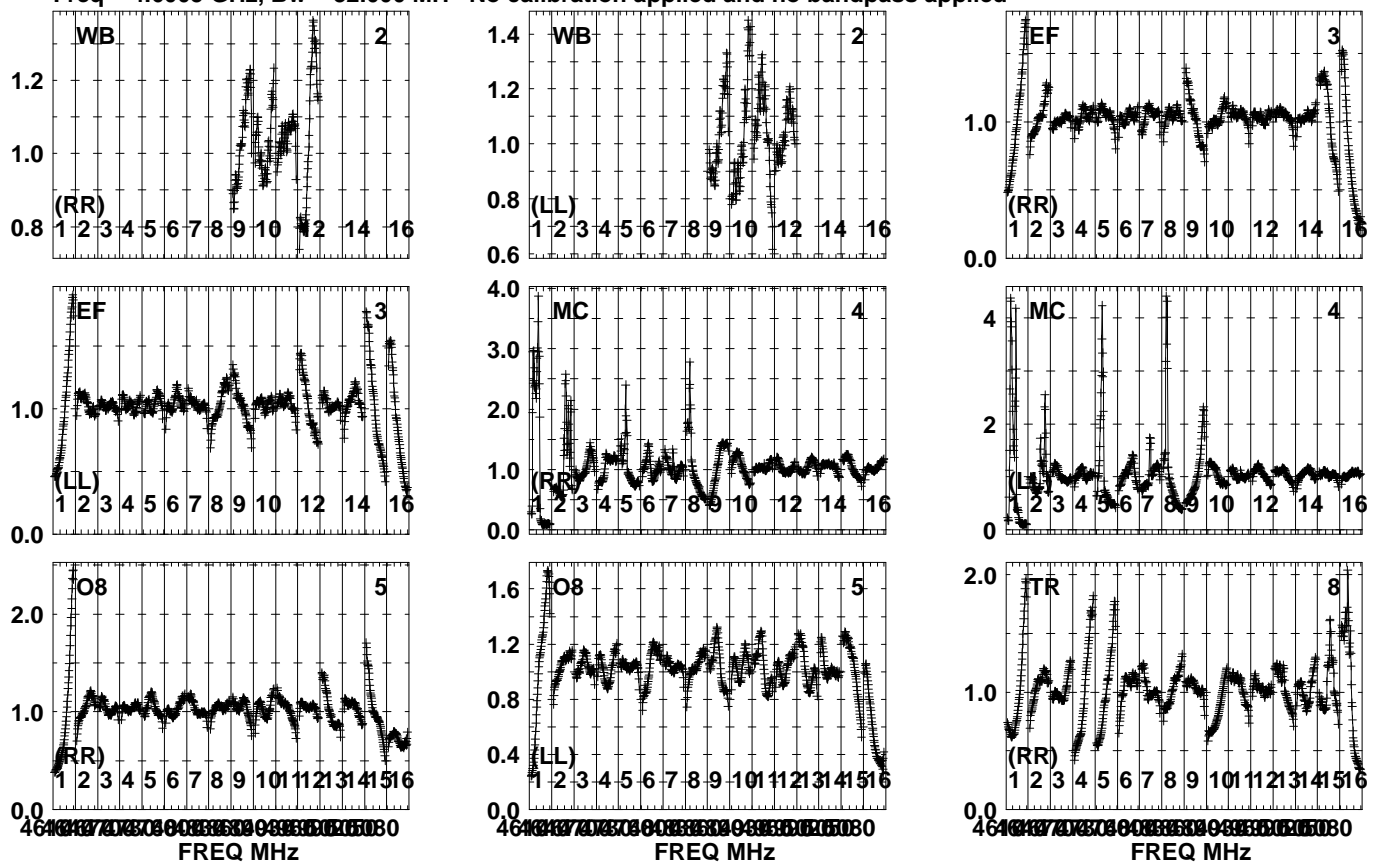
Auto-corr total-power spectrum Antenna: *

Timerange: 01/01:19:18 to 01/01:19:58

Plot file version 481 created 18-APR-2024 16:06:26

J1129+0951 RG014.UVDATA.1

Freq = 4.6005 GHz, Bw = 32.000 MH No calibration applied and no bandpass applied

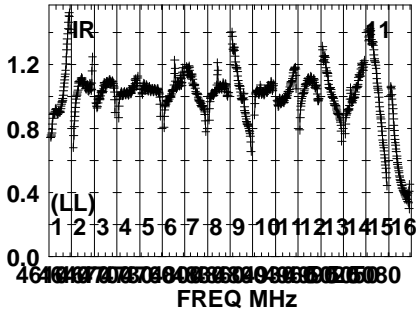
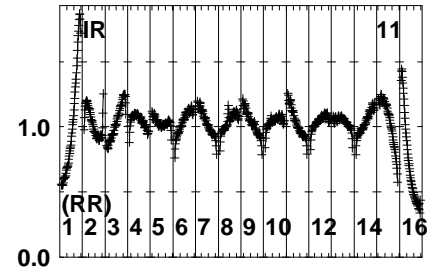
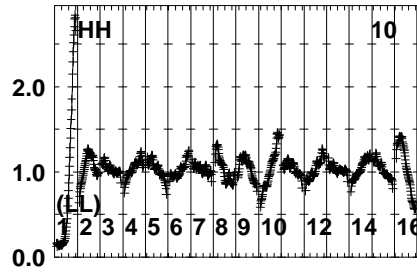
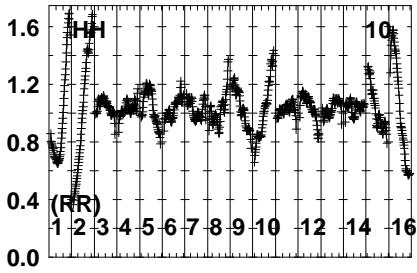
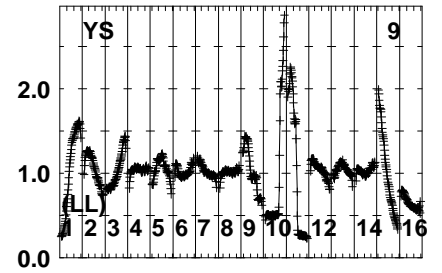
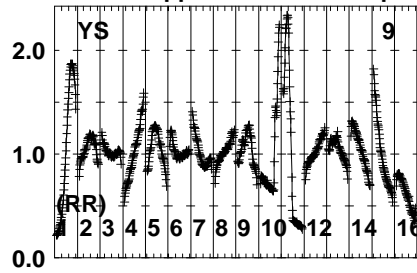
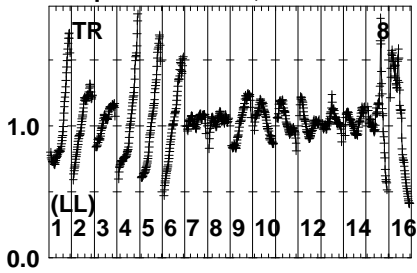


Lower frame: Real Jy
Auto-corr total-power spectrum Antenna: *
Timerange: 01/01:20:21 to 01/01:21:01

Plot file version 482 created 18-APR-2024 16:06:26

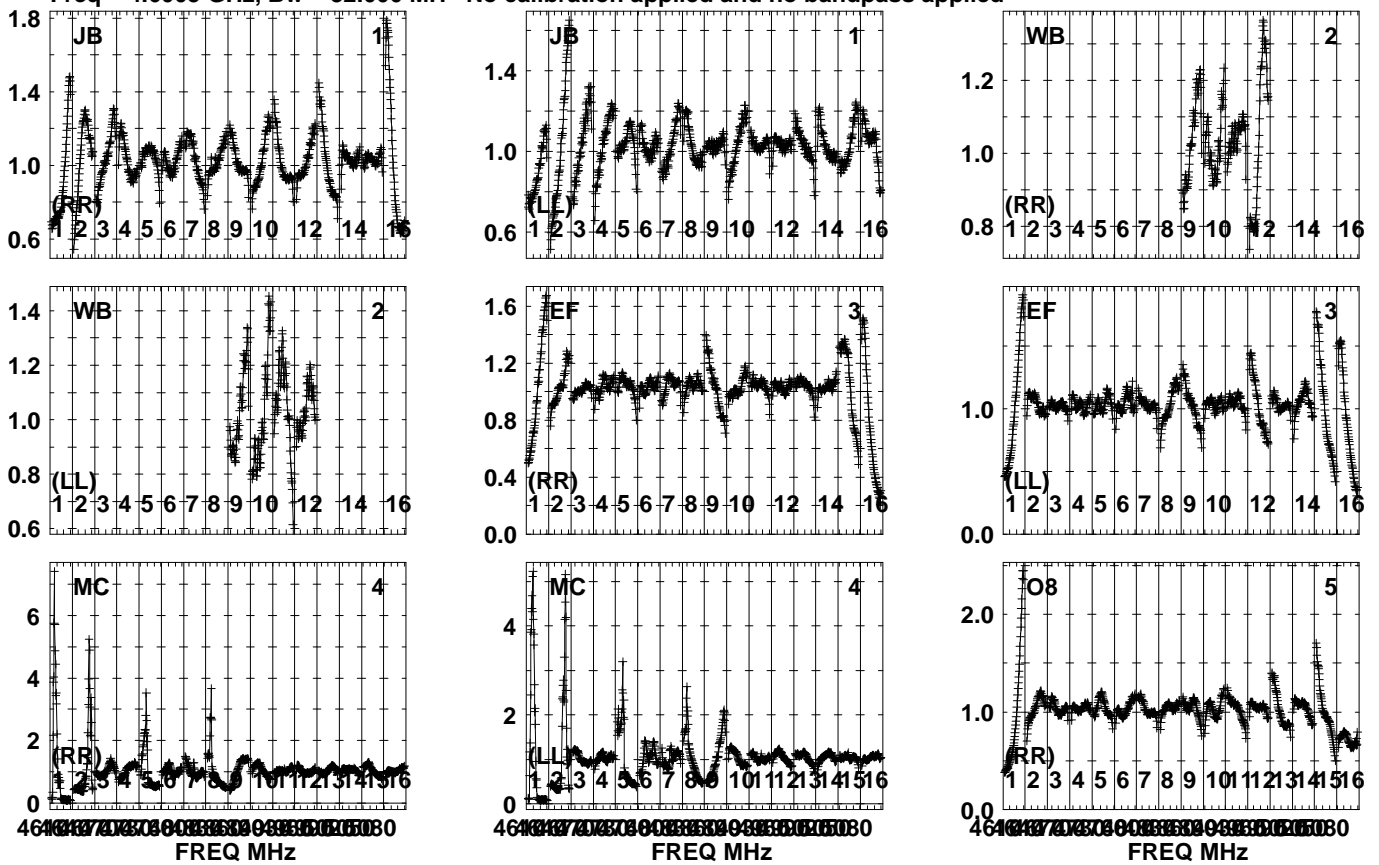
J1129+0951 RG014.UVDATA.1

Freq = 4.6005 GHz, Bw = 32.000 MH No calibration applied and no bandpass applied



Lower frame: Real Jy
Auto-corr total-power spectrum Antenna: *
Timerange: 01/01:20:21 to 01/01:21:01

Plot file version 485 created 18-APR-2024 16:06:26
 J1130+0846 RG014.UVDATA.1
 Freq = 4.6005 GHz, Bw = 32.000 MH No calibration applied and no bandpass applied

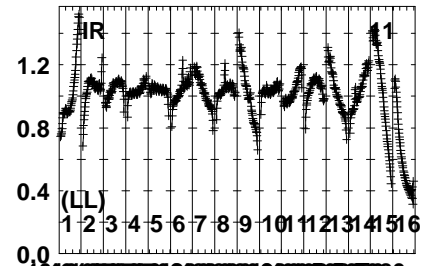
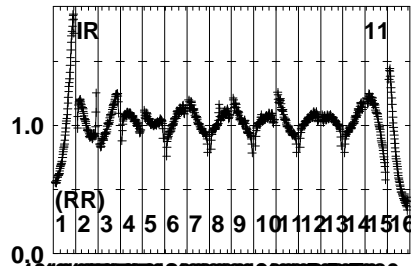
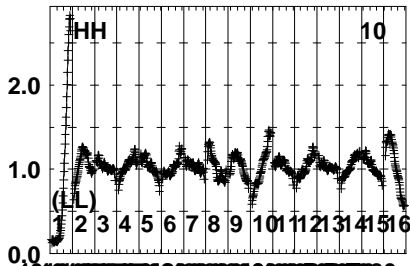
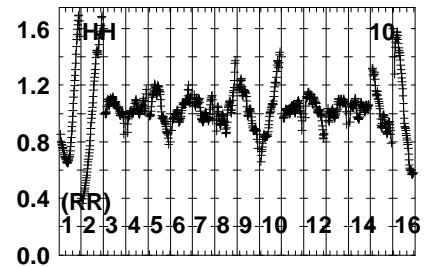
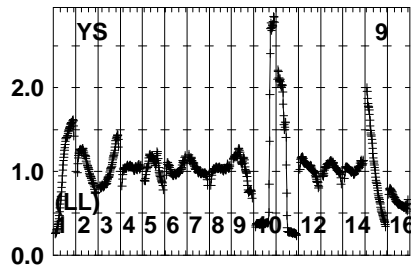
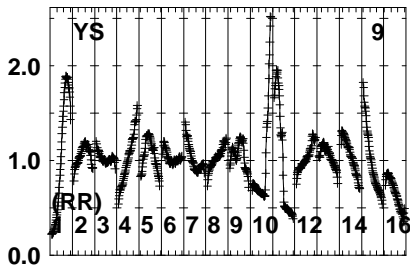
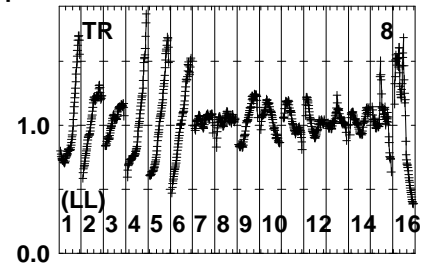
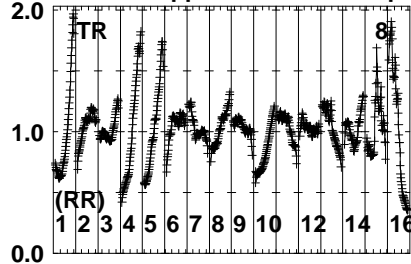
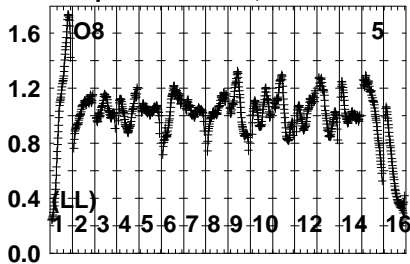


Lower frame: Real Jy
 Auto-corr total-power spectrum Antenna: *
 Timerange: 01/01:24:34 to 01/01:25:14

Plot file version 486 created 18-APR-2024 16:06:26

J1130+0846 RG014.UVDATA.1

Freq = 4.6005 GHz, Bw = 32.000 MH No calibration applied and no bandpass applied



464317.0 464317.0 464317.0 464317.0 464317.0 464317.0 464317.0 464317.0 464317.0 464317.0 464317.0 464317.0 464317.0 464317.0 464317.0 464317.0 464317.0
FREQ MHz

464317.0 464317.0 464317.0 464317.0 464317.0 464317.0 464317.0 464317.0 464317.0 464317.0 464317.0 464317.0 464317.0 464317.0 464317.0 464317.0 464317.0
FREQ MHz

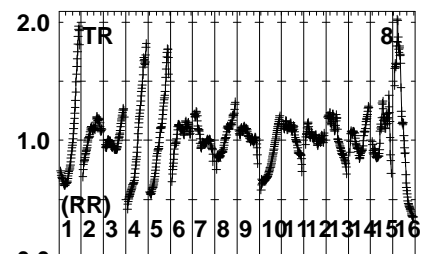
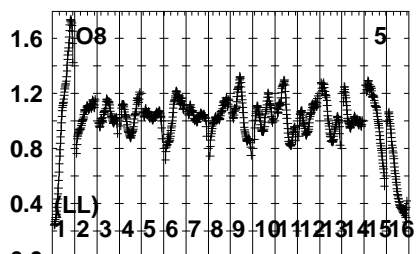
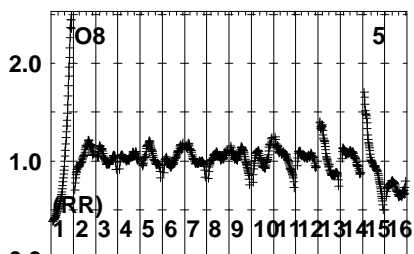
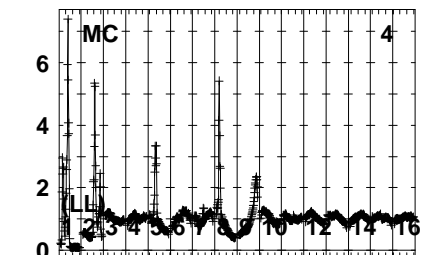
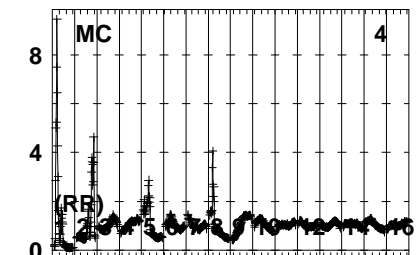
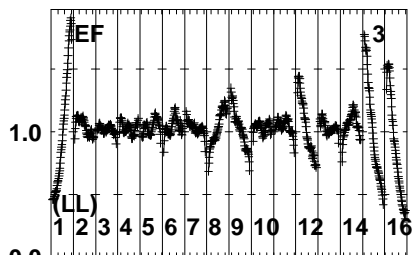
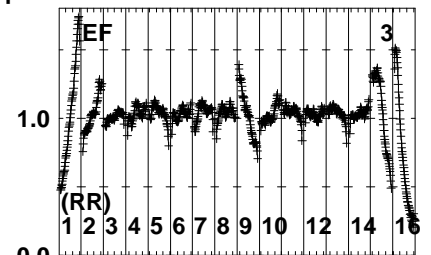
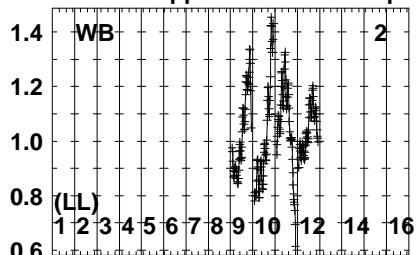
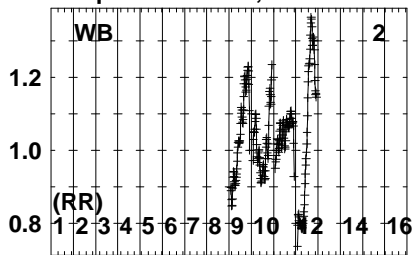
464317.0 464317.0 464317.0 464317.0 464317.0 464317.0 464317.0 464317.0 464317.0 464317.0 464317.0 464317.0 464317.0 464317.0 464317.0 464317.0 464317.0
FREQ MHz

Lower frame: Real Jy
Auto-corr total-power spectrum Antenna: *
Timerange: 01/01:24:34 to 01/01:25:14

Plot file version 487 created 18-APR-2024 16:06:26

J1129+0951 RG014.UVDATA.1

Freq = 4.6005 GHz, Bw = 32.000 MH No calibration applied and no bandpass applied



464000 464005 464010 464015 464020 464025 464030 464035 464040 464045 464050 464055 464060 464065 464070 464075 464080
FREQ MHz

464000 464005 464010 464015 464020 464025 464030 464035 464040 464045 464050 464055 464060 464065 464070 464075 464080
FREQ MHz

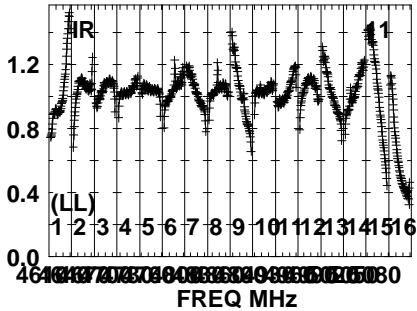
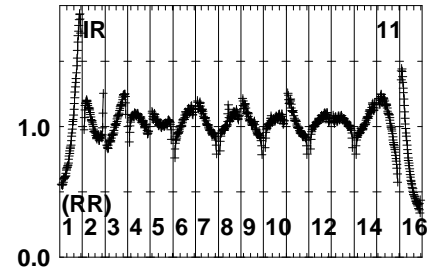
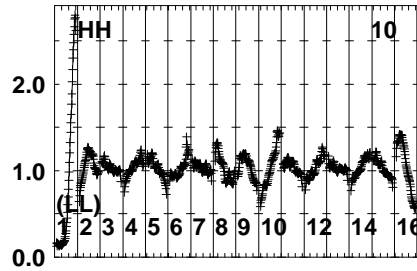
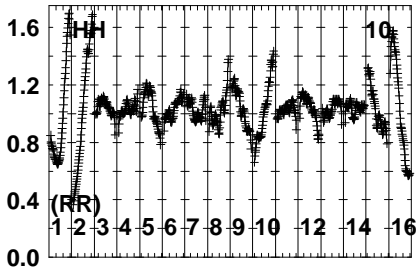
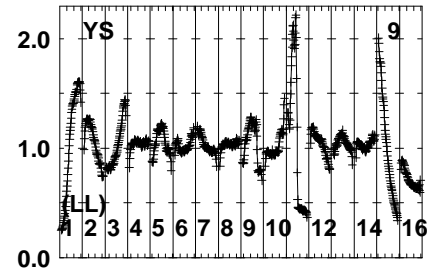
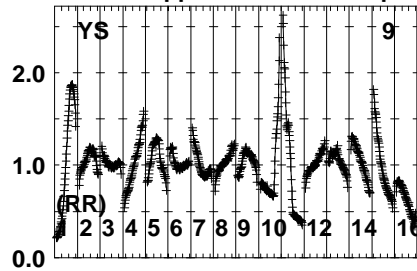
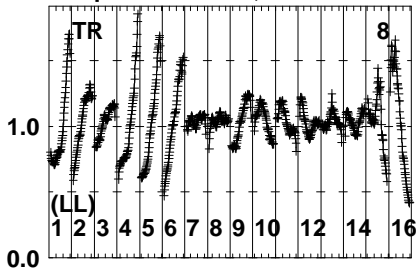
464000 464005 464010 464015 464020 464025 464030 464035 464040 464045 464050 464055 464060 464065 464070 464075 464080
FREQ MHz

Lower frame: Real Jy
Auto-corr total-power spectrum Antenna: *
Timerange: 01/01:25:37 to 01/01:26:17

Plot file version 488 created 18-APR-2024 16:06:26

J1129+0951 RG014.UVDATA.1

Freq = 4.6005 GHz, Bw = 32.000 MH No calibration applied and no bandpass applied

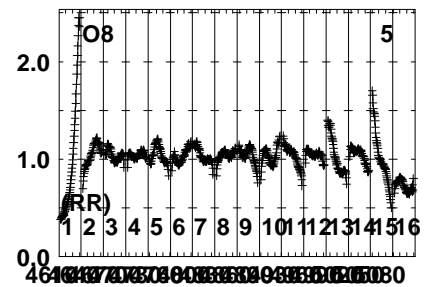
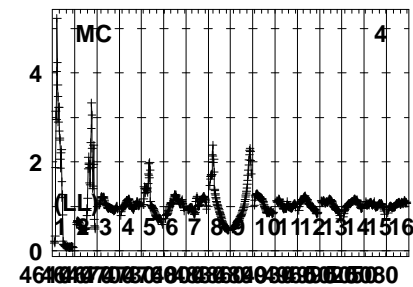
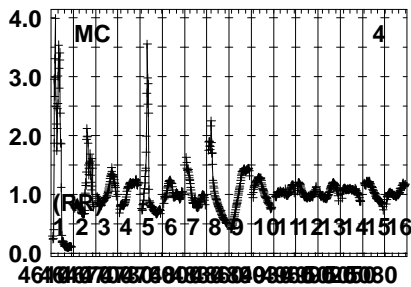
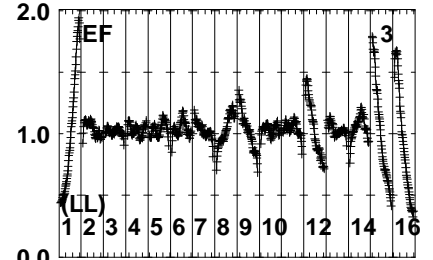
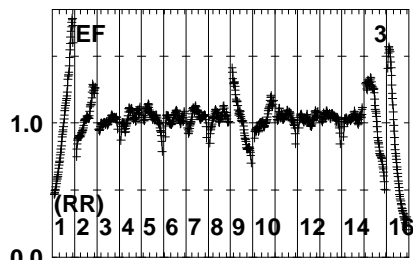
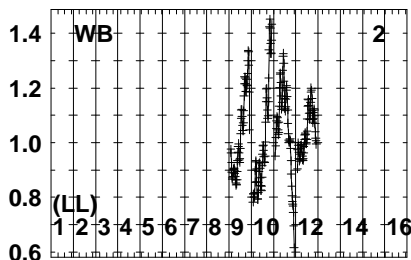
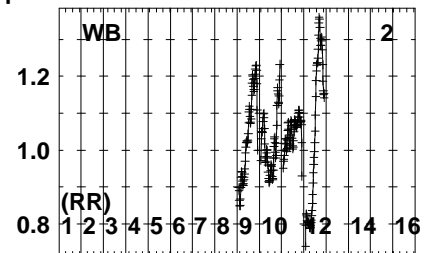
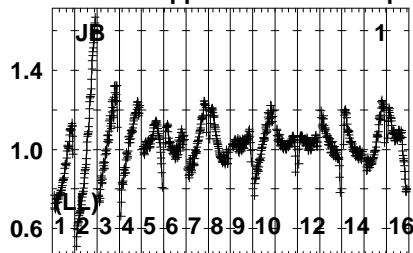
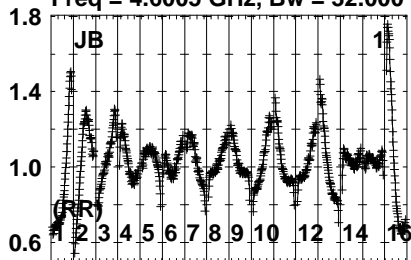


Lower frame: Real Jy
Auto-corr total-power spectrum Antenna: *
Timerange: 01/01:25:37 to 01/01:26:17

Plot file version 489 created 18-APR-2024 16:06:26

3C273 RG014.UVDATA.1

Freq = 4.6005 GHz, Bw = 32.000 MH No calibration applied and no bandpass applied

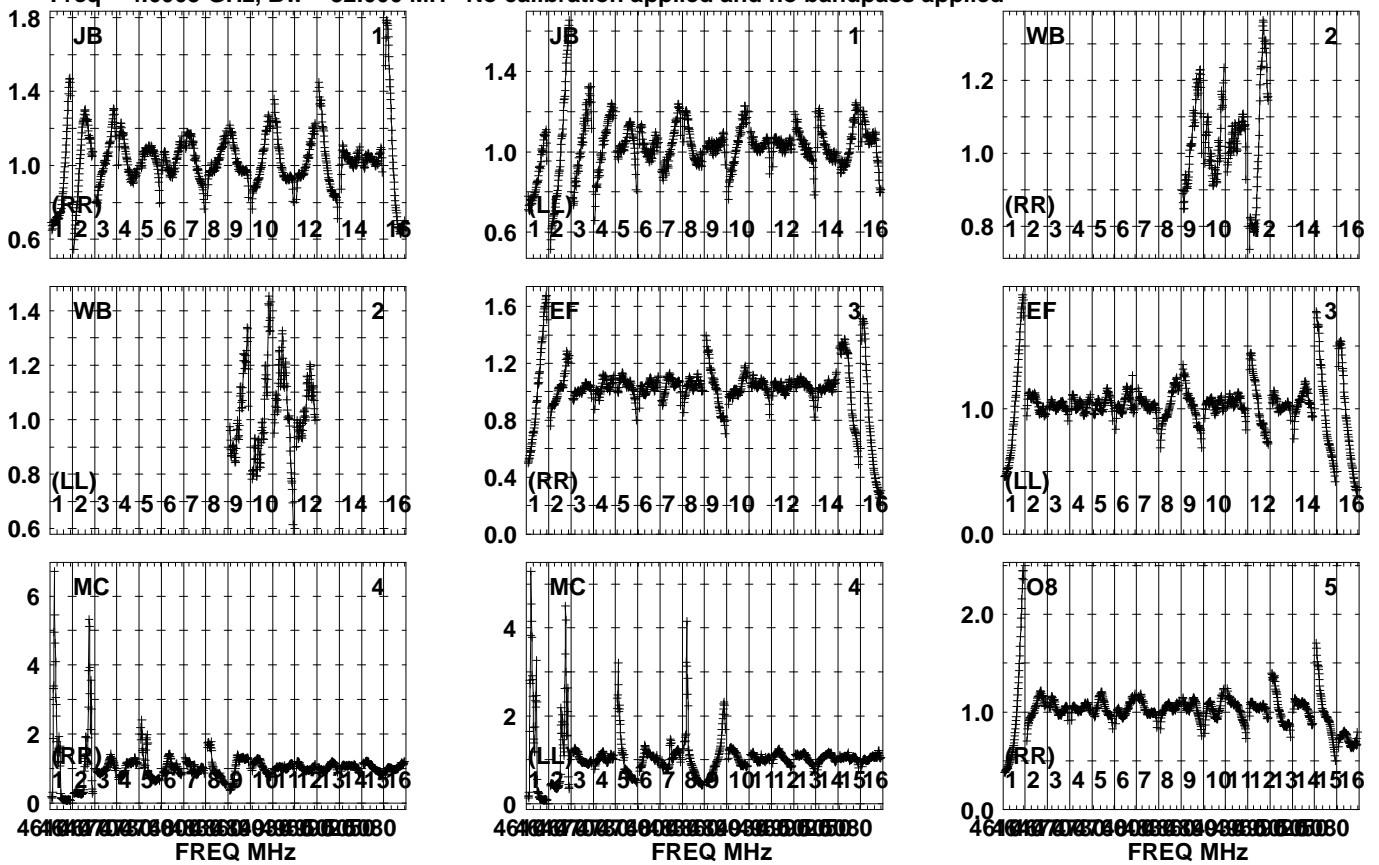


Lower frame: Real Jy
Auto-corr total-power spectrum Antenna: *
Timerange: 01/01:27:51 to 01/01:29:47

Plot file version 491 created 18-APR-2024 16:06:26

J1130+0846 RG014.UVDATA.1

Freq = 4.6005 GHz, Bw = 32.000 MH No calibration applied and no bandpass applied

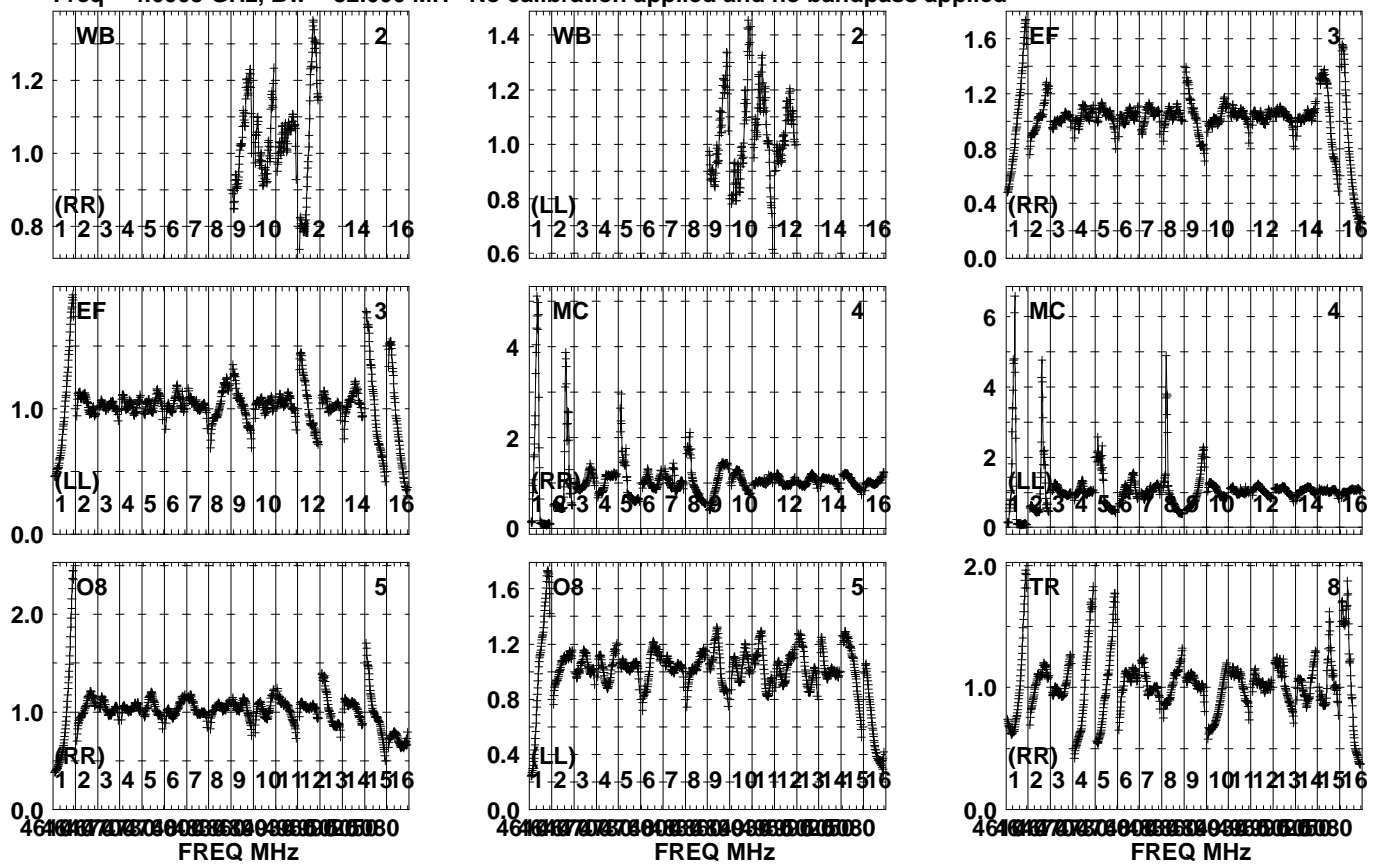


Lower frame: Real Jy
Auto-corr total-power spectrum Antenna: *
Timerange: 01/01:31:16 to 01/01:31:56

Plot file version 493 created 18-APR-2024 16:06:27

J1129+0951 RG014.UVDATA.1

Freq = 4.6005 GHz, Bw = 32.000 MH No calibration applied and no bandpass applied

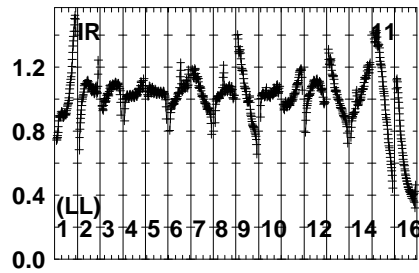
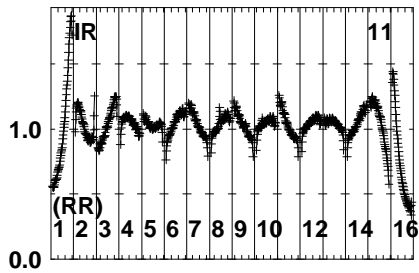
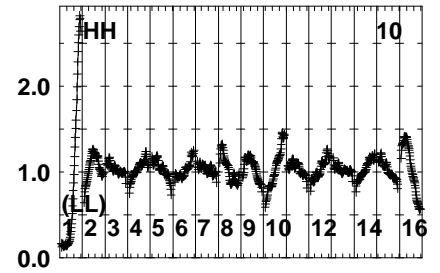
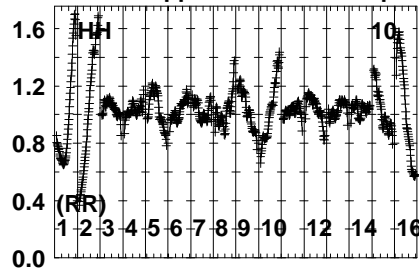
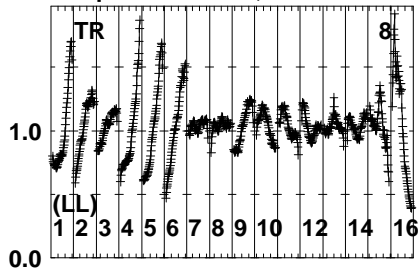


Lower frame: Real Jy
Auto-corr total-power spectrum Antenna: *
Timerange: 01/01:32:19 to 01/01:32:59

Plot file version 494 created 18-APR-2024 16:06:27

J1129+0951 RG014.UVDATA.1

Freq = 4.6005 GHz, Bw = 32.000 MH No calibration applied and no bandpass applied

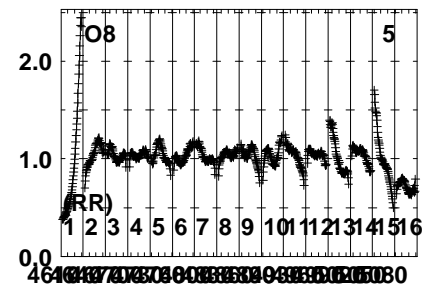
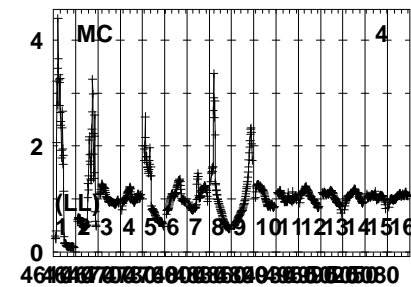
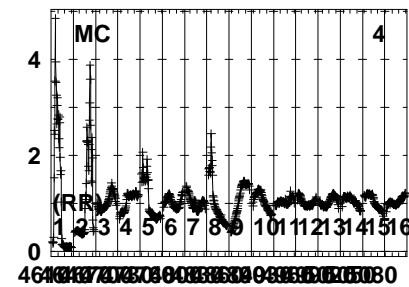
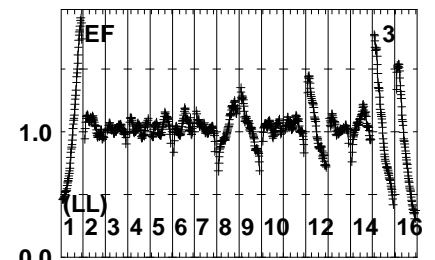
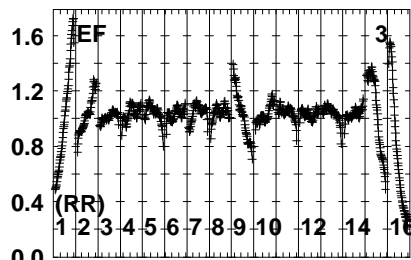
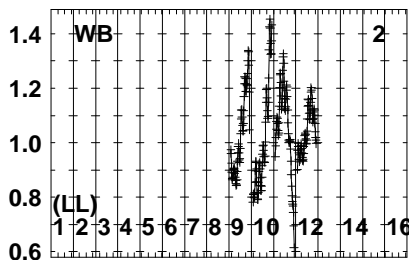
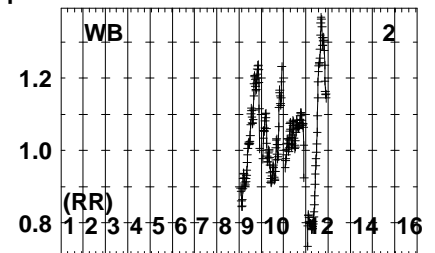
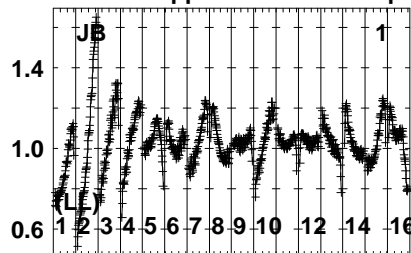
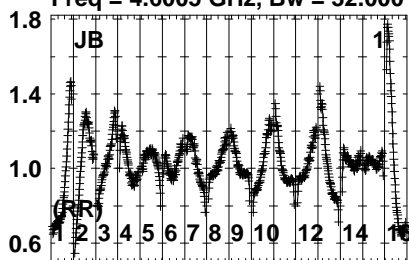


Lower frame: Real Jy
Auto-corr total-power spectrum Antenna: *
Timerange: 01/01:32:19 to 01/01:32:59

Plot file version 495 created 18-APR-2024 16:06:27

SN2022XF RG014.UVDATA.1

Freq = 4.6005 GHz, Bw = 32.000 MH No calibration applied and no bandpass applied

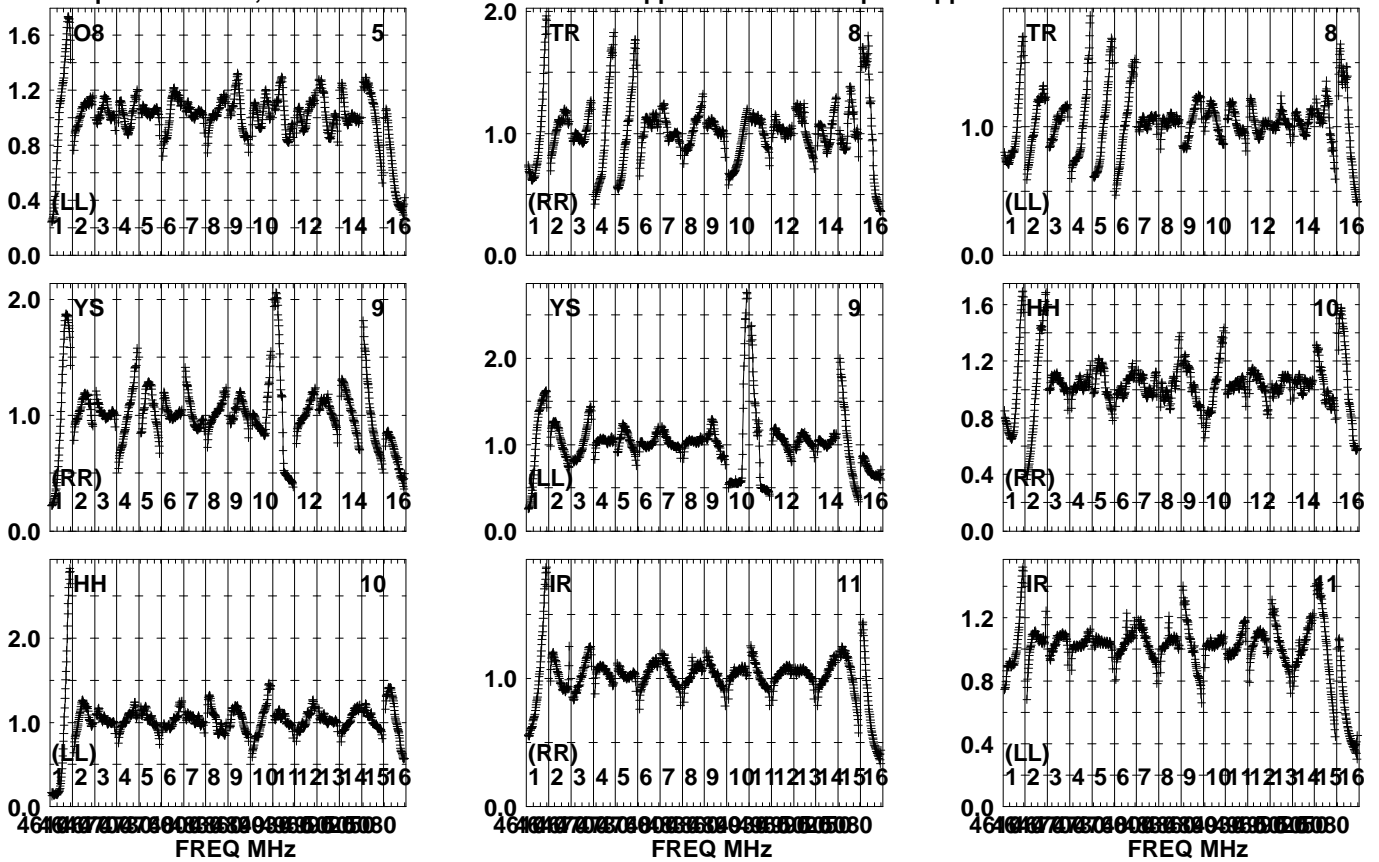


Lower frame: Real Jy
 Auto-corr total-power spectrum Antenna: *
 Timerange: 01/01:33:19 to 01/01:36:15

Plot file version 496 created 18-APR-2024 16:06:27

SN2022XF RG014.UVDATA.1

Freq = 4.6005 GHz, Bw = 32.000 MH No calibration applied and no bandpass applied

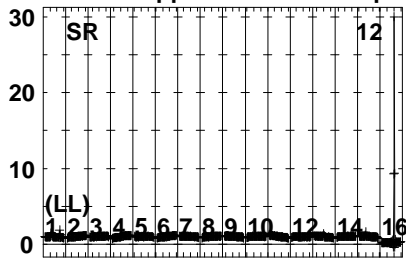
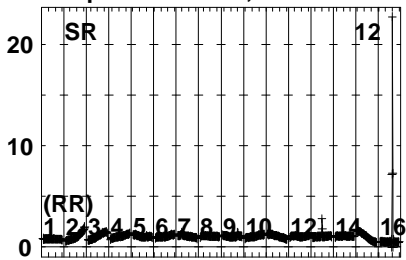


Lower frame: Real Jy
 Auto-corr total-power spectrum Antenna: *
 Timerange: 01/01:33:19 to 01/01:36:15

Plot file version 497 created 18-APR-2024 16:06:27

SN2022XXF RG014.UVDATA.1

Freq = 4.6005 GHz, Bw = 32.000 MH No calibration applied and no bandpass applied

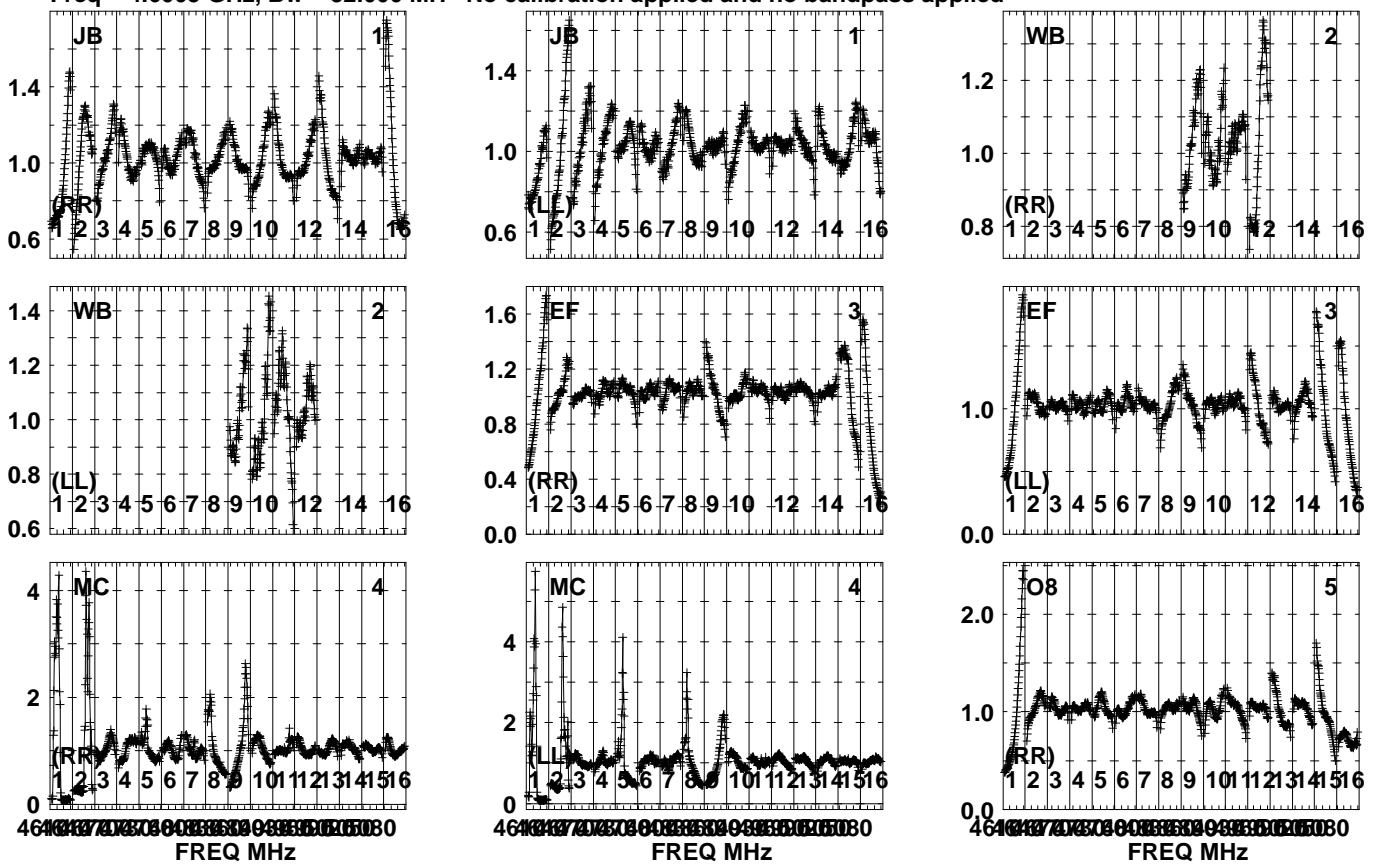


Lower frame: Real Jy
Auto-corr total-power spectrum Antenna: *
Timerange: 01/01:33:19 to 01/01:36:15

Plot file version 498 created 18-APR-2024 16:06:27

J1130+0846 RG014.UVDATA.1

Freq = 4.6005 GHz, Bw = 32.000 MH No calibration applied and no bandpass applied

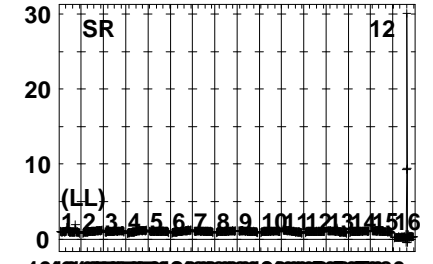
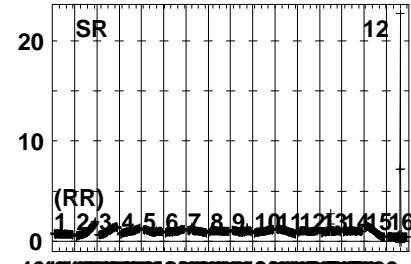
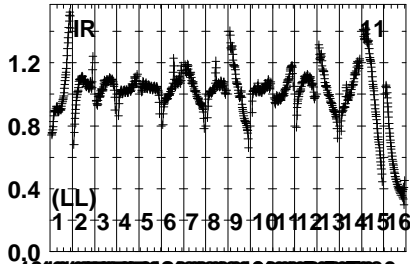
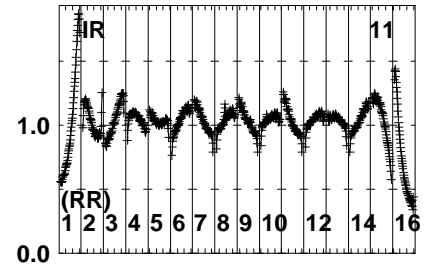
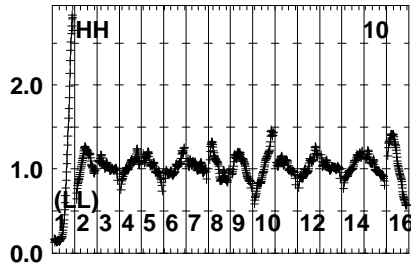
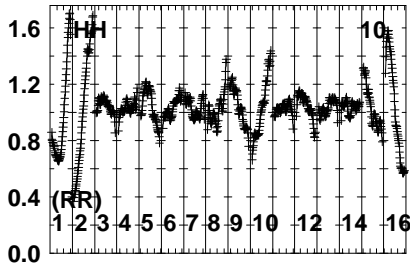
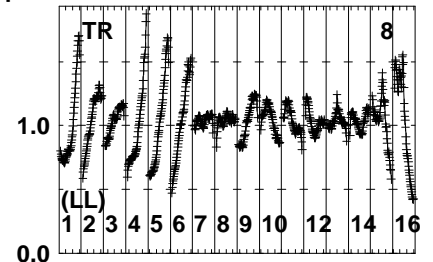
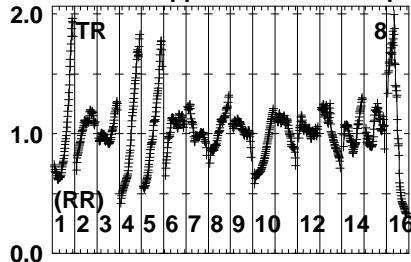
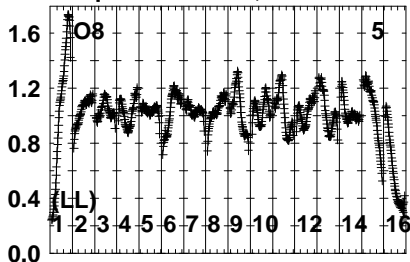


Lower frame: Real Jy
Auto-corr total-power spectrum Antenna: *
Timerange: 01/01:36:32 to 01/01:37:12

Plot file version 499 created 18-APR-2024 16:06:27

J1130+0846 RG014.UVDATA.1

Freq = 4.6005 GHz, Bw = 32.000 MH No calibration applied and no bandpass applied

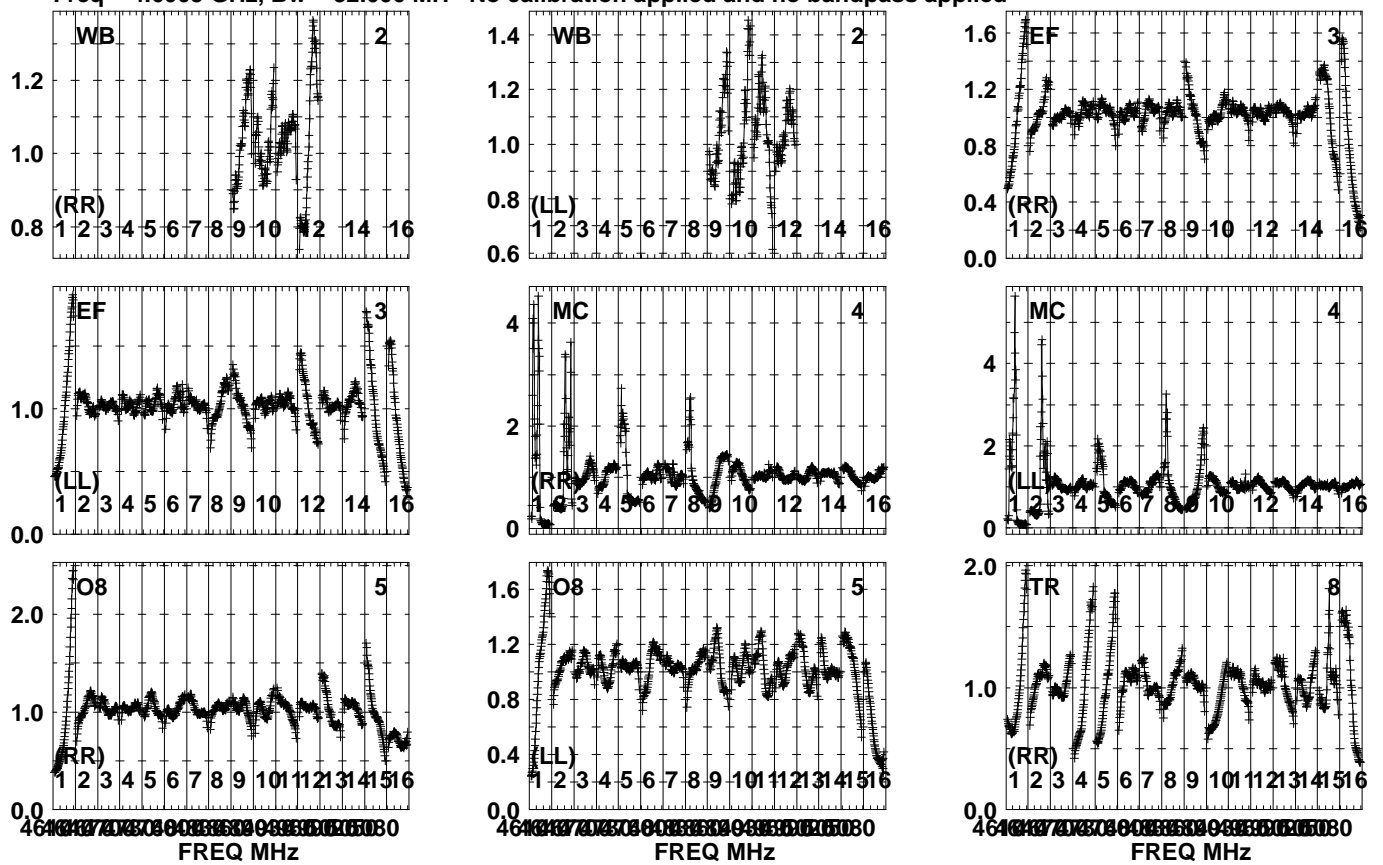


Lower frame: Real Jy
Auto-corr total-power spectrum Antenna: *
Timerange: 01/01:36:32 to 01/01:37:12

Plot file version 500 created 18-APR-2024 16:06:27

J1129+0951 RG014.UVDATA.1

Freq = 4.6005 GHz, Bw = 32.000 MH No calibration applied and no bandpass applied

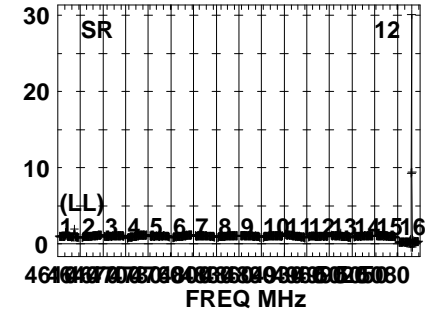
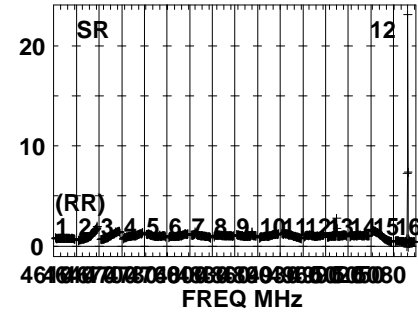
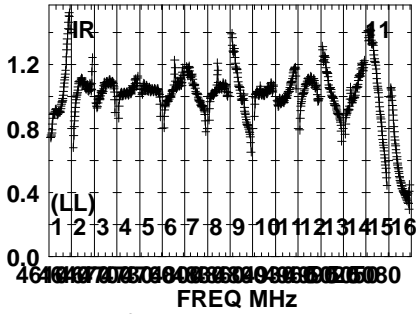
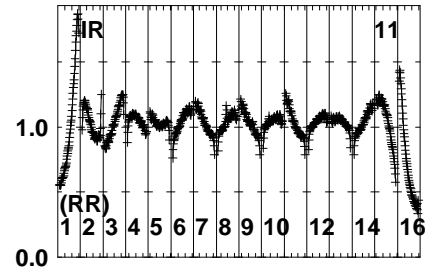
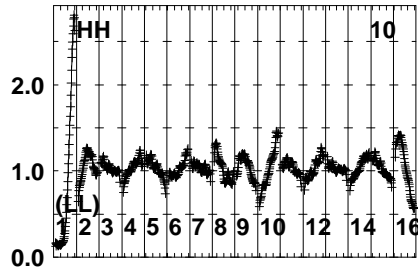
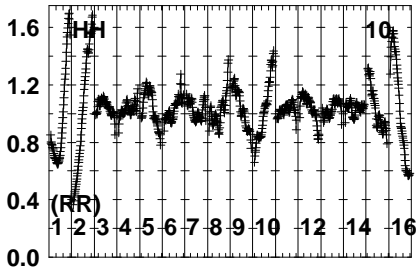
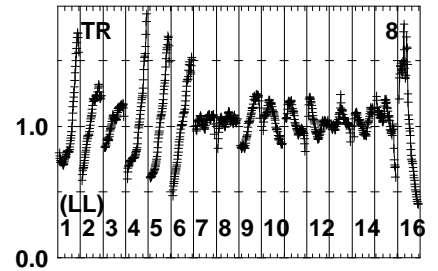
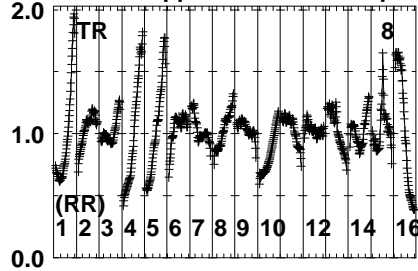
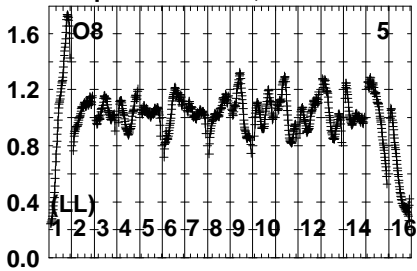


Lower frame: Real Jy
Auto-corr total-power spectrum Antenna: *
Timerange: 01/01:37:35 to 01/01:38:15

Plot file version 503 created 18-APR-2024 16:06:28

SN2022XXF RG014.UVDATA.1

Freq = 4.6005 GHz, Bw = 32.000 MH No calibration applied and no bandpass applied

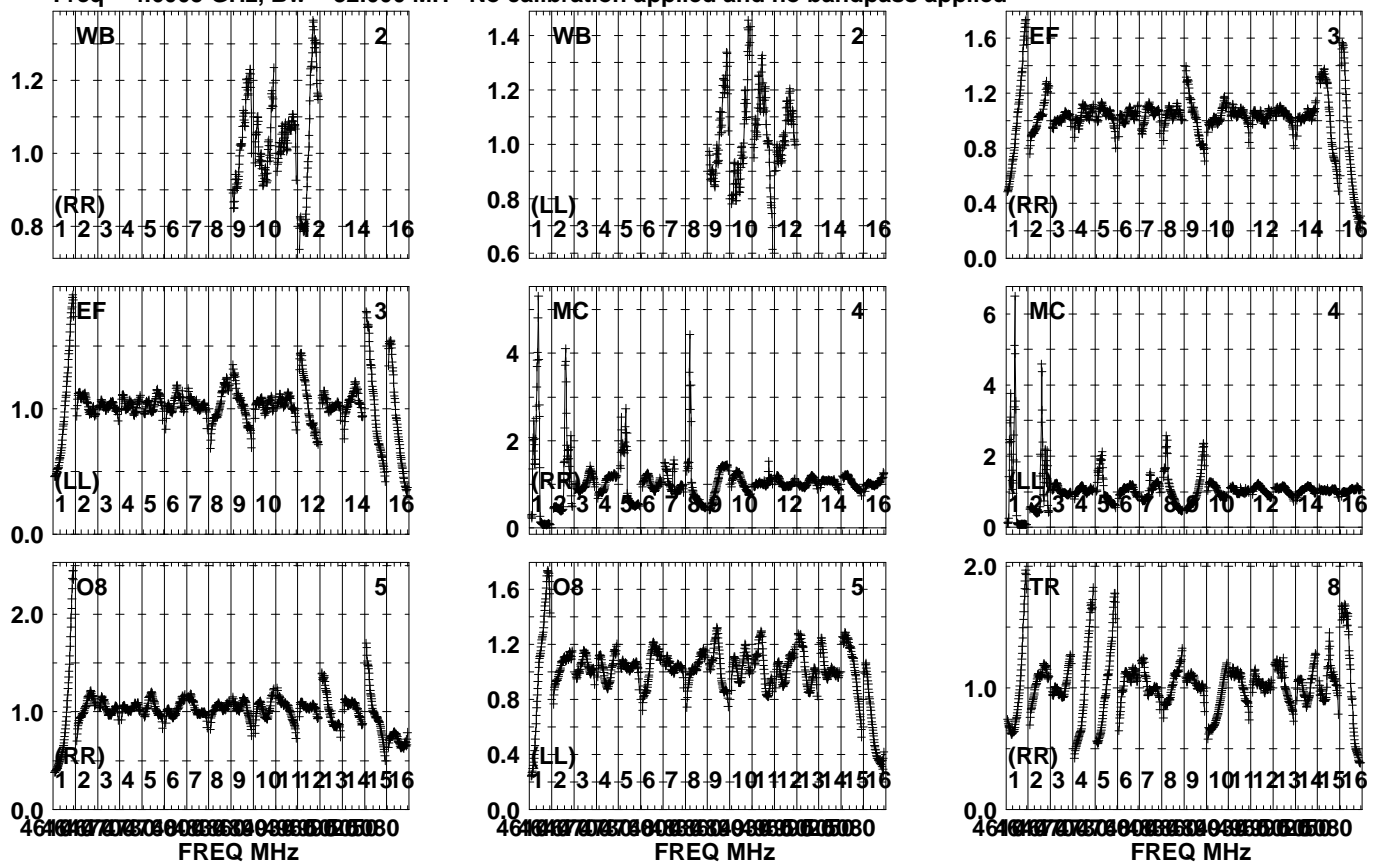


Lower frame: Real Jy
Auto-corr total-power spectrum Antenna: *
Timerange: 01/01:38:35 to 01/01:41:31

Plot file version 504 created 18-APR-2024 16:06:28

J1130+0846 RG014.UVDATA.1

Freq = 4.6005 GHz, Bw = 32.000 MH No calibration applied and no bandpass applied

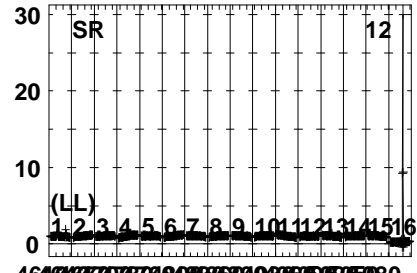
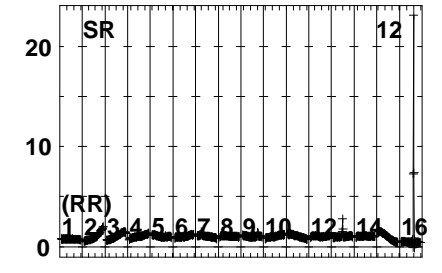
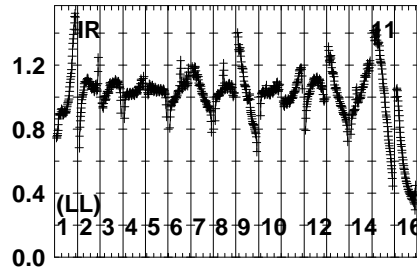
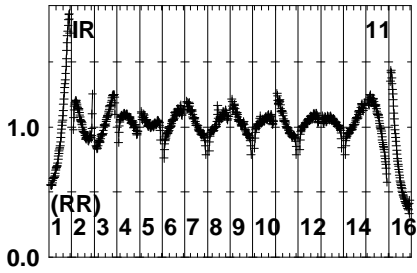
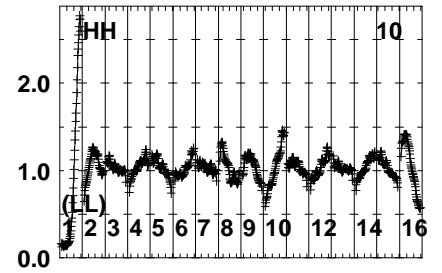
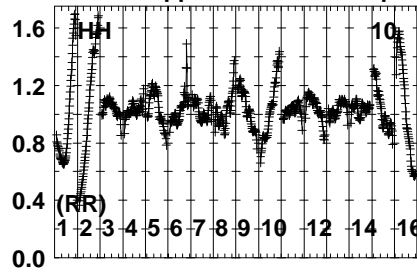
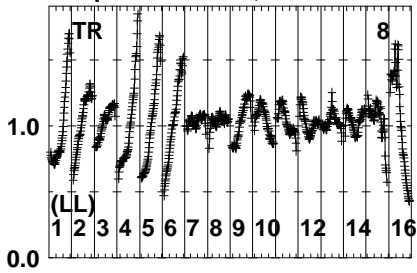


Lower frame: Real Jy
Auto-corr total-power spectrum Antenna: *
Timerange: 01/01:41:48 to 01/01:42:28

Plot file version 505 created 18-APR-2024 16:06:28

J1130+0846 RG014.UVDATA.1

Freq = 4.6005 GHz, Bw = 32.000 MH No calibration applied and no bandpass applied



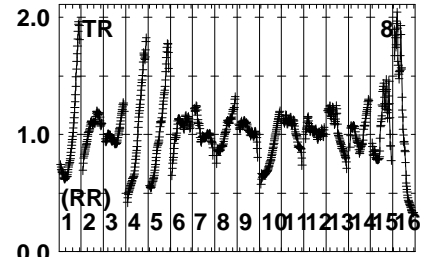
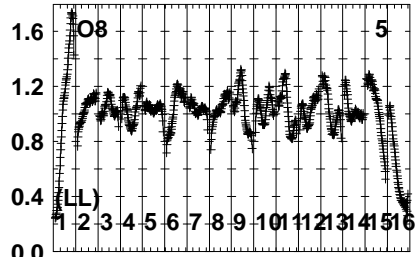
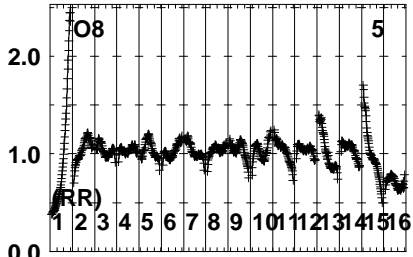
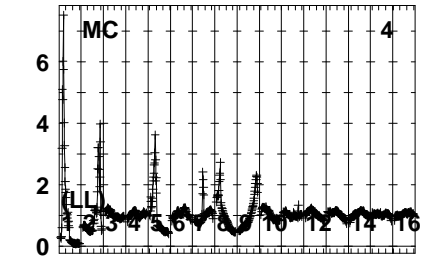
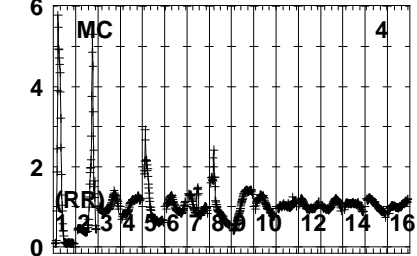
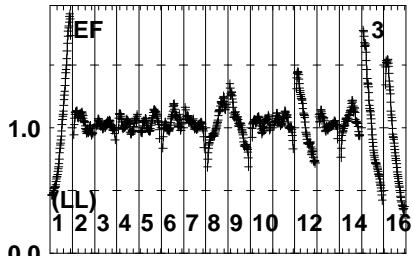
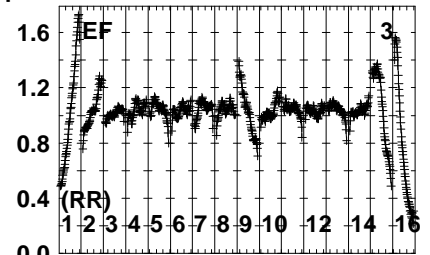
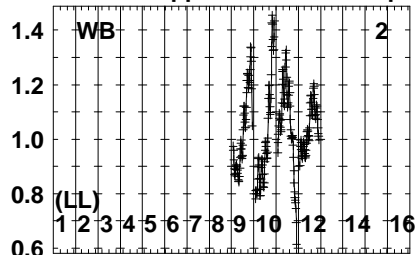
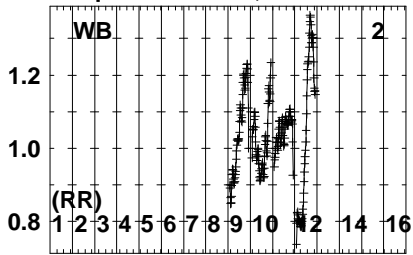
464000 464000 464000 464000 464000 464000 464000 464000 464000 464000 464000 464000 464000 464000 464000 464000
FREQ MHz

Lower frame: Real Jy
Auto-corr total-power spectrum Antenna: *
Timerange: 01/01:41:48 to 01/01:42:28

Plot file version 506 created 18-APR-2024 16:06:28

J1129+0951 RG014.UVDATA.1

Freq = 4.6005 GHz, Bw = 32.000 MH No calibration applied and no bandpass applied



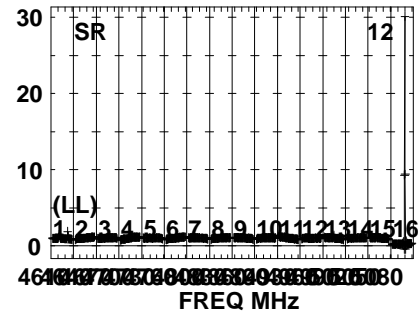
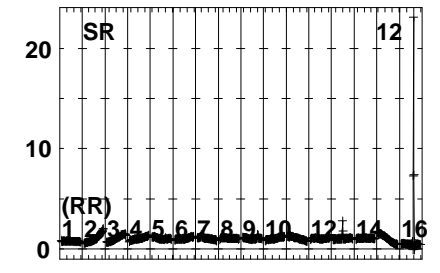
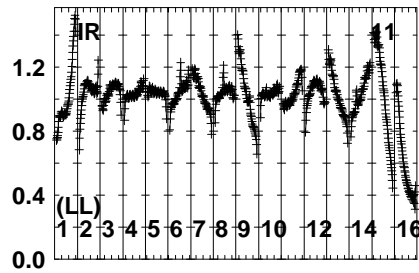
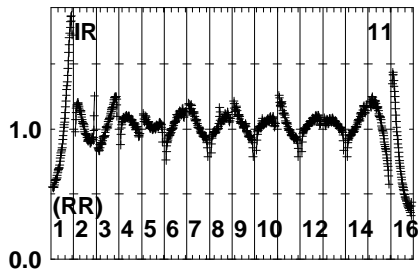
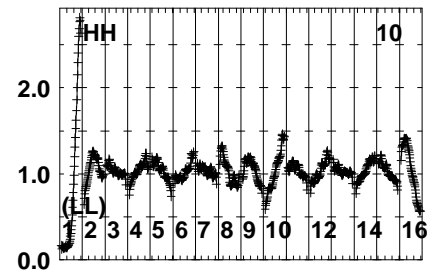
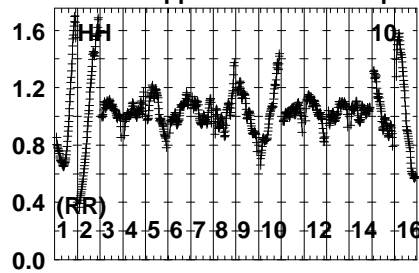
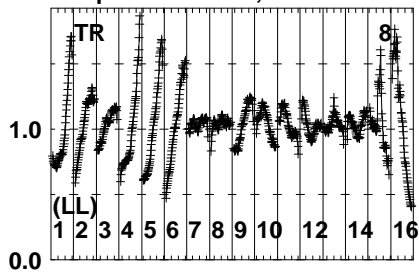
FREQ MHz

Lower frame: Real Jy
Auto-corr total-power spectrum Antenna: *
Timerange: 01/01:42:51 to 01/01:43:31

Plot file version 507 created 18-APR-2024 16:06:28

J1129+0951 RG014.UVDATA.1

Freq = 4.6005 GHz, Bw = 32.000 MH No calibration applied and no bandpass applied



464637006708008682098850075080

FREQ MHz

Lower frame: Real Jy

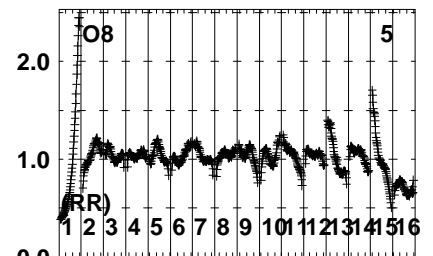
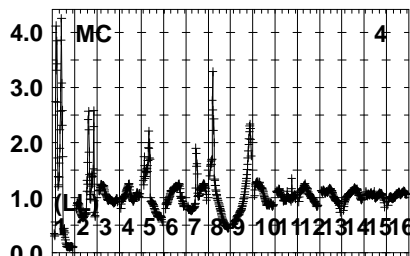
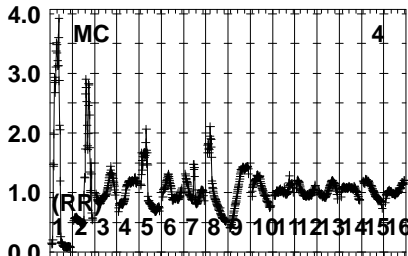
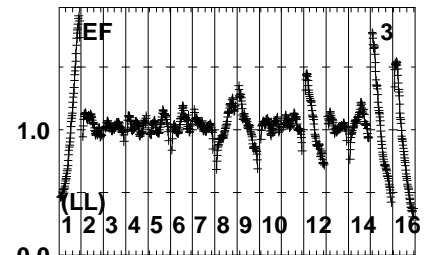
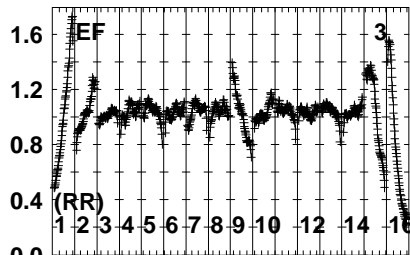
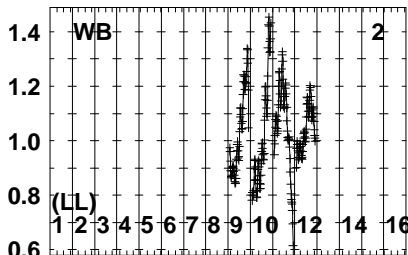
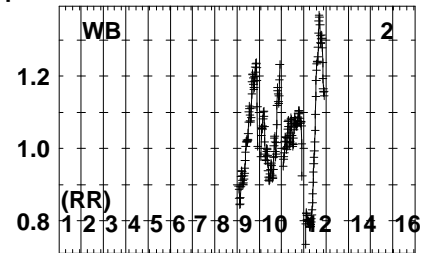
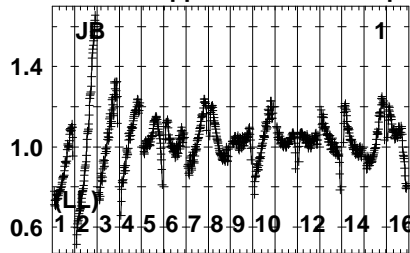
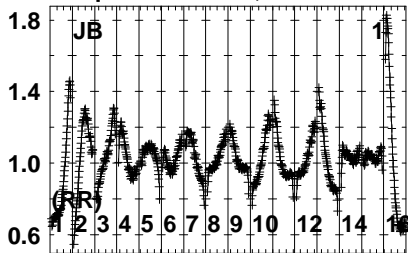
Auto-corr total-power spectrum Antenna: *

Timerange: 01/01:42:51 to 01/01:43:31

Plot file version 508 created 18-APR-2024 16:06:28

SN2022XF RG014.UVDATA.1

Freq = 4.6005 GHz, Bw = 32.000 MH No calibration applied and no bandpass applied



46.4 46.5 46.6 46.7 46.8 46.9 47.0 47.1 47.2 47.3 47.4 47.5 47.6 47.7 47.8 47.9 48.0
FREQ MHz

46.4 46.5 46.6 46.7 46.8 46.9 47.0 47.1 47.2 47.3 47.4 47.5 47.6 47.7 47.8 47.9 48.0
FREQ MHz

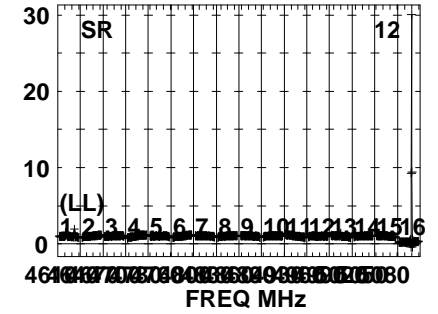
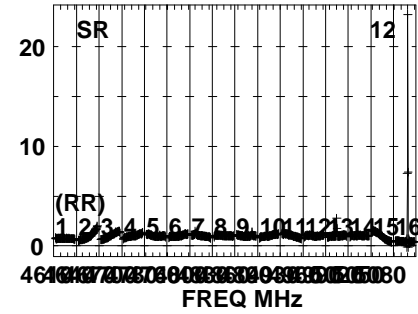
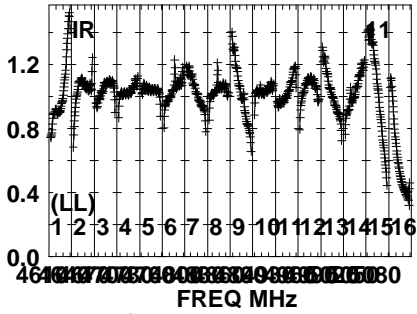
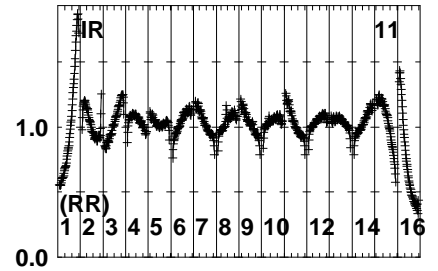
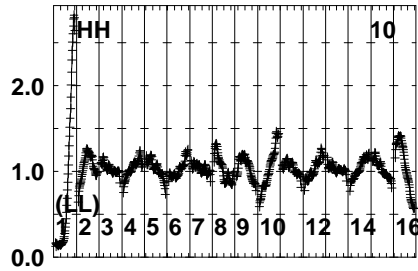
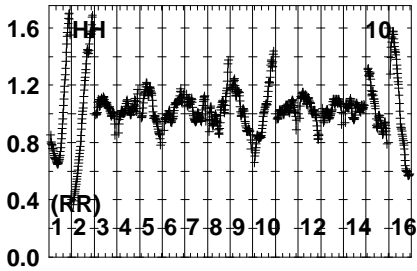
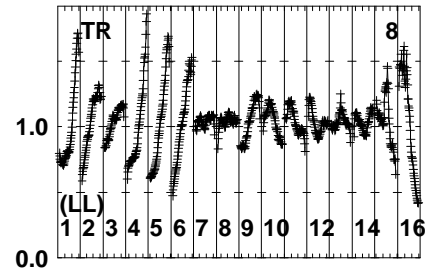
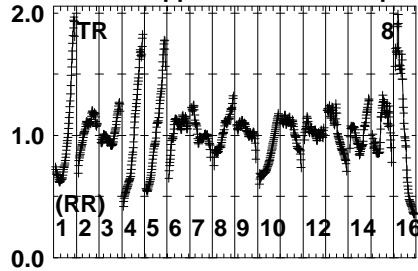
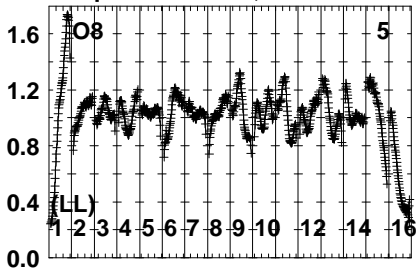
46.4 46.5 46.6 46.7 46.8 46.9 47.0 47.1 47.2 47.3 47.4 47.5 47.6 47.7 47.8 47.9 48.0
FREQ MHz

Lower frame: Real Jy
Auto-corr total-power spectrum Antenna: *
Timerange: 01/01:43:51 to 01/01:46:47

Plot file version 509 created 18-APR-2024 16:06:28

SN2022XXF RG014.UVDATA.1

Freq = 4.6005 GHz, Bw = 32.000 MH No calibration applied and no bandpass applied

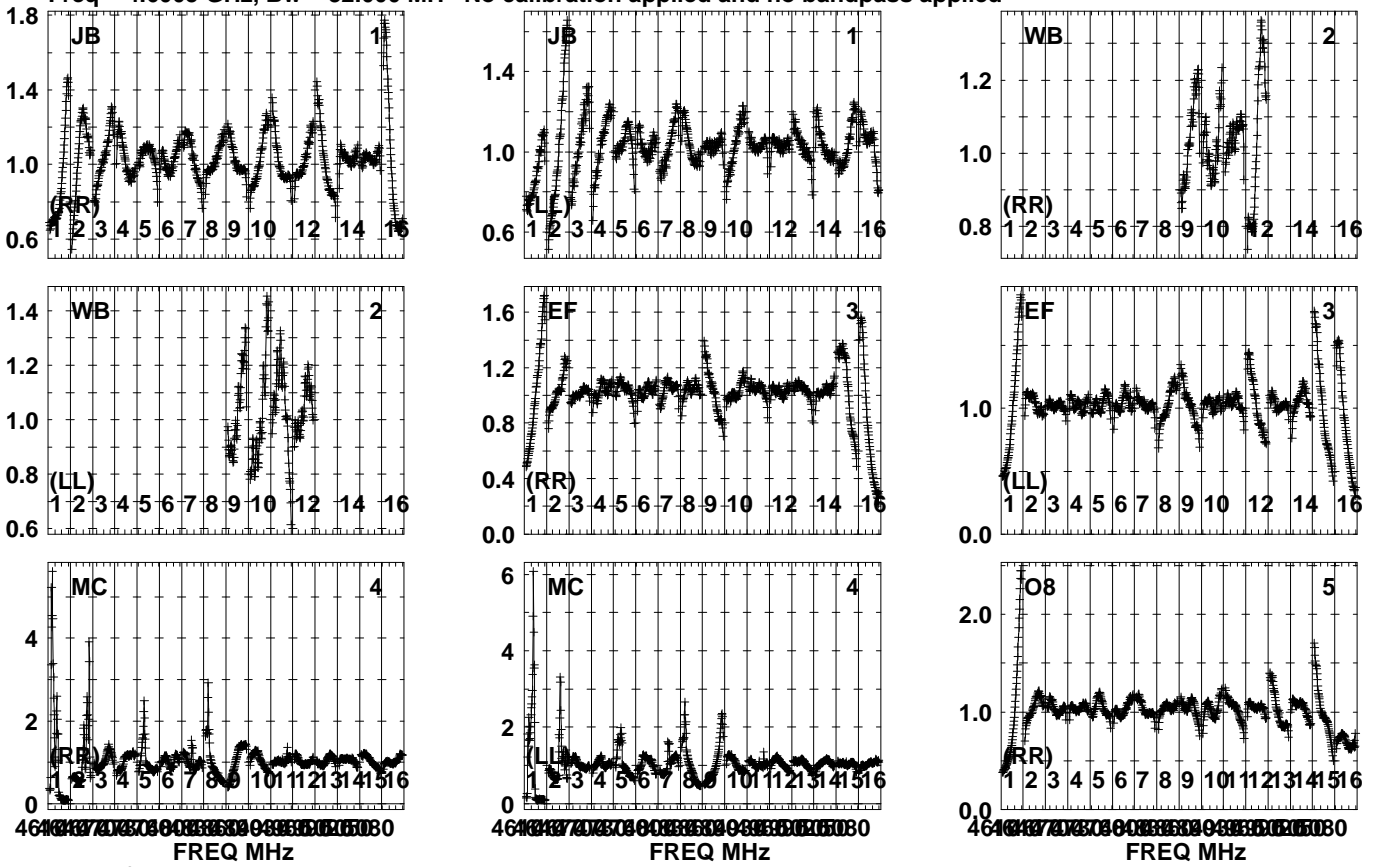


Lower frame: Real Jy
Auto-corr total-power spectrum Antenna: *
Timerange: 01/01:43:51 to 01/01:46:47

Plot file version 510 created 18-APR-2024 16:06:28

J1130+0846 RG014.UVDATA.1

Freq = 4.6005 GHz, Bw = 32.000 MH No calibration applied and no bandpass applied

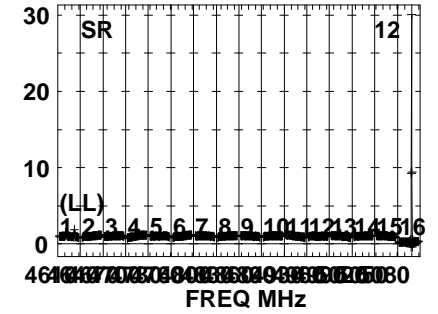
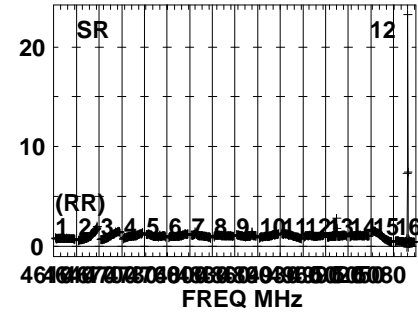
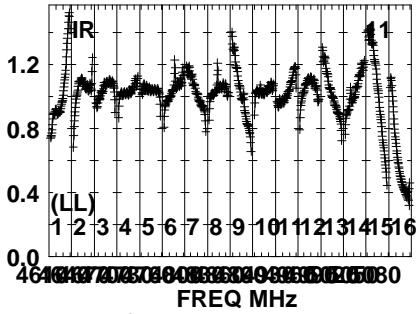
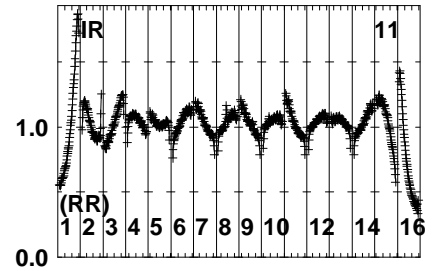
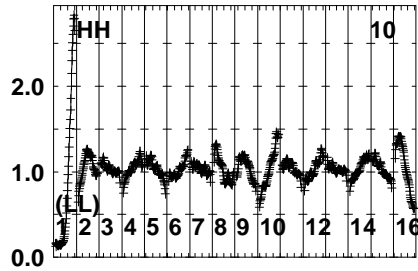
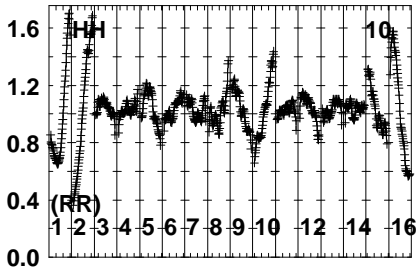
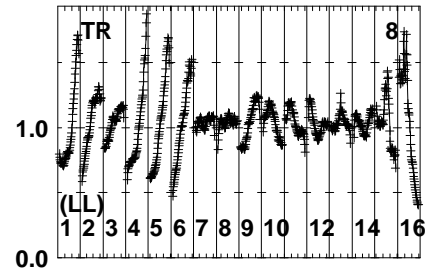
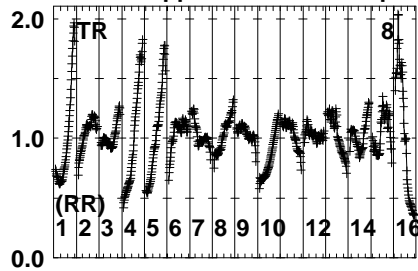
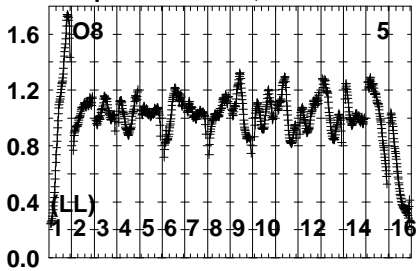


Lower frame: Real Jy
Auto-corr total-power spectrum Antenna: *
Timerange: 01/01:47:04 to 01/01:47:44

Plot file version 511 created 18-APR-2024 16:06:28

J1130+0846 RG014.UVDATA.1

Freq = 4.6005 GHz, Bw = 32.000 MH No calibration applied and no bandpass applied

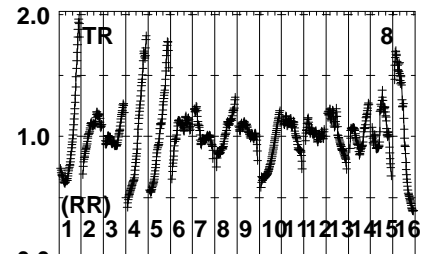
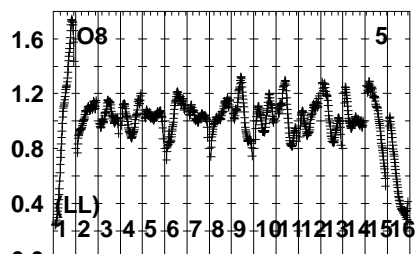
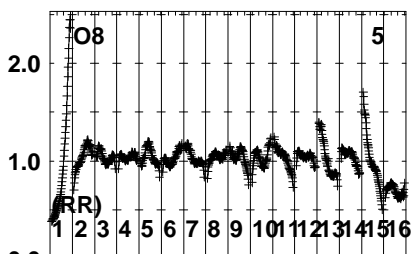
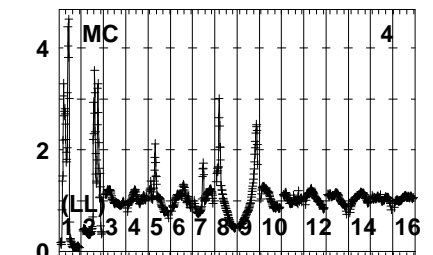
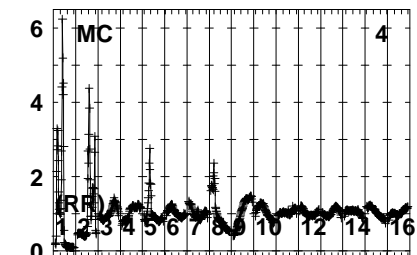
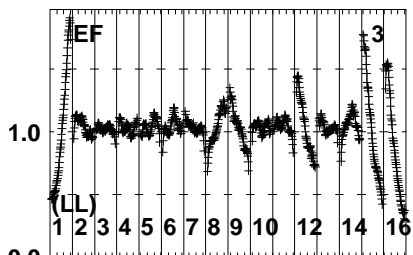
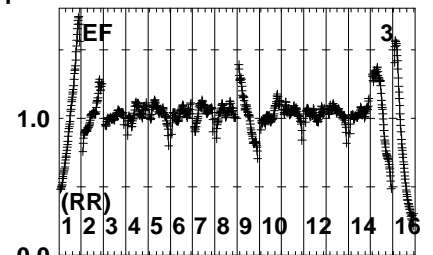
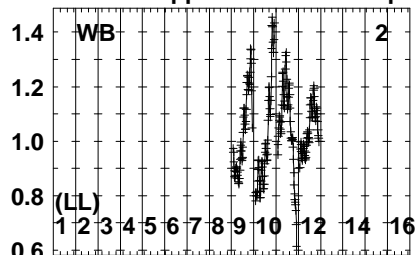
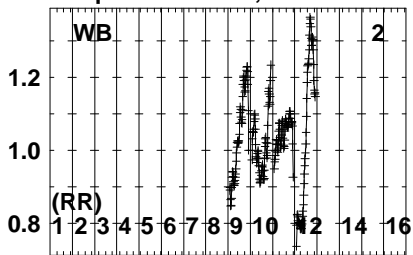


Lower frame: Real Jy
Auto-corr total-power spectrum Antenna: *
Timerange: 01/01:47:04 to 01/01:47:44

Plot file version 512 created 18-APR-2024 16:06:28

J1129+0951 RG014.UVDATA.1

Freq = 4.6005 GHz, Bw = 32.000 MH No calibration applied and no bandpass applied

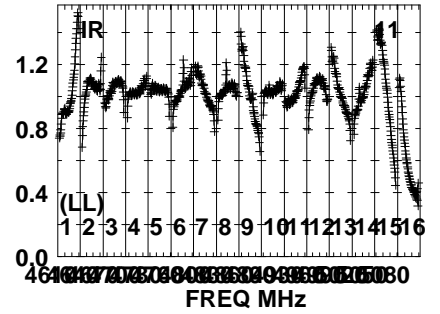
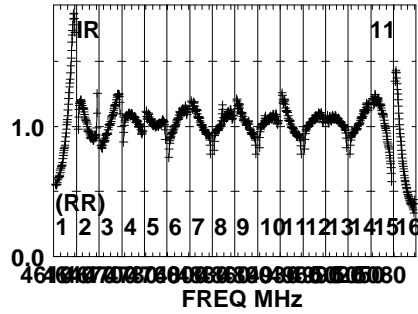
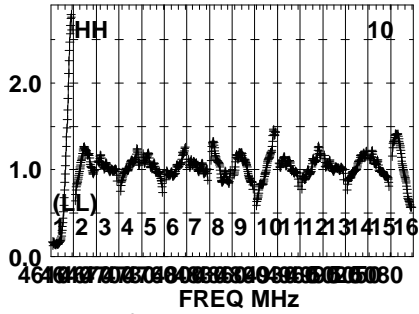
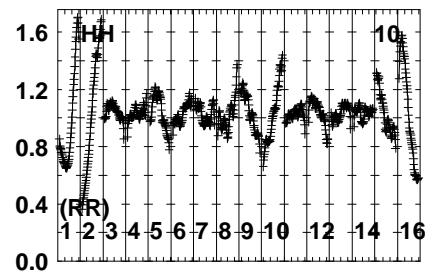
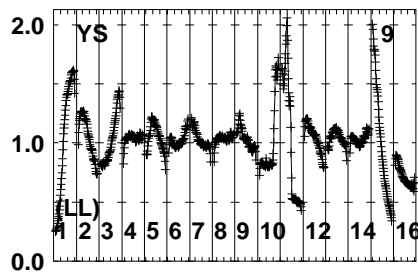
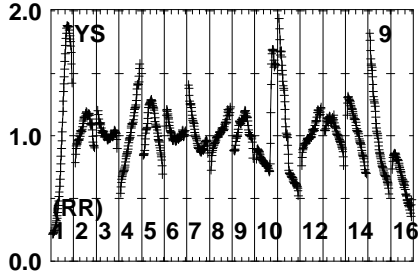
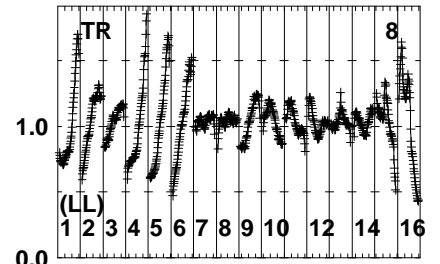
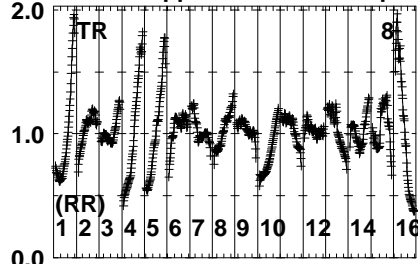
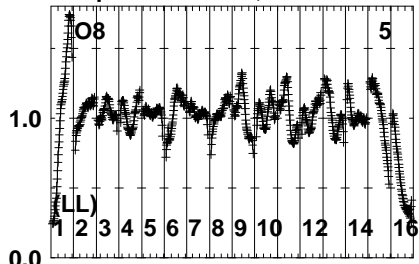


Lower frame: Real Jy
Auto-corr total-power spectrum Antenna: *
Timerange: 01/01:48:07 to 01/01:48:47

Plot file version 515 created 18-APR-2024 16:06:29

SN2022XXF RG014.UVDATA.1

Freq = 4.6005 GHz, Bw = 32.000 MH No calibration applied and no bandpass applied

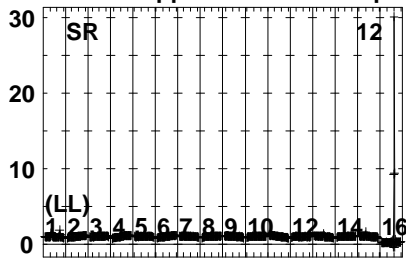
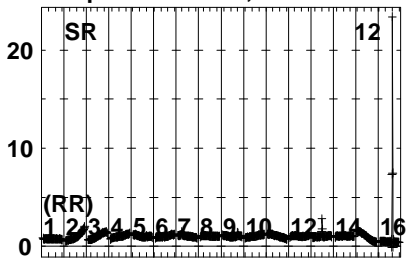


Lower frame: Real Jy
Auto-corr total-power spectrum Antenna: *
Timerange: 01/01:49:07 to 01/01:52:03

Plot file version 516 created 18-APR-2024 16:06:29

SN2022XXF RG014.UVDATA.1

Freq = 4.6005 GHz, Bw = 32.000 MH No calibration applied and no bandpass applied

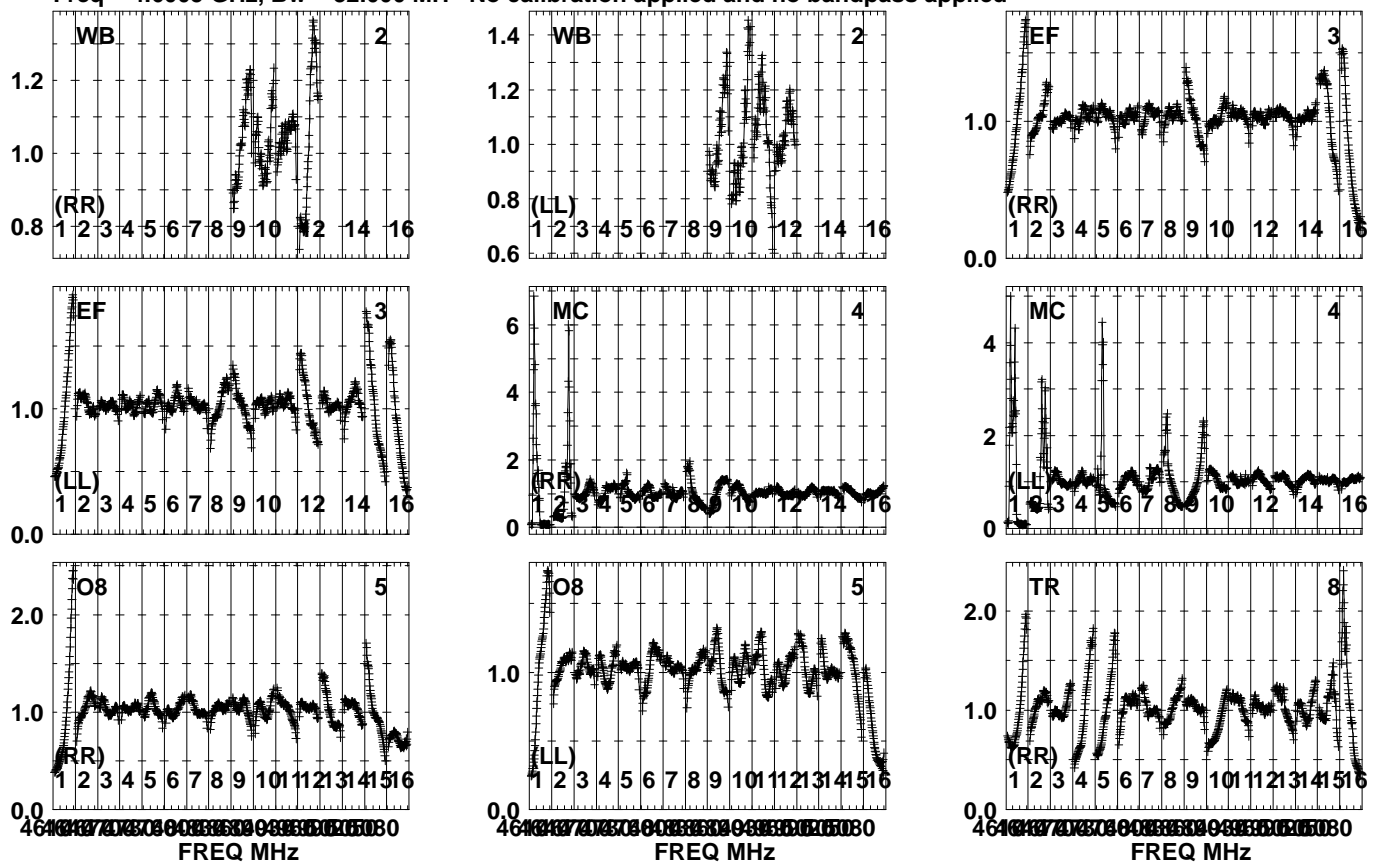


Lower frame: Real Jy
Auto-corr total-power spectrum Antenna: *
Timerange: 01/01:49:07 to 01/01:52:03

Plot file version 517 created 18-APR-2024 16:06:29

J1130+0846 RG014.UVDATA.1

Freq = 4.6005 GHz, Bw = 32.000 MH No calibration applied and no bandpass applied

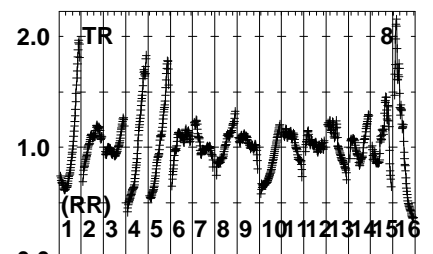
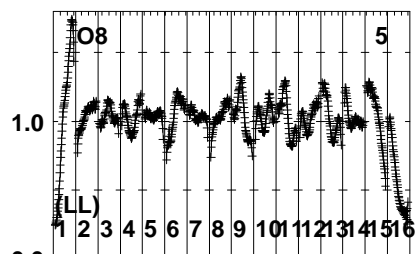
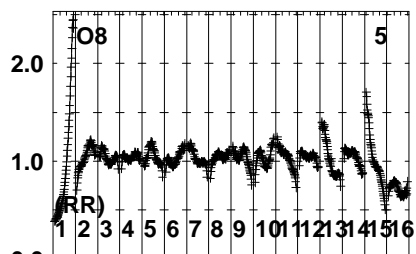
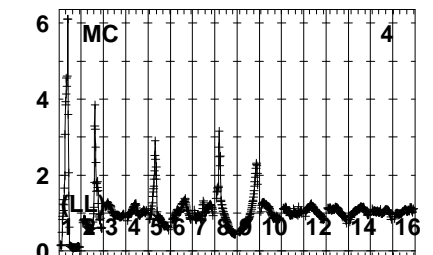
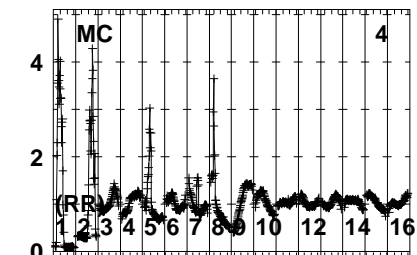
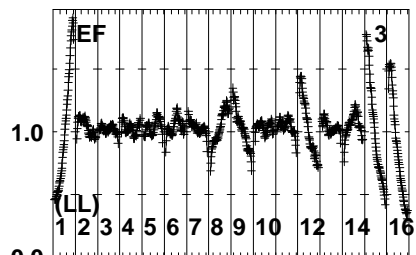
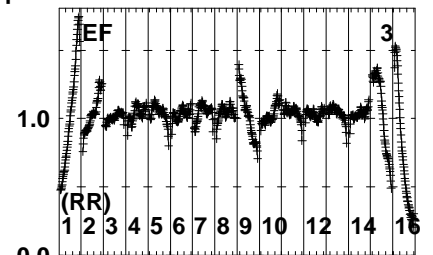
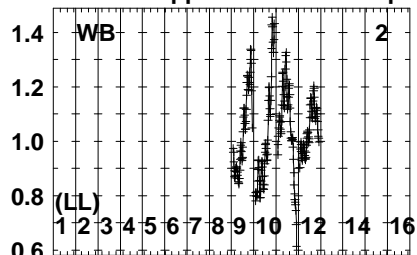
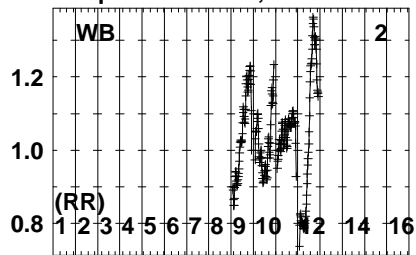


Lower frame: Real Jy
Auto-corr total-power spectrum Antenna: *
Timerange: 01/01:52:20 to 01/01:53:00

Plot file version 519 created 18-APR-2024 16:06:29

J1129+0951 RG014.UVDATA.1

Freq = 4.6005 GHz, Bw = 32.000 MH No calibration applied and no bandpass applied



46400 46420 46440 46460 46480 46500
FREQ MHz

46400 46420 46440 46460 46480 46500
FREQ MHz

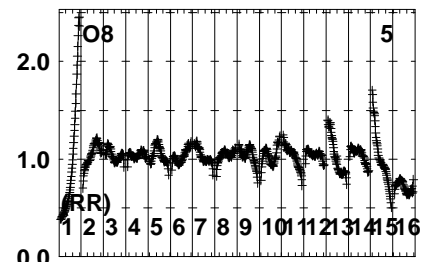
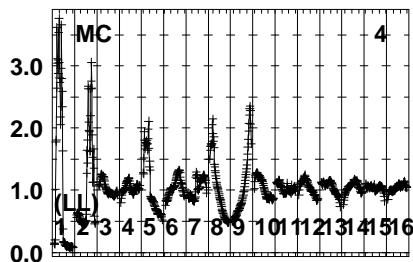
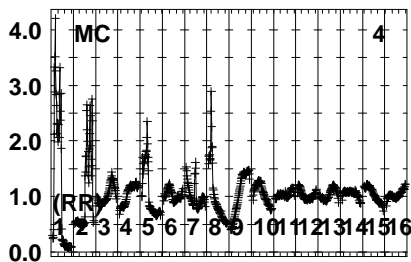
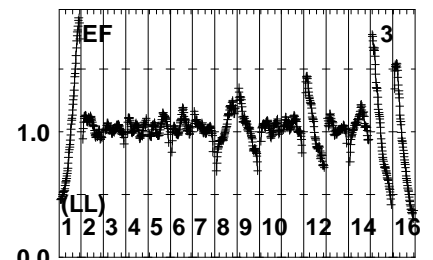
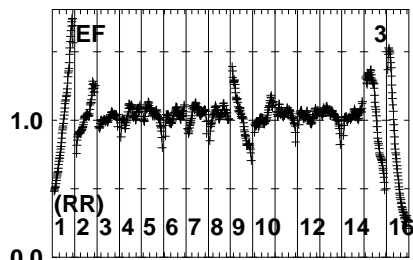
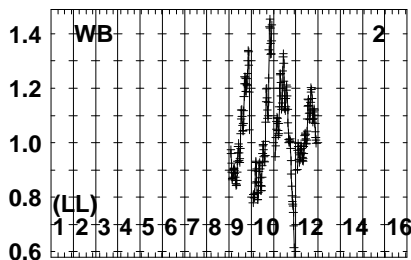
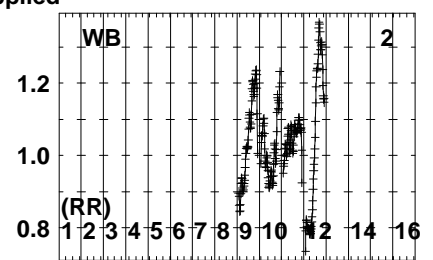
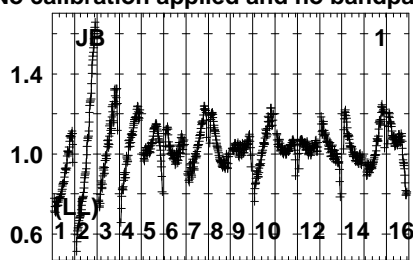
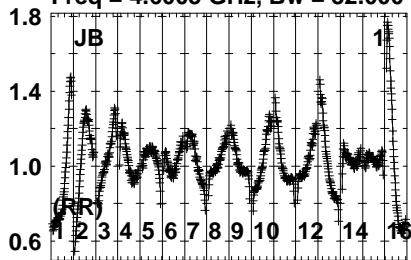
46400 46420 46440 46460 46480 46500
FREQ MHz

Lower frame: Real Jy
Auto-corr total-power spectrum Antenna: *
Timerange: 01/01:53:23 to 01/01:54:03

Plot file version 521 created 18-APR-2024 16:06:29

SN2022XF RG014.UVDATA.1

Freq = 4.6005 GHz, Bw = 32.000 MH No calibration applied and no bandpass applied



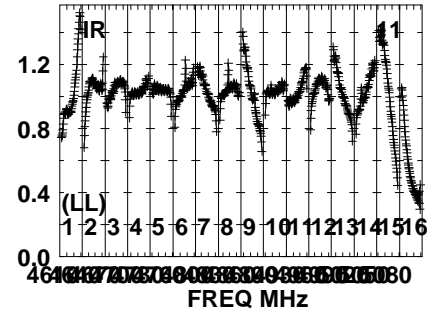
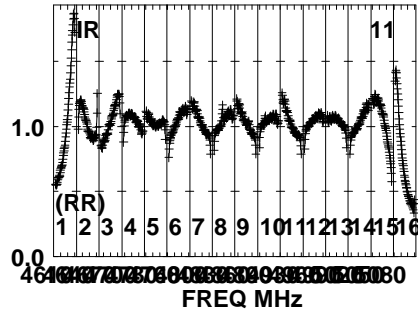
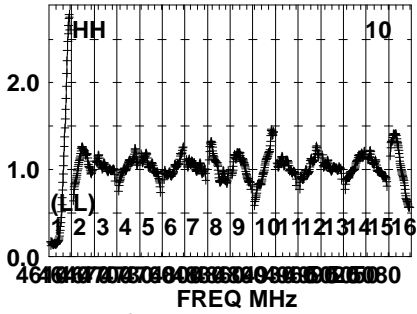
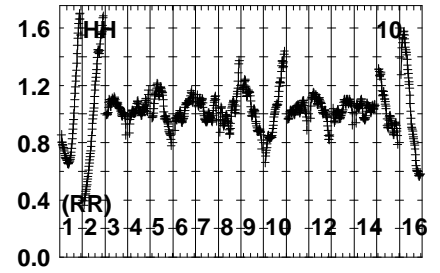
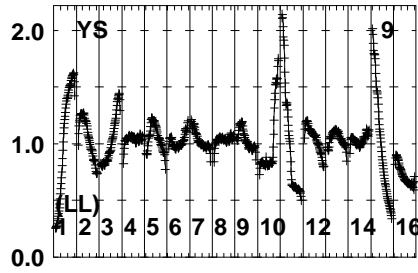
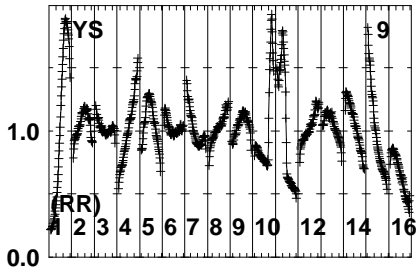
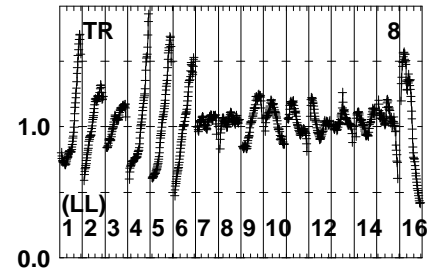
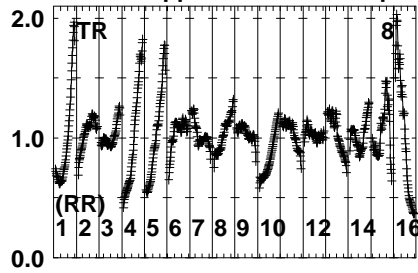
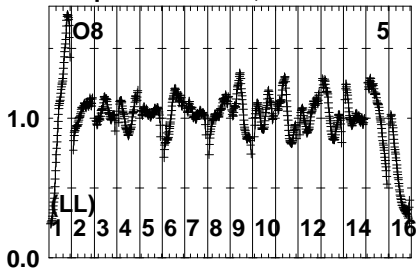
FREQ MHz

Lower frame: Real Jy
Auto-corr total-power spectrum Antenna: *
Timerange: 01/01:54:23 to 01/01:57:19

Plot file version 522 created 18-APR-2024 16:06:29

SN2022XXF RG014.UVDATA.1

Freq = 4.6005 GHz, Bw = 32.000 MH No calibration applied and no bandpass applied

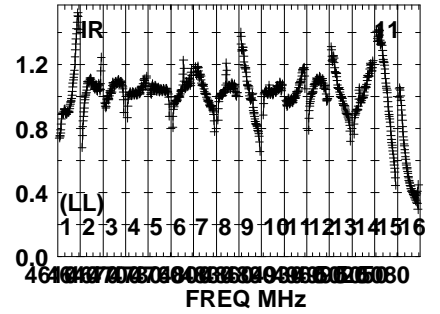
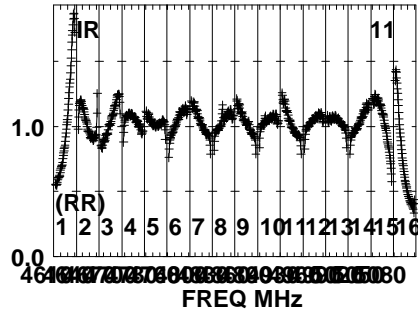
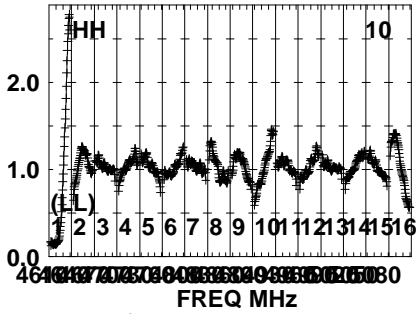
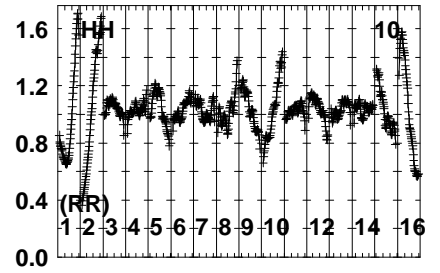
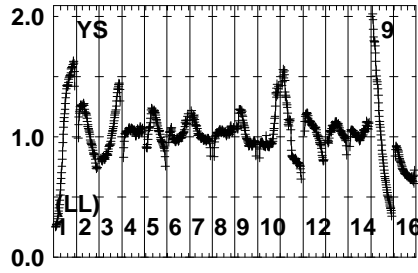
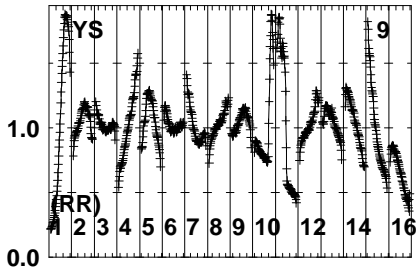
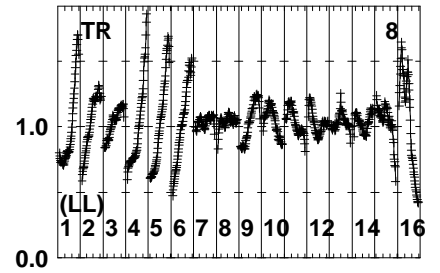
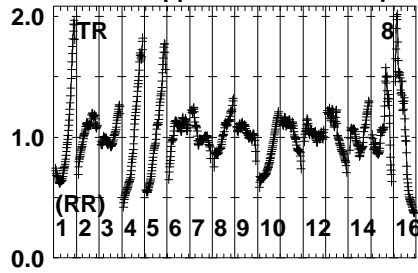
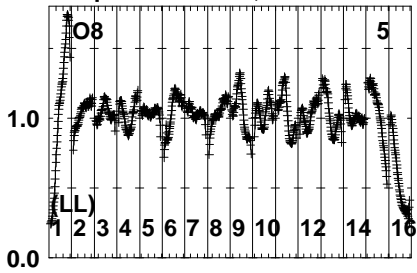


Lower frame: Real Jy
Auto-corr total-power spectrum Antenna: *
Timerange: 01/01:54:23 to 01/01:57:19

Plot file version 524 created 18-APR-2024 16:06:29

J1130+0846 RG014.UVDATA.1

Freq = 4.6005 GHz, Bw = 32.000 MH No calibration applied and no bandpass applied

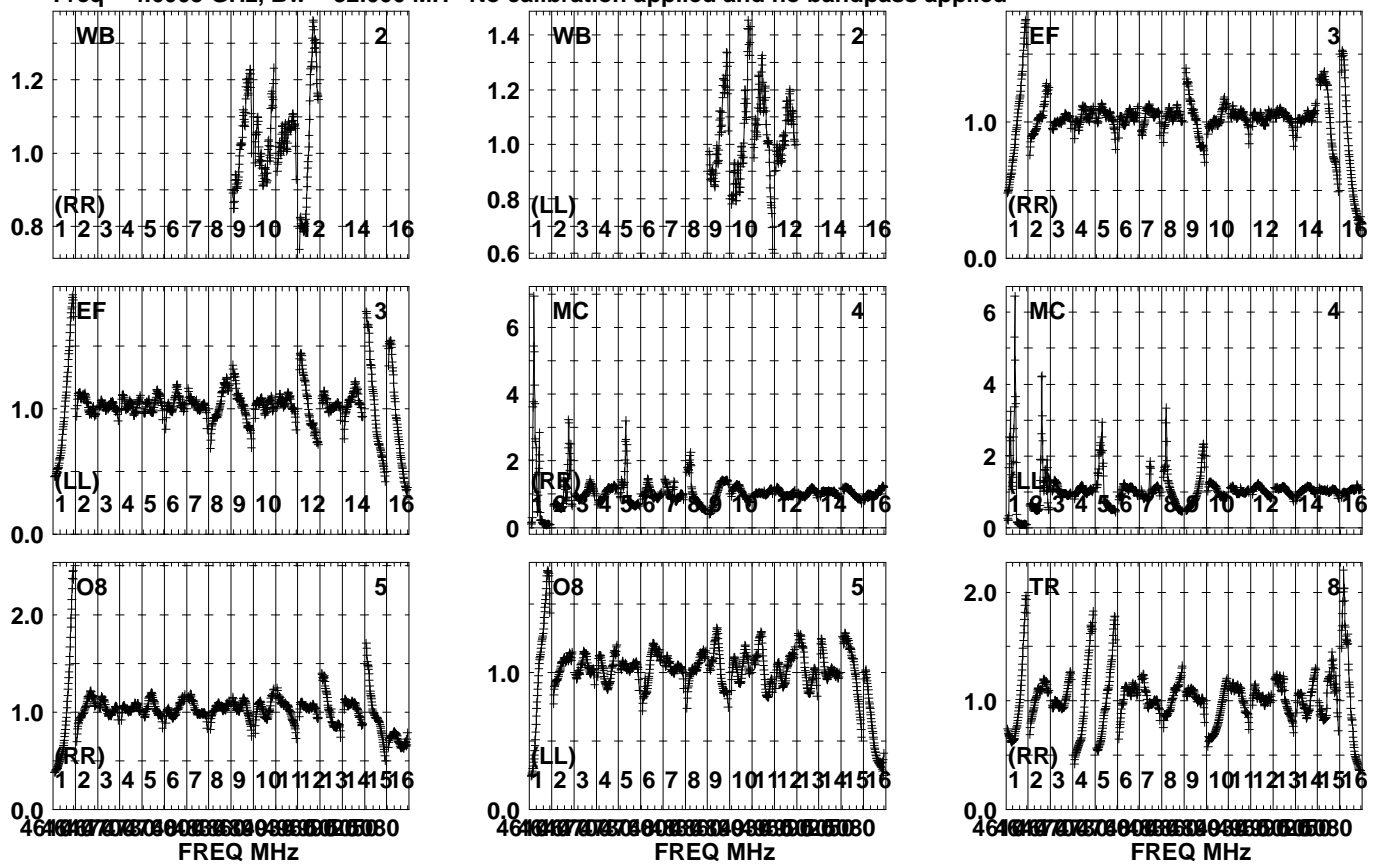


Lower frame: Real Jy
Auto-corr total-power spectrum Antenna: *
Timerange: 01/01:57:36 to 01/01:58:16

Plot file version 525 created 18-APR-2024 16:06:30

J1129+0951 RG014.UVDATA.1

Freq = 4.6005 GHz, Bw = 32.000 MH No calibration applied and no bandpass applied

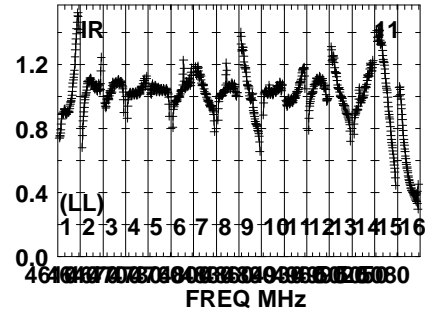
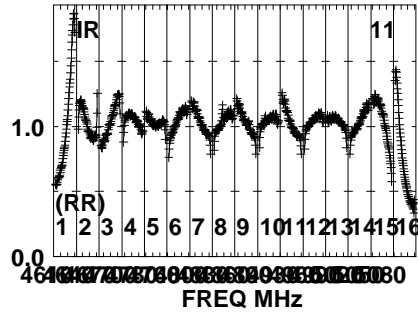
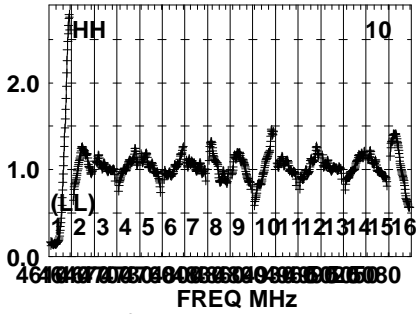
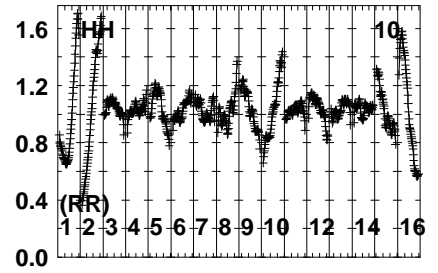
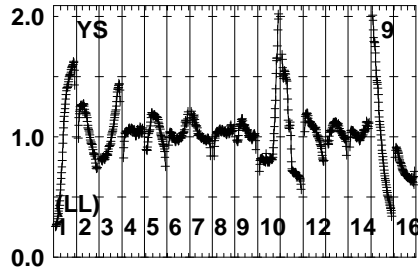
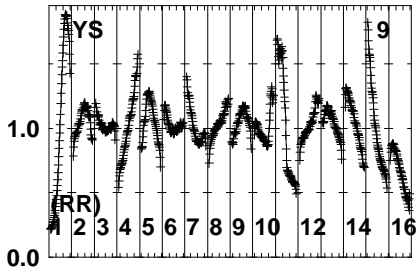
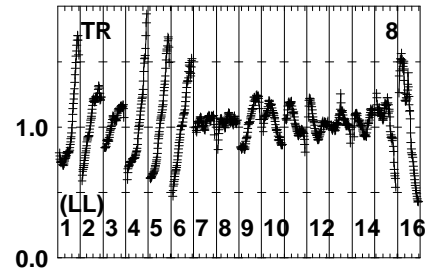
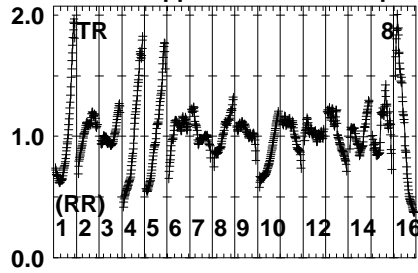
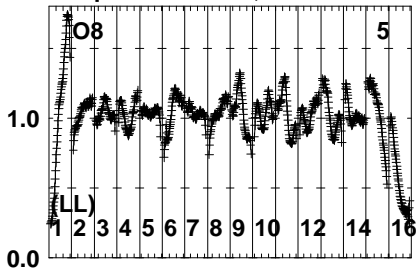


Lower frame: Real Jy
Auto-corr total-power spectrum Antenna: *
Timerange: 01/01:58:39 to 01/01:59:19

Plot file version 528 created 18-APR-2024 16:06:30

SN2022XXF RG014.UVDATA.1

Freq = 4.6005 GHz, Bw = 32.000 MH No calibration applied and no bandpass applied

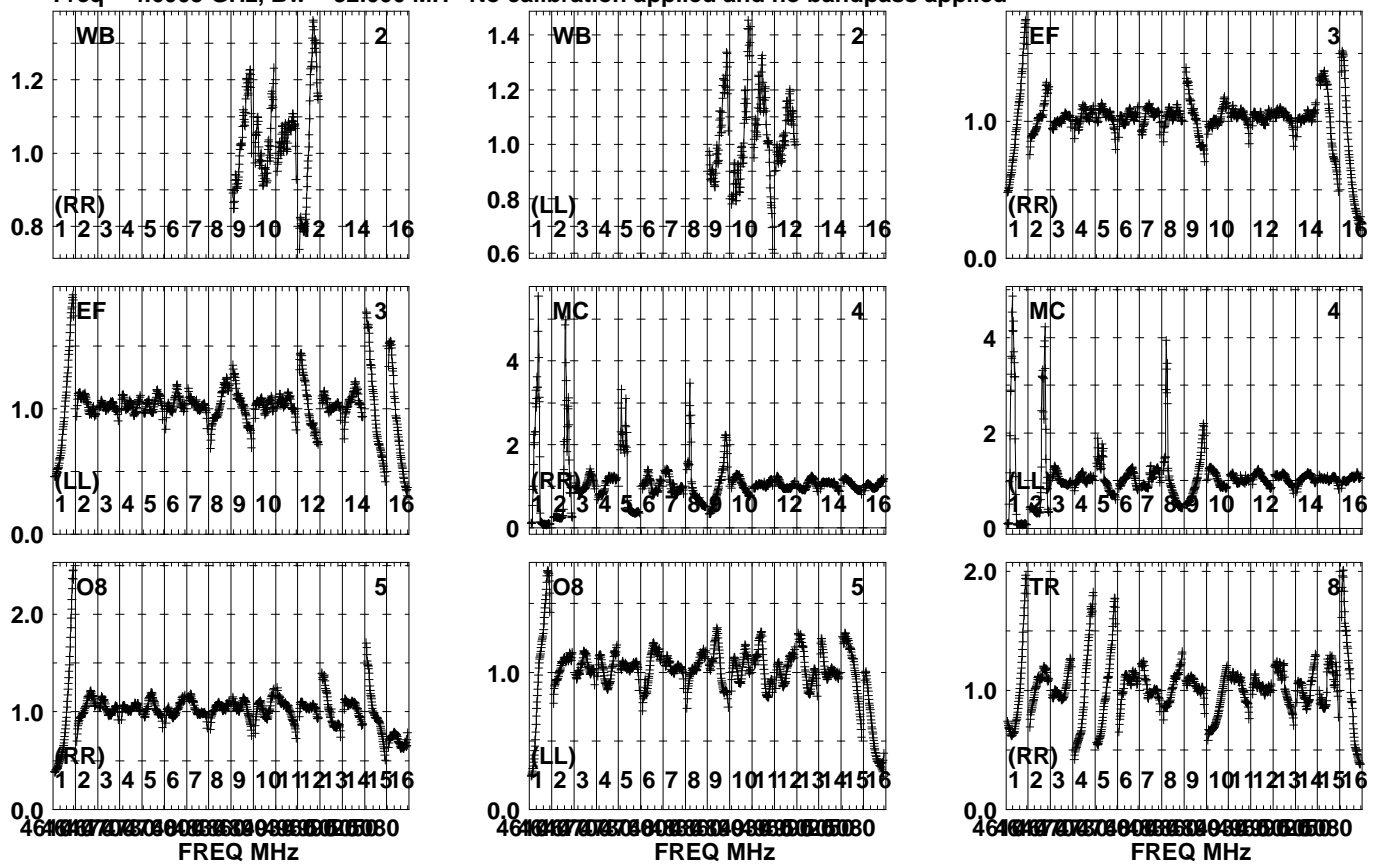


Lower frame: Real Jy
Auto-corr total-power spectrum Antenna: *
Timerange: 01/01:59:39 to 01/02:02:35

Plot file version 529 created 18-APR-2024 16:06:30

J1130+0846 RG014.UVDATA.1

Freq = 4.6005 GHz, Bw = 32.000 MH No calibration applied and no bandpass applied

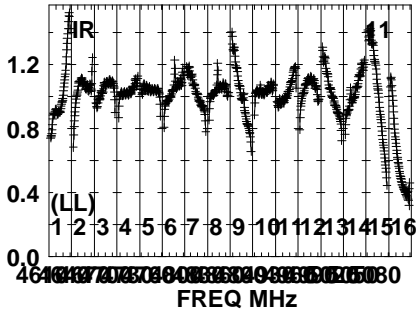
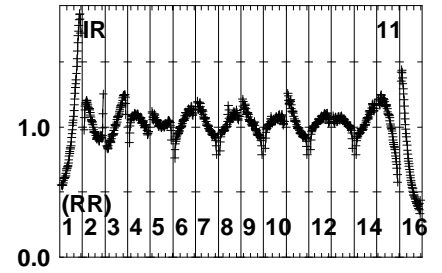
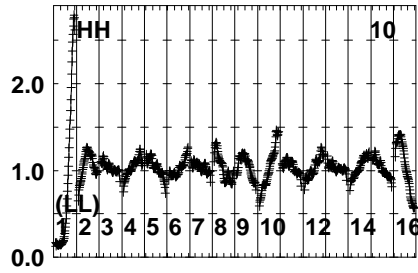
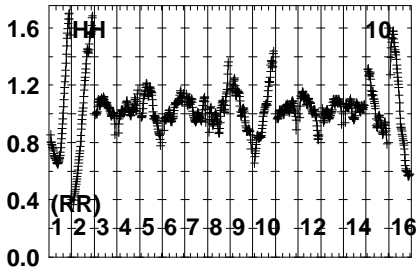
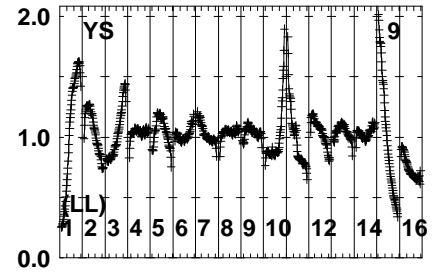
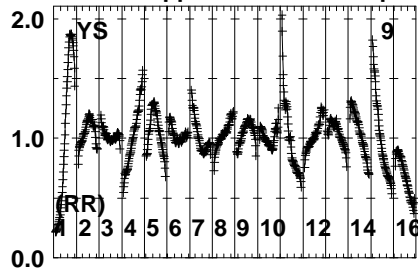
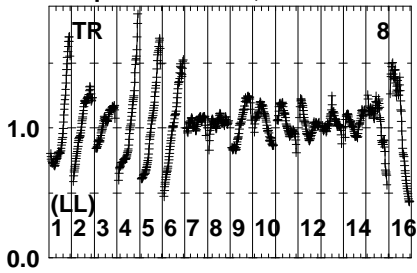


Lower frame: Real Jy
Auto-corr total-power spectrum Antenna: *
Timerange: 01/02:02:52 to 01/02:03:32

Plot file version 530 created 18-APR-2024 16:06:30

J1130+0846 RG014.UVDATA.1

Freq = 4.6005 GHz, Bw = 32.000 MH No calibration applied and no bandpass applied

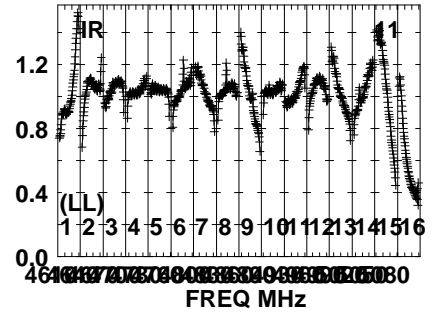
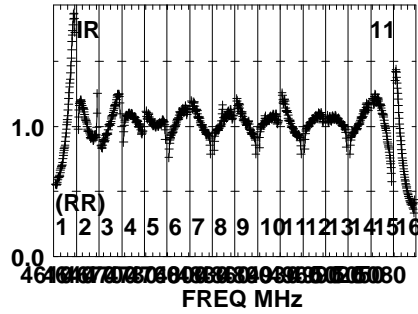
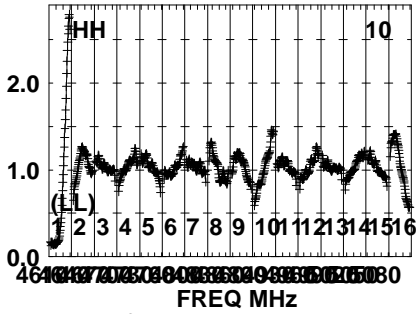
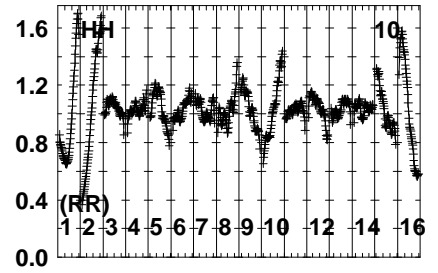
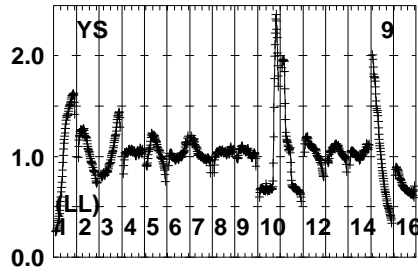
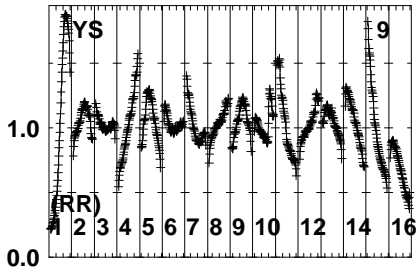
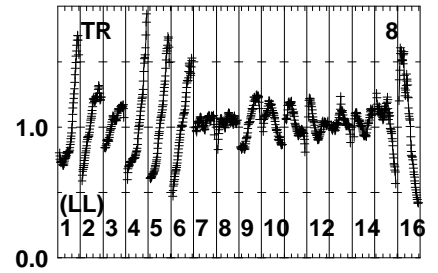
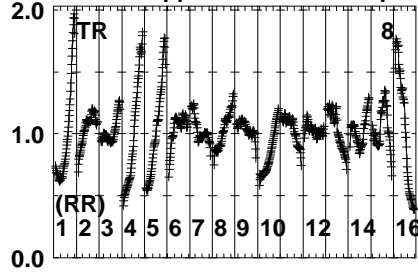
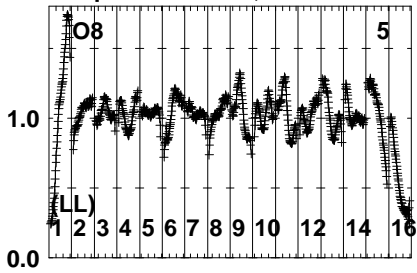


Lower frame: Real Jy
Auto-corr total-power spectrum Antenna: *
Timerange: 01/02:02:52 to 01/02:03:32

Plot file version 534 created 18-APR-2024 16:06:30

SN2022XXF RG014.UVDATA.1

Freq = 4.6005 GHz, Bw = 32.000 MH No calibration applied and no bandpass applied

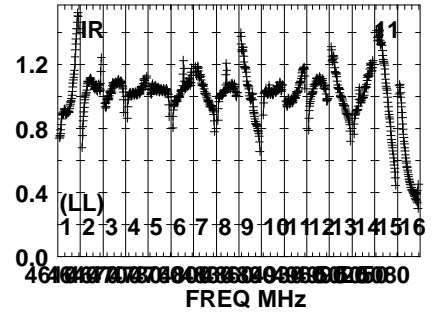
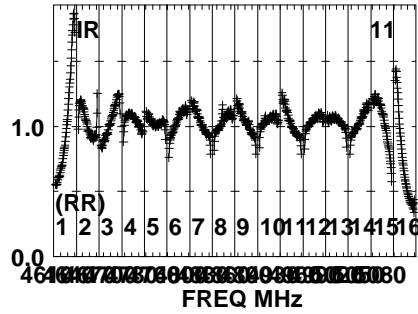
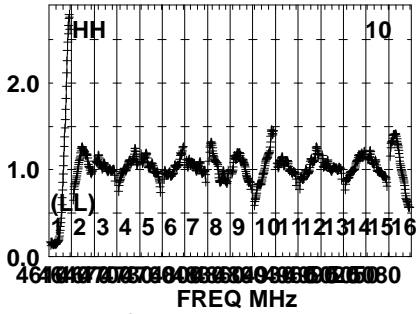
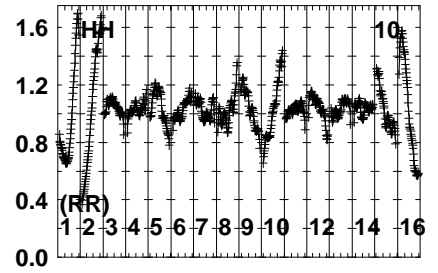
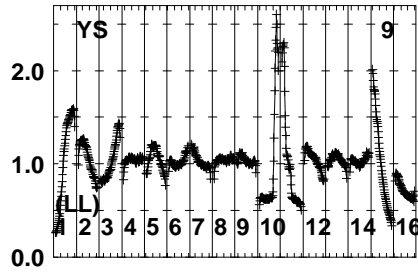
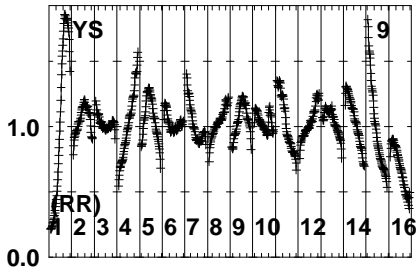
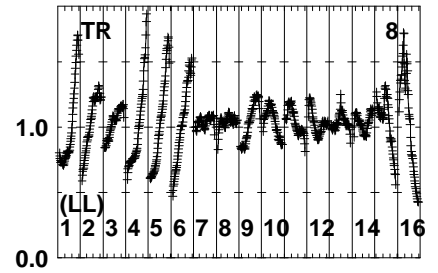
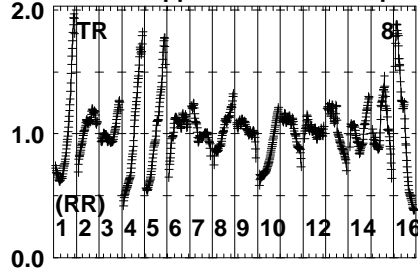
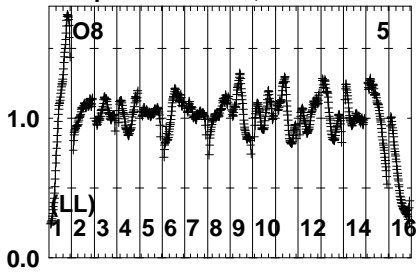


Lower frame: Real Jy
Auto-corr total-power spectrum Antenna: *
Timerange: 01/02:04:55 to 01/02:07:51

Plot file version 536 created 18-APR-2024 16:06:31

J1130+0846 RG014.UVDATA.1

Freq = 4.6005 GHz, Bw = 32.000 MH No calibration applied and no bandpass applied

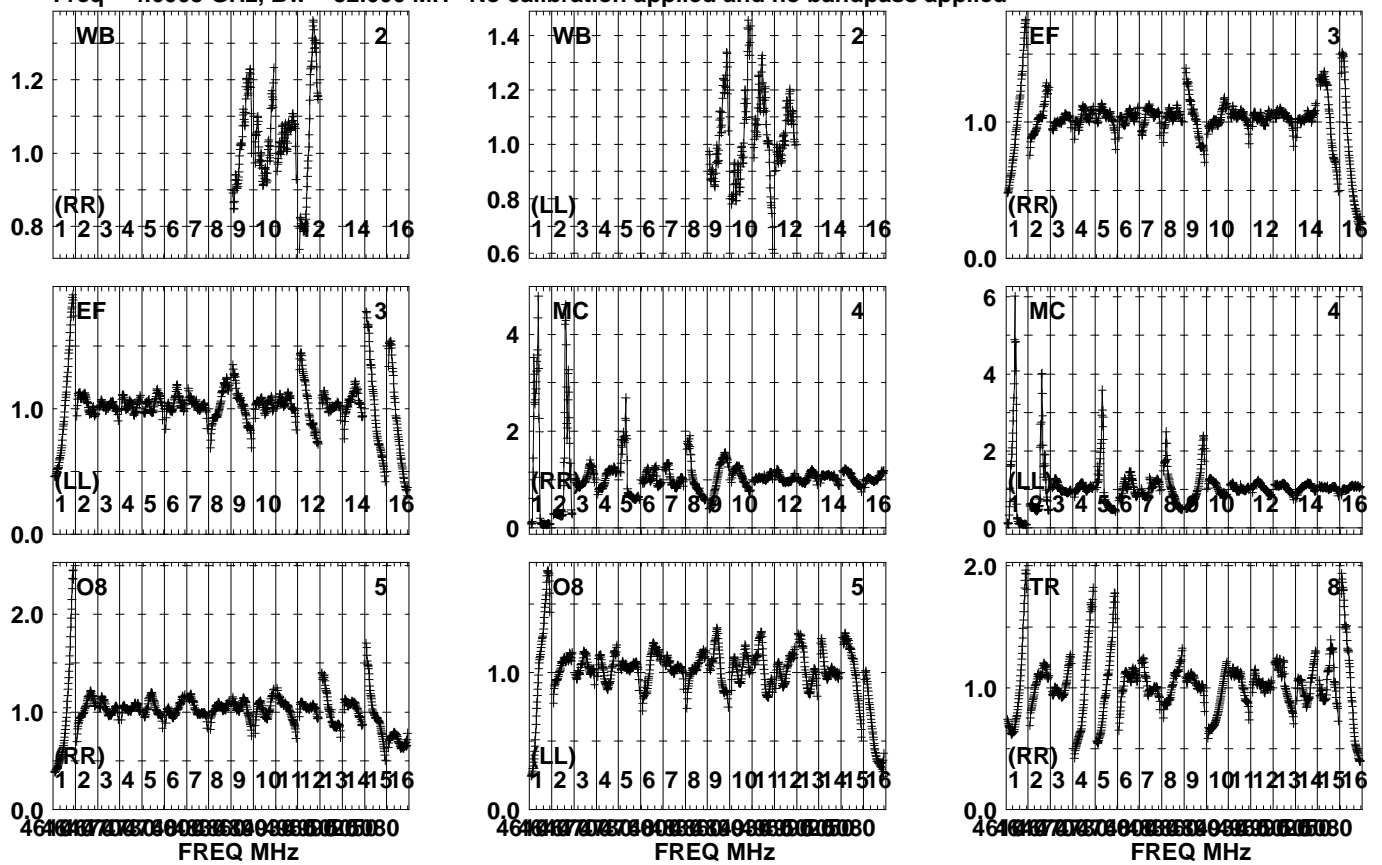


Lower frame: Real Jy
Auto-corr total-power spectrum Antenna: *
Timerange: 01/02:08:08 to 01/02:08:48

Plot file version 537 created 18-APR-2024 16:06:31

J1129+0951 RG014.UVDATA.1

Freq = 4.6005 GHz, Bw = 32.000 MH No calibration applied and no bandpass applied

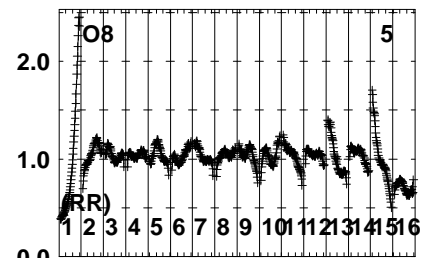
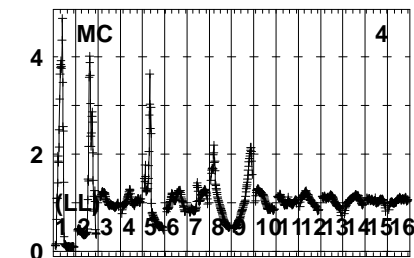
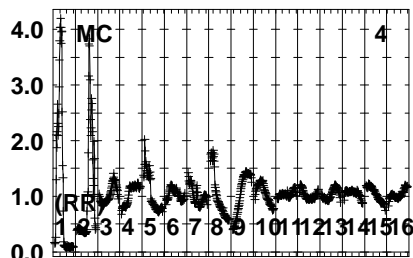
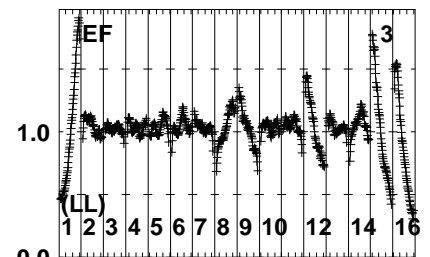
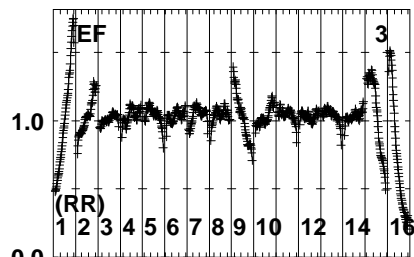
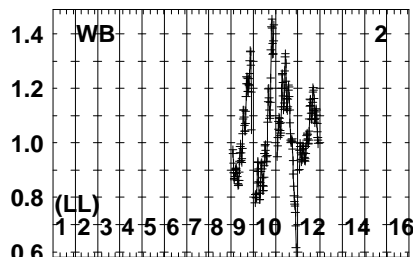
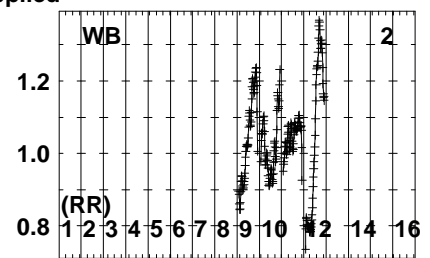
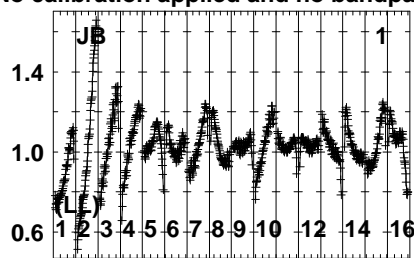
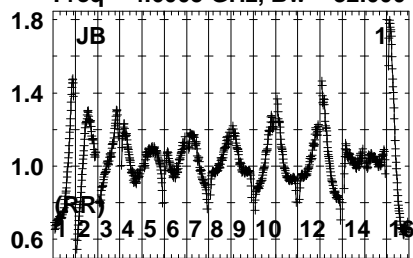


Lower frame: Real Jy
Auto-corr total-power spectrum Antenna: *
Timerange: 01/02:09:11 to 01/02:09:51

Plot file version 539 created 18-APR-2024 16:06:31

SN2022XXF RG014.UVDATA.1

Freq = 4.6005 GHz, Bw = 32.000 MH No calibration applied and no bandpass applied



FREQ MHz

FREQ MHz

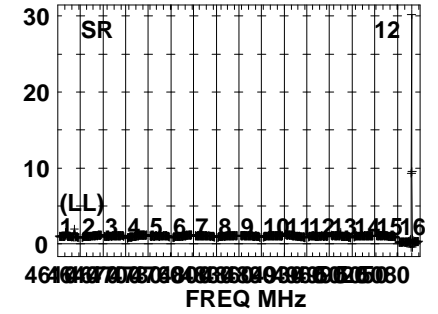
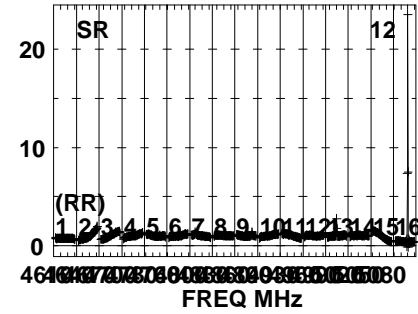
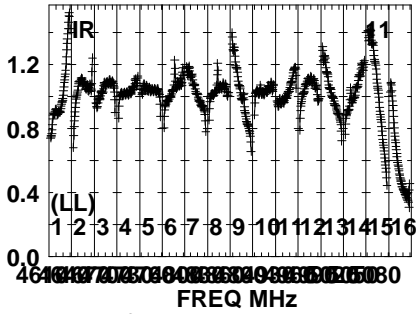
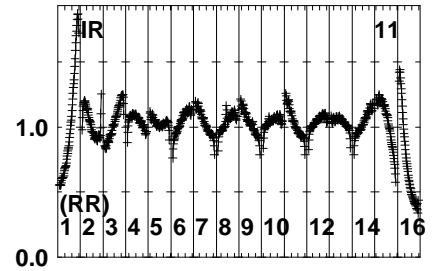
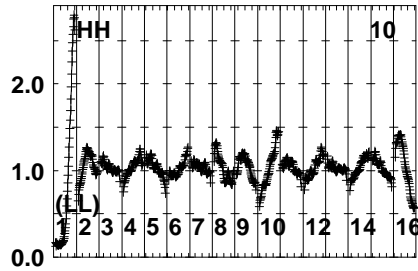
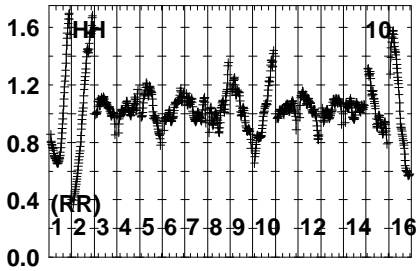
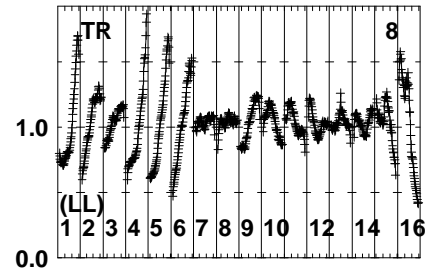
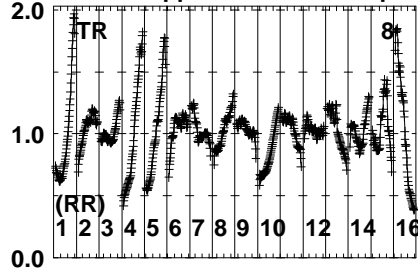
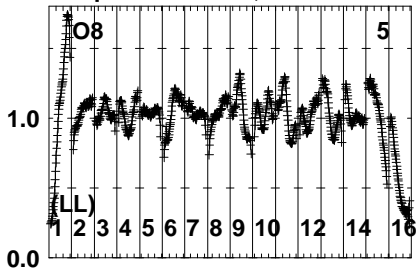
FREQ MHz

Lower frame: Real Jy
Auto-corr total-power spectrum Antenna: *
Timerange: 01/02:10:11 to 01/02:13:07

Plot file version 540 created 18-APR-2024 16:06:31

SN2022XXF RG014.UVDATA.1

Freq = 4.6005 GHz, Bw = 32.000 MH No calibration applied and no bandpass applied

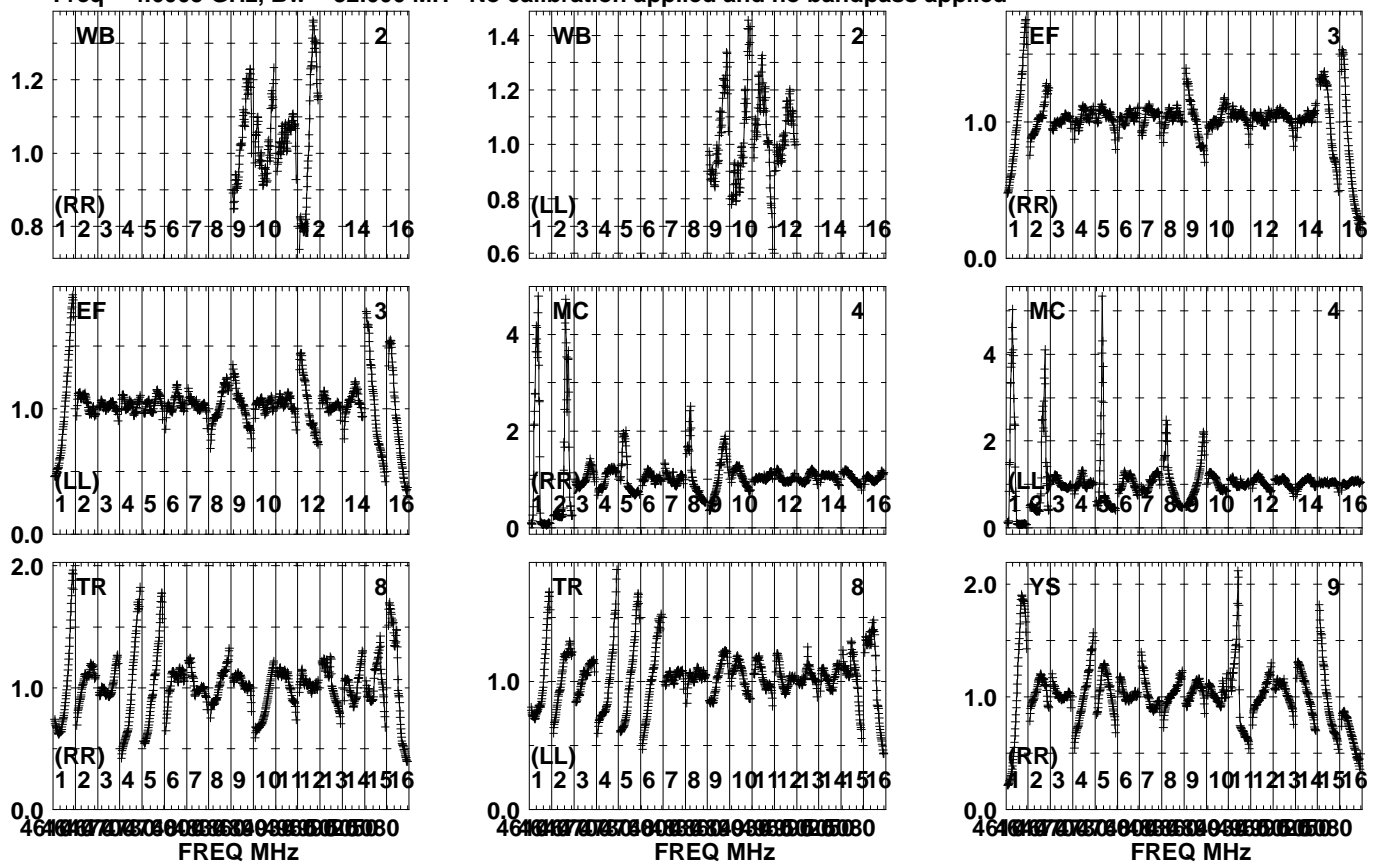


Lower frame: Real Jy
Auto-corr total-power spectrum Antenna: *
Timerange: 01/02:10:11 to 01/02:13:07

Plot file version 541 created 18-APR-2024 16:06:31

J1130+0846 RG014.UVDATA.1

Freq = 4.6005 GHz, Bw = 32.000 MH No calibration applied and no bandpass applied

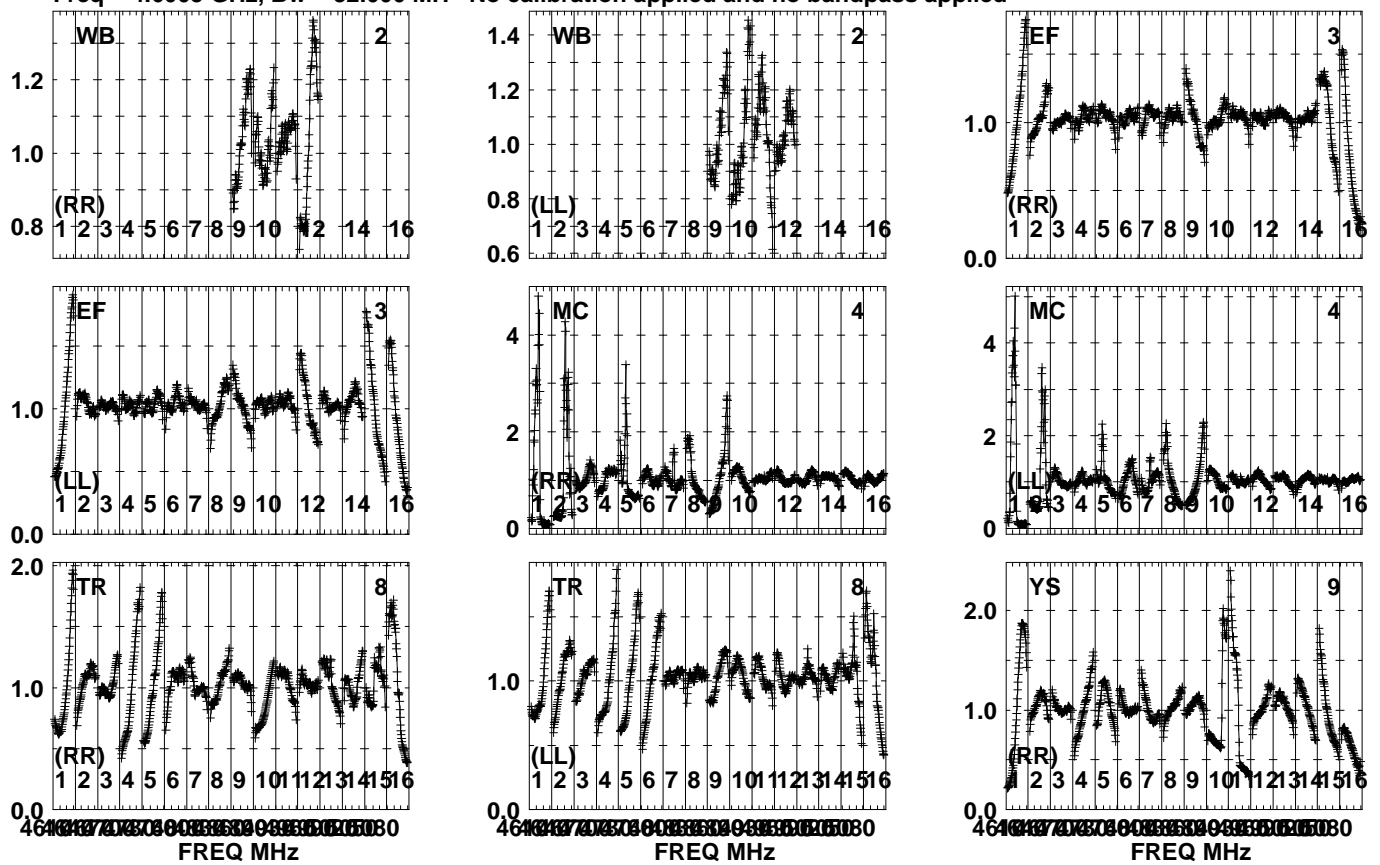


Lower frame: Real Jy
Auto-corr total-power spectrum Antenna: *
Timerange: 01/02:13:24 to 01/02:14:04

Plot file version 543 created 18-APR-2024 16:06:31

J1129+0951 RG014.UVDATA.1

Freq = 4.6005 GHz, Bw = 32.000 MH No calibration applied and no bandpass applied

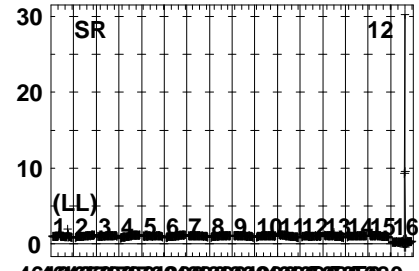
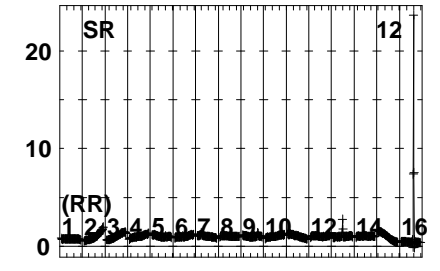
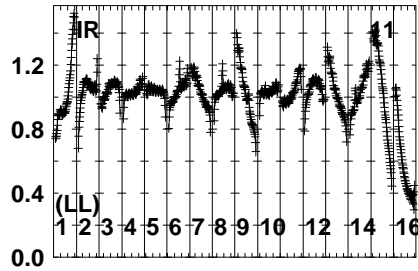
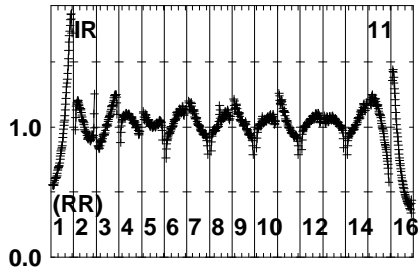
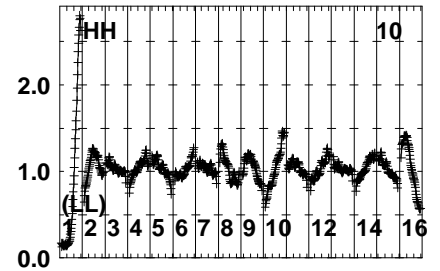
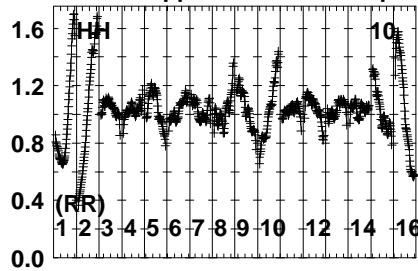
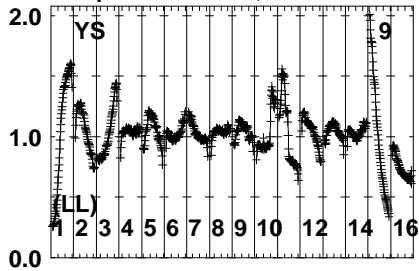


Lower frame: Real Jy
Auto-corr total-power spectrum Antenna: *
Timerange: 01/02:14:27 to 01/02:15:07

Plot file version 544 created 18-APR-2024 16:06:31

J1129+0951 RG014.UVDATA.1

Freq = 4.6005 GHz, Bw = 32.000 MH No calibration applied and no bandpass applied



464000 464000 464000 464000 464000 464000 464000 464000 464000 464000 464000 464000 464000 464000 464000 464000

FREQ MHz

Lower frame: Real Jy

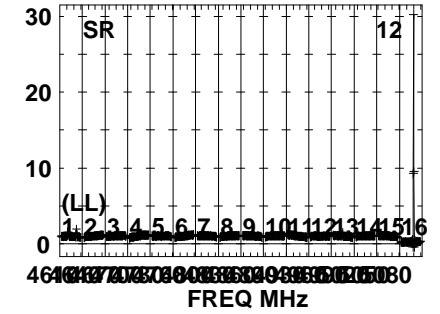
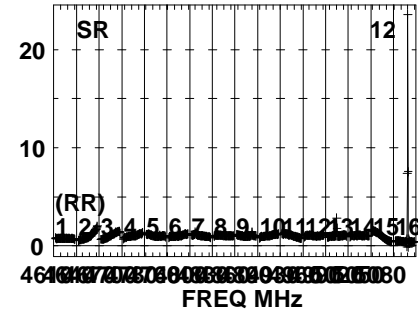
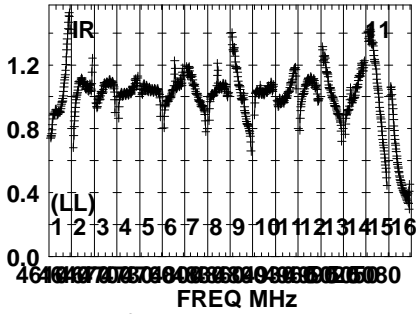
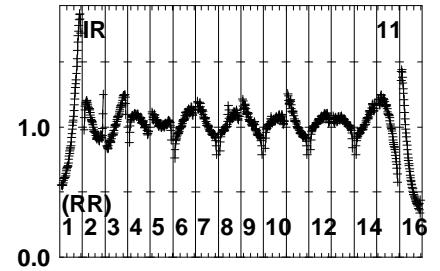
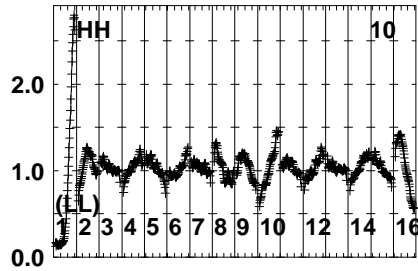
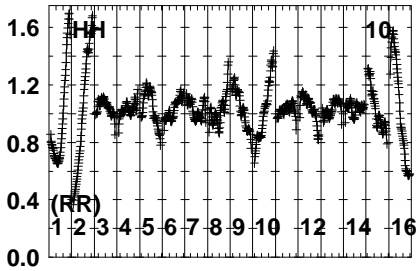
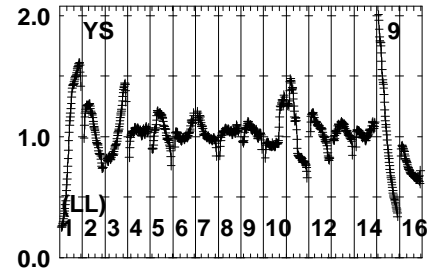
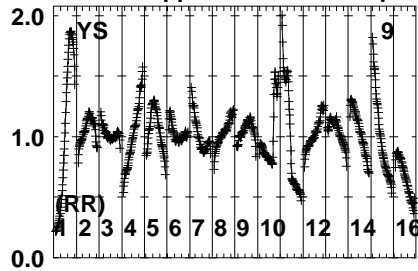
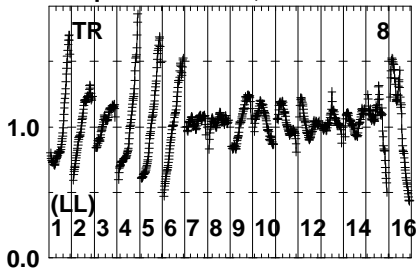
Auto-corr total-power spectrum Antenna: *

Timerange: 01/02:14:27 to 01/02:15:07

Plot file version 546 created 18-APR-2024 16:06:32

SN2022XXF RG014.UVDATA.1

Freq = 4.6005 GHz, Bw = 32.000 MH No calibration applied and no bandpass applied

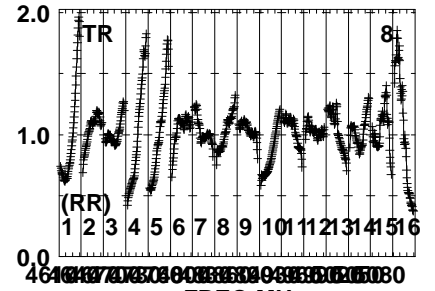
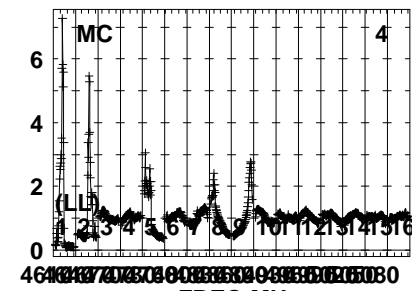
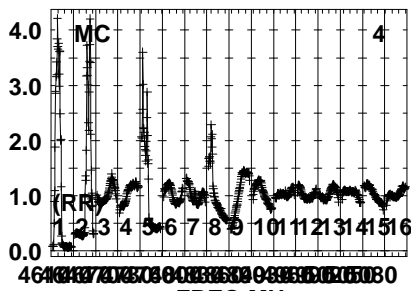
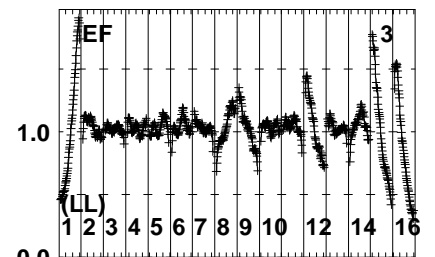
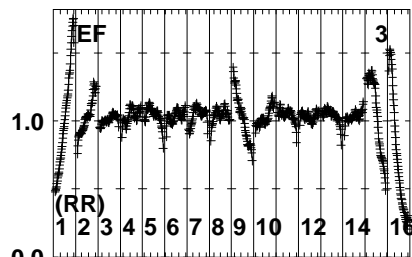
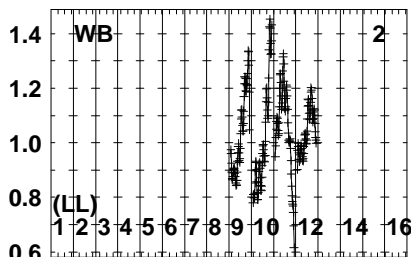
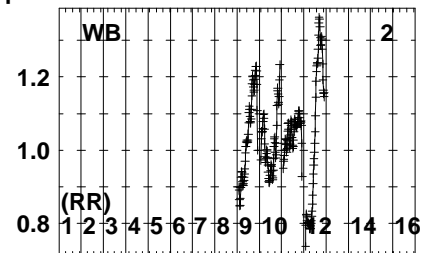
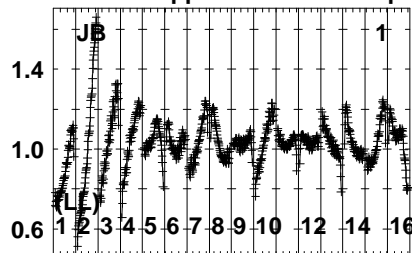
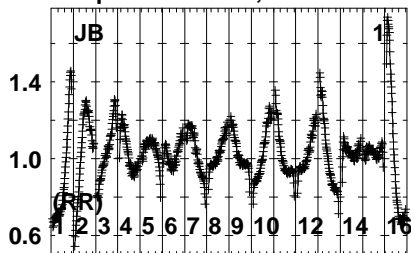


Lower frame: Real Jy
Auto-corr total-power spectrum Antenna: *
Timerange: 01/02:15:27 to 01/02:18:23

Plot file version 547 created 18-APR-2024 16:06:32

J1130+0846 RG014.UVDATA.1

Freq = 4.6005 GHz, Bw = 32.000 MH No calibration applied and no bandpass applied

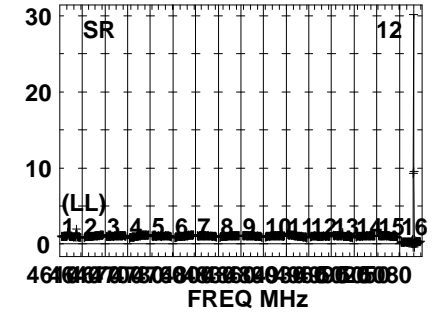
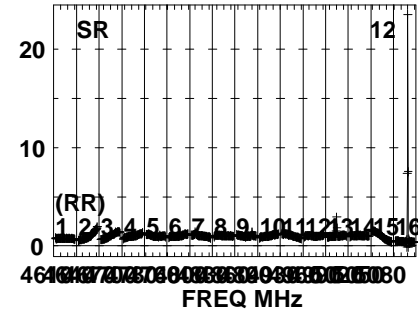
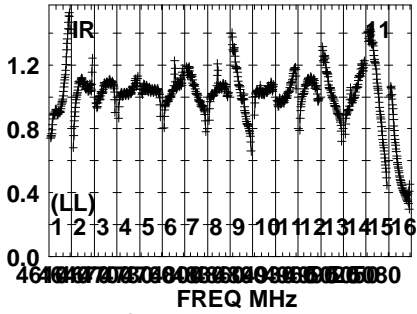
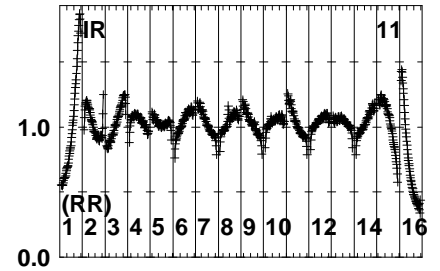
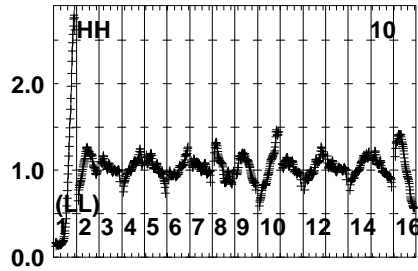
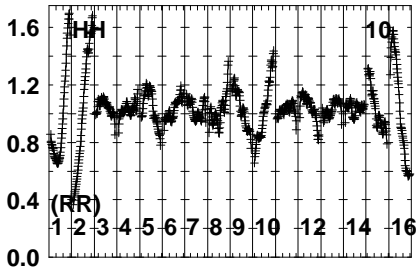
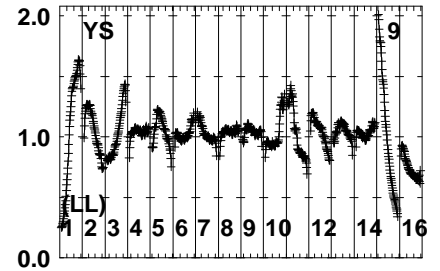
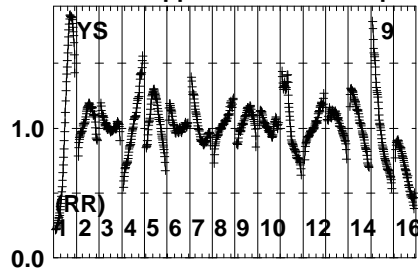
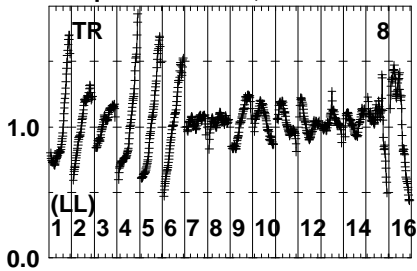


Lower frame: Real Jy
Auto-corr total-power spectrum Antenna: *
Timerange: 01/02:18:40 to 01/02:19:20

Plot file version 548 created 18-APR-2024 16:06:32

J1130+0846 RG014.UVDATA.1

Freq = 4.6005 GHz, Bw = 32.000 MH No calibration applied and no bandpass applied

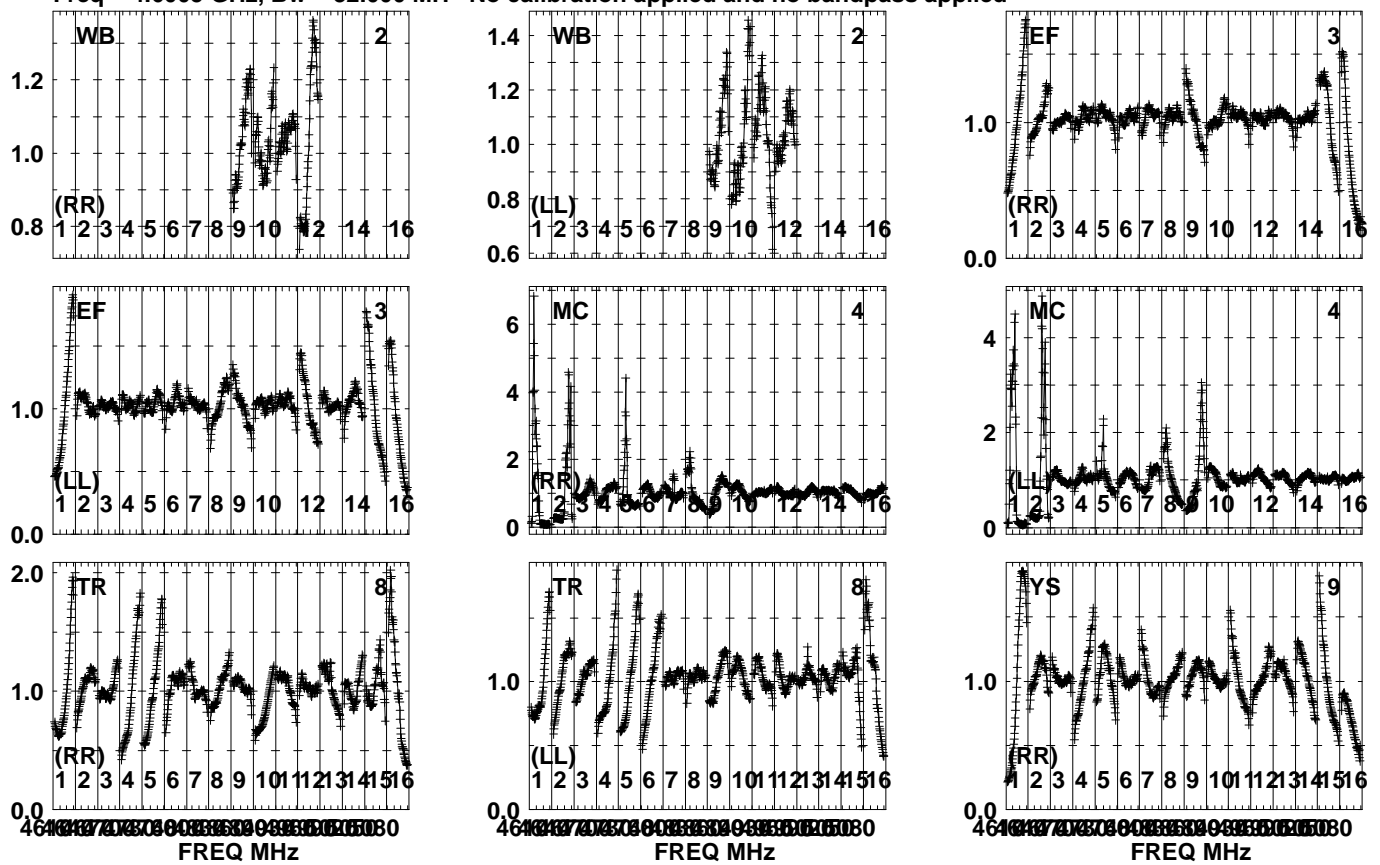


Lower frame: Real Jy
Auto-corr total-power spectrum Antenna: *
Timerange: 01/02:18:40 to 01/02:19:20

Plot file version 549 created 18-APR-2024 16:06:32

J1129+0951 RG014.UVDATA.1

Freq = 4.6005 GHz, Bw = 32.000 MH No calibration applied and no bandpass applied

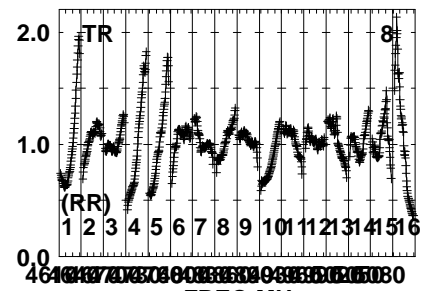
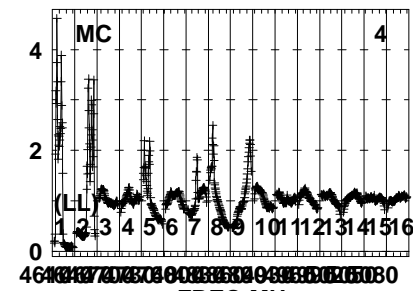
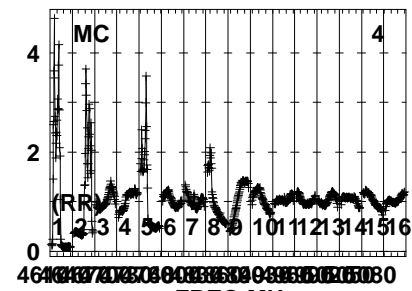
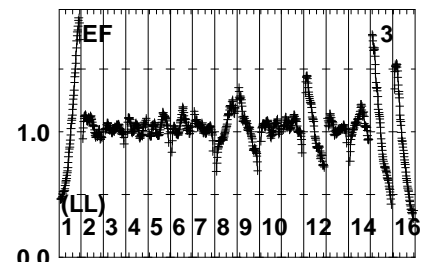
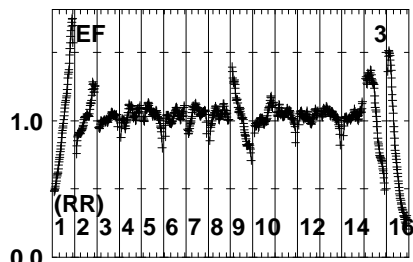
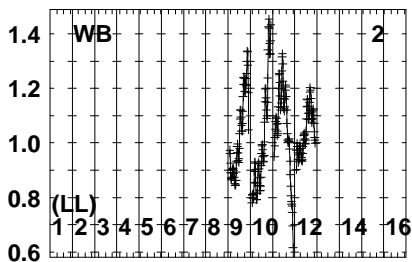
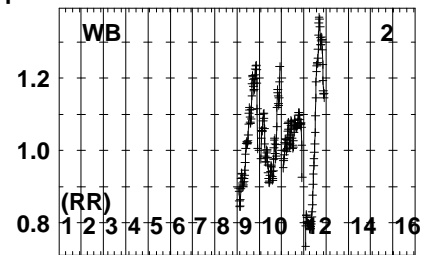
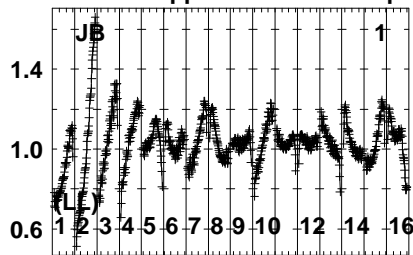
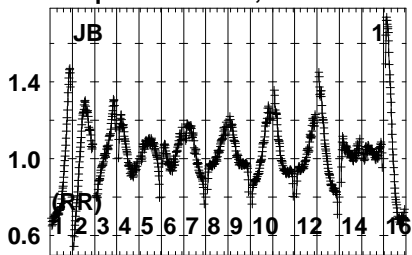


Lower frame: Real Jy
Auto-corr total-power spectrum Antenna: *
Timerange: 01/02:19:43 to 01/02:20:23

Plot file version 551 created 18-APR-2024 16:06:32

SN2022XF RG014.UVDATA.1

Freq = 4.6005 GHz, Bw = 32.000 MH No calibration applied and no bandpass applied

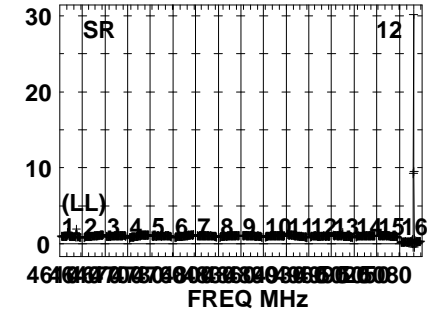
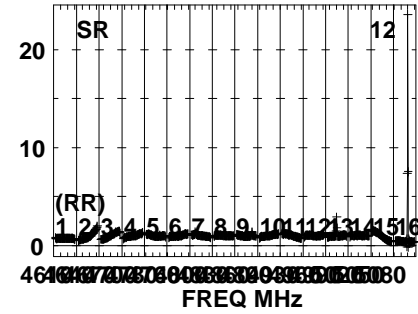
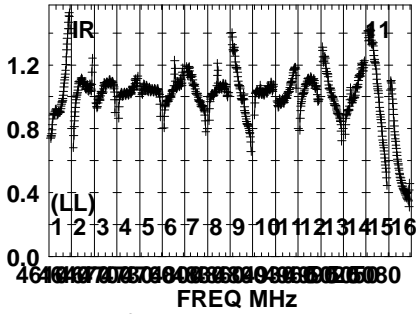
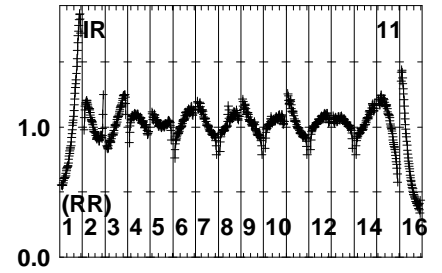
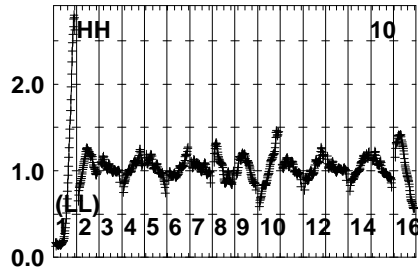
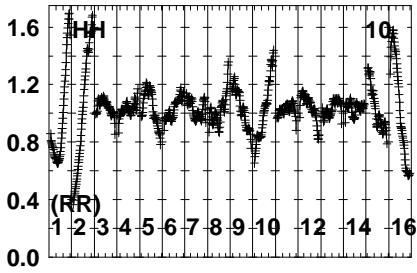
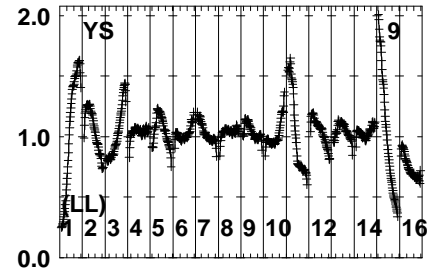
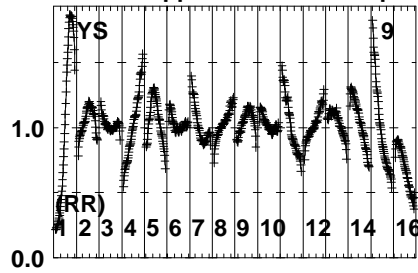
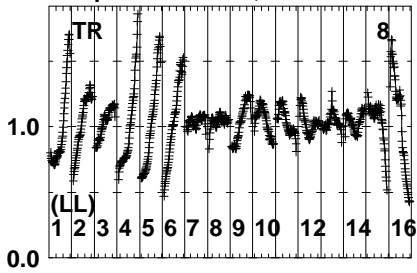


Lower frame: Real Jy
Auto-corr total-power spectrum Antenna: *
Timerange: 01/02:20:43 to 01/02:23:39

Plot file version 552 created 18-APR-2024 16:06:32

SN2022XXF RG014.UVDATA.1

Freq = 4.6005 GHz, Bw = 32.000 MH No calibration applied and no bandpass applied

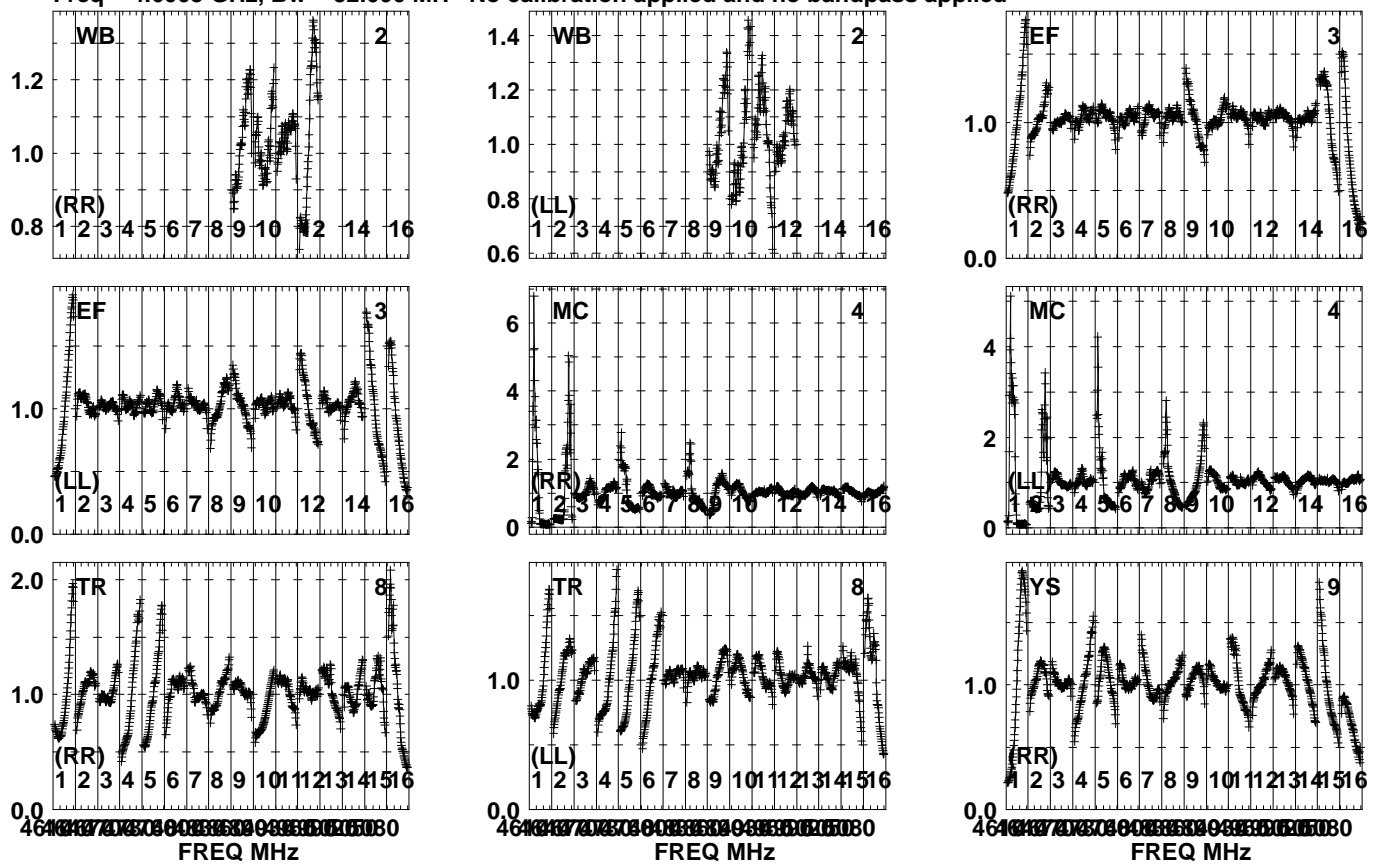


Lower frame: Real Jy
Auto-corr total-power spectrum Antenna: *
Timerange: 01/02:20:43 to 01/02:23:39

Plot file version 553 created 18-APR-2024 16:06:32

J1130+0846 RG014.UVDATA.1

Freq = 4.6005 GHz, Bw = 32.000 MH No calibration applied and no bandpass applied

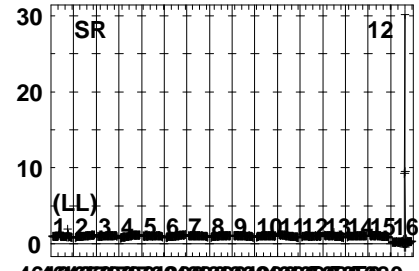
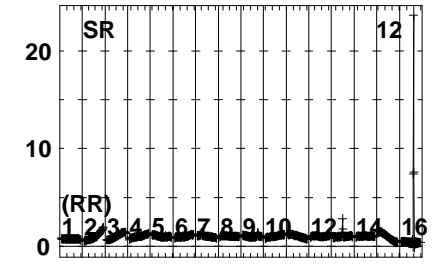
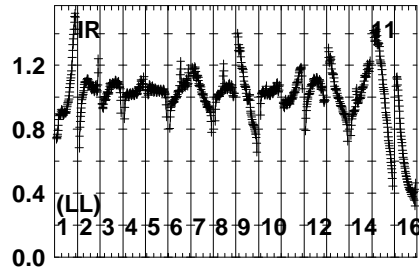
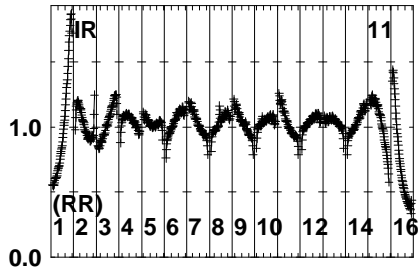
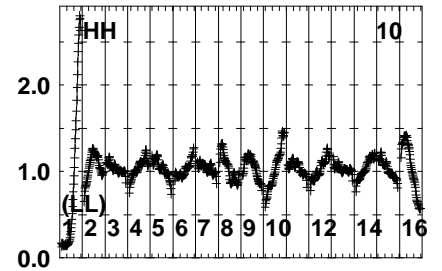
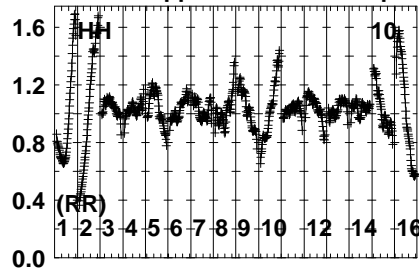
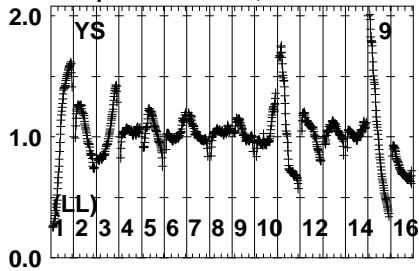


Lower frame: Real Jy
Auto-corr total-power spectrum Antenna: *
Timerange: 01/02:23:56 to 01/02:24:36

Plot file version 554 created 18-APR-2024 16:06:32

J1130+0846 RG014.UVDATA.1

Freq = 4.6005 GHz, Bw = 32.000 MH No calibration applied and no bandpass applied



464137 464138 464139 464140 464141 464142 464143 464144 464145 464146 464147 464148 464149 464150 464151 464152 464153 464154 464155 464156

FREQ MHz

Lower frame: Real Jy

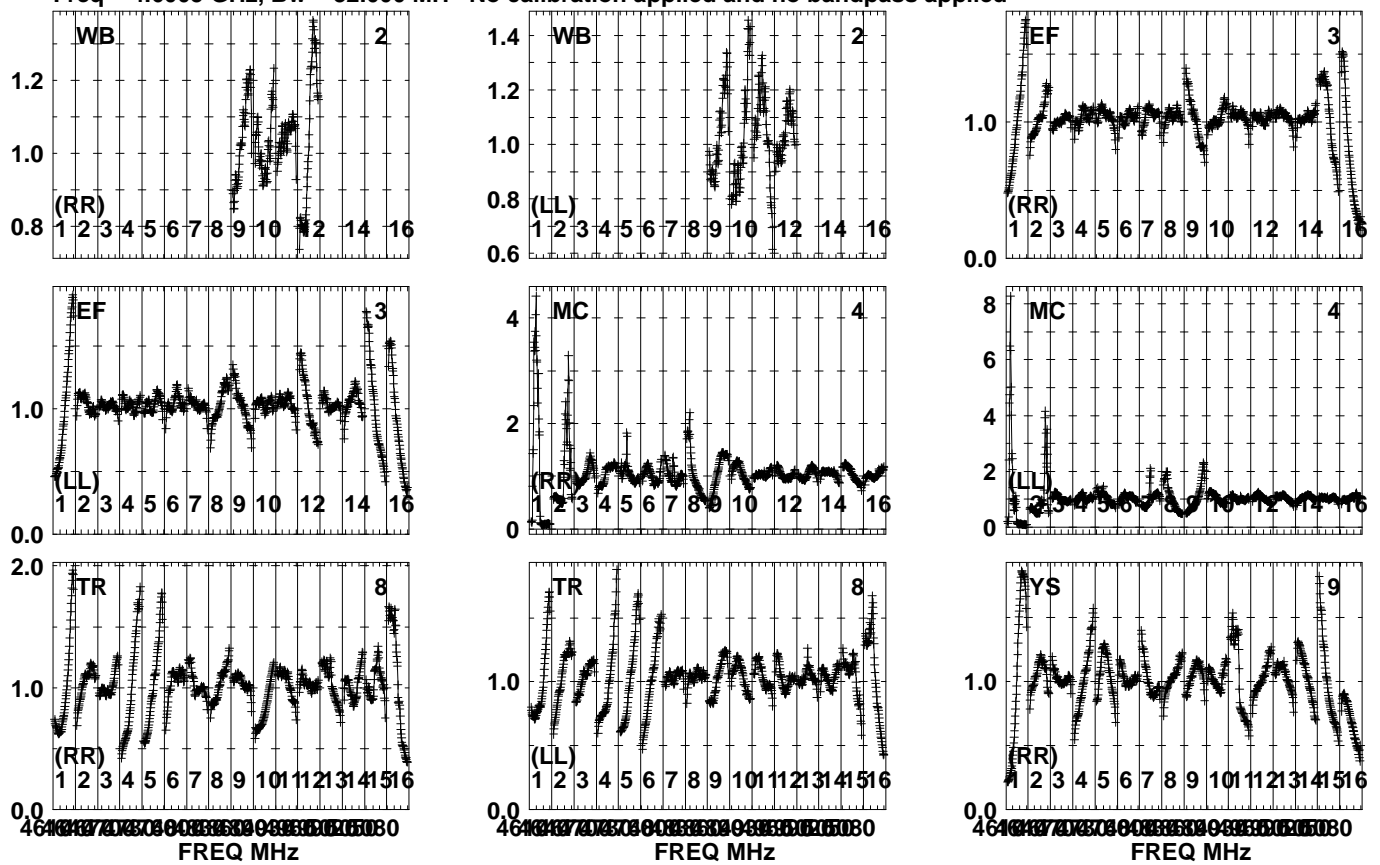
Auto-corr total-power spectrum Antenna: *

Timerange: 01/02:23:56 to 01/02:24:36

Plot file version 555 created 18-APR-2024 16:06:32

J1129+0951 RG014.UVDATA.1

Freq = 4.6005 GHz, Bw = 32.000 MH No calibration applied and no bandpass applied

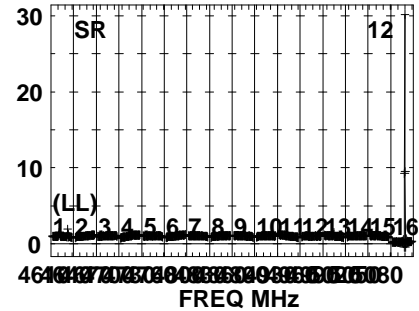
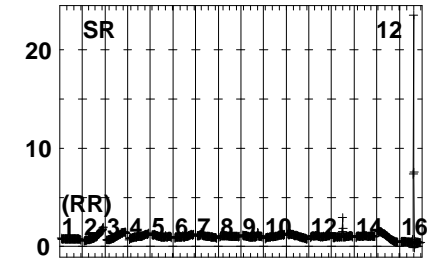
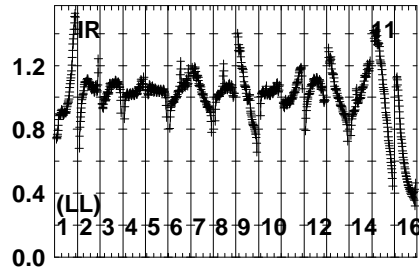
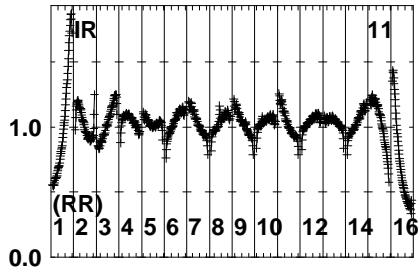
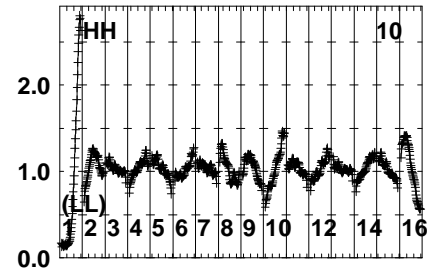
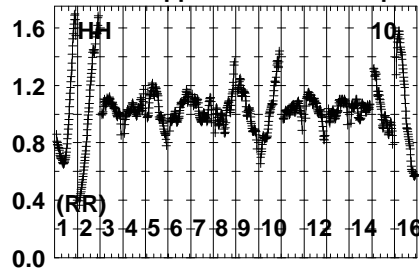
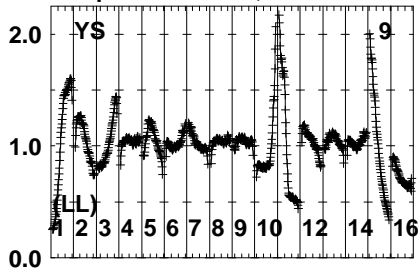


Lower frame: Real Jy
Auto-corr total-power spectrum Antenna: *
Timerange: 01/02:24:59 to 01/02:25:39

Plot file version 556 created 18-APR-2024 16:06:33

J1129+0951 RG014.UVDATA.1

Freq = 4.6005 GHz, Bw = 32.000 MH No calibration applied and no bandpass applied



464000 464000 464000 464000 464000 464000 464000 464000 464000 464000 464000 464000 464000 464000 464000 464000

FREQ MHz

Lower frame: Real Jy

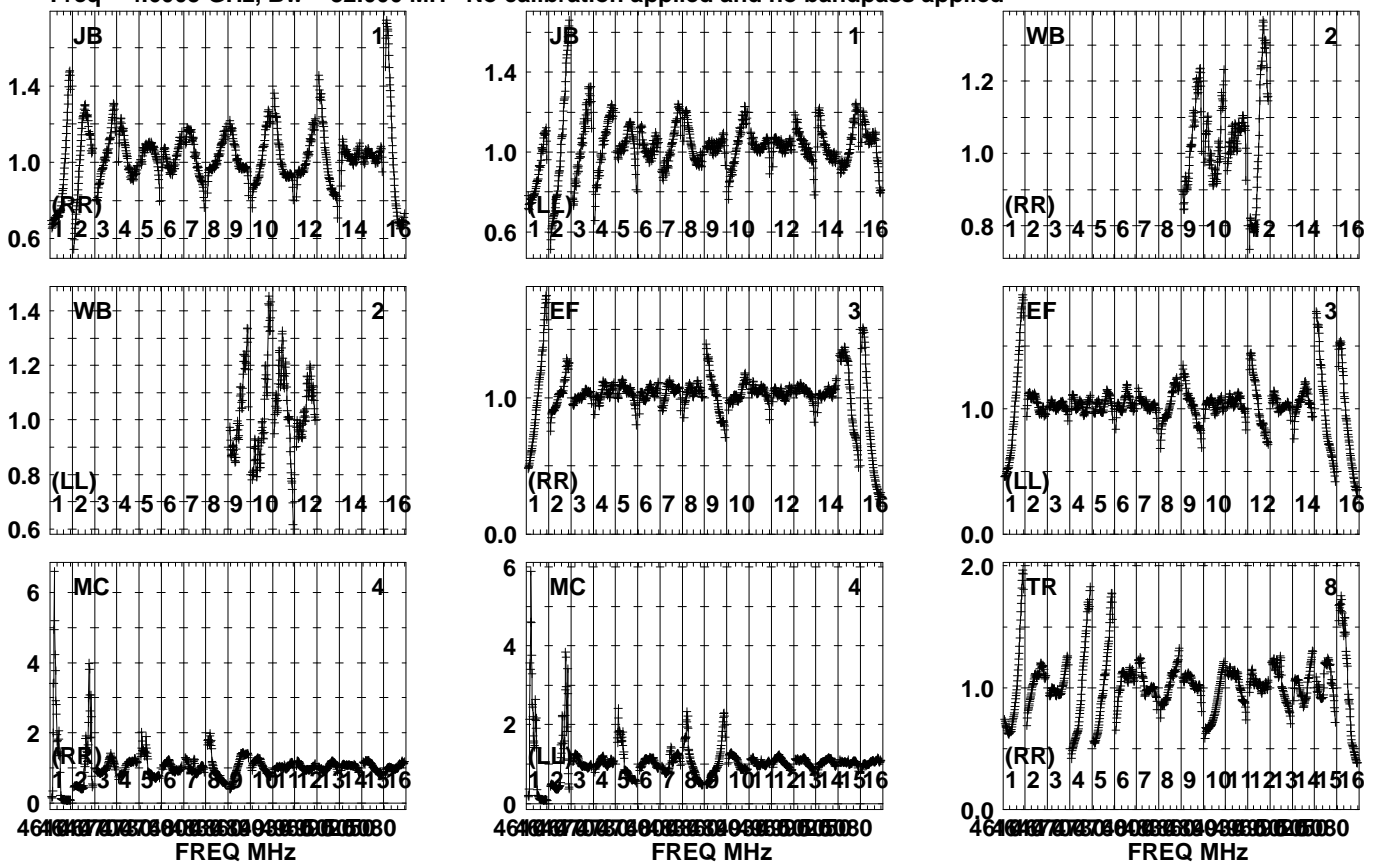
Auto-corr total-power spectrum Antenna: *

Timerange: 01/02:24:59 to 01/02:25:39

Plot file version 557 created 18-APR-2024 16:06:33

SN2022XF RG014.UVDATA.1

Freq = 4.6005 GHz, Bw = 32.000 MH No calibration applied and no bandpass applied

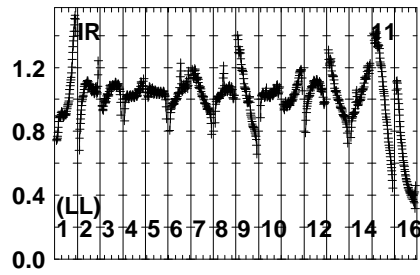
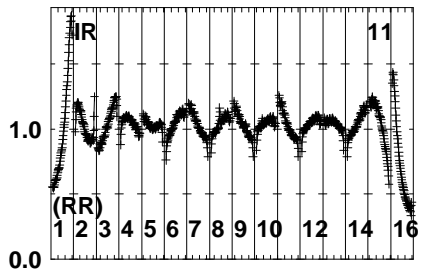
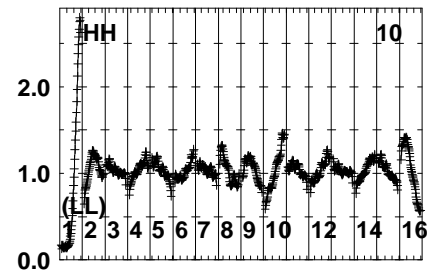
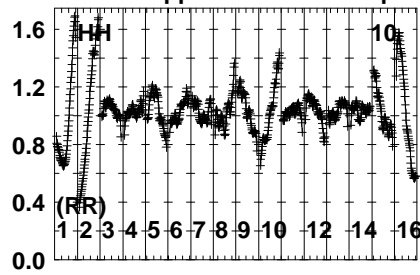
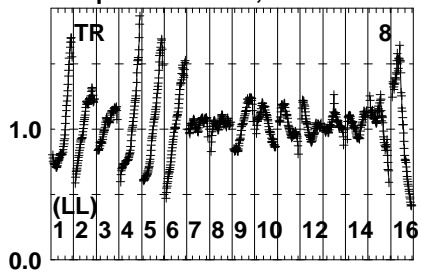


Lower frame: Real Jy
Auto-corr total-power spectrum Antenna: *
Timerange: 01/02:25:59 to 01/02:28:55

Plot file version 558 created 18-APR-2024 16:06:33

SN2022XXF RG014.UVDATA.1

Freq = 4.6005 GHz, Bw = 32.000 MH No calibration applied and no bandpass applied

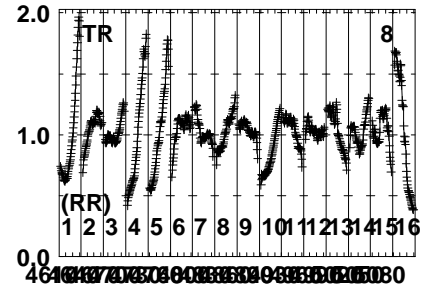
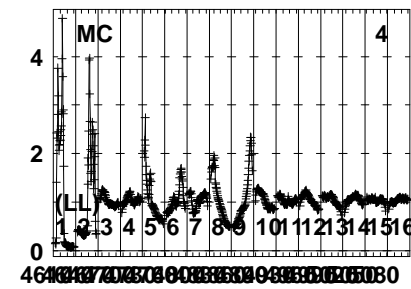
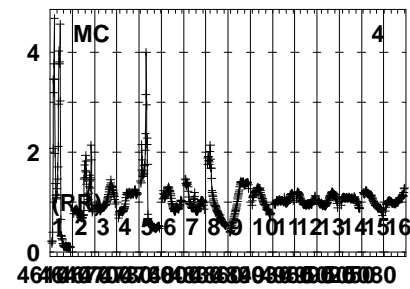
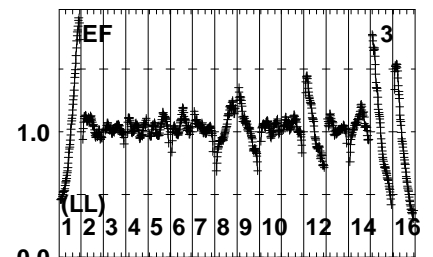
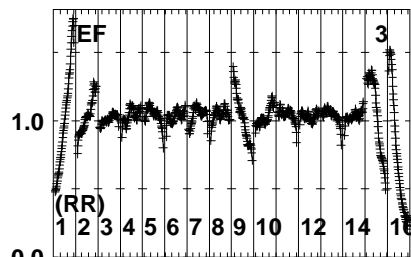
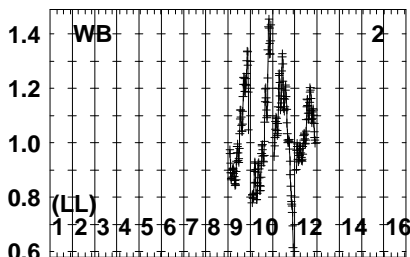
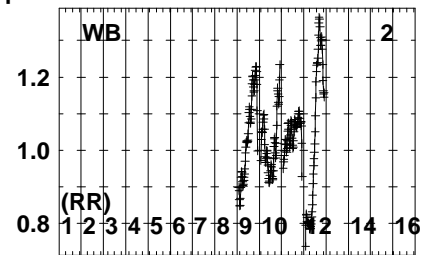
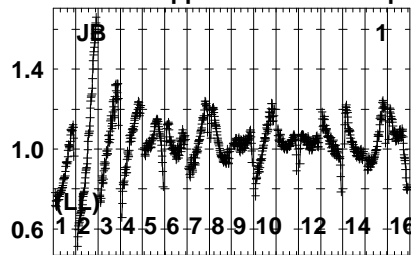
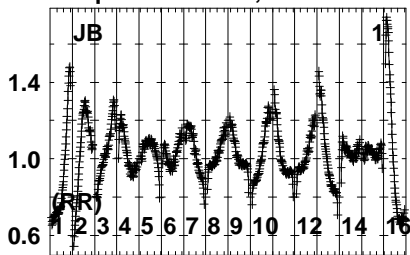


Lower frame: Real Jy
Auto-corr total-power spectrum Antenna: *
Timerange: 01/02:25:59 to 01/02:28:55

Plot file version 559 created 18-APR-2024 16:06:33

J1130+0846 RG014.UVDATA.1

Freq = 4.6005 GHz, Bw = 32.000 MH No calibration applied and no bandpass applied

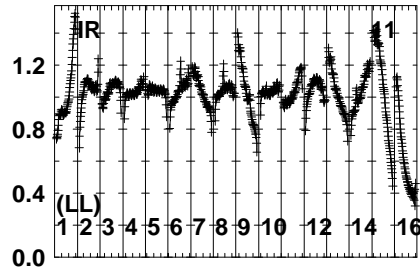
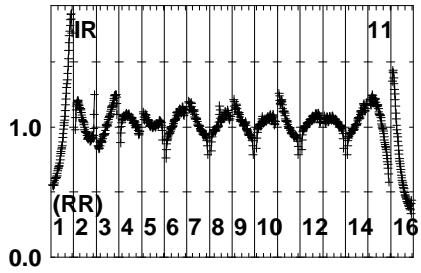
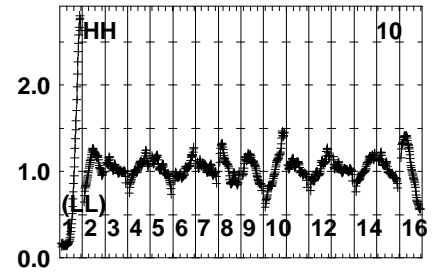
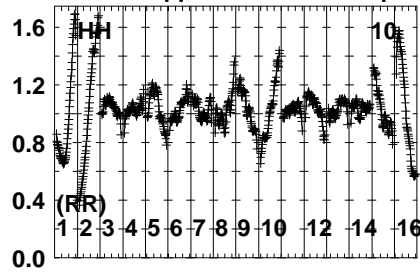
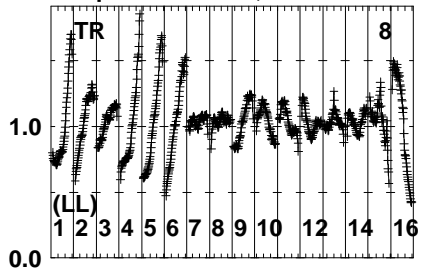


Lower frame: Real Jy
Auto-corr total-power spectrum Antenna: *
Timerange: 01/02:29:12 to 01/02:29:52

Plot file version 560 created 18-APR-2024 16:06:33

J1130+0846 RG014.UVDATA.1

Freq = 4.6005 GHz, Bw = 32.000 MH No calibration applied and no bandpass applied

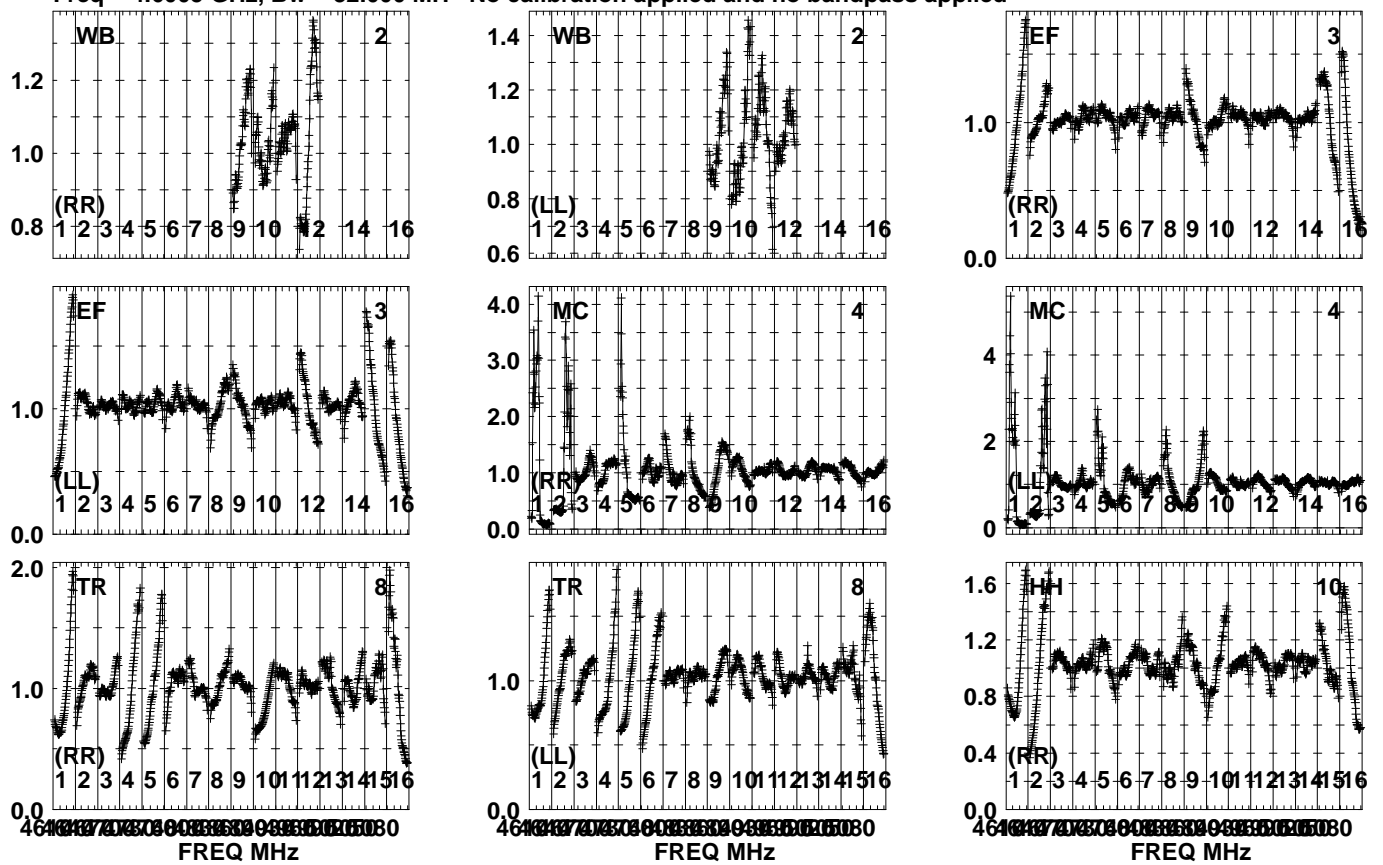


Lower frame: Real Jy
Auto-corr total-power spectrum Antenna: *
Timerange: 01/02:29:12 to 01/02:29:52

Plot file version 561 created 18-APR-2024 16:06:33

J1129+0951 RG014.UVDATA.1

Freq = 4.6005 GHz, Bw = 32.000 MH No calibration applied and no bandpass applied

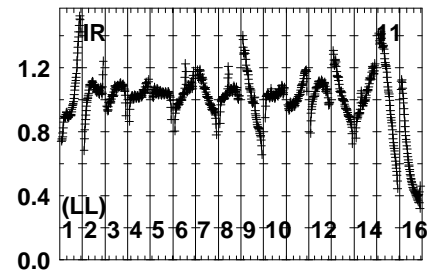
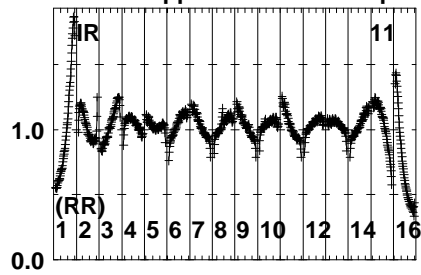
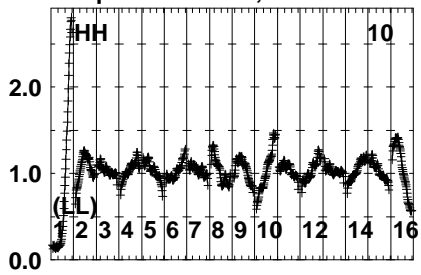


Lower frame: Real Jy
Auto-corr total-power spectrum Antenna: *
Timerange: 01/02:30:15 to 01/02:30:55

Plot file version 562 created 18-APR-2024 16:06:33

J1129+0951 RG014.UVDATA.1

Freq = 4.6005 GHz, Bw = 32.000 MH No calibration applied and no bandpass applied



Lower frame: Real Jy

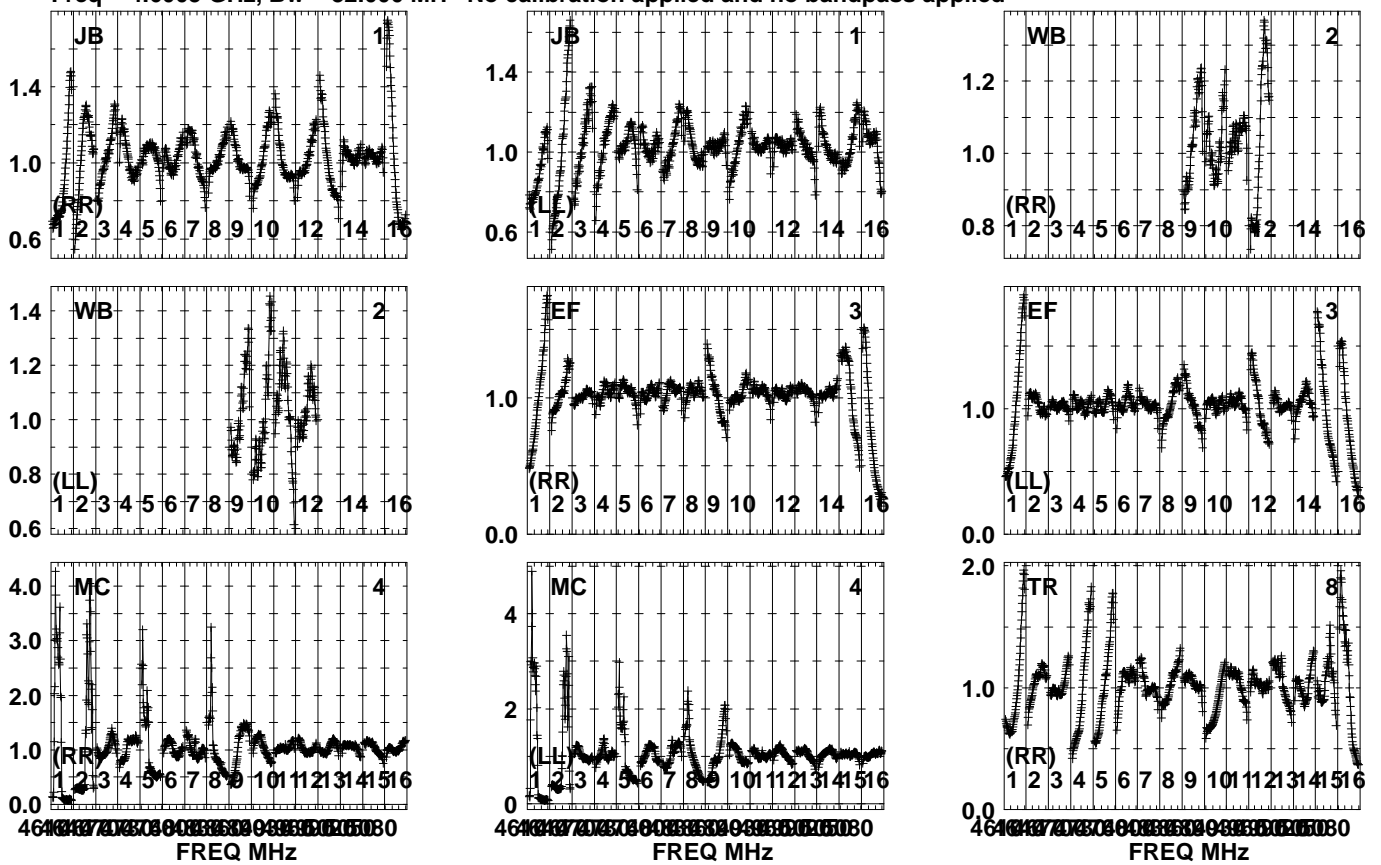
Auto-corr total-power spectrum Antenna: *

Timerange: 01/02:30:15 to 01/02:30:55

Plot file version 563 created 18-APR-2024 16:06:33

SN2022XXF RG014.UVDATA.1

Freq = 4.6005 GHz, Bw = 32.000 MH No calibration applied and no bandpass applied

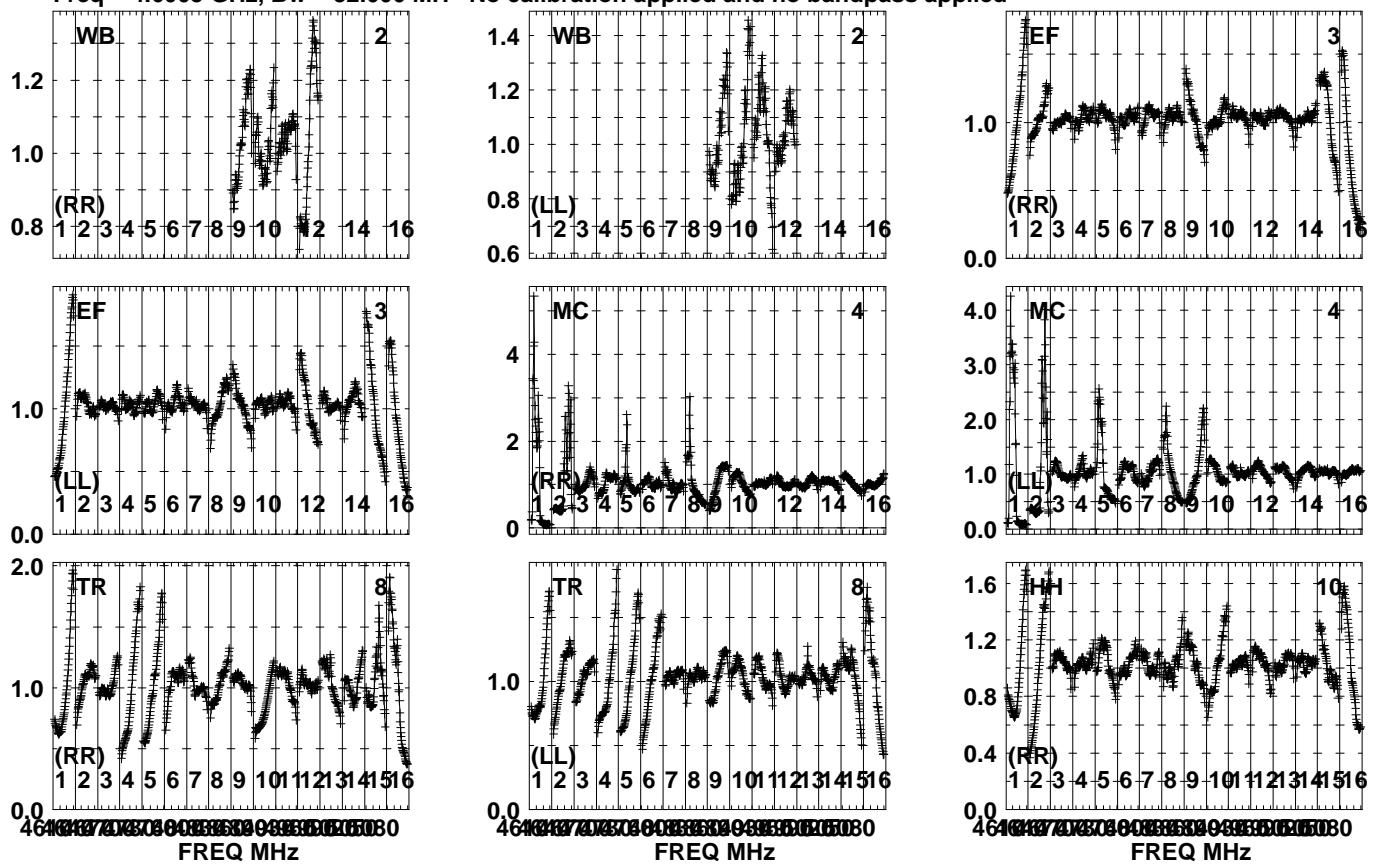


Lower frame: Real Jy
Auto-corr total-power spectrum Antenna: *
Timerange: 01/02:31:15 to 01/02:34:11

Plot file version 565 created 18-APR-2024 16:06:33

J1130+0846 RG014.UVDATA.1

Freq = 4.6005 GHz, Bw = 32.000 MH No calibration applied and no bandpass applied

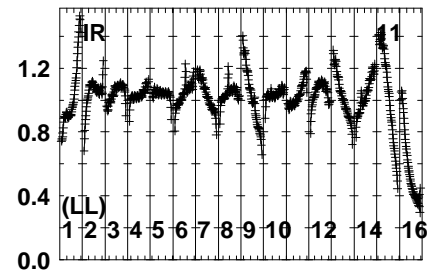
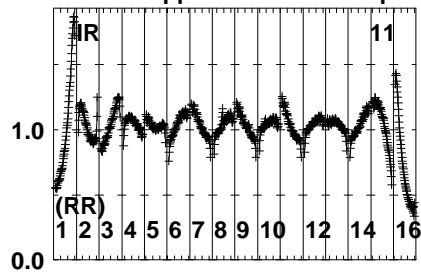
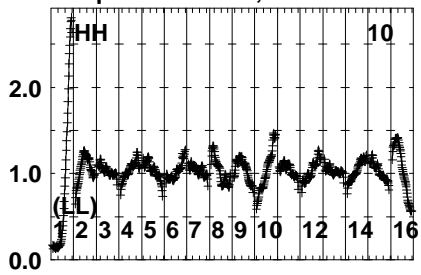


Lower frame: Real Jy
Auto-corr total-power spectrum Antenna: *
Timerange: 01/02:34:28 to 01/02:35:08

Plot file version 566 created 18-APR-2024 16:06:33

J1130+0846 RG014.UVDATA.1

Freq = 4.6005 GHz, Bw = 32.000 MH No calibration applied and no bandpass applied



Lower frame: Real Jy

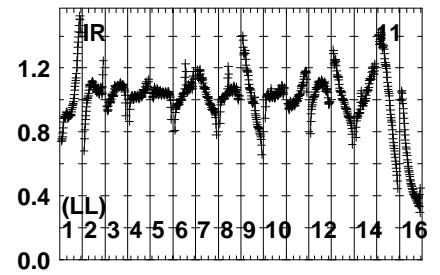
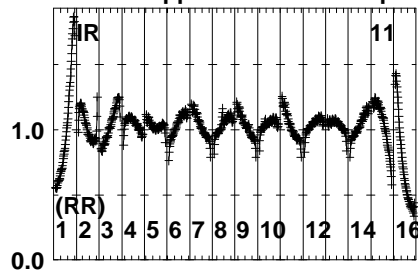
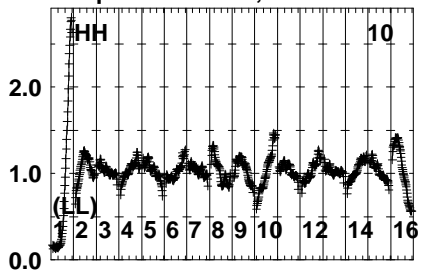
Auto-corr total-power spectrum Antenna: *

Timerange: 01/02:34:28 to 01/02:35:08

Plot file version 568 created 18-APR-2024 16:06:34

J1129+0951 RG014.UVDATA.1

Freq = 4.6005 GHz, Bw = 32.000 MH No calibration applied and no bandpass applied



Lower frame: Real Jy

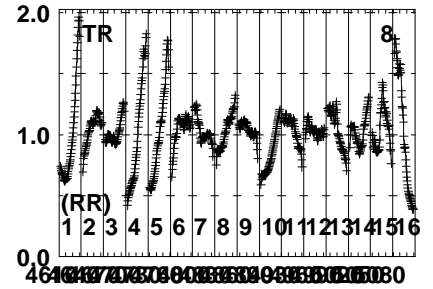
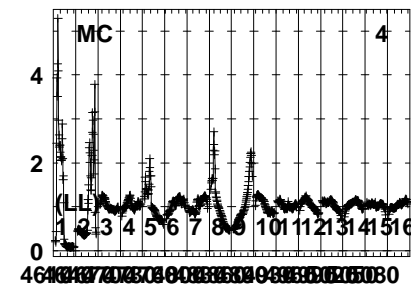
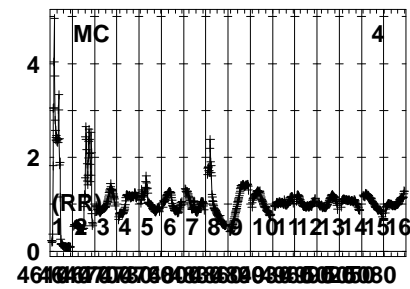
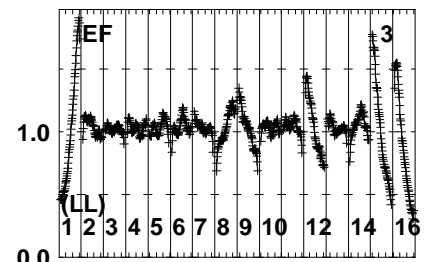
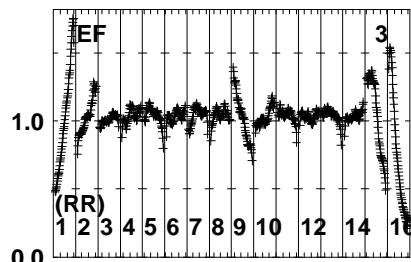
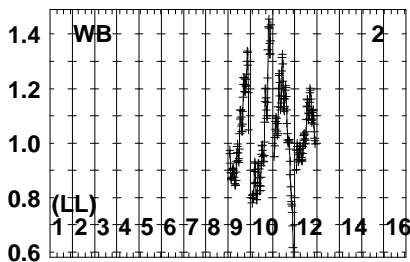
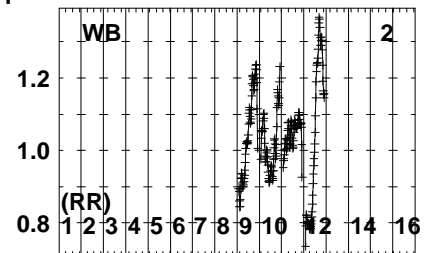
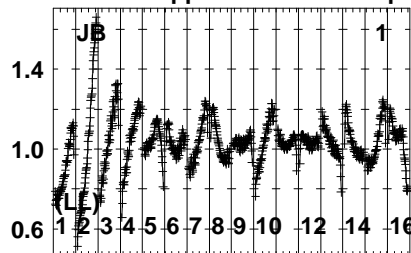
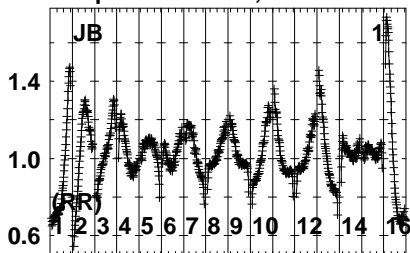
Auto-corr total-power spectrum Antenna: *

Timerange: 01/02:35:31 to 01/02:36:11

Plot file version 569 created 18-APR-2024 16:06:34

SN2022XF RG014.UVDATA.1

Freq = 4.6005 GHz, Bw = 32.000 MH No calibration applied and no bandpass applied

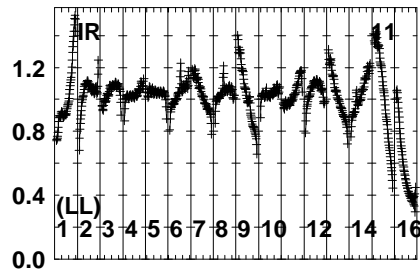
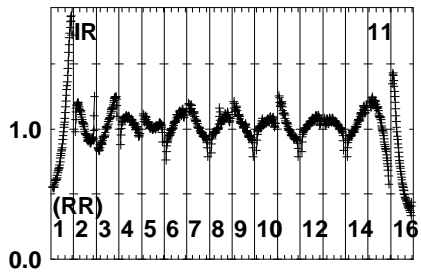
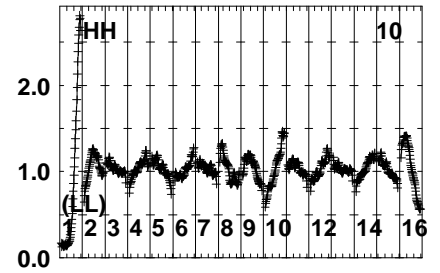
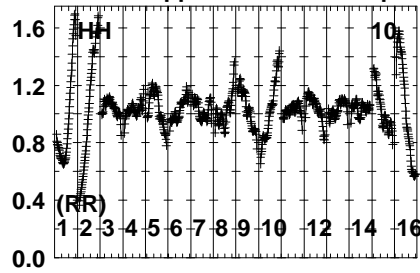
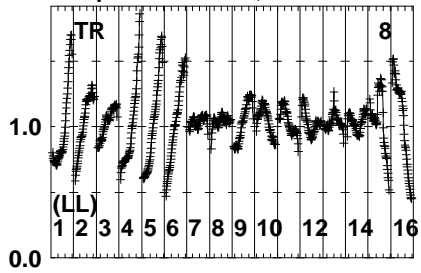


Lower frame: Real Jy
Auto-corr total-power spectrum Antenna: *
Timerange: 01/02:36:31 to 01/02:39:27

Plot file version 570 created 18-APR-2024 16:06:34

SN2022XXF RG014.UVDATA.1

Freq = 4.6005 GHz, Bw = 32.000 MH No calibration applied and no bandpass applied

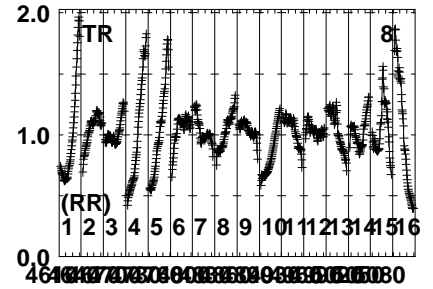
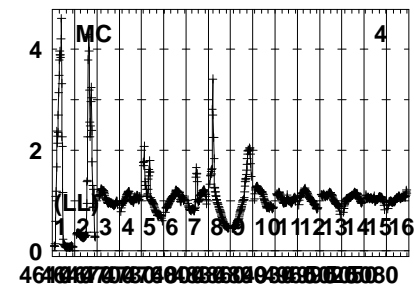
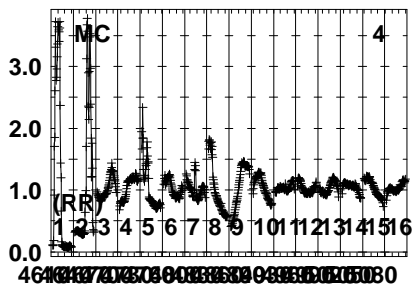
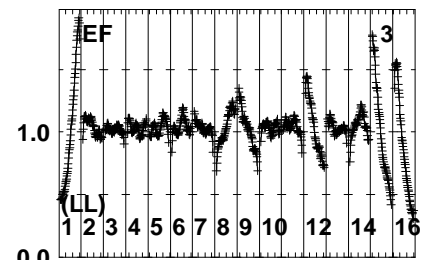
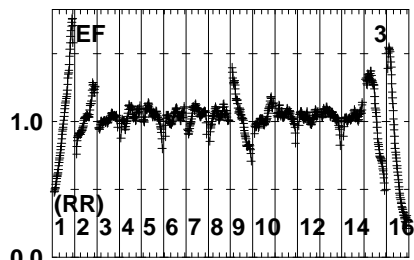
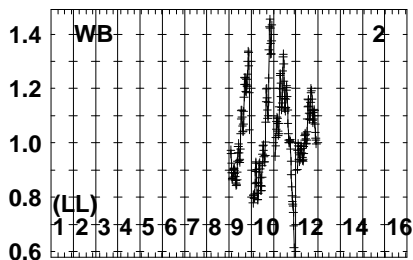
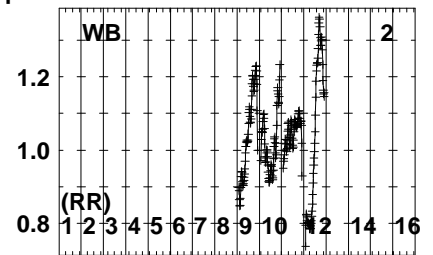
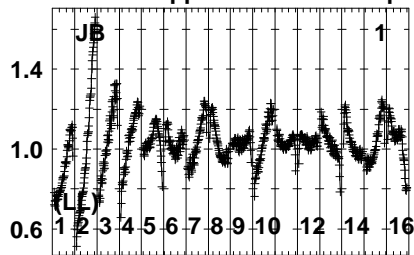
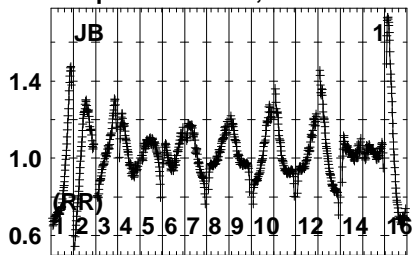


Lower frame: Real Jy
Auto-corr total-power spectrum Antenna: *
Timerange: 01/02:36:31 to 01/02:39:27

Plot file version 571 created 18-APR-2024 16:06:34

J1130+0846 RG014.UVDATA.1

Freq = 4.6005 GHz, Bw = 32.000 MH No calibration applied and no bandpass applied

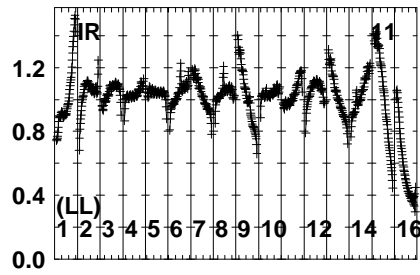
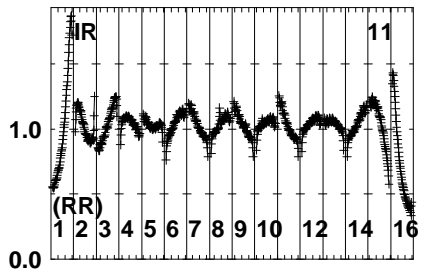
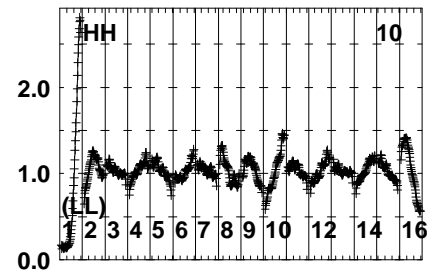
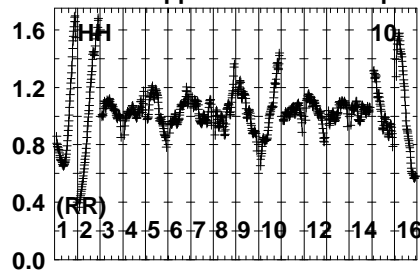
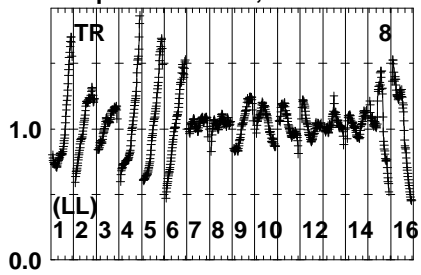


FREQ MHz
Lower frame: Real Jy
Auto-corr total-power spectrum Antenna: *
Timerange: 01/02:39:44 to 01/02:40:24

Plot file version 572 created 18-APR-2024 16:06:34

J1130+0846 RG014.UVDATA.1

Freq = 4.6005 GHz, Bw = 32.000 MH No calibration applied and no bandpass applied

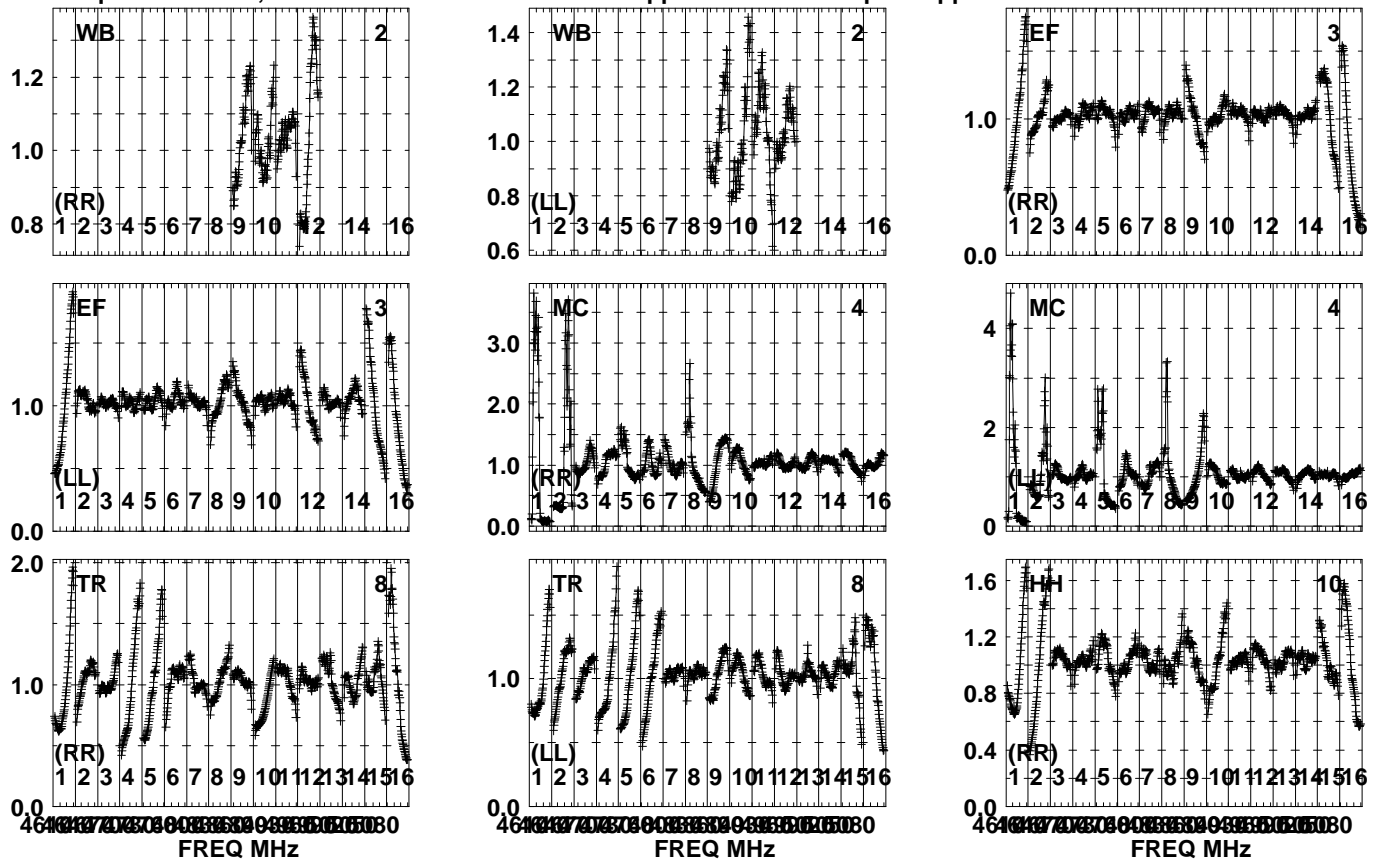


Lower frame: Real Jy
Auto-corr total-power spectrum Antenna: *
Timerange: 01/02:39:44 to 01/02:40:24

Plot file version 573 created 18-APR-2024 16:06:34

J1129+0951 RG014.UVDATA.1

Freq = 4.6005 GHz, Bw = 32.000 MH No calibration applied and no bandpass applied

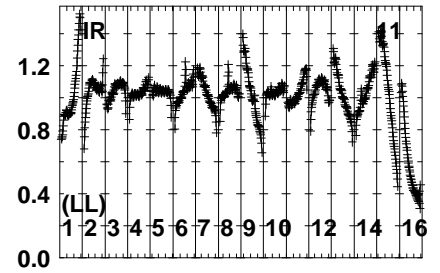
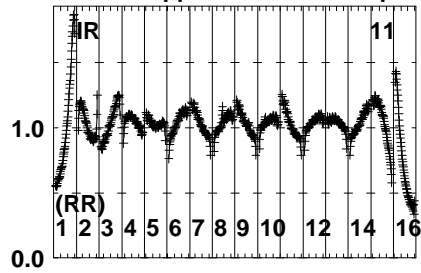
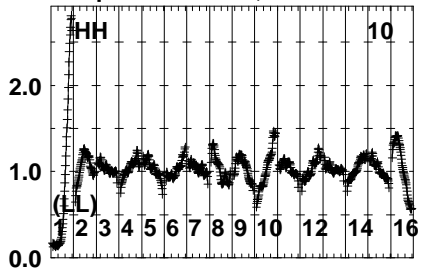


Lower frame: Real Jy
Auto-corr total-power spectrum Antenna: *
Timerange: 01/02:40:47 to 01/02:41:27

Plot file version 574 created 18-APR-2024 16:06:34

J1129+0951 RG014.UVDATA.1

Freq = 4.6005 GHz, Bw = 32.000 MH No calibration applied and no bandpass applied



Lower frame: Real Jy

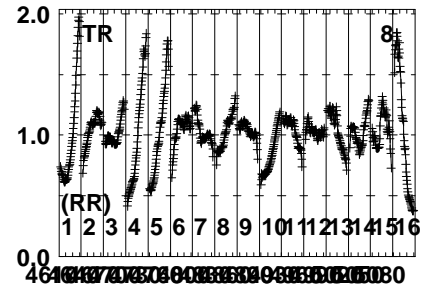
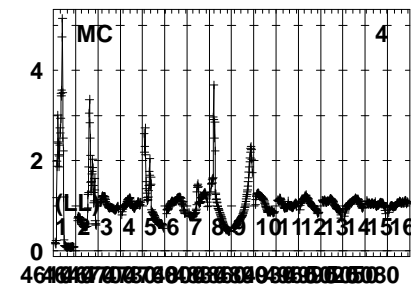
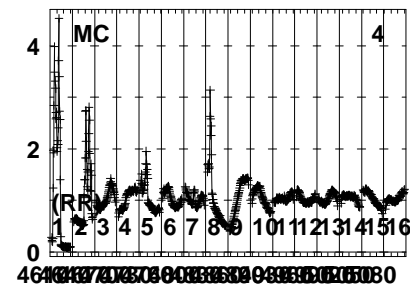
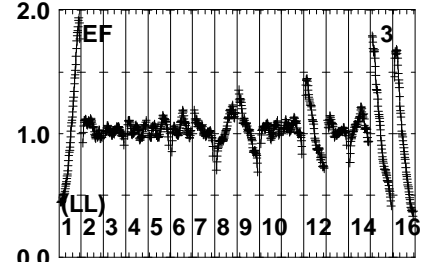
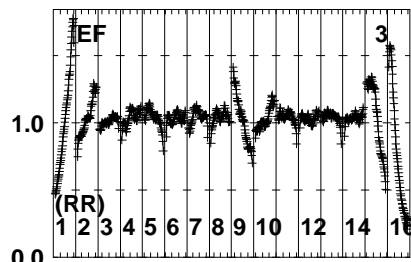
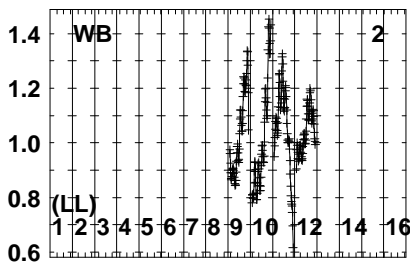
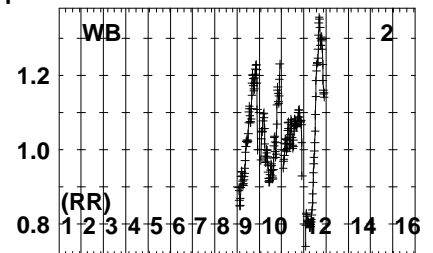
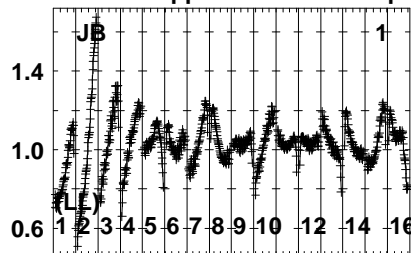
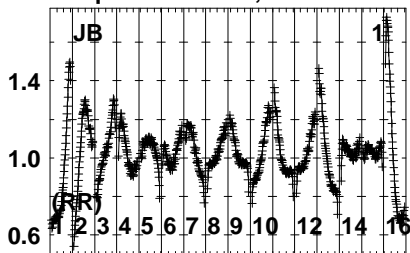
Auto-corr total-power spectrum Antenna: *

Timerange: 01/02:40:47 to 01/02:41:27

Plot file version 575 created 18-APR-2024 16:06:34

3C273 RG014.UVDATA.1

Freq = 4.6005 GHz, Bw = 32.000 MH No calibration applied and no bandpass applied

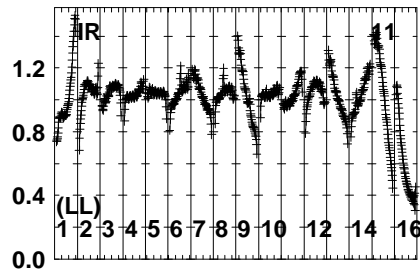
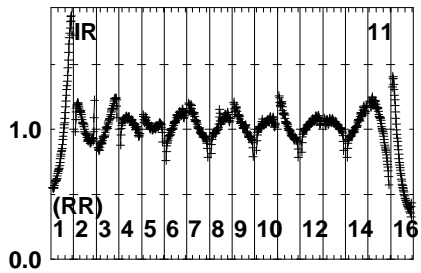
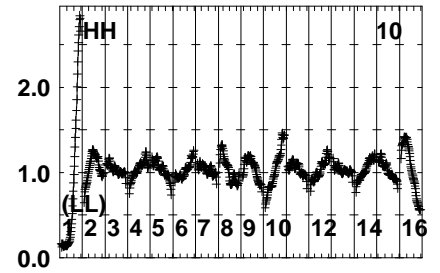
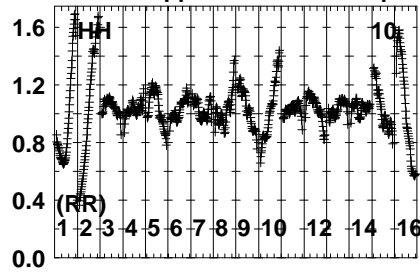
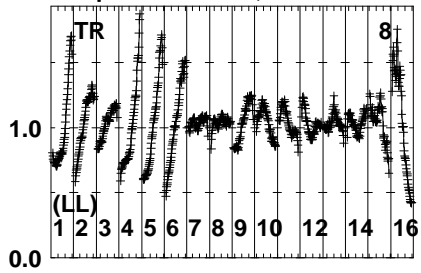


Lower frame: Real Jy
Auto-corr total-power spectrum Antenna: *
Timerange: 01/02:43:02 to 01/02:45:58

Plot file version 576 created 18-APR-2024 16:06:34

3C273 RG014.UVDATA.1

Freq = 4.6005 GHz, Bw = 32.000 MH No calibration applied and no bandpass applied

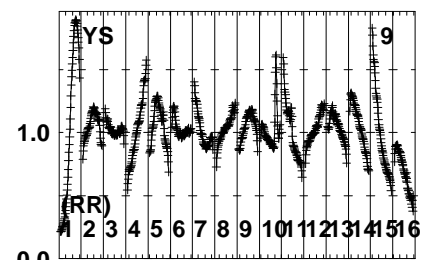
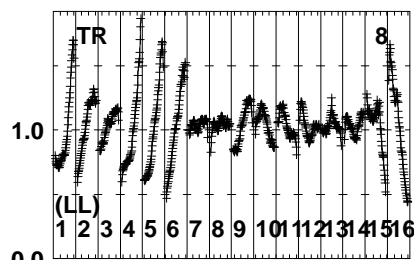
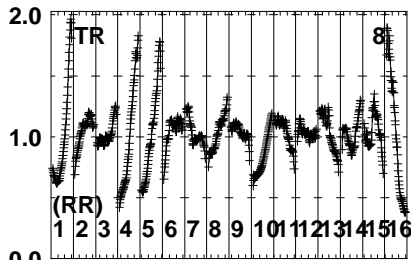
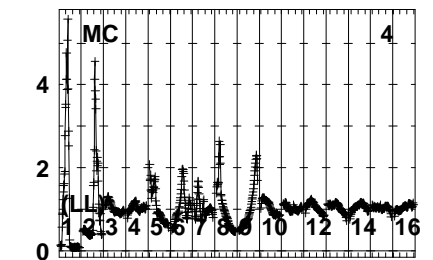
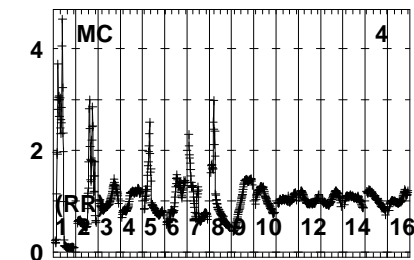
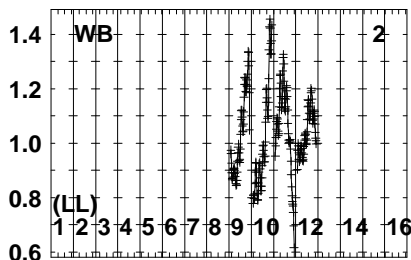
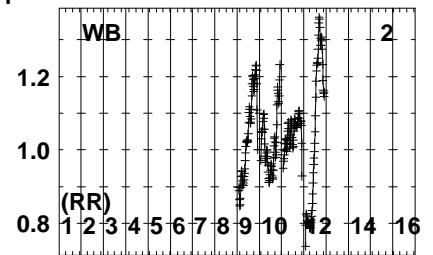
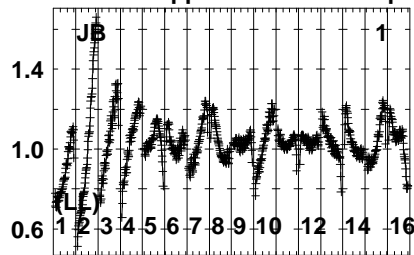
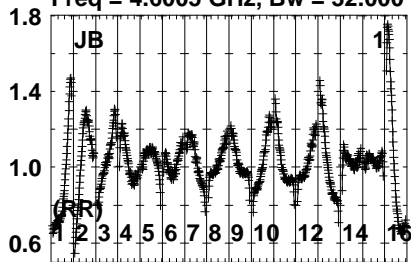


Lower frame: Real Jy
Auto-corr total-power spectrum Antenna: *
Timerange: 01/02:43:02 to 01/02:45:58

Plot file version 577 created 18-APR-2024 16:06:34

J1130+0846 RG014.UVDATA.1

Freq = 4.6005 GHz, Bw = 32.000 MH No calibration applied and no bandpass applied



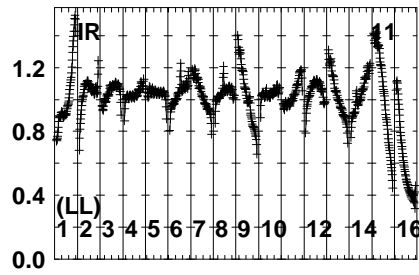
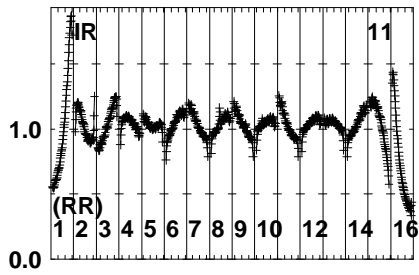
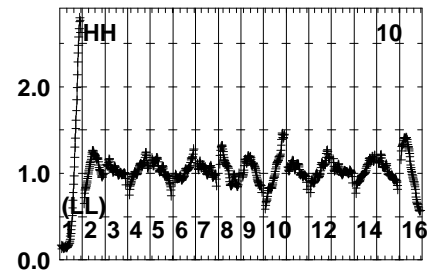
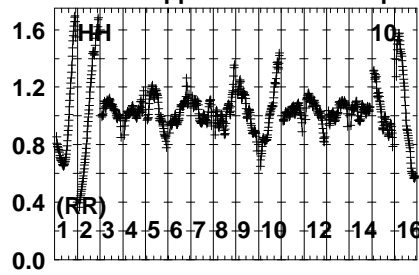
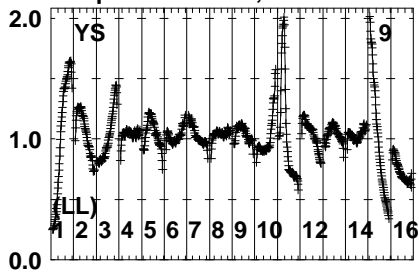
FREQ MHz

Lower frame: Real Jy
Auto-corr total-power spectrum Antenna: *
Timerange: 01/02:47:32 to 01/02:48:12

Plot file version 578 created 18-APR-2024 16:06:34

J1130+0846 RG014.UVDATA.1

Freq = 4.6005 GHz, Bw = 32.000 MH No calibration applied and no bandpass applied

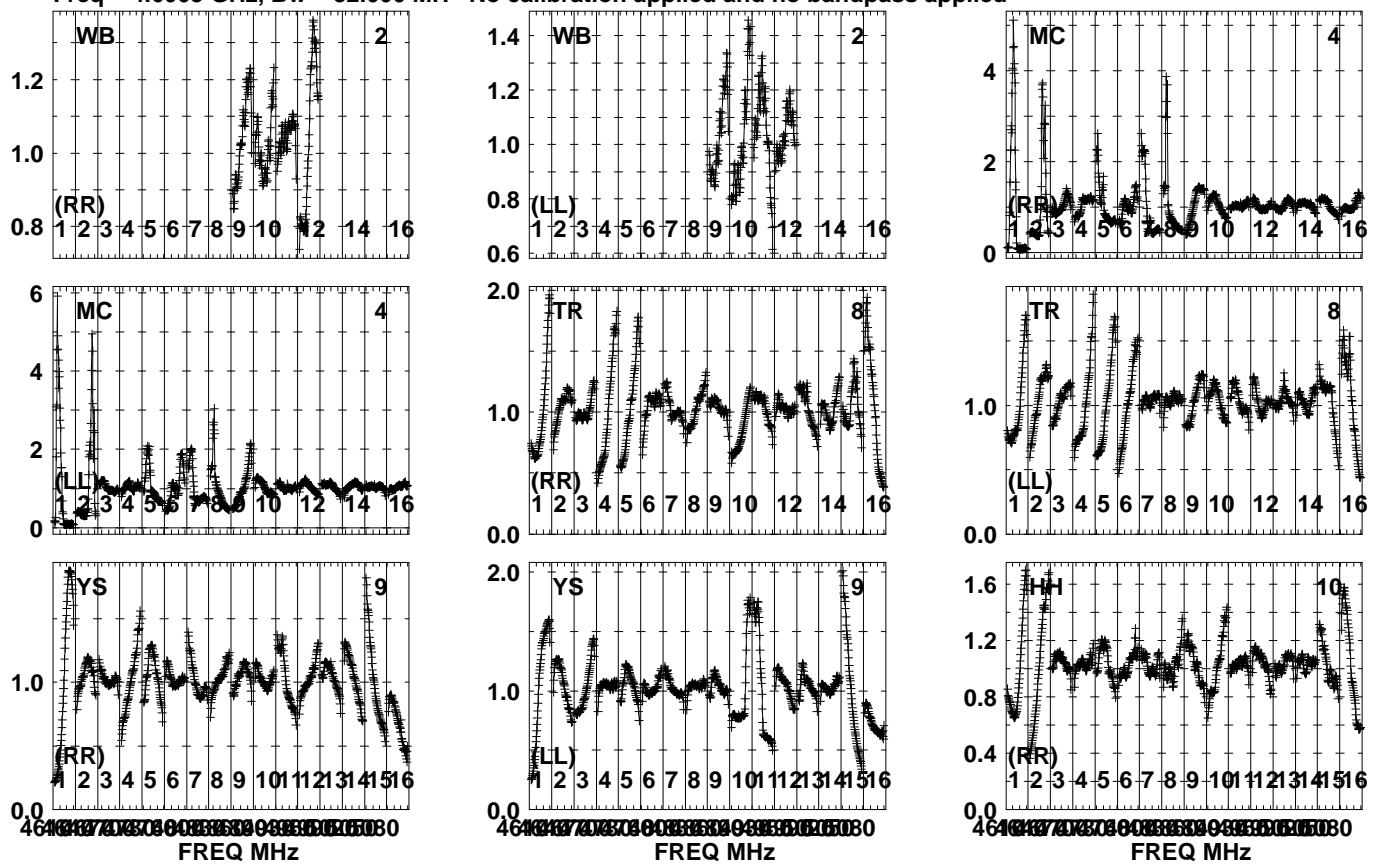


Lower frame: Real Jy
Auto-corr total-power spectrum Antenna: *
Timerange: 01/02:47:32 to 01/02:48:12

Plot file version 579 created 18-APR-2024 16:06:34

J1129+0951 RG014.UVDATA.1

Freq = 4.6005 GHz, Bw = 32.000 MH No calibration applied and no bandpass applied

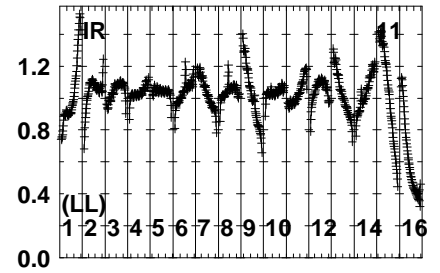
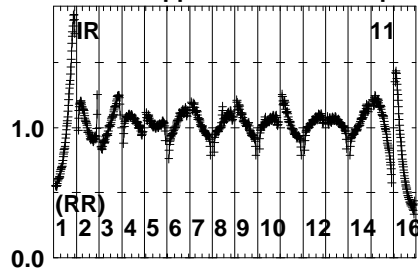
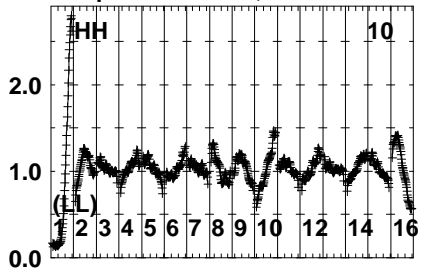


Lower frame: Real Jy
Auto-corr total-power spectrum Antenna: *
Timerange: 01/02:48:32 to 01/02:49:12

Plot file version 580 created 18-APR-2024 16:06:34

J1129+0951 RG014.UVDATA.1

Freq = 4.6005 GHz, Bw = 32.000 MH No calibration applied and no bandpass applied



Lower frame: Real Jy

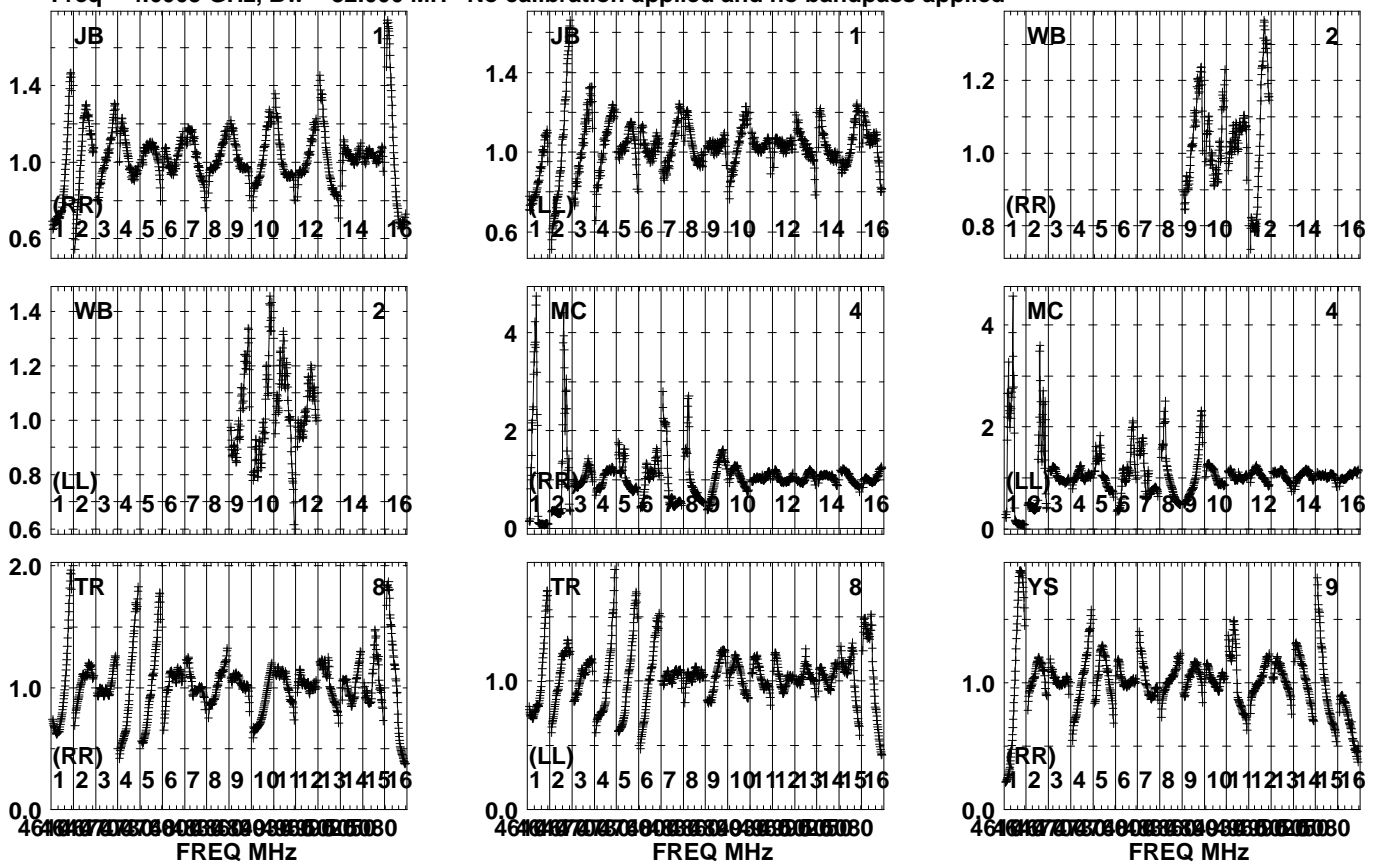
Auto-corr total-power spectrum Antenna: *

Timerange: 01/02:48:32 to 01/02:49:12

Plot file version 581 created 18-APR-2024 16:06:34

SN2022XXF RG014.UVDATA.1

Freq = 4.6005 GHz, Bw = 32.000 MH No calibration applied and no bandpass applied

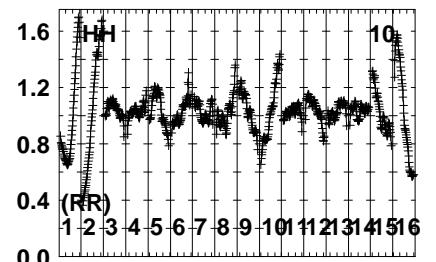
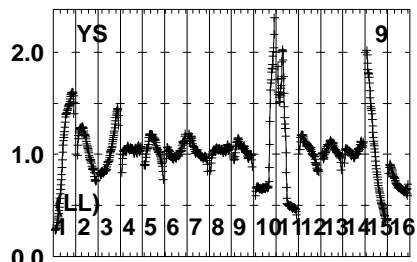
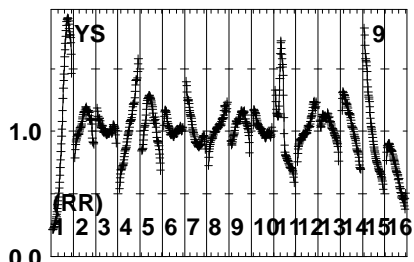
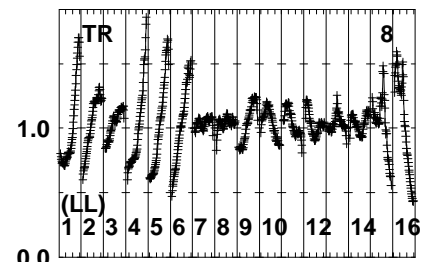
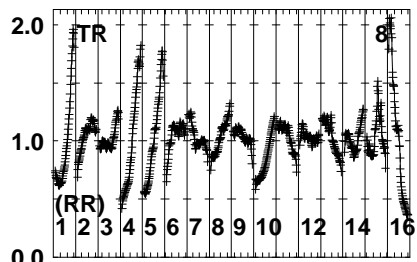
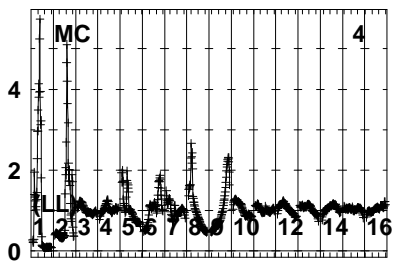
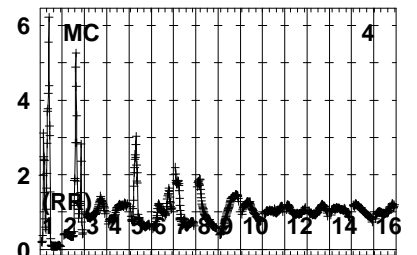
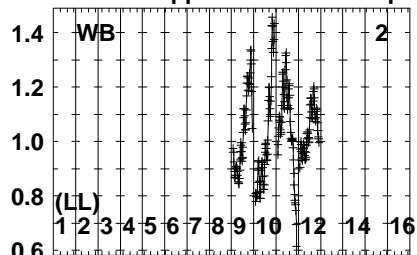
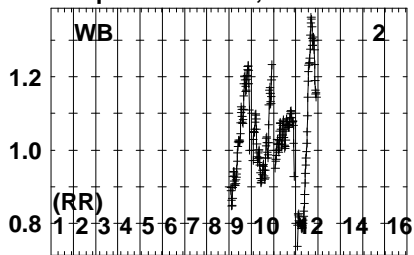


Lower frame: Real Jy
Auto-corr total-power spectrum Antenna: *
Timerange: 01/02:49:32 to 01/02:52:28

Plot file version 583 created 18-APR-2024 16:06:35

J1130+0846 RG014.UVDATA.1

Freq = 4.6005 GHz, Bw = 32.000 MH No calibration applied and no bandpass applied



464317.0 464317.000 464317.000 464317.000 464317.000 464317.000 464317.000 464317.000 464317.000 464317.000 464317.000 464317.000 464317.000 464317.000 464317.000 464317.000
FREQ MHz

464317.0 464317.000 464317.000 464317.000 464317.000 464317.000 464317.000 464317.000 464317.000 464317.000 464317.000 464317.000 464317.000 464317.000 464317.000 464317.000
FREQ MHz

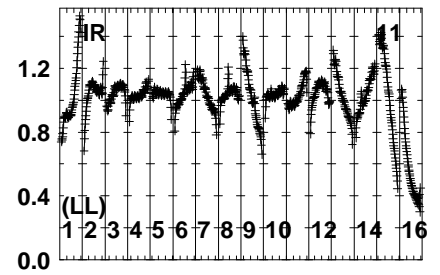
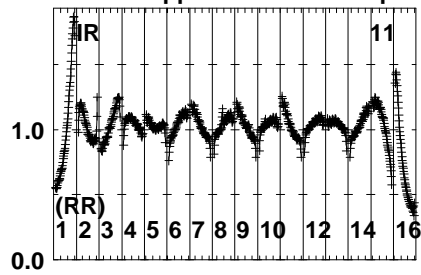
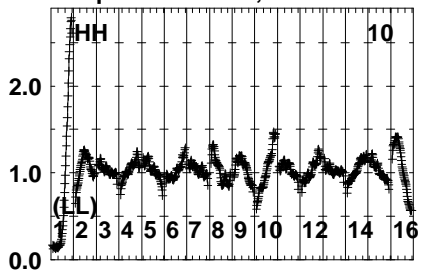
464317.0 464317.000 464317.000 464317.000 464317.000 464317.000 464317.000 464317.000 464317.000 464317.000 464317.000 464317.000 464317.000 464317.000 464317.000 464317.000
FREQ MHz

Lower frame: Real Jy
Auto-corr total-power spectrum Antenna: *
Timerange: 01/02:52:45 to 01/02:53:25

Plot file version 584 created 18-APR-2024 16:06:35

J1130+0846 RG014.UVDATA.1

Freq = 4.6005 GHz, Bw = 32.000 MH No calibration applied and no bandpass applied

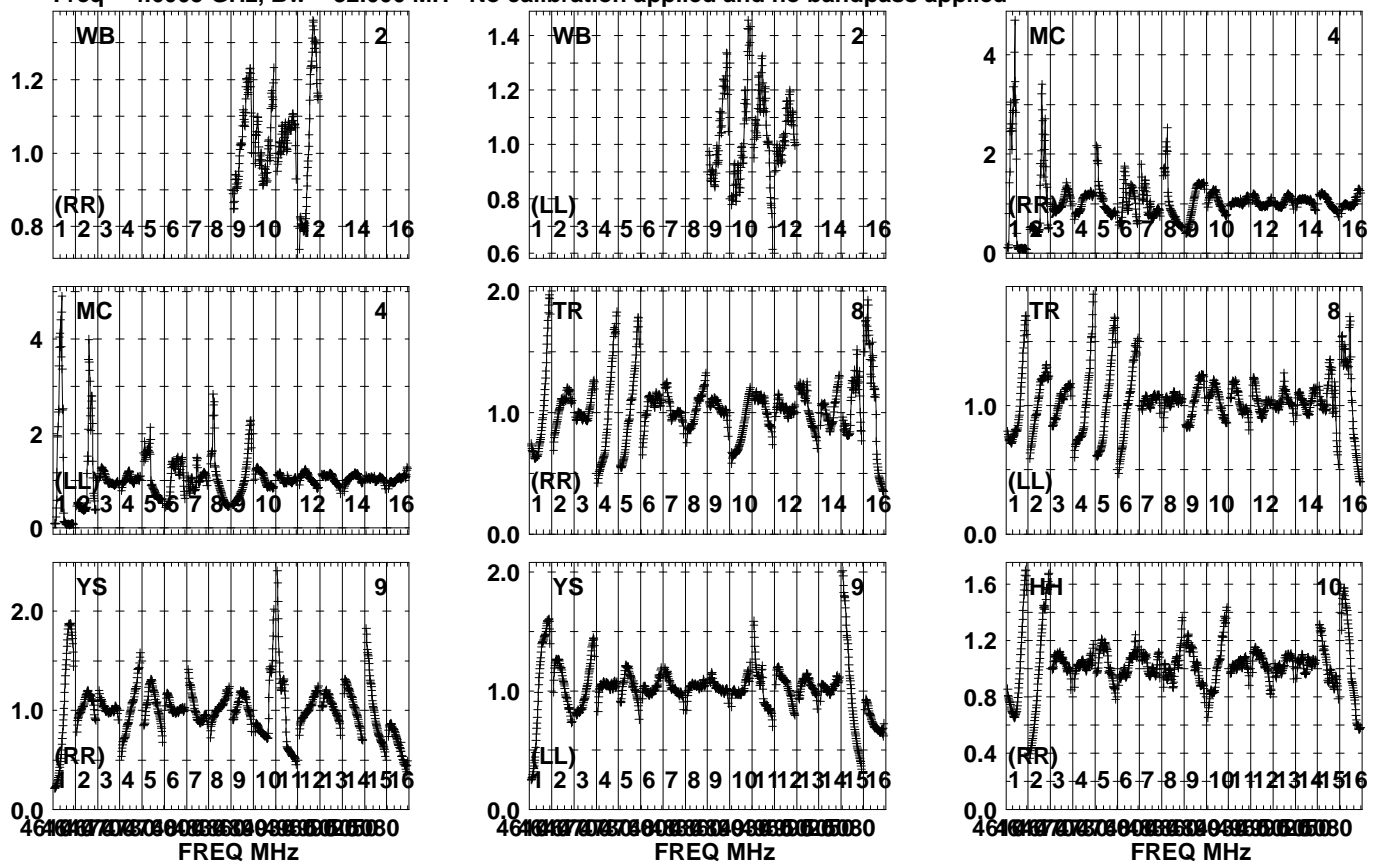


Lower frame: Real Jy
Auto-corr total-power spectrum Antenna: *
Timerange: 01/02:52:45 to 01/02:53:25

Plot file version 585 created 18-APR-2024 16:06:35

J1129+0951 RG014.UVDATA.1

Freq = 4.6005 GHz, Bw = 32.000 MH No calibration applied and no bandpass applied

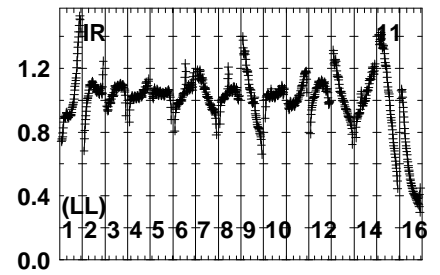
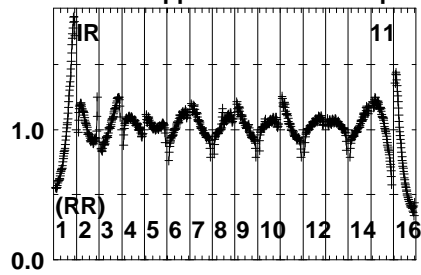
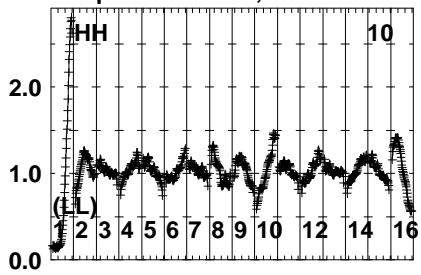


Lower frame: Real Jy
Auto-corr total-power spectrum Antenna: *
Timerange: 01/02:53:48 to 01/02:54:28

Plot file version 586 created 18-APR-2024 16:06:35

J1129+0951 RG014.UVDATA.1

Freq = 4.6005 GHz, Bw = 32.000 MH No calibration applied and no bandpass applied



Lower frame: Real Jy

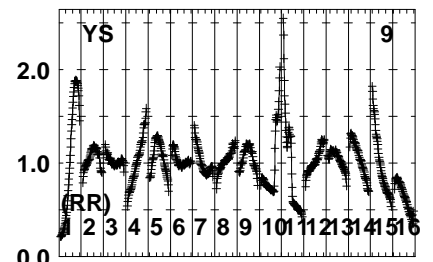
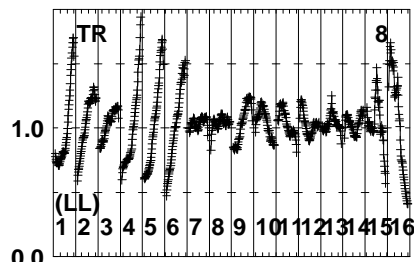
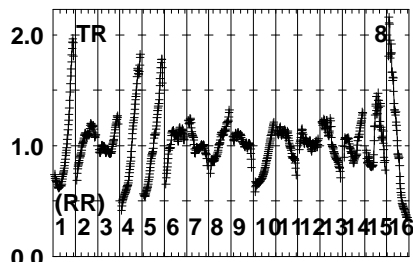
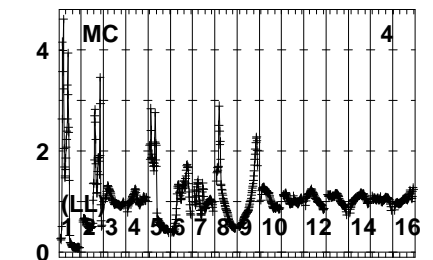
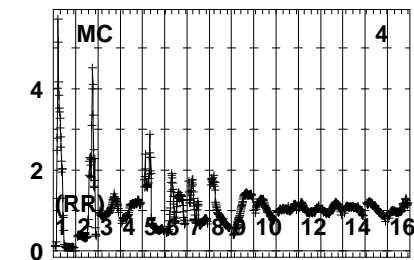
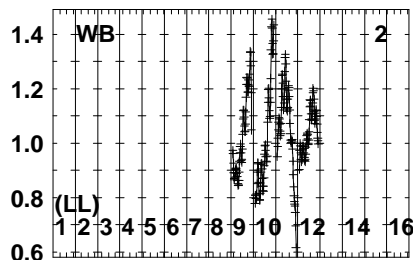
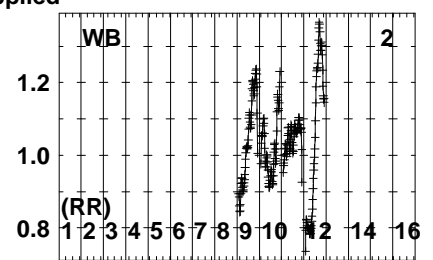
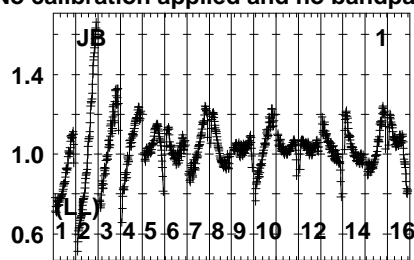
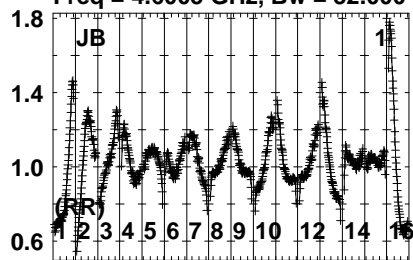
Auto-corr total-power spectrum Antenna: *

Timerange: 01/02:53:48 to 01/02:54:28

Plot file version 587 created 18-APR-2024 16:06:35

SN2022XXF RG014.UVDATA.1

Freq = 4.6005 GHz, Bw = 32.000 MH No calibration applied and no bandpass applied



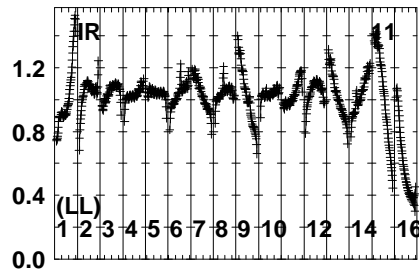
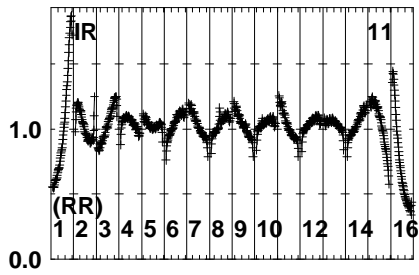
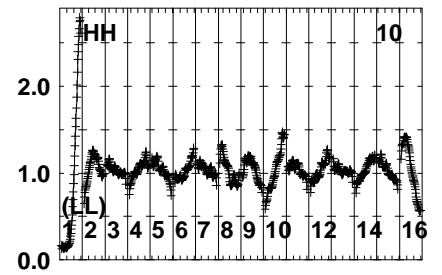
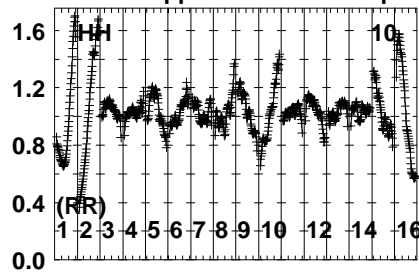
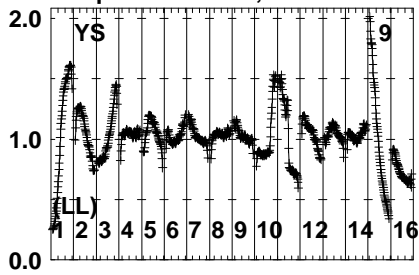
FREQ MHz

Lower frame: Real Jy
Auto-corr total-power spectrum Antenna: *
Timerange: 01/02:54:48 to 01/02:57:44

Plot file version 588 created 18-APR-2024 16:06:35

SN2022XXF RG014.UVDATA.1

Freq = 4.6005 GHz, Bw = 32.000 MH No calibration applied and no bandpass applied

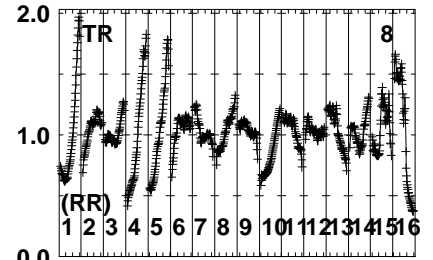
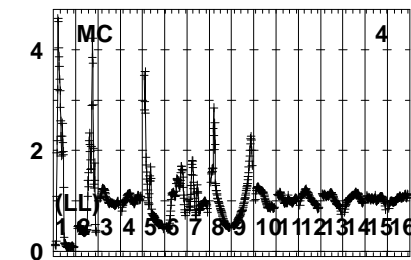
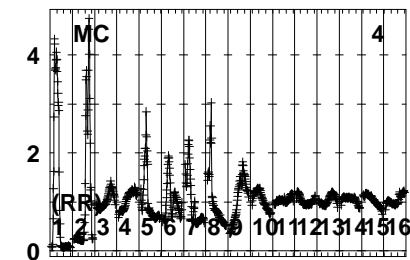
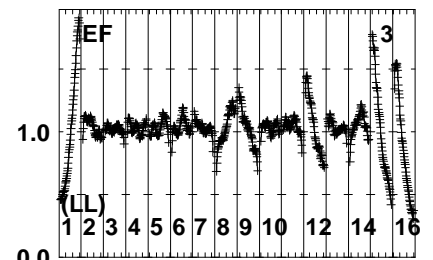
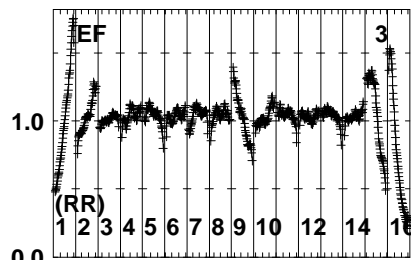
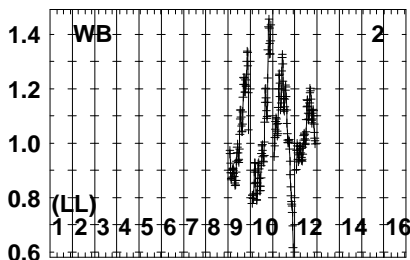
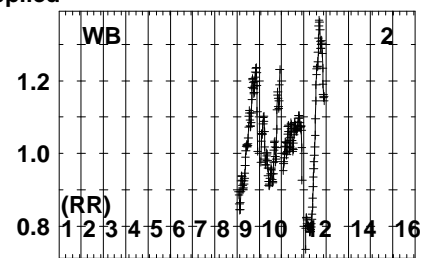
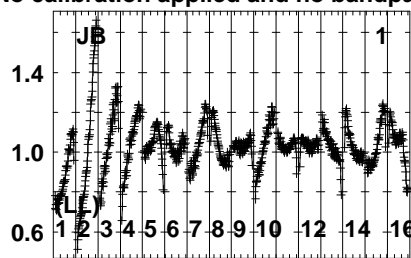
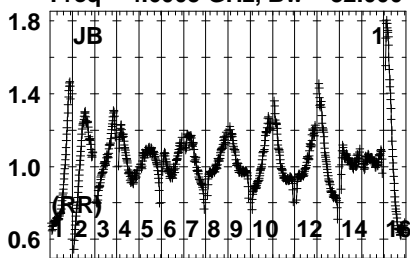


Lower frame: Real Jy
Auto-corr total-power spectrum Antenna: *
Timerange: 01/02:54:48 to 01/02:57:44

Plot file version 589 created 18-APR-2024 16:06:35

J1130+0846 RG014.UVDATA.1

Freq = 4.6005 GHz, Bw = 32.000 MH No calibration applied and no bandpass applied



464317 4080 9985 5080
FREQ MHz

464317 4080 9985 5080
FREQ MHz

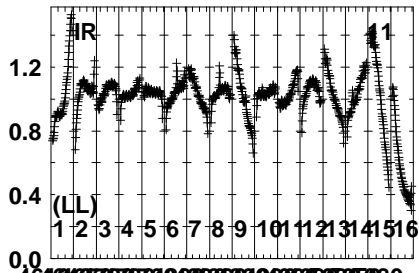
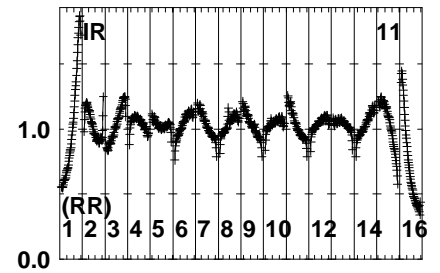
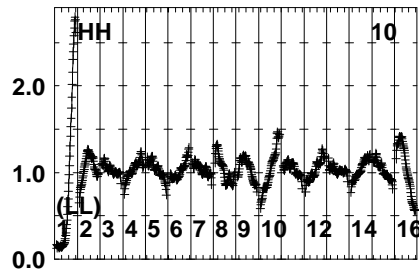
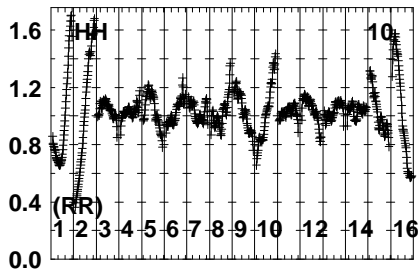
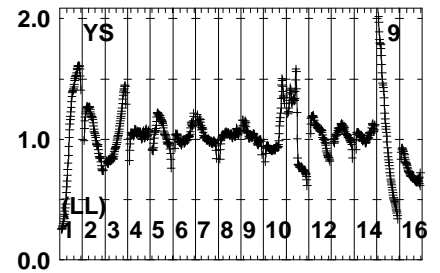
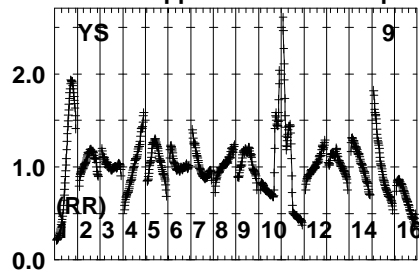
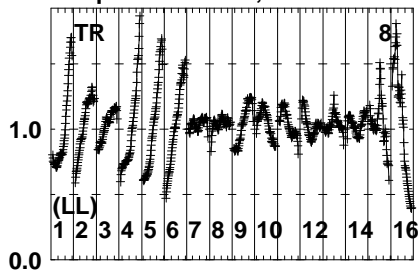
464317 4080 9985 5080
FREQ MHz

Lower frame: Real Jy
Auto-corr total-power spectrum Antenna: *
Timerange: 01/02:58:03 to 01/02:58:43

Plot file version 590 created 18-APR-2024 16:06:35

J1130+0846 RG014.UVDATA.1

Freq = 4.6005 GHz, Bw = 32.000 MH No calibration applied and no bandpass applied



4.6005 4.6006 4.6007 4.6008 4.6009 4.6010 4.6011 4.6012 4.6013 4.6014 4.6015 4.6016

FREQ MHz

Lower frame: Real Jy

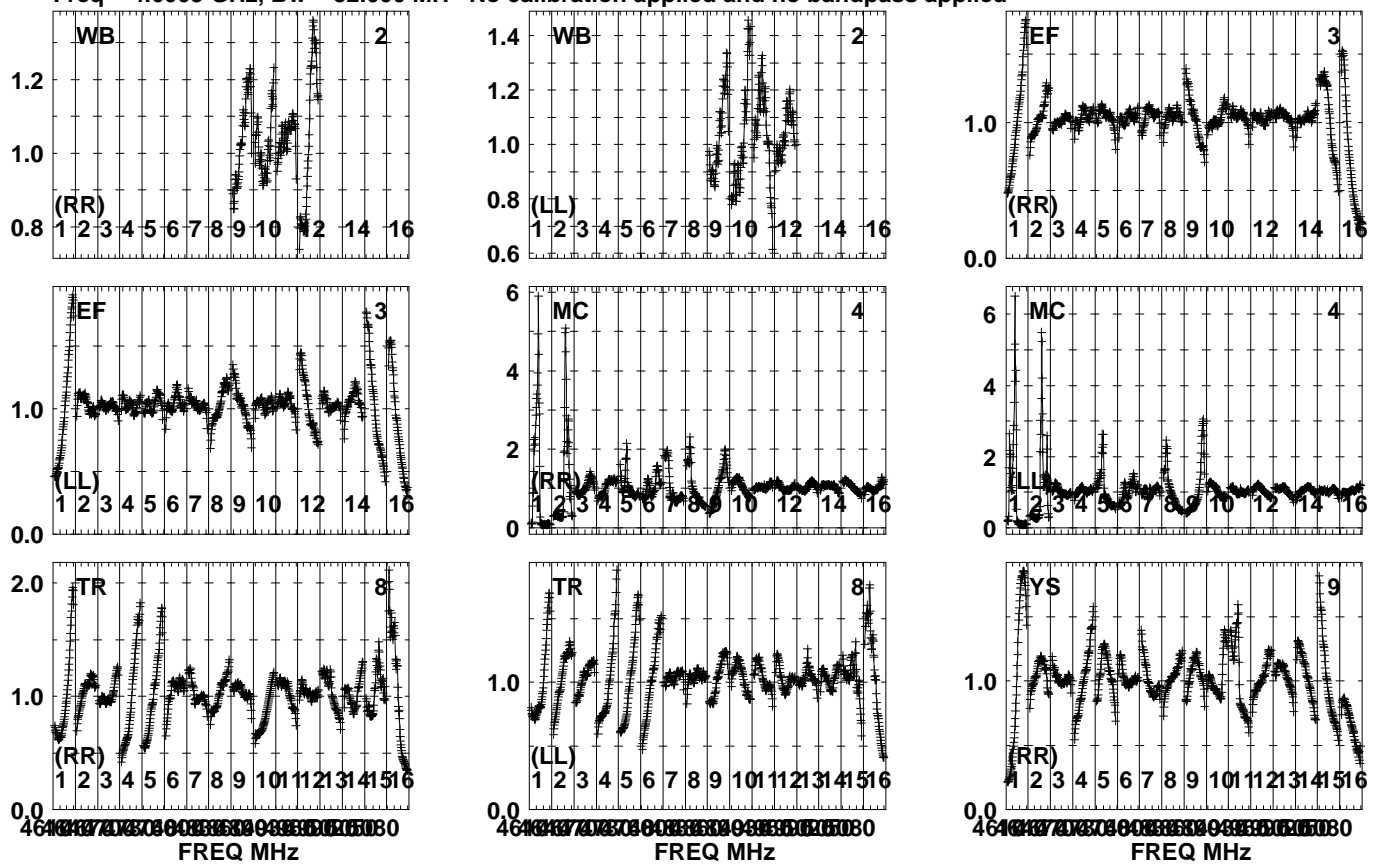
Auto-corr total-power spectrum Antenna: *

Timerange: 01/02:58:03 to 01/02:58:43

Plot file version 591 created 18-APR-2024 16:06:35

J1129+0951 RG014.UVDATA.1

Freq = 4.6005 GHz, Bw = 32.000 MH No calibration applied and no bandpass applied

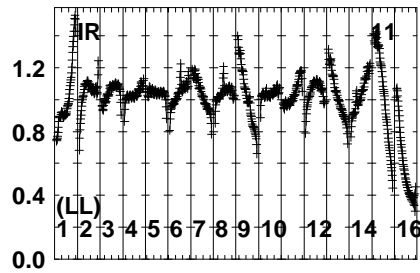
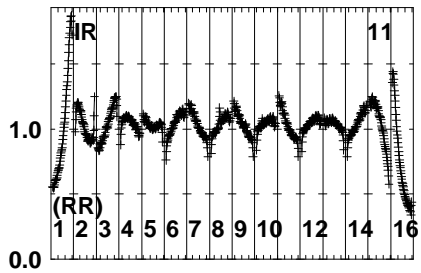
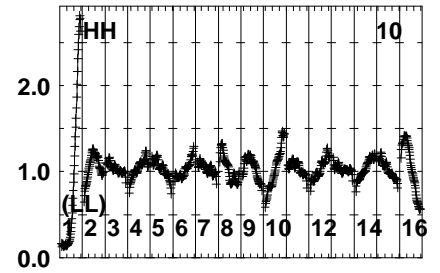
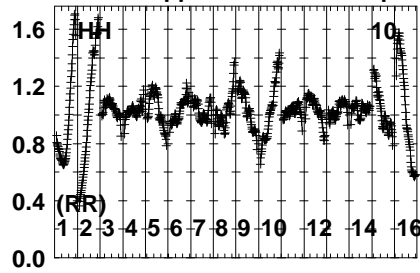
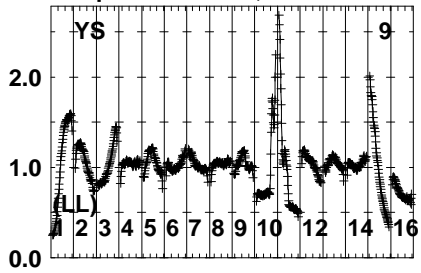


Lower frame: Real Jy
Auto-corr total-power spectrum Antenna: *
Timerange: 01/02:59:06 to 01/02:59:46

Plot file version 592 created 18-APR-2024 16:06:35

J1129+0951 RG014.UVDATA.1

Freq = 4.6005 GHz, Bw = 32.000 MH No calibration applied and no bandpass applied

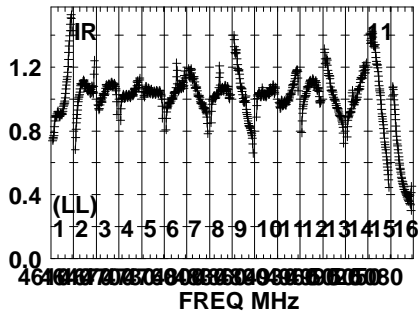
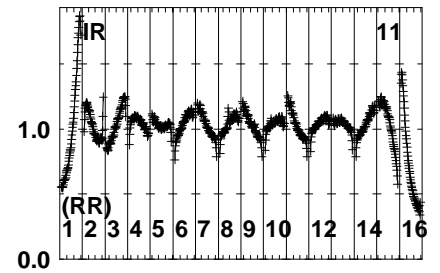
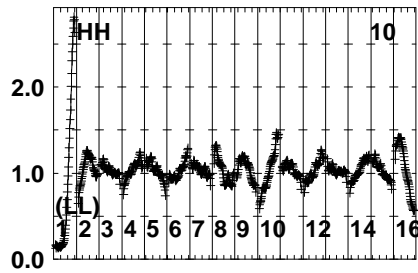
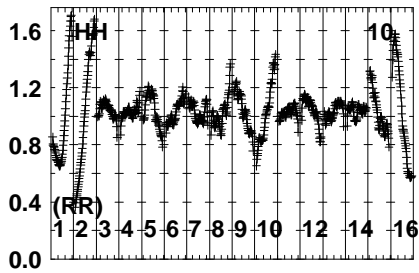
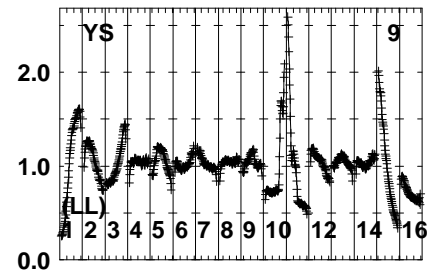
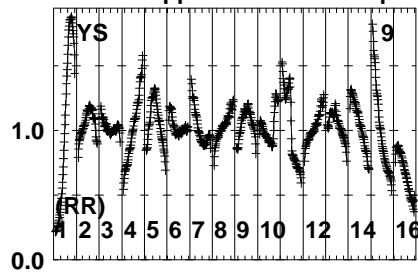
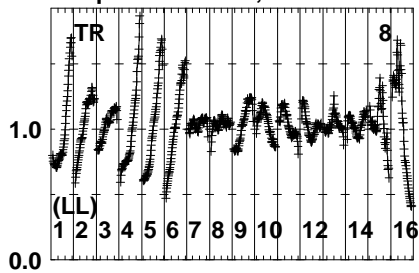


Lower frame: Real Jy
Auto-corr total-power spectrum Antenna: *
Timerange: 01/02:59:06 to 01/02:59:46

Plot file version 594 created 18-APR-2024 16:06:36

SN2022XXF RG014.UVDATA.1

Freq = 4.6005 GHz, Bw = 32.000 MH No calibration applied and no bandpass applied

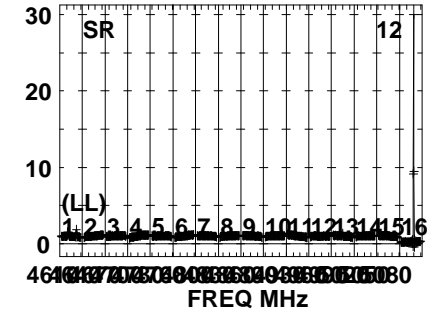
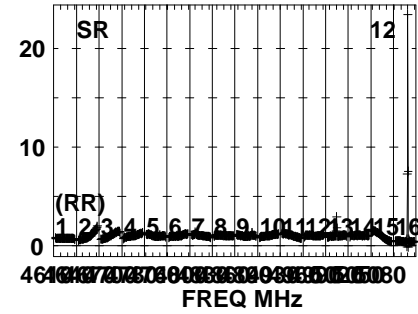
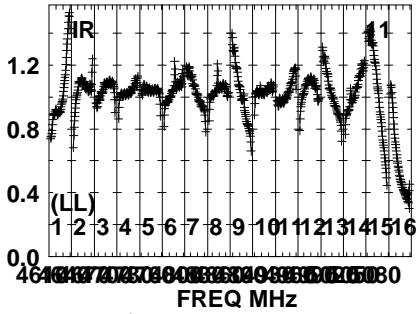
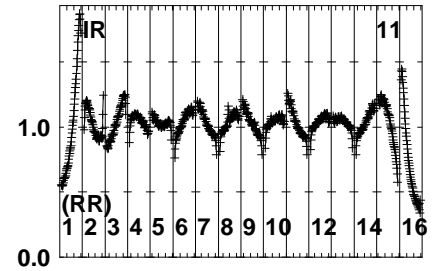
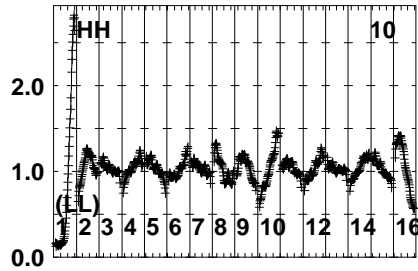
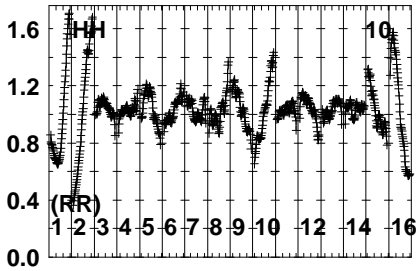
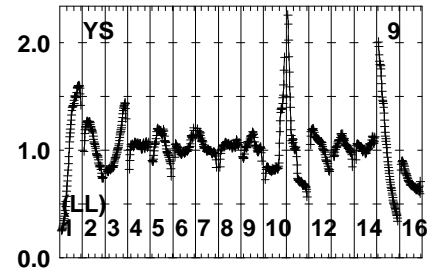
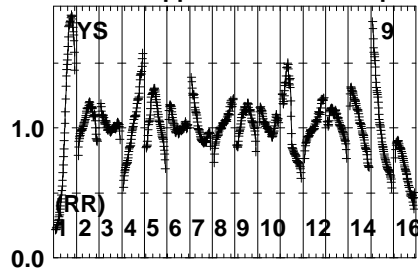
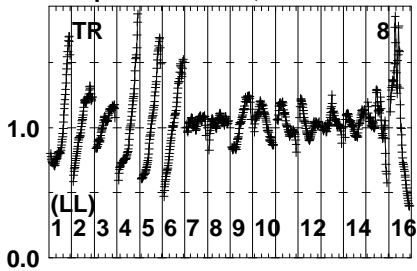


Lower frame: Real Jy
Auto-corr total-power spectrum Antenna: *
Timerange: 01/03:00:06 to 01/03:03:02

Plot file version 596 created 18-APR-2024 16:06:36

J1130+0846 RG014.UVDATA.1

Freq = 4.6005 GHz, Bw = 32.000 MH No calibration applied and no bandpass applied

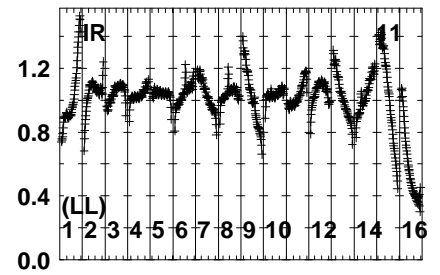
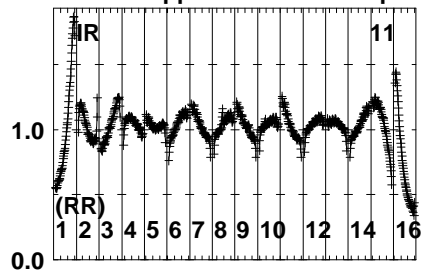
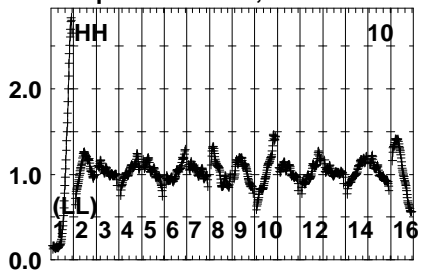


Lower frame: Real Jy
Auto-corr total-power spectrum Antenna: *
Timerange: 01/03:03:19 to 01/03:03:59

Plot file version 598 created 18-APR-2024 16:06:36

J1129+0951 RG014.UVDATA.1

Freq = 4.6005 GHz, Bw = 32.000 MH No calibration applied and no bandpass applied



Lower frame: Real Jy

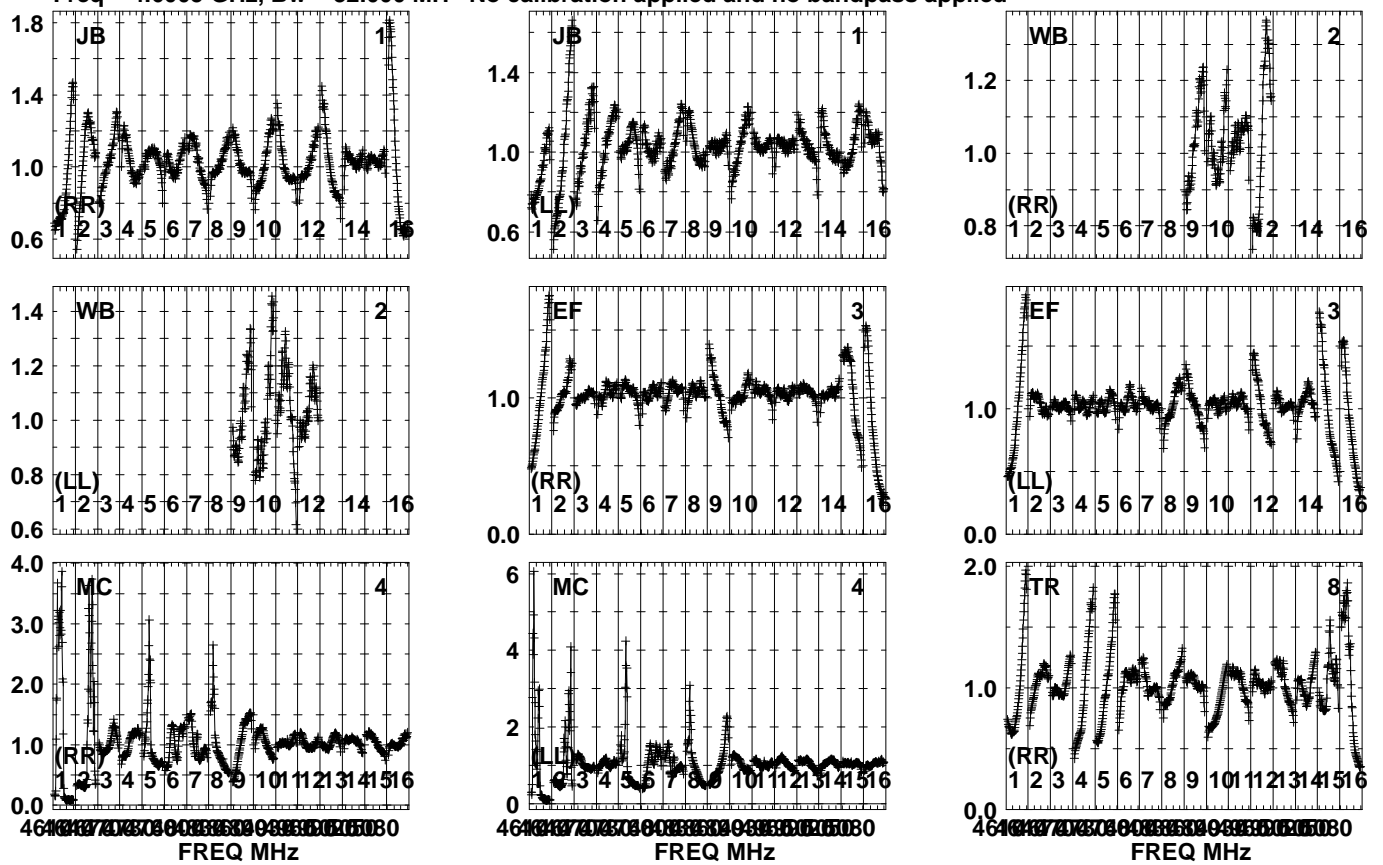
Auto-corr total-power spectrum Antenna: *

Timerange: 01/03:04:22 to 01/03:05:02

Plot file version 599 created 18-APR-2024 16:06:36

SN2022XXF RG014.UVDATA.1

Freq = 4.6005 GHz, Bw = 32.000 MH No calibration applied and no bandpass applied

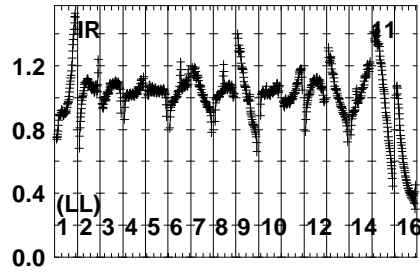
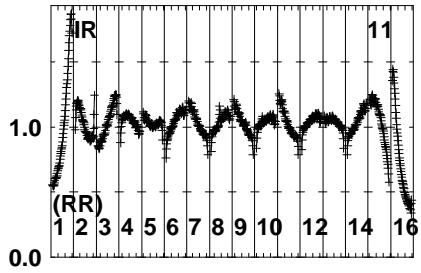
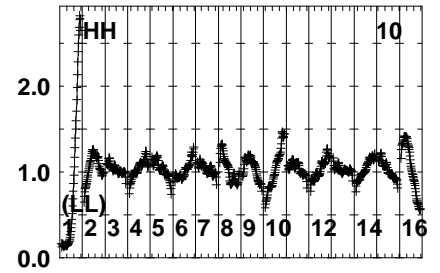
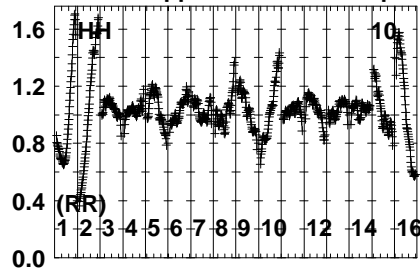
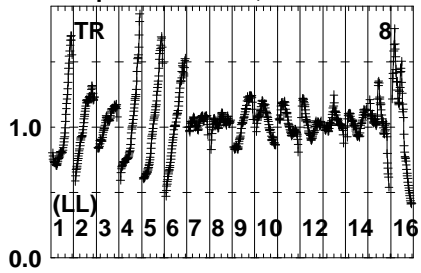


Lower frame: Real Jy
Auto-corr total-power spectrum Antenna: *
Timerange: 01/03:05:22 to 01/03:08:18

Plot file version 600 created 18-APR-2024 16:06:36

SN2022XXF RG014.UVDATA.1

Freq = 4.6005 GHz, Bw = 32.000 MH No calibration applied and no bandpass applied

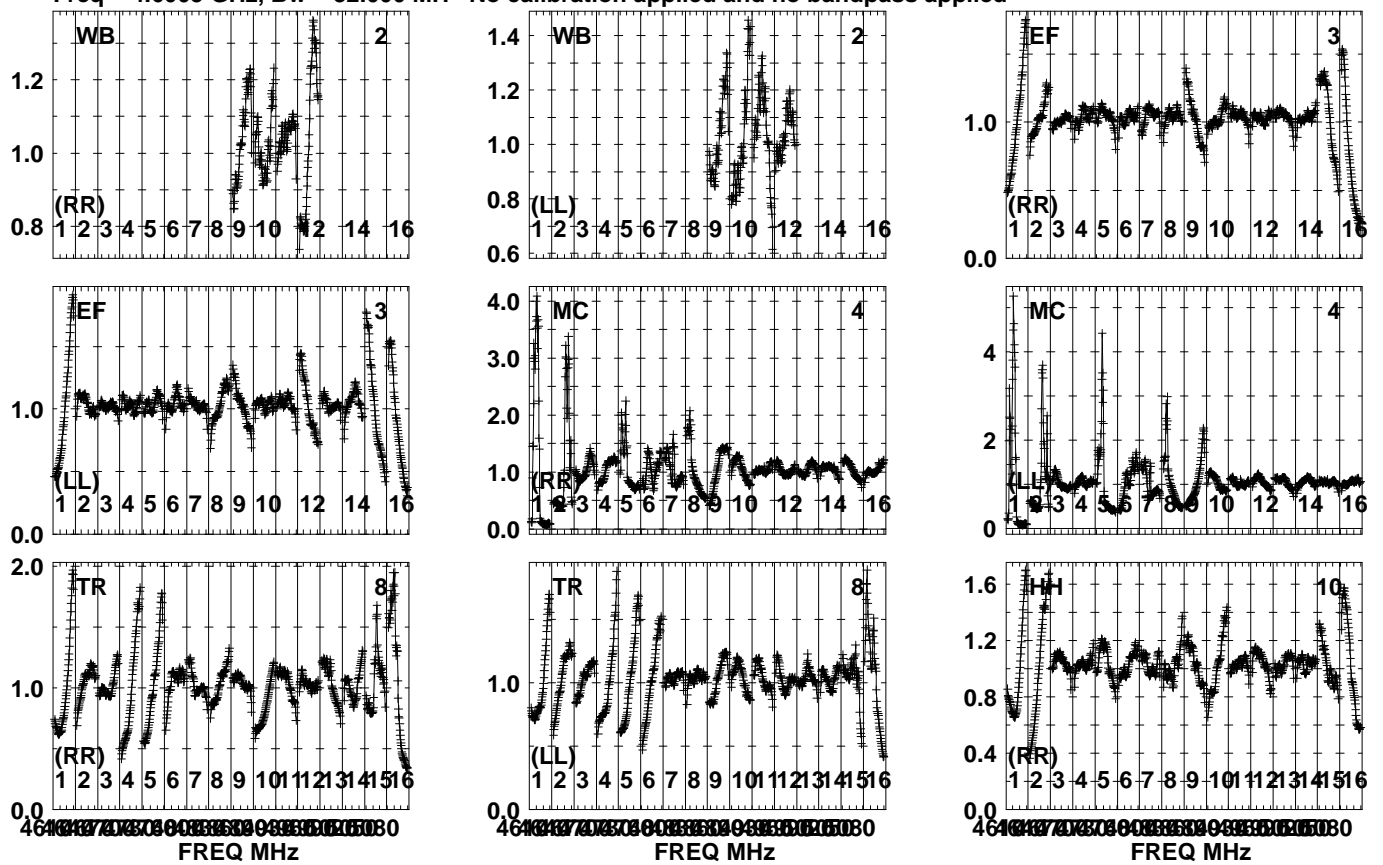


Lower frame: Real Jy
Auto-corr total-power spectrum Antenna: *
Timerange: 01/03:05:22 to 01/03:08:18

Plot file version 601 created 18-APR-2024 16:06:36

J1130+0846 RG014.UVDATA.1

Freq = 4.6005 GHz, Bw = 32.000 MH No calibration applied and no bandpass applied

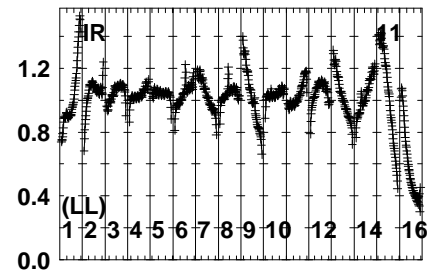
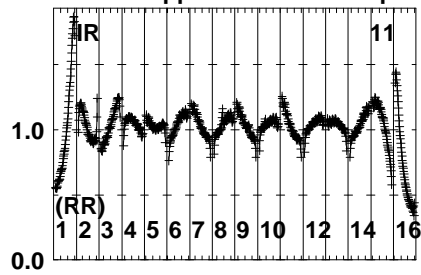
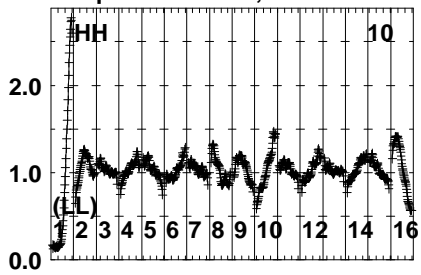


Lower frame: Real Jy
Auto-corr total-power spectrum Antenna: *
Timerange: 01/03:08:35 to 01/03:09:15

Plot file version 602 created 18-APR-2024 16:06:36

J1130+0846 RG014.UVDATA.1

Freq = 4.6005 GHz, Bw = 32.000 MH No calibration applied and no bandpass applied



Lower frame: Real Jy

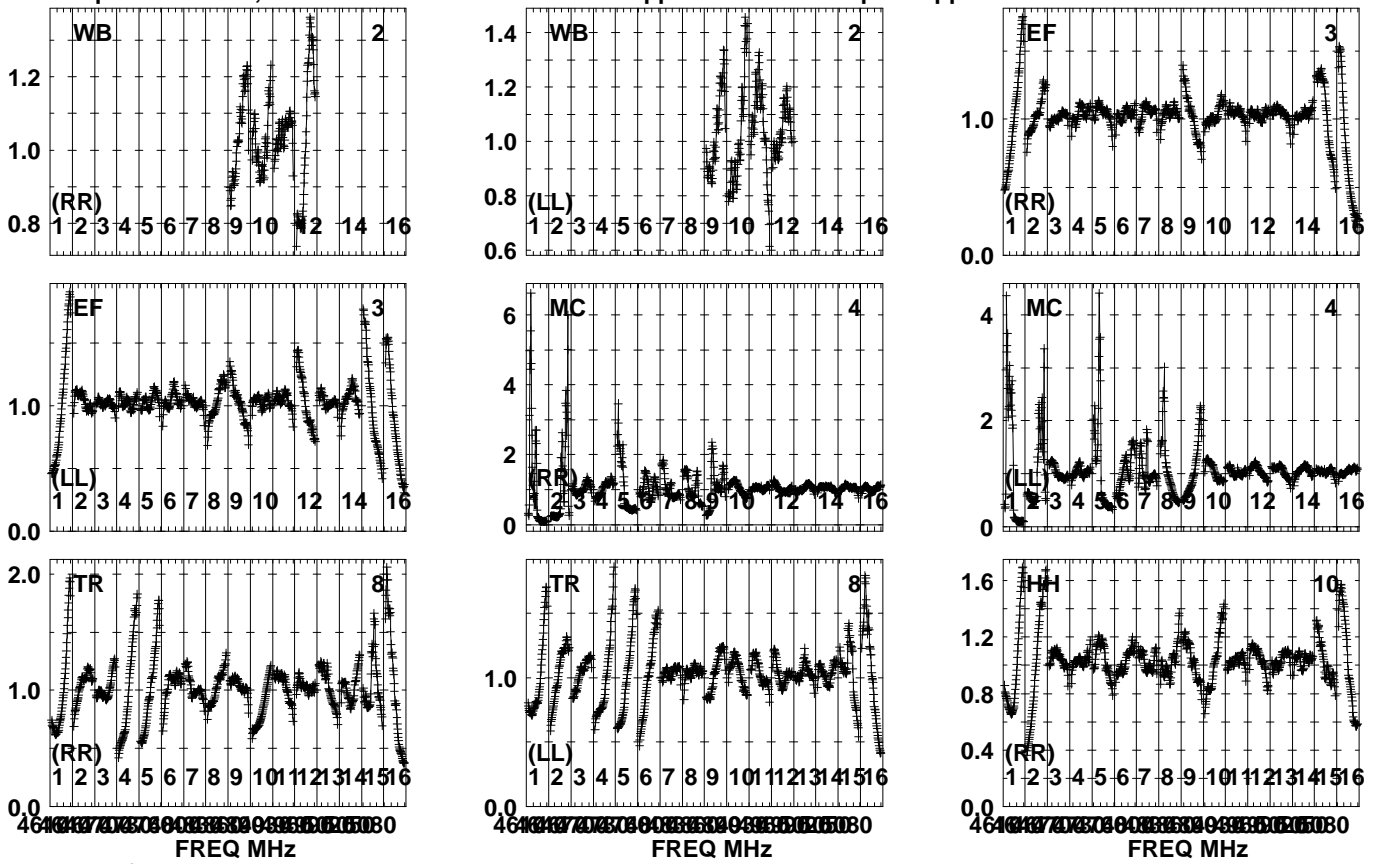
Auto-corr total-power spectrum Antenna: *

Timerange: 01/03:08:35 to 01/03:09:15

Plot file version 603 created 18-APR-2024 16:06:36

J1129+0951 RG014.UVDATA.1

Freq = 4.6005 GHz, Bw = 32.000 MH No calibration applied and no bandpass applied

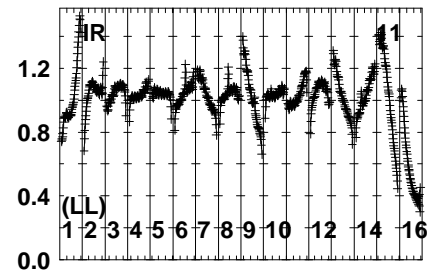
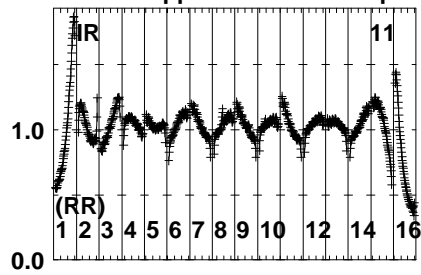
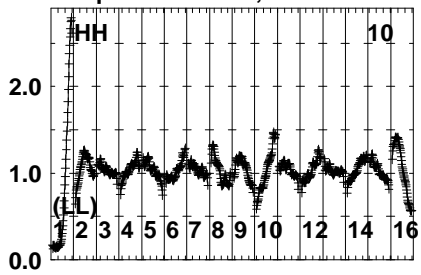


Lower frame: Real Jy
Auto-corr total-power spectrum Antenna: *
Timerange: 01/03:09:38 to 01/03:10:18

Plot file version 604 created 18-APR-2024 16:06:36

J1129+0951 RG014.UVDATA.1

Freq = 4.6005 GHz, Bw = 32.000 MH No calibration applied and no bandpass applied



Lower frame: Real Jy

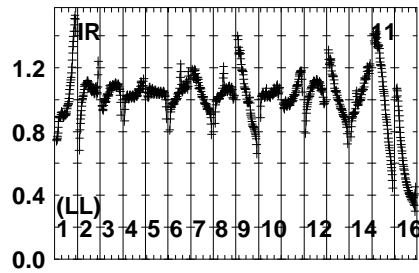
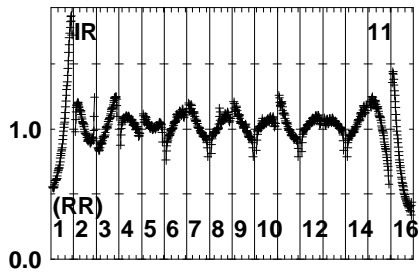
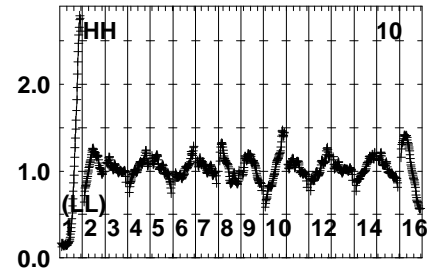
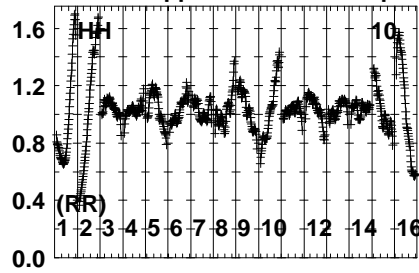
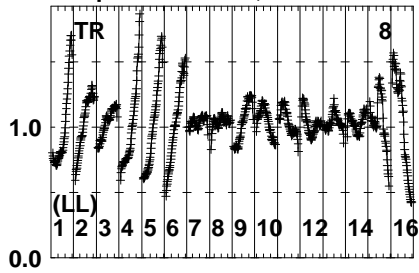
Auto-corr total-power spectrum Antenna: *

Timerange: 01/03:09:38 to 01/03:10:18

Plot file version 606 created 18-APR-2024 16:06:36

SN2022XXF RG014.UVDATA.1

Freq = 4.6005 GHz, Bw = 32.000 MH No calibration applied and no bandpass applied

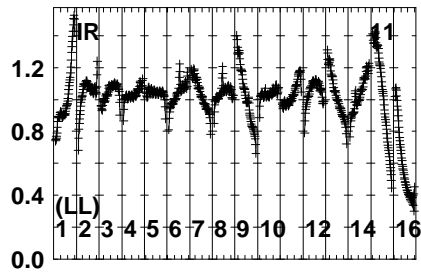
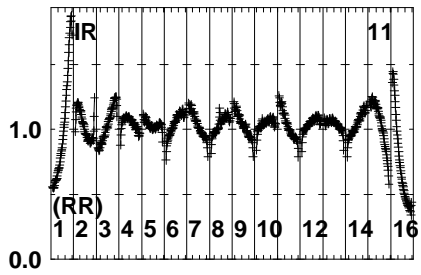
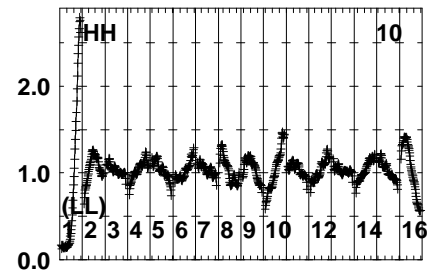
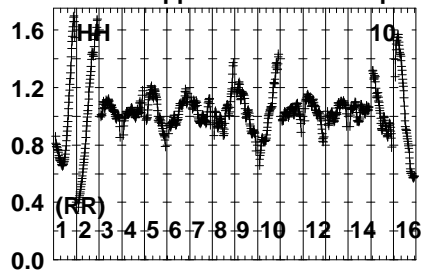
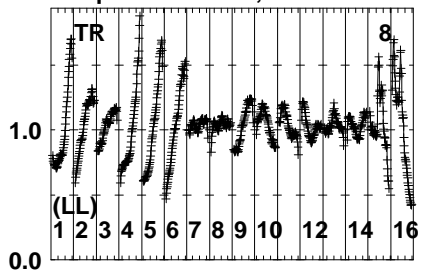


Lower frame: Real Jy
Auto-corr total-power spectrum Antenna: *
Timerange: 01/03:10:38 to 01/03:13:34

Plot file version 608 created 18-APR-2024 16:06:37

J1130+0846 RG014.UVDATA.1

Freq = 4.6005 GHz, Bw = 32.000 MH No calibration applied and no bandpass applied

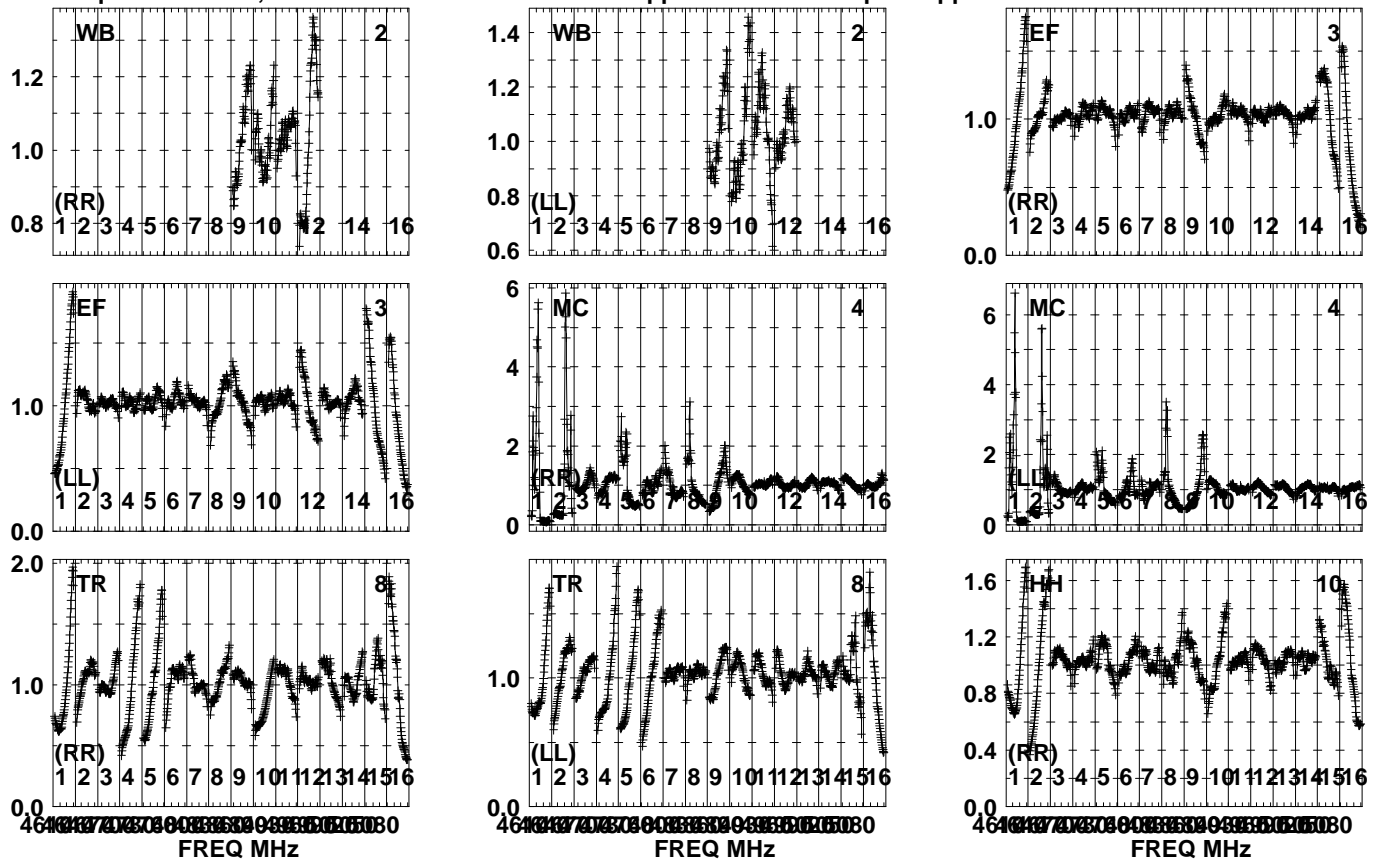


Lower frame: Real Jy
Auto-corr total-power spectrum Antenna: *
Timerange: 01/03:13:51 to 01/03:14:31

Plot file version 609 created 18-APR-2024 16:06:37

J1129+0951 RG014.UVDATA.1

Freq = 4.6005 GHz, Bw = 32.000 MH No calibration applied and no bandpass applied

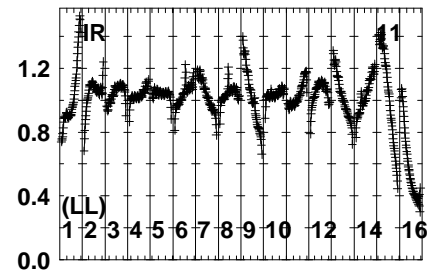
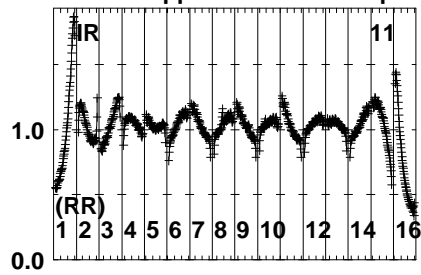
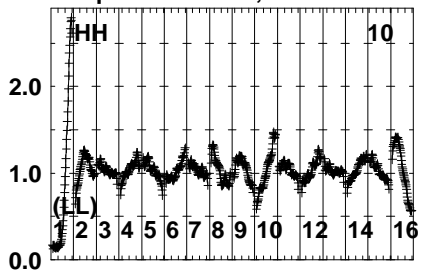


Lower frame: Real Jy
Auto-corr total-power spectrum Antenna: *
Timerange: 01/03:14:54 to 01/03:15:34

Plot file version 610 created 18-APR-2024 16:06:37

J1129+0951 RG014.UVDATA.1

Freq = 4.6005 GHz, Bw = 32.000 MH No calibration applied and no bandpass applied



Lower frame: Real Jy

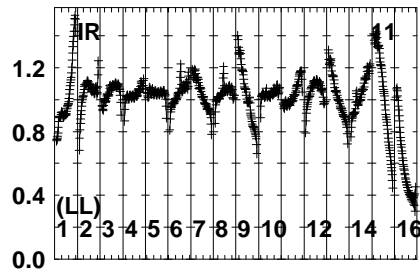
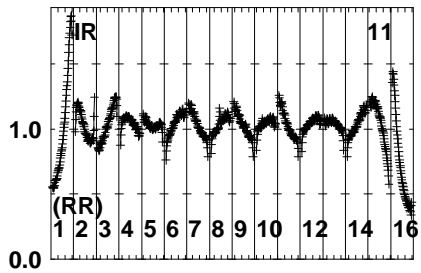
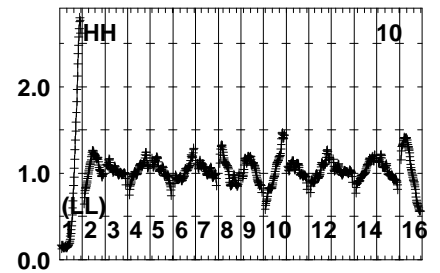
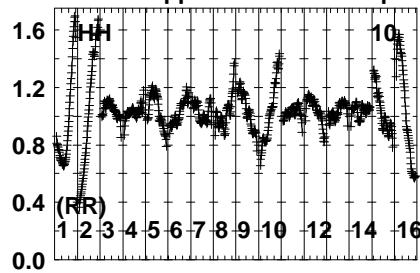
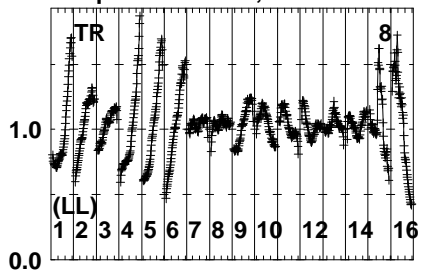
Auto-corr total-power spectrum Antenna: *

Timerange: 01/03:14:54 to 01/03:15:34

Plot file version 612 created 18-APR-2024 16:06:37

SN2022XXF RG014.UVDATA.1

Freq = 4.6005 GHz, Bw = 32.000 MH No calibration applied and no bandpass applied

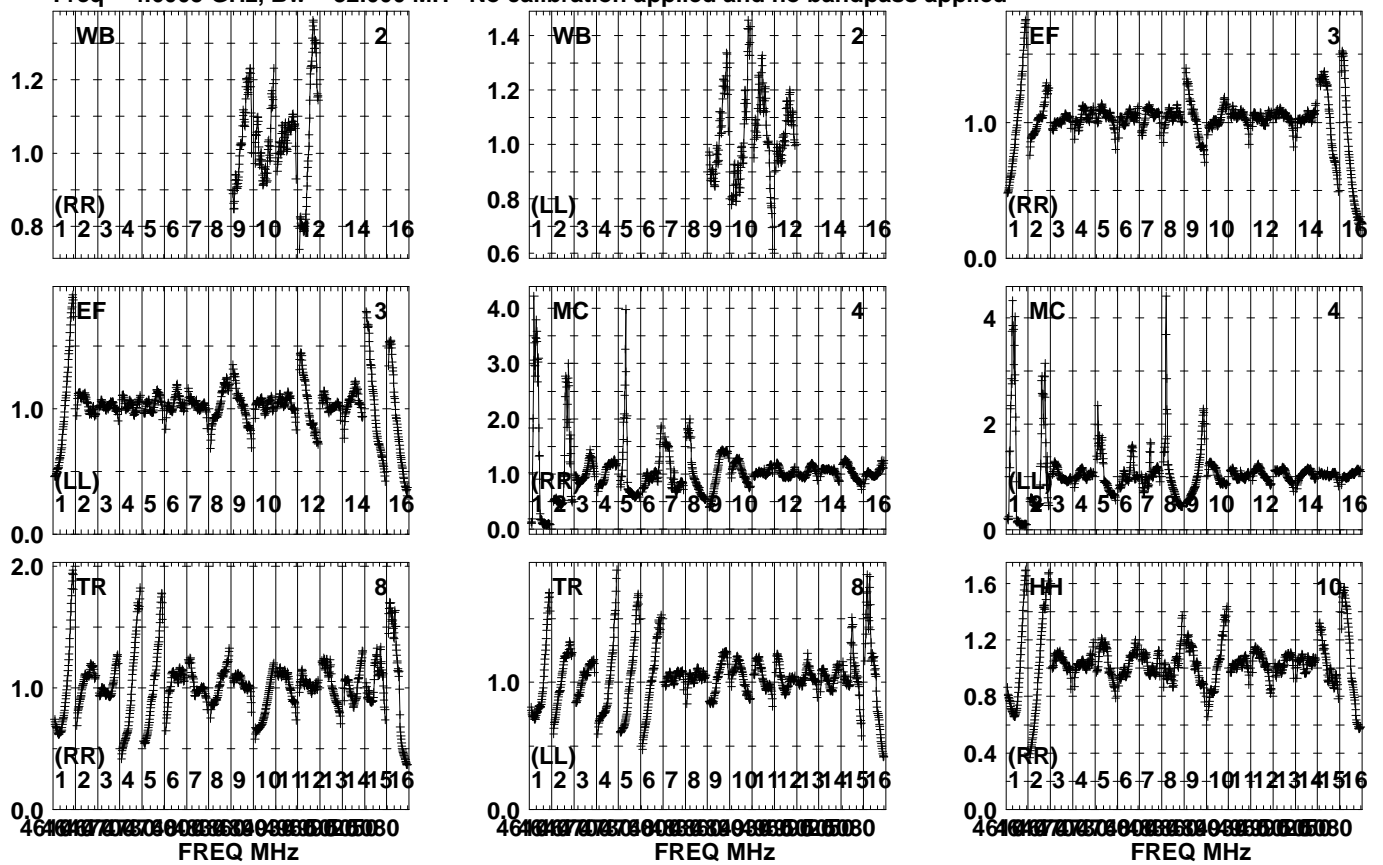


Lower frame: Real Jy
Auto-corr total-power spectrum Antenna: *
Timerange: 01/03:15:54 to 01/03:18:50

Plot file version 613 created 18-APR-2024 16:06:37

J1130+0846 RG014.UVDATA.1

Freq = 4.6005 GHz, Bw = 32.000 MH No calibration applied and no bandpass applied

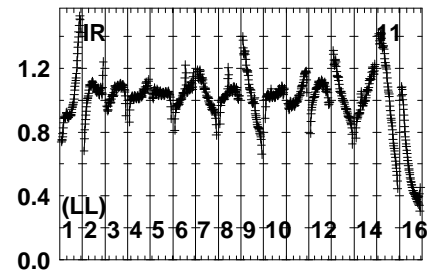
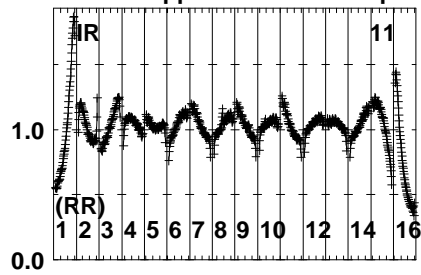
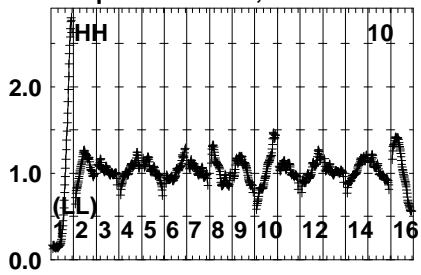


Lower frame: Real Jy
Auto-corr total-power spectrum Antenna: *
Timerange: 01/03:19:07 to 01/03:19:47

Plot file version 614 created 18-APR-2024 16:06:37

J1130+0846 RG014.UVDATA.1

Freq = 4.6005 GHz, Bw = 32.000 MH No calibration applied and no bandpass applied



Lower frame: Real Jy

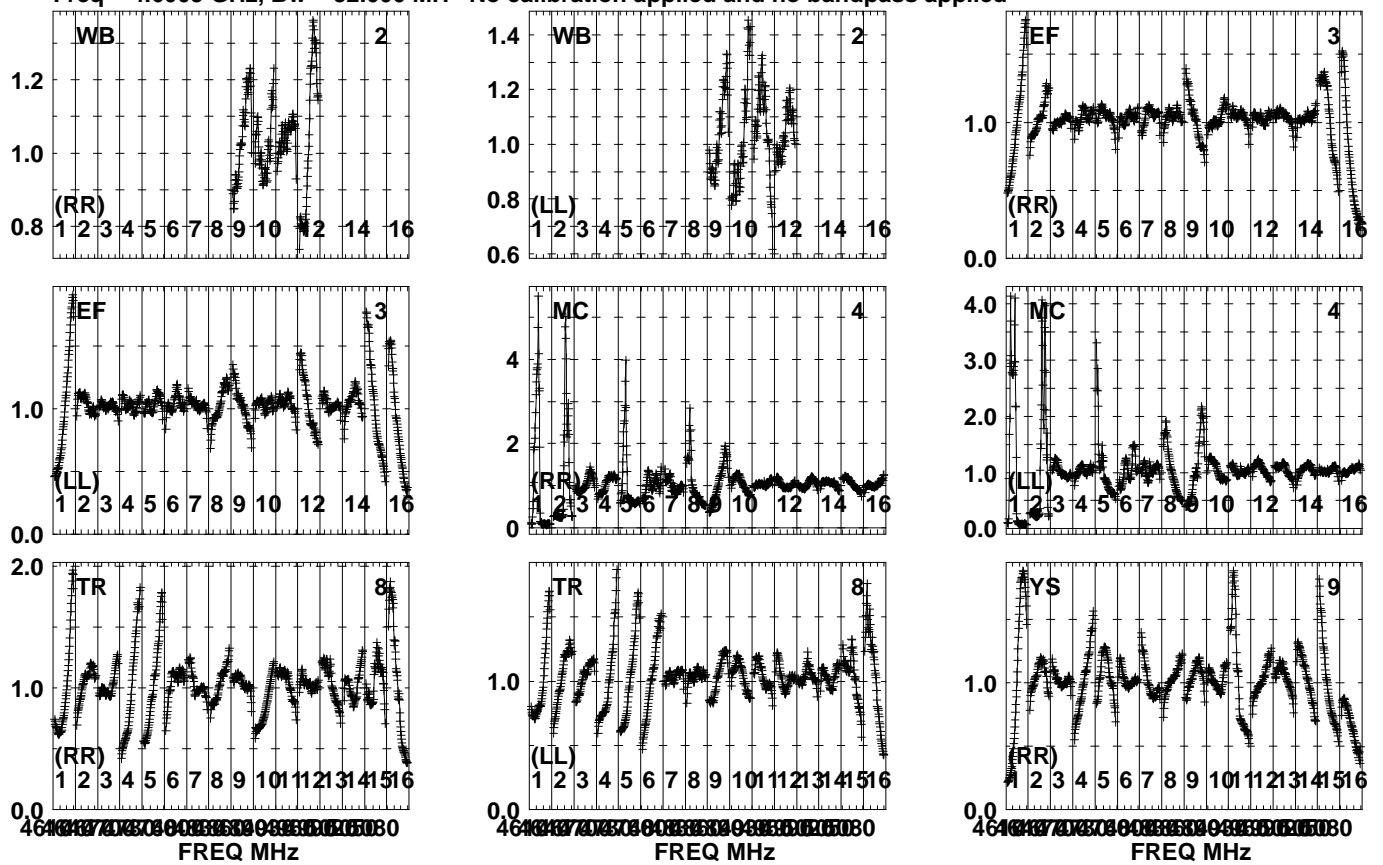
Auto-corr total-power spectrum Antenna: *

Timerange: 01/03:19:07 to 01/03:19:47

Plot file version 615 created 18-APR-2024 16:06:37

J1129+0951 RG014.UVDATA.1

Freq = 4.6005 GHz, Bw = 32.000 MH No calibration applied and no bandpass applied

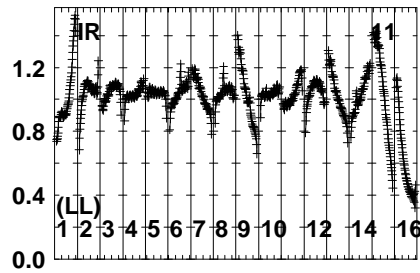
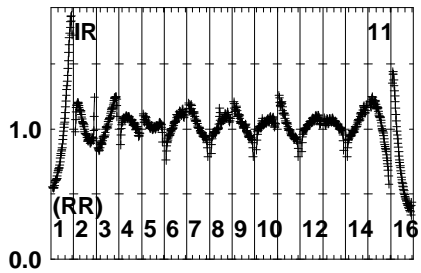
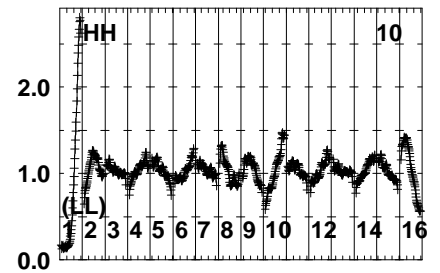
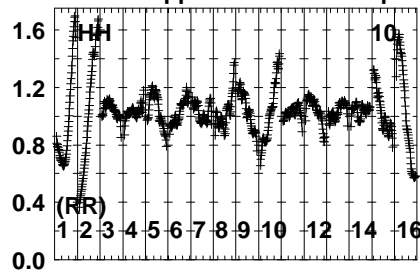
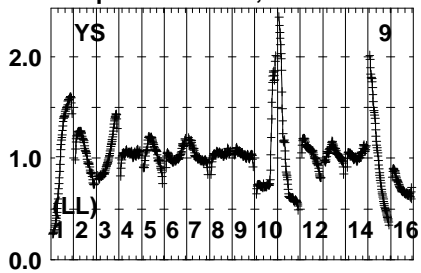


Lower frame: Real Jy
Auto-corr total-power spectrum Antenna: *
Timerange: 01/03:20:10 to 01/03:20:50

Plot file version 616 created 18-APR-2024 16:06:37

J1129+0951 RG014.UVDATA.1

Freq = 4.6005 GHz, Bw = 32.000 MH No calibration applied and no bandpass applied

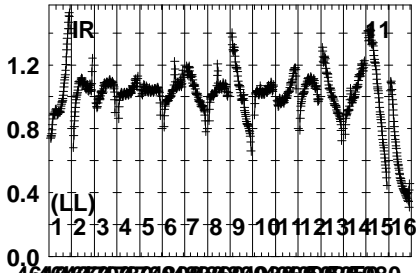
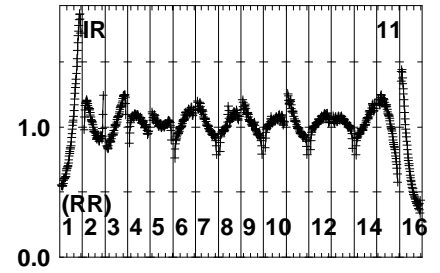
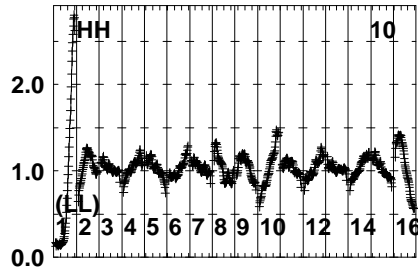
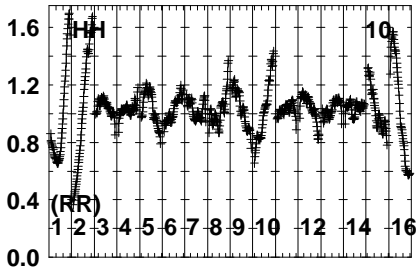
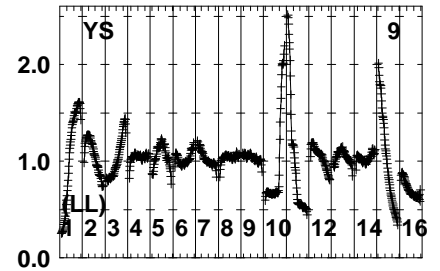
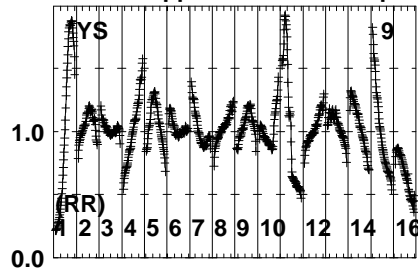
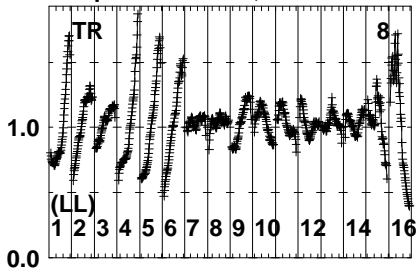


Lower frame: Real Jy
Auto-corr total-power spectrum Antenna: *
Timerange: 01/03:20:10 to 01/03:20:50

Plot file version 618 created 18-APR-2024 16:06:37

SN2022XXF RG014.UVDATA.1

Freq = 4.6005 GHz, Bw = 32.000 MH No calibration applied and no bandpass applied



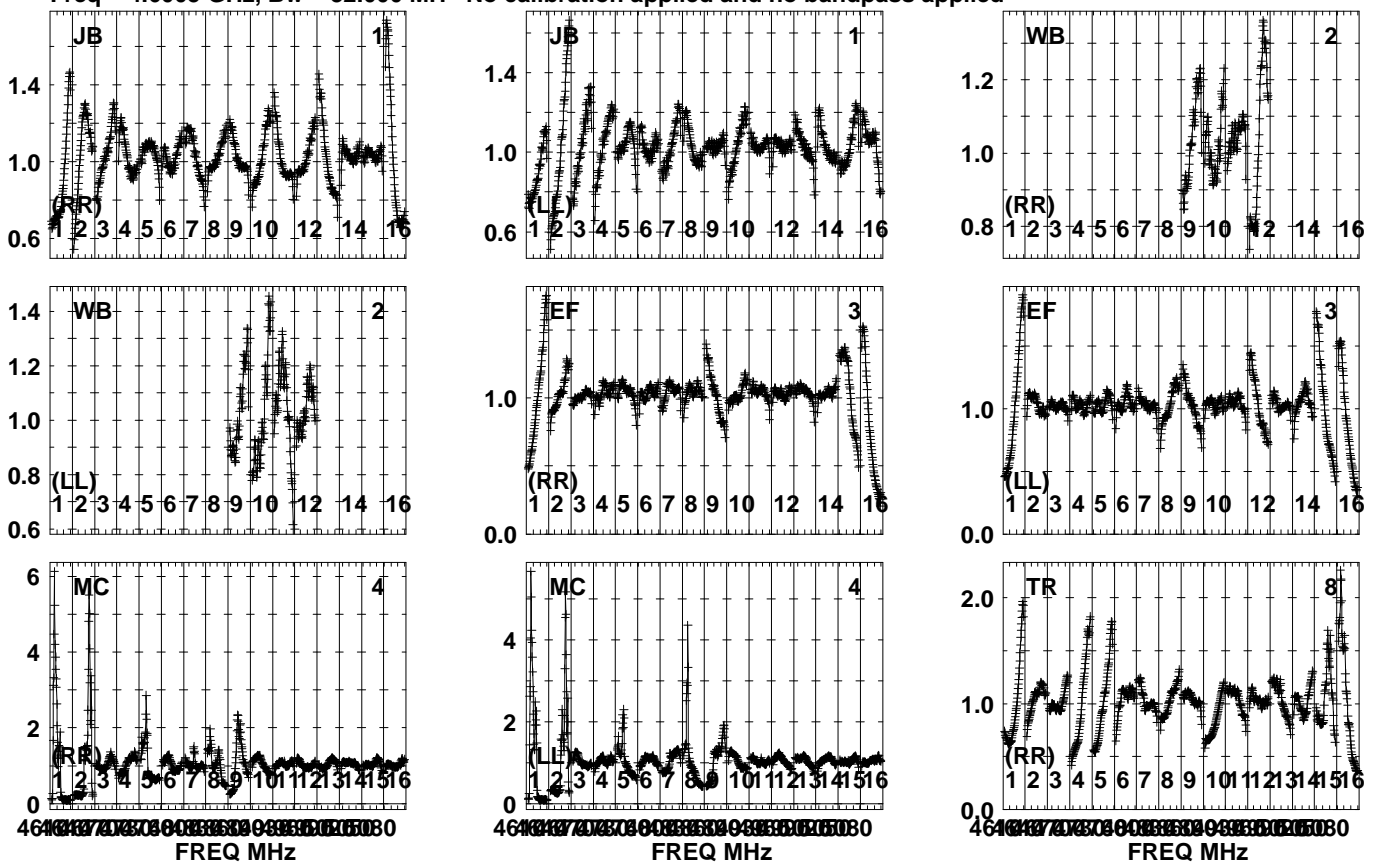
464137006708008652408895075080
FREQ MHz

Lower frame: Real Jy
Auto-corr total-power spectrum Antenna: *
Timerange: 01/03:21:10 to 01/03:24:06

Plot file version 619 created 18-APR-2024 16:06:37

J1130+0846 RG014.UVDATA.1

Freq = 4.6005 GHz, Bw = 32.000 MH No calibration applied and no bandpass applied

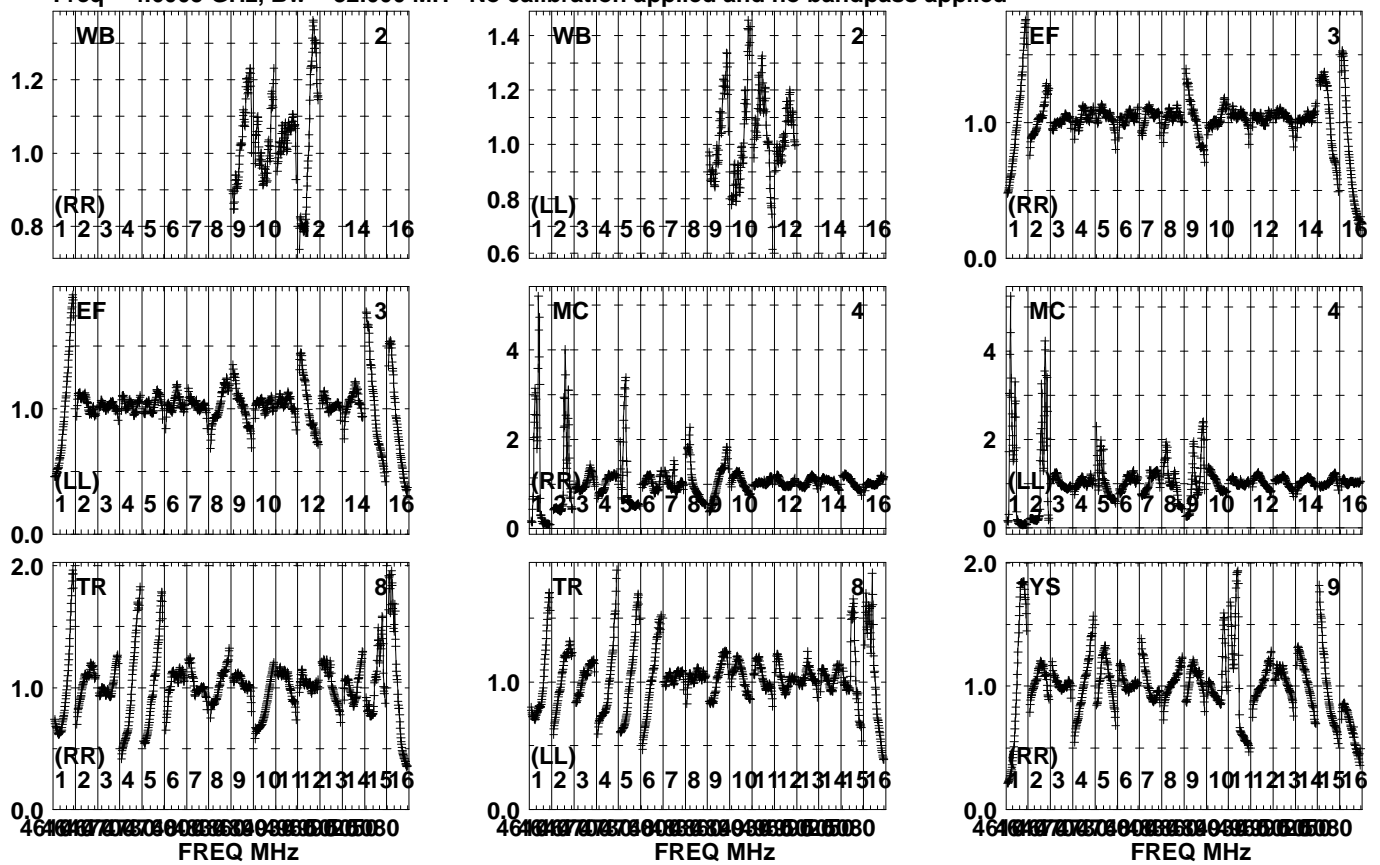


Lower frame: Real Jy
Auto-corr total-power spectrum Antenna: *
Timerange: 01/03:24:23 to 01/03:25:03

Plot file version 621 created 18-APR-2024 16:06:38

J1129+0951 RG014.UVDATA.1

Freq = 4.6005 GHz, Bw = 32.000 MH No calibration applied and no bandpass applied

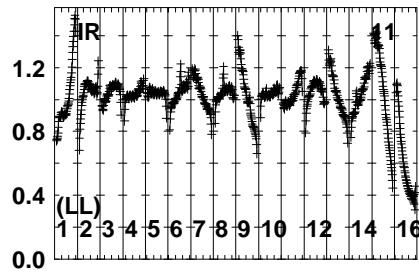
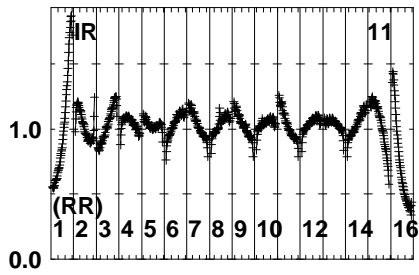
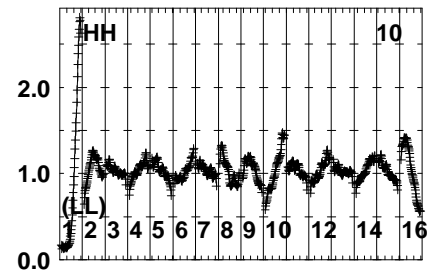
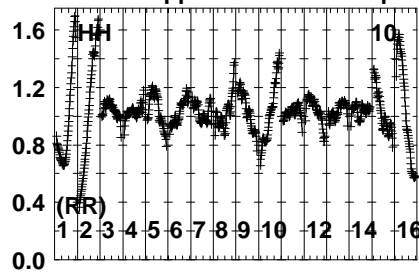
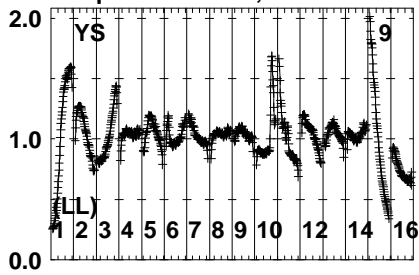


Lower frame: Real Jy
Auto-corr total-power spectrum Antenna: *
Timerange: 01/03:25:26 to 01/03:26:06

Plot file version 622 created 18-APR-2024 16:06:38

J1129+0951 RG014.UVDATA.1

Freq = 4.6005 GHz, Bw = 32.000 MH No calibration applied and no bandpass applied

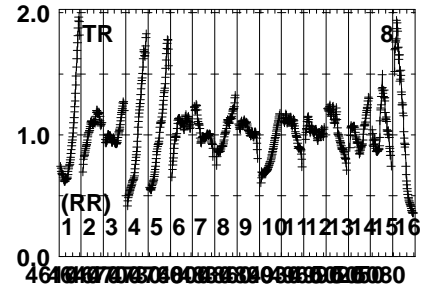
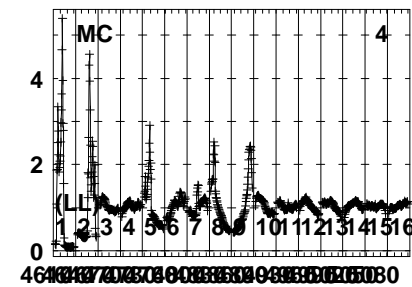
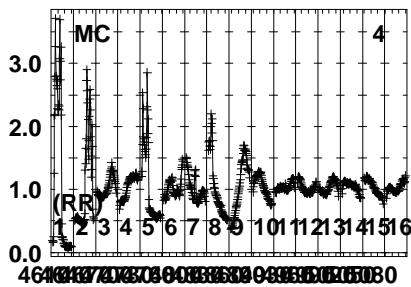
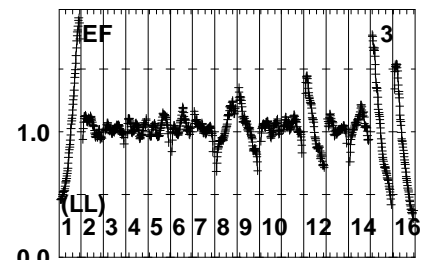
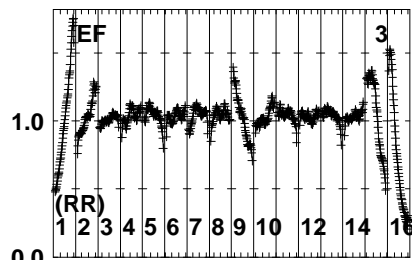
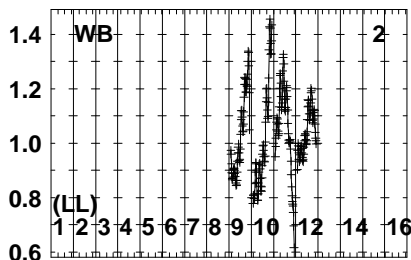
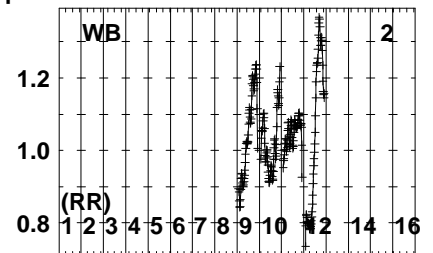
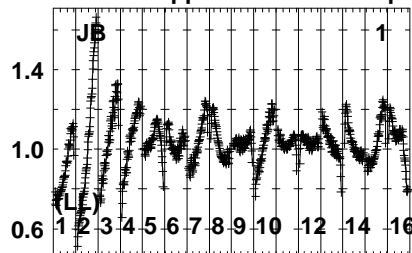
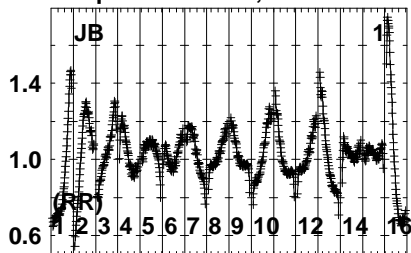


Lower frame: Real Jy
Auto-corr total-power spectrum Antenna: *
Timerange: 01/03:25:26 to 01/03:26:06

Plot file version 623 created 18-APR-2024 16:06:38

SN2022XXF RG014.UVDATA.1

Freq = 4.6005 GHz, Bw = 32.000 MH No calibration applied and no bandpass applied

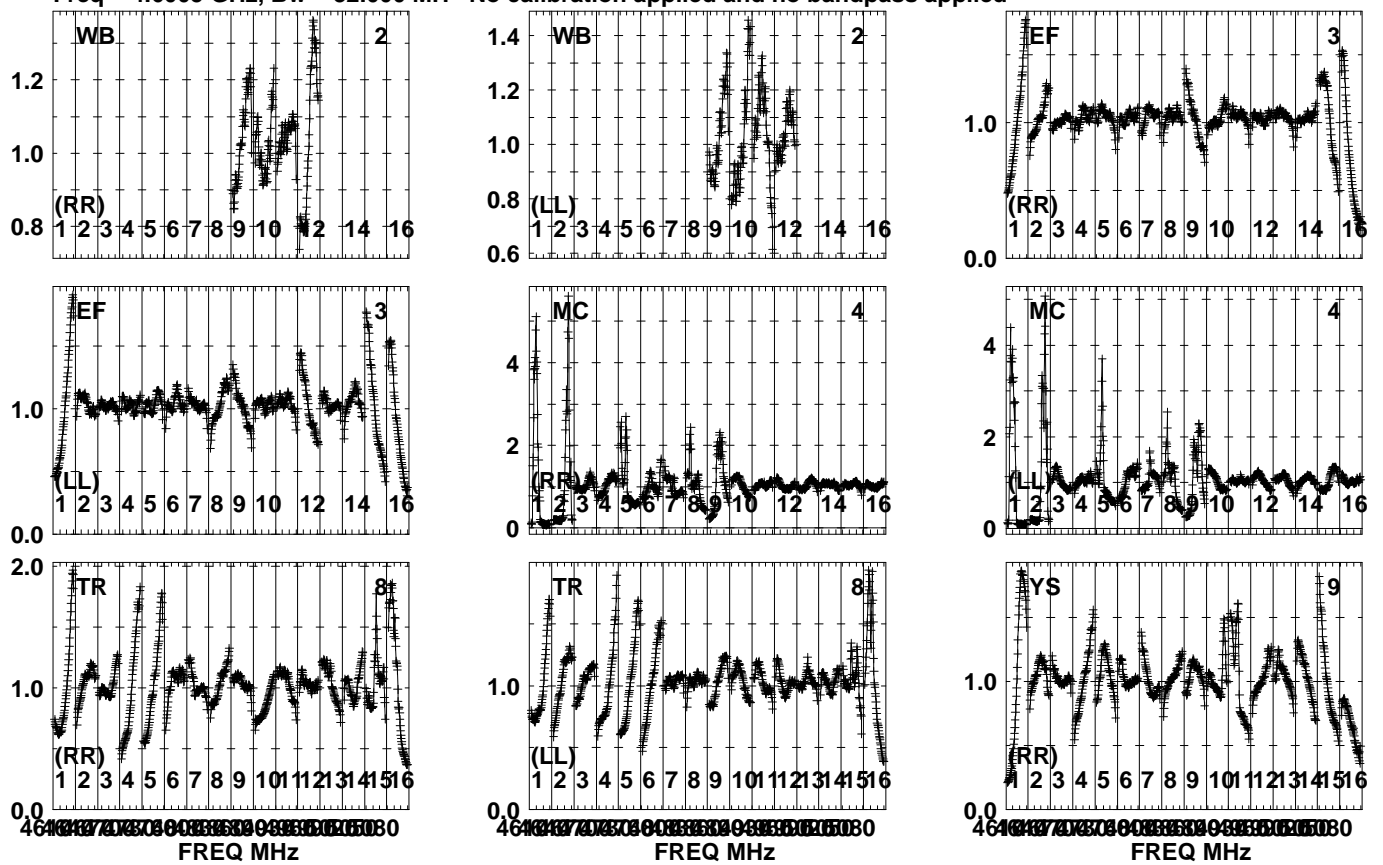


Lower frame: Real Jy
Auto-corr total-power spectrum Antenna: *
Timerange: 01/03:26:26 to 01/03:29:22

Plot file version 625 created 18-APR-2024 16:06:38

J1130+0846 RG014.UVDATA.1

Freq = 4.6005 GHz, Bw = 32.000 MH No calibration applied and no bandpass applied

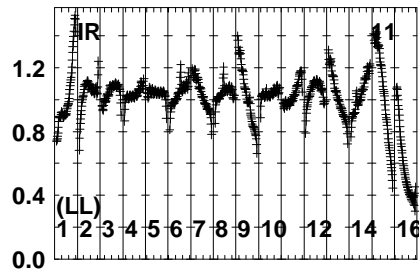
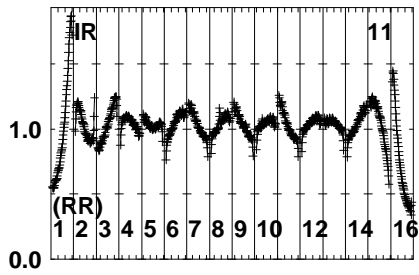
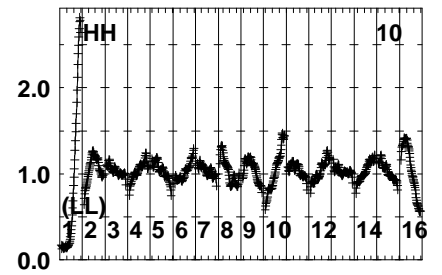
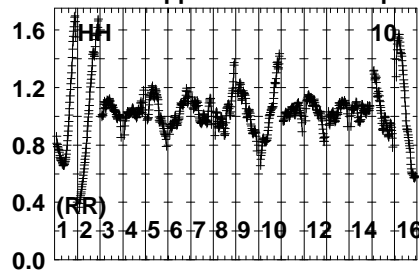
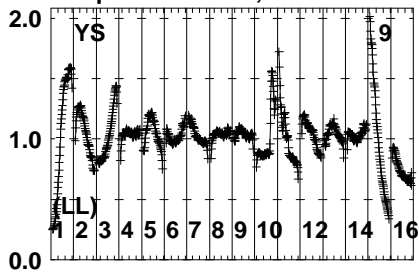


Lower frame: Real Jy
Auto-corr total-power spectrum Antenna: *
Timerange: 01/03:29:39 to 01/03:30:19

Plot file version 626 created 18-APR-2024 16:06:38

J1130+0846 RG014.UVDATA.1

Freq = 4.6005 GHz, Bw = 32.000 MH No calibration applied and no bandpass applied

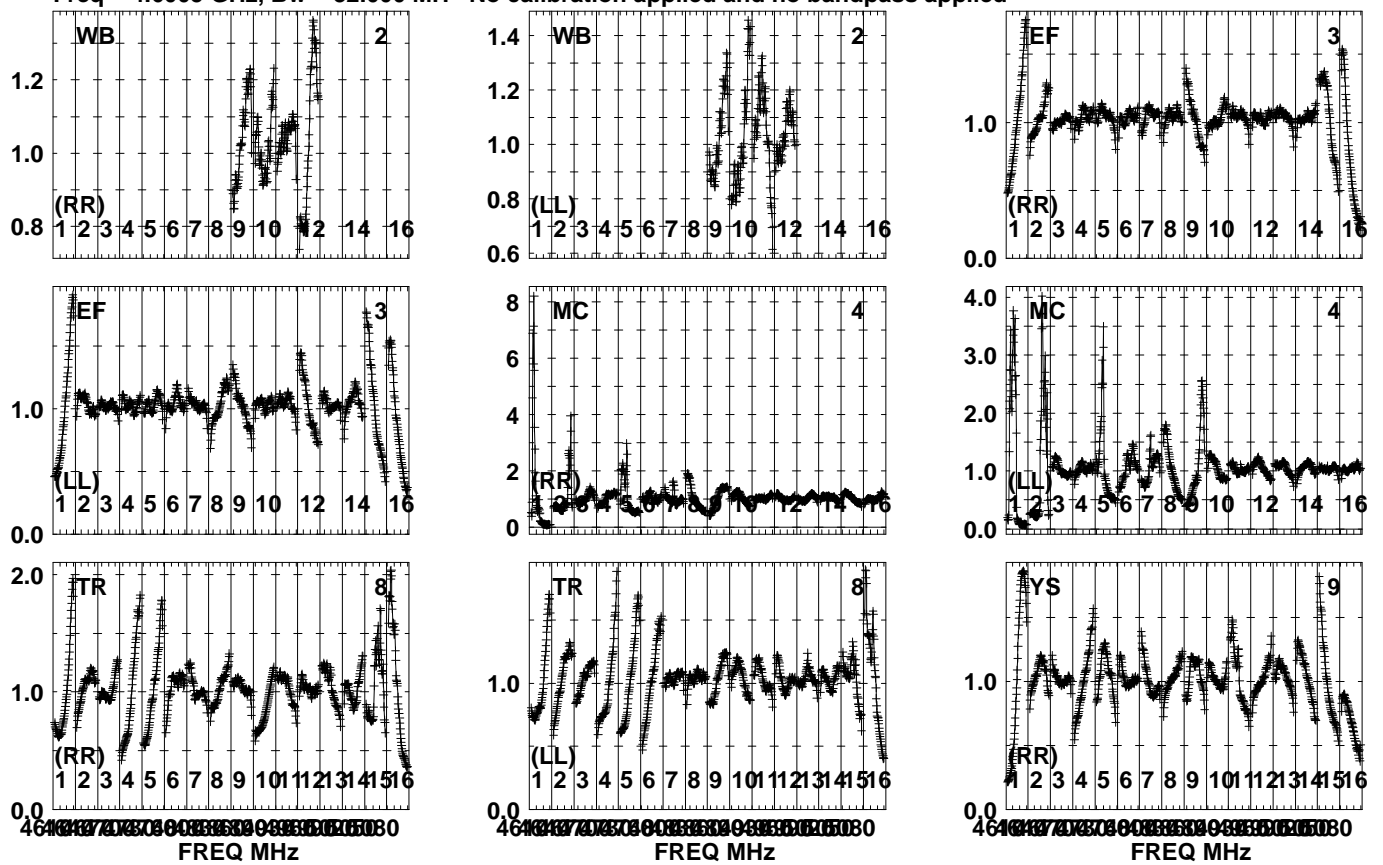


Lower frame: Real Jy
Auto-corr total-power spectrum Antenna: *
Timerange: 01/03:29:39 to 01/03:30:19

Plot file version 627 created 18-APR-2024 16:06:38

J1129+0951 RG014.UVDATA.1

Freq = 4.6005 GHz, Bw = 32.000 MH No calibration applied and no bandpass applied

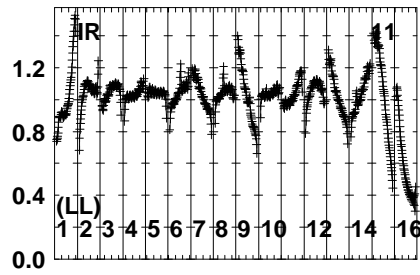
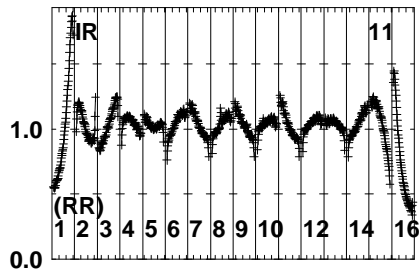
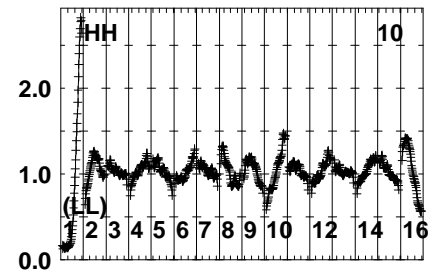
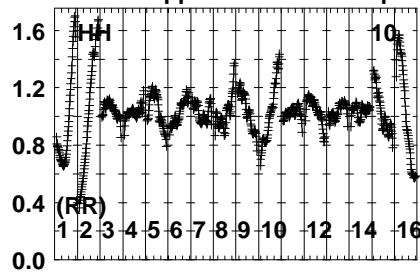
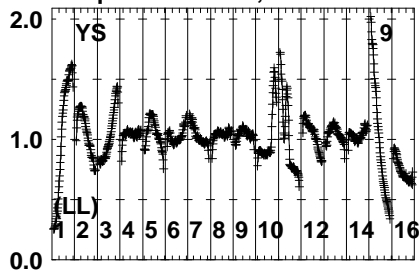


Lower frame: Real Jy
Auto-corr total-power spectrum Antenna: *
Timerange: 01/03:30:42 to 01/03:31:22

Plot file version 628 created 18-APR-2024 16:06:38

J1129+0951 RG014.UVDATA.1

Freq = 4.6005 GHz, Bw = 32.000 MH No calibration applied and no bandpass applied

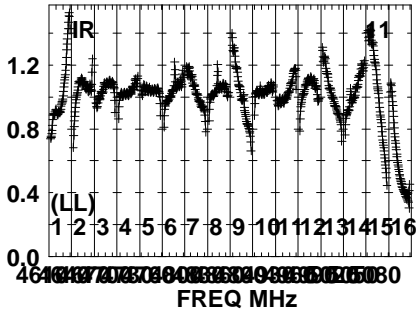
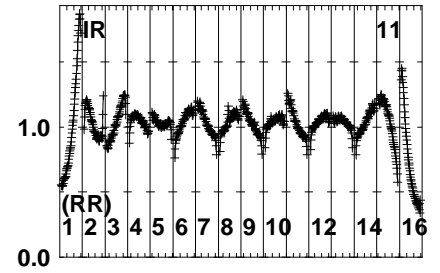
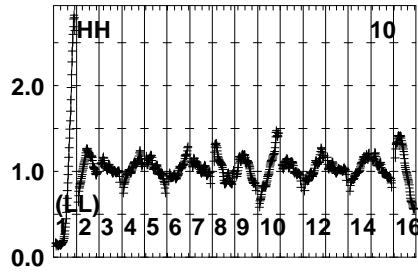
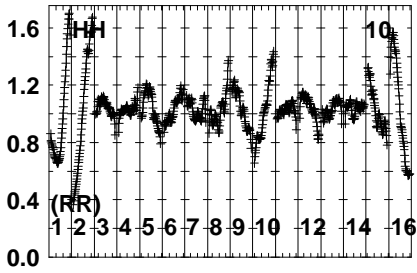
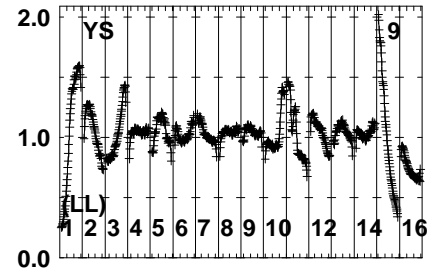
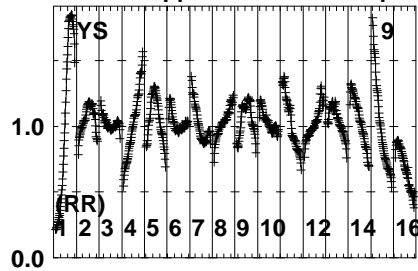
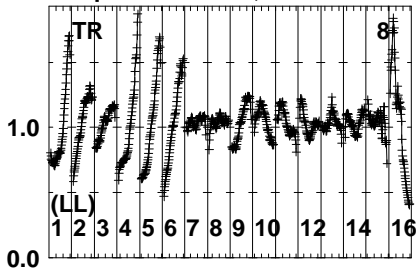


Lower frame: Real Jy
Auto-corr total-power spectrum Antenna: *
Timerange: 01/03:30:42 to 01/03:31:22

Plot file version 632 created 18-APR-2024 16:06:39

J1130+0846 RG014.UVDATA.1

Freq = 4.6005 GHz, Bw = 32.000 MH No calibration applied and no bandpass applied

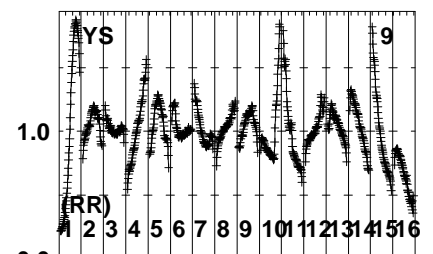
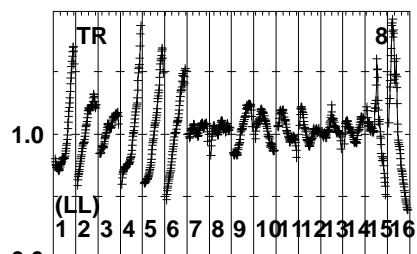
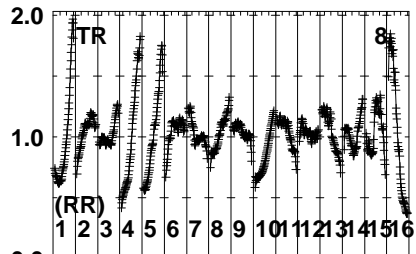
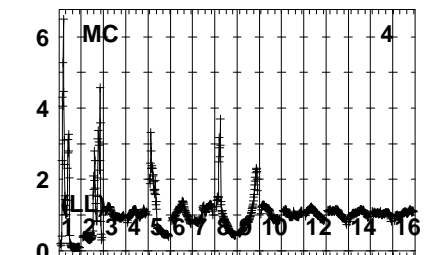
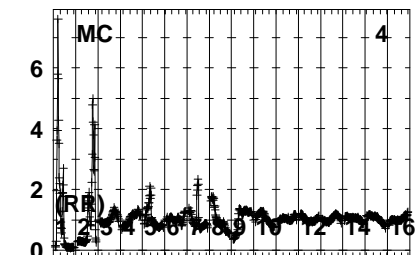
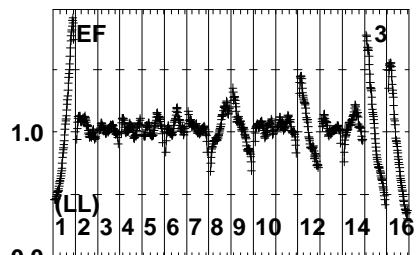
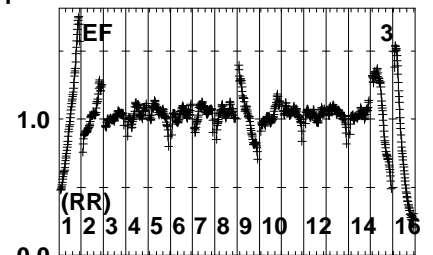
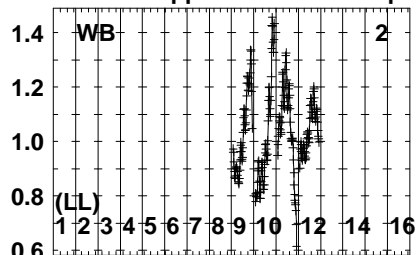
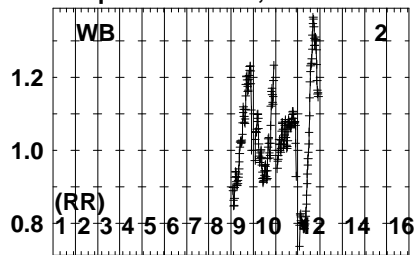


Lower frame: Real Jy
Auto-corr total-power spectrum Antenna: *
Timerange: 01/03:34:55 to 01/03:35:35

Plot file version 633 created 18-APR-2024 16:06:39

J1129+0951 RG014.UVDATA.1

Freq = 4.6005 GHz, Bw = 32.000 MH No calibration applied and no bandpass applied



464000 464005 464010 464015 464020 464025 464030 464035 464040 464045 464050 464055 464060 464065 464070 464075 464080

464000 464005 464010 464015 464020 464025 464030 464035 464040 464045 464050 464055 464060 464065 464070 464075 464080

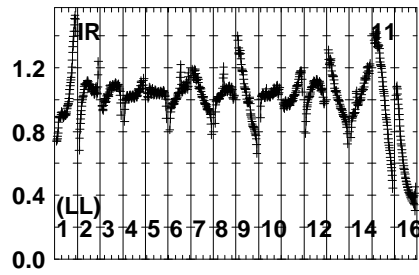
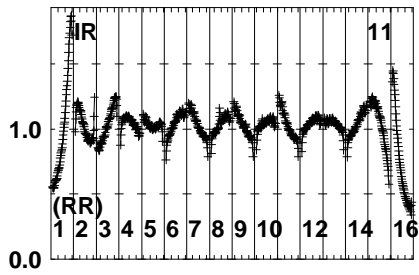
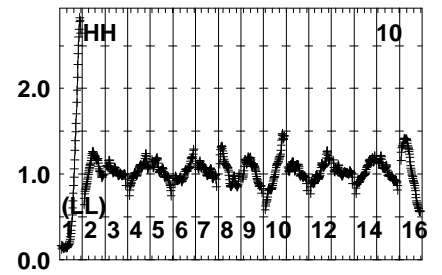
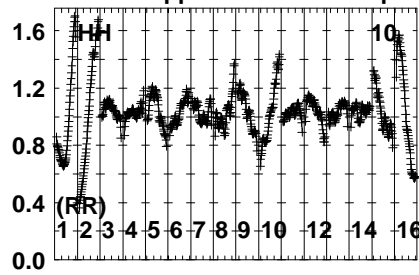
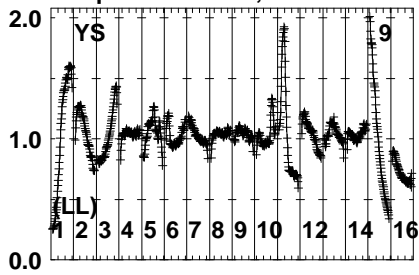
464000 464005 464010 464015 464020 464025 464030 464035 464040 464045 464050 464055 464060 464065 464070 464075 464080

Lower frame: Real Jy
Auto-corr total-power spectrum Antenna: *
Timerange: 01/03:35:58 to 01/03:36:38

Plot file version 634 created 18-APR-2024 16:06:39

J1129+0951 RG014.UVDATA.1

Freq = 4.6005 GHz, Bw = 32.000 MH No calibration applied and no bandpass applied

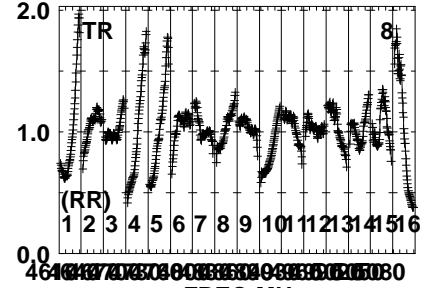
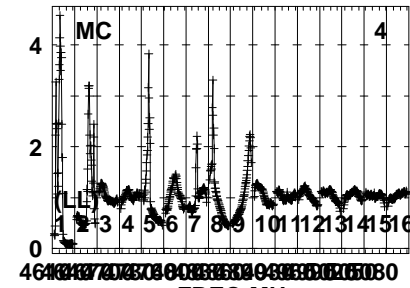
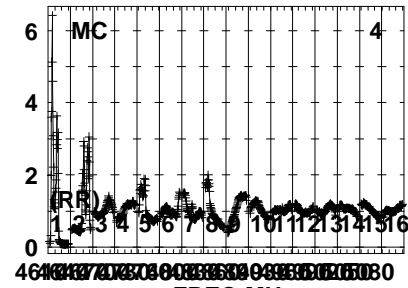
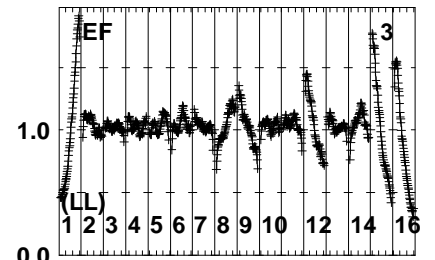
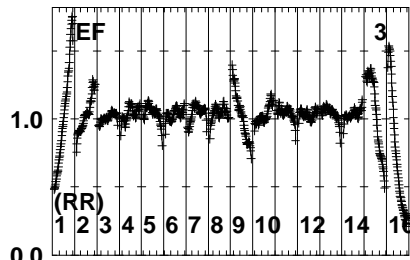
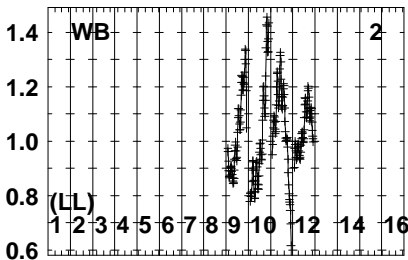
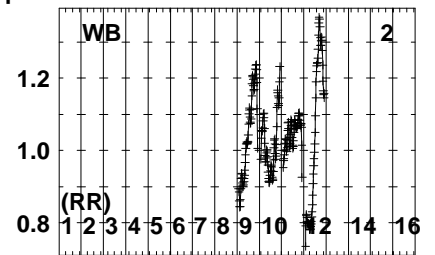
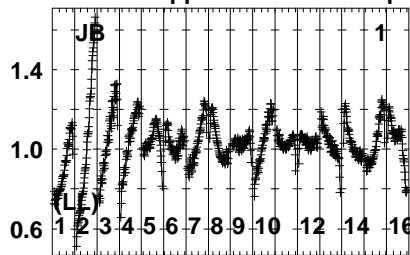
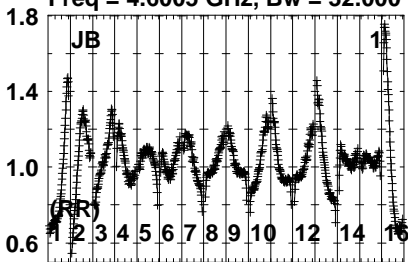


Lower frame: Real Jy
Auto-corr total-power spectrum Antenna: *
Timerange: 01/03:35:58 to 01/03:36:38

Plot file version 635 created 18-APR-2024 16:06:39

SN2022XF RG014.UVDATA.1

Freq = 4.6005 GHz, Bw = 32.000 MH No calibration applied and no bandpass applied

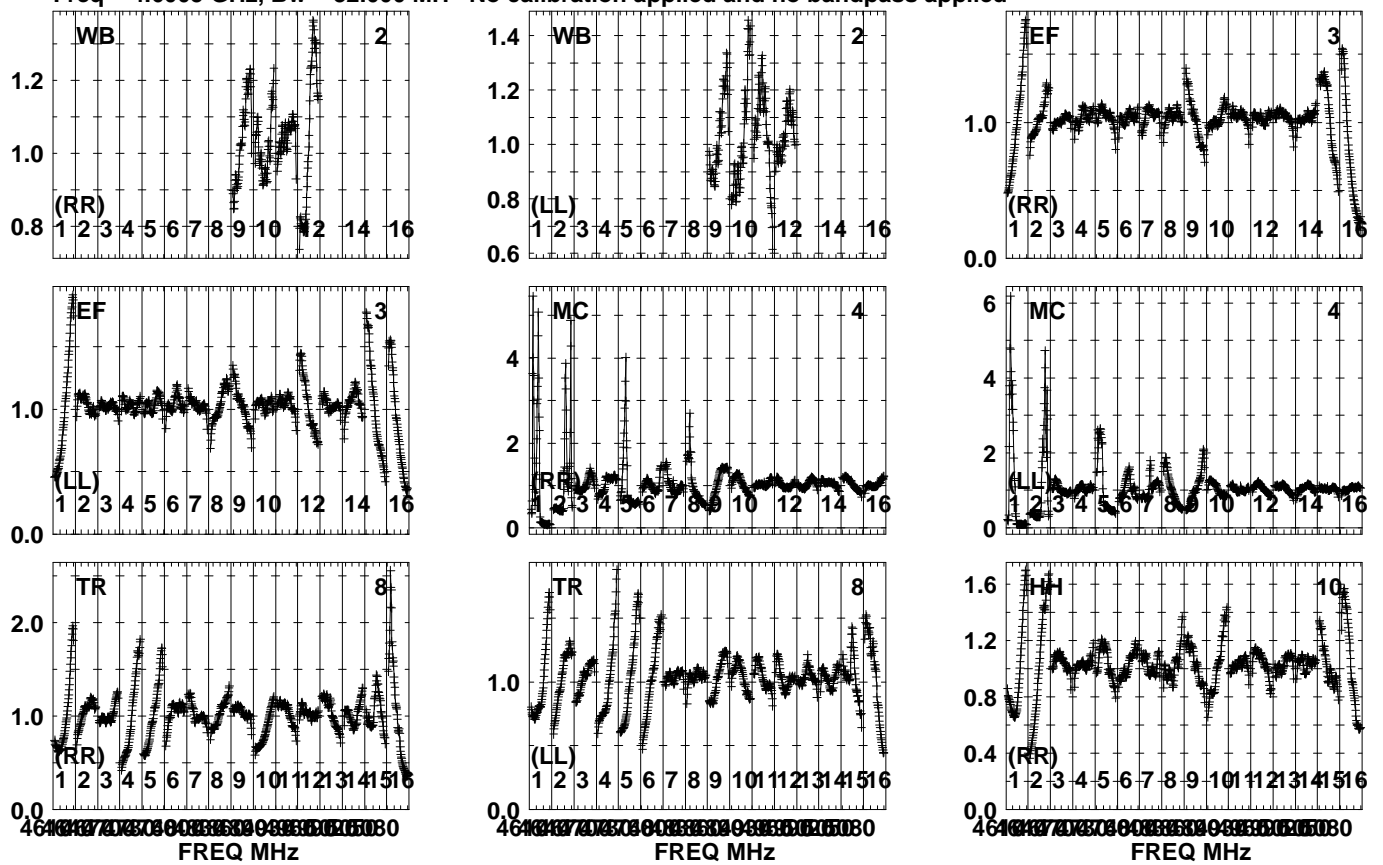


Lower frame: Real Jy
Auto-corr total-power spectrum Antenna: *
Timerange: 01/03:36:58 to 01/03:39:54

Plot file version 637 created 18-APR-2024 16:06:39

J1130+0846 RG014.UVDATA.1

Freq = 4.6005 GHz, Bw = 32.000 MH No calibration applied and no bandpass applied

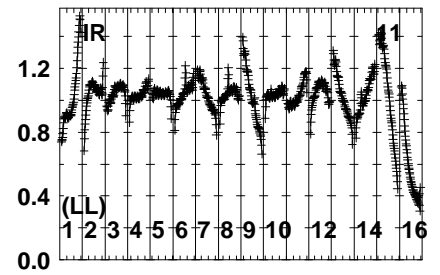
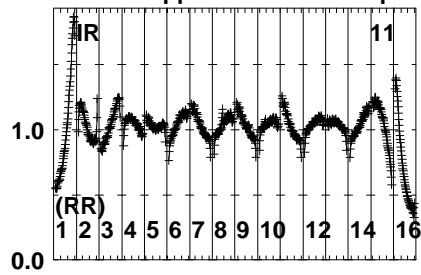
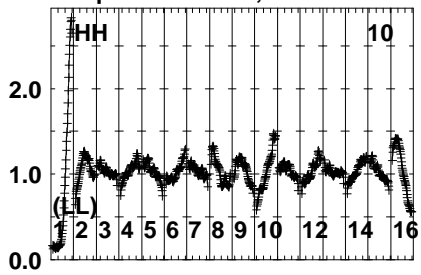


Lower frame: Real Jy
Auto-corr total-power spectrum Antenna: *
Timerange: 01/03:40:11 to 01/03:40:51

Plot file version 638 created 18-APR-2024 16:06:39

J1130+0846 RG014.UVDATA.1

Freq = 4.6005 GHz, Bw = 32.000 MH No calibration applied and no bandpass applied



Lower frame: Real Jy

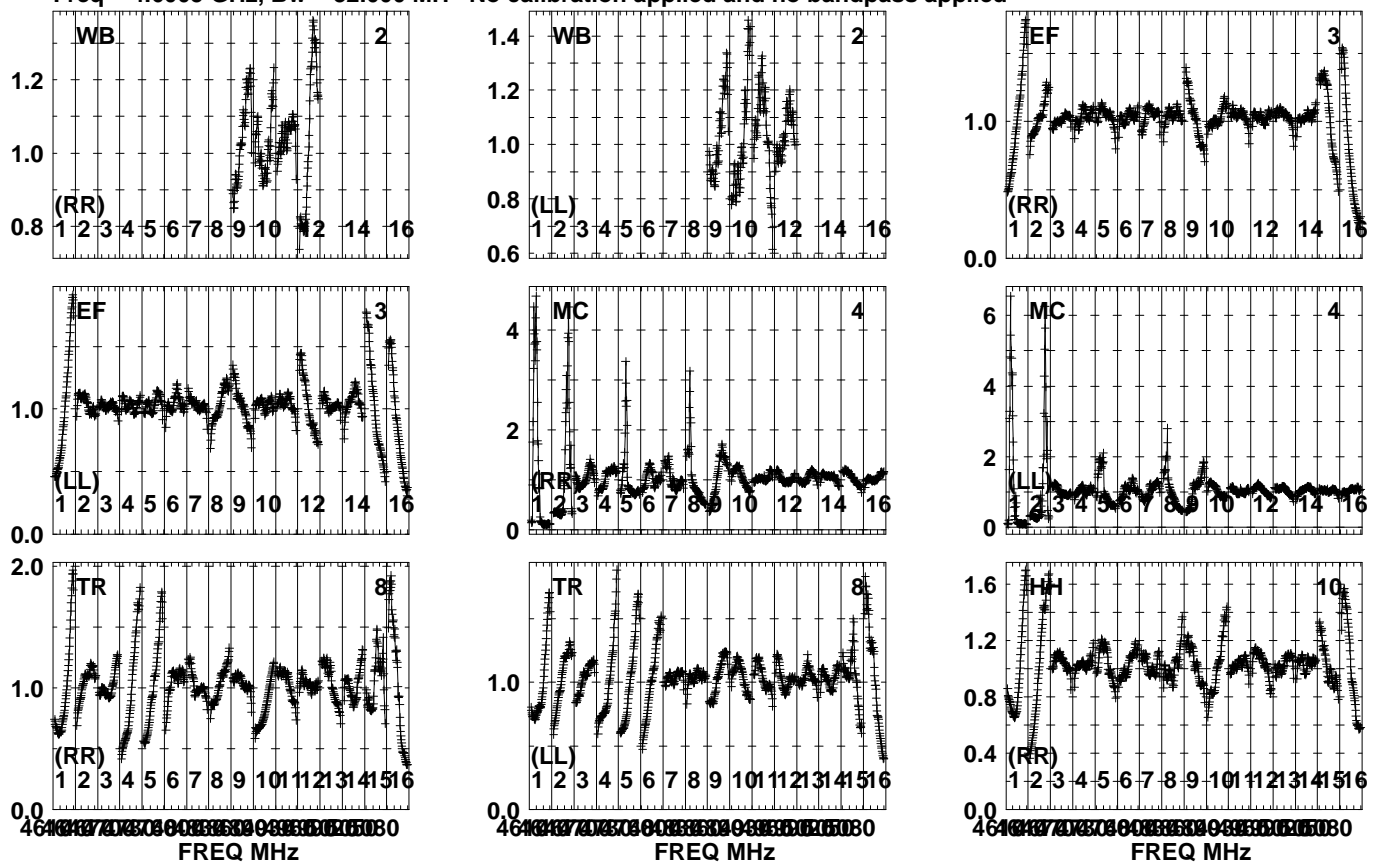
Auto-corr total-power spectrum Antenna: *

Timerange: 01/03:40:11 to 01/03:40:51

Plot file version 639 created 18-APR-2024 16:06:39

J1129+0951 RG014.UVDATA.1

Freq = 4.6005 GHz, Bw = 32.000 MH No calibration applied and no bandpass applied

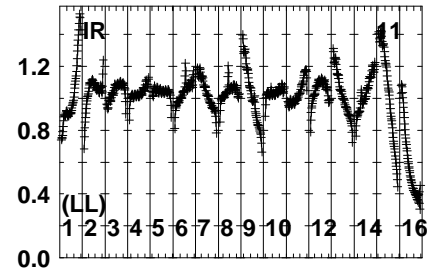
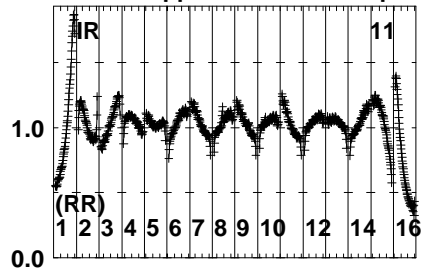
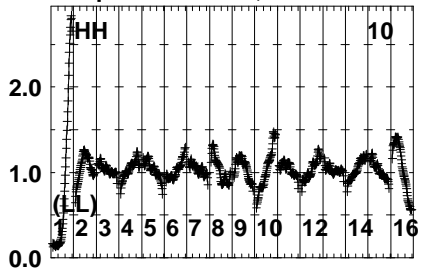


Lower frame: Real Jy
Auto-corr total-power spectrum Antenna: *
Timerange: 01/03:41:14 to 01/03:41:54

Plot file version 640 created 18-APR-2024 16:06:39

J1129+0951 RG014.UVDATA.1

Freq = 4.6005 GHz, Bw = 32.000 MH No calibration applied and no bandpass applied



Lower frame: Real Jy

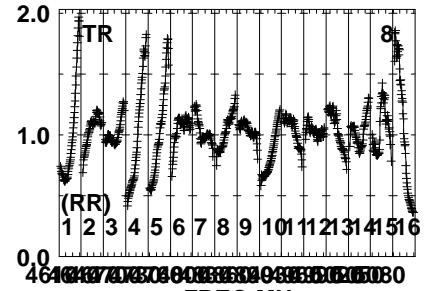
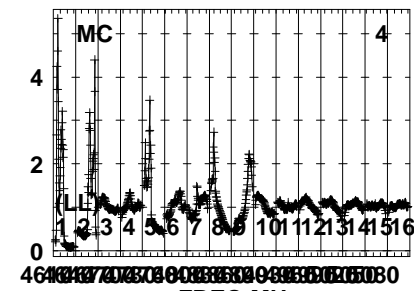
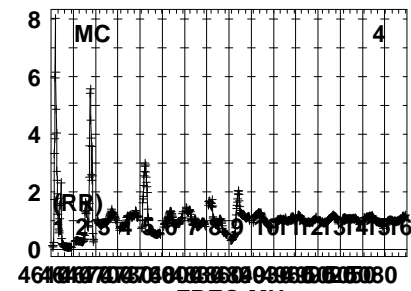
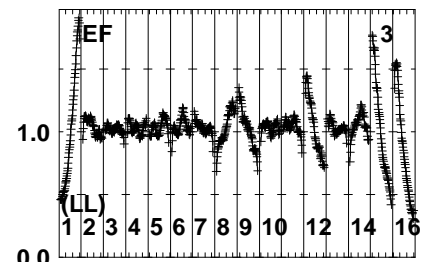
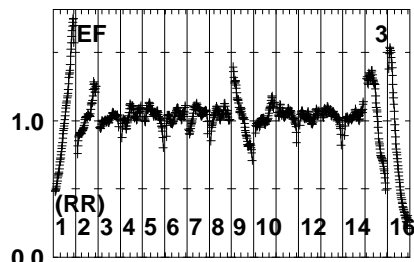
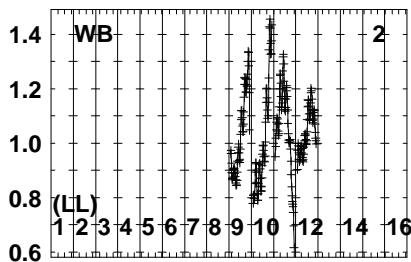
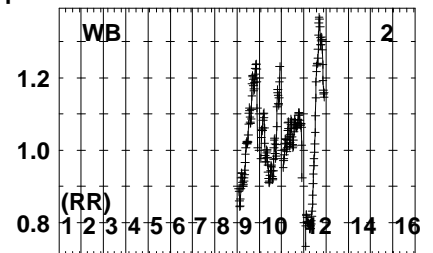
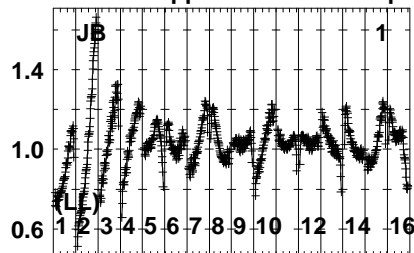
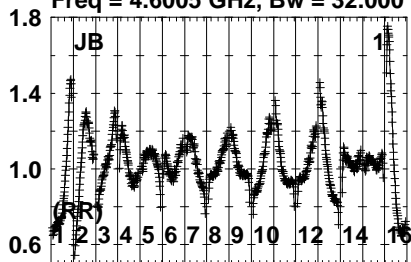
Auto-corr total-power spectrum Antenna: *

Timerange: 01/03:41:14 to 01/03:41:54

Plot file version 641 created 18-APR-2024 16:06:39

SN2022XF RG014.UVDATA.1

Freq = 4.6005 GHz, Bw = 32.000 MH No calibration applied and no bandpass applied

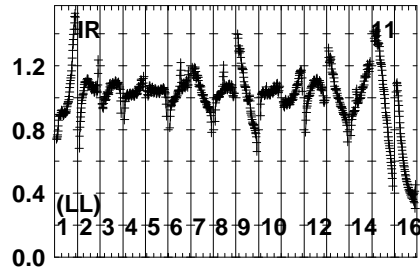
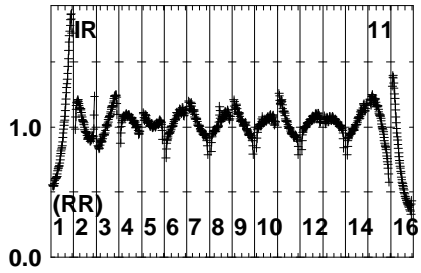
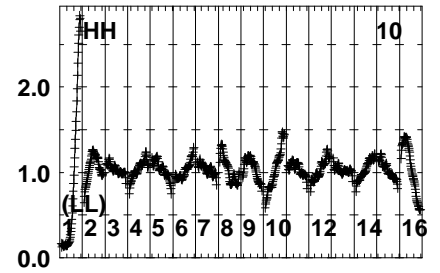
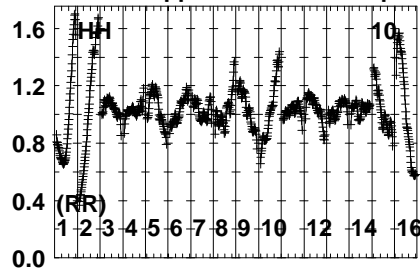
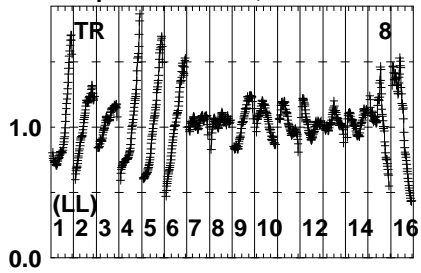


Lower frame: Real Jy
Auto-corr total-power spectrum Antenna: *
Timerange: 01/03:42:14 to 01/03:45:10

Plot file version 642 created 18-APR-2024 16:06:39

SN2022XXF RG014.UVDATA.1

Freq = 4.6005 GHz, Bw = 32.000 MH No calibration applied and no bandpass applied

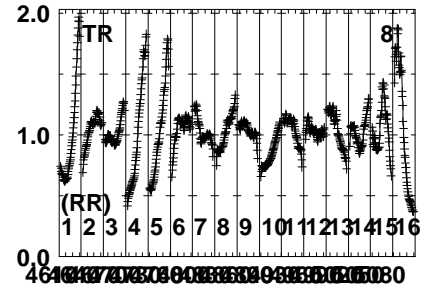
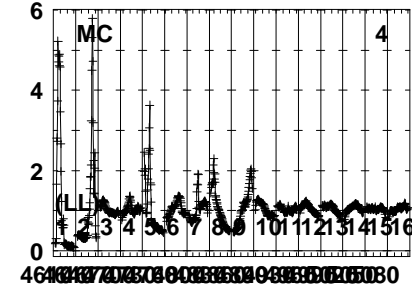
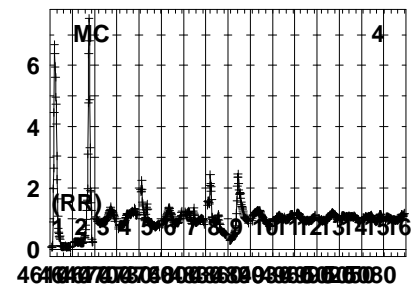
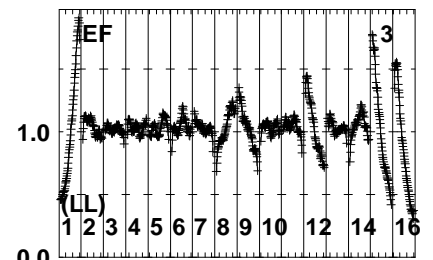
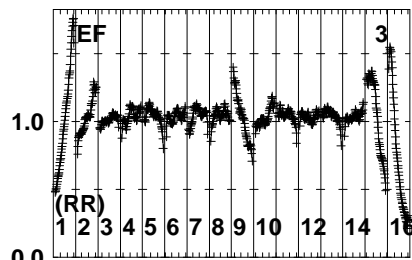
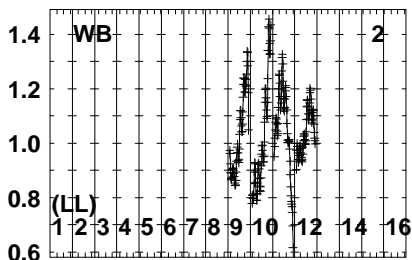
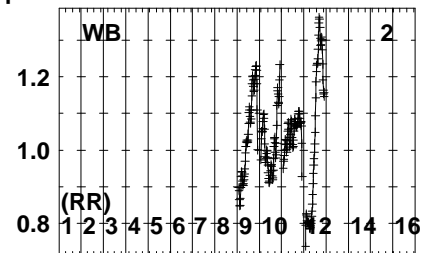
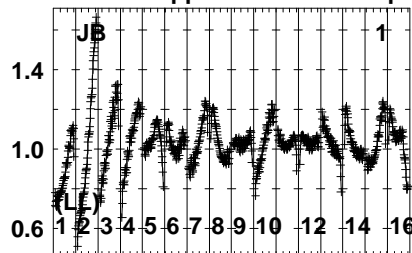
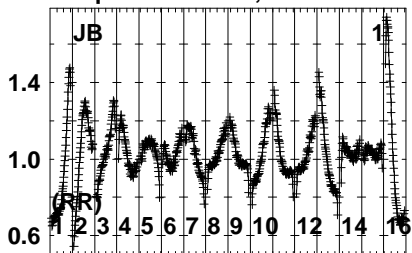


Lower frame: Real Jy
Auto-corr total-power spectrum Antenna: *
Timerange: 01/03:42:14 to 01/03:45:10

Plot file version 643 created 18-APR-2024 16:06:39

J1130+0846 RG014.UVDATA.1

Freq = 4.6005 GHz, Bw = 32.000 MH No calibration applied and no bandpass applied

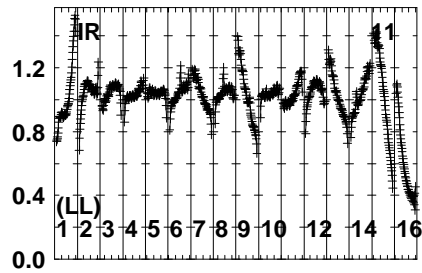
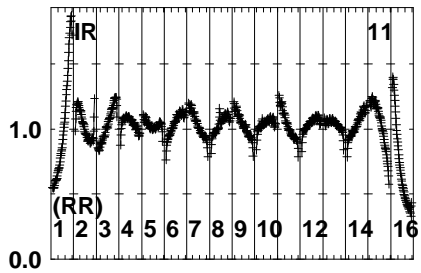
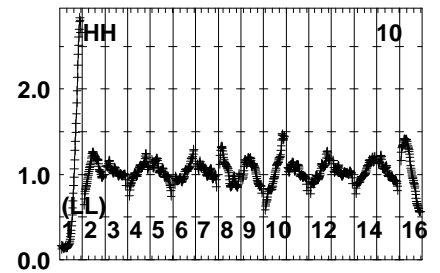
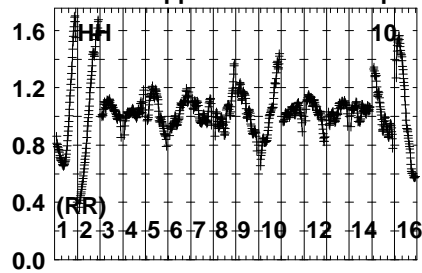
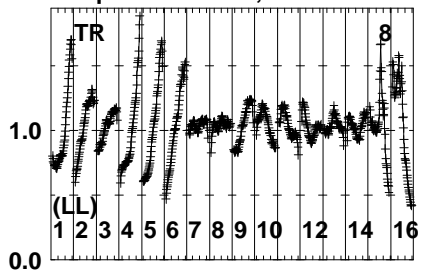


Lower frame: Real Jy
Auto-corr total-power spectrum Antenna: *
Timerange: 01/03:45:27 to 01/03:46:07

Plot file version 644 created 18-APR-2024 16:06:40

J1130+0846 RG014.UVDATA.1

Freq = 4.6005 GHz, Bw = 32.000 MH No calibration applied and no bandpass applied



Lower frame: Real Jy

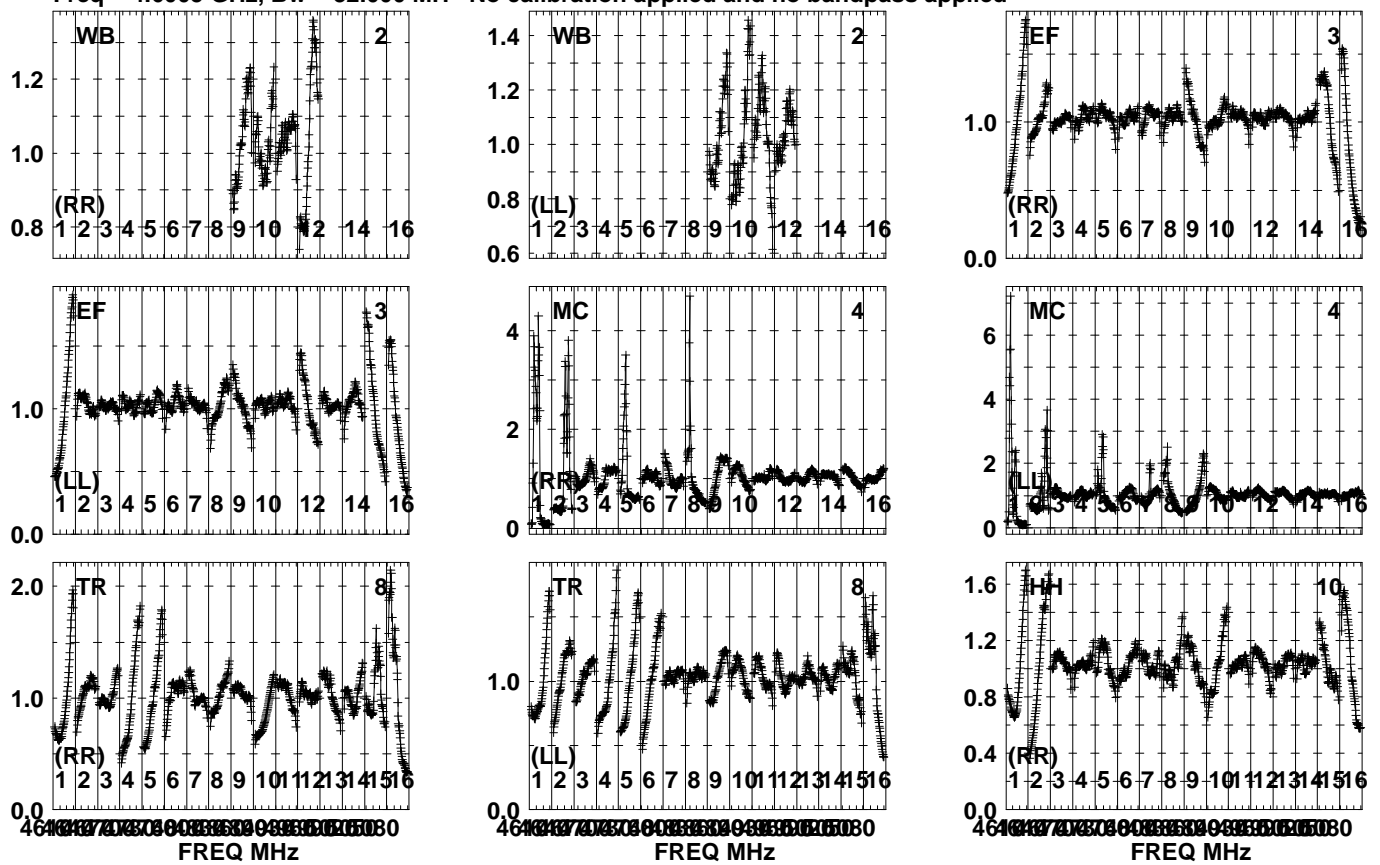
Auto-corr total-power spectrum Antenna: *

Timerange: 01/03:45:27 to 01/03:46:07

Plot file version 645 created 18-APR-2024 16:06:40

J1129+0951 RG014.UVDATA.1

Freq = 4.6005 GHz, Bw = 32.000 MH No calibration applied and no bandpass applied

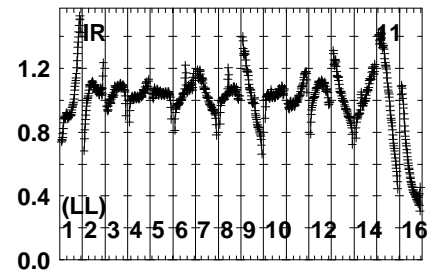
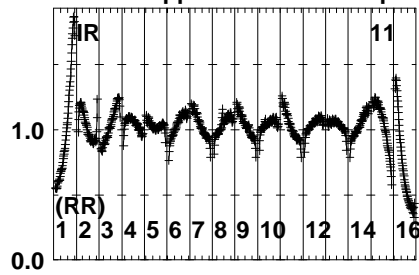
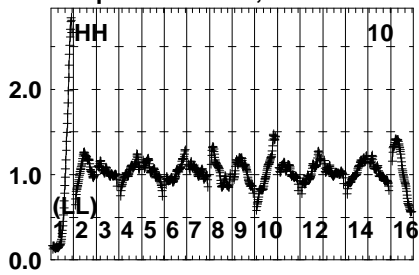


Lower frame: Real Jy
Auto-corr total-power spectrum Antenna: *
Timerange: 01/03:46:30 to 01/03:47:10

Plot file version 646 created 18-APR-2024 16:06:40

J1129+0951 RG014.UVDATA.1

Freq = 4.6005 GHz, Bw = 32.000 MH No calibration applied and no bandpass applied



Lower frame: Real Jy

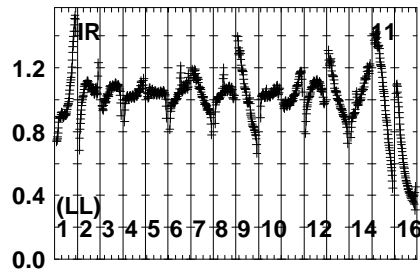
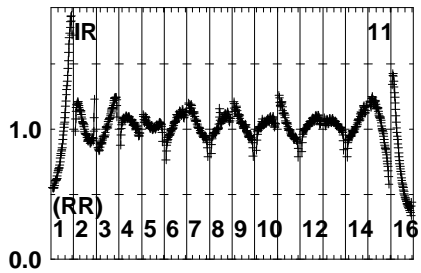
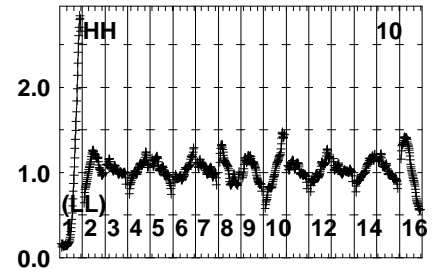
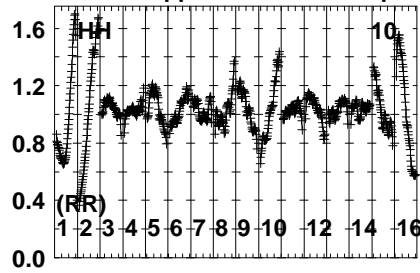
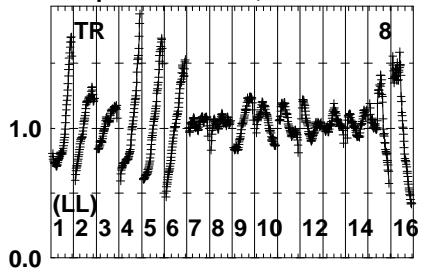
Auto-corr total-power spectrum Antenna: *

Timerange: 01/03:46:30 to 01/03:47:10

Plot file version 648 created 18-APR-2024 16:06:40

SN2022XXF RG014.UVDATA.1

Freq = 4.6005 GHz, Bw = 32.000 MH No calibration applied and no bandpass applied

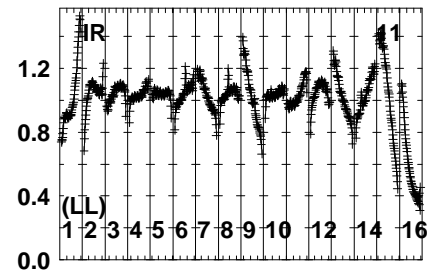
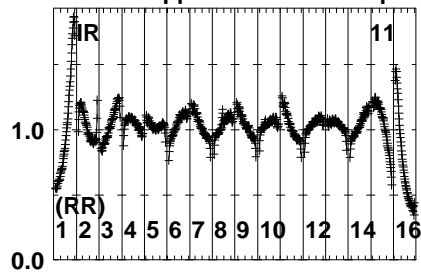
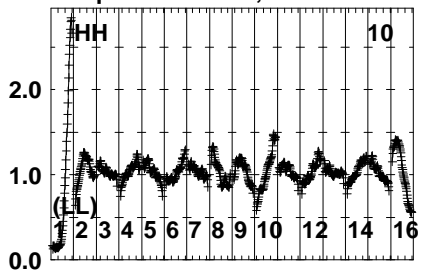


Lower frame: Real Jy
Auto-corr total-power spectrum Antenna: *
Timerange: 01/03:47:30 to 01/03:50:26

Plot file version 650 created 18-APR-2024 16:06:40

J1130+0846 RG014.UVDATA.1

Freq = 4.6005 GHz, Bw = 32.000 MH No calibration applied and no bandpass applied



Lower frame: Real Jy

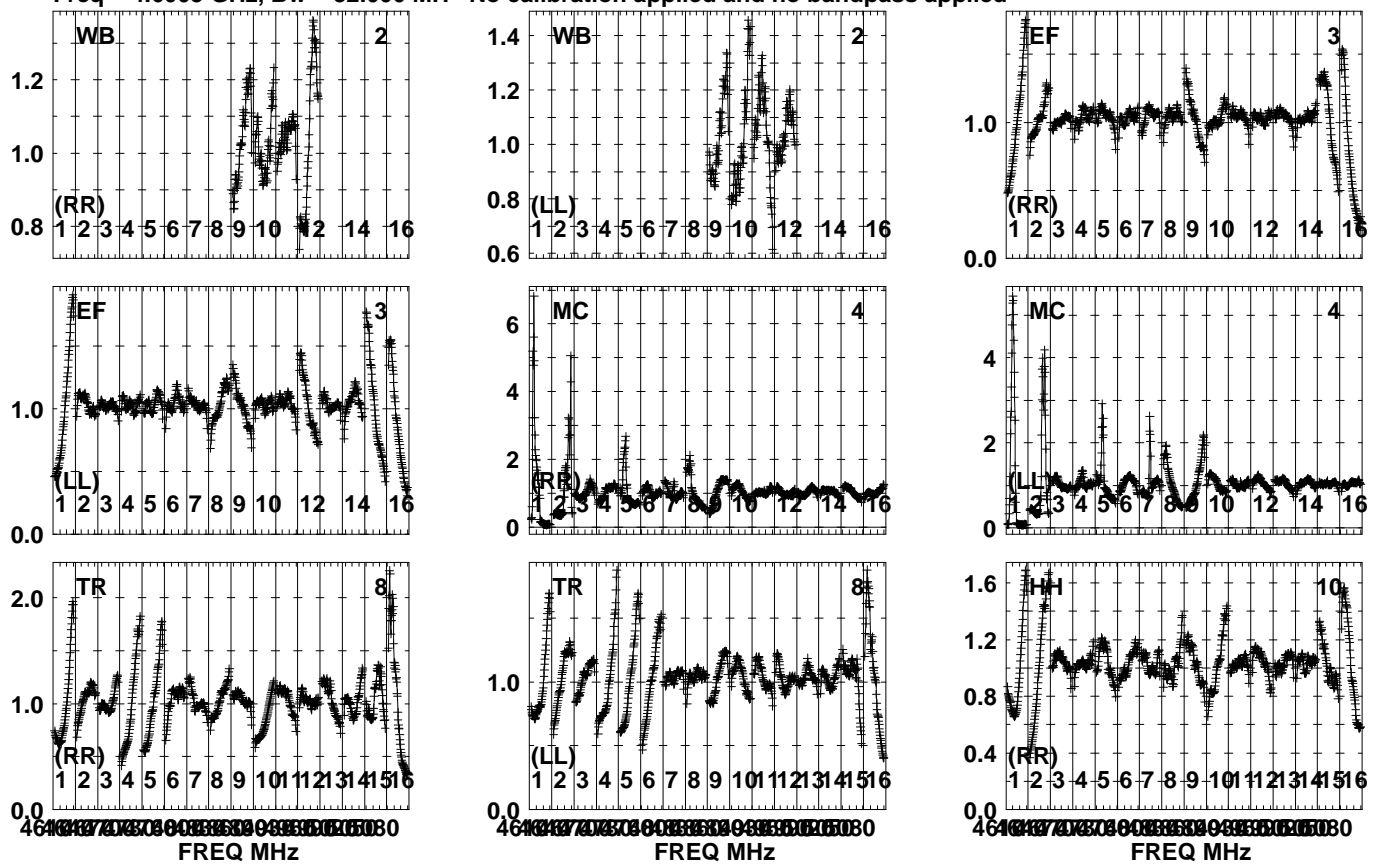
Auto-corr total-power spectrum Antenna: *

Timerange: 01/03:50:43 to 01/03:51:23

Plot file version 651 created 18-APR-2024 16:06:40

J1129+0951 RG014.UVDATA.1

Freq = 4.6005 GHz, Bw = 32.000 MH No calibration applied and no bandpass applied

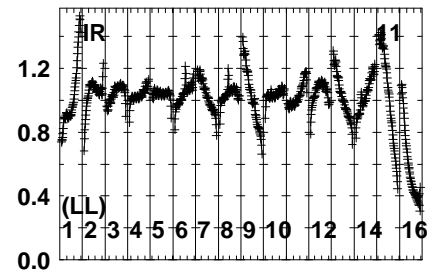
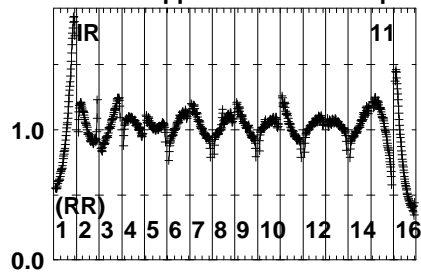
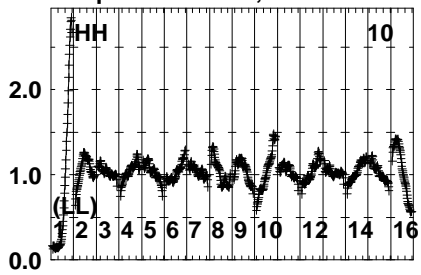


Lower frame: Real Jy
Auto-corr total-power spectrum Antenna: *
Timerange: 01/03:51:46 to 01/03:52:26

Plot file version 652 created 18-APR-2024 16:06:40

J1129+0951 RG014.UVDATA.1

Freq = 4.6005 GHz, Bw = 32.000 MH No calibration applied and no bandpass applied



Lower frame: Real Jy

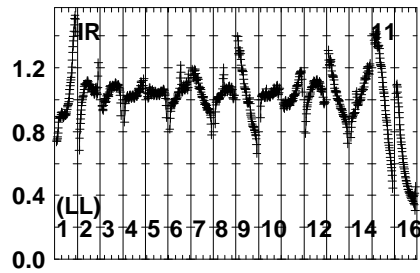
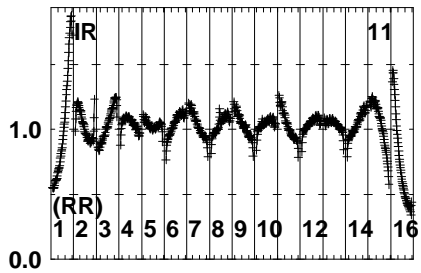
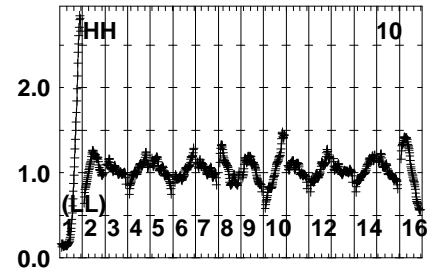
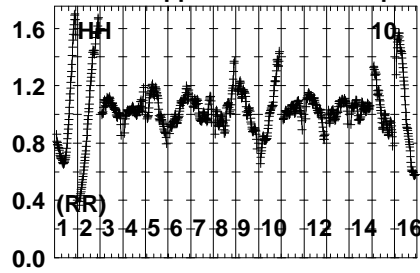
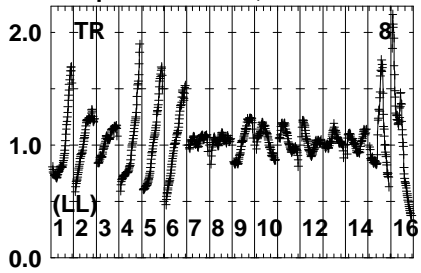
Auto-corr total-power spectrum Antenna: *

Timerange: 01/03:51:46 to 01/03:52:26

Plot file version 654 created 18-APR-2024 16:06:40

SN2022XXF RG014.UVDATA.1

Freq = 4.6005 GHz, Bw = 32.000 MH No calibration applied and no bandpass applied

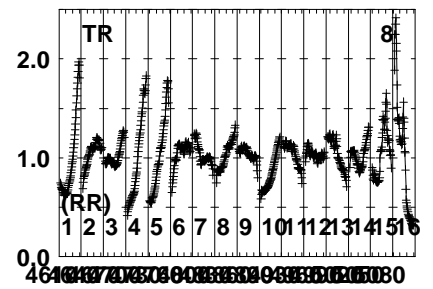
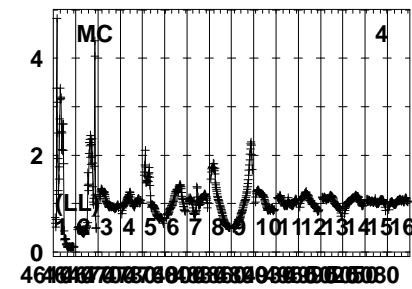
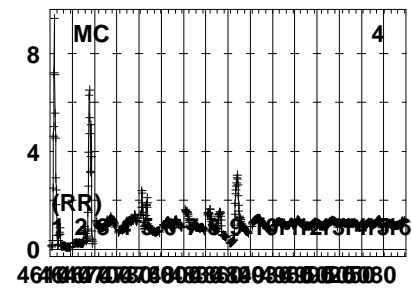
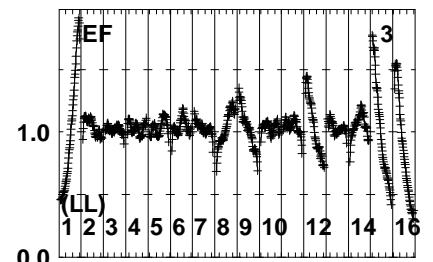
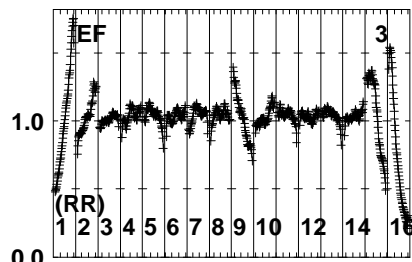
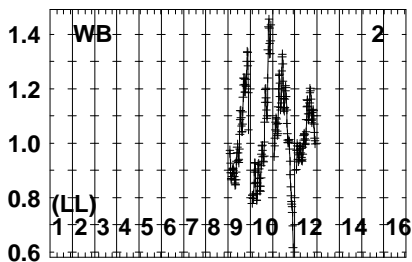
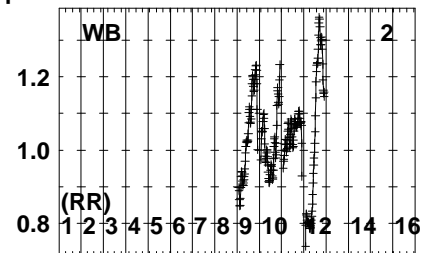
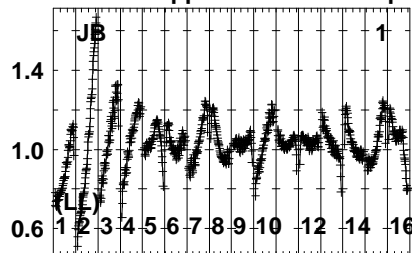
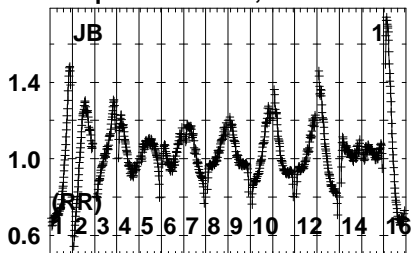


Lower frame: Real Jy
Auto-corr total-power spectrum Antenna: *
Timerange: 01/03:52:46 to 01/03:55:42

Plot file version 655 created 18-APR-2024 16:06:40

J1130+0846 RG014.UVDATA.1

Freq = 4.6005 GHz, Bw = 32.000 MH No calibration applied and no bandpass applied

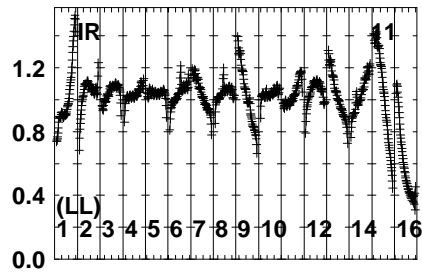
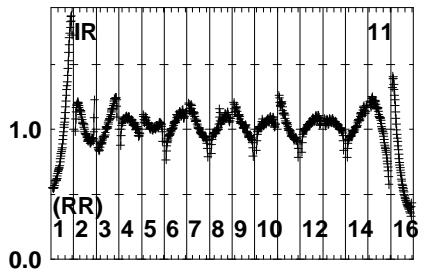
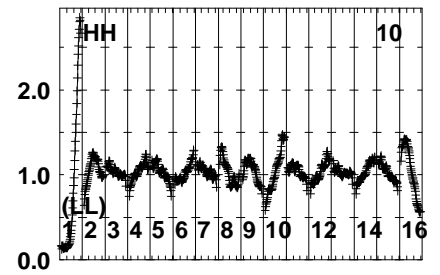
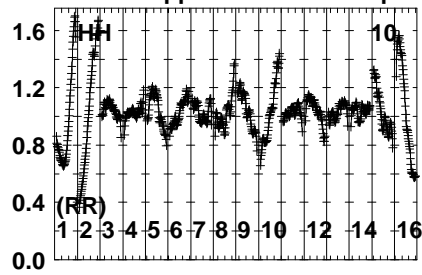
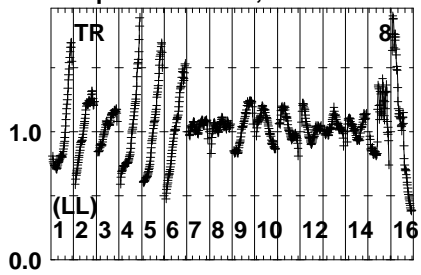


Lower frame: Real Jy
Auto-corr total-power spectrum Antenna: *
Timerange: 01/03:55:59 to 01/03:56:39

Plot file version 656 created 18-APR-2024 16:06:40

J1130+0846 RG014.UVDATA.1

Freq = 4.6005 GHz, Bw = 32.000 MH No calibration applied and no bandpass applied

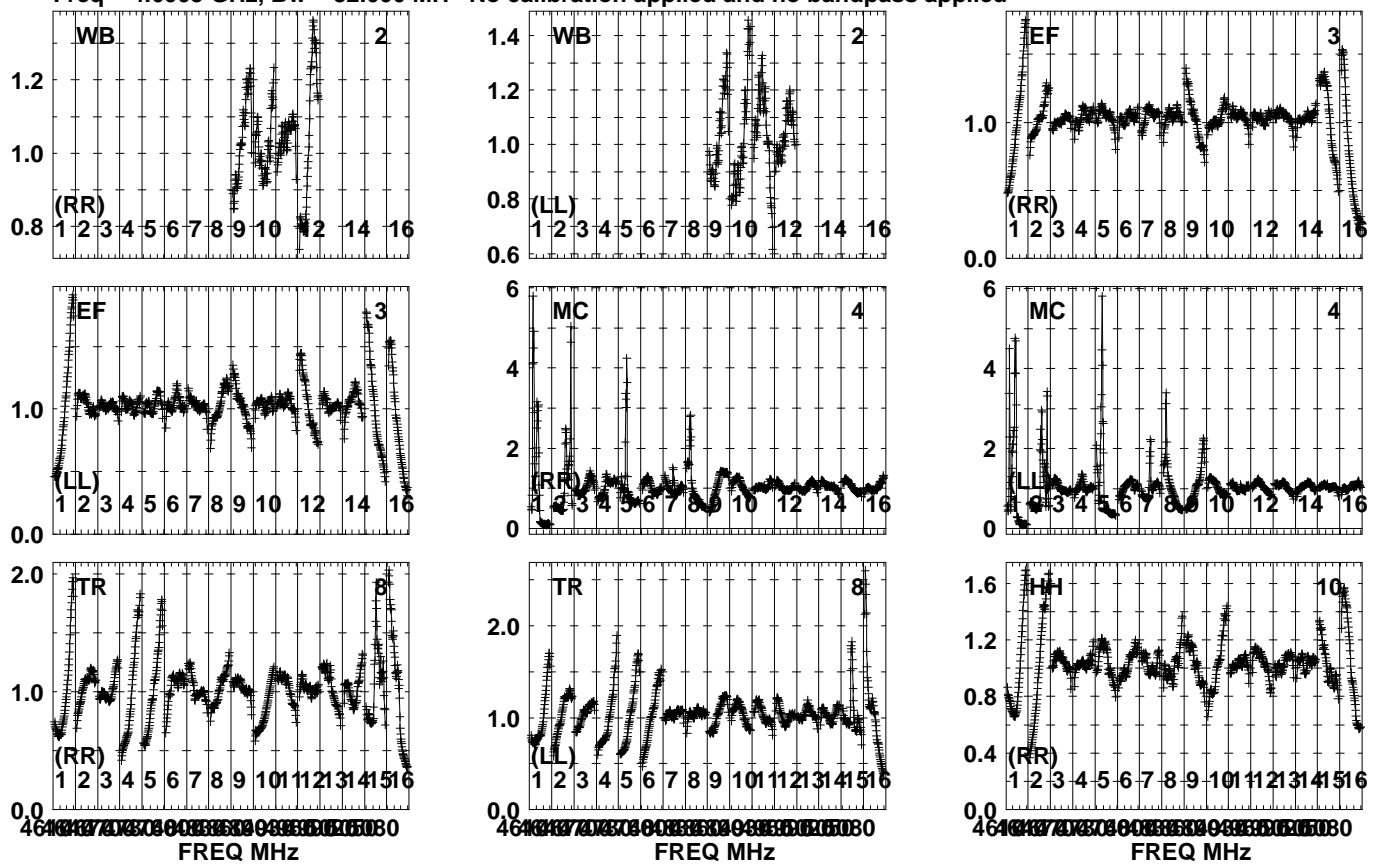


Lower frame: Real Jy
Auto-corr total-power spectrum Antenna: *
Timerange: 01/03:55:59 to 01/03:56:39

Plot file version 657 created 18-APR-2024 16:06:40

J1129+0951 RG014.UVDATA.1

Freq = 4.6005 GHz, Bw = 32.000 MH No calibration applied and no bandpass applied

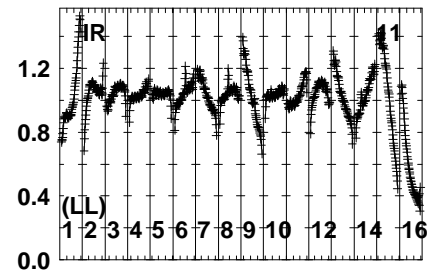
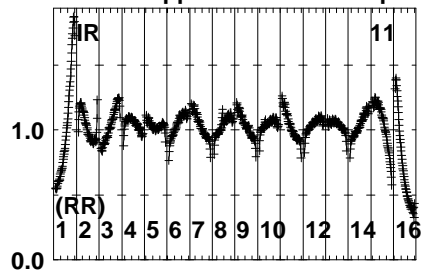
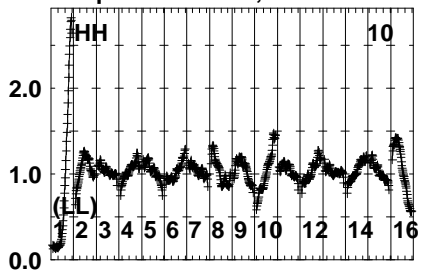


Lower frame: Real Jy
Auto-corr total-power spectrum Antenna: *
Timerange: 01/03:57:02 to 01/03:57:42

Plot file version 658 created 18-APR-2024 16:06:41

J1129+0951 RG014.UVDATA.1

Freq = 4.6005 GHz, Bw = 32.000 MH No calibration applied and no bandpass applied



Lower frame: Real Jy

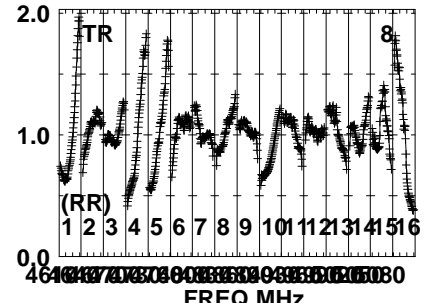
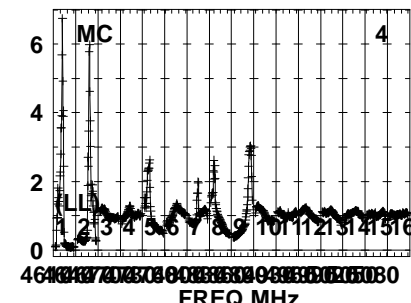
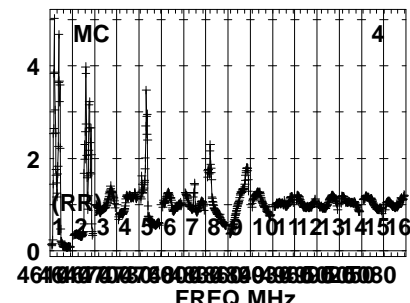
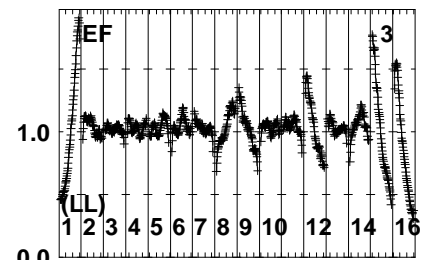
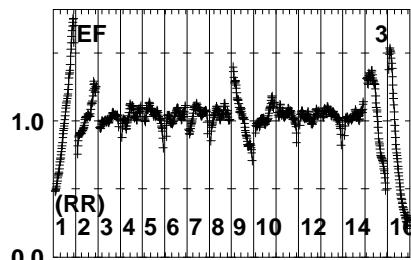
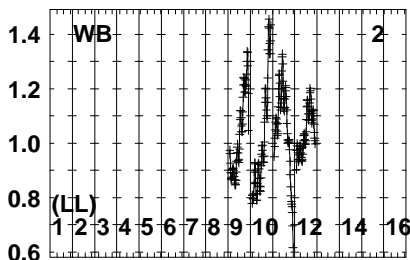
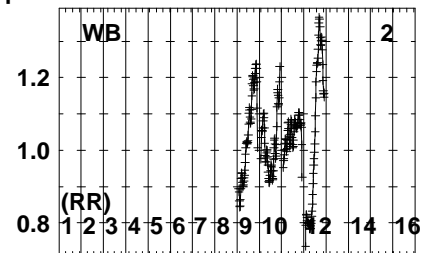
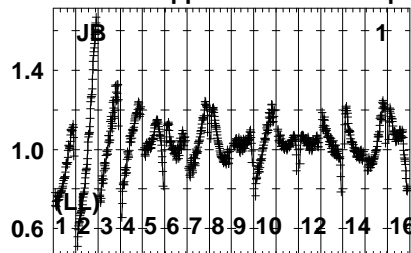
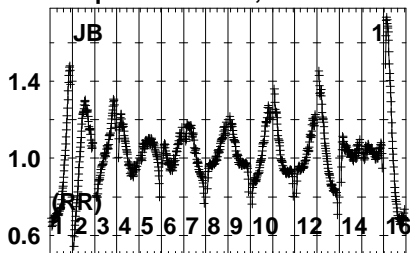
Auto-corr total-power spectrum Antenna: *

Timerange: 01/03:57:02 to 01/03:57:42

Plot file version 659 created 18-APR-2024 16:06:41

SN2022XF RG014.UVDATA.1

Freq = 4.6005 GHz, Bw = 32.000 MH No calibration applied and no bandpass applied

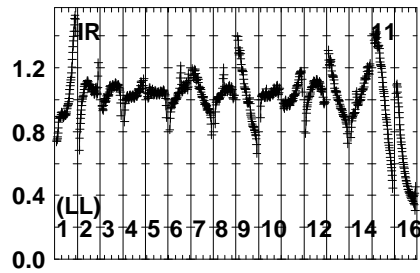
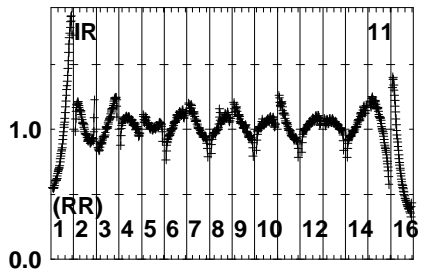
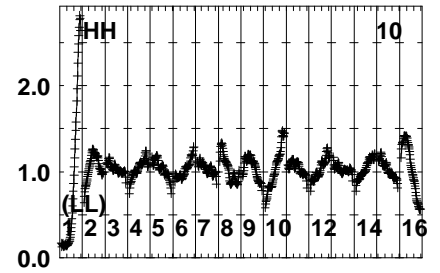
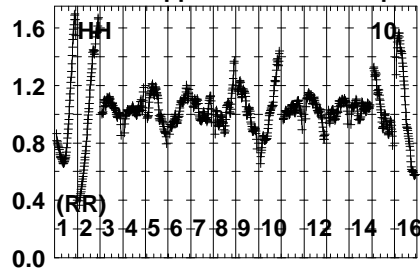
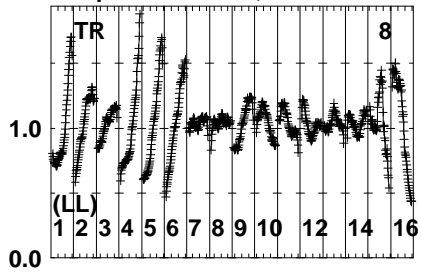


Lower frame: Real Jy
Auto-corr total-power spectrum Antenna: *
Timerange: 01/03:58:02 to 01/04:00:58

Plot file version 660 created 18-APR-2024 16:06:41

SN2022XXF RG014.UVDATA.1

Freq = 4.6005 GHz, Bw = 32.000 MH No calibration applied and no bandpass applied

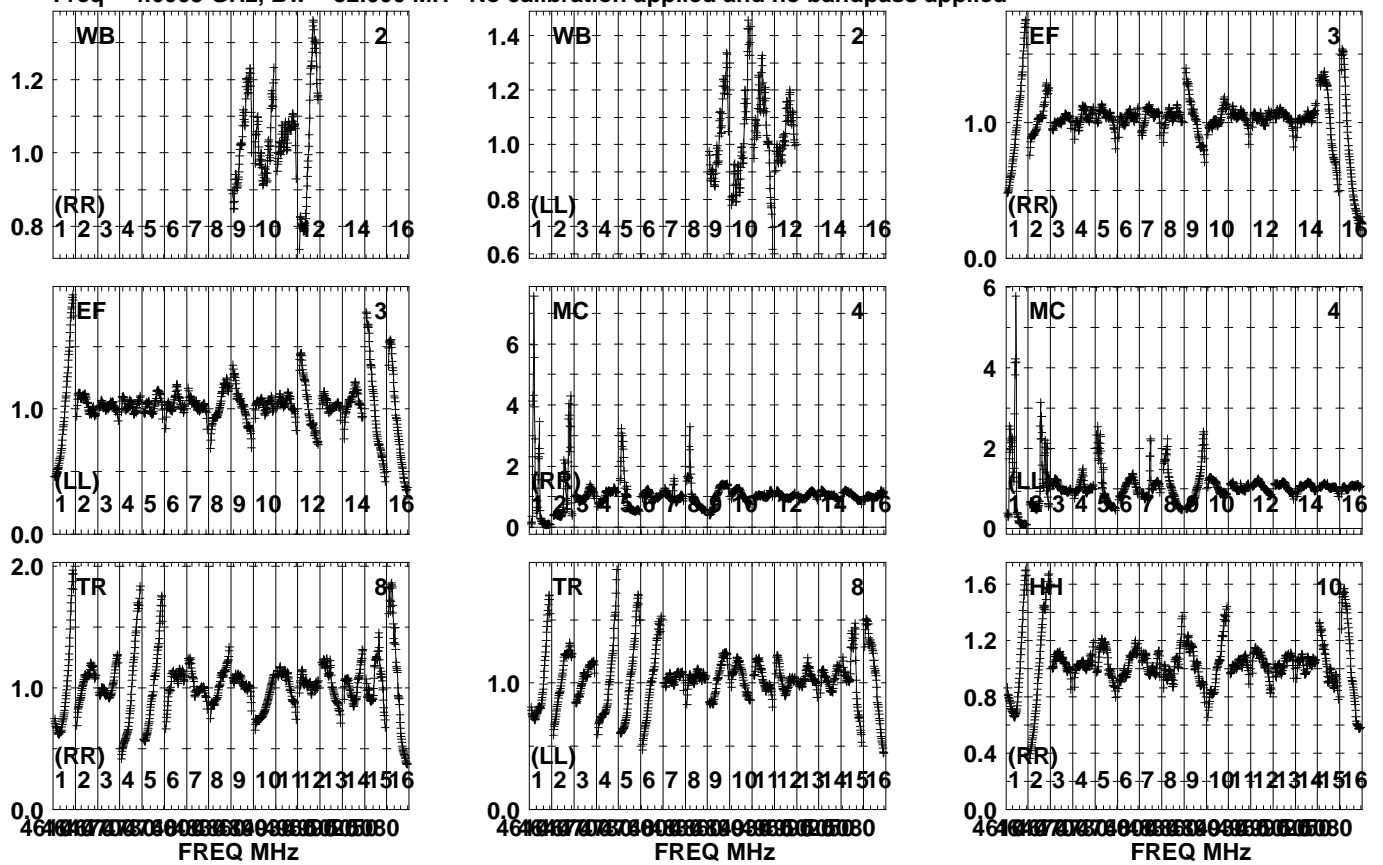


Lower frame: Real Jy
Auto-corr total-power spectrum Antenna: *
Timerange: 01/03:58:02 to 01/04:00:58

Plot file version 661 created 18-APR-2024 16:06:41

J1130+0846 RG014.UVDATA.1

Freq = 4.6005 GHz, Bw = 32.000 MH No calibration applied and no bandpass applied

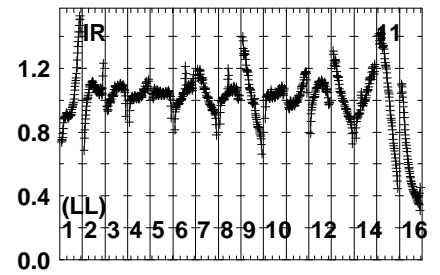
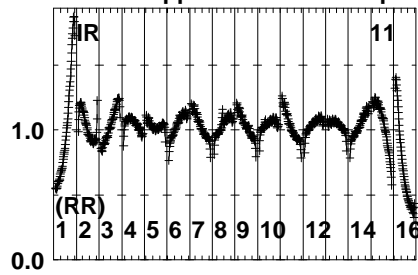
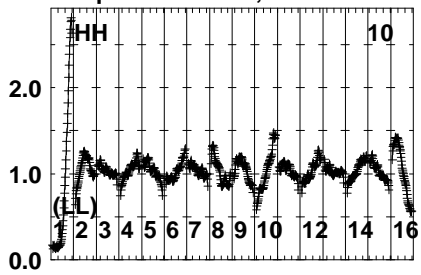


Lower frame: Real Jy
Auto-corr total-power spectrum Antenna: *
Timerange: 01/04:01:15 to 01/04:01:55

Plot file version 662 created 18-APR-2024 16:06:41

J1130+0846 RG014.UVDATA.1

Freq = 4.6005 GHz, Bw = 32.000 MH No calibration applied and no bandpass applied



Lower frame: Real Jy

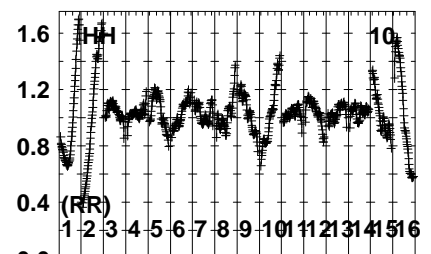
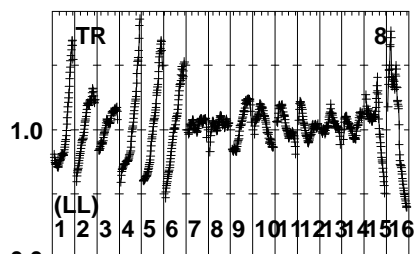
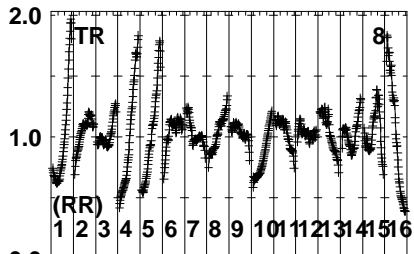
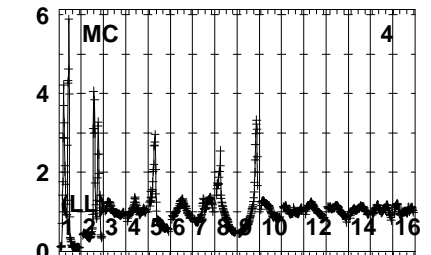
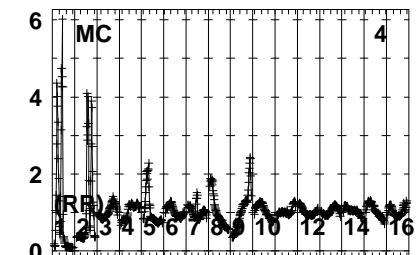
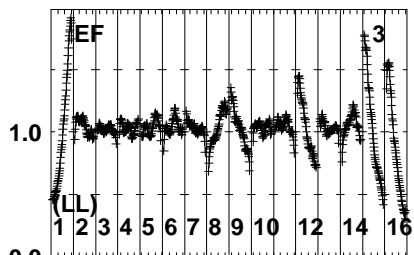
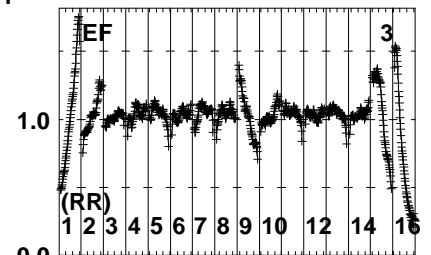
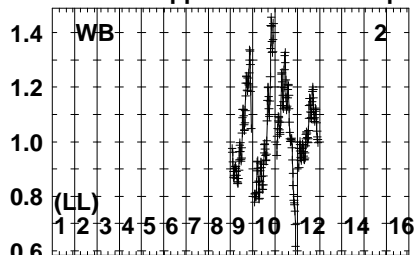
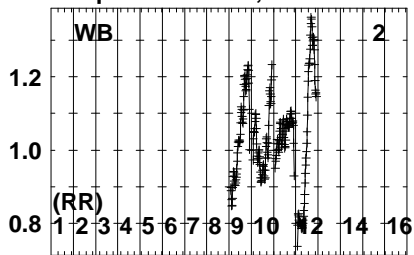
Auto-corr total-power spectrum Antenna: *

Timerange: 01/04:01:15 to 01/04:01:55

Plot file version 663 created 18-APR-2024 16:06:41

J1129+0951 RG014.UVDATA.1

Freq = 4.6005 GHz, Bw = 32.000 MH No calibration applied and no bandpass applied



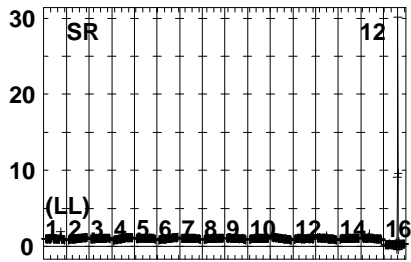
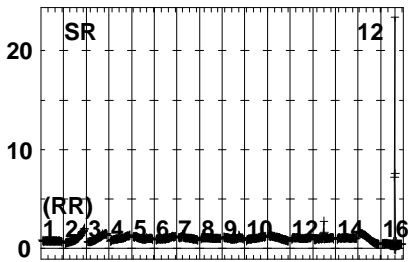
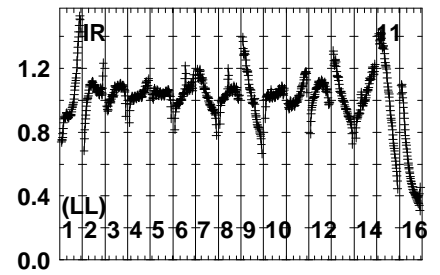
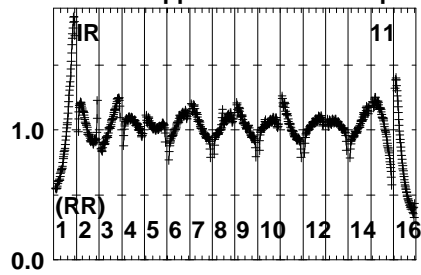
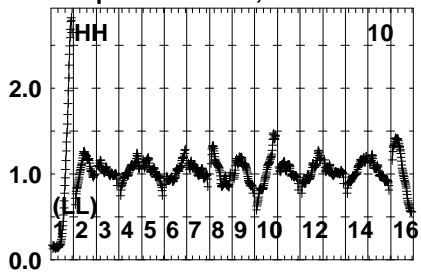
464317.0 464317.000 464317.000 464317.000 464317.000 464317.000 464317.000 464317.000 464317.000 464317.000 464317.000 464317.000 464317.000 464317.000 464317.000 464317.000

Lower frame: Real Jy
Auto-corr total-power spectrum Antenna: *
Timerange: 01/04:02:18 to 01/04:02:58

Plot file version 664 created 18-APR-2024 16:06:41

J1129+0951 RG014.UVDATA.1

Freq = 4.6005 GHz, Bw = 32.000 MH No calibration applied and no bandpass applied



Lower frame: Real Jy

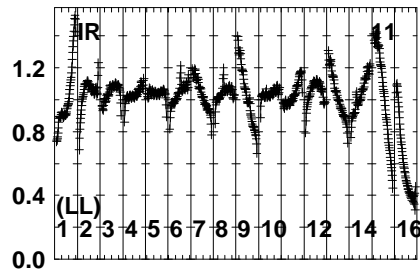
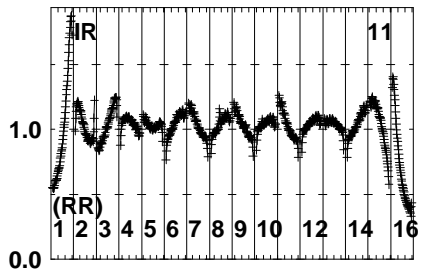
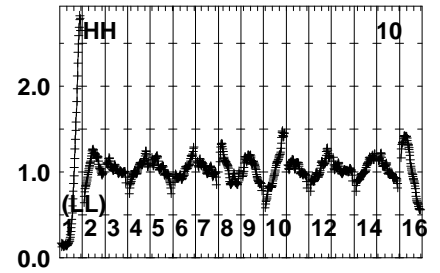
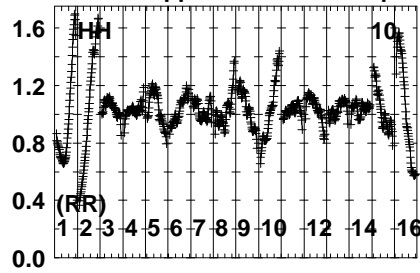
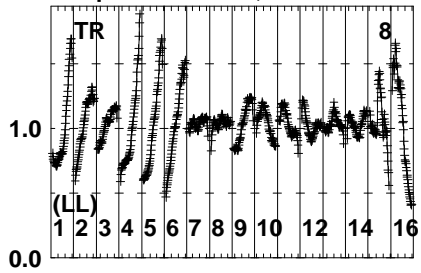
Auto-corr total-power spectrum Antenna: *

Timerange: 01/04:02:18 to 01/04:02:58

Plot file version 666 created 18-APR-2024 16:06:41

SN2022XXF RG014.UVDATA.1

Freq = 4.6005 GHz, Bw = 32.000 MH No calibration applied and no bandpass applied

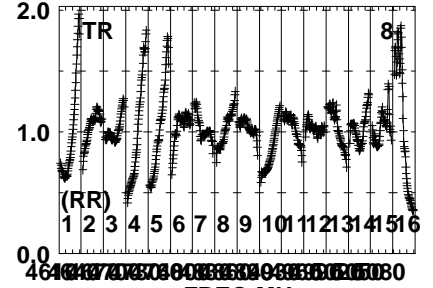
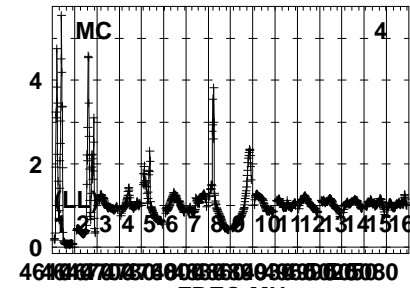
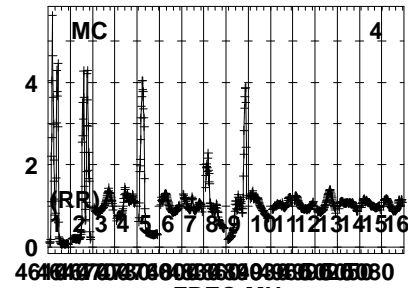
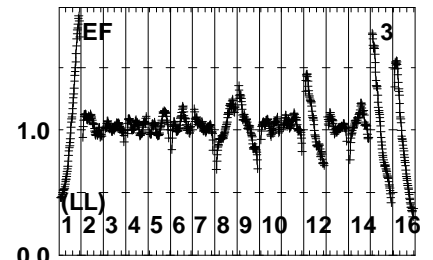
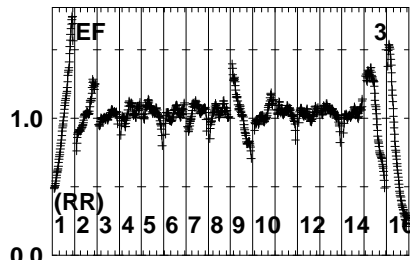
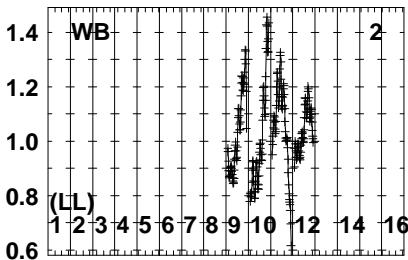
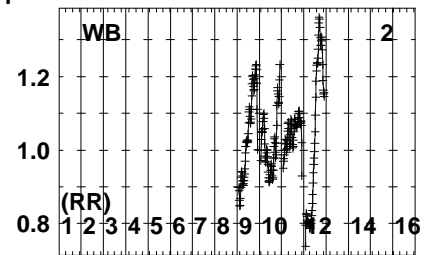
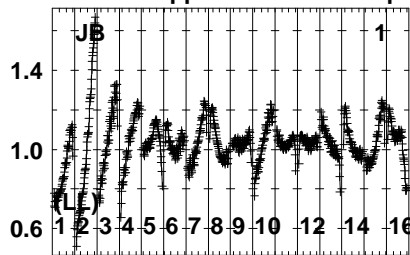
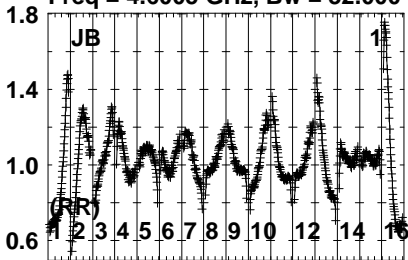


Lower frame: Real Jy
Auto-corr total-power spectrum Antenna: *
Timerange: 01/04:03:18 to 01/04:06:14

Plot file version 667 created 18-APR-2024 16:06:41

J1130+0846 RG014.UVDATA.1

Freq = 4.6005 GHz, Bw = 32.000 MH No calibration applied and no bandpass applied

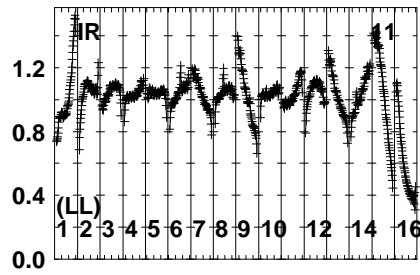
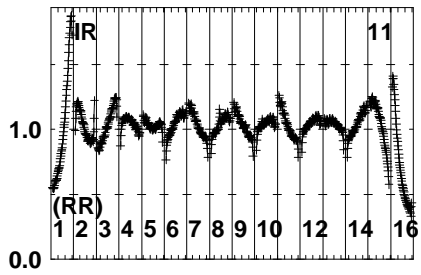
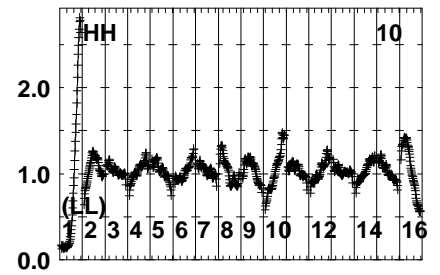
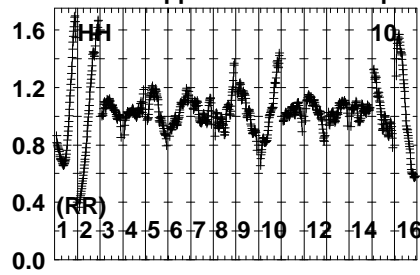
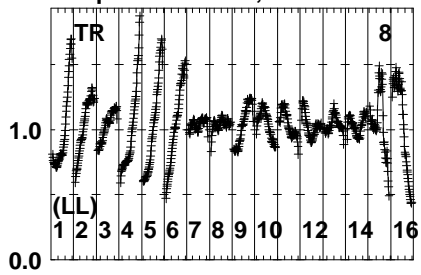


Lower frame: Real Jy
Auto-corr total-power spectrum Antenna: *
Timerange: 01/04:06:31 to 01/04:07:11

Plot file version 668 created 18-APR-2024 16:06:41

J1130+0846 RG014.UVDATA.1

Freq = 4.6005 GHz, Bw = 32.000 MH No calibration applied and no bandpass applied

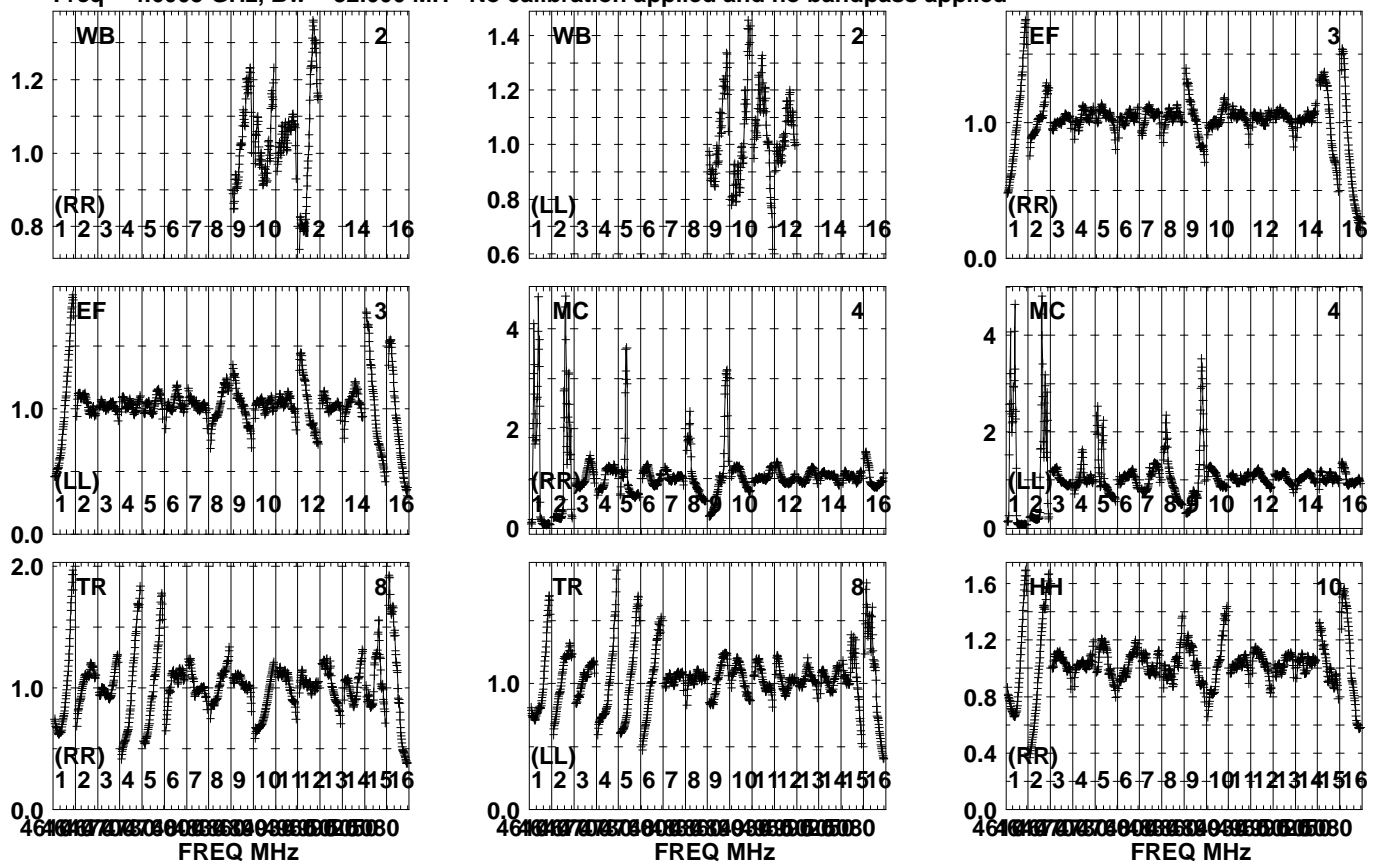


Lower frame: Real Jy
Auto-corr total-power spectrum Antenna: *
Timerange: 01/04:06:31 to 01/04:07:11

Plot file version 669 created 18-APR-2024 16:06:41

J1129+0951 RG014.UVDATA.1

Freq = 4.6005 GHz, Bw = 32.000 MH No calibration applied and no bandpass applied

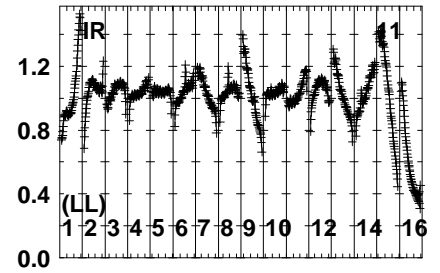
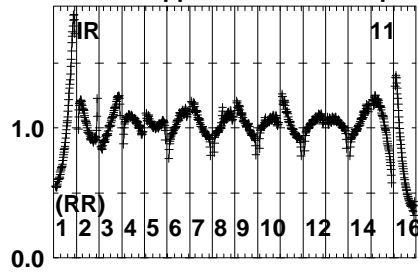
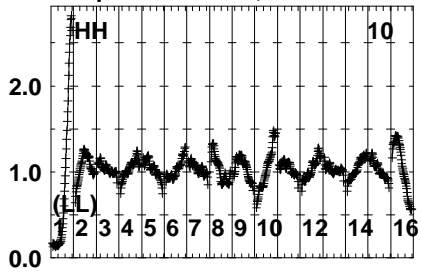


Lower frame: Real Jy
Auto-corr total-power spectrum Antenna: *
Timerange: 01/04:07:34 to 01/04:08:14

Plot file version 670 created 18-APR-2024 16:06:41

J1129+0951 RG014.UVDATA.1

Freq = 4.6005 GHz, Bw = 32.000 MH No calibration applied and no bandpass applied



Lower frame: Real Jy

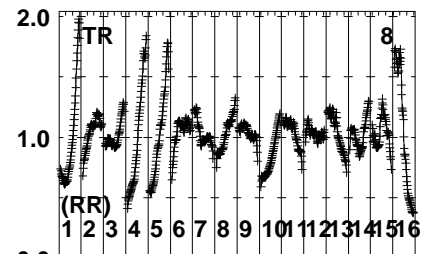
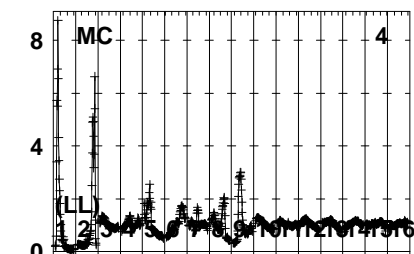
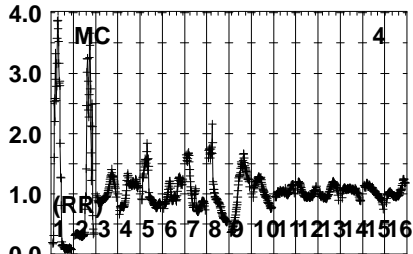
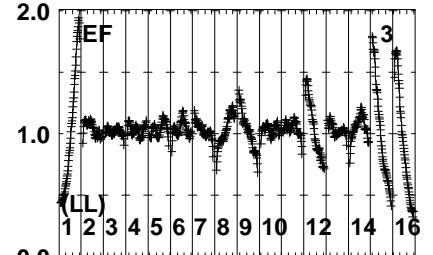
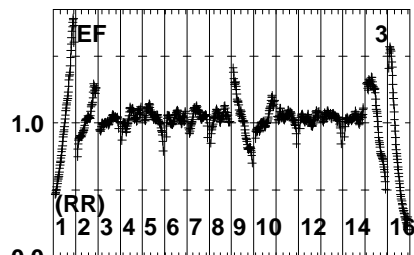
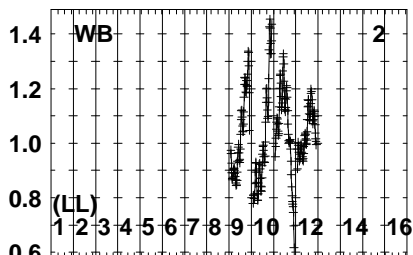
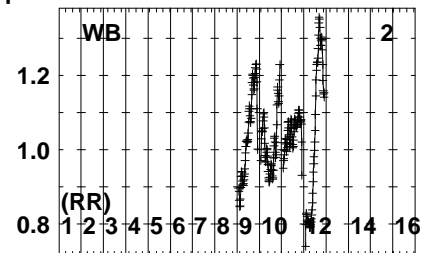
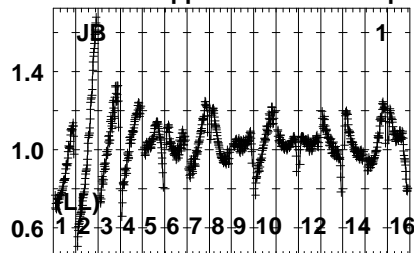
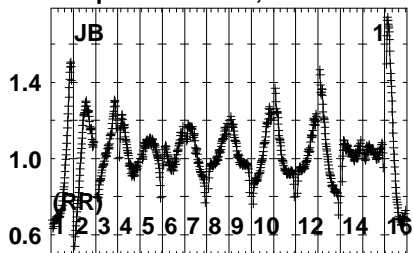
Auto-corr total-power spectrum Antenna: *

Timerange: 01/04:07:34 to 01/04:08:14

Plot file version 671 created 18-APR-2024 16:06:41

3C273 RG014.UVDATA.1

Freq = 4.6005 GHz, Bw = 32.000 MH No calibration applied and no bandpass applied



464317 4080 000000 9999 000000
FREQ MHz

464317 4080 000000 9999 000000
FREQ MHz

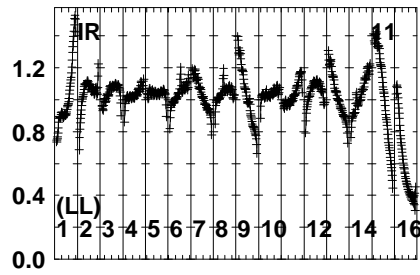
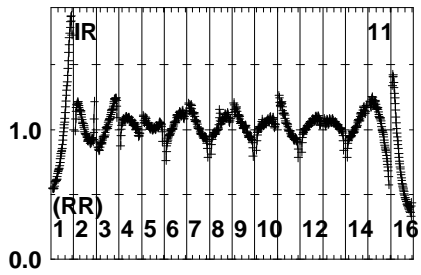
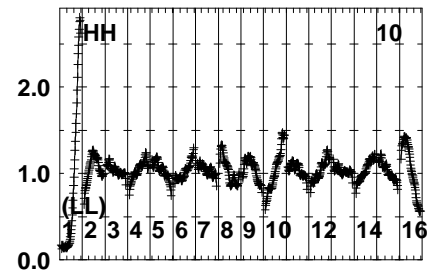
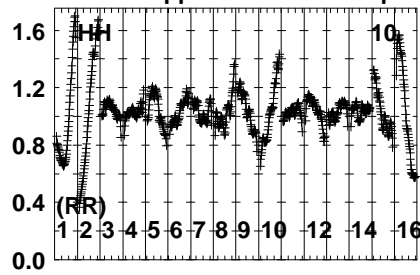
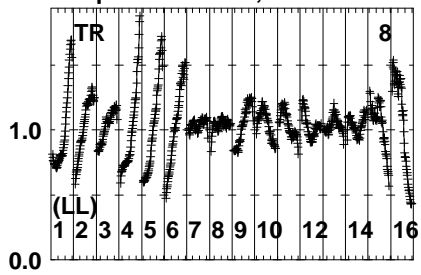
464317 4080 000000 9999 000000
FREQ MHz

Lower frame: Real Jy
Auto-corr total-power spectrum Antenna: *
Timerange: 01/04:09:43 to 01/04:11:39

Plot file version 672 created 18-APR-2024 16:06:42

3C273 RG014.UVDATA.1

Freq = 4.6005 GHz, Bw = 32.000 MH No calibration applied and no bandpass applied

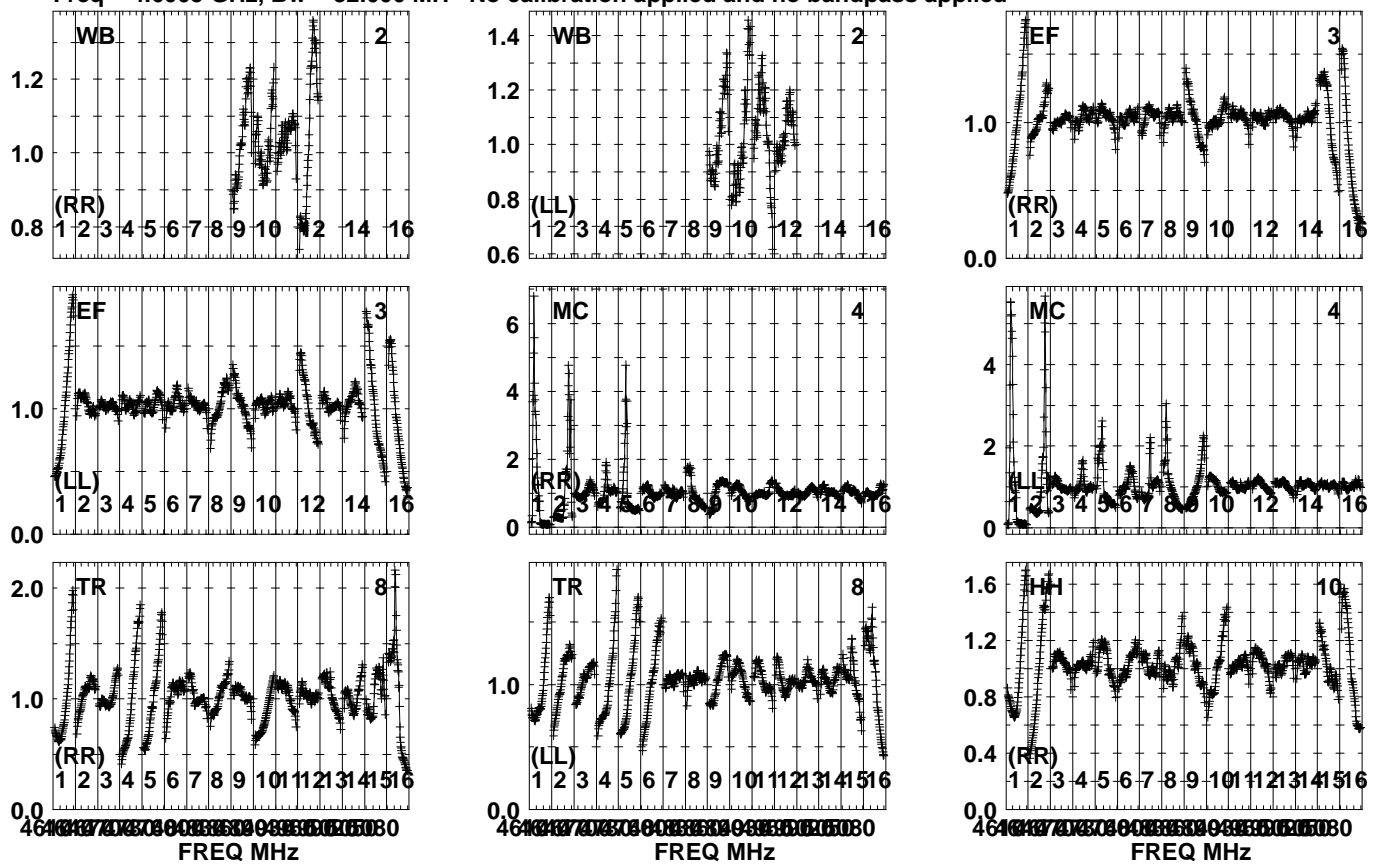


Lower frame: Real Jy
Auto-corr total-power spectrum Antenna: *
Timerange: 01/04:09:43 to 01/04:11:39

Plot file version 675 created 18-APR-2024 16:06:42

J1129+0951 RG014.UVDATA.1

Freq = 4.6005 GHz, Bw = 32.000 MH No calibration applied and no bandpass applied

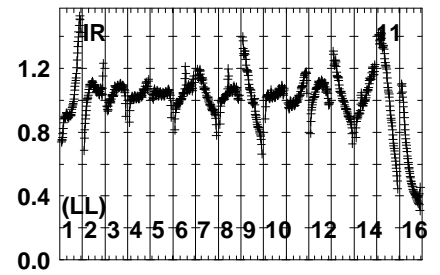
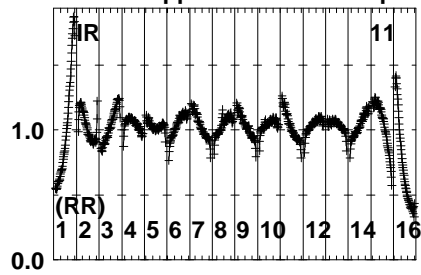
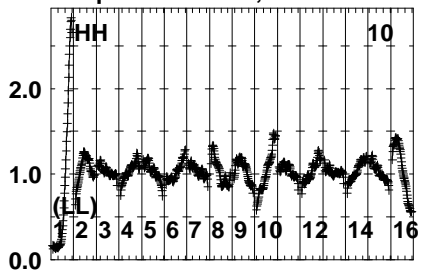


Lower frame: Real Jy
Auto-corr total-power spectrum Antenna: *
Timerange: 01/04:14:16 to 01/04:14:56

Plot file version 676 created 18-APR-2024 16:06:42

J1129+0951 RG014.UVDATA.1

Freq = 4.6005 GHz, Bw = 32.000 MH No calibration applied and no bandpass applied



Lower frame: Real Jy

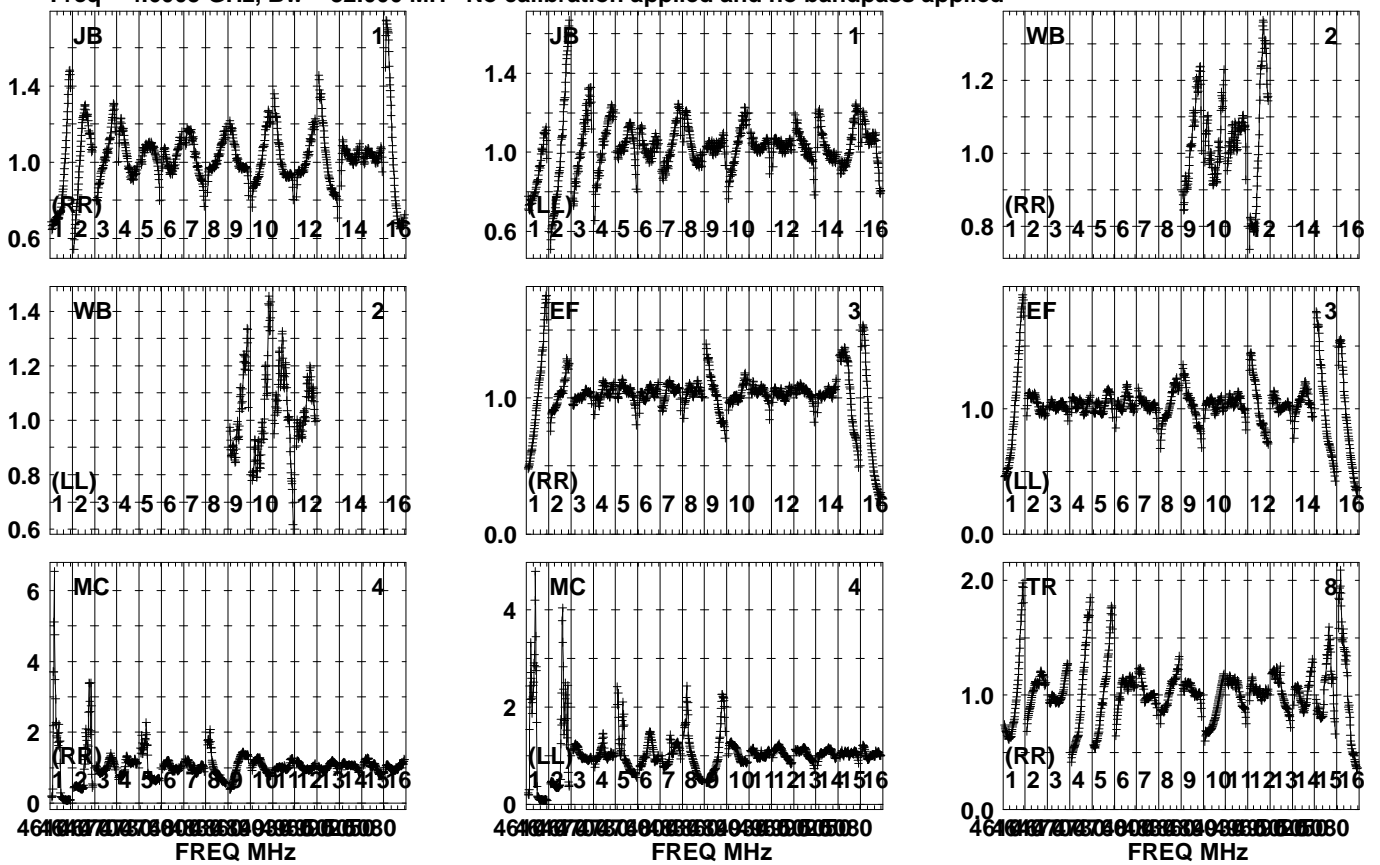
Auto-corr total-power spectrum Antenna: *

Timerange: 01/04:14:16 to 01/04:14:56

Plot file version 677 created 18-APR-2024 16:06:42

SN2022XF RG014.UVDATA.1

Freq = 4.6005 GHz, Bw = 32.000 MH No calibration applied and no bandpass applied

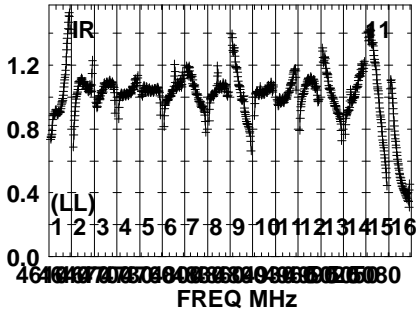
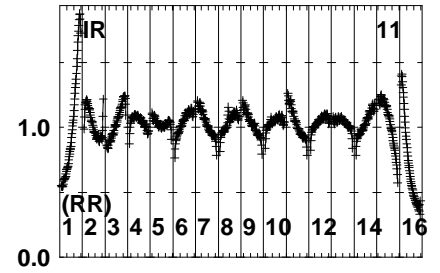
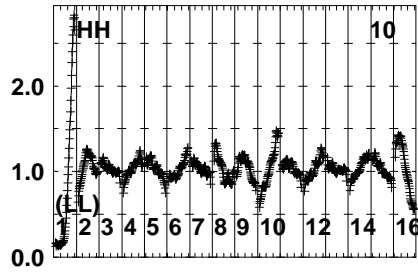
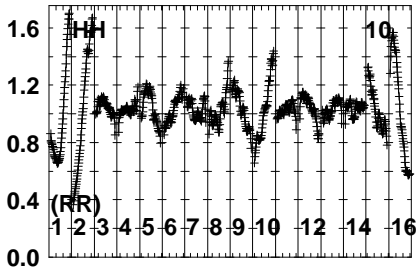
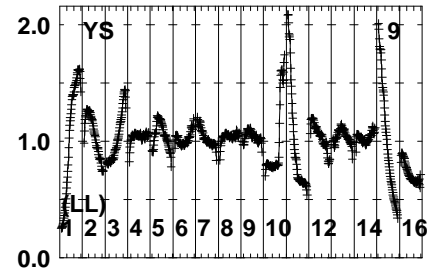
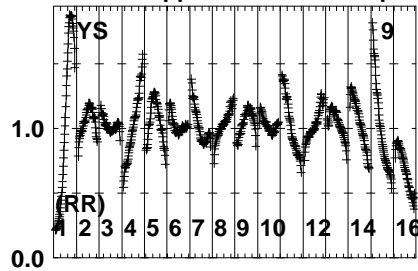
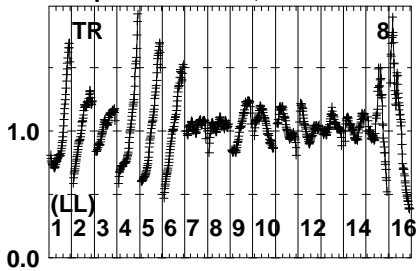


Lower frame: Real Jy
Auto-corr total-power spectrum Antenna: *
Timerange: 01/04:15:16 to 01/04:18:12

Plot file version 678 created 18-APR-2024 16:06:42

SN2022XXF RG014.UVDATA.1

Freq = 4.6005 GHz, Bw = 32.000 MH No calibration applied and no bandpass applied

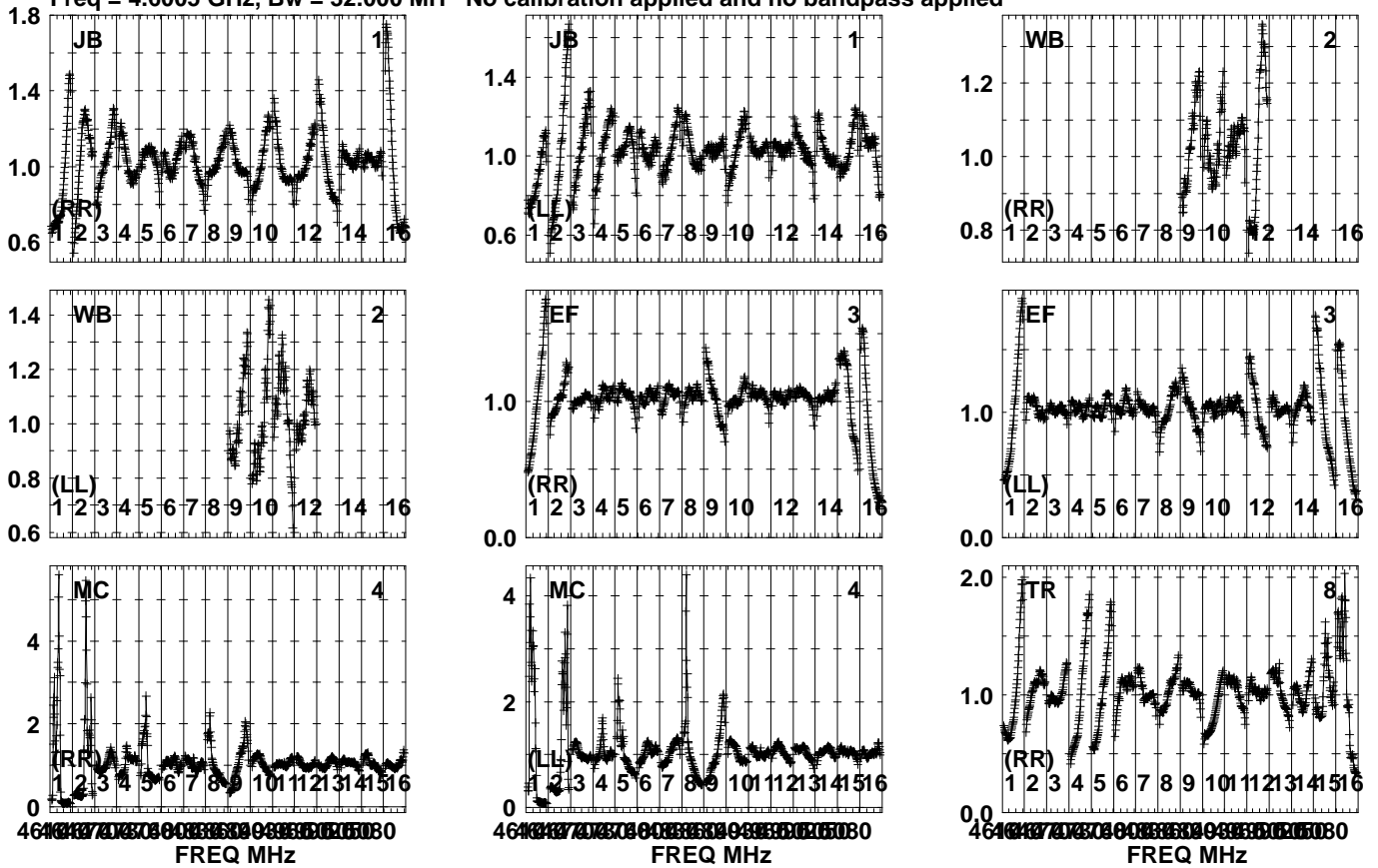


Lower frame: Real Jy
Auto-corr total-power spectrum Antenna: *
Timerange: 01/04:15:16 to 01/04:18:12

Plot file version 679 created 18-APR-2024 16:06:42

J1130+0846 RG014.UVDATA.1

Freq = 4.6005 GHz, Bw = 32.000 MH No calibration applied and no bandpass applied

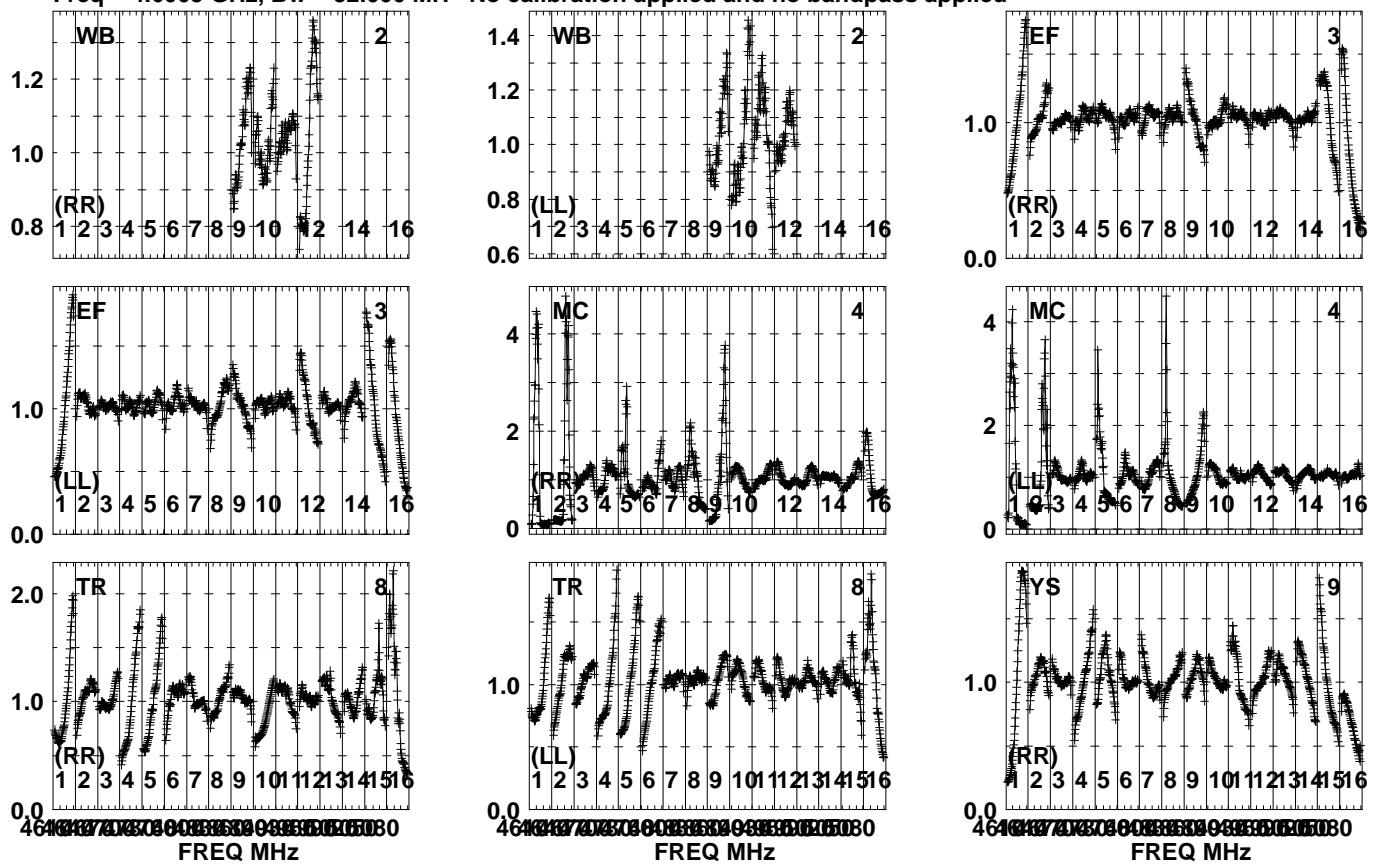


Lower frame: Real Jy
Auto-corr total-power spectrum Antenna: *
Timerange: 01/04:18:29 to 01/04:19:09

Plot file version 681 created 18-APR-2024 16:06:42

J1129+0951 RG014.UVDATA.1

Freq = 4.6005 GHz, Bw = 32.000 MH No calibration applied and no bandpass applied

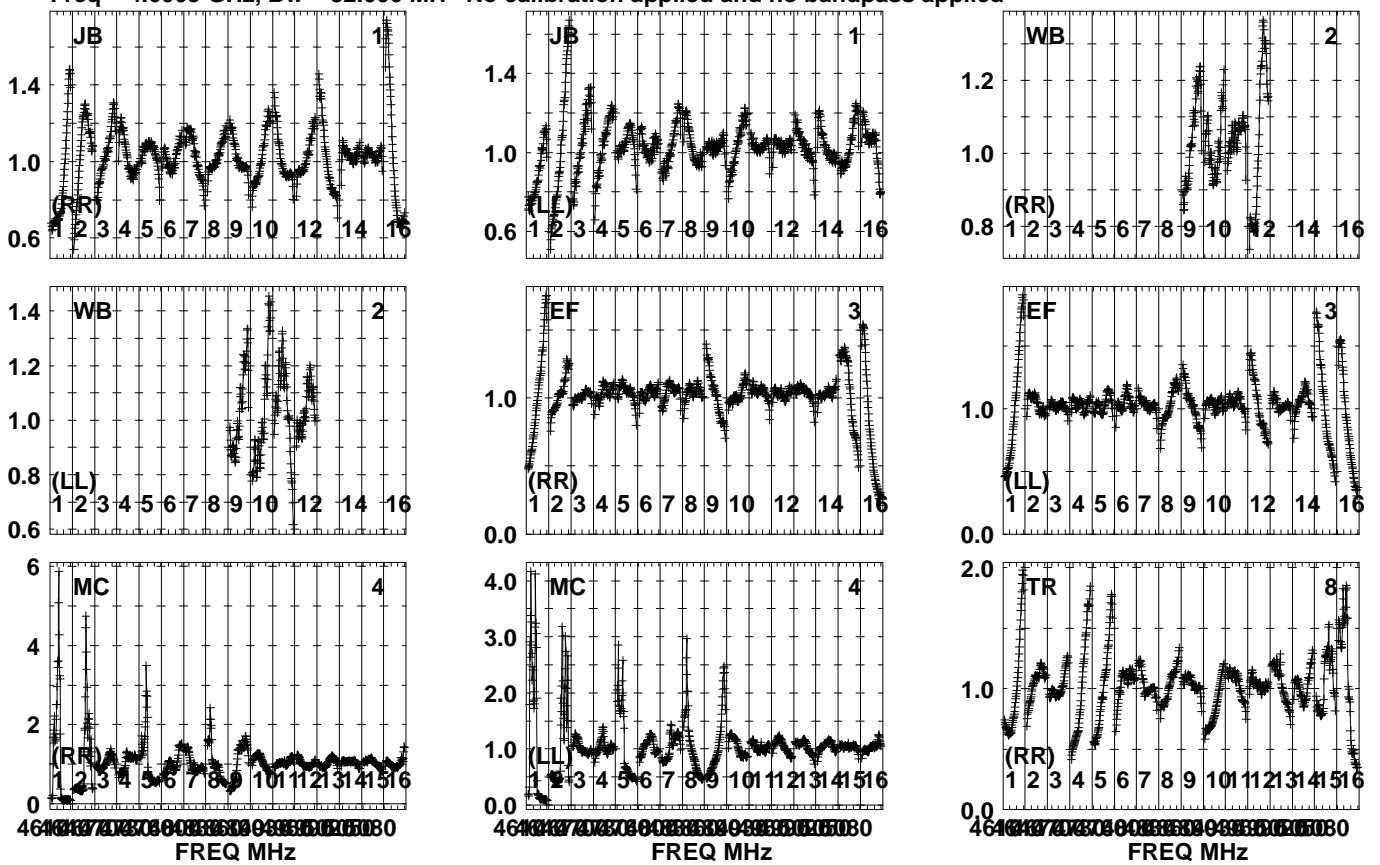


Lower frame: Real Jy
Auto-corr total-power spectrum Antenna: *
Timerange: 01/04:19:32 to 01/04:20:12

Plot file version 683 created 18-APR-2024 16:06:42

SN2022XF RG014.UVDATA.1

Freq = 4.6005 GHz, Bw = 32.000 MH No calibration applied and no bandpass applied

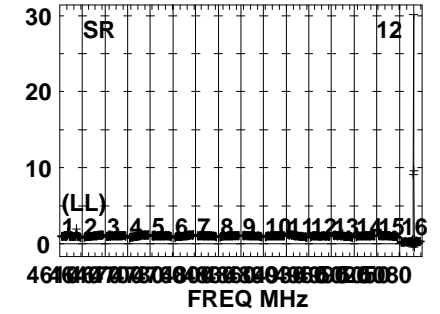
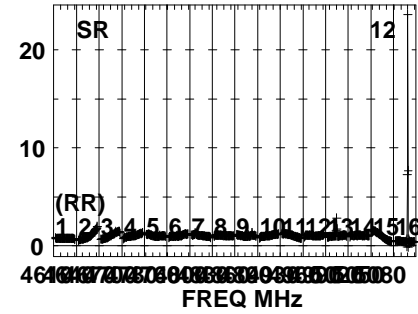
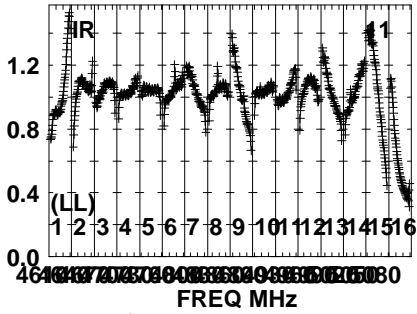
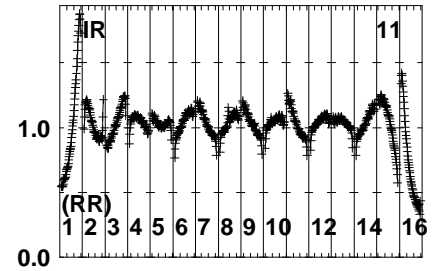
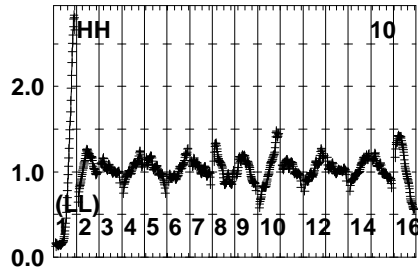
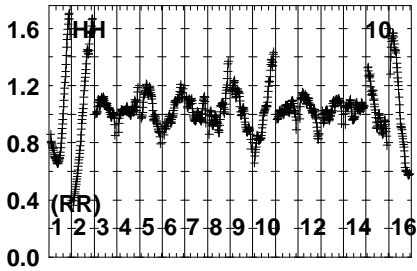
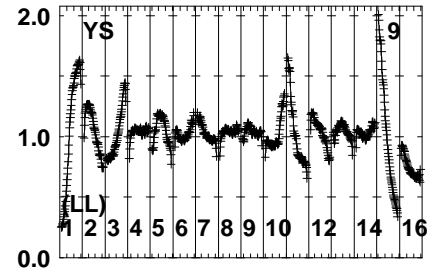
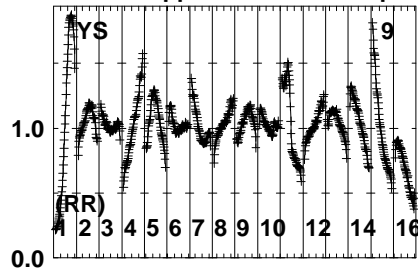
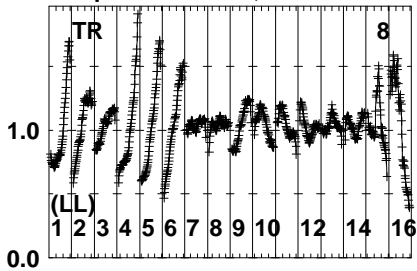


Lower frame: Real Jy
Auto-corr total-power spectrum Antenna: *
Timerange: 01/04:20:32 to 01/04:23:28

Plot file version 684 created 18-APR-2024 16:06:43

SN2022XXF RG014.UVDATA.1

Freq = 4.6005 GHz, Bw = 32.000 MH No calibration applied and no bandpass applied

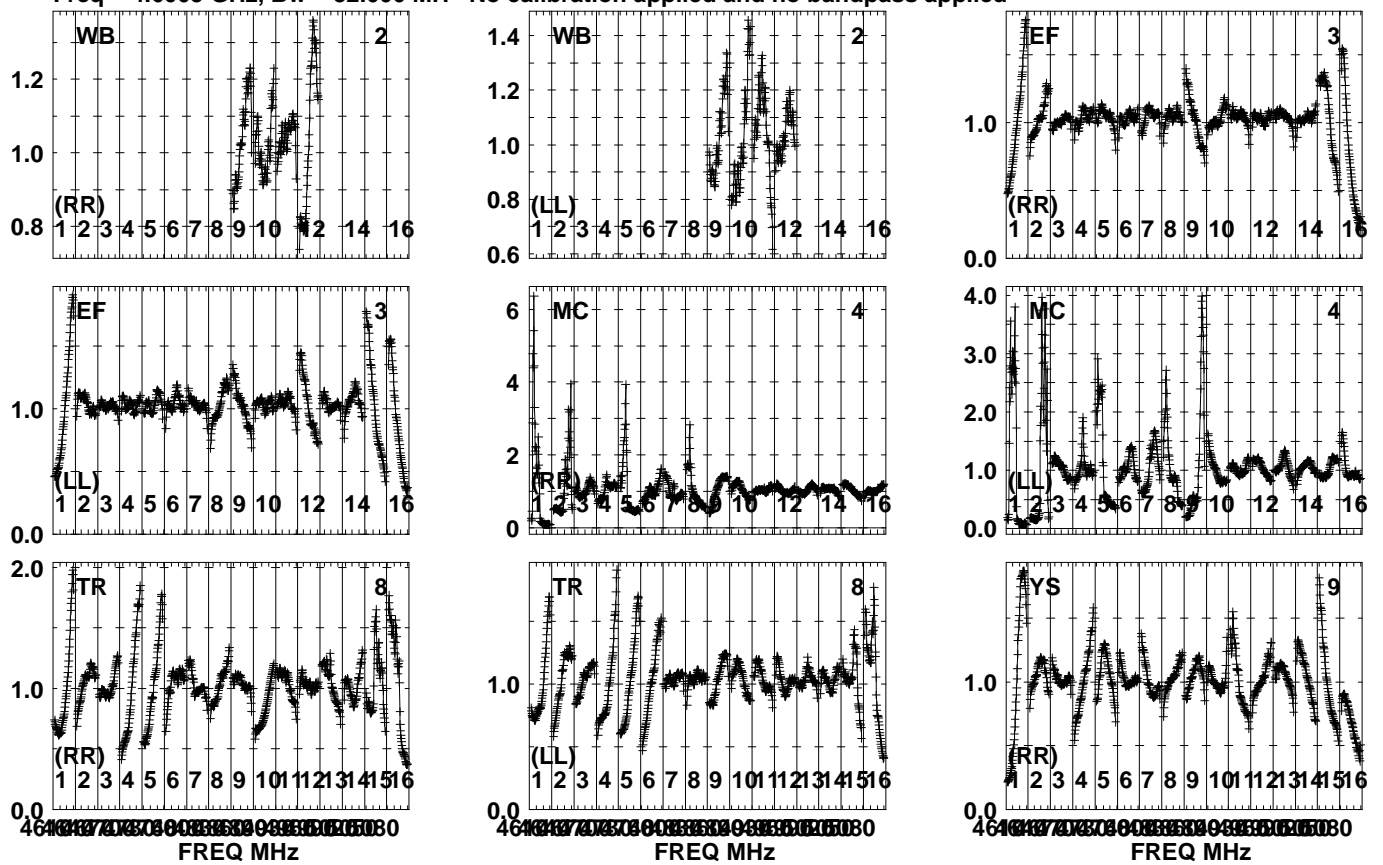


Lower frame: Real Jy
Auto-corr total-power spectrum Antenna: *
Timerange: 01/04:20:32 to 01/04:23:28

Plot file version 685 created 18-APR-2024 16:06:43

J1130+0846 RG014.UVDATA.1

Freq = 4.6005 GHz, Bw = 32.000 MH No calibration applied and no bandpass applied

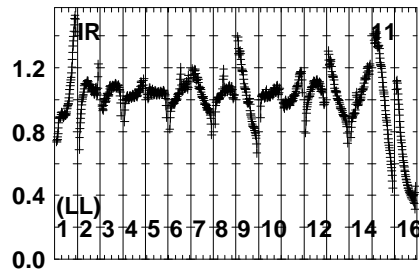
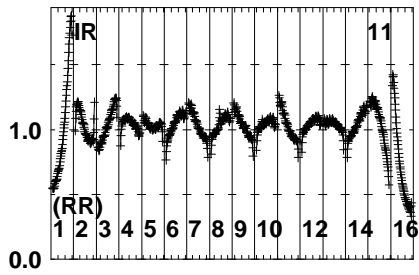
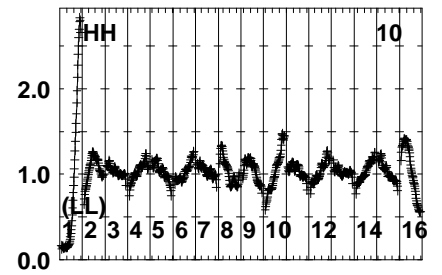
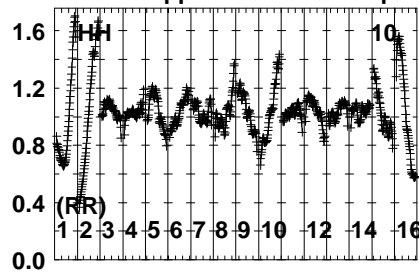
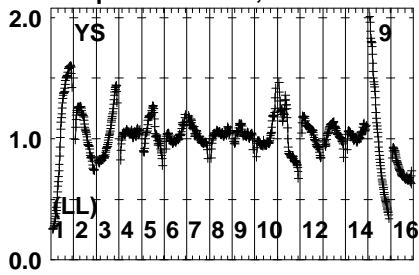


Lower frame: Real Jy
Auto-corr total-power spectrum Antenna: *
Timerange: 01/04:23:45 to 01/04:24:25

Plot file version 686 created 18-APR-2024 16:06:43

J1130+0846 RG014.UVDATA.1

Freq = 4.6005 GHz, Bw = 32.000 MH No calibration applied and no bandpass applied

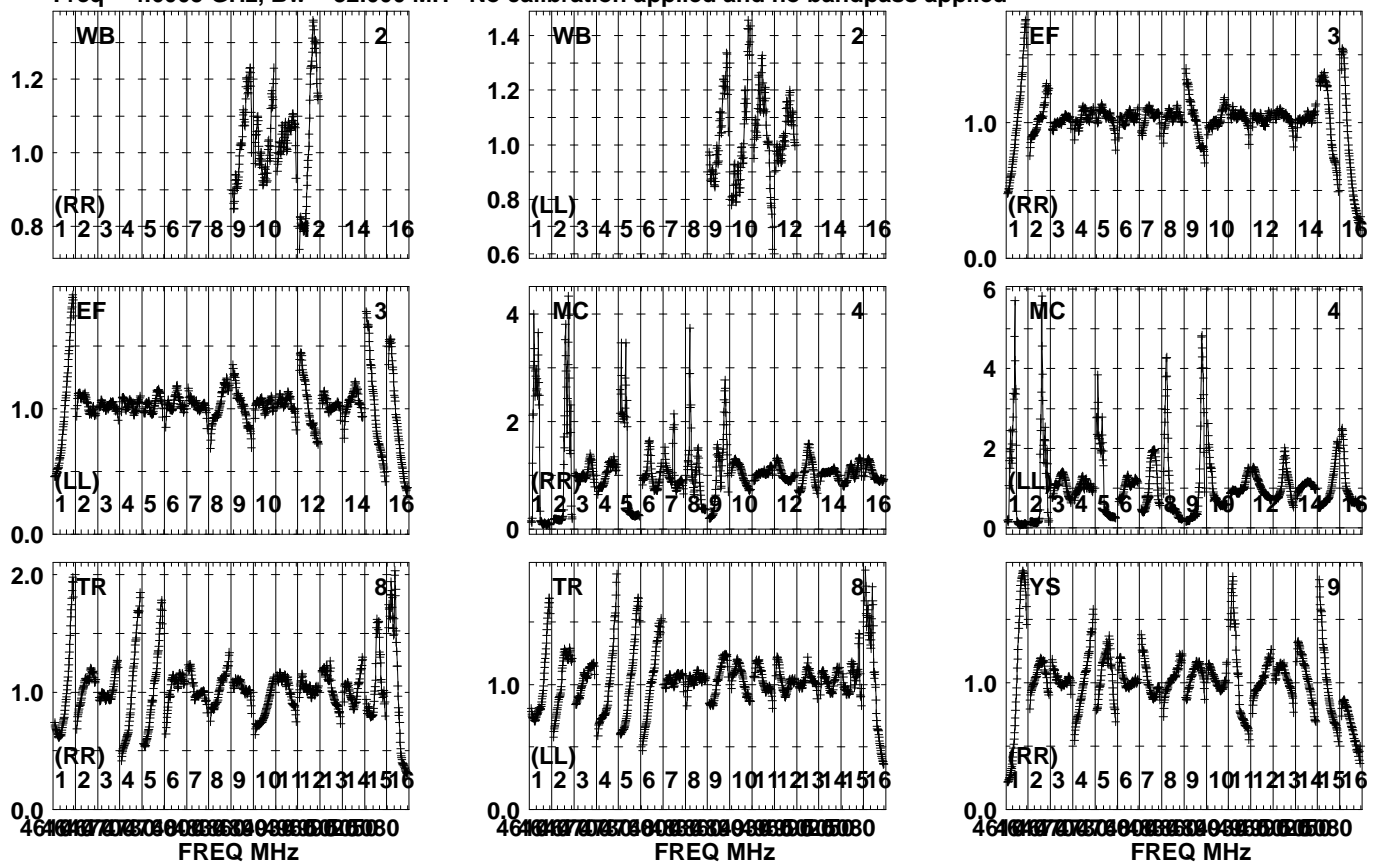


Lower frame: Real Jy
Auto-corr total-power spectrum Antenna: *
Timerange: 01/04:23:45 to 01/04:24:25

Plot file version 687 created 18-APR-2024 16:06:43

J1129+0951 RG014.UVDATA.1

Freq = 4.6005 GHz, Bw = 32.000 MH No calibration applied and no bandpass applied

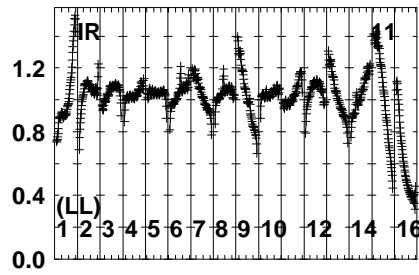
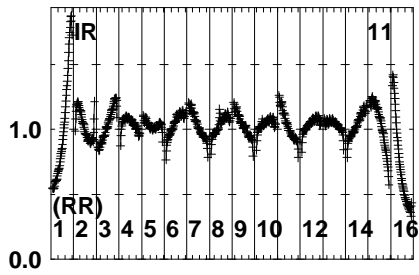
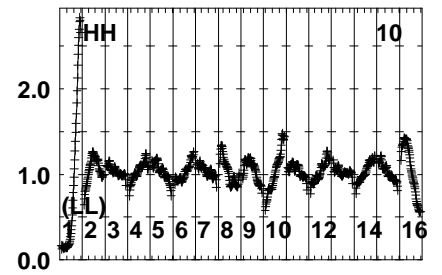
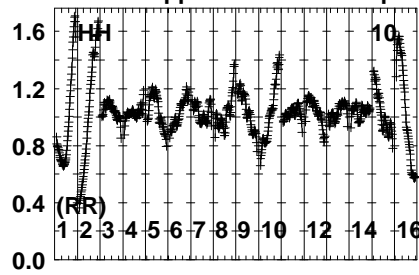
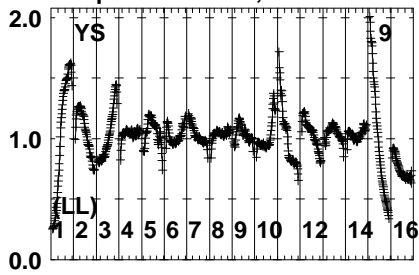


Lower frame: Real Jy
Auto-corr total-power spectrum Antenna: *
Timerange: 01/04:24:48 to 01/04:25:28

Plot file version 688 created 18-APR-2024 16:06:43

J1129+0951 RG014.UVDATA.1

Freq = 4.6005 GHz, Bw = 32.000 MH No calibration applied and no bandpass applied

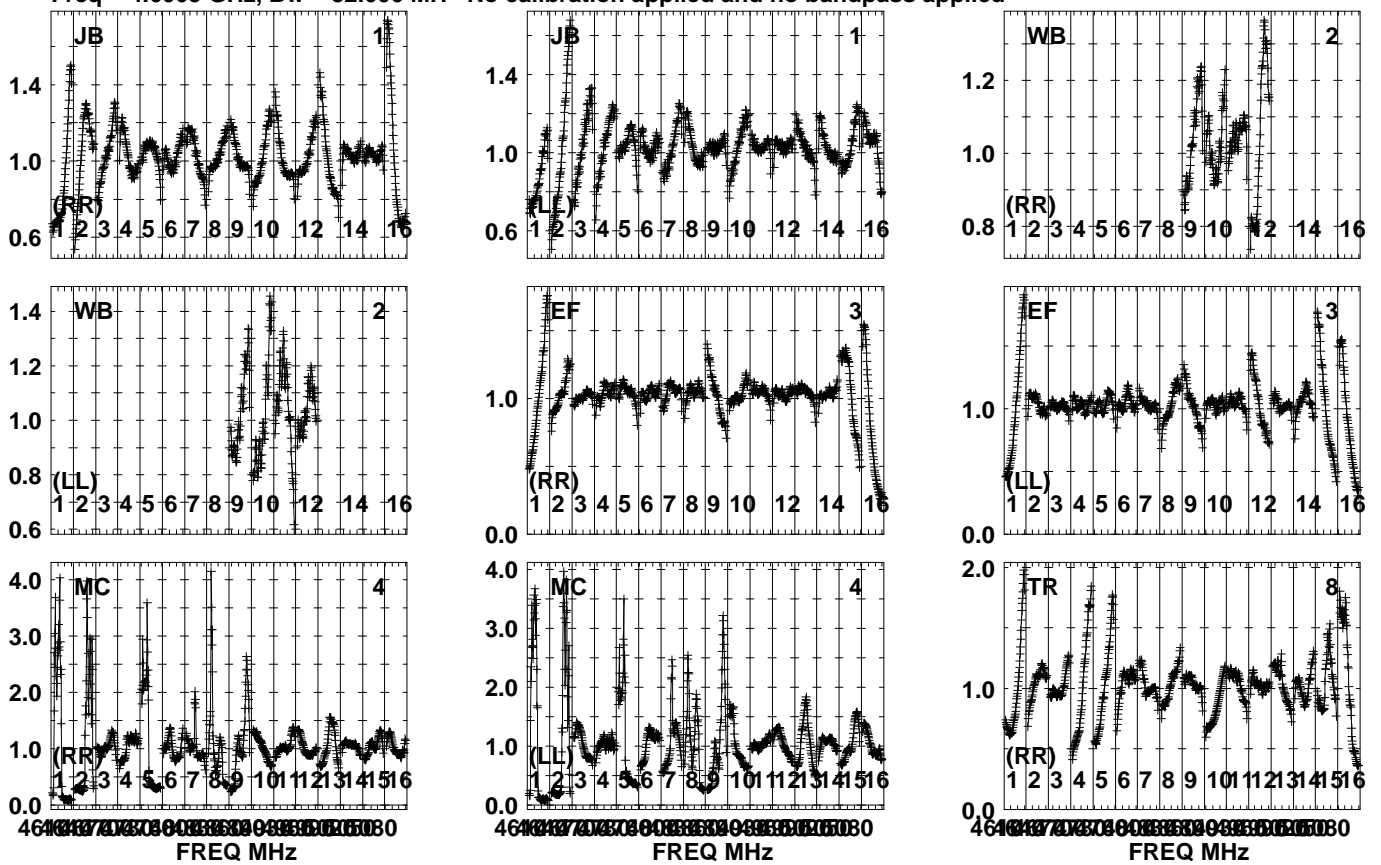


Lower frame: Real Jy
Auto-corr total-power spectrum Antenna: *
Timerange: 01/04:24:48 to 01/04:25:28

Plot file version 689 created 18-APR-2024 16:06:43

SN2022XF RG014.UVDATA.1

Freq = 4.6005 GHz, Bw = 32.000 MH No calibration applied and no bandpass applied

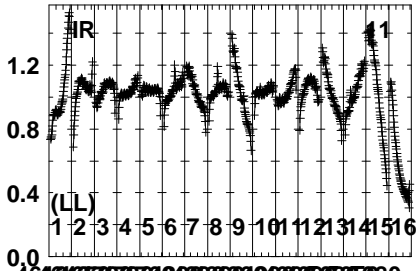
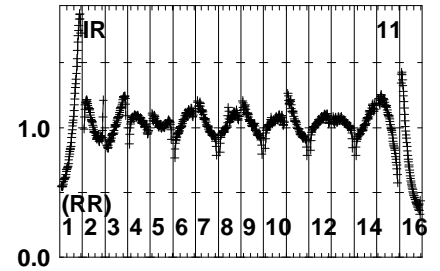
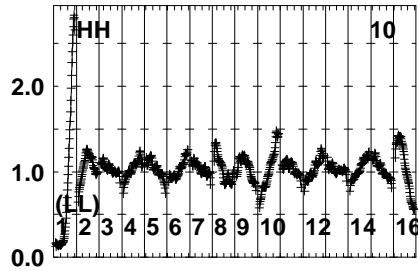
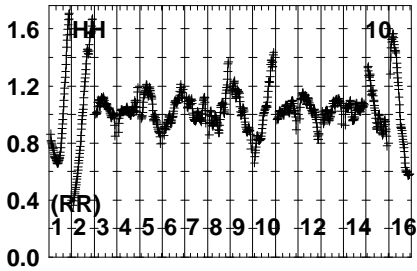
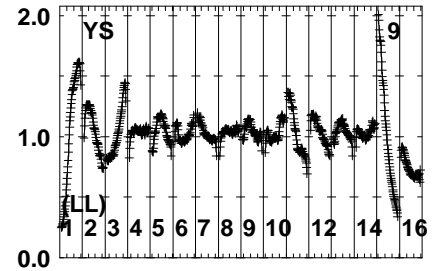
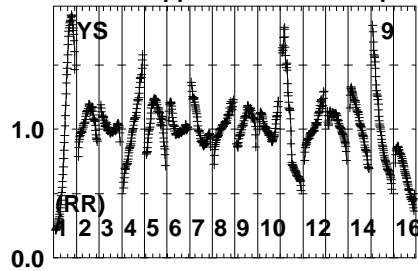
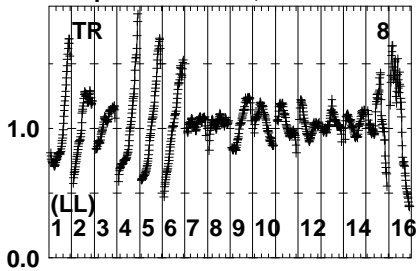


Lower frame: Real Jy
Auto-corr total-power spectrum Antenna: *
Timerange: 01/04:25:48 to 01/04:28:44

Plot file version 690 created 18-APR-2024 16:06:43

SN2022XXF RG014.UVDATA.1

Freq = 4.6005 GHz, Bw = 32.000 MH No calibration applied and no bandpass applied



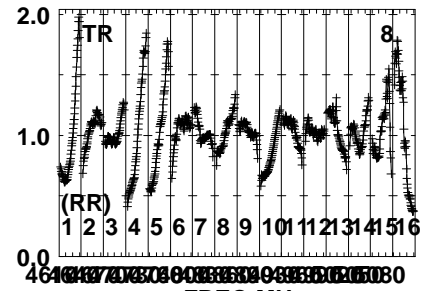
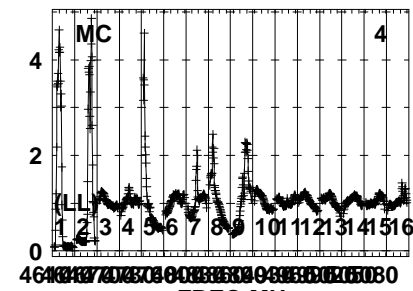
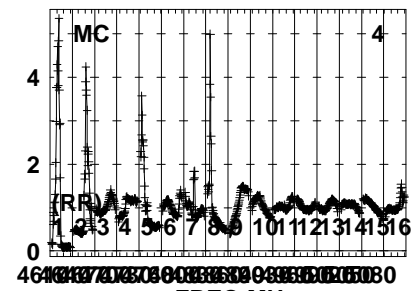
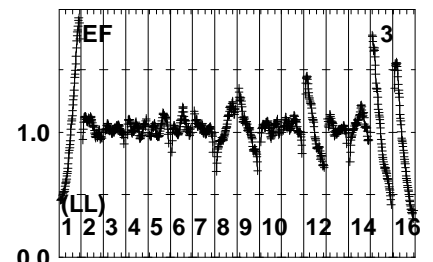
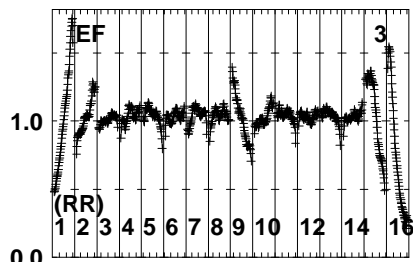
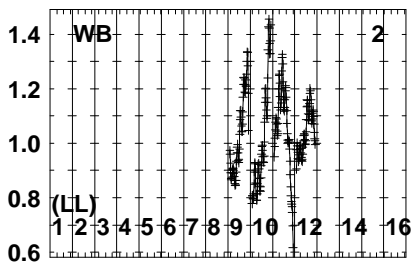
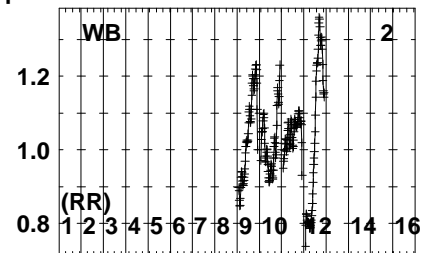
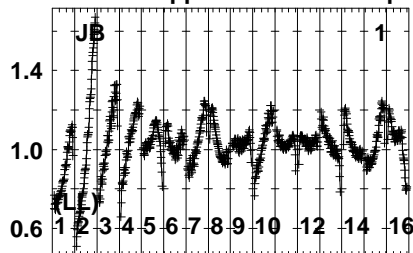
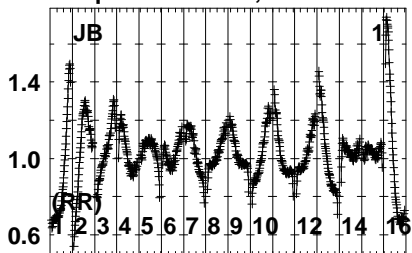
464137006708008652408895075080
FREQ MHz

Lower frame: Real Jy
Auto-corr total-power spectrum Antenna: *
Timerange: 01/04:25:48 to 01/04:28:44

Plot file version 691 created 18-APR-2024 16:06:43

J1130+0846 RG014.UVDATA.1

Freq = 4.6005 GHz, Bw = 32.000 MH No calibration applied and no bandpass applied

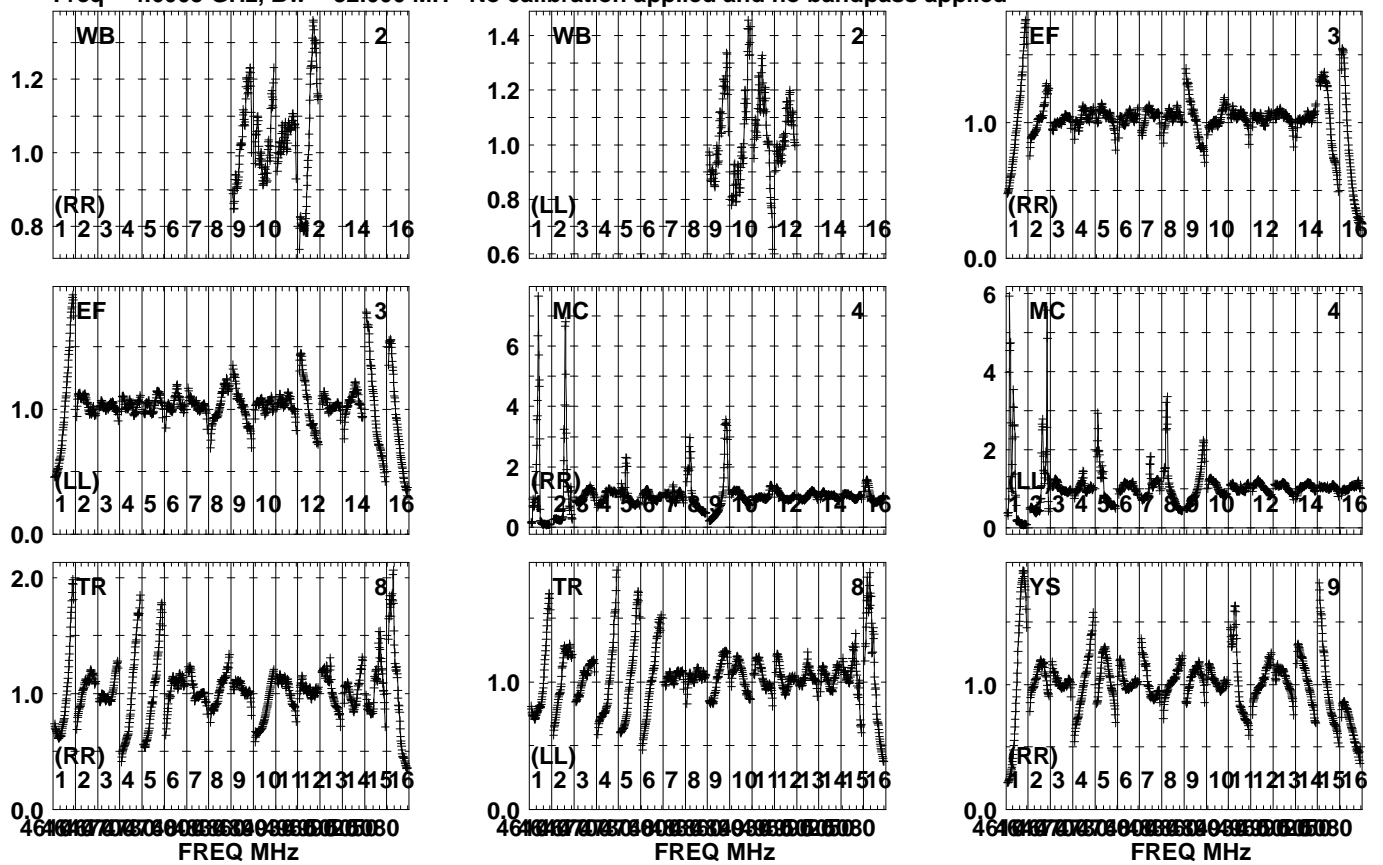


Lower frame: Real Jy
Auto-corr total-power spectrum Antenna: *
Timerange: 01/04:29:01 to 01/04:29:41

Plot file version 693 created 18-APR-2024 16:06:43

J1129+0951 RG014.UVDATA.1

Freq = 4.6005 GHz, Bw = 32.000 MH No calibration applied and no bandpass applied

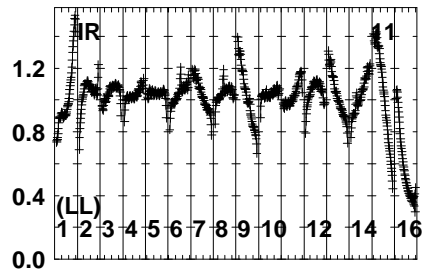
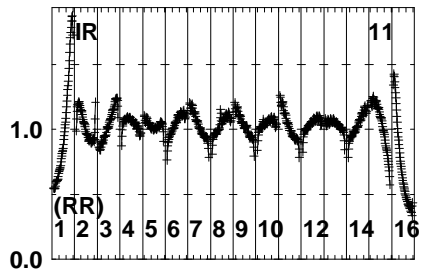
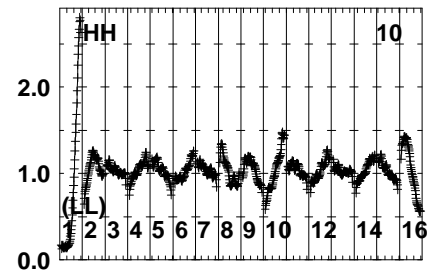
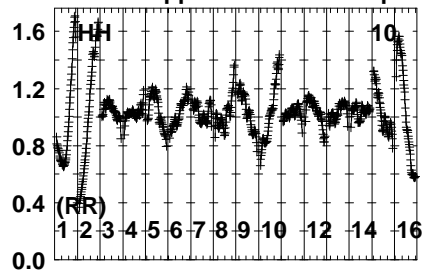
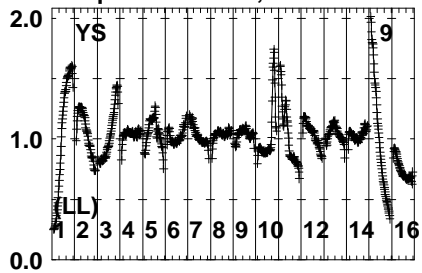


Lower frame: Real Jy
Auto-corr total-power spectrum Antenna: *
Timerange: 01/04:30:04 to 01/04:30:44

Plot file version 694 created 18-APR-2024 16:06:43

J1129+0951 RG014.UVDATA.1

Freq = 4.6005 GHz, Bw = 32.000 MH No calibration applied and no bandpass applied

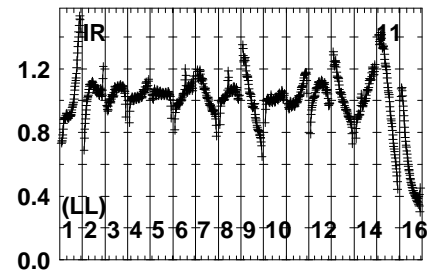
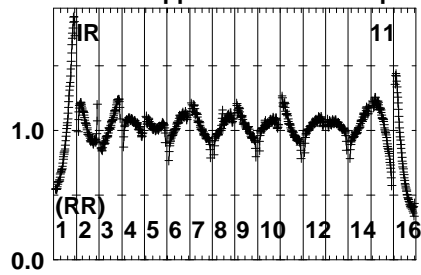
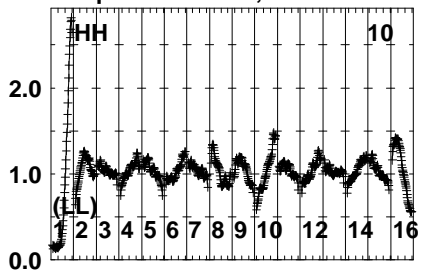


Lower frame: Real Jy
Auto-corr total-power spectrum Antenna: *
Timerange: 01/04:30:04 to 01/04:30:44

Plot file version 698 created 18-APR-2024 16:06:44

J1130+0846 RG014.UVDATA.1

Freq = 4.6005 GHz, Bw = 32.000 MH No calibration applied and no bandpass applied



Lower frame: Real Jy

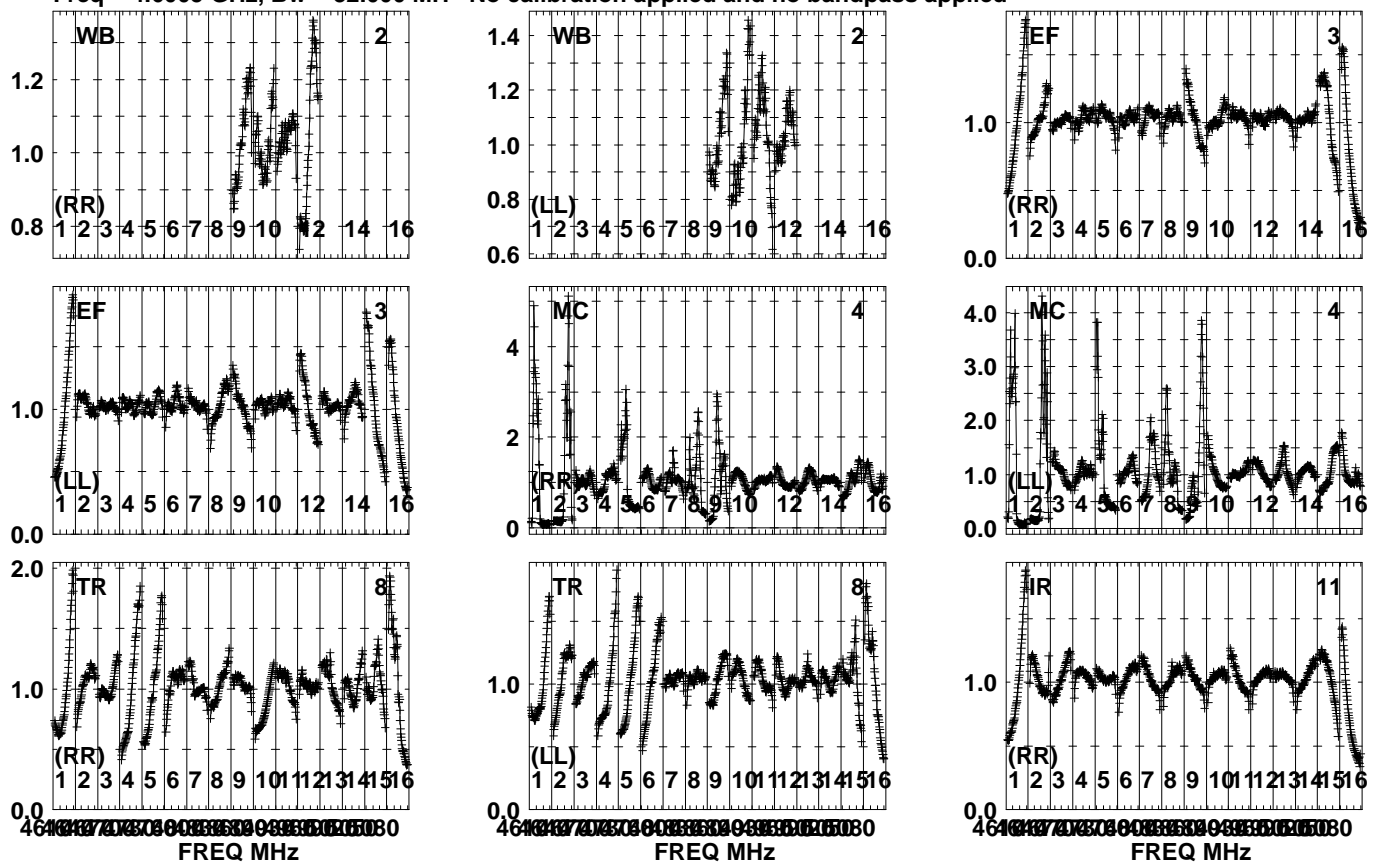
Auto-corr total-power spectrum Antenna: *

Timerange: 01/04:34:17 to 01/04:34:57

Plot file version 699 created 18-APR-2024 16:06:44

J1129+0951 RG014.UVDATA.1

Freq = 4.6005 GHz, Bw = 32.000 MH No calibration applied and no bandpass applied

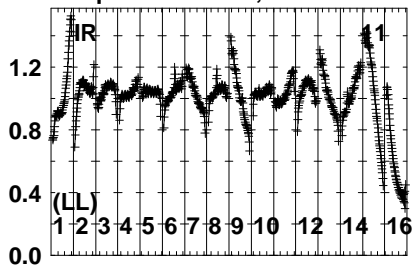


Lower frame: Real Jy
Auto-corr total-power spectrum Antenna: *
Timerange: 01/04:35:20 to 01/04:36:00

Plot file version 700 created 18-APR-2024 16:06:44

J1129+0951 RG014.UVDATA.1

Freq = 4.6005 GHz, Bw = 32.000 MH No calibration applied and no bandpass applied



Lower frame: Real Jy

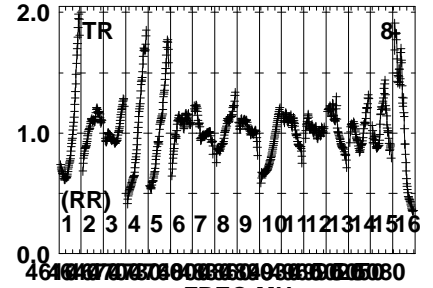
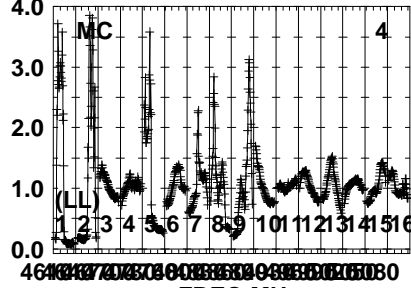
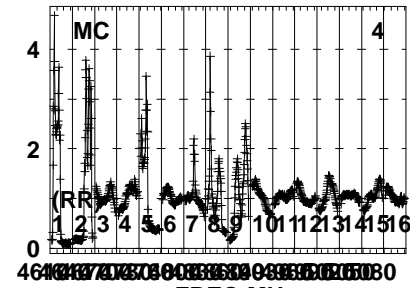
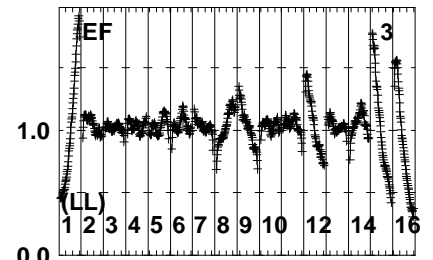
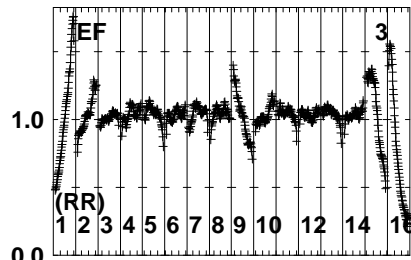
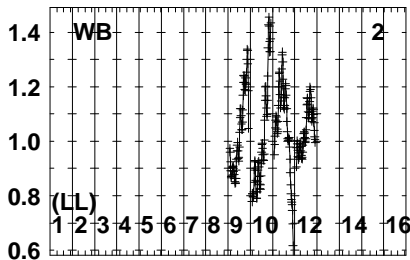
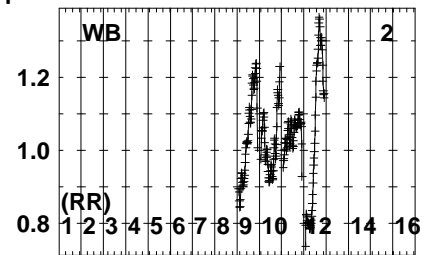
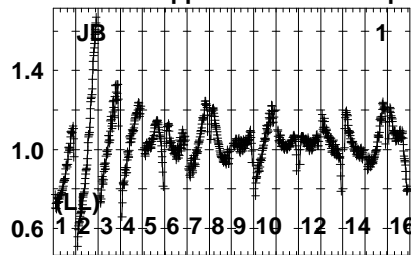
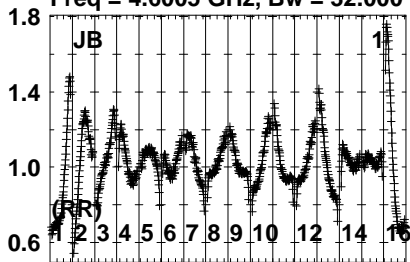
Auto-corr total-power spectrum Antenna: *

Timerange: 01/04:35:20 to 01/04:36:00

Plot file version 701 created 18-APR-2024 16:06:44

SN2022XXF RG014.UVDATA.1

Freq = 4.6005 GHz, Bw = 32.000 MH No calibration applied and no bandpass applied

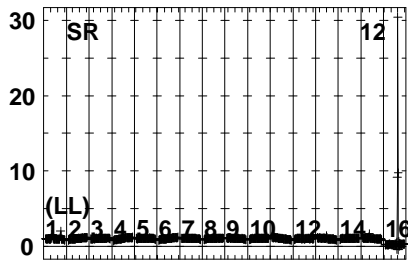
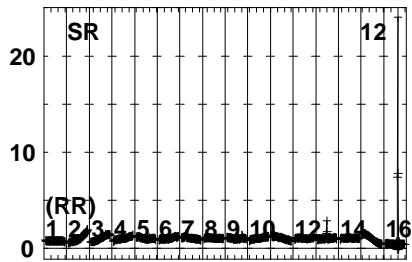
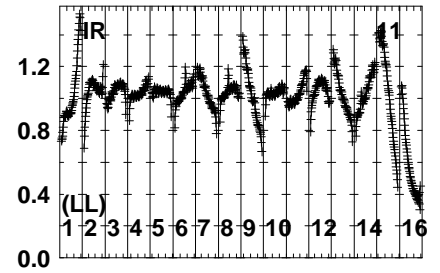
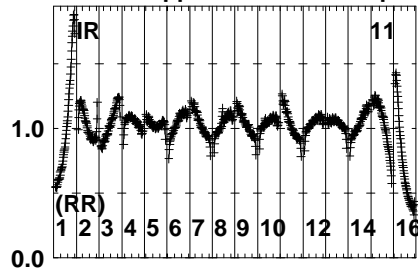
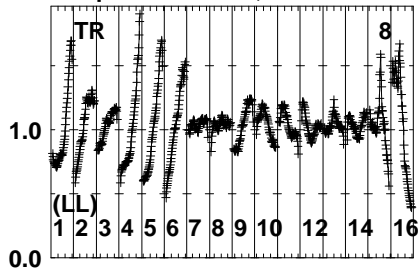


Lower frame: Real Jy
Auto-corr total-power spectrum Antenna: *
Timerange: 01/04:36:20 to 01/04:39:16

Plot file version 702 created 18-APR-2024 16:06:44

SN2022XXF RG014.UVDATA.1

Freq = 4.6005 GHz, Bw = 32.000 MH No calibration applied and no bandpass applied



Lower frame: Real Jy

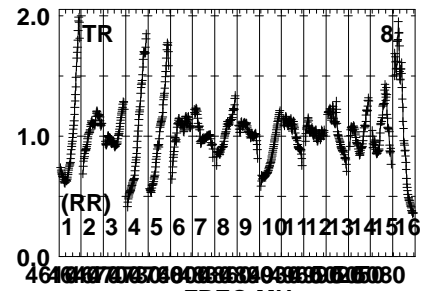
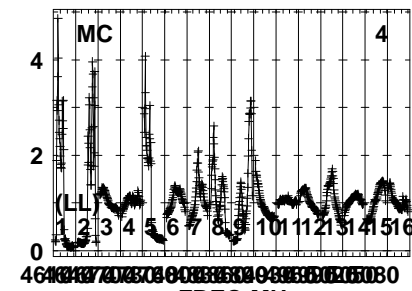
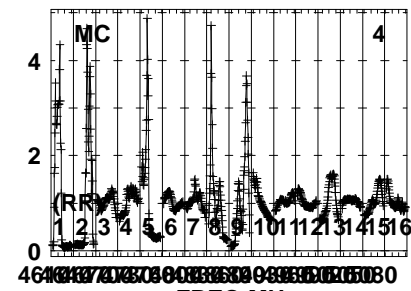
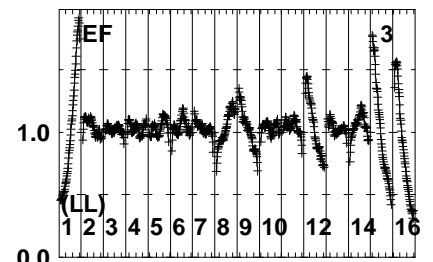
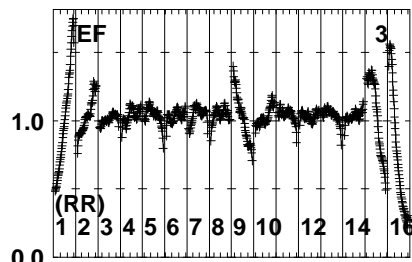
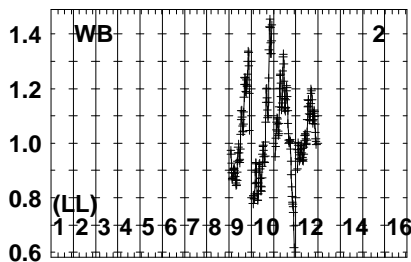
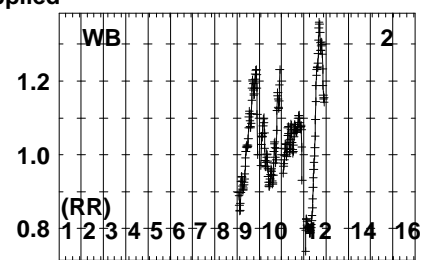
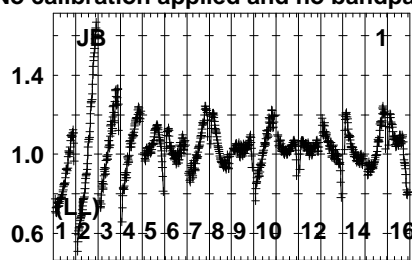
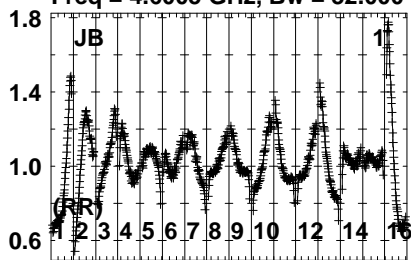
Auto-corr total-power spectrum Antenna: *

Timerange: 01/04:36:20 to 01/04:39:16

Plot file version 703 created 18-APR-2024 16:06:44

J1130+0846 RG014.UVDATA.1

Freq = 4.6005 GHz, Bw = 32.000 MH No calibration applied and no bandpass applied



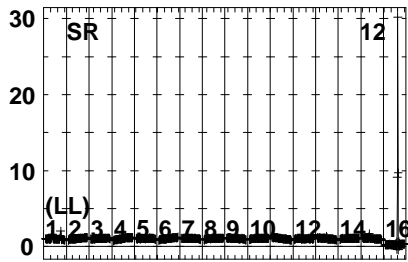
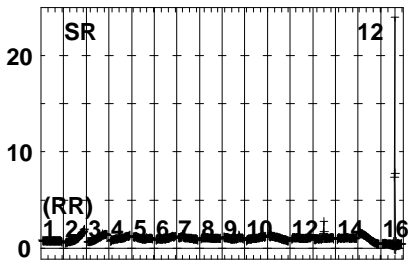
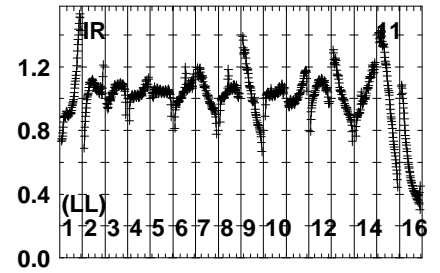
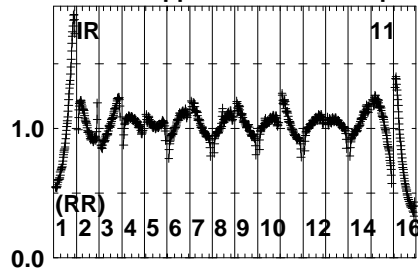
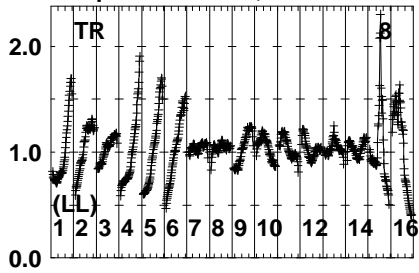
464317.0 464317.0 464317.0 464317.0 464317.0 464317.0 464317.0 464317.0 464317.0 464317.0 464317.0 464317.0 464317.0 464317.0 464317.0 464317.0

FREQ MHz
Lower frame: Real Jy
Auto-corr total-power spectrum Antenna: *
Timerange: 01/04:39:33 to 01/04:40:13

Plot file version 704 created 18-APR-2024 16:06:44

J1130+0846 RG014.UVDATA.1

Freq = 4.6005 GHz, Bw = 32.000 MH No calibration applied and no bandpass applied

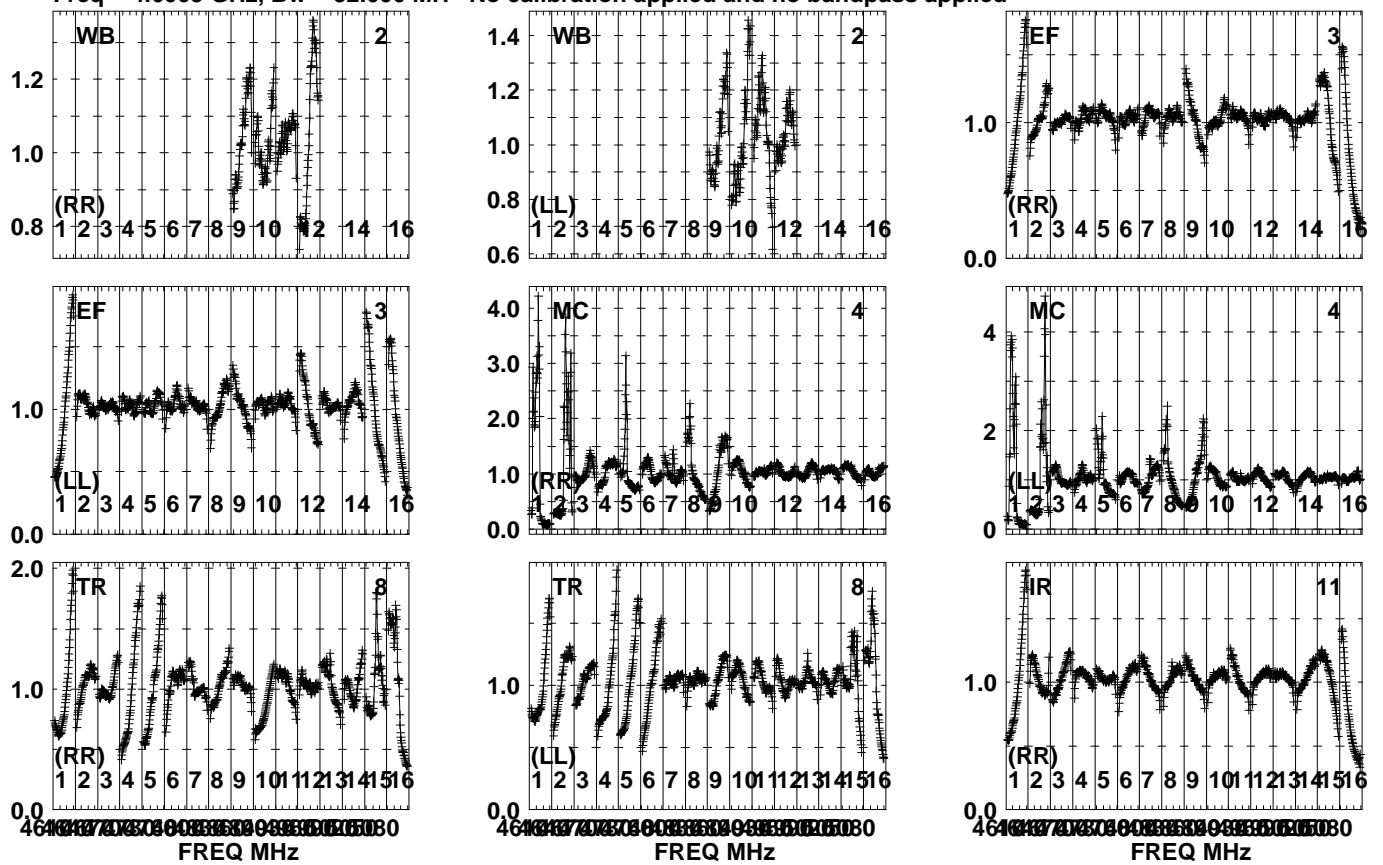


Lower frame: Real Jy
Auto-corr total-power spectrum Antenna: *
Timerange: 01/04:39:33 to 01/04:40:13

Plot file version 705 created 18-APR-2024 16:06:44

J1129+0951 RG014.UVDATA.1

Freq = 4.6005 GHz, Bw = 32.000 MH No calibration applied and no bandpass applied

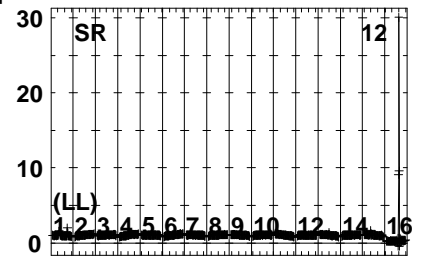
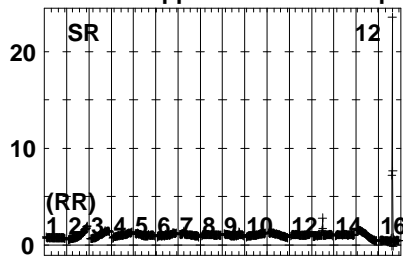
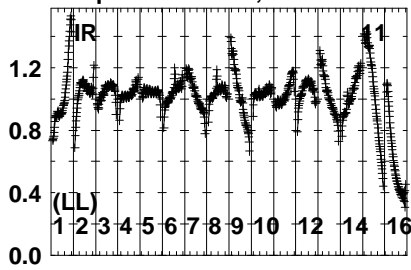


Lower frame: Real Jy
Auto-corr total-power spectrum Antenna: *
Timerange: 01/04:40:36 to 01/04:41:16

Plot file version 706 created 18-APR-2024 16:06:44

J1129+0951 RG014.UVDATA.1

Freq = 4.6005 GHz, Bw = 32.000 MH No calibration applied and no bandpass applied

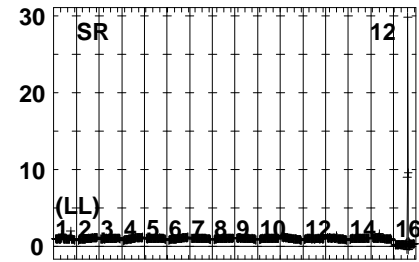
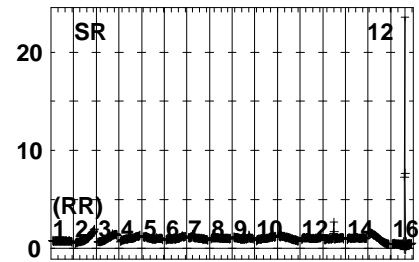
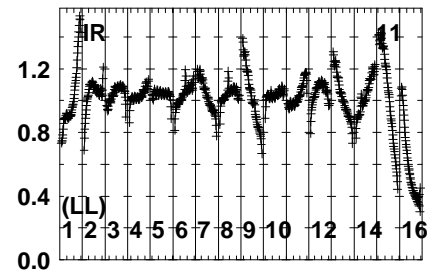
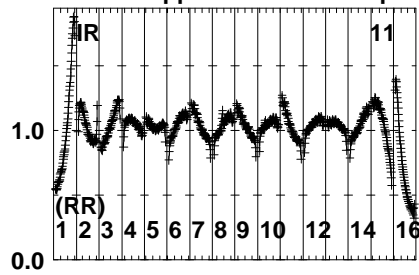
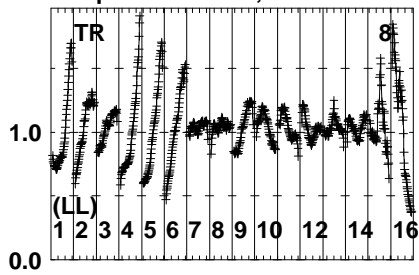


Lower frame: Real Jy
Auto-corr total-power spectrum Antenna: *
Timerange: 01/04:40:36 to 01/04:41:16

Plot file version 708 created 18-APR-2024 16:06:45

SN2022XXF RG014.UVDATA.1

Freq = 4.6005 GHz, Bw = 32.000 MH No calibration applied and no bandpass applied

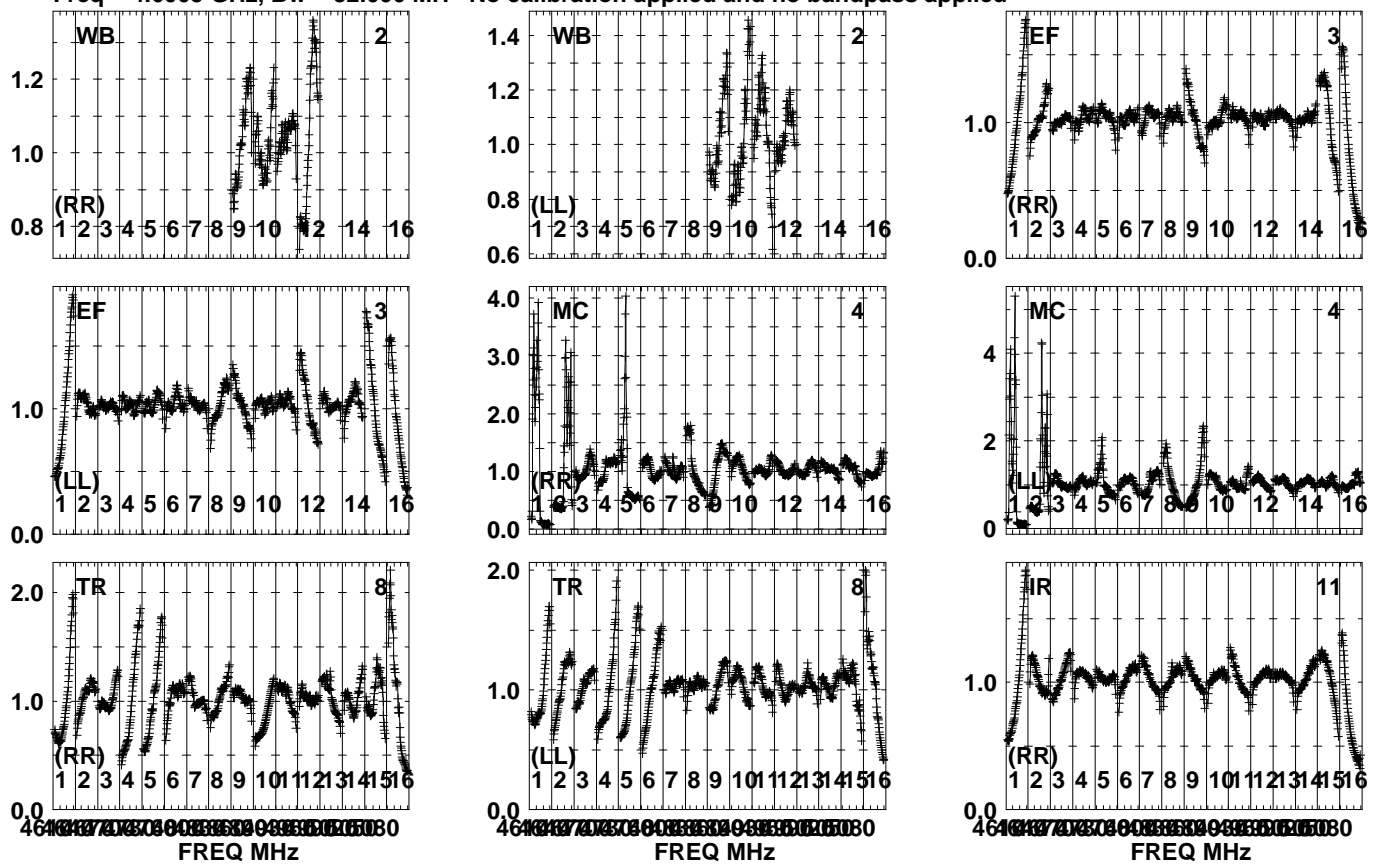


Lower frame: Real Jy
Auto-corr total-power spectrum Antenna: *
Timerange: 01/04:41:36 to 01/04:44:32

Plot file version 709 created 18-APR-2024 16:06:45

J1130+0846 RG014.UVDATA.1

Freq = 4.6005 GHz, Bw = 32.000 MH No calibration applied and no bandpass applied

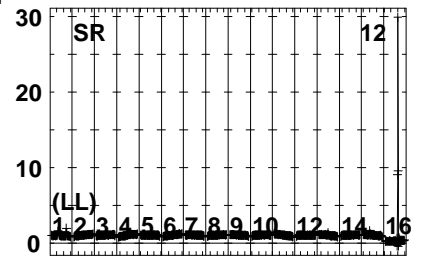
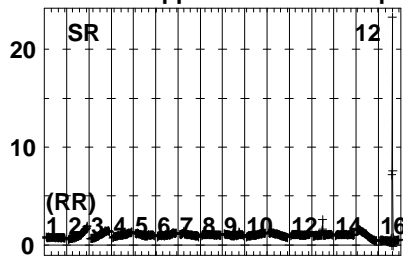
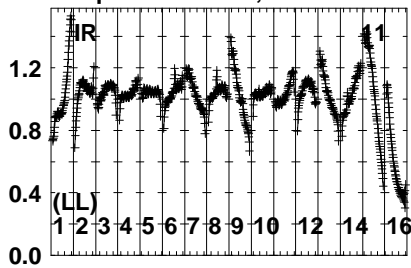


Lower frame: Real Jy
Auto-corr total-power spectrum Antenna: *
Timerange: 01/04:44:49 to 01/04:45:29

Plot file version 710 created 18-APR-2024 16:06:45

J1130+0846 RG014.UVDATA.1

Freq = 4.6005 GHz, Bw = 32.000 MH No calibration applied and no bandpass applied

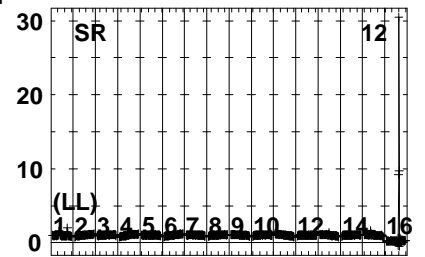
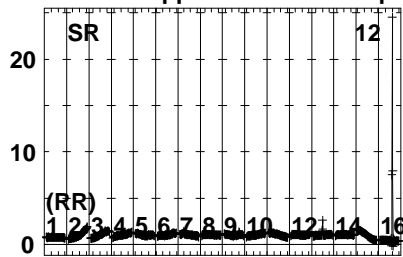
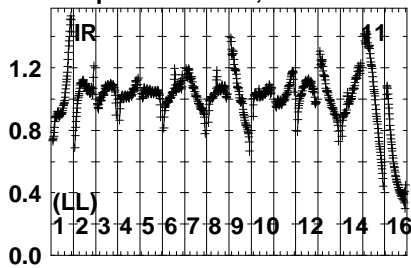


Lower frame: Real Jy
Auto-corr total-power spectrum Antenna: *
Timerange: 01/04:44:49 to 01/04:45:29

Plot file version 712 created 18-APR-2024 16:06:45

J1129+0951 RG014.UVDATA.1

Freq = 4.6005 GHz, Bw = 32.000 MH No calibration applied and no bandpass applied

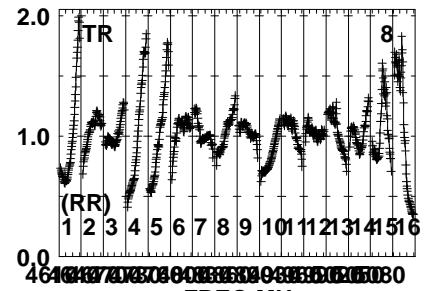
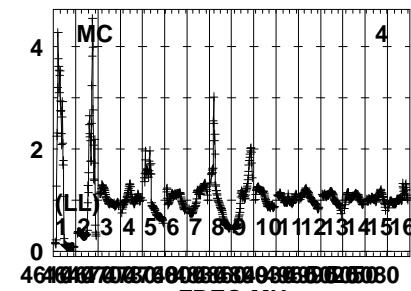
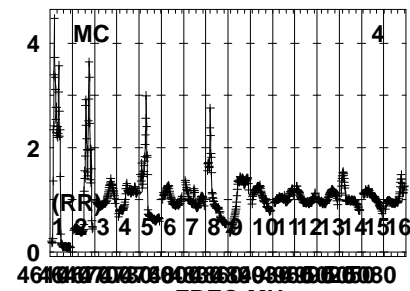
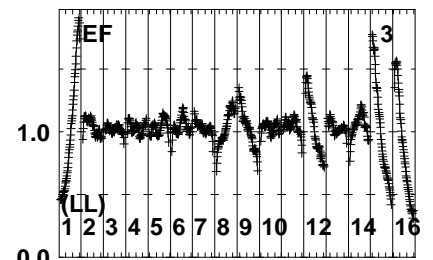
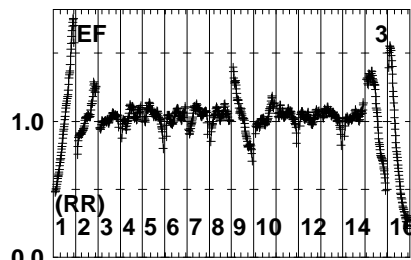
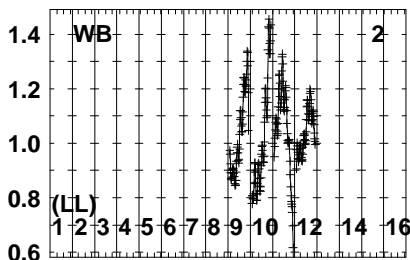
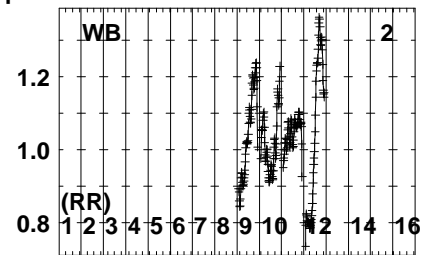
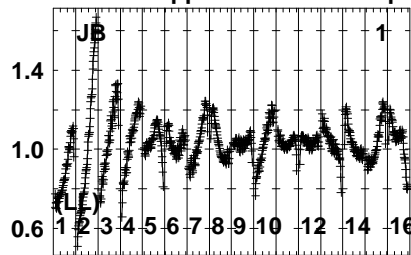
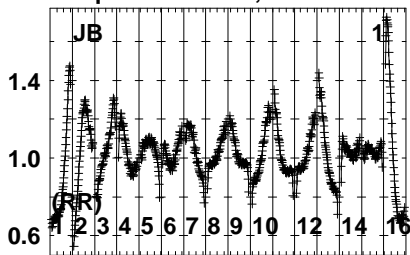


Lower frame: Real Jy
Auto-corr total-power spectrum Antenna: *
Timerange: 01/04:45:52 to 01/04:46:32

Plot file version 713 created 18-APR-2024 16:06:45

SN2022XXF RG014.UVDATA.1

Freq = 4.6005 GHz, Bw = 32.000 MH No calibration applied and no bandpass applied

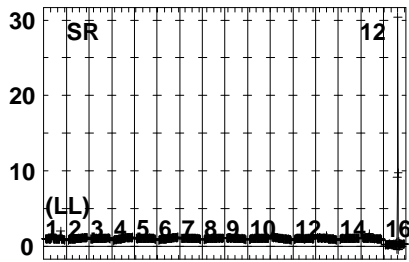
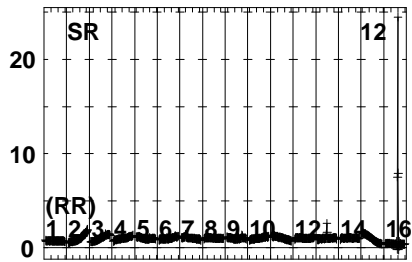
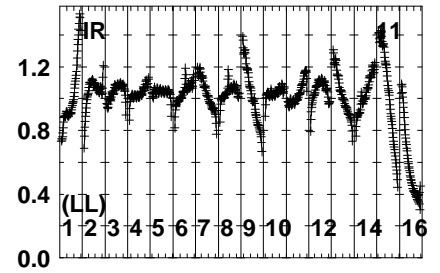
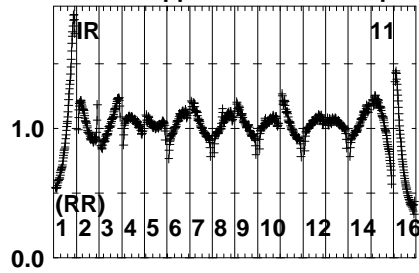
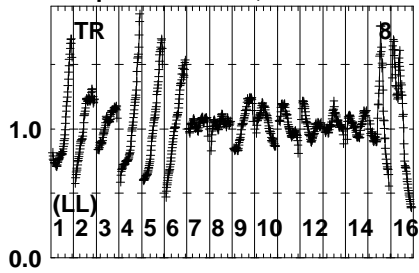


Lower frame: Real Jy
Auto-corr total-power spectrum Antenna: *
Timerange: 01/04:46:52 to 01/04:49:48

Plot file version 714 created 18-APR-2024 16:06:45

SN2022XXF RG014.UVDATA.1

Freq = 4.6005 GHz, Bw = 32.000 MH No calibration applied and no bandpass applied



Lower frame: Real Jy

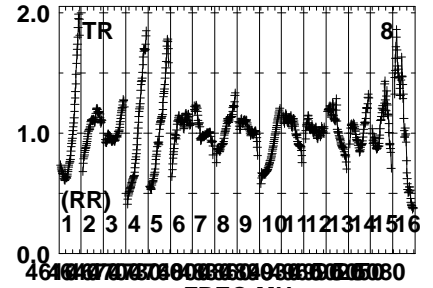
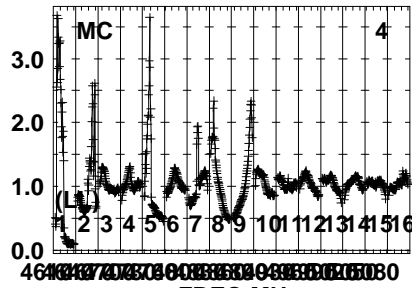
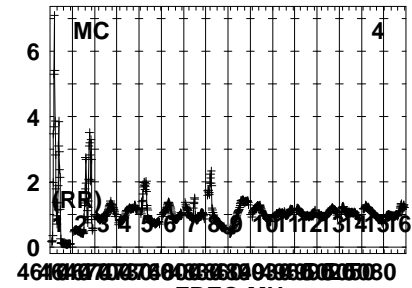
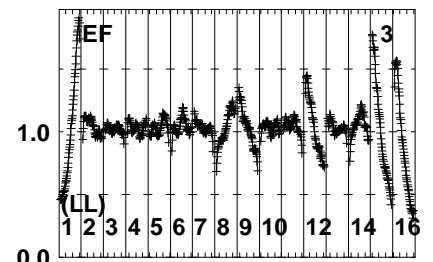
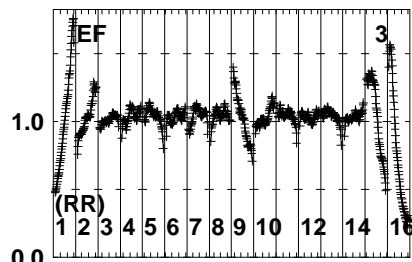
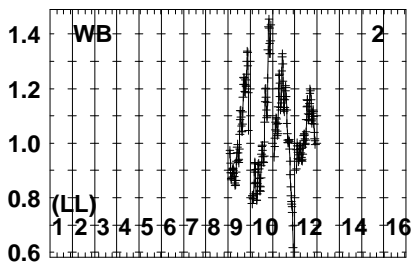
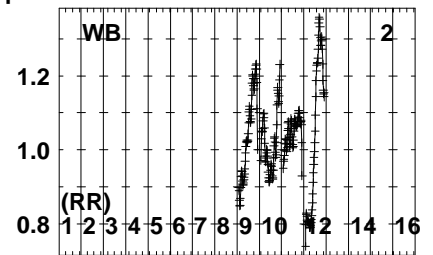
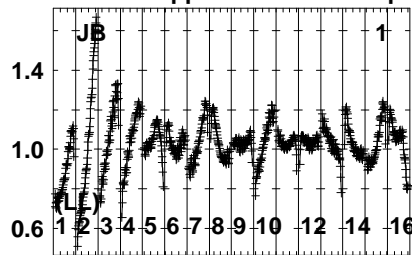
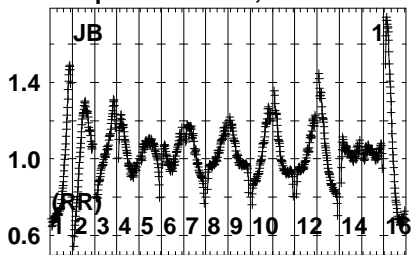
Auto-corr total-power spectrum Antenna: *

Timerange: 01/04:46:52 to 01/04:49:48

Plot file version 715 created 18-APR-2024 16:06:45

J1130+0846 RG014.UVDATA.1

Freq = 4.6005 GHz, Bw = 32.000 MH No calibration applied and no bandpass applied

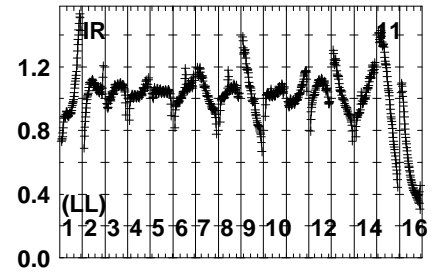
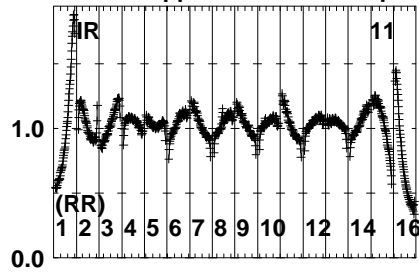
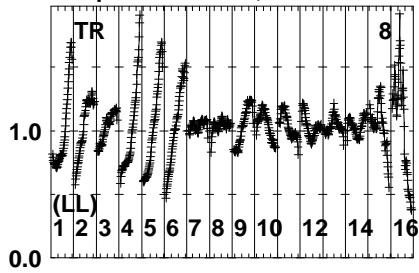


Lower frame: Real Jy
Auto-corr total-power spectrum Antenna: *
Timerange: 01/04:50:05 to 01/04:50:45

Plot file version 716 created 18-APR-2024 16:06:45

J1130+0846 RG014.UVDATA.1

Freq = 4.6005 GHz, Bw = 32.000 MH No calibration applied and no bandpass applied



Lower frame: Real Jy

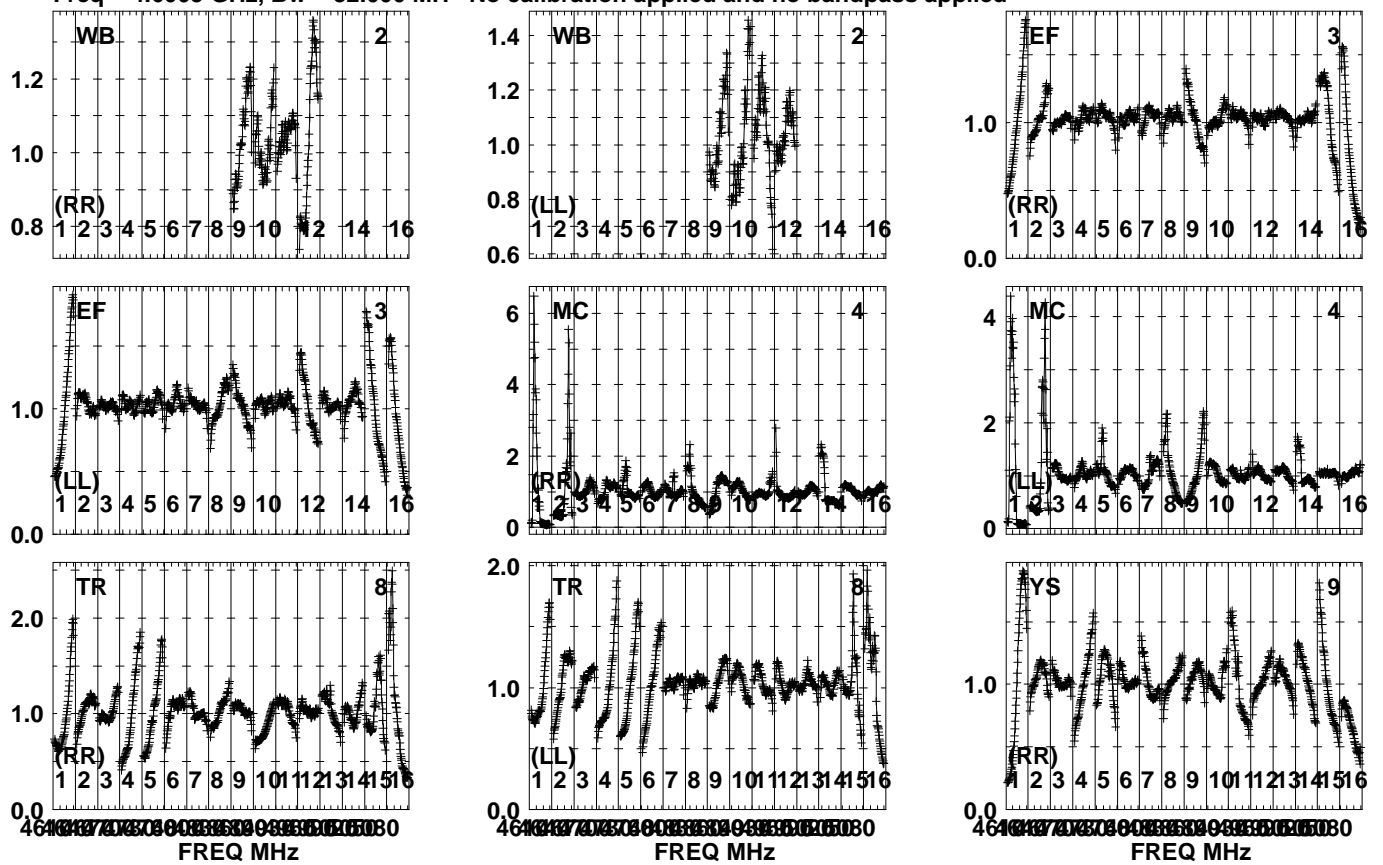
Auto-corr total-power spectrum Antenna: *

Timerange: 01/04:50:05 to 01/04:50:45

Plot file version 717 created 18-APR-2024 16:06:45

J1129+0951 RG014.UVDATA.1

Freq = 4.6005 GHz, Bw = 32.000 MH No calibration applied and no bandpass applied

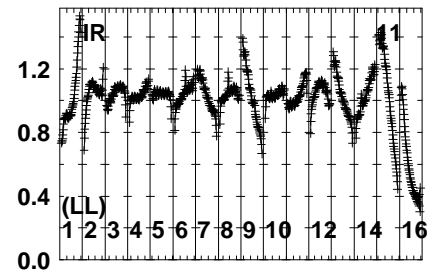
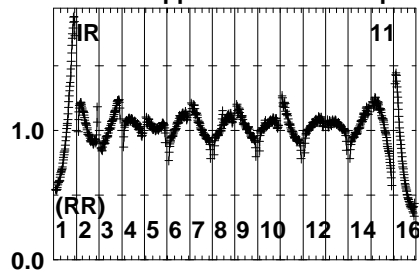
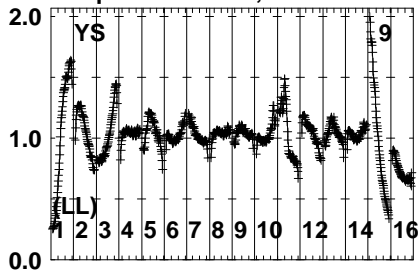


Lower frame: Real Jy
Auto-corr total-power spectrum Antenna: *
Timerange: 01/04:51:08 to 01/04:51:48

Plot file version 718 created 18-APR-2024 16:06:45

J1129+0951 RG014.UVDATA.1

Freq = 4.6005 GHz, Bw = 32.000 MH No calibration applied and no bandpass applied



Lower frame: Real Jy

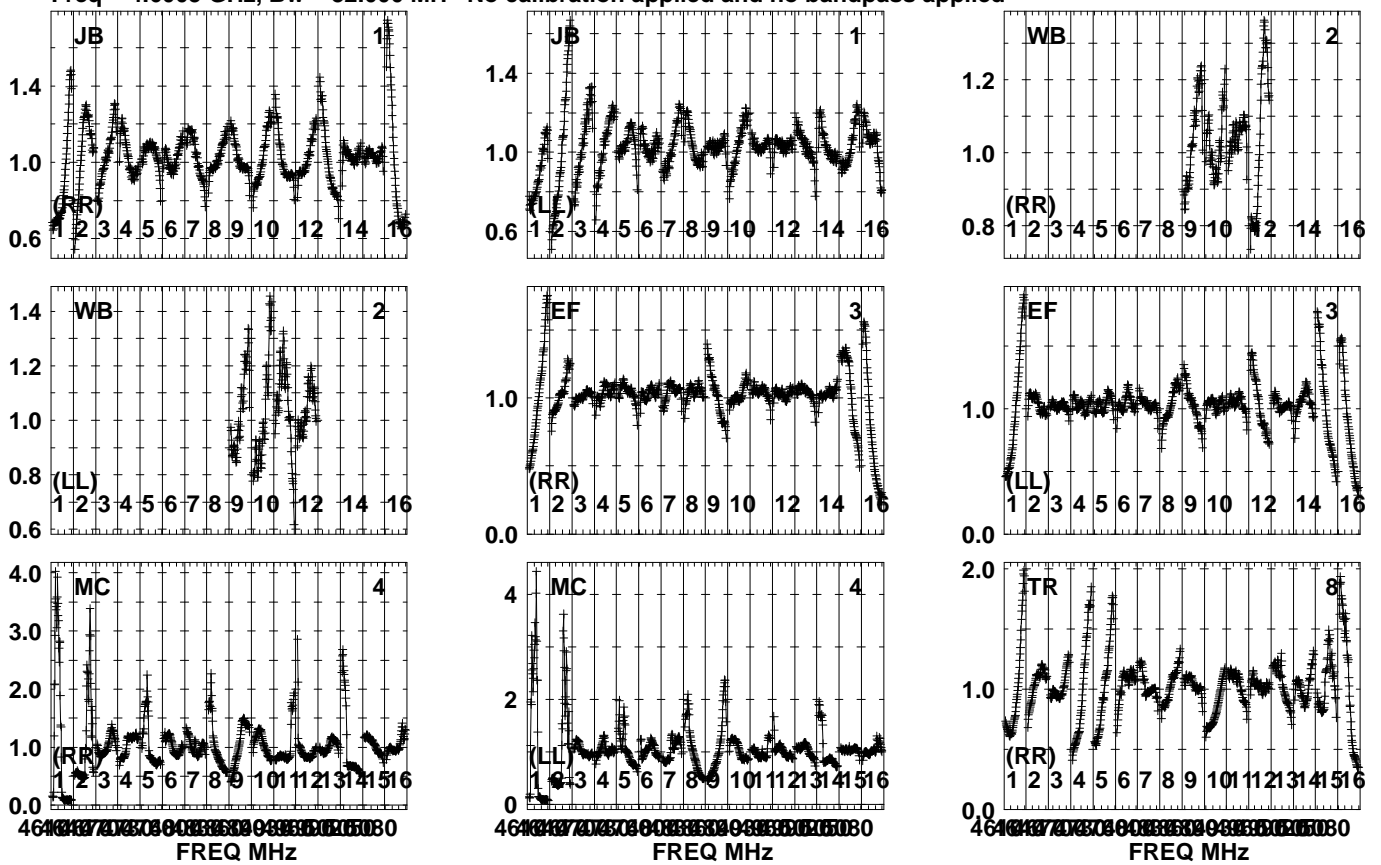
Auto-corr total-power spectrum Antenna: *

Timerange: 01/04:51:08 to 01/04:51:48

Plot file version 719 created 18-APR-2024 16:06:45

SN2022XXF RG014.UVDATA.1

Freq = 4.6005 GHz, Bw = 32.000 MH No calibration applied and no bandpass applied

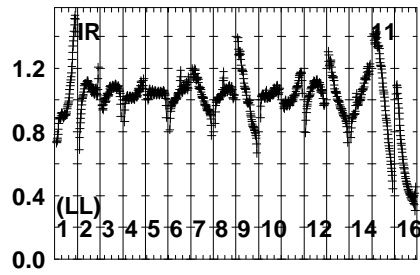
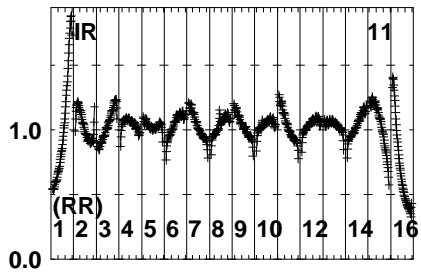
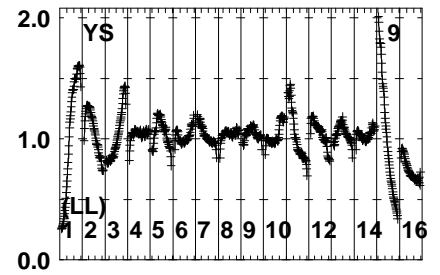
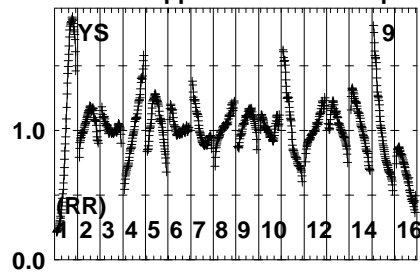
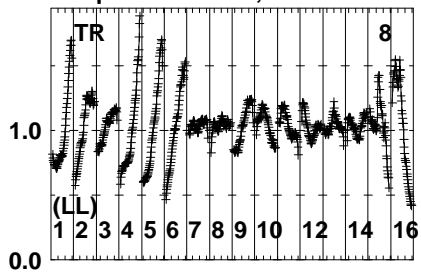


Lower frame: Real Jy
Auto-corr total-power spectrum Antenna: *
Timerange: 01/04:52:08 to 01/04:55:04

Plot file version 720 created 18-APR-2024 16:06:45

SN2022XXF RG014.UVDATA.1

Freq = 4.6005 GHz, Bw = 32.000 MH No calibration applied and no bandpass applied

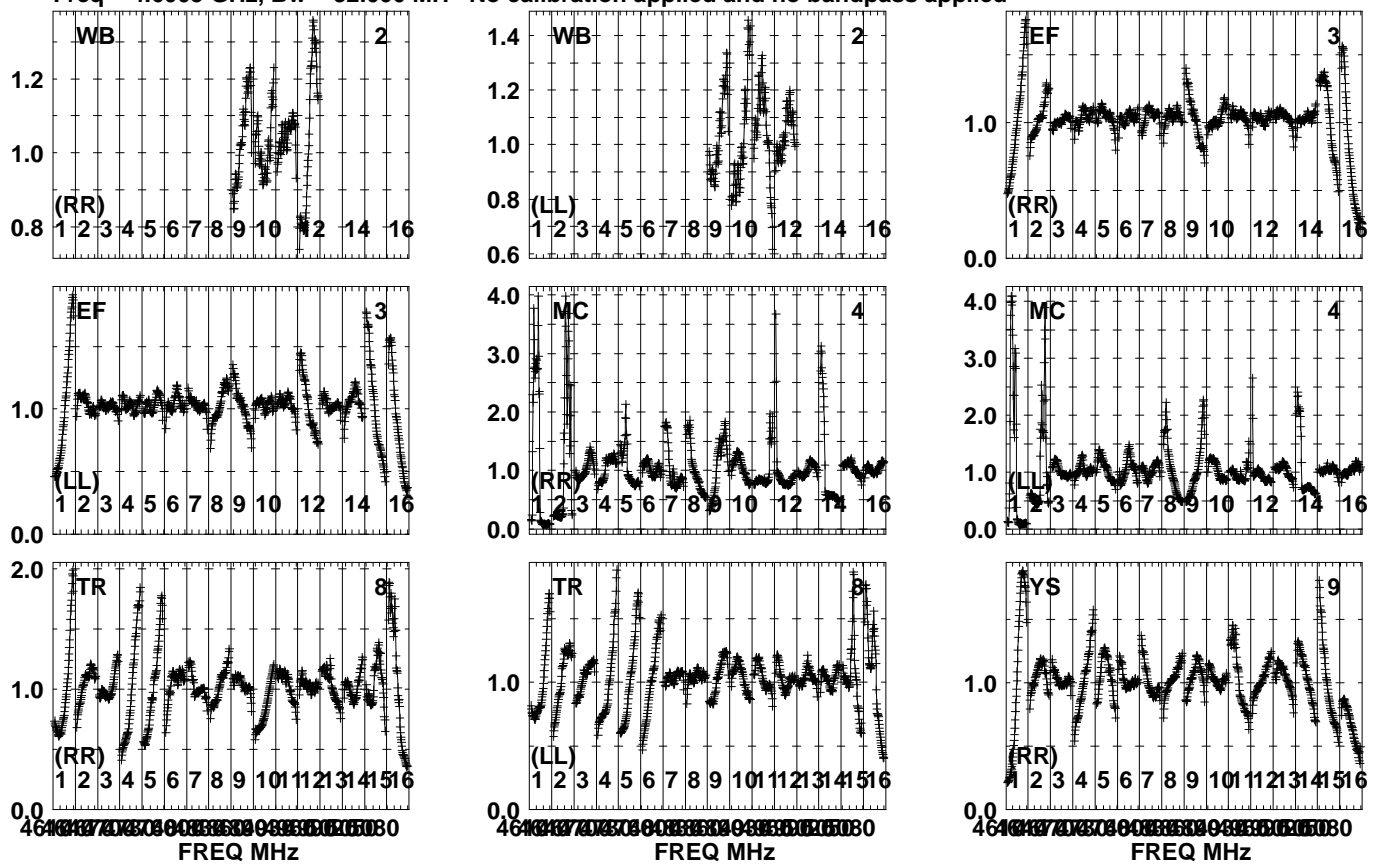


Lower frame: Real Jy
Auto-corr total-power spectrum Antenna: *
Timerange: 01/04:52:08 to 01/04:55:04

Plot file version 721 created 18-APR-2024 16:06:45

J1130+0846 RG014.UVDATA.1

Freq = 4.6005 GHz, Bw = 32.000 MH No calibration applied and no bandpass applied

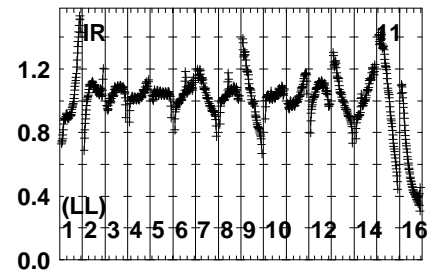
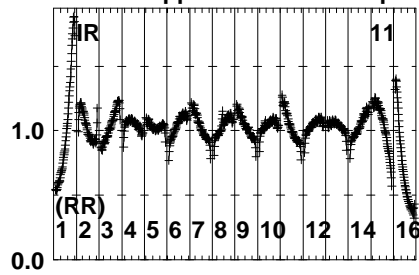
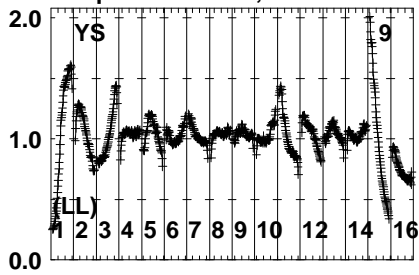


Lower frame: Real Jy
Auto-corr total-power spectrum Antenna: *
Timerange: 01/04:55:21 to 01/04:56:01

Plot file version 722 created 18-APR-2024 16:06:46

J1130+0846 RG014.UVDATA.1

Freq = 4.6005 GHz, Bw = 32.000 MH No calibration applied and no bandpass applied



Lower frame: Real Jy

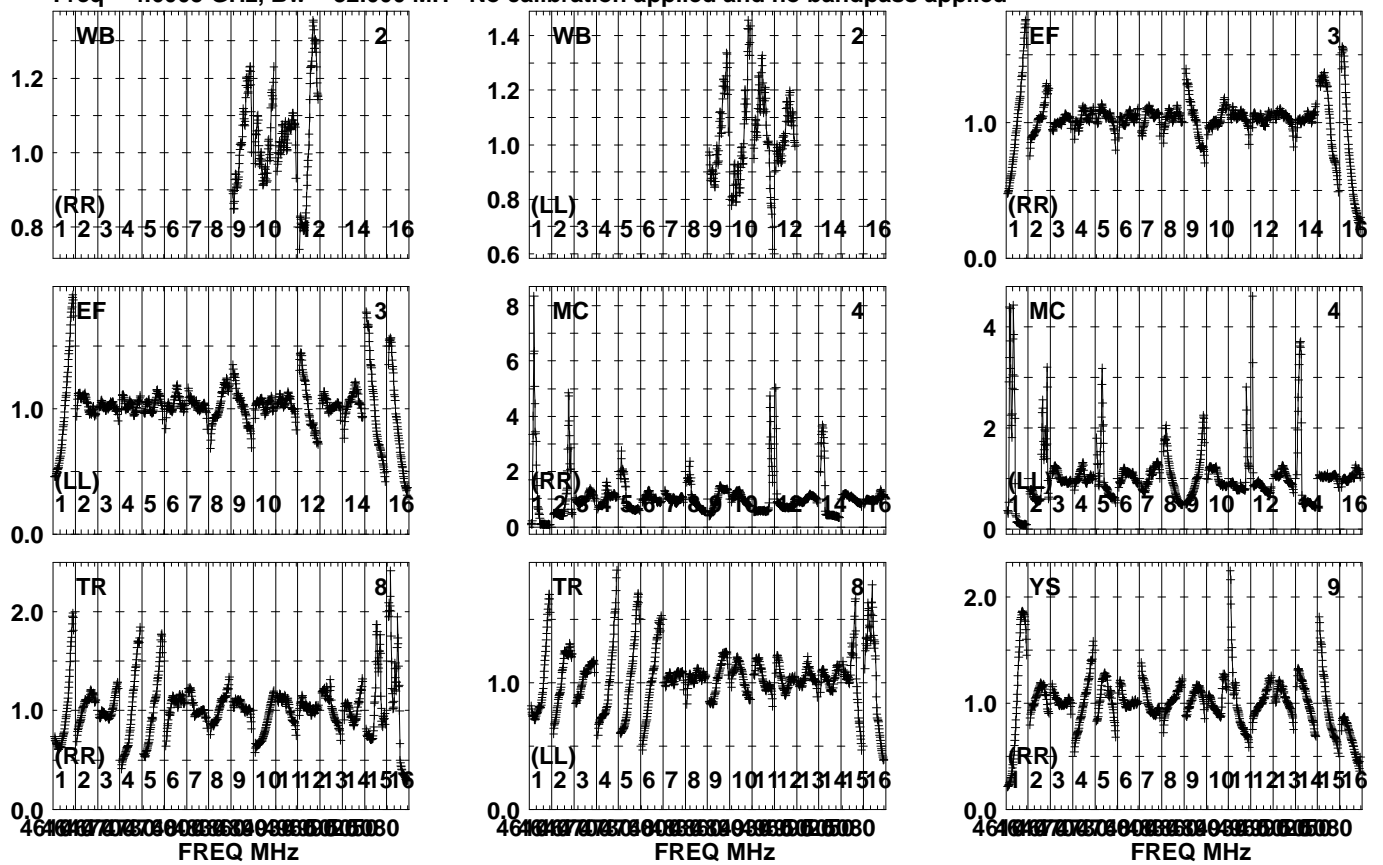
Auto-corr total-power spectrum Antenna: *

Timerange: 01/04:55:21 to 01/04:56:01

Plot file version 723 created 18-APR-2024 16:06:46

J1129+0951 RG014.UVDATA.1

Freq = 4.6005 GHz, Bw = 32.000 MH No calibration applied and no bandpass applied

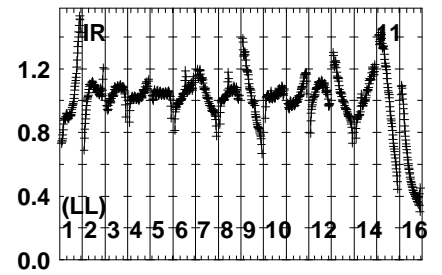
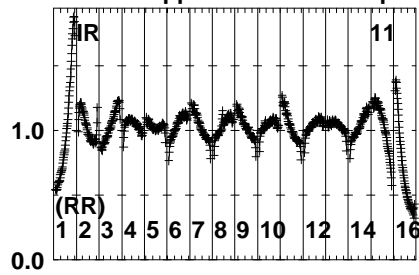
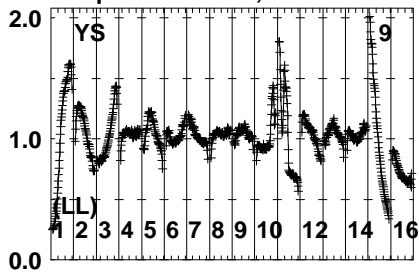


Lower frame: Real Jy
Auto-corr total-power spectrum Antenna: *
Timerange: 01/04:56:24 to 01/04:57:04

Plot file version 724 created 18-APR-2024 16:06:46

J1129+0951 RG014.UVDATA.1

Freq = 4.6005 GHz, Bw = 32.000 MH No calibration applied and no bandpass applied



Lower frame: Real Jy

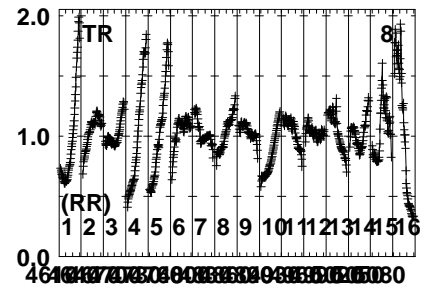
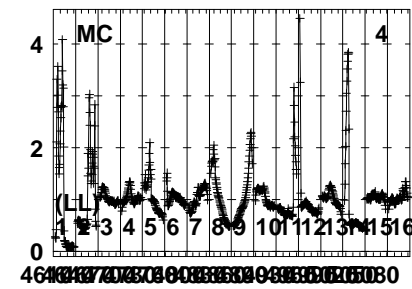
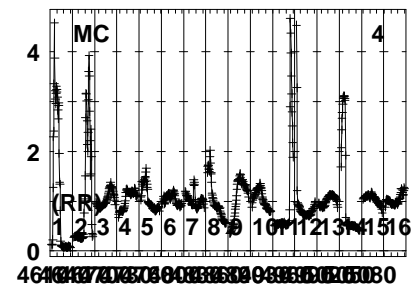
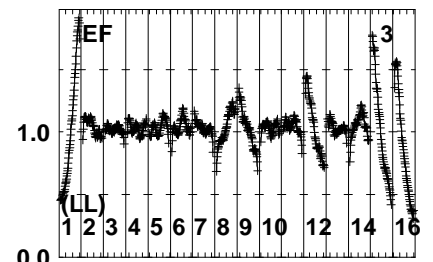
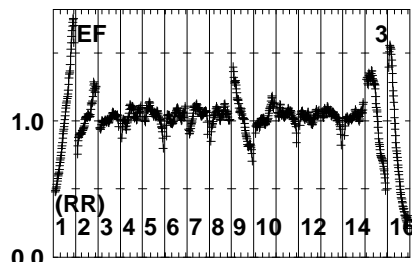
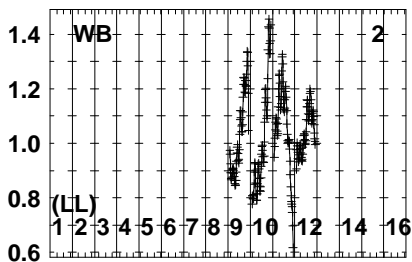
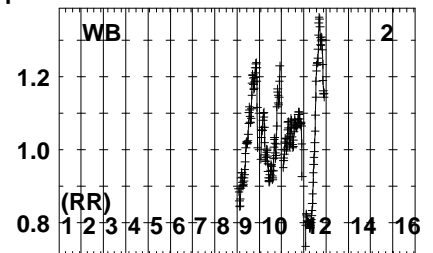
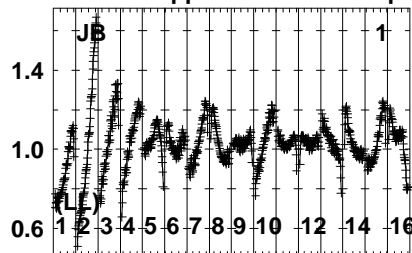
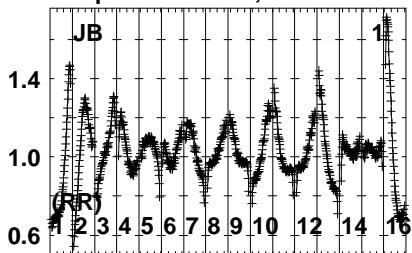
Auto-corr total-power spectrum Antenna: *

Timerange: 01/04:56:24 to 01/04:57:04

Plot file version 725 created 18-APR-2024 16:06:46

SN2022XXF RG014.UVDATA.1

Freq = 4.6005 GHz, Bw = 32.000 MH No calibration applied and no bandpass applied

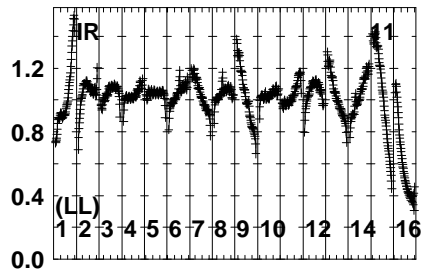
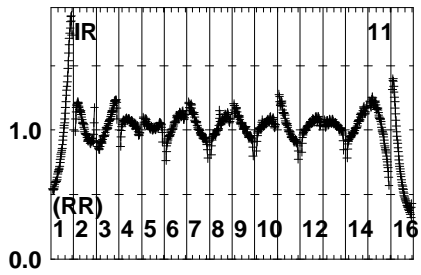
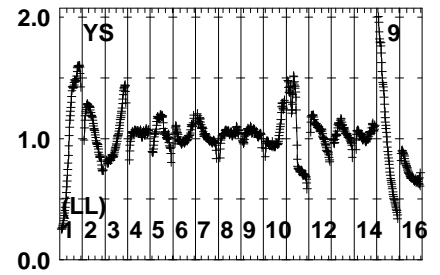
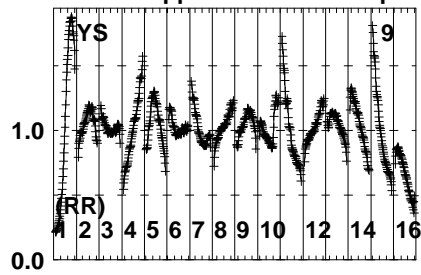
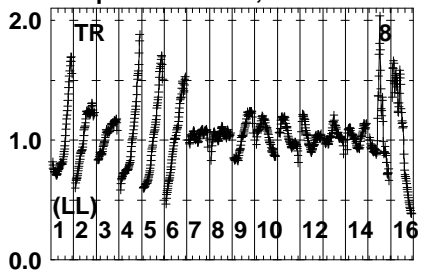


FREQ MHz
Lower frame: Real Jy
Auto-corr total-power spectrum Antenna: *
Timerange: 01/04:57:24 to 01/05:00:20

Plot file version 726 created 18-APR-2024 16:06:46

SN2022XXF RG014.UVDATA.1

Freq = 4.6005 GHz, Bw = 32.000 MH No calibration applied and no bandpass applied

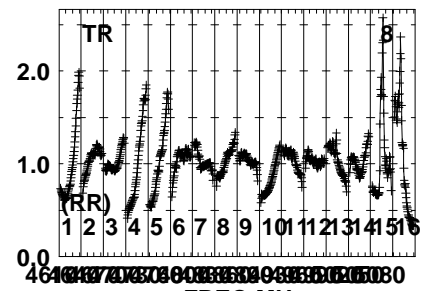
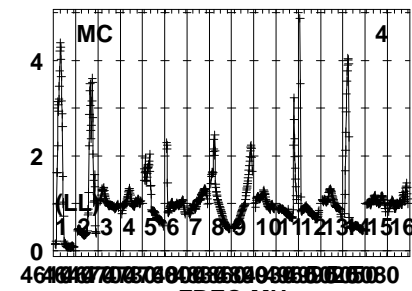
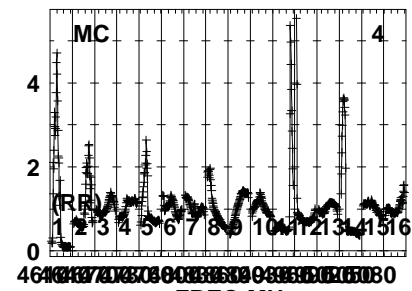
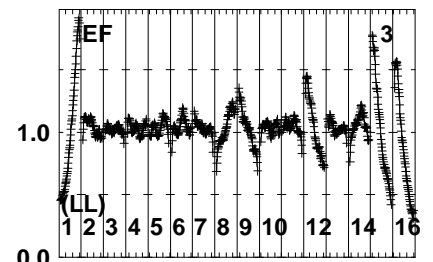
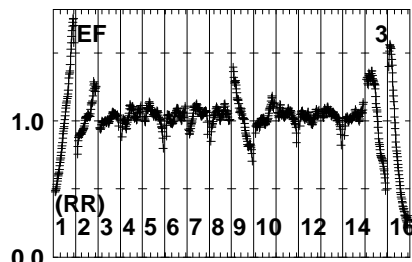
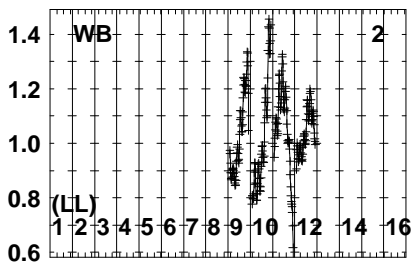
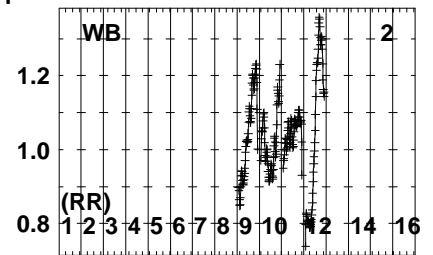
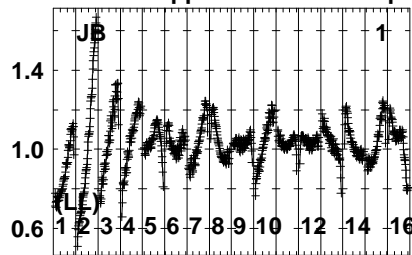
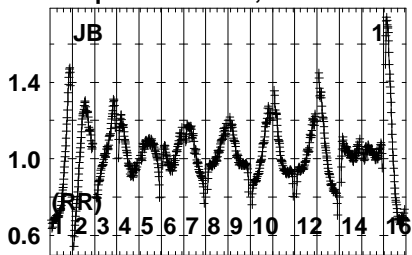


Lower frame: Real Jy
Auto-corr total-power spectrum Antenna: *
Timerange: 01/04:57:24 to 01/05:00:20

Plot file version 727 created 18-APR-2024 16:06:46

J1130+0846 RG014.UVDATA.1

Freq = 4.6005 GHz, Bw = 32.000 MH No calibration applied and no bandpass applied

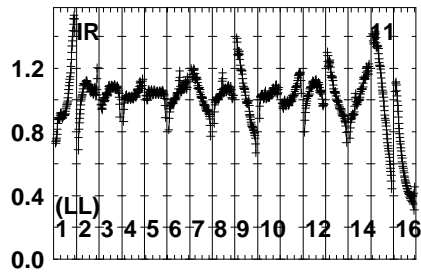
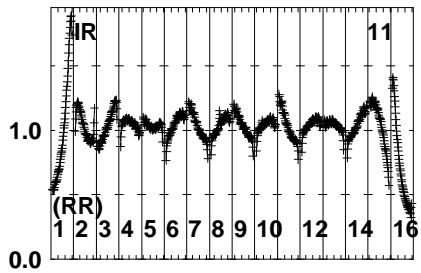
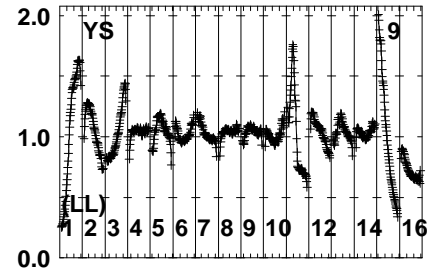
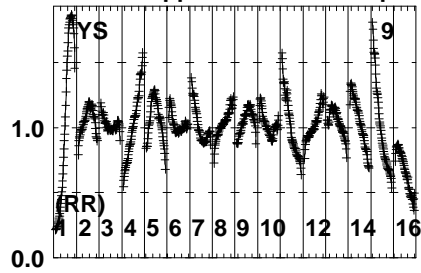
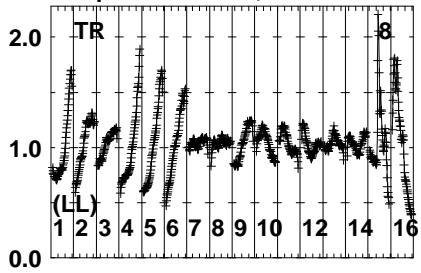


Lower frame: Real Jy
Auto-corr total-power spectrum Antenna: *
Timerange: 01/05:00:37 to 01/05:01:17

Plot file version 728 created 18-APR-2024 16:06:46

J1130+0846 RG014.UVDATA.1

Freq = 4.6005 GHz, Bw = 32.000 MH No calibration applied and no bandpass applied



Lower frame: Real Jy

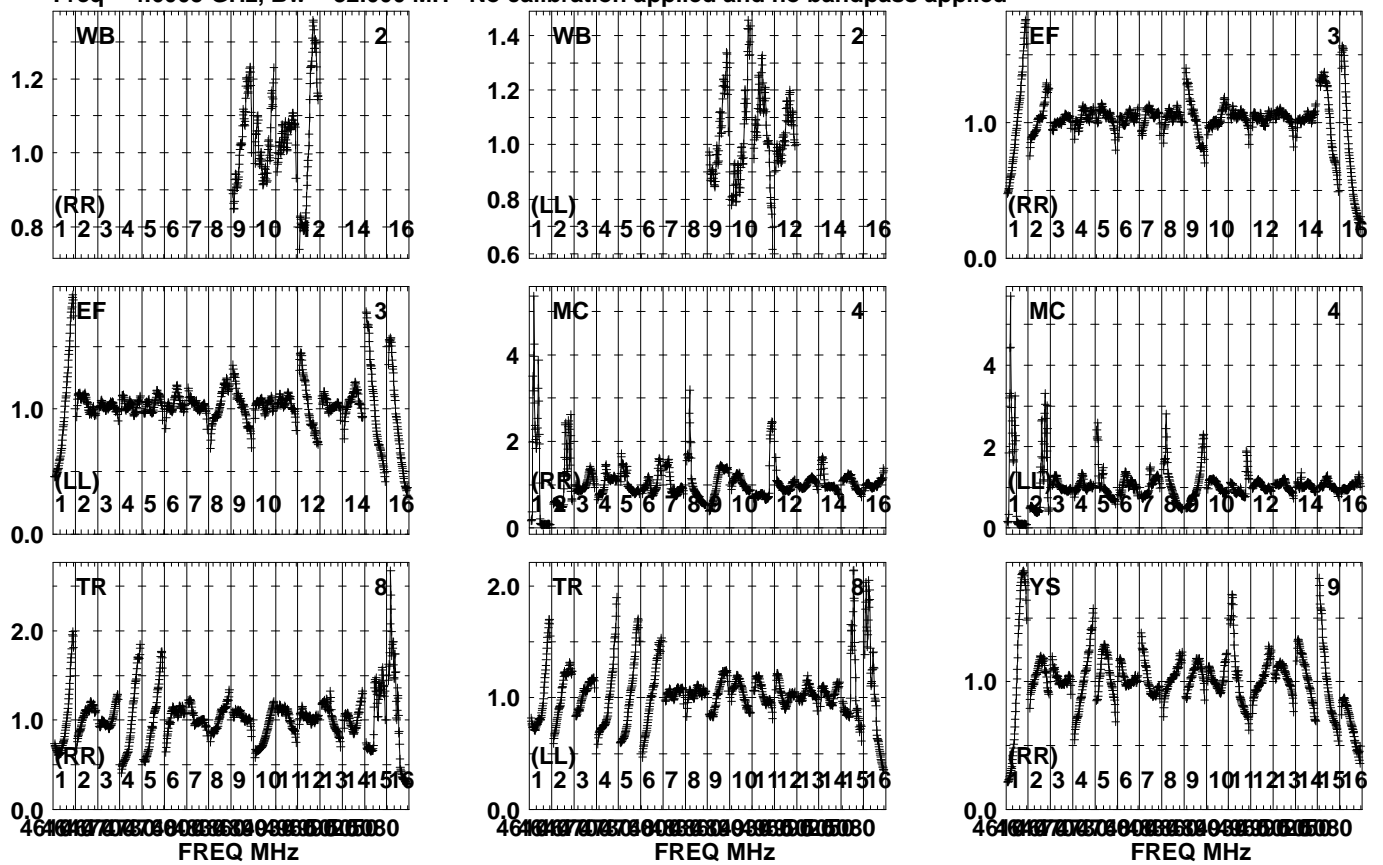
Auto-corr total-power spectrum Antenna: *

Timerange: 01/05:00:37 to 01/05:01:17

Plot file version 729 created 18-APR-2024 16:06:46

J1129+0951 RG014.UVDATA.1

Freq = 4.6005 GHz, Bw = 32.000 MH No calibration applied and no bandpass applied

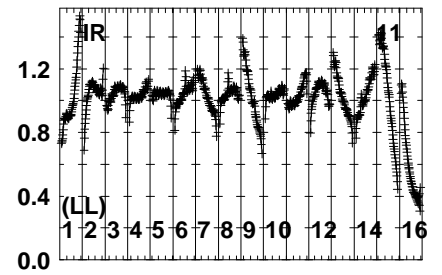
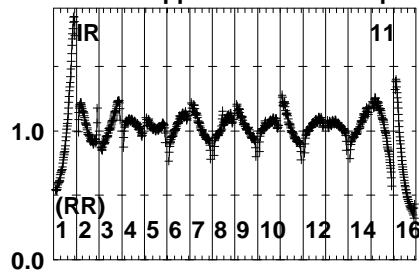
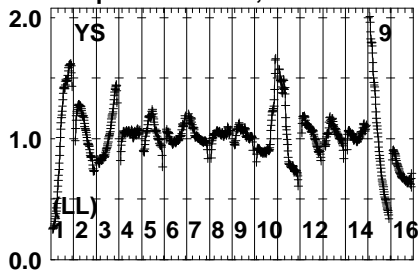


Lower frame: Real Jy
Auto-corr total-power spectrum Antenna: *
Timerange: 01/05:01:40 to 01/05:02:20

Plot file version 730 created 18-APR-2024 16:06:46

J1129+0951 RG014.UVDATA.1

Freq = 4.6005 GHz, Bw = 32.000 MH No calibration applied and no bandpass applied



Lower frame: Real Jy

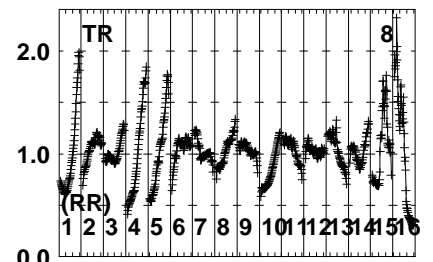
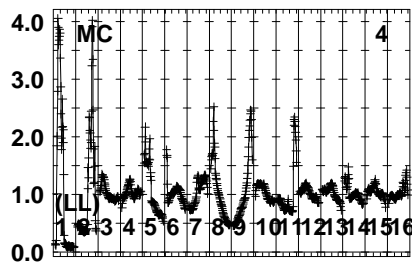
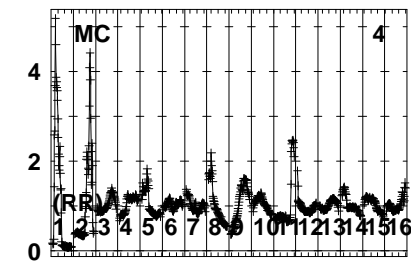
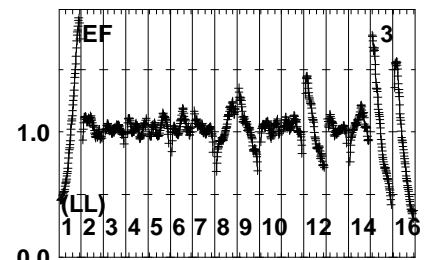
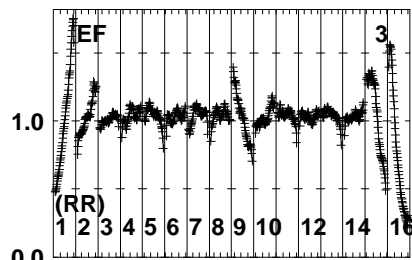
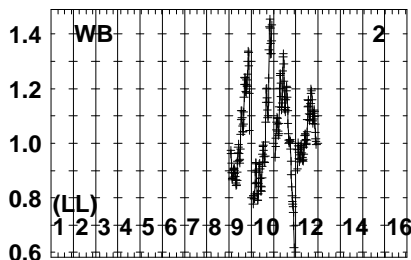
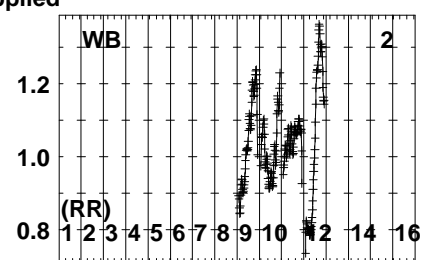
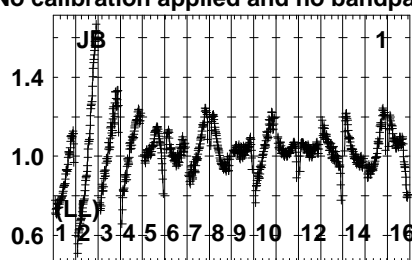
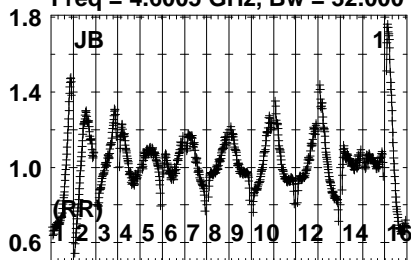
Auto-corr total-power spectrum Antenna: *

Timerange: 01/05:01:40 to 01/05:02:20

Plot file version 731 created 18-APR-2024 16:06:46

SN2022XF RG014.UVDATA.1

Freq = 4.6005 GHz, Bw = 32.000 MH No calibration applied and no bandpass applied

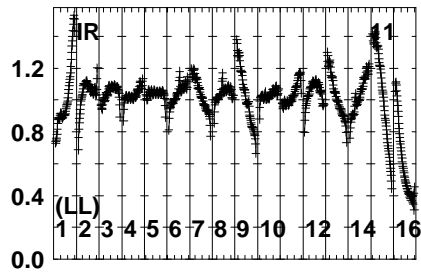
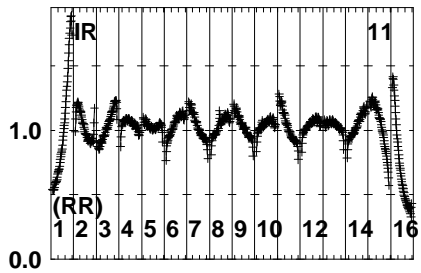
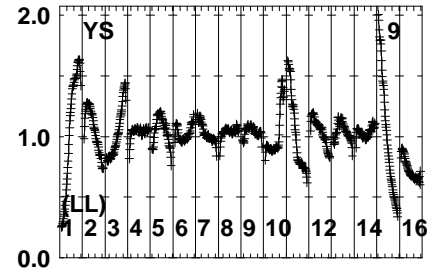
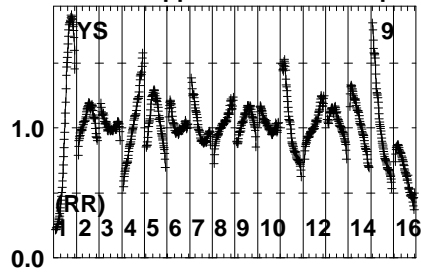
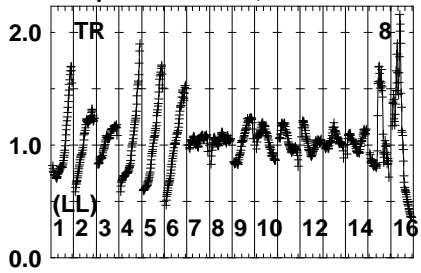


Lower frame: Real Jy
Auto-corr total-power spectrum Antenna: *
Timerange: 01/05:02:40 to 01/05:05:36

Plot file version 732 created 18-APR-2024 16:06:46

SN2022XXF RG014.UVDATA.1

Freq = 4.6005 GHz, Bw = 32.000 MH No calibration applied and no bandpass applied

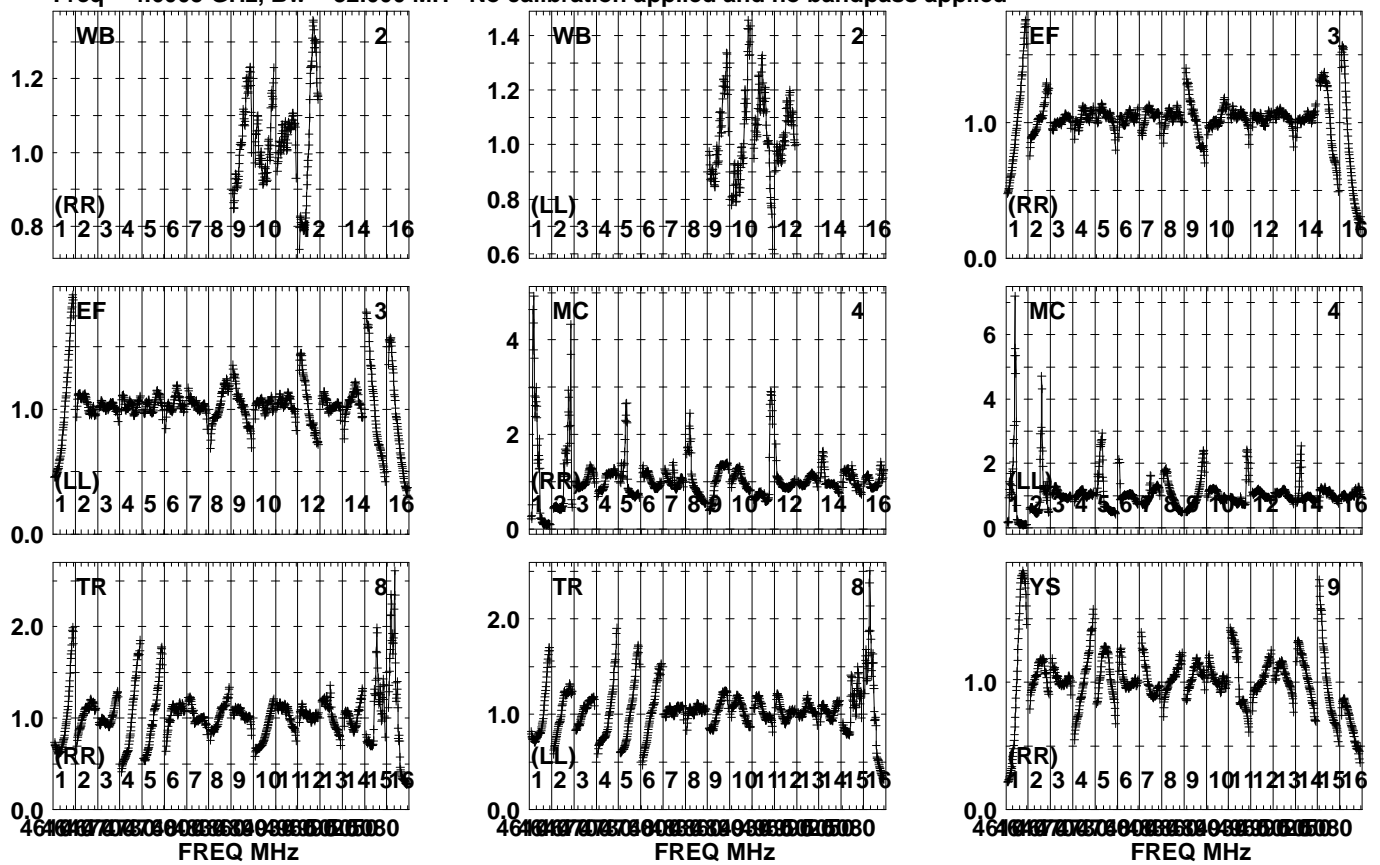


Lower frame: Real Jy
Auto-corr total-power spectrum Antenna: *
Timerange: 01/05:02:40 to 01/05:05:36

Plot file version 733 created 18-APR-2024 16:06:46

J1130+0846 RG014.UVDATA.1

Freq = 4.6005 GHz, Bw = 32.000 MH No calibration applied and no bandpass applied

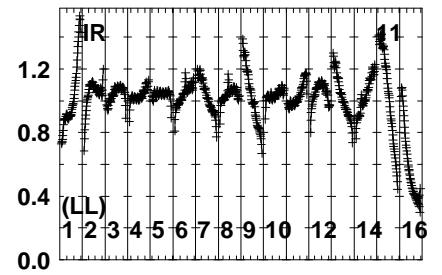
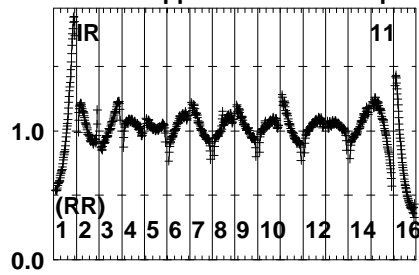
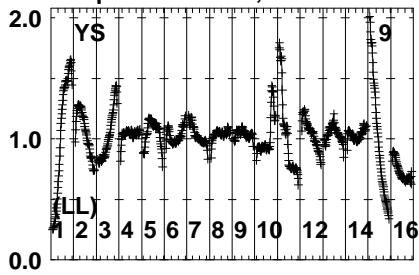


Lower frame: Real Jy
Auto-corr total-power spectrum Antenna: *
Timerange: 01/05:05:53 to 01/05:06:33

Plot file version 734 created 18-APR-2024 16:06:46

J1130+0846 RG014.UVDATA.1

Freq = 4.6005 GHz, Bw = 32.000 MH No calibration applied and no bandpass applied



Lower frame: Real Jy

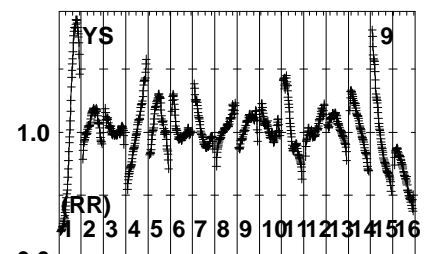
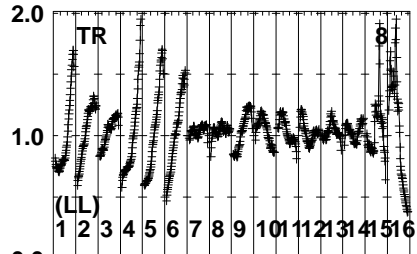
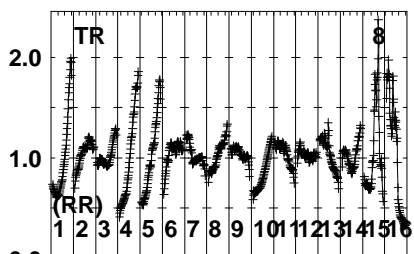
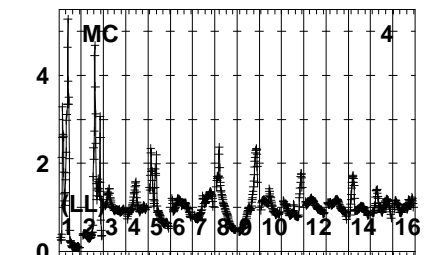
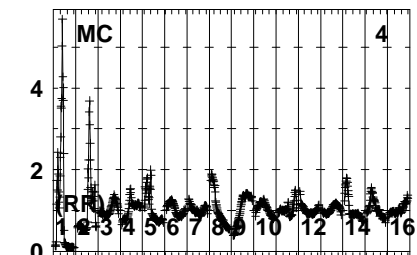
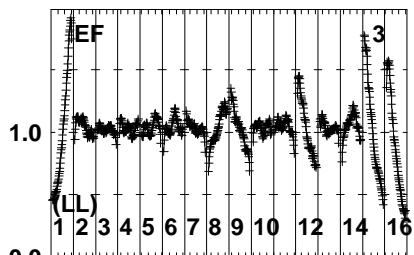
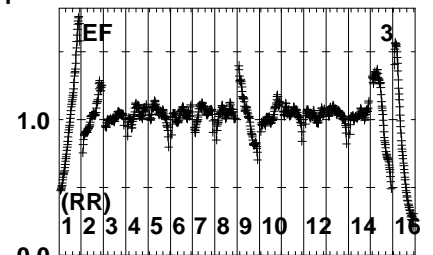
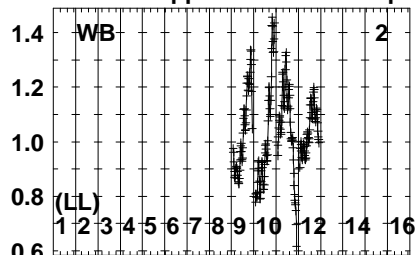
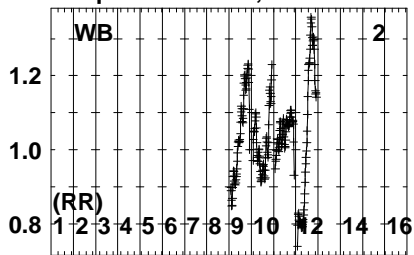
Auto-corr total-power spectrum Antenna: *

Timerange: 01/05:05:53 to 01/05:06:33

Plot file version 735 created 18-APR-2024 16:06:46

J1129+0951 RG014.UVDATA.1

Freq = 4.6005 GHz, Bw = 32.000 MH No calibration applied and no bandpass applied



46400 46450 46500 46550 46600 46650 46700 46750 46800 46850 46900 46950 50080
FREQ MHz

46400 46450 46500 46550 46600 46650 46700 46750 46800 46850 46900 46950 50080
FREQ MHz

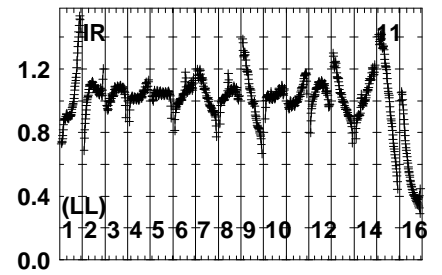
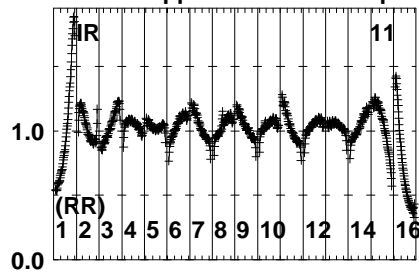
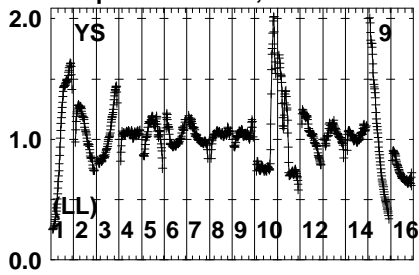
46400 46450 46500 46550 46600 46650 46700 46750 46800 46850 46900 46950 50080
FREQ MHz

Lower frame: Real Jy
Auto-corr total-power spectrum Antenna: *
Timerange: 01/05:06:56 to 01/05:07:36

Plot file version 736 created 18-APR-2024 16:06:46

J1129+0951 RG014.UVDATA.1

Freq = 4.6005 GHz, Bw = 32.000 MH No calibration applied and no bandpass applied



Lower frame: Real Jy

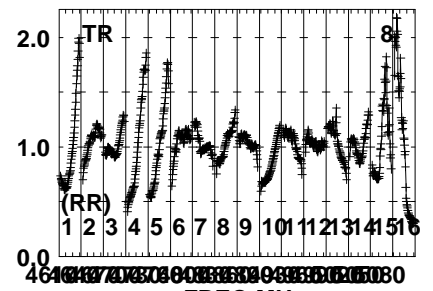
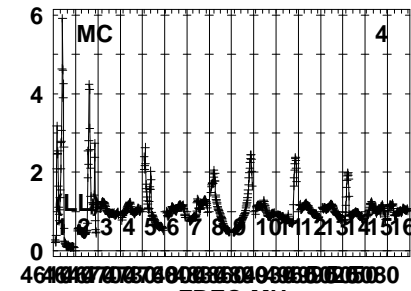
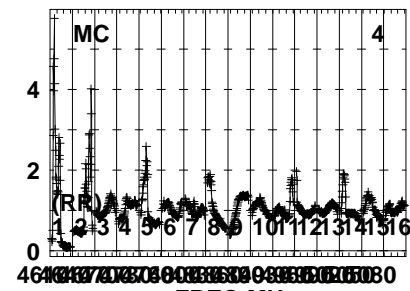
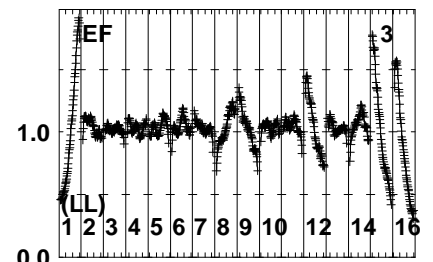
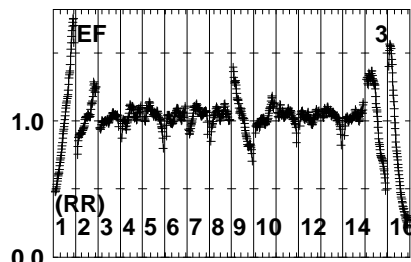
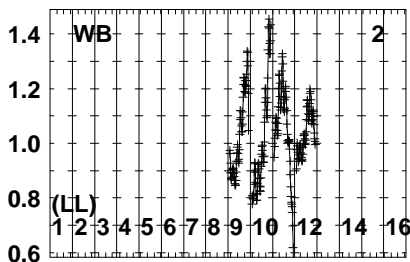
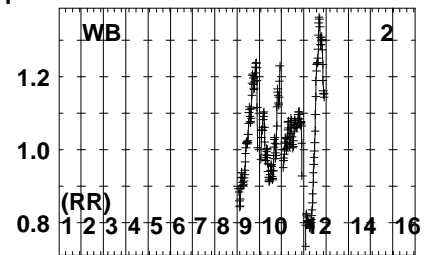
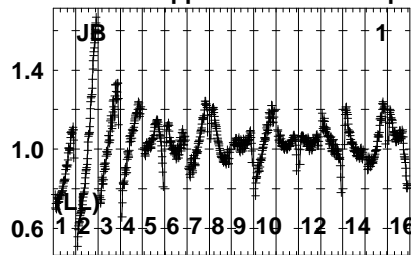
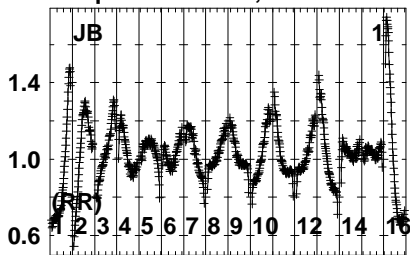
Auto-corr total-power spectrum Antenna: *

Timerange: 01/05:06:56 to 01/05:07:36

Plot file version 737 created 18-APR-2024 16:06:47

SN2022XXF RG014.UVDATA.1

Freq = 4.6005 GHz, Bw = 32.000 MH No calibration applied and no bandpass applied

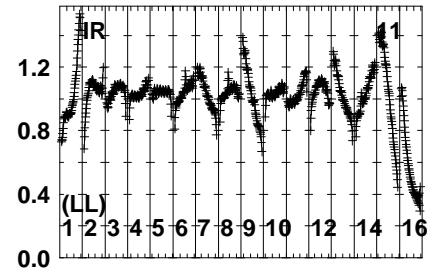
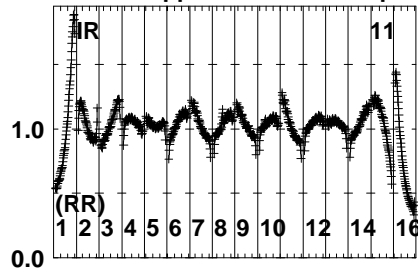
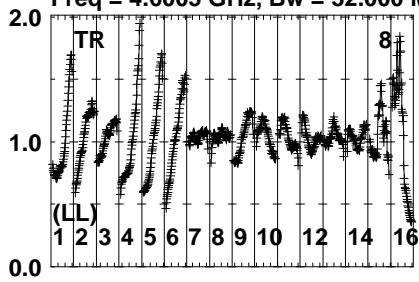


Lower frame: Real Jy
Auto-corr total-power spectrum Antenna: *
Timerange: 01/05:07:56 to 01/05:10:52

Plot file version 738 created 18-APR-2024 16:06:47

SN2022XXF RG014.UVDATA.1

Freq = 4.6005 GHz, Bw = 32.000 MH No calibration applied and no bandpass applied



Lower frame: Real Jy

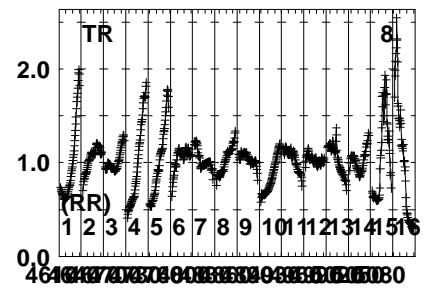
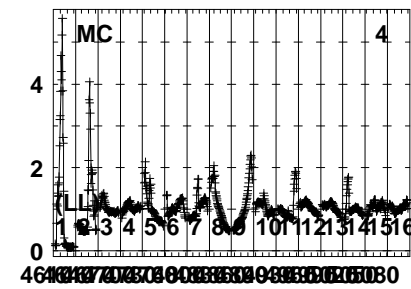
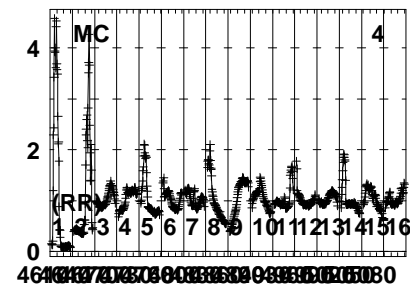
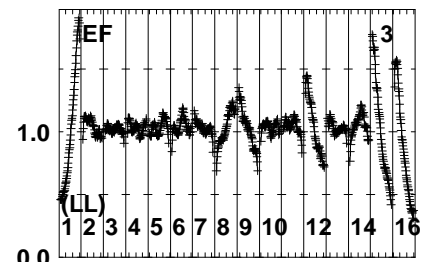
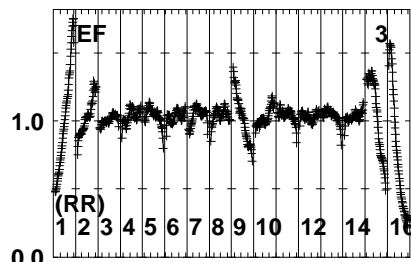
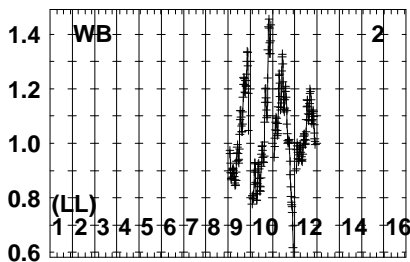
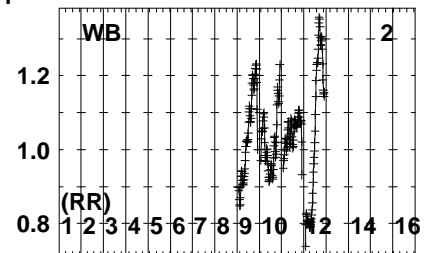
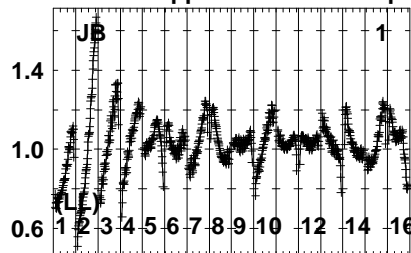
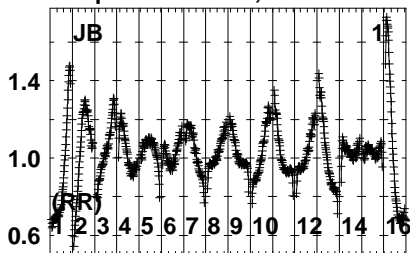
Auto-corr total-power spectrum Antenna: *

Timerange: 01/05:07:56 to 01/05:10:52

Plot file version 739 created 18-APR-2024 16:06:47

J1130+0846 RG014.UVDATA.1

Freq = 4.6005 GHz, Bw = 32.000 MH No calibration applied and no bandpass applied

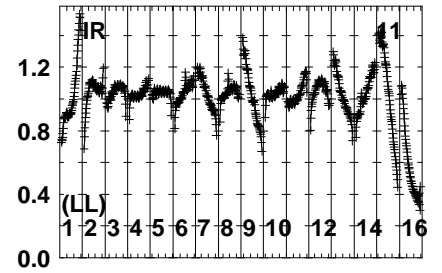
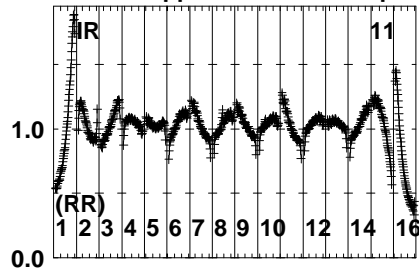
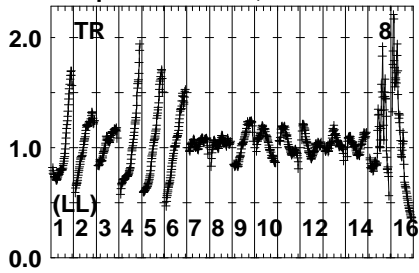


Lower frame: Real Jy
Auto-corr total-power spectrum Antenna: *
Timerange: 01/05:11:09 to 01/05:11:49

Plot file version 740 created 18-APR-2024 16:06:47

J1130+0846 RG014.UVDATA.1

Freq = 4.6005 GHz, Bw = 32.000 MH No calibration applied and no bandpass applied

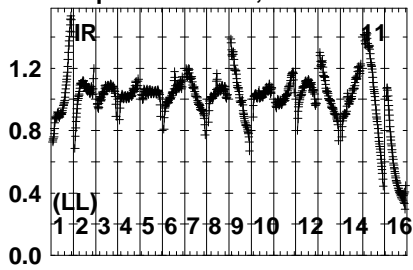


Lower frame: Real Jy
Auto-corr total-power spectrum Antenna: *
Timerange: 01/05:11:09 to 01/05:11:49

Plot file version 742 created 18-APR-2024 16:06:47

J1129+0951 RG014.UVDATA.1

Freq = 4.6005 GHz, Bw = 32.000 MH No calibration applied and no bandpass applied

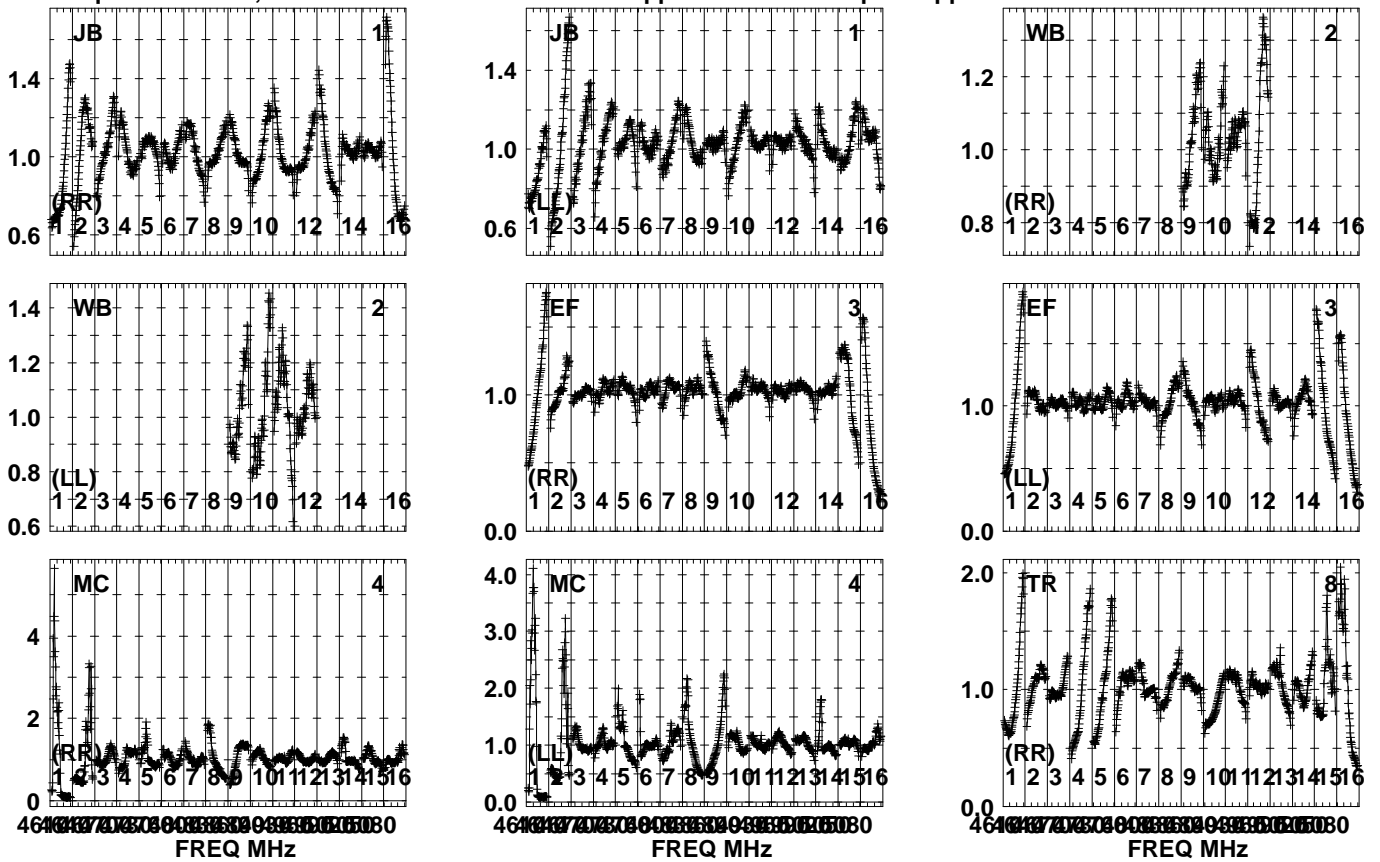


Lower frame: Real Jy
Auto-corr total-power spectrum Antenna: *
Timerange: 01/05:12:12 to 01/05:12:52

Plot file version 743 created 18-APR-2024 16:06:47

SN2022XXF RG014.UVDATA.1

Freq = 4.6005 GHz, Bw = 32.000 MH No calibration applied and no bandpass applied

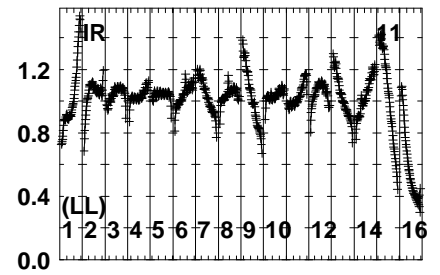
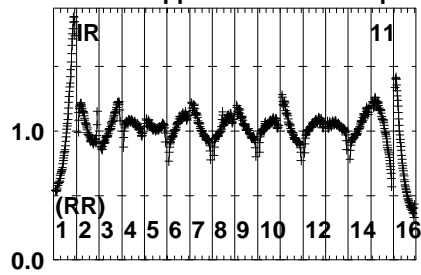
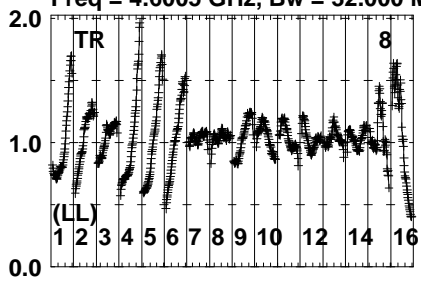


Lower frame: Real Jy
Auto-corr total-power spectrum Antenna: *
Timerange: 01/05:13:12 to 01/05:16:08

Plot file version 744 created 18-APR-2024 16:06:47

SN2022XXF RG014.UVDATA.1

Freq = 4.6005 GHz, Bw = 32.000 MH No calibration applied and no bandpass applied



Lower frame: Real Jy

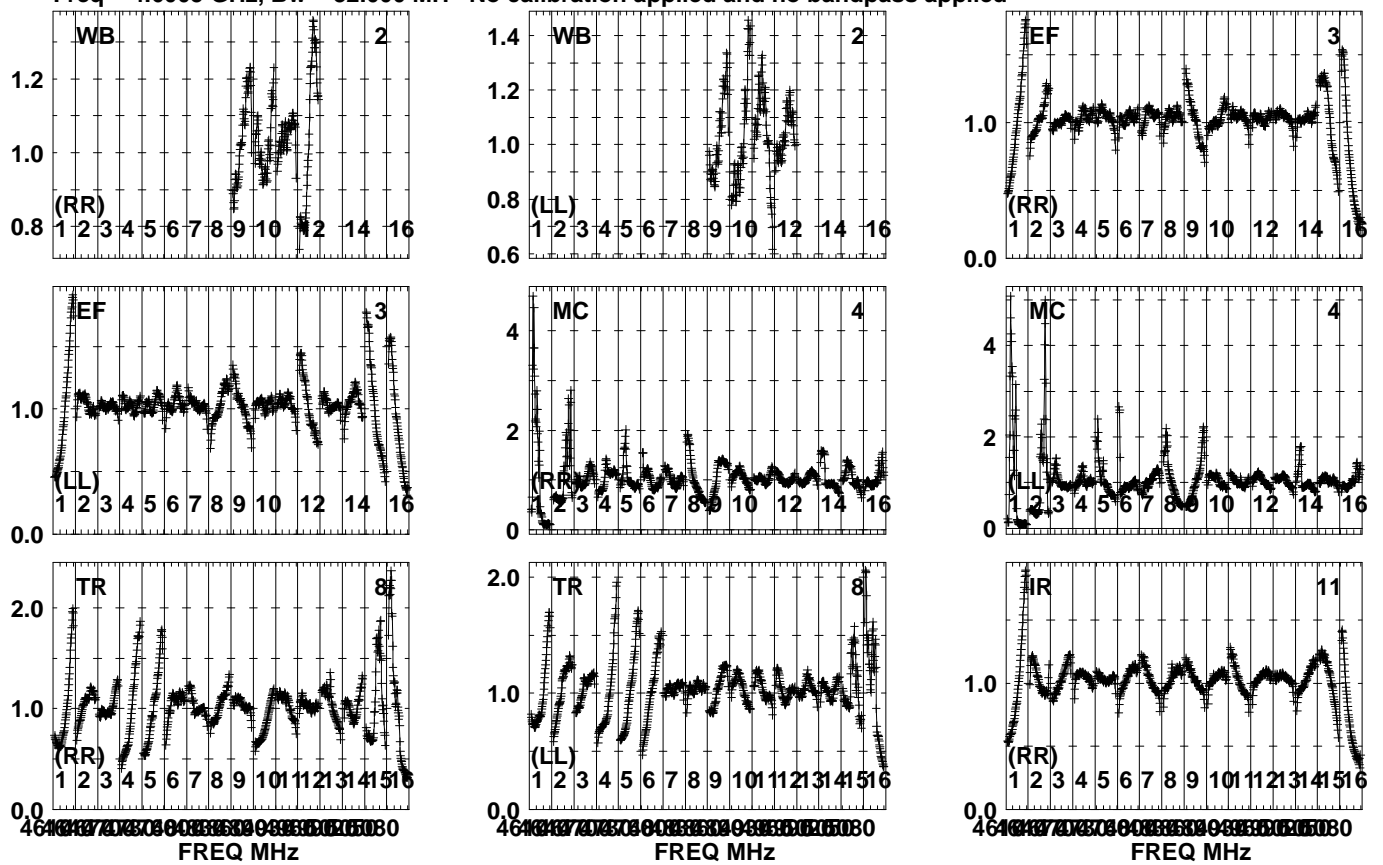
Auto-corr total-power spectrum Antenna: *

Timerange: 01/05:13:12 to 01/05:16:08

Plot file version 745 created 18-APR-2024 16:06:47

J1130+0846 RG014.UVDATA.1

Freq = 4.6005 GHz, Bw = 32.000 MH No calibration applied and no bandpass applied

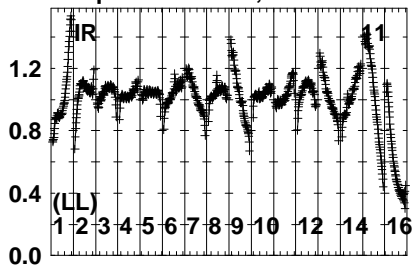


Lower frame: Real Jy
Auto-corr total-power spectrum Antenna: *
Timerange: 01/05:16:25 to 01/05:17:05

Plot file version 746 created 18-APR-2024 16:06:47

J1130+0846 RG014.UVDATA.1

Freq = 4.6005 GHz, Bw = 32.000 MH No calibration applied and no bandpass applied

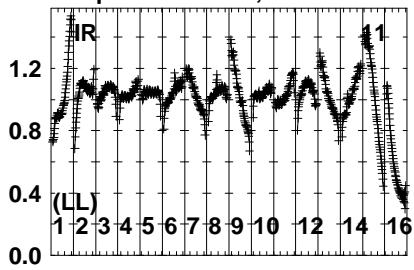


Lower frame: Real Jy
Auto-corr total-power spectrum Antenna: *
Timerange: 01/05:16:25 to 01/05:17:05

Plot file version 748 created 18-APR-2024 16:06:47

J1129+0951 RG014.UVDATA.1

Freq = 4.6005 GHz, Bw = 32.000 MH No calibration applied and no bandpass applied



Lower frame: Real Jy

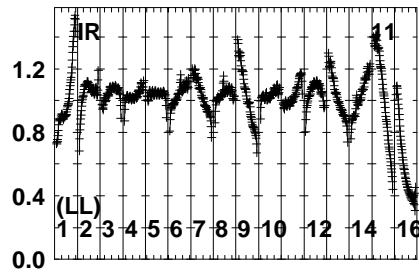
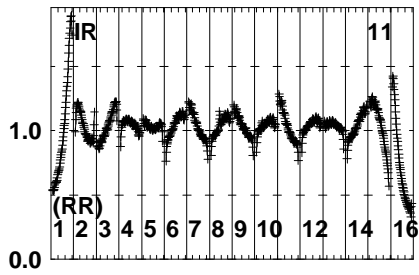
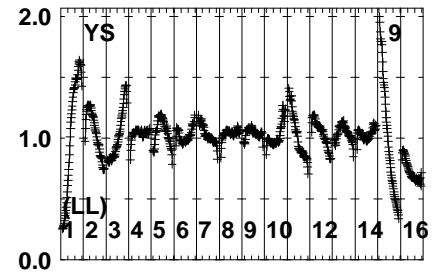
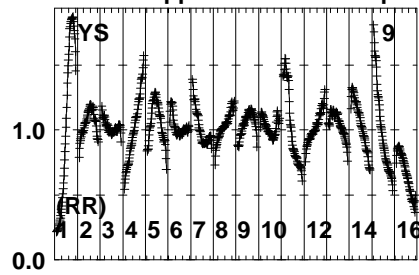
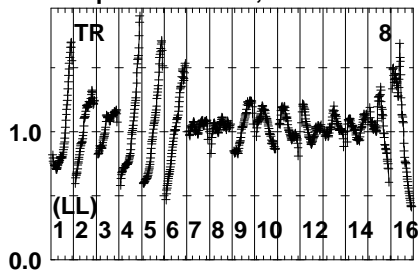
Auto-corr total-power spectrum Antenna: *

Timerange: 01/05:17:28 to 01/05:18:08

Plot file version 750 created 18-APR-2024 16:06:47

SN2022XXF RG014.UVDATA.1

Freq = 4.6005 GHz, Bw = 32.000 MH No calibration applied and no bandpass applied



Lower frame: Real Jy

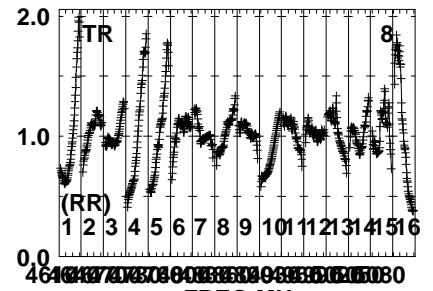
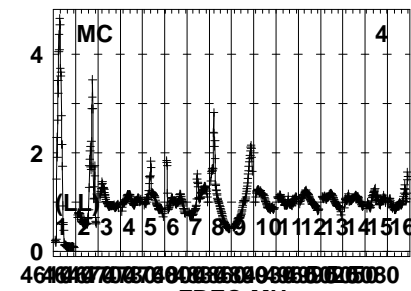
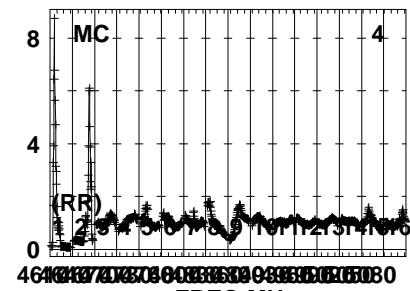
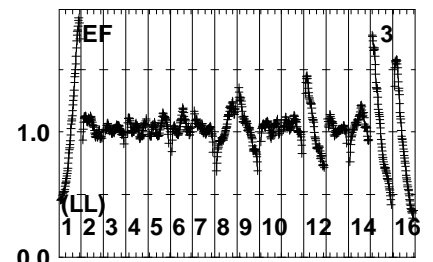
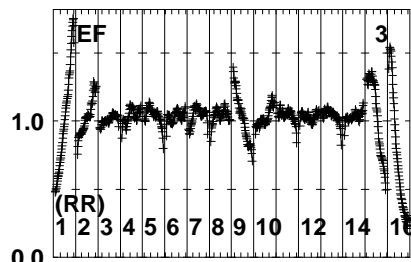
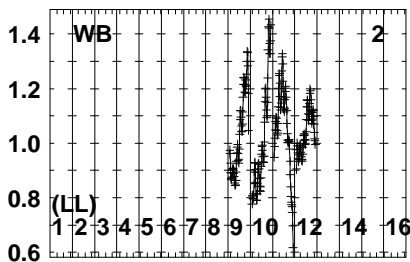
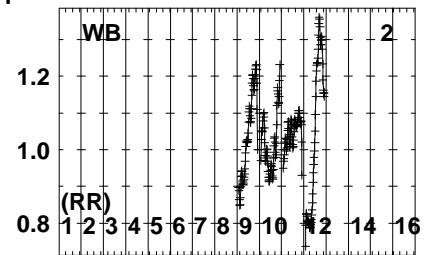
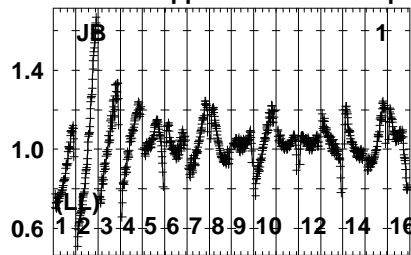
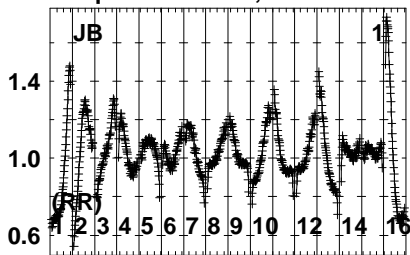
Auto-corr total-power spectrum Antenna: *

Timerange: 01/05:18:28 to 01/05:21:24

Plot file version 751 created 18-APR-2024 16:06:47

J1130+0846 RG014.UVDATA.1

Freq = 4.6005 GHz, Bw = 32.000 MH No calibration applied and no bandpass applied

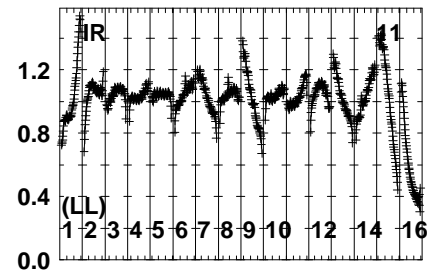
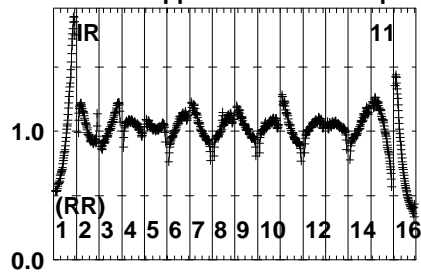
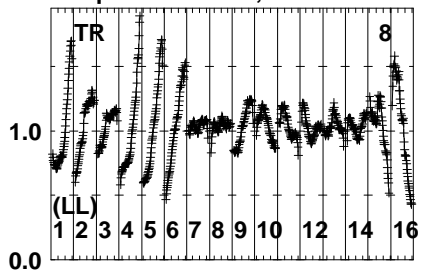


Lower frame: Real Jy
Auto-corr total-power spectrum Antenna: *
Timerange: 01/05:21:41 to 01/05:22:21

Plot file version 752 created 18-APR-2024 16:06:48

J1130+0846 RG014.UVDATA.1

Freq = 4.6005 GHz, Bw = 32.000 MH No calibration applied and no bandpass applied



Lower frame: Real Jy

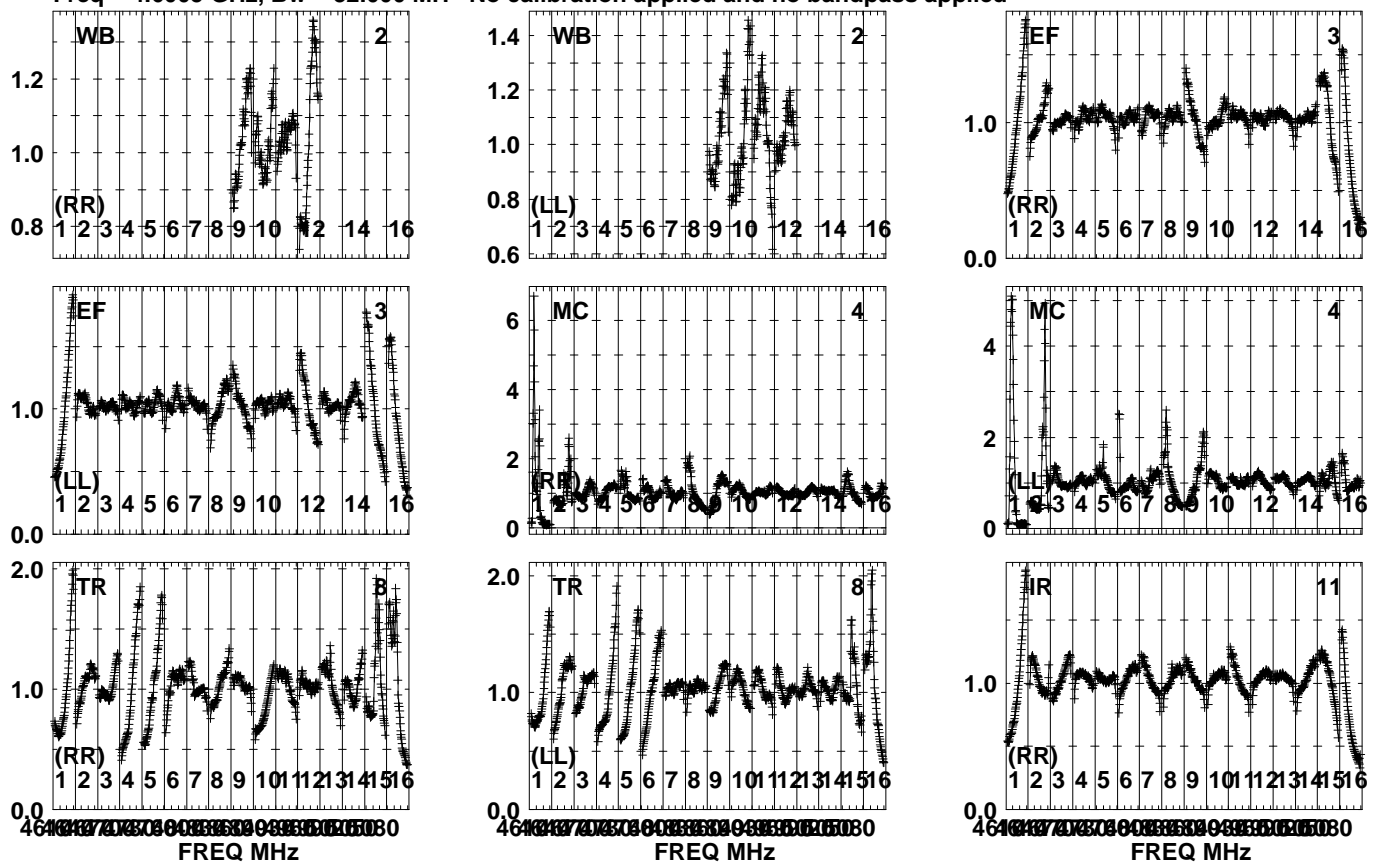
Auto-corr total-power spectrum Antenna: *

Timerange: 01/05:21:41 to 01/05:22:21

Plot file version 753 created 18-APR-2024 16:06:48

J1129+0951 RG014.UVDATA.1

Freq = 4.6005 GHz, Bw = 32.000 MH No calibration applied and no bandpass applied

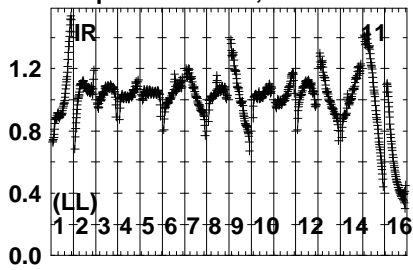


Lower frame: Real Jy
Auto-corr total-power spectrum Antenna: *
Timerange: 01/05:22:44 to 01/05:23:24

Plot file version 754 created 18-APR-2024 16:06:48

J1129+0951 RG014.UVDATA.1

Freq = 4.6005 GHz, Bw = 32.000 MH No calibration applied and no bandpass applied



Lower frame: Real Jy

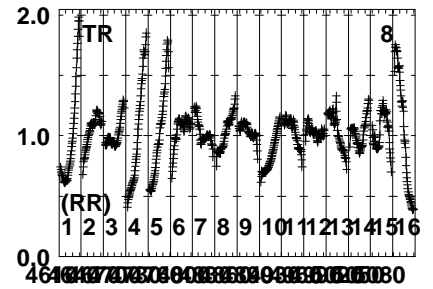
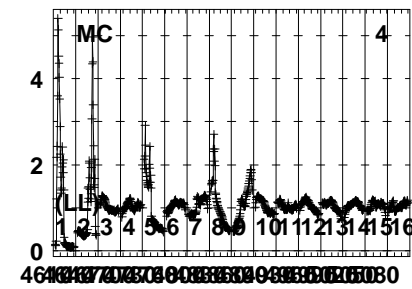
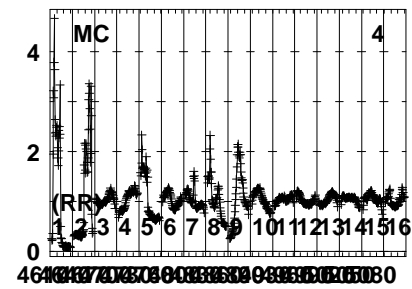
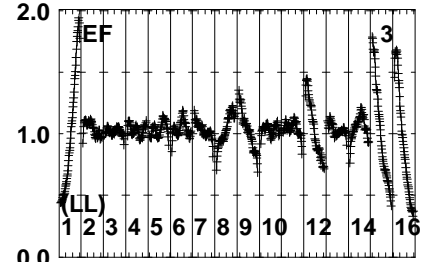
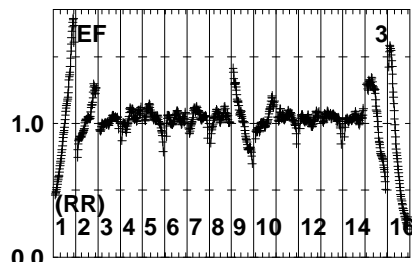
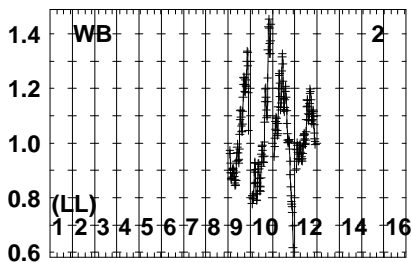
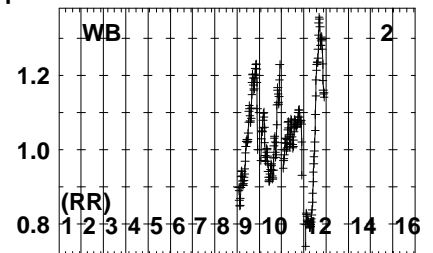
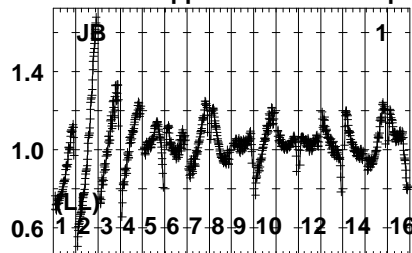
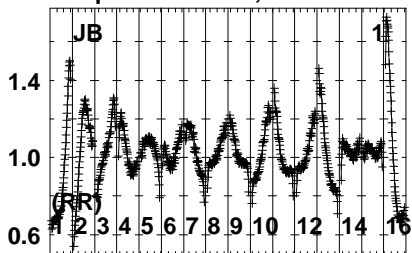
Auto-corr total-power spectrum Antenna: *

Timerange: 01/05:22:44 to 01/05:23:24

Plot file version 755 created 18-APR-2024 16:06:48

3C273 RG014.UVDATA.1

Freq = 4.6005 GHz, Bw = 32.000 MH No calibration applied and no bandpass applied

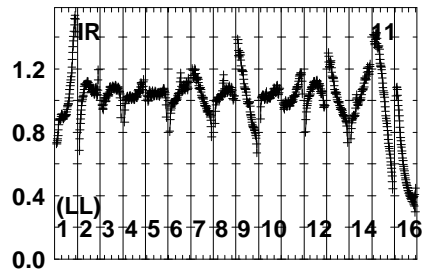
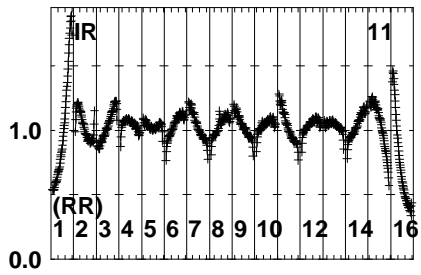
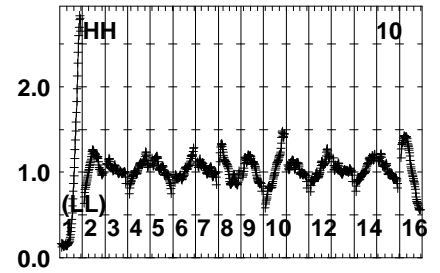
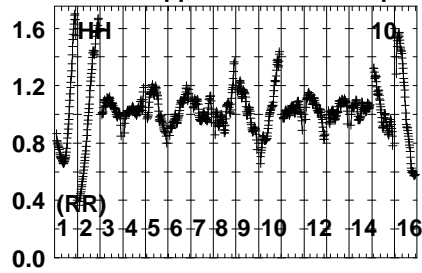
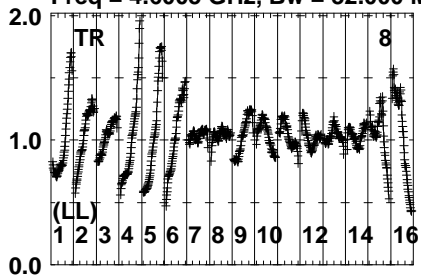


Lower frame: Real Jy
Auto-corr total-power spectrum Antenna: *
Timerange: 01/05:24:49 to 01/05:26:45

Plot file version 756 created 18-APR-2024 16:06:48

3C273 RG014.UVDATA.1

Freq = 4.6005 GHz, Bw = 32.000 MH No calibration applied and no bandpass applied

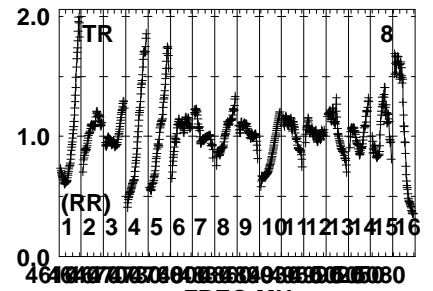
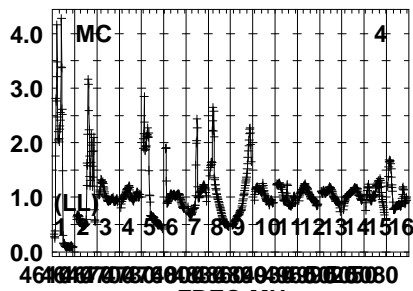
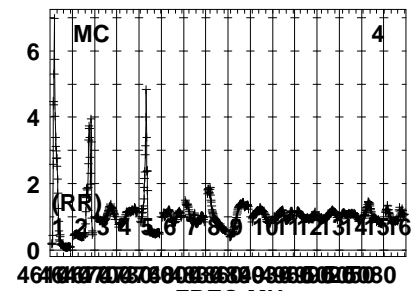
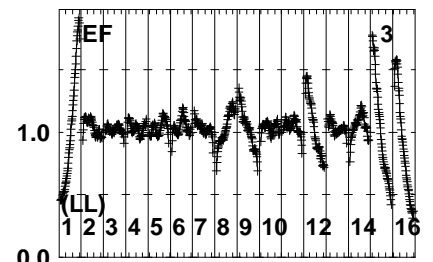
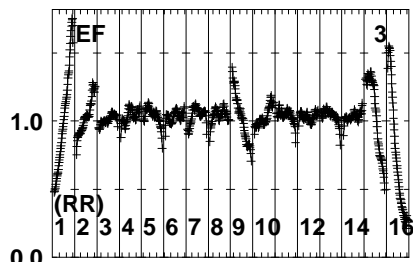
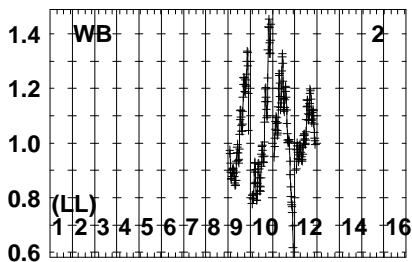
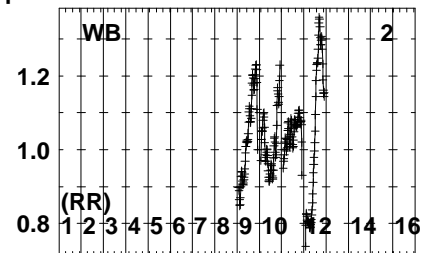
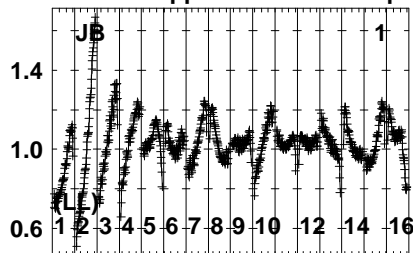
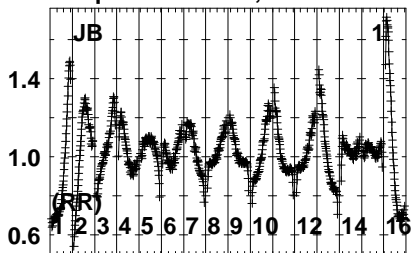


Lower frame: Real Jy
Auto-corr total-power spectrum Antenna: *
Timerange: 01/05:24:49 to 01/05:26:45

Plot file version 757 created 18-APR-2024 16:06:48

J1130+0846 RG014.UVDATA.1

Freq = 4.6005 GHz, Bw = 32.000 MH No calibration applied and no bandpass applied

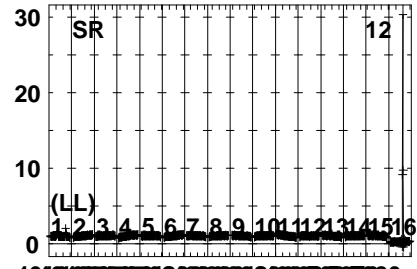
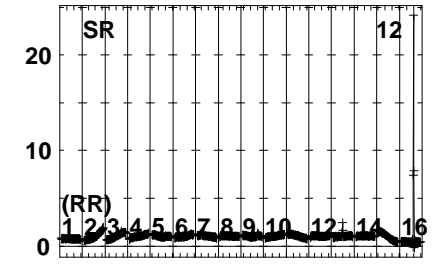
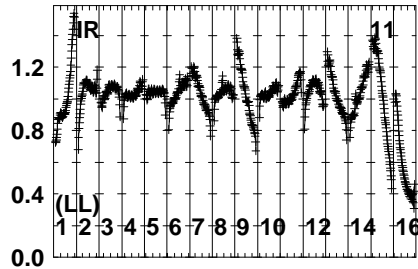
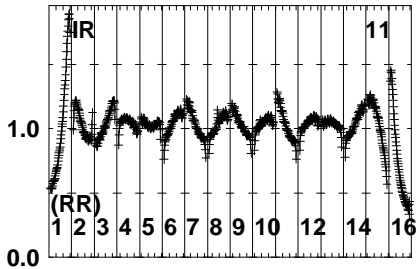
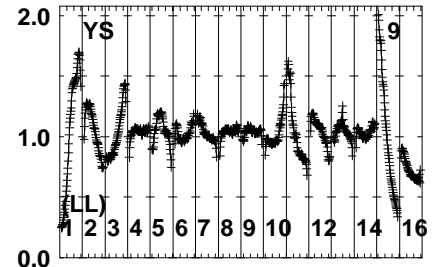
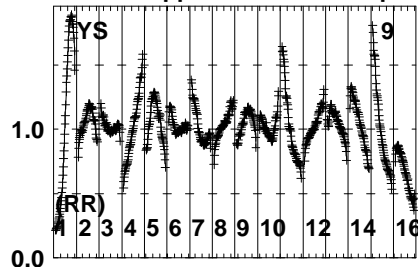
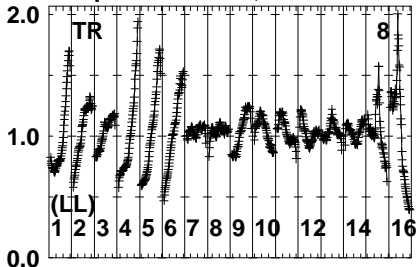


Lower frame: Real Jy
Auto-corr total-power spectrum Antenna: *
Timerange: 01/05:28:19 to 01/05:28:59

Plot file version 758 created 18-APR-2024 16:06:48

J1130+0846 RG014.UVDATA.1

Freq = 4.6005 GHz, Bw = 32.000 MH No calibration applied and no bandpass applied



464000 464000 464000 464000 464000 464000 464000 464000 464000 464000 464000 464000 464000 464000 464000 464000

FREQ MHz

Lower frame: Real Jy

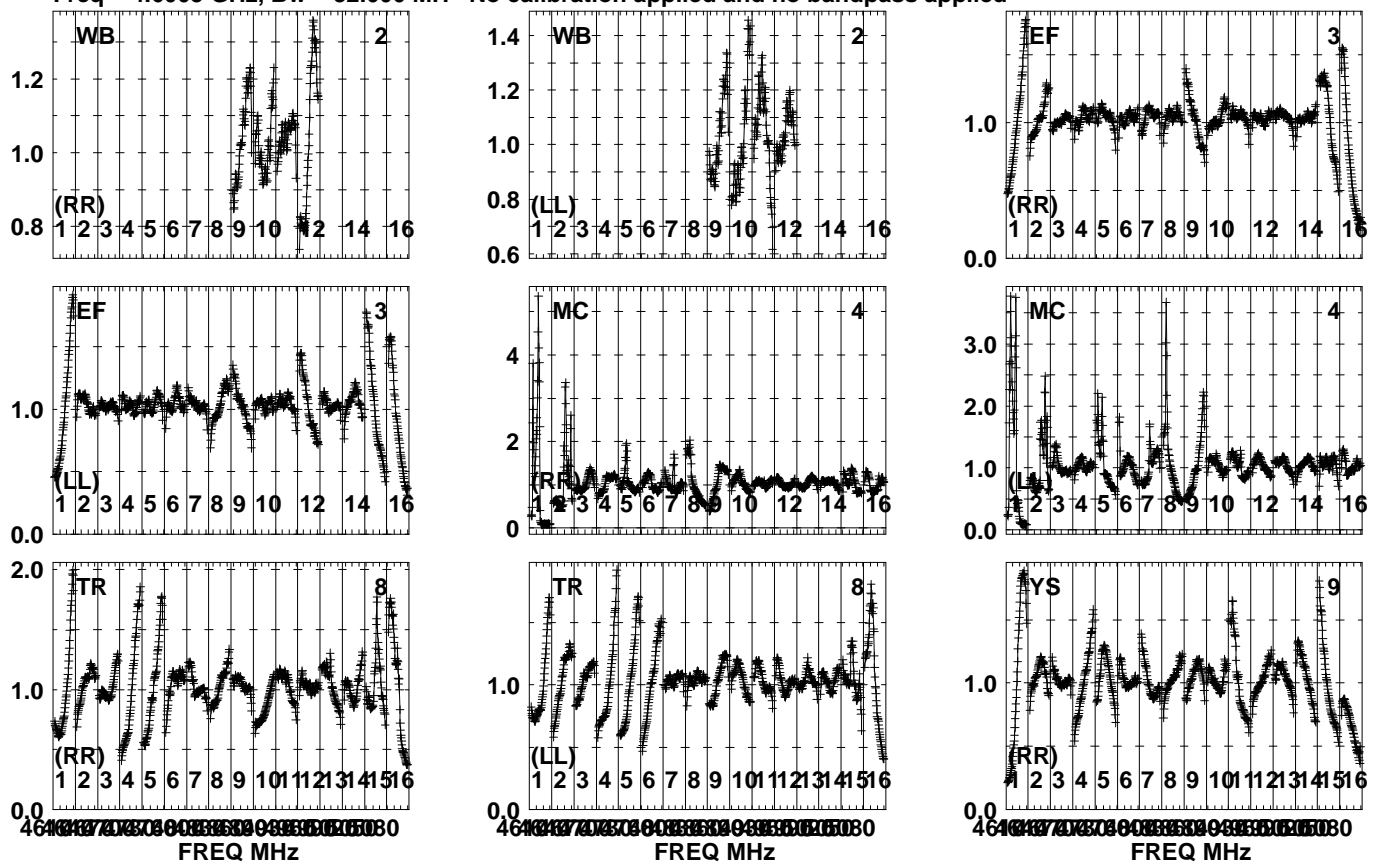
Auto-corr total-power spectrum Antenna: *

Timerange: 01/05:28:19 to 01/05:28:59

Plot file version 759 created 18-APR-2024 16:06:48

J1129+0951 RG014.UVDATA.1

Freq = 4.6005 GHz, Bw = 32.000 MH No calibration applied and no bandpass applied

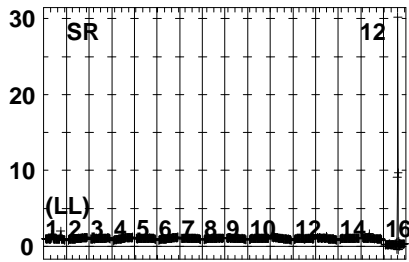
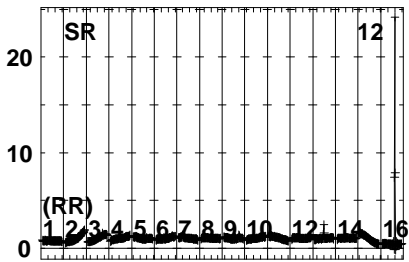
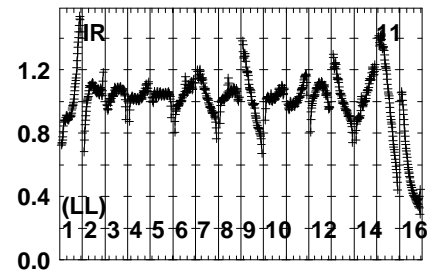
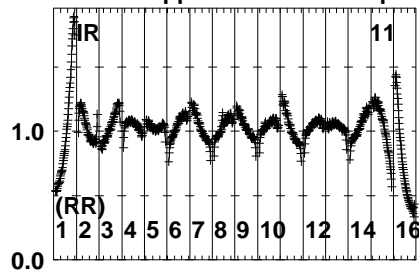
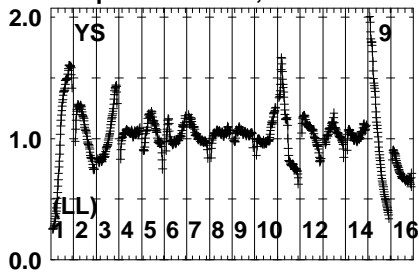


Lower frame: Real Jy
Auto-corr total-power spectrum Antenna: *
Timerange: 01/05:29:22 to 01/05:30:02

Plot file version 760 created 18-APR-2024 16:06:48

J1129+0951 RG014.UVDATA.1

Freq = 4.6005 GHz, Bw = 32.000 MH No calibration applied and no bandpass applied

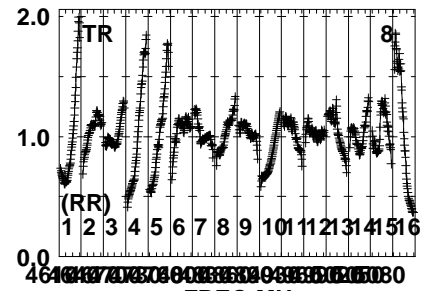
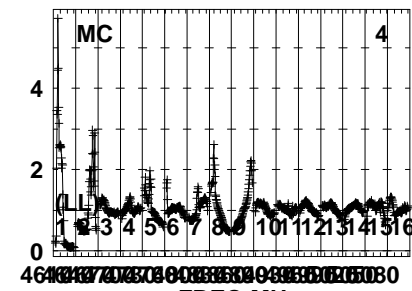
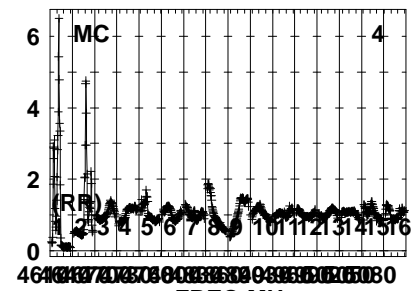
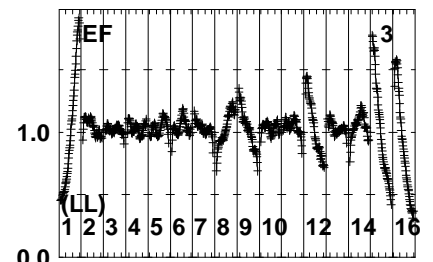
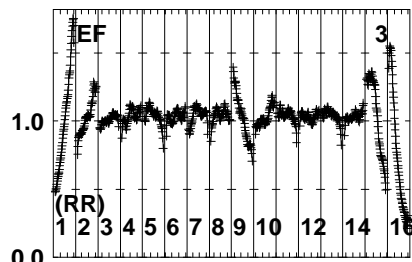
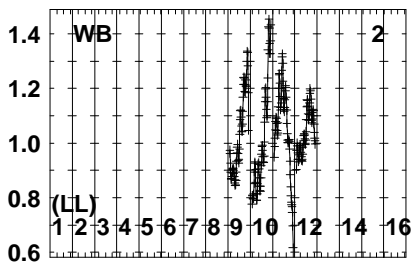
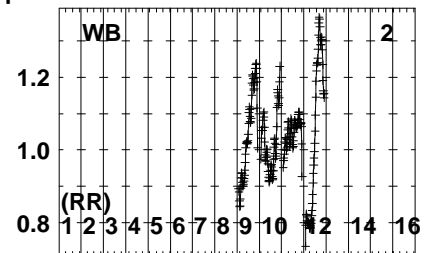
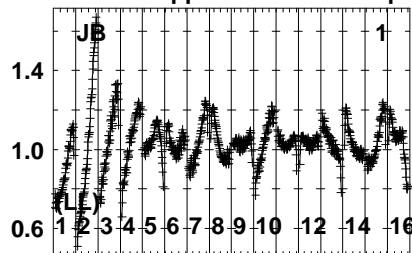
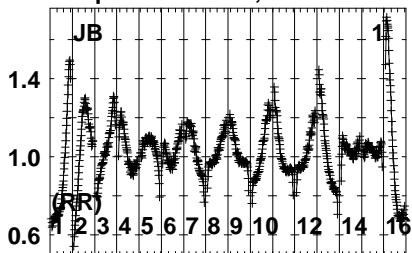


Lower frame: Real Jy
Auto-corr total-power spectrum Antenna: *
Timerange: 01/05:29:22 to 01/05:30:02

Plot file version 761 created 18-APR-2024 16:06:48

SN2022XXF RG014.UVDATA.1

Freq = 4.6005 GHz, Bw = 32.000 MH No calibration applied and no bandpass applied

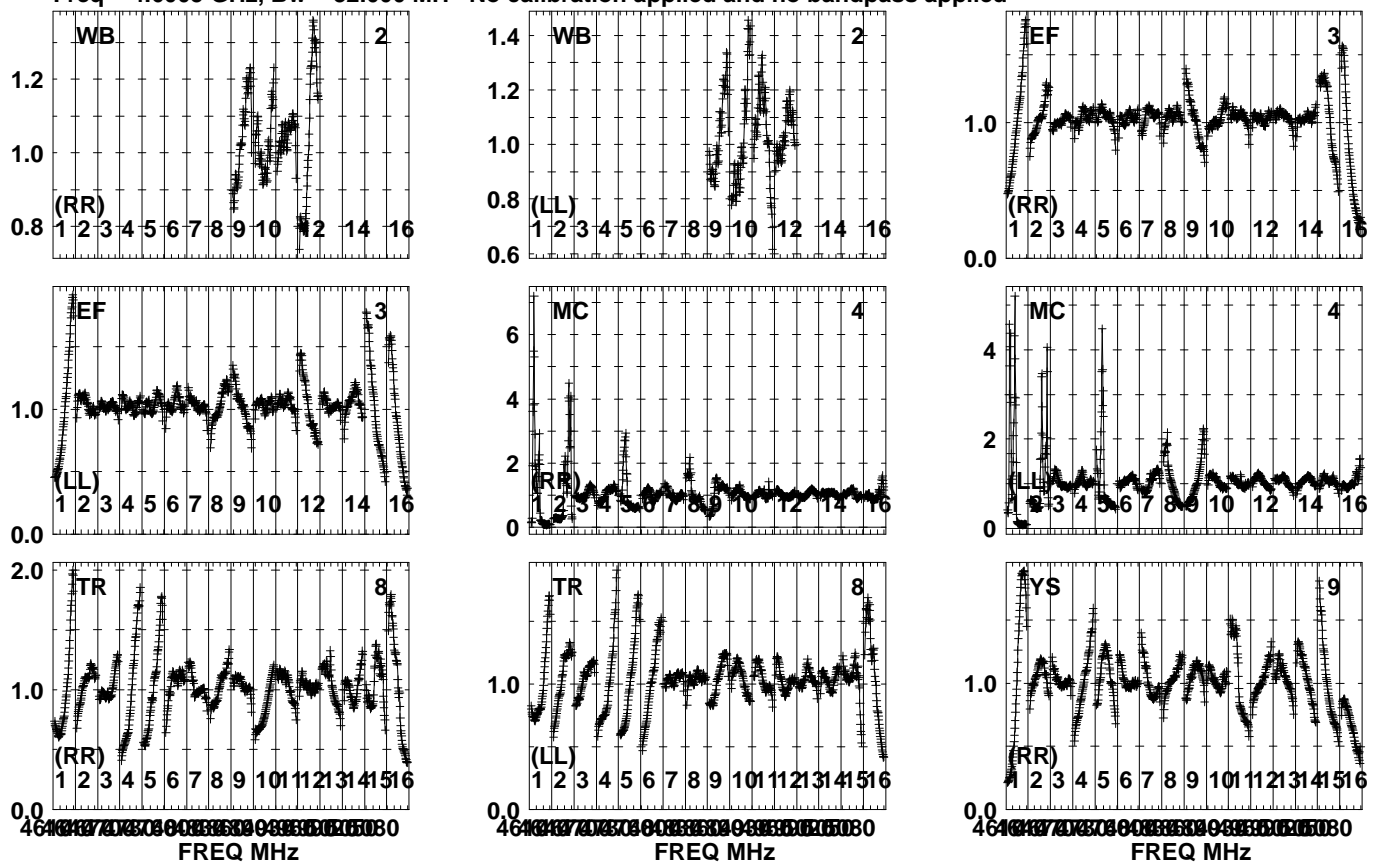


Lower frame: Real Jy
Auto-corr total-power spectrum Antenna: *
Timerange: 01/05:30:22 to 01/05:33:18

Plot file version 765 created 18-APR-2024 16:06:48

J1129+0951 RG014.UVDATA.1

Freq = 4.6005 GHz, Bw = 32.000 MH No calibration applied and no bandpass applied

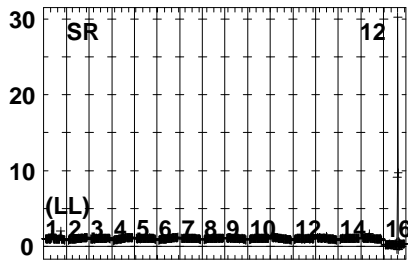
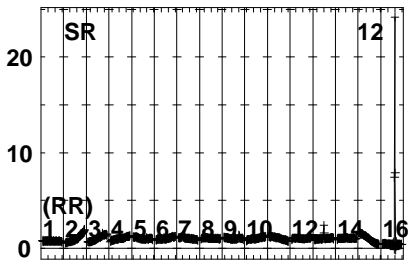
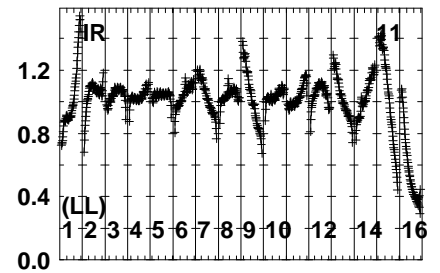
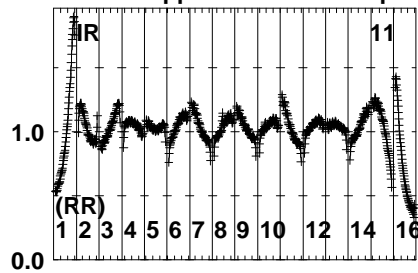
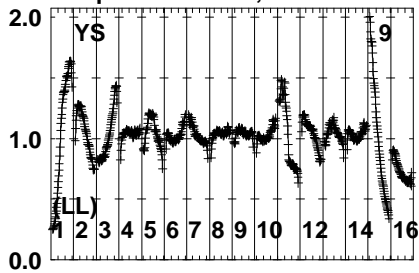


Lower frame: Real Jy
Auto-corr total-power spectrum Antenna: *
Timerange: 01/05:34:38 to 01/05:35:18

Plot file version 766 created 18-APR-2024 16:06:49

J1129+0951 RG014.UVDATA.1

Freq = 4.6005 GHz, Bw = 32.000 MH No calibration applied and no bandpass applied

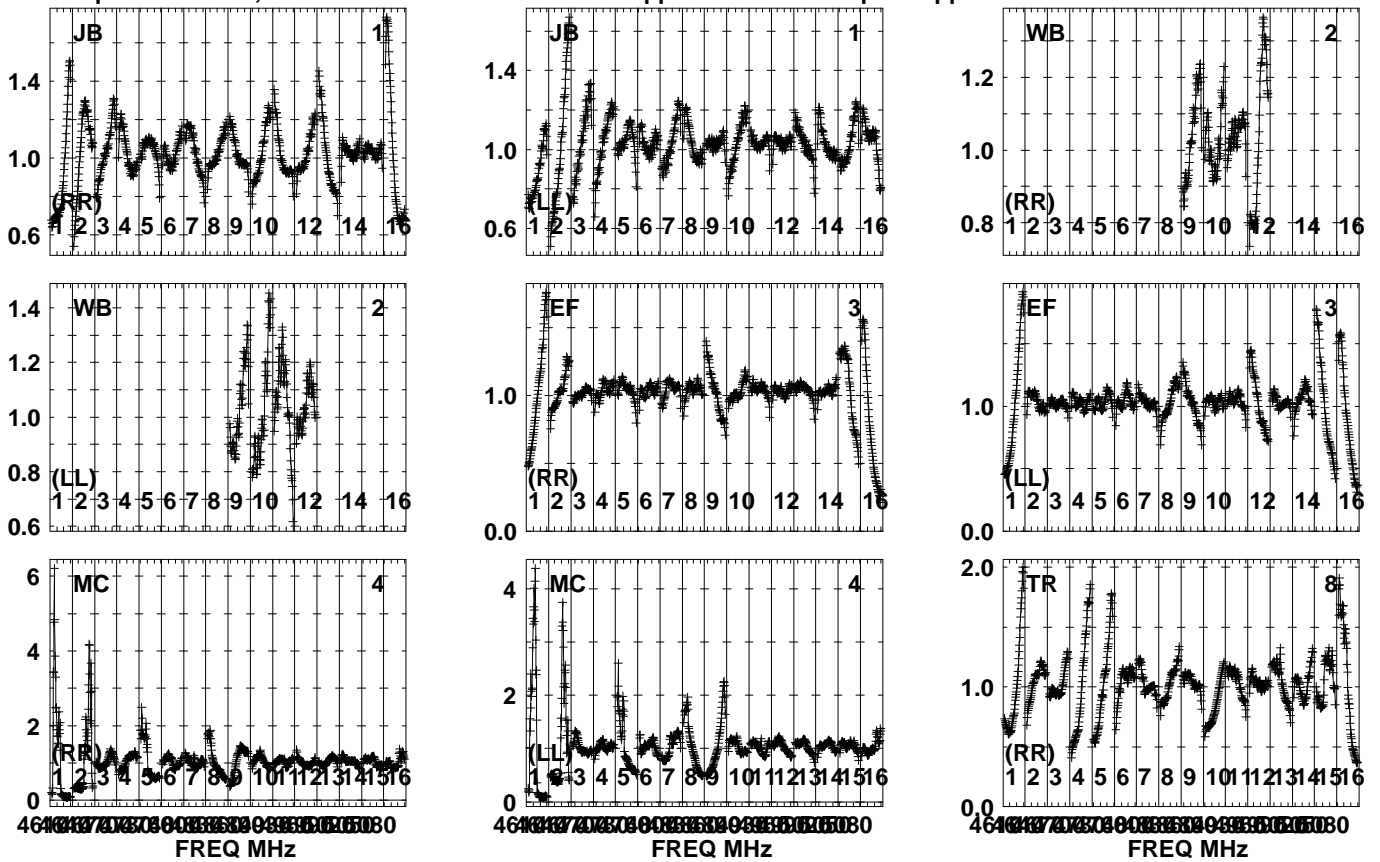


Lower frame: Real Jy
Auto-corr total-power spectrum Antenna: *
Timerange: 01/05:34:38 to 01/05:35:18

Plot file version 767 created 18-APR-2024 16:06:49

SN2022XF RG014.UVDATA.1

Freq = 4.6005 GHz, Bw = 32.000 MH No calibration applied and no bandpass applied

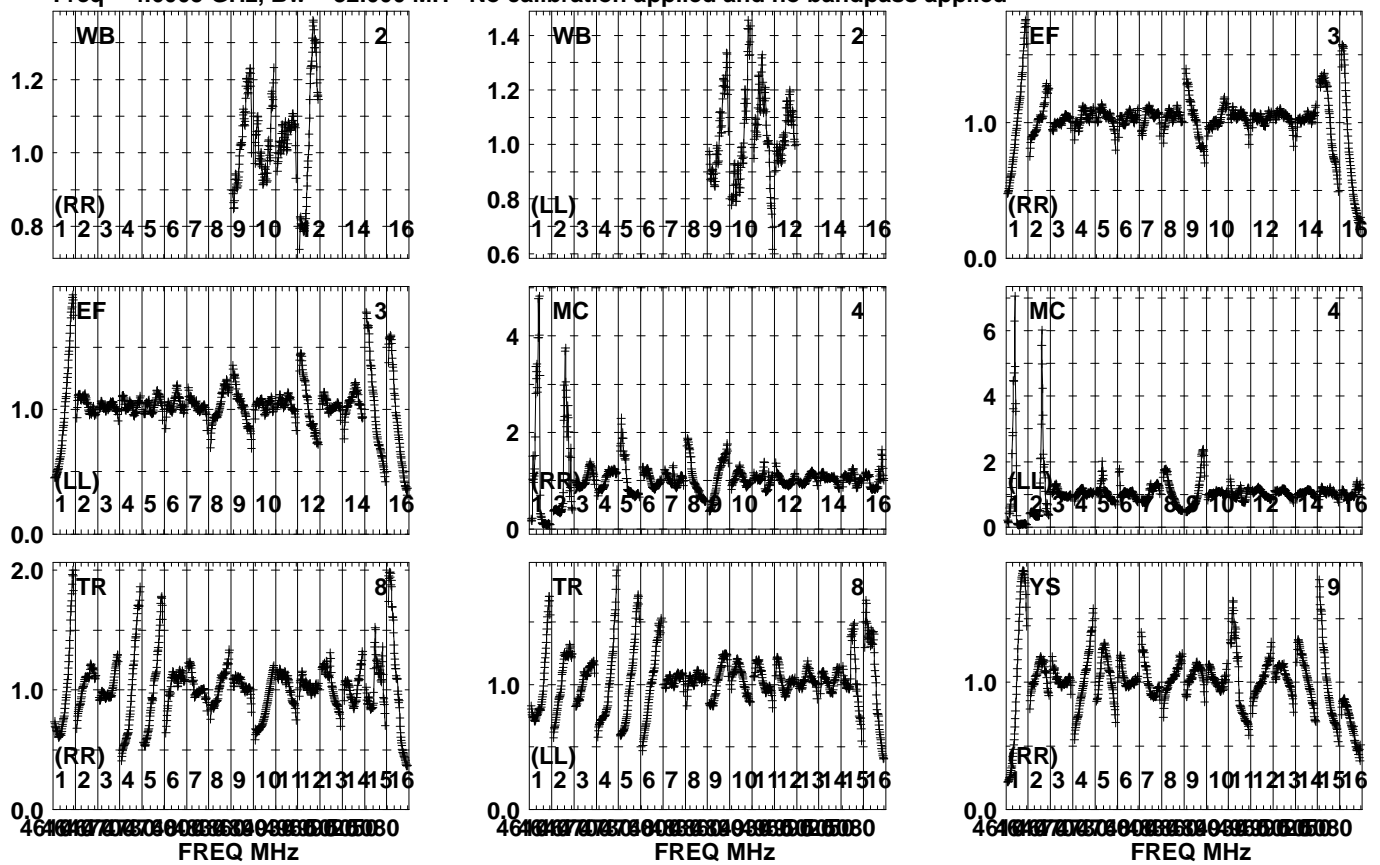


Lower frame: Real Jy
Auto-corr total-power spectrum Antenna: *
Timerange: 01/05:35:38 to 01/05:38:34

Plot file version 769 created 18-APR-2024 16:06:49

J1130+0846 RG014.UVDATA.1

Freq = 4.6005 GHz, Bw = 32.000 MH No calibration applied and no bandpass applied

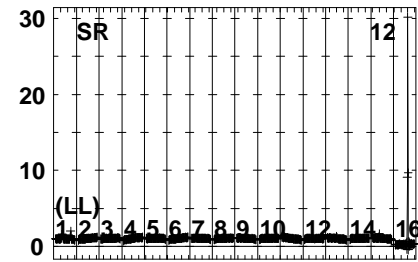
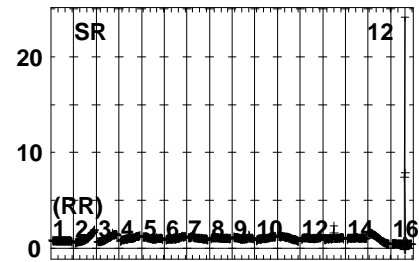
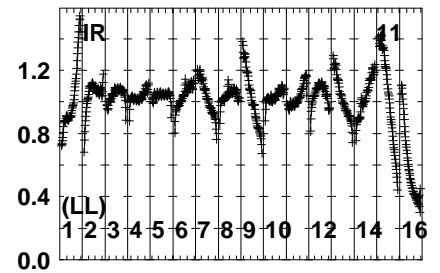
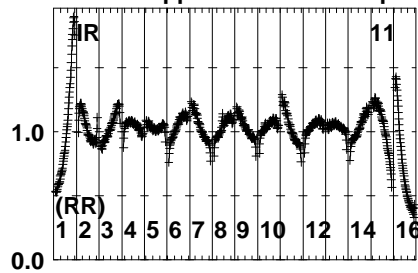
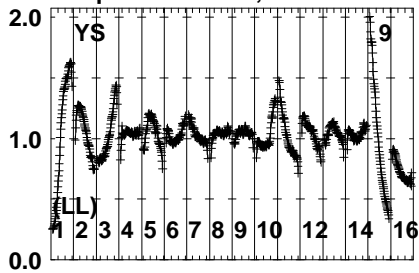


Lower frame: Real Jy
Auto-corr total-power spectrum Antenna: *
Timerange: 01/05:38:51 to 01/05:39:31

Plot file version 770 created 18-APR-2024 16:06:49

J1130+0846 RG014.UVDATA.1

Freq = 4.6005 GHz, Bw = 32.000 MH No calibration applied and no bandpass applied

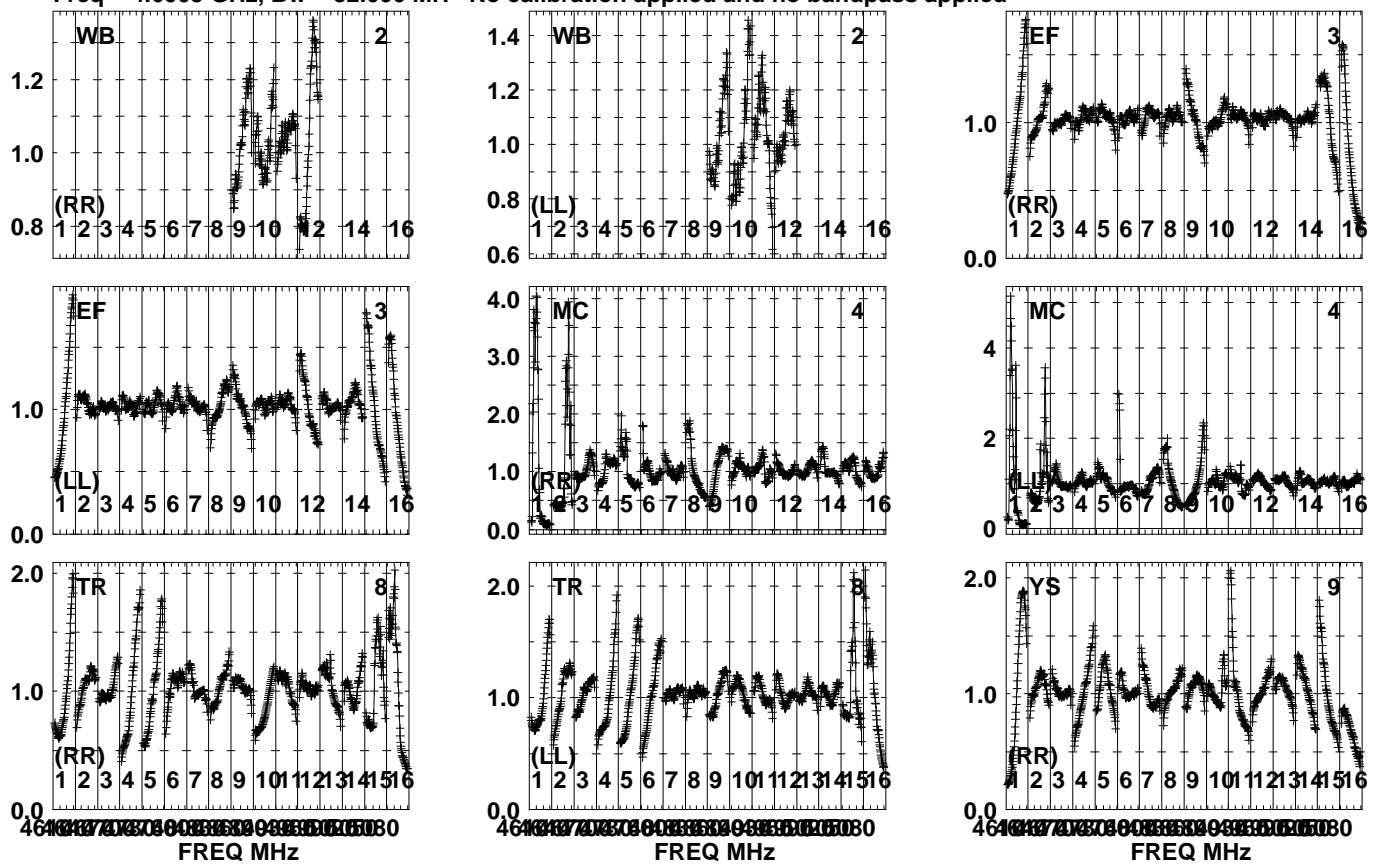


Lower frame: Real Jy
Auto-corr total-power spectrum Antenna: *
Timerange: 01/05:38:51 to 01/05:39:31

Plot file version 771 created 18-APR-2024 16:06:49

J1129+0951 RG014.UVDATA.1

Freq = 4.6005 GHz, Bw = 32.000 MH No calibration applied and no bandpass applied

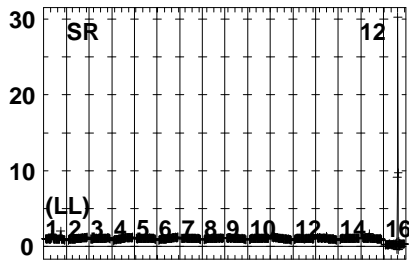
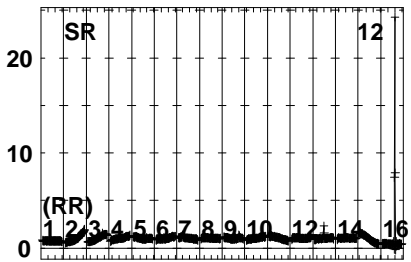
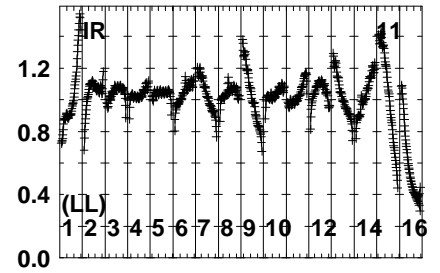
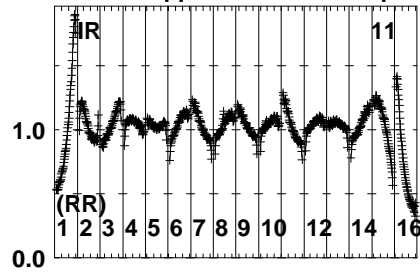
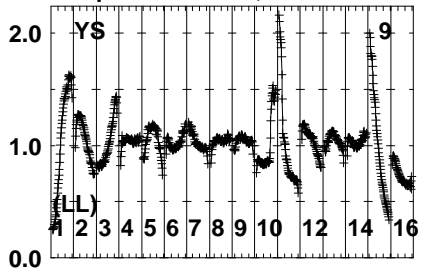


Lower frame: Real Jy
Auto-corr total-power spectrum Antenna: *
Timerange: 01/05:39:54 to 01/05:40:34

Plot file version 772 created 18-APR-2024 16:06:49

J1129+0951 RG014.UVDATA.1

Freq = 4.6005 GHz, Bw = 32.000 MH No calibration applied and no bandpass applied

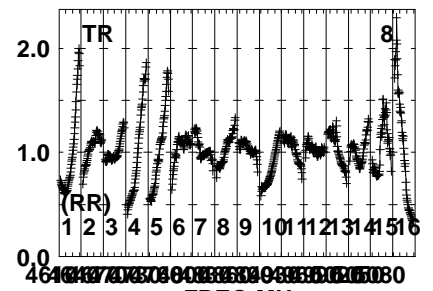
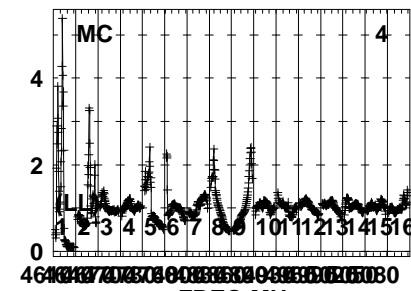
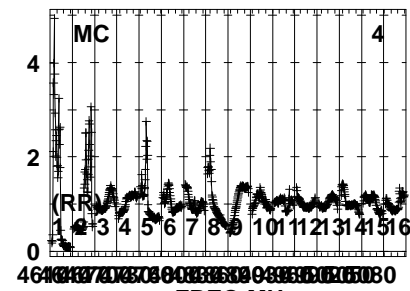
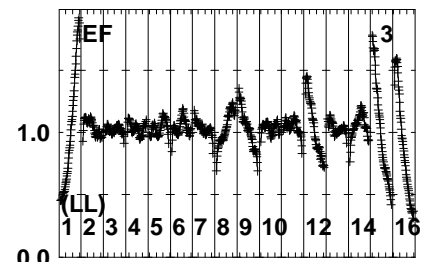
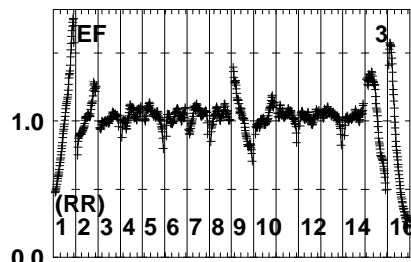
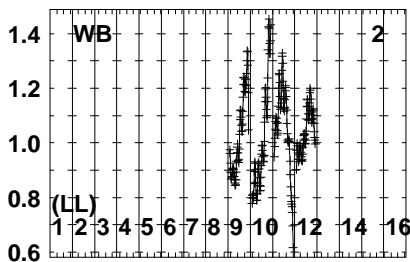
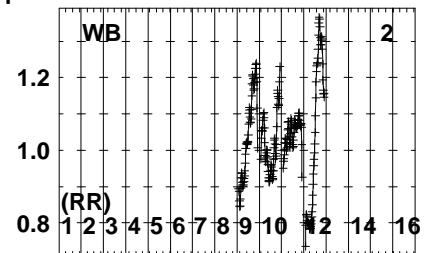
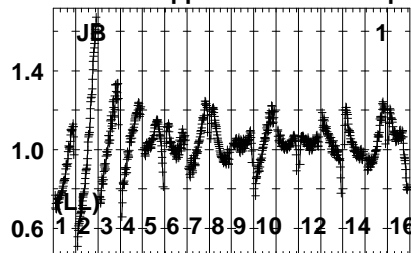
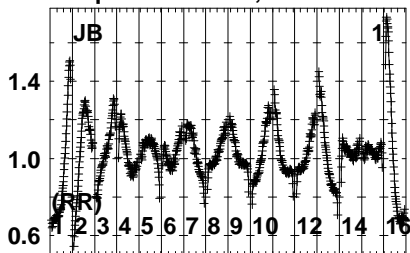


Lower frame: Real Jy
Auto-corr total-power spectrum Antenna: *
Timerange: 01/05:39:54 to 01/05:40:34

Plot file version 773 created 18-APR-2024 16:06:49

SN2022XXF RG014.UVDATA.1

Freq = 4.6005 GHz, Bw = 32.000 MH No calibration applied and no bandpass applied

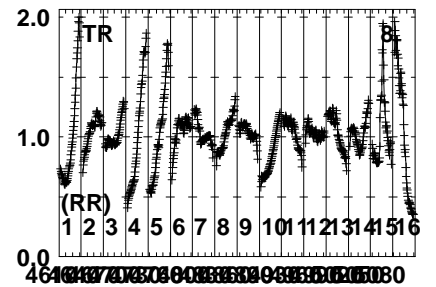
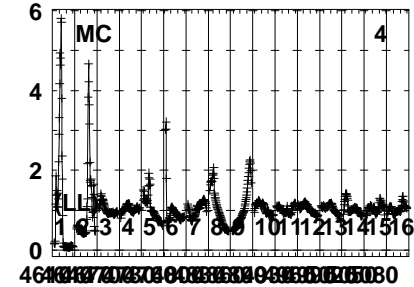
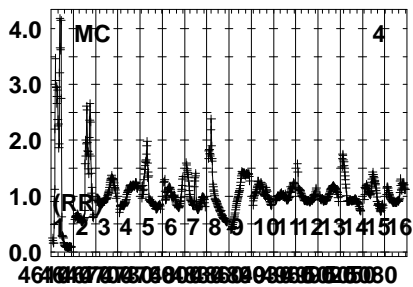
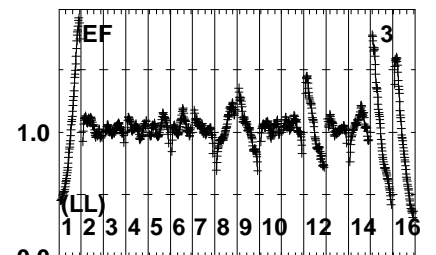
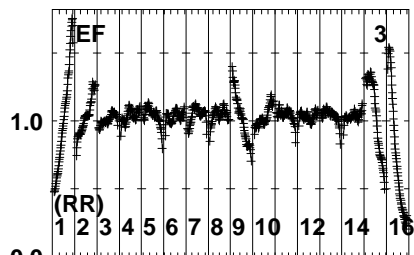
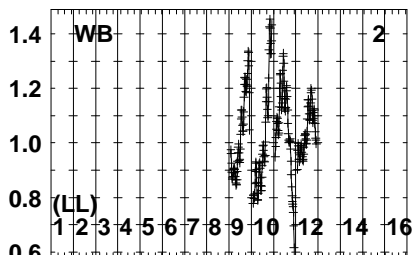
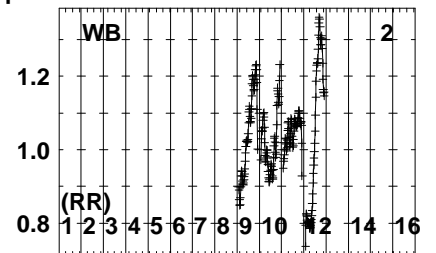
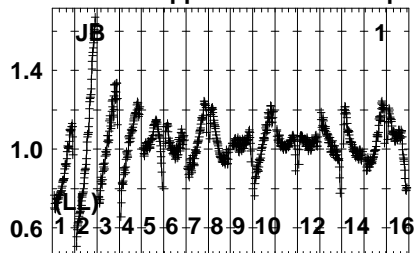
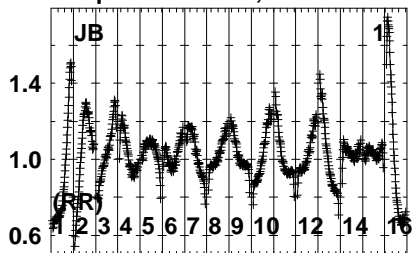


Lower frame: Real Jy
Auto-corr total-power spectrum Antenna: *
Timerange: 01/05:40:54 to 01/05:43:50

Plot file version 775 created 18-APR-2024 16:06:49

J1130+0846 RG014.UVDATA.1

Freq = 4.6005 GHz, Bw = 32.000 MH No calibration applied and no bandpass applied

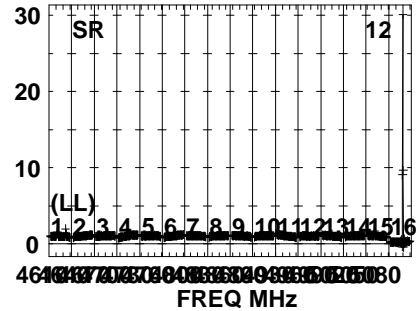
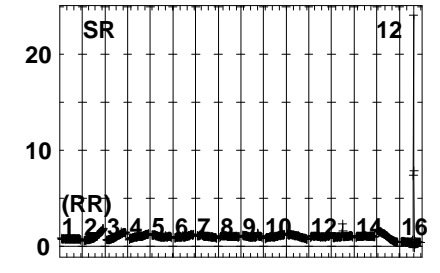
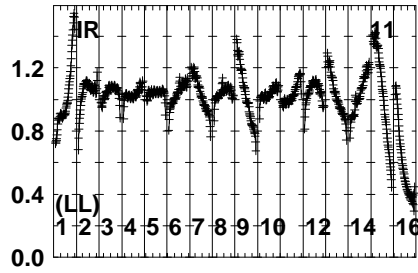
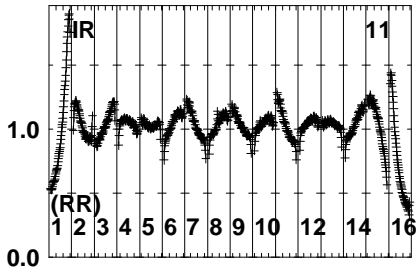
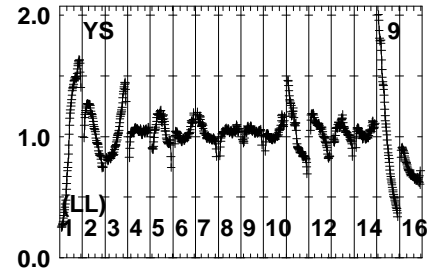
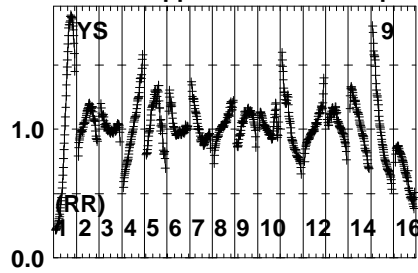
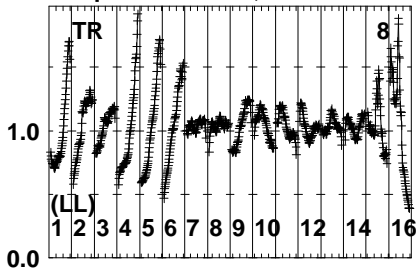


Lower frame: Real Jy
Auto-corr total-power spectrum Antenna: *
Timerange: 01/05:44:07 to 01/05:44:47

Plot file version 776 created 18-APR-2024 16:06:49

J1130+0846 RG014.UVDATA.1

Freq = 4.6005 GHz, Bw = 32.000 MH No calibration applied and no bandpass applied



464000 464000 464000 464000 464000 464000 464000 464000 464000 464000 464000 464000 464000 464000 464000 464000

FREQ MHz

Lower frame: Real Jy

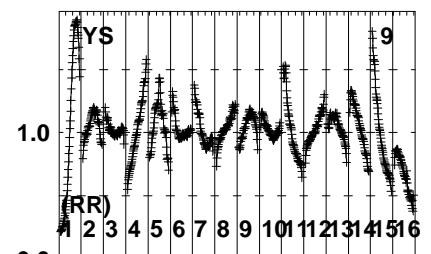
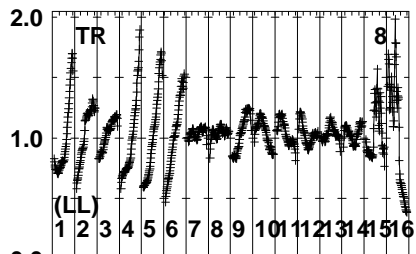
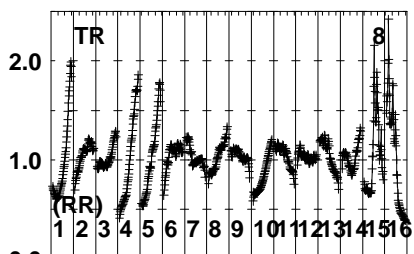
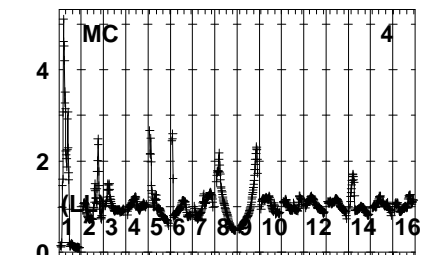
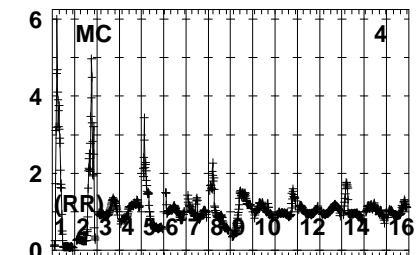
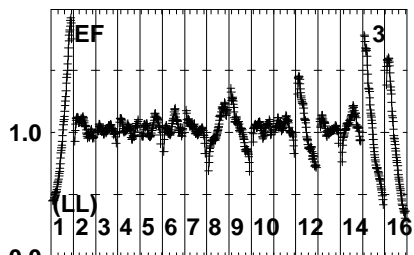
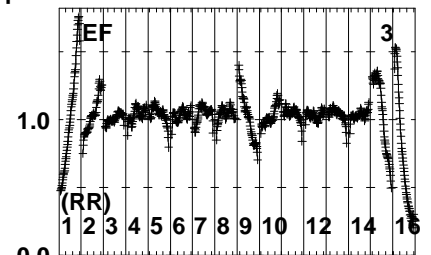
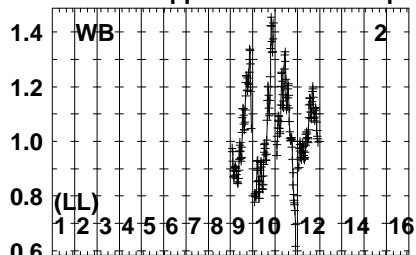
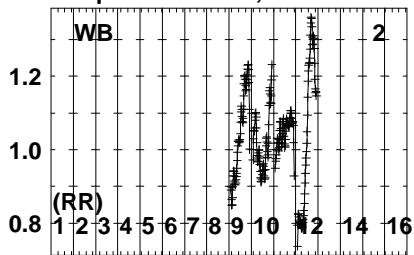
Auto-corr total-power spectrum Antenna: *

Timerange: 01/05:44:07 to 01/05:44:47

Plot file version 777 created 18-APR-2024 16:06:49

J1129+0951 RG014.UVDATA.1

Freq = 4.6005 GHz, Bw = 32.000 MH No calibration applied and no bandpass applied



4640000 4640000 4640000 4640000 4640000 4640000 4640000 4640000 4640000 4640000 4640000 4640000 4640000 4640000 4640000 4640000

FREQ MHz

4640000 4640000 4640000 4640000 4640000 4640000 4640000 4640000 4640000 4640000 4640000 4640000 4640000 4640000 4640000 4640000

FREQ MHz

4640000 4640000 4640000 4640000 4640000 4640000 4640000 4640000 4640000 4640000 4640000 4640000 4640000 4640000 4640000 4640000

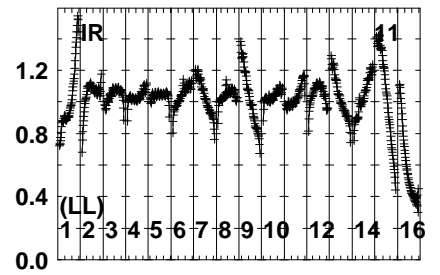
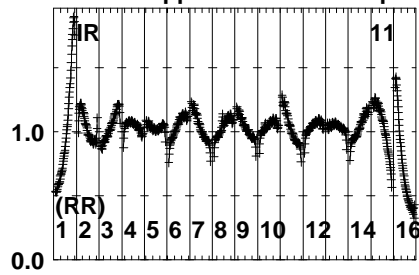
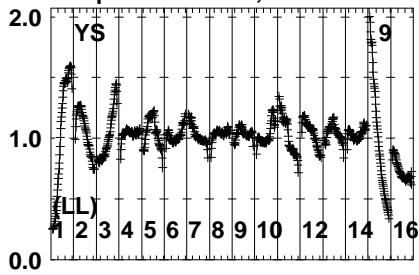
FREQ MHz

Lower frame: Real Jy
Auto-corr total-power spectrum Antenna: *
Timerange: 01/05:45:10 to 01/05:45:50

Plot file version 778 created 18-APR-2024 16:06:50

J1129+0951 RG014.UVDATA.1

Freq = 4.6005 GHz, Bw = 32.000 MH No calibration applied and no bandpass applied



Lower frame: Real Jy

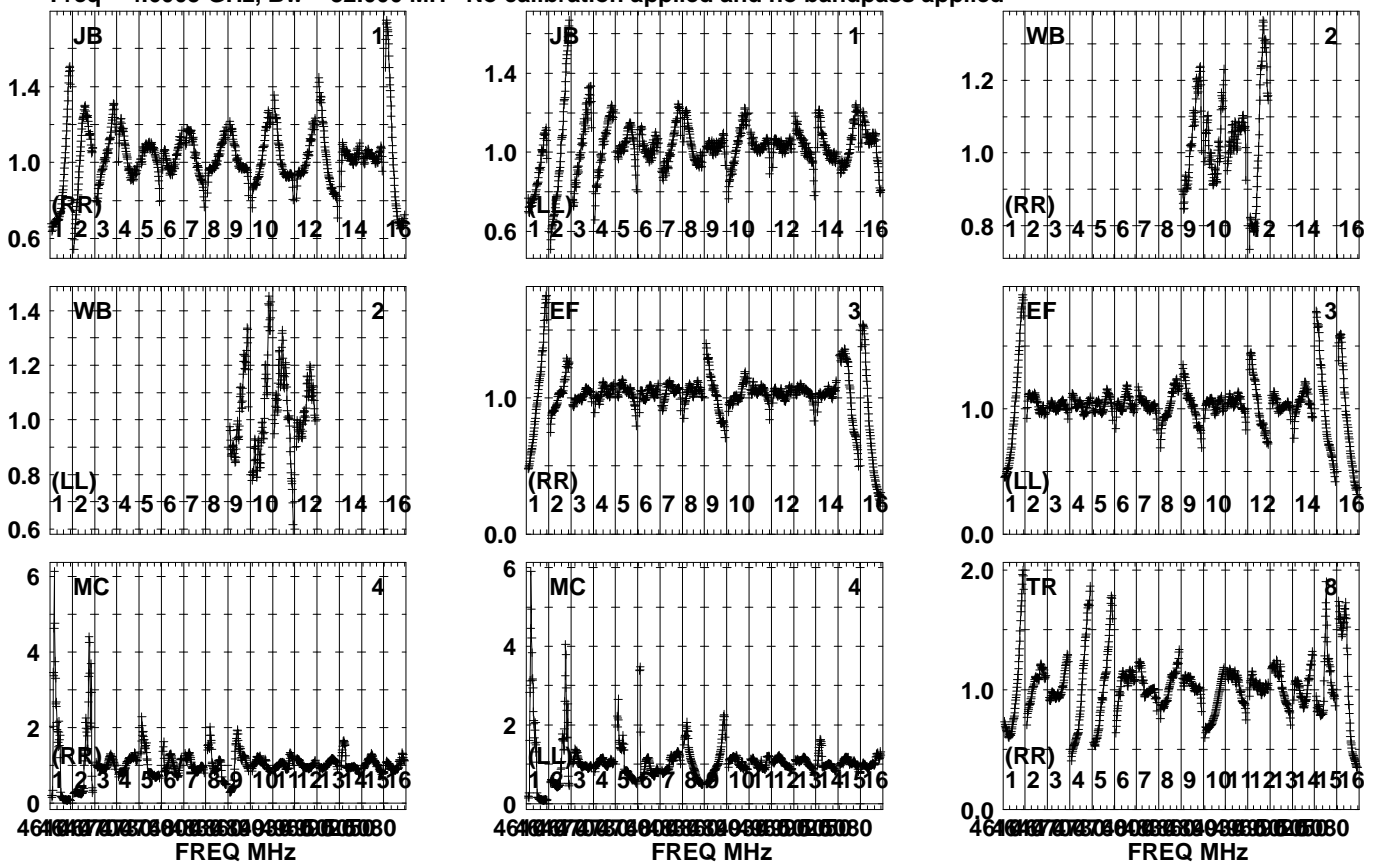
Auto-corr total-power spectrum Antenna: *

Timerange: 01/05:45:10 to 01/05:45:50

Plot file version 779 created 18-APR-2024 16:06:50

SN2022XF RG014.UVDATA.1

Freq = 4.6005 GHz, Bw = 32.000 MH No calibration applied and no bandpass applied

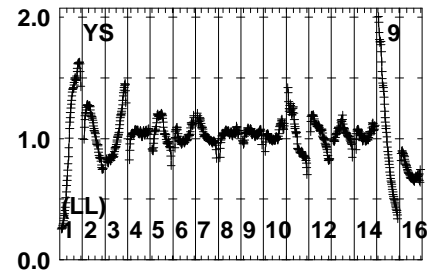
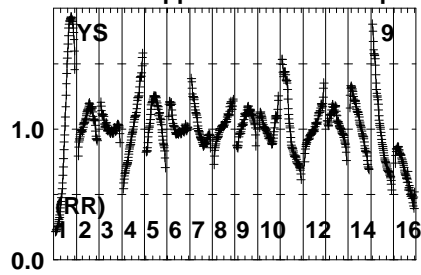
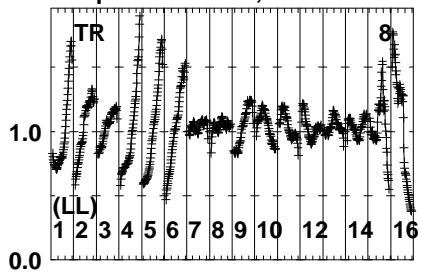


Lower frame: Real Jy
Auto-corr total-power spectrum Antenna: *
Timerange: 01/05:46:10 to 01/05:49:06

Plot file version 780 created 18-APR-2024 16:06:50

SN2022XXF RG014.UVDATA.1

Freq = 4.6005 GHz, Bw = 32.000 MH No calibration applied and no bandpass applied



Lower frame: Real Jy

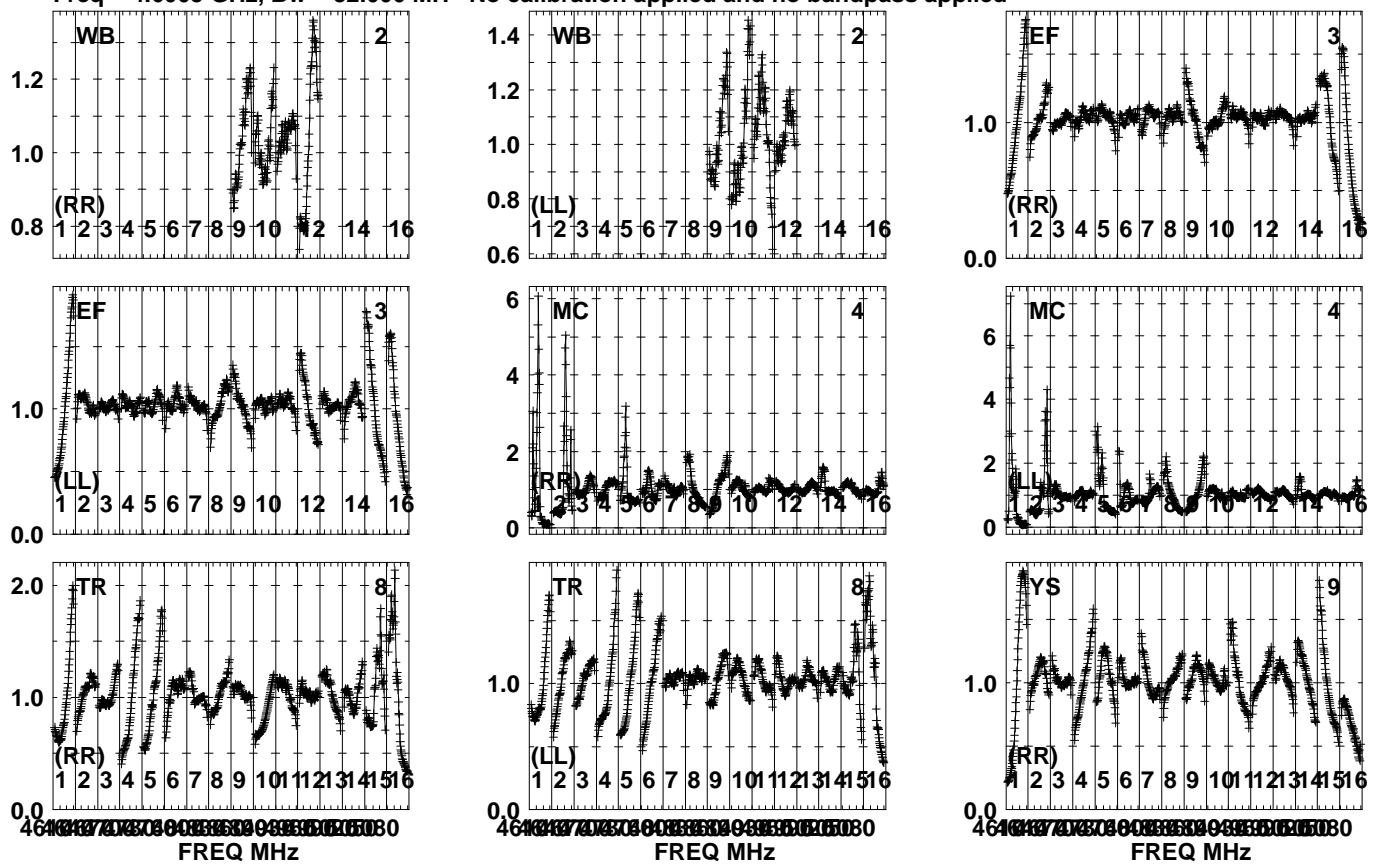
Auto-corr total-power spectrum Antenna: *

Timerange: 01/05:46:10 to 01/05:49:06

Plot file version 781 created 18-APR-2024 16:06:50

J1130+0846 RG014.UVDATA.1

Freq = 4.6005 GHz, Bw = 32.000 MH No calibration applied and no bandpass applied

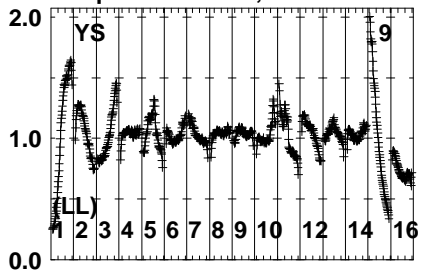


Lower frame: Real Jy
Auto-corr total-power spectrum Antenna: *
Timerange: 01/05:49:23 to 01/05:50:03

Plot file version 782 created 18-APR-2024 16:06:50

J1130+0846 RG014.UVDATA.1

Freq = 4.6005 GHz, Bw = 32.000 MH No calibration applied and no bandpass applied



Lower frame: Real Jy

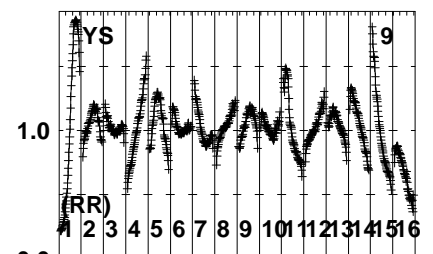
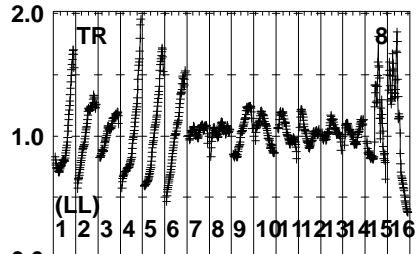
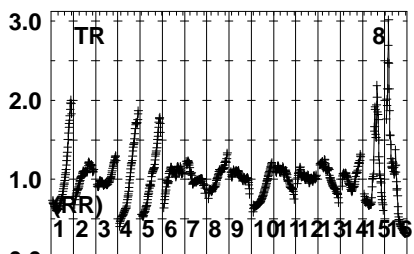
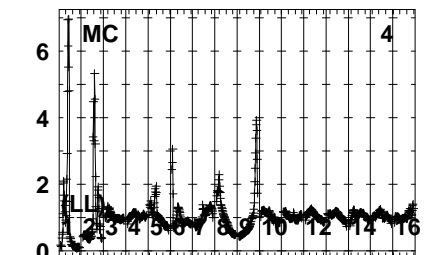
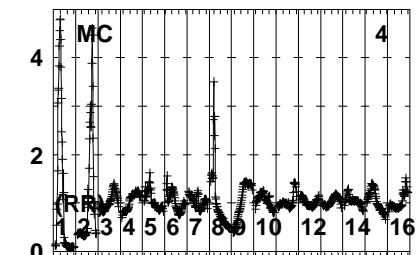
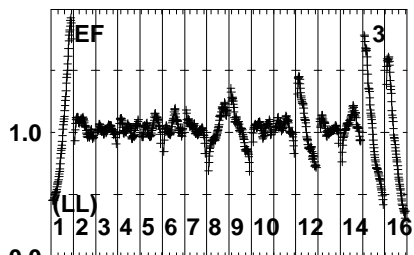
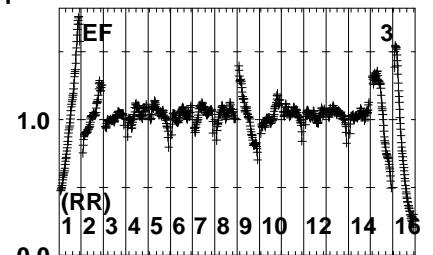
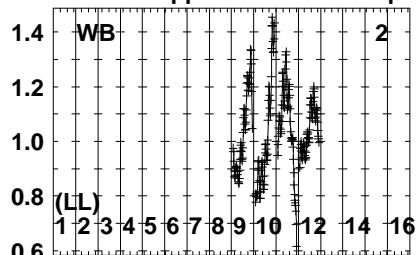
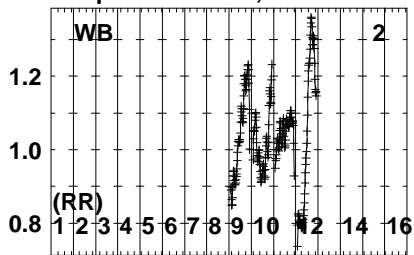
Auto-corr total-power spectrum Antenna: *

Timerange: 01/05:49:23 to 01/05:50:03

Plot file version 783 created 18-APR-2024 16:06:50

J1129+0951 RG014.UVDATA.1

Freq = 4.6005 GHz, Bw = 32.000 MH No calibration applied and no bandpass applied



46400 46405 46410 46415 46420 46425 46430 46435 46440 46445 46450 46455 46460 46465 46470 46475 46480 46485 46490 46495 46500
FREQ MHz

46400 46405 46410 46415 46420 46425 46430 46435 46440 46445 46450 46455 46460 46465 46470 46475 46480 46485 46490 46495 46500
FREQ MHz

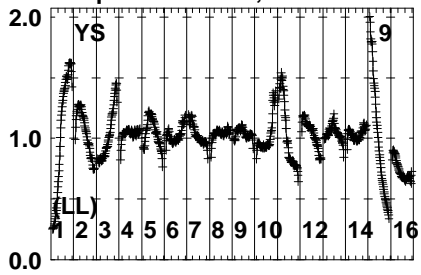
46400 46405 46410 46415 46420 46425 46430 46435 46440 46445 46450 46455 46460 46465 46470 46475 46480 46485 46490 46495 46500
FREQ MHz

Lower frame: Real Jy
Auto-corr total-power spectrum Antenna: *
Timerange: 01/05:50:26 to 01/05:51:06

Plot file version 784 created 18-APR-2024 16:06:50

J1129+0951 RG014.UVDATA.1

Freq = 4.6005 GHz, Bw = 32.000 MH No calibration applied and no bandpass applied



Lower frame: Real Jy

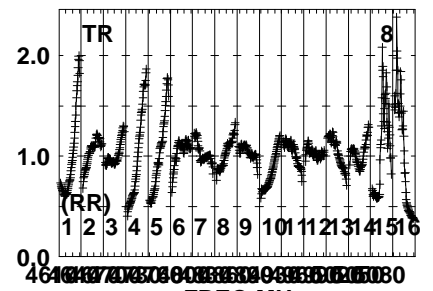
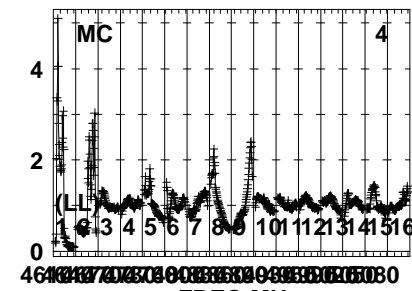
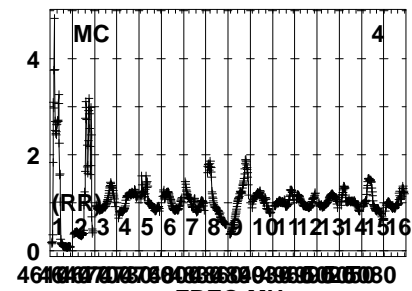
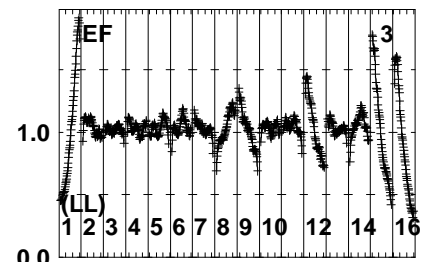
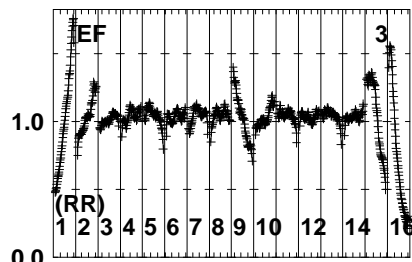
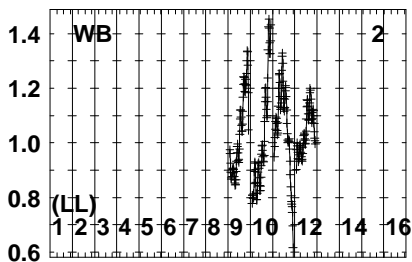
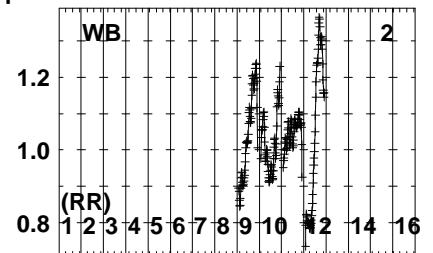
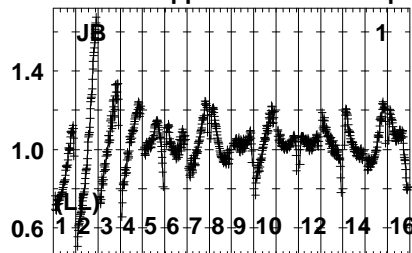
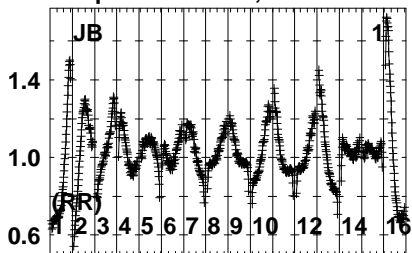
Auto-corr total-power spectrum Antenna: *

Timerange: 01/05:50:26 to 01/05:51:06

Plot file version 785 created 18-APR-2024 16:06:50

SN2022XF RG014.UVDATA.1

Freq = 4.6005 GHz, Bw = 32.000 MH No calibration applied and no bandpass applied

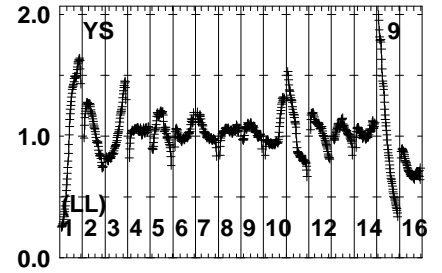
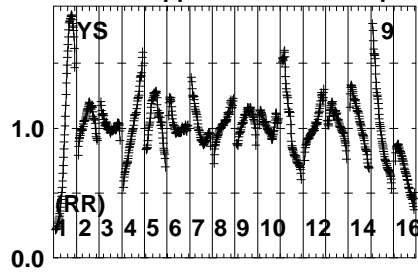
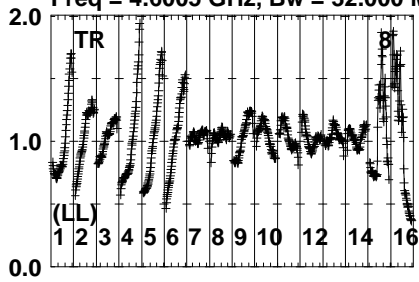


Lower frame: Real Jy
Auto-corr total-power spectrum Antenna: *
Timerange: 01/05:51:26 to 01/05:54:22

Plot file version 786 created 18-APR-2024 16:06:50

SN2022XXF RG014.UVDATA.1

Freq = 4.6005 GHz, Bw = 32.000 MH No calibration applied and no bandpass applied



Lower frame: Real Jy

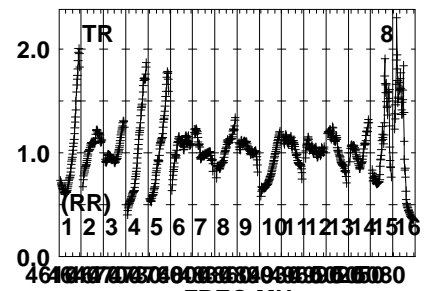
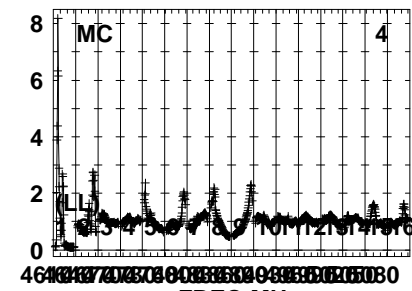
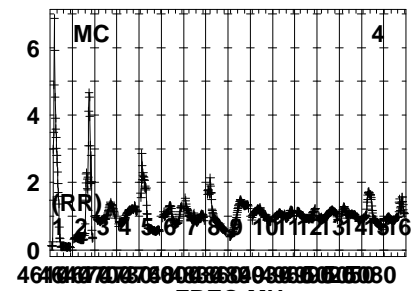
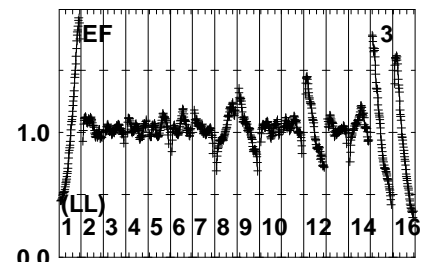
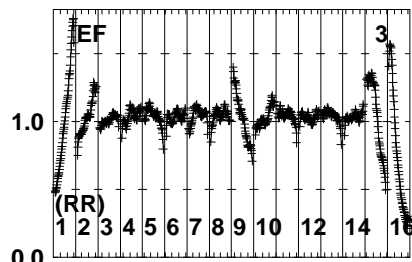
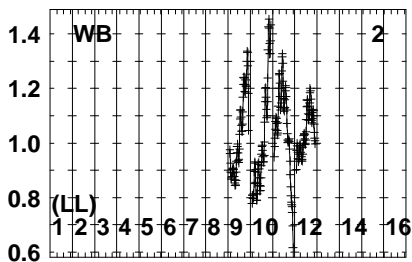
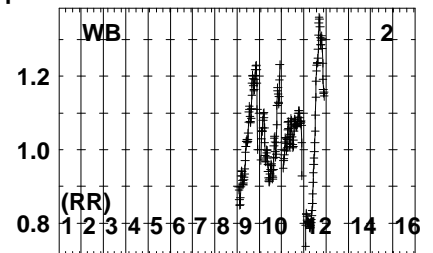
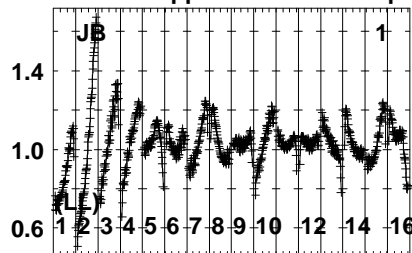
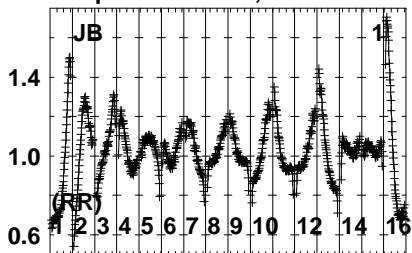
Auto-corr total-power spectrum Antenna: *

Timerange: 01/05:51:26 to 01/05:54:22

Plot file version 787 created 18-APR-2024 16:06:50

J1130+0846 RG014.UVDATA.1

Freq = 4.6005 GHz, Bw = 32.000 MH No calibration applied and no bandpass applied

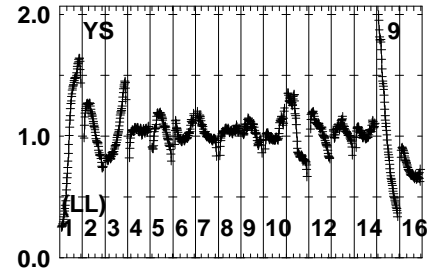
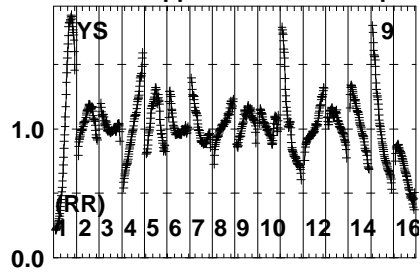
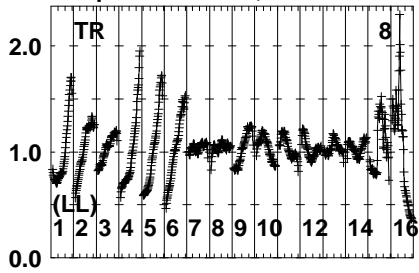


Lower frame: Real Jy
Auto-corr total-power spectrum Antenna: *
Timerange: 01/05:54:39 to 01/05:55:19

Plot file version 788 created 18-APR-2024 16:06:50

J1130+0846 RG014.UVDATA.1

Freq = 4.6005 GHz, Bw = 32.000 MH No calibration applied and no bandpass applied

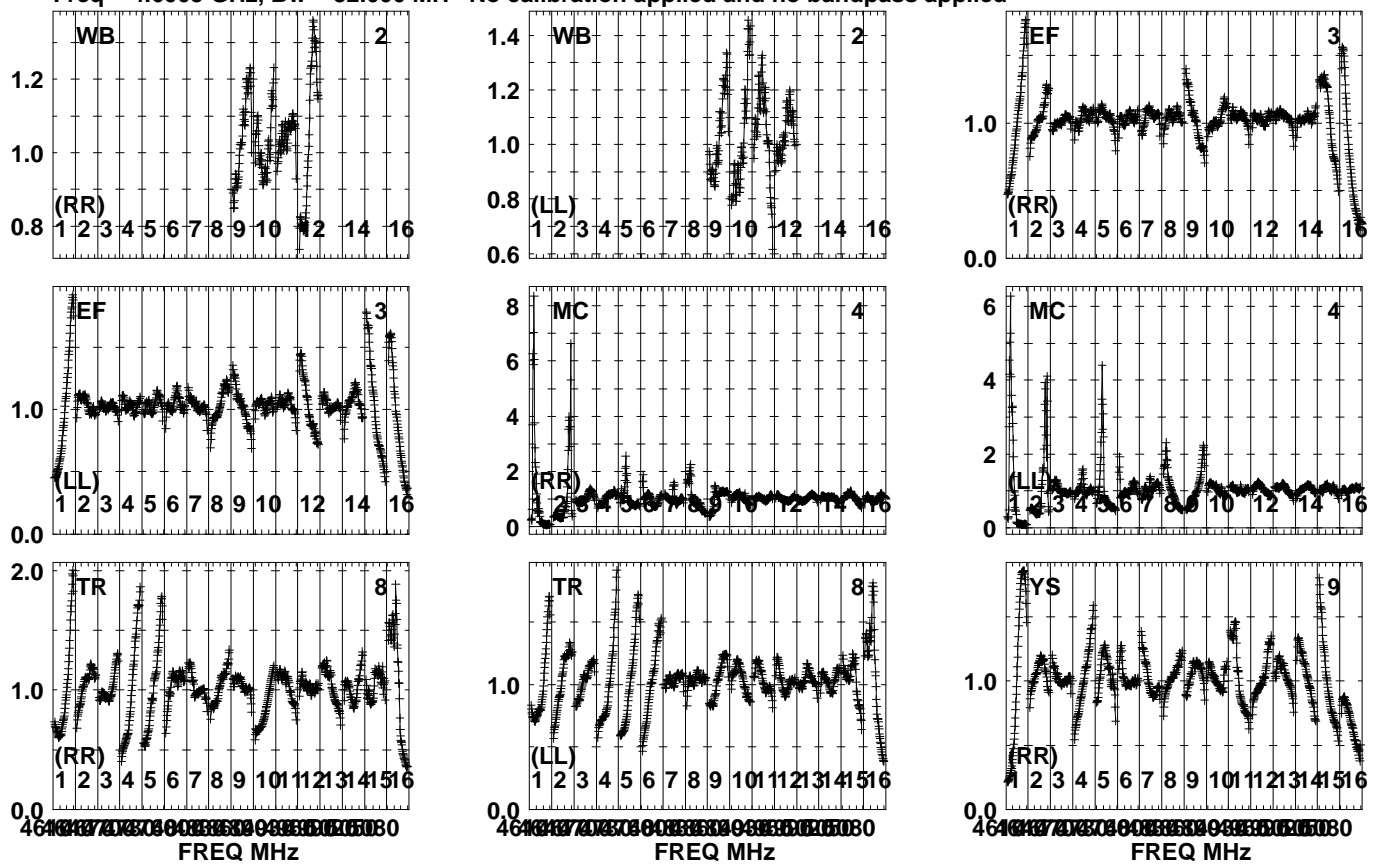


Lower frame: Real Jy
Auto-corr total-power spectrum Antenna: *
Timerange: 01/05:54:39 to 01/05:55:19

Plot file version 789 created 18-APR-2024 16:06:50

J1129+0951 RG014.UVDATA.1

Freq = 4.6005 GHz, Bw = 32.000 MH No calibration applied and no bandpass applied

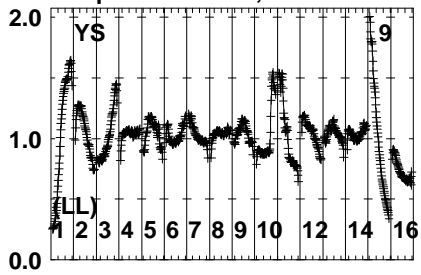


Lower frame: Real Jy
Auto-corr total-power spectrum Antenna: *
Timerange: 01/05:55:42 to 01/05:56:22

Plot file version 790 created 18-APR-2024 16:06:50

J1129+0951 RG014.UVDATA.1

Freq = 4.6005 GHz, Bw = 32.000 MH No calibration applied and no bandpass applied



Lower frame: Real Jy

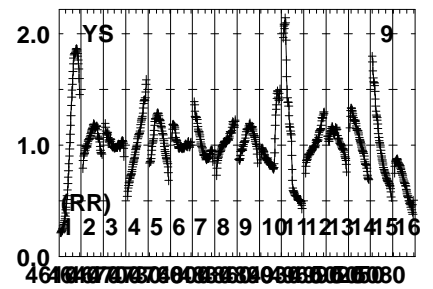
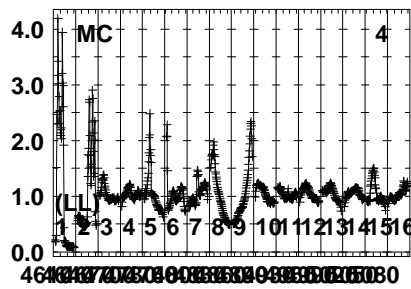
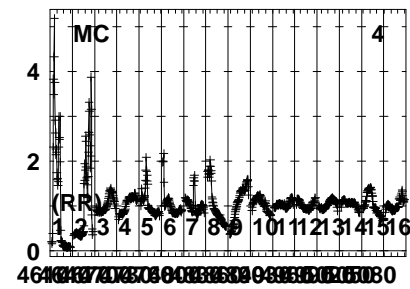
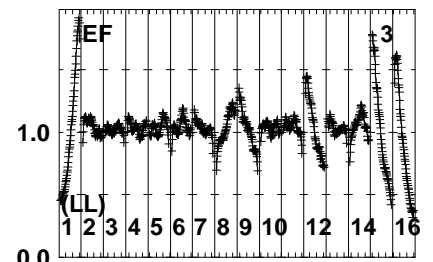
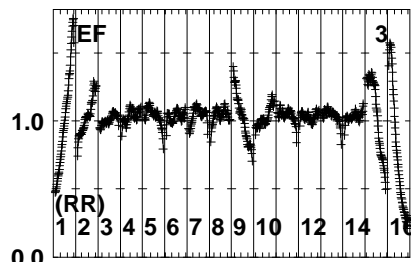
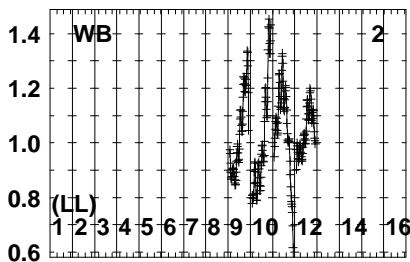
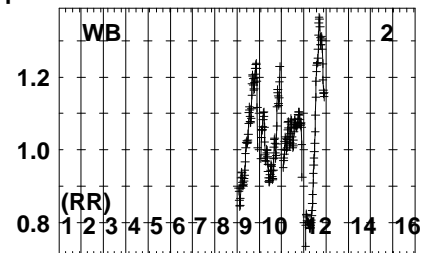
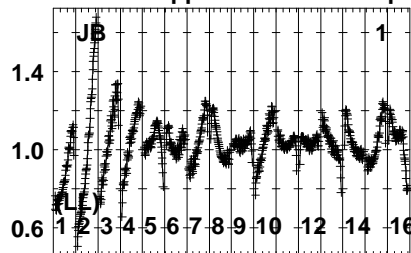
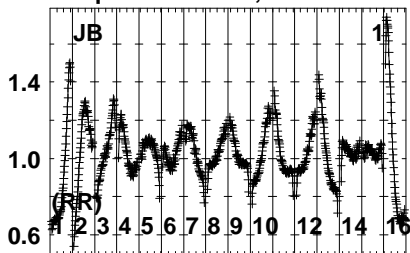
Auto-corr total-power spectrum Antenna: *

Timerange: 01/05:55:42 to 01/05:56:22

Plot file version 791 created 18-APR-2024 16:06:50

SN2022XXF RG014.UVDATA.1

Freq = 4.6005 GHz, Bw = 32.000 MH No calibration applied and no bandpass applied

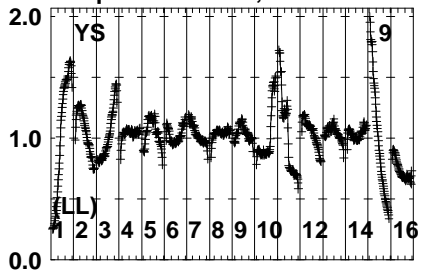


Lower frame: Real Jy
Auto-corr total-power spectrum Antenna: *
Timerange: 01/05:56:42 to 01/05:59:38

Plot file version 792 created 18-APR-2024 16:06:50

SN2022XXF RG014.UVDATA.1

Freq = 4.6005 GHz, Bw = 32.000 MH No calibration applied and no bandpass applied



Lower frame: Real Jy

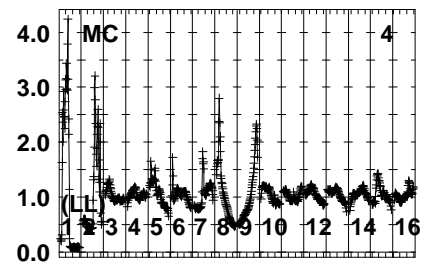
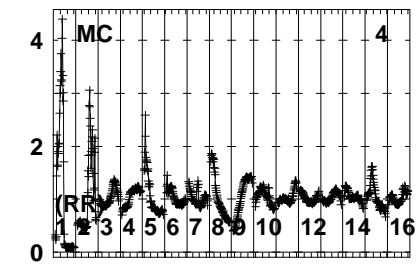
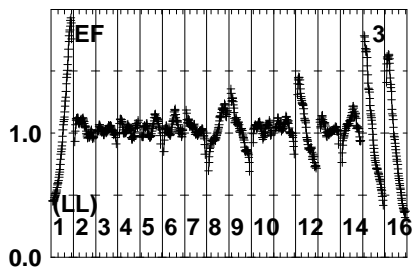
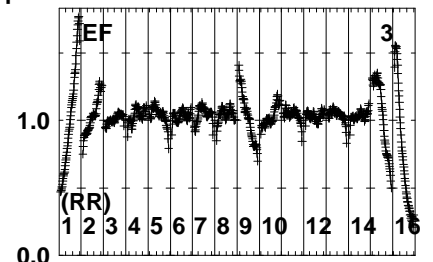
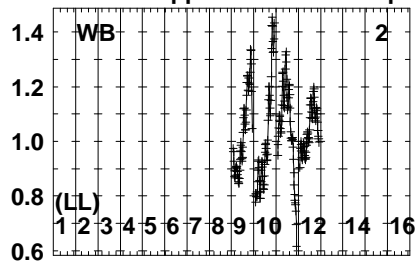
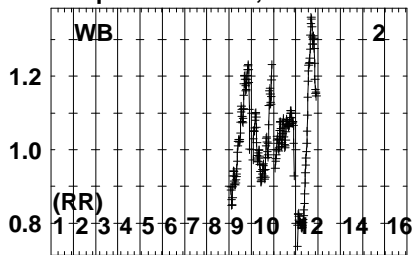
Auto-corr total-power spectrum Antenna: *

Timerange: 01/05:56:42 to 01/05:59:38

Plot file version 797 created 18-APR-2024 16:06:51

J1129+0951 RG014.UVDATA.1

Freq = 4.6005 GHz, Bw = 32.000 MH No calibration applied and no bandpass applied

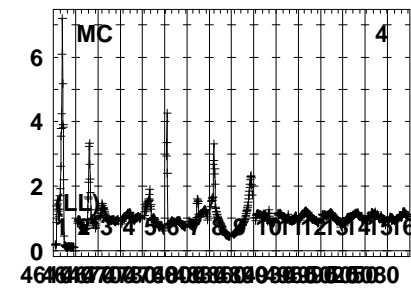
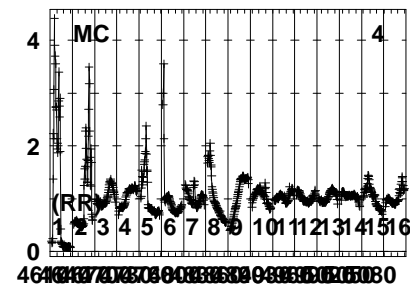
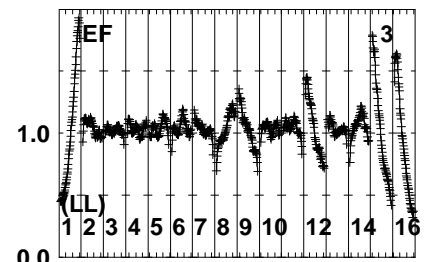
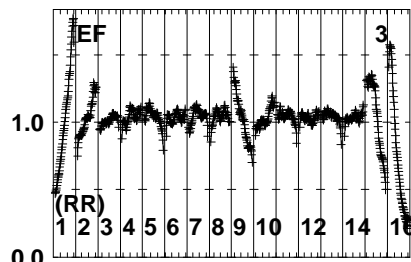
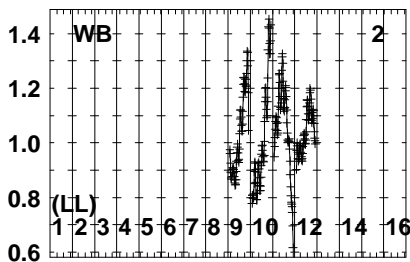
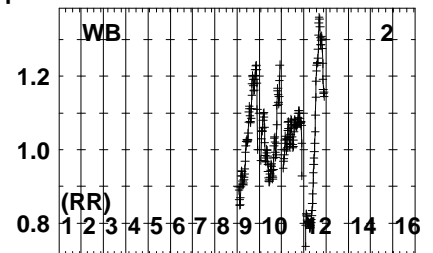
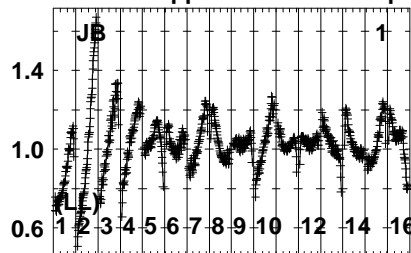
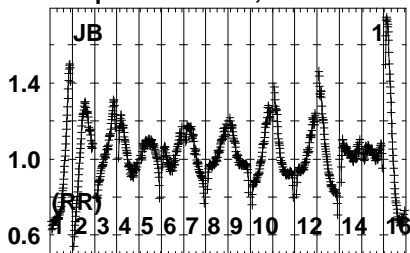


Lower frame: Real Jy
Auto-corr total-power spectrum Antenna: *
Timerange: 01/06:06:14 to 01/06:06:54

Plot file version 798 created 18-APR-2024 16:06:51

SN2022XXF RG014.UVDATA.1

Freq = 4.6005 GHz, Bw = 32.000 MH No calibration applied and no bandpass applied

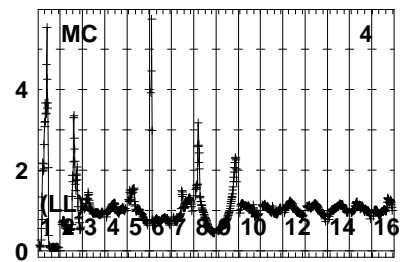
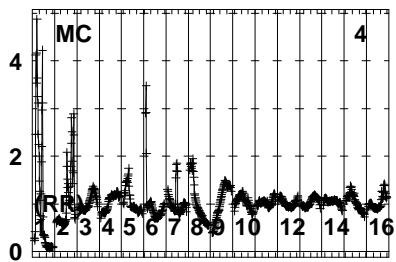
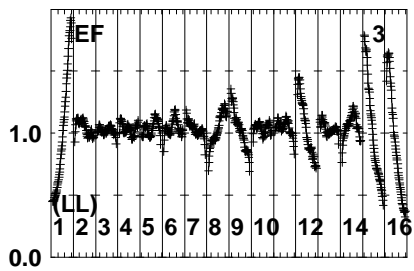
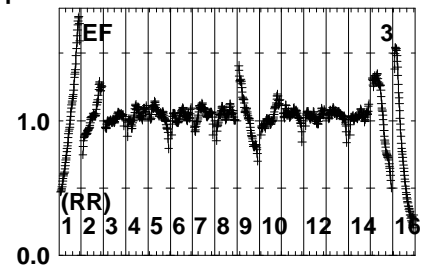
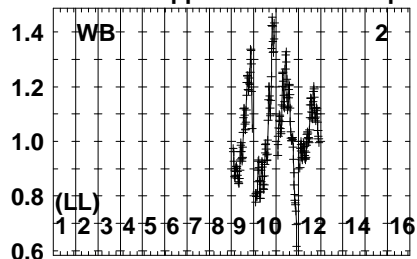
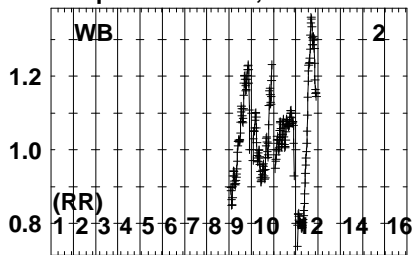


Lower frame: Real Jy
Auto-corr total-power spectrum Antenna: *
Timerange: 01/06:07:14 to 01/06:10:10

Plot file version 799 created 18-APR-2024 16:06:51

J1130+0846 RG014.UVDATA.1

Freq = 4.6005 GHz, Bw = 32.000 MH No calibration applied and no bandpass applied

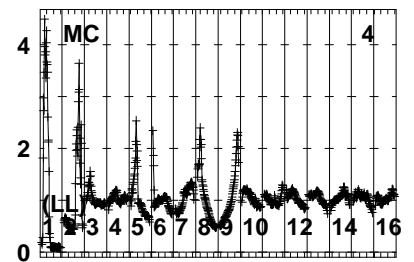
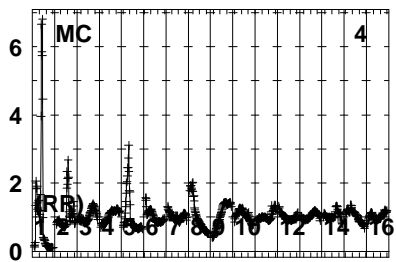
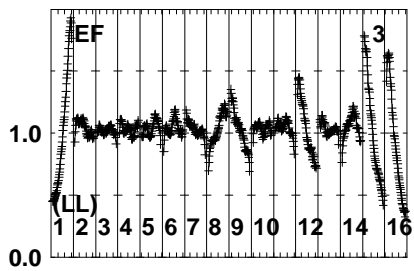
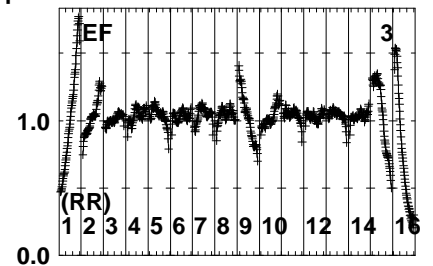
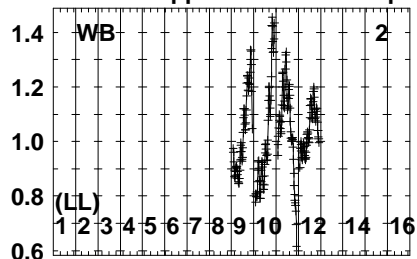
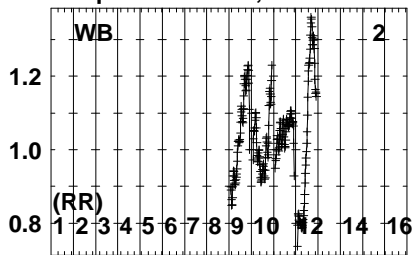


Lower frame: Real Jy
Auto-corr total-power spectrum Antenna: *
Timerange: 01/06:10:27 to 01/06:11:07

Plot file version 800 created 18-APR-2024 16:06:51

J1129+0951 RG014.UVDATA.1

Freq = 4.6005 GHz, Bw = 32.000 MH No calibration applied and no bandpass applied

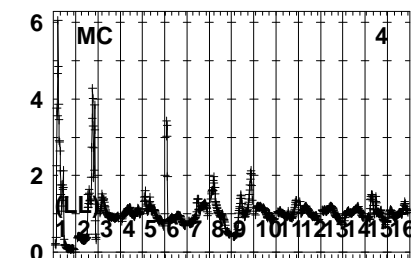
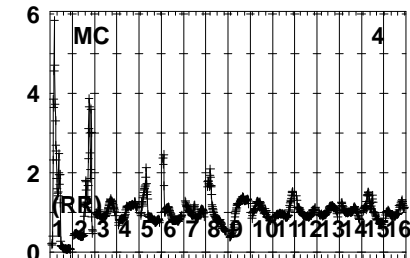
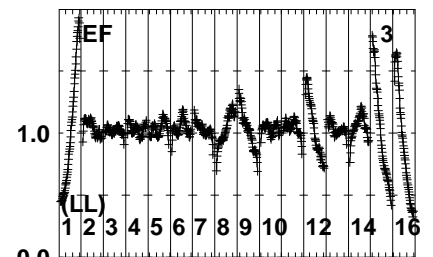
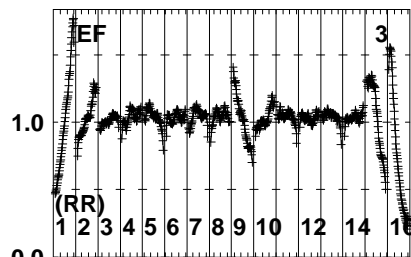
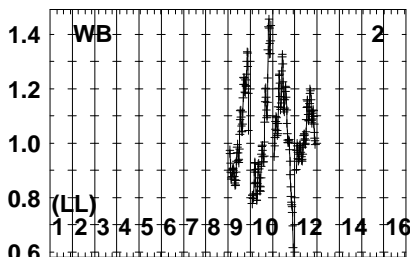
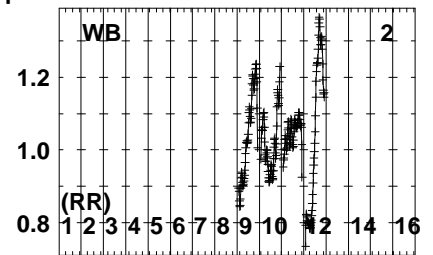
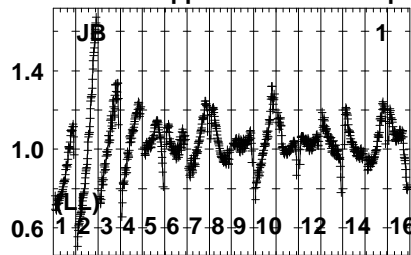
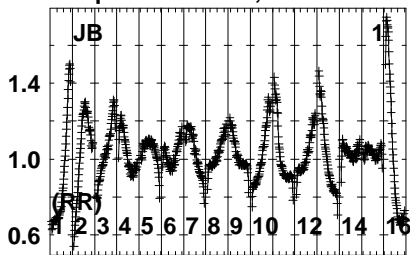


Lower frame: Real Jy
Auto-corr total-power spectrum Antenna: *
Timerange: 01/06:11:30 to 01/06:12:10

Plot file version 801 created 18-APR-2024 16:06:51

SN2022XXF RG014.UVDATA.1

Freq = 4.6005 GHz, Bw = 32.000 MH No calibration applied and no bandpass applied



464317 4080 800000000000000000

464317 4080 800000000000000000

FREQ MHz

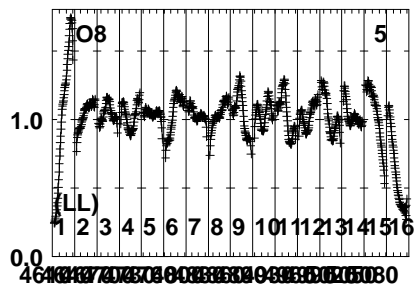
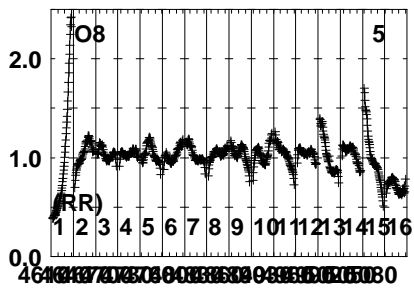
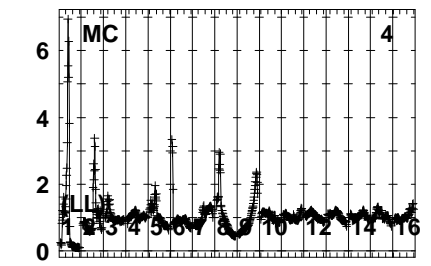
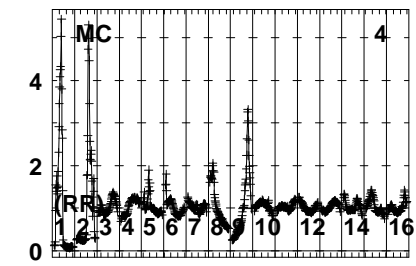
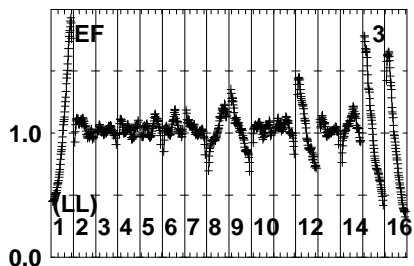
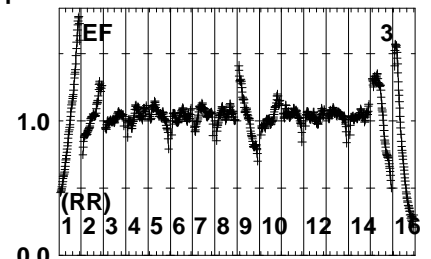
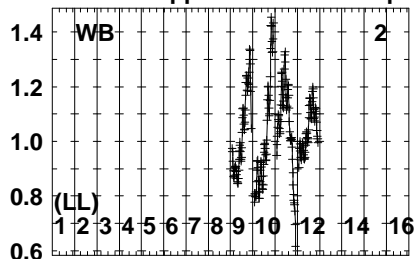
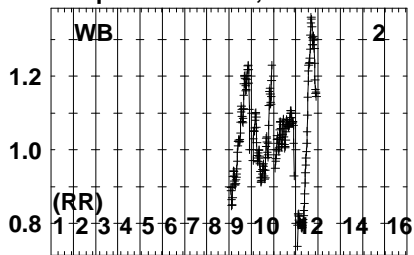
FREQ MHz

Lower frame: Real Jy
Auto-corr total-power spectrum Antenna: *
Timerange: 01/06:12:30 to 01/06:15:26

Plot file version 803 created 18-APR-2024 16:06:51

J1129+0951 RG014.UVDATA.1

Freq = 4.6005 GHz, Bw = 32.000 MH No calibration applied and no bandpass applied

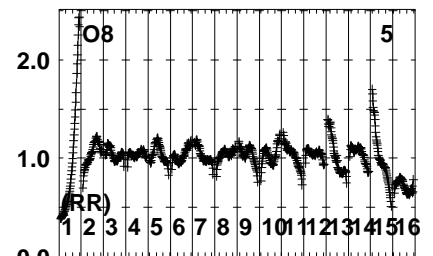
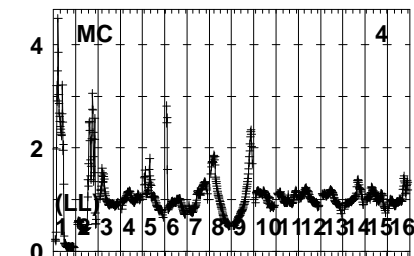
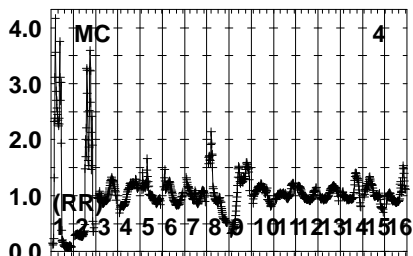
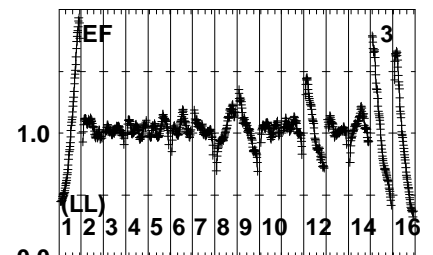
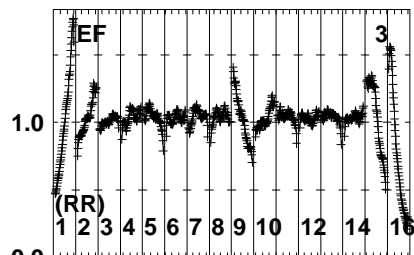
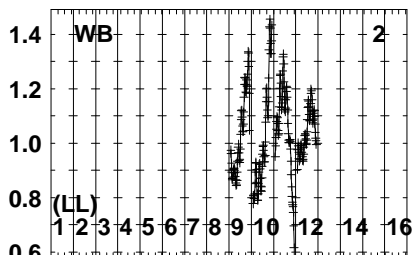
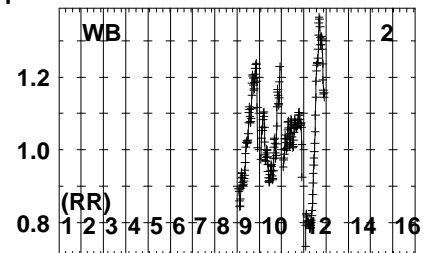
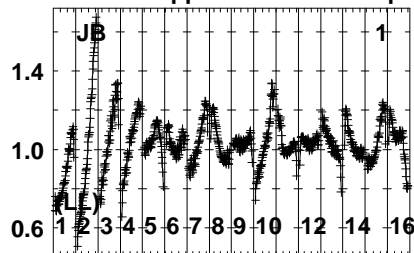
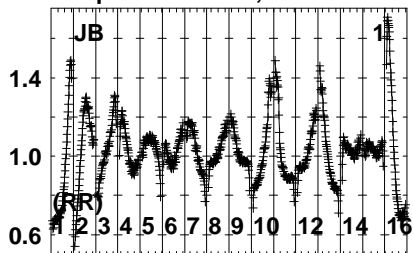


Lower frame: Real Jy
Auto-corr total-power spectrum Antenna: *
Timerange: 01/06:16:46 to 01/06:17:26

Plot file version 804 created 18-APR-2024 16:06:51

SN2022XXF RG014.UVDATA.1

Freq = 4.6005 GHz, Bw = 32.000 MH No calibration applied and no bandpass applied



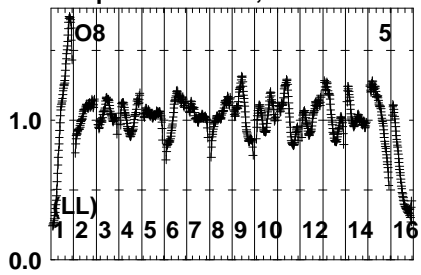
FREQ MHz

Lower frame: Real Jy
Auto-corr total-power spectrum Antenna: *
Timerange: 01/06:17:46 to 01/06:20:42

Plot file version 805 created 18-APR-2024 16:06:51

SN2022XXF RG014.UVDATA.1

Freq = 4.6005 GHz, Bw = 32.000 MH No calibration applied and no bandpass applied



Lower frame: Real Jy

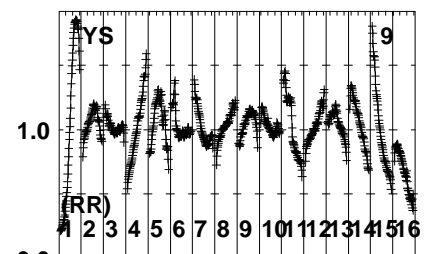
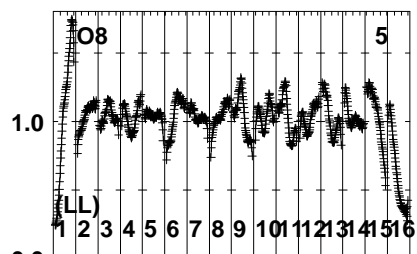
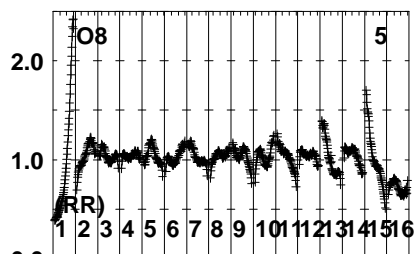
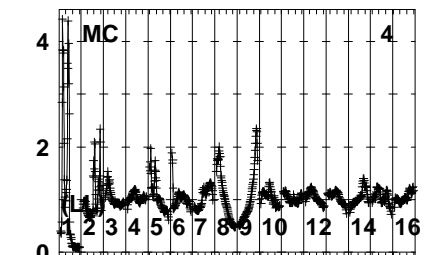
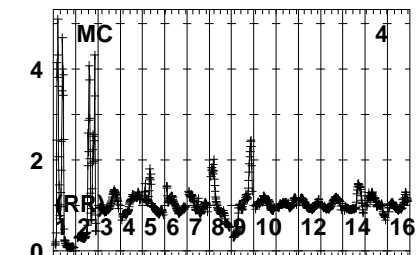
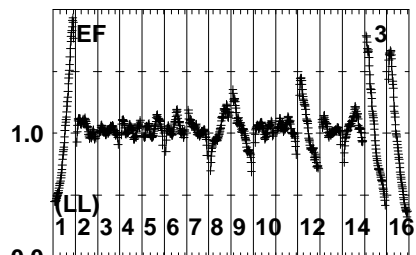
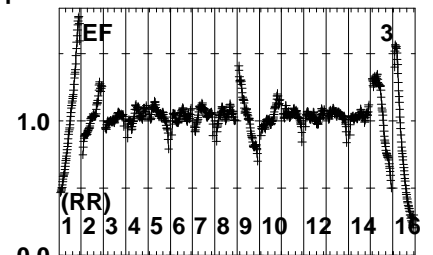
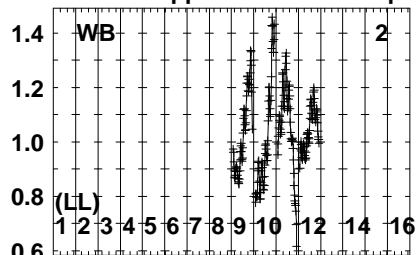
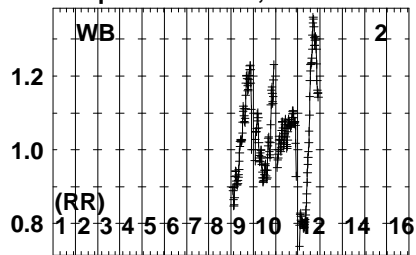
Auto-corr total-power spectrum Antenna: *

Timerange: 01/06:17:46 to 01/06:20:42

Plot file version 806 created 18-APR-2024 16:06:51

J1130+0846 RG014.UVDATA.1

Freq = 4.6005 GHz, Bw = 32.000 MH No calibration applied and no bandpass applied



464317.0 464317.5 464318.0 464318.5 464319.0 464319.5 464320.0
FREQ MHz

464317.0 464317.5 464318.0 464318.5 464319.0 464319.5 464320.0
FREQ MHz

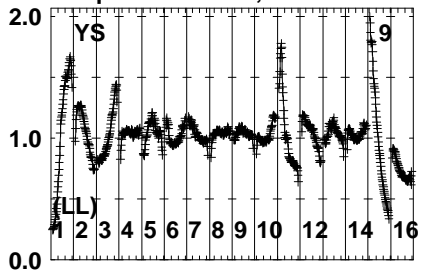
464317.0 464317.5 464318.0 464318.5 464319.0 464319.5 464320.0
FREQ MHz

Lower frame: Real Jy
Auto-corr total-power spectrum Antenna: *
Timerange: 01/06:20:59 to 01/06:21:39

Plot file version 807 created 18-APR-2024 16:06:51

J1130+0846 RG014.UVDATA.1

Freq = 4.6005 GHz, Bw = 32.000 MH No calibration applied and no bandpass applied



Lower frame: Real Jy

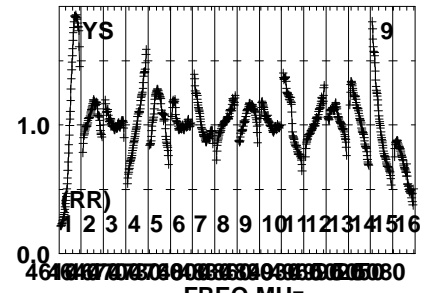
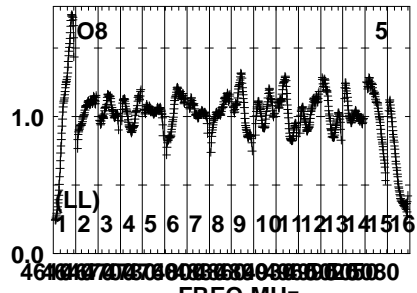
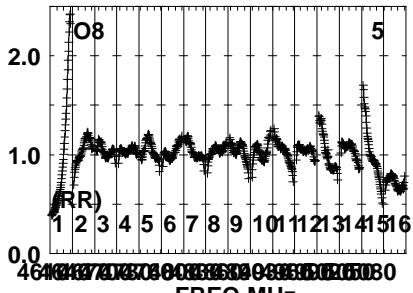
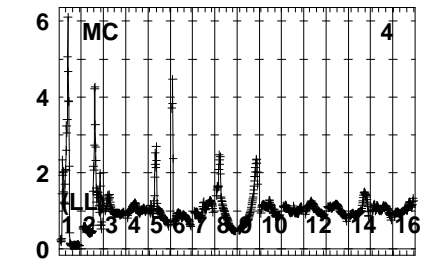
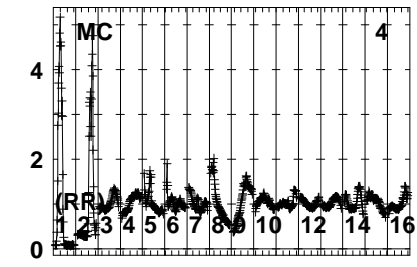
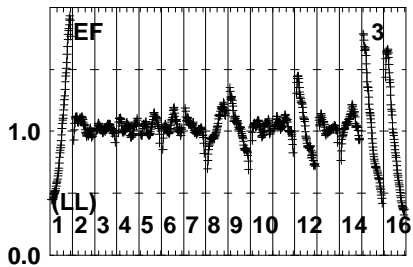
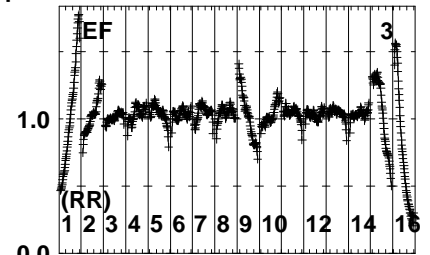
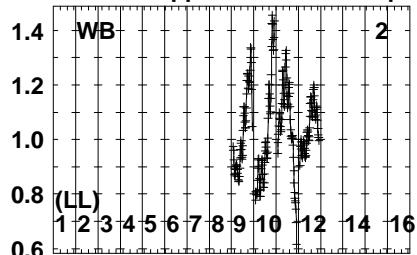
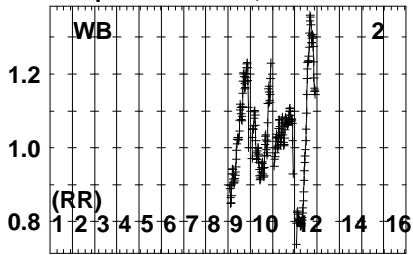
Auto-corr total-power spectrum Antenna: *

Timerange: 01/06:20:59 to 01/06:21:39

Plot file version 808 created 18-APR-2024 16:06:51

J1129+0951 RG014.UVDATA.1

Freq = 4.6005 GHz, Bw = 32.000 MH No calibration applied and no bandpass applied

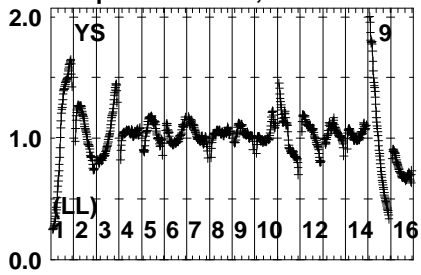


Lower frame: Real Jy
Auto-corr total-power spectrum Antenna: *
Timerange: 01/06:22:02 to 01/06:22:42

Plot file version 809 created 18-APR-2024 16:06:51

J1129+0951 RG014.UVDATA.1

Freq = 4.6005 GHz, Bw = 32.000 MH No calibration applied and no bandpass applied



Lower frame: Real Jy

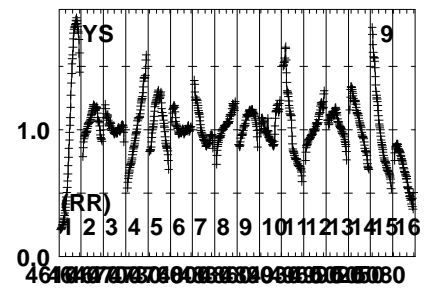
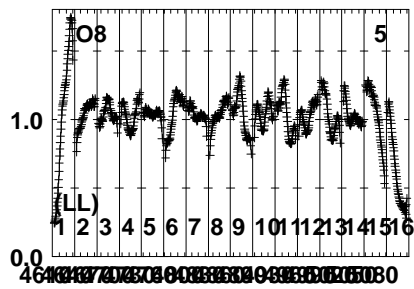
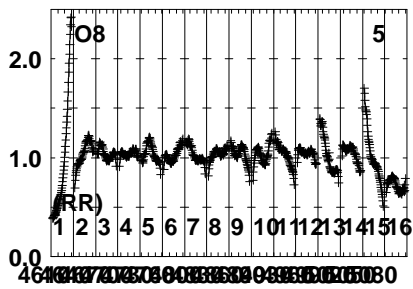
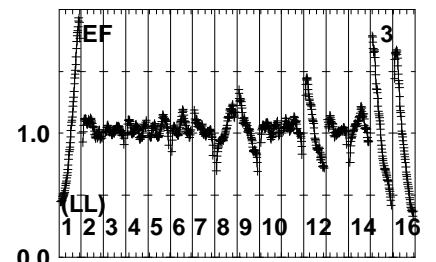
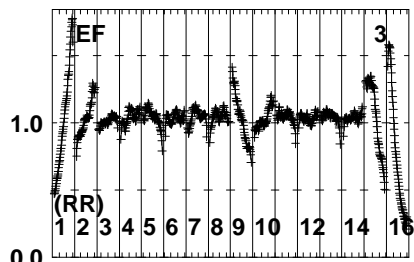
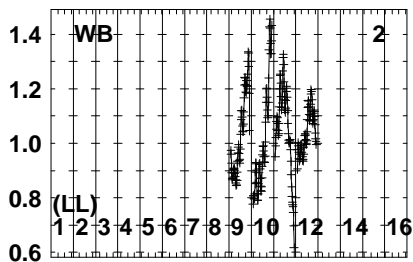
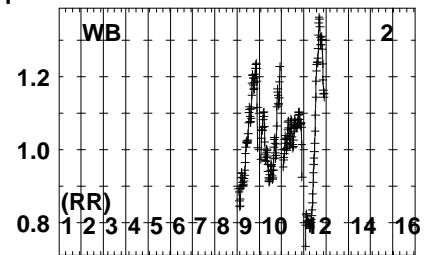
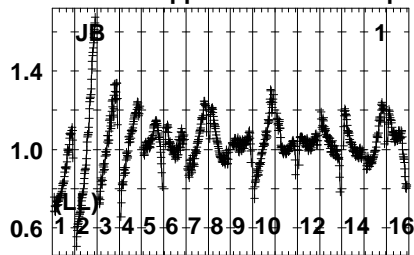
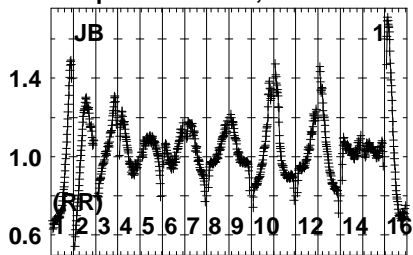
Auto-corr total-power spectrum Antenna: *

Timerange: 01/06:22:02 to 01/06:22:42

Plot file version 810 created 18-APR-2024 16:06:52

SN2022XXF RG014.UVDATA.1

Freq = 4.6005 GHz, Bw = 32.000 MH No calibration applied and no bandpass applied

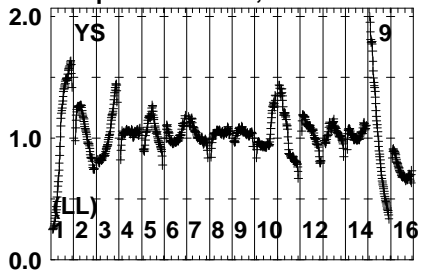


Lower frame: Real Jy
Auto-corr total-power spectrum Antenna: *
Timerange: 01/06:23:02 to 01/06:25:58

Plot file version 811 created 18-APR-2024 16:06:52

SN2022XXF RG014.UVDATA.1

Freq = 4.6005 GHz, Bw = 32.000 MH No calibration applied and no bandpass applied



Lower frame: Real Jy

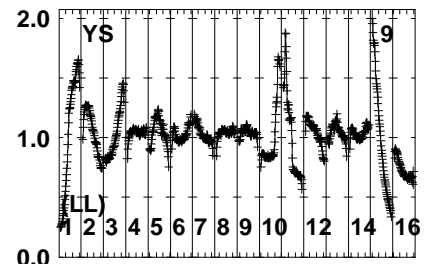
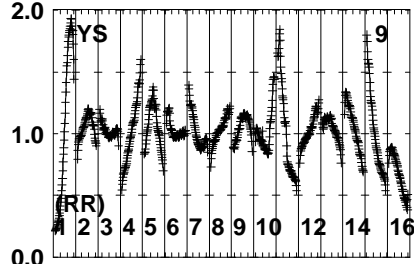
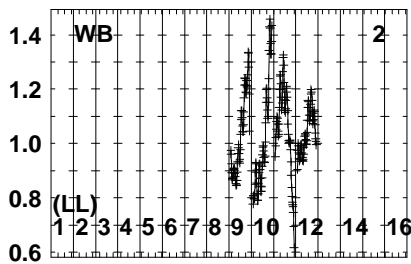
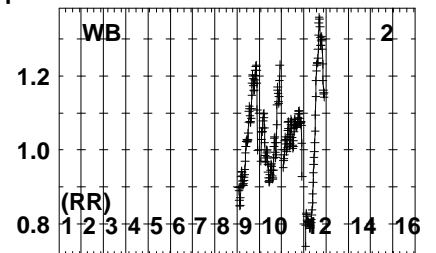
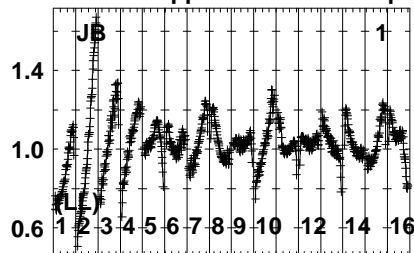
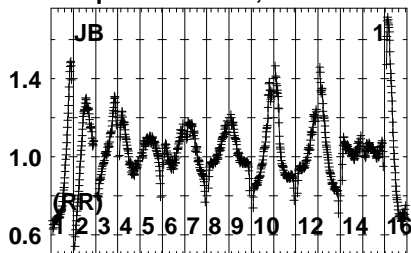
Auto-corr total-power spectrum Antenna: *

Timerange: 01/06:23:02 to 01/06:25:58

Plot file version 812 created 18-APR-2024 16:06:52

J1130+0846 RG014.UVDATA.1

Freq = 4.6005 GHz, Bw = 32.000 MH No calibration applied and no bandpass applied

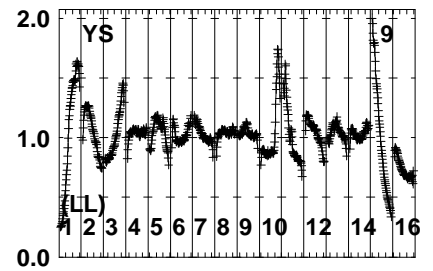
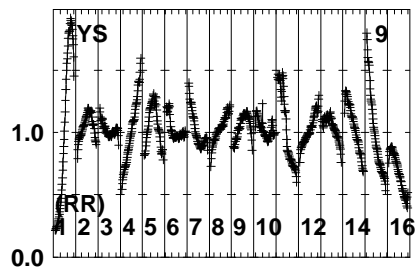
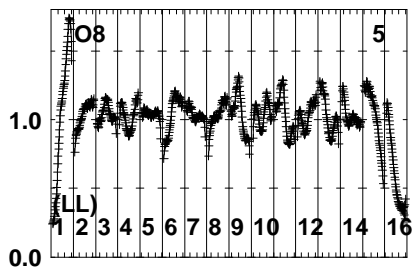
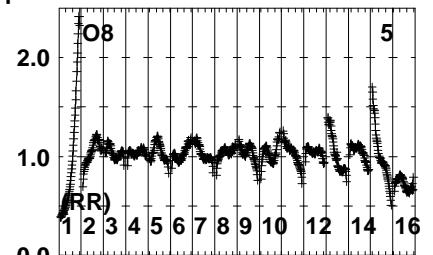
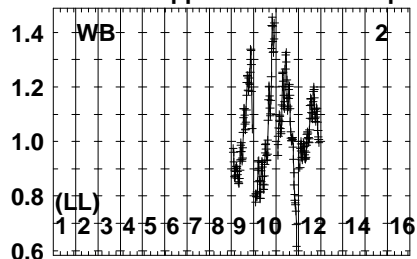
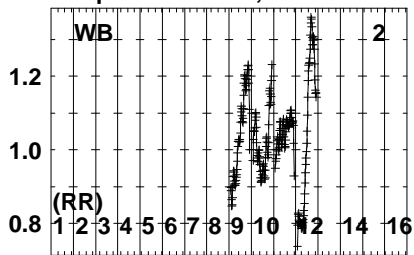


Lower frame: Real Jy
Auto-corr total-power spectrum Antenna: *
Timerange: 01/06:26:15 to 01/06:26:55

Plot file version 813 created 18-APR-2024 16:06:52

J1129+0951 RG014.UVDATA.1

Freq = 4.6005 GHz, Bw = 32.000 MH No calibration applied and no bandpass applied

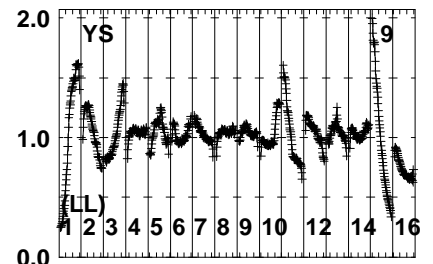
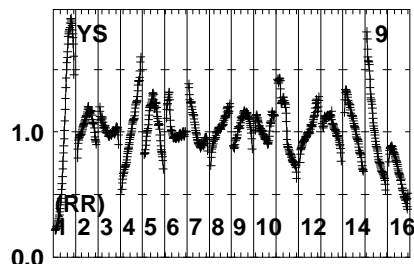
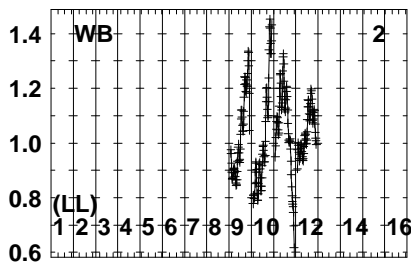
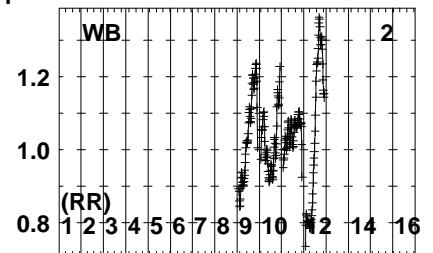
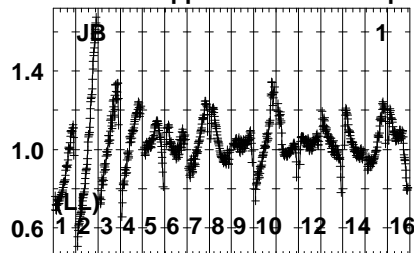
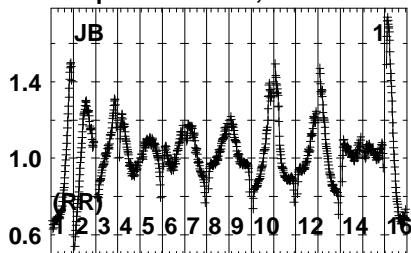


Lower frame: Real Jy
Auto-corr total-power spectrum Antenna: *
Timerange: 01/06:27:18 to 01/06:27:58

Plot file version 814 created 18-APR-2024 16:06:52

SN2022XXF RG014.UVDATA.1

Freq = 4.6005 GHz, Bw = 32.000 MH No calibration applied and no bandpass applied

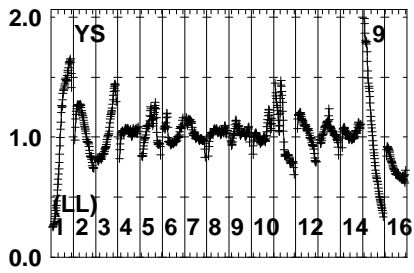
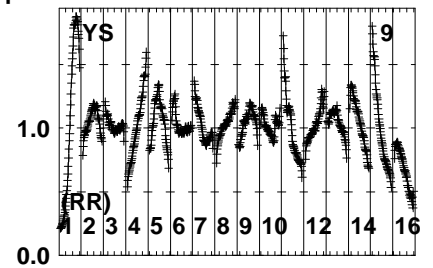
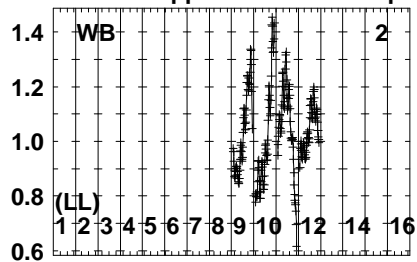
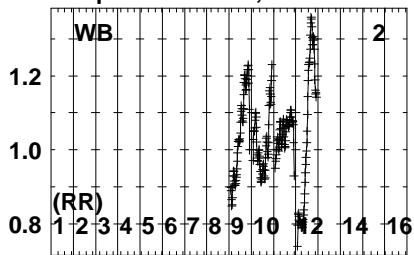


Lower frame: Real Jy
Auto-corr total-power spectrum Antenna: *
Timerange: 01/06:28:18 to 01/06:31:14

Plot file version 815 created 18-APR-2024 16:06:52

J1130+0846 RG014.UVDATA.1

Freq = 4.6005 GHz, Bw = 32.000 MH No calibration applied and no bandpass applied

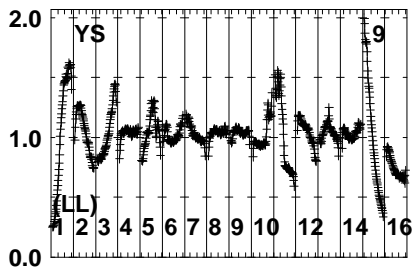
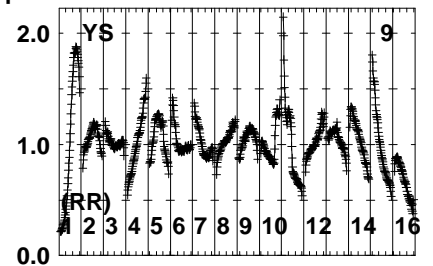
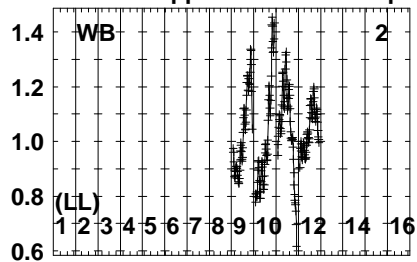
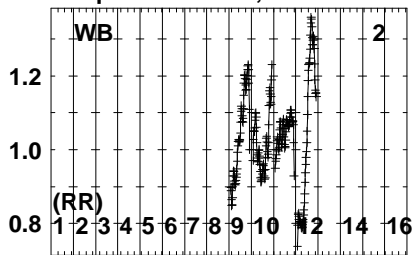


Lower frame: Real Jy
Auto-corr total-power spectrum Antenna: *
Timerange: 01/06:31:31 to 01/06:32:11

Plot file version 816 created 18-APR-2024 16:06:52

J1129+0951 RG014.UVDATA.1

Freq = 4.6005 GHz, Bw = 32.000 MH No calibration applied and no bandpass applied

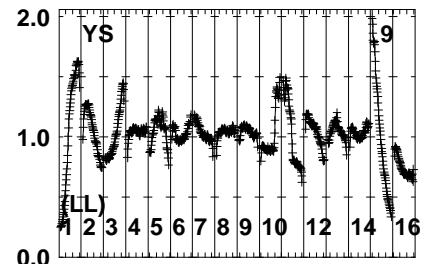
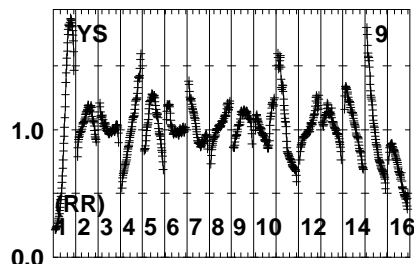
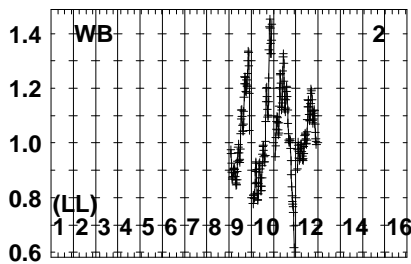
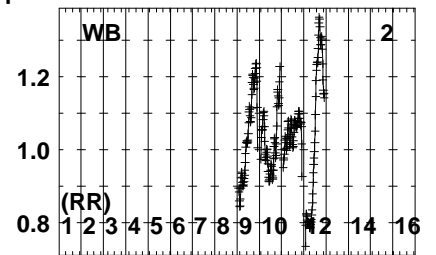
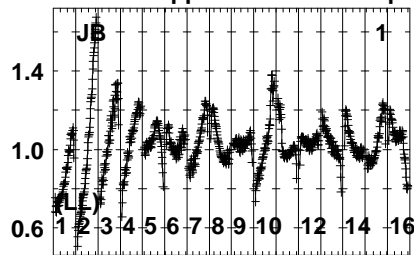
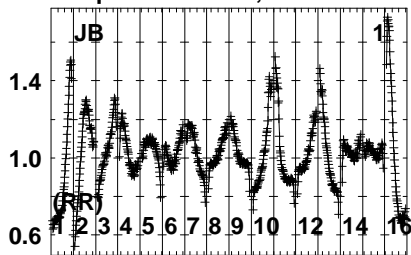


Lower frame: Real Jy
Auto-corr total-power spectrum Antenna: *
Timerange: 01/06:32:34 to 01/06:33:14

Plot file version 817 created 18-APR-2024 16:06:52

SN2022XXF RG014.UVDATA.1

Freq = 4.6005 GHz, Bw = 32.000 MH No calibration applied and no bandpass applied

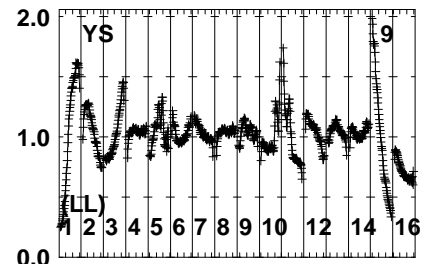
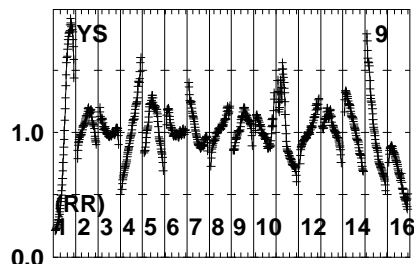
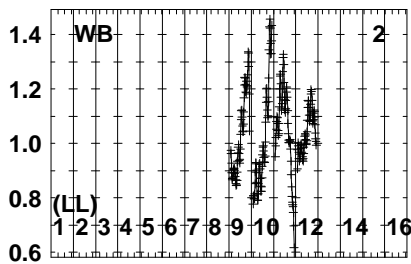
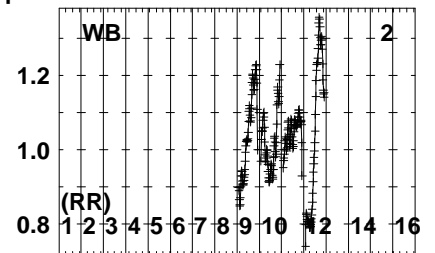
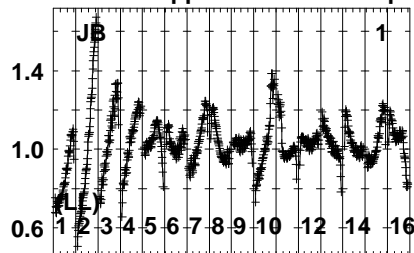
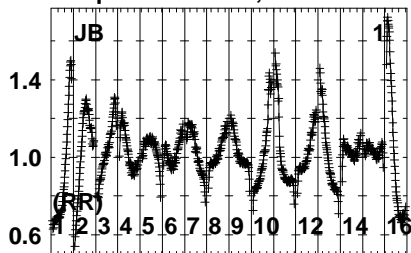


Lower frame: Real Jy
Auto-corr total-power spectrum Antenna: *
Timerange: 01/06:33:34 to 01/06:36:30

Plot file version 818 created 18-APR-2024 16:06:52

J1130+0846 RG014.UVDATA.1

Freq = 4.6005 GHz, Bw = 32.000 MH No calibration applied and no bandpass applied

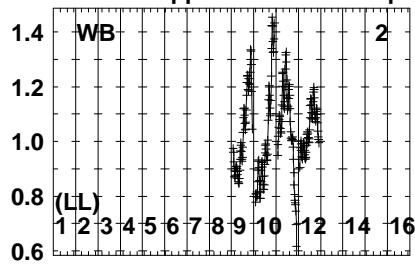
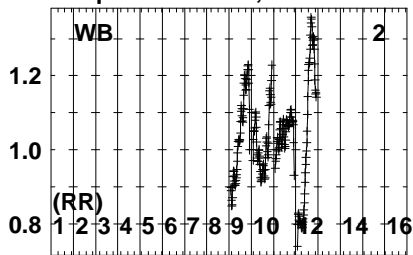


Lower frame: Real Jy
Auto-corr total-power spectrum Antenna: *
Timerange: 01/06:36:47 to 01/06:37:27

Plot file version 819 created 18-APR-2024 16:06:52

J1129+0951 RG014.UVDATA.1

Freq = 4.6005 GHz, Bw = 32.000 MH No calibration applied and no bandpass applied

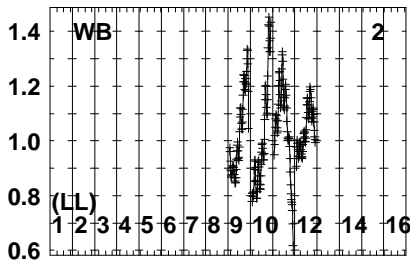
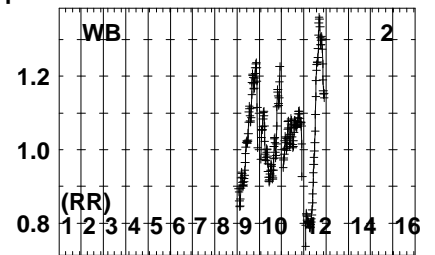
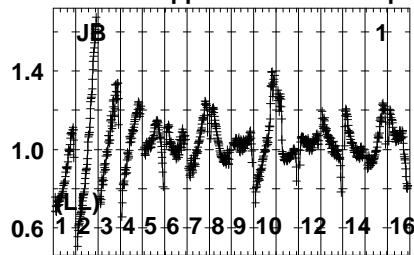
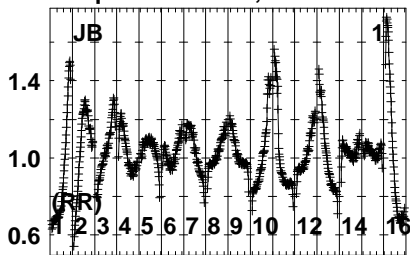


Lower frame: Real Jy
Auto-corr total-power spectrum Antenna: *
Timerange: 01/06:37:50 to 01/06:38:30

Plot file version 820 created 18-APR-2024 16:06:52

SN2022XXF RG014.UVDATA.1

Freq = 4.6005 GHz, Bw = 32.000 MH No calibration applied and no bandpass applied

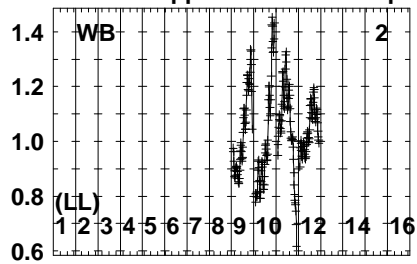
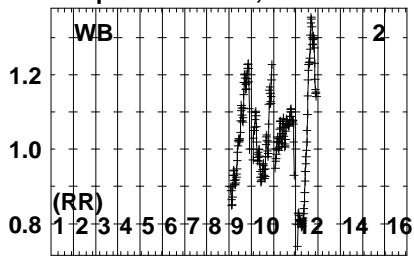


Lower frame: Real Jy
Auto-corr total-power spectrum Antenna: *
Timerange: 01/06:38:50 to 01/06:41:46

Plot file version 821 created 18-APR-2024 16:06:52

J1130+0846 RG014.UVDATA.1

Freq = 4.6005 GHz, Bw = 32.000 MH No calibration applied and no bandpass applied

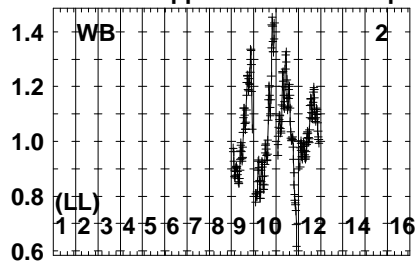
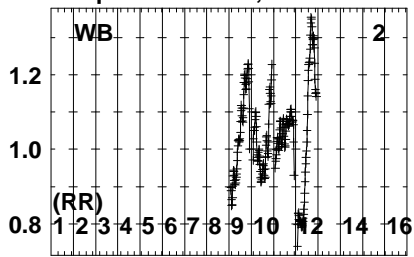


Lower frame: Real Jy
Auto-corr total-power spectrum Antenna: *
Timerange: 01/06:42:13 to 01/06:42:43

Plot file version 822 created 18-APR-2024 16:06:52

J1129+0951 RG014.UVDATA.1

Freq = 4.6005 GHz, Bw = 32.000 MH No calibration applied and no bandpass applied

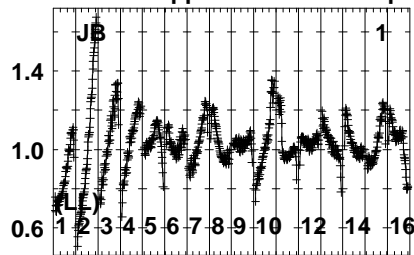
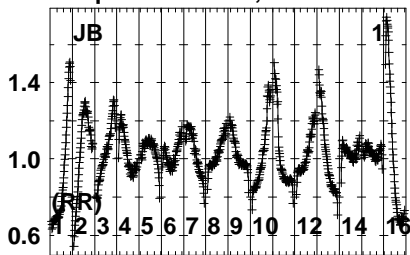


Lower frame: Real Jy
Auto-corr total-power spectrum Antenna: *
Timerange: 01/06:43:06 to 01/06:43:46

Plot file version 823 created 18-APR-2024 16:06:52

SN2022XXF RG014.UVDATA.1

Freq = 4.6005 GHz, Bw = 32.000 MH No calibration applied and no bandpass applied

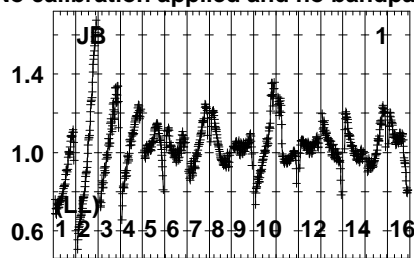
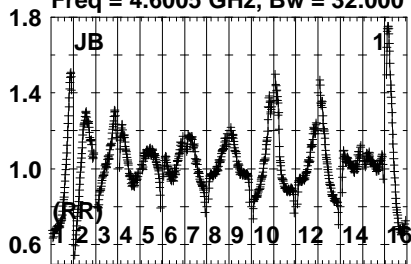


Lower frame: Real Jy
Auto-corr total-power spectrum Antenna: *
Timerange: 01/06:44:06 to 01/06:47:00

Plot file version 824 created 18-APR-2024 16:06:52

J1130+0846 RG014.UVDATA.1

Freq = 4.6005 GHz, Bw = 32.000 MH No calibration applied and no bandpass applied

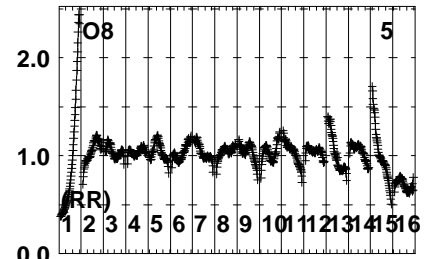
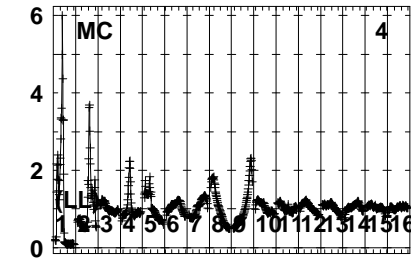
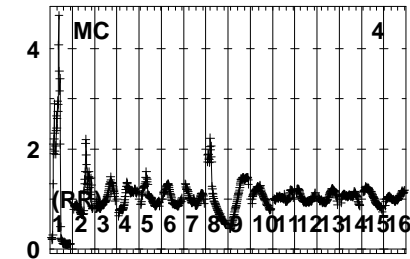
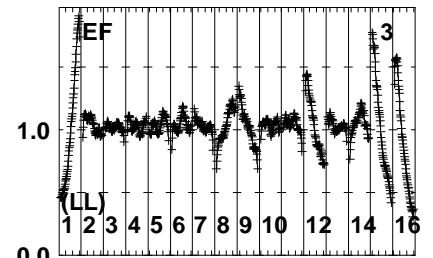
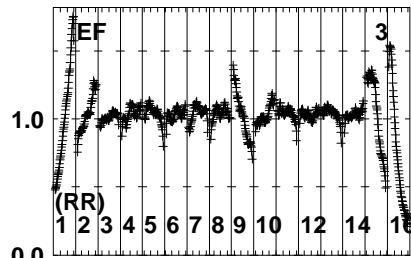
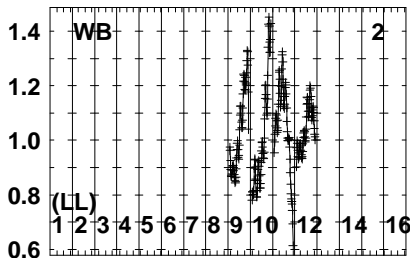
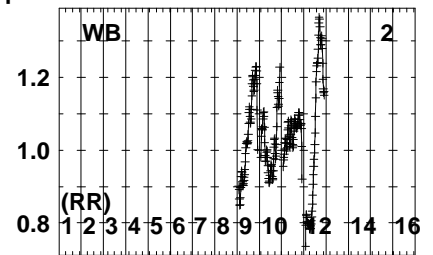
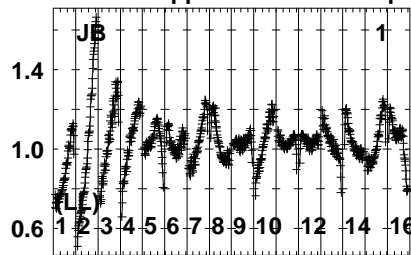
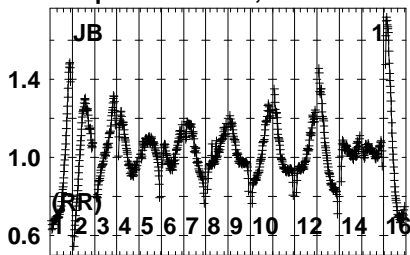


Lower frame: Real Jy
Auto-corr total-power spectrum Antenna: *
Timerange: 01/06:47:19 to 01/06:47:59

Plot file version 825 created 18-APR-2024 16:06:52

3C345 RG014.UVDATA.1

Freq = 4.6005 GHz, Bw = 32.000 MH No calibration applied and no bandpass applied



464317.0 464318.0 464319.0 464320.0 464321.0 464322.0 464323.0 464324.0 464325.0 464326.0 464327.0 464328.0 464329.0 464330.0
FREQ MHz

464317.0 464318.0 464319.0 464320.0 464321.0 464322.0 464323.0 464324.0 464325.0 464326.0 464327.0 464328.0 464329.0 464330.0
FREQ MHz

464317.0 464318.0 464319.0 464320.0 464321.0 464322.0 464323.0 464324.0 464325.0 464326.0 464327.0 464328.0 464329.0 464330.0
FREQ MHz

Lower frame: Real Jy
Auto-corr total-power spectrum Antenna: *
Timerange: 01/06:55:04 to 01/06:58:00

