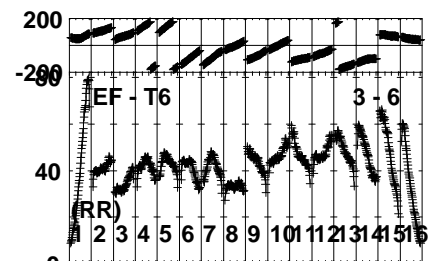
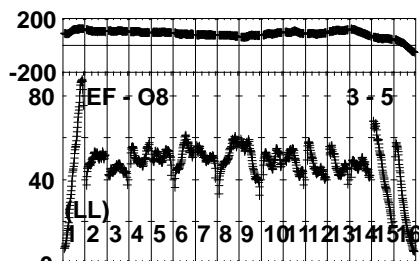
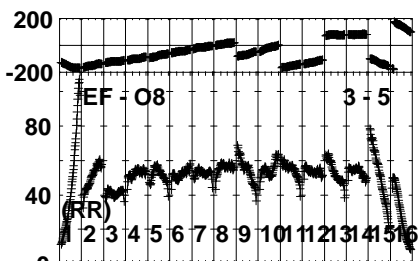
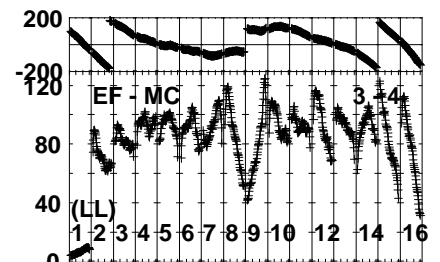
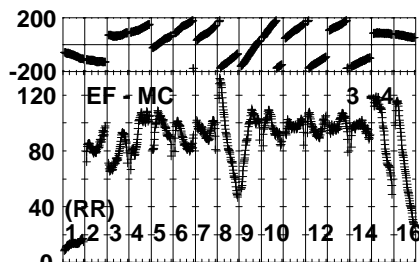
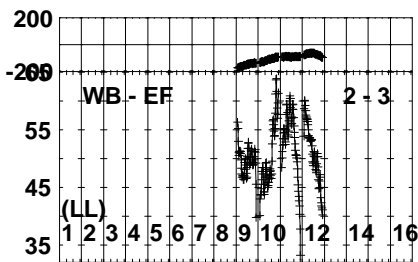
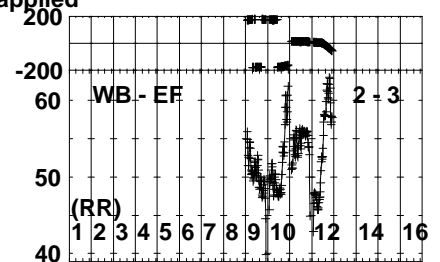
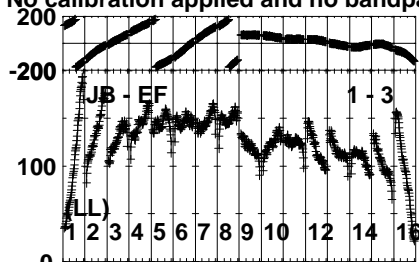
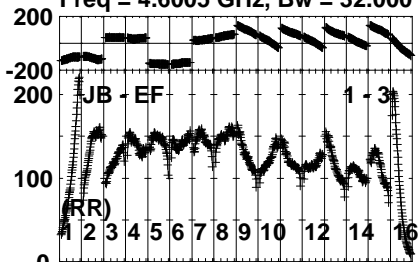


Plot file version 1 created 18-APR-2024 16:11:56

4C39.25 RG014.UVDATA.1

Freq = 4.6005 GHz, Bw = 32.000 MH No calibration applied and no bandpass applied

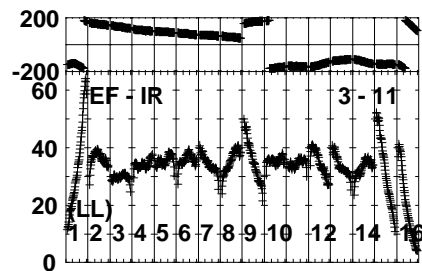
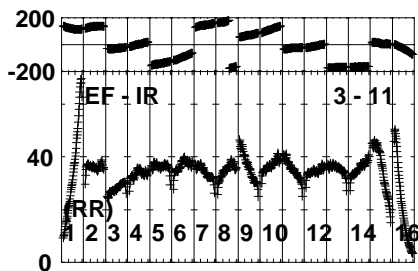
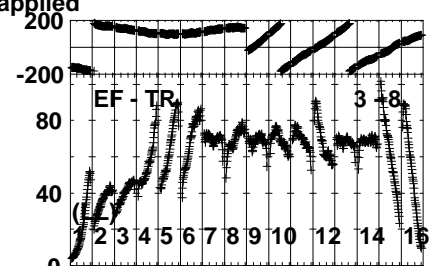
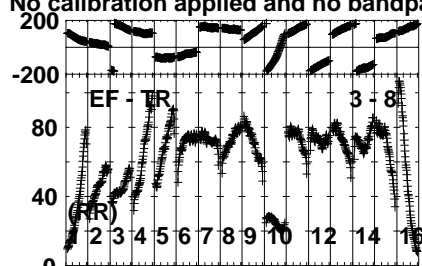
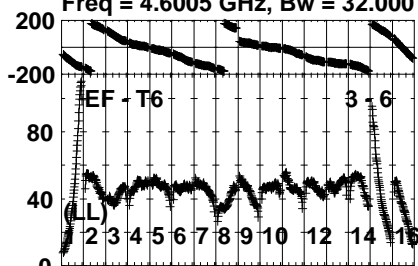


Lower frame: Milli Ampl Jy Top frame: Phas deg
Vector averaged cross-power spectrum Several baselines displayed
Timerange: 00/19:00:03 to 00/19:02:59

Plot file version 2 created 18-APR-2024 16:11:56

4C39.25 RG014.UVDATA.1

Freq = 4.6005 GHz, Bw = 32.000 MH No calibration applied and no bandpass applied



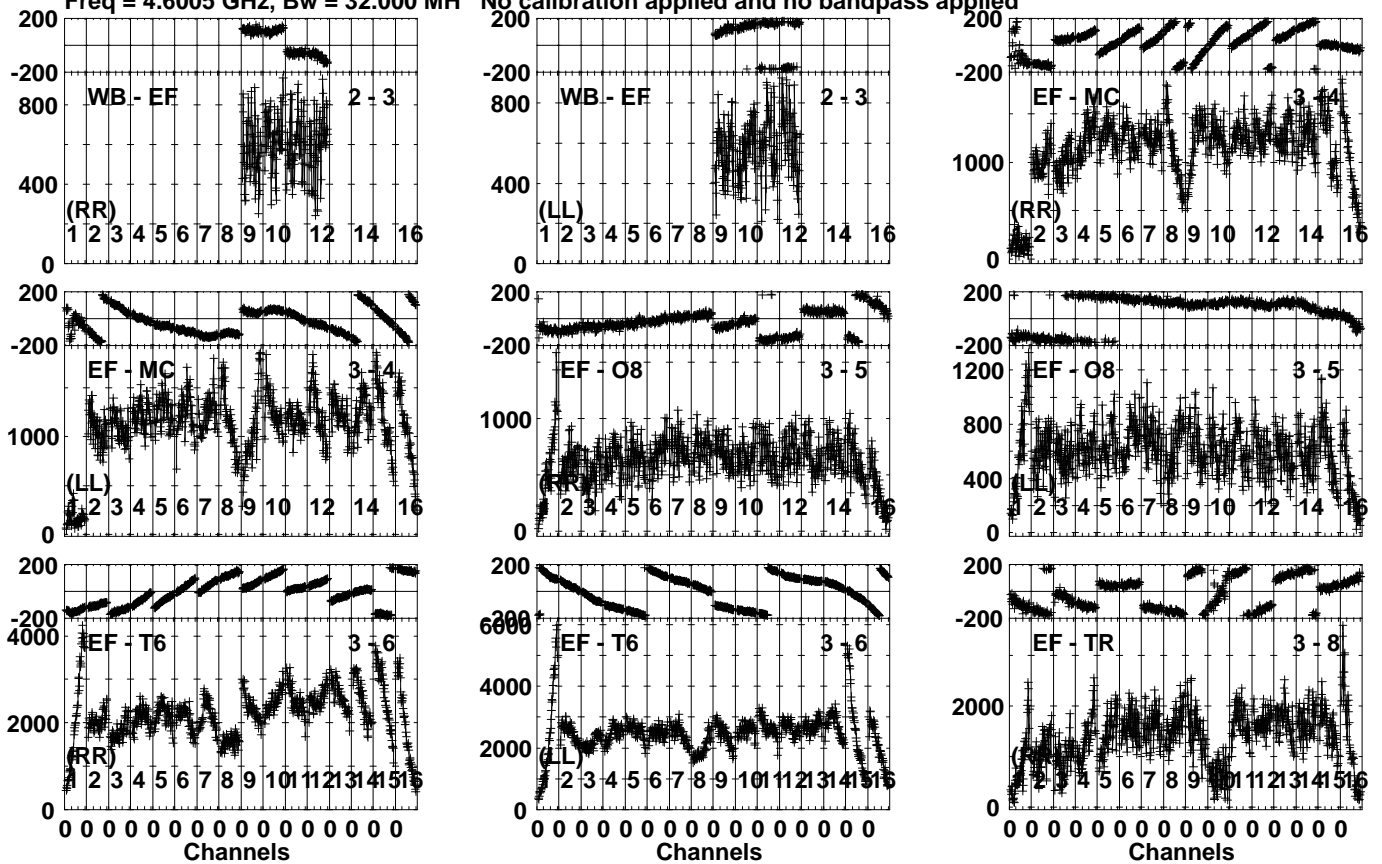
Lower frame: Milli Ampl Jy Top frame: Phas deg
Vector averaged cross-power spectrum Several baselines displayed
Timerange: 00/19:00:03 to 00/19:02:59

Plot file version 3 created 18-APR-2024 16:11:58

J1129+0951 RG014.UVDATA.1

Freq = 4.6005 GHz, Bw = 32.000 MH

No calibration applied and no bandpass applied

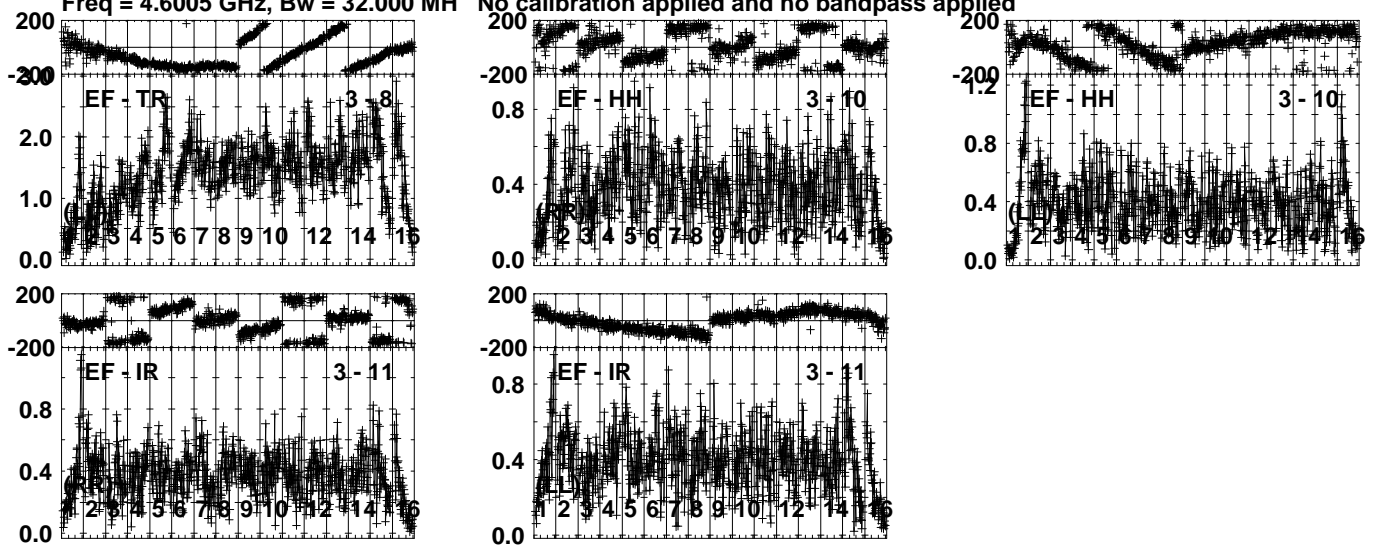


Lower frame: Micro Ampl Jy Top frame: Phas deg
Vector averaged cross-power spectrum Several baselines displayed
Timerange: 00/19:49:14 to 00/19:49:54

Plot file version 4 created 18-APR-2024 16:11:58

J1129+0951 RG014.UVDATA.1

Freq = 4.6005 GHz, Bw = 32.000 MH No calibration applied and no bandpass applied



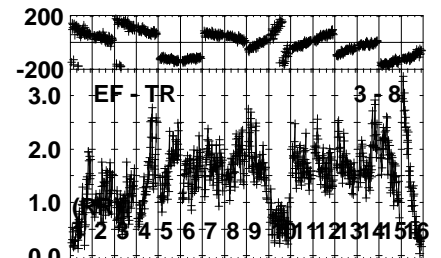
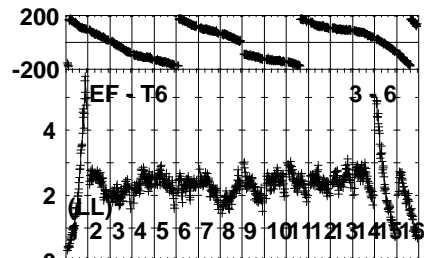
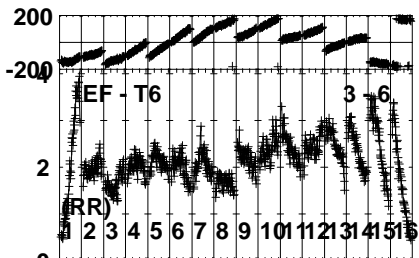
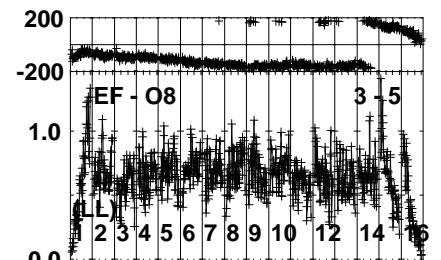
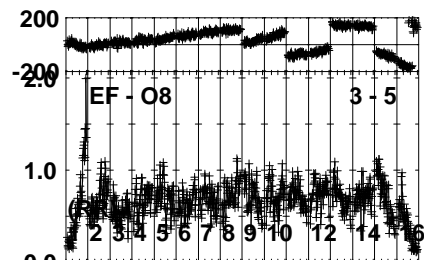
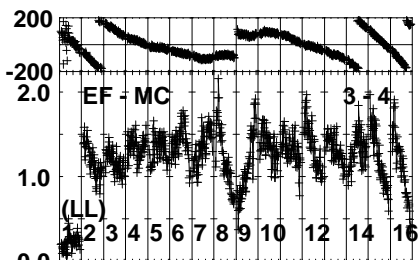
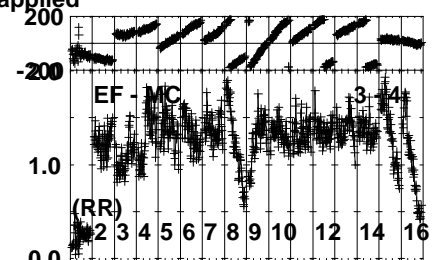
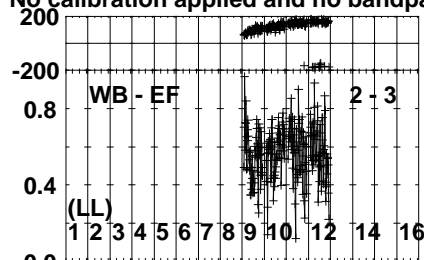
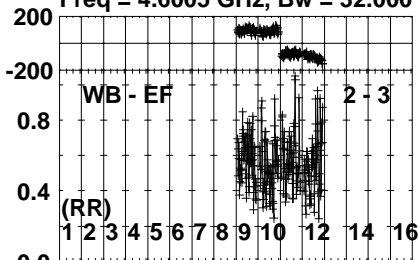
Lower frame: Milli Ampl Jy Top frame: Phas deg
Vector averaged cross-power spectrum Several baselines displayed
Timerange: 00/19:49:14 to 00/19:49:54

Plot file version 5 created 18-APR-2024 16:11:58

J1129+0951 RG014.UVDATA.1

Freq = 4.6005 GHz, Bw = 32.000 MH

No calibration applied and no bandpass applied



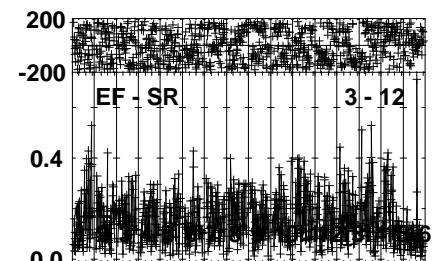
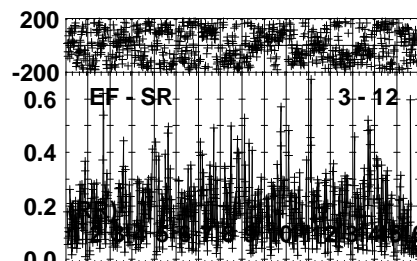
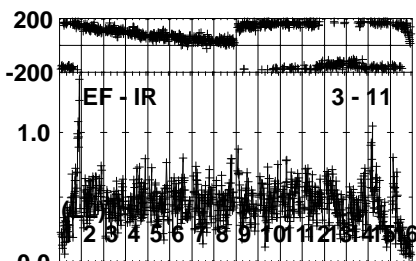
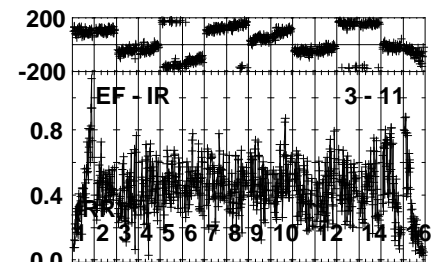
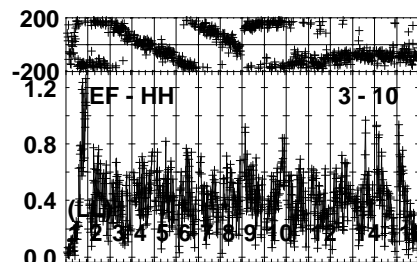
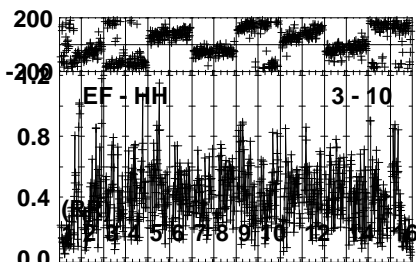
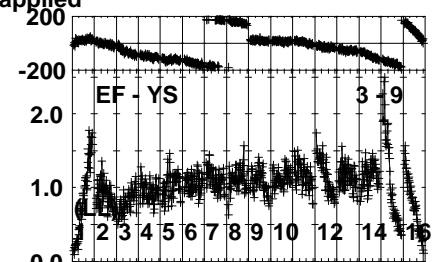
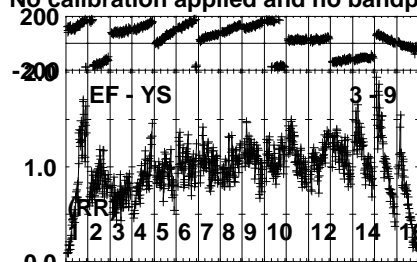
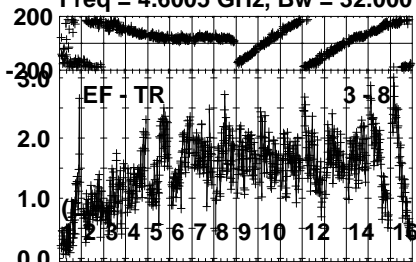
Lower frame: Milli Ampl Jy Top frame: Phas deg
Vector averaged cross-power spectrum Several baselines displayed
Timerange: 00/19:54:30 to 00/19:55:10

Plot file version 6 created 18-APR-2024 16:11:59

J1129+0951 RG014.UVDATA.1

Freq = 4.6005 GHz, Bw = 32.000 MH

No calibration applied and no bandpass applied

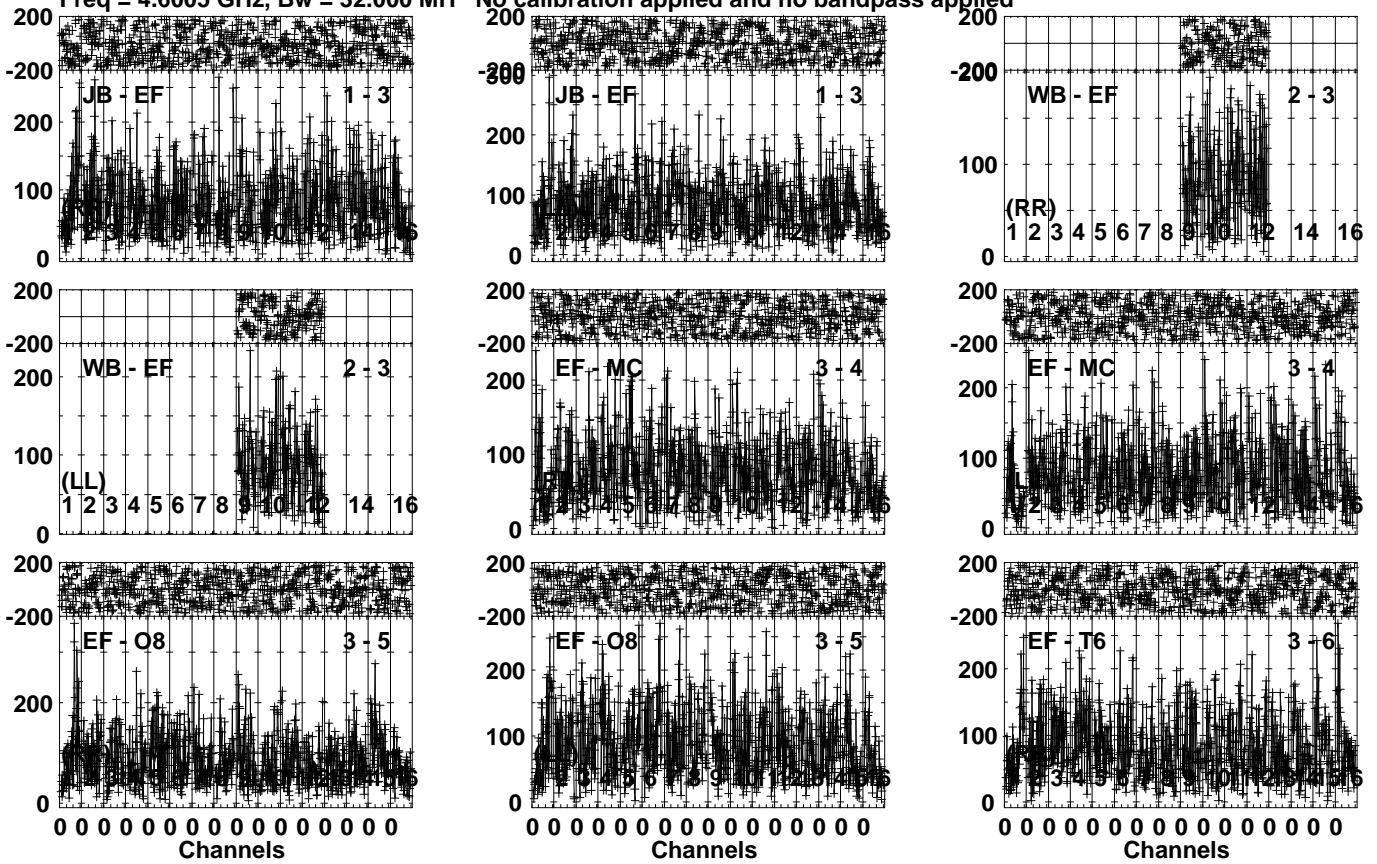


Lower frame: Milli Ampl Jy Top frame: Phas deg
Vector averaged cross-power spectrum Several baselines displayed
Timerange: 00/19:54:30 to 00/19:55:10

Plot file version 7 created 18-APR-2024 16:11:59

SN2022XXF RG014.UVDATA.1

Freq = 4.6005 GHz, Bw = 32.000 MH No calibration applied and no bandpass applied

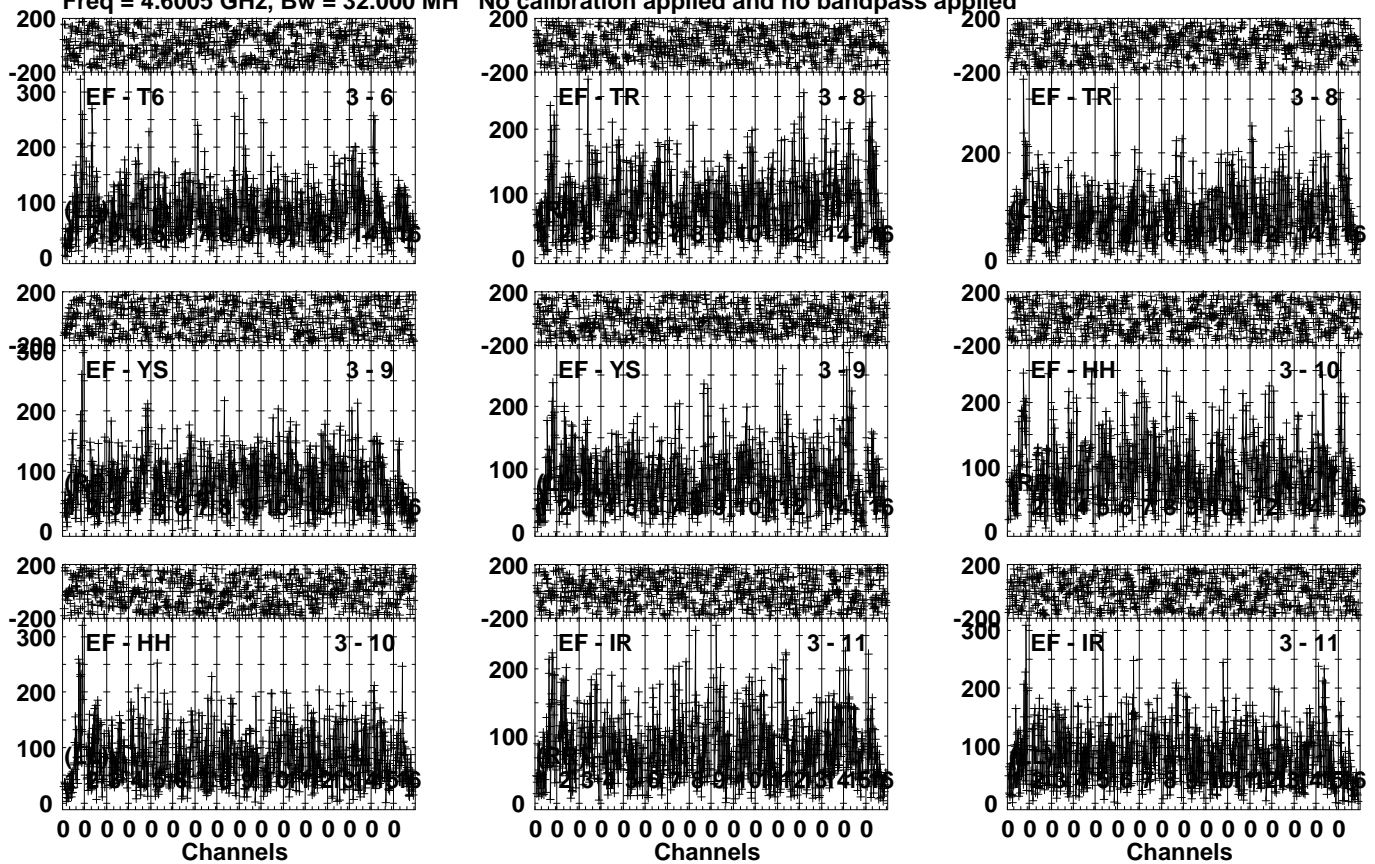


Lower frame: Micro Ampl Jy Top frame: Phas deg
Vector averaged cross-power spectrum Several baselines displayed
Timerange: 00/19:55:30 to 00/19:58:26

Plot file version 8 created 18-APR-2024 16:11:59

SN2022XXF RG014.UVDATA.1

Freq = 4.6005 GHz, Bw = 32.000 MH No calibration applied and no bandpass applied

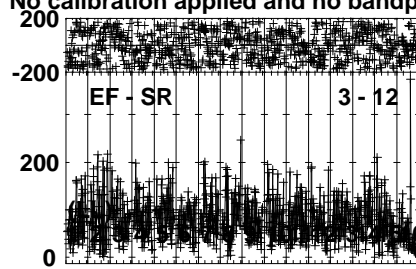
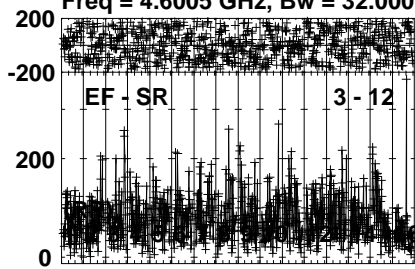


Lower frame: Micro Ampl Jy Top frame: Phas deg
Vector averaged cross-power spectrum Several baselines displayed
Timerange: 00/19:55:30 to 00/19:58:26

Plot file version 9 created 18-APR-2024 16:11:59

SN2022XXF RG014.UVDATA.1

Freq = 4.6005 GHz, Bw = 32.000 MH No calibration applied and no bandpass applied



0 0 0 0 0 0 0 0 0 0 0 0 0 0 0 0
Channels

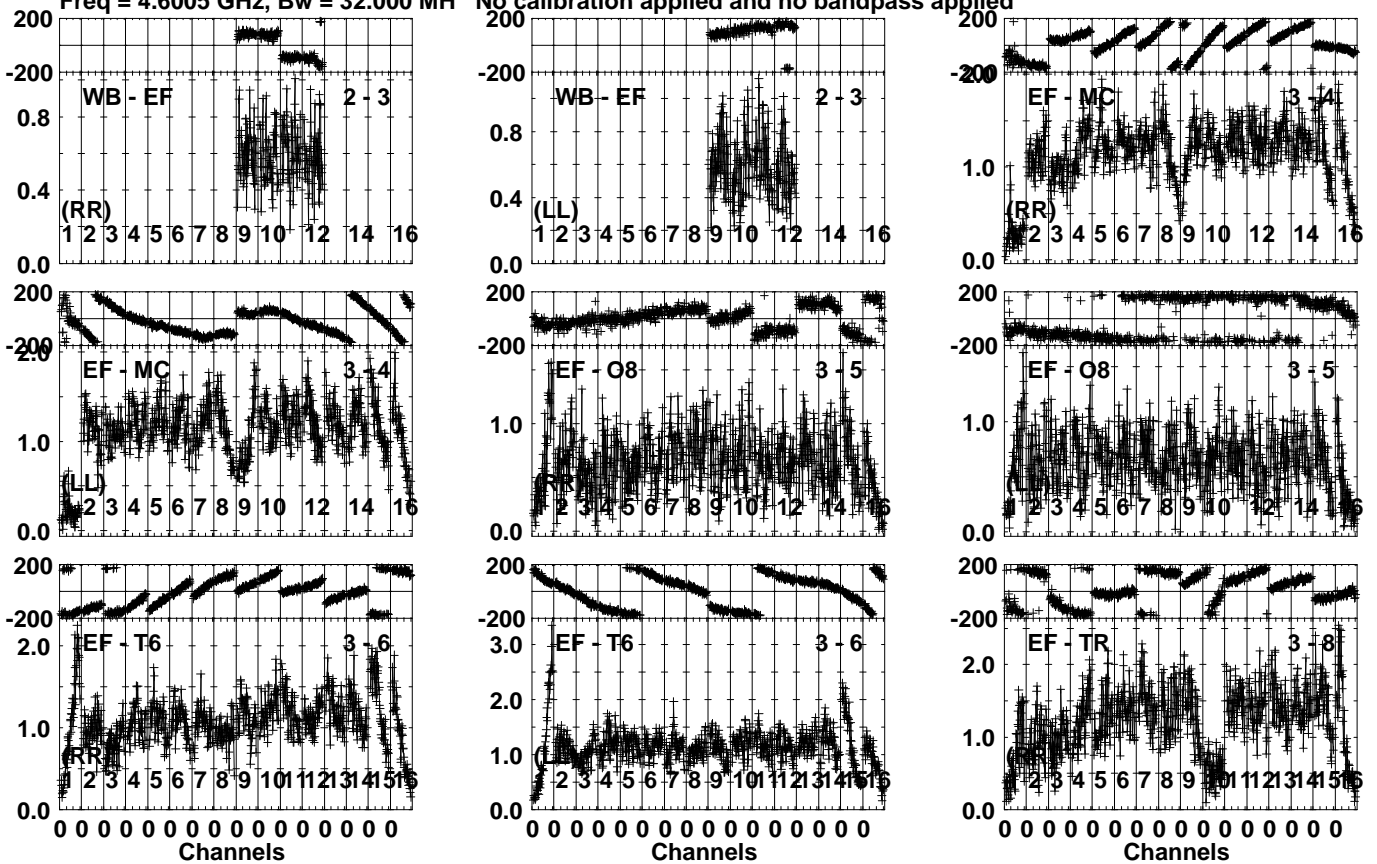
Lower frame: Micro Ampl Jy Top frame: Phas deg
Vector averaged cross-power spectrum Several baselines displayed
Timerange: 00/19:55:30 to 00/19:58:26

Plot file version 10 created 18-APR-2024 16:11:59

J1130+0846 RG014.UVDATA.1

Freq = 4.6005 GHz, Bw = 32.000 MH

No calibration applied and no bandpass applied



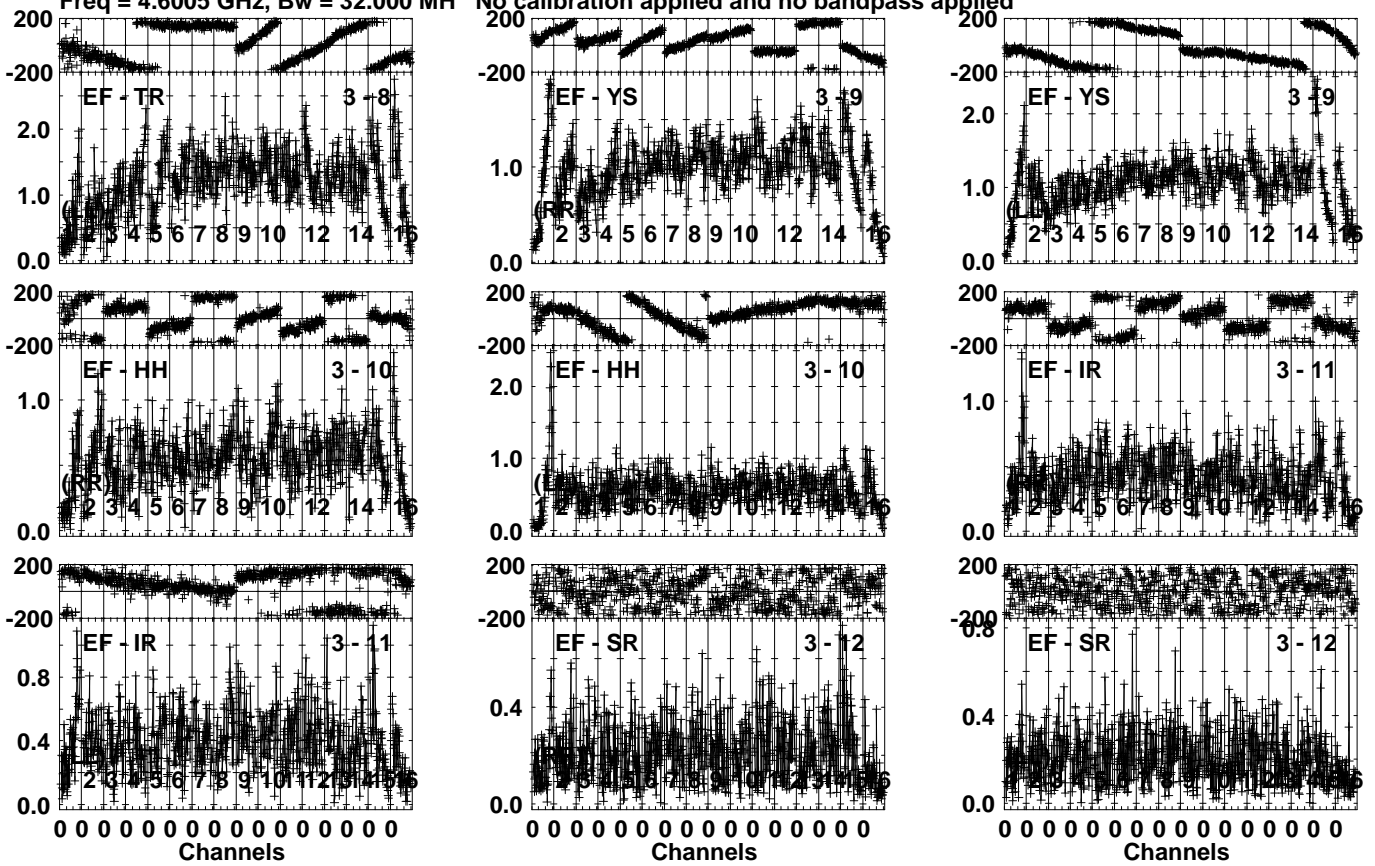
Lower frame: Milli Ampl Jy Top frame: Phas deg
Vector averaged cross-power spectrum Several baselines displayed
Timerange: 00/19:58:43 to 00/19:59:23

Plot file version 11 created 18-APR-2024 16:11:59

J1130+0846 RG014.UVDATA.1

Freq = 4.6005 GHz, Bw = 32.000 MH

No calibration applied and no bandpass applied



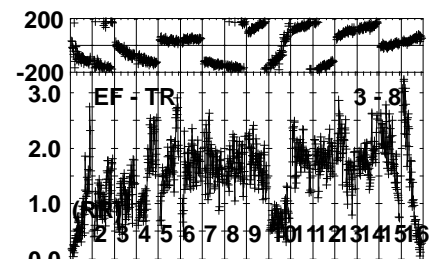
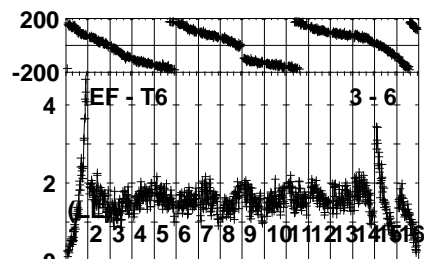
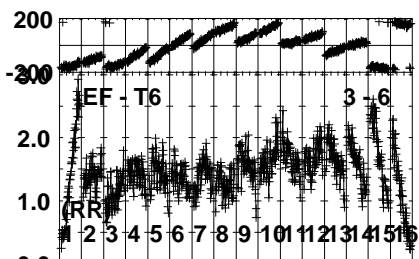
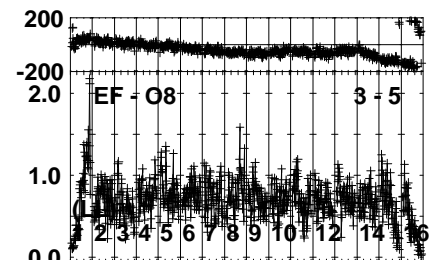
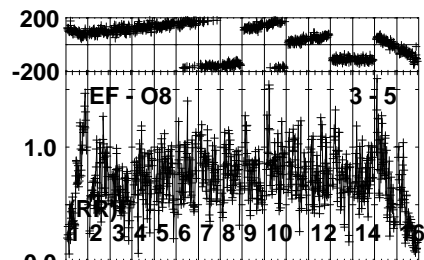
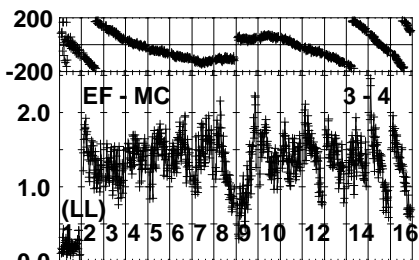
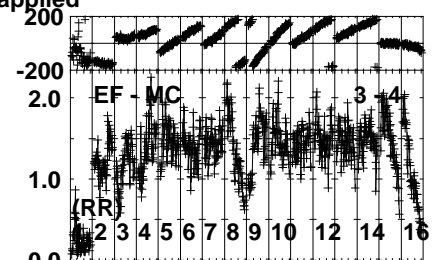
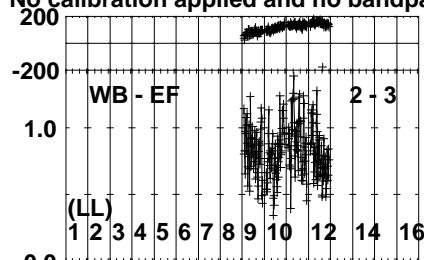
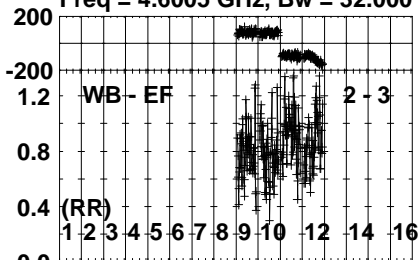
Lower frame: Milli Ampl Jy Top frame: Phas deg
Vector averaged cross-power spectrum Several baselines displayed
Timerange: 00/19:58:43 to 00/19:59:23

Plot file version 12 created 18-APR-2024 16:11:59

J1129+0951 RG014.UVDATA.1

Freq = 4.6005 GHz, Bw = 32.000 MH

No calibration applied and no bandpass applied



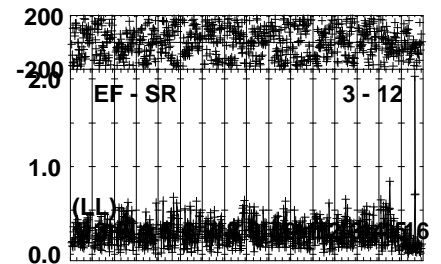
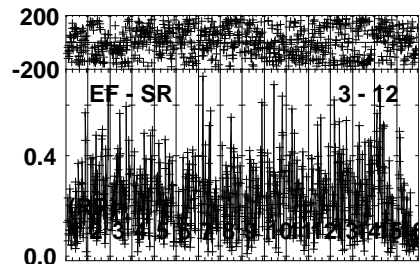
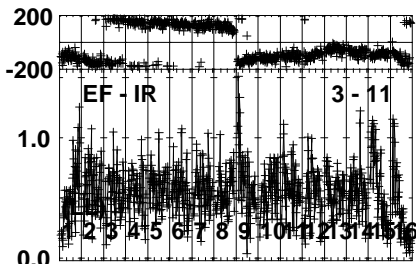
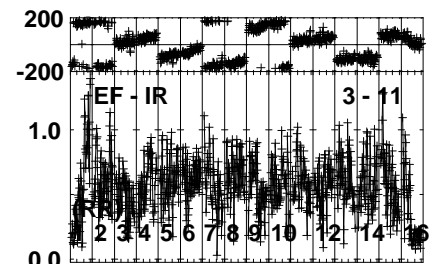
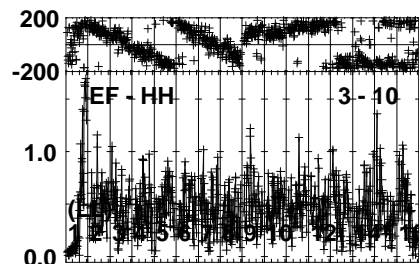
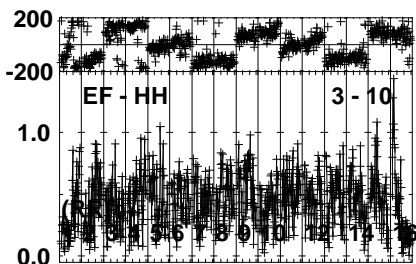
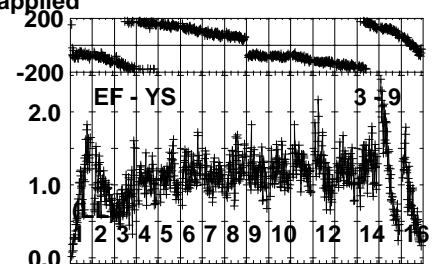
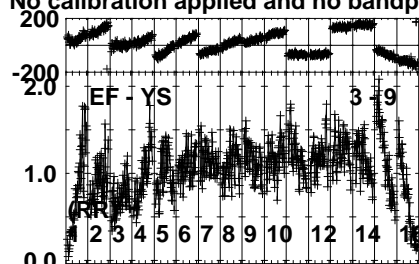
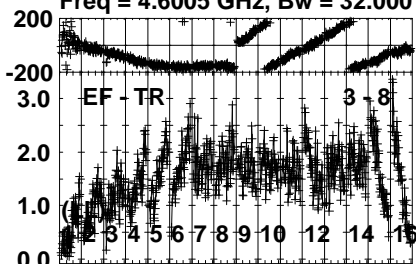
Lower frame: Milli Ampl Jy Top frame: Phas deg
Vector averaged cross-power spectrum Several baselines displayed
Timerange: 00/19:59:46 to 00/20:00:26

Plot file version 13 created 18-APR-2024 16:11:59

J1129+0951 RG014.UVDATA.1

Freq = 4.6005 GHz, Bw = 32.000 MH

No calibration applied and no bandpass applied



Lower frame: Milli Ampl Jy Top frame: Phas deg

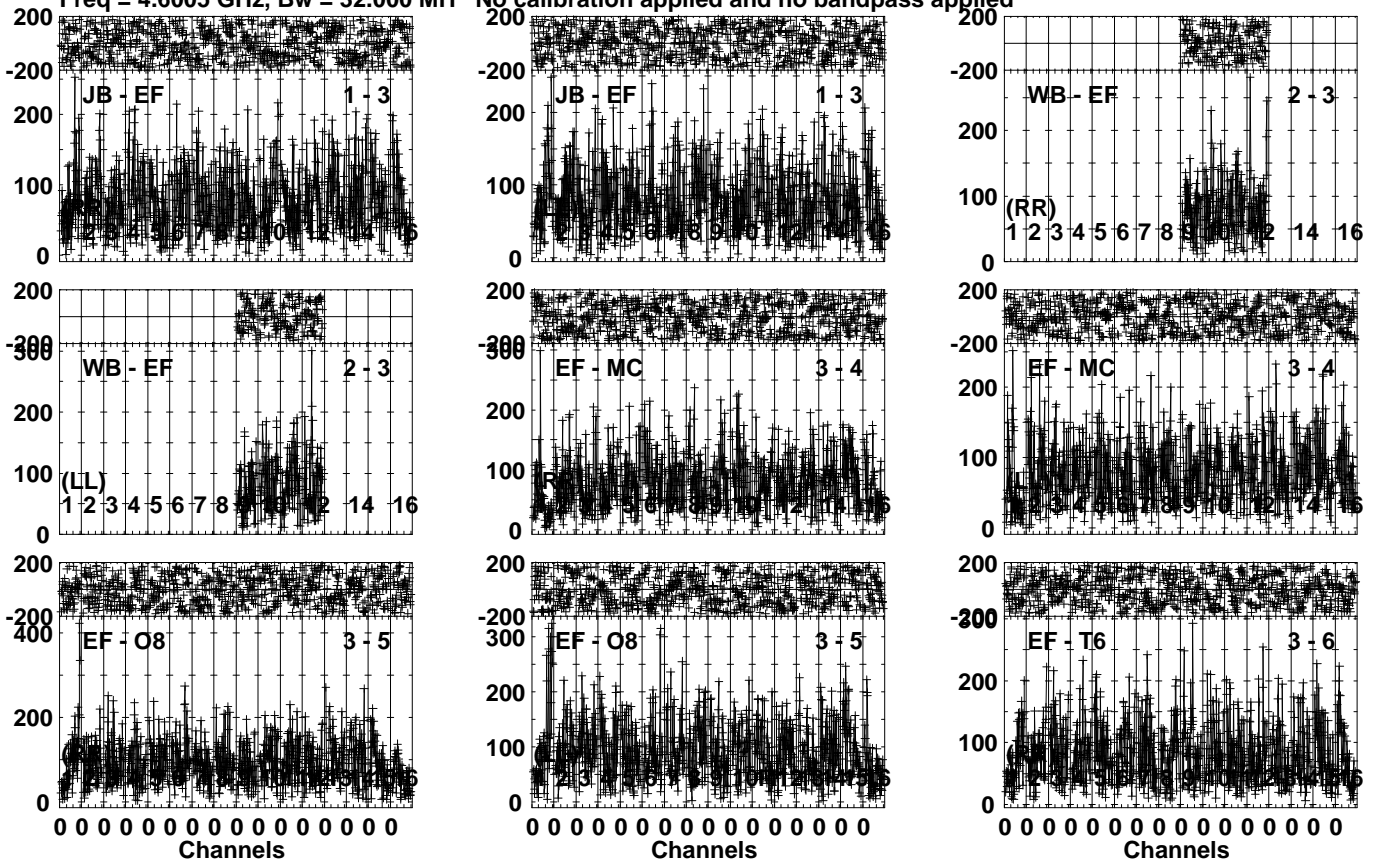
Vector averaged cross-power spectrum Several baselines displayed

Timerange: 00/19:59:46 to 00/20:00:26

Plot file version 14 created 18-APR-2024 16:11:59

SN2022XXF RG014.UVDATA.1

Freq = 4.6005 GHz, Bw = 32.000 MH No calibration applied and no bandpass applied

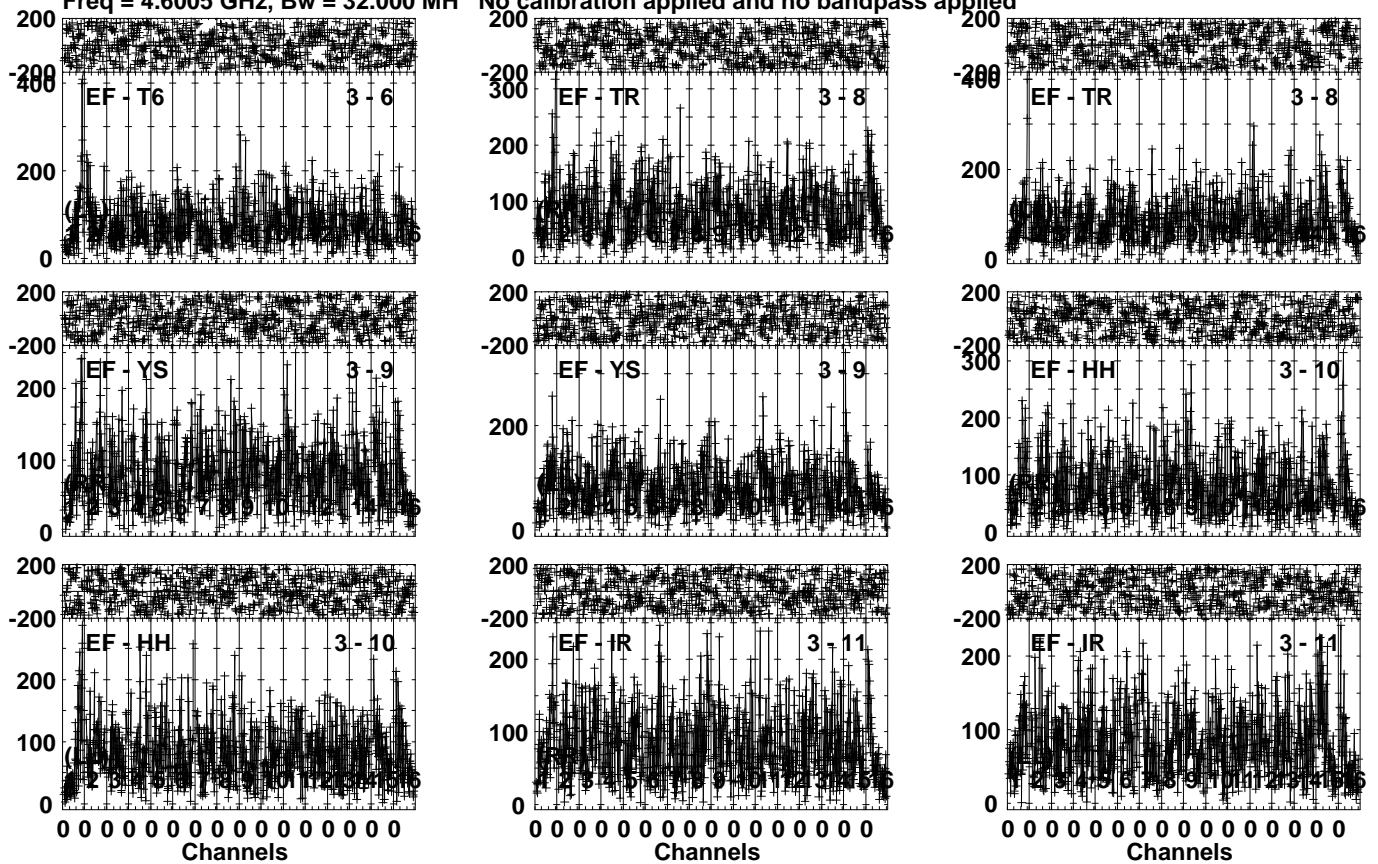


Lower frame: Micro Ampl Jy Top frame: Phas deg
Vector averaged cross-power spectrum Several baselines displayed
Timerange: 00/20:00:46 to 00/20:03:42

Plot file version 15 created 18-APR-2024 16:12:00

SN2022XXF RG014.UVDATA.1

Freq = 4.6005 GHz, Bw = 32.000 MH No calibration applied and no bandpass applied

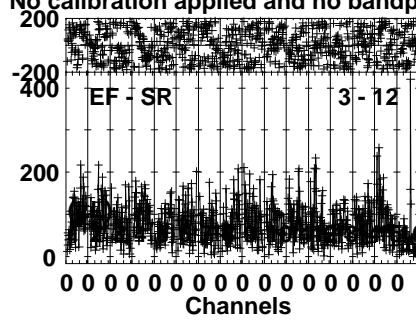
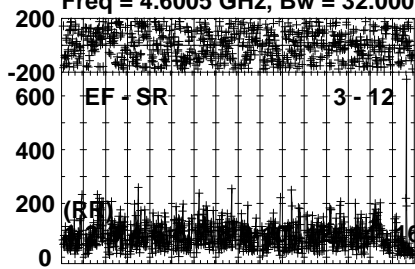


Lower frame: Micro Ampl Jy Top frame: Phas deg
Vector averaged cross-power spectrum Several baselines displayed
Timerange: 00/20:00:46 to 00/20:03:42

Plot file version 16 created 18-APR-2024 16:12:00

SN2022XXF RG014.UVDATA.1

Freq = 4.6005 GHz, Bw = 32.000 MH No calibration applied and no bandpass applied



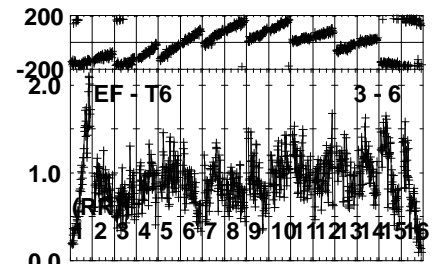
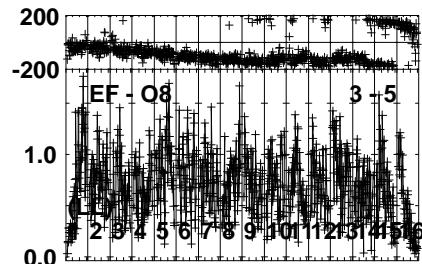
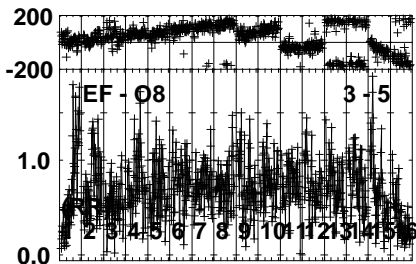
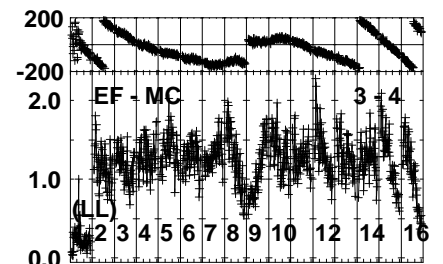
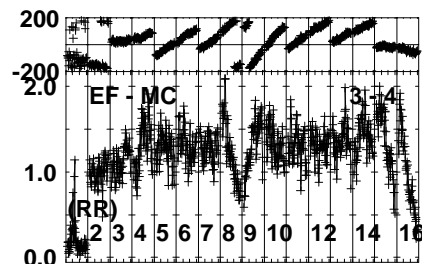
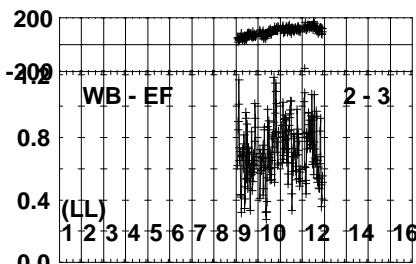
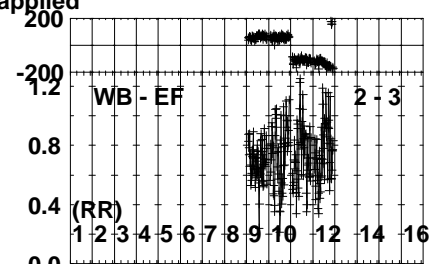
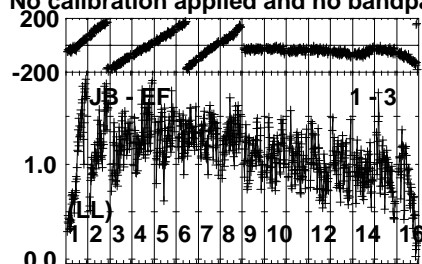
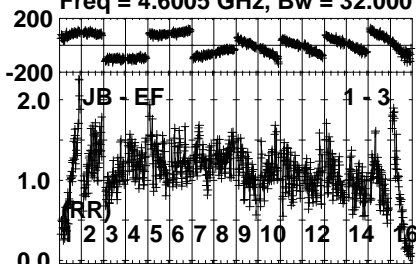
Lower frame: Micro Ampl Jy Top frame: Phas deg
Vector averaged cross-power spectrum Several baselines displayed
Timerange: 00/20:00:46 to 00/20:03:42

Plot file version 17 created 18-APR-2024 16:12:00

J1130+0846 RG014.UVDATA.1

Freq = 4.6005 GHz, Bw = 32.000 MH

No calibration applied and no bandpass applied



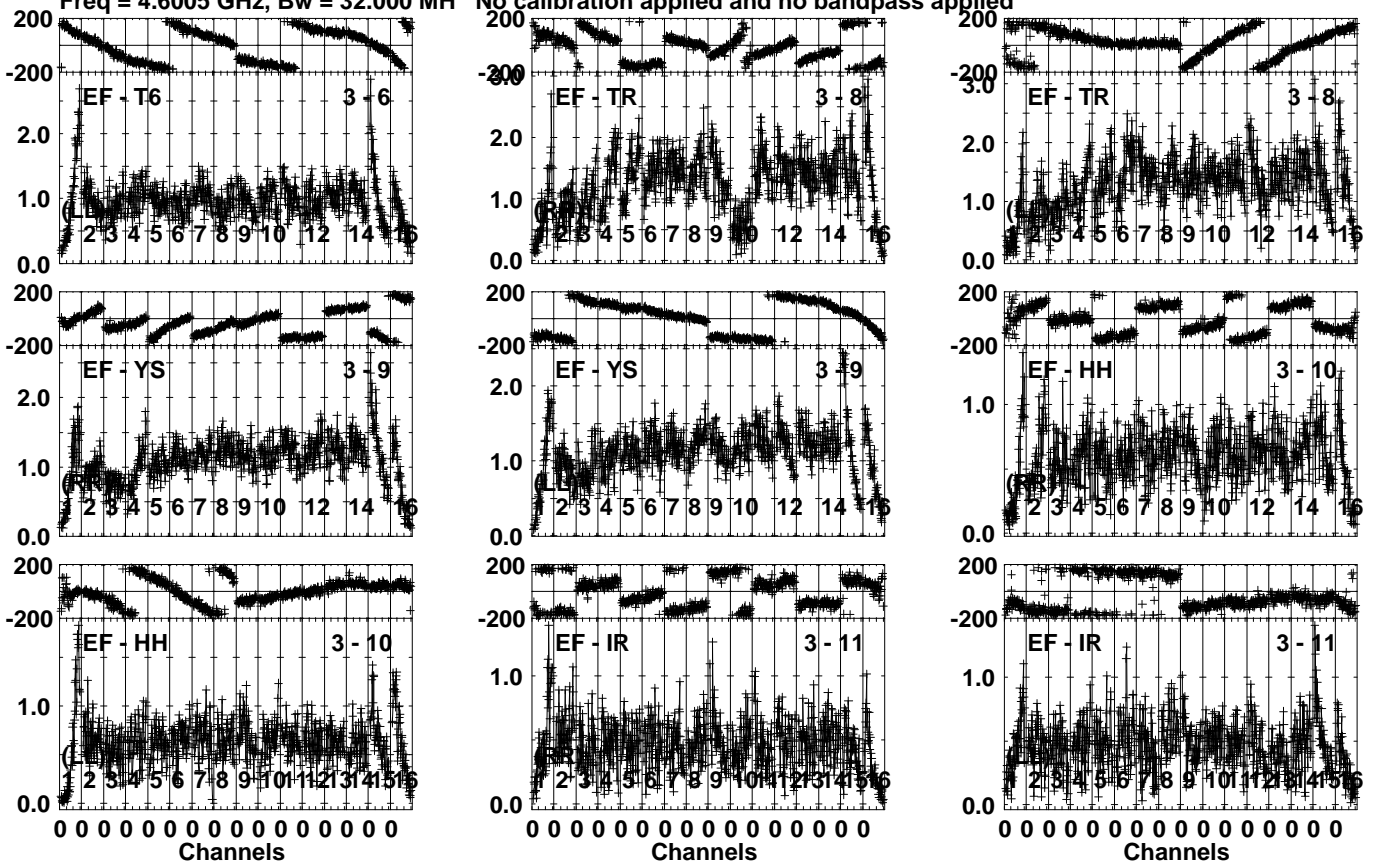
Lower frame: Milli Ampl Jy Top frame: Phas deg
Vector averaged cross-power spectrum Several baselines displayed
Timerange: 00/20:03:59 to 00/20:04:39

Plot file version 18 created 18-APR-2024 16:12:00

J1130+0846 RG014.UVDATA.1

Freq = 4.6005 GHz, Bw = 32.000 MH

No calibration applied and no bandpass applied



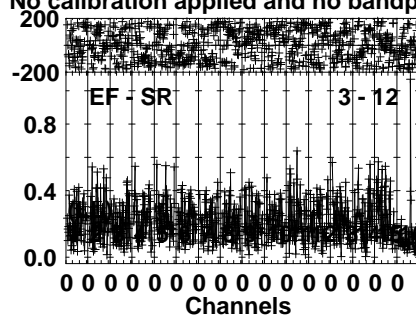
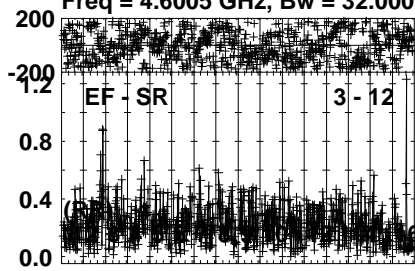
Lower frame: Milli Ampl Jy Top frame: Phas deg
Vector averaged cross-power spectrum Several baselines displayed
Timerange: 00/20:03:59 to 00/20:04:39

Plot file version 19 created 18-APR-2024 16:12:00

J1130+0846 RG014.UVDATA.1

Freq = 4.6005 GHz, Bw = 32.000 MH

No calibration applied and no bandpass applied



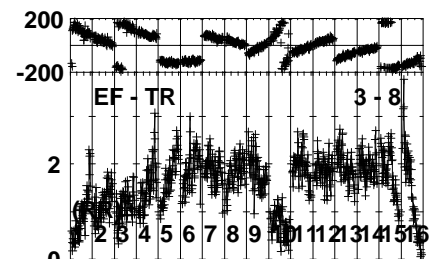
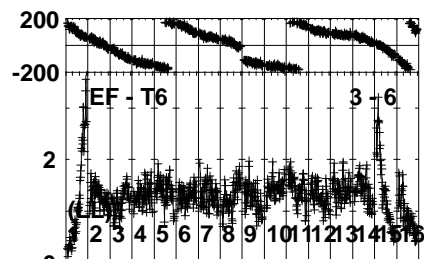
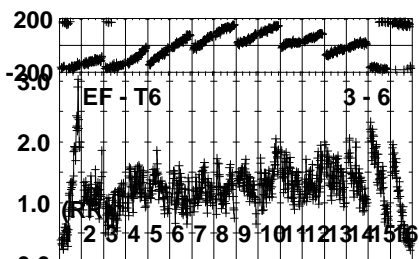
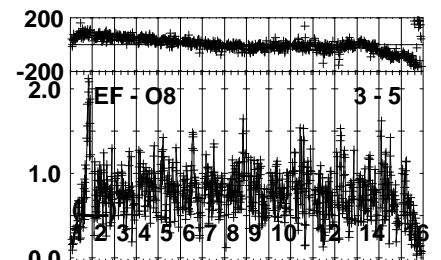
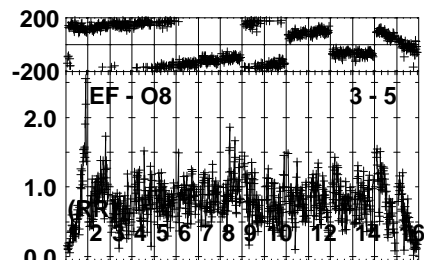
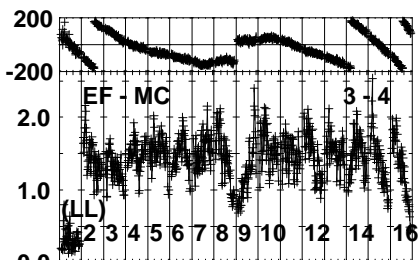
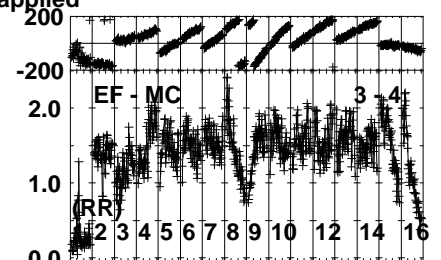
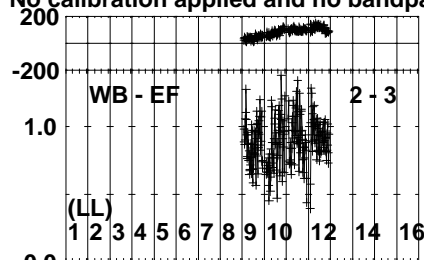
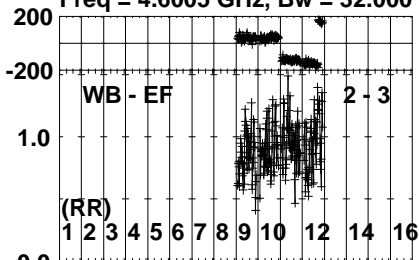
Lower frame: Milli Ampl Jy Top frame: Phas deg
Vector averaged cross-power spectrum Several baselines displayed
Timerange: 00/20:03:59 to 00/20:04:39

Plot file version 20 created 18-APR-2024 16:12:00

J1129+0951 RG014.UVDATA.1

Freq = 4.6005 GHz, Bw = 32.000 MH

No calibration applied and no bandpass applied

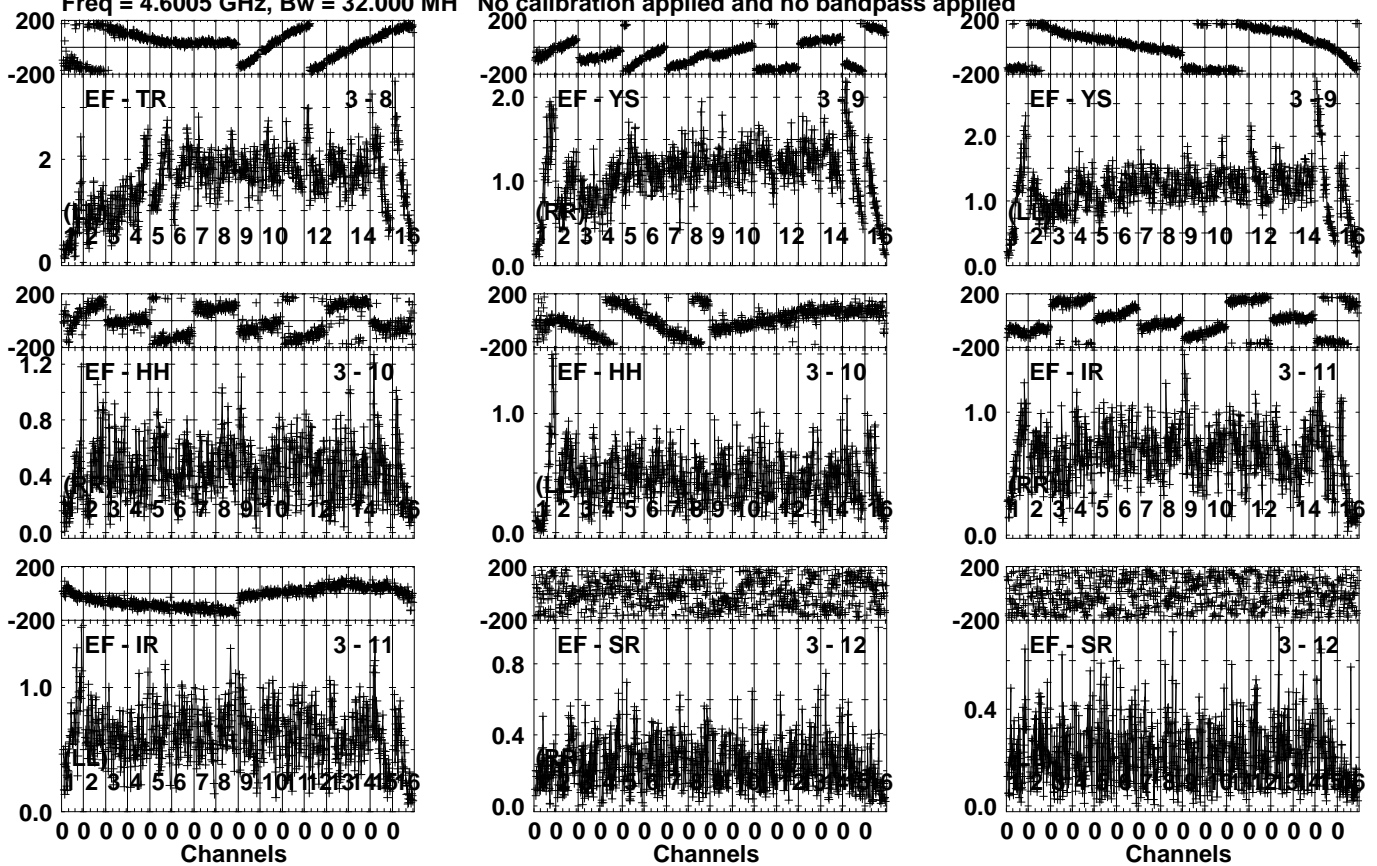


Lower frame: Milli Ampl Jy Top frame: Phas deg
Vector averaged cross-power spectrum Several baselines displayed
Timerange: 00/20:05:02 to 00/20:05:42

Plot file version 21 created 18-APR-2024 16:12:00

J1129+0951 RG014.UVDATA.1

Freq = 4.6005 GHz, Bw = 32.000 MH No calibration applied and no bandpass applied

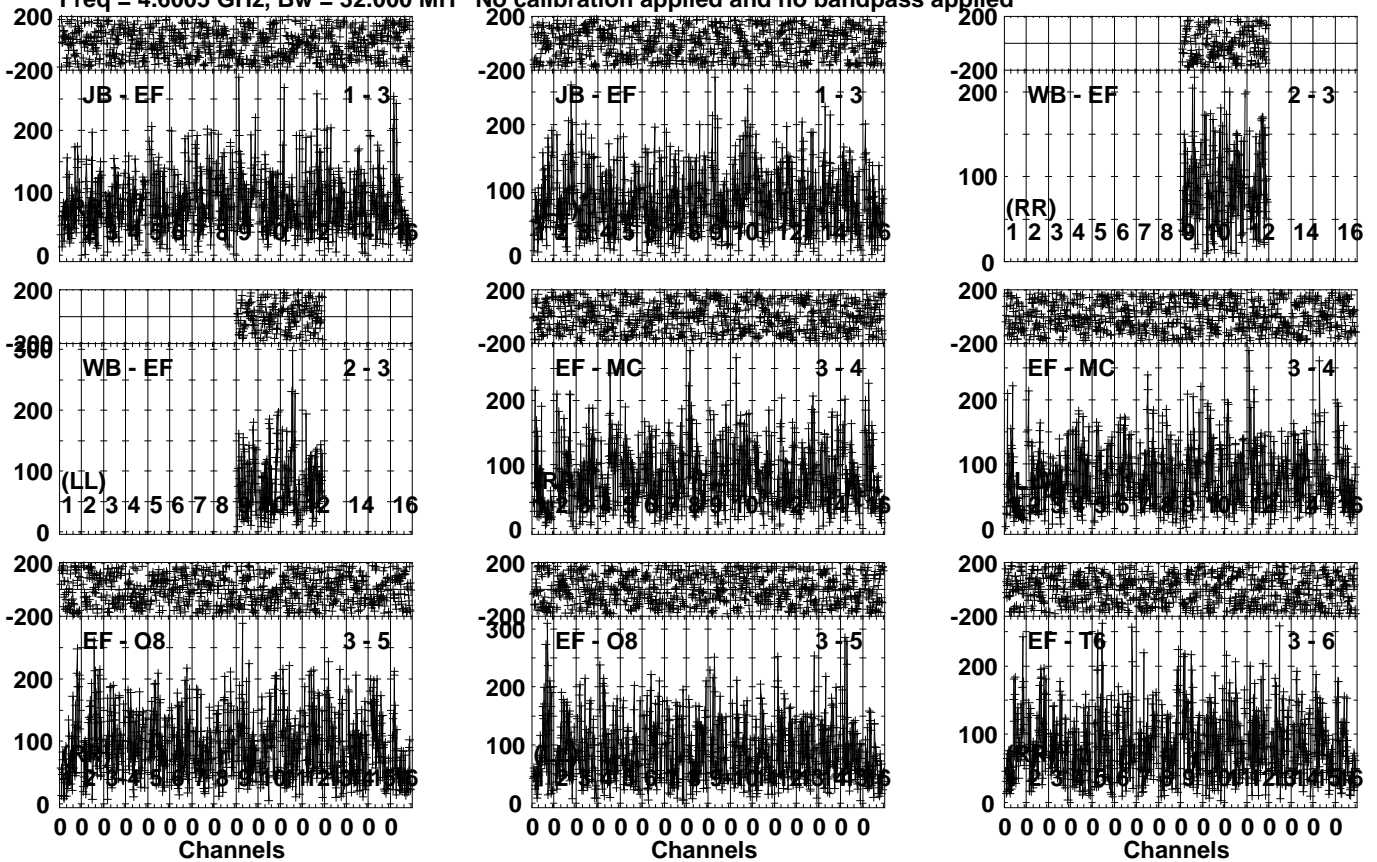


Lower frame: Milli Ampl Jy Top frame: Phas deg
Vector averaged cross-power spectrum Several baselines displayed
Timerange: 00/20:05:02 to 00/20:05:42

Plot file version 22 created 18-APR-2024 16:12:00

SN2022XXF RG014.UVDATA.1

Freq = 4.6005 GHz, Bw = 32.000 MH No calibration applied and no bandpass applied

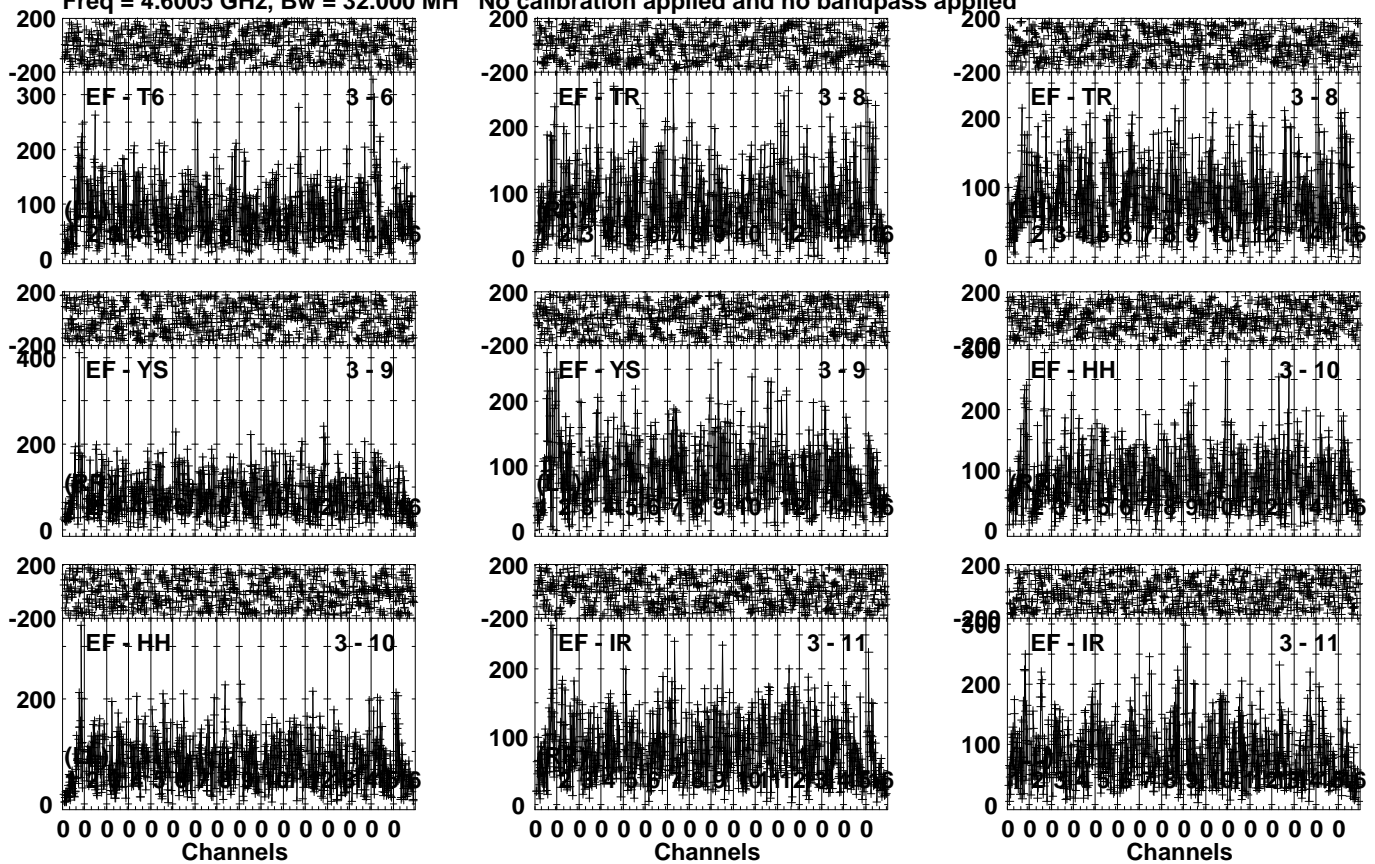


Lower frame: Micro Ampl Jy Top frame: Phas deg
Vector averaged cross-power spectrum Several baselines displayed
Timerange: 00/20:06:02 to 00/20:08:58

Plot file version 23 created 18-APR-2024 16:12:00

SN2022XXF RG014.UVDATA.1

Freq = 4.6005 GHz, Bw = 32.000 MH No calibration applied and no bandpass applied

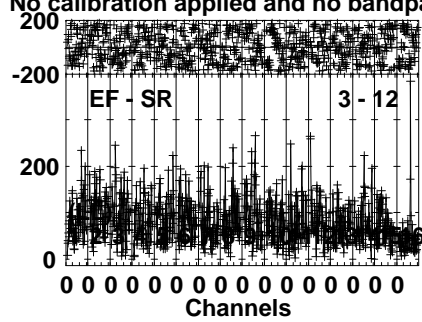
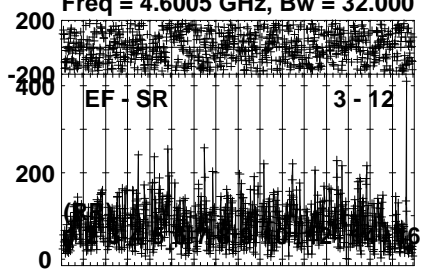


Lower frame: Micro Ampl Jy Top frame: Phas deg
Vector averaged cross-power spectrum Several baselines displayed
Timerange: 00/20:06:02 to 00/20:08:58

Plot file version 24 created 18-APR-2024 16:12:00

SN2022XXF RG014.UVDATA.1

Freq = 4.6005 GHz, Bw = 32.000 MH No calibration applied and no bandpass applied

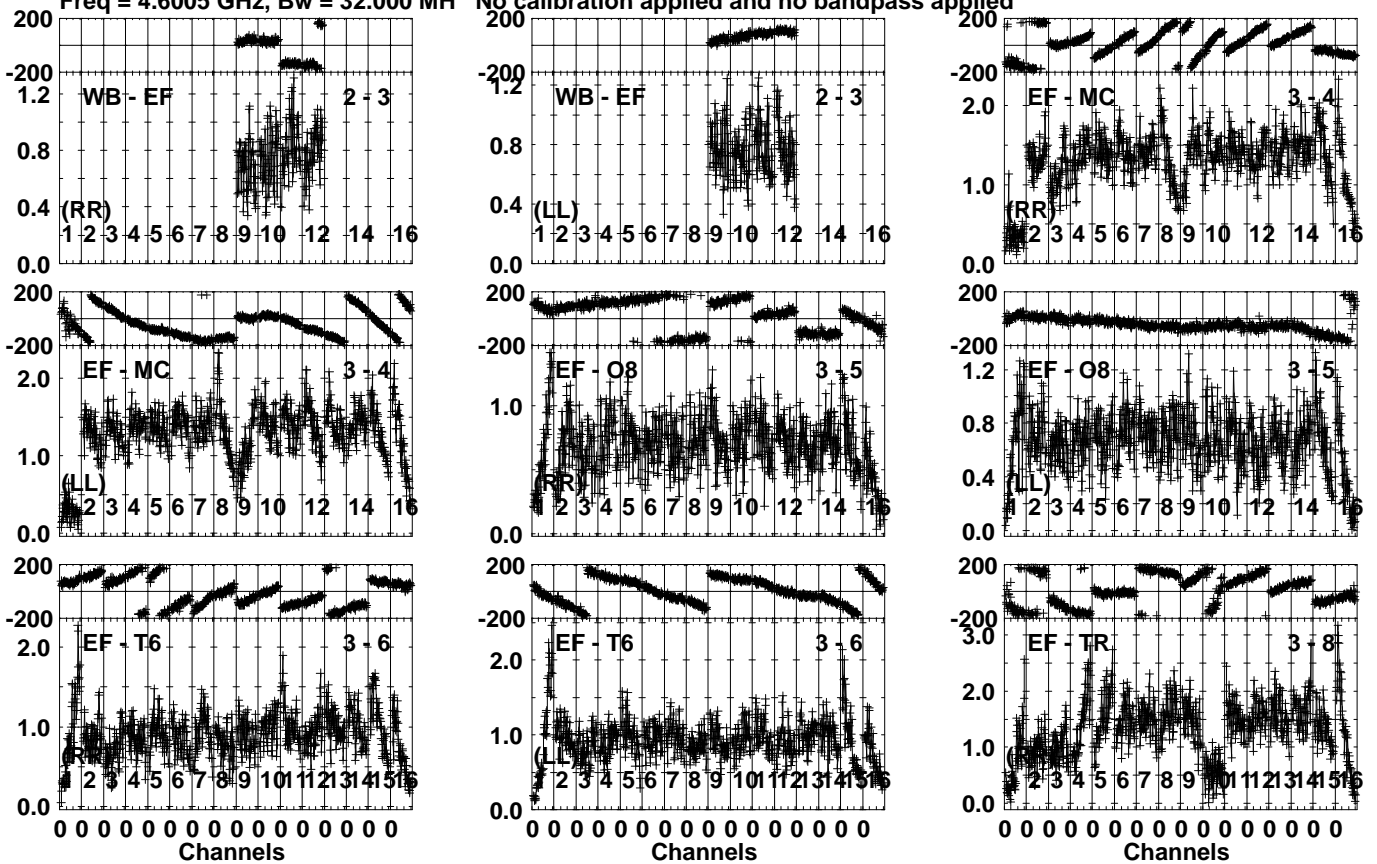


Lower frame: Micro Ampl Jy Top frame: Phas deg
Vector averaged cross-power spectrum Several baselines displayed
Timerange: 00/20:06:02 to 00/20:08:58

Plot file version 25 created 18-APR-2024 16:12:00

J1130+0846 RG014.UVDATA.1

Freq = 4.6005 GHz, Bw = 32.000 MH No calibration applied and no bandpass applied



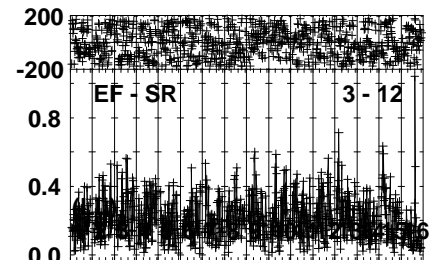
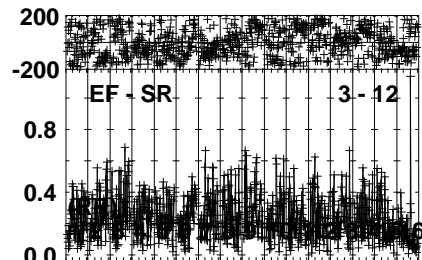
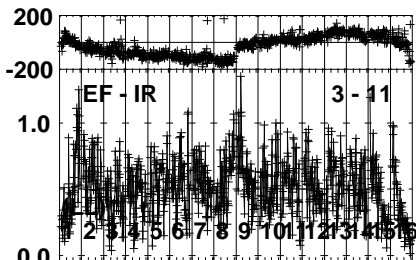
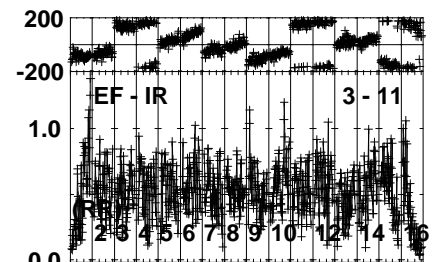
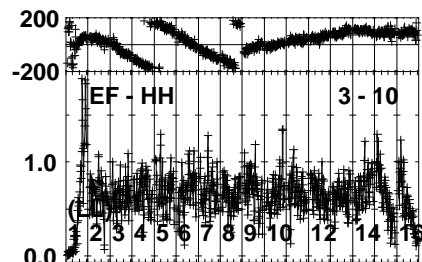
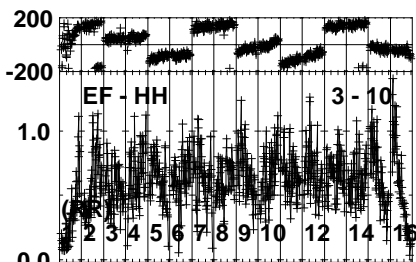
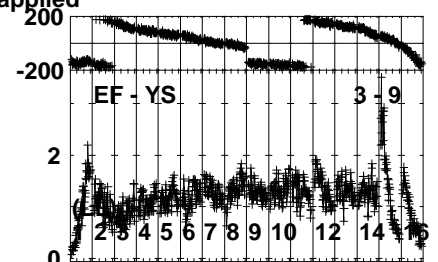
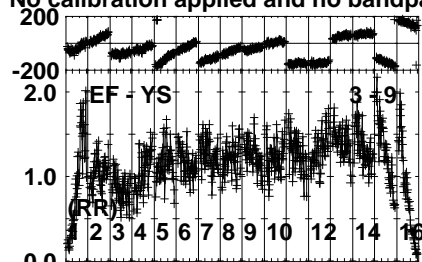
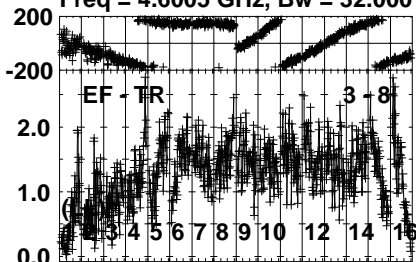
Lower frame: Milli Ampl Jy Top frame: Phas deg
Vector averaged cross-power spectrum Several baselines displayed
Timerange: 00/20:09:15 to 00/20:09:55

Plot file version 26 created 18-APR-2024 16:12:00

J1130+0846 RG014.UVDATA.1

Freq = 4.6005 GHz, Bw = 32.000 MH

No calibration applied and no bandpass applied

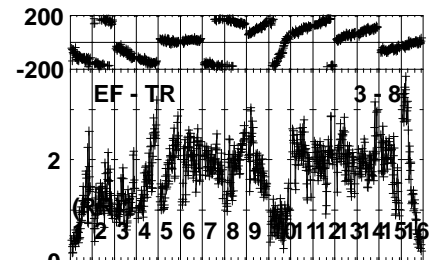
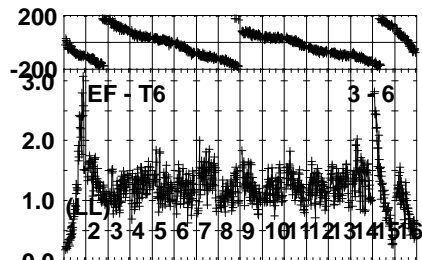
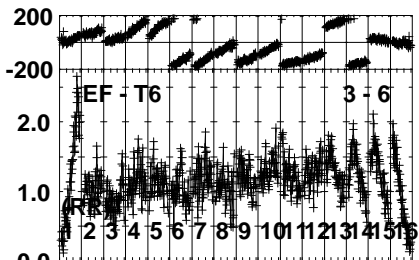
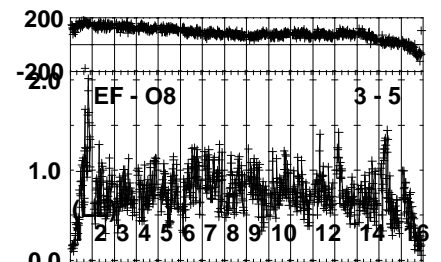
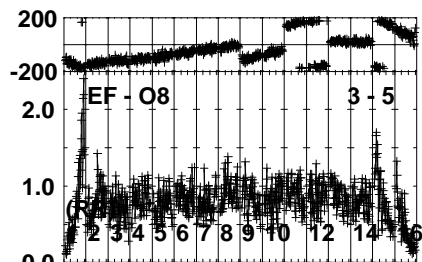
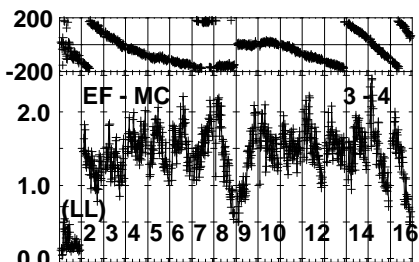
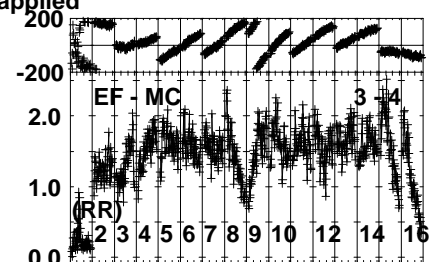
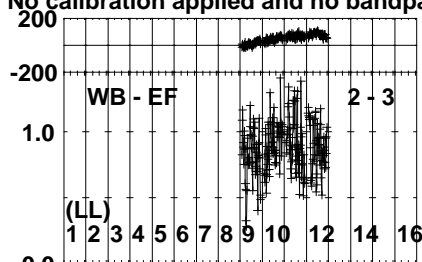
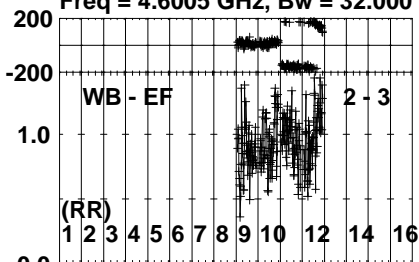


Lower frame: Milli Ampl Jy Top frame: Phas deg
Vector averaged cross-power spectrum Several baselines displayed
Timerange: 00/20:09:15 to 00/20:09:55

Plot file version 27 created 18-APR-2024 16:12:01

J1129+0951 RG014.UVDATA.1

Freq = 4.6005 GHz, Bw = 32.000 MH No calibration applied and no bandpass applied



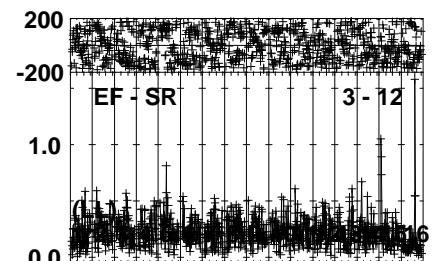
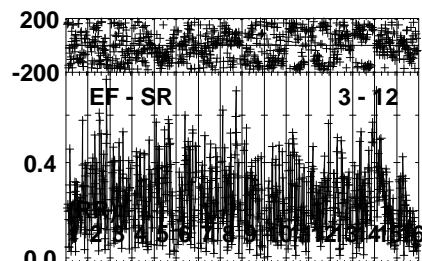
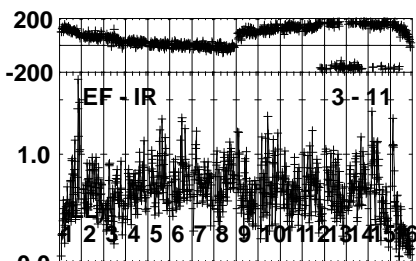
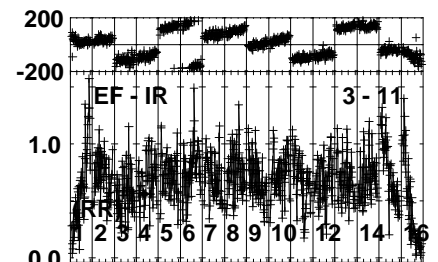
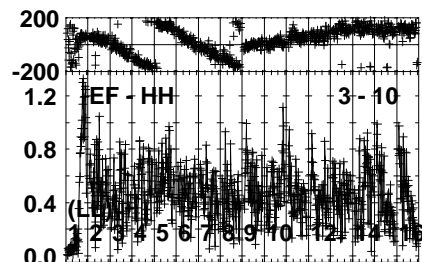
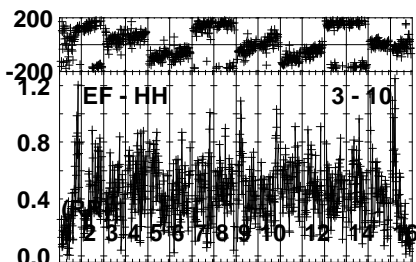
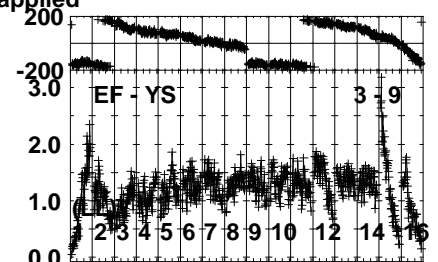
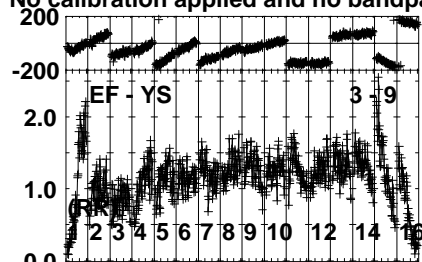
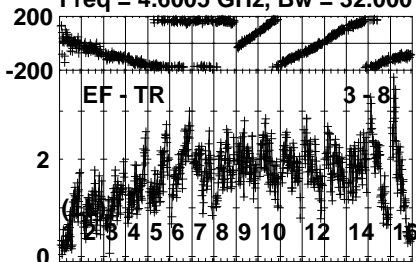
Lower frame: Milli Ampl Jy Top frame: Phas deg
Vector averaged cross-power spectrum Several baselines displayed
Timerange: 00/20:10:18 to 00/20:10:58

Plot file version 28 created 18-APR-2024 16:12:01

J1129+0951 RG014.UVDATA.1

Freq = 4.6005 GHz, Bw = 32.000 MH

No calibration applied and no bandpass applied



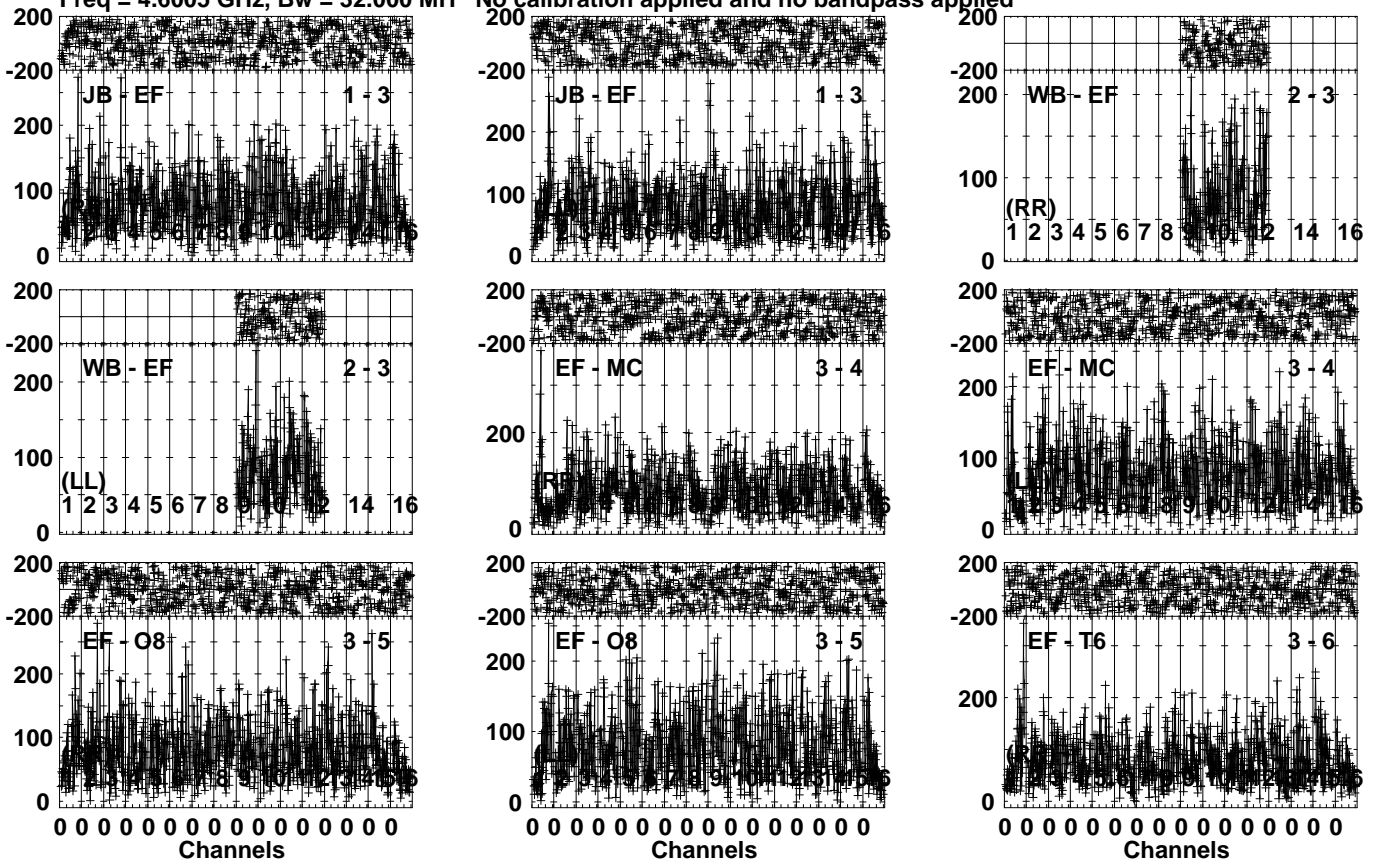
Lower frame: Milli Ampl Jy Top frame: Phas deg
Vector averaged cross-power spectrum Several baselines displayed
Timerange: 00/20:10:18 to 00/20:10:58

Plot file version 29 created 18-APR-2024 16:12:01

SN2022XXF RG014.UVDATA.1

Freq = 4.6005 GHz, Bw = 32.000 MH

No calibration applied and no bandpass applied

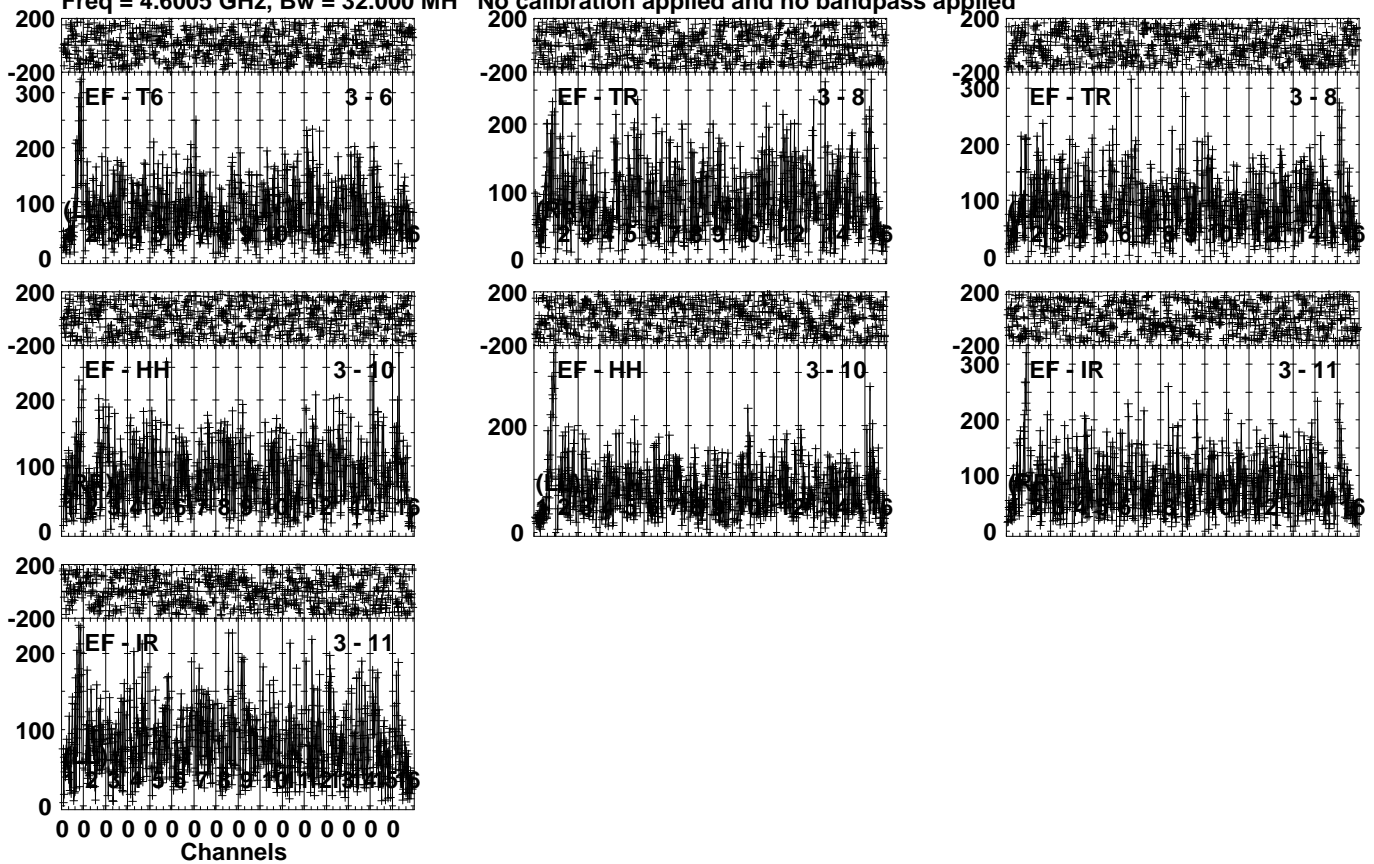


Lower frame: Micro Ampl Jy Top frame: Phas deg
 Vector averaged cross-power spectrum Several baselines displayed
 Timerange: 00/20:11:18 to 00/20:14:14

Plot file version 30 created 18-APR-2024 16:12:01

SN2022XXF RG014.UVDATA.1

Freq = 4.6005 GHz, Bw = 32.000 MH No calibration applied and no bandpass applied



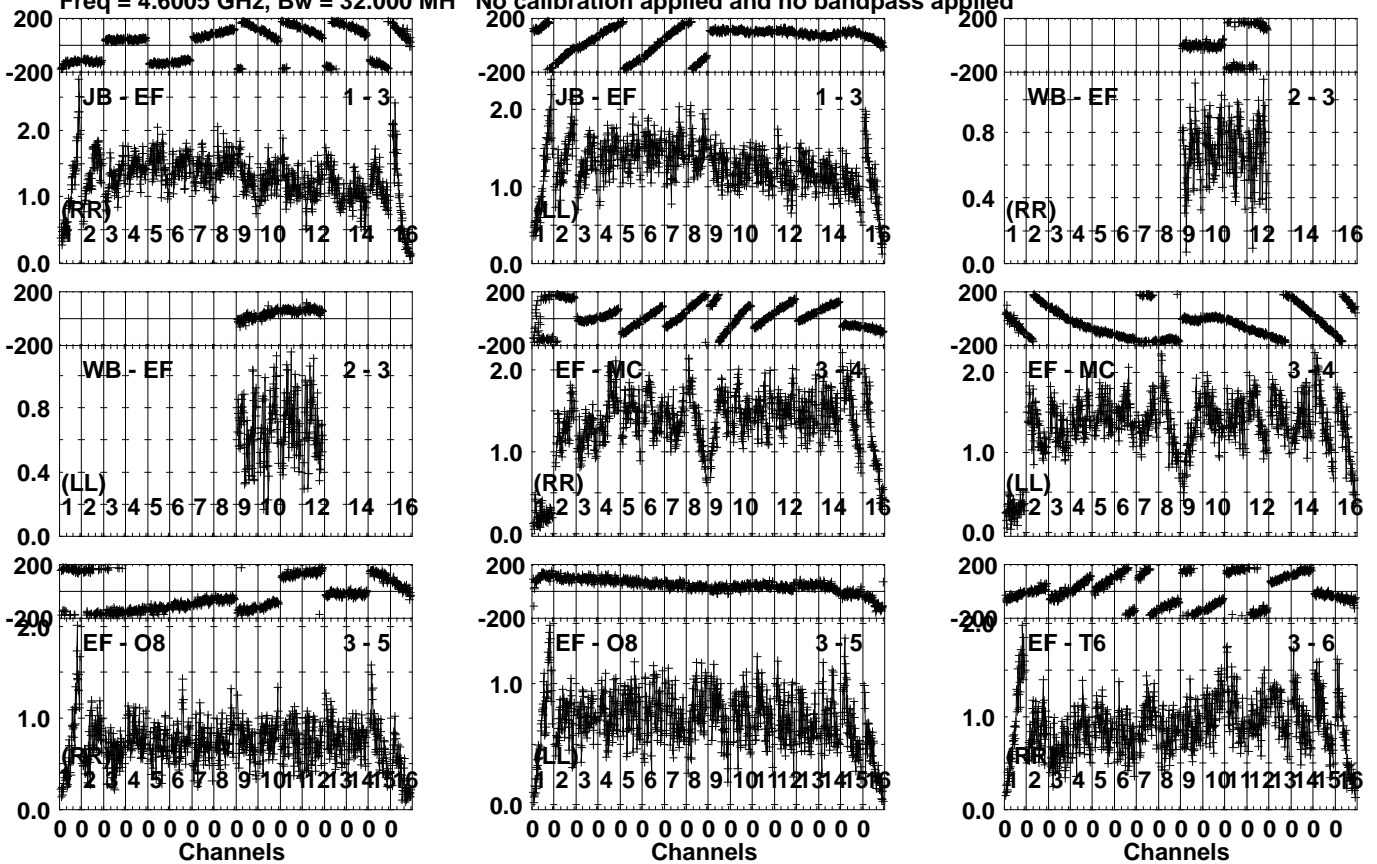
Lower frame: Micro Ampl Jy Top frame: Phas deg
Vector averaged cross-power spectrum Several baselines displayed
Timerange: 00/20:11:18 to 00/20:14:14

Plot file version 31 created 18-APR-2024 16:12:01

J1130+0846 RG014.UVDATA.1

Freq = 4.6005 GHz, Bw = 32.000 MH

No calibration applied and no bandpass applied

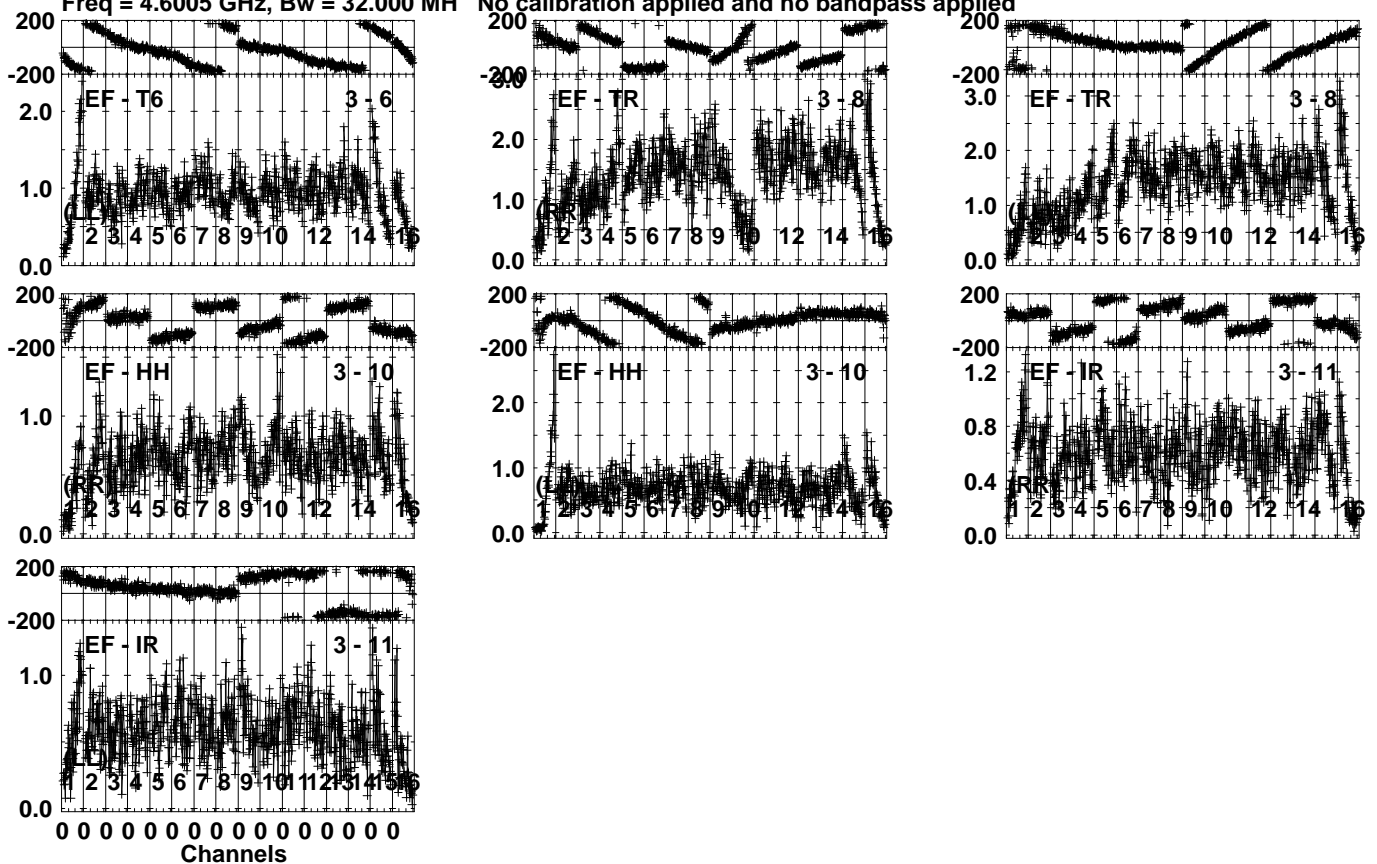


Lower frame: Milli Ampl Jy Top frame: Phas deg
Vector averaged cross-power spectrum Several baselines displayed
Timerange: 00/20:14:31 to 00/20:15:11

Plot file version 32 created 18-APR-2024 16:12:01

J1130+0846 RG014.UVDATA.1

Freq = 4.6005 GHz, Bw = 32.000 MH No calibration applied and no bandpass applied

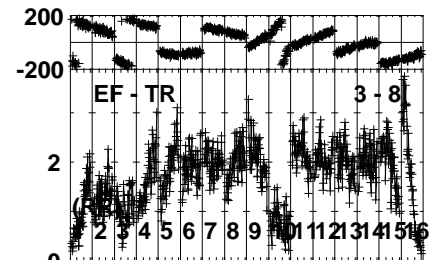
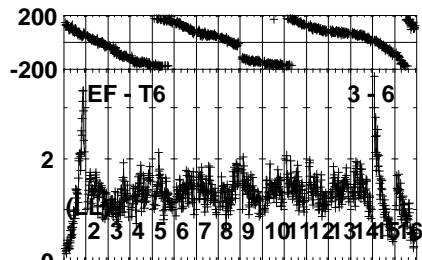
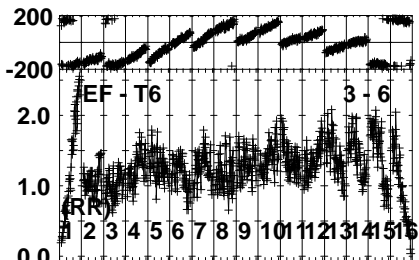
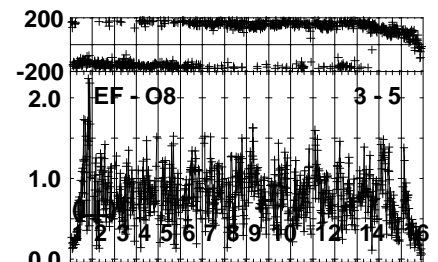
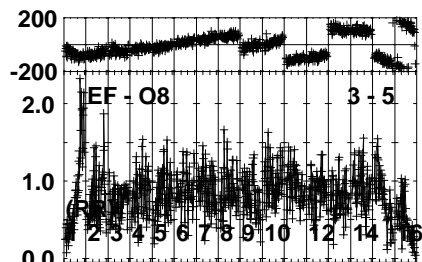
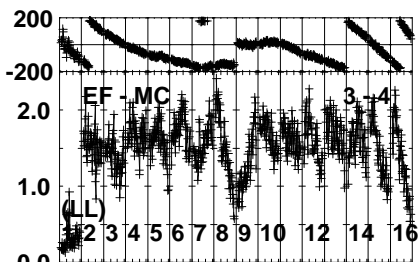
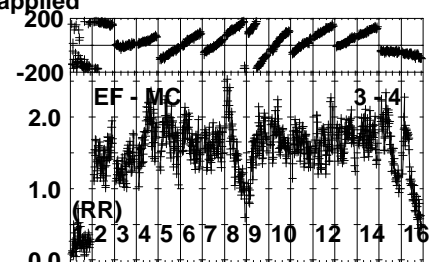
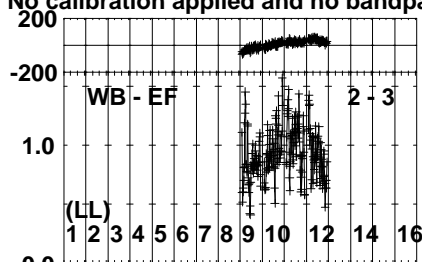
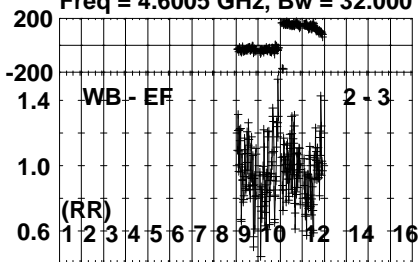


Lower frame: Milli Ampl Jy Top frame: Phas deg
Vector averaged cross-power spectrum Several baselines displayed
Timerange: 00/20:14:31 to 00/20:15:11

Plot file version 33 created 18-APR-2024 16:12:01

J1129+0951 RG014.UVDATA.1

Freq = 4.6005 GHz, Bw = 32.000 MH No calibration applied and no bandpass applied

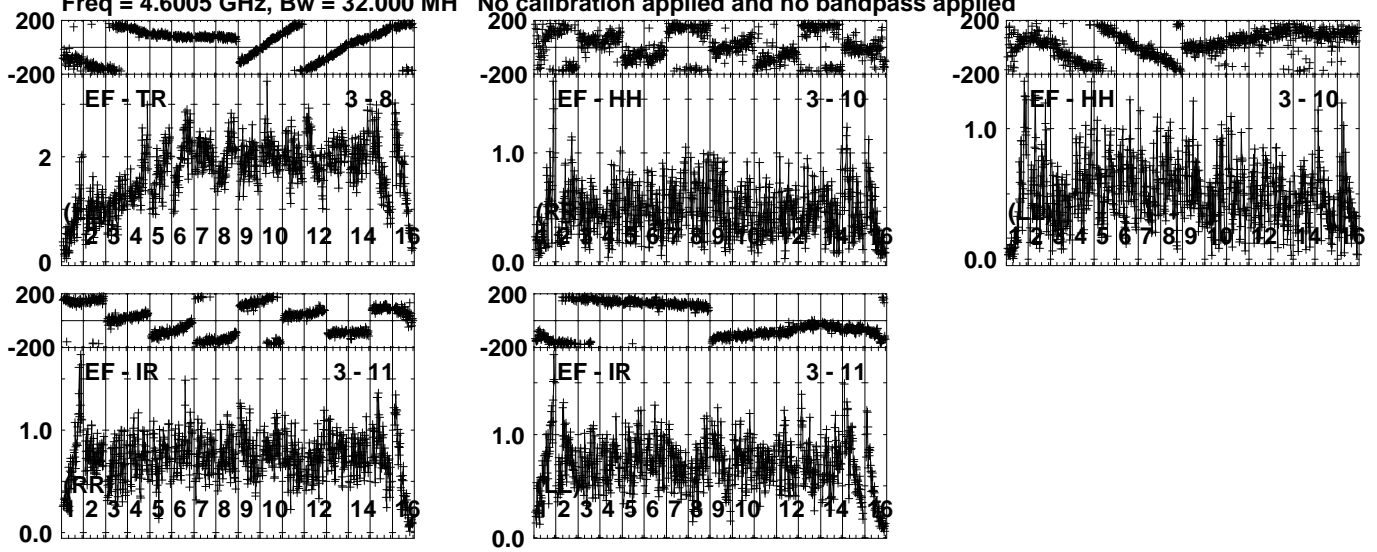


Lower frame: Milli Ampl Jy Top frame: Phas deg
Vector averaged cross-power spectrum Several baselines displayed
Timerange: 00/20:15:34 to 00/20:16:14

Plot file version 34 created 18-APR-2024 16:12:01

J1129+0951 RG014.UVDATA.1

Freq = 4.6005 GHz, Bw = 32.000 MH No calibration applied and no bandpass applied



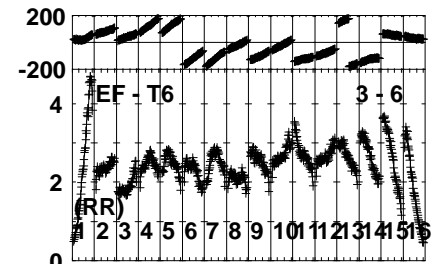
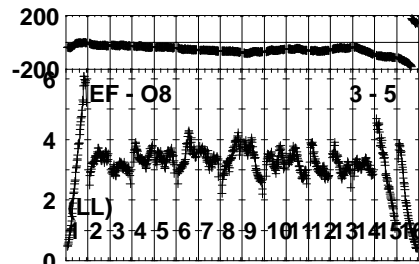
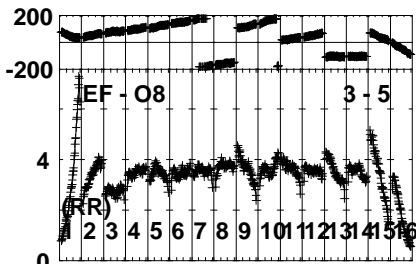
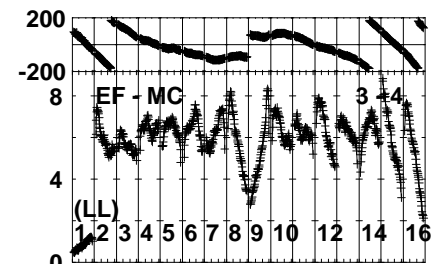
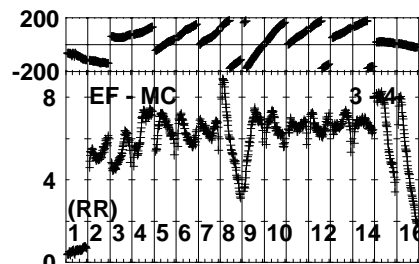
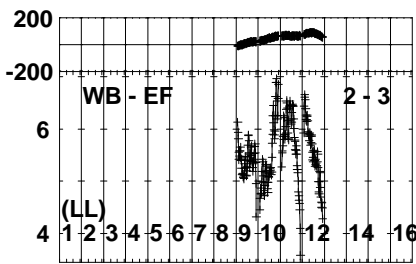
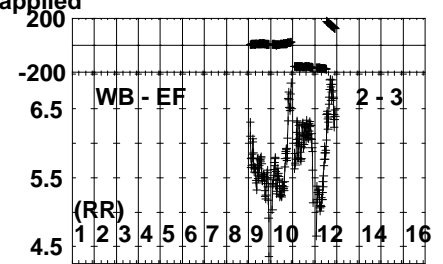
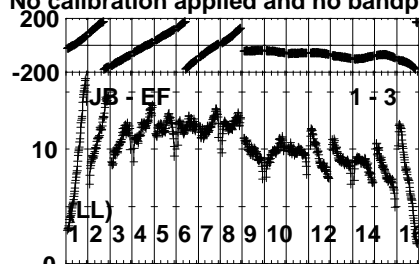
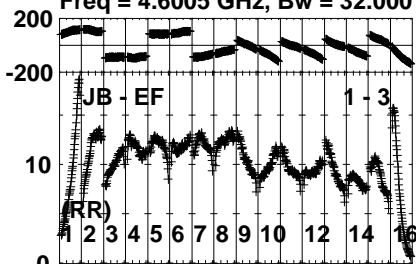
Lower frame: Milli Ampl Jy Top frame: Phas deg
Vector averaged cross-power spectrum Several baselines displayed
Timerange: 00/20:15:34 to 00/20:16:14

Plot file version 35 created 18-APR-2024 16:12:01

J1118+1234 RG014.UVDATA.1

Freq = 4.6005 GHz, Bw = 32.000 MH

No calibration applied and no bandpass applied



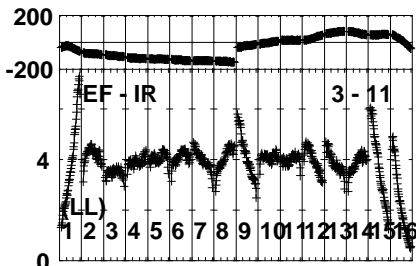
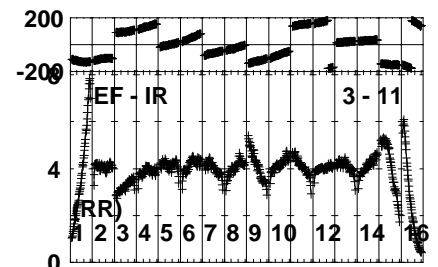
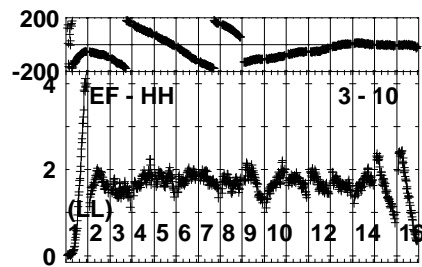
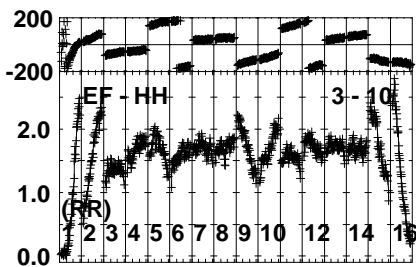
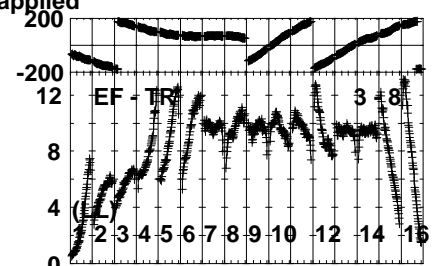
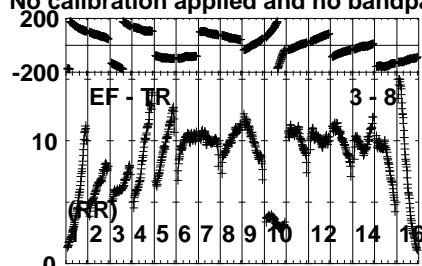
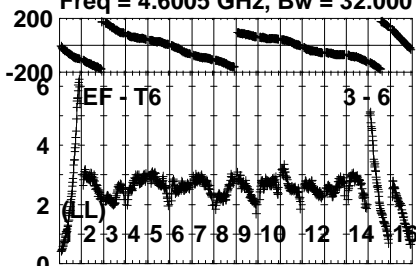
Lower frame: Milli Ampl Jy Top frame: Phas deg
Vector averaged cross-power spectrum Several baselines displayed
Timerange: 00/20:16:34 to 00/20:19:30

Plot file version 36 created 18-APR-2024 16:12:01

J1118+1234 RG014.UVDATA.1

Freq = 4.6005 GHz, Bw = 32.000 MH

No calibration applied and no bandpass applied



0 0 0 0 0 0 0 0 0 0 0 0 0 0 0 0

Channels

Lower frame: Milli Ampl Jy Top frame: Phas deg

Vector averaged cross-power spectrum Several baselines displayed

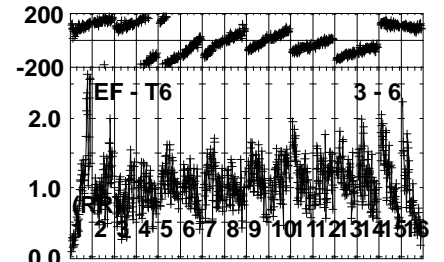
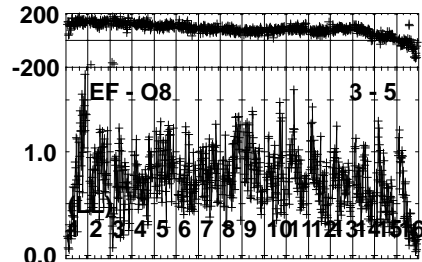
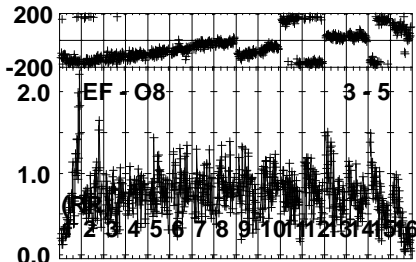
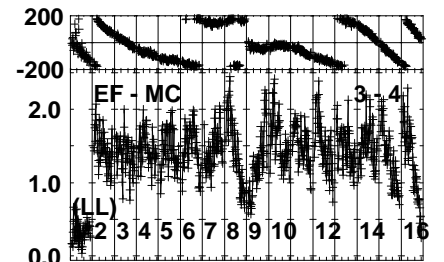
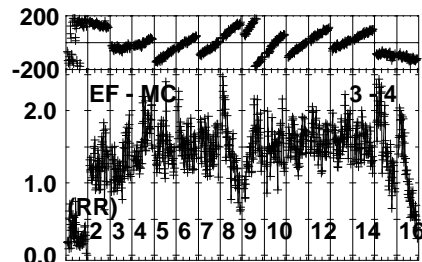
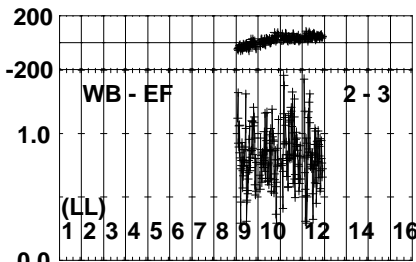
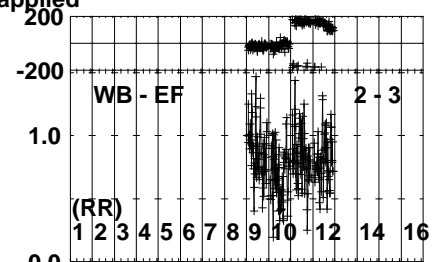
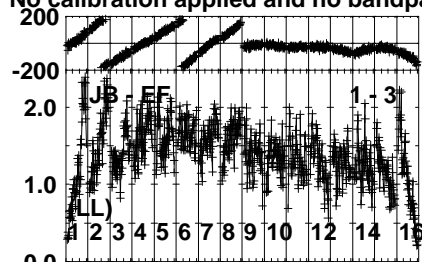
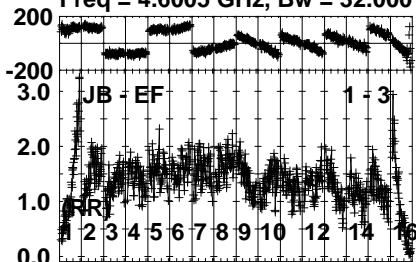
Timerange: 00/20:16:34 to 00/20:19:30

Plot file version 37 created 18-APR-2024 16:12:01

J1130+0846 RG014.UVDATA.1

Freq = 4.6005 GHz, Bw = 32.000 MH

No calibration applied and no bandpass applied

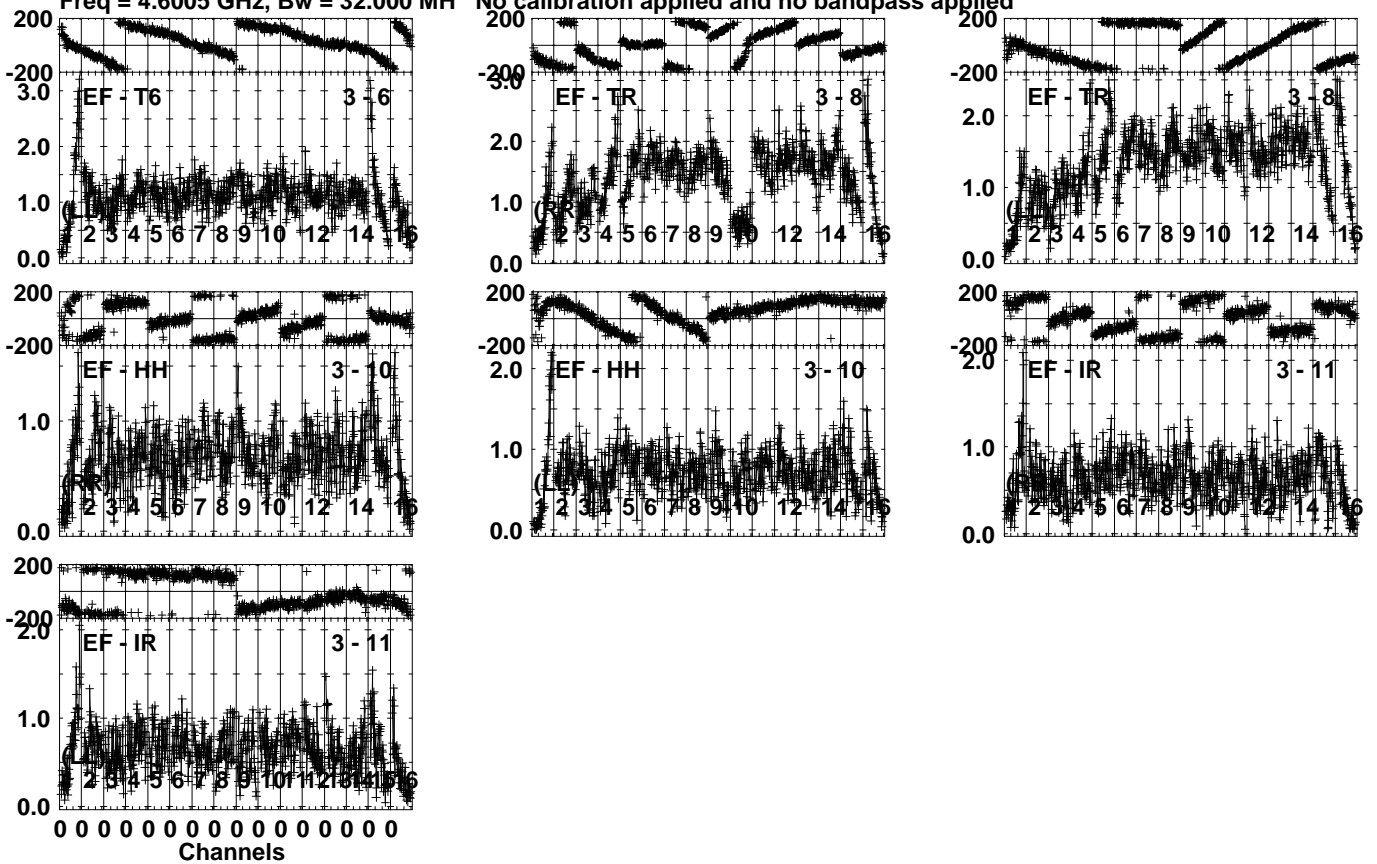


Lower frame: Milli Ampl Jy Top frame: Phas deg
Vector averaged cross-power spectrum Several baselines displayed
Timerange: 00/20:20:14 to 00/20:20:54

Plot file version 38 created 18-APR-2024 16:12:02

J1130+0846 RG014.UVDATA.1

Freq = 4.6005 GHz, Bw = 32.000 MH No calibration applied and no bandpass applied



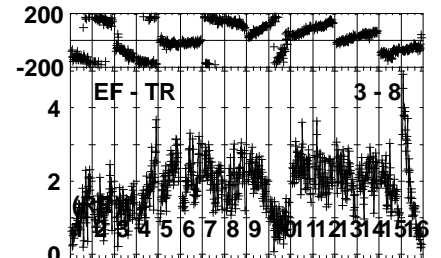
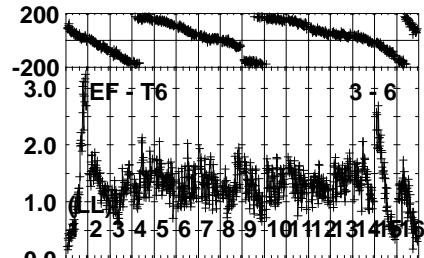
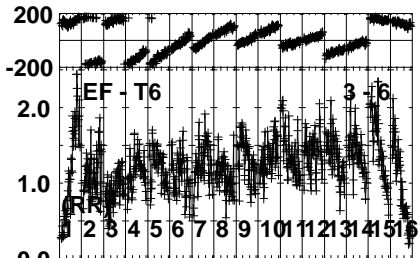
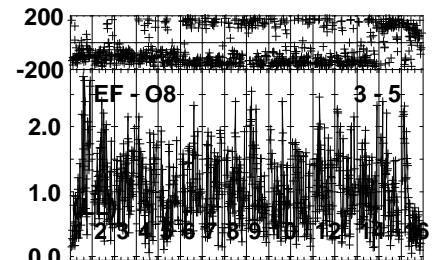
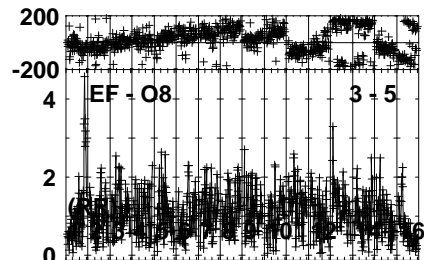
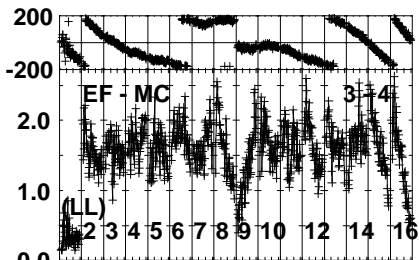
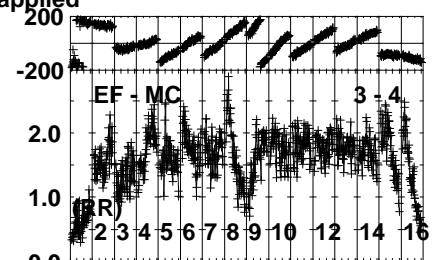
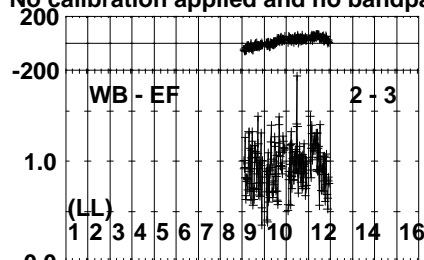
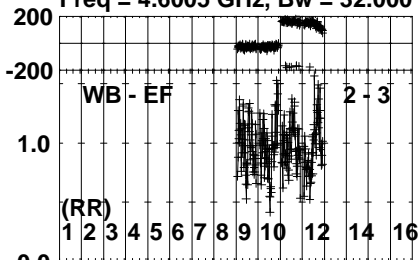
Lower frame: Milli Ampl Jy Top frame: Phas deg
Vector averaged cross-power spectrum Several baselines displayed
Timerange: 00/20:20:14 to 00/20:20:54

Plot file version 39 created 18-APR-2024 16:12:02

J1129+0951 RG014.UVDATA.1

Freq = 4.6005 GHz, Bw = 32.000 MH

No calibration applied and no bandpass applied



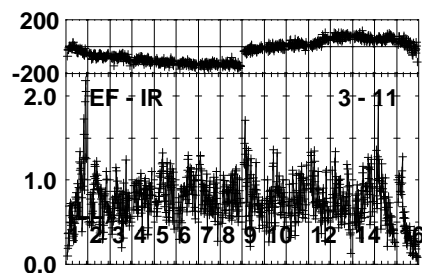
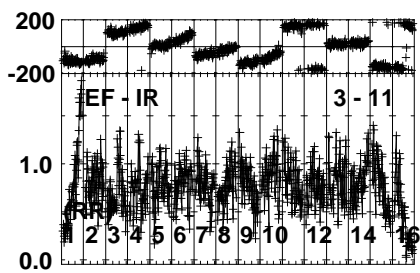
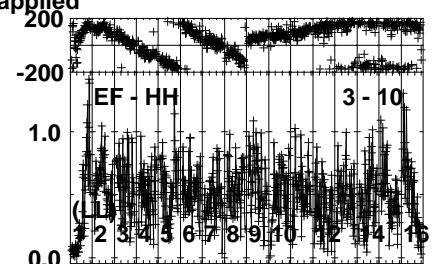
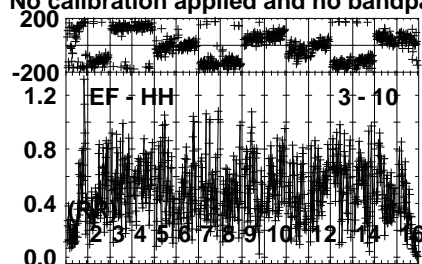
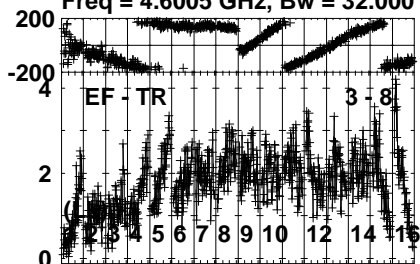
Lower frame: Milli Ampl Jy Top frame: Phas deg
Vector averaged cross-power spectrum Several baselines displayed
Timerange: 00/20:21:14 to 00/20:21:54

Plot file version 40 created 18-APR-2024 16:12:02

J1129+0951 RG014.UVDATA.1

Freq = 4.6005 GHz, Bw = 32.000 MH

No calibration applied and no bandpass applied

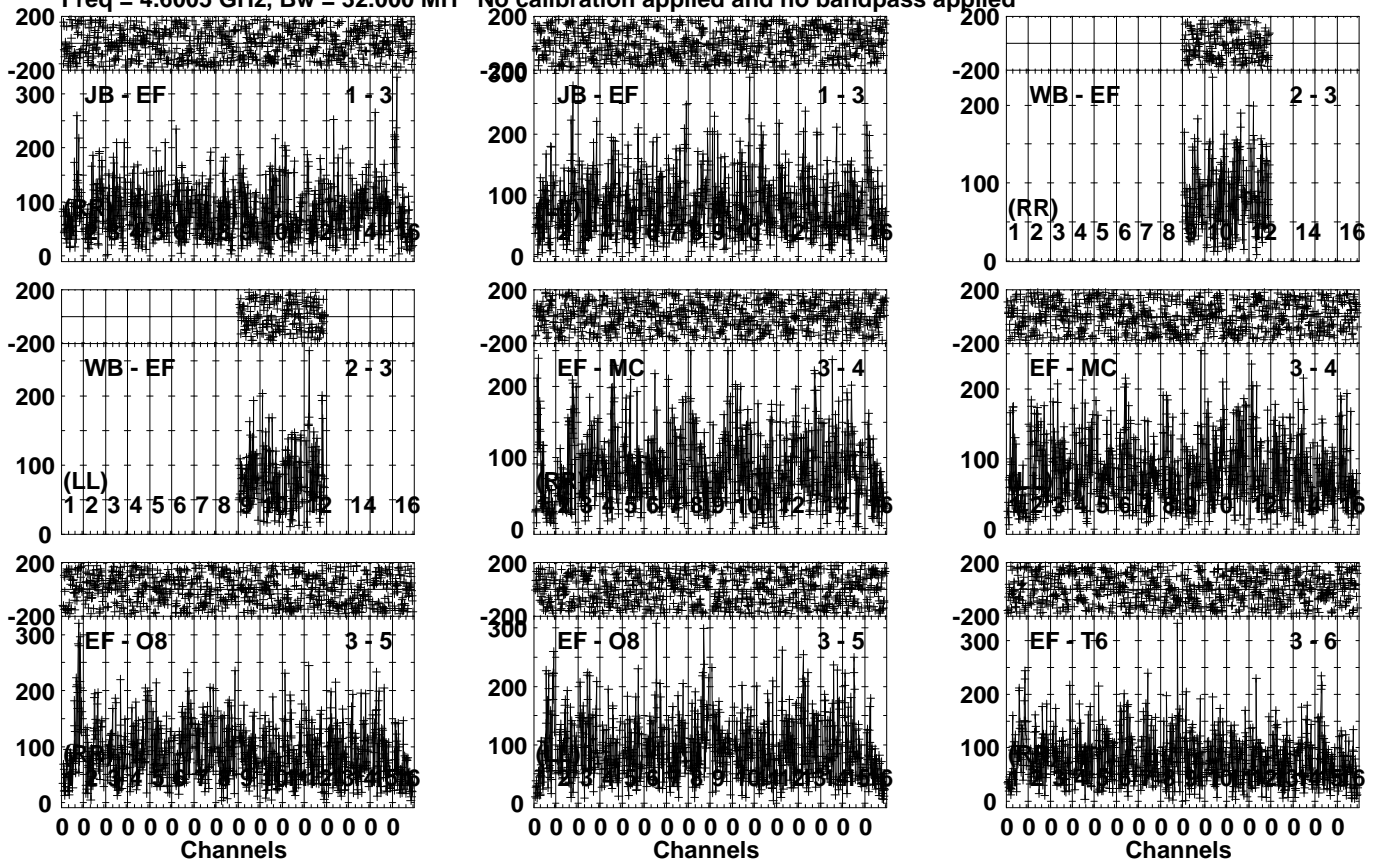


Lower frame: Milli Ampl Jy Top frame: Phas deg
Vector averaged cross-power spectrum Several baselines displayed
Timerange: 00/20:21:14 to 00/20:21:54

Plot file version 41 created 18-APR-2024 16:12:02

SN2022XXF RG014.UVDATA.1

Freq = 4.6005 GHz, Bw = 32.000 MH No calibration applied and no bandpass applied

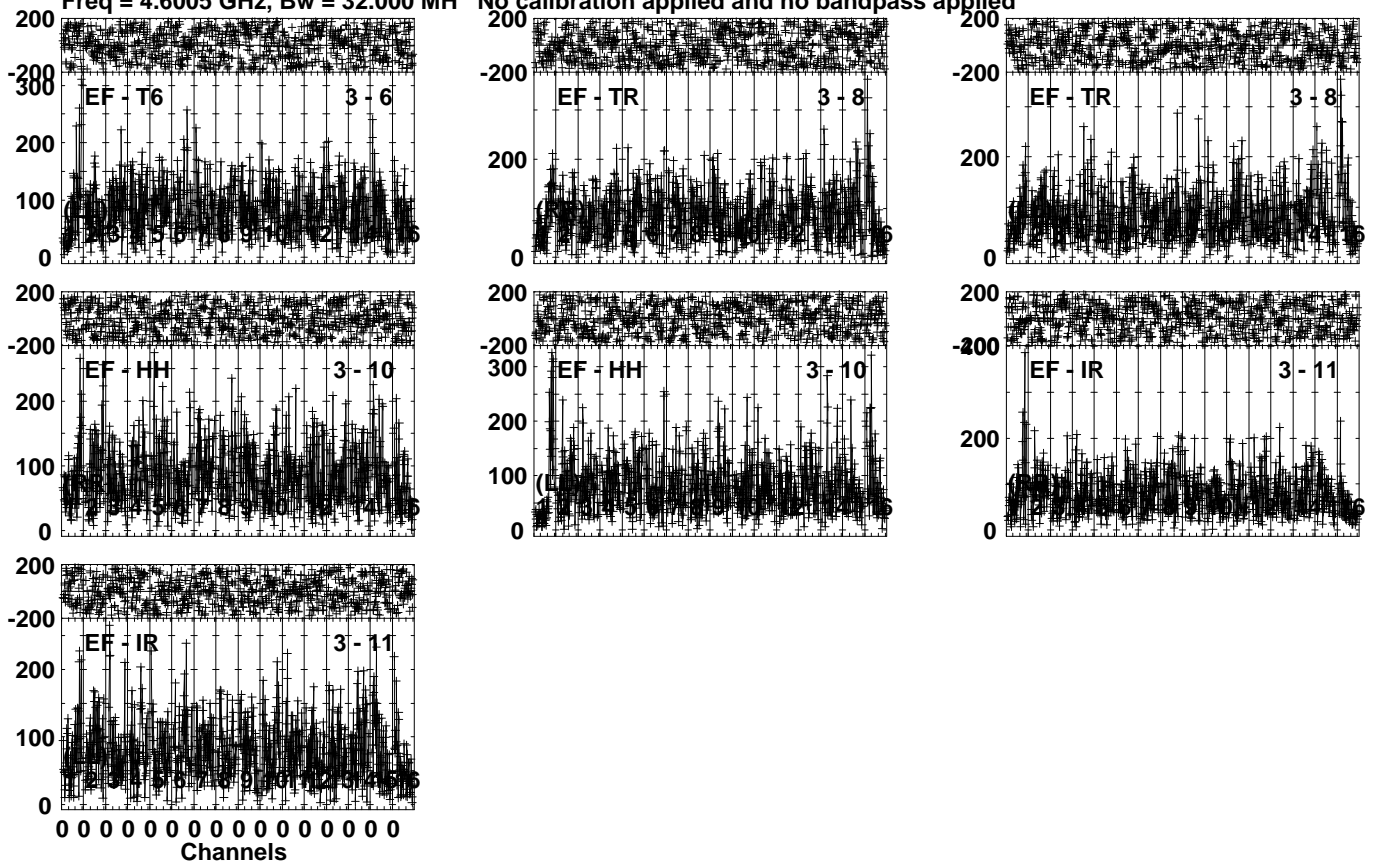


Lower frame: Micro Ampl Jy Top frame: Phas deg
Vector averaged cross-power spectrum Several baselines displayed
Timerange: 00/20:22:14 to 00/20:25:10

Plot file version 42 created 18-APR-2024 16:12:02

SN2022XXF RG014.UVDATA.1

Freq = 4.6005 GHz, Bw = 32.000 MH No calibration applied and no bandpass applied



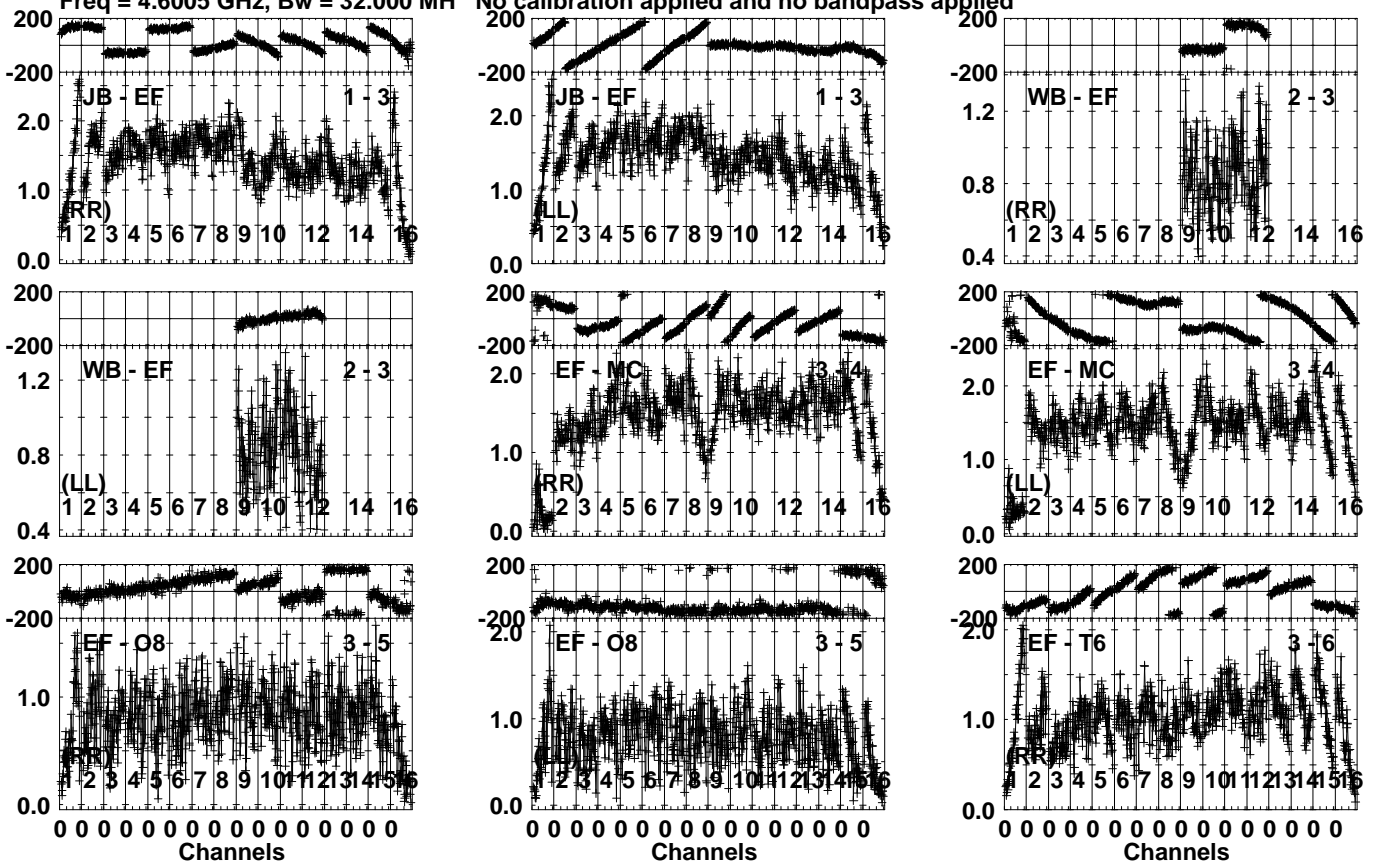
Lower frame: Micro Ampl Jy Top frame: Phas deg
Vector averaged cross-power spectrum Several baselines displayed
Timerange: 00/20:22:14 to 00/20:25:10

Plot file version 43 created 18-APR-2024 16:12:02

J1130+0846 RG014.UVDATA.1

Freq = 4.6005 GHz, Bw = 32.000 MH

No calibration applied and no bandpass applied

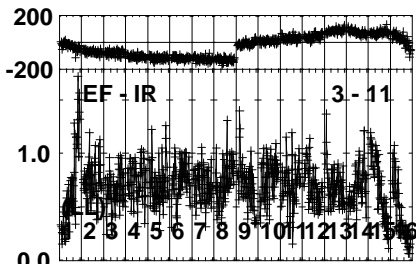
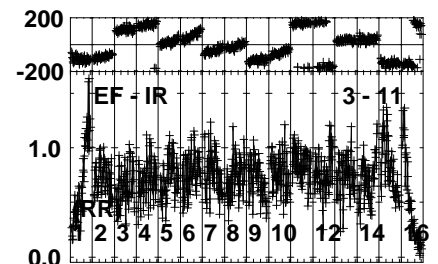
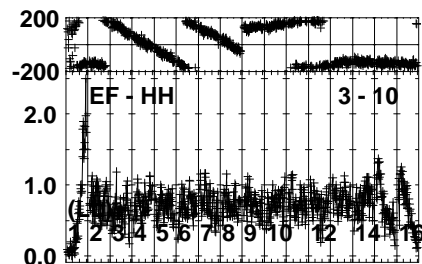
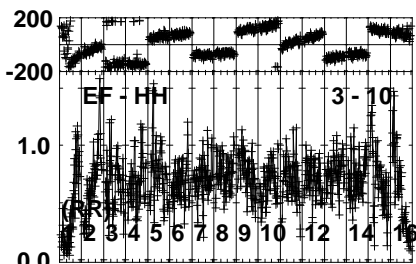
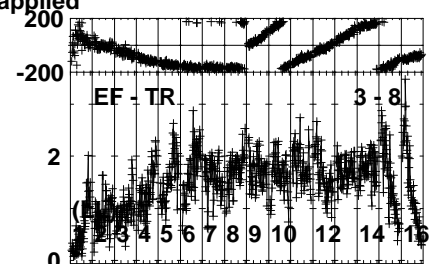
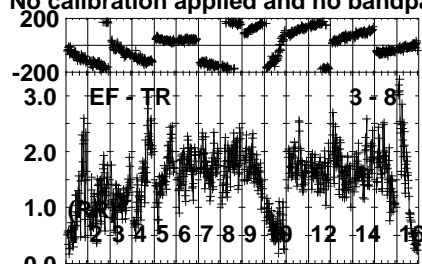
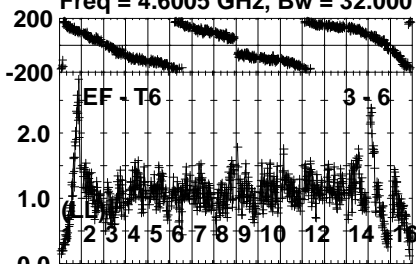


Lower frame: Milli Ampl Jy Top frame: Phas deg
Vector averaged cross-power spectrum Several baselines displayed
Timerange: 00/20:25:27 to 00/20:26:07

Plot file version 44 created 18-APR-2024 16:12:02

J1130+0846 RG014.UVDATA.1

Freq = 4.6005 GHz, Bw = 32.000 MH No calibration applied and no bandpass applied



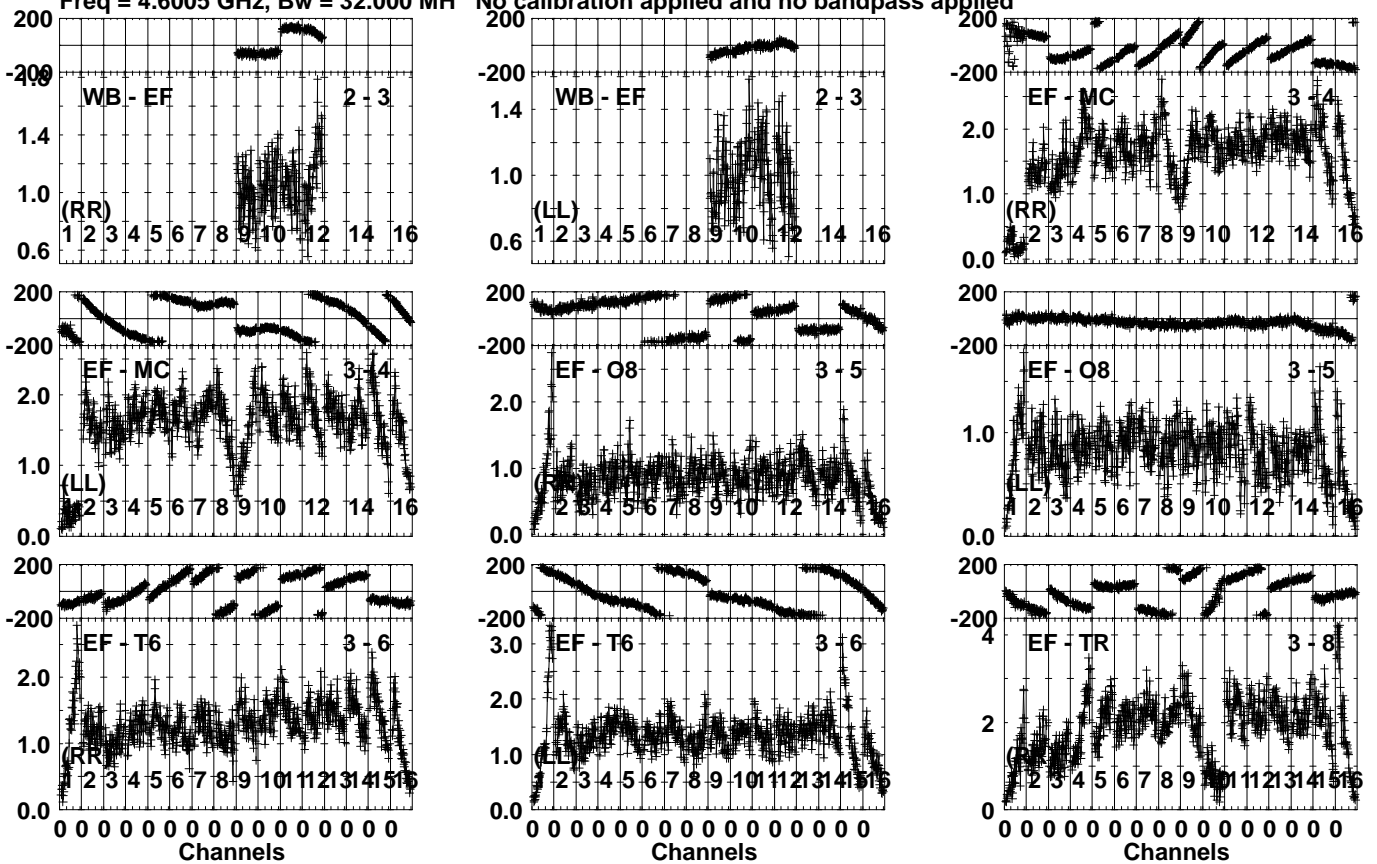
0 0 0 0 0 0 0 0 0 0 0 0 0 0 0 0
Channels

Lower frame: Milli Ampl Jy Top frame: Phas deg
Vector averaged cross-power spectrum Several baselines displayed
Timerange: 00/20:25:27 to 00/20:26:07

Plot file version 45 created 18-APR-2024 16:12:02

J1129+0951 RG014.UVDATA.1

Freq = 4.6005 GHz, Bw = 32.000 MH No calibration applied and no bandpass applied

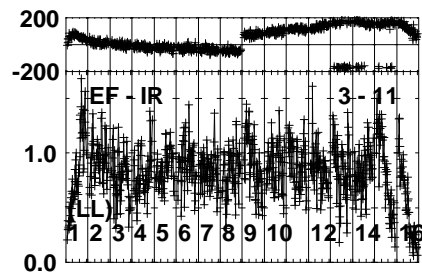
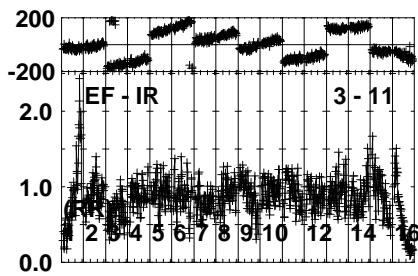
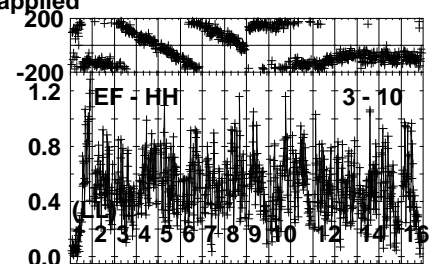
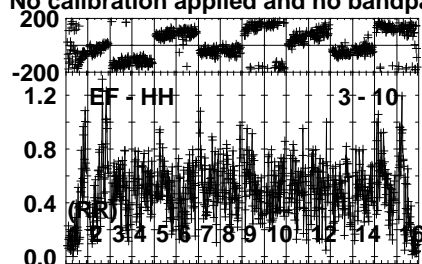
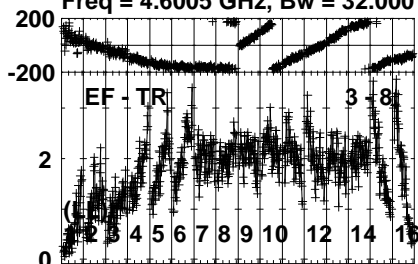


Lower frame: Milli Ampl Jy Top frame: Phas deg
Vector averaged cross-power spectrum Several baselines displayed
Timerange: 00/20:26:30 to 00/20:27:10

Plot file version 46 created 18-APR-2024 16:12:02

J1129+0951 RG014.UVDATA.1

Freq = 4.6005 GHz, Bw = 32.000 MH No calibration applied and no bandpass applied

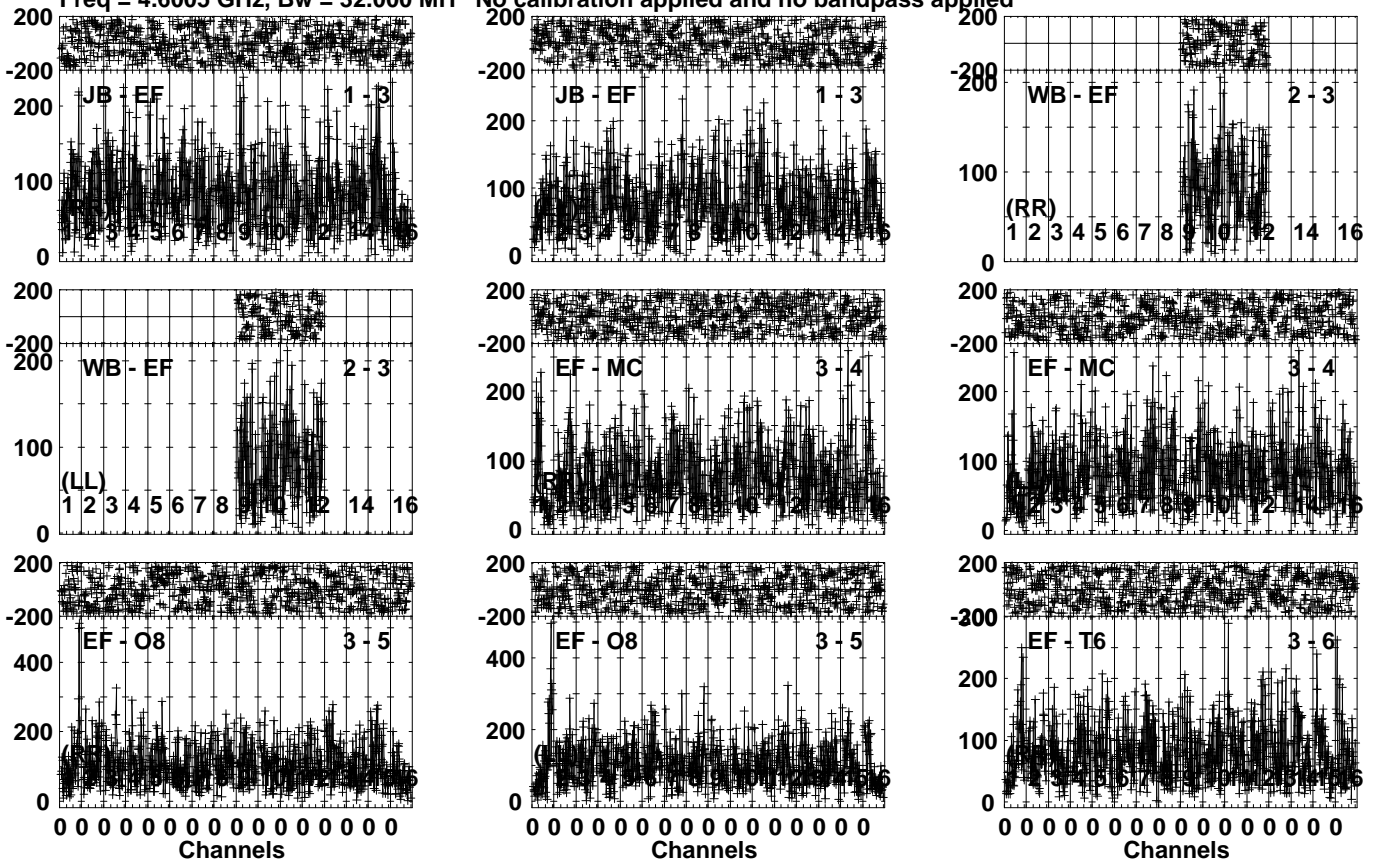


Lower frame: Milli Ampl Jy Top frame: Phas deg
Vector averaged cross-power spectrum Several baselines displayed
Timerange: 00/20:26:30 to 00/20:27:10

Plot file version 47 created 18-APR-2024 16:12:02

SN2022XXF RG014.UVDATA.1

Freq = 4.6005 GHz, Bw = 32.000 MH No calibration applied and no bandpass applied

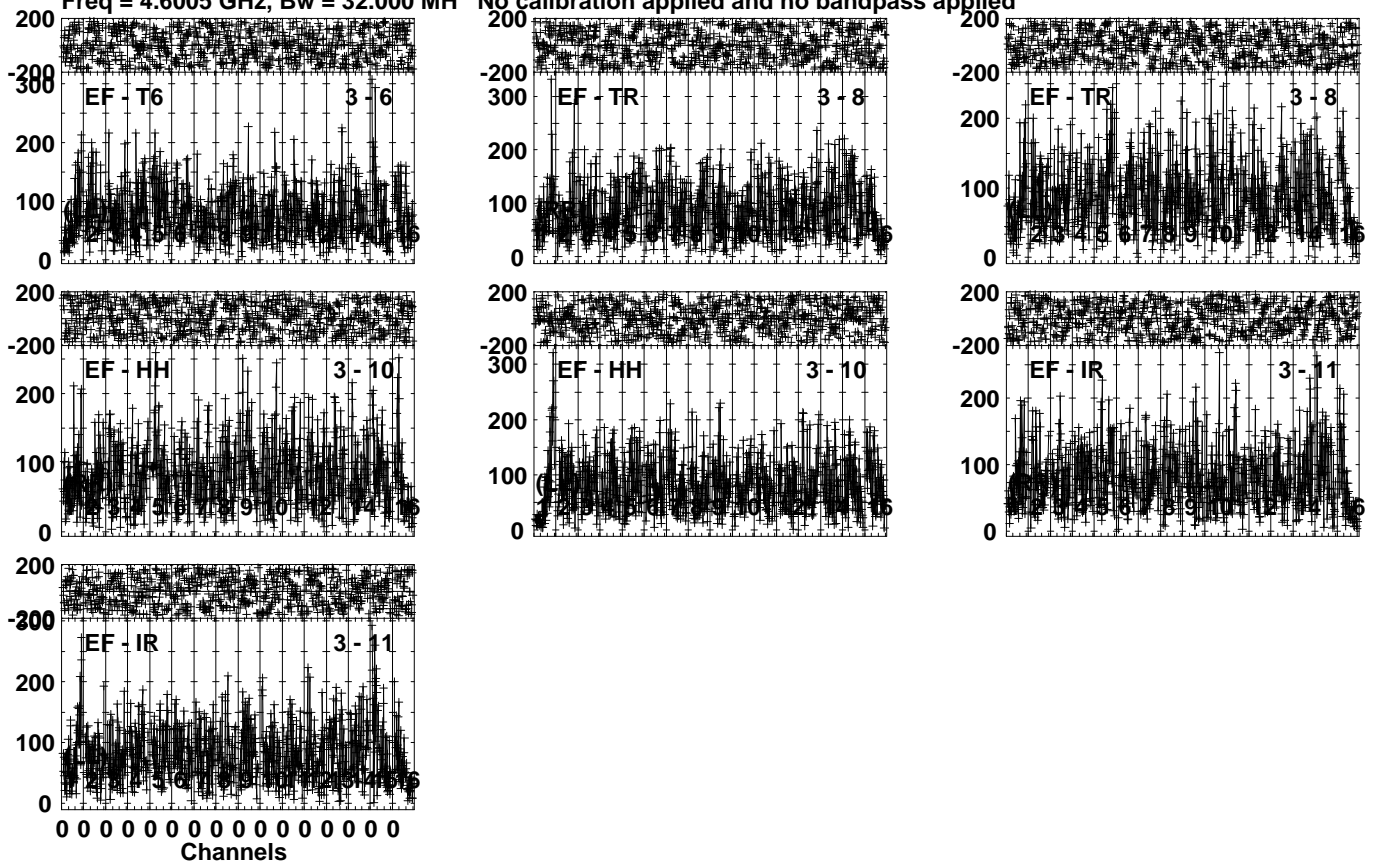


Lower frame: Micro Ampl Jy Top frame: Phas deg
Vector averaged cross-power spectrum Several baselines displayed
Timerange: 00/20:27:30 to 00/20:30:26

Plot file version 48 created 18-APR-2024 16:12:02

SN2022XXF RG014.UVDATA.1

Freq = 4.6005 GHz, Bw = 32.000 MH No calibration applied and no bandpass applied



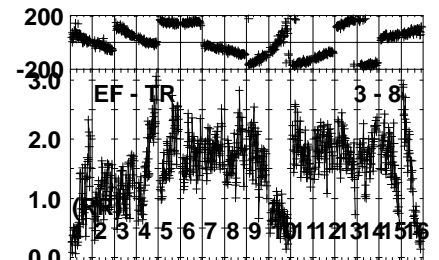
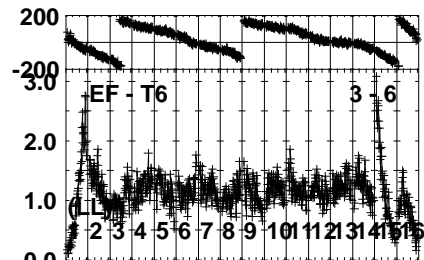
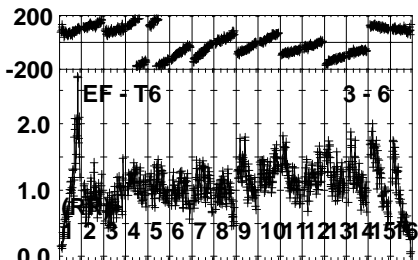
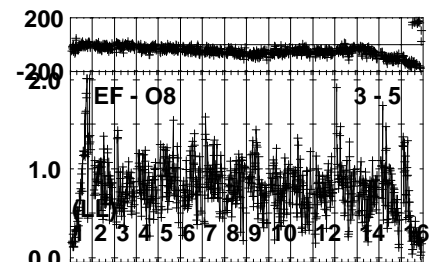
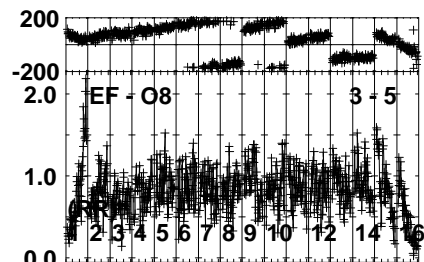
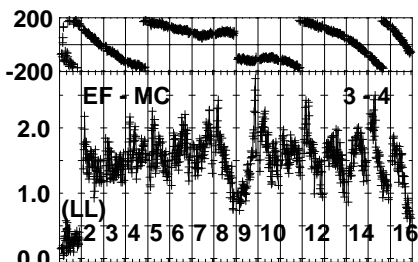
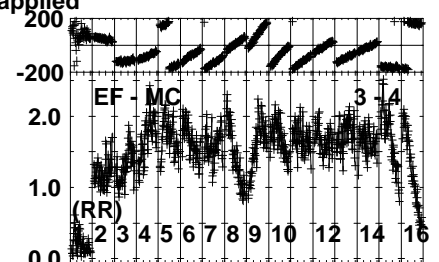
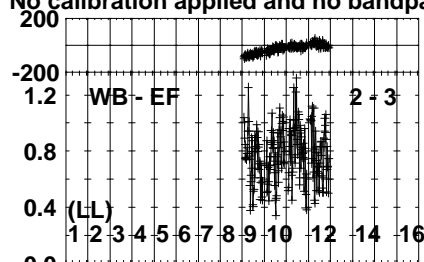
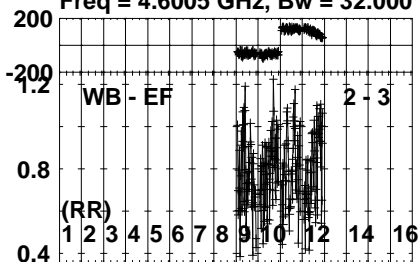
Lower frame: Micro Ampl Jy Top frame: Phas deg
Vector averaged cross-power spectrum Several baselines displayed
Timerange: 00/20:27:30 to 00/20:30:26

Plot file version 49 created 18-APR-2024 16:12:03

J1130+0846 RG014.UVDATA.1

Freq = 4.6005 GHz, Bw = 32.000 MH

No calibration applied and no bandpass applied



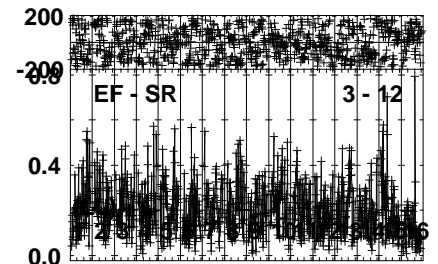
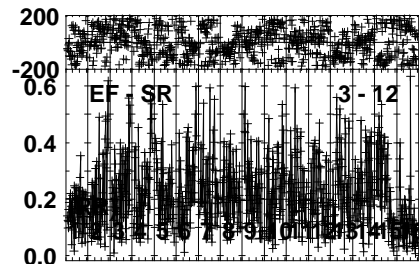
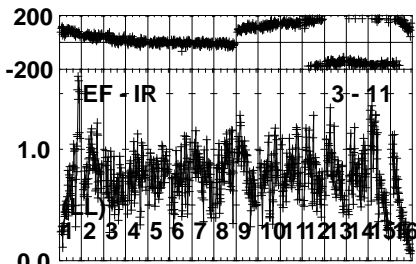
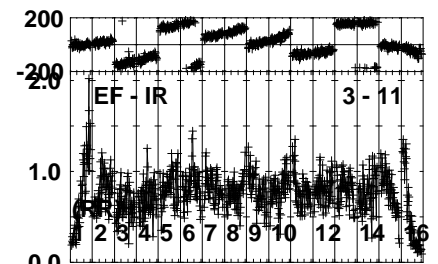
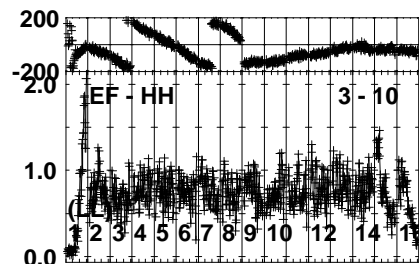
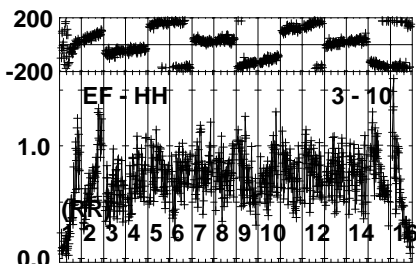
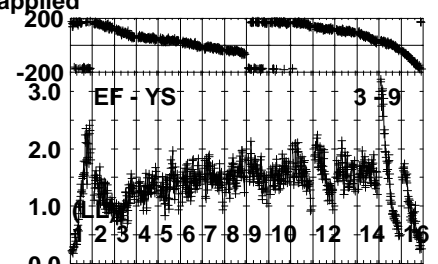
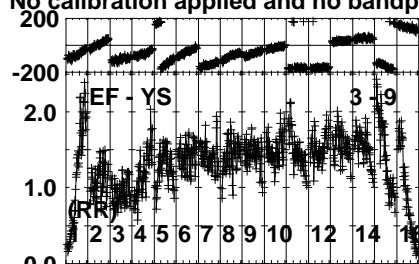
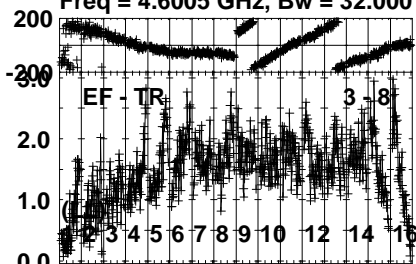
Lower frame: Milli Ampl Jy Top frame: Phas deg
Vector averaged cross-power spectrum Several baselines displayed
Timerange: 00/20:30:43 to 00/20:31:23

Plot file version 50 created 18-APR-2024 16:12:03

J1130+0846 RG014.UVDATA.1

Freq = 4.6005 GHz, Bw = 32.000 MH

No calibration applied and no bandpass applied

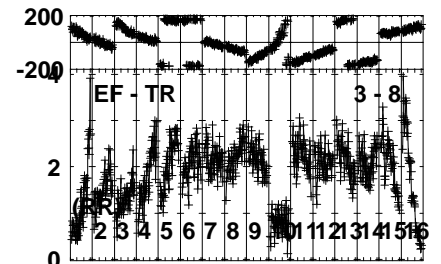
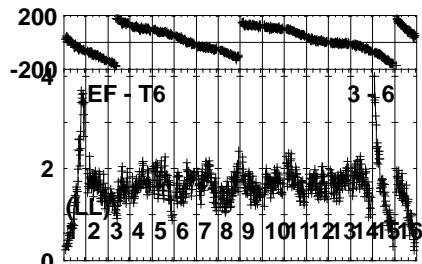
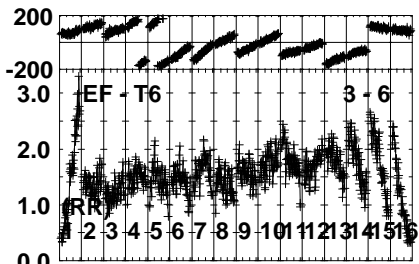
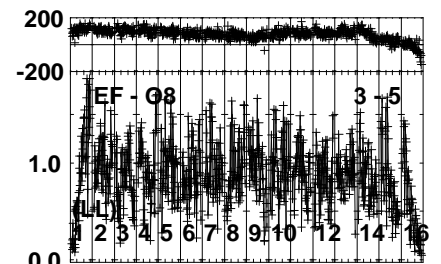
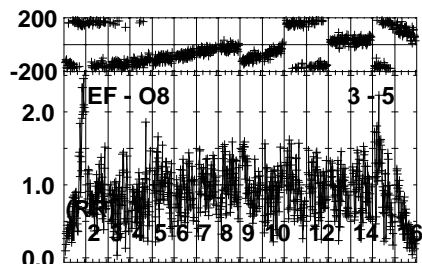
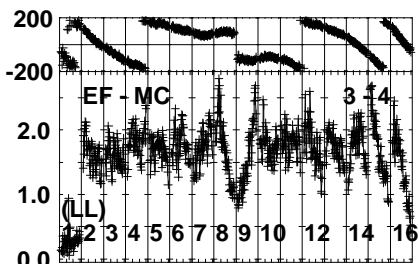
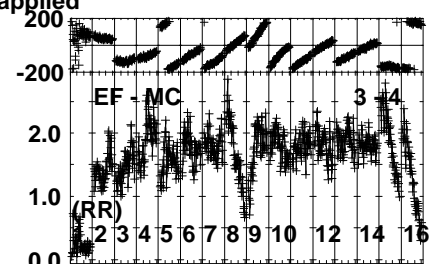
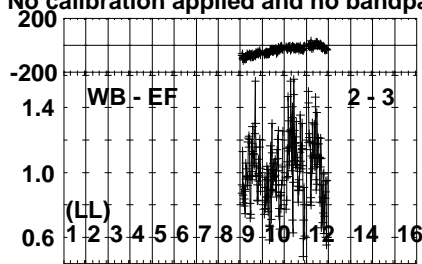
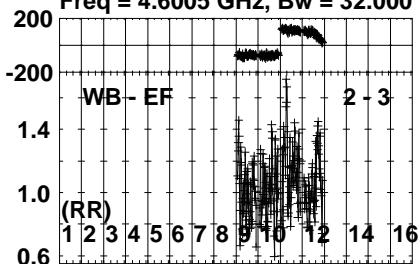


Lower frame: Milli Ampl Jy Top frame: Phas deg
Vector averaged cross-power spectrum Several baselines displayed
Timerange: 00/20:30:43 to 00/20:31:23

Plot file version 51 created 18-APR-2024 16:12:03

J1129+0951 RG014.UVDATA.1

Freq = 4.6005 GHz, Bw = 32.000 MH No calibration applied and no bandpass applied



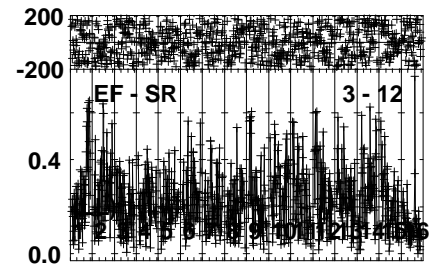
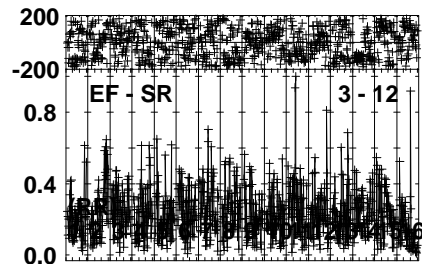
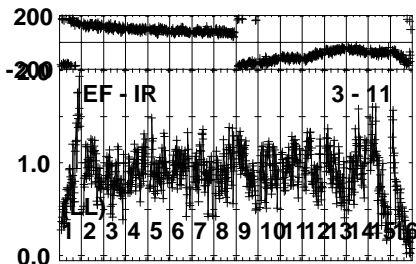
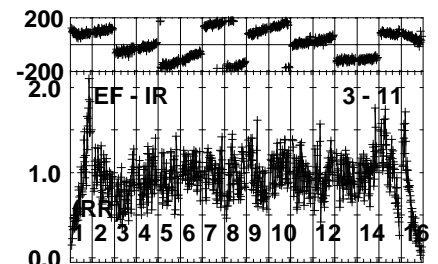
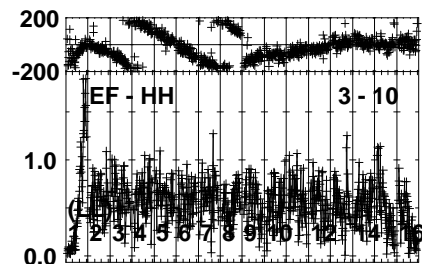
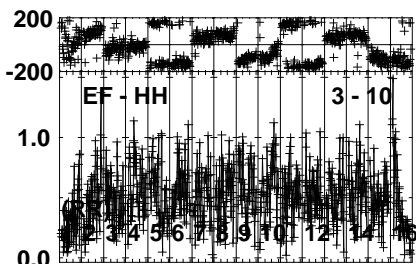
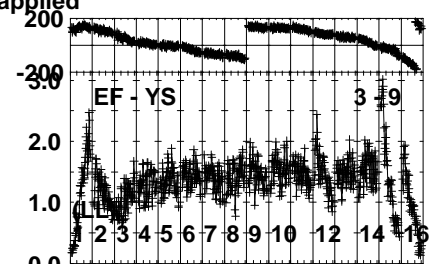
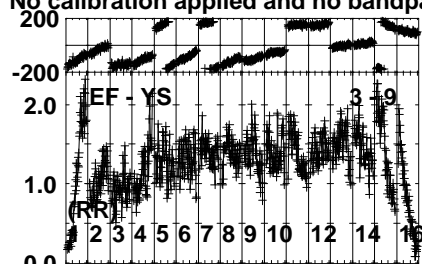
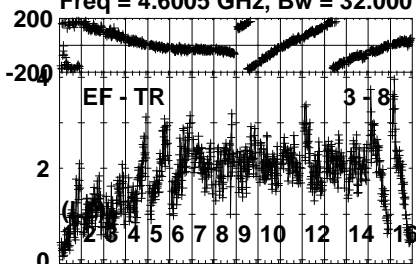
Lower frame: Milli Ampl Jy Top frame: Phas deg
Vector averaged cross-power spectrum Several baselines displayed
Timerange: 00/20:31:46 to 00/20:32:26

Plot file version 52 created 18-APR-2024 16:12:03

J1129+0951 RG014.UVDATA.1

Freq = 4.6005 GHz, Bw = 32.000 MH

No calibration applied and no bandpass applied

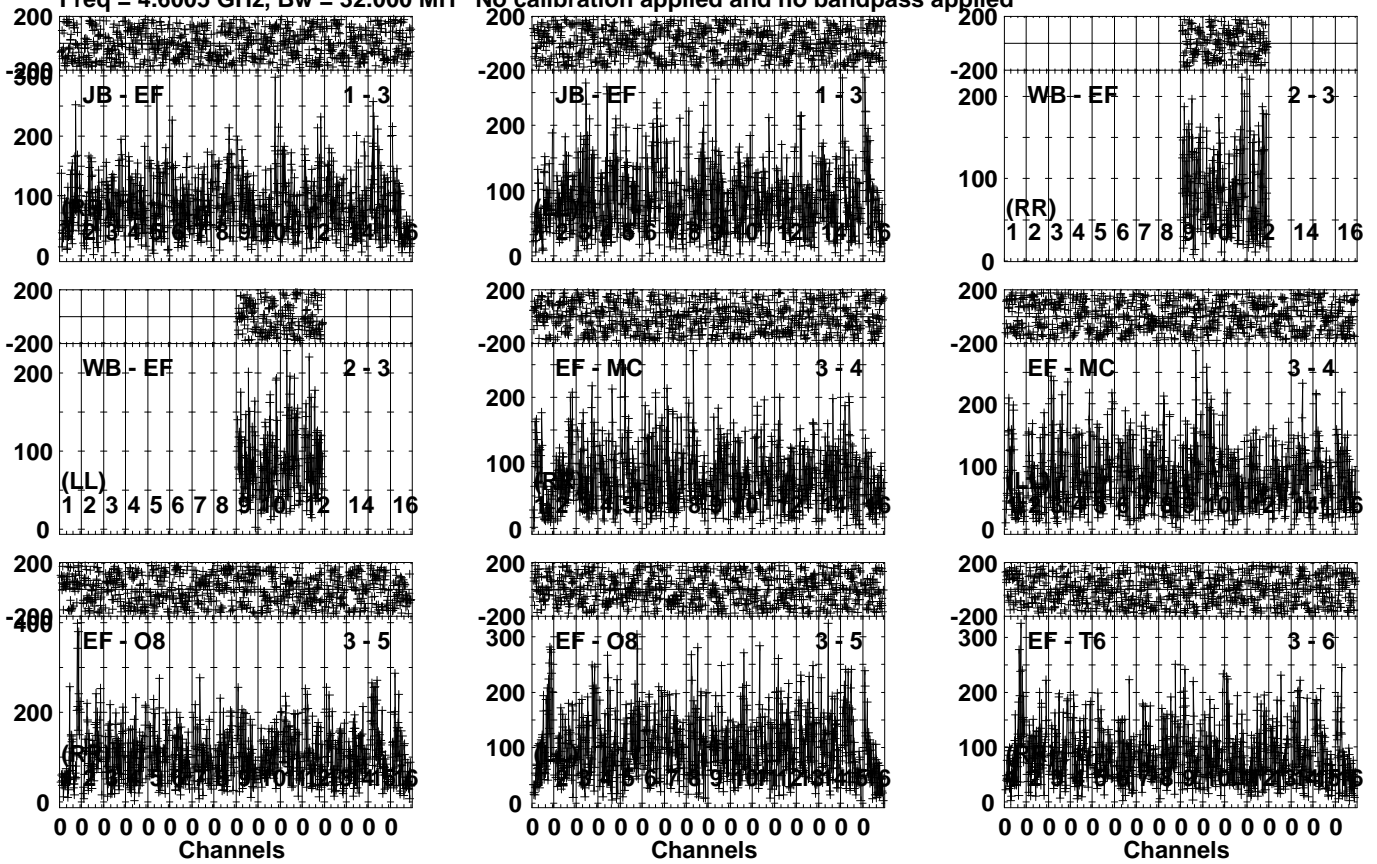


Lower frame: Milli Ampl Jy Top frame: Phas deg
Vector averaged cross-power spectrum Several baselines displayed
Timerange: 00/20:31:46 to 00/20:32:26

Plot file version 53 created 18-APR-2024 16:12:03

SN2022XXF RG014.UVDATA.1

Freq = 4.6005 GHz, Bw = 32.000 MH No calibration applied and no bandpass applied

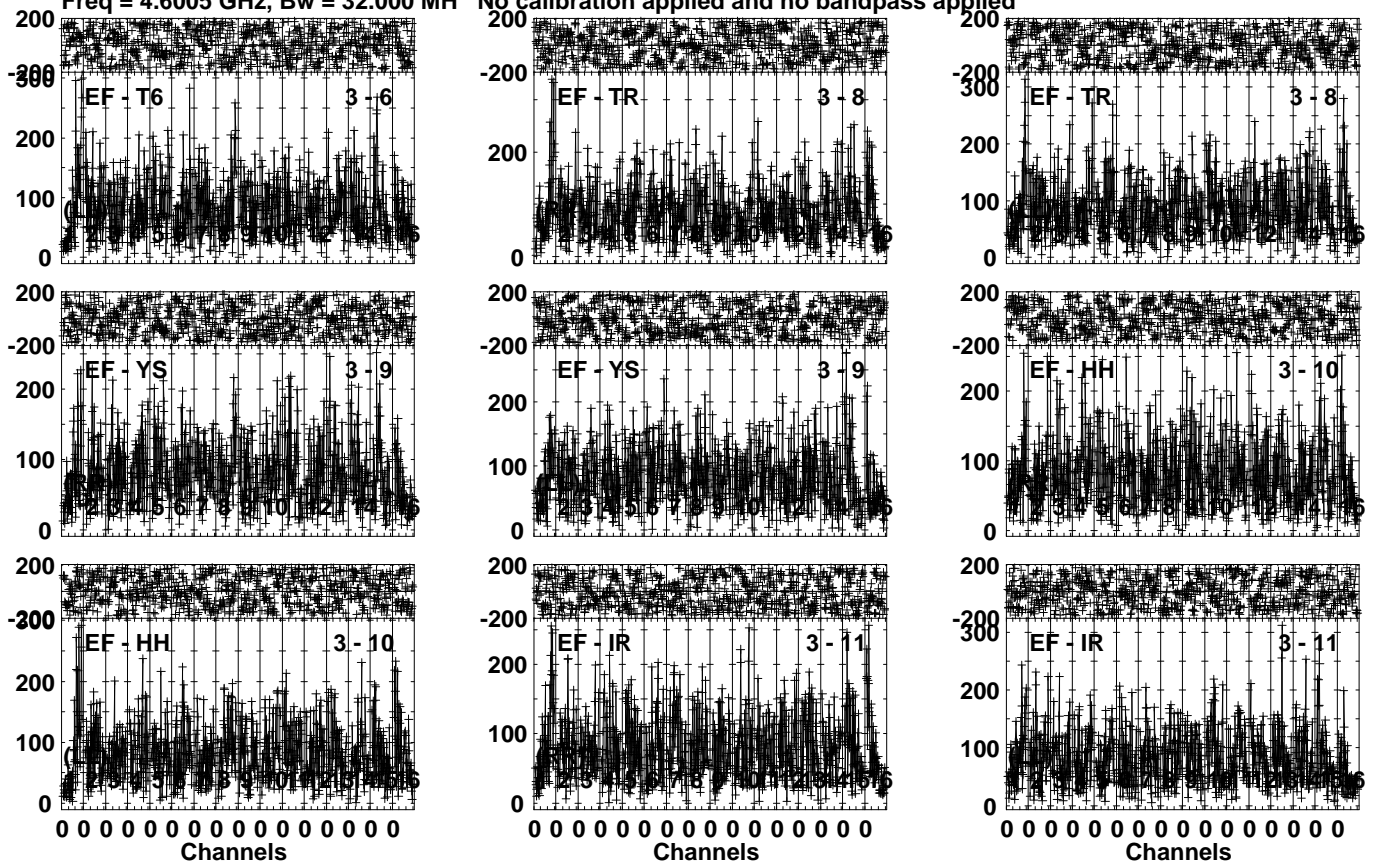


Lower frame: Micro Ampl Jy Top frame: Phas deg
Vector averaged cross-power spectrum Several baselines displayed
Timerange: 00/20:32:46 to 00/20:35:42

Plot file version 54 created 18-APR-2024 16:12:03

SN2022XXF RG014.UVDATA.1

Freq = 4.6005 GHz, Bw = 32.000 MH No calibration applied and no bandpass applied



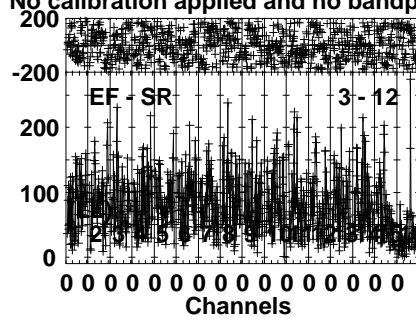
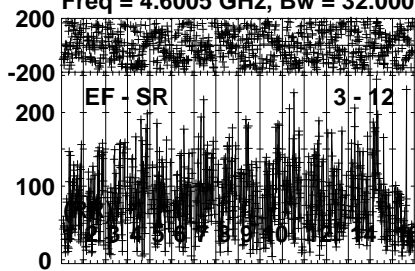
Lower frame: Micro Ampl Jy Top frame: Phas deg
Vector averaged cross-power spectrum Several baselines displayed
Timerange: 00/20:32:46 to 00/20:35:42

Plot file version 55 created 18-APR-2024 16:12:03

SN2022XXF RG014.UVDATA.1

Freq = 4.6005 GHz, Bw = 32.000 MH

No calibration applied and no bandpass applied



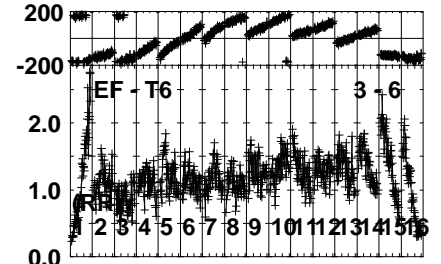
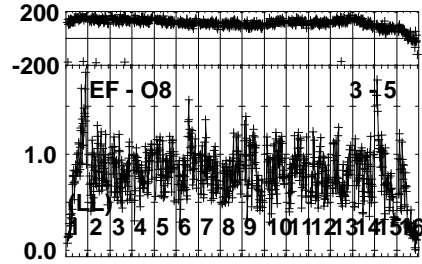
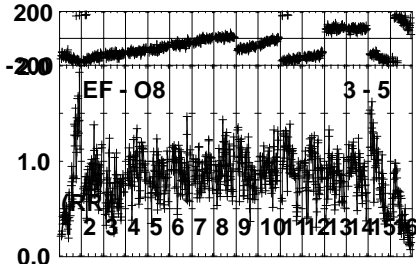
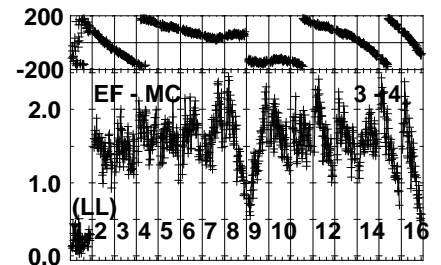
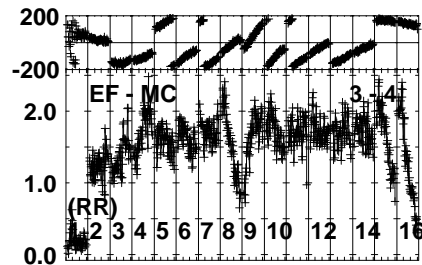
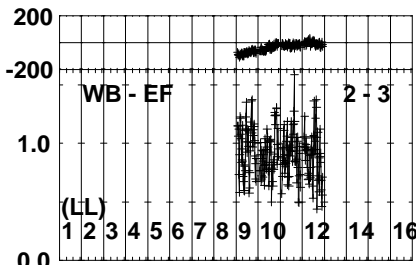
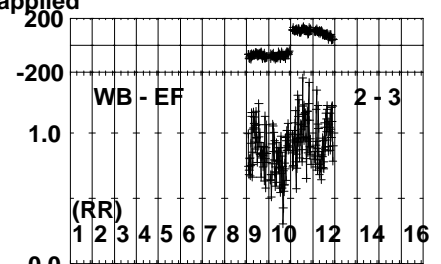
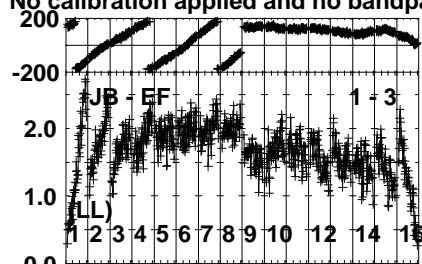
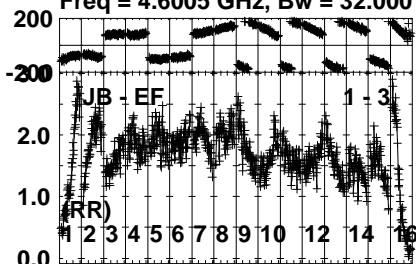
Lower frame: Micro Ampl Jy Top frame: Phas deg
Vector averaged cross-power spectrum Several baselines displayed
Timerange: 00/20:32:46 to 00/20:35:42

Plot file version 56 created 18-APR-2024 16:12:03

J1130+0846 RG014.UVDATA.1

Freq = 4.6005 GHz, Bw = 32.000 MH

No calibration applied and no bandpass applied



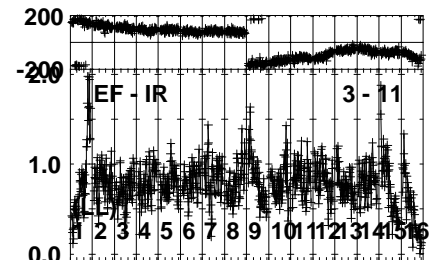
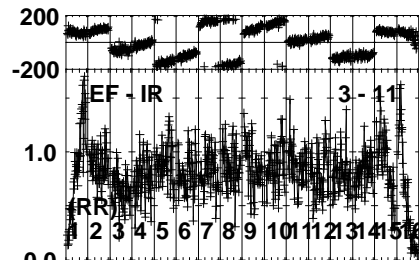
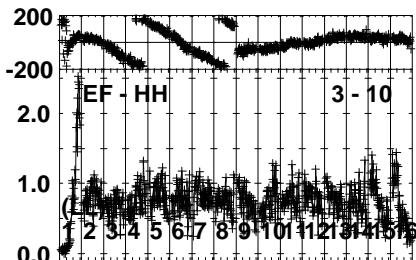
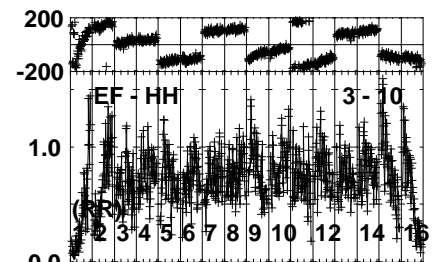
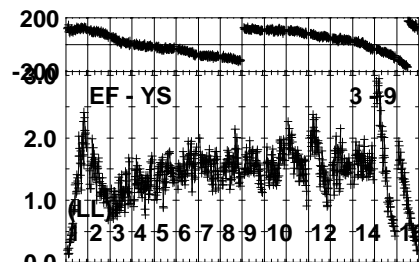
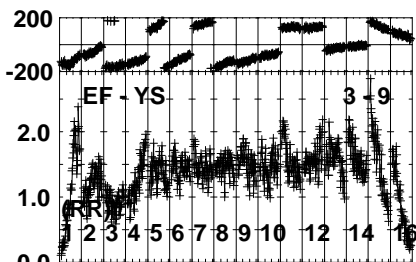
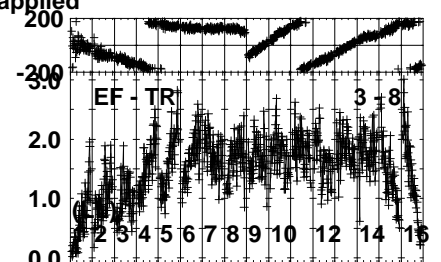
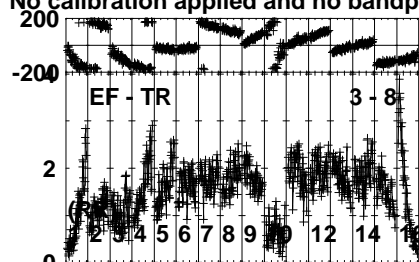
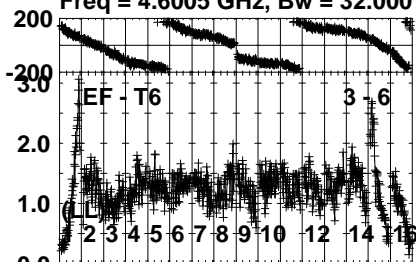
Lower frame: Milli Ampl Jy Top frame: Phas deg
Vector averaged cross-power spectrum Several baselines displayed
Timerange: 00/20:35:59 to 00/20:36:39

Plot file version 57 created 18-APR-2024 16:12:03

J1130+0846 RG014.UVDATA.1

Freq = 4.6005 GHz, Bw = 32.000 MH

No calibration applied and no bandpass applied



Lower frame: Milli Ampl Jy Top frame: Phas deg

Vector averaged cross-power spectrum Several baselines displayed

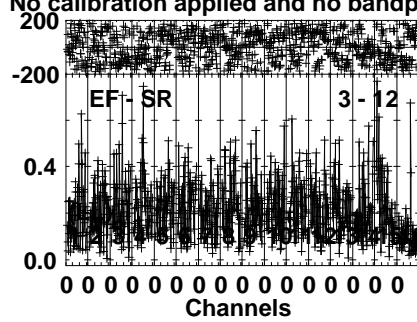
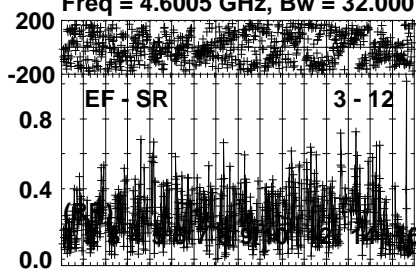
Timerange: 00/20:35:59 to 00/20:36:39

Plot file version 58 created 18-APR-2024 16:12:03

J1130+0846 RG014.UVDATA.1

Freq = 4.6005 GHz, Bw = 32.000 MH

No calibration applied and no bandpass applied



Lower frame: Milli Ampl Jy Top frame: Phas deg

Vector averaged cross-power spectrum Several baselines displayed

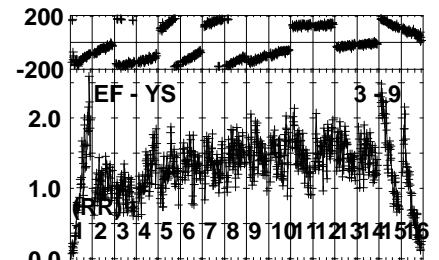
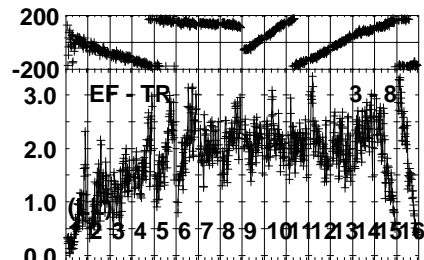
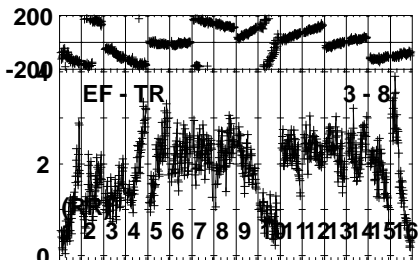
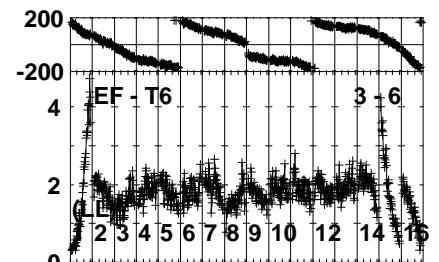
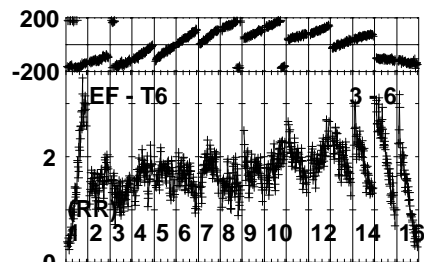
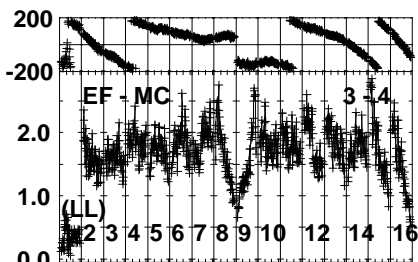
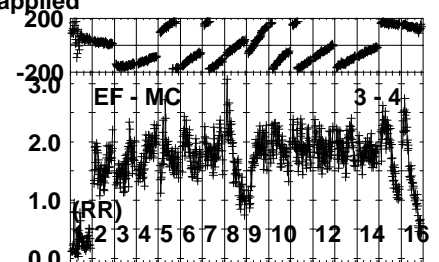
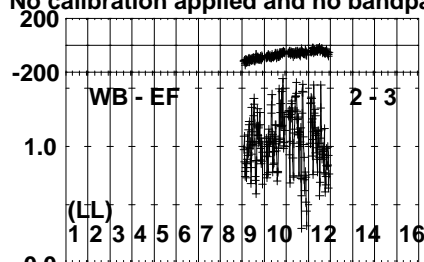
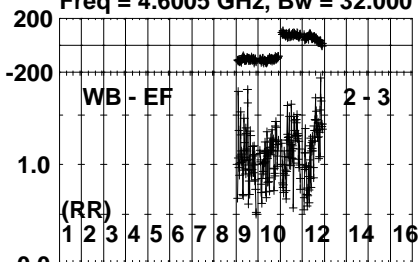
Timerange: 00/20:35:59 to 00/20:36:39

Plot file version 59 created 18-APR-2024 16:12:03

J1129+0951 RG014.UVDATA.1

Freq = 4.6005 GHz, Bw = 32.000 MH

No calibration applied and no bandpass applied

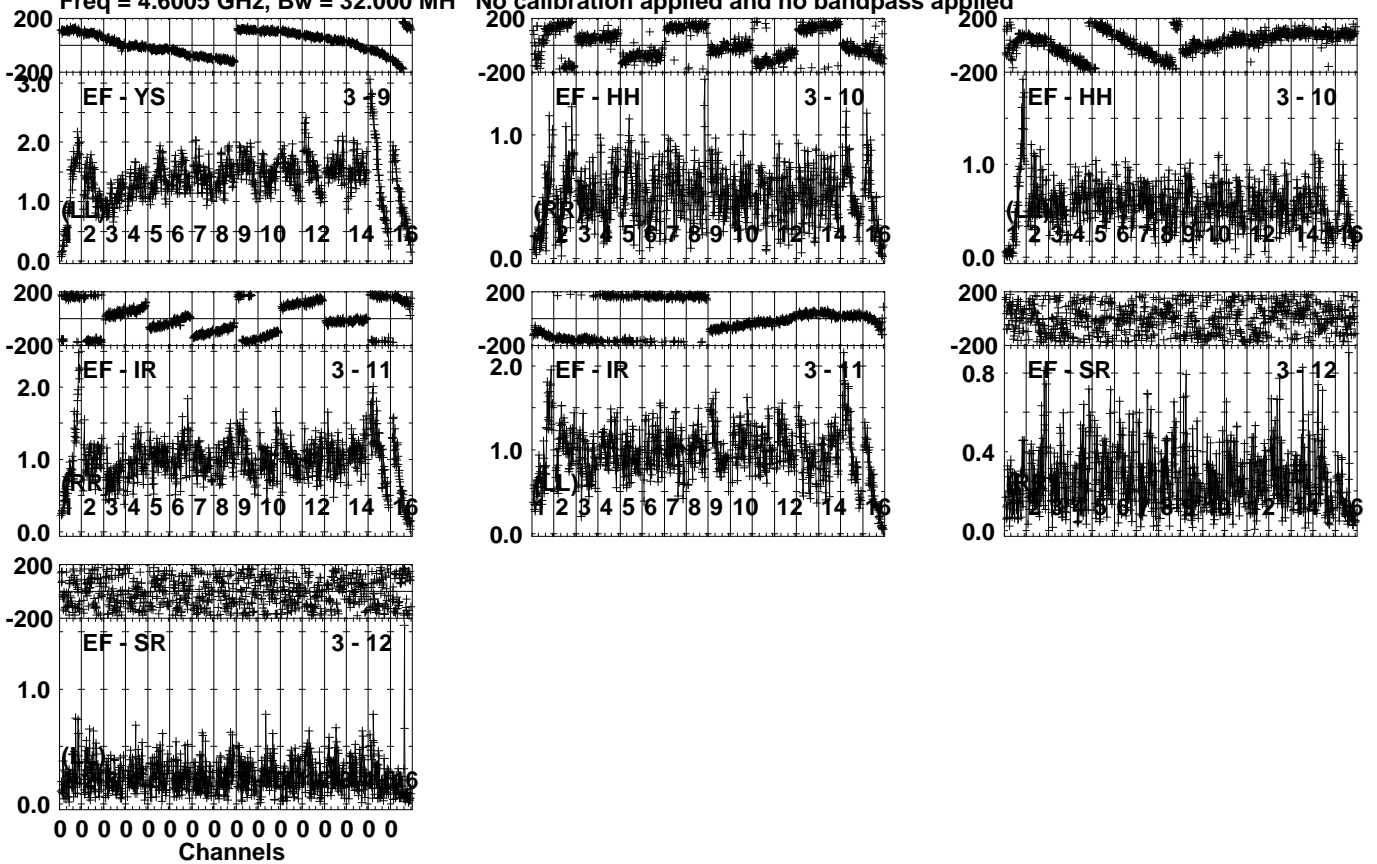


Lower frame: Milli Ampl Jy Top frame: Phas deg
Vector averaged cross-power spectrum Several baselines displayed
Timerange: 00/20:37:02 to 00/20:37:42

Plot file version 60 created 18-APR-2024 16:12:04

J1129+0951 RG014.UVDATA.1

Freq = 4.6005 GHz, Bw = 32.000 MH No calibration applied and no bandpass applied



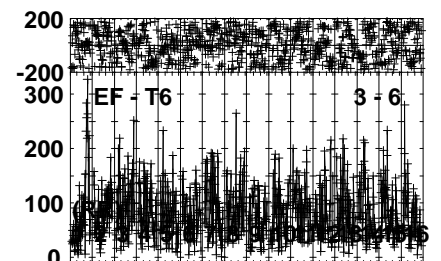
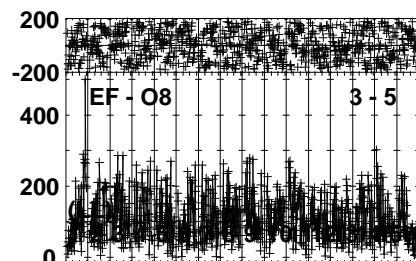
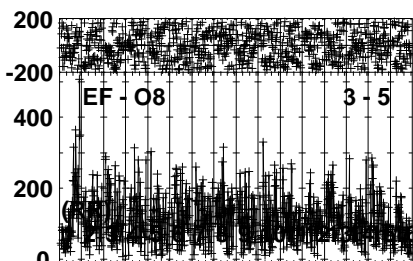
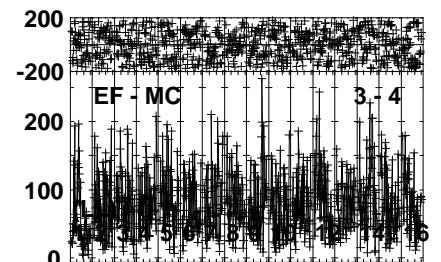
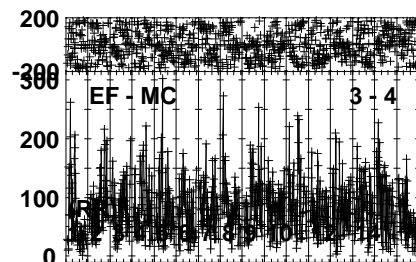
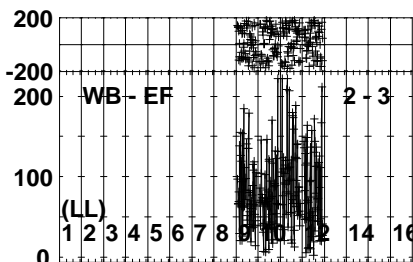
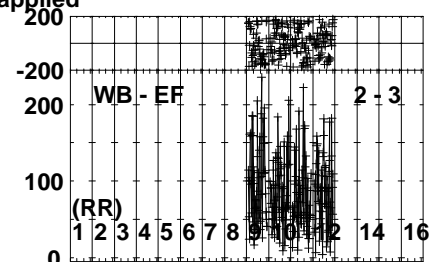
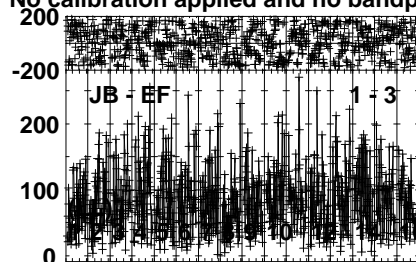
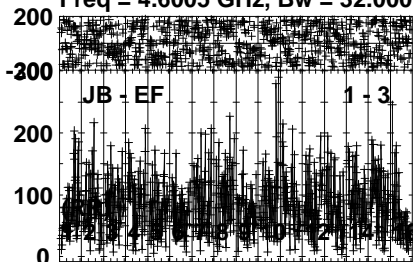
Lower frame: Milli Ampl Jy Top frame: Phas deg
Vector averaged cross-power spectrum Several baselines displayed
Timerange: 00/20:37:02 to 00/20:37:42

Plot file version 61 created 18-APR-2024 16:12:04

SN2022XXF RG014.UVDATA.1

Freq = 4.6005 GHz, Bw = 32.000 MH

No calibration applied and no bandpass applied

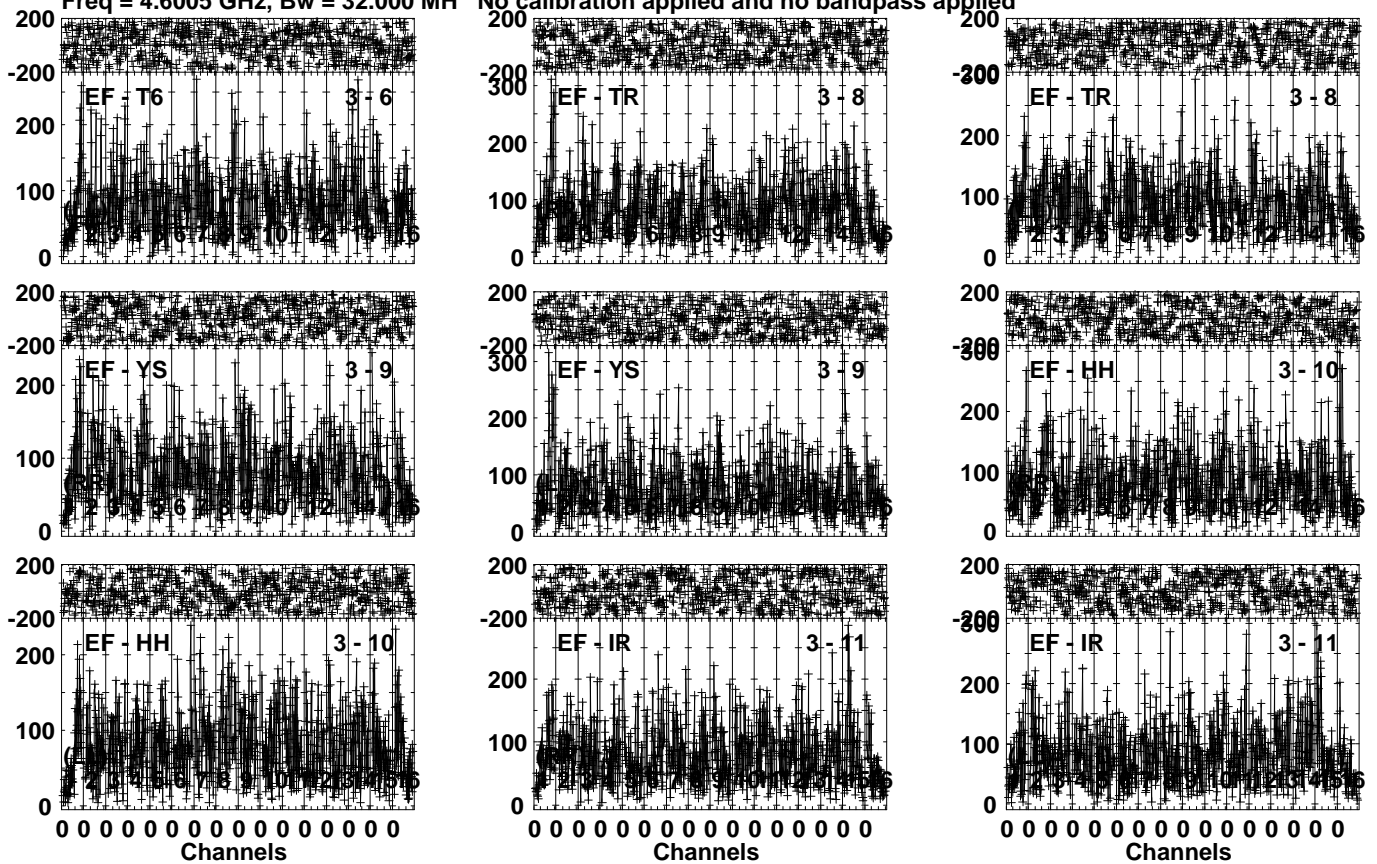


Lower frame: Micro Ampl Jy Top frame: Phas deg
Vector averaged cross-power spectrum Several baselines displayed
Timerange: 00/20:38:02 to 00/20:40:58

Plot file version 62 created 18-APR-2024 16:12:04

SN2022XXF RG014.UVDATA.1

Freq = 4.6005 GHz, Bw = 32.000 MH No calibration applied and no bandpass applied

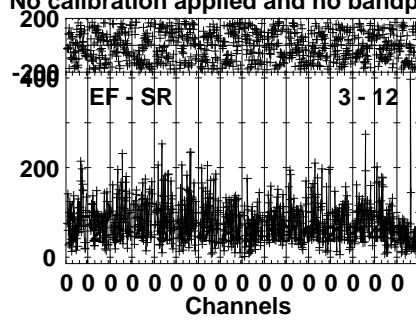
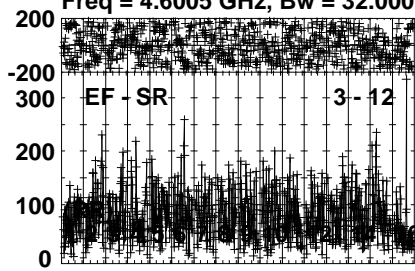


Lower frame: Micro Ampl Jy Top frame: Phas deg
Vector averaged cross-power spectrum Several baselines displayed
Timerange: 00/20:38:02 to 00/20:40:58

Plot file version 63 created 18-APR-2024 16:12:04

SN2022XXF RG014.UVDATA.1

Freq = 4.6005 GHz, Bw = 32.000 MH No calibration applied and no bandpass applied

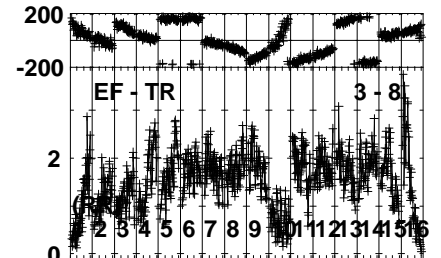
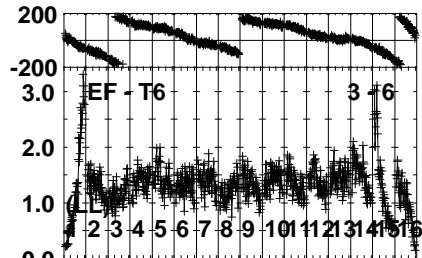
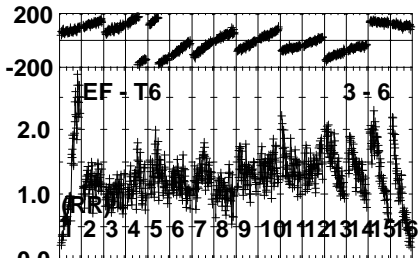
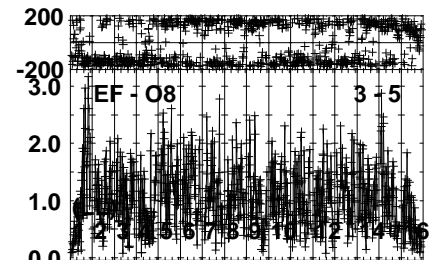
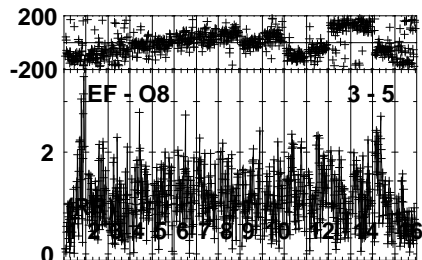
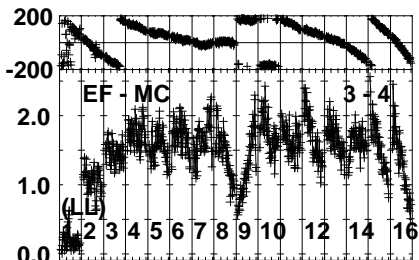
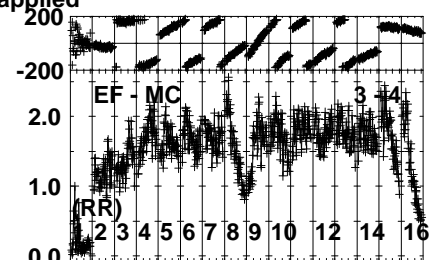
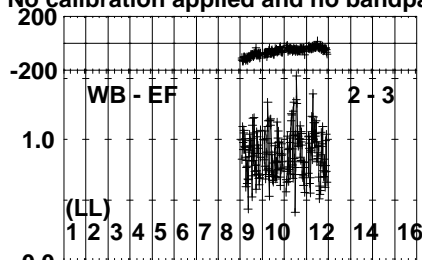
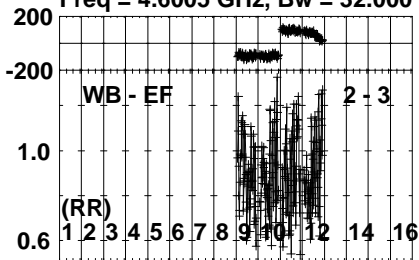


Lower frame: Micro Ampl Jy Top frame: Phas deg
Vector averaged cross-power spectrum Several baselines displayed
Timerange: 00/20:38:02 to 00/20:40:58

Plot file version 64 created 18-APR-2024 16:12:04

J1130+0846 RG014.UVDATA.1

Freq = 4.6005 GHz, Bw = 32.000 MH No calibration applied and no bandpass applied



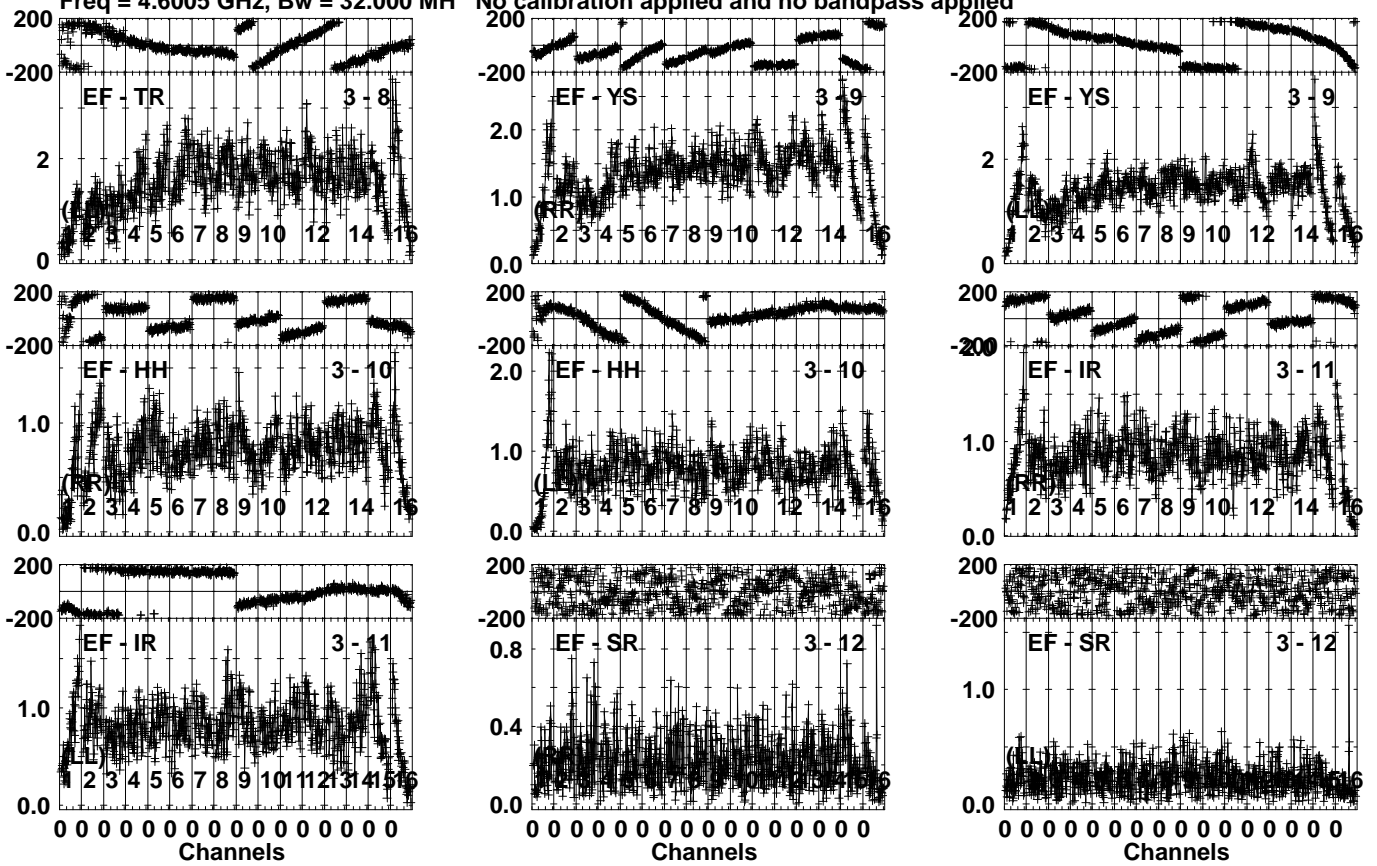
Lower frame: Milli Ampl Jy Top frame: Phas deg
Vector averaged cross-power spectrum Several baselines displayed
Timerange: 00/20:41:15 to 00/20:41:55

Plot file version 65 created 18-APR-2024 16:12:04

J1130+0846 RG014.UVDATA.1

Freq = 4.6005 GHz, Bw = 32.000 MH

No calibration applied and no bandpass applied

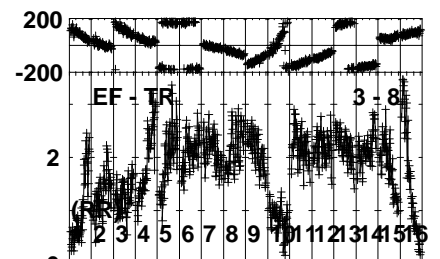
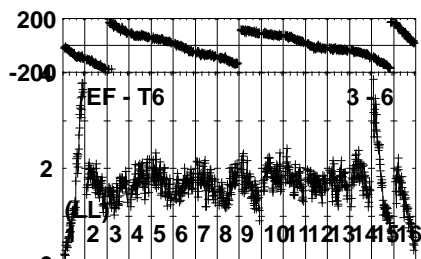
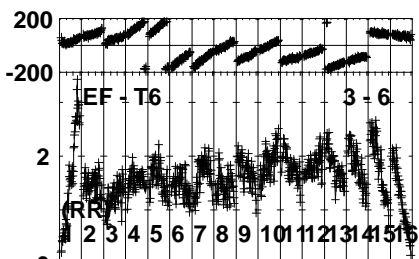
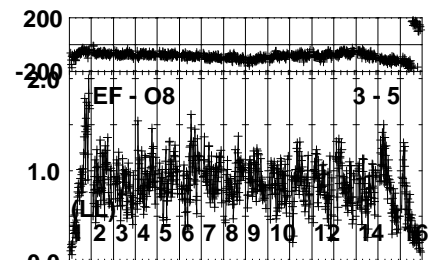
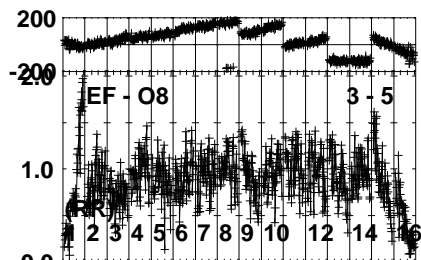
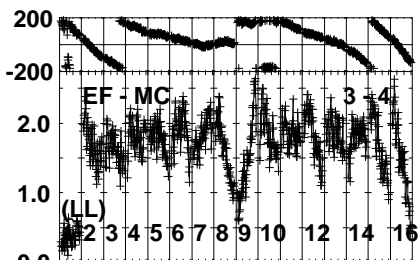
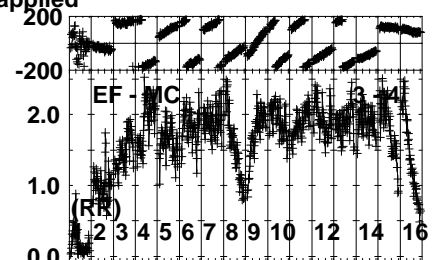
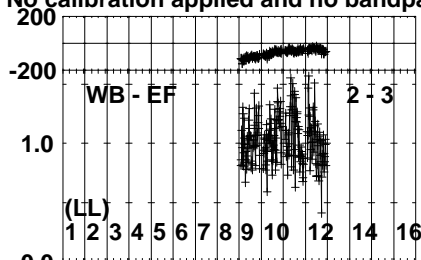
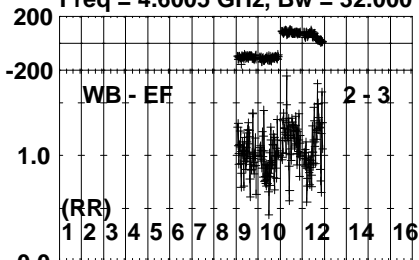


Lower frame: Milli Ampl Jy Top frame: Phas deg
Vector averaged cross-power spectrum Several baselines displayed
Timerange: 00/20:41:15 to 00/20:41:55

Plot file version 66 created 18-APR-2024 16:12:04

J1129+0951 RG014.UVDATA.1

Freq = 4.6005 GHz, Bw = 32.000 MH No calibration applied and no bandpass applied

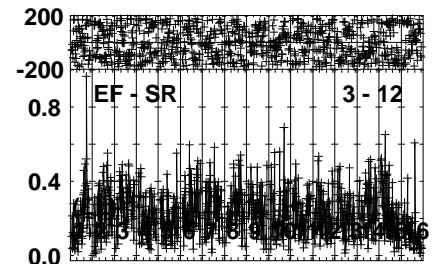
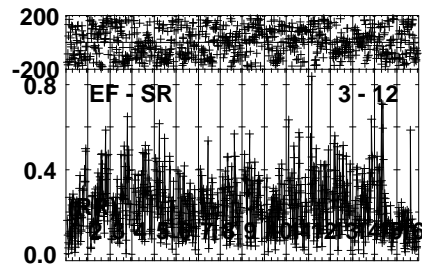
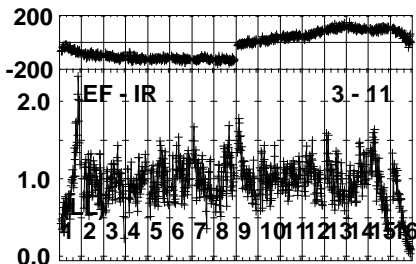
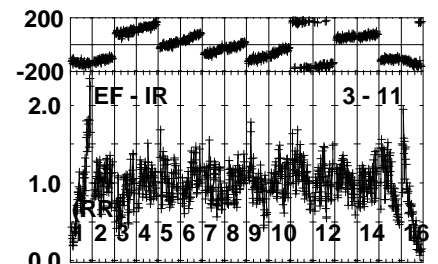
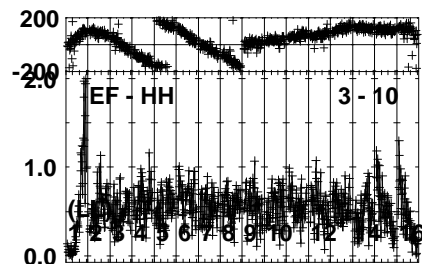
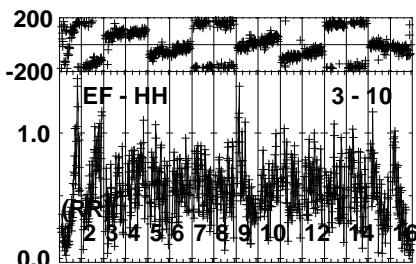
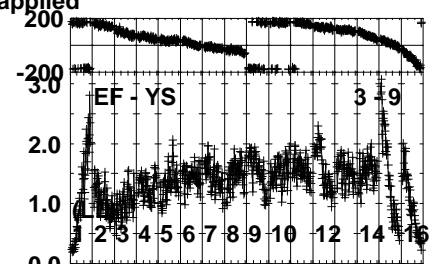
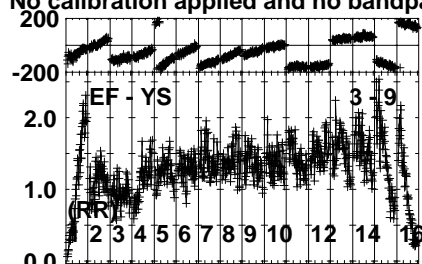
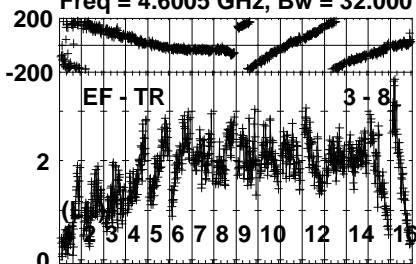


Lower frame: Milli Ampl Jy Top frame: Phas deg
Vector averaged cross-power spectrum Several baselines displayed
Timerange: 00/20:42:18 to 00/20:42:58

Plot file version 67 created 18-APR-2024 16:12:04

J1129+0951 RG014.UVDATA.1

Freq = 4.6005 GHz, Bw = 32.000 MH No calibration applied and no bandpass applied



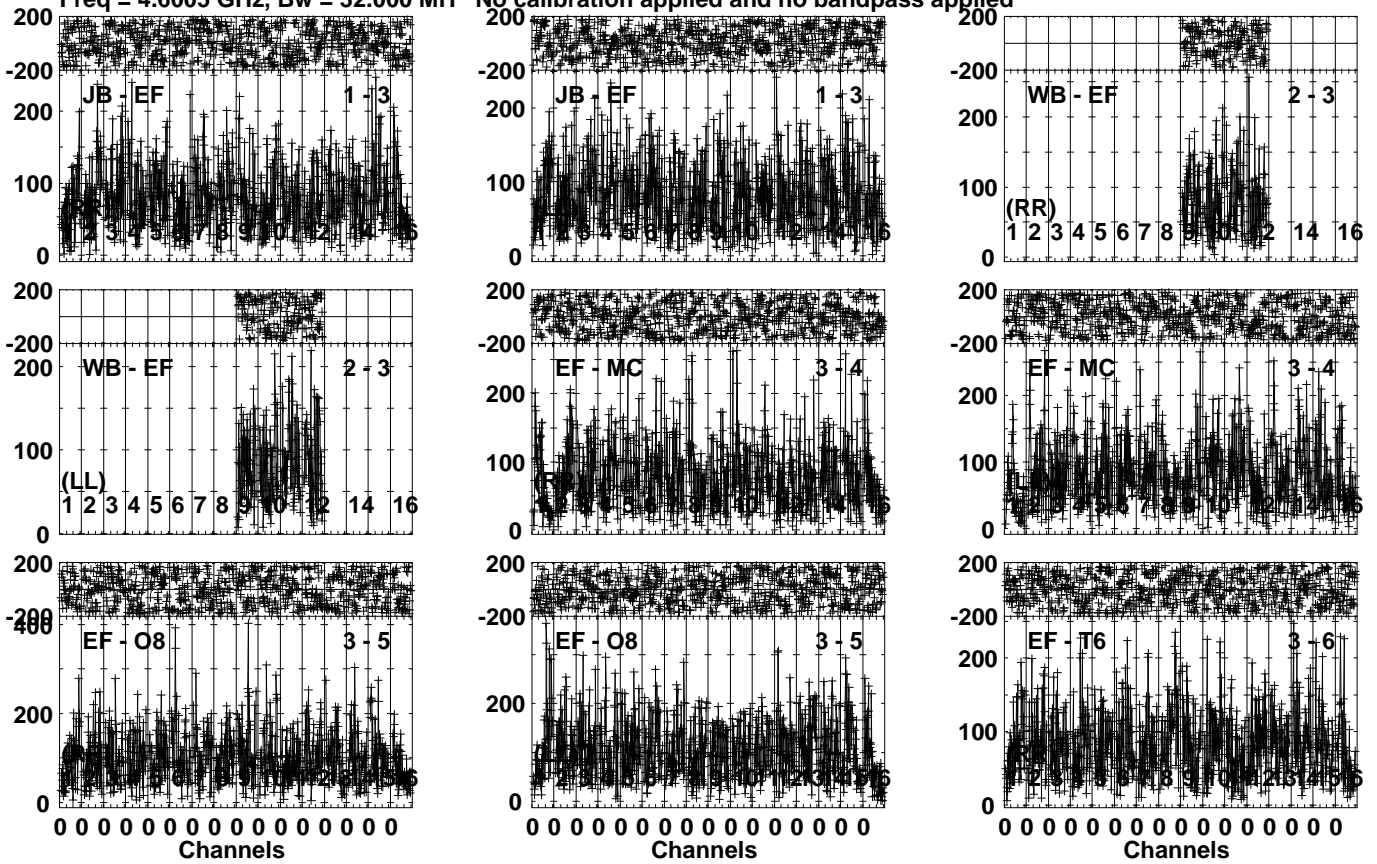
Lower frame: Milli Ampl Jy Top frame: Phas deg
Vector averaged cross-power spectrum Several baselines displayed
Timerange: 00/20:42:18 to 00/20:42:58

Plot file version 68 created 18-APR-2024 16:12:04

SN2022XXF RG014.UVDATA.1

Freq = 4.6005 GHz, Bw = 32.000 MH

No calibration applied and no bandpass applied

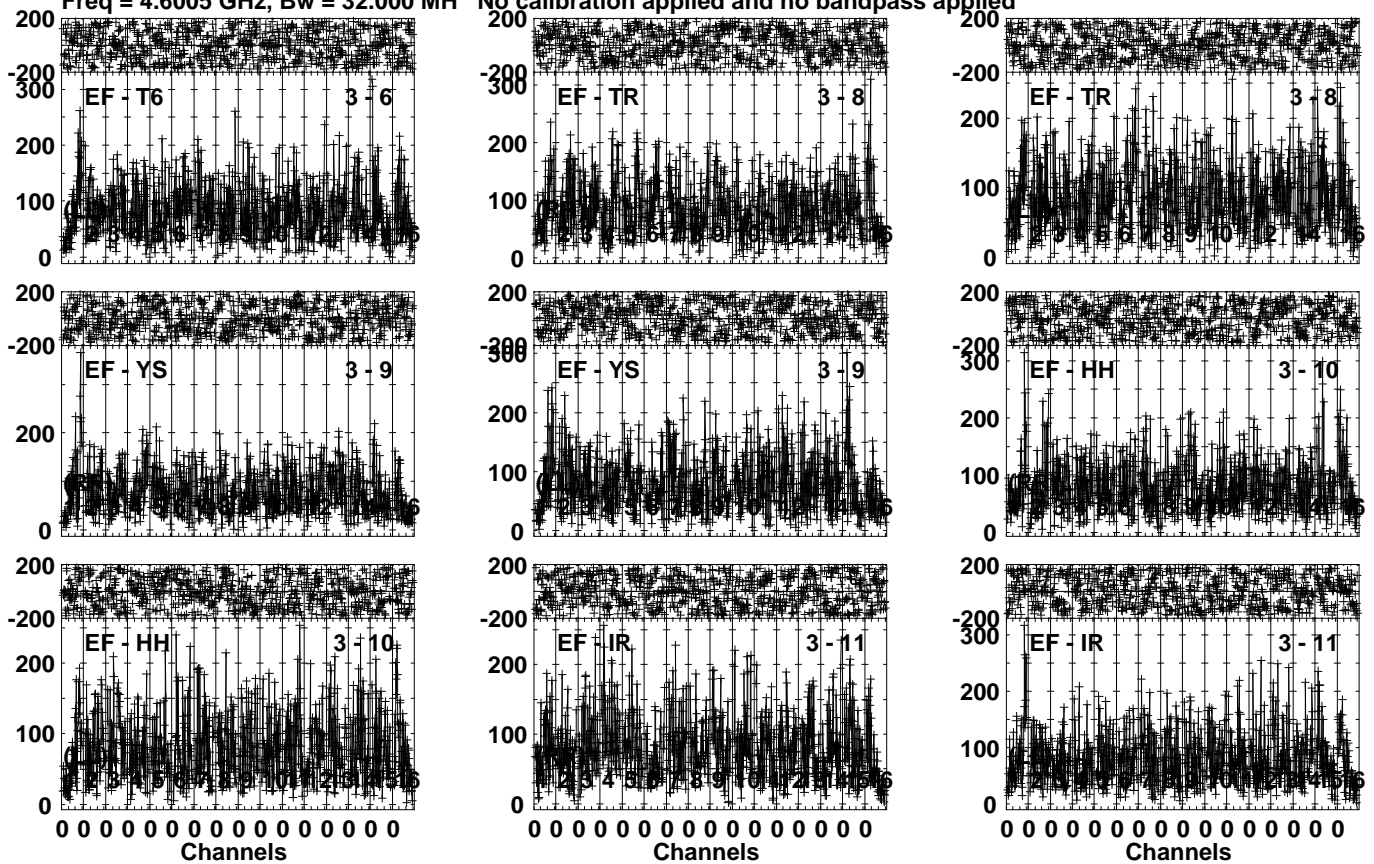


Lower frame: Micro Ampl Jy Top frame: Phas deg
Vector averaged cross-power spectrum Several baselines displayed
Timerange: 00/20:43:18 to 00/20:46:14

Plot file version 69 created 18-APR-2024 16:12:05

SN2022XXF RG014.UVDATA.1

Freq = 4.6005 GHz, Bw = 32.000 MH No calibration applied and no bandpass applied



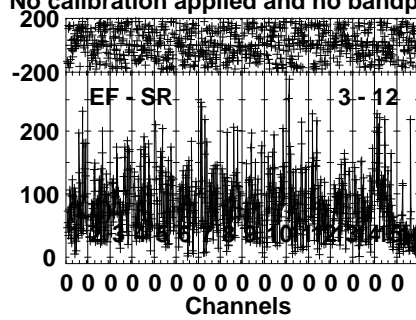
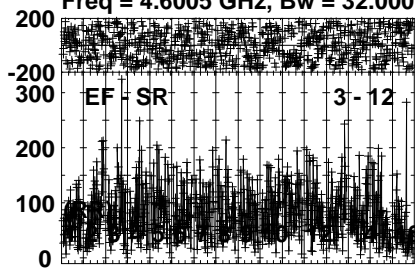
Lower frame: Micro Ampl Jy Top frame: Phas deg
Vector averaged cross-power spectrum Several baselines displayed
Timerange: 00/20:43:18 to 00/20:46:14

Plot file version 70 created 18-APR-2024 16:12:05

SN2022XXF RG014.UVDATA.1

Freq = 4.6005 GHz, Bw = 32.000 MH

No calibration applied and no bandpass applied



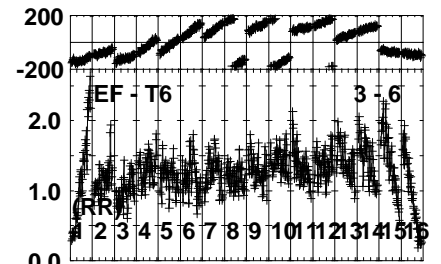
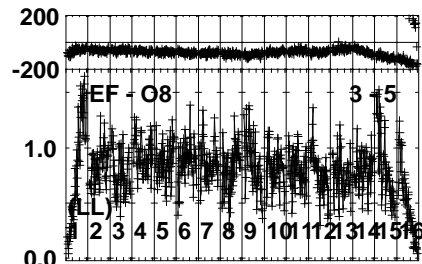
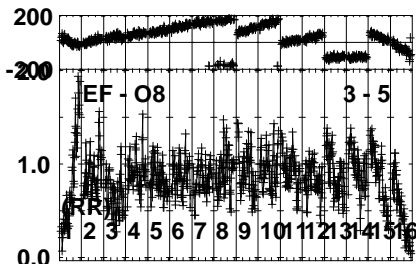
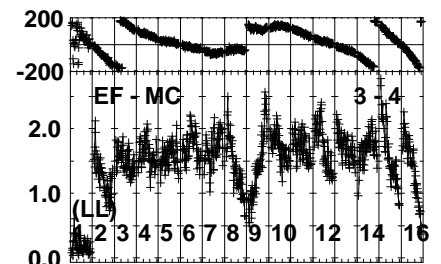
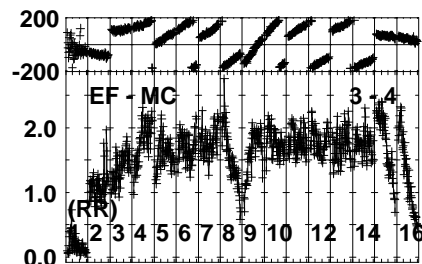
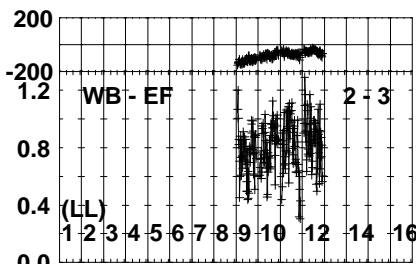
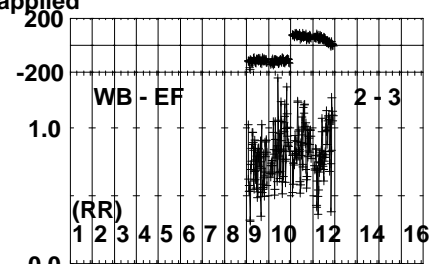
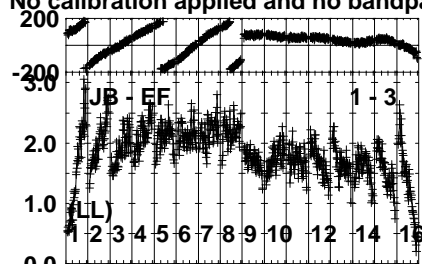
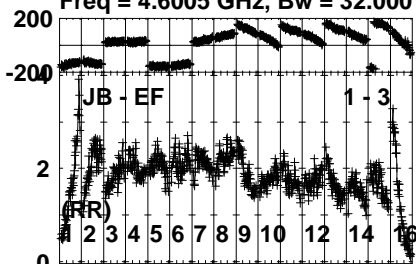
Lower frame: Micro Ampl Jy Top frame: Phas deg
Vector averaged cross-power spectrum Several baselines displayed
Timerange: 00/20:43:18 to 00/20:46:14

Plot file version 71 created 18-APR-2024 16:12:05

J1130+0846 RG014.UVDATA.1

Freq = 4.6005 GHz, Bw = 32.000 MH

No calibration applied and no bandpass applied



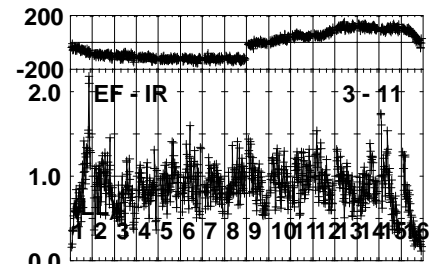
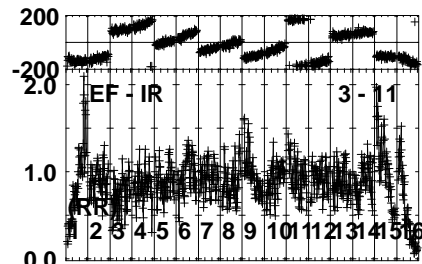
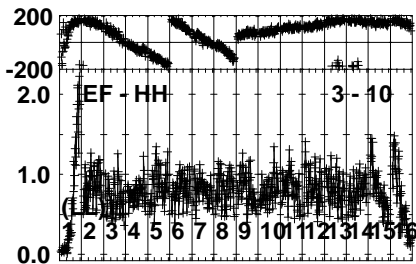
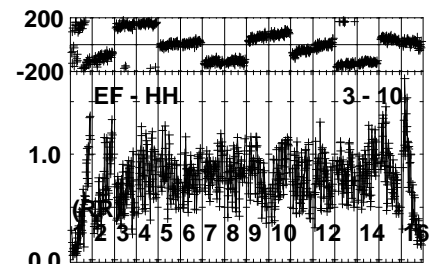
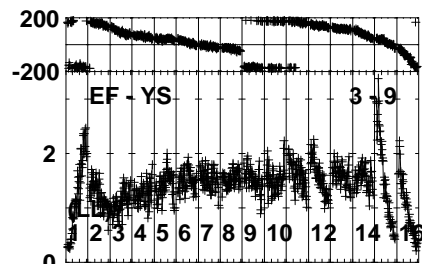
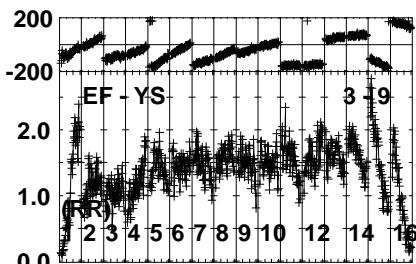
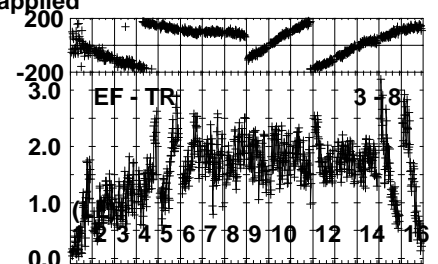
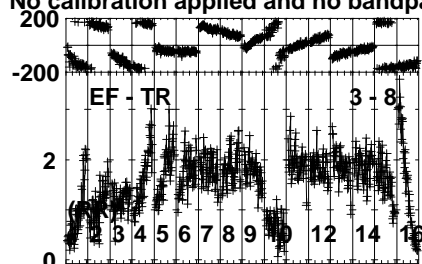
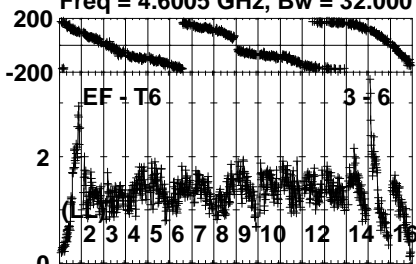
Lower frame: Milli Ampl Jy Top frame: Phas deg
Vector averaged cross-power spectrum Several baselines displayed
Timerange: 00/20:46:31 to 00/20:47:11

Plot file version 72 created 18-APR-2024 16:12:05

J1130+0846 RG014.UVDATA.1

Freq = 4.6005 GHz, Bw = 32.000 MH

No calibration applied and no bandpass applied



Lower frame: Milli Ampl Jy Top frame: Phas deg

Vector averaged cross-power spectrum Several baselines displayed

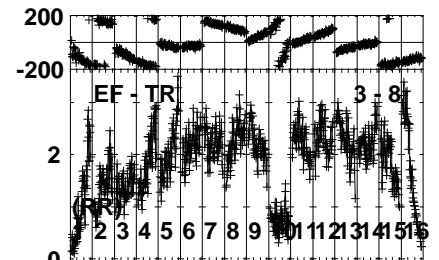
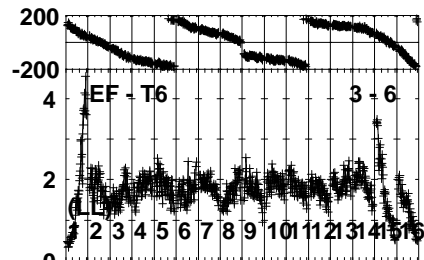
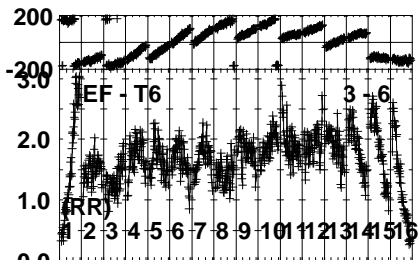
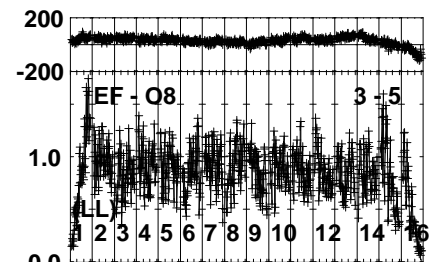
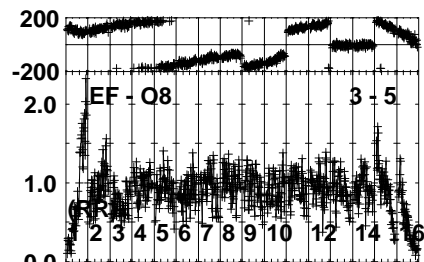
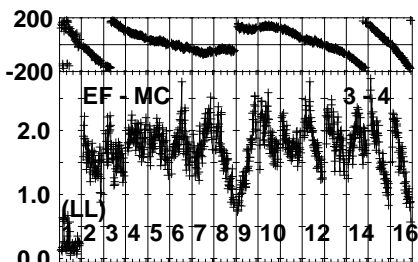
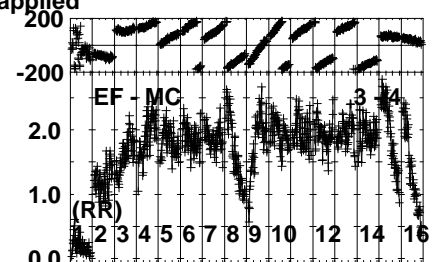
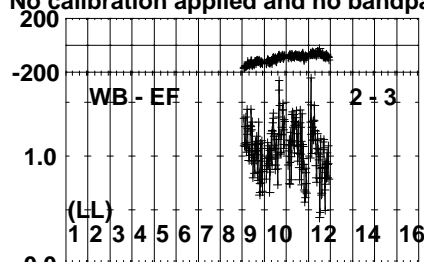
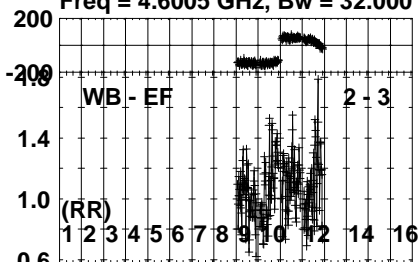
Timerange: 00/20:46:31 to 00/20:47:11

Plot file version 73 created 18-APR-2024 16:12:05

J1129+0951 RG014.UVDATA.1

Freq = 4.6005 GHz, Bw = 32.000 MH

No calibration applied and no bandpass applied

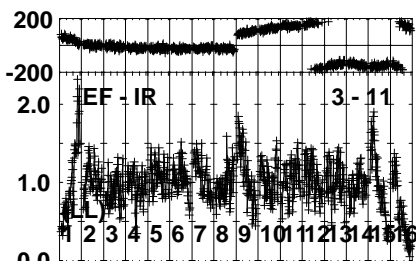
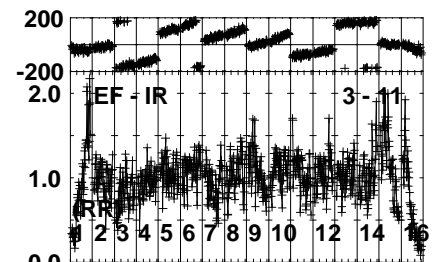
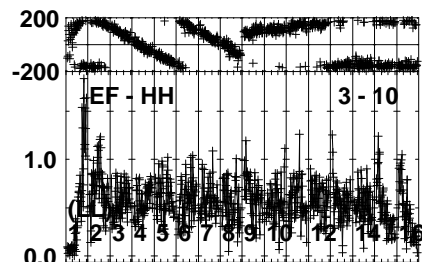
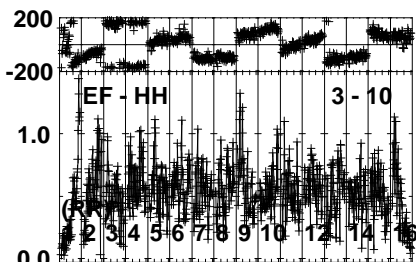
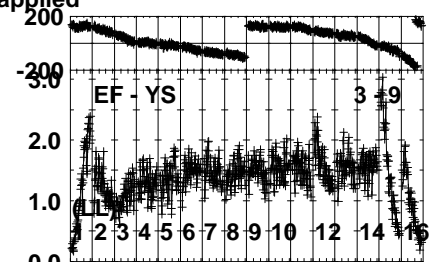
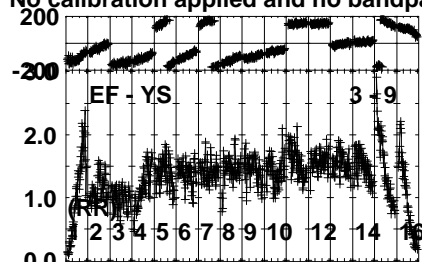
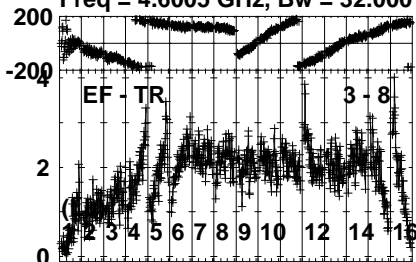


Lower frame: Milli Ampl Jy Top frame: Phas deg
Vector averaged cross-power spectrum Several baselines displayed
Timerange: 00/20:47:34 to 00/20:48:14

Plot file version 74 created 18-APR-2024 16:12:05

J1129+0951 RG014.UVDATA.1

Freq = 4.6005 GHz, Bw = 32.000 MH No calibration applied and no bandpass applied



0 0 0 0 0 0 0 0 0 0 0 0 0 0 0 0
Channels

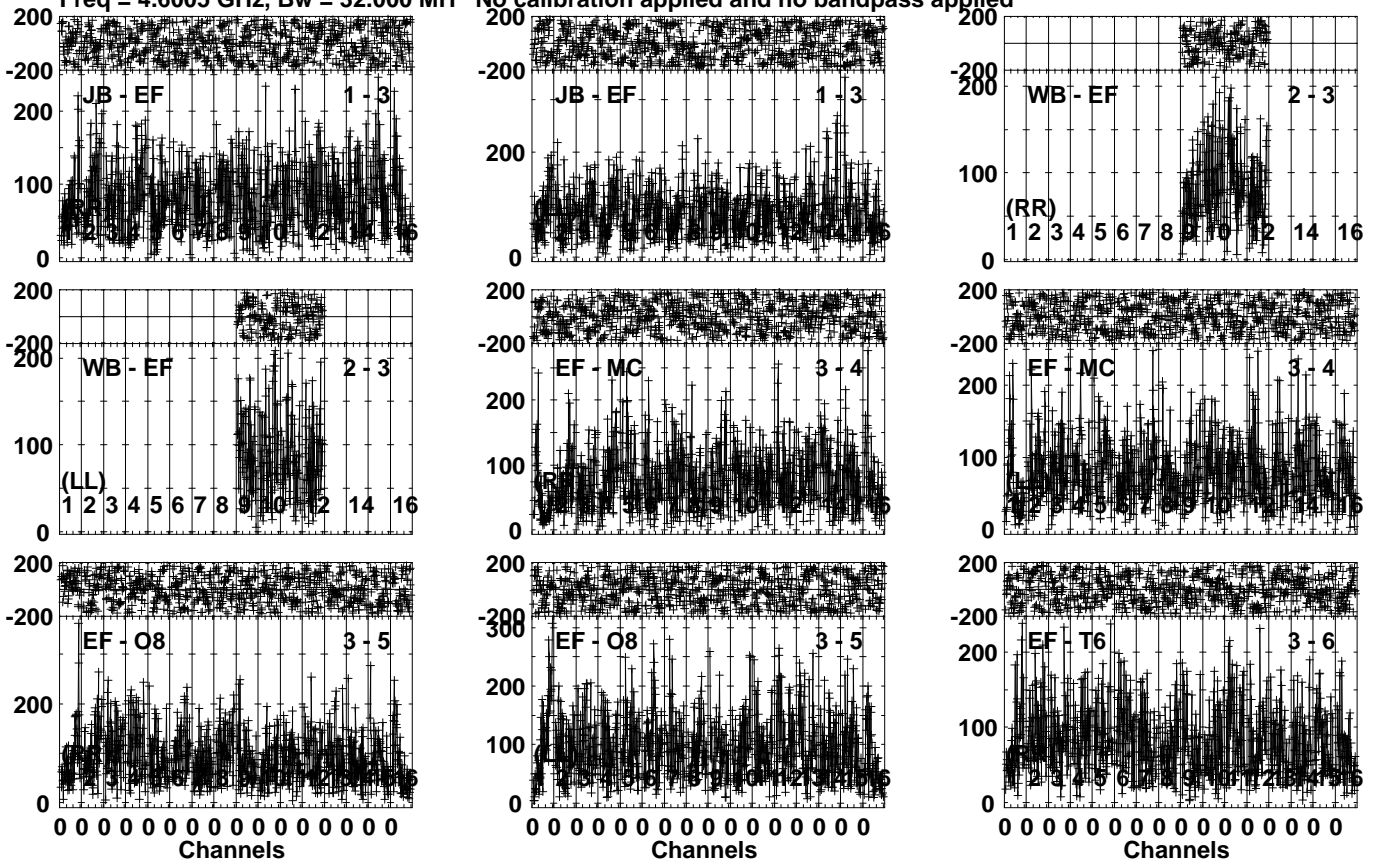
Lower frame: Milli Ampl Jy Top frame: Phas deg
Vector averaged cross-power spectrum Several baselines displayed
Timerange: 00/20:47:34 to 00/20:48:14

Plot file version 75 created 18-APR-2024 16:12:05

SN2022XXF RG014.UVDATA.1

Freq = 4.6005 GHz, Bw = 32.000 MH

No calibration applied and no bandpass applied

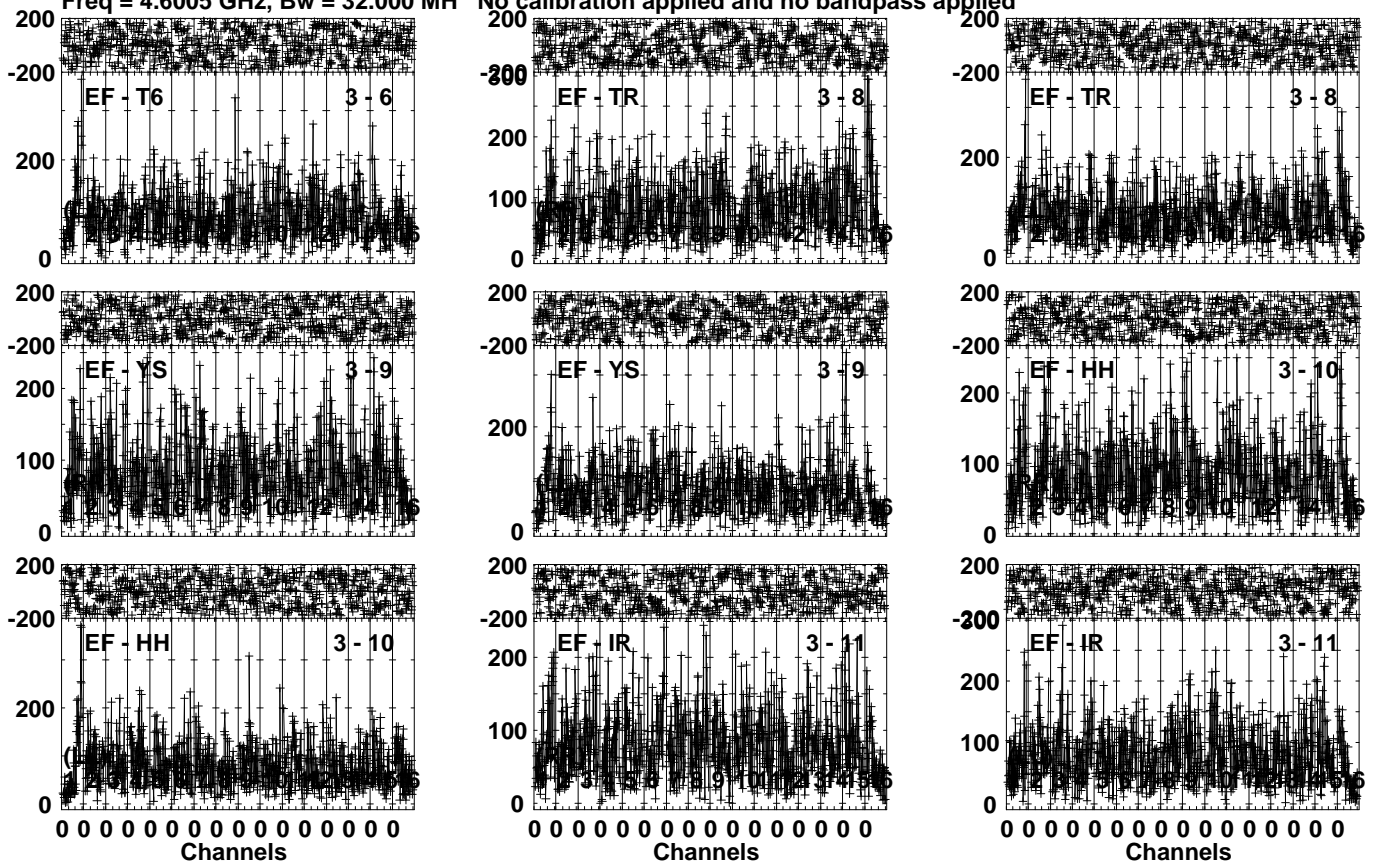


Lower frame: Micro Ampl Jy Top frame: Phas deg
Vector averaged cross-power spectrum Several baselines displayed
Timerange: 00/20:48:34 to 00/20:51:30

Plot file version 76 created 18-APR-2024 16:12:05

SN2022XXF RG014.UVDATA.1

Freq = 4.6005 GHz, Bw = 32.000 MH No calibration applied and no bandpass applied



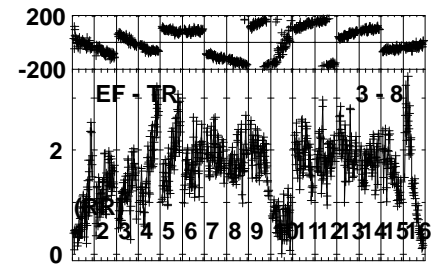
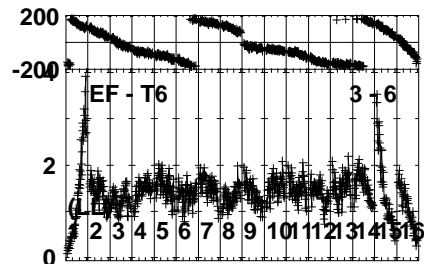
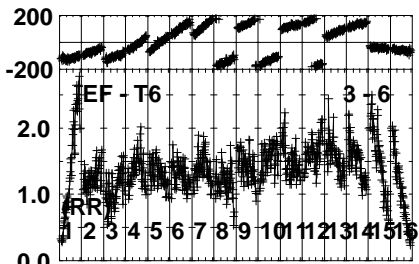
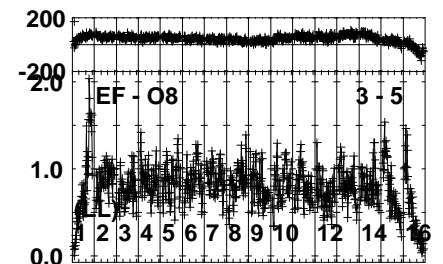
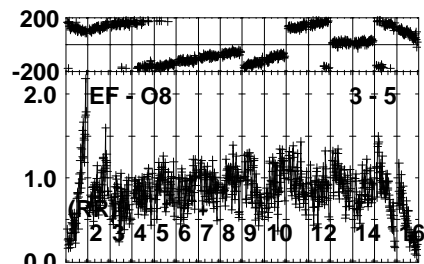
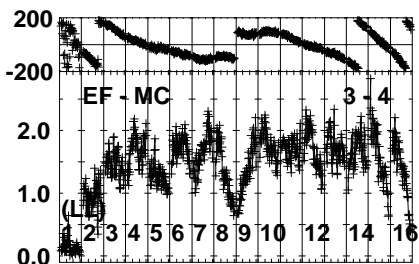
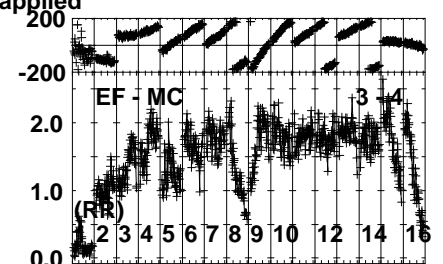
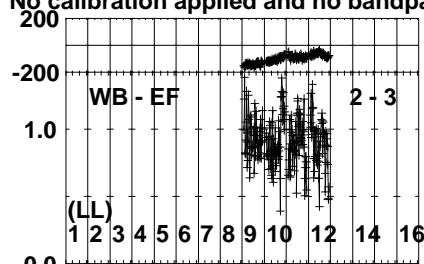
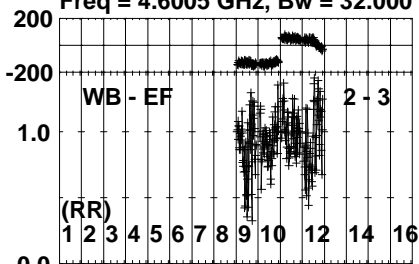
Lower frame: Micro Ampl Jy Top frame: Phas deg
Vector averaged cross-power spectrum Several baselines displayed
Timerange: 00/20:48:34 to 00/20:51:30

Plot file version 77 created 18-APR-2024 16:12:06

J1130+0846 RG014.UVDATA.1

Freq = 4.6005 GHz, Bw = 32.000 MH

No calibration applied and no bandpass applied

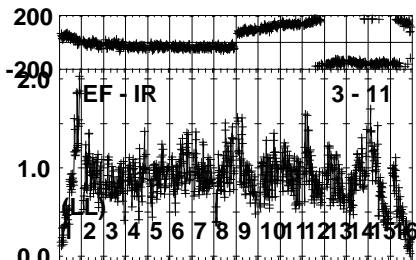
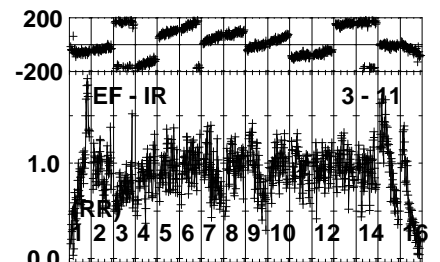
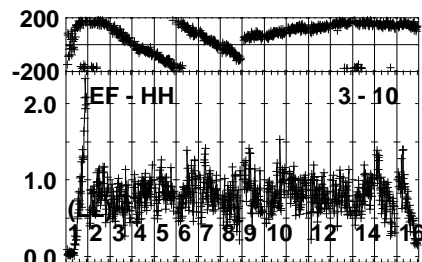
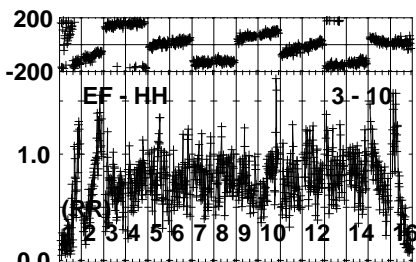
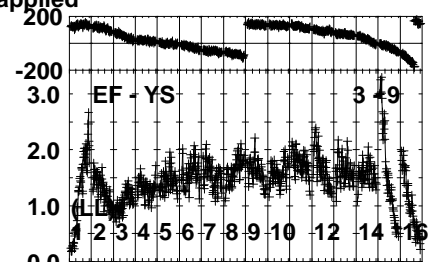
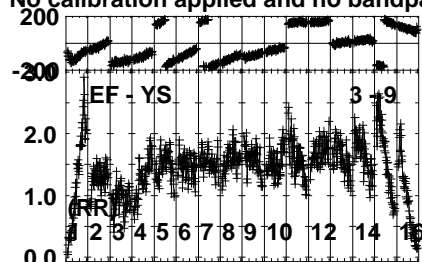
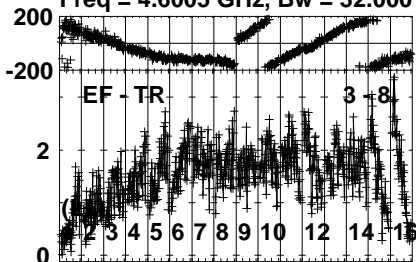


Lower frame: Milli Ampl Jy Top frame: Phas deg
Vector averaged cross-power spectrum Several baselines displayed
Timerange: 00/20:51:47 to 00/20:52:27

Plot file version 78 created 18-APR-2024 16:12:06

J1130+0846 RG014.UVDATA.1

Freq = 4.6005 GHz, Bw = 32.000 MH No calibration applied and no bandpass applied



0 0 0 0 0 0 0 0 0 0 0 0 0 0 0 0
Channels

Lower frame: Milli Ampl Jy Top frame: Phas deg

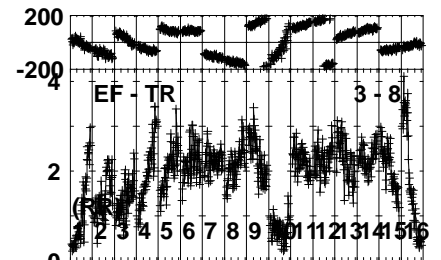
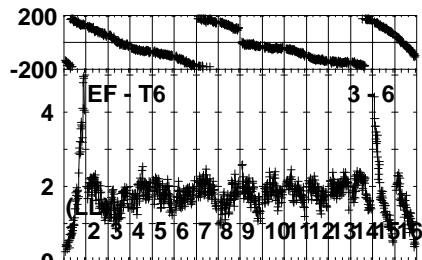
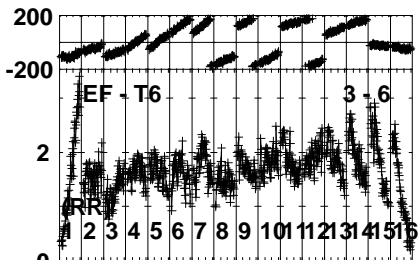
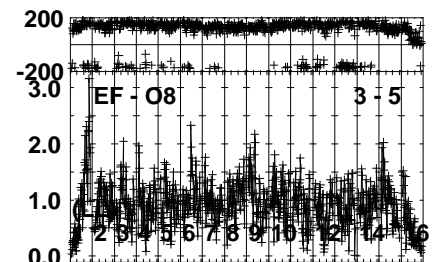
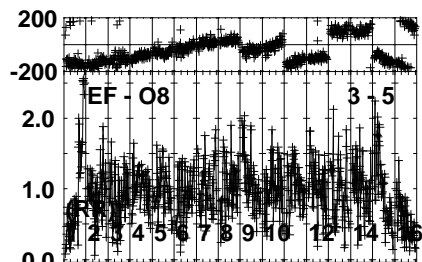
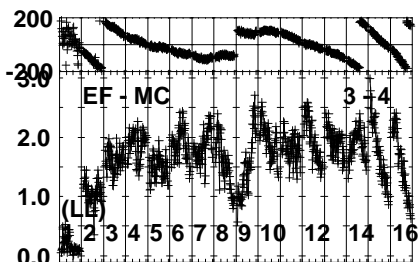
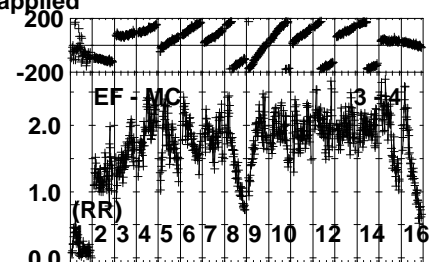
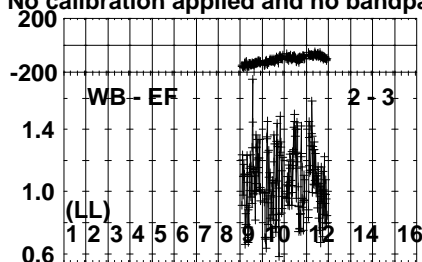
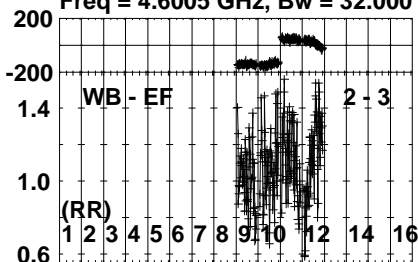
Vector averaged cross-power spectrum Several baselines displayed

Timerange: 00/20:51:47 to 00/20:52:27

Plot file version 79 created 18-APR-2024 16:12:06

J1129+0951 RG014.UVDATA.1

Freq = 4.6005 GHz, Bw = 32.000 MH No calibration applied and no bandpass applied



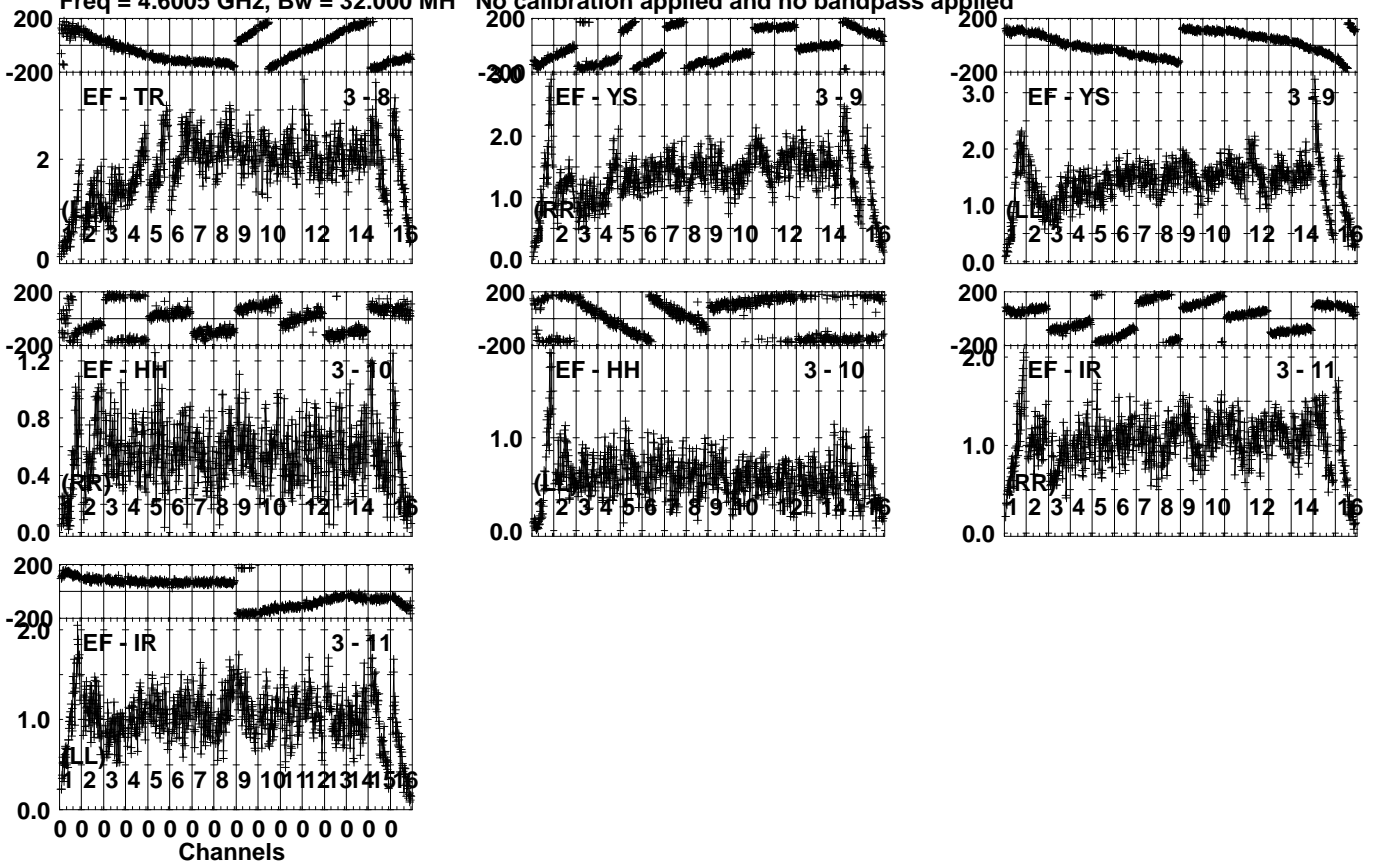
Lower frame: Milli Ampl Jy Top frame: Phas deg
Vector averaged cross-power spectrum Several baselines displayed
Timerange: 00/20:52:50 to 00/20:53:30

Plot file version 80 created 18-APR-2024 16:12:06

J1129+0951 RG014.UVDATA.1

Freq = 4.6005 GHz, Bw = 32.000 MH

No calibration applied and no bandpass applied

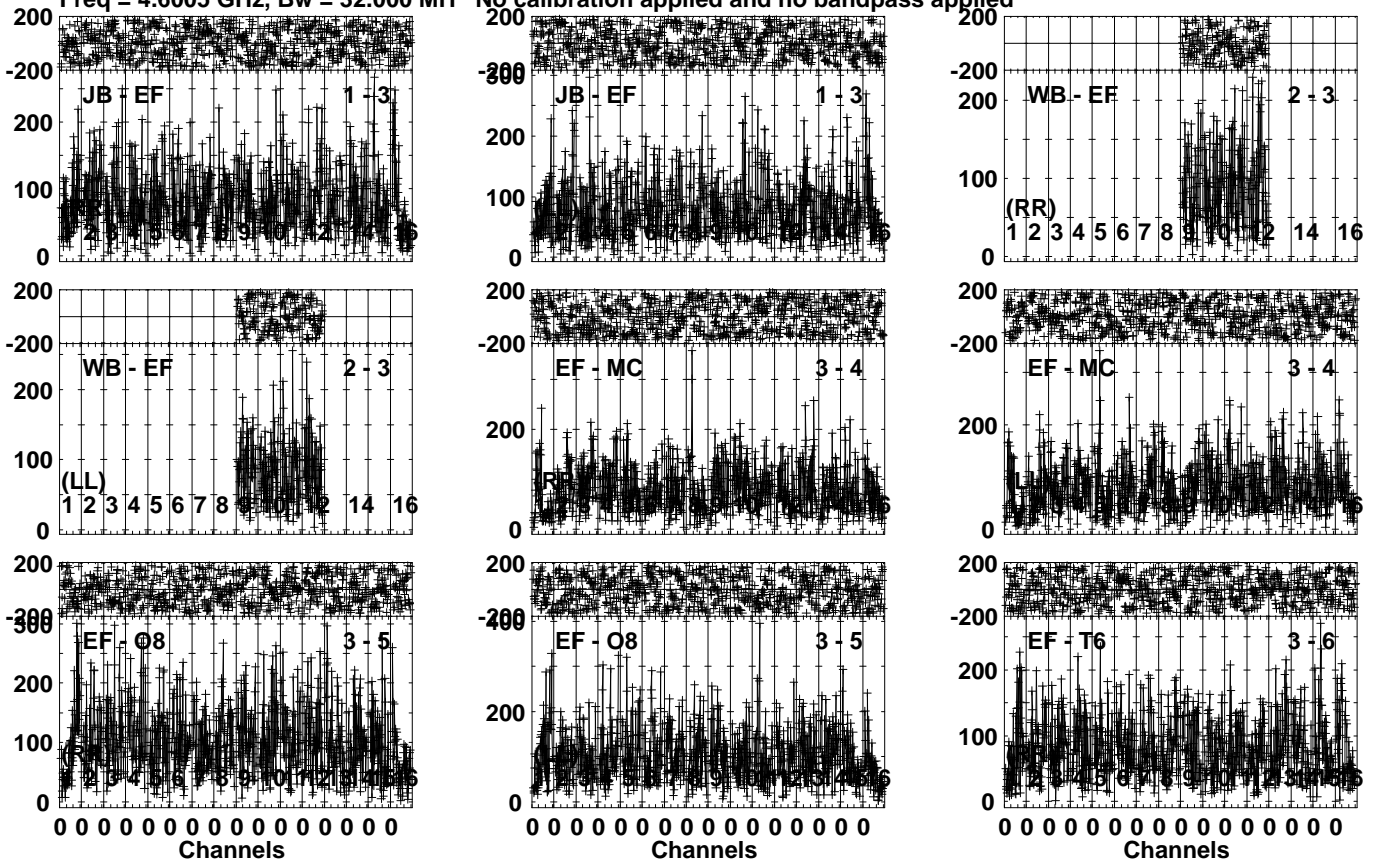


Lower frame: Milli Ampl Jy Top frame: Phas deg
Vector averaged cross-power spectrum Several baselines displayed
Timerange: 00/20:52:50 to 00/20:53:30

Plot file version 81 created 18-APR-2024 16:12:06

SN2022XXF RG014.UVDATA.1

Freq = 4.6005 GHz, Bw = 32.000 MH No calibration applied and no bandpass applied

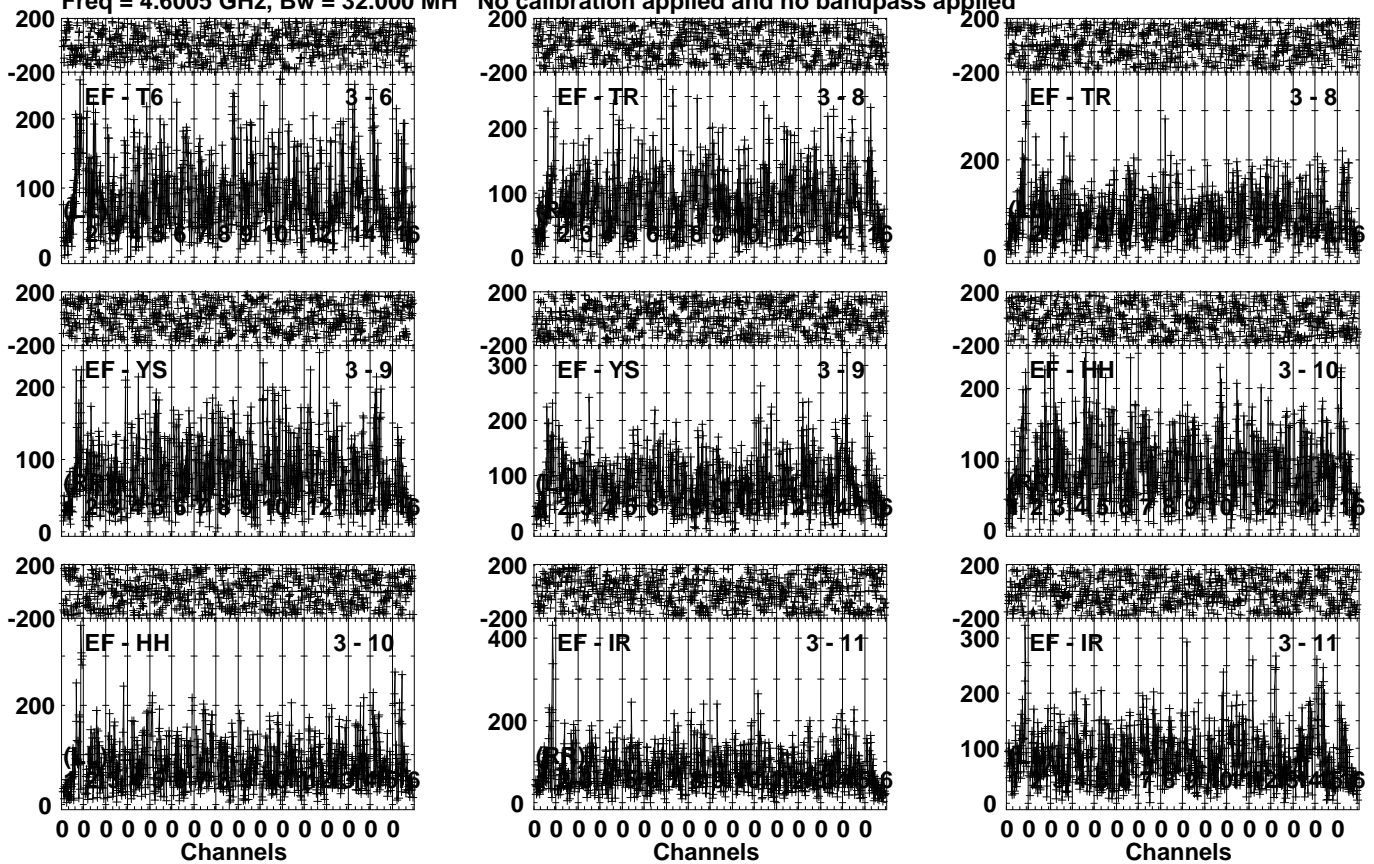


Lower frame: Micro Ampl Jy Top frame: Phas deg
Vector averaged cross-power spectrum Several baselines displayed
Timerange: 00/20:53:50 to 00/20:56:46

Plot file version 82 created 18-APR-2024 16:12:06

SN2022XXF RG014.UVDATA.1

Freq = 4.6005 GHz, Bw = 32.000 MH No calibration applied and no bandpass applied



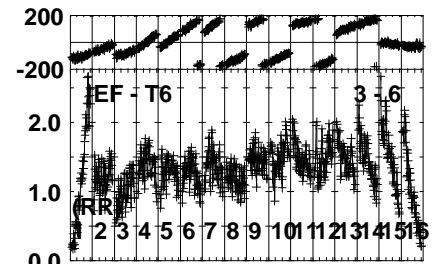
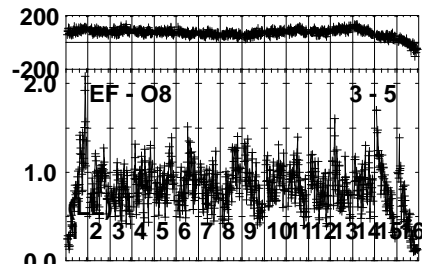
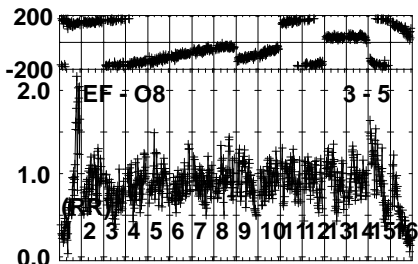
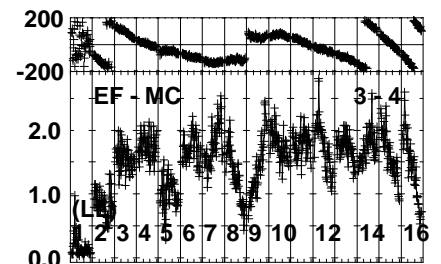
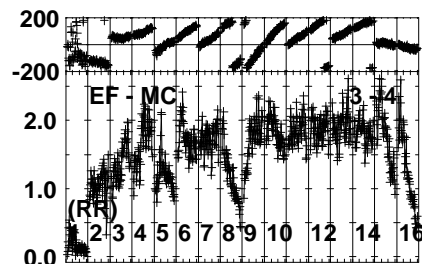
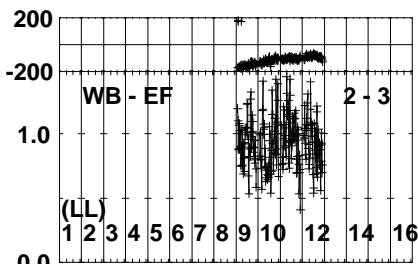
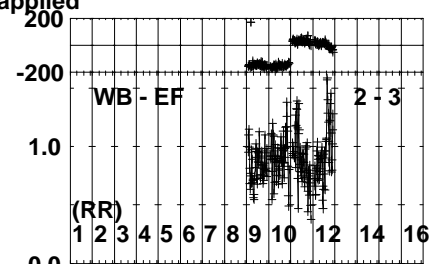
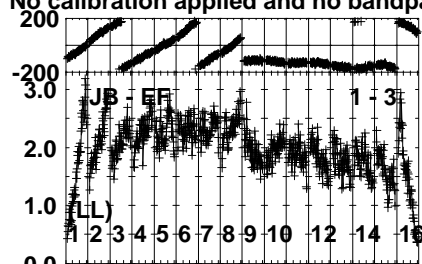
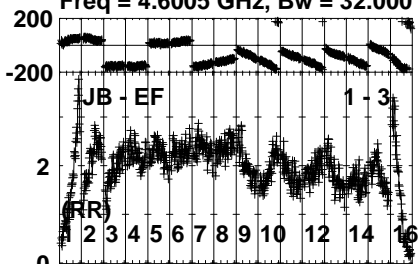
Lower frame: Micro Ampl Jy Top frame: Phas deg
Vector averaged cross-power spectrum Several baselines displayed
Timerange: 00/20:53:50 to 00/20:56:46

Plot file version 83 created 18-APR-2024 16:12:06

J1130+0846 RG014.UVDATA.1

Freq = 4.6005 GHz, Bw = 32.000 MH

No calibration applied and no bandpass applied



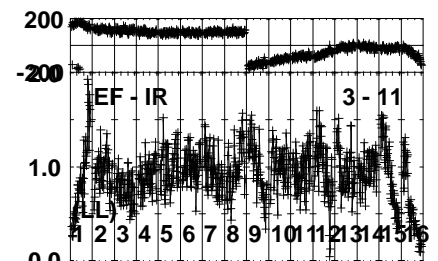
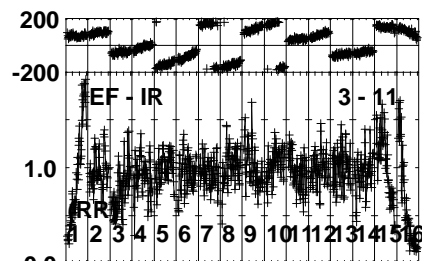
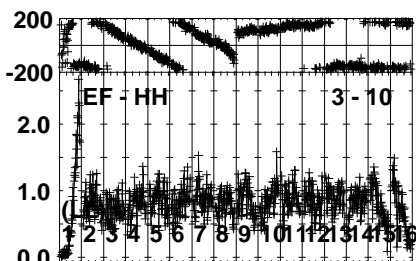
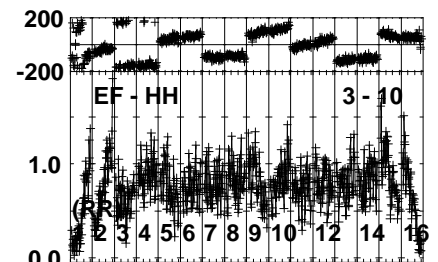
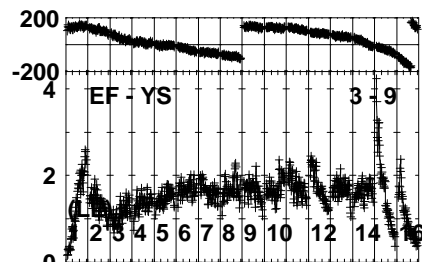
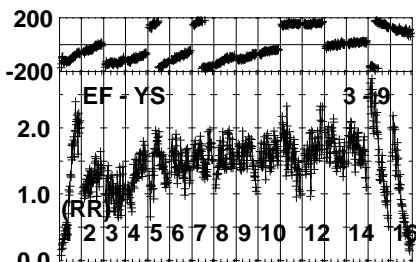
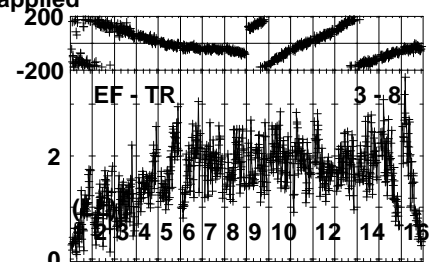
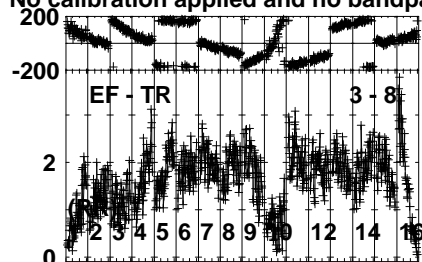
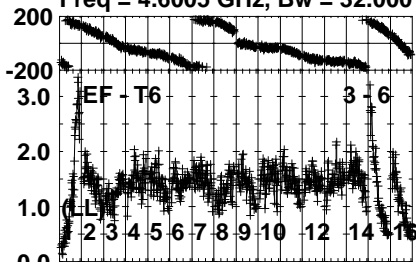
Lower frame: Milli Ampl Jy Top frame: Phas deg
Vector averaged cross-power spectrum Several baselines displayed
Timerange: 00/20:57:03 to 00/20:57:43

Plot file version 84 created 18-APR-2024 16:12:07

J1130+0846 RG014.UVDATA.1

Freq = 4.6005 GHz, Bw = 32.000 MH

No calibration applied and no bandpass applied

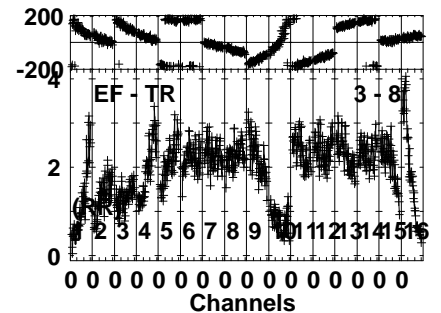
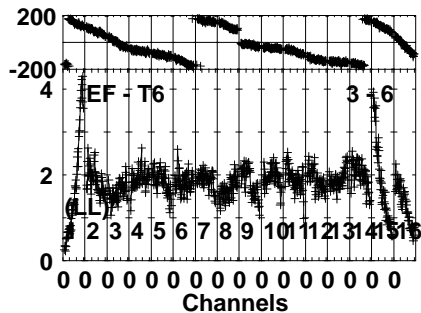
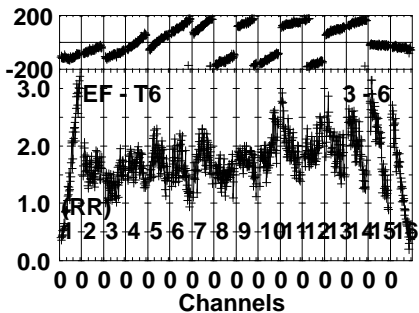
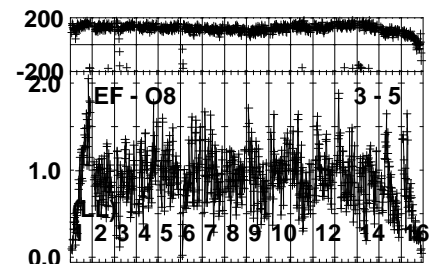
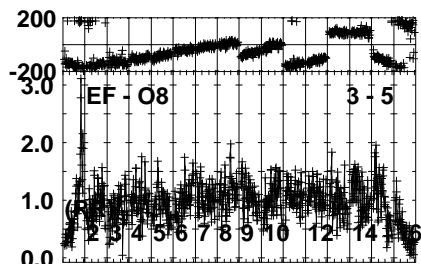
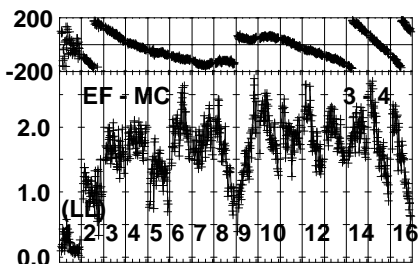
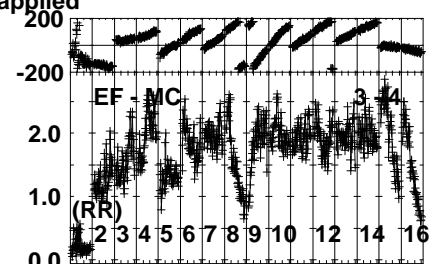
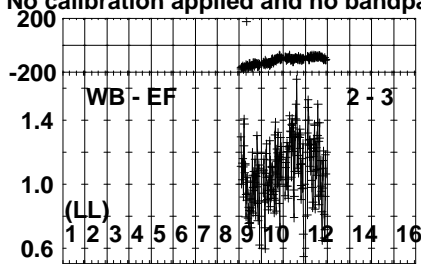
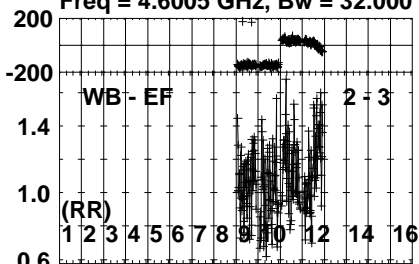


Lower frame: Milli Ampl Jy Top frame: Phas deg
Vector averaged cross-power spectrum Several baselines displayed
Timerange: 00/20:57:03 to 00/20:57:43

Plot file version 85 created 18-APR-2024 16:12:07

J1129+0951 RG014.UVDATA.1

Freq = 4.6005 GHz, Bw = 32.000 MH No calibration applied and no bandpass applied

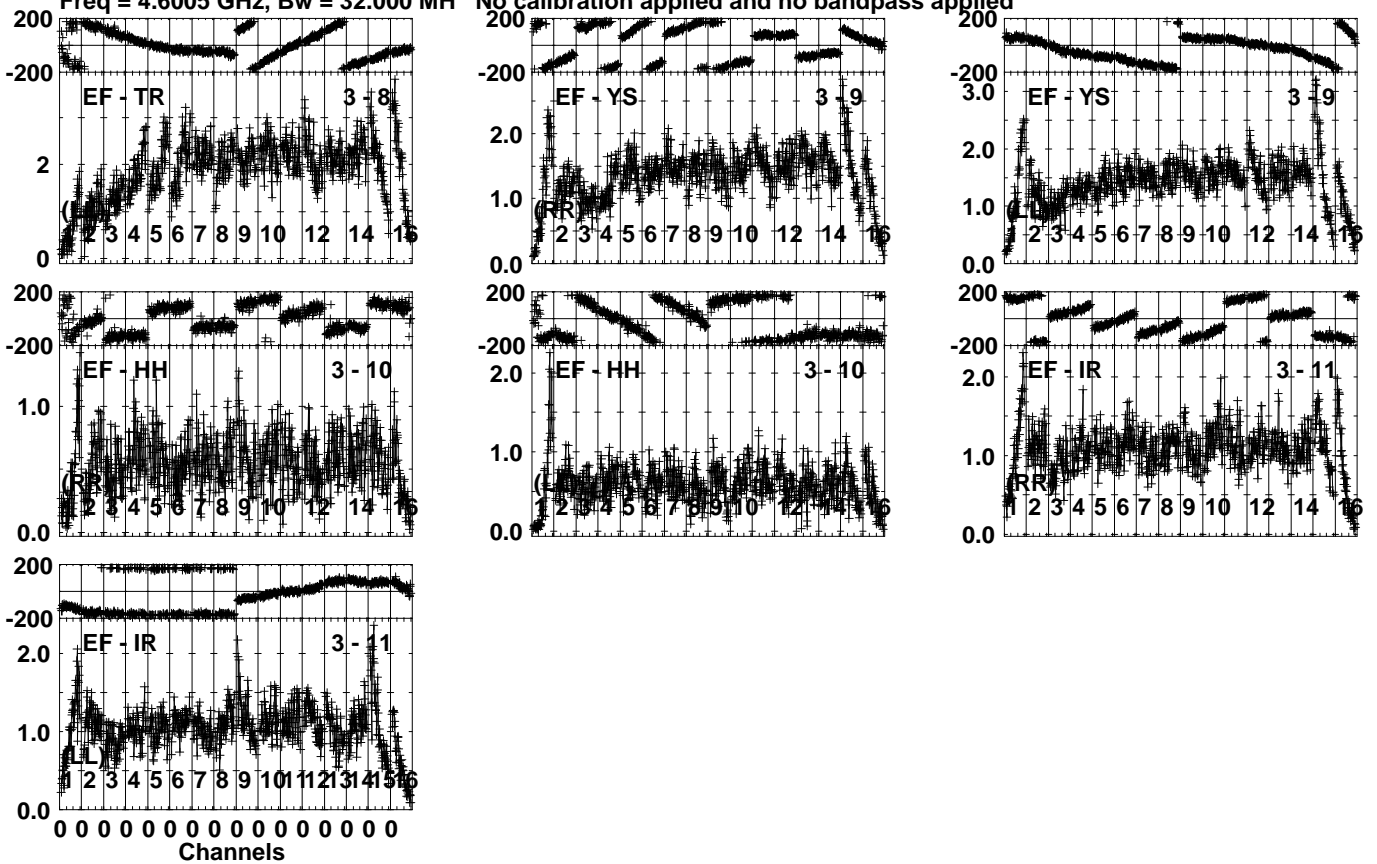


Lower frame: Milli Ampl Jy Top frame: Phas deg
Vector averaged cross-power spectrum Several baselines displayed
Timerange: 00/20:58:06 to 00/20:58:46

Plot file version 86 created 18-APR-2024 16:12:07

J1129+0951 RG014.UVDATA.1

Freq = 4.6005 GHz, Bw = 32.000 MH No calibration applied and no bandpass applied

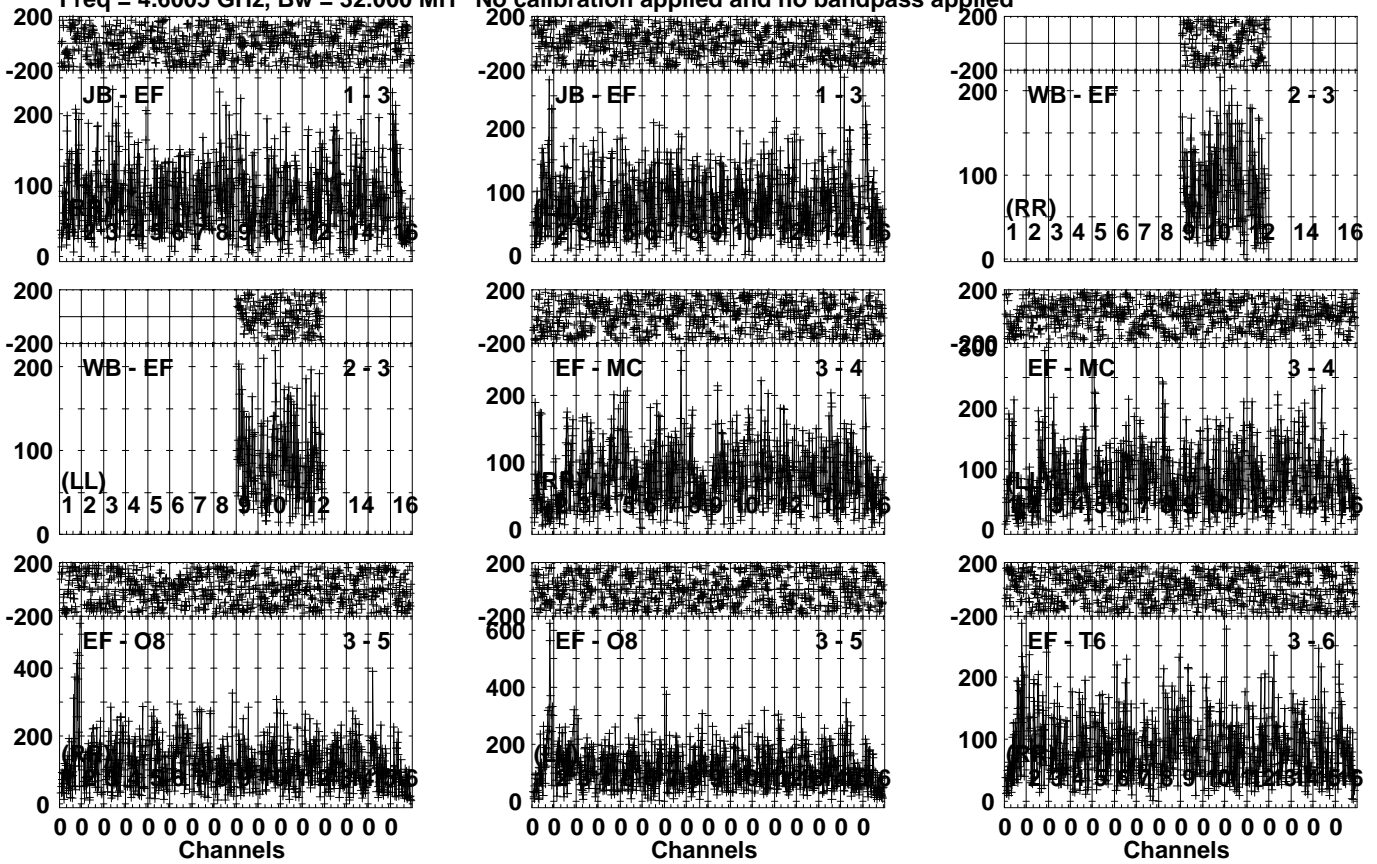


Lower frame: Milli Ampl Jy Top frame: Phas deg
Vector averaged cross-power spectrum Several baselines displayed
Timerange: 00/20:58:06 to 00/20:58:46

Plot file version 87 created 18-APR-2024 16:12:07

SN2022XXF RG014.UVDATA.1

Freq = 4.6005 GHz, Bw = 32.000 MH No calibration applied and no bandpass applied

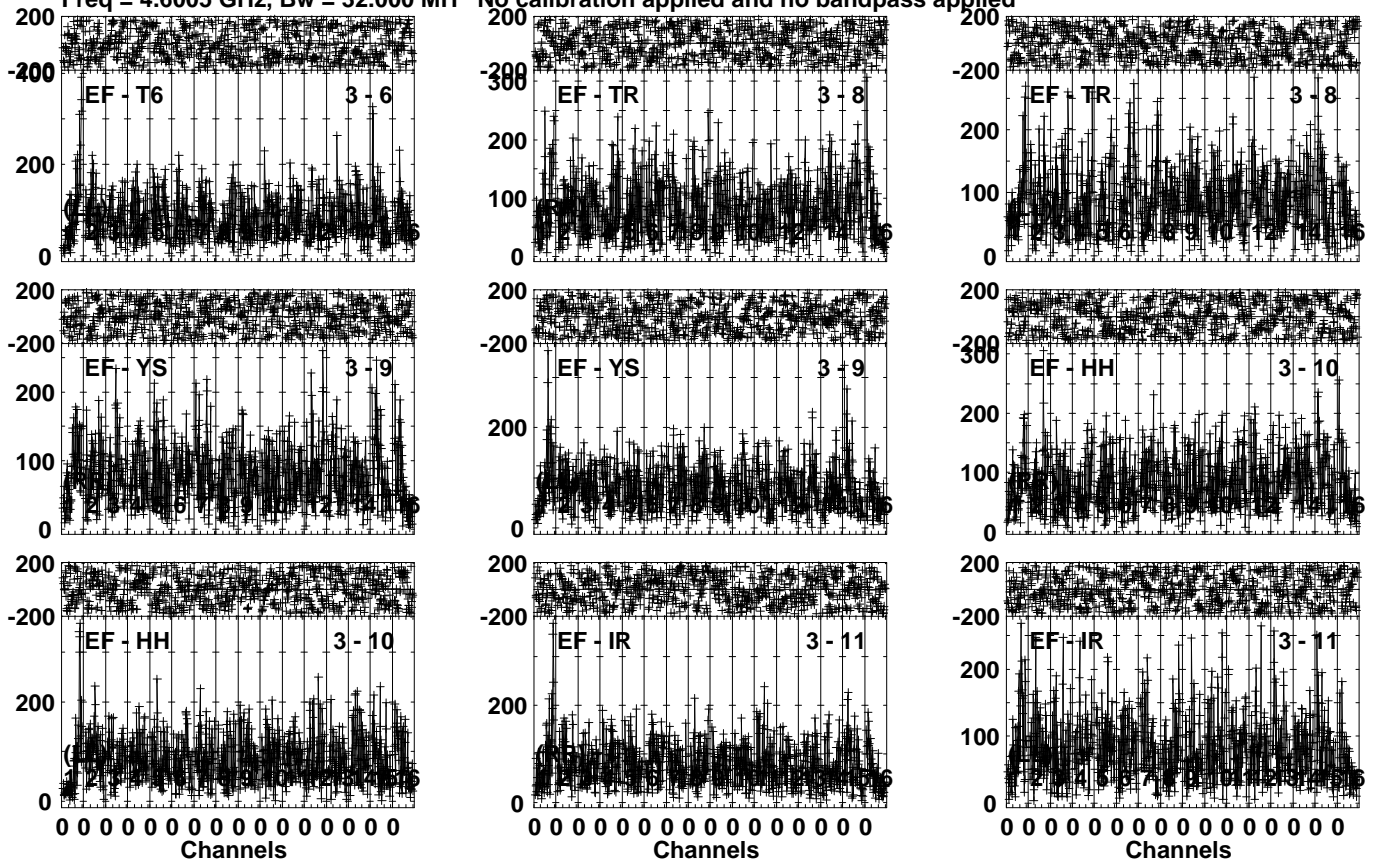


Lower frame: Micro Ampl Jy Top frame: Phas deg
Vector averaged cross-power spectrum Several baselines displayed
Timerange: 00/20:59:06 to 00/21:02:02

Plot file version 88 created 18-APR-2024 16:12:07

SN2022XXF RG014.UVDATA.1

Freq = 4.6005 GHz, Bw = 32.000 MH No calibration applied and no bandpass applied



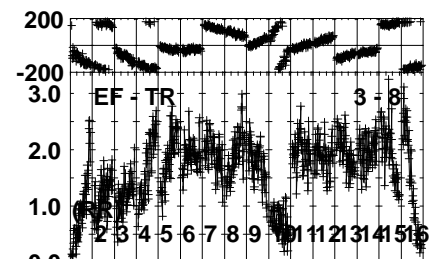
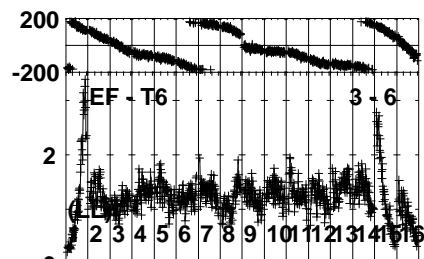
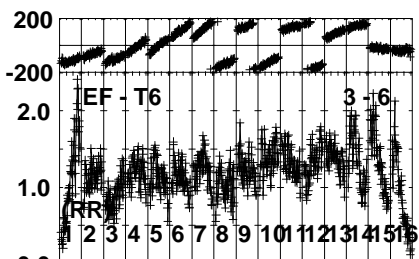
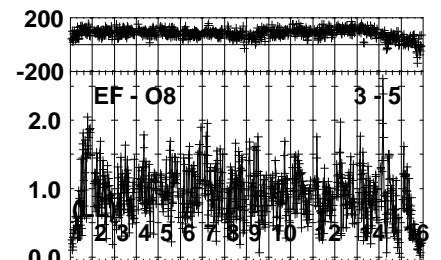
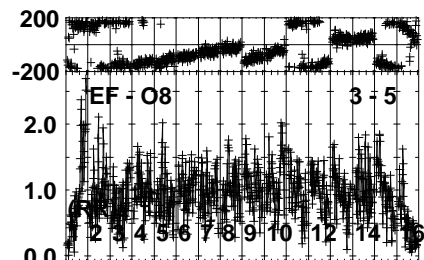
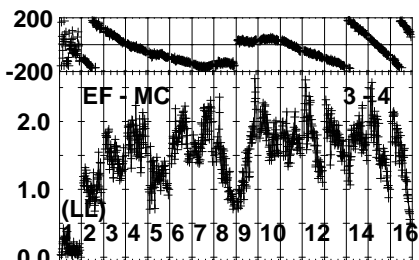
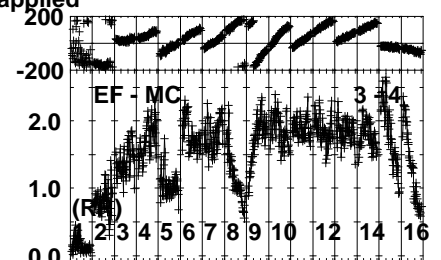
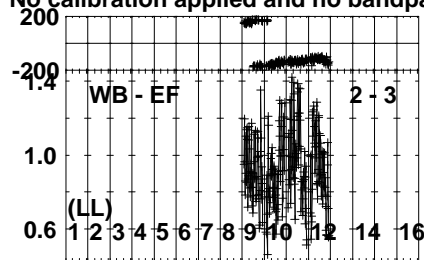
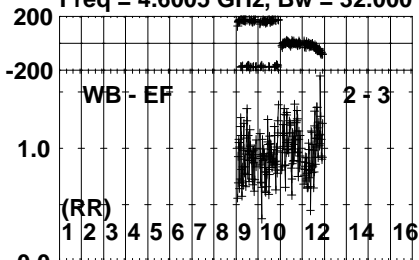
Lower frame: Micro Ampl Jy Top frame: Phas deg
Vector averaged cross-power spectrum Several baselines displayed
Timerange: 00/20:59:06 to 00/21:02:02

Plot file version 89 created 18-APR-2024 16:12:07

J1130+0846 RG014.UVDATA.1

Freq = 4.6005 GHz, Bw = 32.000 MH

No calibration applied and no bandpass applied

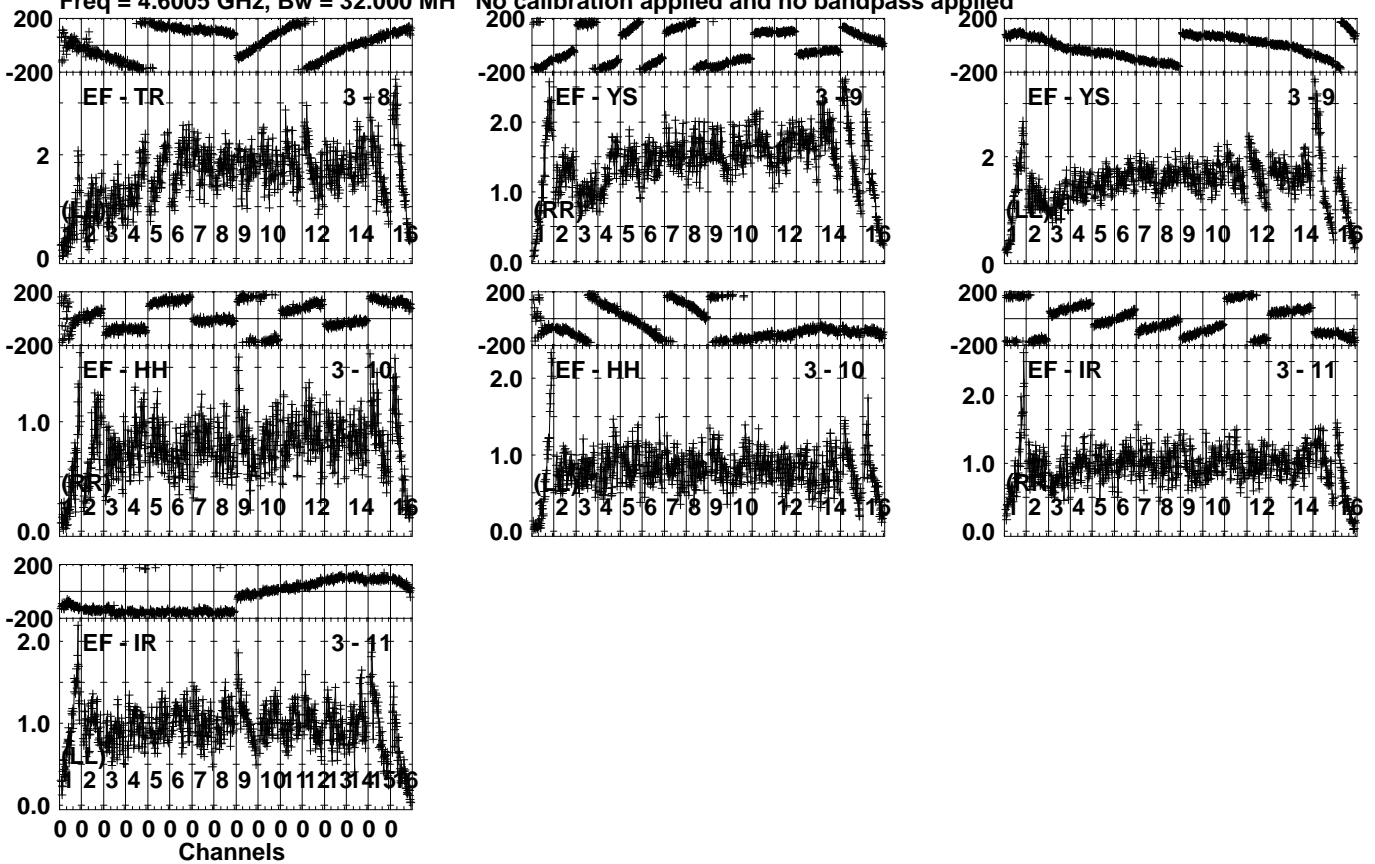


Lower frame: Milli Ampl Jy Top frame: Phas deg
Vector averaged cross-power spectrum Several baselines displayed
Timerange: 00/21:02:19 to 00/21:02:59

Plot file version 90 created 18-APR-2024 16:12:07

J1130+0846 RG014.UVDATA.1

Freq = 4.6005 GHz, Bw = 32.000 MH No calibration applied and no bandpass applied



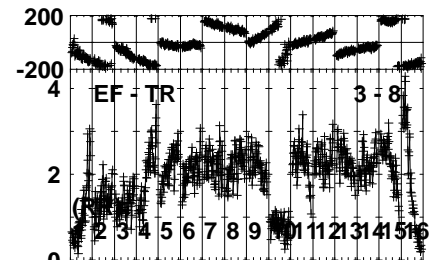
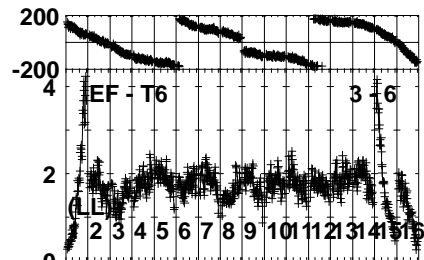
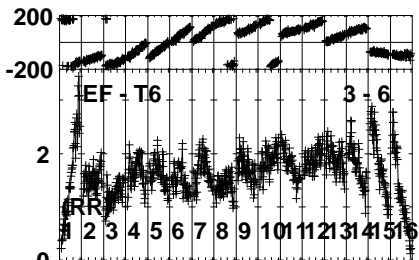
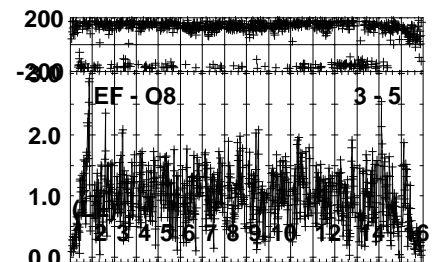
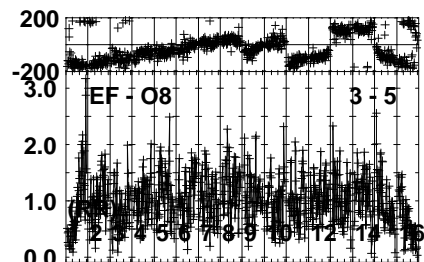
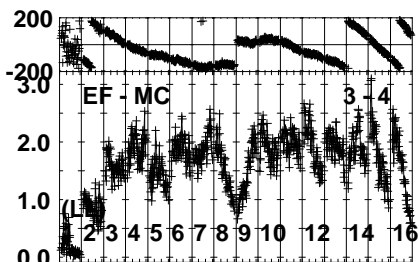
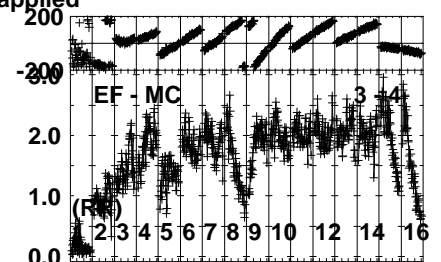
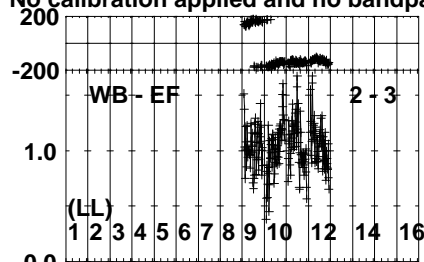
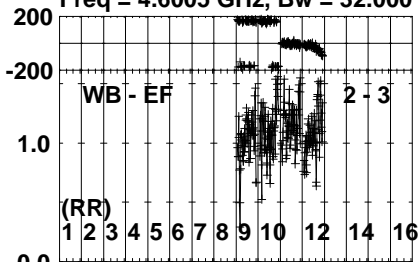
Lower frame: Milli Ampl Jy Top frame: Phas deg
Vector averaged cross-power spectrum Several baselines displayed
Timerange: 00/21:02:19 to 00/21:02:59

Plot file version 91 created 18-APR-2024 16:12:07

J1129+0951 RG014.UVDATA.1

Freq = 4.6005 GHz, Bw = 32.000 MH

No calibration applied and no bandpass applied

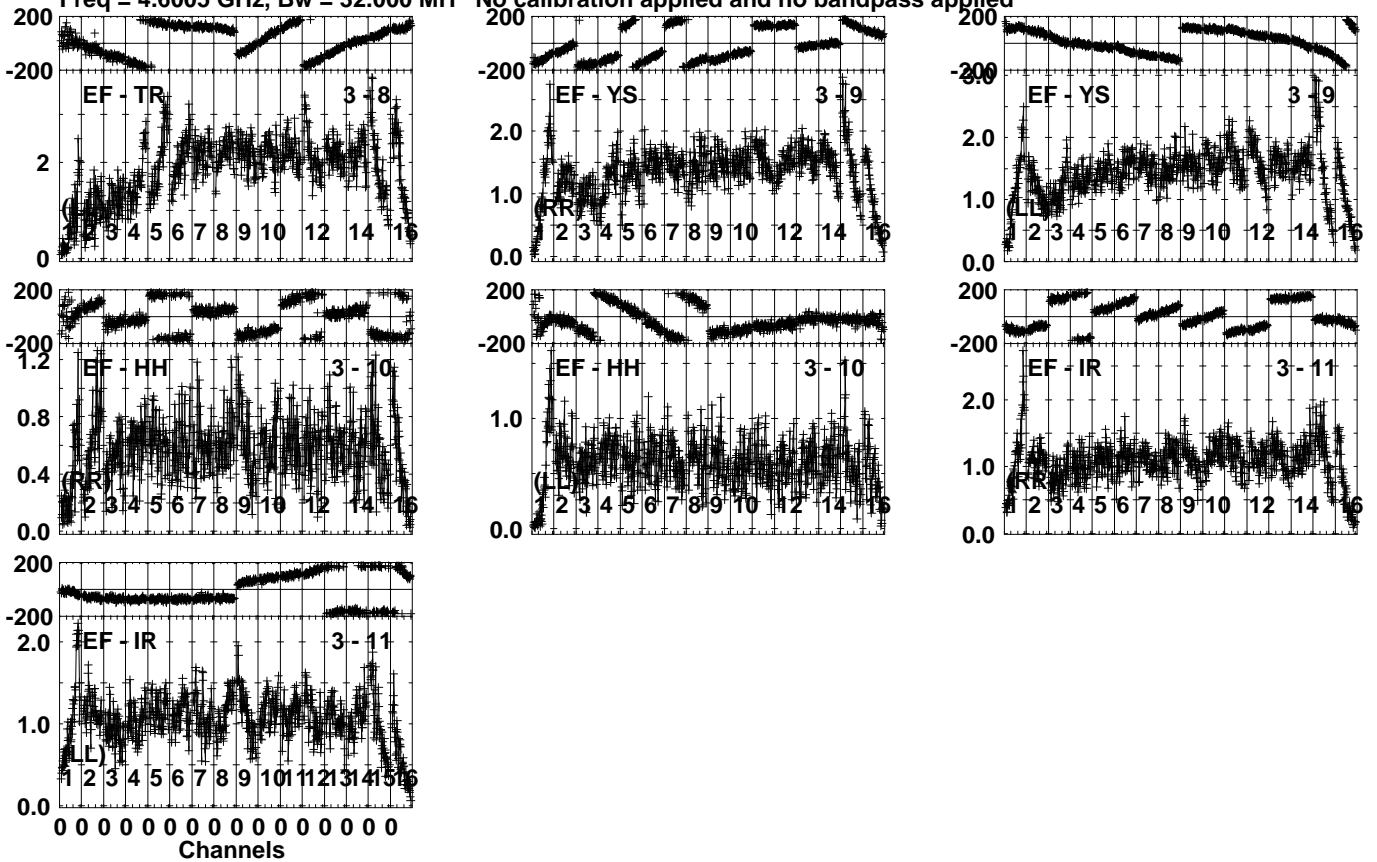


Lower frame: Milli Ampl Jy Top frame: Phas deg
Vector averaged cross-power spectrum Several baselines displayed
Timerange: 00/21:03:22 to 00/21:04:02

Plot file version 92 created 18-APR-2024 16:12:08

J1129+0951 RG014.UVDATA.1

Freq = 4.6005 GHz, Bw = 32.000 MH No calibration applied and no bandpass applied

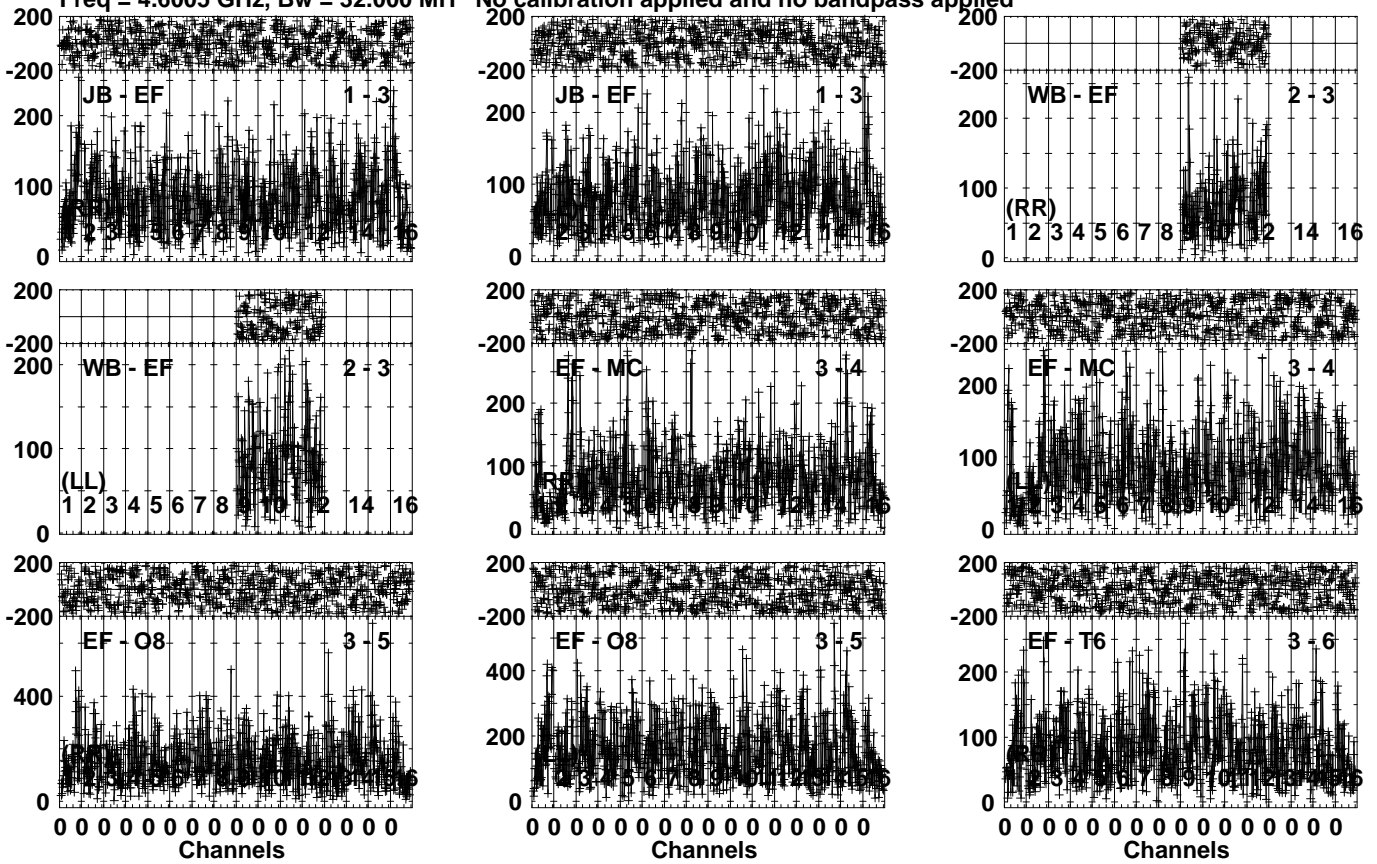


Lower frame: Milli Ampl Jy Top frame: Phas deg
Vector averaged cross-power spectrum Several baselines displayed
Timerange: 00/21:03:22 to 00/21:04:02

Plot file version 93 created 18-APR-2024 16:12:08

SN2022XXF RG014.UVDATA.1

Freq = 4.6005 GHz, Bw = 32.000 MH No calibration applied and no bandpass applied

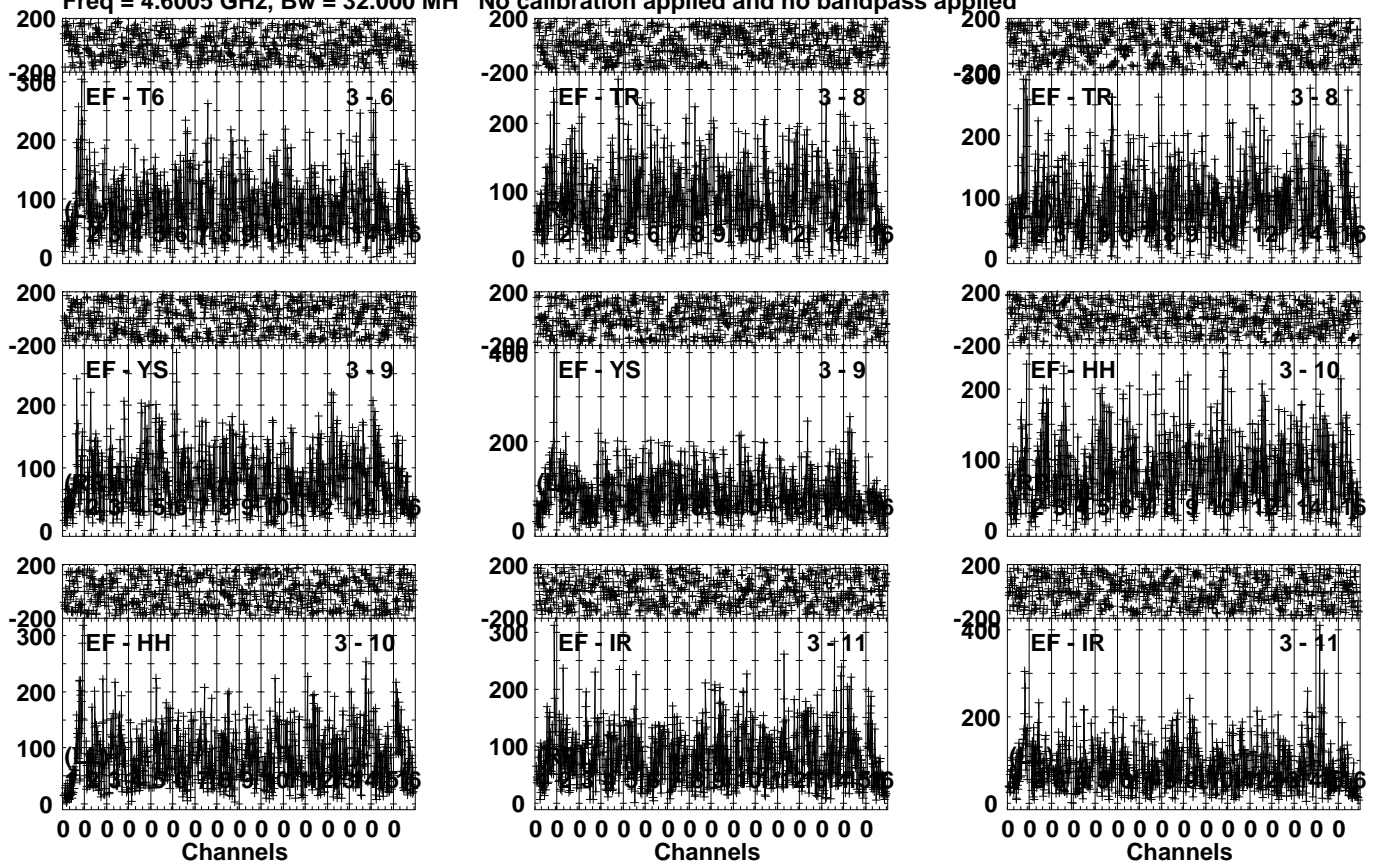


Lower frame: Micro Ampl Jy Top frame: Phas deg
Vector averaged cross-power spectrum Several baselines displayed
Timerange: 00/21:04:22 to 00/21:07:18

Plot file version 94 created 18-APR-2024 16:12:08

SN2022XXF RG014.UVDATA.1

Freq = 4.6005 GHz, Bw = 32.000 MH No calibration applied and no bandpass applied

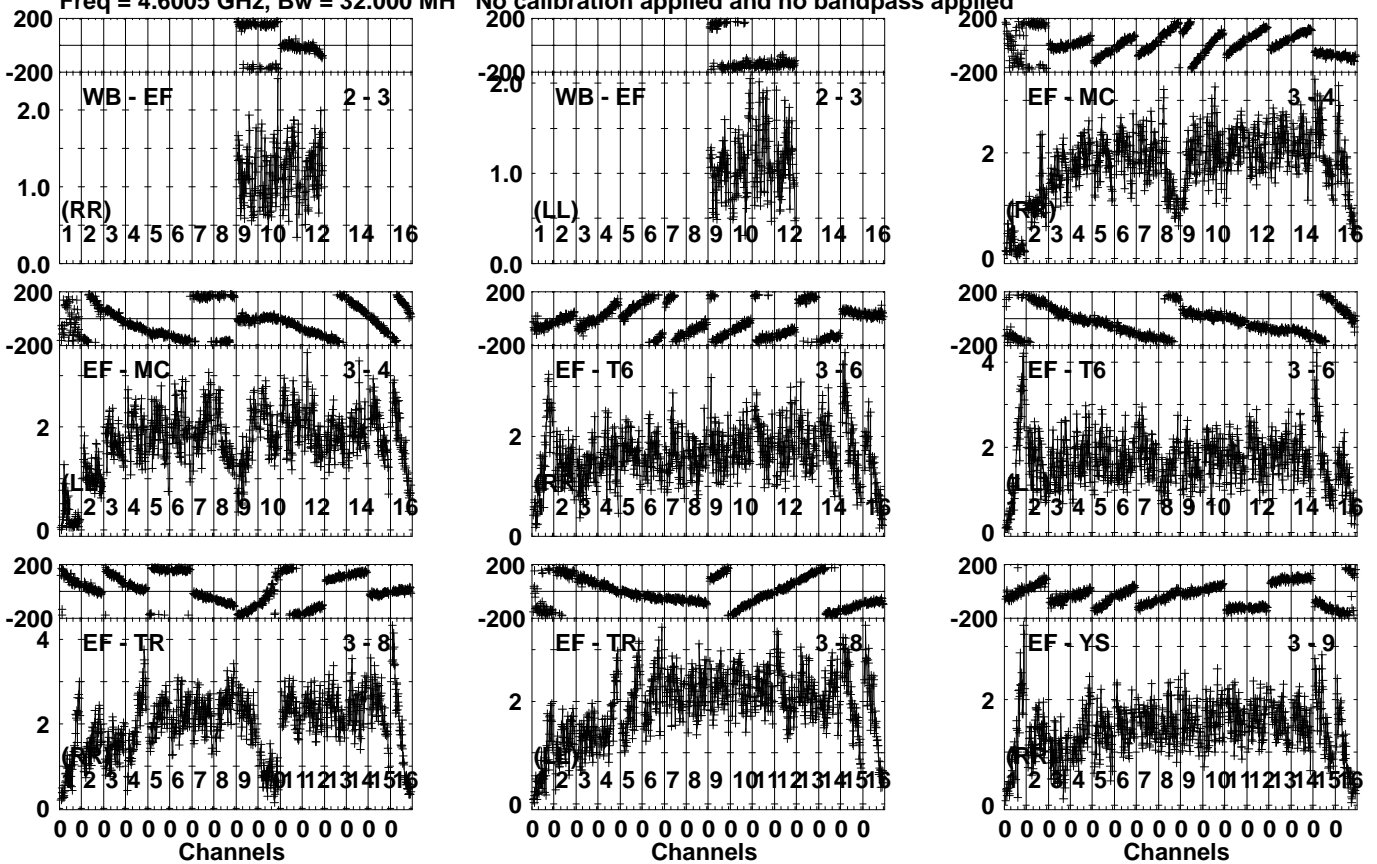


Lower frame: Micro Ampl Jy Top frame: Phas deg
Vector averaged cross-power spectrum Several baselines displayed
Timerange: 00/21:04:22 to 00/21:07:18

Plot file version 95 created 18-APR-2024 16:12:08

J1129+0951 RG014.UVDATA.1

Freq = 4.6005 GHz, Bw = 32.000 MH No calibration applied and no bandpass applied

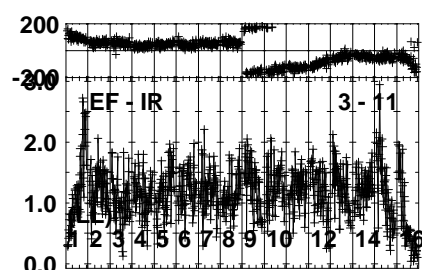
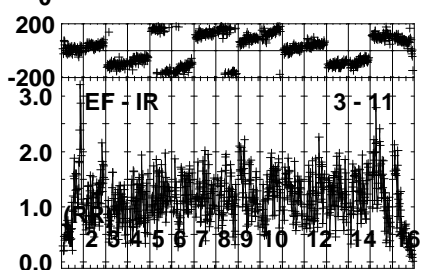
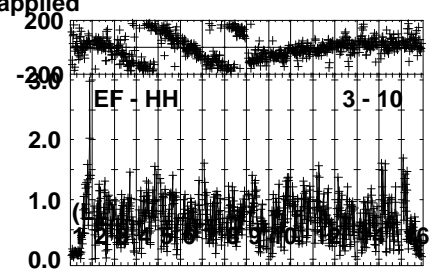
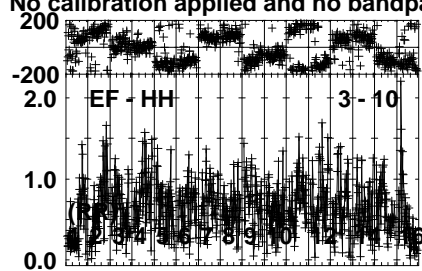
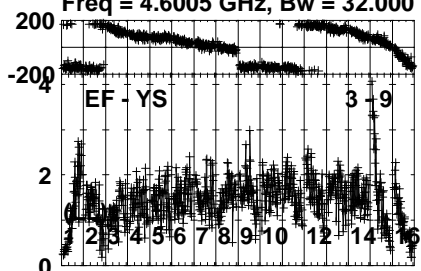


Lower frame: Milli Ampl Jy Top frame: Phas deg
Vector averaged cross-power spectrum Several baselines displayed
Timerange: 00/21:08:38 to 00/21:09:18

Plot file version 96 created 18-APR-2024 16:12:08

J1129+0951 RG014.UVDATA.1

Freq = 4.6005 GHz, Bw = 32.000 MH No calibration applied and no bandpass applied

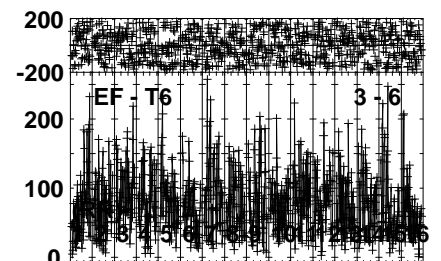
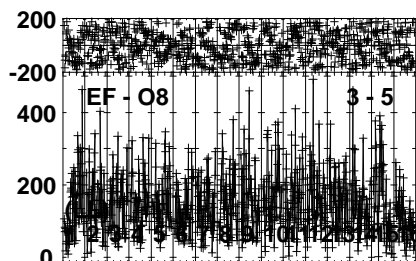
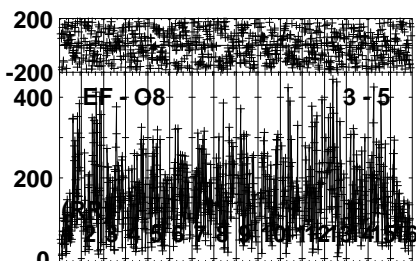
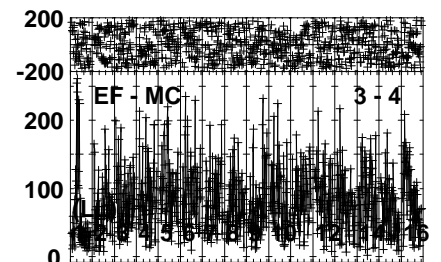
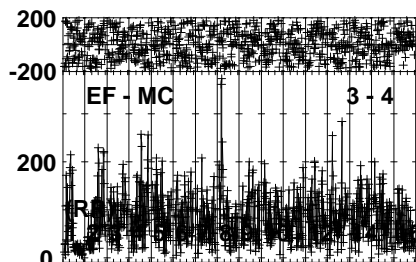
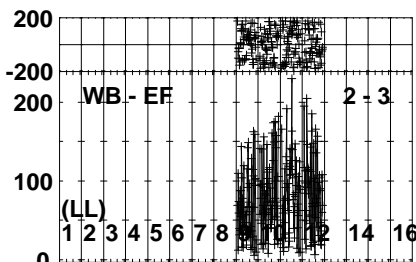
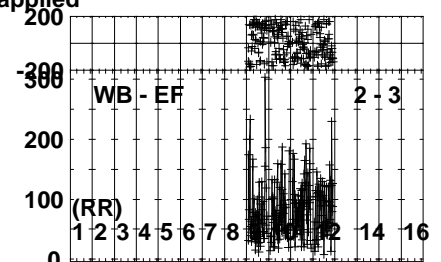
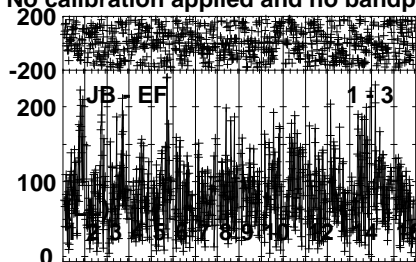
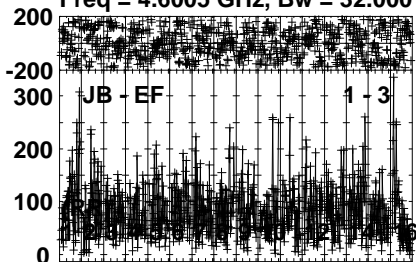


Lower frame: Milli Ampl Jy Top frame: Phas deg
Vector averaged cross-power spectrum Several baselines displayed
Timerange: 00/21:08:38 to 00/21:09:18

Plot file version 97 created 18-APR-2024 16:12:08

SN2022XXF RG014.UVDATA.1

Freq = 4.6005 GHz, Bw = 32.000 MH No calibration applied and no bandpass applied



0 0 0 0 0 0 0 0 0 0 0 0 0 0 0 0
Channels

0 0 0 0 0 0 0 0 0 0 0 0 0 0 0 0
Channels

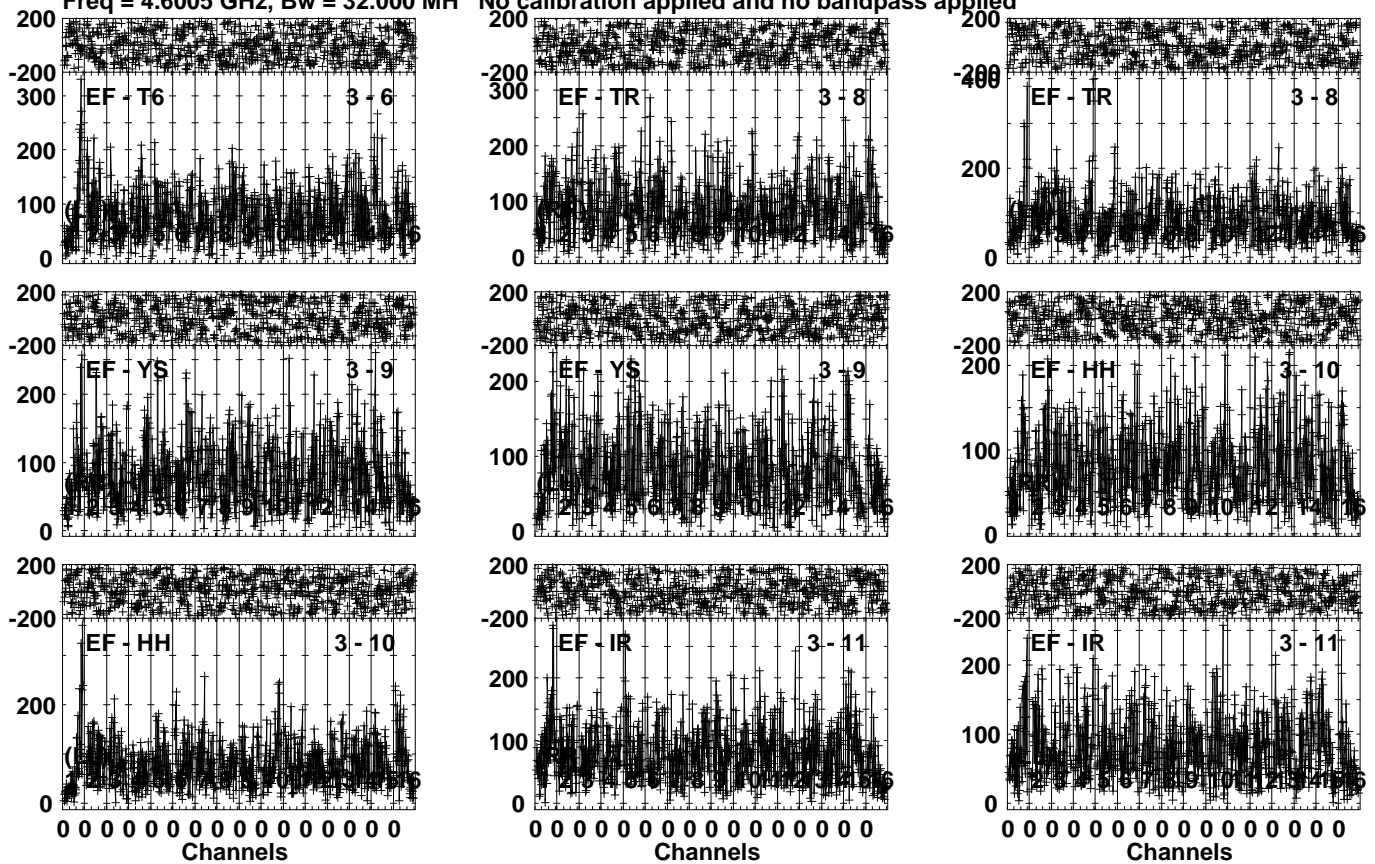
0 0 0 0 0 0 0 0 0 0 0 0 0 0 0 0
Channels

Lower frame: Micro Ampl Jy Top frame: Phas deg
Vector averaged cross-power spectrum Several baselines displayed
Timerange: 00/21:09:38 to 00/21:12:34

Plot file version 98 created 18-APR-2024 16:12:09

SN2022XXF RG014.UVDATA.1

Freq = 4.6005 GHz, Bw = 32.000 MH No calibration applied and no bandpass applied

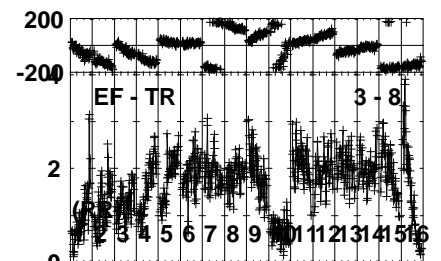
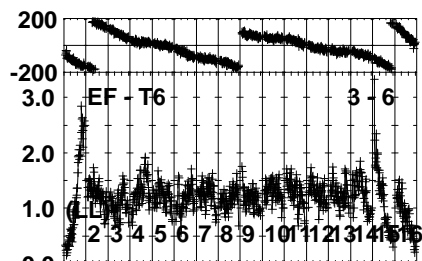
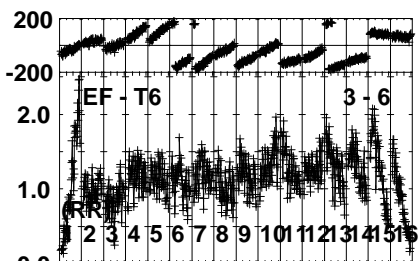
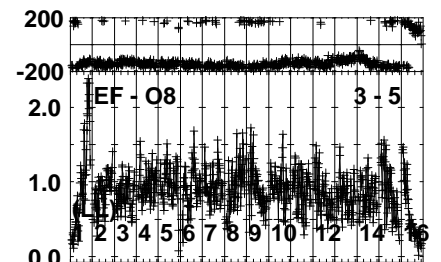
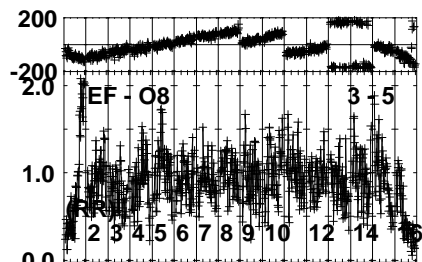
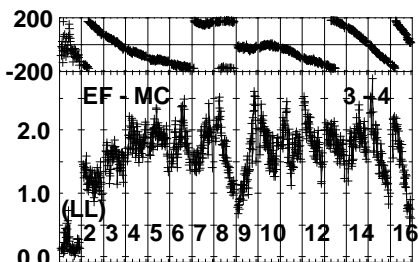
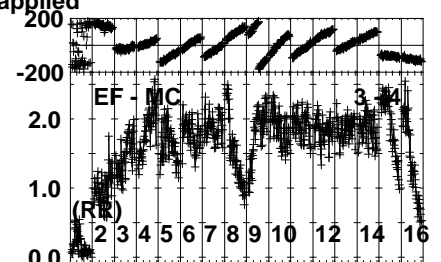
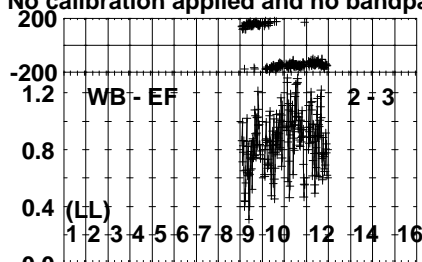
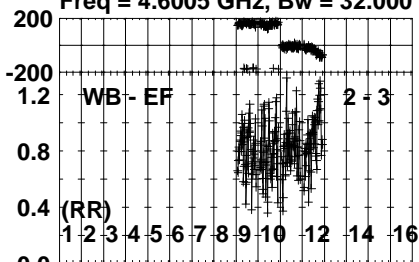


Lower frame: Micro Ampl Jy Top frame: Phas deg
Vector averaged cross-power spectrum Several baselines displayed
Timerange: 00/21:09:38 to 00/21:12:34

Plot file version 99 created 18-APR-2024 16:12:09

J1130+0846 RG014.UVDATA.1

Freq = 4.6005 GHz, Bw = 32.000 MH No calibration applied and no bandpass applied

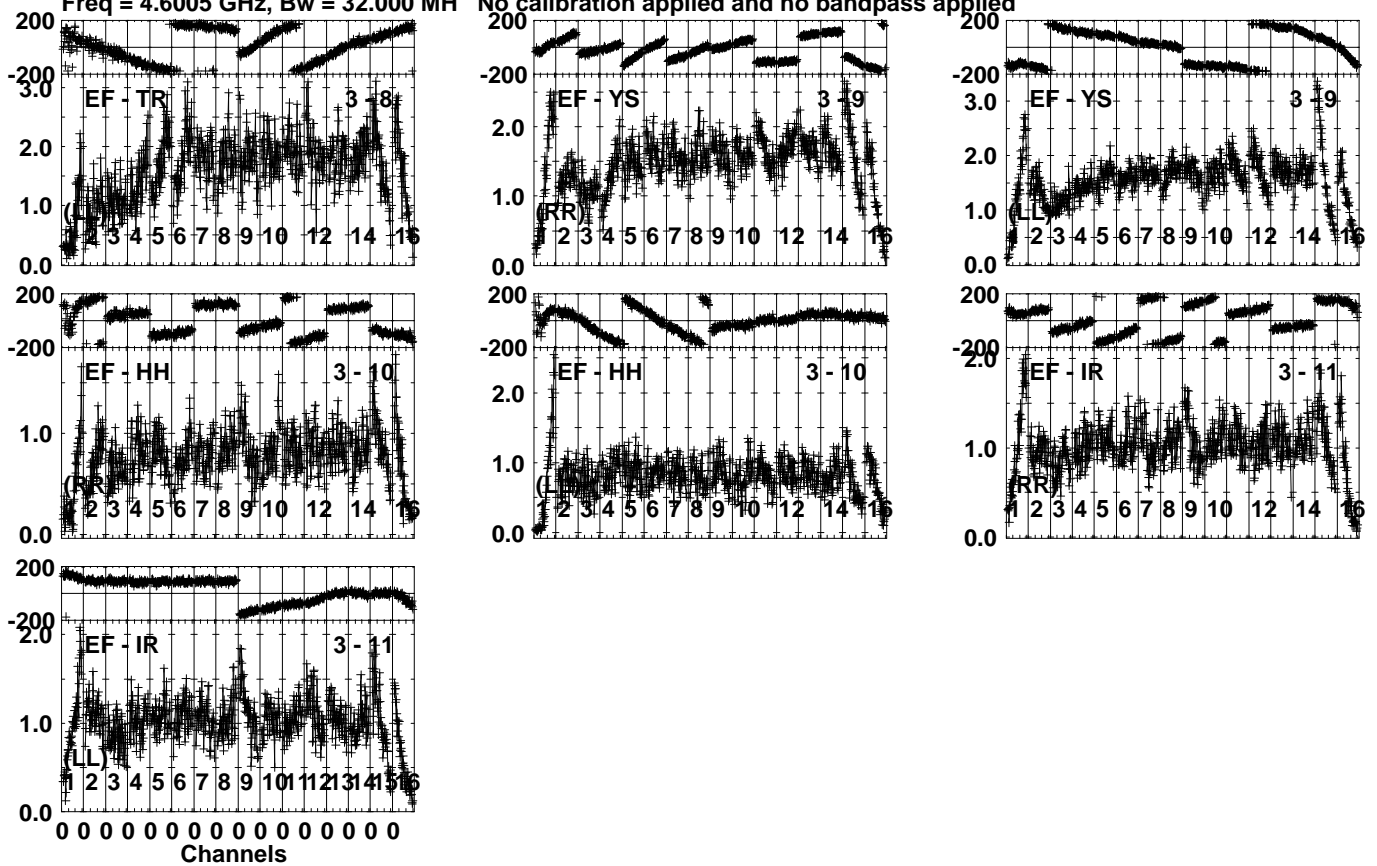


Lower frame: Milli Ampl Jy Top frame: Phas deg
Vector averaged cross-power spectrum Several baselines displayed
Timerange: 00/21:12:51 to 00/21:13:31

Plot file version 100 created 18-APR-2024 16:12:09

J1130+0846 RG014.UVDATA.1

Freq = 4.6005 GHz, Bw = 32.000 MH No calibration applied and no bandpass applied



Lower frame: Milli Ampl Jy Top frame: Phas deg

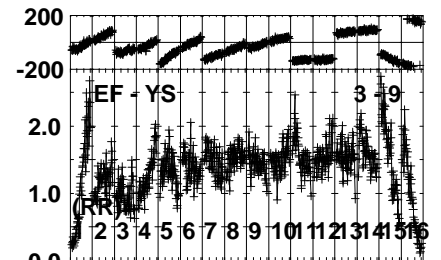
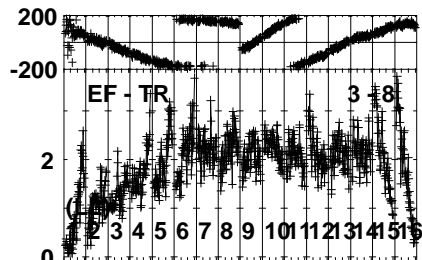
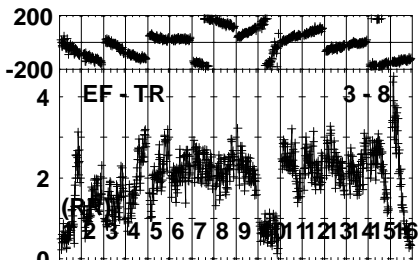
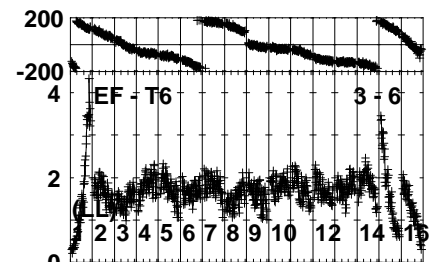
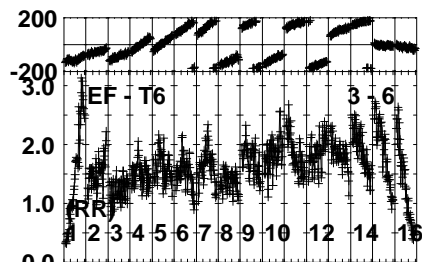
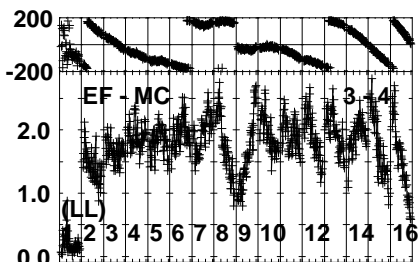
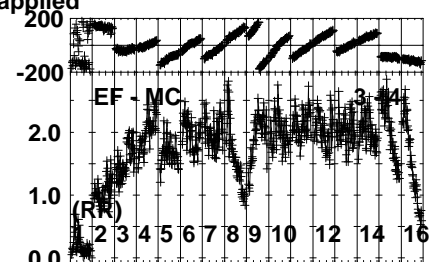
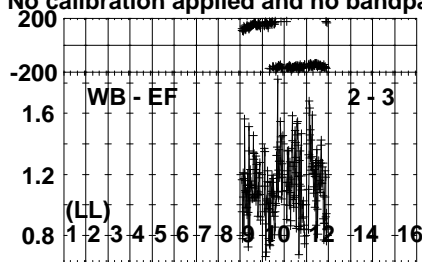
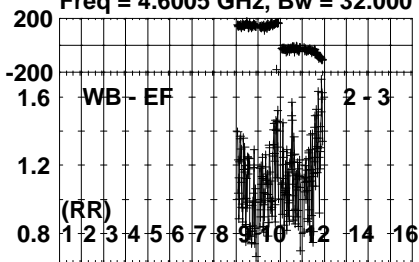
Vector averaged cross-power spectrum Several baselines displayed

Timerange: 00/21:12:51 to 00/21:13:31

Plot file version 101 created 18-APR-2024 16:12:09

J1129+0951 RG014.UVDATA.1

Freq = 4.6005 GHz, Bw = 32.000 MH No calibration applied and no bandpass applied

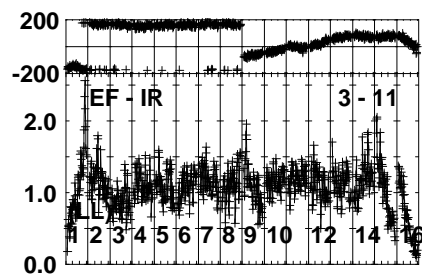
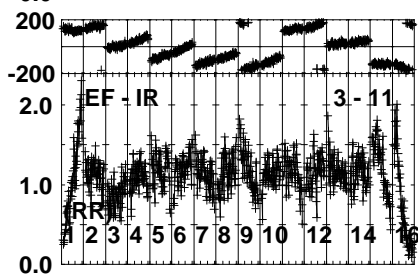
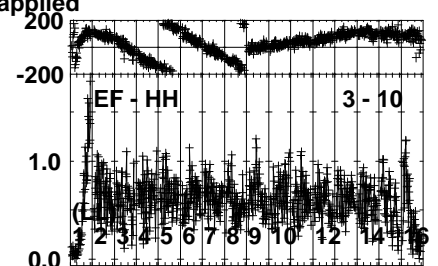
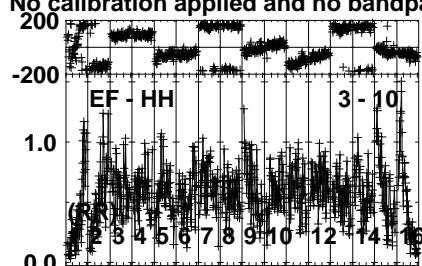
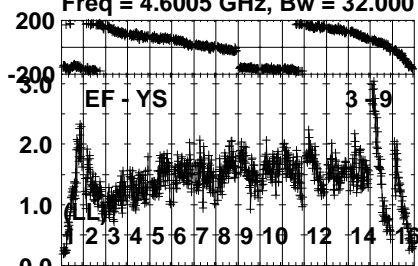


Lower frame: Milli Ampl Jy Top frame: Phas deg
Vector averaged cross-power spectrum Several baselines displayed
Timerange: 00/21:13:54 to 00/21:14:34

Plot file version 102 created 18-APR-2024 16:12:09

J1129+0951 RG014.UVDATA.1

Freq = 4.6005 GHz, Bw = 32.000 MH No calibration applied and no bandpass applied

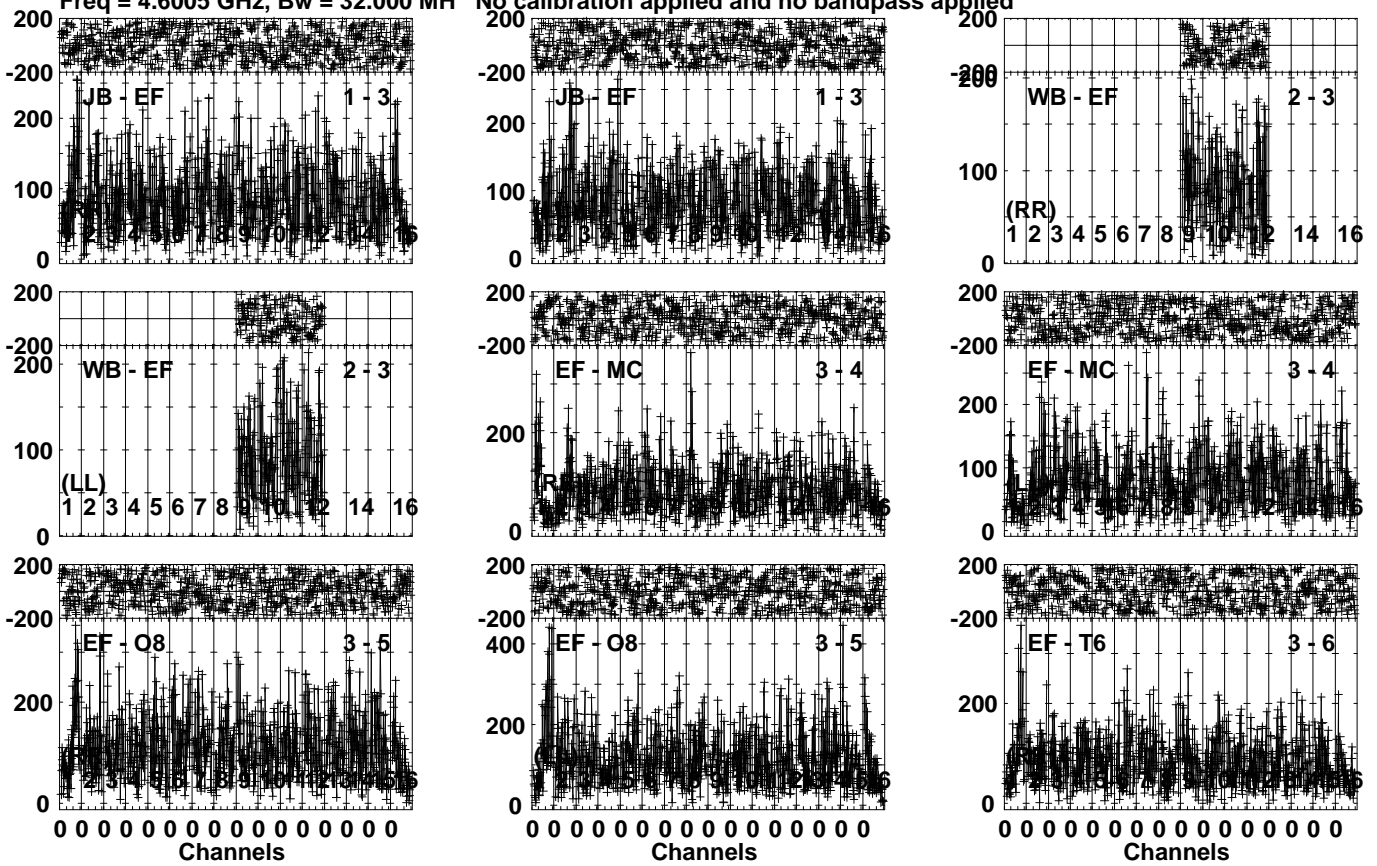


Lower frame: Milli Ampl Jy Top frame: Phas deg
Vector averaged cross-power spectrum Several baselines displayed
Timerange: 00/21:13:54 to 00/21:14:34

Plot file version 103 created 18-APR-2024 16:12:09

SN2022XXF RG014.UVDATA.1

Freq = 4.6005 GHz, Bw = 32.000 MH No calibration applied and no bandpass applied

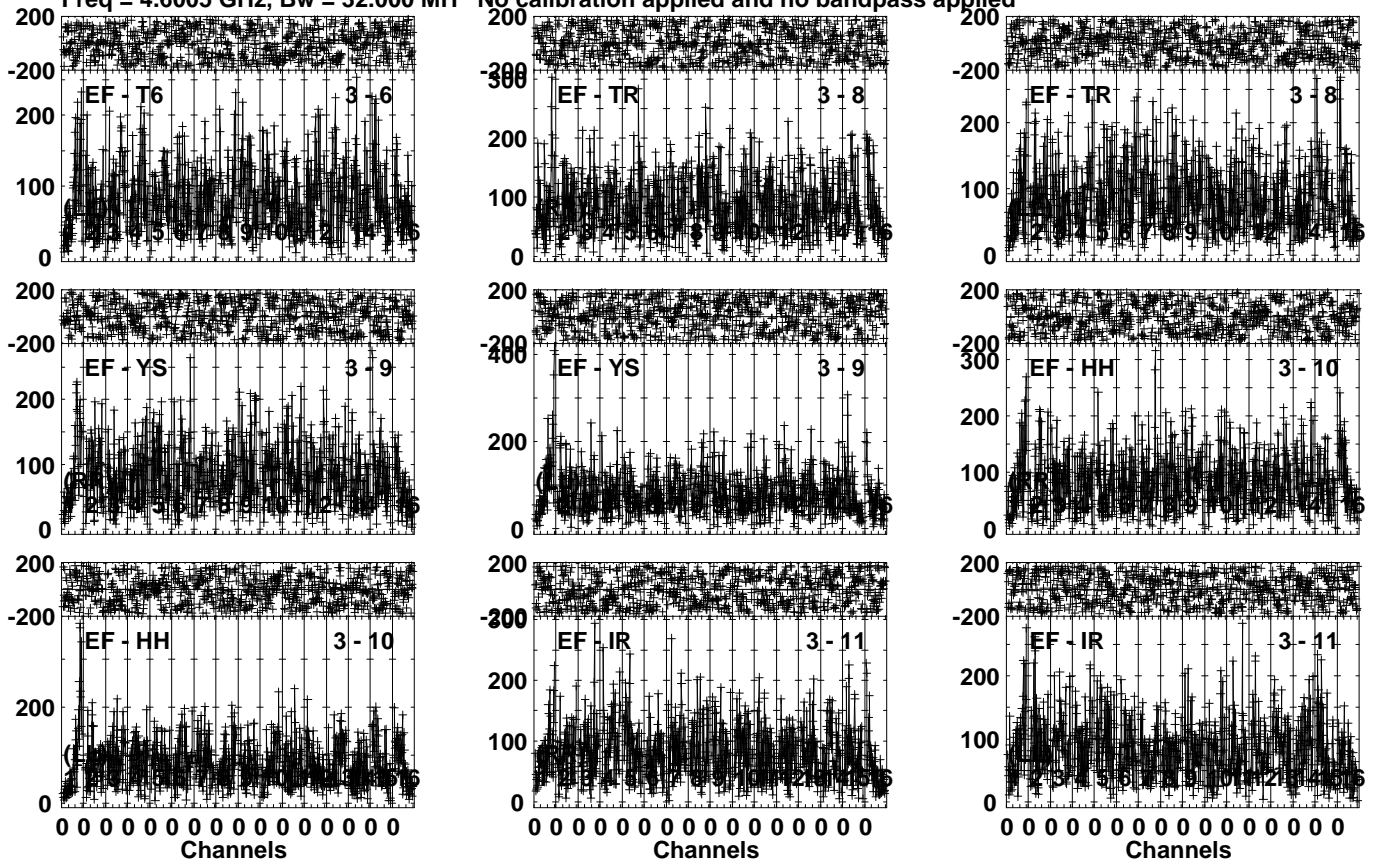


Lower frame: Micro Ampl Jy Top frame: Phas deg
Vector averaged cross-power spectrum Several baselines displayed
Timerange: 00/21:14:54 to 00/21:17:50

Plot file version 104 created 18-APR-2024 16:12:10

SN2022XXF RG014.UVDATA.1

Freq = 4.6005 GHz, Bw = 32.000 MH No calibration applied and no bandpass applied

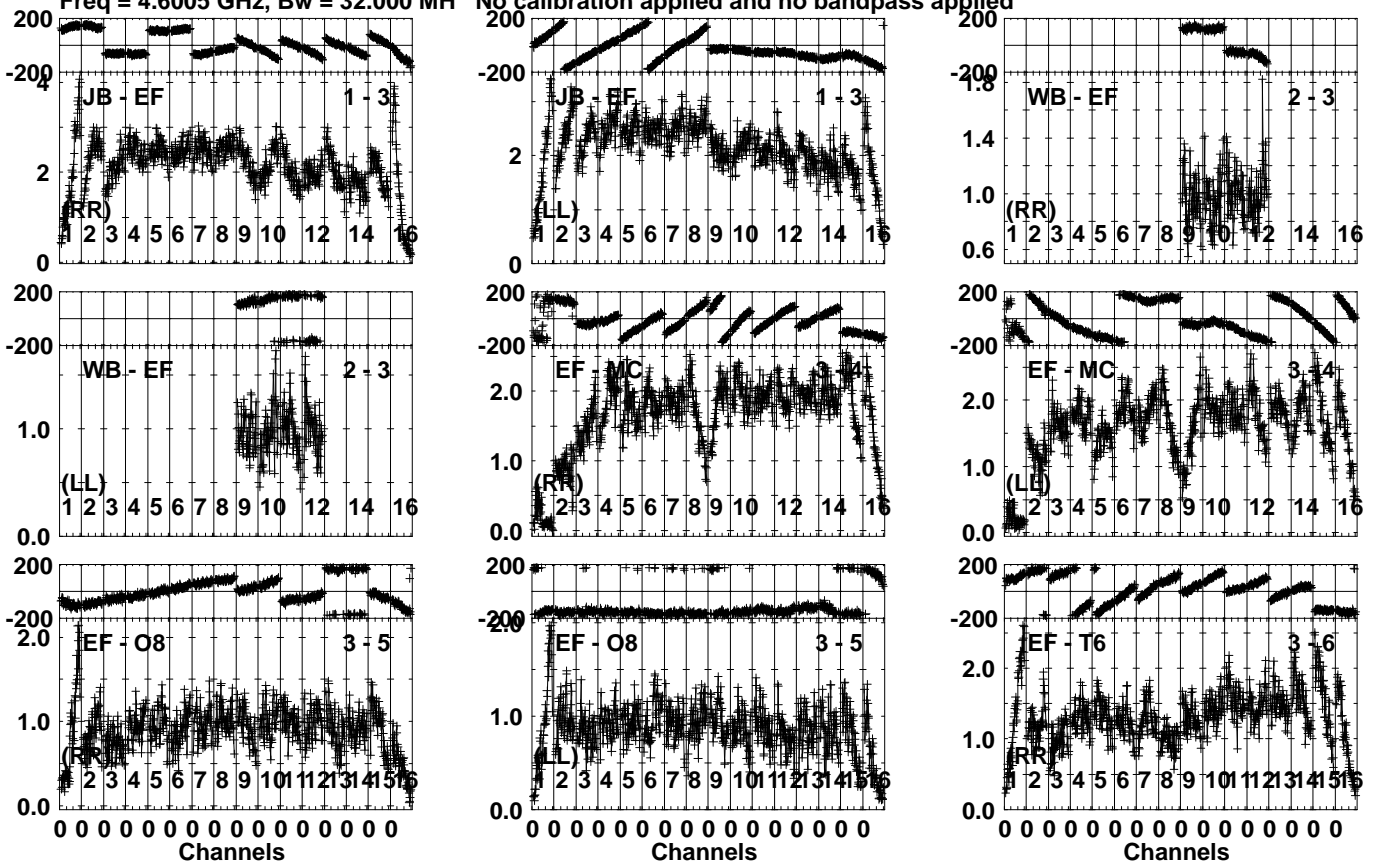


Lower frame: Micro Ampl Jy Top frame: Phas deg
Vector averaged cross-power spectrum Several baselines displayed
Timerange: 00/21:14:54 to 00/21:17:50

Plot file version 105 created 18-APR-2024 16:12:10

J1130+0846 RG014.UVDATA.1

Freq = 4.6005 GHz, Bw = 32.000 MH No calibration applied and no bandpass applied



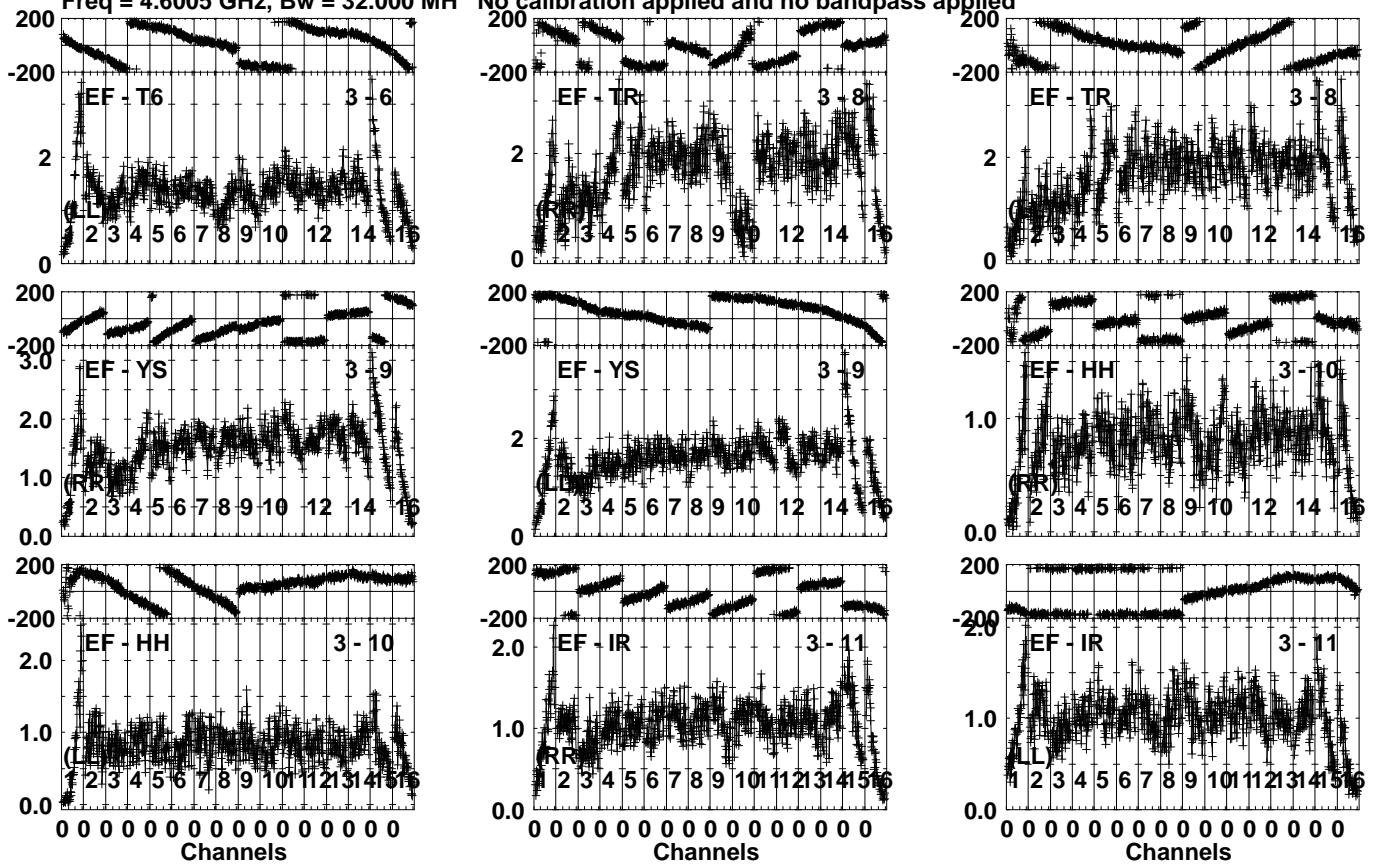
Lower frame: Milli Ampl Jy Top frame: Phas deg
Vector averaged cross-power spectrum Several baselines displayed
Timerange: 00/21:18:07 to 00/21:18:47

Plot file version 106 created 18-APR-2024 16:12:10

J1130+0846 RG014.UVDATA.1

Freq = 4.6005 GHz, Bw = 32.000 MH

No calibration applied and no bandpass applied

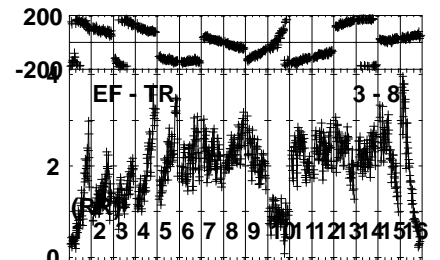
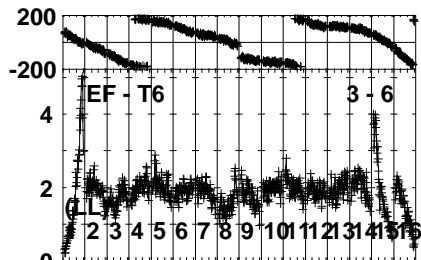
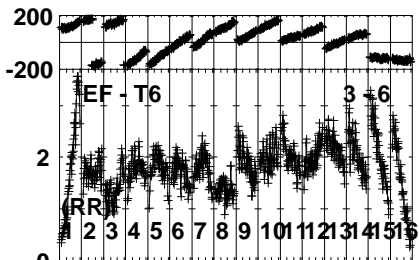
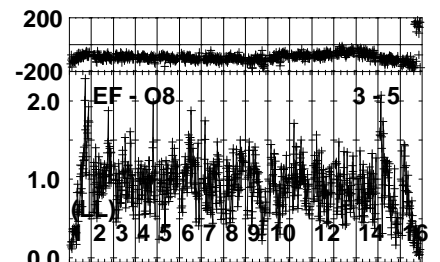
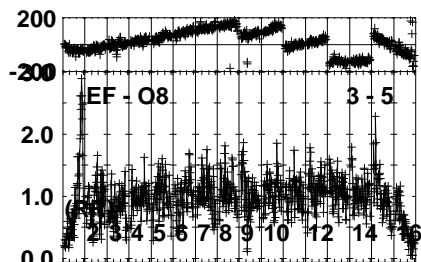
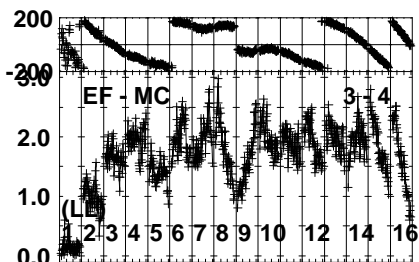
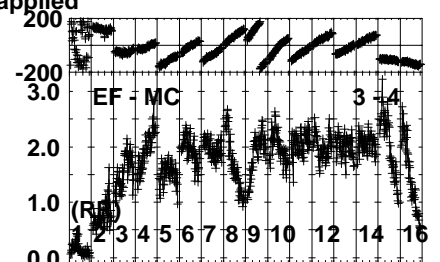
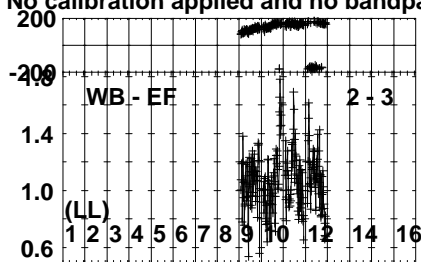
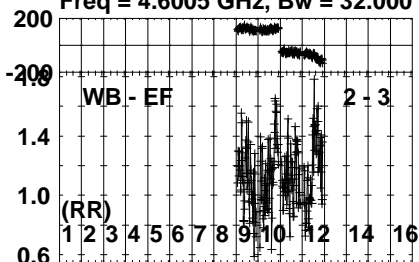


Lower frame: Milli Ampl Jy Top frame: Phas deg
Vector averaged cross-power spectrum Several baselines displayed
Timerange: 00/21:18:07 to 00/21:18:47

Plot file version 107 created 18-APR-2024 16:12:10

J1129+0951 RG014.UVDATA.1

Freq = 4.6005 GHz, Bw = 32.000 MH No calibration applied and no bandpass applied

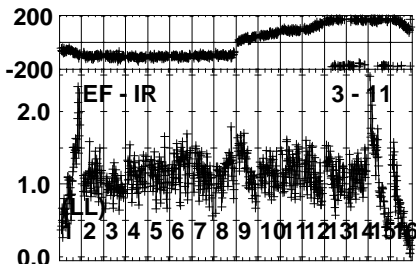
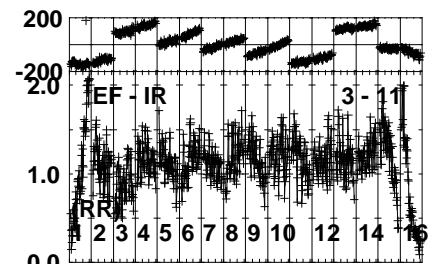
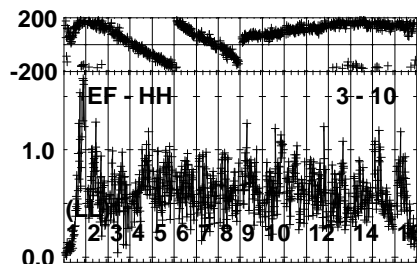
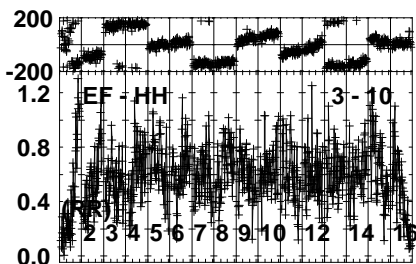
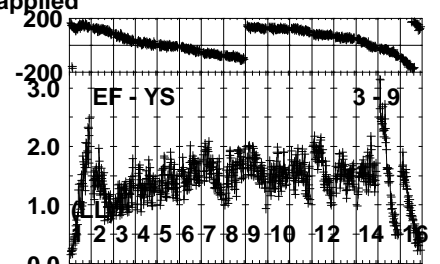
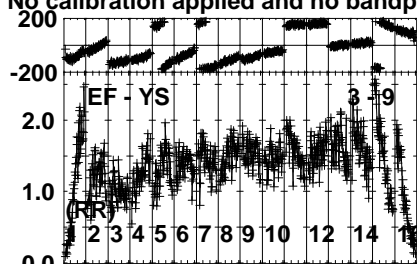
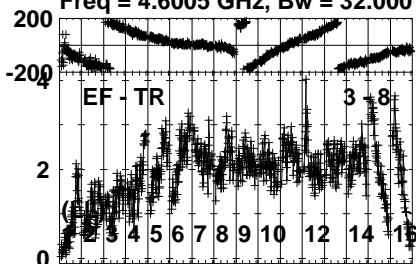


Lower frame: Milli Ampl Jy Top frame: Phas deg
Vector averaged cross-power spectrum Several baselines displayed
Timerange: 00/21:19:10 to 00/21:19:50

Plot file version 108 created 18-APR-2024 16:12:10

J1129+0951 RG014.UVDATA.1

Freq = 4.6005 GHz, Bw = 32.000 MH No calibration applied and no bandpass applied



0 0 0 0 0 0 0 0 0 0 0 0 0 0 0 0
Channels

Lower frame: Milli Ampl Jy Top frame: Phas deg

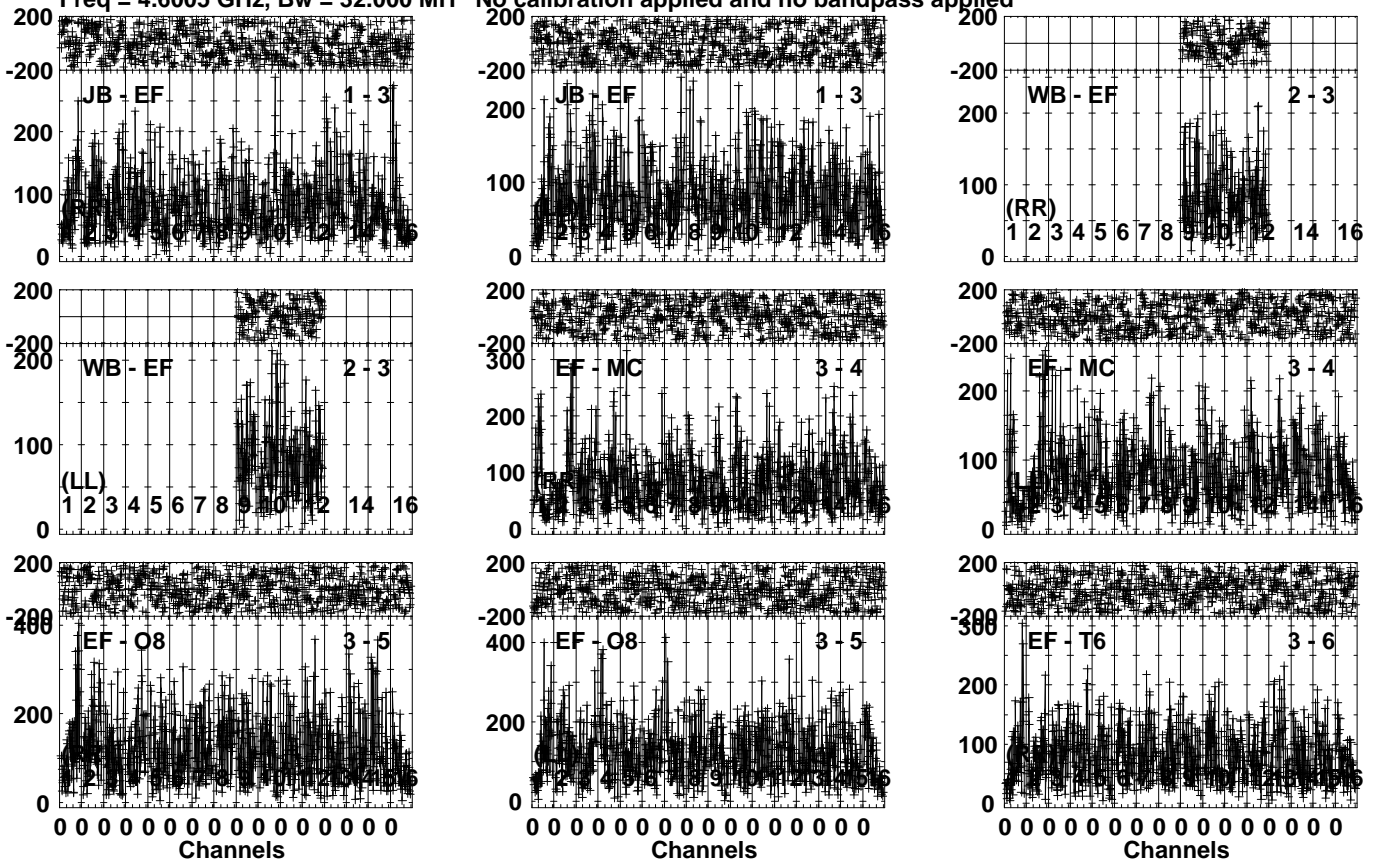
Vector averaged cross-power spectrum Several baselines displayed

Timerange: 00/21:19:10 to 00/21:19:50

Plot file version 109 created 18-APR-2024 16:12:10

SN2022XXF RG014.UVDATA.1

Freq = 4.6005 GHz, Bw = 32.000 MH No calibration applied and no bandpass applied

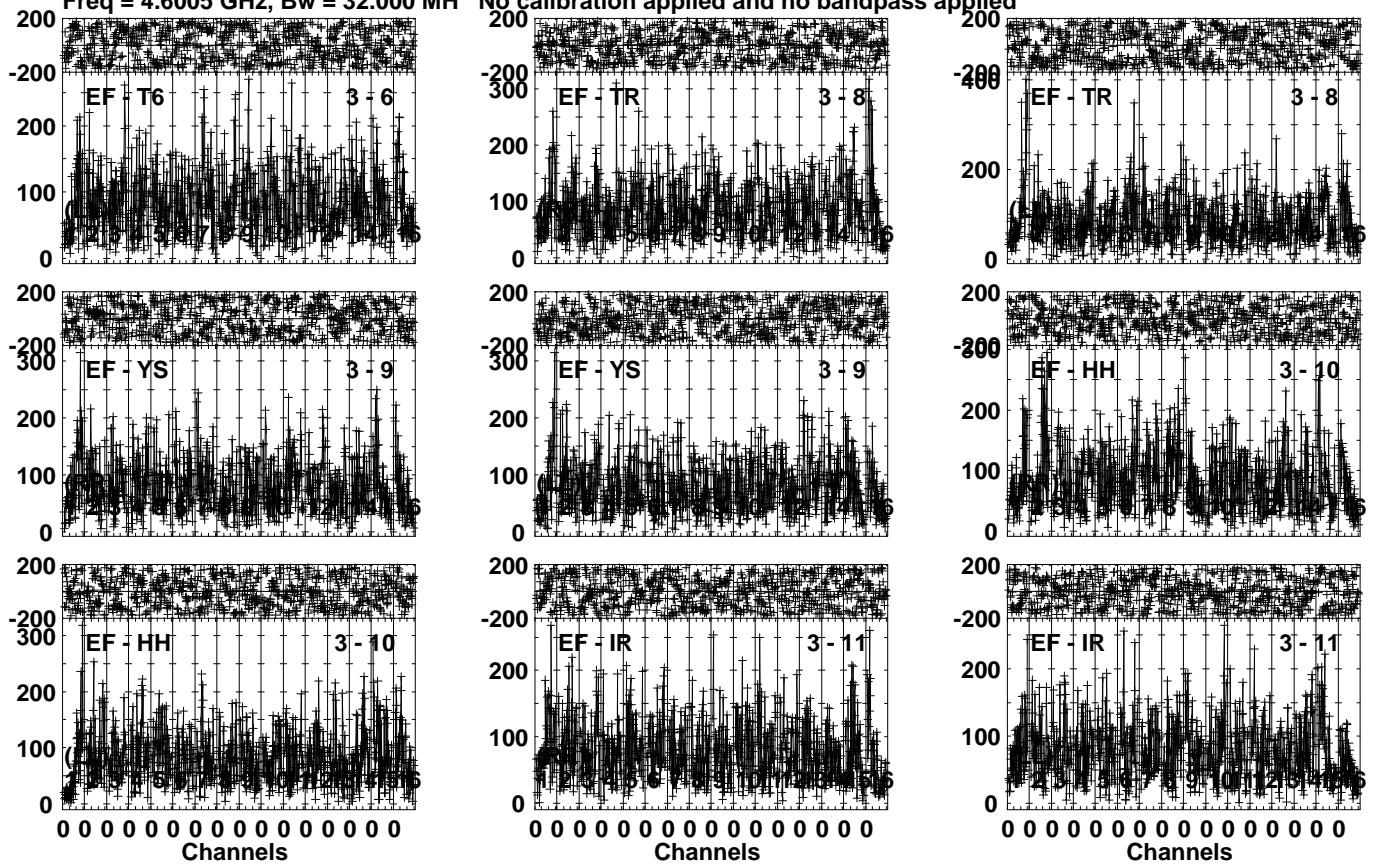


Lower frame: Micro Ampl Jy Top frame: Phas deg
Vector averaged cross-power spectrum Several baselines displayed
Timerange: 00/21:20:10 to 00/21:23:06

Plot file version 110 created 18-APR-2024 16:12:10

SN2022XXF RG014.UVDATA.1

Freq = 4.6005 GHz, Bw = 32.000 MH No calibration applied and no bandpass applied

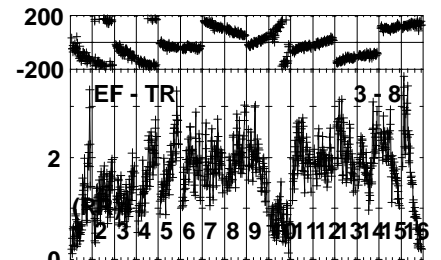
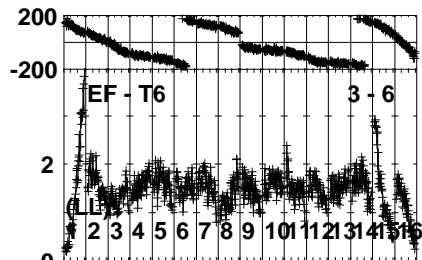
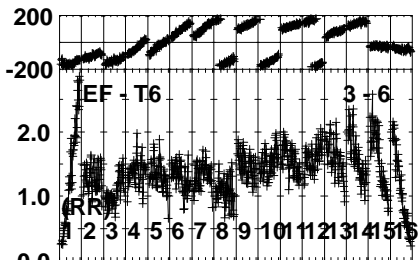
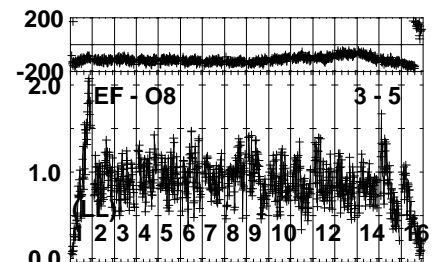
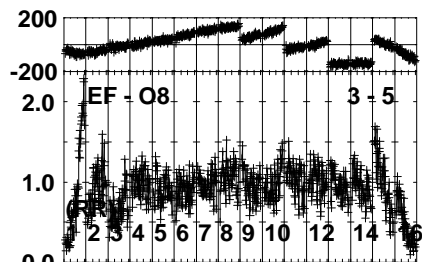
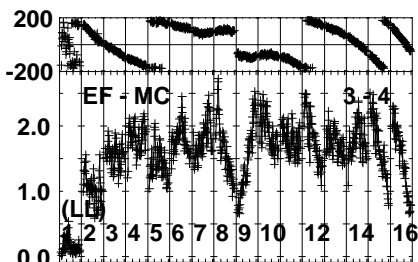
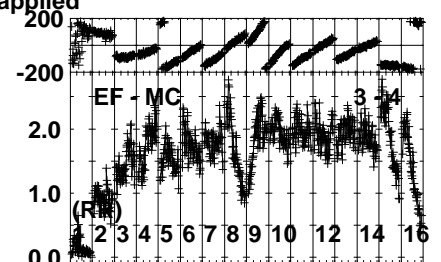
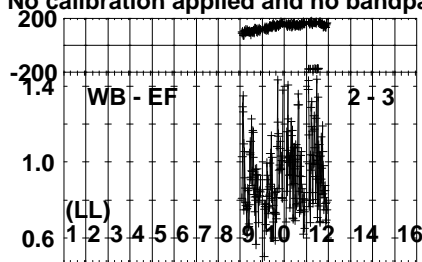
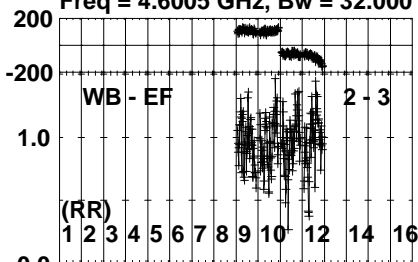


Lower frame: Micro Ampl Jy Top frame: Phas deg
Vector averaged cross-power spectrum Several baselines displayed
Timerange: 00/21:20:10 to 00/21:23:06

Plot file version 111 created 18-APR-2024 16:12:11

J1130+0846 RG014.UVDATA.1

Freq = 4.6005 GHz, Bw = 32.000 MH No calibration applied and no bandpass applied

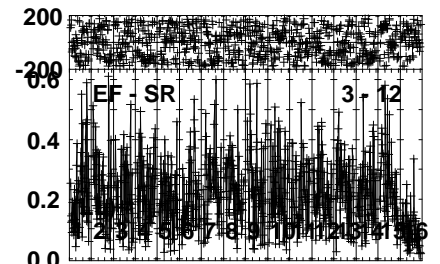
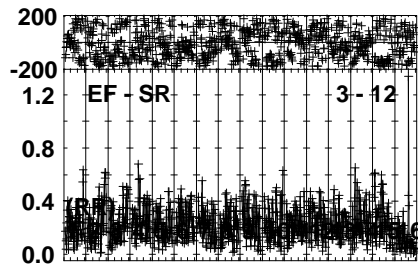
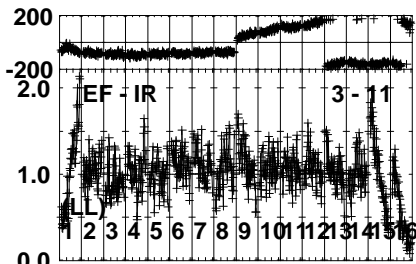
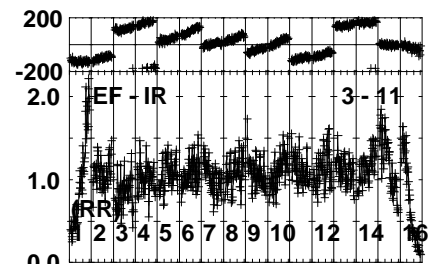
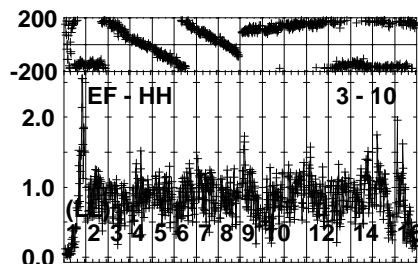
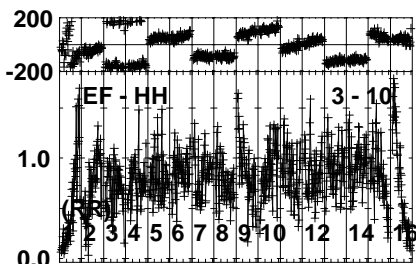
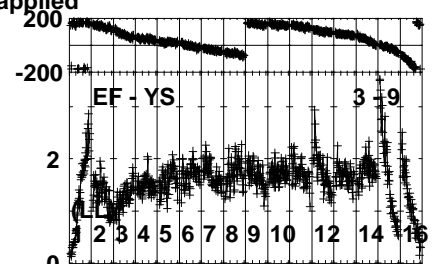
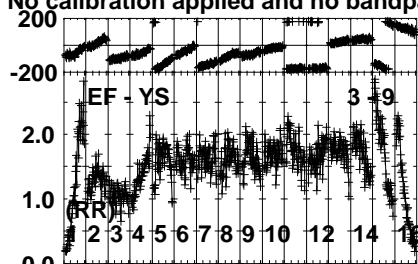
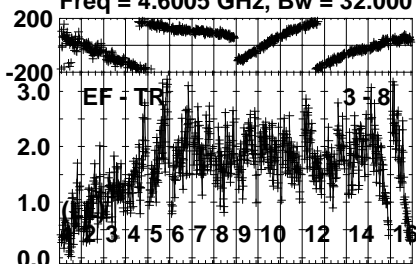


Lower frame: Milli Ampl Jy Top frame: Phas deg
Vector averaged cross-power spectrum Several baselines displayed
Timerange: 00/21:23:23 to 00/21:24:03

Plot file version 112 created 18-APR-2024 16:12:11

J1130+0846 RG014.UVDATA.1

Freq = 4.6005 GHz, Bw = 32.000 MH No calibration applied and no bandpass applied

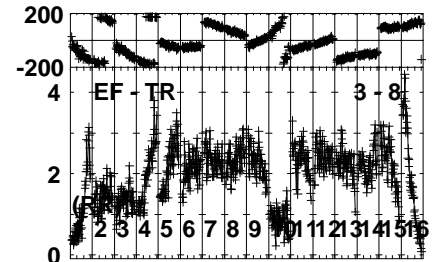
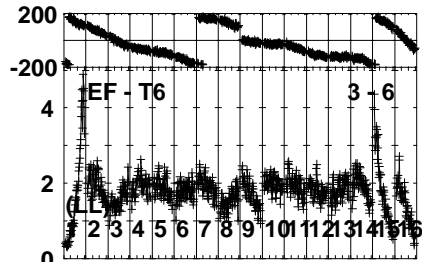
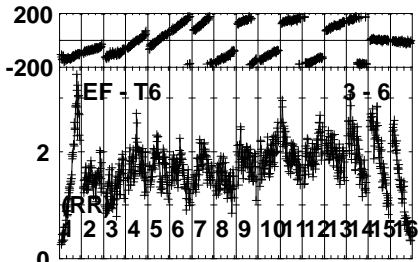
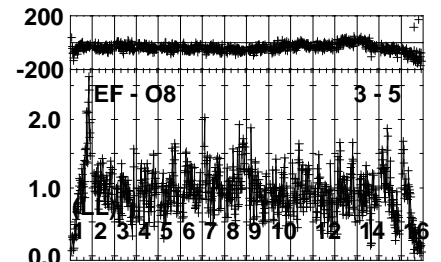
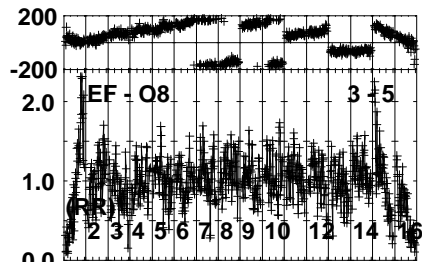
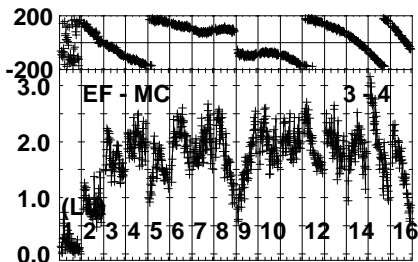
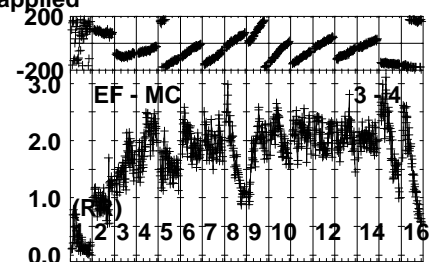
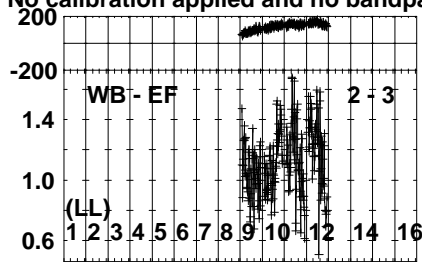
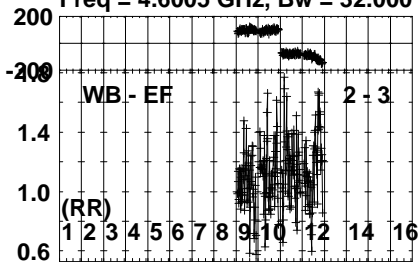


Lower frame: Milli Ampl Jy Top frame: Phas deg
Vector averaged cross-power spectrum Several baselines displayed
Timerange: 00/21:23:23 to 00/21:24:03

Plot file version 113 created 18-APR-2024 16:12:11

J1129+0951 RG014.UVDATA.1

Freq = 4.6005 GHz, Bw = 32.000 MH No calibration applied and no bandpass applied

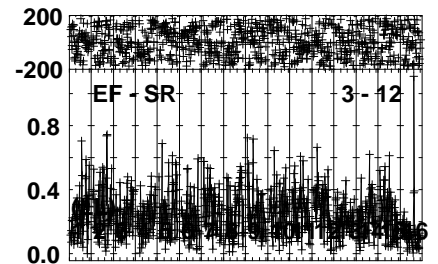
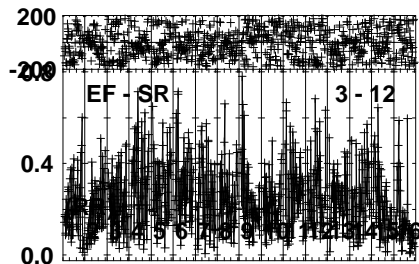
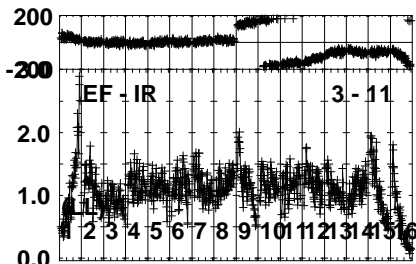
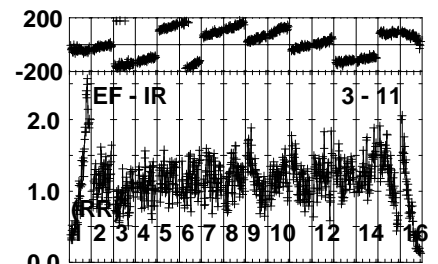
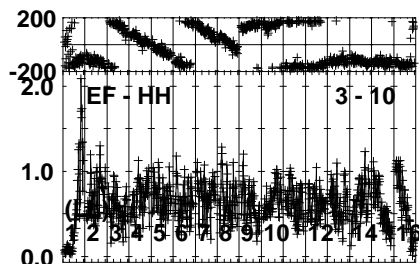
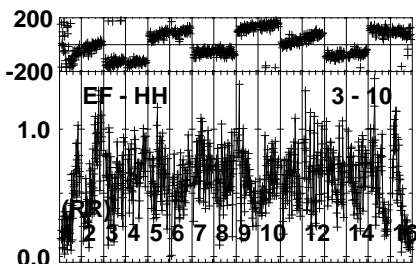
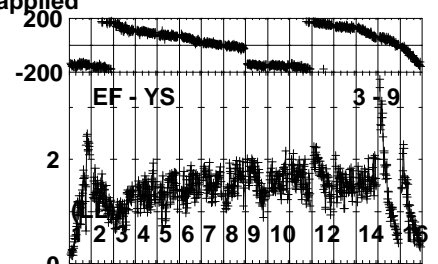
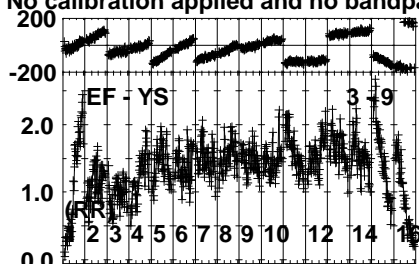
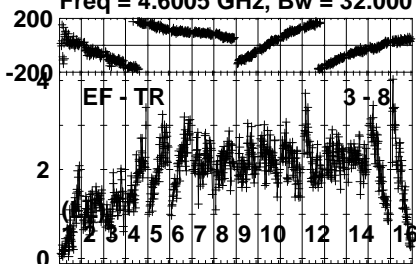


Lower frame: Milli Ampl Jy Top frame: Phas deg
Vector averaged cross-power spectrum Several baselines displayed
Timerange: 00/21:24:26 to 00/21:25:06

Plot file version 114 created 18-APR-2024 16:12:11

J1129+0951 RG014.UVDATA.1

Freq = 4.6005 GHz, Bw = 32.000 MH No calibration applied and no bandpass applied

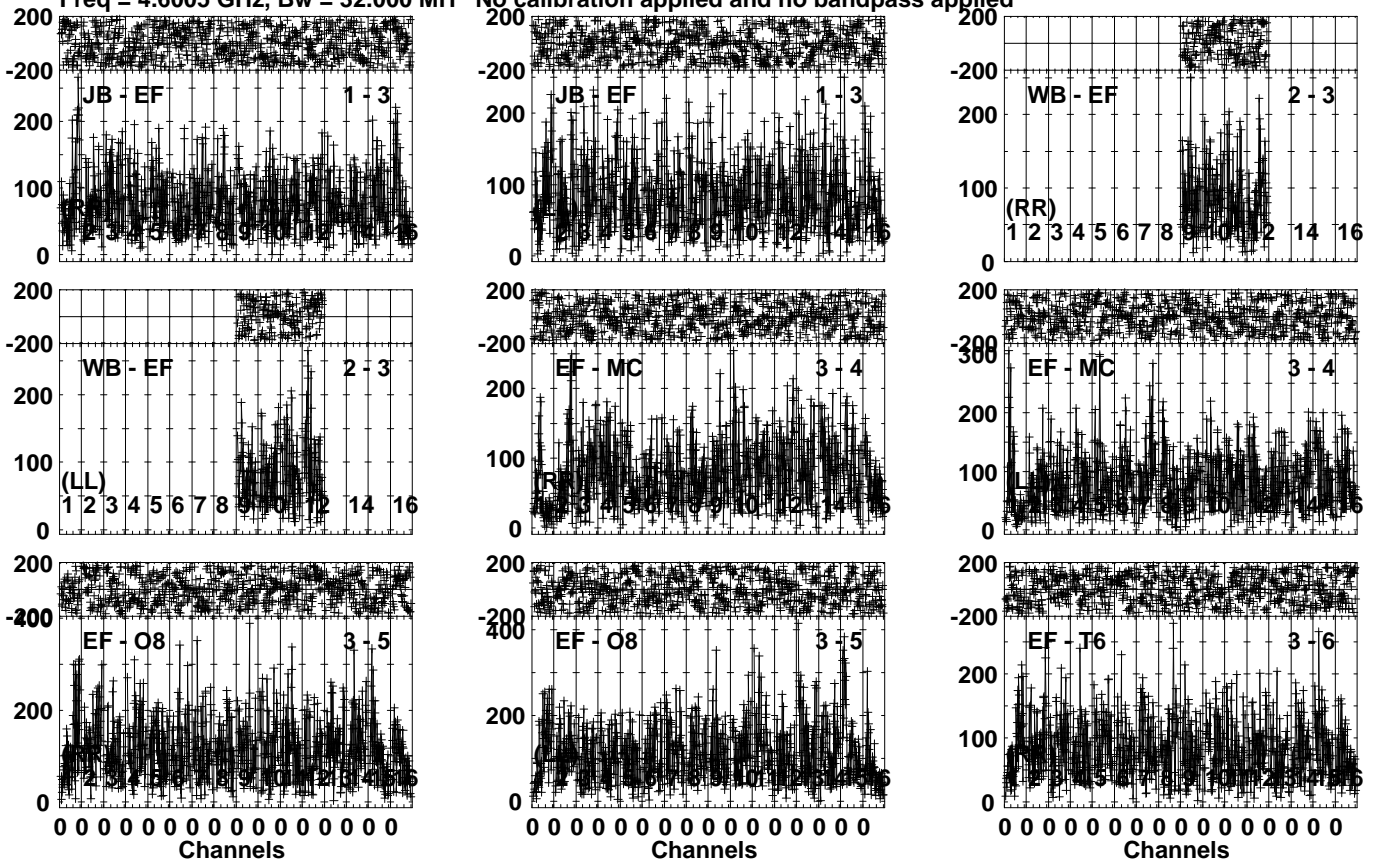


Lower frame: Milli Ampl Jy Top frame: Phas deg
Vector averaged cross-power spectrum Several baselines displayed
Timerange: 00/21:24:26 to 00/21:25:06

Plot file version 115 created 18-APR-2024 16:12:11

SN2022XXF RG014.UVDATA.1

Freq = 4.6005 GHz, Bw = 32.000 MH No calibration applied and no bandpass applied

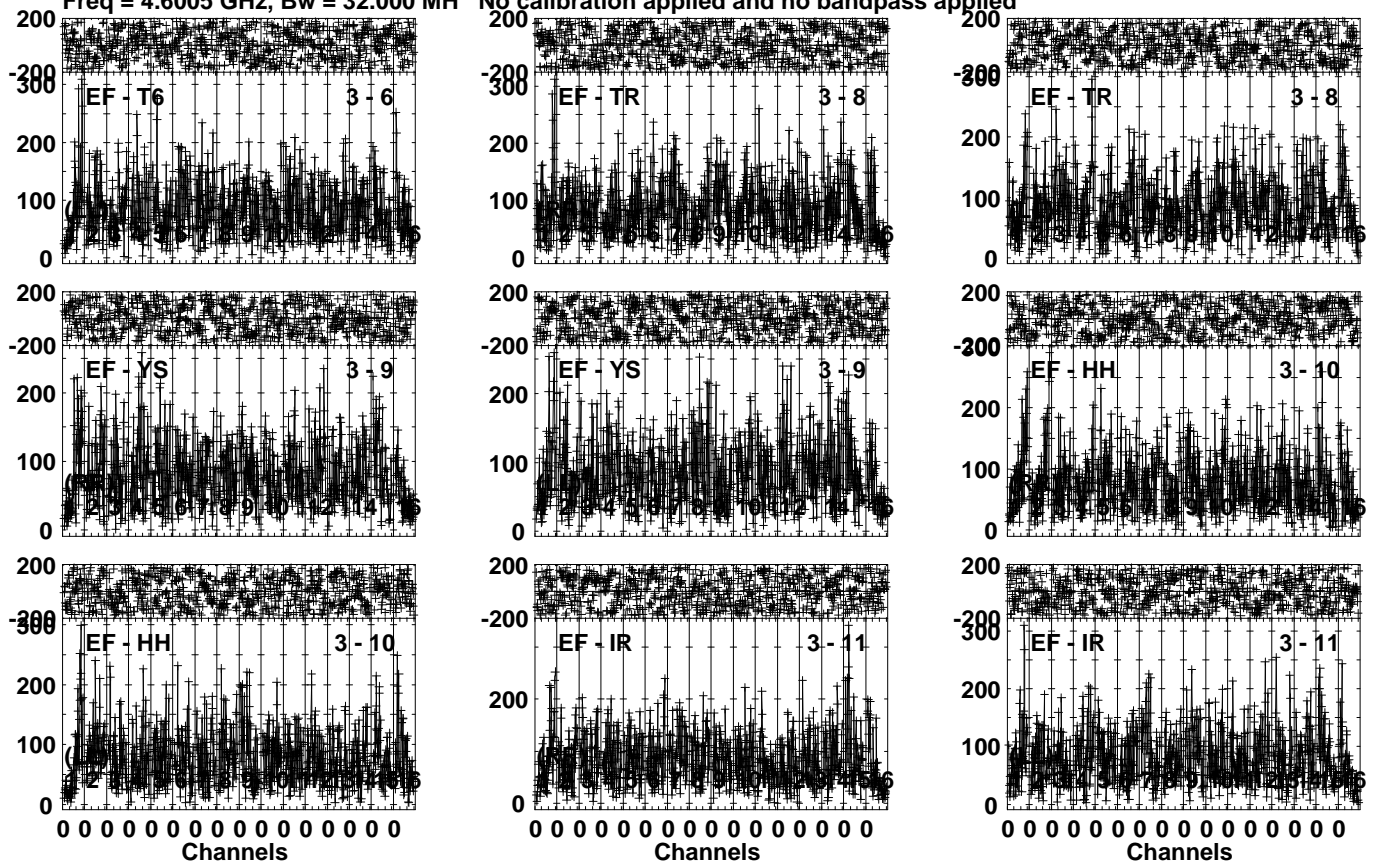


Lower frame: Micro Ampl Jy Top frame: Phas deg
Vector averaged cross-power spectrum Several baselines displayed
Timerange: 00/21:25:26 to 00/21:28:22

Plot file version 116 created 18-APR-2024 16:12:11

SN2022XXF RG014.UVDATA.1

Freq = 4.6005 GHz, Bw = 32.000 MH No calibration applied and no bandpass applied



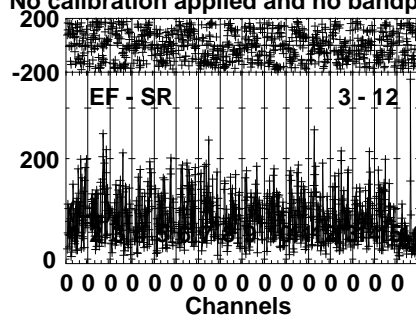
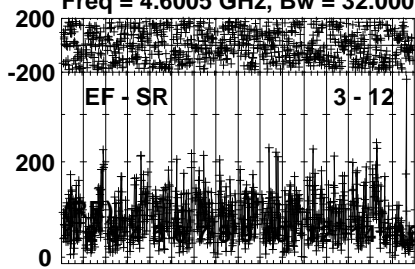
Lower frame: Micro Ampl Jy Top frame: Phas deg
Vector averaged cross-power spectrum Several baselines displayed
Timerange: 00/21:25:26 to 00/21:28:22

Plot file version 117 created 18-APR-2024 16:12:12

SN2022XXF RG014.UVDATA.1

Freq = 4.6005 GHz, Bw = 32.000 MH

No calibration applied and no bandpass applied



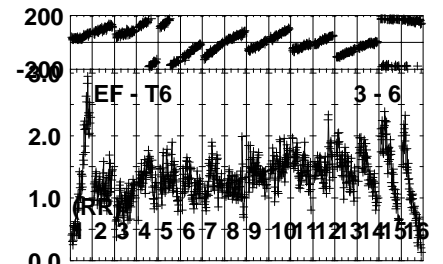
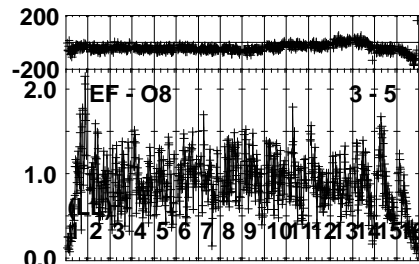
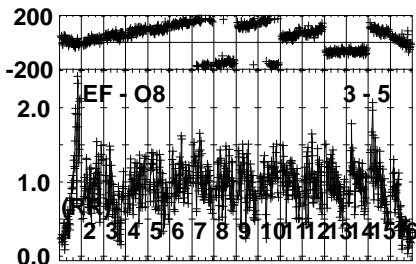
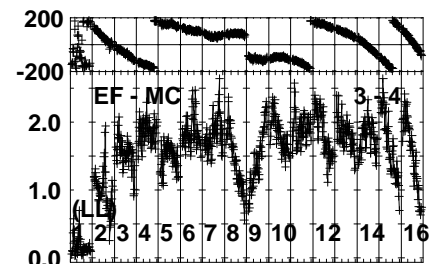
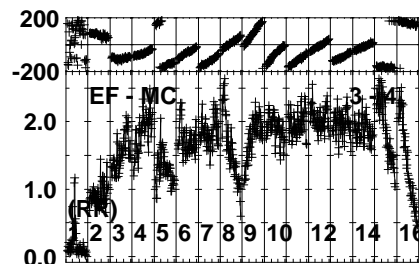
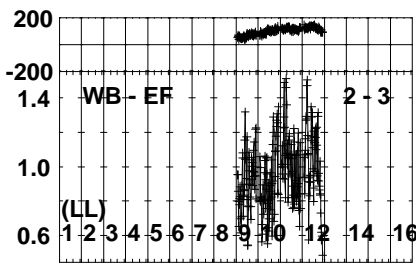
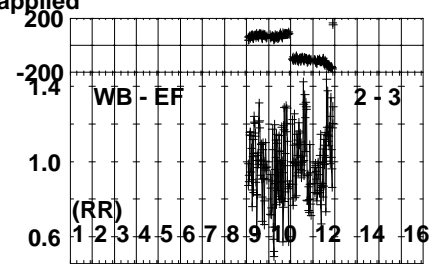
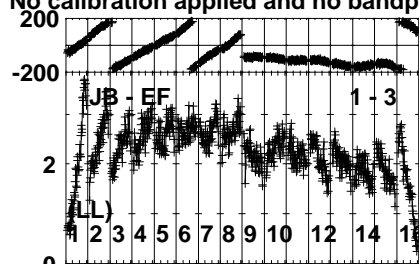
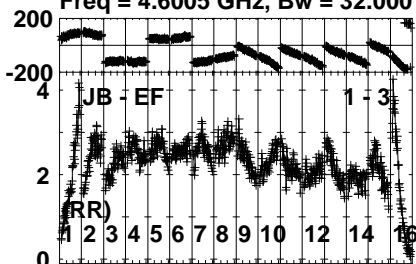
Lower frame: Micro Ampl Jy Top frame: Phas deg
Vector averaged cross-power spectrum Several baselines displayed
Timerange: 00/21:25:26 to 00/21:28:22

Plot file version 118 created 18-APR-2024 16:12:12

J1130+0846 RG014.UVDATA.1

Freq = 4.6005 GHz, Bw = 32.000 MH

No calibration applied and no bandpass applied



Lower frame: Milli Ampl Jy Top frame: Phas deg

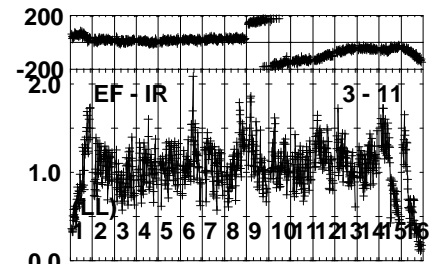
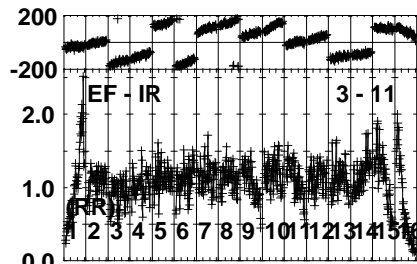
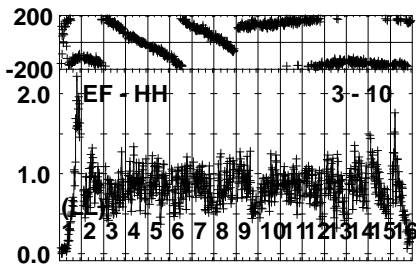
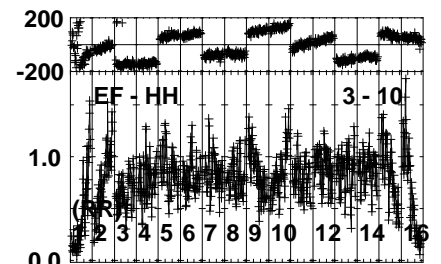
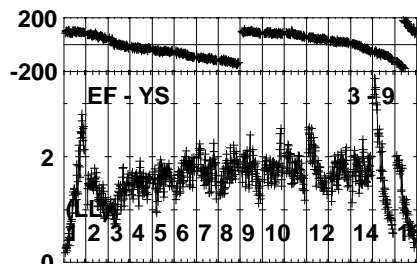
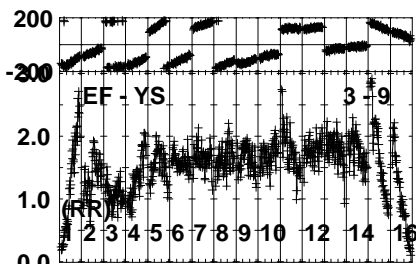
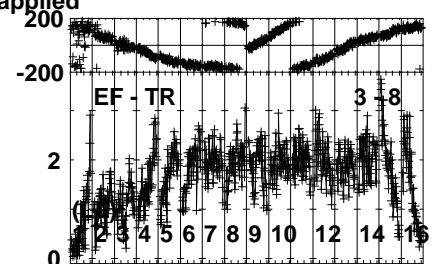
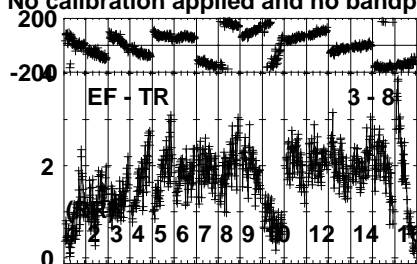
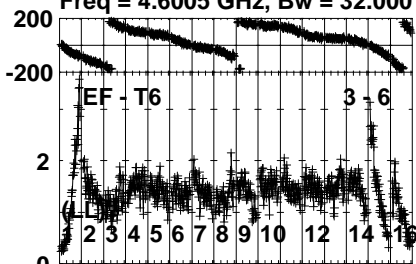
Vector averaged cross-power spectrum Several baselines displayed

Timerange: 00/21:28:39 to 00/21:29:19

Plot file version 119 created 18-APR-2024 16:12:12

J1130+0846 RG014.UVDATA.1

Freq = 4.6005 GHz, Bw = 32.000 MH No calibration applied and no bandpass applied



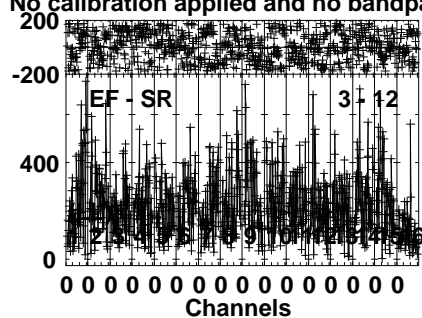
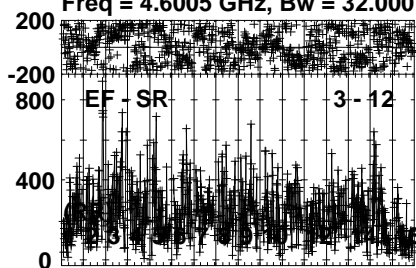
Lower frame: Milli Ampl Jy Top frame: Phas deg
Vector averaged cross-power spectrum Several baselines displayed
Timerange: 00/21:28:39 to 00/21:29:19

Plot file version 120 created 18-APR-2024 16:12:12

J1130+0846 RG014.UVDATA.1

Freq = 4.6005 GHz, Bw = 32.000 MH

No calibration applied and no bandpass applied

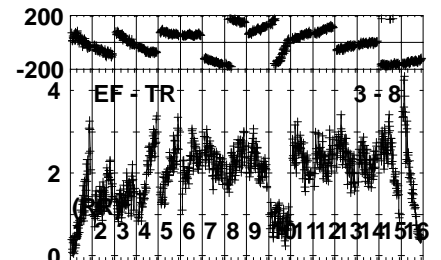
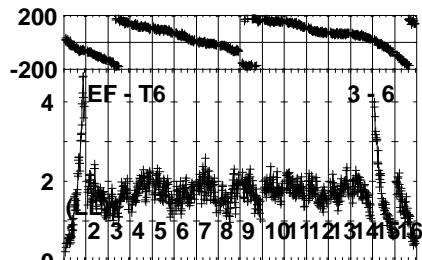
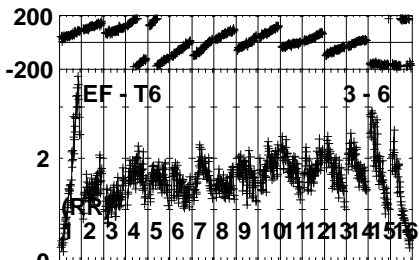
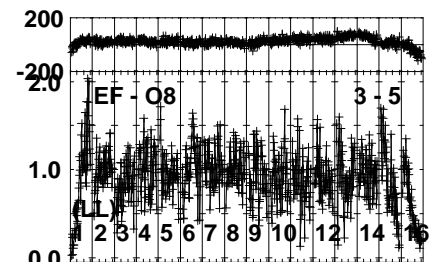
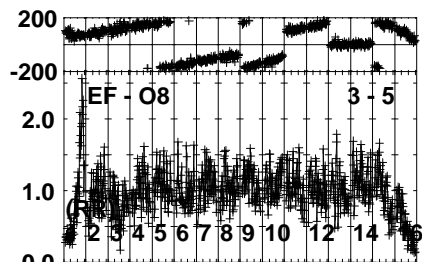
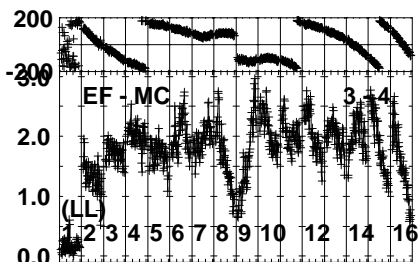
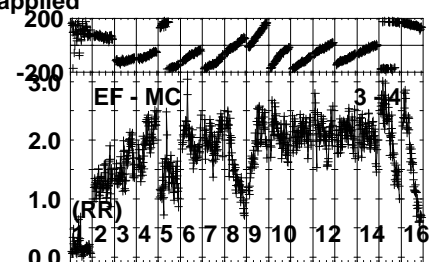
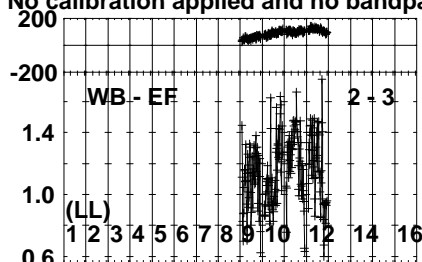
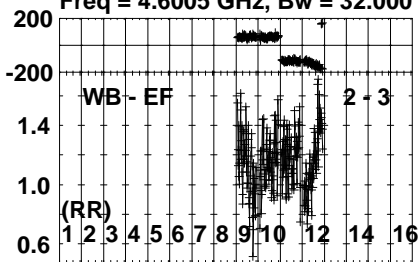


Lower frame: Micro Ampl Jy Top frame: Phas deg
Vector averaged cross-power spectrum Several baselines displayed
Timerange: 00/21:28:39 to 00/21:29:19

Plot file version 121 created 18-APR-2024 16:12:12

J1129+0951 RG014.UVDATA.1

Freq = 4.6005 GHz, Bw = 32.000 MH No calibration applied and no bandpass applied

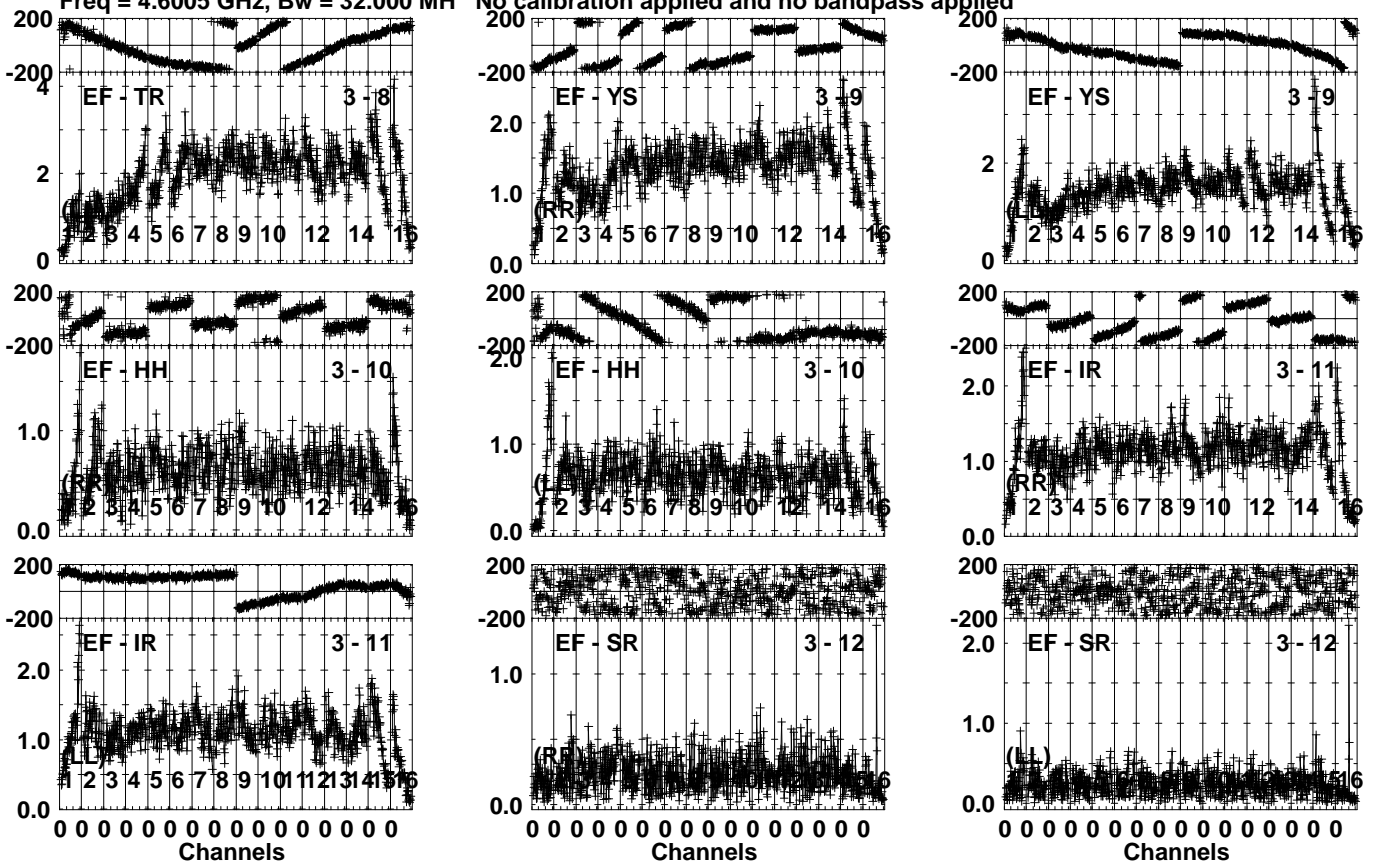


Lower frame: Milli Ampl Jy Top frame: Phas deg
Vector averaged cross-power spectrum Several baselines displayed
Timerange: 00/21:29:42 to 00/21:30:22

Plot file version 122 created 18-APR-2024 16:12:12

J1129+0951 RG014.UVDATA.1

Freq = 4.6005 GHz, Bw = 32.000 MH No calibration applied and no bandpass applied



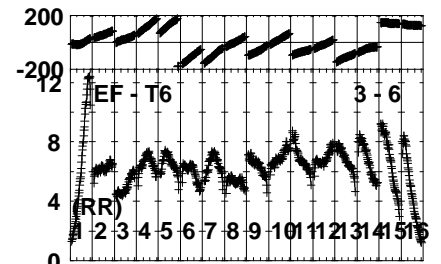
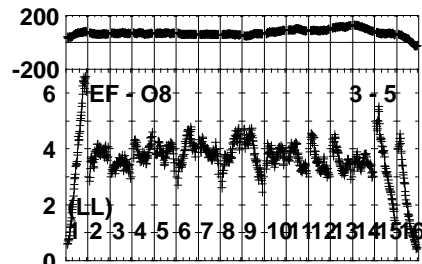
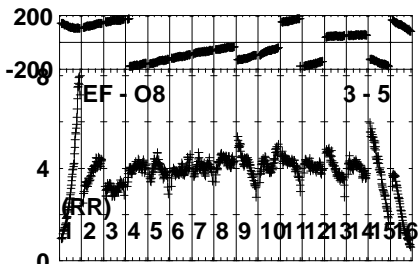
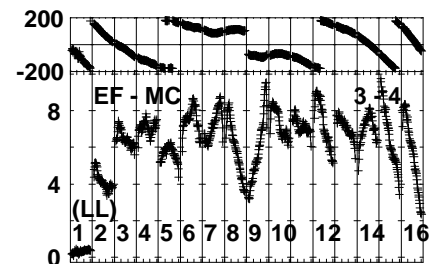
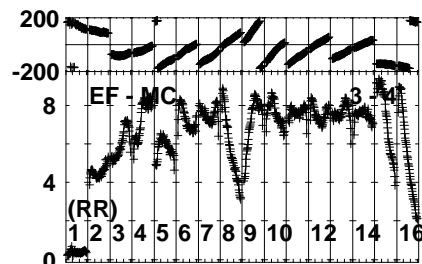
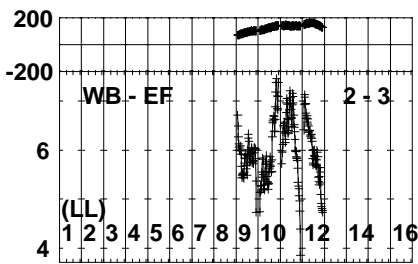
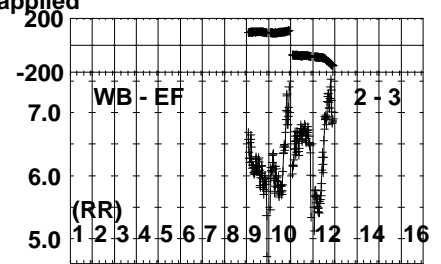
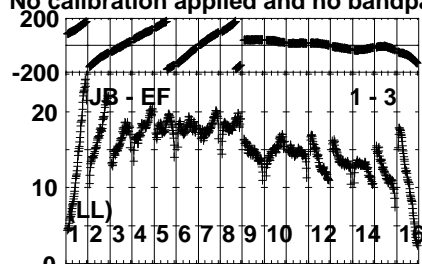
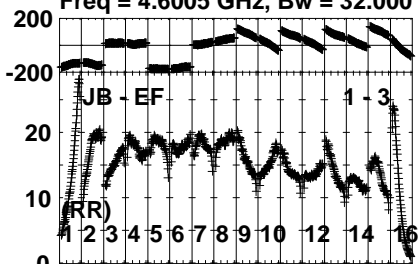
Lower frame: Milli Ampl Jy Top frame: Phas deg
Vector averaged cross-power spectrum Several baselines displayed
Timerange: 00/21:29:42 to 00/21:30:22

Plot file version 123 created 18-APR-2024 16:12:12

J1118+1234 RG014.UVDATA.1

Freq = 4.6005 GHz, Bw = 32.000 MH

No calibration applied and no bandpass applied



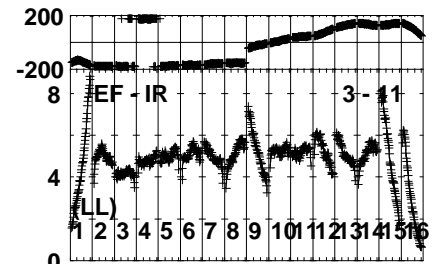
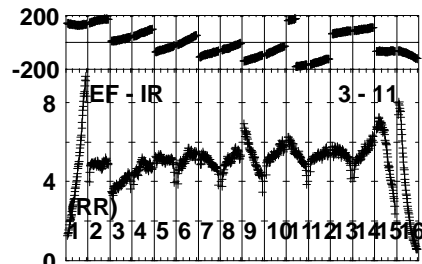
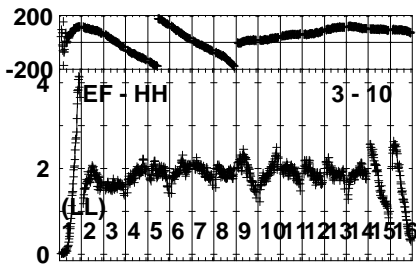
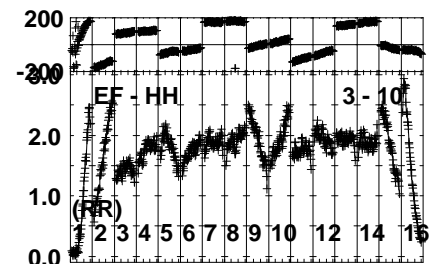
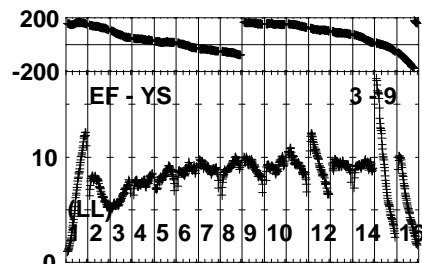
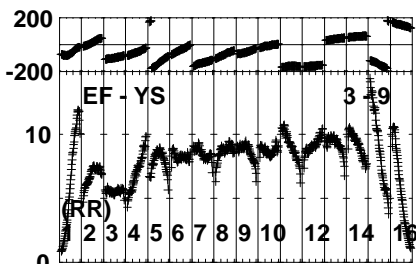
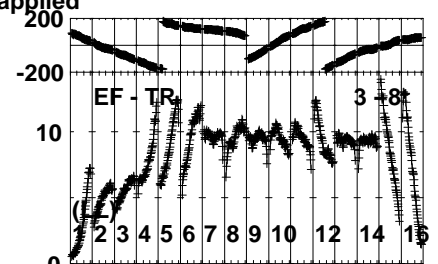
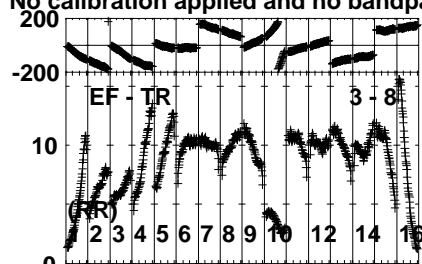
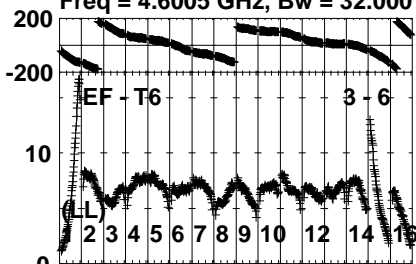
Lower frame: Milli Ampl Jy Top frame: Phas deg
Vector averaged cross-power spectrum Several baselines displayed
Timerange: 00/21:30:42 to 00/21:33:38

Plot file version 124 created 18-APR-2024 16:12:12

J1118+1234 RG014.UVDATA.1

Freq = 4.6005 GHz, Bw = 32.000 MH

No calibration applied and no bandpass applied



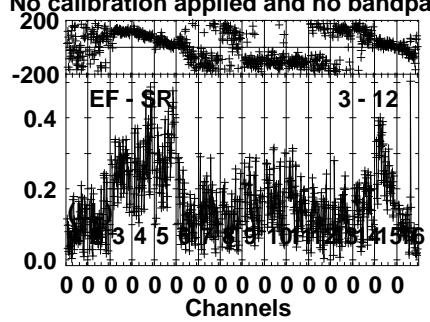
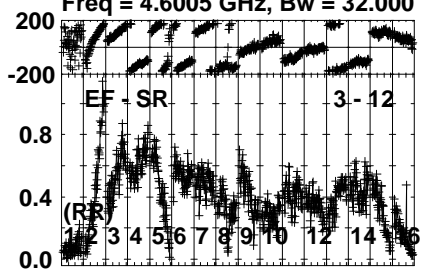
Lower frame: Milli Ampl Jy Top frame: Phas deg
Vector averaged cross-power spectrum Several baselines displayed
Timerange: 00/21:30:42 to 00/21:33:38

Plot file version 125 created 18-APR-2024 16:12:12

J1118+1234 RG014.UVDATA.1

Freq = 4.6005 GHz, Bw = 32.000 MH

No calibration applied and no bandpass applied

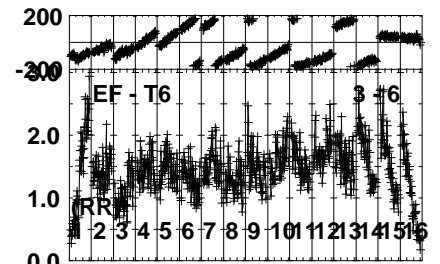
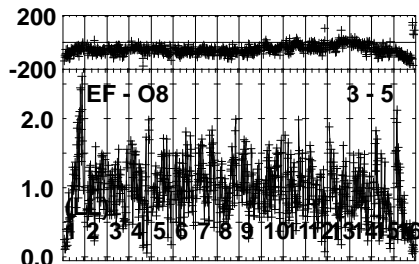
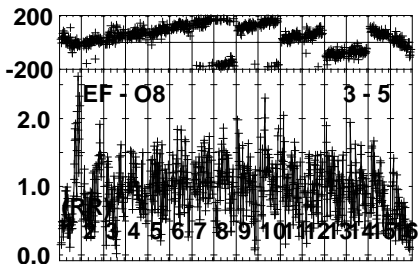
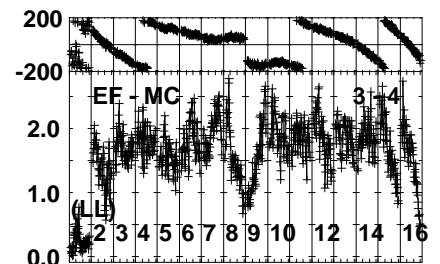
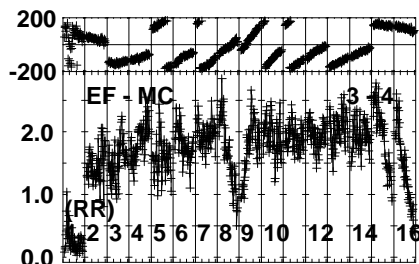
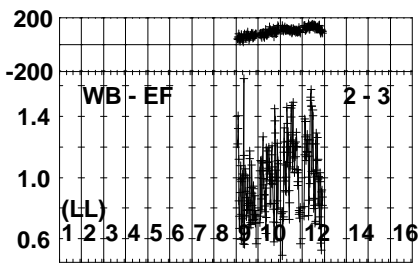
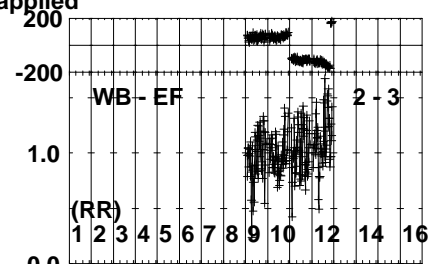
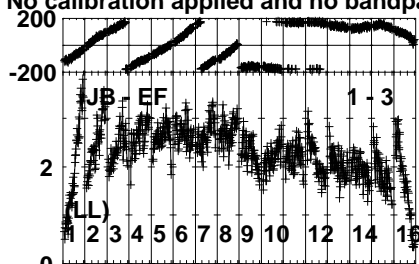
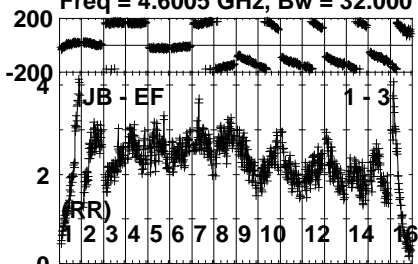


Lower frame: Milli Ampl Jy Top frame: Phas deg
Vector averaged cross-power spectrum Several baselines displayed
Timerange: 00/21:30:42 to 00/21:33:38

Plot file version 126 created 18-APR-2024 16:12:12

J1130+0846 RG014.UVDATA.1

Freq = 4.6005 GHz, Bw = 32.000 MH No calibration applied and no bandpass applied

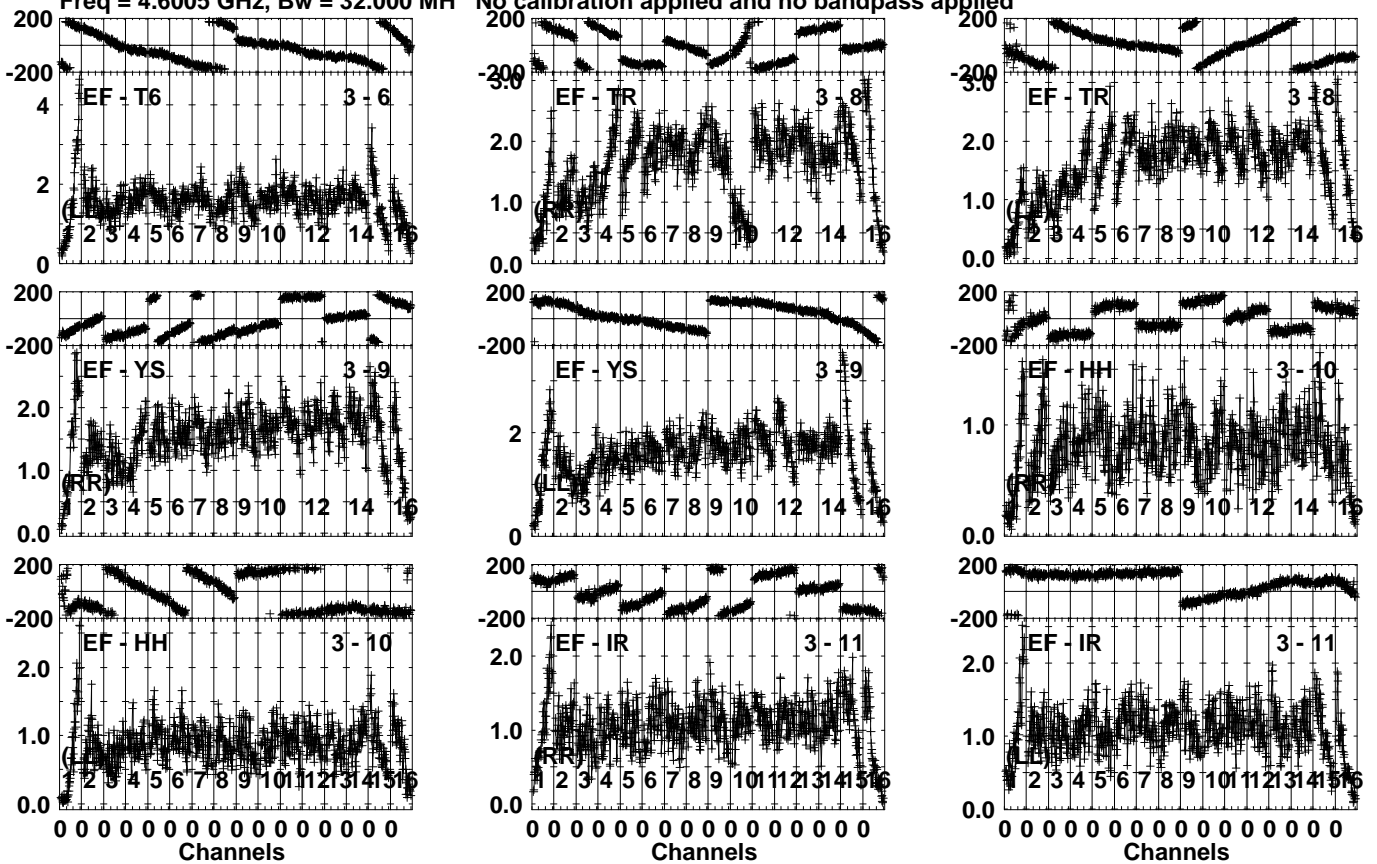


Lower frame: Milli Ampl Jy Top frame: Phas deg
Vector averaged cross-power spectrum Several baselines displayed
Timerange: 00/21:34:22 to 00/21:35:02

Plot file version 127 created 18-APR-2024 16:12:12

J1130+0846 RG014.UVDATA.1

Freq = 4.6005 GHz, Bw = 32.000 MH No calibration applied and no bandpass applied

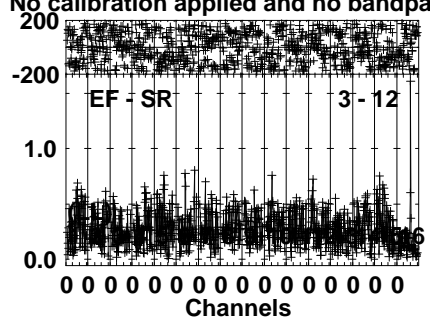
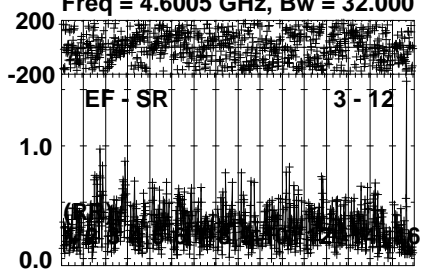


Lower frame: Milli Ampl Jy Top frame: Phas deg
Vector averaged cross-power spectrum Several baselines displayed
Timerange: 00/21:34:22 to 00/21:35:02

Plot file version 128 created 18-APR-2024 16:12:12

J1130+0846 RG014.UVDATA.1

Freq = 4.6005 GHz, Bw = 32.000 MH No calibration applied and no bandpass applied

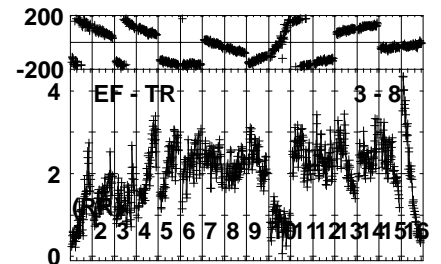
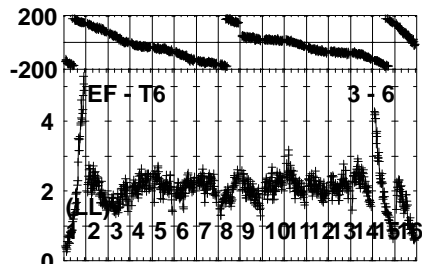
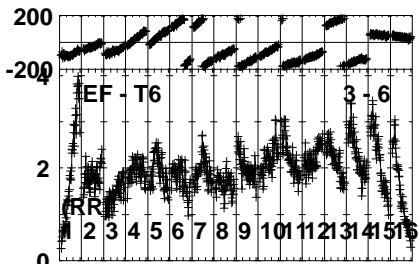
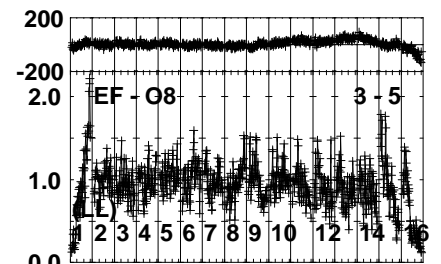
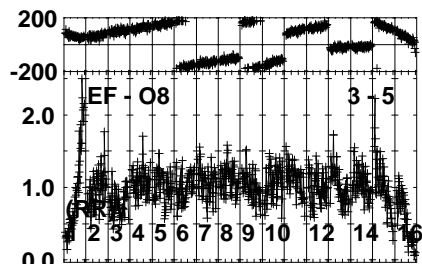
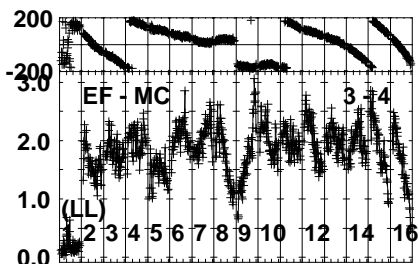
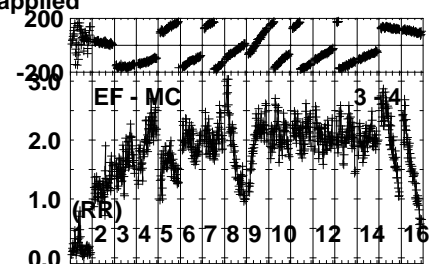
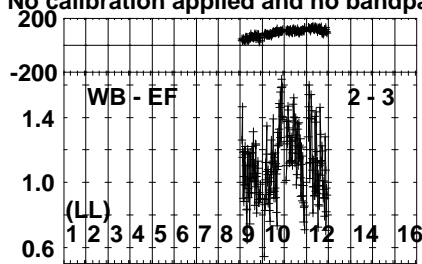
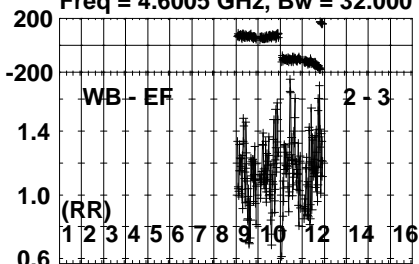


Lower frame: Milli Ampl Jy Top frame: Phas deg
Vector averaged cross-power spectrum Several baselines displayed
Timerange: 00/21:34:22 to 00/21:35:02

Plot file version 129 created 18-APR-2024 16:12:13

J1129+0951 RG014.UVDATA.1

Freq = 4.6005 GHz, Bw = 32.000 MH No calibration applied and no bandpass applied

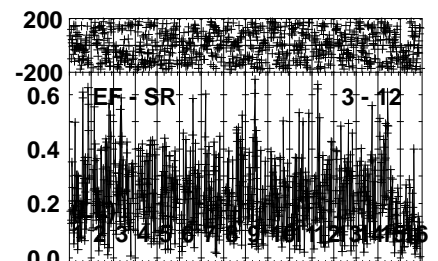
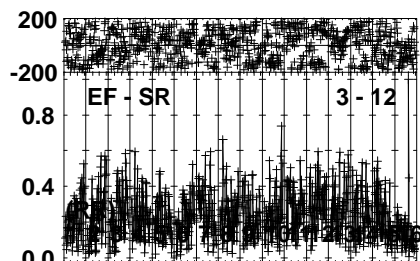
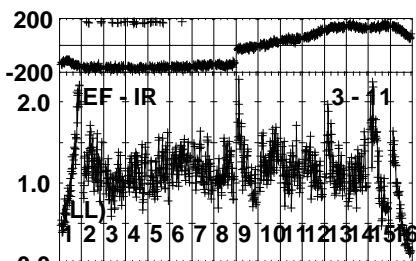
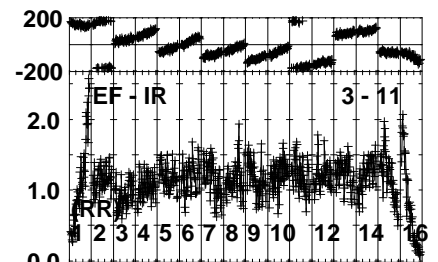
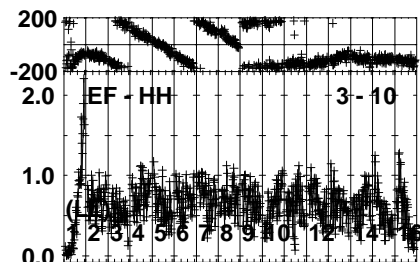
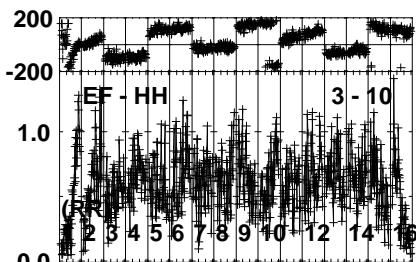
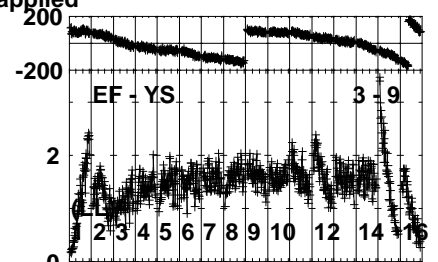
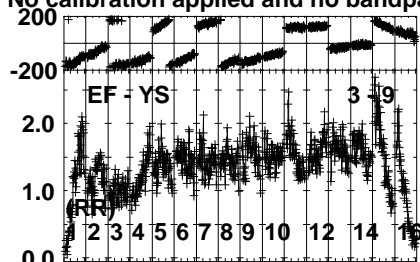
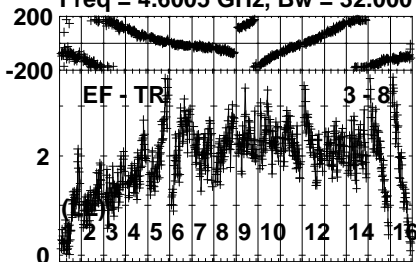


Lower frame: Milli Ampl Jy Top frame: Phas deg
Vector averaged cross-power spectrum Several baselines displayed
Timerange: 00/21:35:25 to 00/21:36:05

Plot file version 130 created 18-APR-2024 16:12:13

J1129+0951 RG014.UVDATA.1

Freq = 4.6005 GHz, Bw = 32.000 MH No calibration applied and no bandpass applied

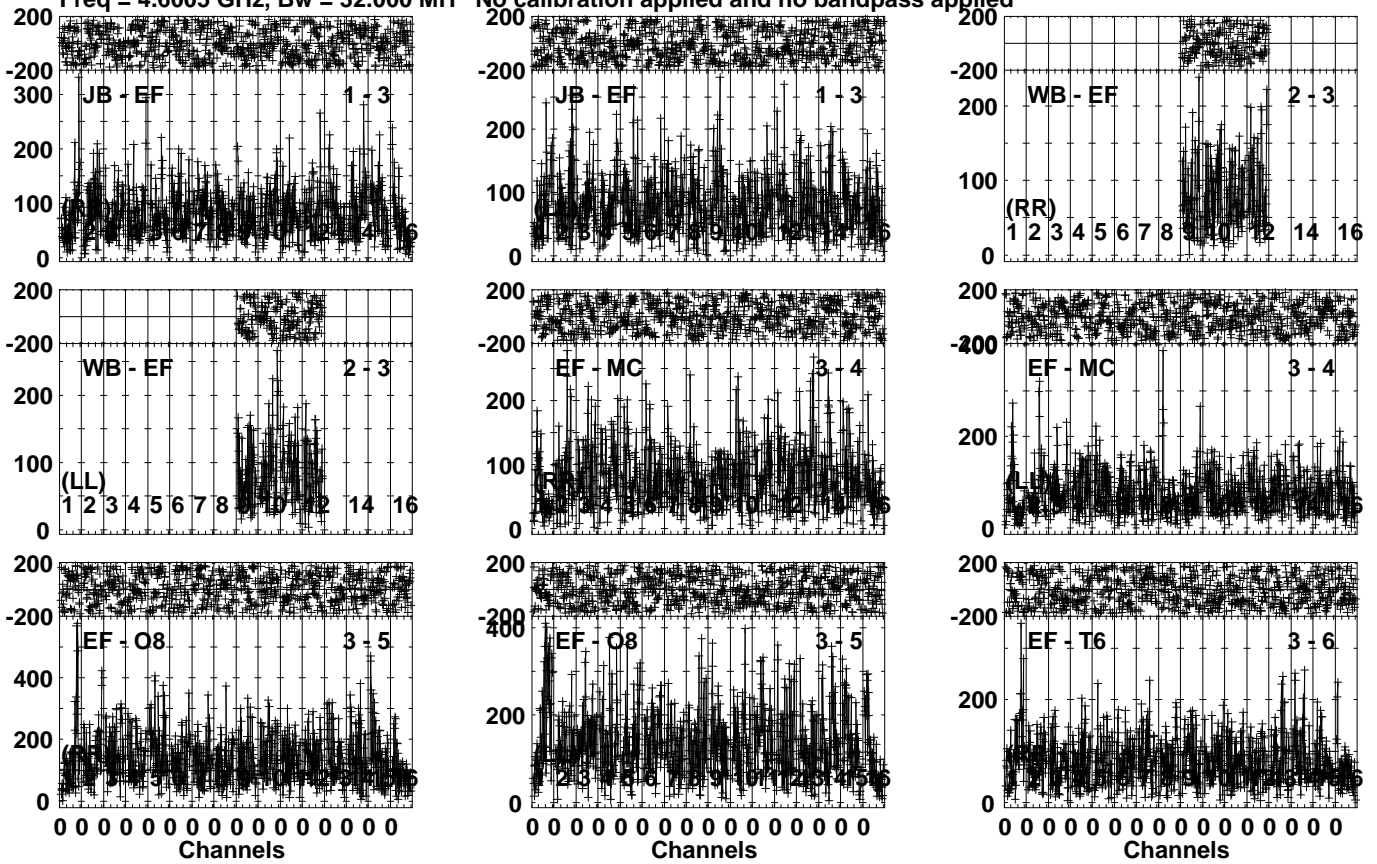


Lower frame: Milli Ampl Jy Top frame: Phas deg
Vector averaged cross-power spectrum Several baselines displayed
Timerange: 00/21:35:25 to 00/21:36:05

Plot file version 131 created 18-APR-2024 16:12:13

SN2022XXF RG014.UVDATA.1

Freq = 4.6005 GHz, Bw = 32.000 MH No calibration applied and no bandpass applied

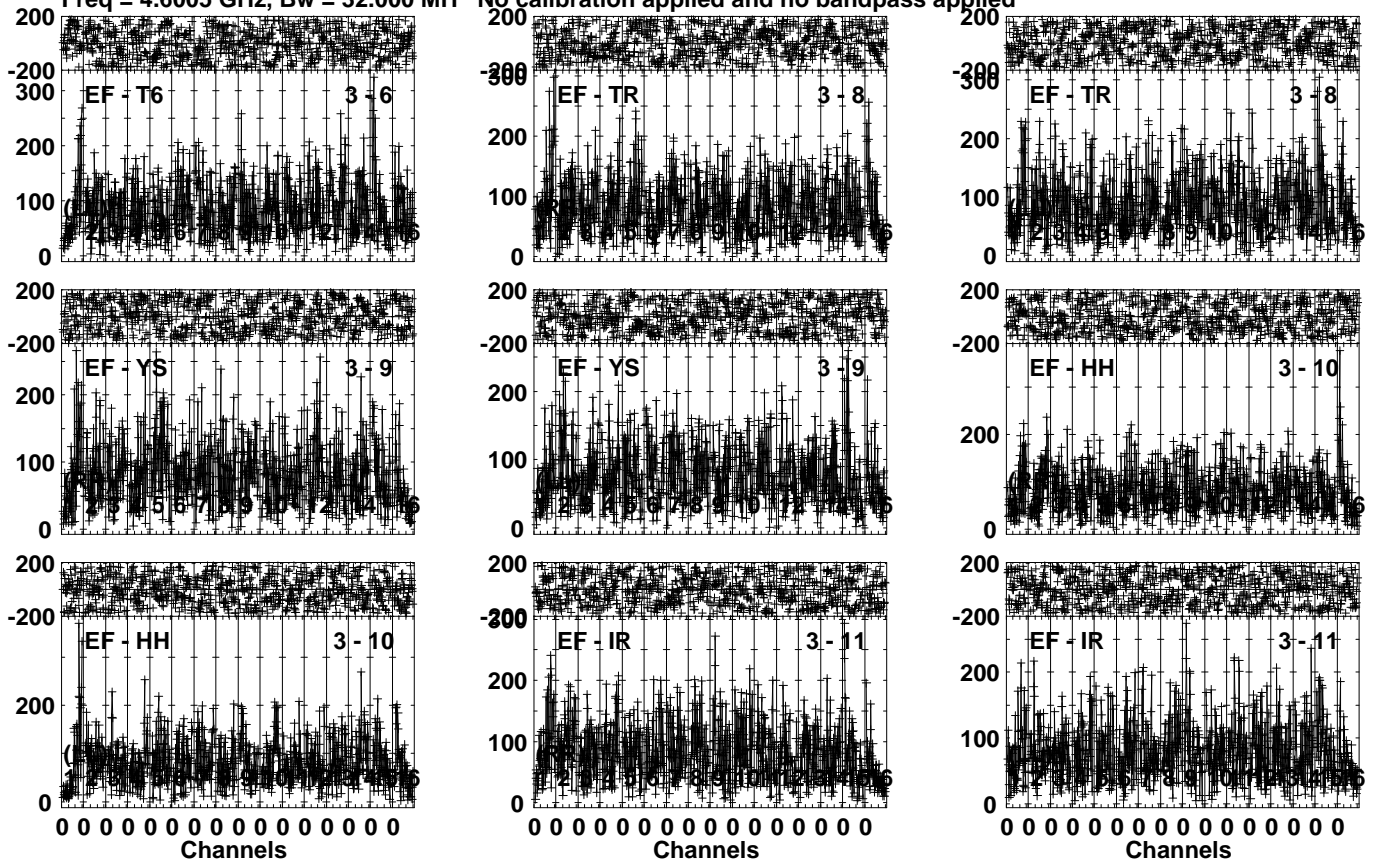


Lower frame: Micro Ampl Jy Top frame: Phas deg
Vector averaged cross-power spectrum Several baselines displayed
Timerange: 00/21:36:25 to 00/21:39:21

Plot file version 132 created 18-APR-2024 16:12:13

SN2022XXF RG014.UVDATA.1

Freq = 4.6005 GHz, Bw = 32.000 MH No calibration applied and no bandpass applied

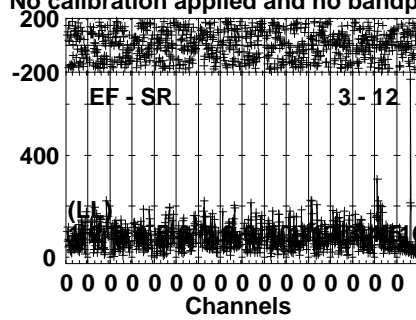
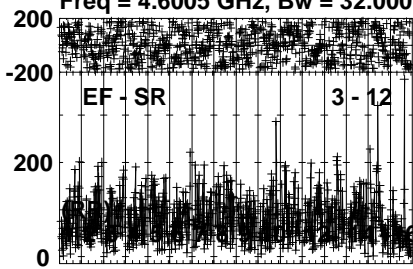


Lower frame: Micro Ampl Jy Top frame: Phas deg
Vector averaged cross-power spectrum Several baselines displayed
Timerange: 00/21:36:25 to 00/21:39:21

Plot file version 133 created 18-APR-2024 16:12:13

SN2022XXF RG014.UVDATA.1

Freq = 4.6005 GHz, Bw = 32.000 MH No calibration applied and no bandpass applied

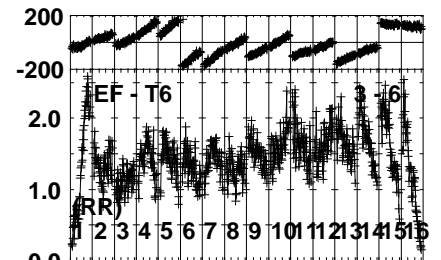
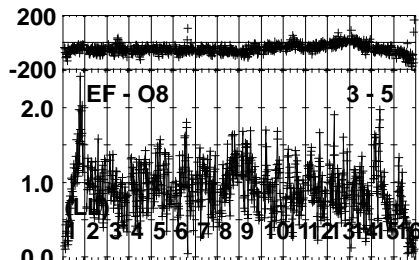
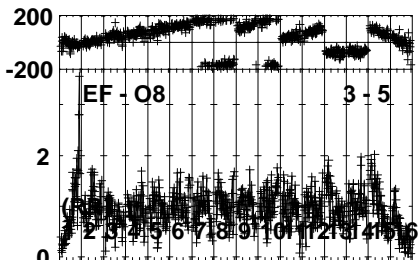
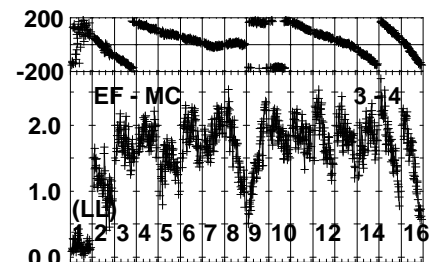
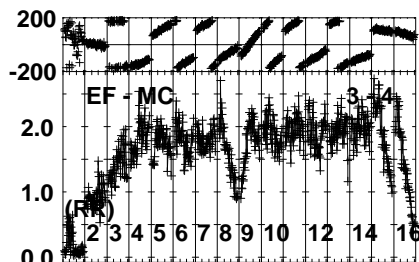
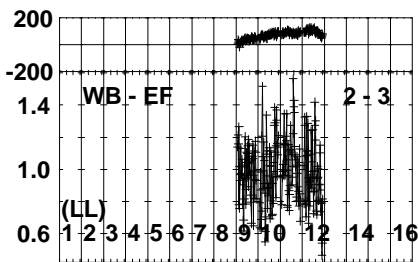
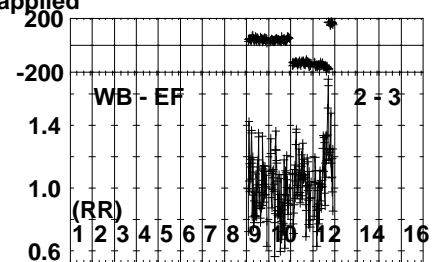
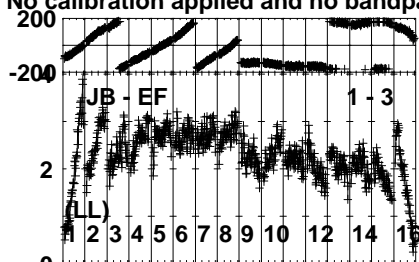
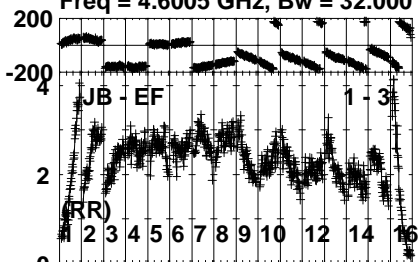


Lower frame: Micro Ampl Jy Top frame: Phas deg
Vector averaged cross-power spectrum Several baselines displayed
Timerange: 00/21:36:25 to 00/21:39:21

Plot file version 134 created 18-APR-2024 16:12:13

J1130+0846 RG014.UVDATA.1

Freq = 4.6005 GHz, Bw = 32.000 MH No calibration applied and no bandpass applied



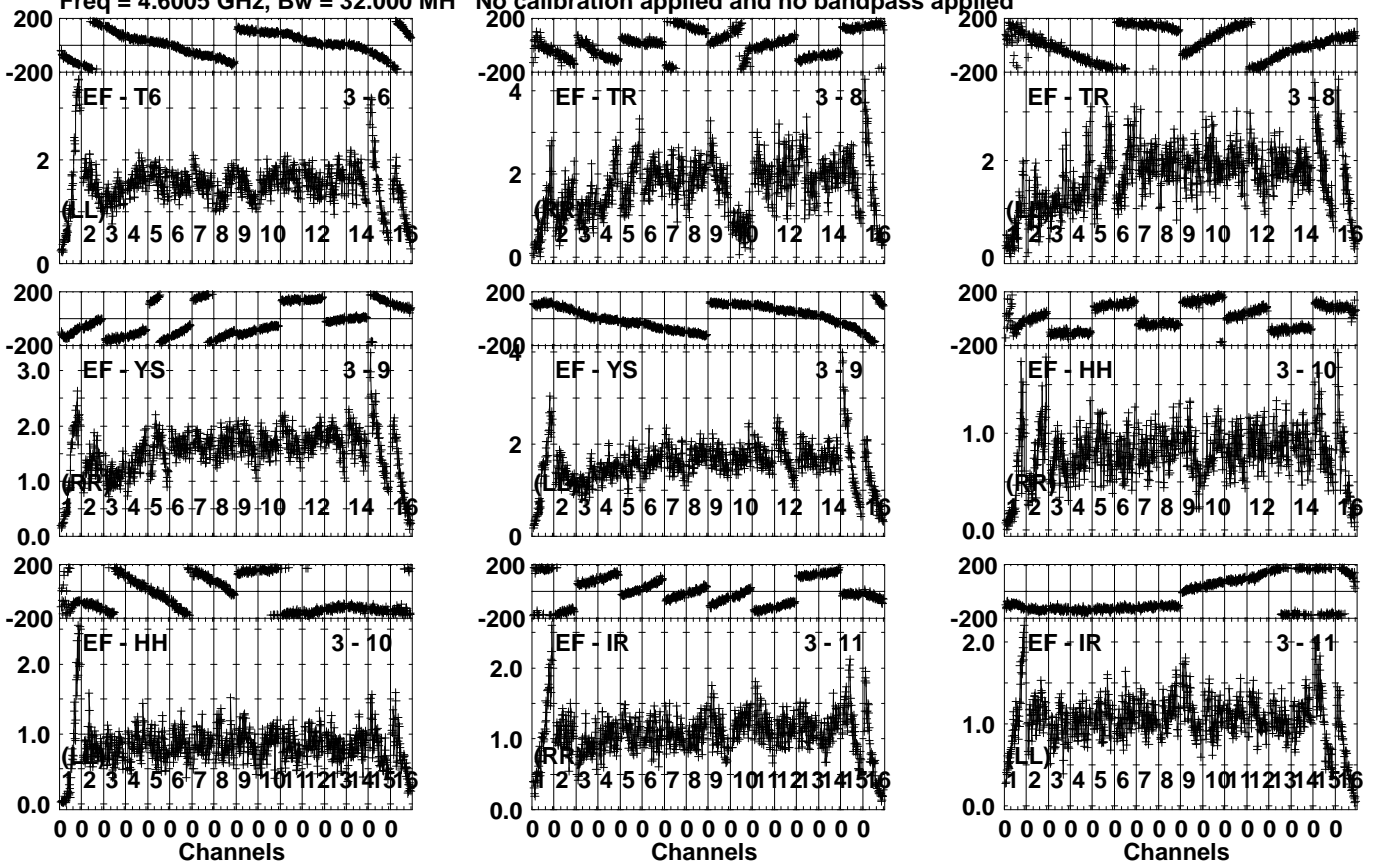
Lower frame: Milli Ampl Jy Top frame: Phas deg
Vector averaged cross-power spectrum Several baselines displayed
Timerange: 00/21:39:38 to 00/21:40:18

Plot file version 135 created 18-APR-2024 16:12:13

J1130+0846 RG014.UVDATA.1

Freq = 4.6005 GHz, Bw = 32.000 MH

No calibration applied and no bandpass applied



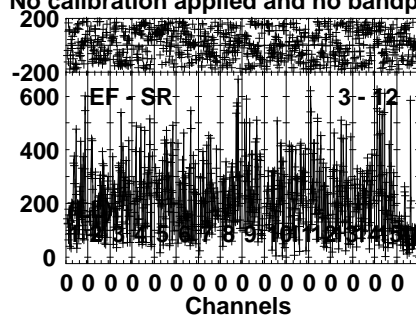
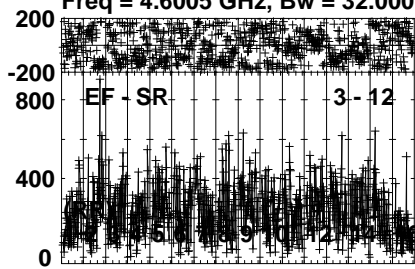
Lower frame: Milli Ampl Jy Top frame: Phas deg
Vector averaged cross-power spectrum Several baselines displayed
Timerange: 00/21:39:38 to 00/21:40:18

Plot file version 136 created 18-APR-2024 16:12:13

J1130+0846 RG014.UVDATA.1

Freq = 4.6005 GHz, Bw = 32.000 MH

No calibration applied and no bandpass applied

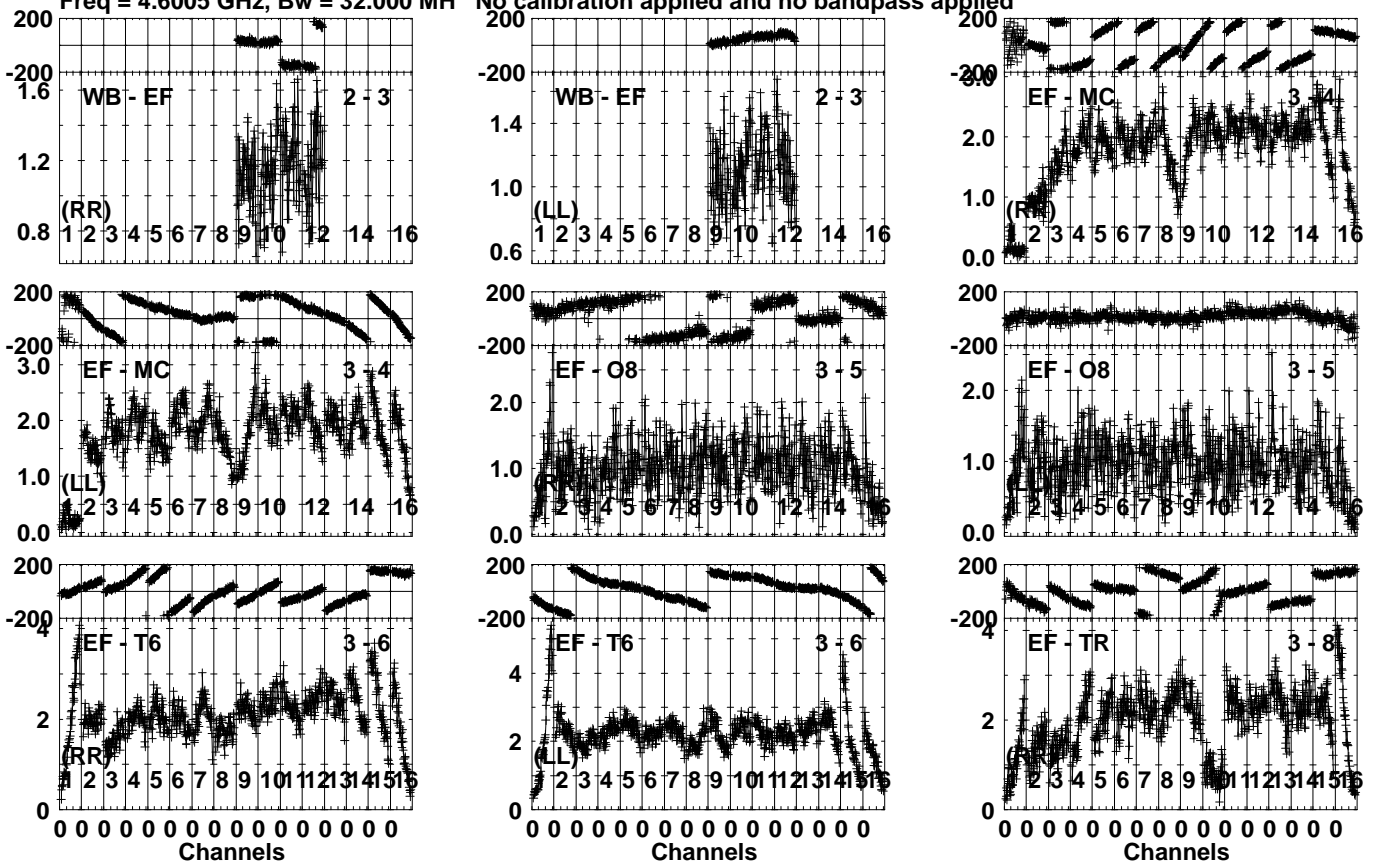


Lower frame: Micro Ampl Jy Top frame: Phas deg
Vector averaged cross-power spectrum Several baselines displayed
Timerange: 00/21:39:38 to 00/21:40:18

Plot file version 137 created 18-APR-2024 16:12:13

J1129+0951 RG014.UVDATA.1

Freq = 4.6005 GHz, Bw = 32.000 MH No calibration applied and no bandpass applied

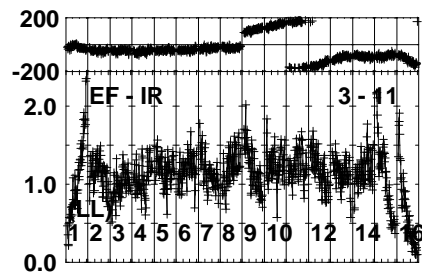
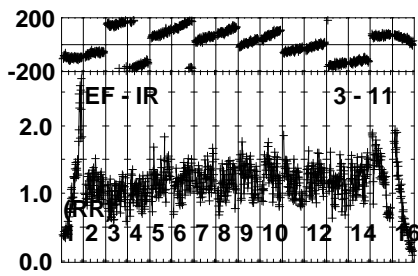
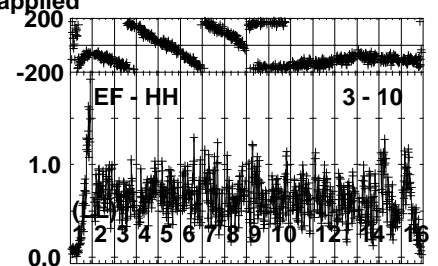
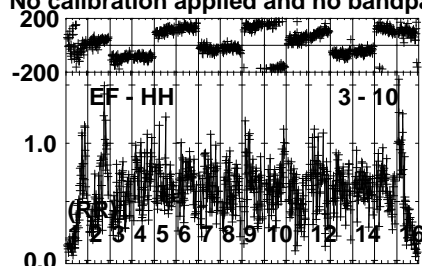
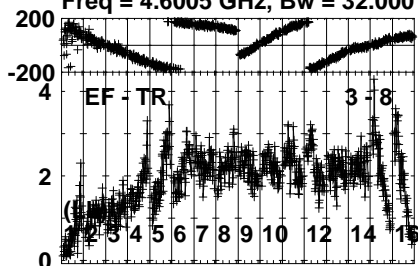


Lower frame: Milli Ampl Jy Top frame: Phas deg
Vector averaged cross-power spectrum Several baselines displayed
Timerange: 00/21:40:41 to 00/21:41:21

Plot file version 138 created 18-APR-2024 16:12:13

J1129+0951 RG014.UVDATA.1

Freq = 4.6005 GHz, Bw = 32.000 MH No calibration applied and no bandpass applied

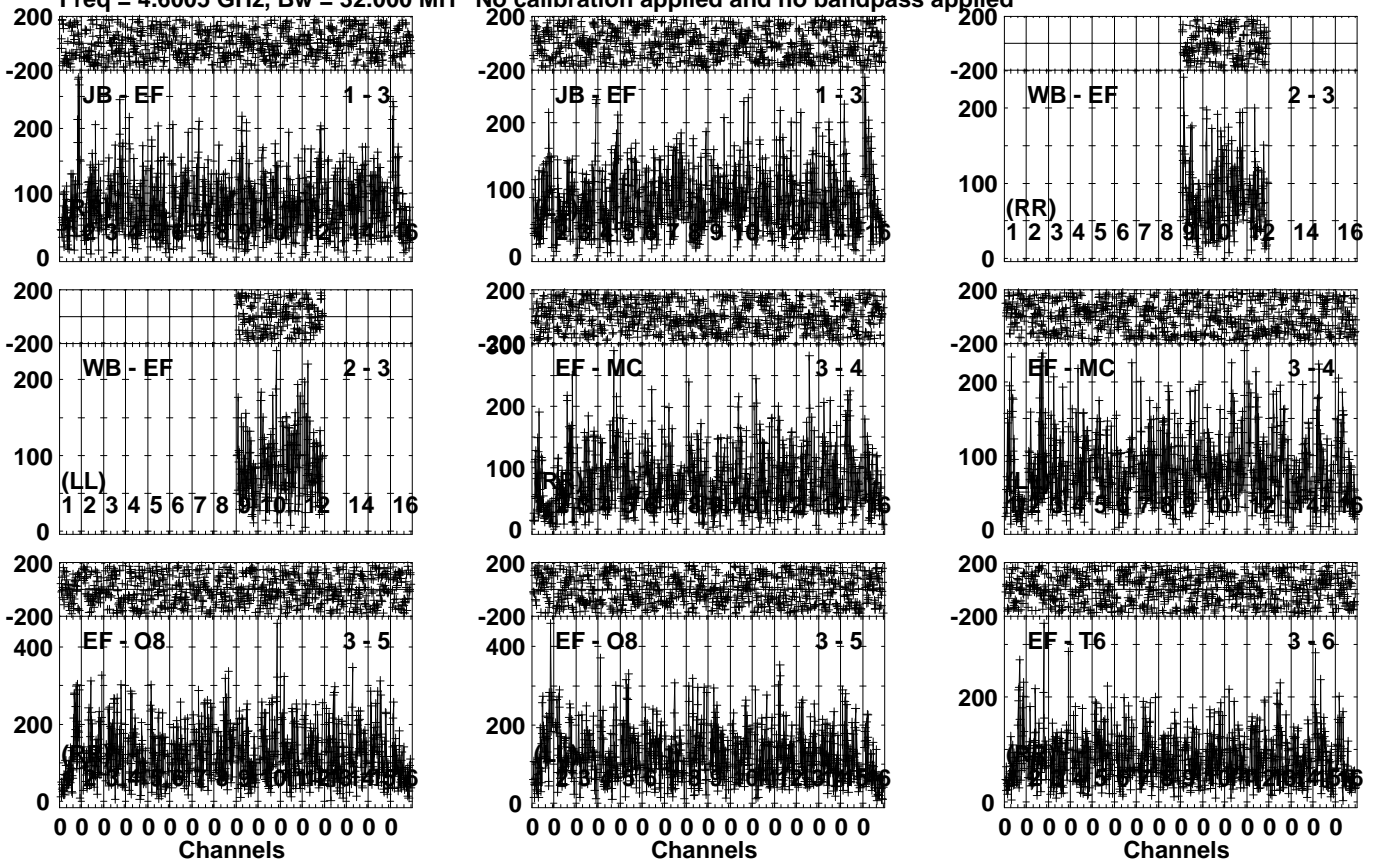


Lower frame: Milli Ampl Jy Top frame: Phas deg
Vector averaged cross-power spectrum Several baselines displayed
Timerange: 00/21:40:41 to 00/21:41:21

Plot file version 139 created 18-APR-2024 16:12:14

SN2022XXF RG014.UVDATA.1

Freq = 4.6005 GHz, Bw = 32.000 MH No calibration applied and no bandpass applied

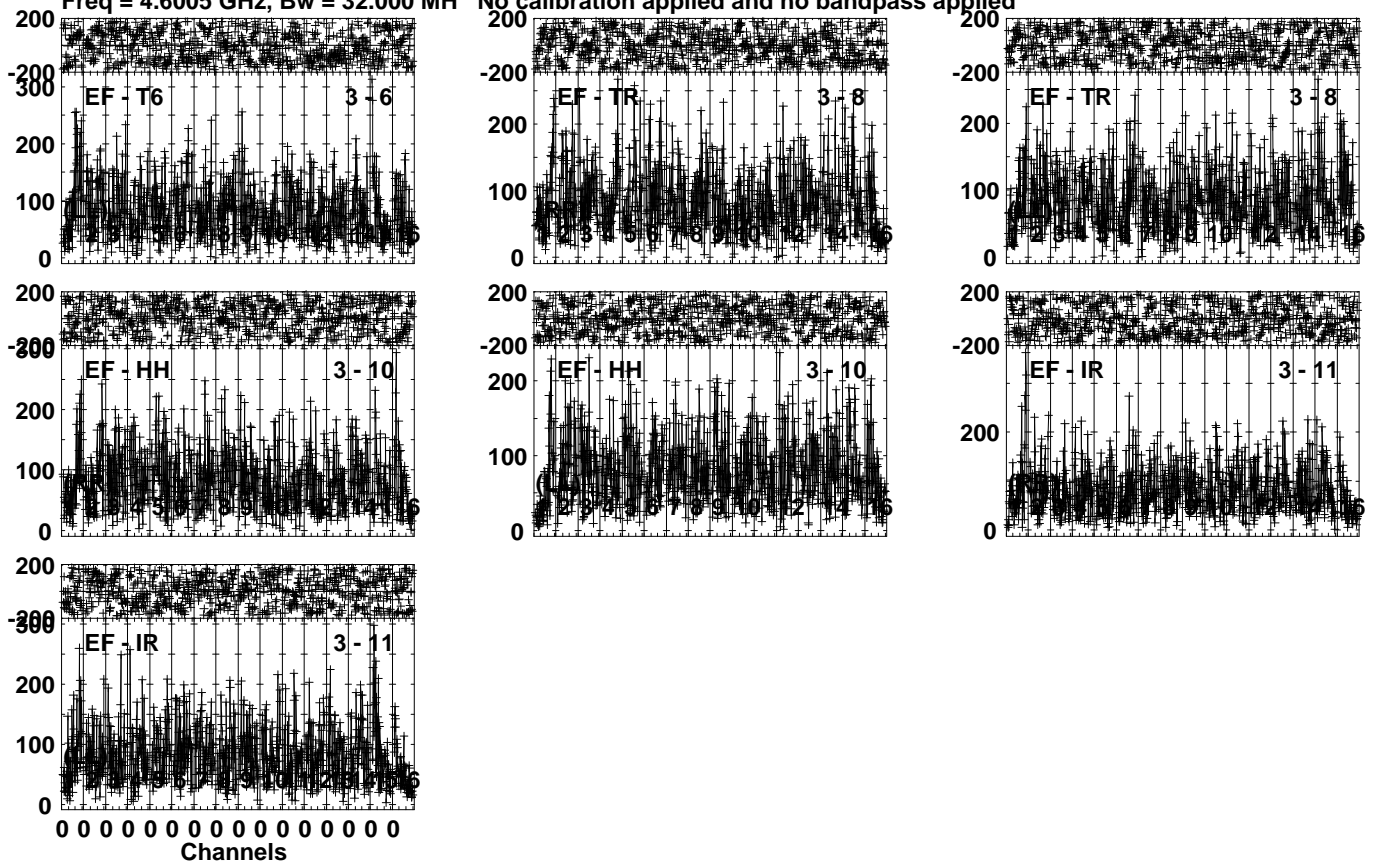


Lower frame: Micro Ampl Jy Top frame: Phas deg
Vector averaged cross-power spectrum Several baselines displayed
Timerange: 00/21:41:41 to 00/21:44:37

Plot file version 140 created 18-APR-2024 16:12:14

SN2022XXF RG014.UVDATA.1

Freq = 4.6005 GHz, Bw = 32.000 MH No calibration applied and no bandpass applied

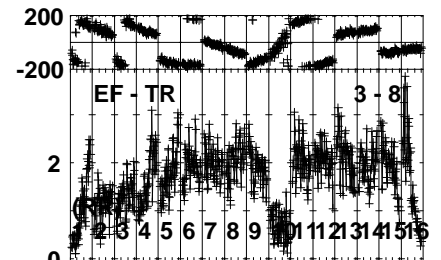
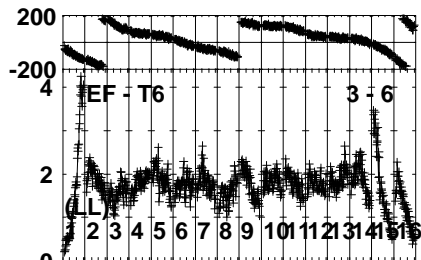
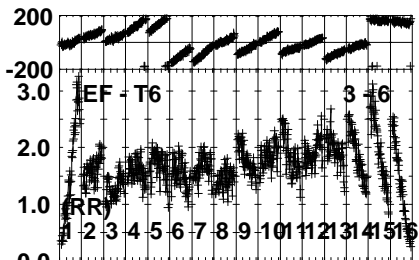
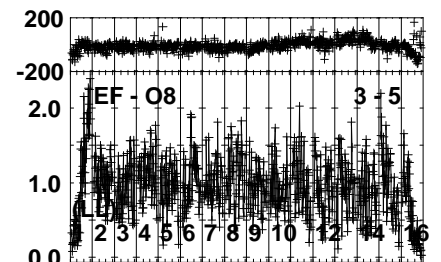
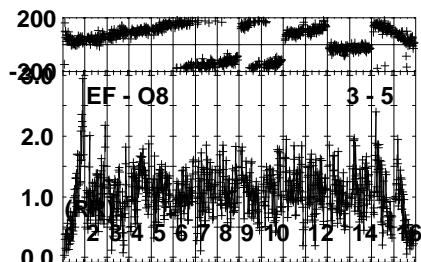
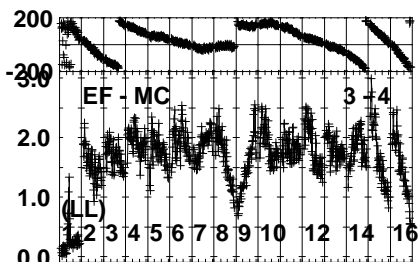
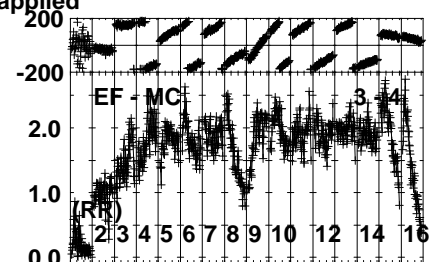
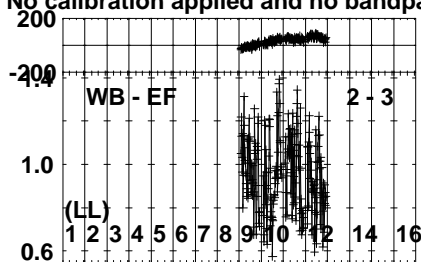
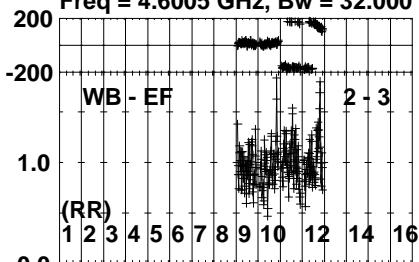


Lower frame: Micro Ampl Jy Top frame: Phas deg
Vector averaged cross-power spectrum Several baselines displayed
Timerange: 00/21:41:41 to 00/21:44:37

Plot file version 141 created 18-APR-2024 16:12:14

J1130+0846 RG014.UVDATA.1

Freq = 4.6005 GHz, Bw = 32.000 MH No calibration applied and no bandpass applied

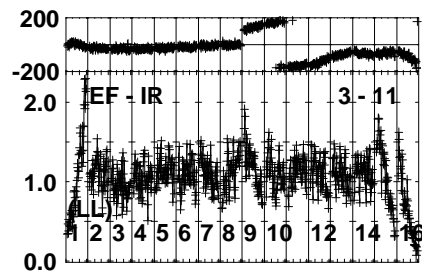
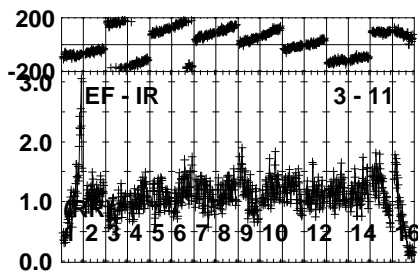
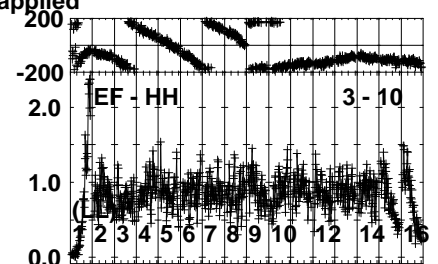
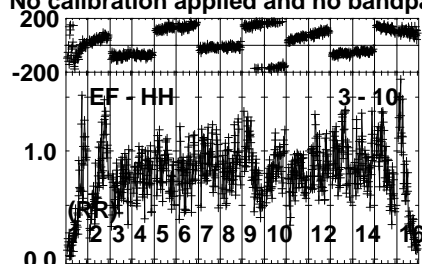
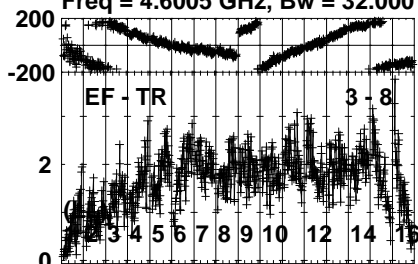


Lower frame: Milli Ampl Jy Top frame: Phas deg
Vector averaged cross-power spectrum Several baselines displayed
Timerange: 00/21:44:54 to 00/21:45:34

Plot file version 142 created 18-APR-2024 16:12:14

J1130+0846 RG014.UVDATA.1

Freq = 4.6005 GHz, Bw = 32.000 MH No calibration applied and no bandpass applied



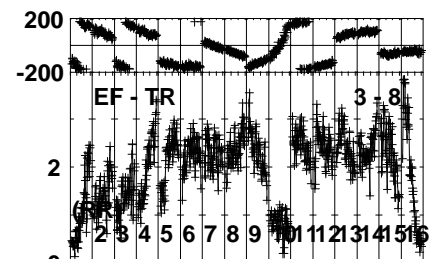
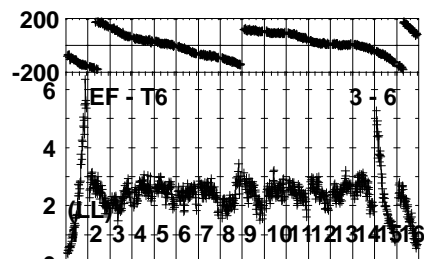
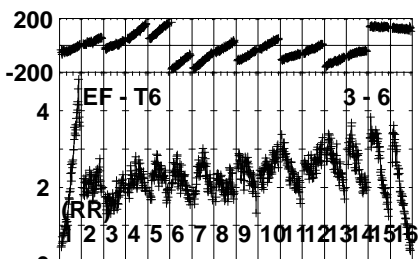
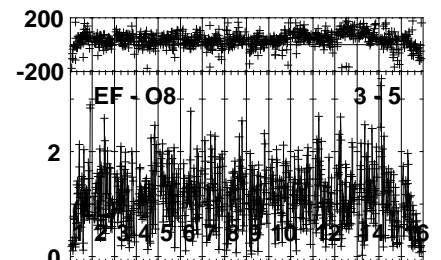
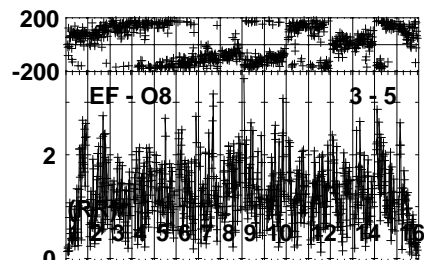
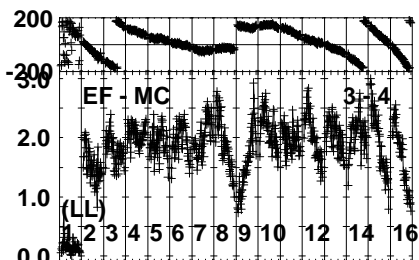
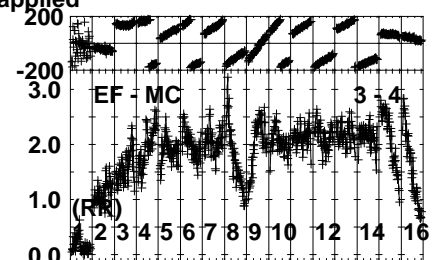
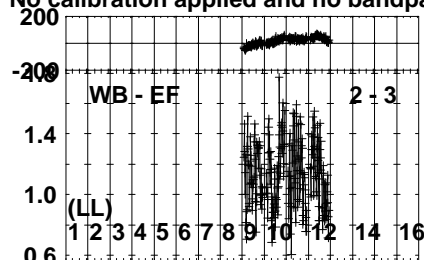
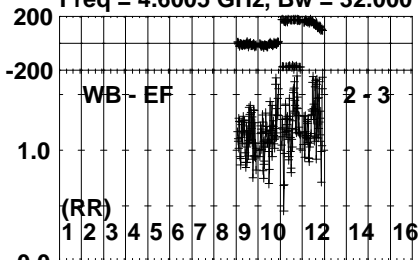
Lower frame: Milli Ampl Jy Top frame: Phas deg
Vector averaged cross-power spectrum Several baselines displayed
Timerange: 00/21:44:54 to 00/21:45:34

Plot file version 143 created 18-APR-2024 16:12:14

J1129+0951 RG014.UVDATA.1

Freq = 4.6005 GHz, Bw = 32.000 MH

No calibration applied and no bandpass applied

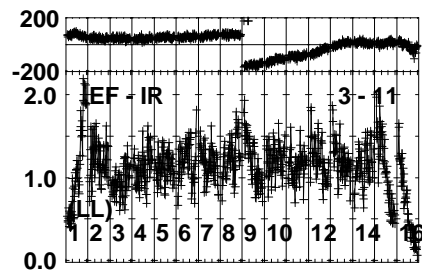
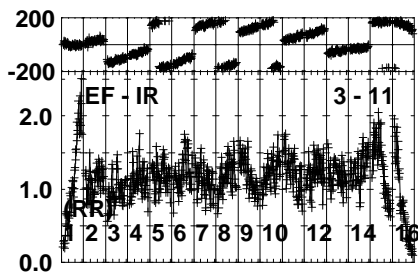
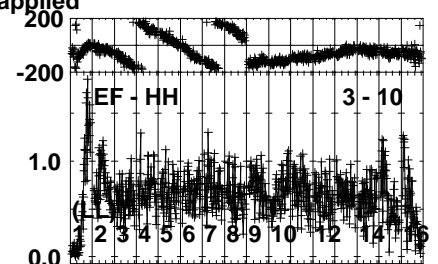
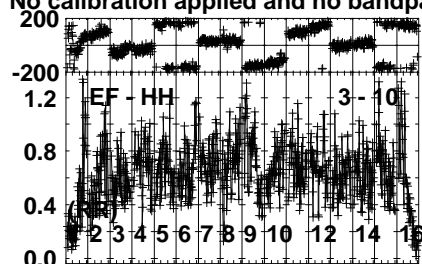
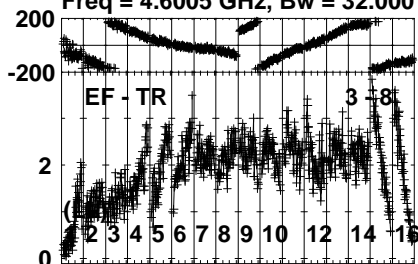


Lower frame: Milli Ampl Jy Top frame: Phas deg
Vector averaged cross-power spectrum Several baselines displayed
Timerange: 00/21:45:57 to 00/21:46:37

Plot file version 144 created 18-APR-2024 16:12:14

J1129+0951 RG014.UVDATA.1

Freq = 4.6005 GHz, Bw = 32.000 MH No calibration applied and no bandpass applied

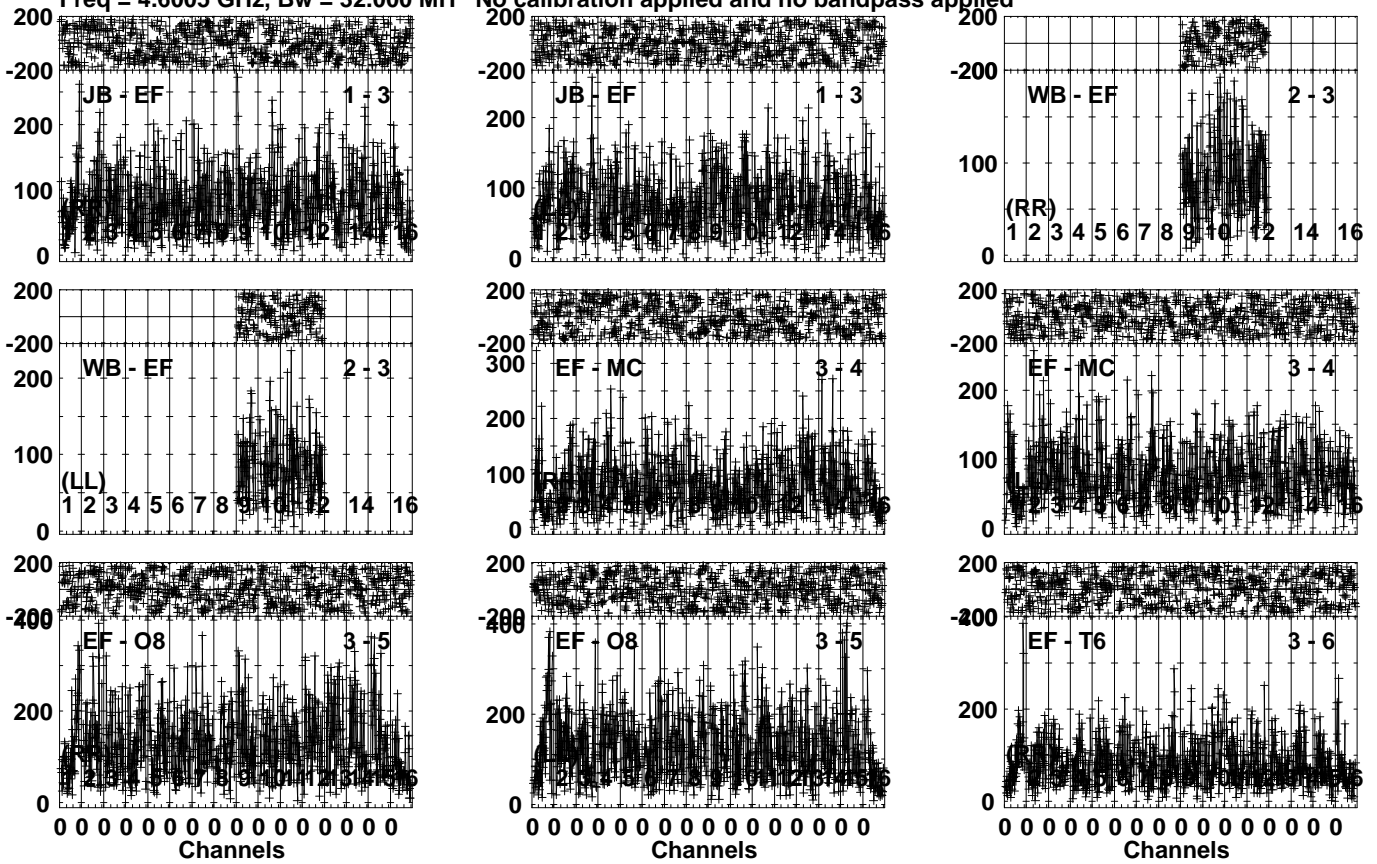


Lower frame: Milli Ampl Jy Top frame: Phas deg
Vector averaged cross-power spectrum Several baselines displayed
Timerange: 00/21:45:57 to 00/21:46:37

Plot file version 145 created 18-APR-2024 16:12:14

SN2022XXF RG014.UVDATA.1

Freq = 4.6005 GHz, Bw = 32.000 MH No calibration applied and no bandpass applied

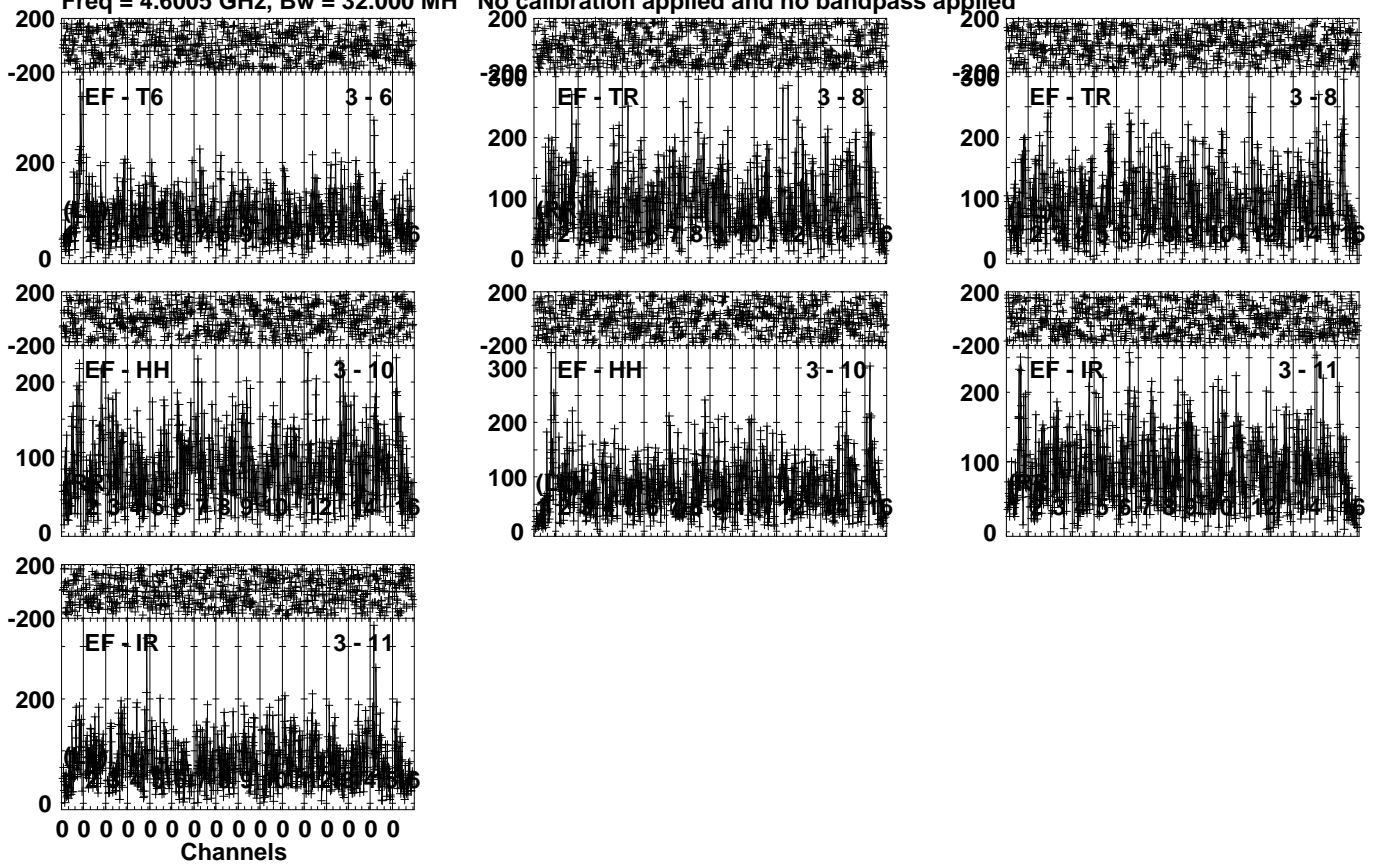


Lower frame: Micro Ampl Jy Top frame: Phas deg
Vector averaged cross-power spectrum Several baselines displayed
Timerange: 00/21:46:57 to 00/21:49:53

Plot file version 146 created 18-APR-2024 16:12:14

SN2022XXF RG014.UVDATA.1

Freq = 4.6005 GHz, Bw = 32.000 MH No calibration applied and no bandpass applied



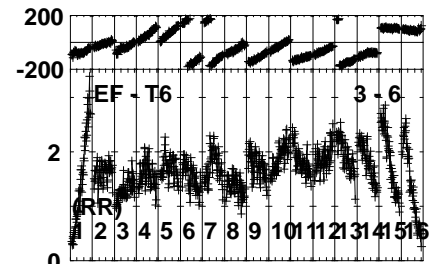
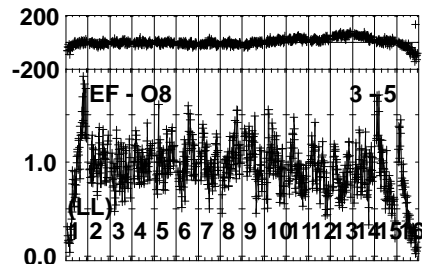
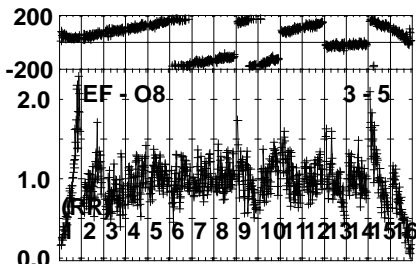
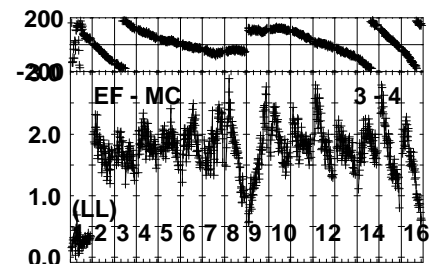
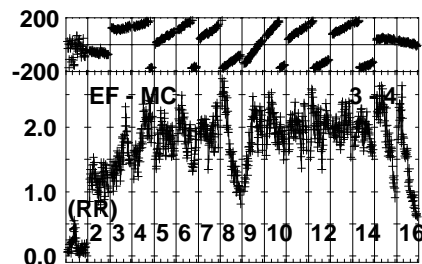
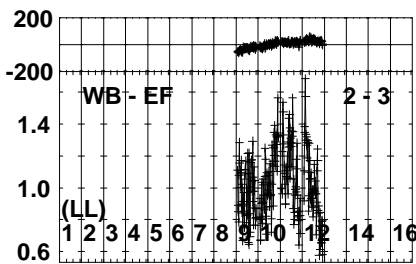
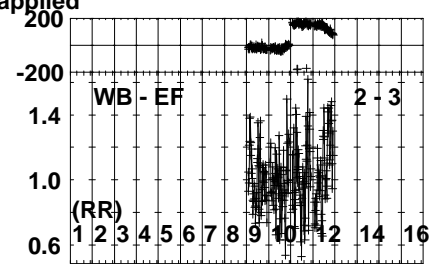
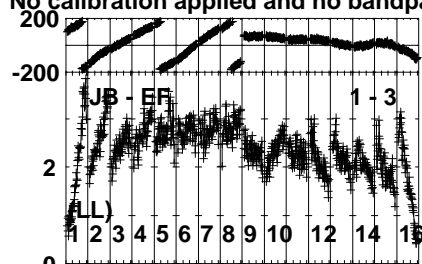
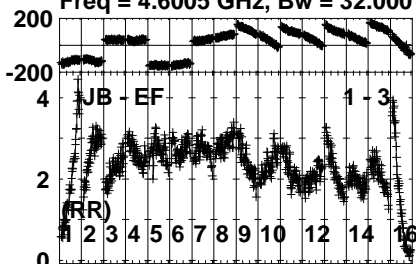
Lower frame: Micro Ampl Jy Top frame: Phas deg
Vector averaged cross-power spectrum Several baselines displayed
Timerange: 00/21:46:57 to 00/21:49:53

Plot file version 147 created 18-APR-2024 16:12:14

J1130+0846 RG014.UVDATA.1

Freq = 4.6005 GHz, Bw = 32.000 MH

No calibration applied and no bandpass applied

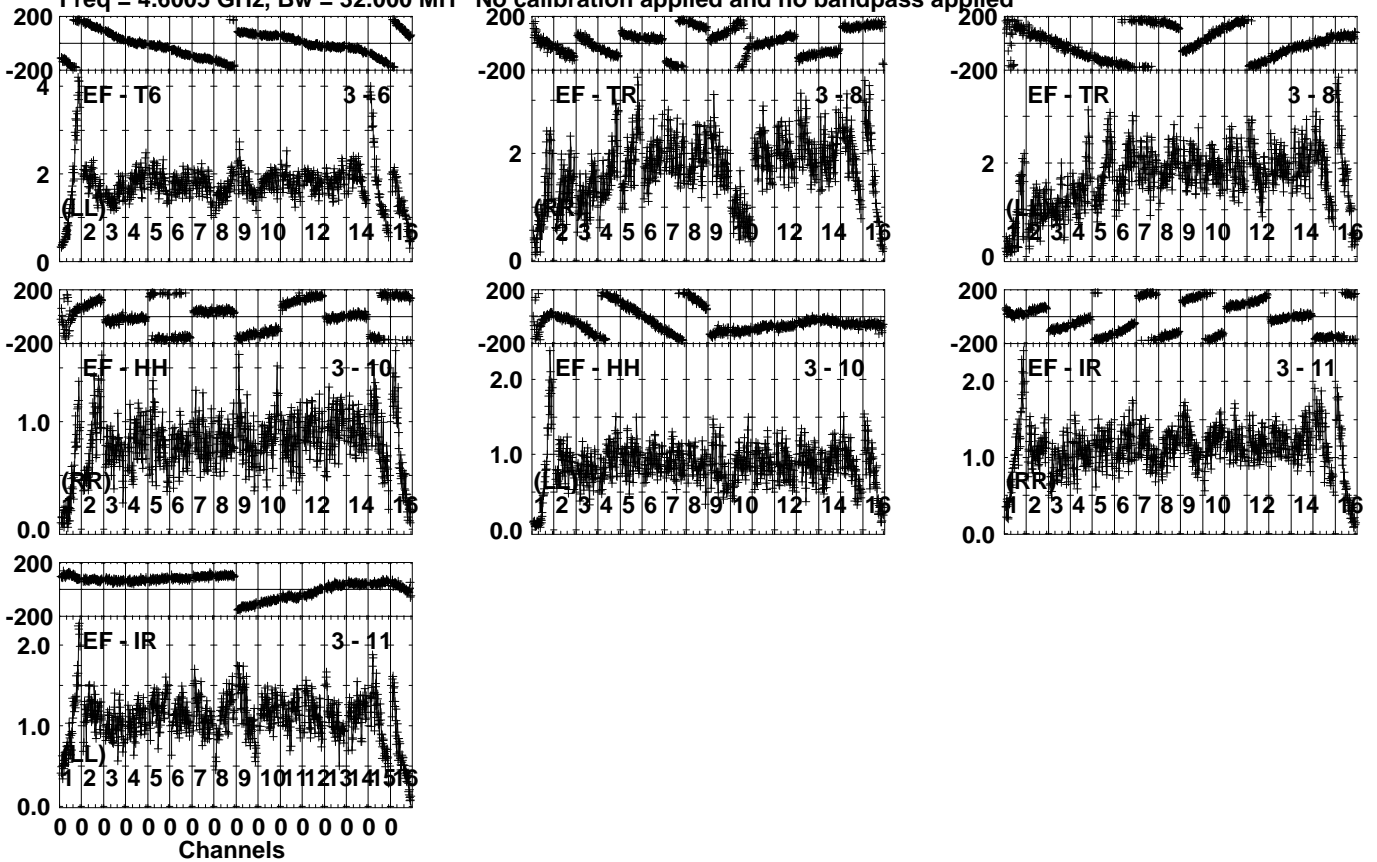


Lower frame: Milli Ampl Jy Top frame: Phas deg
Vector averaged cross-power spectrum Several baselines displayed
Timerange: 00/21:50:10 to 00/21:50:50

Plot file version 148 created 18-APR-2024 16:12:14

J1130+0846 RG014.UVDATA.1

Freq = 4.6005 GHz, Bw = 32.000 MH No calibration applied and no bandpass applied

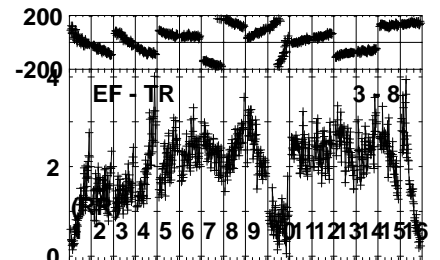
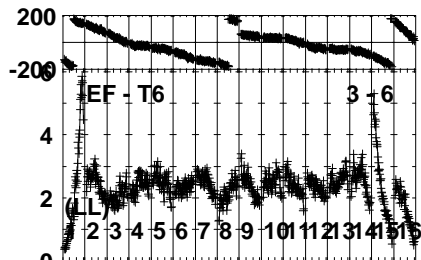
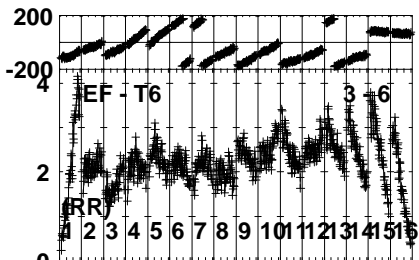
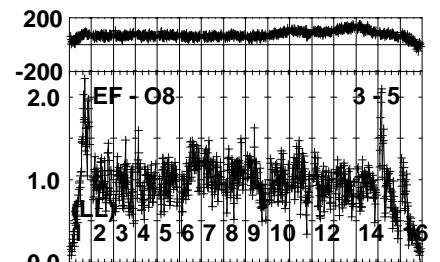
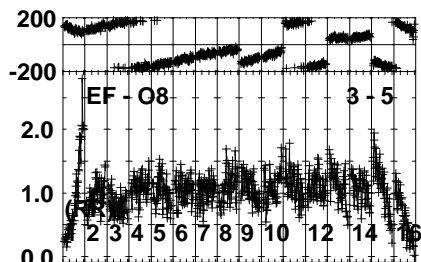
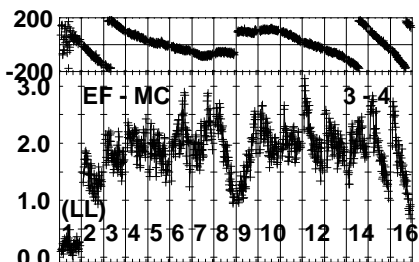
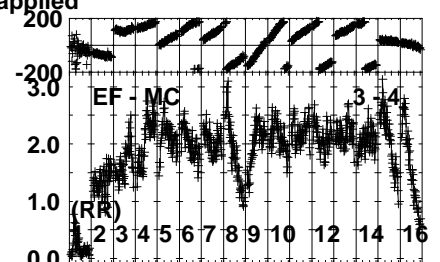
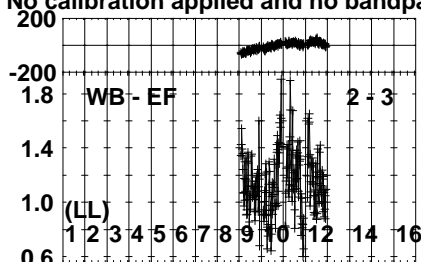
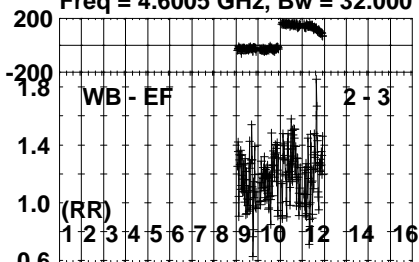


Lower frame: Milli Ampl Jy Top frame: Phas deg
Vector averaged cross-power spectrum Several baselines displayed
Timerange: 00/21:50:10 to 00/21:50:50

Plot file version 149 created 18-APR-2024 16:12:15

J1129+0951 RG014.UVDATA.1

Freq = 4.6005 GHz, Bw = 32.000 MH No calibration applied and no bandpass applied

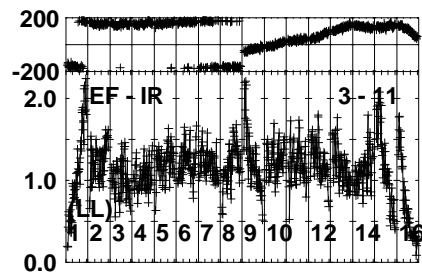
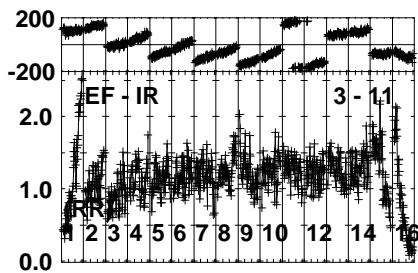
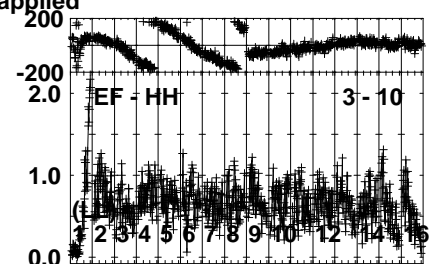
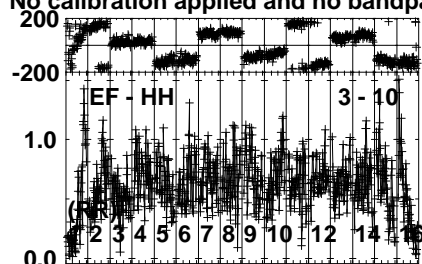
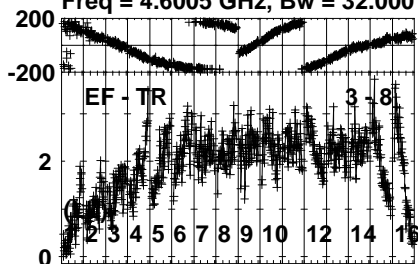


Lower frame: Milli Ampl Jy Top frame: Phas deg
Vector averaged cross-power spectrum Several baselines displayed
Timerange: 00/21:51:13 to 00/21:51:53

Plot file version 150 created 18-APR-2024 16:12:15

J1129+0951 RG014.UVDATA.1

Freq = 4.6005 GHz, Bw = 32.000 MH No calibration applied and no bandpass applied

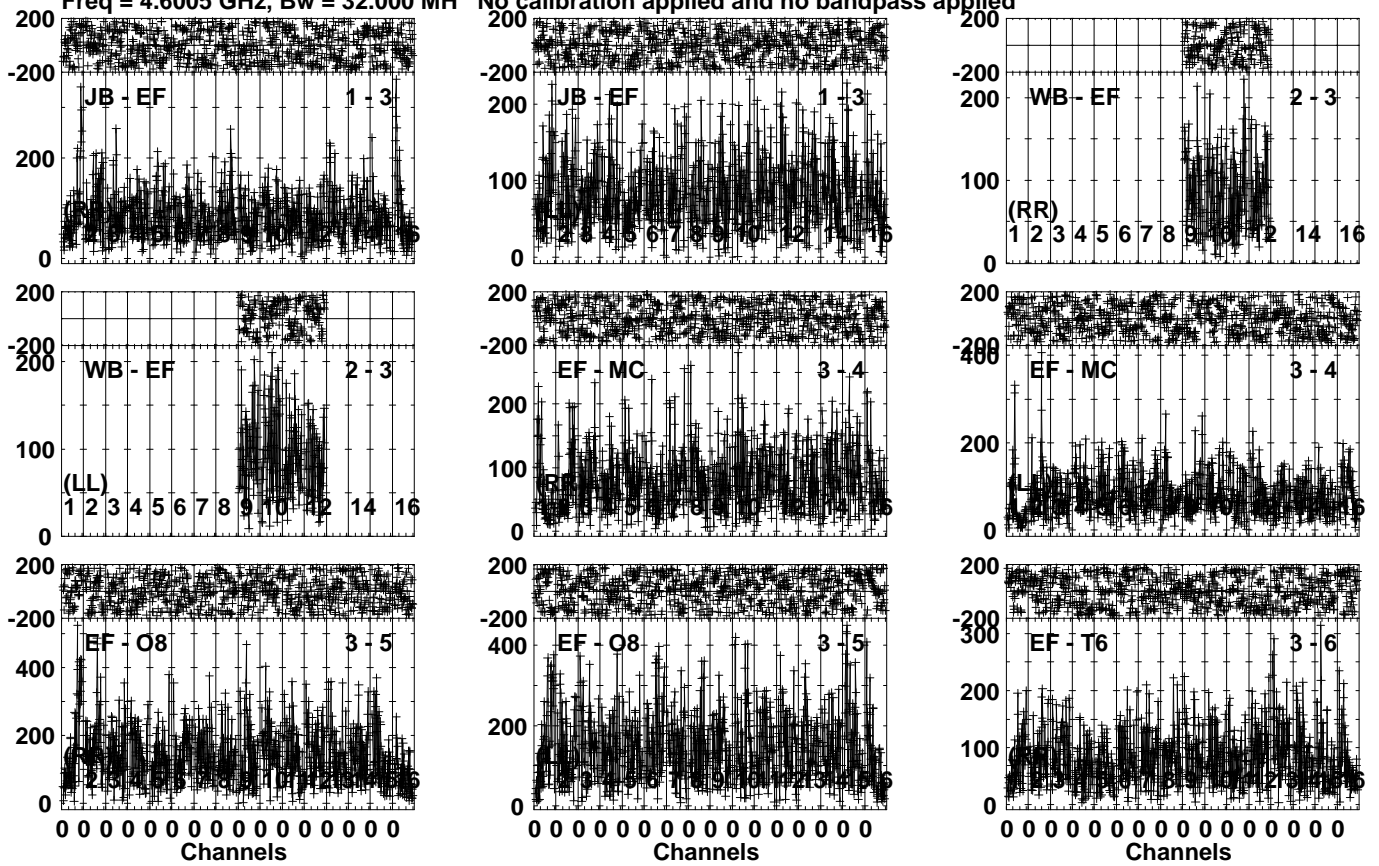


Lower frame: Milli Ampl Jy Top frame: Phas deg
Vector averaged cross-power spectrum Several baselines displayed
Timerange: 00/21:51:13 to 00/21:51:53

Plot file version 151 created 18-APR-2024 16:12:15

SN2022XXF RG014.UVDATA.1

Freq = 4.6005 GHz, Bw = 32.000 MH No calibration applied and no bandpass applied

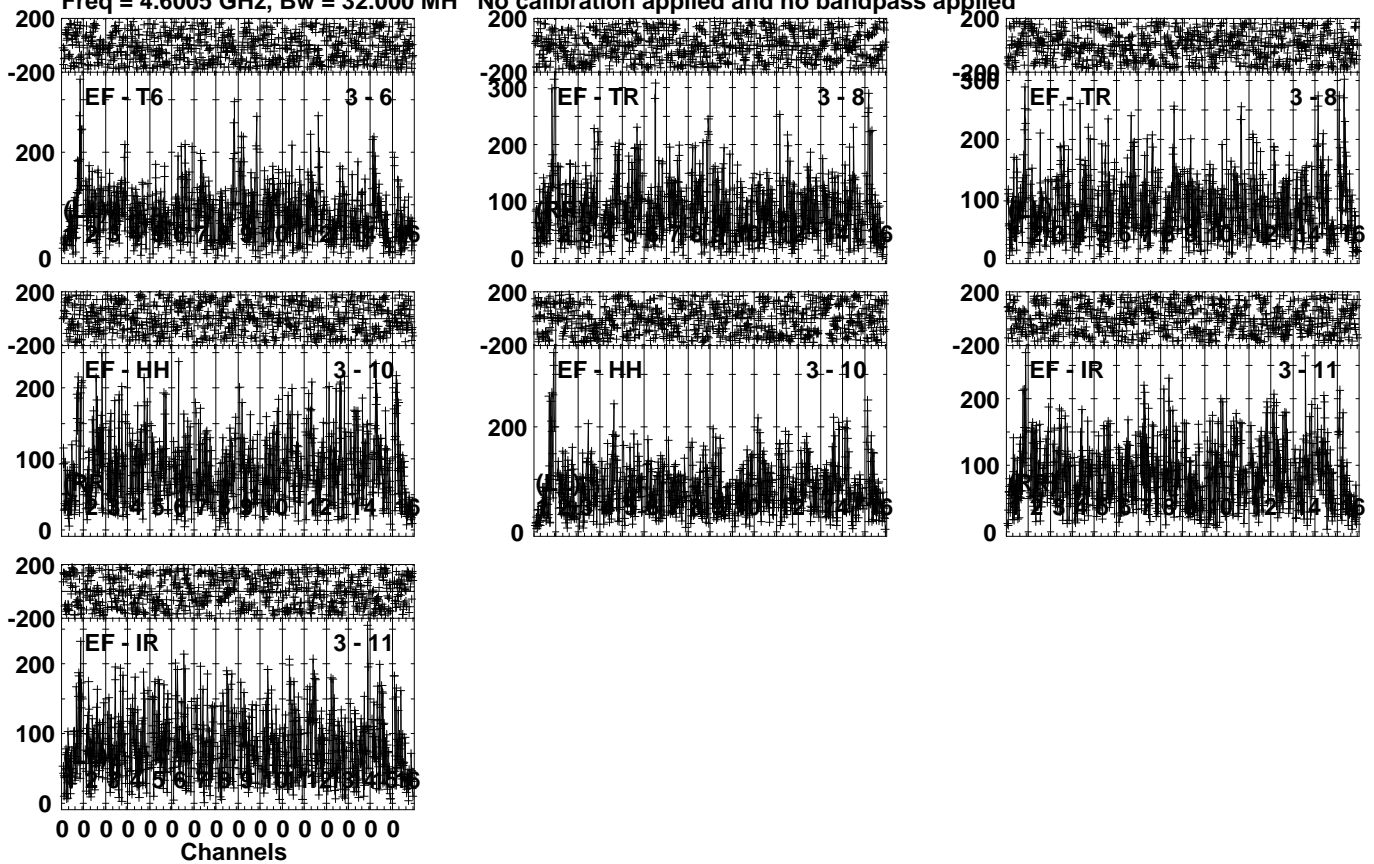


Lower frame: Micro Ampl Jy Top frame: Phas deg
Vector averaged cross-power spectrum Several baselines displayed
Timerange: 00/21:52:13 to 00/21:55:09

Plot file version 152 created 18-APR-2024 16:12:15

SN2022XXF RG014.UVDATA.1

Freq = 4.6005 GHz, Bw = 32.000 MH No calibration applied and no bandpass applied

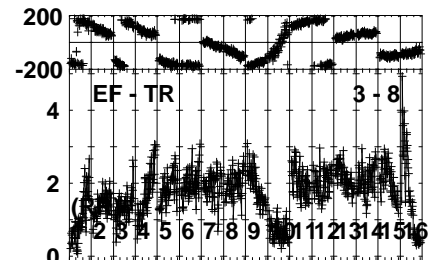
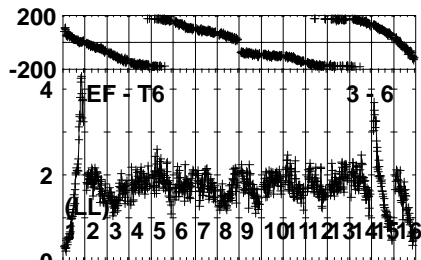
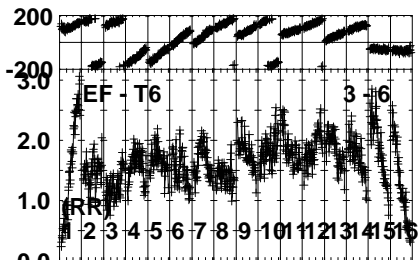
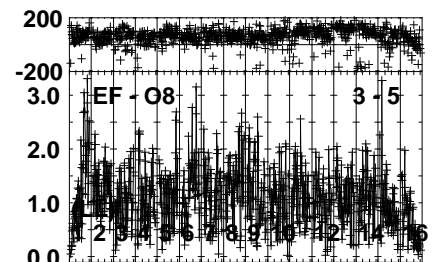
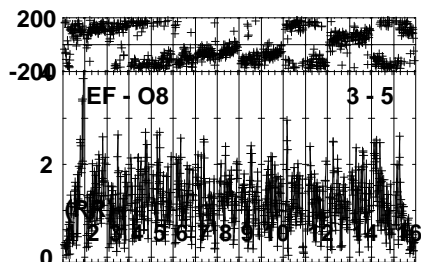
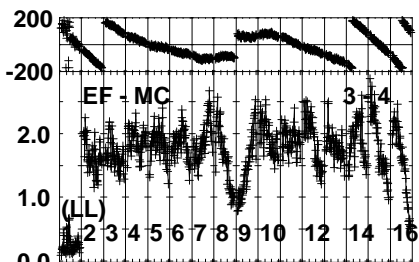
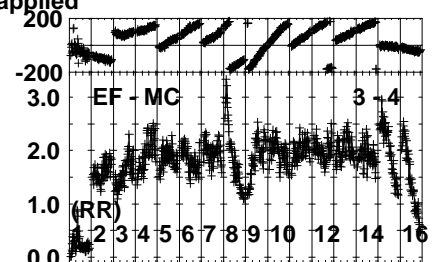
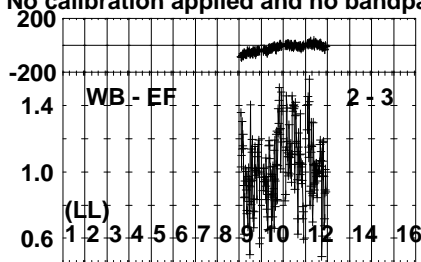
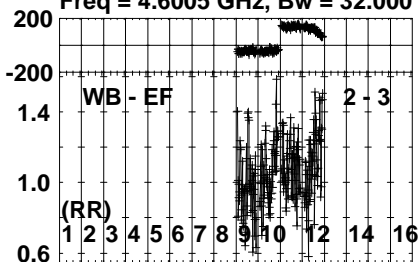


Lower frame: Micro Ampl Jy Top frame: Phas deg
Vector averaged cross-power spectrum Several baselines displayed
Timerange: 00/21:52:13 to 00/21:55:09

Plot file version 153 created 18-APR-2024 16:12:15

J1130+0846 RG014.UVDATA.1

Freq = 4.6005 GHz, Bw = 32.000 MH No calibration applied and no bandpass applied

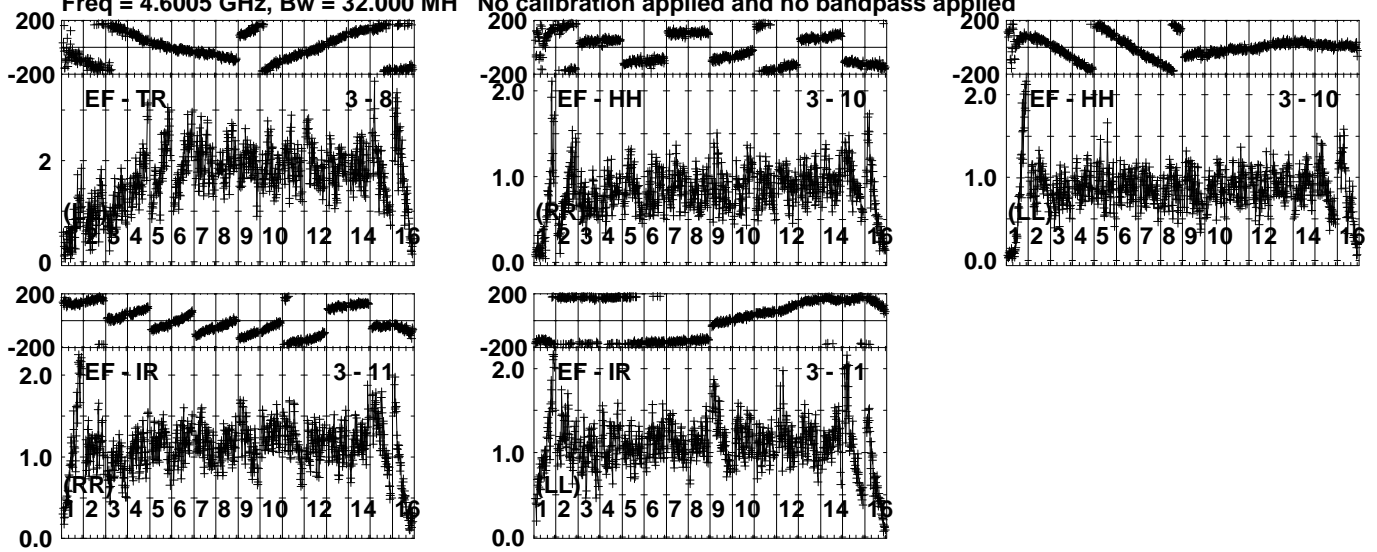


Lower frame: Milli Ampl Jy Top frame: Phas deg
Vector averaged cross-power spectrum Several baselines displayed
Timerange: 00/21:55:26 to 00/21:56:06

Plot file version 154 created 18-APR-2024 16:12:15

J1130+0846 RG014.UVDATA.1

Freq = 4.6005 GHz, Bw = 32.000 MH No calibration applied and no bandpass applied

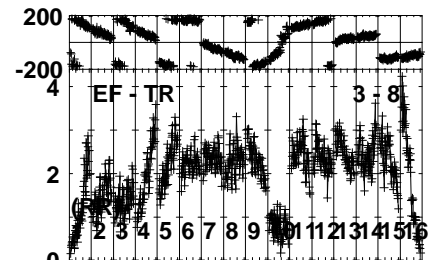
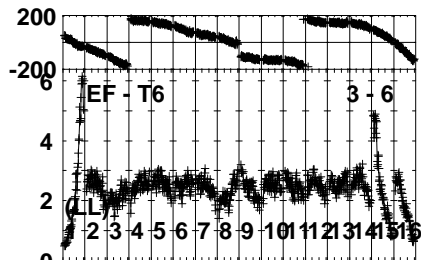
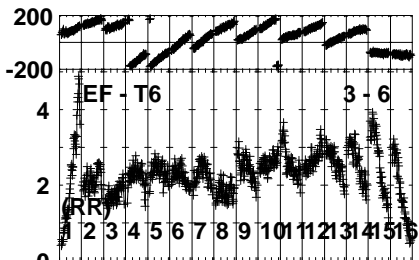
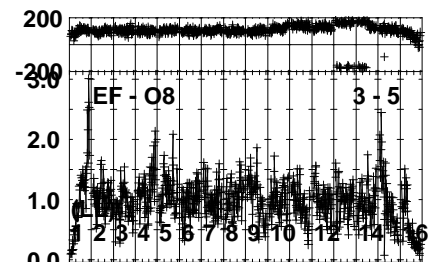
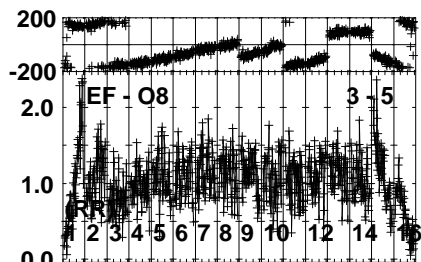
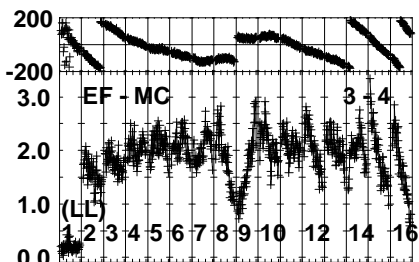
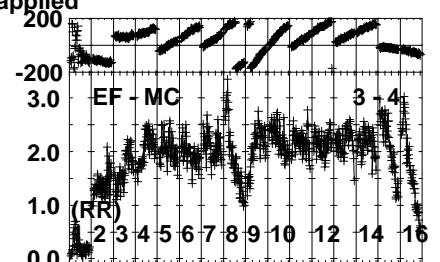
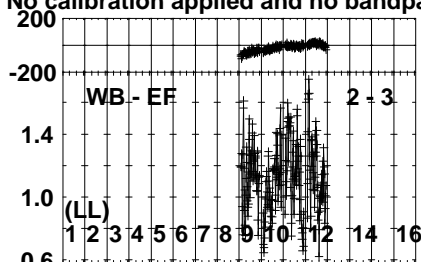
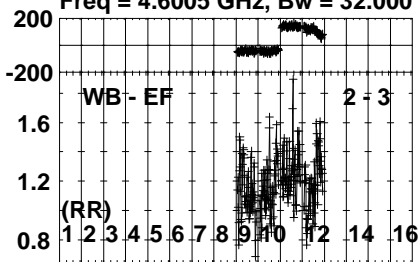


Lower frame: Milli Ampl Jy Top frame: Phas deg
Vector averaged cross-power spectrum Several baselines displayed
Timerange: 00/21:55:26 to 00/21:56:06

Plot file version 155 created 18-APR-2024 16:12:15

J1129+0951 RG014.UVDATA.1

Freq = 4.6005 GHz, Bw = 32.000 MH No calibration applied and no bandpass applied

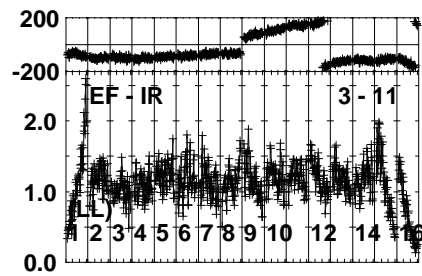
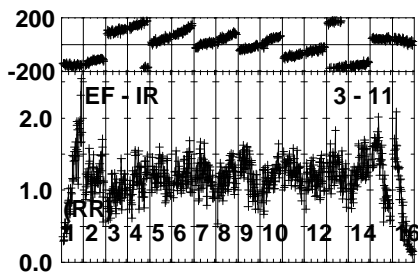
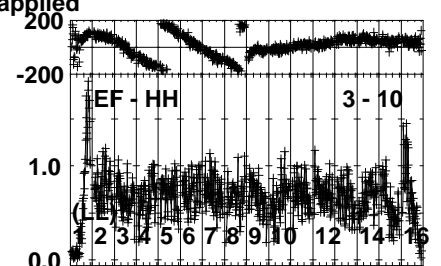
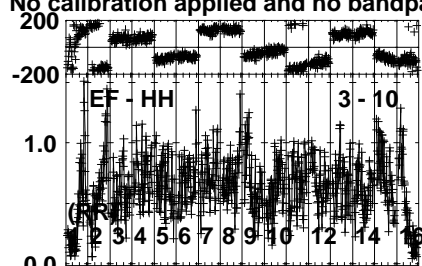
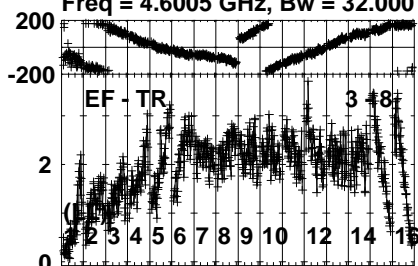


Lower frame: Milli Ampl Jy Top frame: Phas deg
Vector averaged cross-power spectrum Several baselines displayed
Timerange: 00/21:56:29 to 00/21:57:09

Plot file version 156 created 18-APR-2024 16:12:15

J1129+0951 RG014.UVDATA.1

Freq = 4.6005 GHz, Bw = 32.000 MH No calibration applied and no bandpass applied



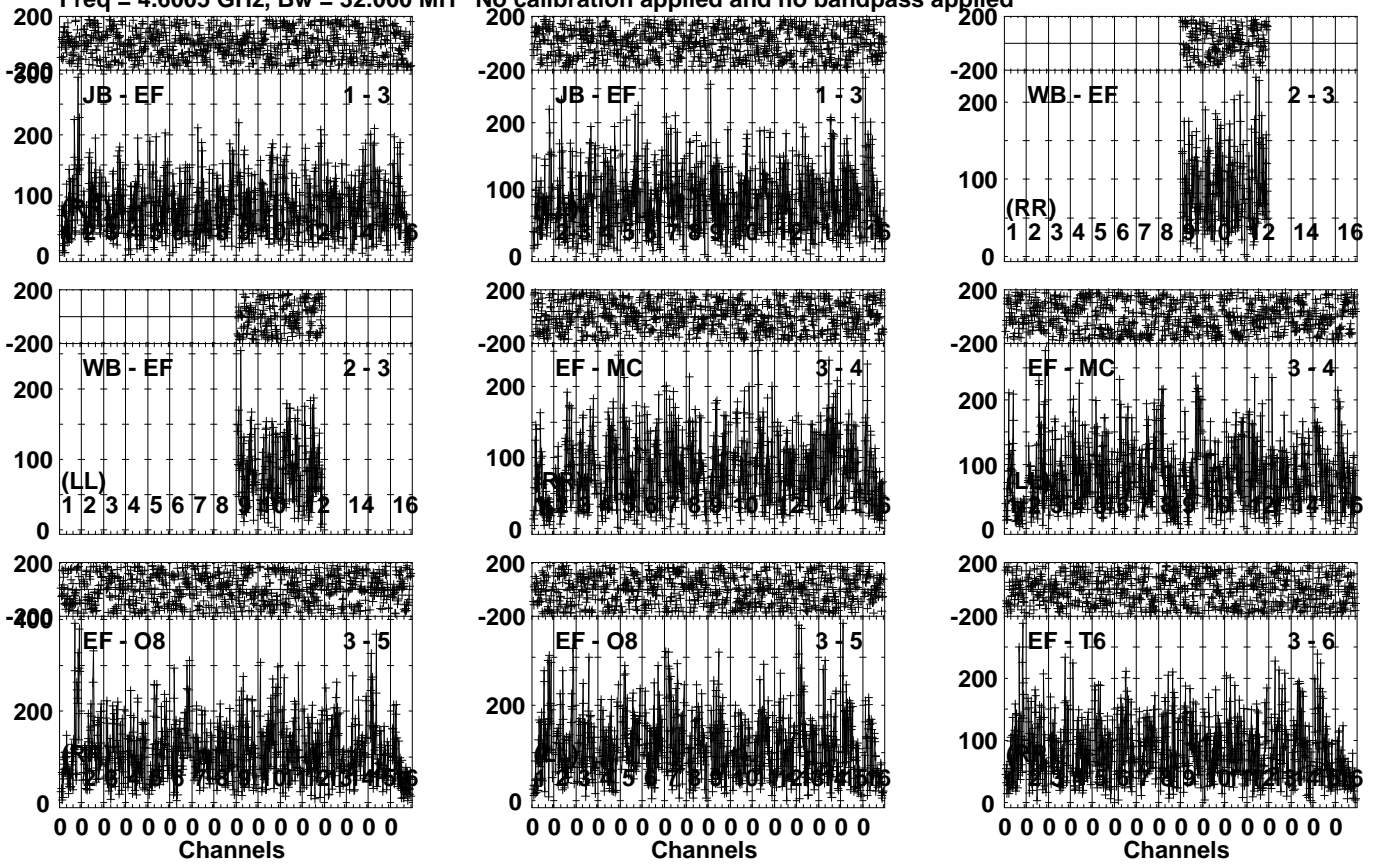
Lower frame: Milli Ampl Jy Top frame: Phas deg
Vector averaged cross-power spectrum Several baselines displayed
Timerange: 00/21:56:29 to 00/21:57:09

Plot file version 157 created 18-APR-2024 16:12:15

SN2022XXF RG014.UVDATA.1

Freq = 4.6005 GHz, Bw = 32.000 MH

No calibration applied and no bandpass applied

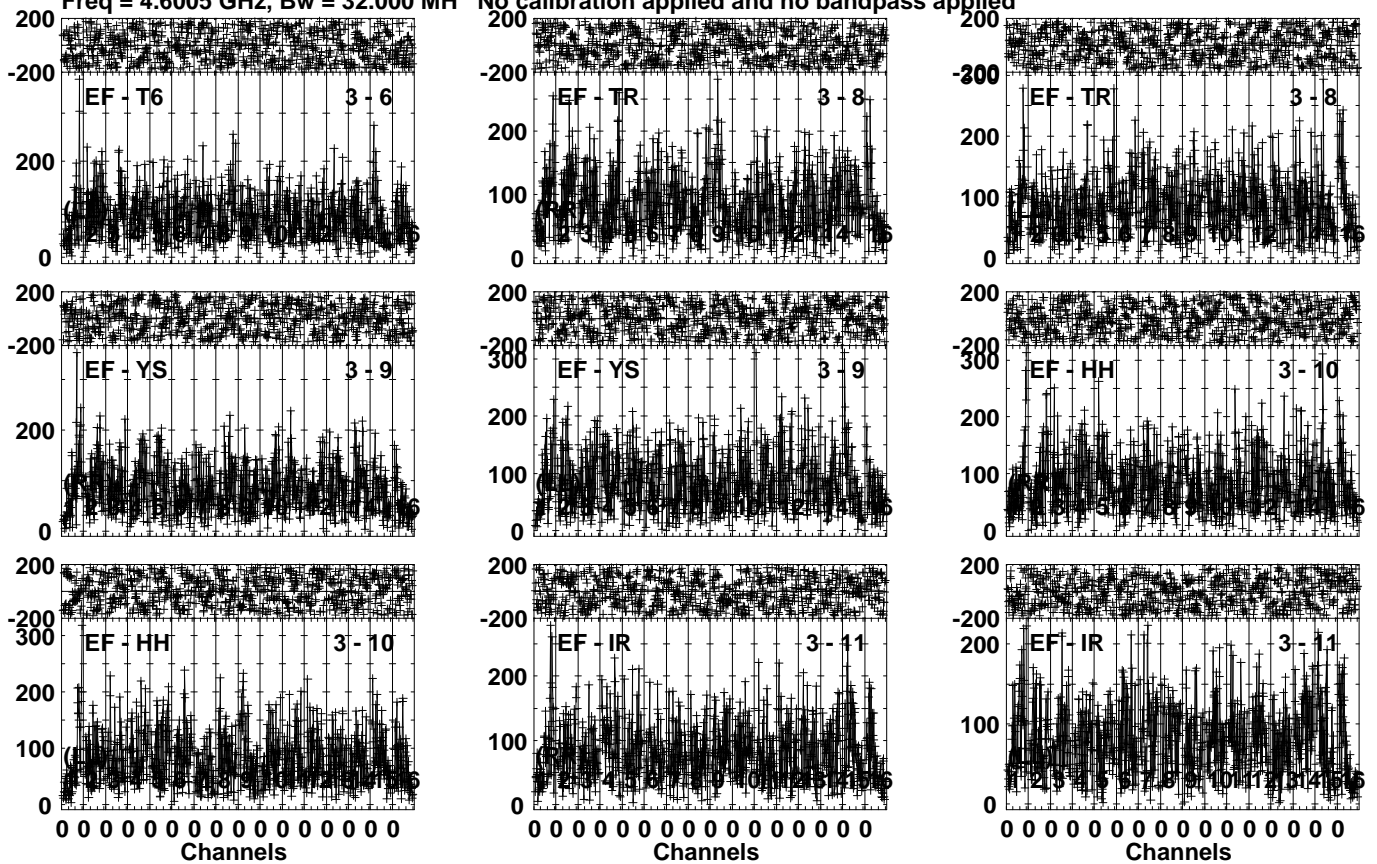


Lower frame: Micro Ampl Jy Top frame: Phas deg
Vector averaged cross-power spectrum Several baselines displayed
Timerange: 00/21:57:29 to 00/22:00:25

Plot file version 158 created 18-APR-2024 16:12:16

SN2022XXF RG014.UVDATA.1

Freq = 4.6005 GHz, Bw = 32.000 MH No calibration applied and no bandpass applied

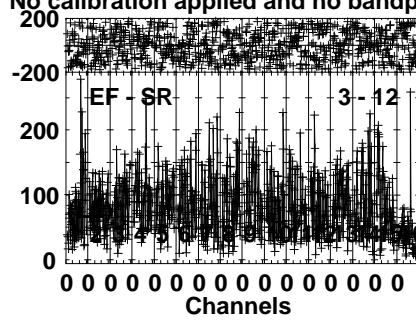
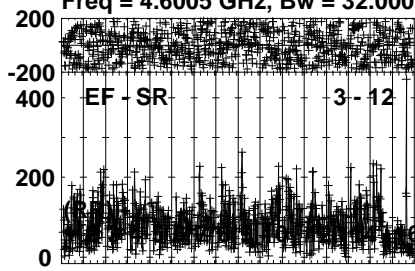


Lower frame: Micro Ampl Jy Top frame: Phas deg
Vector averaged cross-power spectrum Several baselines displayed
Timerange: 00/21:57:29 to 00/22:00:25

Plot file version 159 created 18-APR-2024 16:12:16

SN2022XXF RG014.UVDATA.1

Freq = 4.6005 GHz, Bw = 32.000 MH No calibration applied and no bandpass applied



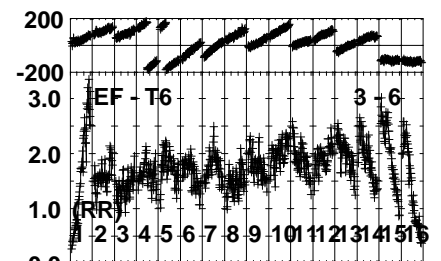
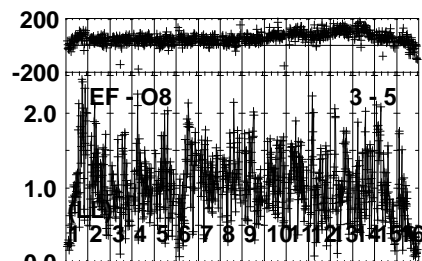
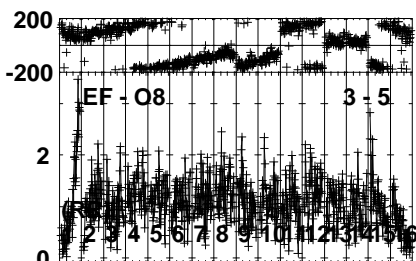
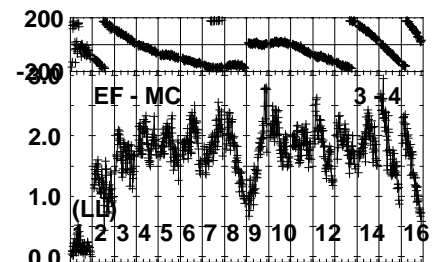
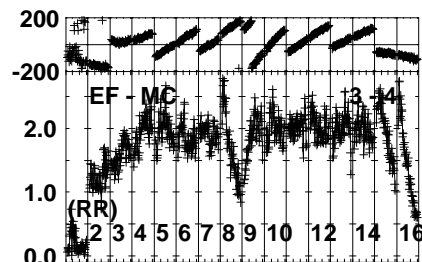
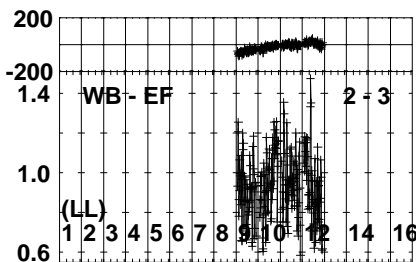
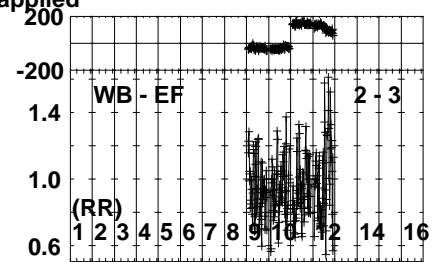
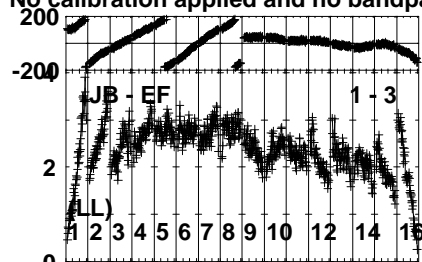
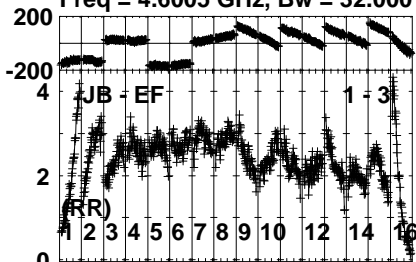
Lower frame: Micro Ampl Jy Top frame: Phas deg
Vector averaged cross-power spectrum Several baselines displayed
Timerange: 00/21:57:29 to 00/22:00:25

Plot file version 160 created 18-APR-2024 16:12:16

J1130+0846 RG014.UVDATA.1

Freq = 4.6005 GHz, Bw = 32.000 MH

No calibration applied and no bandpass applied

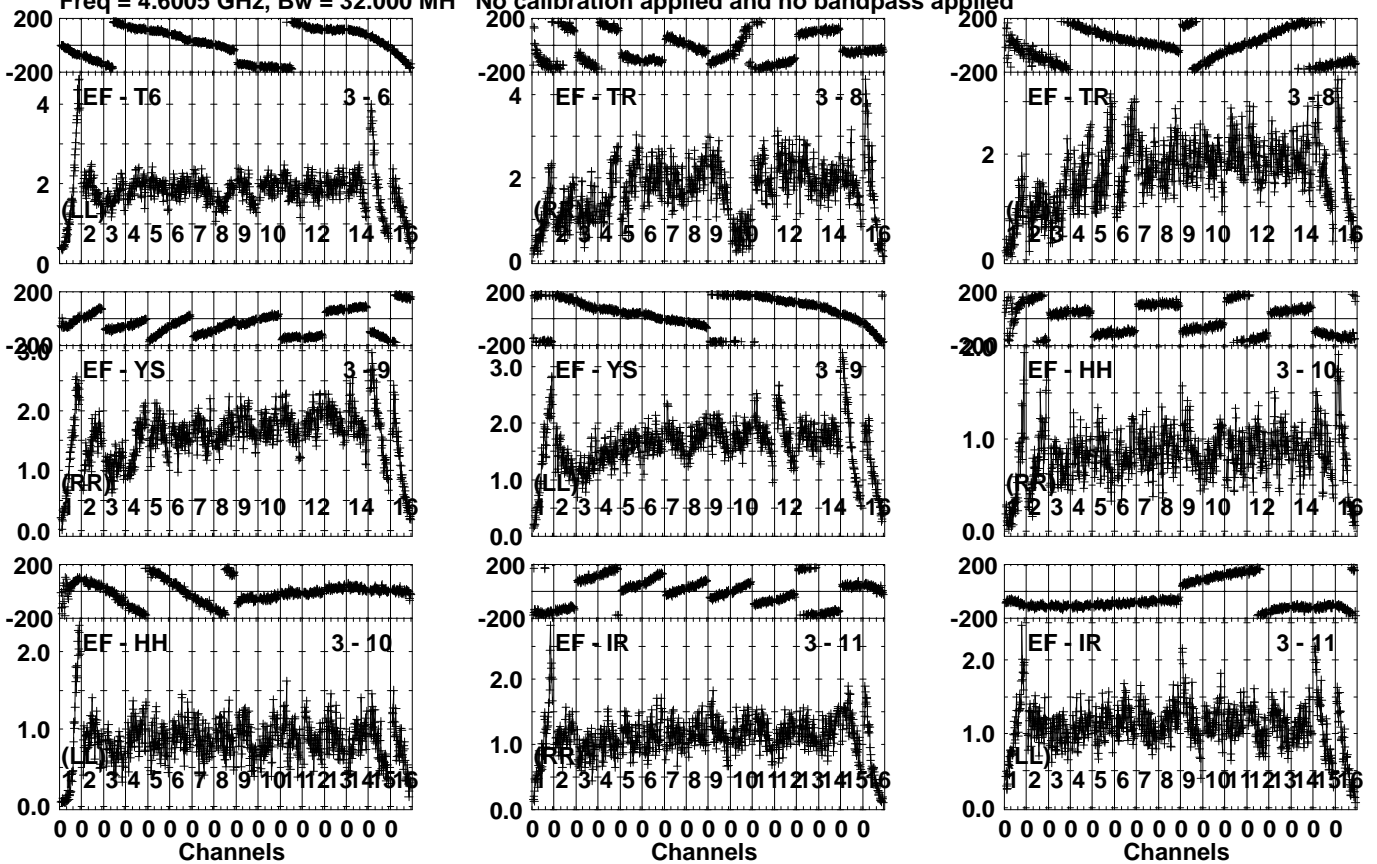


Lower frame: Milli Ampl Jy Top frame: Phas deg
Vector averaged cross-power spectrum Several baselines displayed
Timerange: 00/22:00:42 to 00/22:01:22

Plot file version 161 created 18-APR-2024 16:12:16

J1130+0846 RG014.UVDATA.1

Freq = 4.6005 GHz, Bw = 32.000 MH No calibration applied and no bandpass applied

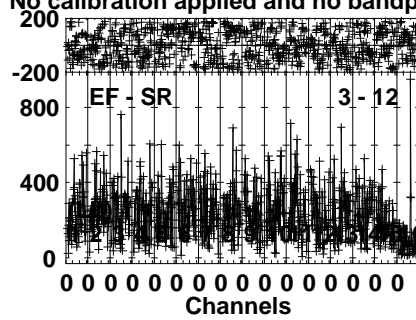
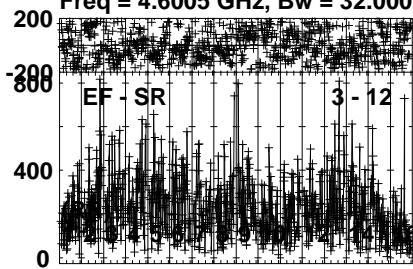


Lower frame: Milli Ampl Jy Top frame: Phas deg
Vector averaged cross-power spectrum Several baselines displayed
Timerange: 00/22:00:42 to 00/22:01:22

Plot file version 162 created 18-APR-2024 16:12:16

J1130+0846 RG014.UVDATA.1

Freq = 4.6005 GHz, Bw = 32.000 MH No calibration applied and no bandpass applied

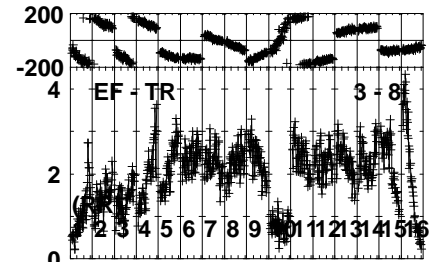
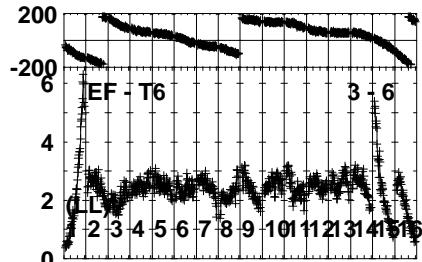
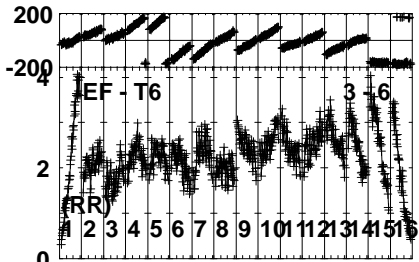
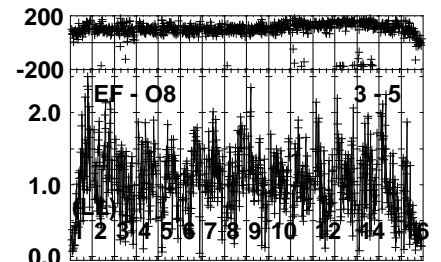
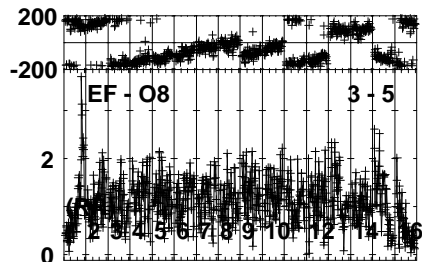
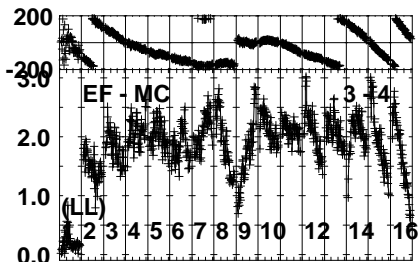
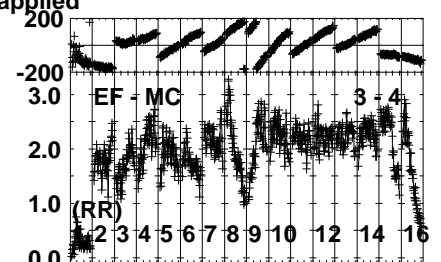
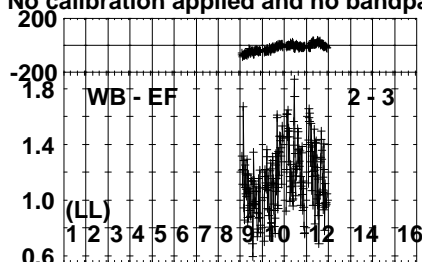
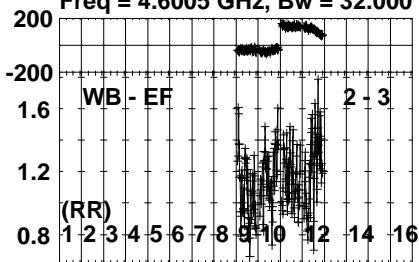


Lower frame: Micro Ampl Jy Top frame: Phas deg
Vector averaged cross-power spectrum Several baselines displayed
Timerange: 00/22:00:42 to 00/22:01:22

Plot file version 163 created 18-APR-2024 16:12:16

J1129+0951 RG014.UVDATA.1

Freq = 4.6005 GHz, Bw = 32.000 MH No calibration applied and no bandpass applied



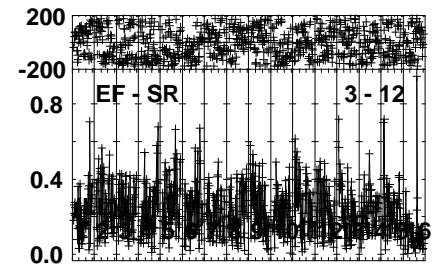
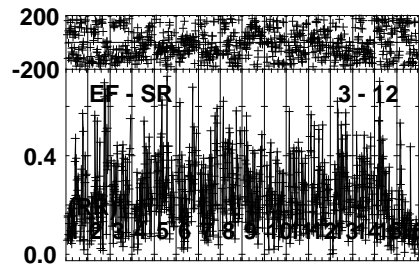
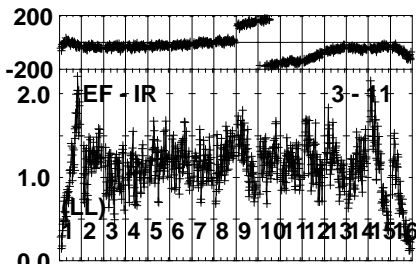
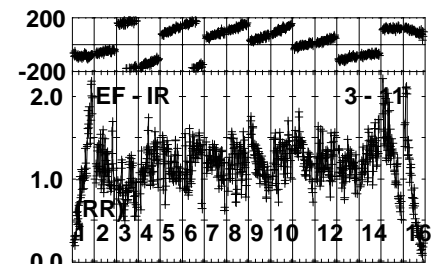
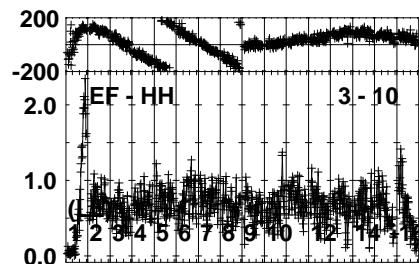
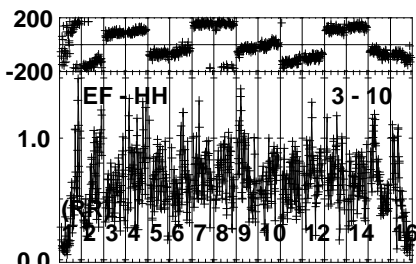
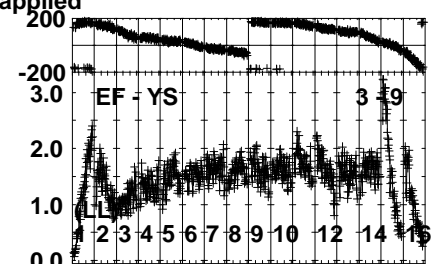
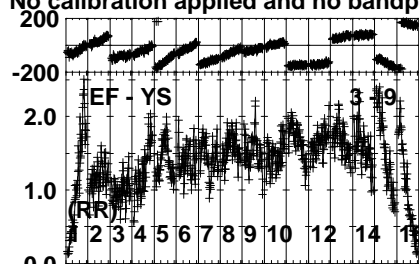
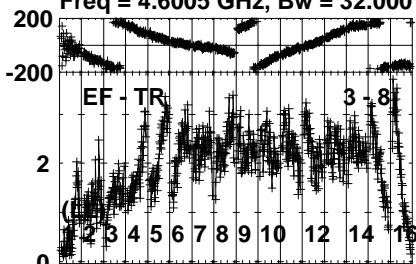
Lower frame: Milli Ampl Jy Top frame: Phas deg
Vector averaged cross-power spectrum Several baselines displayed
Timerange: 00/22:01:45 to 00/22:02:25

Plot file version 164 created 18-APR-2024 16:12:16

J1129+0951 RG014.UVDATA.1

Freq = 4.6005 GHz, Bw = 32.000 MH

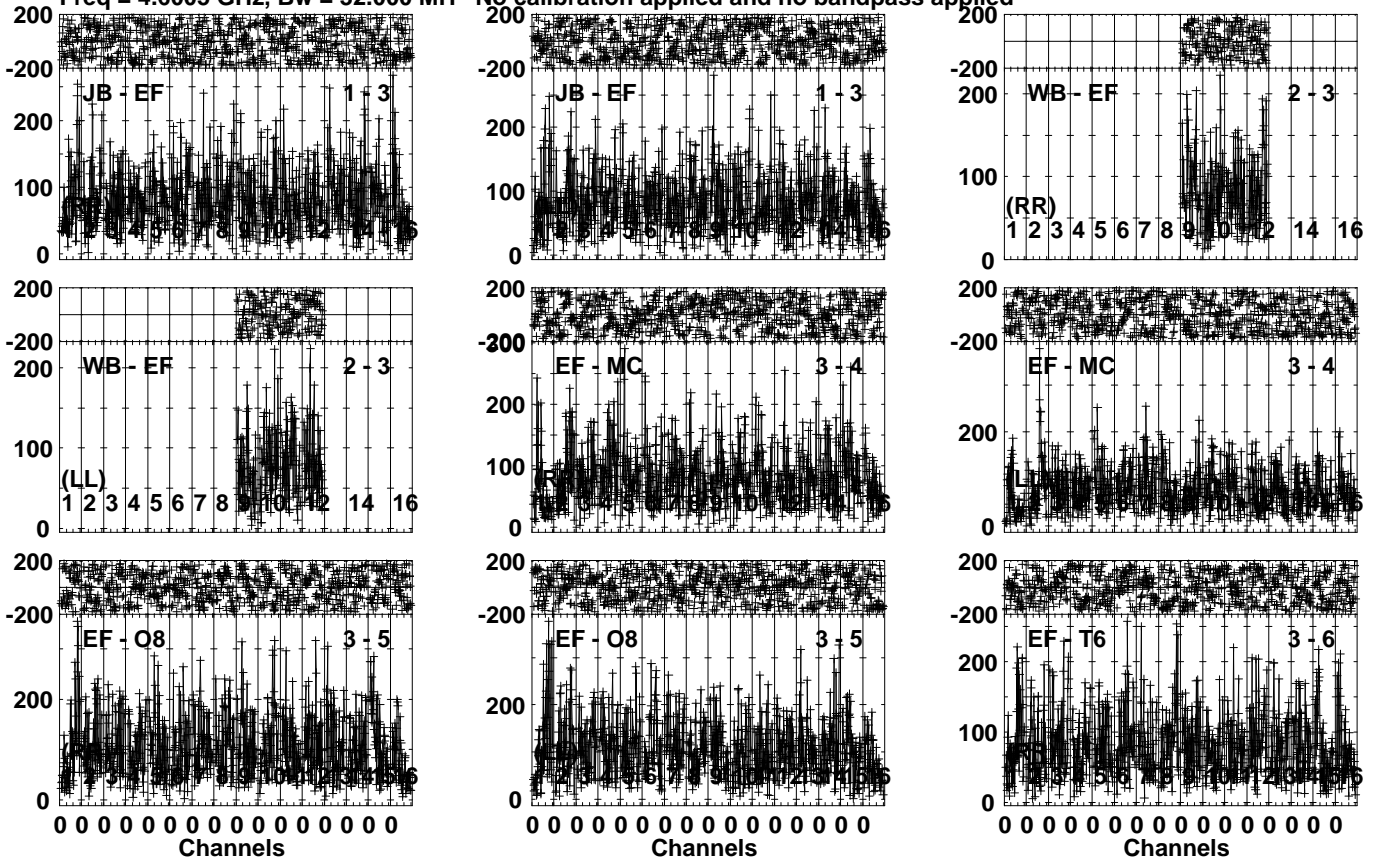
No calibration applied and no bandpass applied



Lower frame: Milli Ampl Jy Top frame: Phas deg
Vector averaged cross-power spectrum Several baselines displayed
Timerange: 00/22:01:45 to 00/22:02:25

Plot file version 165 created 18-APR-2024 16:12:16
 SN2022XXF RG014.UVDATA.1

Freq = 4.6005 GHz, Bw = 32.000 MH No calibration applied and no bandpass applied

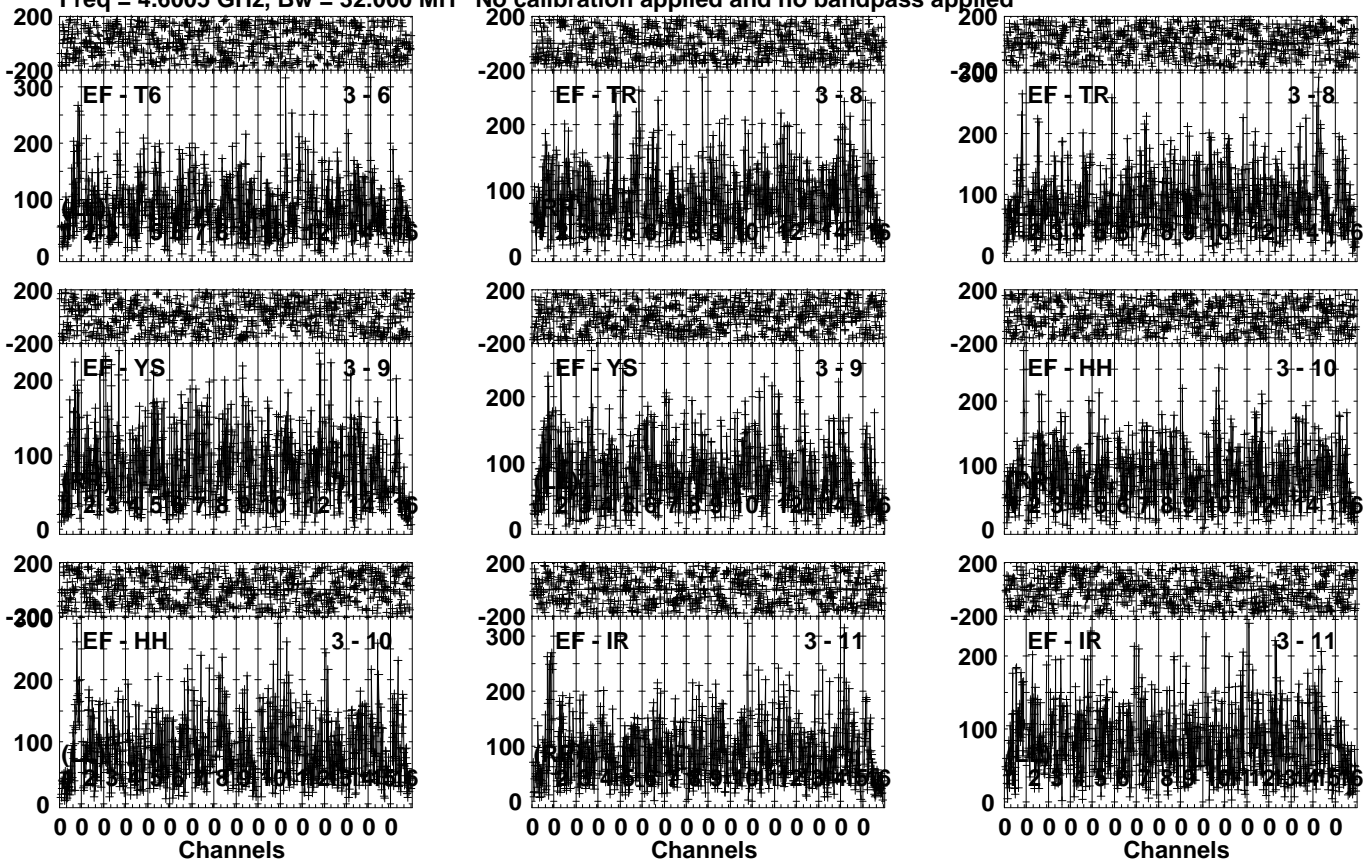


Lower frame: Micro Ampl Jy Top frame: Phas deg
 Vector averaged cross-power spectrum Several baselines displayed
 Timerange: 00/22:02:45 to 00/22:05:41

Plot file version 166 created 18-APR-2024 16:12:16

SN2022XXF RG014.UVDATA.1

Freq = 4.6005 GHz, Bw = 32.000 MH No calibration applied and no bandpass applied

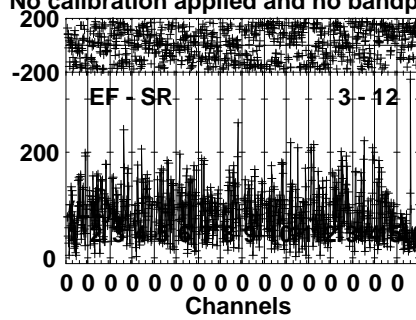
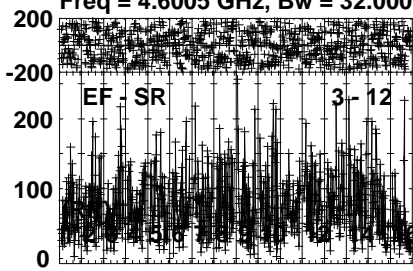


Lower frame: Micro Ampl Jy Top frame: Phas deg
Vector averaged cross-power spectrum Several baselines displayed
Timerange: 00/22:02:45 to 00/22:05:41

Plot file version 167 created 18-APR-2024 16:12:17

SN2022XXF RG014.UVDATA.1

Freq = 4.6005 GHz, Bw = 32.000 MH No calibration applied and no bandpass applied

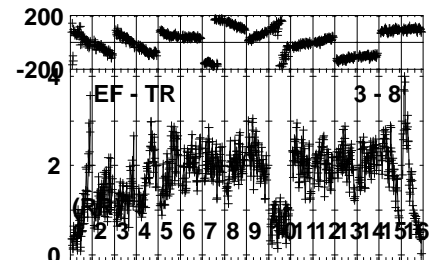
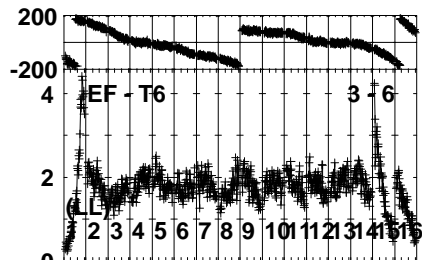
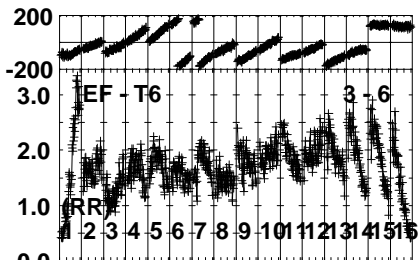
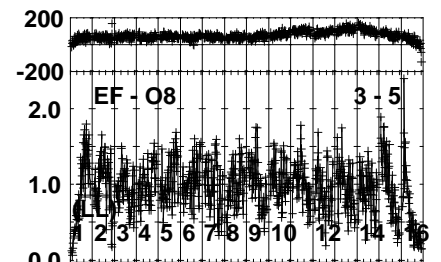
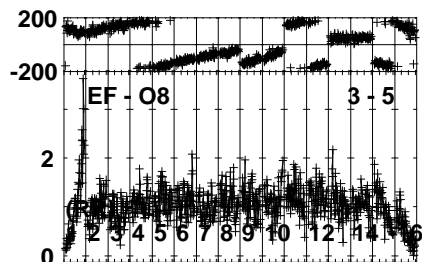
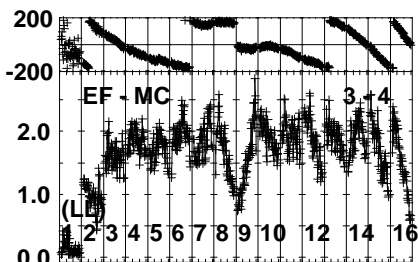
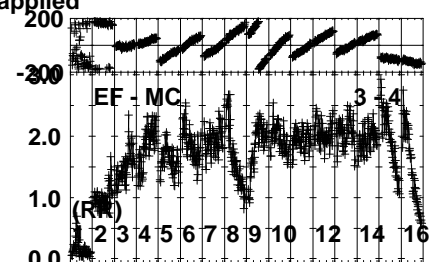
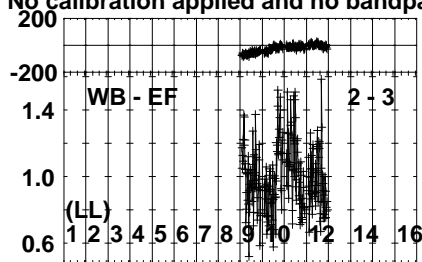
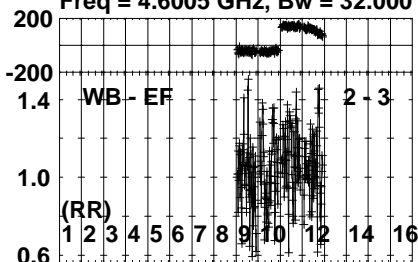


Lower frame: Micro Ampl Jy Top frame: Phas deg
Vector averaged cross-power spectrum Several baselines displayed
Timerange: 00/22:02:45 to 00/22:05:41

Plot file version 168 created 18-APR-2024 16:12:17

J1130+0846 RG014.UVDATA.1

Freq = 4.6005 GHz, Bw = 32.000 MH No calibration applied and no bandpass applied



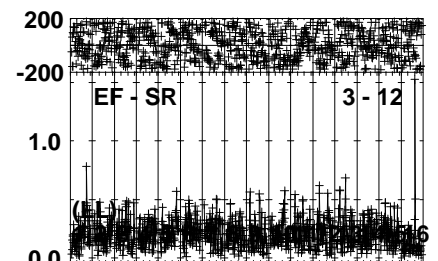
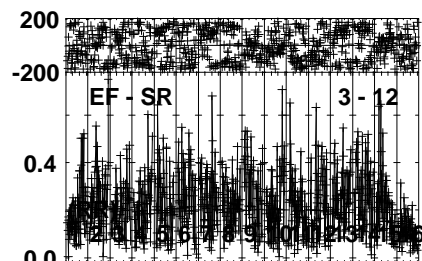
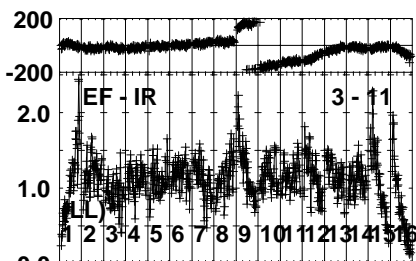
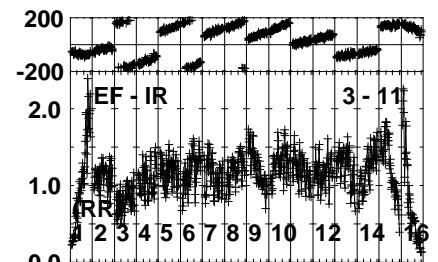
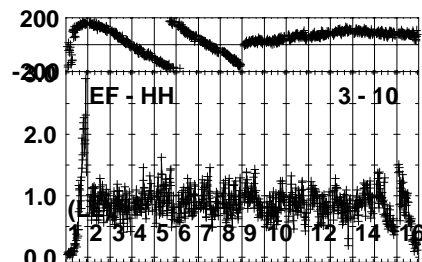
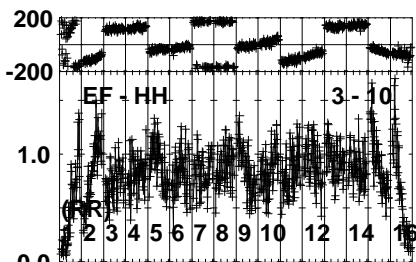
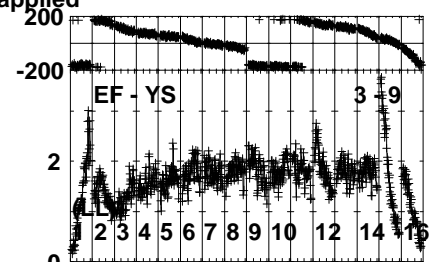
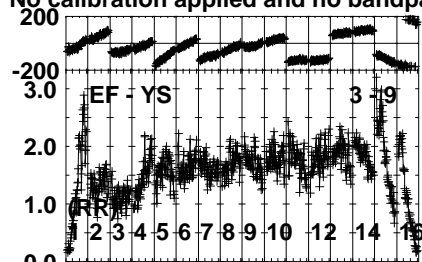
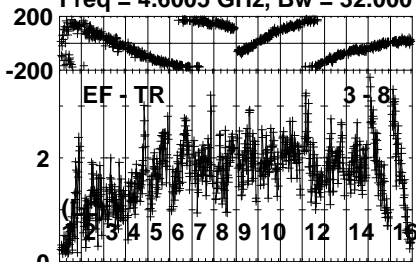
Lower frame: Milli Ampl Jy Top frame: Phas deg
Vector averaged cross-power spectrum Several baselines displayed
Timerange: 00/22:05:58 to 00/22:06:38

Plot file version 169 created 18-APR-2024 16:12:17

J1130+0846 RG014.UVDATA.1

Freq = 4.6005 GHz, Bw = 32.000 MH

No calibration applied and no bandpass applied



Lower frame: Milli Ampl Jy Top frame: Phas deg

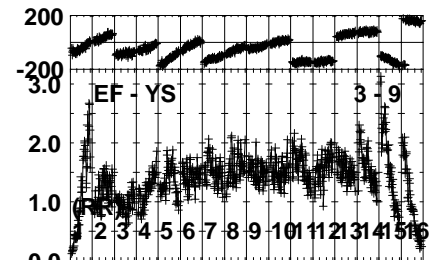
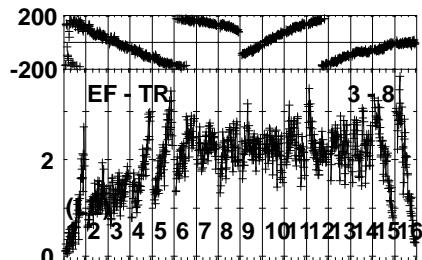
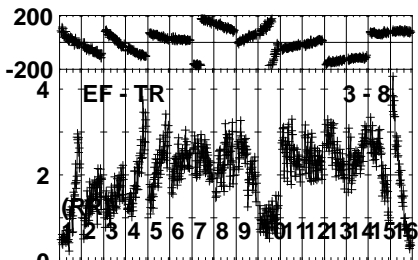
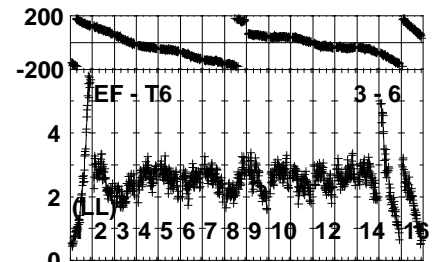
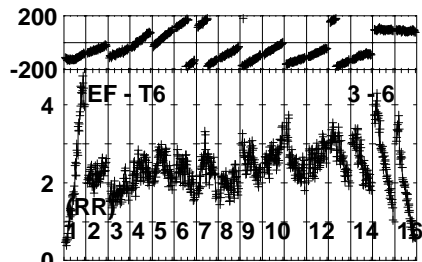
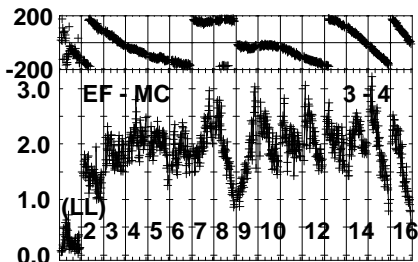
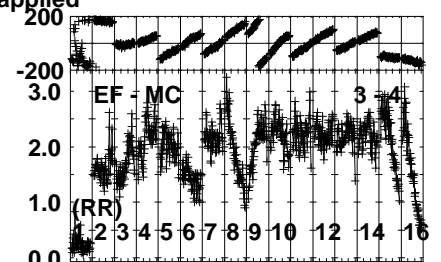
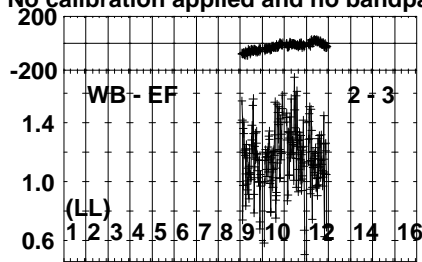
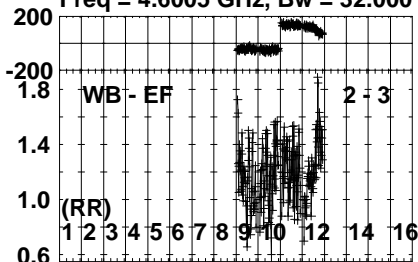
Vector averaged cross-power spectrum Several baselines displayed

Timerange: 00/22:05:58 to 00/22:06:38

Plot file version 170 created 18-APR-2024 16:12:17

J1129+0951 RG014.UVDATA.1

Freq = 4.6005 GHz, Bw = 32.000 MH No calibration applied and no bandpass applied



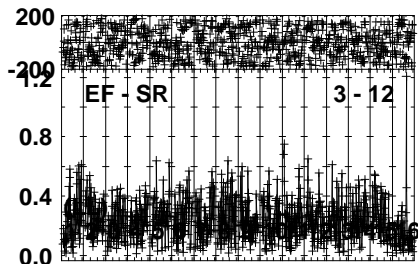
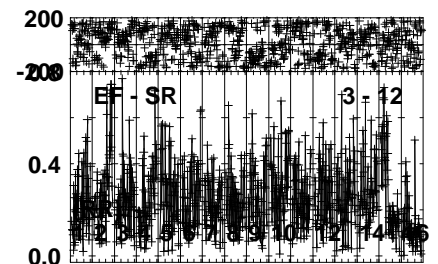
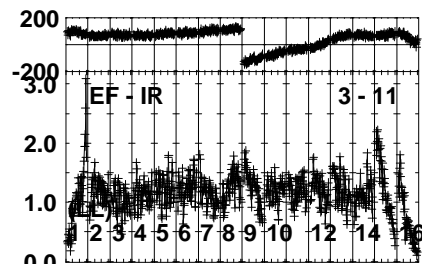
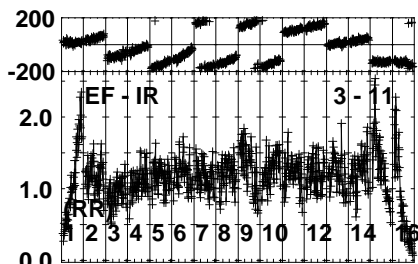
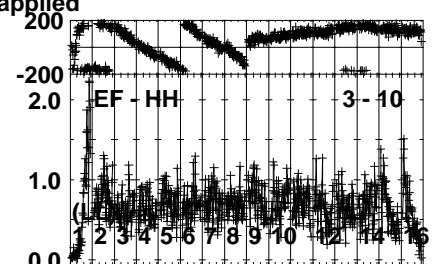
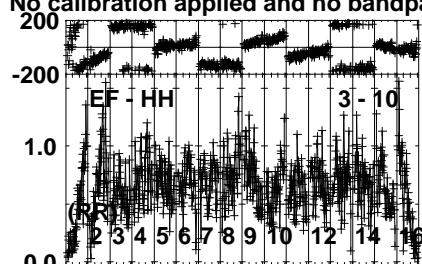
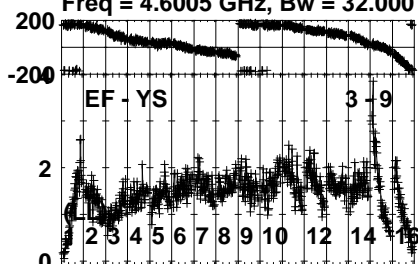
Lower frame: Milli Ampl Jy Top frame: Phas deg
Vector averaged cross-power spectrum Several baselines displayed
Timerange: 00/22:07:01 to 00/22:07:41

Plot file version 171 created 18-APR-2024 16:12:17

J1129+0951 RG014.UVDATA.1

Freq = 4.6005 GHz, Bw = 32.000 MH

No calibration applied and no bandpass applied



0 0 0 0 0 0 0 0 0 0 0 0 0 0 0 0
Channels

Lower frame: Milli Ampl Jy Top frame: Phas deg

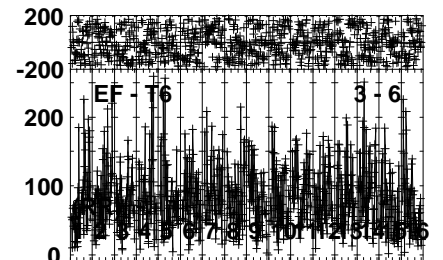
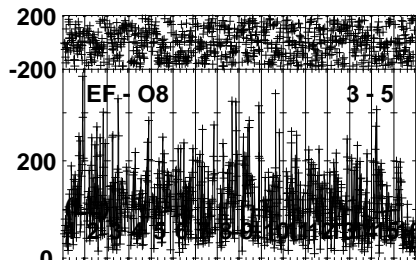
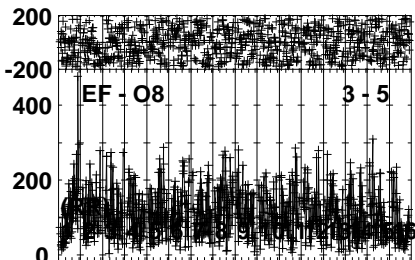
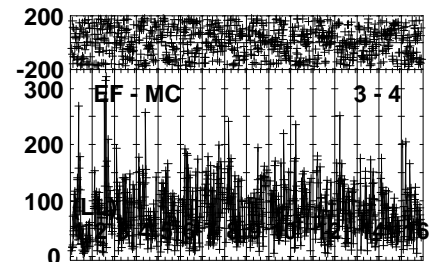
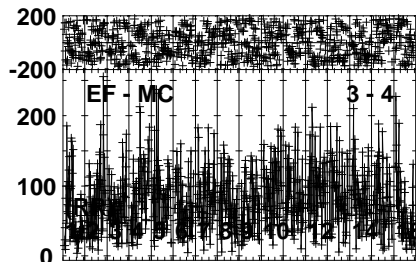
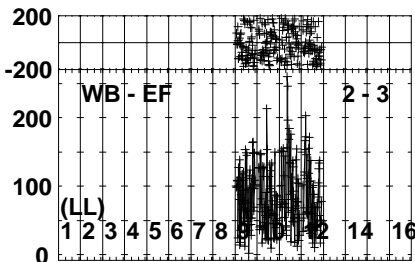
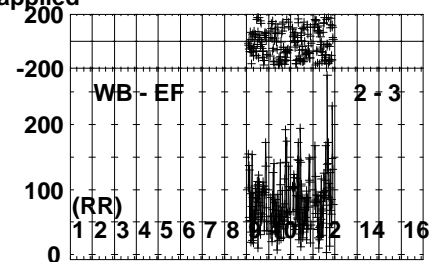
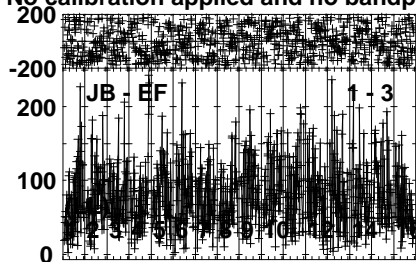
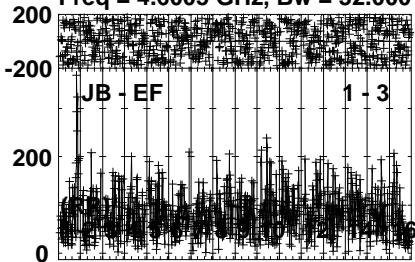
Vector averaged cross-power spectrum Several baselines displayed

Timerange: 00/22:07:01 to 00/22:07:41

Plot file version 172 created 18-APR-2024 16:12:17

SN2022XXF RG014.UVDATA.1

Freq = 4.6005 GHz, Bw = 32.000 MH No calibration applied and no bandpass applied

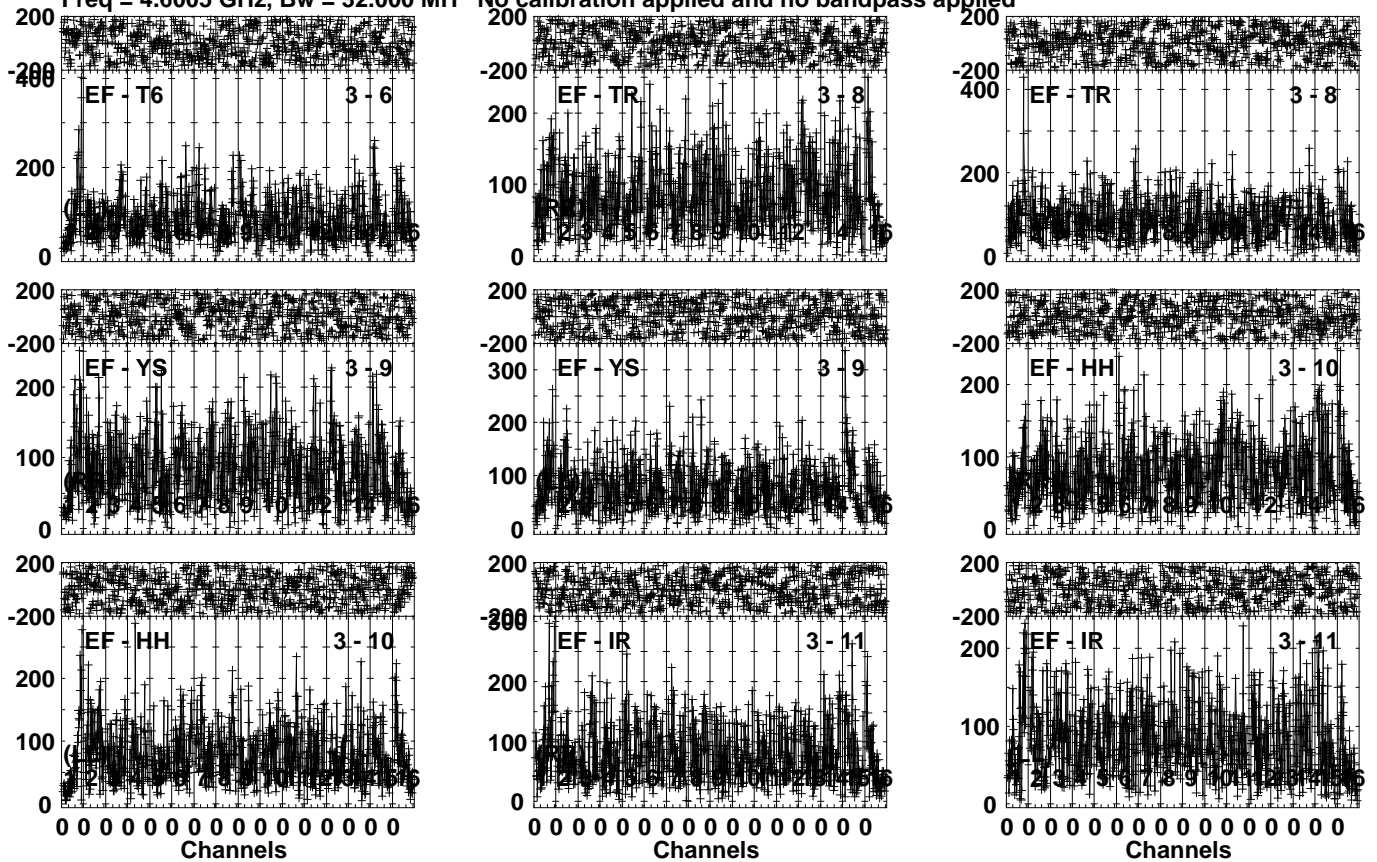


Lower frame: Micro Ampl Jy Top frame: Phas deg
Vector averaged cross-power spectrum Several baselines displayed
Timerange: 00/22:08:01 to 00/22:10:57

Plot file version 173 created 18-APR-2024 16:12:17

SN2022XXF RG014.UVDATA.1

Freq = 4.6005 GHz, Bw = 32.000 MH No calibration applied and no bandpass applied

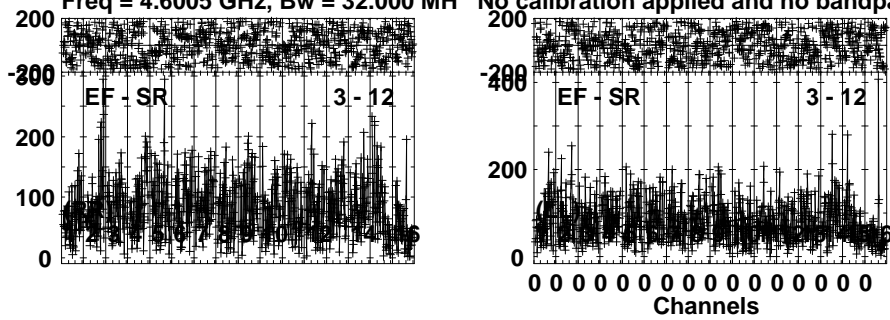


Lower frame: Micro Ampl Jy Top frame: Phas deg
Vector averaged cross-power spectrum Several baselines displayed
Timerange: 00/22:08:01 to 00/22:10:57

Plot file version 174 created 18-APR-2024 16:12:17

SN2022XXF RG014.UVDATA.1

Freq = 4.6005 GHz, Bw = 32.000 MH No calibration applied and no bandpass applied



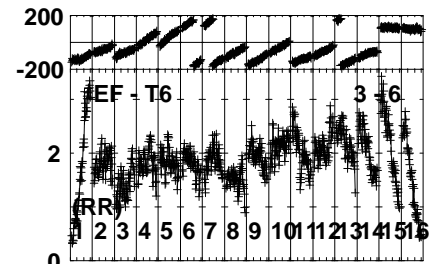
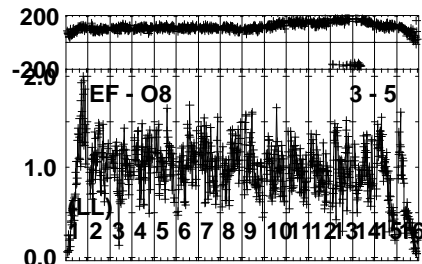
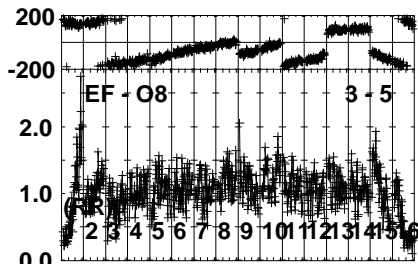
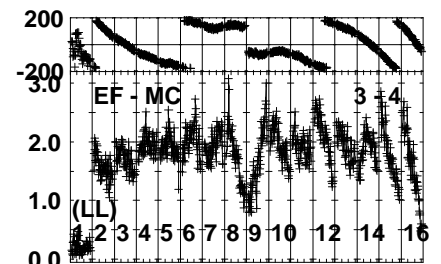
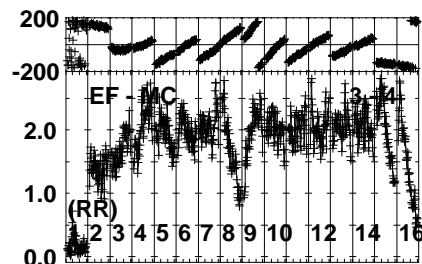
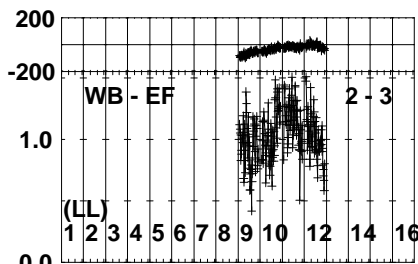
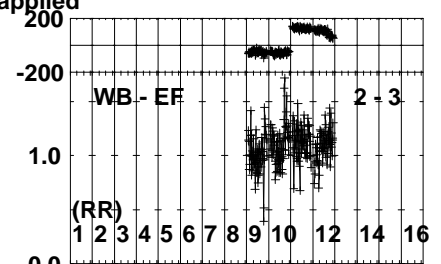
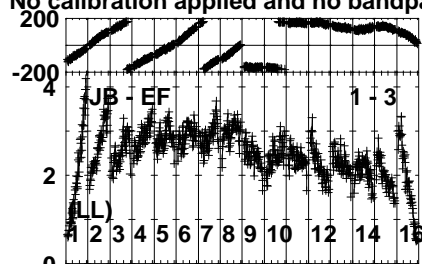
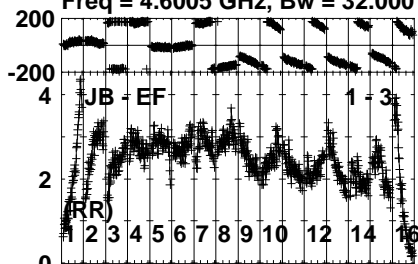
Lower frame: Micro Ampl Jy Top frame: Phas deg
Vector averaged cross-power spectrum Several baselines displayed
Timerange: 00/22:08:01 to 00/22:10:57

Plot file version 175 created 18-APR-2024 16:12:17

J1130+0846 RG014.UVDATA.1

Freq = 4.6005 GHz, Bw = 32.000 MH

No calibration applied and no bandpass applied

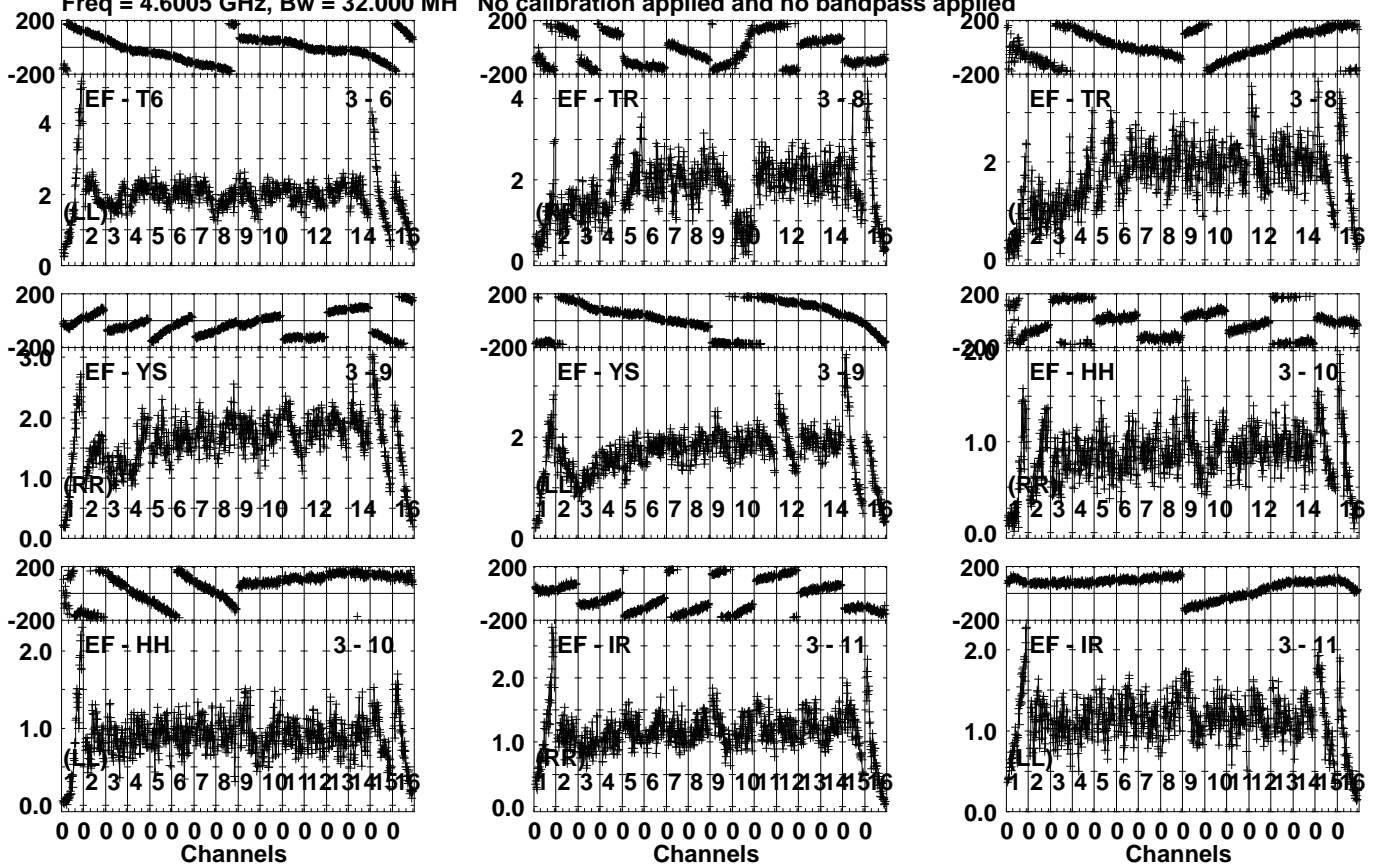


Lower frame: Milli Ampl Jy Top frame: Phas deg
Vector averaged cross-power spectrum Several baselines displayed
Timerange: 00/22:11:14 to 00/22:11:54

Plot file version 176 created 18-APR-2024 16:12:18

J1130+0846 RG014.UVDATA.1

Freq = 4.6005 GHz, Bw = 32.000 MH No calibration applied and no bandpass applied



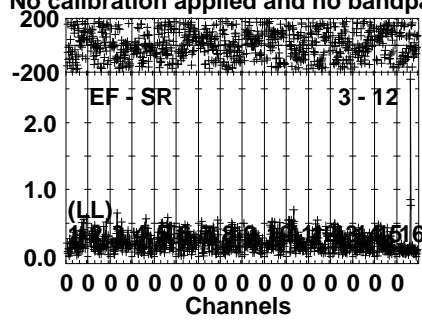
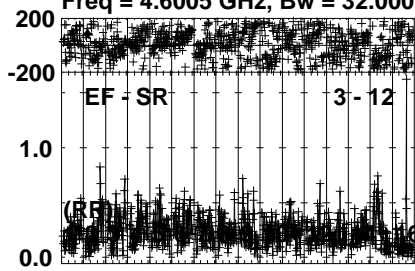
Lower frame: Milli Ampl Jy Top frame: Phas deg
 Vector averaged cross-power spectrum Several baselines displayed
 Timerange: 00/22:11:14 to 00/22:11:54

Plot file version 177 created 18-APR-2024 16:12:18

J1130+0846 RG014.UVDATA.1

Freq = 4.6005 GHz, Bw = 32.000 MH

No calibration applied and no bandpass applied

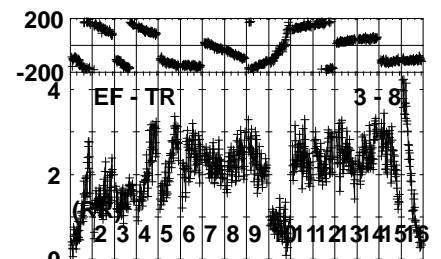
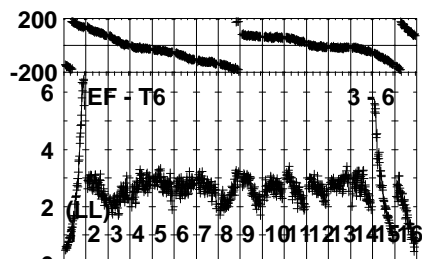
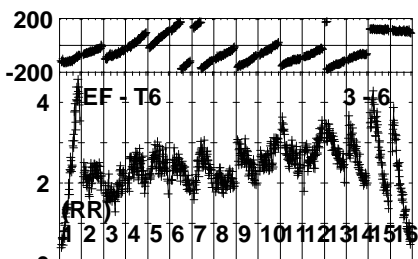
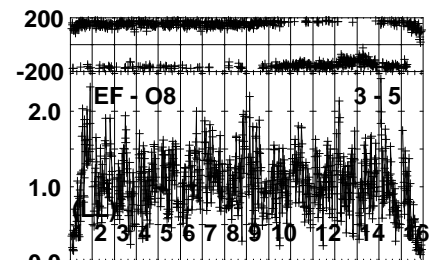
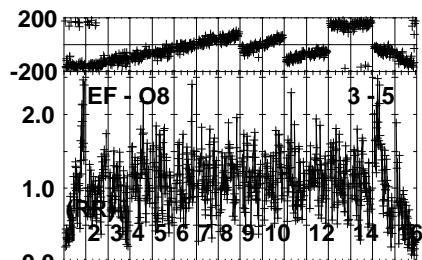
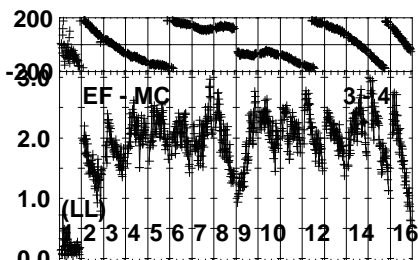
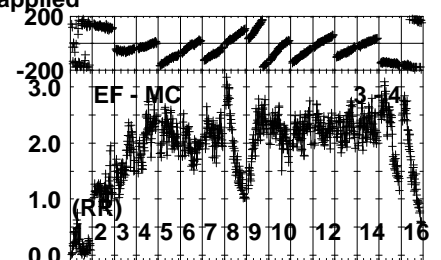
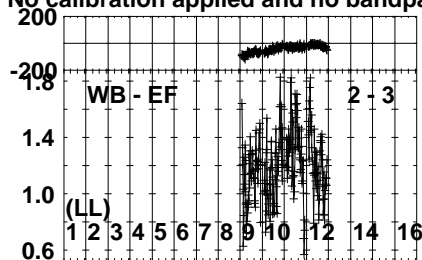
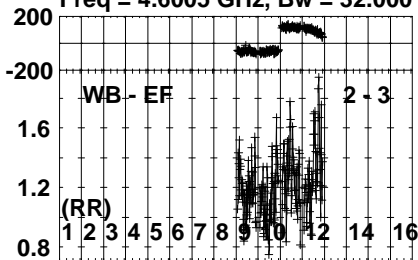


Lower frame: Milli Ampl Jy Top frame: Phas deg
Vector averaged cross-power spectrum Several baselines displayed
Timerange: 00/22:11:14 to 00/22:11:54

Plot file version 178 created 18-APR-2024 16:12:18

J1129+0951 RG014.UVDATA.1

Freq = 4.6005 GHz, Bw = 32.000 MH No calibration applied and no bandpass applied

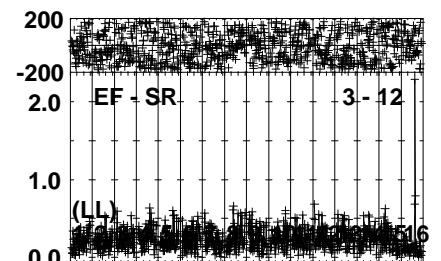
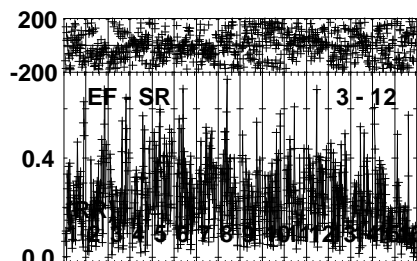
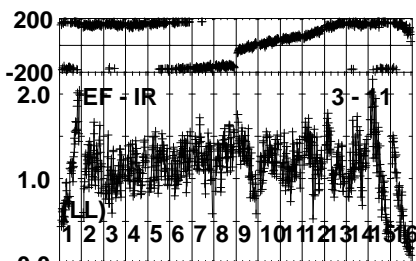
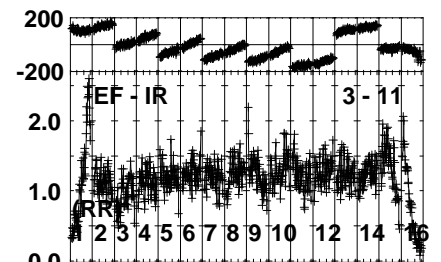
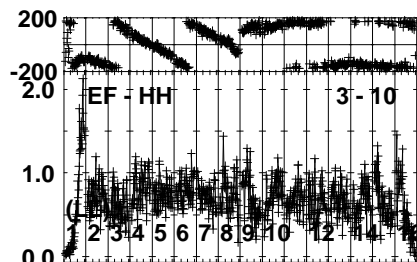
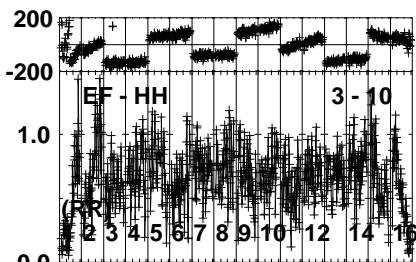
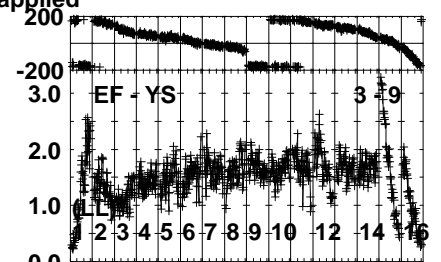
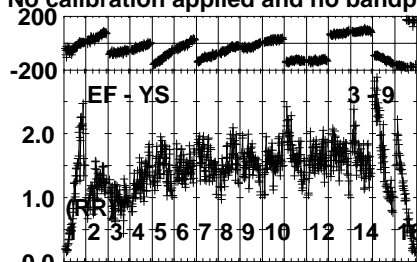
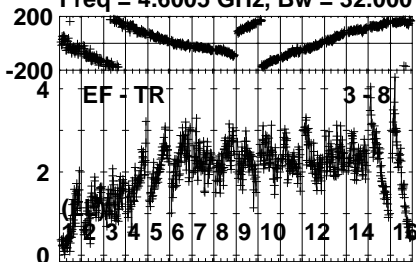


Lower frame: Milli Ampl Jy Top frame: Phas deg
Vector averaged cross-power spectrum Several baselines displayed
Timerange: 00/22:12:17 to 00/22:12:57

Plot file version 179 created 18-APR-2024 16:12:18

J1129+0951 RG014.UVDATA.1

Freq = 4.6005 GHz, Bw = 32.000 MH No calibration applied and no bandpass applied

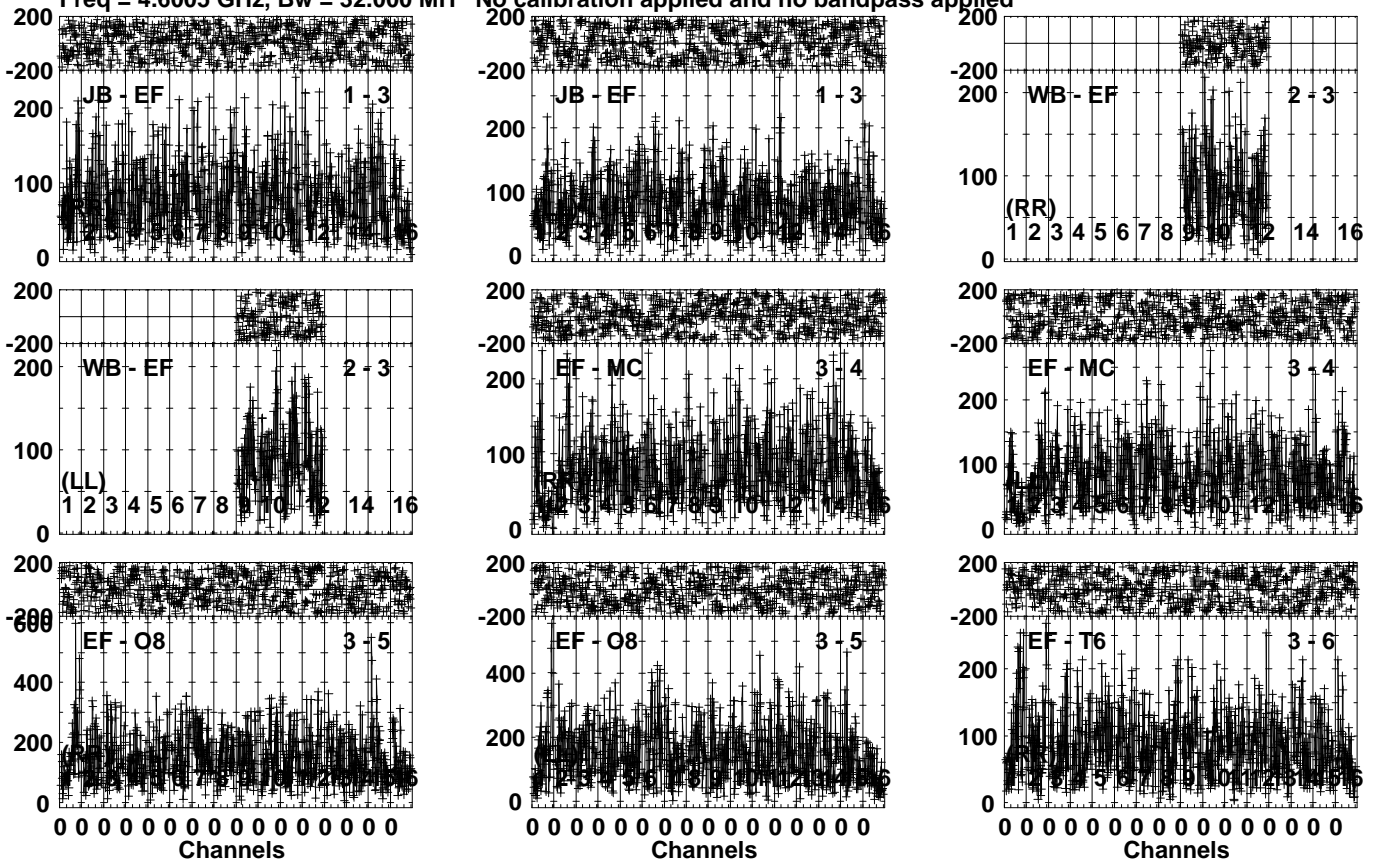


Lower frame: Milli Ampl Jy Top frame: Phas deg
Vector averaged cross-power spectrum Several baselines displayed
Timerange: 00/22:12:17 to 00/22:12:57

Plot file version 180 created 18-APR-2024 16:12:18

SN2022XXF RG014.UVDATA.1

Freq = 4.6005 GHz, Bw = 32.000 MH No calibration applied and no bandpass applied

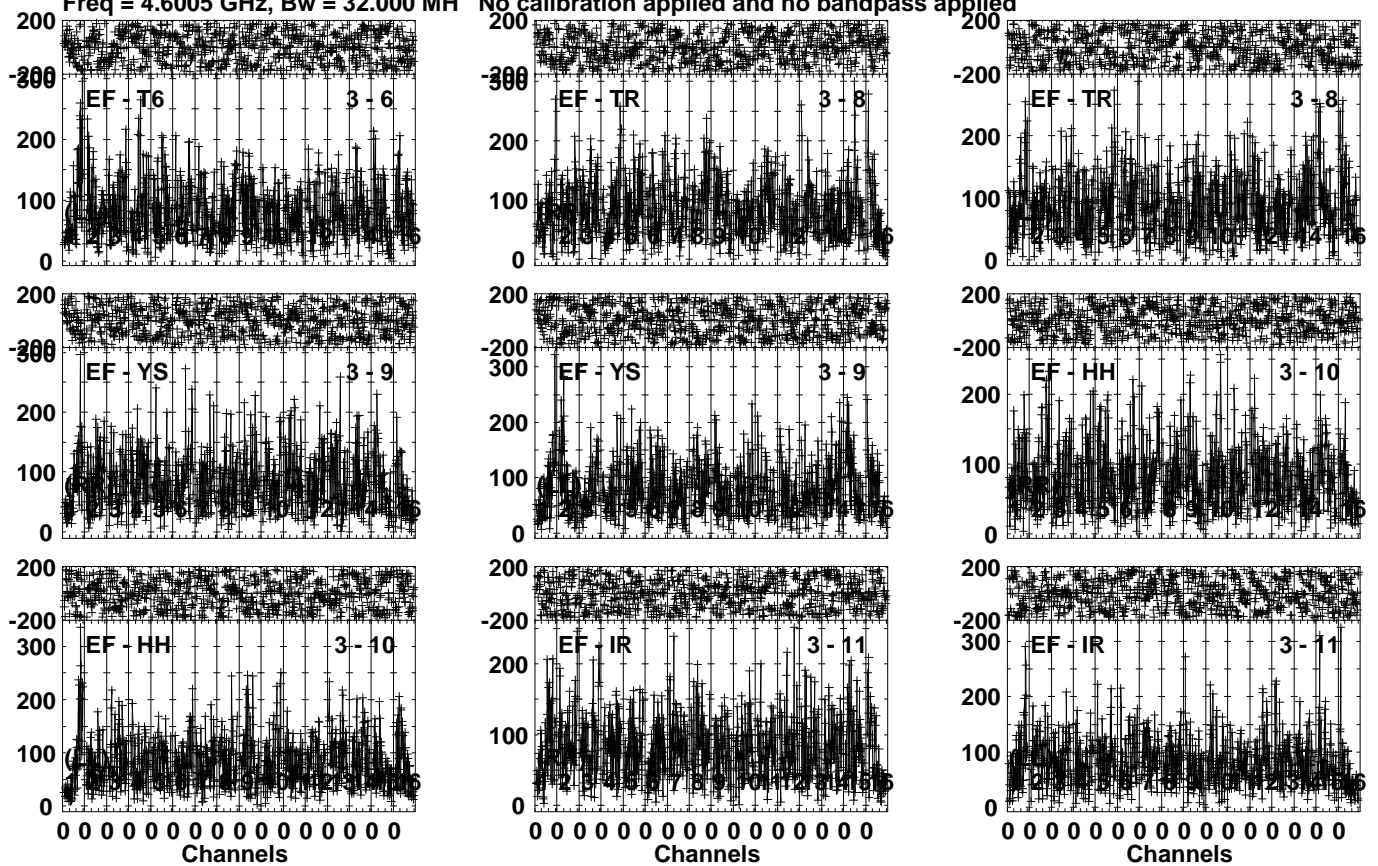


Lower frame: Micro Ampl Jy Top frame: Phas deg
Vector averaged cross-power spectrum Several baselines displayed
Timerange: 00/22:13:17 to 00/22:16:13

Plot file version 181 created 18-APR-2024 16:12:18

SN2022XXF RG014.UVDATA.1

Freq = 4.6005 GHz, Bw = 32.000 MH No calibration applied and no bandpass applied

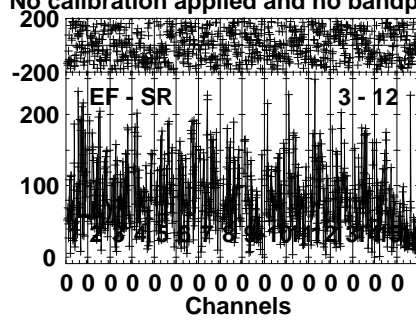
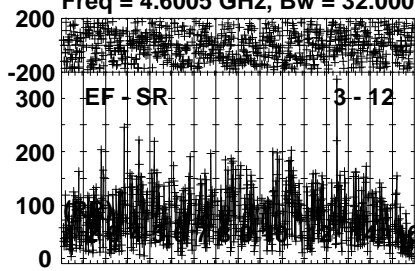


Lower frame: Micro Ampl Jy Top frame: Phas deg
Vector averaged cross-power spectrum Several baselines displayed
Timerange: 00/22:13:17 to 00/22:16:13

Plot file version 182 created 18-APR-2024 16:12:18

SN2022XXF RG014.UVDATA.1

Freq = 4.6005 GHz, Bw = 32.000 MH No calibration applied and no bandpass applied

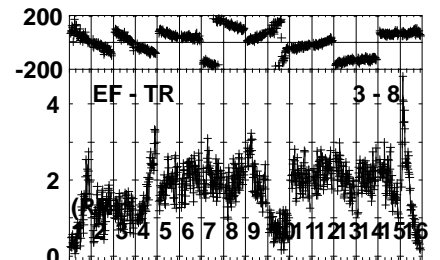
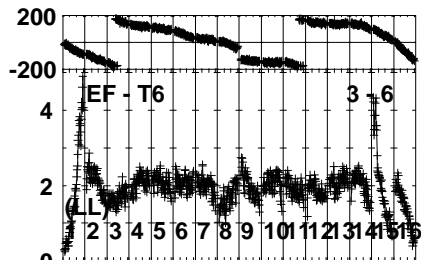
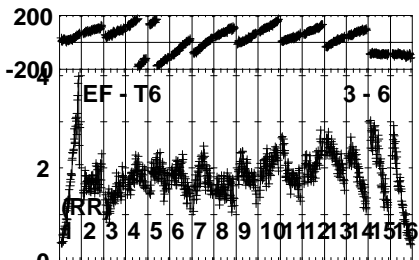
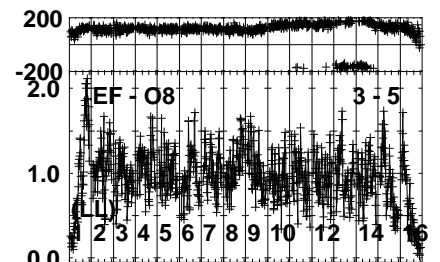
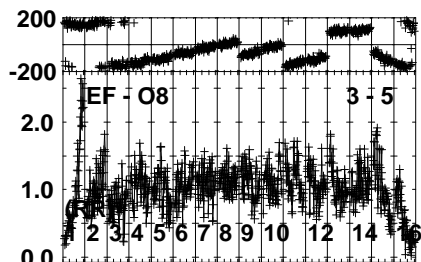
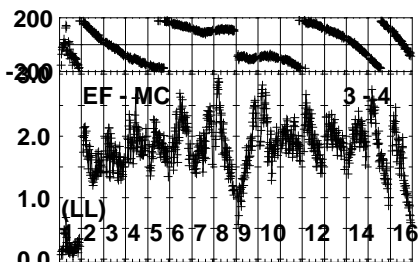
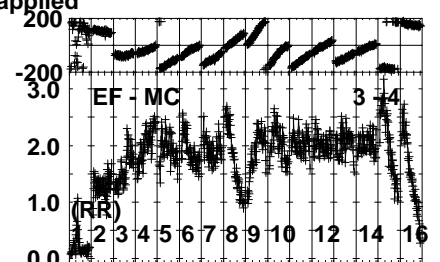
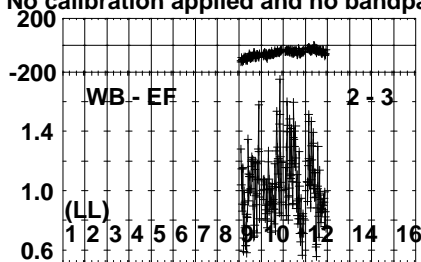
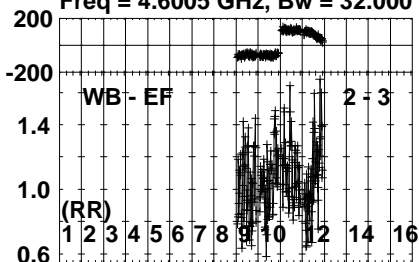


Lower frame: Micro Ampl Jy Top frame: Phas deg
Vector averaged cross-power spectrum Several baselines displayed
Timerange: 00/22:13:17 to 00/22:16:13

Plot file version 183 created 18-APR-2024 16:12:18

J1130+0846 RG014.UVDATA.1

Freq = 4.6005 GHz, Bw = 32.000 MH No calibration applied and no bandpass applied



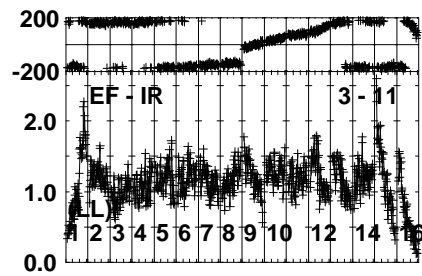
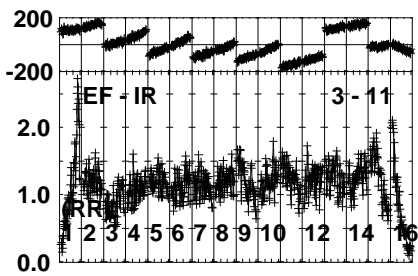
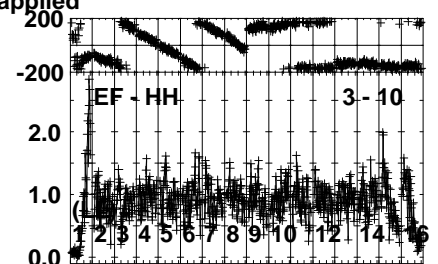
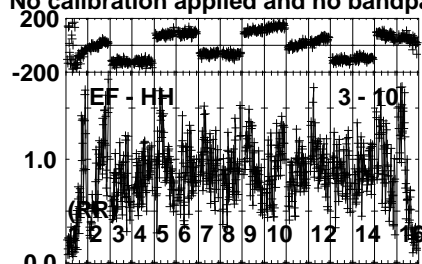
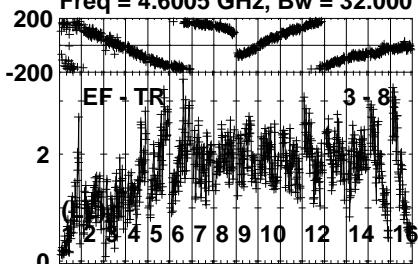
Lower frame: Milli Ampl Jy Top frame: Phas deg
Vector averaged cross-power spectrum Several baselines displayed
Timerange: 00/22:16:30 to 00/22:17:10

Plot file version 184 created 18-APR-2024 16:12:18

J1130+0846 RG014.UVDATA.1

Freq = 4.6005 GHz, Bw = 32.000 MH

No calibration applied and no bandpass applied

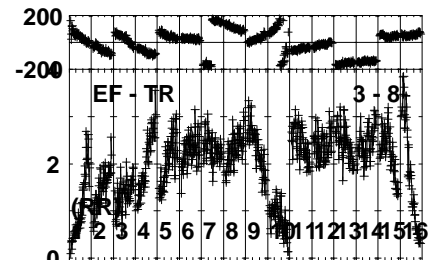
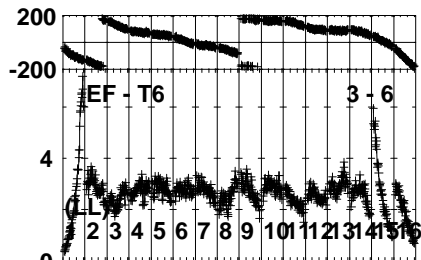
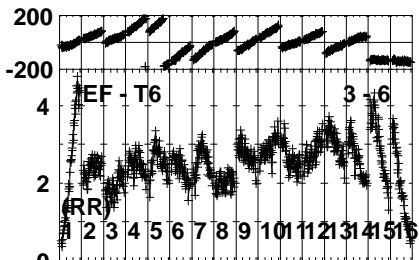
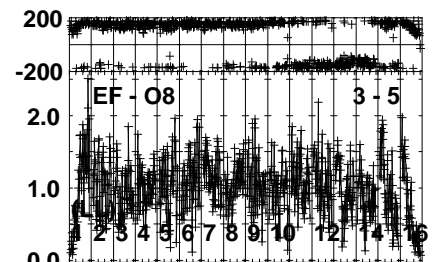
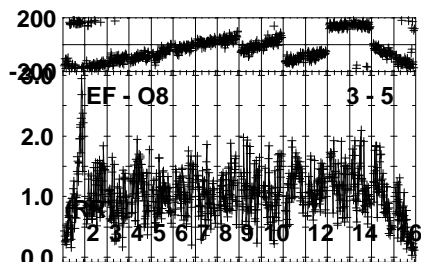
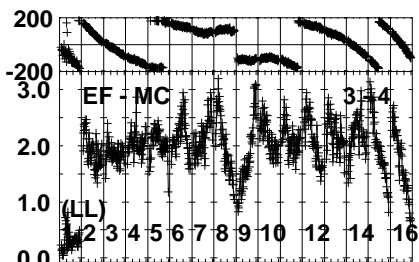
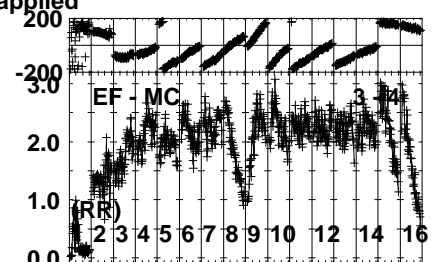
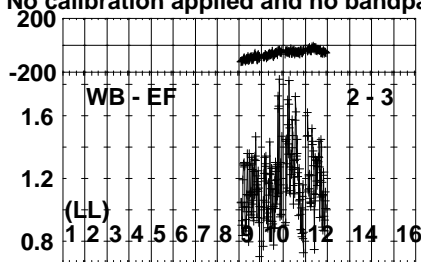
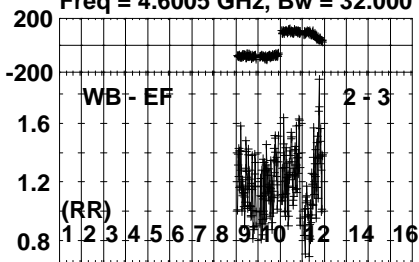


Lower frame: Milli Ampl Jy Top frame: Phas deg
Vector averaged cross-power spectrum Several baselines displayed
Timerange: 00/22:16:30 to 00/22:17:10

Plot file version 185 created 18-APR-2024 16:12:18

J1129+0951 RG014.UVDATA.1

Freq = 4.6005 GHz, Bw = 32.000 MH No calibration applied and no bandpass applied



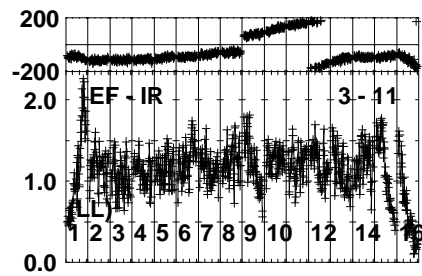
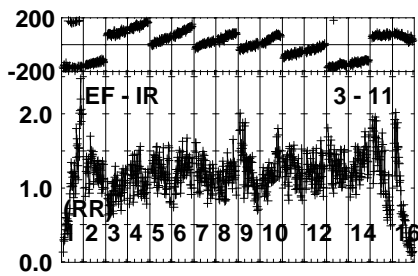
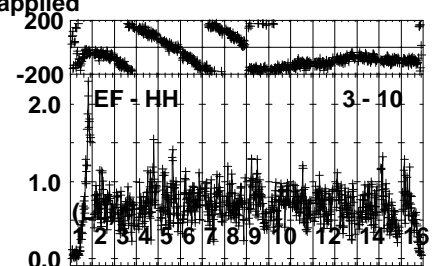
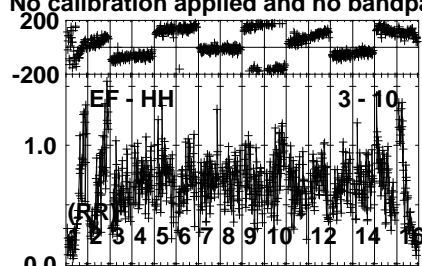
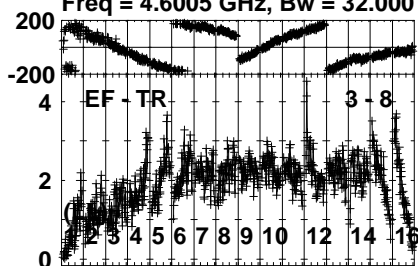
Lower frame: Milli Ampl Jy Top frame: Phas deg
Vector averaged cross-power spectrum Several baselines displayed
Timerange: 00/22:17:33 to 00/22:18:13

Plot file version 186 created 18-APR-2024 16:12:18

J1129+0951 RG014.UVDATA.1

Freq = 4.6005 GHz, Bw = 32.000 MH

No calibration applied and no bandpass applied

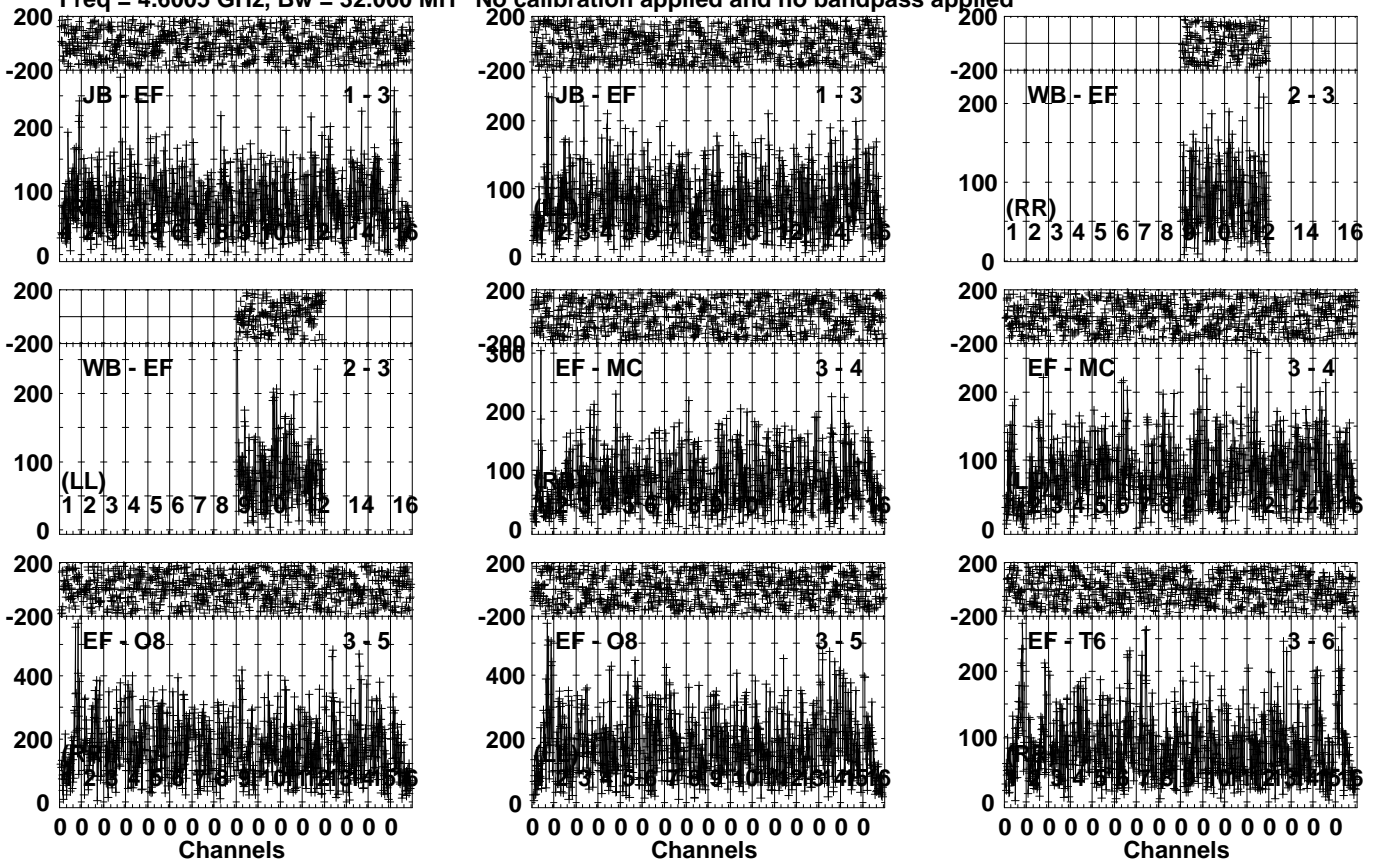


Lower frame: Milli Ampl Jy Top frame: Phas deg
Vector averaged cross-power spectrum Several baselines displayed
Timerange: 00/22:17:33 to 00/22:18:13

Plot file version 187 created 18-APR-2024 16:12:19

SN2022XXF RG014.UVDATA.1

Freq = 4.6005 GHz, Bw = 32.000 MH No calibration applied and no bandpass applied

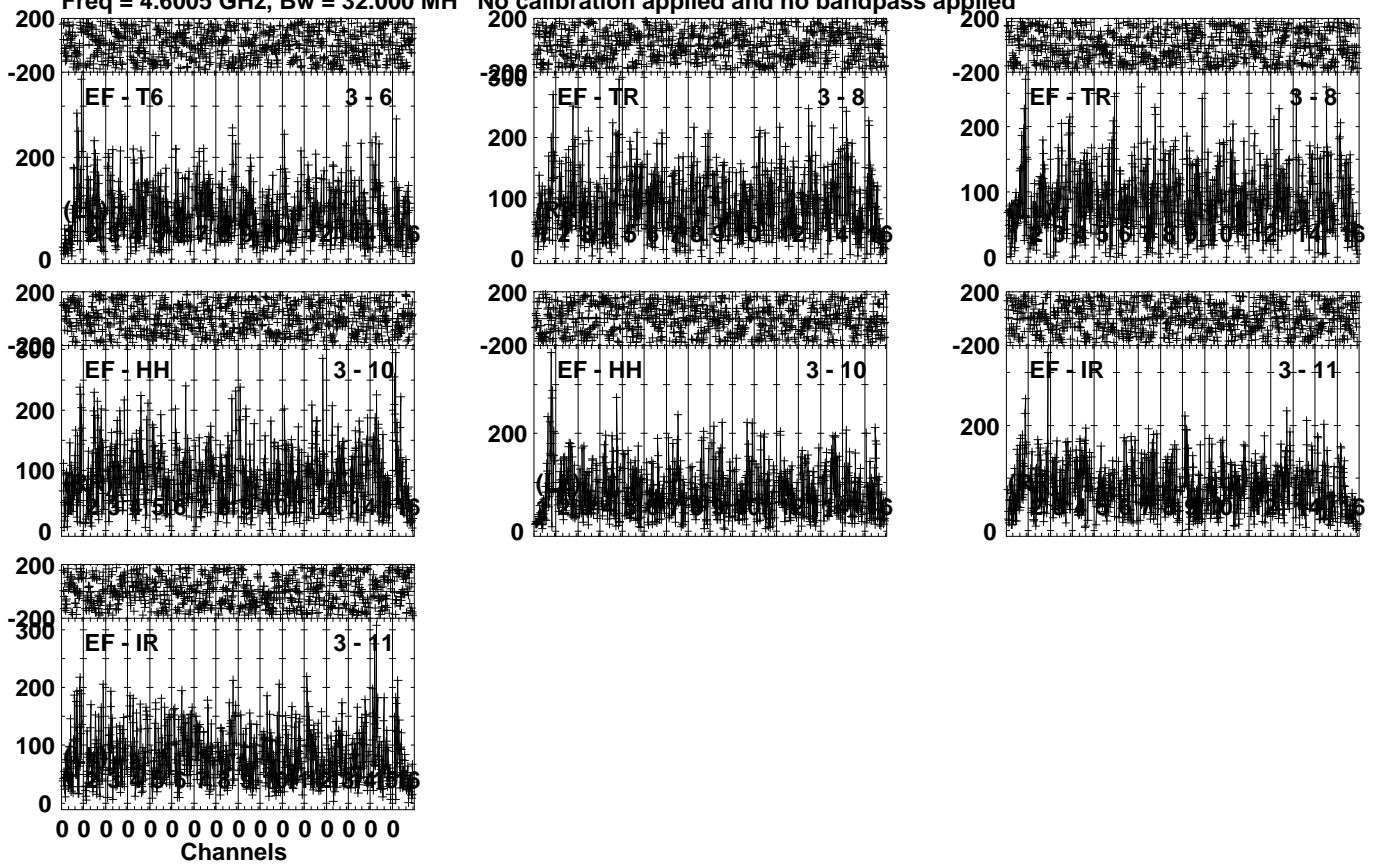


Lower frame: Micro Ampl Jy Top frame: Phas deg
Vector averaged cross-power spectrum Several baselines displayed
Timerange: 00/22:18:33 to 00/22:21:29

Plot file version 188 created 18-APR-2024 16:12:19

SN2022XXF RG014.UVDATA.1

Freq = 4.6005 GHz, Bw = 32.000 MH No calibration applied and no bandpass applied



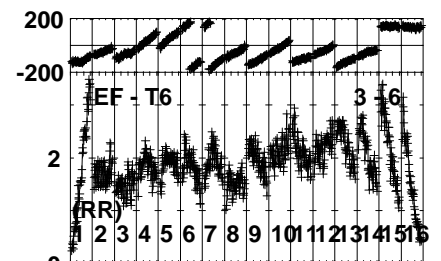
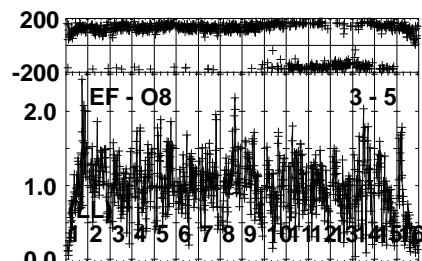
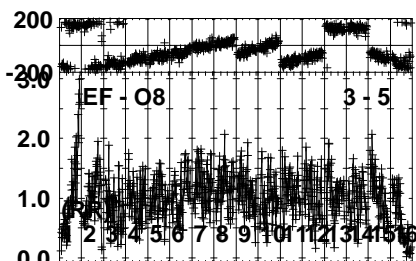
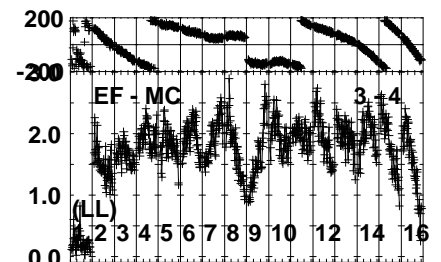
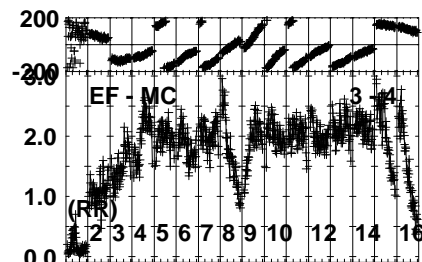
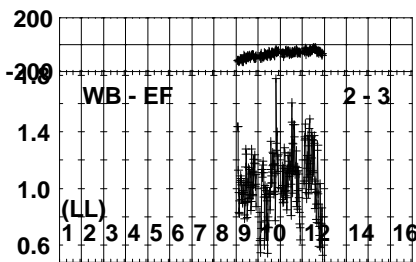
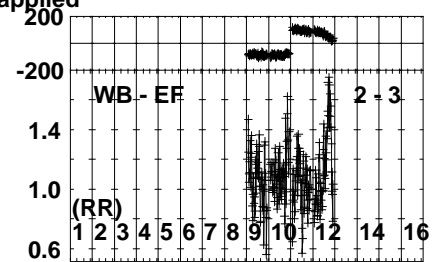
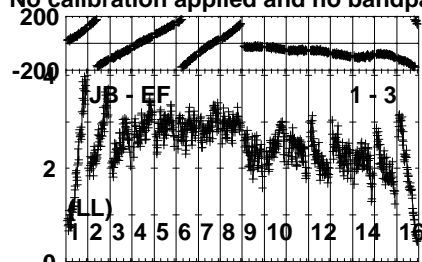
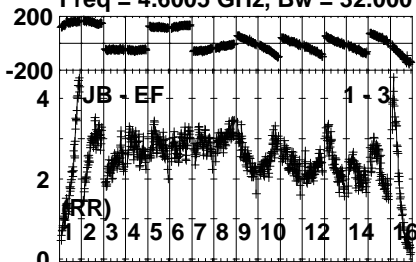
Lower frame: Micro Ampl Jy Top frame: Phas deg
Vector averaged cross-power spectrum Several baselines displayed
Timerange: 00/22:18:33 to 00/22:21:29

Plot file version 189 created 18-APR-2024 16:12:19

J1130+0846 RG014.UVDATA.1

Freq = 4.6005 GHz, Bw = 32.000 MH

No calibration applied and no bandpass applied



0 0 0 0 0 0 0 0 0 0 0 0 0 0 0 0

Channels Lower frame: Milli Ampl Jy Top frame: Phas deg

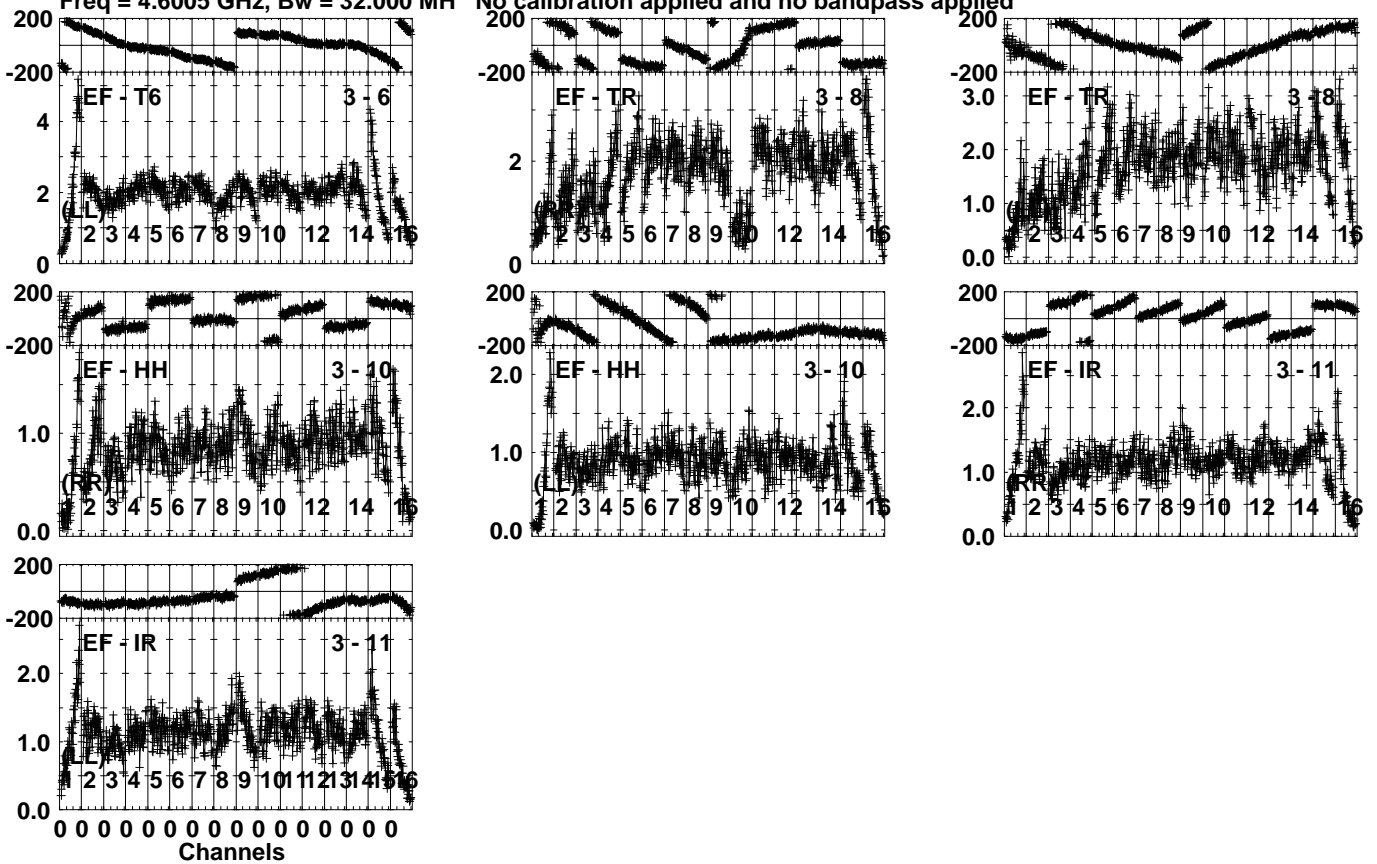
Vector averaged cross-power spectrum Several baselines displayed

Timerange: 00/22:21:46 to 00/22:22:26

Plot file version 190 created 18-APR-2024 16:12:19

J1130+0846 RG014.UVDATA.1

Freq = 4.6005 GHz, Bw = 32.000 MH No calibration applied and no bandpass applied

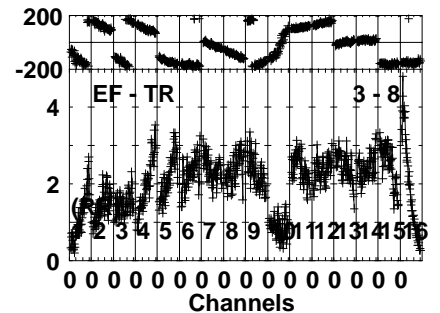
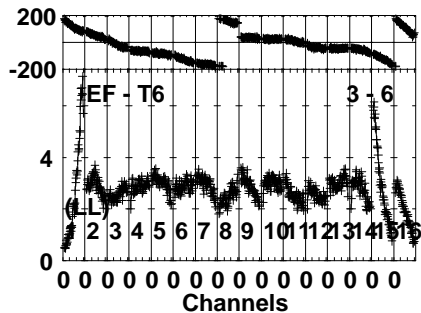
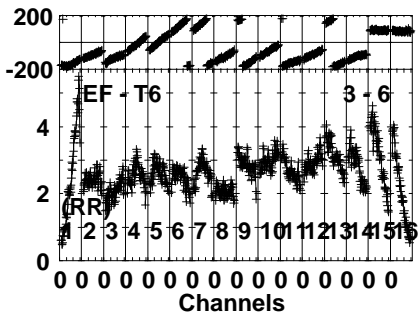
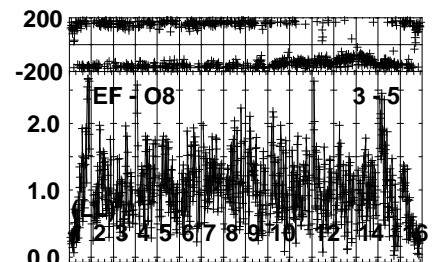
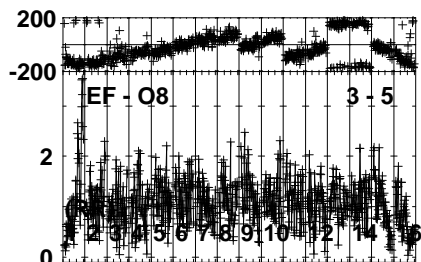
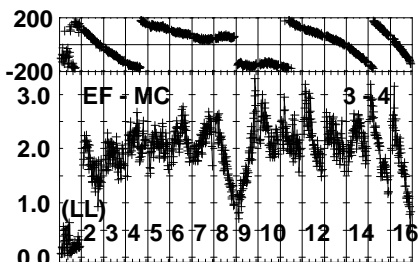
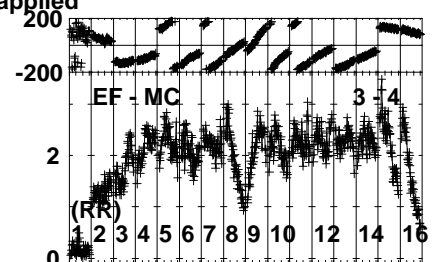
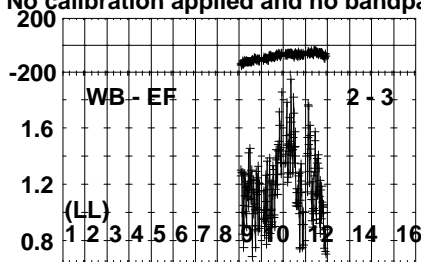
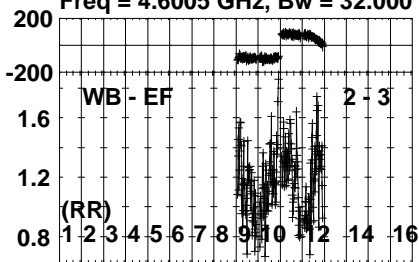


Lower frame: Milli Ampl Jy Top frame: Phas deg
Vector averaged cross-power spectrum Several baselines displayed
Timerange: 00/22:21:46 to 00/22:22:26

Plot file version 191 created 18-APR-2024 16:12:19

J1129+0951 RG014.UVDATA.1

Freq = 4.6005 GHz, Bw = 32.000 MH No calibration applied and no bandpass applied

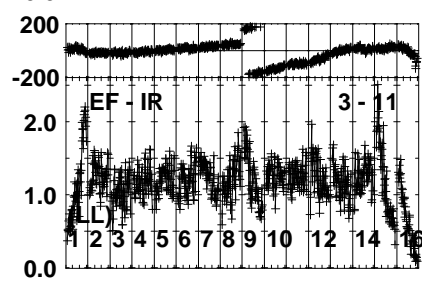
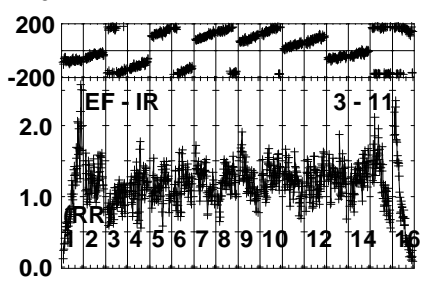
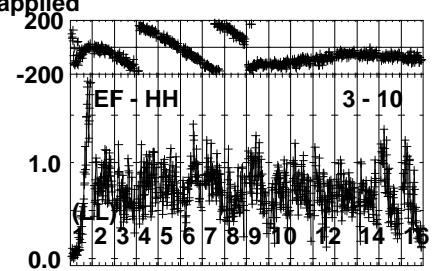
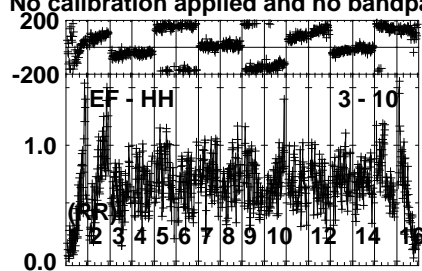
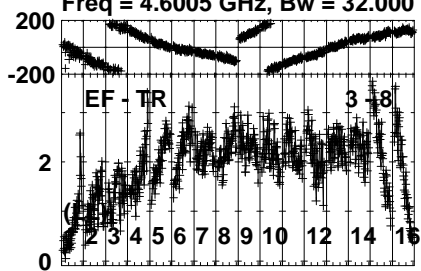


Lower frame: Milli Ampl Jy Top frame: Phas deg
Vector averaged cross-power spectrum Several baselines displayed
Timerange: 00/22:22:49 to 00/22:23:29

Plot file version 192 created 18-APR-2024 16:12:19

J1129+0951 RG014.UVDATA.1

Freq = 4.6005 GHz, Bw = 32.000 MH No calibration applied and no bandpass applied

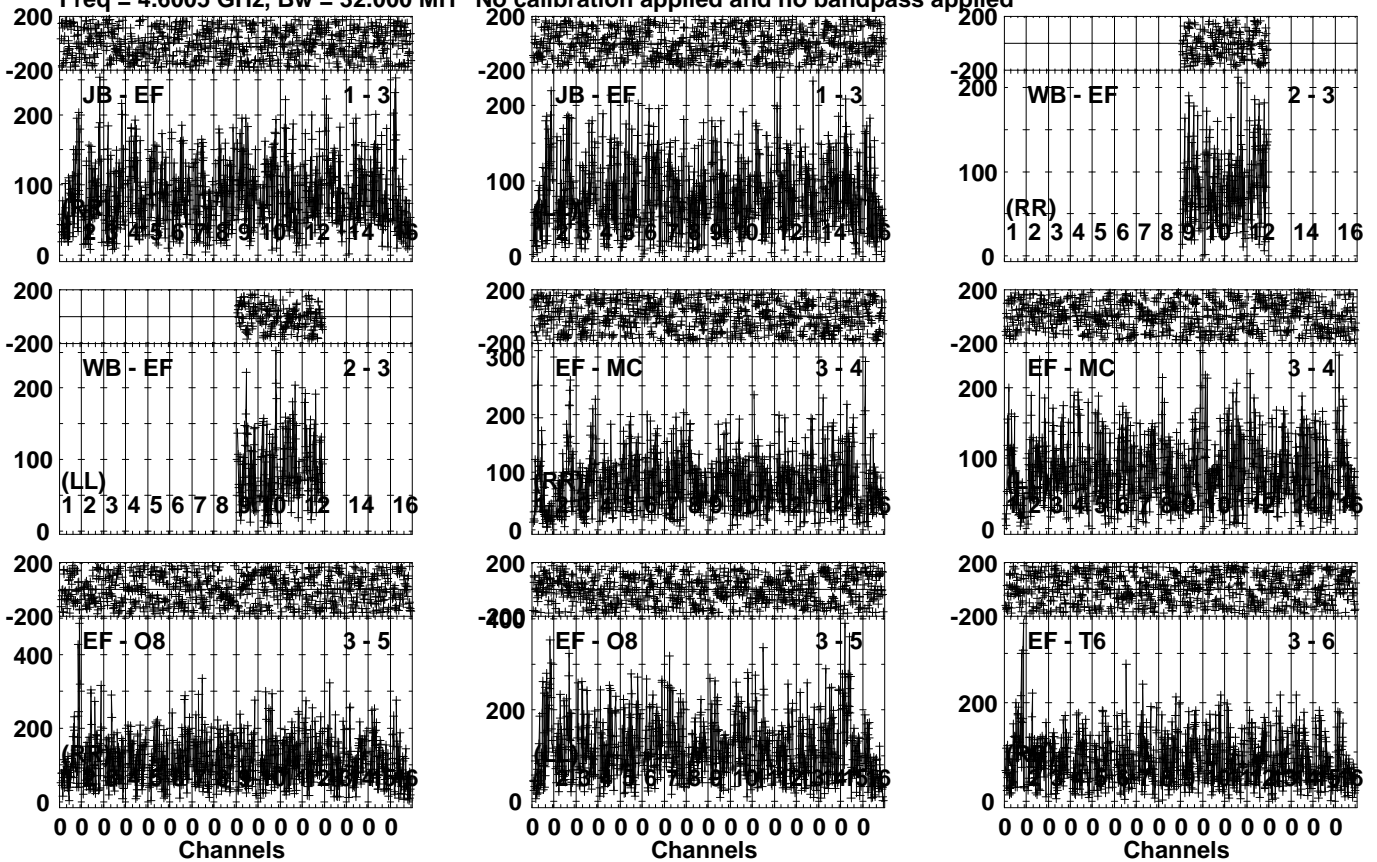


Lower frame: Milli Ampl Jy Top frame: Phas deg
Vector averaged cross-power spectrum Several baselines displayed
Timerange: 00/22:22:49 to 00/22:23:29

Plot file version 193 created 18-APR-2024 16:12:19

SN2022XXF RG014.UVDATA.1

Freq = 4.6005 GHz, Bw = 32.000 MH No calibration applied and no bandpass applied

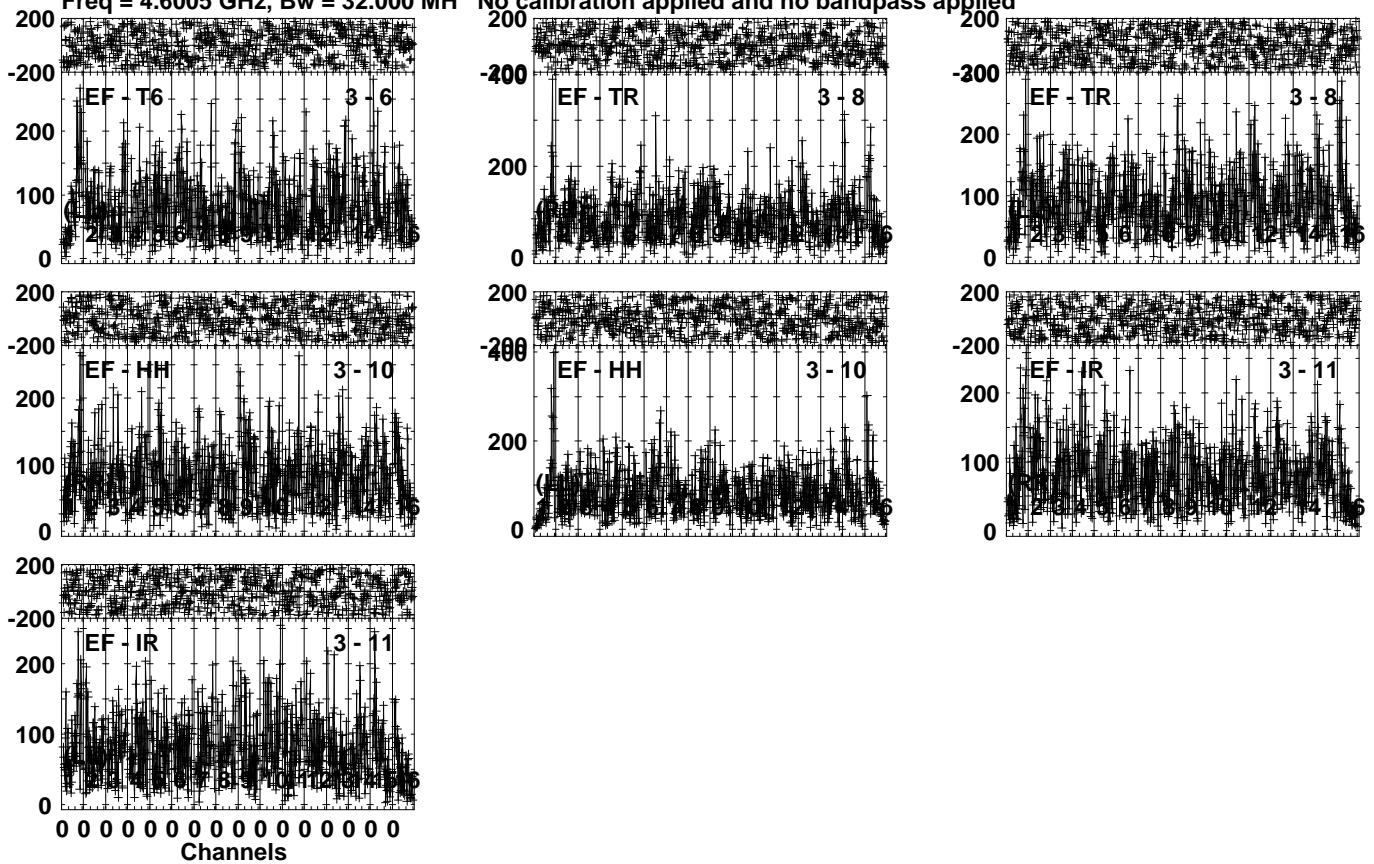


Lower frame: Micro Ampl Jy Top frame: Phas deg
Vector averaged cross-power spectrum Several baselines displayed
Timerange: 00/22:23:49 to 00/22:26:45

Plot file version 194 created 18-APR-2024 16:12:19

SN2022XXF RG014.UVDATA.1

Freq = 4.6005 GHz, Bw = 32.000 MH No calibration applied and no bandpass applied

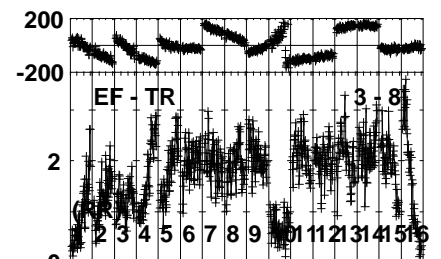
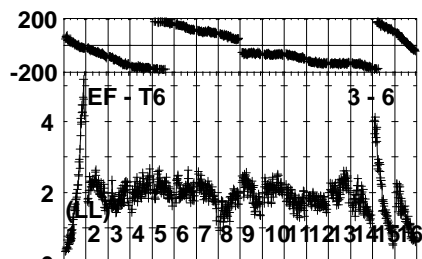
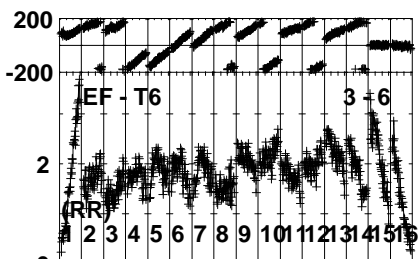
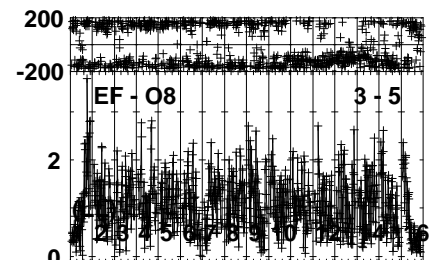
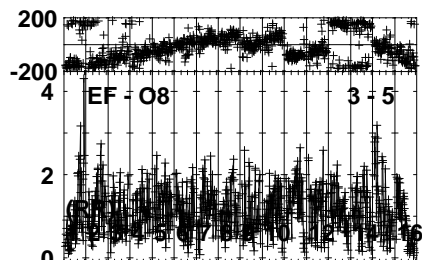
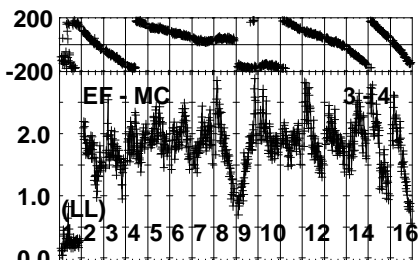
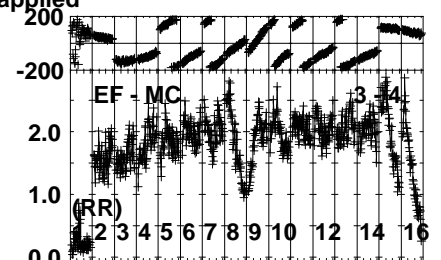
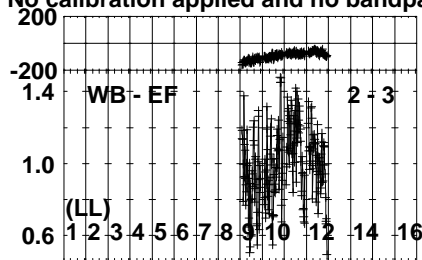
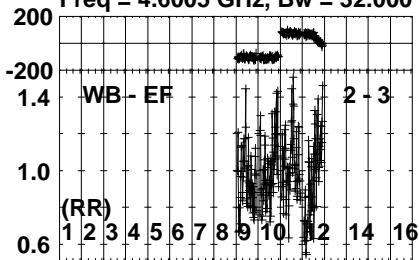


Lower frame: Micro Ampl Jy Top frame: Phas deg
Vector averaged cross-power spectrum Several baselines displayed
Timerange: 00/22:23:49 to 00/22:26:45

Plot file version 195 created 18-APR-2024 16:12:19

J1130+0846 RG014.UVDATA.1

Freq = 4.6005 GHz, Bw = 32.000 MH No calibration applied and no bandpass applied

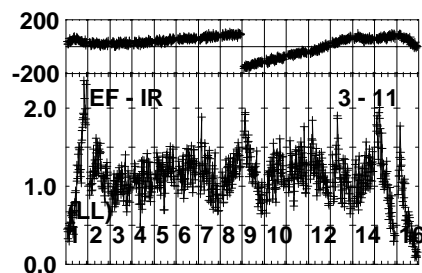
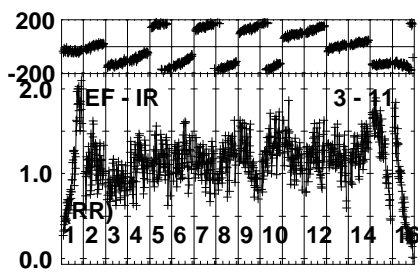
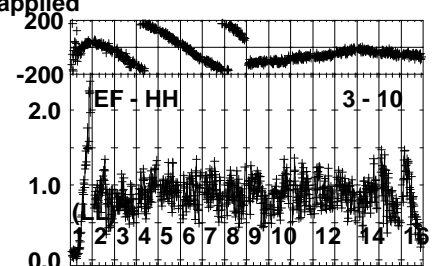
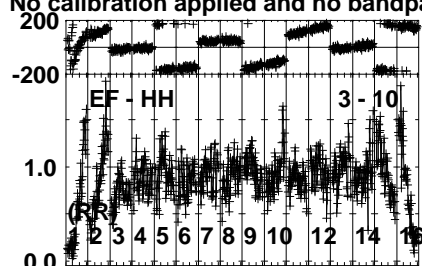
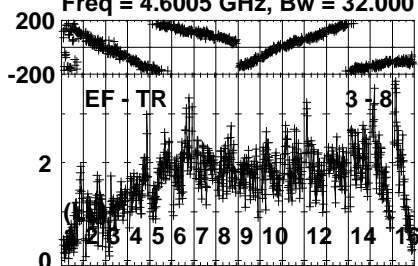


Lower frame: Milli Ampl Jy Top frame: Phas deg
Vector averaged cross-power spectrum Several baselines displayed
Timerange: 00/22:27:02 to 00/22:27:42

Plot file version 196 created 18-APR-2024 16:12:19

J1130+0846 RG014.UVDATA.1

Freq = 4.6005 GHz, Bw = 32.000 MH No calibration applied and no bandpass applied

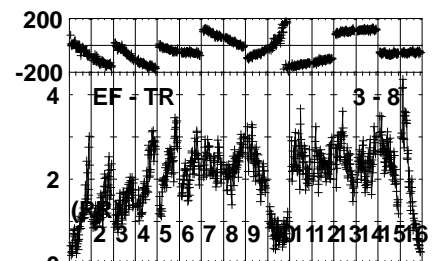
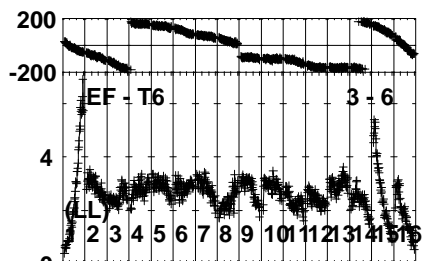
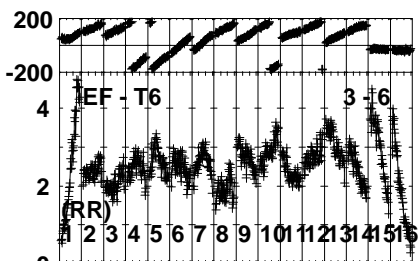
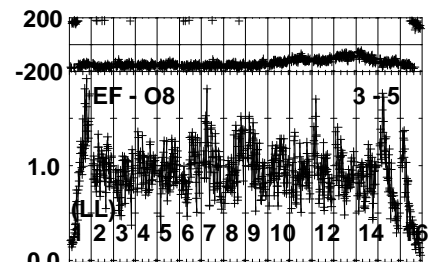
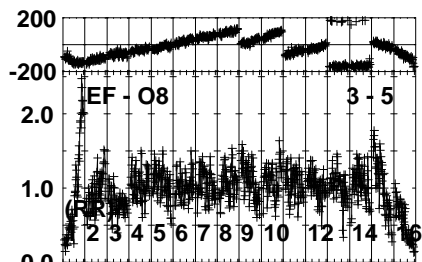
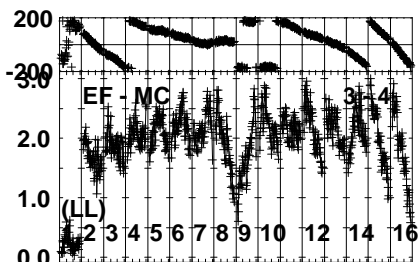
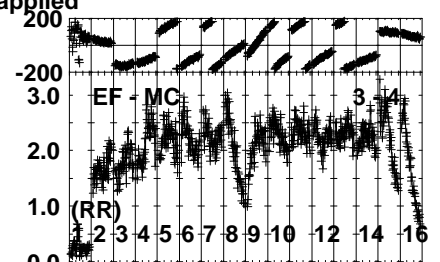
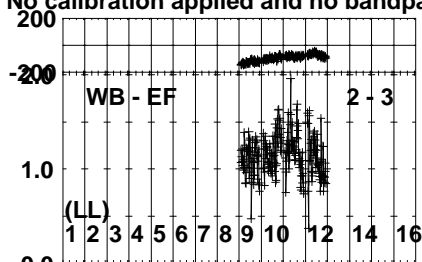
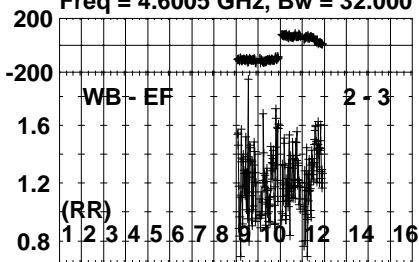


Lower frame: Milli Ampl Jy Top frame: Phas deg
Vector averaged cross-power spectrum Several baselines displayed
Timerange: 00/22:27:02 to 00/22:27:42

Plot file version 197 created 18-APR-2024 16:12:20

J1129+0951 RG014.UVDATA.1

Freq = 4.6005 GHz, Bw = 32.000 MH No calibration applied and no bandpass applied

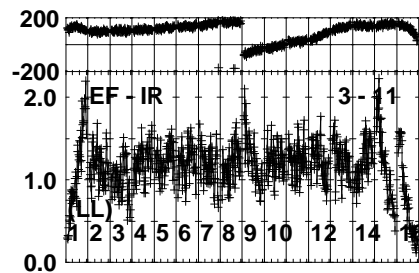
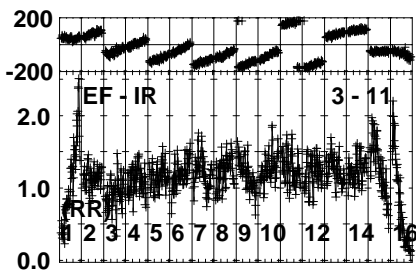
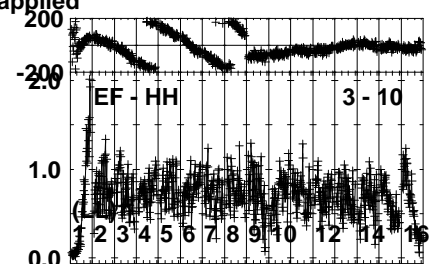
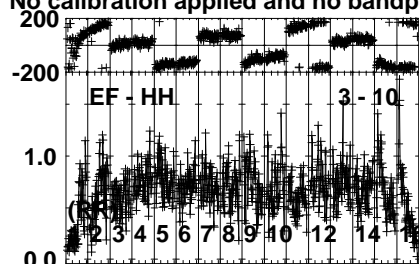
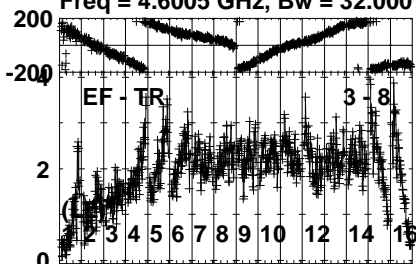


Lower frame: Milli Ampl Jy Top frame: Phas deg
Vector averaged cross-power spectrum Several baselines displayed
Timerange: 00/22:28:05 to 00/22:28:45

Plot file version 198 created 18-APR-2024 16:12:20

J1129+0951 RG014.UVDATA.1

Freq = 4.6005 GHz, Bw = 32.000 MH No calibration applied and no bandpass applied

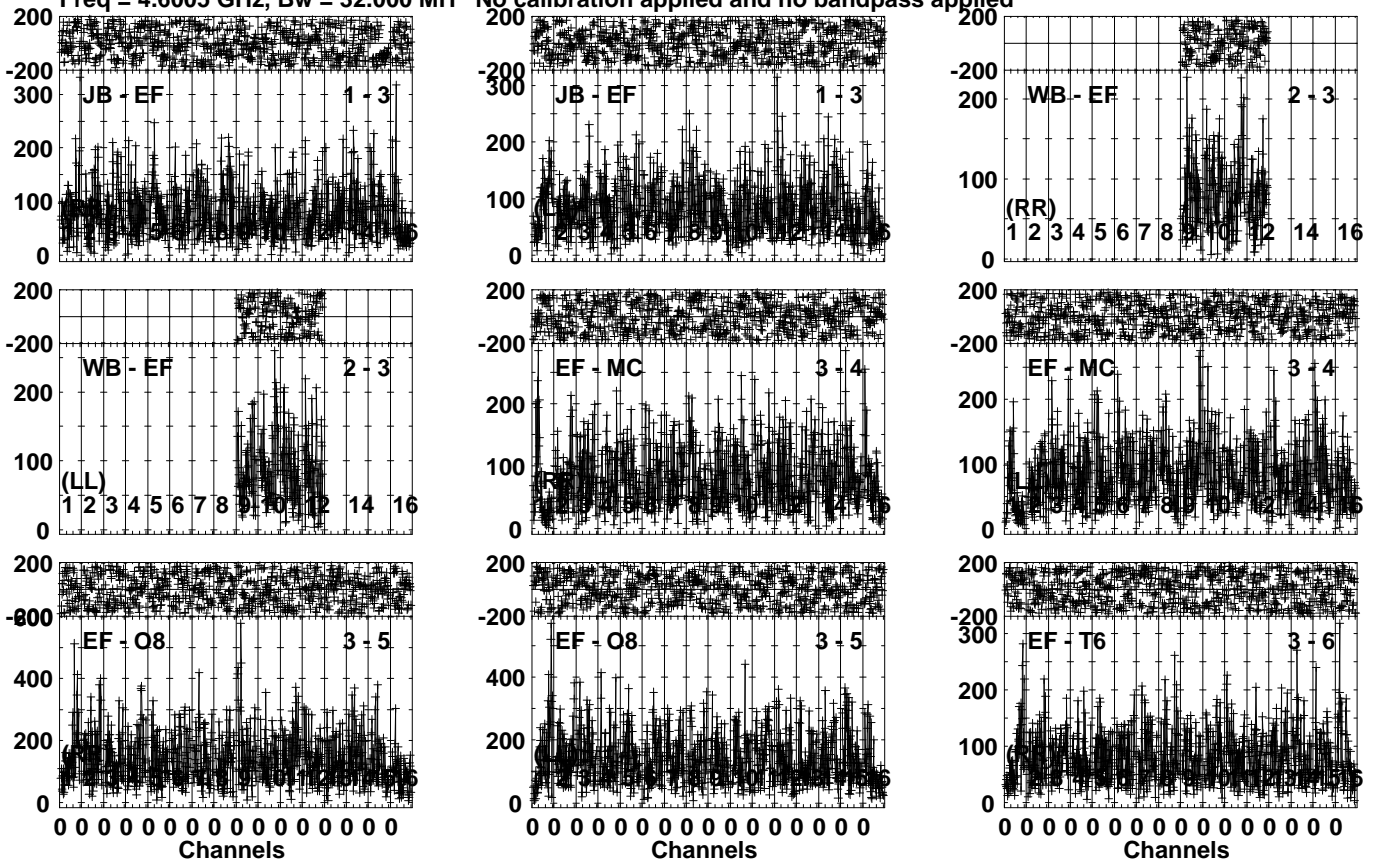


Lower frame: Milli Ampl Jy Top frame: Phas deg
Vector averaged cross-power spectrum Several baselines displayed
Timerange: 00/22:28:05 to 00/22:28:45

Plot file version 199 created 18-APR-2024 16:12:20

SN2022XXF RG014.UVDATA.1

Freq = 4.6005 GHz, Bw = 32.000 MH No calibration applied and no bandpass applied

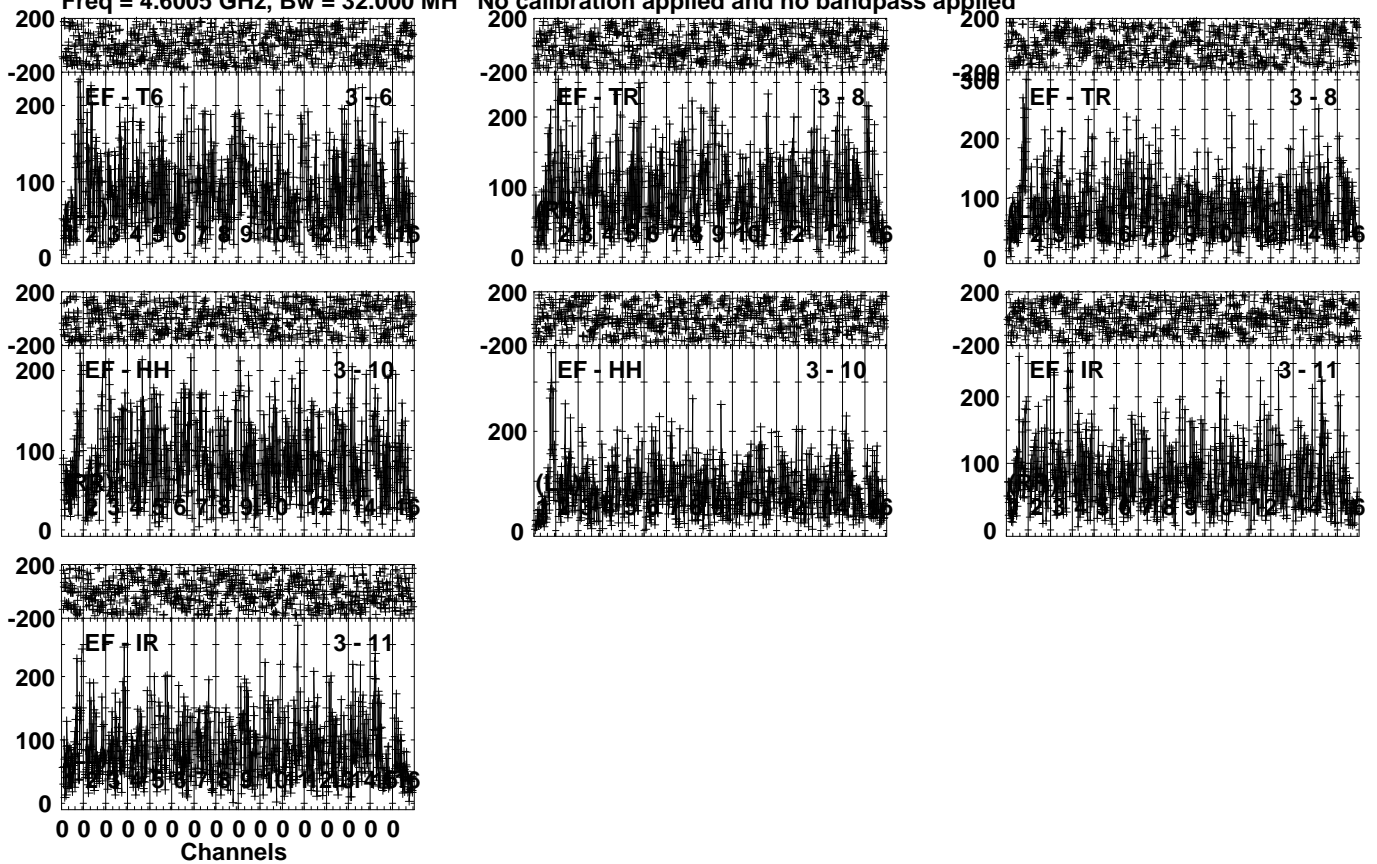


Lower frame: Micro Ampl Jy Top frame: Phas deg
Vector averaged cross-power spectrum Several baselines displayed
Timerange: 00/22:29:05 to 00/22:32:01

Plot file version 200 created 18-APR-2024 16:12:20

SN2022XXF RG014.UVDATA.1

Freq = 4.6005 GHz, Bw = 32.000 MH No calibration applied and no bandpass applied



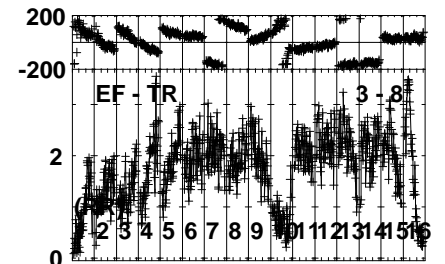
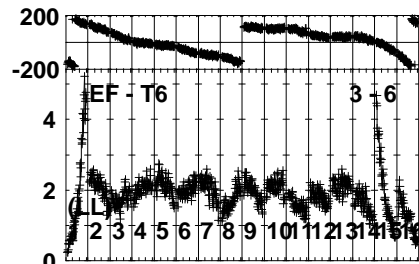
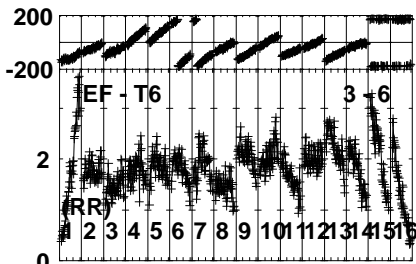
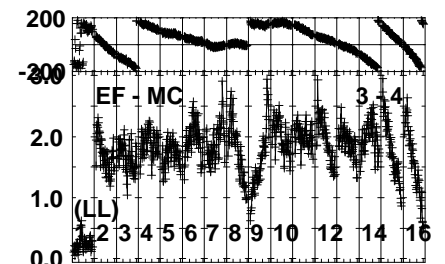
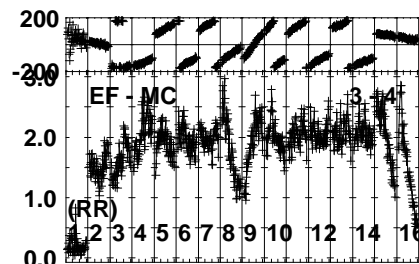
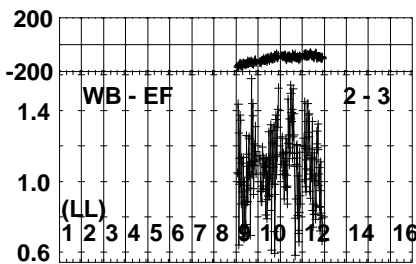
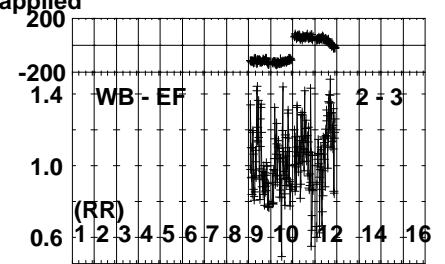
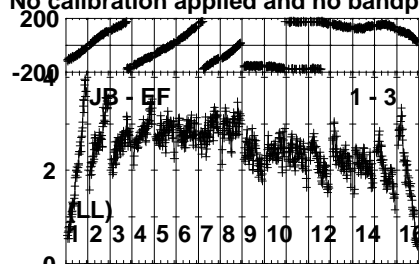
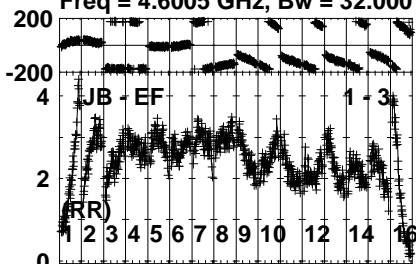
Lower frame: Micro Ampl Jy Top frame: Phas deg
Vector averaged cross-power spectrum Several baselines displayed
Timerange: 00/22:29:05 to 00/22:32:01

Plot file version 201 created 18-APR-2024 16:12:20

J1130+0846 RG014.UVDATA.1

Freq = 4.6005 GHz, Bw = 32.000 MH

No calibration applied and no bandpass applied

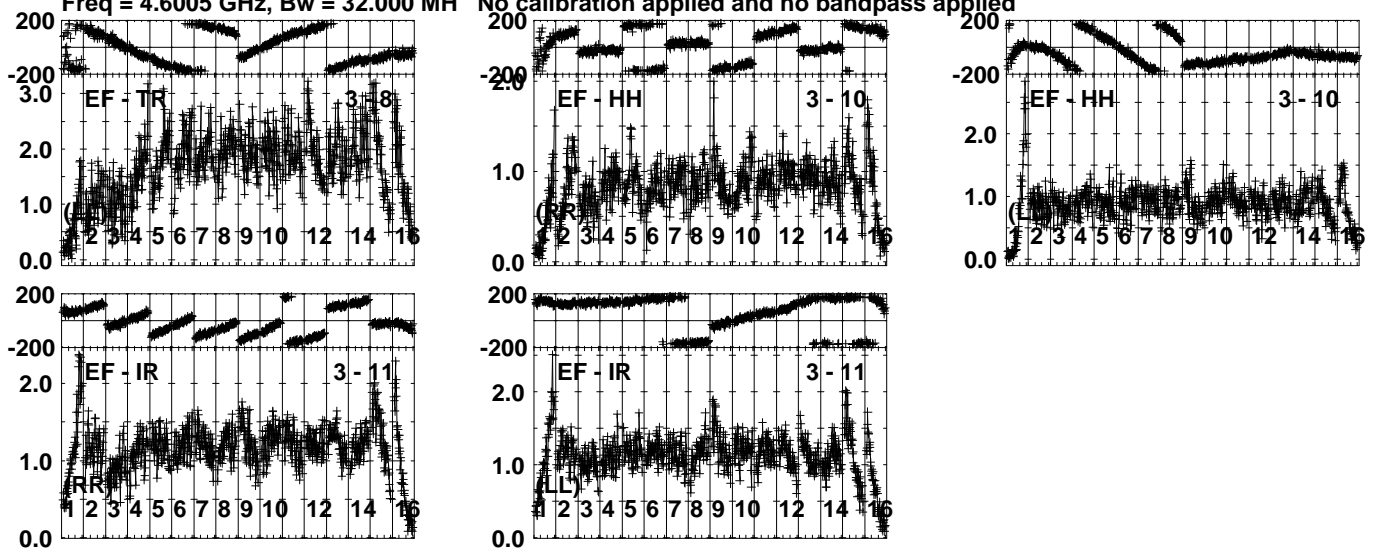


Lower frame: Milli Ampl Jy Top frame: Phas deg
Vector averaged cross-power spectrum Several baselines displayed
Timerange: 00/22:32:18 to 00/22:32:58

Plot file version 202 created 18-APR-2024 16:12:20

J1130+0846 RG014.UVDATA.1

Freq = 4.6005 GHz, Bw = 32.000 MH No calibration applied and no bandpass applied

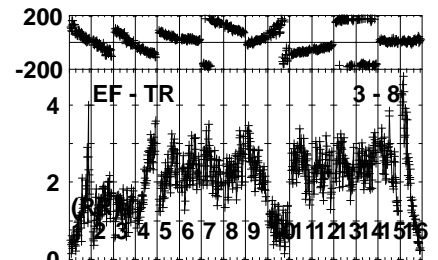
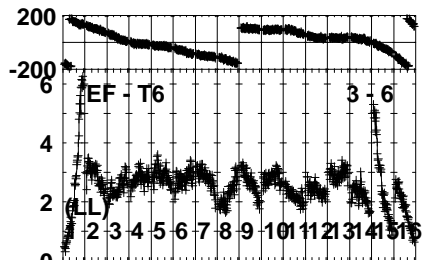
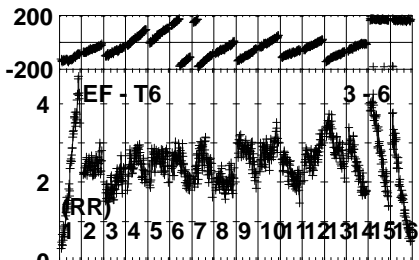
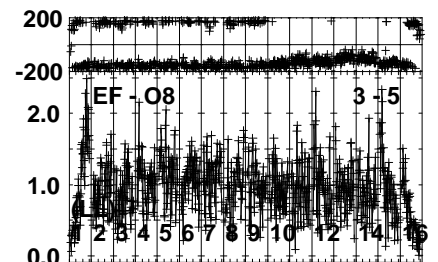
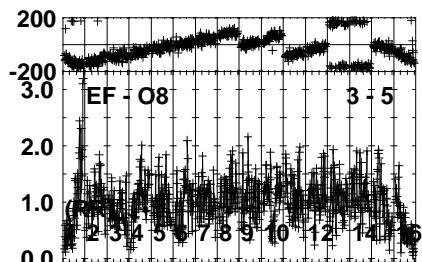
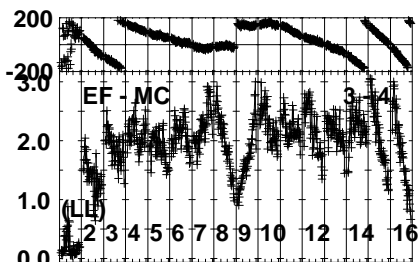
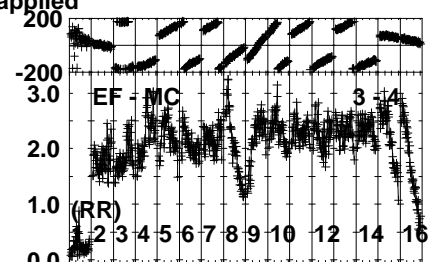
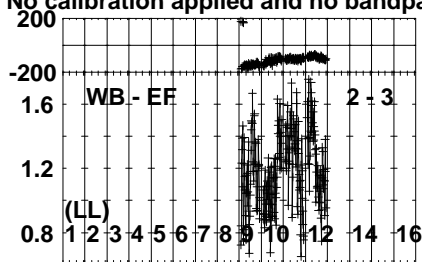
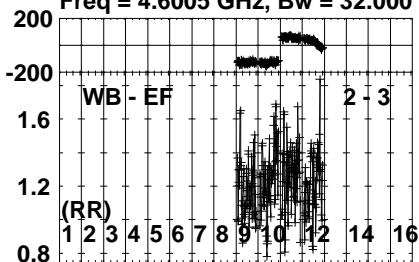


Lower frame: Milli Ampl Jy Top frame: Phas deg
Vector averaged cross-power spectrum Several baselines displayed
Timerange: 00/22:32:18 to 00/22:32:58

Plot file version 203 created 18-APR-2024 16:12:20

J1129+0951 RG014.UVDATA.1

Freq = 4.6005 GHz, Bw = 32.000 MH No calibration applied and no bandpass applied

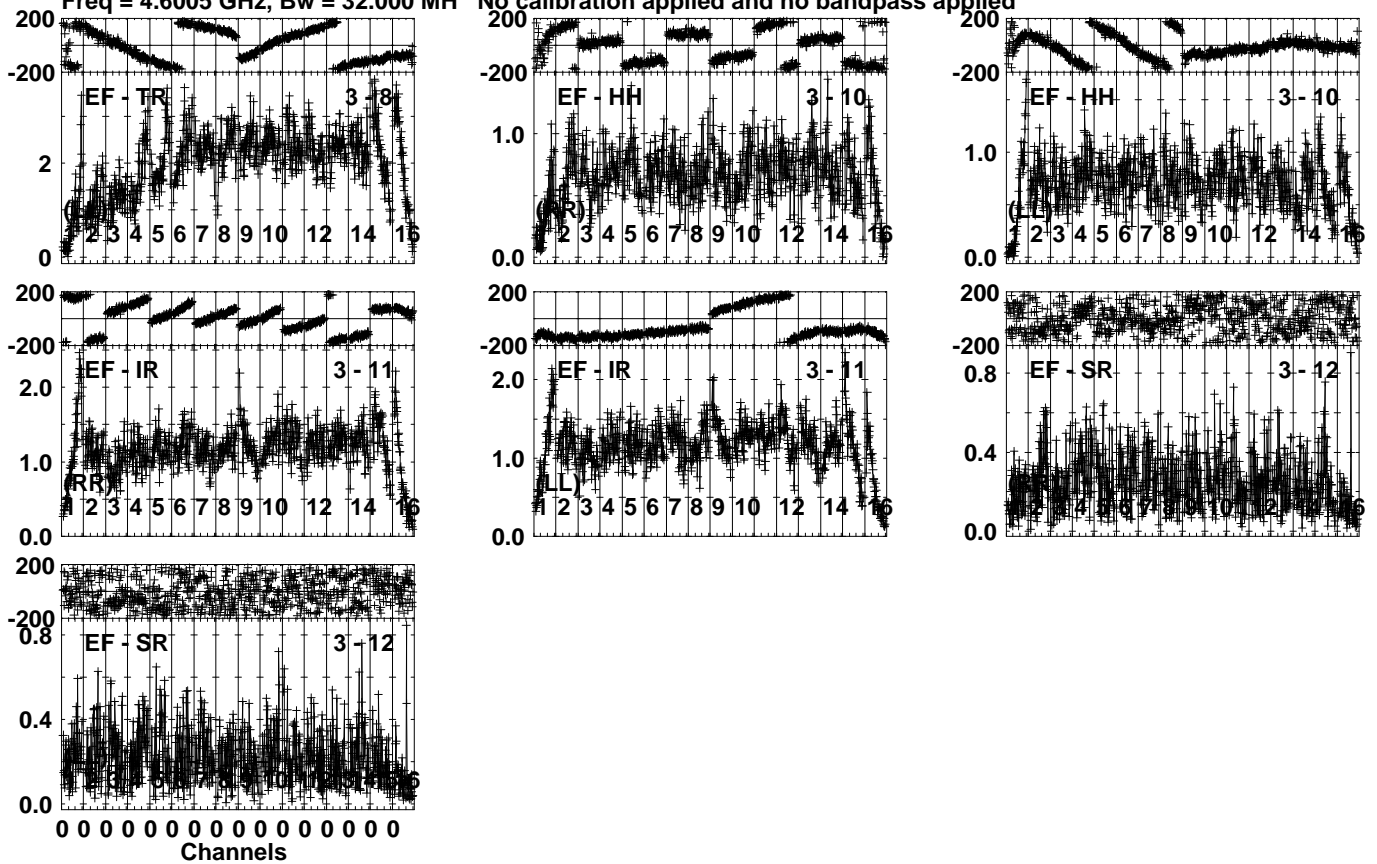


Lower frame: Milli Ampl Jy Top frame: Phas deg
Vector averaged cross-power spectrum Several baselines displayed
Timerange: 00/22:33:21 to 00/22:34:01

Plot file version 204 created 18-APR-2024 16:12:20

J1129+0951 RG014.UVDATA.1

Freq = 4.6005 GHz, Bw = 32.000 MH No calibration applied and no bandpass applied

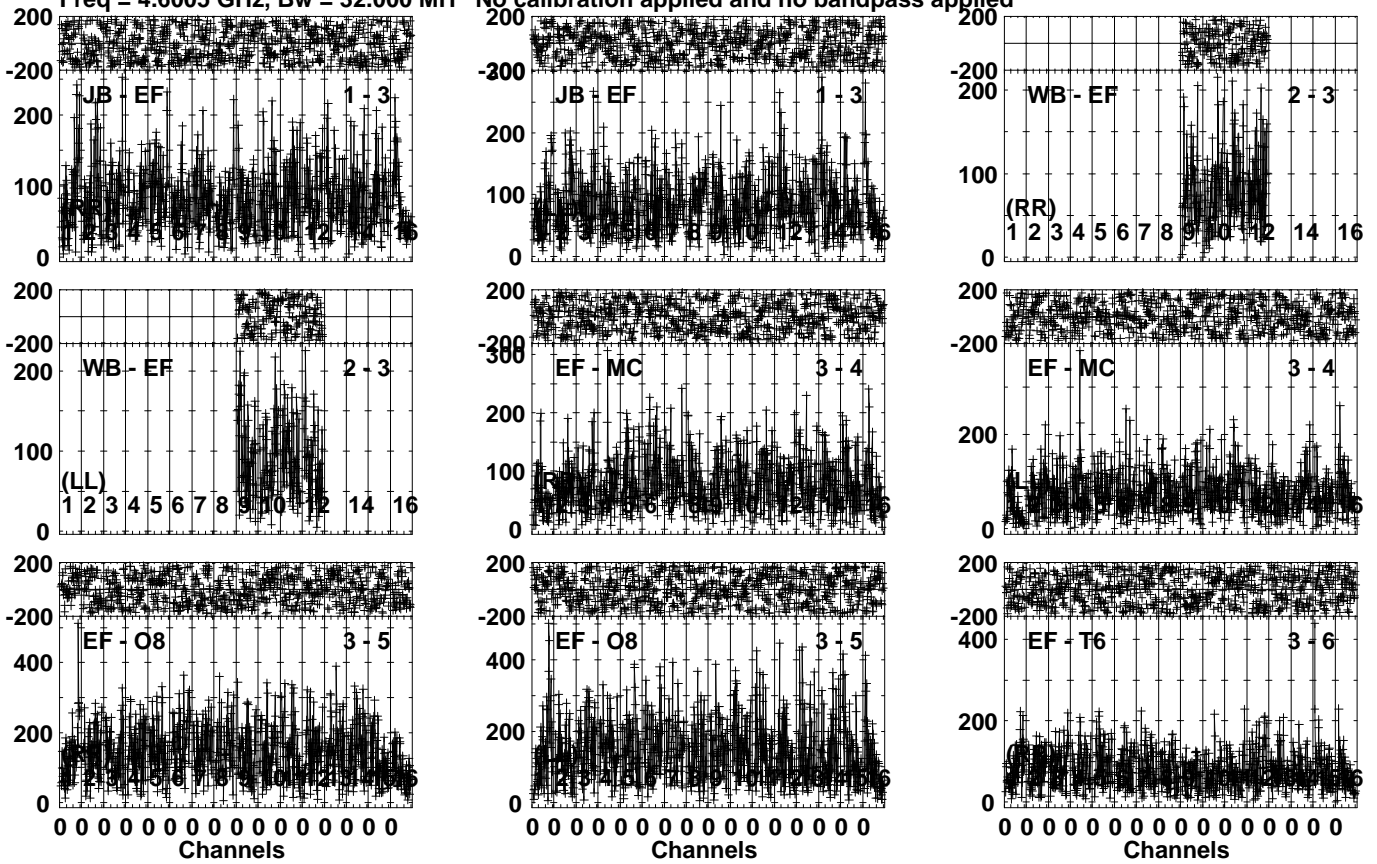


Lower frame: Milli Ampl Jy Top frame: Phas deg
Vector averaged cross-power spectrum Several baselines displayed
Timerange: 00/22:33:21 to 00/22:34:01

Plot file version 205 created 18-APR-2024 16:12:20

SN2022XXF RG014.UVDATA.1

Freq = 4.6005 GHz, Bw = 32.000 MH No calibration applied and no bandpass applied

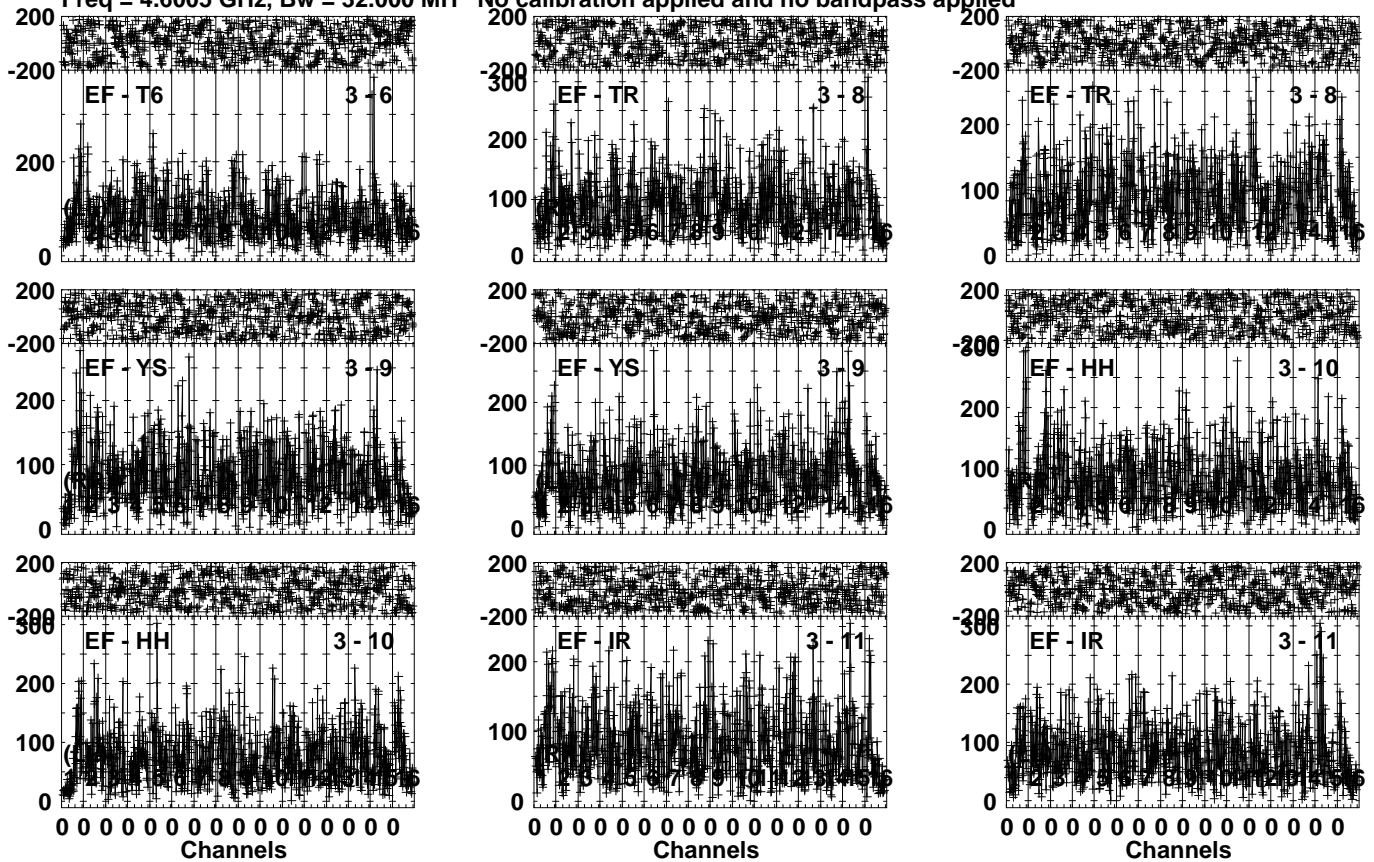


Lower frame: Micro Ampl Jy Top frame: Phas deg
Vector averaged cross-power spectrum Several baselines displayed
Timerange: 00/22:34:21 to 00/22:37:17

Plot file version 206 created 18-APR-2024 16:12:20

SN2022XXF RG014.UVDATA.1

Freq = 4.6005 GHz, Bw = 32.000 MH No calibration applied and no bandpass applied



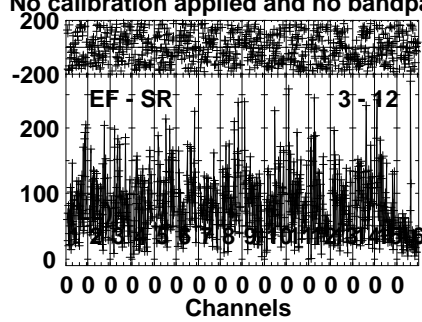
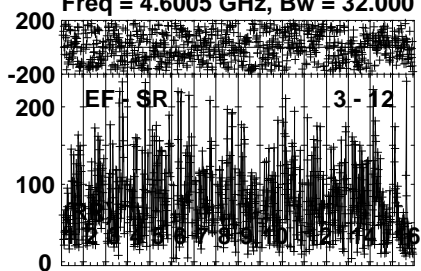
Lower frame: Micro Ampl Jy Top frame: Phas deg
Vector averaged cross-power spectrum Several baselines displayed
Timerange: 00/22:34:21 to 00/22:37:17

Plot file version 207 created 18-APR-2024 16:12:21

SN2022XXF RG014.UVDATA.1

Freq = 4.6005 GHz, Bw = 32.000 MH

No calibration applied and no bandpass applied

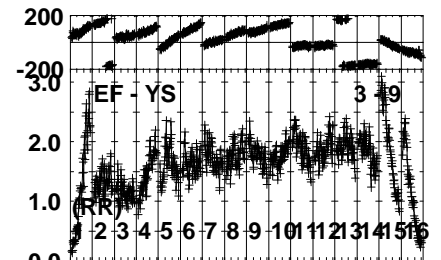
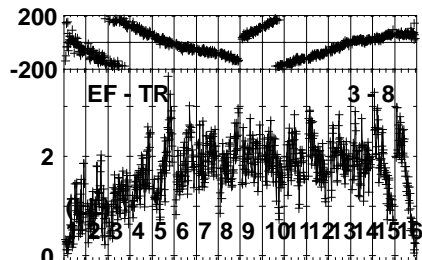
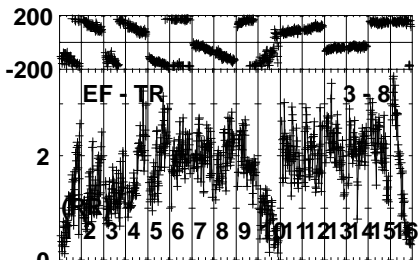
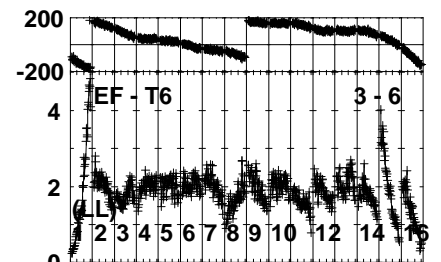
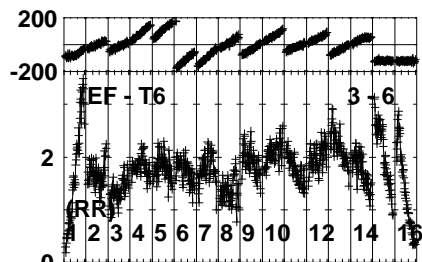
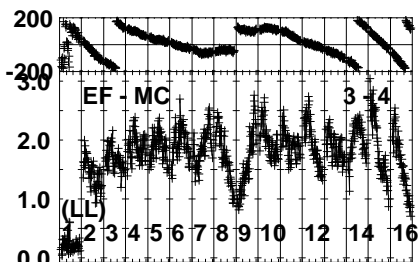
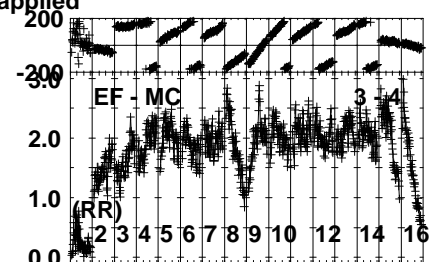
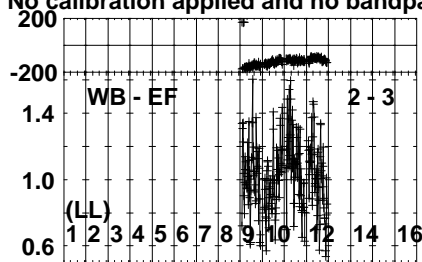
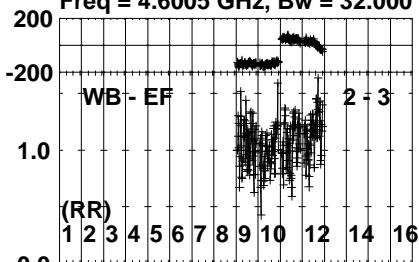


Lower frame: Micro Ampl Jy Top frame: Phas deg
Vector averaged cross-power spectrum Several baselines displayed
Timerange: 00/22:34:21 to 00/22:37:17

Plot file version 208 created 18-APR-2024 16:12:21

J1130+0846 RG014.UVDATA.1

Freq = 4.6005 GHz, Bw = 32.000 MH No calibration applied and no bandpass applied

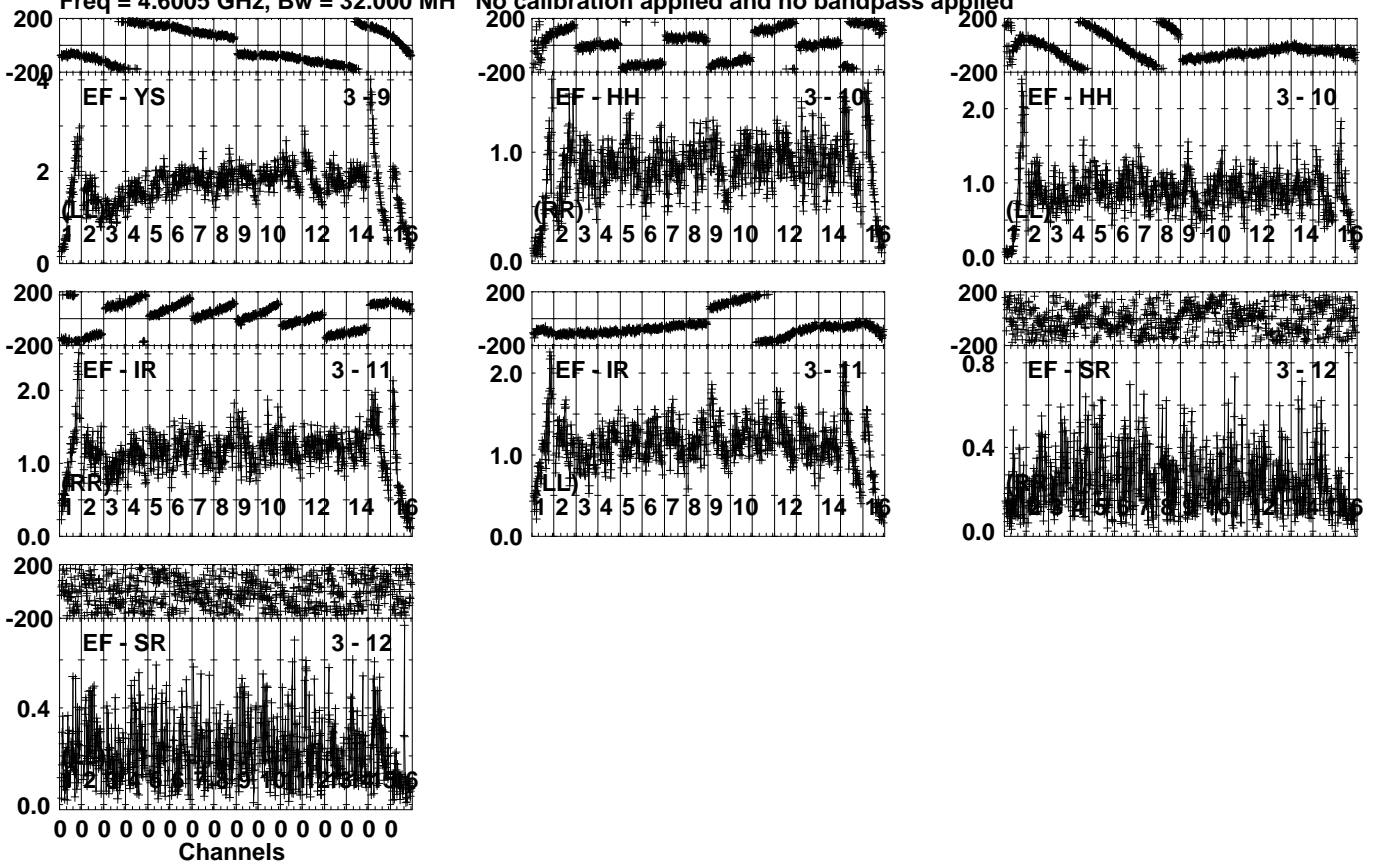


Lower frame: Milli Ampl Jy Top frame: Phas deg
Vector averaged cross-power spectrum Several baselines displayed
Timerange: 00/22:37:34 to 00/22:38:14

Plot file version 209 created 18-APR-2024 16:12:21

J1130+0846 RG014.UVDATA.1

Freq = 4.6005 GHz, Bw = 32.000 MH No calibration applied and no bandpass applied

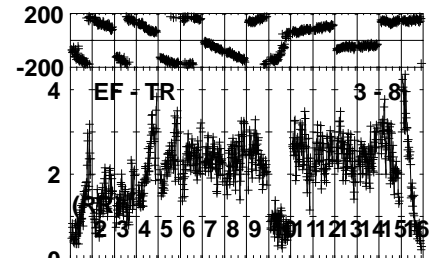
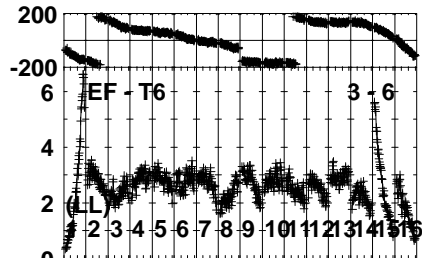
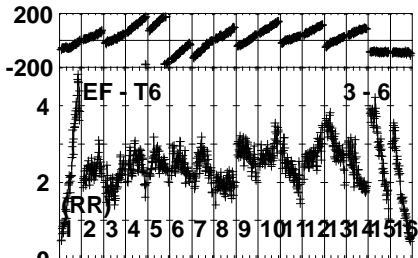
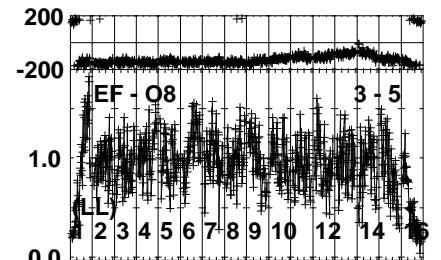
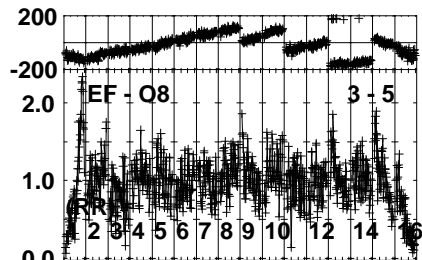
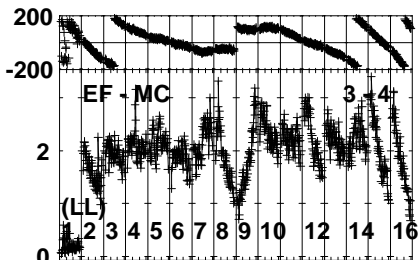
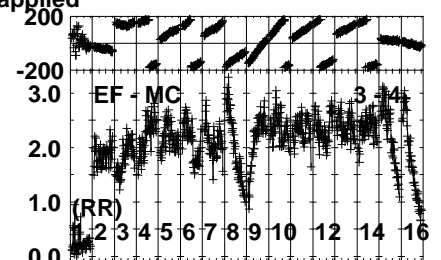
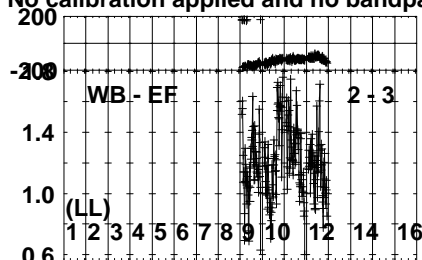
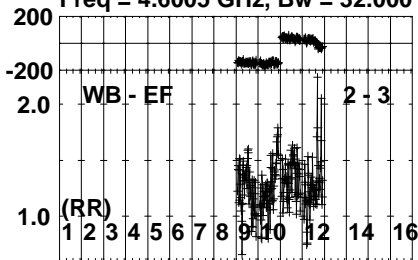


Lower frame: Milli Ampl Jy Top frame: Phas deg
Vector averaged cross-power spectrum Several baselines displayed
Timerange: 00/22:37:34 to 00/22:38:14

Plot file version 210 created 18-APR-2024 16:12:21

J1129+0951 RG014.UVDATA.1

Freq = 4.6005 GHz, Bw = 32.000 MH No calibration applied and no bandpass applied



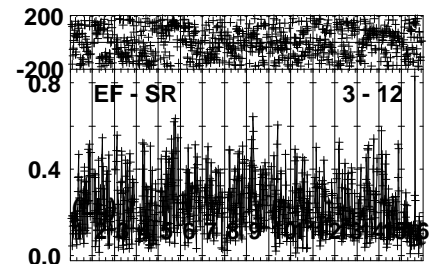
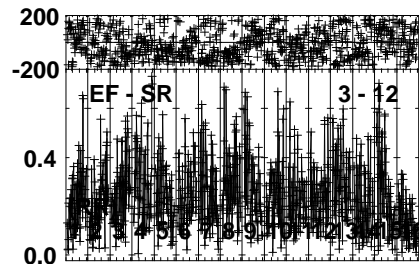
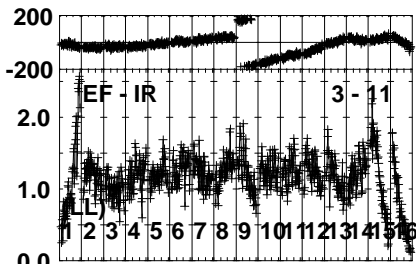
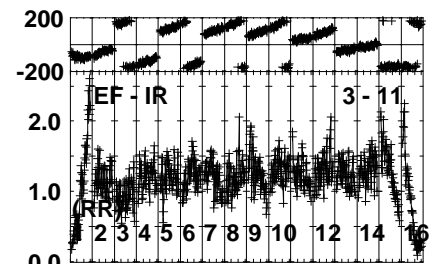
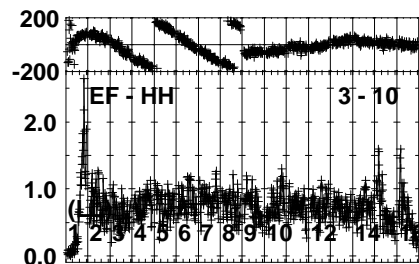
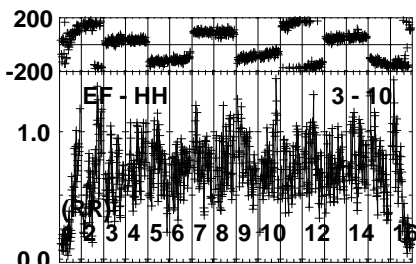
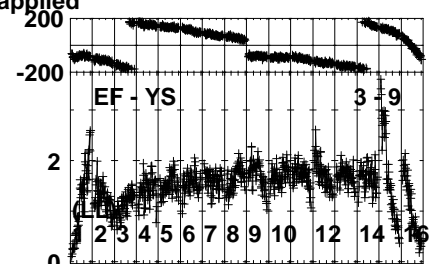
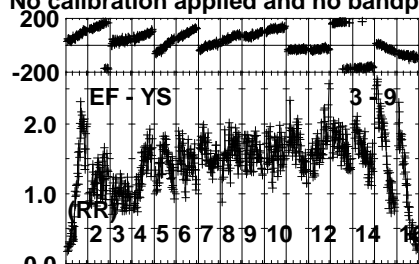
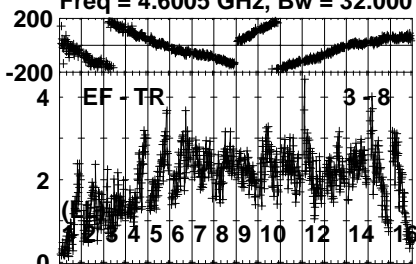
Lower frame: Milli Ampl Jy Top frame: Phas deg
Vector averaged cross-power spectrum Several baselines displayed
Timerange: 00/22:38:37 to 00/22:39:17

Plot file version 211 created 18-APR-2024 16:12:21

J1129+0951 RG014.UVDATA.1

Freq = 4.6005 GHz, Bw = 32.000 MH

No calibration applied and no bandpass applied

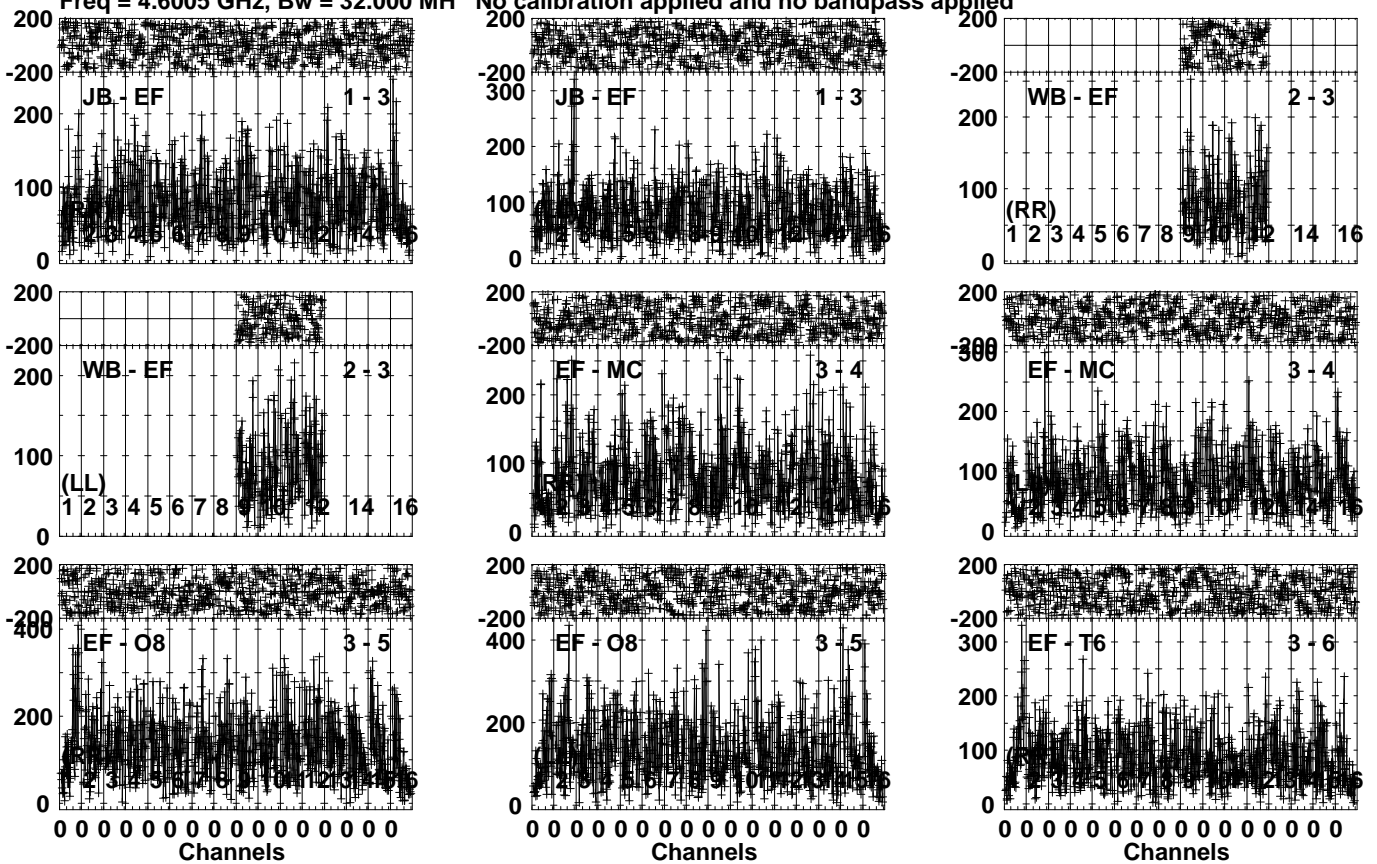


Lower frame: Milli Ampl Jy Top frame: Phas deg
Vector averaged cross-power spectrum Several baselines displayed
Timerange: 00/22:38:37 to 00/22:39:17

Plot file version 212 created 18-APR-2024 16:12:21

SN2022XXF RG014.UVDATA.1

Freq = 4.6005 GHz, Bw = 32.000 MH No calibration applied and no bandpass applied

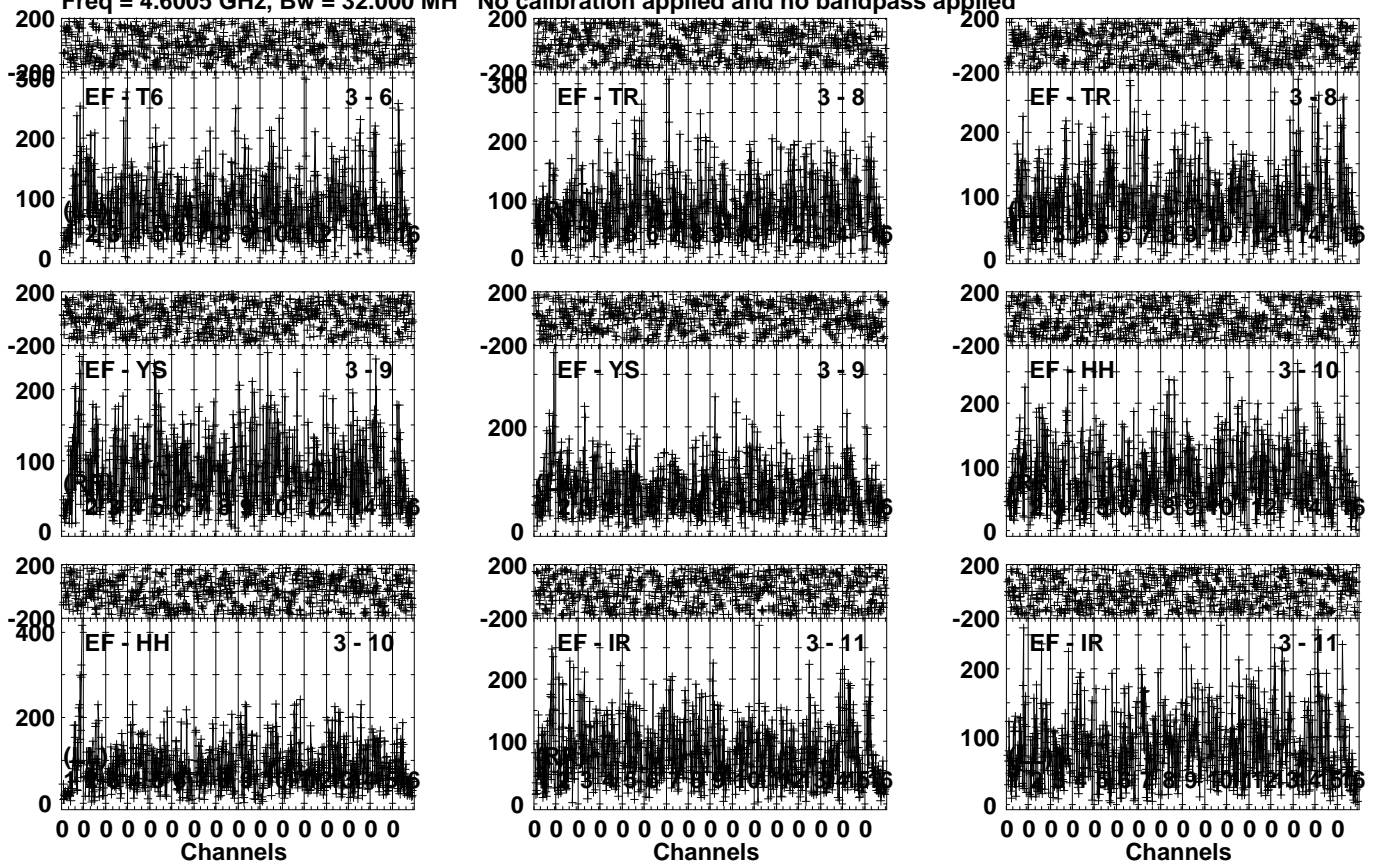


Lower frame: Micro Ampl Jy Top frame: Phas deg
Vector averaged cross-power spectrum Several baselines displayed
Timerange: 00/22:39:37 to 00/22:42:33

Plot file version 213 created 18-APR-2024 16:12:21

SN2022XXF RG014.UVDATA.1

Freq = 4.6005 GHz, Bw = 32.000 MH No calibration applied and no bandpass applied



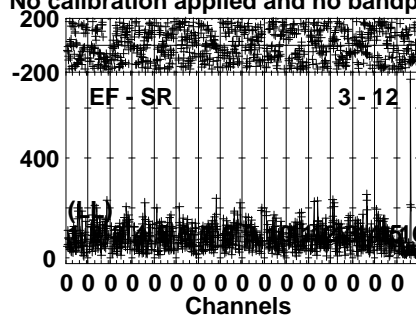
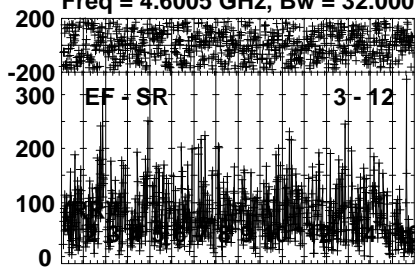
Lower frame: Micro Ampl Jy Top frame: Phas deg
Vector averaged cross-power spectrum Several baselines displayed
Timerange: 00/22:39:37 to 00/22:42:33

Plot file version 214 created 18-APR-2024 16:12:22

SN2022XXF RG014.UVDATA.1

Freq = 4.6005 GHz, Bw = 32.000 MH

No calibration applied and no bandpass applied



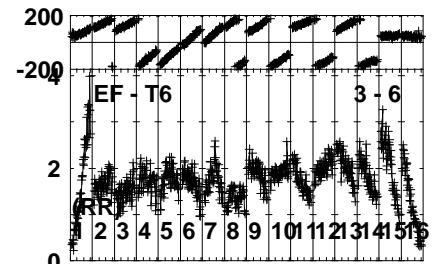
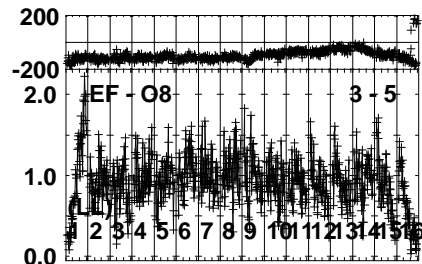
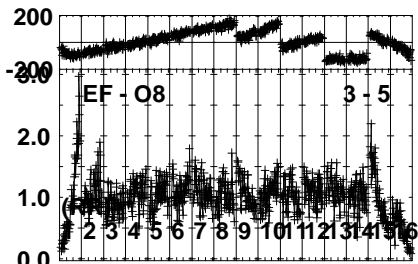
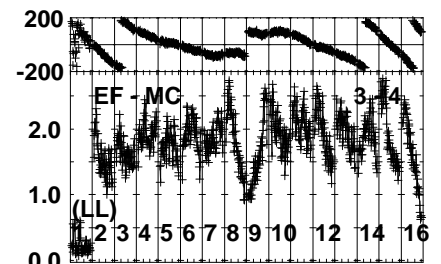
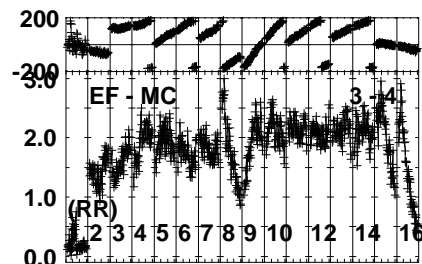
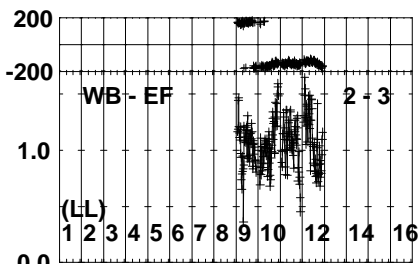
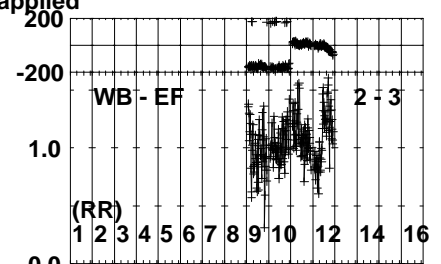
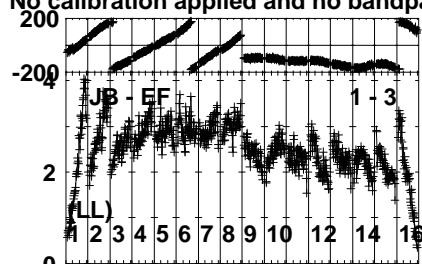
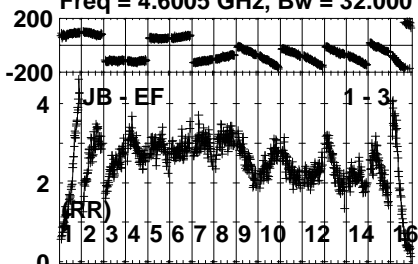
Lower frame: Micro Ampl Jy Top frame: Phas deg
Vector averaged cross-power spectrum Several baselines displayed
Timerange: 00/22:39:37 to 00/22:42:33

Plot file version 215 created 18-APR-2024 16:12:22

J1130+0846 RG014.UVDATA.1

Freq = 4.6005 GHz, Bw = 32.000 MH

No calibration applied and no bandpass applied



Lower frame: Milli Ampl Jy Top frame: Phas deg

Vector averaged cross-power spectrum Several baselines displayed

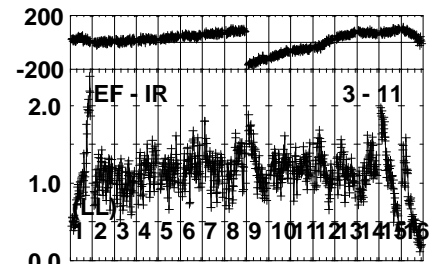
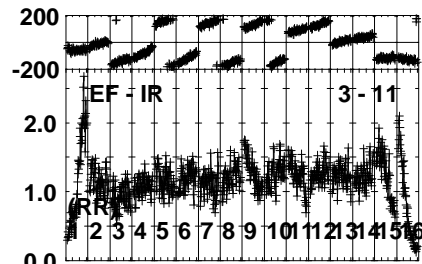
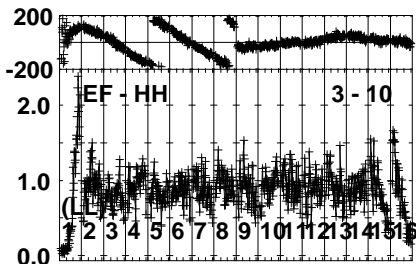
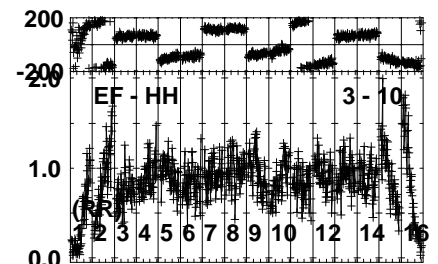
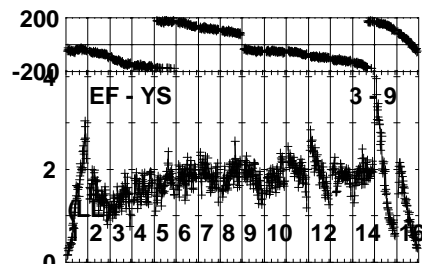
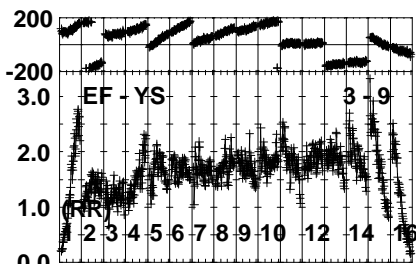
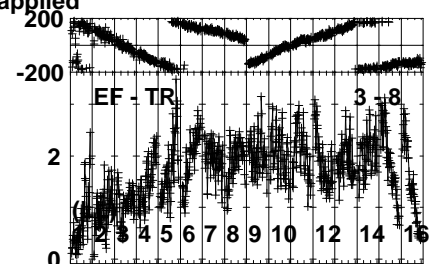
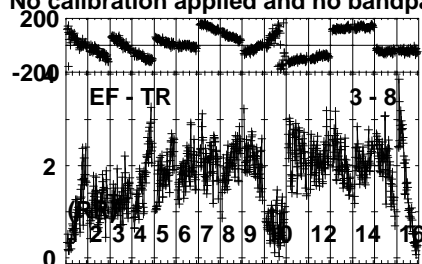
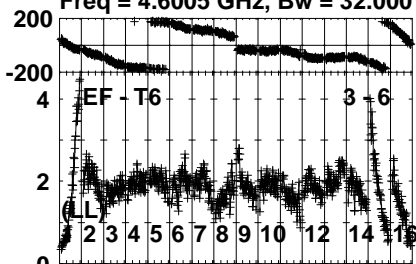
Timerange: 00/22:42:50 to 00/22:43:30

Plot file version 216 created 18-APR-2024 16:12:22

J1130+0846 RG014.UVDATA.1

Freq = 4.6005 GHz, Bw = 32.000 MH

No calibration applied and no bandpass applied



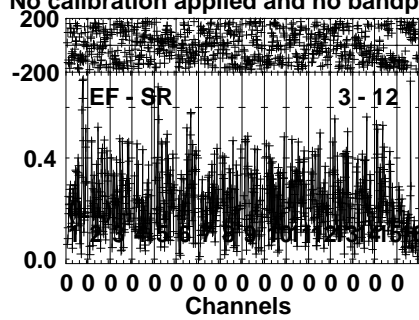
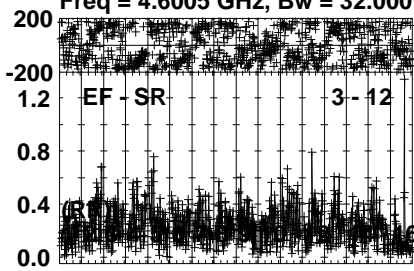
Lower frame: Milli Ampl Jy Top frame: Phas deg
Vector averaged cross-power spectrum Several baselines displayed
Timerange: 00/22:42:50 to 00/22:43:30

Plot file version 217 created 18-APR-2024 16:12:22

J1130+0846 RG014.UVDATA.1

Freq = 4.6005 GHz, Bw = 32.000 MH

No calibration applied and no bandpass applied

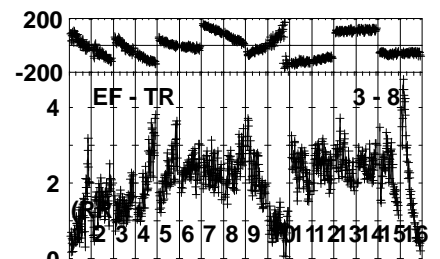
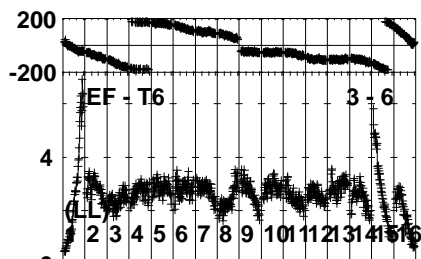
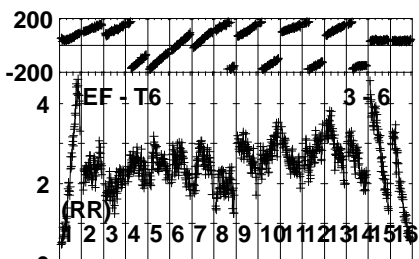
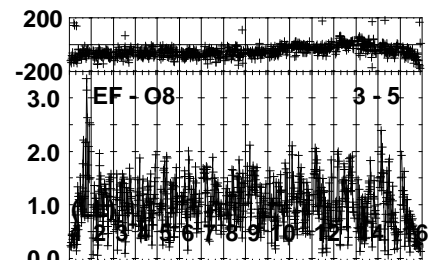
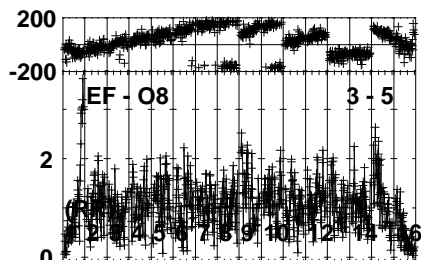
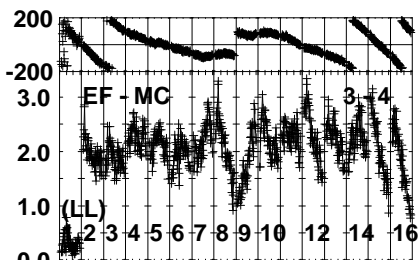
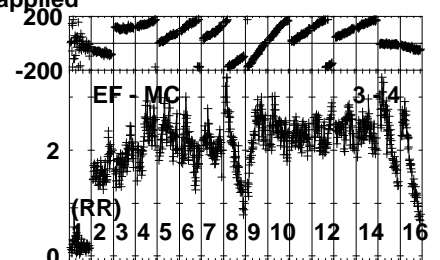
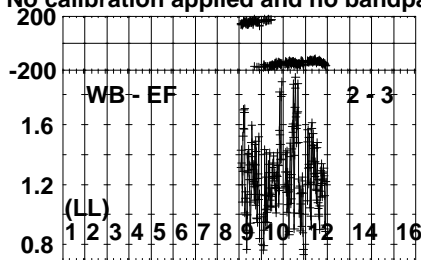
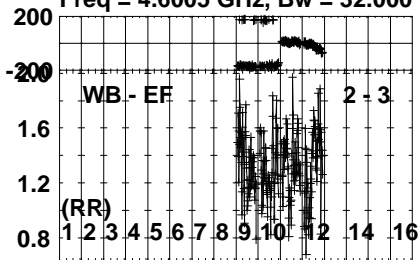


Lower frame: Milli Ampl Jy Top frame: Phas deg
Vector averaged cross-power spectrum Several baselines displayed
Timerange: 00/22:42:50 to 00/22:43:30

Plot file version 218 created 18-APR-2024 16:12:22

J1129+0951 RG014.UVDATA.1

Freq = 4.6005 GHz, Bw = 32.000 MH No calibration applied and no bandpass applied



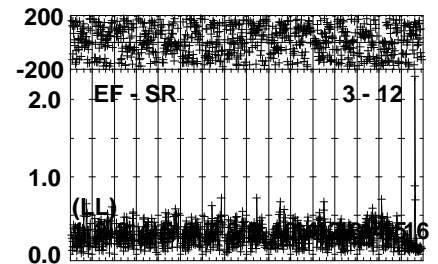
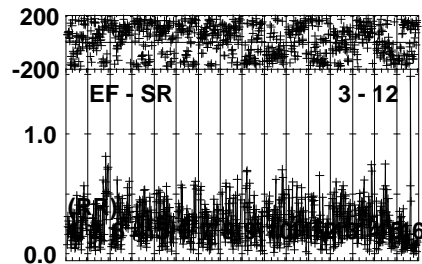
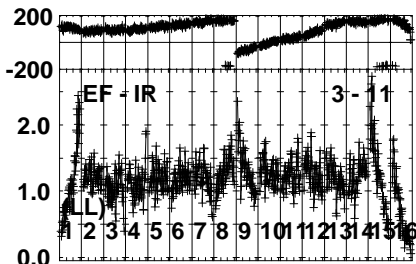
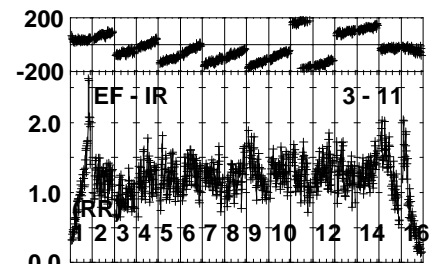
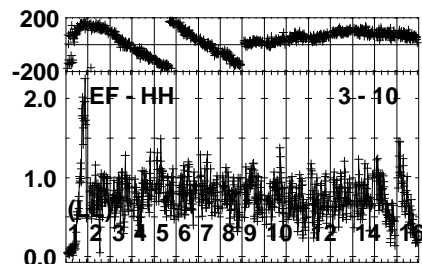
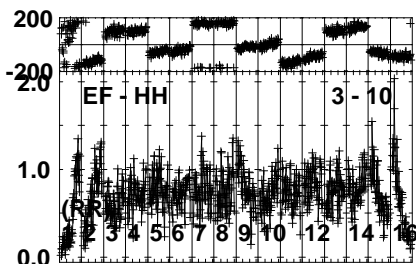
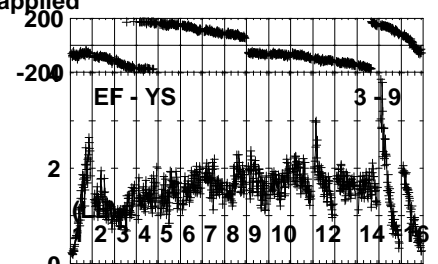
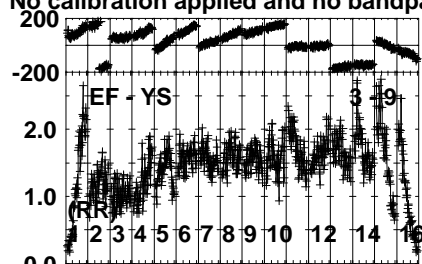
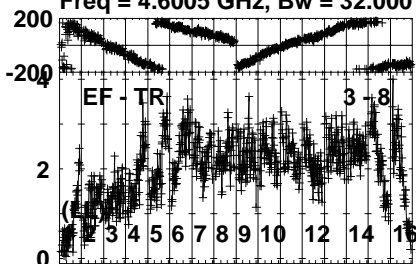
Lower frame: Milli Ampl Jy Top frame: Phas deg
Vector averaged cross-power spectrum Several baselines displayed
Timerange: 00/22:43:53 to 00/22:44:33

Plot file version 219 created 18-APR-2024 16:12:22

J1129+0951 RG014.UVDATA.1

Freq = 4.6005 GHz, Bw = 32.000 MH

No calibration applied and no bandpass applied

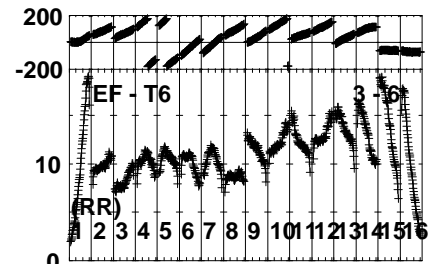
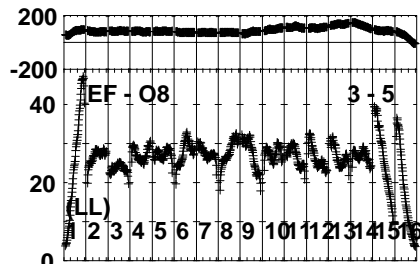
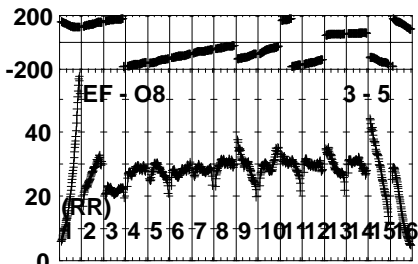
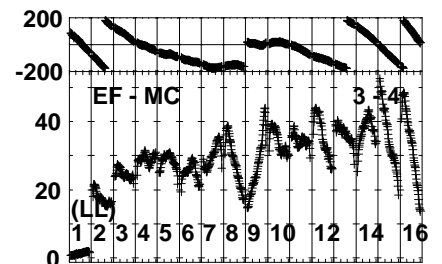
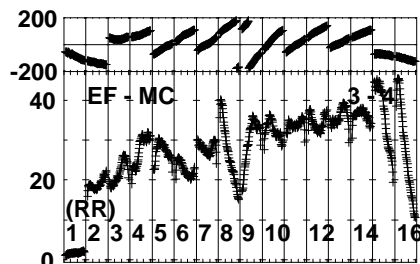
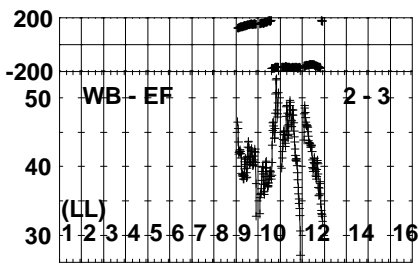
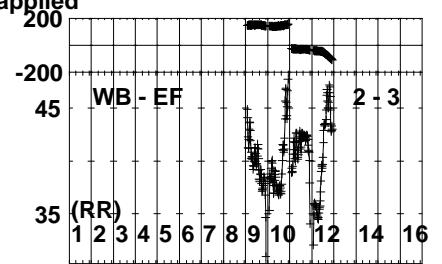
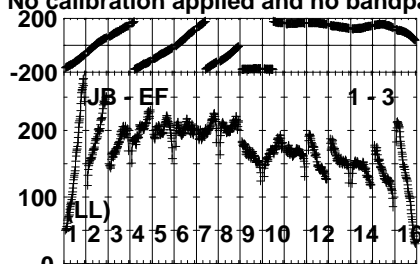
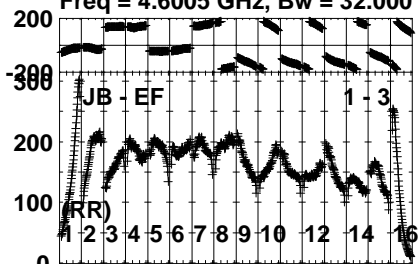


Lower frame: Milli Ampl Jy Top frame: Phas deg
Vector averaged cross-power spectrum Several baselines displayed
Timerange: 00/22:43:53 to 00/22:44:33

Plot file version 220 created 18-APR-2024 16:12:22

3C273 RG014.UVDATA.1

Freq = 4.6005 GHz, Bw = 32.000 MH No calibration applied and no bandpass applied

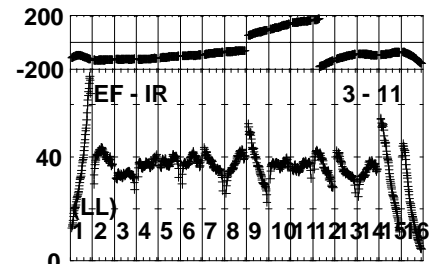
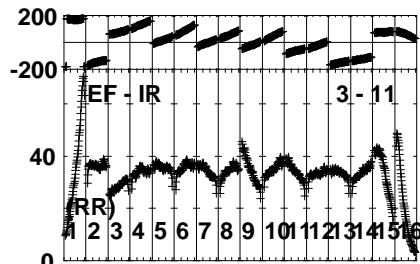
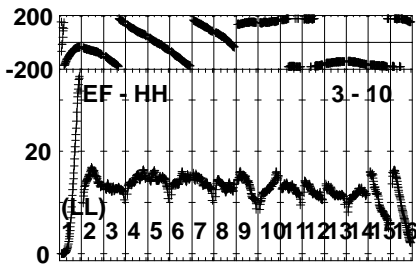
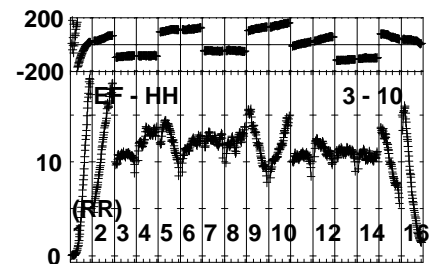
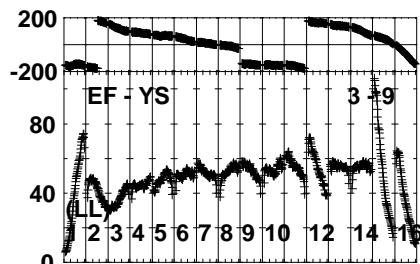
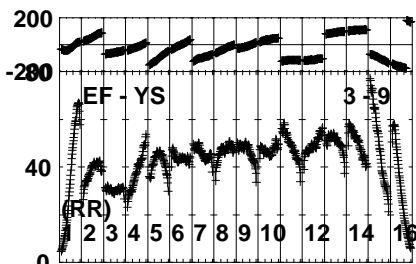
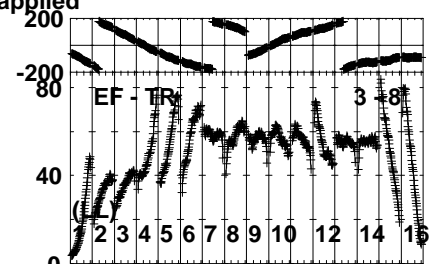
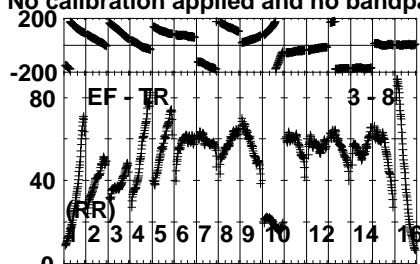
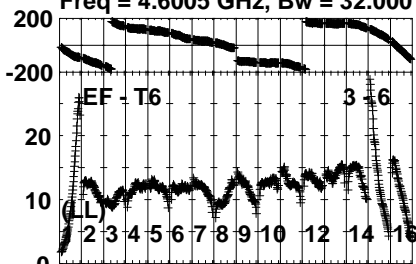


Lower frame: Milli Ampl Jy Top frame: Phas deg
Vector averaged cross-power spectrum Several baselines displayed
Timerange: 00/22:46:01 to 00/22:48:57

Plot file version 221 created 18-APR-2024 16:12:22

3C273 RG014.UVDATA.1

Freq = 4.6005 GHz, Bw = 32.000 MH No calibration applied and no bandpass applied



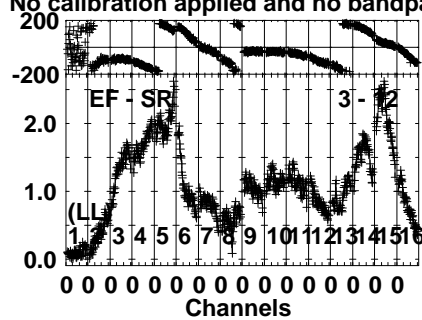
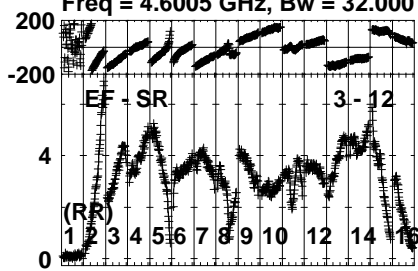
Lower frame: Milli Ampl Jy Top frame: Phas deg
Vector averaged cross-power spectrum Several baselines displayed
Timerange: 00/22:46:01 to 00/22:48:57

Plot file version 222 created 18-APR-2024 16:12:22

3C273 RG014.UVDATA.1

Freq = 4.6005 GHz, Bw = 32.000 MH

No calibration applied and no bandpass applied



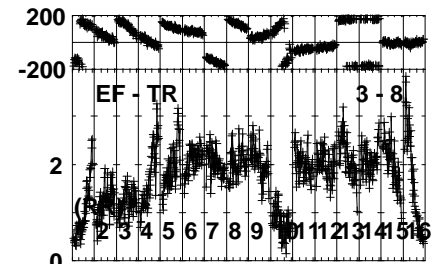
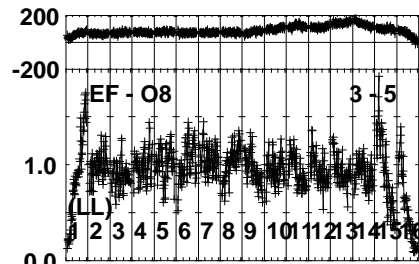
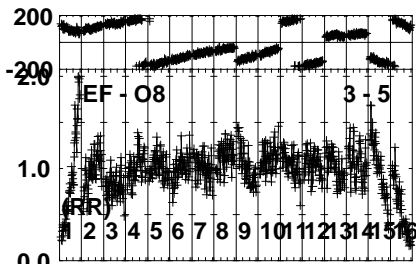
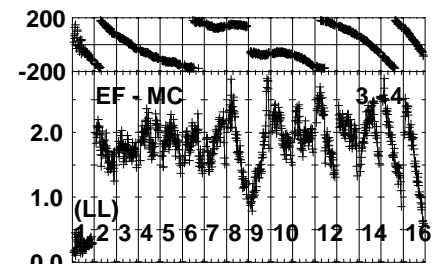
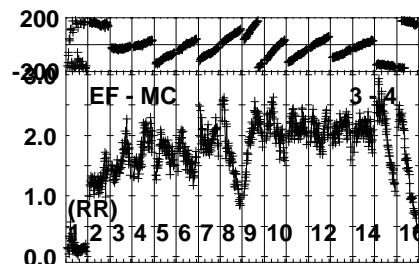
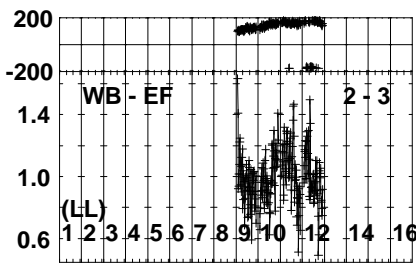
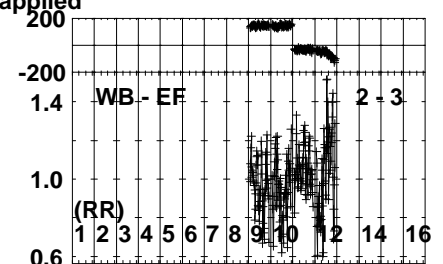
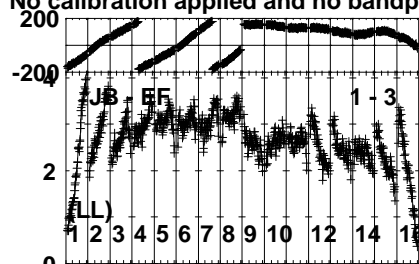
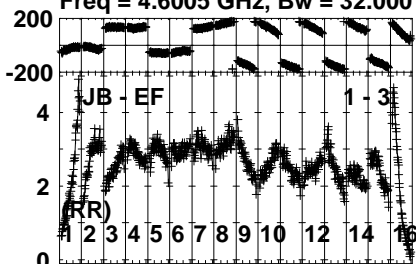
Lower frame: Milli Ampl Jy Top frame: Phas deg
Vector averaged cross-power spectrum Several baselines displayed
Timerange: 00/22:46:01 to 00/22:48:57

Plot file version 223 created 18-APR-2024 16:12:23

J1130+0846 RG014.UVDATA.1

Freq = 4.6005 GHz, Bw = 32.000 MH

No calibration applied and no bandpass applied

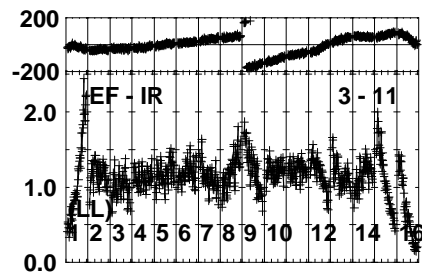
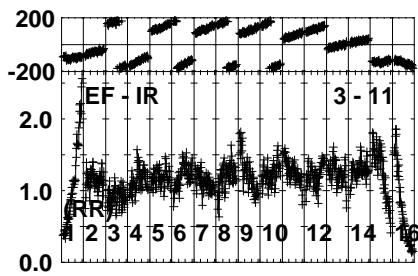
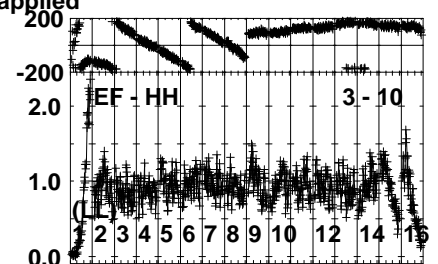
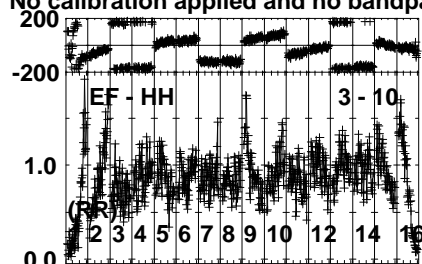
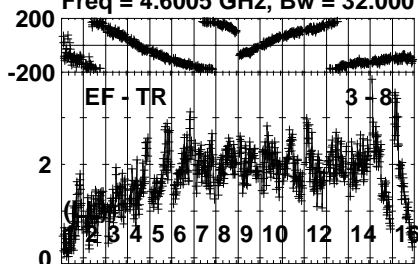


Lower frame: Milli Ampl Jy Top frame: Phas deg
 Vector averaged cross-power spectrum Several baselines displayed
 Timerange: 00/23:01:02 to 00/23:01:42

Plot file version 224 created 18-APR-2024 16:12:23

J1130+0846 RG014.UVDATA.1

Freq = 4.6005 GHz, Bw = 32.000 MH No calibration applied and no bandpass applied

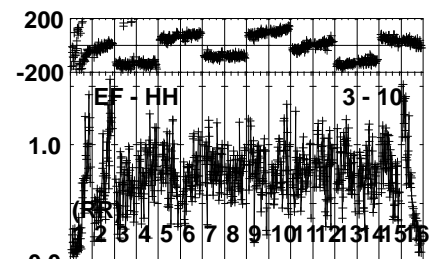
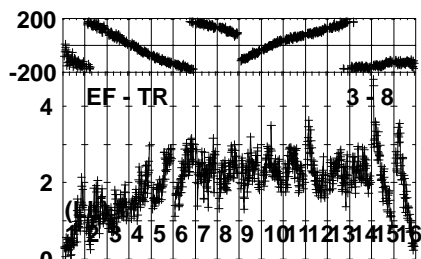
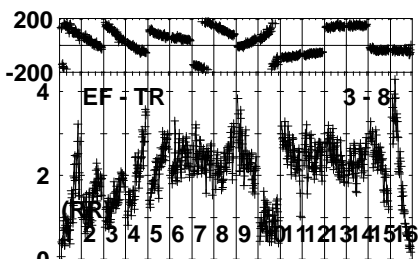
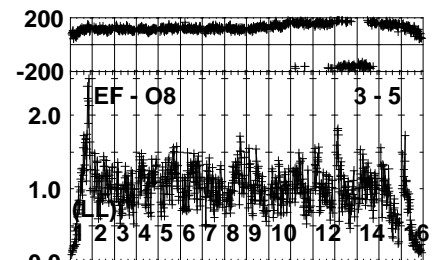
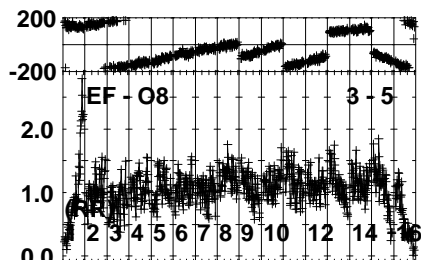
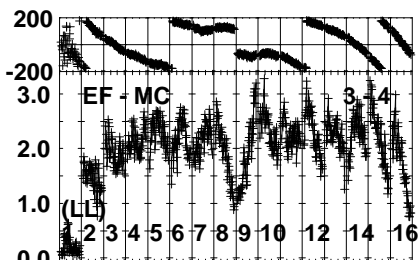
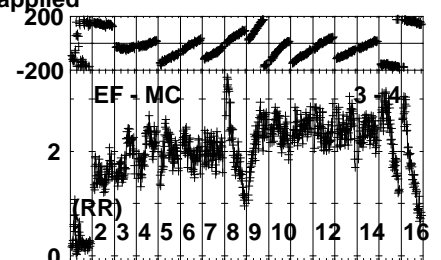
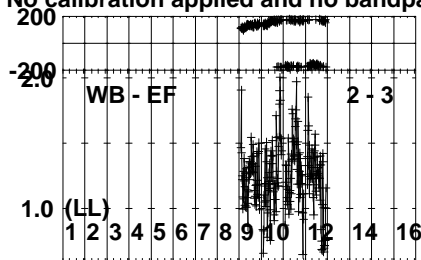
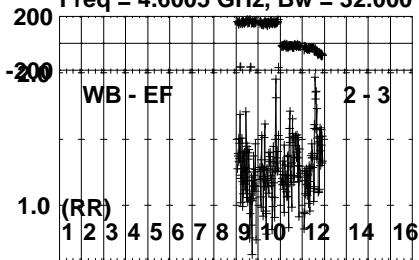


Lower frame: Milli Ampl Jy Top frame: Phas deg
Vector averaged cross-power spectrum Several baselines displayed
Timerange: 00/23:01:02 to 00/23:01:42

Plot file version 225 created 18-APR-2024 16:12:23

J1129+0951 RG014.UVDATA.1

Freq = 4.6005 GHz, Bw = 32.000 MH No calibration applied and no bandpass applied

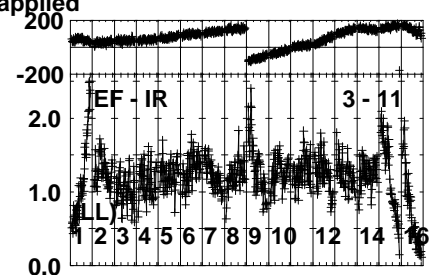
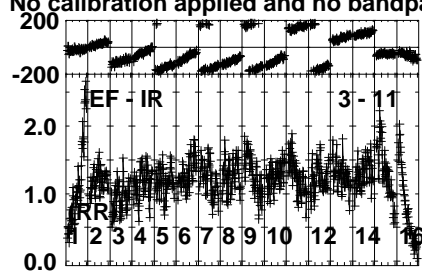
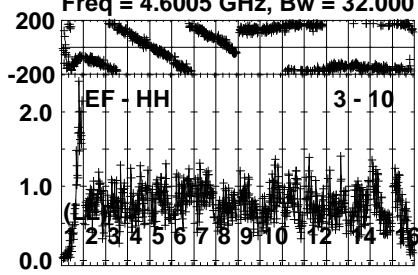


Lower frame: Milli Ampl Jy Top frame: Phas deg
Vector averaged cross-power spectrum Several baselines displayed
Timerange: 00/23:02:05 to 00/23:02:45

Plot file version 226 created 18-APR-2024 16:12:23

J1129+0951 RG014.UVDATA.1

Freq = 4.6005 GHz, Bw = 32.000 MH No calibration applied and no bandpass applied

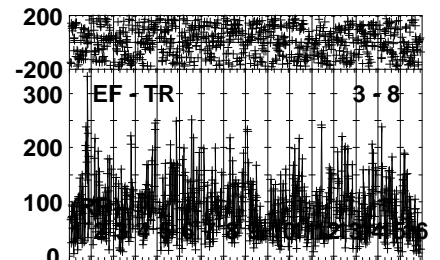
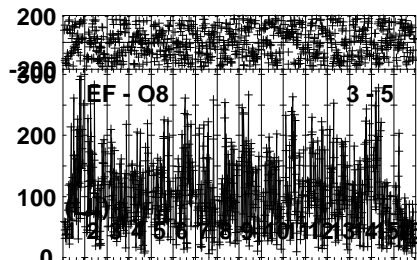
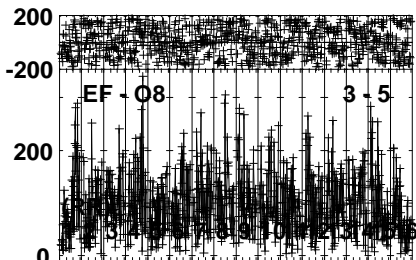
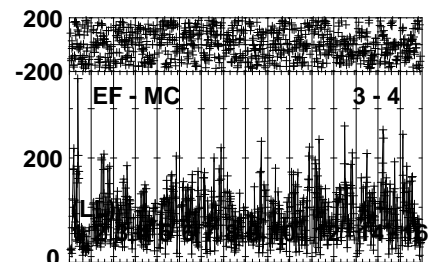
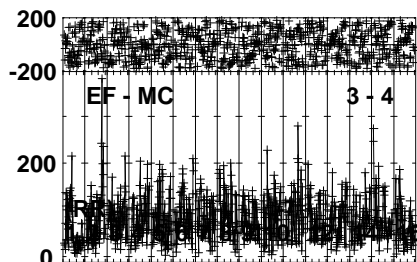
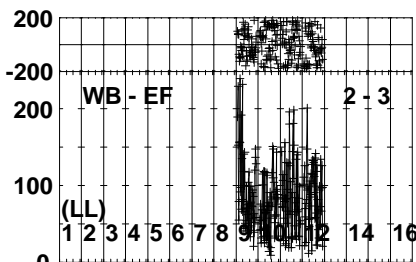
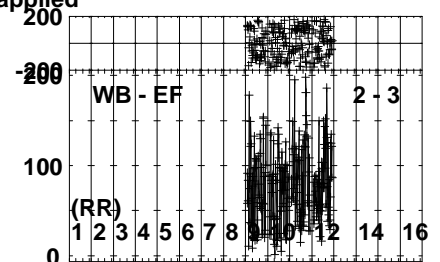
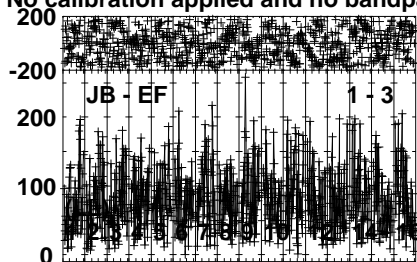
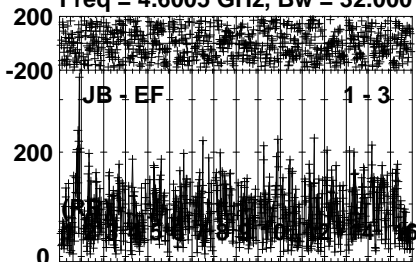


Lower frame: Milli Ampl Jy Top frame: Phas deg
Vector averaged cross-power spectrum Several baselines displayed
Timerange: 00/23:02:05 to 00/23:02:45

Plot file version 227 created 18-APR-2024 16:12:23

SN2022XXF RG014.UVDATA.1

Freq = 4.6005 GHz, Bw = 32.000 MH No calibration applied and no bandpass applied

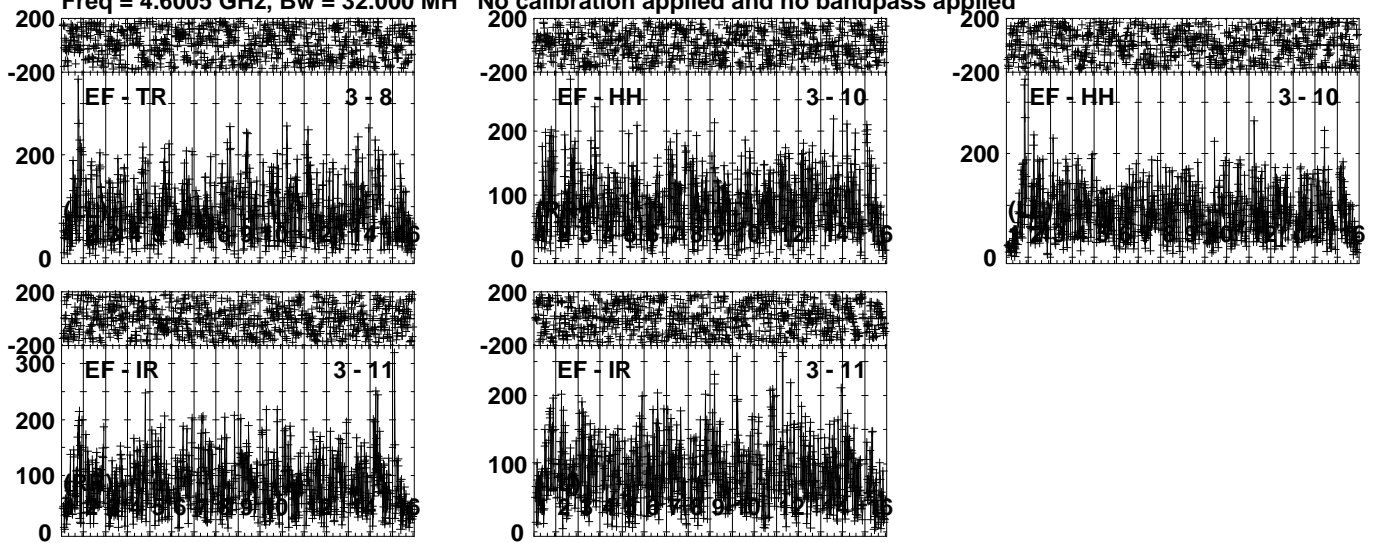


Lower frame: Micro Ampl Jy Top frame: Phas deg
Vector averaged cross-power spectrum Several baselines displayed
Timerange: 00/23:03:05 to 00/23:06:01

Plot file version 228 created 18-APR-2024 16:12:23

SN2022XXF RG014.UVDATA.1

Freq = 4.6005 GHz, Bw = 32.000 MH No calibration applied and no bandpass applied

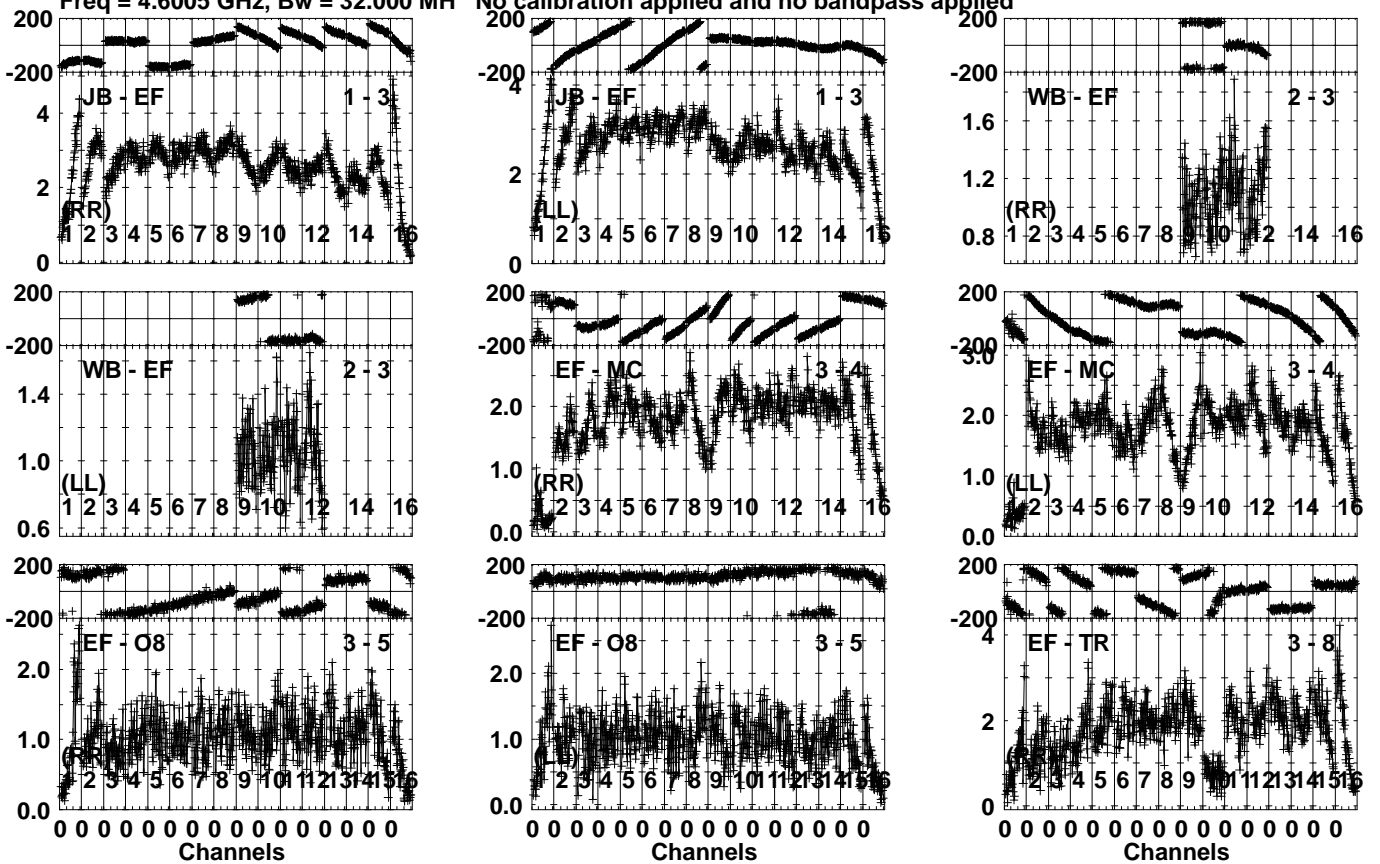


Lower frame: Micro Ampl Jy Top frame: Phas deg
Vector averaged cross-power spectrum Several baselines displayed
Timerange: 00/23:03:05 to 00/23:06:01

Plot file version 229 created 18-APR-2024 16:12:23

J1130+0846 RG014.UVDATA.1

Freq = 4.6005 GHz, Bw = 32.000 MH No calibration applied and no bandpass applied

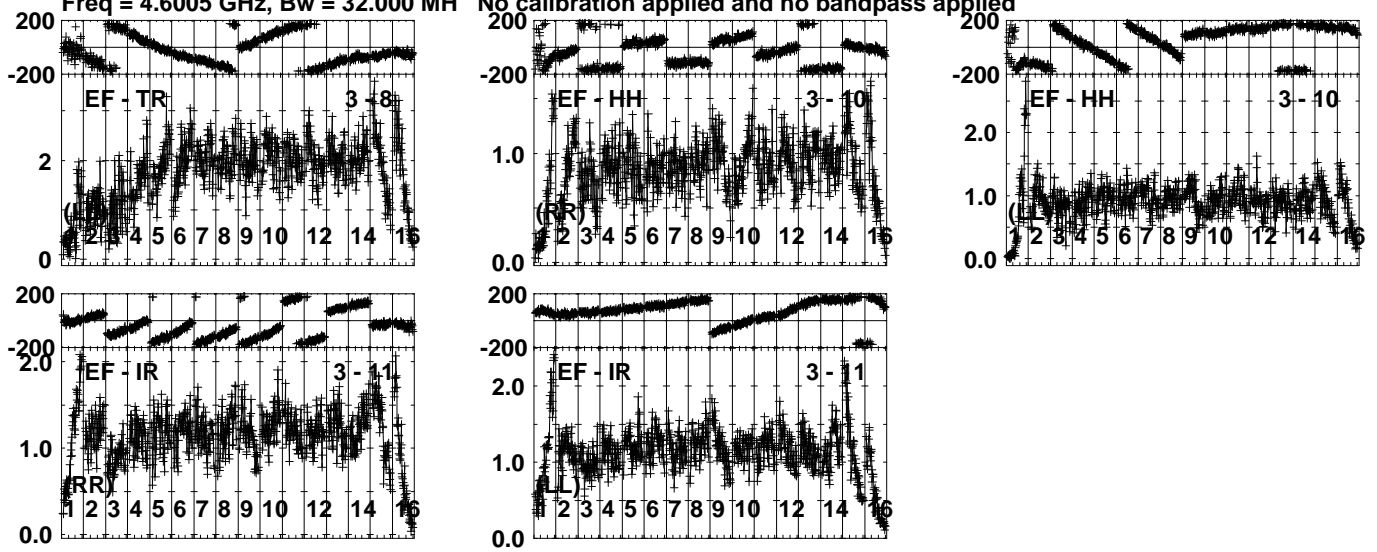


Lower frame: Milli Ampl Jy Top frame: Phas deg
Vector averaged cross-power spectrum Several baselines displayed
Timerange: 00/23:06:18 to 00/23:06:58

Plot file version 230 created 18-APR-2024 16:12:24

J1130+0846 RG014.UVDATA.1

Freq = 4.6005 GHz, Bw = 32.000 MH No calibration applied and no bandpass applied

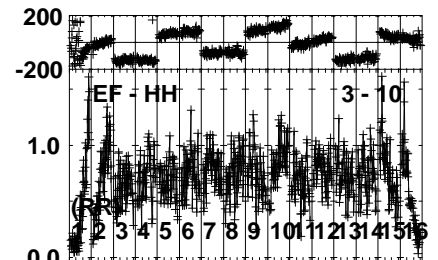
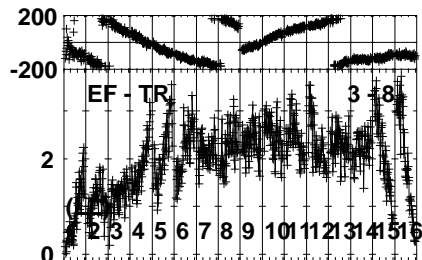
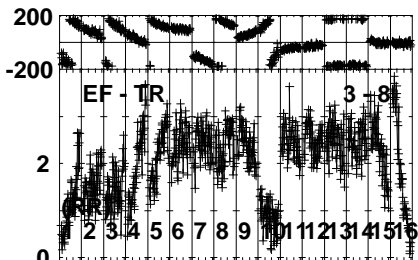
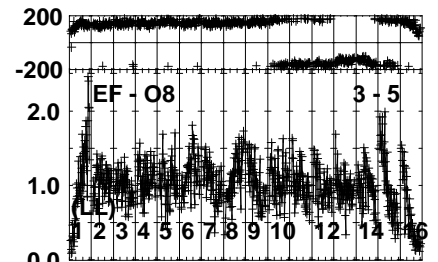
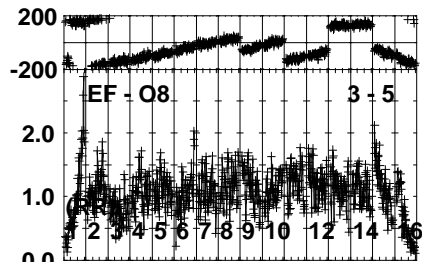
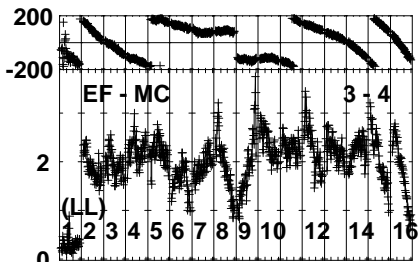
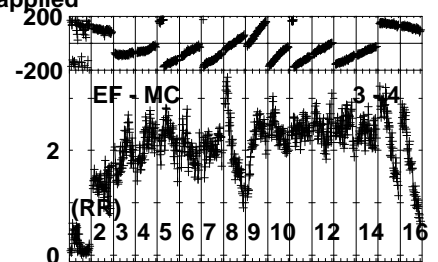
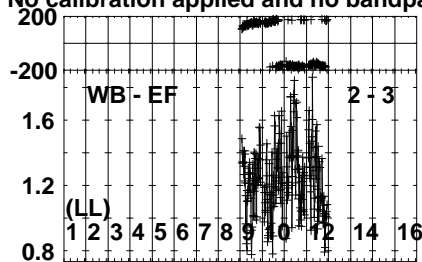
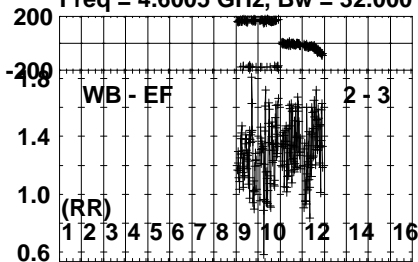


Lower frame: Milli Ampl Jy Top frame: Phas deg
Vector averaged cross-power spectrum Several baselines displayed
Timerange: 00/23:06:18 to 00/23:06:58

Plot file version 231 created 18-APR-2024 16:12:24

J1129+0951 RG014.UVDATA.1

Freq = 4.6005 GHz, Bw = 32.000 MH No calibration applied and no bandpass applied



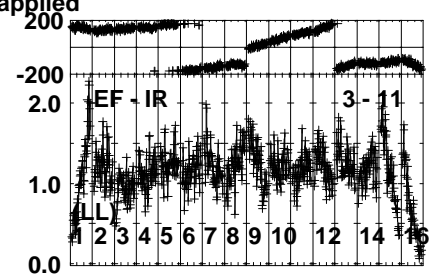
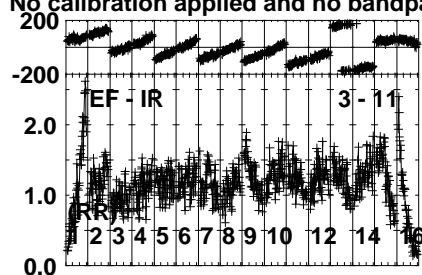
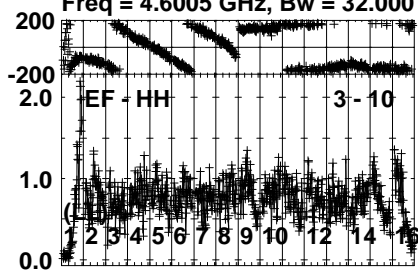
Lower frame: Milli Ampl Jy Top frame: Phas deg
Vector averaged cross-power spectrum Several baselines displayed
Timerange: 00/23:07:21 to 00/23:08:01

Plot file version 232 created 18-APR-2024 16:12:24

J1129+0951 RG014.UVDATA.1

Freq = 4.6005 GHz, Bw = 32.000 MH

No calibration applied and no bandpass applied

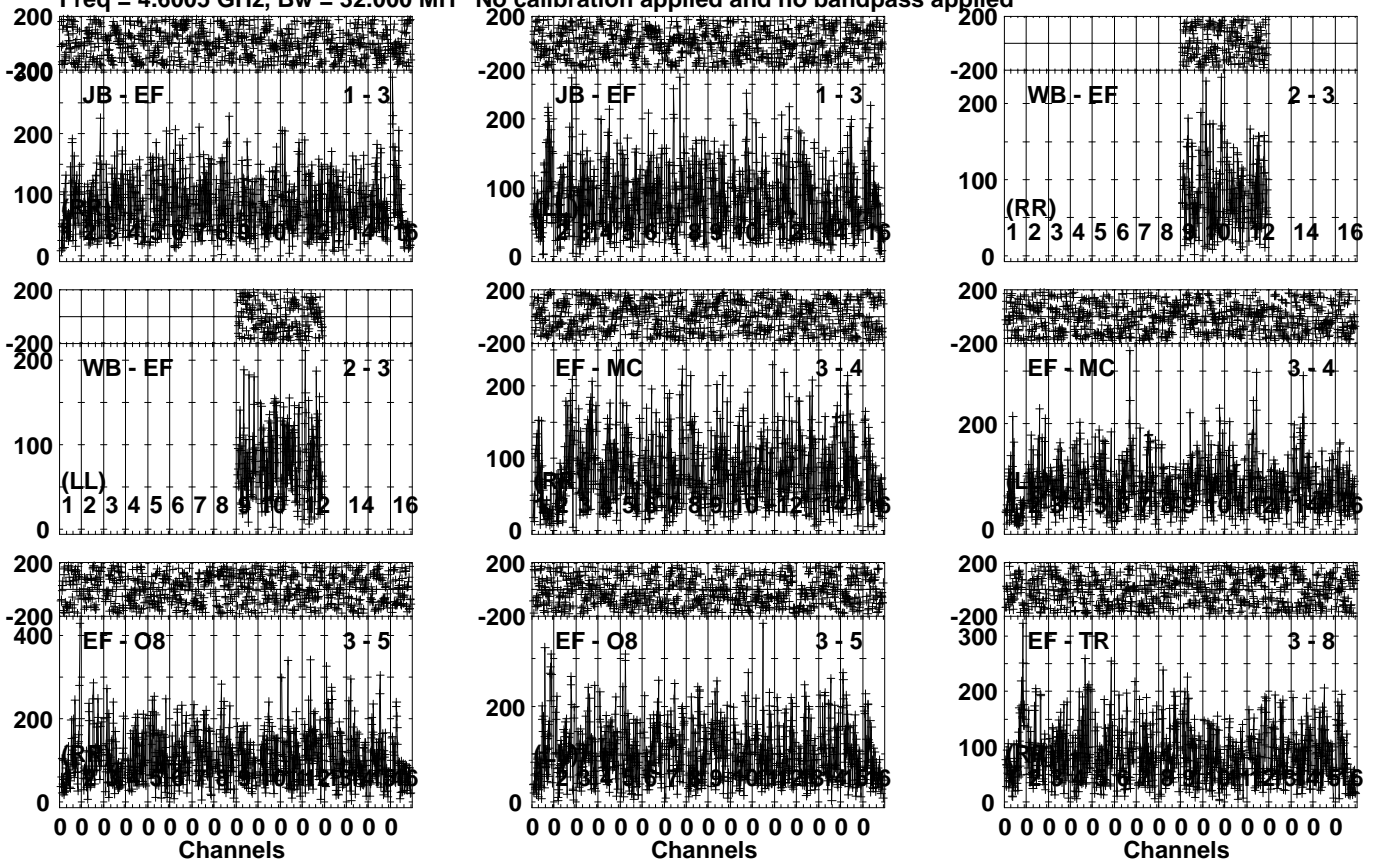


Lower frame: Milli Ampl Jy Top frame: Phas deg
Vector averaged cross-power spectrum Several baselines displayed
Timerange: 00/23:07:21 to 00/23:08:01

Plot file version 233 created 18-APR-2024 16:12:24

SN2022XXF RG014.UVDATA.1

Freq = 4.6005 GHz, Bw = 32.000 MH No calibration applied and no bandpass applied

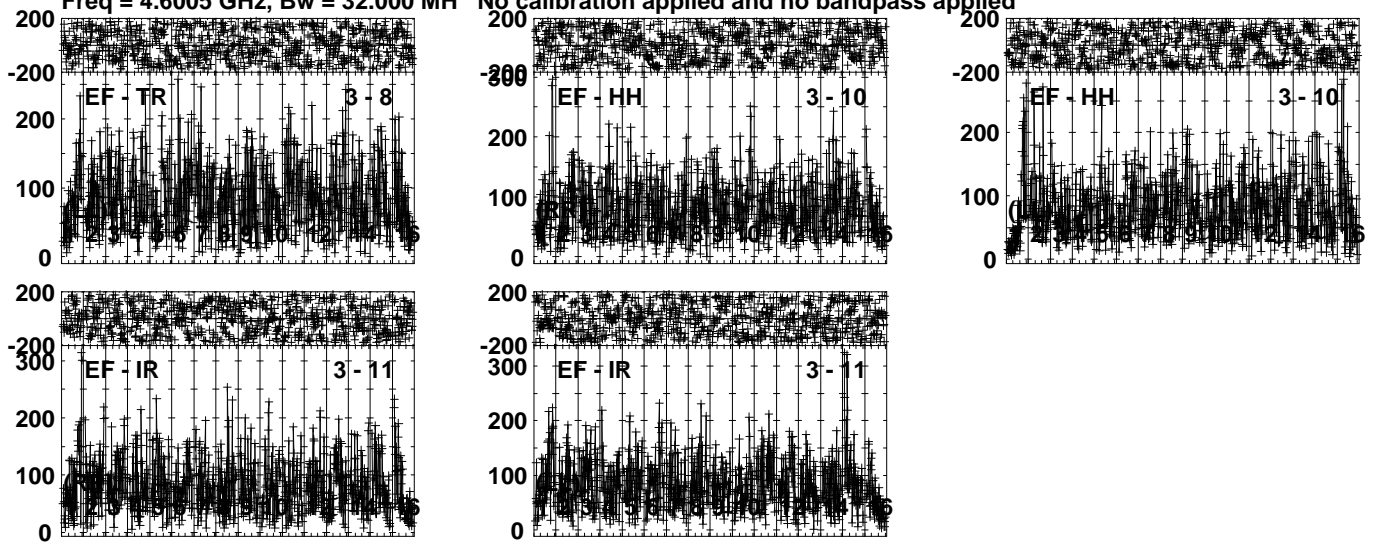


Lower frame: Micro Ampl Jy Top frame: Phas deg
Vector averaged cross-power spectrum Several baselines displayed
Timerange: 00/23:08:21 to 00/23:11:17

Plot file version 234 created 18-APR-2024 16:12:24

SN2022XXF RG014.UVDATA.1

Freq = 4.6005 GHz, Bw = 32.000 MH No calibration applied and no bandpass applied

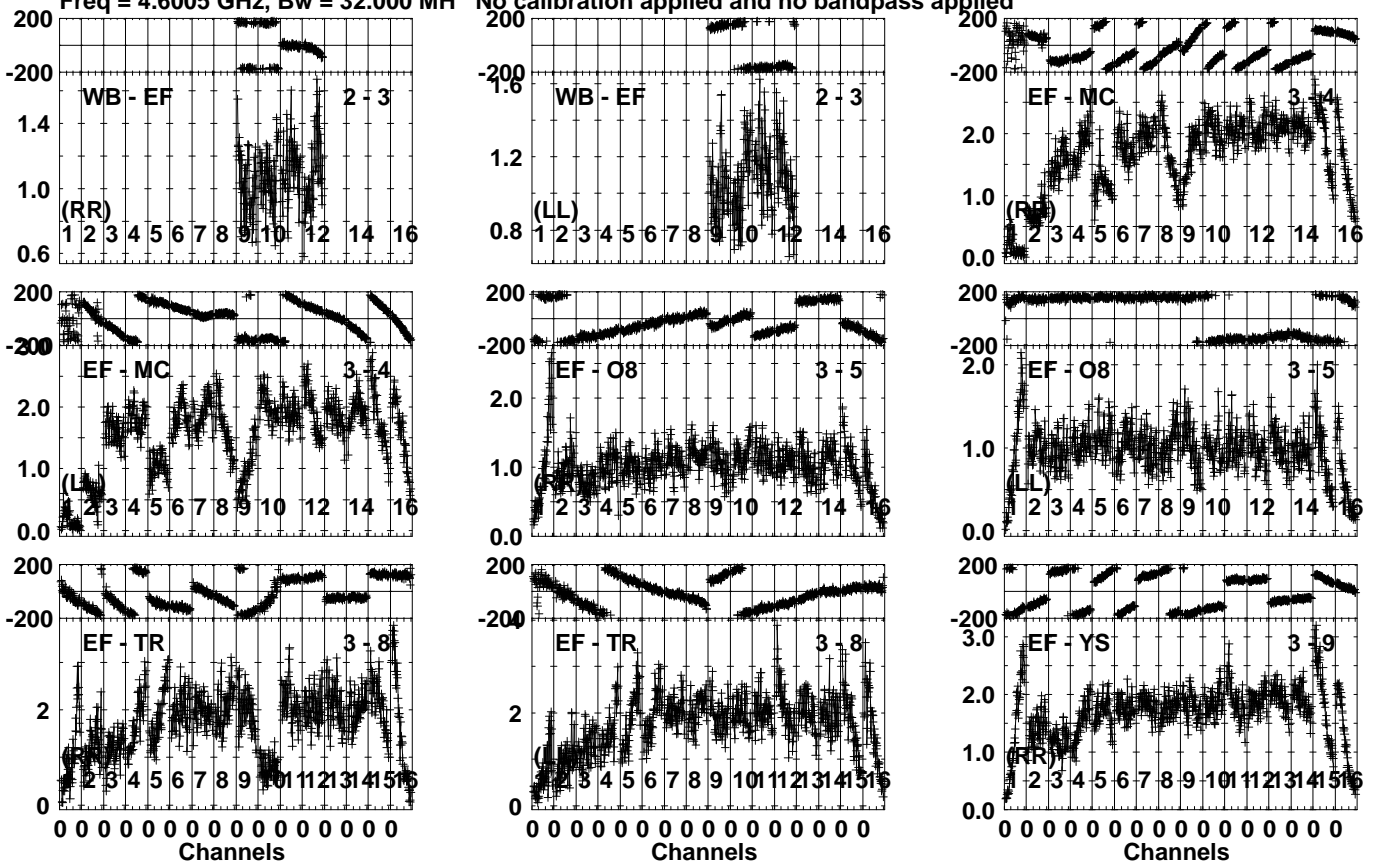


Lower frame: Micro Ampl Jy Top frame: Phas deg
Vector averaged cross-power spectrum Several baselines displayed
Timerange: 00/23:08:21 to 00/23:11:17

Plot file version 235 created 18-APR-2024 16:12:24

J1130+0846 RG014.UVDATA.1

Freq = 4.6005 GHz, Bw = 32.000 MH No calibration applied and no bandpass applied

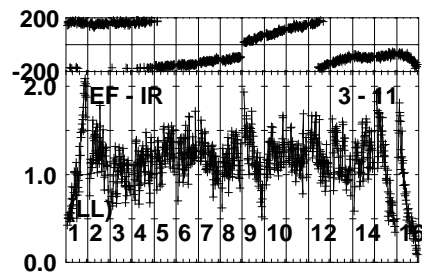
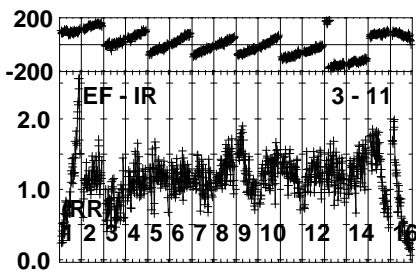
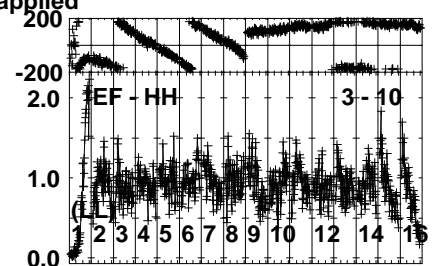
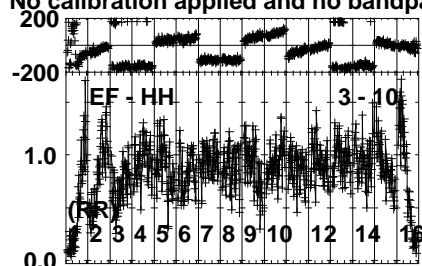
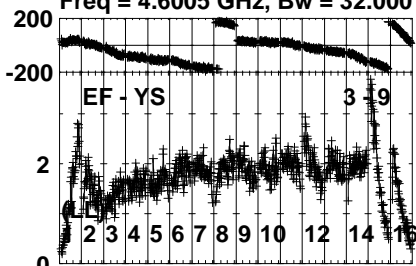


Lower frame: Milli Ampl Jy Top frame: Phas deg
Vector averaged cross-power spectrum Several baselines displayed
Timerange: 00/23:11:34 to 00/23:12:14

Plot file version 236 created 18-APR-2024 16:12:24

J1130+0846 RG014.UVDATA.1

Freq = 4.6005 GHz, Bw = 32.000 MH No calibration applied and no bandpass applied



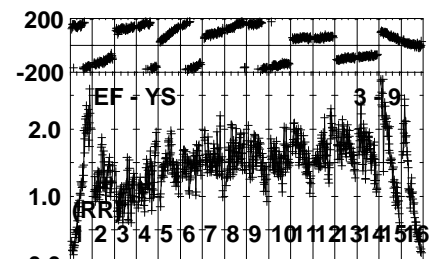
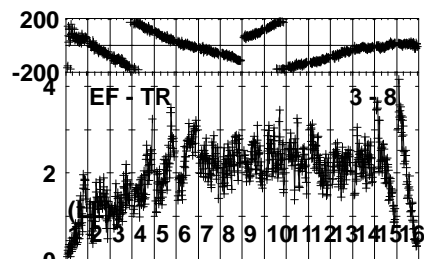
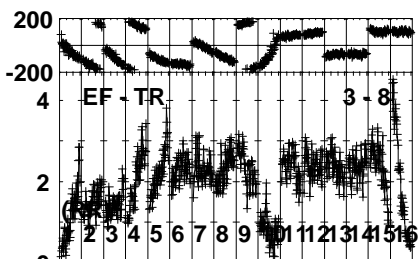
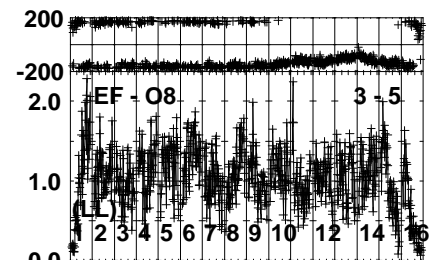
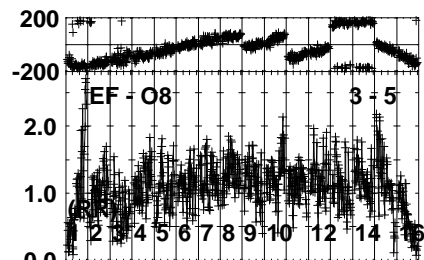
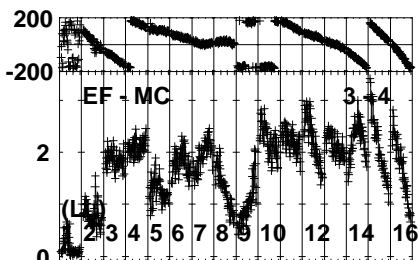
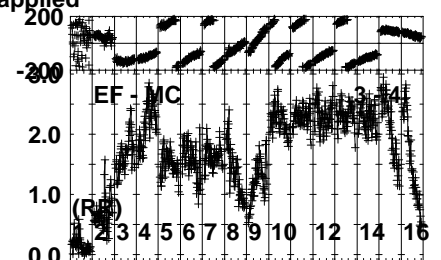
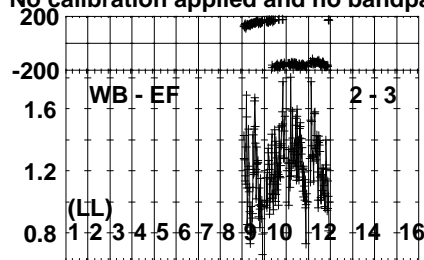
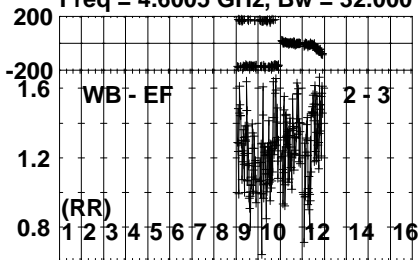
Lower frame: Milli Ampl Jy Top frame: Phas deg
Vector averaged cross-power spectrum Several baselines displayed
Timerange: 00/23:11:34 to 00/23:12:14

Plot file version 237 created 18-APR-2024 16:12:24

J1129+0951 RG014.UVDATA.1

Freq = 4.6005 GHz, Bw = 32.000 MH

No calibration applied and no bandpass applied



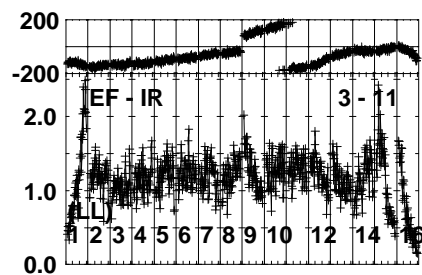
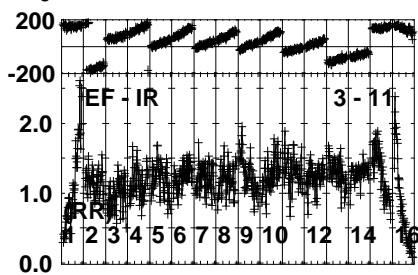
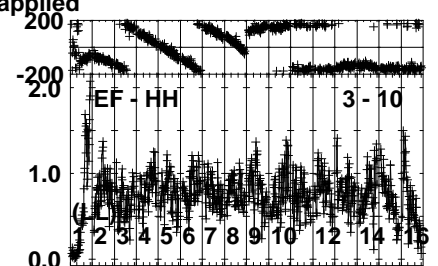
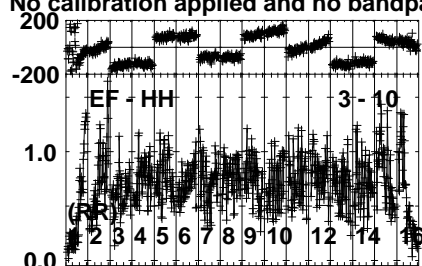
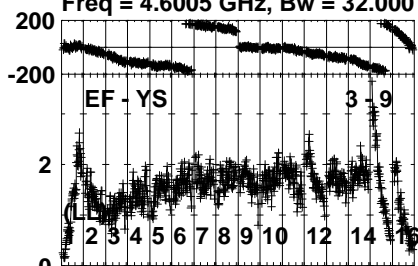
Lower frame: Milli Ampl Jy Top frame: Phas deg
Vector averaged cross-power spectrum Several baselines displayed
Timerange: 00/23:12:37 to 00/23:13:17

Plot file version 238 created 18-APR-2024 16:12:24

J1129+0951 RG014.UVDATA.1

Freq = 4.6005 GHz, Bw = 32.000 MH

No calibration applied and no bandpass applied

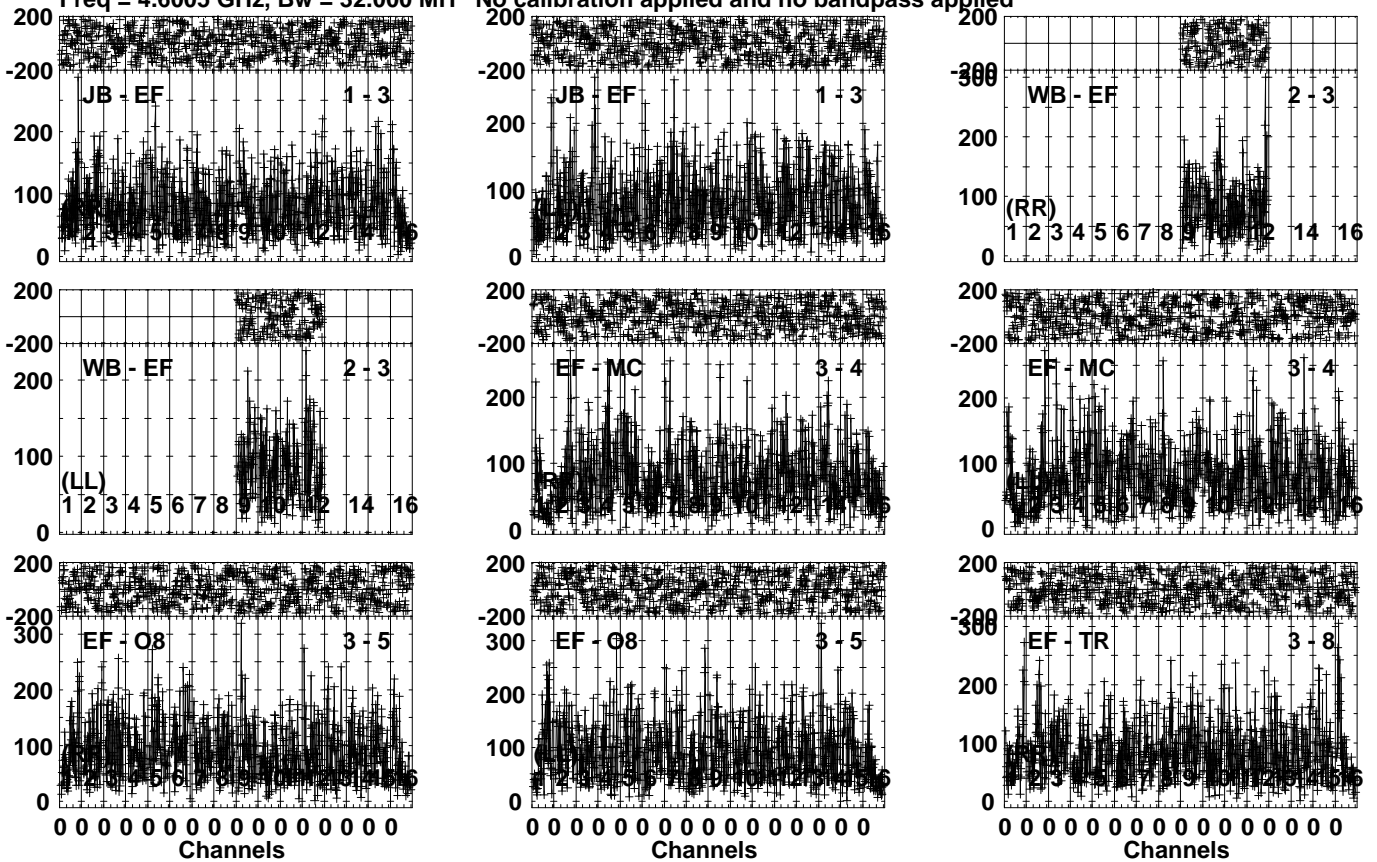


Lower frame: Milli Ampl Jy Top frame: Phas deg
Vector averaged cross-power spectrum Several baselines displayed
Timerange: 00/23:12:37 to 00/23:13:17

Plot file version 239 created 18-APR-2024 16:12:25

SN2022XXF RG014.UVDATA.1

Freq = 4.6005 GHz, Bw = 32.000 MH No calibration applied and no bandpass applied

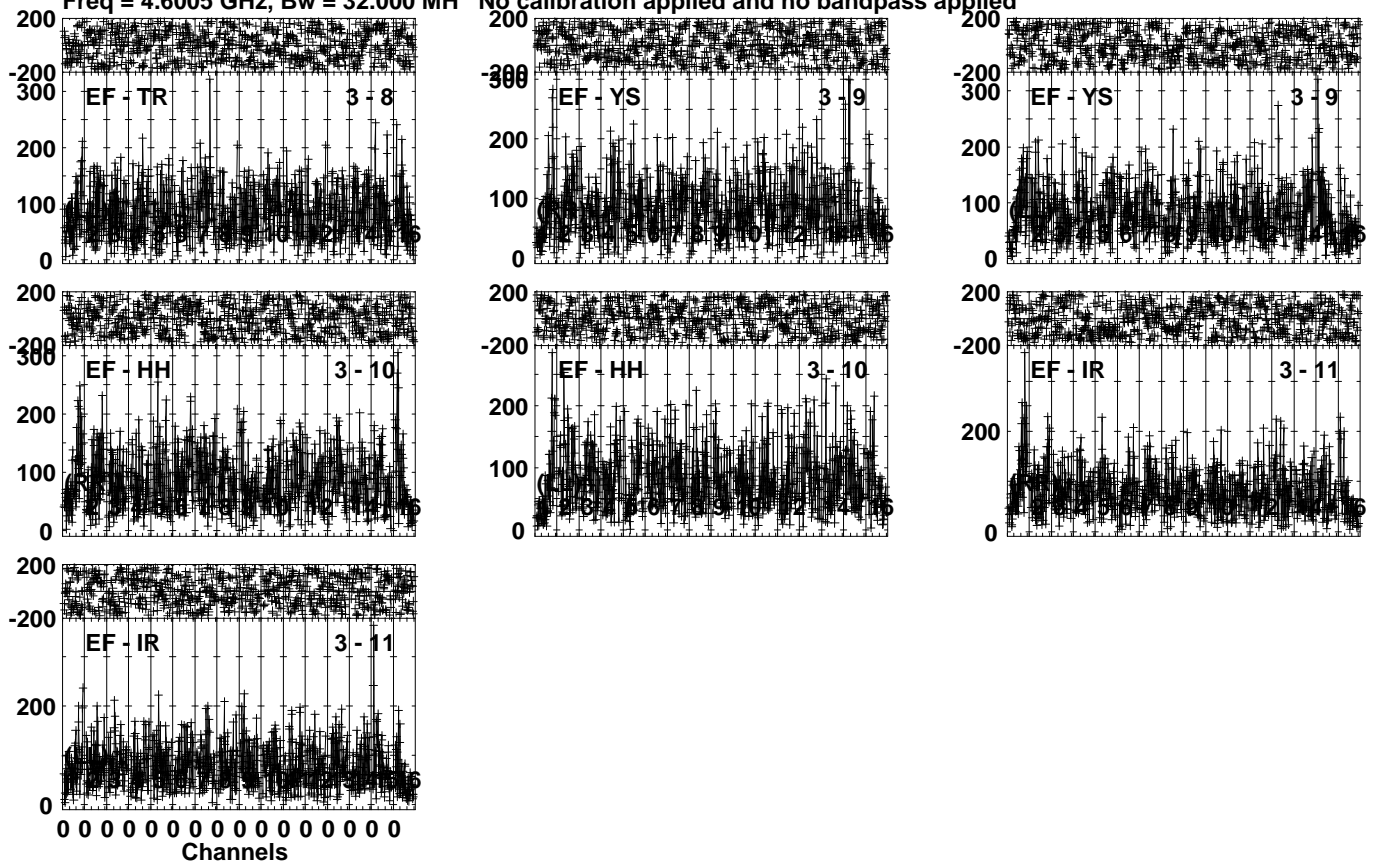


Lower frame: Micro Ampl Jy Top frame: Phas deg
Vector averaged cross-power spectrum Several baselines displayed
Timerange: 00/23:13:37 to 00/23:16:33

Plot file version 240 created 18-APR-2024 16:12:25

SN2022XXF RG014.UVDATA.1

Freq = 4.6005 GHz, Bw = 32.000 MH No calibration applied and no bandpass applied



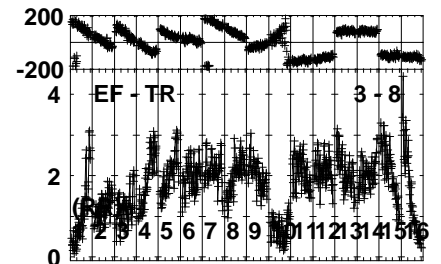
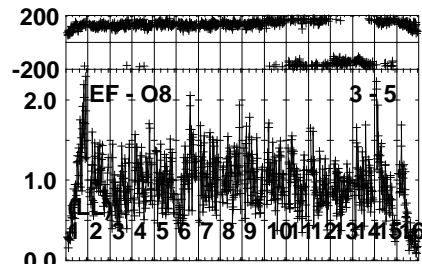
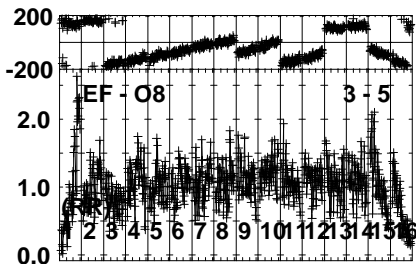
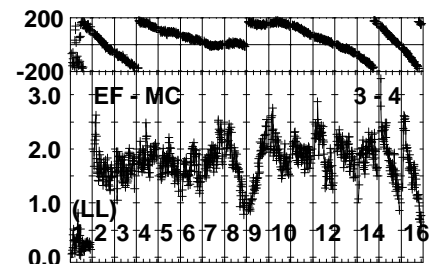
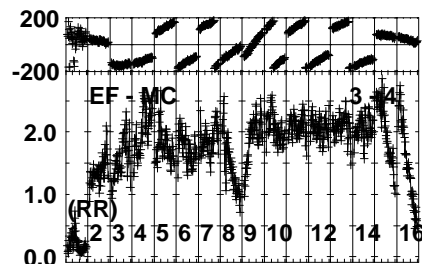
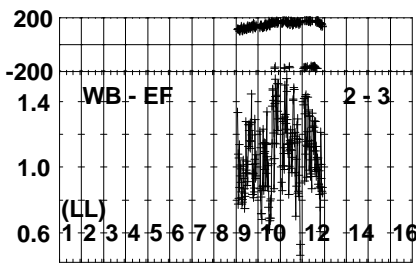
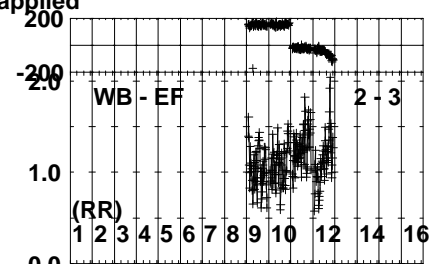
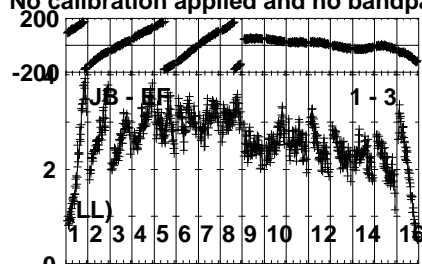
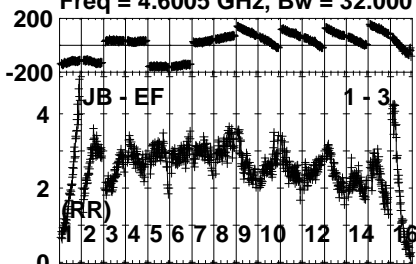
Lower frame: Micro Ampl Jy Top frame: Phas deg
Vector averaged cross-power spectrum Several baselines displayed
Timerange: 00/23:13:37 to 00/23:16:33

Plot file version 241 created 18-APR-2024 16:12:25

J1130+0846 RG014.UVDATA.1

Freq = 4.6005 GHz, Bw = 32.000 MH

No calibration applied and no bandpass applied

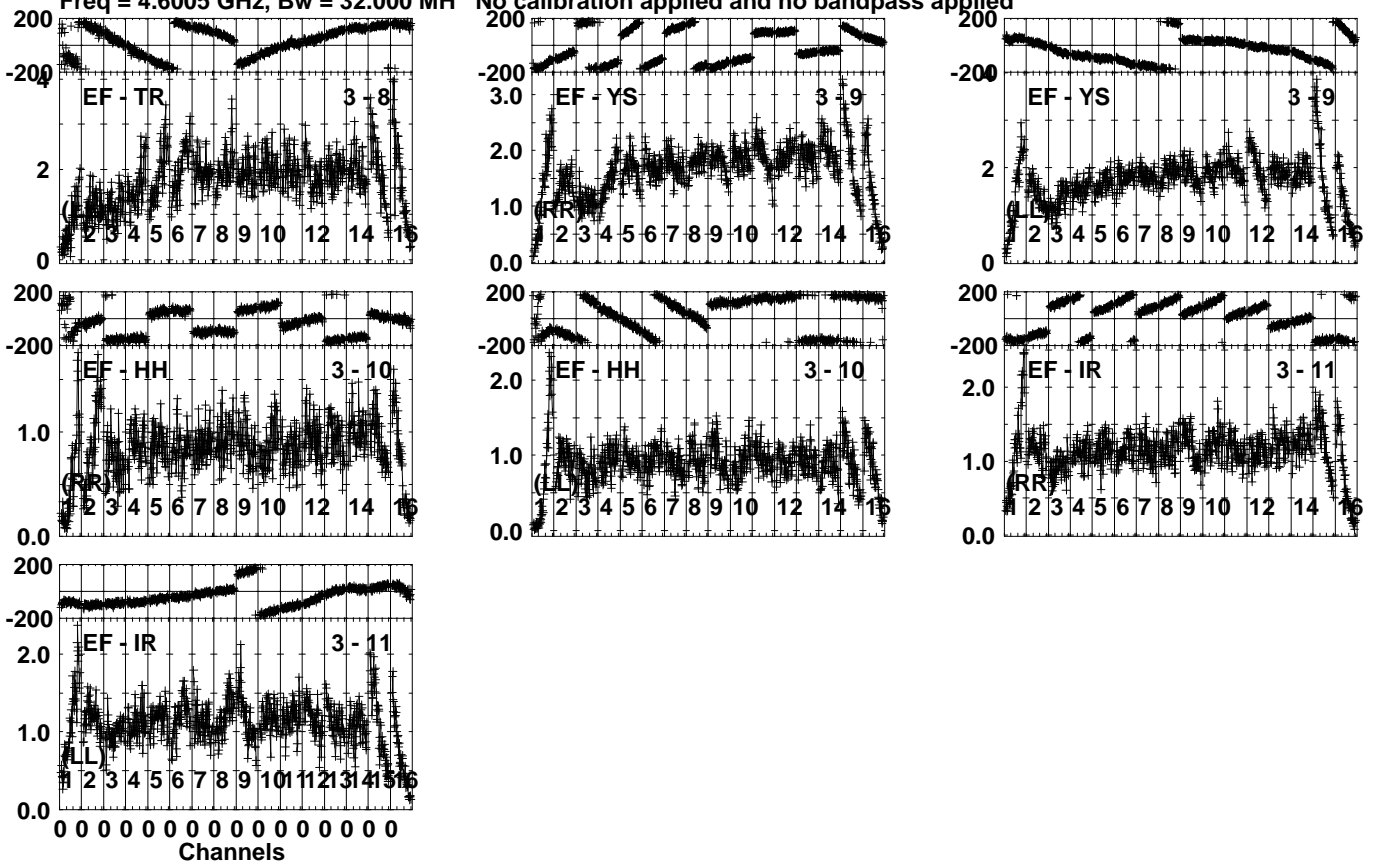


Lower frame: Milli Ampl Jy Top frame: Phas deg
Vector averaged cross-power spectrum Several baselines displayed
Timerange: 00/23:16:50 to 00/23:17:30

Plot file version 242 created 18-APR-2024 16:12:25

J1130+0846 RG014.UVDATA.1

Freq = 4.6005 GHz, Bw = 32.000 MH No calibration applied and no bandpass applied

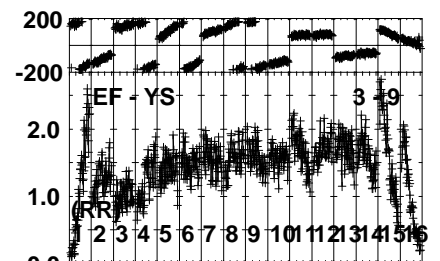
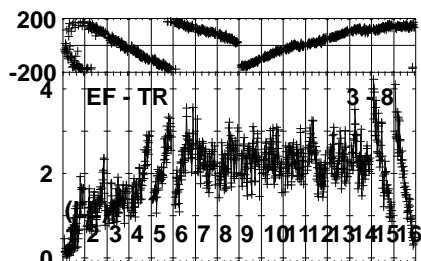
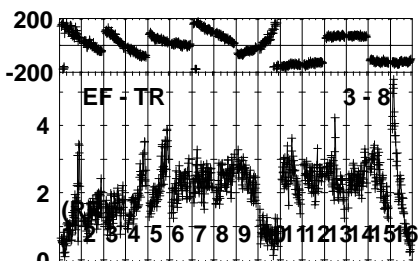
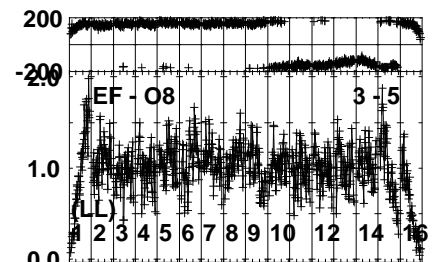
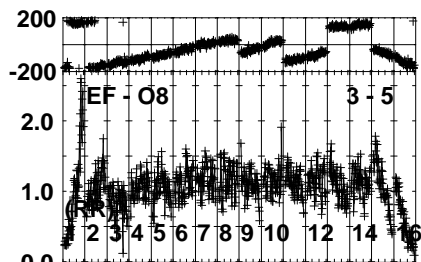
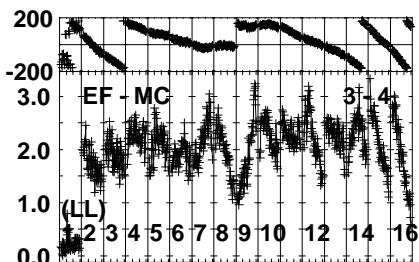
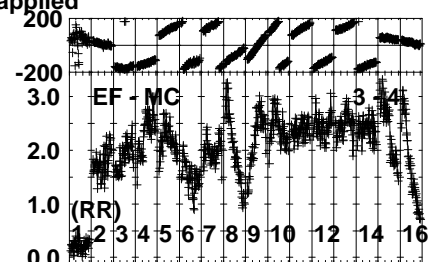
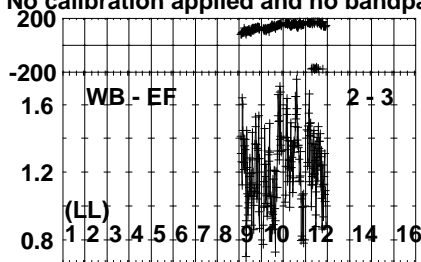
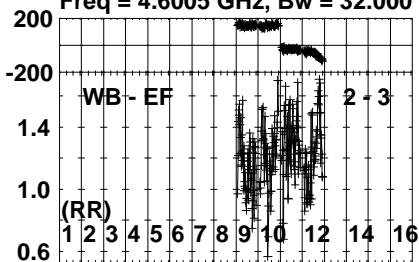


Lower frame: Milli Ampl Jy Top frame: Phas deg
Vector averaged cross-power spectrum Several baselines displayed
Timerange: 00/23:16:50 to 00/23:17:30

Plot file version 243 created 18-APR-2024 16:12:25

J1129+0951 RG014.UVDATA.1

Freq = 4.6005 GHz, Bw = 32.000 MH No calibration applied and no bandpass applied

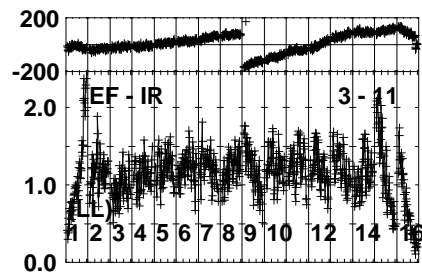
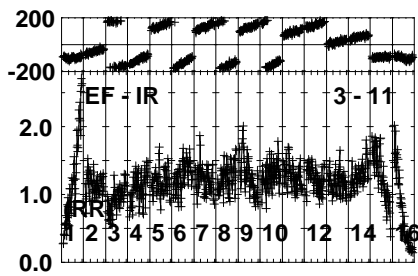
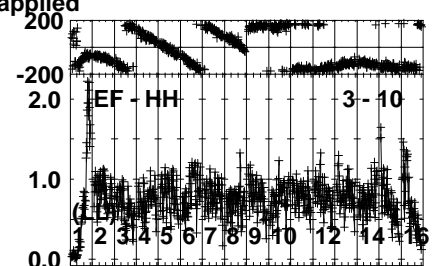
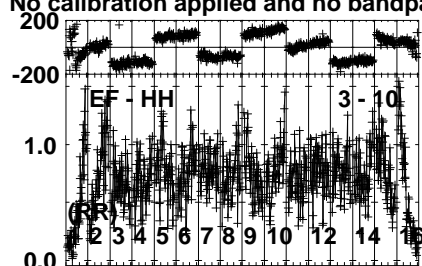
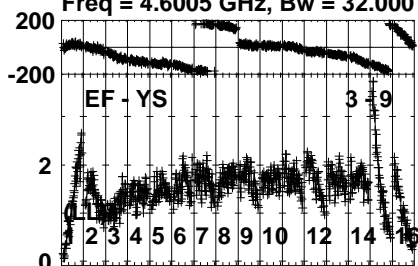


Lower frame: Milli Ampl Jy Top frame: Phas deg
Vector averaged cross-power spectrum Several baselines displayed
Timerange: 00/23:17:53 to 00/23:18:33

Plot file version 244 created 18-APR-2024 16:12:25

J1129+0951 RG014.UVDATA.1

Freq = 4.6005 GHz, Bw = 32.000 MH No calibration applied and no bandpass applied

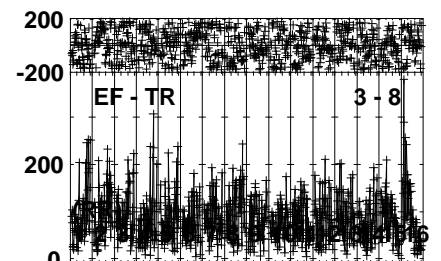
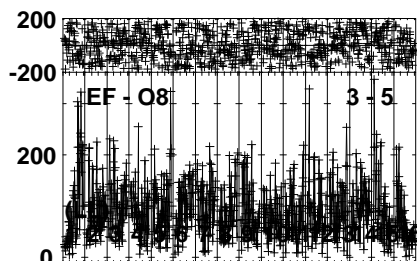
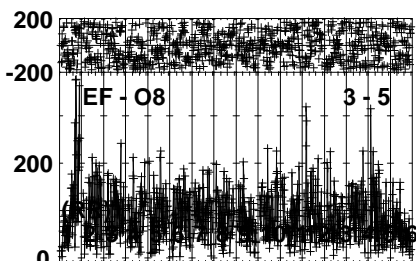
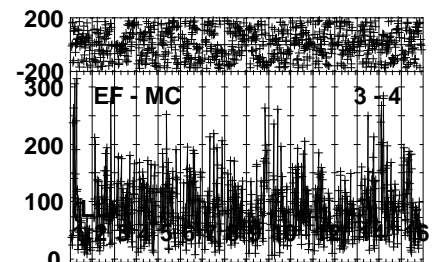
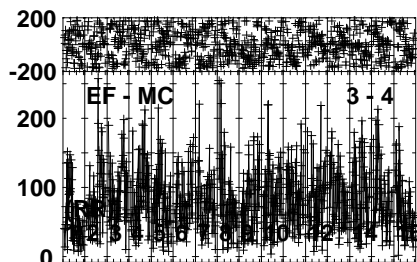
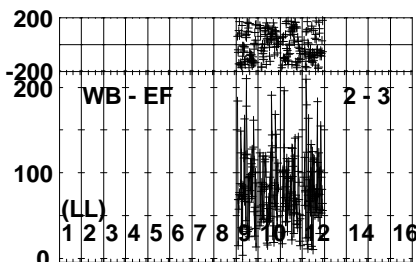
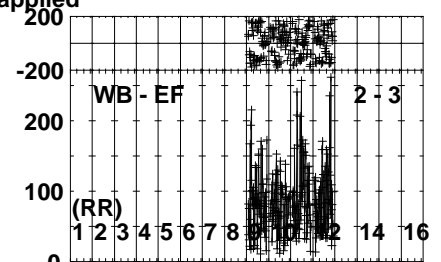
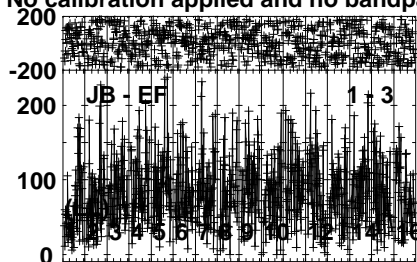
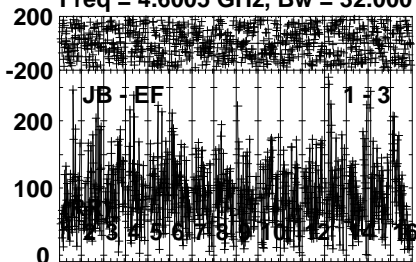


Lower frame: Milli Ampl Jy Top frame: Phas deg
Vector averaged cross-power spectrum Several baselines displayed
Timerange: 00/23:17:53 to 00/23:18:33

Plot file version 245 created 18-APR-2024 16:12:25

SN2022XXF RG014.UVDATA.1

Freq = 4.6005 GHz, Bw = 32.000 MH No calibration applied and no bandpass applied

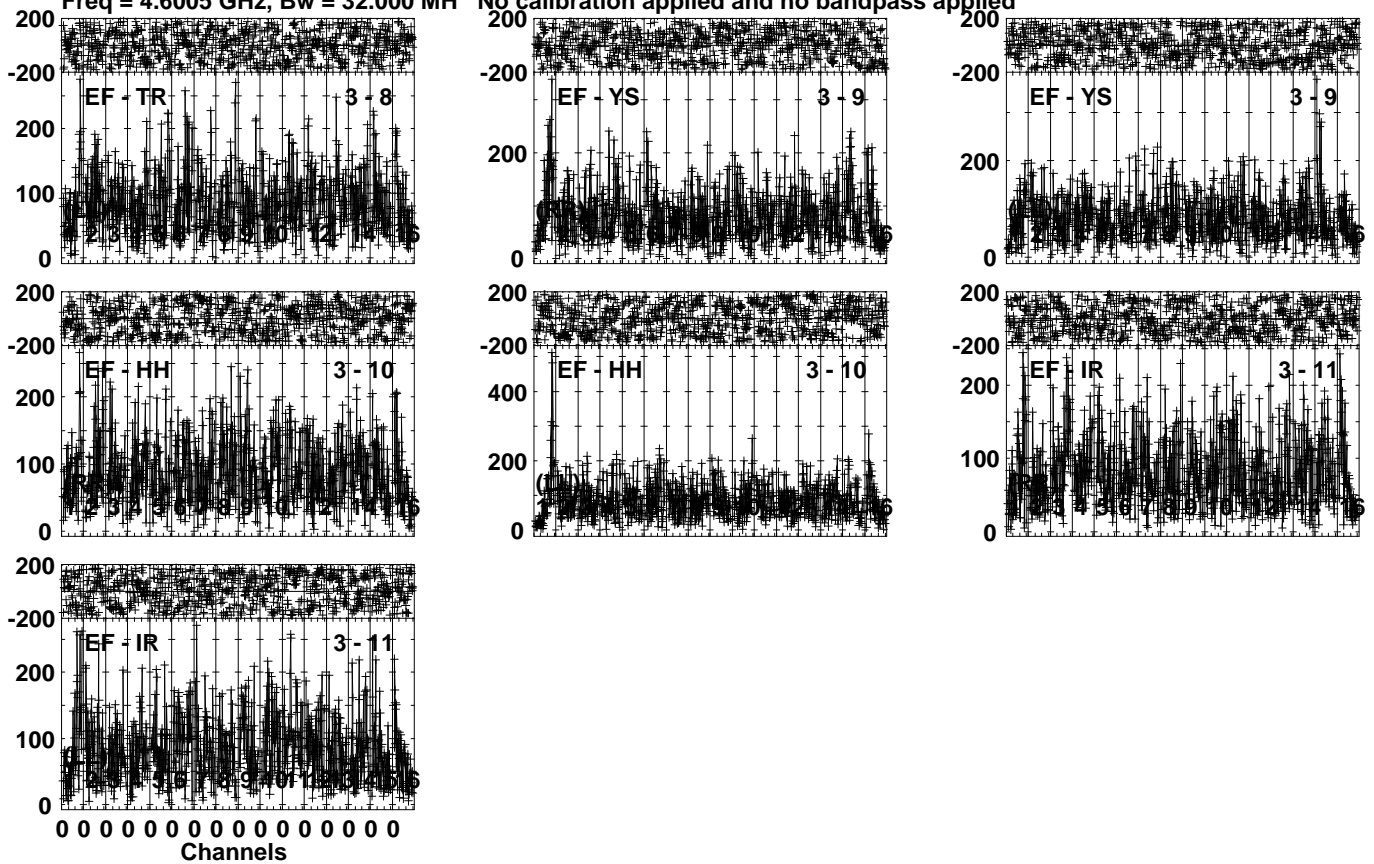


Lower frame: Micro Ampl Jy Top frame: Phas deg
Vector averaged cross-power spectrum Several baselines displayed
Timerange: 00/23:18:53 to 00/23:21:49

Plot file version 246 created 18-APR-2024 16:12:25

SN2022XXF RG014.UVDATA.1

Freq = 4.6005 GHz, Bw = 32.000 MH No calibration applied and no bandpass applied

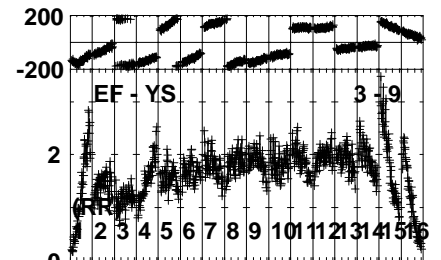
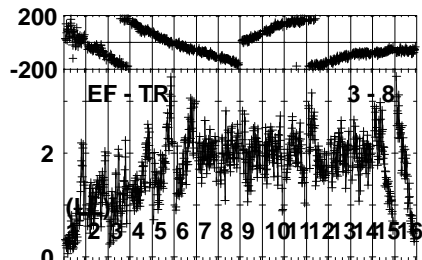
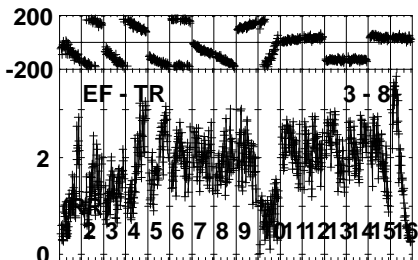
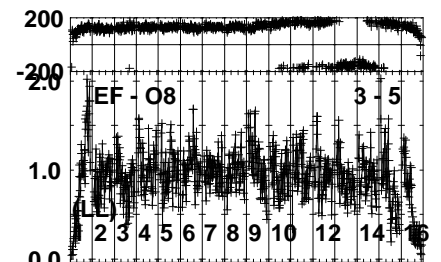
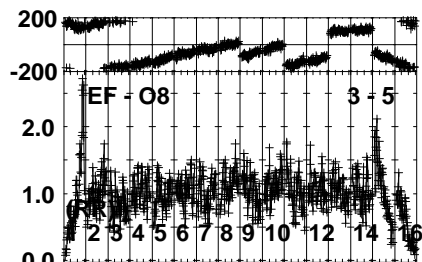
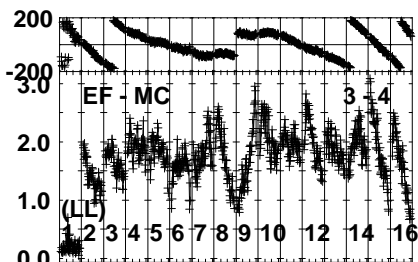
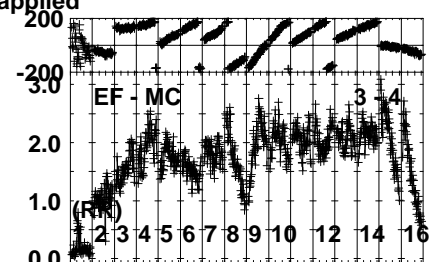
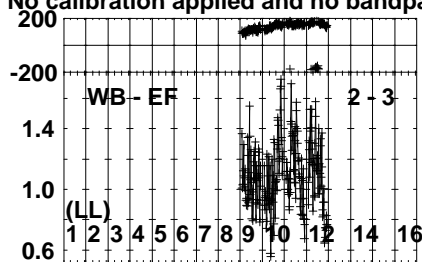
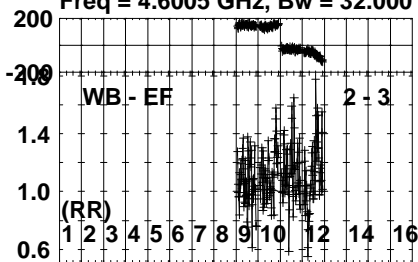


Lower frame: Micro Ampl Jy Top frame: Phas deg
Vector averaged cross-power spectrum Several baselines displayed
Timerange: 00/23:18:53 to 00/23:21:49

Plot file version 247 created 18-APR-2024 16:12:25

J1130+0846 RG014.UVDATA.1

Freq = 4.6005 GHz, Bw = 32.000 MH No calibration applied and no bandpass applied



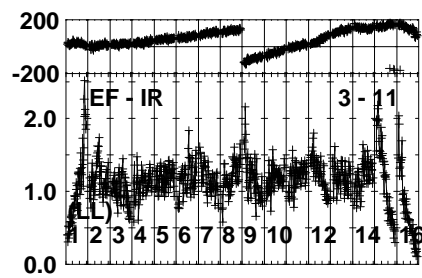
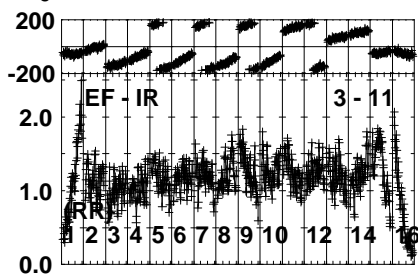
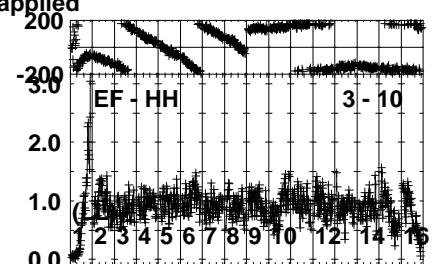
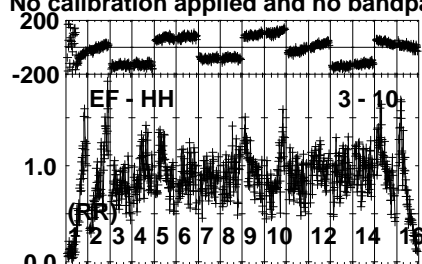
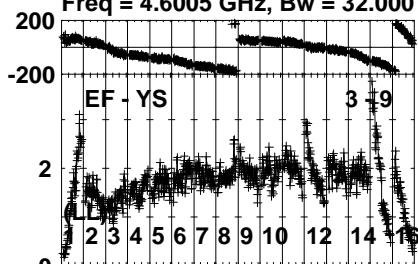
Lower frame: Milli Ampl Jy Top frame: Phas deg
Vector averaged cross-power spectrum Several baselines displayed
Timerange: 00/23:22:06 to 00/23:22:46

Plot file version 248 created 18-APR-2024 16:12:25

J1130+0846 RG014.UVDATA.1

Freq = 4.6005 GHz, Bw = 32.000 MH

No calibration applied and no bandpass applied

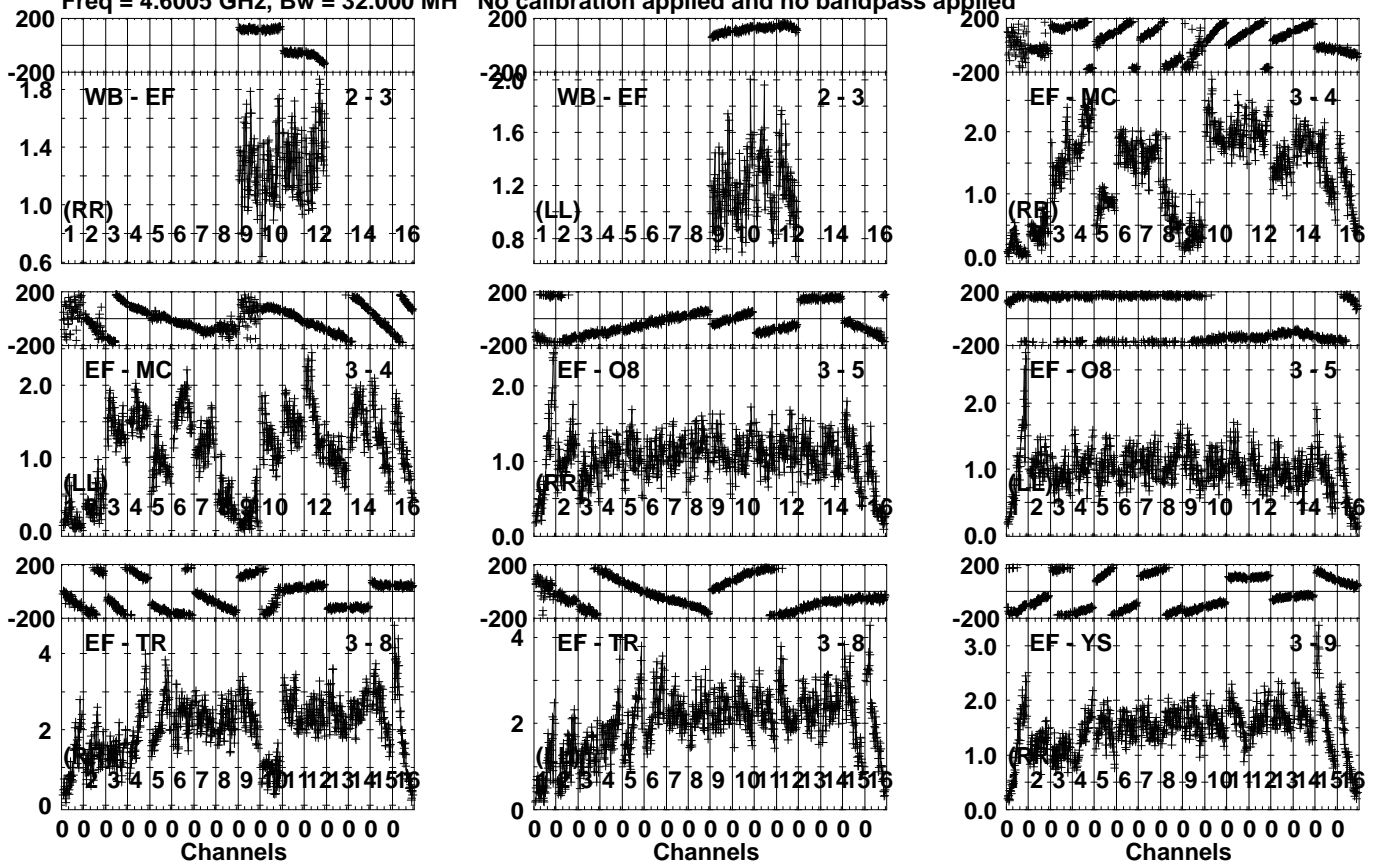


Lower frame: Milli Ampl Jy Top frame: Phas deg
Vector averaged cross-power spectrum Several baselines displayed
Timerange: 00/23:22:06 to 00/23:22:46

Plot file version 249 created 18-APR-2024 16:12:26

J1129+0951 RG014.UVDATA.1

Freq = 4.6005 GHz, Bw = 32.000 MH No calibration applied and no bandpass applied

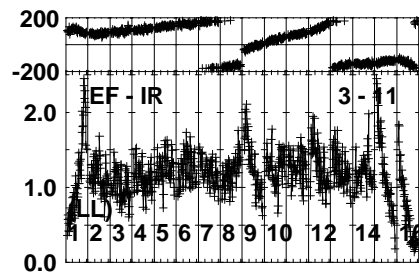
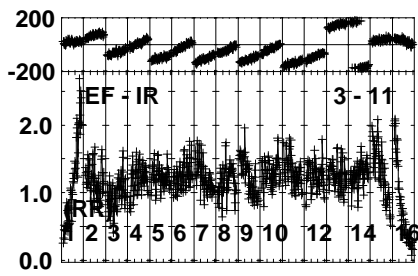
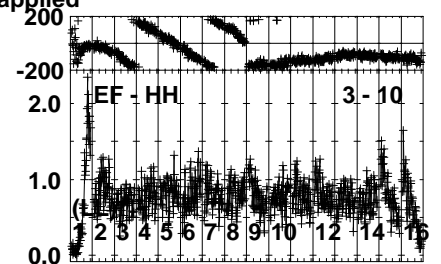
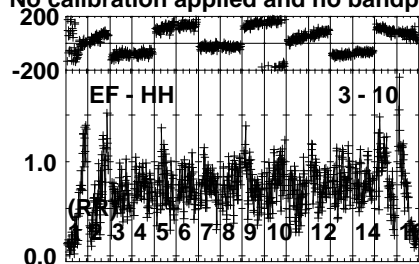
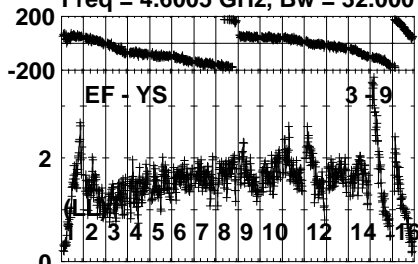


Lower frame: Milli Ampl Jy Top frame: Phas deg
Vector averaged cross-power spectrum Several baselines displayed
Timerange: 00/23:23:09 to 00/23:23:49

Plot file version 250 created 18-APR-2024 16:12:26

J1129+0951 RG014.UVDATA.1

Freq = 4.6005 GHz, Bw = 32.000 MH No calibration applied and no bandpass applied

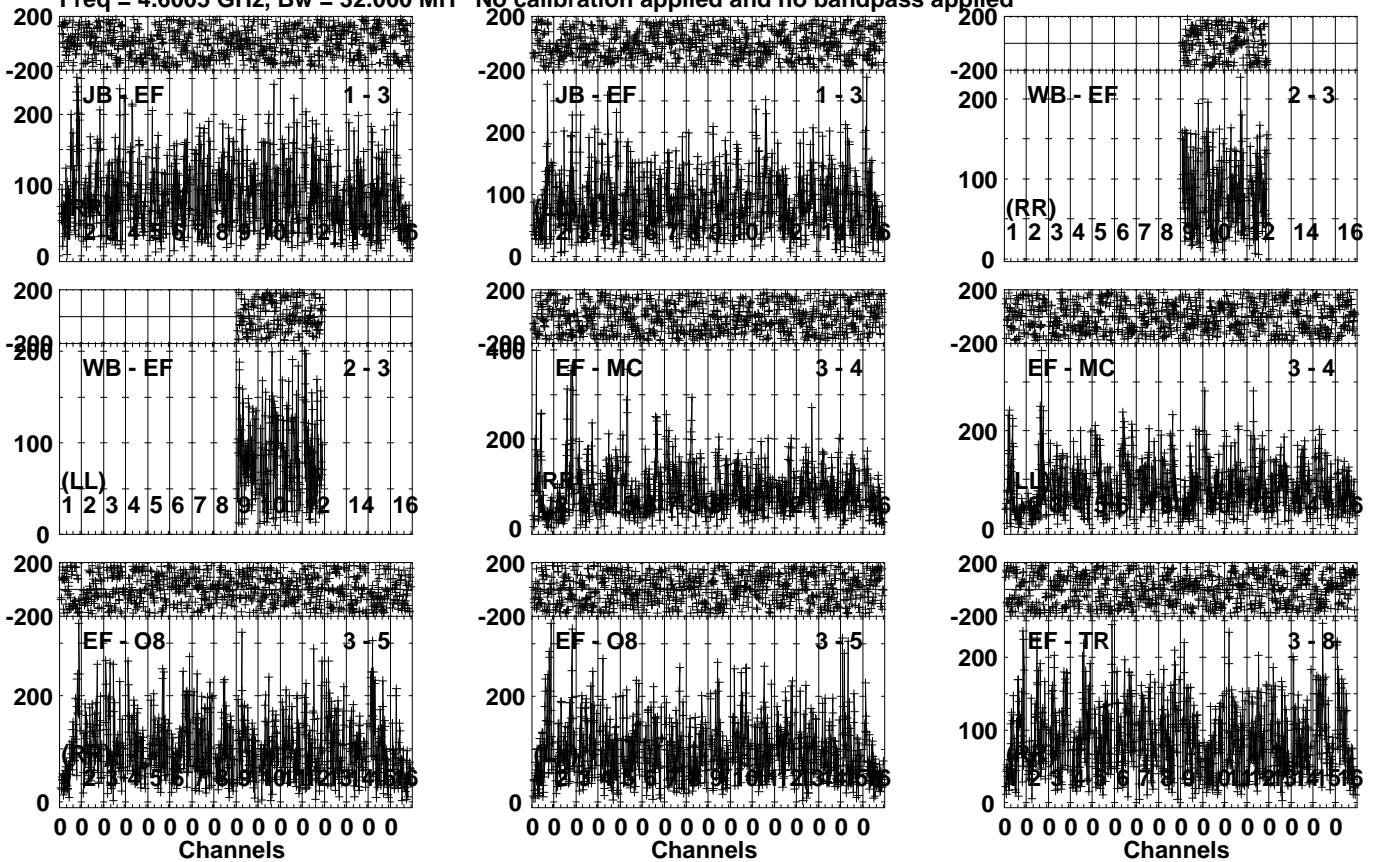


Lower frame: Milli Ampl Jy Top frame: Phas deg
Vector averaged cross-power spectrum Several baselines displayed
Timerange: 00/23:23:09 to 00/23:23:49

Plot file version 251 created 18-APR-2024 16:12:26

SN2022XXF RG014.UVDATA.1

Freq = 4.6005 GHz, Bw = 32.000 MH No calibration applied and no bandpass applied

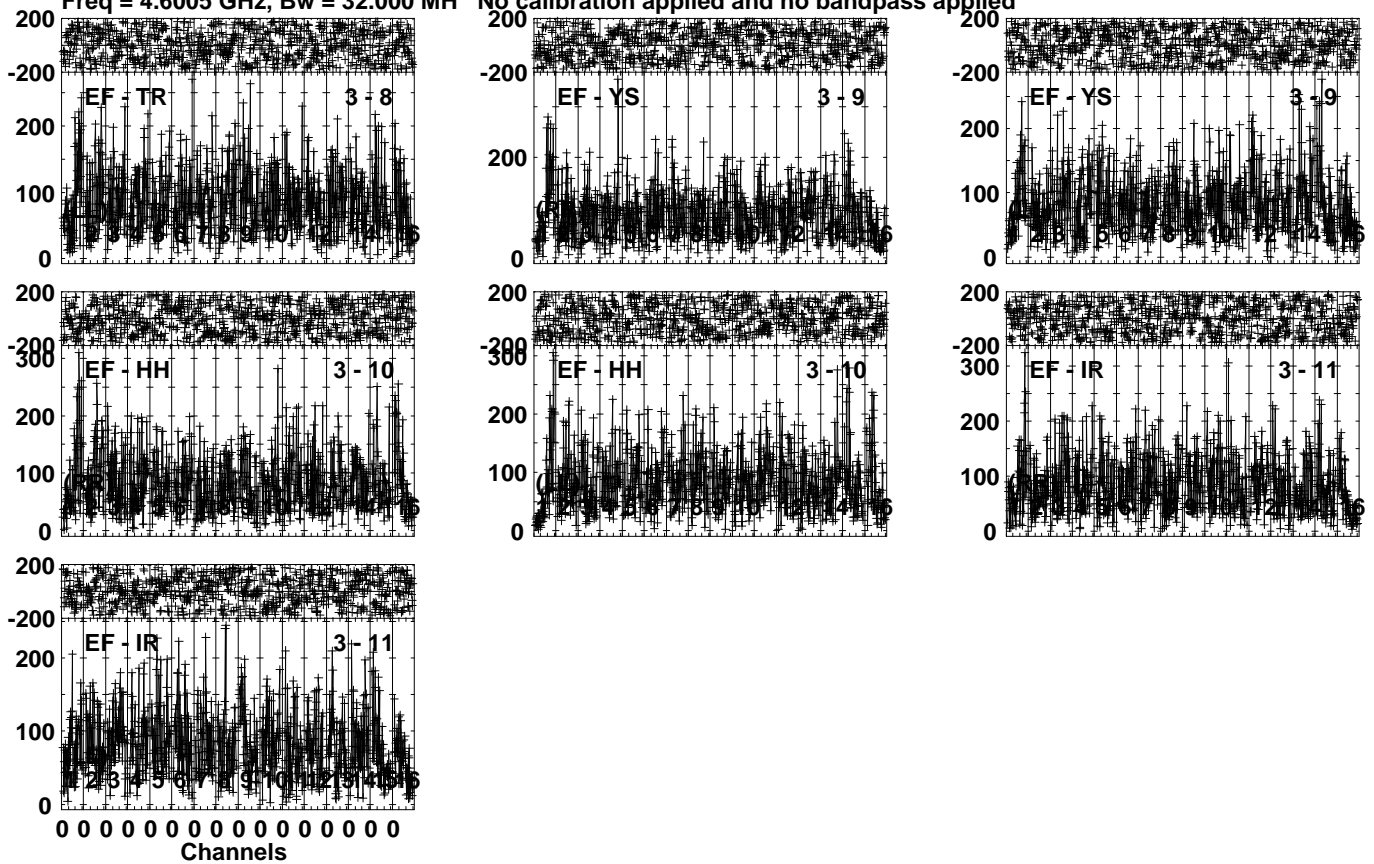


Lower frame: Micro Ampl Jy Top frame: Phas deg
Vector averaged cross-power spectrum Several baselines displayed
Timerange: 00/23:24:09 to 00/23:27:05

Plot file version 252 created 18-APR-2024 16:12:26

SN2022XXF RG014.UVDATA.1

Freq = 4.6005 GHz, Bw = 32.000 MH No calibration applied and no bandpass applied

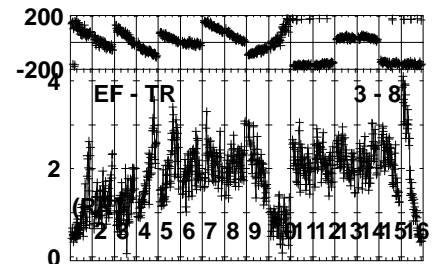
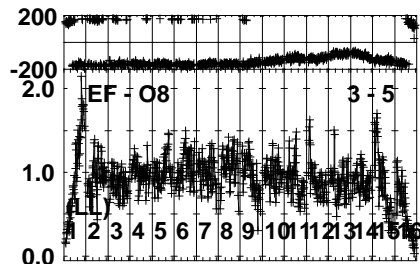
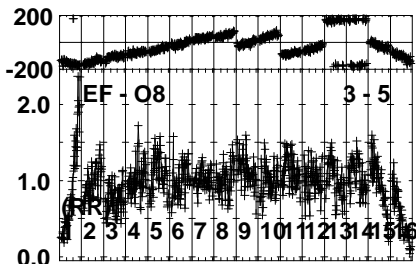
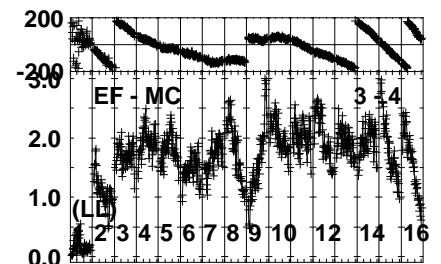
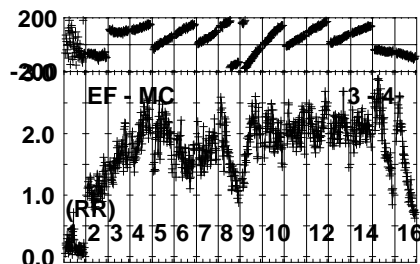
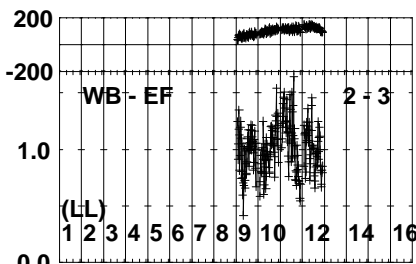
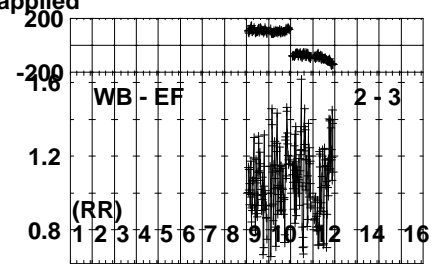
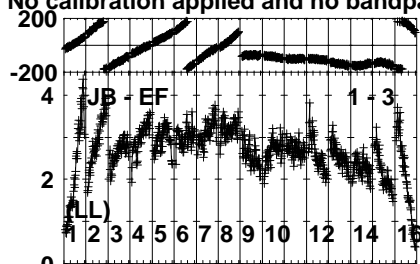
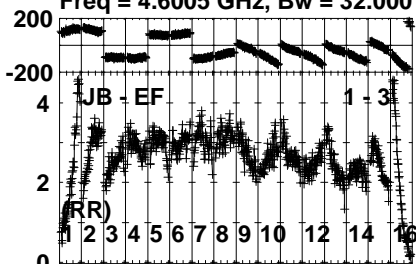


Lower frame: Micro Ampl Jy Top frame: Phas deg
Vector averaged cross-power spectrum Several baselines displayed
Timerange: 00/23:24:09 to 00/23:27:05

Plot file version 253 created 18-APR-2024 16:12:26

J1130+0846 RG014.UVDATA.1

Freq = 4.6005 GHz, Bw = 32.000 MH No calibration applied and no bandpass applied

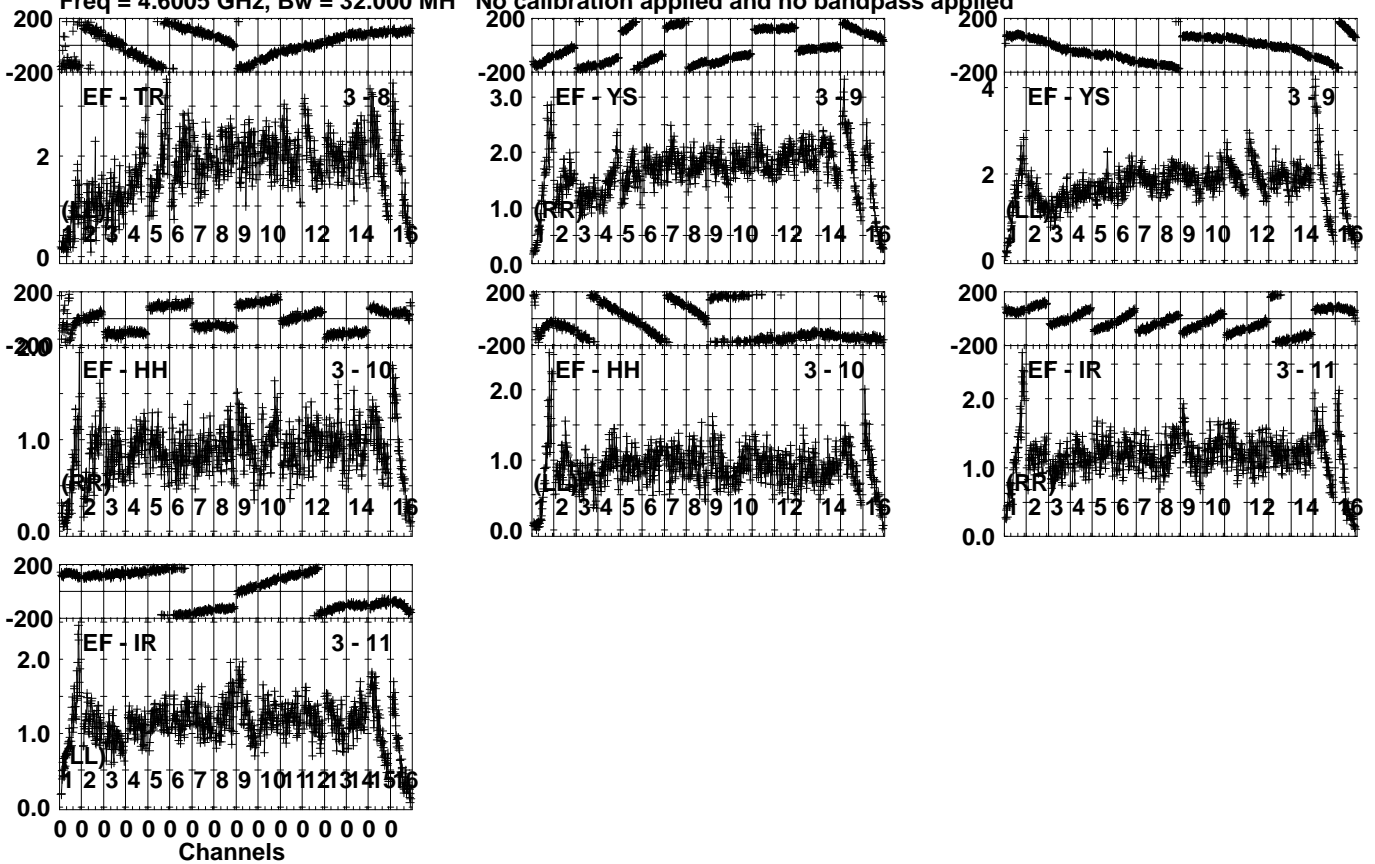


Lower frame: Milli Ampl Jy Top frame: Phas deg
Vector averaged cross-power spectrum Several baselines displayed
Timerange: 00/23:27:22 to 00/23:28:02

Plot file version 254 created 18-APR-2024 16:12:26

J1130+0846 RG014.UVDATA.1

Freq = 4.6005 GHz, Bw = 32.000 MH No calibration applied and no bandpass applied



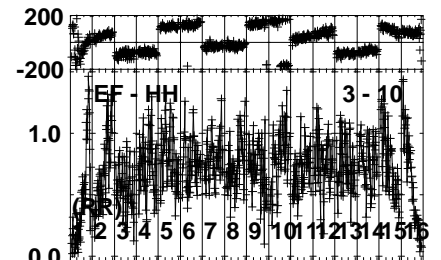
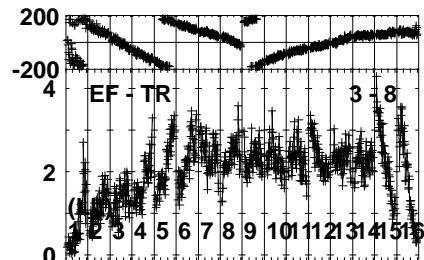
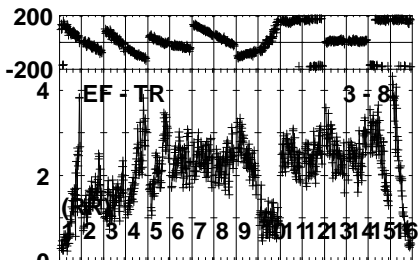
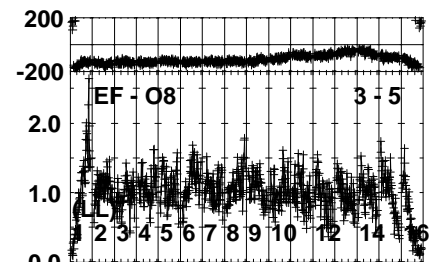
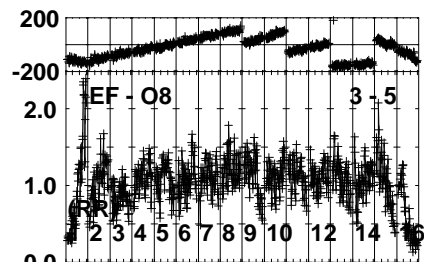
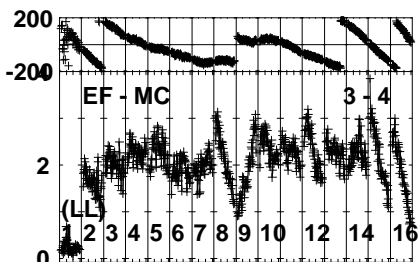
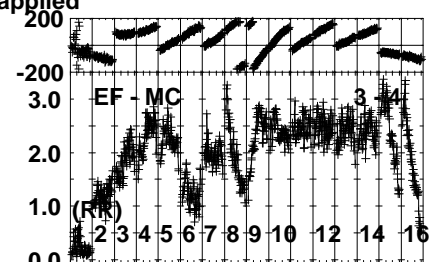
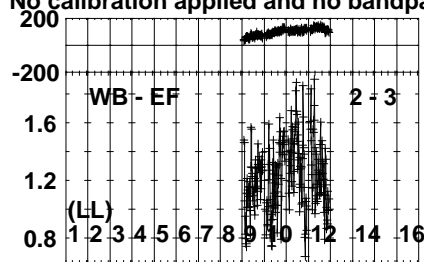
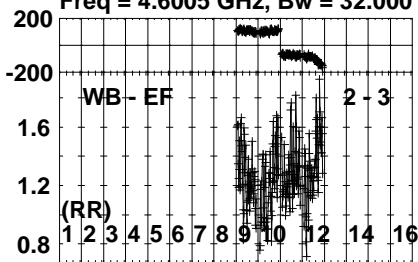
Lower frame: Milli Ampl Jy Top frame: Phas deg
Vector averaged cross-power spectrum Several baselines displayed
Timerange: 00/23:27:22 to 00/23:28:02

Plot file version 255 created 18-APR-2024 16:12:26

J1129+0951 RG014.UVDATA.1

Freq = 4.6005 GHz, Bw = 32.000 MH

No calibration applied and no bandpass applied



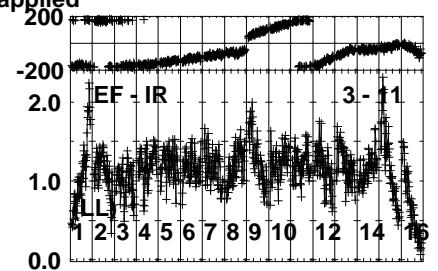
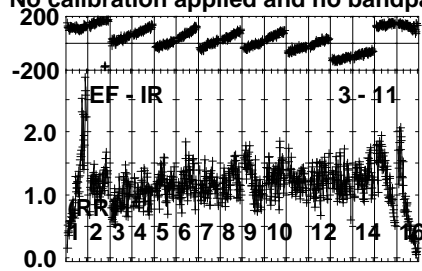
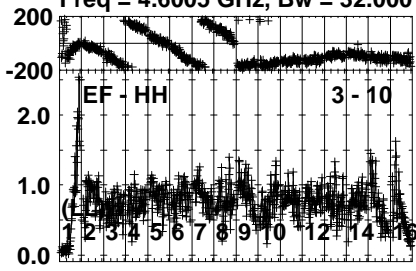
Lower frame: Milli Ampl Jy Top frame: Phas deg
Vector averaged cross-power spectrum Several baselines displayed
Timerange: 00/23:28:25 to 00/23:29:05

Plot file version 256 created 18-APR-2024 16:12:26

J1129+0951 RG014.UVDATA.1

Freq = 4.6005 GHz, Bw = 32.000 MH

No calibration applied and no bandpass applied

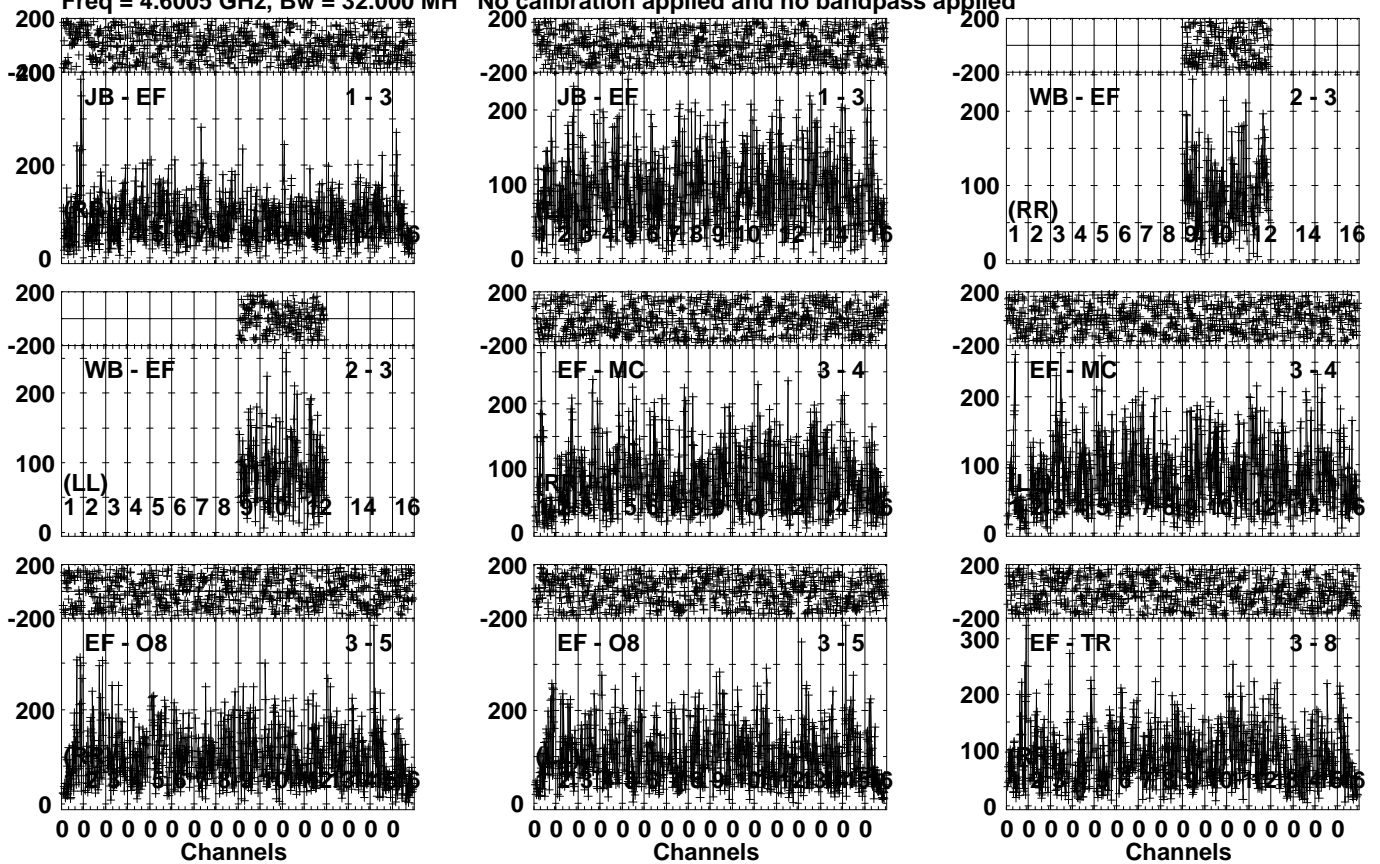


Lower frame: Milli Ampl Jy Top frame: Phas deg
Vector averaged cross-power spectrum Several baselines displayed
Timerange: 00/23:28:25 to 00/23:29:05

Plot file version 257 created 18-APR-2024 16:12:26

SN2022XXF RG014.UVDATA.1

Freq = 4.6005 GHz, Bw = 32.000 MH No calibration applied and no bandpass applied

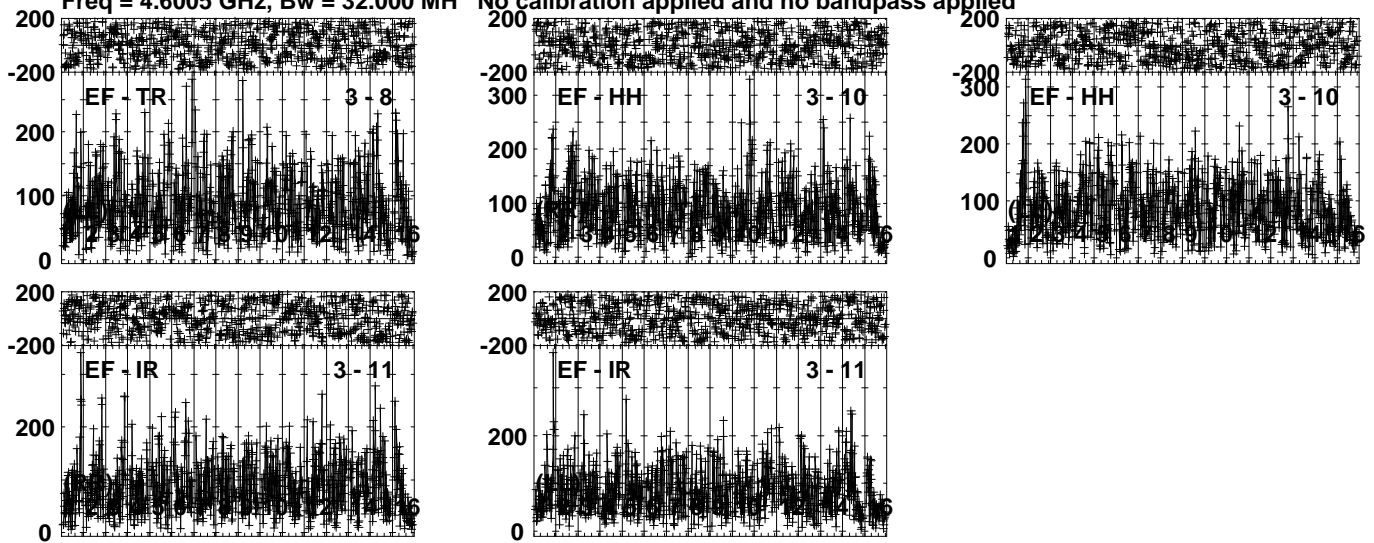


Lower frame: Micro Ampl Jy Top frame: Phas deg
 Vector averaged cross-power spectrum Several baselines displayed
 Timerange: 00/23:29:25 to 00/23:32:21

Plot file version 258 created 18-APR-2024 16:12:26

SN2022XXF RG014.UVDATA.1

Freq = 4.6005 GHz, Bw = 32.000 MH No calibration applied and no bandpass applied

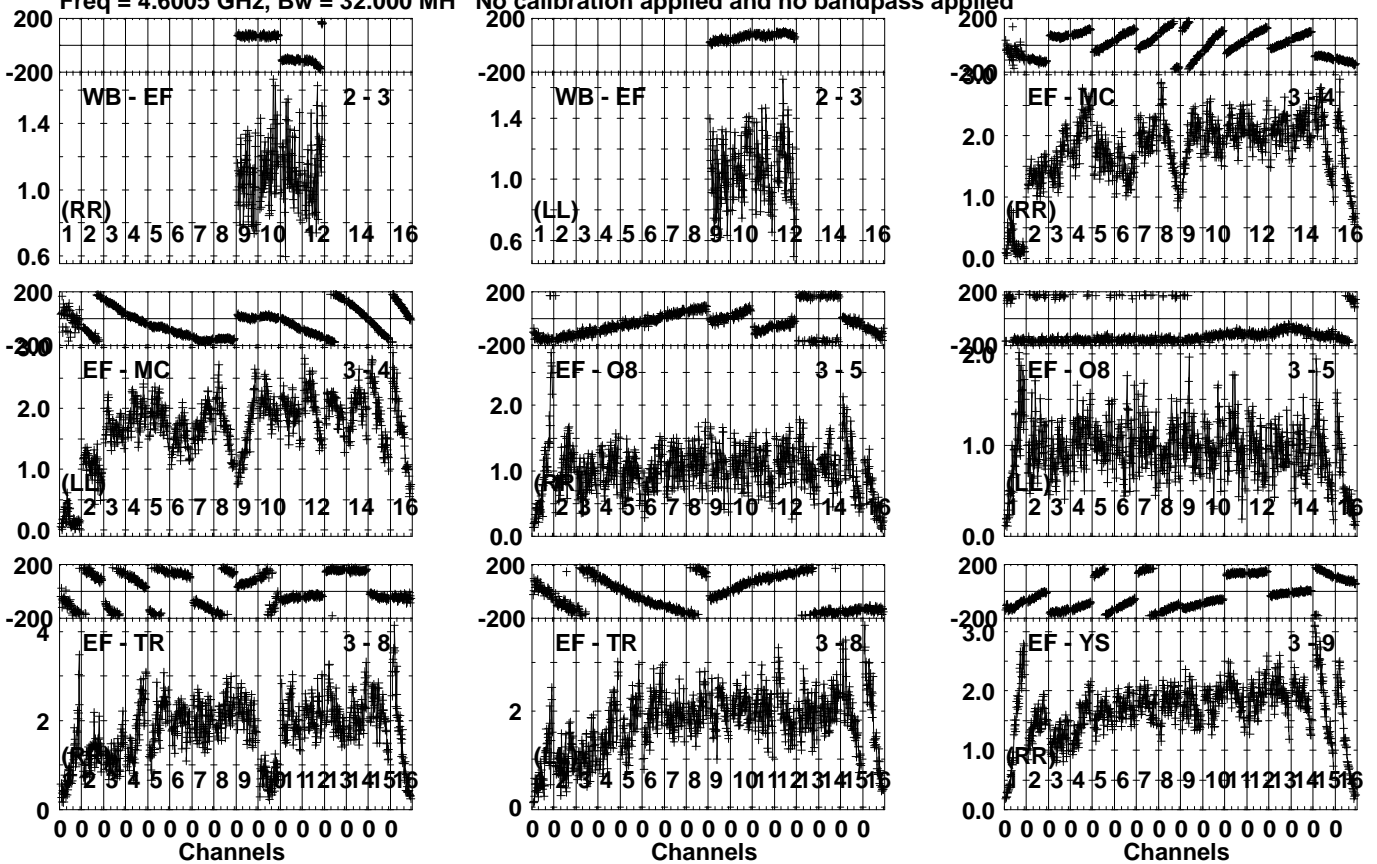


Lower frame: Micro Ampl Jy Top frame: Phas deg
Vector averaged cross-power spectrum Several baselines displayed
Timerange: 00/23:29:25 to 00/23:32:21

Plot file version 259 created 18-APR-2024 16:12:27

J1130+0846 RG014.UVDATA.1

Freq = 4.6005 GHz, Bw = 32.000 MH No calibration applied and no bandpass applied



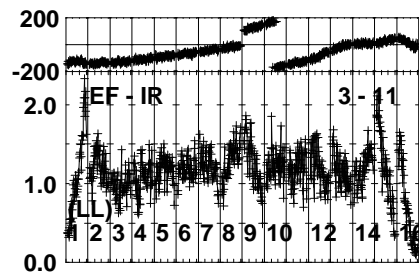
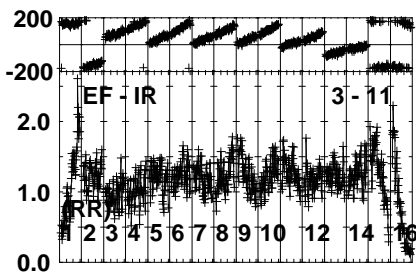
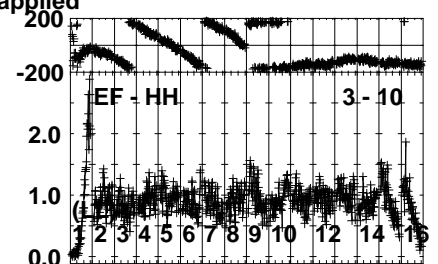
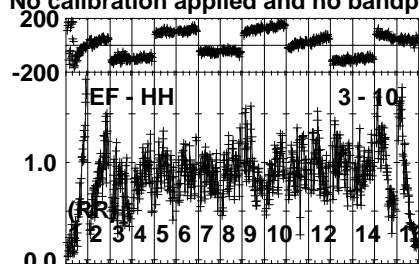
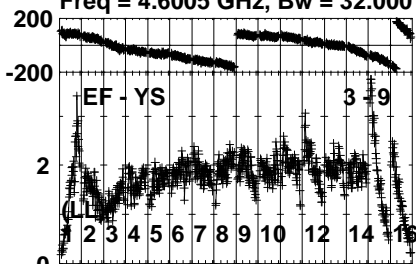
Lower frame: Milli Ampl Jy Top frame: Phas deg
Vector averaged cross-power spectrum Several baselines displayed
Timerange: 00/23:32:38 to 00/23:33:18

Plot file version 260 created 18-APR-2024 16:12:27

J1130+0846 RG014.UVDATA.1

Freq = 4.6005 GHz, Bw = 32.000 MH

No calibration applied and no bandpass applied



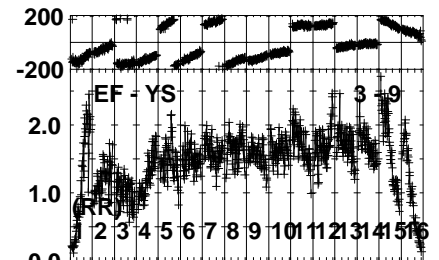
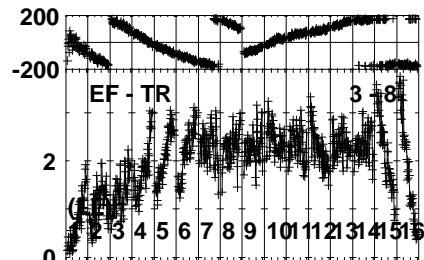
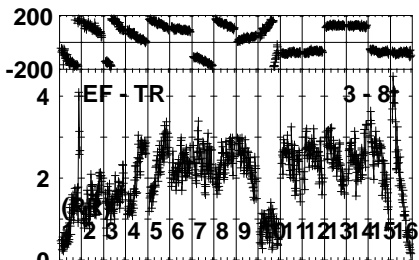
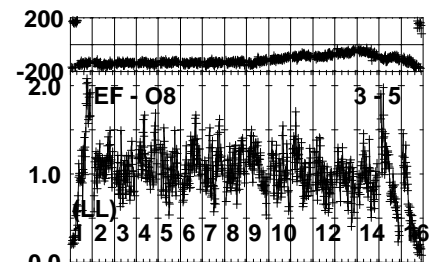
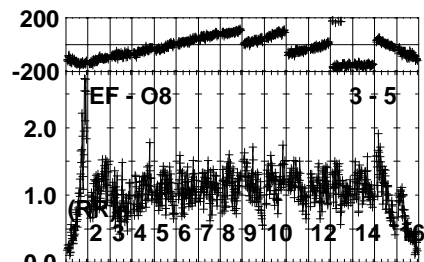
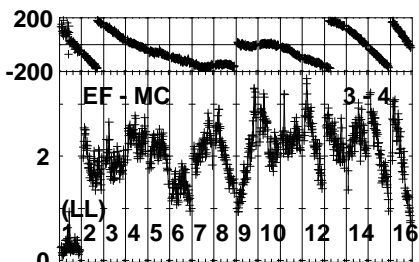
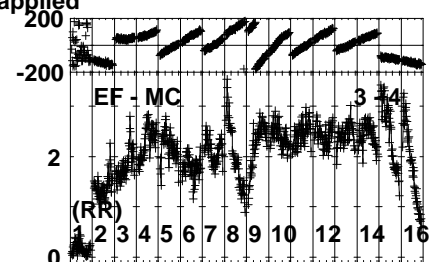
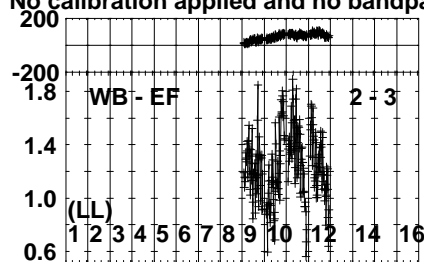
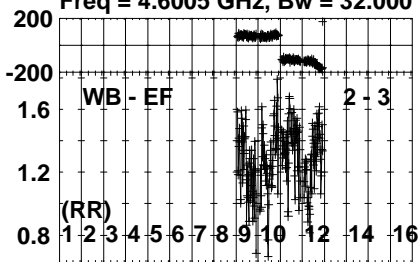
Lower frame: Milli Ampl Jy Top frame: Phas deg
Vector averaged cross-power spectrum Several baselines displayed
Timerange: 00/23:32:38 to 00/23:33:18

Plot file version 261 created 18-APR-2024 16:12:27

J1129+0951 RG014.UVDATA.1

Freq = 4.6005 GHz, Bw = 32.000 MH

No calibration applied and no bandpass applied



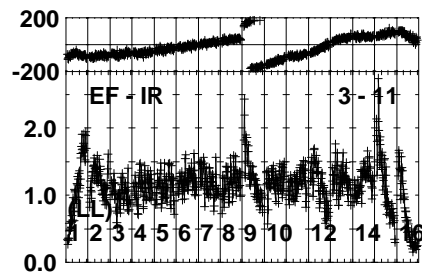
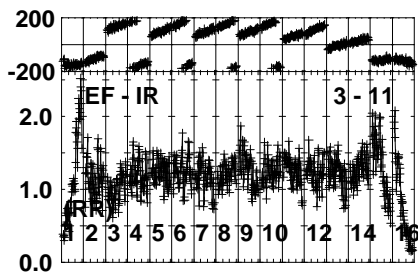
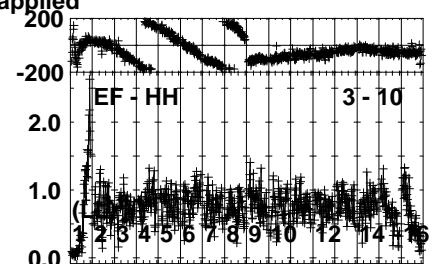
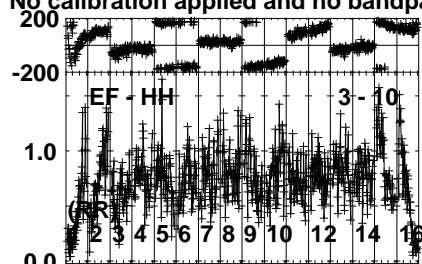
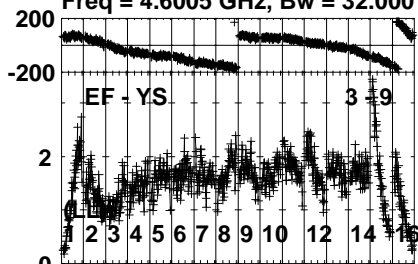
Lower frame: Milli Ampl Jy Top frame: Phas deg
Vector averaged cross-power spectrum Several baselines displayed
Timerange: 00/23:33:41 to 00/23:34:21

Plot file version 262 created 18-APR-2024 16:12:27

J1129+0951 RG014.UVDATA.1

Freq = 4.6005 GHz, Bw = 32.000 MH

No calibration applied and no bandpass applied

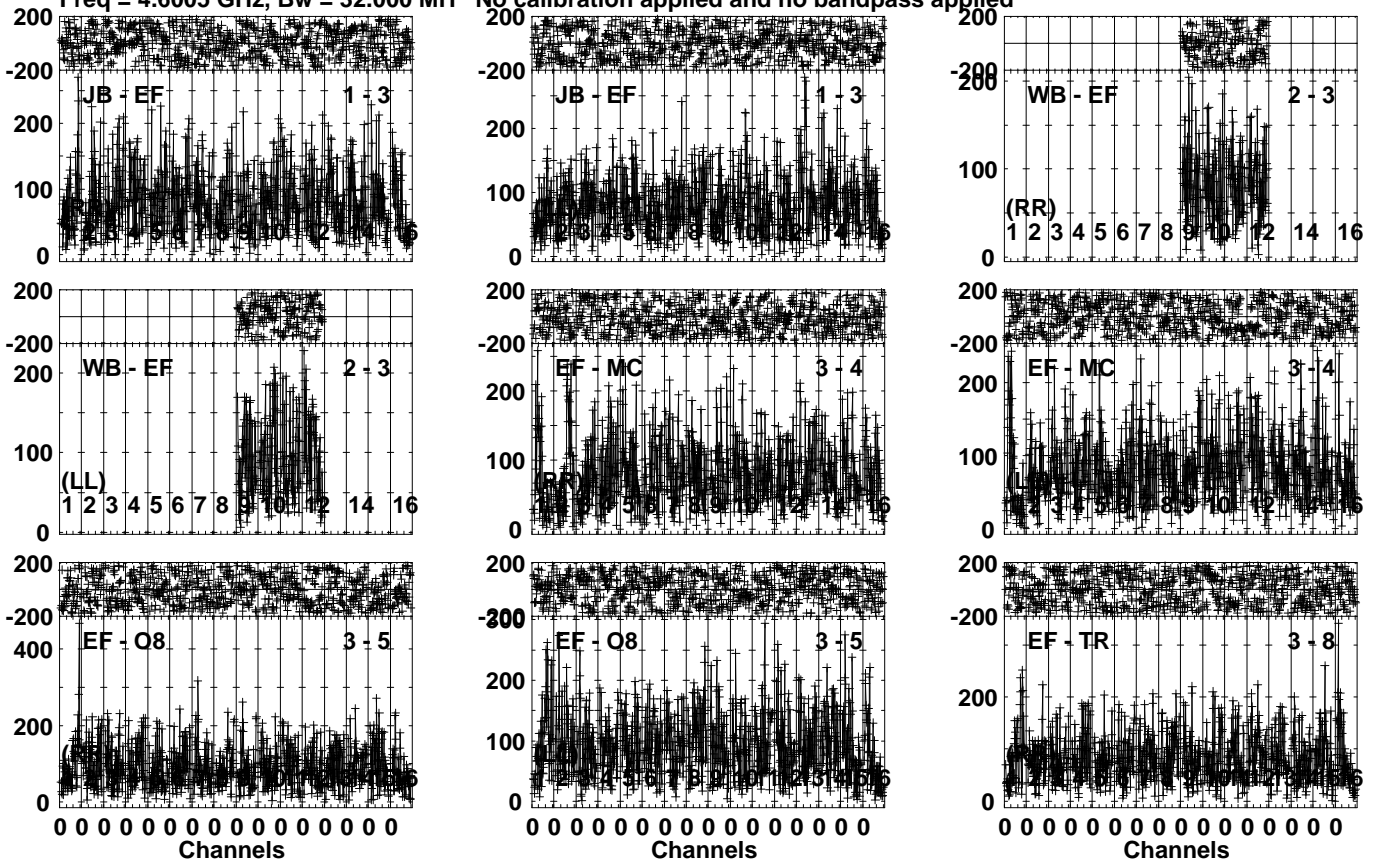


Lower frame: Milli Ampl Jy Top frame: Phas deg
Vector averaged cross-power spectrum Several baselines displayed
Timerange: 00/23:33:41 to 00/23:34:21

Plot file version 263 created 18-APR-2024 16:12:27

SN2022XXF RG014.UVDATA.1

Freq = 4.6005 GHz, Bw = 32.000 MH No calibration applied and no bandpass applied

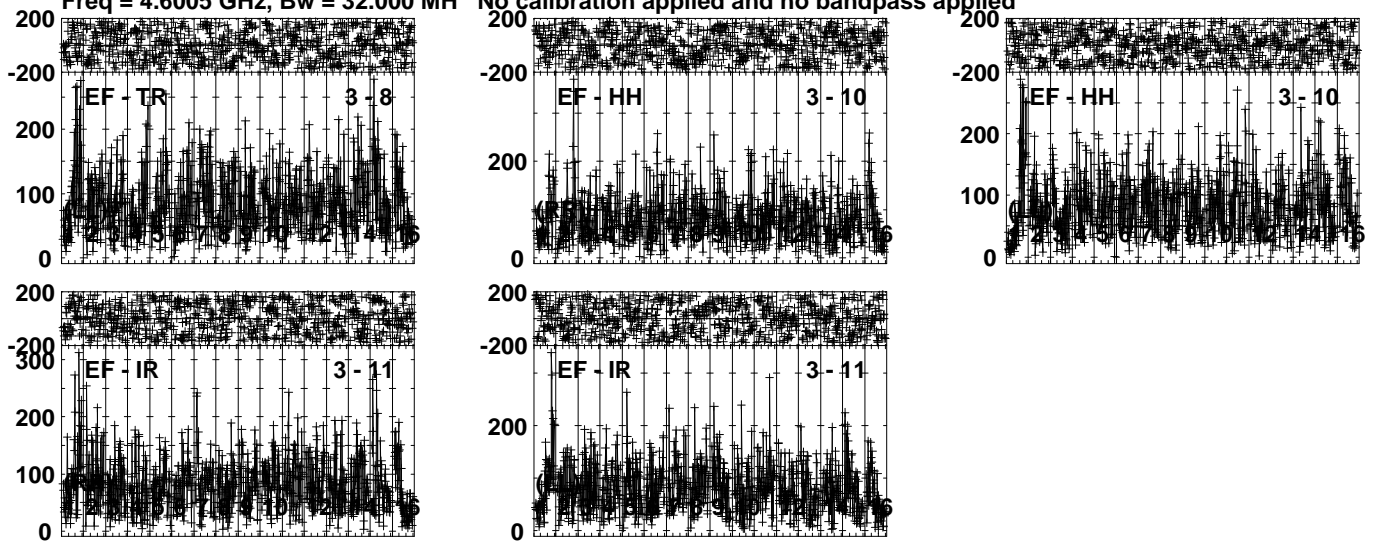


Lower frame: Micro Ampl Jy Top frame: Phas deg
Vector averaged cross-power spectrum Several baselines displayed
Timerange: 00/23:34:41 to 00/23:37:37

Plot file version 264 created 18-APR-2024 16:12:27

SN2022XXF RG014.UVDATA.1

Freq = 4.6005 GHz, Bw = 32.000 MH No calibration applied and no bandpass applied



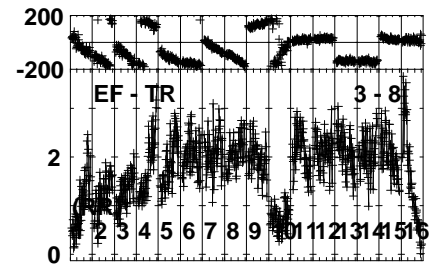
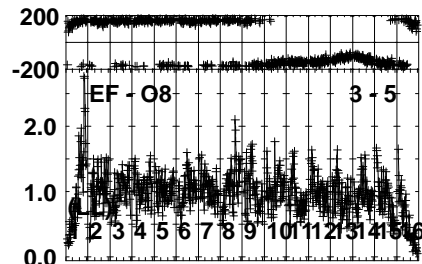
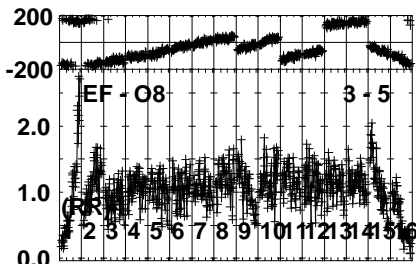
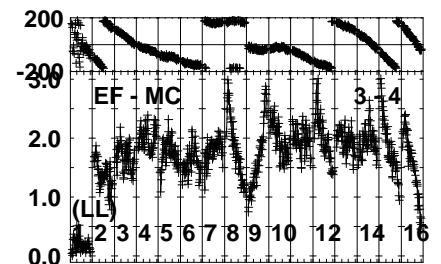
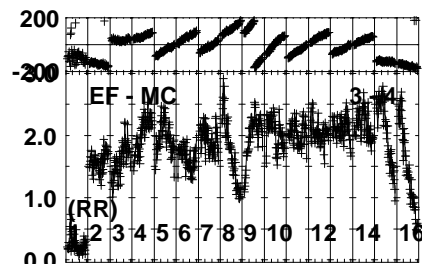
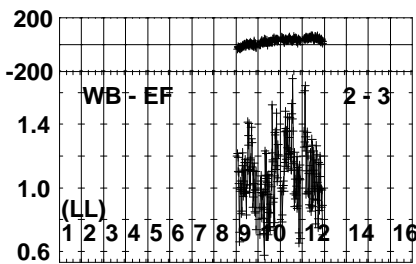
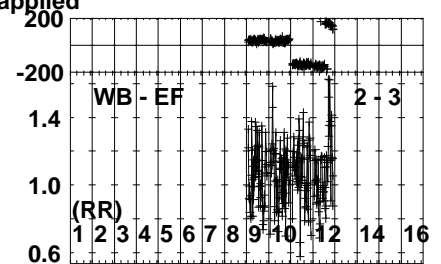
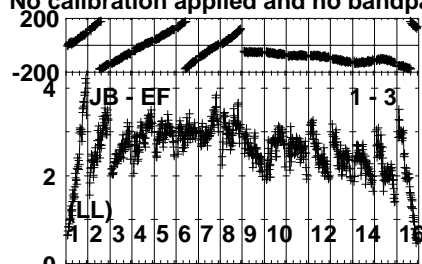
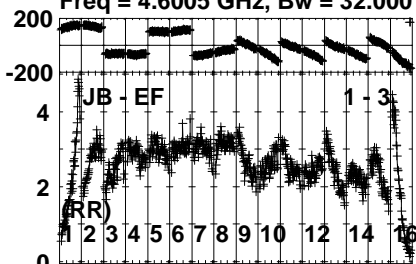
Lower frame: Micro Ampl Jy Top frame: Phas deg
Vector averaged cross-power spectrum Several baselines displayed
Timerange: 00/23:34:41 to 00/23:37:37

Plot file version 265 created 18-APR-2024 16:12:27

J1130+0846 RG014.UVDATA.1

Freq = 4.6005 GHz, Bw = 32.000 MH

No calibration applied and no bandpass applied

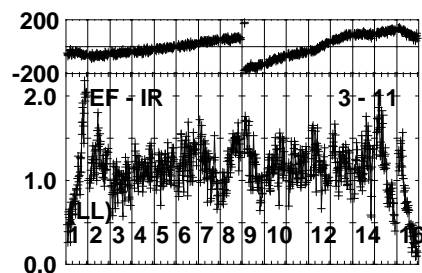
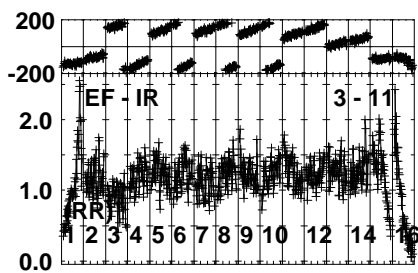
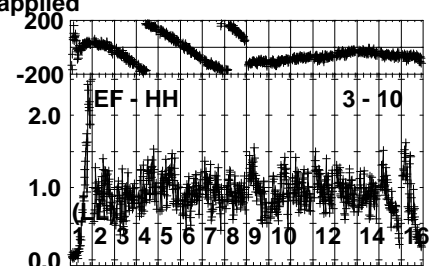
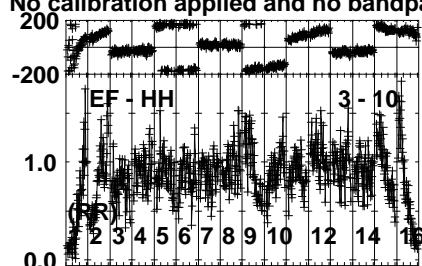
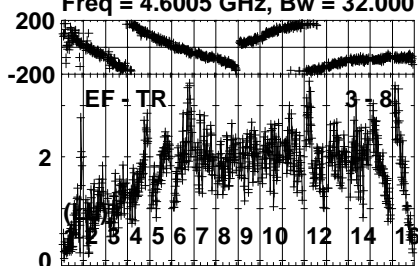


Lower frame: Milli Ampl Jy Top frame: Phas deg
Vector averaged cross-power spectrum Several baselines displayed
Timerange: 00/23:37:54 to 00/23:38:34

Plot file version 266 created 18-APR-2024 16:12:27

J1130+0846 RG014.UVDATA.1

Freq = 4.6005 GHz, Bw = 32.000 MH No calibration applied and no bandpass applied

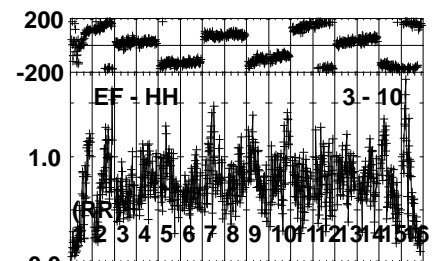
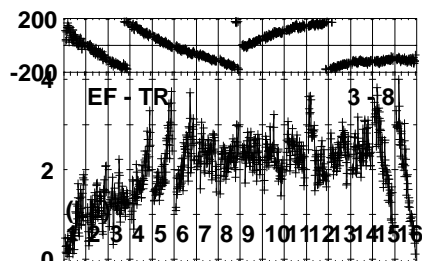
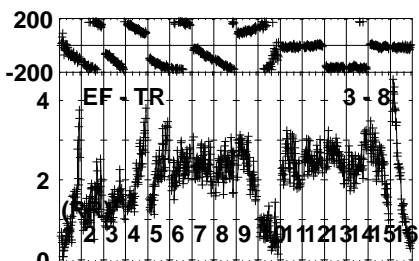
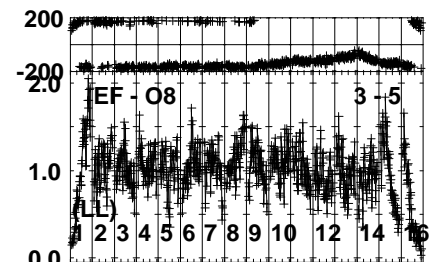
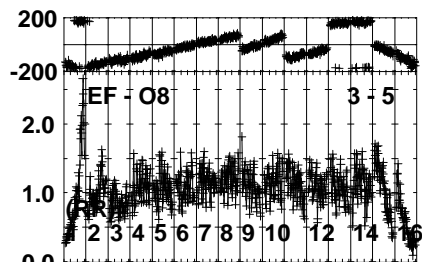
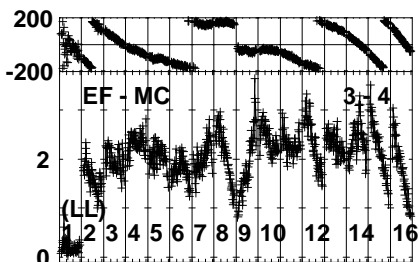
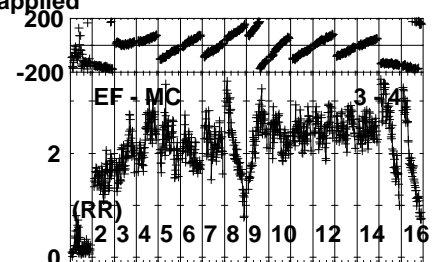
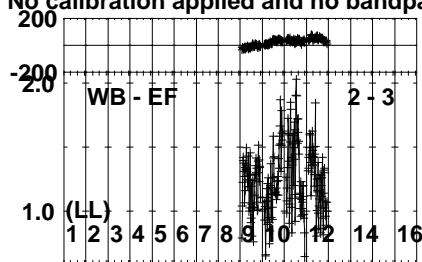
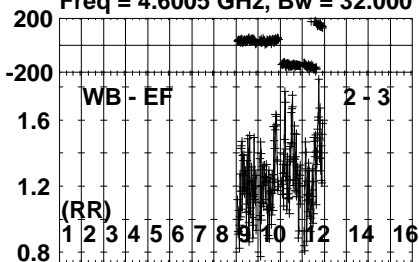


Lower frame: Milli Ampl Jy Top frame: Phas deg
Vector averaged cross-power spectrum Several baselines displayed
Timerange: 00/23:37:54 to 00/23:38:34

Plot file version 267 created 18-APR-2024 16:12:27

J1129+0951 RG014.UVDATA.1

Freq = 4.6005 GHz, Bw = 32.000 MH No calibration applied and no bandpass applied

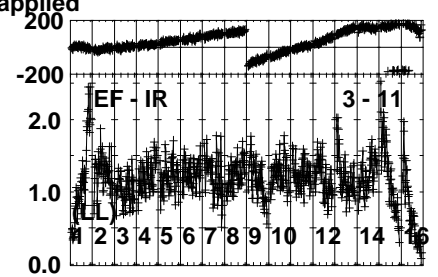
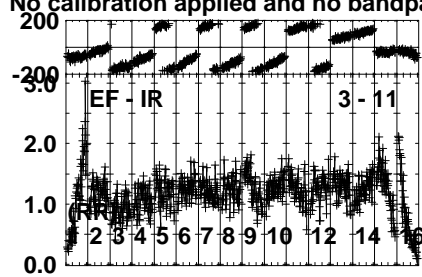
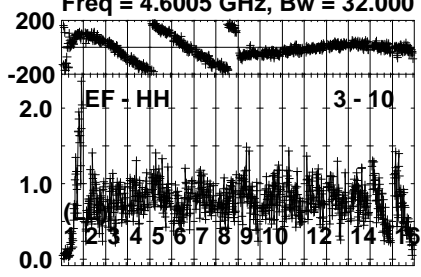


Lower frame: Milli Ampl Jy Top frame: Phas deg
Vector averaged cross-power spectrum Several baselines displayed
Timerange: 00/23:38:57 to 00/23:39:37

Plot file version 268 created 18-APR-2024 16:12:27

J1129+0951 RG014.UVDATA.1

Freq = 4.6005 GHz, Bw = 32.000 MH No calibration applied and no bandpass applied

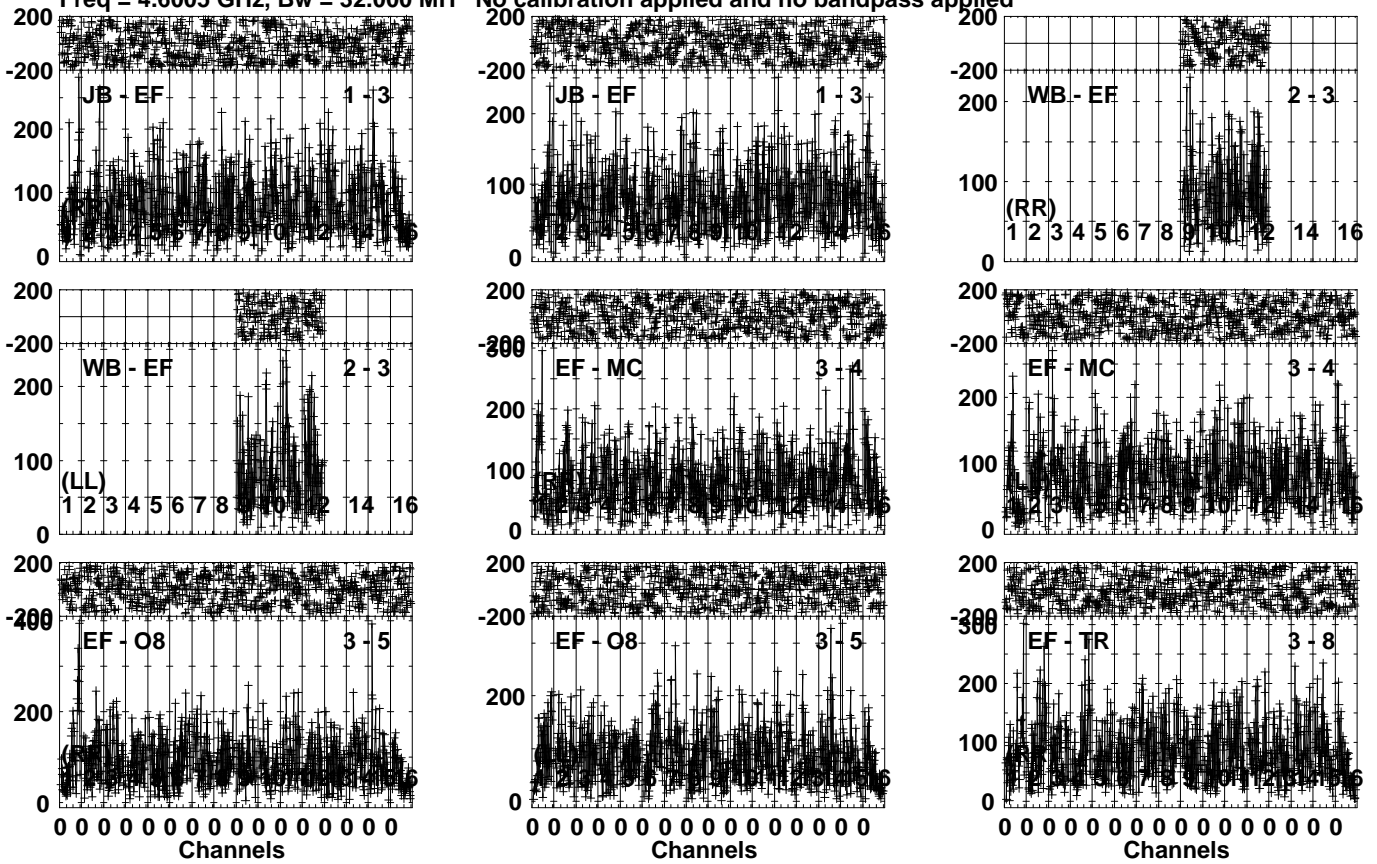


Lower frame: Milli Ampl Jy Top frame: Phas deg
Vector averaged cross-power spectrum Several baselines displayed
Timerange: 00/23:38:57 to 00/23:39:37

Plot file version 269 created 18-APR-2024 16:12:27

SN2022XXF RG014.UVDATA.1

Freq = 4.6005 GHz, Bw = 32.000 MH No calibration applied and no bandpass applied

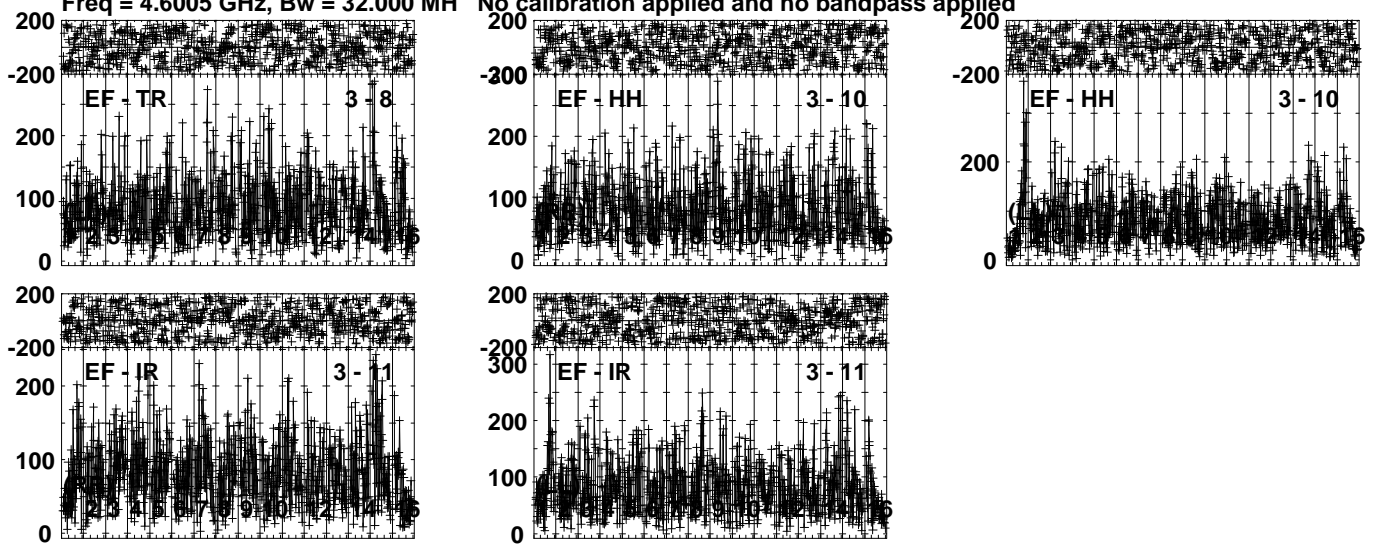


Lower frame: Micro Ampl Jy Top frame: Phas deg
Vector averaged cross-power spectrum Several baselines displayed
Timerange: 00/23:39:57 to 00/23:42:53

Plot file version 270 created 18-APR-2024 16:12:28

SN2022XXF RG014.UVDATA.1

Freq = 4.6005 GHz, Bw = 32.000 MH No calibration applied and no bandpass applied

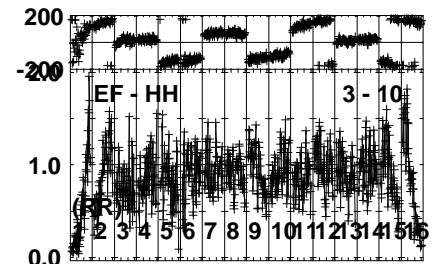
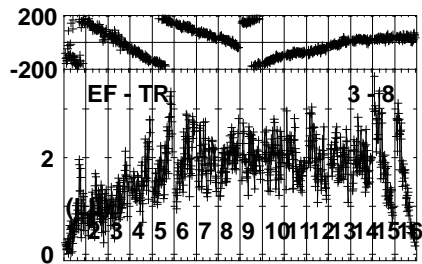
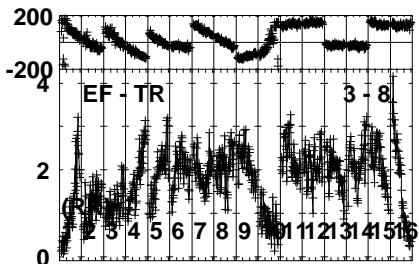
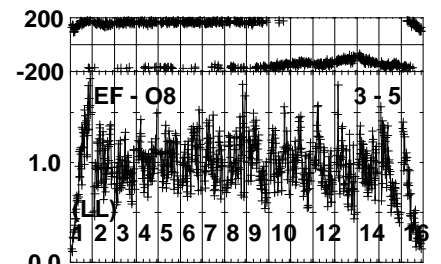
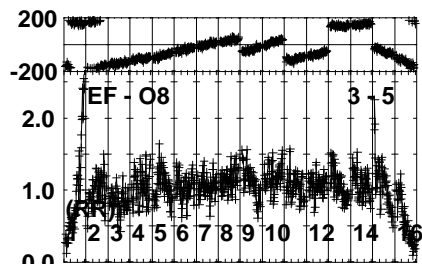
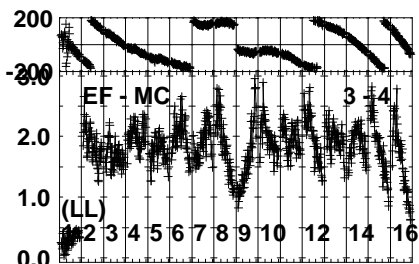
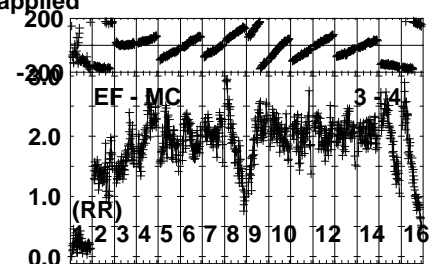
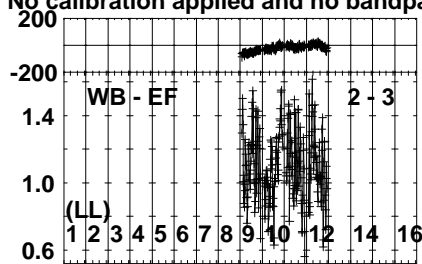
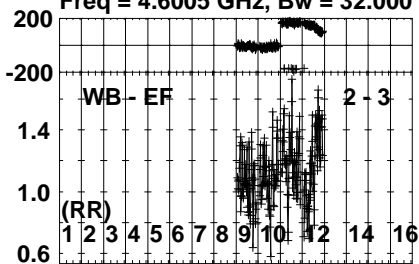


Lower frame: Micro Ampl Jy Top frame: Phas deg
Vector averaged cross-power spectrum Several baselines displayed
Timerange: 00/23:39:57 to 00/23:42:53

Plot file version 271 created 18-APR-2024 16:12:28

J1130+0846 RG014.UVDATA.1

Freq = 4.6005 GHz, Bw = 32.000 MH No calibration applied and no bandpass applied

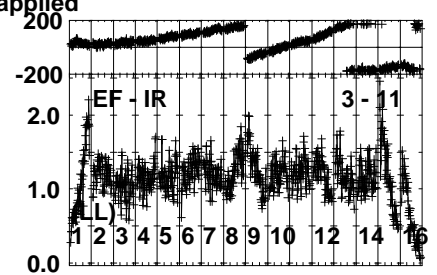
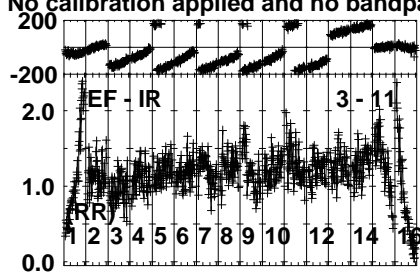
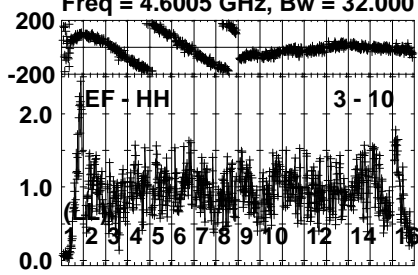


Lower frame: Milli Ampl Jy Top frame: Phas deg
Vector averaged cross-power spectrum Several baselines displayed
Timerange: 00/23:43:10 to 00/23:43:50

Plot file version 272 created 18-APR-2024 16:12:28

J1130+0846 RG014.UVDATA.1

Freq = 4.6005 GHz, Bw = 32.000 MH No calibration applied and no bandpass applied

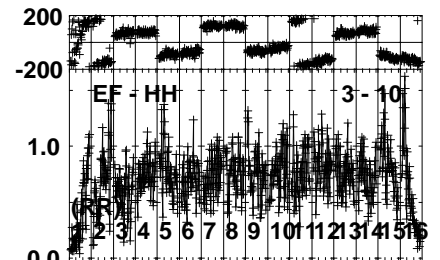
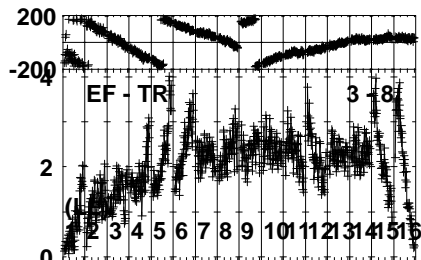
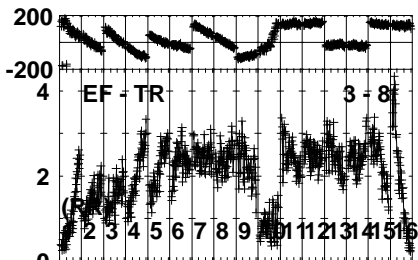
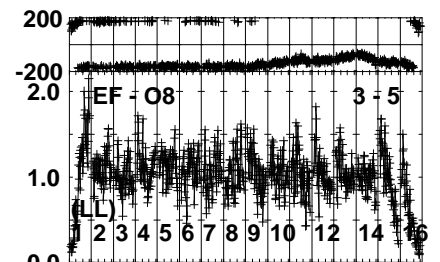
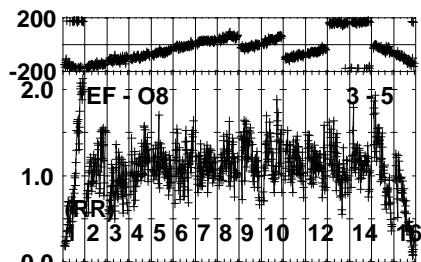
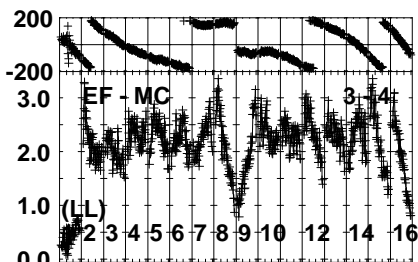
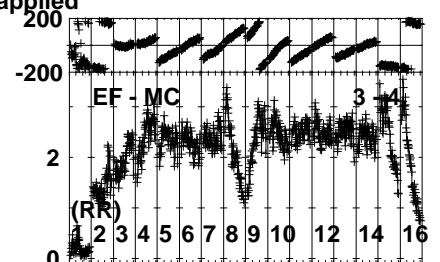
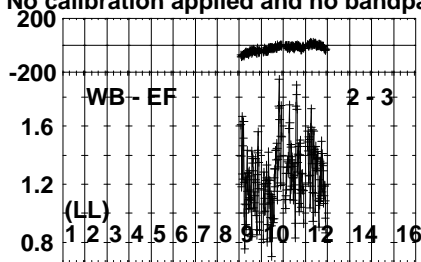
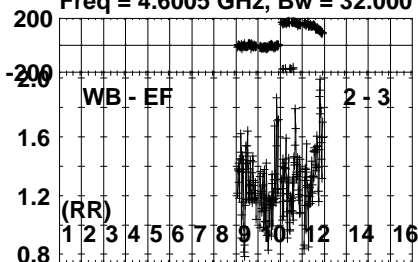


Lower frame: Milli Ampl Jy Top frame: Phas deg
Vector averaged cross-power spectrum Several baselines displayed
Timerange: 00/23:43:10 to 00/23:43:50

Plot file version 273 created 18-APR-2024 16:12:28

J1129+0951 RG014.UVDATA.1

Freq = 4.6005 GHz, Bw = 32.000 MH No calibration applied and no bandpass applied



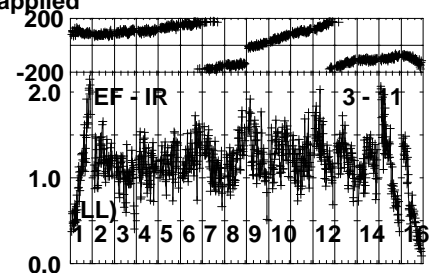
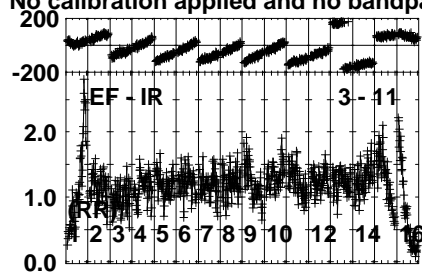
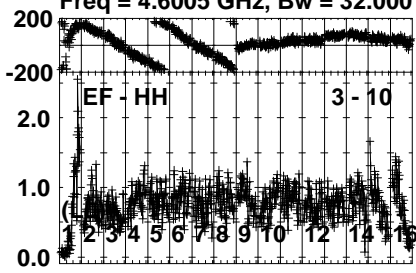
Lower frame: Milli Ampl Jy Top frame: Phas deg
Vector averaged cross-power spectrum Several baselines displayed
Timerange: 00/23:44:13 to 00/23:44:53

Plot file version 274 created 18-APR-2024 16:12:28

J1129+0951 RG014.UVDATA.1

Freq = 4.6005 GHz, Bw = 32.000 MH

No calibration applied and no bandpass applied

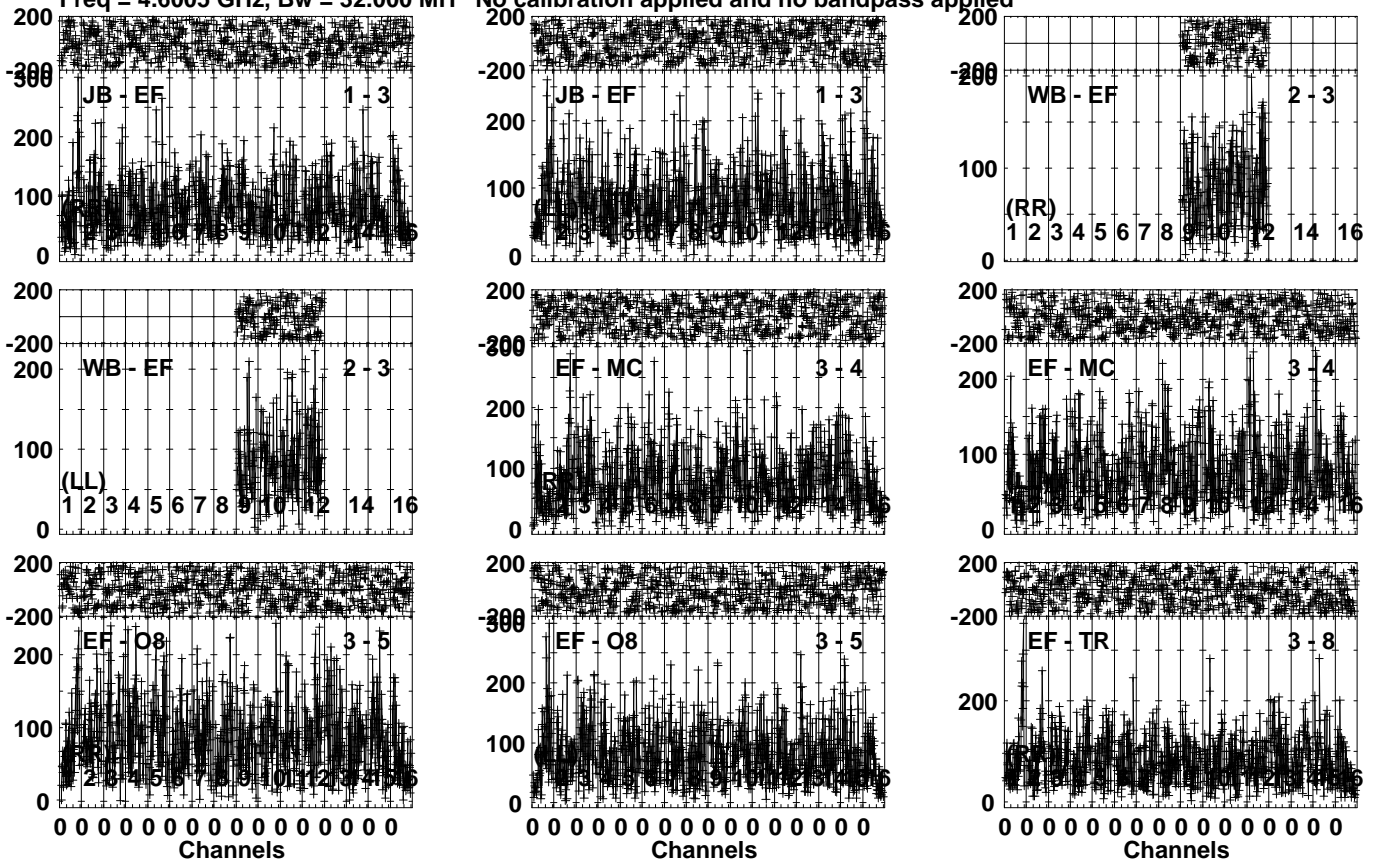


Lower frame: Milli Ampl Jy Top frame: Phas deg
Vector averaged cross-power spectrum Several baselines displayed
Timerange: 00/23:44:13 to 00/23:44:53

Plot file version 275 created 18-APR-2024 16:12:28

SN2022XXF RG014.UVDATA.1

Freq = 4.6005 GHz, Bw = 32.000 MH No calibration applied and no bandpass applied

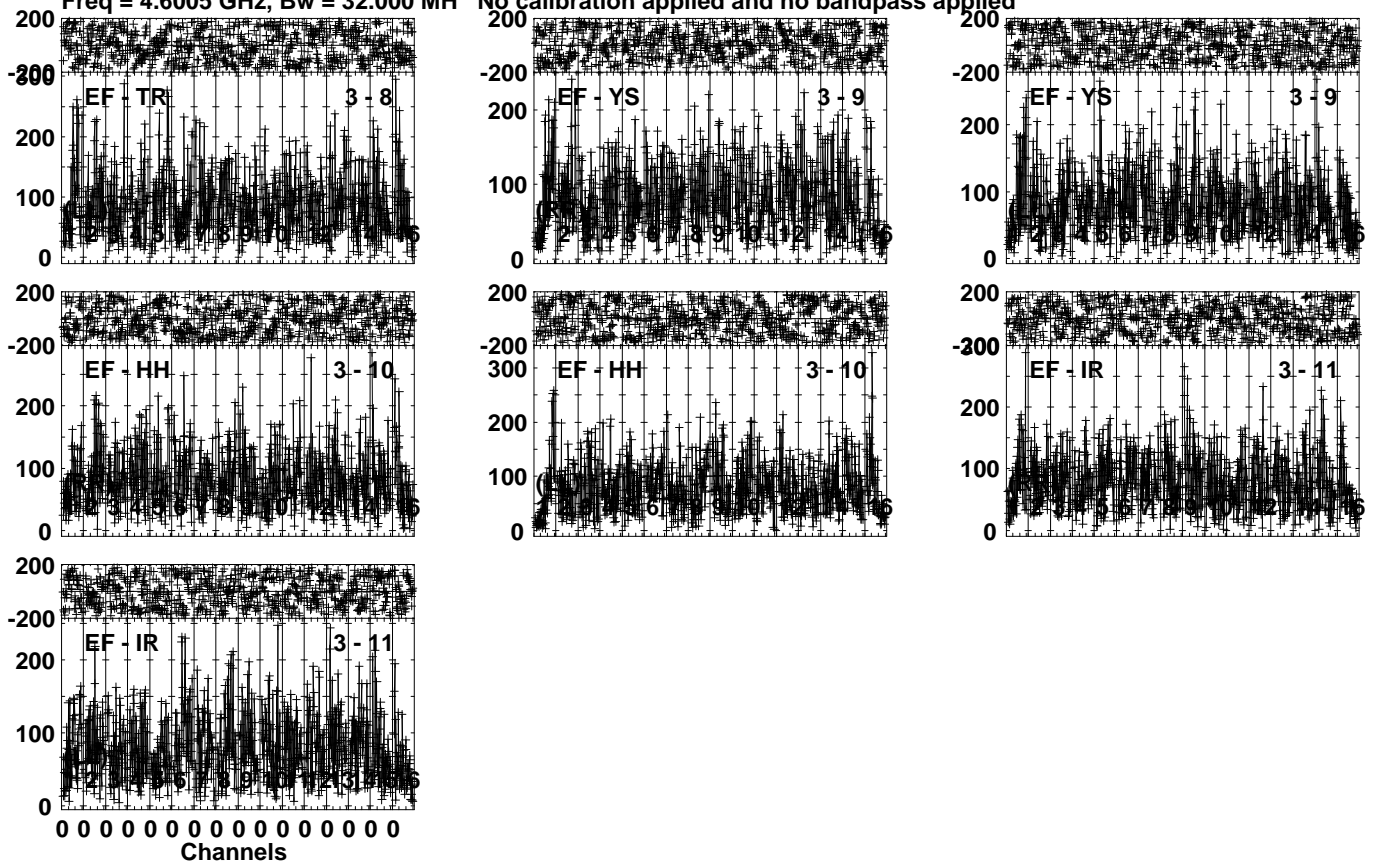


Lower frame: Micro Ampl Jy Top frame: Phas deg
Vector averaged cross-power spectrum Several baselines displayed
Timerange: 00/23:45:13 to 00/23:48:09

Plot file version 276 created 18-APR-2024 16:12:28

SN2022XXF RG014.UVDATA.1

Freq = 4.6005 GHz, Bw = 32.000 MH No calibration applied and no bandpass applied



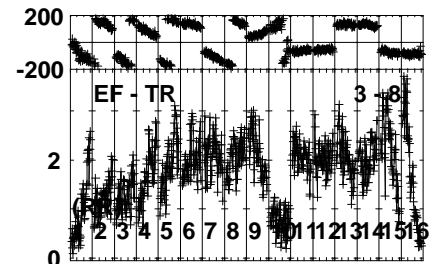
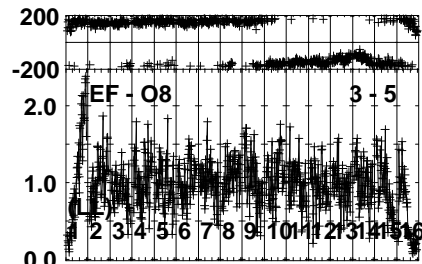
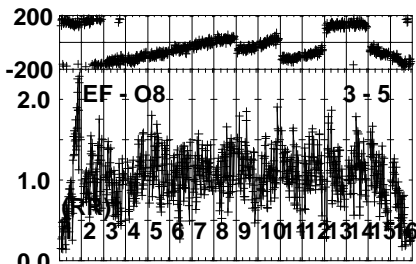
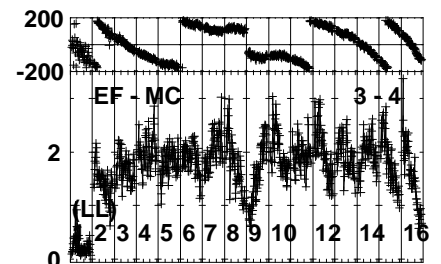
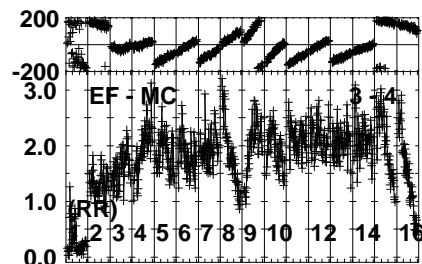
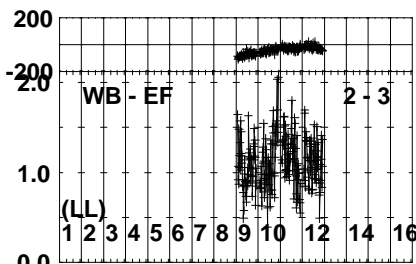
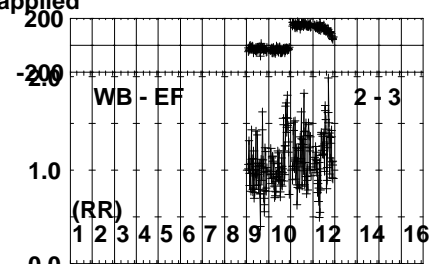
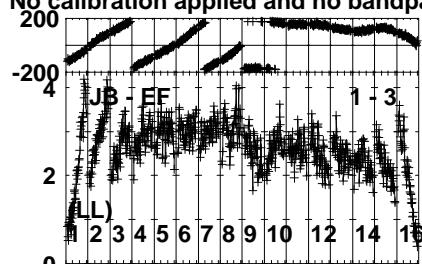
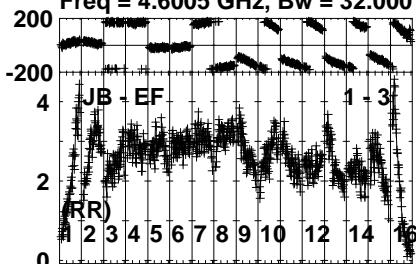
Lower frame: Micro Ampl Jy Top frame: Phas deg
Vector averaged cross-power spectrum Several baselines displayed
Timerange: 00/23:45:13 to 00/23:48:09

Plot file version 277 created 18-APR-2024 16:12:28

J1130+0846 RG014.UVDATA.1

Freq = 4.6005 GHz, Bw = 32.000 MH

No calibration applied and no bandpass applied

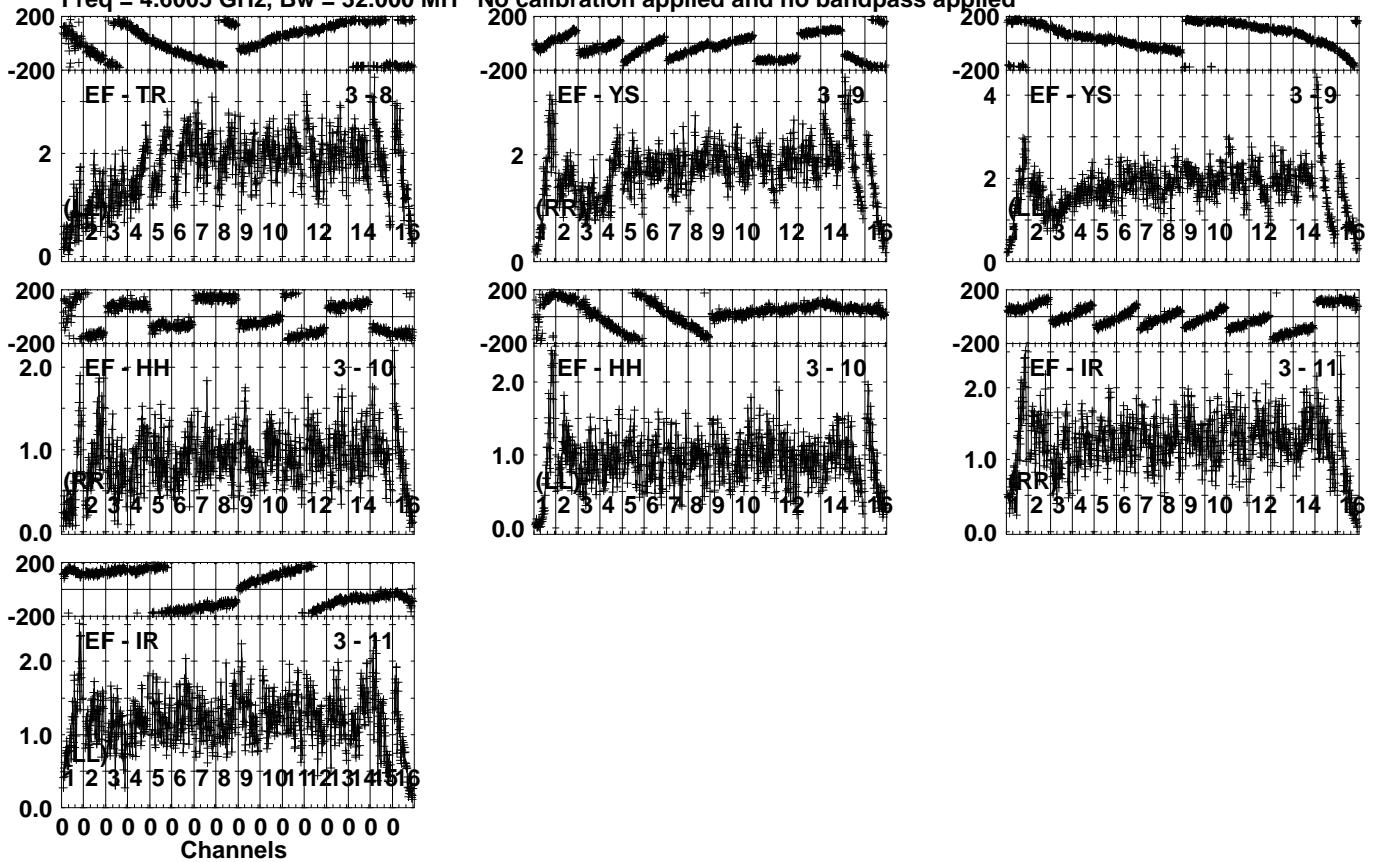


Lower frame: Milli Ampl Jy Top frame: Phas deg
Vector averaged cross-power spectrum Several baselines displayed
Timerange: 00/23:48:26 to 00/23:49:06

Plot file version 278 created 18-APR-2024 16:12:28

J1130+0846 RG014.UVDATA.1

Freq = 4.6005 GHz, Bw = 32.000 MH No calibration applied and no bandpass applied

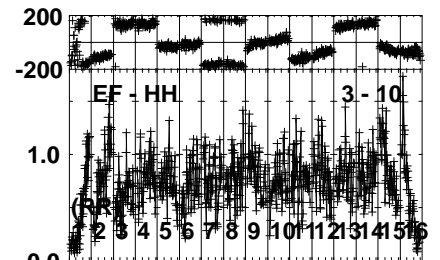
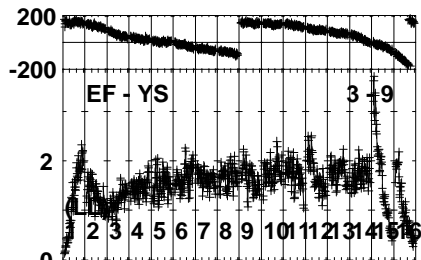
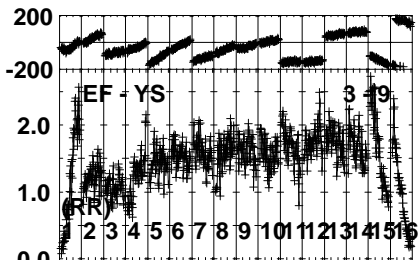
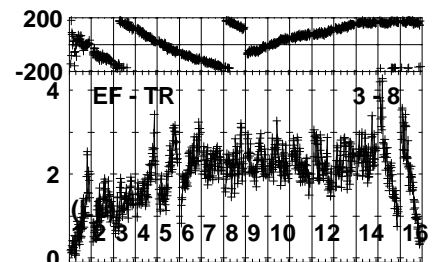
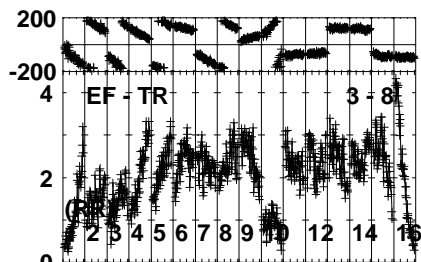
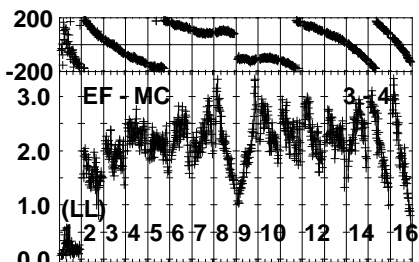
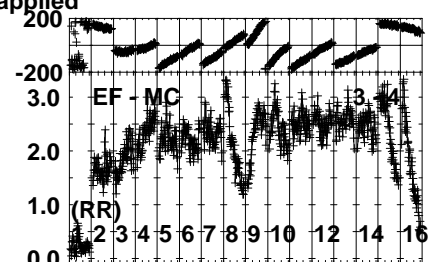
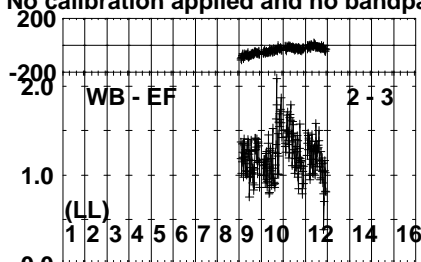
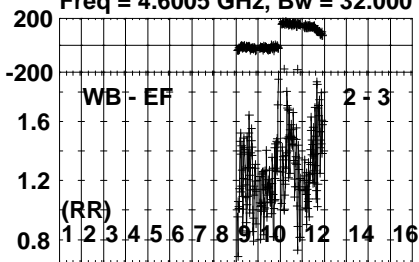


Lower frame: Milli Ampl Jy Top frame: Phas deg
Vector averaged cross-power spectrum Several baselines displayed
Timerange: 00/23:48:26 to 00/23:49:06

Plot file version 279 created 18-APR-2024 16:12:28

J1129+0951 RG014.UVDATA.1

Freq = 4.6005 GHz, Bw = 32.000 MH No calibration applied and no bandpass applied



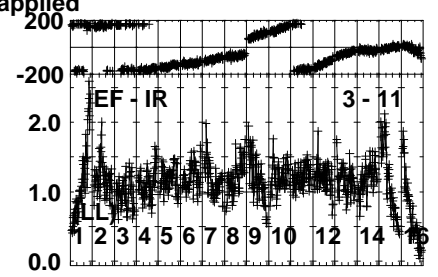
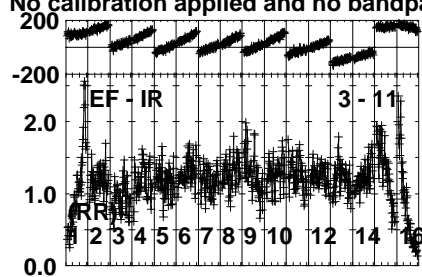
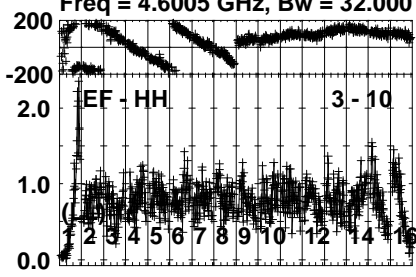
Lower frame: Milli Ampl Jy Top frame: Phas deg
Vector averaged cross-power spectrum Several baselines displayed
Timerange: 00/23:49:29 to 00/23:50:09

Plot file version 280 created 18-APR-2024 16:12:28

J1129+0951 RG014.UVDATA.1

Freq = 4.6005 GHz, Bw = 32.000 MH

No calibration applied and no bandpass applied

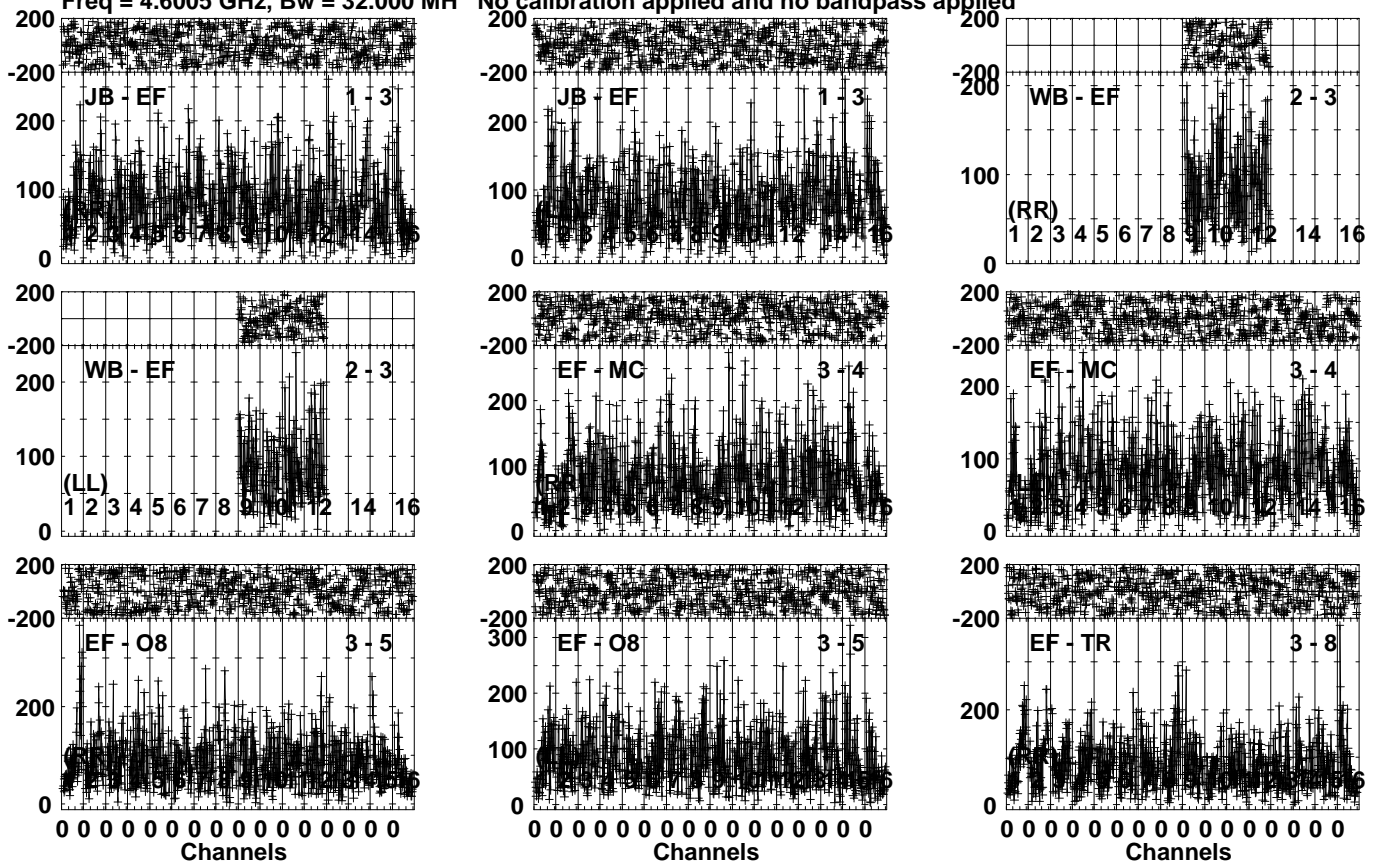


Lower frame: Milli Ampl Jy Top frame: Phas deg
Vector averaged cross-power spectrum Several baselines displayed
Timerange: 00/23:49:29 to 00/23:50:09

Plot file version 281 created 18-APR-2024 16:12:29

SN2022XXF RG014.UVDATA.1

Freq = 4.6005 GHz, Bw = 32.000 MH No calibration applied and no bandpass applied

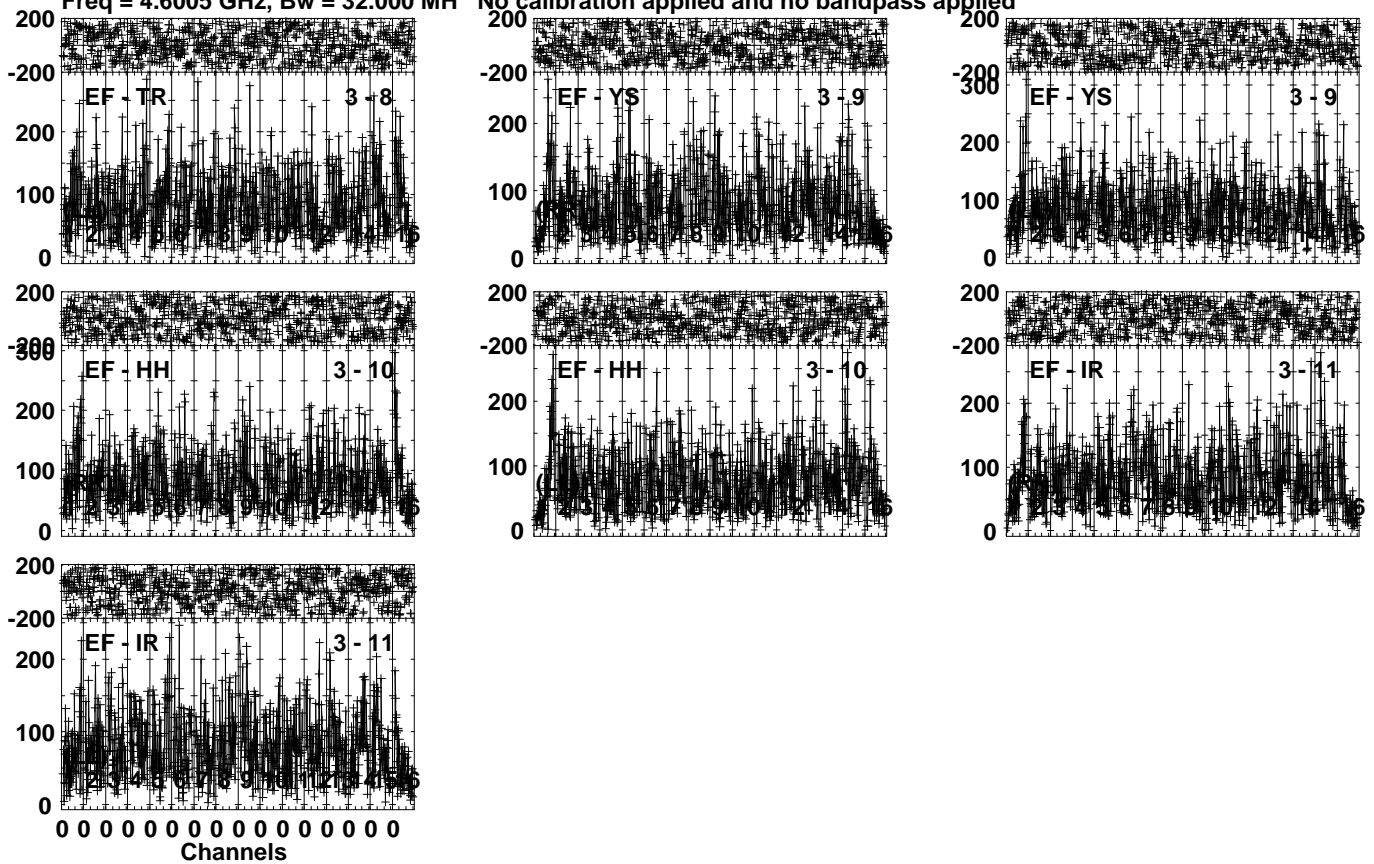


Lower frame: Micro Ampl Jy Top frame: Phas deg
Vector averaged cross-power spectrum Several baselines displayed
Timerange: 00/23:50:29 to 00/23:53:25

Plot file version 282 created 18-APR-2024 16:12:29

SN2022XXF RG014.UVDATA.1

Freq = 4.6005 GHz, Bw = 32.000 MH No calibration applied and no bandpass applied

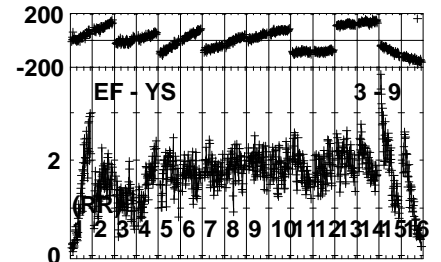
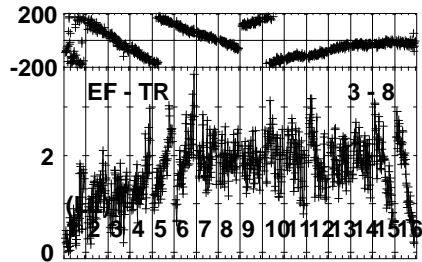
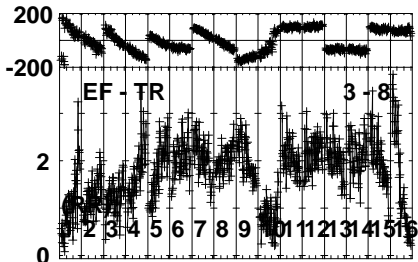
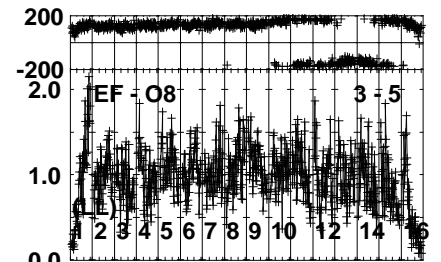
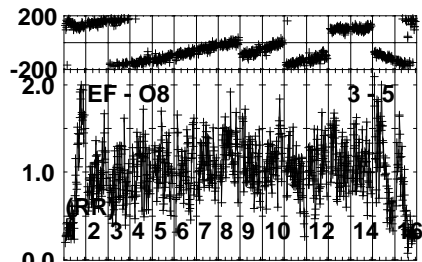
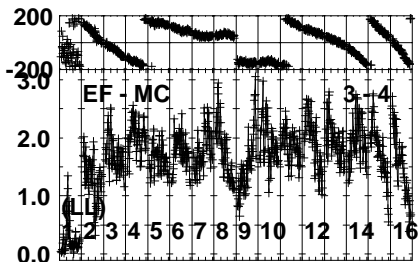
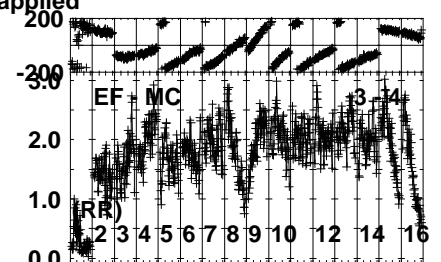
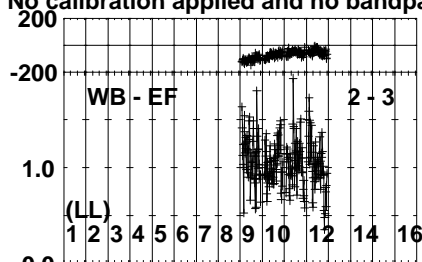
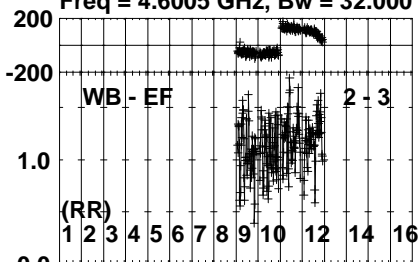


Lower frame: Micro Ampl Jy Top frame: Phas deg
Vector averaged cross-power spectrum Several baselines displayed
Timerange: 00/23:50:29 to 00/23:53:25

Plot file version 283 created 18-APR-2024 16:12:29

J1130+0846 RG014.UVDATA.1

Freq = 4.6005 GHz, Bw = 32.000 MH No calibration applied and no bandpass applied

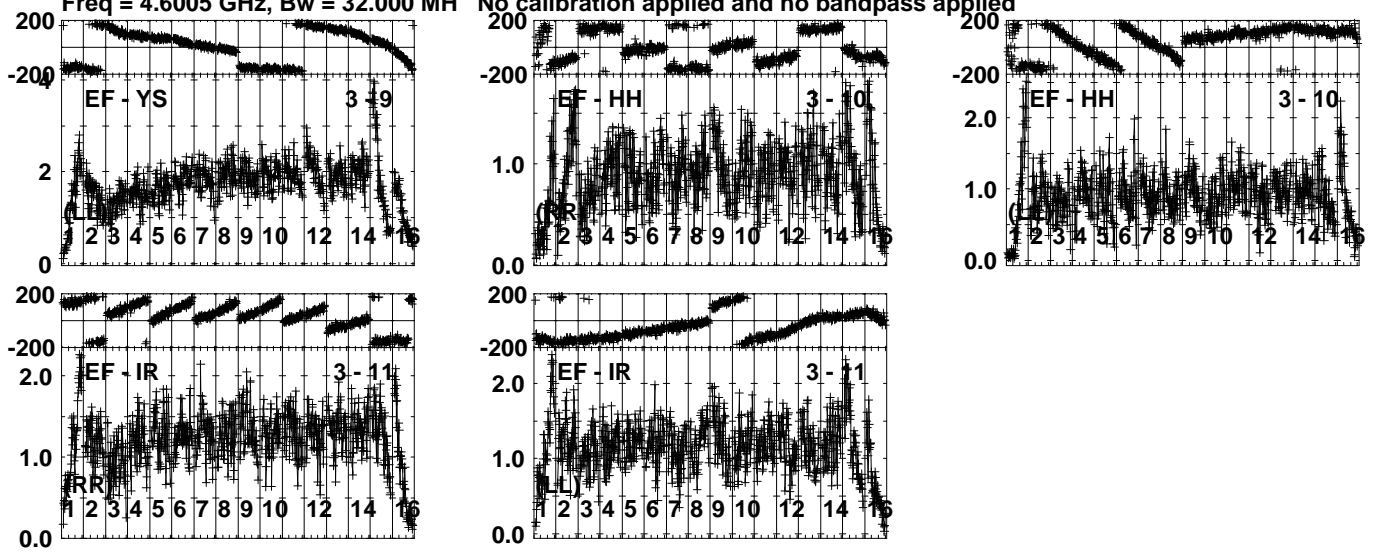


Lower frame: Milli Ampl Jy Top frame: Phas deg
Vector averaged cross-power spectrum Several baselines displayed
Timerange: 00/23:53:42 to 00/23:54:22

Plot file version 284 created 18-APR-2024 16:12:29

J1130+0846 RG014.UVDATA.1

Freq = 4.6005 GHz, Bw = 32.000 MH No calibration applied and no bandpass applied

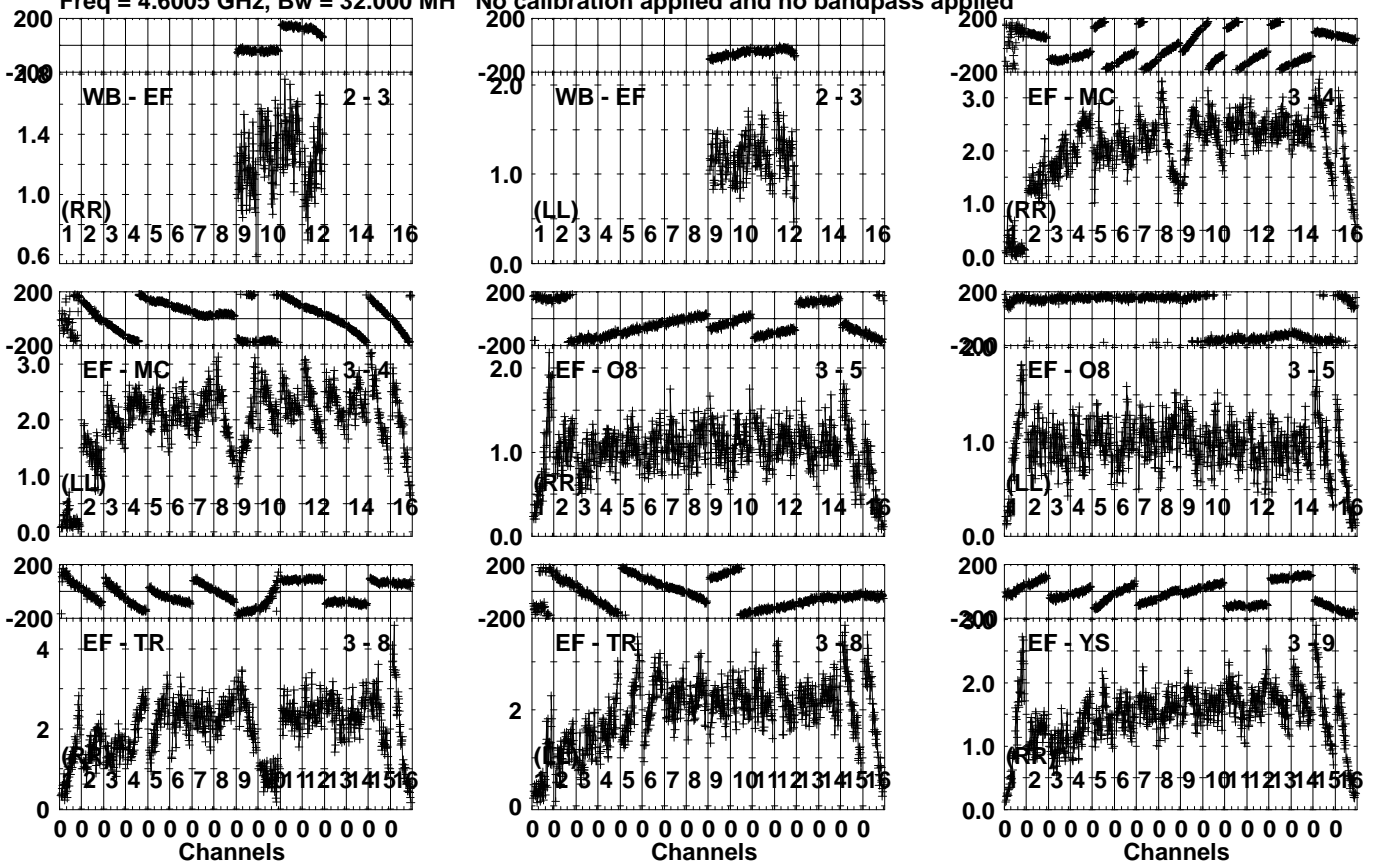


Lower frame: Milli Ampl Jy Top frame: Phas deg
Vector averaged cross-power spectrum Several baselines displayed
Timerange: 00/23:53:42 to 00/23:54:22

Plot file version 285 created 18-APR-2024 16:12:29

J1129+0951 RG014.UVDATA.1

Freq = 4.6005 GHz, Bw = 32.000 MH No calibration applied and no bandpass applied

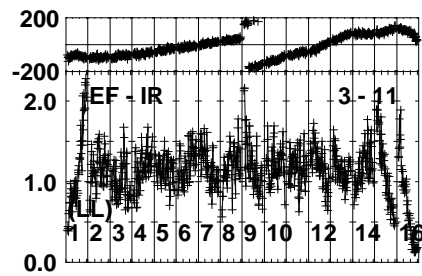
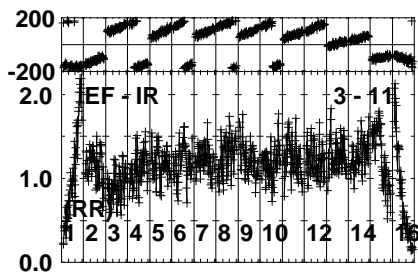
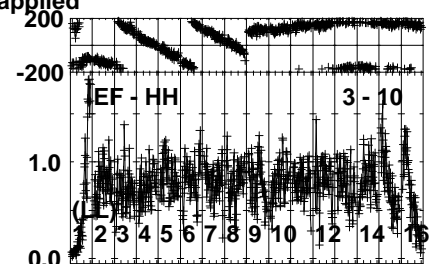
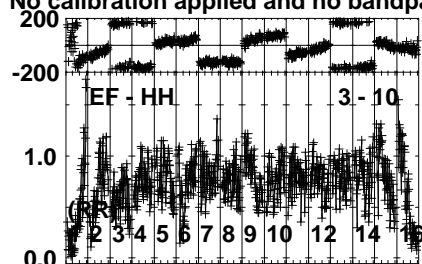
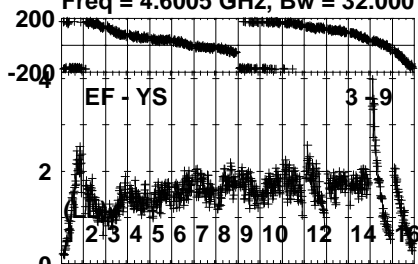


Lower frame: Milli Ampl Jy Top frame: Phas deg
Vector averaged cross-power spectrum Several baselines displayed
Timerange: 00/23:54:45 to 00/23:55:25

Plot file version 286 created 18-APR-2024 16:12:29

J1129+0951 RG014.UVDATA.1

Freq = 4.6005 GHz, Bw = 32.000 MH No calibration applied and no bandpass applied

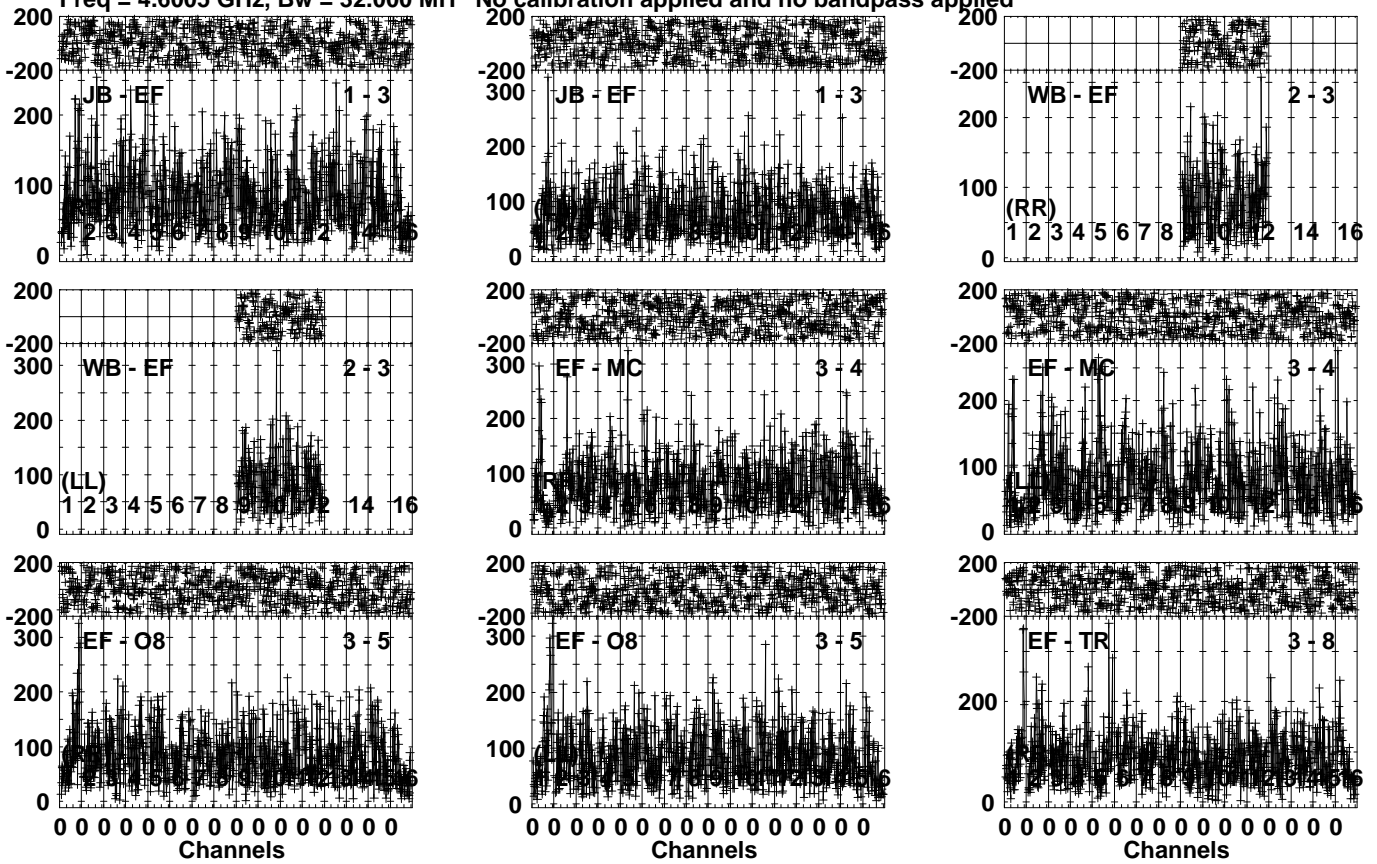


Lower frame: Milli Ampl Jy Top frame: Phas deg
Vector averaged cross-power spectrum Several baselines displayed
Timerange: 00/23:54:45 to 00/23:55:25

Plot file version 287 created 18-APR-2024 16:12:29

SN2022XXF RG014.UVDATA.1

Freq = 4.6005 GHz, Bw = 32.000 MH No calibration applied and no bandpass applied

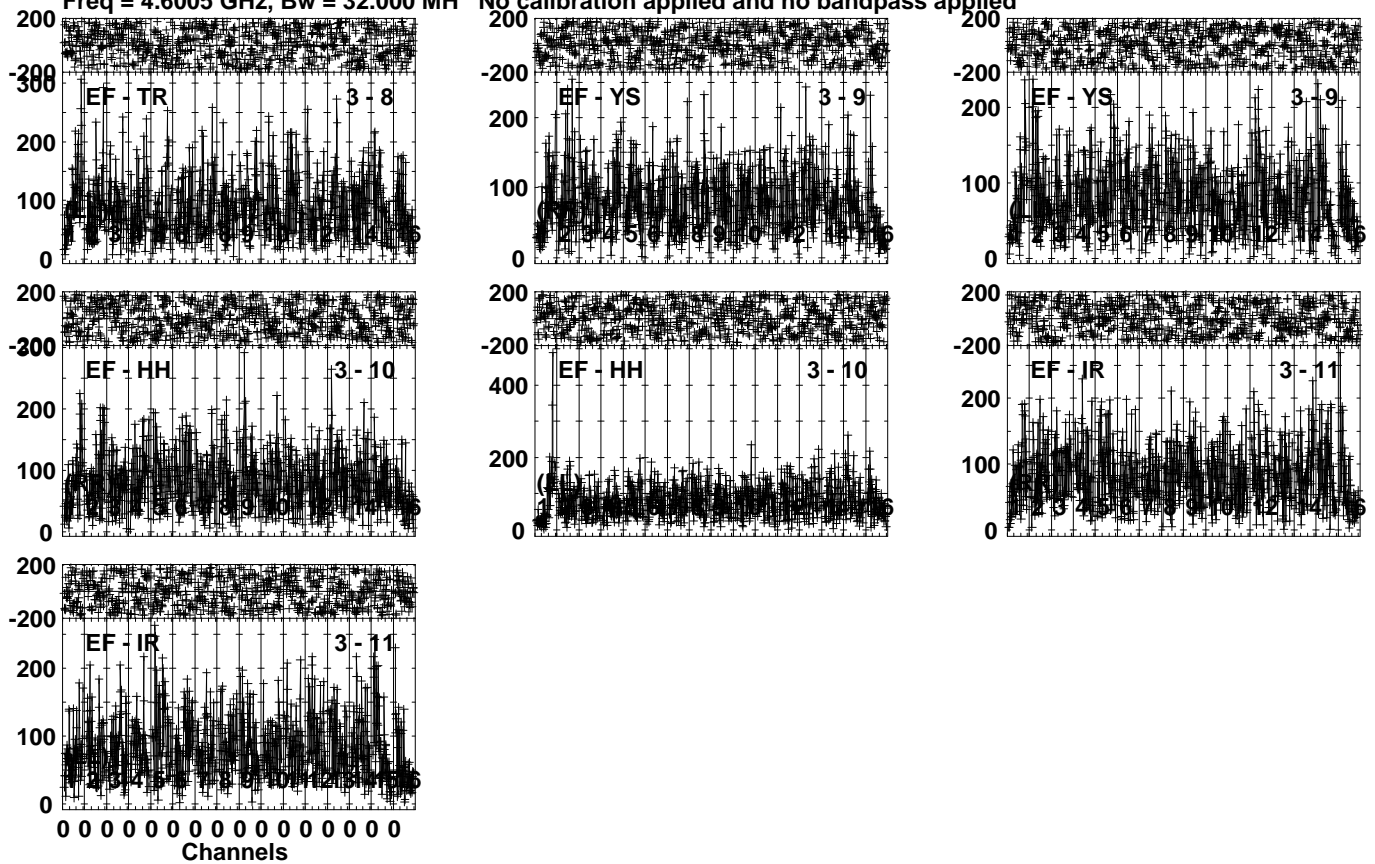


Lower frame: Micro Ampl Jy Top frame: Phas deg
Vector averaged cross-power spectrum Several baselines displayed
Timerange: 00/23:55:45 to 00/23:58:41

Plot file version 288 created 18-APR-2024 16:12:29

SN2022XXF RG014.UVDATA.1

Freq = 4.6005 GHz, Bw = 32.000 MH No calibration applied and no bandpass applied



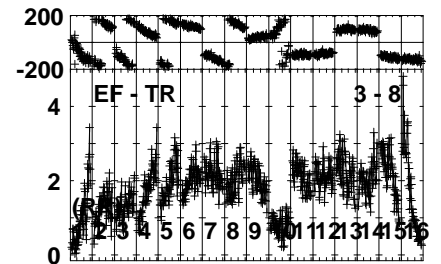
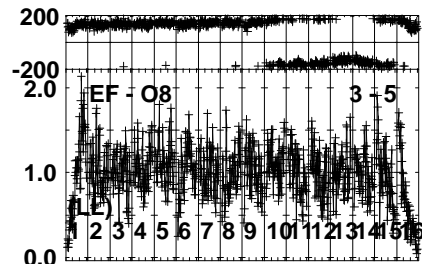
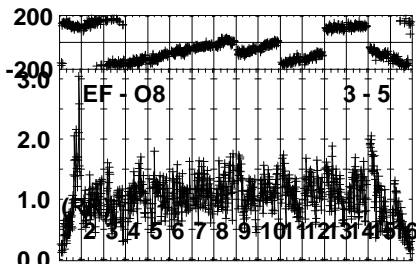
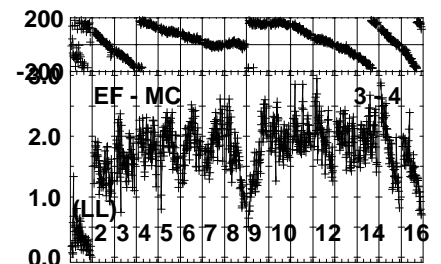
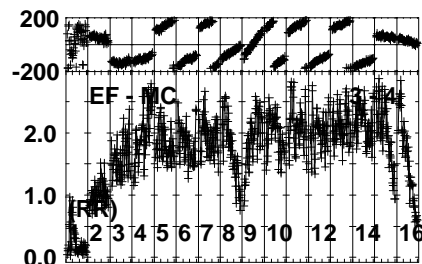
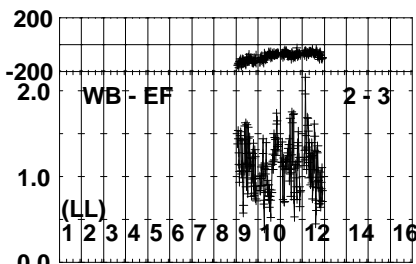
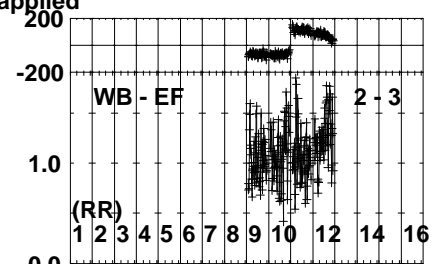
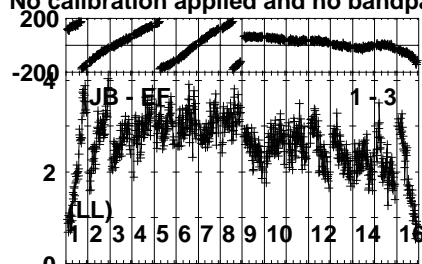
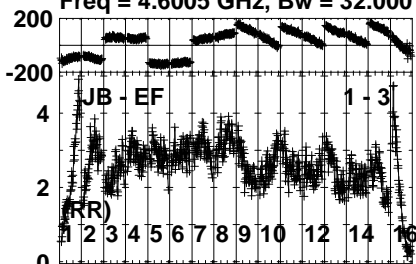
Lower frame: Micro Ampl Jy Top frame: Phas deg
Vector averaged cross-power spectrum Several baselines displayed
Timerange: 00/23:55:45 to 00/23:58:41

Plot file version 289 created 18-APR-2024 16:12:29

J1130+0846 RG014.UVDATA.1

Freq = 4.6005 GHz, Bw = 32.000 MH

No calibration applied and no bandpass applied

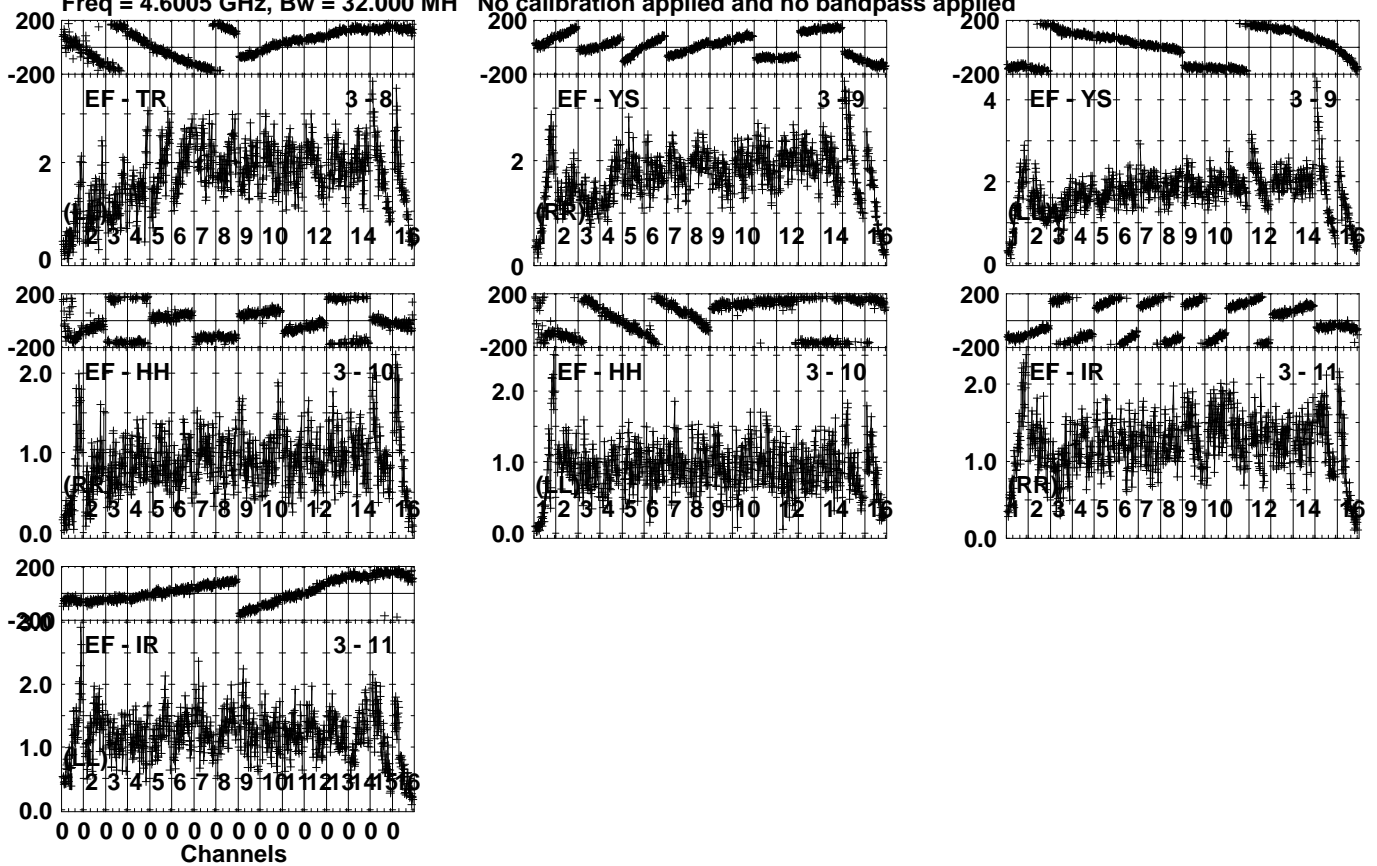


Lower frame: Milli Ampl Jy Top frame: Phas deg
Vector averaged cross-power spectrum Several baselines displayed
Timerange: 00/23:58:58 to 00/23:59:38

Plot file version 290 created 18-APR-2024 16:12:29

J1130+0846 RG014.UVDATA.1

Freq = 4.6005 GHz, Bw = 32.000 MH No calibration applied and no bandpass applied

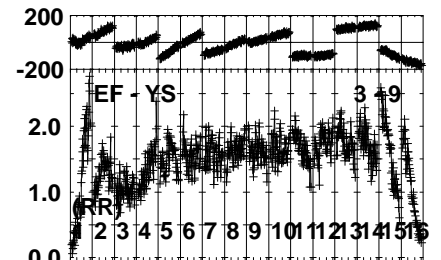
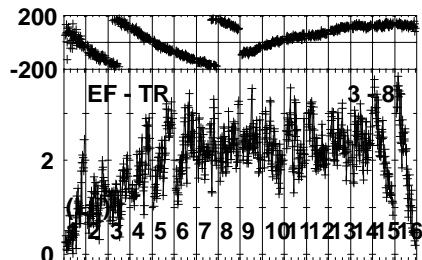
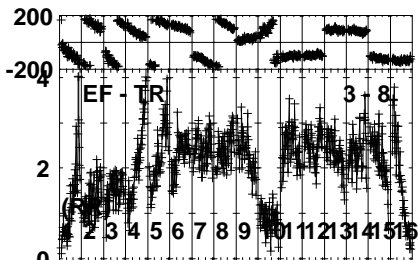
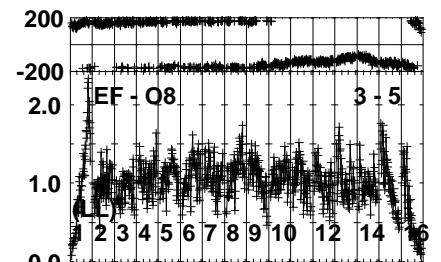
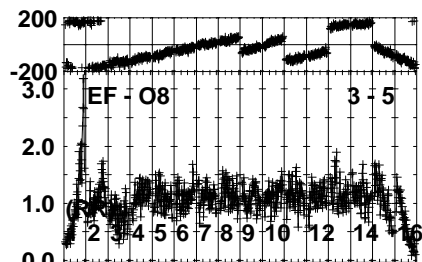
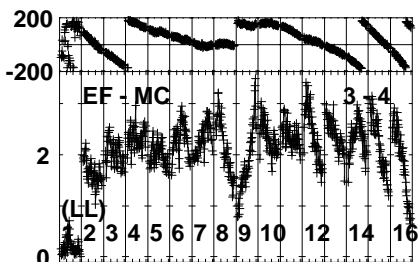
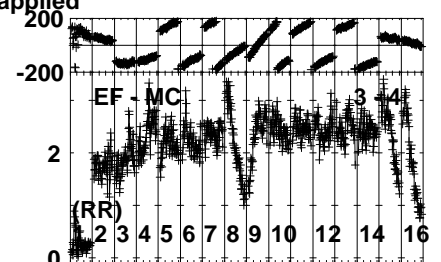
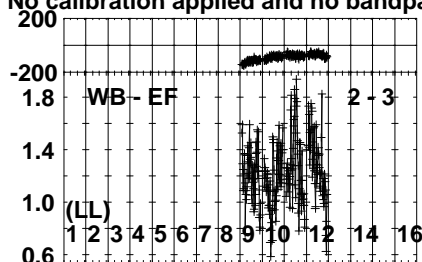
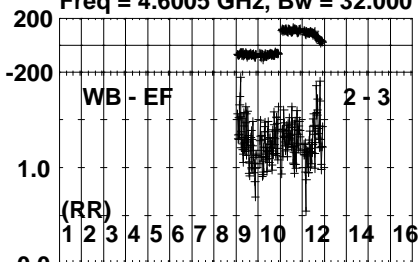


Lower frame: Milli Ampl Jy Top frame: Phas deg
Vector averaged cross-power spectrum Several baselines displayed
Timerange: 00/23:58:58 to 00/23:59:38

Plot file version 291 created 18-APR-2024 16:12:30

J1129+0951 RG014.UVDATA.1

Freq = 4.6005 GHz, Bw = 32.000 MH No calibration applied and no bandpass applied

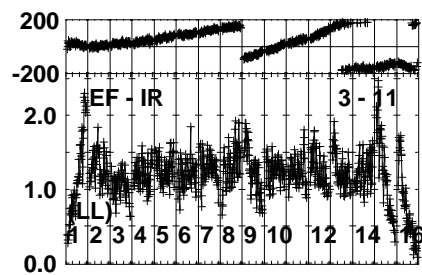
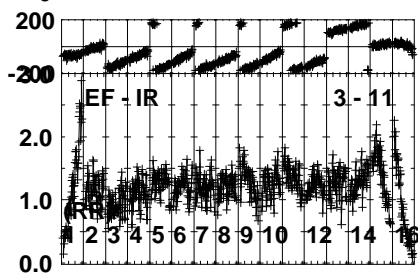
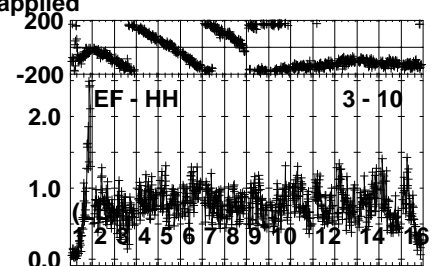
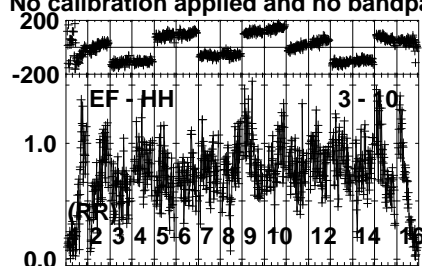
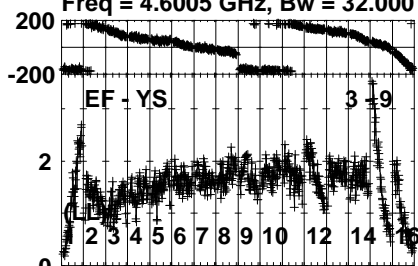


0 0 0 0 0 0 0 0 0 0 0 0 0 0 0 0 Channels
Lower frame: Milli Ampl Jy Top frame: Phas deg
Vector averaged cross-power spectrum Several baselines displayed
Timerange: 01/00:00:01 to 01/00:00:41

Plot file version 292 created 18-APR-2024 16:12:30

J1129+0951 RG014.UVDATA.1

Freq = 4.6005 GHz, Bw = 32.000 MH No calibration applied and no bandpass applied

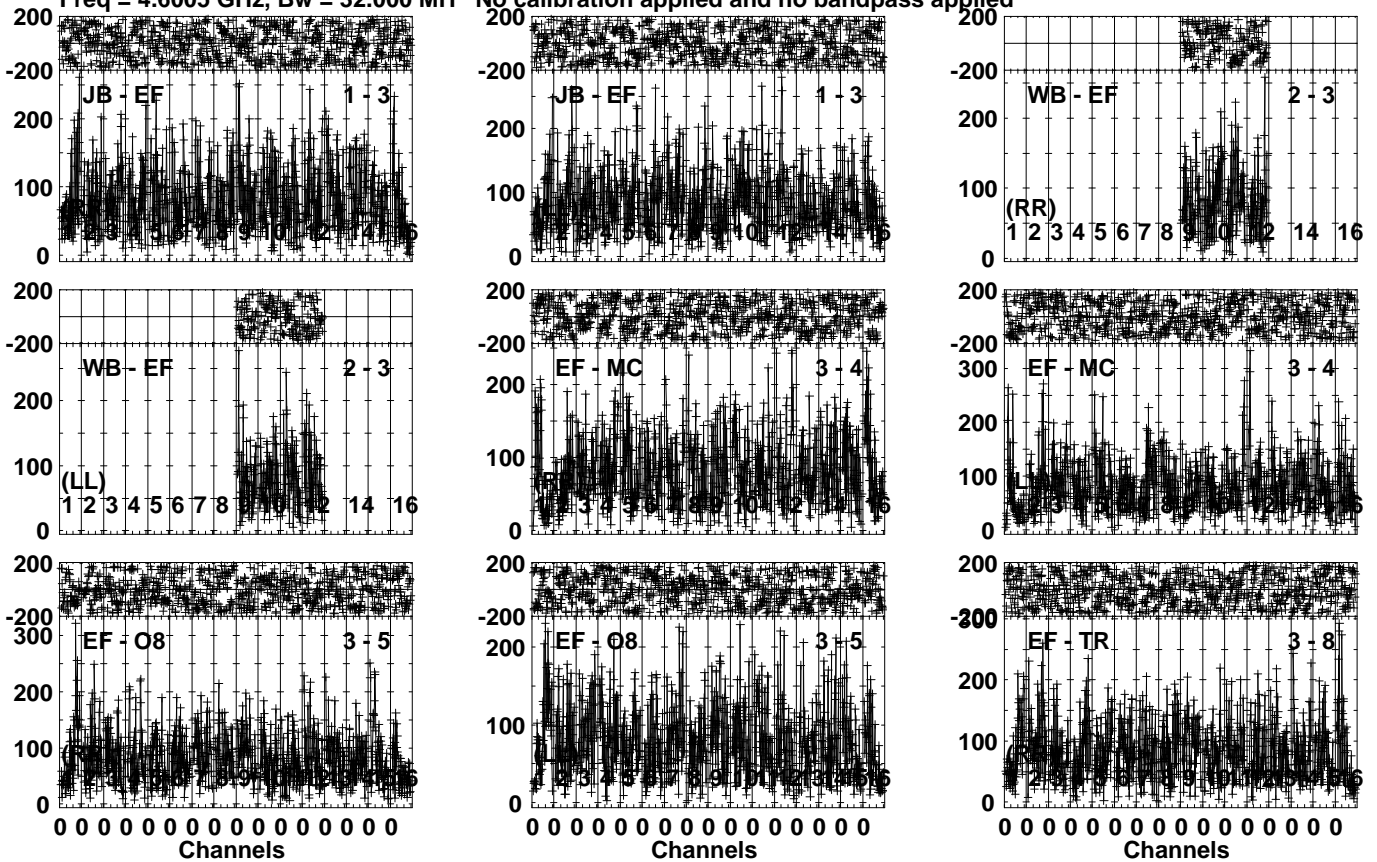


Lower frame: Milli Ampl Jy Top frame: Phas deg
Vector averaged cross-power spectrum Several baselines displayed
Timerange: 01/00:00:01 to 01/00:00:41

Plot file version 293 created 18-APR-2024 16:12:30

SN2022XXF RG014.UVDATA.1

Freq = 4.6005 GHz, Bw = 32.000 MH No calibration applied and no bandpass applied

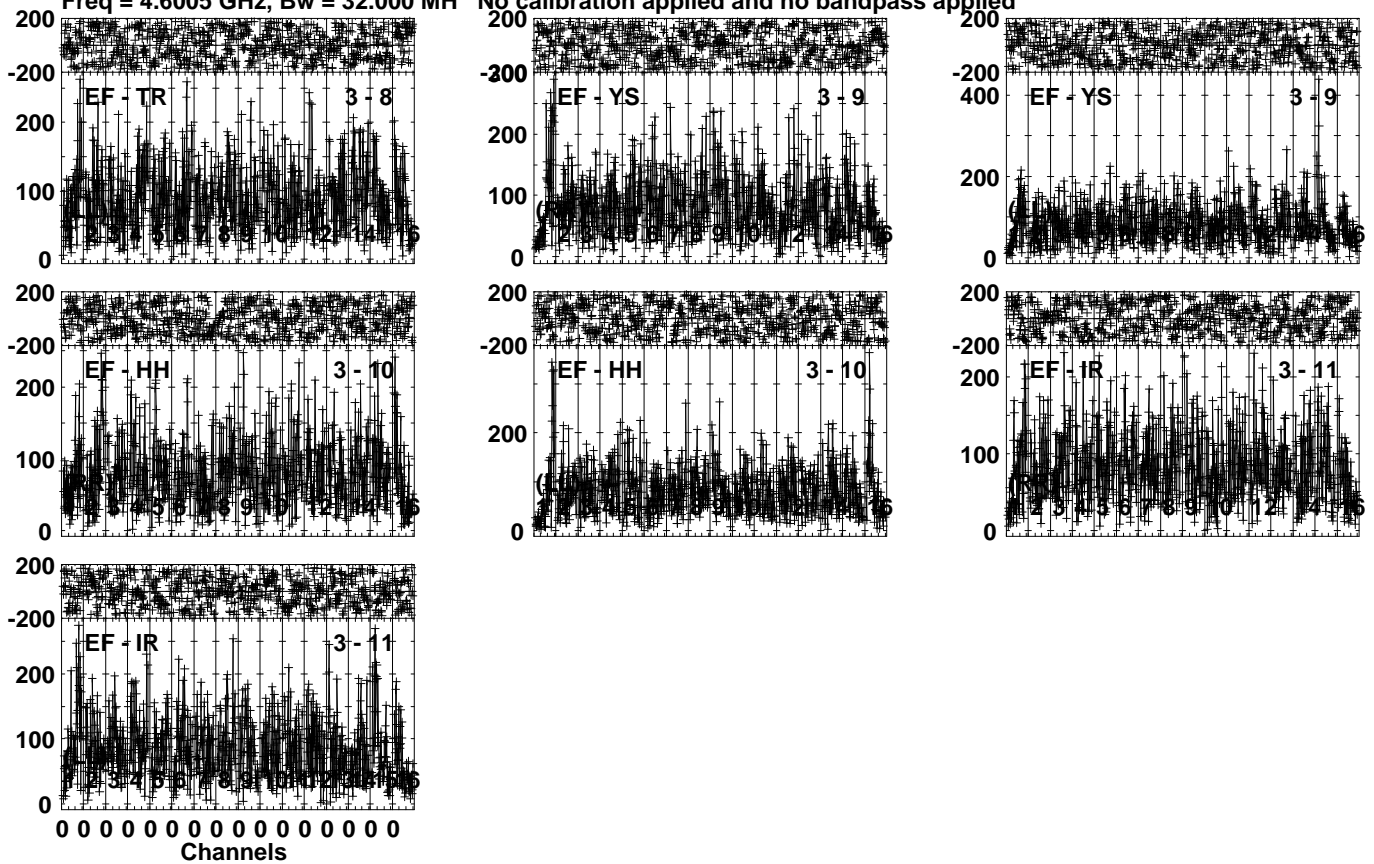


Lower frame: Micro Ampl Jy Top frame: Phas deg
Vector averaged cross-power spectrum Several baselines displayed
Timerange: 01/00:01:01 to 01/00:03:57

Plot file version 294 created 18-APR-2024 16:12:30

SN2022XXF RG014.UVDATA.1

Freq = 4.6005 GHz, Bw = 32.000 MH No calibration applied and no bandpass applied

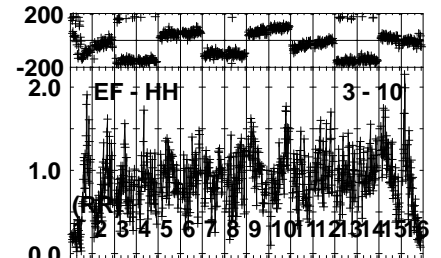
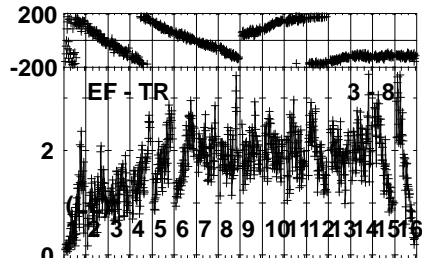
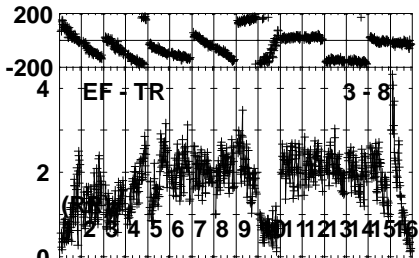
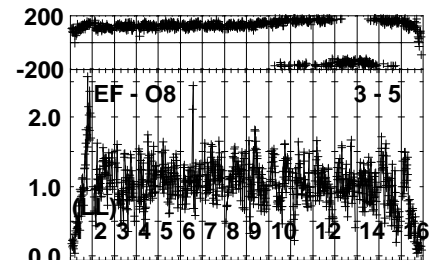
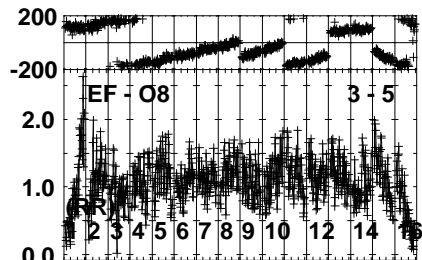
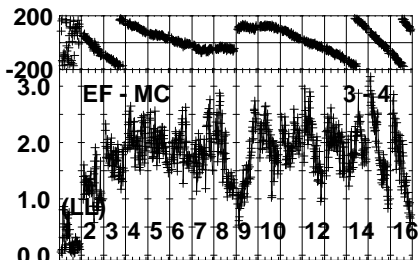
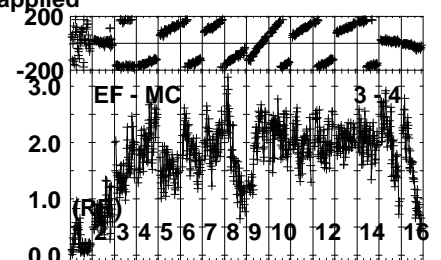
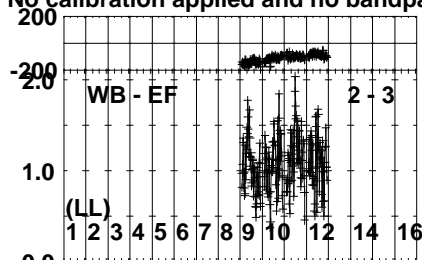
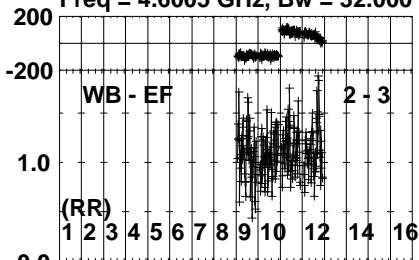


Lower frame: Micro Ampl Jy Top frame: Phas deg
Vector averaged cross-power spectrum Several baselines displayed
Timerange: 01/00:01:01 to 01/00:03:57

Plot file version 295 created 18-APR-2024 16:12:30

J1130+0846 RG014.UVDATA.1

Freq = 4.6005 GHz, Bw = 32.000 MH No calibration applied and no bandpass applied

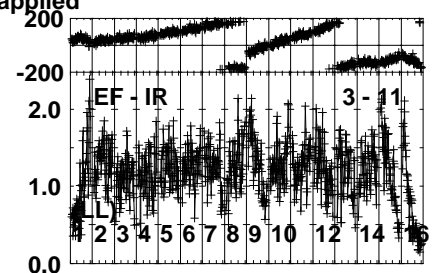
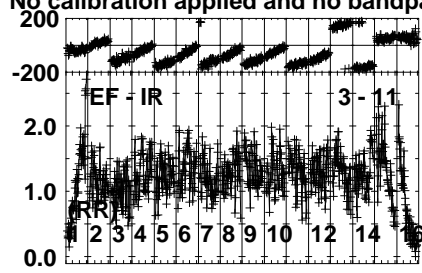
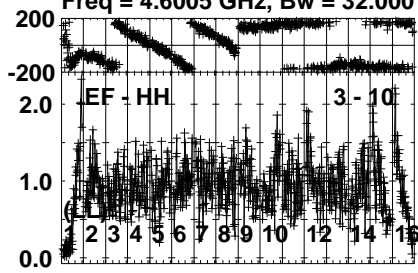


Lower frame: Milli Ampl Jy Top frame: Phas deg
Vector averaged cross-power spectrum Several baselines displayed
Timerange: 01/00:04:14 to 01/00:04:54

Plot file version 296 created 18-APR-2024 16:12:30

J1130+0846 RG014.UVDATA.1

Freq = 4.6005 GHz, Bw = 32.000 MH No calibration applied and no bandpass applied

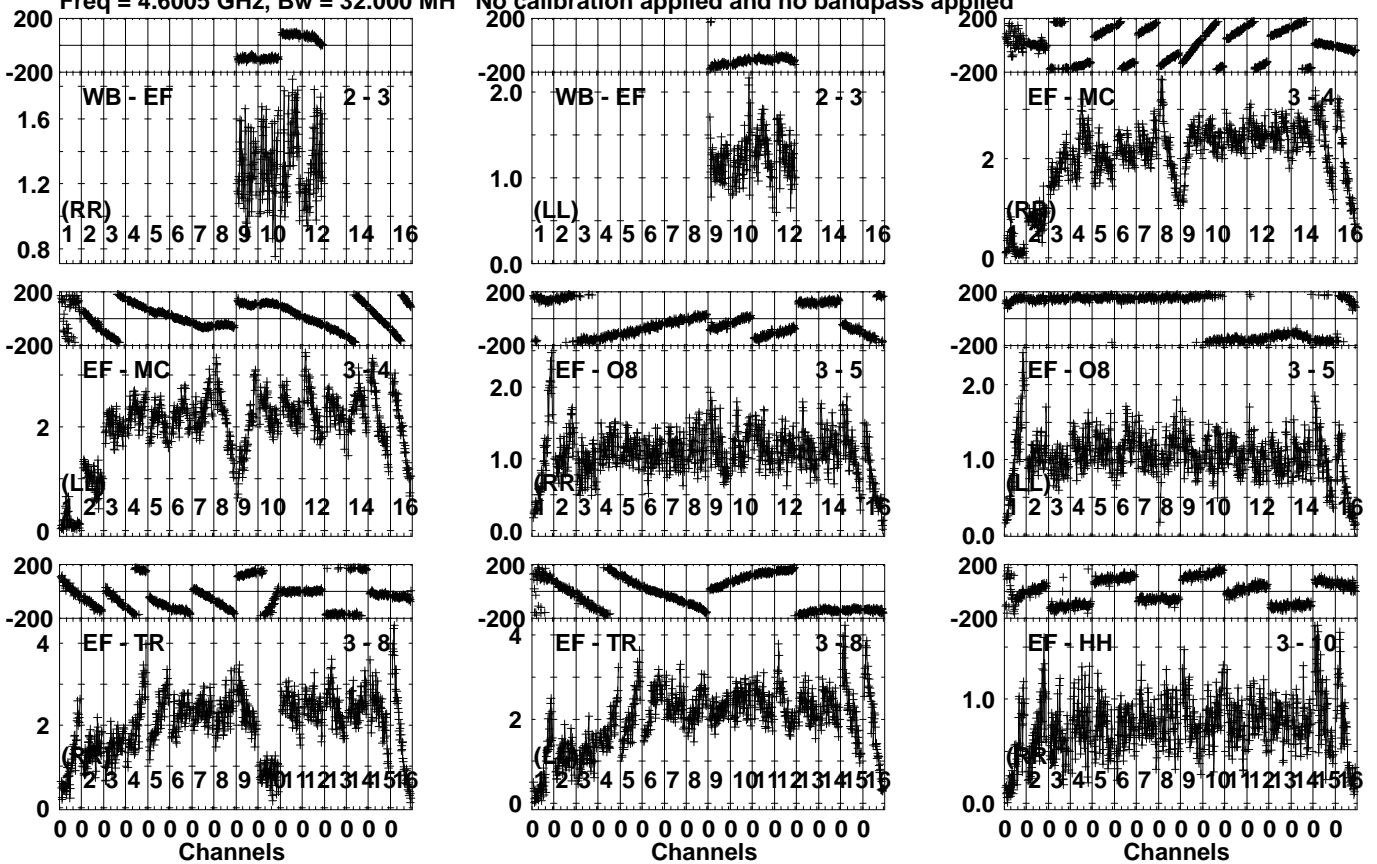


Lower frame: Milli Ampl Jy Top frame: Phas deg
Vector averaged cross-power spectrum Several baselines displayed
Timerange: 01/00:04:14 to 01/00:04:54

Plot file version 297 created 18-APR-2024 16:12:30

J1129+0951 RG014.UVDATA.1

Freq = 4.6005 GHz, Bw = 32.000 MH No calibration applied and no bandpass applied



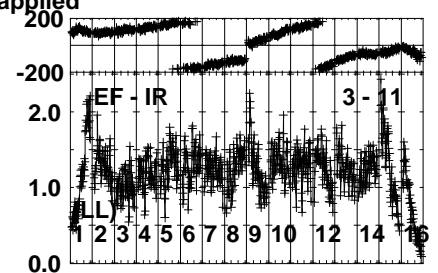
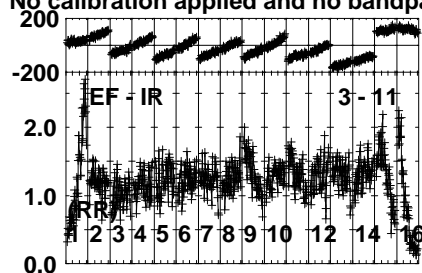
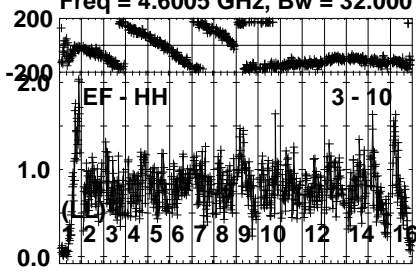
Lower frame: Milli Ampl Jy Top frame: Phas deg
Vector averaged cross-power spectrum Several baselines displayed
Timerange: 01/00:05:17 to 01/00:05:57

Plot file version 298 created 18-APR-2024 16:12:30

J1129+0951 RG014.UVDATA.1

Freq = 4.6005 GHz, Bw = 32.000 MH

No calibration applied and no bandpass applied

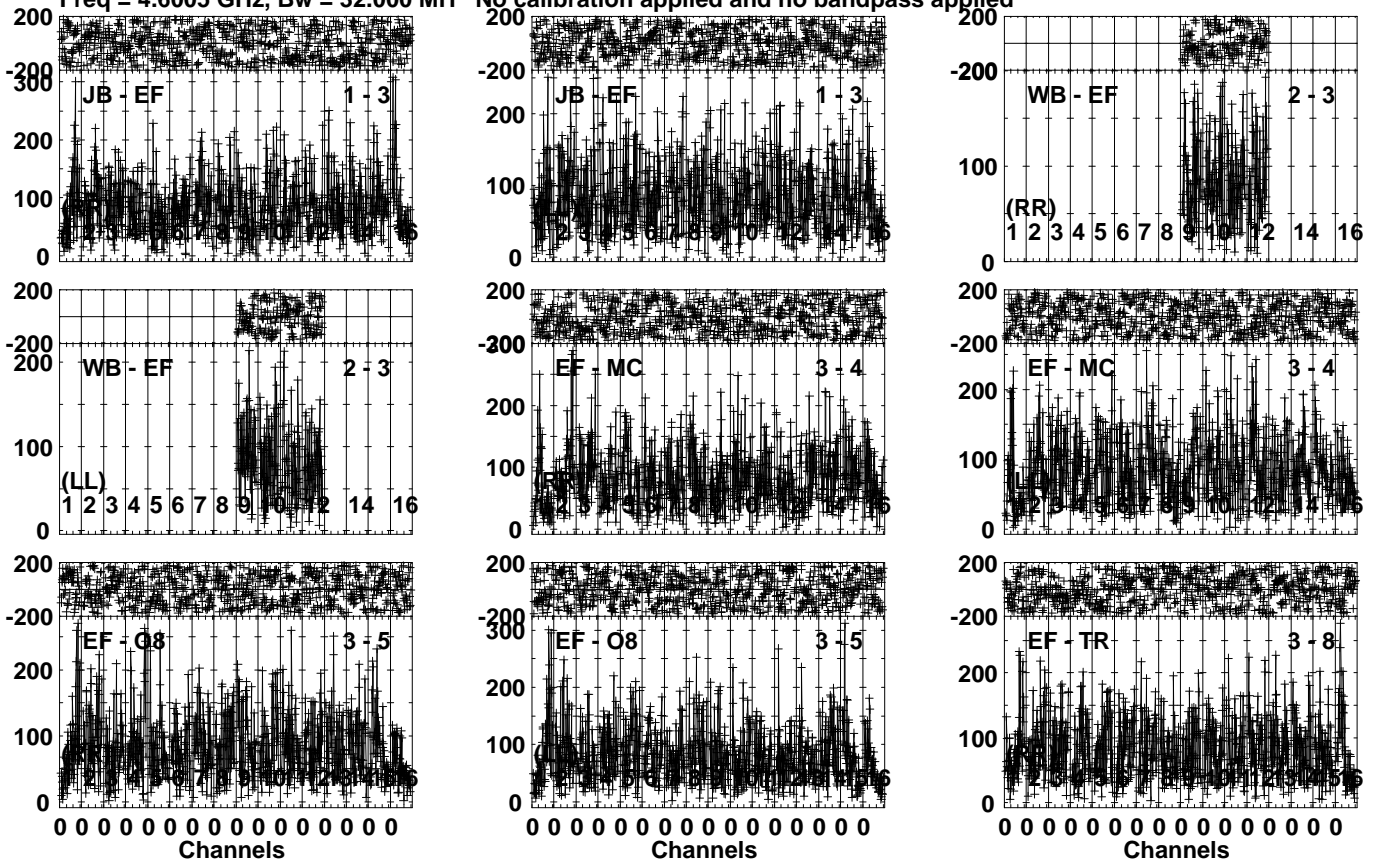


Lower frame: Milli Ampl Jy Top frame: Phas deg
Vector averaged cross-power spectrum Several baselines displayed
Timerange: 01/00:05:17 to 01/00:05:57

Plot file version 299 created 18-APR-2024 16:12:30

SN2022XXF RG014.UVDATA.1

Freq = 4.6005 GHz, Bw = 32.000 MH No calibration applied and no bandpass applied

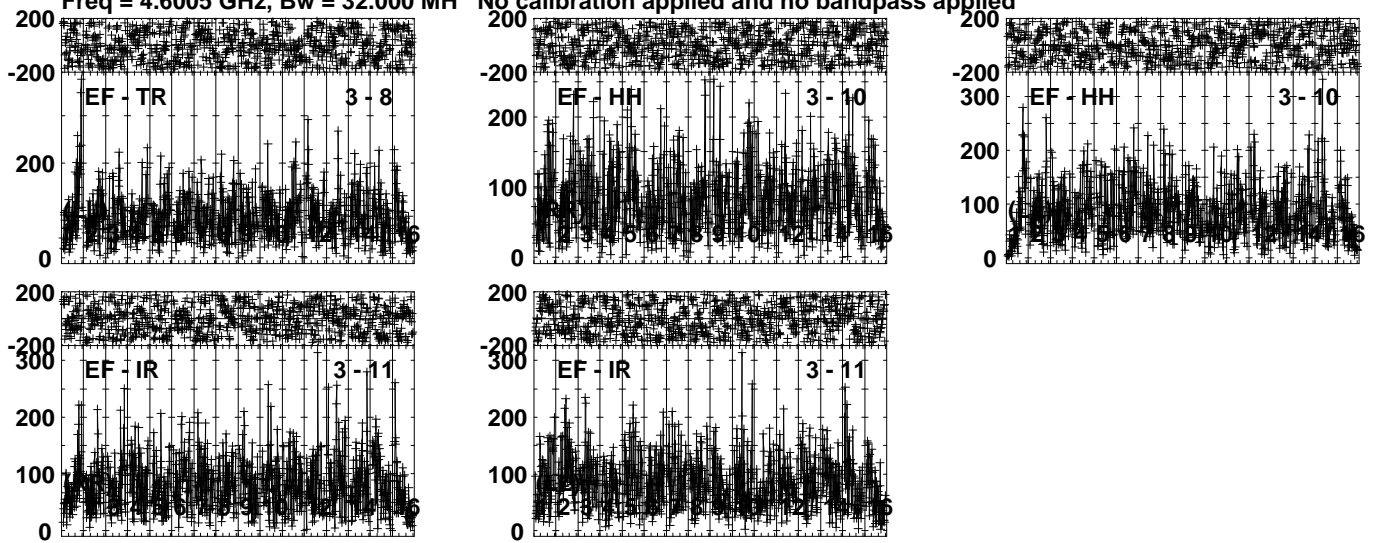


Lower frame: Micro Ampl Jy Top frame: Phas deg
Vector averaged cross-power spectrum Several baselines displayed
Timerange: 01/00:06:17 to 01/00:09:13

Plot file version 300 created 18-APR-2024 16:12:30

SN2022XXF RG014.UVDATA.1

Freq = 4.6005 GHz, Bw = 32.000 MH No calibration applied and no bandpass applied



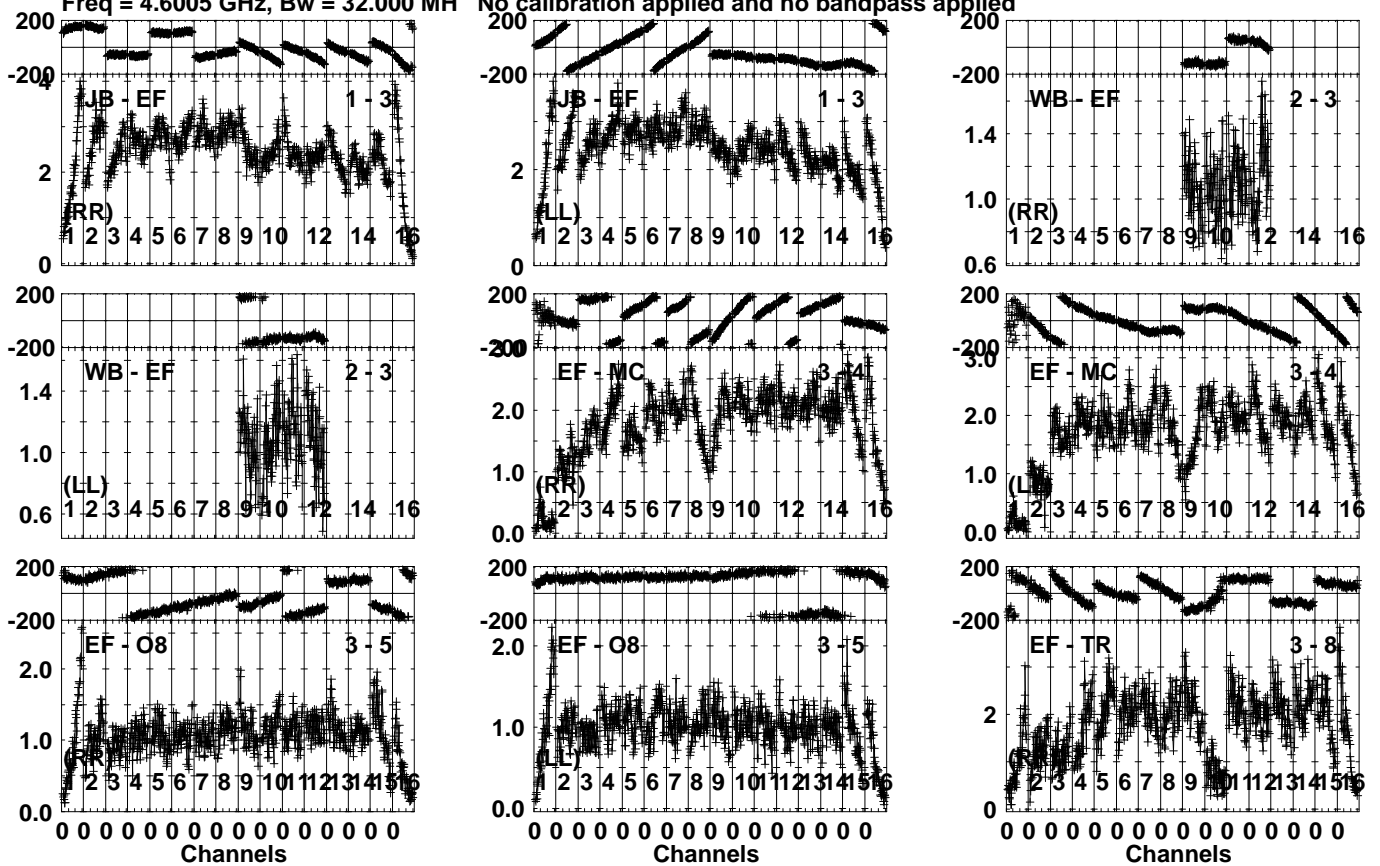
Lower frame: Micro Ampl Jy Top frame: Phas deg
Vector averaged cross-power spectrum Several baselines displayed
Timerange: 01/00:06:17 to 01/00:09:13

Plot file version 301 created 18-APR-2024 16:12:30

J1130+0846 RG014.UVDATA.1

Freq = 4.6005 GHz, Bw = 32.000 MH

No calibration applied and no bandpass applied

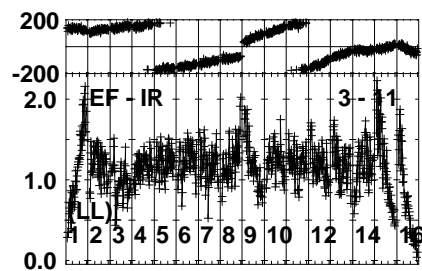
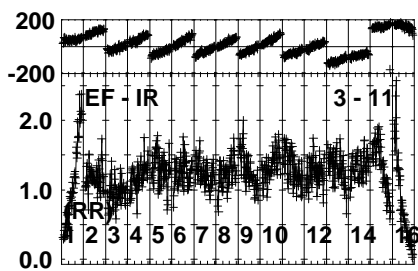
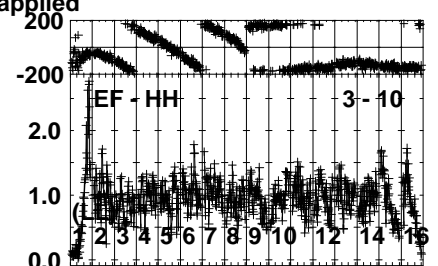
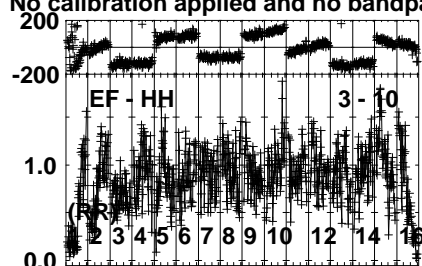
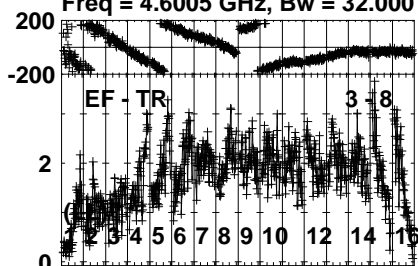


Lower frame: Milli Ampl Jy Top frame: Phas deg
Vector averaged cross-power spectrum Several baselines displayed
Timerange: 01/00:09:30 to 01/00:10:10

Plot file version 302 created 18-APR-2024 16:12:31

J1130+0846 RG014.UVDATA.1

Freq = 4.6005 GHz, Bw = 32.000 MH No calibration applied and no bandpass applied

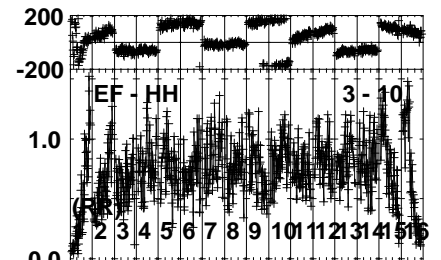
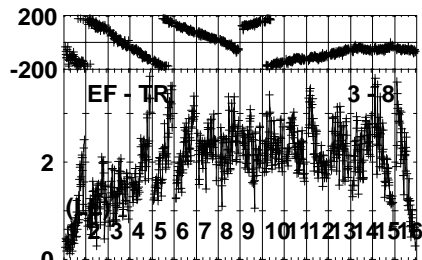
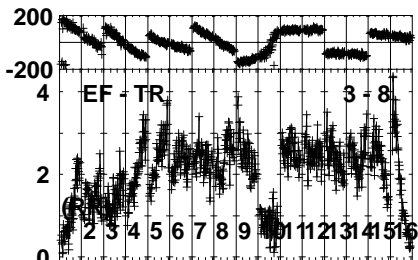
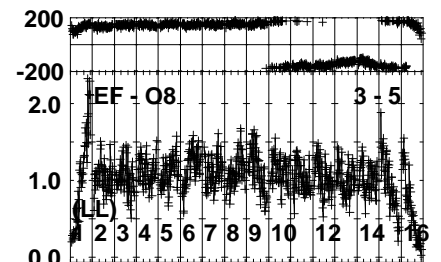
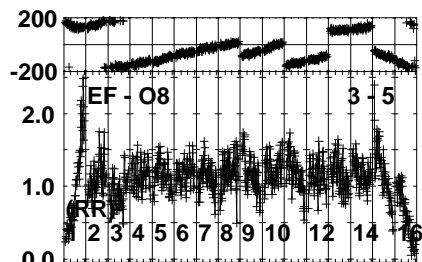
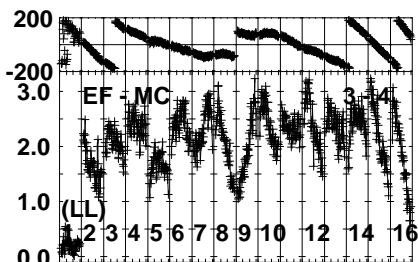
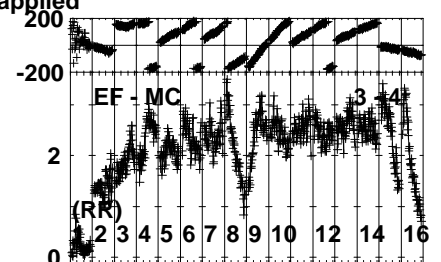
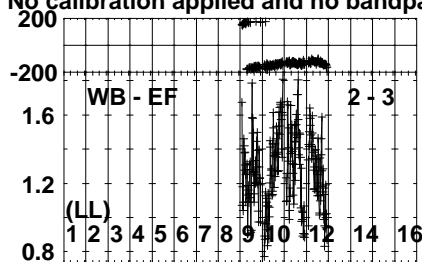
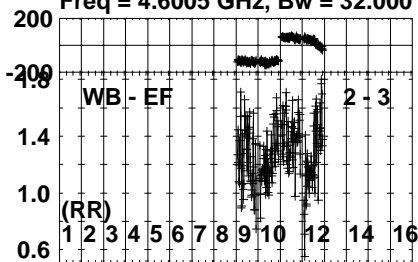


Lower frame: Milli Ampl Jy Top frame: Phas deg
Vector averaged cross-power spectrum Several baselines displayed
Timerange: 01/00:09:30 to 01/00:10:10

Plot file version 303 created 18-APR-2024 16:12:31

J1129+0951 RG014.UVDATA.1

Freq = 4.6005 GHz, Bw = 32.000 MH No calibration applied and no bandpass applied



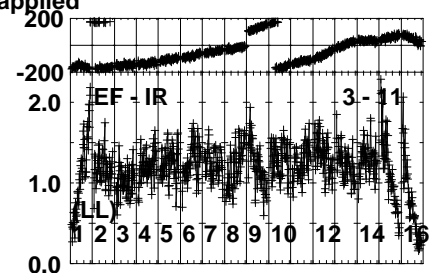
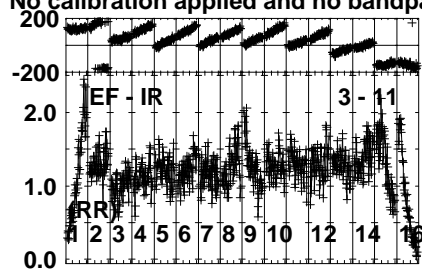
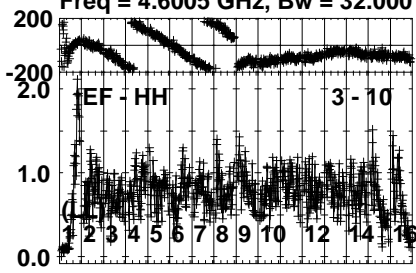
Lower frame: Milli Ampl Jy Top frame: Phas deg
Vector averaged cross-power spectrum Several baselines displayed
Timerange: 01/00:10:33 to 01/00:11:13

Plot file version 304 created 18-APR-2024 16:12:31

J1129+0951 RG014.UVDATA.1

Freq = 4.6005 GHz, Bw = 32.000 MH

No calibration applied and no bandpass applied



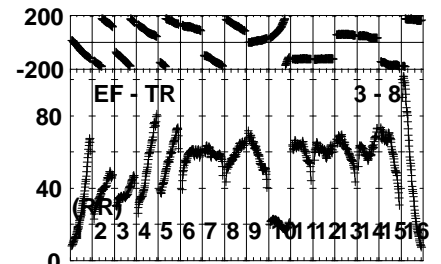
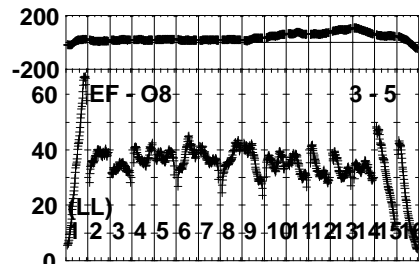
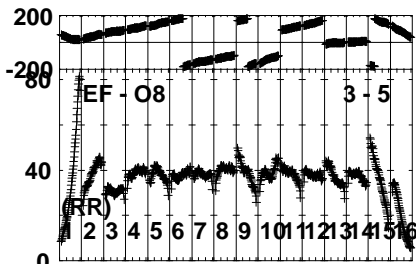
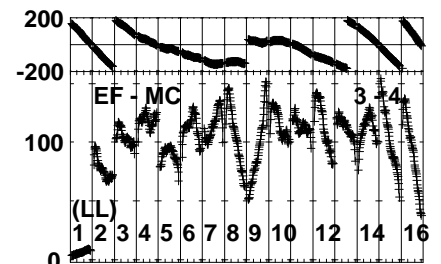
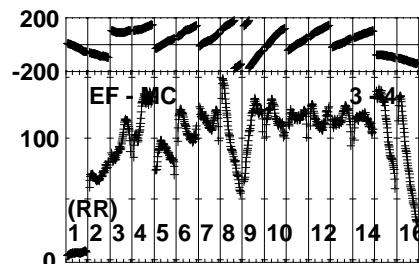
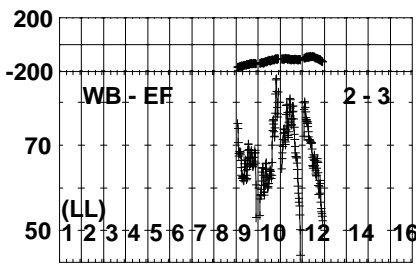
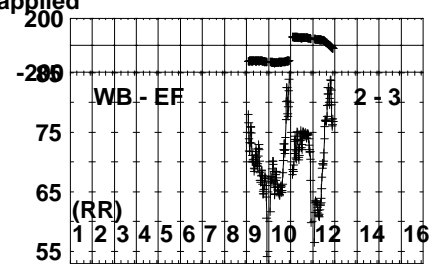
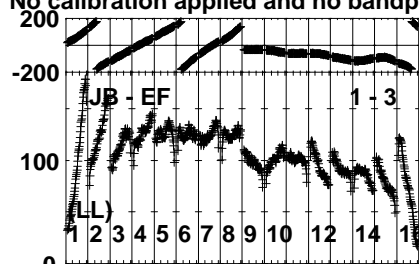
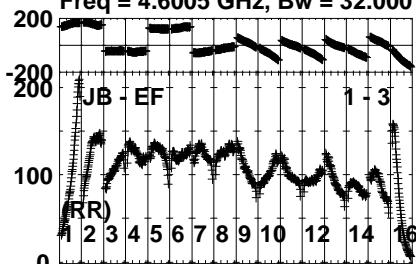
Lower frame: Milli Ampl Jy Top frame: Phas deg
Vector averaged cross-power spectrum Several baselines displayed
Timerange: 01/00:10:33 to 01/00:11:13

Plot file version 305 created 18-APR-2024 16:12:31

3C273 RG014.UVDATA.1

Freq = 4.6005 GHz, Bw = 32.000 MH

No calibration applied and no bandpass applied

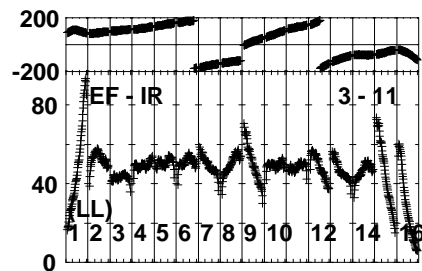
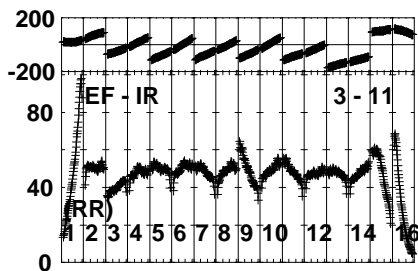
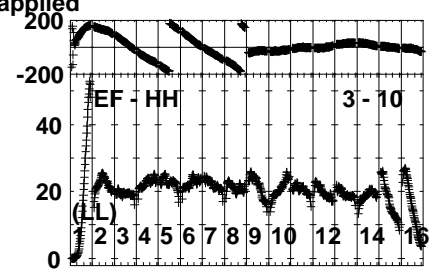
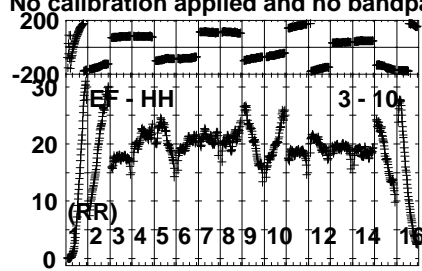
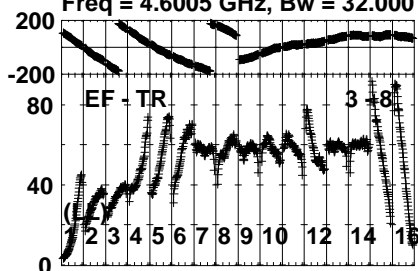


Lower frame: Milli Ampl Jy Top frame: Phas deg
Vector averaged cross-power spectrum Several baselines displayed
Timerange: 01/00:12:41 to 01/00:14:37

Plot file version 306 created 18-APR-2024 16:12:31

3C273 RG014.UVDATA.1

Freq = 4.6005 GHz, Bw = 32.000 MH No calibration applied and no bandpass applied



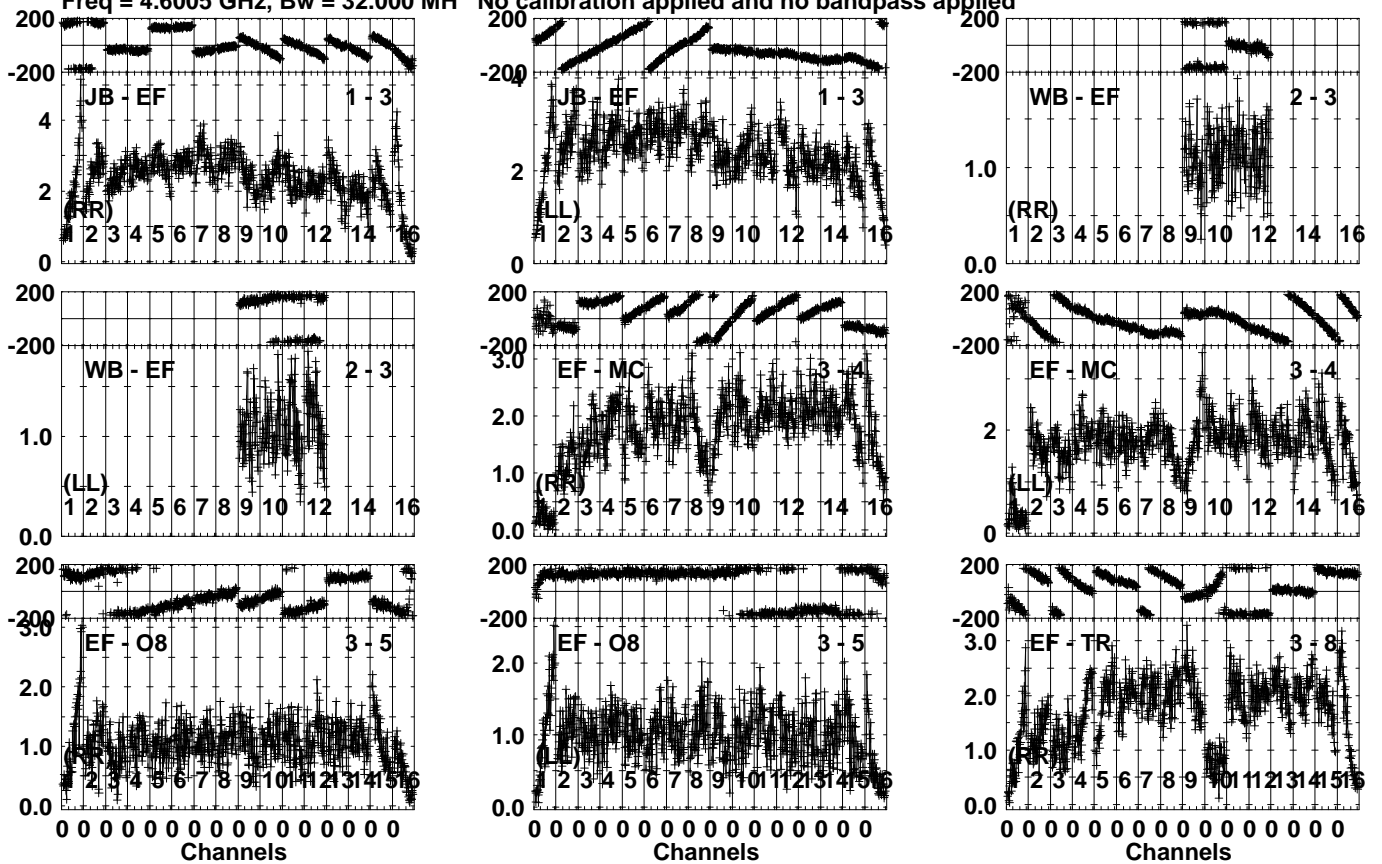
Lower frame: Milli Ampl Jy Top frame: Phas deg
Vector averaged cross-power spectrum Several baselines displayed
Timerange: 01/00:12:41 to 01/00:14:37

Plot file version 307 created 18-APR-2024 16:12:31

J1130+0846 RG014.UVDATA.1

Freq = 4.6005 GHz, Bw = 32.000 MH

No calibration applied and no bandpass applied

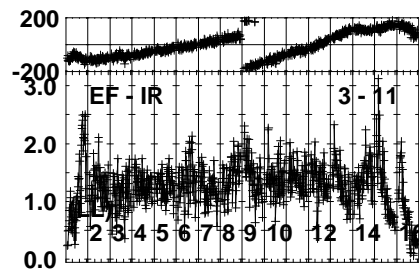
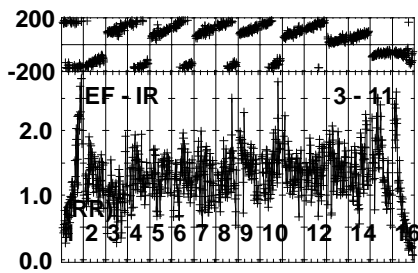
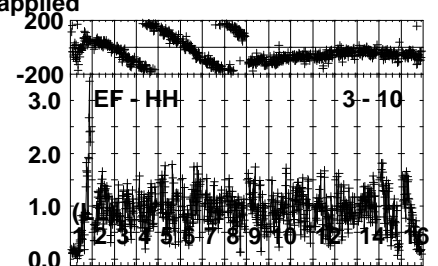
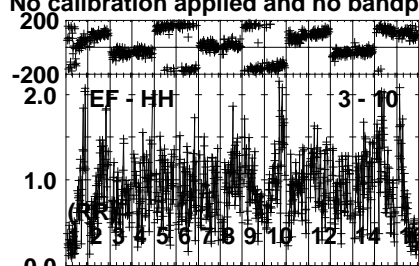
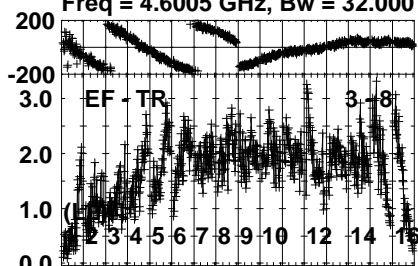


Lower frame: Milli Ampl Jy Top frame: Phas deg
Vector averaged cross-power spectrum Several baselines displayed
Timerange: 01/00:16:06 to 01/00:16:46

Plot file version 308 created 18-APR-2024 16:12:31

J1130+0846 RG014.UVDATA.1

Freq = 4.6005 GHz, Bw = 32.000 MH No calibration applied and no bandpass applied

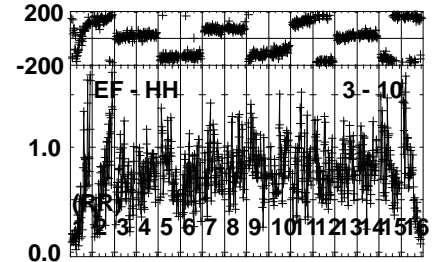
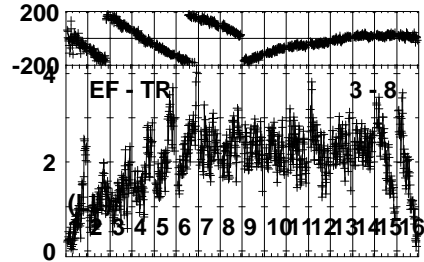
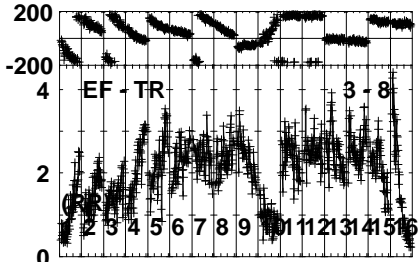
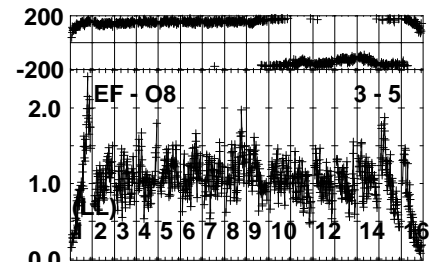
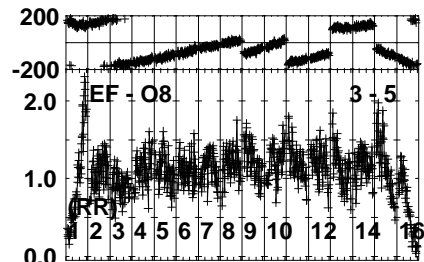
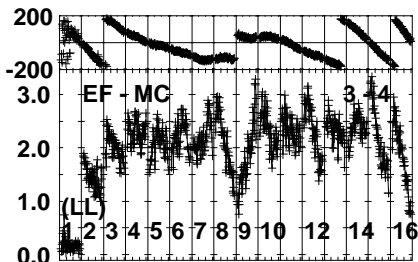
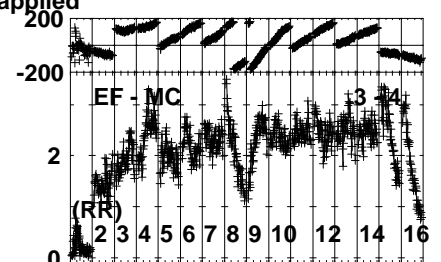
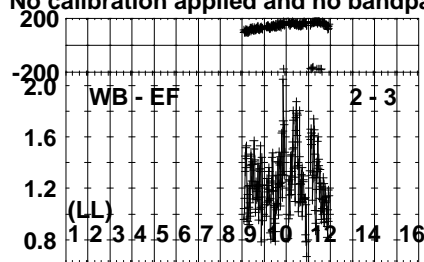
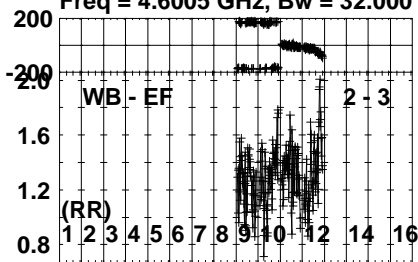


Lower frame: Milli Ampl Jy Top frame: Phas deg
Vector averaged cross-power spectrum Several baselines displayed
Timerange: 01/00:16:06 to 01/00:16:46

Plot file version 309 created 18-APR-2024 16:12:31

J1129+0951 RG014.UVDATA.1

Freq = 4.6005 GHz, Bw = 32.000 MH No calibration applied and no bandpass applied



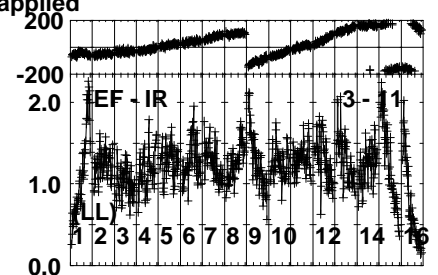
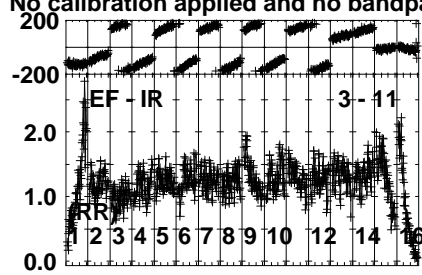
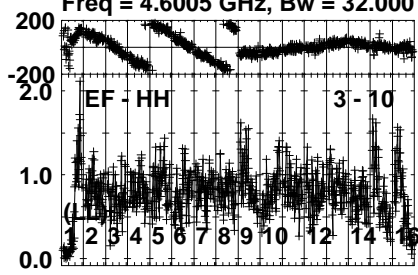
Lower frame: Milli Ampl Jy Top frame: Phas deg
Vector averaged cross-power spectrum Several baselines displayed
Timerange: 01/00:17:09 to 01/00:17:49

Plot file version 310 created 18-APR-2024 16:12:31

J1129+0951 RG014.UVDATA.1

Freq = 4.6005 GHz, Bw = 32.000 MH

No calibration applied and no bandpass applied

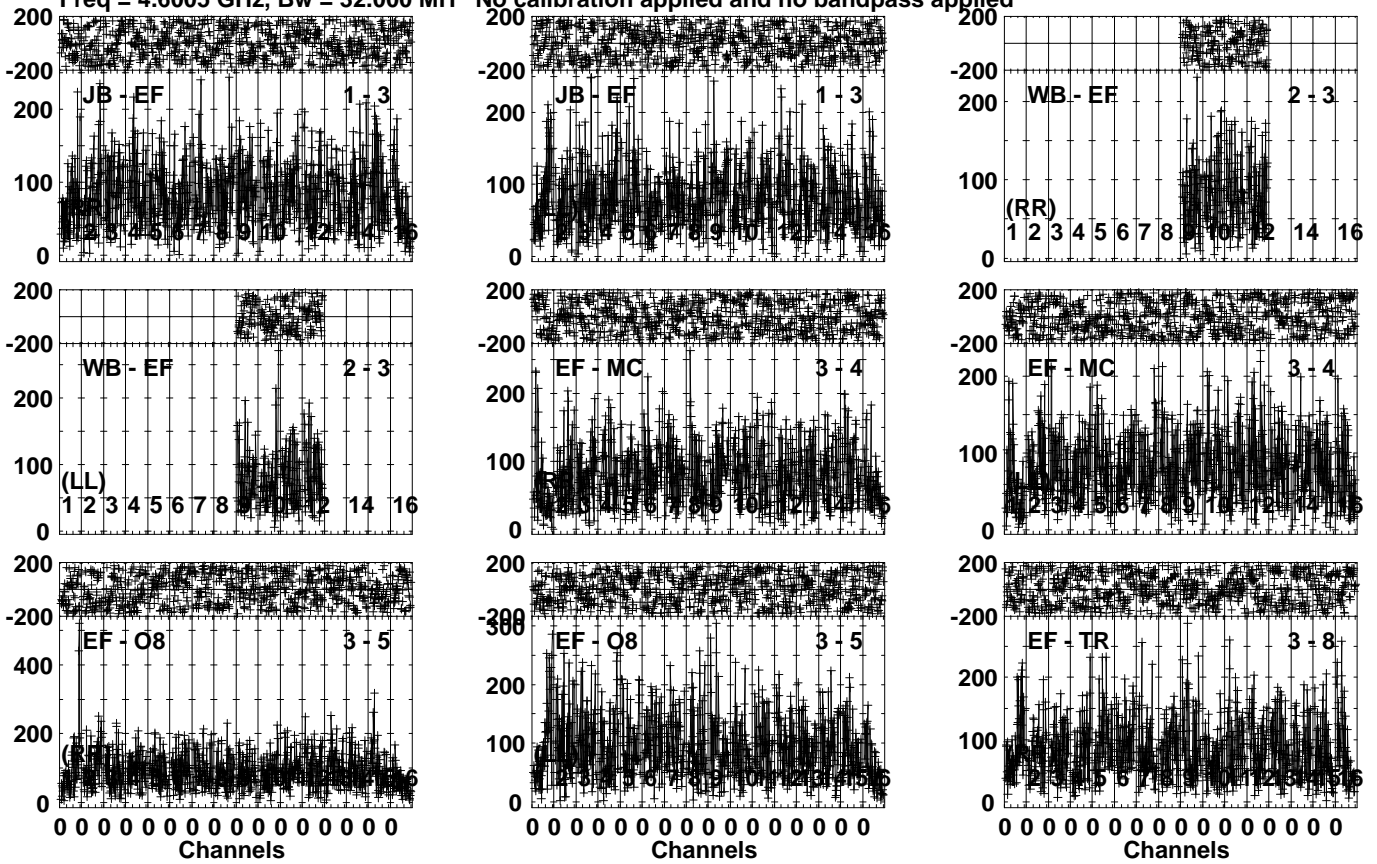


Lower frame: Milli Ampl Jy Top frame: Phas deg
Vector averaged cross-power spectrum Several baselines displayed
Timerange: 01/00:17:09 to 01/00:17:49

Plot file version 311 created 18-APR-2024 16:12:31

SN2022XXF RG014.UVDATA.1

Freq = 4.6005 GHz, Bw = 32.000 MH No calibration applied and no bandpass applied

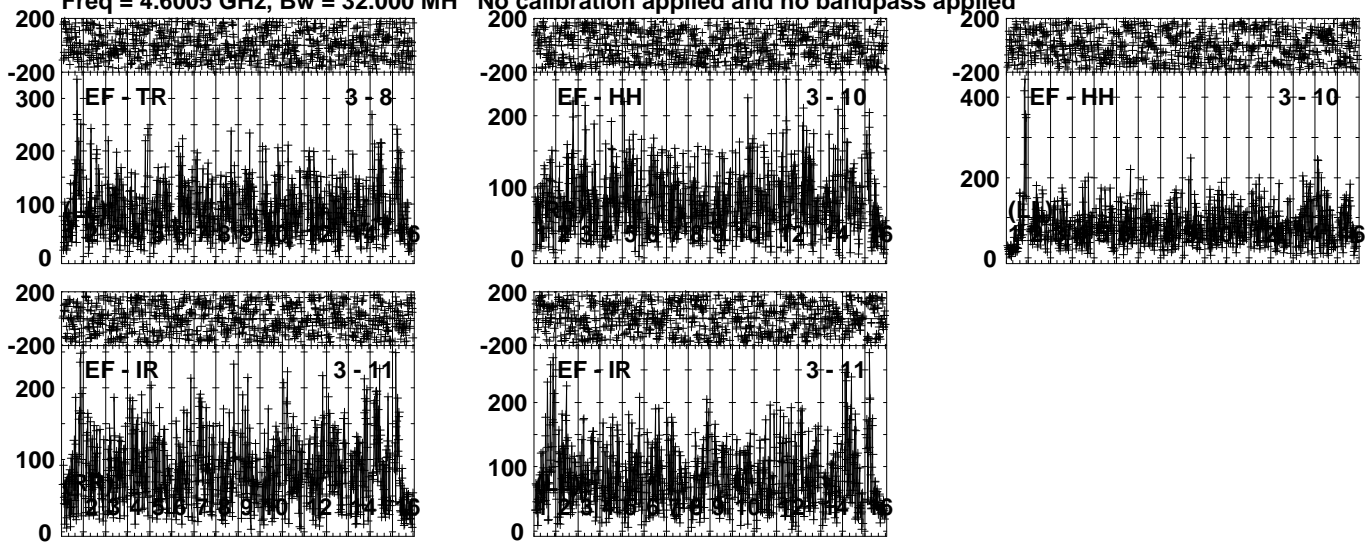


Lower frame: Micro Ampl Jy Top frame: Phas deg
Vector averaged cross-power spectrum Several baselines displayed
Timerange: 01/00:18:09 to 01/00:21:05

Plot file version 312 created 18-APR-2024 16:12:31

SN2022XXF RG014.UVDATA.1

Freq = 4.6005 GHz, Bw = 32.000 MH No calibration applied and no bandpass applied



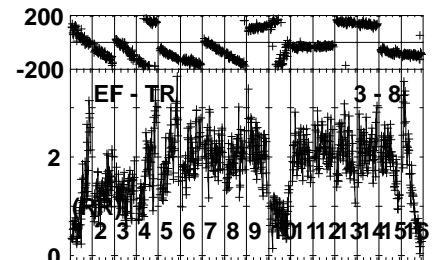
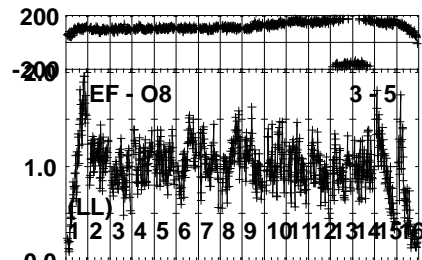
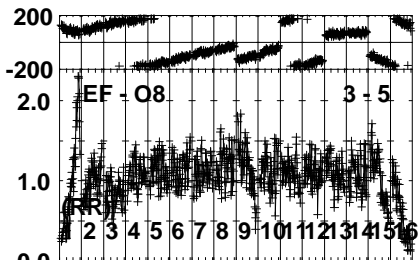
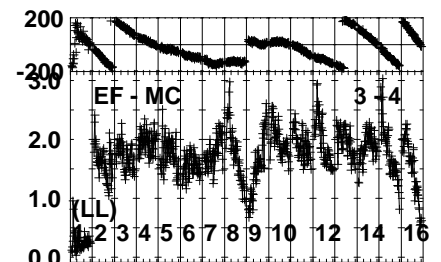
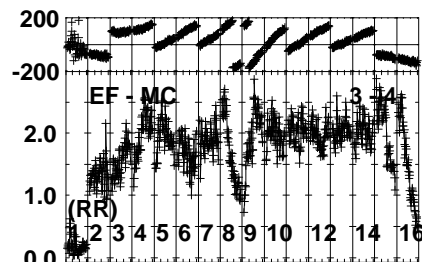
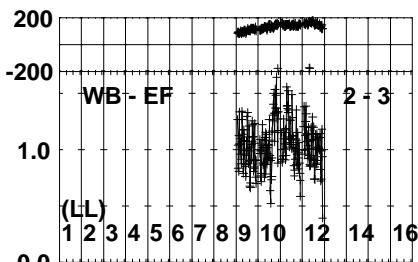
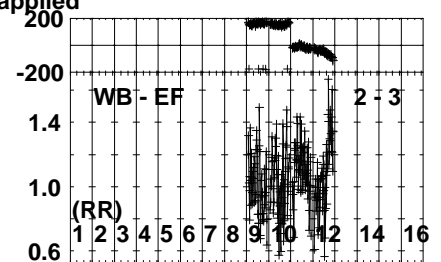
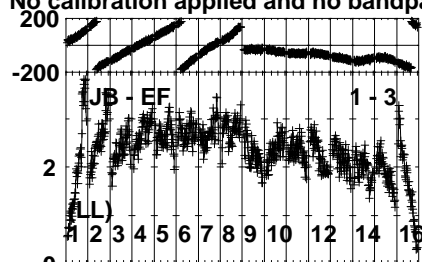
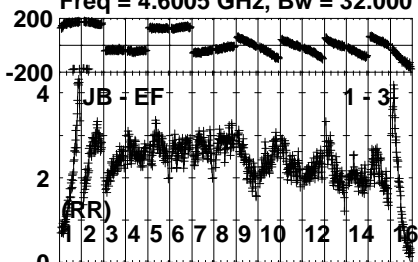
Lower frame: Micro Ampl Jy Top frame: Phas deg
Vector averaged cross-power spectrum Several baselines displayed
Timerange: 01/00:18:09 to 01/00:21:05

Plot file version 313 created 18-APR-2024 16:12:31

J1130+0846 RG014.UVDATA.1

Freq = 4.6005 GHz, Bw = 32.000 MH

No calibration applied and no bandpass applied

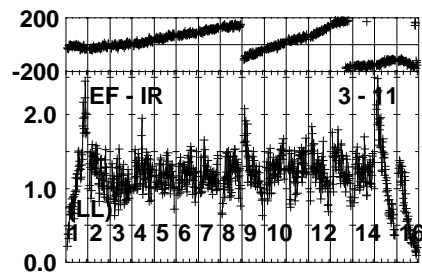
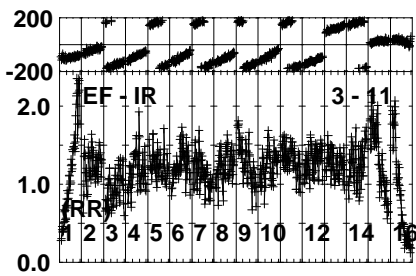
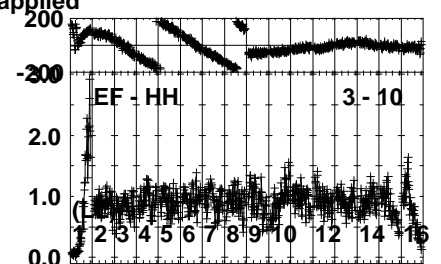
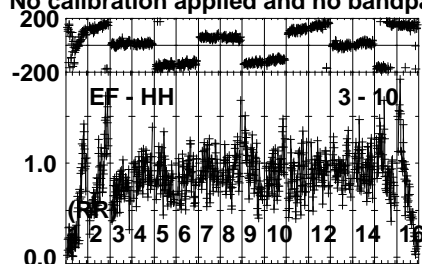
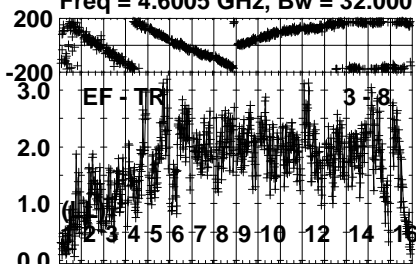


Lower frame: Milli Ampl Jy Top frame: Phas deg
Vector averaged cross-power spectrum Several baselines displayed
Timerange: 01/00:21:22 to 01/00:22:02

Plot file version 314 created 18-APR-2024 16:12:31

J1130+0846 RG014.UVDATA.1

Freq = 4.6005 GHz, Bw = 32.000 MH No calibration applied and no bandpass applied

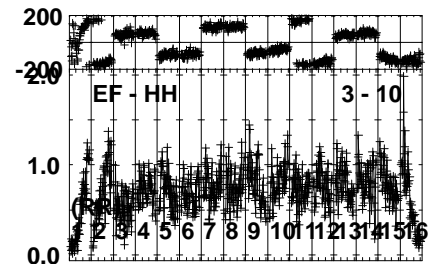
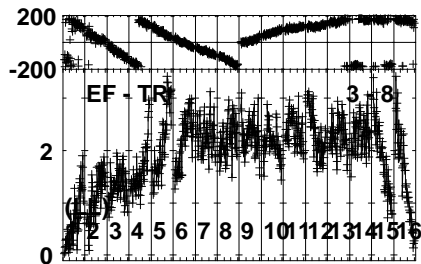
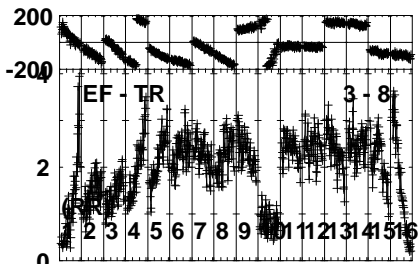
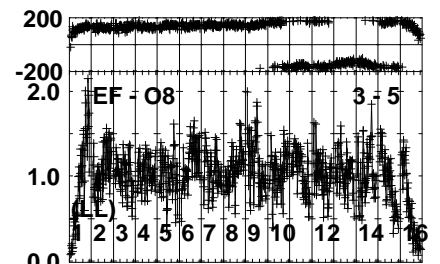
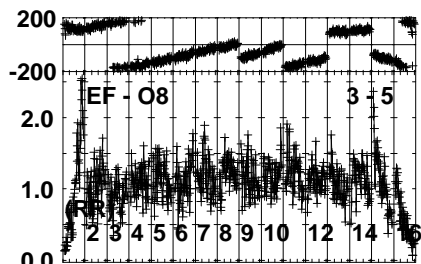
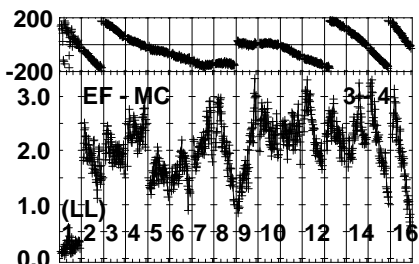
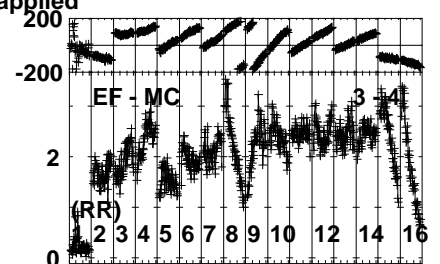
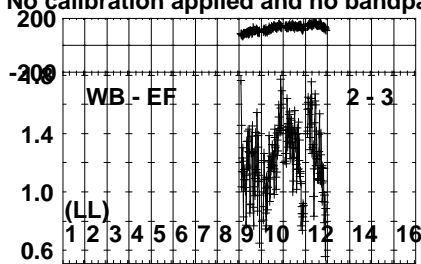
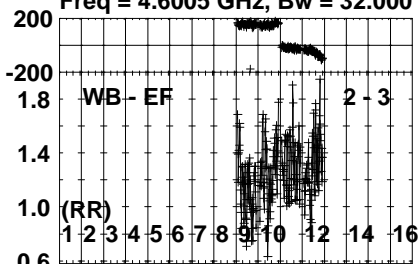


Lower frame: Milli Ampl Jy Top frame: Phas deg
Vector averaged cross-power spectrum Several baselines displayed
Timerange: 01/00:21:22 to 01/00:22:02

Plot file version 315 created 18-APR-2024 16:12:32

J1129+0951 RG014.UVDATA.1

Freq = 4.6005 GHz, Bw = 32.000 MH No calibration applied and no bandpass applied

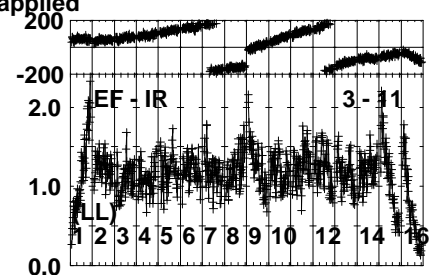
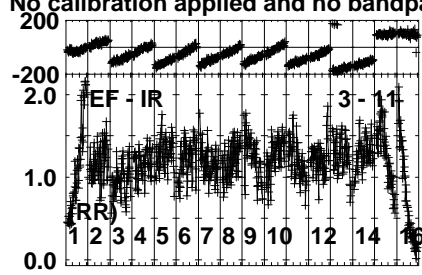
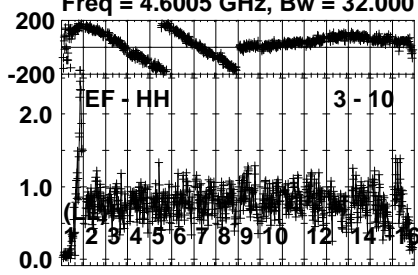


Lower frame: Milli Ampl Jy Top frame: Phas deg
Vector averaged cross-power spectrum Several baselines displayed
Timerange: 01/00:22:25 to 01/00:23:05

Plot file version 316 created 18-APR-2024 16:12:32

J1129+0951 RG014.UVDATA.1

Freq = 4.6005 GHz, Bw = 32.000 MH No calibration applied and no bandpass applied

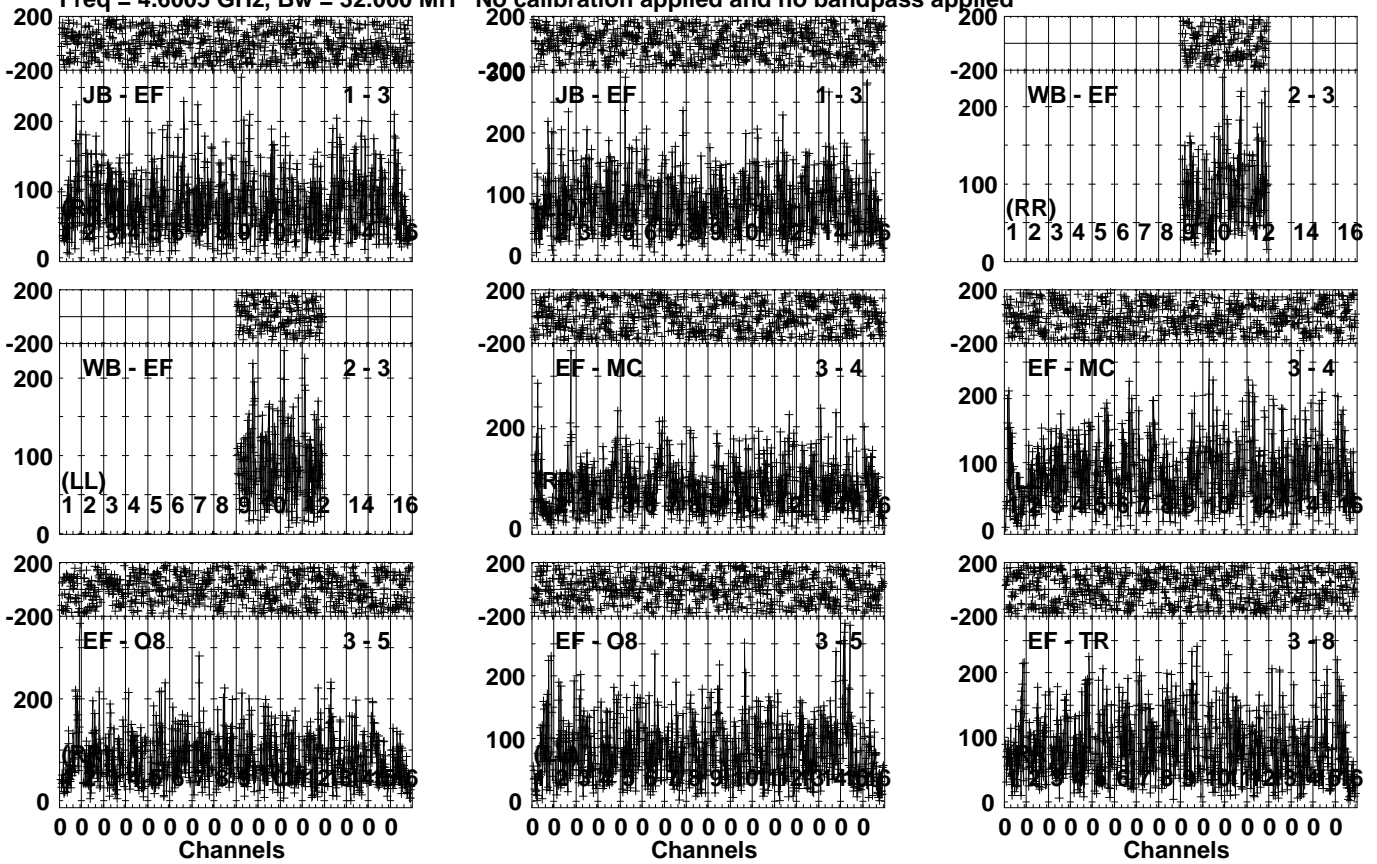


Lower frame: Milli Ampl Jy Top frame: Phas deg
Vector averaged cross-power spectrum Several baselines displayed
Timerange: 01/00:22:25 to 01/00:23:05

Plot file version 317 created 18-APR-2024 16:12:32

SN2022XXF RG014.UVDATA.1

Freq = 4.6005 GHz, Bw = 32.000 MH No calibration applied and no bandpass applied

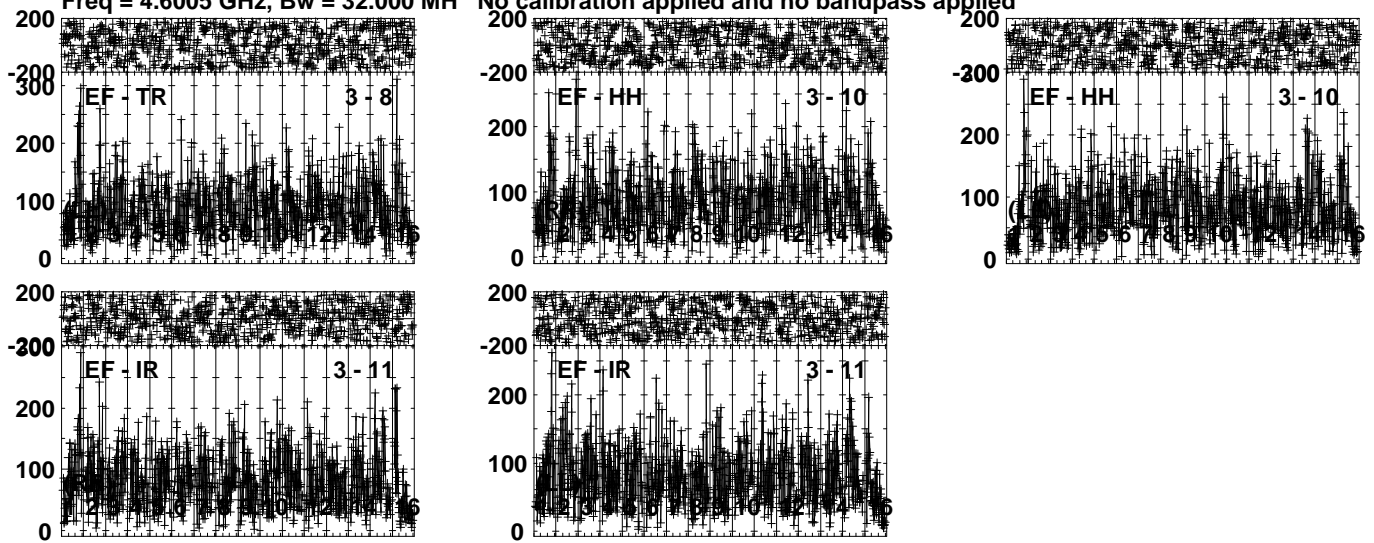


Lower frame: Micro Ampl Jy Top frame: Phas deg
Vector averaged cross-power spectrum Several baselines displayed
Timerange: 01/00:23:25 to 01/00:26:21

Plot file version 318 created 18-APR-2024 16:12:32

SN2022XXF RG014.UVDATA.1

Freq = 4.6005 GHz, Bw = 32.000 MH No calibration applied and no bandpass applied

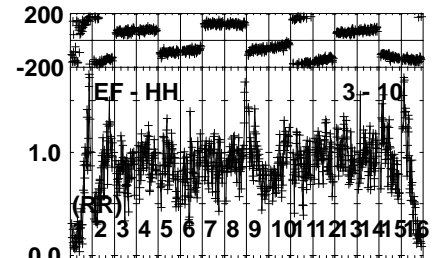
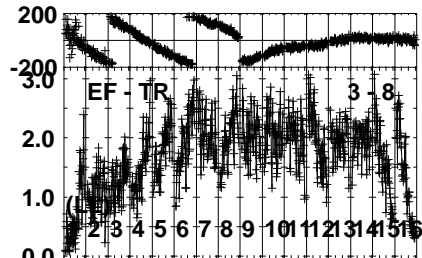
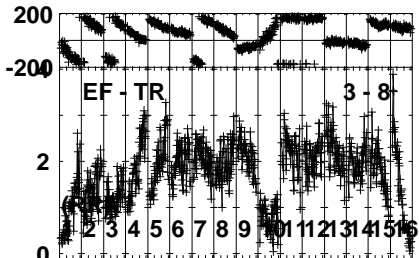
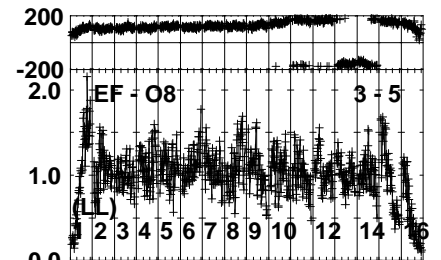
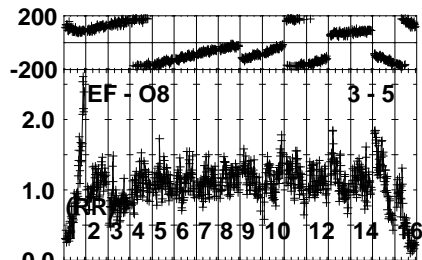
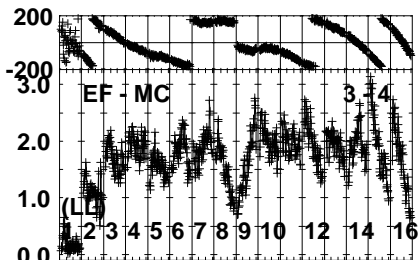
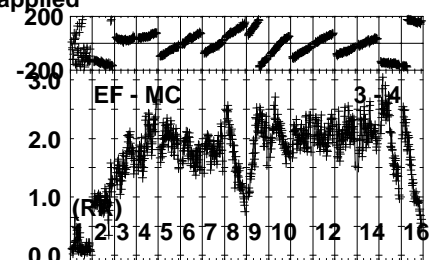
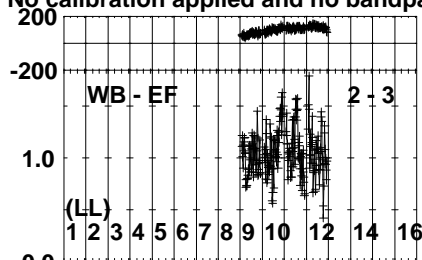
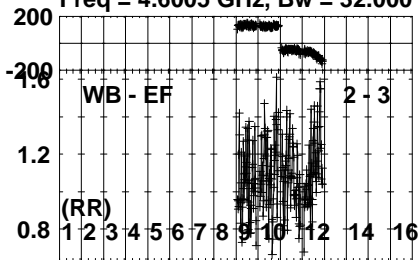


Lower frame: Micro Ampl Jy Top frame: Phas deg
Vector averaged cross-power spectrum Several baselines displayed
Timerange: 01/00:23:25 to 01/00:26:21

Plot file version 319 created 18-APR-2024 16:12:32

J1130+0846 RG014.UVDATA.1

Freq = 4.6005 GHz, Bw = 32.000 MH No calibration applied and no bandpass applied



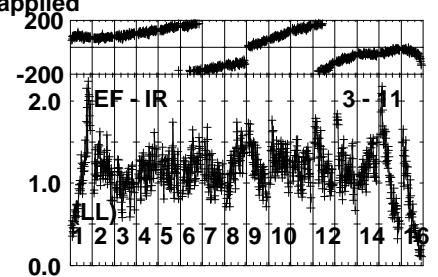
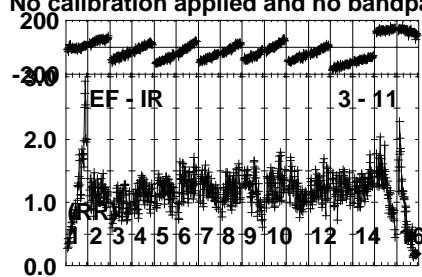
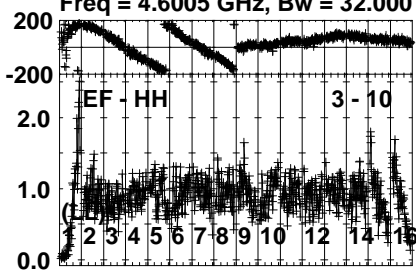
Lower frame: Milli Ampl Jy Top frame: Phas deg
Vector averaged cross-power spectrum Several baselines displayed
Timerange: 01/00:26:38 to 01/00:27:18

Plot file version 320 created 18-APR-2024 16:12:32

J1130+0846 RG014.UVDATA.1

Freq = 4.6005 GHz, Bw = 32.000 MH

No calibration applied and no bandpass applied

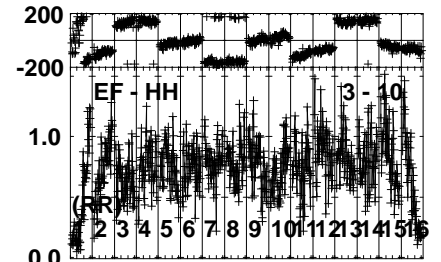
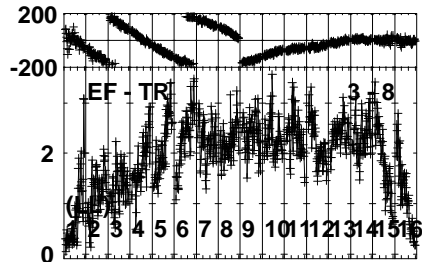
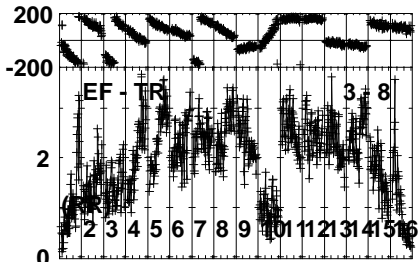
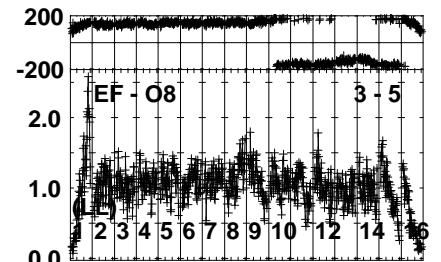
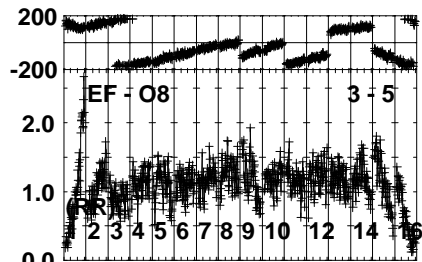
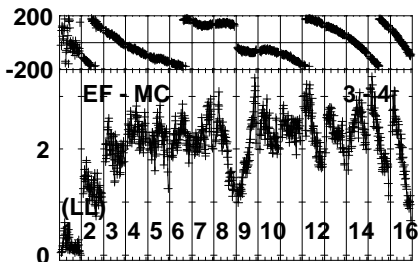
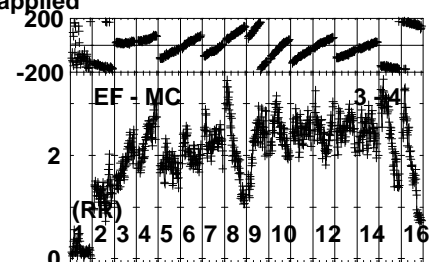
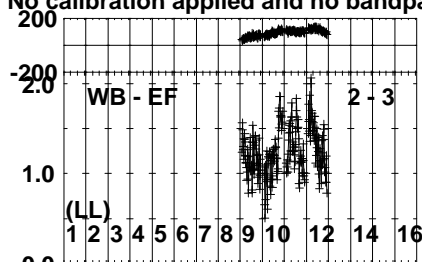
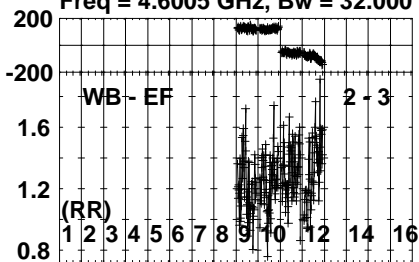


Lower frame: Milli Ampl Jy Top frame: Phas deg
Vector averaged cross-power spectrum Several baselines displayed
Timerange: 01/00:26:38 to 01/00:27:18

Plot file version 321 created 18-APR-2024 16:12:32

J1129+0951 RG014.UVDATA.1

Freq = 4.6005 GHz, Bw = 32.000 MH No calibration applied and no bandpass applied

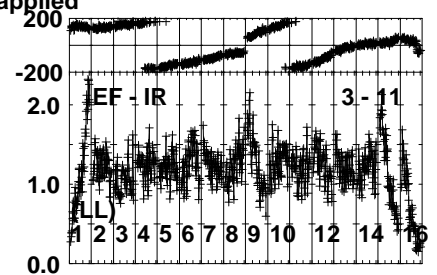
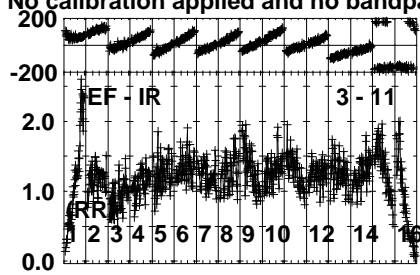
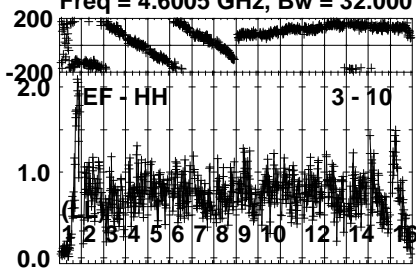


Lower frame: Milli Ampl Jy Top frame: Phas deg
Vector averaged cross-power spectrum Several baselines displayed
Timerange: 01/00:27:41 to 01/00:28:21

Plot file version 322 created 18-APR-2024 16:12:32

J1129+0951 RG014.UVDATA.1

Freq = 4.6005 GHz, Bw = 32.000 MH No calibration applied and no bandpass applied

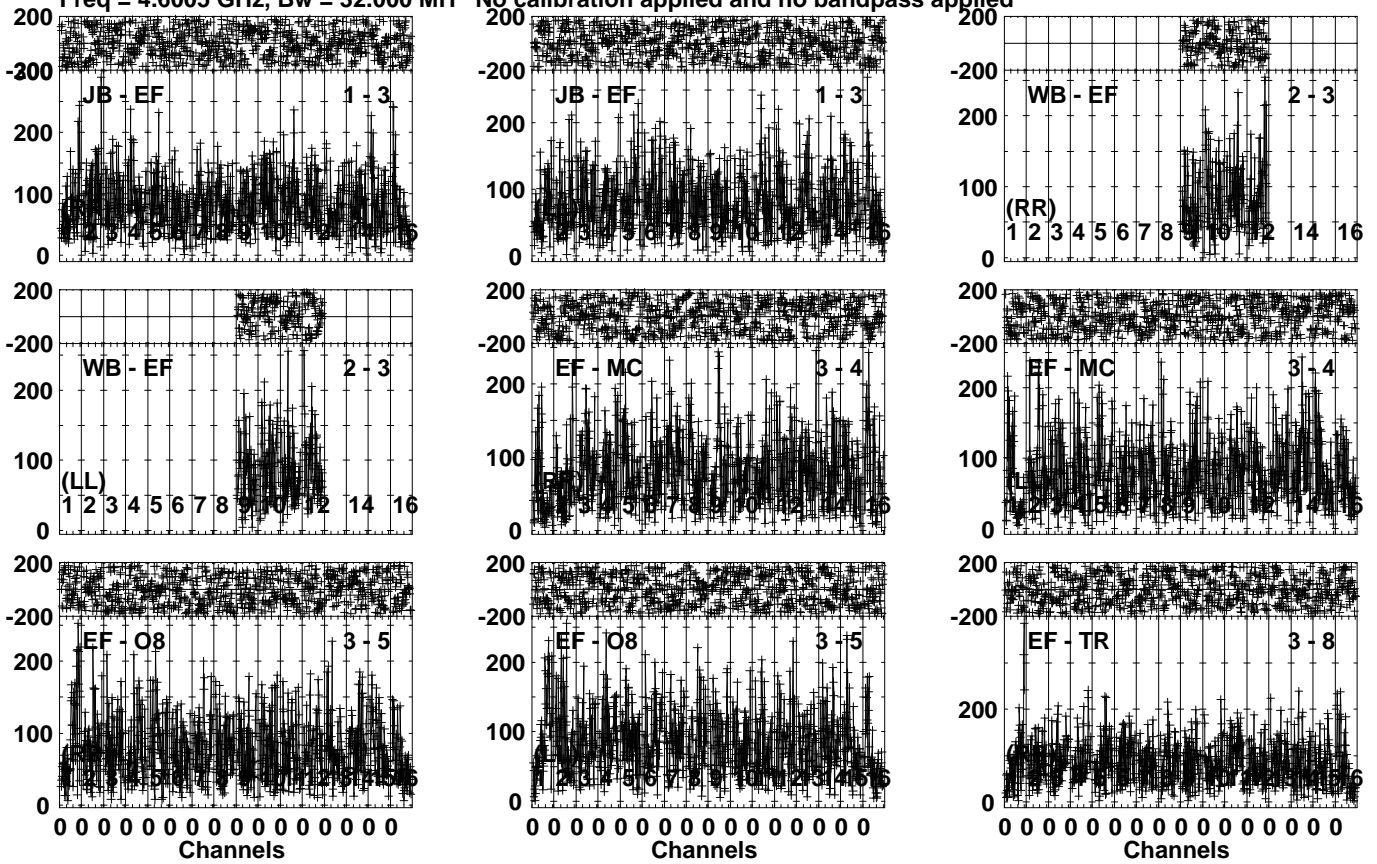


Lower frame: Milli Ampl Jy Top frame: Phas deg
Vector averaged cross-power spectrum Several baselines displayed
Timerange: 01/00:27:41 to 01/00:28:21

Plot file version 323 created 18-APR-2024 16:12:32

SN2022XXF RG014.UVDATA.1

Freq = 4.6005 GHz, Bw = 32.000 MH No calibration applied and no bandpass applied

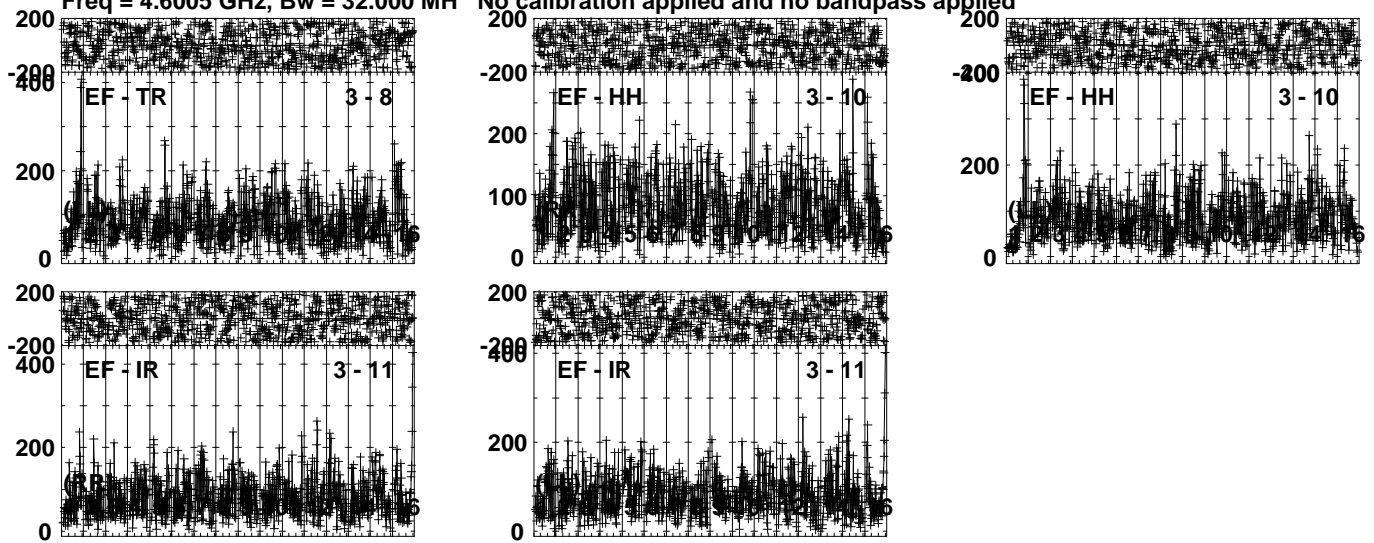


Lower frame: Micro Ampl Jy Top frame: Phas deg
Vector averaged cross-power spectrum Several baselines displayed
Timerange: 01/00:28:41 to 01/00:31:37

Plot file version 324 created 18-APR-2024 16:12:32

SN2022XXF RG014.UVDATA.1

Freq = 4.6005 GHz, Bw = 32.000 MH No calibration applied and no bandpass applied



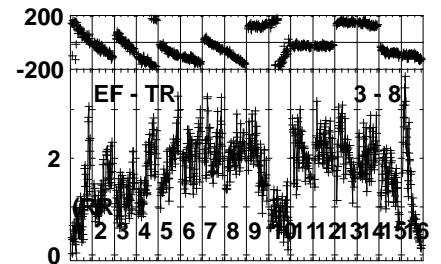
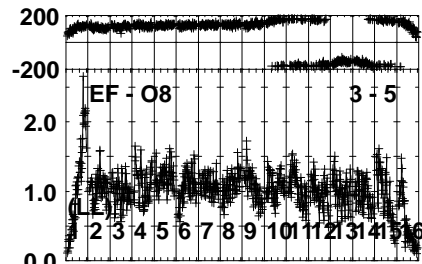
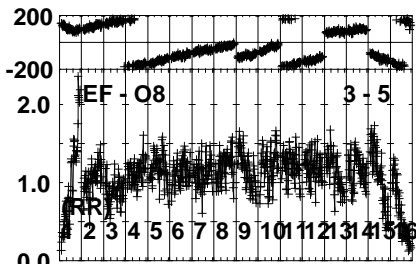
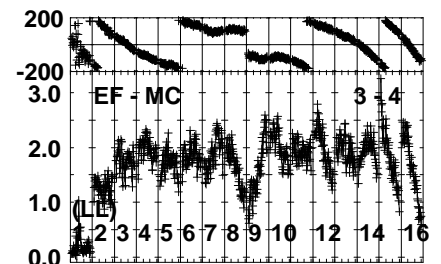
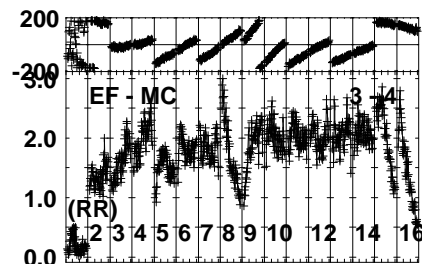
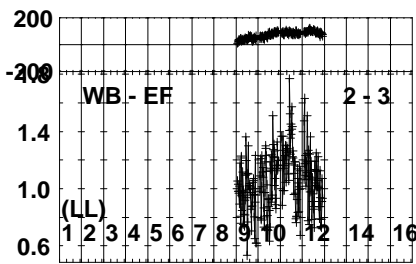
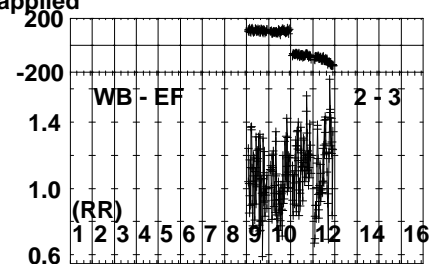
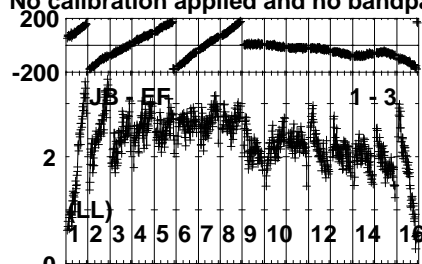
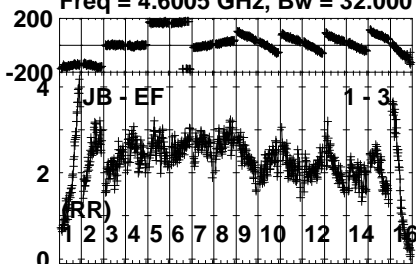
Lower frame: Micro Ampl Jy Top frame: Phas deg
Vector averaged cross-power spectrum Several baselines displayed
Timerange: 01/00:28:41 to 01/00:31:37

Plot file version 325 created 18-APR-2024 16:12:32

J1130+0846 RG014.UVDATA.1

Freq = 4.6005 GHz, Bw = 32.000 MH

No calibration applied and no bandpass applied

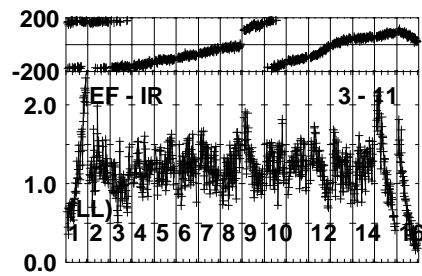
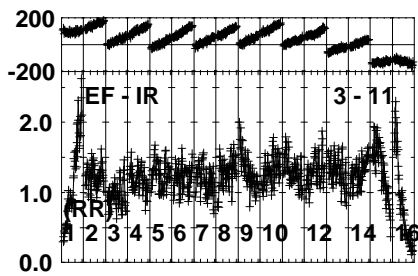
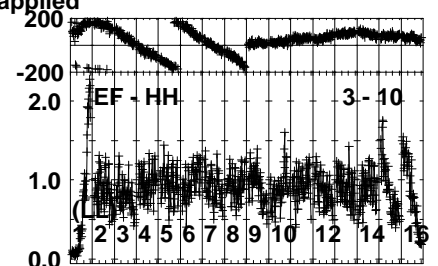
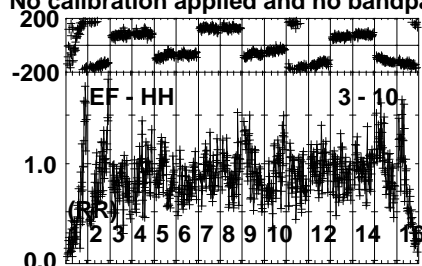
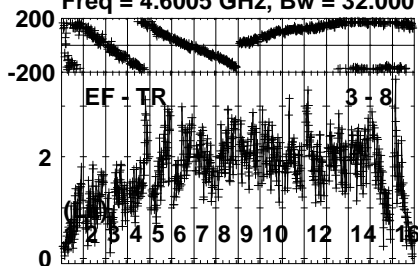


Lower frame: Milli Ampl Jy Top frame: Phas deg
Vector averaged cross-power spectrum Several baselines displayed
Timerange: 01/00:31:54 to 01/00:32:34

Plot file version 326 created 18-APR-2024 16:12:32

J1130+0846 RG014.UVDATA.1

Freq = 4.6005 GHz, Bw = 32.000 MH No calibration applied and no bandpass applied

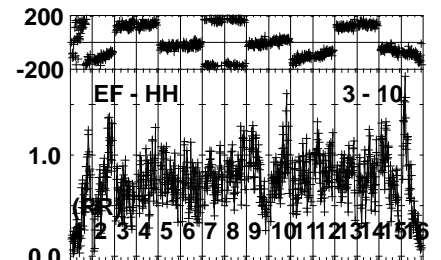
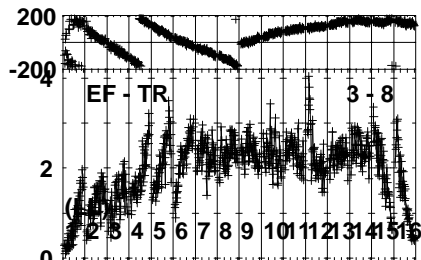
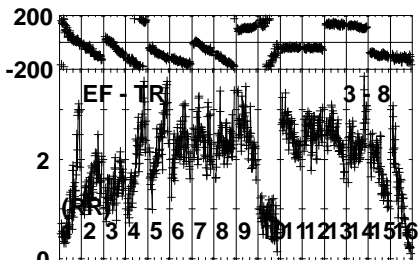
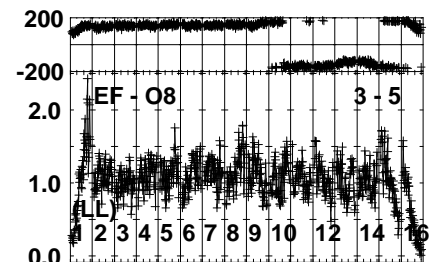
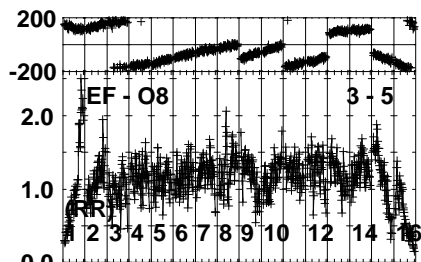
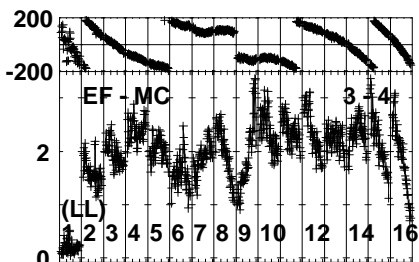
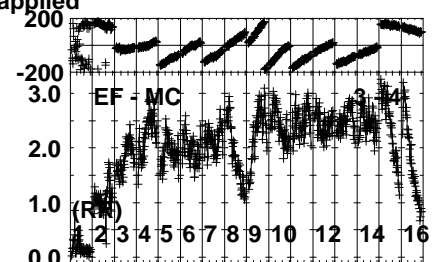
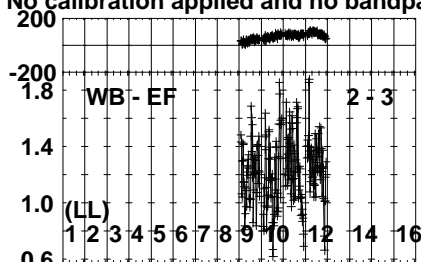
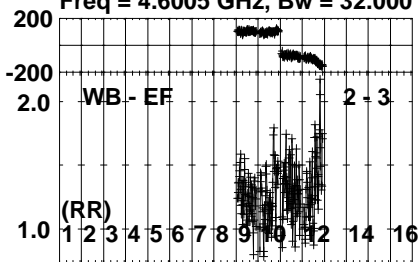


Lower frame: Milli Ampl Jy Top frame: Phas deg
Vector averaged cross-power spectrum Several baselines displayed
Timerange: 01/00:31:54 to 01/00:32:34

Plot file version 327 created 18-APR-2024 16:12:32

J1129+0951 RG014.UVDATA.1

Freq = 4.6005 GHz, Bw = 32.000 MH No calibration applied and no bandpass applied

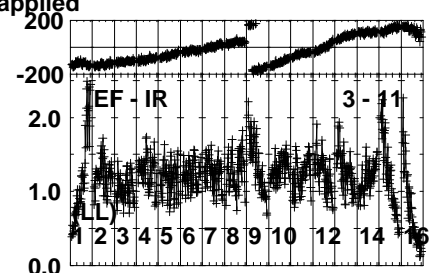
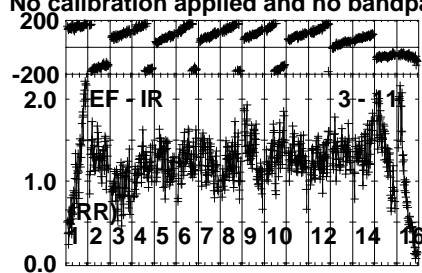
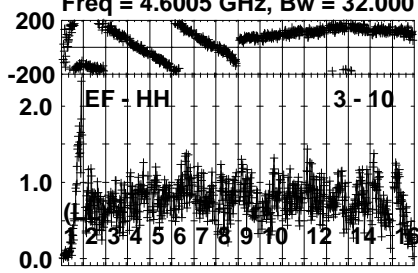


Lower frame: Milli Ampl Jy Top frame: Phas deg
Vector averaged cross-power spectrum Several baselines displayed
Timerange: 01/00:32:57 to 01/00:33:37

Plot file version 328 created 18-APR-2024 16:12:33

J1129+0951 RG014.UVDATA.1

Freq = 4.6005 GHz, Bw = 32.000 MH No calibration applied and no bandpass applied

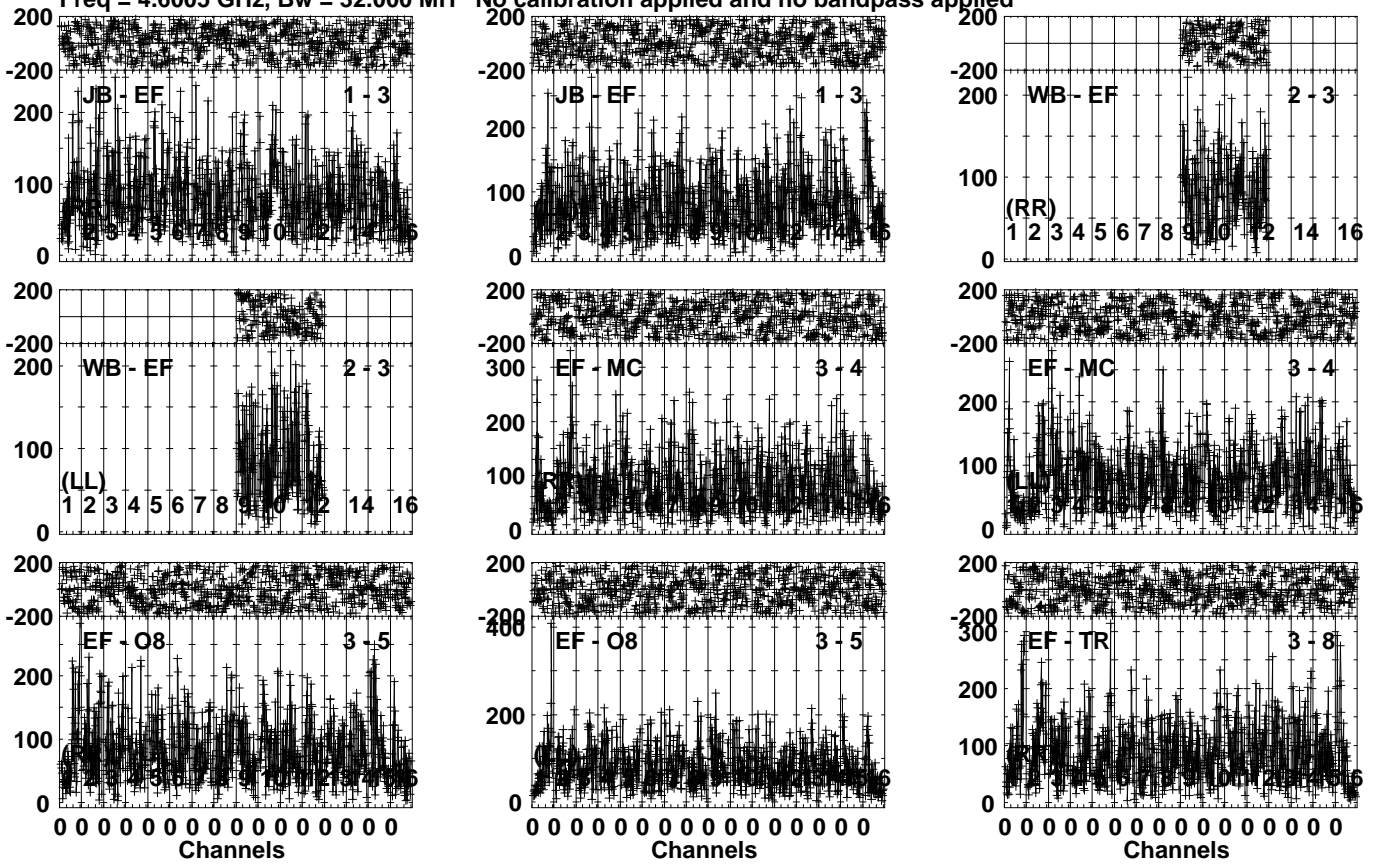


Lower frame: Milli Ampl Jy Top frame: Phas deg
Vector averaged cross-power spectrum Several baselines displayed
Timerange: 01/00:32:57 to 01/00:33:37

Plot file version 329 created 18-APR-2024 16:12:33

SN2022XXF RG014.UVDATA.1

Freq = 4.6005 GHz, Bw = 32.000 MH No calibration applied and no bandpass applied

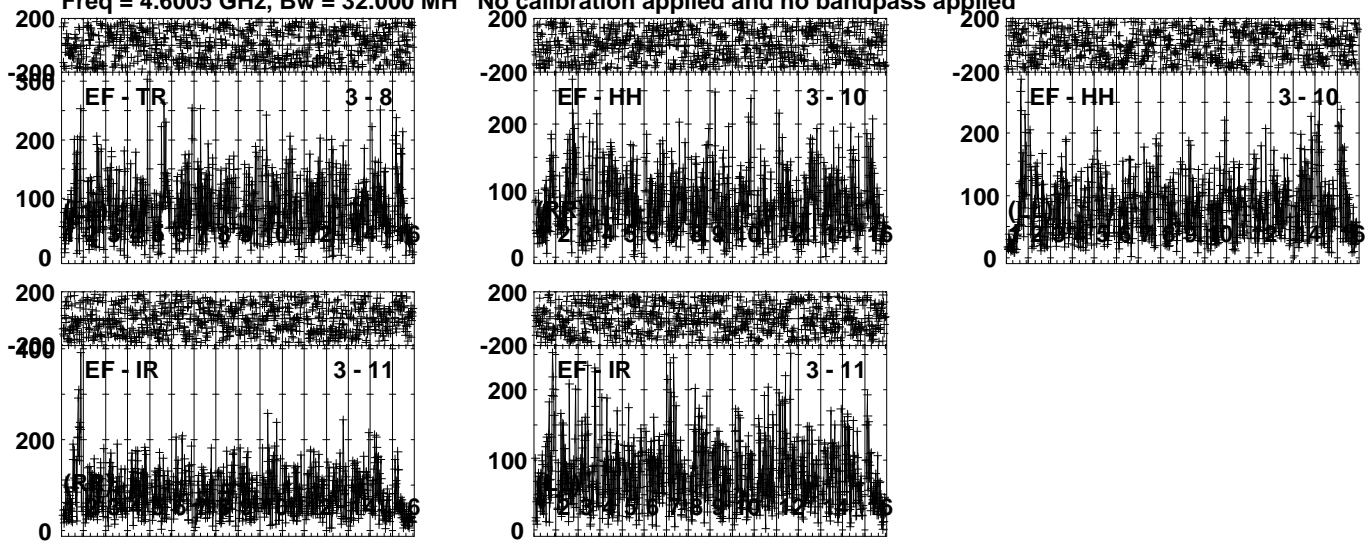


Lower frame: Micro Ampl Jy Top frame: Phas deg
Vector averaged cross-power spectrum Several baselines displayed
Timerange: 01/00:33:57 to 01/00:36:53

Plot file version 330 created 18-APR-2024 16:12:33

SN2022XXF RG014.UVDATA.1

Freq = 4.6005 GHz, Bw = 32.000 MH No calibration applied and no bandpass applied

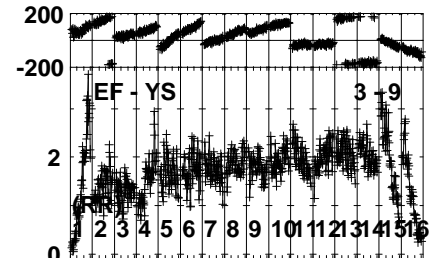
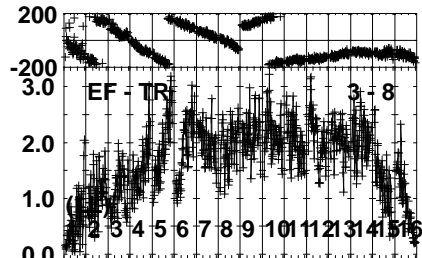
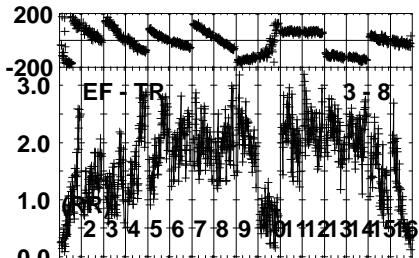
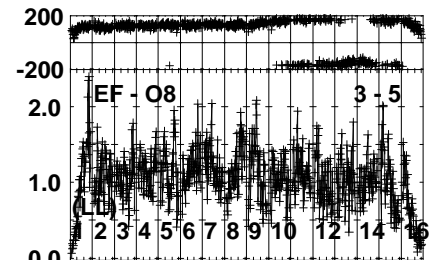
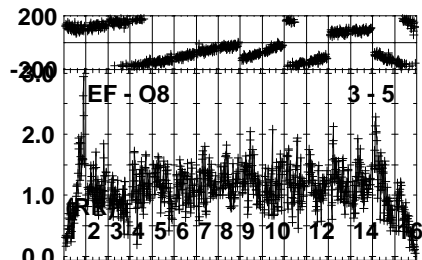
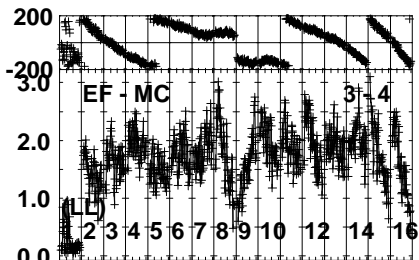
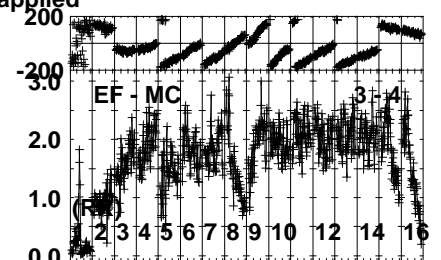
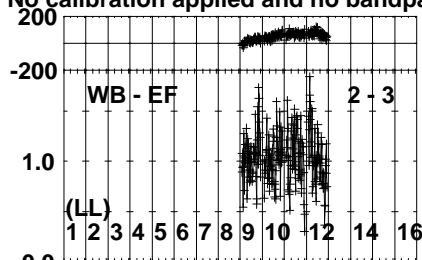
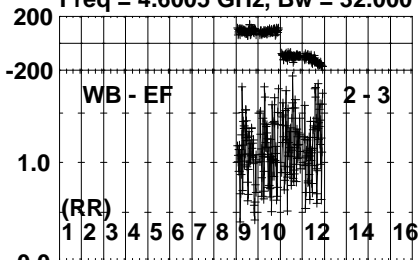


Lower frame: Micro Ampl Jy Top frame: Phas deg
Vector averaged cross-power spectrum Several baselines displayed
Timerange: 01/00:33:57 to 01/00:36:53

Plot file version 331 created 18-APR-2024 16:12:33

J1130+0846 RG014.UVDATA.1

Freq = 4.6005 GHz, Bw = 32.000 MH No calibration applied and no bandpass applied



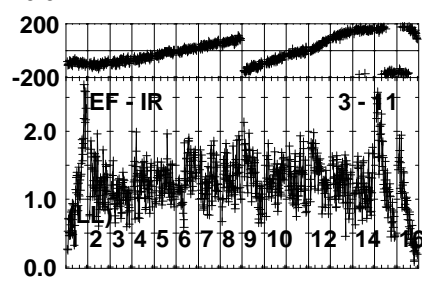
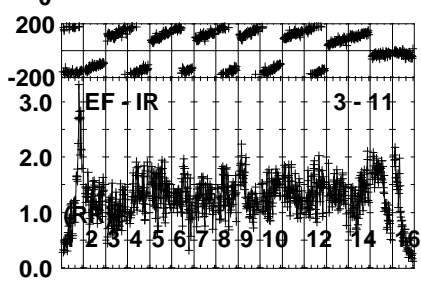
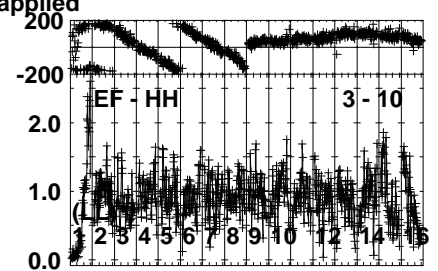
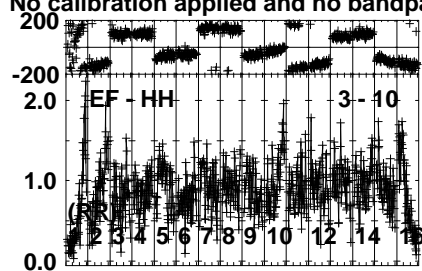
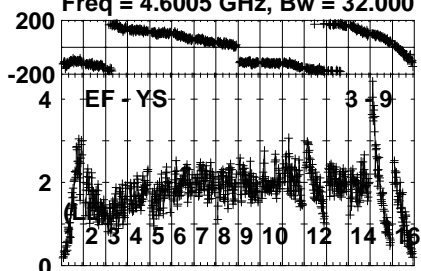
Lower frame: Milli Ampl Jy Top frame: Phas deg
Vector averaged cross-power spectrum Several baselines displayed
Timerange: 01/00:37:10 to 01/00:37:50

Plot file version 332 created 18-APR-2024 16:12:33

J1130+0846 RG014.UVDATA.1

Freq = 4.6005 GHz, Bw = 32.000 MH

No calibration applied and no bandpass applied

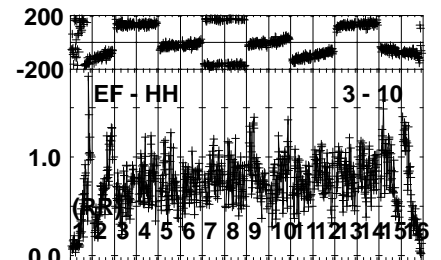
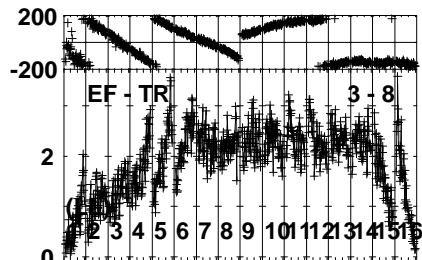
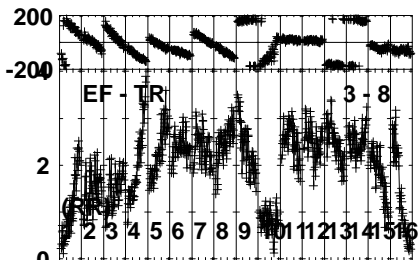
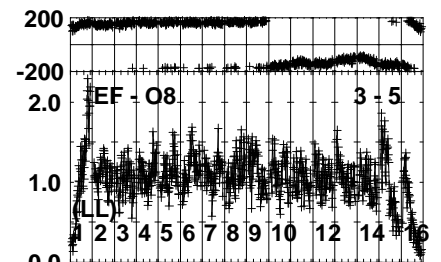
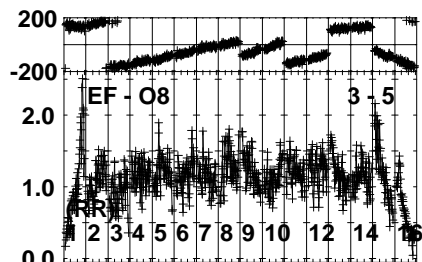
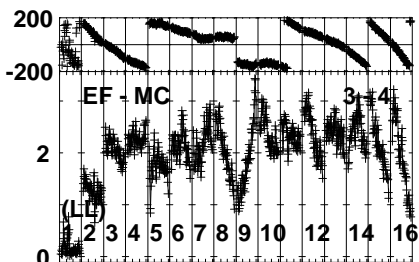
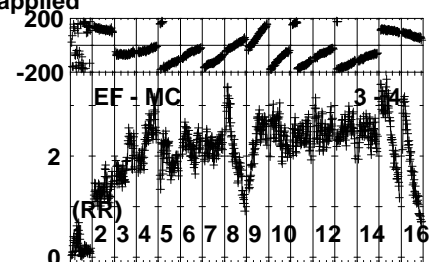
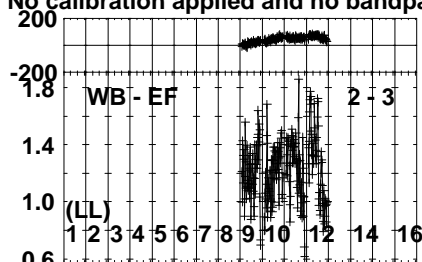
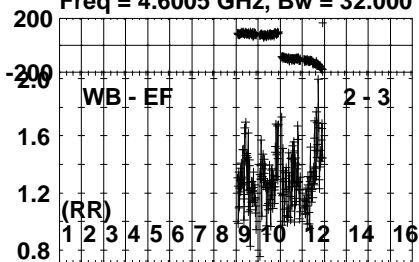


Lower frame: Milli Ampl Jy Top frame: Phas deg
Vector averaged cross-power spectrum Several baselines displayed
Timerange: 01/00:37:10 to 01/00:37:50

Plot file version 333 created 18-APR-2024 16:12:33

J1129+0951 RG014.UVDATA.1

Freq = 4.6005 GHz, Bw = 32.000 MH No calibration applied and no bandpass applied



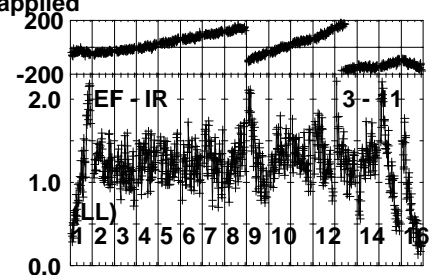
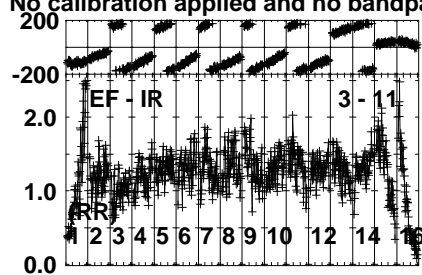
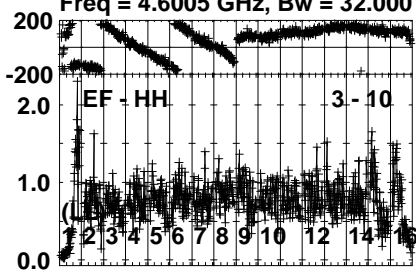
Lower frame: Milli Ampl Jy Top frame: Phas deg
Vector averaged cross-power spectrum Several baselines displayed
Timerange: 01/00:38:13 to 01/00:38:53

Plot file version 334 created 18-APR-2024 16:12:33

J1129+0951 RG014.UVDATA.1

Freq = 4.6005 GHz, Bw = 32.000 MH

No calibration applied and no bandpass applied

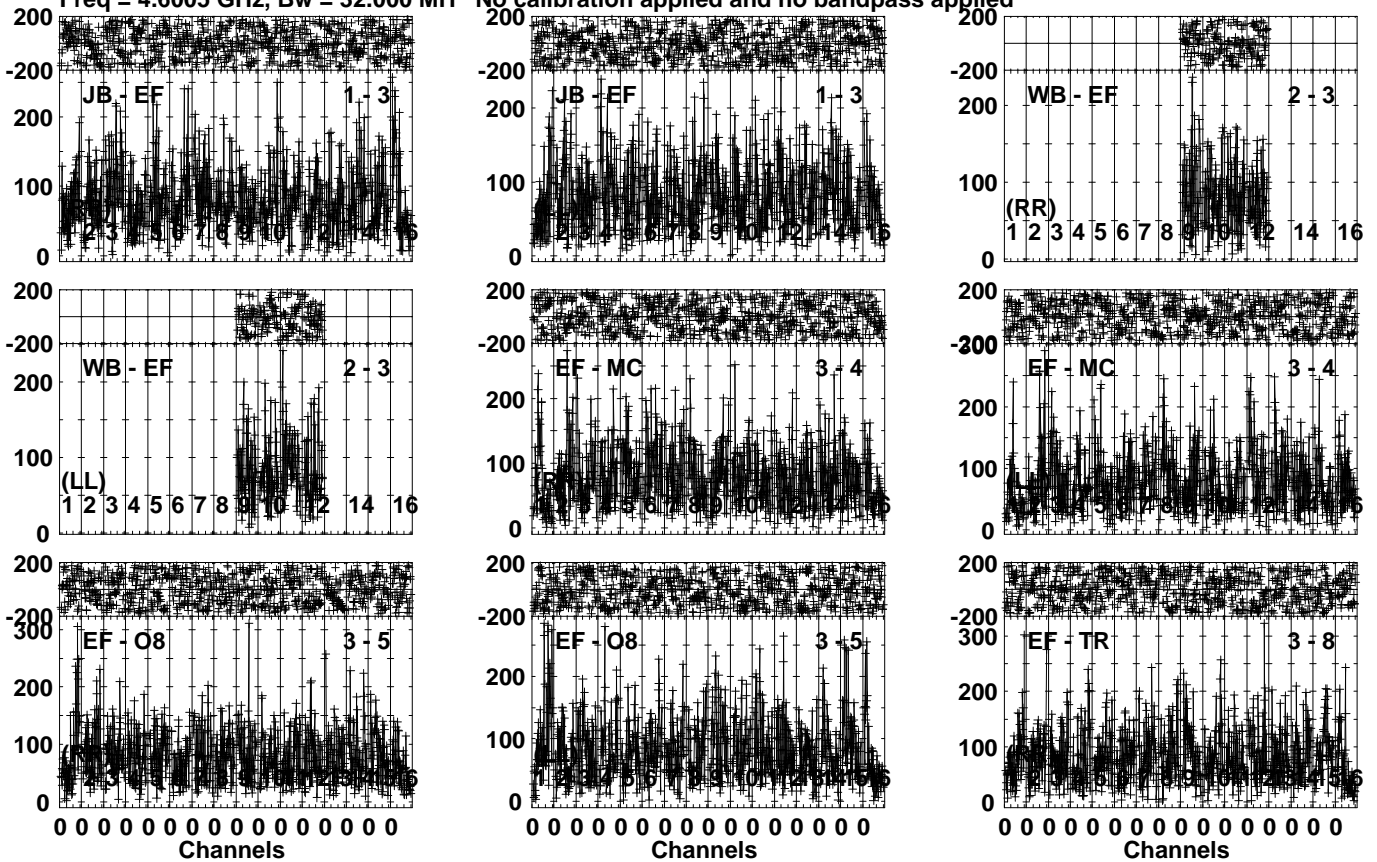


Lower frame: Milli Ampl Jy Top frame: Phas deg
Vector averaged cross-power spectrum Several baselines displayed
Timerange: 01/00:38:13 to 01/00:38:53

Plot file version 335 created 18-APR-2024 16:12:33

SN2022XXF RG014.UVDATA.1

Freq = 4.6005 GHz, Bw = 32.000 MH No calibration applied and no bandpass applied

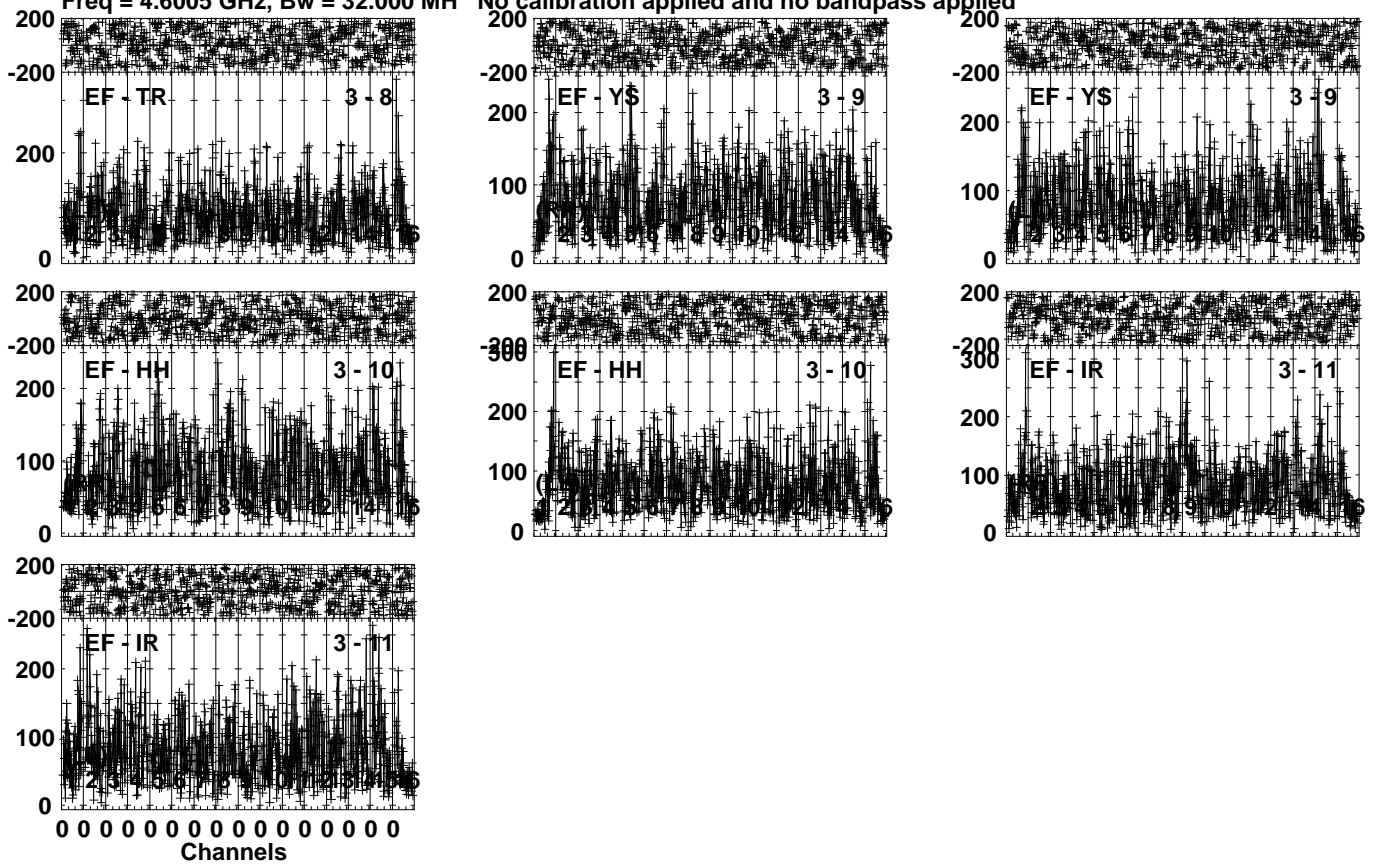


Lower frame: Micro Ampl Jy Top frame: Phas deg
Vector averaged cross-power spectrum Several baselines displayed
Timerange: 01/00:39:13 to 01/00:42:09

Plot file version 336 created 18-APR-2024 16:12:33

SN2022XXF RG014.UVDATA.1

Freq = 4.6005 GHz, Bw = 32.000 MH No calibration applied and no bandpass applied



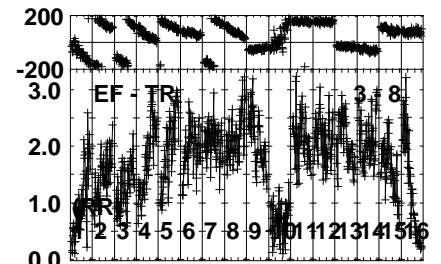
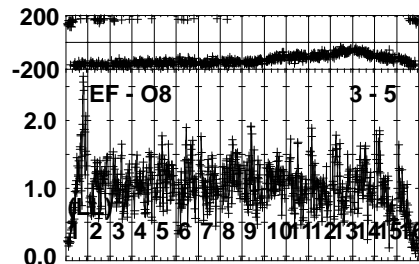
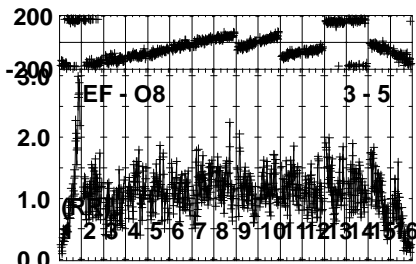
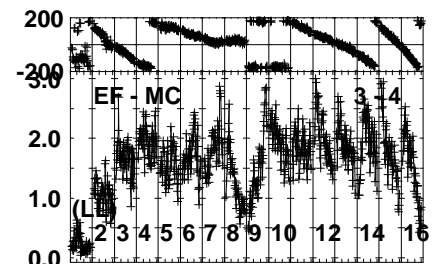
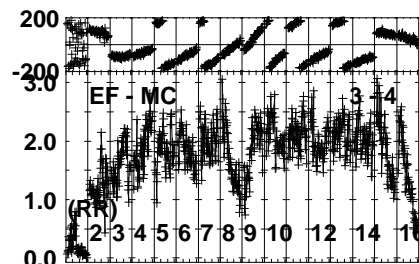
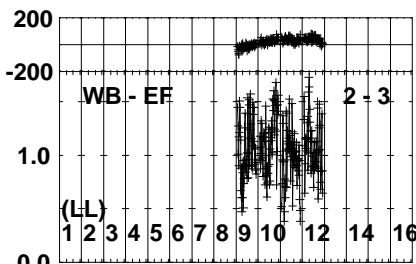
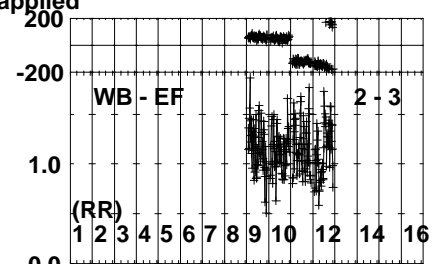
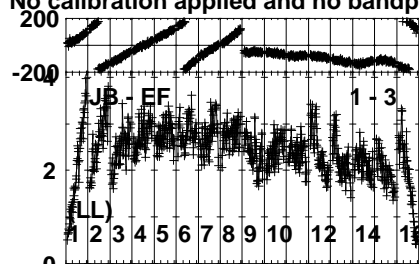
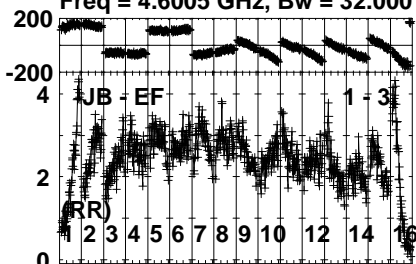
Lower frame: Micro Ampl Jy Top frame: Phas deg
Vector averaged cross-power spectrum Several baselines displayed
Timerange: 01/00:39:13 to 01/00:42:09

Plot file version 337 created 18-APR-2024 16:12:33

J1130+0846 RG014.UVDATA.1

Freq = 4.6005 GHz, Bw = 32.000 MH

No calibration applied and no bandpass applied

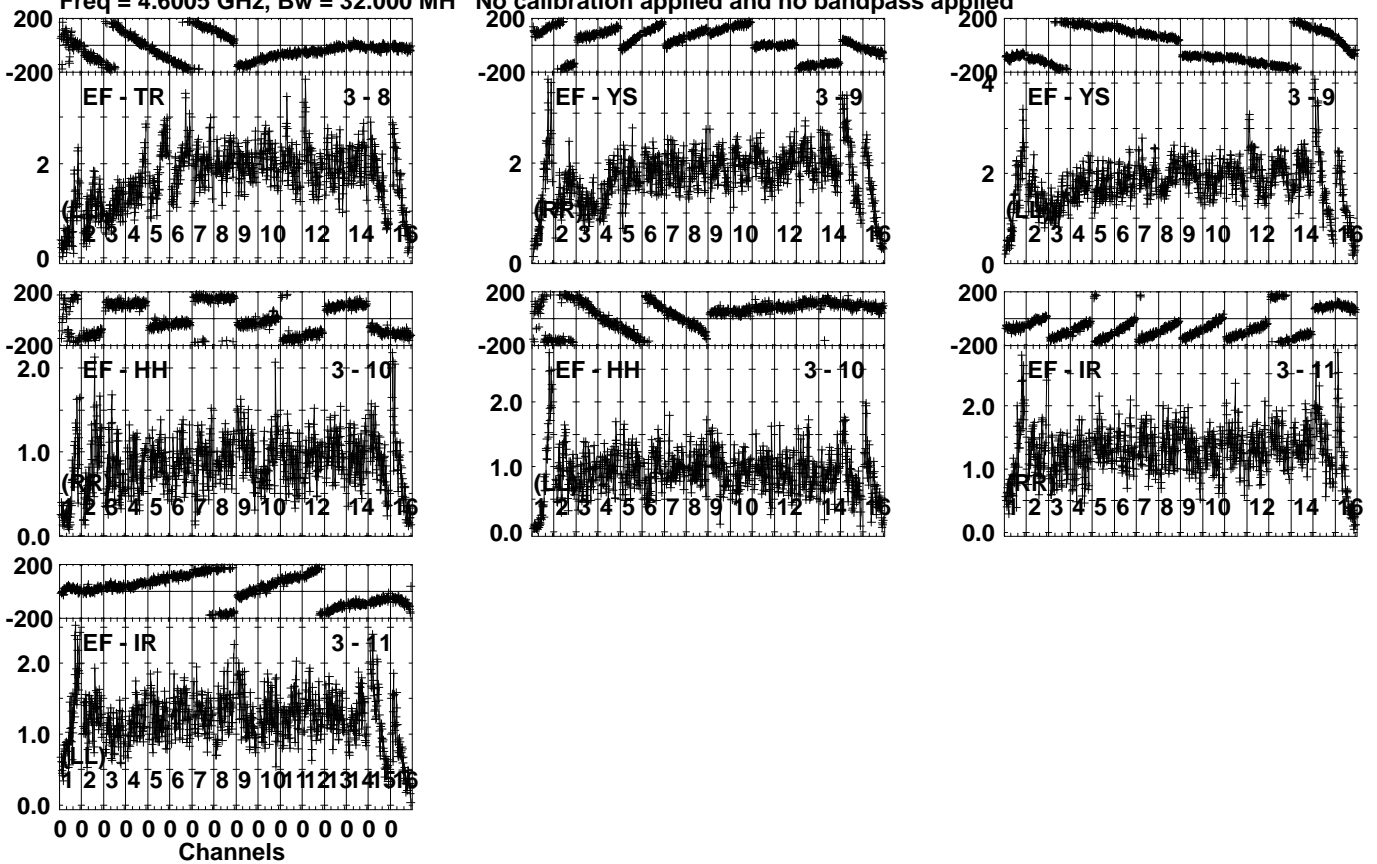


Lower frame: Milli Ampl Jy Top frame: Phas deg
Vector averaged cross-power spectrum Several baselines displayed
Timerange: 01/00:42:26 to 01/00:43:06

Plot file version 338 created 18-APR-2024 16:12:33

J1130+0846 RG014.UVDATA.1

Freq = 4.6005 GHz, Bw = 32.000 MH No calibration applied and no bandpass applied

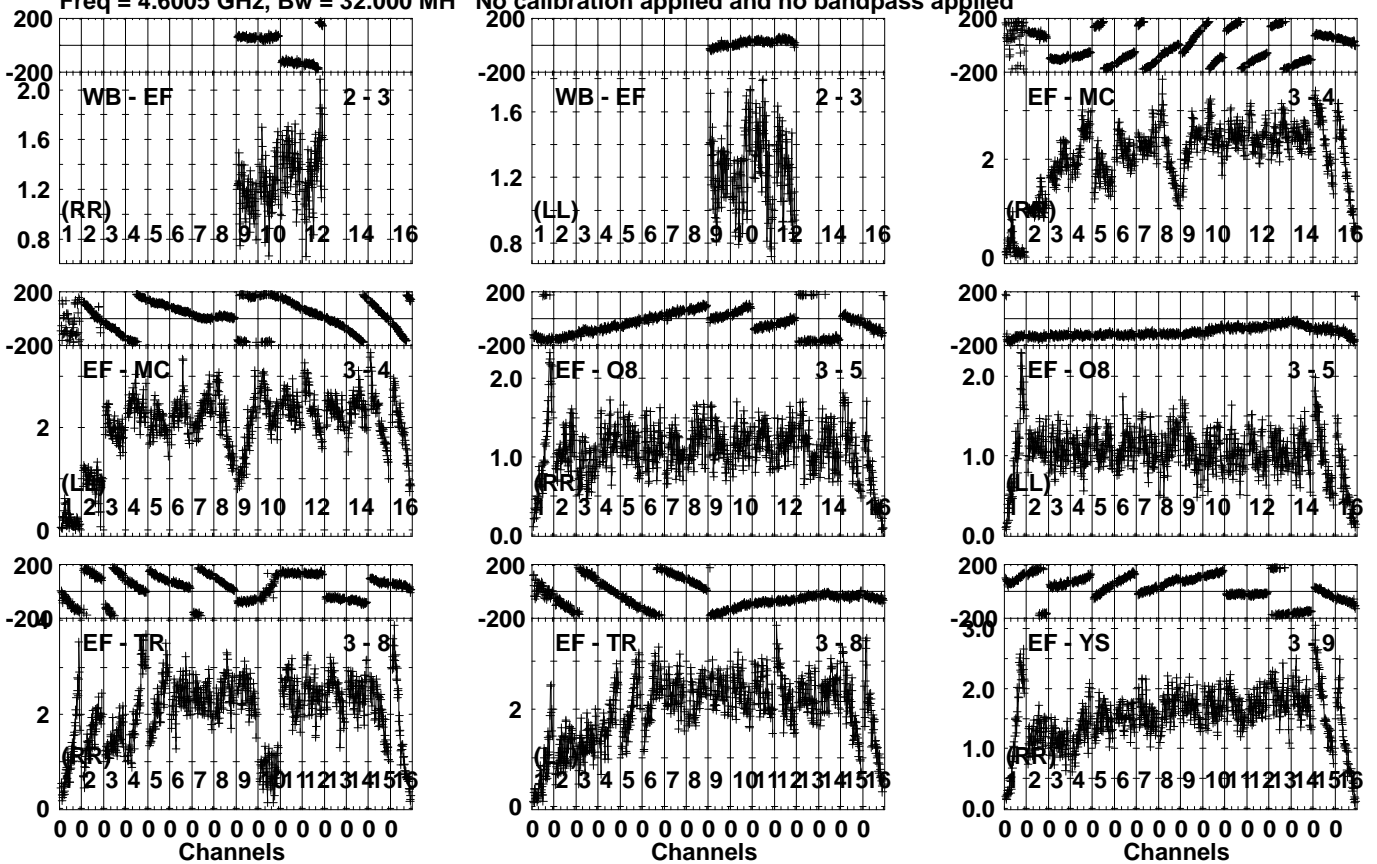


Lower frame: Milli Ampl Jy Top frame: Phas deg
Vector averaged cross-power spectrum Several baselines displayed
Timerange: 01/00:42:26 to 01/00:43:06

Plot file version 339 created 18-APR-2024 16:12:33

J1129+0951 RG014.UVDATA.1

Freq = 4.6005 GHz, Bw = 32.000 MH No calibration applied and no bandpass applied

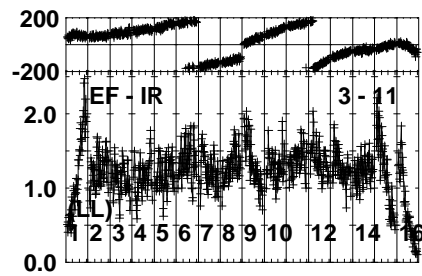
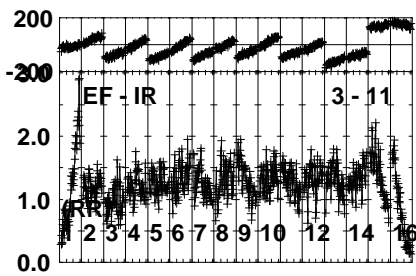
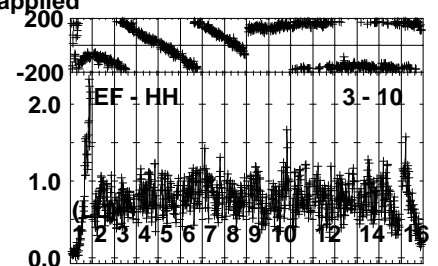
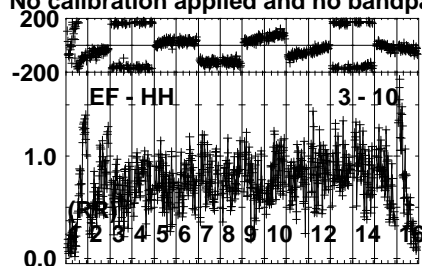
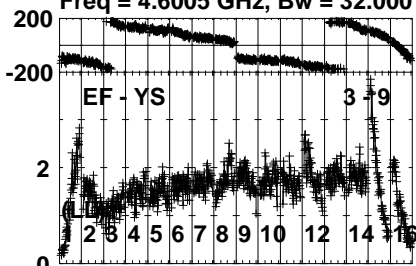


Lower frame: Milli Ampl Jy Top frame: Phas deg
Vector averaged cross-power spectrum Several baselines displayed
Timerange: 01/00:43:29 to 01/00:44:09

Plot file version 340 created 18-APR-2024 16:12:34

J1129+0951 RG014.UVDATA.1

Freq = 4.6005 GHz, Bw = 32.000 MH No calibration applied and no bandpass applied

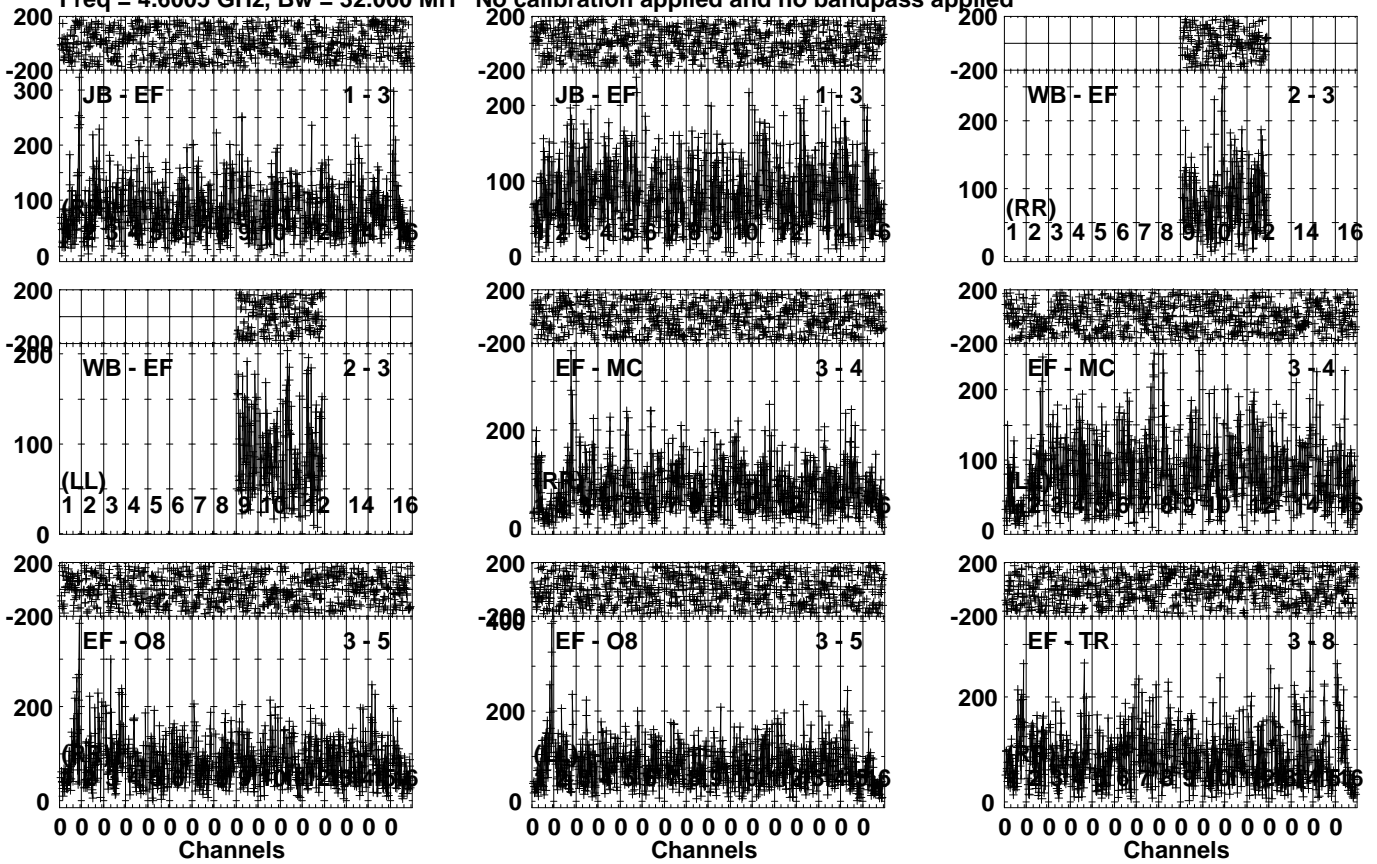


Lower frame: Milli Ampl Jy Top frame: Phas deg
Vector averaged cross-power spectrum Several baselines displayed
Timerange: 01/00:43:29 to 01/00:44:09

Plot file version 341 created 18-APR-2024 16:12:34

SN2022XXF RG014.UVDATA.1

Freq = 4.6005 GHz, Bw = 32.000 MH No calibration applied and no bandpass applied

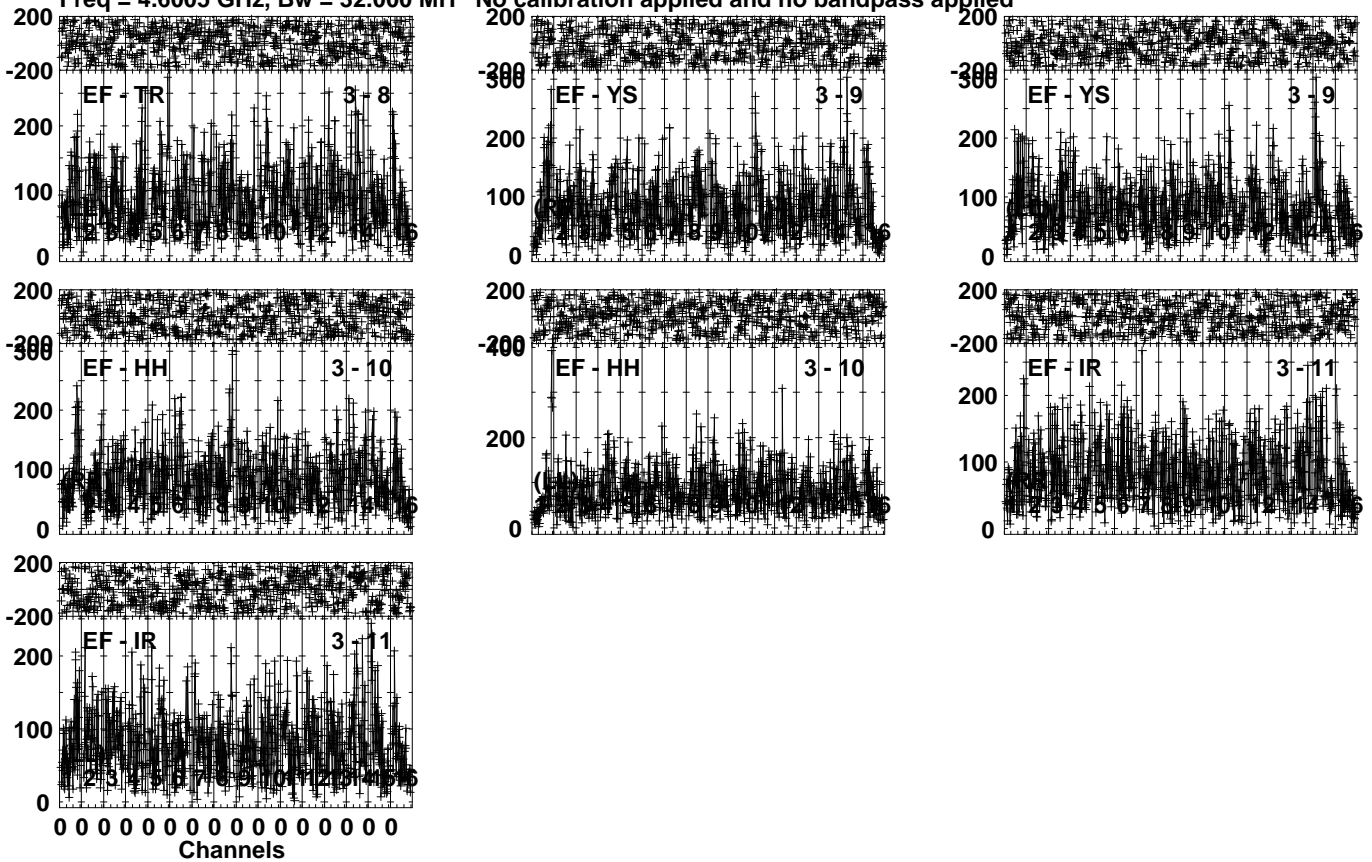


Lower frame: Micro Ampl Jy Top frame: Phas deg
Vector averaged cross-power spectrum Several baselines displayed
Timerange: 01/00:44:29 to 01/00:47:25

Plot file version 342 created 18-APR-2024 16:12:34

SN2022XXF RG014.UVDATA.1

Freq = 4.6005 GHz, Bw = 32.000 MH No calibration applied and no bandpass applied

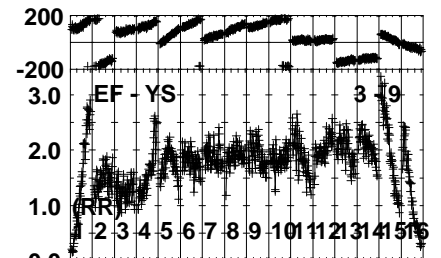
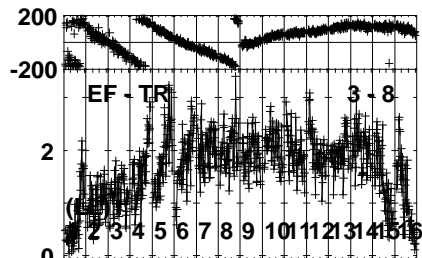
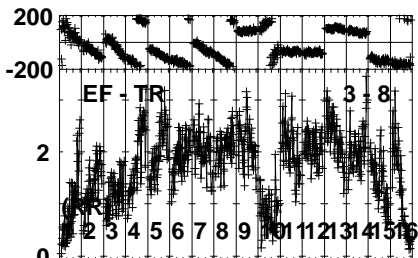
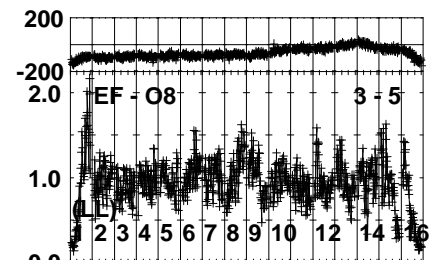
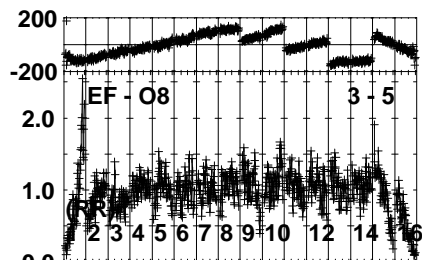
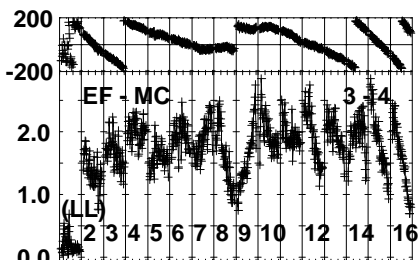
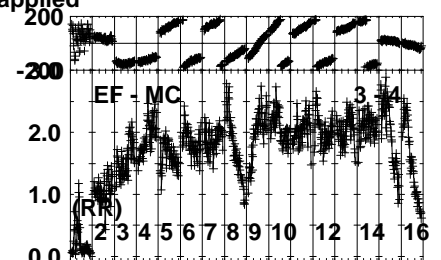
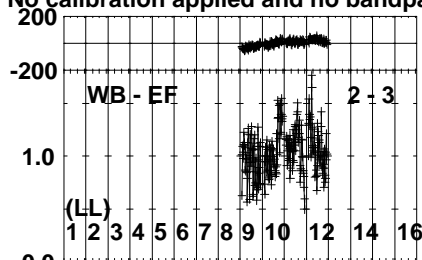
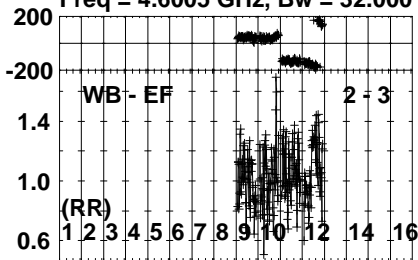


Lower frame: Micro Ampl Jy Top frame: Phas deg
Vector averaged cross-power spectrum Several baselines displayed
Timerange: 01/00:44:29 to 01/00:47:25

Plot file version 343 created 18-APR-2024 16:12:34

J1130+0846 RG014.UVDATA.1

Freq = 4.6005 GHz, Bw = 32.000 MH No calibration applied and no bandpass applied

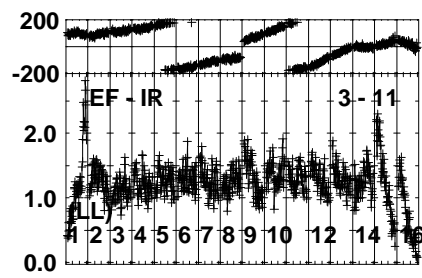
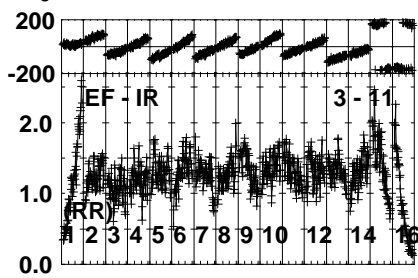
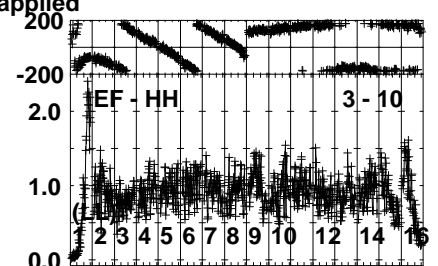
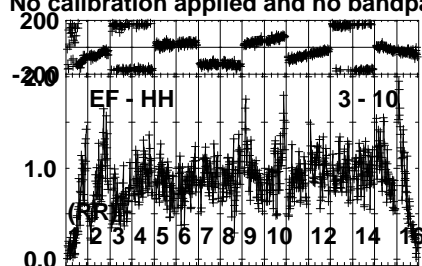
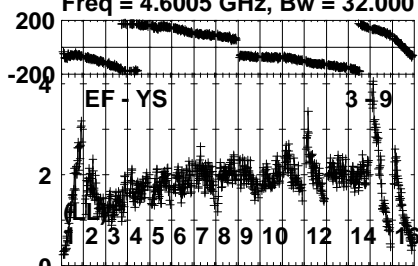


Lower frame: Milli Ampl Jy Top frame: Phas deg
Vector averaged cross-power spectrum Several baselines displayed
Timerange: 01/00:47:42 to 01/00:48:22

Plot file version 344 created 18-APR-2024 16:12:34

J1130+0846 RG014.UVDATA.1

Freq = 4.6005 GHz, Bw = 32.000 MH No calibration applied and no bandpass applied

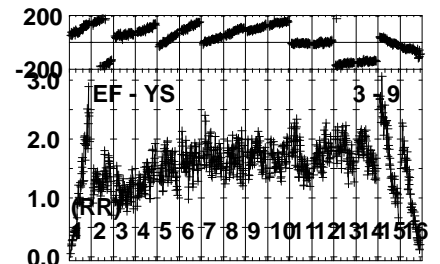
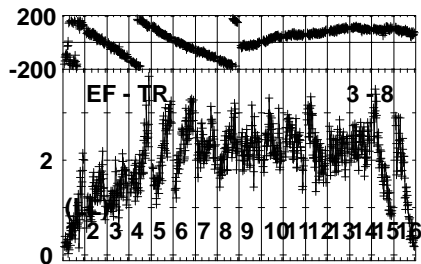
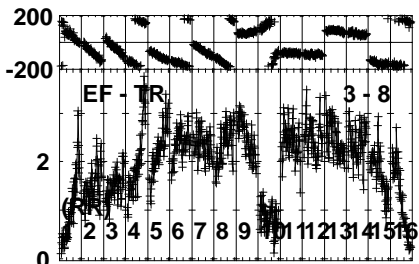
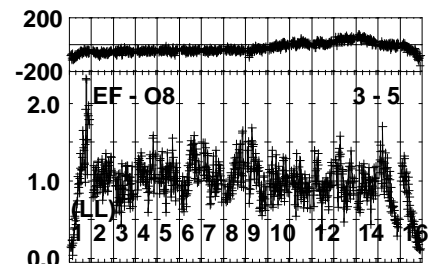
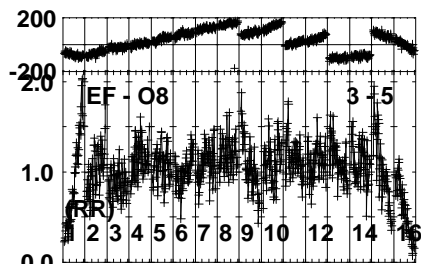
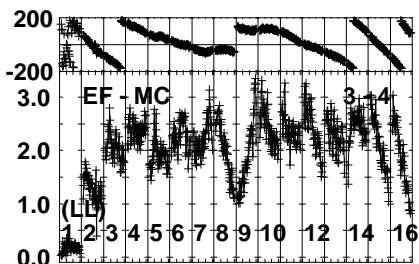
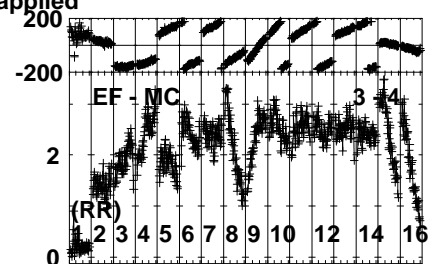
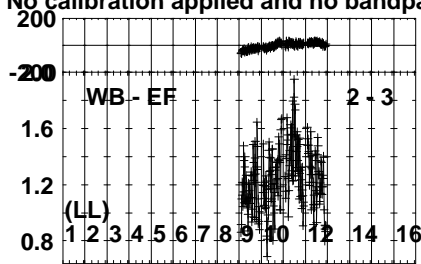
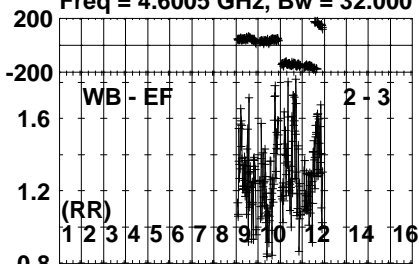


Lower frame: Milli Ampl Jy Top frame: Phas deg
Vector averaged cross-power spectrum Several baselines displayed
Timerange: 01/00:47:42 to 01/00:48:22

Plot file version 345 created 18-APR-2024 16:12:34

J1129+0951 RG014.UVDATA.1

Freq = 4.6005 GHz, Bw = 32.000 MH No calibration applied and no bandpass applied

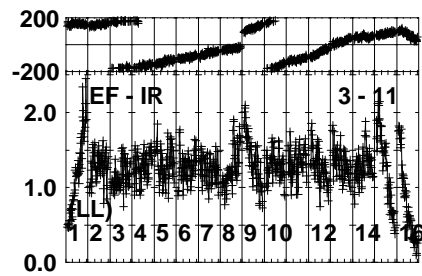
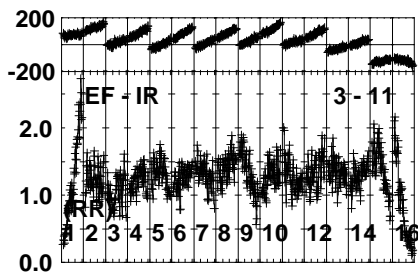
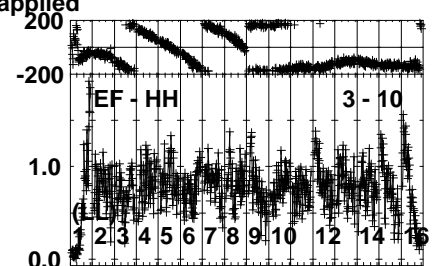
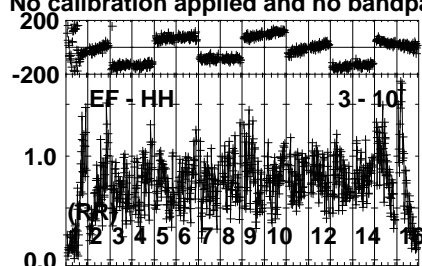
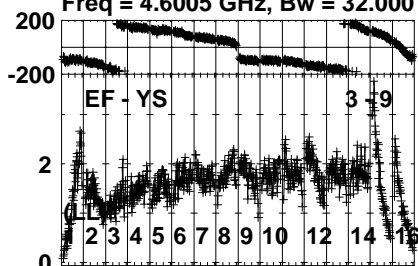


Lower frame: Milli Ampl Jy Top frame: Phas deg
Vector averaged cross-power spectrum Several baselines displayed
Timerange: 01/00:48:45 to 01/00:49:25

Plot file version 346 created 18-APR-2024 16:12:34

J1129+0951 RG014.UVDATA.1

Freq = 4.6005 GHz, Bw = 32.000 MH No calibration applied and no bandpass applied

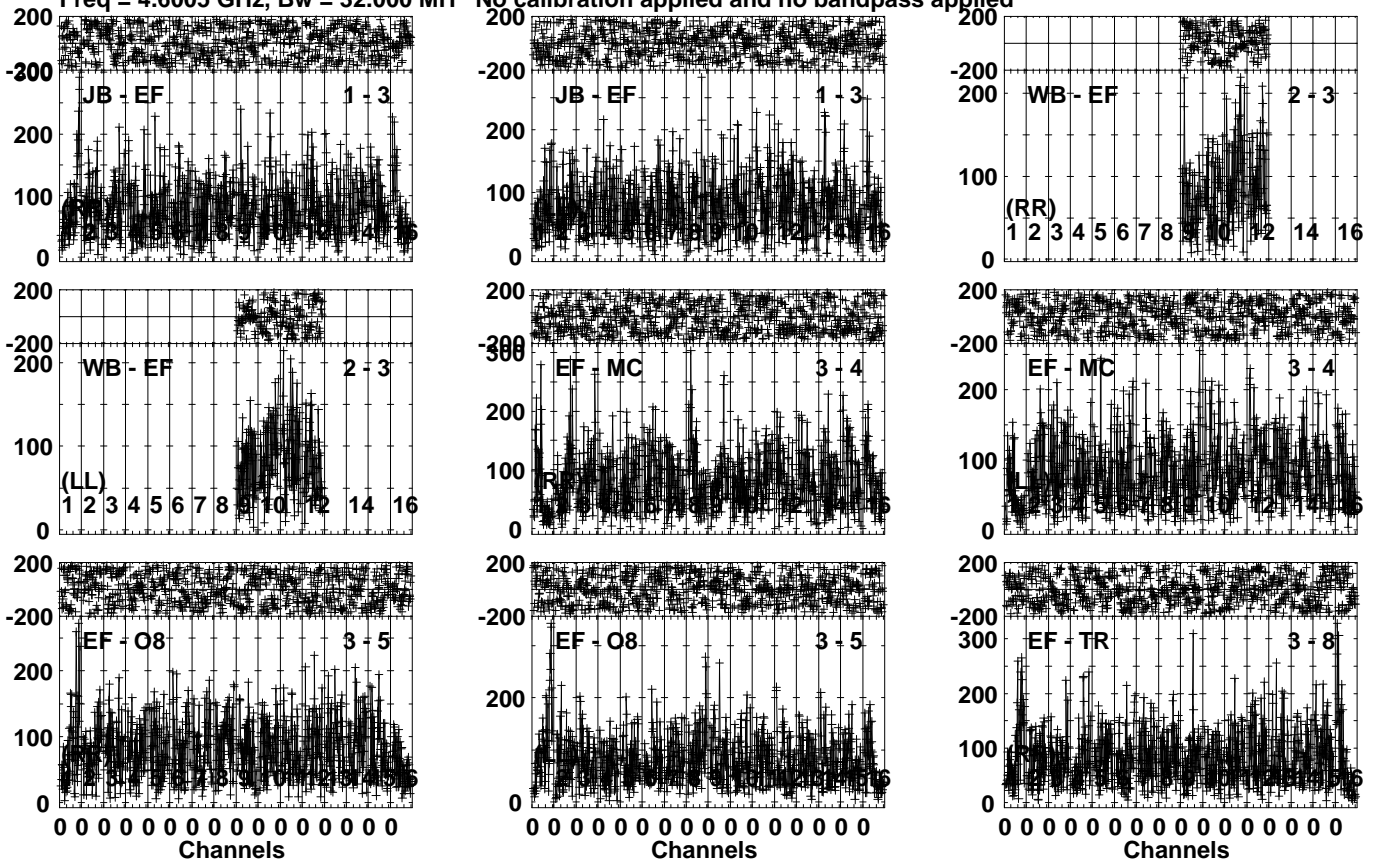


Lower frame: Milli Ampl Jy Top frame: Phas deg
Vector averaged cross-power spectrum Several baselines displayed
Timerange: 01/00:48:45 to 01/00:49:25

Plot file version 347 created 18-APR-2024 16:12:34

SN2022XXF RG014.UVDATA.1

Freq = 4.6005 GHz, Bw = 32.000 MH No calibration applied and no bandpass applied

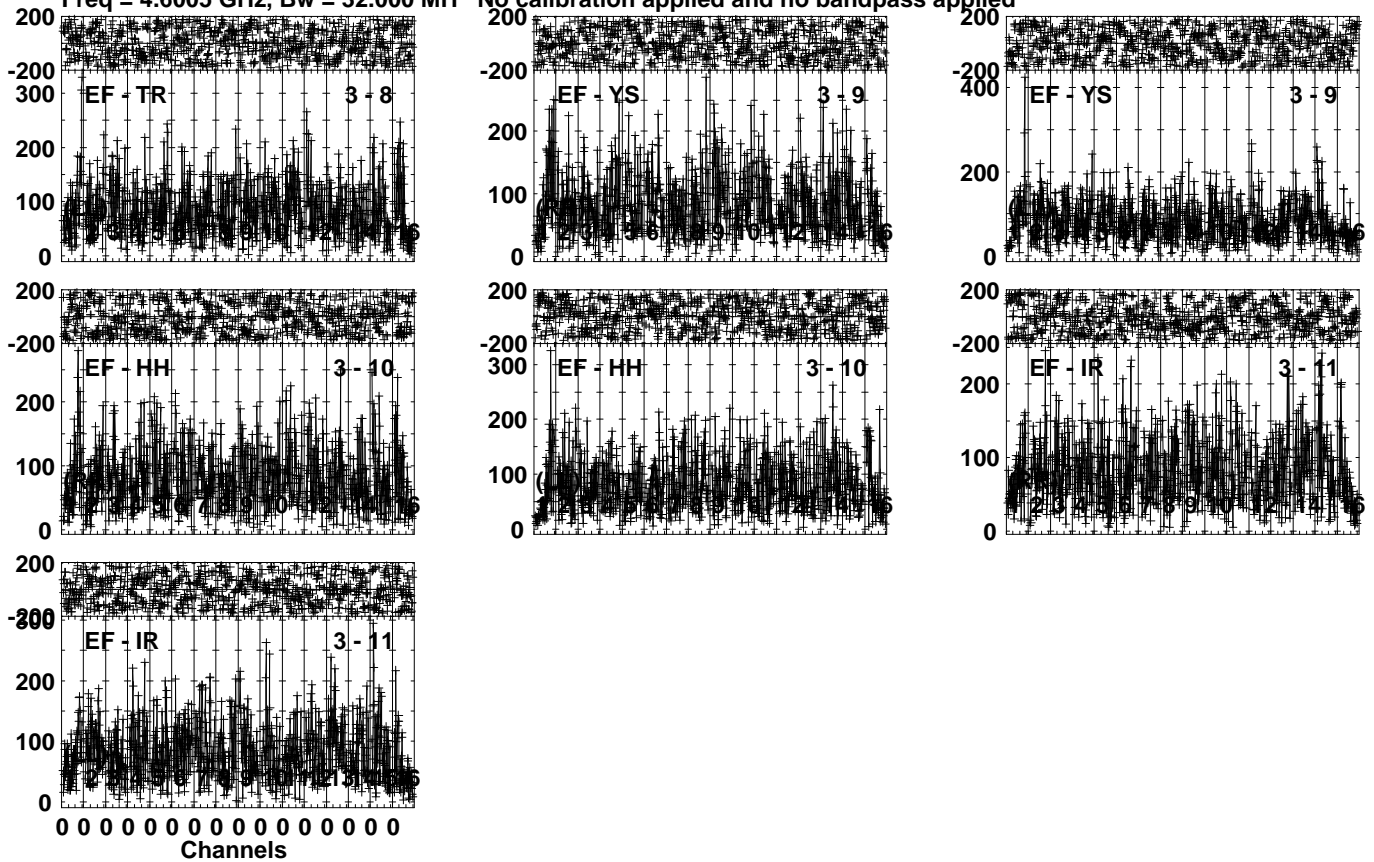


Lower frame: Micro Ampl Jy Top frame: Phas deg
Vector averaged cross-power spectrum Several baselines displayed
Timerange: 01/00:49:45 to 01/00:52:41

Plot file version 348 created 18-APR-2024 16:12:34

SN2022XXF RG014.UVDATA.1

Freq = 4.6005 GHz, Bw = 32.000 MH No calibration applied and no bandpass applied



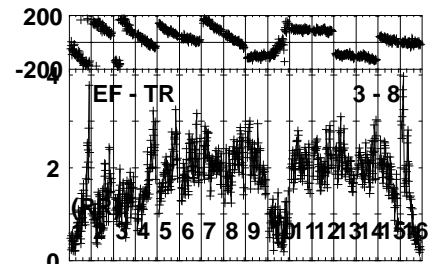
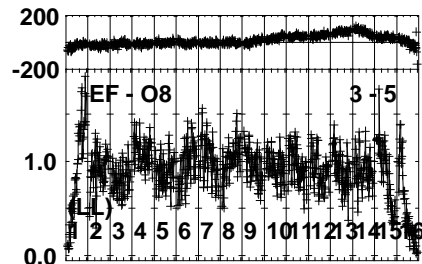
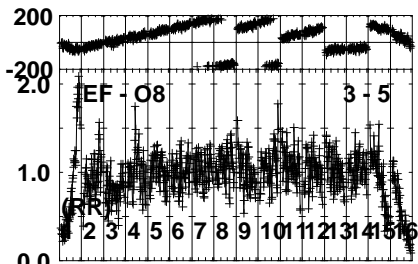
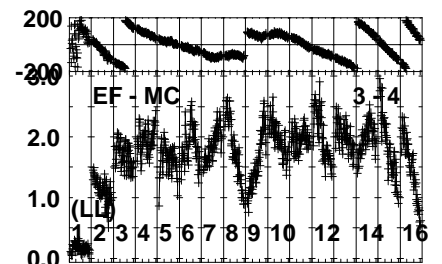
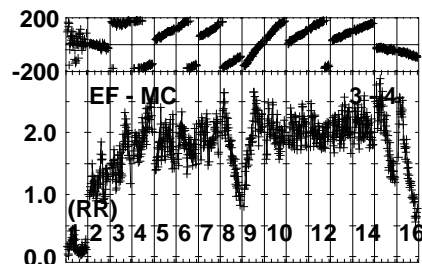
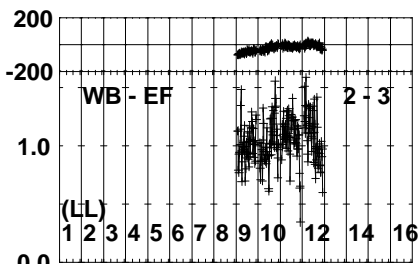
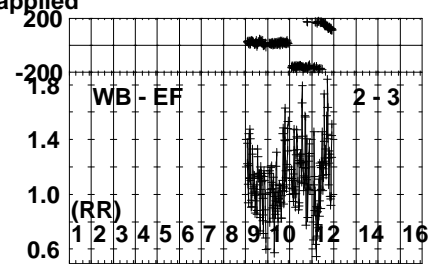
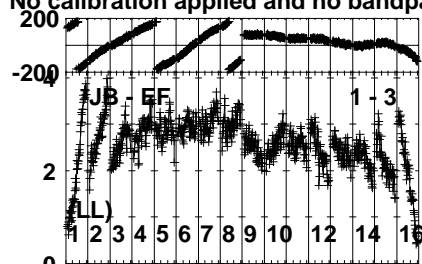
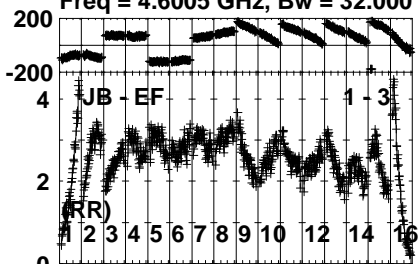
Lower frame: Micro Ampl Jy Top frame: Phas deg
Vector averaged cross-power spectrum Several baselines displayed
Timerange: 01/00:49:45 to 01/00:52:41

Plot file version 349 created 18-APR-2024 16:12:34

J1130+0846 RG014.UVDATA.1

Freq = 4.6005 GHz, Bw = 32.000 MH

No calibration applied and no bandpass applied

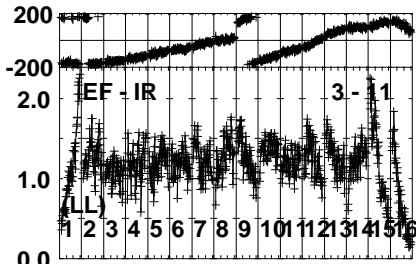
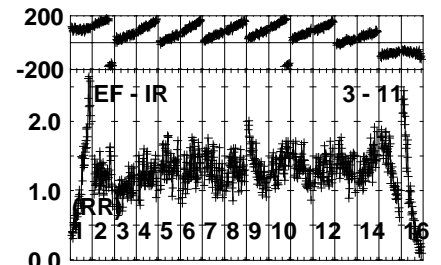
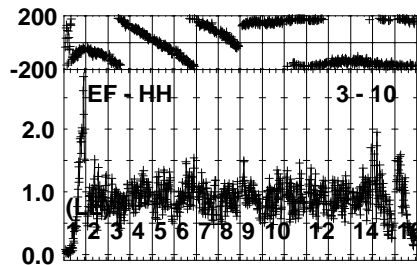
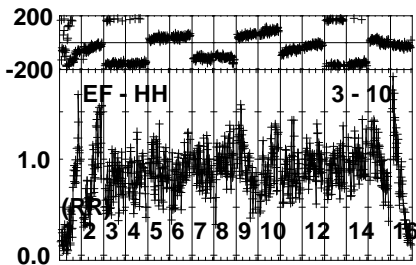
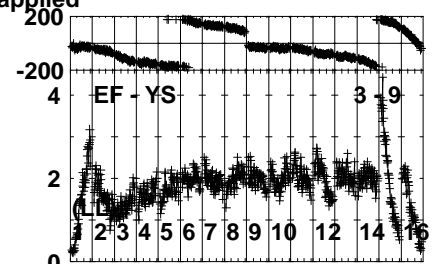
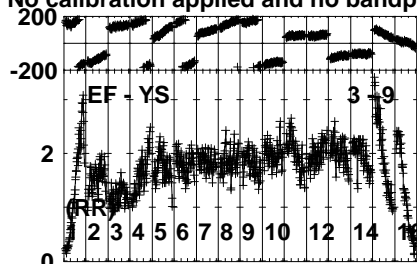
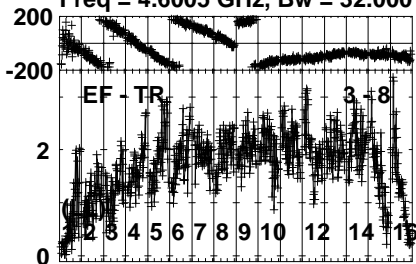


Lower frame: Milli Ampl Jy Top frame: Phas deg
Vector averaged cross-power spectrum Several baselines displayed
Timerange: 01/00:52:58 to 01/00:53:38

Plot file version 350 created 18-APR-2024 16:12:35

J1130+0846 RG014.UVDATA.1

Freq = 4.6005 GHz, Bw = 32.000 MH No calibration applied and no bandpass applied



0 0 0 0 0 0 0 0 0 0 0 0 0 0 0 0
Channels

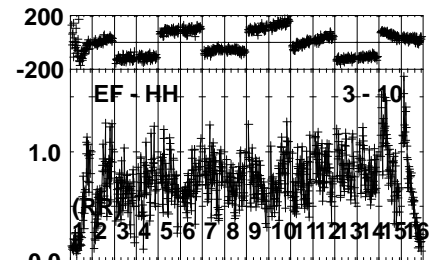
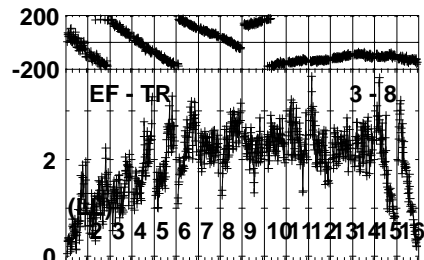
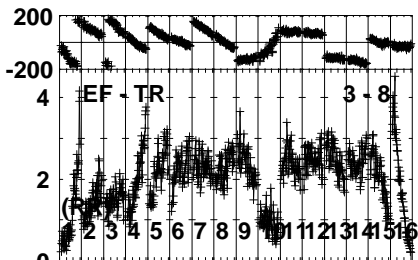
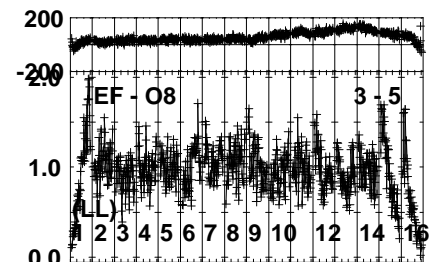
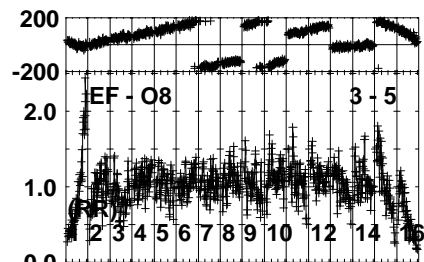
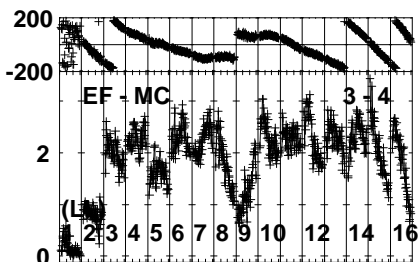
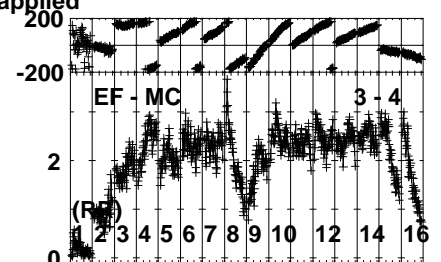
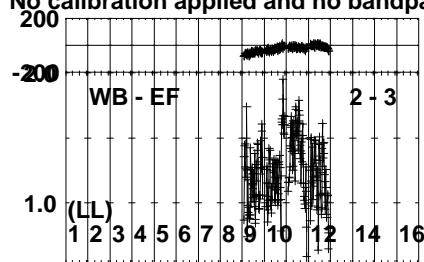
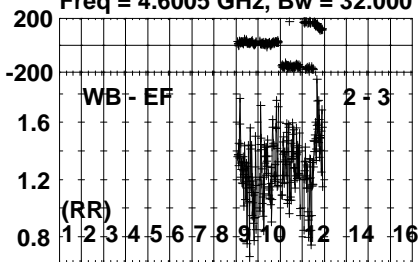
Lower frame: Milli Ampl Jy Top frame: Phas deg
Vector averaged cross-power spectrum Several baselines displayed
Timerange: 01/00:52:58 to 01/00:53:38

Plot file version 351 created 18-APR-2024 16:12:35

J1129+0951 RG014.UVDATA.1

Freq = 4.6005 GHz, Bw = 32.000 MH

No calibration applied and no bandpass applied



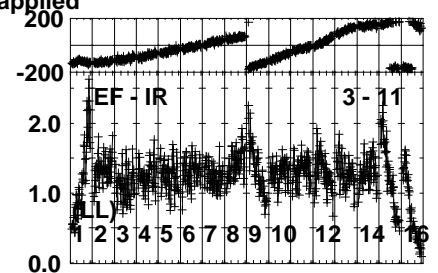
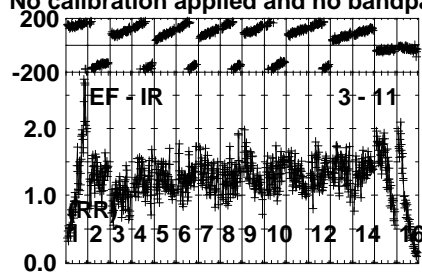
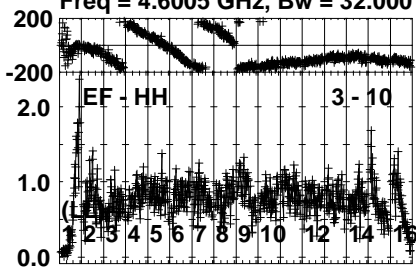
Lower frame: Milli Ampl Jy Top frame: Phas deg
Vector averaged cross-power spectrum Several baselines displayed
Timerange: 01/00:54:01 to 01/00:54:41

Plot file version 352 created 18-APR-2024 16:12:35

J1129+0951 RG014.UVDATA.1

Freq = 4.6005 GHz, Bw = 32.000 MH

No calibration applied and no bandpass applied

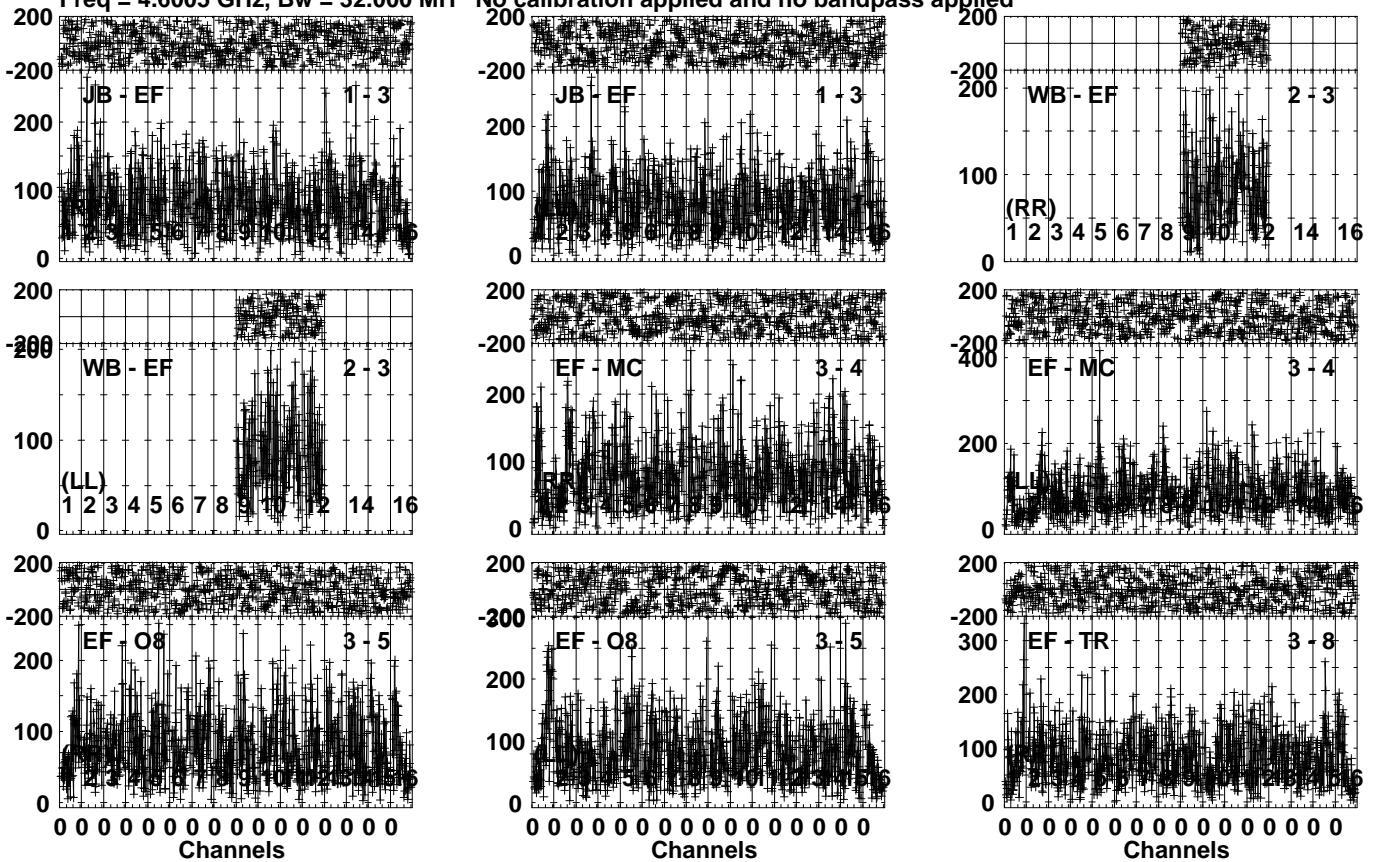


Lower frame: Milli Ampl Jy Top frame: Phas deg
Vector averaged cross-power spectrum Several baselines displayed
Timerange: 01/00:54:01 to 01/00:54:41

Plot file version 353 created 18-APR-2024 16:12:35

SN2022XXF RG014.UVDATA.1

Freq = 4.6005 GHz, Bw = 32.000 MH No calibration applied and no bandpass applied

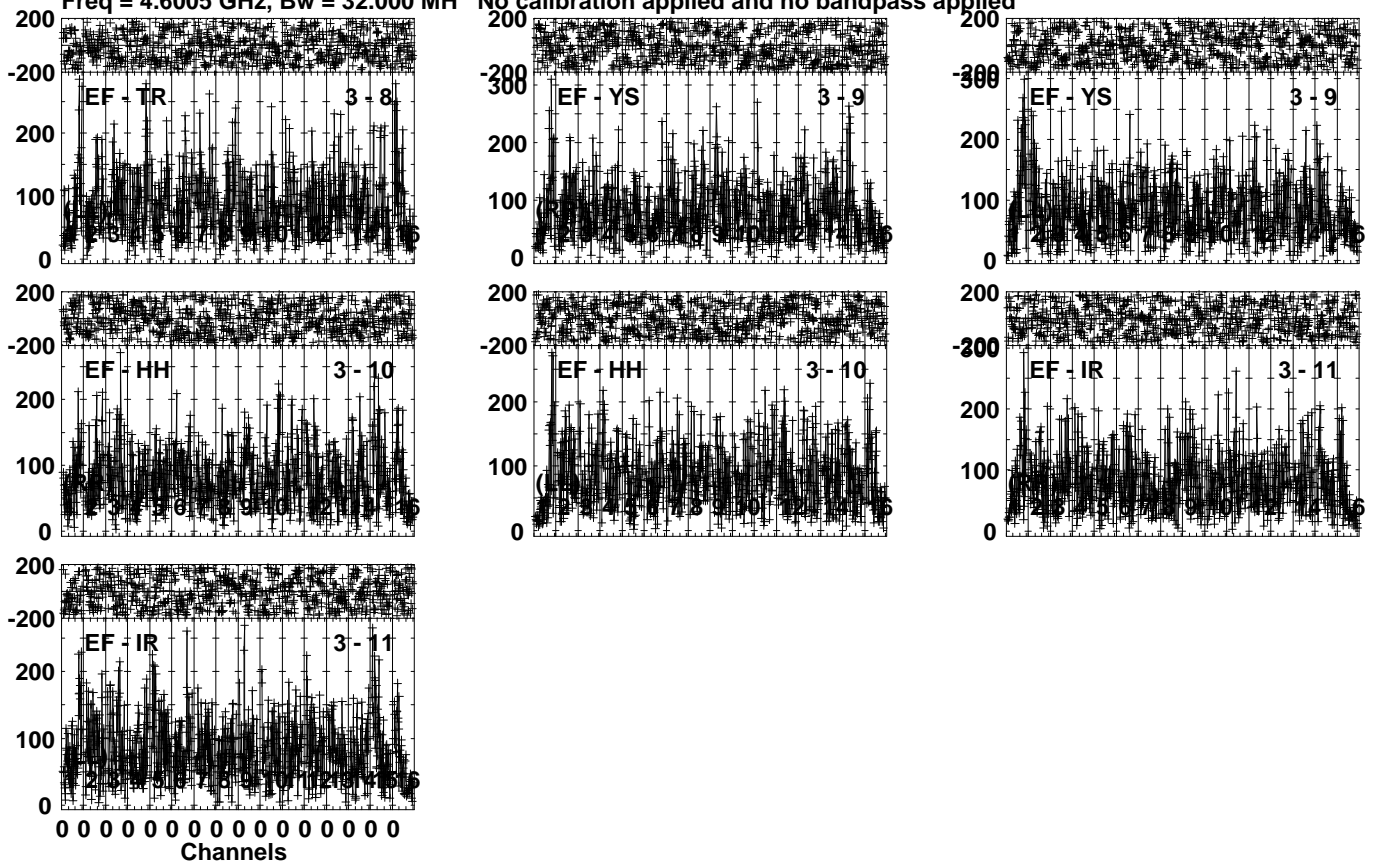


Lower frame: Micro Ampl Jy Top frame: Phas deg
Vector averaged cross-power spectrum Several baselines displayed
Timerange: 01/00:55:01 to 01/00:57:57

Plot file version 354 created 18-APR-2024 16:12:35

SN2022XXF RG014.UVDATA.1

Freq = 4.6005 GHz, Bw = 32.000 MH No calibration applied and no bandpass applied

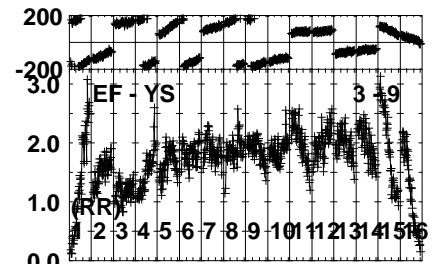
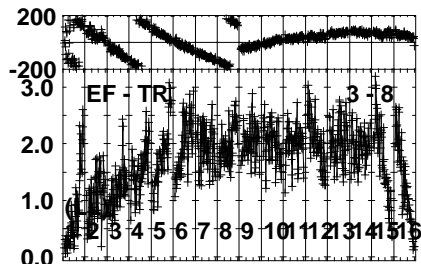
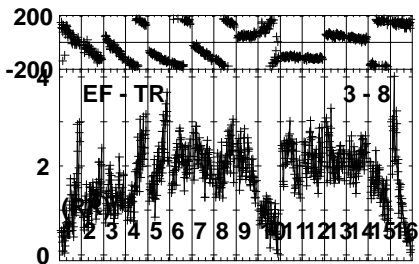
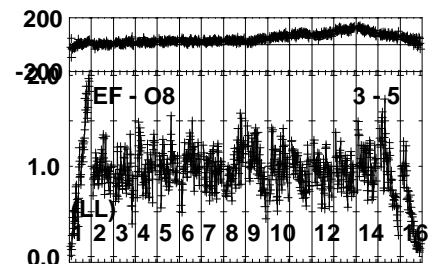
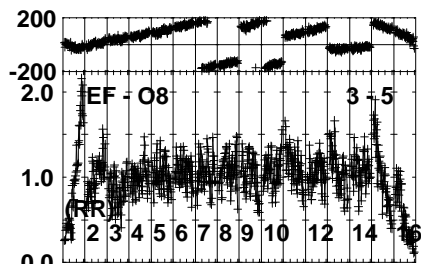
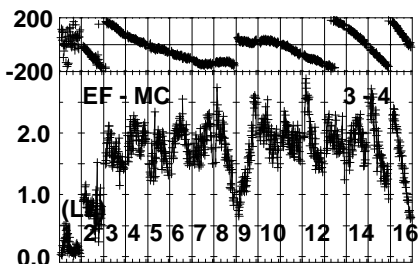
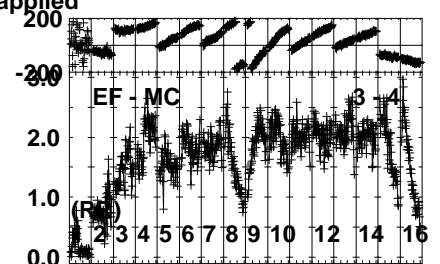
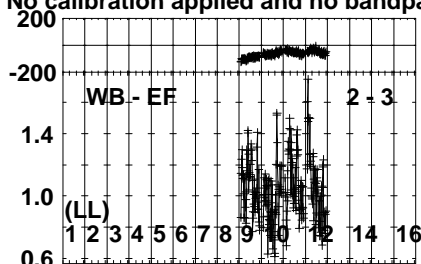
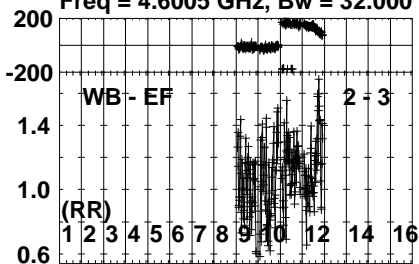


Lower frame: Micro Ampl Jy Top frame: Phas deg
Vector averaged cross-power spectrum Several baselines displayed
Timerange: 01/00:55:01 to 01/00:57:57

Plot file version 355 created 18-APR-2024 16:12:35

J1130+0846 RG014.UVDATA.1

Freq = 4.6005 GHz, Bw = 32.000 MH No calibration applied and no bandpass applied



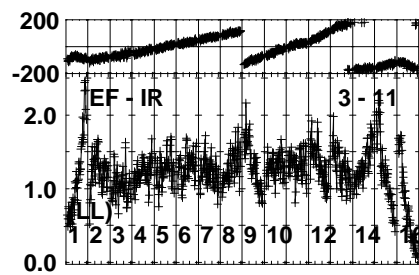
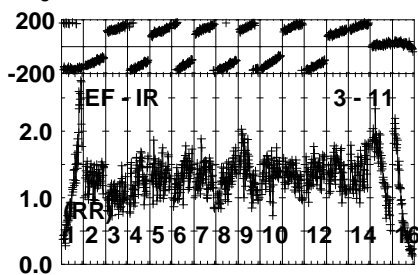
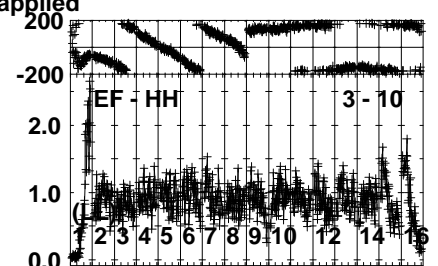
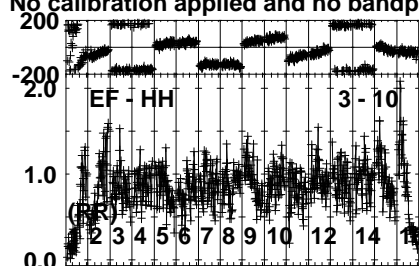
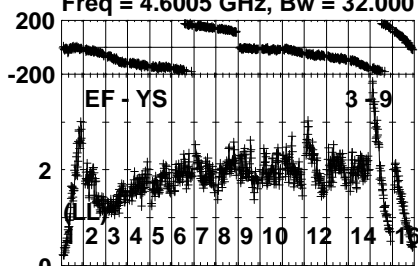
Lower frame: Milli Ampl Jy Top frame: Phas deg
Vector averaged cross-power spectrum Several baselines displayed
Timerange: 01/00:58:14 to 01/00:58:54

Plot file version 356 created 18-APR-2024 16:12:35

J1130+0846 RG014.UVDATA.1

Freq = 4.6005 GHz, Bw = 32.000 MH

No calibration applied and no bandpass applied

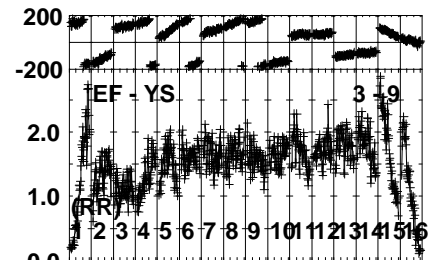
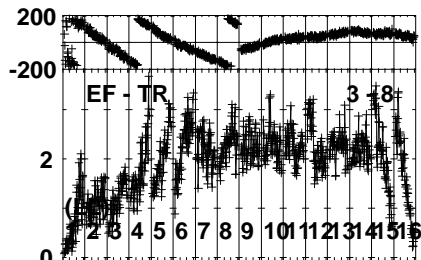
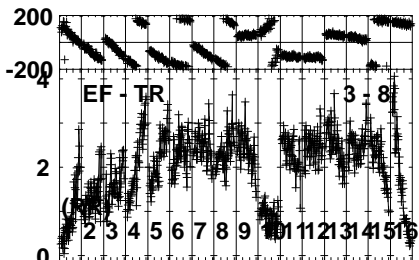
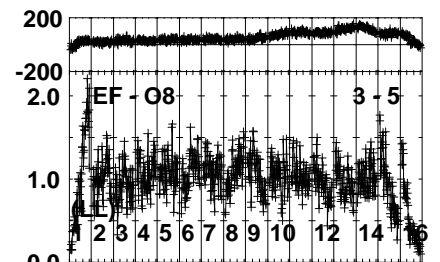
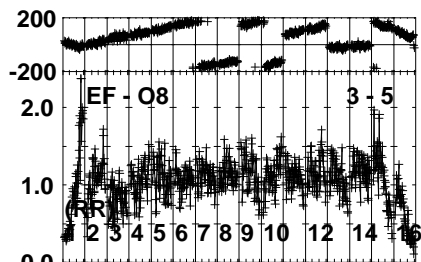
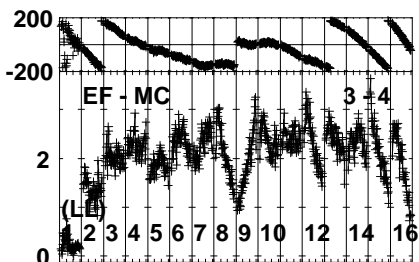
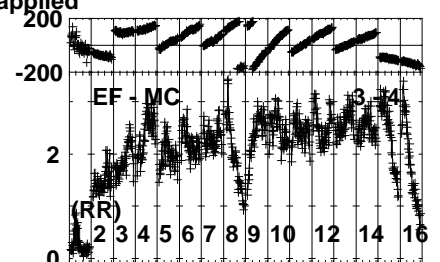
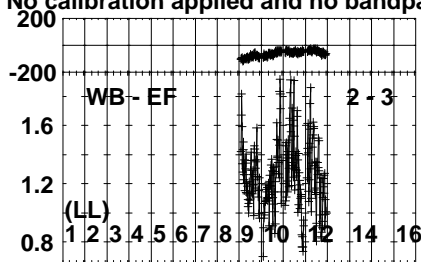
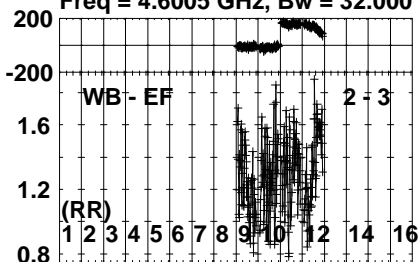


Lower frame: Milli Ampl Jy Top frame: Phas deg
Vector averaged cross-power spectrum Several baselines displayed
Timerange: 01/00:58:14 to 01/00:58:54

Plot file version 357 created 18-APR-2024 16:12:35

J1129+0951 RG014.UVDATA.1

Freq = 4.6005 GHz, Bw = 32.000 MH No calibration applied and no bandpass applied

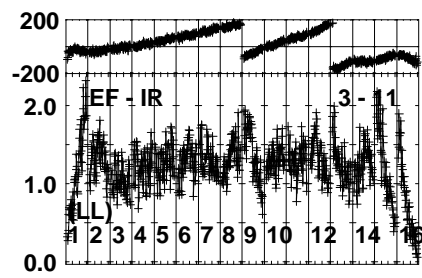
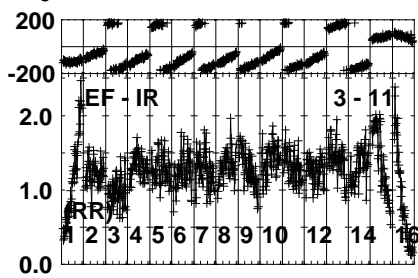
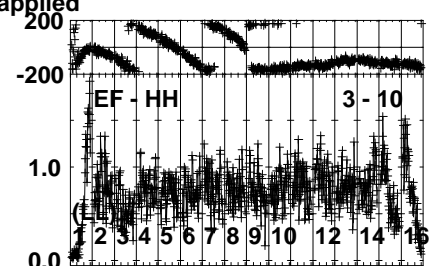
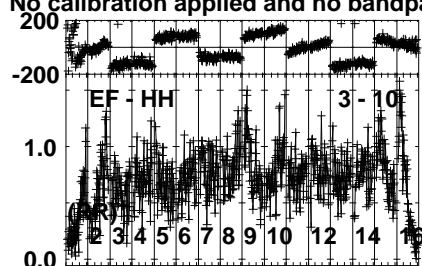
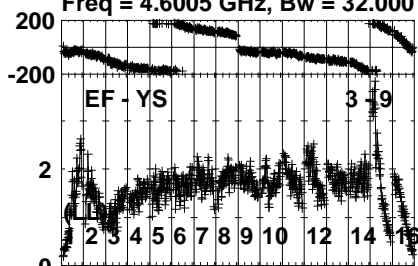


Lower frame: Milli Ampl Jy Top frame: Phas deg
Vector averaged cross-power spectrum Several baselines displayed
Timerange: 01/00:59:17 to 01/00:59:57

Plot file version 358 created 18-APR-2024 16:12:35

J1129+0951 RG014.UVDATA.1

Freq = 4.6005 GHz, Bw = 32.000 MH No calibration applied and no bandpass applied

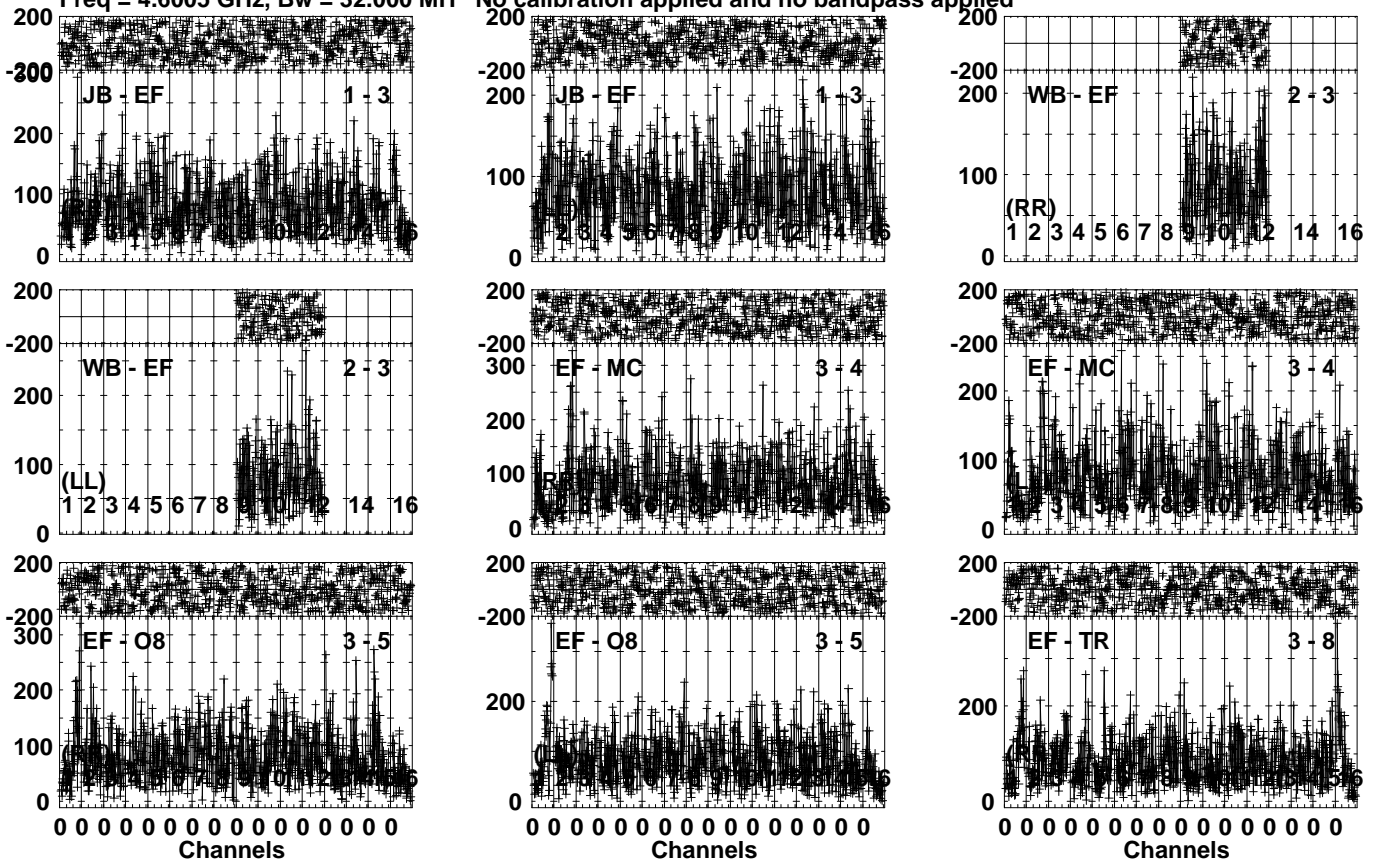


Lower frame: Milli Ampl Jy Top frame: Phas deg
Vector averaged cross-power spectrum Several baselines displayed
Timerange: 01/00:59:17 to 01/00:59:57

Plot file version 359 created 18-APR-2024 16:12:35

SN2022XXF RG014.UVDATA.1

Freq = 4.6005 GHz, Bw = 32.000 MH No calibration applied and no bandpass applied

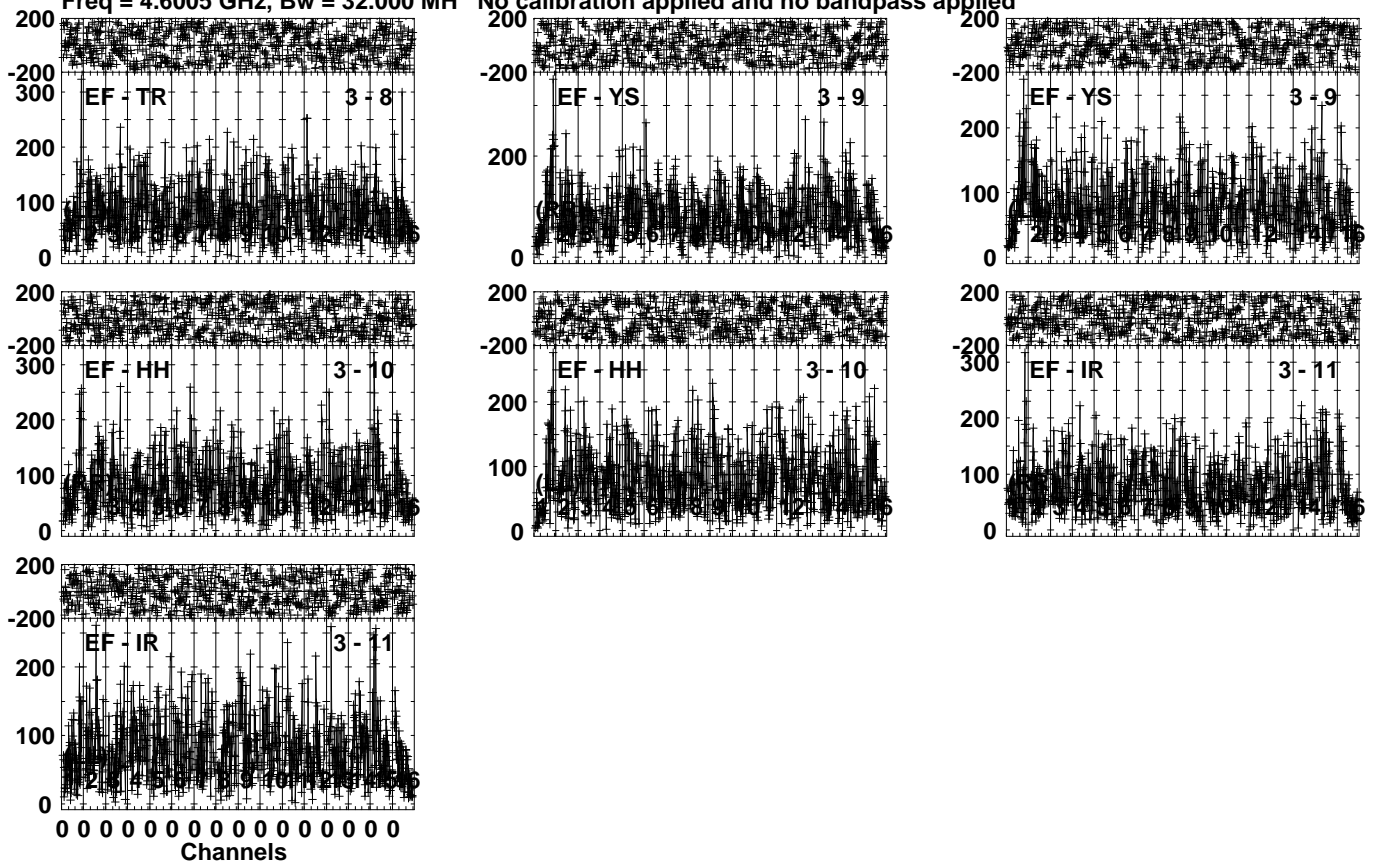


Lower frame: Micro Ampl Jy Top frame: Phas deg
Vector averaged cross-power spectrum Several baselines displayed
Timerange: 01/01:00:17 to 01/01:03:13

Plot file version 360 created 18-APR-2024 16:12:36

SN2022XXF RG014.UVDATA.1

Freq = 4.6005 GHz, Bw = 32.000 MH No calibration applied and no bandpass applied



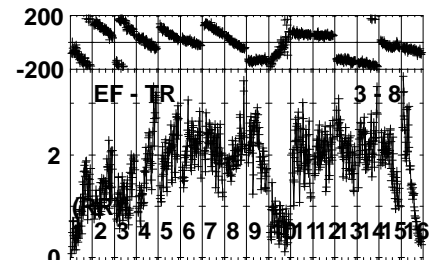
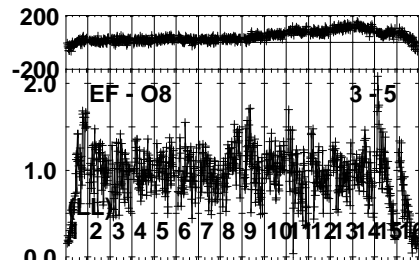
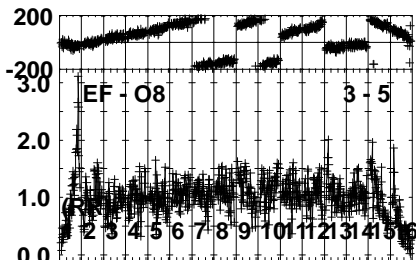
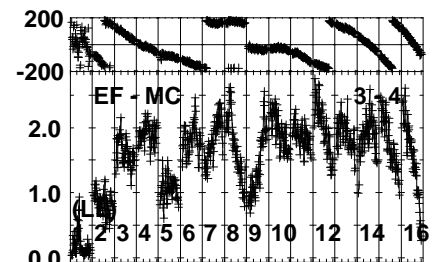
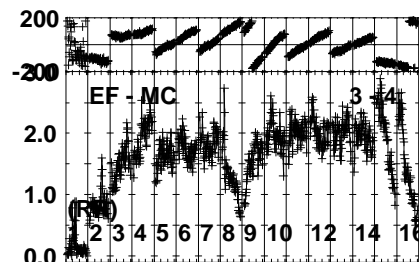
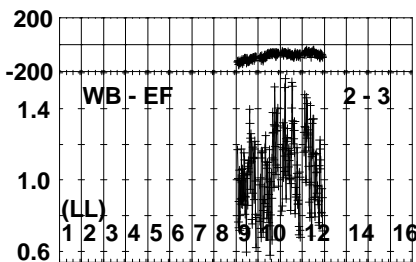
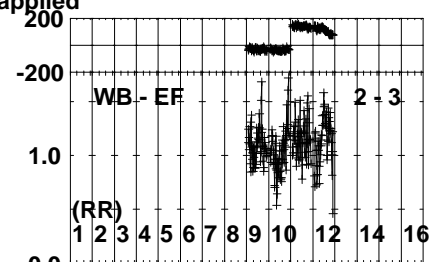
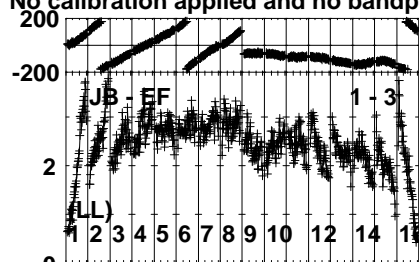
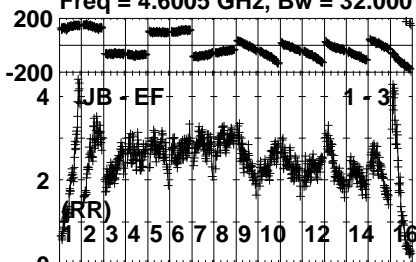
Lower frame: Micro Ampl Jy Top frame: Phas deg
Vector averaged cross-power spectrum Several baselines displayed
Timerange: 01/01:00:17 to 01/01:03:13

Plot file version 361 created 18-APR-2024 16:12:36

J1130+0846 RG014.UVDATA.1

Freq = 4.6005 GHz, Bw = 32.000 MH

No calibration applied and no bandpass applied



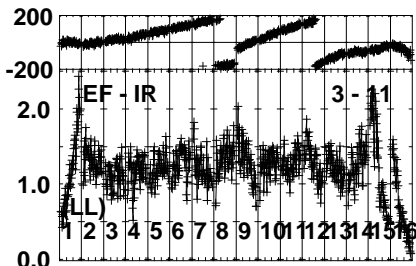
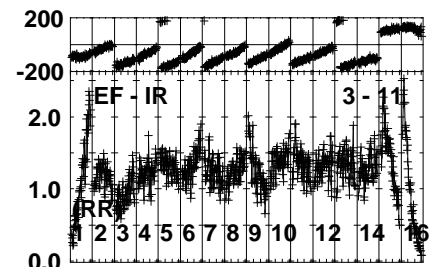
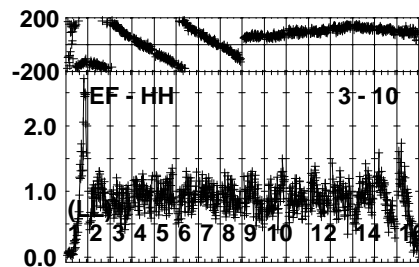
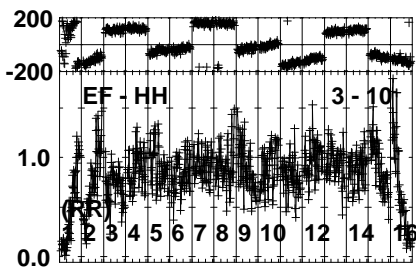
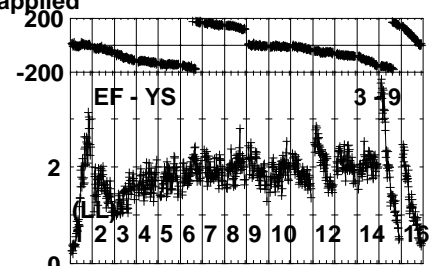
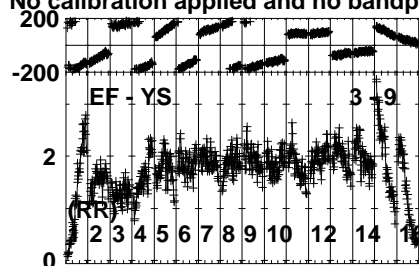
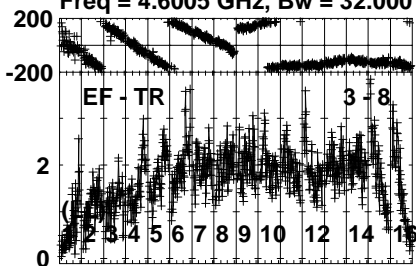
Lower frame: Milli Ampl Jy Top frame: Phas deg
Vector averaged cross-power spectrum Several baselines displayed
Timerange: 01/01:03:30 to 01/01:04:10

Plot file version 362 created 18-APR-2024 16:12:36

J1130+0846 RG014.UVDATA.1

Freq = 4.6005 GHz, Bw = 32.000 MH

No calibration applied and no bandpass applied



0 0 0 0 0 0 0 0 0 0 0 0 0 0 0 0
Channels

Lower frame: Milli Ampl Jy Top frame: Phas deg

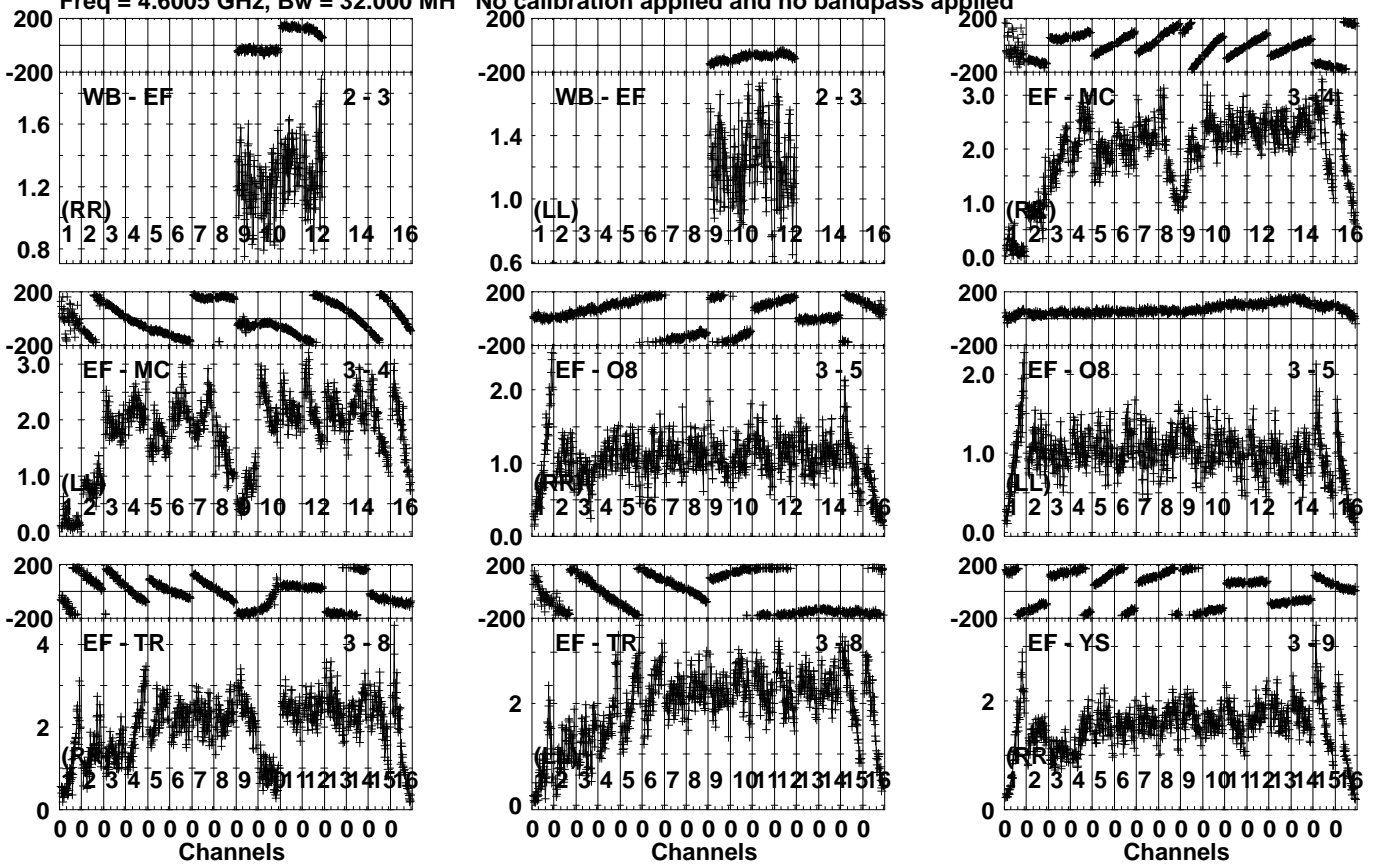
Vector averaged cross-power spectrum Several baselines displayed

Timerange: 01/01:03:30 to 01/01:04:10

Plot file version 363 created 18-APR-2024 16:12:36

J1129+0951 RG014.UVDATA.1

Freq = 4.6005 GHz, Bw = 32.000 MH No calibration applied and no bandpass applied

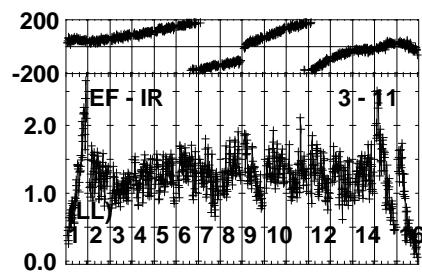
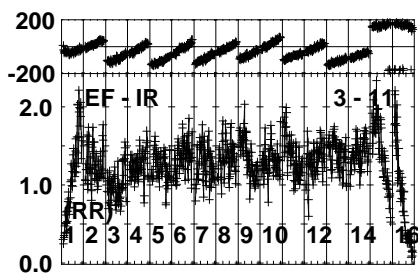
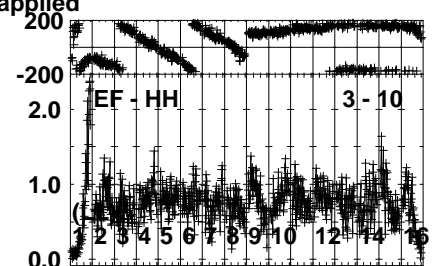
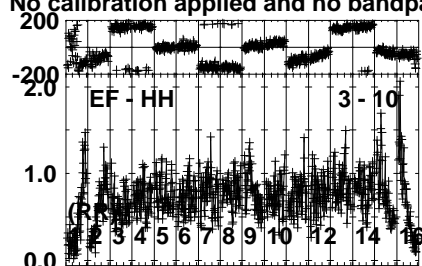
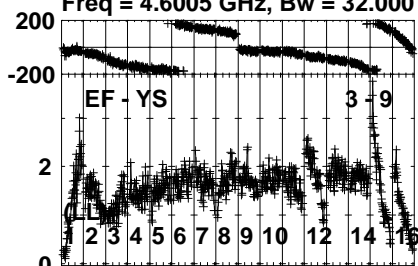


Lower frame: Milli Ampl Jy Top frame: Phas deg
Vector averaged cross-power spectrum Several baselines displayed
Timerange: 01/01:04:33 to 01/01:05:13

Plot file version 364 created 18-APR-2024 16:12:36

J1129+0951 RG014.UVDATA.1

Freq = 4.6005 GHz, Bw = 32.000 MH No calibration applied and no bandpass applied

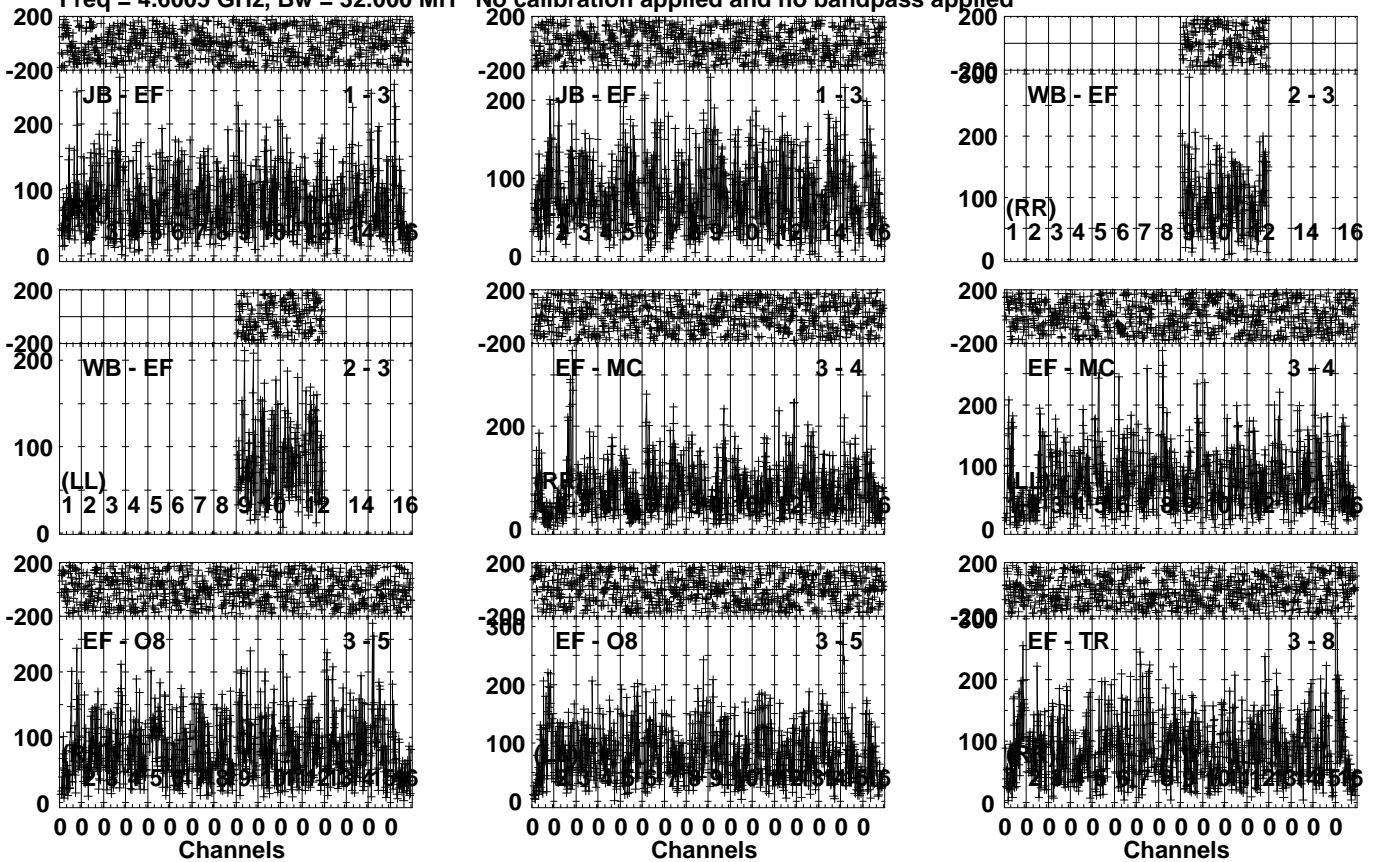


Lower frame: Milli Ampl Jy Top frame: Phas deg
Vector averaged cross-power spectrum Several baselines displayed
Timerange: 01/01:04:33 to 01/01:05:13

Plot file version 365 created 18-APR-2024 16:12:36

SN2022XXF RG014.UVDATA.1

Freq = 4.6005 GHz, Bw = 32.000 MH No calibration applied and no bandpass applied

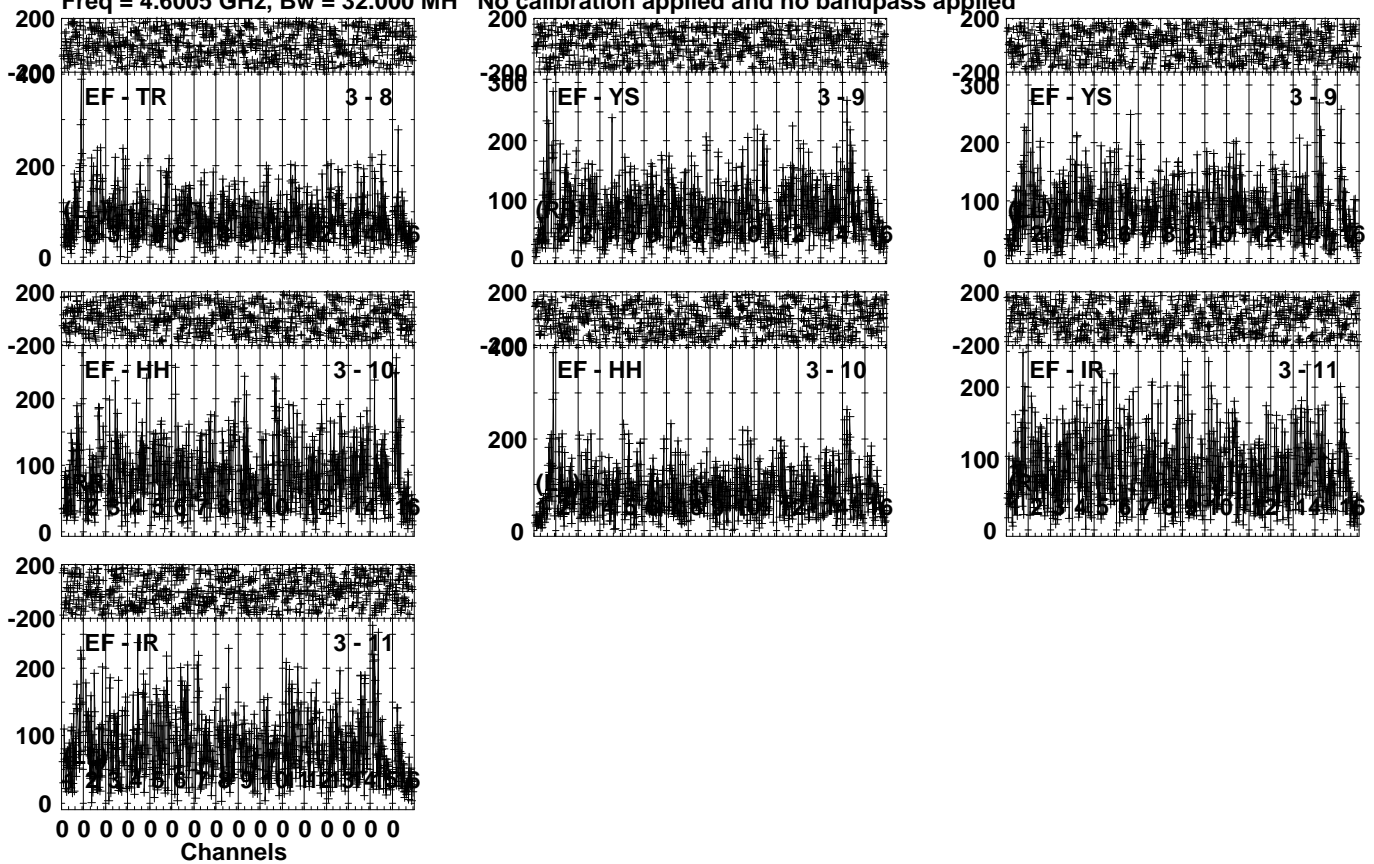


Lower frame: Micro Ampl Jy Top frame: Phas deg
Vector averaged cross-power spectrum Several baselines displayed
Timerange: 01/01:05:33 to 01/01:08:29

Plot file version 366 created 18-APR-2024 16:12:36

SN2022XXF RG014.UVDATA.1

Freq = 4.6005 GHz, Bw = 32.000 MH No calibration applied and no bandpass applied

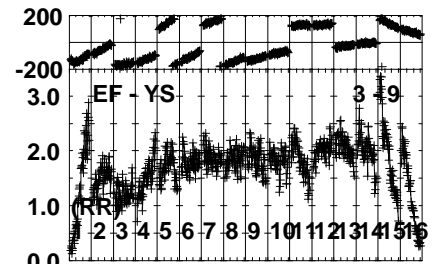
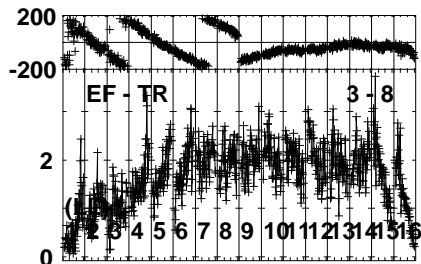
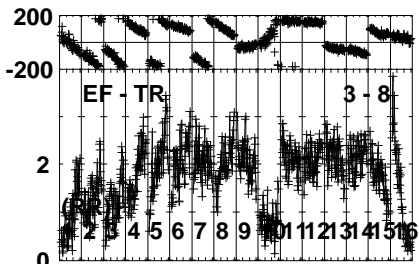
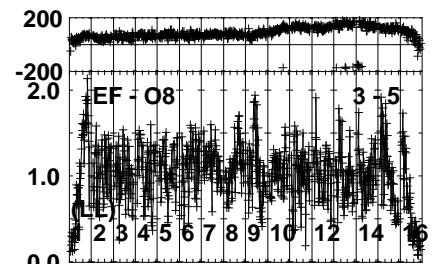
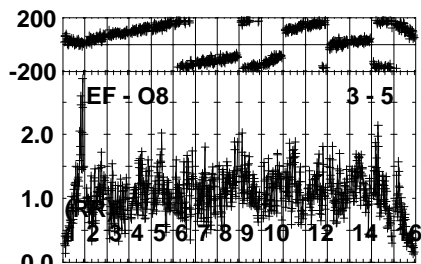
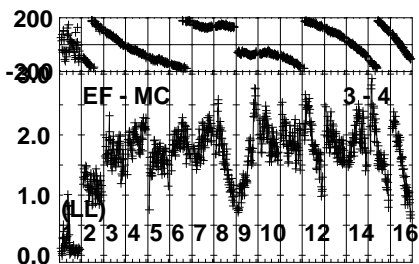
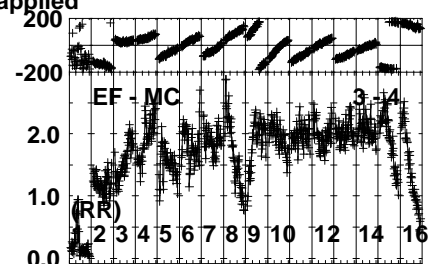
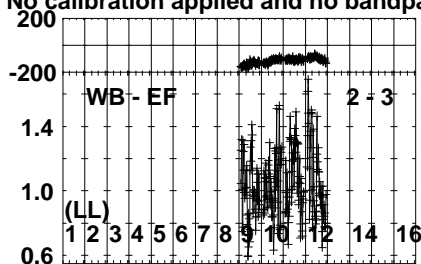
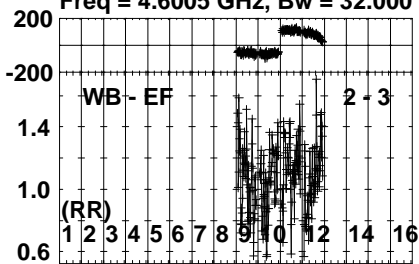


Lower frame: Micro Ampl Jy Top frame: Phas deg
Vector averaged cross-power spectrum Several baselines displayed
Timerange: 01/01:05:33 to 01/01:08:29

Plot file version 367 created 18-APR-2024 16:12:36

J1130+0846 RG014.UVDATA.1

Freq = 4.6005 GHz, Bw = 32.000 MH No calibration applied and no bandpass applied

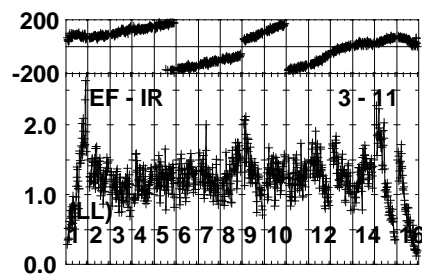
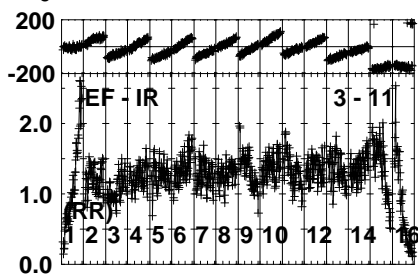
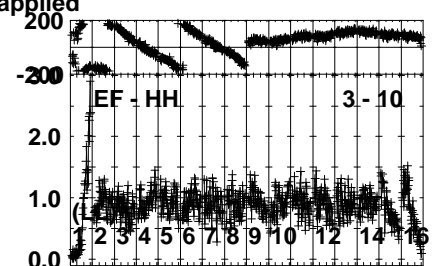
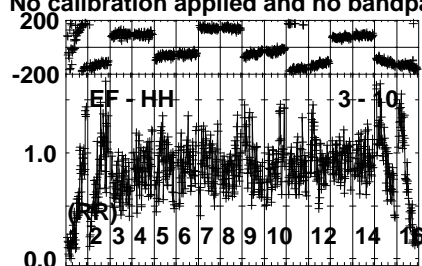
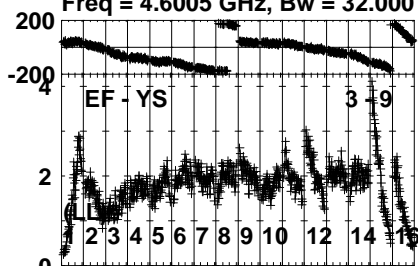


Lower frame: Milli Ampl Jy Top frame: Phas deg
Vector averaged cross-power spectrum Several baselines displayed
Timerange: 01/01:08:46 to 01/01:09:26

Plot file version 368 created 18-APR-2024 16:12:36

J1130+0846 RG014.UVDATA.1

Freq = 4.6005 GHz, Bw = 32.000 MH No calibration applied and no bandpass applied

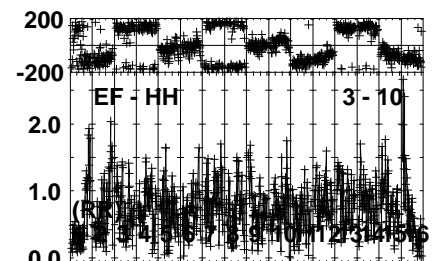
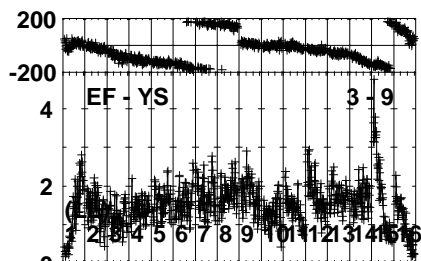
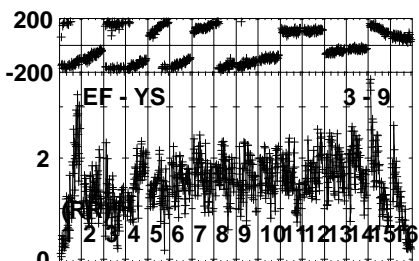
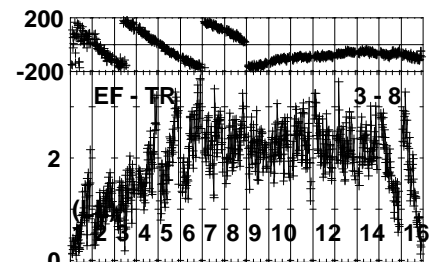
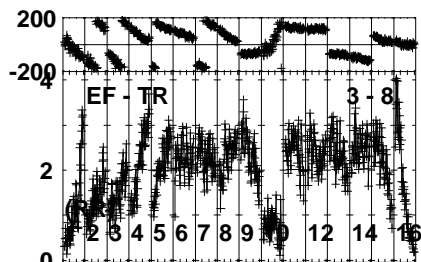
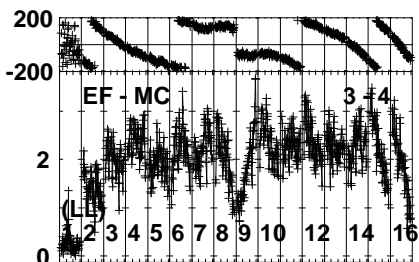
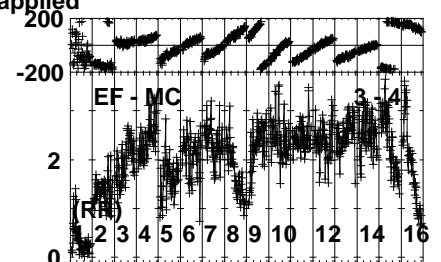
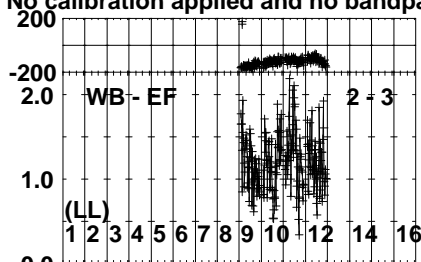
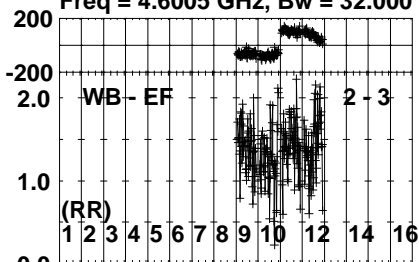


Lower frame: Milli Ampl Jy Top frame: Phas deg
Vector averaged cross-power spectrum Several baselines displayed
Timerange: 01/01:08:46 to 01/01:09:26

Plot file version 369 created 18-APR-2024 16:12:37

J1129+0951 RG014.UVDATA.1

Freq = 4.6005 GHz, Bw = 32.000 MH No calibration applied and no bandpass applied

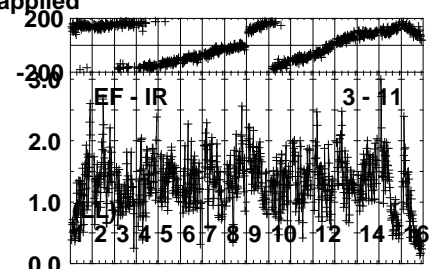
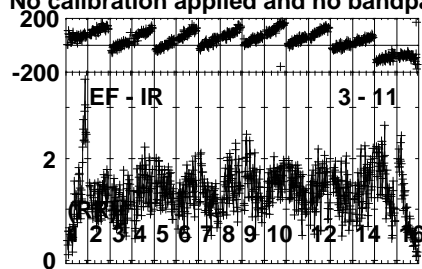
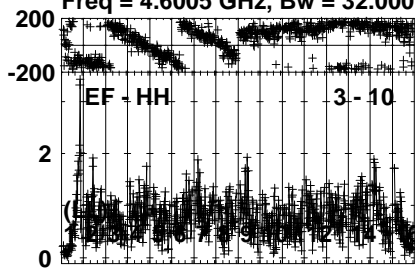


Lower frame: Milli Ampl Jy Top frame: Phas deg
Vector averaged cross-power spectrum Several baselines displayed
Timerange: 01/01:09:49 to 01/01:10:29

Plot file version 370 created 18-APR-2024 16:12:37

J1129+0951 RG014.UVDATA.1

Freq = 4.6005 GHz, Bw = 32.000 MH No calibration applied and no bandpass applied

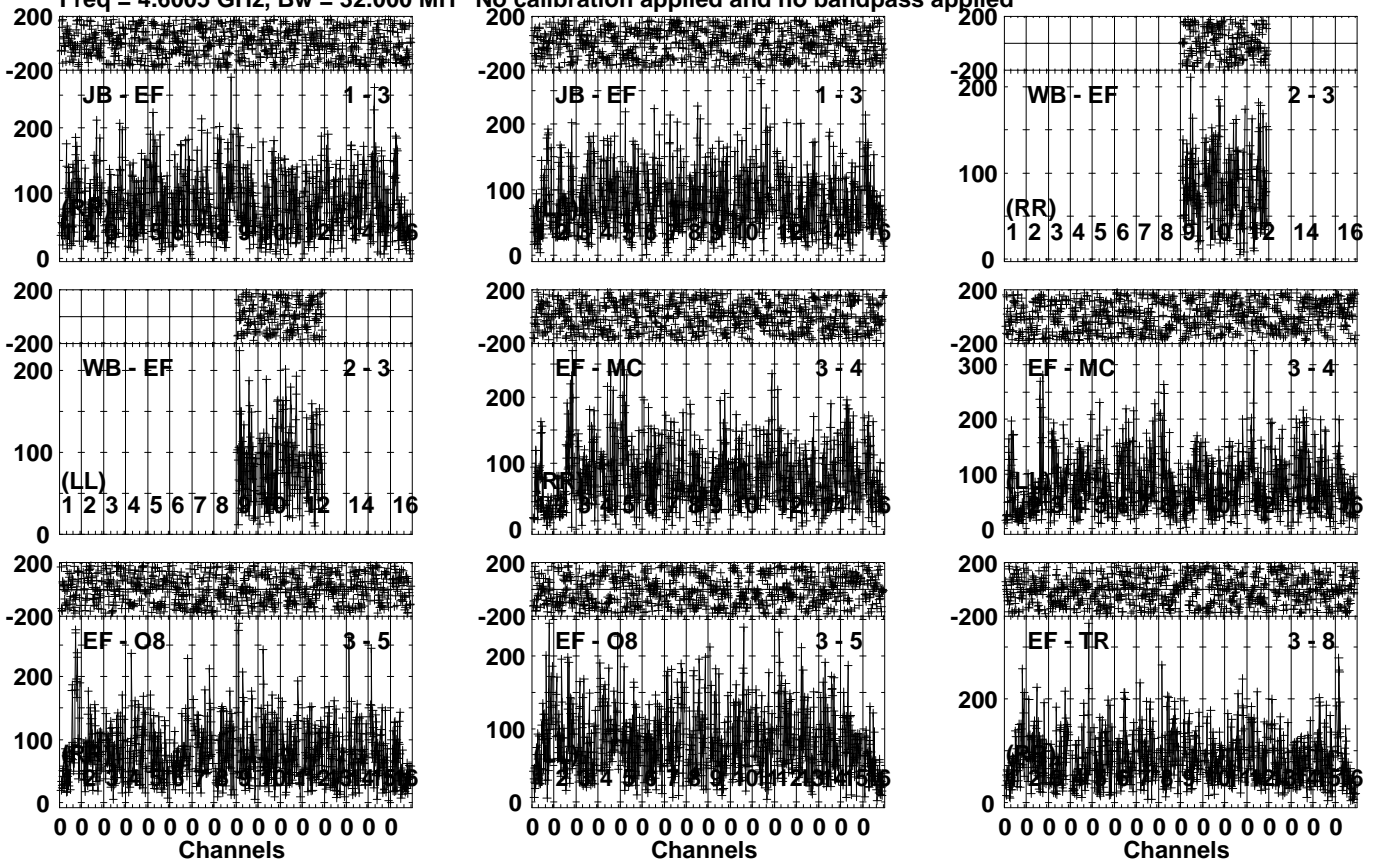


Lower frame: Milli Ampl Jy Top frame: Phas deg
Vector averaged cross-power spectrum Several baselines displayed
Timerange: 01/01:09:49 to 01/01:10:29

Plot file version 371 created 18-APR-2024 16:12:37

SN2022XXF RG014.UVDATA.1

Freq = 4.6005 GHz, Bw = 32.000 MH No calibration applied and no bandpass applied

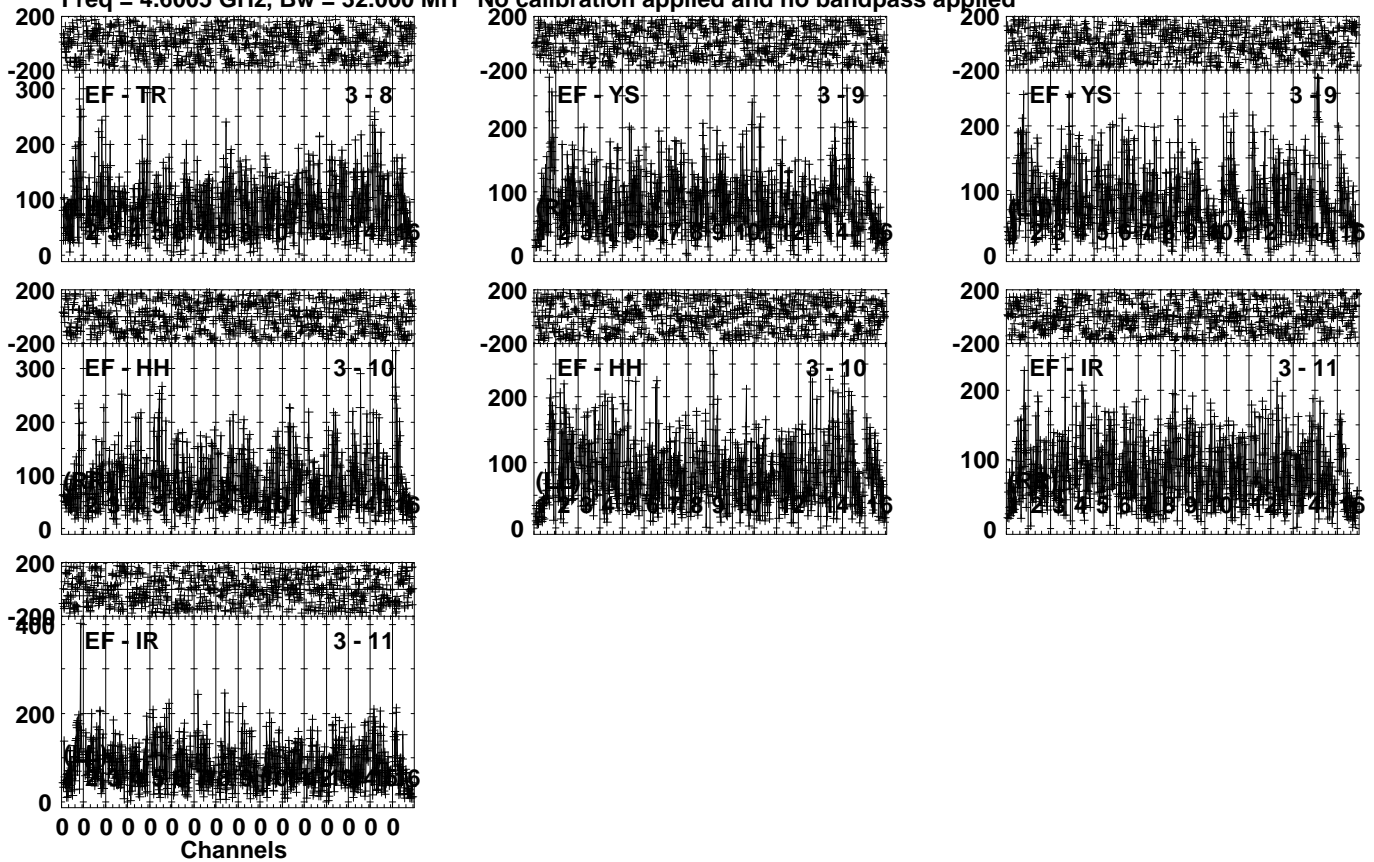


Lower frame: Micro Ampl Jy Top frame: Phas deg
Vector averaged cross-power spectrum Several baselines displayed
Timerange: 01/01:10:49 to 01/01:13:45

Plot file version 372 created 18-APR-2024 16:12:37

SN2022XXF RG014.UVDATA.1

Freq = 4.6005 GHz, Bw = 32.000 MH No calibration applied and no bandpass applied



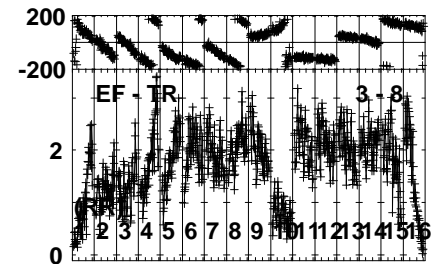
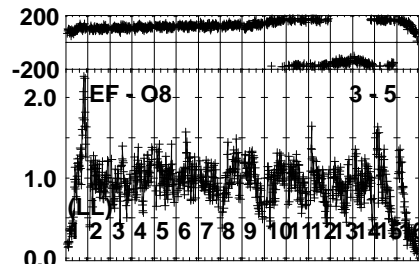
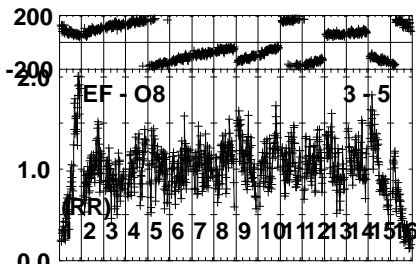
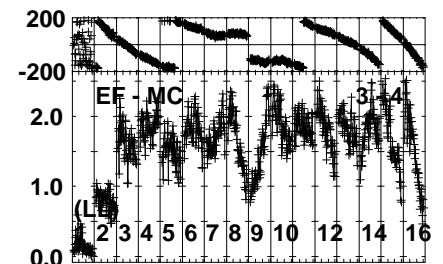
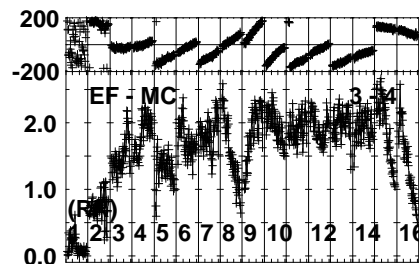
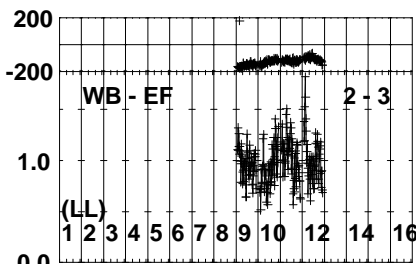
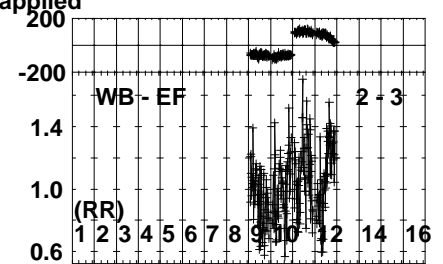
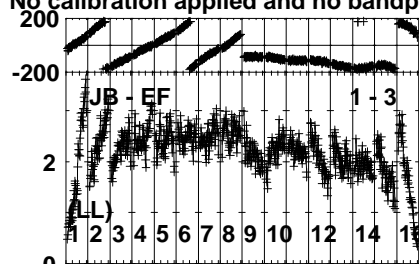
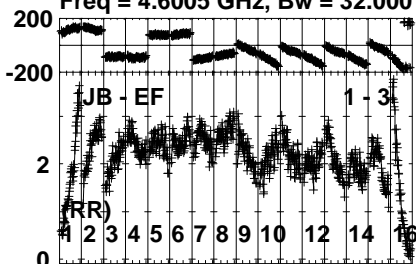
Lower frame: Micro Ampl Jy Top frame: Phas deg
Vector averaged cross-power spectrum Several baselines displayed
Timerange: 01/01:10:49 to 01/01:13:45

Plot file version 373 created 18-APR-2024 16:12:37

J1130+0846 RG014.UVDATA.1

Freq = 4.6005 GHz, Bw = 32.000 MH

No calibration applied and no bandpass applied

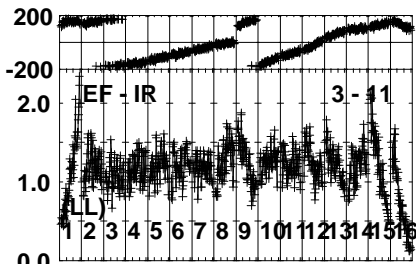
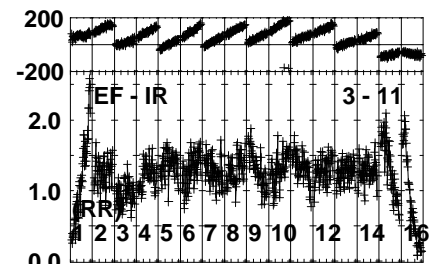
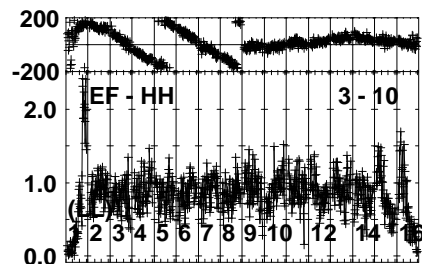
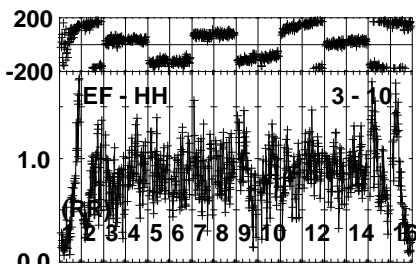
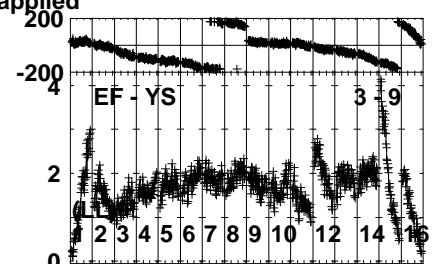
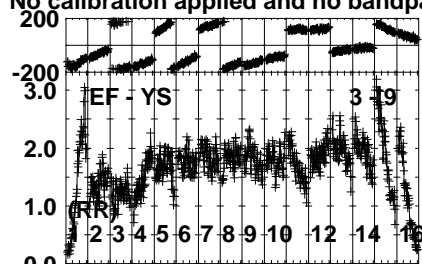
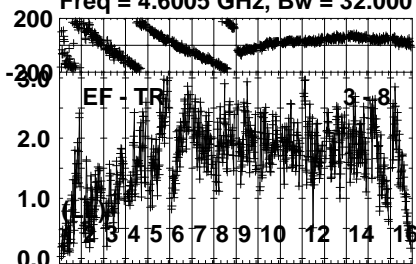


Lower frame: Milli Ampl Jy Top frame: Phas deg
Vector averaged cross-power spectrum Several baselines displayed
Timerange: 01/01:14:02 to 01/01:14:42

Plot file version 374 created 18-APR-2024 16:12:37

J1130+0846 RG014.UVDATA.1

Freq = 4.6005 GHz, Bw = 32.000 MH No calibration applied and no bandpass applied



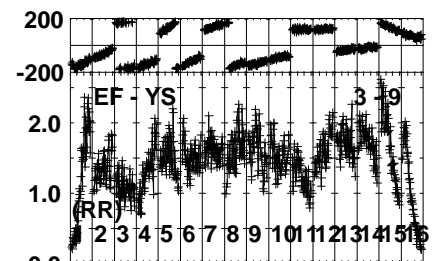
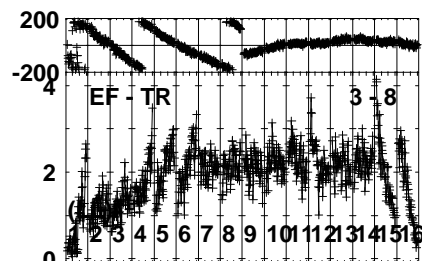
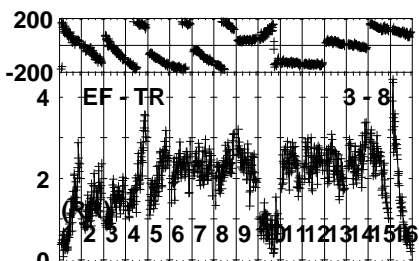
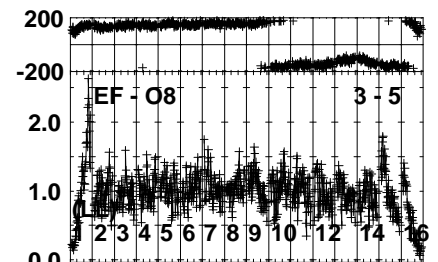
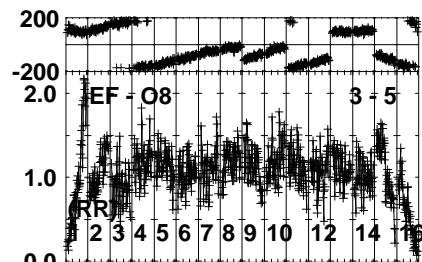
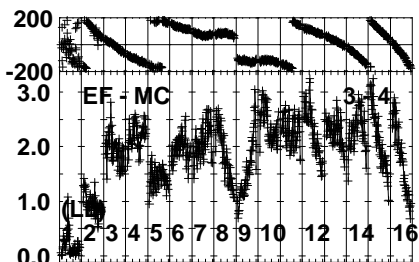
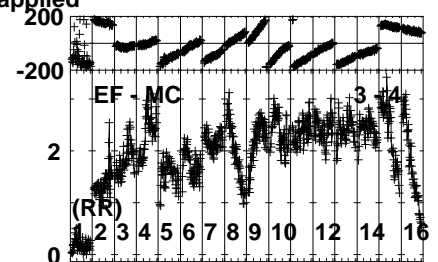
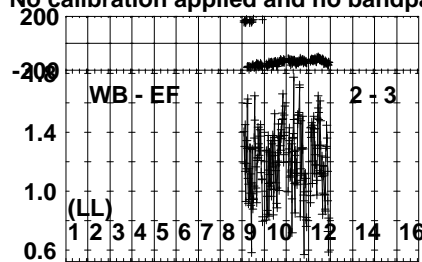
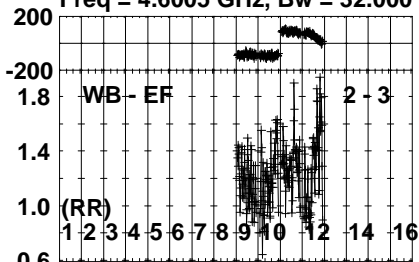
0 0 0 0 0 0 0 0 0 0 0 0 0 0 0
Channels

Lower frame: Milli Ampl Jy Top frame: Phas deg
Vector averaged cross-power spectrum Several baselines displayed
Timerange: 01/01:14:02 to 01/01:14:42

Plot file version 375 created 18-APR-2024 16:12:37

J1129+0951 RG014.UVDATA.1

Freq = 4.6005 GHz, Bw = 32.000 MH No calibration applied and no bandpass applied

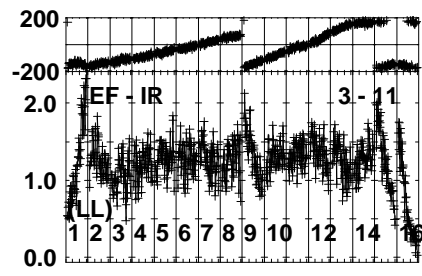
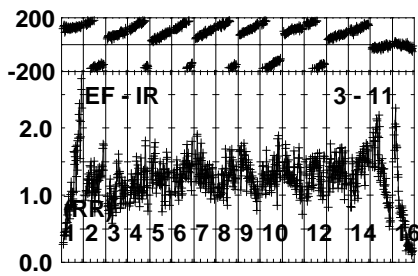
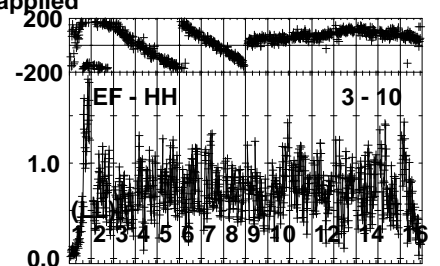
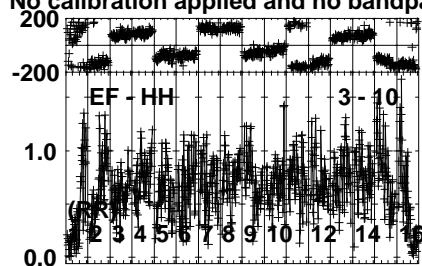
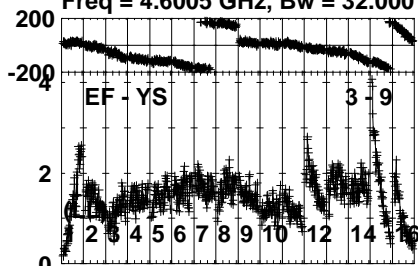


Lower frame: Milli Ampl Jy Top frame: Phas deg
Vector averaged cross-power spectrum Several baselines displayed
Timerange: 01/01:15:05 to 01/01:15:45

Plot file version 376 created 18-APR-2024 16:12:37

J1129+0951 RG014.UVDATA.1

Freq = 4.6005 GHz, Bw = 32.000 MH No calibration applied and no bandpass applied

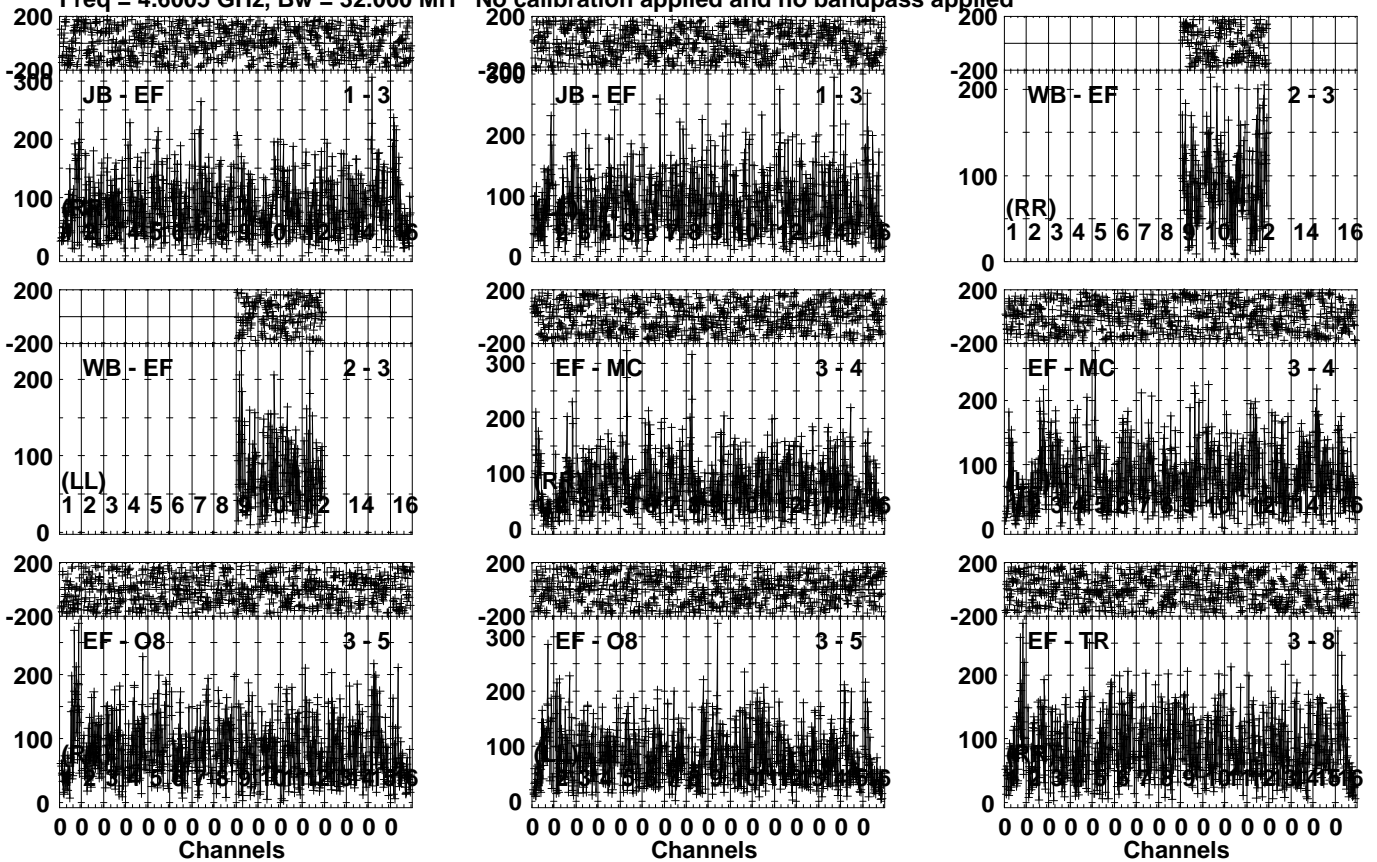


Lower frame: Milli Ampl Jy Top frame: Phas deg
Vector averaged cross-power spectrum Several baselines displayed
Timerange: 01/01:15:05 to 01/01:15:45

Plot file version 377 created 18-APR-2024 16:12:37

SN2022XXF RG014.UVDATA.1

Freq = 4.6005 GHz, Bw = 32.000 MH No calibration applied and no bandpass applied

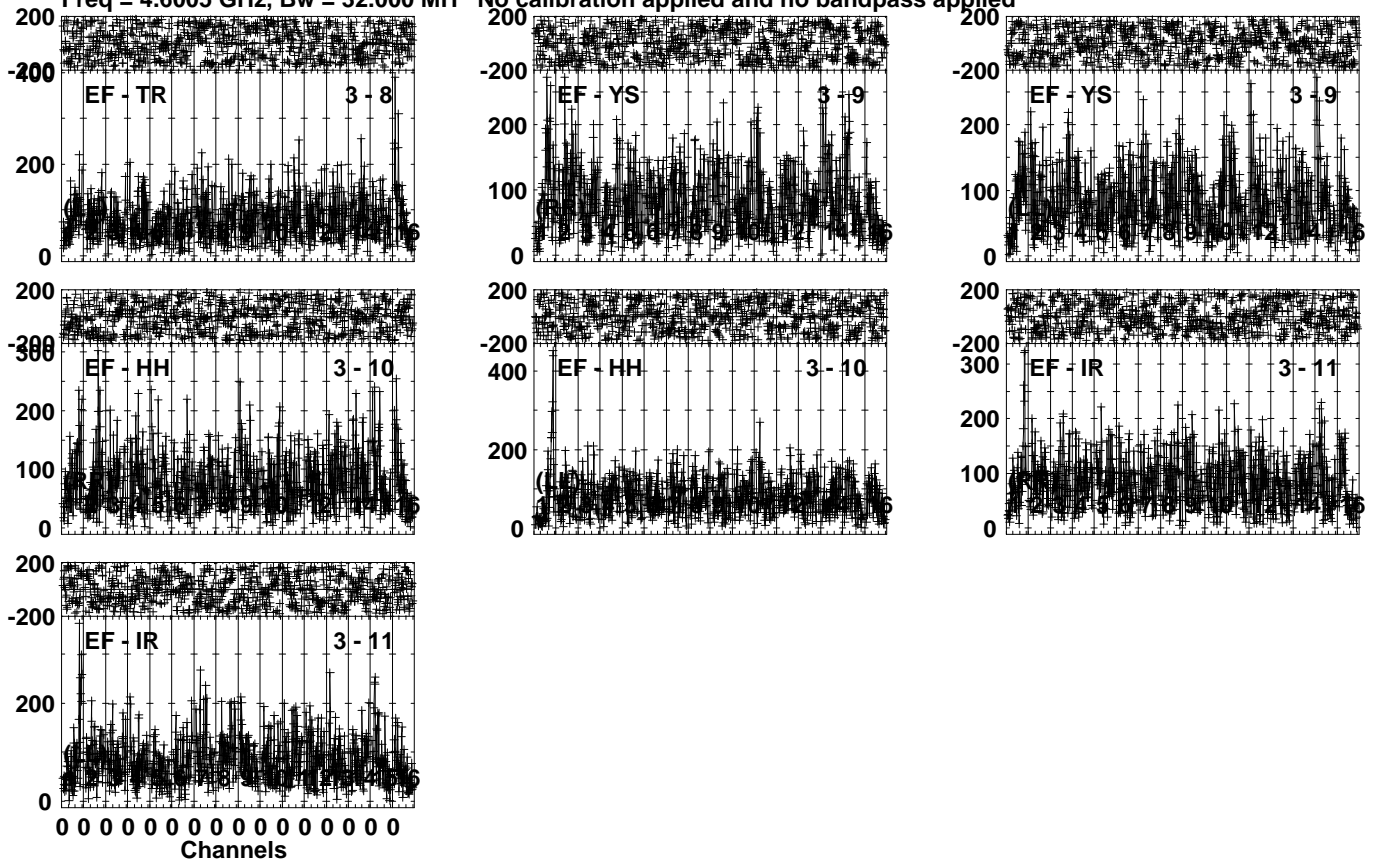


Lower frame: Micro Ampl Jy Top frame: Phas deg
Vector averaged cross-power spectrum Several baselines displayed
Timerange: 01/01:16:05 to 01/01:19:01

Plot file version 378 created 18-APR-2024 16:12:38

SN2022XXF RG014.UVDATA.1

Freq = 4.6005 GHz, Bw = 32.000 MH No calibration applied and no bandpass applied

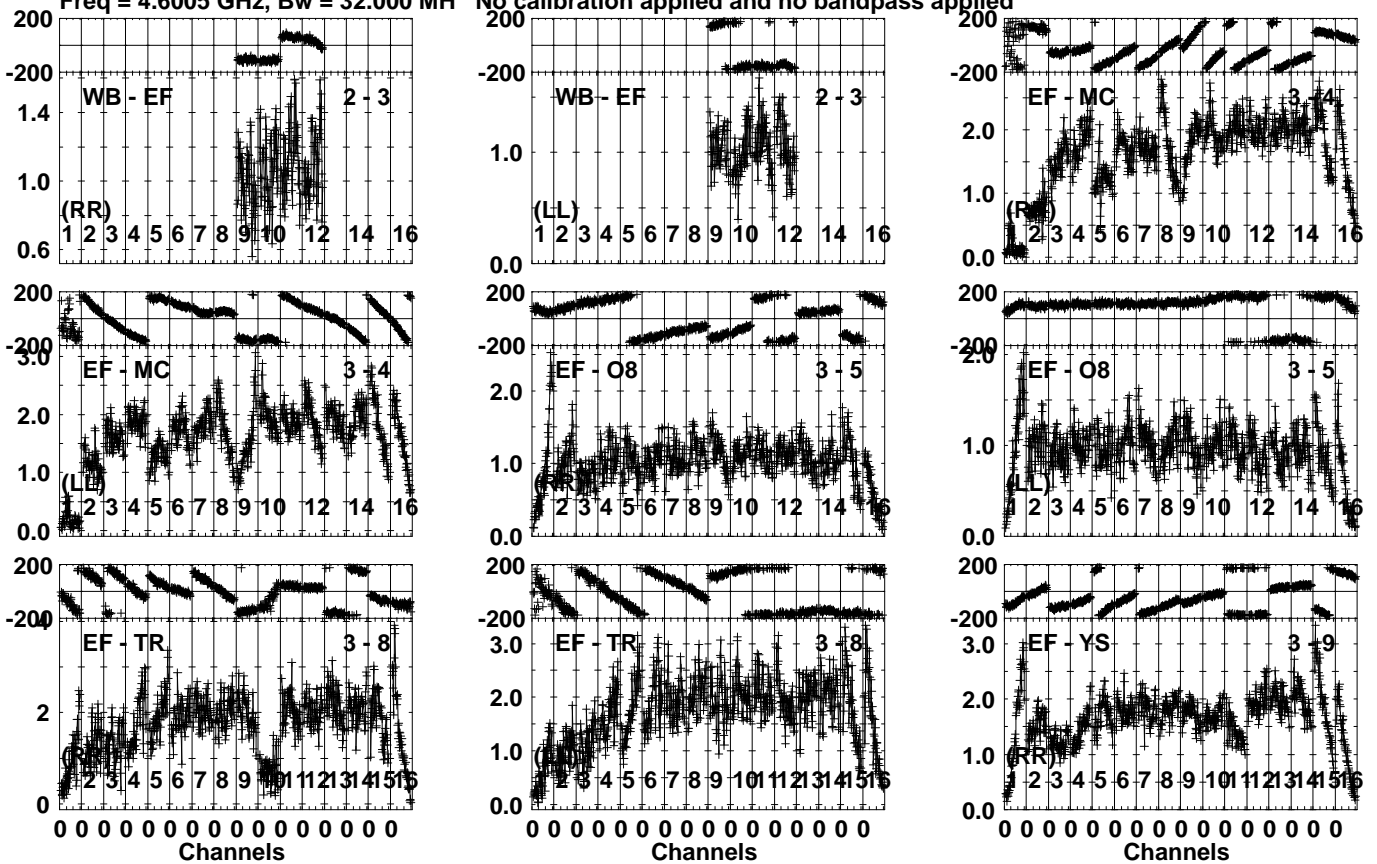


Lower frame: Micro Ampl Jy Top frame: Phas deg
Vector averaged cross-power spectrum Several baselines displayed
Timerange: 01/01:16:05 to 01/01:19:01

Plot file version 379 created 18-APR-2024 16:12:38

J1130+0846 RG014.UVDATA.1

Freq = 4.6005 GHz, Bw = 32.000 MH No calibration applied and no bandpass applied

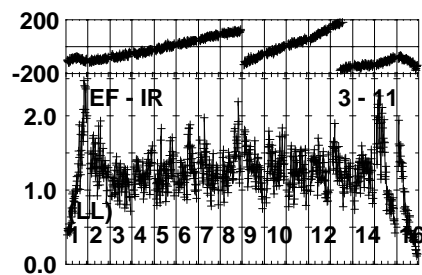
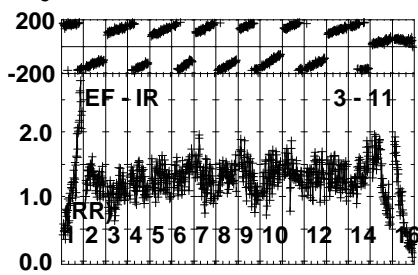
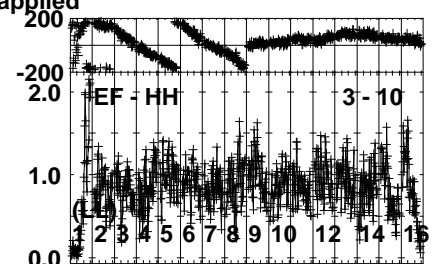
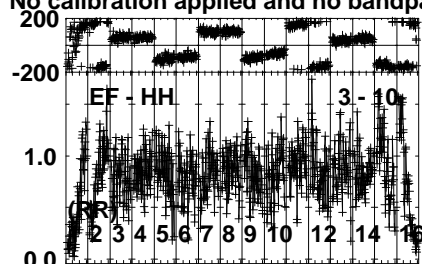
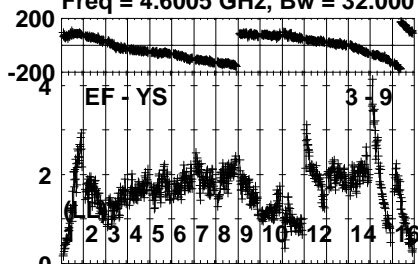


Lower frame: Milli Ampl Jy Top frame: Phas deg
Vector averaged cross-power spectrum Several baselines displayed
Timerange: 01/01:19:18 to 01/01:19:58

Plot file version 380 created 18-APR-2024 16:12:38

J1130+0846 RG014.UVDATA.1

Freq = 4.6005 GHz, Bw = 32.000 MH No calibration applied and no bandpass applied

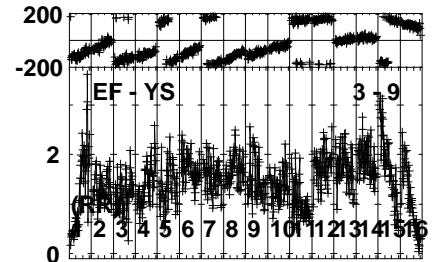
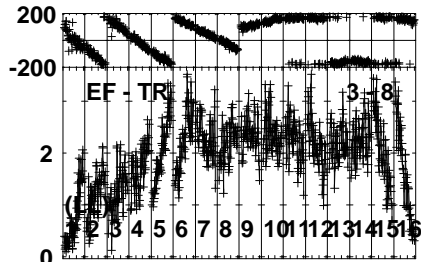
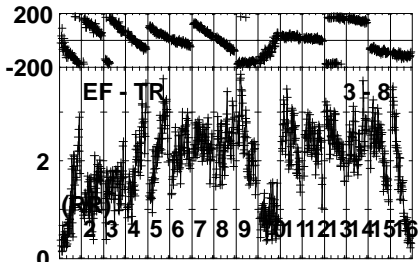
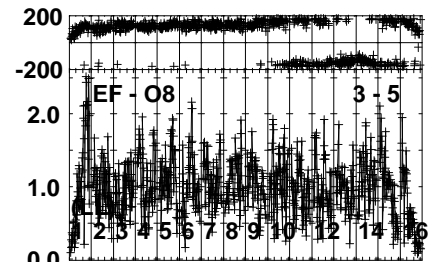
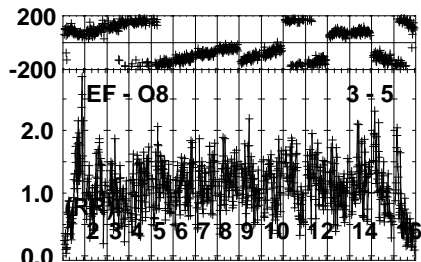
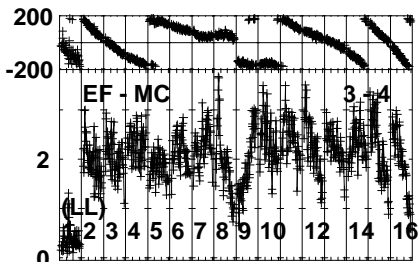
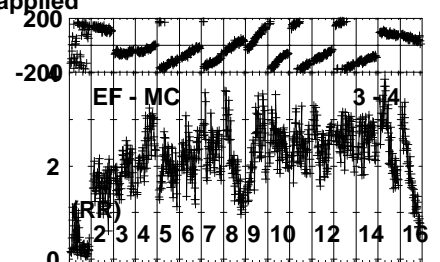
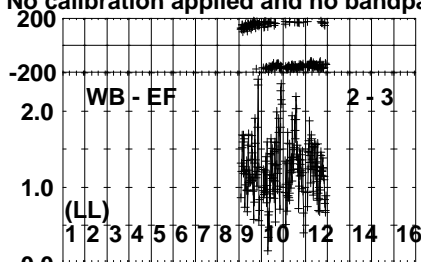
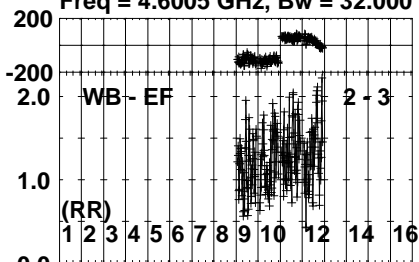


Lower frame: Milli Ampl Jy Top frame: Phas deg
Vector averaged cross-power spectrum Several baselines displayed
Timerange: 01/01:19:18 to 01/01:19:58

Plot file version 381 created 18-APR-2024 16:12:38

J1129+0951 RG014.UVDATA.1

Freq = 4.6005 GHz, Bw = 32.000 MH No calibration applied and no bandpass applied

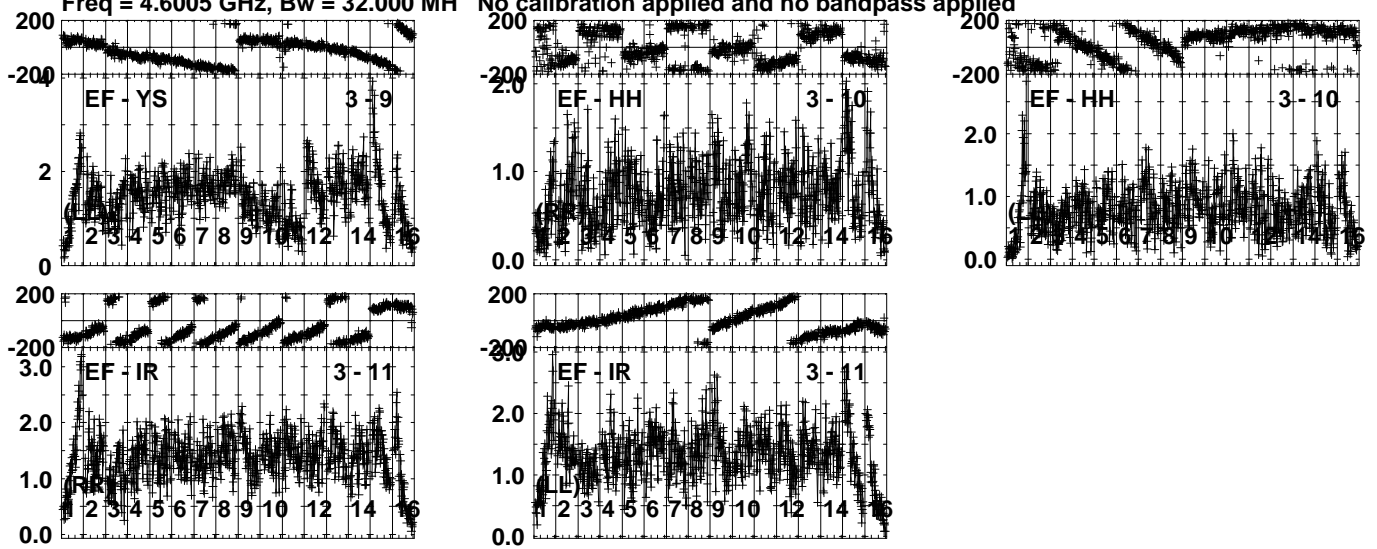


Lower frame: Milli Ampl Jy Top frame: Phas deg
Vector averaged cross-power spectrum Several baselines displayed
Timerange: 01/01:20:21 to 01/01:21:01

Plot file version 382 created 18-APR-2024 16:12:38

J1129+0951 RG014.UVDATA.1

Freq = 4.6005 GHz, Bw = 32.000 MH No calibration applied and no bandpass applied

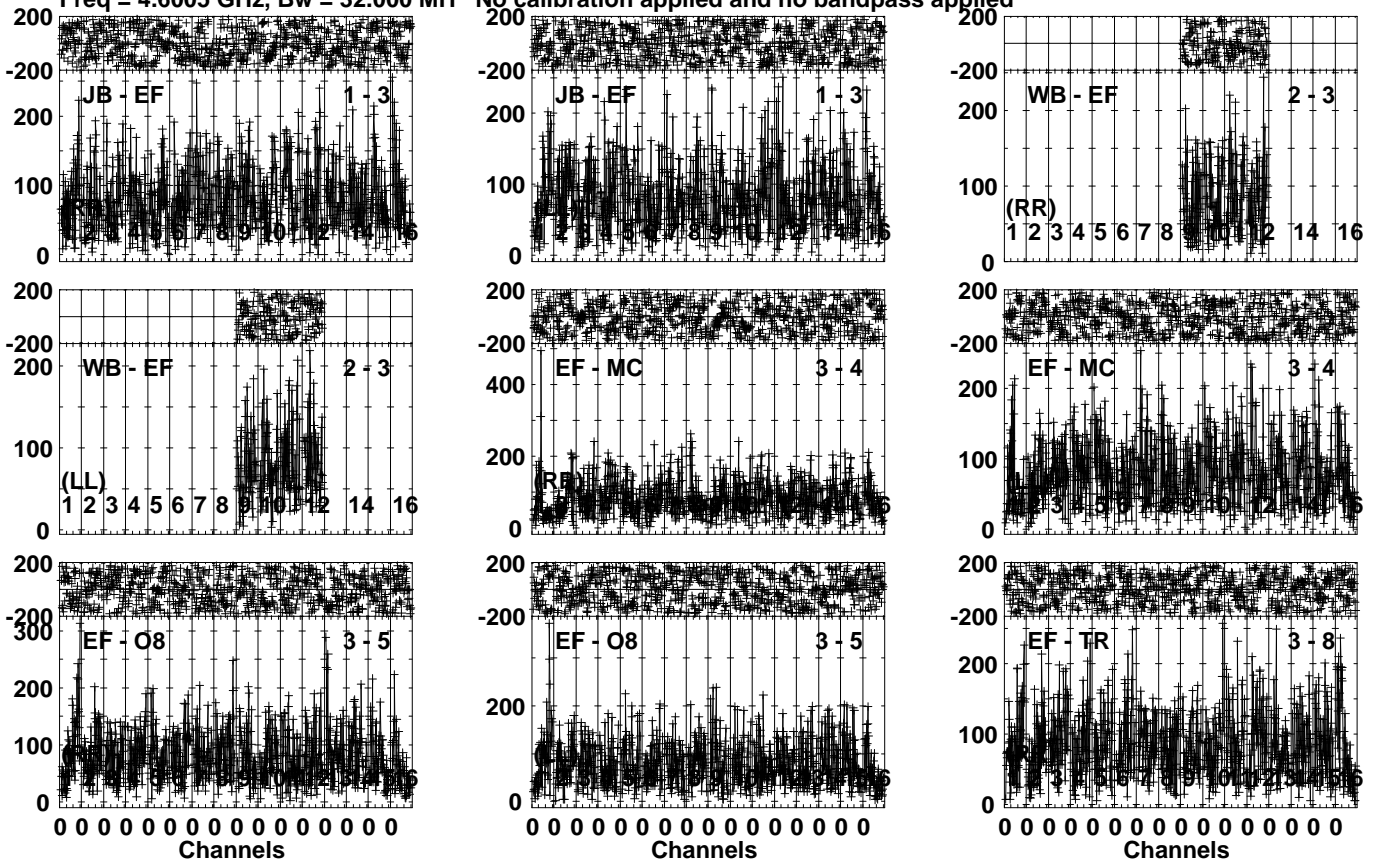


Lower frame: Milli Ampl Jy Top frame: Phas deg
Vector averaged cross-power spectrum Several baselines displayed
Timerange: 01/01:20:21 to 01/01:21:01

Plot file version 383 created 18-APR-2024 16:12:38

SN2022XXF RG014.UVDATA.1

Freq = 4.6005 GHz, Bw = 32.000 MH No calibration applied and no bandpass applied

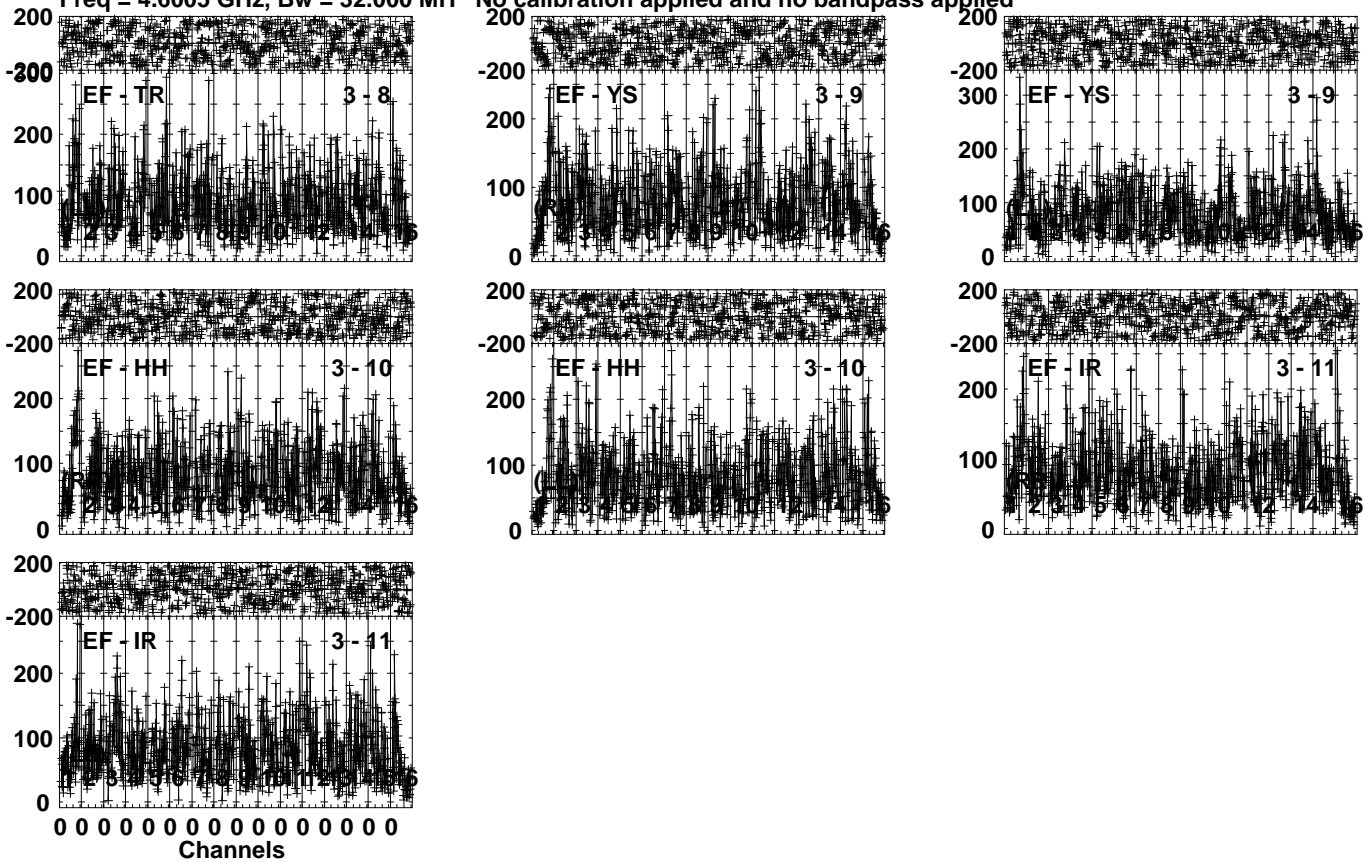


Lower frame: Micro Ampl Jy Top frame: Phas deg
Vector averaged cross-power spectrum Several baselines displayed
Timerange: 01/01:21:21 to 01/01:24:17

Plot file version 384 created 18-APR-2024 16:12:38

SN2022XXF RG014.UVDATA.1

Freq = 4.6005 GHz, Bw = 32.000 MH No calibration applied and no bandpass applied



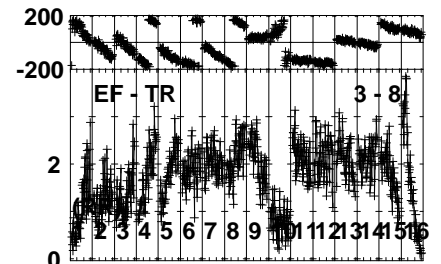
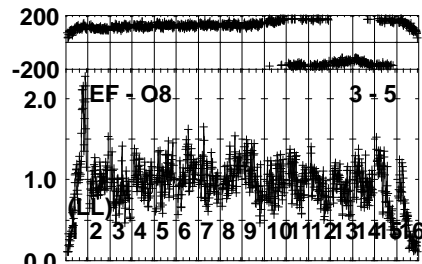
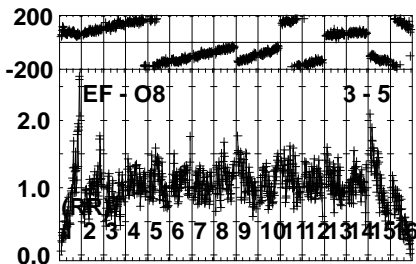
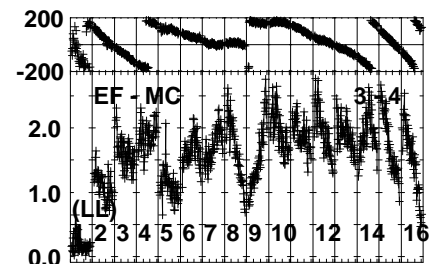
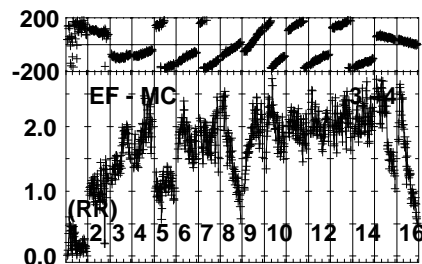
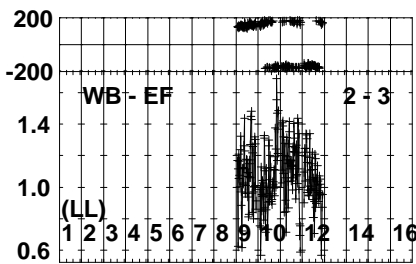
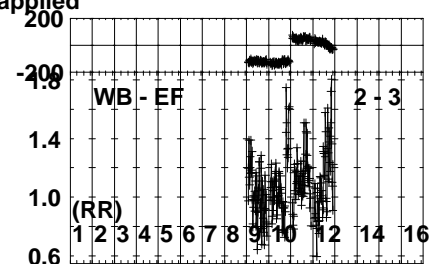
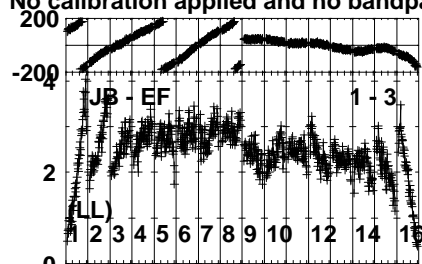
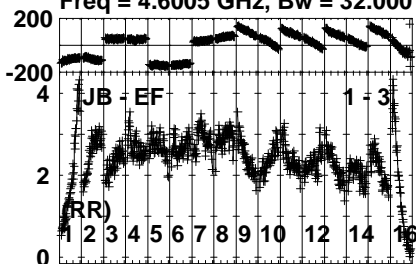
Lower frame: Micro Ampl Jy Top frame: Phas deg
Vector averaged cross-power spectrum Several baselines displayed
Timerange: 01/01:21:21 to 01/01:24:17

Plot file version 385 created 18-APR-2024 16:12:38

J1130+0846 RG014.UVDATA.1

Freq = 4.6005 GHz, Bw = 32.000 MH

No calibration applied and no bandpass applied

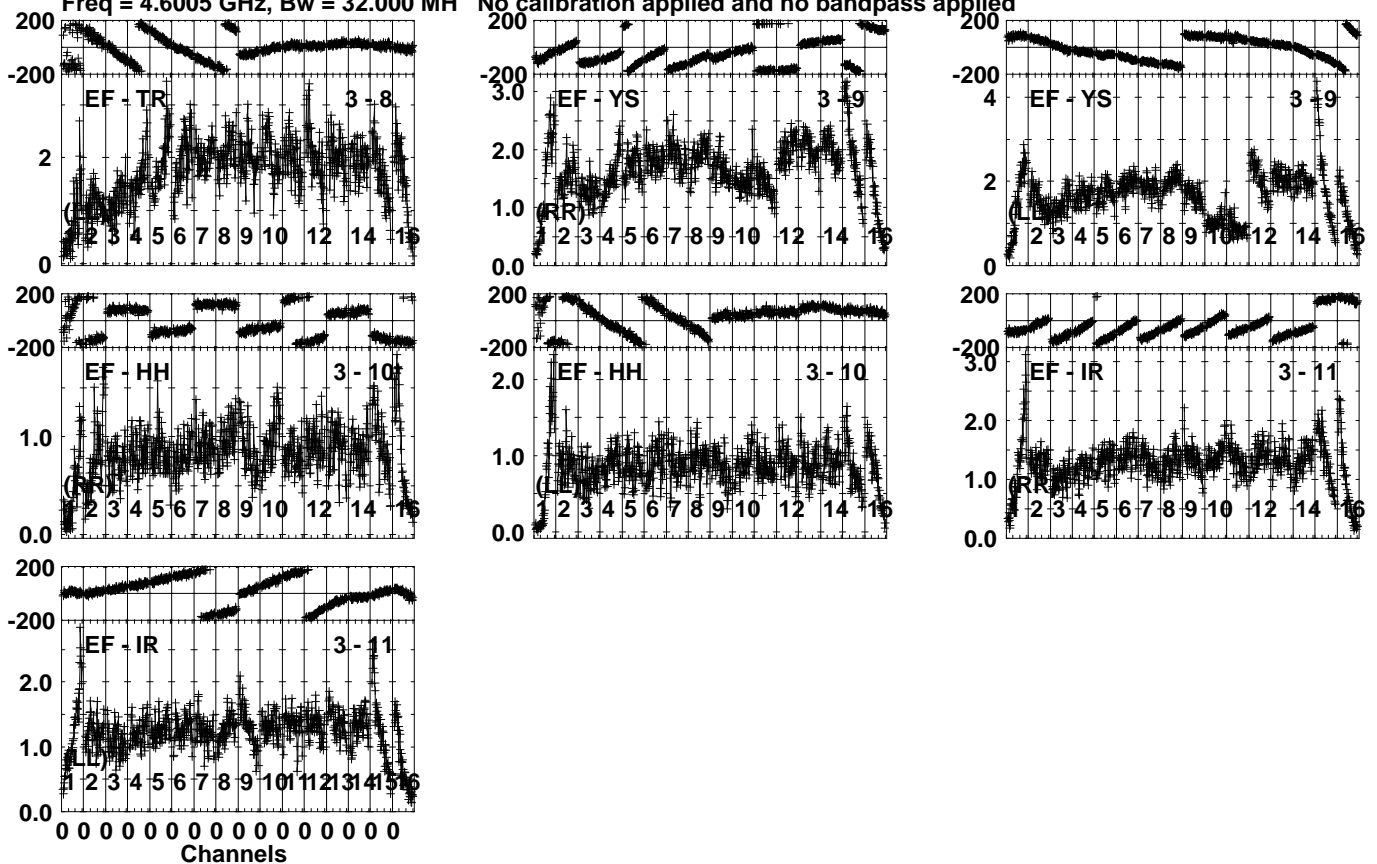


Lower frame: Milli Ampl Jy Top frame: Phas deg
Vector averaged cross-power spectrum Several baselines displayed
Timerange: 01/01:24:34 to 01/01:25:14

Plot file version 386 created 18-APR-2024 16:12:38

J1130+0846 RG014.UVDATA.1

Freq = 4.6005 GHz, Bw = 32.000 MH No calibration applied and no bandpass applied

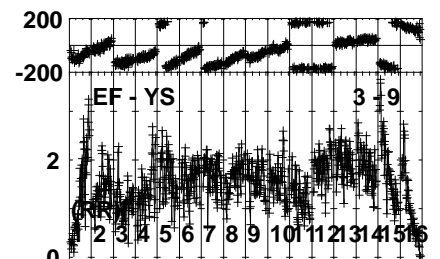
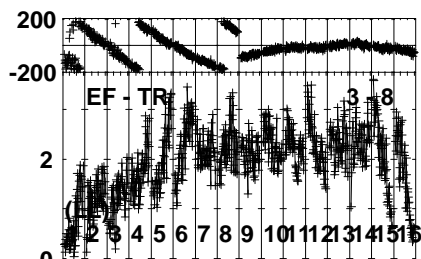
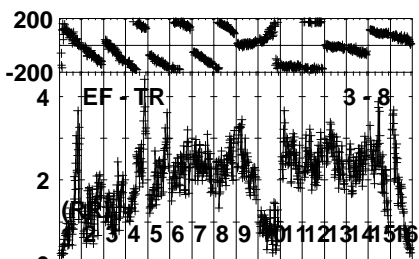
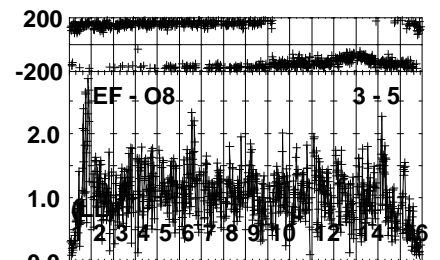
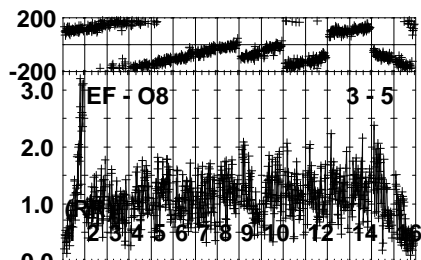
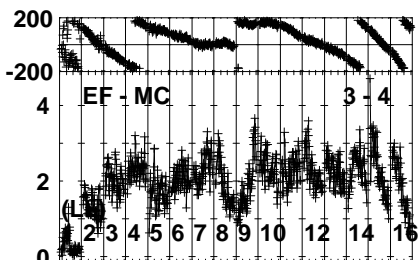
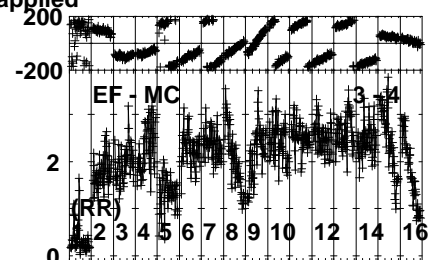
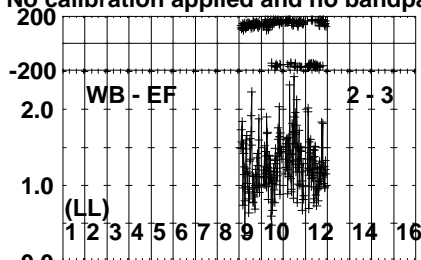
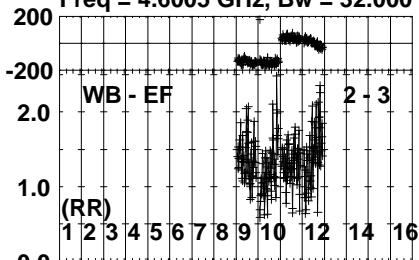


Lower frame: Milli Ampl Jy Top frame: Phas deg
Vector averaged cross-power spectrum Several baselines displayed
Timerange: 01/01:24:34 to 01/01:25:14

Plot file version 387 created 18-APR-2024 16:12:38

J1129+0951 RG014.UVDATA.1

Freq = 4.6005 GHz, Bw = 32.000 MH No calibration applied and no bandpass applied

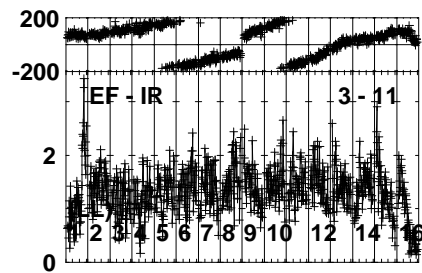
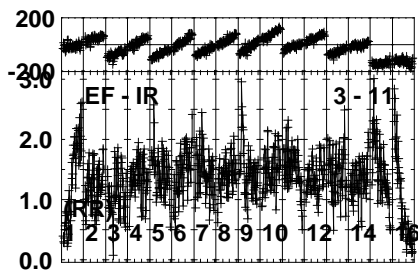
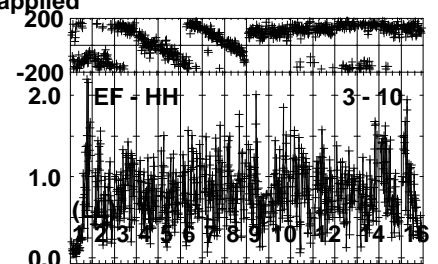
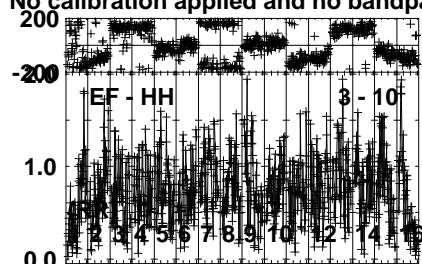
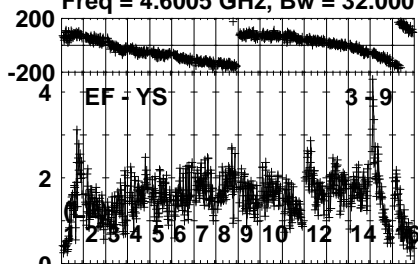


Lower frame: Milli Ampl Jy Top frame: Phas deg
Vector averaged cross-power spectrum Several baselines displayed
Timerange: 01/01:25:37 to 01/01:26:17

Plot file version 388 created 18-APR-2024 16:12:39

J1129+0951 RG014.UVDATA.1

Freq = 4.6005 GHz, Bw = 32.000 MH No calibration applied and no bandpass applied

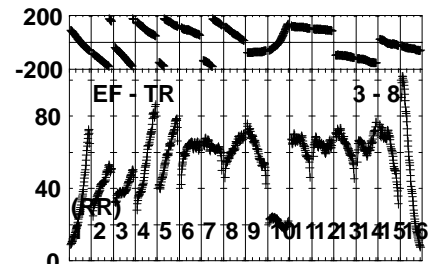
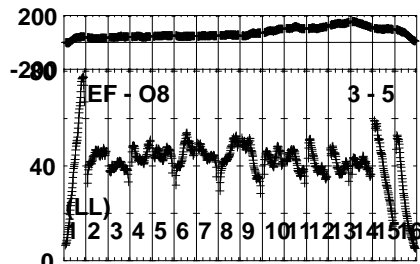
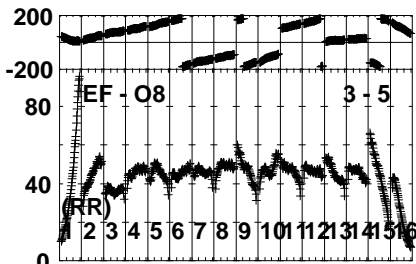
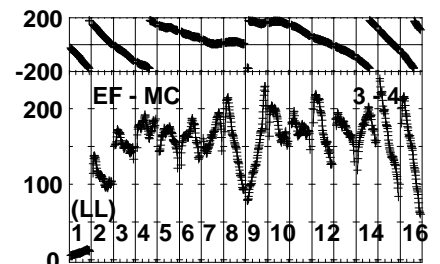
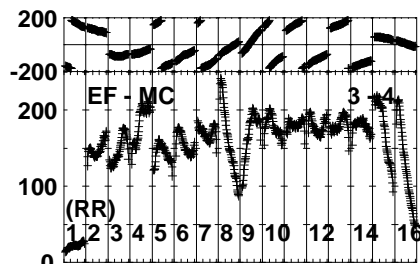
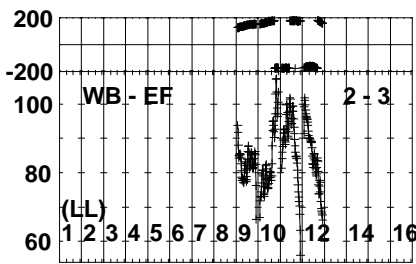
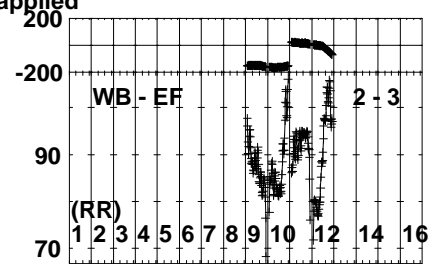
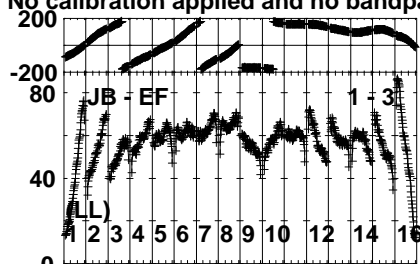
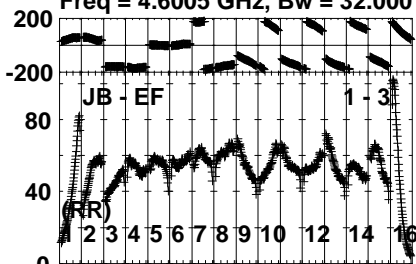


Lower frame: Milli Ampl Jy Top frame: Phas deg
Vector averaged cross-power spectrum Several baselines displayed
Timerange: 01/01:25:37 to 01/01:26:17

Plot file version 389 created 18-APR-2024 16:12:39

3C273 RG014.UVDATA.1

Freq = 4.6005 GHz, Bw = 32.000 MH No calibration applied and no bandpass applied

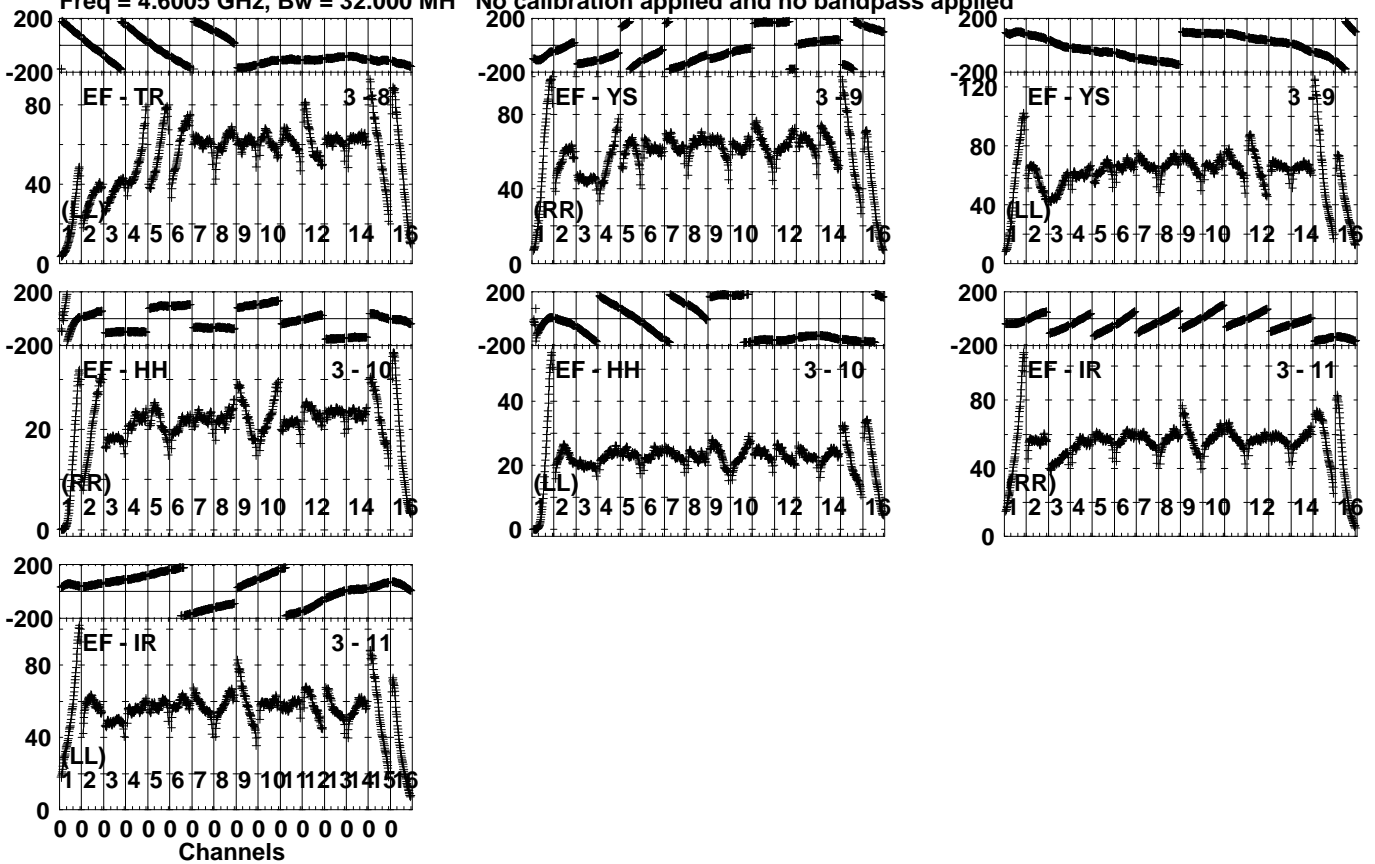


Lower frame: Milli Ampl Jy Top frame: Phas deg
Vector averaged cross-power spectrum Several baselines displayed
Timerange: 01/01:27:51 to 01/01:29:47

Plot file version 390 created 18-APR-2024 16:12:39

3C273 RG014.UVDATA.1

Freq = 4.6005 GHz, Bw = 32.000 MH No calibration applied and no bandpass applied



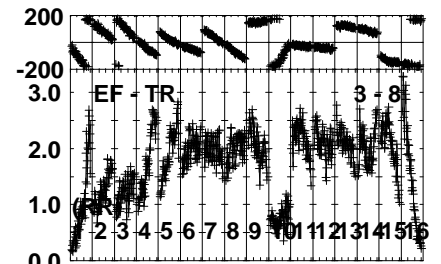
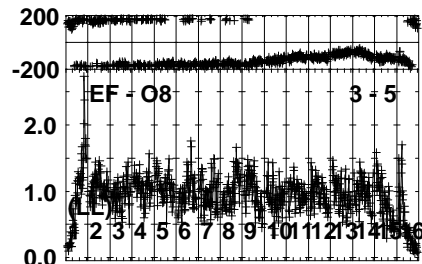
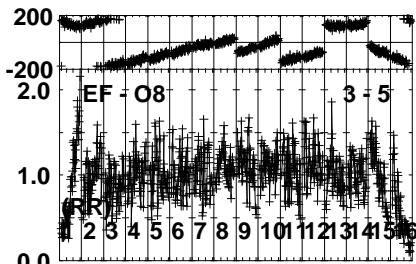
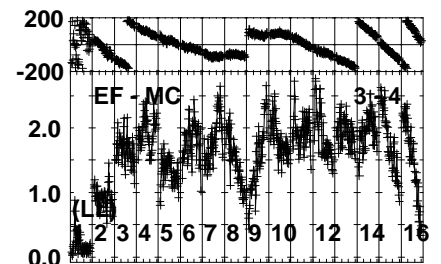
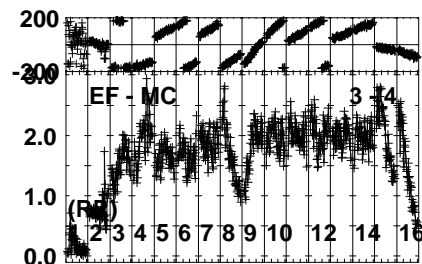
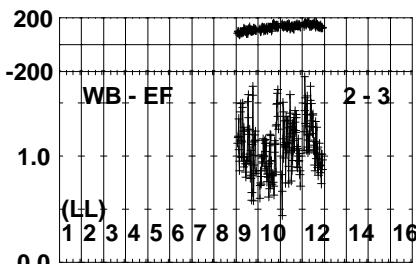
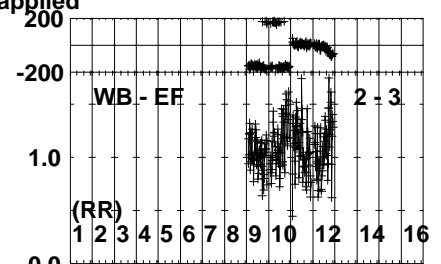
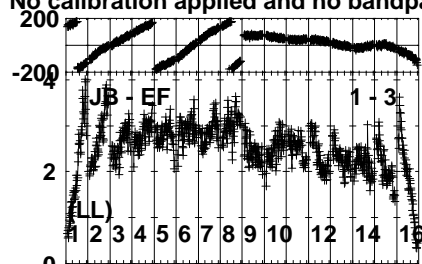
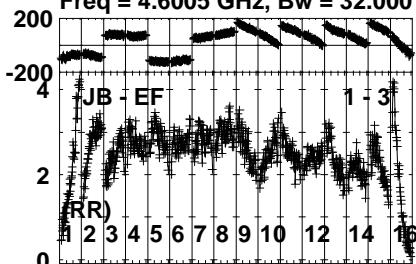
Lower frame: Milli Ampl Jy Top frame: Phas deg
Vector averaged cross-power spectrum Several baselines displayed
Timerange: 01/01:27:51 to 01/01:29:47

Plot file version 391 created 18-APR-2024 16:12:39

J1130+0846 RG014.UVDATA.1

Freq = 4.6005 GHz, Bw = 32.000 MH

No calibration applied and no bandpass applied

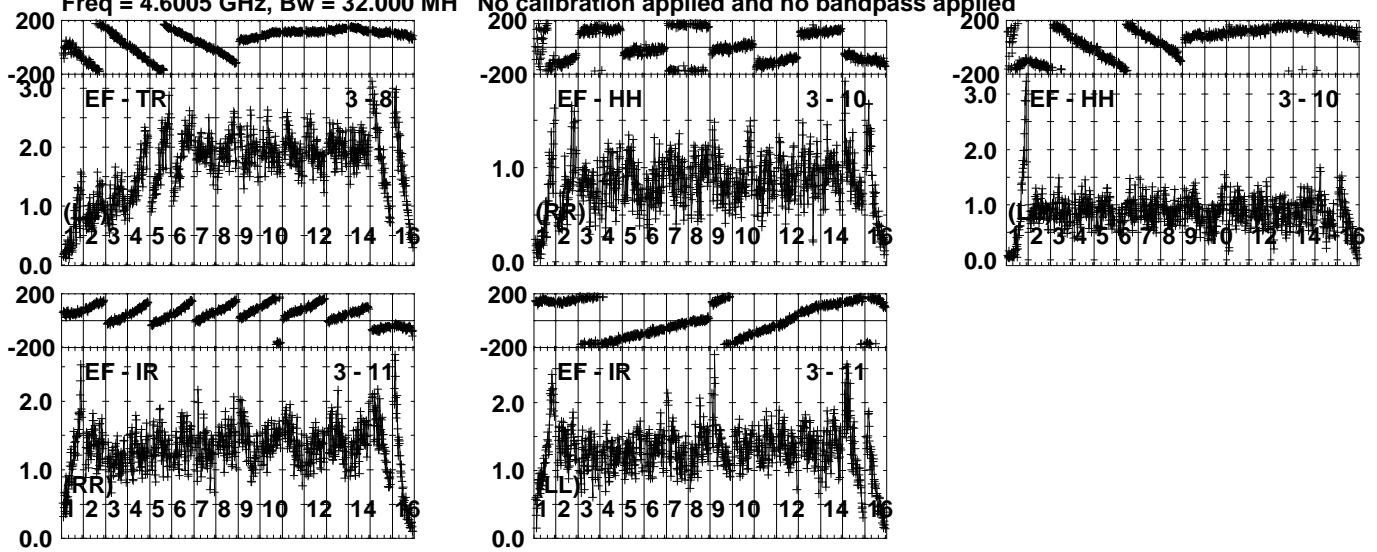


Lower frame: Milli Ampl Jy Top frame: Phas deg
Vector averaged cross-power spectrum Several baselines displayed
Timerange: 01/01:31:16 to 01/01:31:56

Plot file version 392 created 18-APR-2024 16:12:39

J1130+0846 RG014.UVDATA.1

Freq = 4.6005 GHz, Bw = 32.000 MH No calibration applied and no bandpass applied

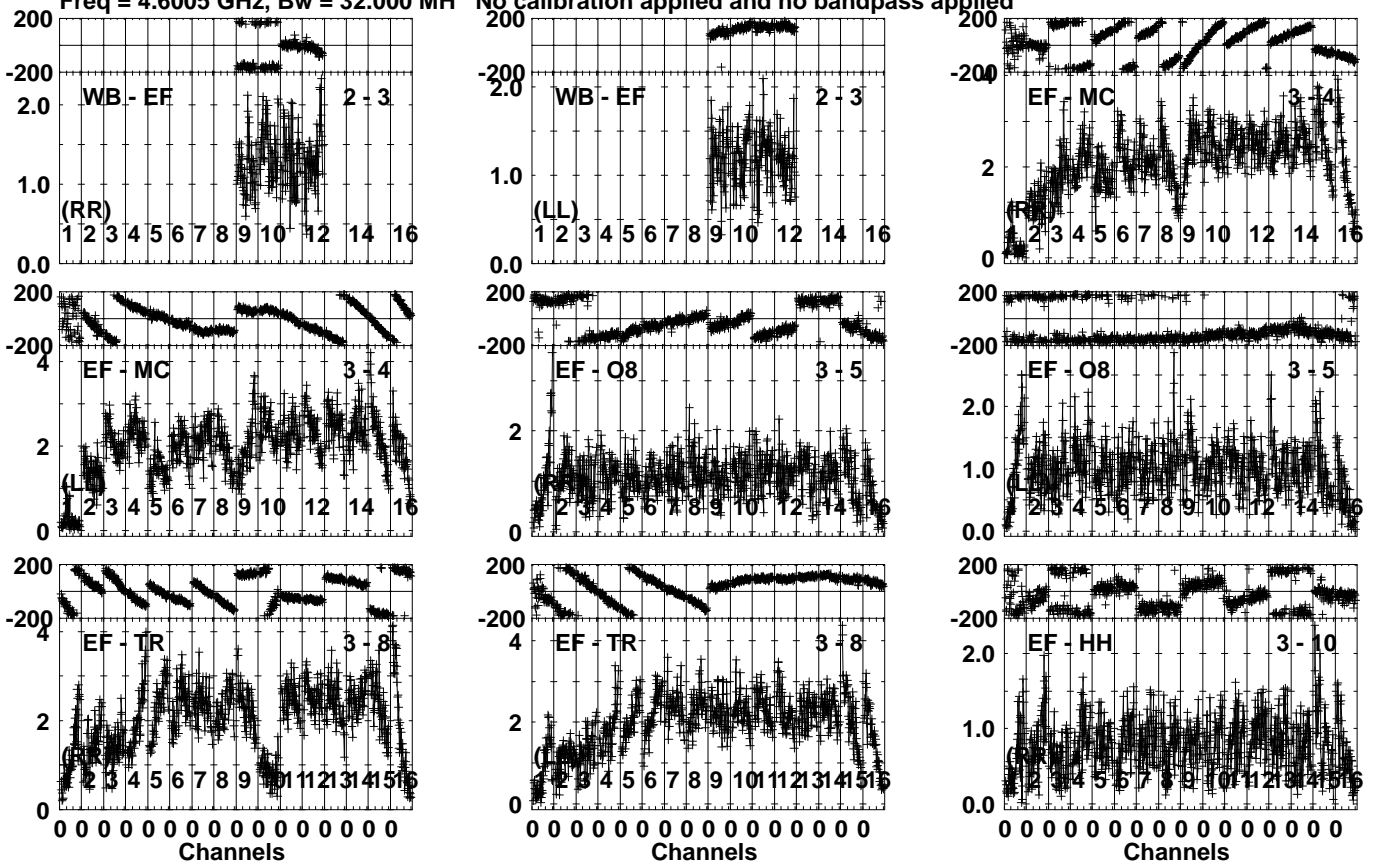


Lower frame: Milli Ampl Jy Top frame: Phas deg
Vector averaged cross-power spectrum Several baselines displayed
Timerange: 01/01:31:16 to 01/01:31:56

Plot file version 393 created 18-APR-2024 16:12:39

J1129+0951 RG014.UVDATA.1

Freq = 4.6005 GHz, Bw = 32.000 MH No calibration applied and no bandpass applied

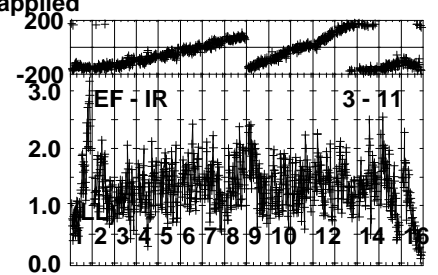
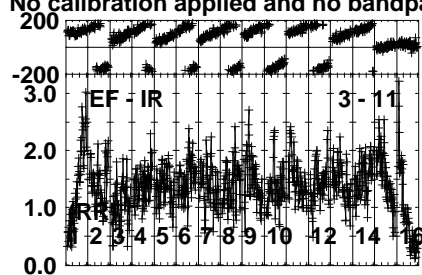
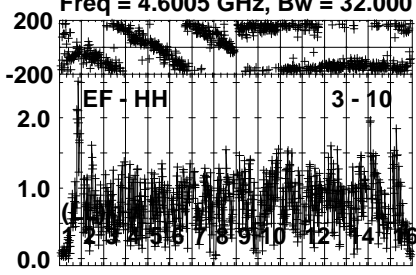


Lower frame: Milli Ampl Jy Top frame: Phas deg
Vector averaged cross-power spectrum Several baselines displayed
Timerange: 01/01:32:19 to 01/01:32:59

Plot file version 394 created 18-APR-2024 16:12:39

J1129+0951 RG014.UVDATA.1

Freq = 4.6005 GHz, Bw = 32.000 MH No calibration applied and no bandpass applied

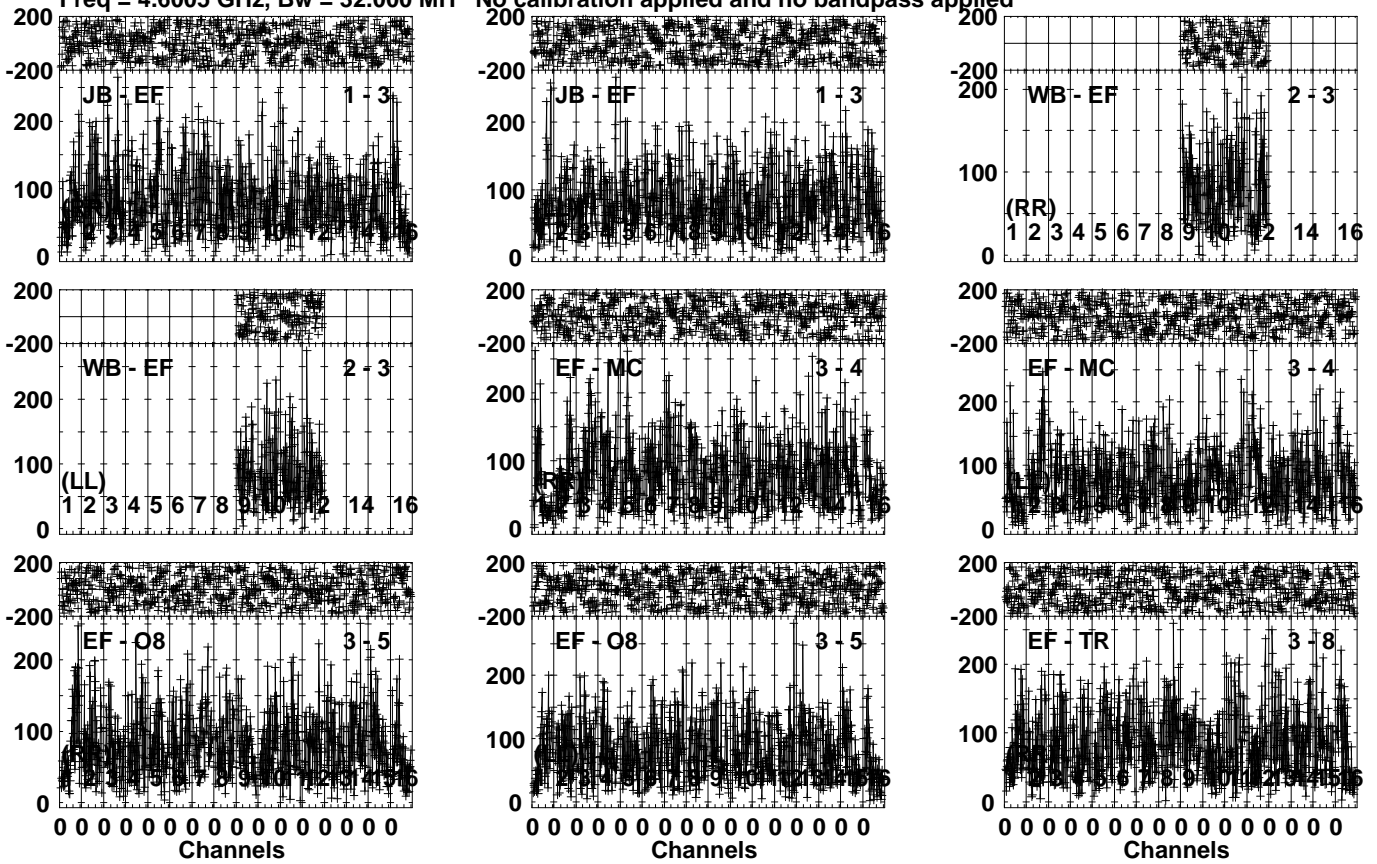


Lower frame: Milli Ampl Jy Top frame: Phas deg
Vector averaged cross-power spectrum Several baselines displayed
Timerange: 01/01:32:19 to 01/01:32:59

Plot file version 395 created 18-APR-2024 16:12:39

SN2022XXF RG014.UVDATA.1

Freq = 4.6005 GHz, Bw = 32.000 MH No calibration applied and no bandpass applied

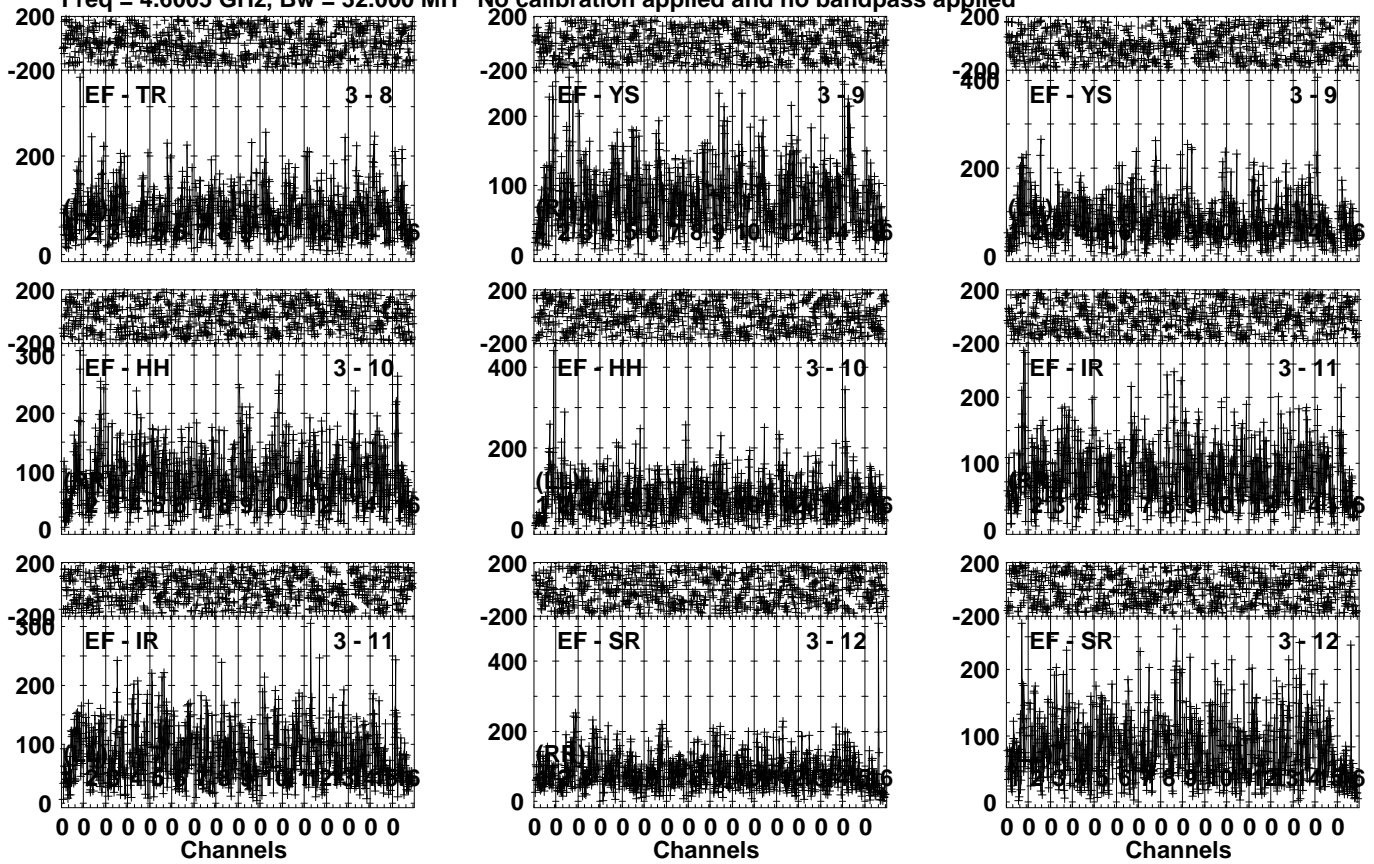


Lower frame: Micro Ampl Jy Top frame: Phas deg
Vector averaged cross-power spectrum Several baselines displayed
Timerange: 01/01:33:19 to 01/01:36:15

Plot file version 396 created 18-APR-2024 16:12:39

SN2022XXF RG014.UVDATA.1

Freq = 4.6005 GHz, Bw = 32.000 MH No calibration applied and no bandpass applied



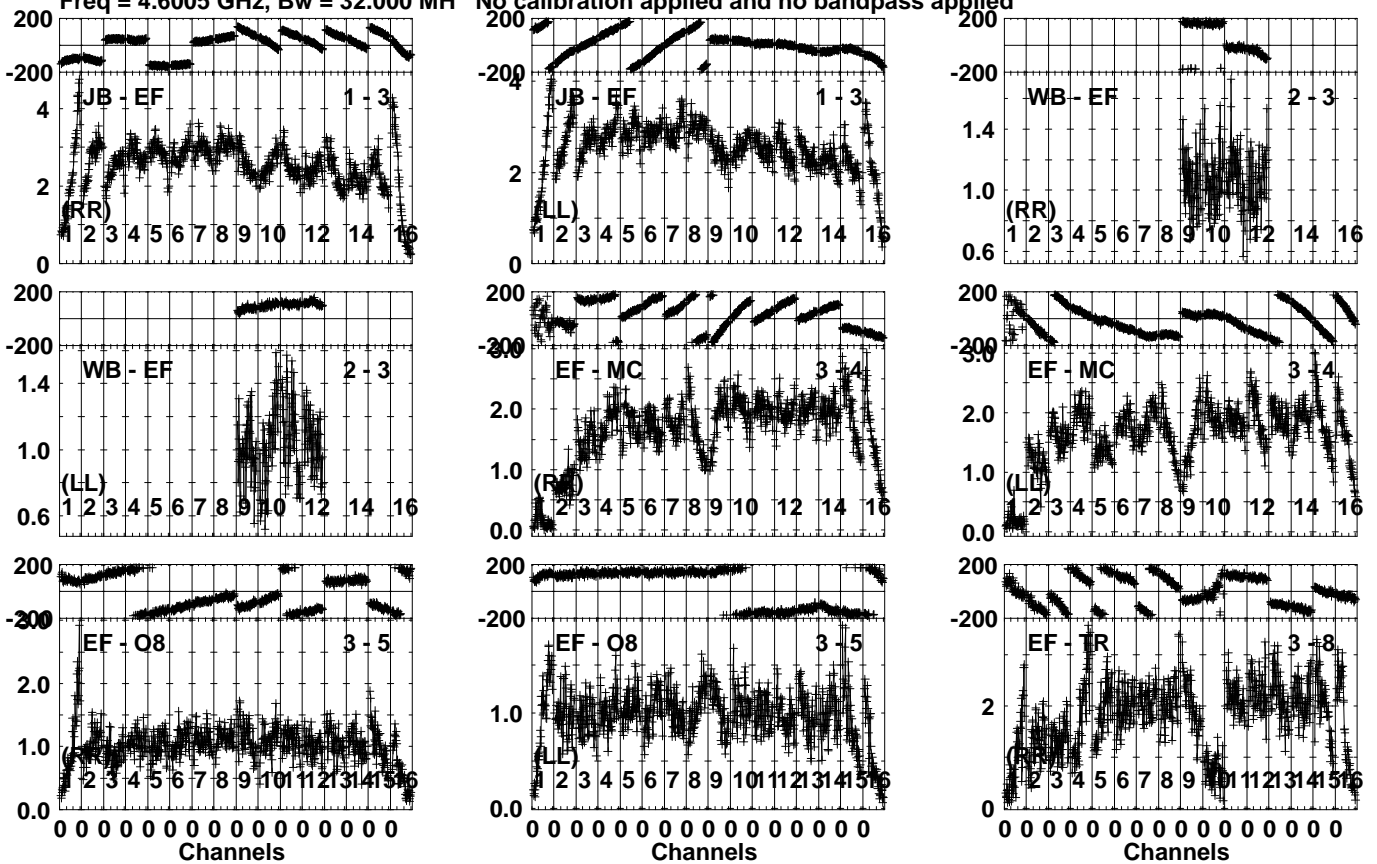
Lower frame: Micro Ampl Jy Top frame: Phas deg
Vector averaged cross-power spectrum Several baselines displayed
Timerange: 01/01:33:19 to 01/01:36:15

Plot file version 397 created 18-APR-2024 16:12:39

J1130+0846 RG014.UVDATA.1

Freq = 4.6005 GHz, Bw = 32.000 MH

No calibration applied and no bandpass applied



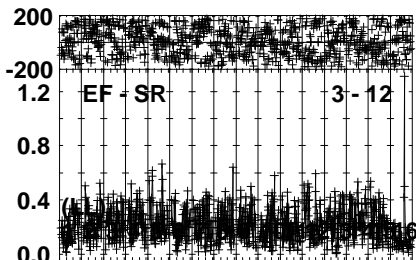
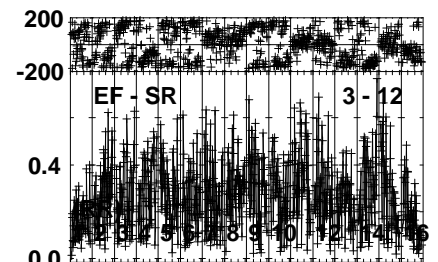
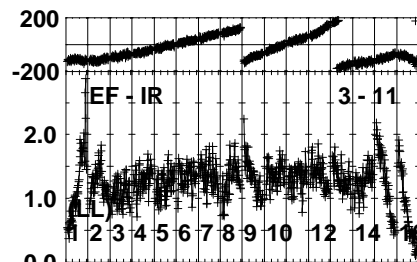
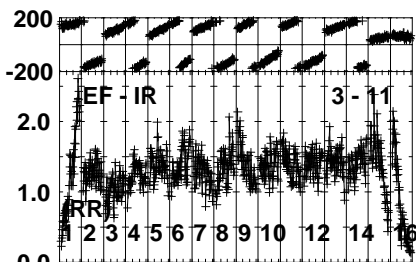
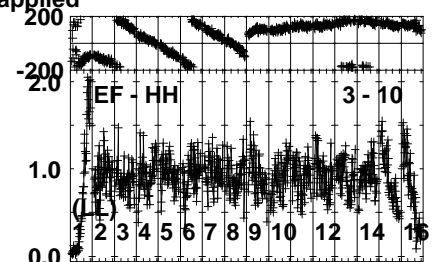
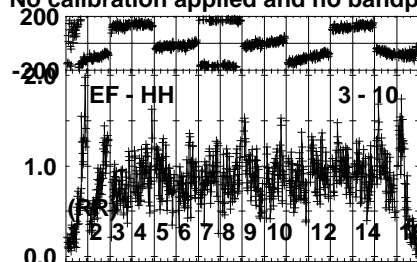
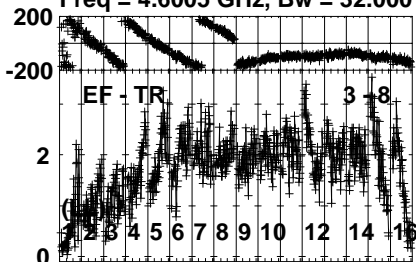
Lower frame: Milli Ampl Jy Top frame: Phas deg
Vector averaged cross-power spectrum Several baselines displayed
Timerange: 01/01:36:32 to 01/01:37:12

Plot file version 398 created 18-APR-2024 16:12:40

J1130+0846 RG014.UVDATA.1

Freq = 4.6005 GHz, Bw = 32.000 MH

No calibration applied and no bandpass applied



0 0 0 0 0 0 0 0 0 0 0 0 0 0 0
Channels

Lower frame: Milli Ampl Jy Top frame: Phas deg

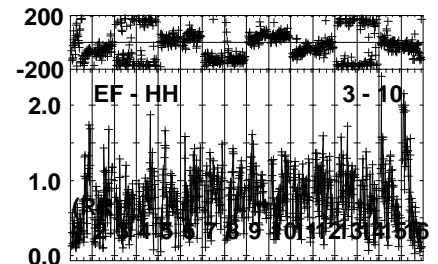
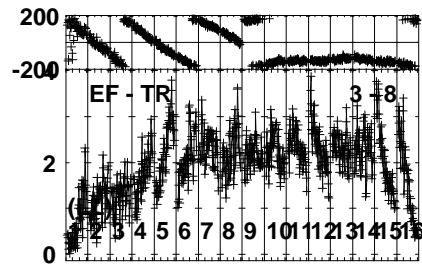
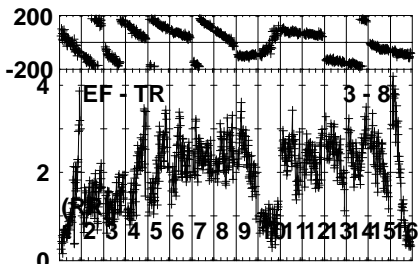
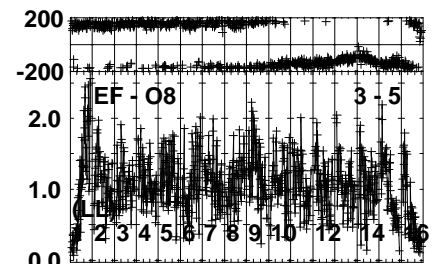
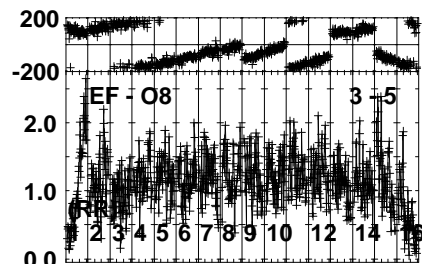
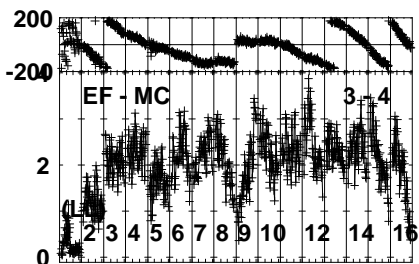
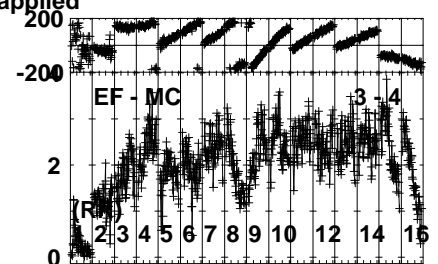
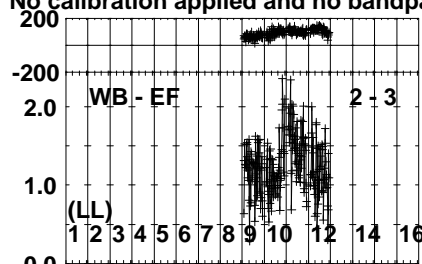
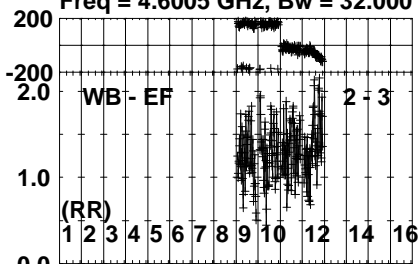
Vector averaged cross-power spectrum Several baselines displayed

Timerange: 01/01:36:32 to 01/01:37:12

Plot file version 399 created 18-APR-2024 16:12:40

J1129+0951 RG014.UVDATA.1

Freq = 4.6005 GHz, Bw = 32.000 MH No calibration applied and no bandpass applied

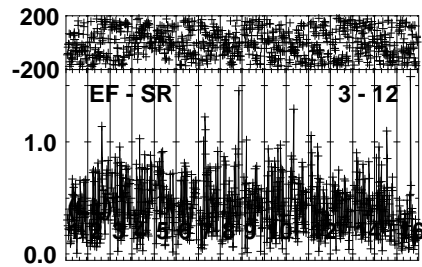
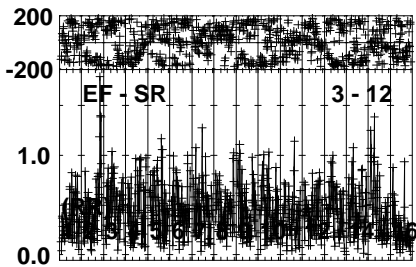
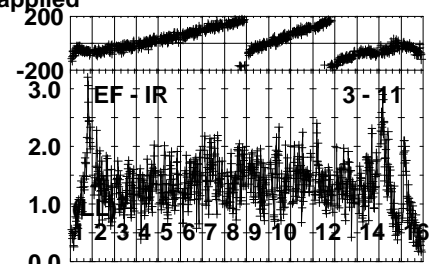
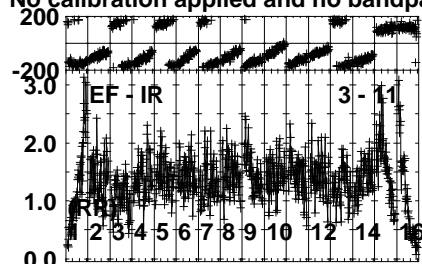
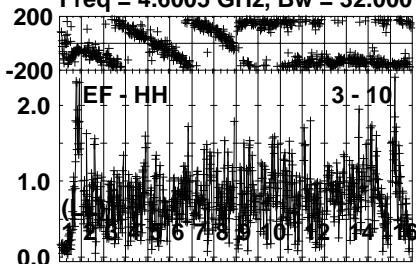


Lower frame: Milli Ampl Jy Top frame: Phas deg
Vector averaged cross-power spectrum Several baselines displayed
Timerange: 01/01:37:35 to 01/01:38:15

Plot file version 400 created 18-APR-2024 16:12:40

J1129+0951 RG014.UVDATA.1

Freq = 4.6005 GHz, Bw = 32.000 MH No calibration applied and no bandpass applied

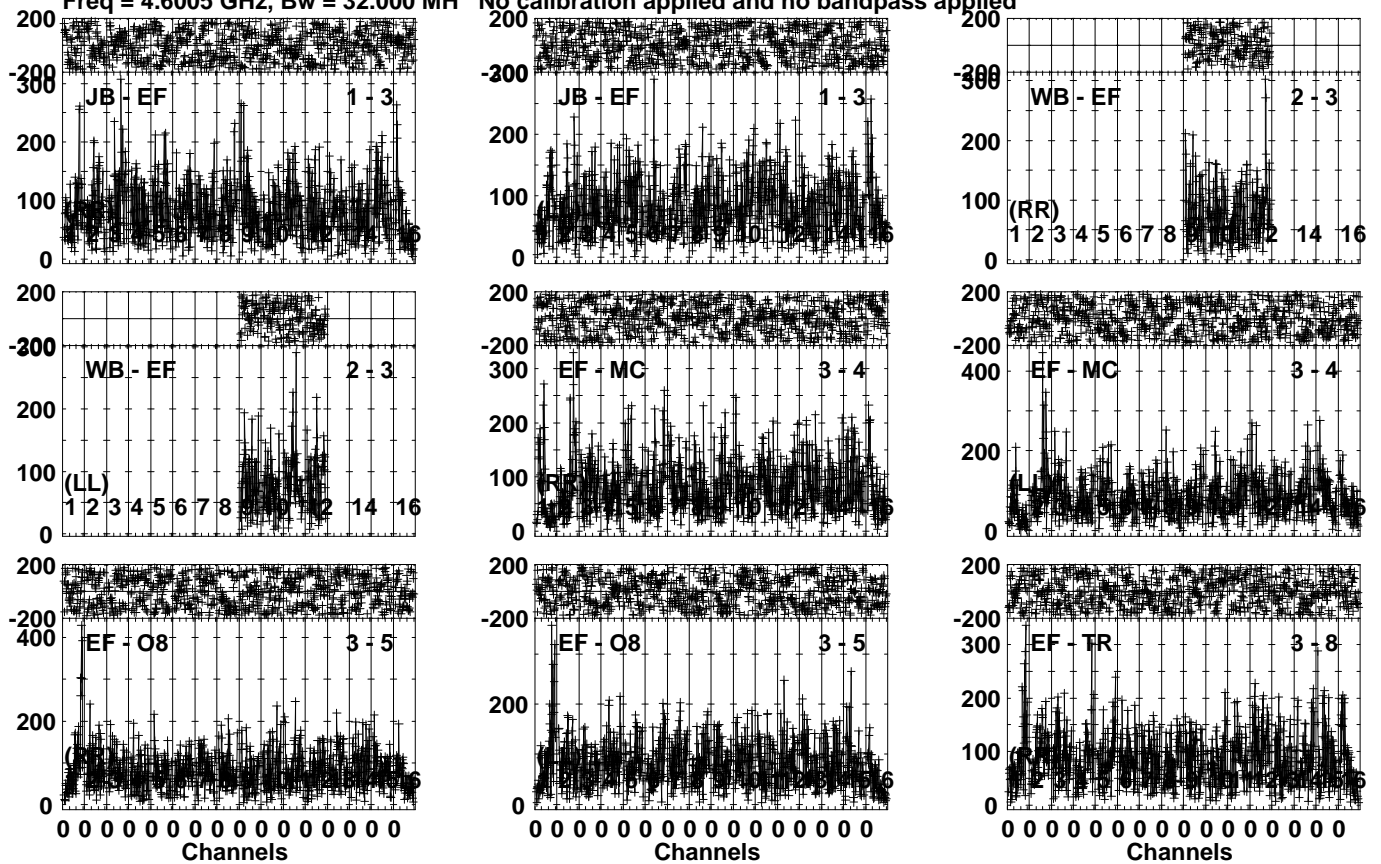


Lower frame: Milli Ampl Jy Top frame: Phas deg
Vector averaged cross-power spectrum Several baselines displayed
Timerange: 01/01:37:35 to 01/01:38:15

Plot file version 401 created 18-APR-2024 16:12:40

SN2022XXF RG014.UVDATA.1

Freq = 4.6005 GHz, Bw = 32.000 MH No calibration applied and no bandpass applied



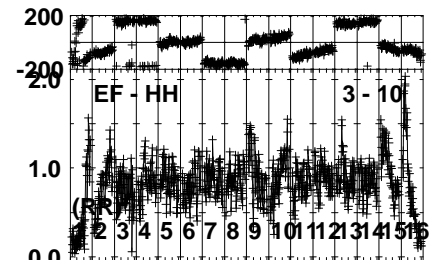
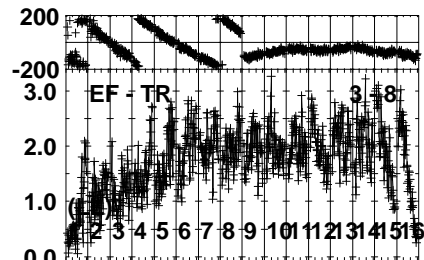
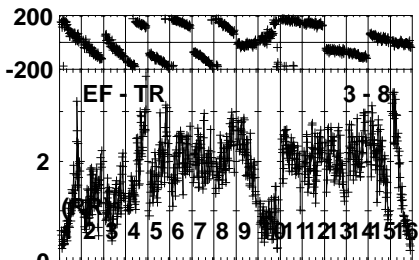
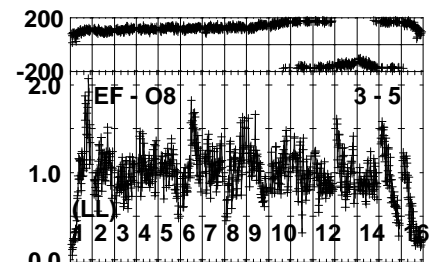
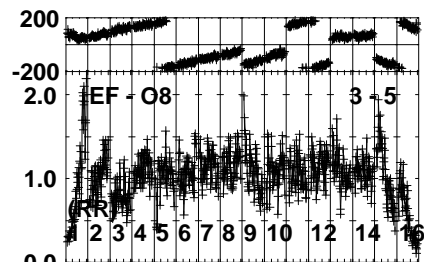
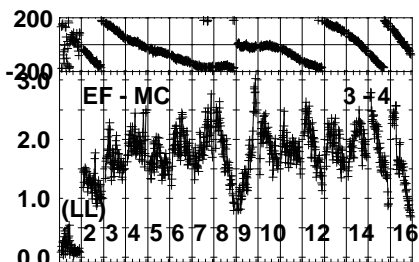
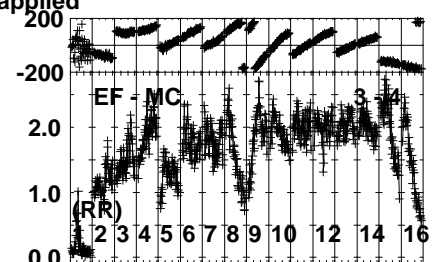
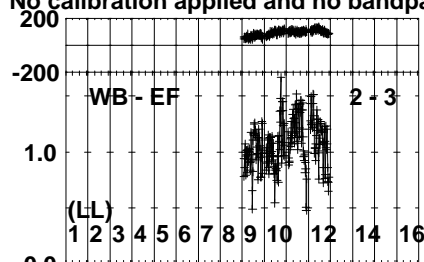
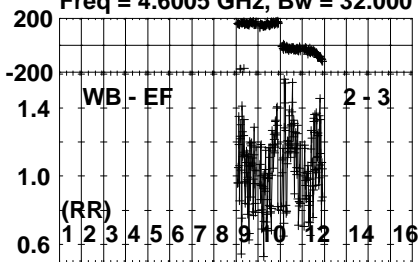
Lower frame: Micro Ampl Jy Top frame: Phas deg
Vector averaged cross-power spectrum Several baselines displayed
Timerange: 01/01:38:35 to 01/01:41:31

Plot file version 403 created 18-APR-2024 16:12:40

J1130+0846 RG014.UVDATA.1

Freq = 4.6005 GHz, Bw = 32.000 MH

No calibration applied and no bandpass applied

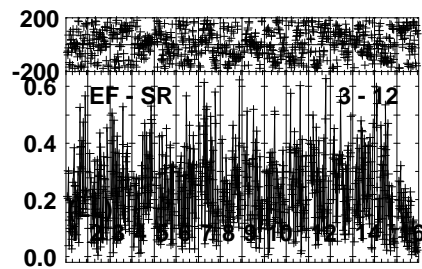
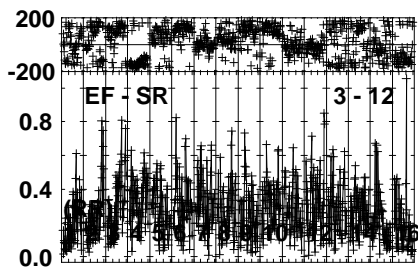
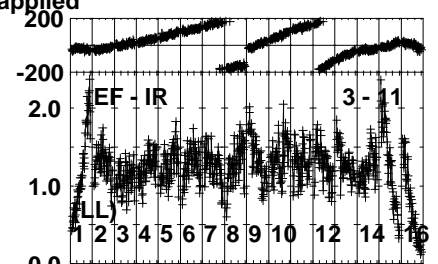
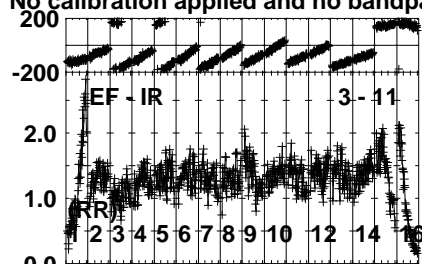
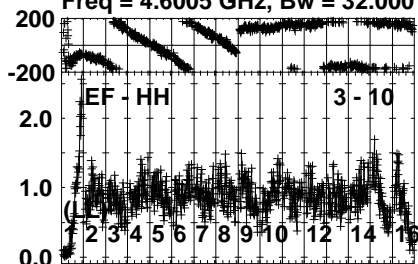


Lower frame: Milli Ampl Jy Top frame: Phas deg
Vector averaged cross-power spectrum Several baselines displayed
Timerange: 01/01:41:48 to 01/01:42:28

Plot file version 404 created 18-APR-2024 16:12:40

J1130+0846 RG014.UVDATA.1

Freq = 4.6005 GHz, Bw = 32.000 MH No calibration applied and no bandpass applied

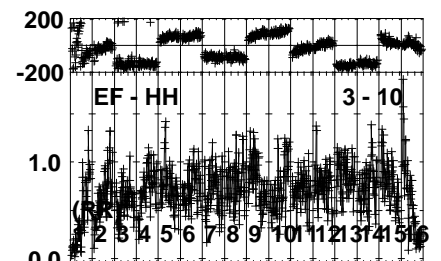
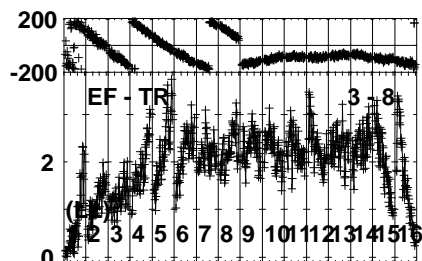
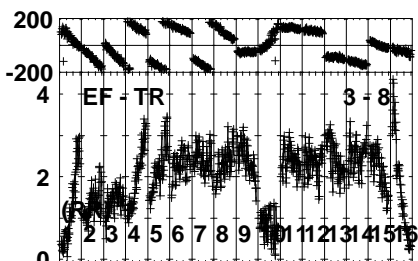
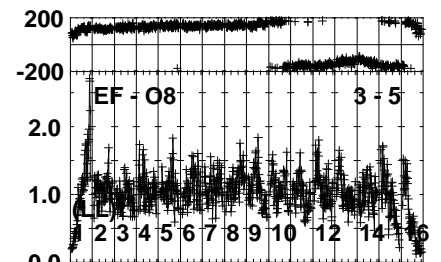
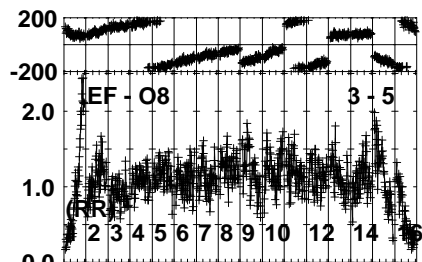
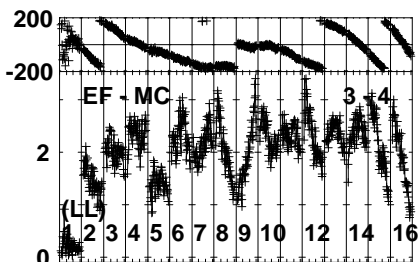
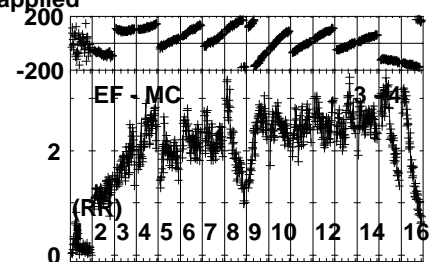
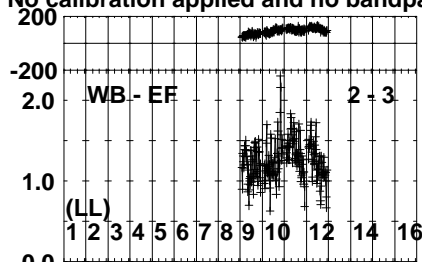
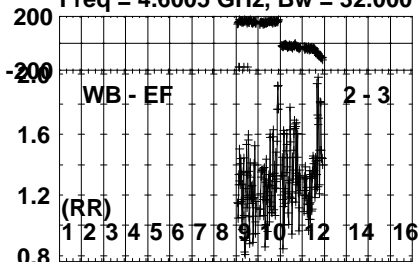


Lower frame: Milli Ampl Jy Top frame: Phas deg
Vector averaged cross-power spectrum Several baselines displayed
Timerange: 01/01:41:48 to 01/01:42:28

Plot file version 405 created 18-APR-2024 16:12:40

J1129+0951 RG014.UVDATA.1

Freq = 4.6005 GHz, Bw = 32.000 MH No calibration applied and no bandpass applied



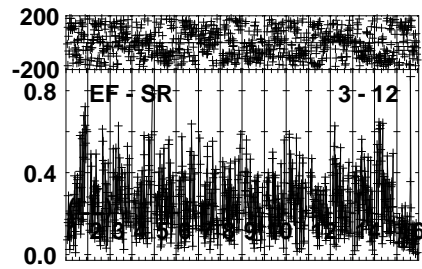
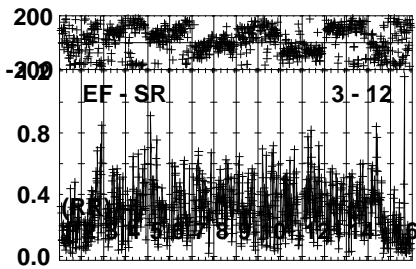
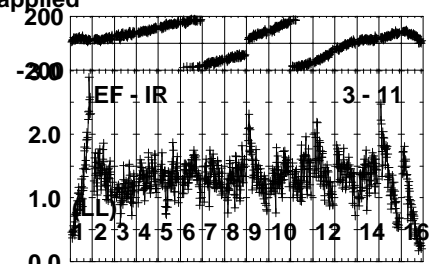
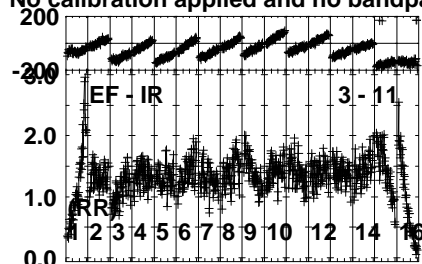
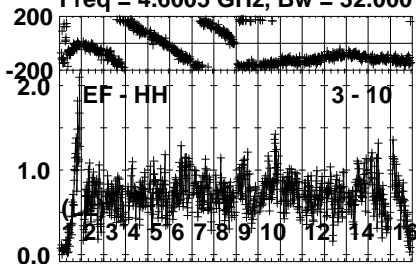
Lower frame: Milli Ampl Jy Top frame: Phas deg
Vector averaged cross-power spectrum Several baselines displayed
Timerange: 01/01:42:51 to 01/01:43:31

Plot file version 406 created 18-APR-2024 16:12:40

J1129+0951 RG014.UVDATA.1

Freq = 4.6005 GHz, Bw = 32.000 MH

No calibration applied and no bandpass applied

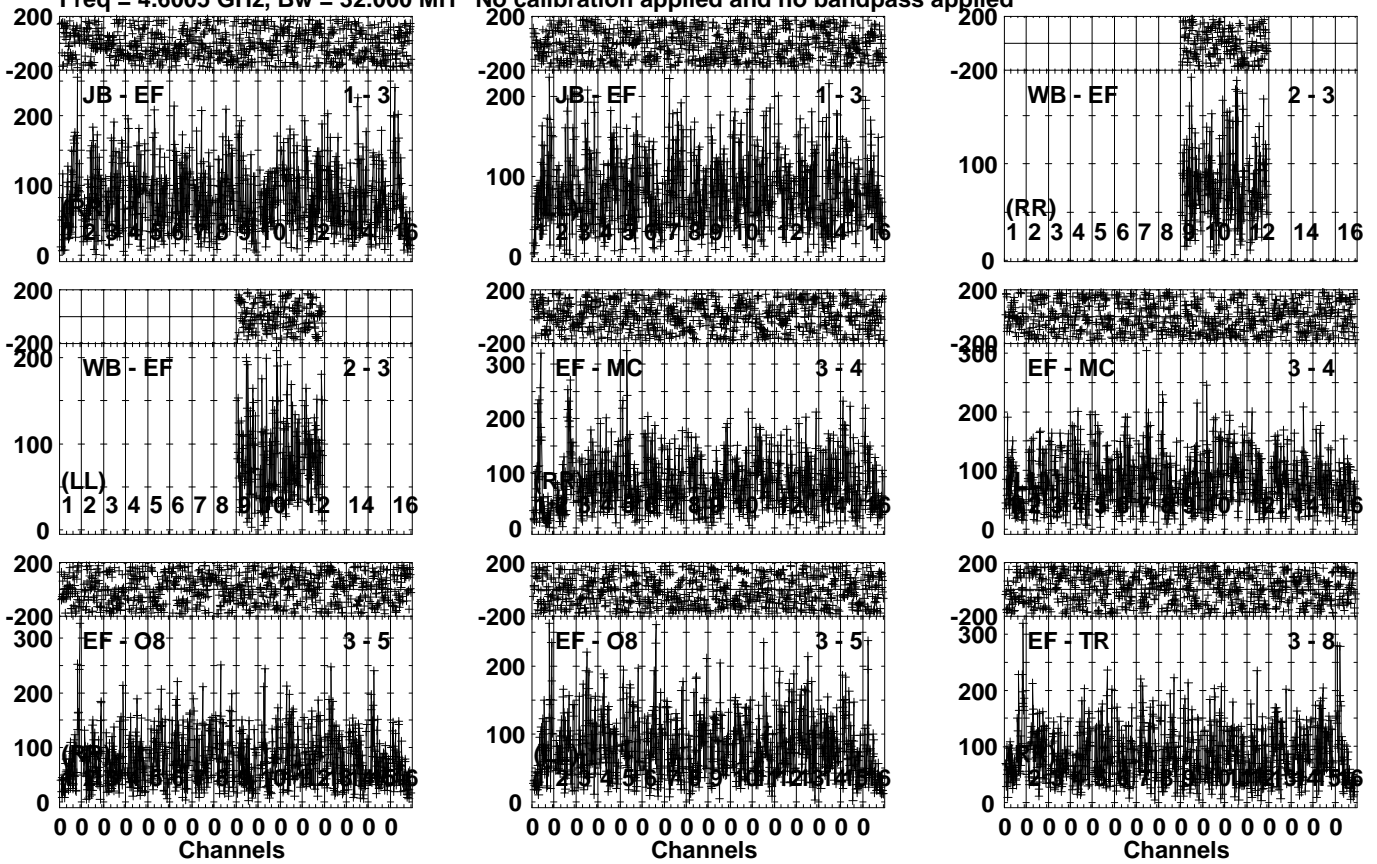


Lower frame: Milli Ampl Jy Top frame: Phas deg
Vector averaged cross-power spectrum Several baselines displayed
Timerange: 01/01:42:51 to 01/01:43:31

Plot file version 407 created 18-APR-2024 16:12:40

SN2022XXF RG014.UVDATA.1

Freq = 4.6005 GHz, Bw = 32.000 MH No calibration applied and no bandpass applied



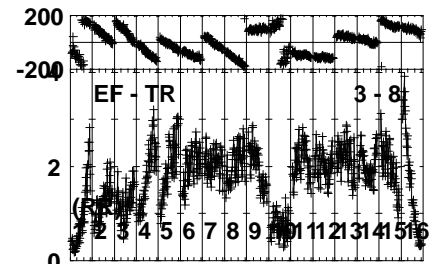
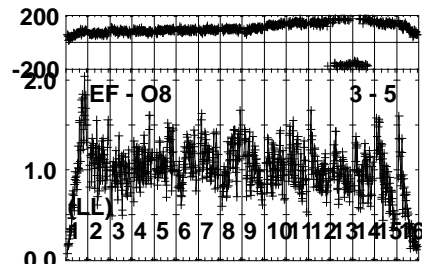
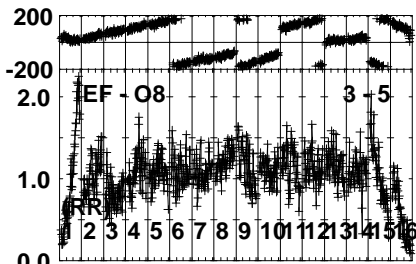
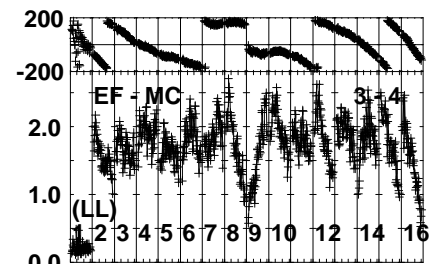
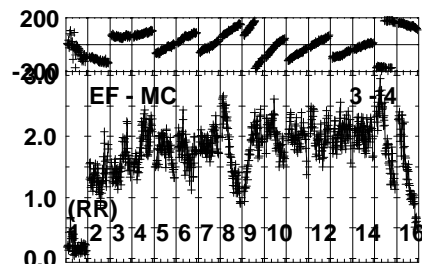
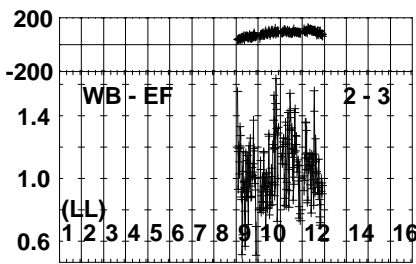
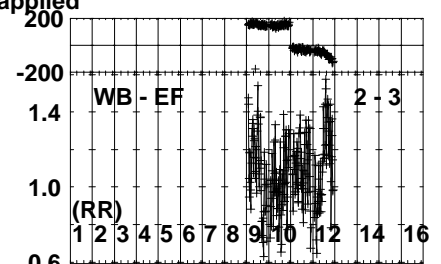
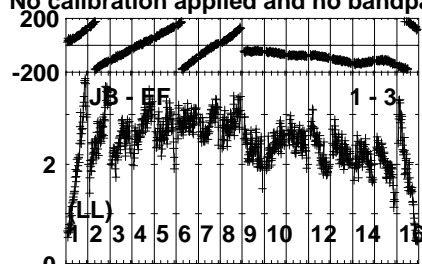
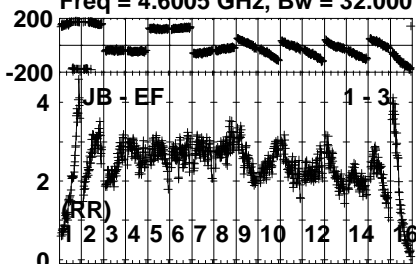
Lower frame: Micro Ampl Jy Top frame: Phas deg
Vector averaged cross-power spectrum Several baselines displayed
Timerange: 01/01:43:51 to 01/01:46:47

Plot file version 409 created 18-APR-2024 16:12:41

J1130+0846 RG014.UVDATA.1

Freq = 4.6005 GHz, Bw = 32.000 MH

No calibration applied and no bandpass applied

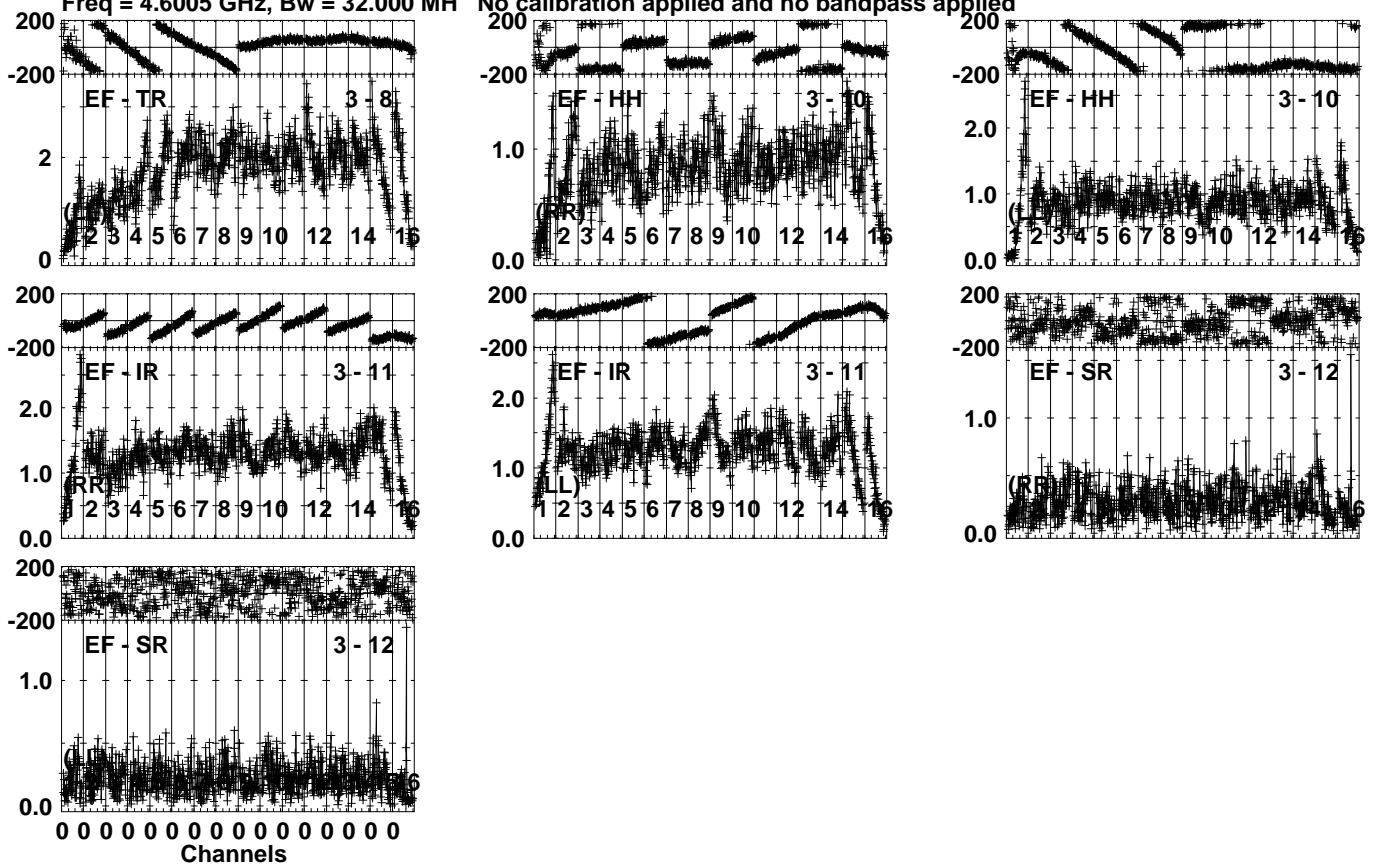


Lower frame: Milli Ampl Jy Top frame: Phas deg
Vector averaged cross-power spectrum Several baselines displayed
Timerange: 01/01:47:04 to 01/01:47:44

Plot file version 410 created 18-APR-2024 16:12:41

J1130+0846 RG014.UVDATA.1

Freq = 4.6005 GHz, Bw = 32.000 MH No calibration applied and no bandpass applied

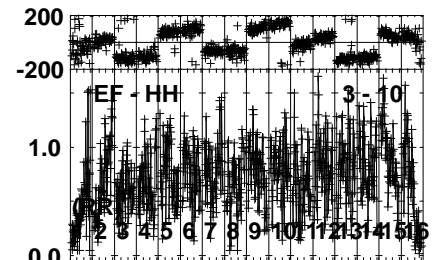
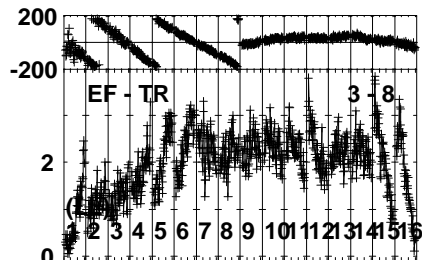
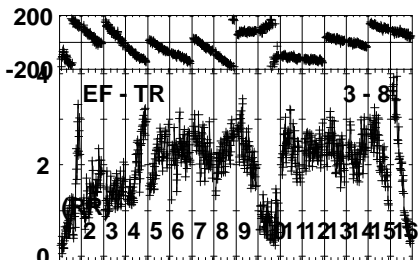
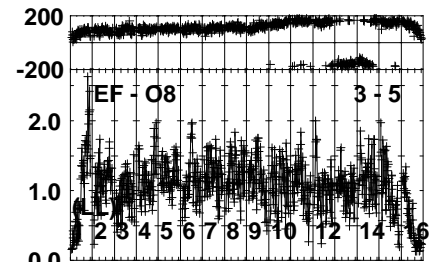
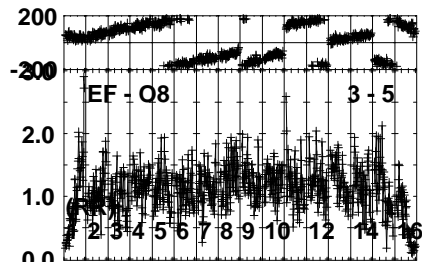
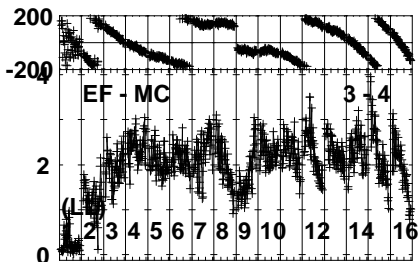
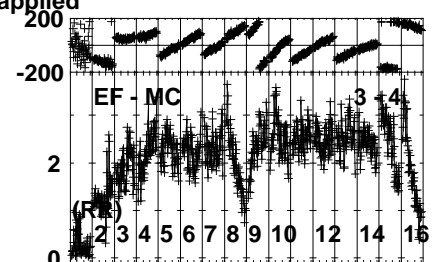
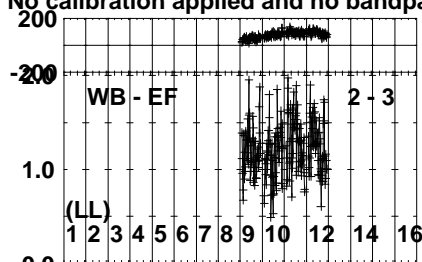
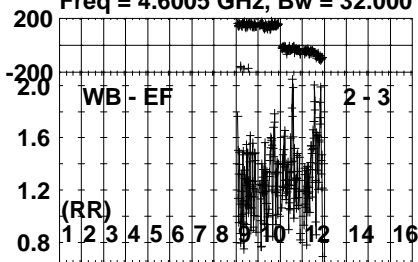


Lower frame: Milli Ampl Jy Top frame: Phas deg
Vector averaged cross-power spectrum Several baselines displayed
Timerange: 01/01:47:04 to 01/01:47:44

Plot file version 411 created 18-APR-2024 16:12:41

J1129+0951 RG014.UVDATA.1

Freq = 4.6005 GHz, Bw = 32.000 MH No calibration applied and no bandpass applied



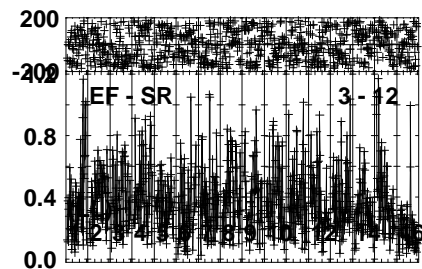
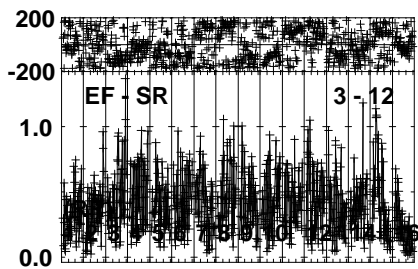
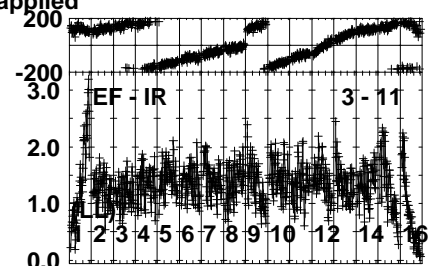
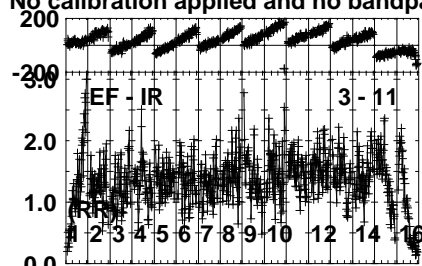
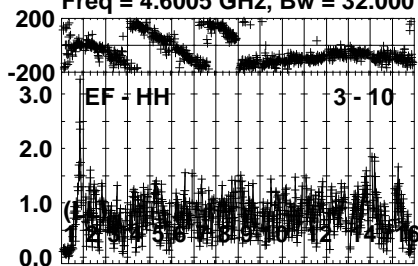
Lower frame: Milli Ampl Jy Top frame: Phas deg
Vector averaged cross-power spectrum Several baselines displayed
Timerange: 01/01:48:07 to 01/01:48:47

Plot file version 412 created 18-APR-2024 16:12:41

J1129+0951 RG014.UVDATA.1

Freq = 4.6005 GHz, Bw = 32.000 MH

No calibration applied and no bandpass applied

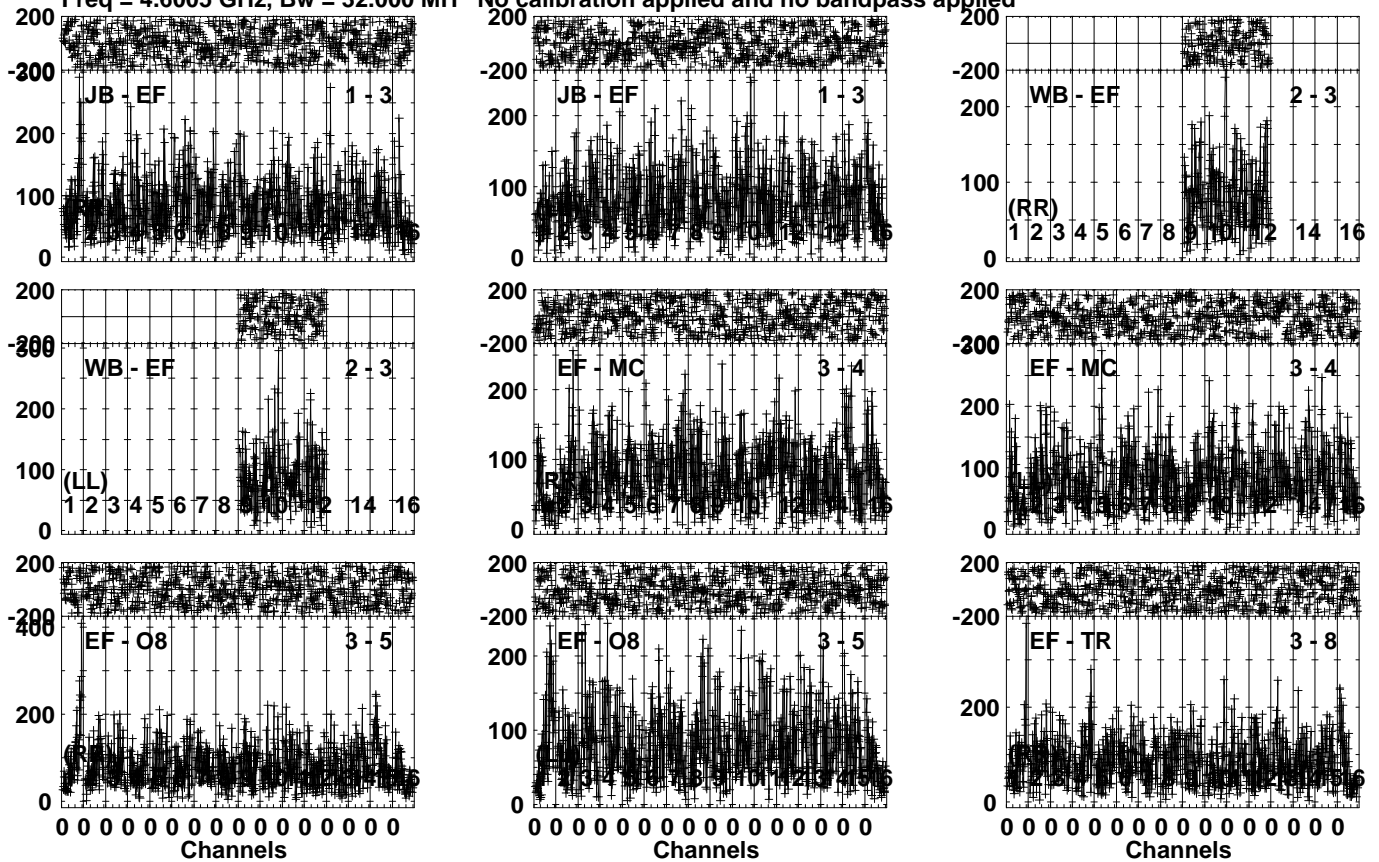


Lower frame: Milli Ampl Jy Top frame: Phas deg
Vector averaged cross-power spectrum Several baselines displayed
Timerange: 01/01:48:07 to 01/01:48:47

Plot file version 413 created 18-APR-2024 16:12:41

SN2022XXF RG014.UVDATA.1

Freq = 4.6005 GHz, Bw = 32.000 MH No calibration applied and no bandpass applied

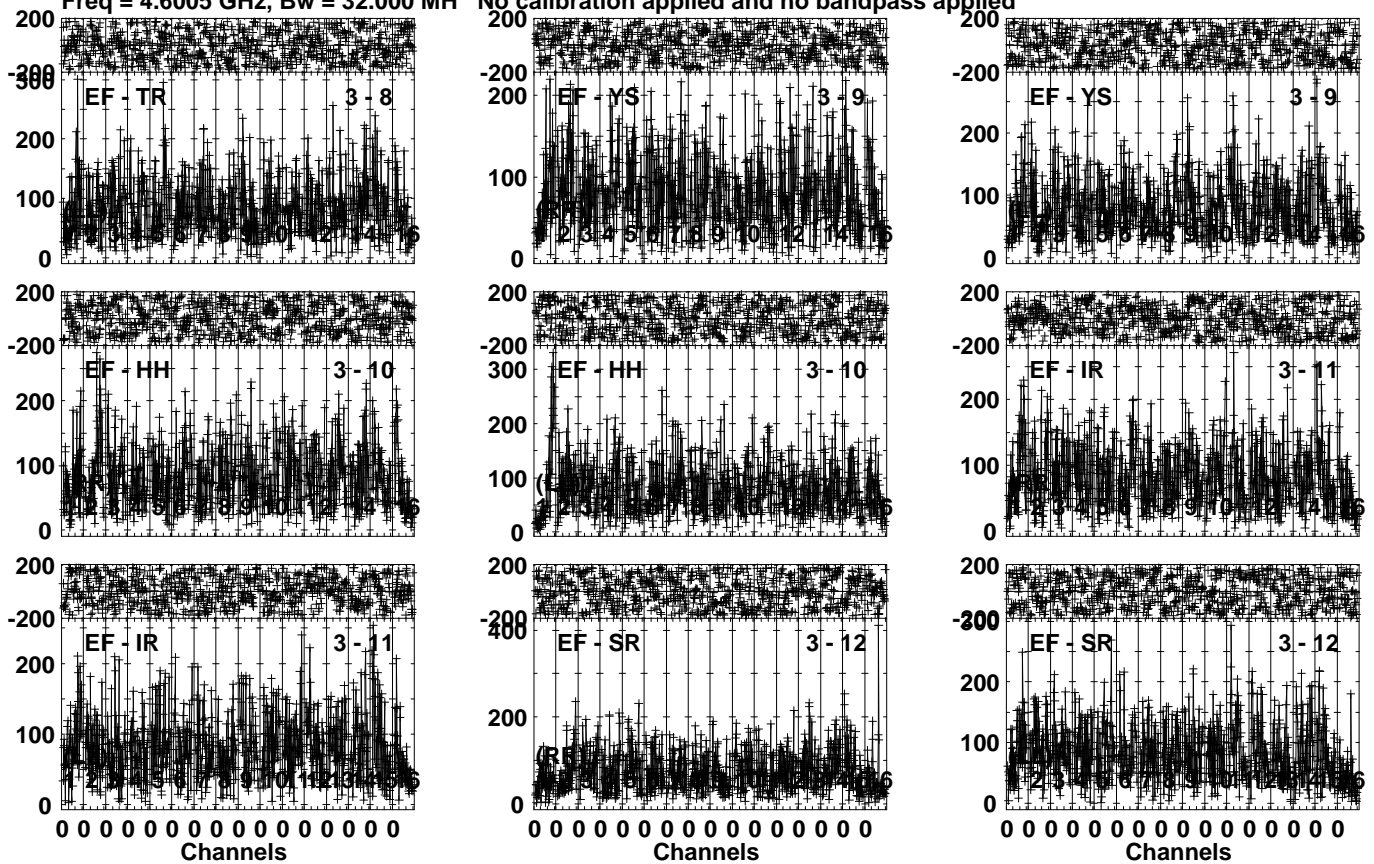


Lower frame: Micro Ampl Jy Top frame: Phas deg
Vector averaged cross-power spectrum Several baselines displayed
Timerange: 01/01:49:07 to 01/01:52:03

Plot file version 414 created 18-APR-2024 16:12:41

SN2022XXF RG014.UVDATA.1

Freq = 4.6005 GHz, Bw = 32.000 MH No calibration applied and no bandpass applied

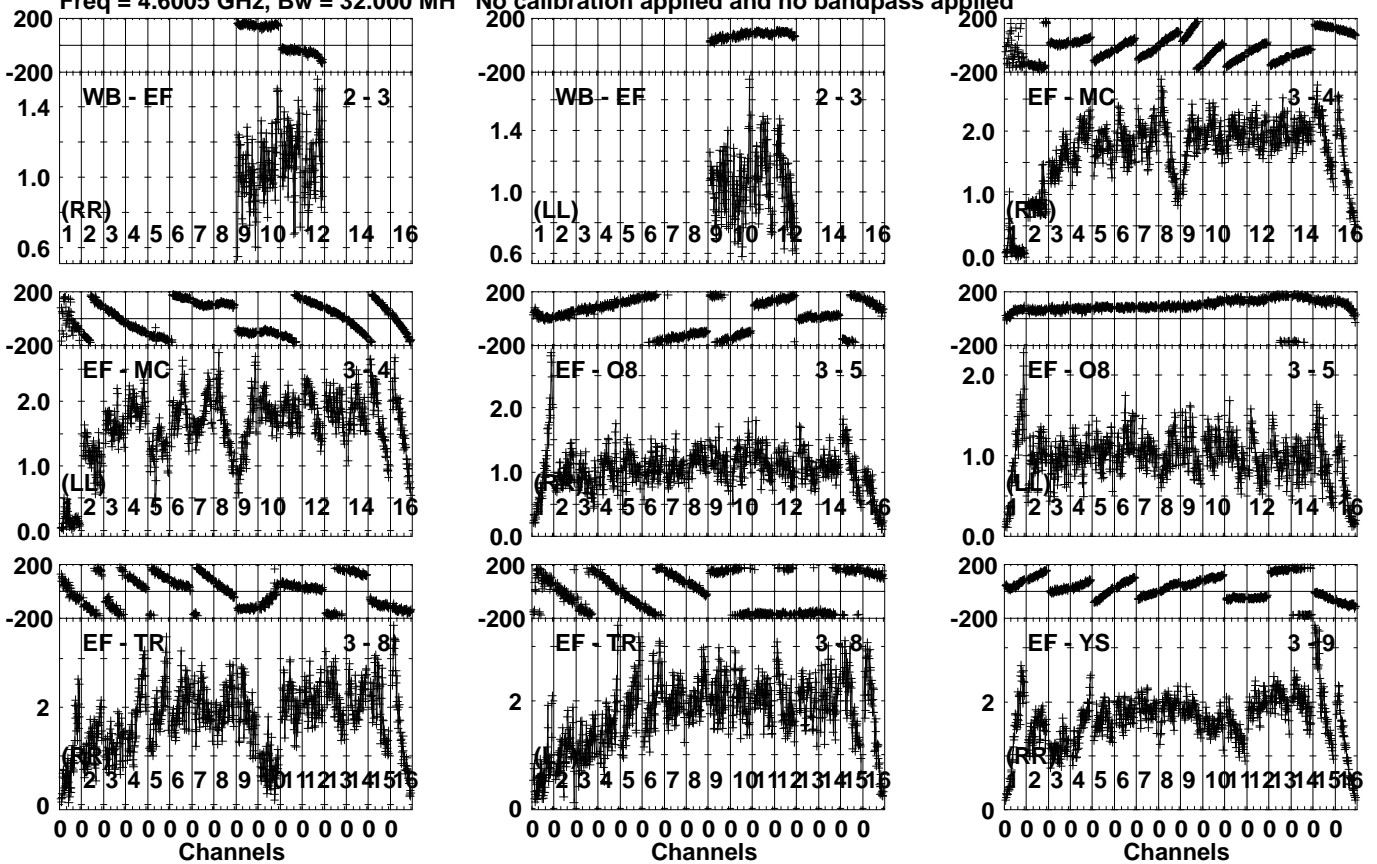


Lower frame: Micro Ampl Jy Top frame: Phas deg
Vector averaged cross-power spectrum Several baselines displayed
Timerange: 01/01:49:07 to 01/01:52:03

Plot file version 415 created 18-APR-2024 16:12:41

J1130+0846 RG014.UVDATA.1

Freq = 4.6005 GHz, Bw = 32.000 MH No calibration applied and no bandpass applied

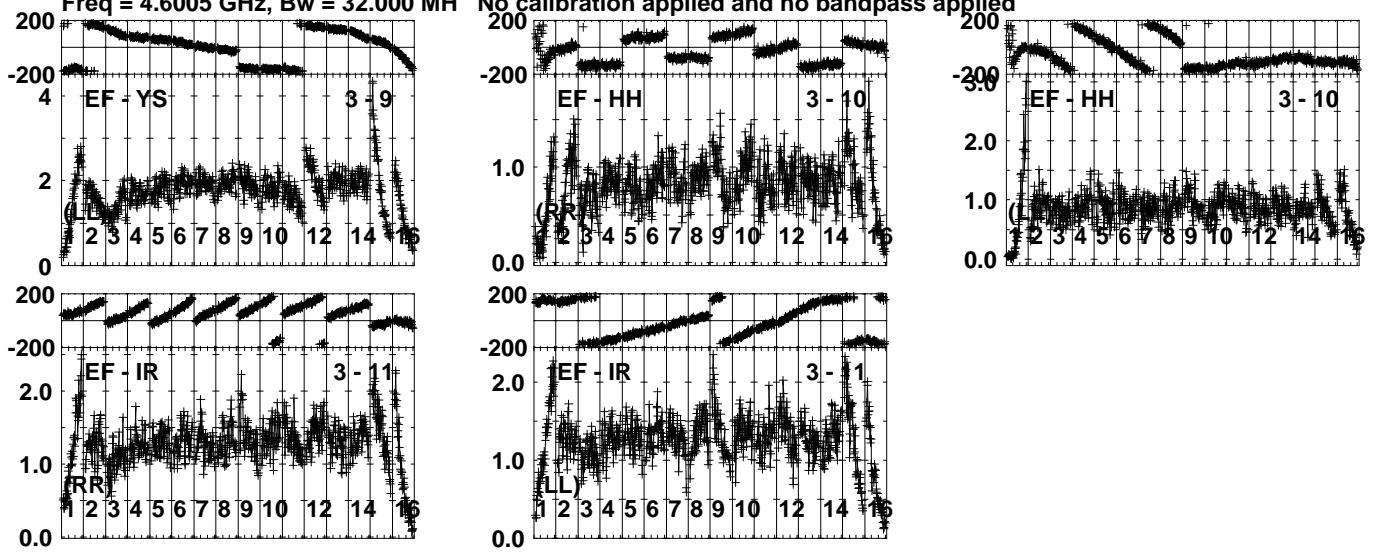


Lower frame: Milli Ampl Jy Top frame: Phas deg
Vector averaged cross-power spectrum Several baselines displayed
Timerange: 01/01:52:20 to 01/01:53:00

Plot file version 416 created 18-APR-2024 16:12:41

J1130+0846 RG014.UVDATA.1

Freq = 4.6005 GHz, Bw = 32.000 MH No calibration applied and no bandpass applied

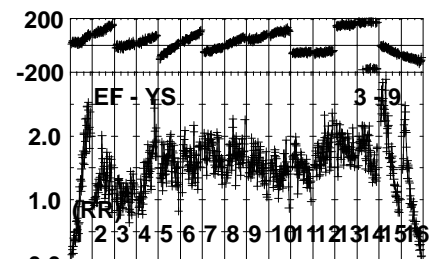
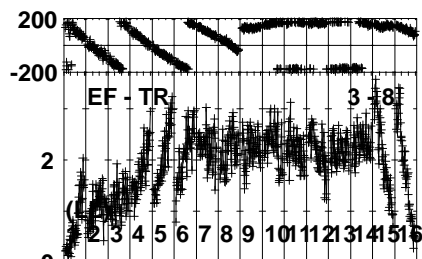
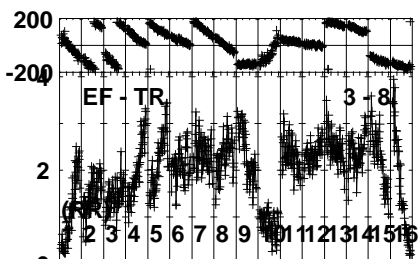
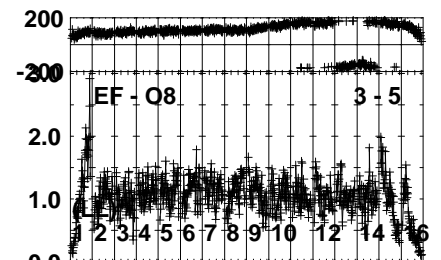
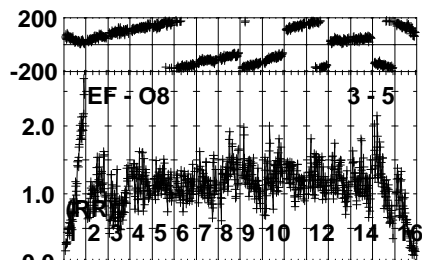
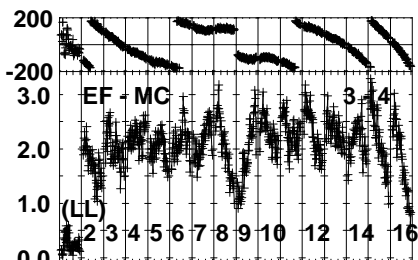
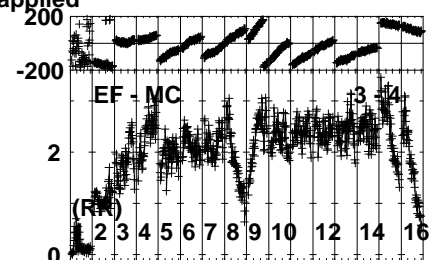
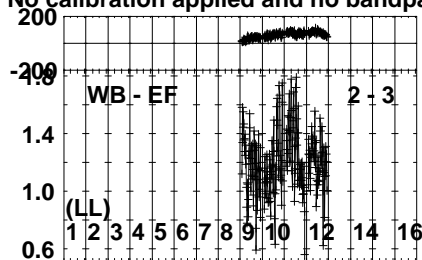
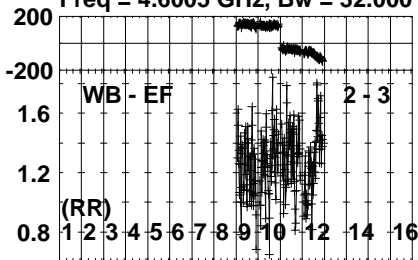


Lower frame: Milli Ampl Jy Top frame: Phas deg
Vector averaged cross-power spectrum Several baselines displayed
Timerange: 01/01:52:20 to 01/01:53:00

Plot file version 417 created 18-APR-2024 16:12:41

J1129+0951 RG014.UVDATA.1

Freq = 4.6005 GHz, Bw = 32.000 MH No calibration applied and no bandpass applied

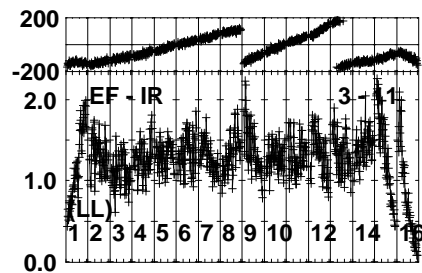
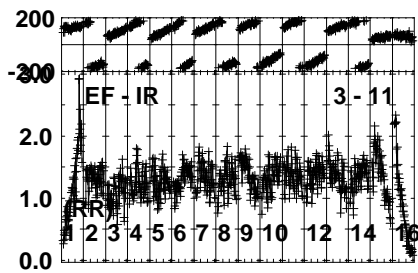
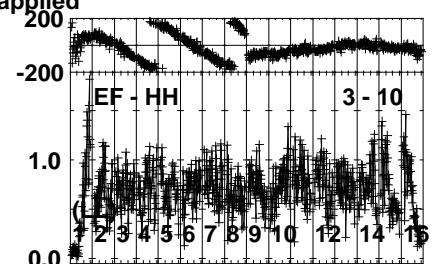
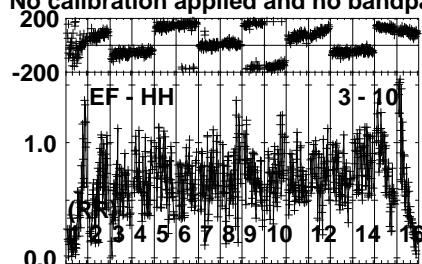
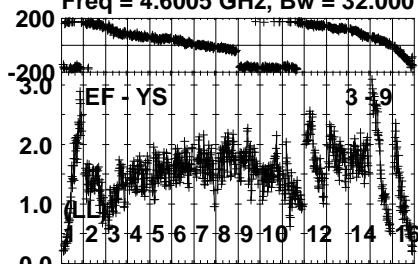


Lower frame: Milli Ampl Jy Top frame: Phas deg
Vector averaged cross-power spectrum Several baselines displayed
Timerange: 01/01:53:23 to 01/01:54:03

Plot file version 418 created 18-APR-2024 16:12:42

J1129+0951 RG014.UVDATA.1

Freq = 4.6005 GHz, Bw = 32.000 MH No calibration applied and no bandpass applied

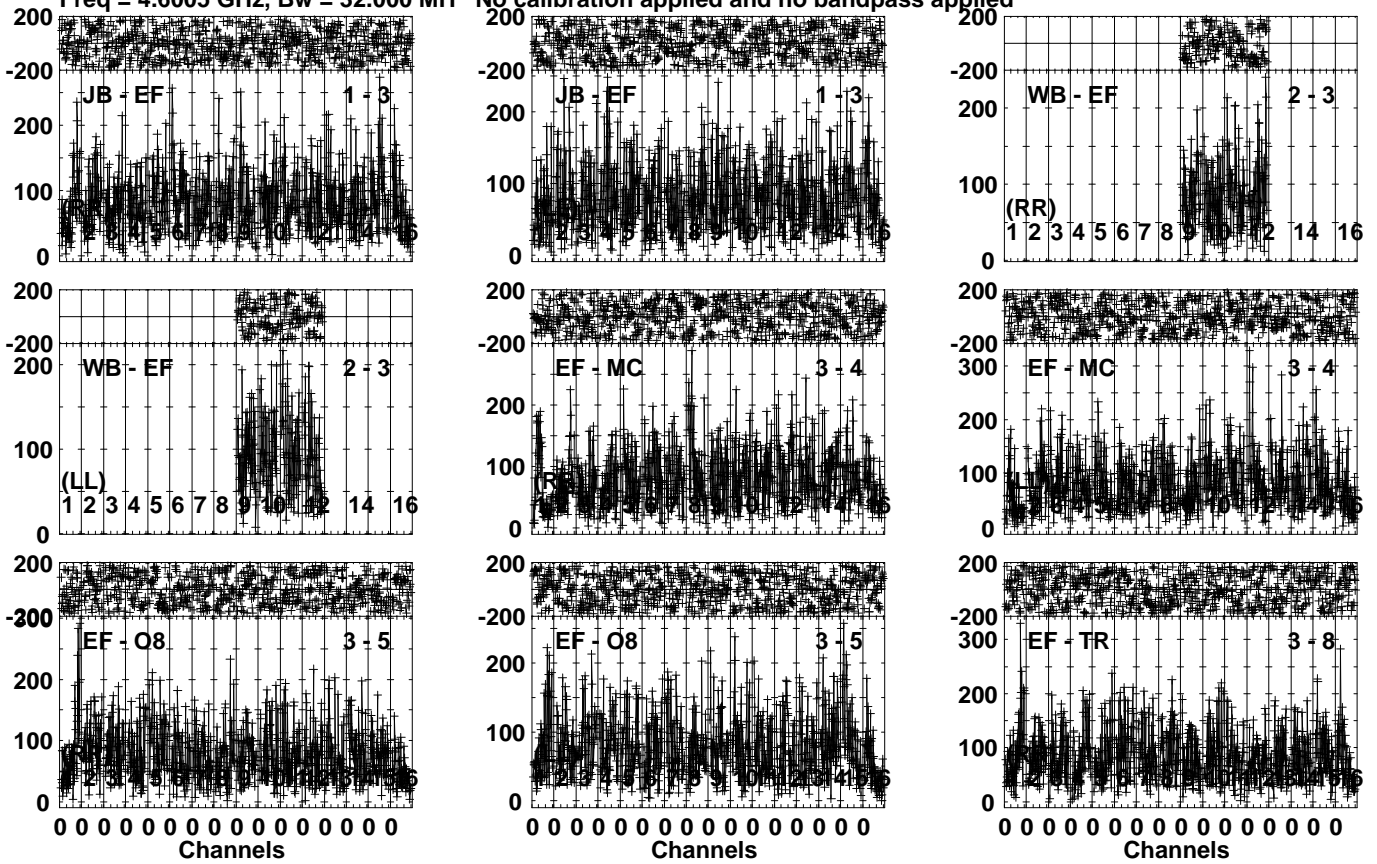


Lower frame: Milli Ampl Jy Top frame: Phas deg
Vector averaged cross-power spectrum Several baselines displayed
Timerange: 01/01:53:23 to 01/01:54:03

Plot file version 419 created 18-APR-2024 16:12:42

SN2022XXF RG014.UVDATA.1

Freq = 4.6005 GHz, Bw = 32.000 MH No calibration applied and no bandpass applied

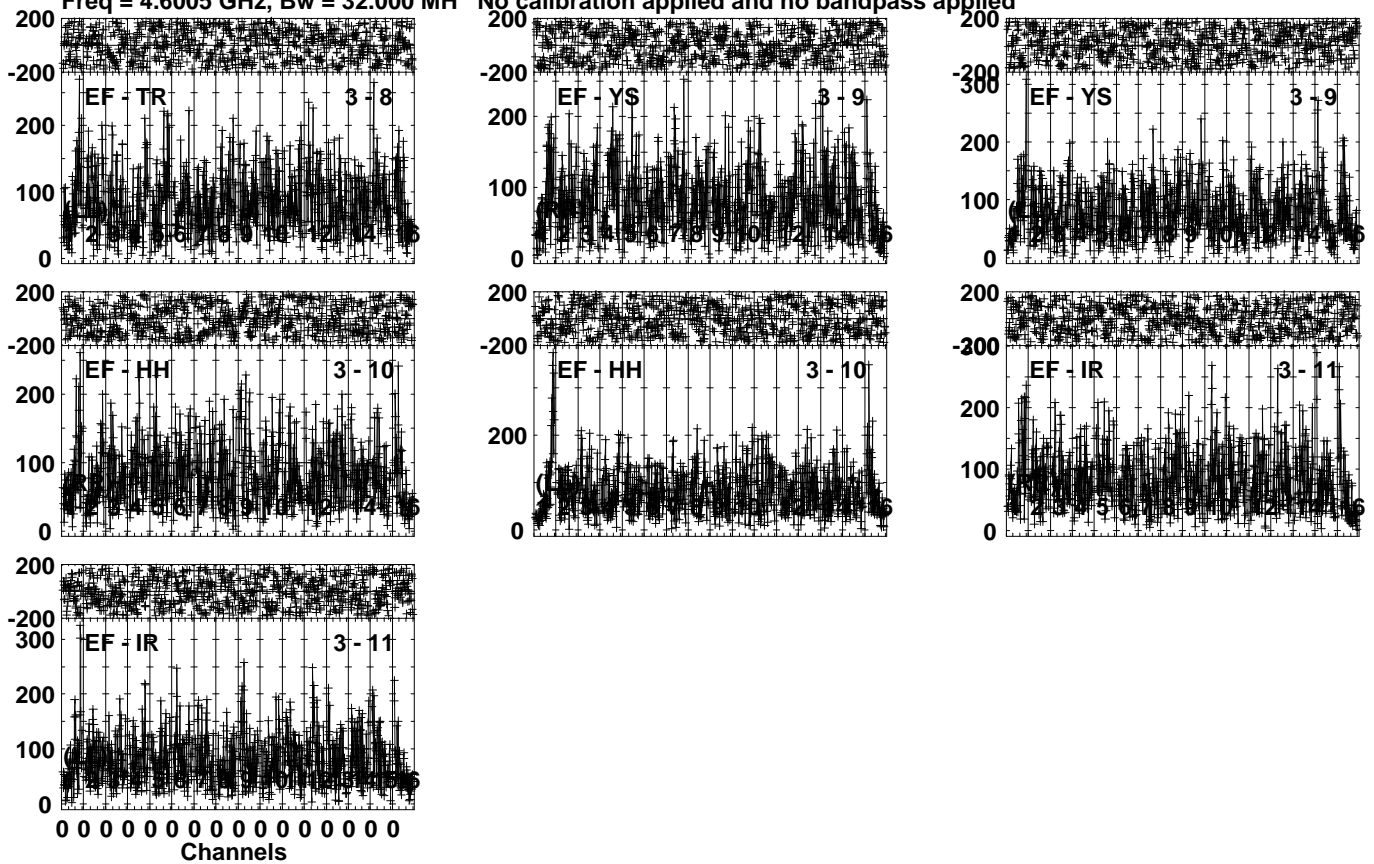


Lower frame: Micro Ampl Jy Top frame: Phas deg
Vector averaged cross-power spectrum Several baselines displayed
Timerange: 01/01:54:23 to 01/01:57:19

Plot file version 420 created 18-APR-2024 16:12:42

SN2022XXF RG014.UVDATA.1

Freq = 4.6005 GHz, Bw = 32.000 MH No calibration applied and no bandpass applied



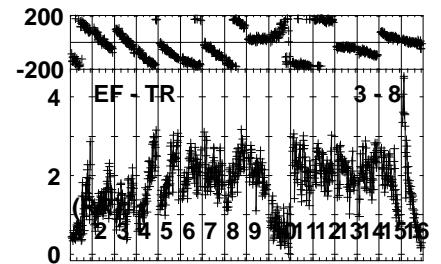
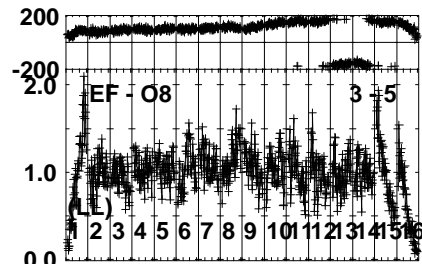
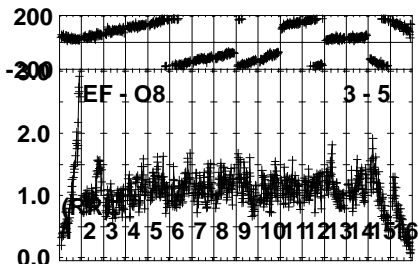
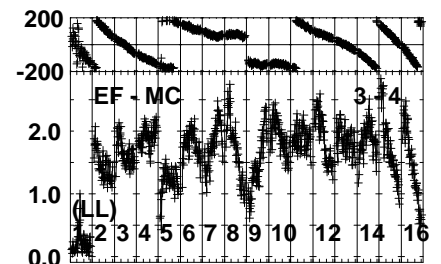
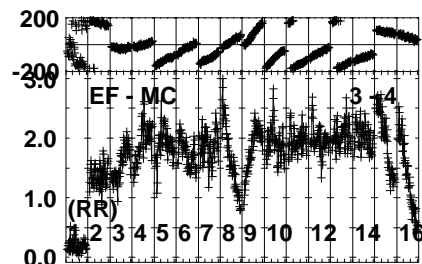
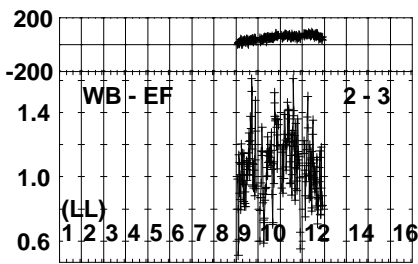
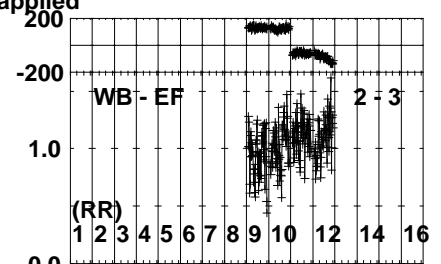
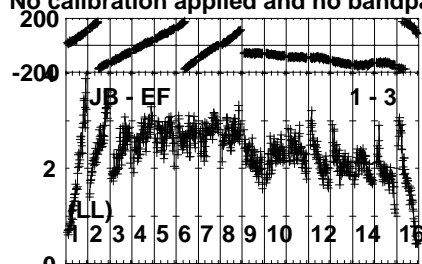
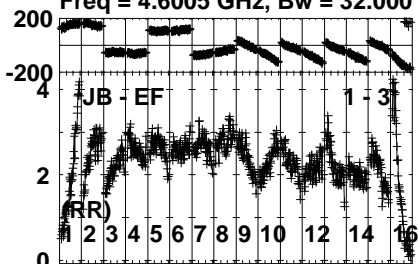
Lower frame: Micro Ampl Jy Top frame: Phas deg
Vector averaged cross-power spectrum Several baselines displayed
Timerange: 01/01:54:23 to 01/01:57:19

Plot file version 421 created 18-APR-2024 16:12:42

J1130+0846 RG014.UVDATA.1

Freq = 4.6005 GHz, Bw = 32.000 MH

No calibration applied and no bandpass applied

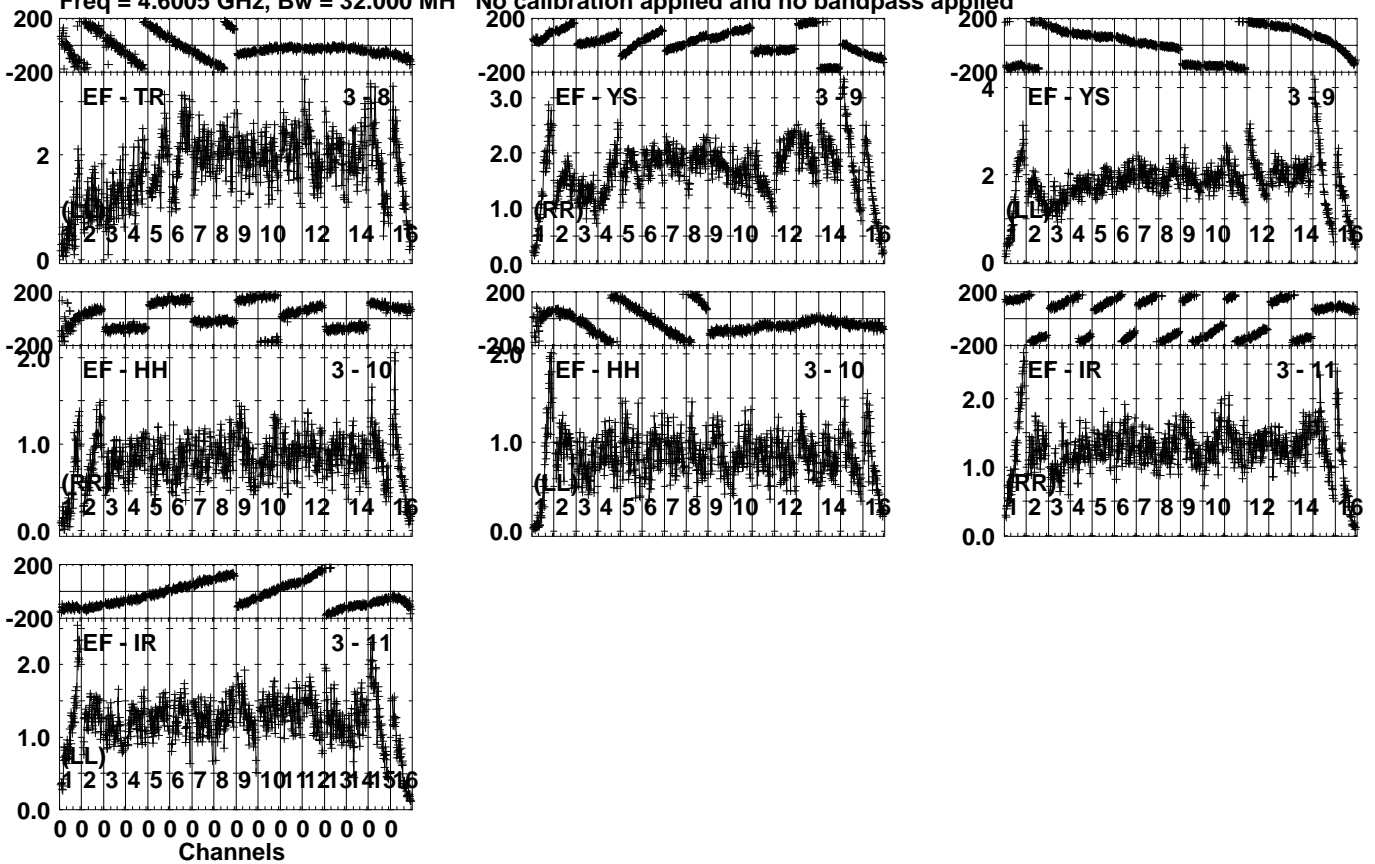


Lower frame: Milli Ampl Jy Top frame: Phas deg
Vector averaged cross-power spectrum Several baselines displayed
Timerange: 01/01:57:36 to 01/01:58:16

Plot file version 422 created 18-APR-2024 16:12:42

J1130+0846 RG014.UVDATA.1

Freq = 4.6005 GHz, Bw = 32.000 MH No calibration applied and no bandpass applied

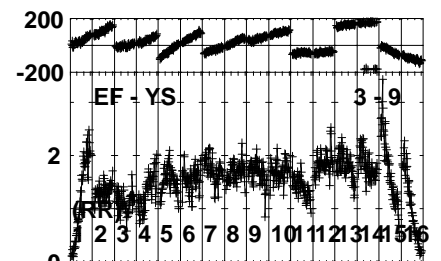
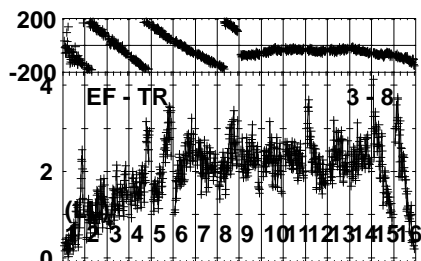
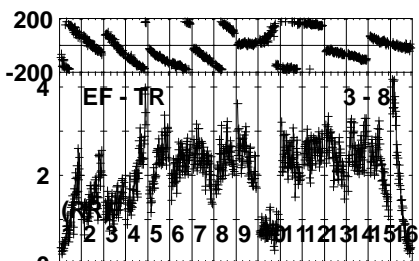
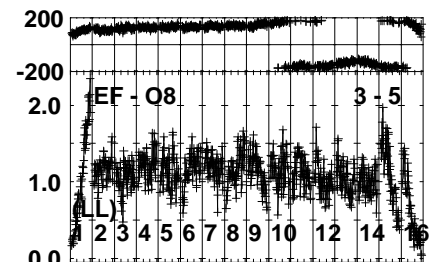
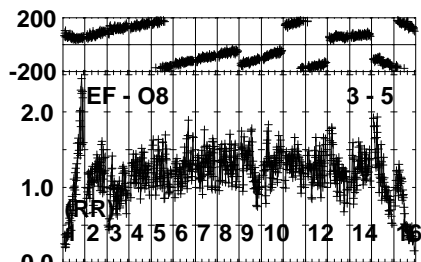
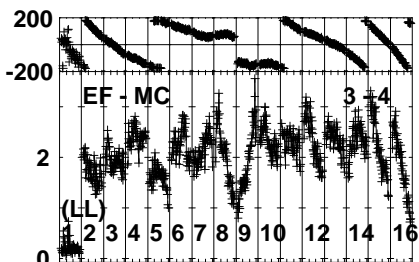
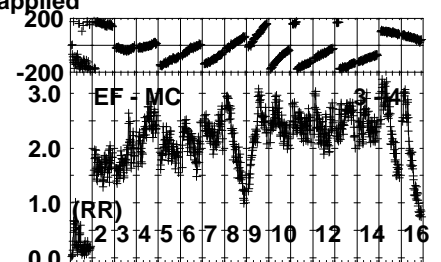
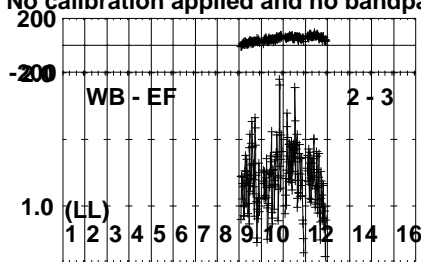
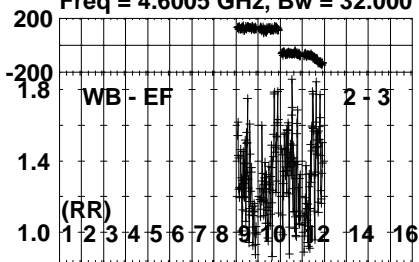


Lower frame: Milli Ampl Jy Top frame: Phas deg
Vector averaged cross-power spectrum Several baselines displayed
Timerange: 01/01:57:36 to 01/01:58:16

Plot file version 423 created 18-APR-2024 16:12:42

J1129+0951 RG014.UVDATA.1

Freq = 4.6005 GHz, Bw = 32.000 MH No calibration applied and no bandpass applied

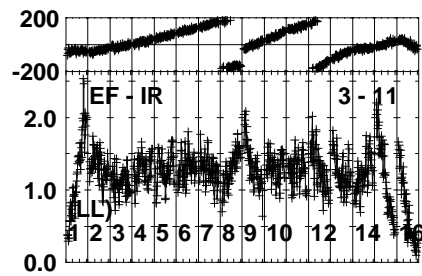
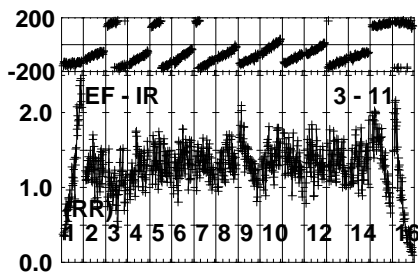
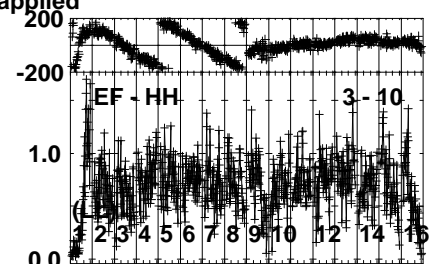
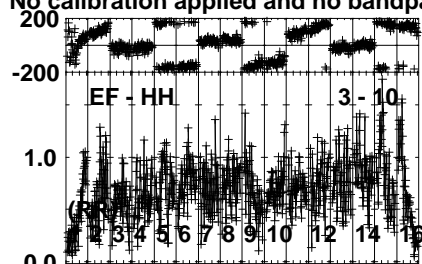
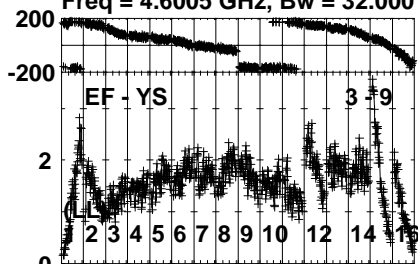


Lower frame: Milli Ampl Jy Top frame: Phas deg
Vector averaged cross-power spectrum Several baselines displayed
Timerange: 01/01:58:39 to 01/01:59:19

Plot file version 424 created 18-APR-2024 16:12:42

J1129+0951 RG014.UVDATA.1

Freq = 4.6005 GHz, Bw = 32.000 MH No calibration applied and no bandpass applied

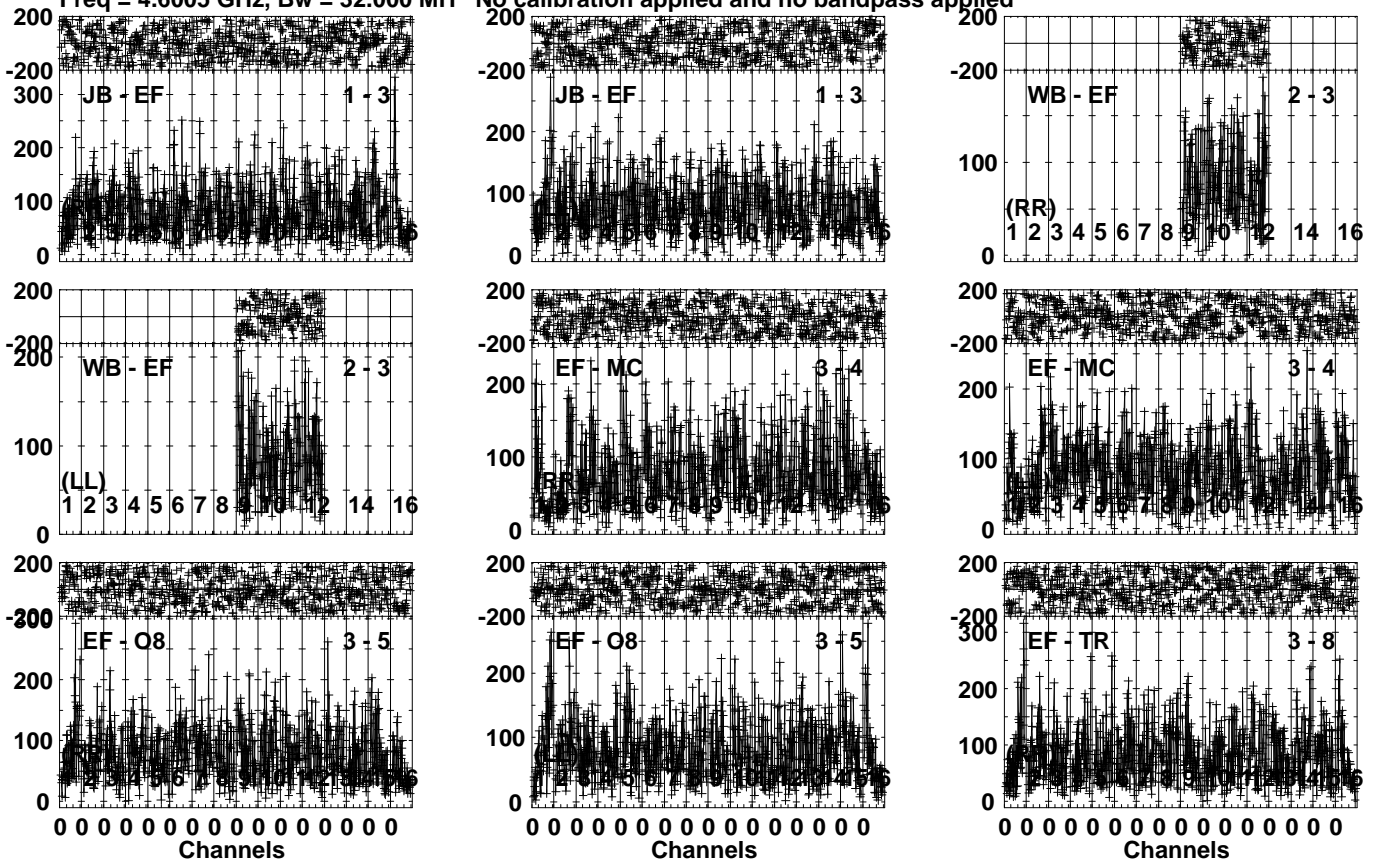


Lower frame: Milli Ampl Jy Top frame: Phas deg
Vector averaged cross-power spectrum Several baselines displayed
Timerange: 01/01:58:39 to 01/01:59:19

Plot file version 425 created 18-APR-2024 16:12:42

SN2022XXF RG014.UVDATA.1

Freq = 4.6005 GHz, Bw = 32.000 MH No calibration applied and no bandpass applied

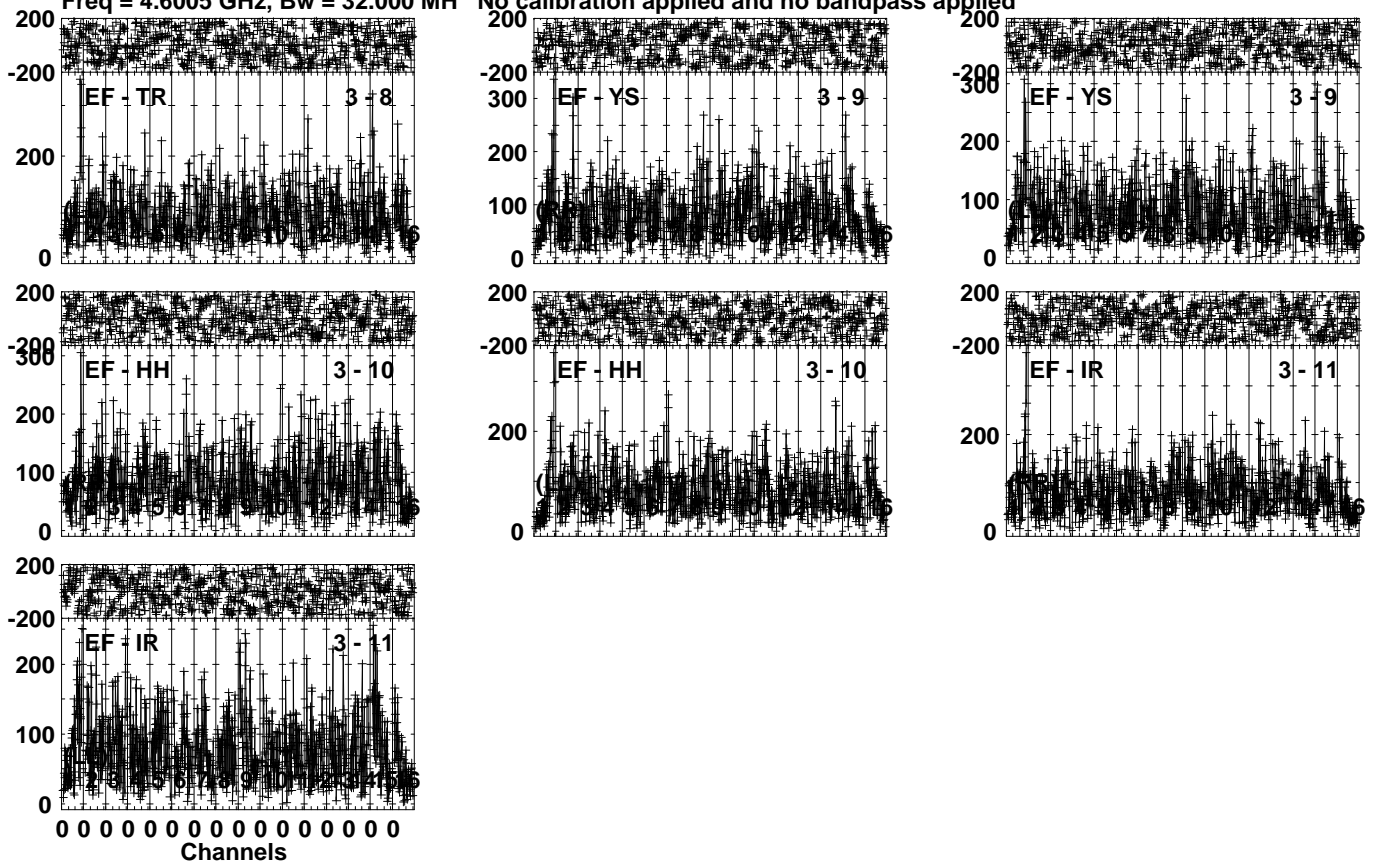


Lower frame: Micro Ampl Jy Top frame: Phas deg
Vector averaged cross-power spectrum Several baselines displayed
Timerange: 01/01:59:39 to 01/02:02:35

Plot file version 426 created 18-APR-2024 16:12:42

SN2022XXF RG014.UVDATA.1

Freq = 4.6005 GHz, Bw = 32.000 MH No calibration applied and no bandpass applied



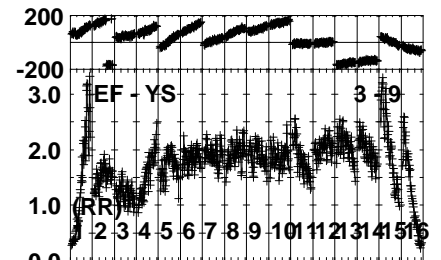
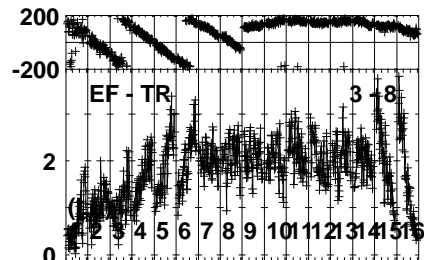
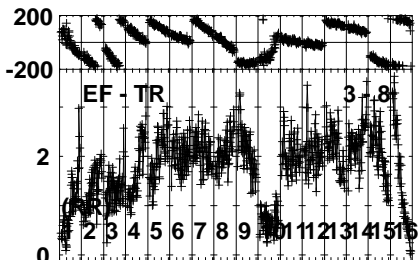
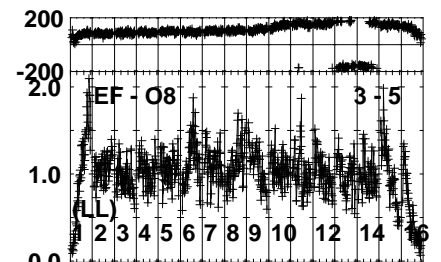
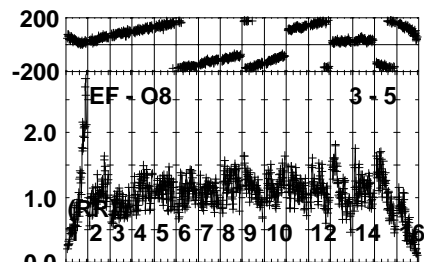
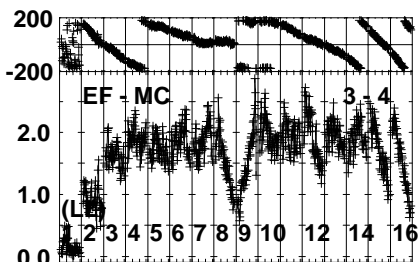
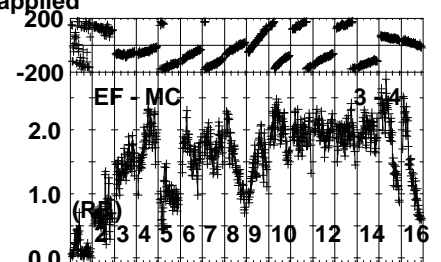
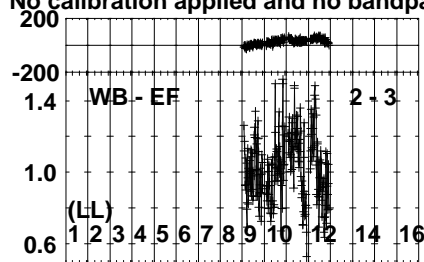
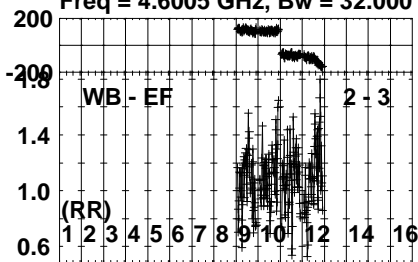
Lower frame: Micro Ampl Jy Top frame: Phas deg
Vector averaged cross-power spectrum Several baselines displayed
Timerange: 01/01:59:39 to 01/02:02:35

Plot file version 427 created 18-APR-2024 16:12:43

J1130+0846 RG014.UVDATA.1

Freq = 4.6005 GHz, Bw = 32.000 MH

No calibration applied and no bandpass applied



Lower frame: Milli Ampl Jy Top frame: Phas deg

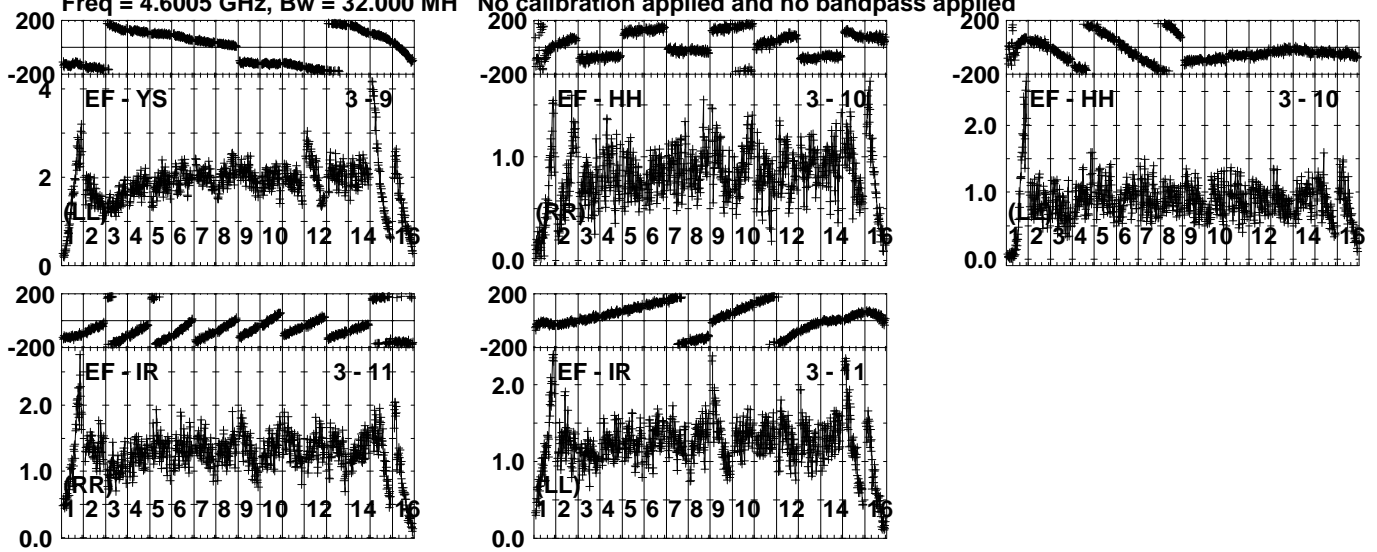
Vector averaged cross-power spectrum Several baselines displayed

Timerange: 01/02:02:52 to 01/02:03:32

Plot file version 428 created 18-APR-2024 16:12:43

J1130+0846 RG014.UVDATA.1

Freq = 4.6005 GHz, Bw = 32.000 MH No calibration applied and no bandpass applied

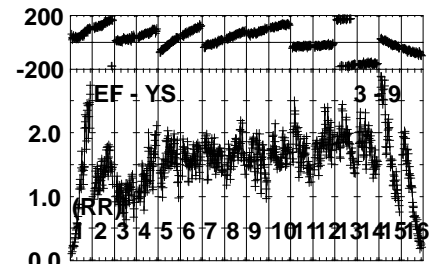
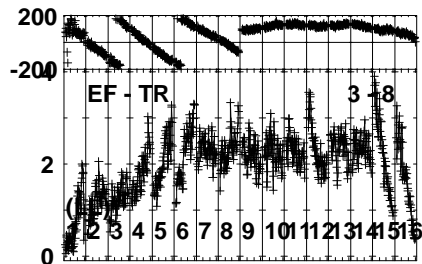
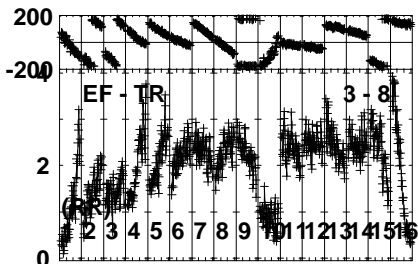
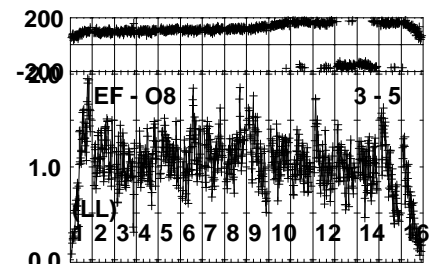
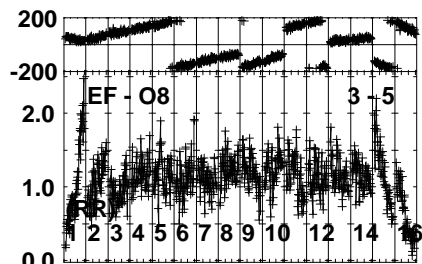
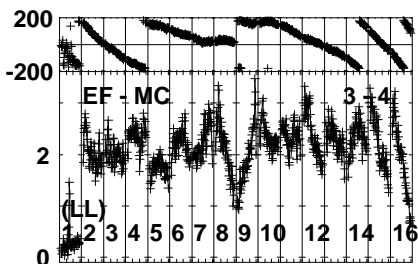
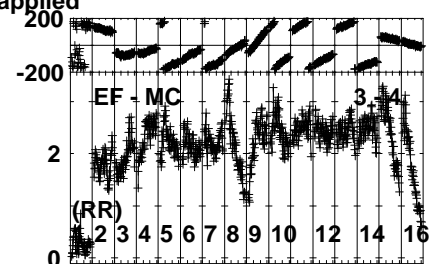
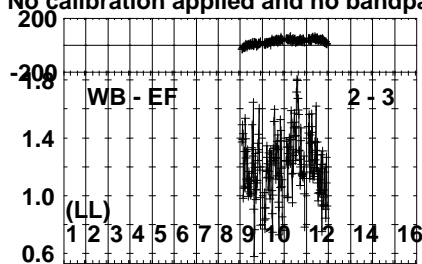
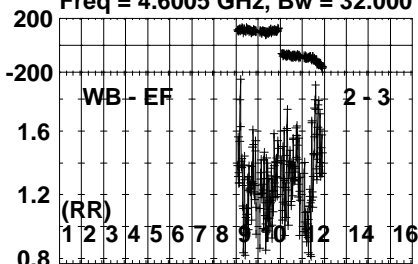


Lower frame: Milli Ampl Jy Top frame: Phas deg
Vector averaged cross-power spectrum Several baselines displayed
Timerange: 01/02:02:52 to 01/02:03:32

Plot file version 429 created 18-APR-2024 16:12:43

J1129+0951 RG014.UVDATA.1

Freq = 4.6005 GHz, Bw = 32.000 MH No calibration applied and no bandpass applied



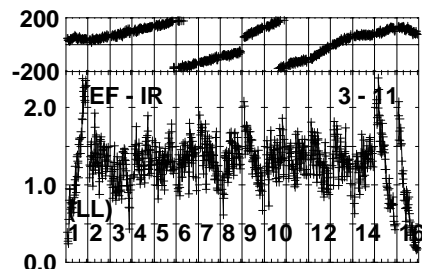
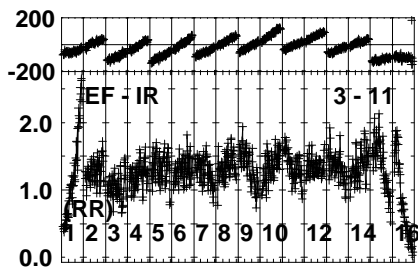
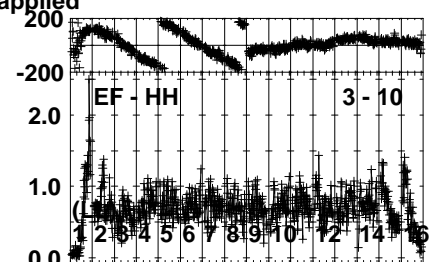
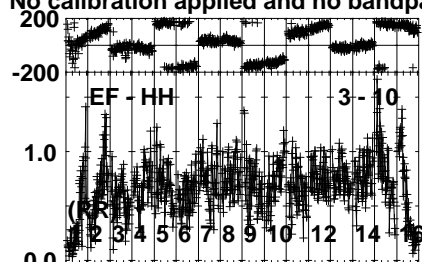
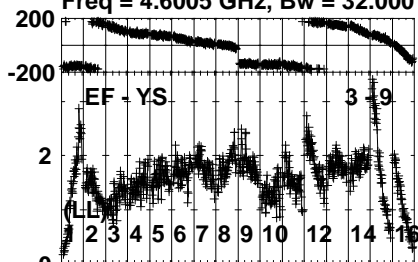
Lower frame: Milli Ampl Jy Top frame: Phas deg
Vector averaged cross-power spectrum Several baselines displayed
Timerange: 01/02:03:55 to 01/02:04:35

Plot file version 430 created 18-APR-2024 16:12:43

J1129+0951 RG014.UVDATA.1

Freq = 4.6005 GHz, Bw = 32.000 MH

No calibration applied and no bandpass applied

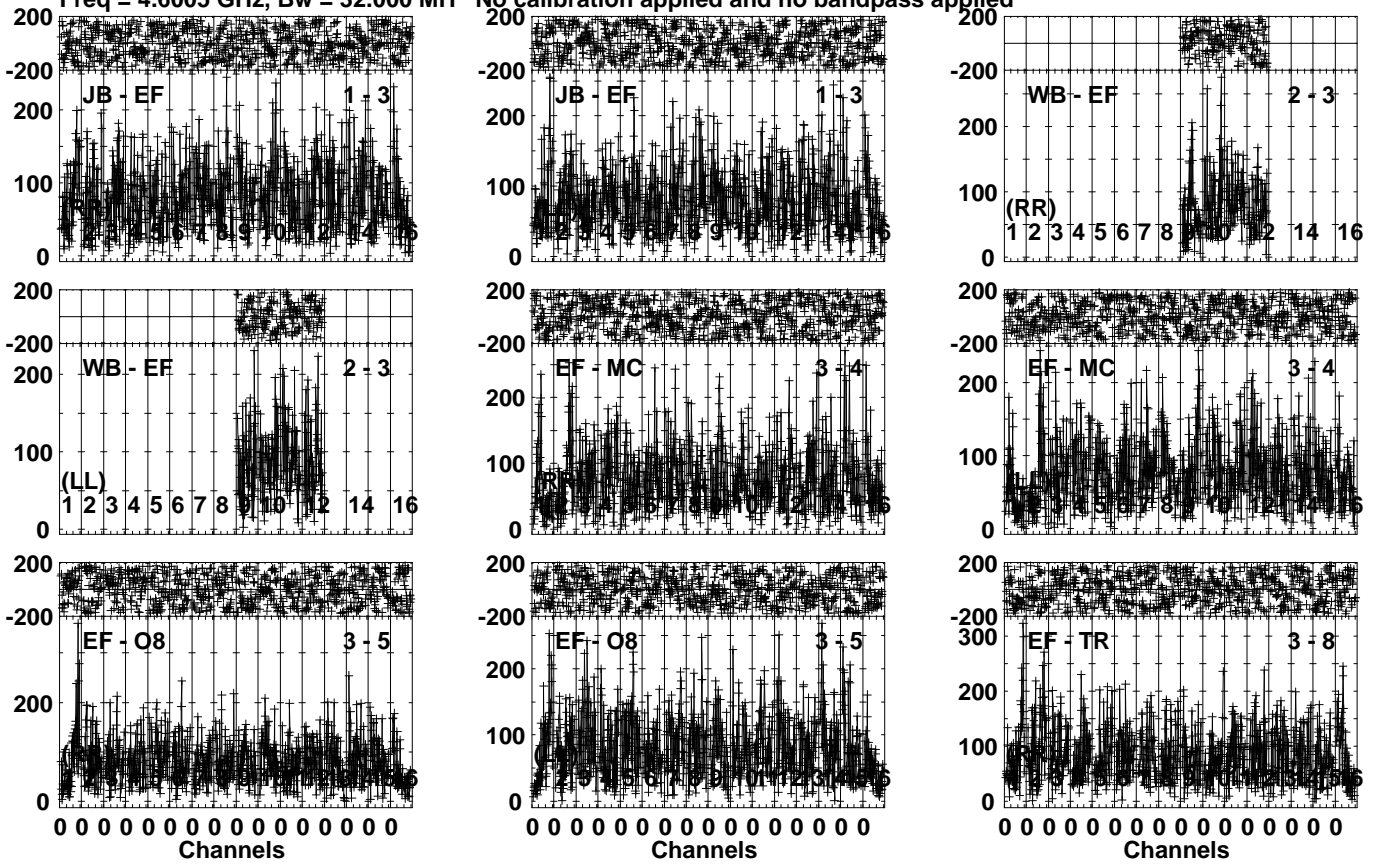


Lower frame: Milli Ampl Jy Top frame: Phas deg
Vector averaged cross-power spectrum Several baselines displayed
Timerange: 01/02:03:55 to 01/02:04:35

Plot file version 431 created 18-APR-2024 16:12:43

SN2022XXF RG014.UVDATA.1

Freq = 4.6005 GHz, Bw = 32.000 MH No calibration applied and no bandpass applied

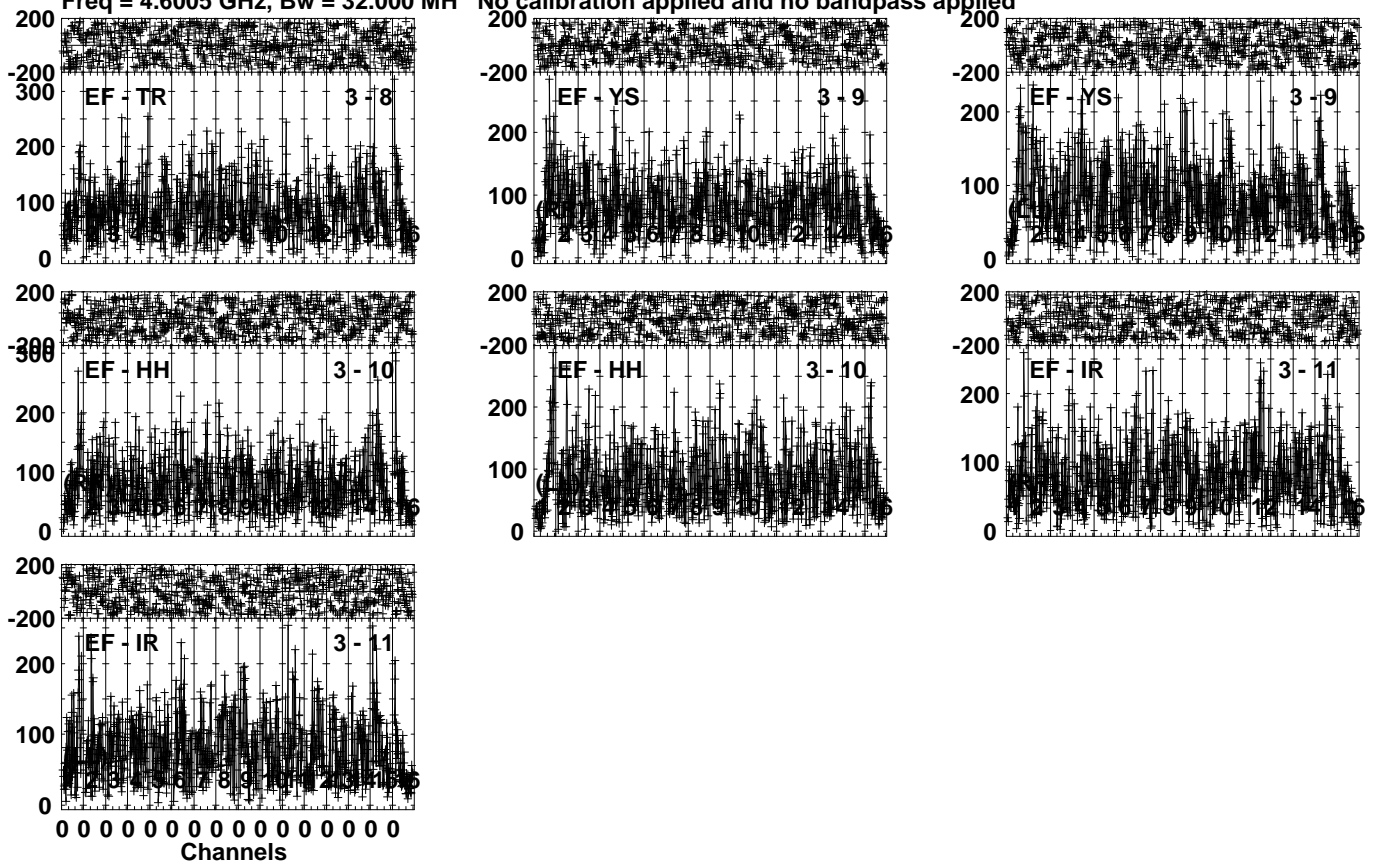


Lower frame: Micro Ampl Jy Top frame: Phas deg
Vector averaged cross-power spectrum Several baselines displayed
Timerange: 01/02:04:55 to 01/02:07:51

Plot file version 432 created 18-APR-2024 16:12:43

SN2022XXF RG014.UVDATA.1

Freq = 4.6005 GHz, Bw = 32.000 MH No calibration applied and no bandpass applied

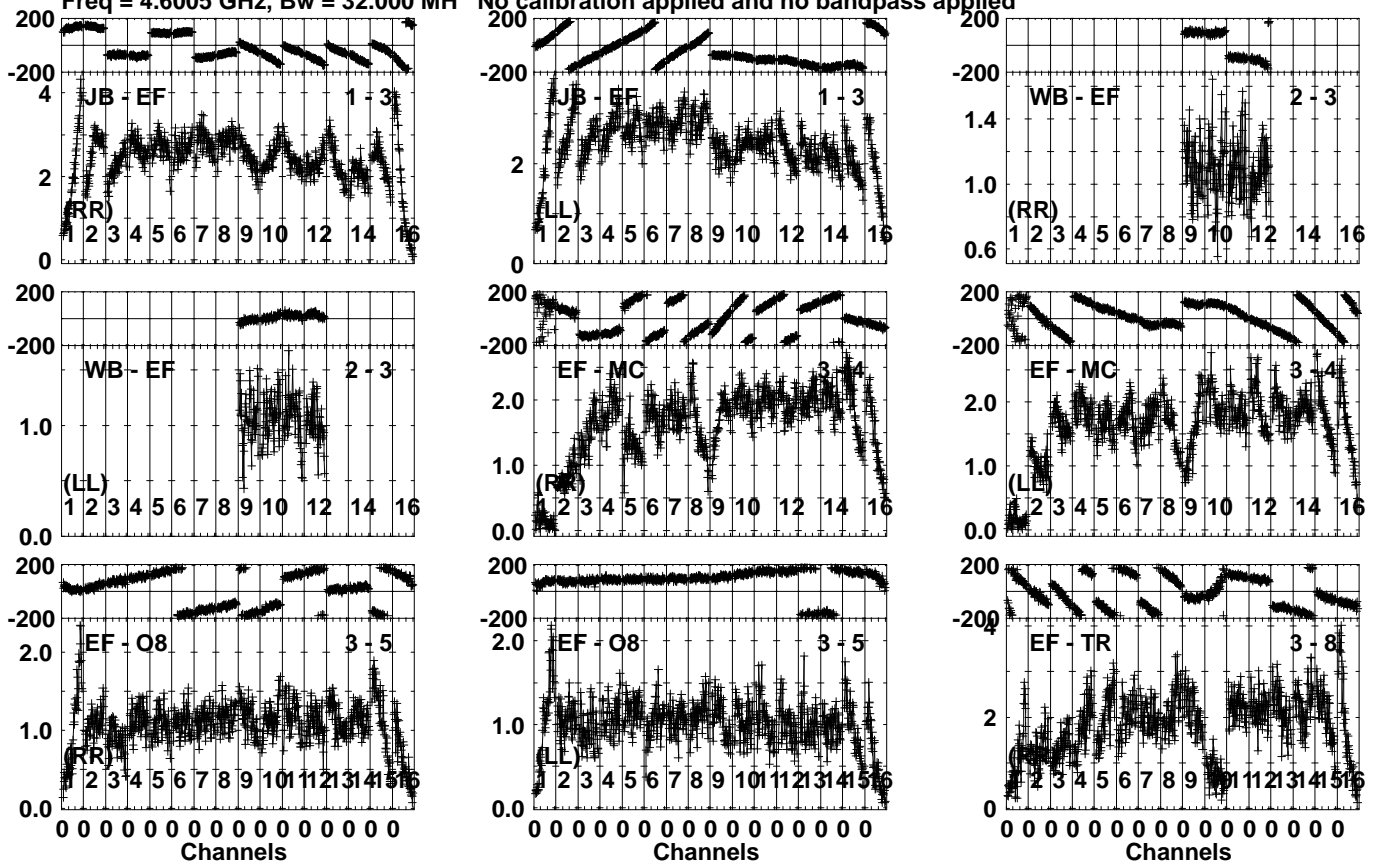


Lower frame: Micro Ampl Jy Top frame: Phas deg
Vector averaged cross-power spectrum Several baselines displayed
Timerange: 01/02:04:55 to 01/02:07:51

Plot file version 433 created 18-APR-2024 16:12:43

J1130+0846 RG014.UVDATA.1

Freq = 4.6005 GHz, Bw = 32.000 MH No calibration applied and no bandpass applied

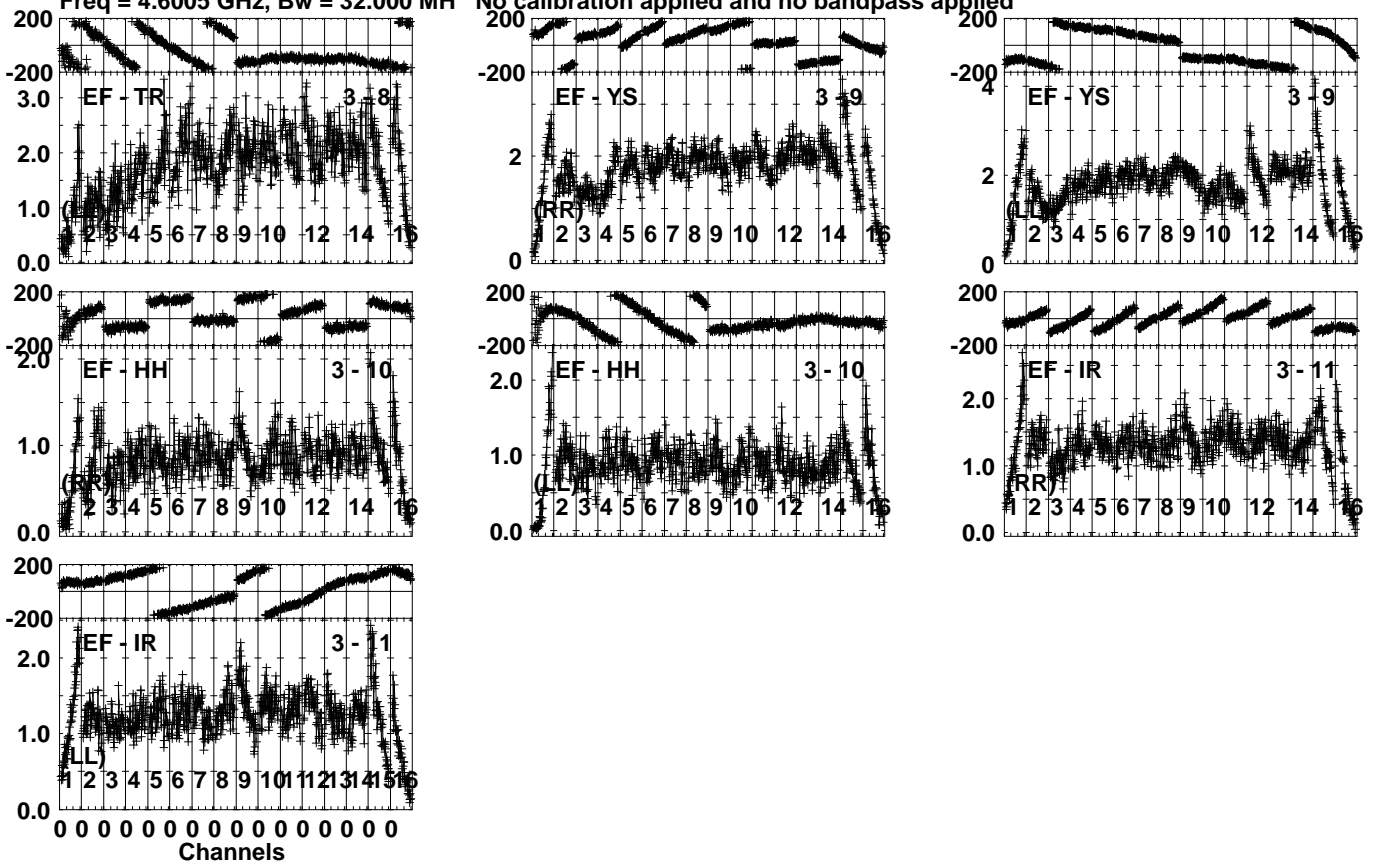


Lower frame: Milli Ampl Jy Top frame: Phas deg
 Vector averaged cross-power spectrum Several baselines displayed
 Timerange: 01/02:08:08 to 01/02:08:48

Plot file version 434 created 18-APR-2024 16:12:43

J1130+0846 RG014.UVDATA.1

Freq = 4.6005 GHz, Bw = 32.000 MH No calibration applied and no bandpass applied

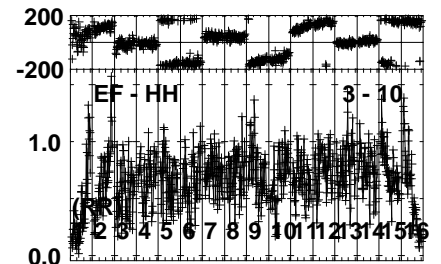
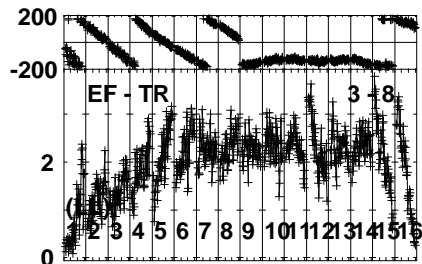
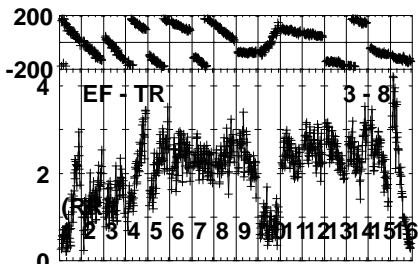
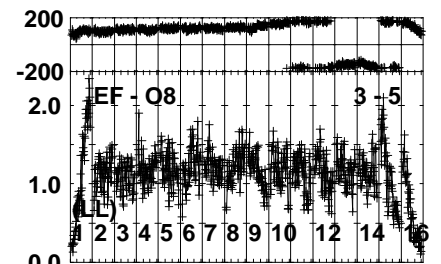
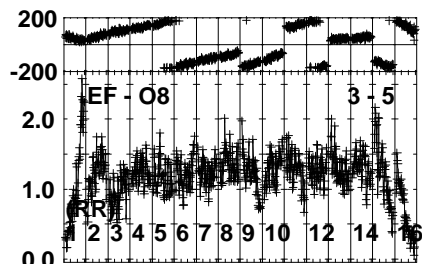
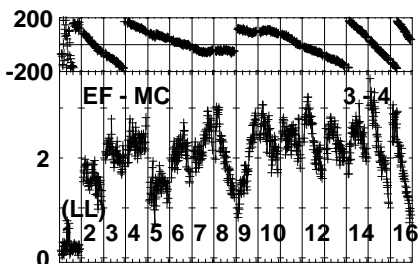
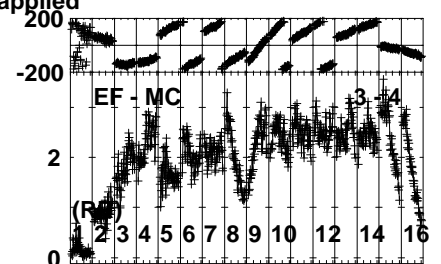
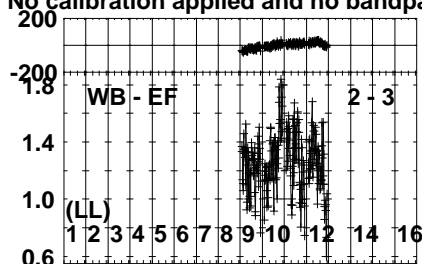
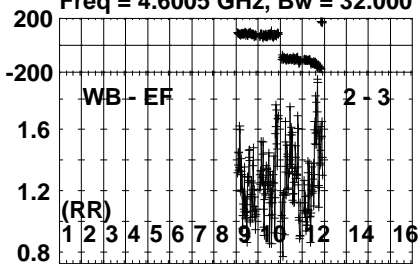


Lower frame: Milli Ampl Jy Top frame: Phas deg
Vector averaged cross-power spectrum Several baselines displayed
Timerange: 01/02:08:08 to 01/02:08:48

Plot file version 435 created 18-APR-2024 16:12:43

J1129+0951 RG014.UVDATA.1

Freq = 4.6005 GHz, Bw = 32.000 MH No calibration applied and no bandpass applied

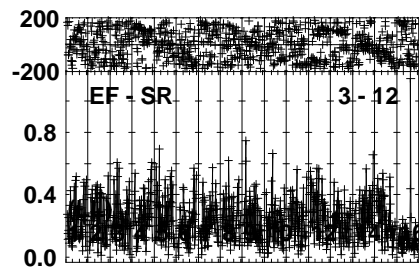
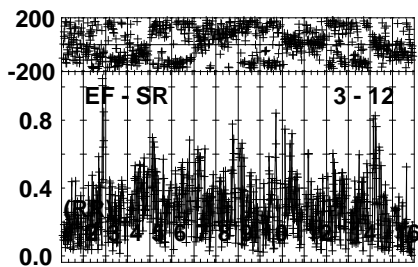
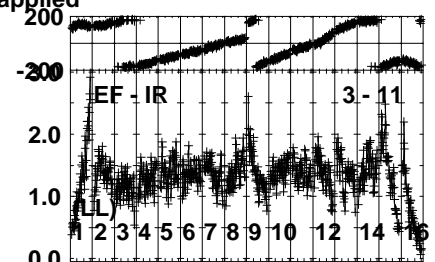
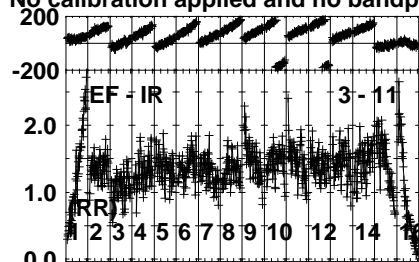
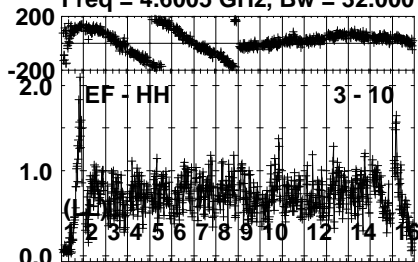


Lower frame: Milli Ampl Jy Top frame: Phas deg
Vector averaged cross-power spectrum Several baselines displayed
Timerange: 01/02:09:11 to 01/02:09:51

Plot file version 436 created 18-APR-2024 16:12:43

J1129+0951 RG014.UVDATA.1

Freq = 4.6005 GHz, Bw = 32.000 MH No calibration applied and no bandpass applied

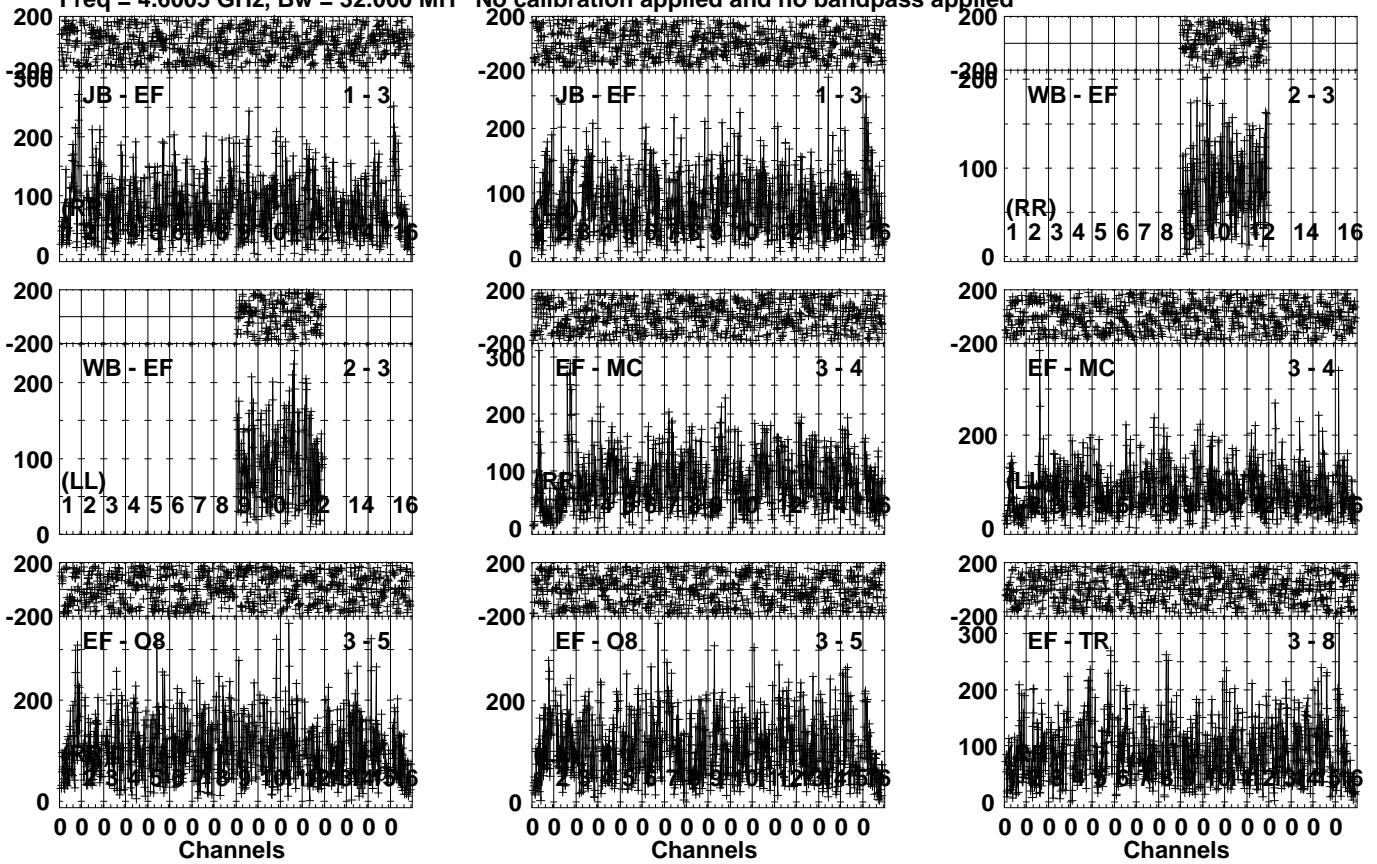


Lower frame: Milli Ampl Jy Top frame: Phas deg
Vector averaged cross-power spectrum Several baselines displayed
Timerange: 01/02:09:11 to 01/02:09:51

Plot file version 437 created 18-APR-2024 16:12:43

SN2022XXF RG014.UVDATA.1

Freq = 4.6005 GHz, Bw = 32.000 MH No calibration applied and no bandpass applied

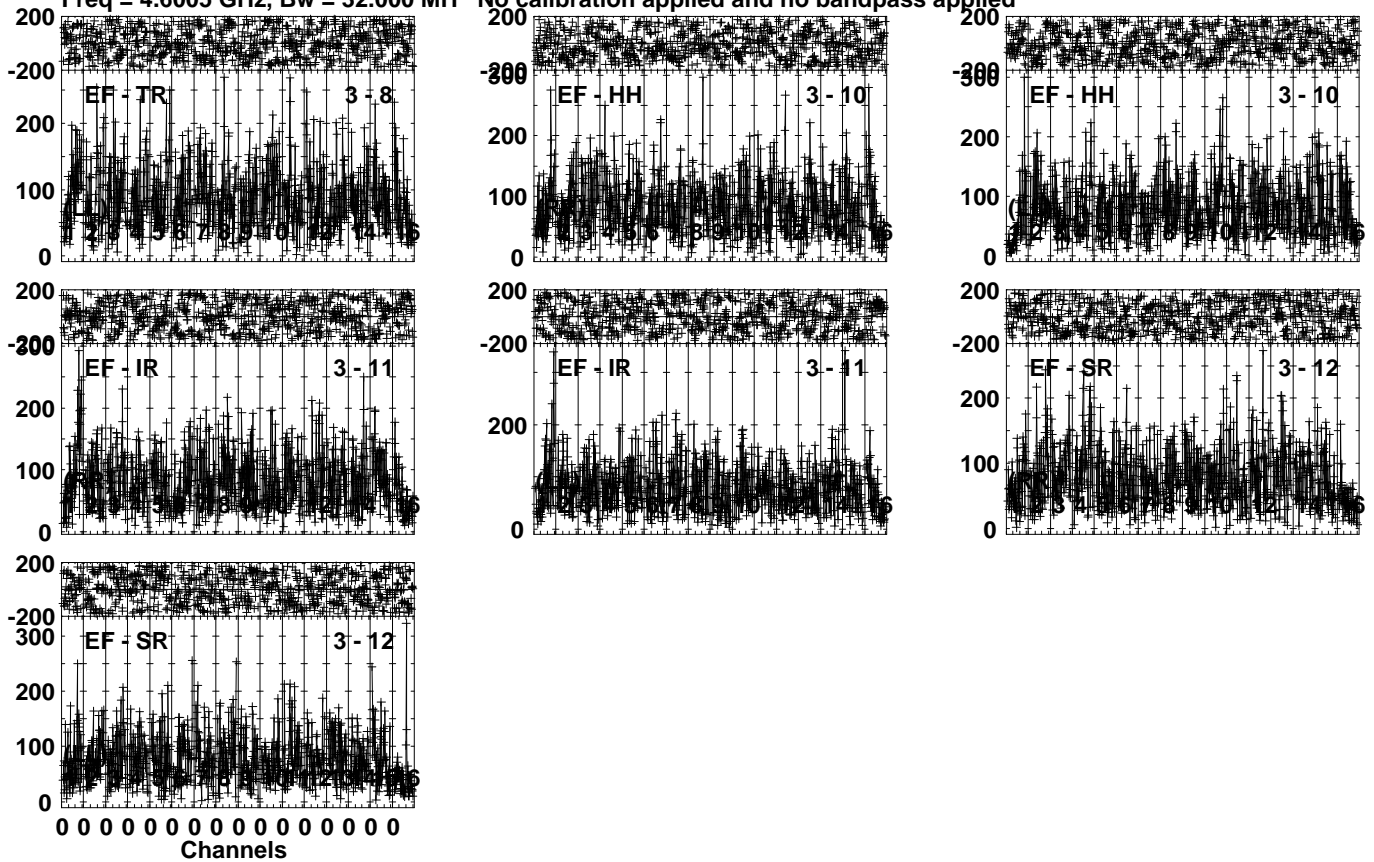


Lower frame: Micro Ampl Jy Top frame: Phas deg
Vector averaged cross-power spectrum Several baselines displayed
Timerange: 01/02:10:11 to 01/02:13:07

Plot file version 438 created 18-APR-2024 16:12:44

SN2022XXF RG014.UVDATA.1

Freq = 4.6005 GHz, Bw = 32.000 MH No calibration applied and no bandpass applied

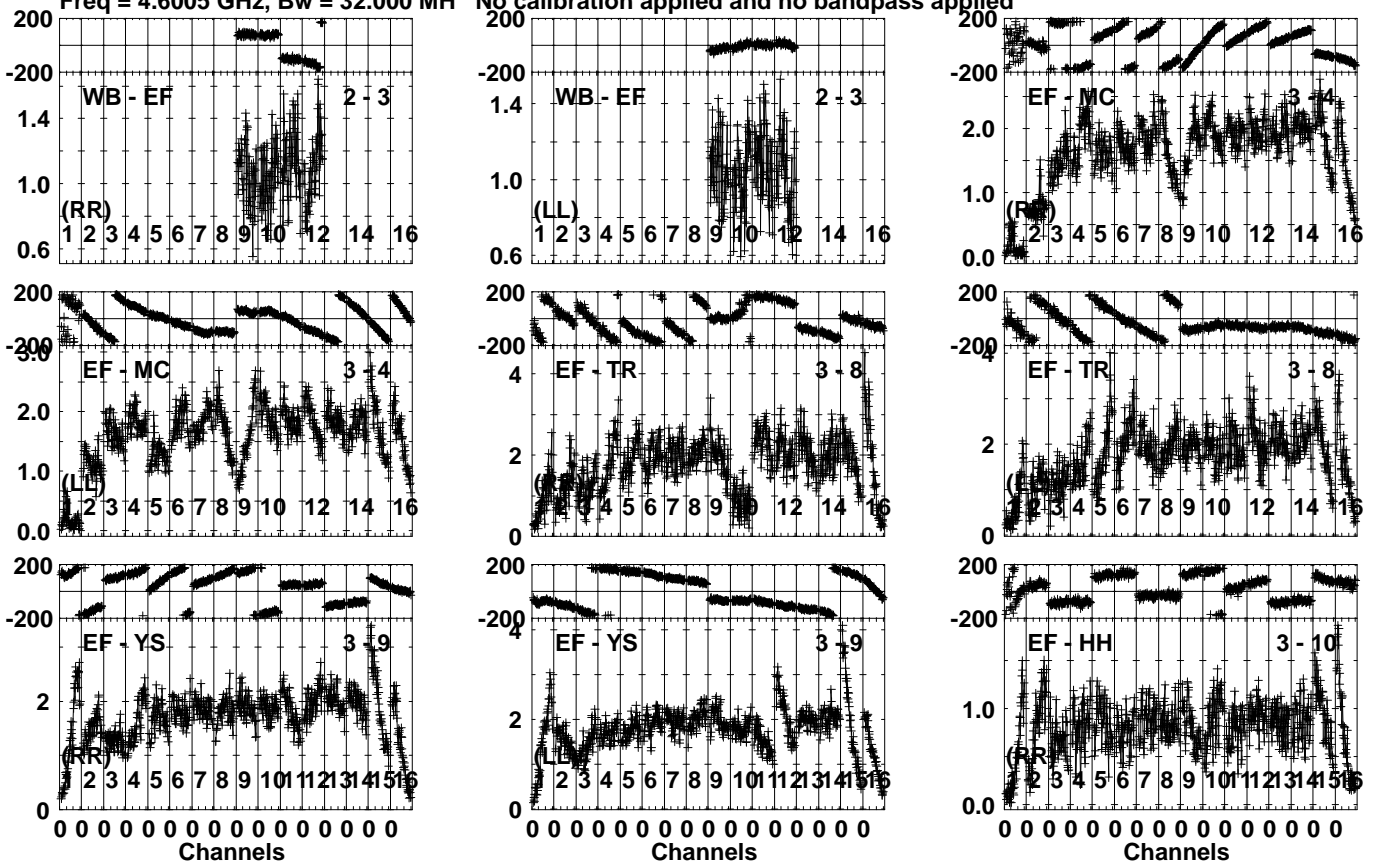


Lower frame: Micro Ampl Jy Top frame: Phas deg
Vector averaged cross-power spectrum Several baselines displayed
Timerange: 01/02:10:11 to 01/02:13:07

Plot file version 439 created 18-APR-2024 16:12:44

J1130+0846 RG014.UVDATA.1

Freq = 4.6005 GHz, Bw = 32.000 MH No calibration applied and no bandpass applied

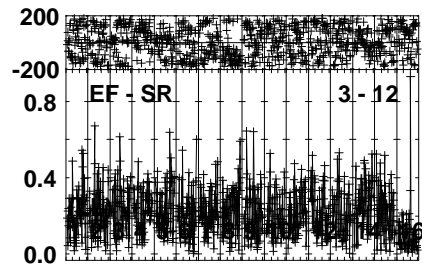
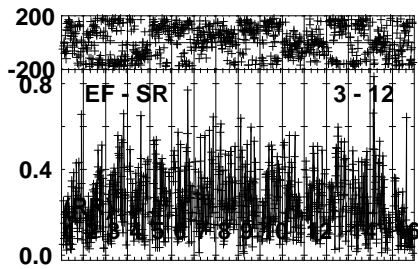
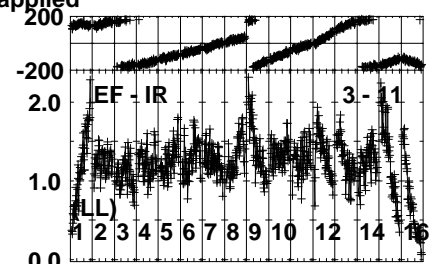
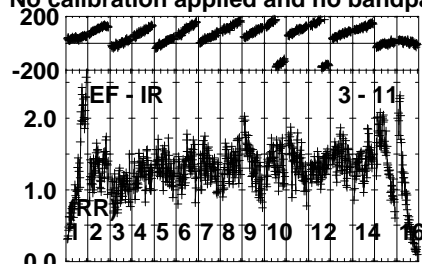
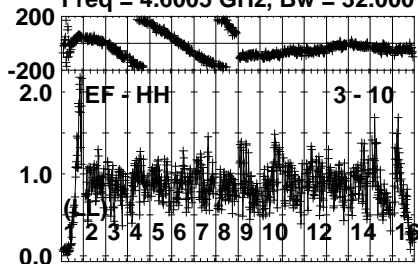


Lower frame: Milli Ampl Jy Top frame: Phas deg
Vector averaged cross-power spectrum Several baselines displayed
Timerange: 01/02:13:24 to 01/02:14:04

Plot file version 440 created 18-APR-2024 16:12:44

J1130+0846 RG014.UVDATA.1

Freq = 4.6005 GHz, Bw = 32.000 MH No calibration applied and no bandpass applied

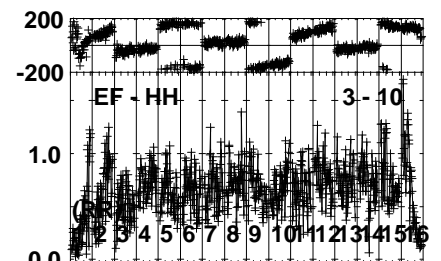
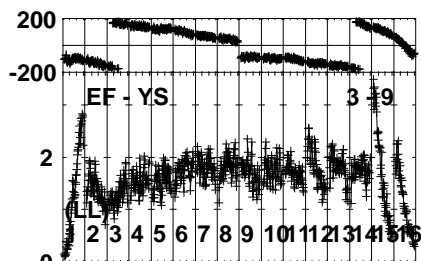
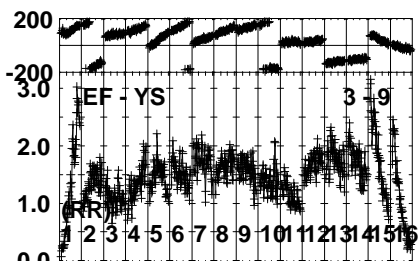
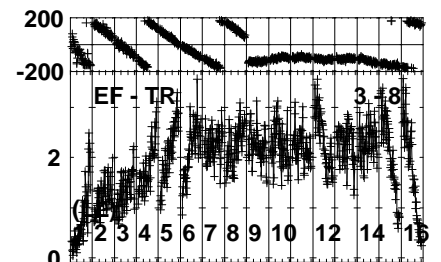
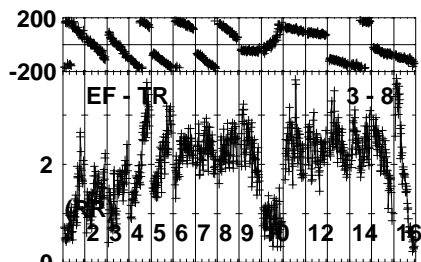
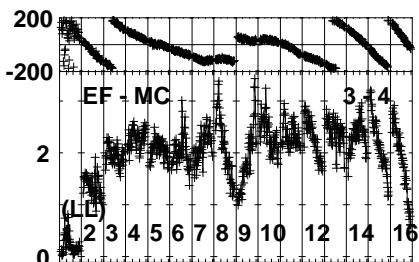
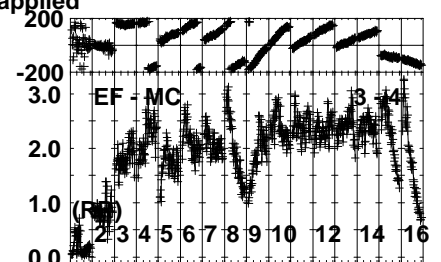
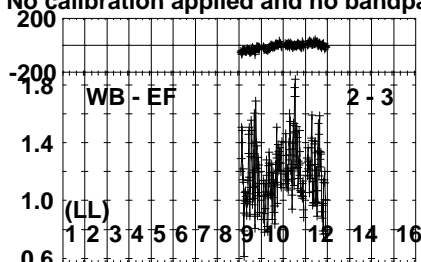
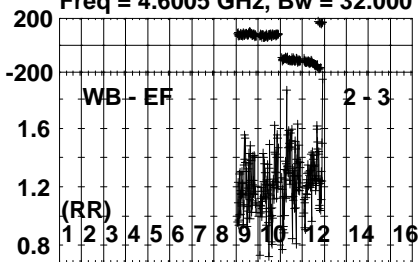


Lower frame: Milli Ampl Jy Top frame: Phas deg
Vector averaged cross-power spectrum Several baselines displayed
Timerange: 01/02:13:24 to 01/02:14:04

Plot file version 441 created 18-APR-2024 16:12:44

J1129+0951 RG014.UVDATA.1

Freq = 4.6005 GHz, Bw = 32.000 MH No calibration applied and no bandpass applied



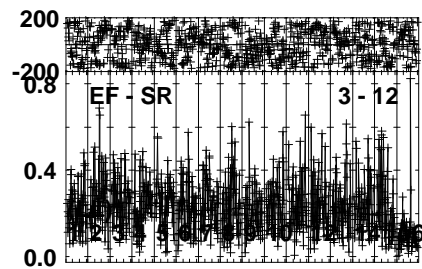
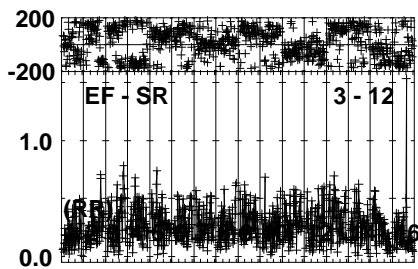
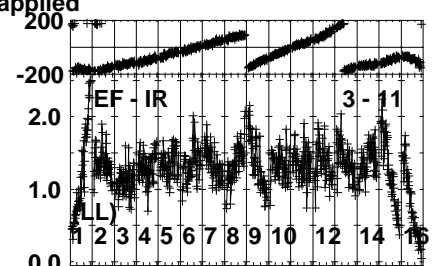
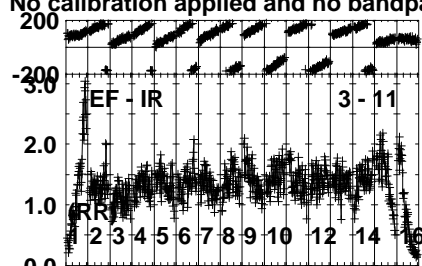
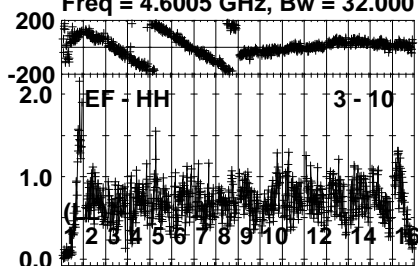
Lower frame: Milli Ampl Jy Top frame: Phas deg
Vector averaged cross-power spectrum Several baselines displayed
Timerange: 01/02:14:27 to 01/02:15:07

Plot file version 442 created 18-APR-2024 16:12:44

J1129+0951 RG014.UVDATA.1

Freq = 4.6005 GHz, Bw = 32.000 MH

No calibration applied and no bandpass applied

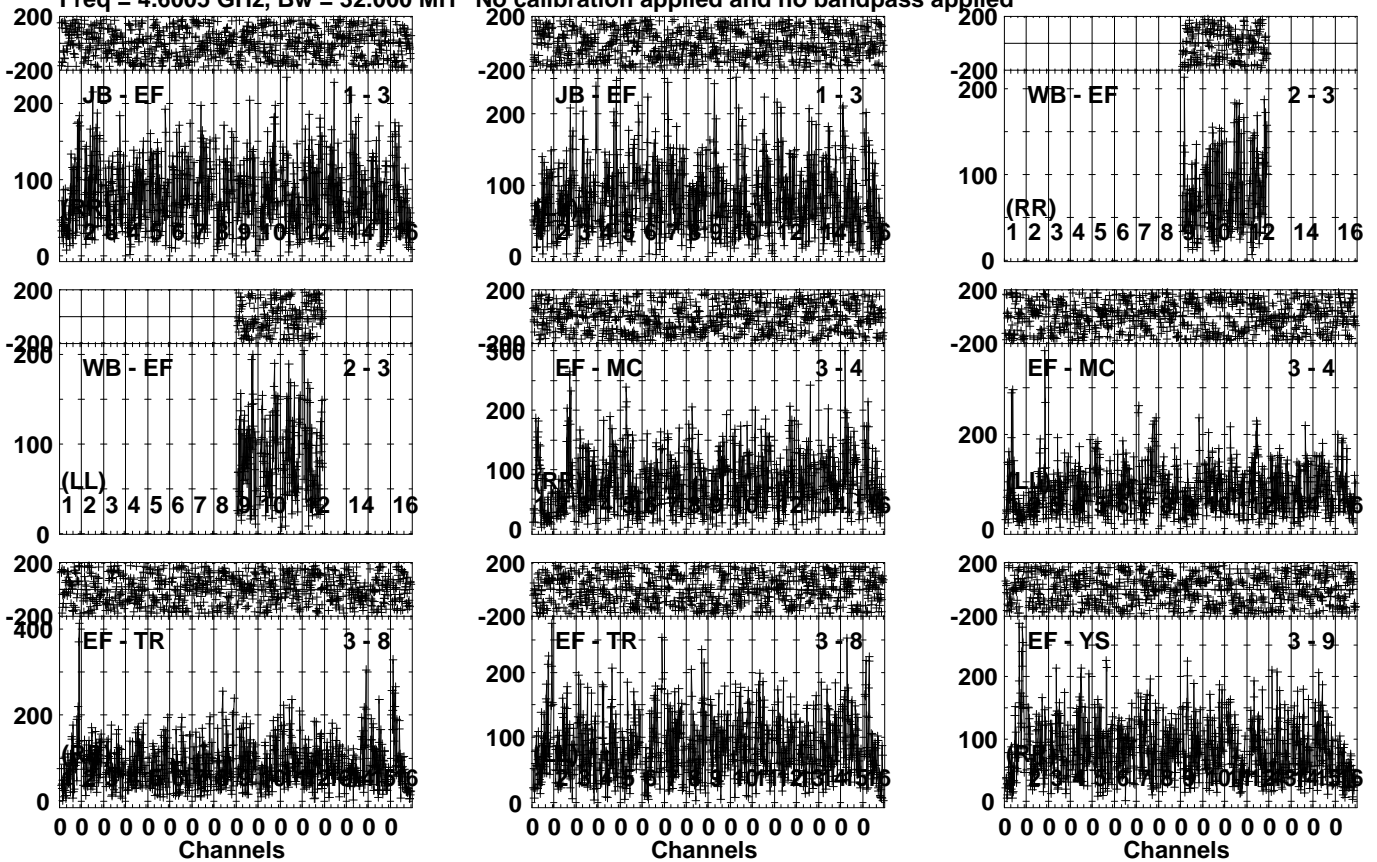


Lower frame: Milli Ampl Jy Top frame: Phas deg
Vector averaged cross-power spectrum Several baselines displayed
Timerange: 01/02:14:27 to 01/02:15:07

Plot file version 443 created 18-APR-2024 16:12:44

SN2022XXF RG014.UVDATA.1

Freq = 4.6005 GHz, Bw = 32.000 MH No calibration applied and no bandpass applied

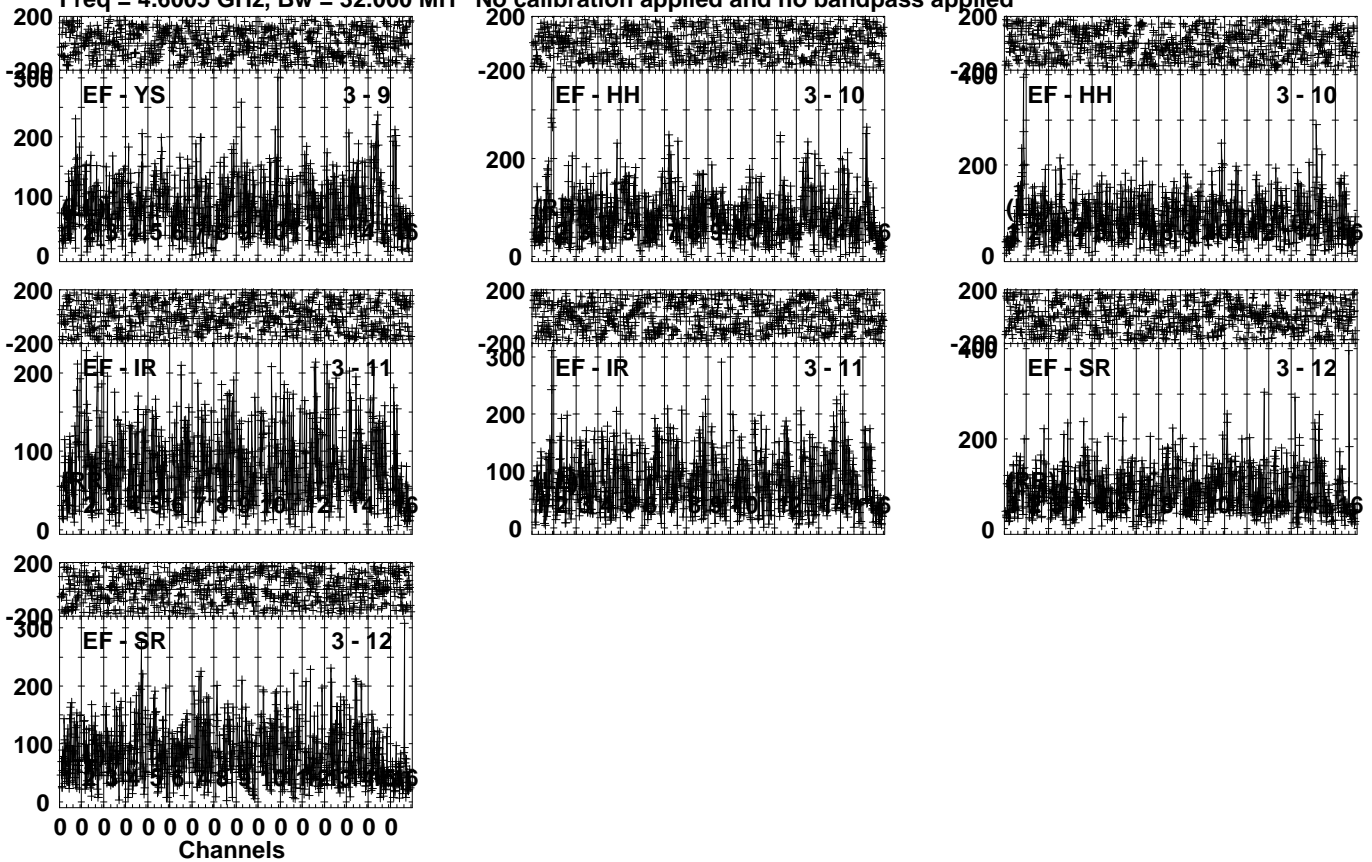


Lower frame: Micro Ampl Jy Top frame: Phas deg
Vector averaged cross-power spectrum Several baselines displayed
Timerange: 01/02:15:27 to 01/02:18:23

Plot file version 444 created 18-APR-2024 16:12:44

SN2022XXF RG014.UVDATA.1

Freq = 4.6005 GHz, Bw = 32.000 MH No calibration applied and no bandpass applied



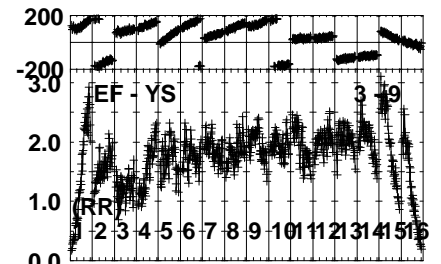
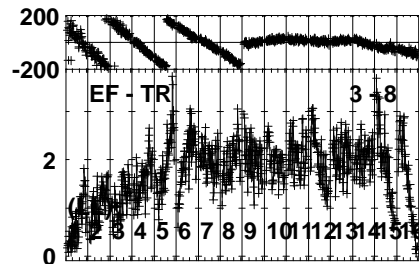
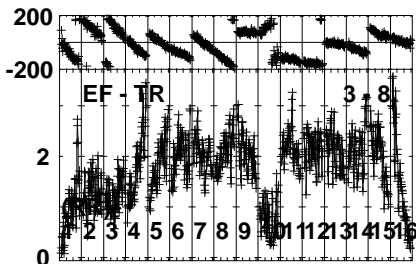
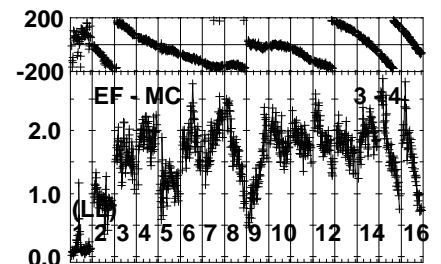
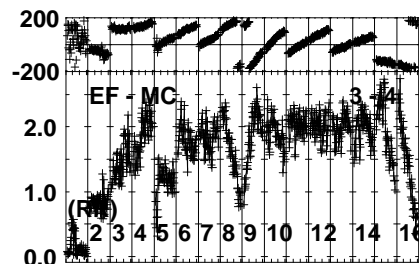
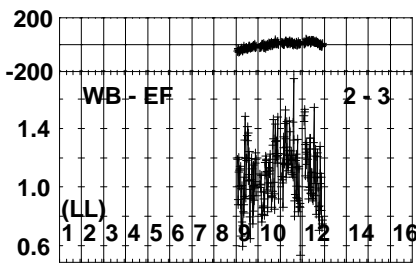
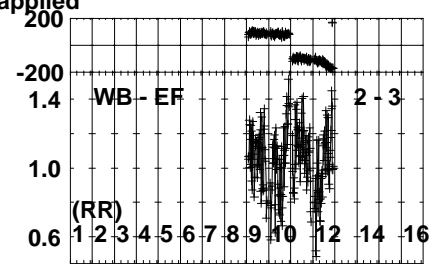
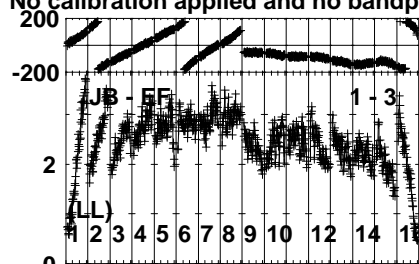
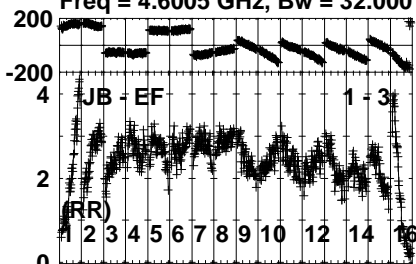
Lower frame: Micro Ampl Jy Top frame: Phas deg
Vector averaged cross-power spectrum Several baselines displayed
Timerange: 01/02:15:27 to 01/02:18:23

Plot file version 445 created 18-APR-2024 16:12:44

J1130+0846 RG014.UVDATA.1

Freq = 4.6005 GHz, Bw = 32.000 MH

No calibration applied and no bandpass applied

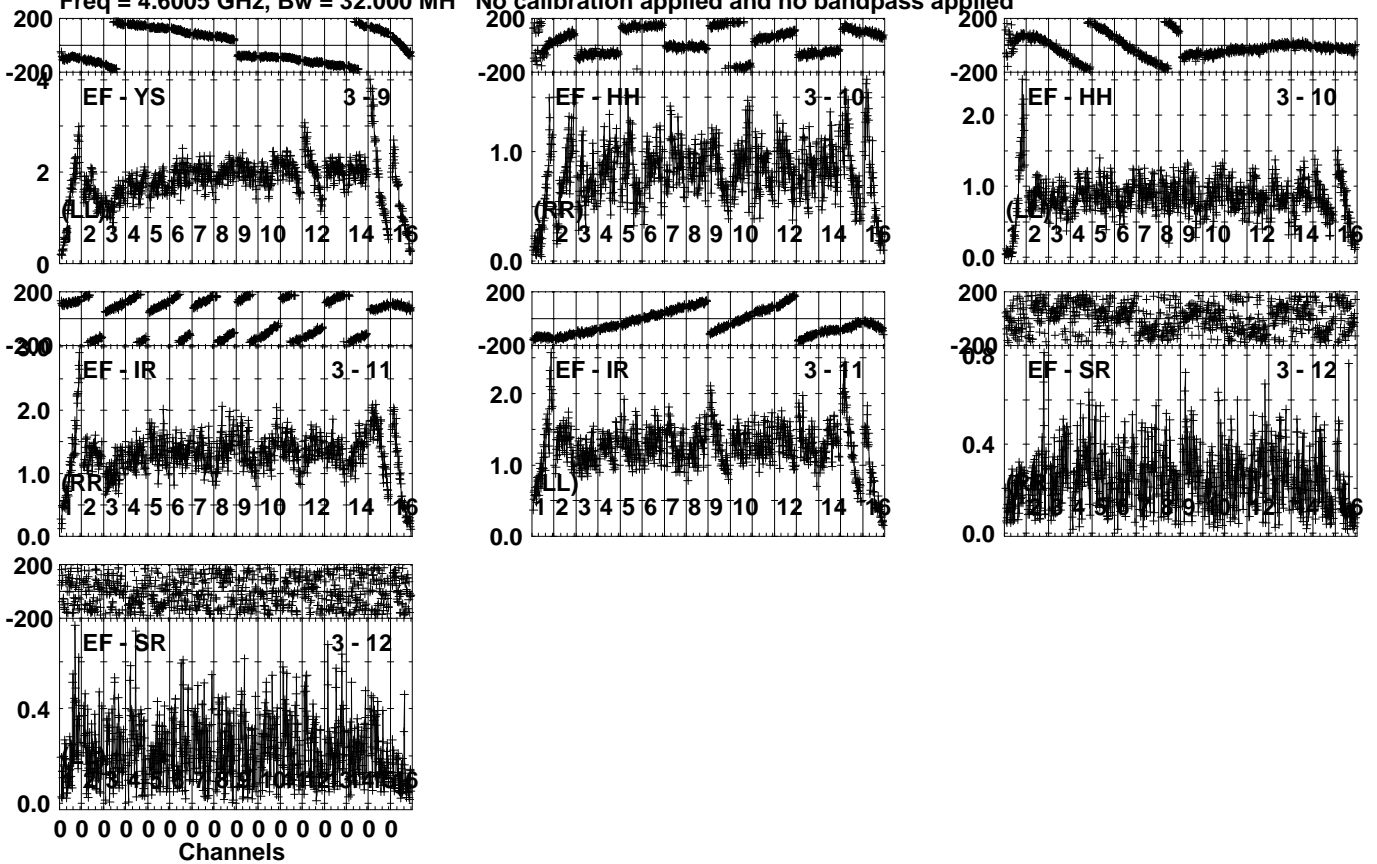


Lower frame: Milli Ampl Jy Top frame: Phas deg
Vector averaged cross-power spectrum Several baselines displayed
Timerange: 01/02:18:40 to 01/02:19:20

Plot file version 446 created 18-APR-2024 16:12:44

J1130+0846 RG014.UVDATA.1

Freq = 4.6005 GHz, Bw = 32.000 MH No calibration applied and no bandpass applied

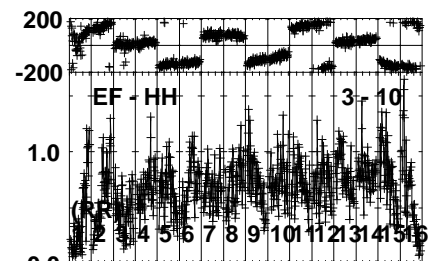
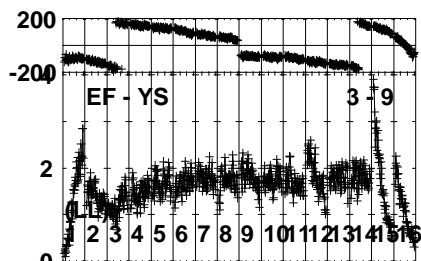
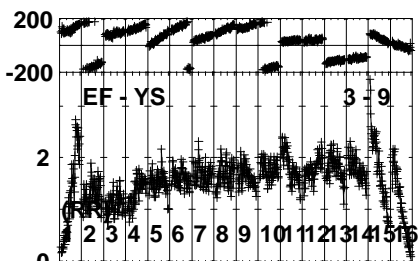
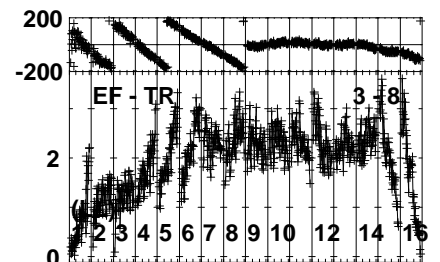
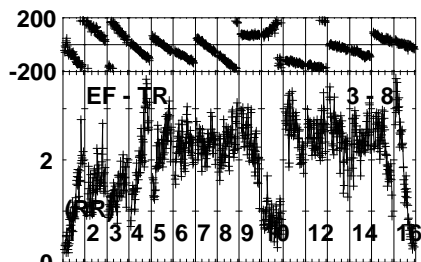
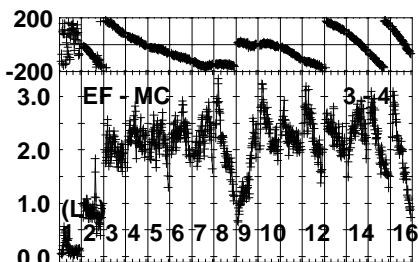
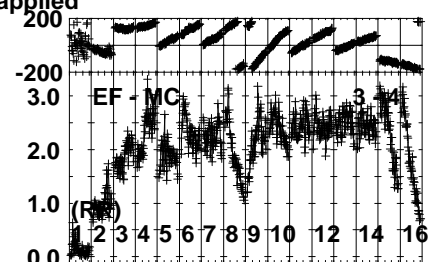
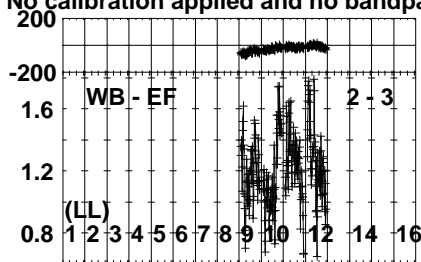
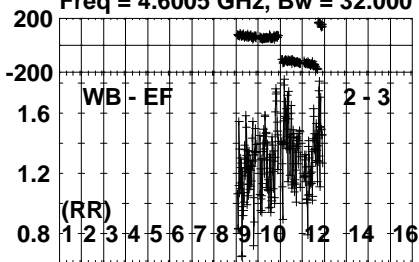


Lower frame: Milli Ampl Jy Top frame: Phas deg
Vector averaged cross-power spectrum Several baselines displayed
Timerange: 01/02:18:40 to 01/02:19:20

Plot file version 447 created 18-APR-2024 16:12:44

J1129+0951 RG014.UVDATA.1

Freq = 4.6005 GHz, Bw = 32.000 MH No calibration applied and no bandpass applied



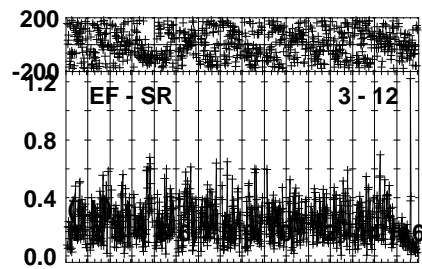
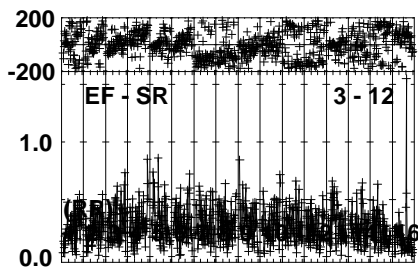
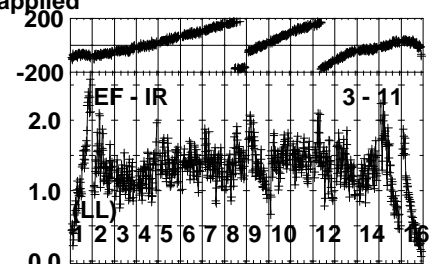
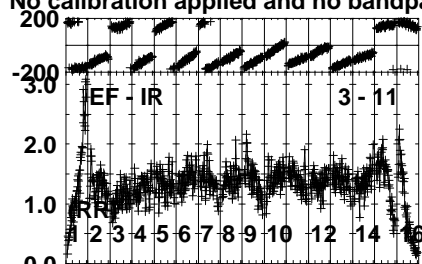
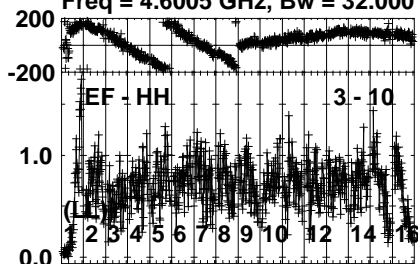
Lower frame: Milli Ampl Jy Top frame: Phas deg
Vector averaged cross-power spectrum Several baselines displayed
Timerange: 01/02:19:43 to 01/02:20:23

Plot file version 448 created 18-APR-2024 16:12:45

J1129+0951 RG014.UVDATA.1

Freq = 4.6005 GHz, Bw = 32.000 MH

No calibration applied and no bandpass applied



Lower frame: Milli Ampl Jy Top frame: Phas deg

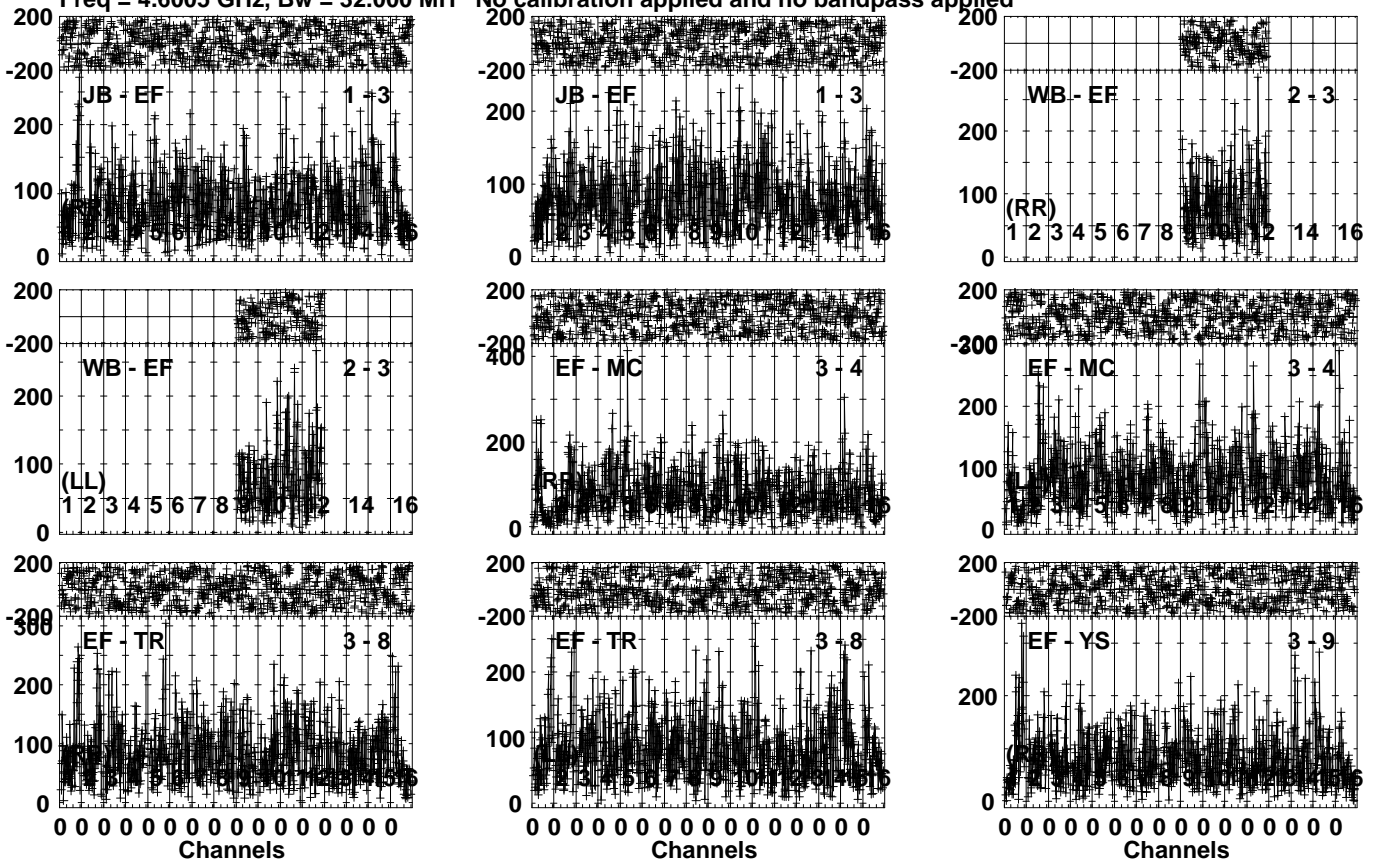
Vector averaged cross-power spectrum Several baselines displayed

Timerange: 01/02:19:43 to 01/02:20:23

Plot file version 449 created 18-APR-2024 16:12:45

SN2022XXF RG014.UVDATA.1

Freq = 4.6005 GHz, Bw = 32.000 MH No calibration applied and no bandpass applied

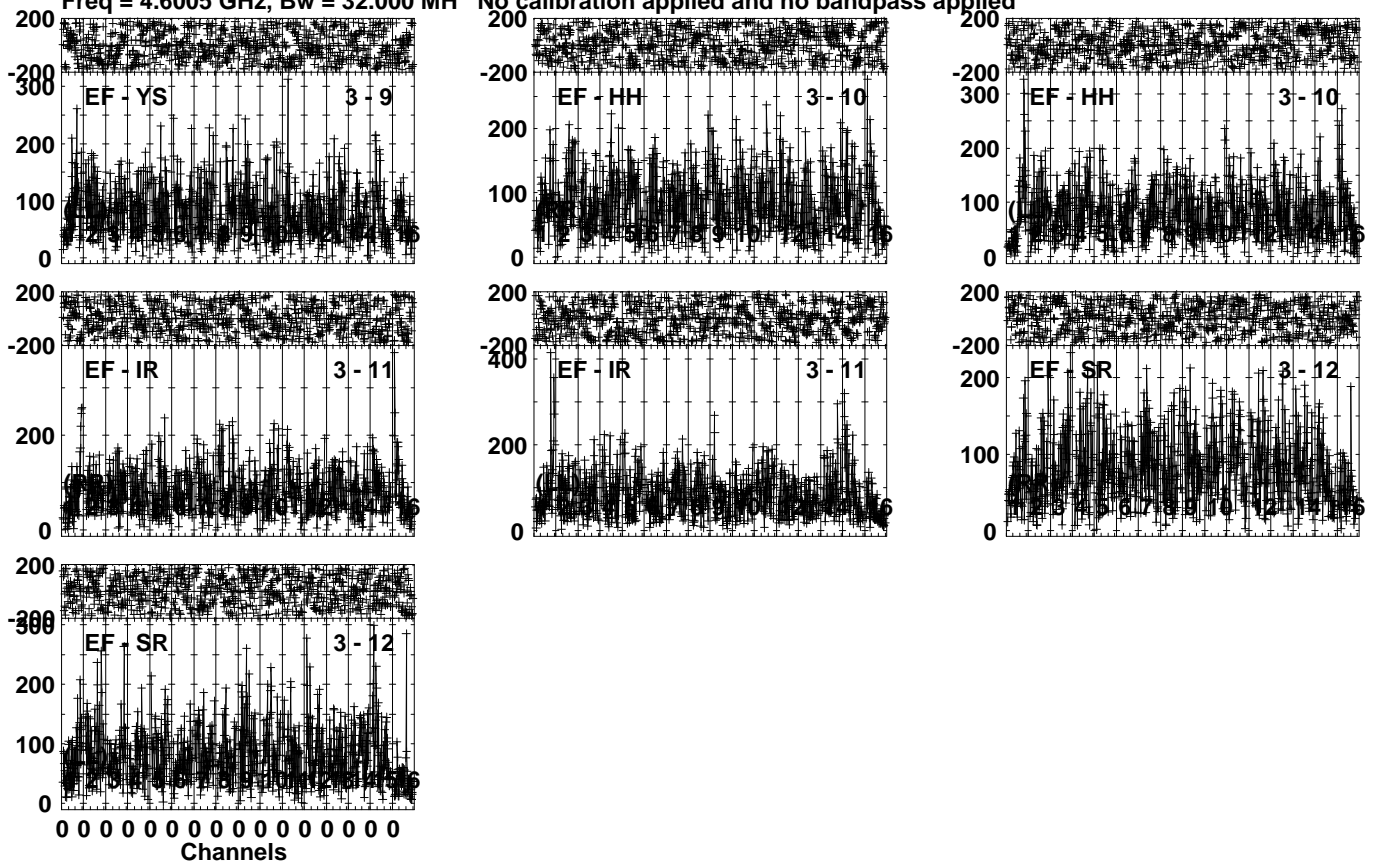


Lower frame: Micro Ampl Jy Top frame: Phas deg
Vector averaged cross-power spectrum Several baselines displayed
Timerange: 01/02:20:43 to 01/02:23:39

Plot file version 450 created 18-APR-2024 16:12:45

SN2022XXF RG014.UVDATA.1

Freq = 4.6005 GHz, Bw = 32.000 MH No calibration applied and no bandpass applied

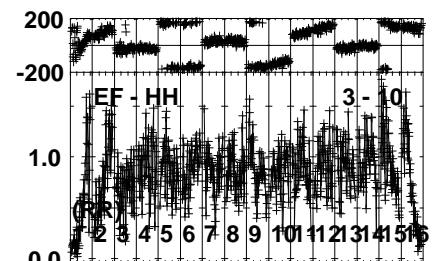
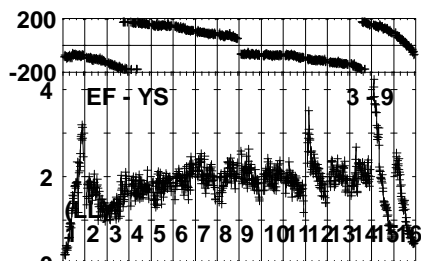
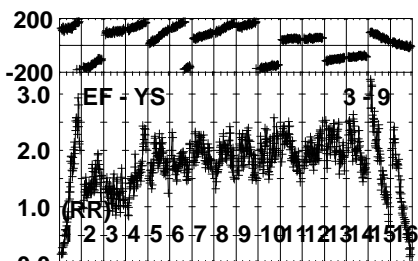
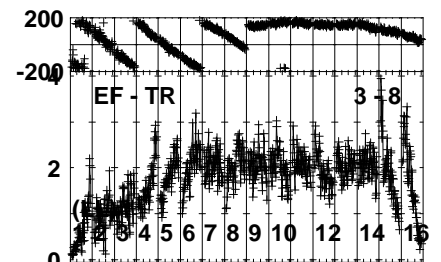
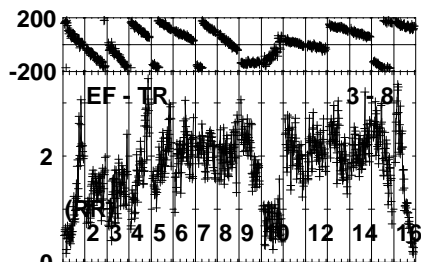
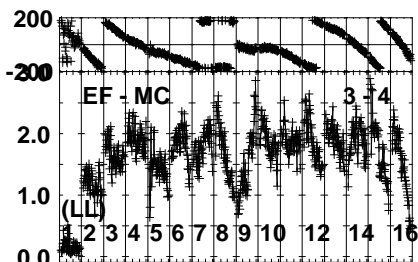
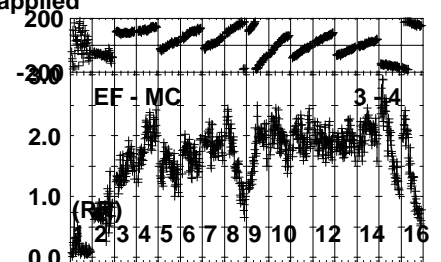
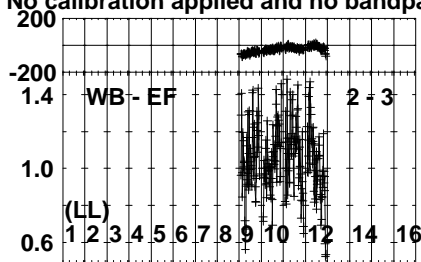
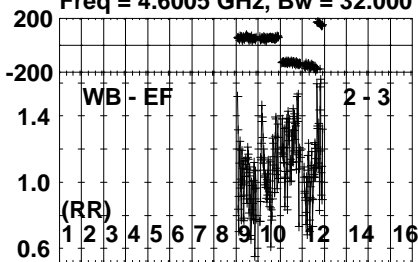


Lower frame: Micro Ampl Jy Top frame: Phas deg
Vector averaged cross-power spectrum Several baselines displayed
Timerange: 01/02:20:43 to 01/02:23:39

Plot file version 451 created 18-APR-2024 16:12:45

J1130+0846 RG014.UVDATA.1

Freq = 4.6005 GHz, Bw = 32.000 MH No calibration applied and no bandpass applied

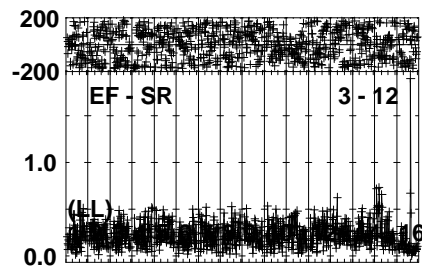
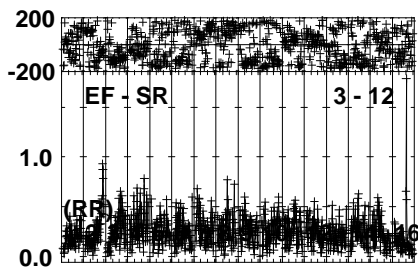
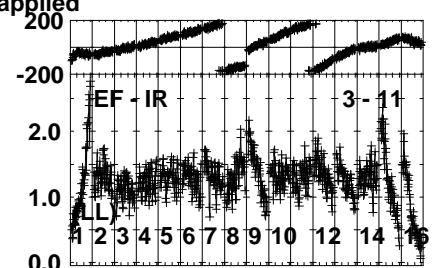
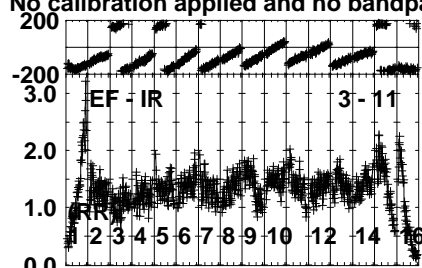
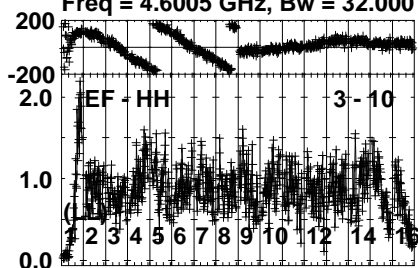


Lower frame: Milli Ampl Jy Top frame: Phas deg
Vector averaged cross-power spectrum Several baselines displayed
Timerange: 01/02:23:56 to 01/02:24:36

Plot file version 452 created 18-APR-2024 16:12:45

J1130+0846 RG014.UVDATA.1

Freq = 4.6005 GHz, Bw = 32.000 MH No calibration applied and no bandpass applied

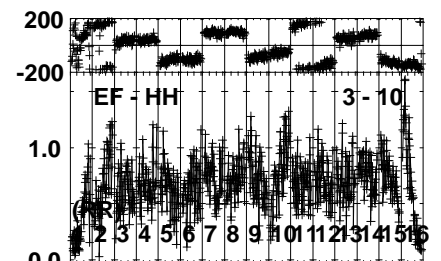
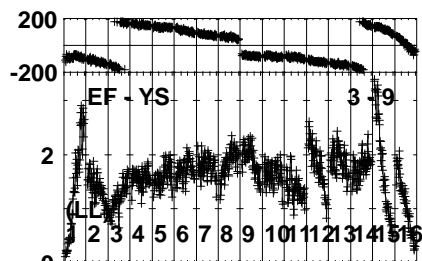
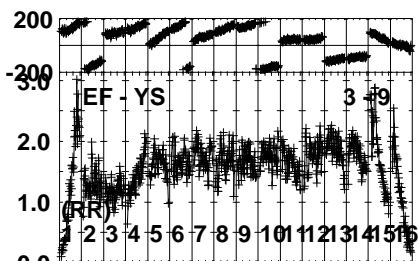
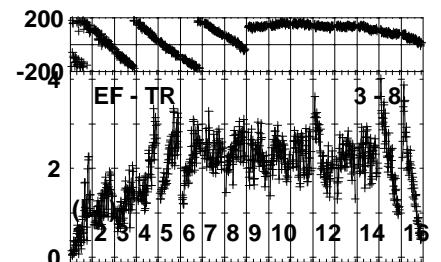
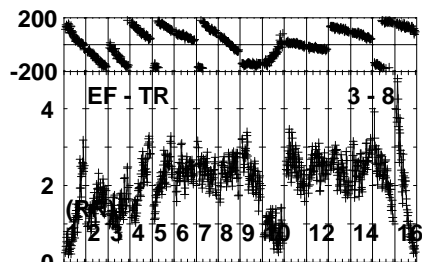
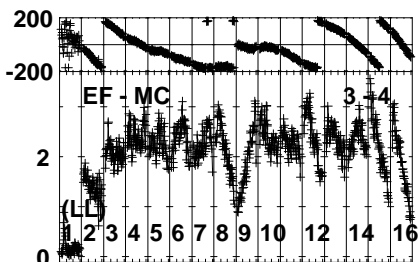
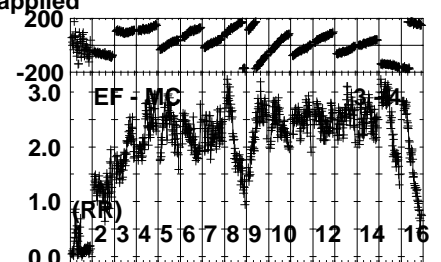
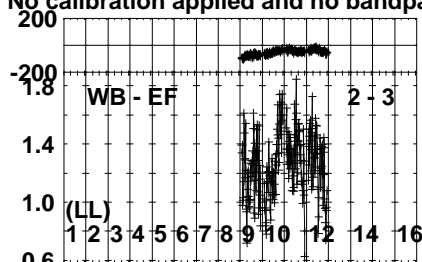
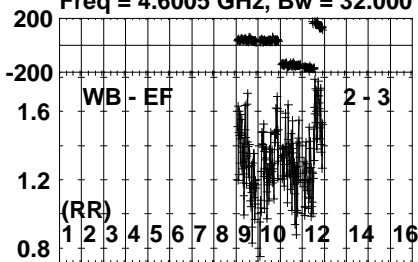


Lower frame: Milli Ampl Jy Top frame: Phas deg
Vector averaged cross-power spectrum Several baselines displayed
Timerange: 01/02:23:56 to 01/02:24:36

Plot file version 453 created 18-APR-2024 16:12:45

J1129+0951 RG014.UVDATA.1

Freq = 4.6005 GHz, Bw = 32.000 MH No calibration applied and no bandpass applied

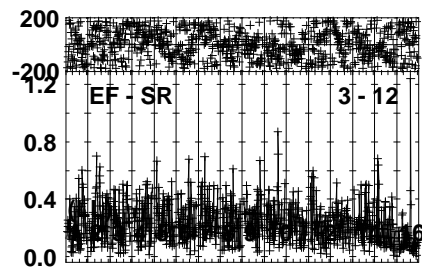
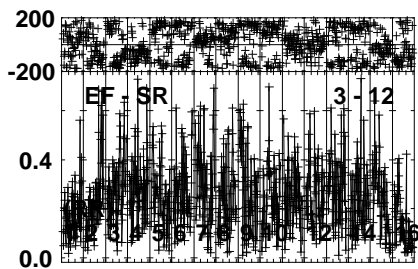
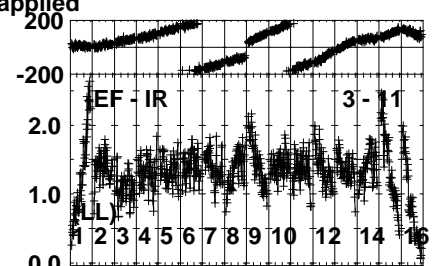
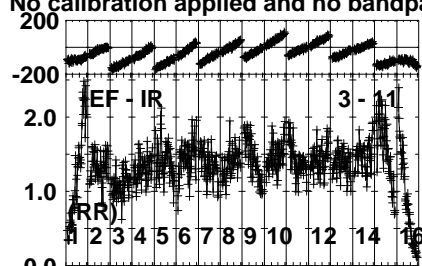
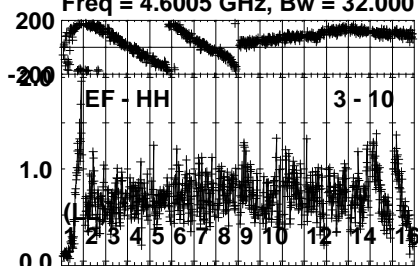


Lower frame: Milli Ampl Jy Top frame: Phas deg
Vector averaged cross-power spectrum Several baselines displayed
Timerange: 01/02:24:59 to 01/02:25:39

Plot file version 454 created 18-APR-2024 16:12:45

J1129+0951 RG014.UVDATA.1

Freq = 4.6005 GHz, Bw = 32.000 MH No calibration applied and no bandpass applied

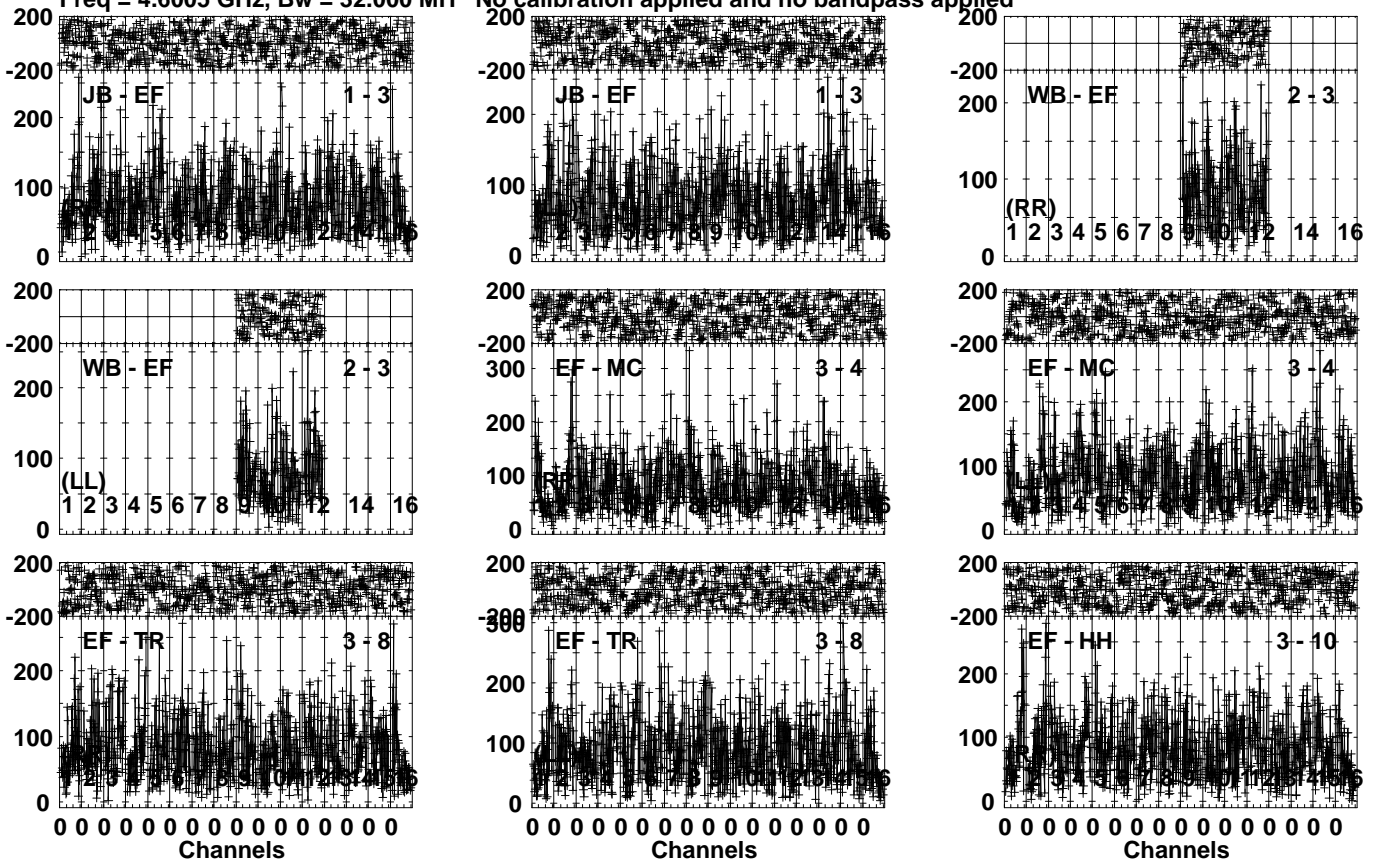


Lower frame: Milli Ampl Jy Top frame: Phas deg
Vector averaged cross-power spectrum Several baselines displayed
Timerange: 01/02:24:59 to 01/02:25:39

Plot file version 455 created 18-APR-2024 16:12:45

SN2022XXF RG014.UVDATA.1

Freq = 4.6005 GHz, Bw = 32.000 MH No calibration applied and no bandpass applied

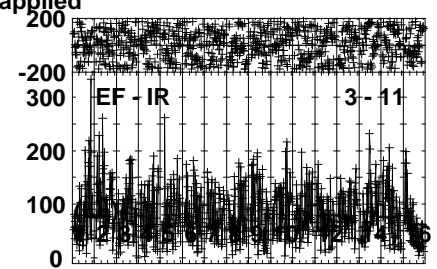
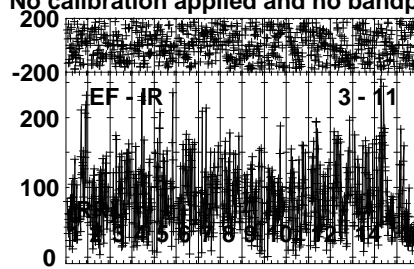
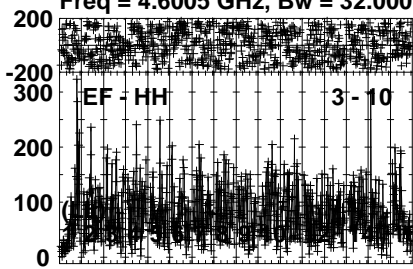


Lower frame: Micro Ampl Jy Top frame: Phas deg
Vector averaged cross-power spectrum Several baselines displayed
Timerange: 01/02:25:59 to 01/02:28:55

Plot file version 456 created 18-APR-2024 16:12:46

SN2022XXF RG014.UVDATA.1

Freq = 4.6005 GHz, Bw = 32.000 MH No calibration applied and no bandpass applied

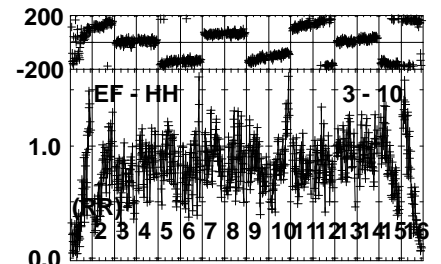
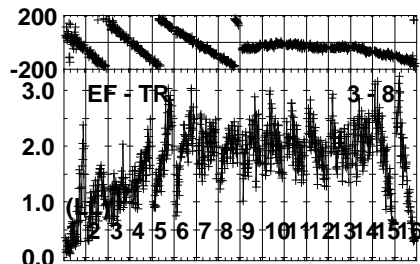
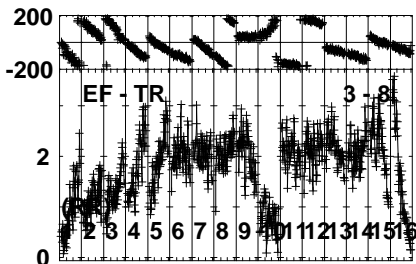
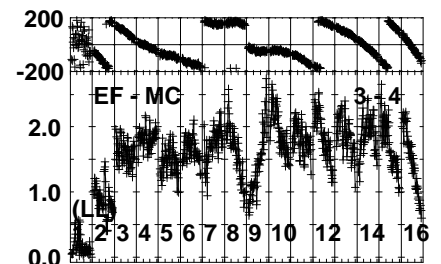
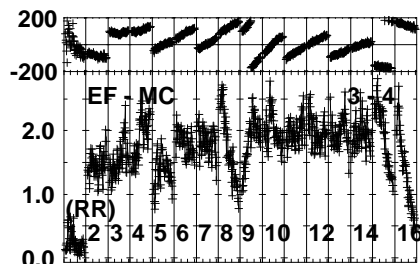
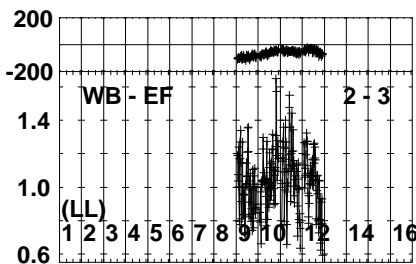
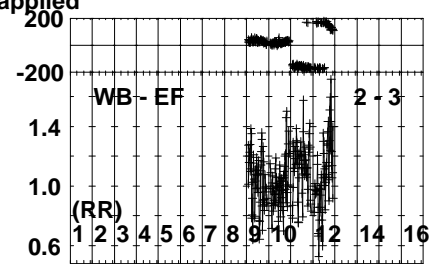
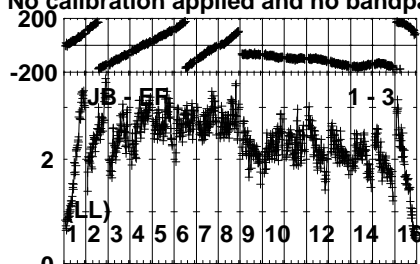
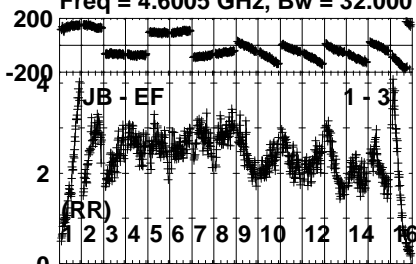


Lower frame: Micro Ampl Jy Top frame: Phas deg
Vector averaged cross-power spectrum Several baselines displayed
Timerange: 01/02:25:59 to 01/02:28:55

Plot file version 457 created 18-APR-2024 16:12:46

J1130+0846 RG014.UVDATA.1

Freq = 4.6005 GHz, Bw = 32.000 MH No calibration applied and no bandpass applied



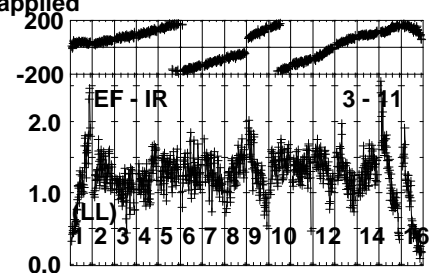
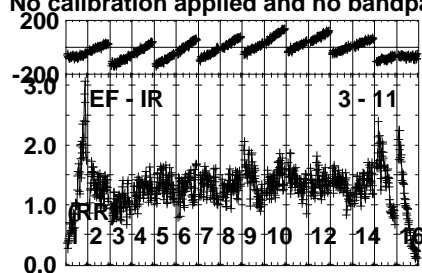
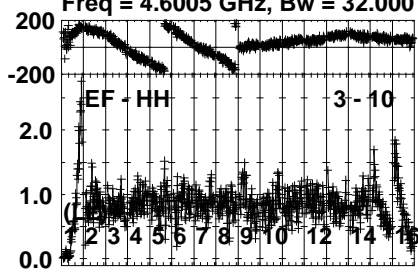
Lower frame: Milli Ampl Jy Top frame: Phas deg
Vector averaged cross-power spectrum Several baselines displayed
Timerange: 01/02:29:12 to 01/02:29:52

Plot file version 458 created 18-APR-2024 16:12:46

J1130+0846 RG014.UVDATA.1

Freq = 4.6005 GHz, Bw = 32.000 MH

No calibration applied and no bandpass applied



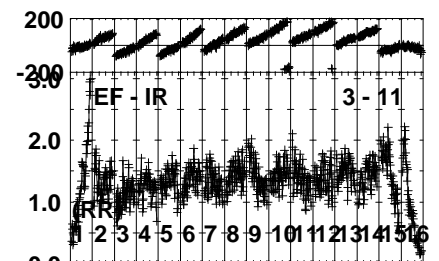
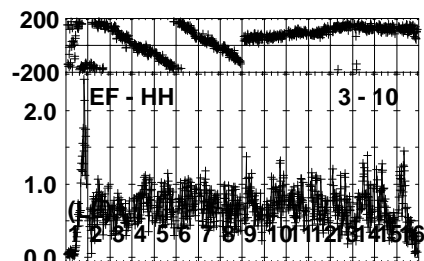
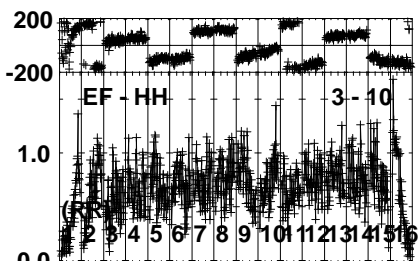
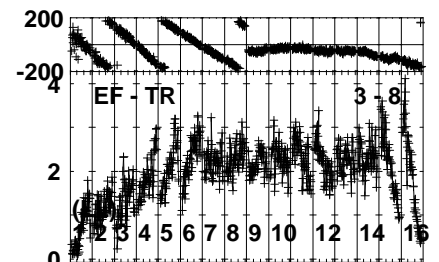
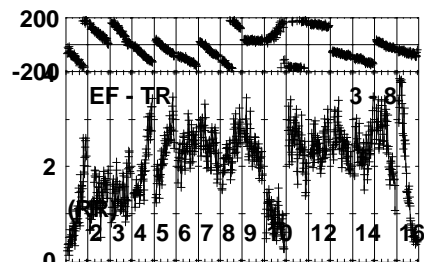
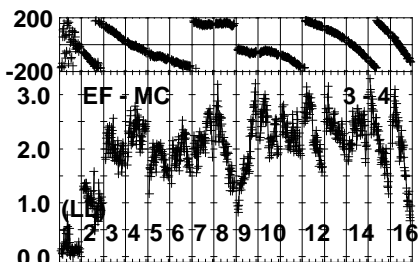
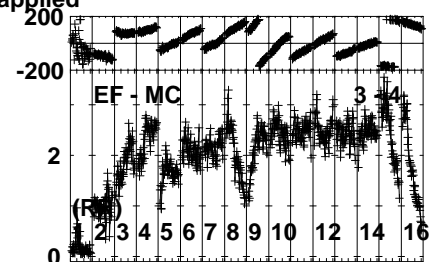
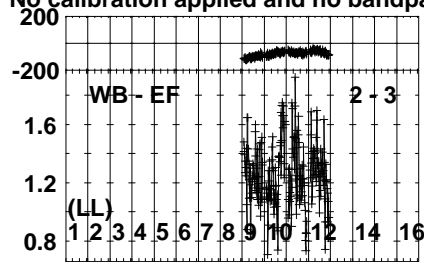
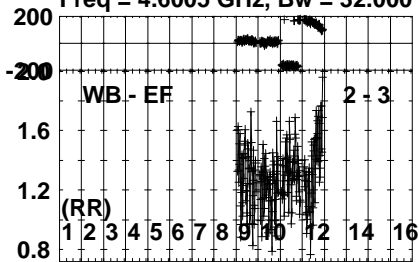
Lower frame: Milli Ampl Jy Top frame: Phas deg
Vector averaged cross-power spectrum Several baselines displayed
Timerange: 01/02:29:12 to 01/02:29:52

Plot file version 459 created 18-APR-2024 16:12:46

J1129+0951 RG014.UVDATA.1

Freq = 4.6005 GHz, Bw = 32.000 MH

No calibration applied and no bandpass applied

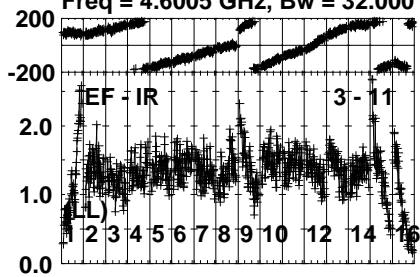


Lower frame: Milli Ampl Jy Top frame: Phas deg
Vector averaged cross-power spectrum Several baselines displayed
Timerange: 01/02:30:15 to 01/02:30:55

Plot file version 460 created 18-APR-2024 16:12:46

J1129+0951 RG014.UVDATA.1

Freq = 4.6005 GHz, Bw = 32.000 MH No calibration applied and no bandpass applied



Lower frame: Milli Ampl Jy Top frame: Phas deg

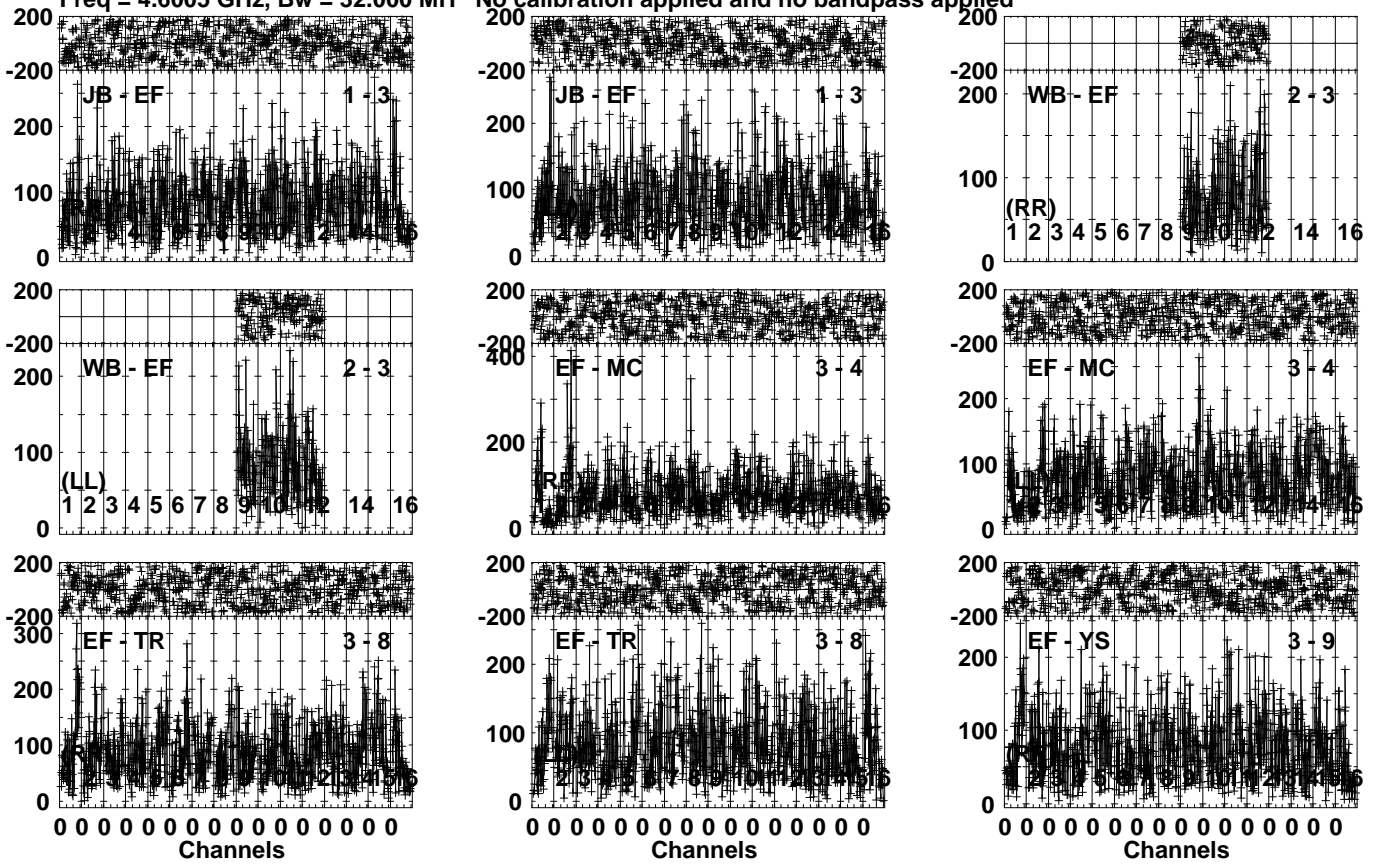
Vector averaged cross-power spectrum Several baselines displayed

Timerange: 01/02:30:15 to 01/02:30:55

Plot file version 461 created 18-APR-2024 16:12:46

SN2022XXF RG014.UVDATA.1

Freq = 4.6005 GHz, Bw = 32.000 MH No calibration applied and no bandpass applied

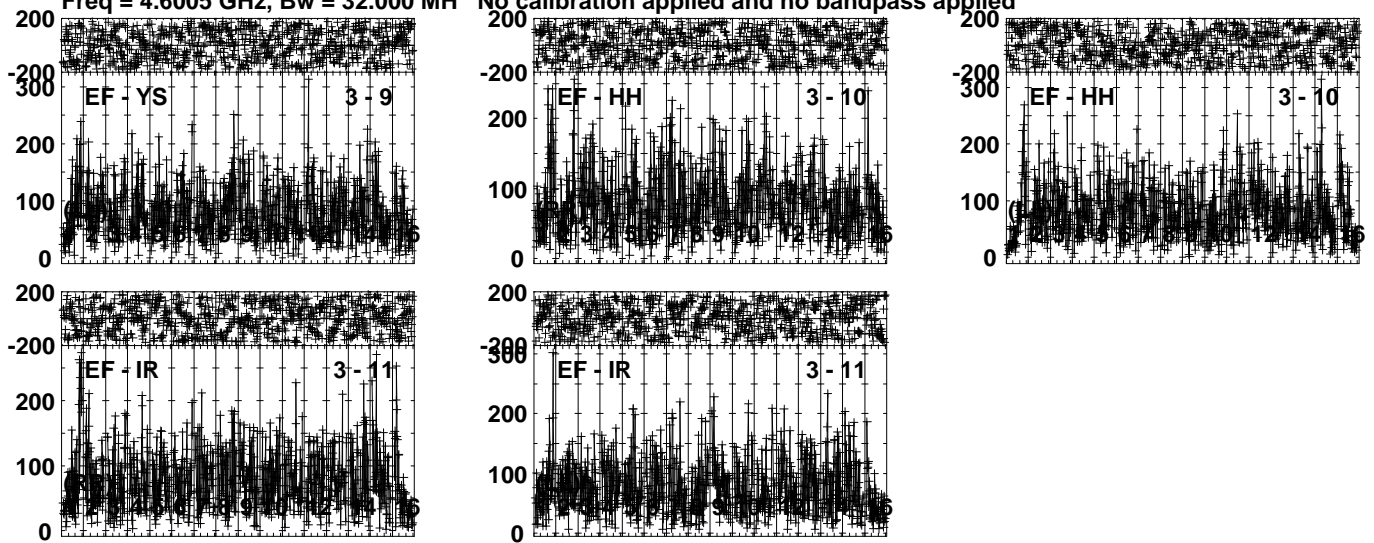


Lower frame: Micro Ampl Jy Top frame: Phas deg
Vector averaged cross-power spectrum Several baselines displayed
Timerange: 01/02:31:15 to 01/02:34:11

Plot file version 462 created 18-APR-2024 16:12:46

SN2022XXF RG014.UVDATA.1

Freq = 4.6005 GHz, Bw = 32.000 MH No calibration applied and no bandpass applied

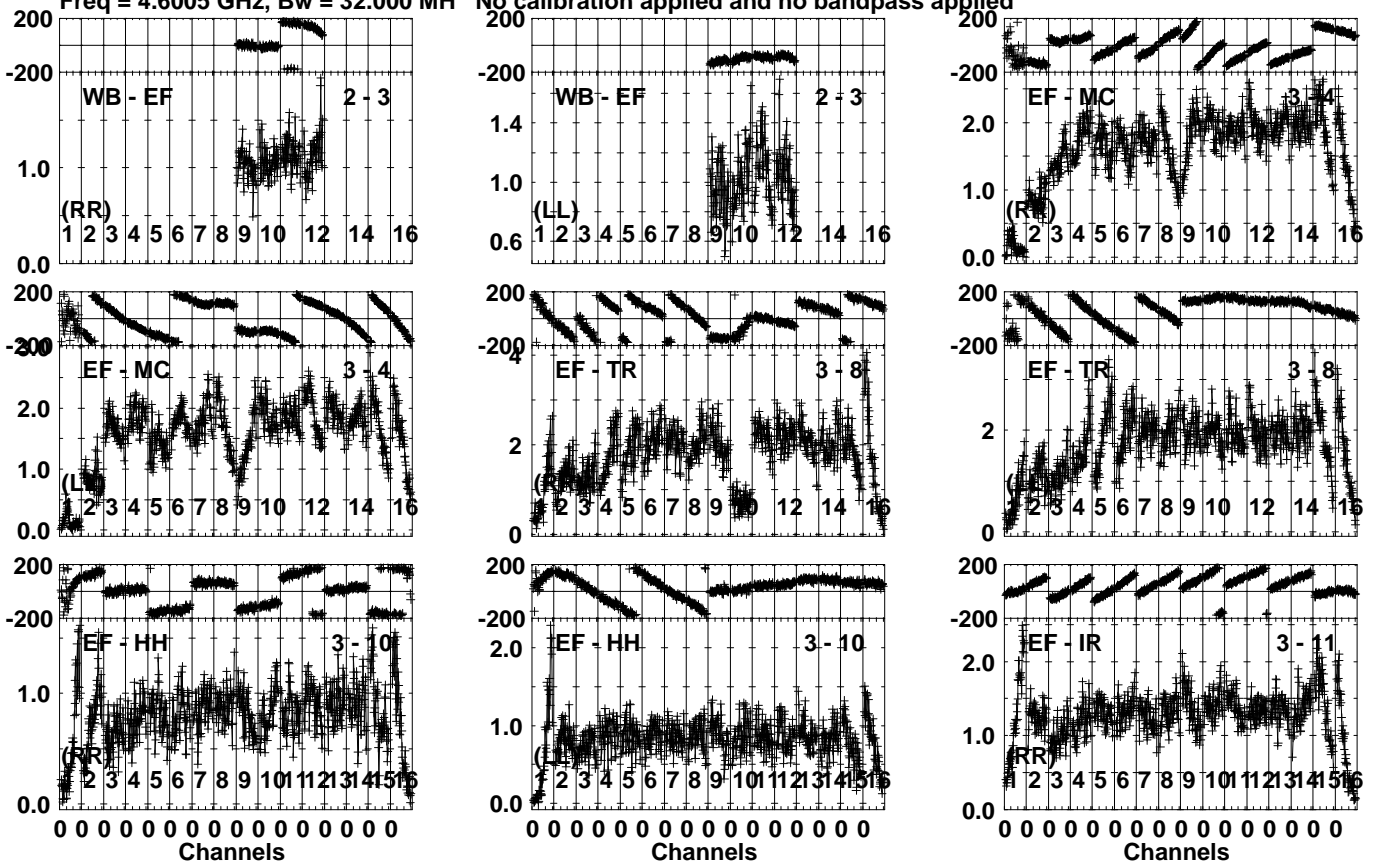


Lower frame: Micro Ampl Jy Top frame: Phas deg
Vector averaged cross-power spectrum Several baselines displayed
Timerange: 01/02:31:15 to 01/02:34:11

Plot file version 463 created 18-APR-2024 16:12:46

J1130+0846 RG014.UVDATA.1

Freq = 4.6005 GHz, Bw = 32.000 MH No calibration applied and no bandpass applied

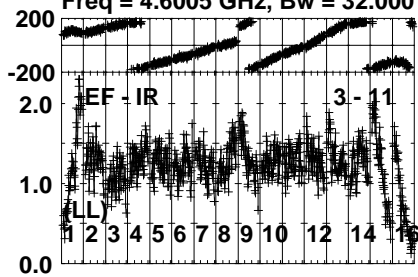


Lower frame: Milli Ampl Jy Top frame: Phas deg
Vector averaged cross-power spectrum Several baselines displayed
Timerange: 01/02:34:28 to 01/02:35:08

Plot file version 464 created 18-APR-2024 16:12:46

J1130+0846 RG014.UVDATA.1

Freq = 4.6005 GHz, Bw = 32.000 MH No calibration applied and no bandpass applied



Lower frame: Milli Ampl Jy Top frame: Phas deg

Vector averaged cross-power spectrum Several baselines displayed

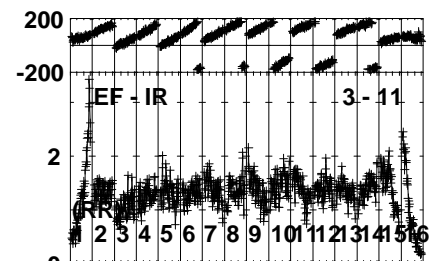
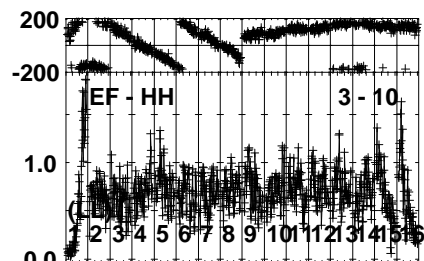
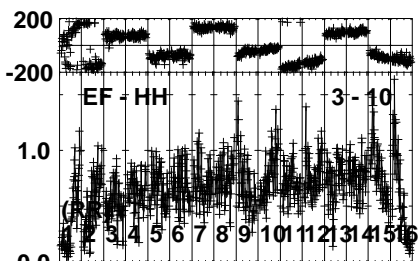
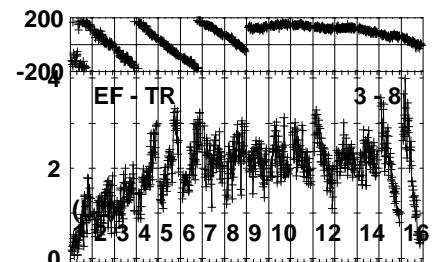
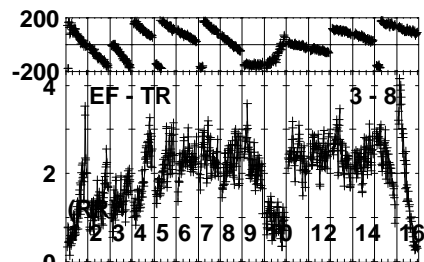
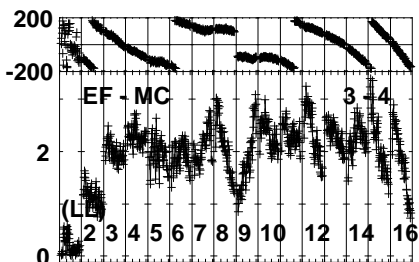
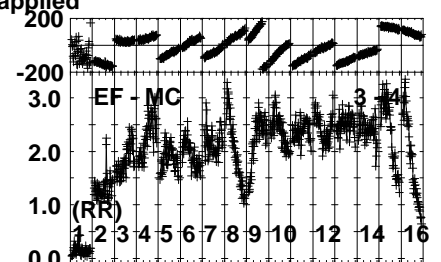
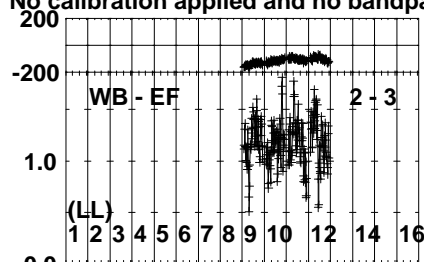
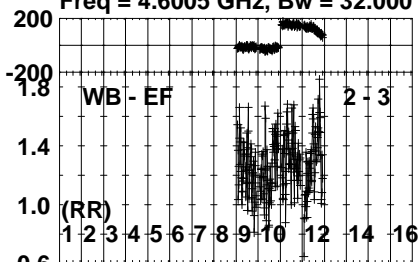
Timerange: 01/02:34:28 to 01/02:35:08

Plot file version 465 created 18-APR-2024 16:12:46

J1129+0951 RG014.UVDATA.1

Freq = 4.6005 GHz, Bw = 32.000 MH

No calibration applied and no bandpass applied

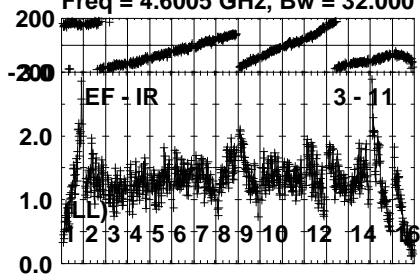


Lower frame: Milli Ampl Jy Top frame: Phas deg
Vector averaged cross-power spectrum Several baselines displayed
Timerange: 01/02:35:31 to 01/02:36:11

Plot file version 466 created 18-APR-2024 16:12:46

J1129+0951 RG014.UVDATA.1

Freq = 4.6005 GHz, Bw = 32.000 MH No calibration applied and no bandpass applied



Lower frame: Milli Ampl Jy Top frame: Phas deg

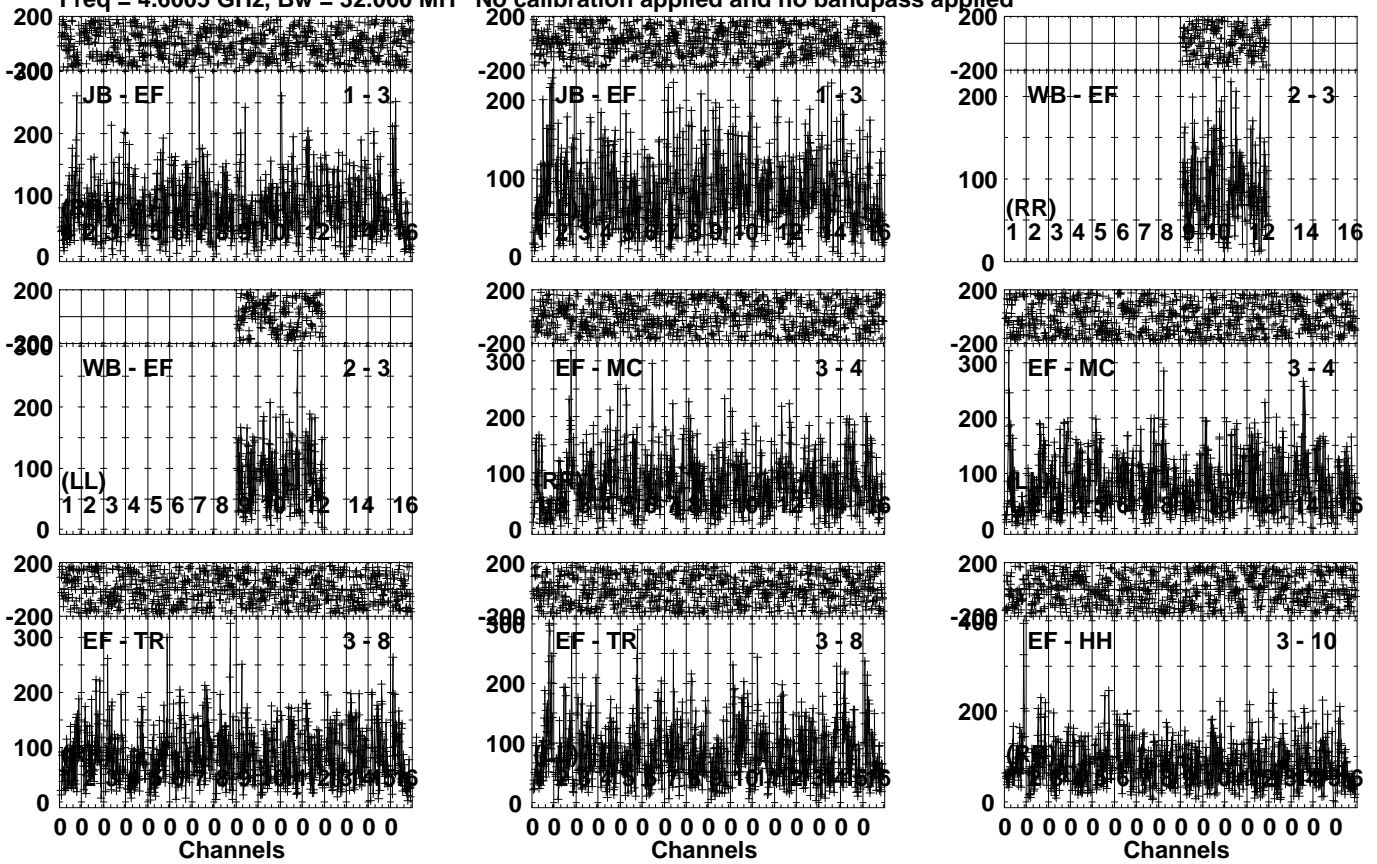
Vector averaged cross-power spectrum Several baselines displayed

Timerange: 01/02:35:31 to 01/02:36:11

Plot file version 467 created 18-APR-2024 16:12:46

SN2022XXF RG014.UVDATA.1

Freq = 4.6005 GHz, Bw = 32.000 MH No calibration applied and no bandpass applied

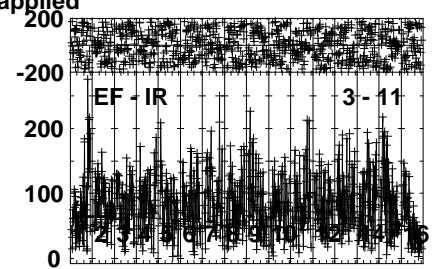
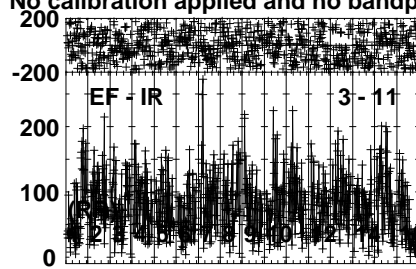
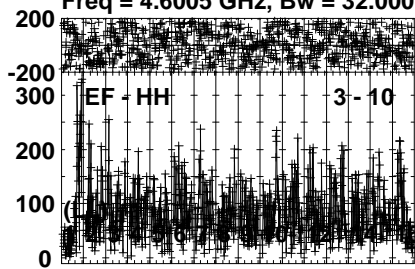


Lower frame: Micro Ampl Jy Top frame: Phas deg
Vector averaged cross-power spectrum Several baselines displayed
Timerange: 01/02:36:31 to 01/02:39:27

Plot file version 468 created 18-APR-2024 16:12:47

SN2022XXF RG014.UVDATA.1

Freq = 4.6005 GHz, Bw = 32.000 MH No calibration applied and no bandpass applied



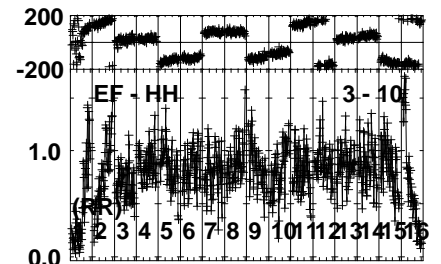
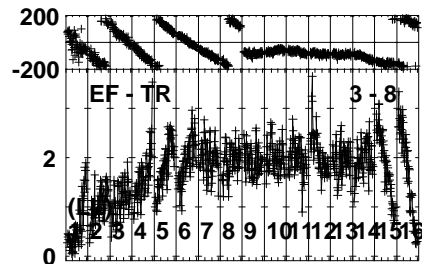
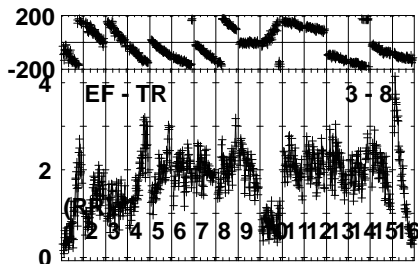
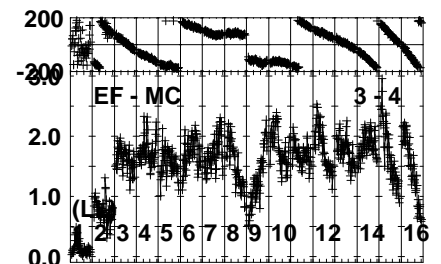
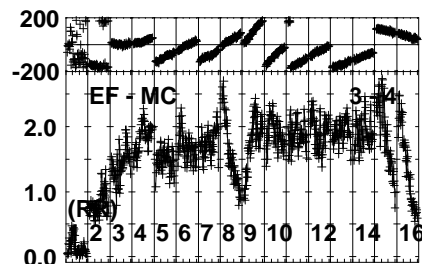
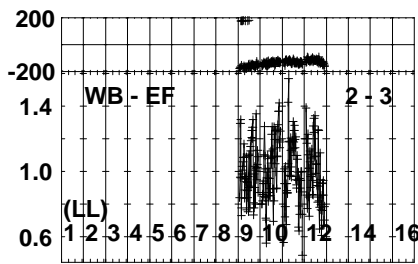
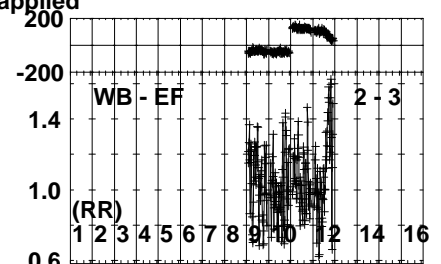
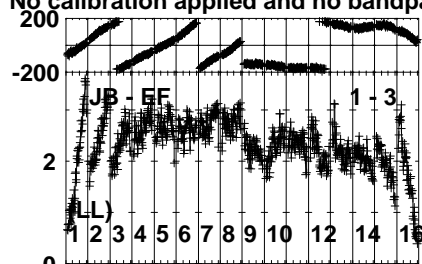
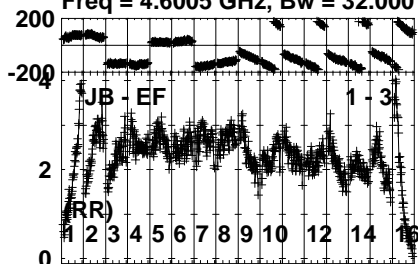
Lower frame: Micro Ampl Jy Top frame: Phas deg
Vector averaged cross-power spectrum Several baselines displayed
Timerange: 01/02:36:31 to 01/02:39:27

Plot file version 469 created 18-APR-2024 16:12:47

J1130+0846 RG014.UVDATA.1

Freq = 4.6005 GHz, Bw = 32.000 MH

No calibration applied and no bandpass applied

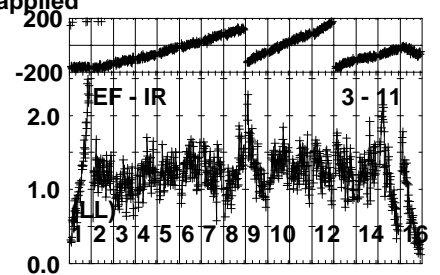
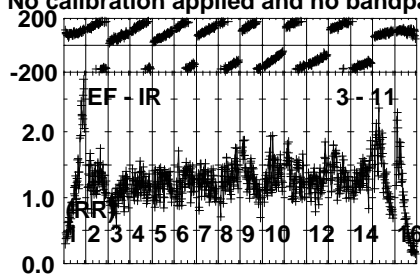
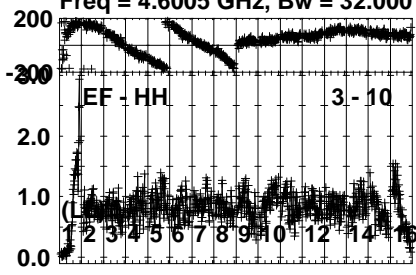


Lower frame: Milli Ampl Jy Top frame: Phas deg
Vector averaged cross-power spectrum Several baselines displayed
Timerange: 01/02:39:44 to 01/02:40:24

Plot file version 470 created 18-APR-2024 16:12:47

J1130+0846 RG014.UVDATA.1

Freq = 4.6005 GHz, Bw = 32.000 MH No calibration applied and no bandpass applied

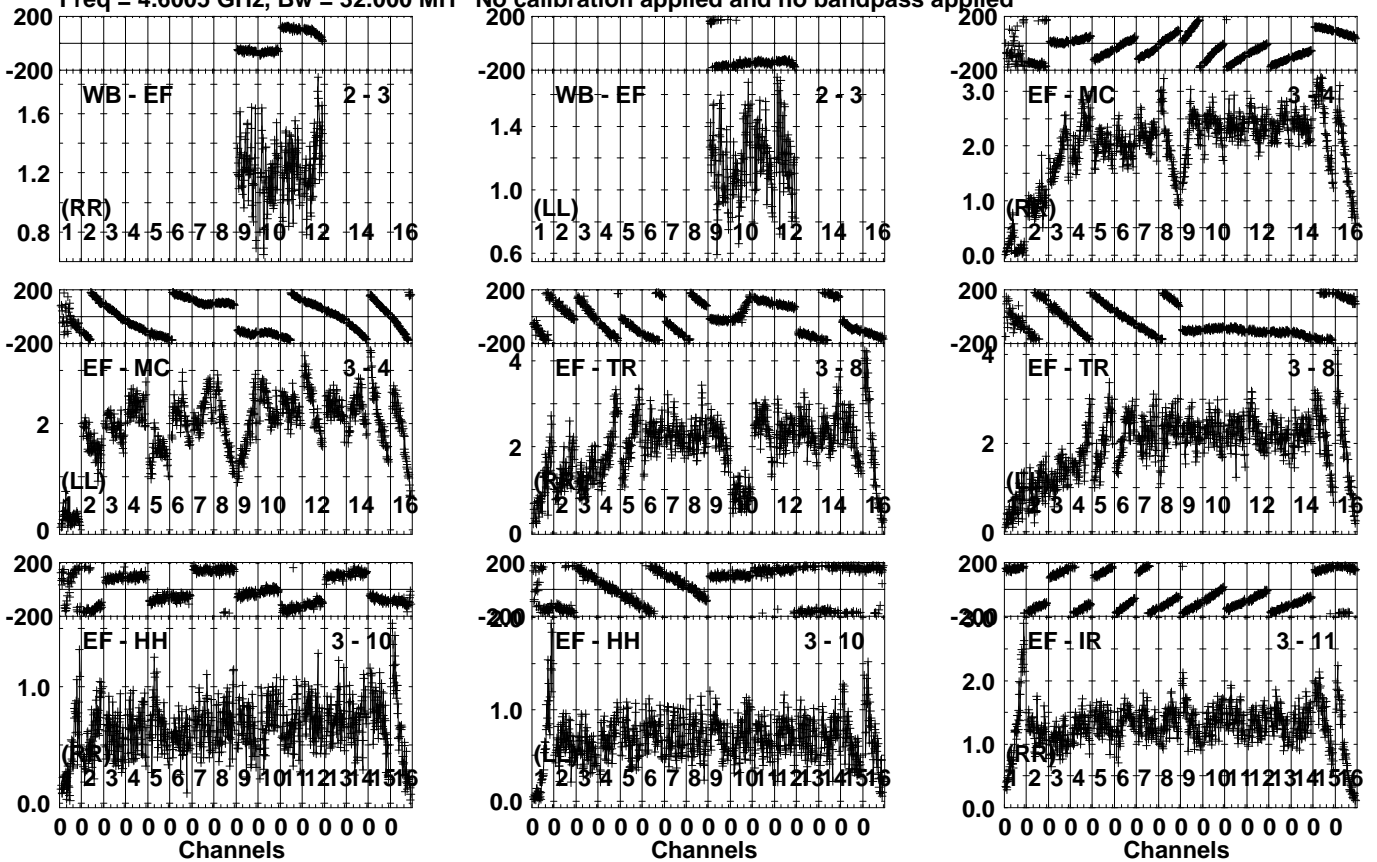


Lower frame: Milli Ampl Jy Top frame: Phas deg
Vector averaged cross-power spectrum Several baselines displayed
Timerange: 01/02:39:44 to 01/02:40:24

Plot file version 471 created 18-APR-2024 16:12:47

J1129+0951 RG014.UVDATA.1

Freq = 4.6005 GHz, Bw = 32.000 MH No calibration applied and no bandpass applied

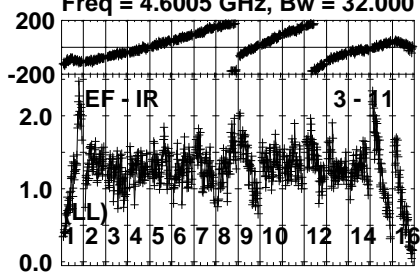


Lower frame: Milli Ampl Jy Top frame: Phas deg
Vector averaged cross-power spectrum Several baselines displayed
Timerange: 01/02:40:47 to 01/02:41:27

Plot file version 472 created 18-APR-2024 16:12:47

J1129+0951 RG014.UVDATA.1

Freq = 4.6005 GHz, Bw = 32.000 MH No calibration applied and no bandpass applied



Lower frame: Milli Ampl Jy Top frame: Phas deg

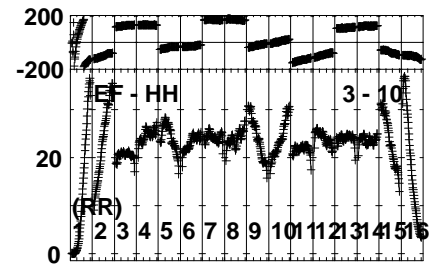
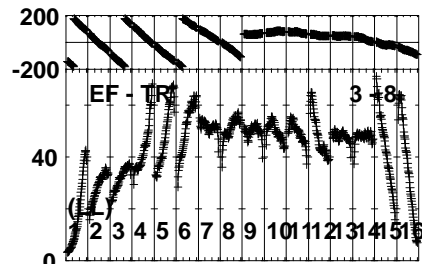
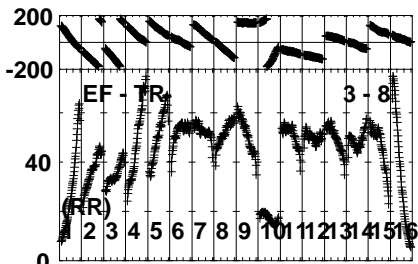
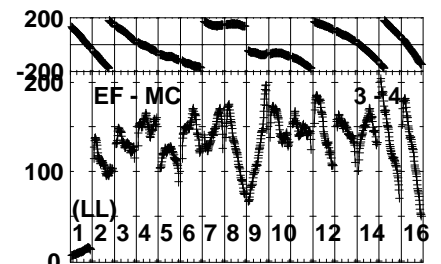
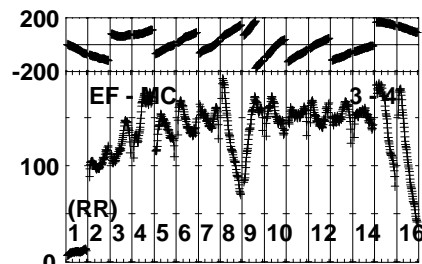
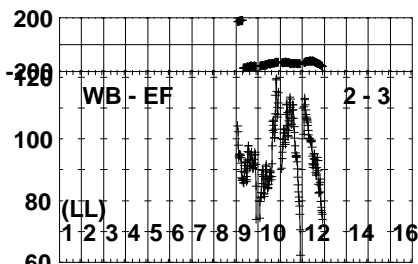
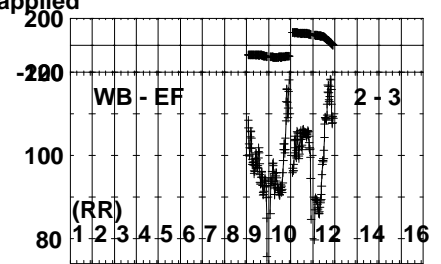
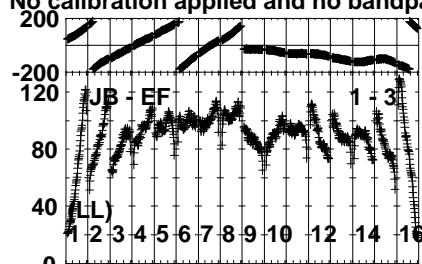
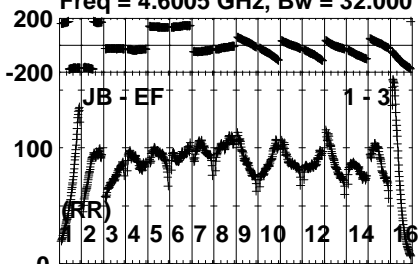
Vector averaged cross-power spectrum Several baselines displayed

Timerange: 01/02:40:47 to 01/02:41:27

Plot file version 473 created 18-APR-2024 16:12:47

3C273 RG014.UVDATA.1

Freq = 4.6005 GHz, Bw = 32.000 MH No calibration applied and no bandpass applied

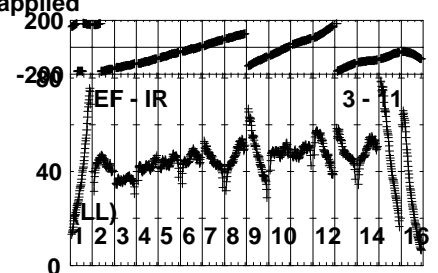
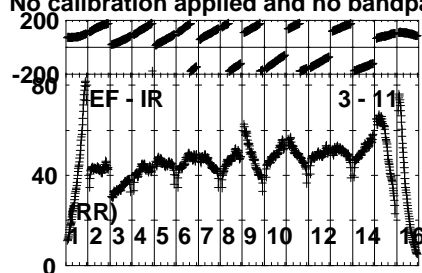
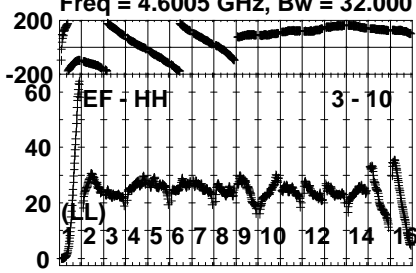


Lower frame: Milli Ampl Jy Top frame: Phas deg
Vector averaged cross-power spectrum Several baselines displayed
Timerange: 01/02:43:02 to 01/02:45:58

Plot file version 474 created 18-APR-2024 16:12:47

3C273 RG014.UVDATA.1

Freq = 4.6005 GHz, Bw = 32.000 MH No calibration applied and no bandpass applied



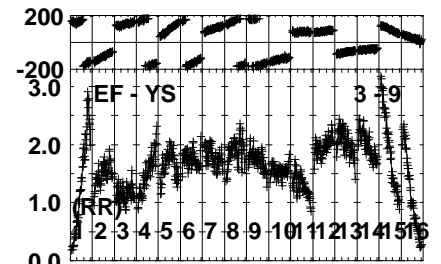
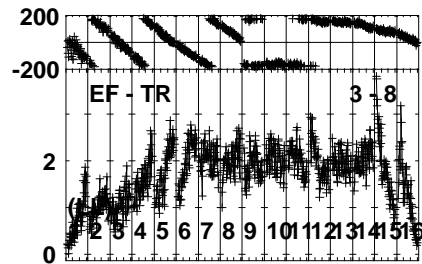
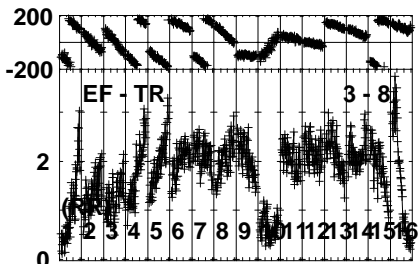
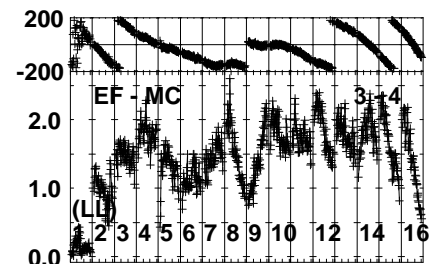
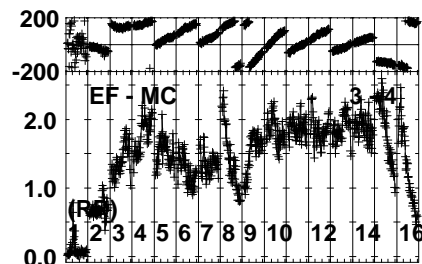
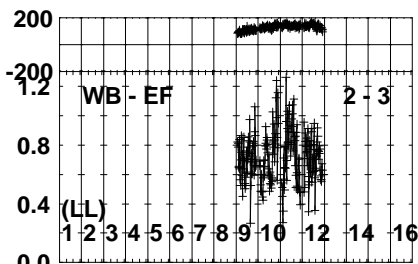
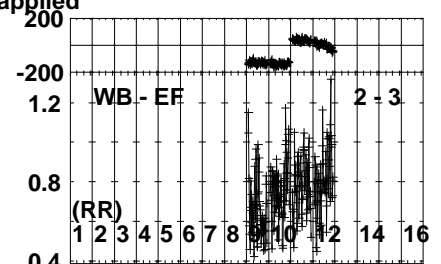
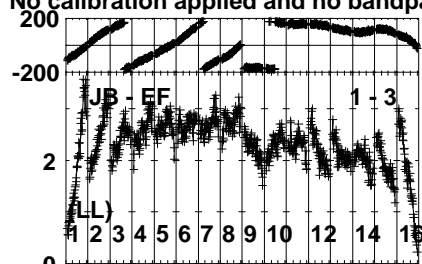
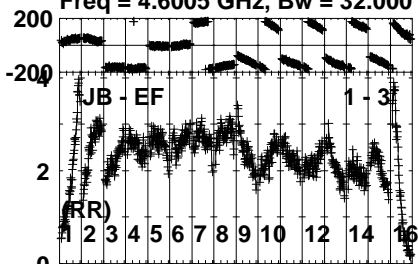
Lower frame: Milli Ampl Jy Top frame: Phas deg
Vector averaged cross-power spectrum Several baselines displayed
Timerange: 01/02:43:02 to 01/02:45:58

Plot file version 475 created 18-APR-2024 16:12:48

J1130+0846 RG014.UVDATA.1

Freq = 4.6005 GHz, Bw = 32.000 MH

No calibration applied and no bandpass applied



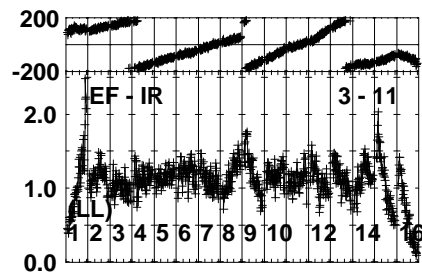
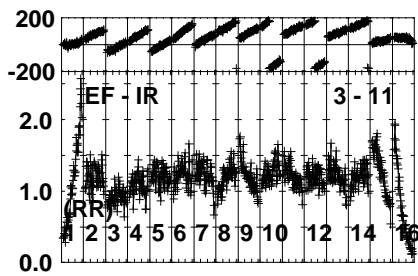
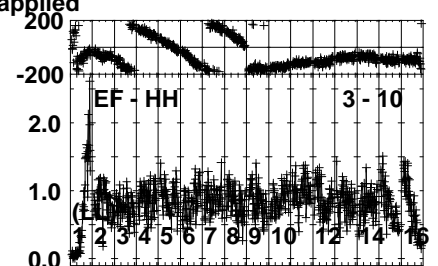
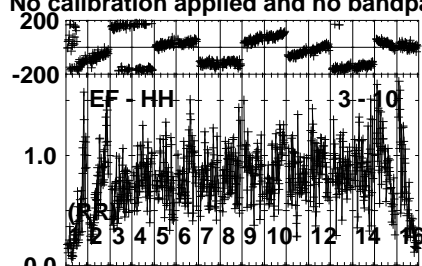
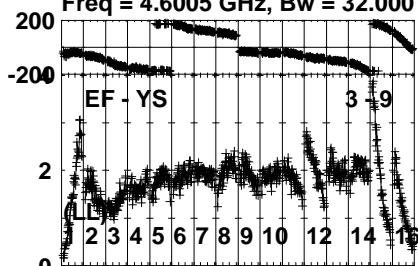
Lower frame: Milli Ampl Jy Top frame: Phas deg
Vector averaged cross-power spectrum Several baselines displayed
Timerange: 01/02:58:03 to 01/02:58:43

Plot file version 476 created 18-APR-2024 16:12:48

J1130+0846 RG014.UVDATA.1

Freq = 4.6005 GHz, Bw = 32.000 MH

No calibration applied and no bandpass applied



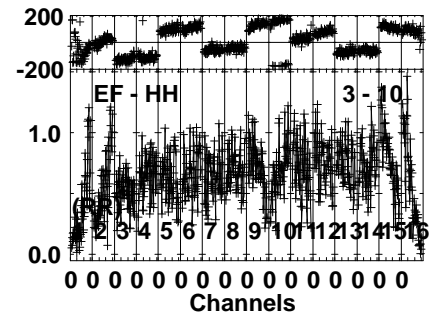
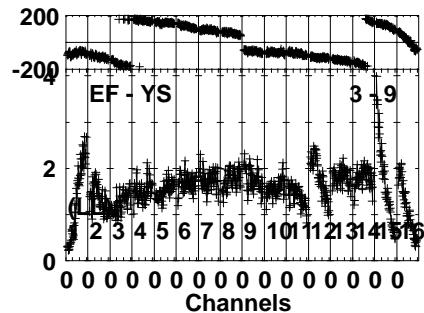
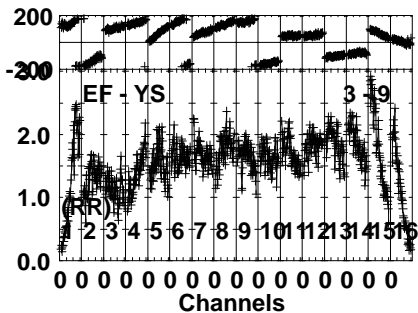
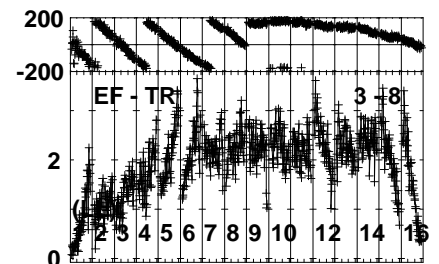
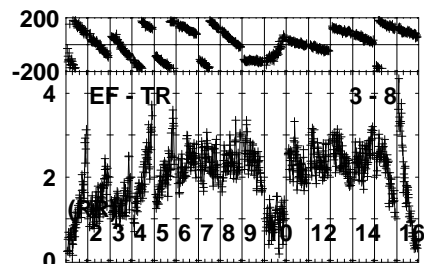
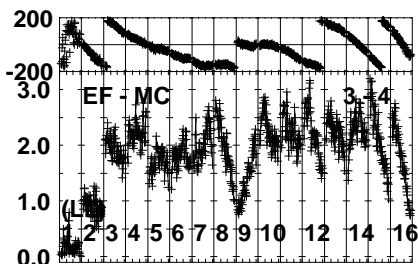
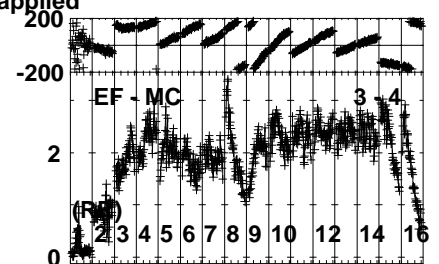
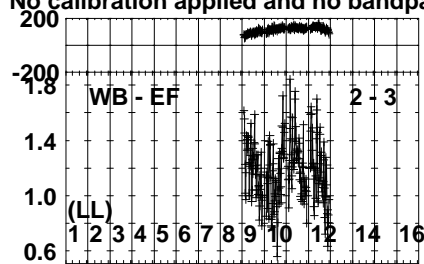
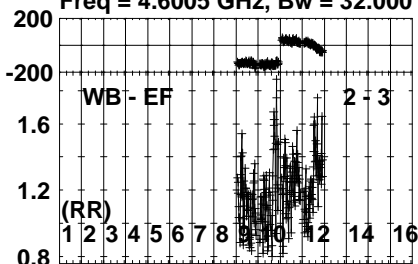
Lower frame: Milli Ampl Jy Top frame: Phas deg
Vector averaged cross-power spectrum Several baselines displayed
Timerange: 01/02:58:03 to 01/02:58:43

Plot file version 477 created 18-APR-2024 16:12:48

J1129+0951 RG014.UVDATA.1

Freq = 4.6005 GHz, Bw = 32.000 MH

No calibration applied and no bandpass applied



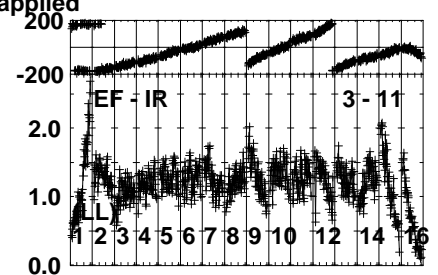
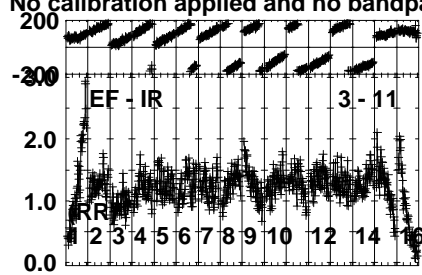
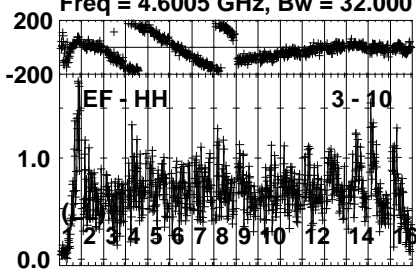
Lower frame: Milli Ampl Jy Top frame: Phas deg
Vector averaged cross-power spectrum Several baselines displayed
Timerange: 01/02:59:06 to 01/02:59:46

Plot file version 478 created 18-APR-2024 16:12:48

J1129+0951 RG014.UVDATA.1

Freq = 4.6005 GHz, Bw = 32.000 MH

No calibration applied and no bandpass applied

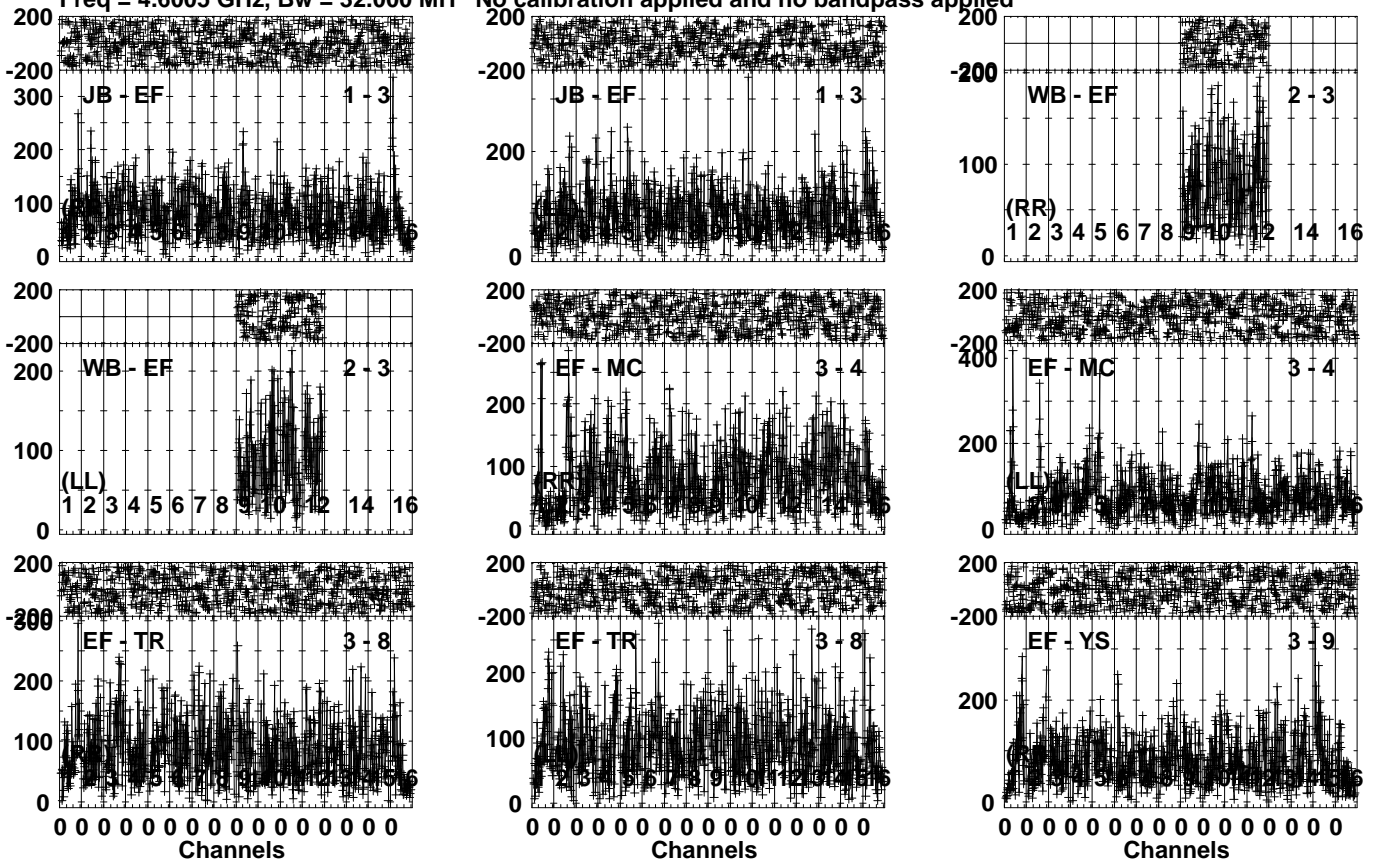


Lower frame: Milli Ampl Jy Top frame: Phas deg
Vector averaged cross-power spectrum Several baselines displayed
Timerange: 01/02:59:06 to 01/02:59:46

Plot file version 479 created 18-APR-2024 16:12:48

SN2022XXF RG014.UVDATA.1

Freq = 4.6005 GHz, Bw = 32.000 MH No calibration applied and no bandpass applied

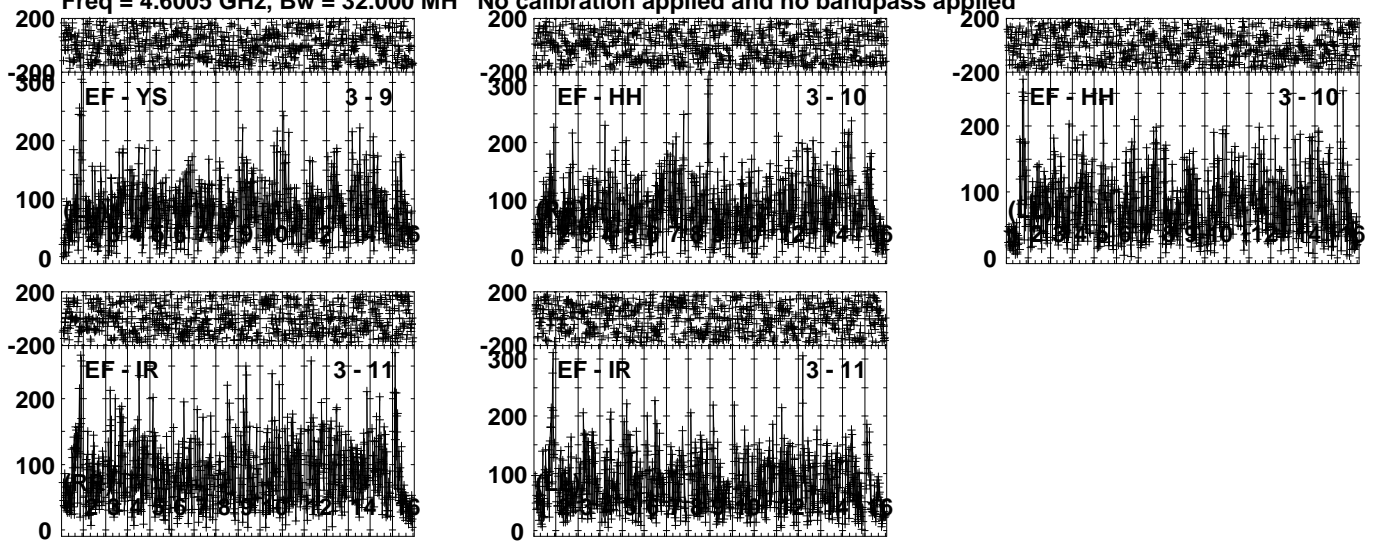


Lower frame: Micro Ampl Jy Top frame: Phas deg
Vector averaged cross-power spectrum Several baselines displayed
Timerange: 01/03:00:06 to 01/03:03:02

Plot file version 480 created 18-APR-2024 16:12:48

SN2022XXF RG014.UVDATA.1

Freq = 4.6005 GHz, Bw = 32.000 MH No calibration applied and no bandpass applied

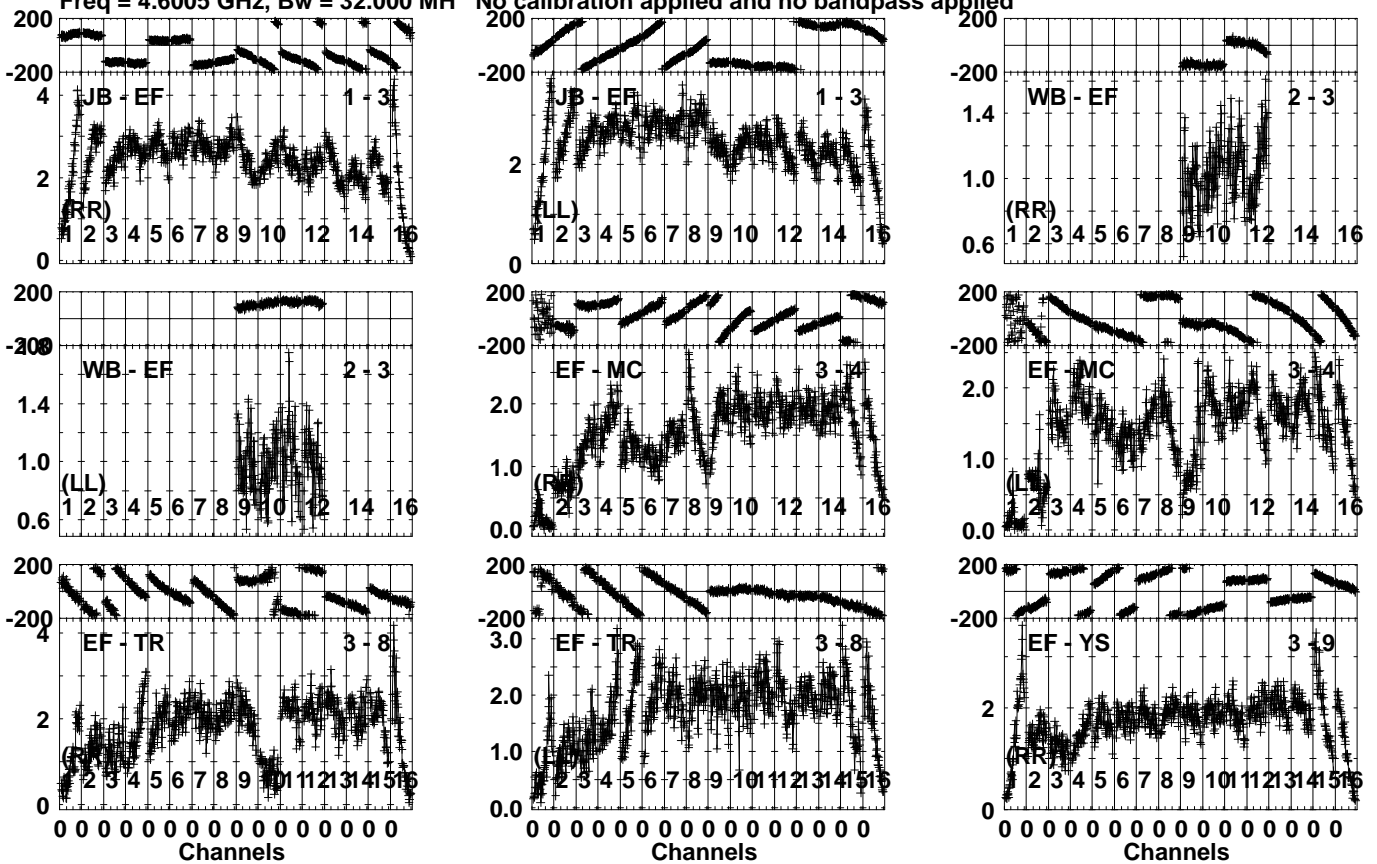


Lower frame: Micro Ampl Jy Top frame: Phas deg
Vector averaged cross-power spectrum Several baselines displayed
Timerange: 01/03:00:06 to 01/03:03:02

Plot file version 481 created 18-APR-2024 16:12:48

J1130+0846 RG014.UVDATA.1

Freq = 4.6005 GHz, Bw = 32.000 MH No calibration applied and no bandpass applied

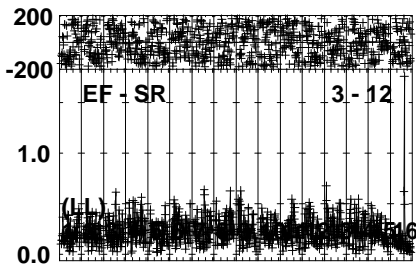
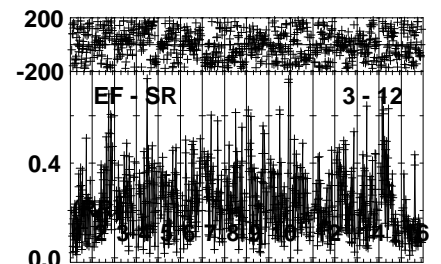
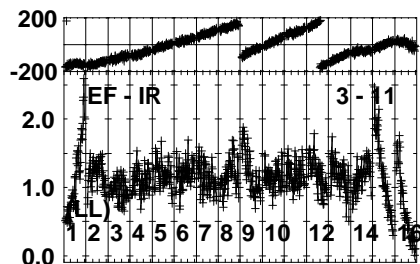
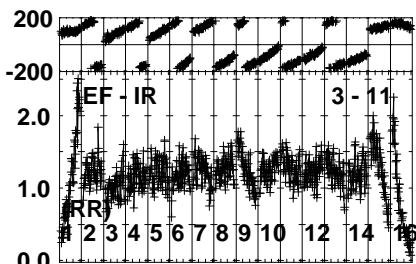
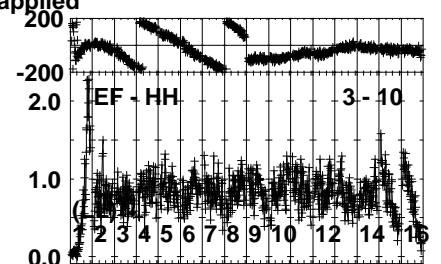
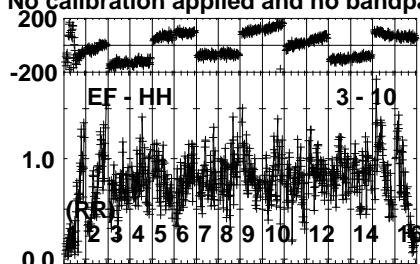
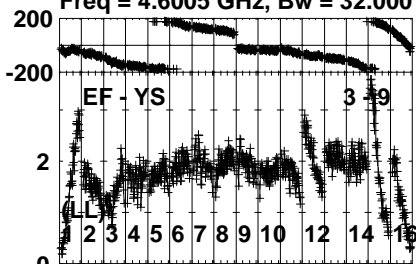


Lower frame: Milli Ampl Jy Top frame: Phas deg
Vector averaged cross-power spectrum Several baselines displayed
Timerange: 01/03:03:19 to 01/03:03:59

Plot file version 482 created 18-APR-2024 16:12:48

J1130+0846 RG014.UVDATA.1

Freq = 4.6005 GHz, Bw = 32.000 MH No calibration applied and no bandpass applied



0 0 0 0 0 0 0 0 0 0 0 0 0 0 0 0
Channels

Lower frame: Milli Ampl Jy Top frame: Phas deg

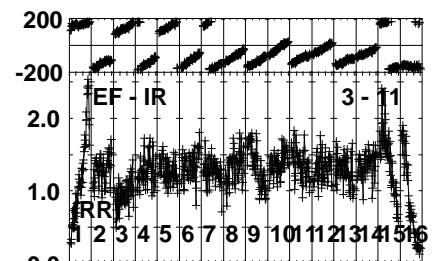
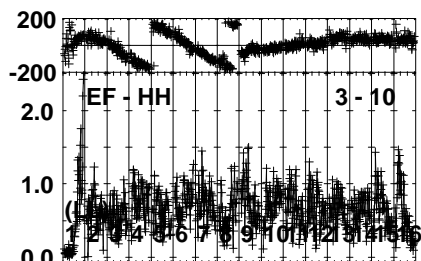
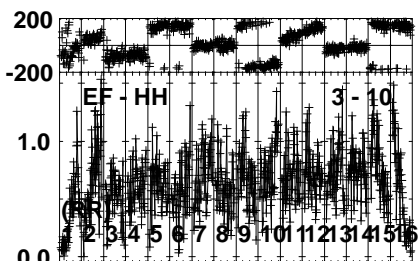
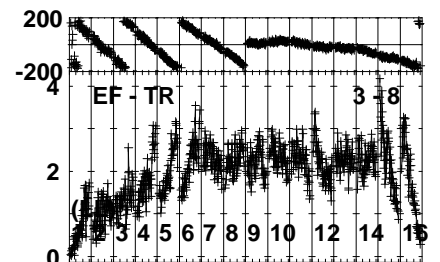
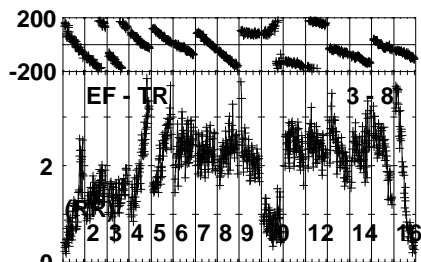
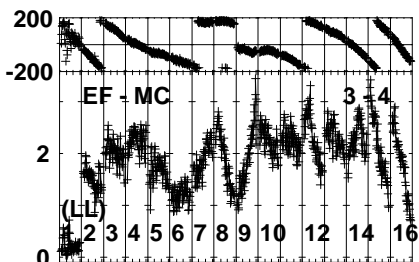
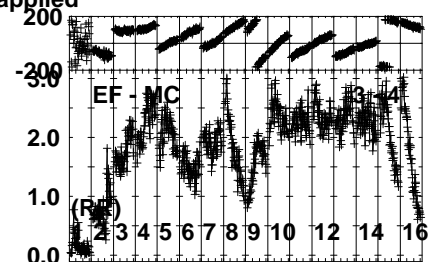
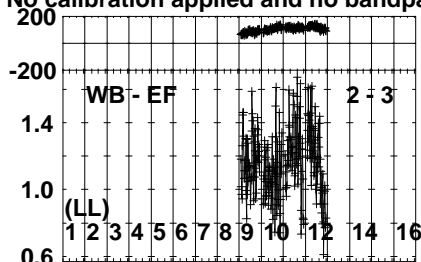
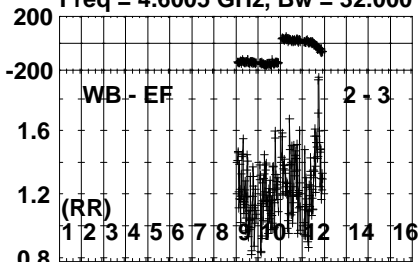
Vector averaged cross-power spectrum Several baselines displayed

Timerange: 01/03:03:19 to 01/03:03:59

Plot file version 483 created 18-APR-2024 16:12:48

J1129+0951 RG014.UVDATA.1

Freq = 4.6005 GHz, Bw = 32.000 MH No calibration applied and no bandpass applied

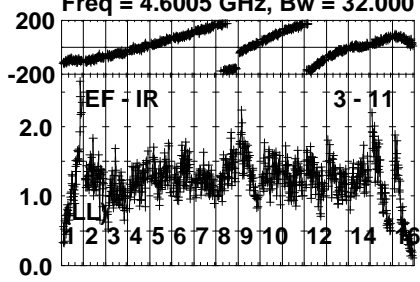


Lower frame: Milli Ampl Jy Top frame: Phas deg
Vector averaged cross-power spectrum Several baselines displayed
Timerange: 01/03:04:22 to 01/03:05:02

Plot file version 484 created 18-APR-2024 16:12:48

J1129+0951 RG014.UVDATA.1

Freq = 4.6005 GHz, Bw = 32.000 MH No calibration applied and no bandpass applied



Lower frame: Milli Ampl Jy Top frame: Phas deg

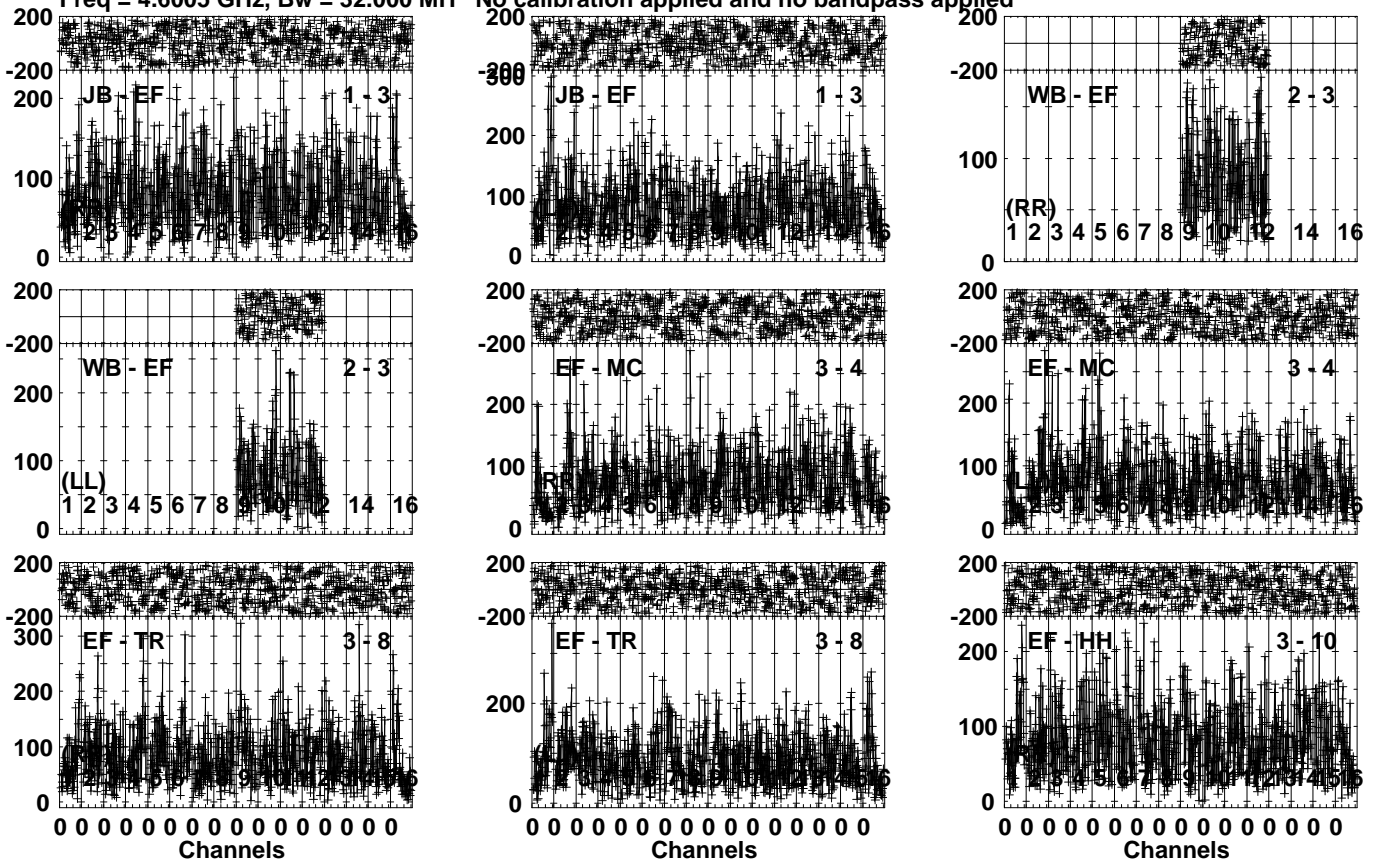
Vector averaged cross-power spectrum Several baselines displayed

Timerange: 01/03:04:22 to 01/03:05:02

Plot file version 485 created 18-APR-2024 16:12:48

SN2022XXF RG014.UVDATA.1

Freq = 4.6005 GHz, Bw = 32.000 MH No calibration applied and no bandpass applied

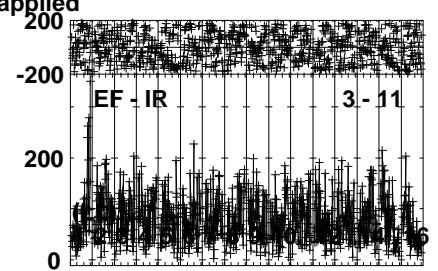
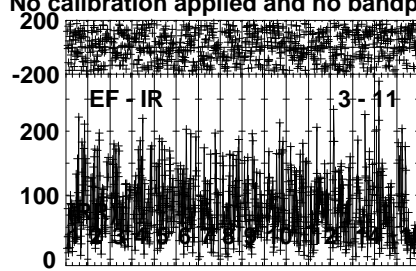
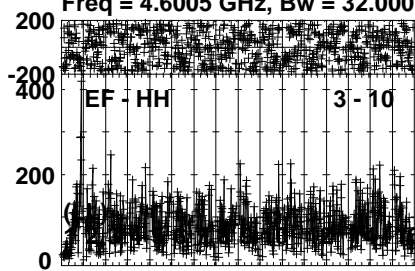


Lower frame: Micro Ampl Jy Top frame: Phas deg
Vector averaged cross-power spectrum Several baselines displayed
Timerange: 01/03:05:22 to 01/03:08:18

Plot file version 486 created 18-APR-2024 16:12:49

SN2022XXF RG014.UVDATA.1

Freq = 4.6005 GHz, Bw = 32.000 MH No calibration applied and no bandpass applied



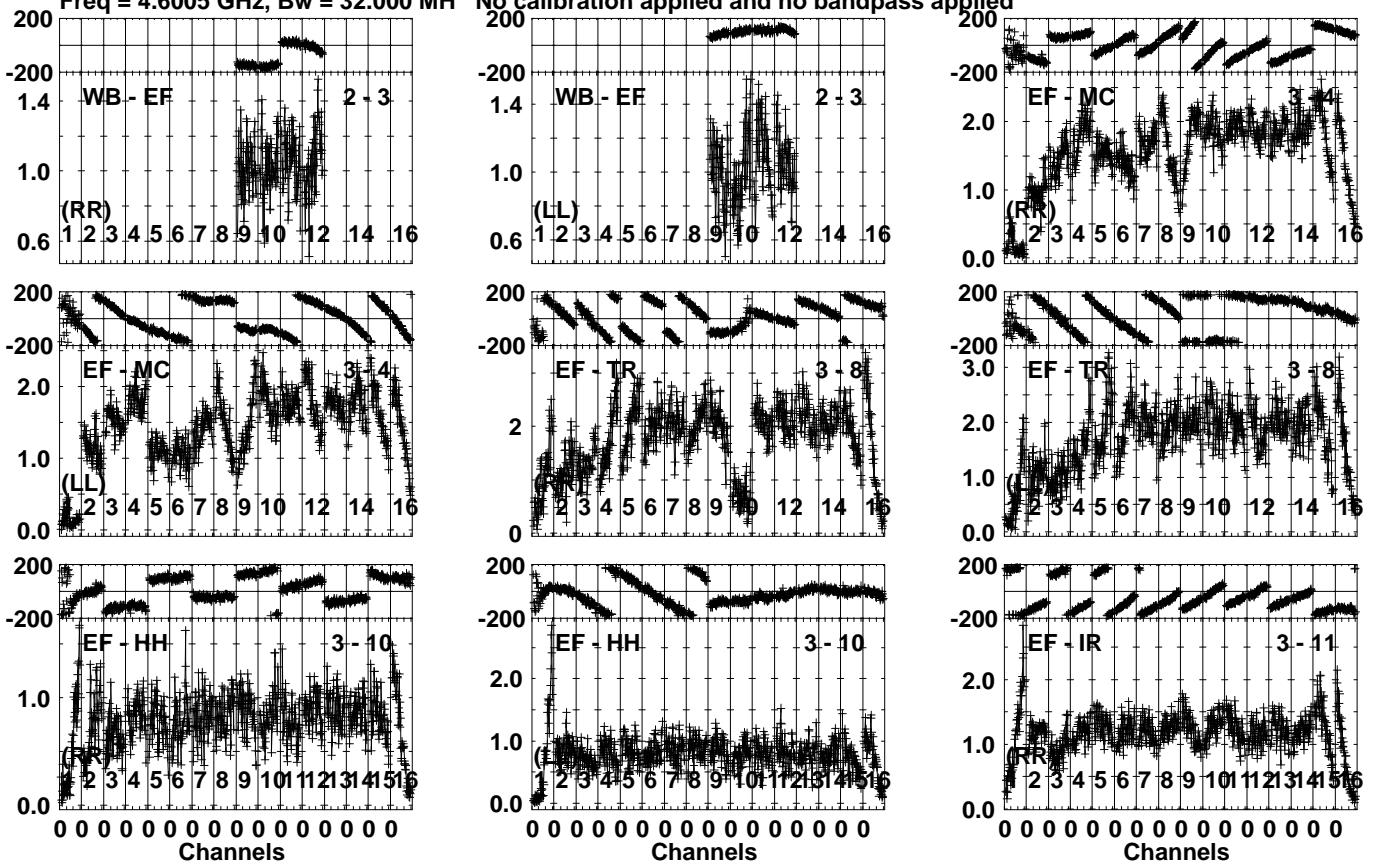
Lower frame: Micro Ampl Jy Top frame: Phas deg
Vector averaged cross-power spectrum Several baselines displayed
Timerange: 01/03:05:22 to 01/03:08:18

Plot file version 487 created 18-APR-2024 16:12:49

J1130+0846 RG014.UVDATA.1

Freq = 4.6005 GHz, Bw = 32.000 MH

No calibration applied and no bandpass applied

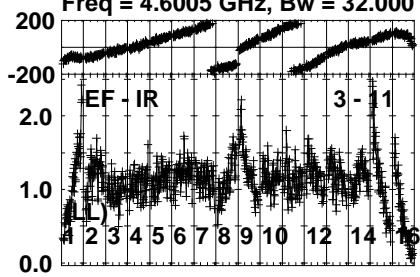


Lower frame: Milli Ampl Jy Top frame: Phas deg
Vector averaged cross-power spectrum Several baselines displayed
Timerange: 01/03:08:35 to 01/03:09:15

Plot file version 488 created 18-APR-2024 16:12:49

J1130+0846 RG014.UVDATA.1

Freq = 4.6005 GHz, Bw = 32.000 MH No calibration applied and no bandpass applied



Lower frame: Milli Ampl Jy Top frame: Phas deg

Vector averaged cross-power spectrum Several baselines displayed

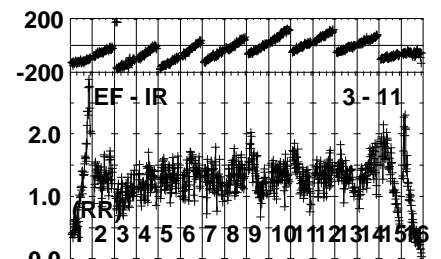
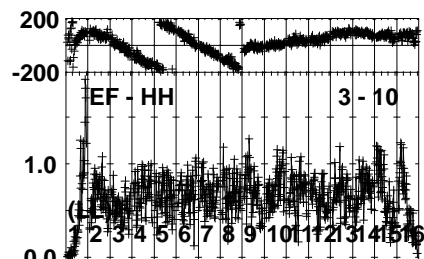
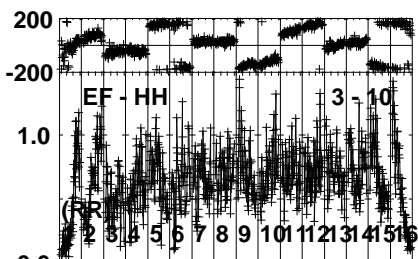
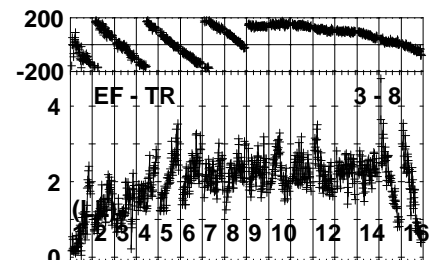
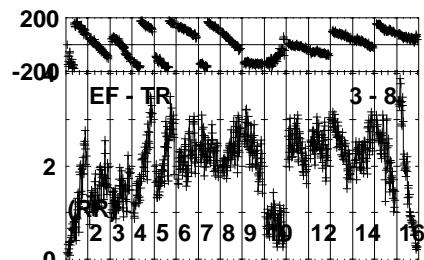
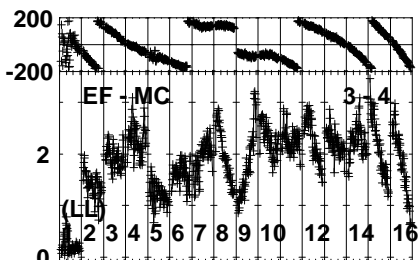
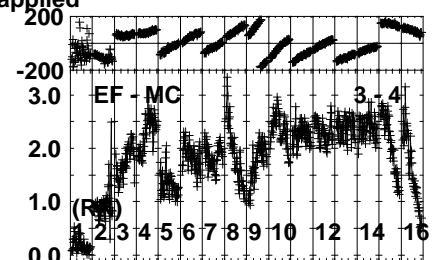
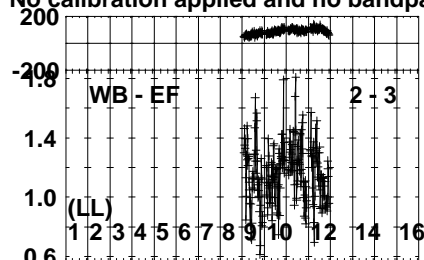
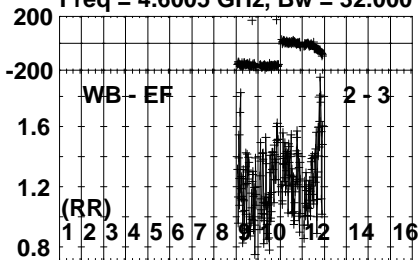
Timerange: 01/03:08:35 to 01/03:09:15

Plot file version 489 created 18-APR-2024 16:12:49

J1129+0951 RG014.UVDATA.1

Freq = 4.6005 GHz, Bw = 32.000 MH

No calibration applied and no bandpass applied

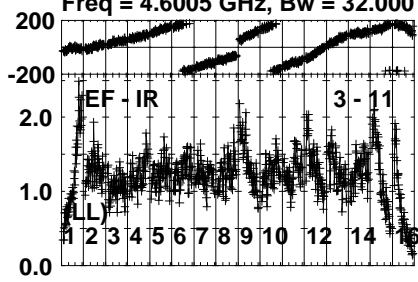


Lower frame: Milli Ampl Jy Top frame: Phas deg
Vector averaged cross-power spectrum Several baselines displayed
Timerange: 01/03:09:38 to 01/03:10:18

Plot file version 490 created 18-APR-2024 16:12:49

J1129+0951 RG014.UVDATA.1

Freq = 4.6005 GHz, Bw = 32.000 MH No calibration applied and no bandpass applied



Lower frame: Milli Ampl Jy Top frame: Phas deg

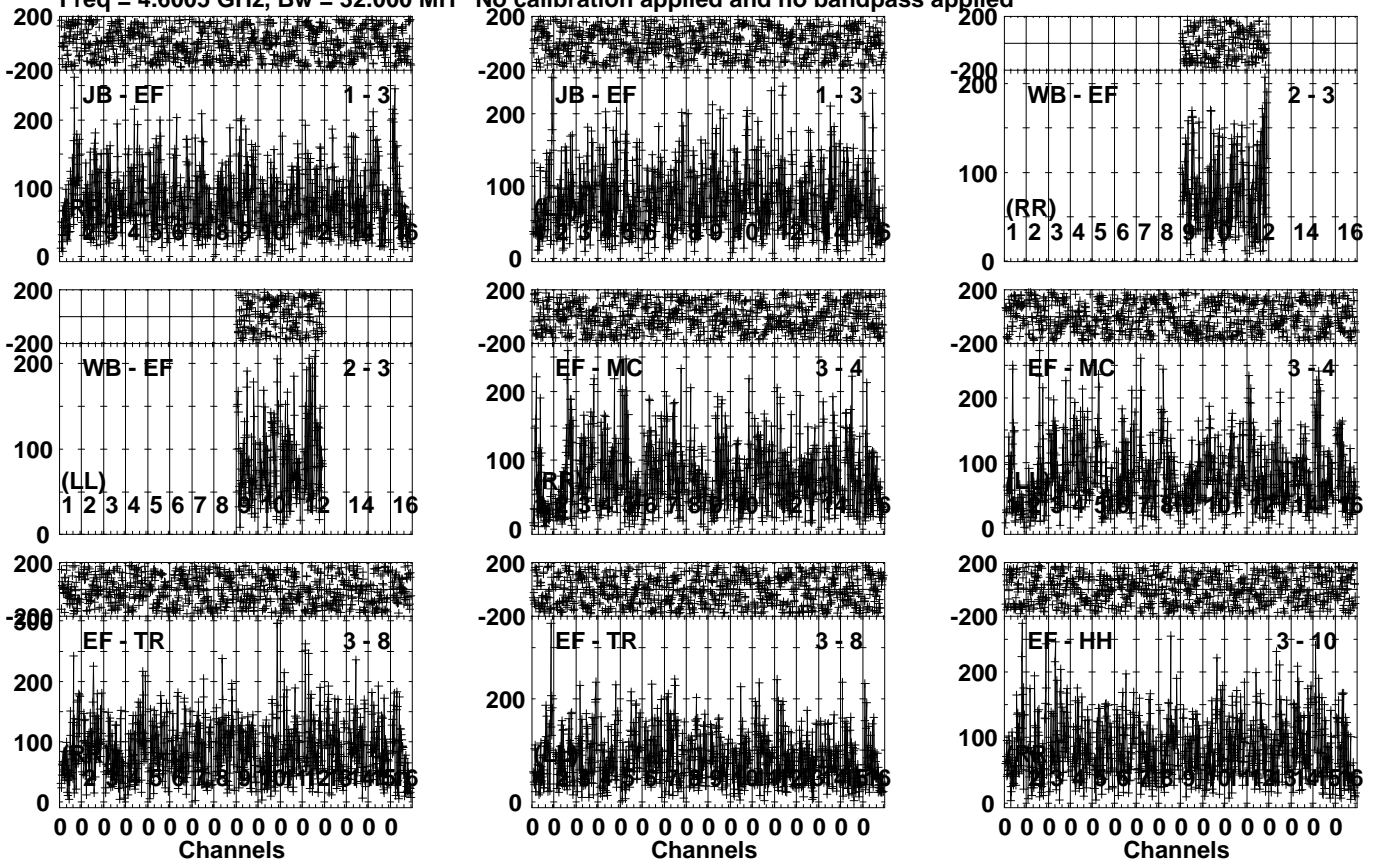
Vector averaged cross-power spectrum Several baselines displayed

Timerange: 01/03:09:38 to 01/03:10:18

Plot file version 491 created 18-APR-2024 16:12:49

SN2022XXF RG014.UVDATA.1

Freq = 4.6005 GHz, Bw = 32.000 MH No calibration applied and no bandpass applied

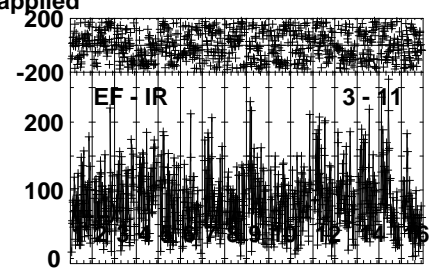
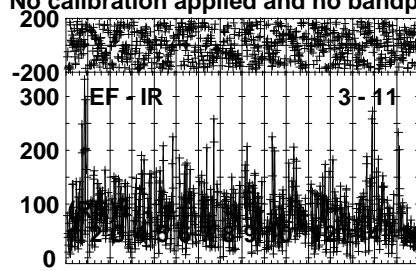
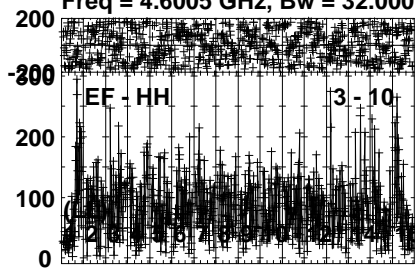


Lower frame: Micro Ampl Jy Top frame: Phas deg
Vector averaged cross-power spectrum Several baselines displayed
Timerange: 01/03:10:38 to 01/03:13:34

Plot file version 492 created 18-APR-2024 16:12:49

SN2022XXF RG014.UVDATA.1

Freq = 4.6005 GHz, Bw = 32.000 MH No calibration applied and no bandpass applied

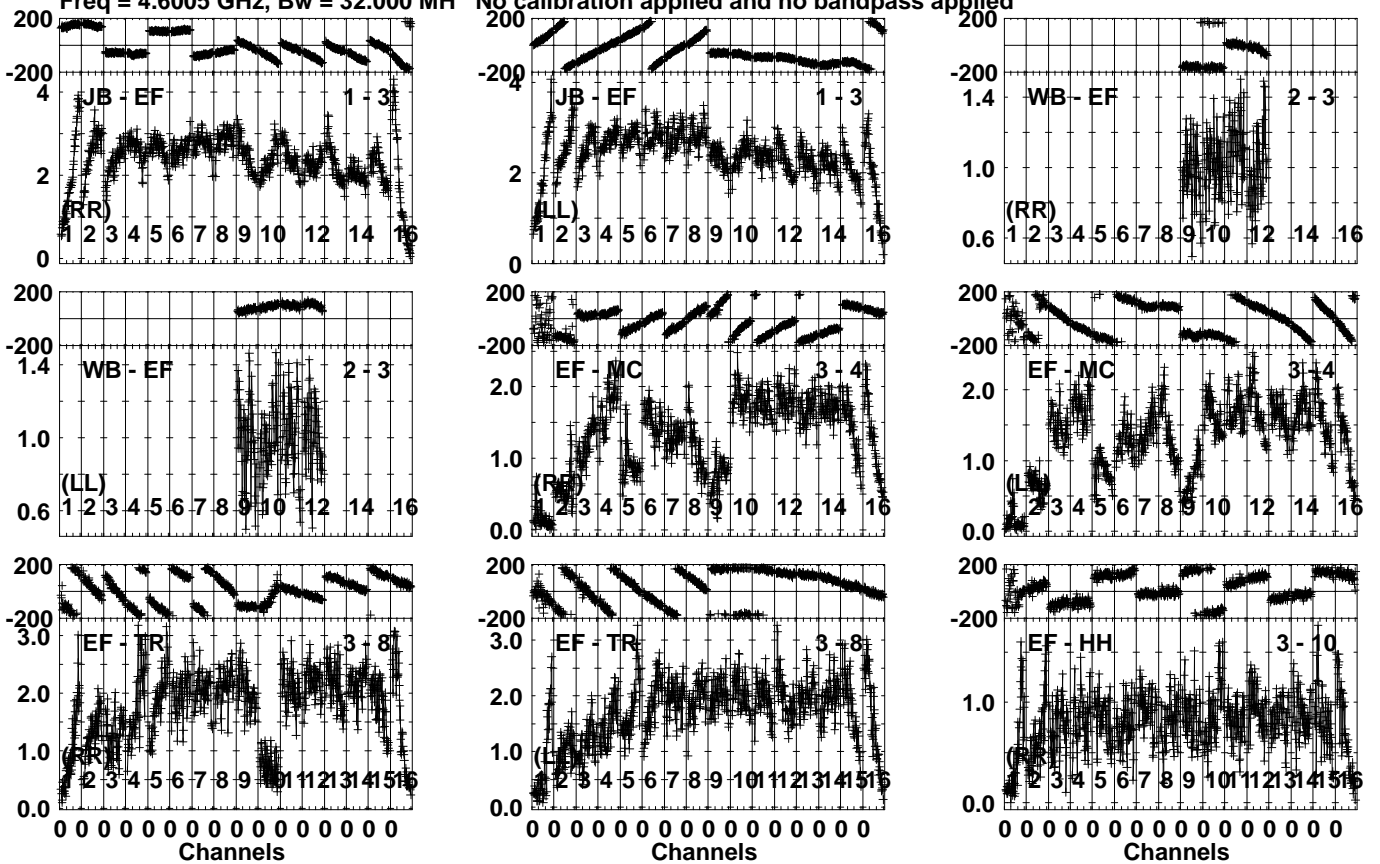


Lower frame: Micro Ampl Jy Top frame: Phas deg
Vector averaged cross-power spectrum Several baselines displayed
Timerange: 01/03:10:38 to 01/03:13:34

Plot file version 493 created 18-APR-2024 16:12:49

J1130+0846 RG014.UVDATA.1

Freq = 4.6005 GHz, Bw = 32.000 MH No calibration applied and no bandpass applied



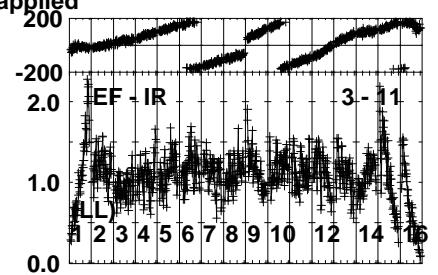
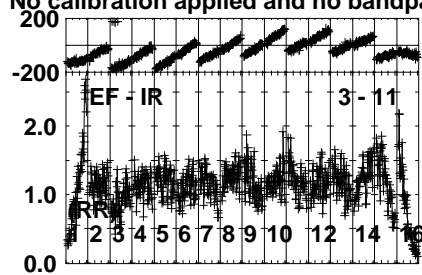
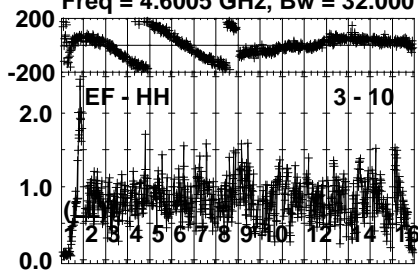
Lower frame: Milli Ampl Jy Top frame: Phas deg
Vector averaged cross-power spectrum Several baselines displayed
Timerange: 01/03:13:51 to 01/03:14:31

Plot file version 494 created 18-APR-2024 16:12:49

J1130+0846 RG014.UVDATA.1

Freq = 4.6005 GHz, Bw = 32.000 MH

No calibration applied and no bandpass applied

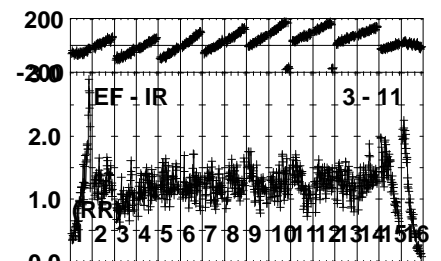
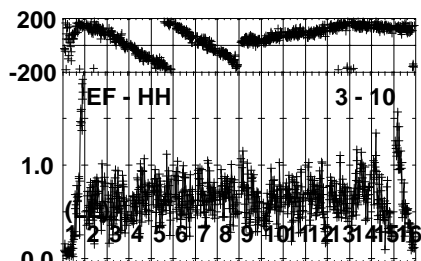
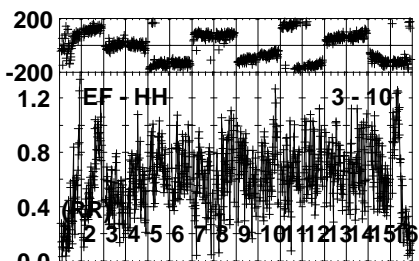
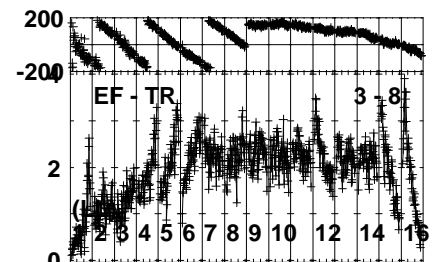
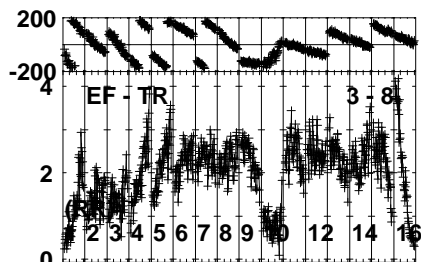
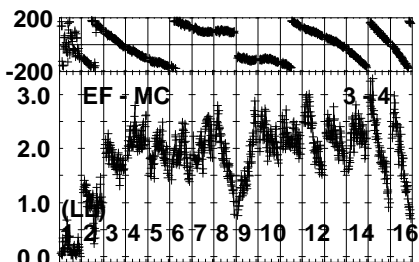
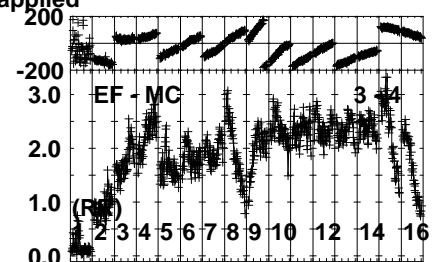
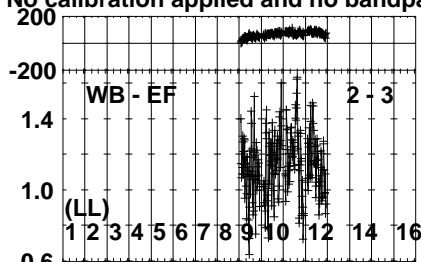
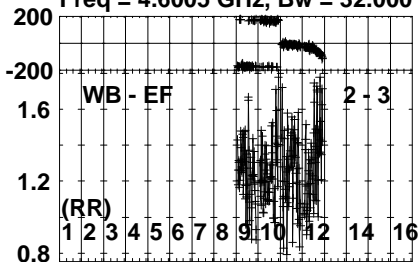


Lower frame: Milli Ampl Jy Top frame: Phas deg
Vector averaged cross-power spectrum Several baselines displayed
Timerange: 01/03:13:51 to 01/03:14:31

Plot file version 495 created 18-APR-2024 16:12:49

J1129+0951 RG014.UVDATA.1

Freq = 4.6005 GHz, Bw = 32.000 MH No calibration applied and no bandpass applied

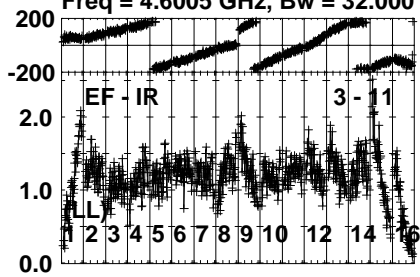


Lower frame: Milli Ampl Jy Top frame: Phas deg
Vector averaged cross-power spectrum Several baselines displayed
Timerange: 01/03:14:54 to 01/03:15:34

Plot file version 496 created 18-APR-2024 16:12:49

J1129+0951 RG014.UVDATA.1

Freq = 4.6005 GHz, Bw = 32.000 MH No calibration applied and no bandpass applied



Lower frame: Milli Ampl Jy Top frame: Phas deg

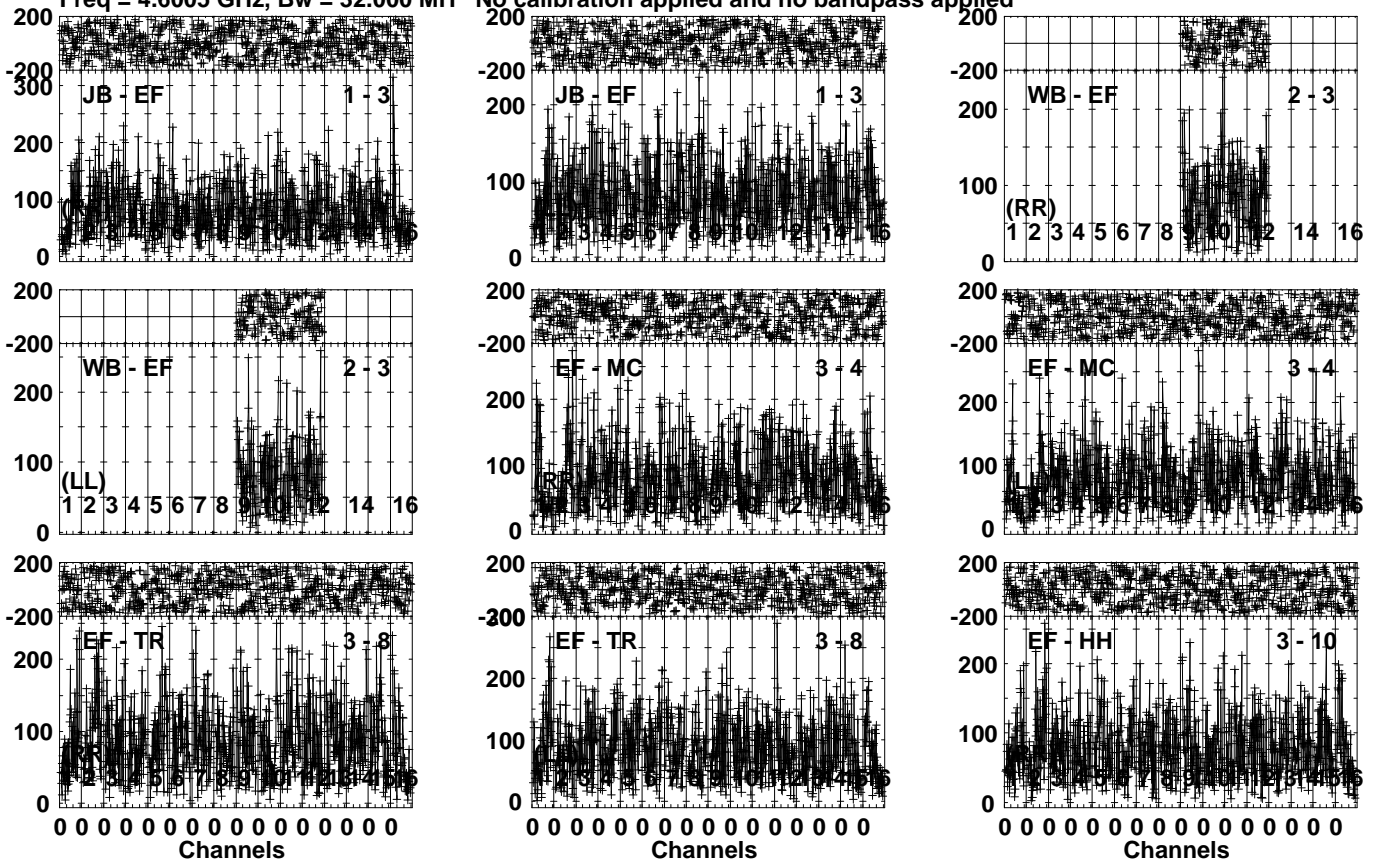
Vector averaged cross-power spectrum Several baselines displayed

Timerange: 01/03:14:54 to 01/03:15:34

Plot file version 497 created 18-APR-2024 16:12:49

SN2022XXF RG014.UVDATA.1

Freq = 4.6005 GHz, Bw = 32.000 MH No calibration applied and no bandpass applied

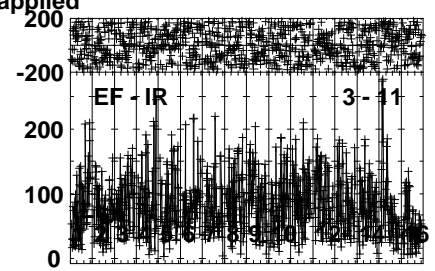
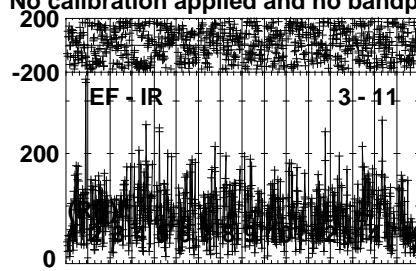
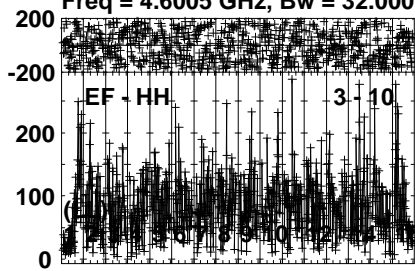


Lower frame: Micro Ampl Jy Top frame: Phas deg
Vector averaged cross-power spectrum Several baselines displayed
Timerange: 01/03:15:54 to 01/03:18:50

Plot file version 498 created 18-APR-2024 16:12:49

SN2022XXF RG014.UVDATA.1

Freq = 4.6005 GHz, Bw = 32.000 MH No calibration applied and no bandpass applied

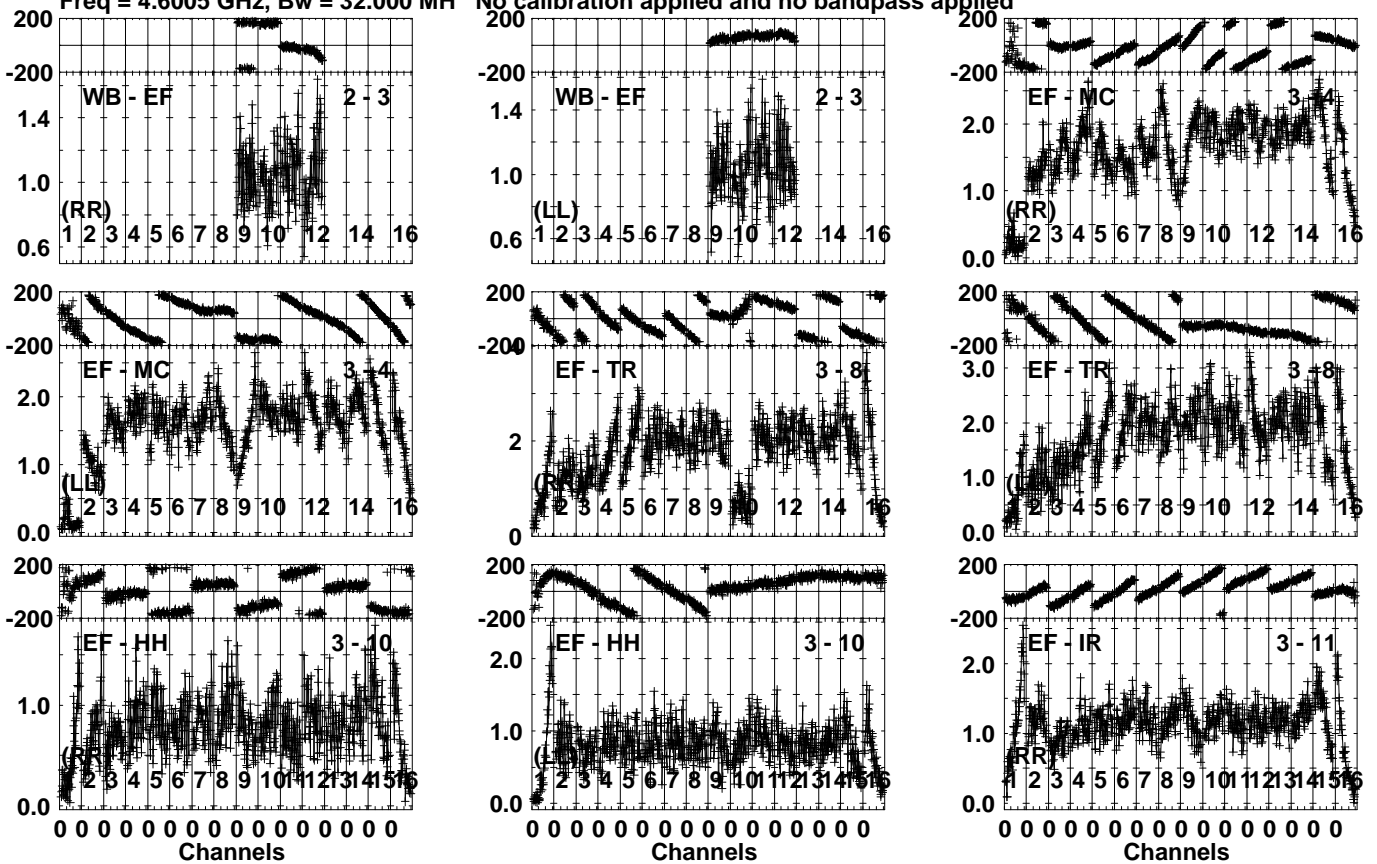


Lower frame: Micro Ampl Jy Top frame: Phas deg
Vector averaged cross-power spectrum Several baselines displayed
Timerange: 01/03:15:54 to 01/03:18:50

Plot file version 499 created 18-APR-2024 16:12:49

J1130+0846 RG014.UVDATA.1

Freq = 4.6005 GHz, Bw = 32.000 MH No calibration applied and no bandpass applied

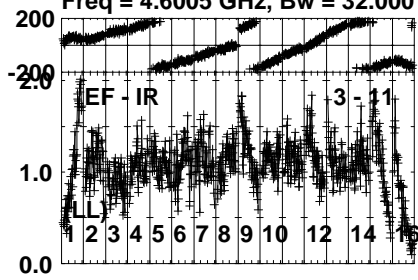


Lower frame: Milli Ampl Jy Top frame: Phas deg
Vector averaged cross-power spectrum Several baselines displayed
Timerange: 01/03:19:07 to 01/03:19:47

Plot file version 500 created 18-APR-2024 16:12:50

J1130+0846 RG014.UVDATA.1

Freq = 4.6005 GHz, Bw = 32.000 MH No calibration applied and no bandpass applied



Lower frame: Milli Ampl Jy Top frame: Phas deg

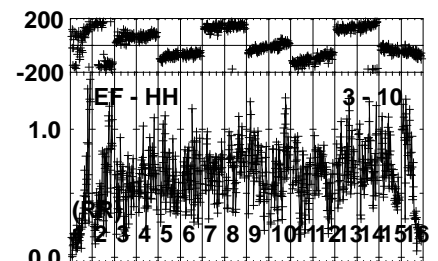
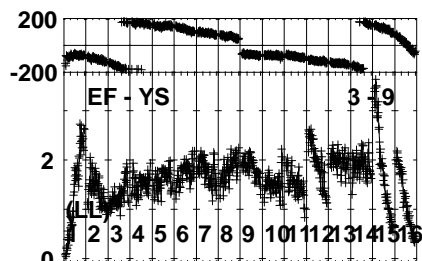
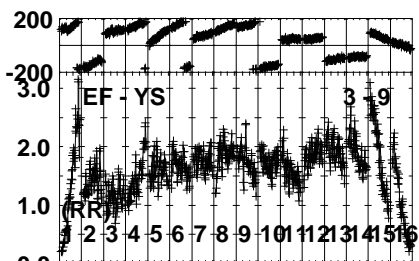
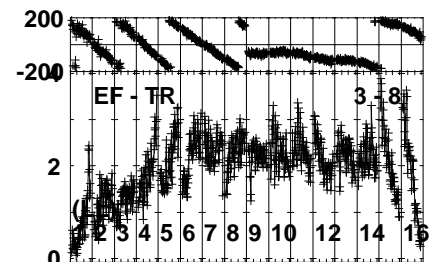
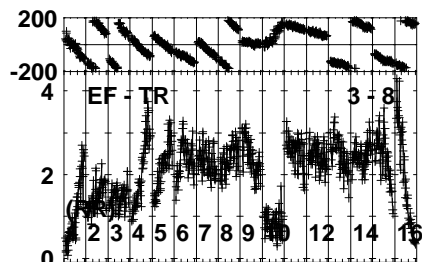
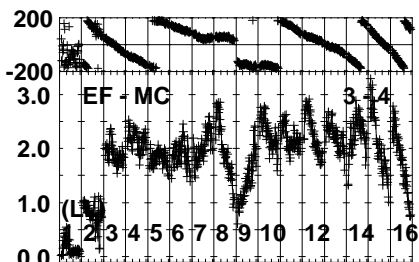
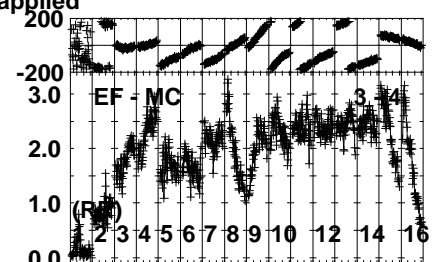
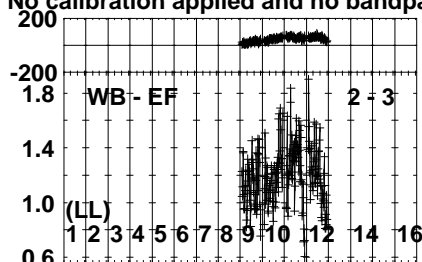
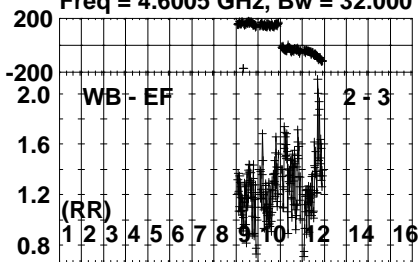
Vector averaged cross-power spectrum Several baselines displayed

Timerange: 01/03:19:07 to 01/03:19:47

Plot file version 501 created 18-APR-2024 16:12:50

J1129+0951 RG014.UVDATA.1

Freq = 4.6005 GHz, Bw = 32.000 MH No calibration applied and no bandpass applied

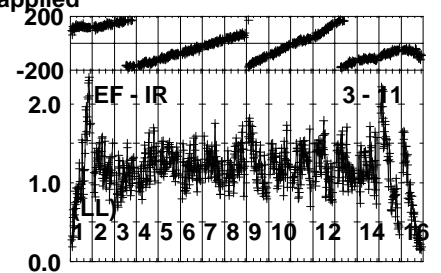
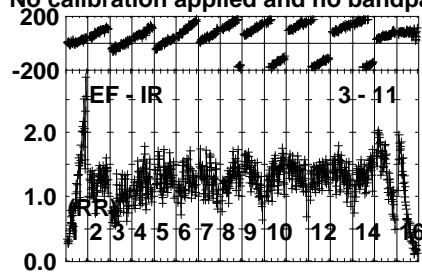
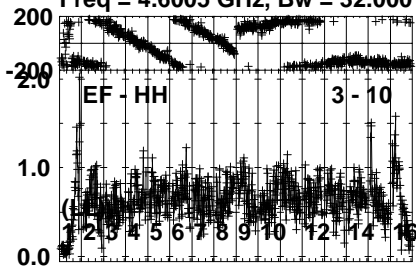


Lower frame: Milli Ampl Jy Top frame: Phas deg
Vector averaged cross-power spectrum Several baselines displayed
Timerange: 01/03:20:10 to 01/03:20:50

Plot file version 502 created 18-APR-2024 16:12:50

J1129+0951 RG014.UVDATA.1

Freq = 4.6005 GHz, Bw = 32.000 MH No calibration applied and no bandpass applied

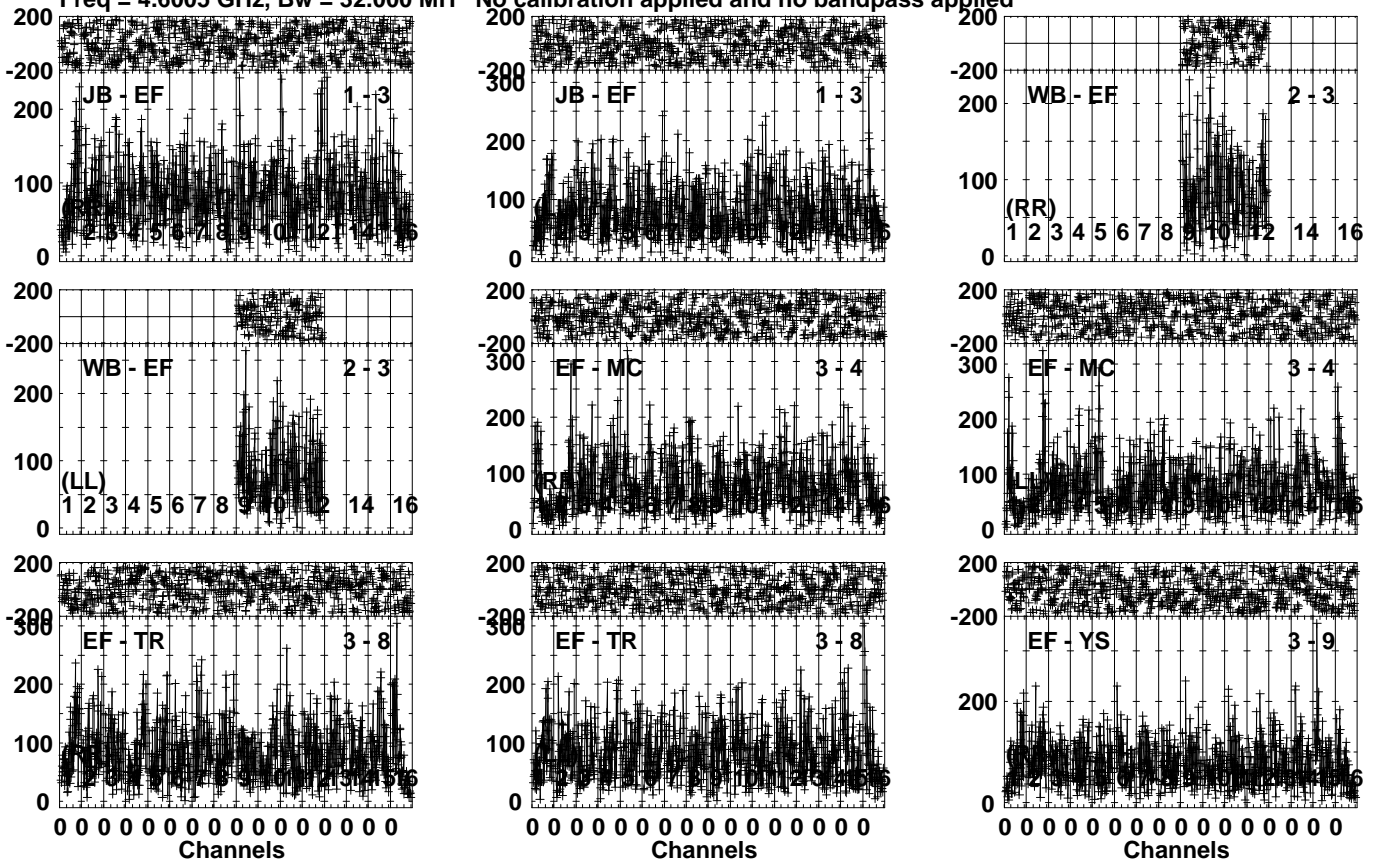


Lower frame: Milli Ampl Jy Top frame: Phas deg
Vector averaged cross-power spectrum Several baselines displayed
Timerange: 01/03:20:10 to 01/03:20:50

Plot file version 503 created 18-APR-2024 16:12:50

SN2022XXF RG014.UVDATA.1

Freq = 4.6005 GHz, Bw = 32.000 MH No calibration applied and no bandpass applied

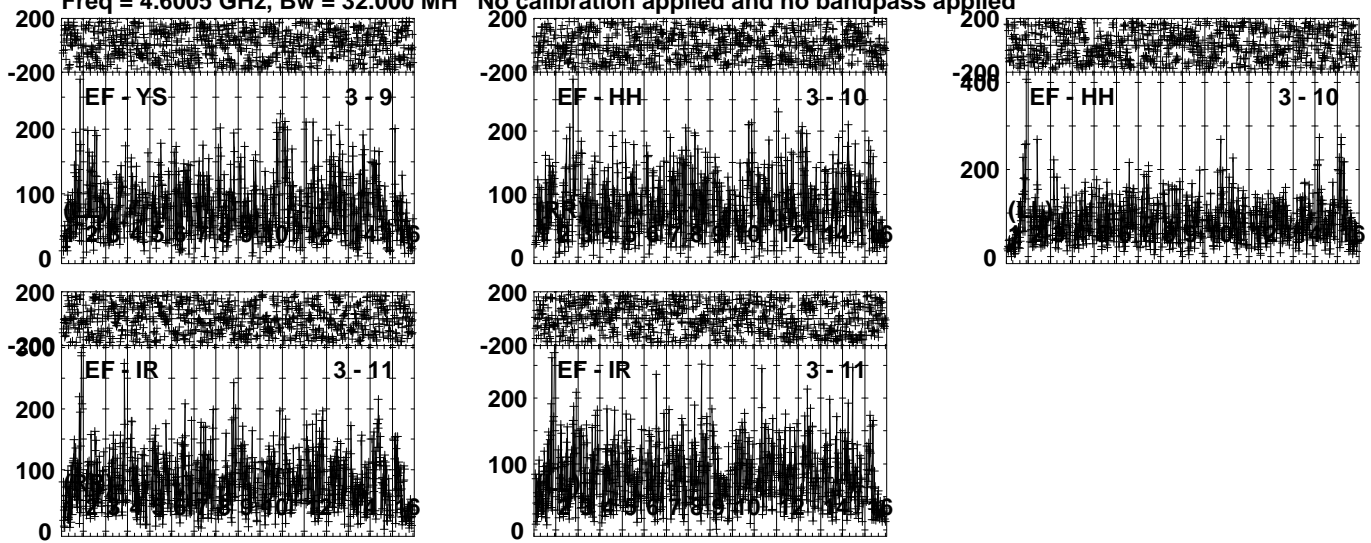


Lower frame: Micro Ampl Jy Top frame: Phas deg
Vector averaged cross-power spectrum Several baselines displayed
Timerange: 01/03:21:10 to 01/03:24:06

Plot file version 504 created 18-APR-2024 16:12:50

SN2022XXF RG014.UVDATA.1

Freq = 4.6005 GHz, Bw = 32.000 MH No calibration applied and no bandpass applied



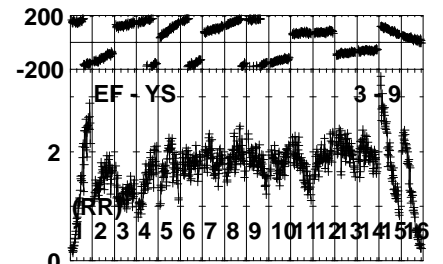
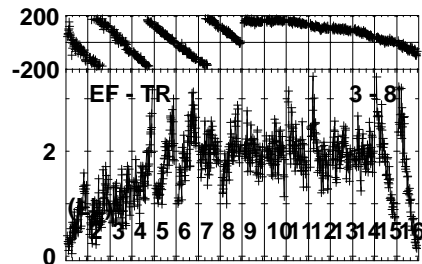
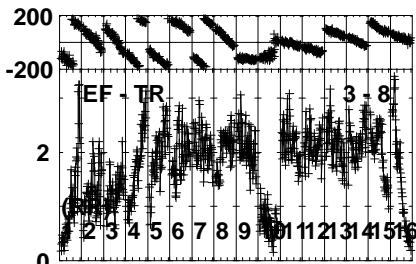
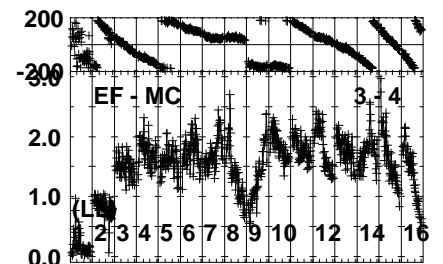
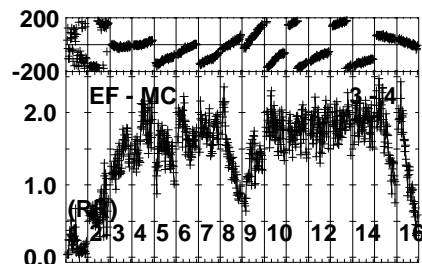
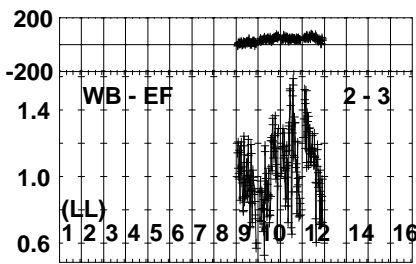
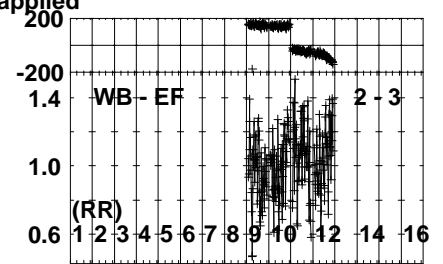
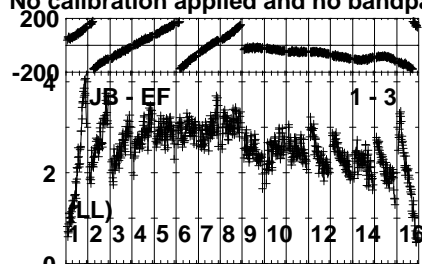
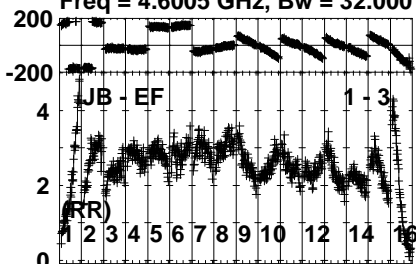
Lower frame: Micro Ampl Jy Top frame: Phas deg
Vector averaged cross-power spectrum Several baselines displayed
Timerange: 01/03:21:10 to 01/03:24:06

Plot file version 505 created 18-APR-2024 16:12:50

J1130+0846 RG014.UVDATA.1

Freq = 4.6005 GHz, Bw = 32.000 MH

No calibration applied and no bandpass applied



Lower frame: Milli Ampl Jy Top frame: Phas deg

Vector averaged cross-power spectrum Several baselines displayed

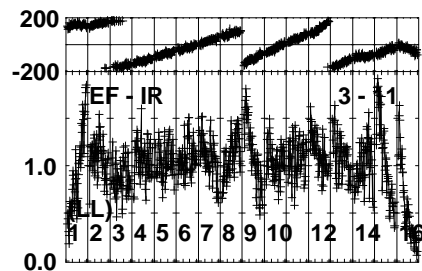
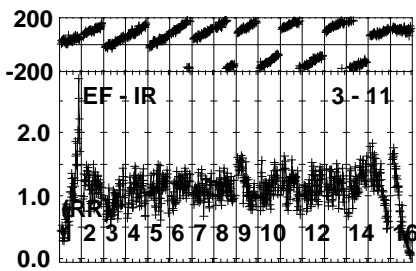
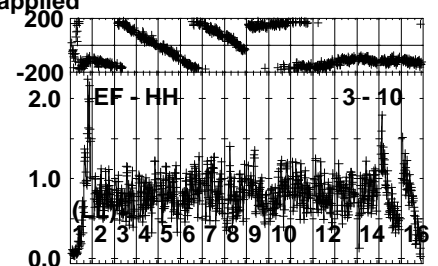
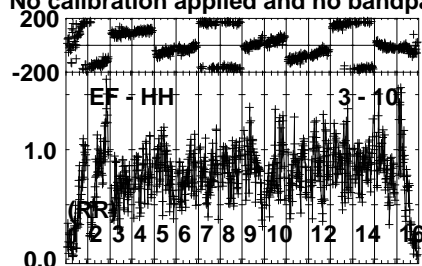
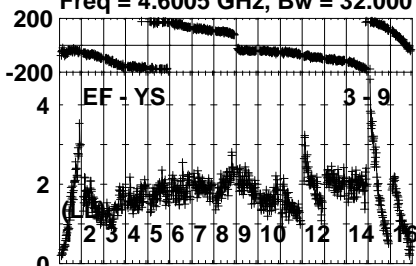
Timerange: 01/03:24:23 to 01/03:25:03

Plot file version 506 created 18-APR-2024 16:12:50

J1130+0846 RG014.UVDATA.1

Freq = 4.6005 GHz, Bw = 32.000 MH

No calibration applied and no bandpass applied

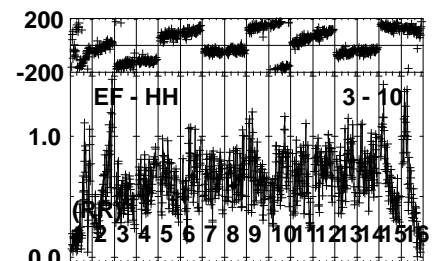
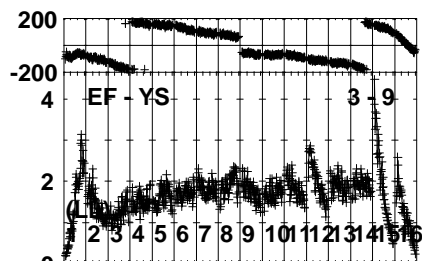
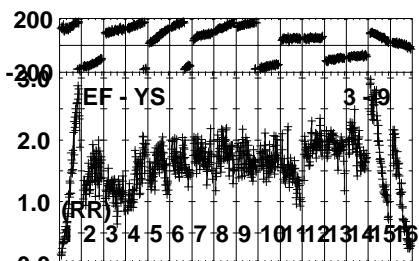
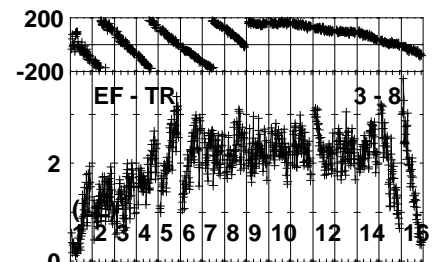
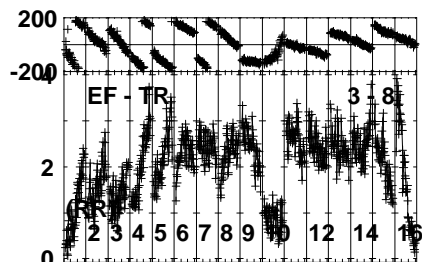
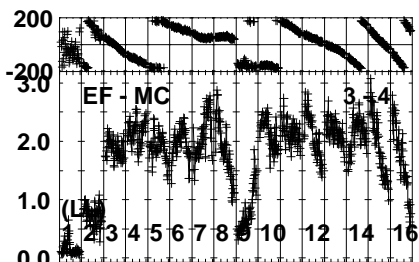
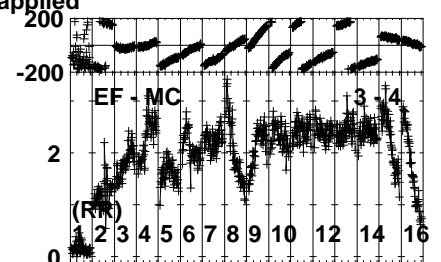
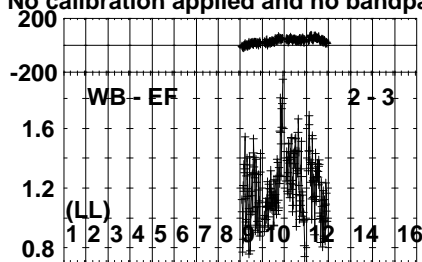
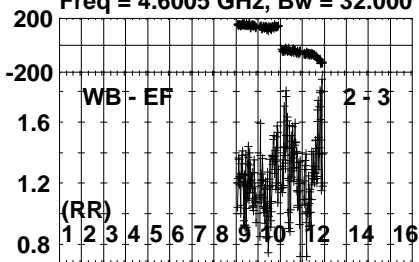


Lower frame: Milli Ampl Jy Top frame: Phas deg
Vector averaged cross-power spectrum Several baselines displayed
Timerange: 01/03:24:23 to 01/03:25:03

Plot file version 507 created 18-APR-2024 16:12:50

J1129+0951 RG014.UVDATA.1

Freq = 4.6005 GHz, Bw = 32.000 MH No calibration applied and no bandpass applied



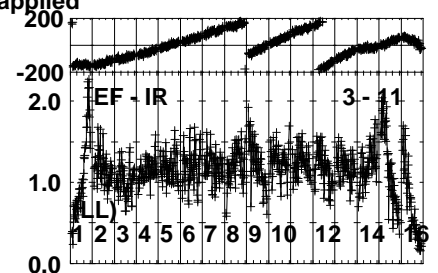
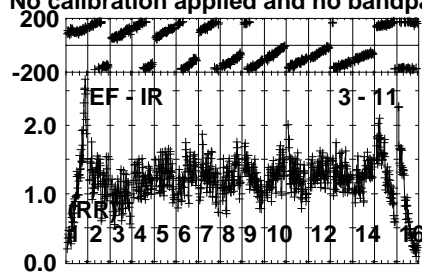
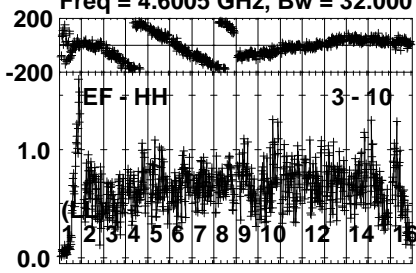
Lower frame: Milli Ampl Jy Top frame: Phas deg
Vector averaged cross-power spectrum Several baselines displayed
Timerange: 01/03:25:26 to 01/03:26:06

Plot file version 508 created 18-APR-2024 16:12:50

J1129+0951 RG014.UVDATA.1

Freq = 4.6005 GHz, Bw = 32.000 MH

No calibration applied and no bandpass applied

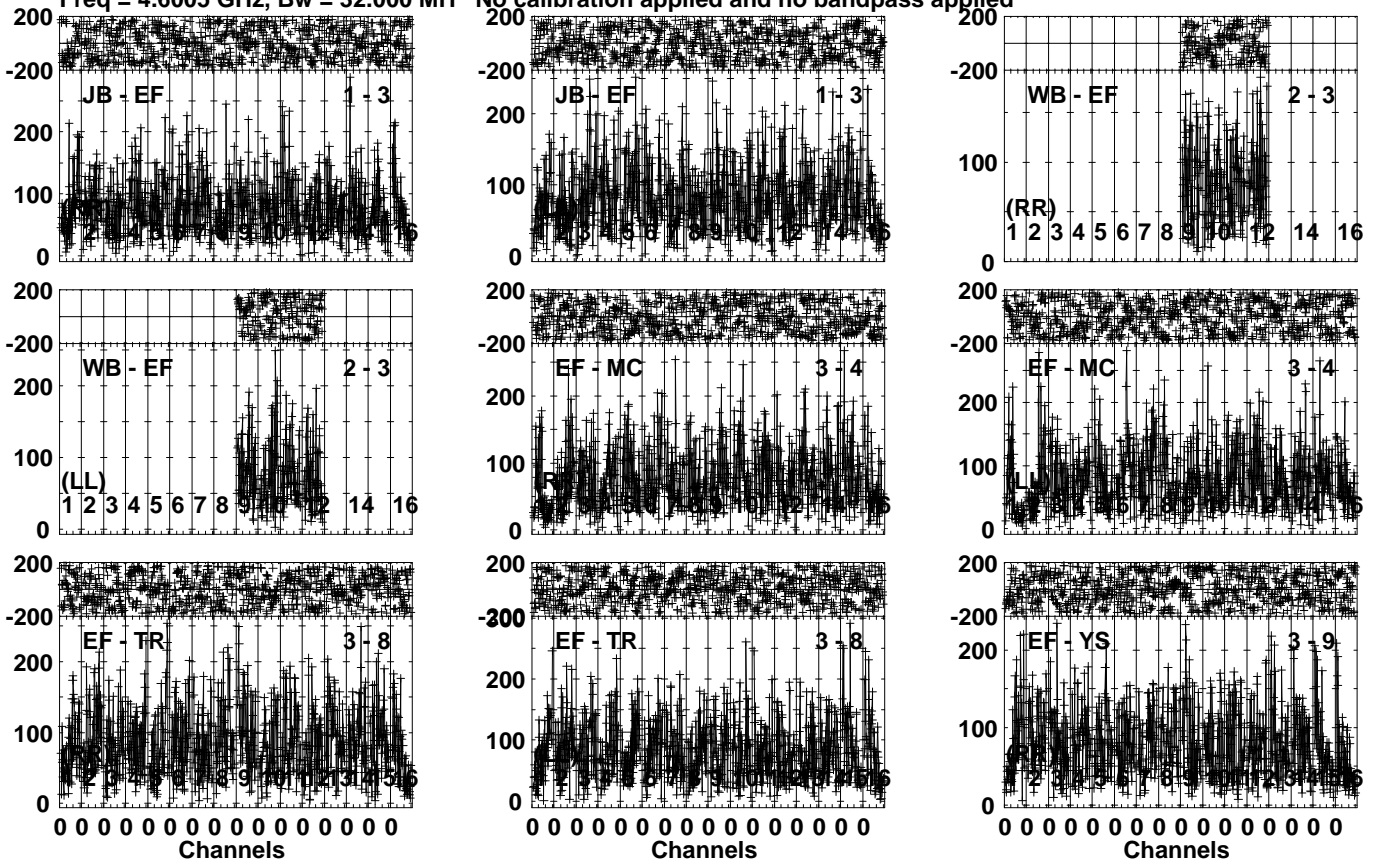


Lower frame: Milli Ampl Jy Top frame: Phas deg
Vector averaged cross-power spectrum Several baselines displayed
Timerange: 01/03:25:26 to 01/03:26:06

Plot file version 509 created 18-APR-2024 16:12:50

SN2022XXF RG014.UVDATA.1

Freq = 4.6005 GHz, Bw = 32.000 MH No calibration applied and no bandpass applied

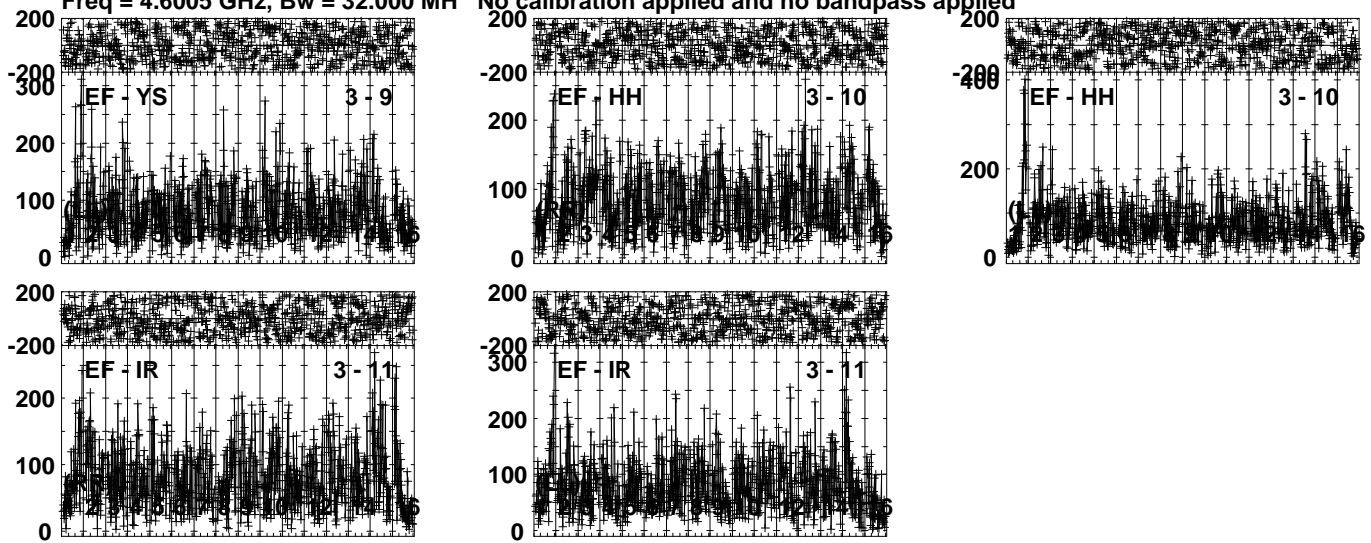


Lower frame: Micro Ampl Jy Top frame: Phas deg
Vector averaged cross-power spectrum Several baselines displayed
Timerange: 01/03:26:26 to 01/03:29:22

Plot file version 510 created 18-APR-2024 16:12:50

SN2022XXF RG014.UVDATA.1

Freq = 4.6005 GHz, Bw = 32.000 MH No calibration applied and no bandpass applied

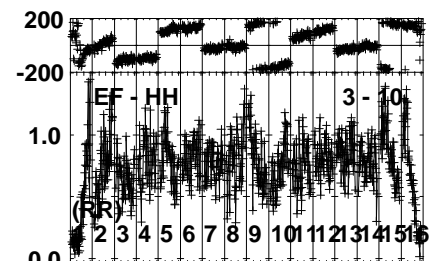
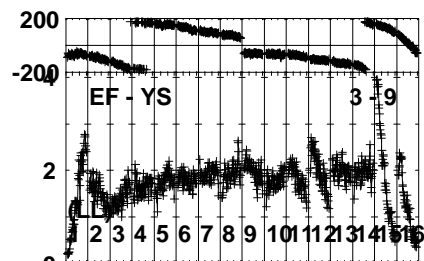
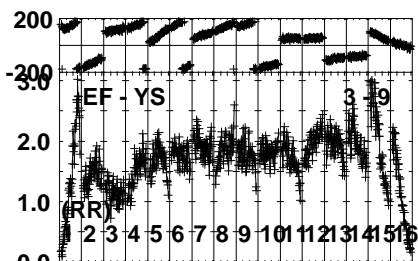
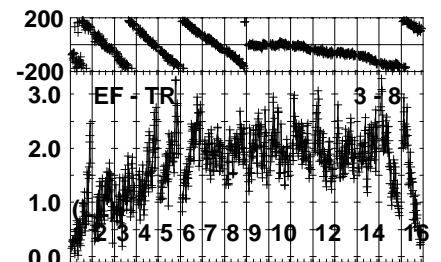
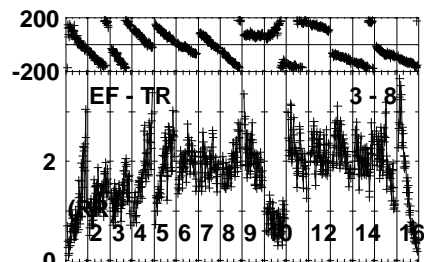
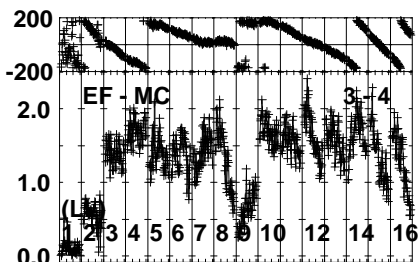
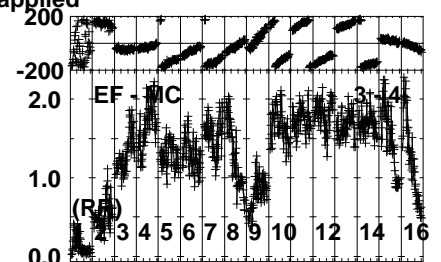
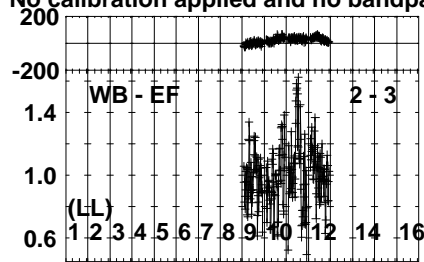
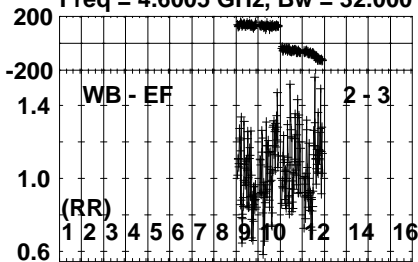


Lower frame: Micro Ampl Jy Top frame: Phas deg
Vector averaged cross-power spectrum Several baselines displayed
Timerange: 01/03:26:26 to 01/03:29:22

Plot file version 511 created 18-APR-2024 16:12:51

J1130+0846 RG014.UVDATA.1

Freq = 4.6005 GHz, Bw = 32.000 MH No calibration applied and no bandpass applied



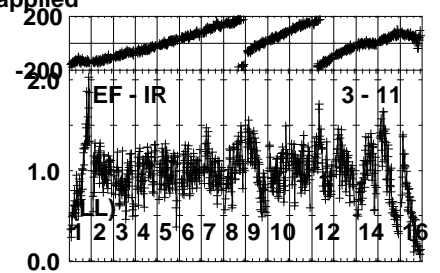
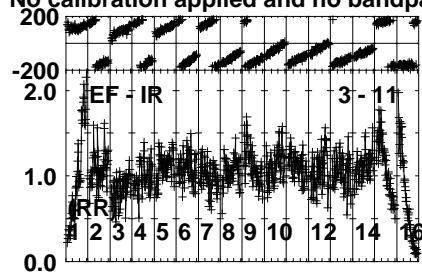
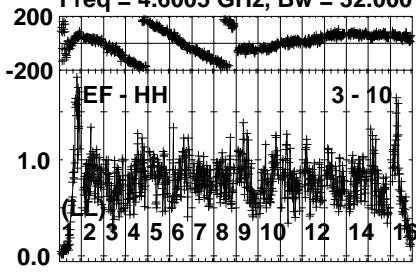
Lower frame: Milli Ampl Jy Top frame: Phas deg
Vector averaged cross-power spectrum Several baselines displayed
Timerange: 01/03:29:39 to 01/03:30:19

Plot file version 512 created 18-APR-2024 16:12:51

J1130+0846 RG014.UVDATA.1

Freq = 4.6005 GHz, Bw = 32.000 MH

No calibration applied and no bandpass applied

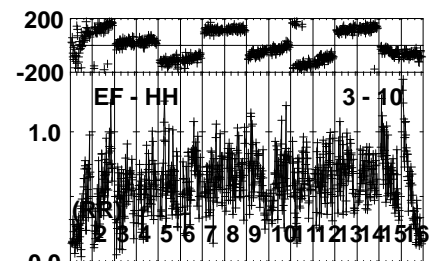
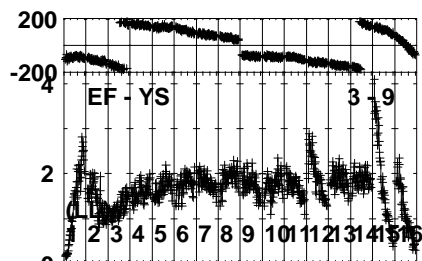
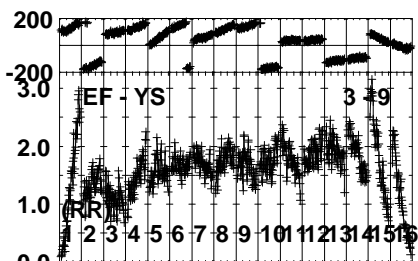
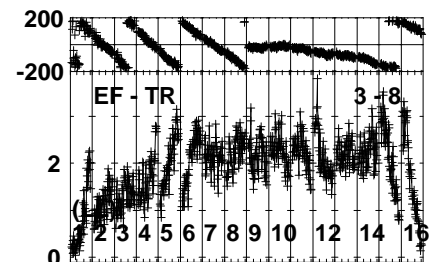
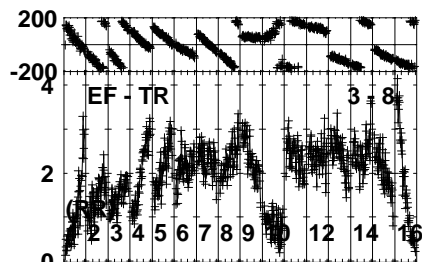
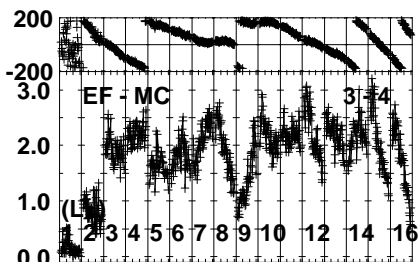
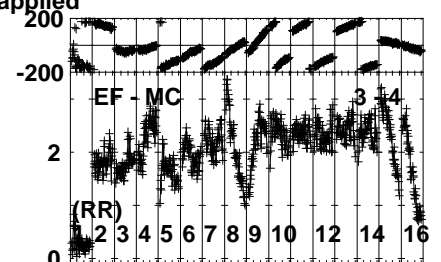
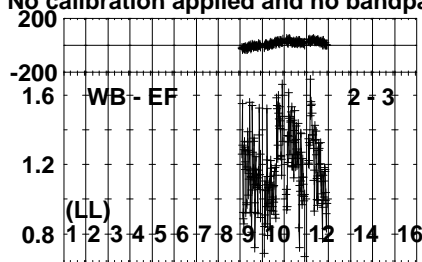
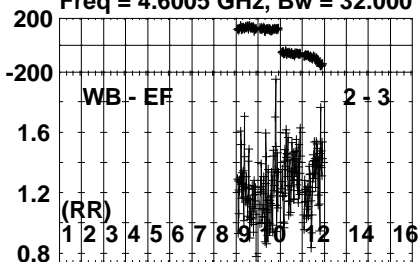


Lower frame: Milli Ampl Jy Top frame: Phas deg
Vector averaged cross-power spectrum Several baselines displayed
Timerange: 01/03:29:39 to 01/03:30:19

Plot file version 513 created 18-APR-2024 16:12:51

J1129+0951 RG014.UVDATA.1

Freq = 4.6005 GHz, Bw = 32.000 MH No calibration applied and no bandpass applied

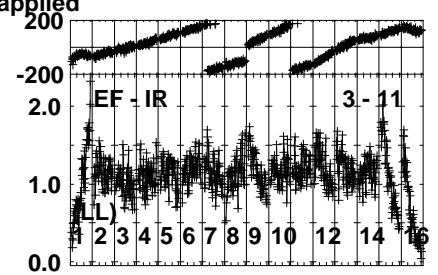
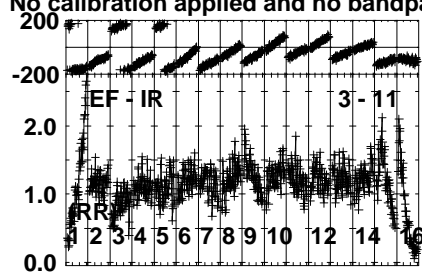
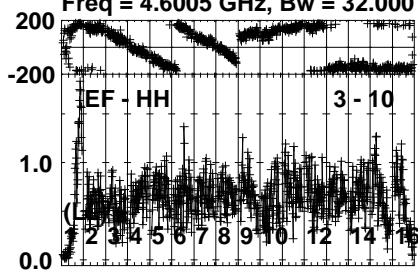


Lower frame: Milli Ampl Jy Top frame: Phas deg
Vector averaged cross-power spectrum Several baselines displayed
Timerange: 01/03:30:42 to 01/03:31:22

Plot file version 514 created 18-APR-2024 16:12:51

J1129+0951 RG014.UVDATA.1

Freq = 4.6005 GHz, Bw = 32.000 MH No calibration applied and no bandpass applied

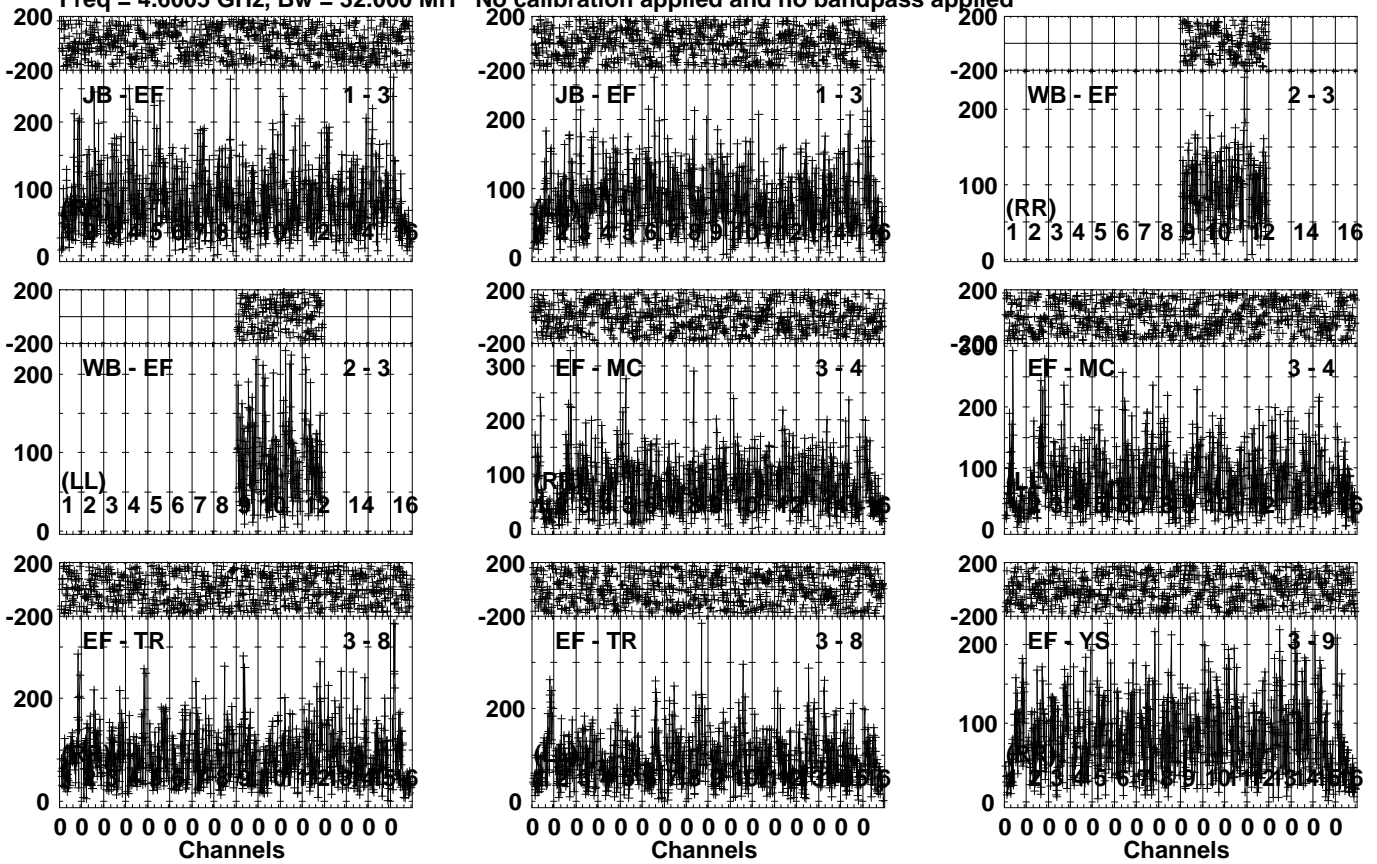


Lower frame: Milli Ampl Jy Top frame: Phas deg
Vector averaged cross-power spectrum Several baselines displayed
Timerange: 01/03:30:42 to 01/03:31:22

Plot file version 515 created 18-APR-2024 16:12:51

SN2022XXF RG014.UVDATA.1

Freq = 4.6005 GHz, Bw = 32.000 MH No calibration applied and no bandpass applied

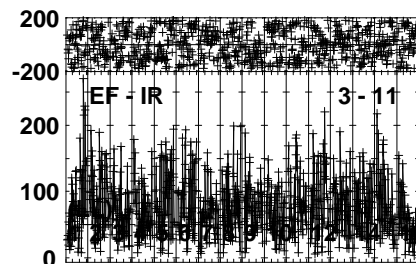
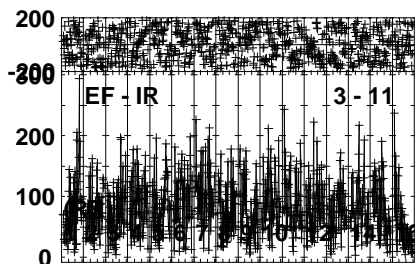
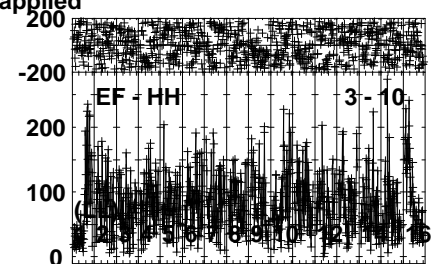
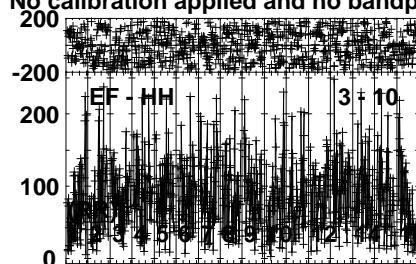
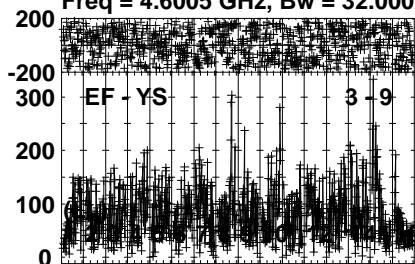


Lower frame: Micro Ampl Jy Top frame: Phas deg
Vector averaged cross-power spectrum Several baselines displayed
Timerange: 01/03:31:42 to 01/03:34:38

Plot file version 516 created 18-APR-2024 16:12:51

SN2022XXF RG014.UVDATA.1

Freq = 4.6005 GHz, Bw = 32.000 MH No calibration applied and no bandpass applied



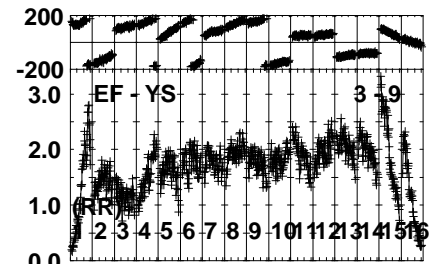
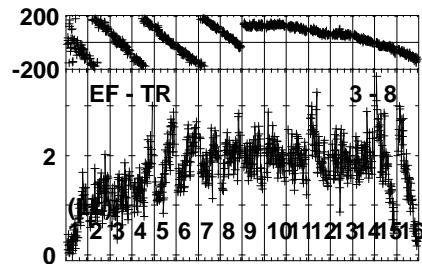
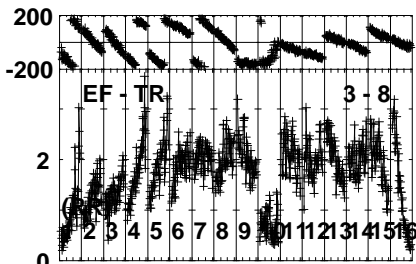
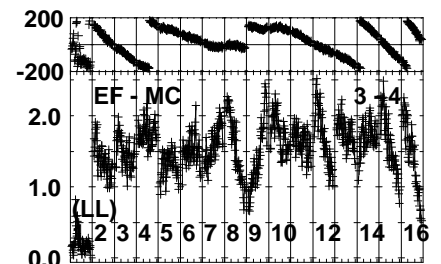
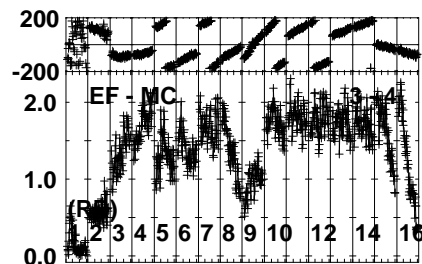
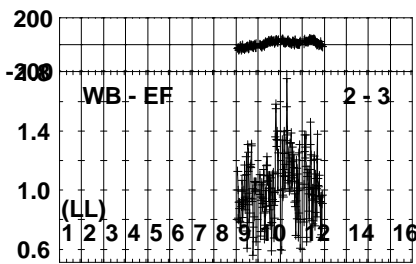
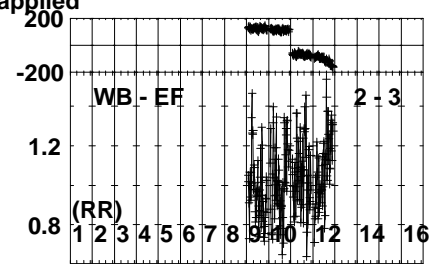
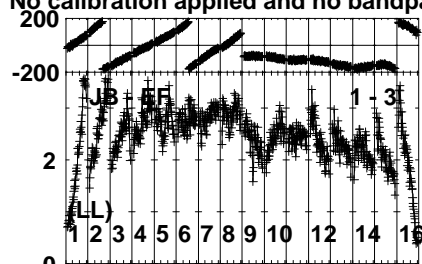
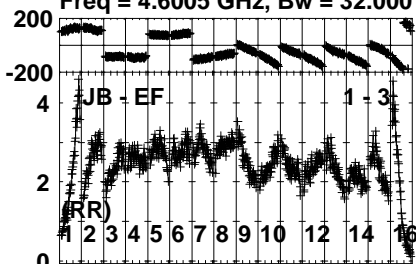
Lower frame: Micro Ampl Jy Top frame: Phas deg
Vector averaged cross-power spectrum Several baselines displayed
Timerange: 01/03:31:42 to 01/03:34:38

Plot file version 517 created 18-APR-2024 16:12:51

J1130+0846 RG014.UVDATA.1

Freq = 4.6005 GHz, Bw = 32.000 MH

No calibration applied and no bandpass applied

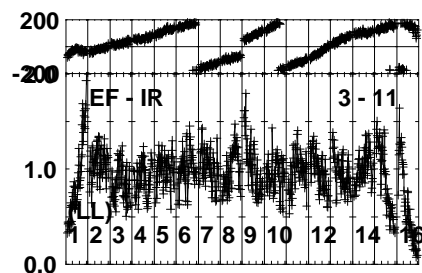
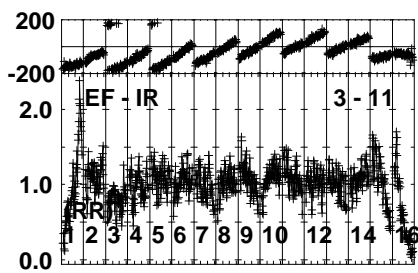
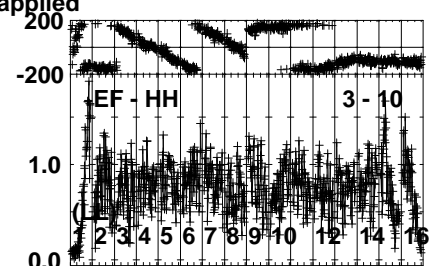
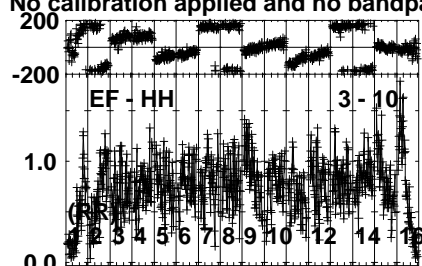
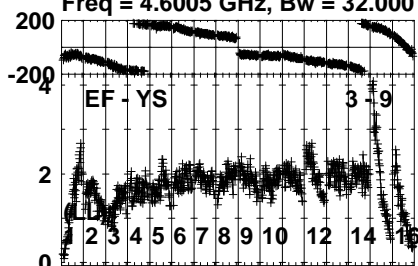


Lower frame: Milli Ampl Jy Top frame: Phas deg
Vector averaged cross-power spectrum Several baselines displayed
Timerange: 01/03:34:55 to 01/03:35:35

Plot file version 518 created 18-APR-2024 16:12:51

J1130+0846 RG014.UVDATA.1

Freq = 4.6005 GHz, Bw = 32.000 MH No calibration applied and no bandpass applied



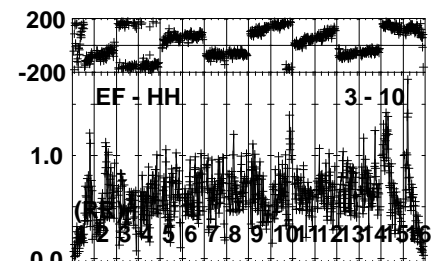
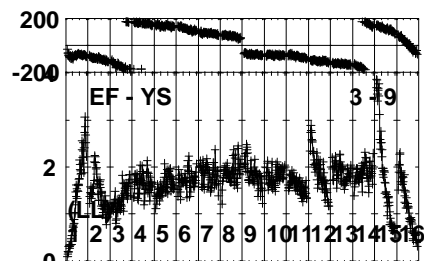
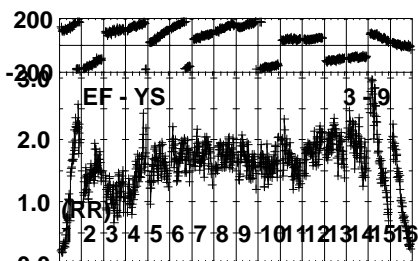
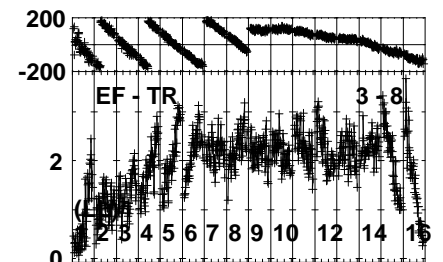
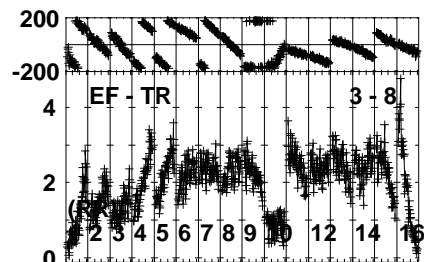
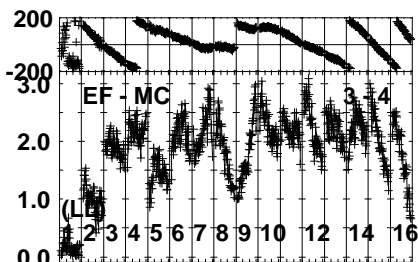
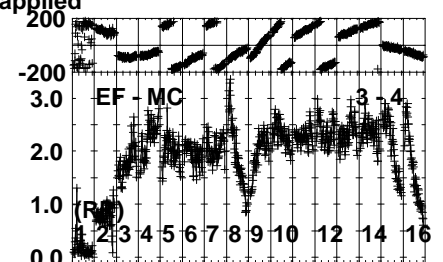
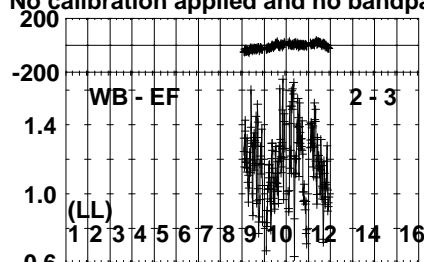
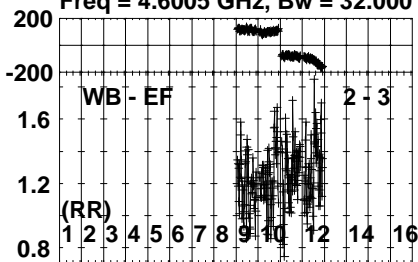
Lower frame: Milli Ampl Jy Top frame: Phas deg
Vector averaged cross-power spectrum Several baselines displayed
Timerange: 01/03:34:55 to 01/03:35:35

Plot file version 519 created 18-APR-2024 16:12:51

J1129+0951 RG014.UVDATA.1

Freq = 4.6005 GHz, Bw = 32.000 MH

No calibration applied and no bandpass applied



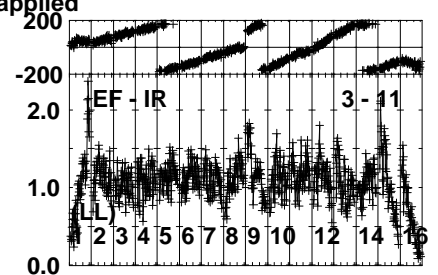
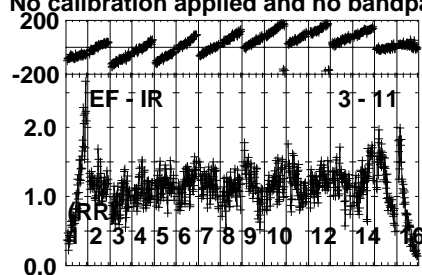
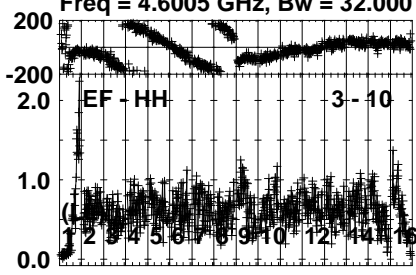
Lower frame: Milli Ampl Jy Top frame: Phas deg
Vector averaged cross-power spectrum Several baselines displayed
Timerange: 01/03:35:58 to 01/03:36:38

Plot file version 520 created 18-APR-2024 16:12:51

J1129+0951 RG014.UVDATA.1

Freq = 4.6005 GHz, Bw = 32.000 MH

No calibration applied and no bandpass applied

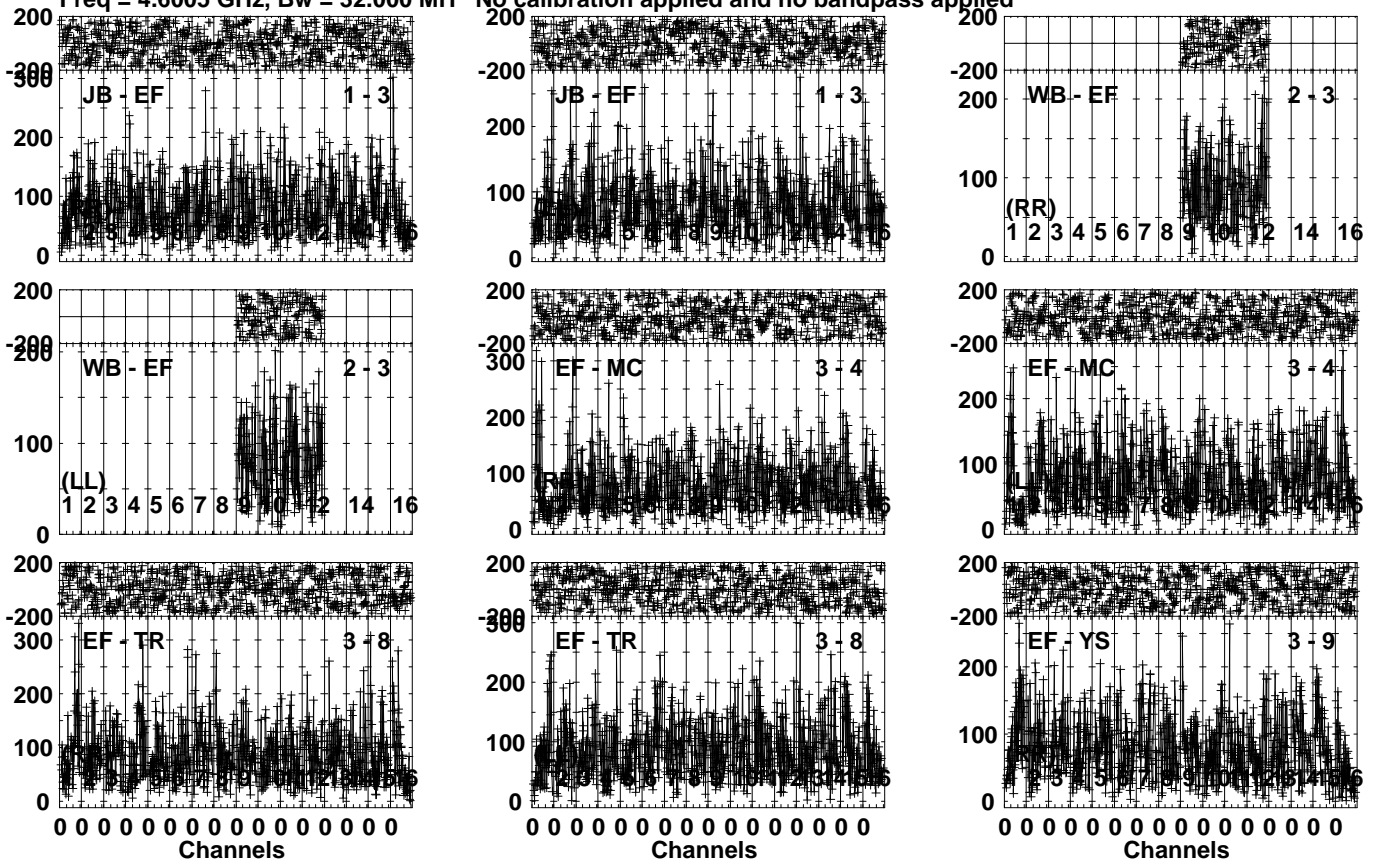


Lower frame: Milli Ampl Jy Top frame: Phas deg
Vector averaged cross-power spectrum Several baselines displayed
Timerange: 01/03:35:58 to 01/03:36:38

Plot file version 521 created 18-APR-2024 16:12:51

SN2022XXF RG014.UVDATA.1

Freq = 4.6005 GHz, Bw = 32.000 MH No calibration applied and no bandpass applied

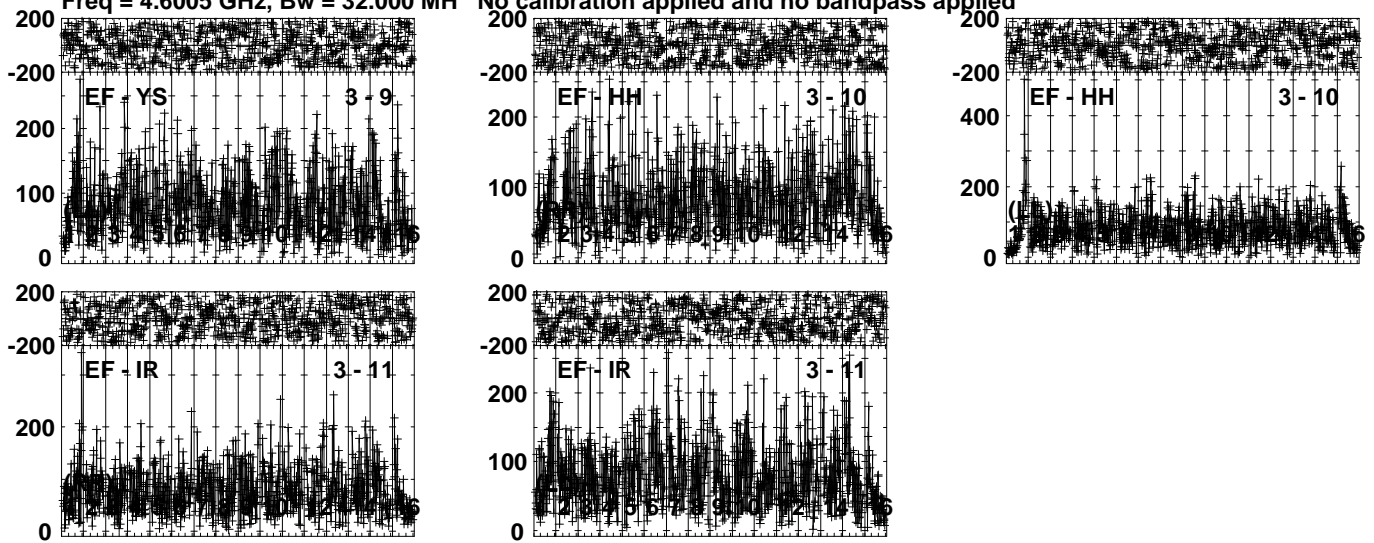


Lower frame: Micro Ampl Jy Top frame: Phas deg
Vector averaged cross-power spectrum Several baselines displayed
Timerange: 01/03:36:58 to 01/03:39:54

Plot file version 522 created 18-APR-2024 16:12:51

SN2022XXF RG014.UVDATA.1

Freq = 4.6005 GHz, Bw = 32.000 MH No calibration applied and no bandpass applied

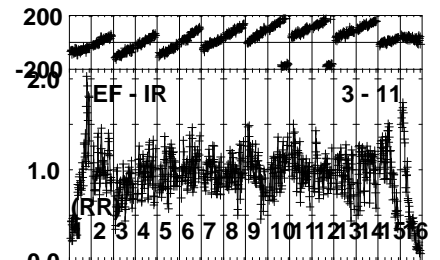
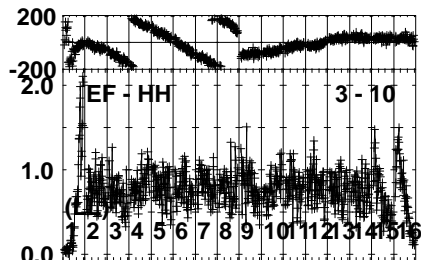
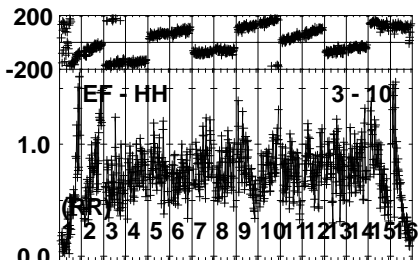
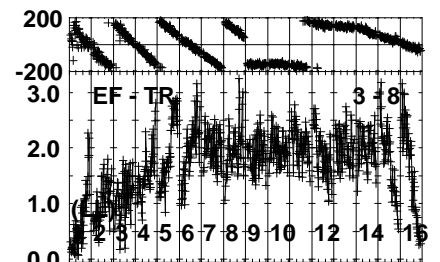
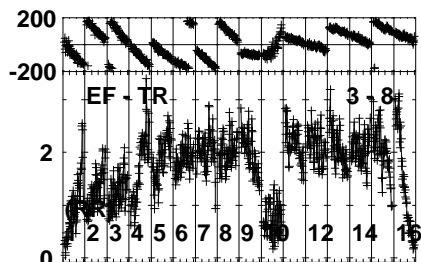
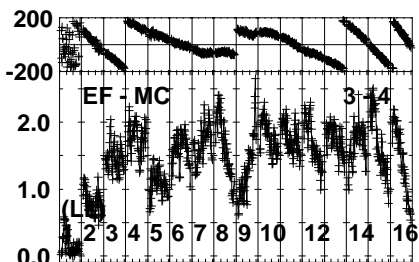
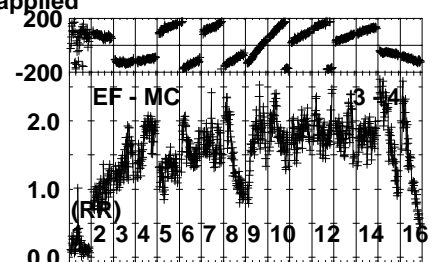
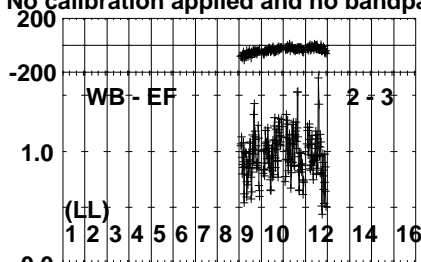
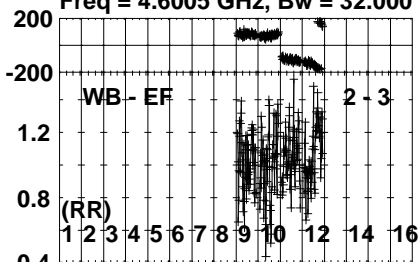


Lower frame: Micro Ampl Jy Top frame: Phas deg
Vector averaged cross-power spectrum Several baselines displayed
Timerange: 01/03:36:58 to 01/03:39:54

Plot file version 523 created 18-APR-2024 16:12:52

J1130+0846 RG014.UVDATA.1

Freq = 4.6005 GHz, Bw = 32.000 MH No calibration applied and no bandpass applied

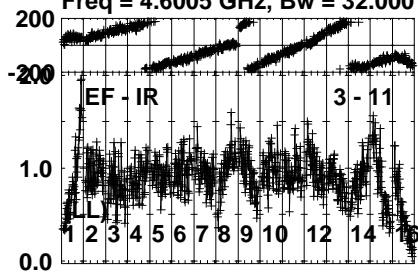


Lower frame: Milli Ampl Jy Top frame: Phas deg
Vector averaged cross-power spectrum Several baselines displayed
Timerange: 01/03:40:11 to 01/03:40:51

Plot file version 524 created 18-APR-2024 16:12:52

J1130+0846 RG014.UVDATA.1

Freq = 4.6005 GHz, Bw = 32.000 MH No calibration applied and no bandpass applied



Lower frame: Milli Ampl Jy Top frame: Phas deg

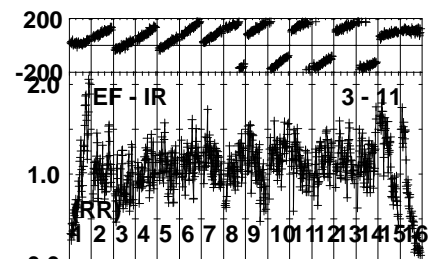
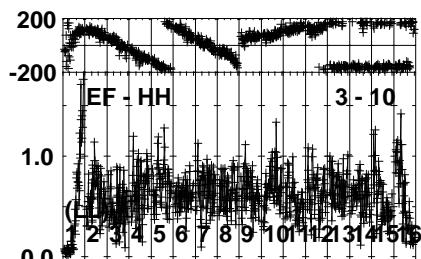
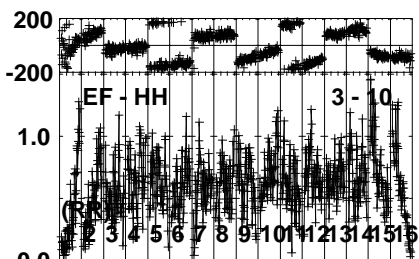
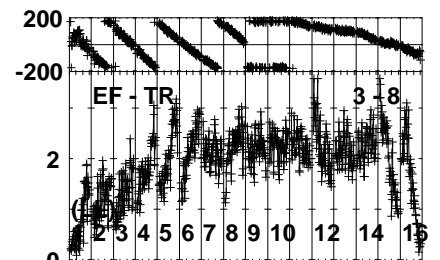
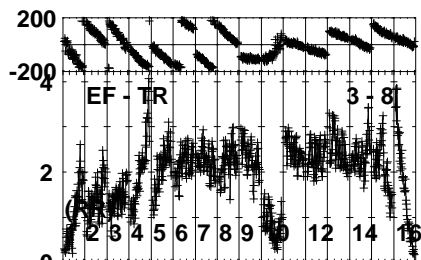
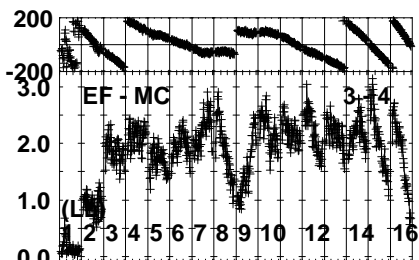
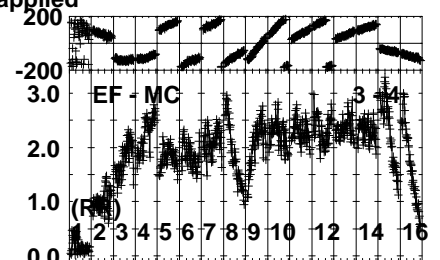
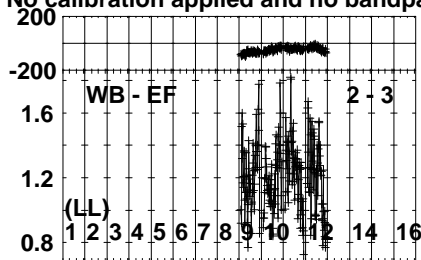
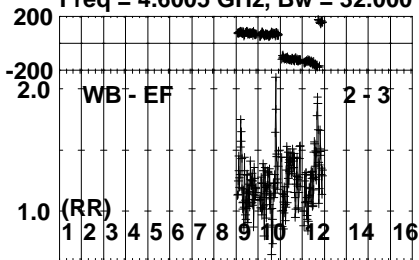
Vector averaged cross-power spectrum Several baselines displayed

Timerange: 01/03:40:11 to 01/03:40:51

Plot file version 525 created 18-APR-2024 16:12:52

J1129+0951 RG014.UVDATA.1

Freq = 4.6005 GHz, Bw = 32.000 MH No calibration applied and no bandpass applied

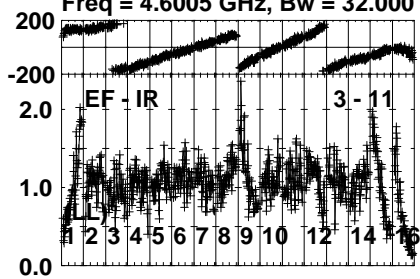


Lower frame: Milli Ampl Jy Top frame: Phas deg
Vector averaged cross-power spectrum Several baselines displayed
Timerange: 01/03:41:14 to 01/03:41:54

Plot file version 526 created 18-APR-2024 16:12:52

J1129+0951 RG014.UVDATA.1

Freq = 4.6005 GHz, Bw = 32.000 MH No calibration applied and no bandpass applied



Lower frame: Milli Ampl Jy Top frame: Phas deg

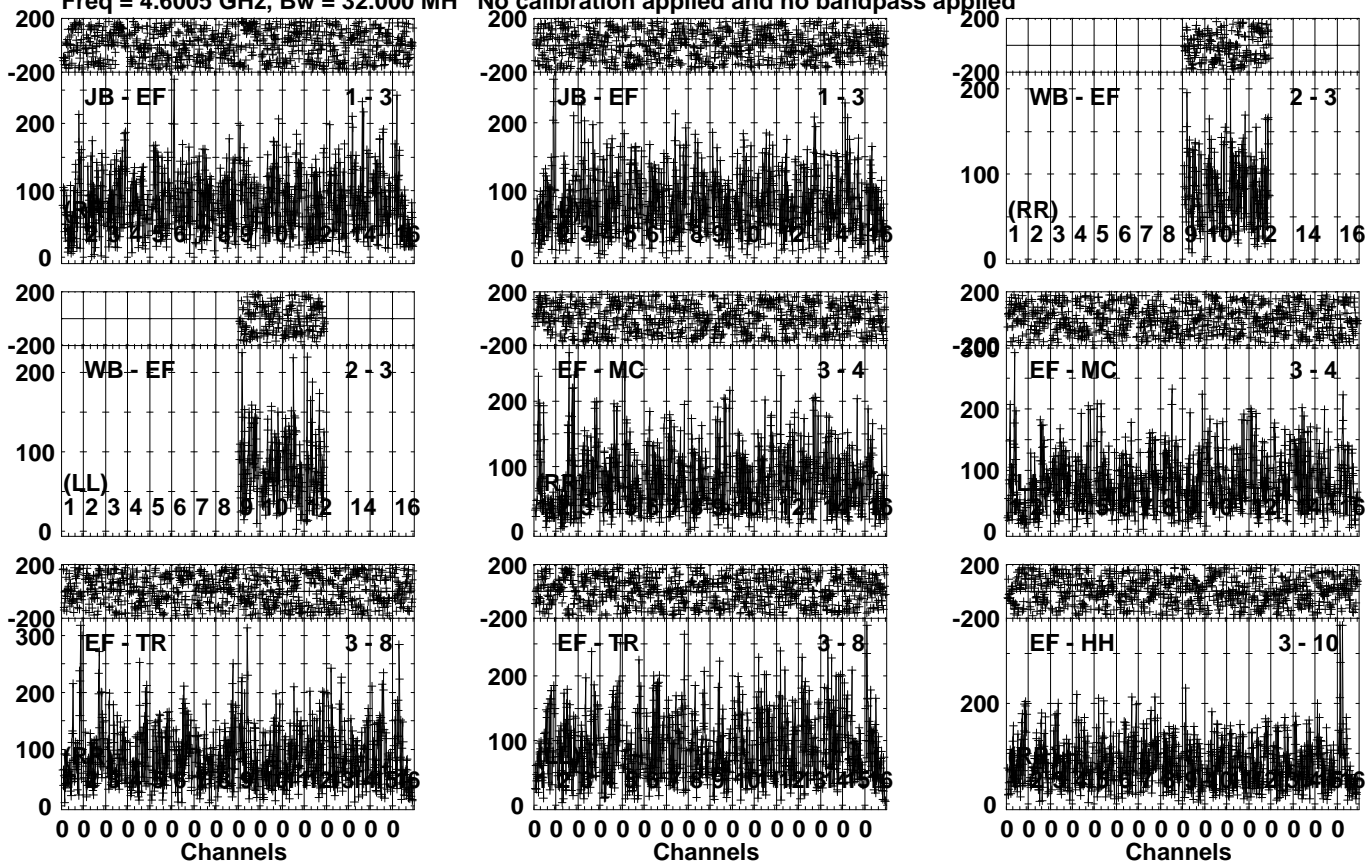
Vector averaged cross-power spectrum Several baselines displayed

Timerange: 01/03:41:14 to 01/03:41:54

Plot file version 527 created 18-APR-2024 16:12:52

SN2022XXF RG014.UVDATA.1

Freq = 4.6005 GHz, Bw = 32.000 MH No calibration applied and no bandpass applied

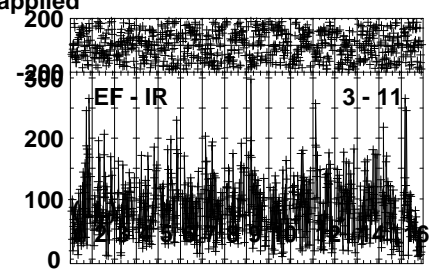
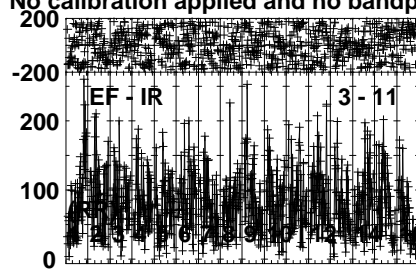
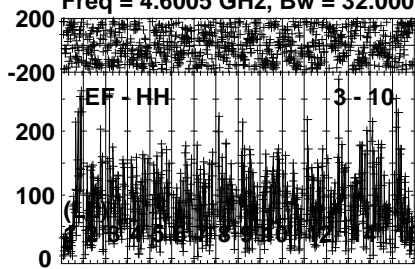


Lower frame: Micro Ampl Jy Top frame: Phas deg
Vector averaged cross-power spectrum Several baselines displayed
Timerange: 01/03:42:14 to 01/03:45:10

Plot file version 528 created 18-APR-2024 16:12:52

SN2022XXF RG014.UVDATA.1

Freq = 4.6005 GHz, Bw = 32.000 MH No calibration applied and no bandpass applied

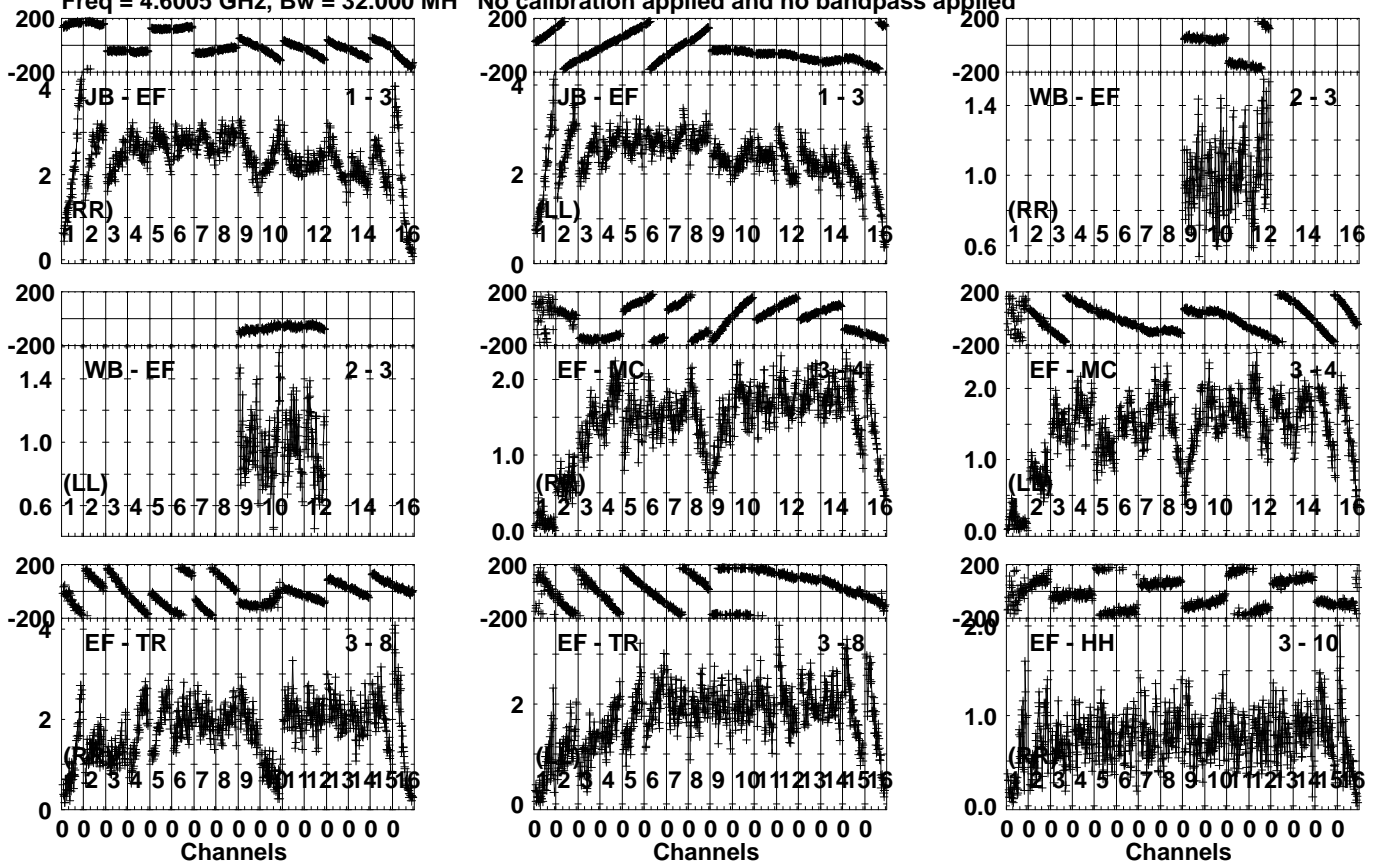


Lower frame: Micro Ampl Jy Top frame: Phas deg
Vector averaged cross-power spectrum Several baselines displayed
Timerange: 01/03:42:14 to 01/03:45:10

Plot file version 529 created 18-APR-2024 16:12:52

J1130+0846 RG014.UVDATA.1

Freq = 4.6005 GHz, Bw = 32.000 MH No calibration applied and no bandpass applied



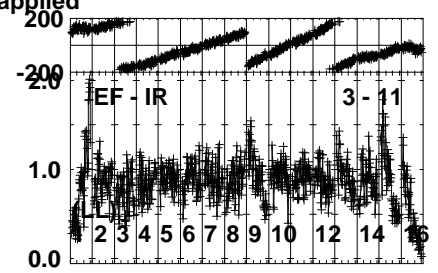
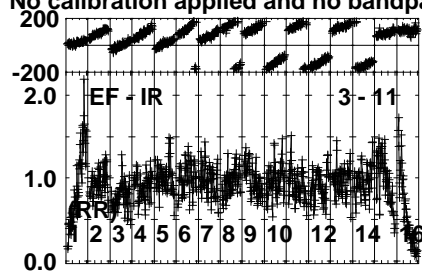
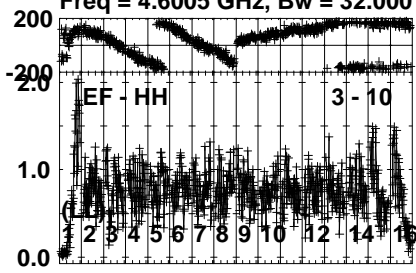
Lower frame: Milli Ampl Jy Top frame: Phas deg
Vector averaged cross-power spectrum Several baselines displayed
Timerange: 01/03:45:27 to 01/03:46:07

Plot file version 530 created 18-APR-2024 16:12:52

J1130+0846 RG014.UVDATA.1

Freq = 4.6005 GHz, Bw = 32.000 MH

No calibration applied and no bandpass applied

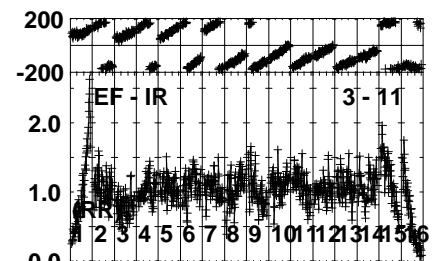
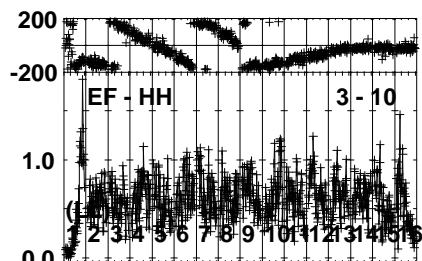
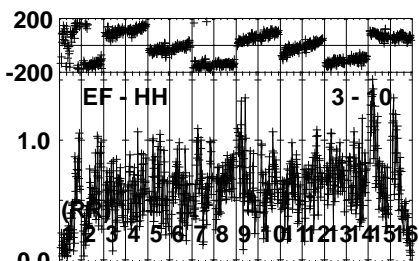
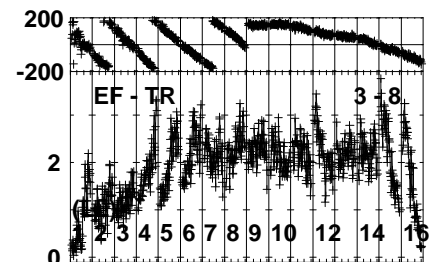
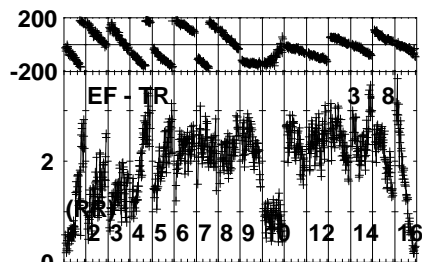
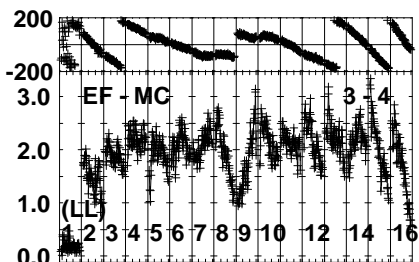
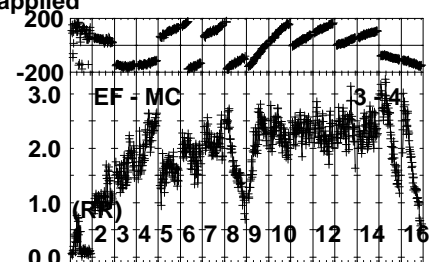
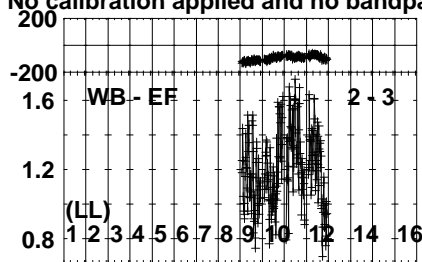
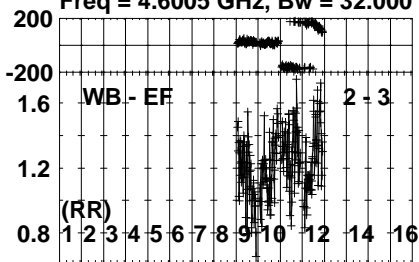


Lower frame: Milli Ampl Jy Top frame: Phas deg
Vector averaged cross-power spectrum Several baselines displayed
Timerange: 01/03:45:27 to 01/03:46:07

Plot file version 531 created 18-APR-2024 16:12:52

J1129+0951 RG014.UVDATA.1

Freq = 4.6005 GHz, Bw = 32.000 MH No calibration applied and no bandpass applied

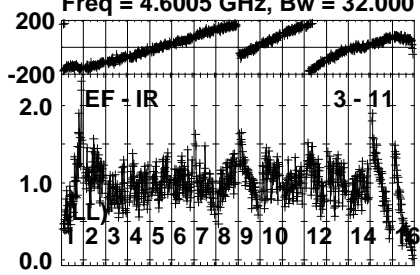


Lower frame: Milli Ampl Jy Top frame: Phas deg
Vector averaged cross-power spectrum Several baselines displayed
Timerange: 01/03:46:30 to 01/03:47:10

Plot file version 532 created 18-APR-2024 16:12:53

J1129+0951 RG014.UVDATA.1

Freq = 4.6005 GHz, Bw = 32.000 MH No calibration applied and no bandpass applied



Lower frame: Milli Ampl Jy Top frame: Phas deg

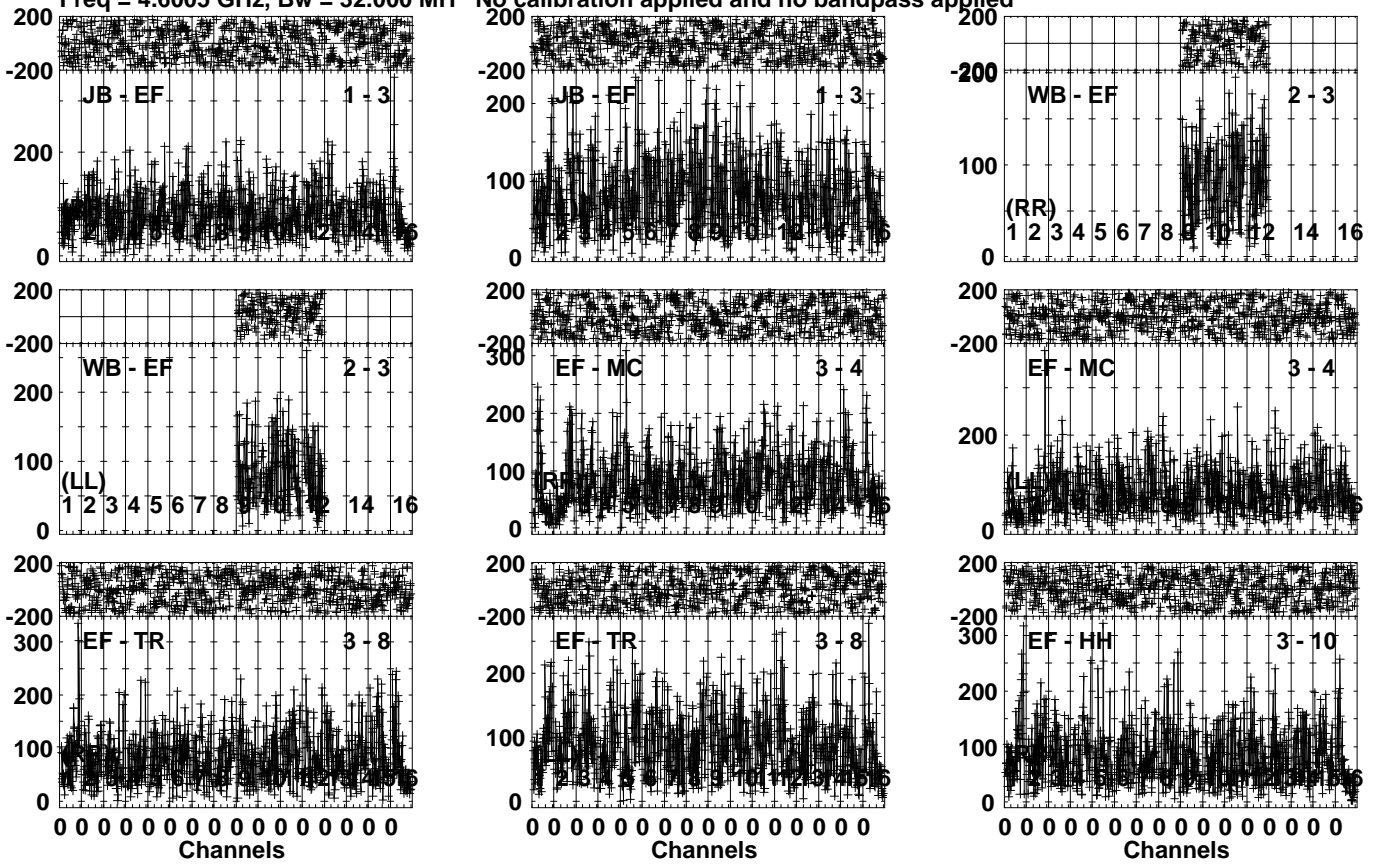
Vector averaged cross-power spectrum Several baselines displayed

Timerange: 01/03:46:30 to 01/03:47:10

Plot file version 533 created 18-APR-2024 16:12:53

SN2022XXF RG014.UVDATA.1

Freq = 4.6005 GHz, Bw = 32.000 MH No calibration applied and no bandpass applied

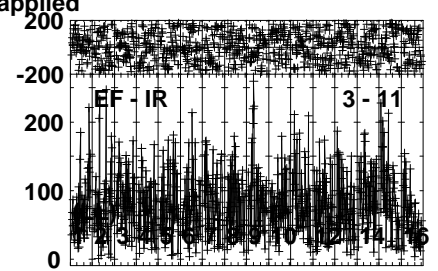
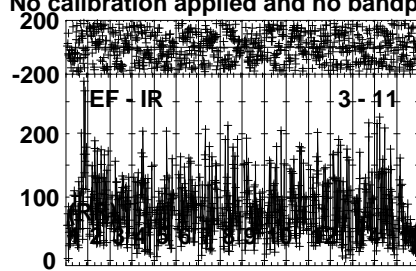
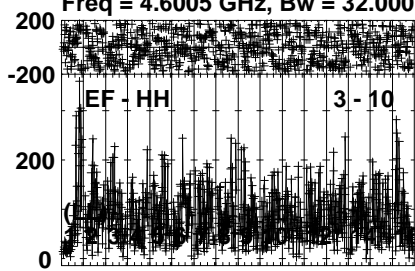


Lower frame: Micro Ampl Jy Top frame: Phas deg
Vector averaged cross-power spectrum Several baselines displayed
Timerange: 01/03:47:30 to 01/03:50:26

Plot file version 534 created 18-APR-2024 16:12:53

SN2022XXF RG014.UVDATA.1

Freq = 4.6005 GHz, Bw = 32.000 MH No calibration applied and no bandpass applied



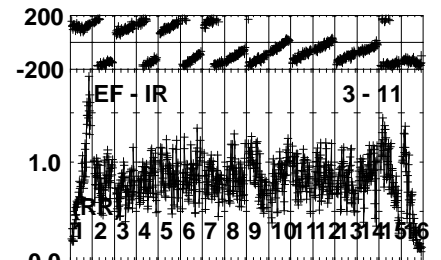
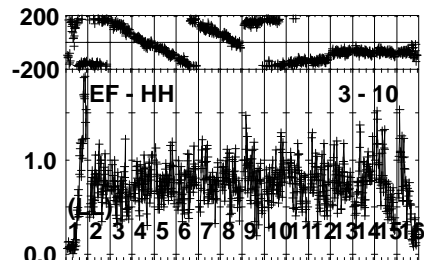
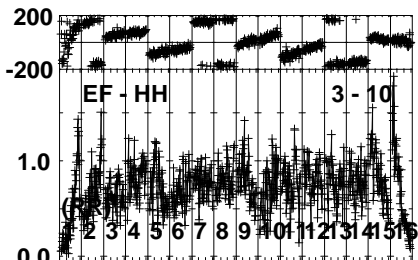
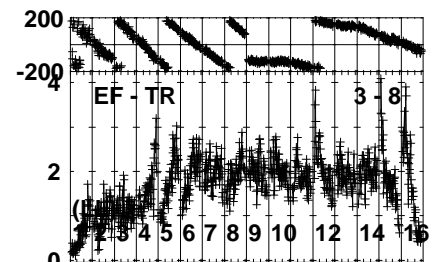
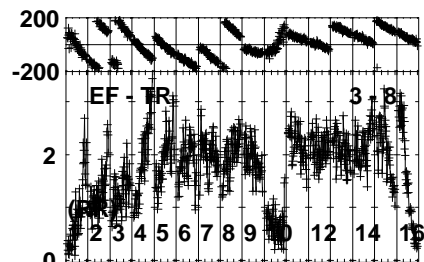
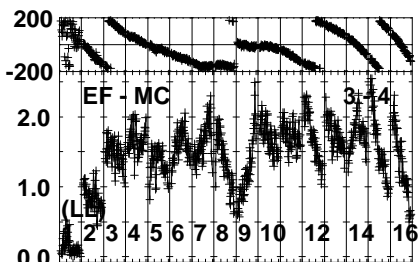
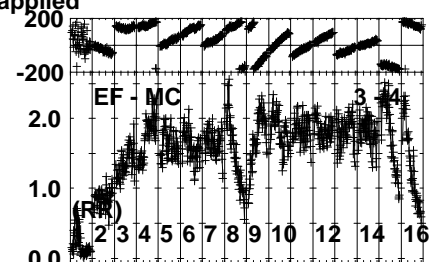
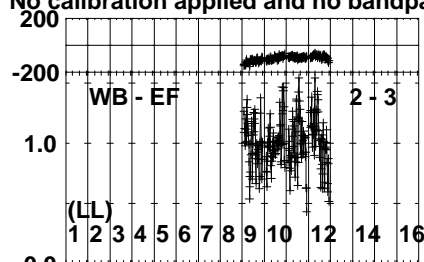
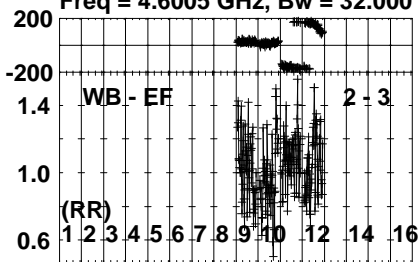
Lower frame: Micro Ampl Jy Top frame: Phas deg
Vector averaged cross-power spectrum Several baselines displayed
Timerange: 01/03:47:30 to 01/03:50:26

Plot file version 535 created 18-APR-2024 16:12:53

J1130+0846 RG014.UVDATA.1

Freq = 4.6005 GHz, Bw = 32.000 MH

No calibration applied and no bandpass applied

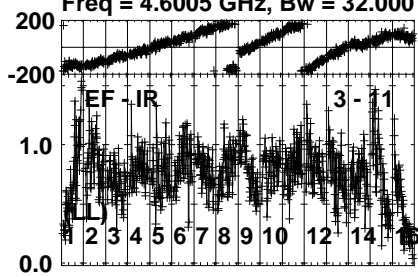


Lower frame: Milli Ampl Jy Top frame: Phas deg
Vector averaged cross-power spectrum Several baselines displayed
Timerange: 01/03:50:43 to 01/03:51:23

Plot file version 536 created 18-APR-2024 16:12:53

J1130+0846 RG014.UVDATA.1

Freq = 4.6005 GHz, Bw = 32.000 MH No calibration applied and no bandpass applied



Lower frame: Milli Ampl Jy Top frame: Phas deg

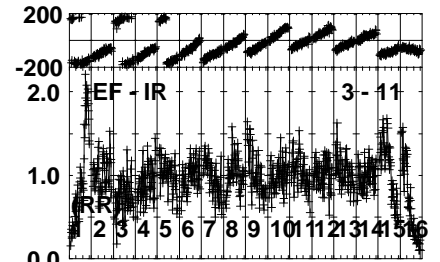
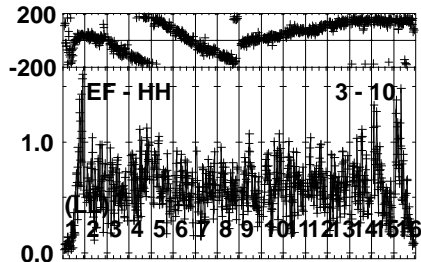
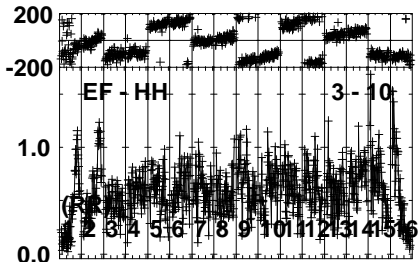
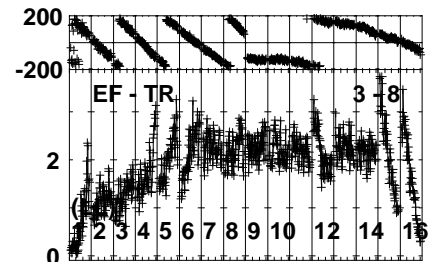
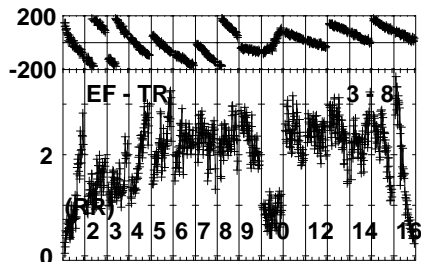
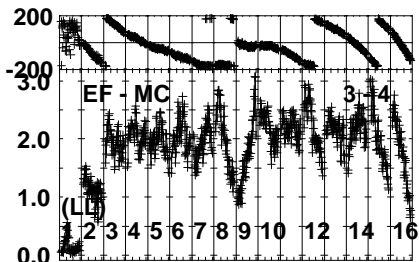
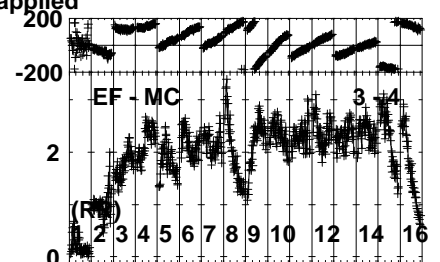
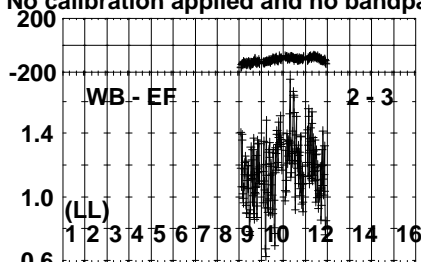
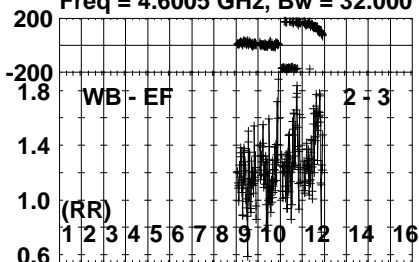
Vector averaged cross-power spectrum Several baselines displayed

Timerange: 01/03:50:43 to 01/03:51:23

Plot file version 537 created 18-APR-2024 16:12:53

J1129+0951 RG014.UVDATA.1

Freq = 4.6005 GHz, Bw = 32.000 MH No calibration applied and no bandpass applied

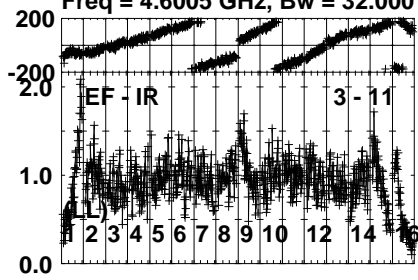


Lower frame: Milli Ampl Jy Top frame: Phas deg
Vector averaged cross-power spectrum Several baselines displayed
Timerange: 01/03:51:46 to 01/03:52:26

Plot file version 538 created 18-APR-2024 16:12:53

J1129+0951 RG014.UVDATA.1

Freq = 4.6005 GHz, Bw = 32.000 MH No calibration applied and no bandpass applied



Lower frame: Milli Ampl Jy Top frame: Phas deg

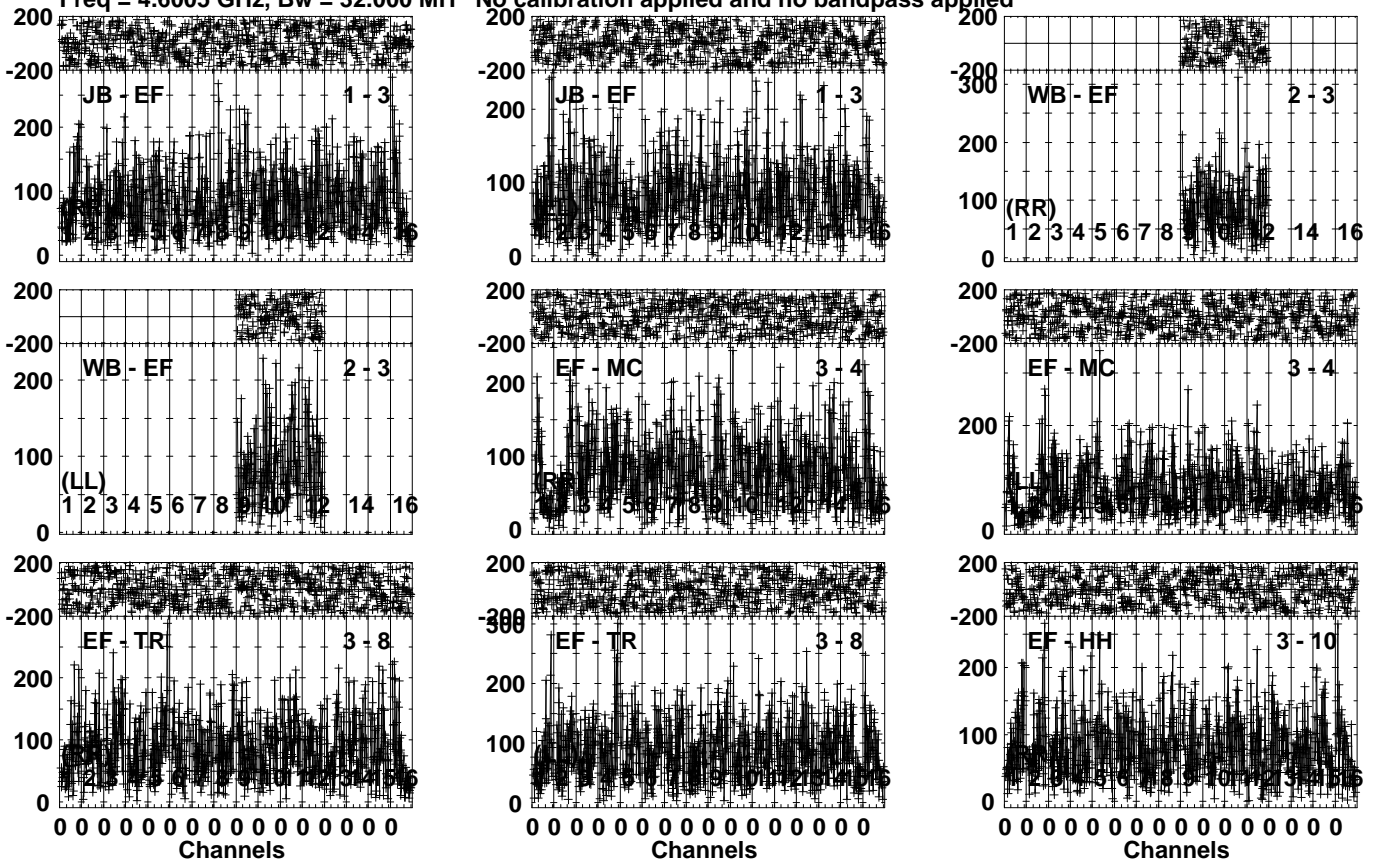
Vector averaged cross-power spectrum Several baselines displayed

Timerange: 01/03:51:46 to 01/03:52:26

Plot file version 539 created 18-APR-2024 16:12:53

SN2022XXF RG014.UVDATA.1

Freq = 4.6005 GHz, Bw = 32.000 MH No calibration applied and no bandpass applied

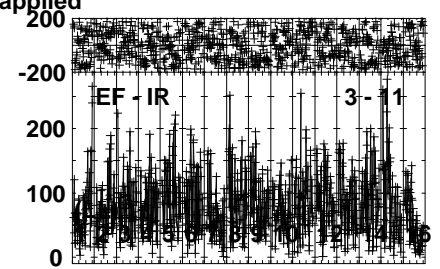
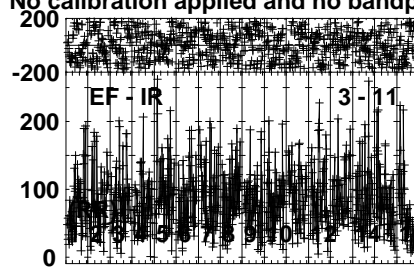
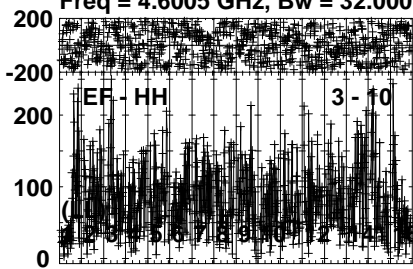


Lower frame: Micro Ampl Jy Top frame: Phas deg
Vector averaged cross-power spectrum Several baselines displayed
Timerange: 01/03:52:46 to 01/03:55:42

Plot file version 540 created 18-APR-2024 16:12:53

SN2022XXF RG014.UVDATA.1

Freq = 4.6005 GHz, Bw = 32.000 MH No calibration applied and no bandpass applied

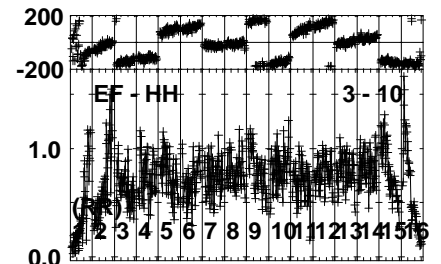
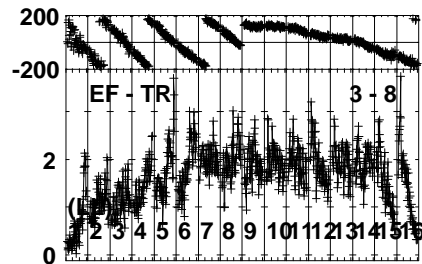
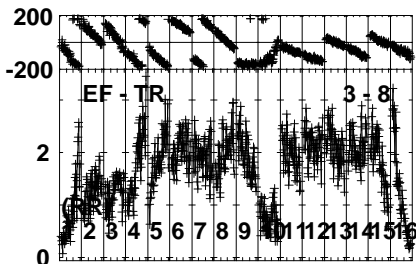
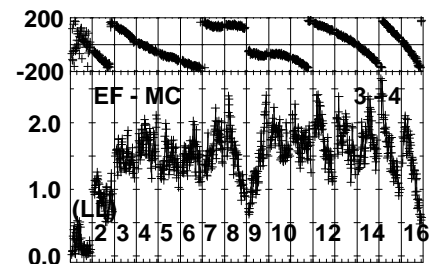
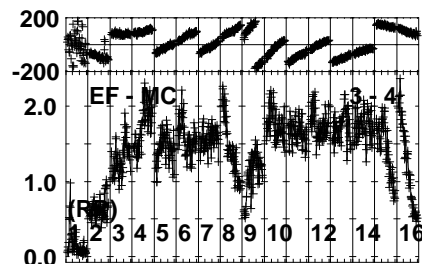
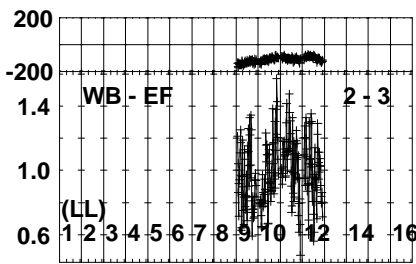
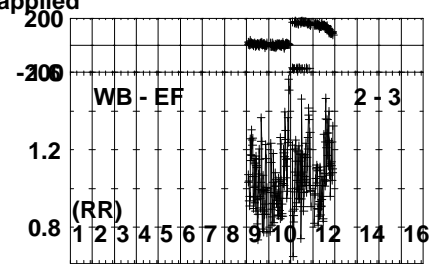
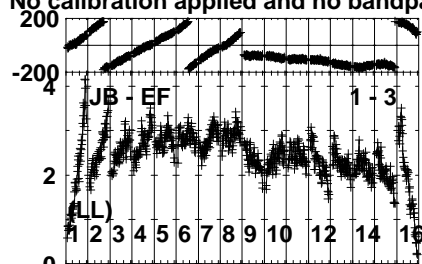
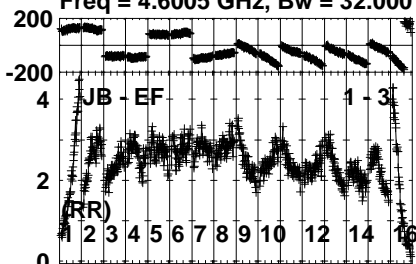


Lower frame: Micro Ampl Jy Top frame: Phas deg
Vector averaged cross-power spectrum Several baselines displayed
Timerange: 01/03:52:46 to 01/03:55:42

Plot file version 541 created 18-APR-2024 16:12:53

J1130+0846 RG014.UVDATA.1

Freq = 4.6005 GHz, Bw = 32.000 MH No calibration applied and no bandpass applied

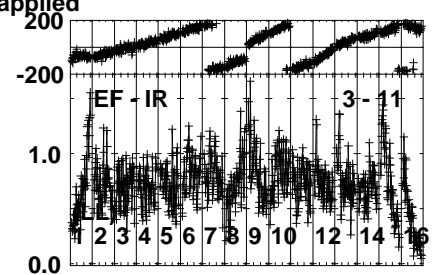
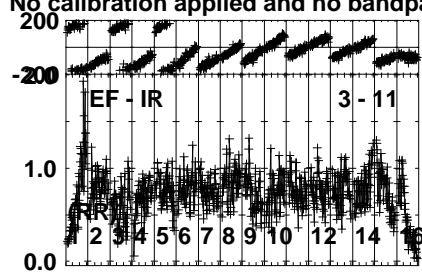
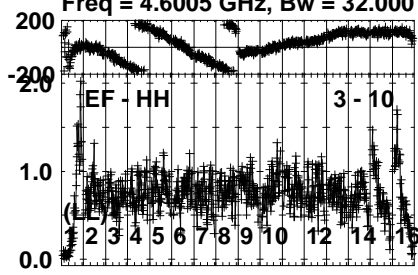


Lower frame: Milli Ampl Jy Top frame: Phas deg
Vector averaged cross-power spectrum Several baselines displayed
Timerange: 01/03:55:59 to 01/03:56:39

Plot file version 542 created 18-APR-2024 16:12:53

J1130+0846 RG014.UVDATA.1

Freq = 4.6005 GHz, Bw = 32.000 MH No calibration applied and no bandpass applied

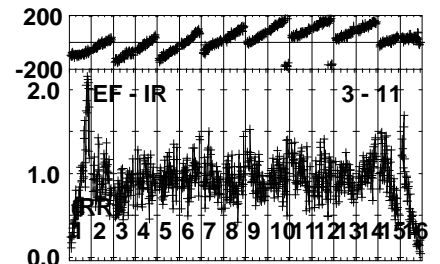
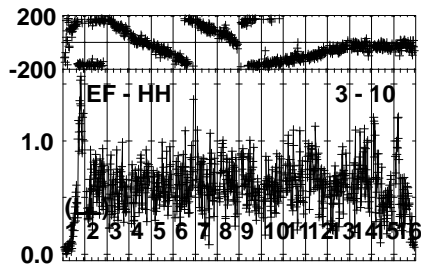
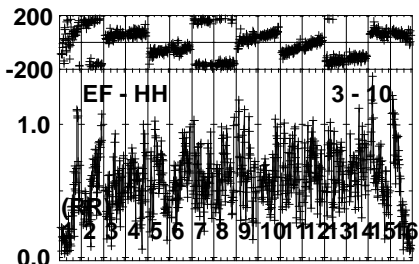
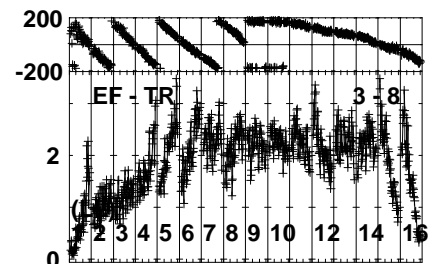
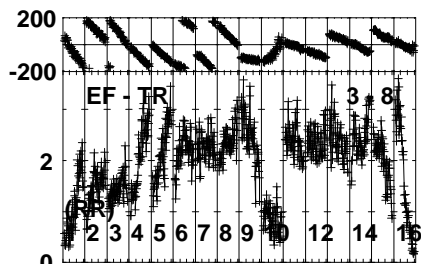
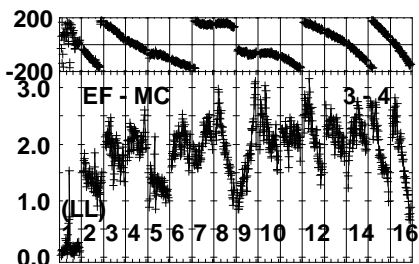
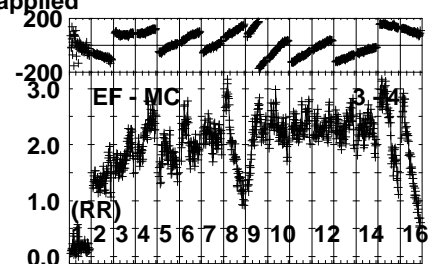
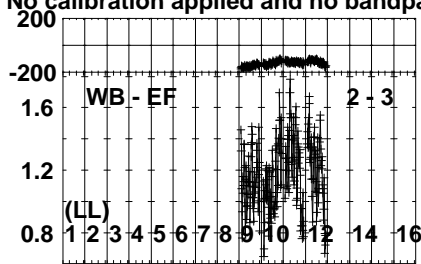
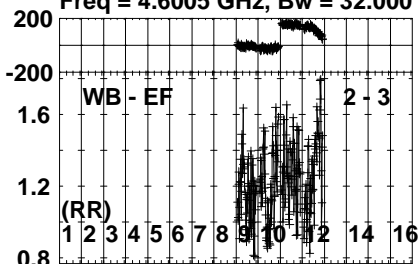


Lower frame: Milli Ampl Jy Top frame: Phas deg
Vector averaged cross-power spectrum Several baselines displayed
Timerange: 01/03:55:59 to 01/03:56:39

Plot file version 543 created 18-APR-2024 16:12:53

J1129+0951 RG014.UVDATA.1

Freq = 4.6005 GHz, Bw = 32.000 MH No calibration applied and no bandpass applied

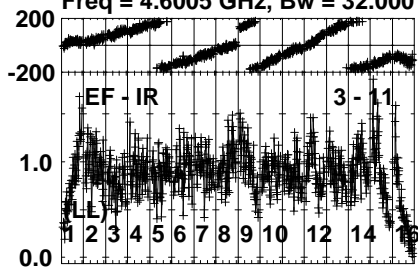


Lower frame: Milli Ampl Jy Top frame: Phas deg
Vector averaged cross-power spectrum Several baselines displayed
Timerange: 01/03:57:02 to 01/03:57:42

Plot file version 544 created 18-APR-2024 16:12:53

J1129+0951 RG014.UVDATA.1

Freq = 4.6005 GHz, Bw = 32.000 MH No calibration applied and no bandpass applied



Lower frame: Milli Ampl Jy Top frame: Phas deg

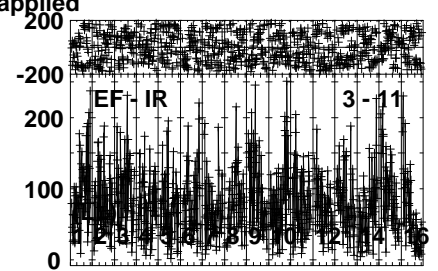
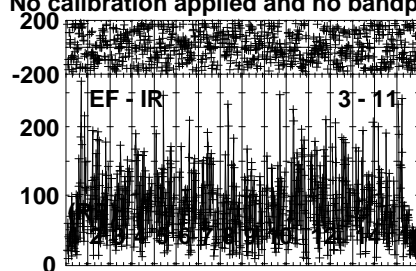
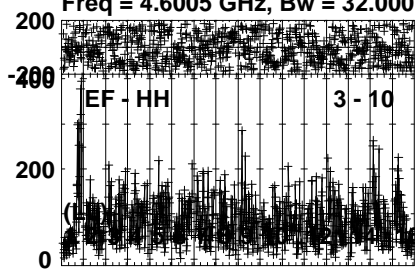
Vector averaged cross-power spectrum Several baselines displayed

Timerange: 01/03:57:02 to 01/03:57:42

Plot file version 546 created 18-APR-2024 16:12:54

SN2022XXF RG014.UVDATA.1

Freq = 4.6005 GHz, Bw = 32.000 MH No calibration applied and no bandpass applied



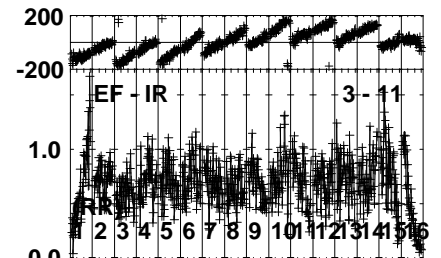
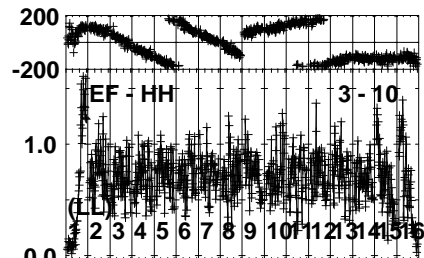
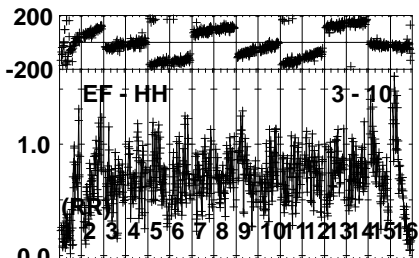
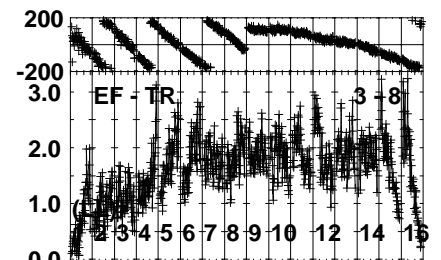
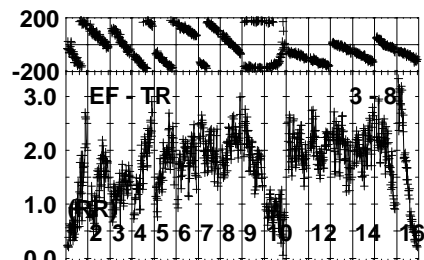
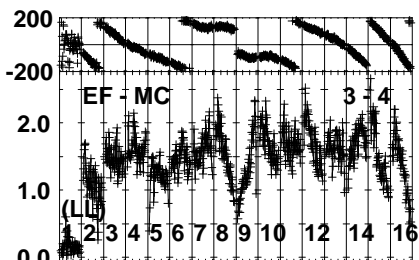
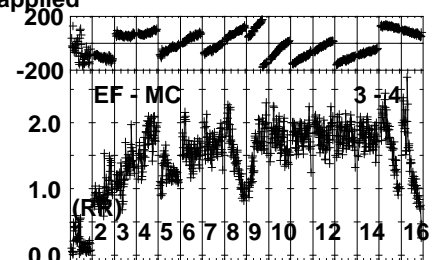
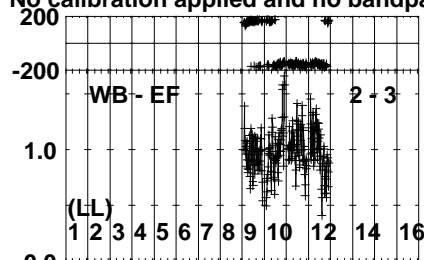
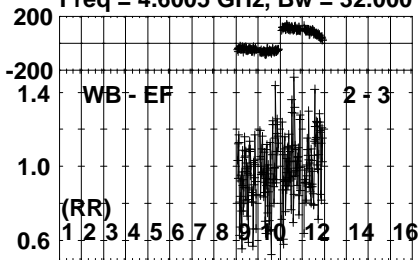
Lower frame: Micro Ampl Jy Top frame: Phas deg
Vector averaged cross-power spectrum Several baselines displayed
Timerange: 01/03:58:02 to 01/04:00:58

Plot file version 547 created 18-APR-2024 16:12:54

J1130+0846 RG014.UVDATA.1

Freq = 4.6005 GHz, Bw = 32.000 MH

No calibration applied and no bandpass applied

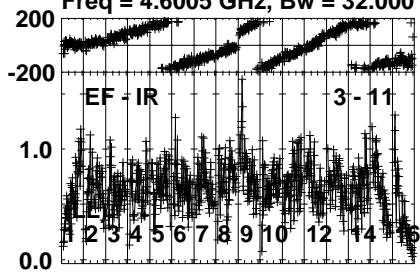


Lower frame: Milli Ampl Jy Top frame: Phas deg
Vector averaged cross-power spectrum Several baselines displayed
Timerange: 01/04:01:15 to 01/04:01:55

Plot file version 548 created 18-APR-2024 16:12:54

J1130+0846 RG014.UVDATA.1

Freq = 4.6005 GHz, Bw = 32.000 MH No calibration applied and no bandpass applied



Lower frame: Milli Ampl Jy Top frame: Phas deg

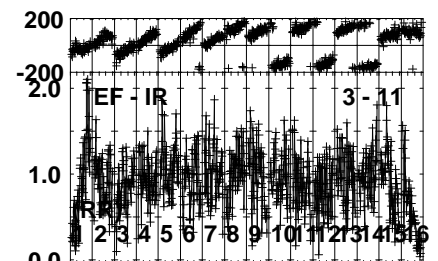
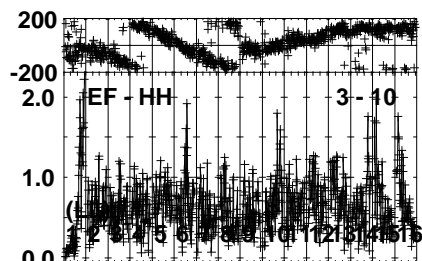
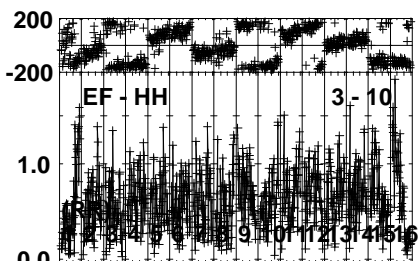
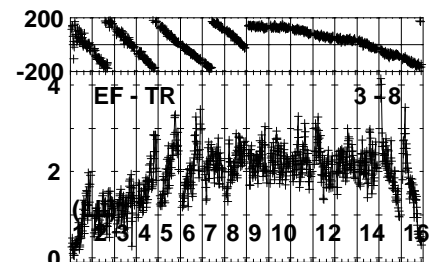
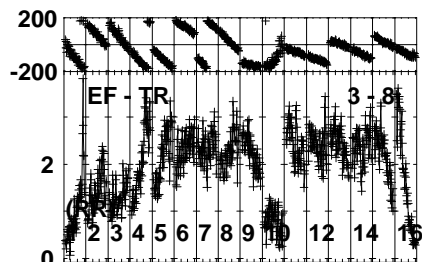
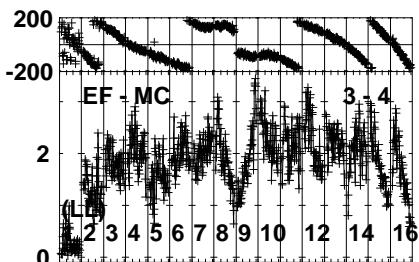
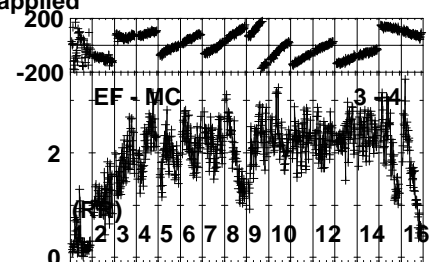
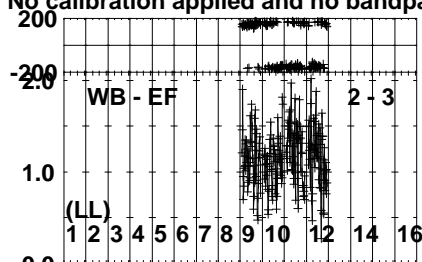
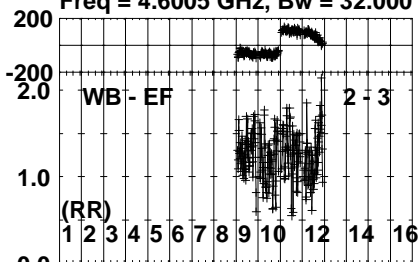
Vector averaged cross-power spectrum Several baselines displayed

Timerange: 01/04:01:15 to 01/04:01:55

Plot file version 549 created 18-APR-2024 16:12:54

J1129+0951 RG014.UVDATA.1

Freq = 4.6005 GHz, Bw = 32.000 MH No calibration applied and no bandpass applied



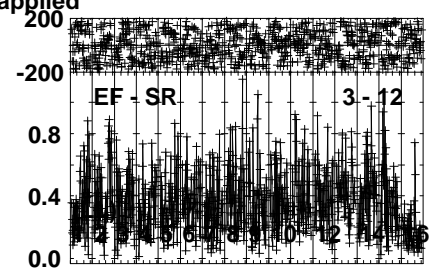
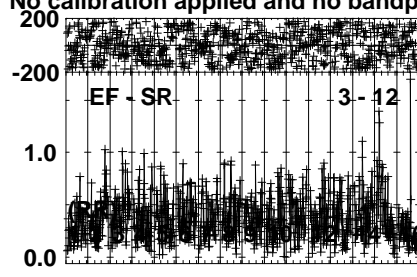
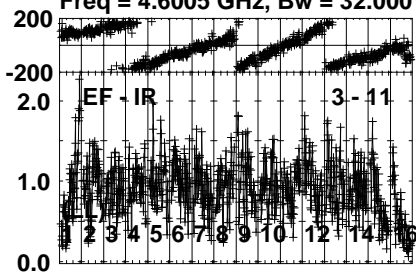
Lower frame: Milli Ampl Jy Top frame: Phas deg
Vector averaged cross-power spectrum Several baselines displayed
Timerange: 01/04:02:18 to 01/04:02:58

Plot file version 550 created 18-APR-2024 16:12:54

J1129+0951 RG014.UVDATA.1

Freq = 4.6005 GHz, Bw = 32.000 MH

No calibration applied and no bandpass applied

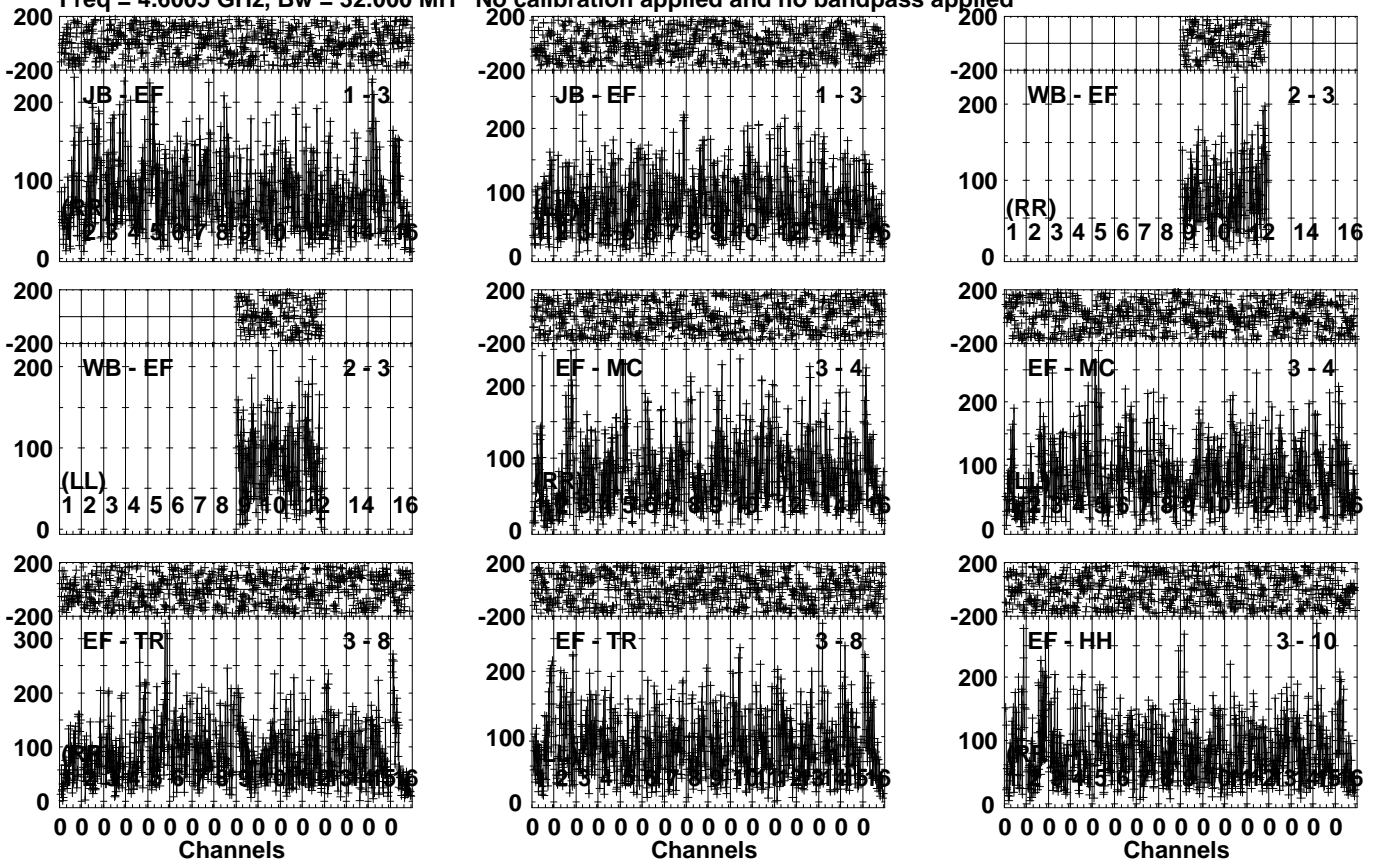


Lower frame: Milli Ampl Jy Top frame: Phas deg
Vector averaged cross-power spectrum Several baselines displayed
Timerange: 01/04:02:18 to 01/04:02:58

Plot file version 551 created 18-APR-2024 16:12:54

SN2022XXF RG014.UVDATA.1

Freq = 4.6005 GHz, Bw = 32.000 MH No calibration applied and no bandpass applied

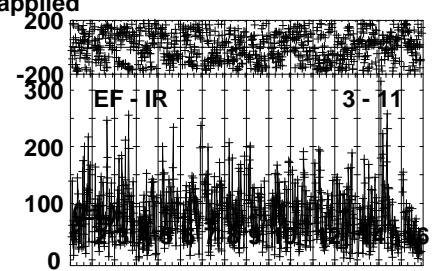
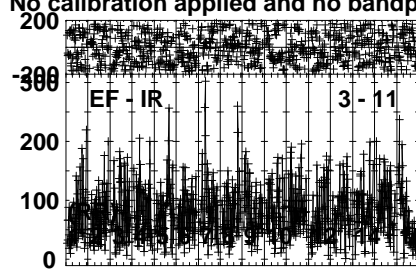
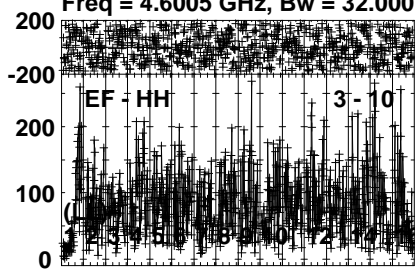


Lower frame: Micro Ampl Jy Top frame: Phas deg
Vector averaged cross-power spectrum Several baselines displayed
Timerange: 01/04:03:18 to 01/04:06:14

Plot file version 552 created 18-APR-2024 16:12:54

SN2022XXF RG014.UVDATA.1

Freq = 4.6005 GHz, Bw = 32.000 MH No calibration applied and no bandpass applied



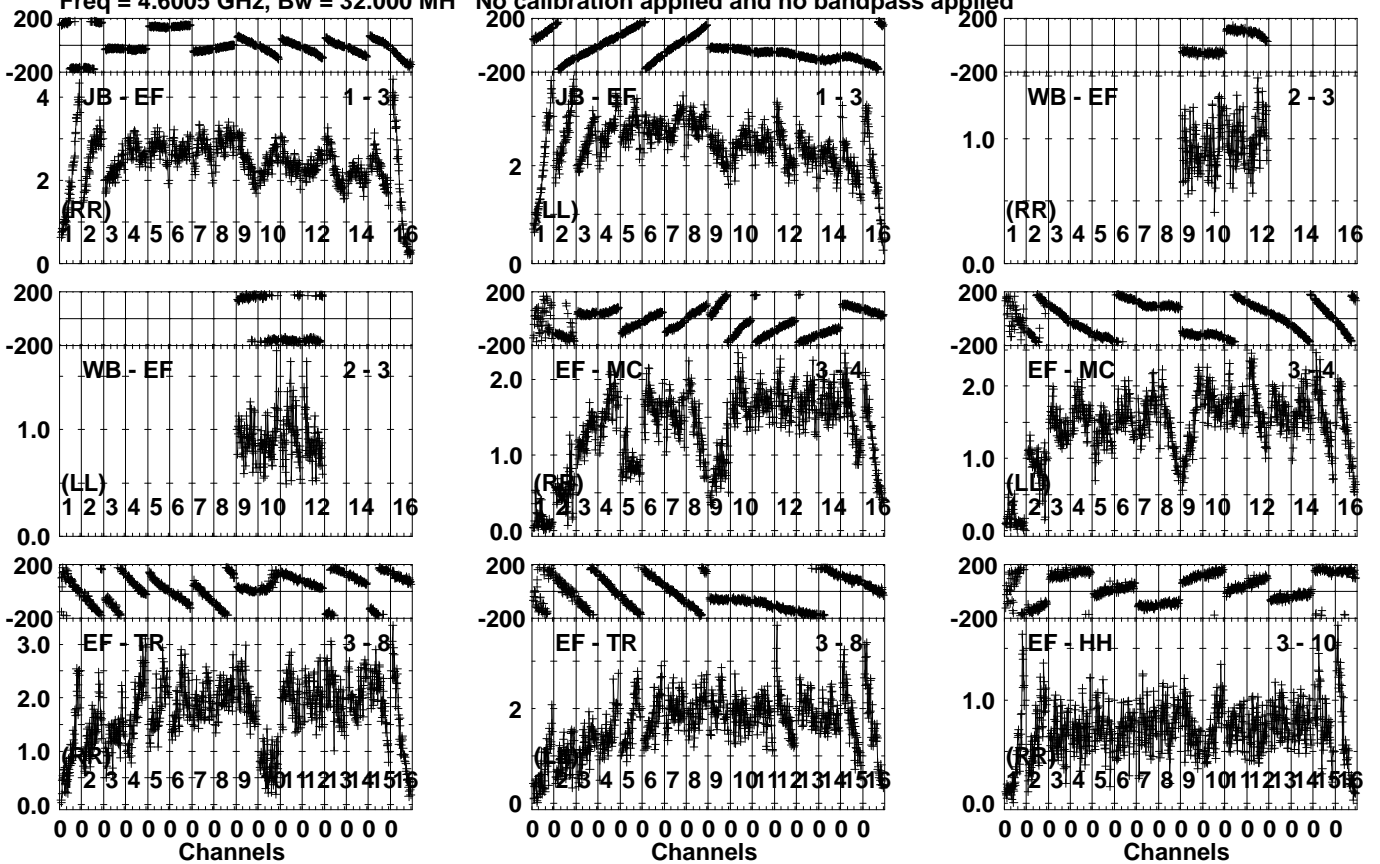
Lower frame: Micro Ampl Jy Top frame: Phas deg
Vector averaged cross-power spectrum Several baselines displayed
Timerange: 01/04:03:18 to 01/04:06:14

Plot file version 553 created 18-APR-2024 16:12:54

J1130+0846 RG014.UVDATA.1

Freq = 4.6005 GHz, Bw = 32.000 MH

No calibration applied and no bandpass applied



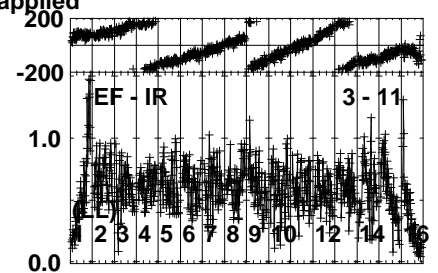
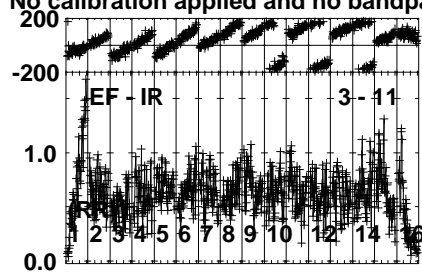
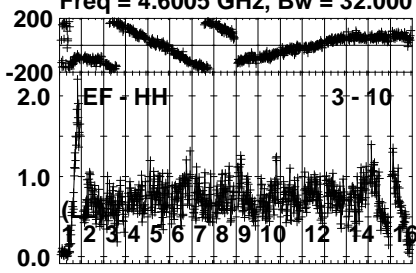
Lower frame: Milli Ampl Jy Top frame: Phas deg
Vector averaged cross-power spectrum Several baselines displayed
Timerange: 01/04:06:31 to 01/04:07:11

Plot file version 554 created 18-APR-2024 16:12:54

J1130+0846 RG014.UVDATA.1

Freq = 4.6005 GHz, Bw = 32.000 MH

No calibration applied and no bandpass applied

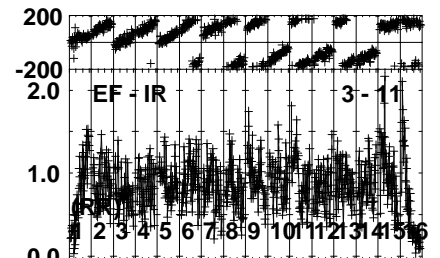
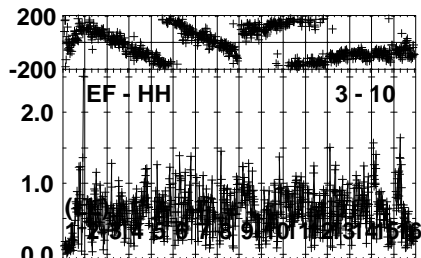
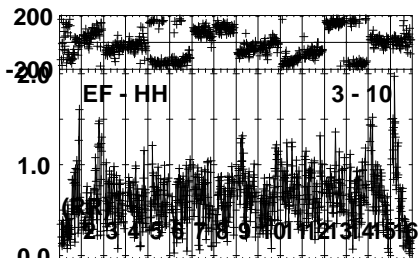
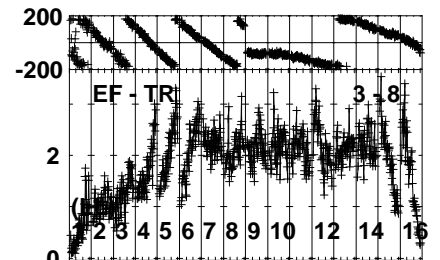
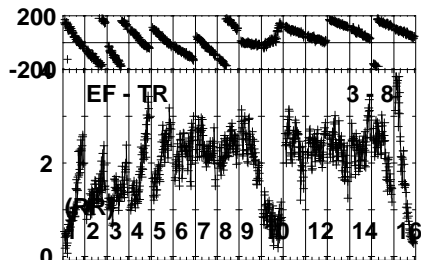
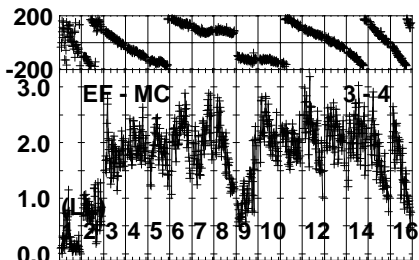
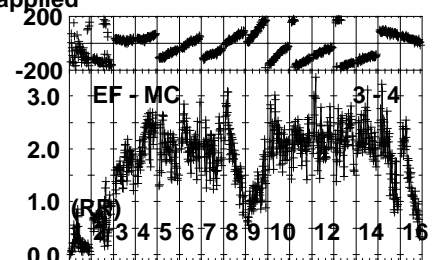
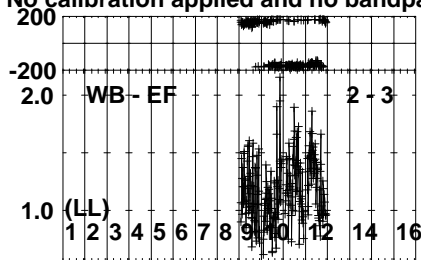
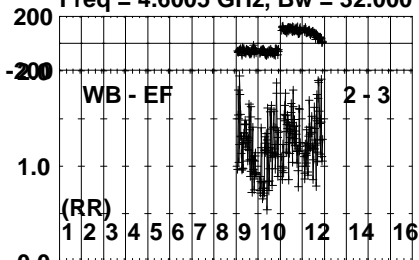


Lower frame: Milli Ampl Jy Top frame: Phas deg
Vector averaged cross-power spectrum Several baselines displayed
Timerange: 01/04:06:31 to 01/04:07:11

Plot file version 555 created 18-APR-2024 16:12:54

J1129+0951 RG014.UVDATA.1

Freq = 4.6005 GHz, Bw = 32.000 MH No calibration applied and no bandpass applied

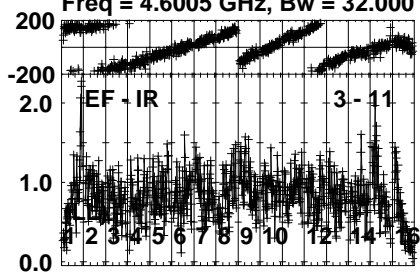


Lower frame: Milli Ampl Jy Top frame: Phas deg
Vector averaged cross-power spectrum Several baselines displayed
Timerange: 01/04:07:34 to 01/04:08:14

Plot file version 556 created 18-APR-2024 16:12:54

J1129+0951 RG014.UVDATA.1

Freq = 4.6005 GHz, Bw = 32.000 MH No calibration applied and no bandpass applied



Lower frame: Milli Ampl Jy Top frame: Phas deg

Vector averaged cross-power spectrum Several baselines displayed

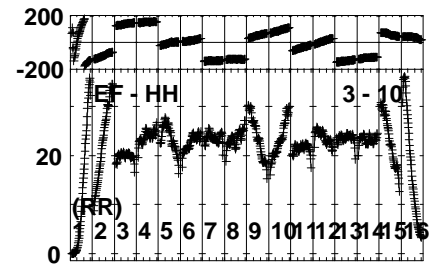
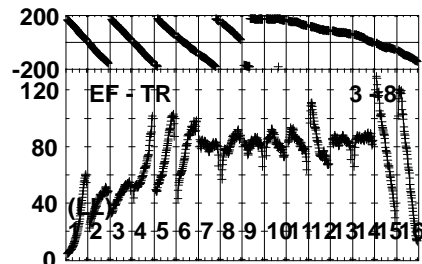
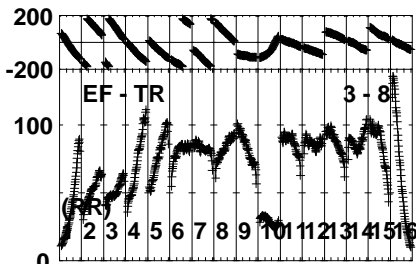
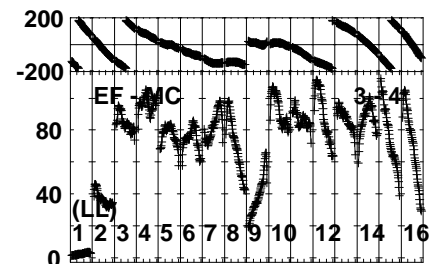
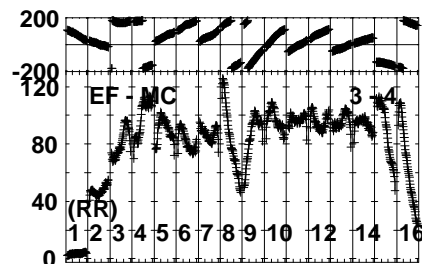
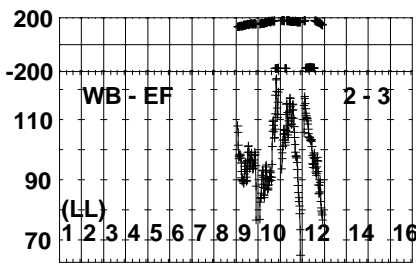
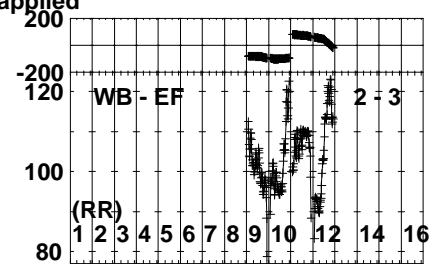
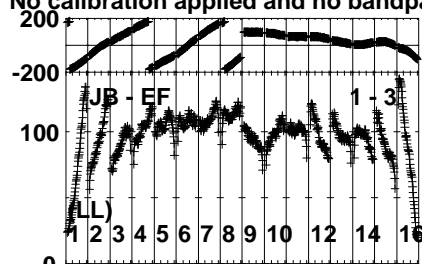
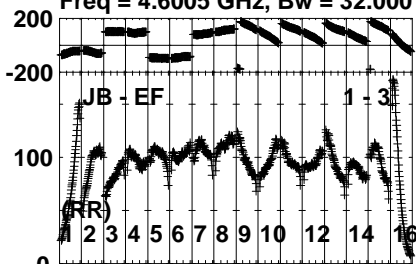
Timerange: 01/04:07:34 to 01/04:08:14

Plot file version 557 created 18-APR-2024 16:12:54

3C273 RG014.UVDATA.1

Freq = 4.6005 GHz, Bw = 32.000 MH

No calibration applied and no bandpass applied

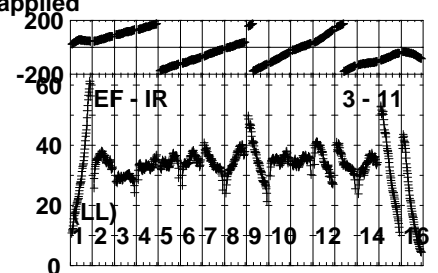
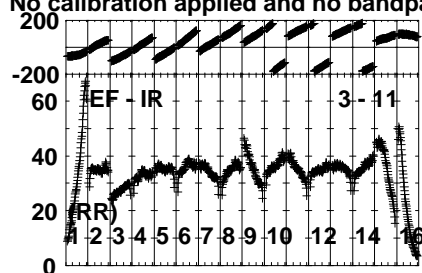
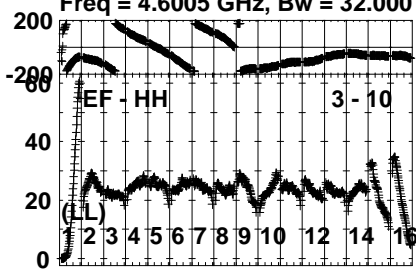


Lower frame: Milli Ampl Jy Top frame: Phas deg
Vector averaged cross-power spectrum Several baselines displayed
Timerange: 01/04:09:43 to 01/04:11:39

Plot file version 558 created 18-APR-2024 16:12:55

3C273 RG014.UVDATA.1

Freq = 4.6005 GHz, Bw = 32.000 MH No calibration applied and no bandpass applied

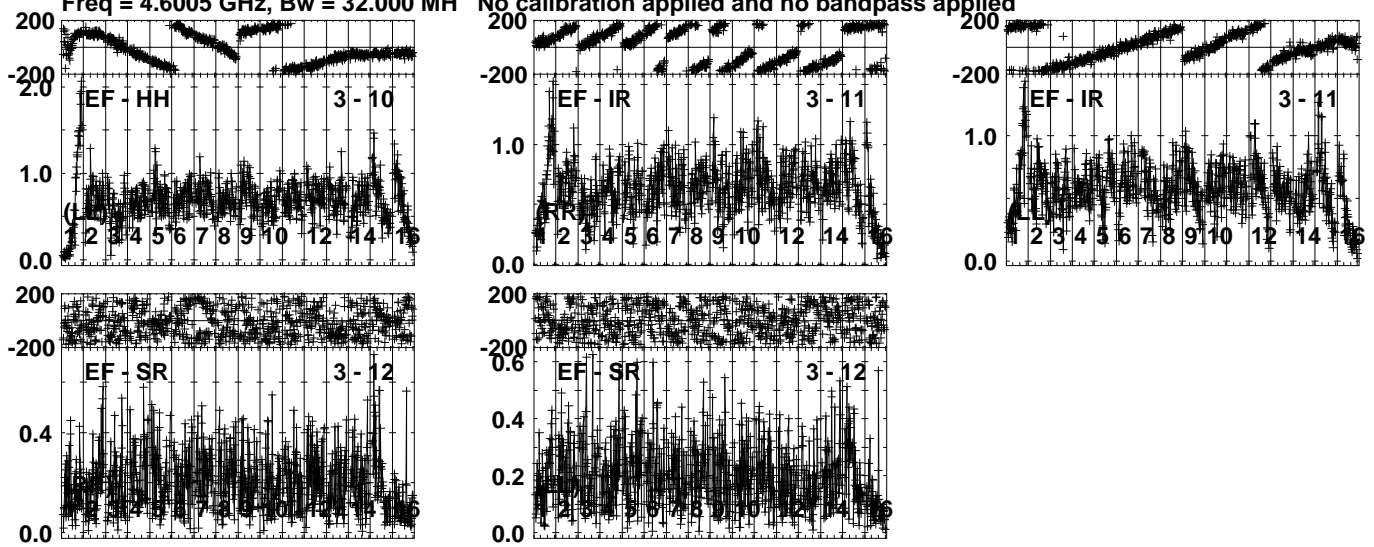


Lower frame: Milli Ampl Jy Top frame: Phas deg
Vector averaged cross-power spectrum Several baselines displayed
Timerange: 01/04:09:43 to 01/04:11:39

Plot file version 560 created 18-APR-2024 16:12:55

J1130+0846 RG014.UVDATA.1

Freq = 4.6005 GHz, Bw = 32.000 MH No calibration applied and no bandpass applied

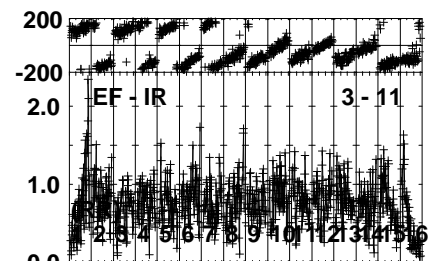
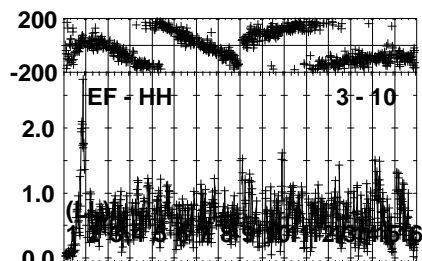
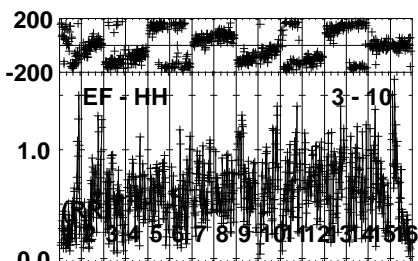
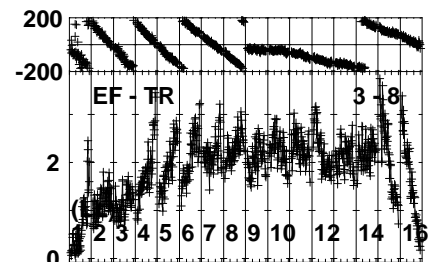
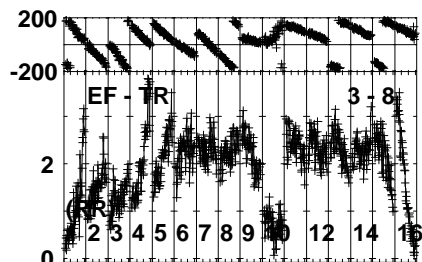
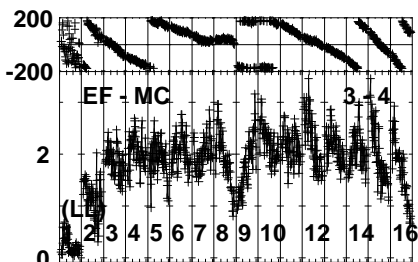
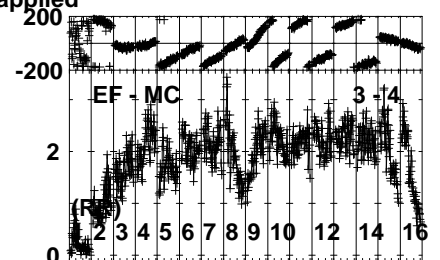
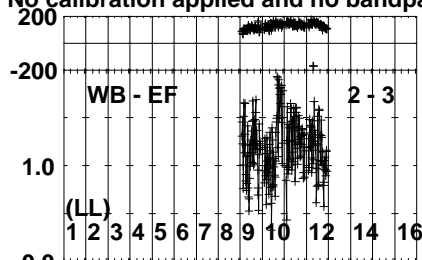
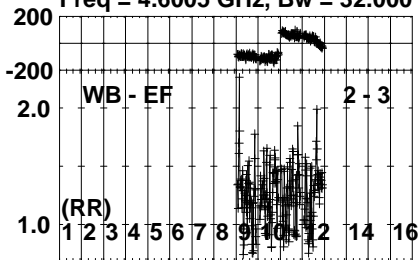


Lower frame: Milli Ampl Jy Top frame: Phas deg
Vector averaged cross-power spectrum Several baselines displayed
Timerange: 01/04:13:13 to 01/04:13:53

Plot file version 561 created 18-APR-2024 16:12:55

J1129+0951 RG014.UVDATA.1

Freq = 4.6005 GHz, Bw = 32.000 MH No calibration applied and no bandpass applied

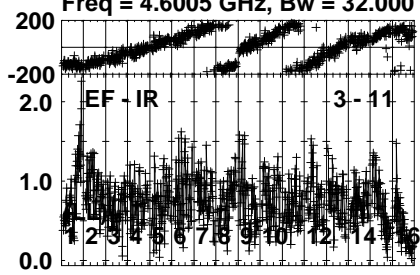


Lower frame: Milli Ampl Jy Top frame: Phas deg
Vector averaged cross-power spectrum Several baselines displayed
Timerange: 01/04:14:16 to 01/04:14:56

Plot file version 562 created 18-APR-2024 16:12:55

J1129+0951 RG014.UVDATA.1

Freq = 4.6005 GHz, Bw = 32.000 MH No calibration applied and no bandpass applied



Lower frame: Milli Ampl Jy Top frame: Phas deg

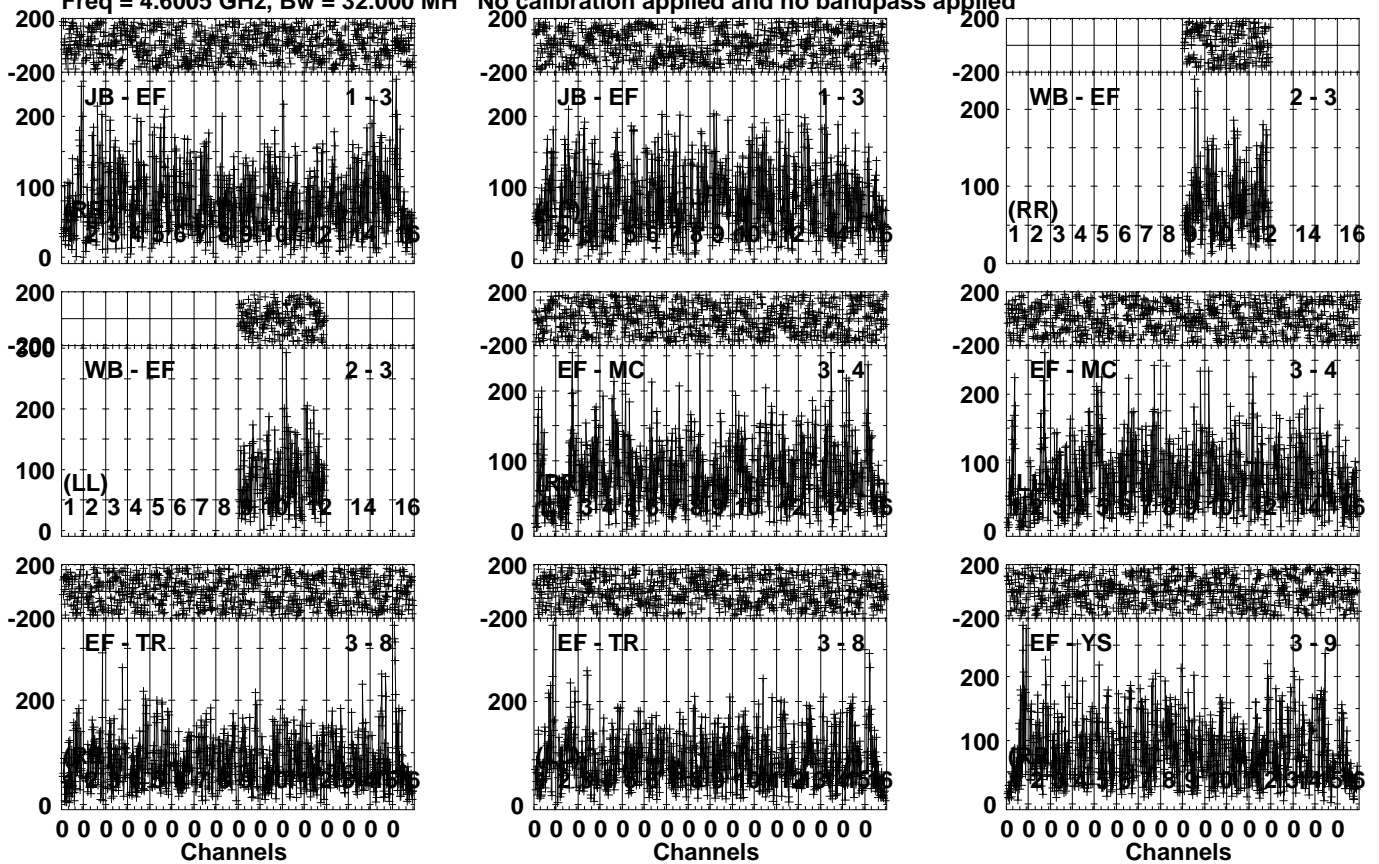
Vector averaged cross-power spectrum Several baselines displayed

Timerange: 01/04:14:16 to 01/04:14:56

Plot file version 563 created 18-APR-2024 16:12:55

SN2022XXF RG014.UVDATA.1

Freq = 4.6005 GHz, Bw = 32.000 MH No calibration applied and no bandpass applied

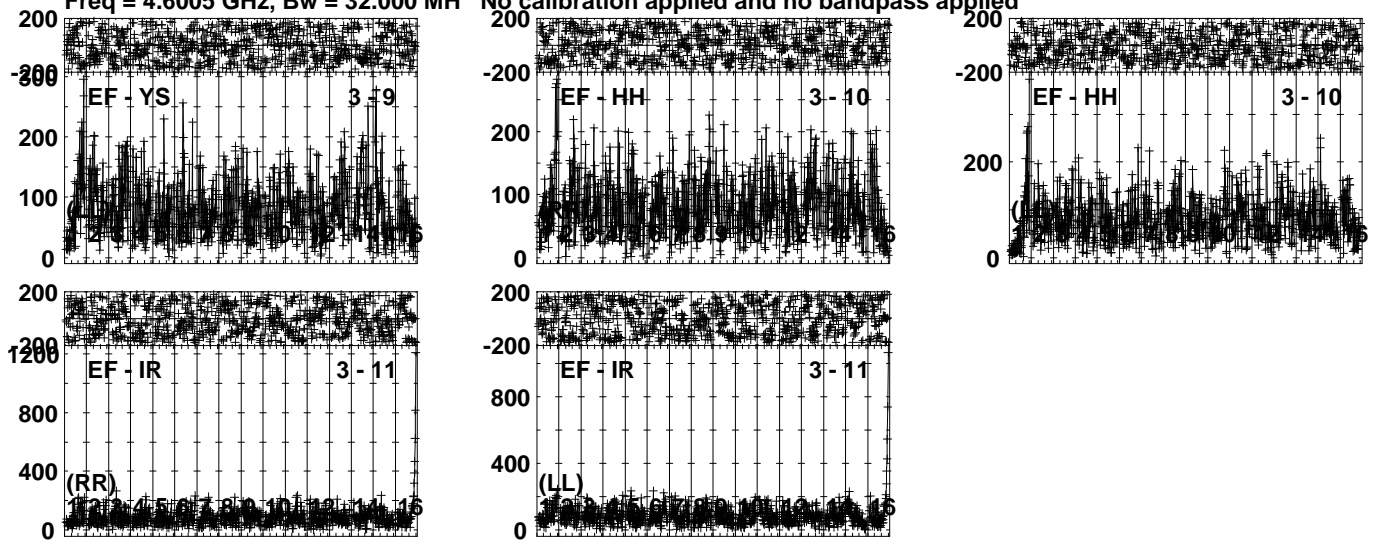


Lower frame: Micro Ampl Jy Top frame: Phas deg
Vector averaged cross-power spectrum Several baselines displayed
Timerange: 01/04:15:16 to 01/04:18:12

Plot file version 564 created 18-APR-2024 16:12:55

SN2022XXF RG014.UVDATA.1

Freq = 4.6005 GHz, Bw = 32.000 MH No calibration applied and no bandpass applied



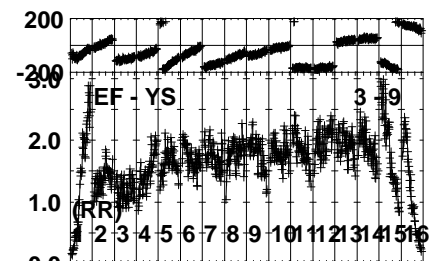
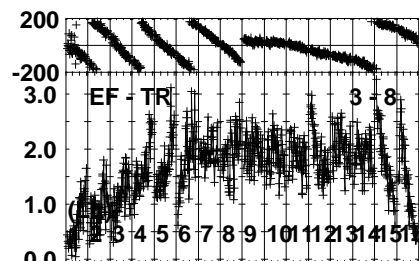
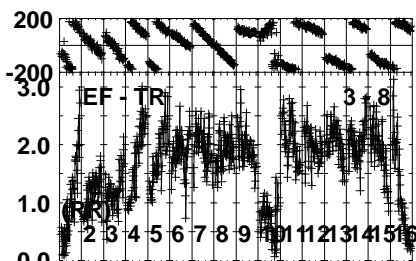
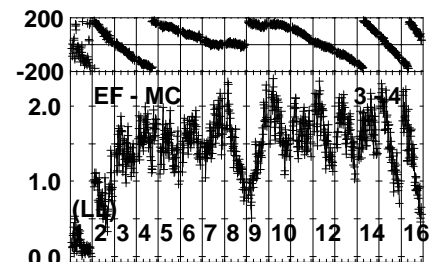
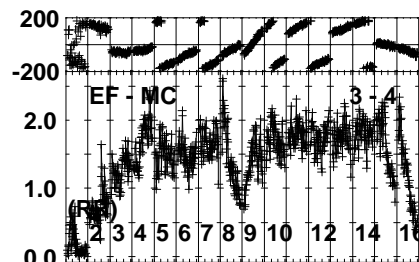
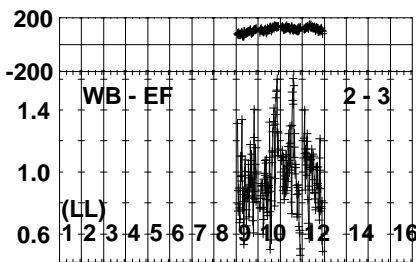
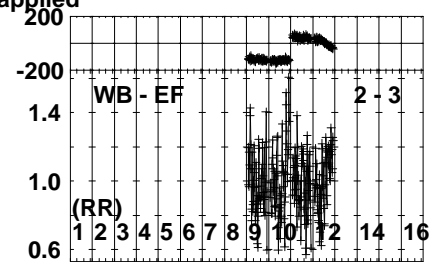
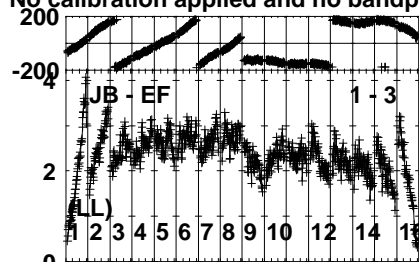
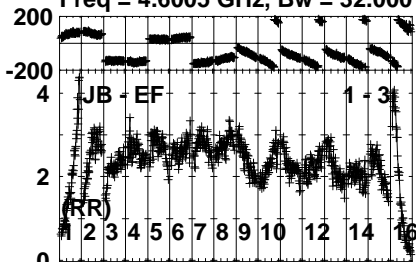
Lower frame: Micro Ampl Jy Top frame: Phas deg
Vector averaged cross-power spectrum Several baselines displayed
Timerange: 01/04:15:16 to 01/04:18:12

Plot file version 565 created 18-APR-2024 16:12:55

J1130+0846 RG014.UVDATA.1

Freq = 4.6005 GHz, Bw = 32.000 MH

No calibration applied and no bandpass applied

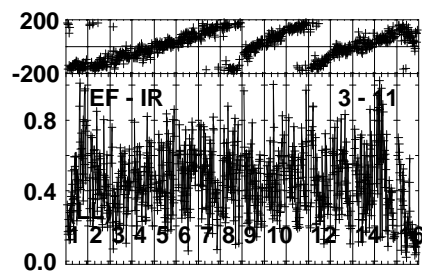
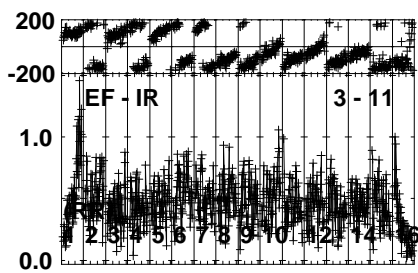
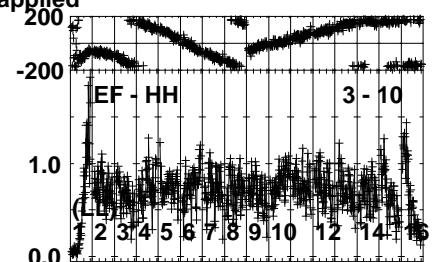
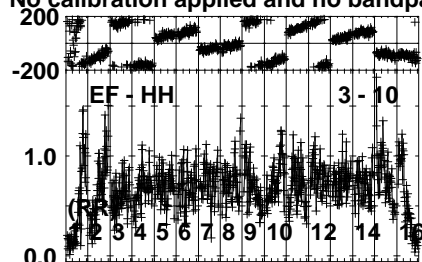
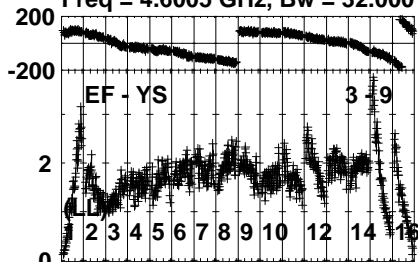


Lower frame: Milli Ampl Jy Top frame: Phas deg
 Vector averaged cross-power spectrum Several baselines displayed
 Timerange: 01/04:18:29 to 01/04:19:09

Plot file version 566 created 18-APR-2024 16:12:55

J1130+0846 RG014.UVDATA.1

Freq = 4.6005 GHz, Bw = 32.000 MH No calibration applied and no bandpass applied

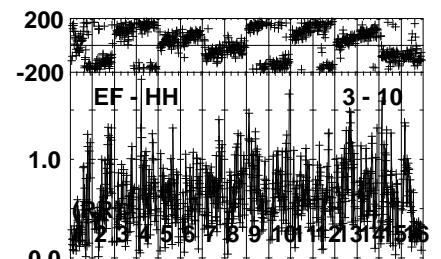
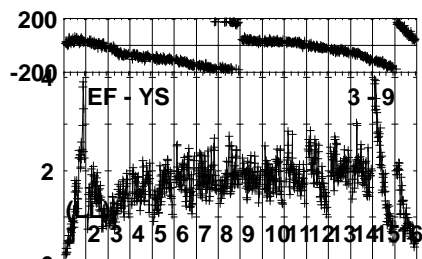
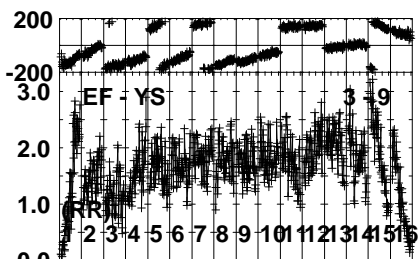
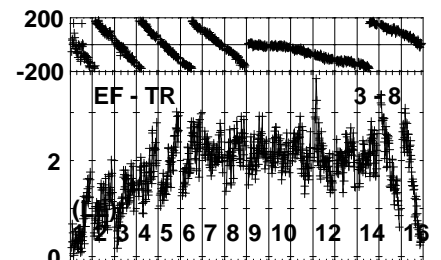
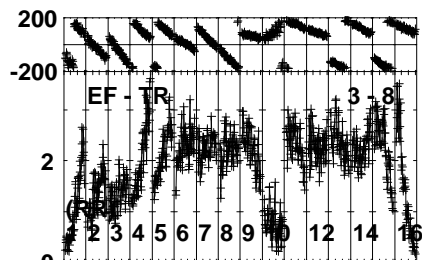
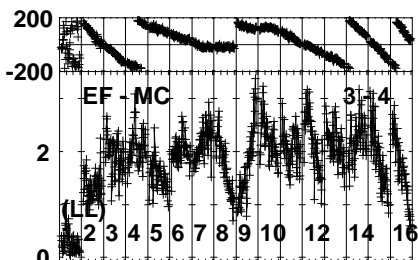
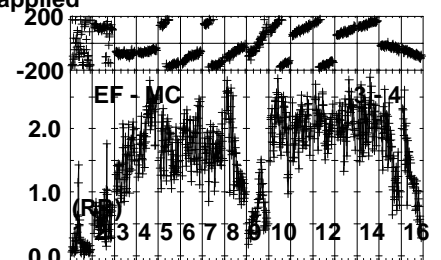
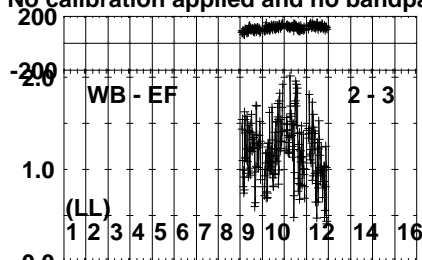
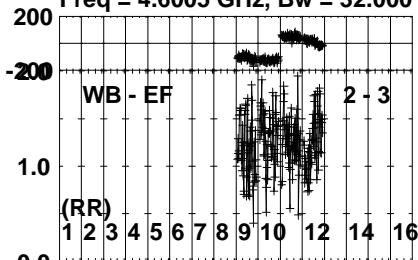


Lower frame: Milli Ampl Jy Top frame: Phas deg
Vector averaged cross-power spectrum Several baselines displayed
Timerange: 01/04:18:29 to 01/04:19:09

Plot file version 567 created 18-APR-2024 16:12:55

J1129+0951 RG014.UVDATA.1

Freq = 4.6005 GHz, Bw = 32.000 MH No calibration applied and no bandpass applied



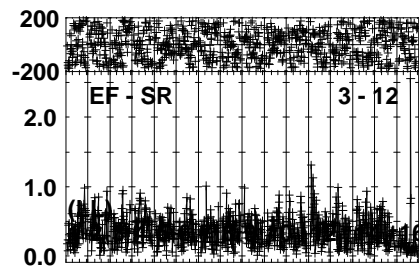
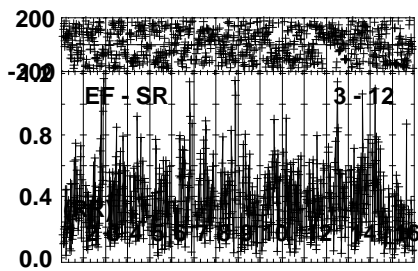
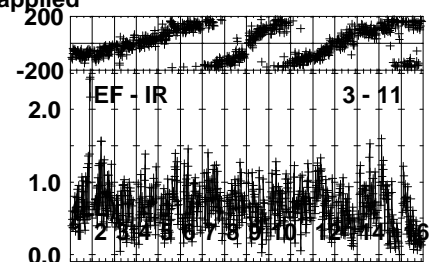
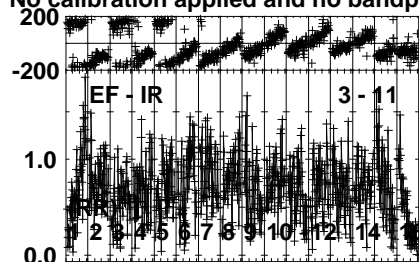
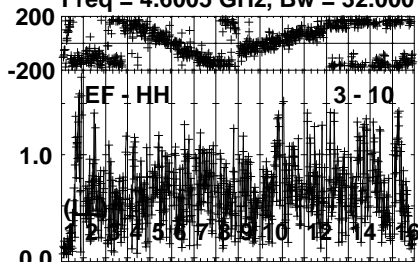
Lower frame: Milli Ampl Jy Top frame: Phas deg
Vector averaged cross-power spectrum Several baselines displayed
Timerange: 01/04:19:32 to 01/04:20:12

Plot file version 568 created 18-APR-2024 16:12:55

J1129+0951 RG014.UVDATA.1

Freq = 4.6005 GHz, Bw = 32.000 MH

No calibration applied and no bandpass applied

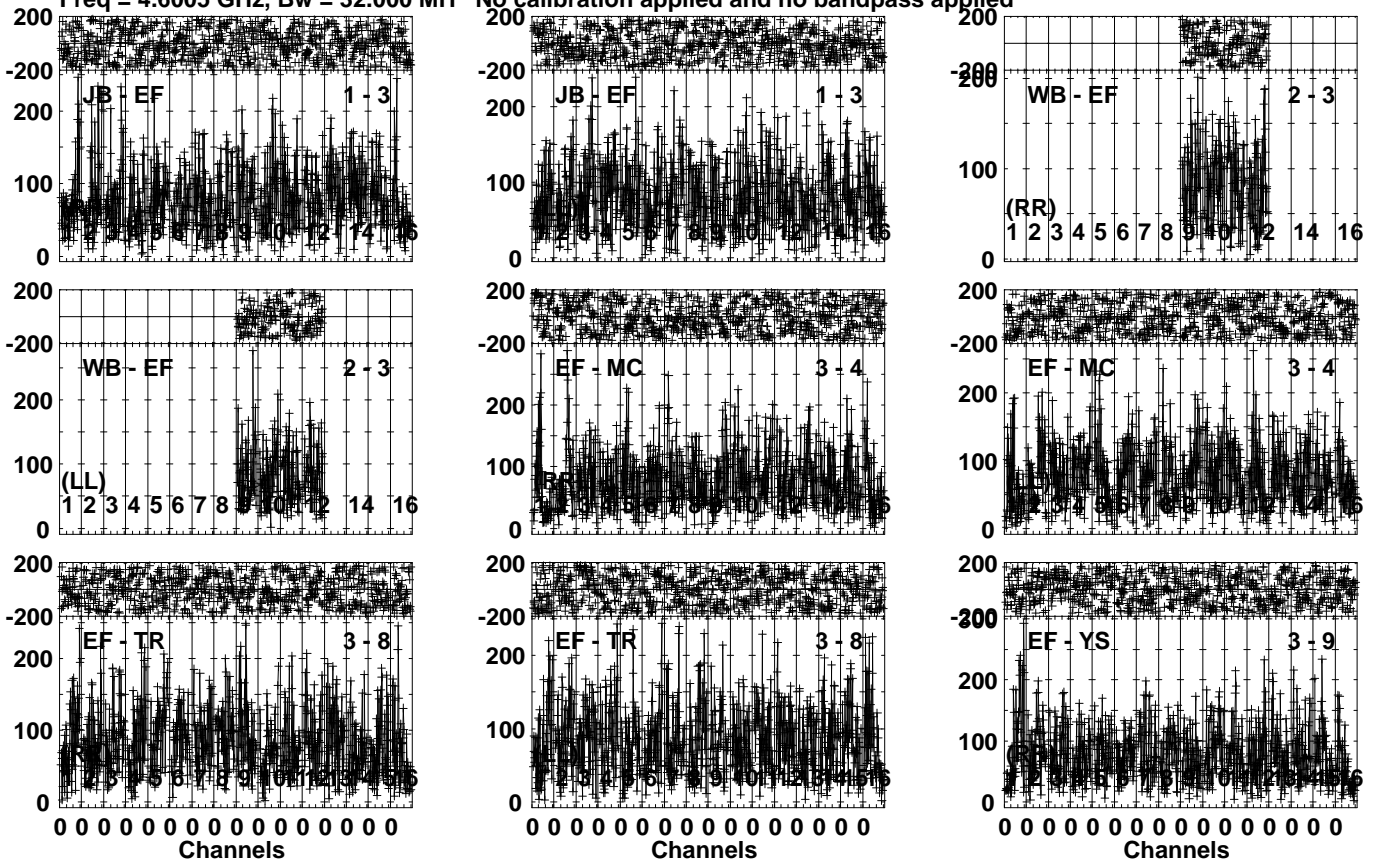


Lower frame: Milli Ampl Jy Top frame: Phas deg
Vector averaged cross-power spectrum Several baselines displayed
Timerange: 01/04:19:32 to 01/04:20:12

Plot file version 569 created 18-APR-2024 16:12:55

SN2022XXF RG014.UVDATA.1

Freq = 4.6005 GHz, Bw = 32.000 MH No calibration applied and no bandpass applied

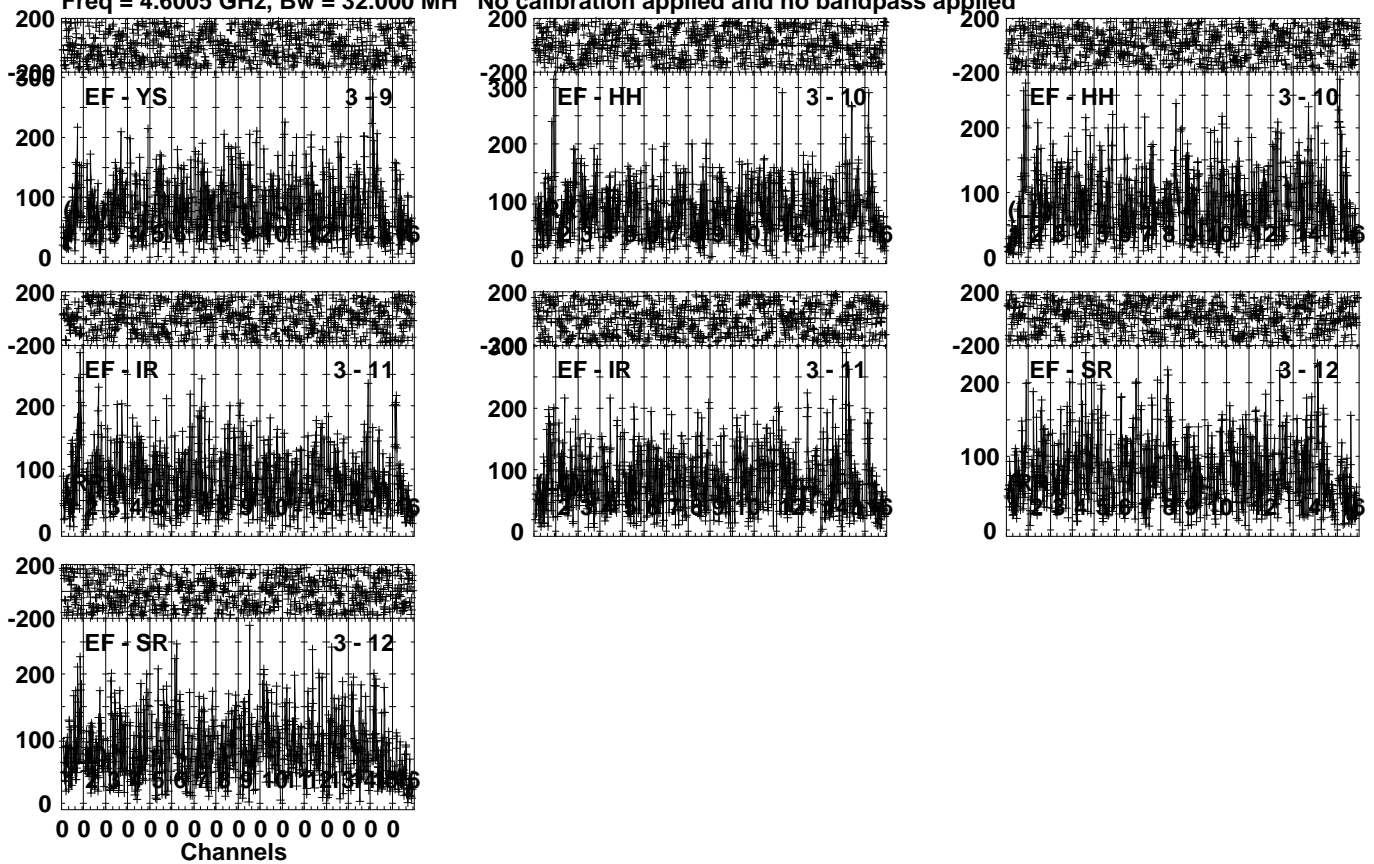


Lower frame: Micro Ampl Jy Top frame: Phas deg
Vector averaged cross-power spectrum Several baselines displayed
Timerange: 01/04:20:32 to 01/04:23:28

Plot file version 570 created 18-APR-2024 16:12:56

SN2022XXF RG014.UVDATA.1

Freq = 4.6005 GHz, Bw = 32.000 MH No calibration applied and no bandpass applied



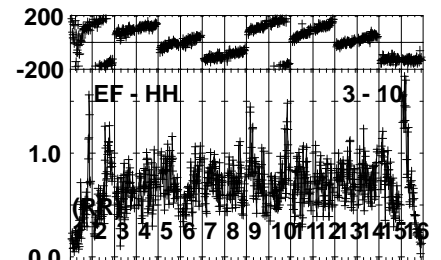
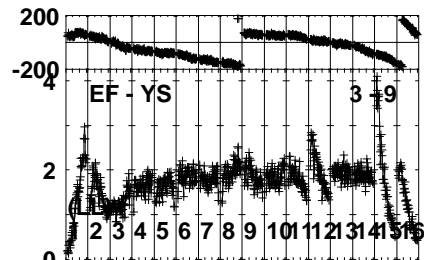
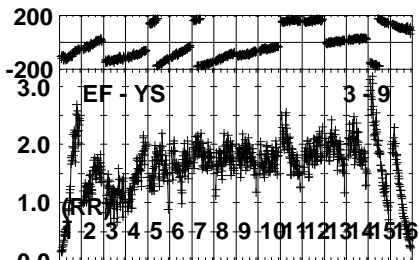
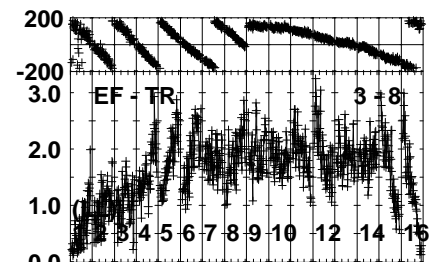
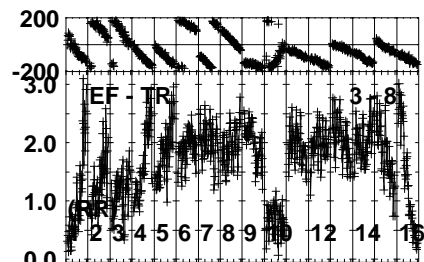
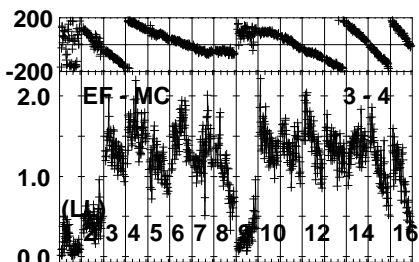
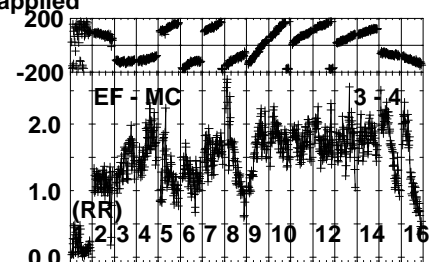
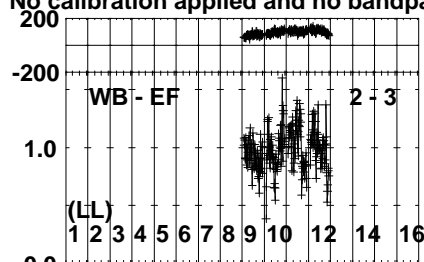
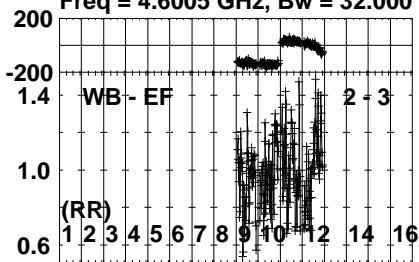
Lower frame: Micro Ampl Jy Top frame: Phas deg
Vector averaged cross-power spectrum Several baselines displayed
Timerange: 01/04:20:32 to 01/04:23:28

Plot file version 571 created 18-APR-2024 16:12:56

J1130+0846 RG014.UVDATA.1

Freq = 4.6005 GHz, Bw = 32.000 MH

No calibration applied and no bandpass applied



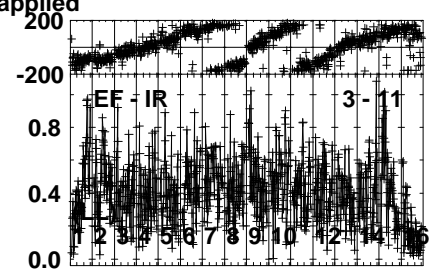
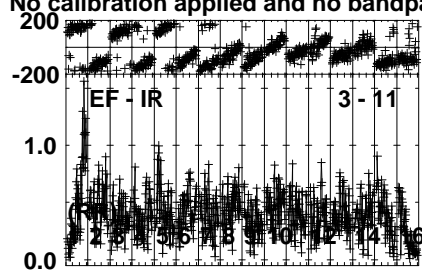
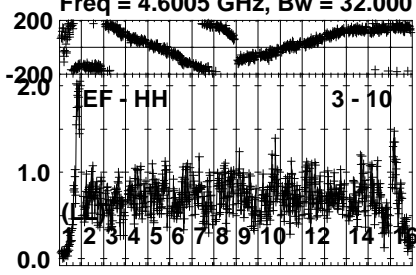
Lower frame: Milli Ampl Jy Top frame: Phas deg
Vector averaged cross-power spectrum Several baselines displayed
Timerange: 01/04:23:45 to 01/04:24:25

Plot file version 572 created 18-APR-2024 16:12:56

J1130+0846 RG014.UVDATA.1

Freq = 4.6005 GHz, Bw = 32.000 MH

No calibration applied and no bandpass applied

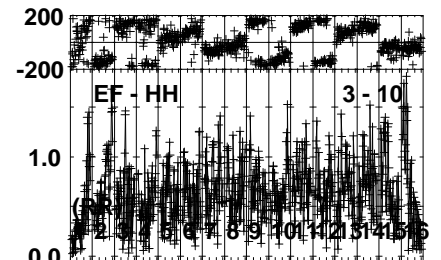
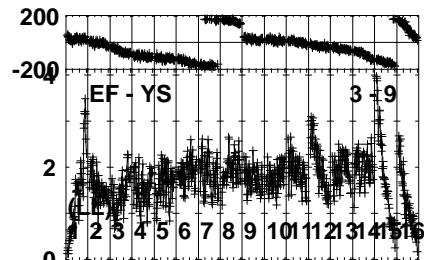
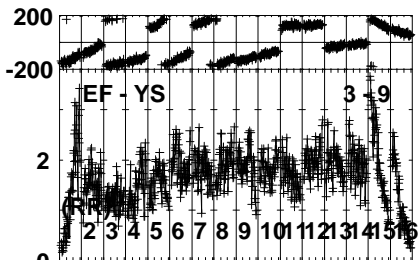
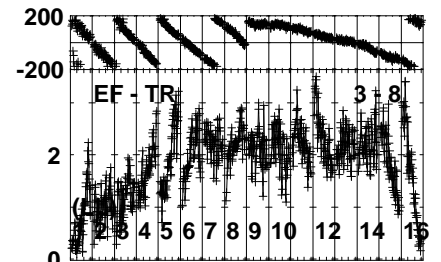
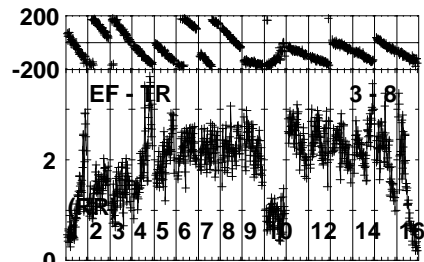
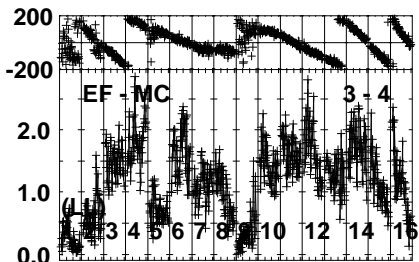
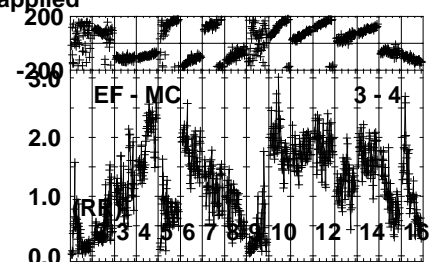
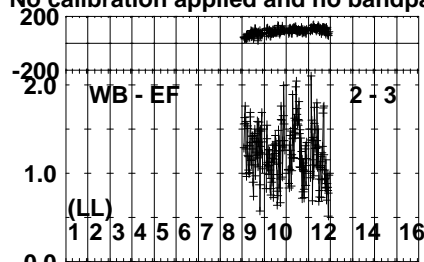
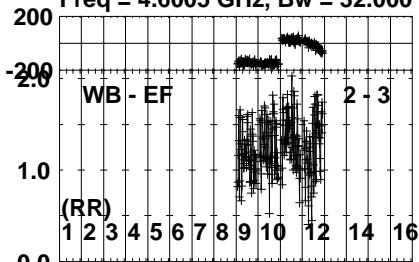


Lower frame: Milli Ampl Jy Top frame: Phas deg
Vector averaged cross-power spectrum Several baselines displayed
Timerange: 01/04:23:45 to 01/04:24:25

Plot file version 573 created 18-APR-2024 16:12:56

J1129+0951 RG014.UVDATA.1

Freq = 4.6005 GHz, Bw = 32.000 MH No calibration applied and no bandpass applied

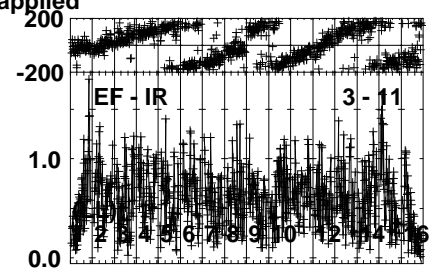
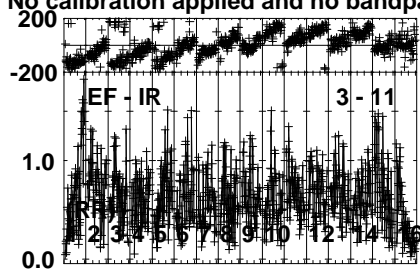
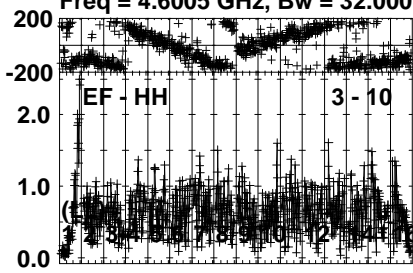


Lower frame: Milli Ampl Jy Top frame: Phas deg
Vector averaged cross-power spectrum Several baselines displayed
Timerange: 01/04:24:48 to 01/04:25:28

Plot file version 574 created 18-APR-2024 16:12:56

J1129+0951 RG014.UVDATA.1

Freq = 4.6005 GHz, Bw = 32.000 MH No calibration applied and no bandpass applied

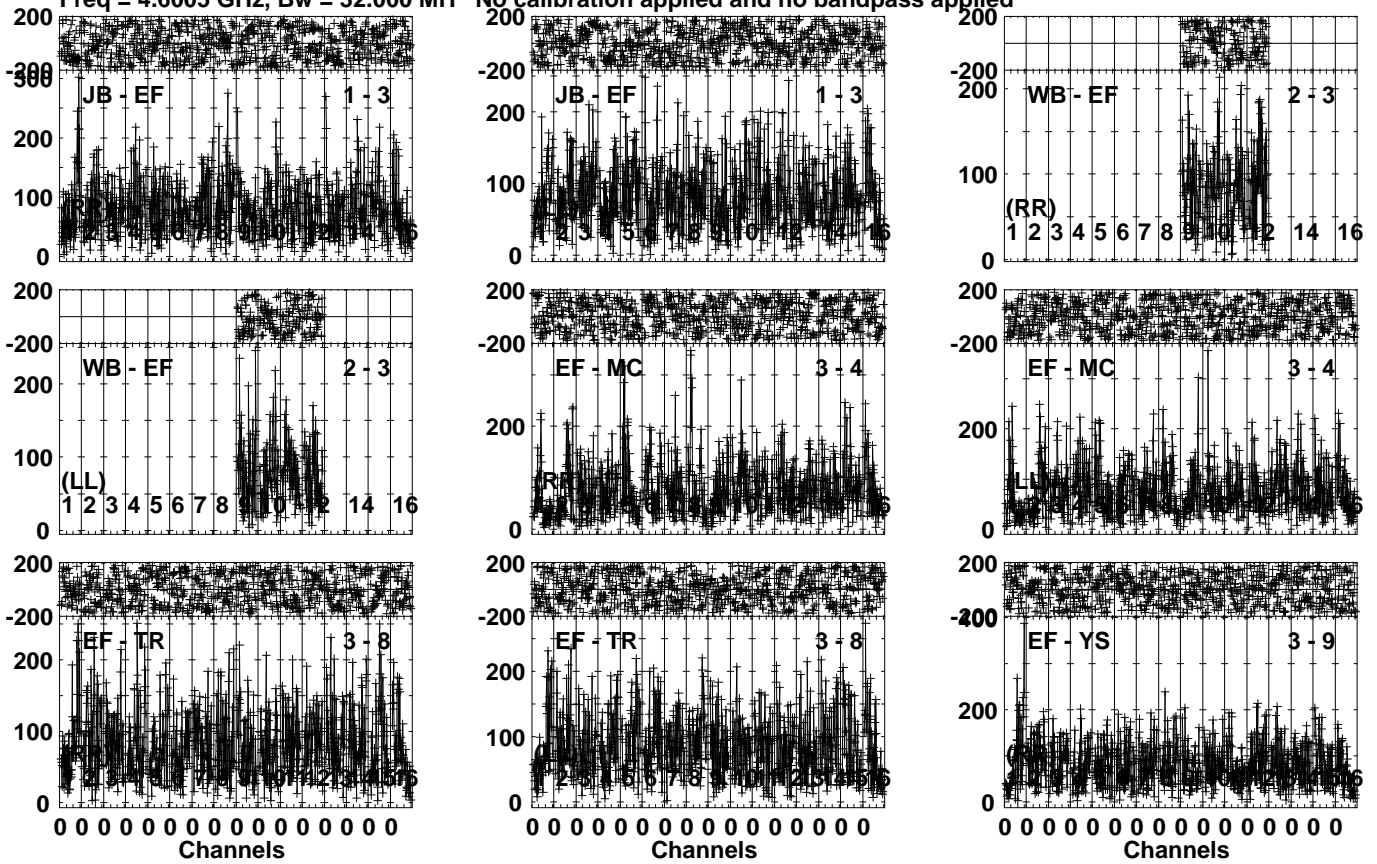


Lower frame: Milli Ampl Jy Top frame: Phas deg
Vector averaged cross-power spectrum Several baselines displayed
Timerange: 01/04:24:48 to 01/04:25:28

Plot file version 575 created 18-APR-2024 16:12:56

SN2022XXF RG014.UVDATA.1

Freq = 4.6005 GHz, Bw = 32.000 MH No calibration applied and no bandpass applied

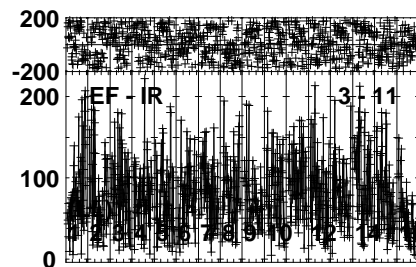
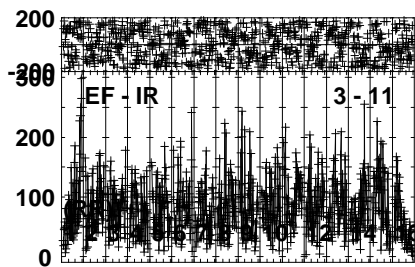
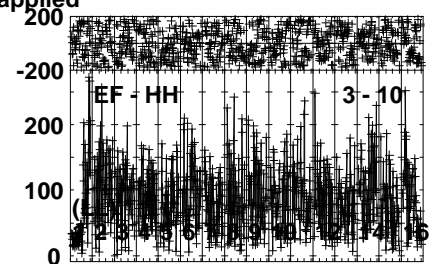
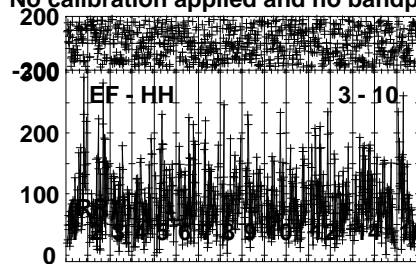
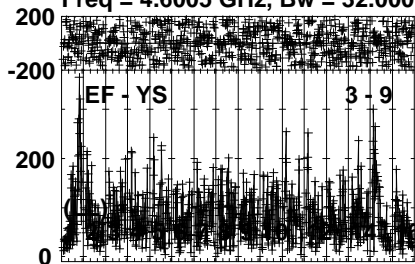


Lower frame: Micro Ampl Jy Top frame: Phas deg
Vector averaged cross-power spectrum Several baselines displayed
Timerange: 01/04:25:48 to 01/04:28:44

Plot file version 576 created 18-APR-2024 16:12:56

SN2022XXF RG014.UVDATA.1

Freq = 4.6005 GHz, Bw = 32.000 MH No calibration applied and no bandpass applied

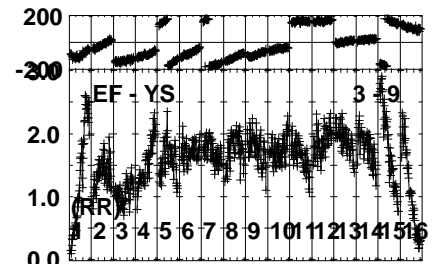
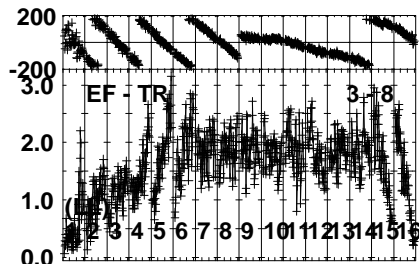
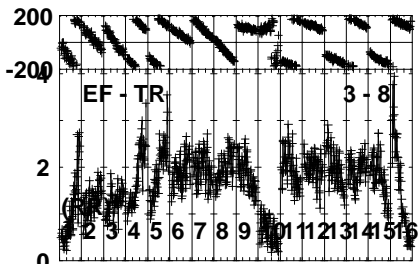
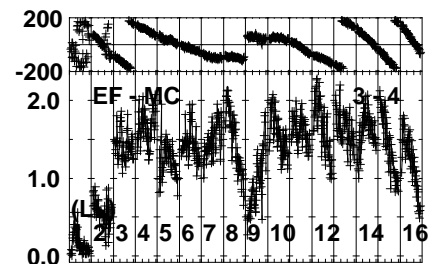
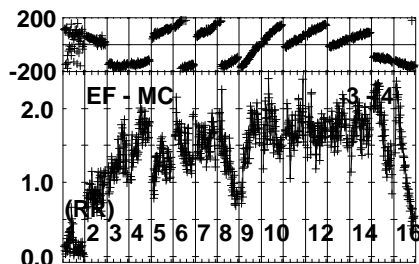
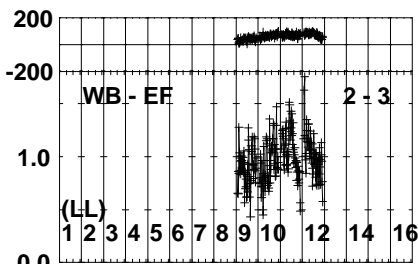
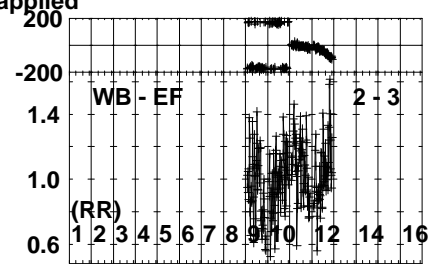
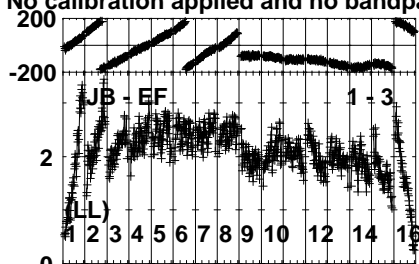
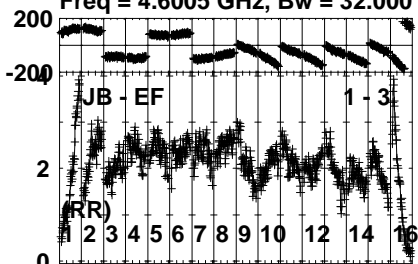


Lower frame: Micro Ampl Jy Top frame: Phas deg
Vector averaged cross-power spectrum Several baselines displayed
Timerange: 01/04:25:48 to 01/04:28:44

Plot file version 577 created 18-APR-2024 16:12:56

J1130+0846 RG014.UVDATA.1

Freq = 4.6005 GHz, Bw = 32.000 MH No calibration applied and no bandpass applied



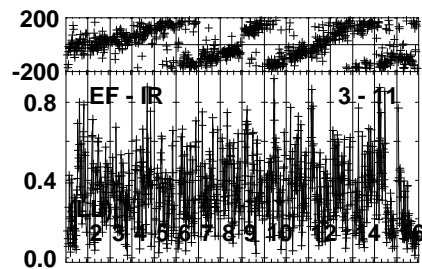
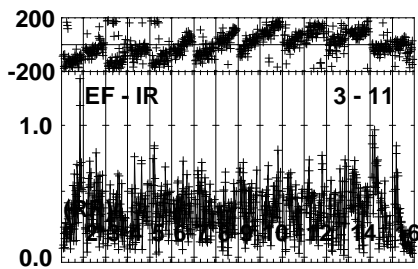
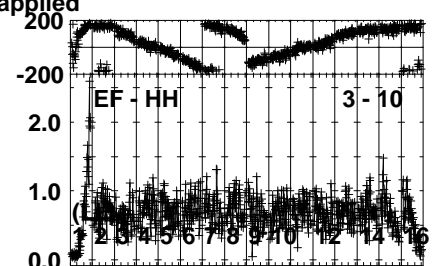
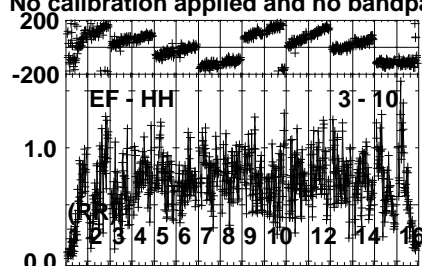
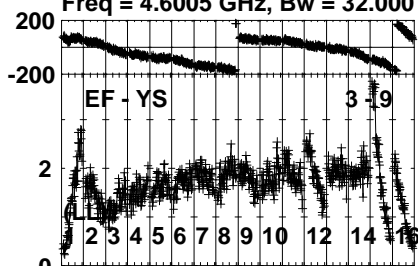
Lower frame: Milli Ampl Jy Top frame: Phas deg
Vector averaged cross-power spectrum Several baselines displayed
Timerange: 01/04:29:01 to 01/04:29:41

Plot file version 578 created 18-APR-2024 16:12:57

J1130+0846 RG014.UVDATA.1

Freq = 4.6005 GHz, Bw = 32.000 MH

No calibration applied and no bandpass applied

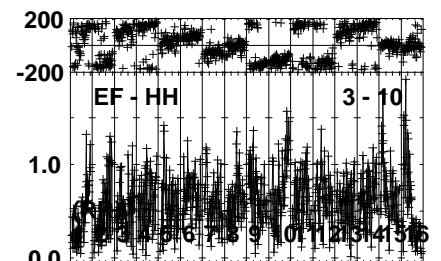
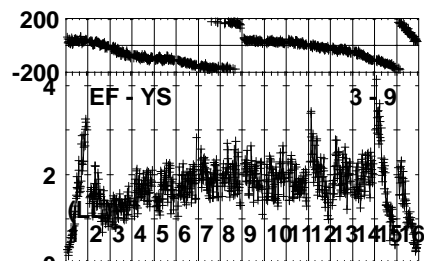
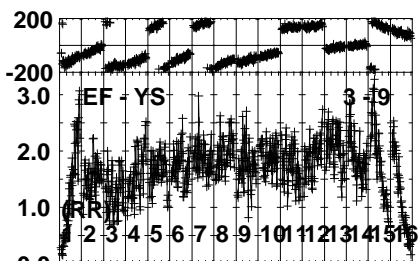
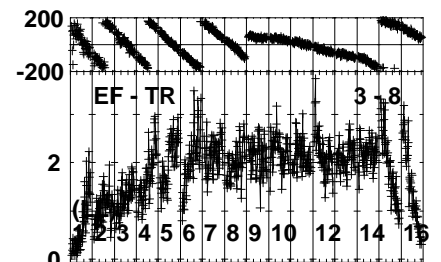
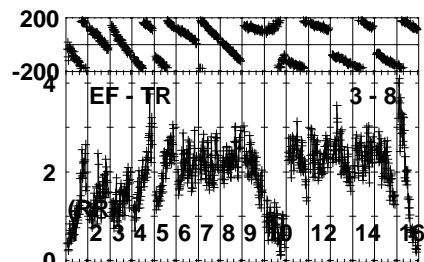
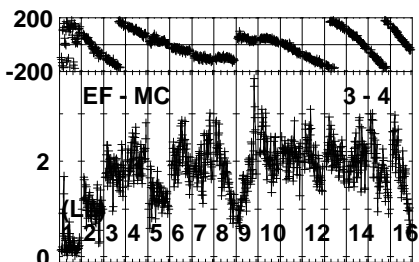
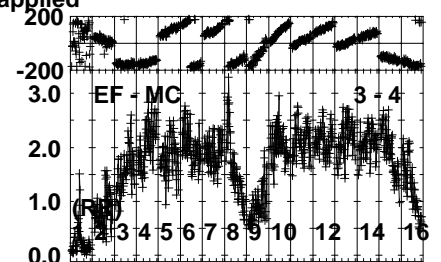
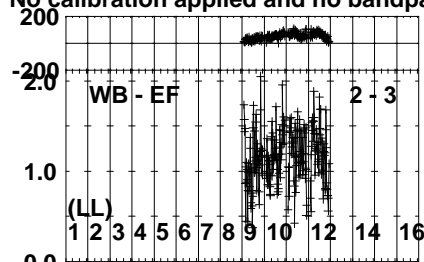
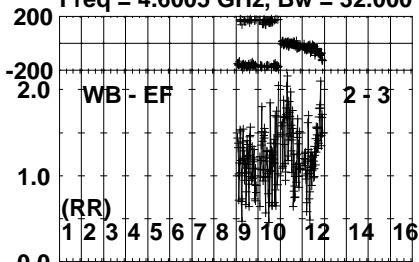


Lower frame: Milli Ampl Jy Top frame: Phas deg
Vector averaged cross-power spectrum Several baselines displayed
Timerange: 01/04:29:01 to 01/04:29:41

Plot file version 579 created 18-APR-2024 16:12:57

J1129+0951 RG014.UVDATA.1

Freq = 4.6005 GHz, Bw = 32.000 MH No calibration applied and no bandpass applied

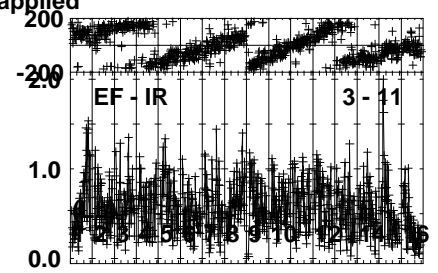
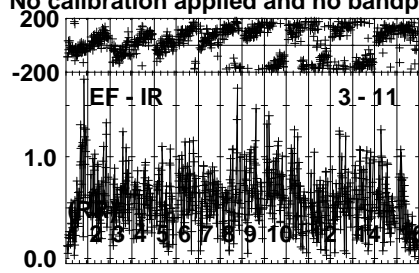
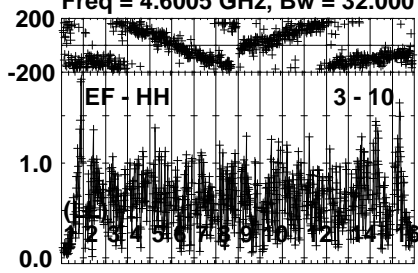


Lower frame: Milli Ampl Jy Top frame: Phas deg
Vector averaged cross-power spectrum Several baselines displayed
Timerange: 01/04:30:04 to 01/04:30:44

Plot file version 580 created 18-APR-2024 16:12:57

J1129+0951 RG014.UVDATA.1

Freq = 4.6005 GHz, Bw = 32.000 MH No calibration applied and no bandpass applied

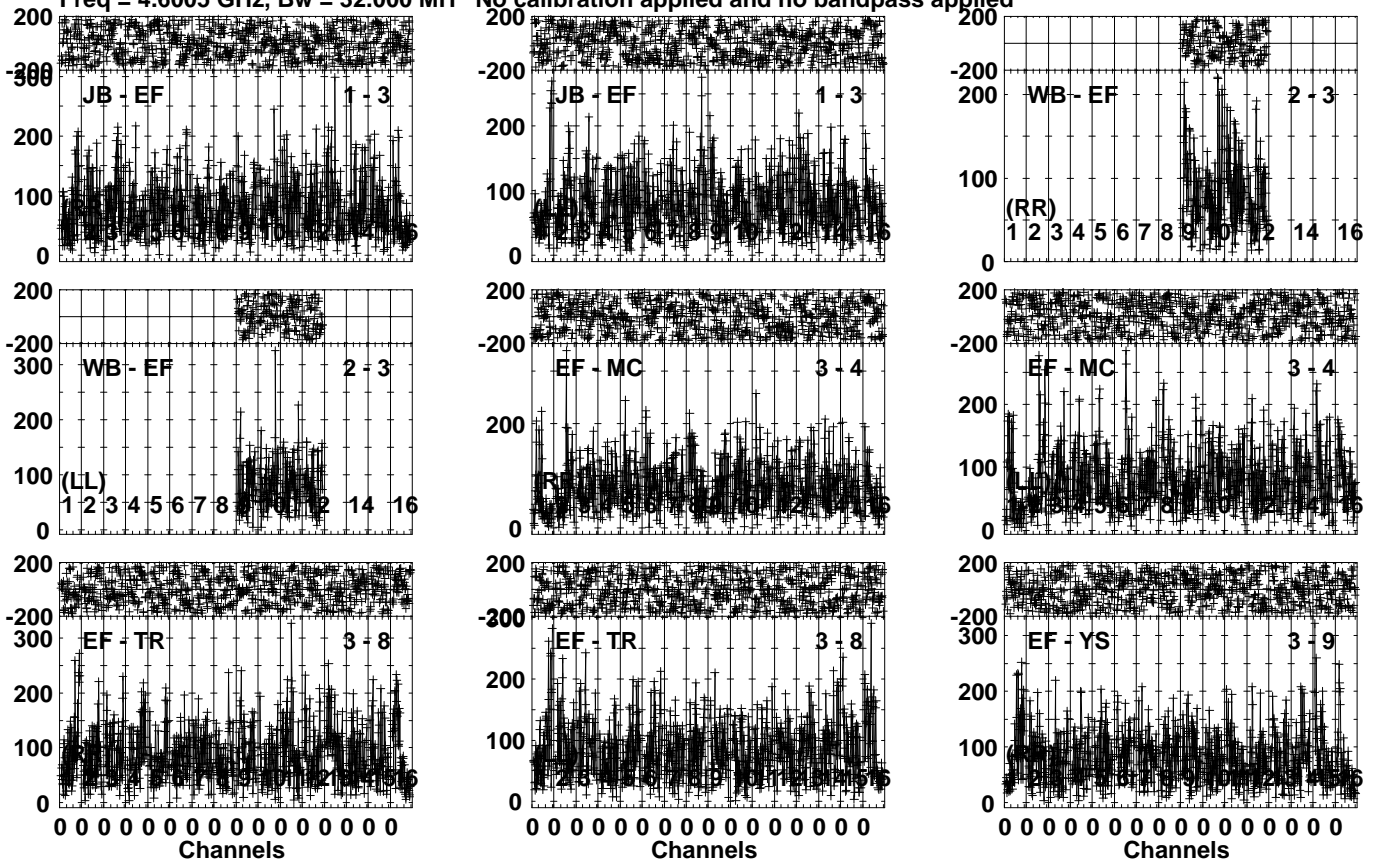


Lower frame: Milli Ampl Jy Top frame: Phas deg
Vector averaged cross-power spectrum Several baselines displayed
Timerange: 01/04:30:04 to 01/04:30:44

Plot file version 581 created 18-APR-2024 16:12:57

SN2022XXF RG014.UVDATA.1

Freq = 4.6005 GHz, Bw = 32.000 MH No calibration applied and no bandpass applied

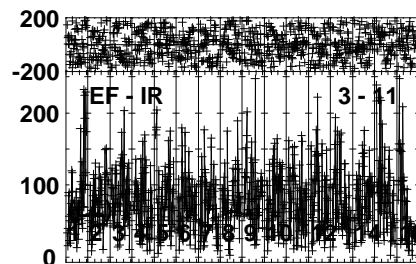
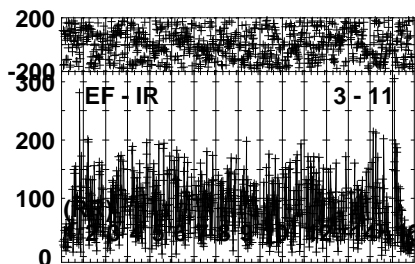
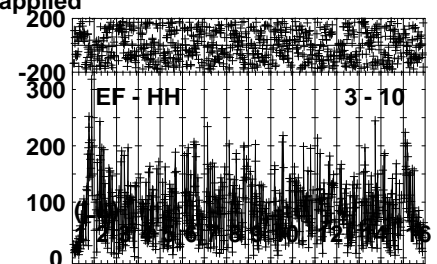
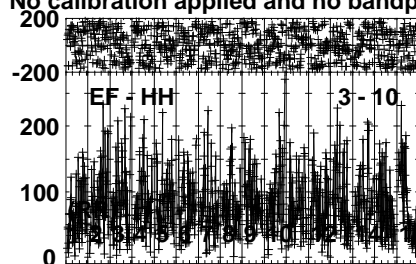
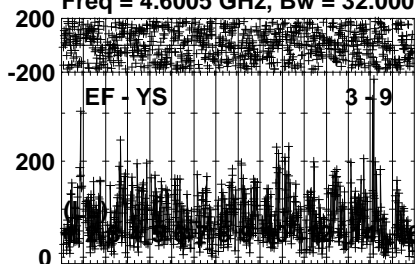


Lower frame: Micro Ampl Jy Top frame: Phas deg
Vector averaged cross-power spectrum Several baselines displayed
Timerange: 01/04:31:04 to 01/04:34:00

Plot file version 582 created 18-APR-2024 16:12:57

SN2022XXF RG014.UVDATA.1

Freq = 4.6005 GHz, Bw = 32.000 MH No calibration applied and no bandpass applied



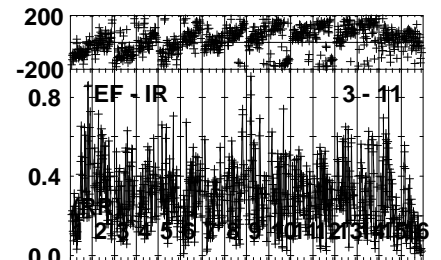
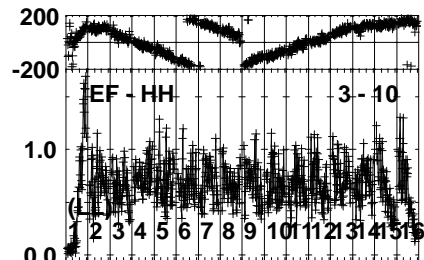
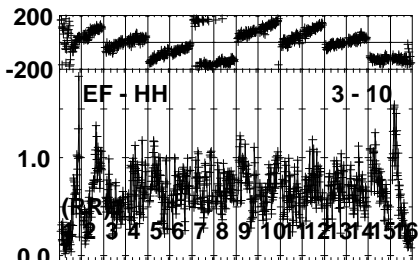
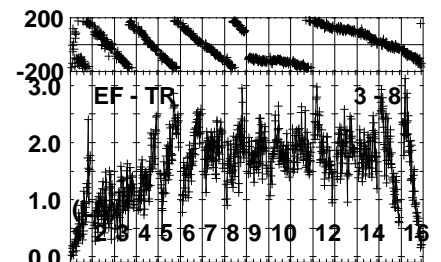
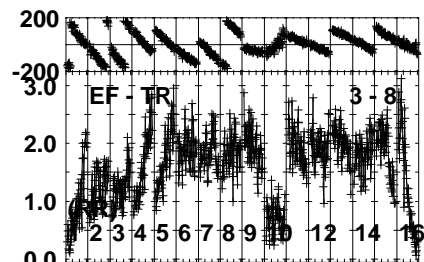
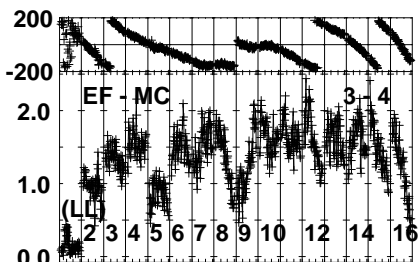
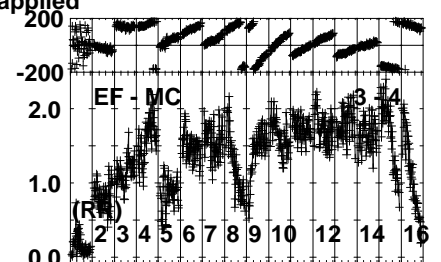
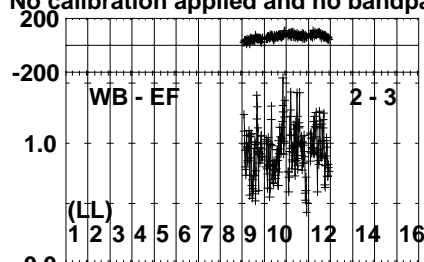
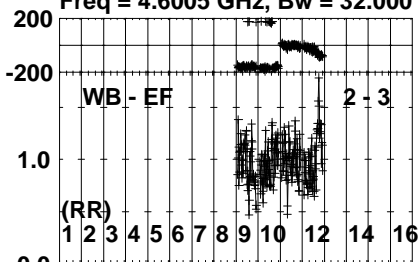
Lower frame: Micro Ampl Jy Top frame: Phas deg
Vector averaged cross-power spectrum Several baselines displayed
Timerange: 01/04:31:04 to 01/04:34:00

Plot file version 583 created 18-APR-2024 16:12:57

J1130+0846 RG014.UVDATA.1

Freq = 4.6005 GHz, Bw = 32.000 MH

No calibration applied and no bandpass applied

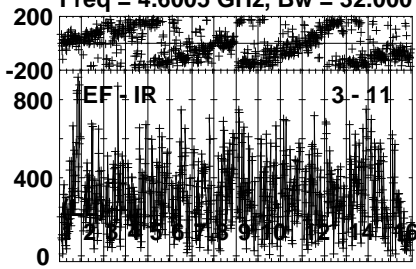


Lower frame: Milli Ampl Jy Top frame: Phas deg
Vector averaged cross-power spectrum Several baselines displayed
Timerange: 01/04:34:17 to 01/04:34:57

Plot file version 584 created 18-APR-2024 16:12:57

J1130+0846 RG014.UVDATA.1

Freq = 4.6005 GHz, Bw = 32.000 MH No calibration applied and no bandpass applied

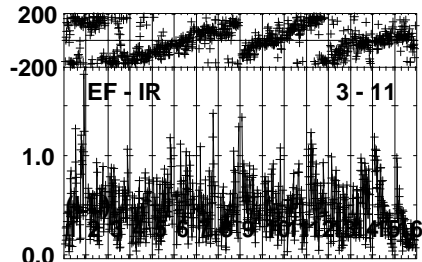
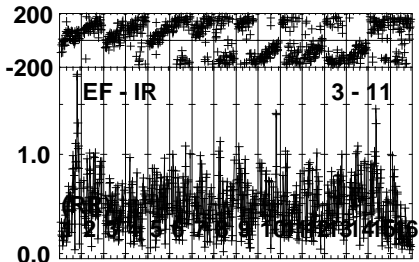
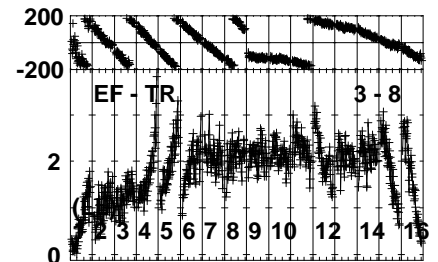
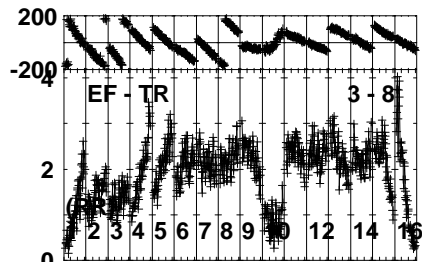
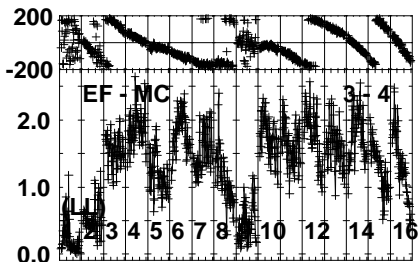
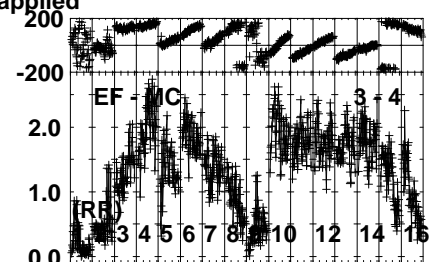
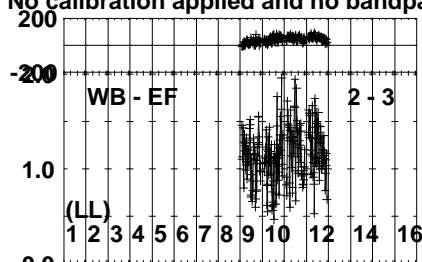
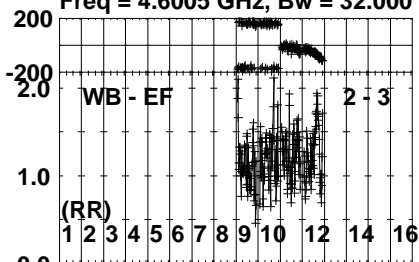


Lower frame: Micro Ampl Jy Top frame: Phas deg
Vector averaged cross-power spectrum Several baselines displayed
Timerange: 01/04:34:17 to 01/04:34:57

Plot file version 585 created 18-APR-2024 16:12:57

J1129+0951 RG014.UVDATA.1

Freq = 4.6005 GHz, Bw = 32.000 MH No calibration applied and no bandpass applied



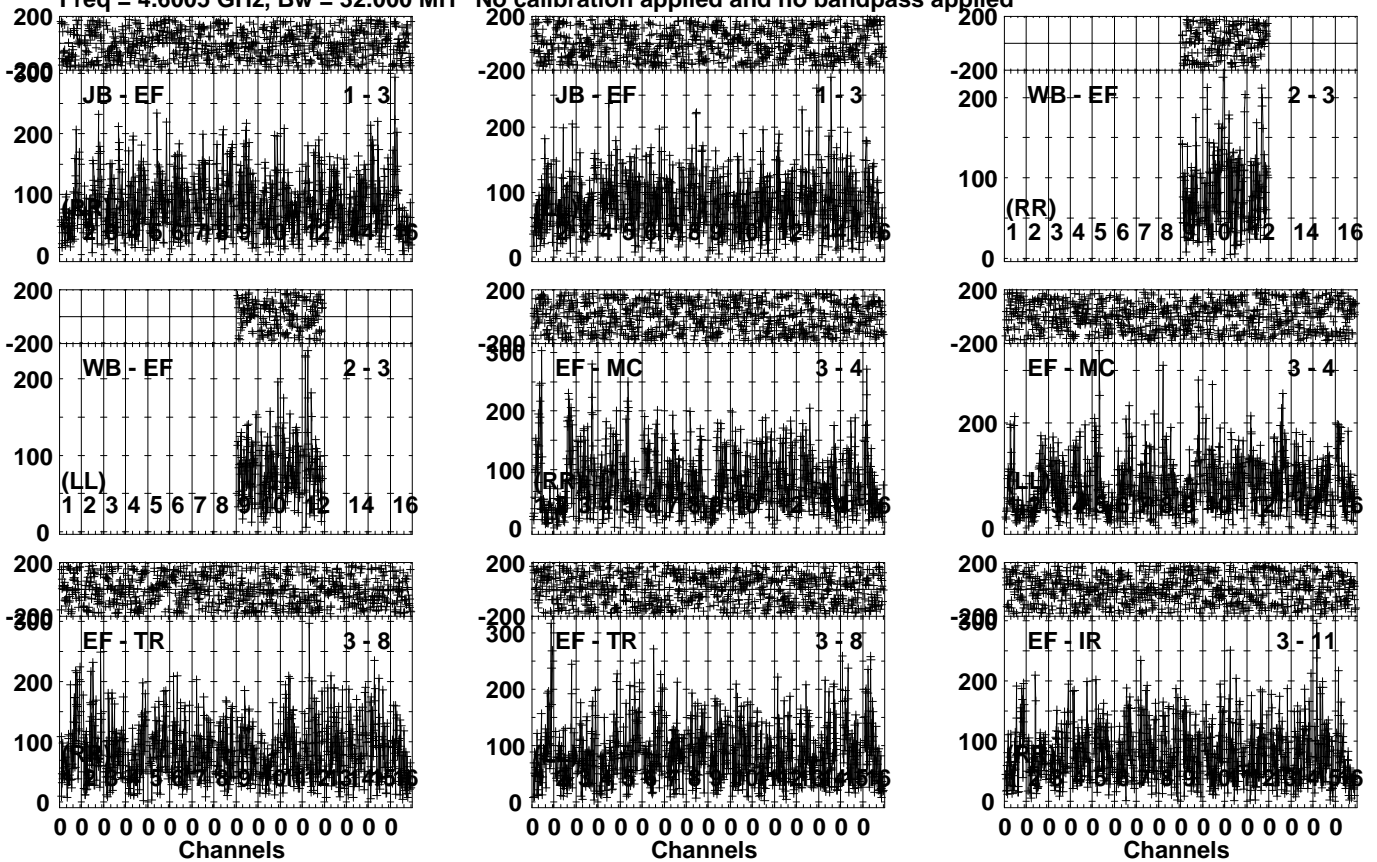
Lower frame: Milli Ampl Jy Top frame: Phas deg
Vector averaged cross-power spectrum Several baselines displayed
Timerange: 01/04:35:20 to 01/04:36:00

Plot file version 586 created 18-APR-2024 16:12:57

SN2022XXF RG014.UVDATA.1

Freq = 4.6005 GHz, Bw = 32.000 MH

No calibration applied and no bandpass applied

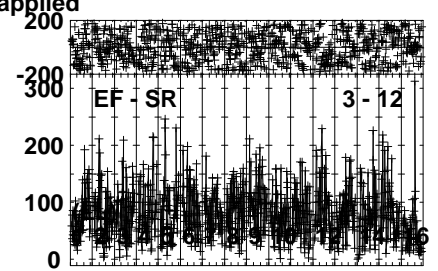
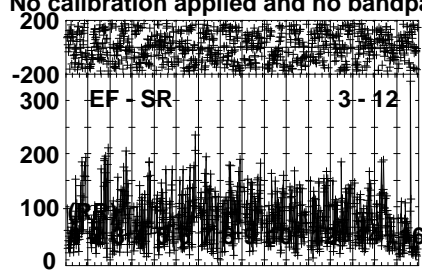
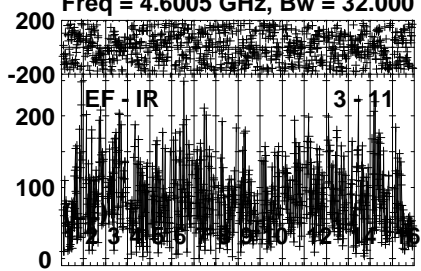


Lower frame: Micro Ampl Jy Top frame: Phas deg
Vector averaged cross-power spectrum Several baselines displayed
Timerange: 01/04:36:20 to 01/04:39:16

Plot file version 587 created 18-APR-2024 16:12:57

SN2022XXF RG014.UVDATA.1

Freq = 4.6005 GHz, Bw = 32.000 MH No calibration applied and no bandpass applied



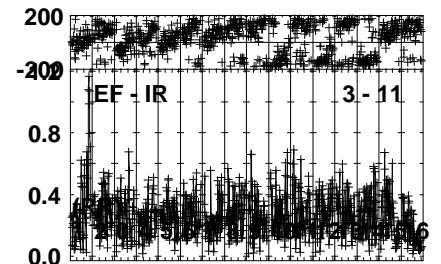
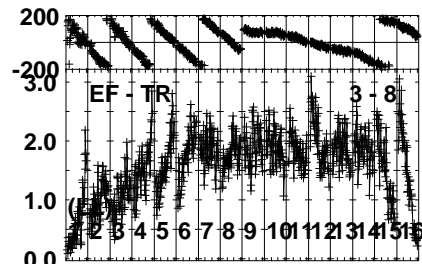
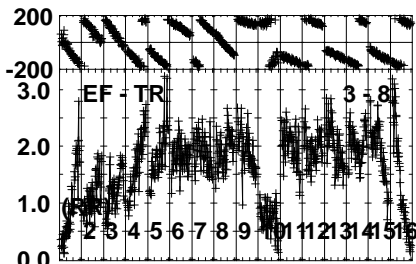
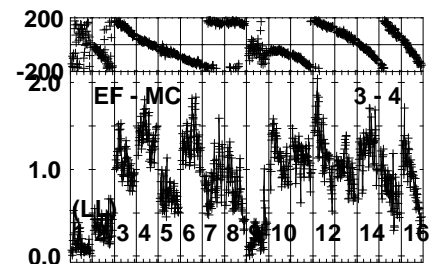
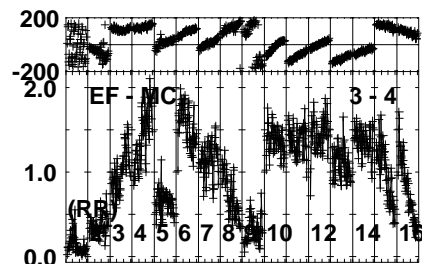
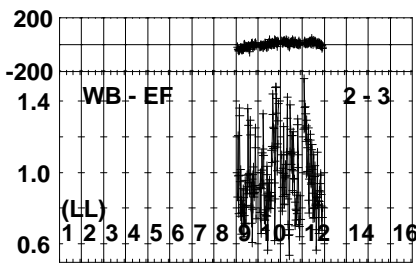
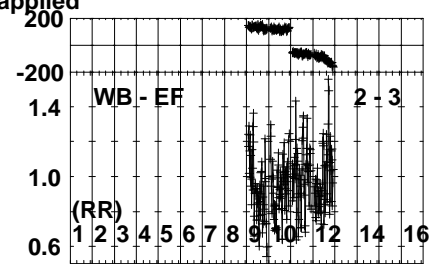
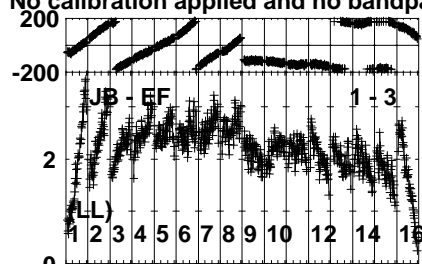
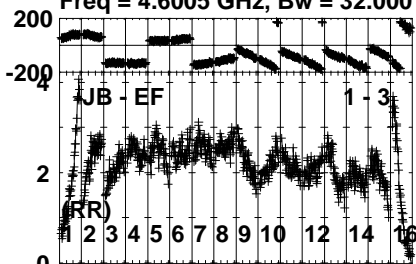
Lower frame: Micro Ampl Jy Top frame: Phas deg
Vector averaged cross-power spectrum Several baselines displayed
Timerange: 01/04:36:20 to 01/04:39:16

Plot file version 588 created 18-APR-2024 16:12:57

J1130+0846 RG014.UVDATA.1

Freq = 4.6005 GHz, Bw = 32.000 MH

No calibration applied and no bandpass applied

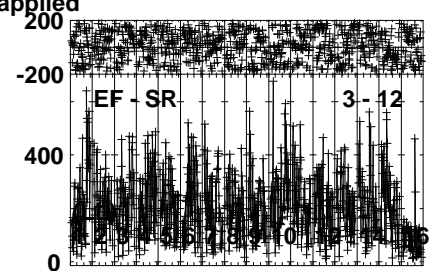
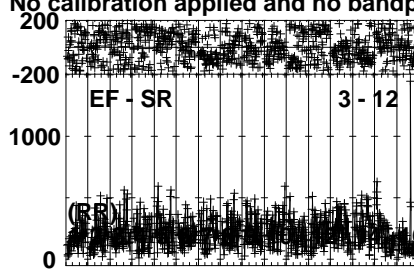
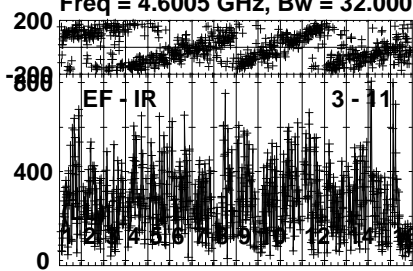


Lower frame: Milli Ampl Jy Top frame: Phas deg
Vector averaged cross-power spectrum Several baselines displayed
Timerange: 01/04:39:33 to 01/04:40:13

Plot file version 589 created 18-APR-2024 16:12:58

J1130+0846 RG014.UVDATA.1

Freq = 4.6005 GHz, Bw = 32.000 MH No calibration applied and no bandpass applied

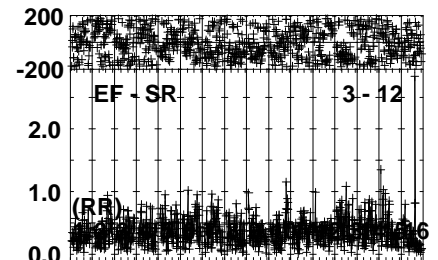
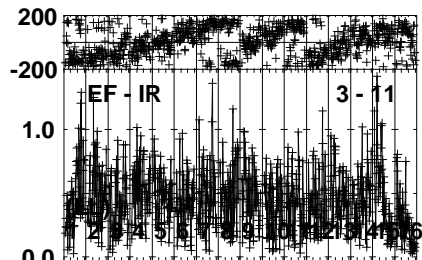
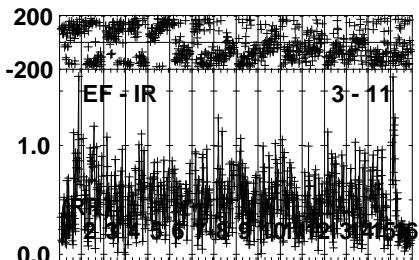
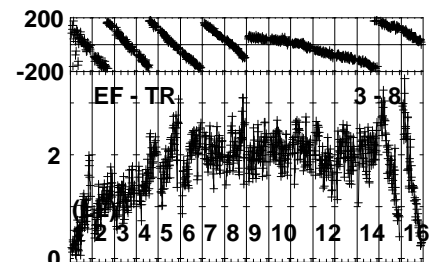
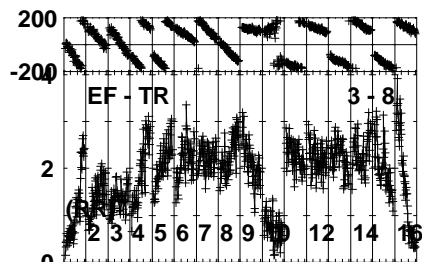
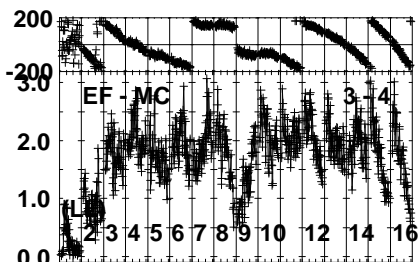
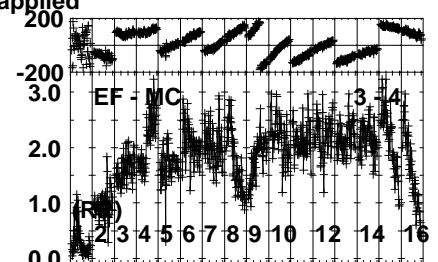
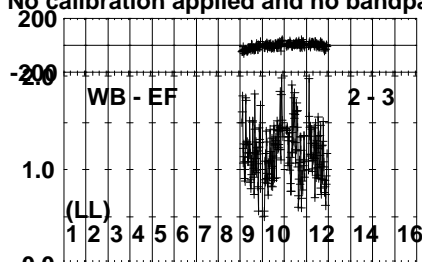
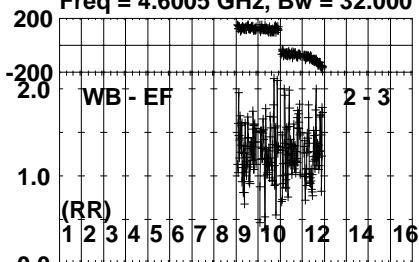


Lower frame: Micro Ampl Jy Top frame: Phas deg
Vector averaged cross-power spectrum Several baselines displayed
Timerange: 01/04:39:33 to 01/04:40:13

Plot file version 590 created 18-APR-2024 16:12:58

J1129+0951 RG014.UVDATA.1

Freq = 4.6005 GHz, Bw = 32.000 MH No calibration applied and no bandpass applied

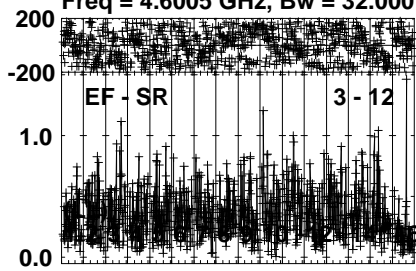


Lower frame: Milli Ampl Jy Top frame: Phas deg
Vector averaged cross-power spectrum Several baselines displayed
Timerange: 01/04:40:36 to 01/04:41:16

Plot file version 591 created 18-APR-2024 16:12:58

J1129+0951 RG014.UVDATA.1

Freq = 4.6005 GHz, Bw = 32.000 MH No calibration applied and no bandpass applied



Lower frame: Milli Ampl Jy Top frame: Phas deg

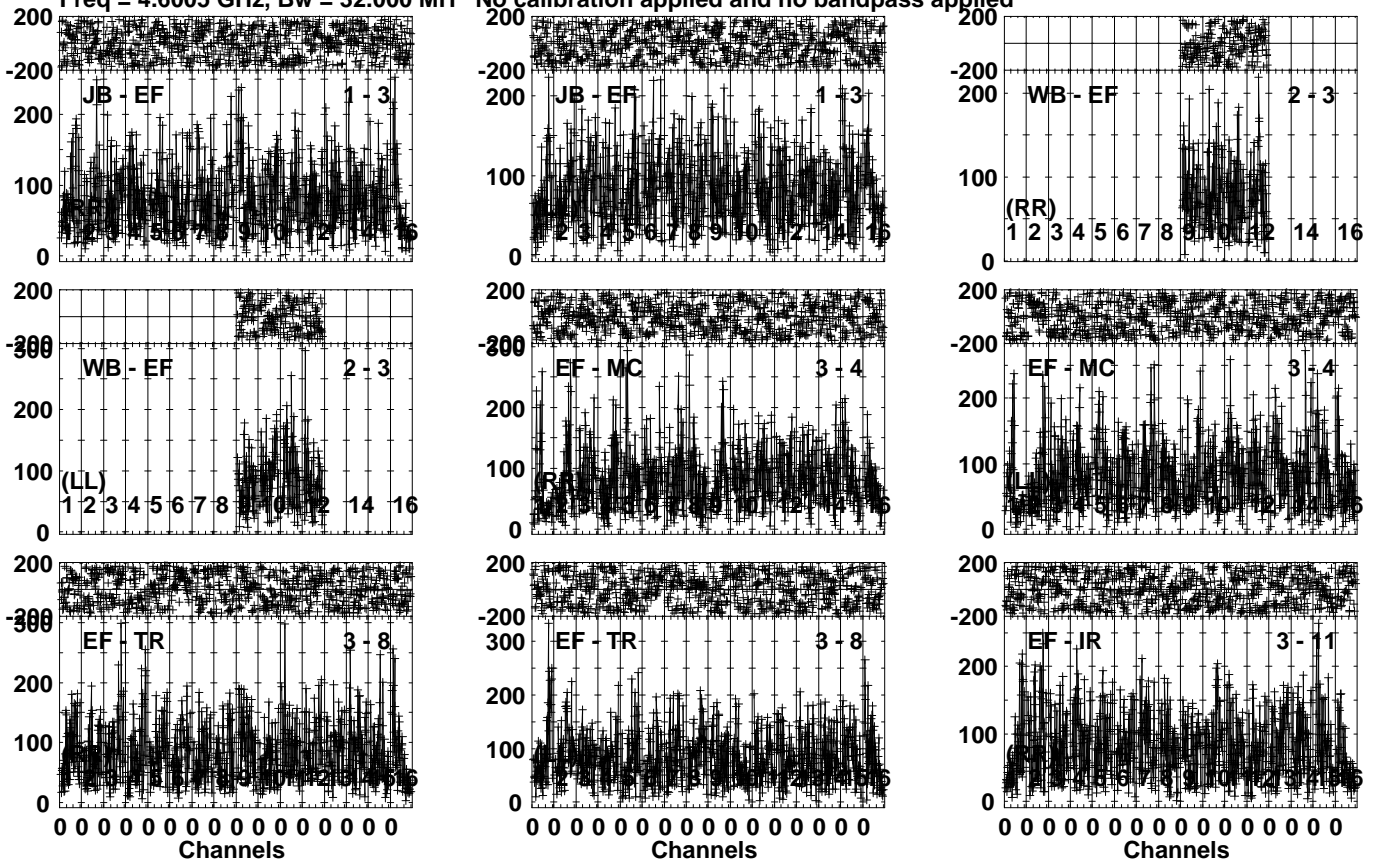
Vector averaged cross-power spectrum Several baselines displayed

Timerange: 01/04:40:36 to 01/04:41:16

Plot file version 592 created 18-APR-2024 16:12:58

SN2022XXF RG014.UVDATA.1

Freq = 4.6005 GHz, Bw = 32.000 MH No calibration applied and no bandpass applied

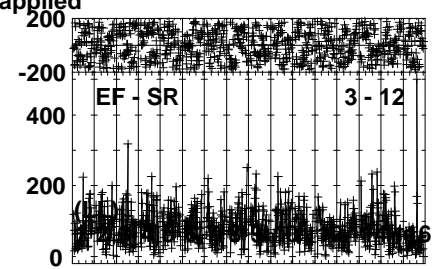
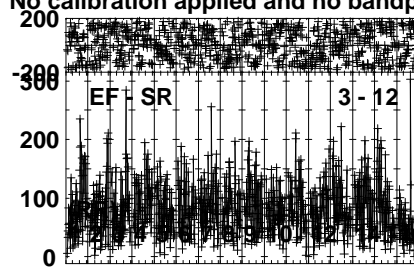
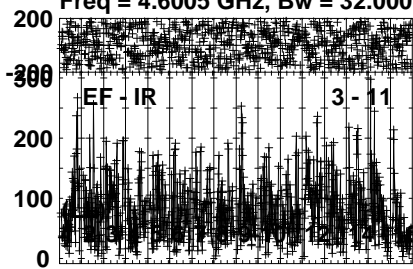


Lower frame: Micro Ampl Jy Top frame: Phas deg
Vector averaged cross-power spectrum Several baselines displayed
Timerange: 01/04:41:36 to 01/04:44:32

Plot file version 593 created 18-APR-2024 16:12:58

SN2022XXF RG014.UVDATA.1

Freq = 4.6005 GHz, Bw = 32.000 MH No calibration applied and no bandpass applied

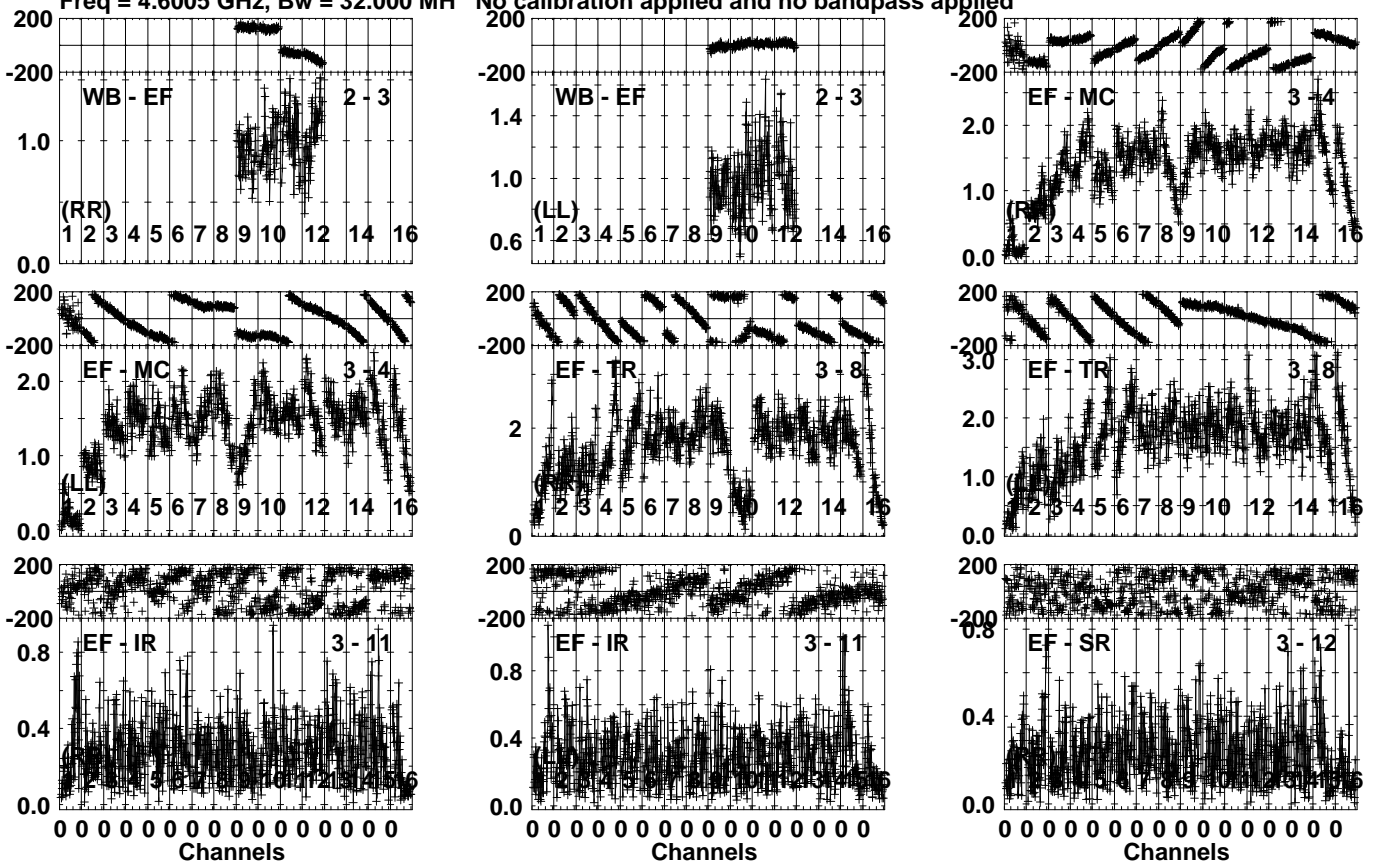


Lower frame: Micro Ampl Jy Top frame: Phas deg
Vector averaged cross-power spectrum Several baselines displayed
Timerange: 01/04:41:36 to 01/04:44:32

Plot file version 594 created 18-APR-2024 16:12:58

J1130+0846 RG014.UVDATA.1

Freq = 4.6005 GHz, Bw = 32.000 MH No calibration applied and no bandpass applied

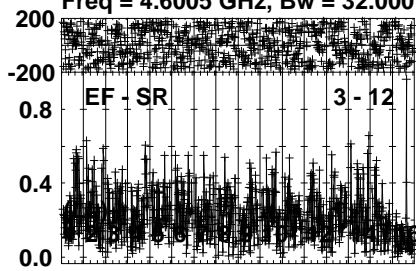


Lower frame: Milli Ampl Jy Top frame: Phas deg
Vector averaged cross-power spectrum Several baselines displayed
Timerange: 01/04:44:49 to 01/04:45:29

Plot file version 595 created 18-APR-2024 16:12:58

J1130+0846 RG014.UVDATA.1

Freq = 4.6005 GHz, Bw = 32.000 MH No calibration applied and no bandpass applied



Lower frame: Milli Ampl Jy Top frame: Phas deg

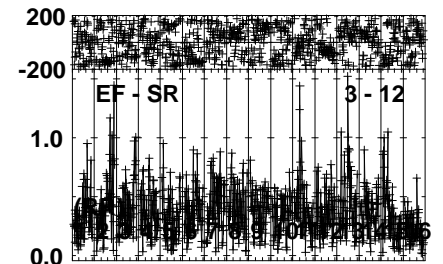
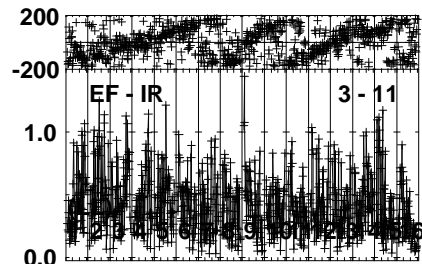
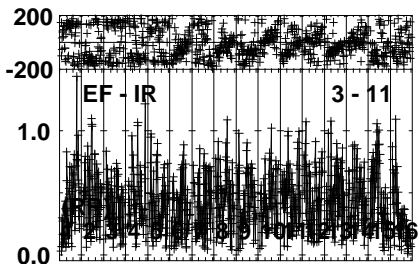
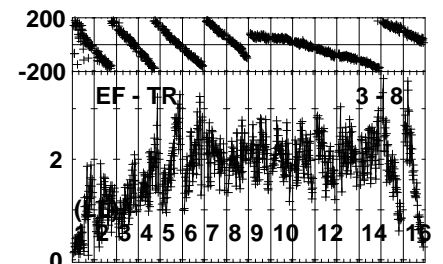
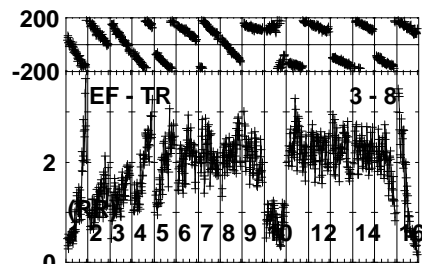
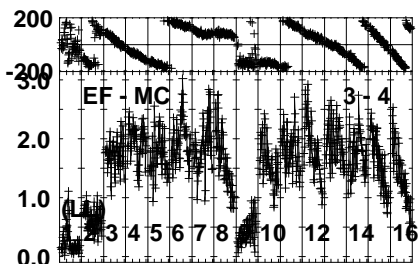
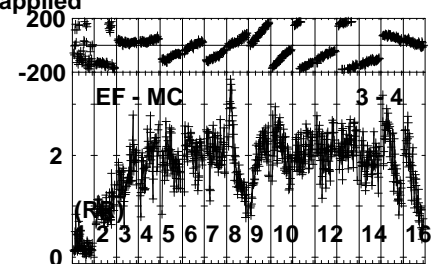
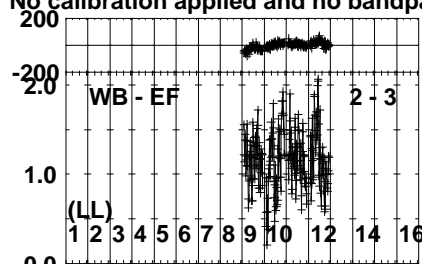
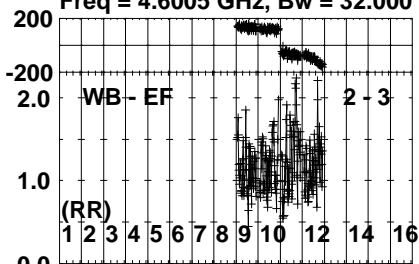
Vector averaged cross-power spectrum Several baselines displayed

Timerange: 01/04:44:49 to 01/04:45:29

Plot file version 596 created 18-APR-2024 16:12:58

J1129+0951 RG014.UVDATA.1

Freq = 4.6005 GHz, Bw = 32.000 MH No calibration applied and no bandpass applied

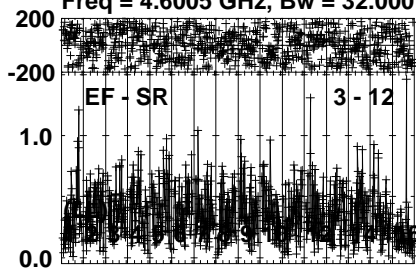


Lower frame: Milli Ampl Jy Top frame: Phas deg
Vector averaged cross-power spectrum Several baselines displayed
Timerange: 01/04:45:52 to 01/04:46:32

Plot file version 597 created 18-APR-2024 16:12:58

J1129+0951 RG014.UVDATA.1

Freq = 4.6005 GHz, Bw = 32.000 MH No calibration applied and no bandpass applied



Lower frame: Milli Ampl Jy Top frame: Phas deg

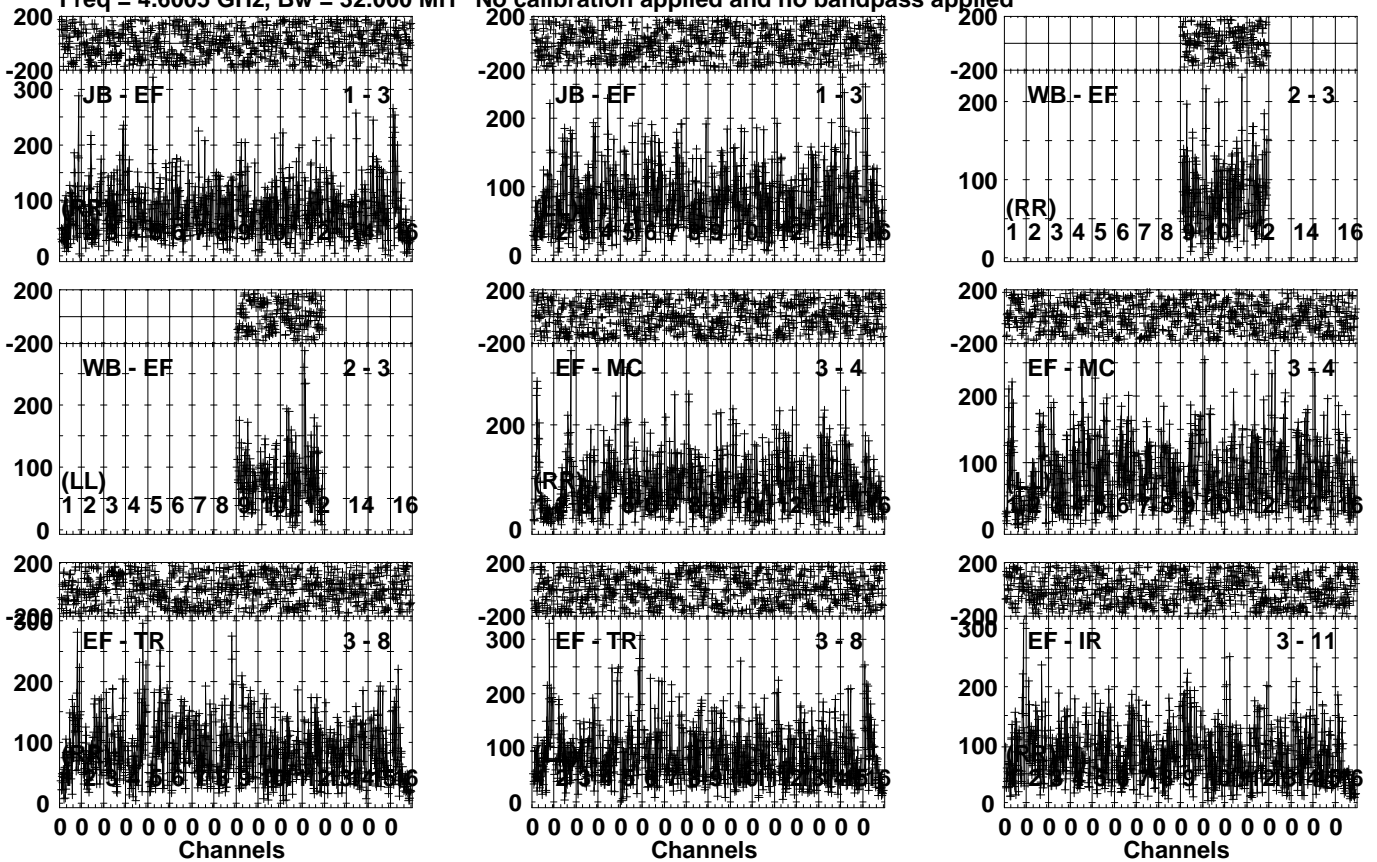
Vector averaged cross-power spectrum Several baselines displayed

Timerange: 01/04:45:52 to 01/04:46:32

Plot file version 598 created 18-APR-2024 16:12:58

SN2022XXF RG014.UVDATA.1

Freq = 4.6005 GHz, Bw = 32.000 MH No calibration applied and no bandpass applied

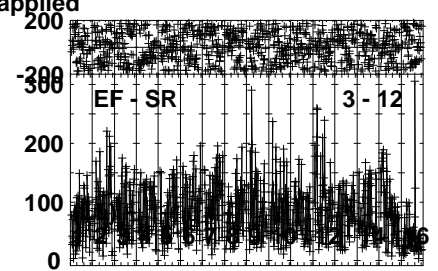
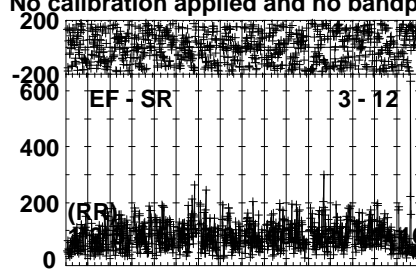
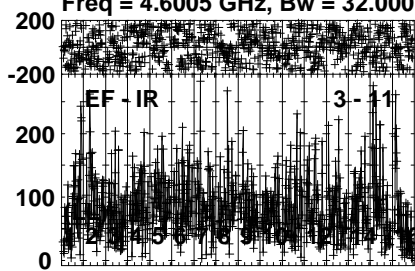


Lower frame: Micro Ampl Jy Top frame: Phas deg
Vector averaged cross-power spectrum Several baselines displayed
Timerange: 01/04:46:52 to 01/04:49:48

Plot file version 599 created 18-APR-2024 16:12:58

SN2022XXF RG014.UVDATA.1

Freq = 4.6005 GHz, Bw = 32.000 MH No calibration applied and no bandpass applied



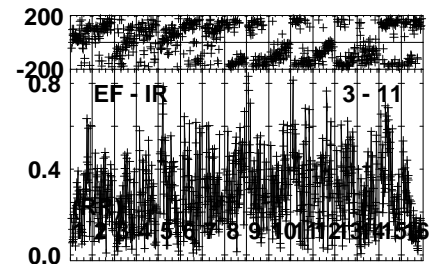
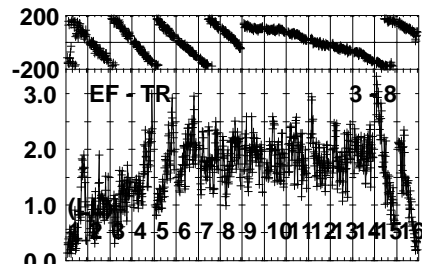
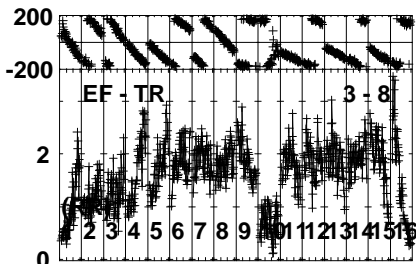
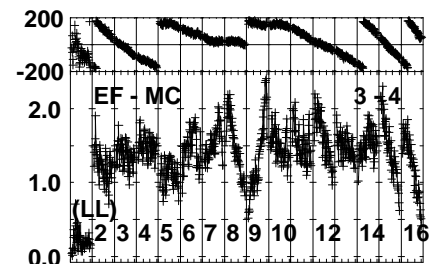
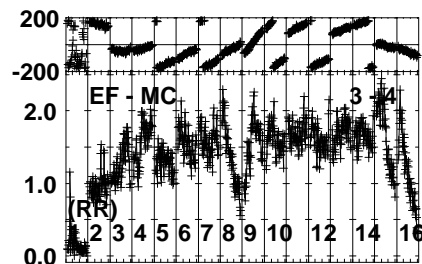
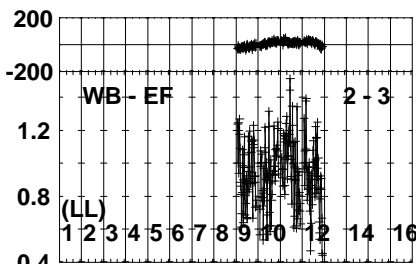
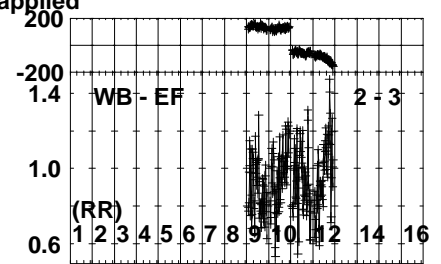
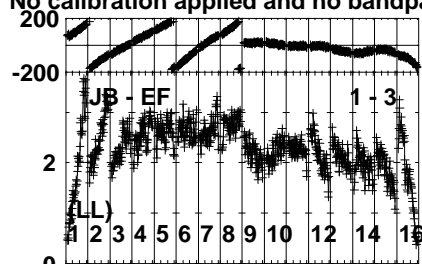
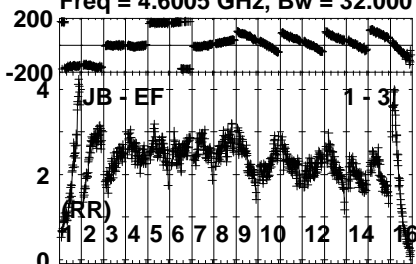
Lower frame: Micro Ampl Jy Top frame: Phas deg
Vector averaged cross-power spectrum Several baselines displayed
Timerange: 01/04:46:52 to 01/04:49:48

Plot file version 600 created 18-APR-2024 16:12:58

J1130+0846 RG014.UVDATA.1

Freq = 4.6005 GHz, Bw = 32.000 MH

No calibration applied and no bandpass applied

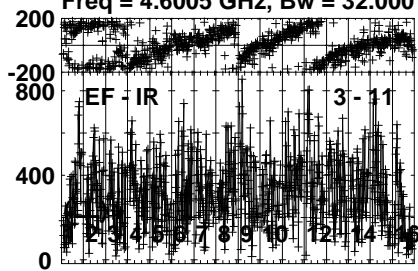


Lower frame: Milli Ampl Jy Top frame: Phas deg
Vector averaged cross-power spectrum Several baselines displayed
Timerange: 01/04:50:05 to 01/04:50:45

Plot file version 601 created 18-APR-2024 16:12:58

J1130+0846 RG014.UVDATA.1

Freq = 4.6005 GHz, Bw = 32.000 MH No calibration applied and no bandpass applied

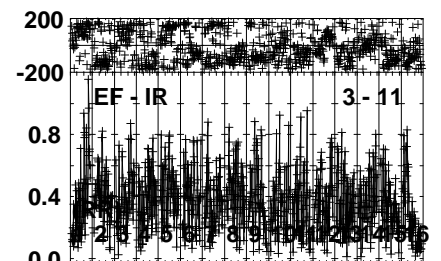
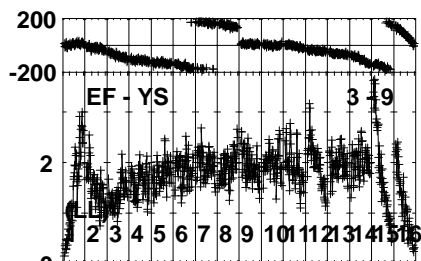
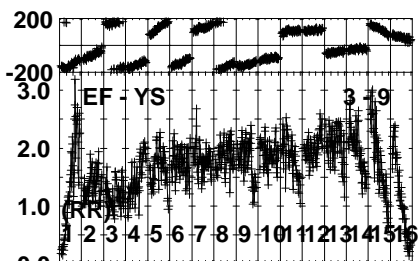
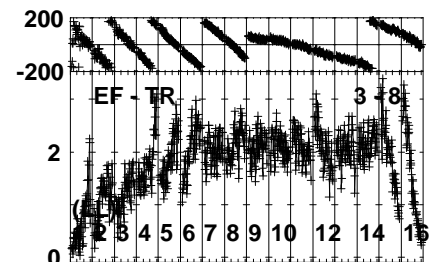
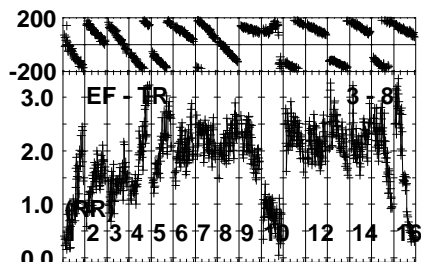
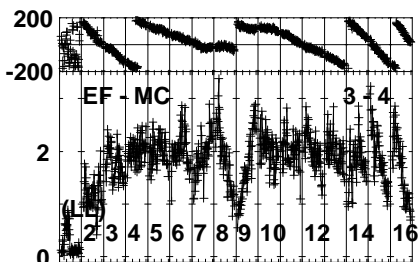
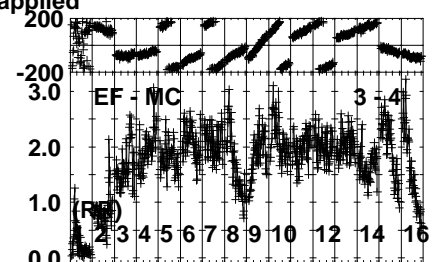
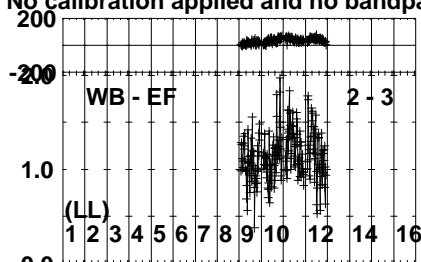
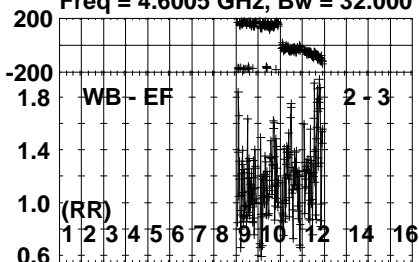


Lower frame: Micro Ampl Jy Top frame: Phas deg
Vector averaged cross-power spectrum Several baselines displayed
Timerange: 01/04:50:05 to 01/04:50:45

Plot file version 602 created 18-APR-2024 16:12:58

J1129+0951 RG014.UVDATA.1

Freq = 4.6005 GHz, Bw = 32.000 MH No calibration applied and no bandpass applied

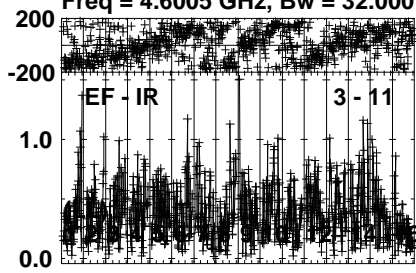


Lower frame: Milli Ampl Jy Top frame: Phas deg
Vector averaged cross-power spectrum Several baselines displayed
Timerange: 01/04:51:08 to 01/04:51:48

Plot file version 603 created 18-APR-2024 16:12:59

J1129+0951 RG014.UVDATA.1

Freq = 4.6005 GHz, Bw = 32.000 MH No calibration applied and no bandpass applied



Lower frame: Milli Ampl Jy Top frame: Phas deg

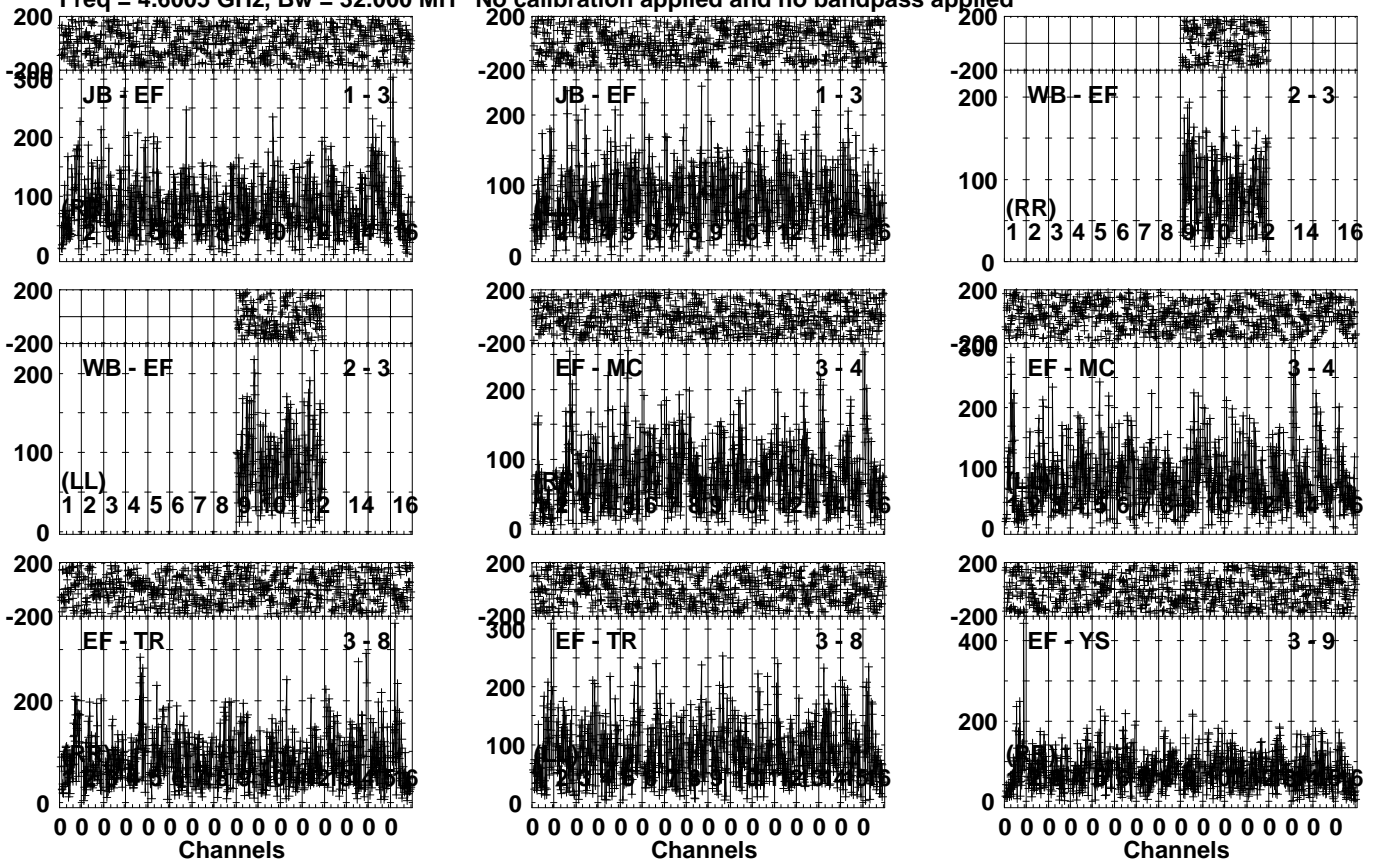
Vector averaged cross-power spectrum Several baselines displayed

Timerange: 01/04:51:08 to 01/04:51:48

Plot file version 604 created 18-APR-2024 16:12:59

SN2022XXF RG014.UVDATA.1

Freq = 4.6005 GHz, Bw = 32.000 MH No calibration applied and no bandpass applied

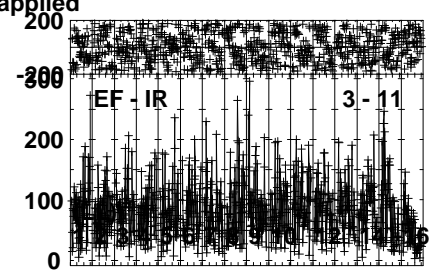
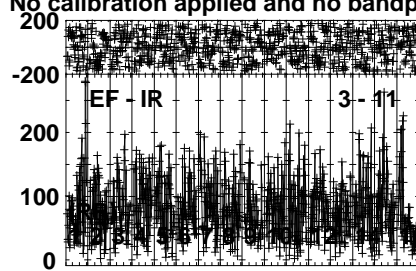
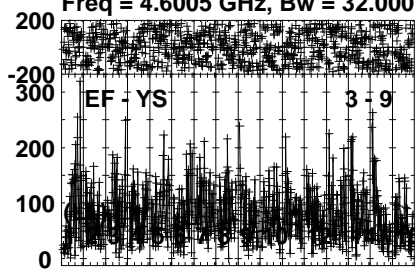


Lower frame: Micro Ampl Jy Top frame: Phas deg
Vector averaged cross-power spectrum Several baselines displayed
Timerange: 01/04:52:08 to 01/04:55:04

Plot file version 605 created 18-APR-2024 16:12:59

SN2022XXF RG014.UVDATA.1

Freq = 4.6005 GHz, Bw = 32.000 MH No calibration applied and no bandpass applied

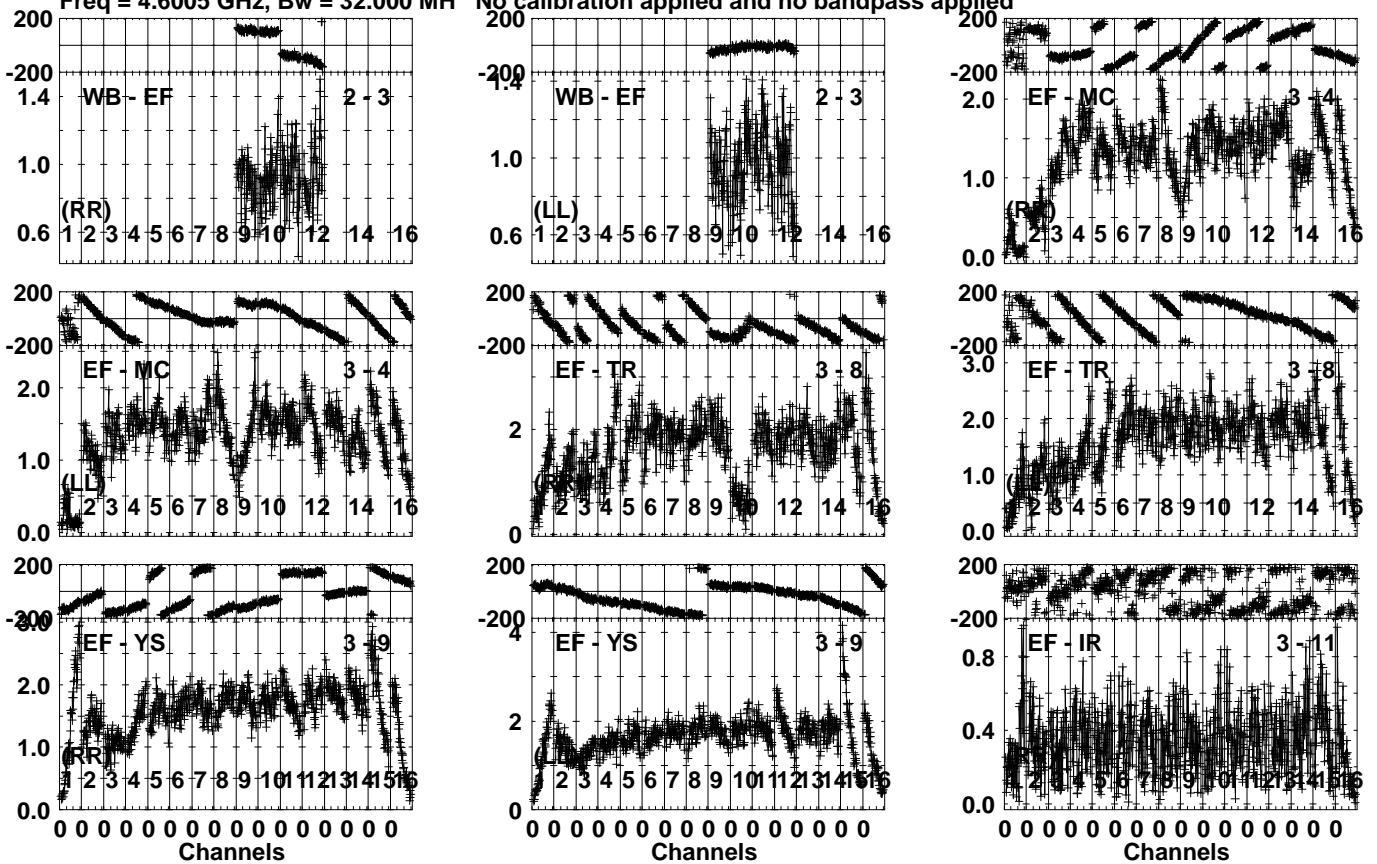


Lower frame: Micro Ampl Jy Top frame: Phas deg
Vector averaged cross-power spectrum Several baselines displayed
Timerange: 01/04:52:08 to 01/04:55:04

Plot file version 606 created 18-APR-2024 16:12:59

J1130+0846 RG014.UVDATA.1

Freq = 4.6005 GHz, Bw = 32.000 MH No calibration applied and no bandpass applied

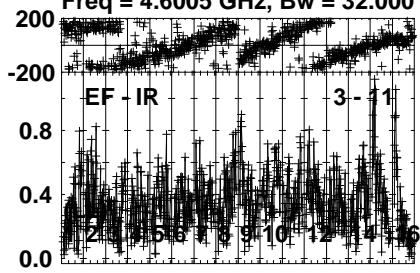


Lower frame: Milli Ampl Jy Top frame: Phas deg
Vector averaged cross-power spectrum Several baselines displayed
Timerange: 01/04:55:21 to 01/04:56:01

Plot file version 607 created 18-APR-2024 16:12:59

J1130+0846 RG014.UVDATA.1

Freq = 4.6005 GHz, Bw = 32.000 MH No calibration applied and no bandpass applied



Lower frame: Milli Ampl Jy Top frame: Phas deg

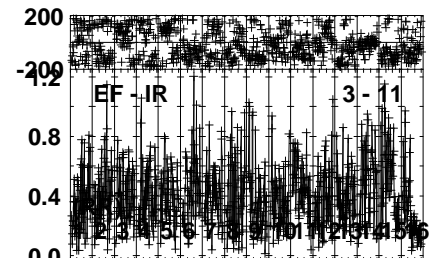
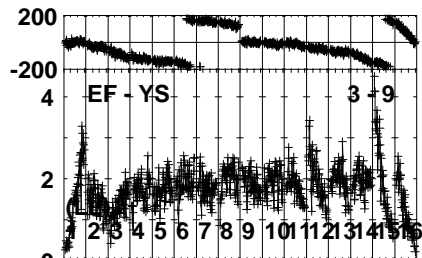
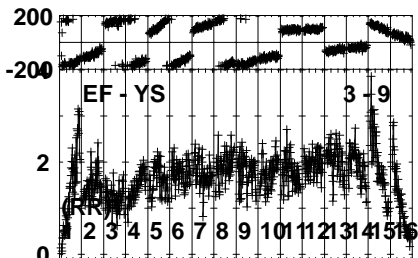
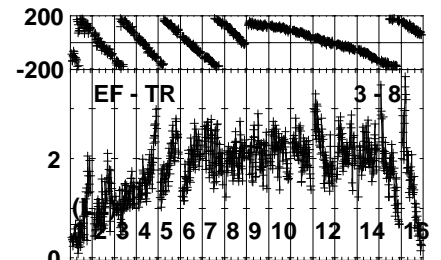
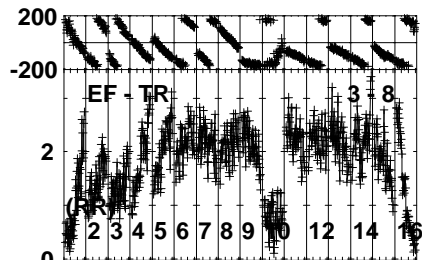
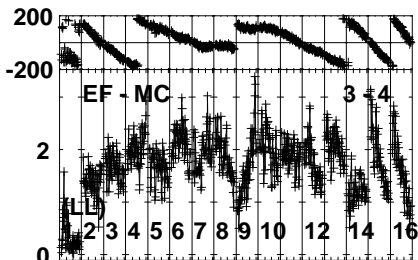
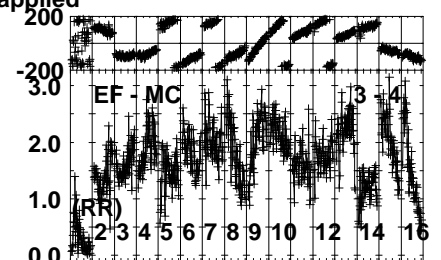
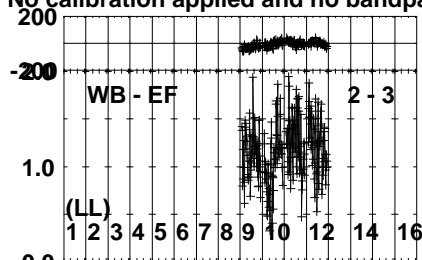
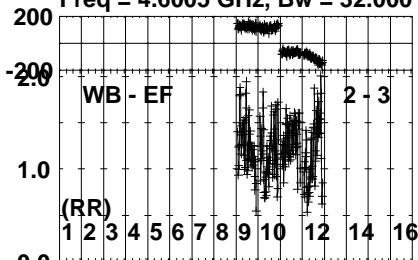
Vector averaged cross-power spectrum Several baselines displayed

Timerange: 01/04:55:21 to 01/04:56:01

Plot file version 608 created 18-APR-2024 16:12:59

J1129+0951 RG014.UVDATA.1

Freq = 4.6005 GHz, Bw = 32.000 MH No calibration applied and no bandpass applied

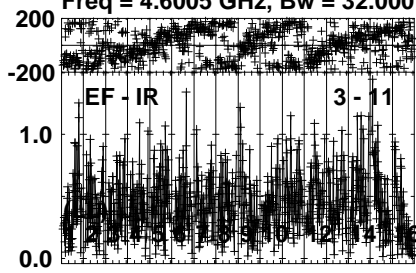


Lower frame: Milli Ampl Jy Top frame: Phas deg
Vector averaged cross-power spectrum Several baselines displayed
Timerange: 01/04:56:24 to 01/04:57:04

Plot file version 609 created 18-APR-2024 16:12:59

J1129+0951 RG014.UVDATA.1

Freq = 4.6005 GHz, Bw = 32.000 MH No calibration applied and no bandpass applied



Lower frame: Milli Ampl Jy Top frame: Phas deg

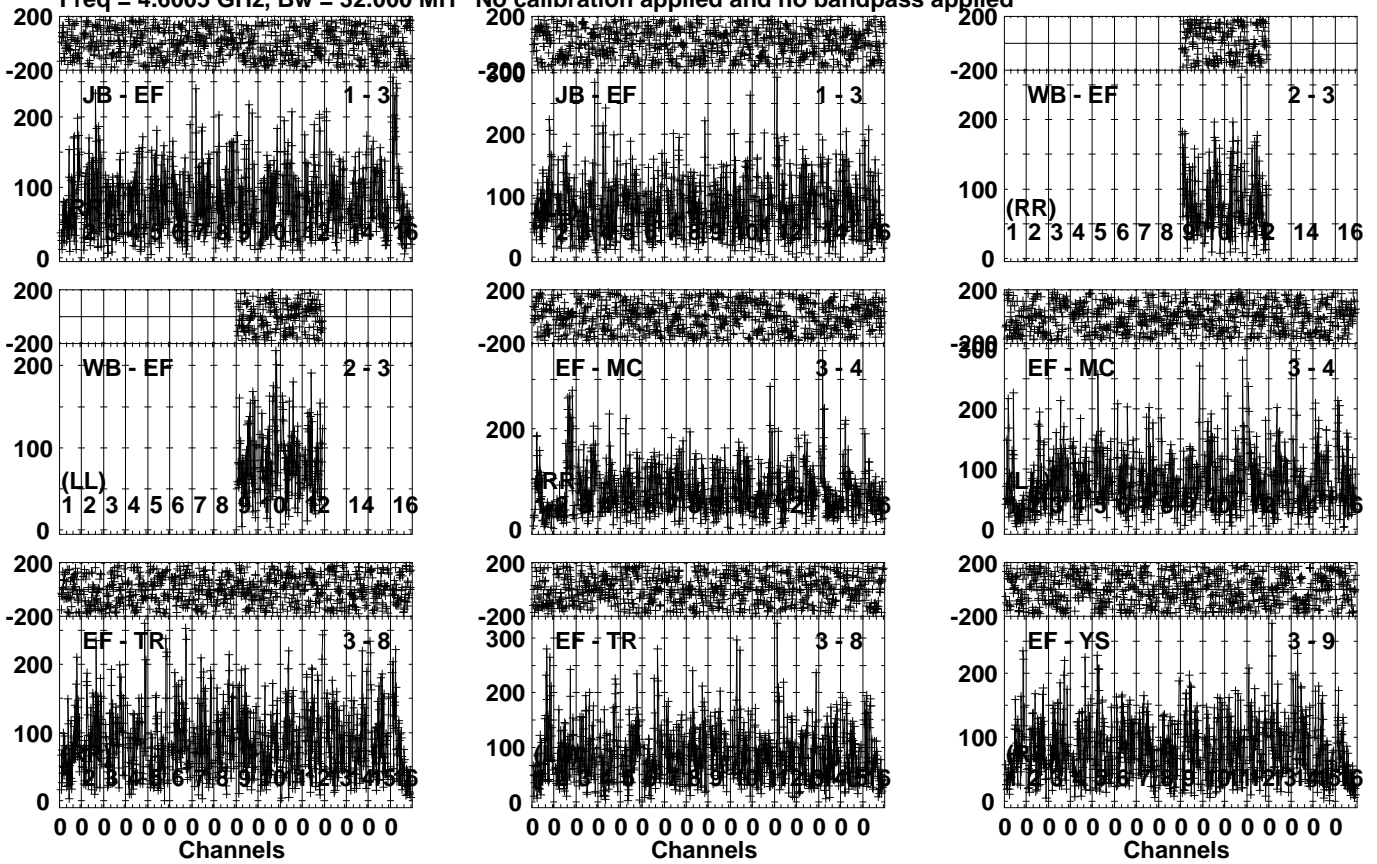
Vector averaged cross-power spectrum Several baselines displayed

Timerange: 01/04:56:24 to 01/04:57:04

Plot file version 610 created 18-APR-2024 16:12:59

SN2022XXF RG014.UVDATA.1

Freq = 4.6005 GHz, Bw = 32.000 MH No calibration applied and no bandpass applied

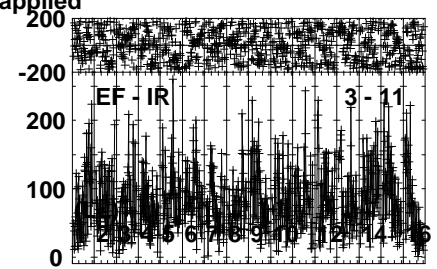
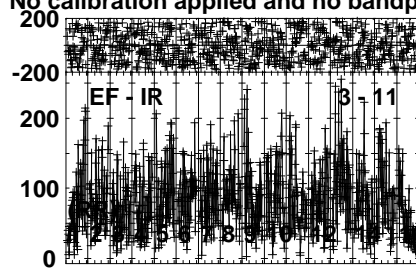
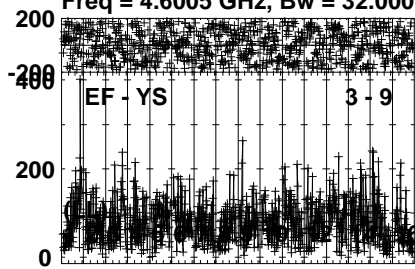


Lower frame: Micro Ampl Jy Top frame: Phas deg
Vector averaged cross-power spectrum Several baselines displayed
Timerange: 01/04:57:24 to 01/05:00:20

Plot file version 611 created 18-APR-2024 16:12:59

SN2022XXF RG014.UVDATA.1

Freq = 4.6005 GHz, Bw = 32.000 MH No calibration applied and no bandpass applied



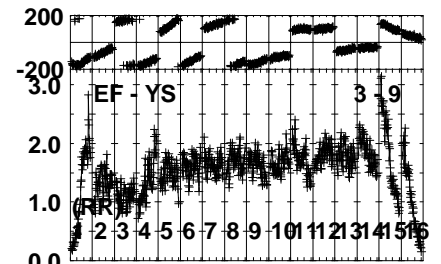
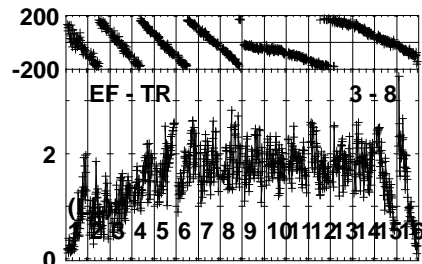
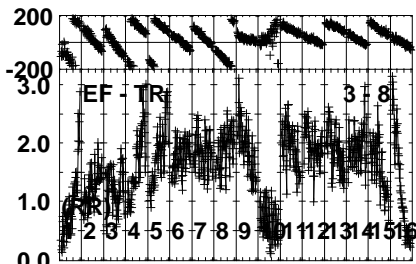
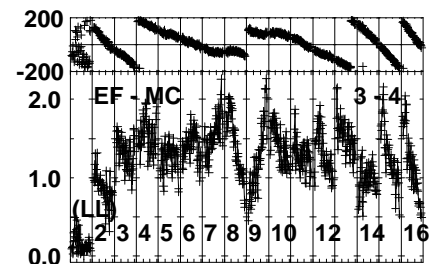
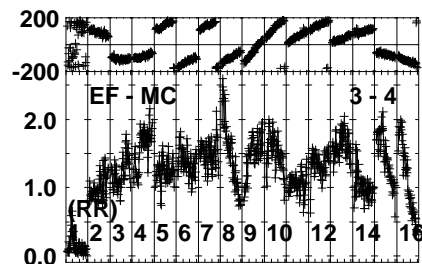
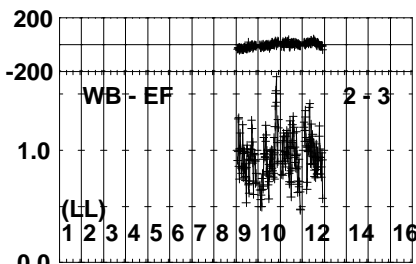
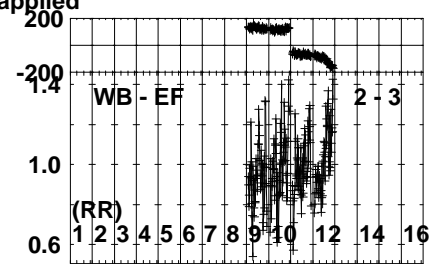
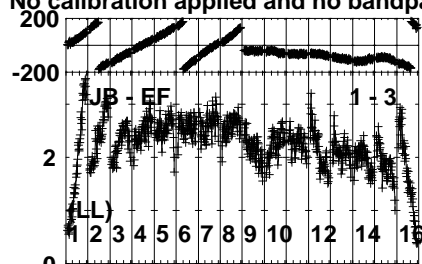
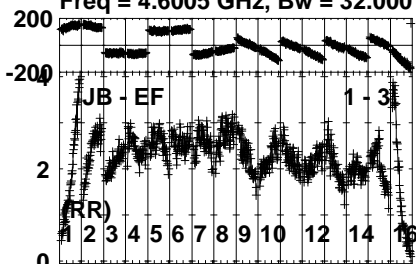
Lower frame: Micro Ampl Jy Top frame: Phas deg
Vector averaged cross-power spectrum Several baselines displayed
Timerange: 01/04:57:24 to 01/05:00:20

Plot file version 612 created 18-APR-2024 16:12:59

J1130+0846 RG014.UVDATA.1

Freq = 4.6005 GHz, Bw = 32.000 MH

No calibration applied and no bandpass applied

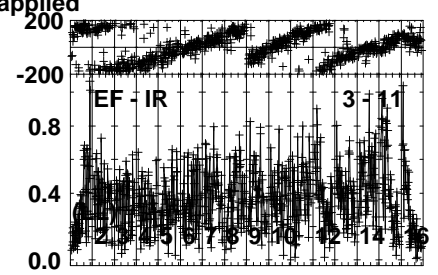
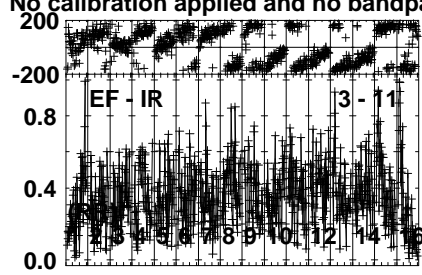
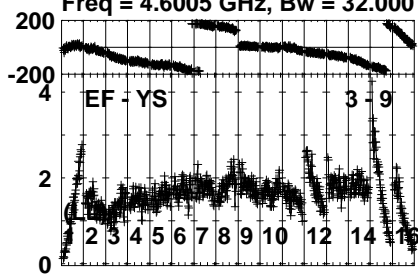


Lower frame: Milli Ampl Jy Top frame: Phas deg
Vector averaged cross-power spectrum Several baselines displayed
Timerange: 01/05:00:37 to 01/05:01:17

Plot file version 613 created 18-APR-2024 16:12:59

J1130+0846 RG014.UVDATA.1

Freq = 4.6005 GHz, Bw = 32.000 MH No calibration applied and no bandpass applied

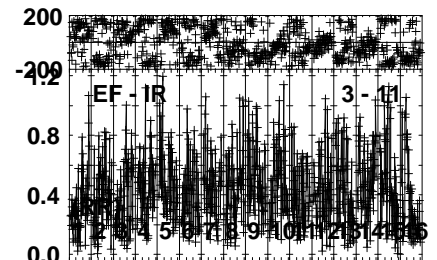
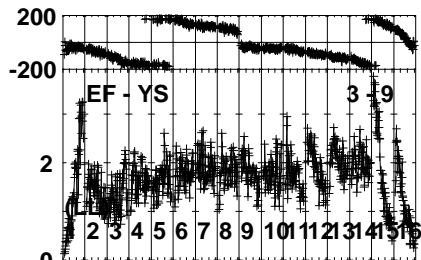
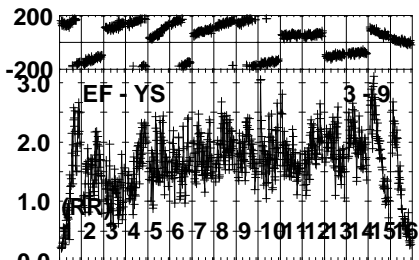
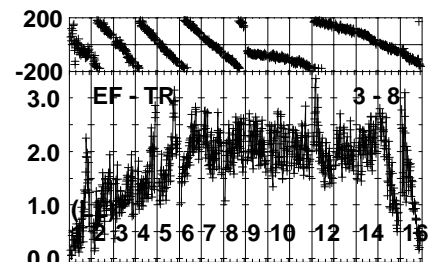
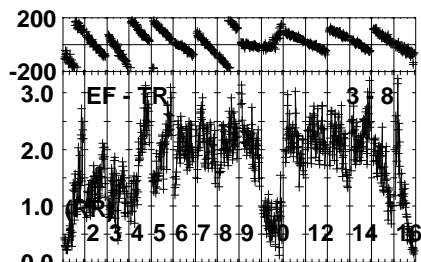
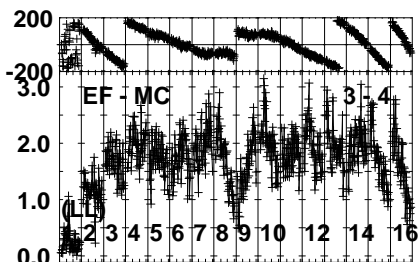
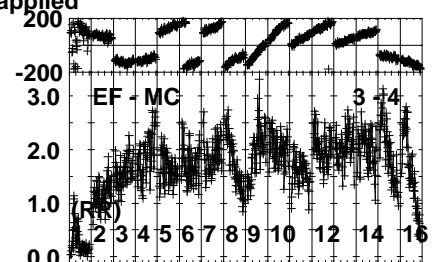
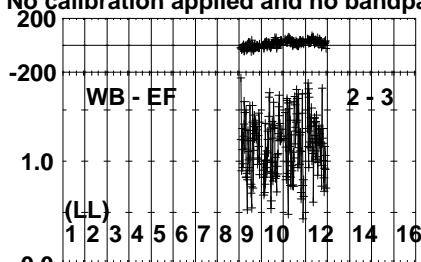
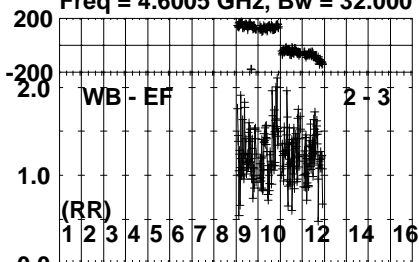


Lower frame: Milli Ampl Jy Top frame: Phas deg
Vector averaged cross-power spectrum Several baselines displayed
Timerange: 01/05:00:37 to 01/05:01:17

Plot file version 614 created 18-APR-2024 16:12:59

J1129+0951 RG014.UVDATA.1

Freq = 4.6005 GHz, Bw = 32.000 MH No calibration applied and no bandpass applied

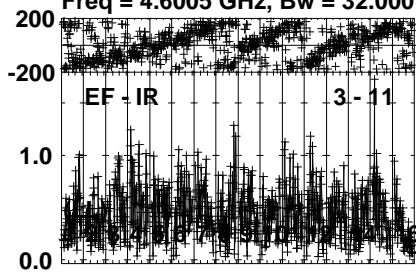


Lower frame: Milli Ampl Jy Top frame: Phas deg
Vector averaged cross-power spectrum Several baselines displayed
Timerange: 01/05:01:40 to 01/05:02:20

Plot file version 615 created 18-APR-2024 16:12:59

J1129+0951 RG014.UVDATA.1

Freq = 4.6005 GHz, Bw = 32.000 MH No calibration applied and no bandpass applied



Lower frame: Milli Ampl Jy Top frame: Phas deg

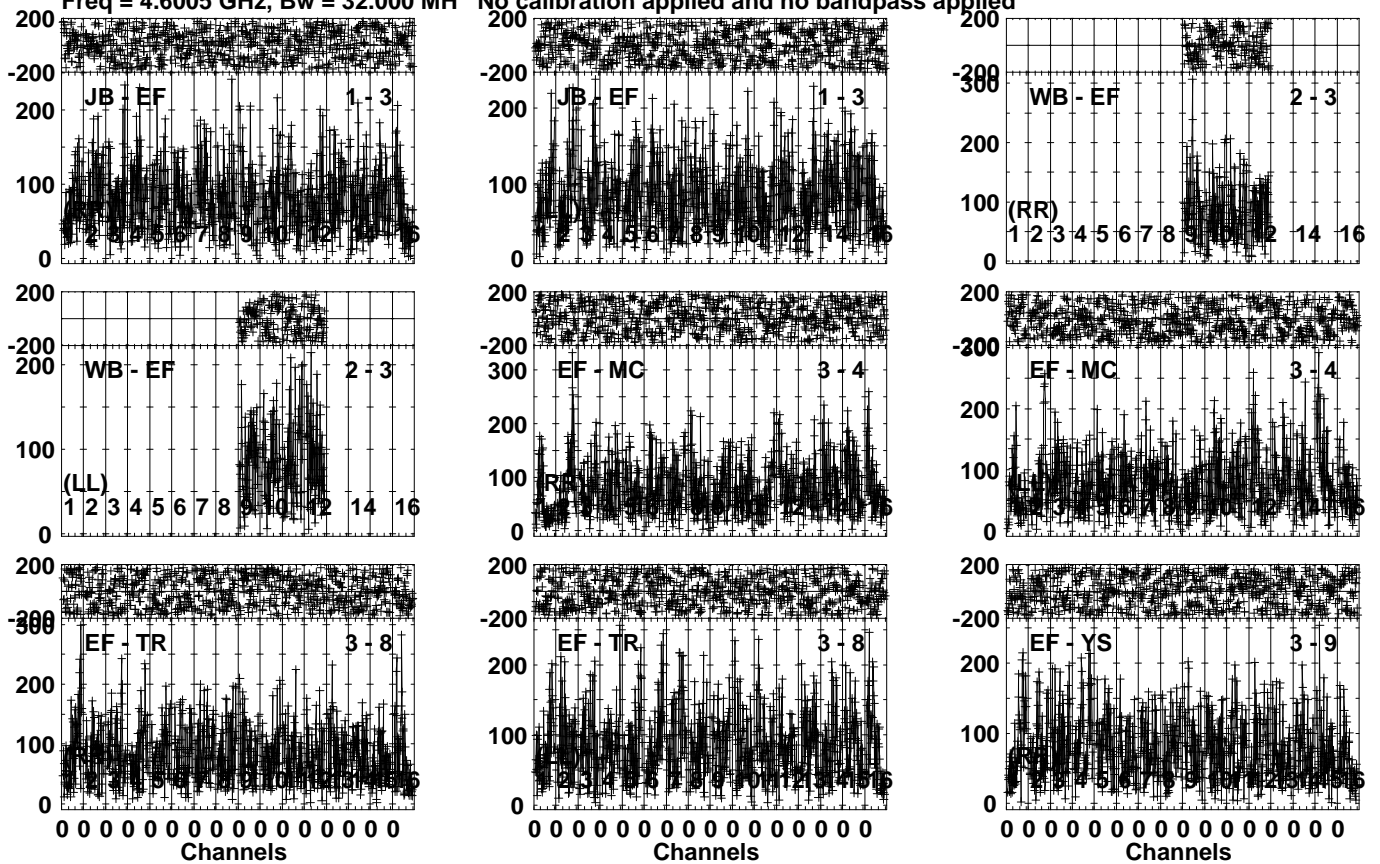
Vector averaged cross-power spectrum Several baselines displayed

Timerange: 01/05:01:40 to 01/05:02:20

Plot file version 616 created 18-APR-2024 16:12:59

SN2022XXF RG014.UVDATA.1

Freq = 4.6005 GHz, Bw = 32.000 MH No calibration applied and no bandpass applied

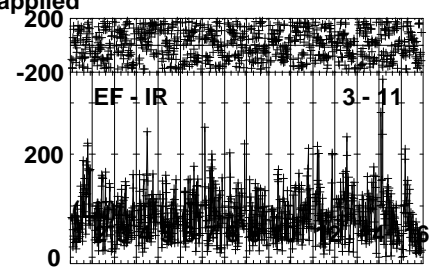
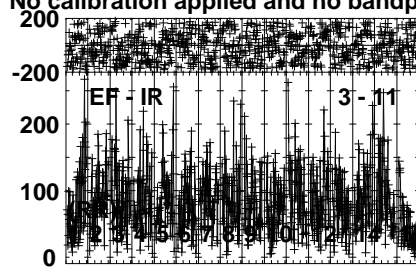
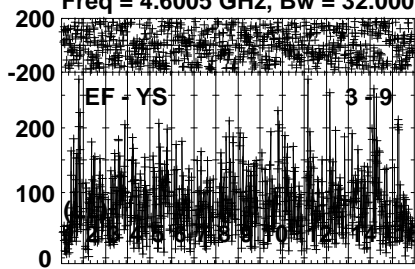


Lower frame: Micro Ampl Jy Top frame: Phas deg
Vector averaged cross-power spectrum Several baselines displayed
Timerange: 01/05:02:40 to 01/05:05:36

Plot file version 617 created 18-APR-2024 16:13:00

SN2022XXF RG014.UVDATA.1

Freq = 4.6005 GHz, Bw = 32.000 MH No calibration applied and no bandpass applied

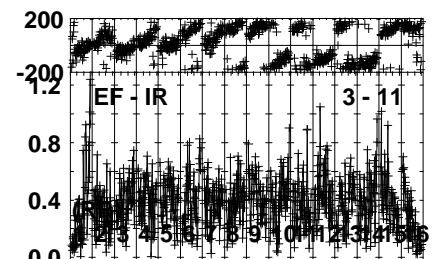
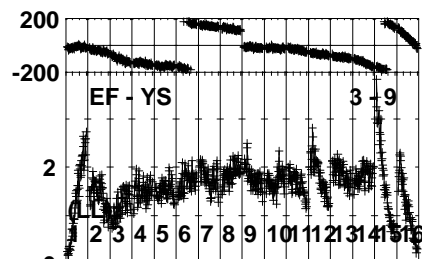
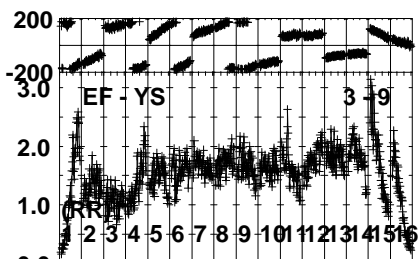
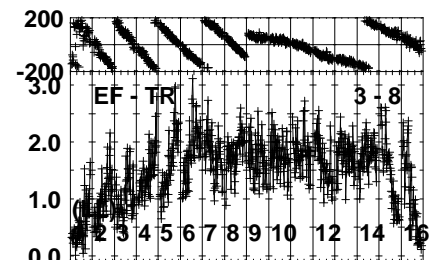
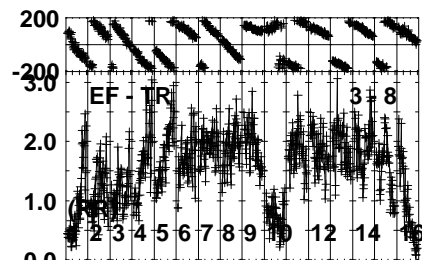
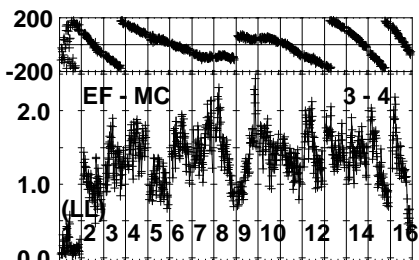
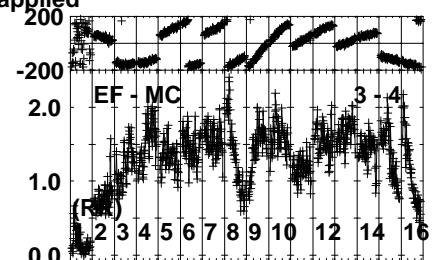
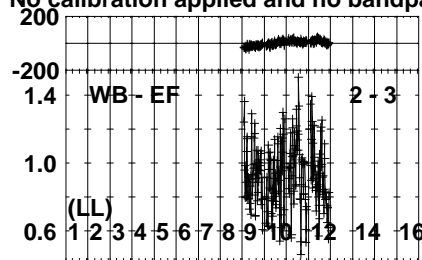
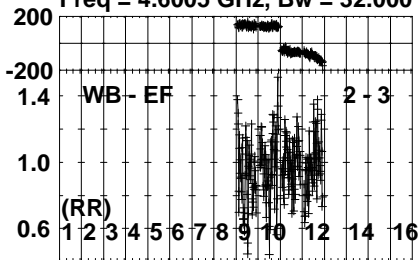


Lower frame: Micro Ampl Jy Top frame: Phas deg
Vector averaged cross-power spectrum Several baselines displayed
Timerange: 01/05:02:40 to 01/05:05:36

Plot file version 618 created 18-APR-2024 16:13:00

J1130+0846 RG014.UVDATA.1

Freq = 4.6005 GHz, Bw = 32.000 MH No calibration applied and no bandpass applied

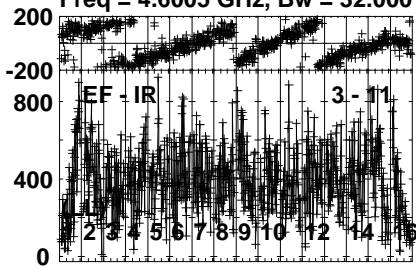


Lower frame: Milli Ampl Jy Top frame: Phas deg
Vector averaged cross-power spectrum Several baselines displayed
Timerange: 01/05:05:53 to 01/05:06:33

Plot file version 619 created 18-APR-2024 16:13:00

J1130+0846 RG014.UVDATA.1

Freq = 4.6005 GHz, Bw = 32.000 MH No calibration applied and no bandpass applied

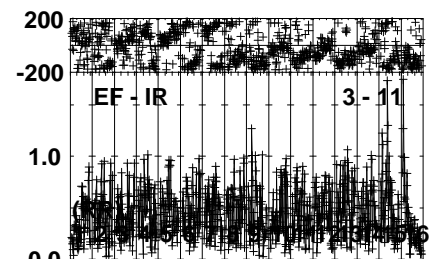
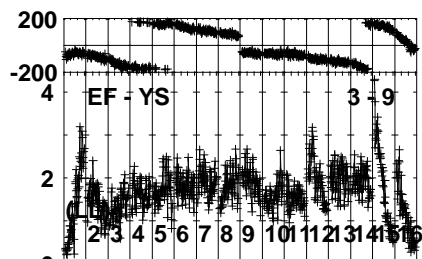
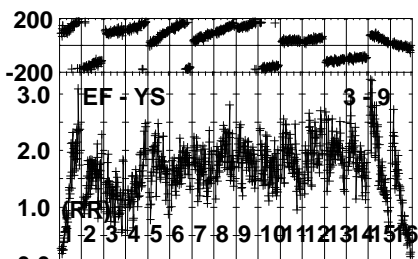
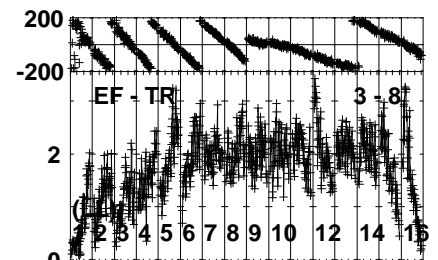
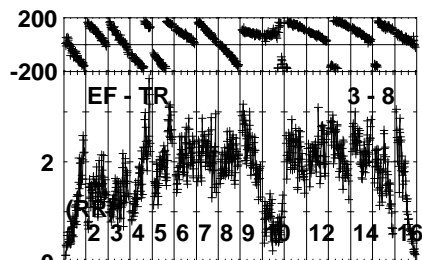
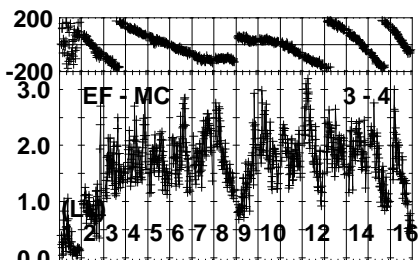
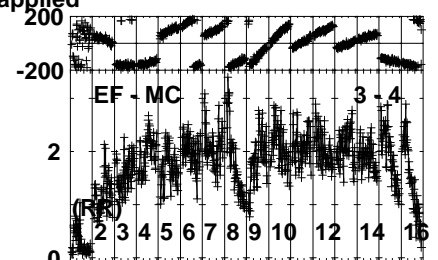
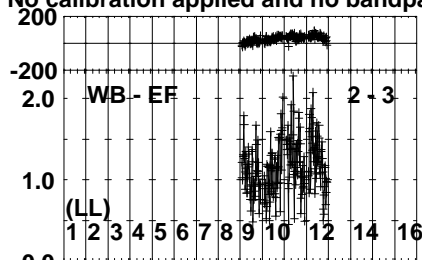
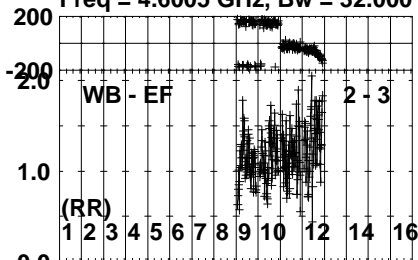


Lower frame: Micro Ampl Jy Top frame: Phas deg
Vector averaged cross-power spectrum Several baselines displayed
Timerange: 01/05:05:53 to 01/05:06:33

Plot file version 620 created 18-APR-2024 16:13:00

J1129+0951 RG014.UVDATA.1

Freq = 4.6005 GHz, Bw = 32.000 MH No calibration applied and no bandpass applied

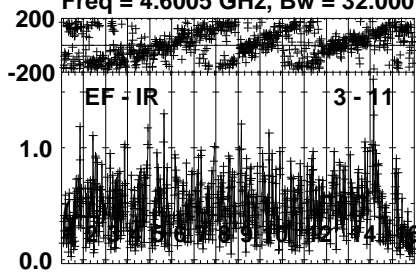


Lower frame: Milli Ampl Jy Top frame: Phas deg
Vector averaged cross-power spectrum Several baselines displayed
Timerange: 01/05:06:56 to 01/05:07:36

Plot file version 621 created 18-APR-2024 16:13:00

J1129+0951 RG014.UVDATA.1

Freq = 4.6005 GHz, Bw = 32.000 MH No calibration applied and no bandpass applied



Lower frame: Milli Ampl Jy Top frame: Phas deg

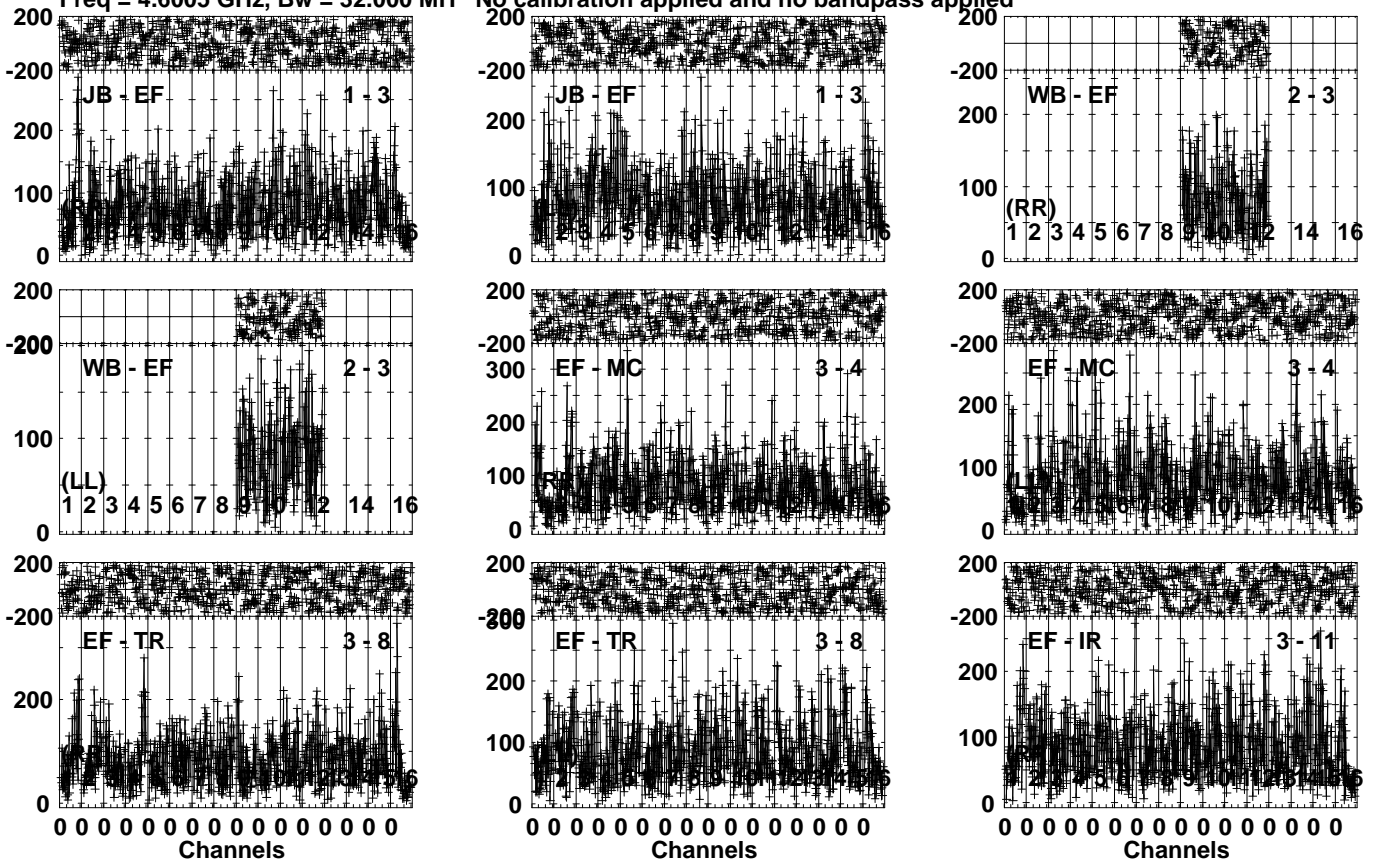
Vector averaged cross-power spectrum Several baselines displayed

Timerange: 01/05:06:56 to 01/05:07:36

Plot file version 622 created 18-APR-2024 16:13:00

SN2022XXF RG014.UVDATA.1

Freq = 4.6005 GHz, Bw = 32.000 MH No calibration applied and no bandpass applied

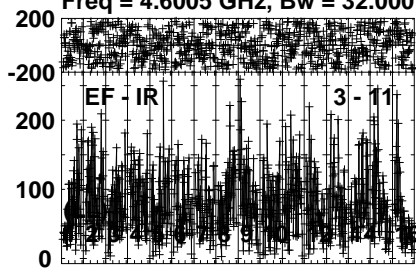


Lower frame: Micro Ampl Jy Top frame: Phas deg
Vector averaged cross-power spectrum Several baselines displayed
Timerange: 01/05:07:56 to 01/05:10:52

Plot file version 623 created 18-APR-2024 16:13:00

SN2022XXF RG014.UVDATA.1

Freq = 4.6005 GHz, Bw = 32.000 MH No calibration applied and no bandpass applied



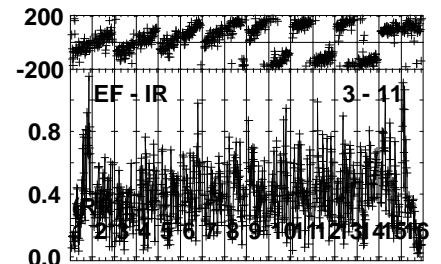
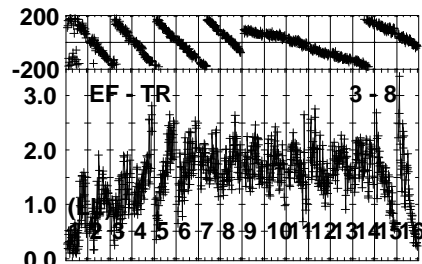
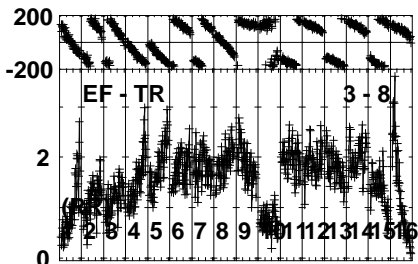
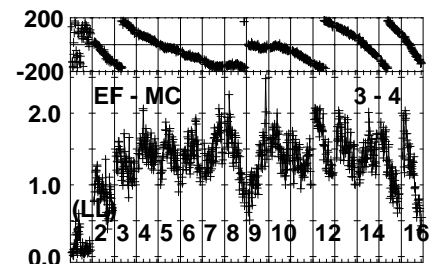
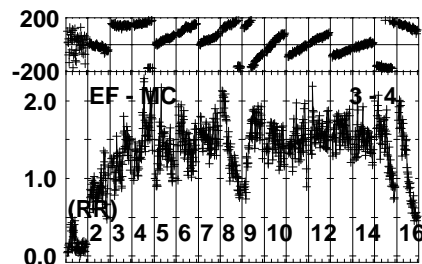
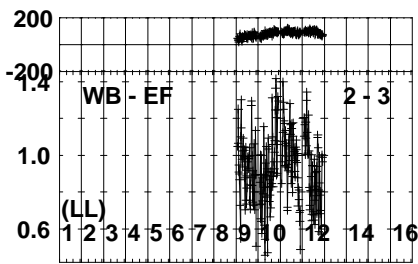
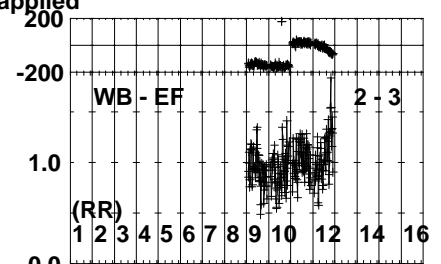
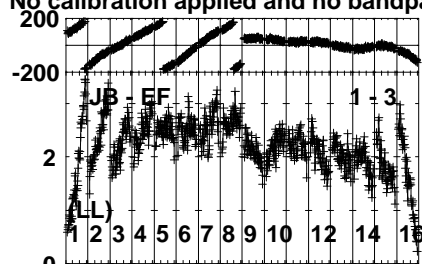
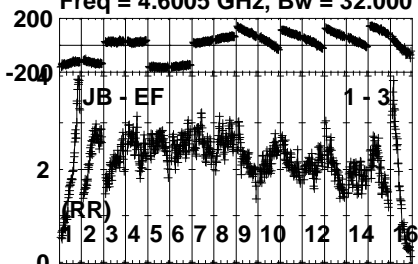
Lower frame: Micro Ampl Jy Top frame: Phas deg
Vector averaged cross-power spectrum Several baselines displayed
Timerange: 01/05:07:56 to 01/05:10:52

Plot file version 624 created 18-APR-2024 16:13:00

J1130+0846 RG014.UVDATA.1

Freq = 4.6005 GHz, Bw = 32.000 MH

No calibration applied and no bandpass applied



Lower frame: Milli Ampl Jy Top frame: Phas deg

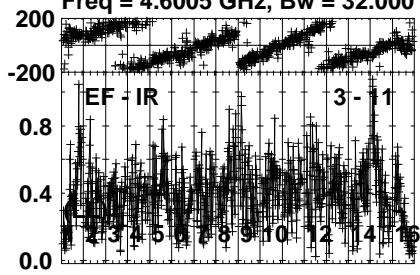
Vector averaged cross-power spectrum Several baselines displayed

Timerange: 01/05:11:09 to 01/05:11:49

Plot file version 625 created 18-APR-2024 16:13:00

J1130+0846 RG014.UVDATA.1

Freq = 4.6005 GHz, Bw = 32.000 MH No calibration applied and no bandpass applied



Lower frame: Milli Ampl Jy Top frame: Phas deg

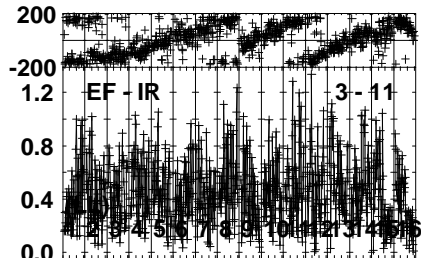
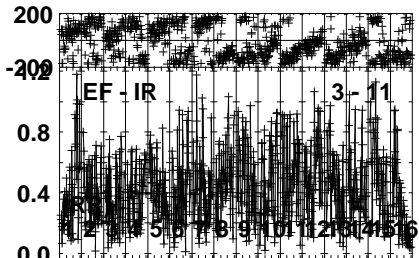
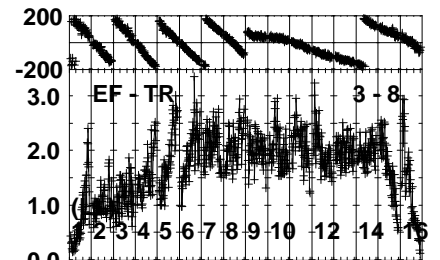
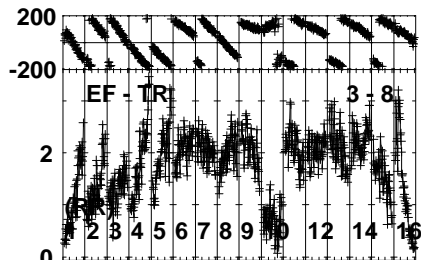
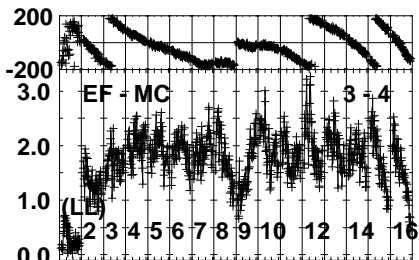
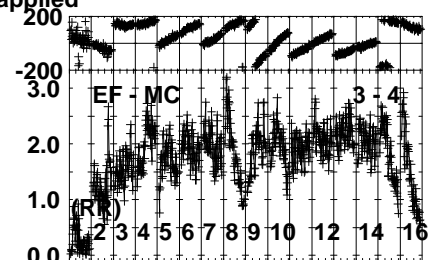
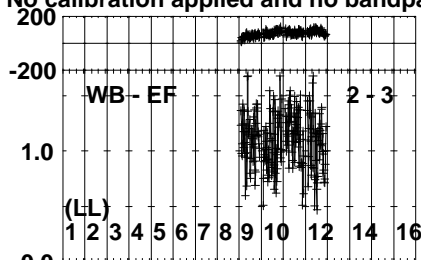
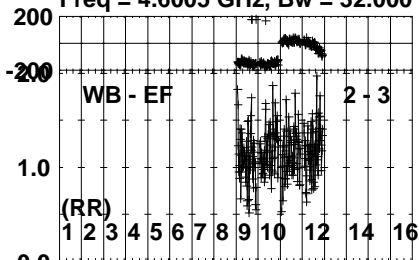
Vector averaged cross-power spectrum Several baselines displayed

Timerange: 01/05:11:09 to 01/05:11:49

Plot file version 626 created 18-APR-2024 16:13:00

J1129+0951 RG014.UVDATA.1

Freq = 4.6005 GHz, Bw = 32.000 MH No calibration applied and no bandpass applied

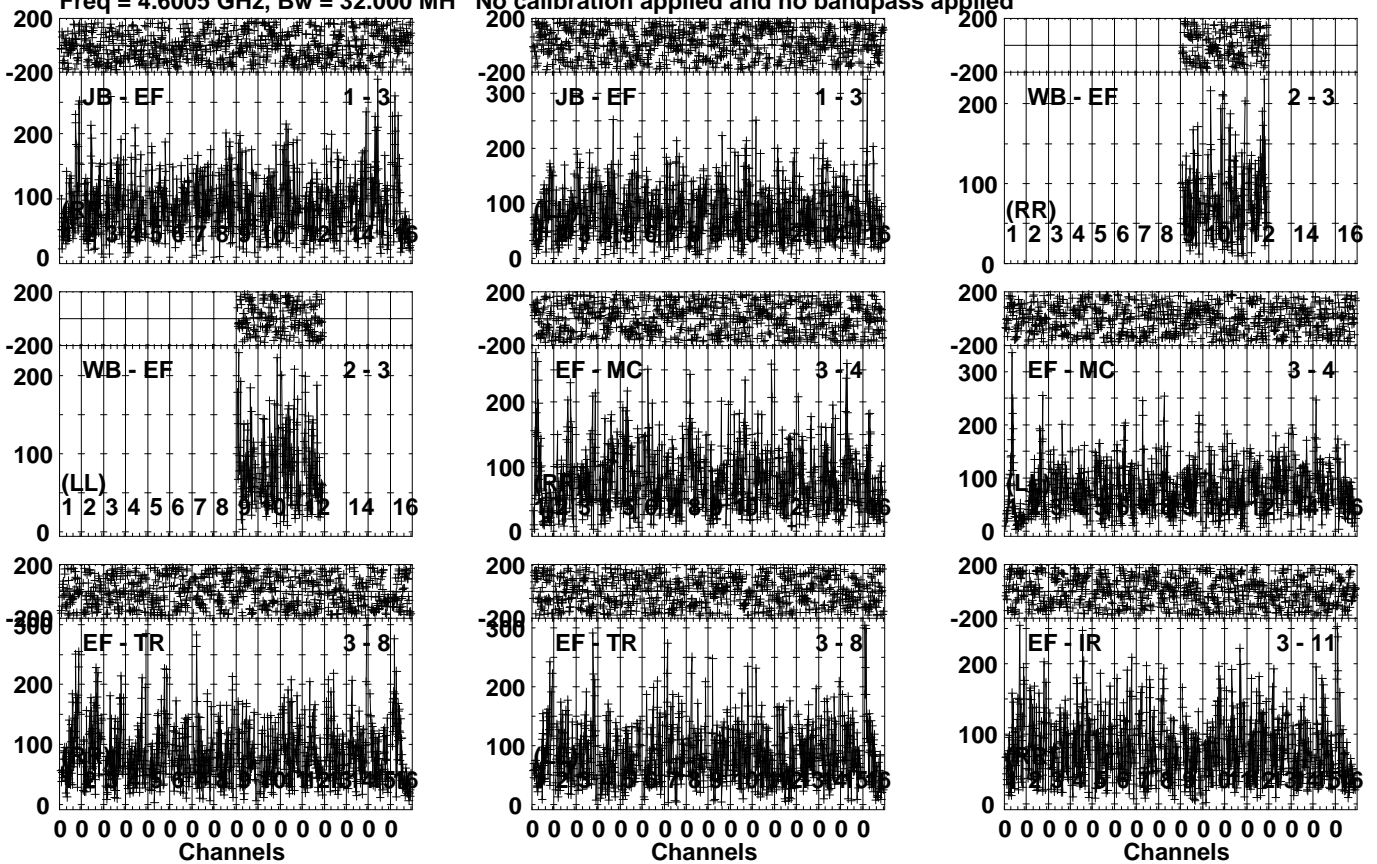


Lower frame: Milli Ampl Jy Top frame: Phas deg
Vector averaged cross-power spectrum Several baselines displayed
Timerange: 01/05:12:12 to 01/05:12:52

Plot file version 627 created 18-APR-2024 16:13:00

SN2022XXF RG014.UVDATA.1

Freq = 4.6005 GHz, Bw = 32.000 MH No calibration applied and no bandpass applied

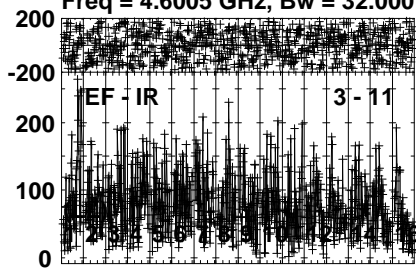


Lower frame: Micro Ampl Jy Top frame: Phas deg
Vector averaged cross-power spectrum Several baselines displayed
Timerange: 01/05:13:12 to 01/05:16:08

Plot file version 628 created 18-APR-2024 16:13:00

SN2022XXF RG014.UVDATA.1

Freq = 4.6005 GHz, Bw = 32.000 MH No calibration applied and no bandpass applied

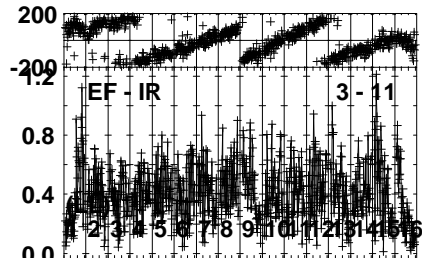
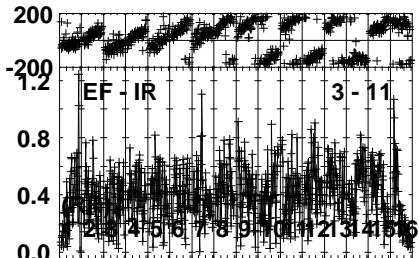
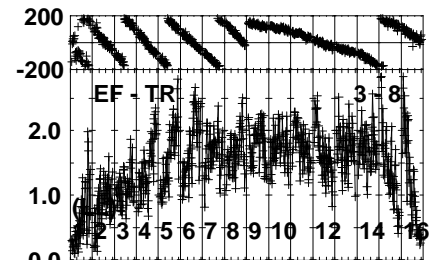
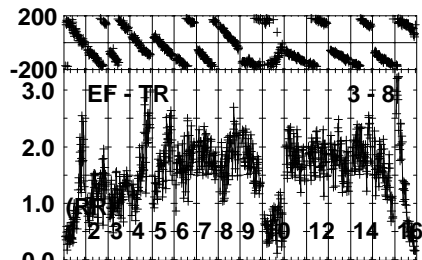
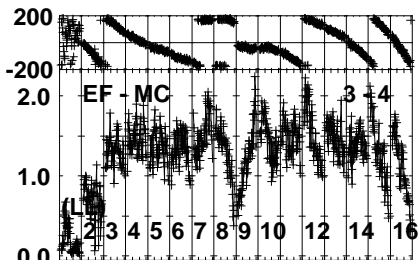
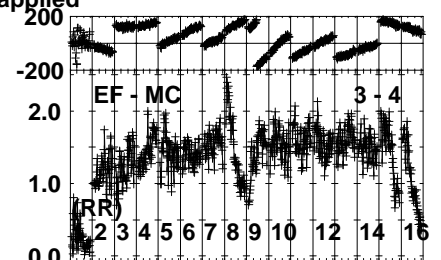
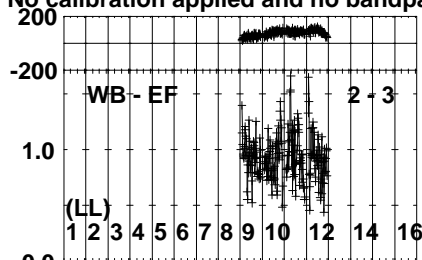
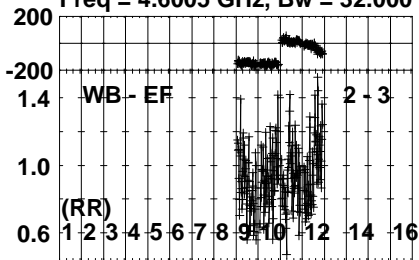


Lower frame: Micro Ampl Jy Top frame: Phas deg
Vector averaged cross-power spectrum Several baselines displayed
Timerange: 01/05:13:12 to 01/05:16:08

Plot file version 629 created 18-APR-2024 16:13:00

J1130+0846 RG014.UVDATA.1

Freq = 4.6005 GHz, Bw = 32.000 MH No calibration applied and no bandpass applied

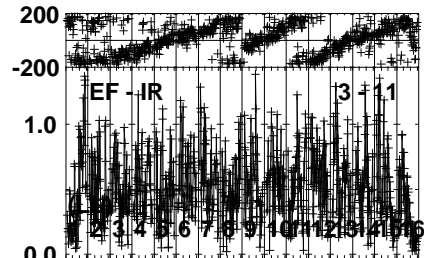
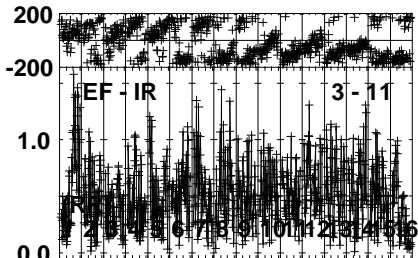
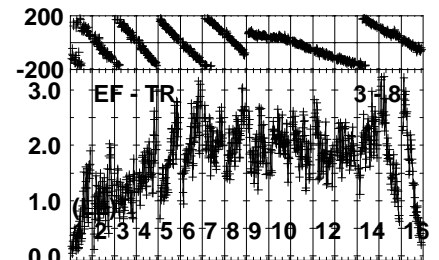
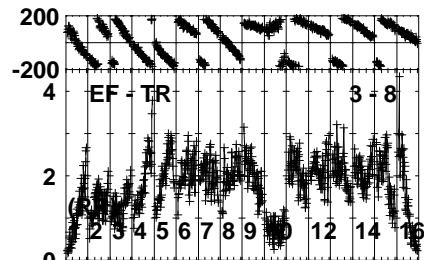
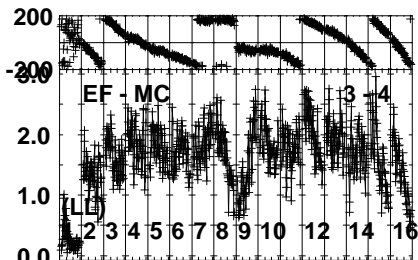
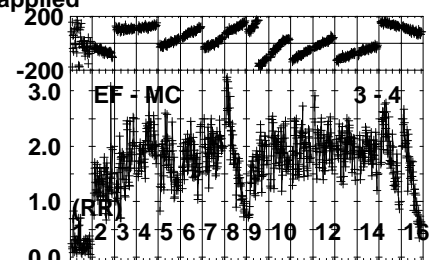
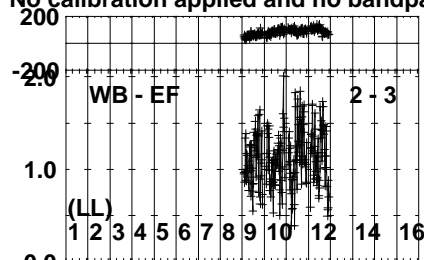
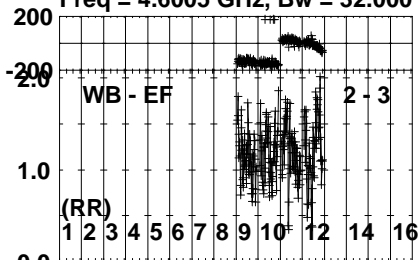


Lower frame: Milli Ampl Jy Top frame: Phas deg
Vector averaged cross-power spectrum Several baselines displayed
Timerange: 01/05:16:25 to 01/05:17:05

Plot file version 630 created 18-APR-2024 16:13:01

J1129+0951 RG014.UVDATA.1

Freq = 4.6005 GHz, Bw = 32.000 MH No calibration applied and no bandpass applied



0 0 0 0 0 0 0 0 0 0 0 0 0 0 0 0
Channels

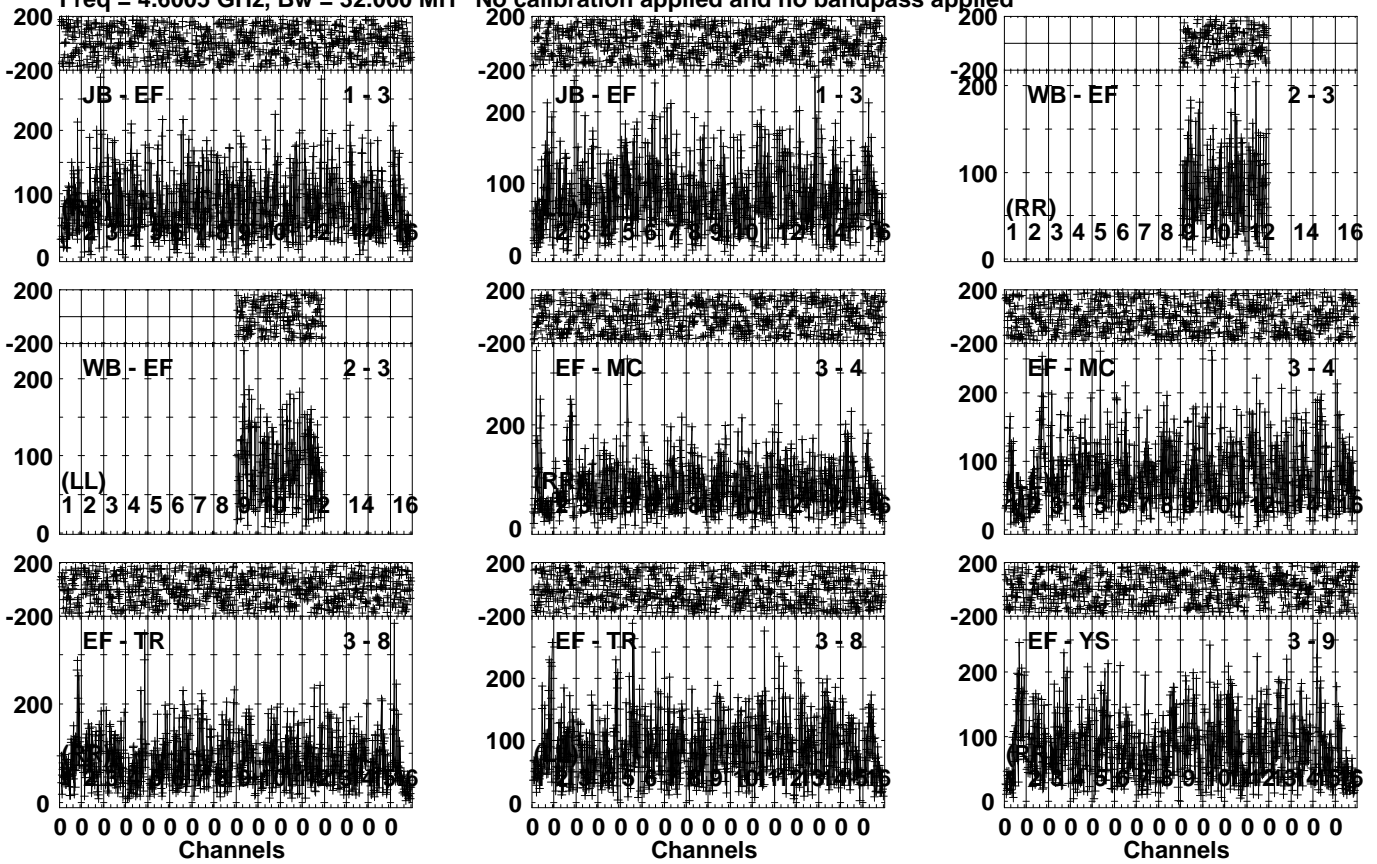
0 0 0 0 0 0 0 0 0 0 0 0 0 0 0 0
Channels

Lower frame: Milli Ampl Jy Top frame: Phas deg
Vector averaged cross-power spectrum Several baselines displayed
Timerange: 01/05:17:28 to 01/05:18:08

Plot file version 631 created 18-APR-2024 16:13:01

SN2022XXF RG014.UVDATA.1

Freq = 4.6005 GHz, Bw = 32.000 MH No calibration applied and no bandpass applied

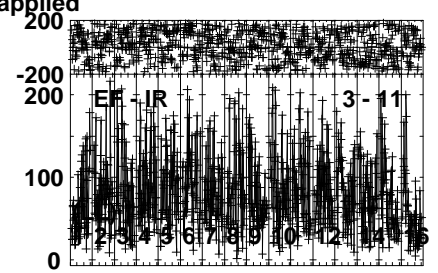
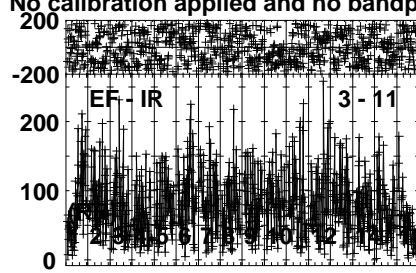
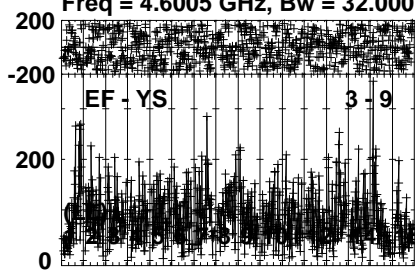


Lower frame: Micro Ampl Jy Top frame: Phas deg
Vector averaged cross-power spectrum Several baselines displayed
Timerange: 01/05:18:28 to 01/05:21:24

Plot file version 632 created 18-APR-2024 16:13:01

SN2022XXF RG014.UVDATA.1

Freq = 4.6005 GHz, Bw = 32.000 MH No calibration applied and no bandpass applied



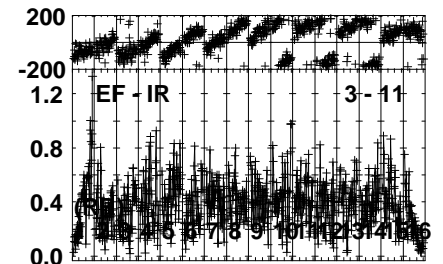
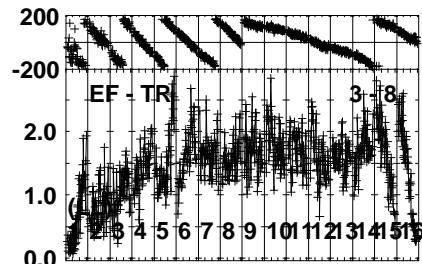
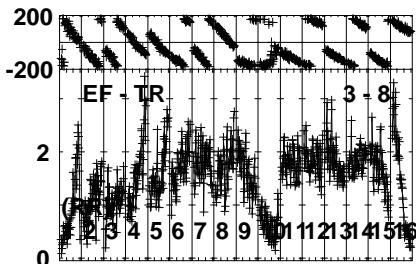
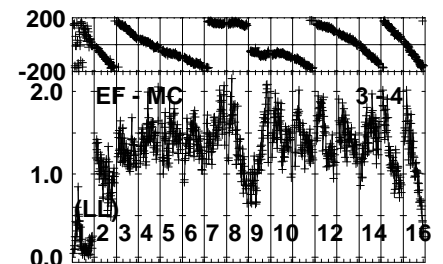
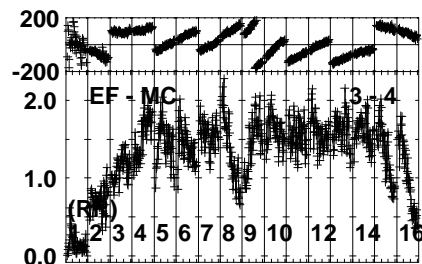
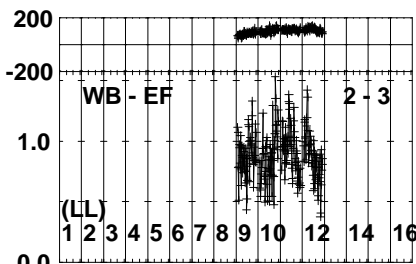
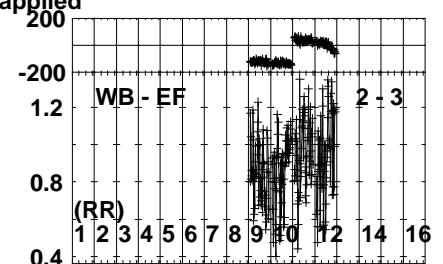
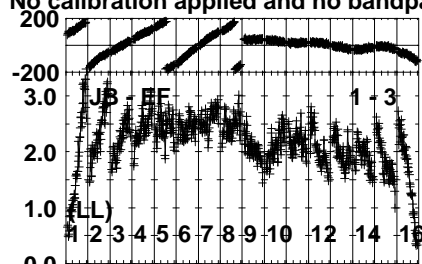
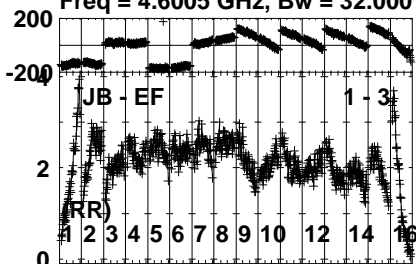
Lower frame: Micro Ampl Jy Top frame: Phas deg
Vector averaged cross-power spectrum Several baselines displayed
Timerange: 01/05:18:28 to 01/05:21:24

Plot file version 633 created 18-APR-2024 16:13:01

J1130+0846 RG014.UVDATA.1

Freq = 4.6005 GHz, Bw = 32.000 MH

No calibration applied and no bandpass applied

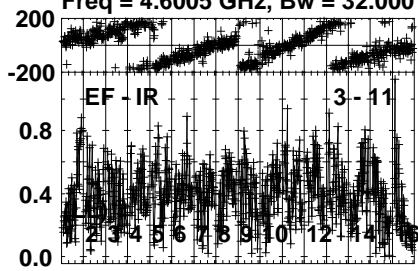


Lower frame: Milli Ampl Jy Top frame: Phas deg
Vector averaged cross-power spectrum Several baselines displayed
Timerange: 01/05:21:41 to 01/05:22:21

Plot file version 634 created 18-APR-2024 16:13:01

J1130+0846 RG014.UVDATA.1

Freq = 4.6005 GHz, Bw = 32.000 MH No calibration applied and no bandpass applied



Lower frame: Milli Ampl Jy Top frame: Phas deg

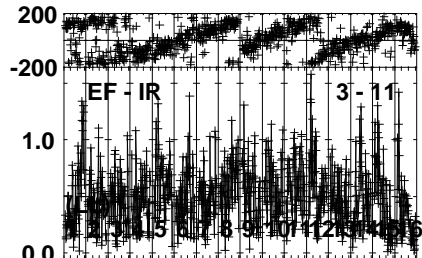
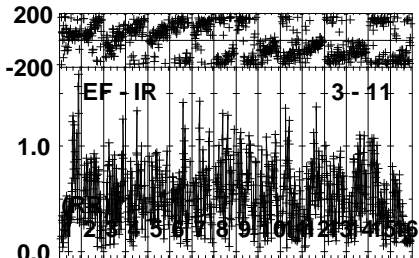
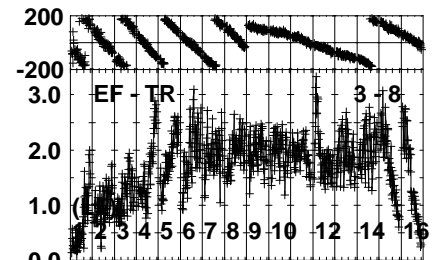
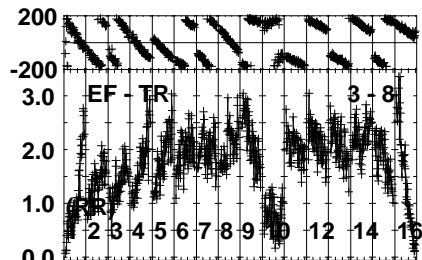
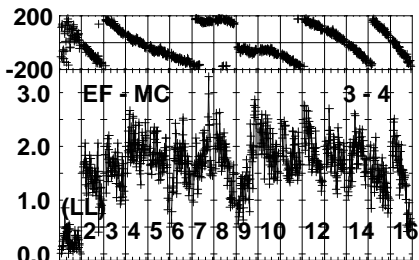
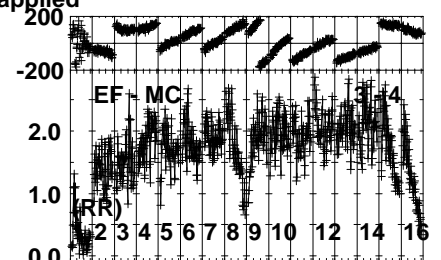
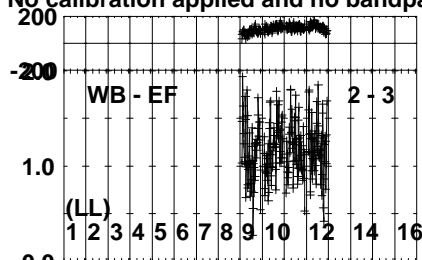
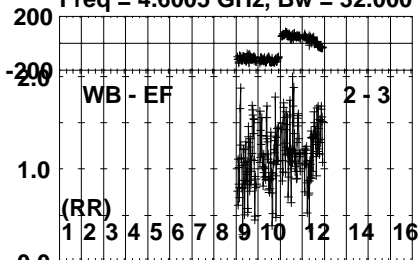
Vector averaged cross-power spectrum Several baselines displayed

Timerange: 01/05:21:41 to 01/05:22:21

Plot file version 635 created 18-APR-2024 16:13:01

J1129+0951 RG014.UVDATA.1

Freq = 4.6005 GHz, Bw = 32.000 MH No calibration applied and no bandpass applied



0 0 0 0 0 0 0 0 0 0 0 0 0 0 0 0
Channels

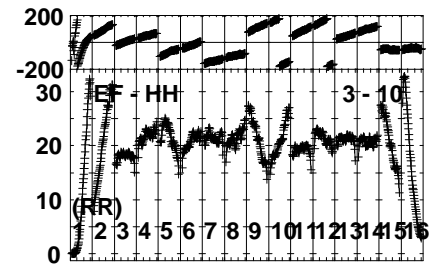
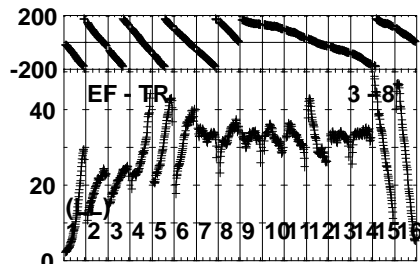
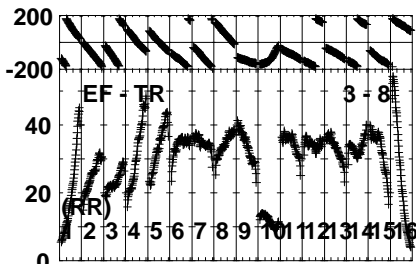
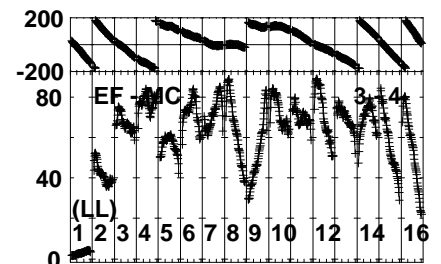
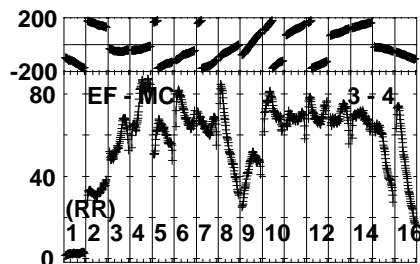
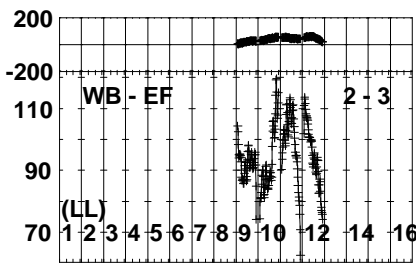
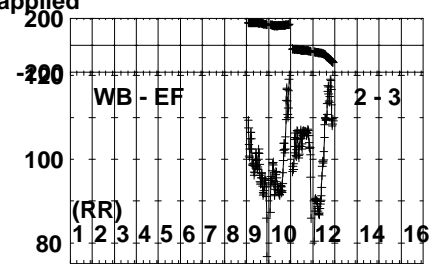
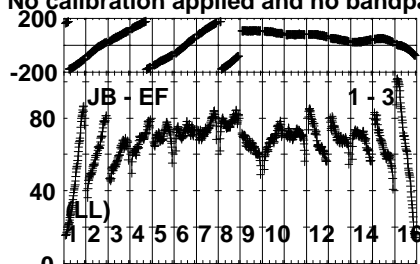
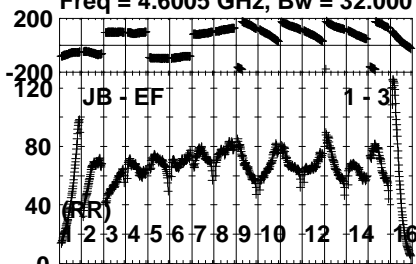
0 0 0 0 0 0 0 0 0 0 0 0 0 0 0 0
Channels

Lower frame: Milli Ampl Jy Top frame: Phas deg
Vector averaged cross-power spectrum Several baselines displayed
Timerange: 01/05:22:44 to 01/05:23:24

Plot file version 636 created 18-APR-2024 16:13:01

3C273 RG014.UVDATA.1

Freq = 4.6005 GHz, Bw = 32.000 MH No calibration applied and no bandpass applied



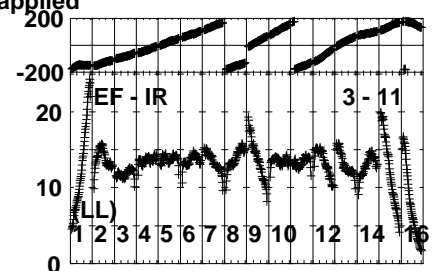
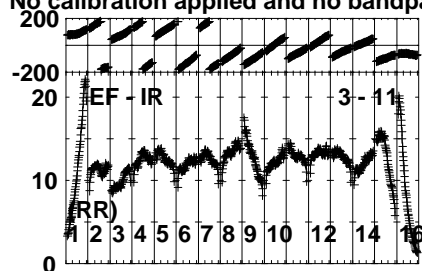
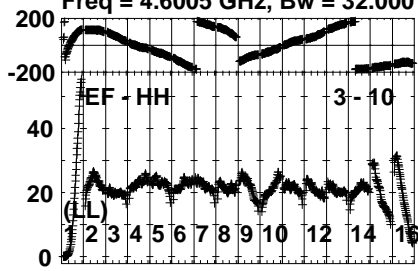
Lower frame: Milli Ampl Jy Top frame: Phas deg
Vector averaged cross-power spectrum Several baselines displayed
Timerange: 01/05:24:49 to 01/05:26:45

Plot file version 637 created 18-APR-2024 16:13:01

3C273 RG014.UVDATA.1

Freq = 4.6005 GHz, Bw = 32.000 MH

No calibration applied and no bandpass applied



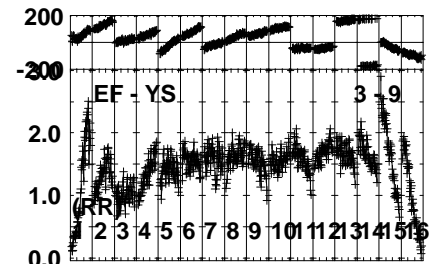
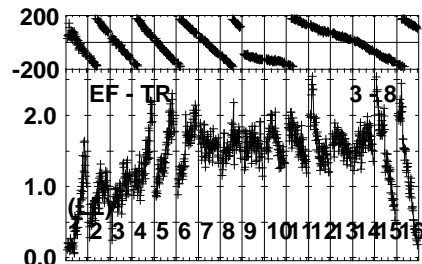
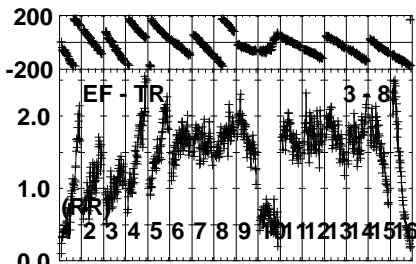
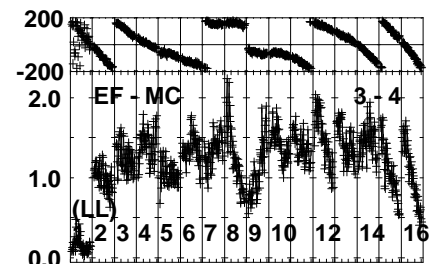
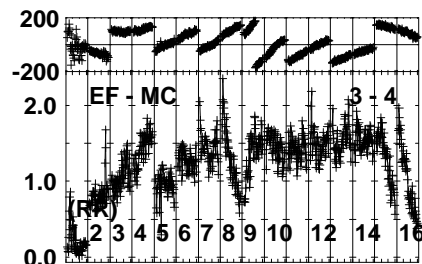
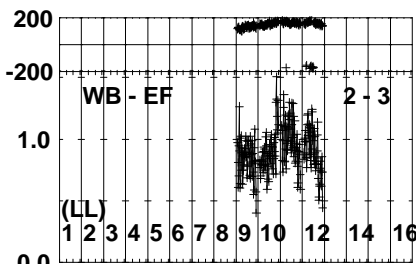
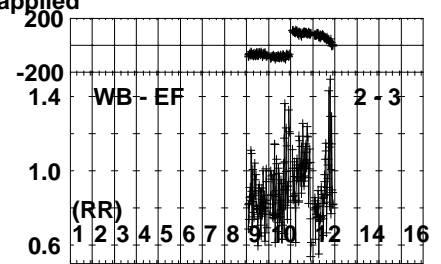
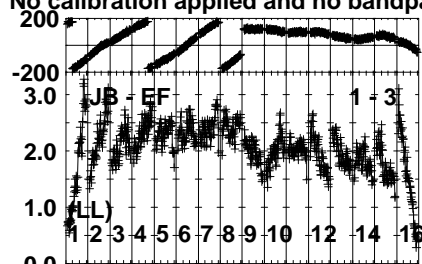
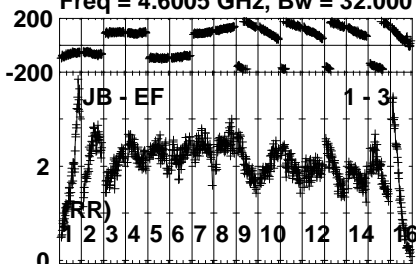
Lower frame: Milli Ampl Jy Top frame: Phas deg
Vector averaged cross-power spectrum Several baselines displayed
Timerange: 01/05:24:49 to 01/05:26:45

Plot file version 638 created 18-APR-2024 16:13:01

J1130+0846 RG014.UVDATA.1

Freq = 4.6005 GHz, Bw = 32.000 MH

No calibration applied and no bandpass applied

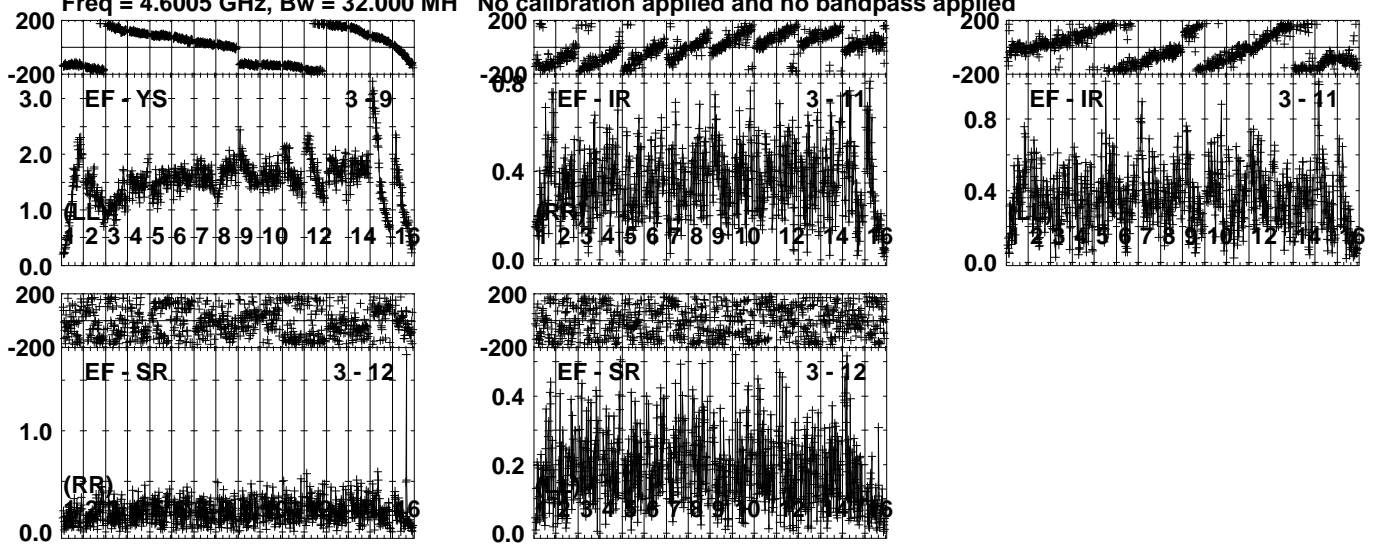


Lower frame: Milli Ampl Jy Top frame: Phas deg
Vector averaged cross-power spectrum Several baselines displayed
Timerange: 01/05:28:19 to 01/05:28:59

Plot file version 639 created 18-APR-2024 16:13:01

J1130+0846 RG014.UVDATA.1

Freq = 4.6005 GHz, Bw = 32.000 MH No calibration applied and no bandpass applied



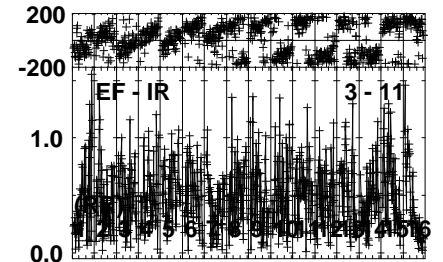
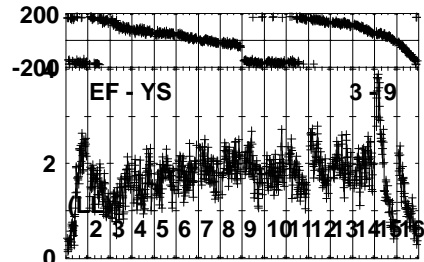
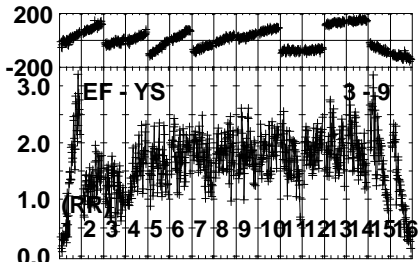
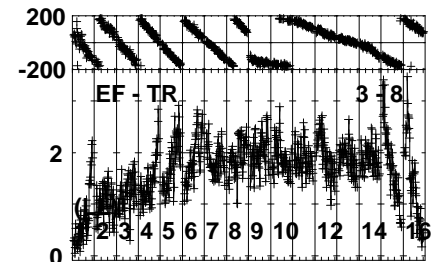
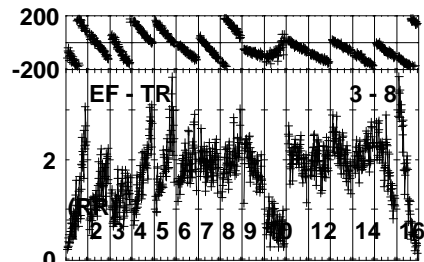
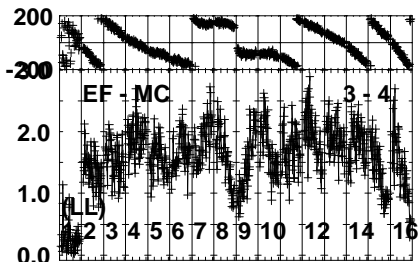
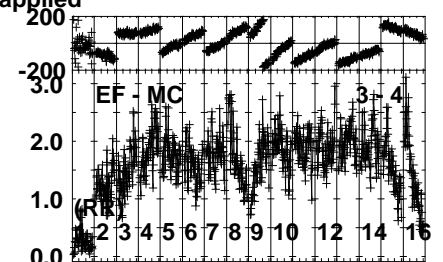
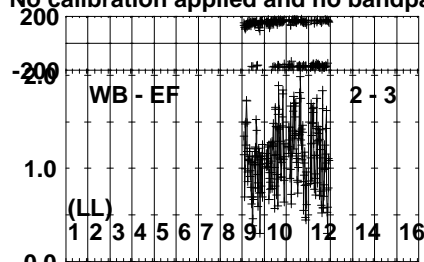
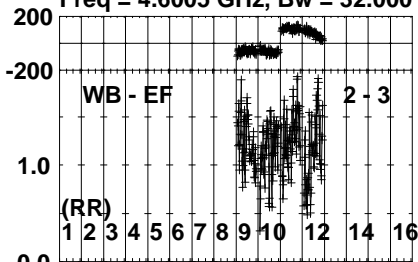
Lower frame: Milli Ampl Jy Top frame: Phas deg
Vector averaged cross-power spectrum Several baselines displayed
Timerange: 01/05:28:19 to 01/05:28:59

Plot file version 640 created 18-APR-2024 16:13:01

J1129+0951 RG014.UVDATA.1

Freq = 4.6005 GHz, Bw = 32.000 MH

No calibration applied and no bandpass applied

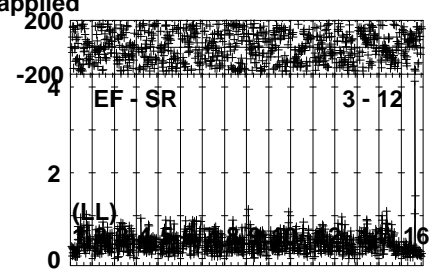
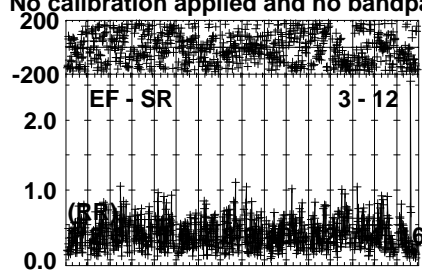
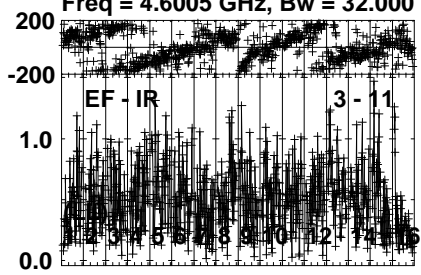


Lower frame: Milli Ampl Jy Top frame: Phas deg
Vector averaged cross-power spectrum Several baselines displayed
Timerange: 01/05:29:22 to 01/05:30:02

Plot file version 641 created 18-APR-2024 16:13:02

J1129+0951 RG014.UVDATA.1

Freq = 4.6005 GHz, Bw = 32.000 MH No calibration applied and no bandpass applied

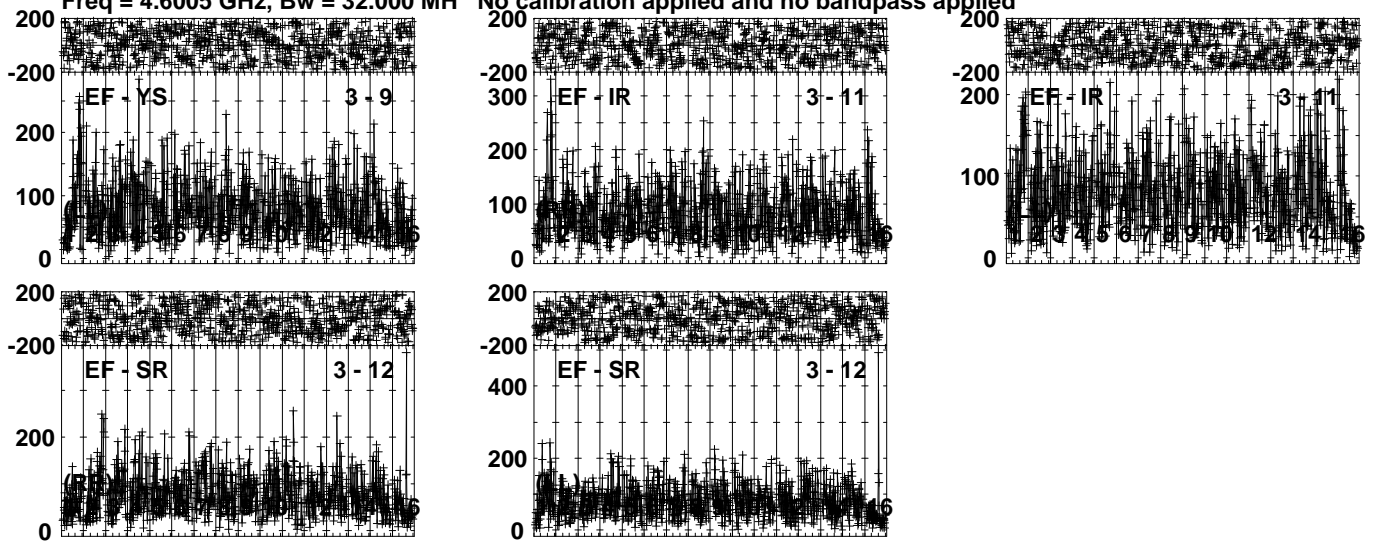


Lower frame: Milli Ampl Jy Top frame: Phas deg
Vector averaged cross-power spectrum Several baselines displayed
Timerange: 01/05:29:22 to 01/05:30:02

Plot file version 643 created 18-APR-2024 16:13:02

SN2022XXF RG014.UVDATA.1

Freq = 4.6005 GHz, Bw = 32.000 MH No calibration applied and no bandpass applied

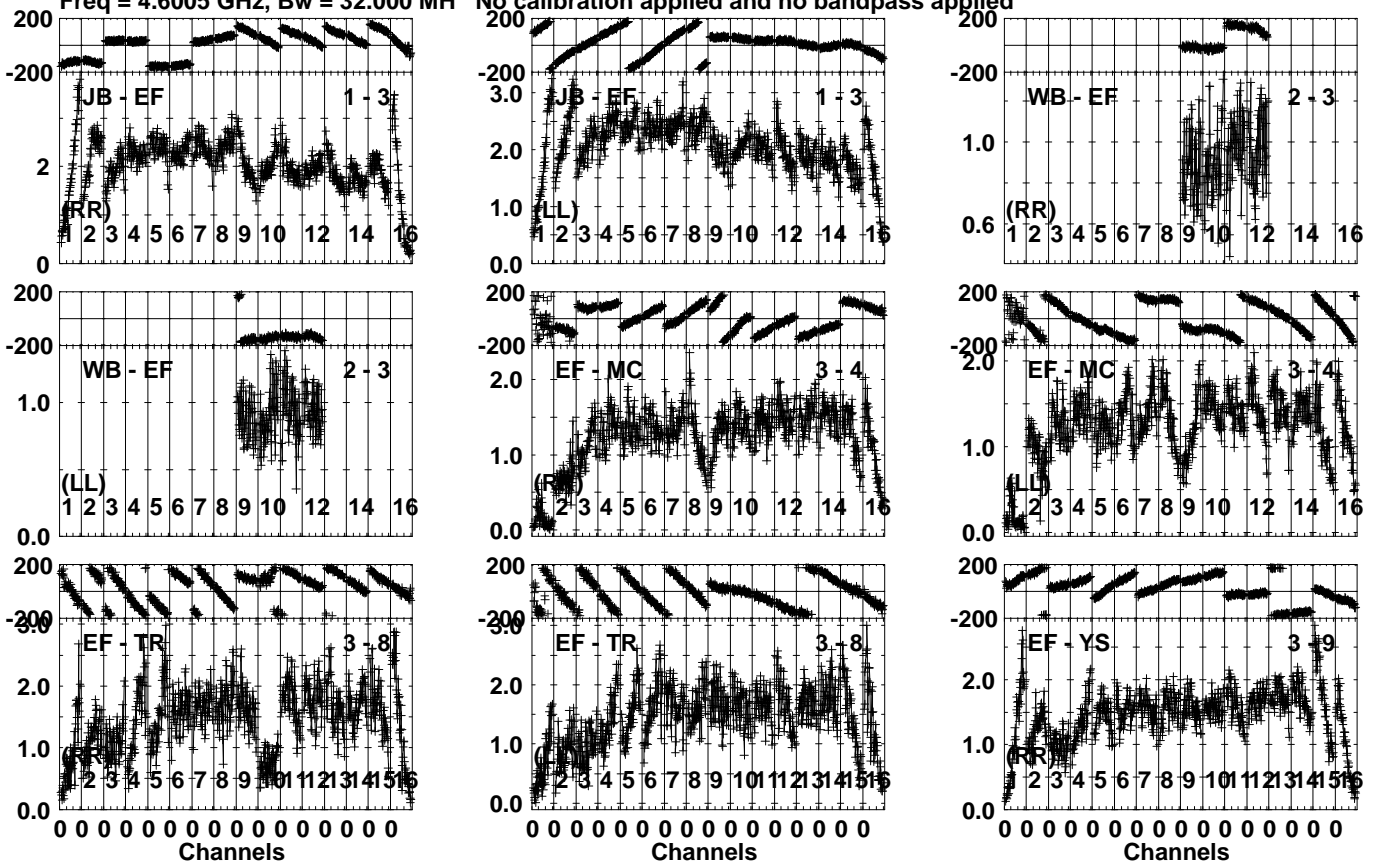


Lower frame: Micro Ampl Jy Top frame: Phas deg
Vector averaged cross-power spectrum Several baselines displayed
Timerange: 01/05:30:22 to 01/05:33:18

Plot file version 644 created 18-APR-2024 16:13:02

J1130+0846 RG014.UVDATA.1

Freq = 4.6005 GHz, Bw = 32.000 MH No calibration applied and no bandpass applied

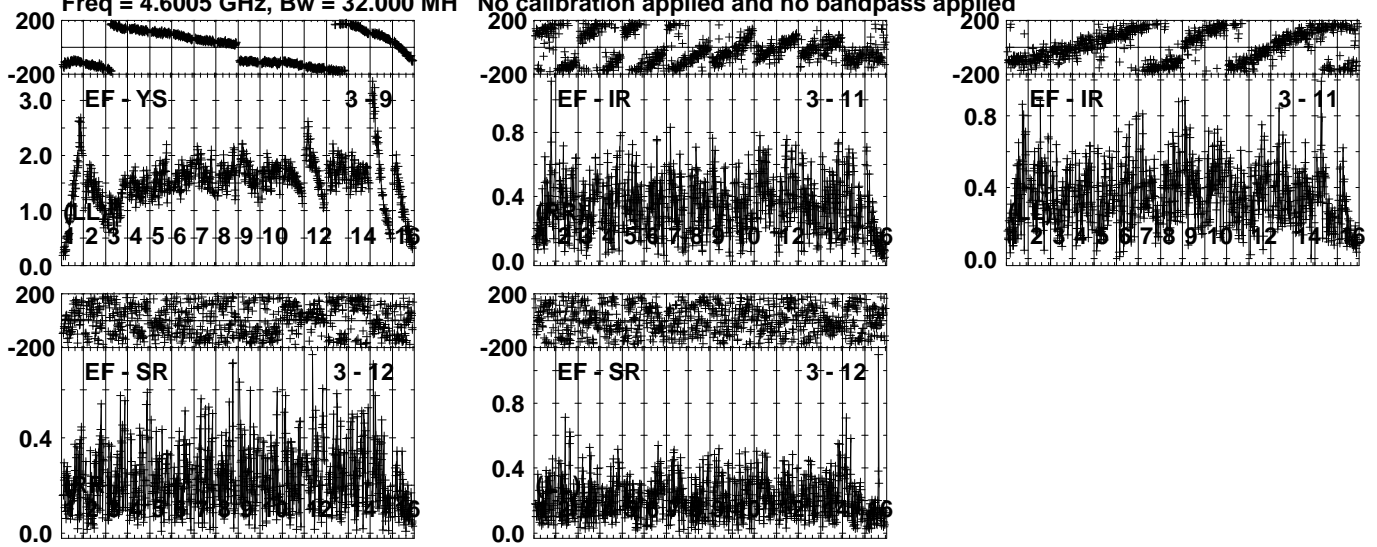


Lower frame: Milli Ampl Jy Top frame: Phas deg
Vector averaged cross-power spectrum Several baselines displayed
Timerange: 01/05:33:35 to 01/05:34:15

Plot file version 645 created 18-APR-2024 16:13:02

J1130+0846 RG014.UVDATA.1

Freq = 4.6005 GHz, Bw = 32.000 MH No calibration applied and no bandpass applied

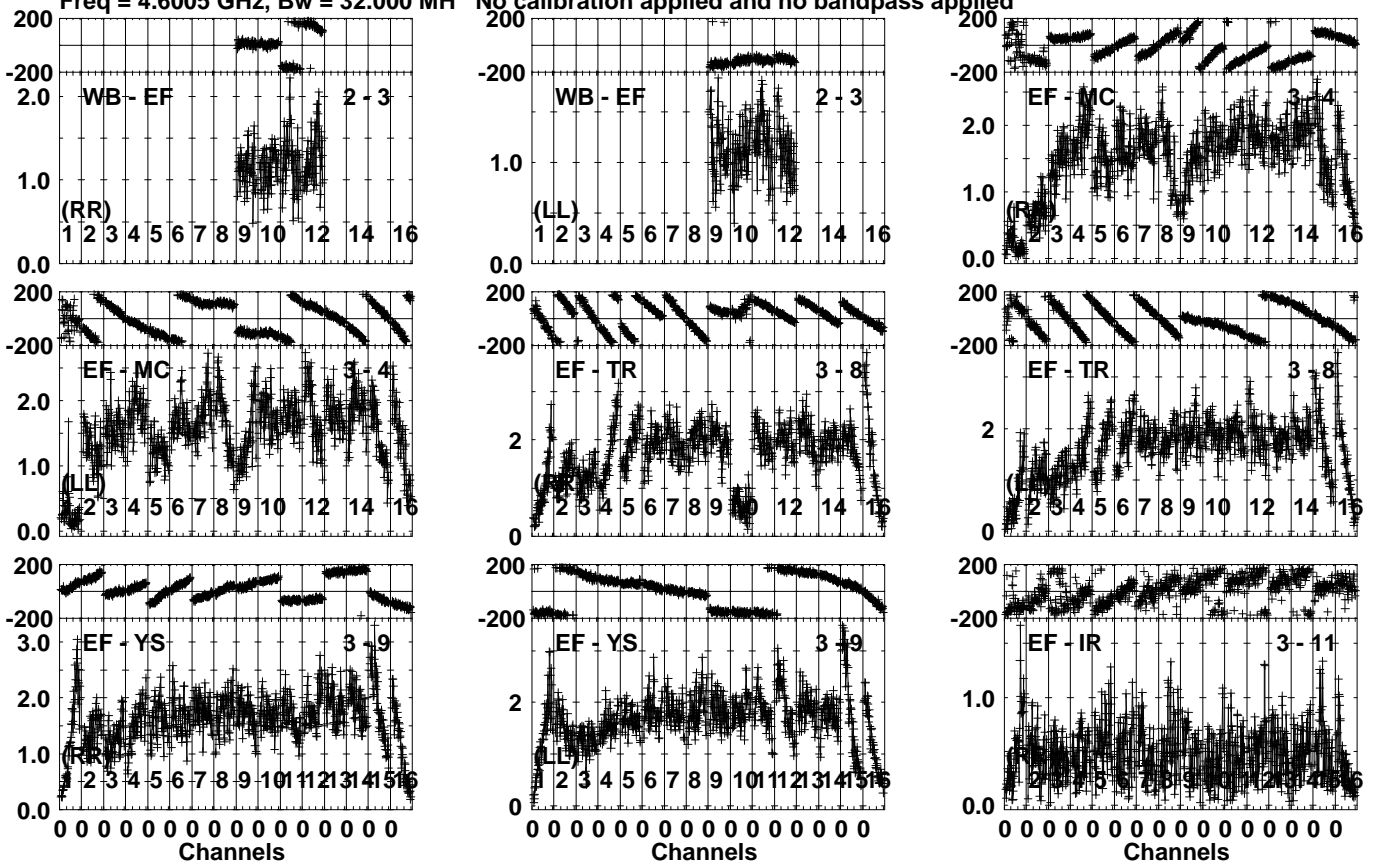


Lower frame: Milli Ampl Jy Top frame: Phas deg
Vector averaged cross-power spectrum Several baselines displayed
Timerange: 01/05:33:35 to 01/05:34:15

Plot file version 646 created 18-APR-2024 16:13:02

J1129+0951 RG014.UVDATA.1

Freq = 4.6005 GHz, Bw = 32.000 MH No calibration applied and no bandpass applied

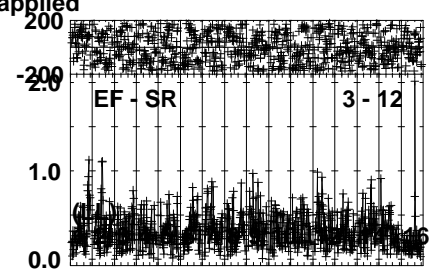
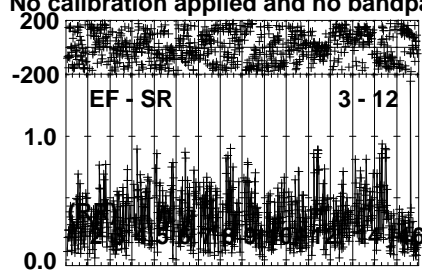
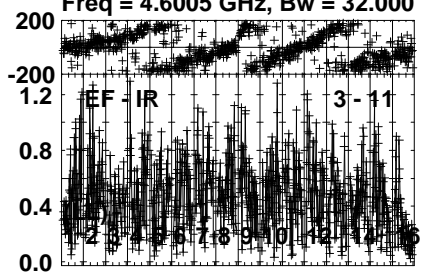


Lower frame: Milli Ampl Jy Top frame: Phas deg
Vector averaged cross-power spectrum Several baselines displayed
Timerange: 01/05:34:38 to 01/05:35:18

Plot file version 647 created 18-APR-2024 16:13:02

J1129+0951 RG014.UVDATA.1

Freq = 4.6005 GHz, Bw = 32.000 MH No calibration applied and no bandpass applied

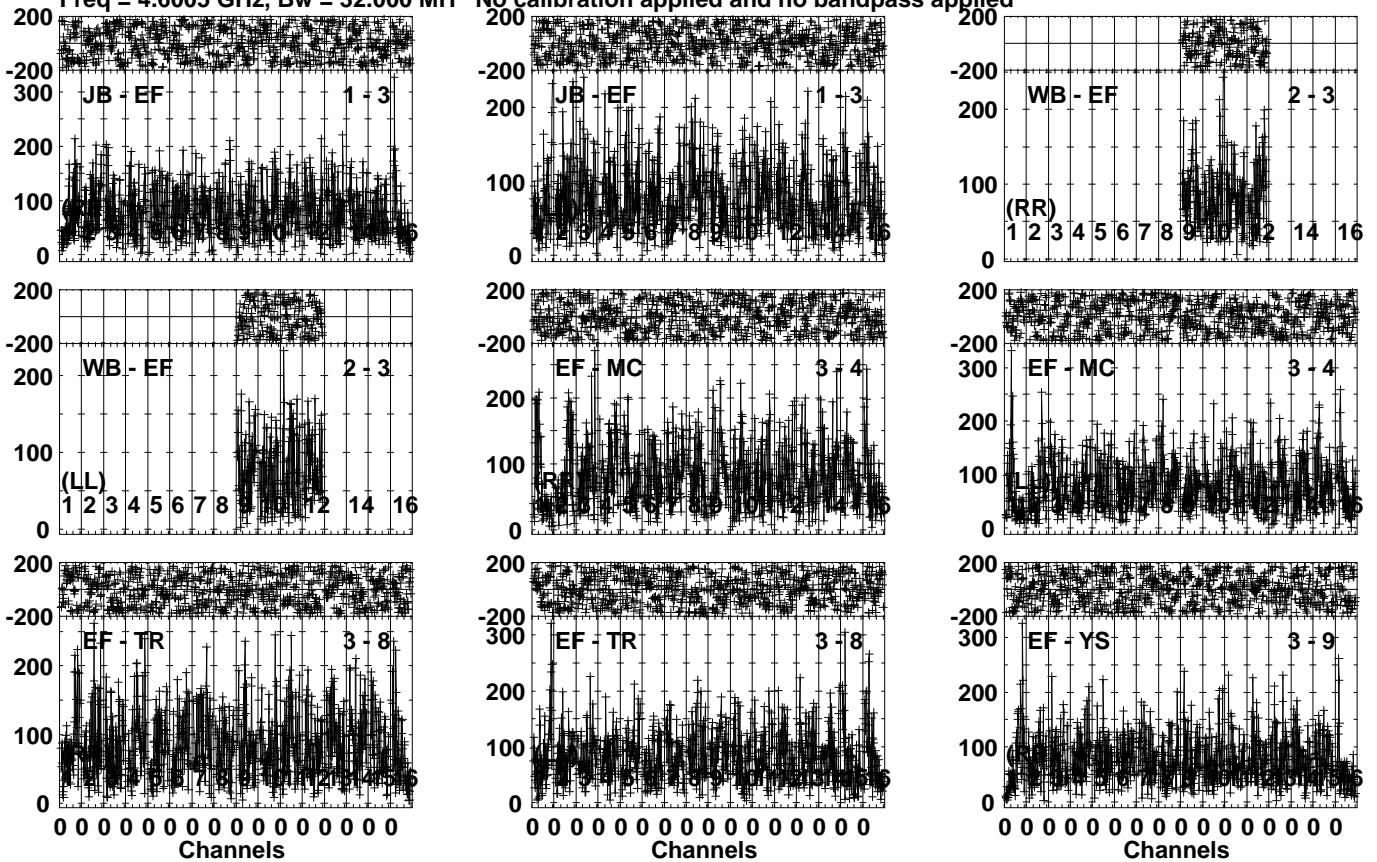


Lower frame: Milli Ampl Jy Top frame: Phas deg
Vector averaged cross-power spectrum Several baselines displayed
Timerange: 01/05:34:38 to 01/05:35:18

Plot file version 648 created 18-APR-2024 16:13:02

SN2022XXF RG014.UVDATA.1

Freq = 4.6005 GHz, Bw = 32.000 MH No calibration applied and no bandpass applied

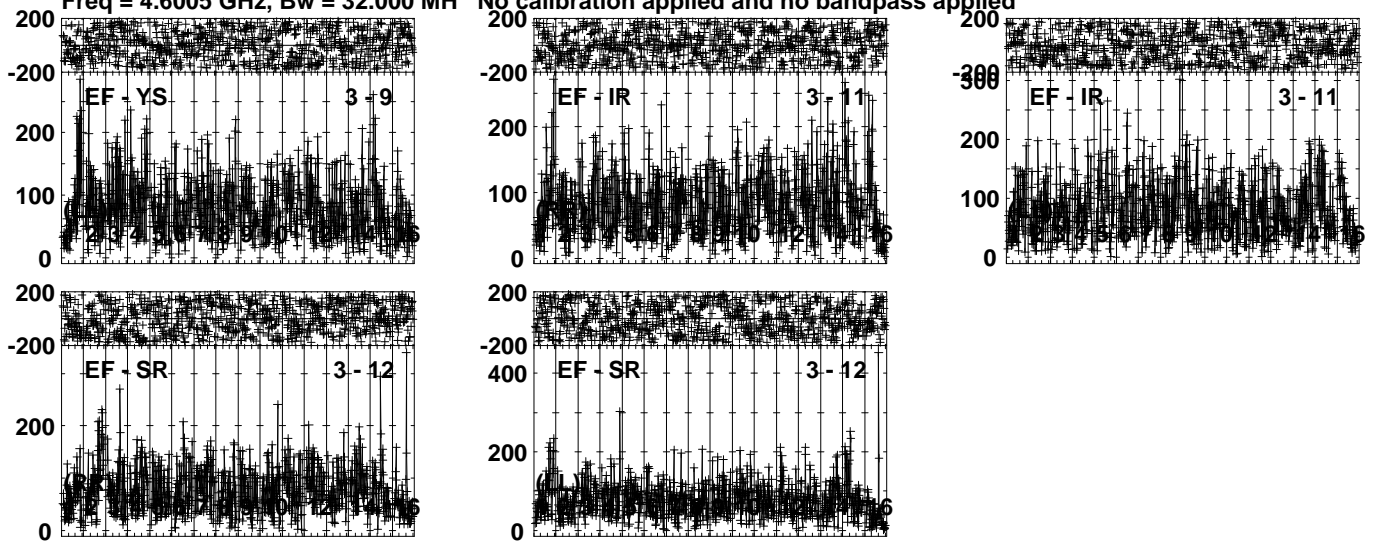


Lower frame: Micro Ampl Jy Top frame: Phas deg
Vector averaged cross-power spectrum Several baselines displayed
Timerange: 01/05:35:38 to 01/05:38:34

Plot file version 649 created 18-APR-2024 16:13:03

SN2022XXF RG014.UVDATA.1

Freq = 4.6005 GHz, Bw = 32.000 MH No calibration applied and no bandpass applied

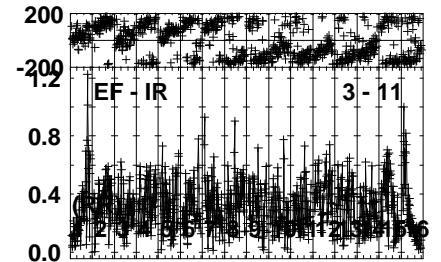
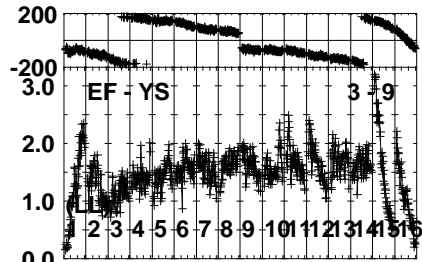
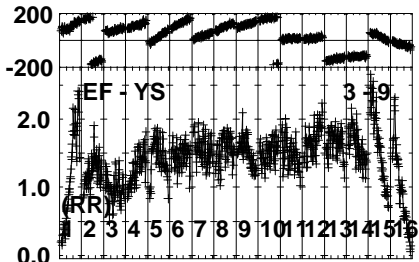
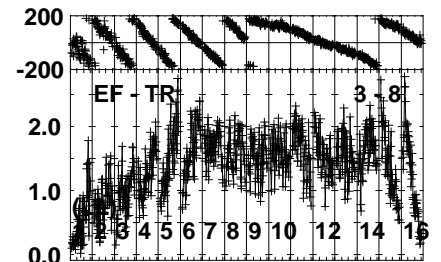
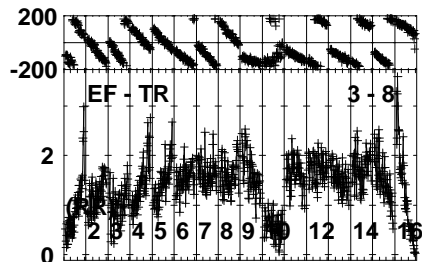
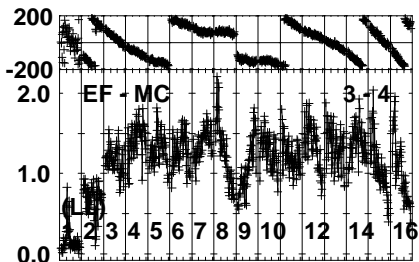
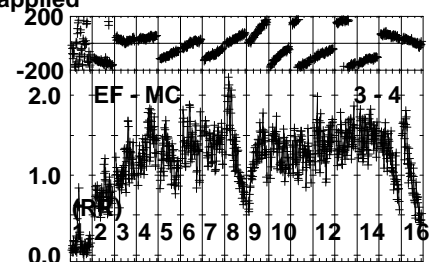
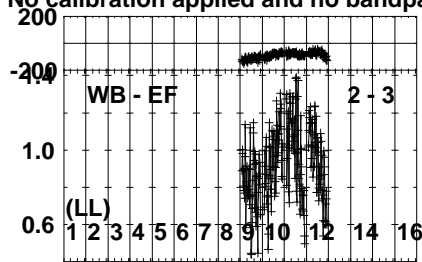
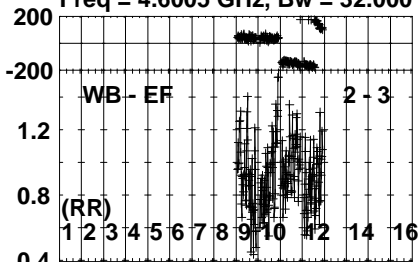


Lower frame: Micro Ampl Jy Top frame: Phas deg
Vector averaged cross-power spectrum Several baselines displayed
Timerange: 01/05:35:38 to 01/05:38:34

Plot file version 650 created 18-APR-2024 16:13:03

J1130+0846 RG014.UVDATA.1

Freq = 4.6005 GHz, Bw = 32.000 MH No calibration applied and no bandpass applied

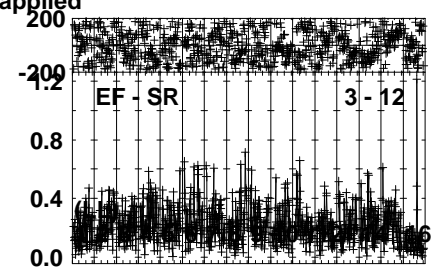
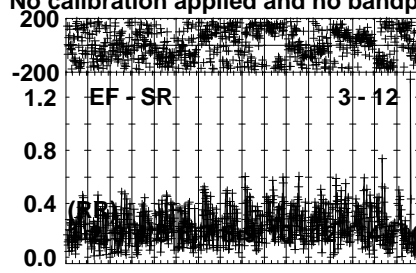
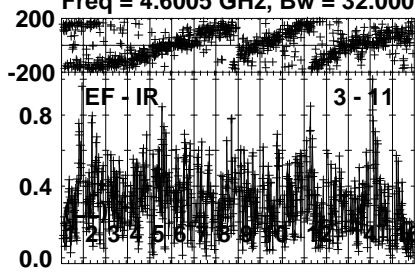


Lower frame: Milli Ampl Jy Top frame: Phas deg
Vector averaged cross-power spectrum Several baselines displayed
Timerange: 01/05:38:51 to 01/05:39:31

Plot file version 651 created 18-APR-2024 16:13:03

J1130+0846 RG014.UVDATA.1

Freq = 4.6005 GHz, Bw = 32.000 MH No calibration applied and no bandpass applied

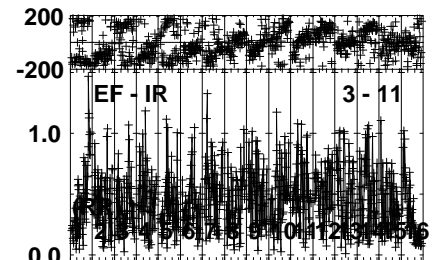
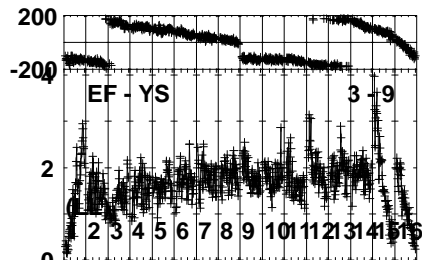
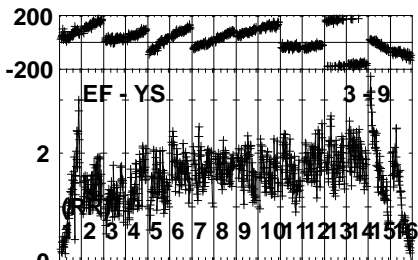
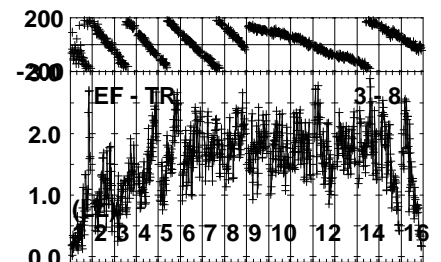
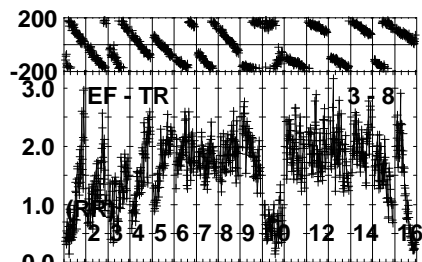
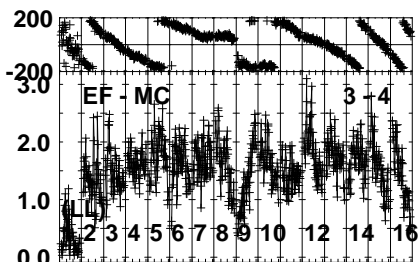
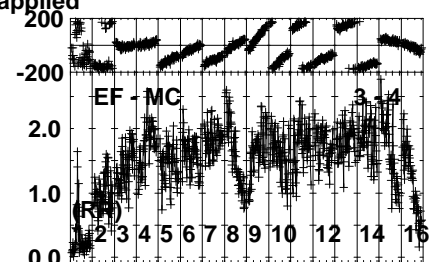
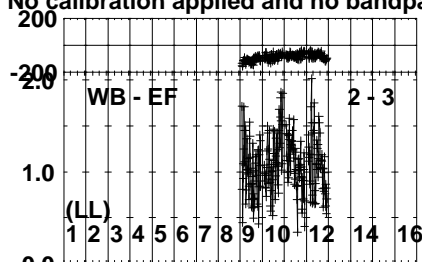
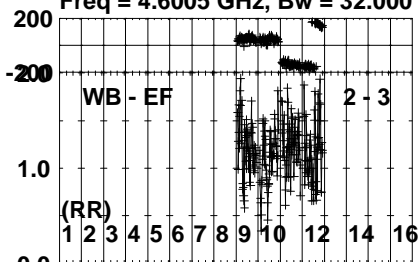


Lower frame: Milli Ampl Jy Top frame: Phas deg
Vector averaged cross-power spectrum Several baselines displayed
Timerange: 01/05:38:51 to 01/05:39:31

Plot file version 652 created 18-APR-2024 16:13:03

J1129+0951 RG014.UVDATA.1

Freq = 4.6005 GHz, Bw = 32.000 MH No calibration applied and no bandpass applied

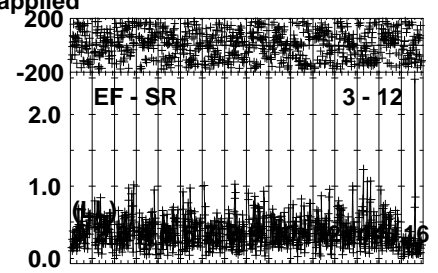
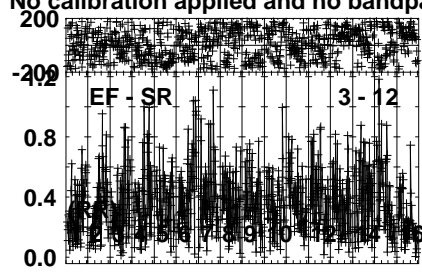
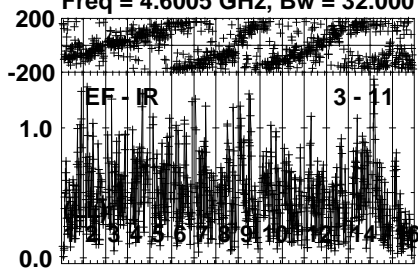


Lower frame: Milli Ampl Jy Top frame: Phas deg
Vector averaged cross-power spectrum Several baselines displayed
Timerange: 01/05:39:54 to 01/05:40:34

Plot file version 653 created 18-APR-2024 16:13:03

J1129+0951 RG014.UVDATA.1

Freq = 4.6005 GHz, Bw = 32.000 MH No calibration applied and no bandpass applied

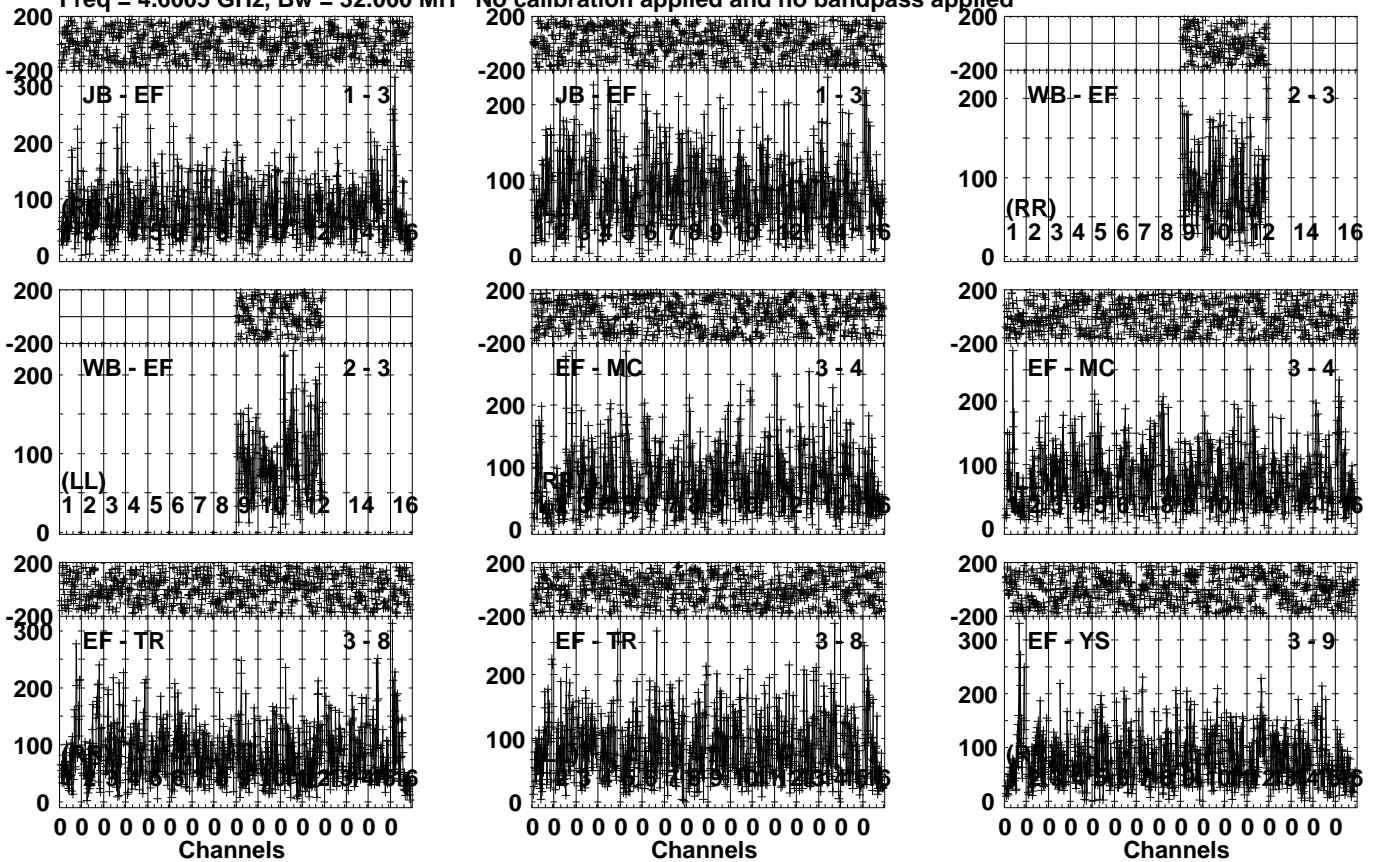


Lower frame: Milli Ampl Jy Top frame: Phas deg
Vector averaged cross-power spectrum Several baselines displayed
Timerange: 01/05:39:54 to 01/05:40:34

Plot file version 654 created 18-APR-2024 16:13:03

SN2022XXF RG014.UVDATA.1

Freq = 4.6005 GHz, Bw = 32.000 MH No calibration applied and no bandpass applied

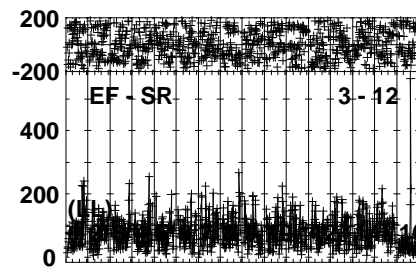
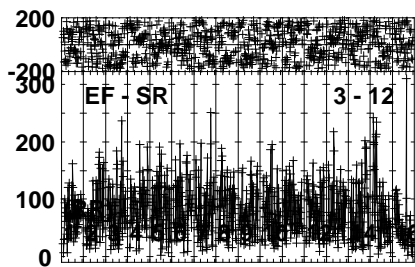
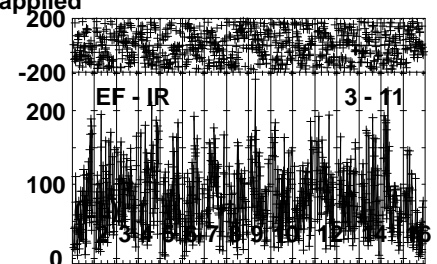
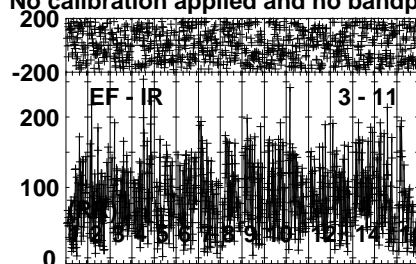
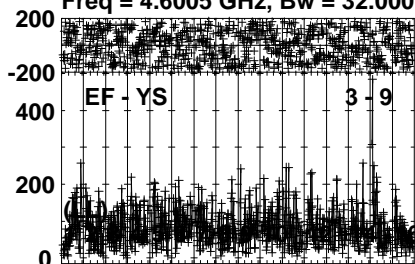


Lower frame: Micro Ampl Jy Top frame: Phas deg
Vector averaged cross-power spectrum Several baselines displayed
Timerange: 01/05:40:54 to 01/05:43:50

Plot file version 655 created 18-APR-2024 16:13:03

SN2022XXF RG014.UVDATA.1

Freq = 4.6005 GHz, Bw = 32.000 MH No calibration applied and no bandpass applied



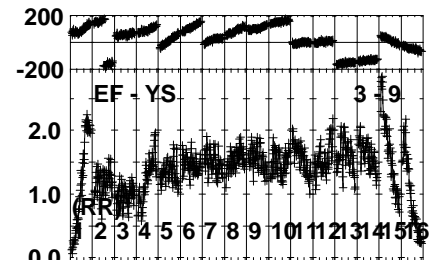
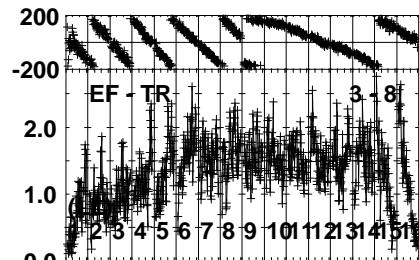
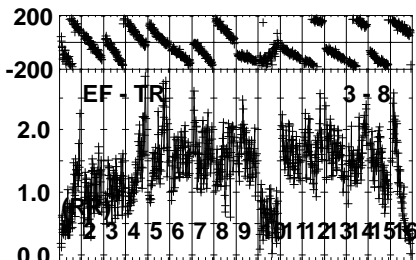
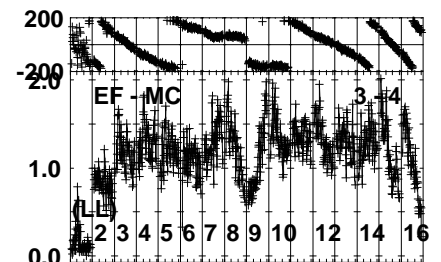
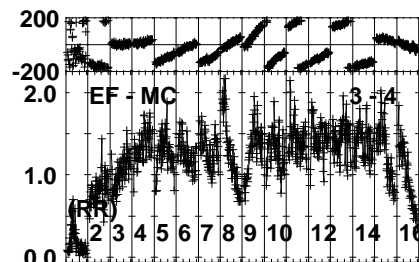
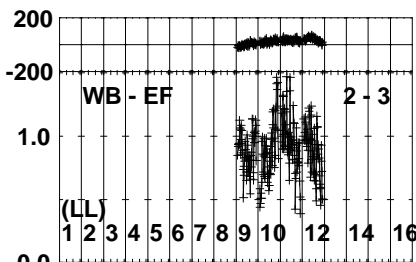
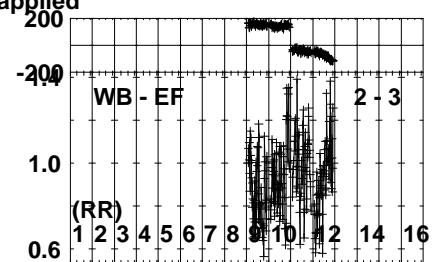
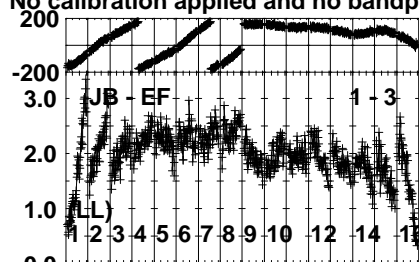
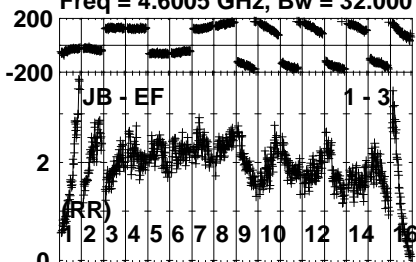
Lower frame: Micro Ampl Jy Top frame: Phas deg
Vector averaged cross-power spectrum Several baselines displayed
Timerange: 01/05:40:54 to 01/05:43:50

Plot file version 656 created 18-APR-2024 16:13:03

J1130+0846 RG014.UVDATA.1

Freq = 4.6005 GHz, Bw = 32.000 MH

No calibration applied and no bandpass applied

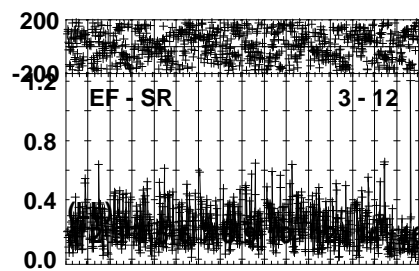
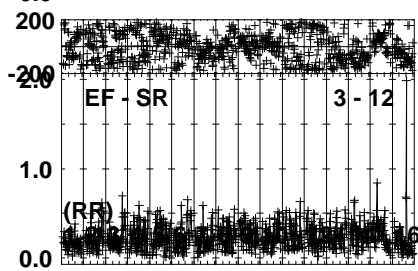
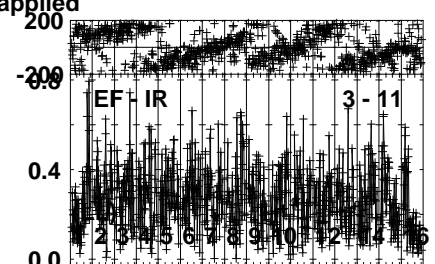
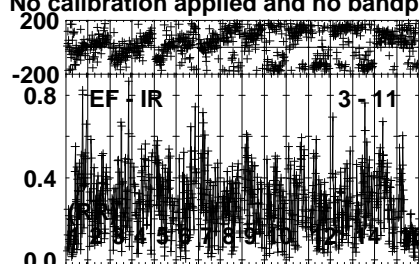
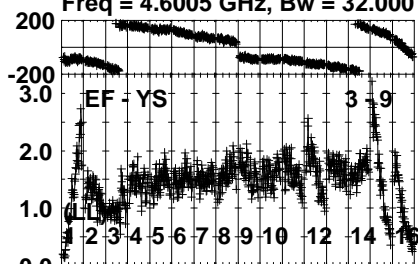


Lower frame: Milli Ampl Jy Top frame: Phas deg
Vector averaged cross-power spectrum Several baselines displayed
Timerange: 01/05:44:07 to 01/05:44:47

Plot file version 657 created 18-APR-2024 16:13:03

J1130+0846 RG014.UVDATA.1

Freq = 4.6005 GHz, Bw = 32.000 MH No calibration applied and no bandpass applied

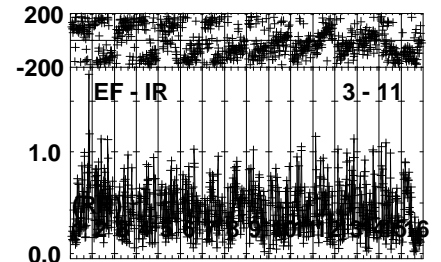
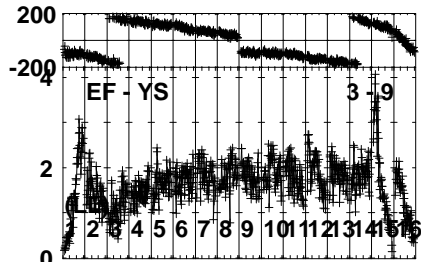
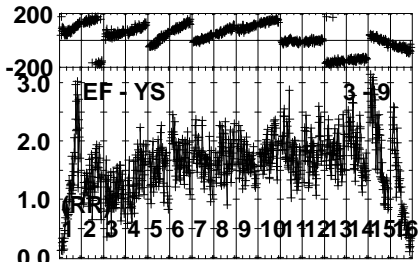
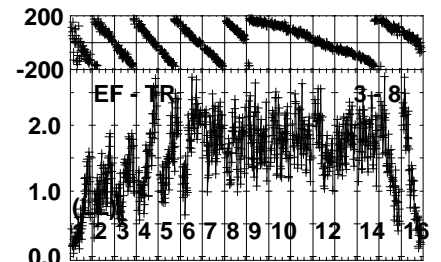
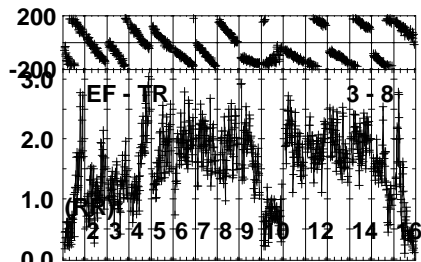
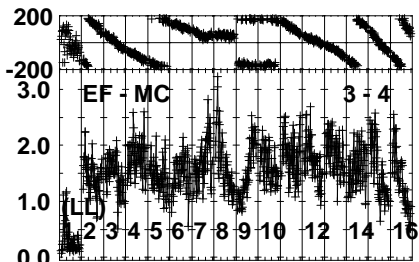
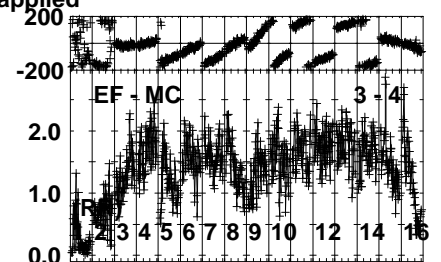
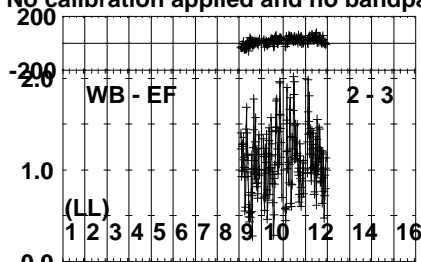
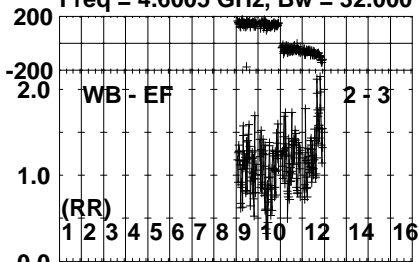


Lower frame: Milli Ampl Jy Top frame: Phas deg
Vector averaged cross-power spectrum Several baselines displayed
Timerange: 01/05:44:07 to 01/05:44:47

Plot file version 658 created 18-APR-2024 16:13:04

J1129+0951 RG014.UVDATA.1

Freq = 4.6005 GHz, Bw = 32.000 MH No calibration applied and no bandpass applied

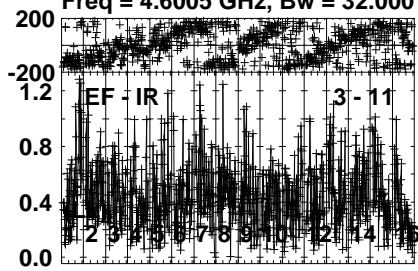


Lower frame: Milli Ampl Jy Top frame: Phas deg
Vector averaged cross-power spectrum Several baselines displayed
Timerange: 01/05:45:10 to 01/05:45:50

Plot file version 659 created 18-APR-2024 16:13:04

J1129+0951 RG014.UVDATA.1

Freq = 4.6005 GHz, Bw = 32.000 MH No calibration applied and no bandpass applied



Lower frame: Milli Ampl Jy Top frame: Phas deg

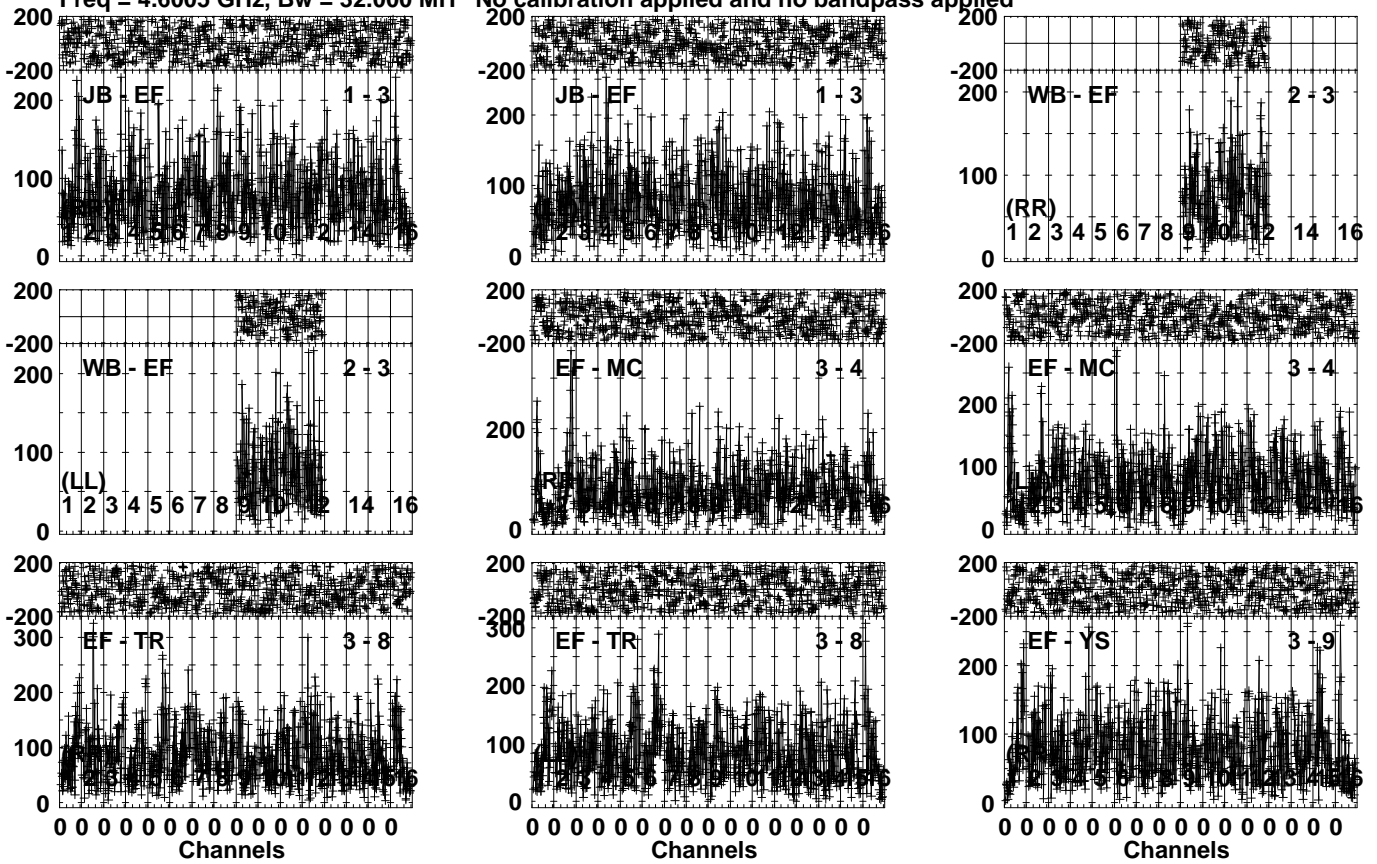
Vector averaged cross-power spectrum Several baselines displayed

Timerange: 01/05:45:10 to 01/05:45:50

Plot file version 660 created 18-APR-2024 16:13:04

SN2022XXF RG014.UVDATA.1

Freq = 4.6005 GHz, Bw = 32.000 MH No calibration applied and no bandpass applied

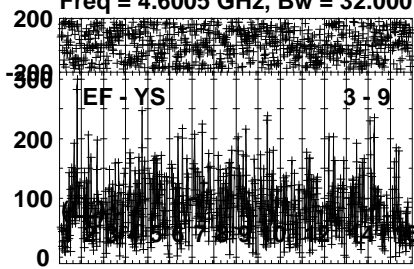


Lower frame: Micro Ampl Jy Top frame: Phas deg
Vector averaged cross-power spectrum Several baselines displayed
Timerange: 01/05:46:10 to 01/05:49:06

Plot file version 661 created 18-APR-2024 16:13:04

SN2022XXF RG014.UVDATA.1

Freq = 4.6005 GHz, Bw = 32.000 MH No calibration applied and no bandpass applied



Lower frame: Micro Ampl Jy Top frame: Phas deg

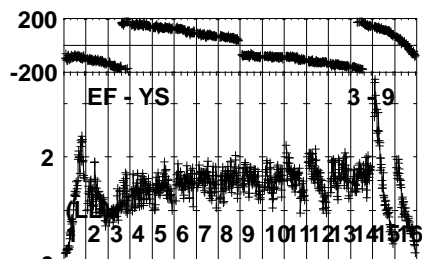
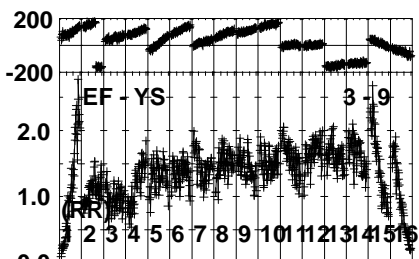
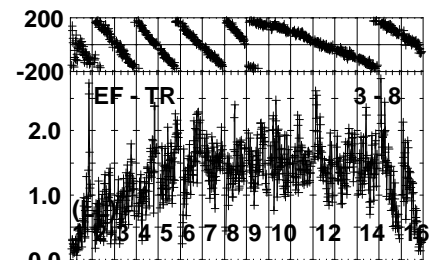
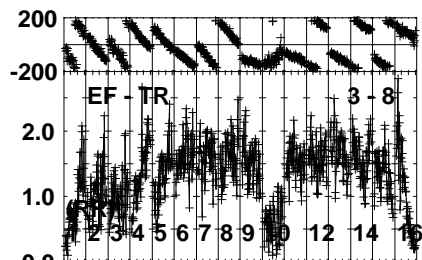
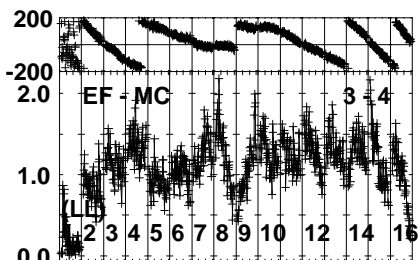
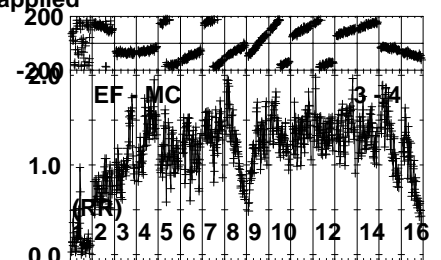
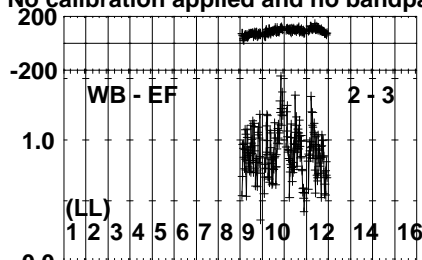
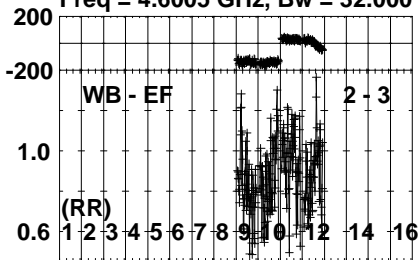
Vector averaged cross-power spectrum Several baselines displayed

Timerange: 01/05:46:10 to 01/05:49:06

Plot file version 662 created 18-APR-2024 16:13:04

J1130+0846 RG014.UVDATA.1

Freq = 4.6005 GHz, Bw = 32.000 MH No calibration applied and no bandpass applied

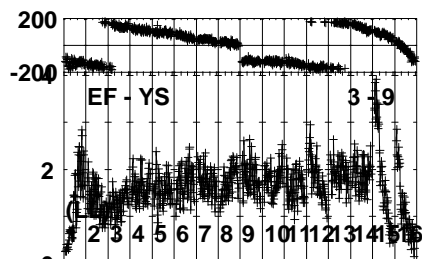
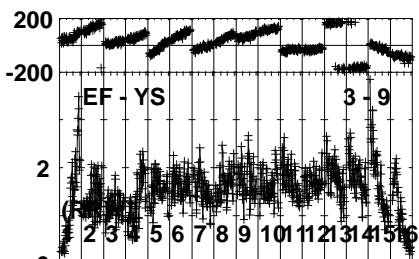
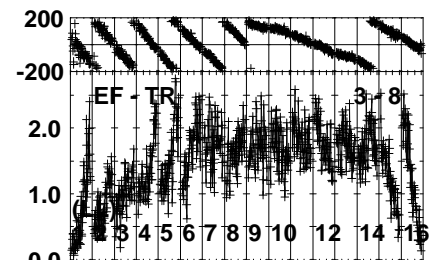
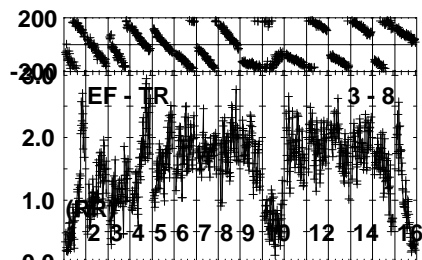
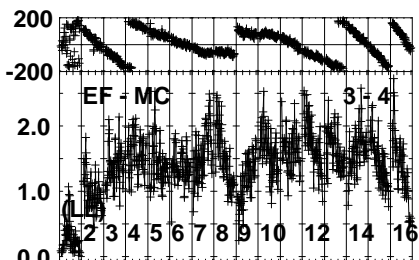
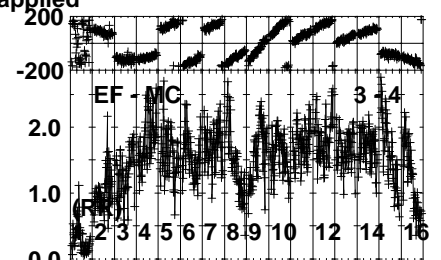
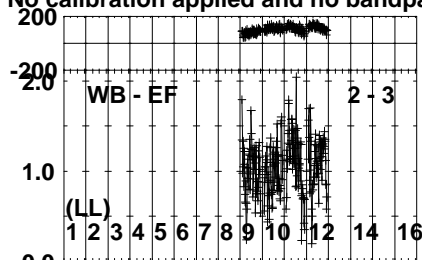
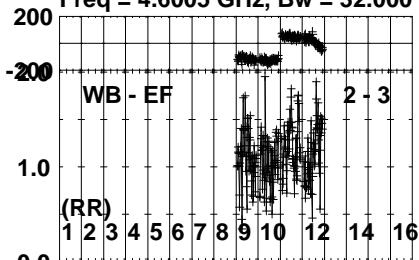


Lower frame: Milli Ampl Jy Top frame: Phas deg
Vector averaged cross-power spectrum Several baselines displayed
Timerange: 01/05:49:23 to 01/05:50:03

Plot file version 663 created 18-APR-2024 16:13:04

J1129+0951 RG014.UVDATA.1

Freq = 4.6005 GHz, Bw = 32.000 MH No calibration applied and no bandpass applied

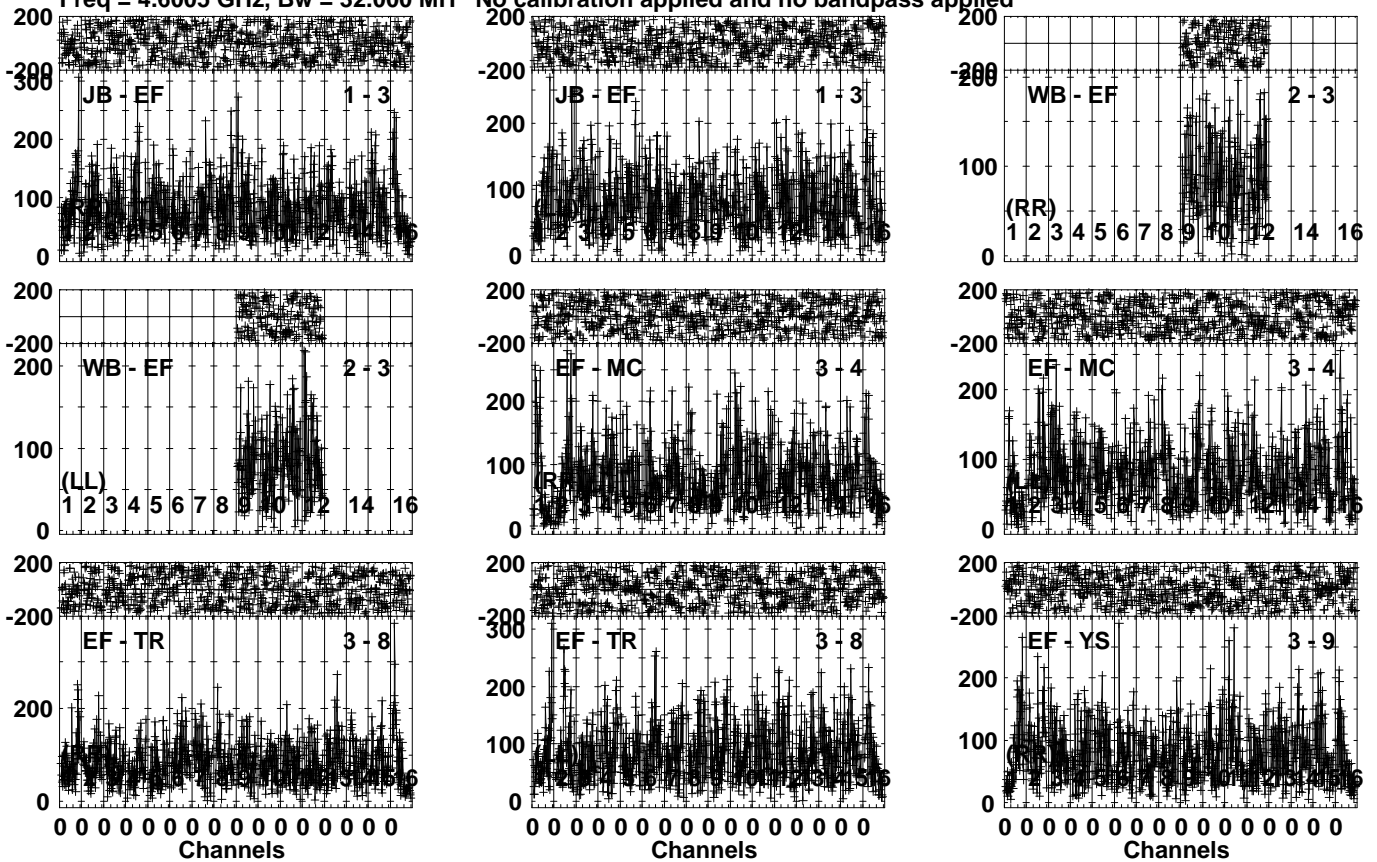


Lower frame: Milli Ampl Jy Top frame: Phas deg
Vector averaged cross-power spectrum Several baselines displayed
Timerange: 01/05:50:26 to 01/05:51:06

Plot file version 664 created 18-APR-2024 16:13:04

SN2022XXF RG014.UVDATA.1

Freq = 4.6005 GHz, Bw = 32.000 MH No calibration applied and no bandpass applied

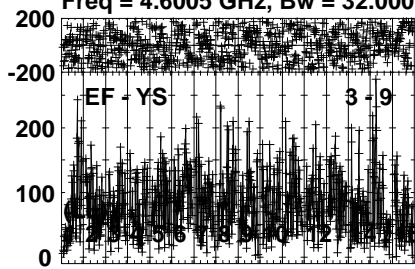


Lower frame: Micro Ampl Jy Top frame: Phas deg
Vector averaged cross-power spectrum Several baselines displayed
Timerange: 01/05:51:26 to 01/05:54:22

Plot file version 665 created 18-APR-2024 16:13:04

SN2022XXF RG014.UVDATA.1

Freq = 4.6005 GHz, Bw = 32.000 MH No calibration applied and no bandpass applied



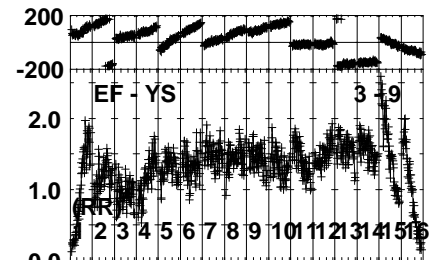
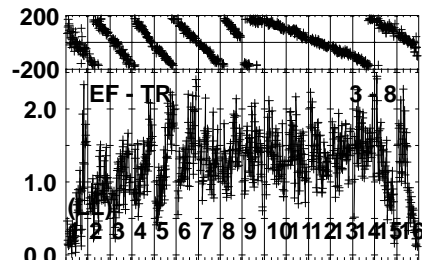
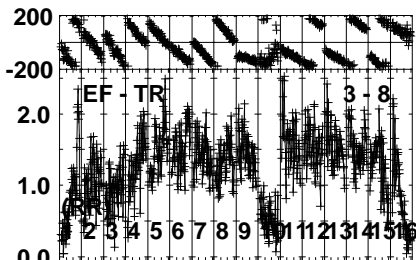
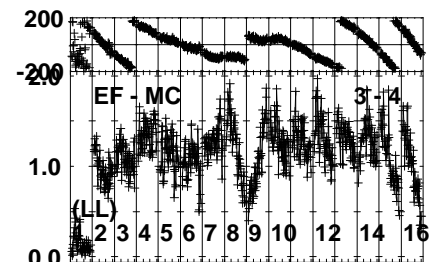
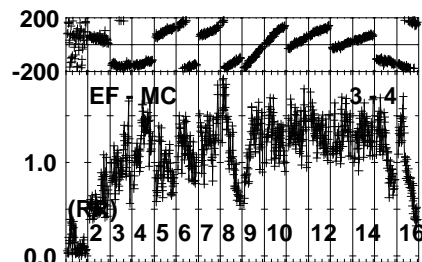
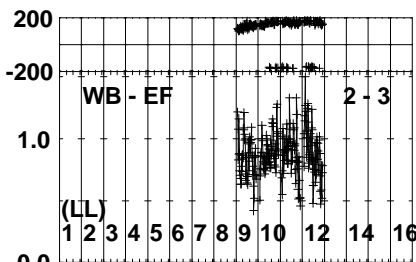
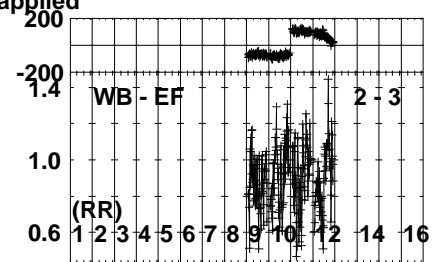
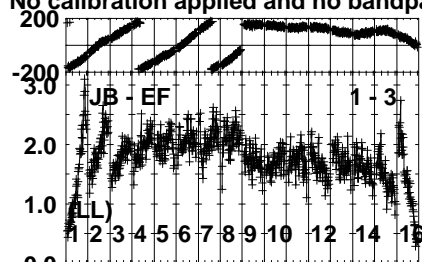
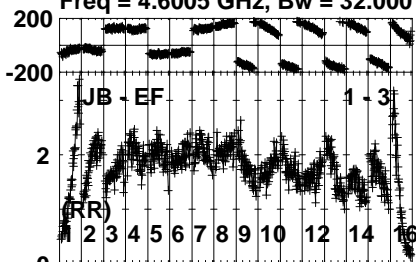
Lower frame: Micro Ampl Jy Top frame: Phas deg
Vector averaged cross-power spectrum Several baselines displayed
Timerange: 01/05:51:26 to 01/05:54:22

Plot file version 666 created 18-APR-2024 16:13:04

J1130+0846 RG014.UVDATA.1

Freq = 4.6005 GHz, Bw = 32.000 MH

No calibration applied and no bandpass applied

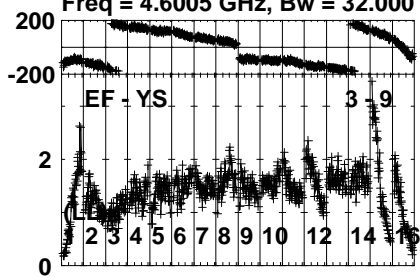


Lower frame: Milli Ampl Jy Top frame: Phas deg
Vector averaged cross-power spectrum Several baselines displayed
Timerange: 01/05:54:39 to 01/05:55:19

Plot file version 667 created 18-APR-2024 16:13:04

J1130+0846 RG014.UVDATA.1

Freq = 4.6005 GHz, Bw = 32.000 MH No calibration applied and no bandpass applied



Lower frame: Milli Ampl Jy Top frame: Phas deg

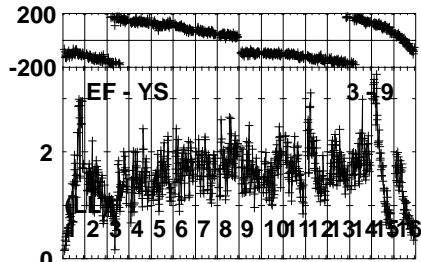
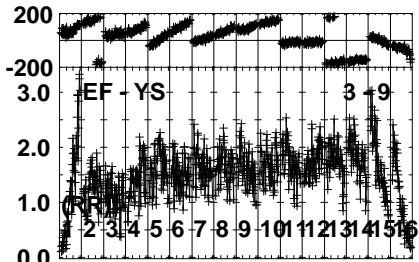
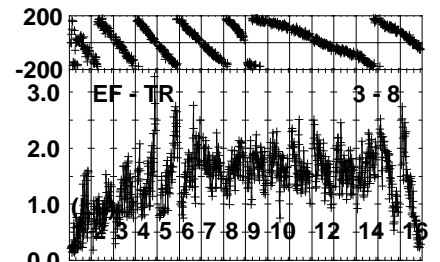
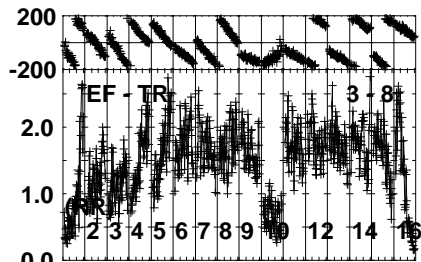
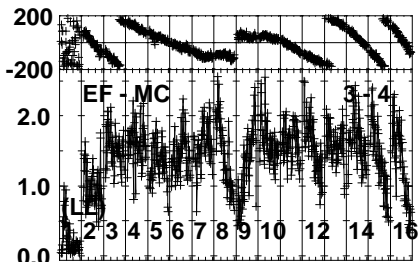
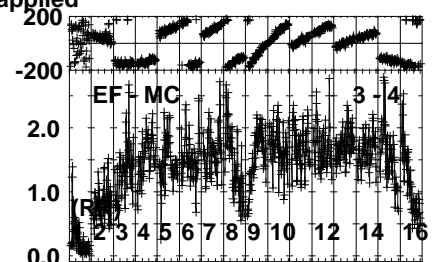
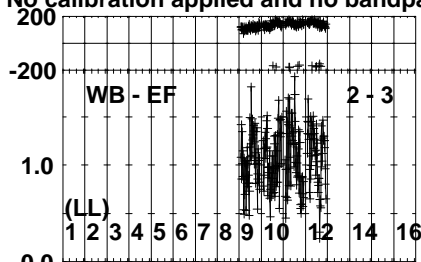
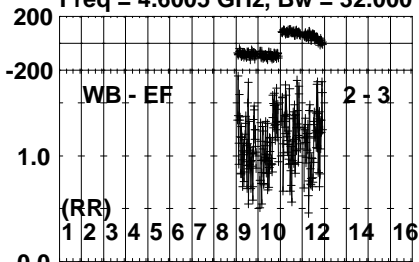
Vector averaged cross-power spectrum Several baselines displayed

Timerange: 01/05:54:39 to 01/05:55:19

Plot file version 668 created 18-APR-2024 16:13:04

J1129+0951 RG014.UVDATA.1

Freq = 4.6005 GHz, Bw = 32.000 MH No calibration applied and no bandpass applied

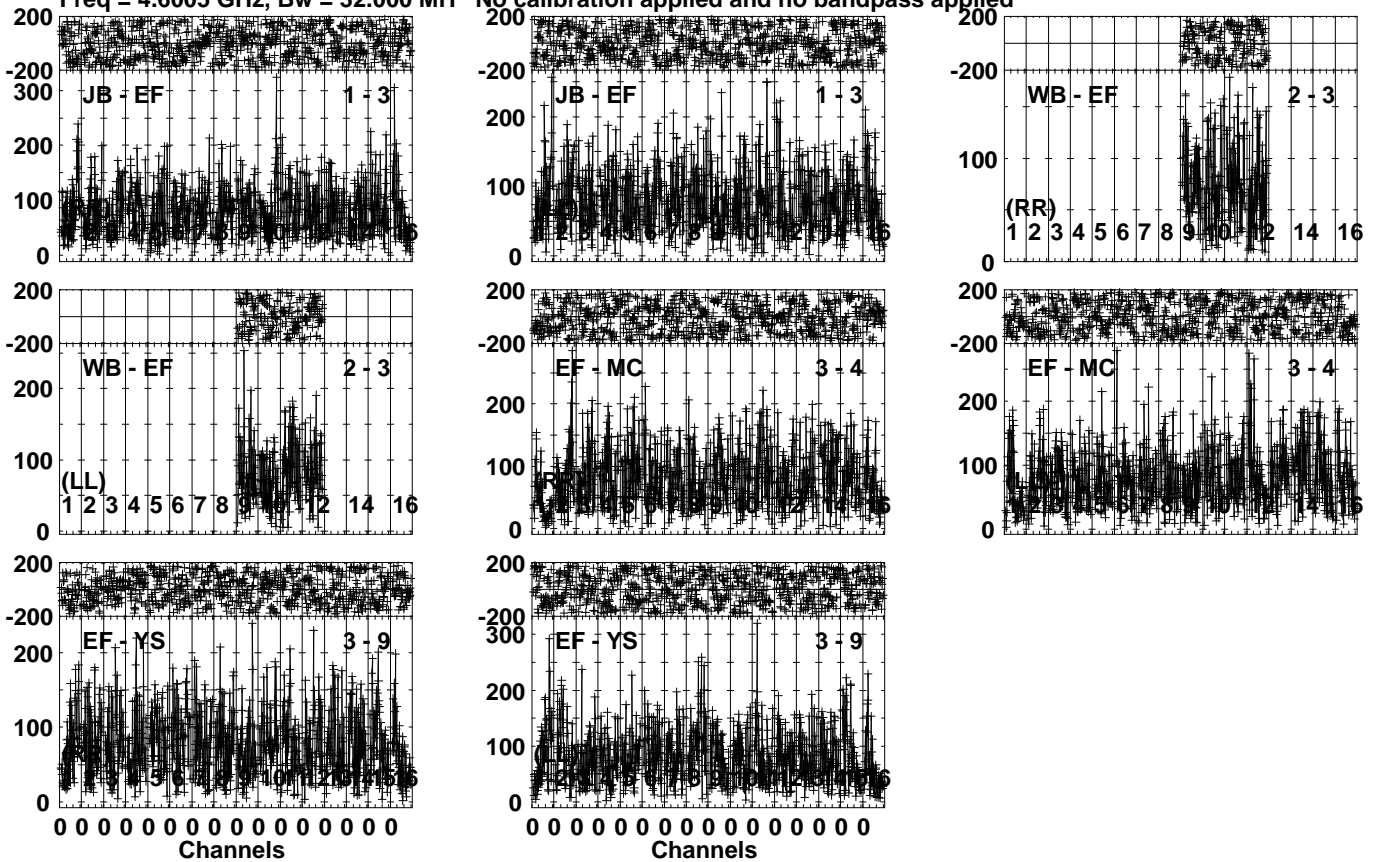


Lower frame: Milli Ampl Jy Top frame: Phas deg
Vector averaged cross-power spectrum Several baselines displayed
Timerange: 01/05:55:42 to 01/05:56:22

Plot file version 669 created 18-APR-2024 16:13:05

SN2022XXF RG014.UVDATA.1

Freq = 4.6005 GHz, Bw = 32.000 MH No calibration applied and no bandpass applied

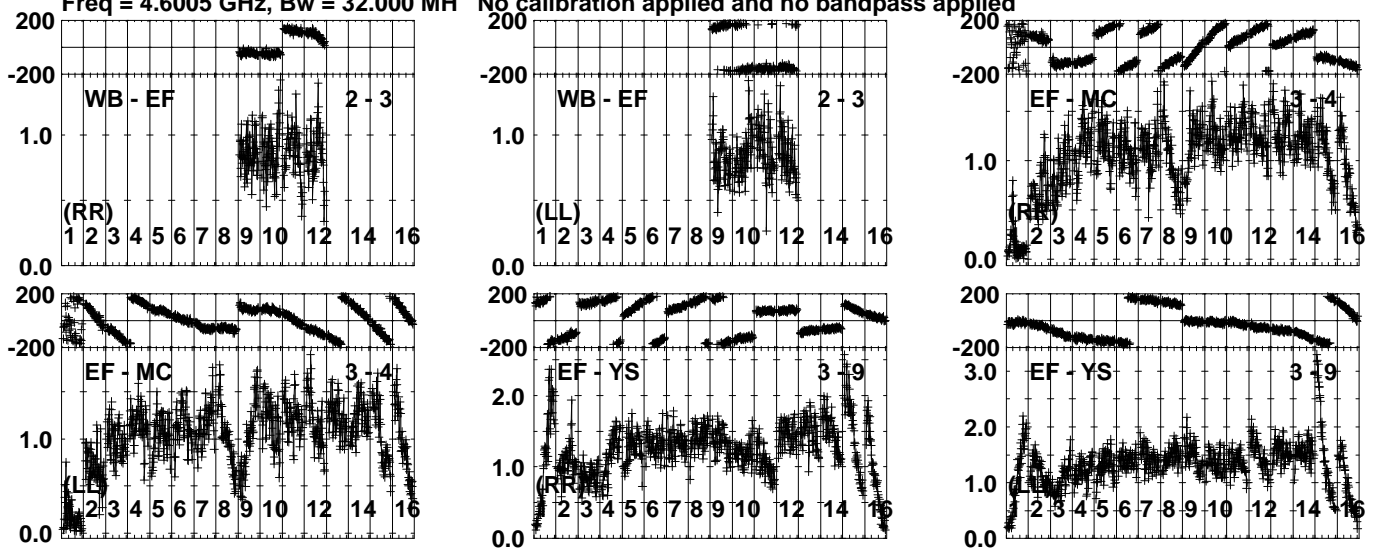


Lower frame: Micro Ampl Jy Top frame: Phas deg
Vector averaged cross-power spectrum Several baselines displayed
Timerange: 01/05:56:42 to 01/05:59:38

Plot file version 670 created 18-APR-2024 16:13:05

J1130+0846 RG014.UVDATA.1

Freq = 4.6005 GHz, Bw = 32.000 MH No calibration applied and no bandpass applied

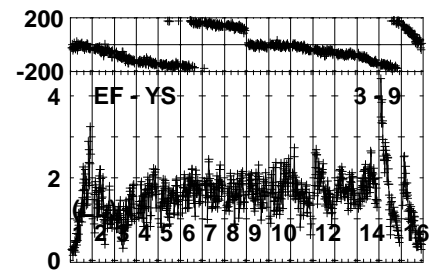
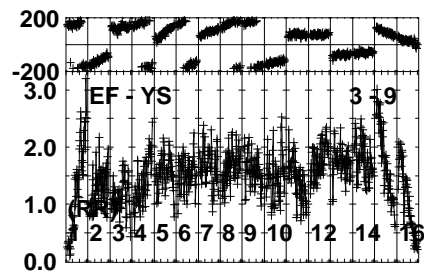
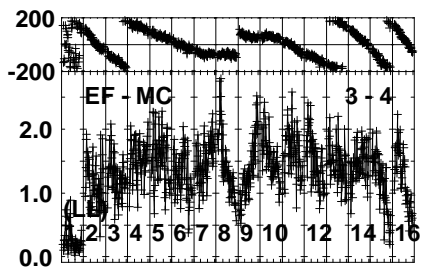
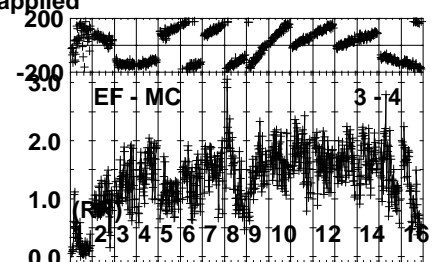
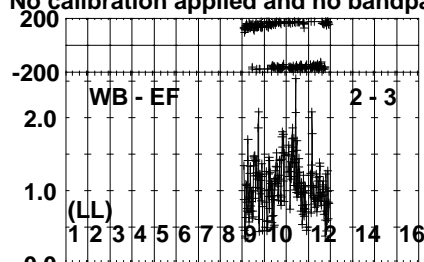
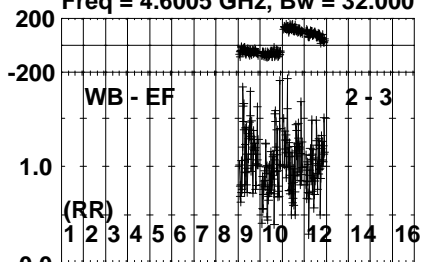


Lower frame: Milli Ampl Jy Top frame: Phas deg
Vector averaged cross-power spectrum Several baselines displayed
Timerange: 01/05:59:55 to 01/06:00:35

Plot file version 671 created 18-APR-2024 16:13:05

J1129+0951 RG014.UVDATA.1

Freq = 4.6005 GHz, Bw = 32.000 MH No calibration applied and no bandpass applied

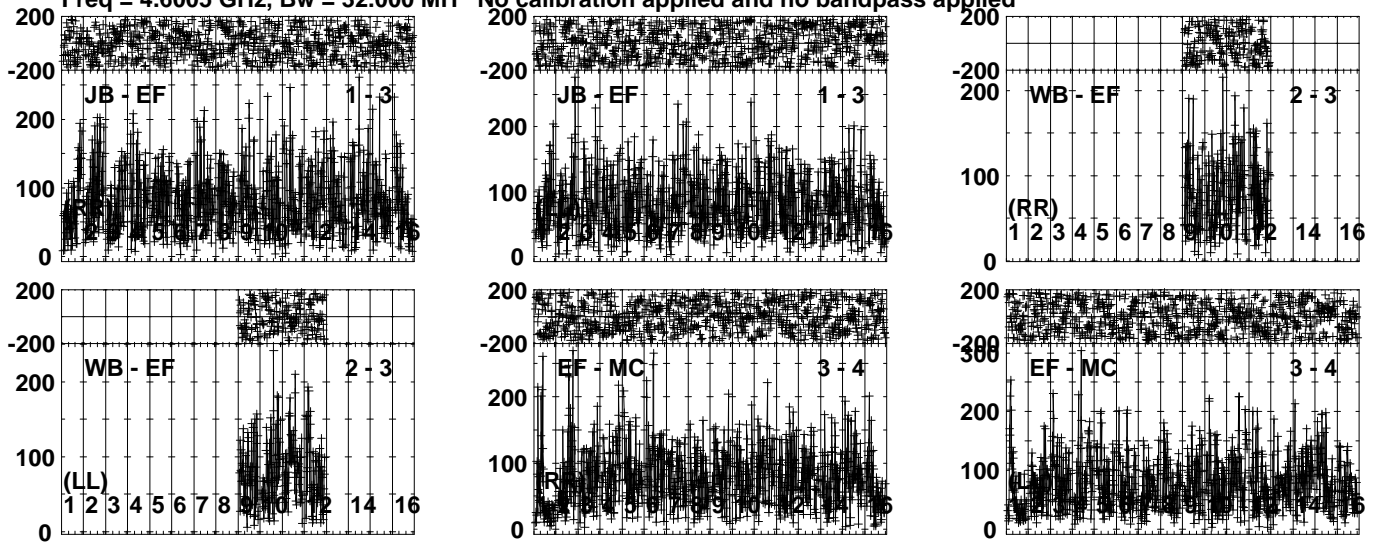


Lower frame: Milli Ampl Jy Top frame: Phas deg
Vector averaged cross-power spectrum Several baselines displayed
Timerange: 01/06:00:58 to 01/06:01:38

Plot file version 672 created 18-APR-2024 16:13:05

SN2022XXF RG014.UVDATA.1

Freq = 4.6005 GHz, Bw = 32.000 MH No calibration applied and no bandpass applied

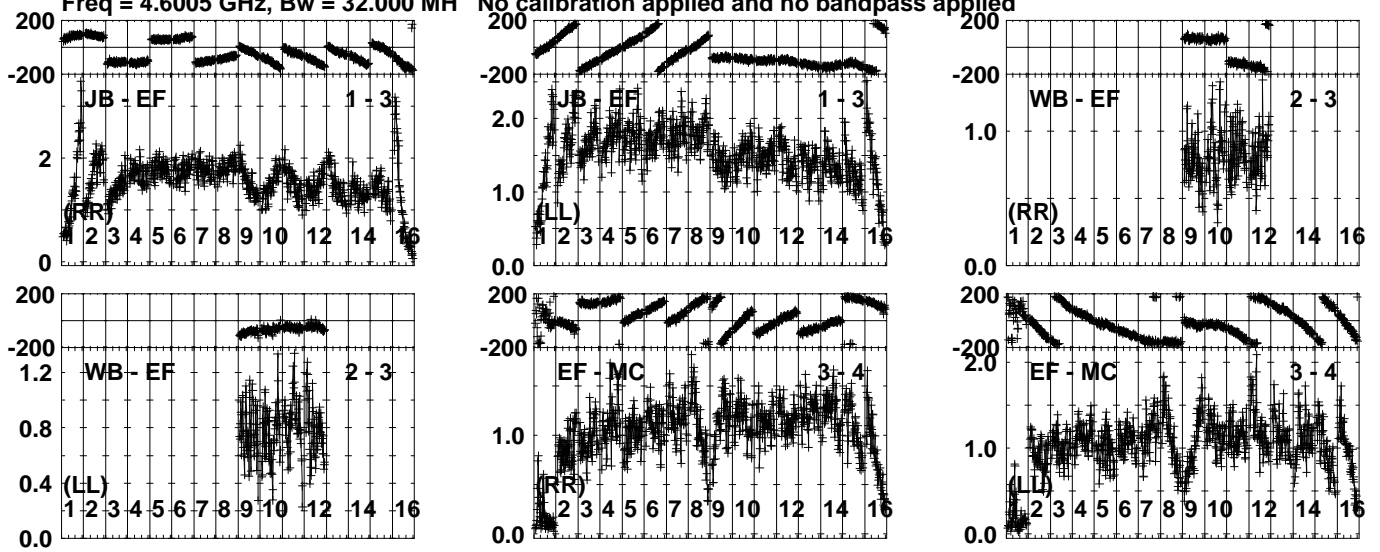


Lower frame: Micro Ampl Jy Top frame: Phas deg
Vector averaged cross-power spectrum Several baselines displayed
Timerange: 01/06:01:58 to 01/06:04:54

Plot file version 673 created 18-APR-2024 16:13:05

J1130+0846 RG014.UVDATA.1

Freq = 4.6005 GHz, Bw = 32.000 MH No calibration applied and no bandpass applied

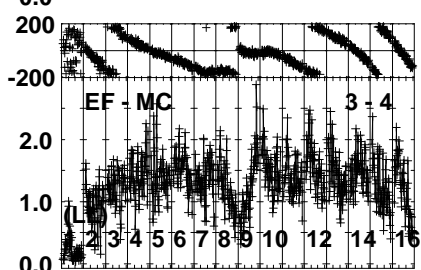
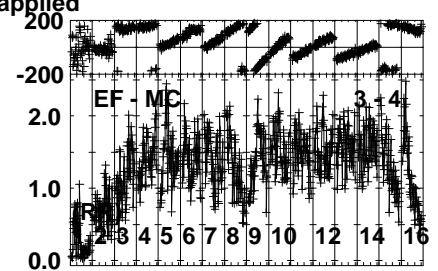
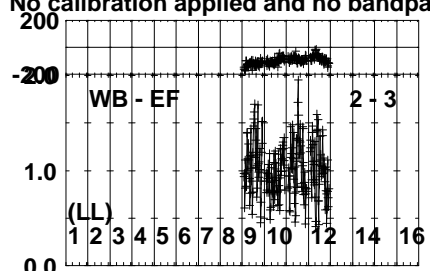
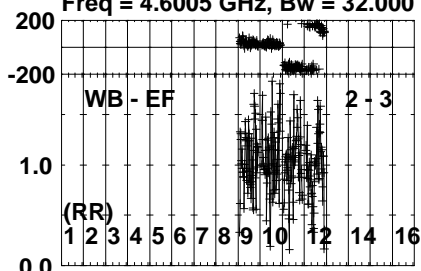


Lower frame: Milli Ampl Jy Top frame: Phas deg
Vector averaged cross-power spectrum Several baselines displayed
Timerange: 01/06:05:11 to 01/06:05:51

Plot file version 674 created 18-APR-2024 16:13:05

J1129+0951 RG014.UVDATA.1

Freq = 4.6005 GHz, Bw = 32.000 MH No calibration applied and no bandpass applied

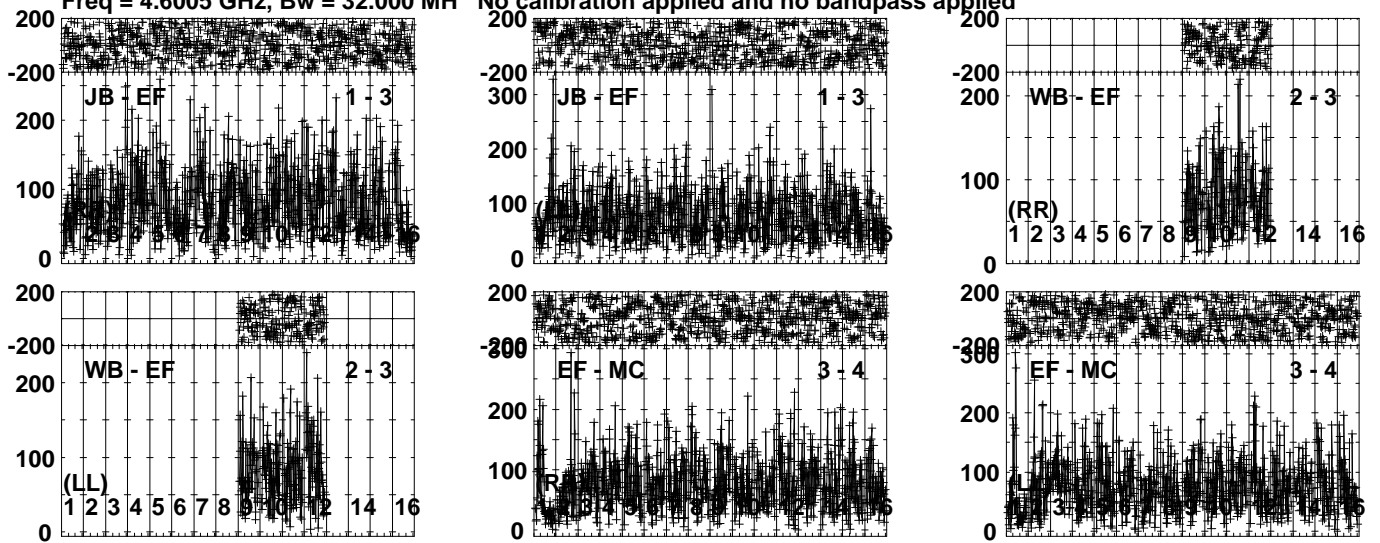


Lower frame: Milli Ampl Jy Top frame: Phas deg
Vector averaged cross-power spectrum Several baselines displayed
Timerange: 01/06:06:14 to 01/06:06:54

Plot file version 675 created 18-APR-2024 16:13:05

SN2022XXF RG014.UVDATA.1

Freq = 4.6005 GHz, Bw = 32.000 MH No calibration applied and no bandpass applied

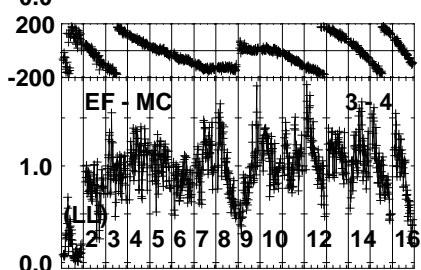
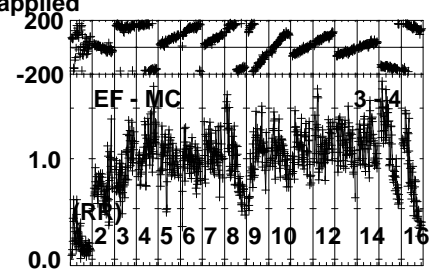
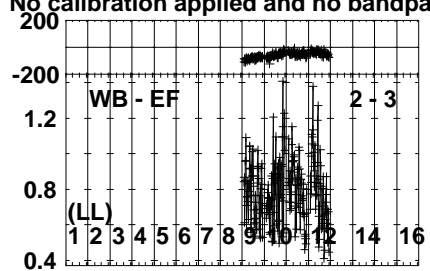
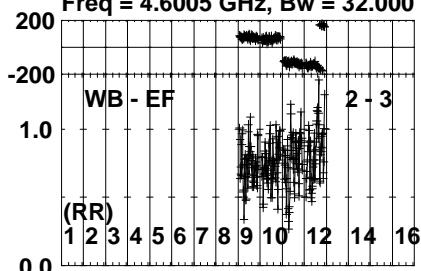


Lower frame: Micro Ampl Jy Top frame: Phas deg
Vector averaged cross-power spectrum Several baselines displayed
Timerange: 01/06:07:14 to 01/06:10:10

Plot file version 676 created 18-APR-2024 16:13:05

J1130+0846 RG014.UVDATA.1

Freq = 4.6005 GHz, Bw = 32.000 MH No calibration applied and no bandpass applied

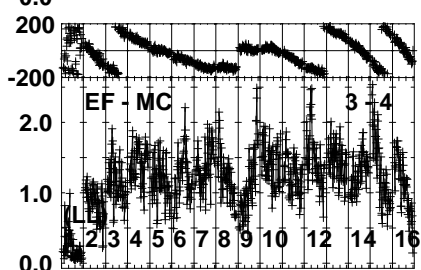
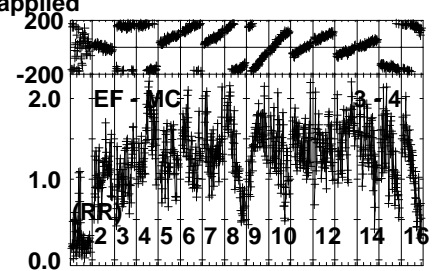
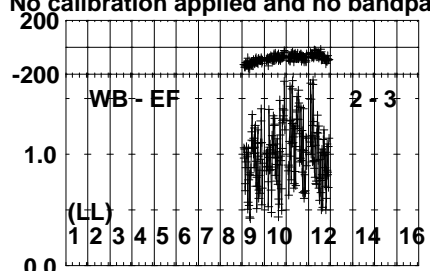
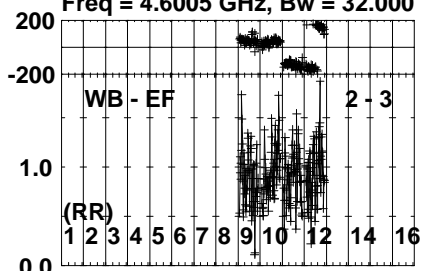


Lower frame: Milli Ampl Jy Top frame: Phas deg
Vector averaged cross-power spectrum Several baselines displayed
Timerange: 01/06:10:27 to 01/06:11:07

Plot file version 677 created 18-APR-2024 16:13:05

J1129+0951 RG014.UVDATA.1

Freq = 4.6005 GHz, Bw = 32.000 MH No calibration applied and no bandpass applied

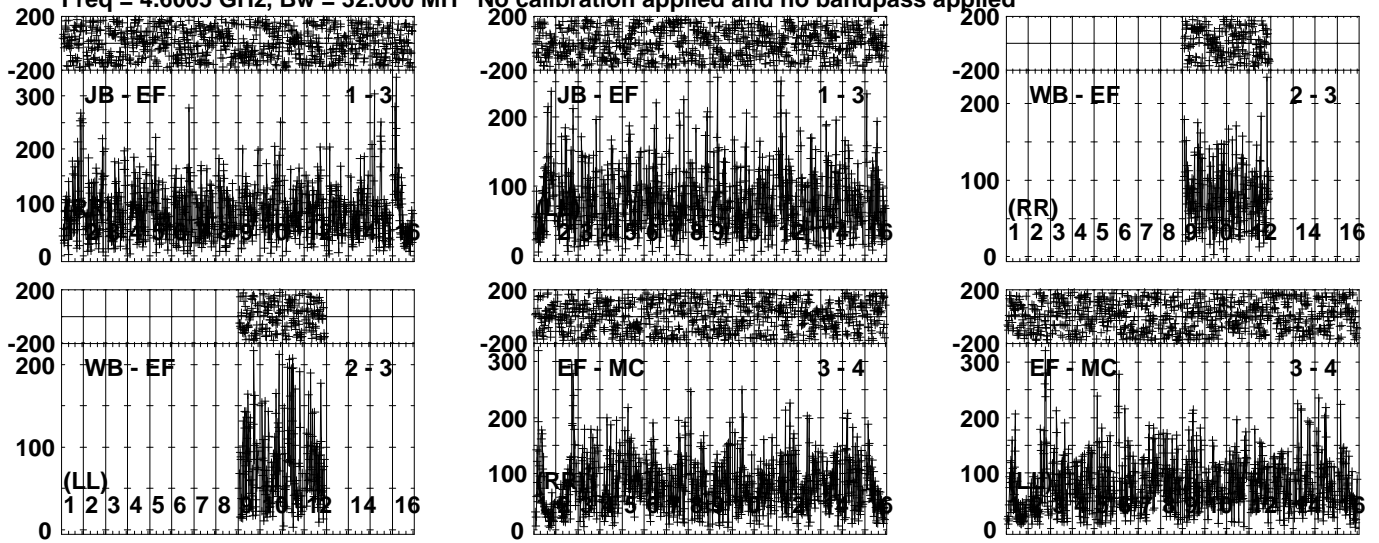


Lower frame: Milli Ampl Jy Top frame: Phas deg
Vector averaged cross-power spectrum Several baselines displayed
Timerange: 01/06:11:30 to 01/06:12:10

Plot file version 678 created 18-APR-2024 16:13:06

SN2022XXF RG014.UVDATA.1

Freq = 4.6005 GHz, Bw = 32.000 MH No calibration applied and no bandpass applied

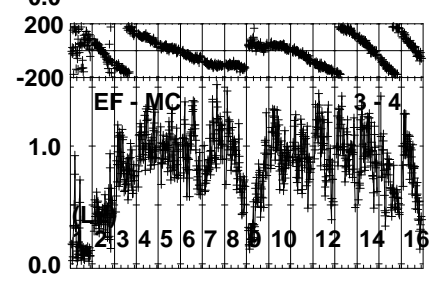
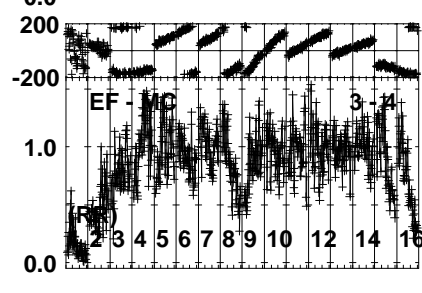
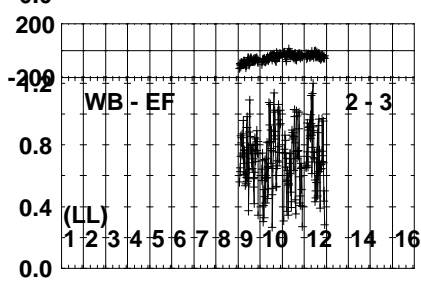
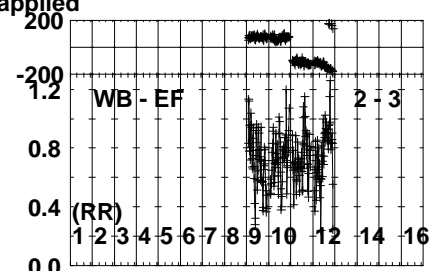
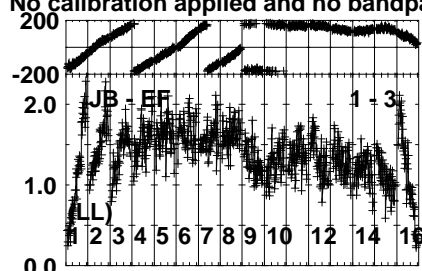
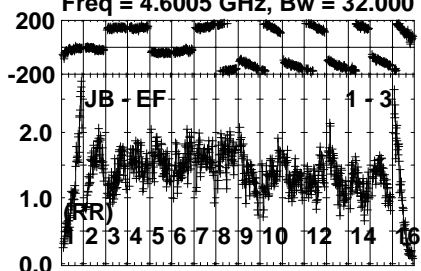


Lower frame: Micro Ampl Jy Top frame: Phas deg
Vector averaged cross-power spectrum Several baselines displayed
Timerange: 01/06:12:30 to 01/06:15:26

Plot file version 679 created 18-APR-2024 16:13:06

J1130+0846 RG014.UVDATA.1

Freq = 4.6005 GHz, Bw = 32.000 MH No calibration applied and no bandpass applied

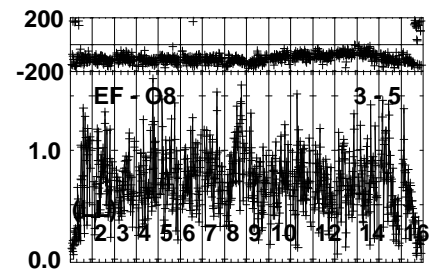
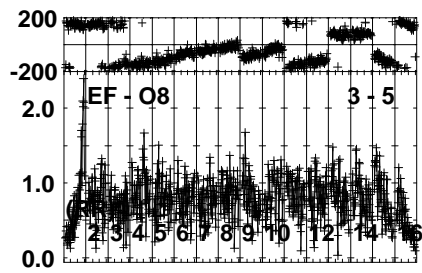
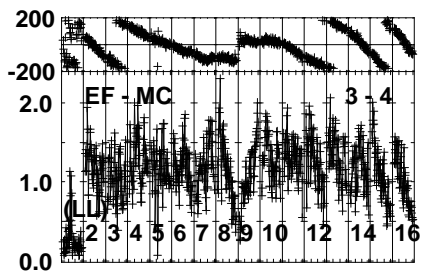
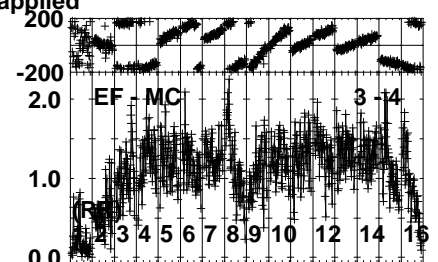
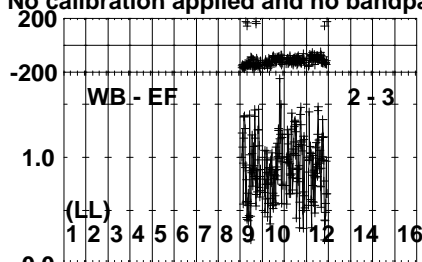
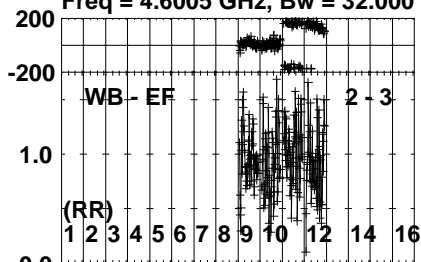


Lower frame: Milli Ampl Jy Top frame: Phas deg
Vector averaged cross-power spectrum Several baselines displayed
Timerange: 01/06:15:43 to 01/06:16:23

Plot file version 680 created 18-APR-2024 16:13:06

J1129+0951 RG014.UVDATA.1

Freq = 4.6005 GHz, Bw = 32.000 MH No calibration applied and no bandpass applied

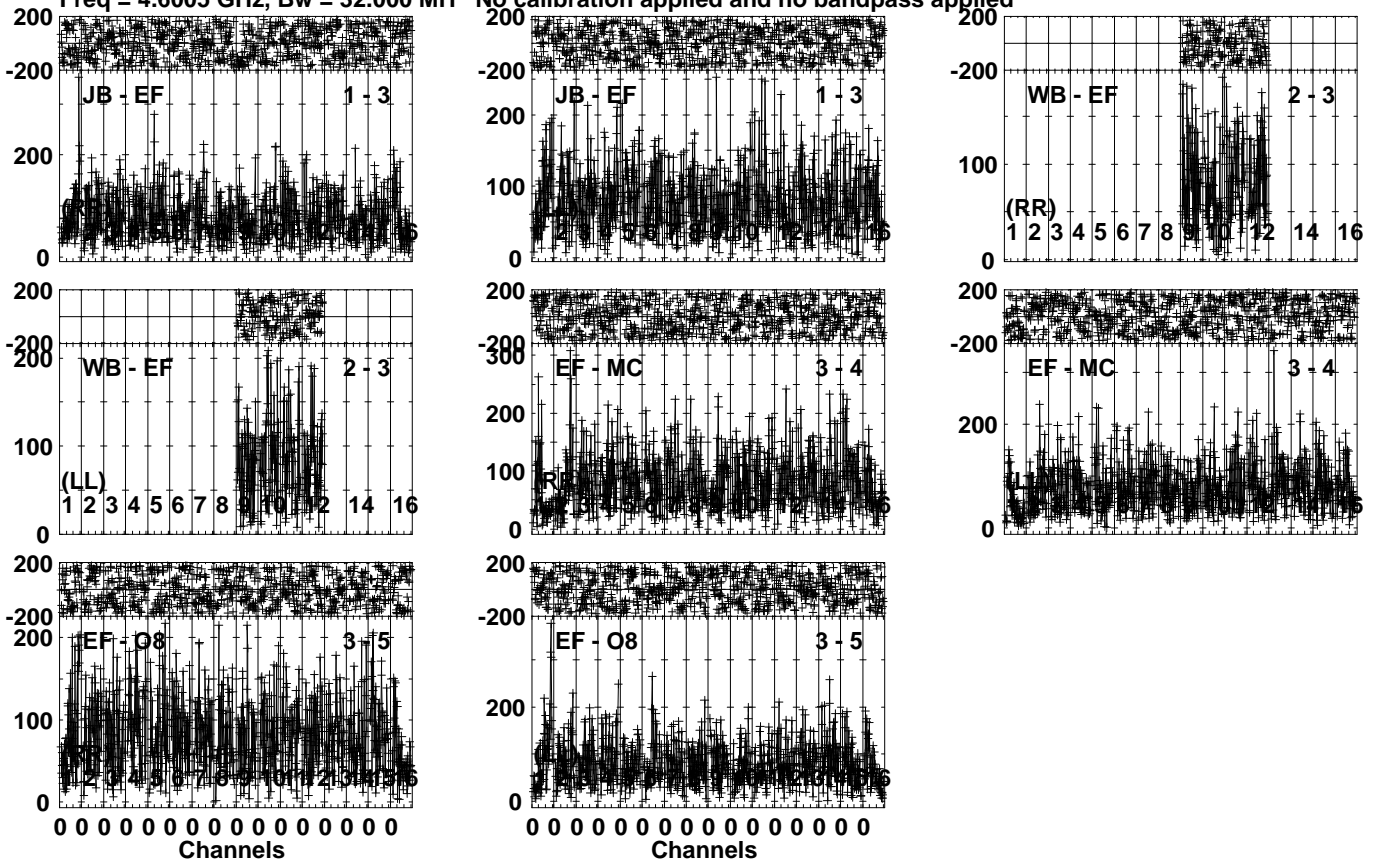


Lower frame: Milli Ampl Jy Top frame: Phas deg
Vector averaged cross-power spectrum Several baselines displayed
Timerange: 01/06:16:46 to 01/06:17:26

Plot file version 681 created 18-APR-2024 16:13:06

SN2022XXF RG014.UVDATA.1

Freq = 4.6005 GHz, Bw = 32.000 MH No calibration applied and no bandpass applied

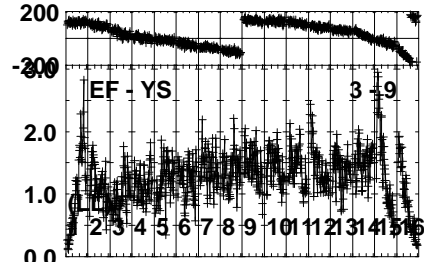
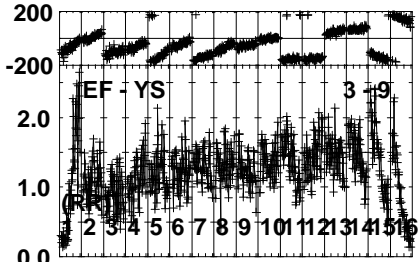
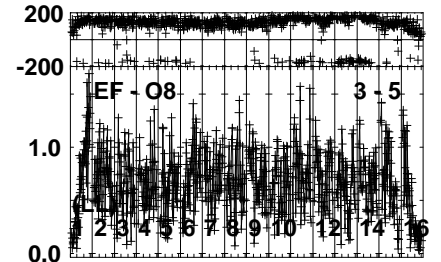
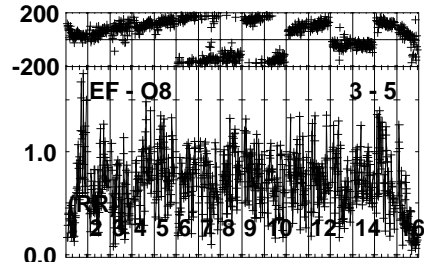
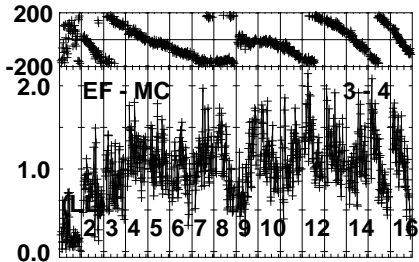
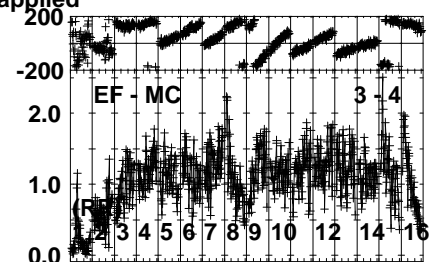
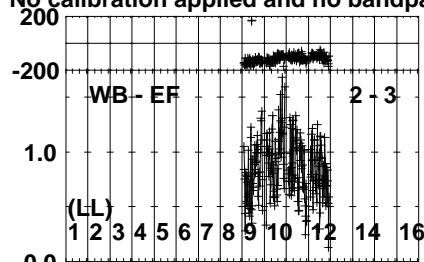
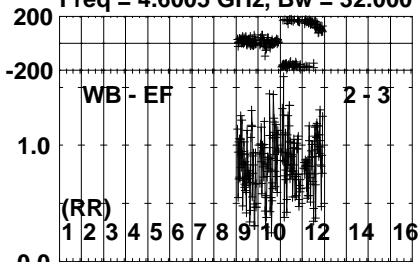


Lower frame: Micro Ampl Jy Top frame: Phas deg
Vector averaged cross-power spectrum Several baselines displayed
Timerange: 01/06:17:46 to 01/06:20:42

Plot file version 683 created 18-APR-2024 16:13:06

J1129+0951 RG014.UVDATA.1

Freq = 4.6005 GHz, Bw = 32.000 MH No calibration applied and no bandpass applied

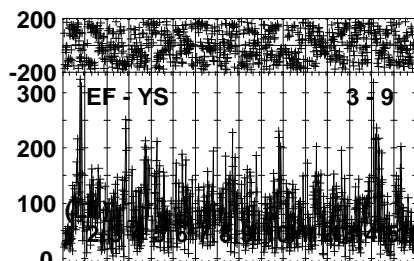
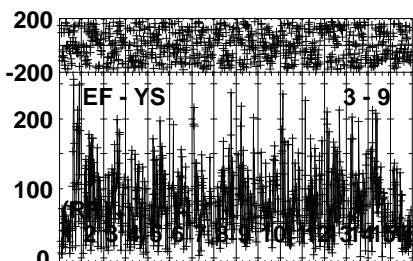
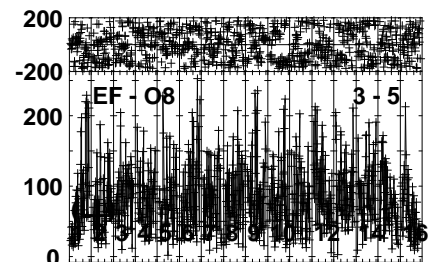
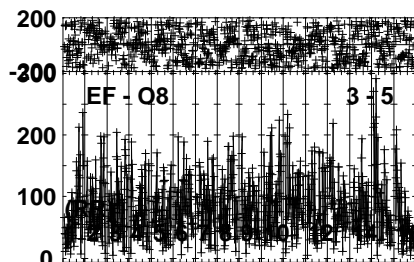
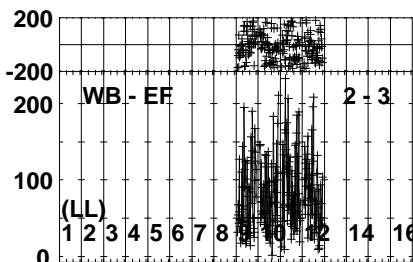
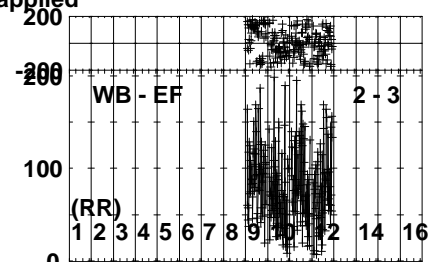
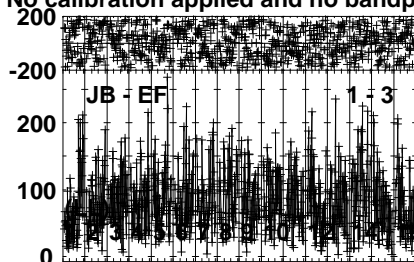
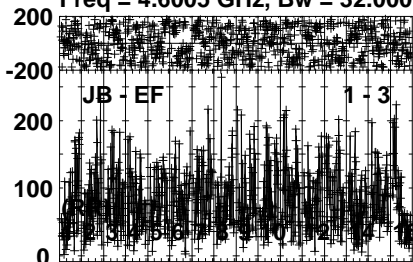


Lower frame: Milli Ampl Jy Top frame: Phas deg
Vector averaged cross-power spectrum Several baselines displayed
Timerange: 01/06:22:02 to 01/06:22:42

Plot file version 684 created 18-APR-2024 16:13:06

SN2022XXF RG014.UVDATA.1

Freq = 4.6005 GHz, Bw = 32.000 MH No calibration applied and no bandpass applied



0 0 0 0 0 0 0 0 0 0 0 0 0 0 0 0
Channels

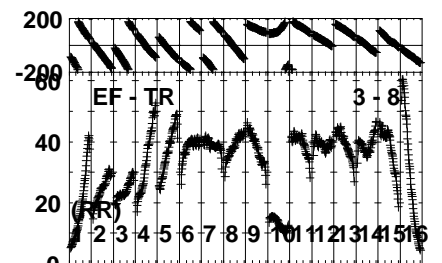
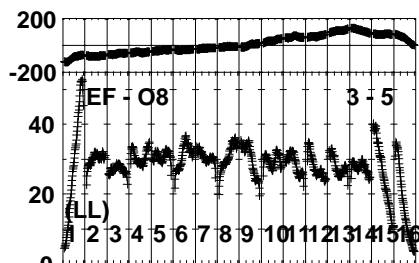
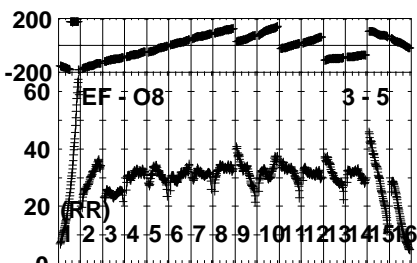
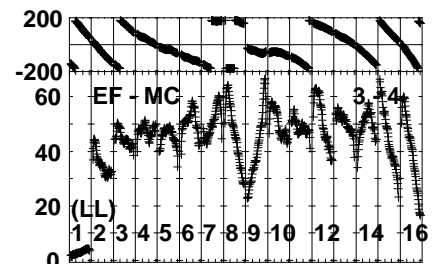
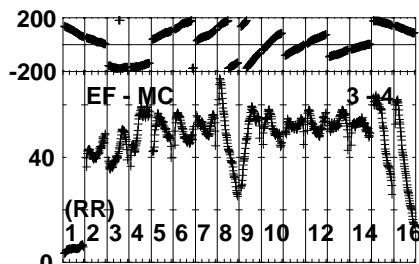
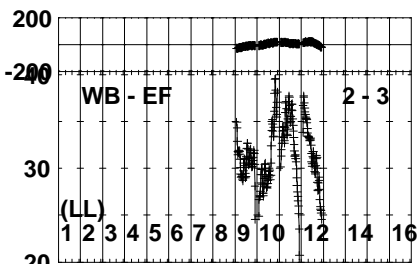
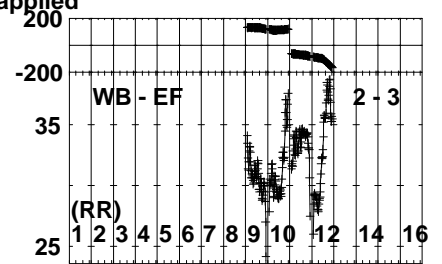
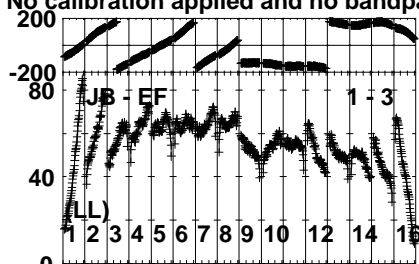
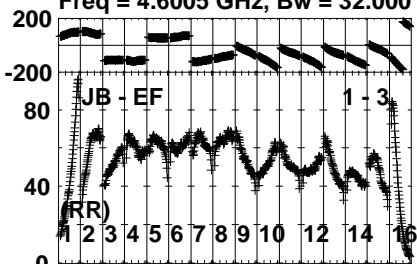
0 0 0 0 0 0 0 0 0 0 0 0 0 0 0 0
Channels

Lower frame: Micro Ampl Jy Top frame: Phas deg
Vector averaged cross-power spectrum Several baselines displayed
Timerange: 01/06:23:02 to 01/06:25:58

Plot file version 685 created 18-APR-2024 16:13:07

3C345 RG014.UVDATA.1

Freq = 4.6005 GHz, Bw = 32.000 MH No calibration applied and no bandpass applied

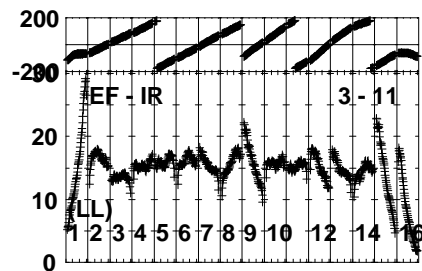
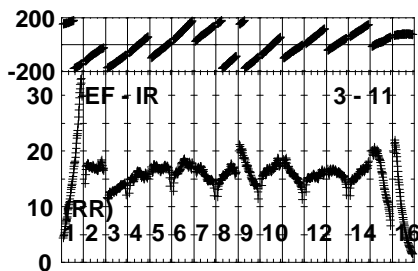
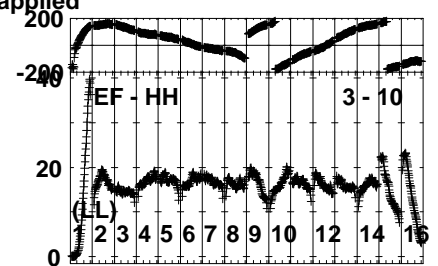
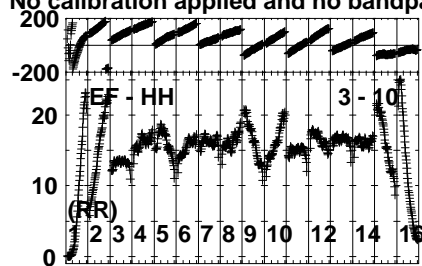
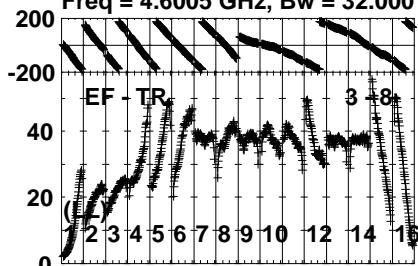


Lower frame: Milli Ampl Jy Top frame: Phas deg
Vector averaged cross-power spectrum Several baselines displayed
Timerange: 01/06:55:04 to 01/06:58:00

Plot file version 686 created 18-APR-2024 16:13:07

3C345 RG014.UVDATA.1

Freq = 4.6005 GHz, Bw = 32.000 MH No calibration applied and no bandpass applied



Lower frame: Milli Ampl Jy Top frame: Phas deg
Vector averaged cross-power spectrum Several baselines displayed
Timerange: 01/06:55:04 to 01/06:58:00