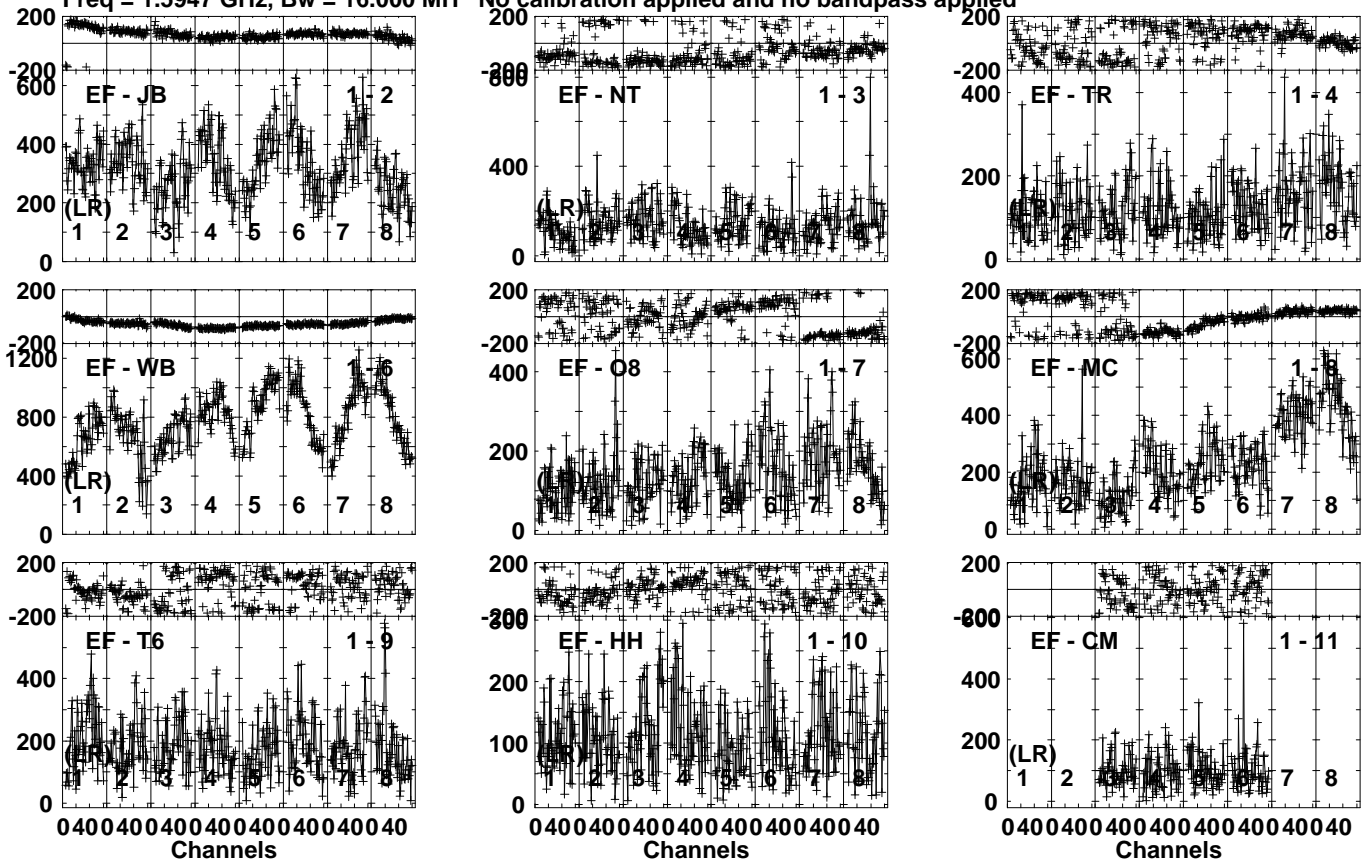


Plot file version 1 created 08-APR-2024 16:08:07

J2123+0535 RK002.UVDATA.1

Freq = 1.5947 GHz, Bw = 16.000 MH

No calibration applied and no bandpass applied



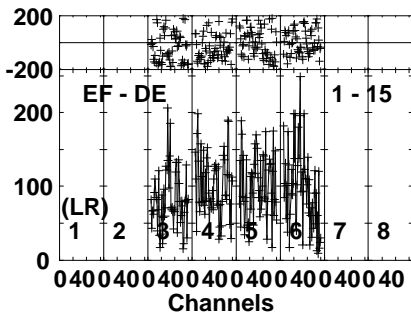
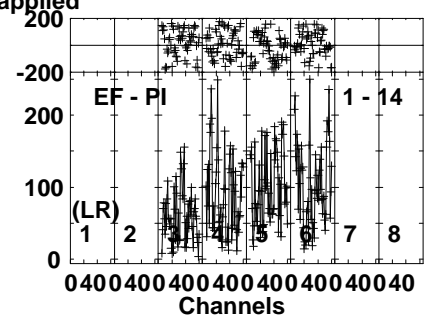
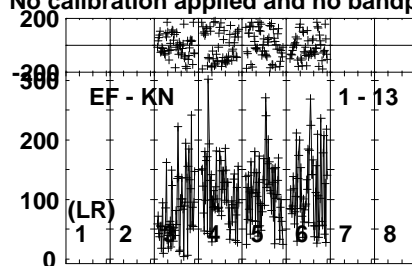
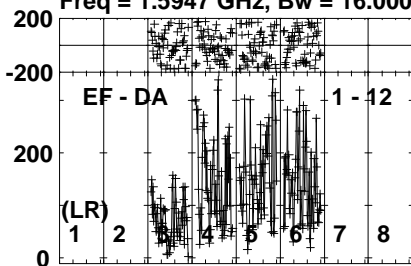
Lower frame: Micro Ampl Jy Top frame: Phas deg
Vector averaged cross-power spectrum Several baselines displayed
Timerange: 00/07:04:38 to 00/07:08:36

Plot file version 2 created 08-APR-2024 16:08:07

J2123+0535 RK002.UVDATA.1

Freq = 1.5947 GHz, Bw = 16.000 MH

No calibration applied and no bandpass applied

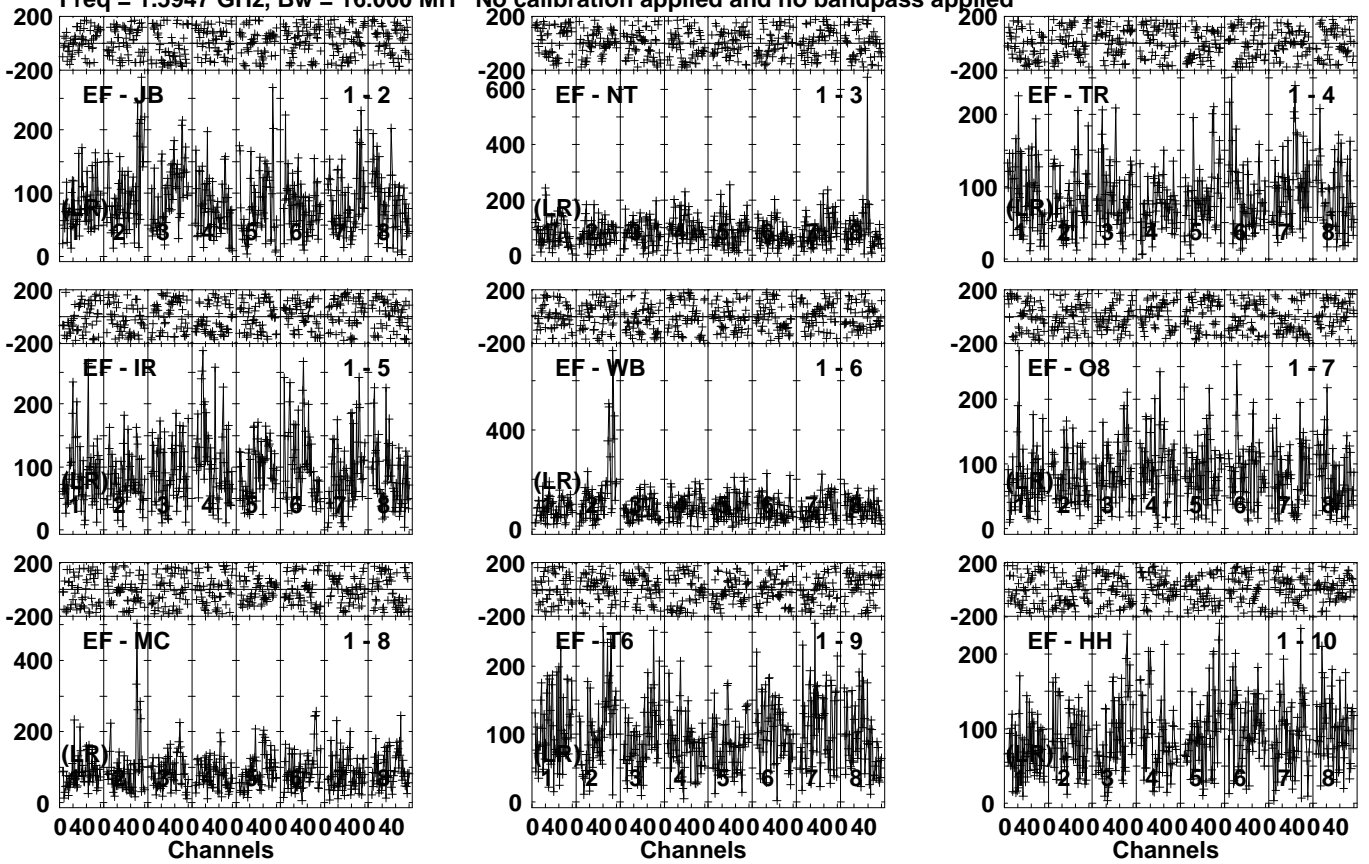


Lower frame: Micro Ampl Jy Top frame: Phas deg
Vector averaged cross-power spectrum Several baselines displayed
Timerange: 00/07:04:38 to 00/07:08:36

Plot file version 4 created 08-APR-2024 16:08:08

R240114 D RK002.UVDATA.1

Freq = 1.5947 GHz, Bw = 16.000 MH No calibration applied and no bandpass applied

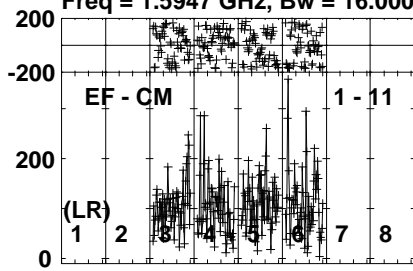


Lower frame: Micro Ampl Jy Top frame: Phas deg
Vector averaged cross-power spectrum Several baselines displayed
Timerange: 00/07:10:11 to 00/07:16:05

Plot file version 5 created 08-APR-2024 16:08:08

R240114 D RK002.UVDATA.1

Freq = 1.5947 GHz, Bw = 16.000 MH No calibration applied and no bandpass applied

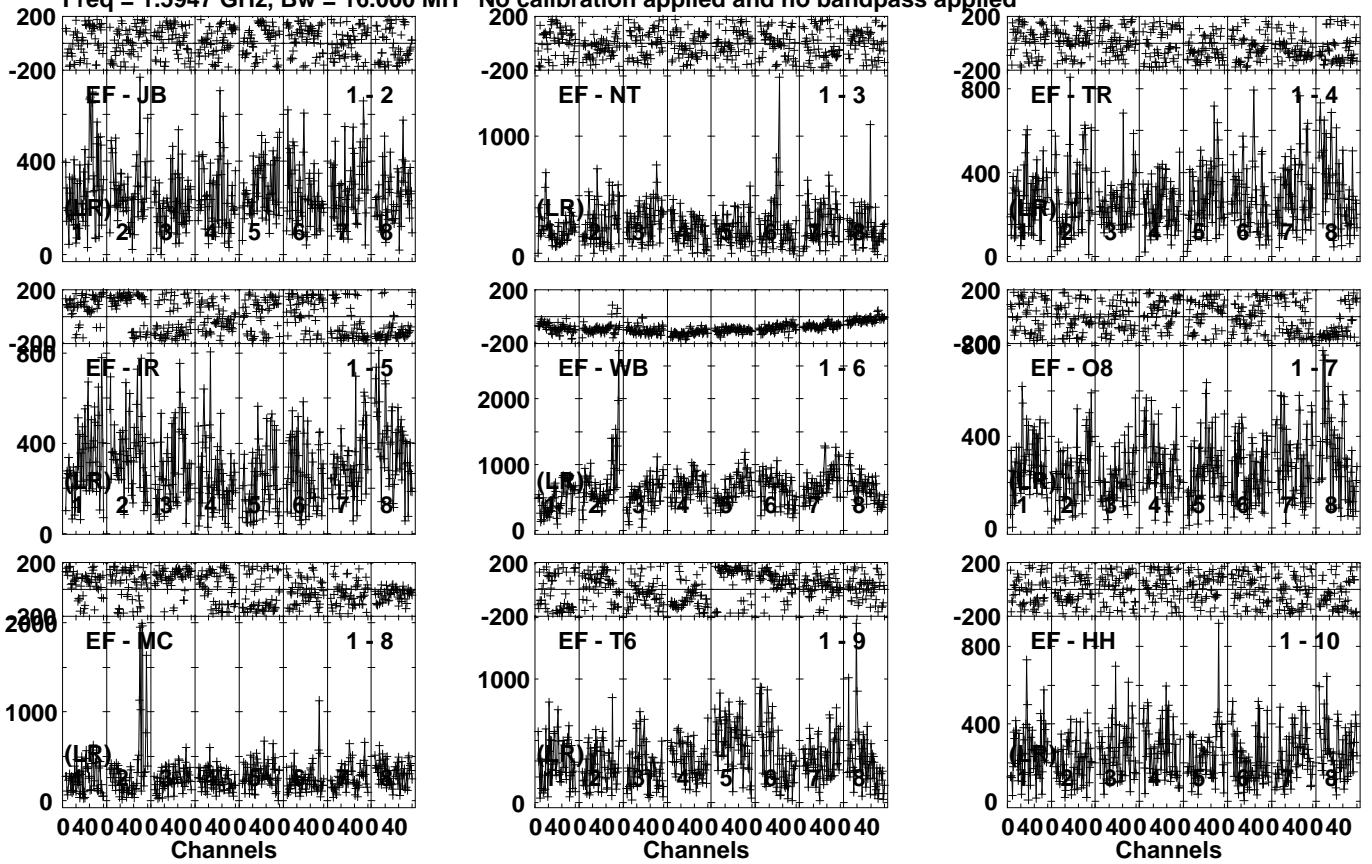


Lower frame: Micro Ampl Jy Top frame: Phas deg
Vector averaged cross-power spectrum Several baselines displayed
Timerange: 00/07:10:11 to 00/07:16:05

Plot file version 6 created 08-APR-2024 16:08:09

J2125+0441 RK002.UVDATA.1

Freq = 1.5947 GHz, Bw = 16.000 MH No calibration applied and no bandpass applied



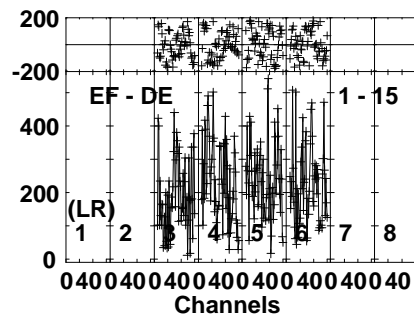
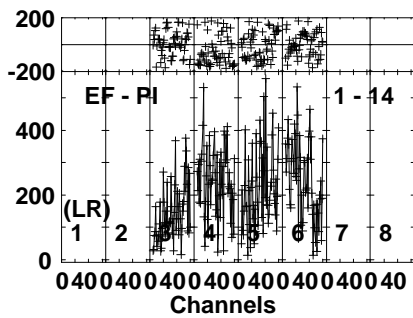
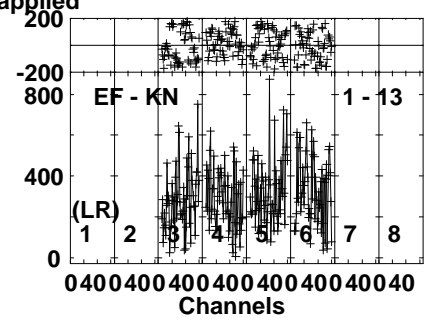
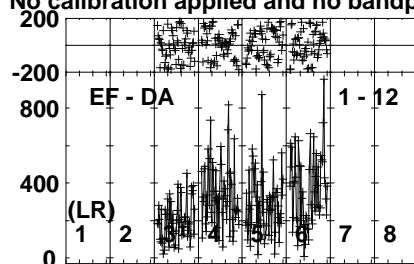
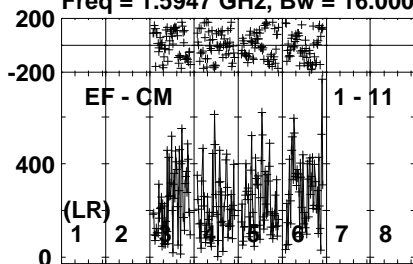
Lower frame: Micro Ampl Jy Top frame: Phas deg
Vector averaged cross-power spectrum Several baselines displayed
Timerange: 00/07:16:07 to 00/07:17:23

Plot file version 7 created 08-APR-2024 16:08:09

J2125+0441 RK002.UVDATA.1

Freq = 1.5947 GHz, Bw = 16.000 MH

No calibration applied and no bandpass applied

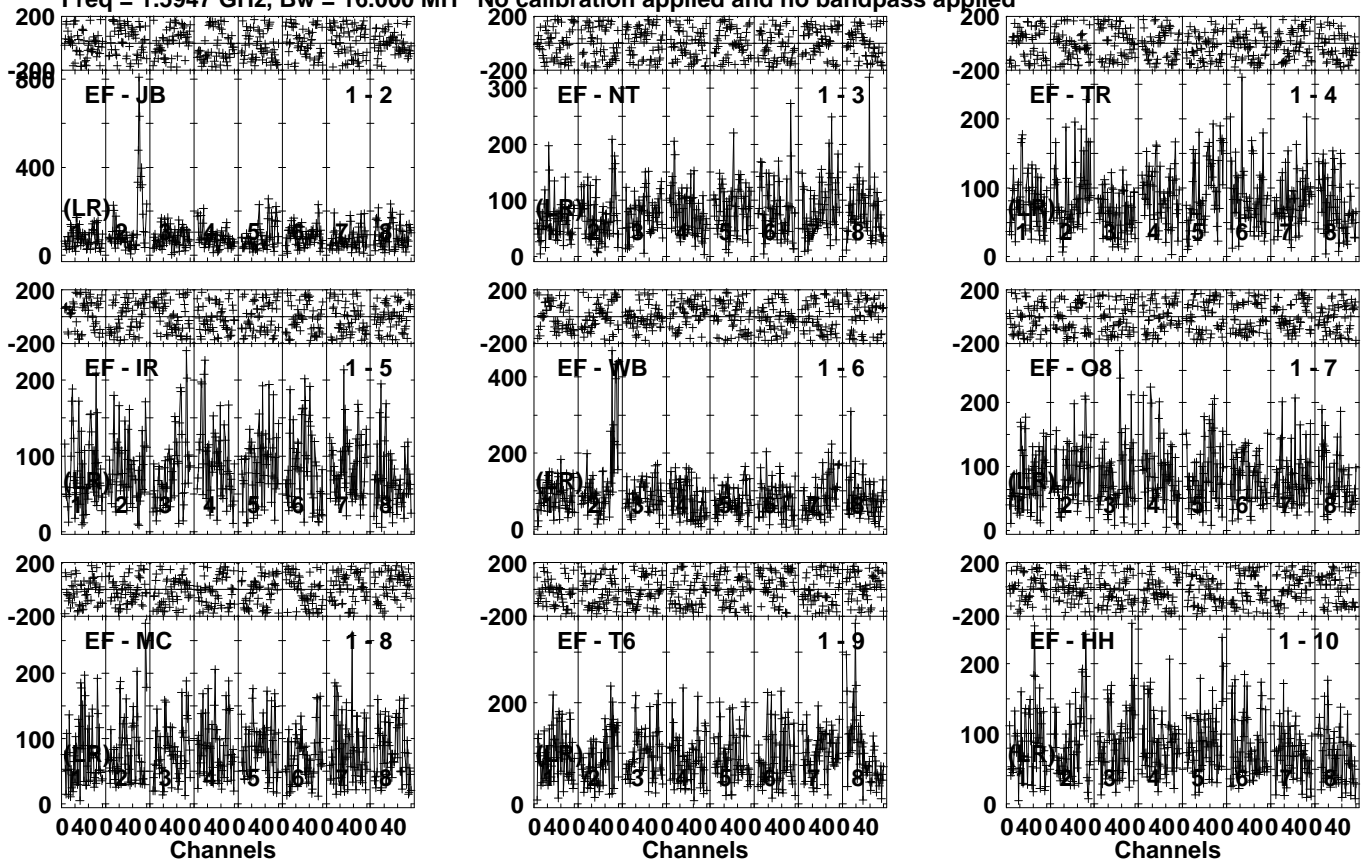


Lower frame: Micro Ampl Jy Top frame: Phas deg
Vector averaged cross-power spectrum Several baselines displayed
Timerange: 00/07:16:07 to 00/07:17:23

Plot file version 8 created 08-APR-2024 16:08:09

R240114 D RK002.UVDATA.1

Freq = 1.5947 GHz, Bw = 16.000 MH No calibration applied and no bandpass applied

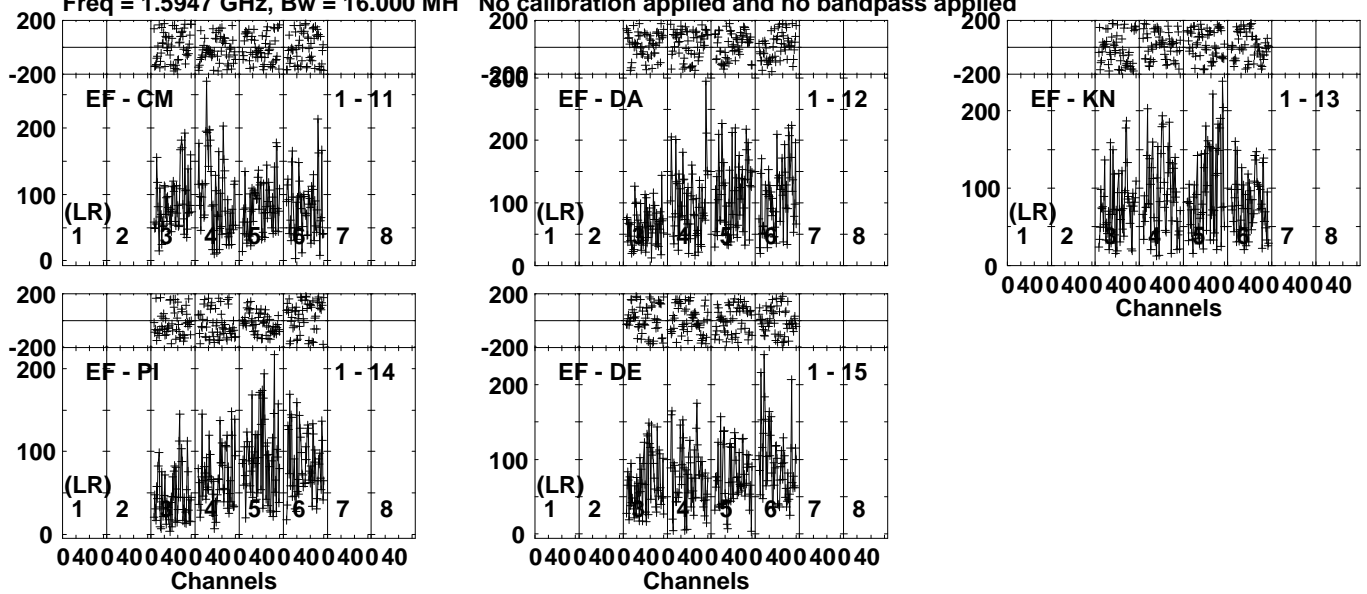


Lower frame: Micro Ampl Jy Top frame: Phas deg
Vector averaged cross-power spectrum Several baselines displayed
Timerange: 00/07:17:29 to 00/07:23:23

Plot file version 9 created 08-APR-2024 16:08:10

R240114 D RK002.UVDATA.1

Freq = 1.5947 GHz, Bw = 16.000 MH No calibration applied and no bandpass applied

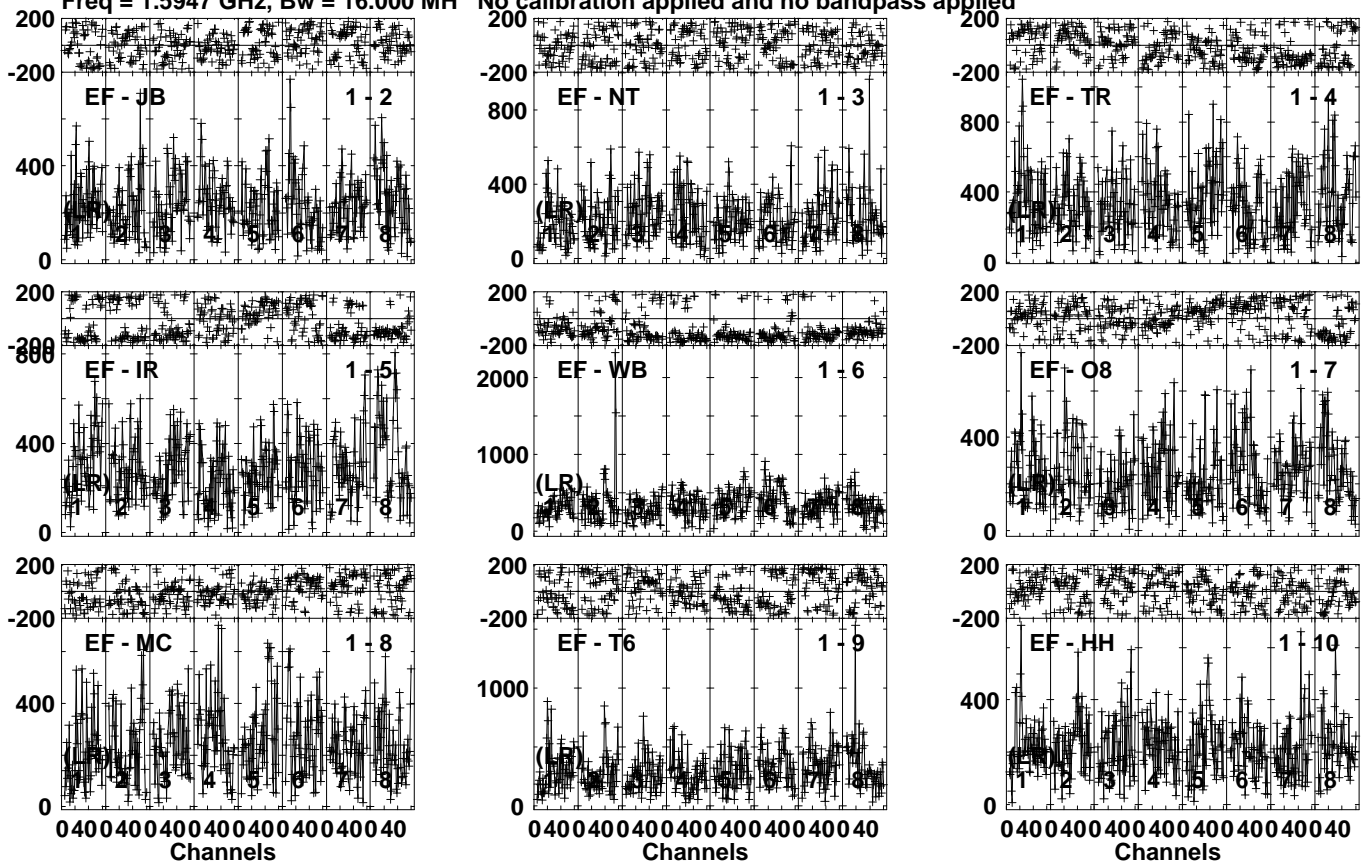


Lower frame: Micro Ampl Jy Top frame: Phas deg
Vector averaged cross-power spectrum Several baselines displayed
Timerange: 00/07:17:29 to 00/07:23:23

Plot file version 10 created 08-APR-2024 16:08:10

J2125+0441 RK002.UVDATA.1

Freq = 1.5947 GHz, Bw = 16.000 MH No calibration applied and no bandpass applied



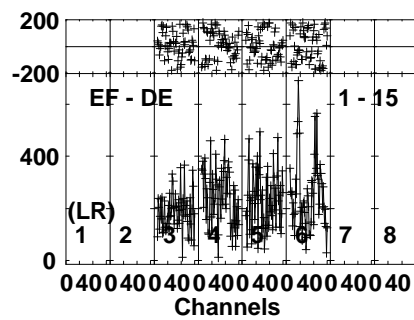
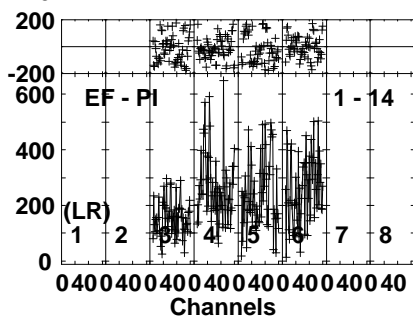
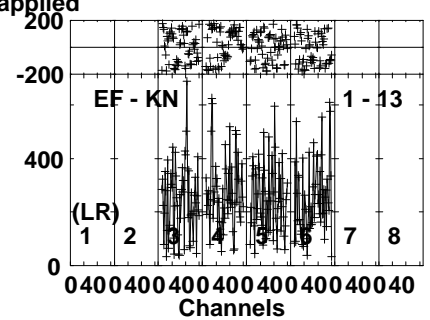
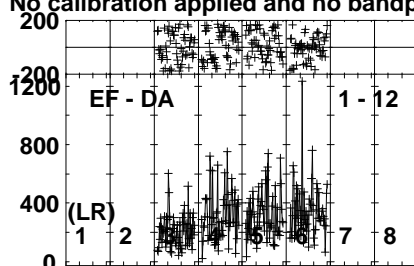
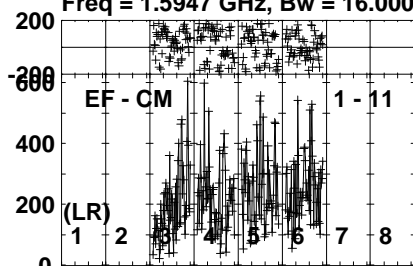
Lower frame: Micro Ampl Jy Top frame: Phas deg
Vector averaged cross-power spectrum Several baselines displayed
Timerange: 00/07:24:02 to 00/07:24:50

Plot file version 11 created 08-APR-2024 16:08:11

J2125+0441 RK002.UVDATA.1

Freq = 1.5947 GHz, Bw = 16.000 MH

No calibration applied and no bandpass applied

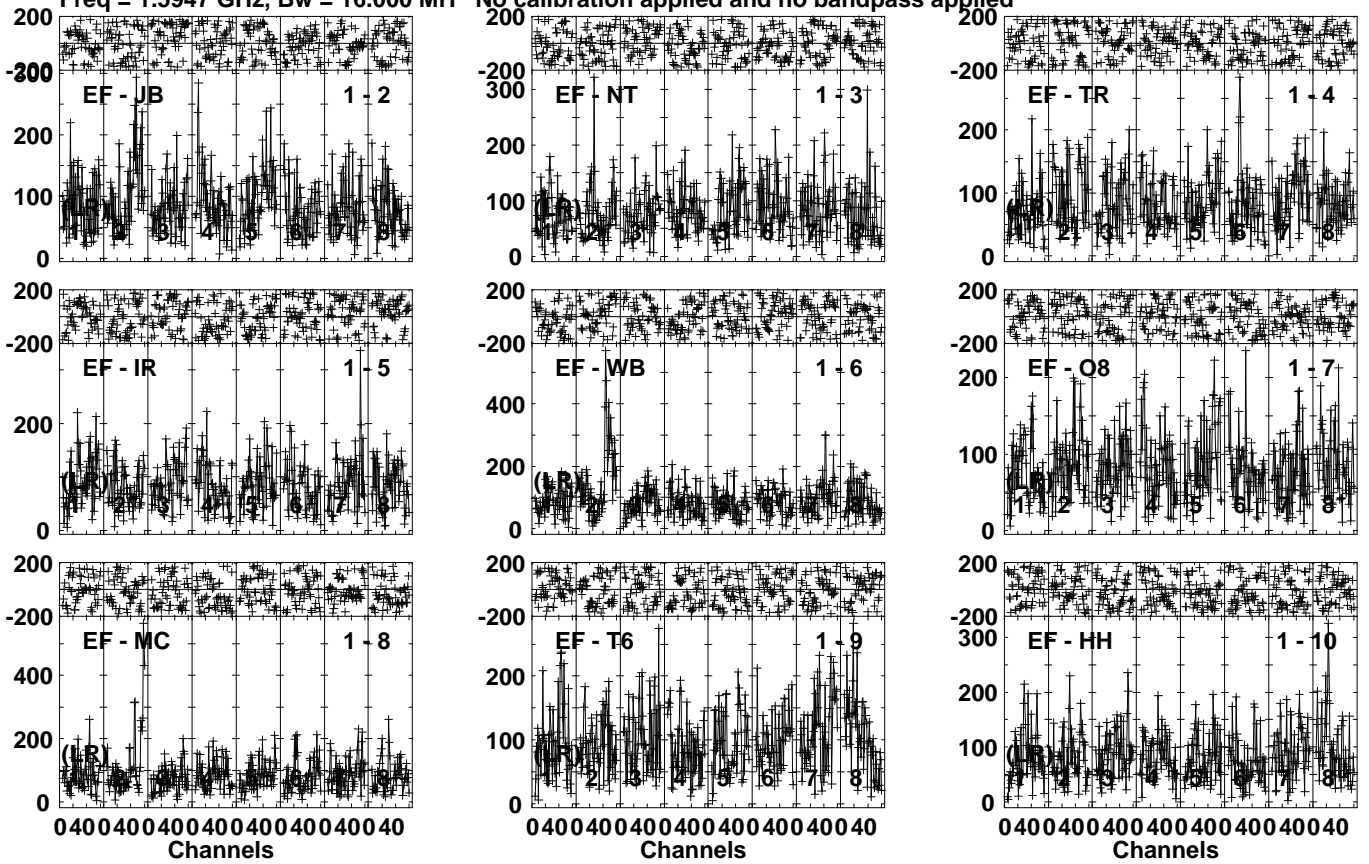


Lower frame: Micro Ampl Jy Top frame: Phas deg
Vector averaged cross-power spectrum Several baselines displayed
Timerange: 00/07:24:02 to 00/07:24:50

Plot file version 12 created 08-APR-2024 16:08:11

R240114 D RK002.UVDATA.1

Freq = 1.5947 GHz, Bw = 16.000 MH No calibration applied and no bandpass applied

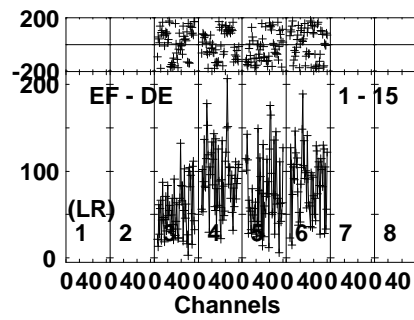
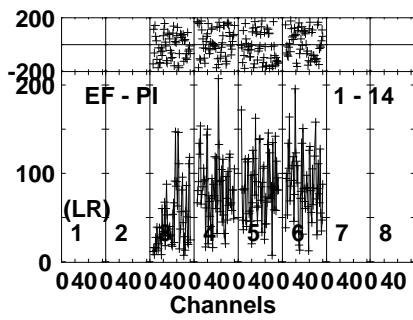
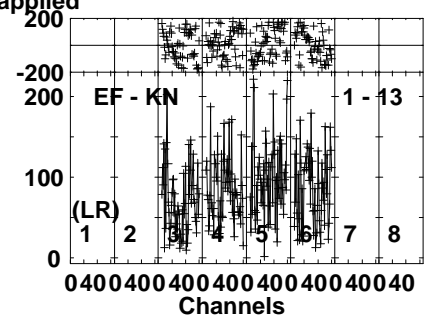
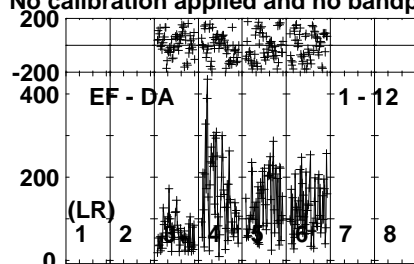
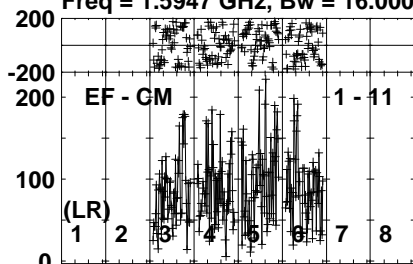


Lower frame: Micro Ampl Jy Top frame: Phas deg
Vector averaged cross-power spectrum Several baselines displayed
Timerange: 00/07:24:56 to 00/07:30:50

Plot file version 13 created 08-APR-2024 16:08:12

R240114 D RK002.UVDATA.1

Freq = 1.5947 GHz, Bw = 16.000 MH No calibration applied and no bandpass applied

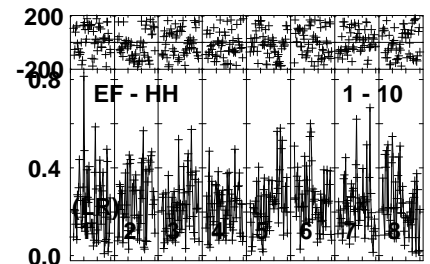
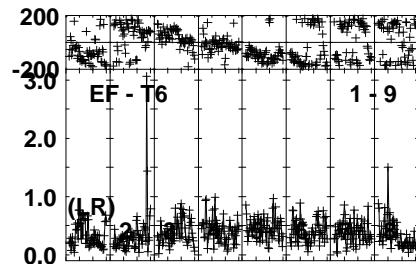
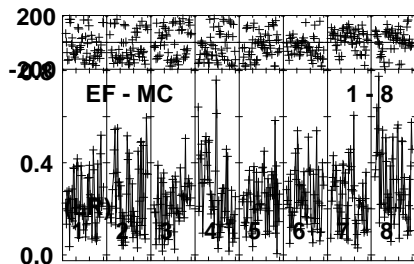
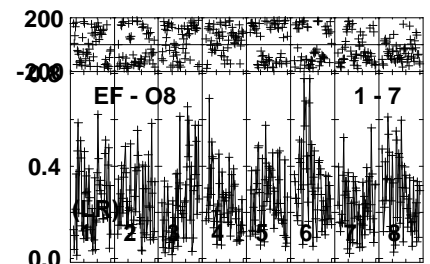
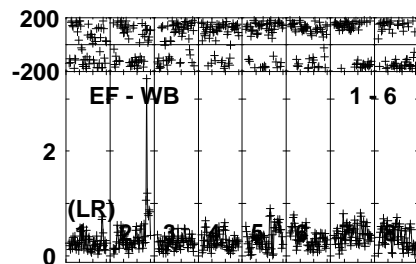
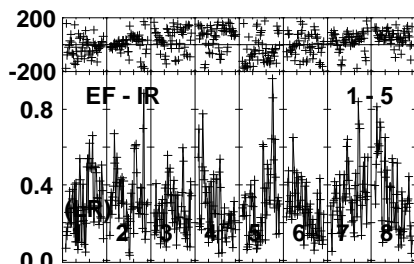
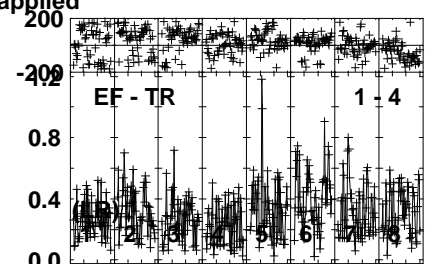
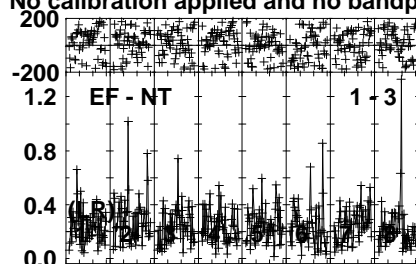
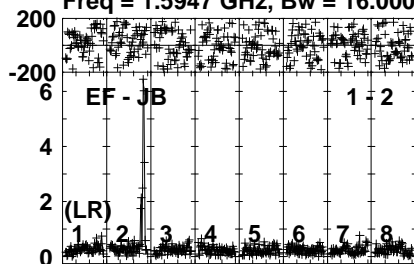


Lower frame: Micro Ampl Jy Top frame: Phas deg
Vector averaged cross-power spectrum Several baselines displayed
Timerange: 00/07:24:56 to 00/07:30:50

Plot file version 14 created 08-APR-2024 16:08:12

J2125+0441 RK002.UVDATA.1

Freq = 1.5947 GHz, Bw = 16.000 MH No calibration applied and no bandpass applied



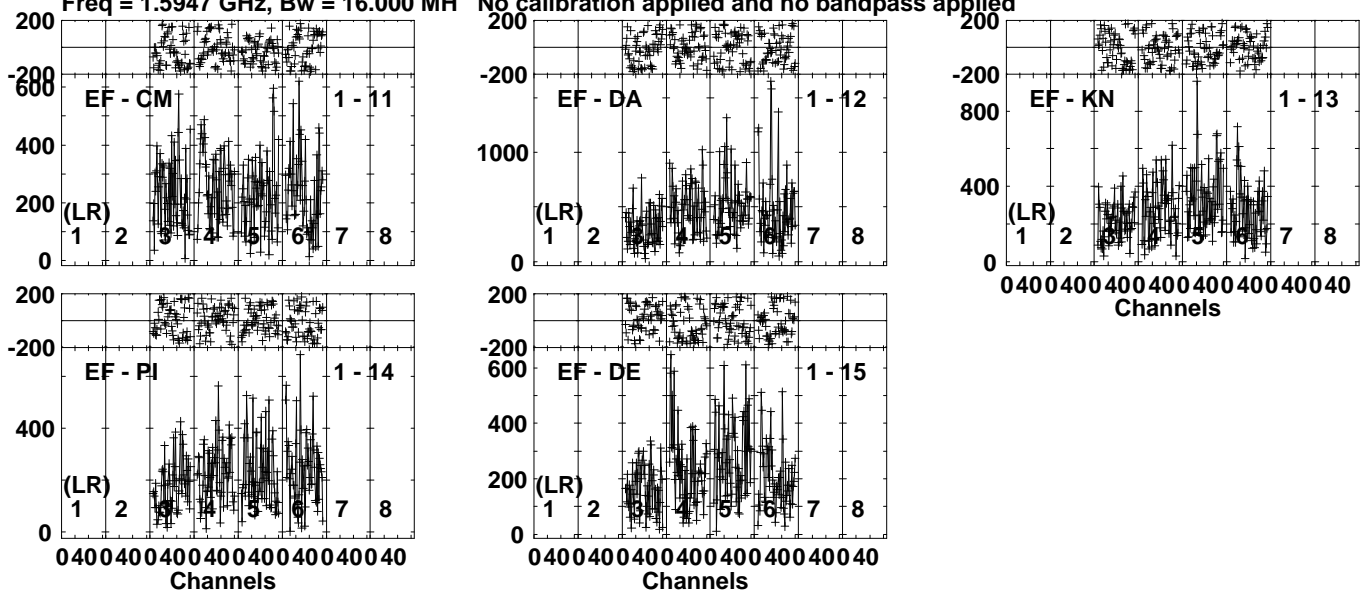
Lower frame: Milli Ampl Jy Top frame: Phas deg
Vector averaged cross-power spectrum Several baselines displayed
Timerange: 00/07:30:54 to 00/07:32:08

Plot file version 15 created 08-APR-2024 16:08:13

J2125+0441 RK002.UVDATA.1

Freq = 1.5947 GHz, Bw = 16.000 MH

No calibration applied and no bandpass applied

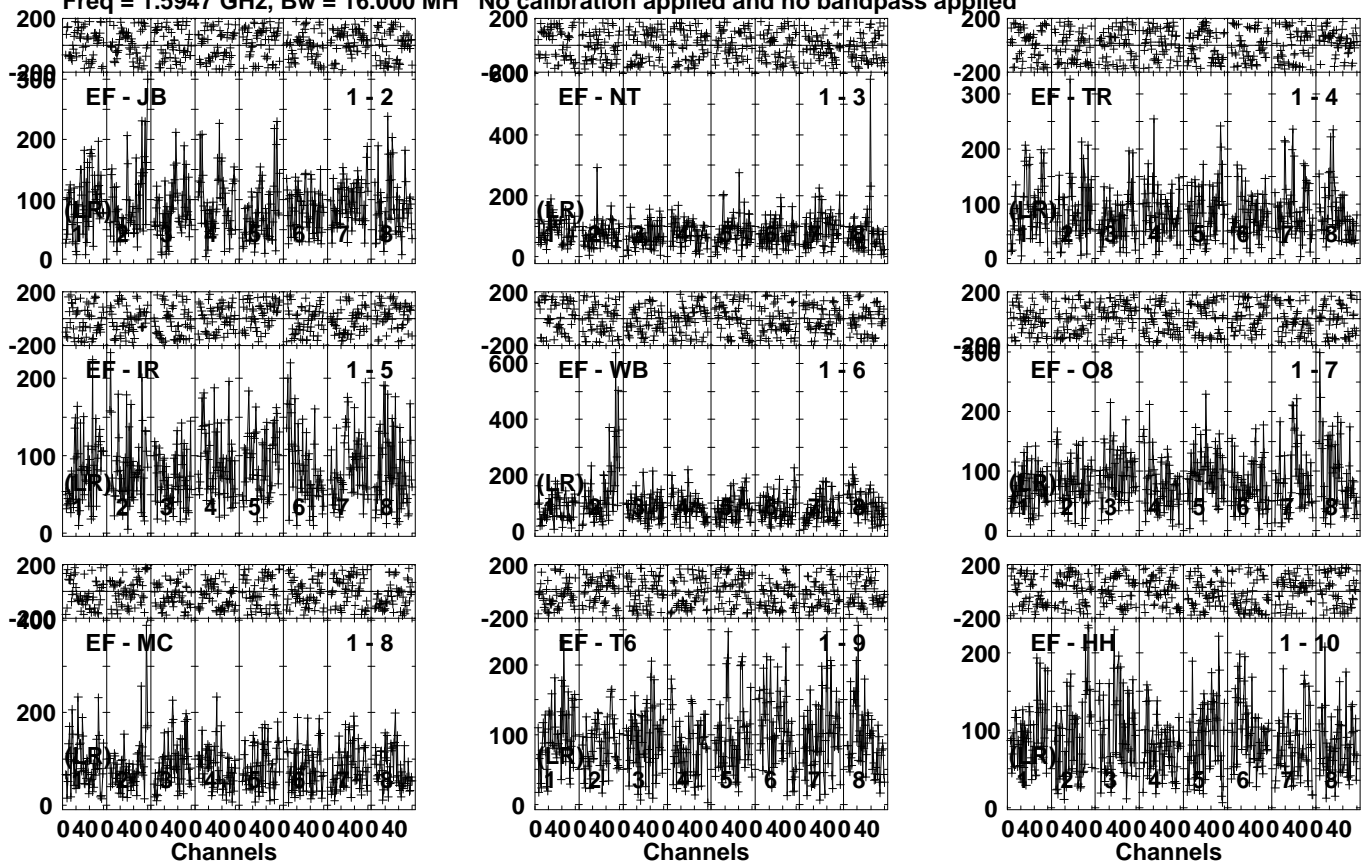


Lower frame: Micro Ampl Jy Top frame: Phas deg
Vector averaged cross-power spectrum Several baselines displayed
Timerange: 00/07:30:54 to 00/07:32:08

Plot file version 16 created 08-APR-2024 16:08:13

R240114 D RK002.UVDATA.1

Freq = 1.5947 GHz, Bw = 16.000 MH No calibration applied and no bandpass applied

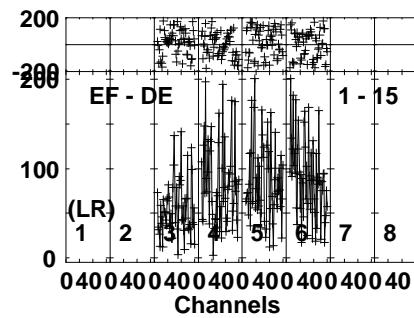
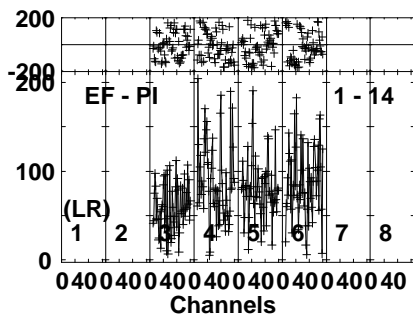
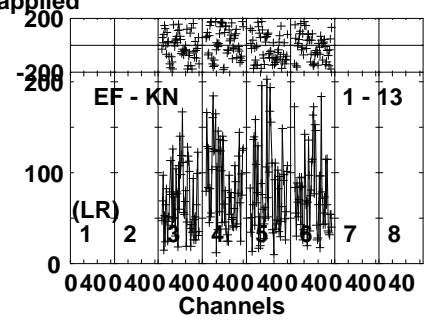
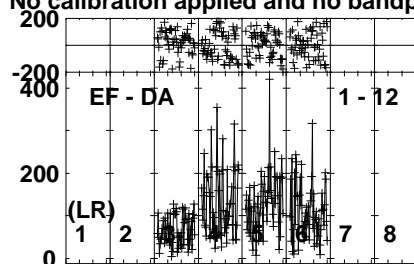
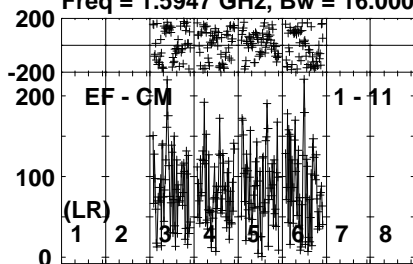


Lower frame: Micro Ampl Jy Top frame: Phas deg
Vector averaged cross-power spectrum Several baselines displayed
Timerange: 00/07:32:14 to 00/07:38:08

Plot file version 17 created 08-APR-2024 16:08:14

R240114 D RK002.UVDATA.1

Freq = 1.5947 GHz, Bw = 16.000 MH No calibration applied and no bandpass applied

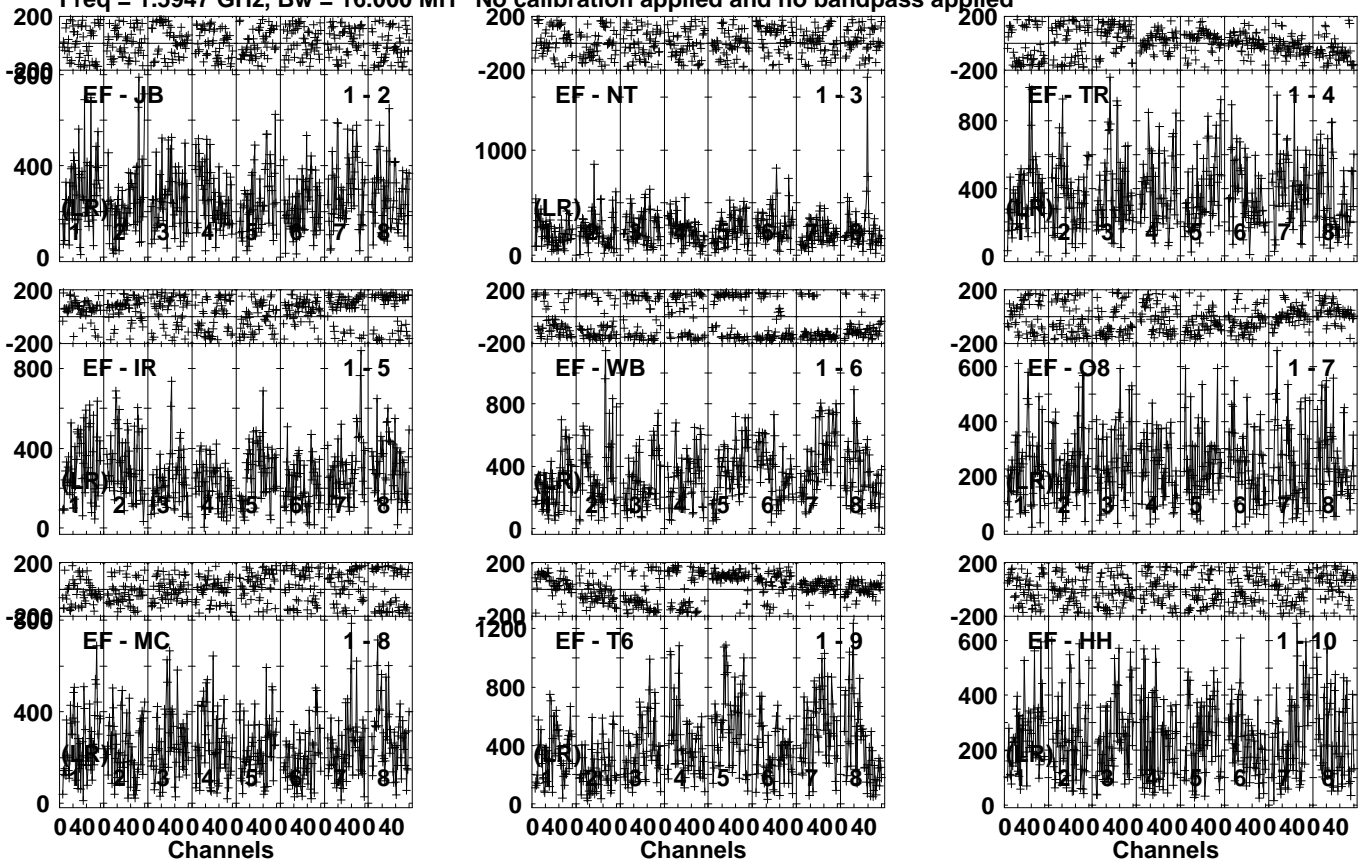


Lower frame: Micro Ampl Jy Top frame: Phas deg
Vector averaged cross-power spectrum Several baselines displayed
Timerange: 00/07:32:14 to 00/07:38:08

Plot file version 18 created 08-APR-2024 16:08:14

J2125+0441 RK002.UVDATA.1

Freq = 1.5947 GHz, Bw = 16.000 MH No calibration applied and no bandpass applied



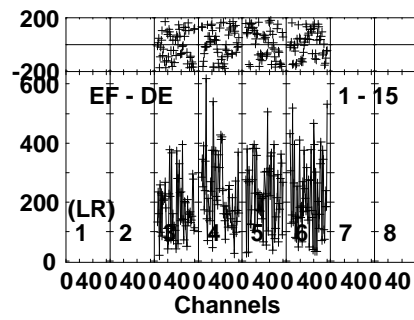
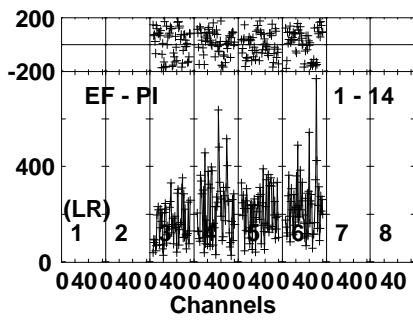
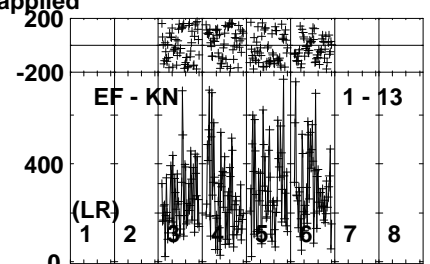
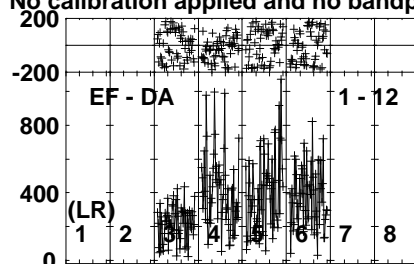
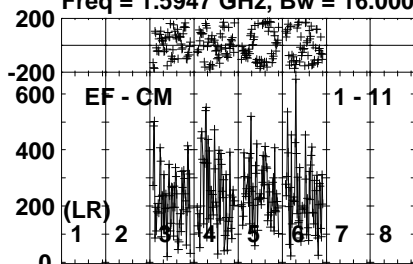
Lower frame: Micro Ampl Jy Top frame: Phas deg
Vector averaged cross-power spectrum Several baselines displayed
Timerange: 00/07:38:47 to 00/07:39:35

Plot file version 19 created 08-APR-2024 16:08:14

J2125+0441 RK002.UVDATA.1

Freq = 1.5947 GHz, Bw = 16.000 MH

No calibration applied and no bandpass applied



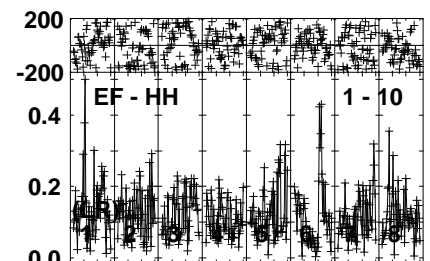
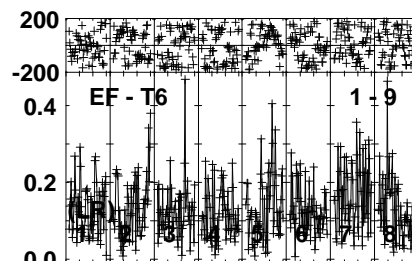
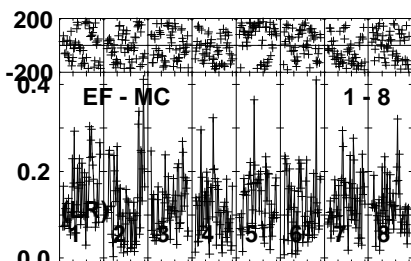
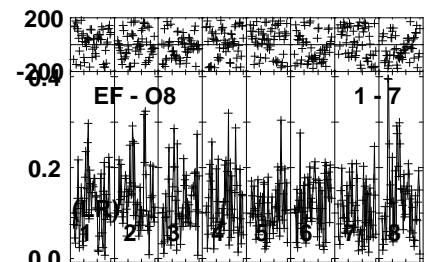
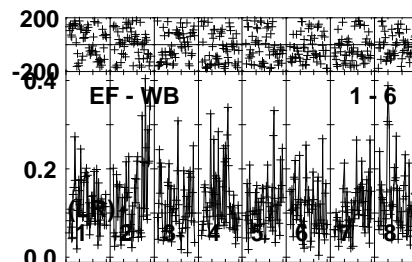
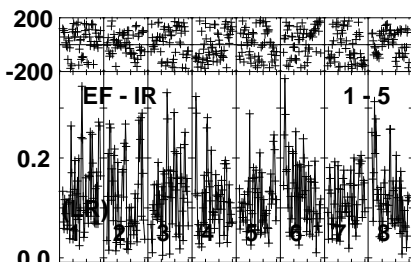
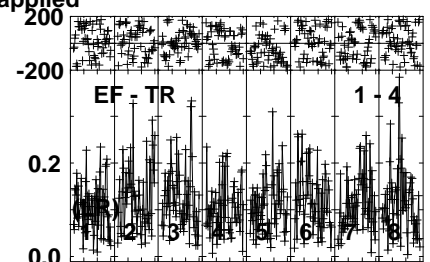
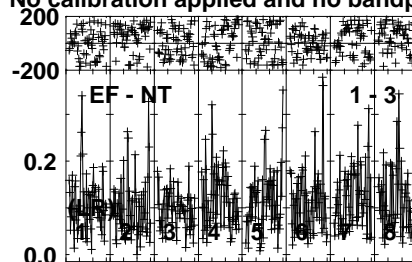
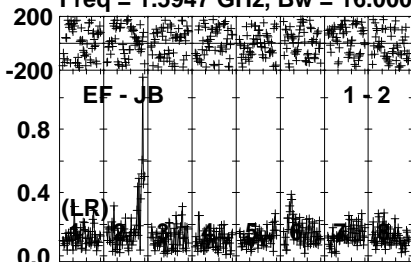
Lower frame: Micro Ampl Jy Top frame: Phas deg
Vector averaged cross-power spectrum Several baselines displayed
Timerange: 00/07:38:47 to 00/07:39:35

Plot file version 20 created 08-APR-2024 16:08:15

J2120+0246 RK002.UVDATA.1

Freq = 1.5947 GHz, Bw = 16.000 MH

No calibration applied and no bandpass applied



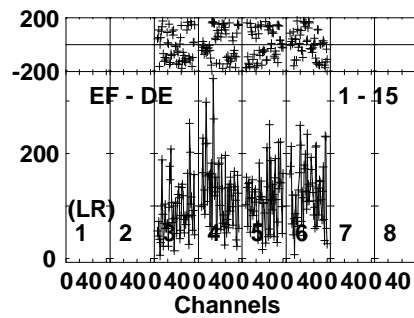
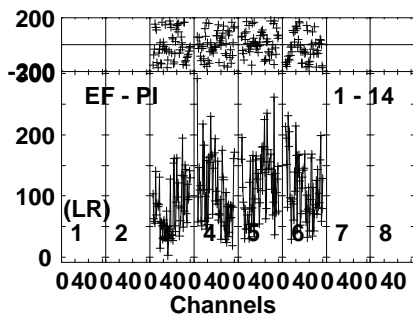
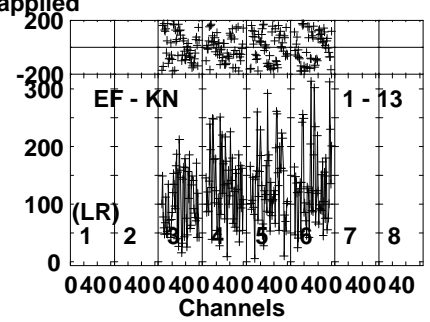
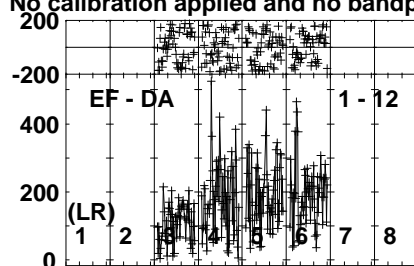
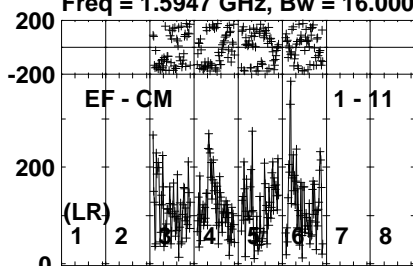
Lower frame: Milli Ampl Jy Top frame: Phas deg
Vector averaged cross-power spectrum Several baselines displayed
Timerange: 00/07:39:41 to 00/07:43:13

Plot file version 21 created 08-APR-2024 16:08:15

J2120+0246 RK002.UVDATA.1

Freq = 1.5947 GHz, Bw = 16.000 MH

No calibration applied and no bandpass applied

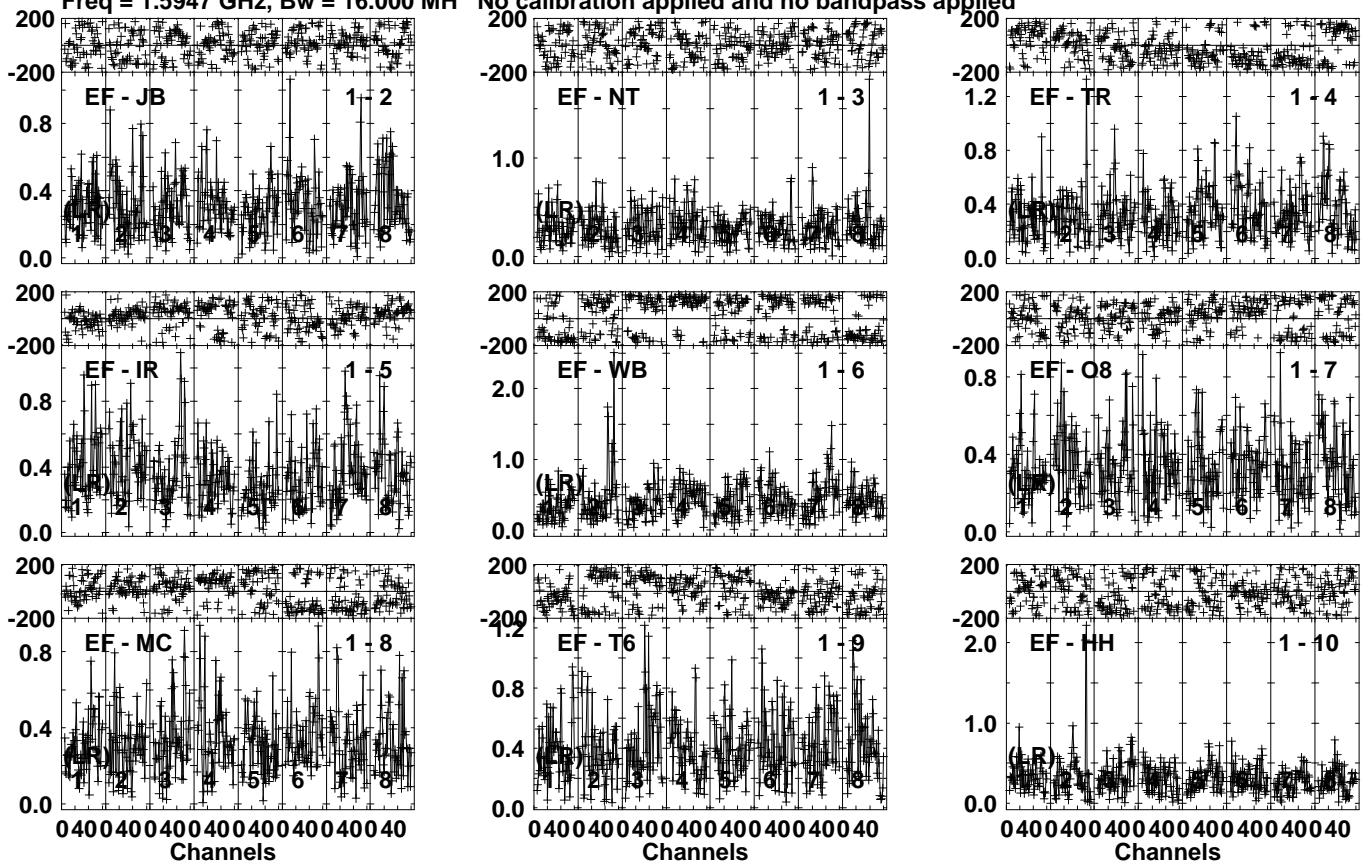


Lower frame: Micro Ampl Jy Top frame: Phas deg
Vector averaged cross-power spectrum Several baselines displayed
Timerange: 00/07:39:41 to 00/07:43:13

Plot file version 22 created 08-APR-2024 16:08:15

J2125+0441 RK002.UVDATA.1

Freq = 1.5947 GHz, Bw = 16.000 MH No calibration applied and no bandpass applied

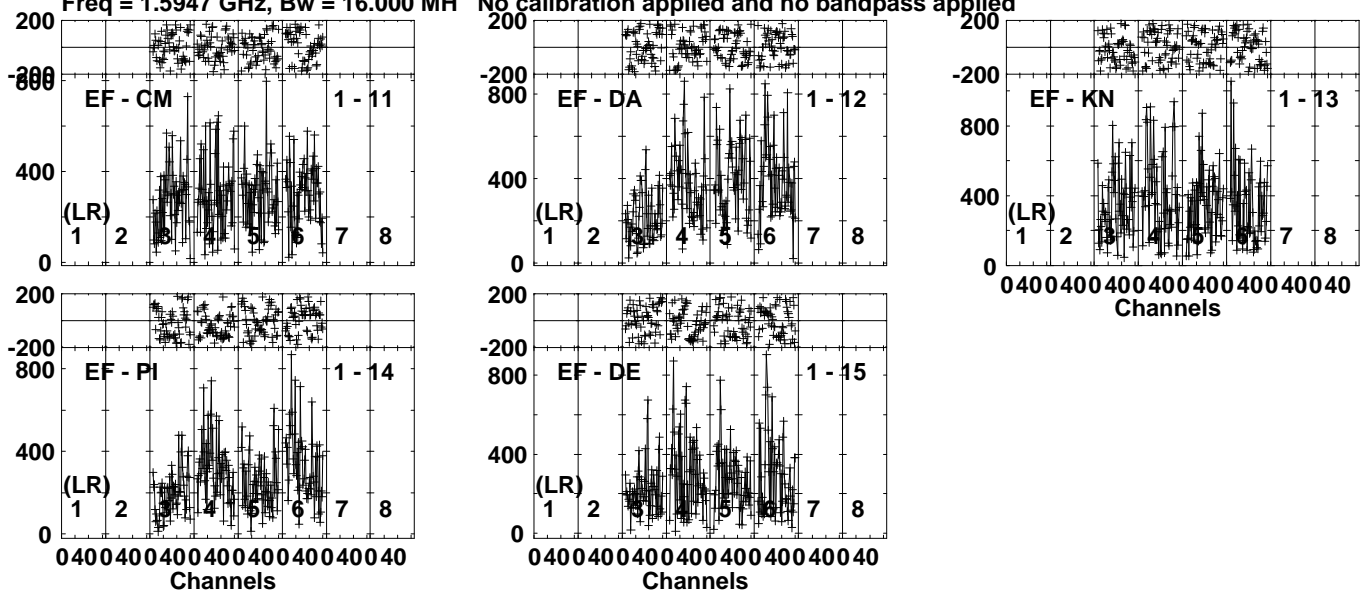


Lower frame: Milli Ampl Jy Top frame: Phas deg
Vector averaged cross-power spectrum Several baselines displayed
Timerange: 00/07:43:20 to 00/07:44:42

Plot file version 23 created 08-APR-2024 16:08:16

J2125+0441 RK002.UVDATA.1

Freq = 1.5947 GHz, Bw = 16.000 MH No calibration applied and no bandpass applied

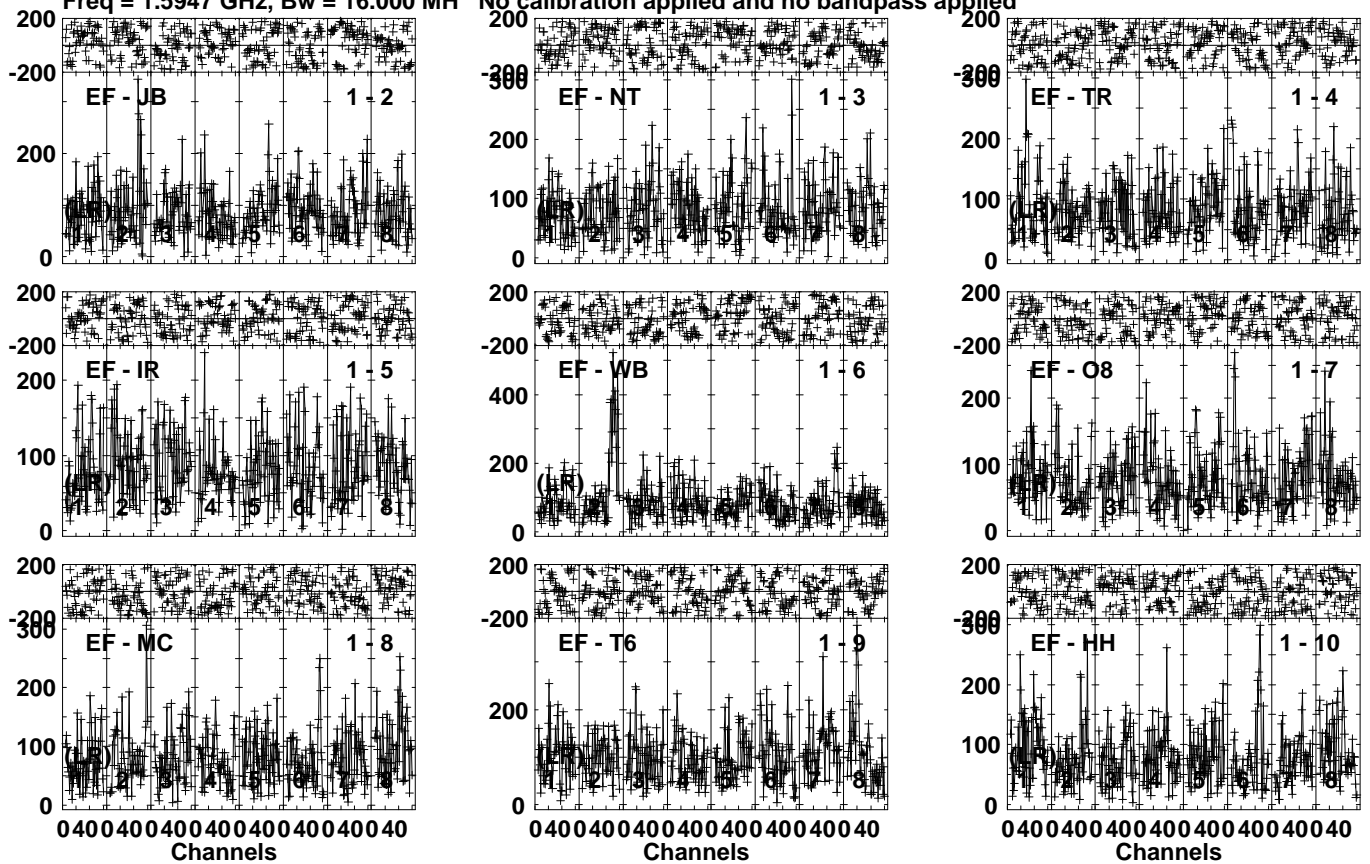


Lower frame: Micro Ampl Jy Top frame: Phas deg
Vector averaged cross-power spectrum Several baselines displayed
Timerange: 00/07:43:20 to 00/07:44:42

Plot file version 24 created 08-APR-2024 16:08:16

R240114 D RK002.UVDATA.1

Freq = 1.5947 GHz, Bw = 16.000 MH No calibration applied and no bandpass applied

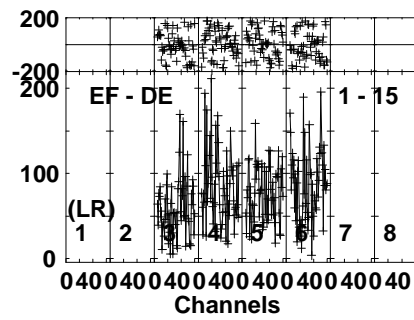
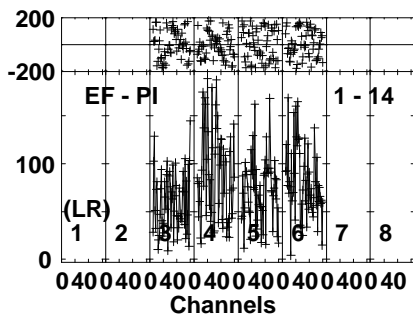
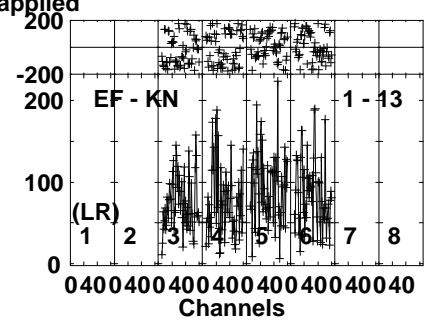
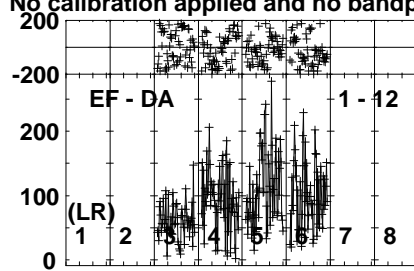
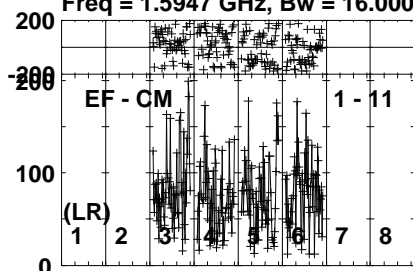


Lower frame: Micro Ampl Jy Top frame: Phas deg
Vector averaged cross-power spectrum Several baselines displayed
Timerange: 00/07:44:46 to 00/07:50:42

Plot file version 25 created 08-APR-2024 16:08:17

R240114 D RK002.UVDATA.1

Freq = 1.5947 GHz, Bw = 16.000 MH No calibration applied and no bandpass applied

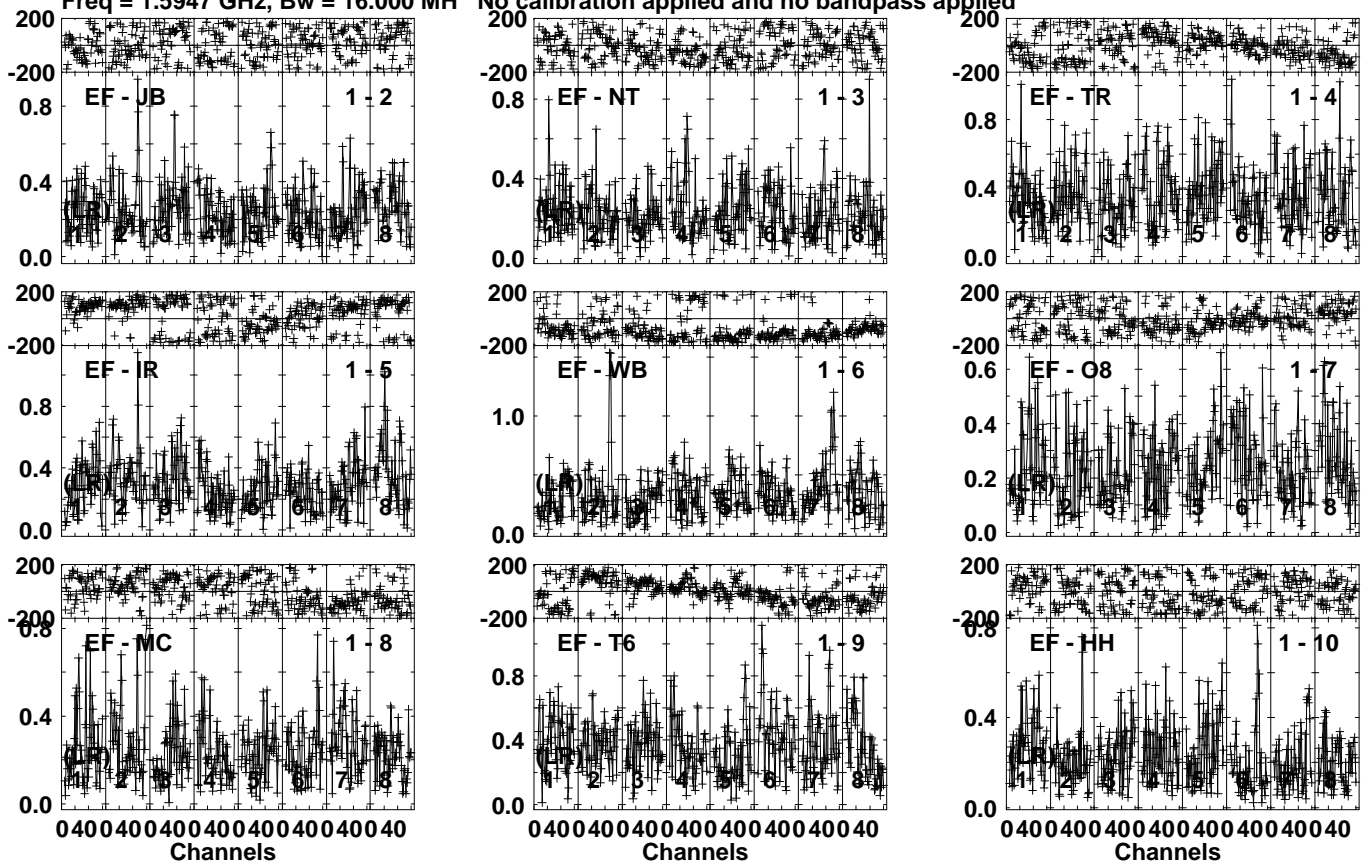


Lower frame: Micro Ampl Jy Top frame: Phas deg
Vector averaged cross-power spectrum Several baselines displayed
Timerange: 00/07:44:46 to 00/07:50:42

Plot file version 26 created 08-APR-2024 16:08:17

J2125+0441 RK002.UVDATA.1

Freq = 1.5947 GHz, Bw = 16.000 MH No calibration applied and no bandpass applied



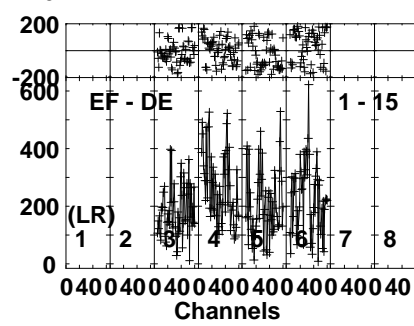
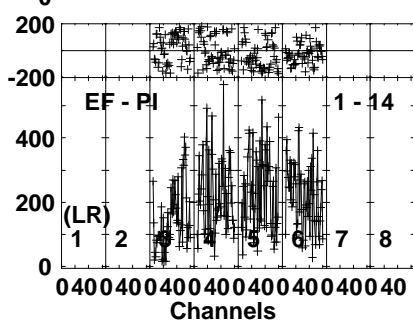
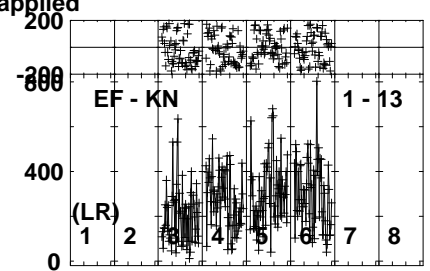
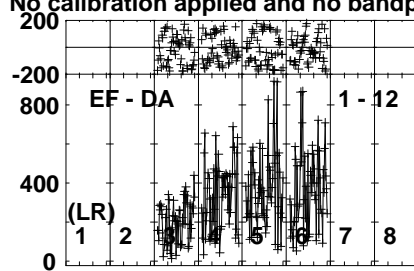
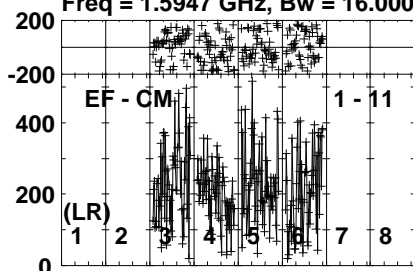
Lower frame: Milli Ampl Jy Top frame: Phas deg
Vector averaged cross-power spectrum Several baselines displayed
Timerange: 00:07:51:21 to 00:07:52:09

Plot file version 27 created 08-APR-2024 16:08:18

J2125+0441 RK002.UVDATA.1

Freq = 1.5947 GHz, Bw = 16.000 MH

No calibration applied and no bandpass applied



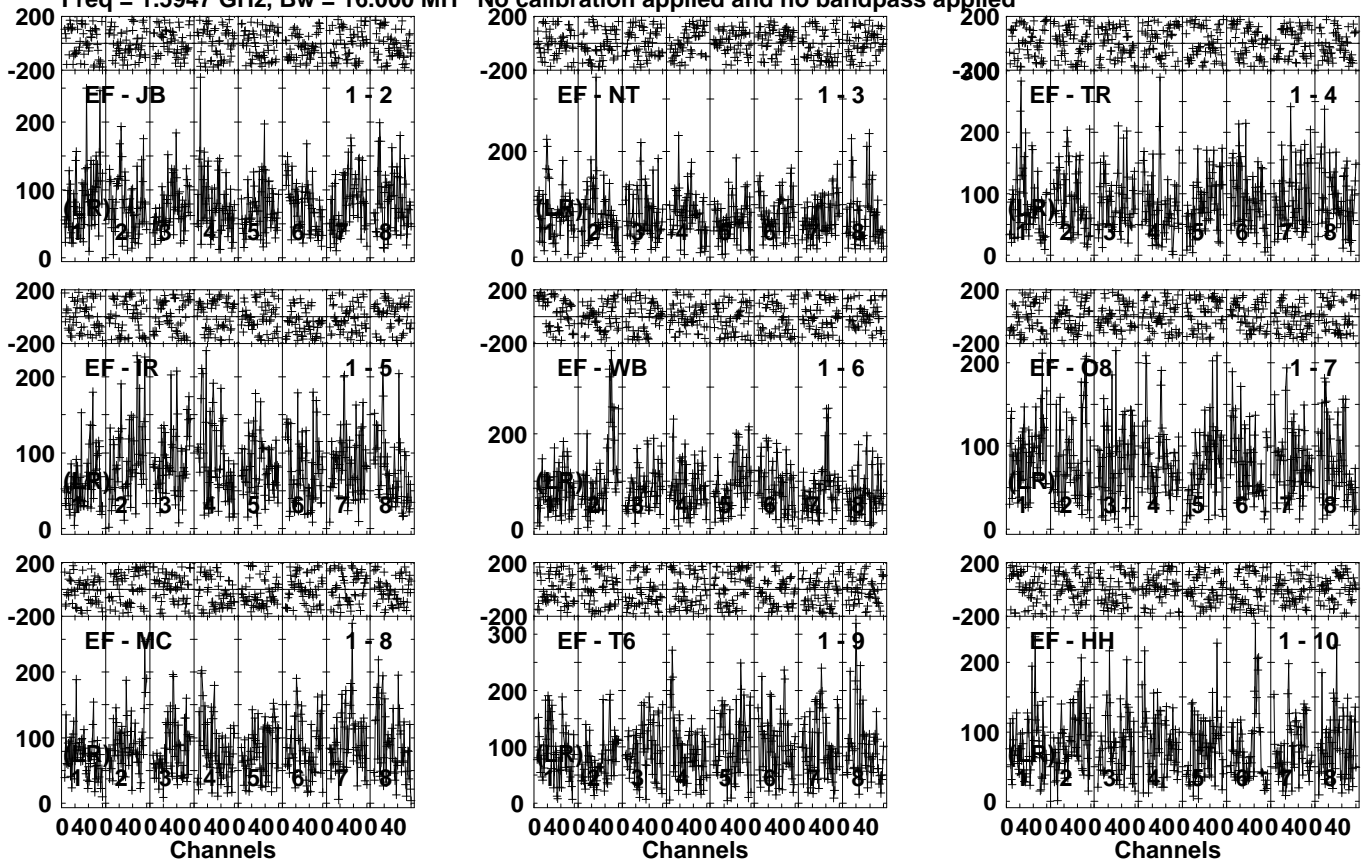
Lower frame: Micro Ampl Jy Top frame: Phas deg
Vector averaged cross-power spectrum Several baselines displayed
Timerange: 00/07:51:21 to 00/07:52:09

Plot file version 28 created 08-APR-2024 16:08:18

R240114 D RK002.UVDATA.1

Freq = 1.5947 GHz, Bw = 16.000 MH

No calibration applied and no bandpass applied

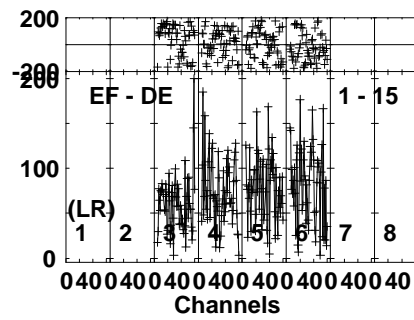
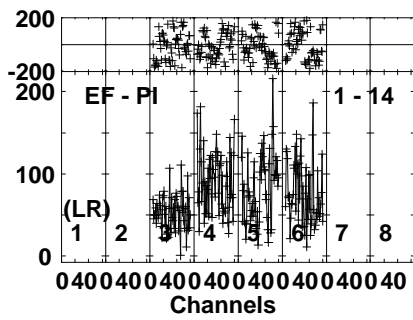
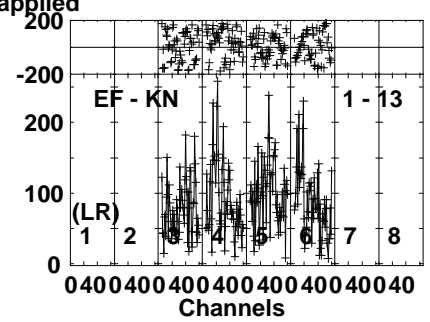
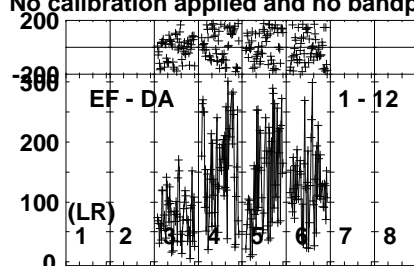
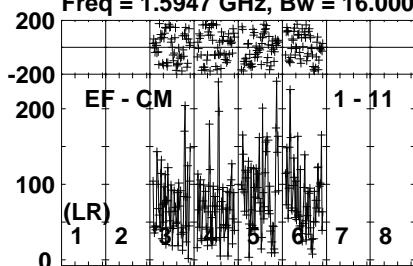


Lower frame: Micro Ampl Jy Top frame: Phas deg
Vector averaged cross-power spectrum Several baselines displayed
Timerange: 00/07:52:13 to 00/07:58:09

Plot file version 29 created 08-APR-2024 16:08:18

R240114 D RK002.UVDATA.1

Freq = 1.5947 GHz, Bw = 16.000 MH No calibration applied and no bandpass applied

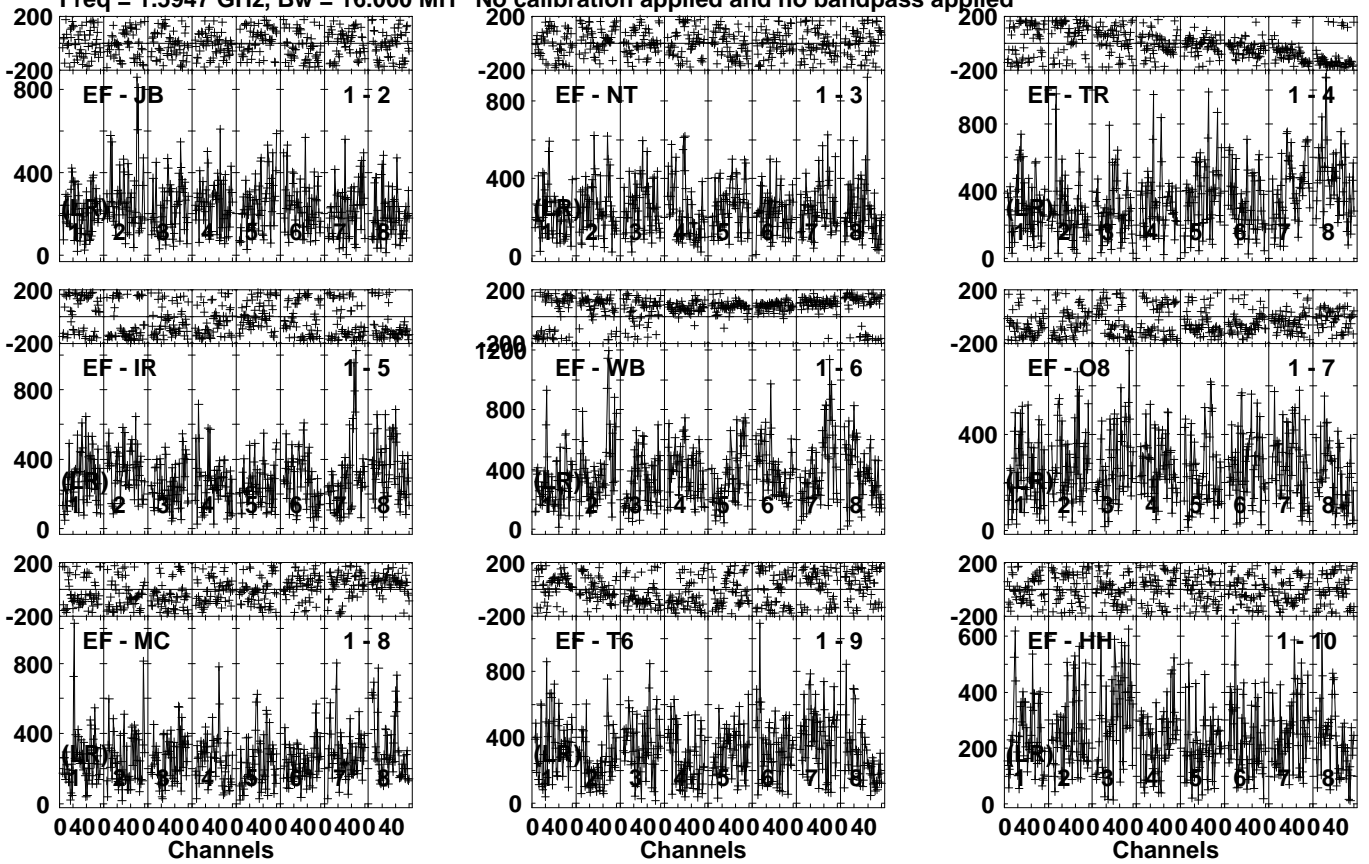


Lower frame: Micro Ampl Jy Top frame: Phas deg
Vector averaged cross-power spectrum Several baselines displayed
Timerange: 00/07:52:13 to 00/07:58:09

Plot file version 30 created 08-APR-2024 16:08:19

J2125+0441 RK002.UVDATA.1

Freq = 1.5947 GHz, Bw = 16.000 MH No calibration applied and no bandpass applied



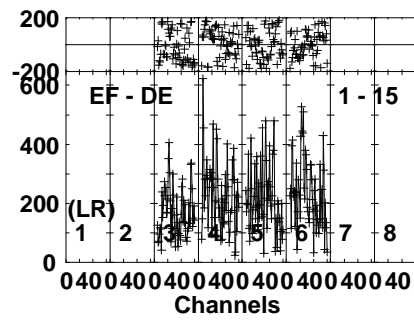
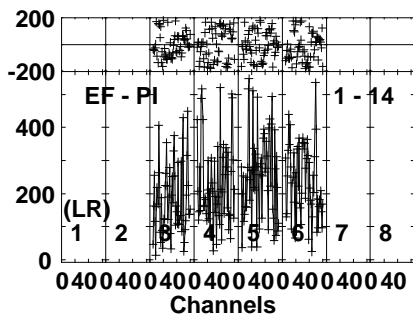
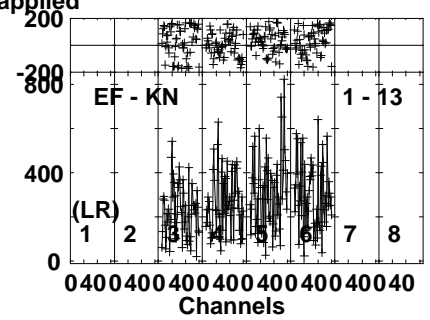
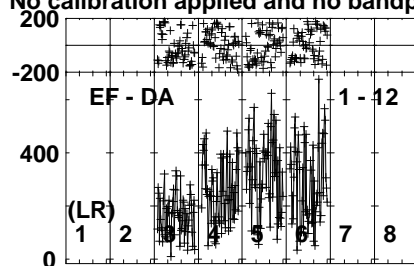
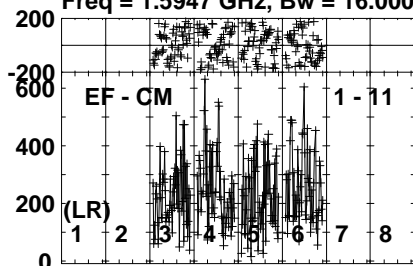
Lower frame: Micro Ampl Jy Top frame: Phas deg
Vector averaged cross-power spectrum Several baselines displayed
Timerange: 00/07:58:15 to 00/07:59:27

Plot file version 31 created 08-APR-2024 16:08:19

J2125+0441 RK002.UVDATA.1

Freq = 1.5947 GHz, Bw = 16.000 MH

No calibration applied and no bandpass applied



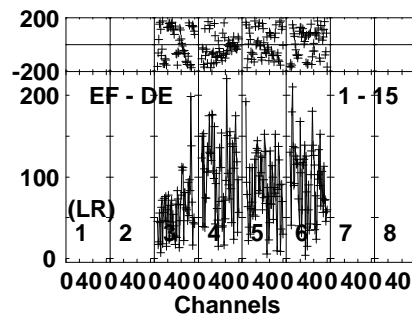
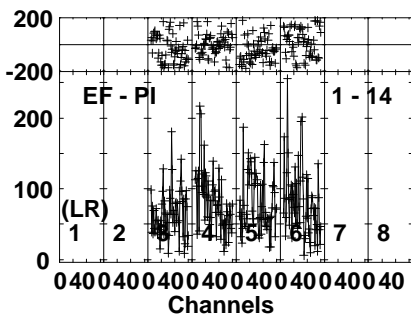
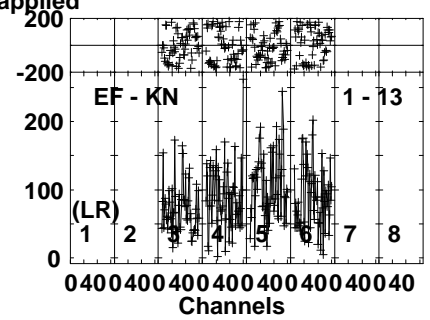
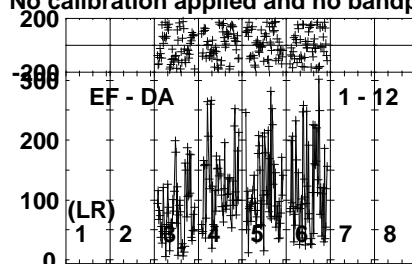
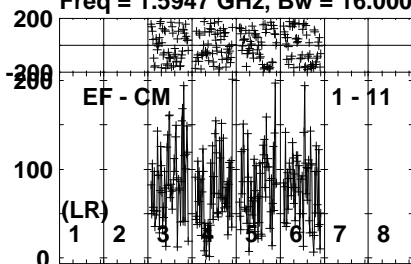
Lower frame: Micro Ampl Jy Top frame: Phas deg
Vector averaged cross-power spectrum Several baselines displayed
Timerange: 00/07:58:15 to 00/07:59:27

Plot file version 33 created 08-APR-2024 16:08:20

R240114 D RK002.UVDATA.1

Freq = 1.5947 GHz, Bw = 16.000 MH

No calibration applied and no bandpass applied



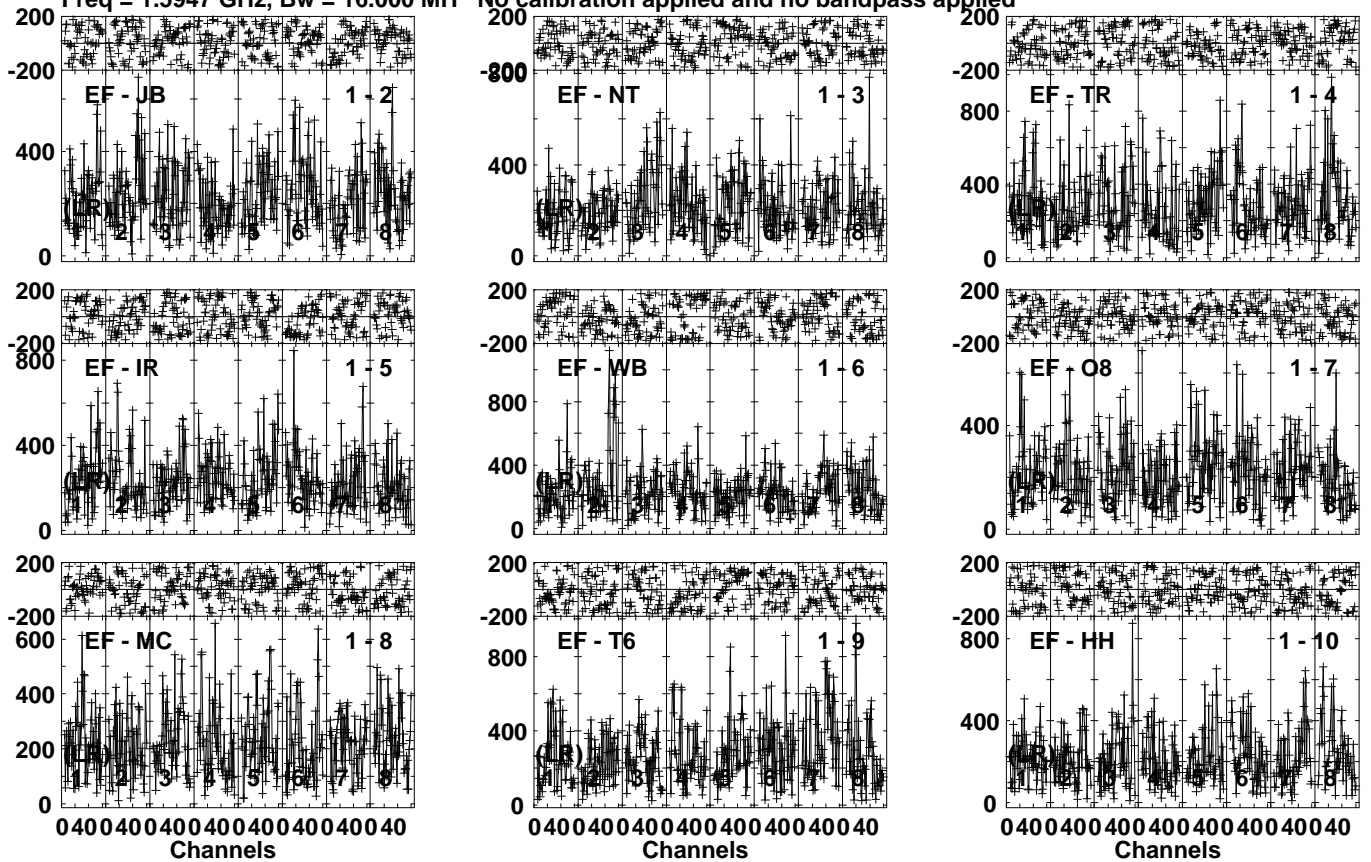
Lower frame: Micro Ampl Jy Top frame: Phas deg
Vector averaged cross-power spectrum Several baselines displayed
Timerange: 00/07:59:31 to 00/08:05:27

Plot file version 34 created 08-APR-2024 16:08:20

J2125+0441 RK002.UVDATA.1

Freq = 1.5947 GHz, Bw = 16.000 MH

No calibration applied and no bandpass applied

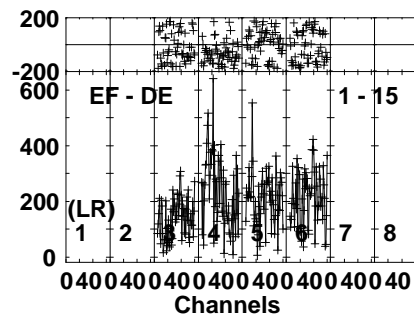
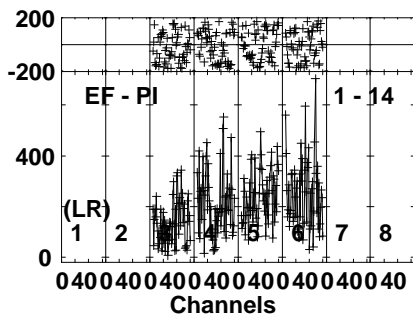
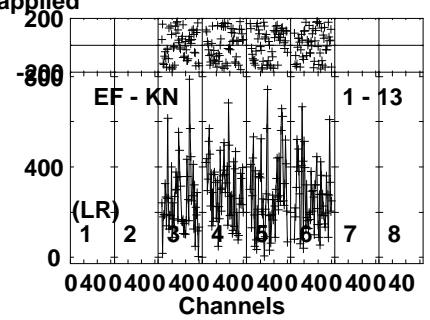
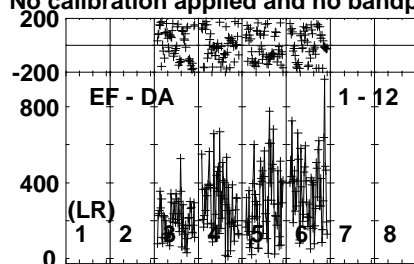
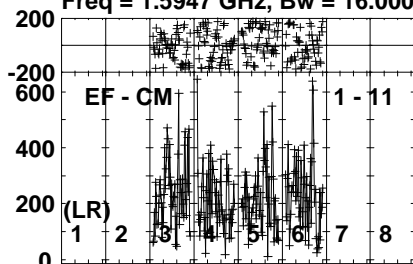


Lower frame: Micro Ampl Jy Top frame: Phas deg
Vector averaged cross-power spectrum Several baselines displayed
Timerange: 00/08:06:06 to 00/08:06:54

Plot file version 35 created 08-APR-2024 16:08:21

J2125+0441 RK002.UVDATA.1

Freq = 1.5947 GHz, Bw = 16.000 MH No calibration applied and no bandpass applied



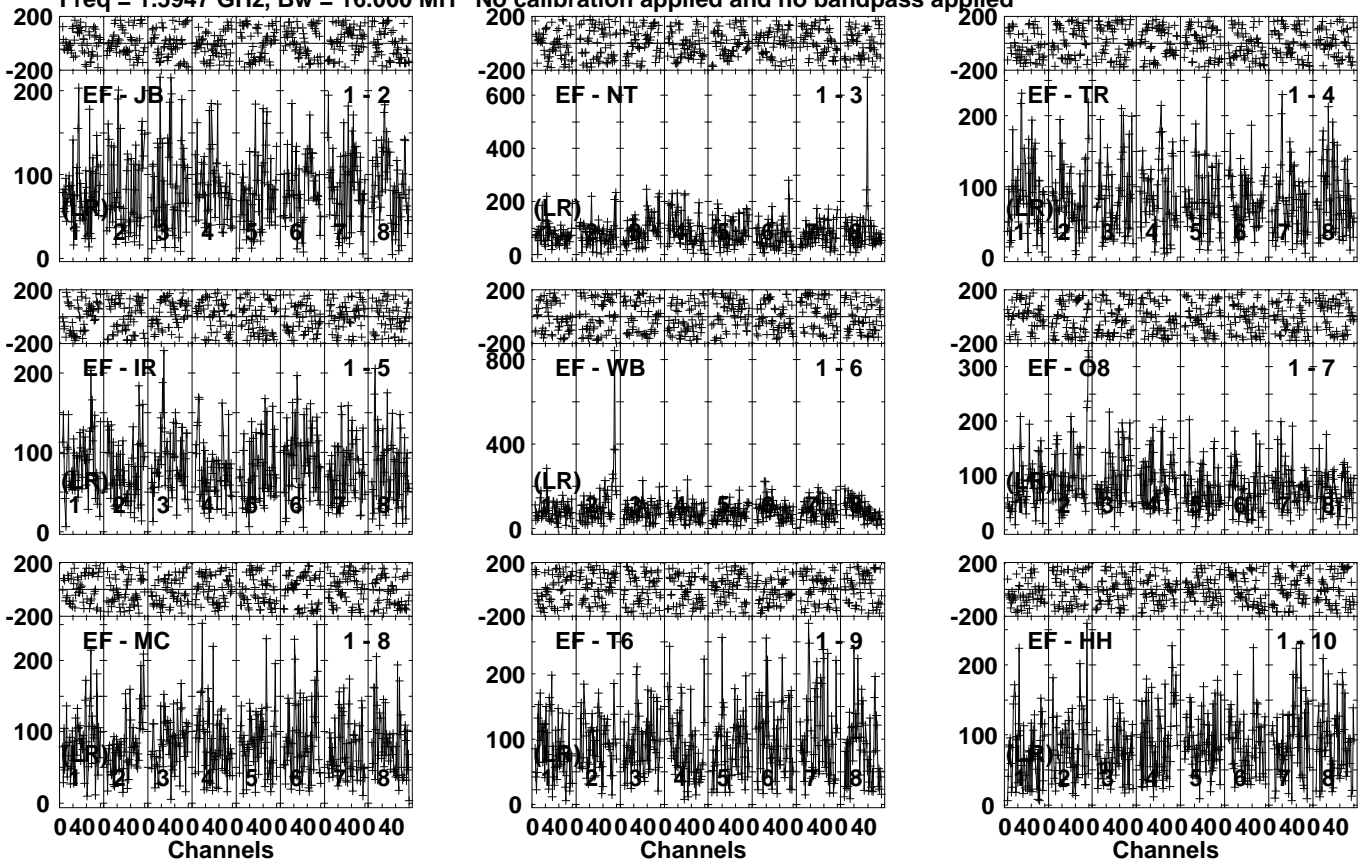
Lower frame: Micro Ampl Jy Top frame: Phas deg
Vector averaged cross-power spectrum Several baselines displayed
Timerange: 00/08:06:06 to 00/08:06:54

Plot file version 36 created 08-APR-2024 16:08:21

R240114 D RK002.UVDATA.1

Freq = 1.5947 GHz, Bw = 16.000 MH

No calibration applied and no bandpass applied

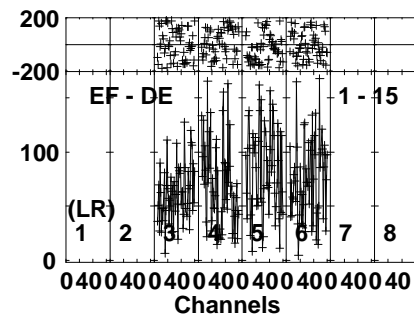
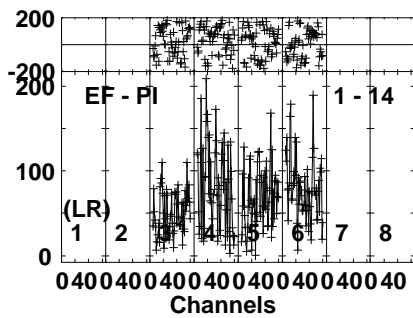
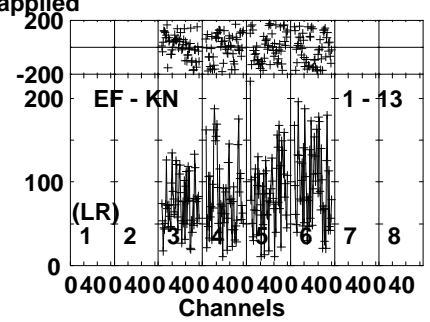
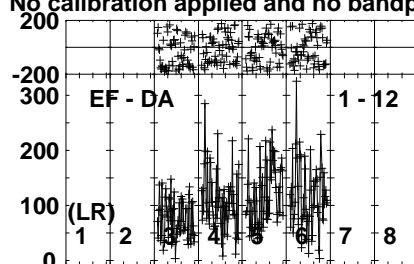
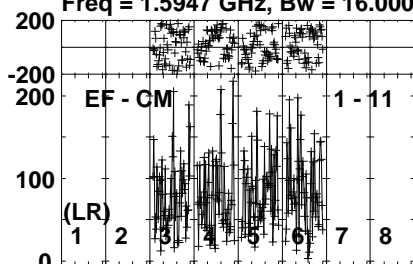


Lower frame: Micro Ampl Jy Top frame: Phas deg
Vector averaged cross-power spectrum Several baselines displayed
Timerange: 00/08:06:58 to 00/08:12:54

Plot file version 37 created 08-APR-2024 16:08:22

R240114 D RK002.UVDATA.1

Freq = 1.5947 GHz, Bw = 16.000 MH No calibration applied and no bandpass applied



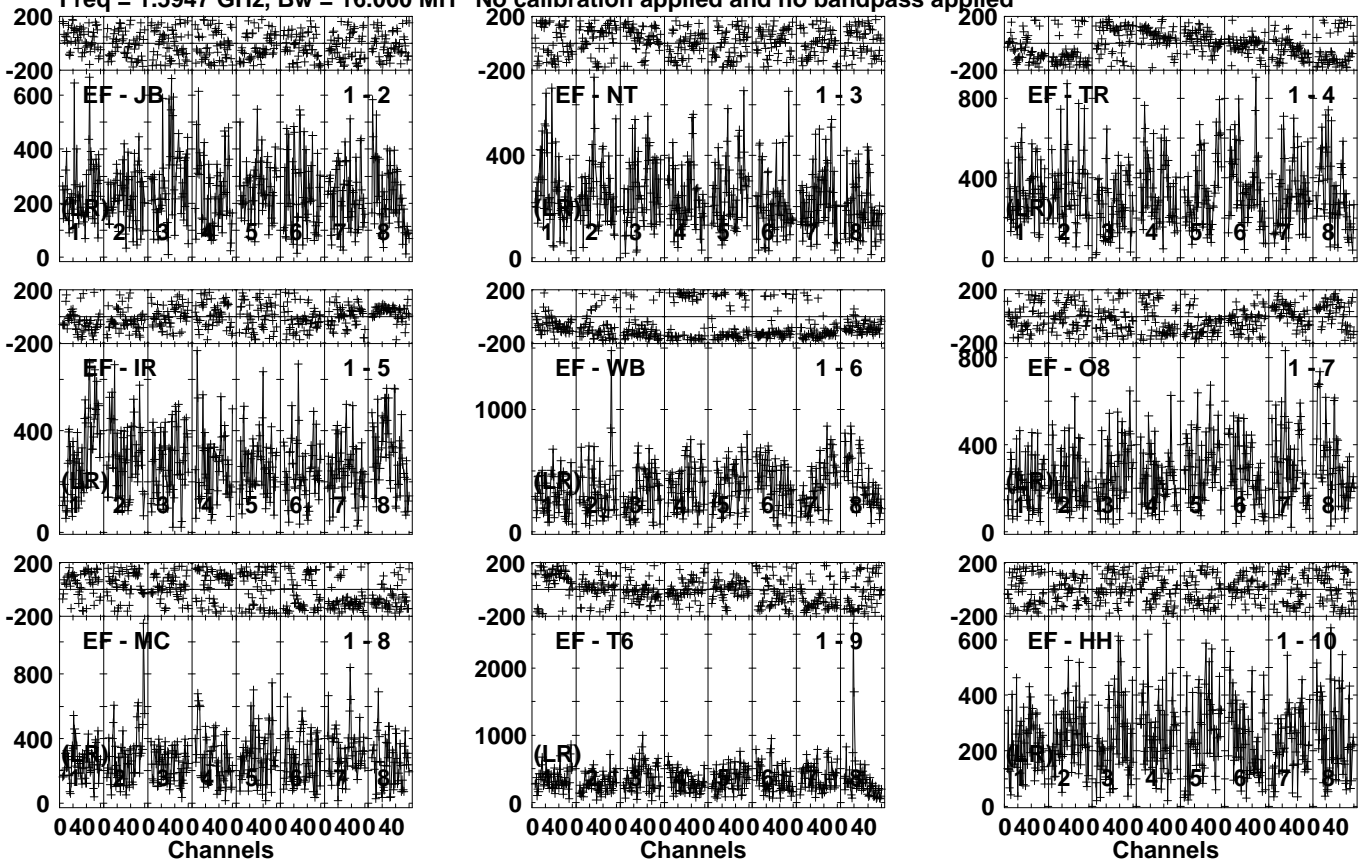
Lower frame: Micro Ampl Jy Top frame: Phas deg
Vector averaged cross-power spectrum Several baselines displayed
Timerange: 00/08:06:58 to 00/08:12:54

Plot file version 38 created 08-APR-2024 16:08:22

J2125+0441 RK002.UVDATA.1

Freq = 1.5947 GHz, Bw = 16.000 MH

No calibration applied and no bandpass applied



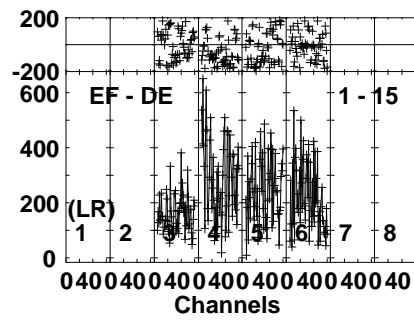
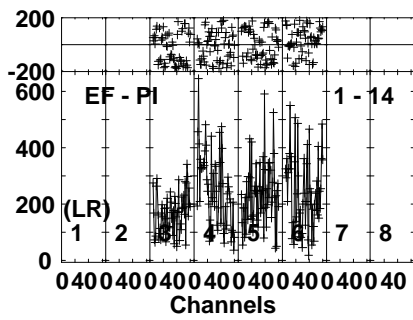
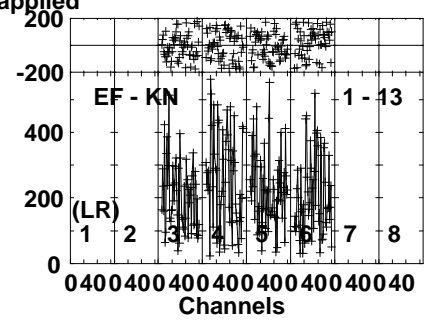
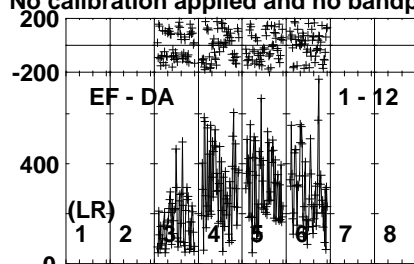
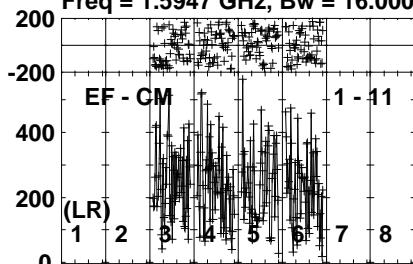
Lower frame: Micro Ampl Jy Top frame: Phas deg
Vector averaged cross-power spectrum Several baselines displayed
Timerange: 00/08:12:58 to 00/08:14:12

Plot file version 39 created 08-APR-2024 16:08:22

J2125+0441 RK002.UVDATA.1

Freq = 1.5947 GHz, Bw = 16.000 MH

No calibration applied and no bandpass applied



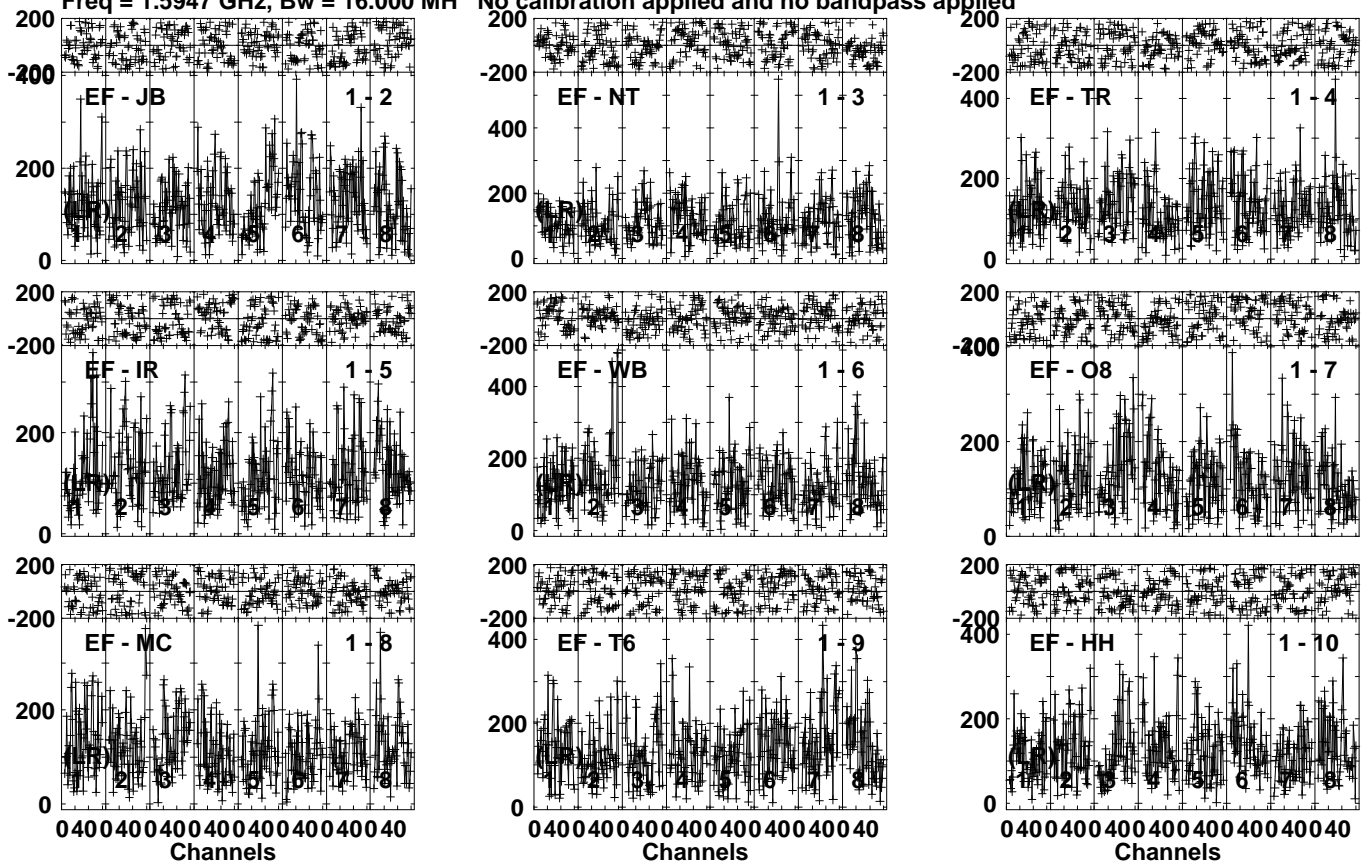
Lower frame: Micro Ampl Jy Top frame: Phas deg
Vector averaged cross-power spectrum Several baselines displayed
Timerange: 00/08:12:58 to 00/08:14:12

Plot file version 40 created 08-APR-2024 16:08:22

J2120+0246 RK002.UVDATA.1

Freq = 1.5947 GHz, Bw = 16.000 MH

No calibration applied and no bandpass applied



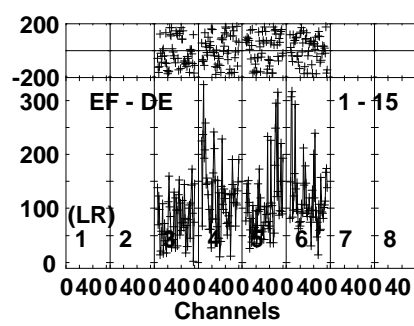
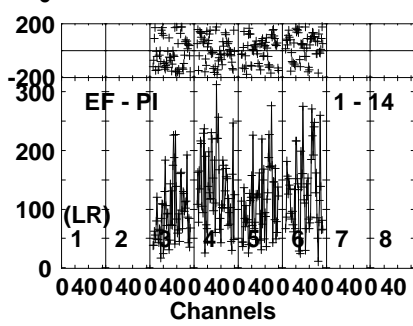
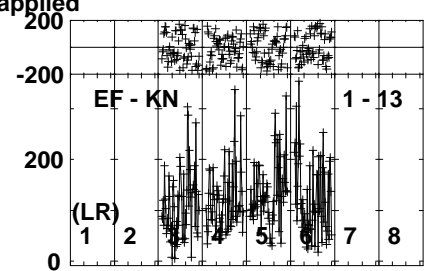
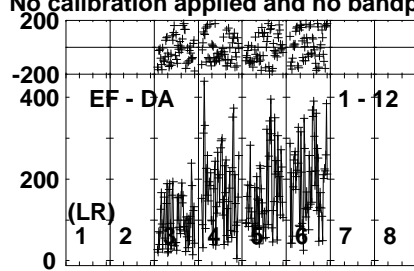
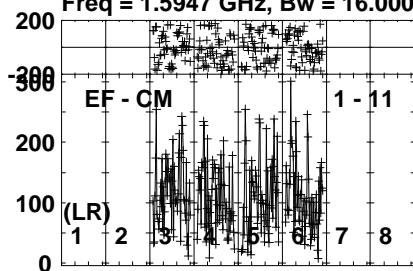
Lower frame: Micro Ampl Jy Top frame: Phas deg
Vector averaged cross-power spectrum Several baselines displayed
Timerange: 00/08:14:20 to 00/08:17:50

Plot file version 41 created 08-APR-2024 16:08:23

J2120+0246 RK002.UVDATA.1

Freq = 1.5947 GHz, Bw = 16.000 MH

No calibration applied and no bandpass applied



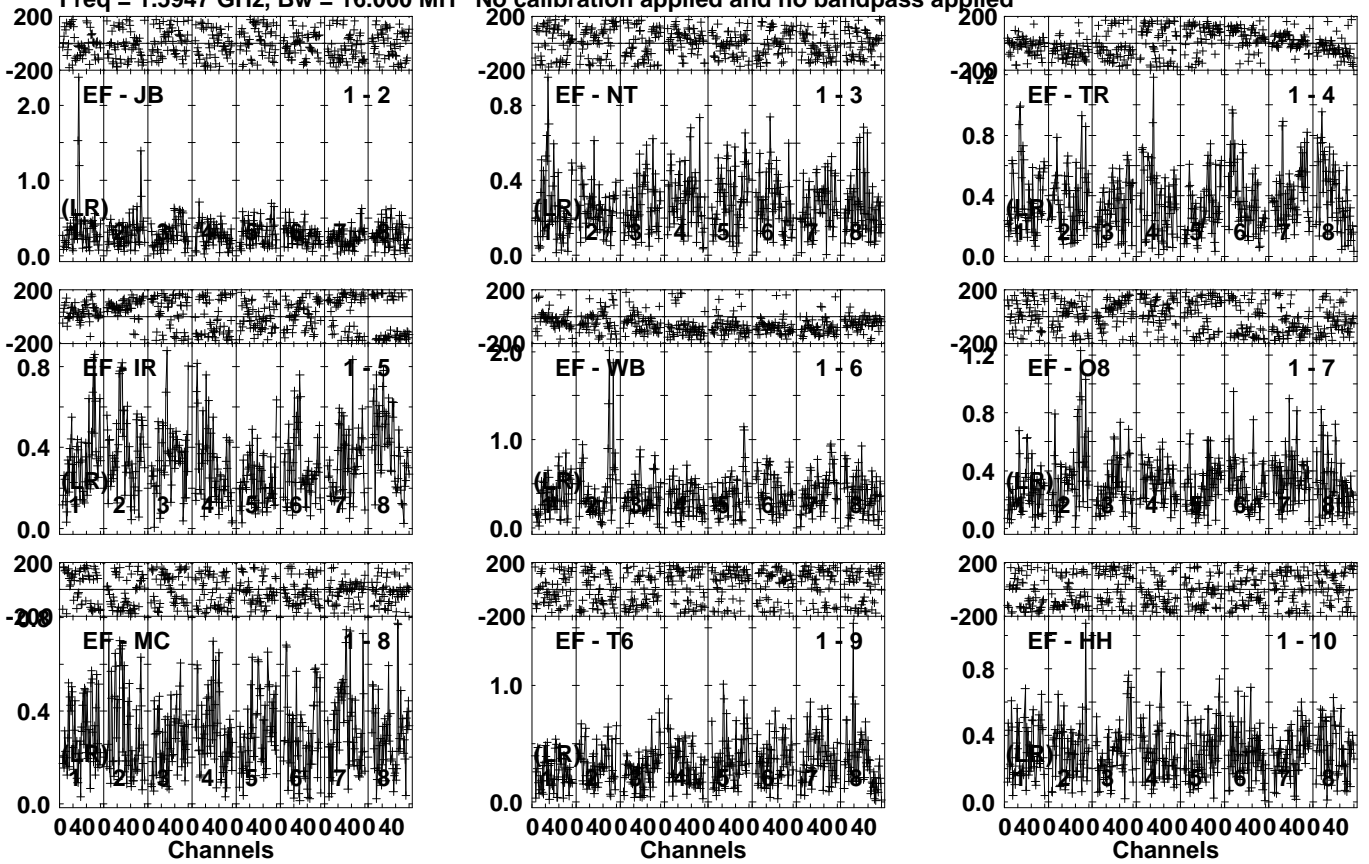
Lower frame: Micro Ampl Jy Top frame: Phas deg
Vector averaged cross-power spectrum Several baselines displayed
Timerange: 00/08:14:20 to 00/08:17:50

Plot file version 42 created 08-APR-2024 16:08:23

J2125+0441 RK002.UVDATA.1

Freq = 1.5947 GHz, Bw = 16.000 MH

No calibration applied and no bandpass applied



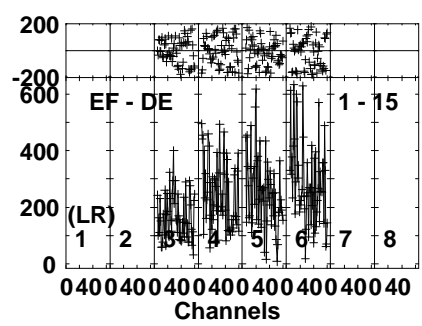
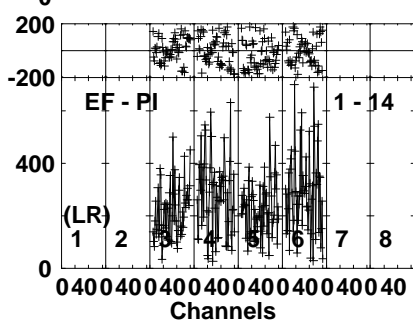
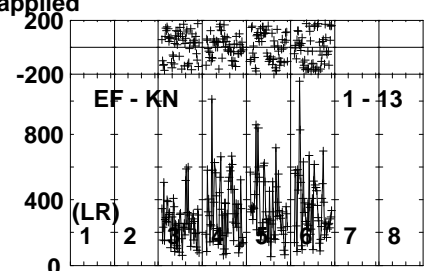
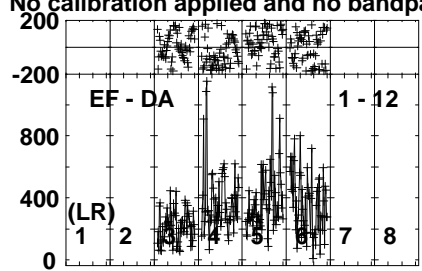
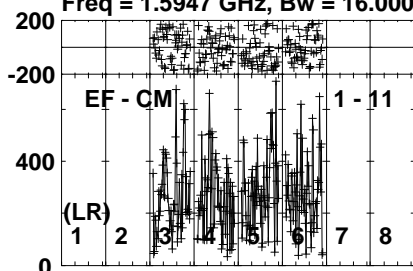
Lower frame: Milli Ampl Jy Top frame: Phas deg
Vector averaged cross-power spectrum Several baselines displayed
Timerange: 00/08:18:40 to 00/08:19:28

Plot file version 43 created 08-APR-2024 16:08:23

J2125+0441 RK002.UVDATA.1

Freq = 1.5947 GHz, Bw = 16.000 MH

No calibration applied and no bandpass applied

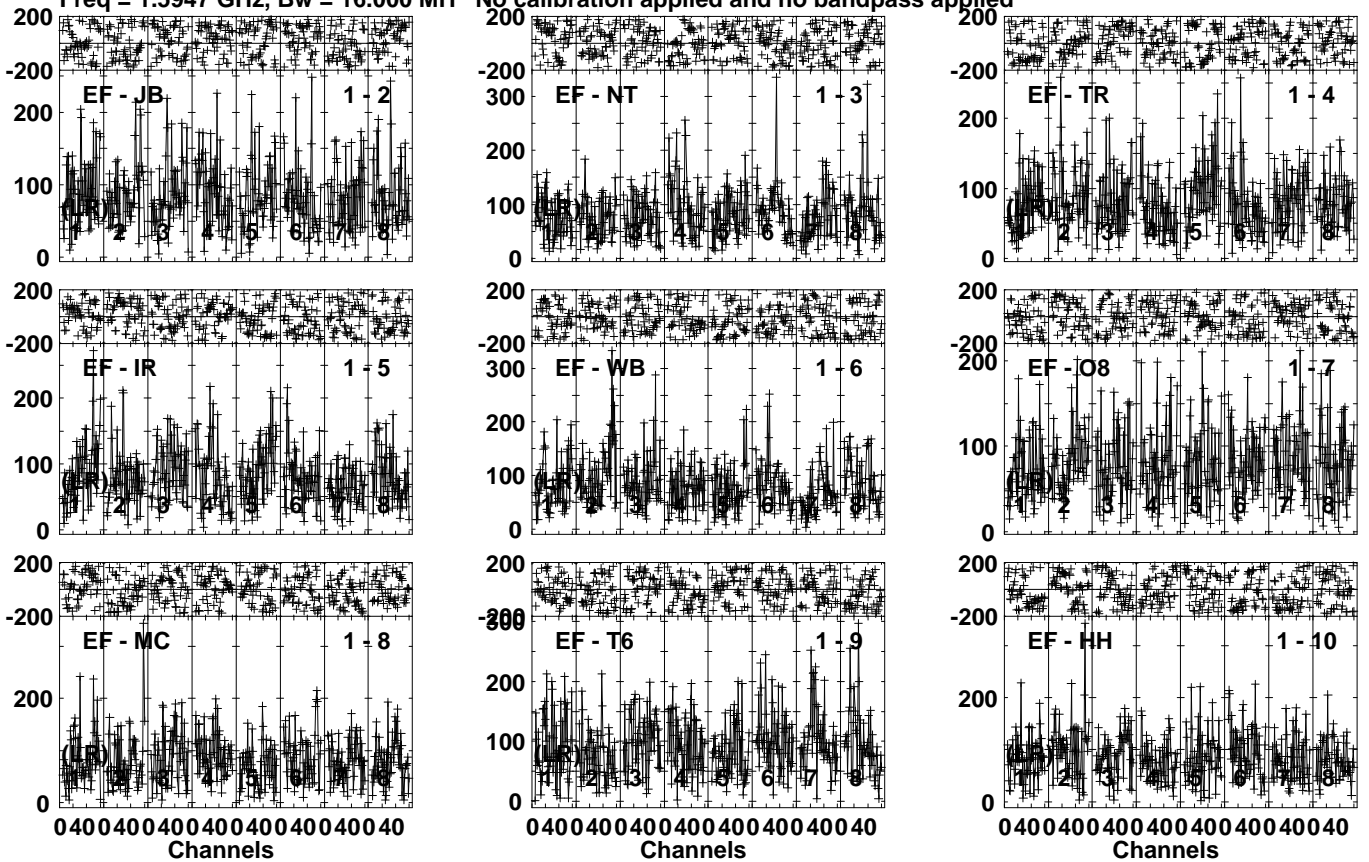


Lower frame: Micro Ampl Jy Top frame: Phas deg
Vector averaged cross-power spectrum Several baselines displayed
Timerange: 00/08:18:40 to 00/08:19:28

Plot file version 44 created 08-APR-2024 16:08:24

R240114 D RK002.UVDATA.1

Freq = 1.5947 GHz, Bw = 16.000 MH No calibration applied and no bandpass applied

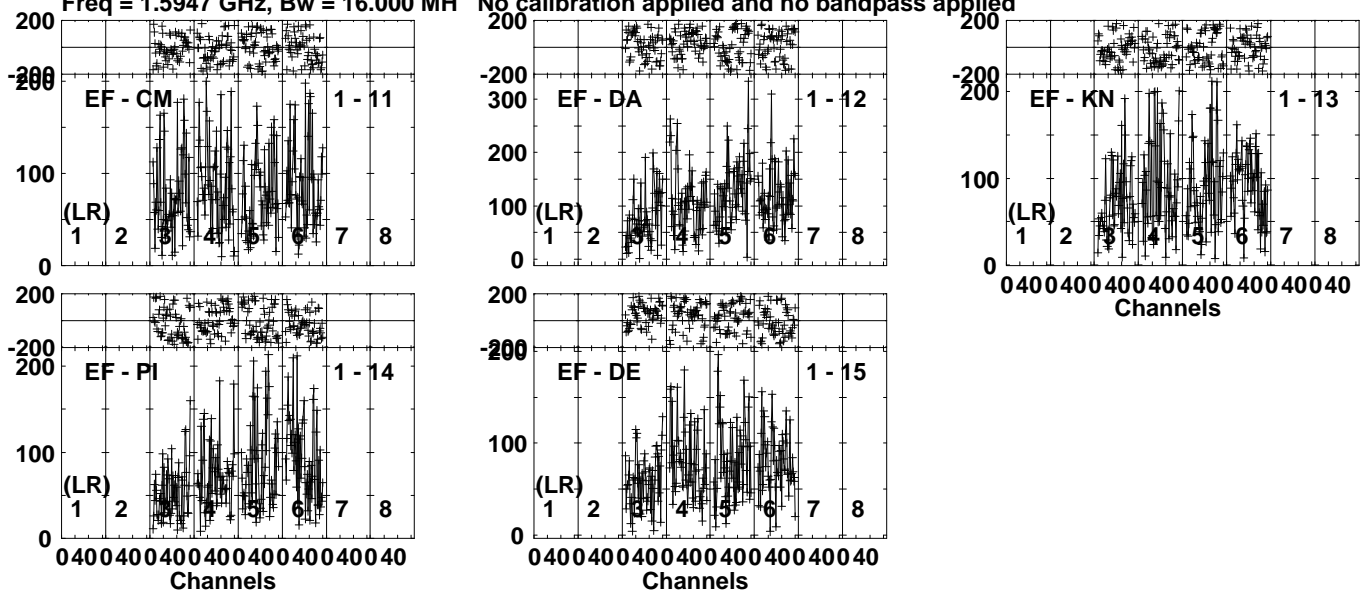


Lower frame: Micro Ampl Jy Top frame: Phas deg
Vector averaged cross-power spectrum Several baselines displayed
Timerange: 00/08:19:34 to 00/08:25:28

Plot file version 45 created 08-APR-2024 16:08:24

R240114 D RK002.UVDATA.1

Freq = 1.5947 GHz, Bw = 16.000 MH No calibration applied and no bandpass applied



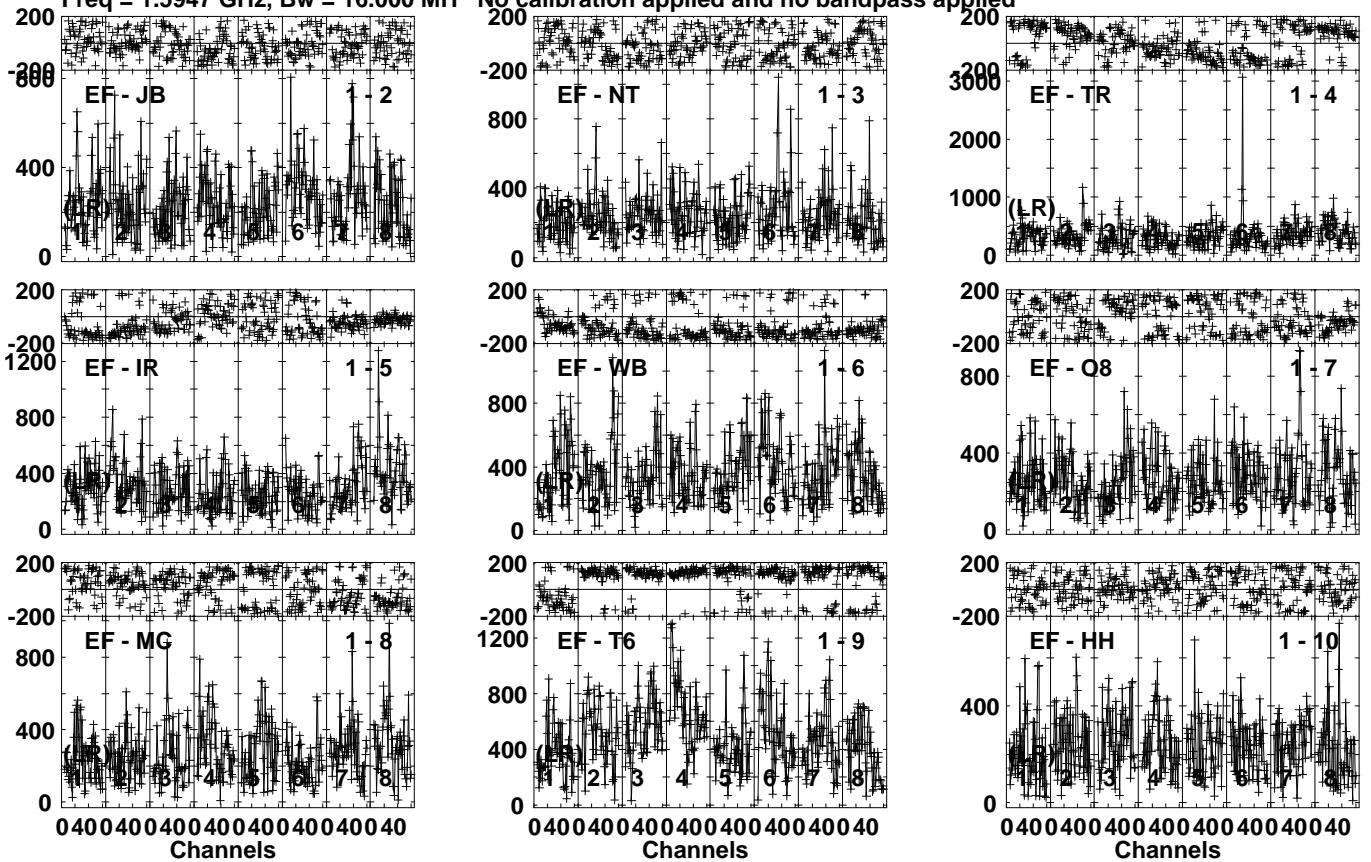
Lower frame: Micro Ampl Jy Top frame: Phas deg
Vector averaged cross-power spectrum Several baselines displayed
Timerange: 00/08:19:34 to 00/08:25:28

Plot file version 46 created 08-APR-2024 16:08:25

J2125+0441 RK002.UVDATA.1

Freq = 1.5947 GHz, Bw = 16.000 MH

No calibration applied and no bandpass applied



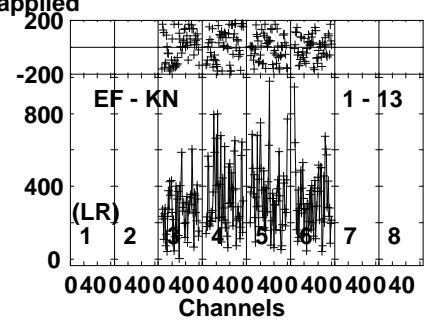
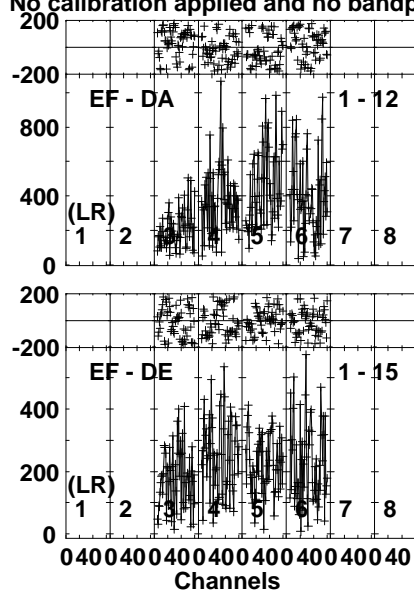
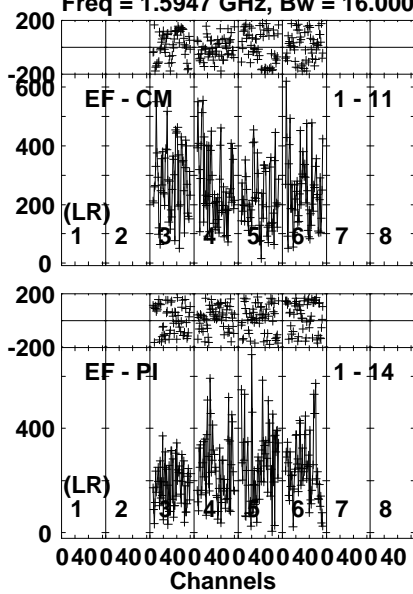
Lower frame: Micro Ampl Jy Top frame: Phas deg
Vector averaged cross-power spectrum Several baselines displayed
Timerange: 00/08:25:32 to 00/08:26:46

Plot file version 47 created 08-APR-2024 16:08:25

J2125+0441 RK002.UVDATA.1

Freq = 1.5947 GHz, Bw = 16.000 MH

No calibration applied and no bandpass applied



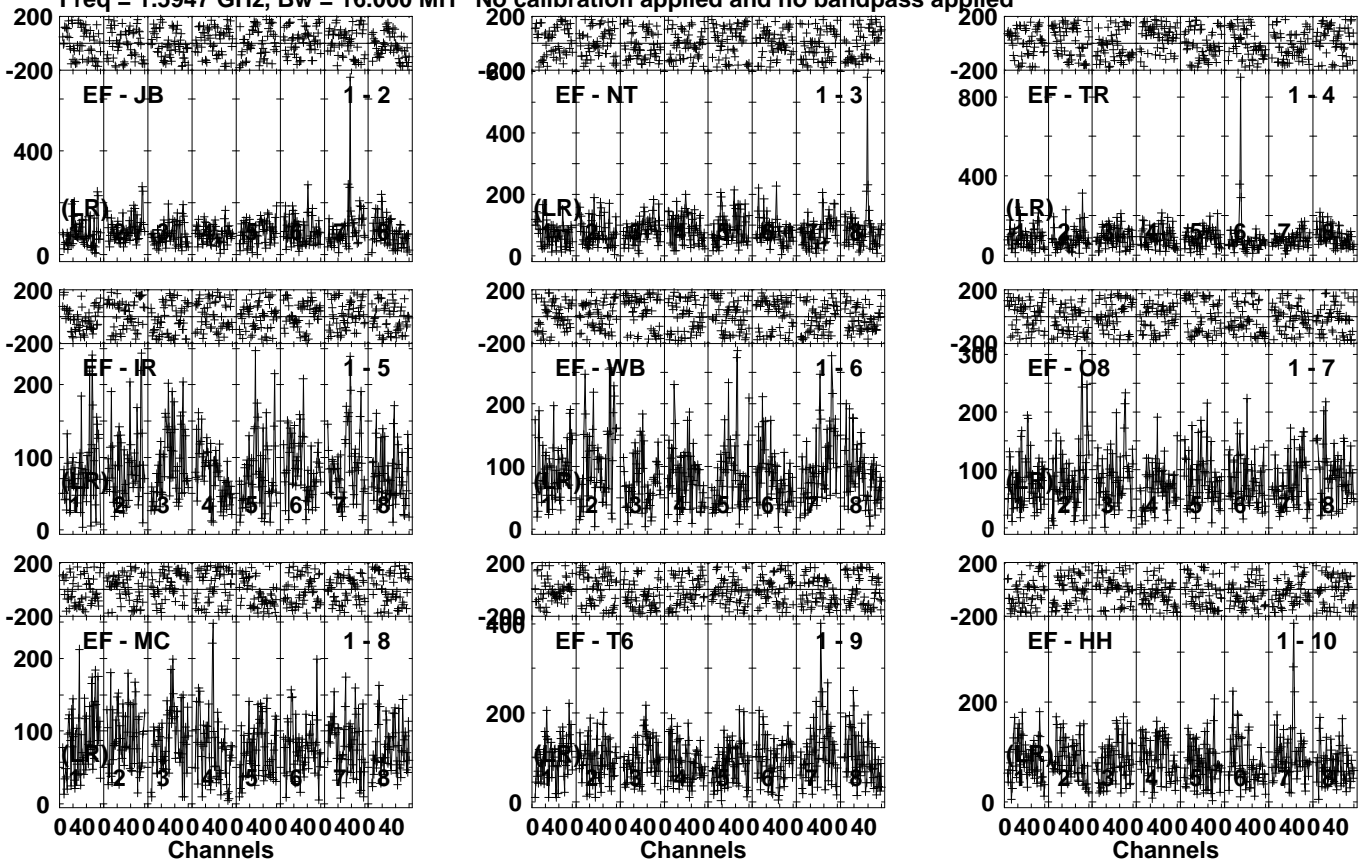
Lower frame: Micro Ampl Jy Top frame: Phas deg
Vector averaged cross-power spectrum Several baselines displayed
Timerange: 00/08:25:32 to 00/08:26:46

Plot file version 48 created 08-APR-2024 16:08:25

R240114 D RK002.UVDATA.1

Freq = 1.5947 GHz, Bw = 16.000 MH

No calibration applied and no bandpass applied

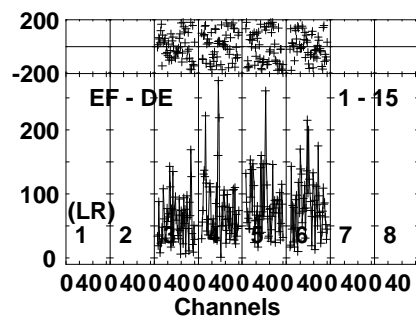
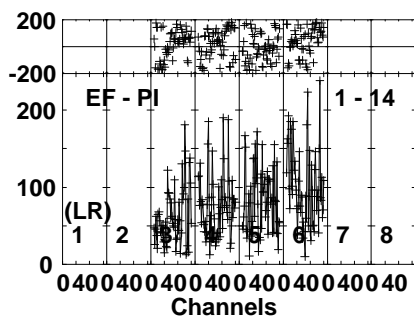
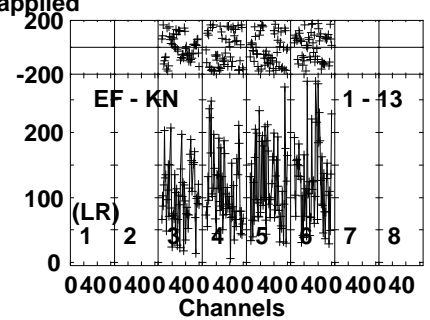
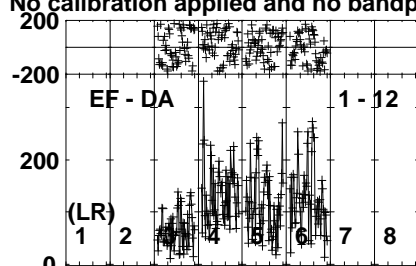
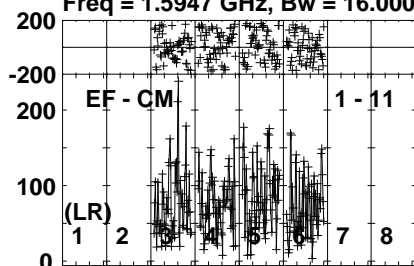


Lower frame: Micro Ampl Jy Top frame: Phas deg
Vector averaged cross-power spectrum Several baselines displayed
Timerange: 00/08:26:50 to 00/08:32:46

Plot file version 49 created 08-APR-2024 16:08:26

R240114 D RK002.UVDATA.1

Freq = 1.5947 GHz, Bw = 16.000 MH No calibration applied and no bandpass applied



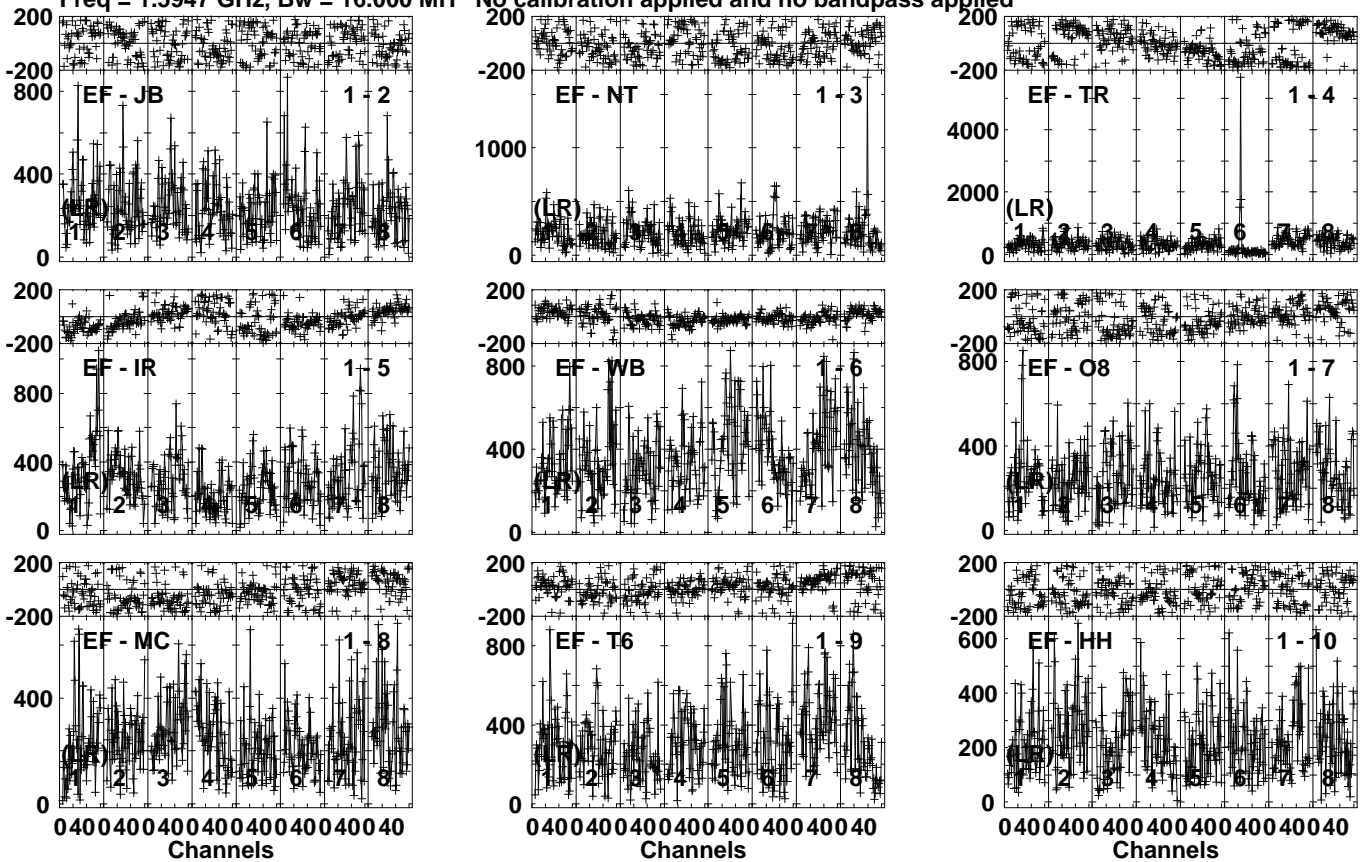
Lower frame: Micro Ampl Jy Top frame: Phas deg
Vector averaged cross-power spectrum Several baselines displayed
Timerange: 00/08:26:50 to 00/08:32:46

Plot file version 50 created 08-APR-2024 16:08:26

J2125+0441 RK002.UVDATA.1

Freq = 1.5947 GHz, Bw = 16.000 MH

No calibration applied and no bandpass applied



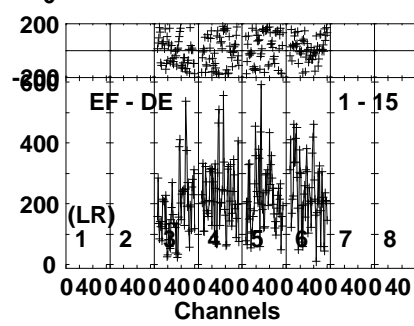
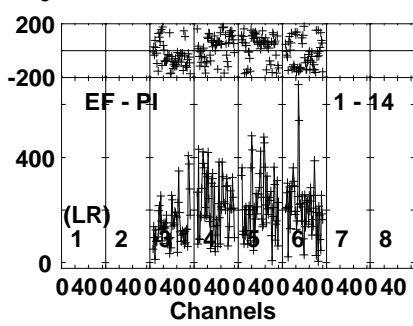
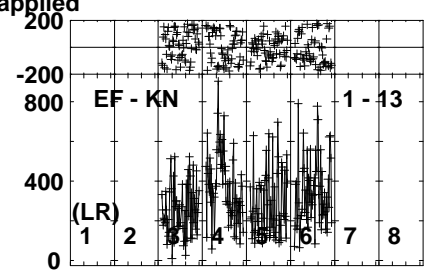
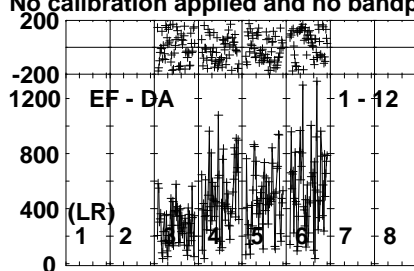
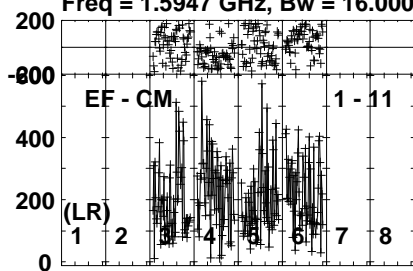
Lower frame: Micro Ampl Jy Top frame: Phas deg
Vector averaged cross-power spectrum Several baselines displayed
Timerange: 00/08:33:25 to 00/08:34:13

Plot file version 51 created 08-APR-2024 16:08:27

J2125+0441 RK002.UVDATA.1

Freq = 1.5947 GHz, Bw = 16.000 MH

No calibration applied and no bandpass applied

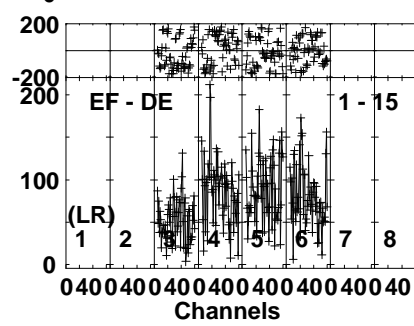
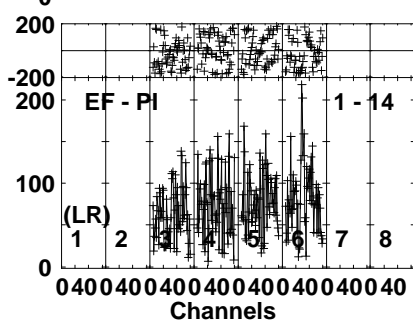
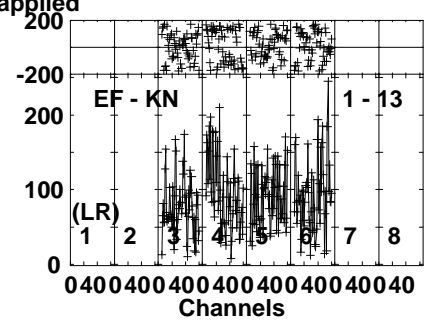
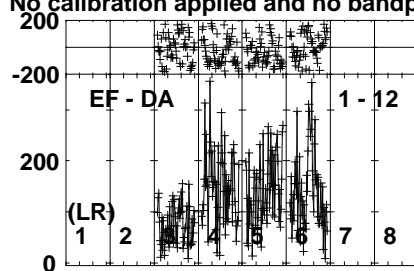
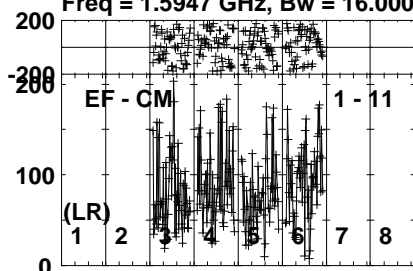


Lower frame: Micro Ampl Jy Top frame: Phas deg
Vector averaged cross-power spectrum Several baselines displayed
Timerange: 00/08:33:25 to 00/08:34:13

Plot file version 53 created 08-APR-2024 16:08:27

R240114 D RK002.UVDATA.1

Freq = 1.5947 GHz, Bw = 16.000 MH No calibration applied and no bandpass applied



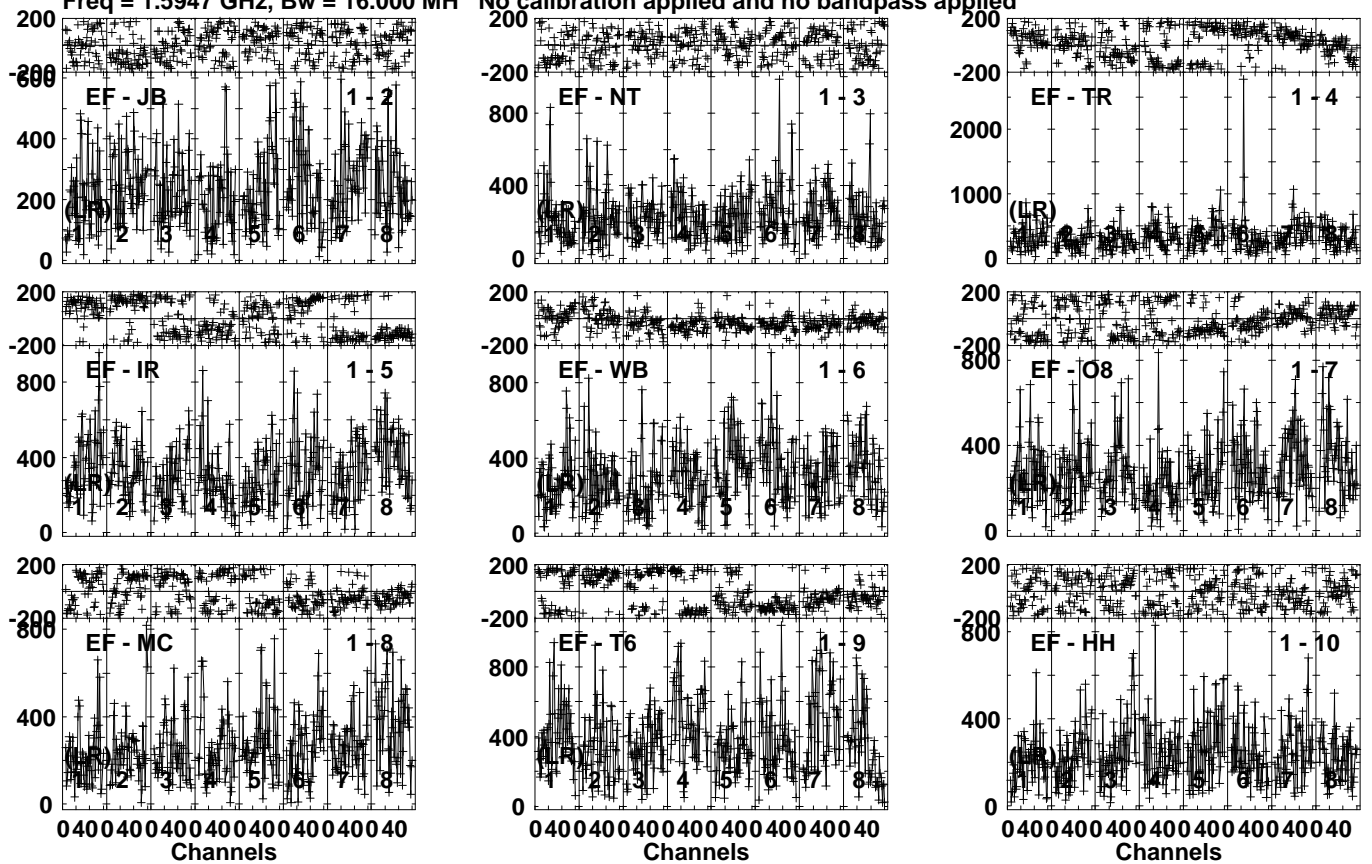
Lower frame: Micro Ampl Jy Top frame: Phas deg
Vector averaged cross-power spectrum Several baselines displayed
Timerange: 00/08:34:19 to 00/08:40:13

Plot file version 54 created 08-APR-2024 16:08:28

J2125+0441 RK002.UVDATA.1

Freq = 1.5947 GHz, Bw = 16.000 MH

No calibration applied and no bandpass applied



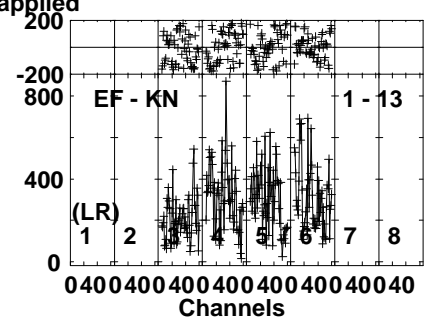
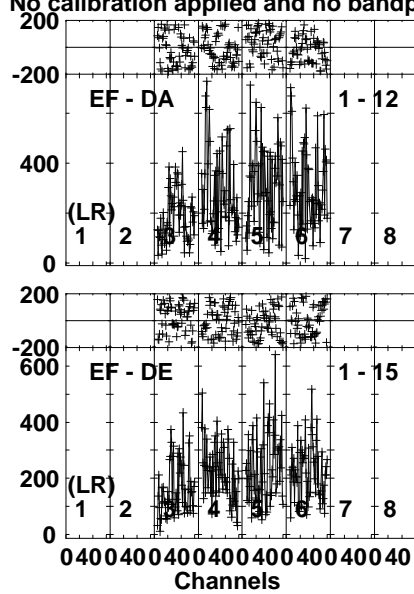
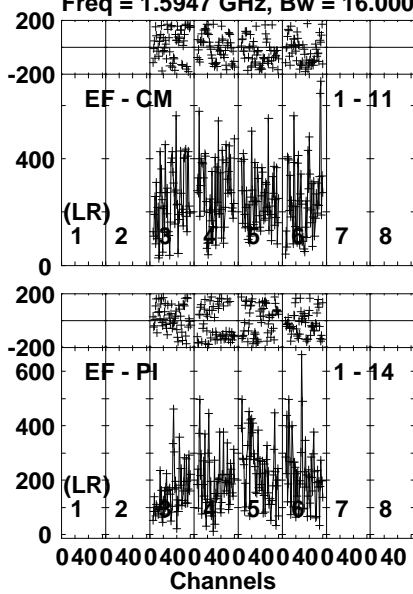
Lower frame: Micro Ampl Jy Top frame: Phas deg
Vector averaged cross-power spectrum Several baselines displayed
Timerange: 00/08:40:19 to 00/08:41:31

Plot file version 55 created 08-APR-2024 16:08:28

J2125+0441 RK002.UVDATA.1

Freq = 1.5947 GHz, Bw = 16.000 MH

No calibration applied and no bandpass applied



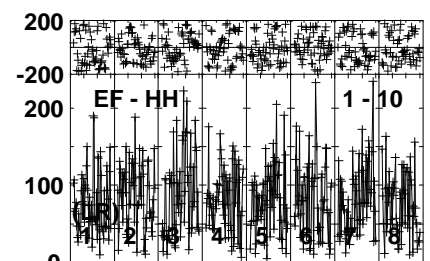
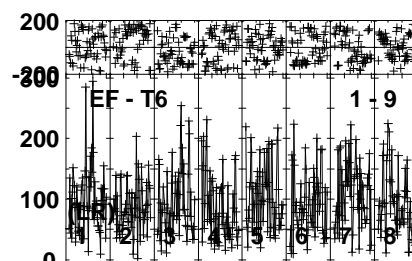
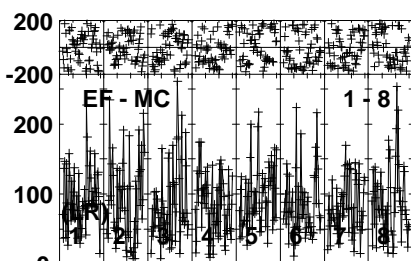
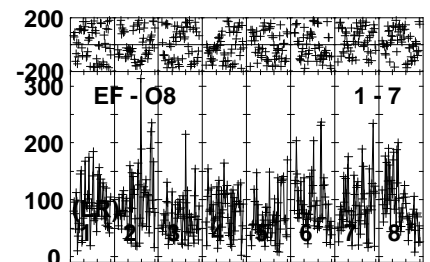
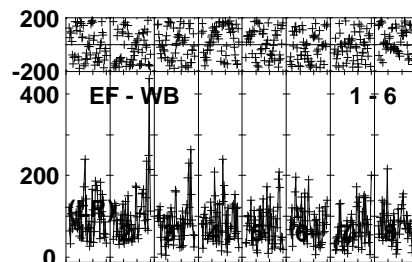
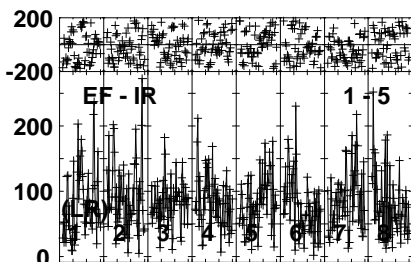
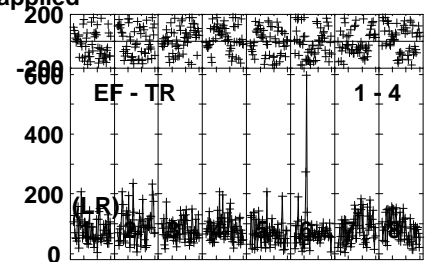
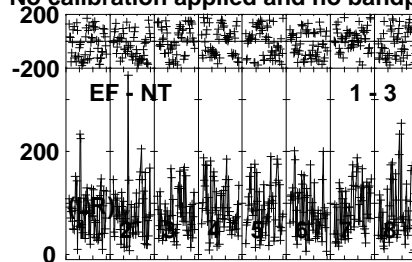
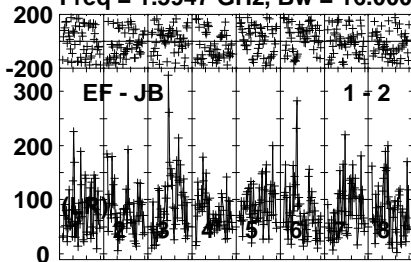
Lower frame: Micro Ampl Jy Top frame: Phas deg
Vector averaged cross-power spectrum Several baselines displayed
Timerange: 00/08:40:19 to 00/08:41:31

Plot file version 56 created 08-APR-2024 16:08:28

R240114 D RK002.UVDATA.1

Freq = 1.5947 GHz, Bw = 16.000 MH

No calibration applied and no bandpass applied

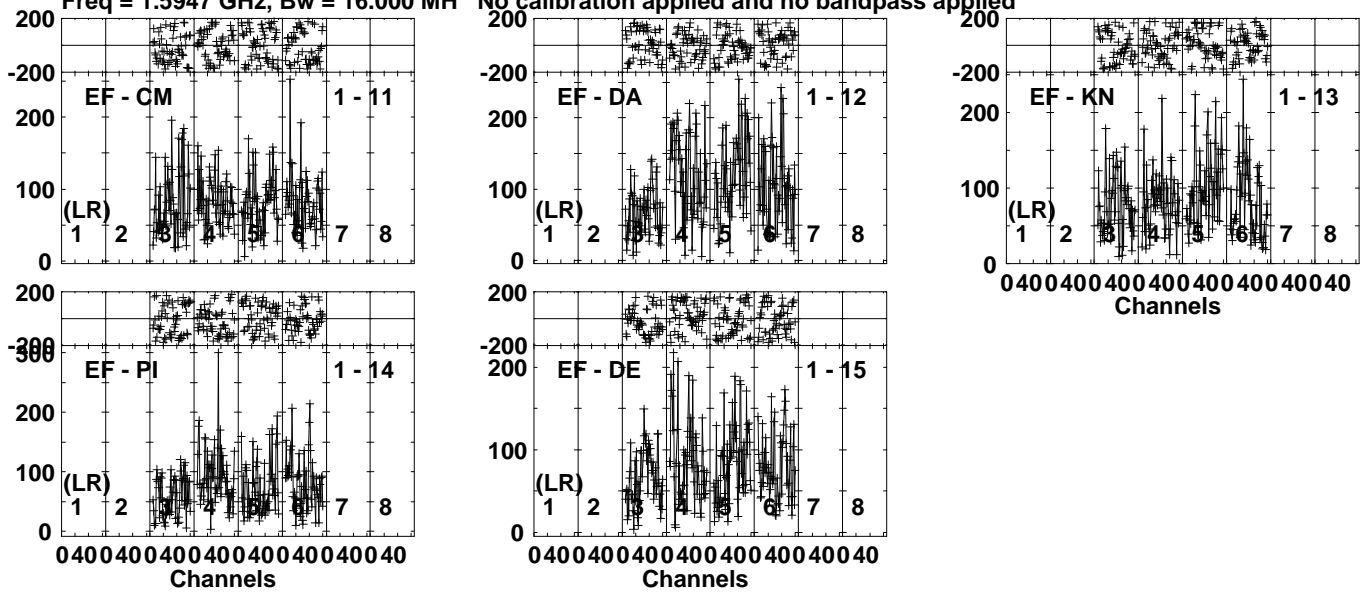


Lower frame: Micro Ampl Jy Top frame: Phas deg
Vector averaged cross-power spectrum Several baselines displayed
Timerange: 00/08:41:35 to 00/08:47:31

Plot file version 57 created 08-APR-2024 16:08:29

R240114 D RK002.UVDATA.1

Freq = 1.5947 GHz, Bw = 16.000 MH No calibration applied and no bandpass applied



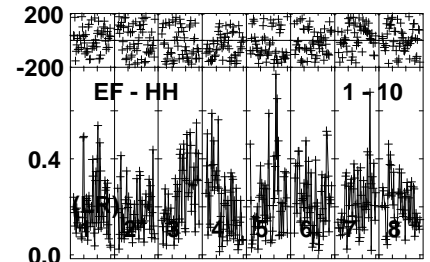
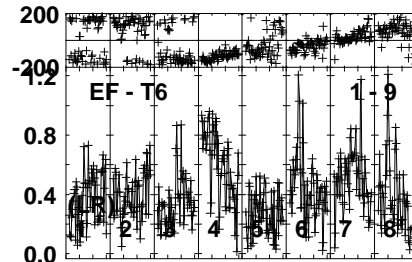
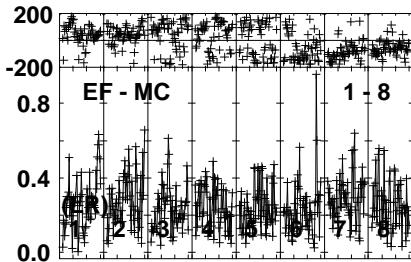
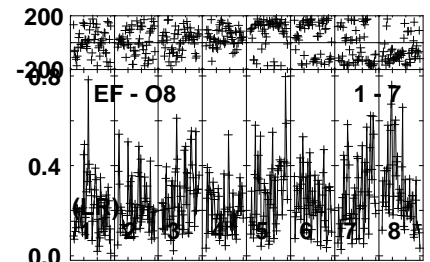
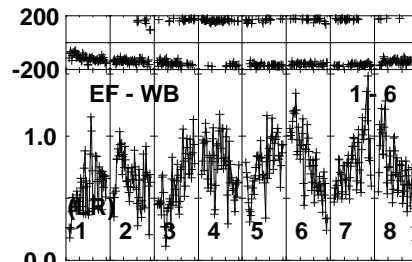
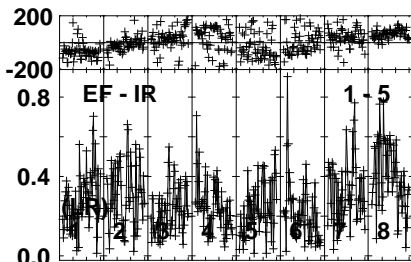
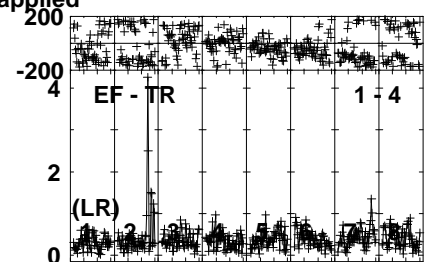
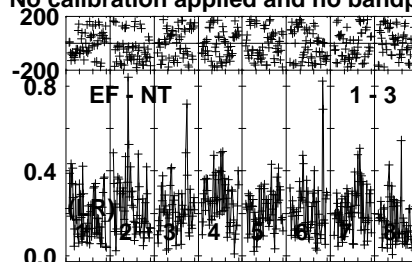
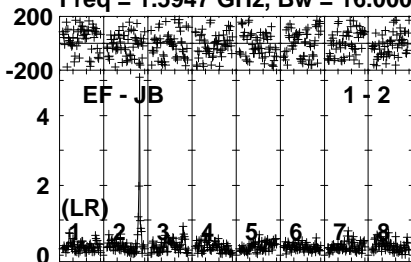
Lower frame: Micro Ampl Jy Top frame: Phas deg
Vector averaged cross-power spectrum Several baselines displayed
Timerange: 00/08:41:35 to 00/08:47:31

Plot file version 58 created 08-APR-2024 16:08:29

J2125+0441 RK002.UVDATA.1

Freq = 1.5947 GHz, Bw = 16.000 MH

No calibration applied and no bandpass applied



Lower frame: Milli Ampl Jy Top frame: Phas deg

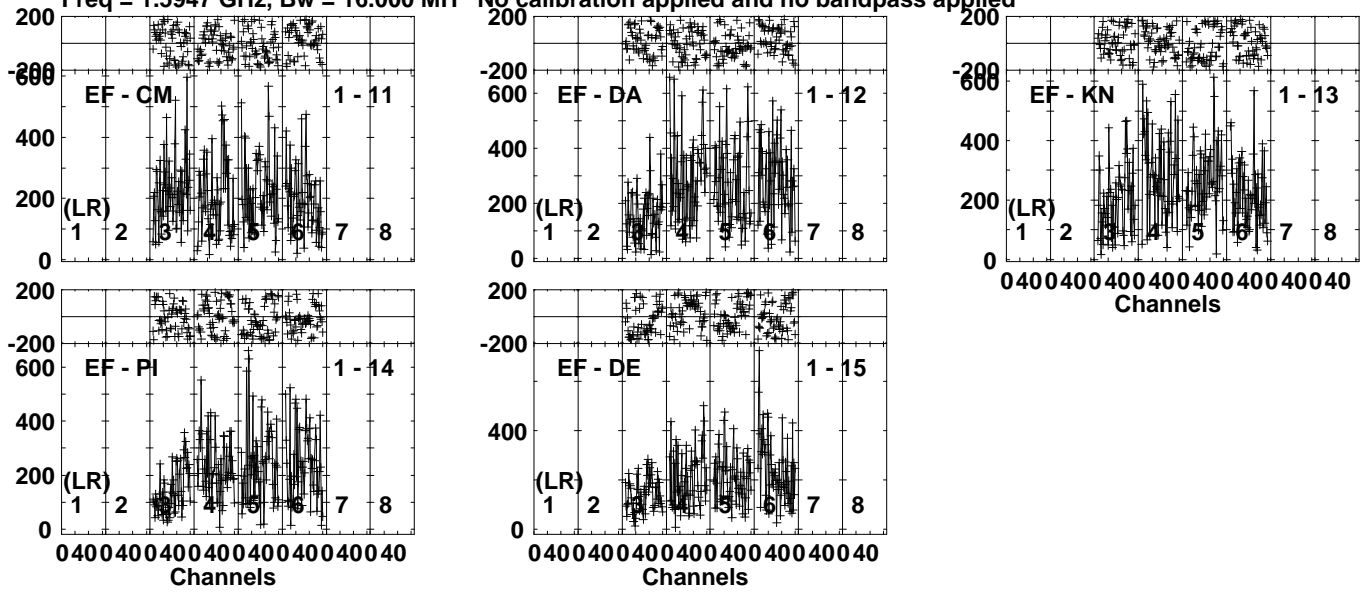
Vector averaged cross-power spectrum Several baselines displayed

Timerange: 00/08:48:10 to 00/08:48:58

Plot file version 59 created 08-APR-2024 16:08:30

J2125+0441 RK002.UVDATA.1

Freq = 1.5947 GHz, Bw = 16.000 MH No calibration applied and no bandpass applied



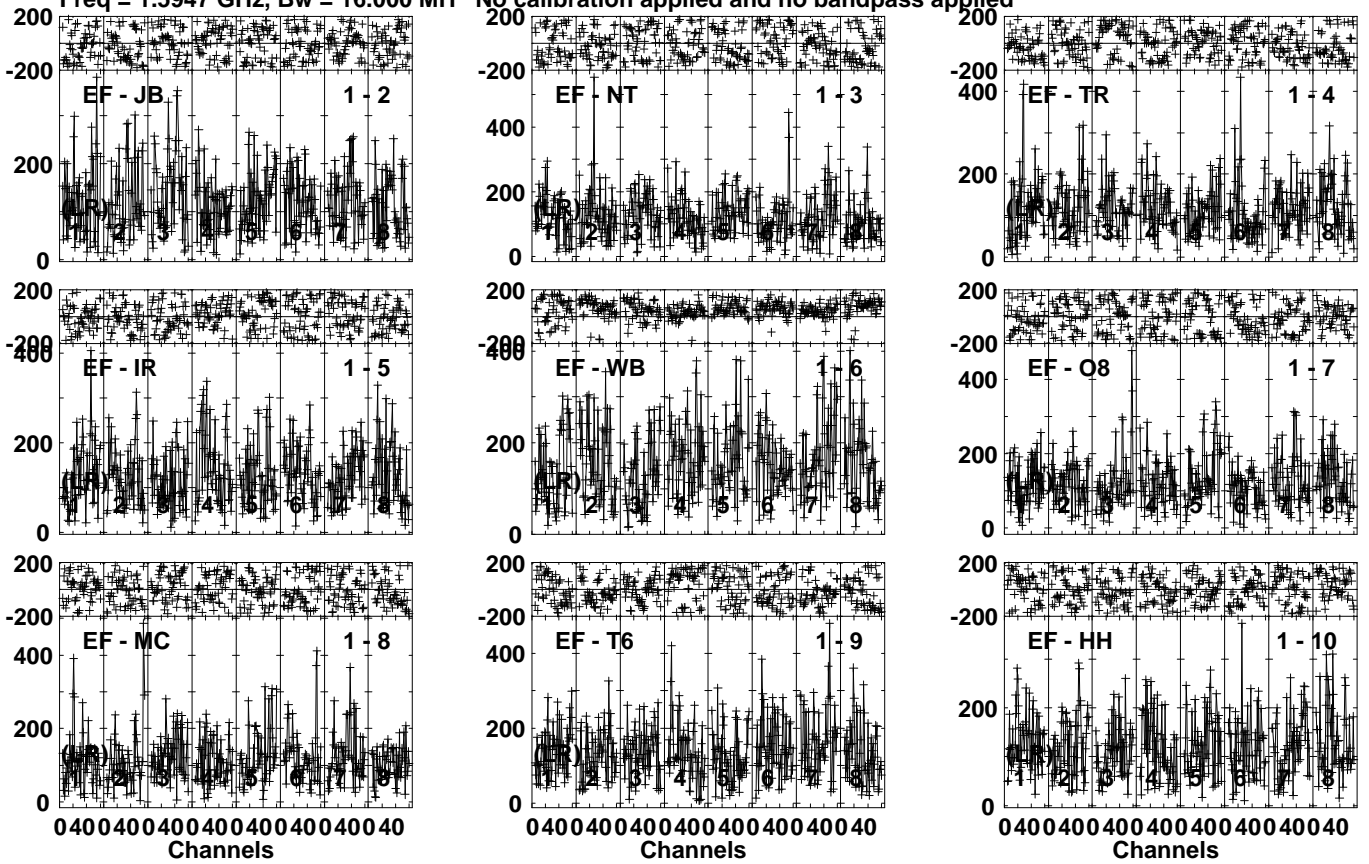
Lower frame: Micro Ampl Jy Top frame: Phas deg
Vector averaged cross-power spectrum Several baselines displayed
Timerange: 00/08:48:10 to 00/08:48:58

Plot file version 60 created 08-APR-2024 16:08:30

J2120+0246 RK002.UVDATA.1

Freq = 1.5947 GHz, Bw = 16.000 MH

No calibration applied and no bandpass applied

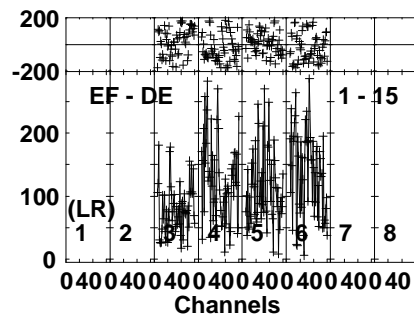
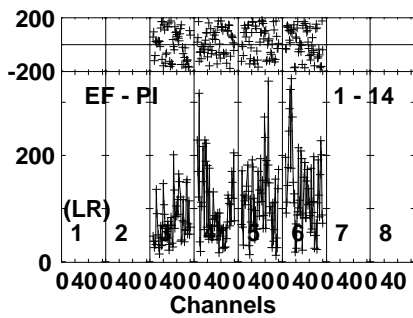
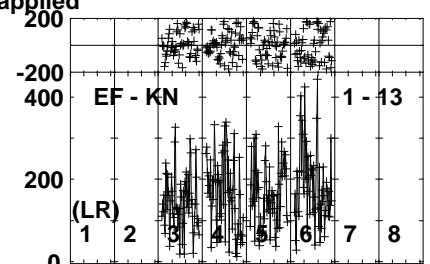
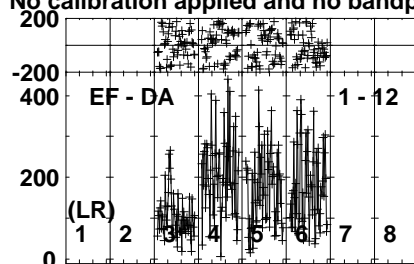
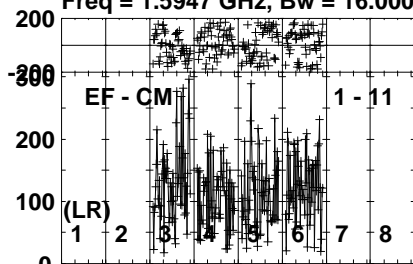


Lower frame: Micro Ampl Jy Top frame: Phas deg
Vector averaged cross-power spectrum Several baselines displayed
Timerange: 00/08:49:04 to 00/08:52:36

Plot file version 61 created 08-APR-2024 16:08:30

J2120+0246 RK002.UVDATA.1

Freq = 1.5947 GHz, Bw = 16.000 MH No calibration applied and no bandpass applied



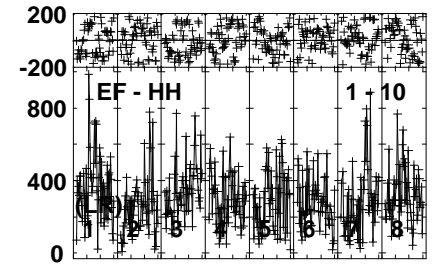
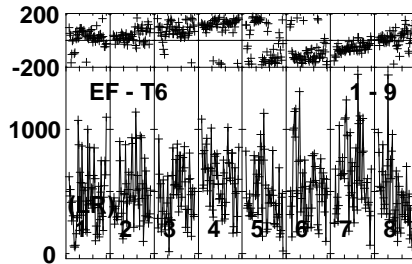
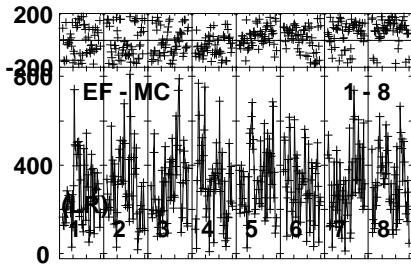
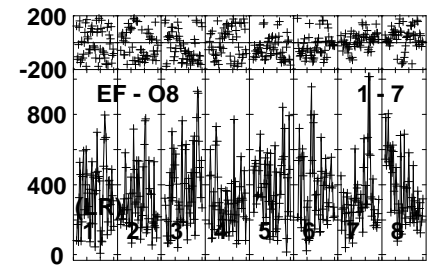
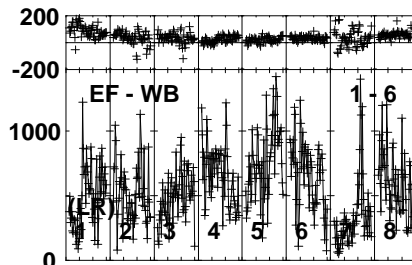
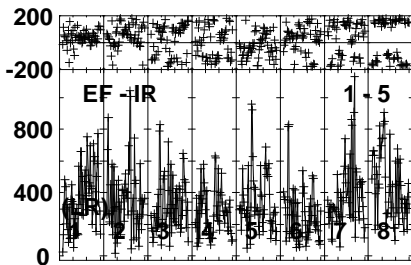
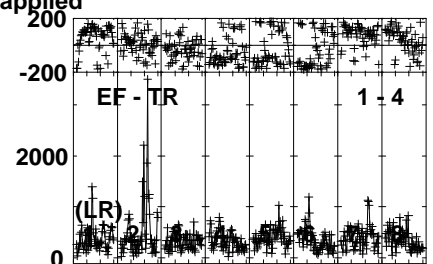
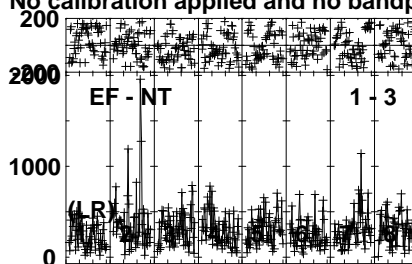
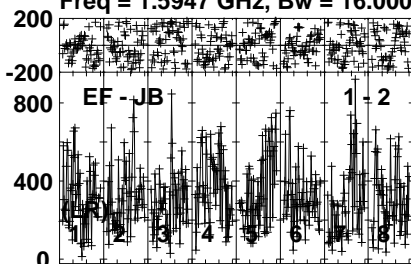
Lower frame: Micro Ampl Jy Top frame: Phas deg
Vector averaged cross-power spectrum Several baselines displayed
Timerange: 00/08:49:04 to 00/08:52:36

Plot file version 62 created 08-APR-2024 16:08:30

J2125+0441 RK002.UVDATA.1

Freq = 1.5947 GHz, Bw = 16.000 MH

No calibration applied and no bandpass applied



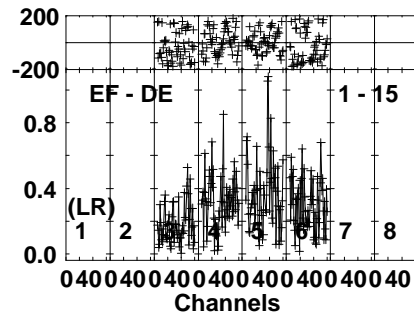
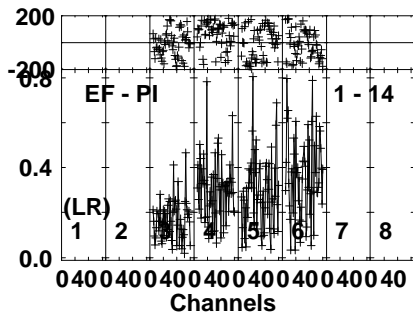
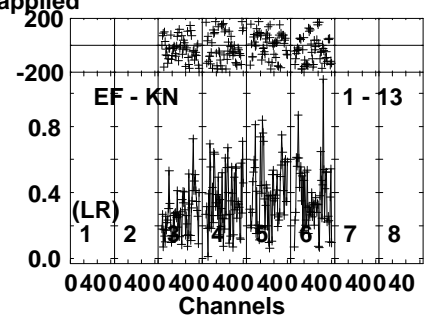
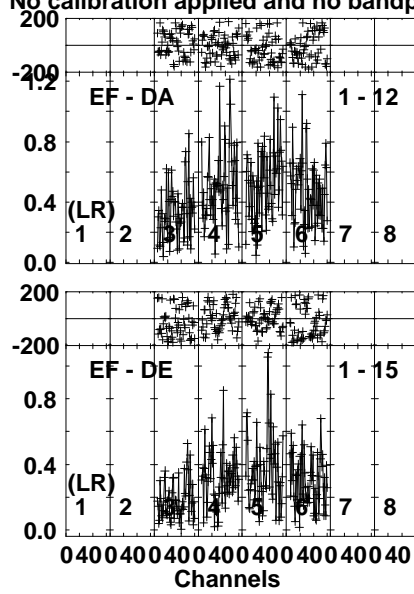
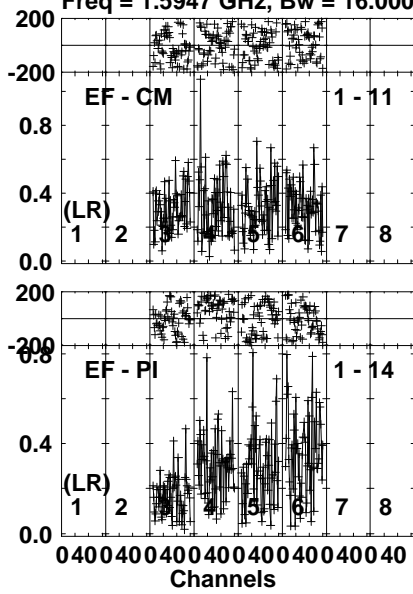
Lower frame: Micro Ampl Jy Top frame: Phas deg
Vector averaged cross-power spectrum Several baselines displayed
Timerange: 00/08:52:45 to 00/08:54:05

Plot file version 63 created 08-APR-2024 16:08:31

J2125+0441 RK002.UVDATA.1

Freq = 1.5947 GHz, Bw = 16.000 MH

No calibration applied and no bandpass applied

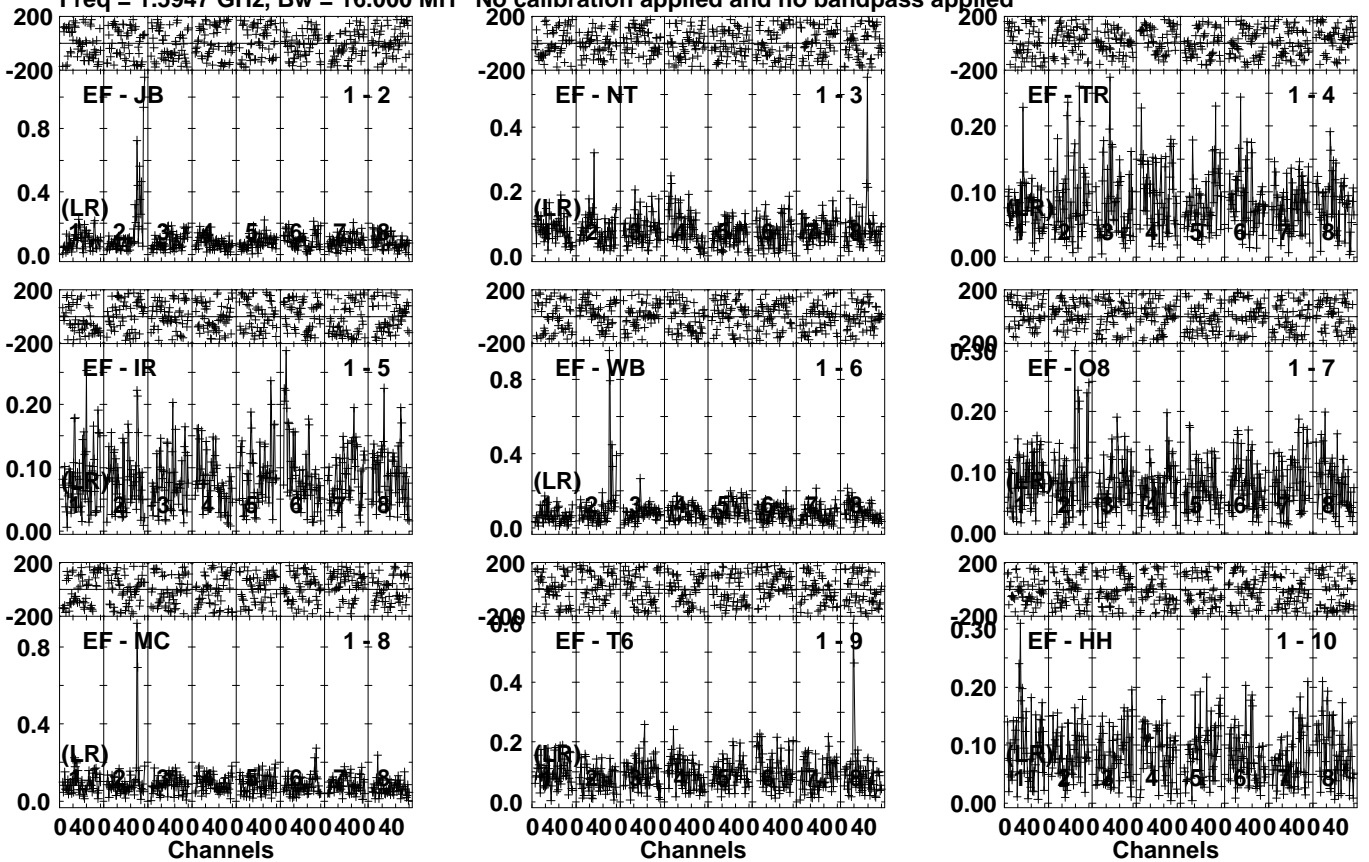


Lower frame: Milli Ampl Jy Top frame: Phas deg
Vector averaged cross-power spectrum Several baselines displayed
Timerange: 00/08:52:45 to 00/08:54:05

Plot file version 64 created 08-APR-2024 16:08:31

R240114 D RK002.UVDATA.1

Freq = 1.5947 GHz, Bw = 16.000 MH No calibration applied and no bandpass applied

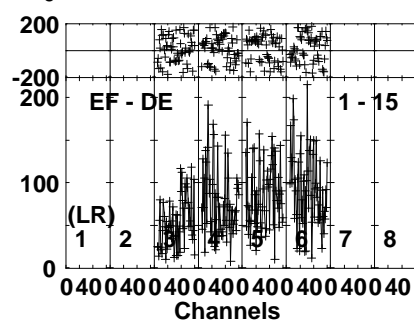
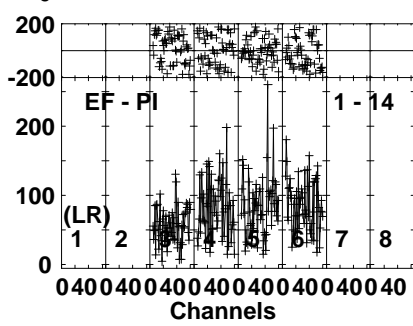
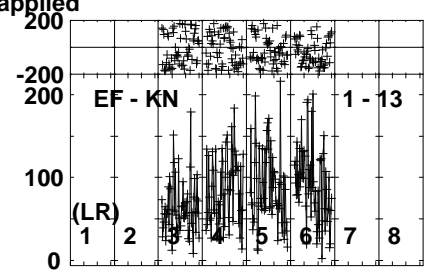
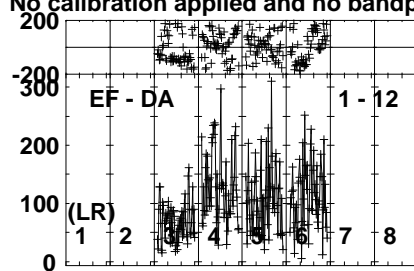
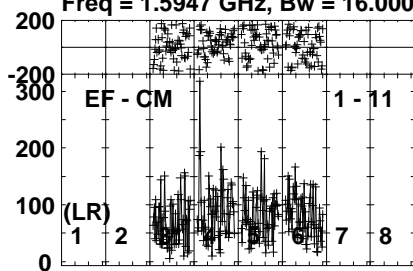


Lower frame: Milli Ampl Jy Top frame: Phas deg
Vector averaged cross-power spectrum Several baselines displayed
Timerange: 00/08:54:10 to 00/09:00:06

Plot file version 65 created 08-APR-2024 16:08:32

R240114 D RK002.UVDATA.1

Freq = 1.5947 GHz, Bw = 16.000 MH No calibration applied and no bandpass applied



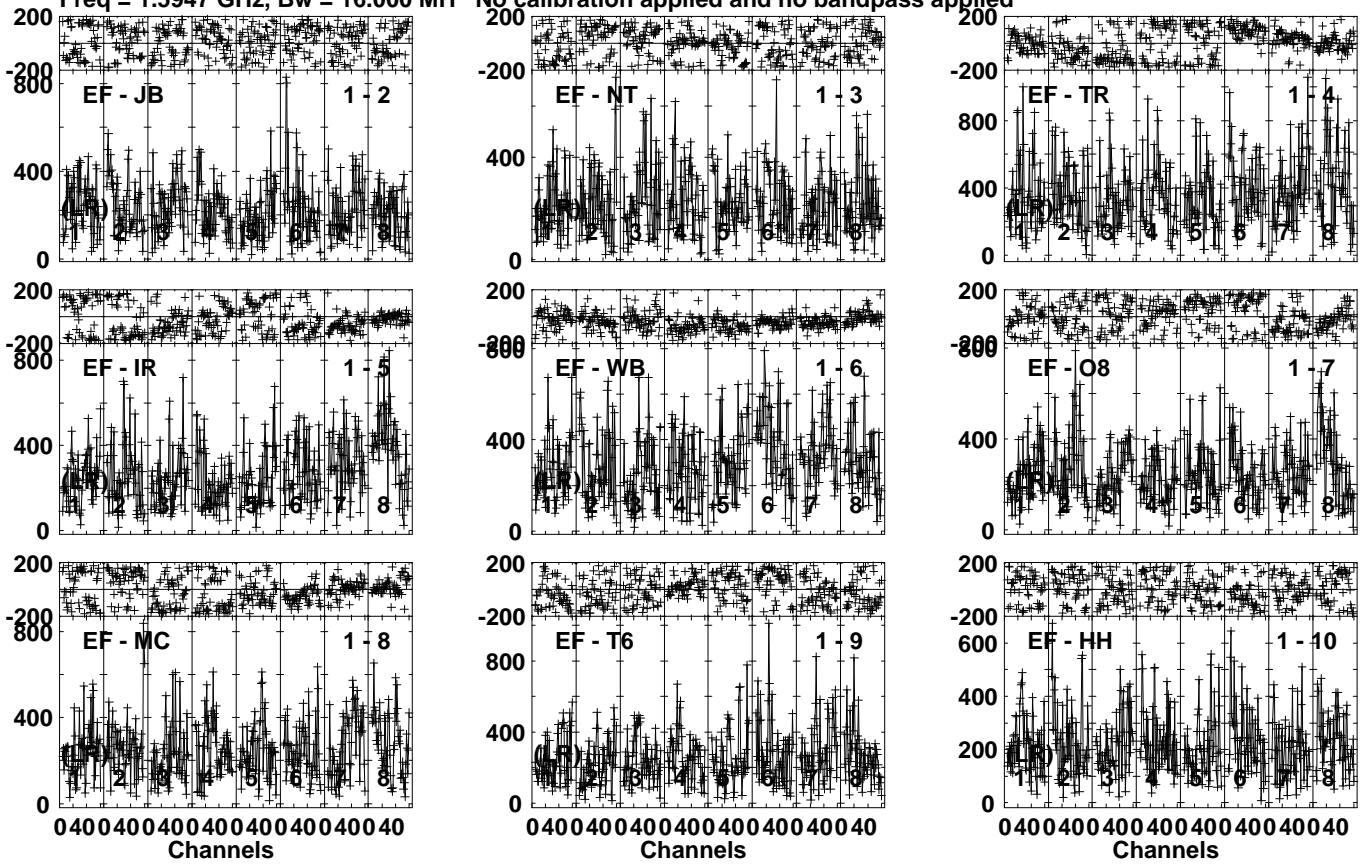
Lower frame: Micro Ampl Jy Top frame: Phas deg
Vector averaged cross-power spectrum Several baselines displayed
Timerange: 00/08:54:10 to 00/09:00:06

Plot file version 66 created 08-APR-2024 16:08:32

J2125+0441 RK002.UVDATA.1

Freq = 1.5947 GHz, Bw = 16.000 MH

No calibration applied and no bandpass applied



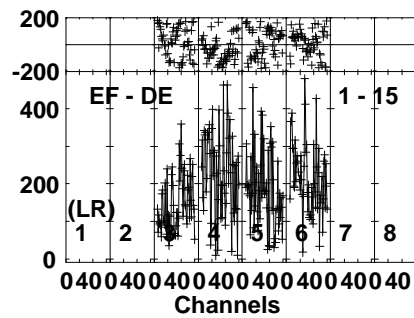
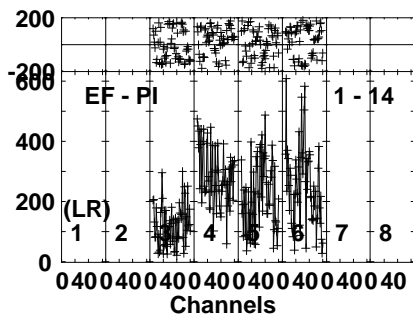
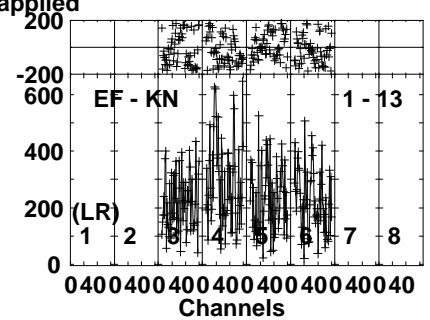
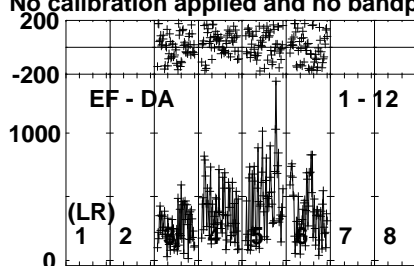
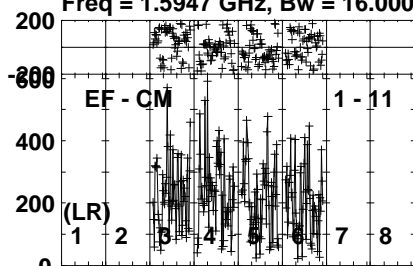
Lower frame: Micro Ampl Jy Top frame: Phas deg
Vector averaged cross-power spectrum Several baselines displayed
Timerange: 00/09:00:44 to 00/09:01:32

Plot file version 67 created 08-APR-2024 16:08:32

J2125+0441 RK002.UVDATA.1

Freq = 1.5947 GHz, Bw = 16.000 MH

No calibration applied and no bandpass applied



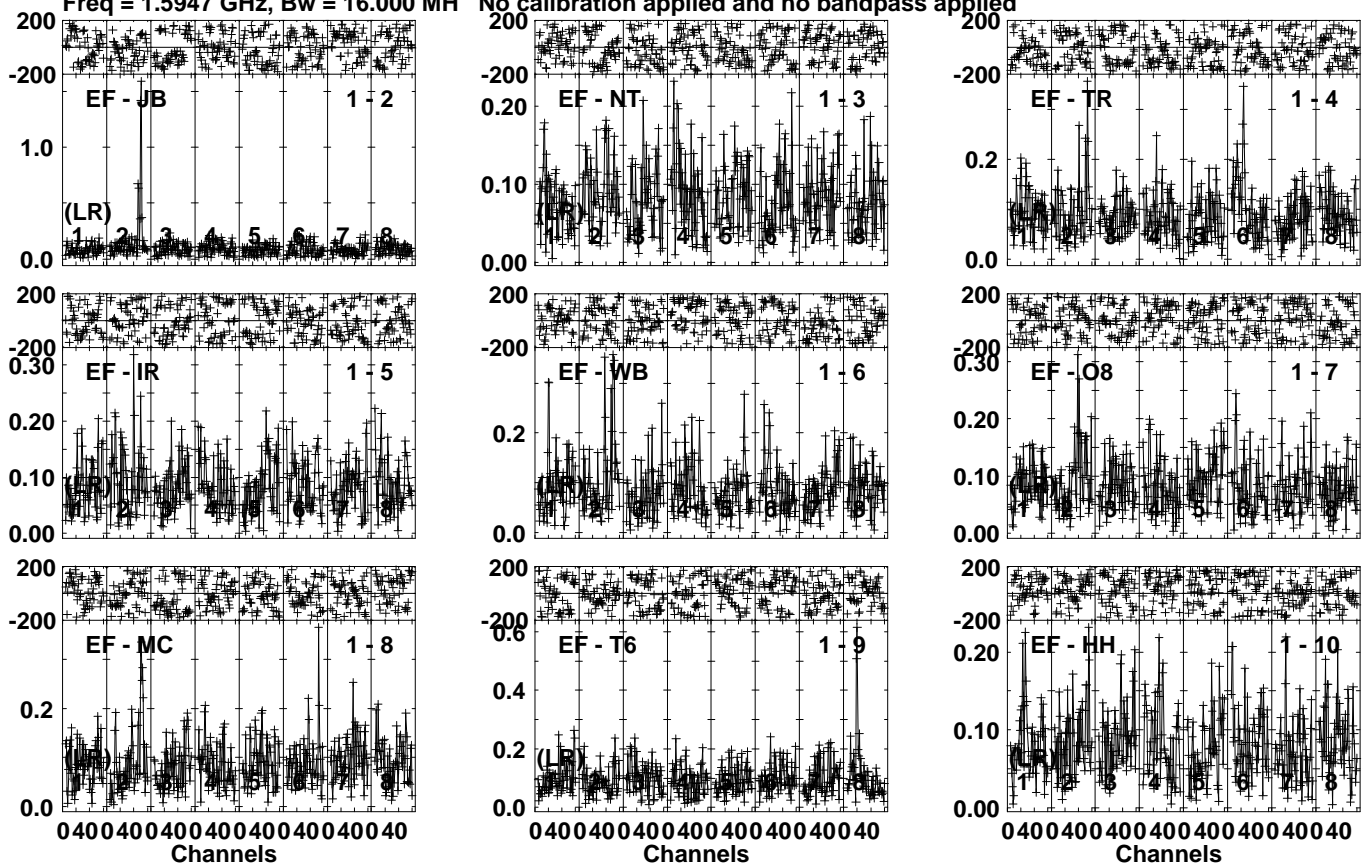
Lower frame: Micro Ampl Jy Top frame: Phas deg
Vector averaged cross-power spectrum Several baselines displayed
Timerange: 00/09:00:44 to 00/09:01:32

Plot file version 68 created 08-APR-2024 16:08:33

R240114 D RK002.UVDATA.1

Freq = 1.5947 GHz, Bw = 16.000 MH

No calibration applied and no bandpass applied

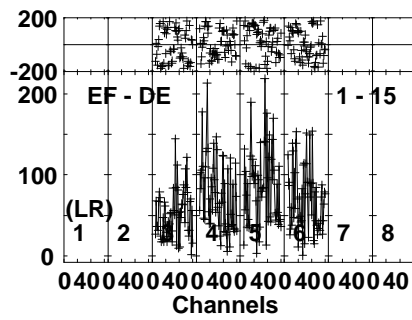
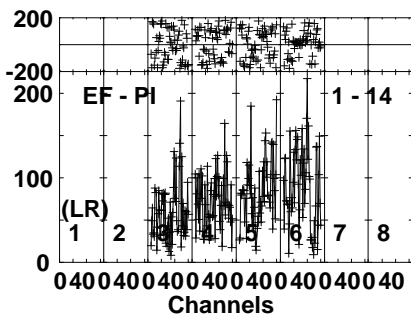
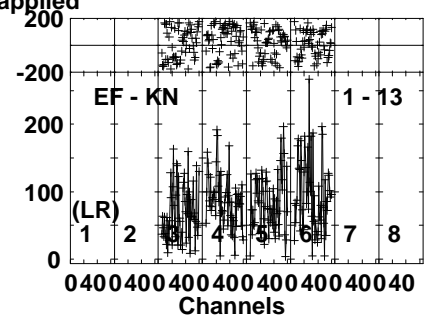
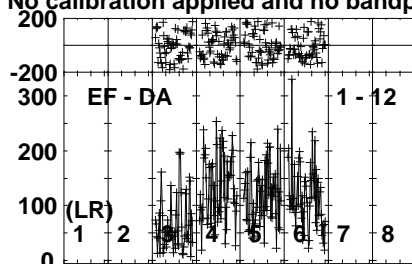
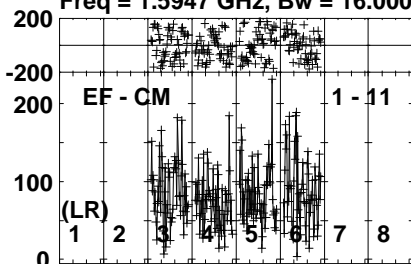


Lower frame: Milli Ampl Jy Top frame: Phas deg
Vector averaged cross-power spectrum Several baselines displayed
Timerange: 00/09:01:36 to 00/09:07:32

Plot file version 69 created 08-APR-2024 16:08:33

R240114 D RK002.UVDATA.1

Freq = 1.5947 GHz, Bw = 16.000 MH No calibration applied and no bandpass applied



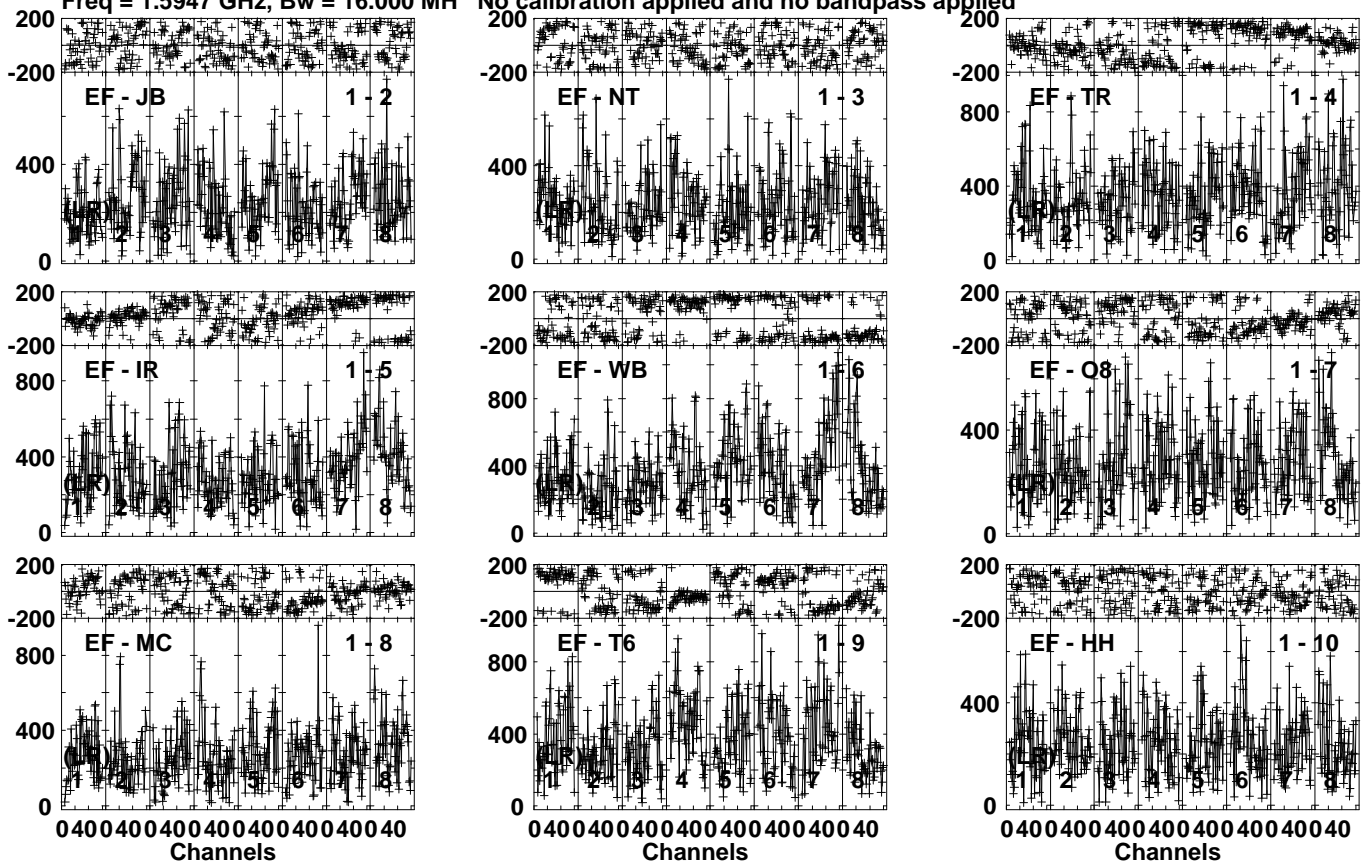
Lower frame: Micro Ampl Jy Top frame: Phas deg
Vector averaged cross-power spectrum Several baselines displayed
Timerange: 00/09:01:36 to 00/09:07:32

Plot file version 70 created 08-APR-2024 16:08:34

J2125+0441 RK002.UVDATA.1

Freq = 1.5947 GHz, Bw = 16.000 MH

No calibration applied and no bandpass applied

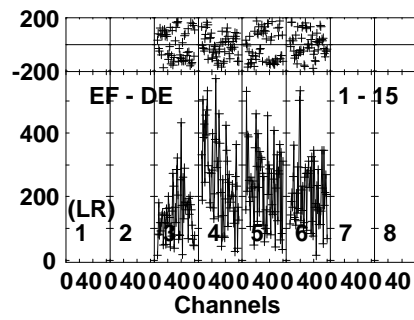
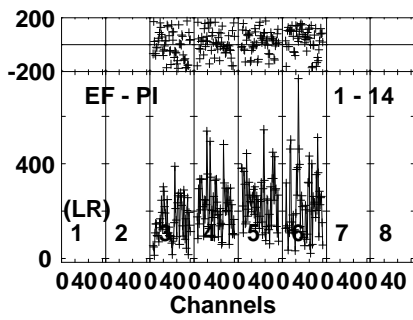
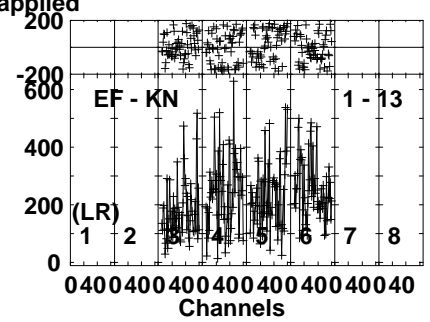
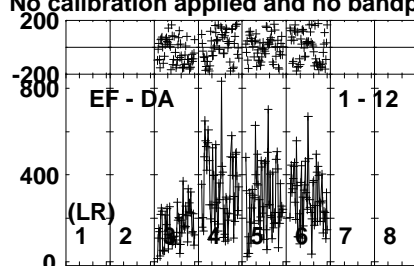
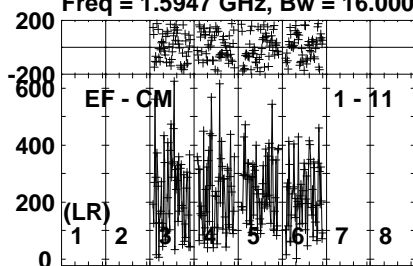


Lower frame: Micro Ampl Jy Top frame: Phas deg
Vector averaged cross-power spectrum Several baselines displayed
Timerange: 00/09:07:36 to 00/09:08:48

Plot file version 71 created 08-APR-2024 16:08:34

J2125+0441 RK002.UVDATA.1

Freq = 1.5947 GHz, Bw = 16.000 MH No calibration applied and no bandpass applied

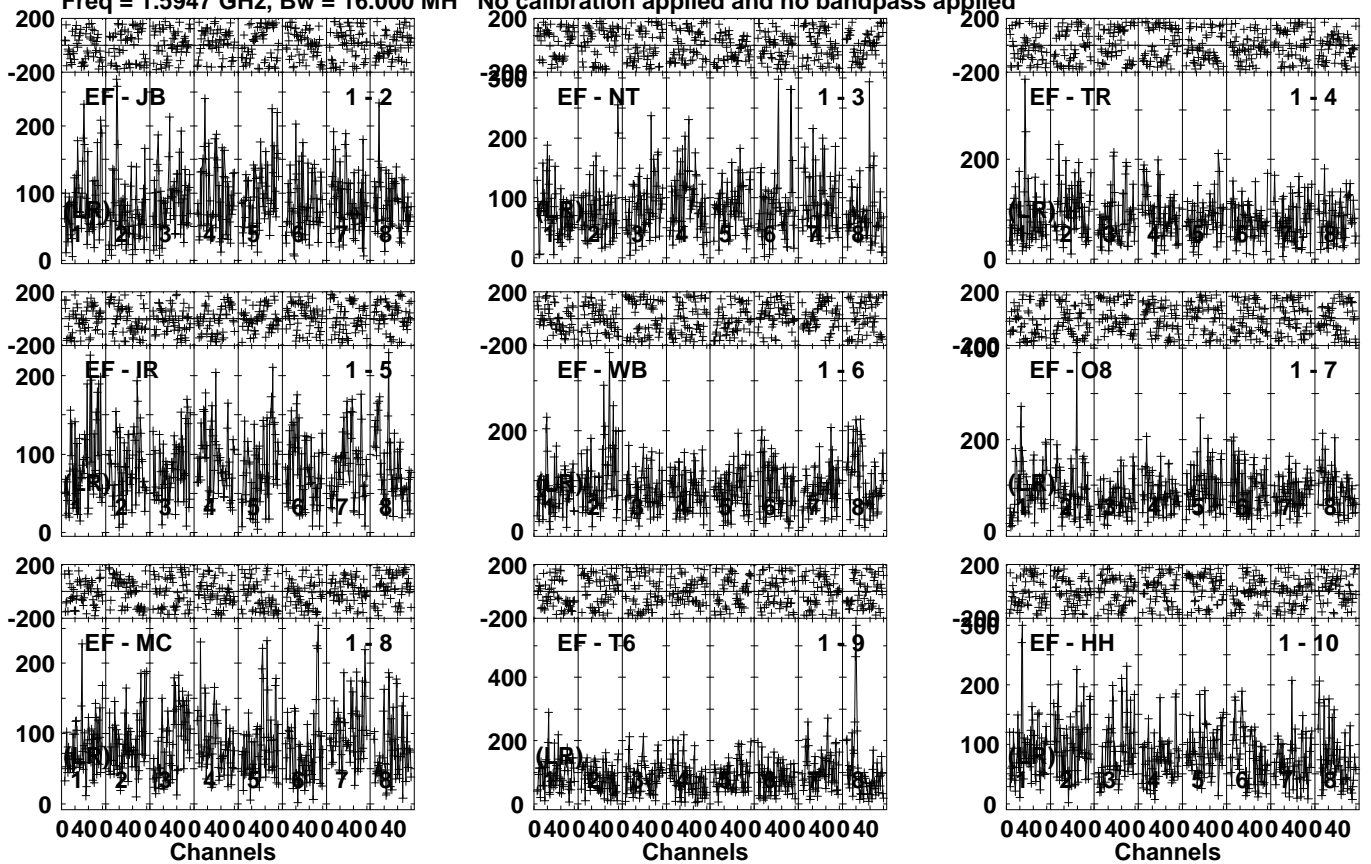


Lower frame: Micro Ampl Jy Top frame: Phas deg
Vector averaged cross-power spectrum Several baselines displayed
Timerange: 00/09:07:36 to 00/09:08:48

Plot file version 72 created 08-APR-2024 16:08:34

R240114 D RK002.UVDATA.1

Freq = 1.5947 GHz, Bw = 16.000 MH No calibration applied and no bandpass applied

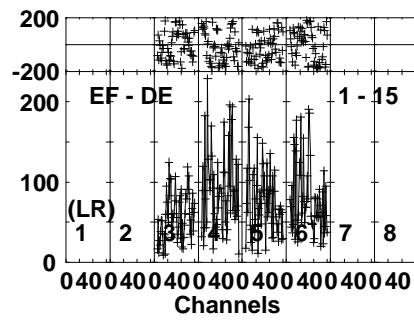
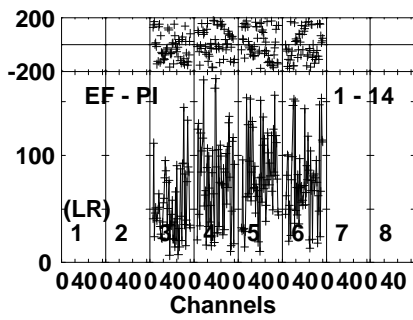
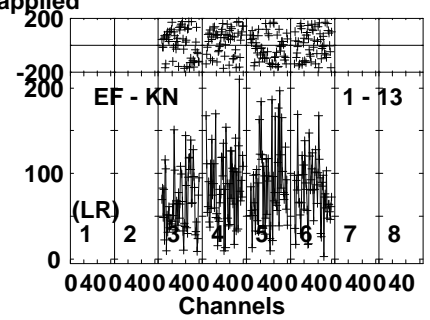
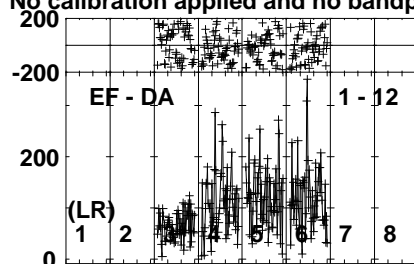
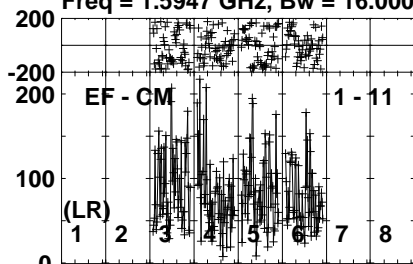


Lower frame: Micro Ampl Jy Top frame: Phas deg
Vector averaged cross-power spectrum Several baselines displayed
Timerange: 00/09:08:55 to 00/09:14:49

Plot file version 73 created 08-APR-2024 16:08:35

R240114 D RK002.UVDATA.1

Freq = 1.5947 GHz, Bw = 16.000 MH No calibration applied and no bandpass applied



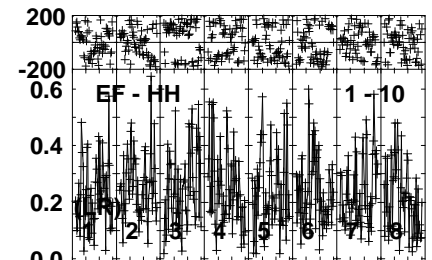
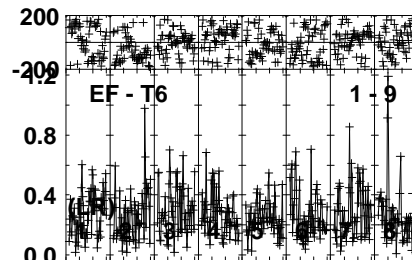
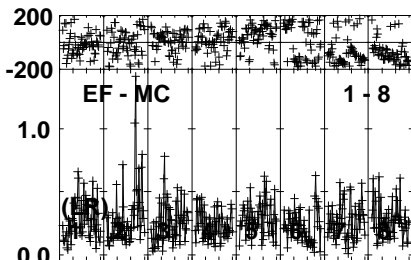
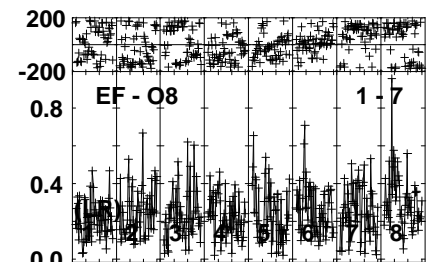
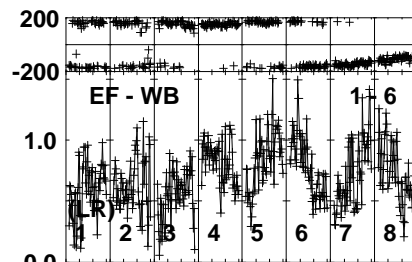
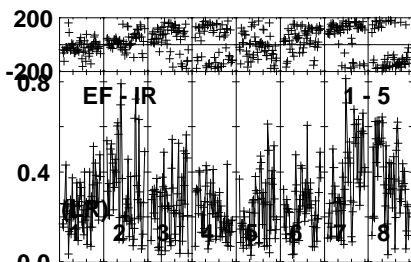
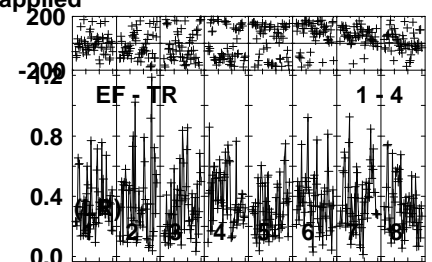
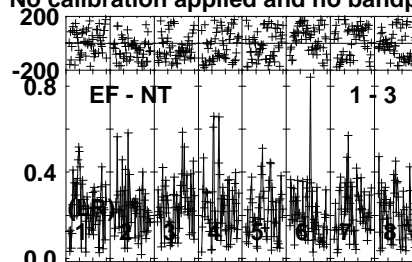
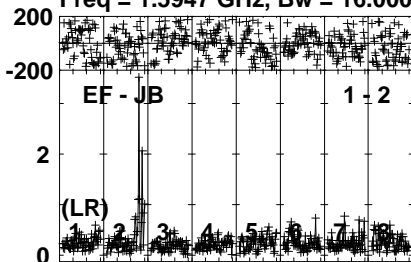
Lower frame: Micro Ampl Jy Top frame: Phas deg
Vector averaged cross-power spectrum Several baselines displayed
Timerange: 00/09:08:55 to 00/09:14:49

Plot file version 74 created 08-APR-2024 16:08:35

J2125+0441 RK002.UVDATA.1

Freq = 1.5947 GHz, Bw = 16.000 MH

No calibration applied and no bandpass applied



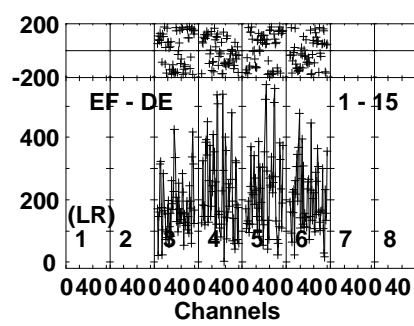
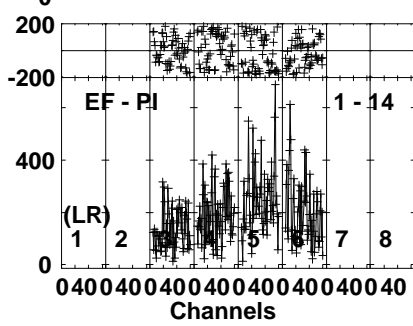
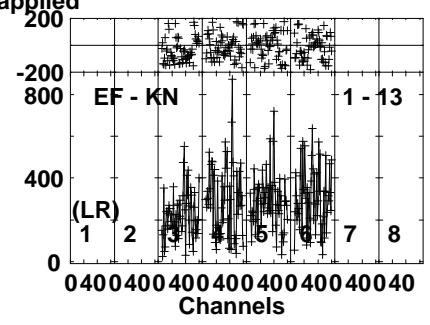
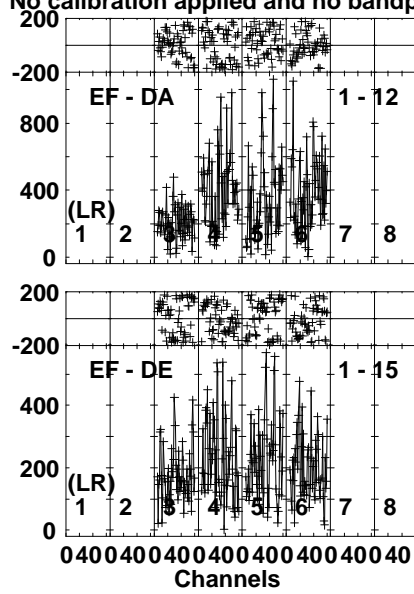
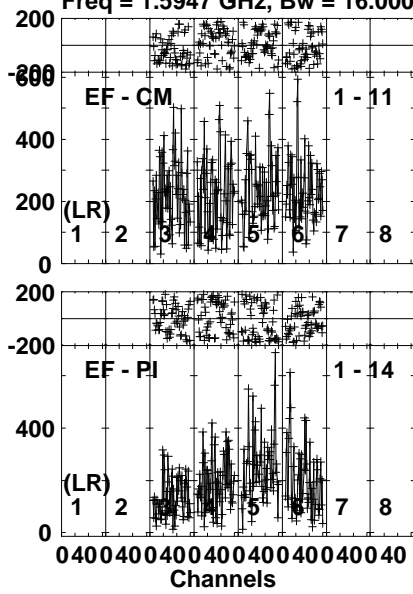
Lower frame: Milli Ampl Jy Top frame: Phas deg
Vector averaged cross-power spectrum Several baselines displayed
Timerange: 00/09:15:27 to 00/09:16:15

Plot file version 75 created 08-APR-2024 16:08:36

J2125+0441 RK002.UVDATA.1

Freq = 1.5947 GHz, Bw = 16.000 MH

No calibration applied and no bandpass applied

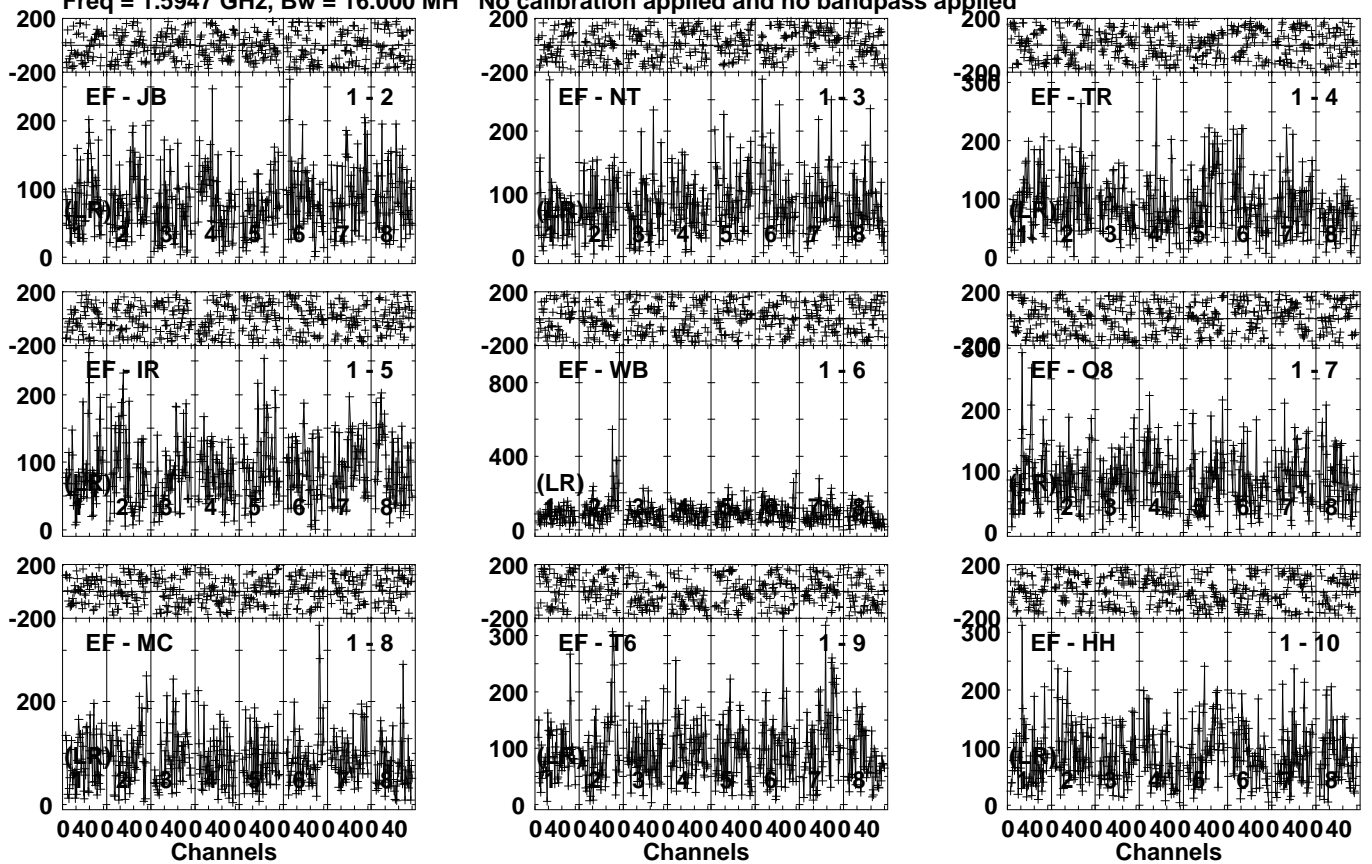


Lower frame: Micro Ampl Jy Top frame: Phas deg
Vector averaged cross-power spectrum Several baselines displayed
Timerange: 00/09:15:27 to 00/09:16:15

Plot file version 76 created 08-APR-2024 16:08:36

R240114 D RK002.UVDATA.1

Freq = 1.5947 GHz, Bw = 16.000 MH No calibration applied and no bandpass applied

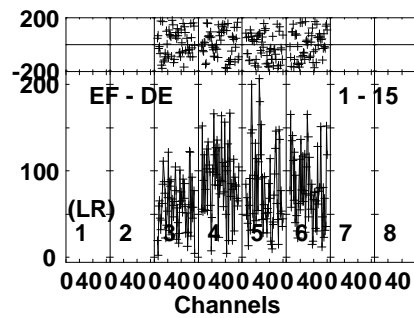
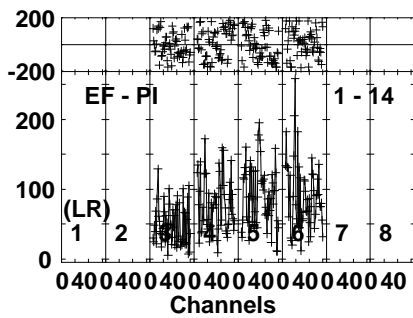
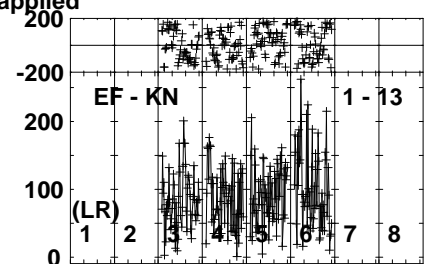
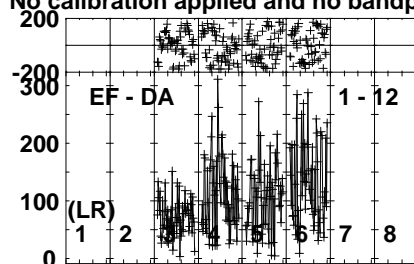
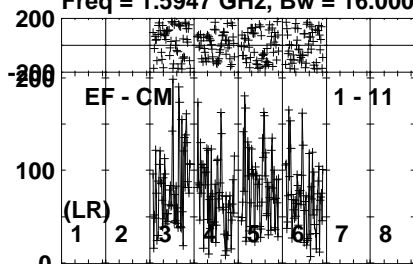


Lower frame: Micro Ampl Jy Top frame: Phas deg
Vector averaged cross-power spectrum Several baselines displayed
Timerange: 00/09:16:19 to 00/09:22:15

Plot file version 77 created 08-APR-2024 16:08:37

R240114 D RK002.UVDATA.1

Freq = 1.5947 GHz, Bw = 16.000 MH No calibration applied and no bandpass applied



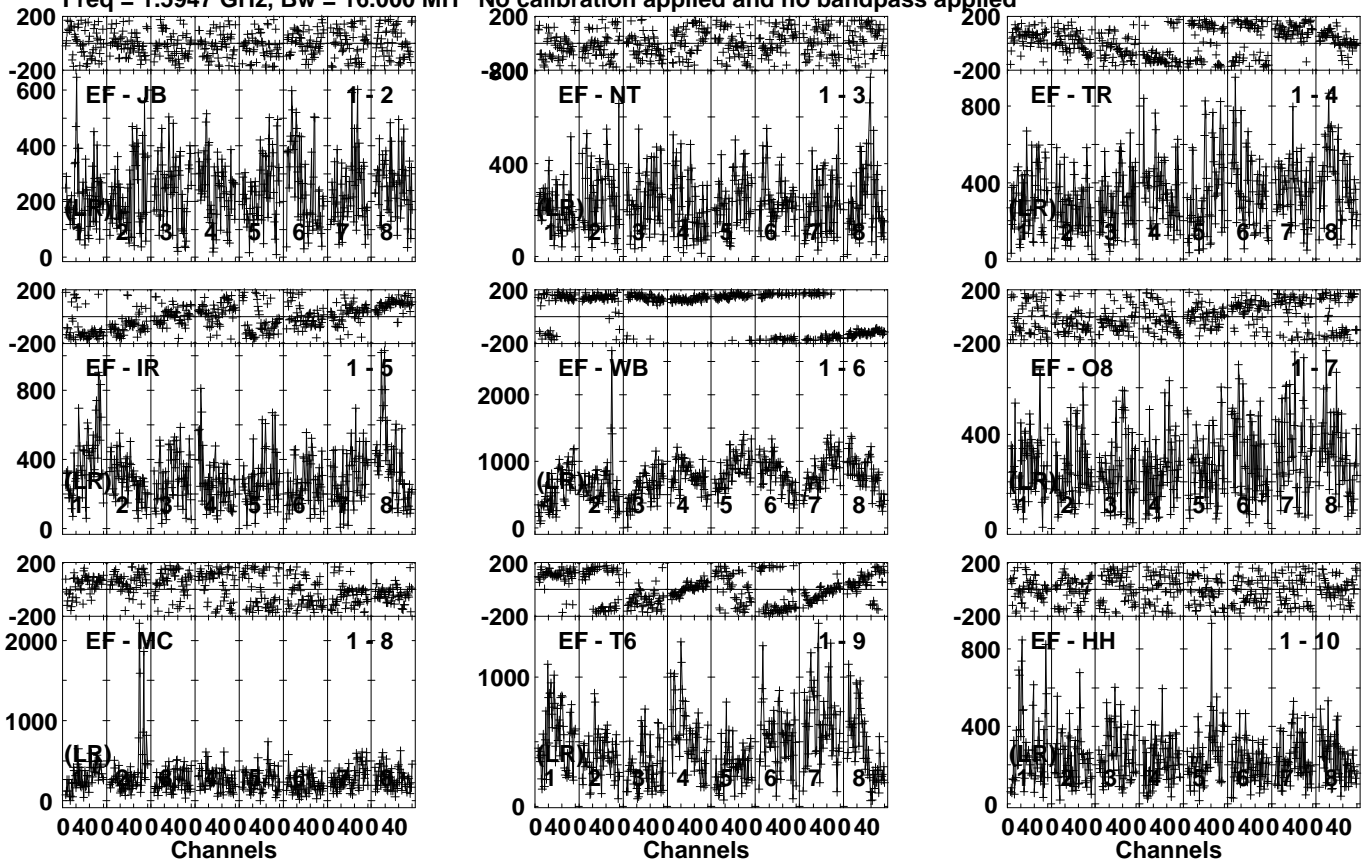
Lower frame: Micro Ampl Jy Top frame: Phas deg
Vector averaged cross-power spectrum Several baselines displayed
Timerange: 00/09:16:19 to 00/09:22:15

Plot file version 78 created 08-APR-2024 16:08:37

J2125+0441 RK002.UVDATA.1

Freq = 1.5947 GHz, Bw = 16.000 MH

No calibration applied and no bandpass applied

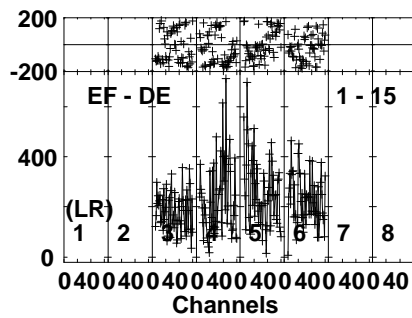
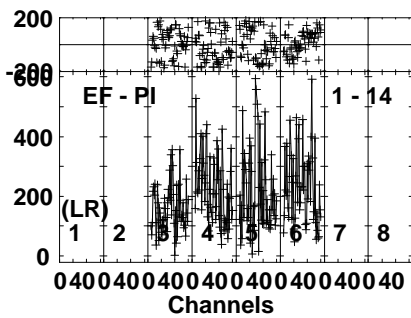
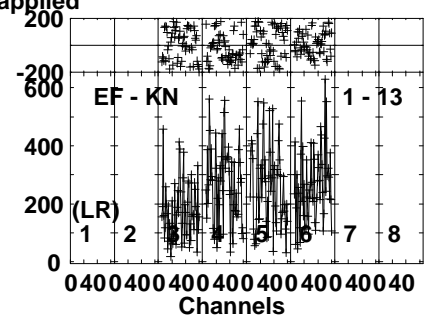
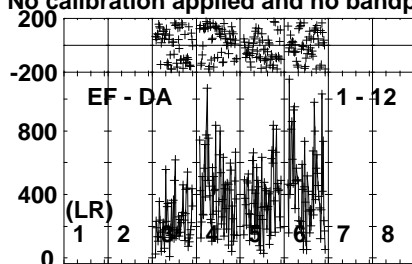
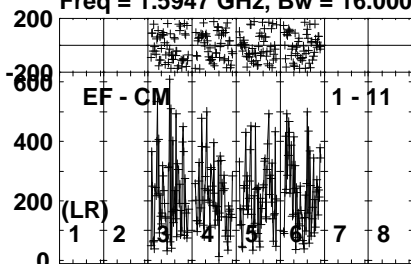


Lower frame: Micro Ampl Jy Top frame: Phas deg
Vector averaged cross-power spectrum Several baselines displayed
Timerange: 00/09:22:19 to 00/09:23:31

Plot file version 79 created 08-APR-2024 16:08:37

J2125+0441 RK002.UVDATA.1

Freq = 1.5947 GHz, Bw = 16.000 MH No calibration applied and no bandpass applied



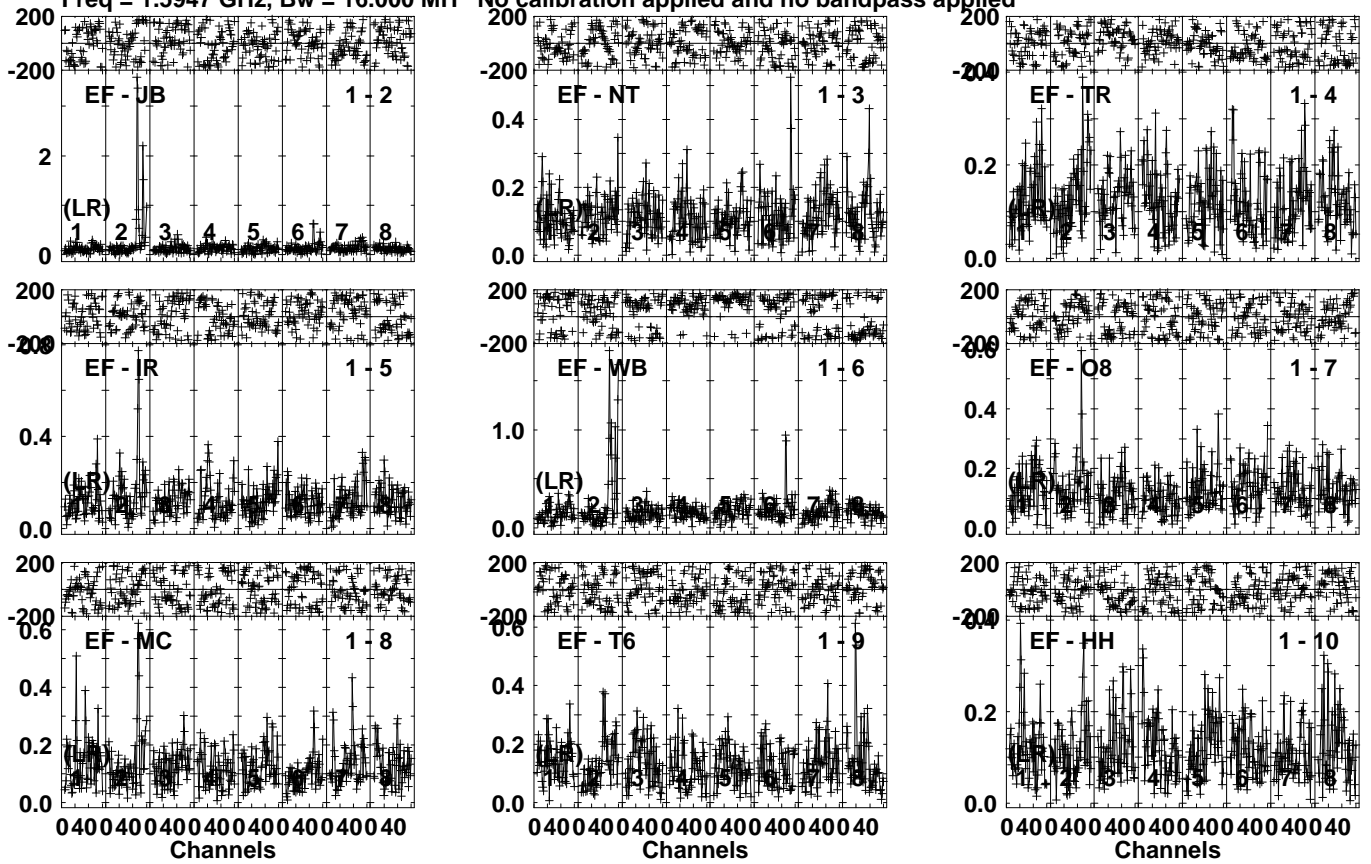
Lower frame: Micro Ampl Jy Top frame: Phas deg
Vector averaged cross-power spectrum Several baselines displayed
Timerange: 00/09:22:19 to 00/09:23:31

Plot file version 80 created 08-APR-2024 16:08:37

J2120+0246 RK002.UVDATA.1

Freq = 1.5947 GHz, Bw = 16.000 MH

No calibration applied and no bandpass applied



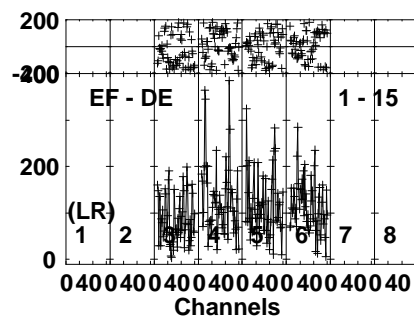
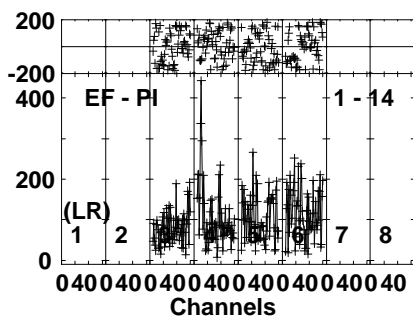
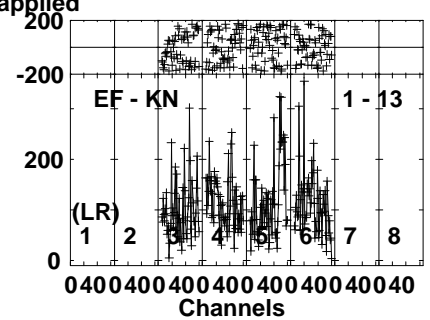
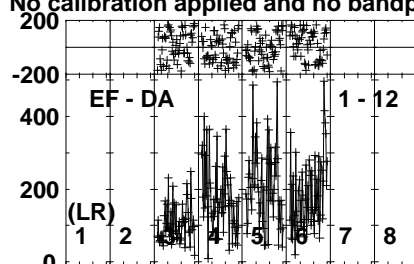
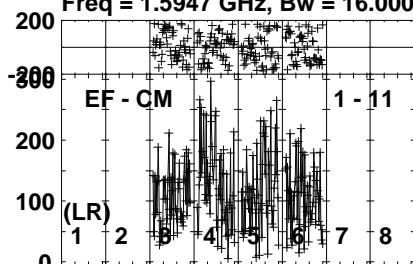
Lower frame: Milli Ampl Jy Top frame: Phas deg
Vector averaged cross-power spectrum Several baselines displayed
Timerange: 00/09:23:40 to 00/09:27:12

Plot file version 81 created 08-APR-2024 16:08:38

J2120+0246 RK002.UVDATA.1

Freq = 1.5947 GHz, Bw = 16.000 MH

No calibration applied and no bandpass applied



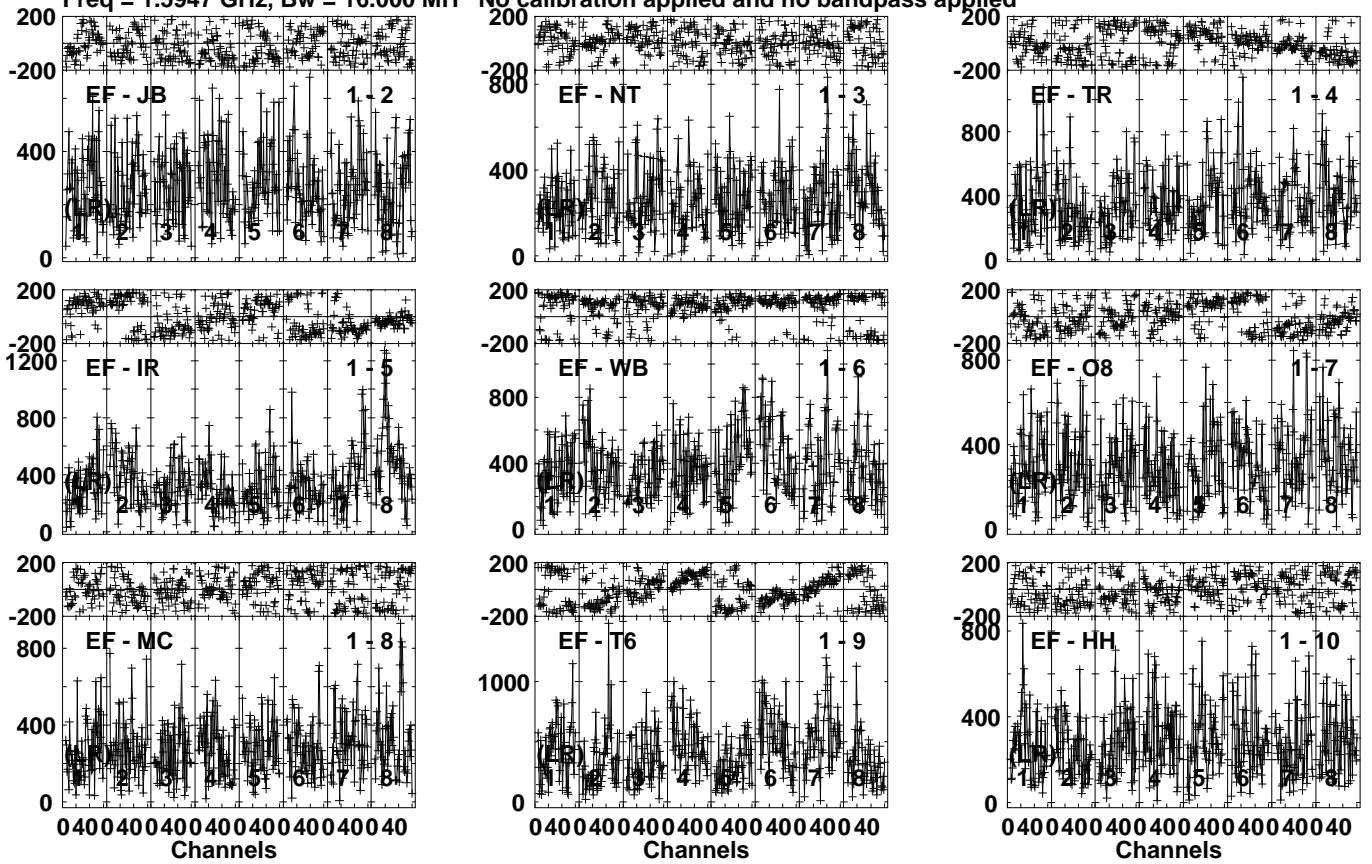
Lower frame: Micro Ampl Jy Top frame: Phas deg
Vector averaged cross-power spectrum Several baselines displayed
Timerange: 00/09:23:40 to 00/09:27:12

Plot file version 82 created 08-APR-2024 16:08:38

J2125+0441 RK002.UVDATA.1

Freq = 1.5947 GHz, Bw = 16.000 MH

No calibration applied and no bandpass applied



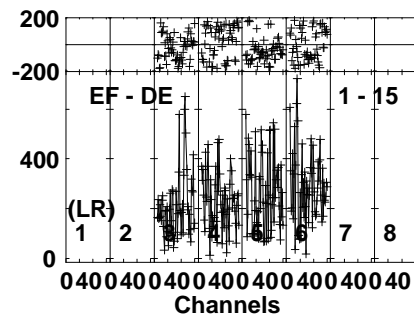
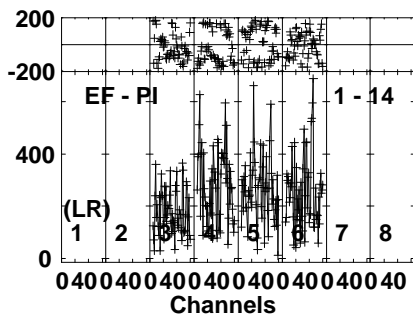
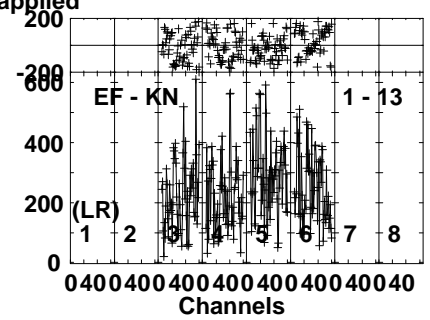
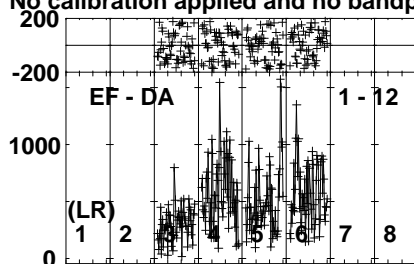
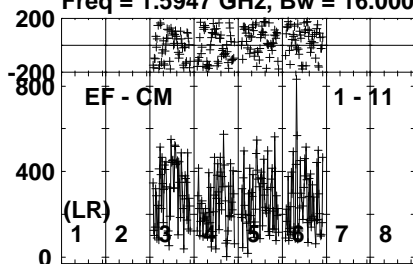
Lower frame: Micro Ampl Jy Top frame: Phas deg
Vector averaged cross-power spectrum Several baselines displayed
Timerange: 00/09:28:02 to 00/09:28:50

Plot file version 83 created 08-APR-2024 16:08:38

J2125+0441 RK002.UVDATA.1

Freq = 1.5947 GHz, Bw = 16.000 MH

No calibration applied and no bandpass applied

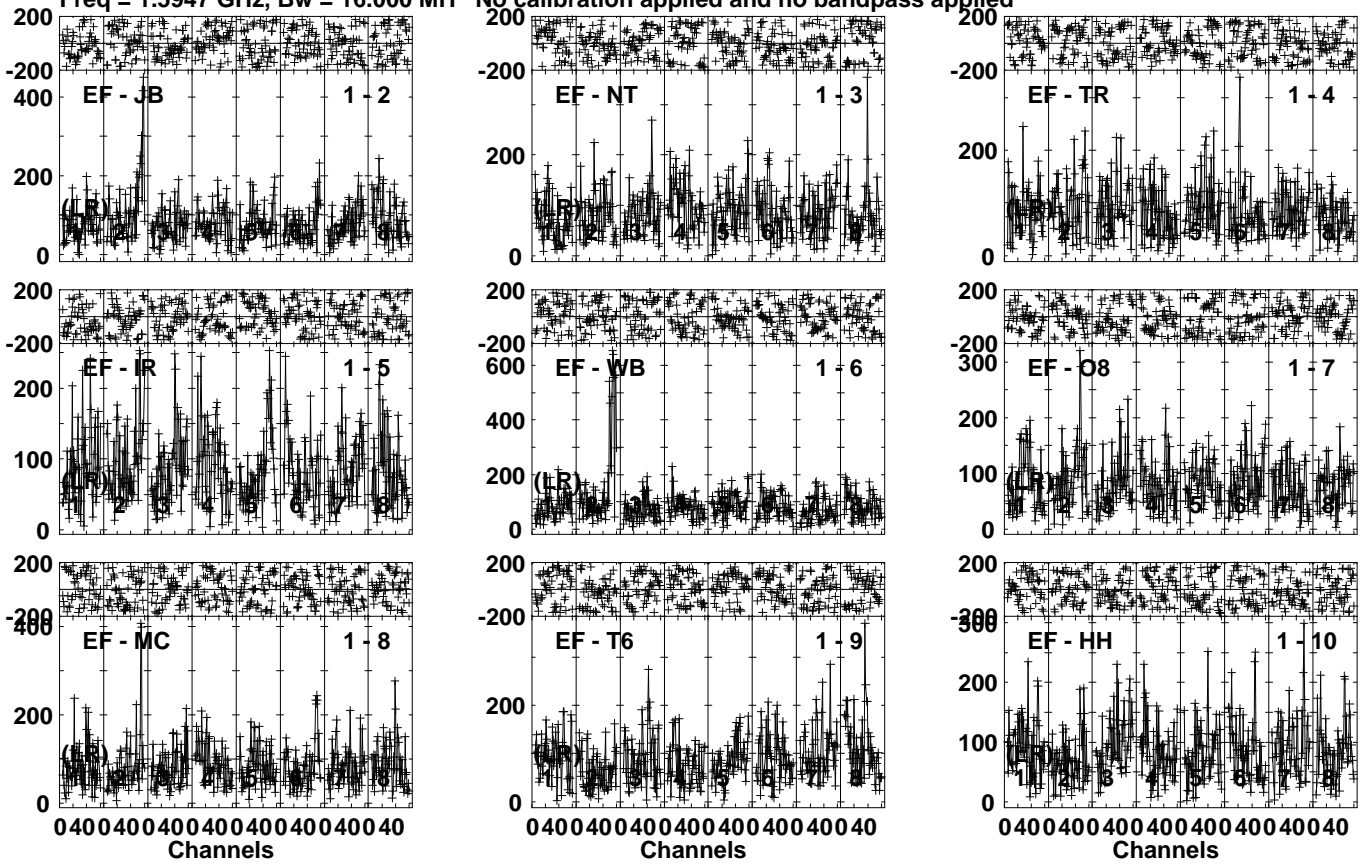


Lower frame: Micro Ampl Jy Top frame: Phas deg
Vector averaged cross-power spectrum Several baselines displayed
Timerange: 00/09:28:02 to 00/09:28:50

Plot file version 84 created 08-APR-2024 16:08:38

R240114 D RK002.UVDATA.1

Freq = 1.5947 GHz, Bw = 16.000 MH No calibration applied and no bandpass applied

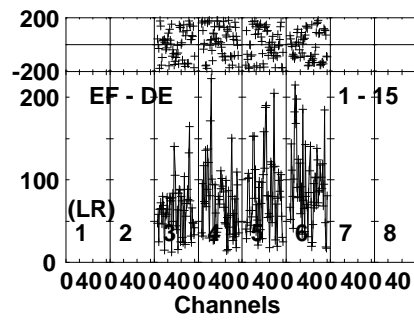
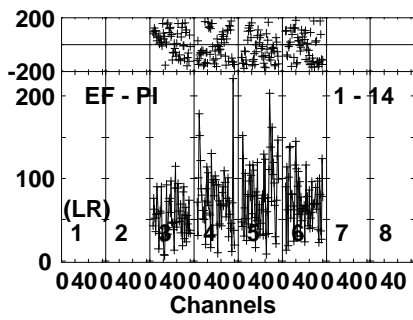
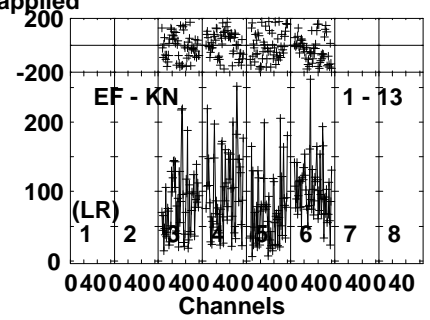
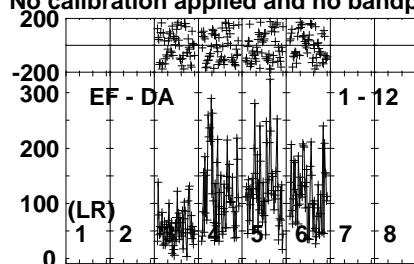
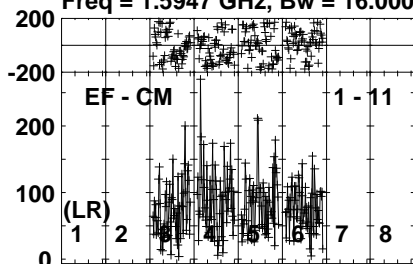


Lower frame: Micro Ampl Jy Top frame: Phas deg
Vector averaged cross-power spectrum Several baselines displayed
Timerange: 00/09:28:54 to 00/09:34:50

Plot file version 85 created 08-APR-2024 16:08:39

R240114 D RK002.UVDATA.1

Freq = 1.5947 GHz, Bw = 16.000 MH No calibration applied and no bandpass applied



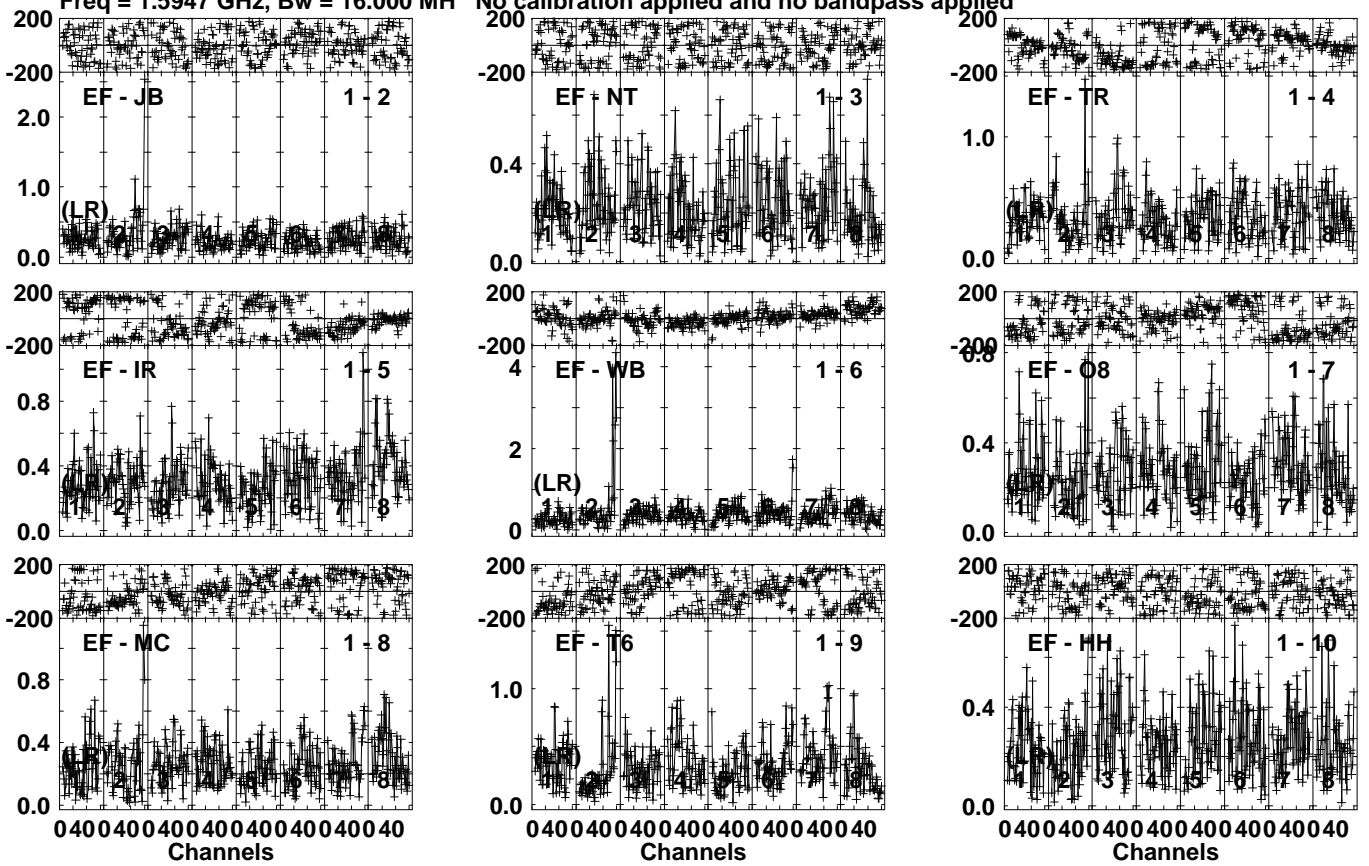
Lower frame: Micro Ampl Jy Top frame: Phas deg
Vector averaged cross-power spectrum Several baselines displayed
Timerange: 00/09:28:54 to 00/09:34:50

Plot file version 86 created 08-APR-2024 16:08:39

J2125+0441 RK002.UVDATA.1

Freq = 1.5947 GHz, Bw = 16.000 MH

No calibration applied and no bandpass applied



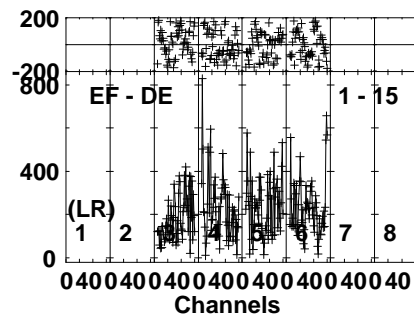
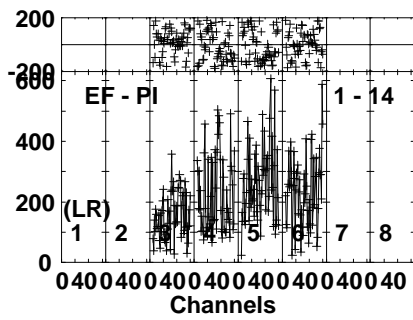
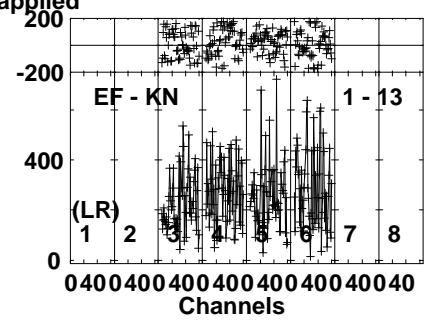
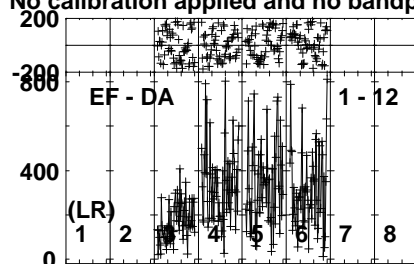
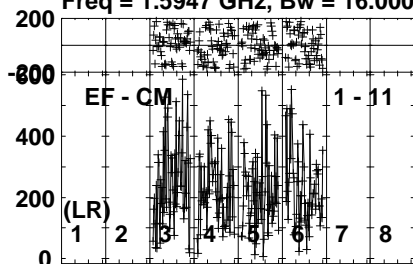
Lower frame: Milli Ampl Jy Top frame: Phas deg
Vector averaged cross-power spectrum Several baselines displayed
Timerange: 00/09:34:56 to 00/09:36:06

Plot file version 87 created 08-APR-2024 16:08:40

J2125+0441 RK002.UVDATA.1

Freq = 1.5947 GHz, Bw = 16.000 MH

No calibration applied and no bandpass applied

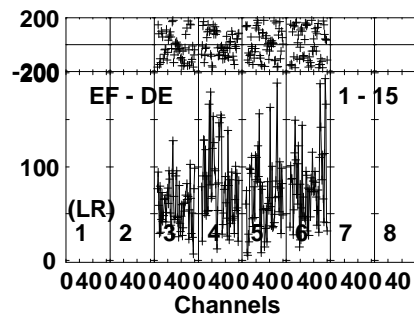
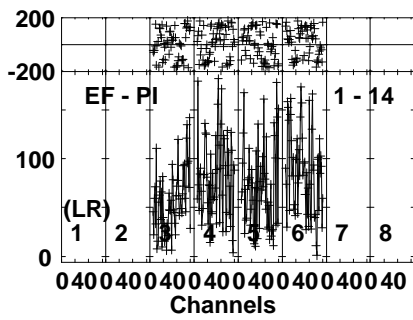
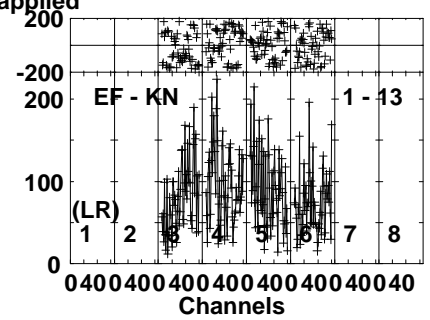
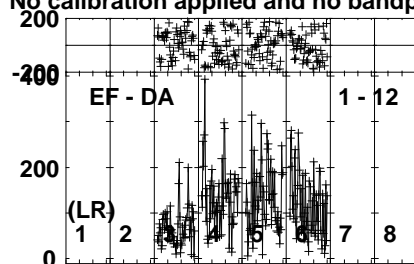
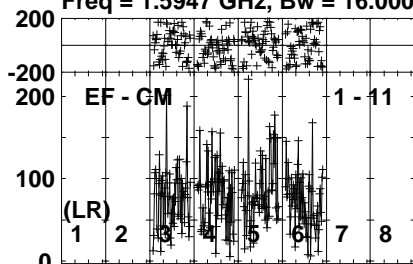


Lower frame: Micro Ampl Jy Top frame: Phas deg
Vector averaged cross-power spectrum Several baselines displayed
Timerange: 00/09:34:56 to 00/09:36:06

Plot file version 89 created 08-APR-2024 16:08:41

R240114 D RK002.UVDATA.1

Freq = 1.5947 GHz, Bw = 16.000 MH No calibration applied and no bandpass applied



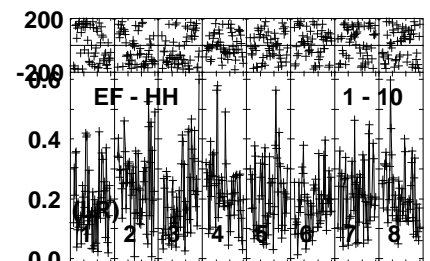
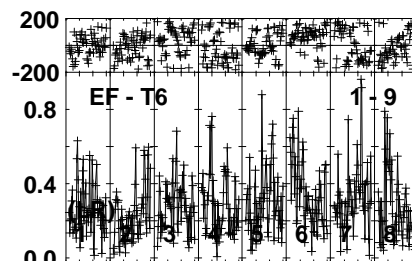
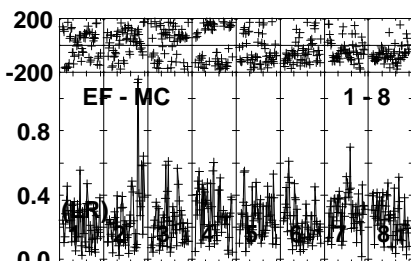
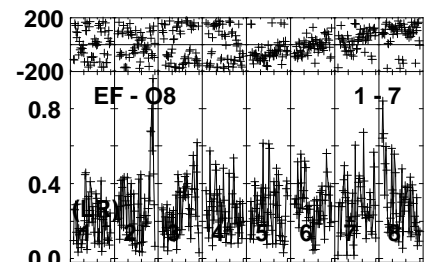
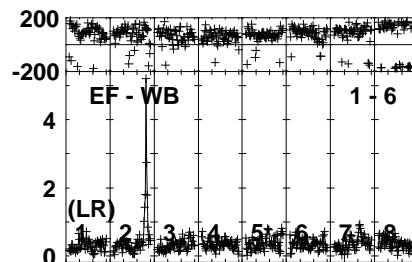
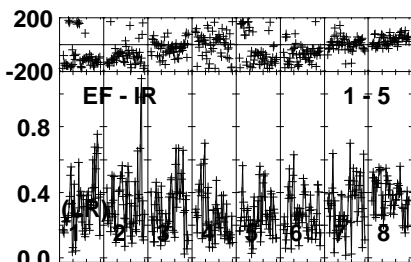
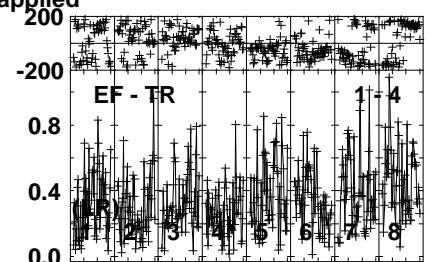
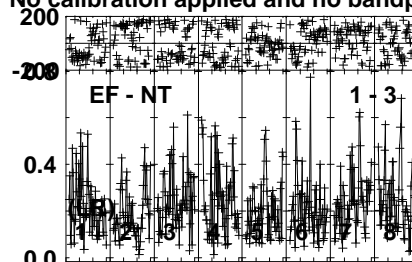
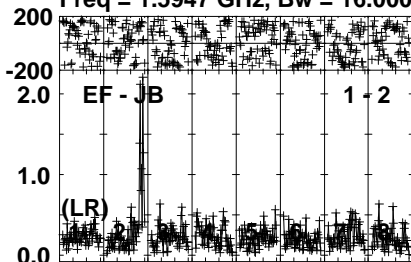
Lower frame: Micro Ampl Jy Top frame: Phas deg
Vector averaged cross-power spectrum Several baselines displayed
Timerange: 00/09:36:13 to 00/09:42:07

Plot file version 90 created 08-APR-2024 16:08:41

J2125+0441 RK002.UVDATA.1

Freq = 1.5947 GHz, Bw = 16.000 MH

No calibration applied and no bandpass applied



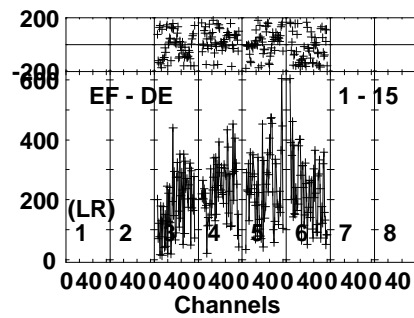
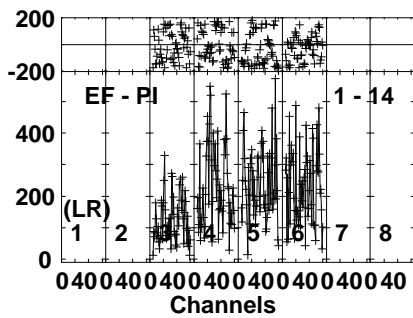
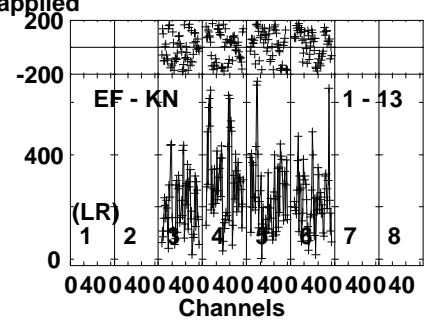
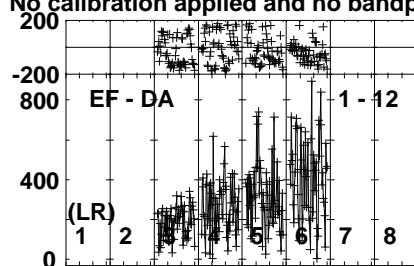
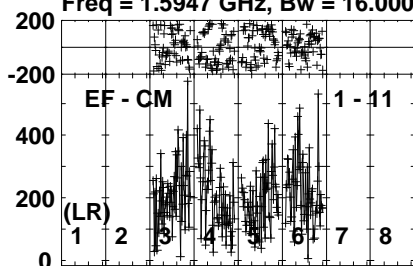
Lower frame: Milli Ampl Jy Top frame: Phas deg
Vector averaged cross-power spectrum Several baselines displayed
Timerange: 00/09:42:45 to 00/09:43:33

Plot file version 91 created 08-APR-2024 16:08:42

J2125+0441 RK002.UVDATA.1

Freq = 1.5947 GHz, Bw = 16.000 MH

No calibration applied and no bandpass applied

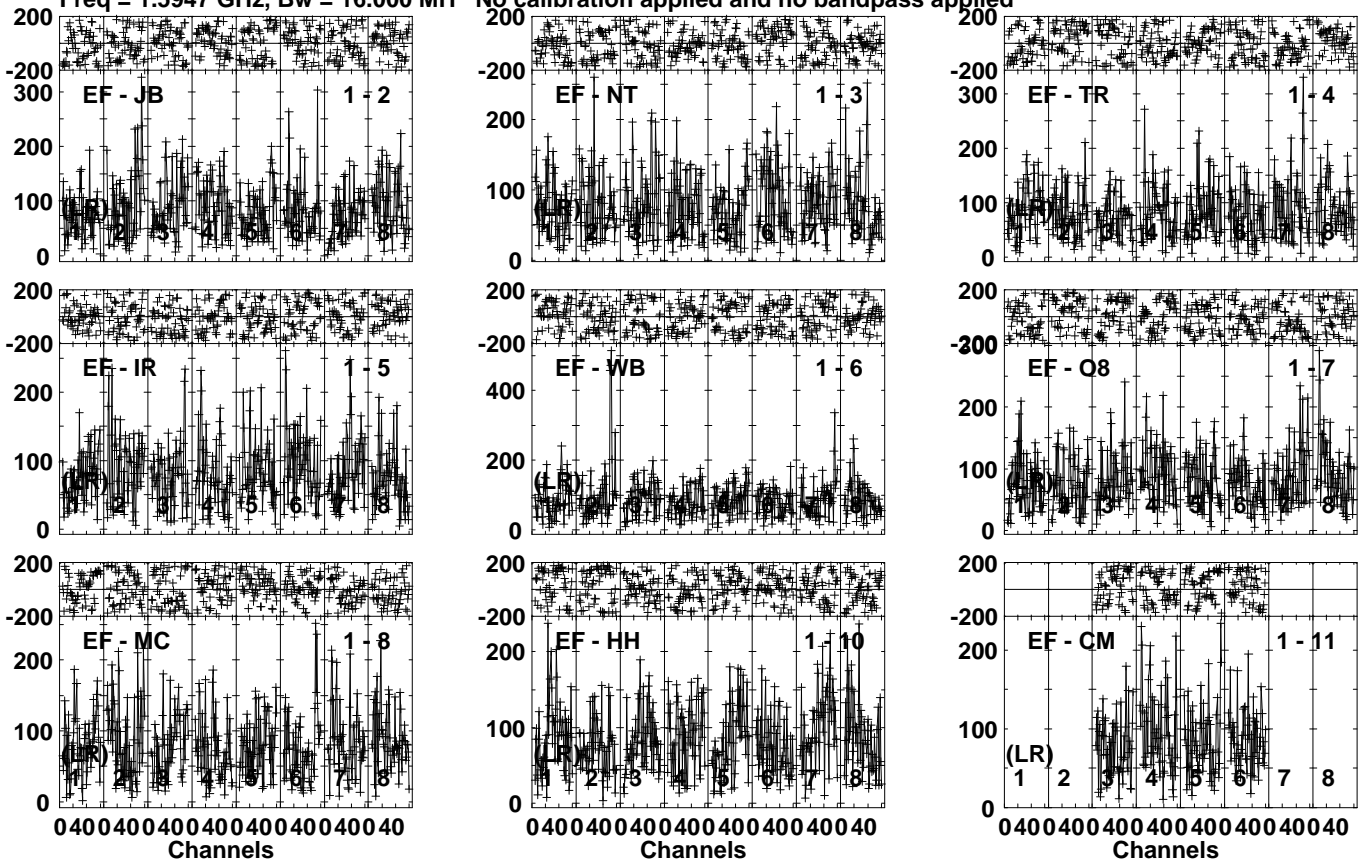


Lower frame: Micro Ampl Jy Top frame: Phas deg
Vector averaged cross-power spectrum Several baselines displayed
Timerange: 00/09:42:45 to 00/09:43:33

Plot file version 92 created 08-APR-2024 16:08:42

R240114 D RK002.UVDATA.1

Freq = 1.5947 GHz, Bw = 16.000 MH No calibration applied and no bandpass applied

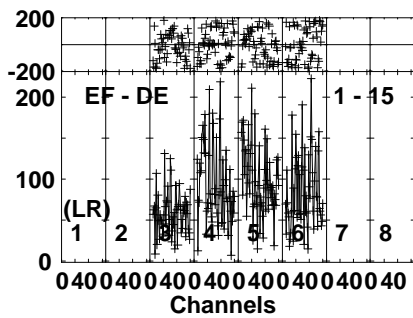
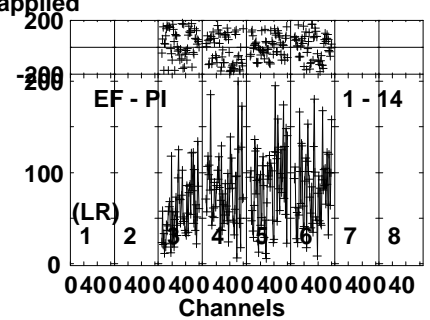
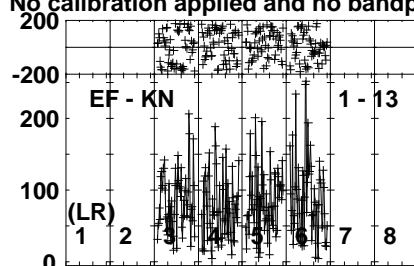
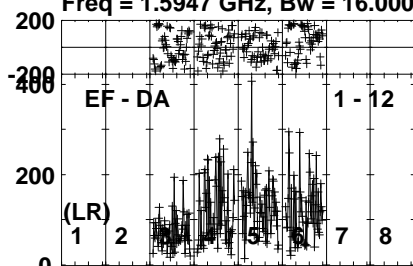


Lower frame: Micro Ampl Jy Top frame: Phas deg
Vector averaged cross-power spectrum Several baselines displayed
Timerange: 00/09:43:39 to 00/09:49:33

Plot file version 93 created 08-APR-2024 16:08:42

R240114 D RK002.UVDATA.1

Freq = 1.5947 GHz, Bw = 16.000 MH No calibration applied and no bandpass applied



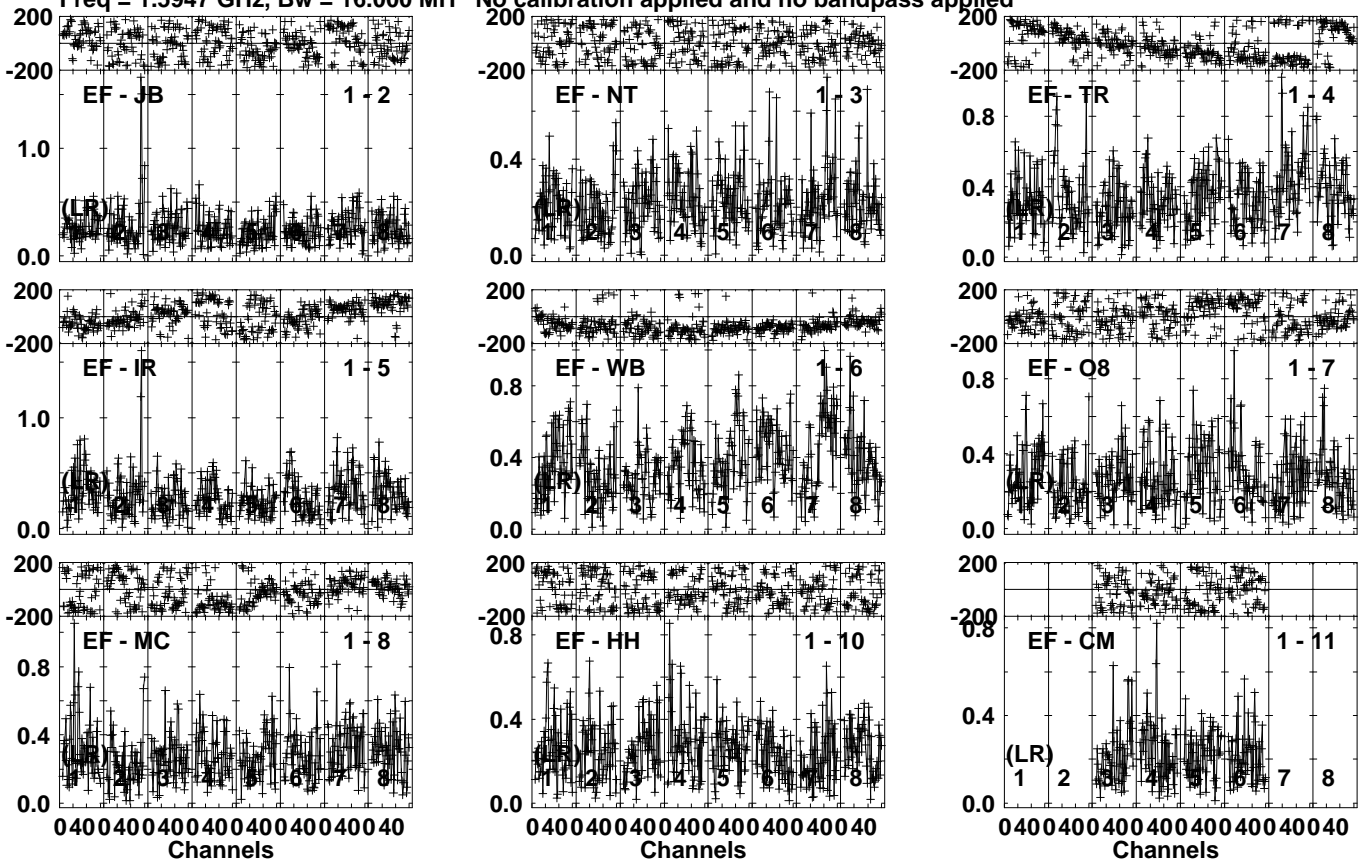
Lower frame: Micro Ampl Jy Top frame: Phas deg
Vector averaged cross-power spectrum Several baselines displayed
Timerange: 00/09:43:39 to 00/09:49:33

Plot file version 94 created 08-APR-2024 16:08:43

J2125+0441 RK002.UVDATA.1

Freq = 1.5947 GHz, Bw = 16.000 MH

No calibration applied and no bandpass applied



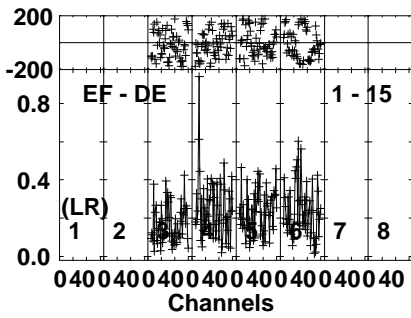
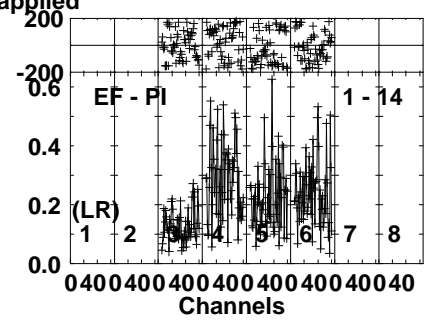
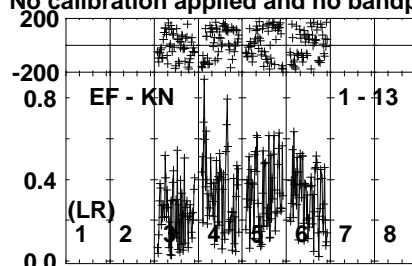
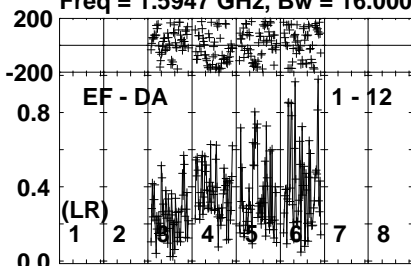
Lower frame: Milli Ampl Jy Top frame: Phas deg
Vector averaged cross-power spectrum Several baselines displayed
Timerange: 00/09:49:39 to 00/09:50:49

Plot file version 95 created 08-APR-2024 16:08:43

J2125+0441 RK002.UVDATA.1

Freq = 1.5947 GHz, Bw = 16.000 MH

No calibration applied and no bandpass applied

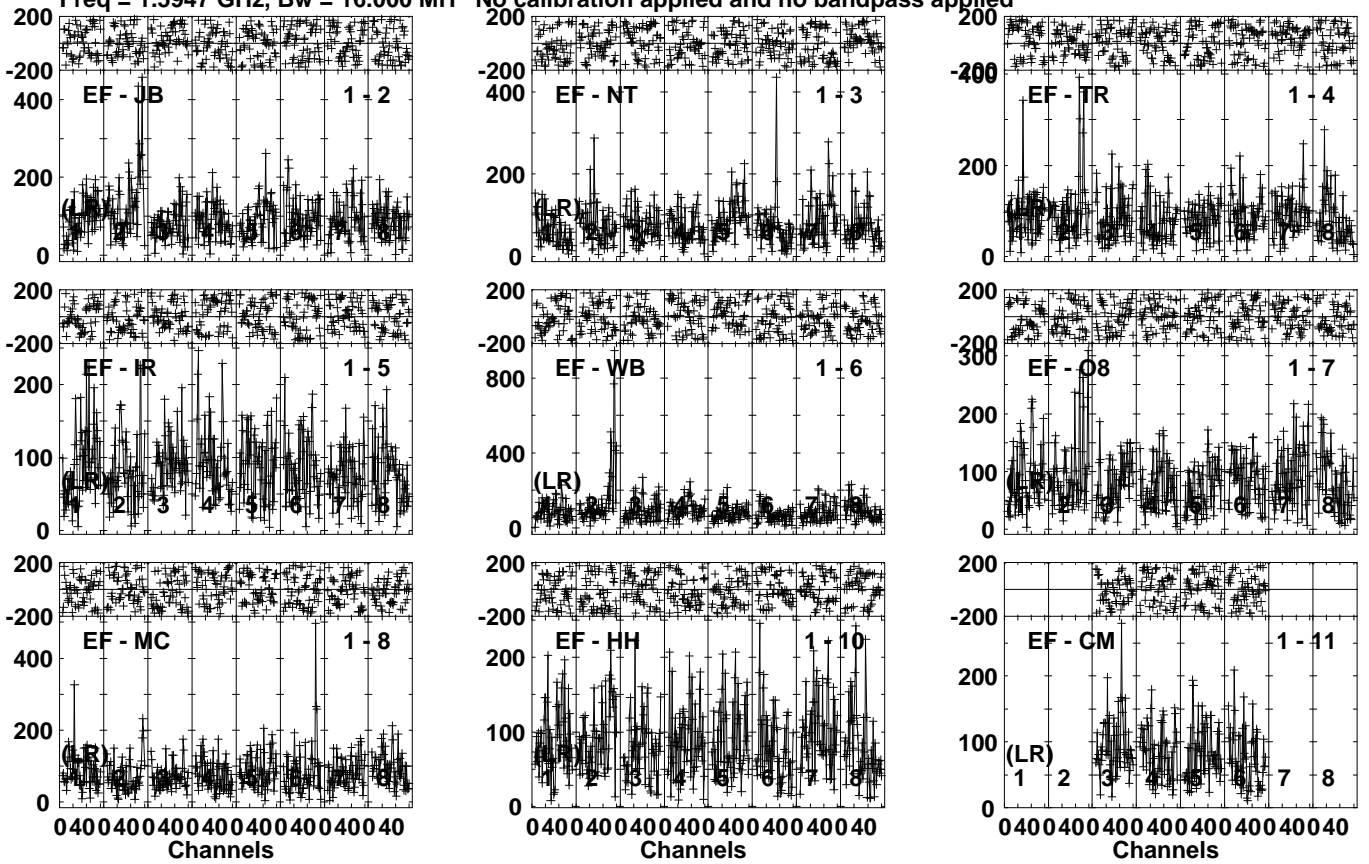


Lower frame: Milli Ampl Jy Top frame: Phas deg
Vector averaged cross-power spectrum Several baselines displayed
Timerange: 00/09:49:39 to 00/09:50:49

Plot file version 96 created 08-APR-2024 16:08:43

R240114 D RK002.UVDATA.1

Freq = 1.5947 GHz, Bw = 16.000 MH No calibration applied and no bandpass applied



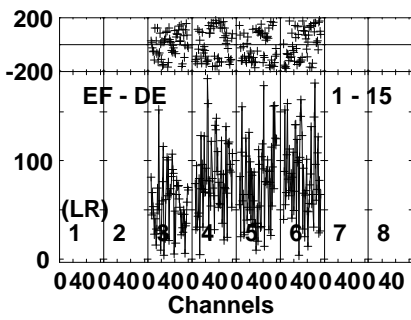
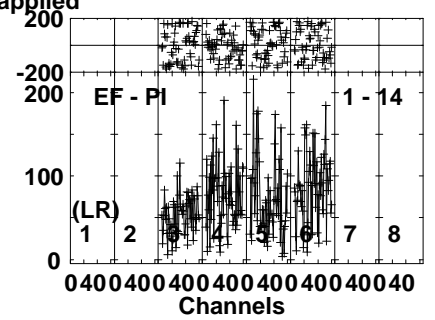
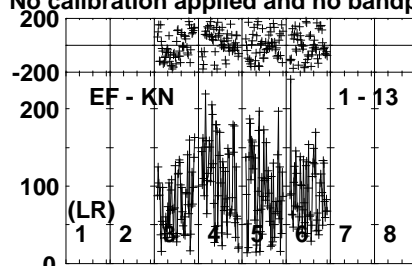
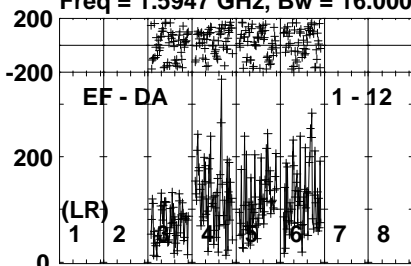
Lower frame: Micro Ampl Jy Top frame: Phas deg
Vector averaged cross-power spectrum Several baselines displayed
Timerange: 00/09:50:56 to 00/09:56:50

Plot file version 97 created 08-APR-2024 16:08:44

R240114 D RK002.UVDATA.1

Freq = 1.5947 GHz, Bw = 16.000 MH

No calibration applied and no bandpass applied

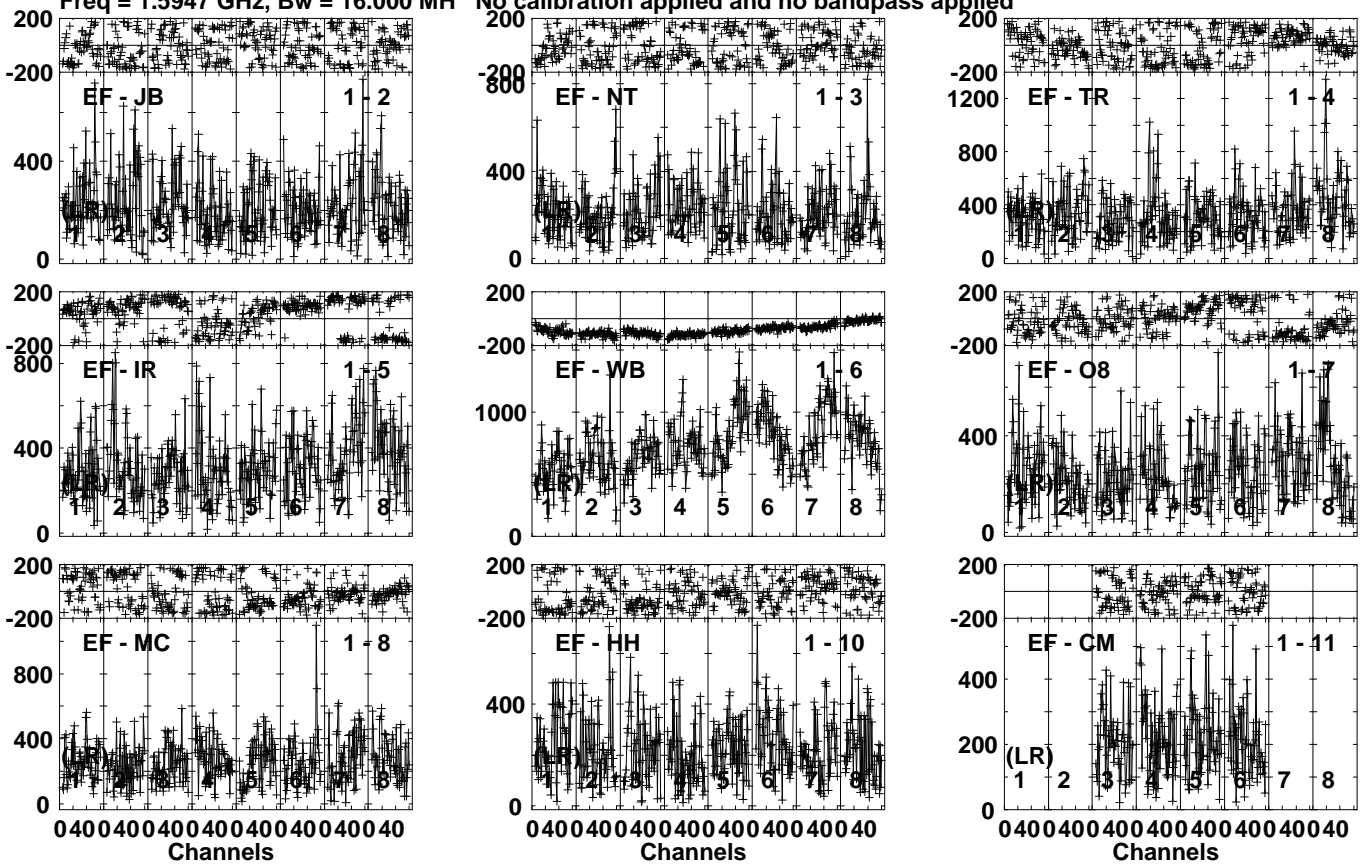


Lower frame: Micro Ampl Jy Top frame: Phas deg
Vector averaged cross-power spectrum Several baselines displayed
Timerange: 00/09:50:56 to 00/09:56:50

Plot file version 98 created 08-APR-2024 16:08:44

J2125+0441 RK002.UVDATA.1

Freq = 1.5947 GHz, Bw = 16.000 MH No calibration applied and no bandpass applied



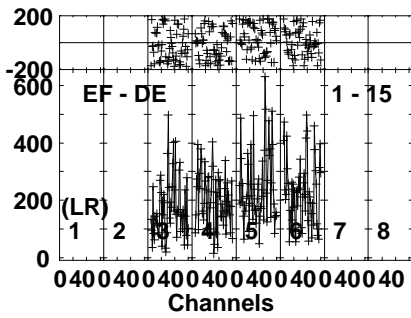
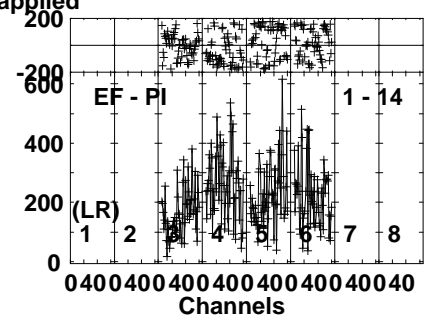
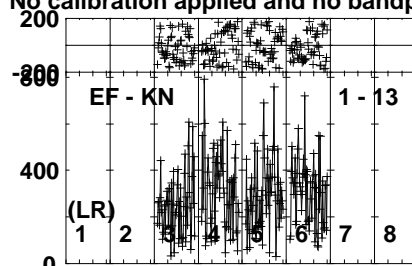
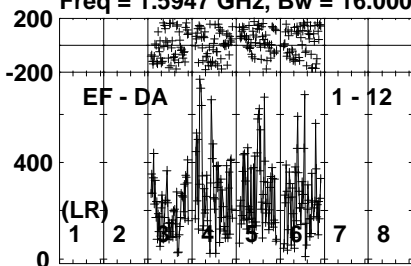
Lower frame: Micro Ampl Jy Top frame: Phas deg
Vector averaged cross-power spectrum Several baselines displayed
Timerange: 00/09:57:28 to 00/09:58:16

Plot file version 99 created 08-APR-2024 16:08:45

J2125+0441 RK002.UVDATA.1

Freq = 1.5947 GHz, Bw = 16.000 MH

No calibration applied and no bandpass applied

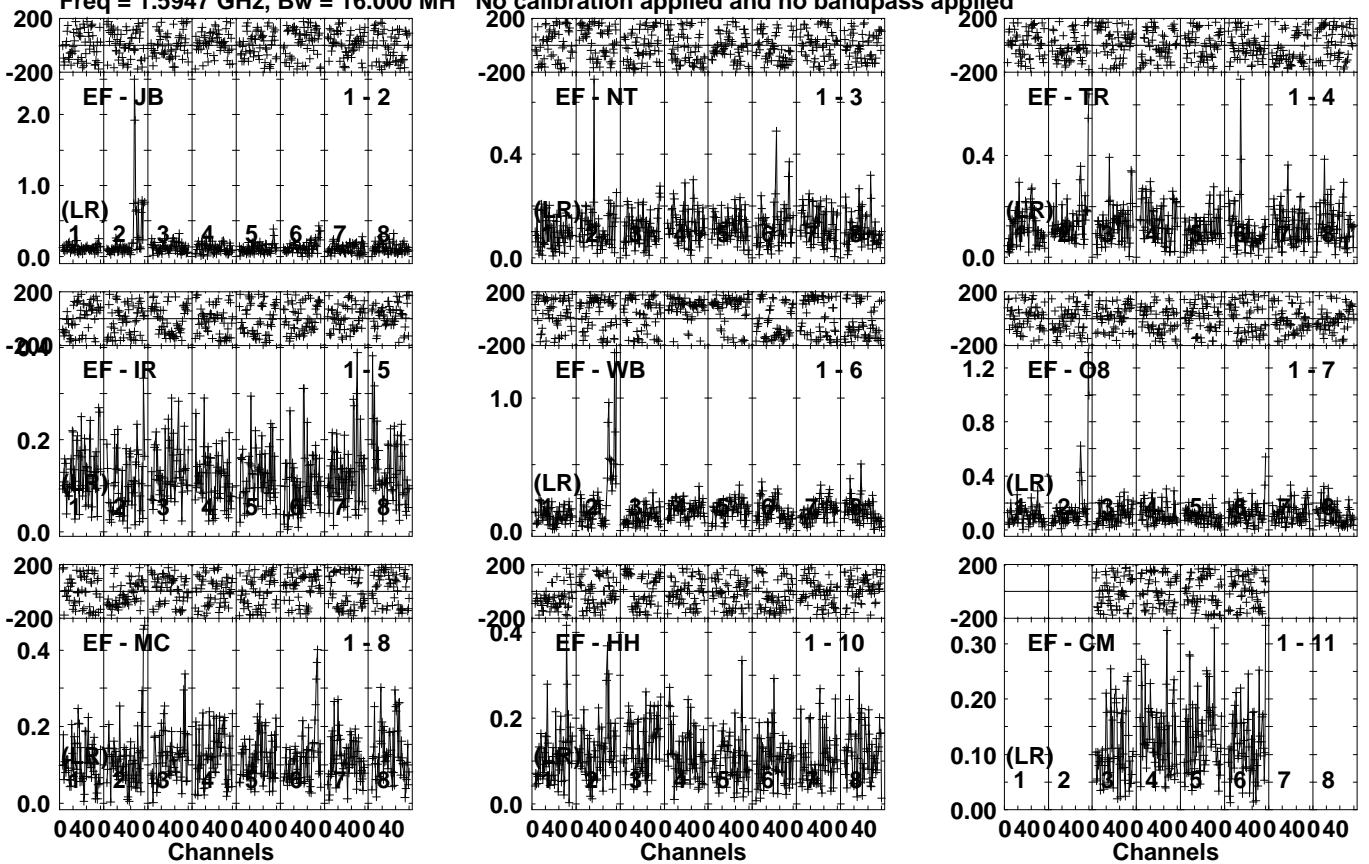


Lower frame: Micro Ampl Jy Top frame: Phas deg
Vector averaged cross-power spectrum Several baselines displayed
Timerange: 00/09:57:28 to 00/09:58:16

Plot file version 100 created 08-APR-2024 16:08:45

J2120+0246 RK002.UVDATA.1

Freq = 1.5947 GHz, Bw = 16.000 MH No calibration applied and no bandpass applied



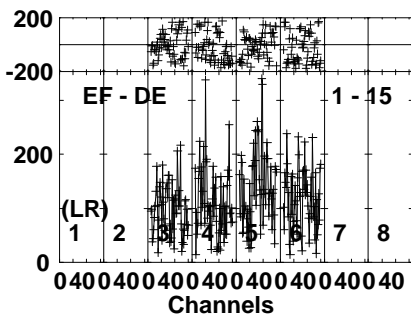
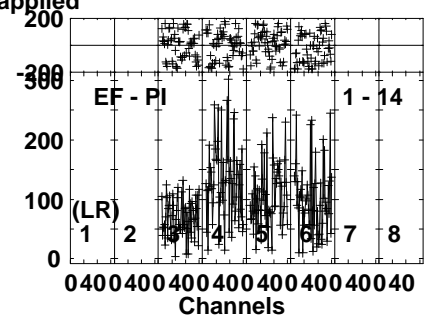
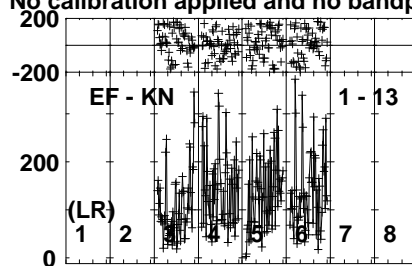
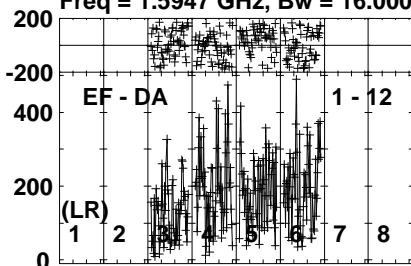
Lower frame: Milli Ampl Jy Top frame: Phas deg
Vector averaged cross-power spectrum Several baselines displayed
Timerange: 00/09:58:24 to 00/10:01:54

Plot file version 101 created 08-APR-2024 16:08:45

J2120+0246 RK002.UVDATA.1

Freq = 1.5947 GHz, Bw = 16.000 MH

No calibration applied and no bandpass applied

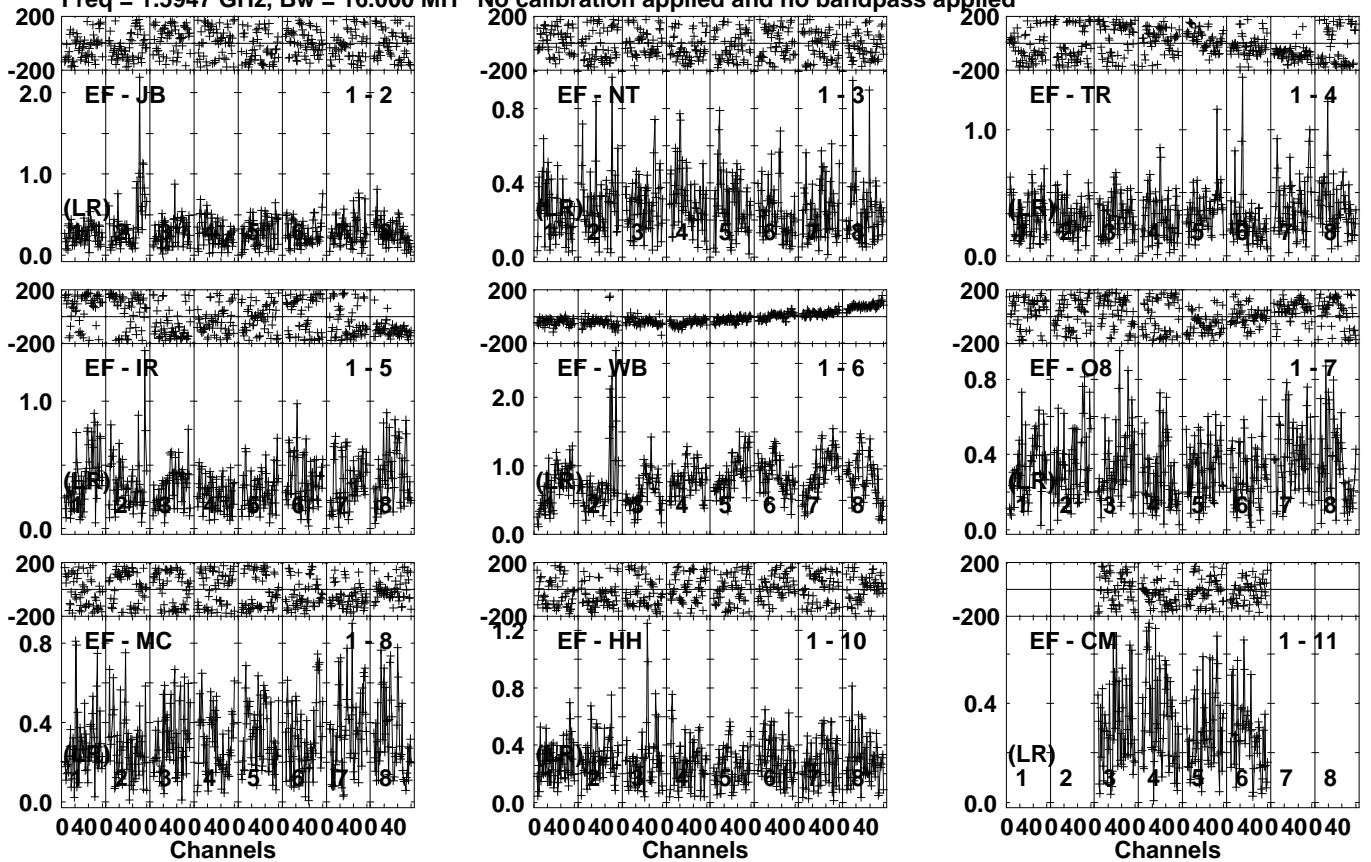


Lower frame: Micro Ampl Jy Top frame: Phas deg
Vector averaged cross-power spectrum Several baselines displayed
Timerange: 00/09:58:24 to 00/10:01:54

Plot file version 102 created 08-APR-2024 16:08:45

J2125+0441 RK002.UVDATA.1

Freq = 1.5947 GHz, Bw = 16.000 MH No calibration applied and no bandpass applied

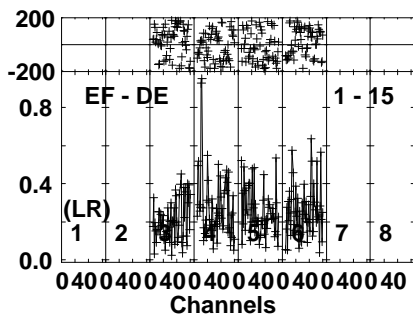
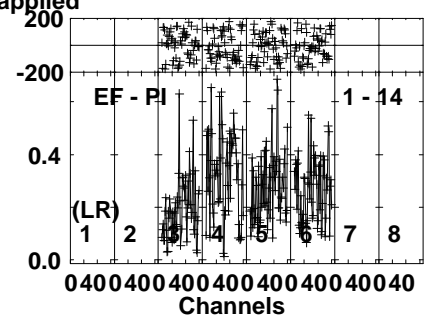
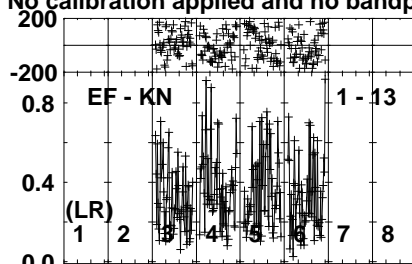
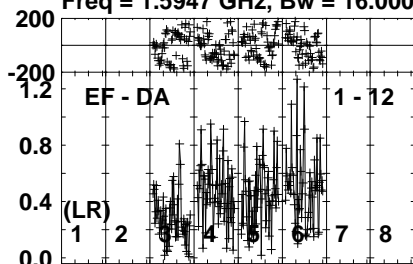


Lower frame: Milli Ampl Jy Top frame: Phas deg
Vector averaged cross-power spectrum Several baselines displayed
Timerange: 00/10:02:03 to 00/10:03:23

Plot file version 103 created 08-APR-2024 16:08:46

J2125+0441 RK002.UVDATA.1

Freq = 1.5947 GHz, Bw = 16.000 MH No calibration applied and no bandpass applied

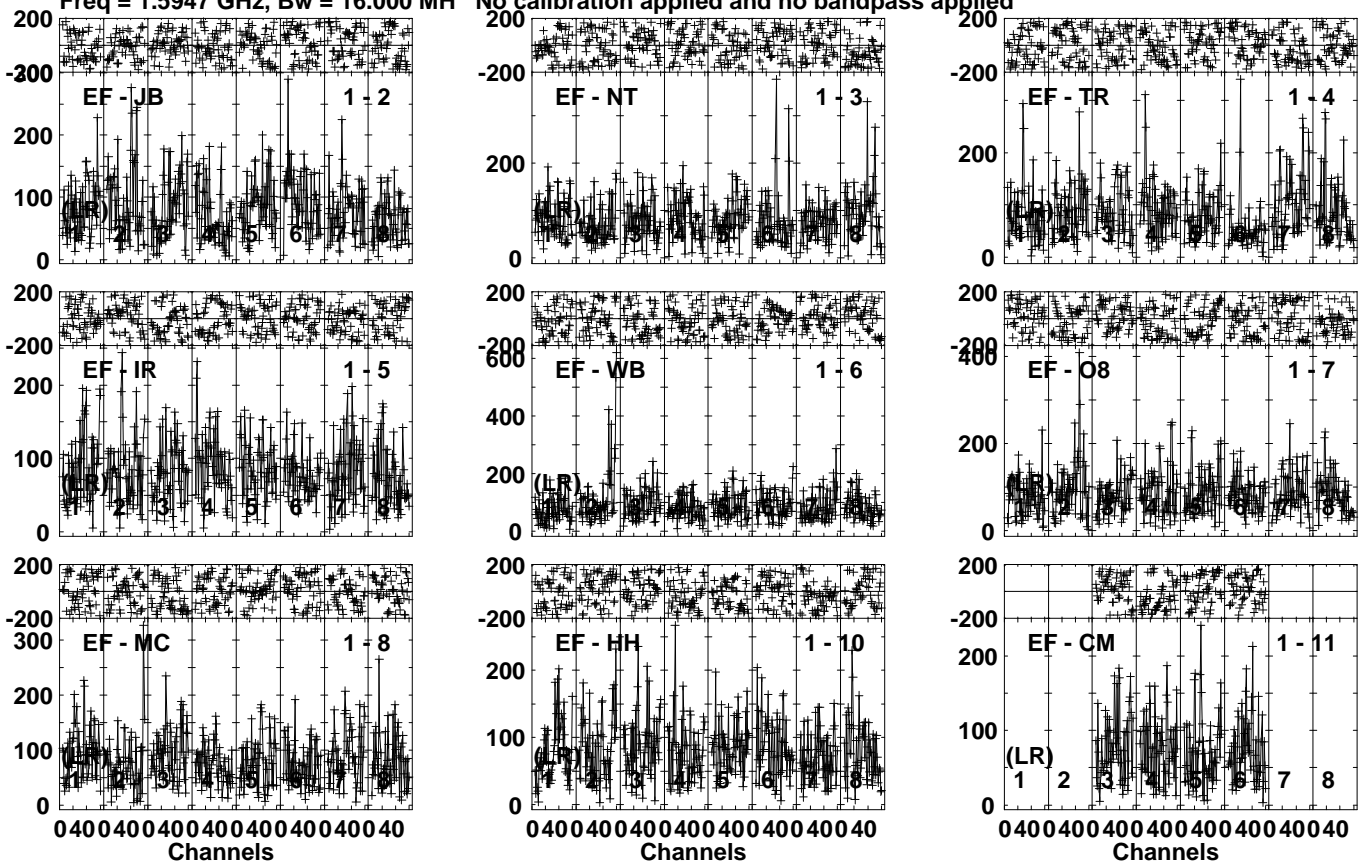


Lower frame: Milli Ampl Jy Top frame: Phas deg
Vector averaged cross-power spectrum Several baselines displayed
Timerange: 00/10:02:03 to 00/10:03:23

Plot file version 104 created 08-APR-2024 16:08:46

R240114 D RK002.UVDATA.1

Freq = 1.5947 GHz, Bw = 16.000 MH No calibration applied and no bandpass applied

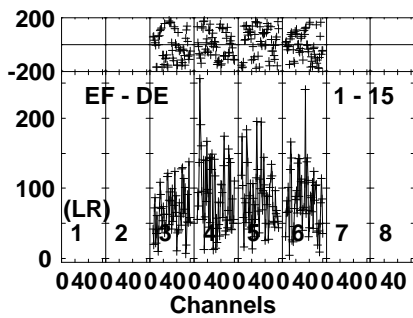
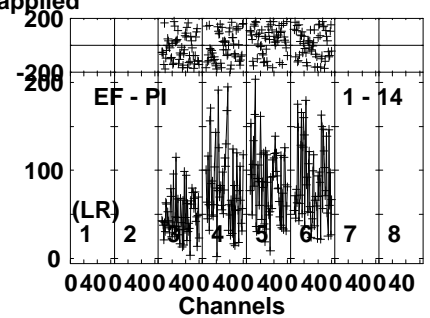
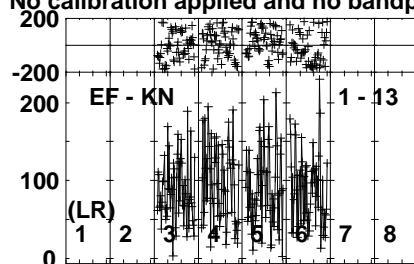
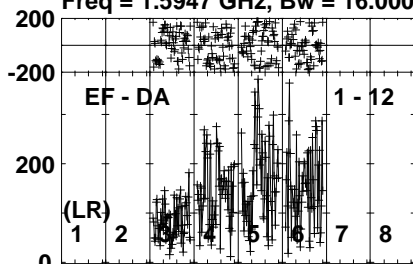


Lower frame: Micro Ampl Jy Top frame: Phas deg
Vector averaged cross-power spectrum Several baselines displayed
Timerange: 00/10:03:29 to 00/10:09:23

Plot file version 105 created 08-APR-2024 16:08:46

R240114 D RK002.UVDATA.1

Freq = 1.5947 GHz, Bw = 16.000 MH No calibration applied and no bandpass applied



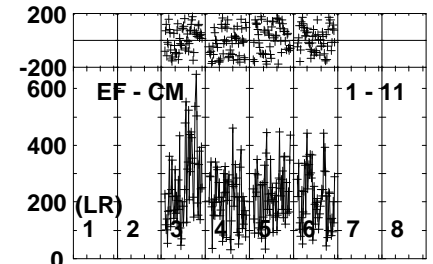
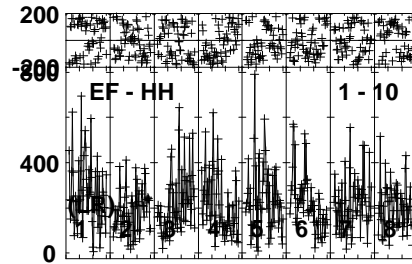
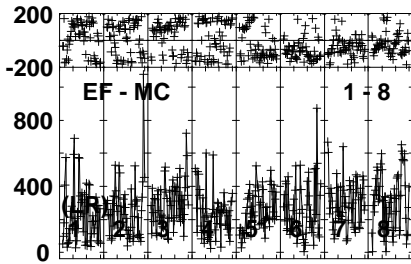
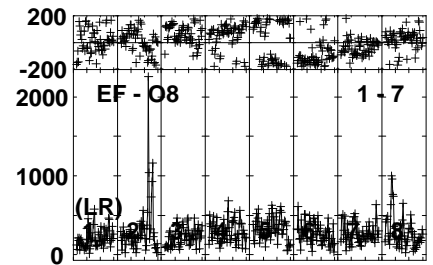
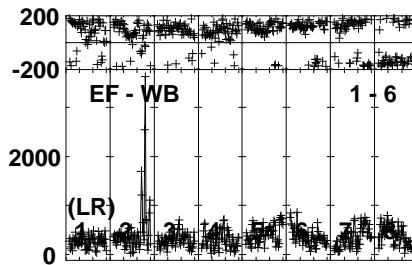
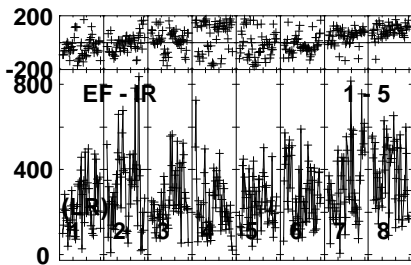
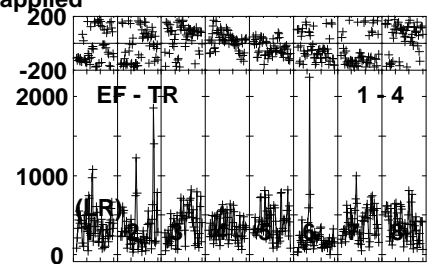
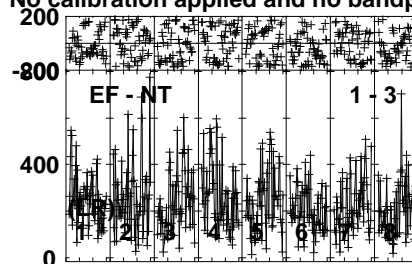
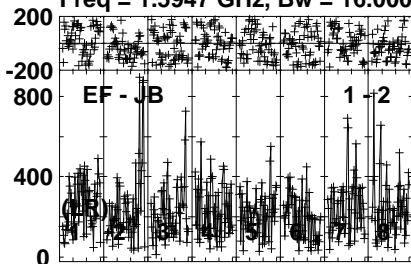
Lower frame: Micro Ampl Jy Top frame: Phas deg
Vector averaged cross-power spectrum Several baselines displayed
Timerange: 00/10:03:29 to 00/10:09:23

Plot file version 106 created 08-APR-2024 16:08:47

J2125+0441 RK002.UVDATA.1

Freq = 1.5947 GHz, Bw = 16.000 MH

No calibration applied and no bandpass applied

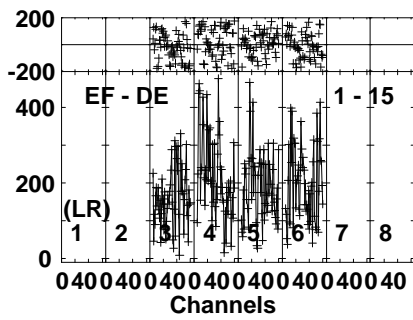
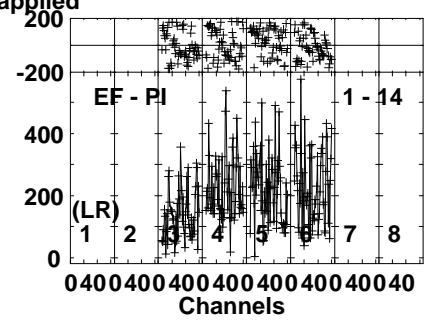
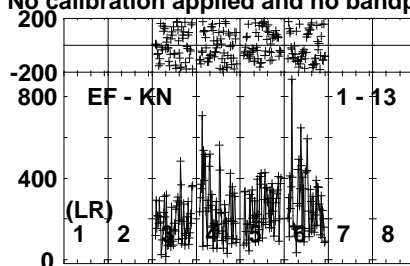
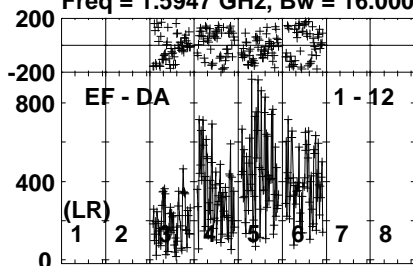


Lower frame: Micro Ampl Jy Top frame: Phas deg
Vector averaged cross-power spectrum Several baselines displayed
Timerange: 00/10:10:01 to 00/10:10:49

Plot file version 107 created 08-APR-2024 16:08:47

J2125+0441 RK002.UVDATA.1

Freq = 1.5947 GHz, Bw = 16.000 MH No calibration applied and no bandpass applied

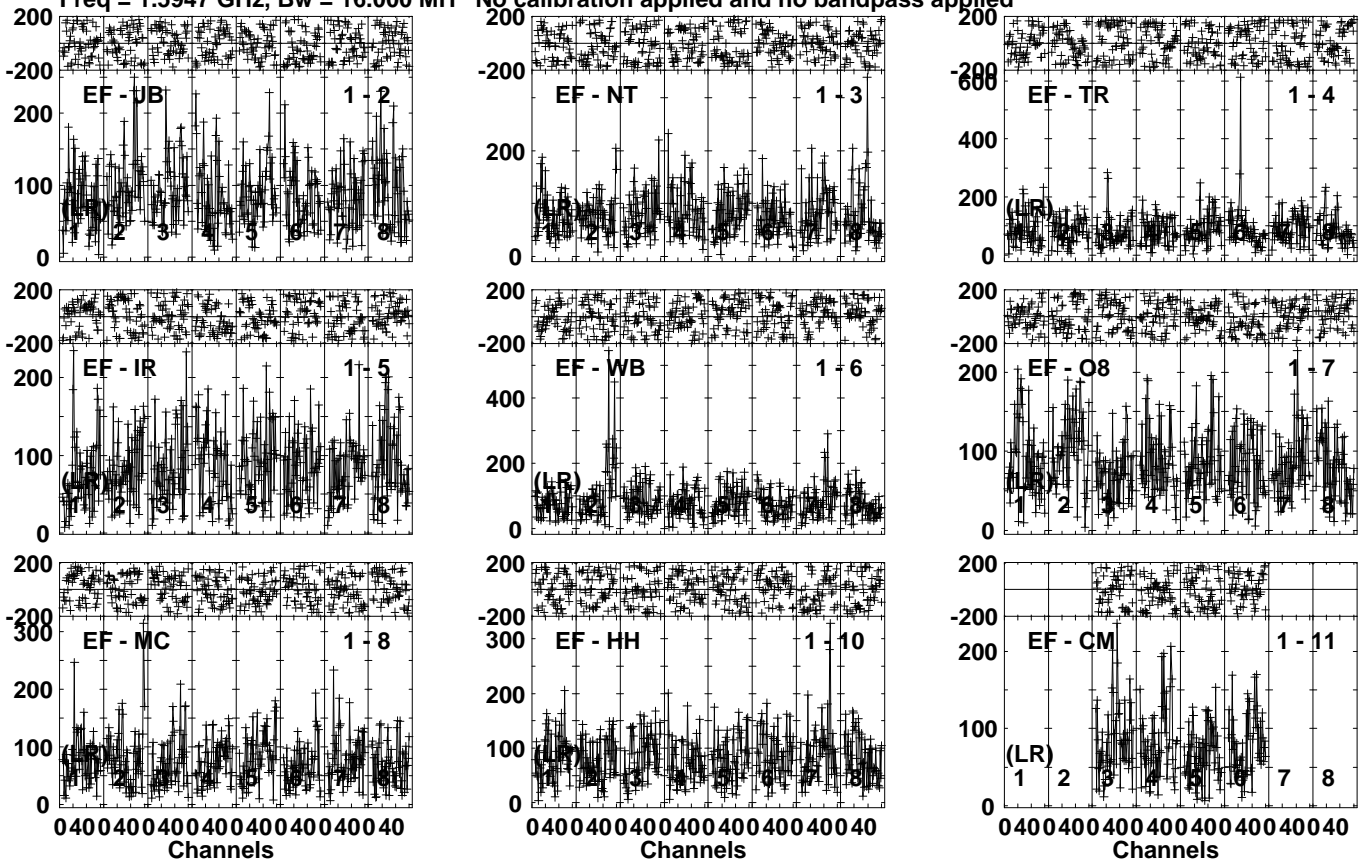


Lower frame: Micro Ampl Jy Top frame: Phas deg
Vector averaged cross-power spectrum Several baselines displayed
Timerange: 00/10:10:01 to 00/10:10:49

Plot file version 108 created 08-APR-2024 16:08:47

R240114 D RK002.UVDATA.1

Freq = 1.5947 GHz, Bw = 16.000 MH No calibration applied and no bandpass applied

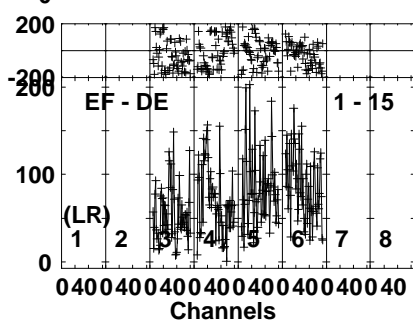
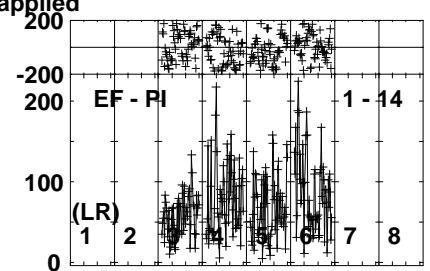
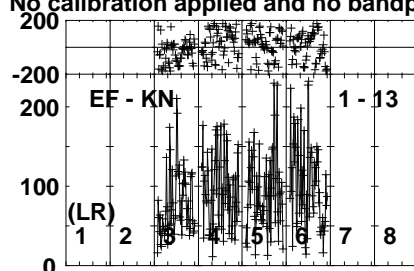
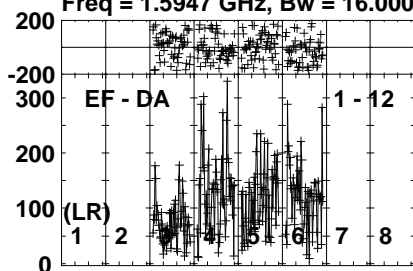


Lower frame: Micro Ampl Jy Top frame: Phas deg
Vector averaged cross-power spectrum Several baselines displayed
Timerange: 00/10:10:55 to 00/10:16:49

Plot file version 109 created 08-APR-2024 16:08:48

R240114 D RK002.UVDATA.1

Freq = 1.5947 GHz, Bw = 16.000 MH No calibration applied and no bandpass applied



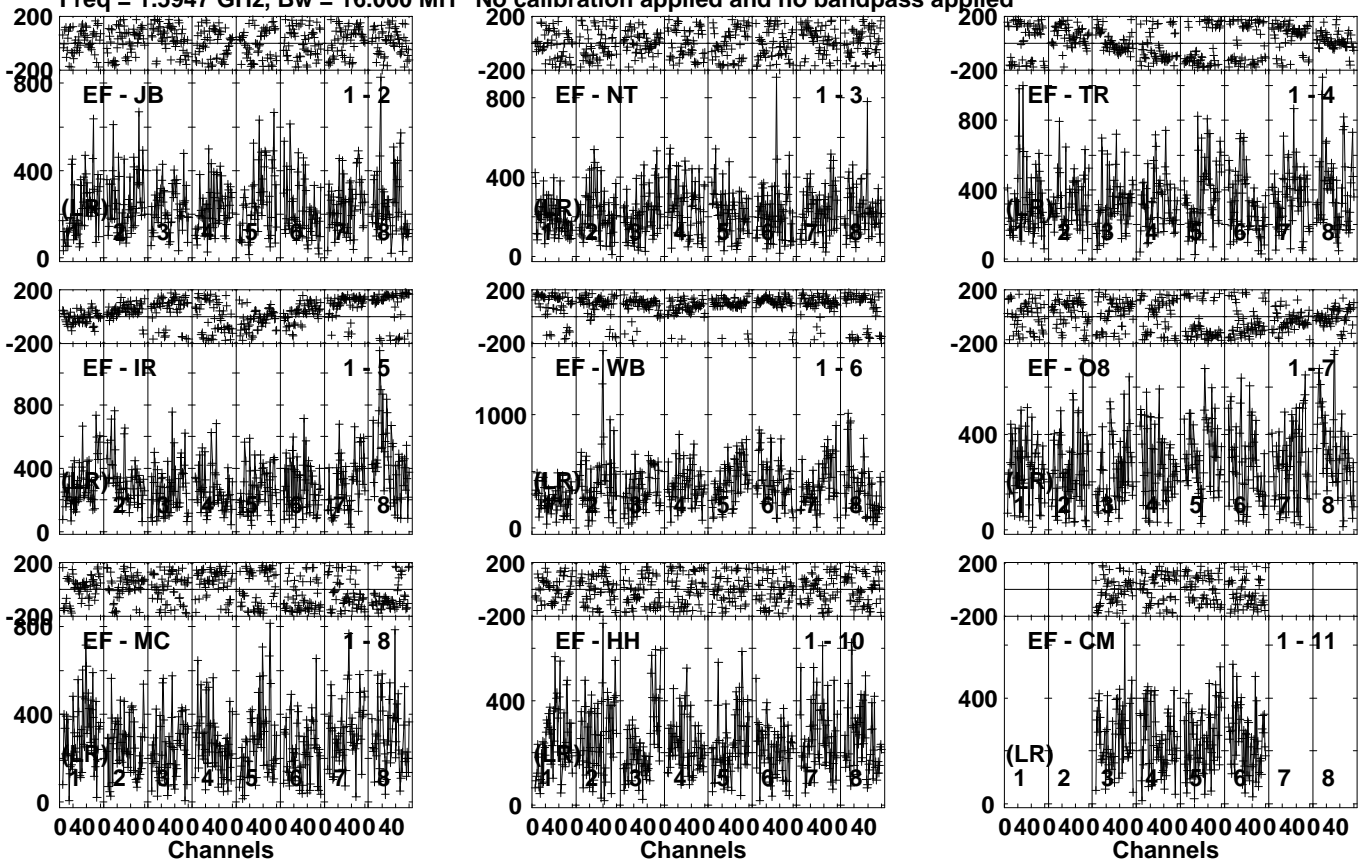
Lower frame: Micro Ampl Jy Top frame: Phas deg
Vector averaged cross-power spectrum Several baselines displayed
Timerange: 00/10:10:55 to 00/10:16:49

Plot file version 110 created 08-APR-2024 16:08:48

J2125+0441 RK002.UVDATA.1

Freq = 1.5947 GHz, Bw = 16.000 MH

No calibration applied and no bandpass applied



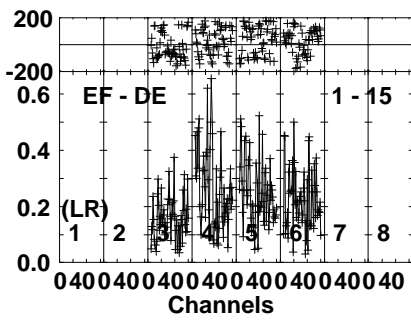
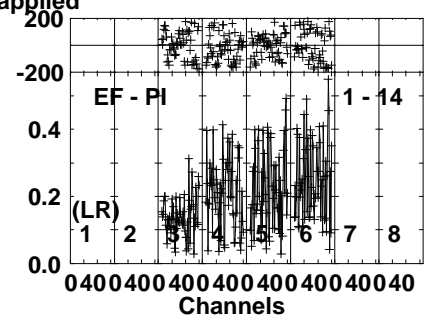
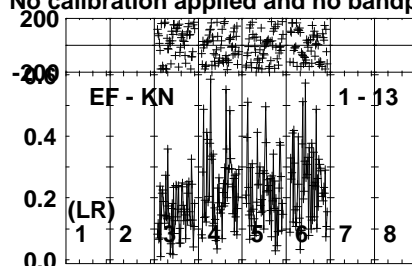
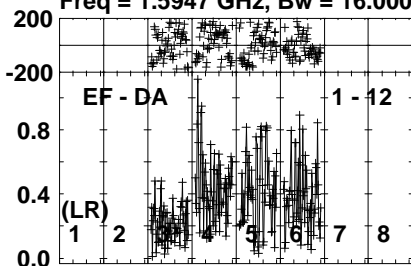
Lower frame: Micro Ampl Jy Top frame: Phas deg
Vector averaged cross-power spectrum Several baselines displayed
Timerange: 00/10:16:55 to 00/10:18:05

Plot file version 111 created 08-APR-2024 16:08:48

J2125+0441 RK002.UVDATA.1

Freq = 1.5947 GHz, Bw = 16.000 MH

No calibration applied and no bandpass applied

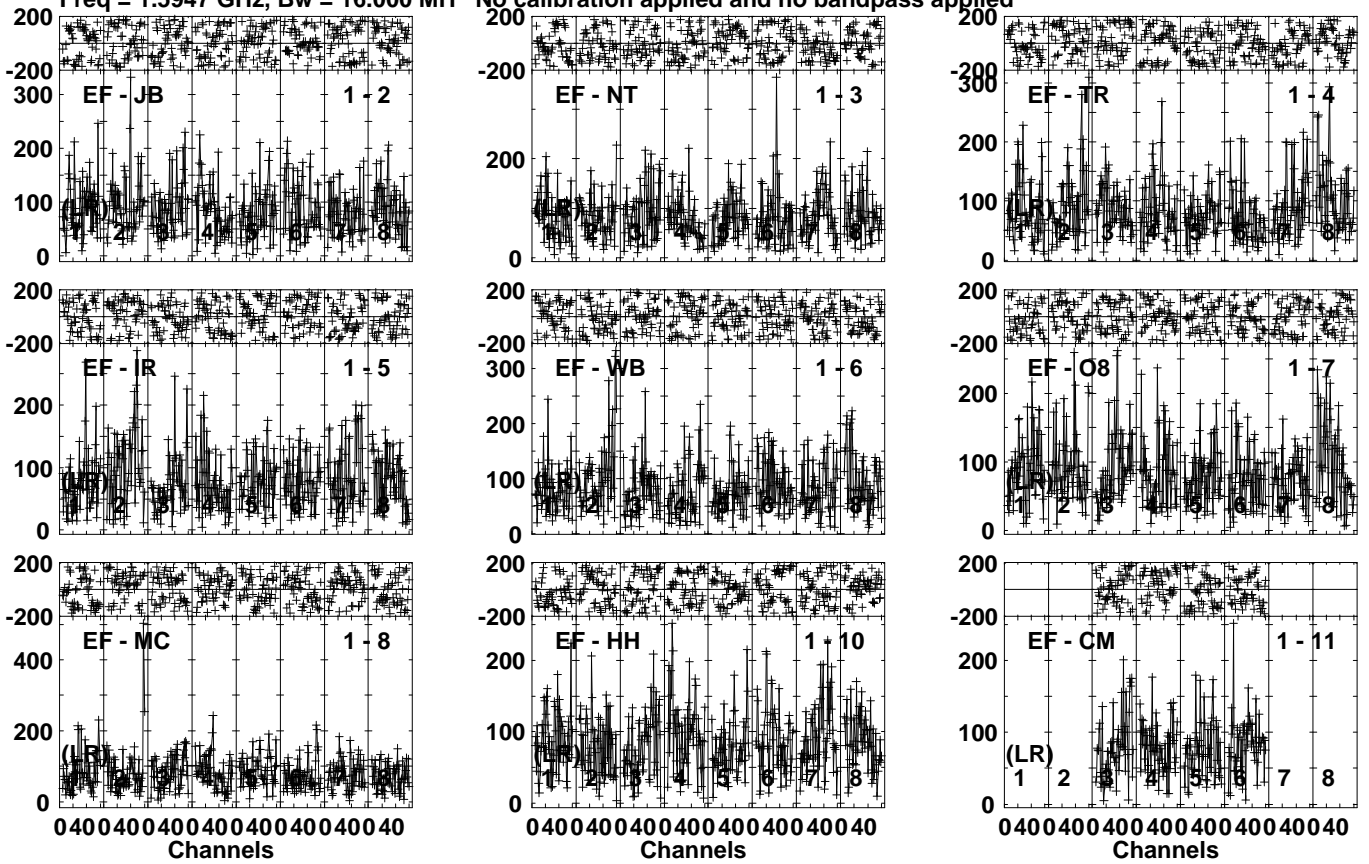


Lower frame: Milli Ampl Jy Top frame: Phas deg
Vector averaged cross-power spectrum Several baselines displayed
Timerange: 00/10:16:55 to 00/10:18:05

Plot file version 112 created 08-APR-2024 16:08:49

R240114 D RK002.UVDATA.1

Freq = 1.5947 GHz, Bw = 16.000 MH No calibration applied and no bandpass applied

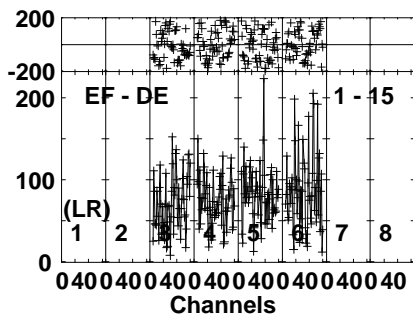
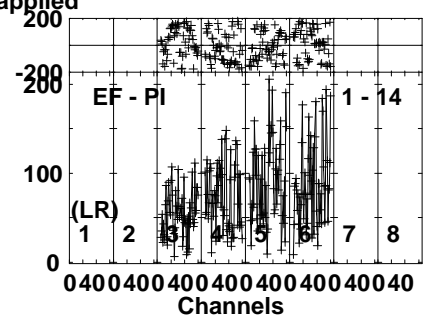
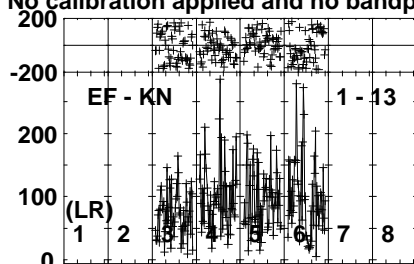
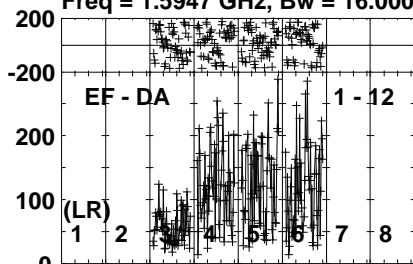


Lower frame: Micro Ampl Jy Top frame: Phas deg
Vector averaged cross-power spectrum Several baselines displayed
Timerange: 00/10:18:12 to 00/10:24:06

Plot file version 113 created 08-APR-2024 16:08:49

R240114 D RK002.UVDATA.1

Freq = 1.5947 GHz, Bw = 16.000 MH No calibration applied and no bandpass applied

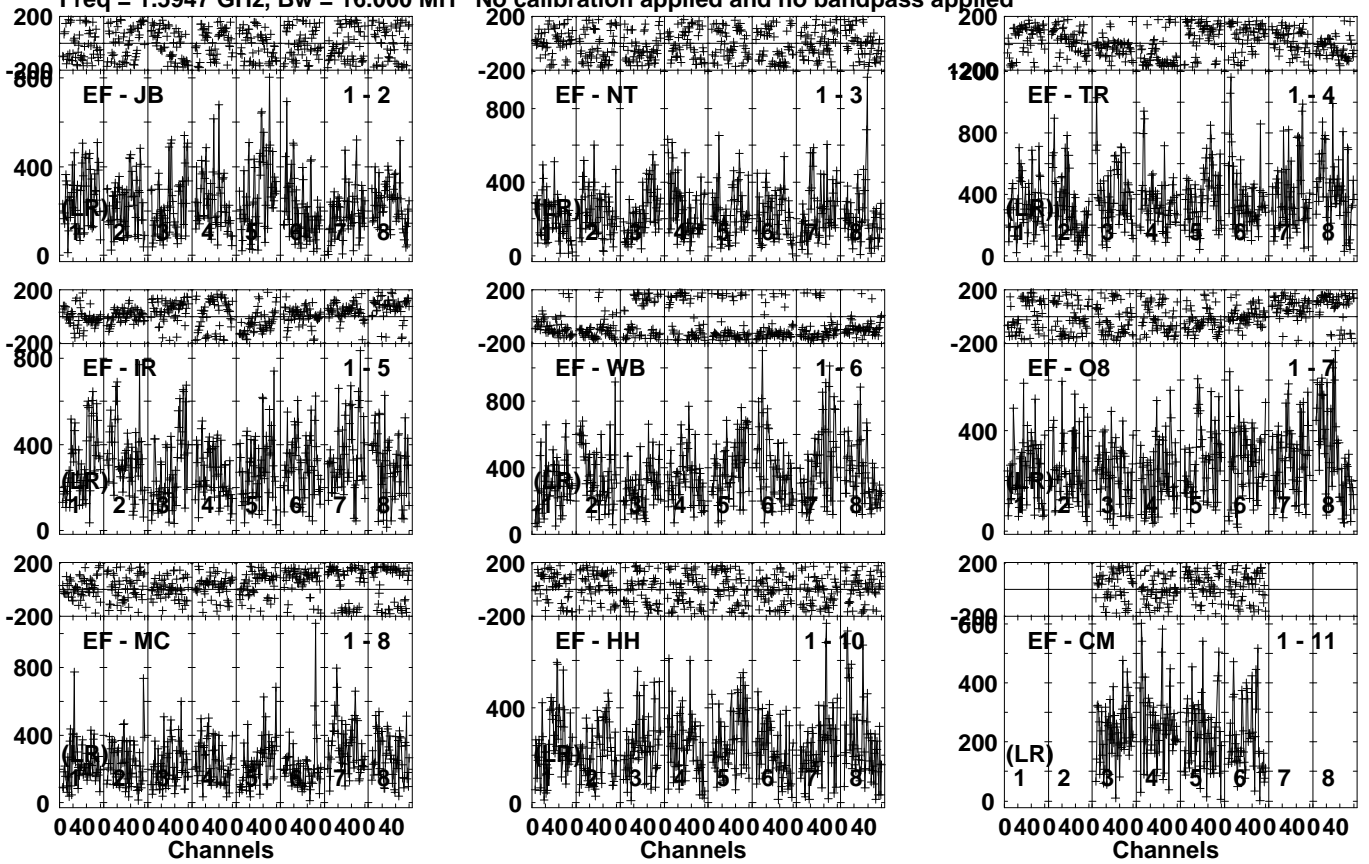


Lower frame: Micro Ampl Jy Top frame: Phas deg
Vector averaged cross-power spectrum Several baselines displayed
Timerange: 00/10:18:12 to 00/10:24:06

Plot file version 114 created 08-APR-2024 16:08:49

J2125+0441 RK002.UVDATA.1

Freq = 1.5947 GHz, Bw = 16.000 MH No calibration applied and no bandpass applied

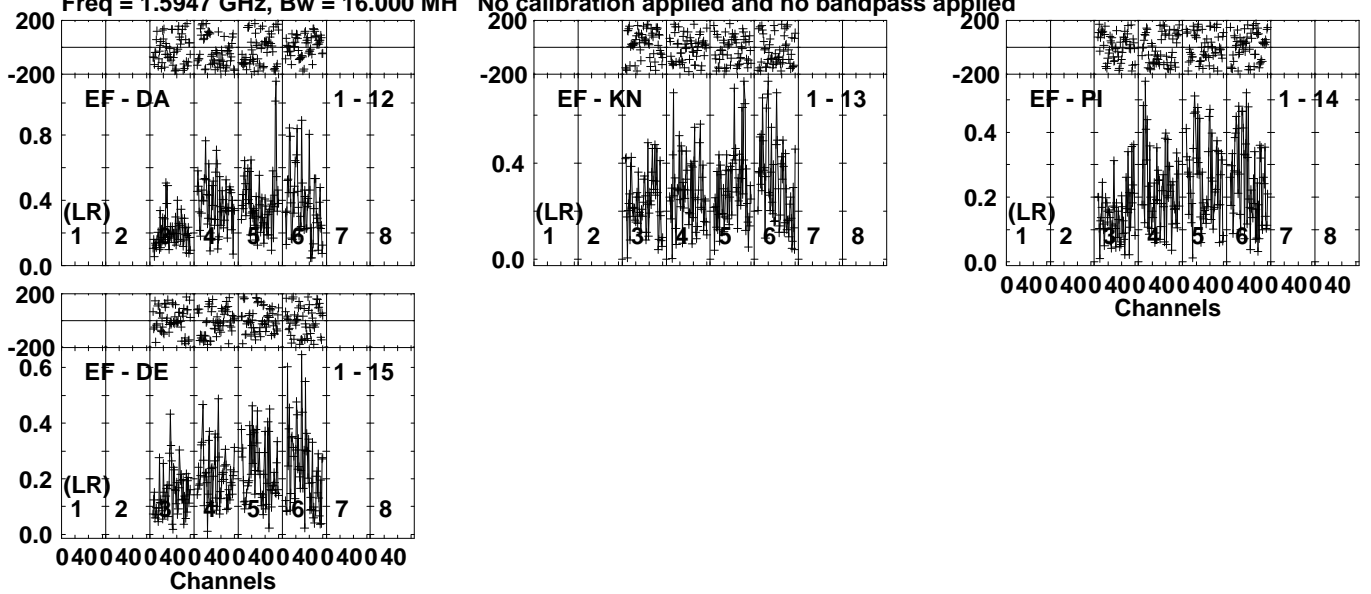


Lower frame: Micro Ampl Jy Top frame: Phas deg
Vector averaged cross-power spectrum Several baselines displayed
Timerange: 00/10:24:45 to 00/10:25:33

Plot file version 115 created 08-APR-2024 16:08:50

J2125+0441 RK002.UVDATA.1

Freq = 1.5947 GHz, Bw = 16.000 MH No calibration applied and no bandpass applied

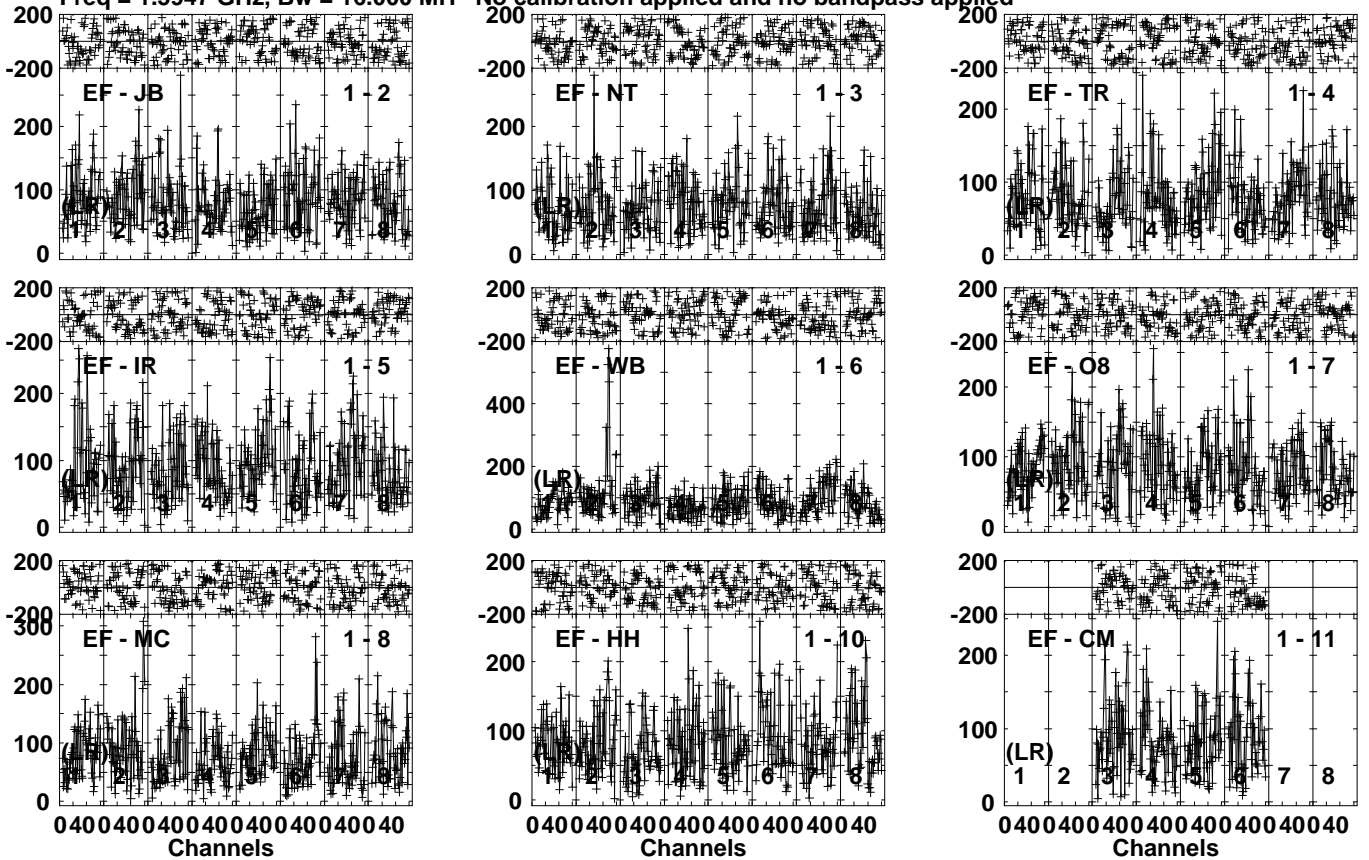


Lower frame: Milli Ampl Jy Top frame: Phas deg
Vector averaged cross-power spectrum Several baselines displayed
Timerange: 00/10:24:45 to 00/10:25:33

Plot file version 116 created 08-APR-2024 16:08:50

R240114 D RK002.UVDATA.1

Freq = 1.5947 GHz, Bw = 16.000 MH No calibration applied and no bandpass applied

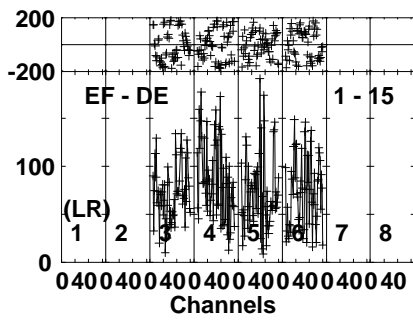
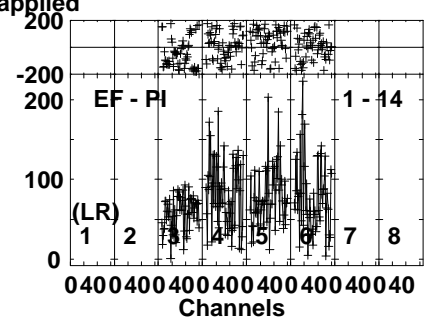
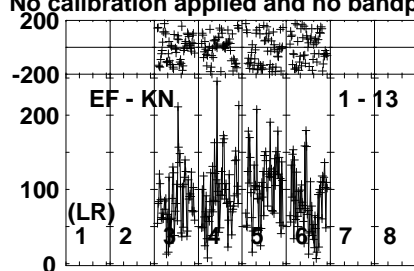
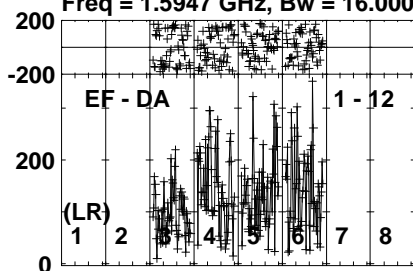


Lower frame: Micro Ampl Jy Top frame: Phas deg
Vector averaged cross-power spectrum Several baselines displayed
Timerange: 00/10:25:37 to 00/10:31:33

Plot file version 117 created 08-APR-2024 16:08:51

R240114 D RK002.UVDATA.1

Freq = 1.5947 GHz, Bw = 16.000 MH No calibration applied and no bandpass applied

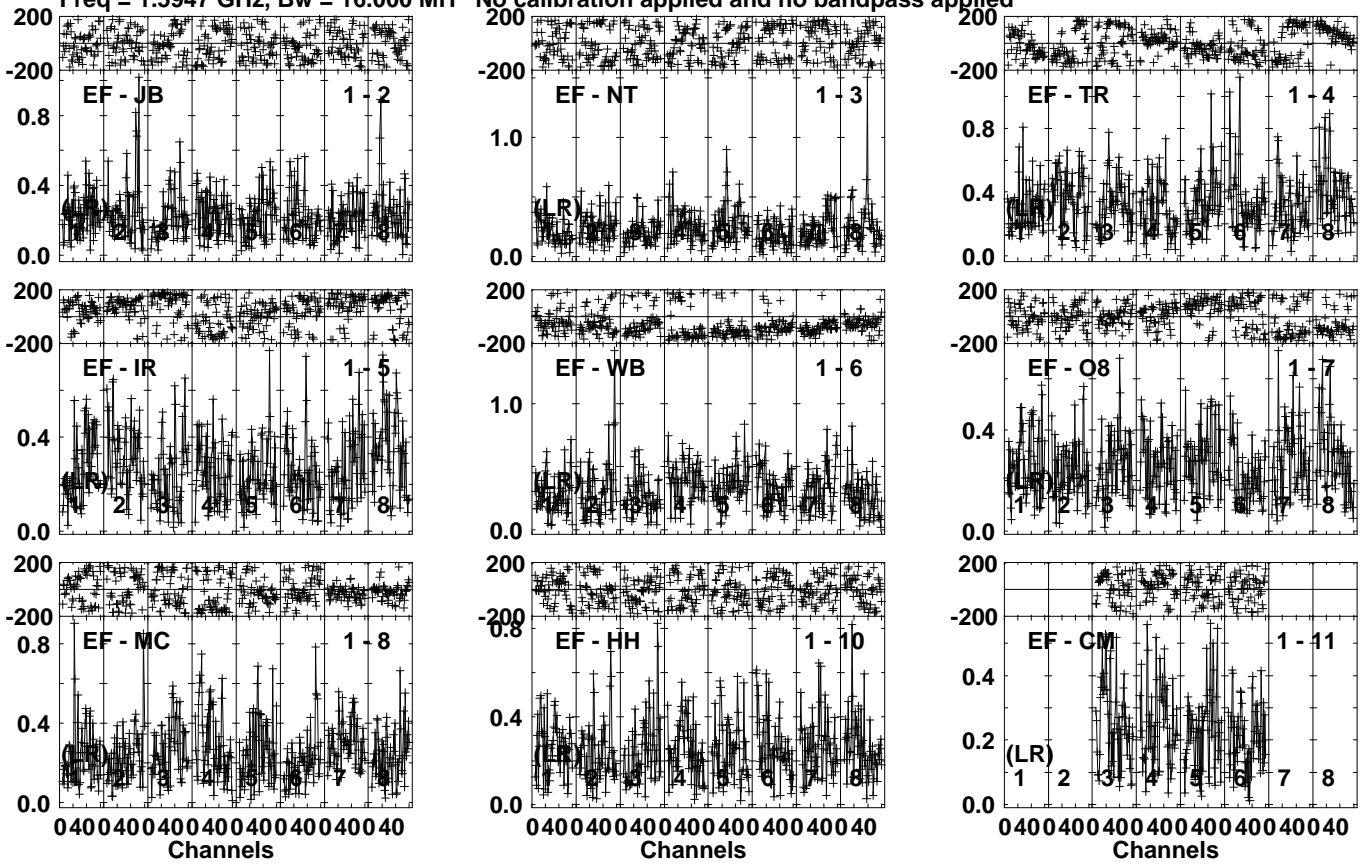


Lower frame: Micro Ampl Jy Top frame: Phas deg
Vector averaged cross-power spectrum Several baselines displayed
Timerange: 00/10:25:37 to 00/10:31:33

Plot file version 118 created 08-APR-2024 16:08:51

J2125+0441 RK002.UVDATA.1

Freq = 1.5947 GHz, Bw = 16.000 MH No calibration applied and no bandpass applied

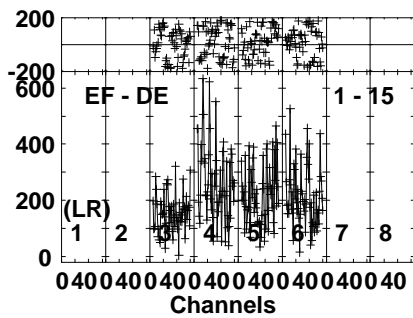
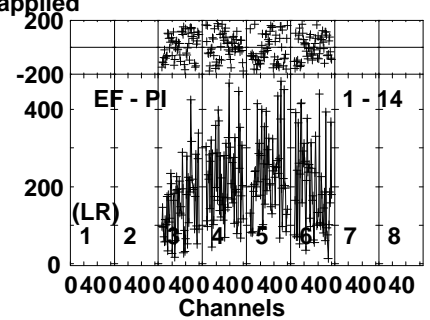
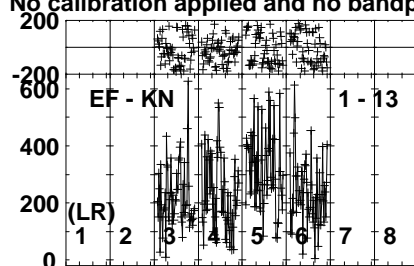
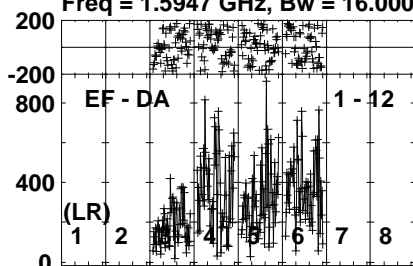


Lower frame: Milli Ampl Jy Top frame: Phas deg
Vector averaged cross-power spectrum Several baselines displayed
Timerange: 00/10:31:39 to 00/10:32:51

Plot file version 119 created 08-APR-2024 16:08:51

J2125+0441 RK002.UVDATA.1

Freq = 1.5947 GHz, Bw = 16.000 MH No calibration applied and no bandpass applied

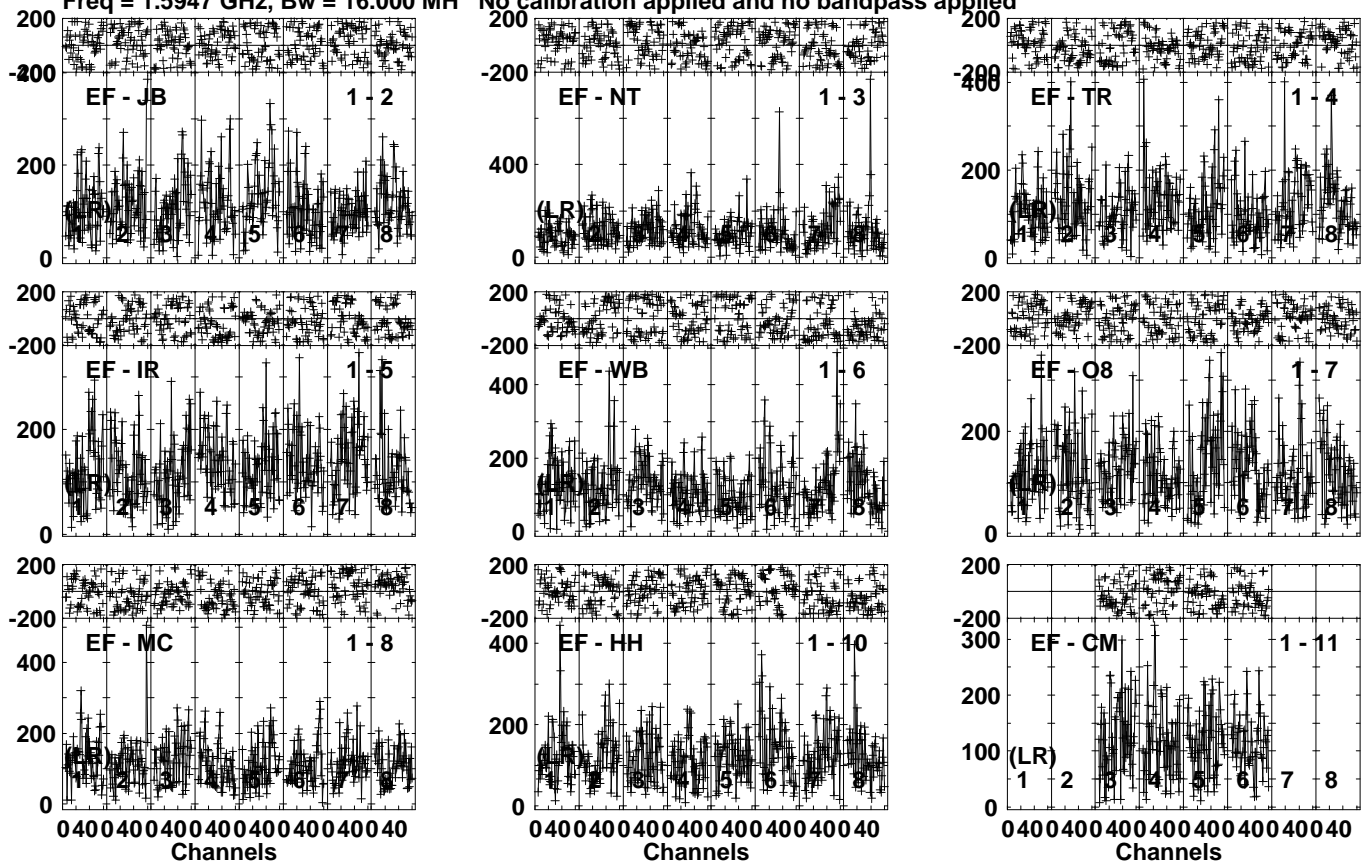


Lower frame: Micro Ampl Jy Top frame: Phas deg
Vector averaged cross-power spectrum Several baselines displayed
Timerange: 00/10:31:39 to 00/10:32:51

Plot file version 120 created 08-APR-2024 16:08:51

J2120+0246 RK002.UVDATA.1

Freq = 1.5947 GHz, Bw = 16.000 MH No calibration applied and no bandpass applied

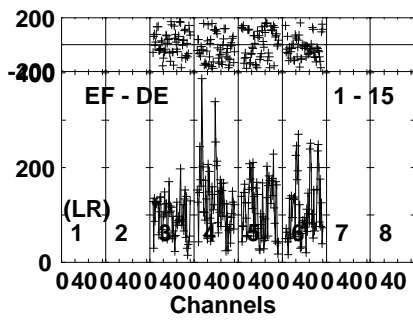
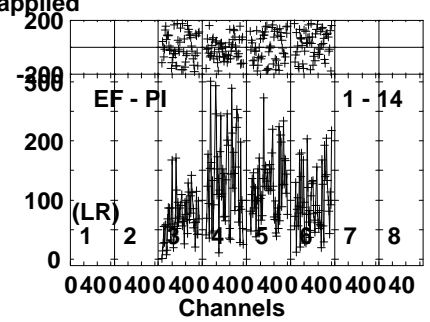
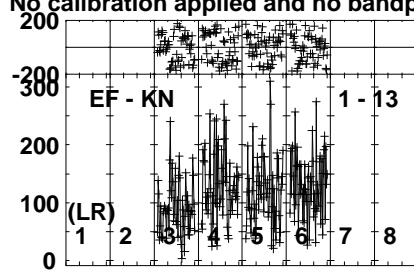
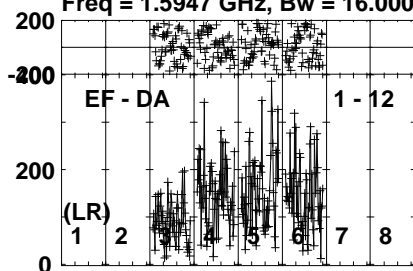


Lower frame: Micro Ampl Jy Top frame: Phas deg
Vector averaged cross-power spectrum Several baselines displayed
Timerange: 00/10:32:57 to 00/10:36:29

Plot file version 121 created 08-APR-2024 16:08:52

J2120+0246 RK002.UVDATA.1

Freq = 1.5947 GHz, Bw = 16.000 MH No calibration applied and no bandpass applied

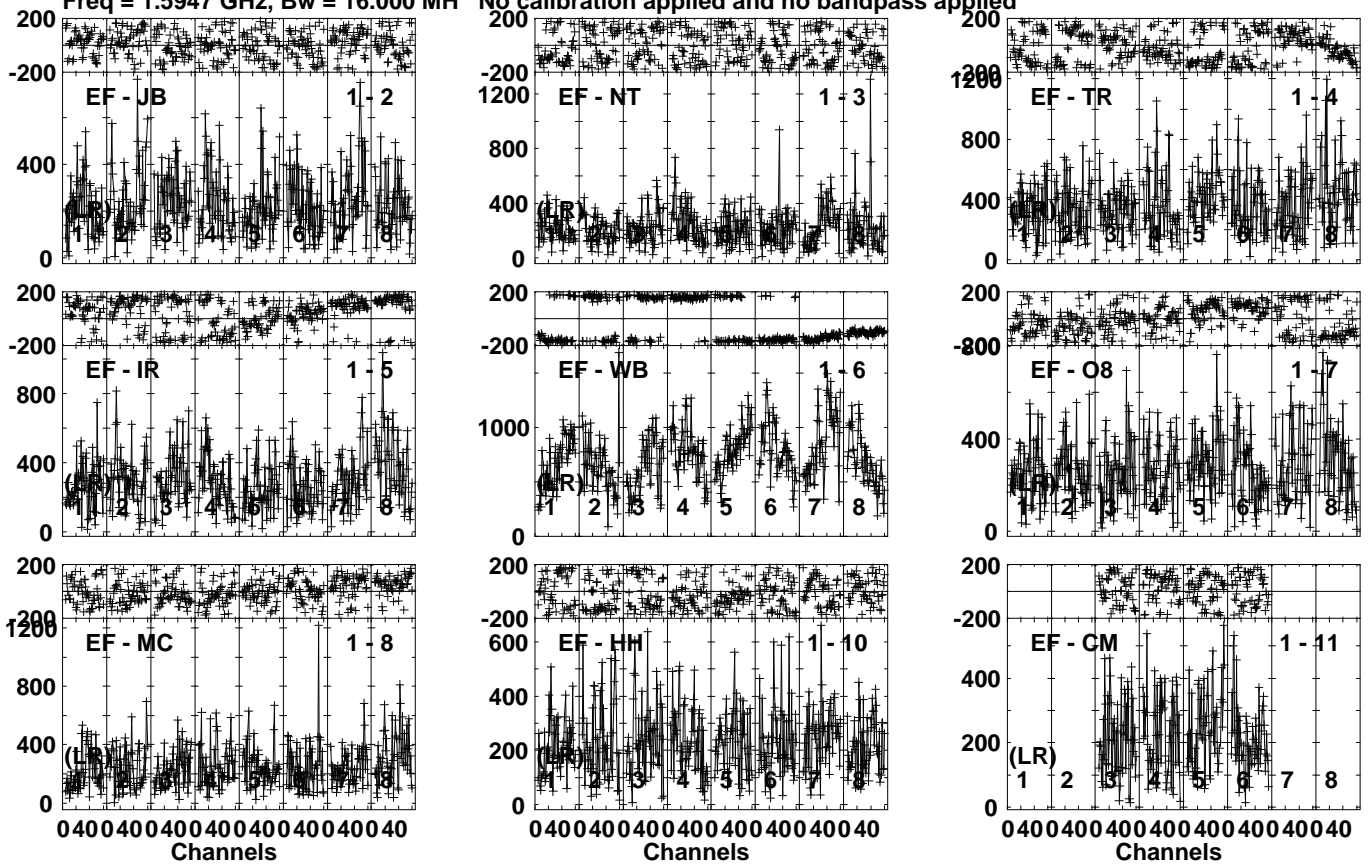


Lower frame: Micro Ampl Jy Top frame: Phas deg
Vector averaged cross-power spectrum Several baselines displayed
Timerange: 00/10:32:57 to 00/10:36:29

Plot file version 122 created 08-APR-2024 16:08:52

J2125+0441 RK002.UVDATA.1

Freq = 1.5947 GHz, Bw = 16.000 MH No calibration applied and no bandpass applied

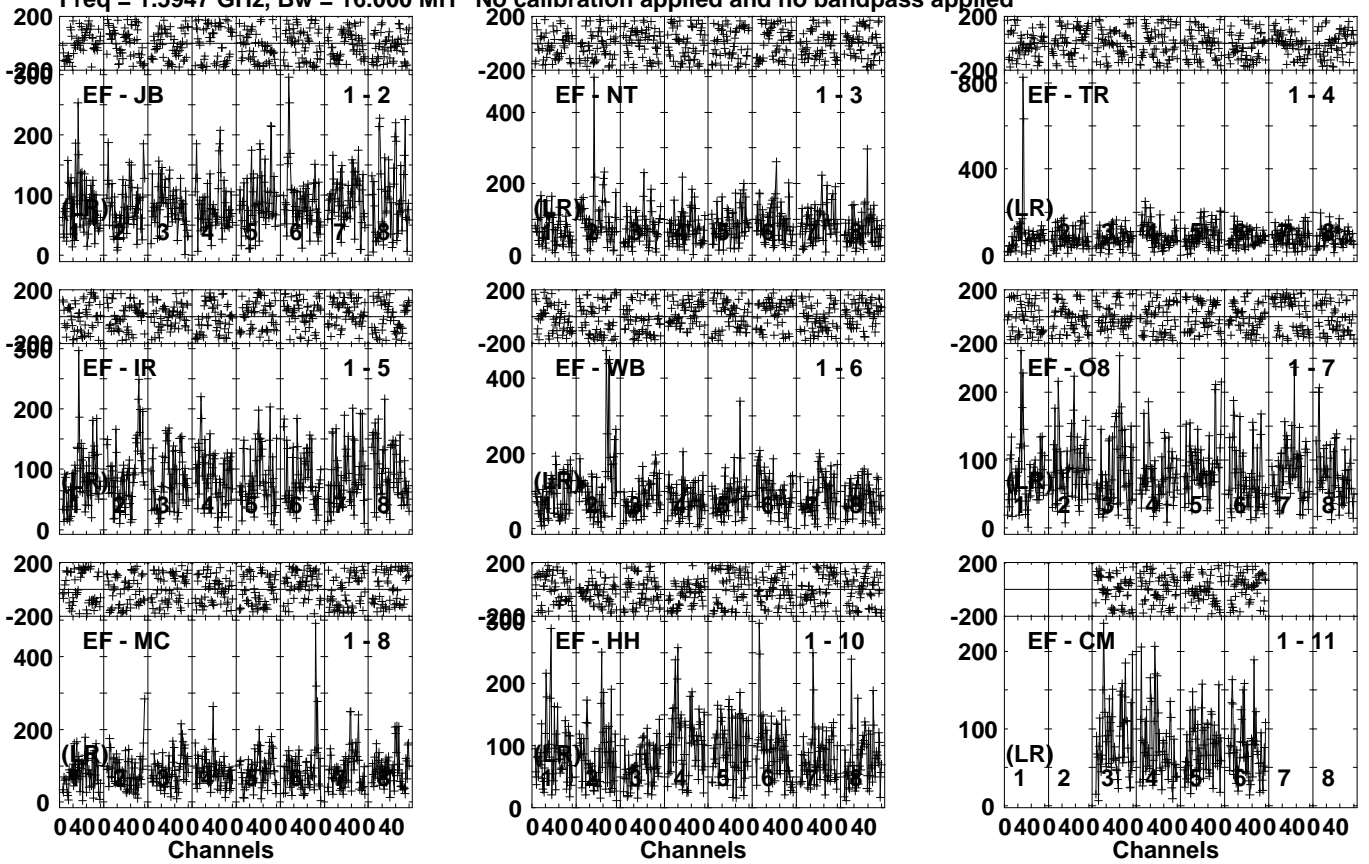


Lower frame: Micro Ampl Jy Top frame: Phas deg
Vector averaged cross-power spectrum Several baselines displayed
Timerange: 00/10:37:19 to 00/10:38:07

Plot file version 124 created 08-APR-2024 16:08:53

R240114 D RK002.UVDATA.1

Freq = 1.5947 GHz, Bw = 16.000 MH No calibration applied and no bandpass applied

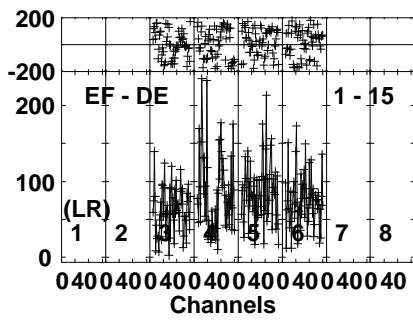
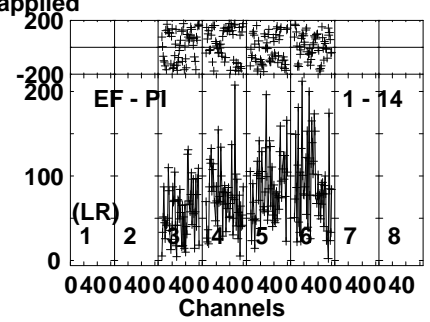
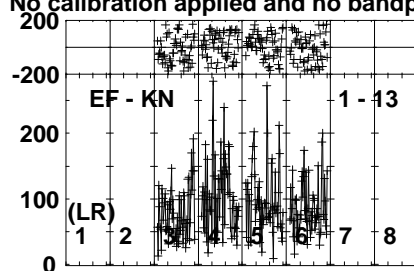
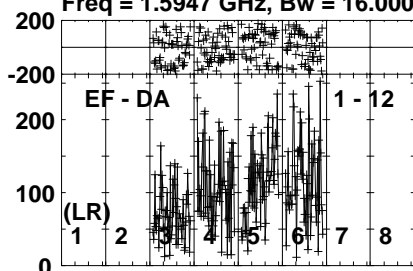


Lower frame: Micro Ampl Jy Top frame: Phas deg
Vector averaged cross-power spectrum Several baselines displayed
Timerange: 00/10:38:11 to 00/10:44:07

Plot file version 125 created 08-APR-2024 16:08:53

R240114 D RK002.UVDATA.1

Freq = 1.5947 GHz, Bw = 16.000 MH No calibration applied and no bandpass applied

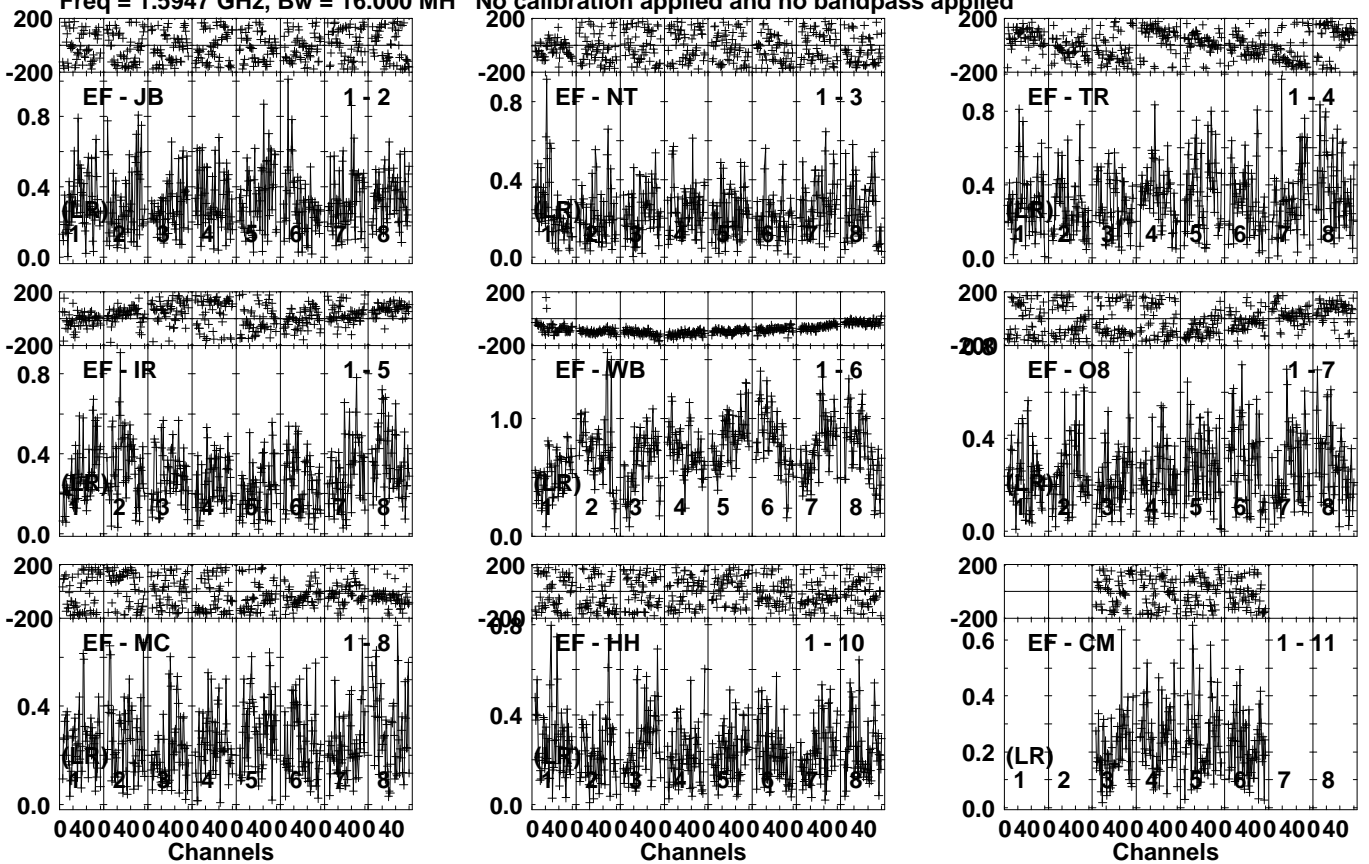


Lower frame: Micro Ampl Jy Top frame: Phas deg
Vector averaged cross-power spectrum Several baselines displayed
Timerange: 00/10:38:11 to 00/10:44:07

Plot file version 126 created 08-APR-2024 16:08:53

J2125+0441 RK002.UVDATA.1

Freq = 1.5947 GHz, Bw = 16.000 MH No calibration applied and no bandpass applied



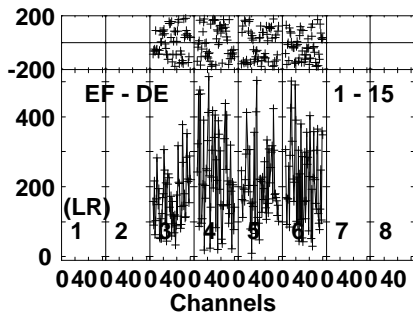
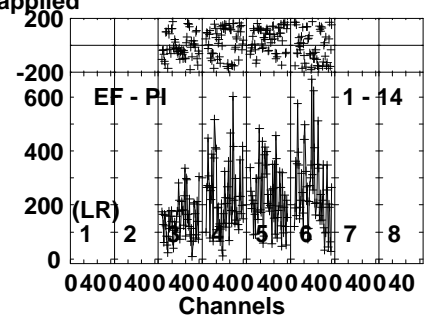
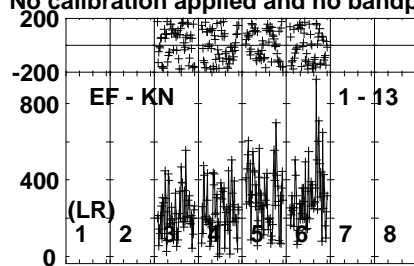
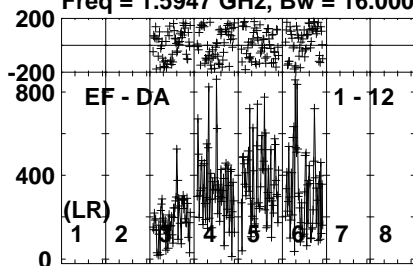
Lower frame: Milli Ampl Jy Top frame: Phas deg
Vector averaged cross-power spectrum Several baselines displayed
Timerange: 00/10:44:13 to 00/10:45:25

Plot file version 127 created 08-APR-2024 16:08:54

J2125+0441 RK002.UVDATA.1

Freq = 1.5947 GHz, Bw = 16.000 MH

No calibration applied and no bandpass applied

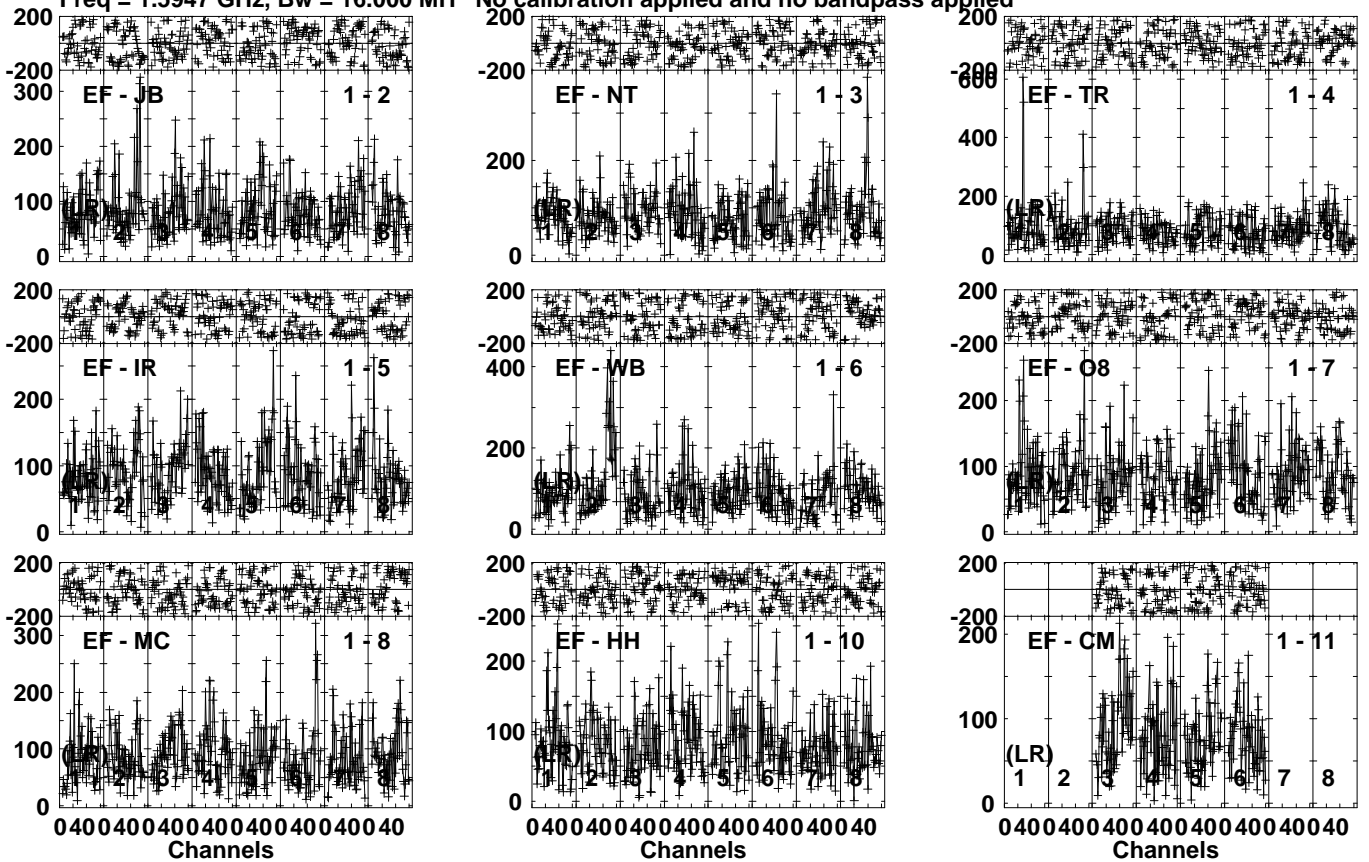


Lower frame: Micro Ampl Jy Top frame: Phas deg
Vector averaged cross-power spectrum Several baselines displayed
Timerange: 00/10:44:13 to 00/10:45:25

Plot file version 128 created 08-APR-2024 16:08:54

R240114 D RK002.UVDATA.1

Freq = 1.5947 GHz, Bw = 16.000 MH No calibration applied and no bandpass applied

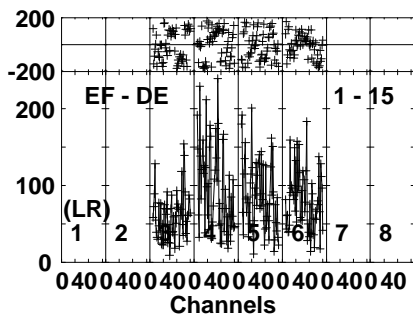
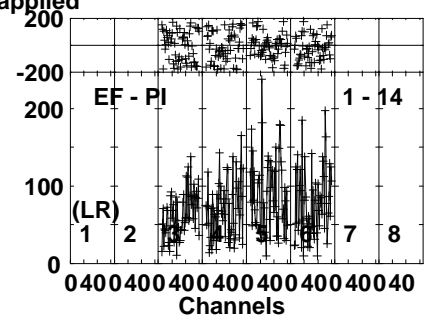
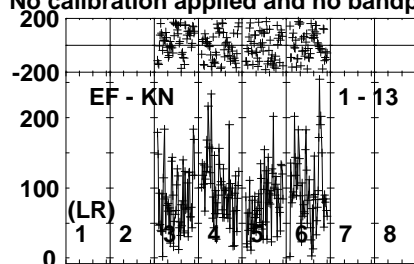
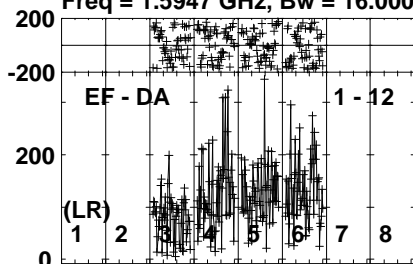


Lower frame: Micro Ampl Jy Top frame: Phas deg
Vector averaged cross-power spectrum Several baselines displayed
Timerange: 00/10:45:29 to 00/10:51:25

Plot file version 129 created 08-APR-2024 16:08:55

R240114 D RK002.UVDATA.1

Freq = 1.5947 GHz, Bw = 16.000 MH No calibration applied and no bandpass applied

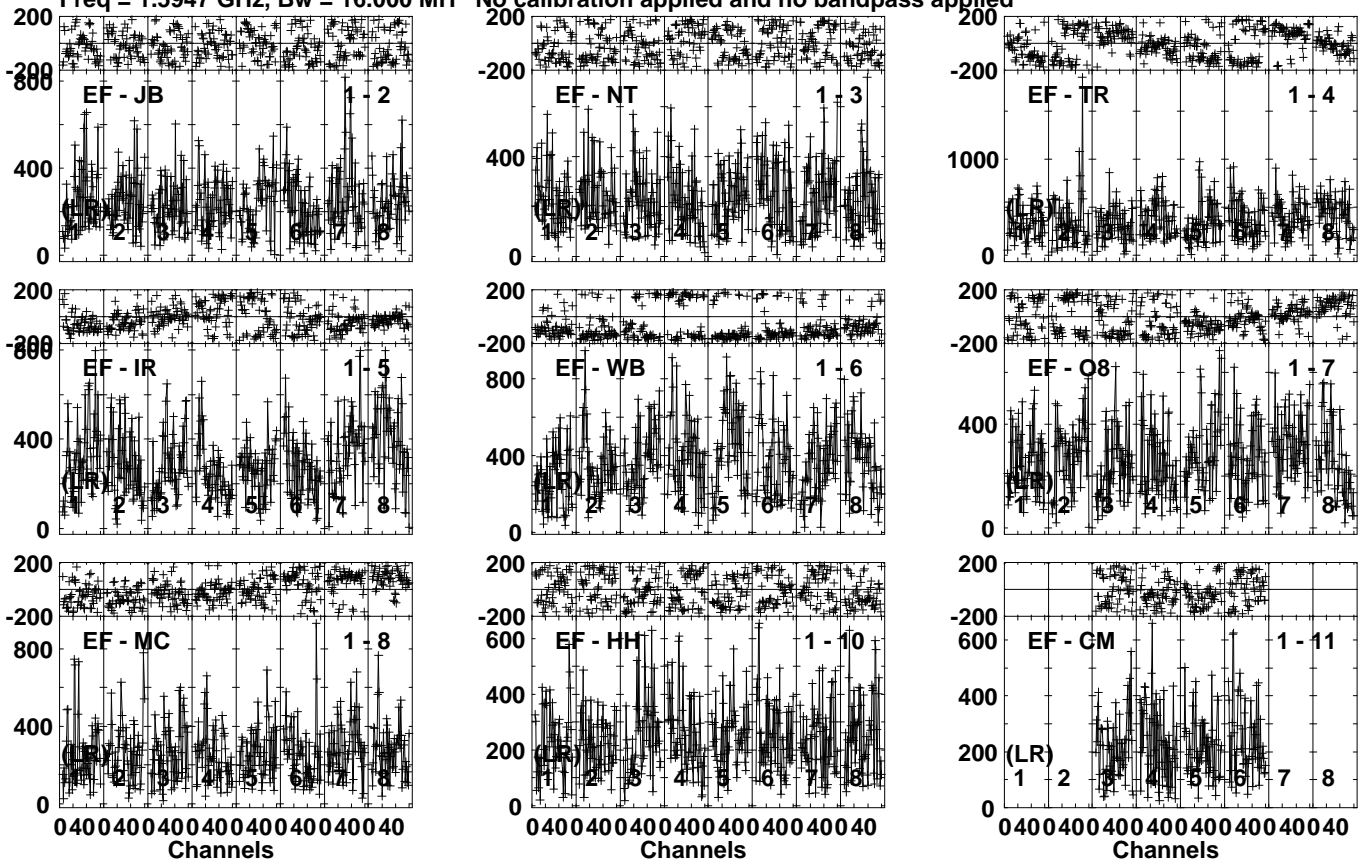


Lower frame: Micro Ampl Jy Top frame: Phas deg
Vector averaged cross-power spectrum Several baselines displayed
Timerange: 00/10:45:29 to 00/10:51:25

Plot file version 130 created 08-APR-2024 16:08:55

J2125+0441 RK002.UVDATA.1

Freq = 1.5947 GHz, Bw = 16.000 MH No calibration applied and no bandpass applied

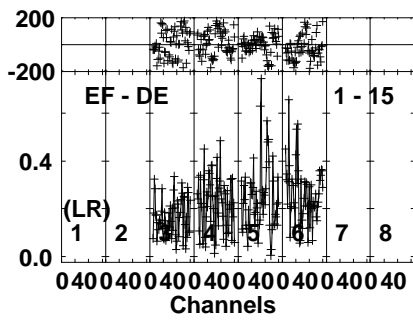
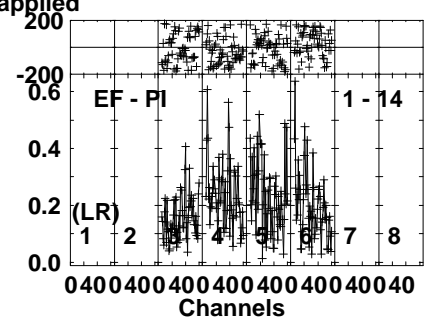
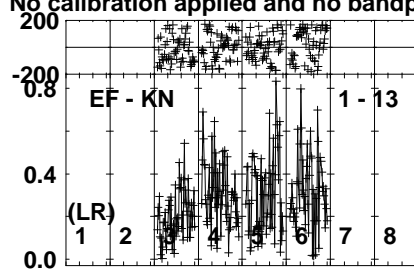
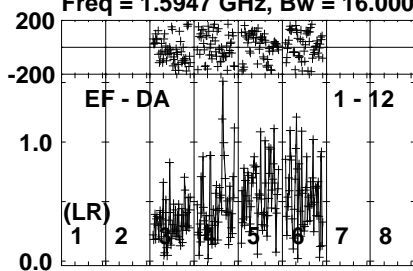


Lower frame: Micro Ampl Jy Top frame: Phas deg
Vector averaged cross-power spectrum Several baselines displayed
Timerange: 00/10:52:04 to 00/10:52:52

Plot file version 131 created 08-APR-2024 16:08:55

J2125+0441 RK002.UVDATA.1

Freq = 1.5947 GHz, Bw = 16.000 MH No calibration applied and no bandpass applied

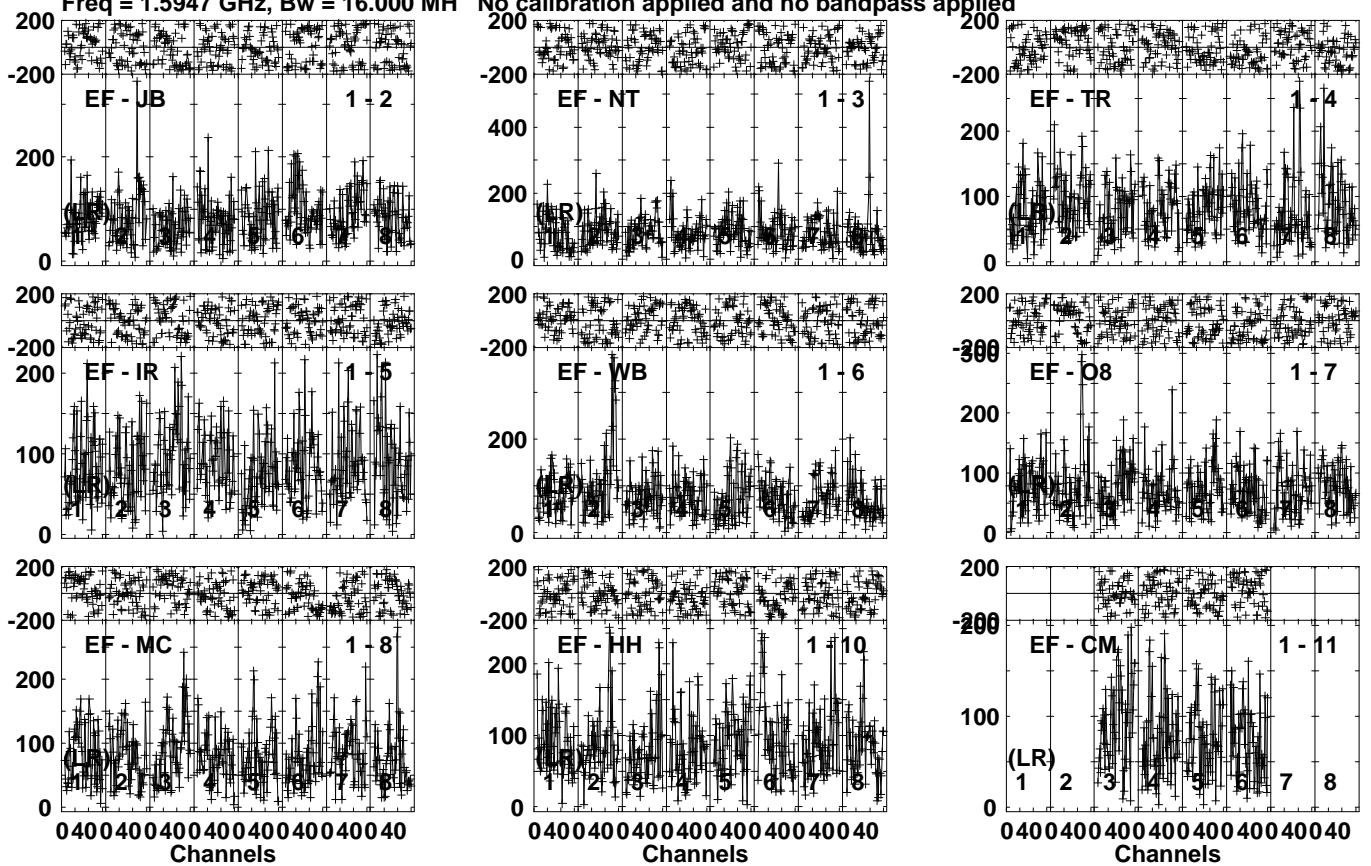


Lower frame: Milli Ampl Jy Top frame: Phas deg
Vector averaged cross-power spectrum Several baselines displayed
Timerange: 00/10:52:04 to 00/10:52:52

Plot file version 132 created 08-APR-2024 16:08:55

R240114 D RK002.UVDATA.1

Freq = 1.5947 GHz, Bw = 16.000 MH No calibration applied and no bandpass applied

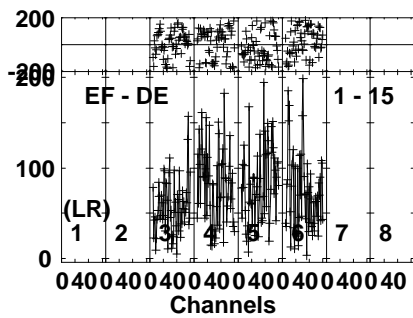
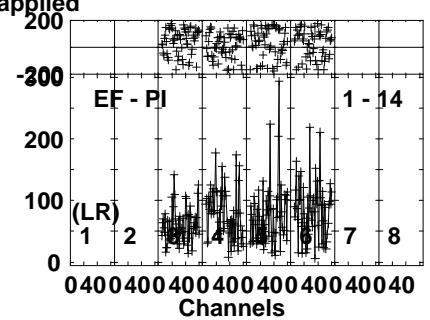
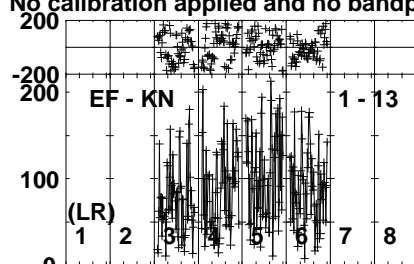
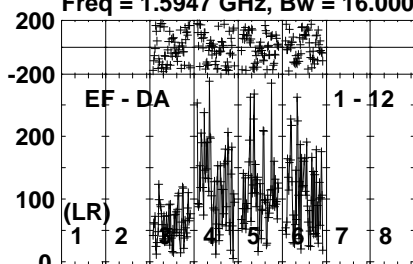


Lower frame: Micro Ampl Jy Top frame: Phas deg
Vector averaged cross-power spectrum Several baselines displayed
Timerange: 00/10:52:58 to 00/10:58:52

Plot file version 133 created 08-APR-2024 16:08:56

R240114 D RK002.UVDATA.1

Freq = 1.5947 GHz, Bw = 16.000 MH No calibration applied and no bandpass applied



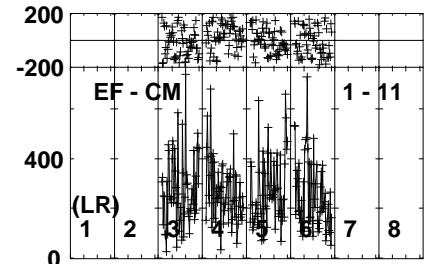
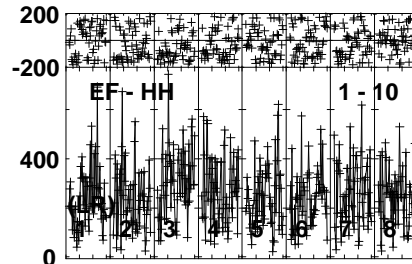
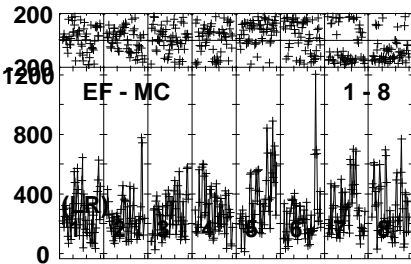
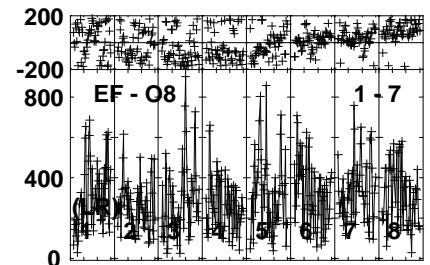
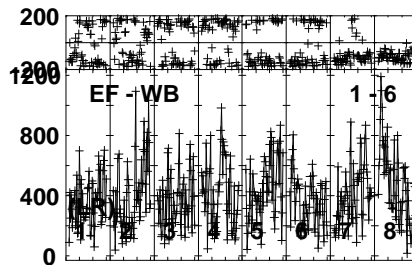
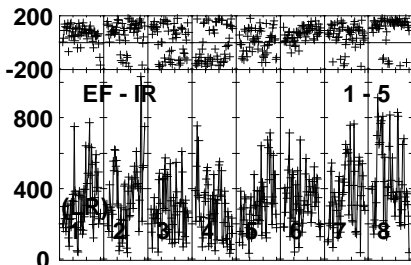
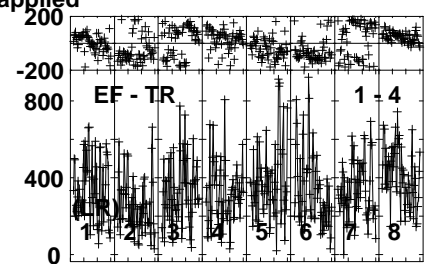
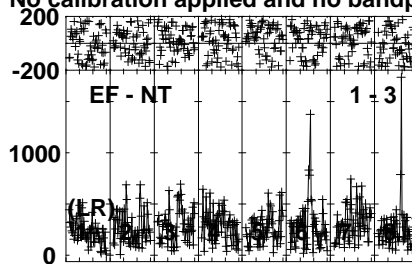
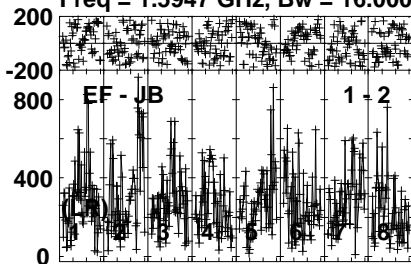
Lower frame: Micro Ampl Jy Top frame: Phas deg
Vector averaged cross-power spectrum Several baselines displayed
Timerange: 00/10:52:58 to 00/10:58:52

Plot file version 134 created 08-APR-2024 16:08:56

J2125+0441 RK002.UVDATA.1

Freq = 1.5947 GHz, Bw = 16.000 MH

No calibration applied and no bandpass applied

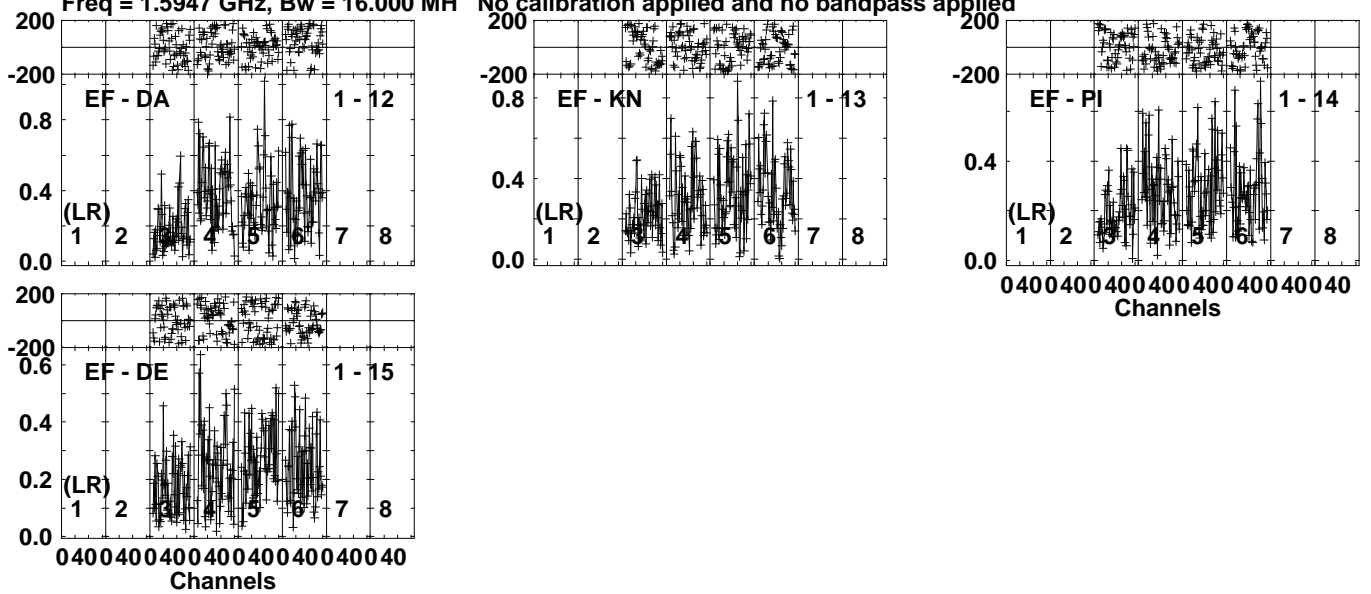


Lower frame: Micro Ampl Jy Top frame: Phas deg
Vector averaged cross-power spectrum Several baselines displayed
Timerange: 00/10:58:56 to 00/11:00:10

Plot file version 135 created 08-APR-2024 16:08:57

J2125+0441 RK002.UVDATA.1

Freq = 1.5947 GHz, Bw = 16.000 MH No calibration applied and no bandpass applied

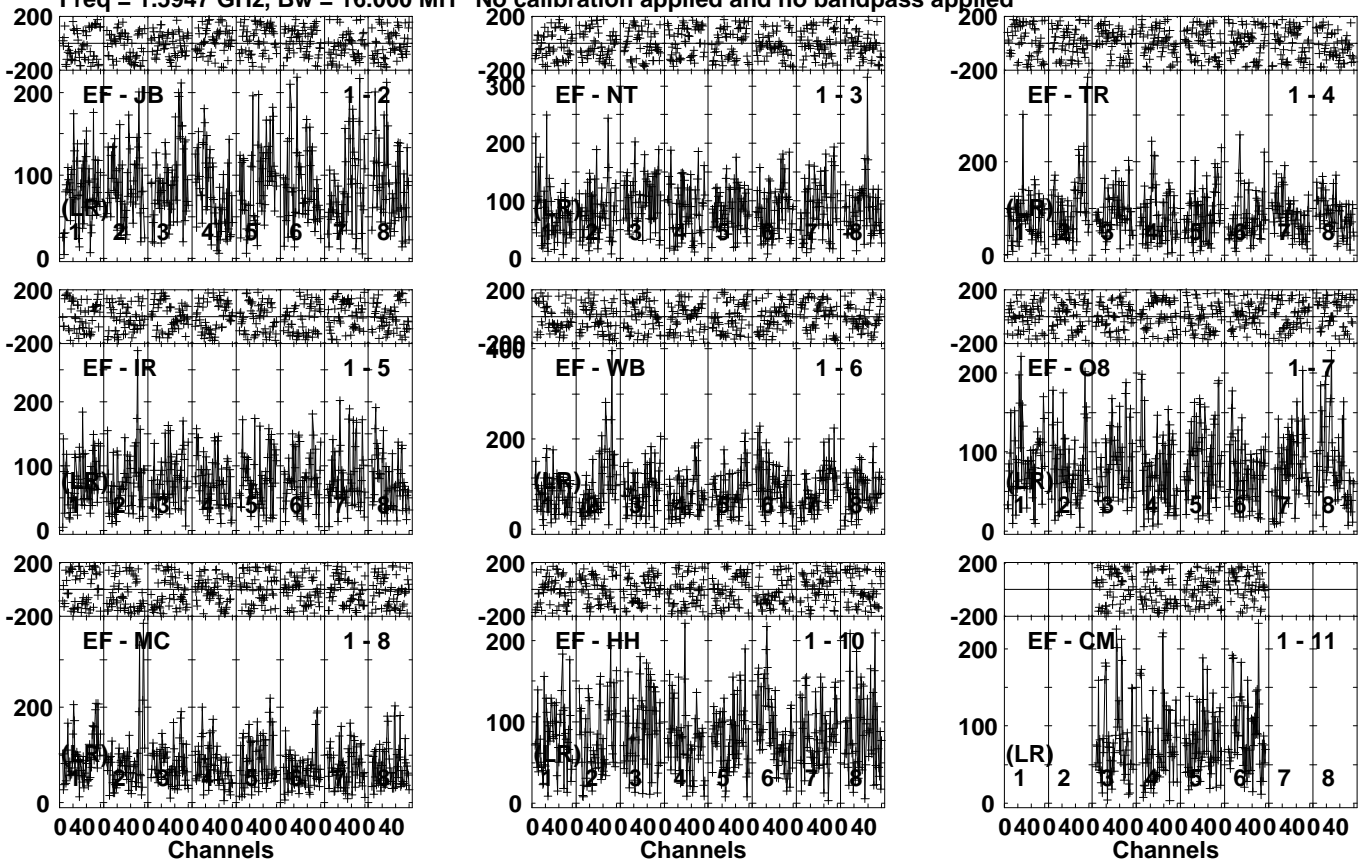


Lower frame: Milli Ampl Jy Top frame: Phas deg
Vector averaged cross-power spectrum Several baselines displayed
Timerange: 00/10:58:56 to 00/11:00:10

Plot file version 136 created 08-APR-2024 16:08:57

R240114 D RK002.UVDATA.1

Freq = 1.5947 GHz, Bw = 16.000 MH No calibration applied and no bandpass applied

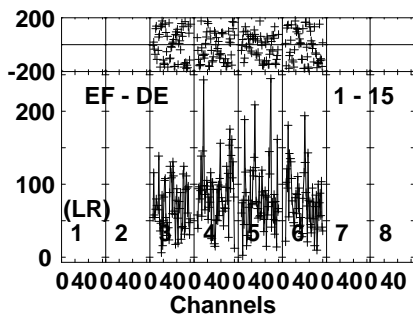
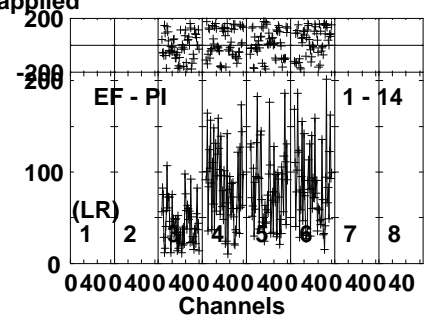
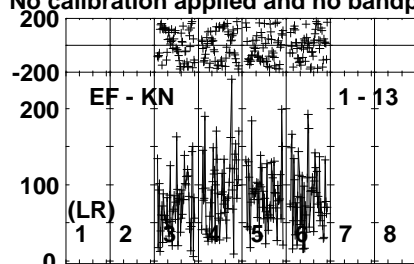
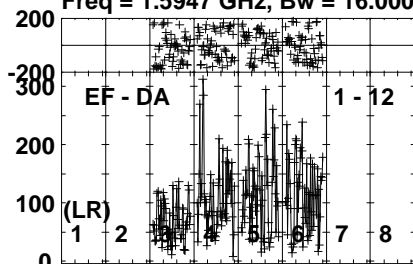


Lower frame: Micro Ampl Jy Top frame: Phas deg
Vector averaged cross-power spectrum Several baselines displayed
Timerange: 00/11:00:17 to 00/11:06:11

Plot file version 137 created 08-APR-2024 16:08:58

R240114 D RK002.UVDATA.1

Freq = 1.5947 GHz, Bw = 16.000 MH No calibration applied and no bandpass applied

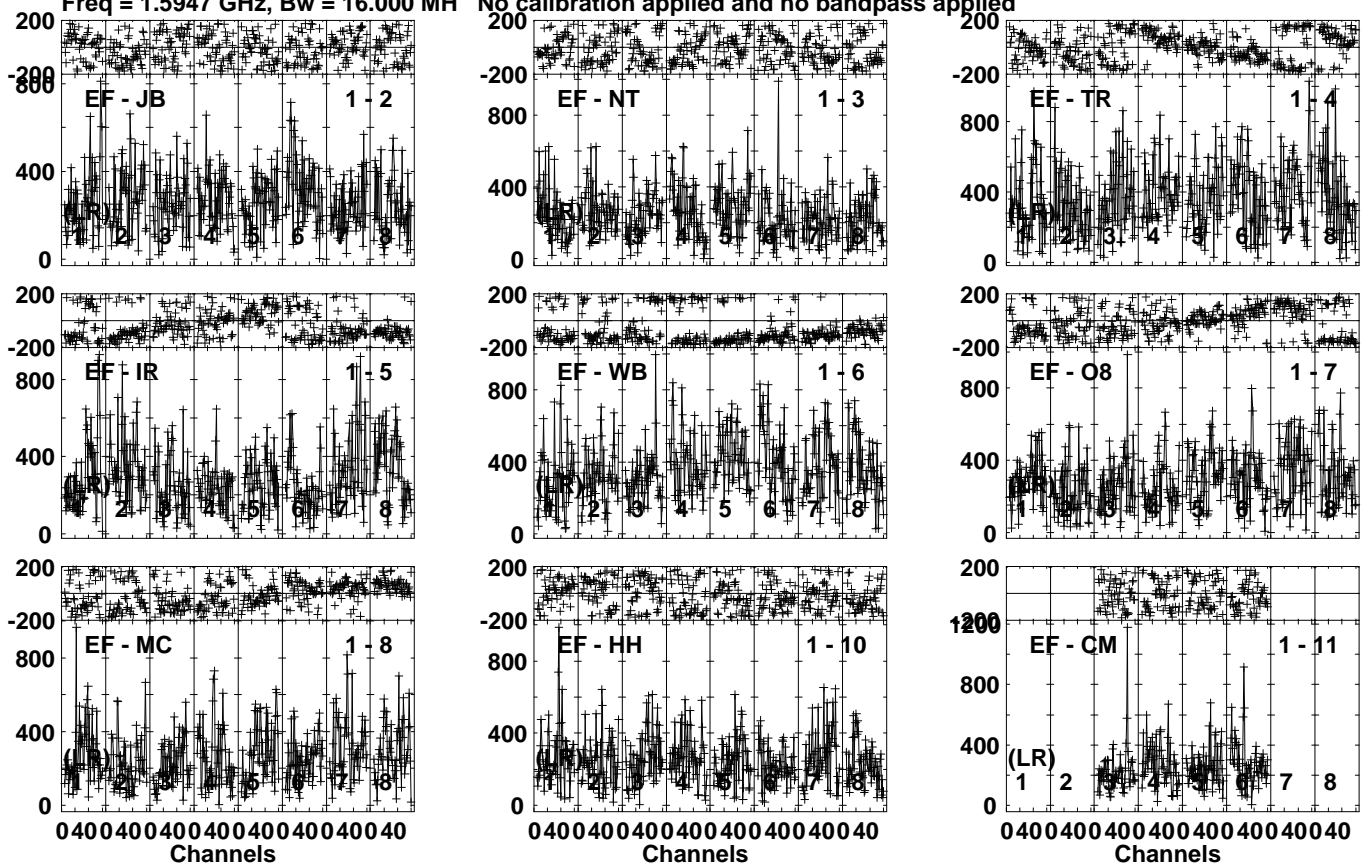


Lower frame: Micro Ampl Jy Top frame: Phas deg
Vector averaged cross-power spectrum Several baselines displayed
Timerange: 00/11:00:17 to 00/11:06:11

Plot file version 138 created 08-APR-2024 16:08:58

J2125+0441 RK002.UVDATA.1

Freq = 1.5947 GHz, Bw = 16.000 MH No calibration applied and no bandpass applied

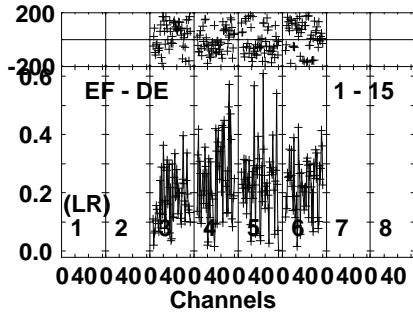
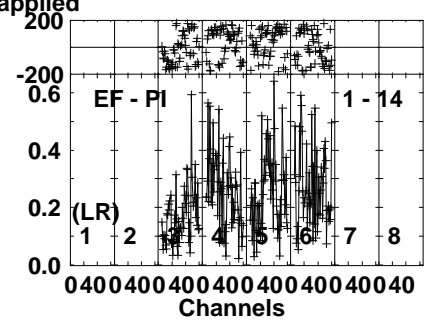
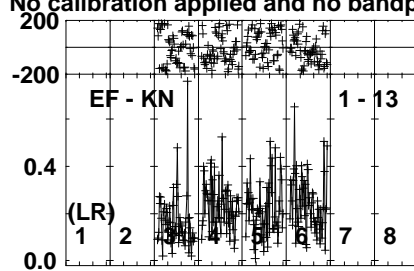
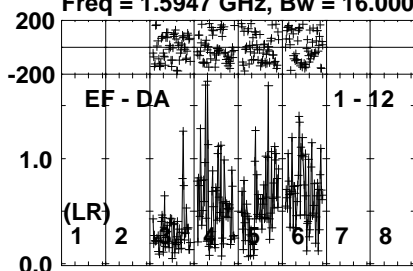


Lower frame: Micro Ampl Jy Top frame: Phas deg
Vector averaged cross-power spectrum Several baselines displayed
Timerange: 00/11:06:51 to 00/11:07:39

Plot file version 139 created 08-APR-2024 16:08:58

J2125+0441 RK002.UVDATA.1

Freq = 1.5947 GHz, Bw = 16.000 MH No calibration applied and no bandpass applied

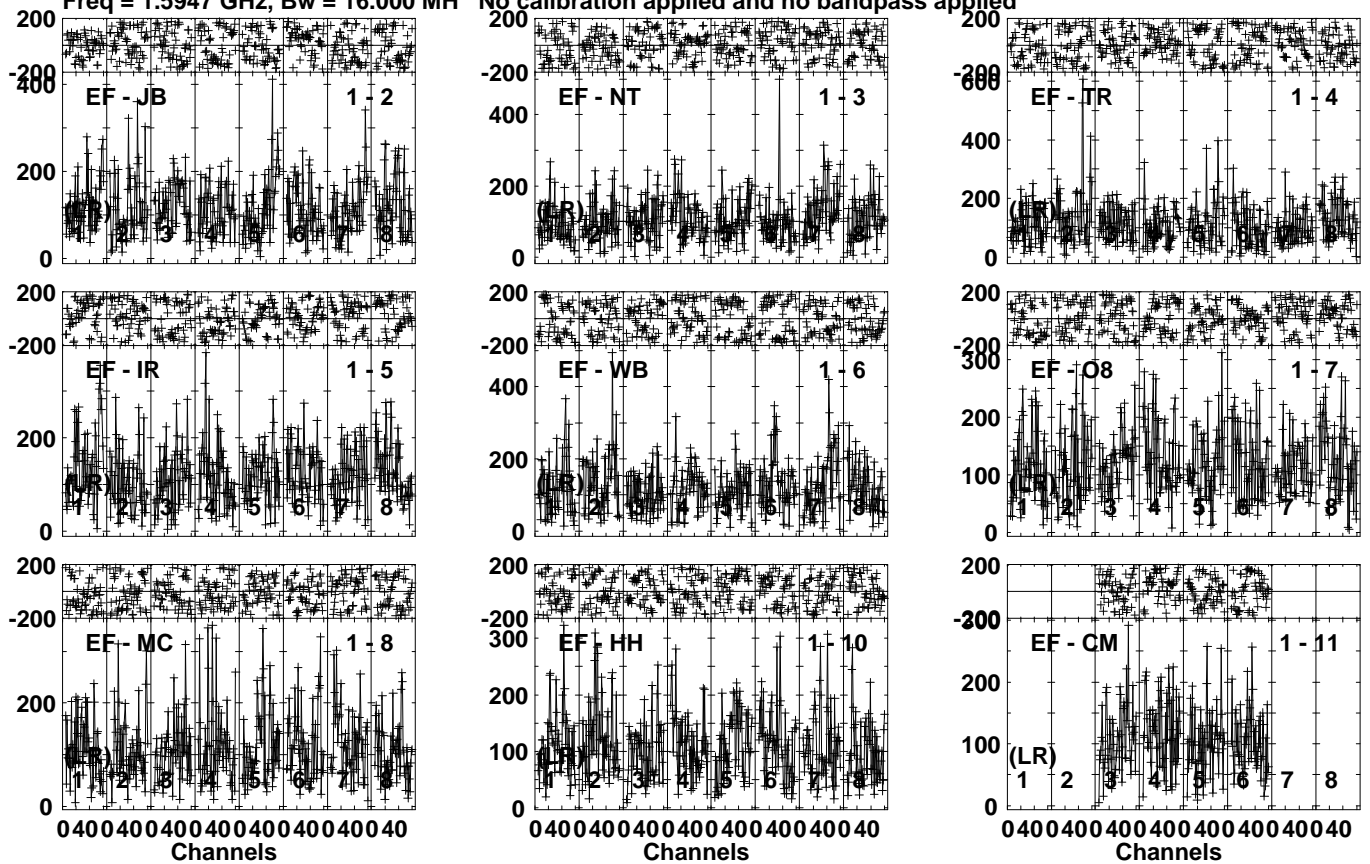


Lower frame: Milli Ampl Jy Top frame: Phas deg
Vector averaged cross-power spectrum Several baselines displayed
Timerange: 00/11:06:51 to 00/11:07:39

Plot file version 140 created 08-APR-2024 16:08:58

J2120+0246 RK002.UVDATA.1

Freq = 1.5947 GHz, Bw = 16.000 MH No calibration applied and no bandpass applied

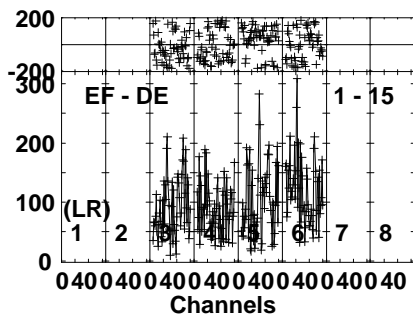
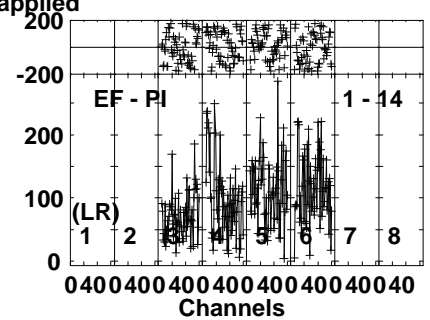
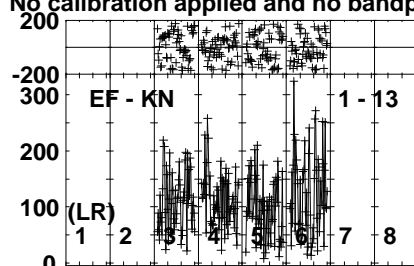
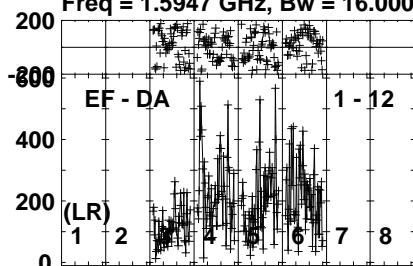


Lower frame: Micro Ampl Jy Top frame: Phas deg
Vector averaged cross-power spectrum Several baselines displayed
Timerange: 00/11:07:45 to 00/11:11:17

Plot file version 141 created 08-APR-2024 16:08:59

J2120+0246 RK002.UVDATA.1

Freq = 1.5947 GHz, Bw = 16.000 MH No calibration applied and no bandpass applied

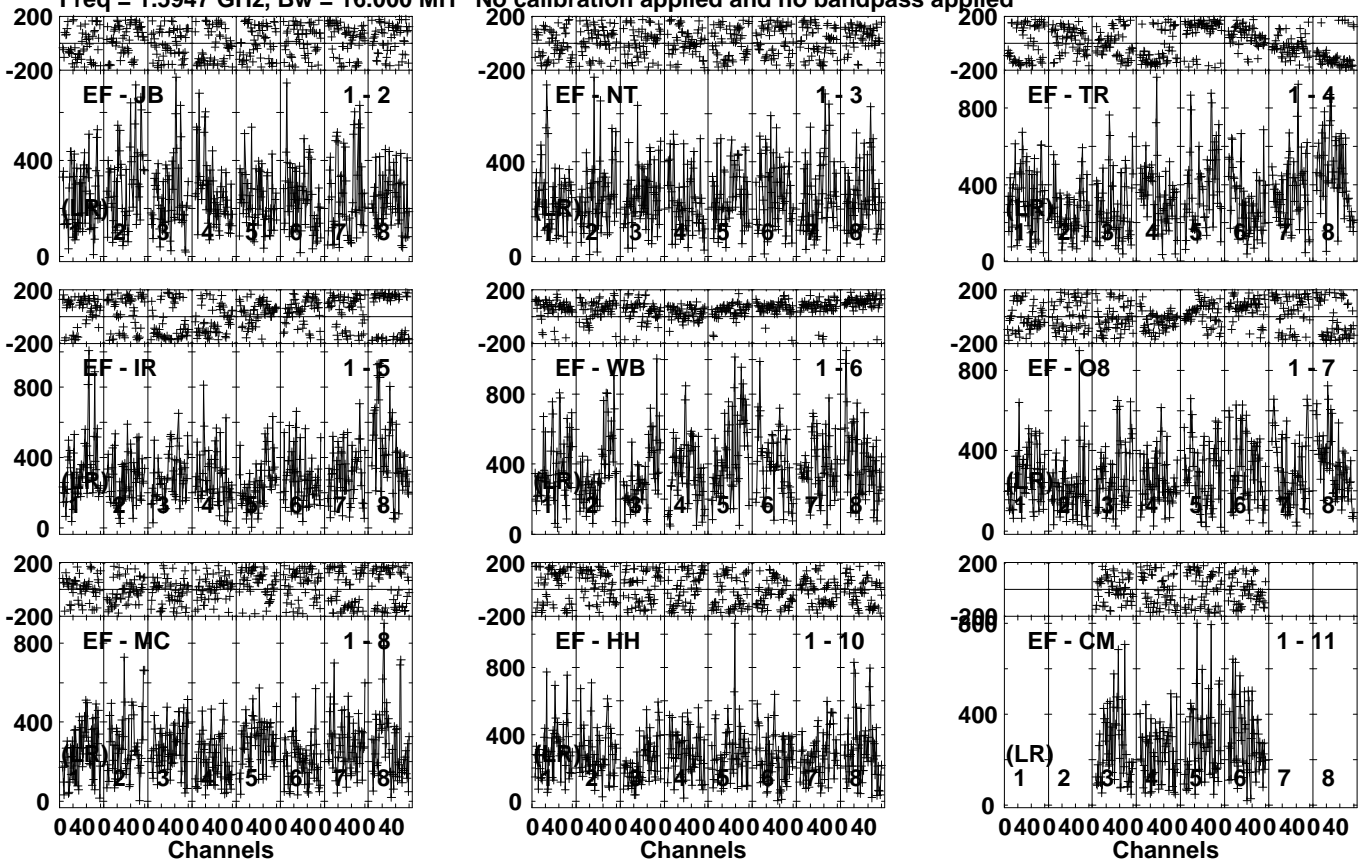


Lower frame: Micro Ampl Jy Top frame: Phas deg
Vector averaged cross-power spectrum Several baselines displayed
Timerange: 00/11:07:45 to 00/11:11:17

Plot file version 142 created 08-APR-2024 16:08:59

J2125+0441 RK002.UVDATA.1

Freq = 1.5947 GHz, Bw = 16.000 MH No calibration applied and no bandpass applied



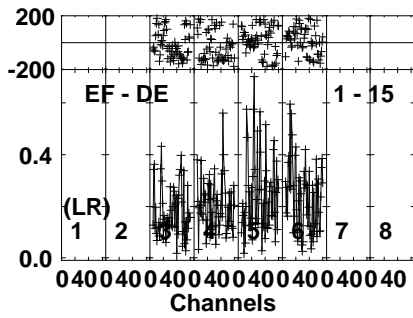
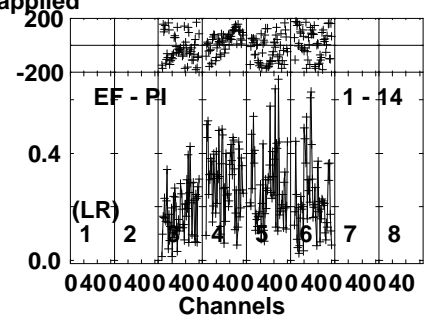
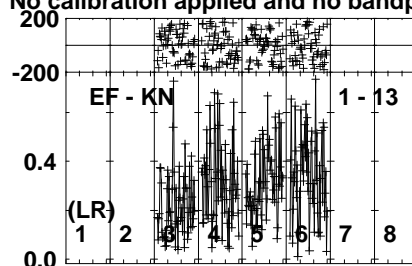
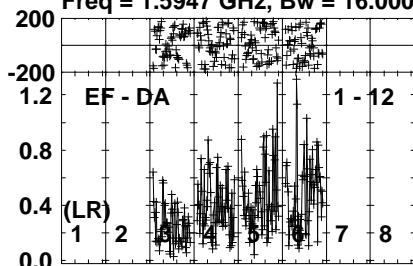
Lower frame: Micro Ampl Jy Top frame: Phas deg
Vector averaged cross-power spectrum Several baselines displayed
Timerange: 00/11:11:25 to 00/11:12:43

Plot file version 143 created 08-APR-2024 16:08:59

J2125+0441 RK002.UVDATA.1

Freq = 1.5947 GHz, Bw = 16.000 MH

No calibration applied and no bandpass applied

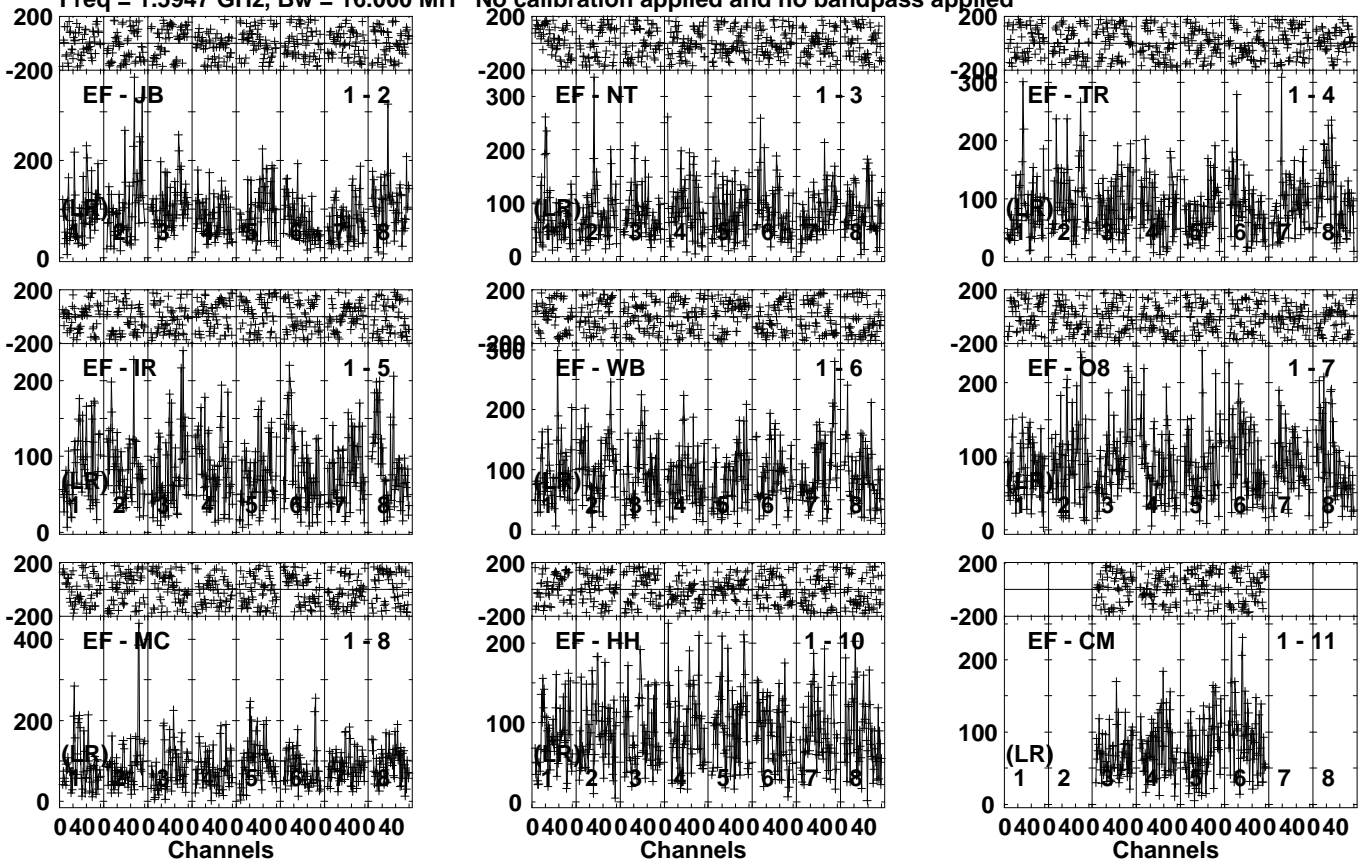


Lower frame: Milli Ampl Jy Top frame: Phas deg
Vector averaged cross-power spectrum Several baselines displayed
Timerange: 00/11:11:25 to 00/11:12:43

Plot file version 144 created 08-APR-2024 16:08:59

R240114 D RK002.UVDATA.1

Freq = 1.5947 GHz, Bw = 16.000 MH No calibration applied and no bandpass applied

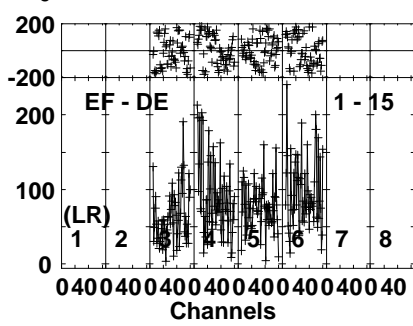
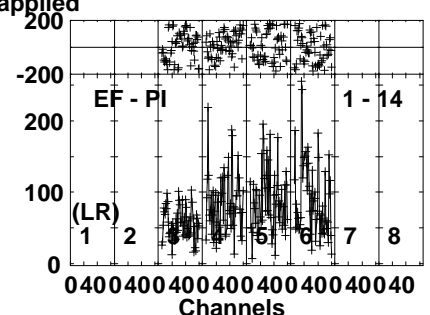
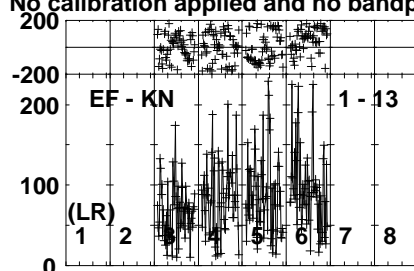
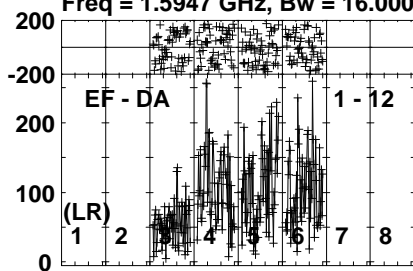


Lower frame: Micro Ampl Jy Top frame: Phas deg
Vector averaged cross-power spectrum Several baselines displayed
Timerange: 00/11:12:49 to 00/11:18:43

Plot file version 145 created 08-APR-2024 16:09:00

R240114 D RK002.UVDATA.1

Freq = 1.5947 GHz, Bw = 16.000 MH No calibration applied and no bandpass applied

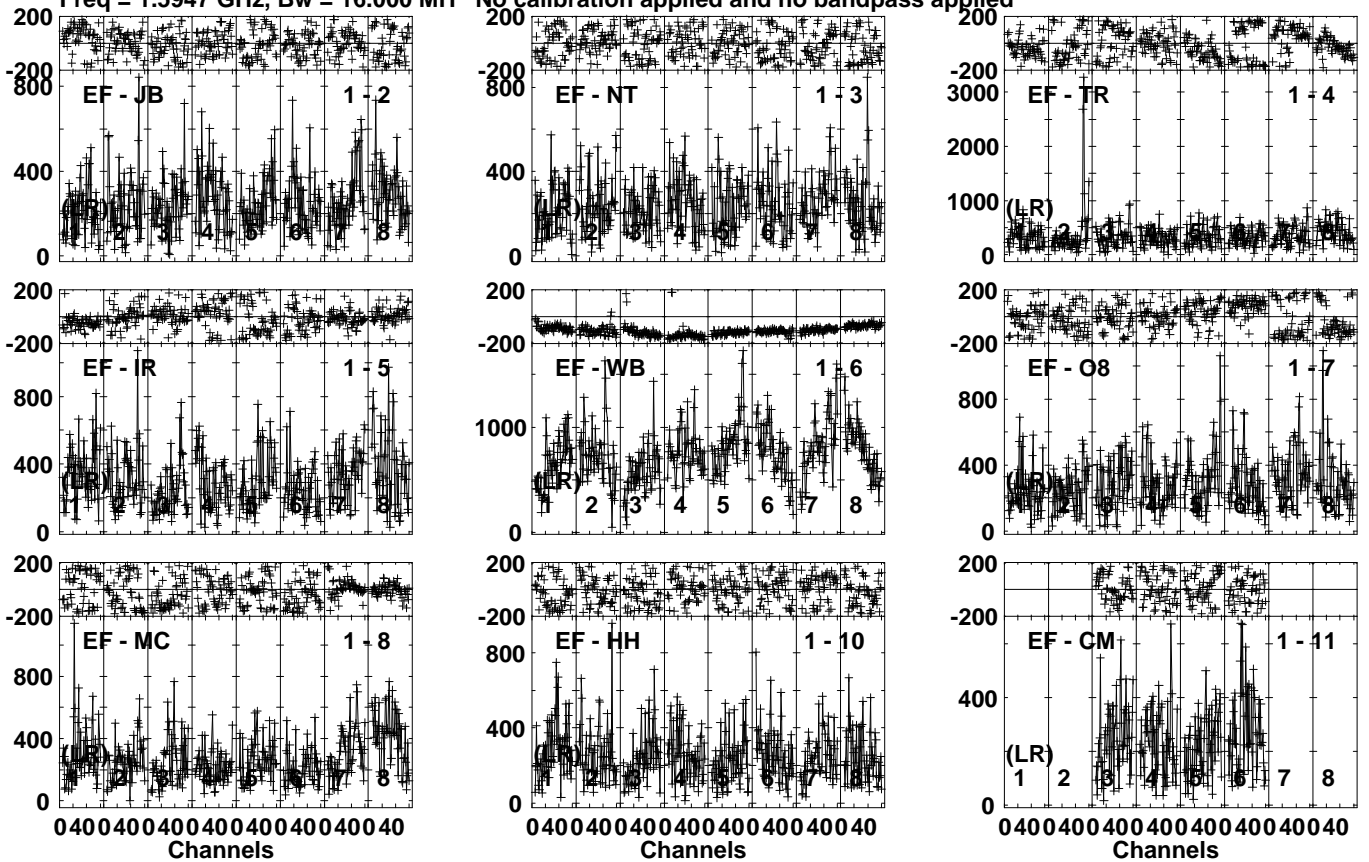


Lower frame: Micro Ampl Jy Top frame: Phas deg
Vector averaged cross-power spectrum Several baselines displayed
Timerange: 00/11:12:49 to 00/11:18:43

Plot file version 146 created 08-APR-2024 16:09:00

J2125+0441 RK002.UVDATA.1

Freq = 1.5947 GHz, Bw = 16.000 MH No calibration applied and no bandpass applied

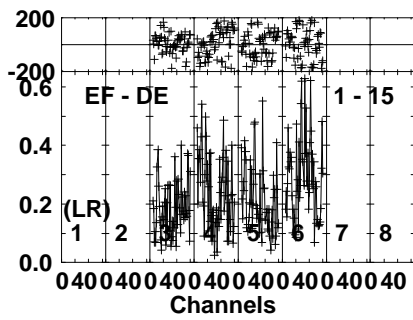
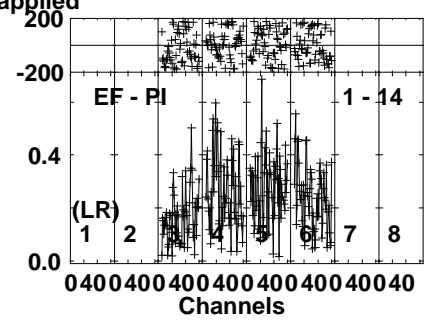
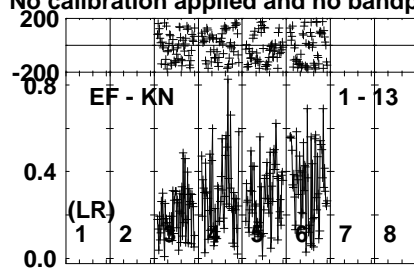
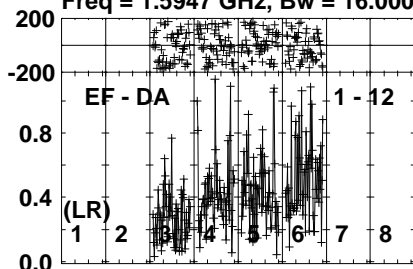


Lower frame: Micro Ampl Jy Top frame: Phas deg
Vector averaged cross-power spectrum Several baselines displayed
Timerange: 00/11:19:23 to 00/11:20:11

Plot file version 147 created 08-APR-2024 16:09:01

J2125+0441 RK002.UVDATA.1

Freq = 1.5947 GHz, Bw = 16.000 MH No calibration applied and no bandpass applied

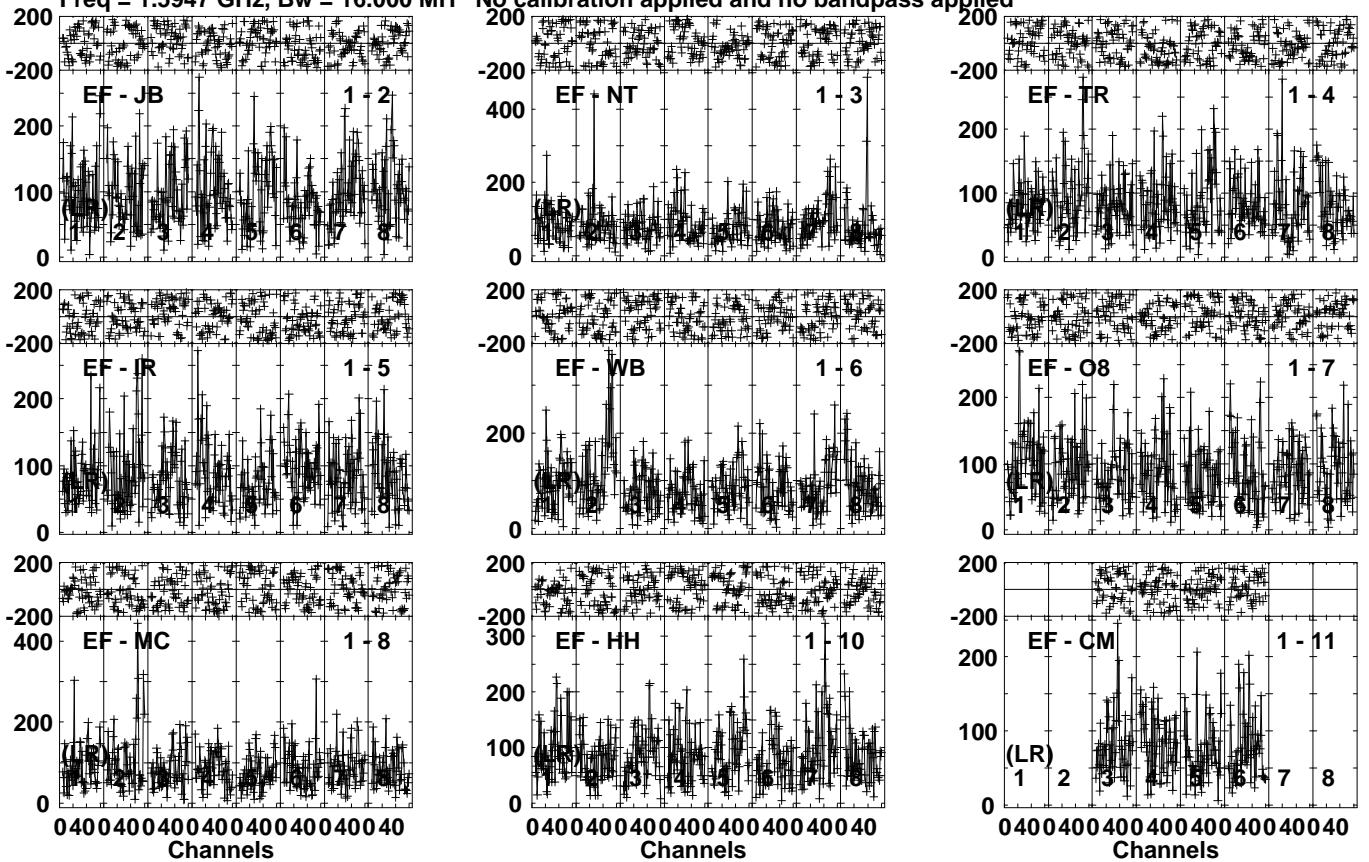


Lower frame: Milli Ampl Jy Top frame: Phas deg
Vector averaged cross-power spectrum Several baselines displayed
Timerange: 00/11:19:23 to 00/11:20:11

Plot file version 148 created 08-APR-2024 16:09:01

R240114 D RK002.UVDATA.1

Freq = 1.5947 GHz, Bw = 16.000 MH No calibration applied and no bandpass applied

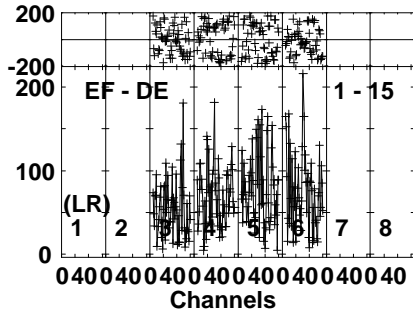
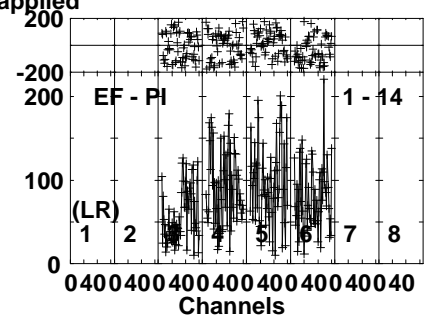
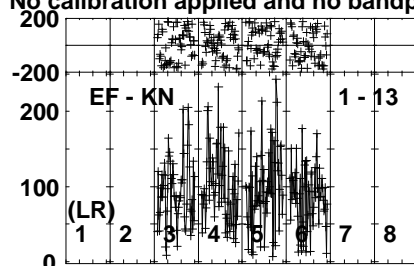
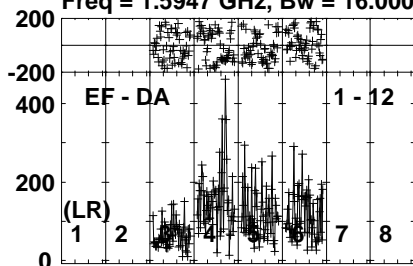


Lower frame: Micro Ampl Jy Top frame: Phas deg
Vector averaged cross-power spectrum Several baselines displayed
Timerange: 00/11:20:17 to 00/11:26:11

Plot file version 149 created 08-APR-2024 16:09:01

R240114 D RK002.UVDATA.1

Freq = 1.5947 GHz, Bw = 16.000 MH No calibration applied and no bandpass applied

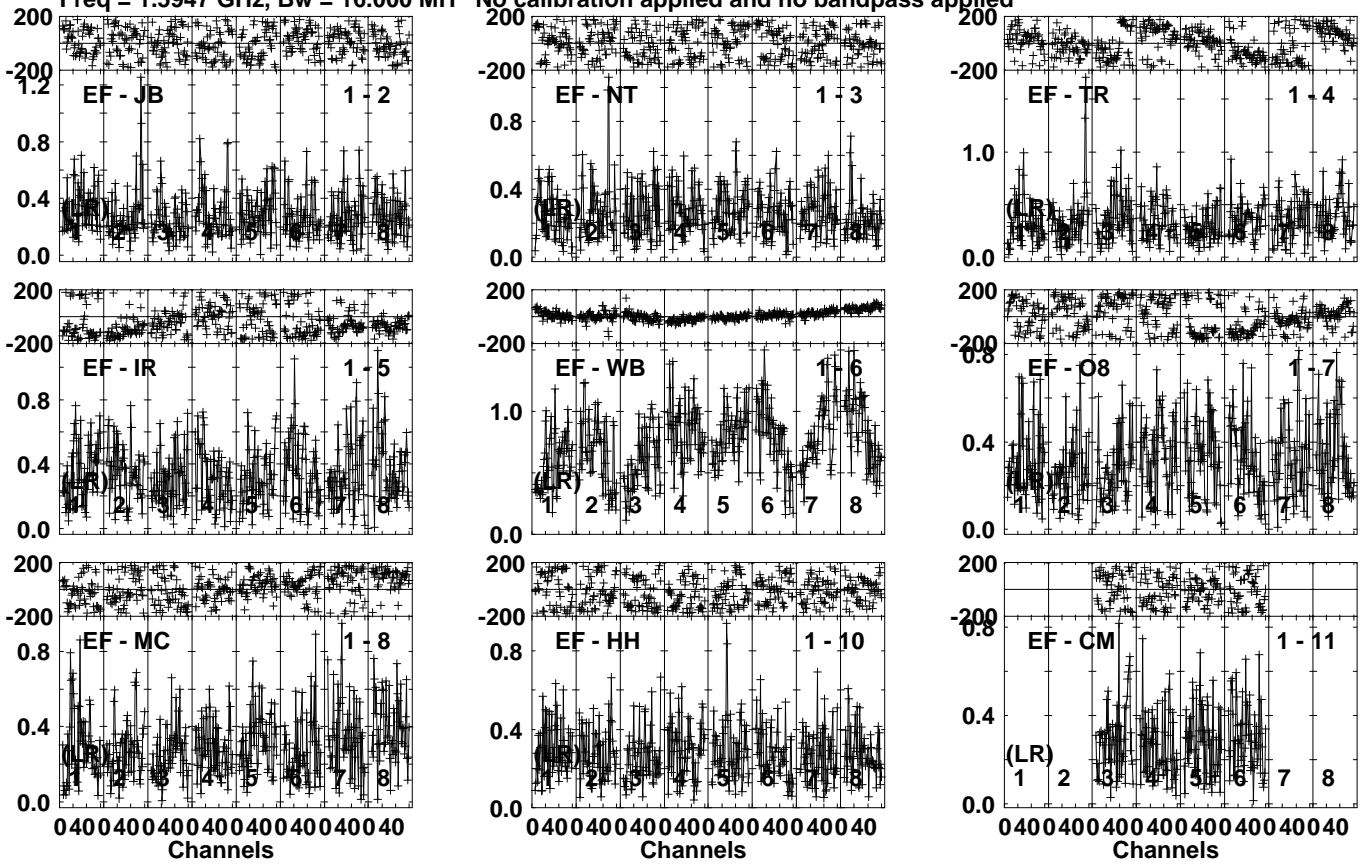


Lower frame: Micro Ampl Jy Top frame: Phas deg
Vector averaged cross-power spectrum Several baselines displayed
Timerange: 00/11:20:17 to 00/11:26:11

Plot file version 150 created 08-APR-2024 16:09:02

J2125+0441 RK002.UVDATA.1

Freq = 1.5947 GHz, Bw = 16.000 MH No calibration applied and no bandpass applied



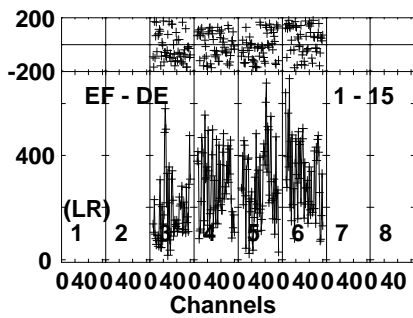
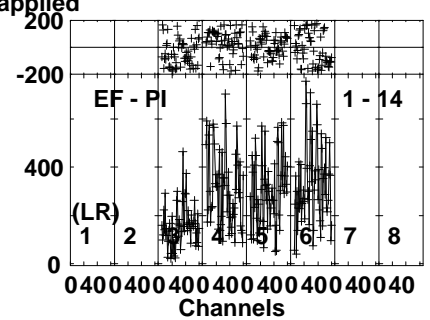
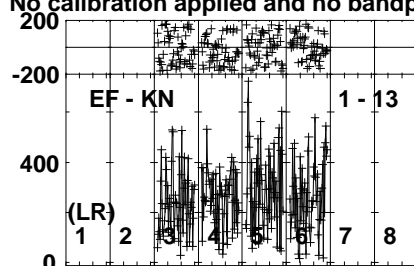
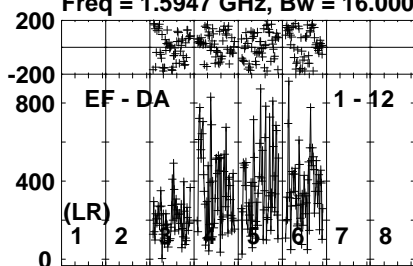
Lower frame: Milli Ampl Jy Top frame: Phas deg
Vector averaged cross-power spectrum Several baselines displayed
Timerange: 00/11:26:17 to 00/11:27:29

Plot file version 151 created 08-APR-2024 16:09:02

J2125+0441 RK002.UVDATA.1

Freq = 1.5947 GHz, Bw = 16.000 MH

No calibration applied and no bandpass applied



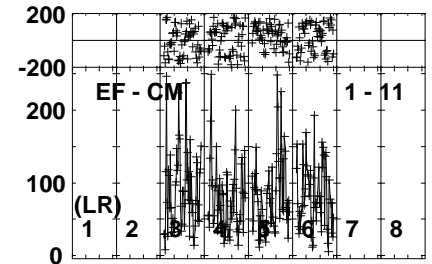
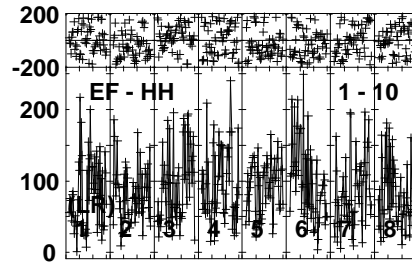
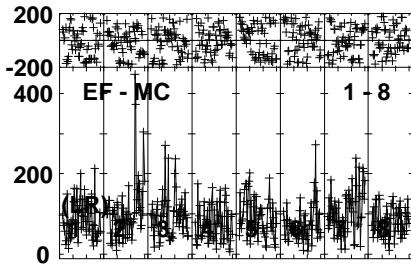
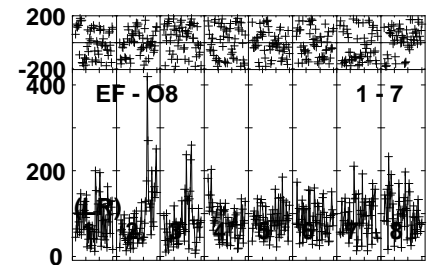
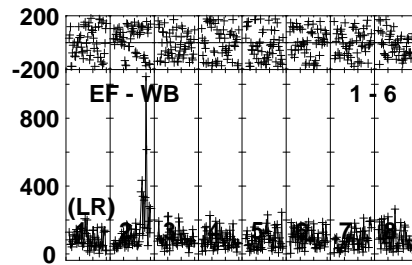
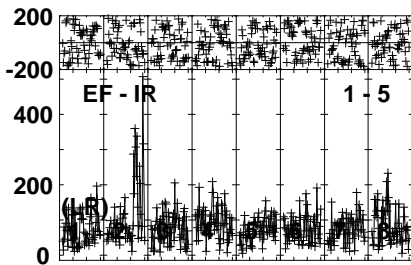
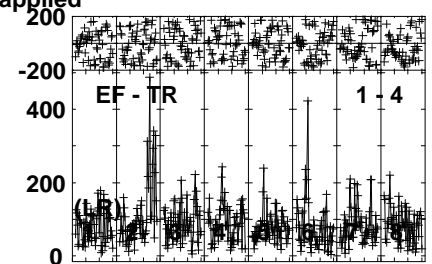
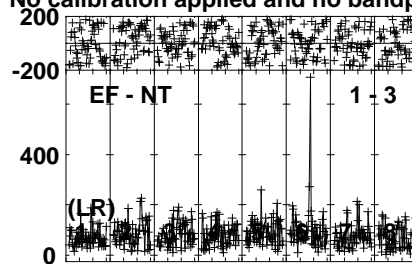
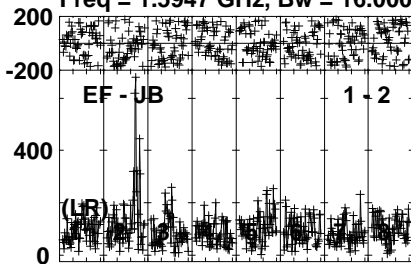
Lower frame: Micro Ampl Jy Top frame: Phas deg
Vector averaged cross-power spectrum Several baselines displayed
Timerange: 00/11:26:17 to 00/11:27:29

Plot file version 152 created 08-APR-2024 16:09:02

R240114 D RK002.UVDATA.1

Freq = 1.5947 GHz, Bw = 16.000 MH

No calibration applied and no bandpass applied

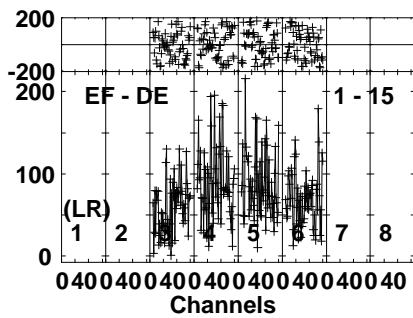
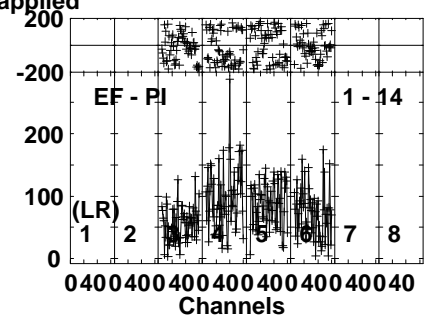
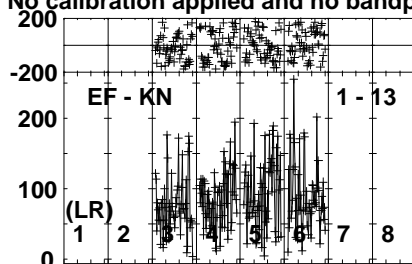
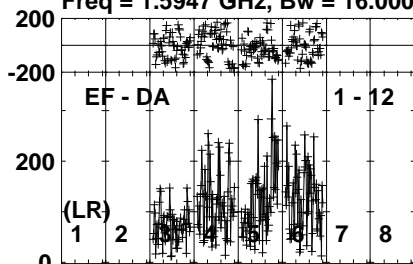


Lower frame: Micro Ampl Jy Top frame: Phas deg
Vector averaged cross-power spectrum Several baselines displayed
Timerange: 00/11:27:36 to 00/11:33:30

Plot file version 153 created 08-APR-2024 16:09:03

R240114 D RK002.UVDATA.1

Freq = 1.5947 GHz, Bw = 16.000 MH No calibration applied and no bandpass applied

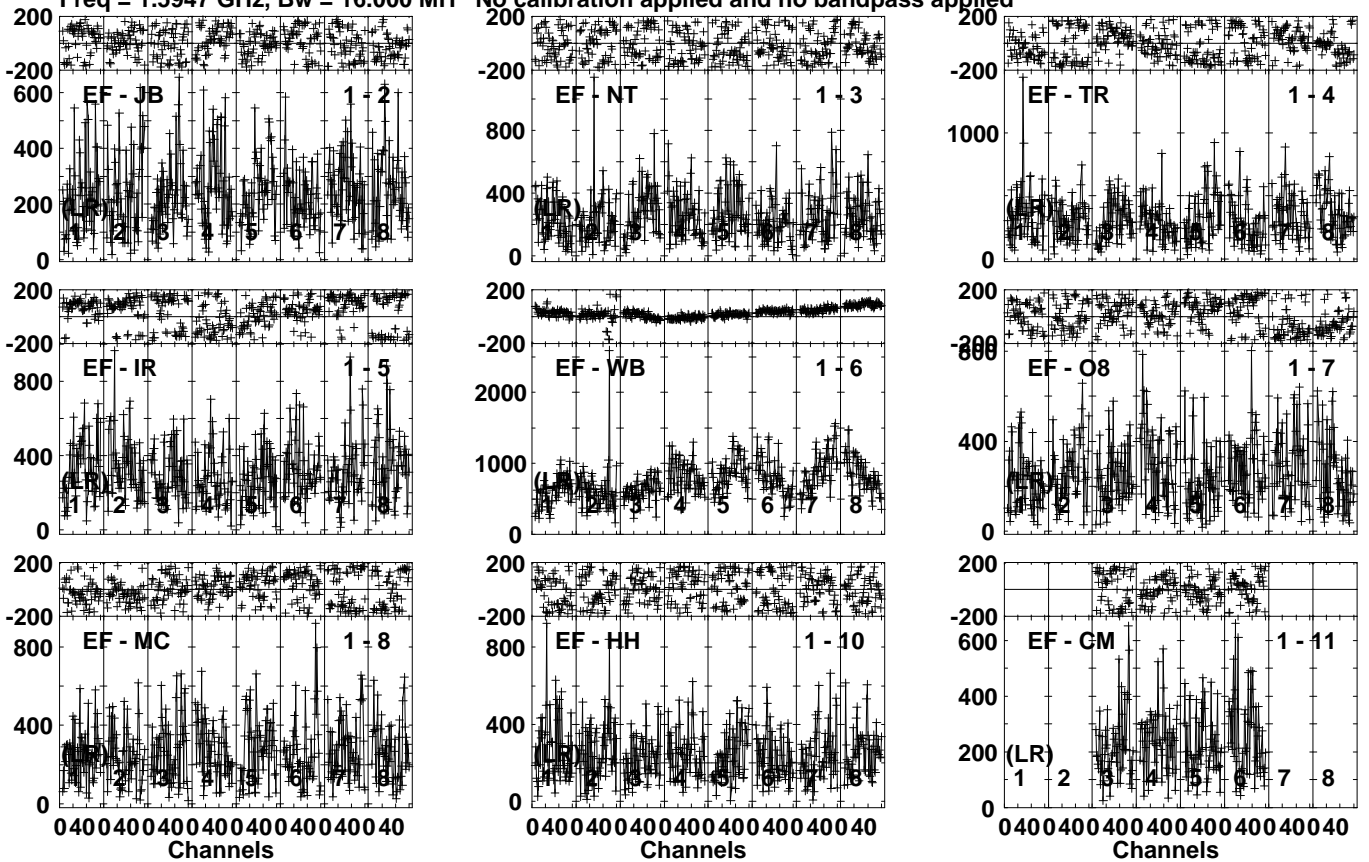


Lower frame: Micro Ampl Jy Top frame: Phas deg
Vector averaged cross-power spectrum Several baselines displayed
Timerange: 00/11:27:36 to 00/11:33:30

Plot file version 154 created 08-APR-2024 16:09:03

J2125+0441 RK002.UVDATA.1

Freq = 1.5947 GHz, Bw = 16.000 MH No calibration applied and no bandpass applied



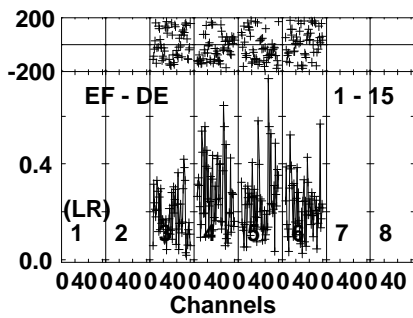
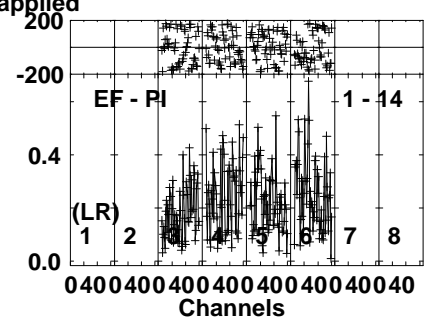
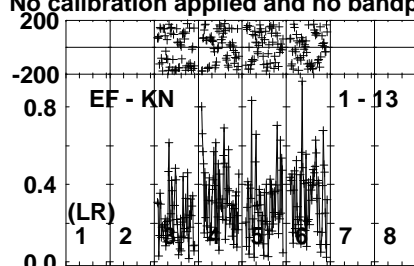
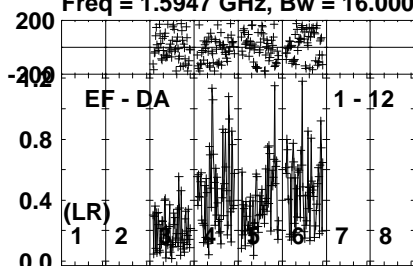
Lower frame: Micro Ampl Jy Top frame: Phas deg
Vector averaged cross-power spectrum Several baselines displayed
Timerange: 00/11:34:10 to 00/11:34:58

Plot file version 155 created 08-APR-2024 16:09:03

J2125+0441 RK002.UVDATA.1

Freq = 1.5947 GHz, Bw = 16.000 MH

No calibration applied and no bandpass applied

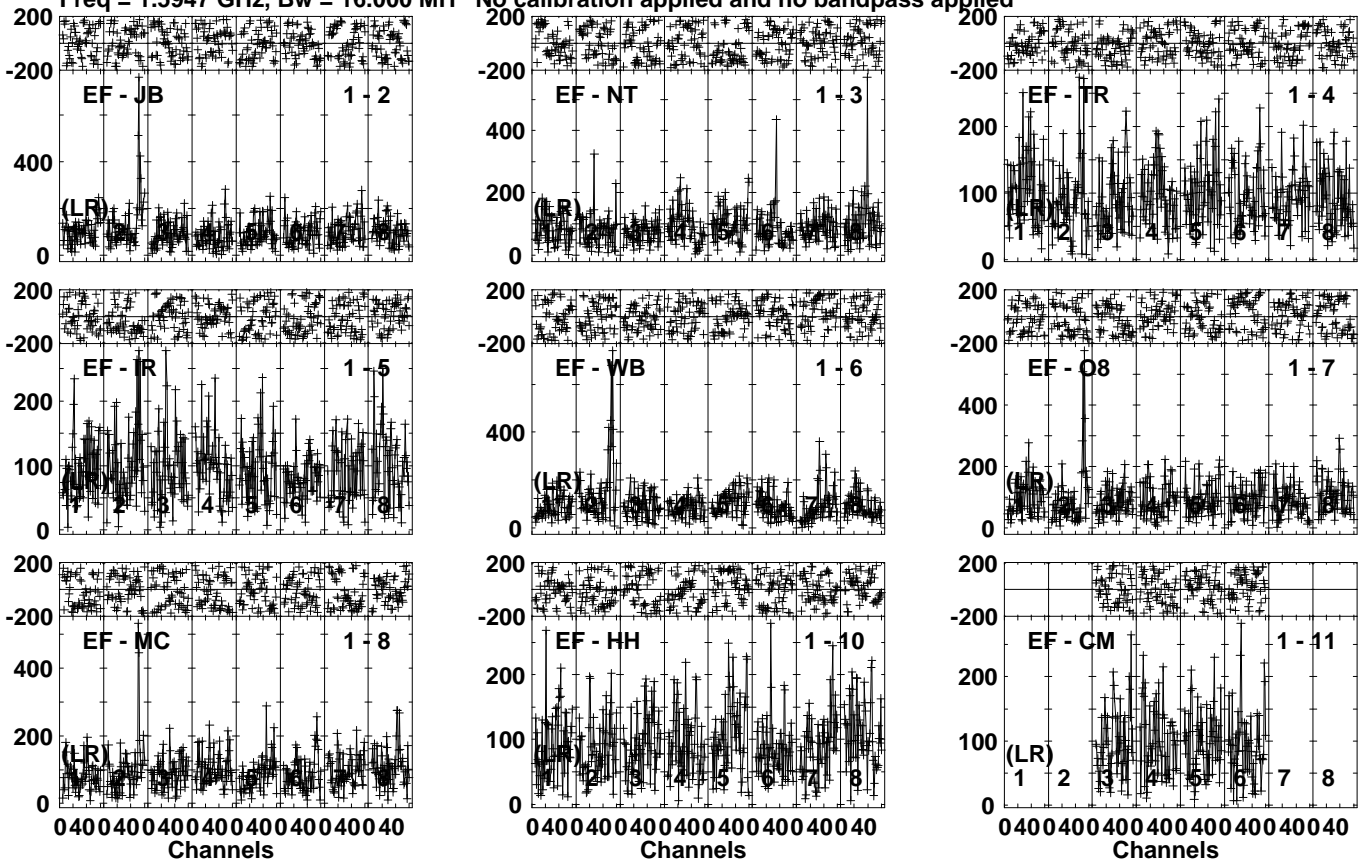


Lower frame: Milli Ampl Jy Top frame: Phas deg
Vector averaged cross-power spectrum Several baselines displayed
Timerange: 00/11:34:10 to 00/11:34:58

Plot file version 156 created 08-APR-2024 16:09:04

R240114 D RK002.UVDATA.1

Freq = 1.5947 GHz, Bw = 16.000 MH No calibration applied and no bandpass applied

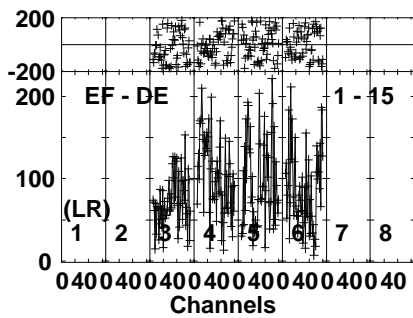
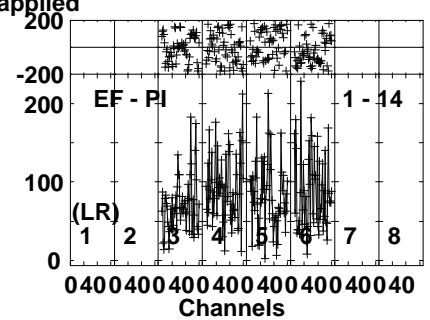
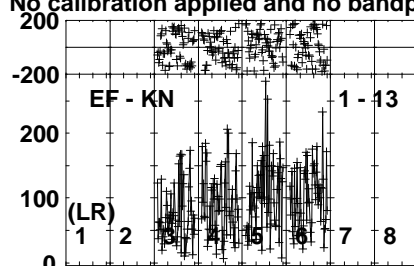
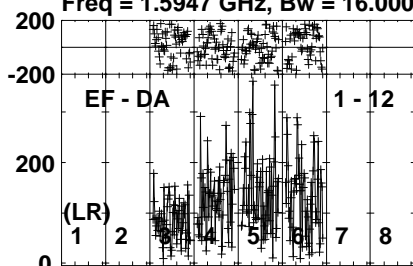


Lower frame: Micro Ampl Jy Top frame: Phas deg
Vector averaged cross-power spectrum Several baselines displayed
Timerange: 00/11:35:02 to 00/11:40:58

Plot file version 157 created 08-APR-2024 16:09:04

R240114 D RK002.UVDATA.1

Freq = 1.5947 GHz, Bw = 16.000 MH No calibration applied and no bandpass applied



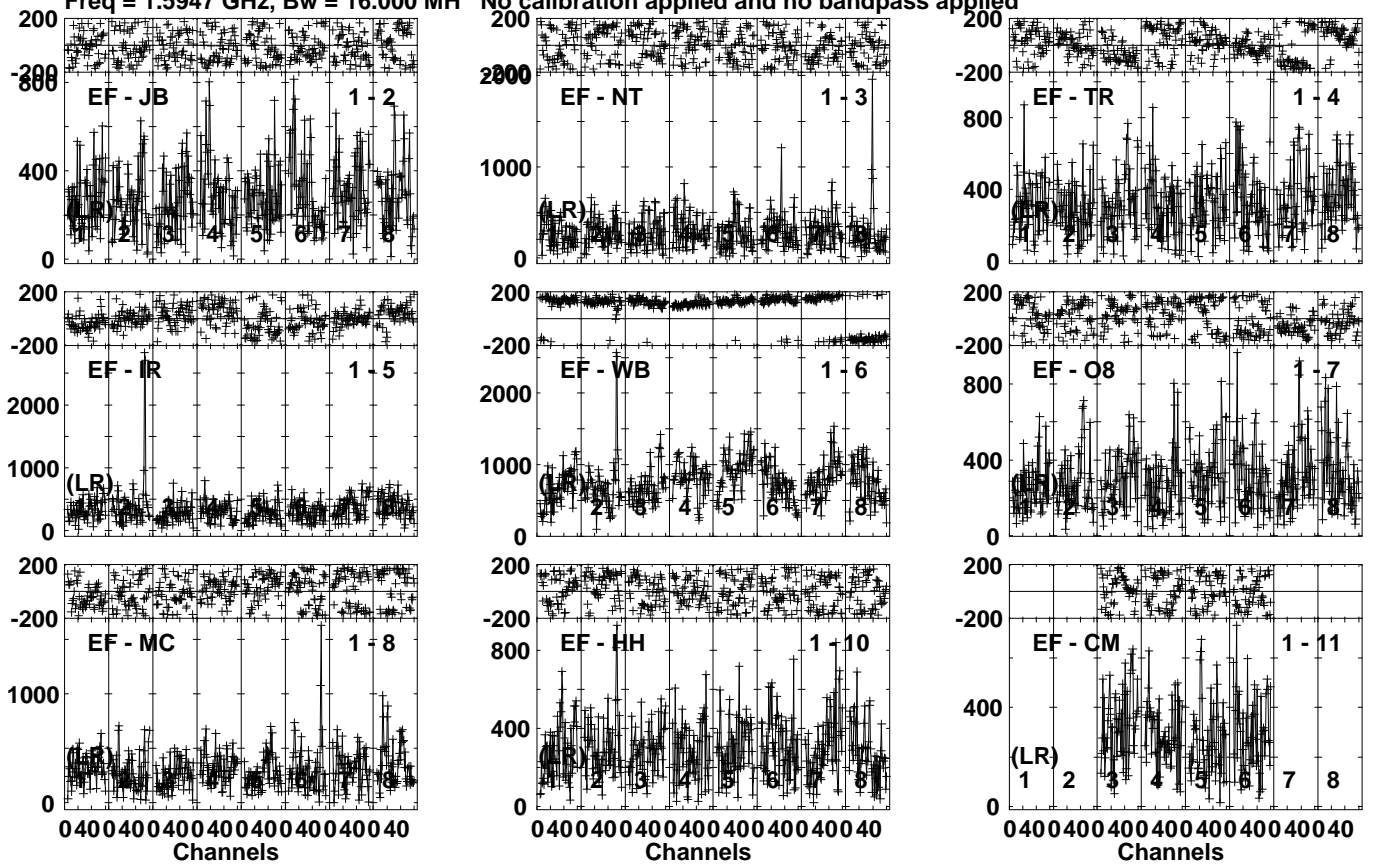
Lower frame: Micro Ampl Jy Top frame: Phas deg
Vector averaged cross-power spectrum Several baselines displayed
Timerange: 00/11:35:02 to 00/11:40:58

Plot file version 158 created 08-APR-2024 16:09:04

J2125+0441 RK002.UVDATA.1

Freq = 1.5947 GHz, Bw = 16.000 MH

No calibration applied and no bandpass applied

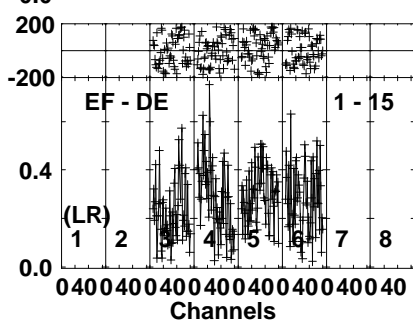
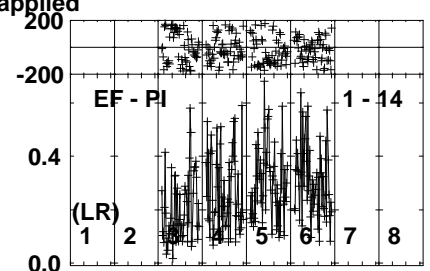
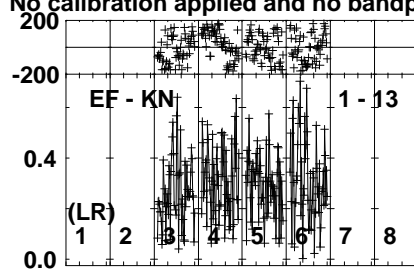
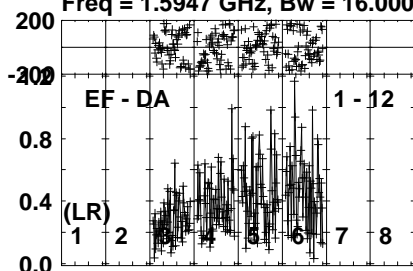


Lower frame: Micro Ampl Jy Top frame: Phas deg
Vector averaged cross-power spectrum Several baselines displayed
Timerange: 00/11:41:04 to 00/11:42:18

Plot file version 159 created 08-APR-2024 16:09:05

J2125+0441 RK002.UVDATA.1

Freq = 1.5947 GHz, Bw = 16.000 MH No calibration applied and no bandpass applied

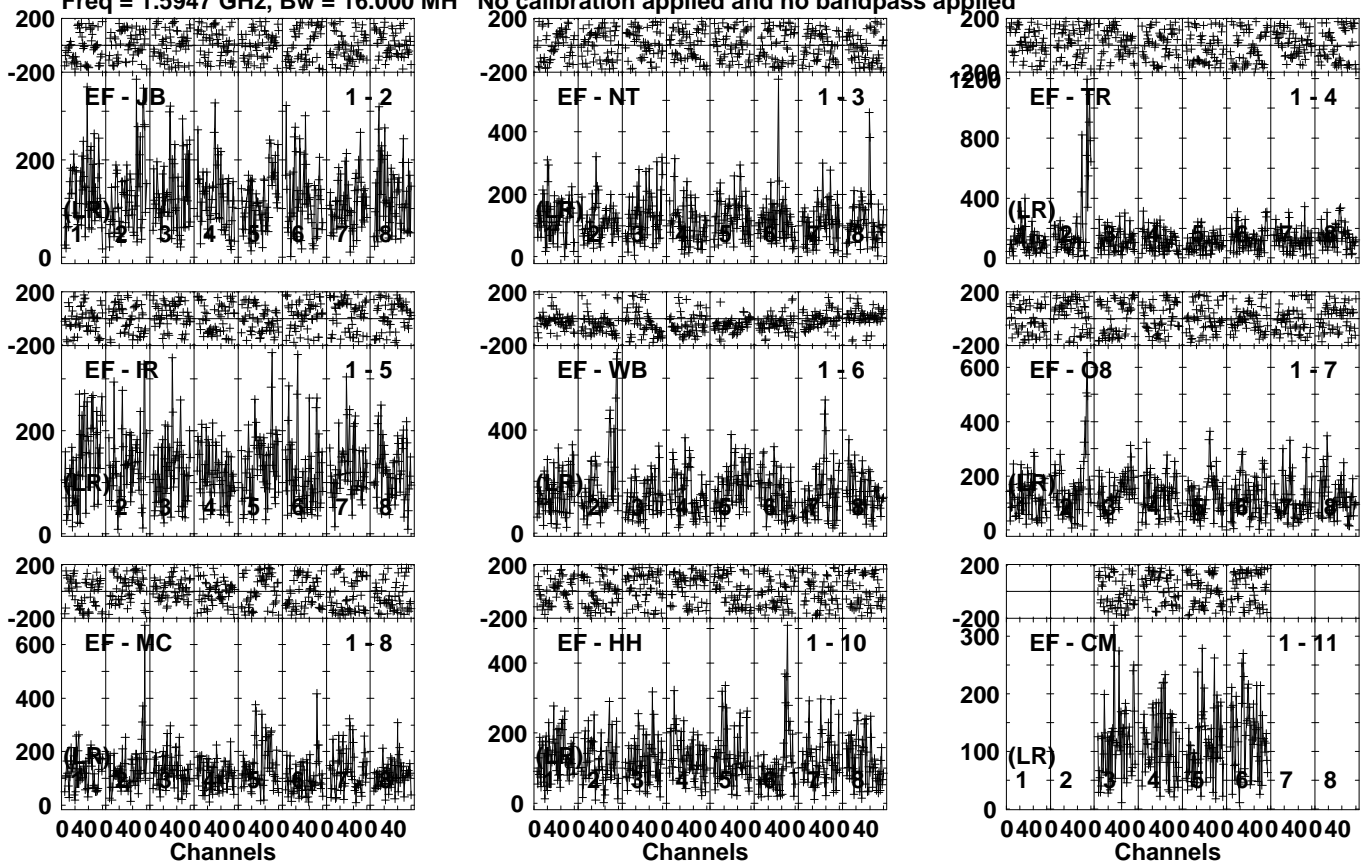


Lower frame: Milli Ampl Jy Top frame: Phas deg
Vector averaged cross-power spectrum Several baselines displayed
Timerange: 00/11:41:04 to 00/11:42:18

Plot file version 160 created 08-APR-2024 16:09:05

J2120+0246 RK002.UVDATA.1

Freq = 1.5947 GHz, Bw = 16.000 MH No calibration applied and no bandpass applied

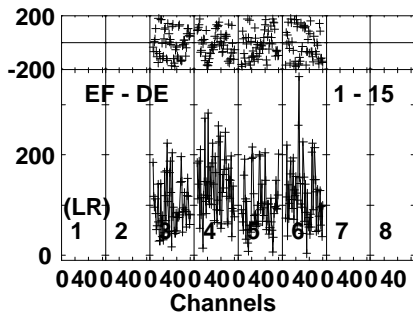
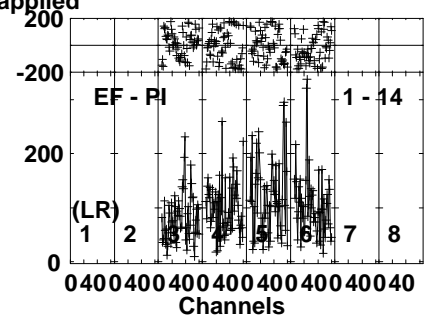
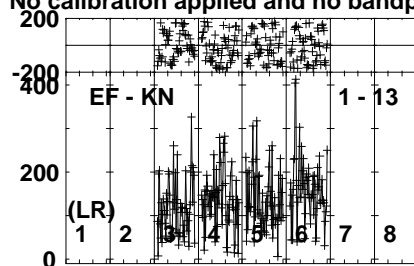
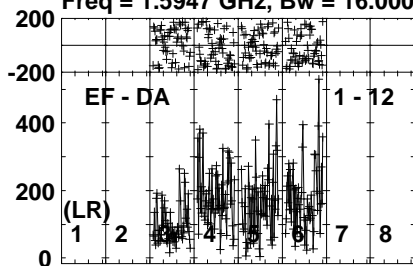


Lower frame: Micro Ampl Jy Top frame: Phas deg
Vector averaged cross-power spectrum Several baselines displayed
Timerange: 00/11:42:26 to 00/11:45:54

Plot file version 161 created 08-APR-2024 16:09:05

J2120+0246 RK002.UVDATA.1

Freq = 1.5947 GHz, Bw = 16.000 MH No calibration applied and no bandpass applied

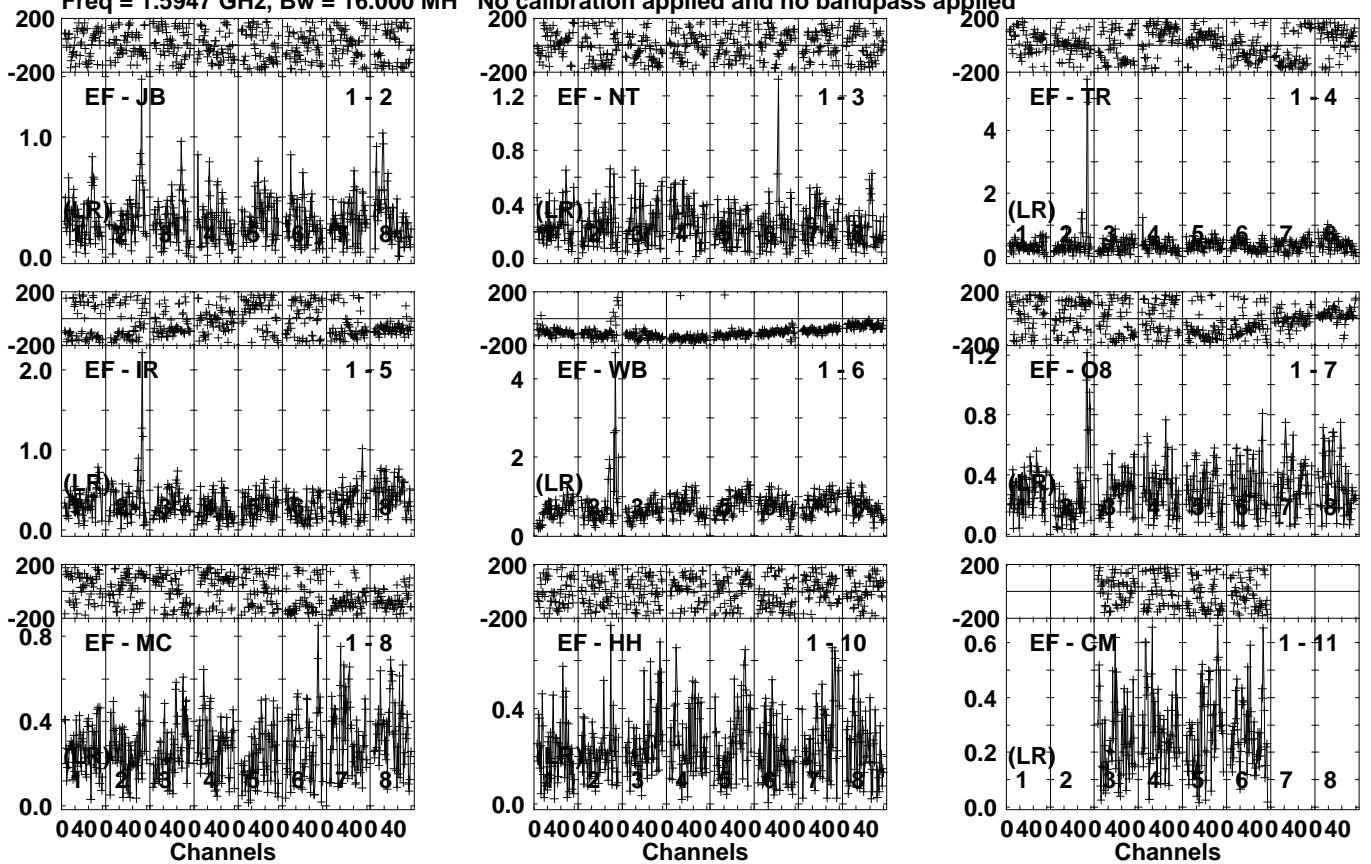


Lower frame: Micro Ampl Jy Top frame: Phas deg
Vector averaged cross-power spectrum Several baselines displayed
Timerange: 00/11:42:26 to 00/11:45:54

Plot file version 162 created 08-APR-2024 16:09:05

J2125+0441 RK002.UVDATA.1

Freq = 1.5947 GHz, Bw = 16.000 MH No calibration applied and no bandpass applied



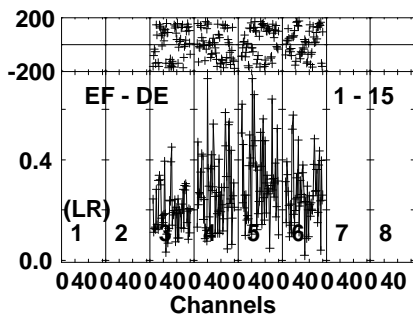
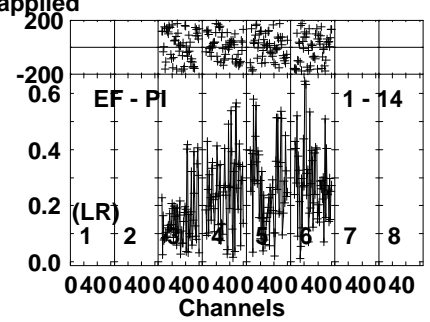
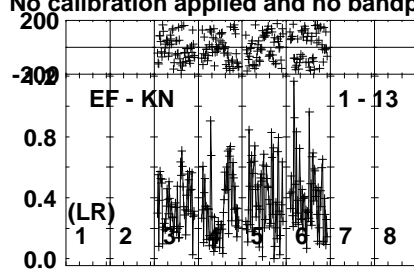
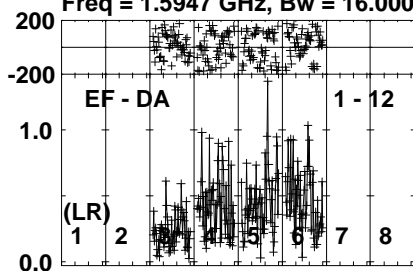
Lower frame: Milli Ampl Jy Top frame: Phas deg
Vector averaged cross-power spectrum Several baselines displayed
Timerange: 00/11:46:43 to 00/11:47:31

Plot file version 163 created 08-APR-2024 16:09:06

J2125+0441 RK002.UVDATA.1

Freq = 1.5947 GHz, Bw = 16.000 MH

No calibration applied and no bandpass applied

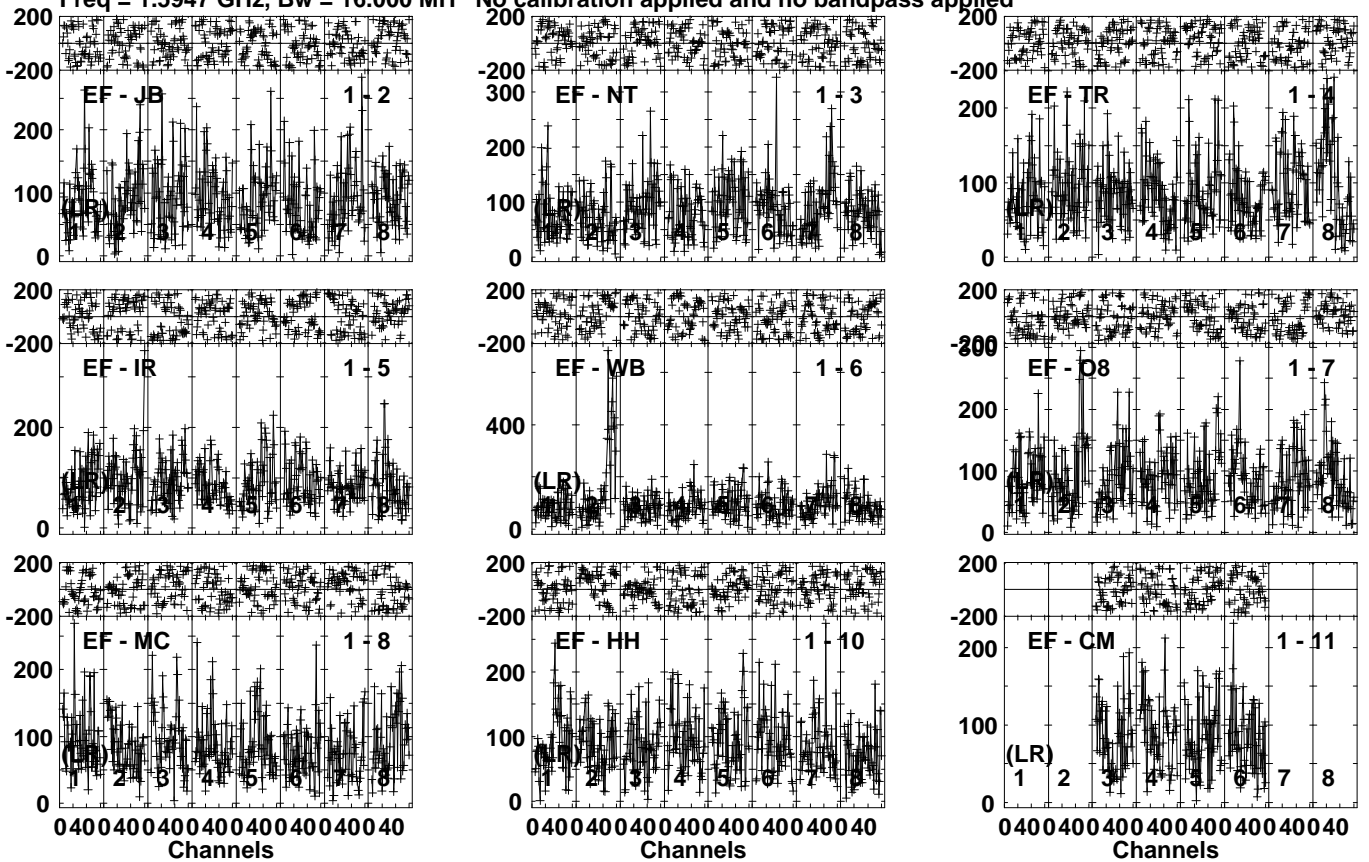


Lower frame: Milli Ampl Jy Top frame: Phas deg
Vector averaged cross-power spectrum Several baselines displayed
Timerange: 00/11:46:43 to 00/11:47:31

Plot file version 164 created 08-APR-2024 16:09:06

R240114 D RK002.UVDATA.1

Freq = 1.5947 GHz, Bw = 16.000 MH No calibration applied and no bandpass applied

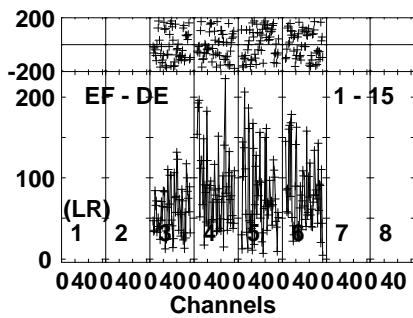
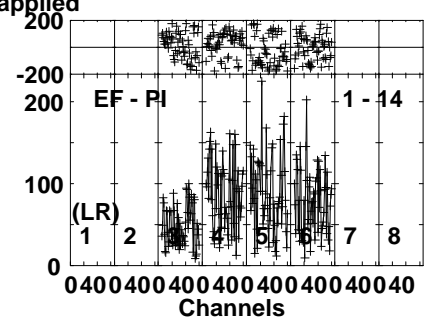
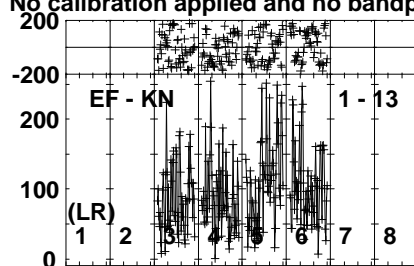
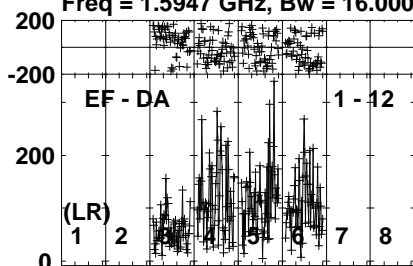


Lower frame: Micro Ampl Jy Top frame: Phas deg
Vector averaged cross-power spectrum Several baselines displayed
Timerange: 00/11:47:37 to 00/11:53:31

Plot file version 165 created 08-APR-2024 16:09:07

R240114 D RK002.UVDATA.1

Freq = 1.5947 GHz, Bw = 16.000 MH No calibration applied and no bandpass applied

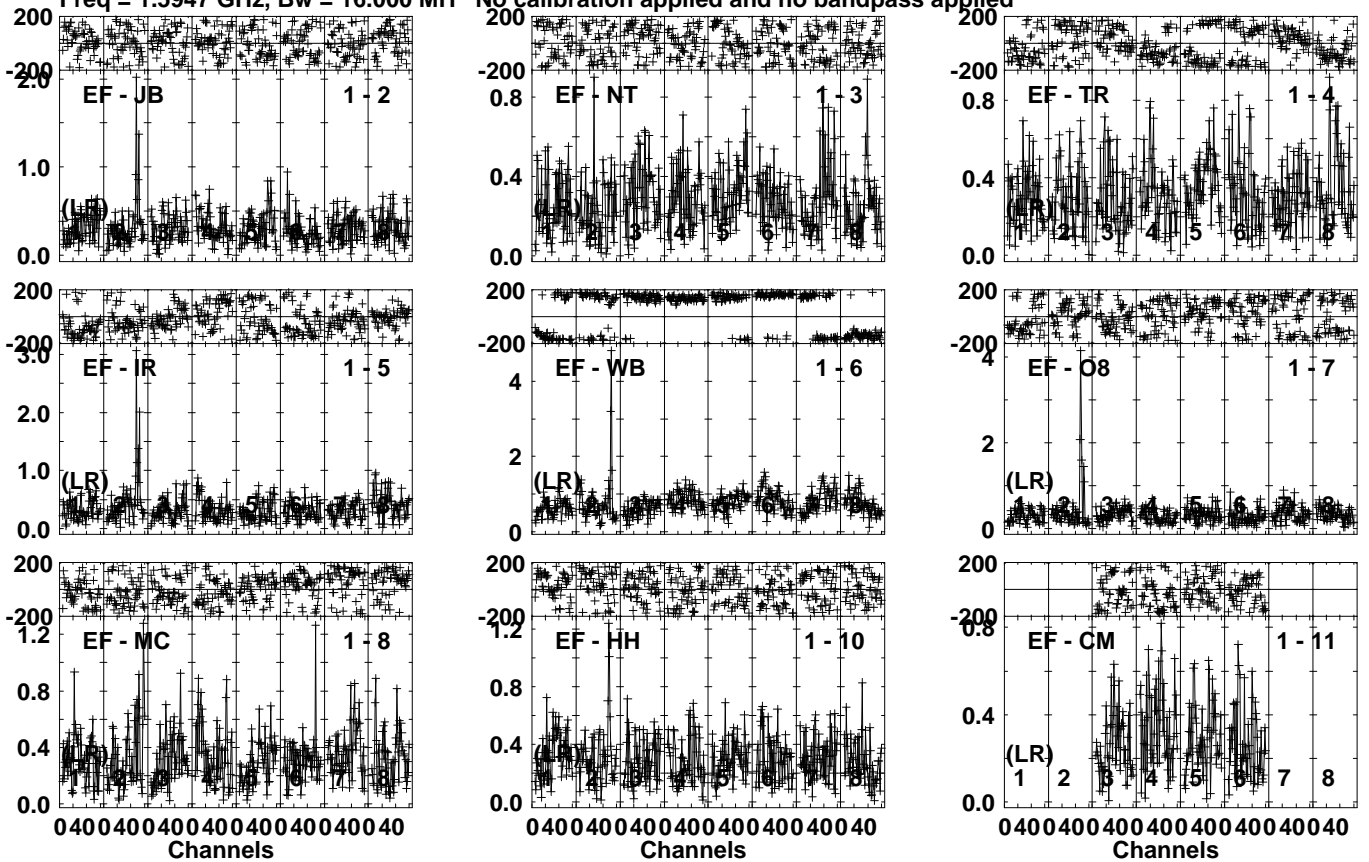


Lower frame: Micro Ampl Jy Top frame: Phas deg
Vector averaged cross-power spectrum Several baselines displayed
Timerange: 00/11:47:37 to 00/11:53:31

Plot file version 166 created 08-APR-2024 16:09:07

J2125+0441 RK002.UVDATA.1

Freq = 1.5947 GHz, Bw = 16.000 MH No calibration applied and no bandpass applied



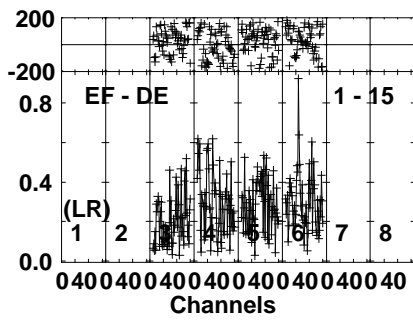
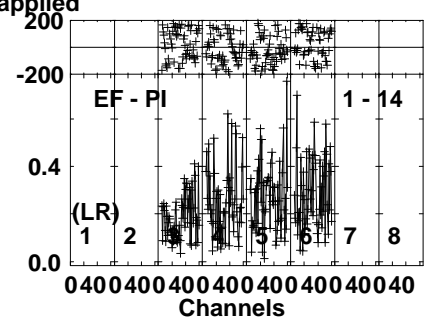
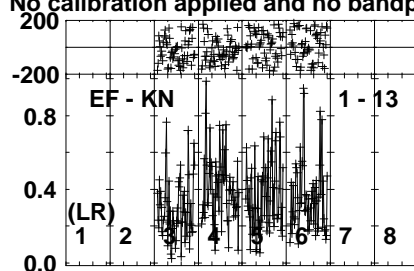
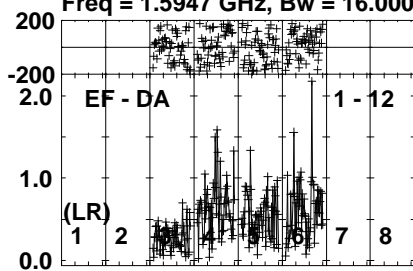
Lower frame: Milli Ampl Jy Top frame: Phas deg
Vector averaged cross-power spectrum Several baselines displayed
Timerange: 00/11:53:37 to 00/11:54:51

Plot file version 167 created 08-APR-2024 16:09:07

J2125+0441 RK002.UVDATA.1

Freq = 1.5947 GHz, Bw = 16.000 MH

No calibration applied and no bandpass applied

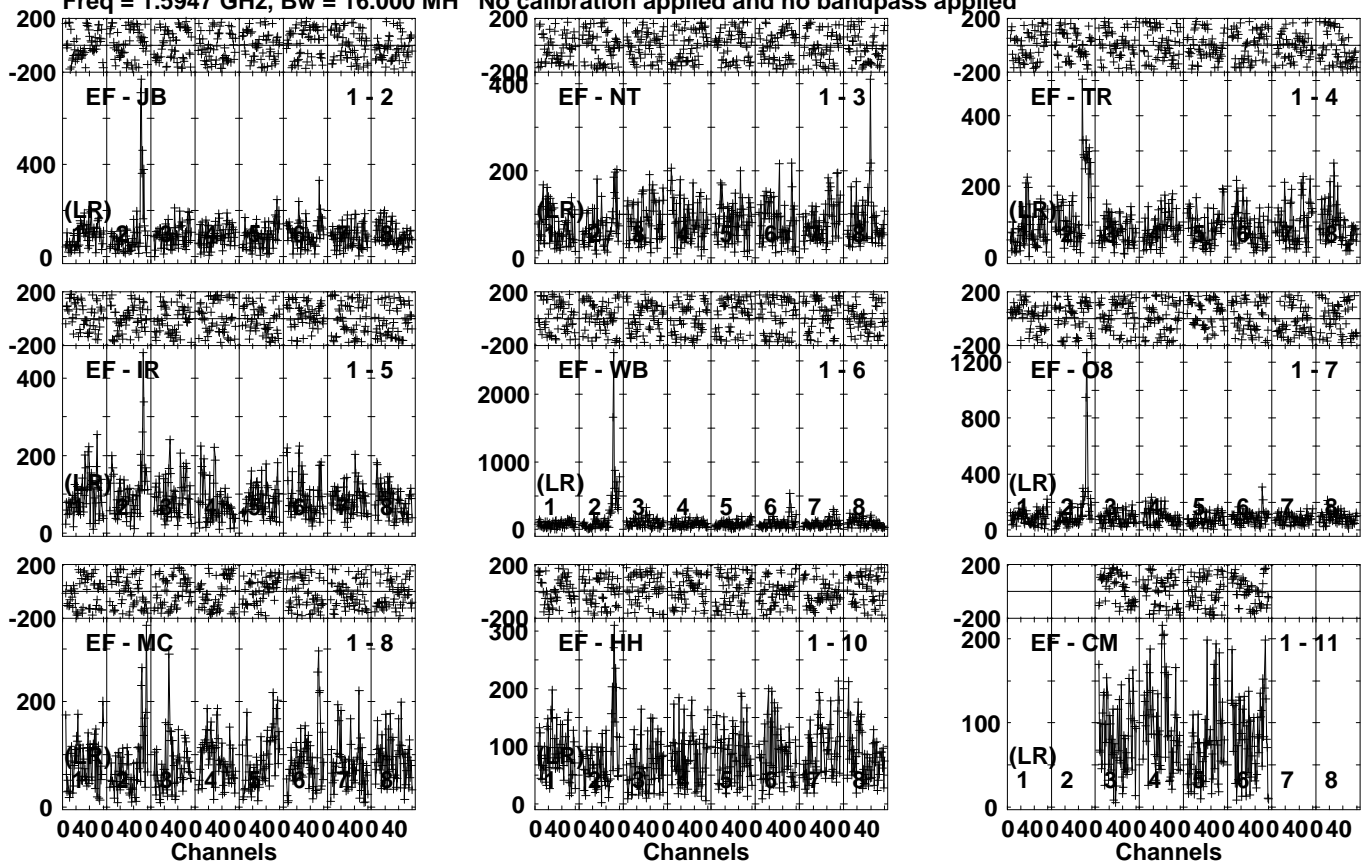


Lower frame: Milli Ampl Jy Top frame: Phas deg
Vector averaged cross-power spectrum Several baselines displayed
Timerange: 00/11:53:37 to 00/11:54:51

Plot file version 168 created 08-APR-2024 16:09:07

R240114 D RK002.UVDATA.1

Freq = 1.5947 GHz, Bw = 16.000 MH No calibration applied and no bandpass applied

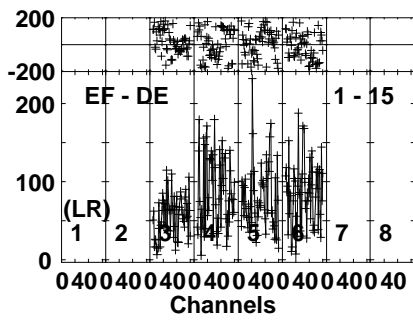
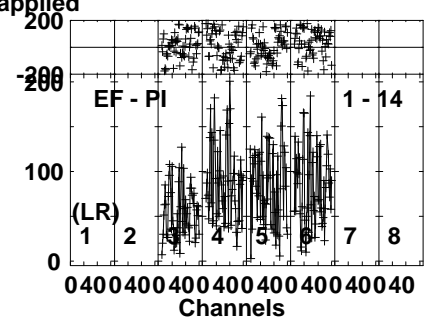
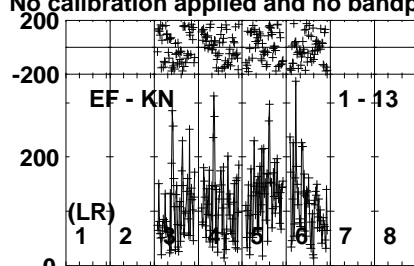
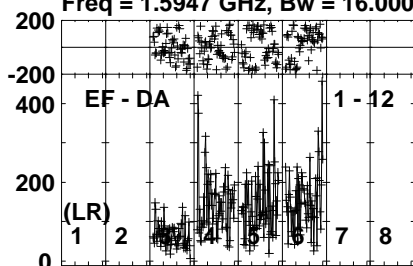


Lower frame: Micro Ampl Jy Top frame: Phas deg
Vector averaged cross-power spectrum Several baselines displayed
Timerange: 00/11:54:57 to 00/12:00:51

Plot file version 169 created 08-APR-2024 16:09:08

R240114 D RK002.UVDATA.1

Freq = 1.5947 GHz, Bw = 16.000 MH No calibration applied and no bandpass applied

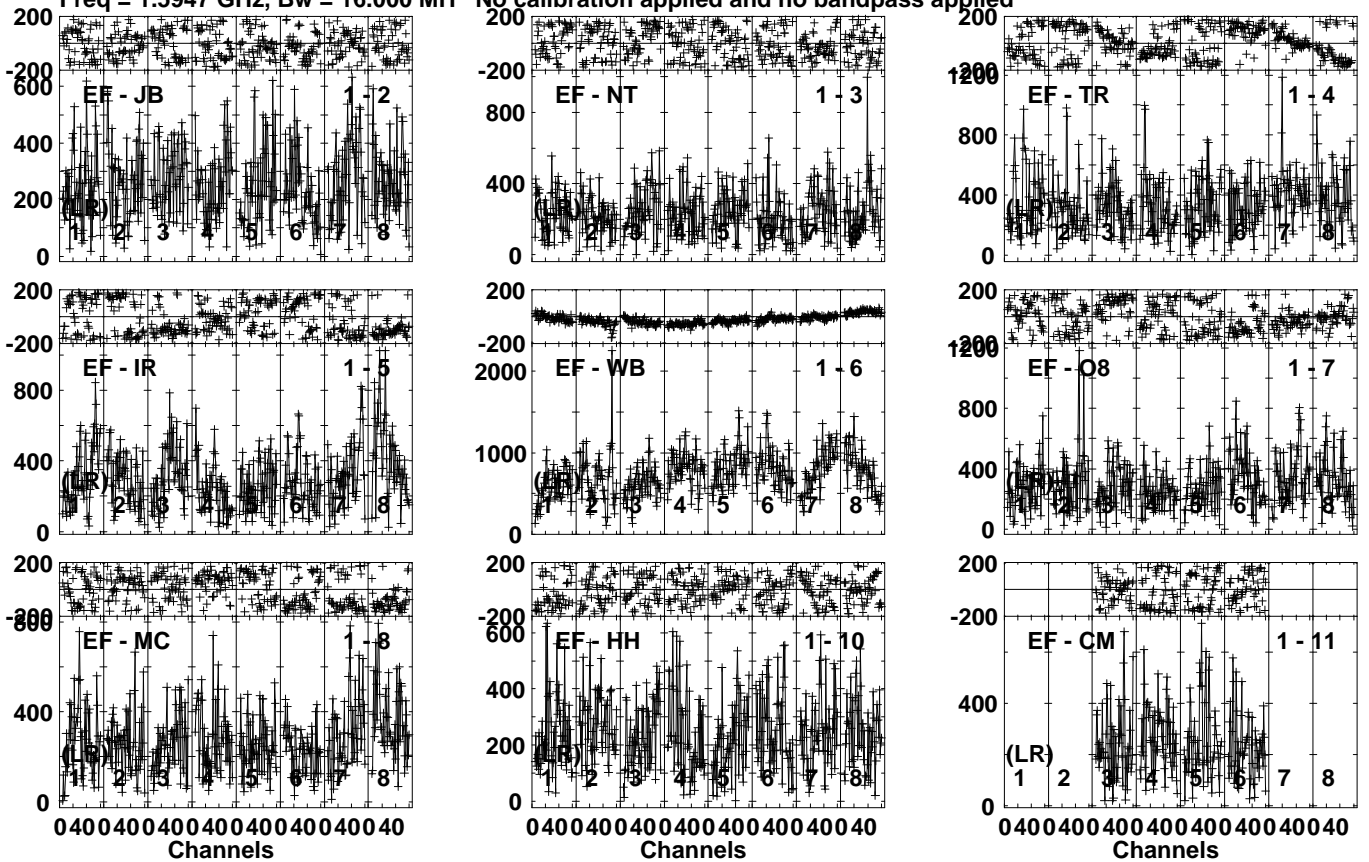


Lower frame: Micro Ampl Jy Top frame: Phas deg
Vector averaged cross-power spectrum Several baselines displayed
Timerange: 00/11:54:57 to 00/12:00:51

Plot file version 170 created 08-APR-2024 16:09:08

J2125+0441 RK002.UVDATA.1

Freq = 1.5947 GHz, Bw = 16.000 MH No calibration applied and no bandpass applied



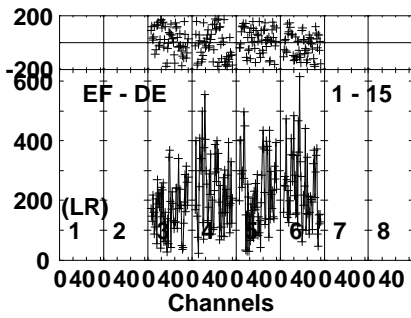
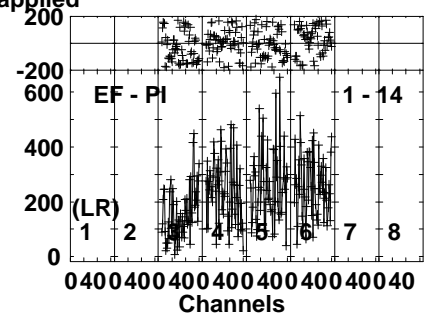
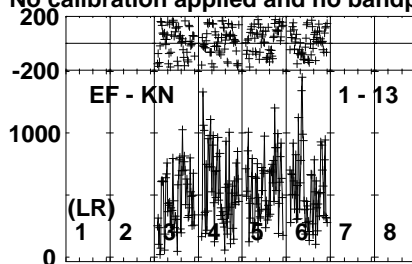
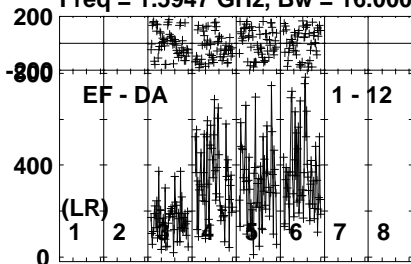
Lower frame: Micro Ampl Jy Top frame: Phas deg
Vector averaged cross-power spectrum Several baselines displayed
Timerange: 00/12:01:32 to 00/12:02:20

Plot file version 171 created 08-APR-2024 16:09:09

J2125+0441 RK002.UVDATA.1

Freq = 1.5947 GHz, Bw = 16.000 MH

No calibration applied and no bandpass applied

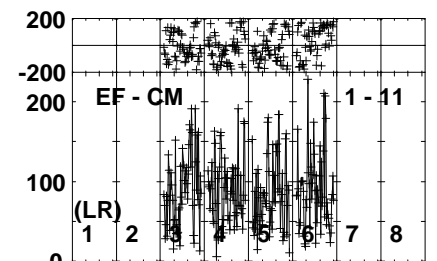
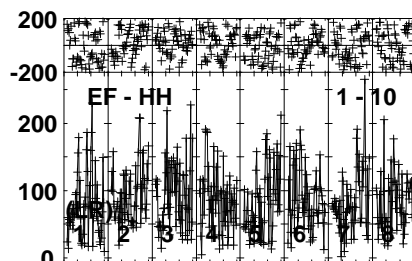
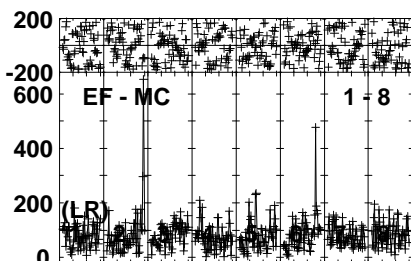
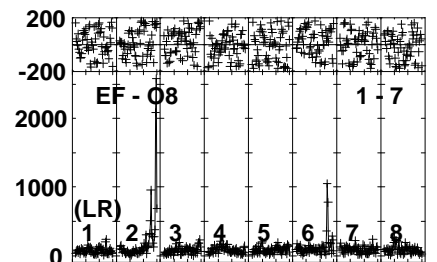
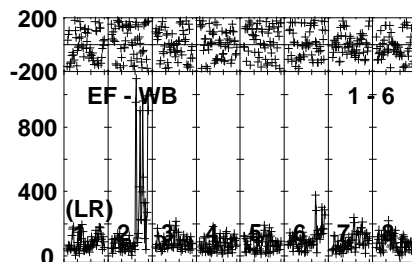
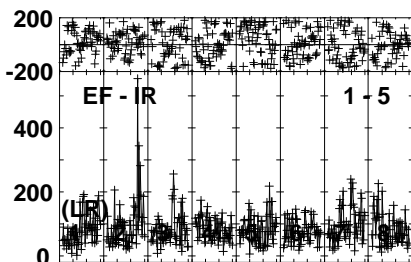
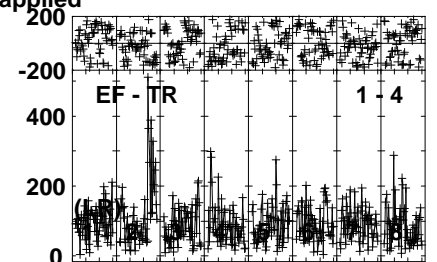
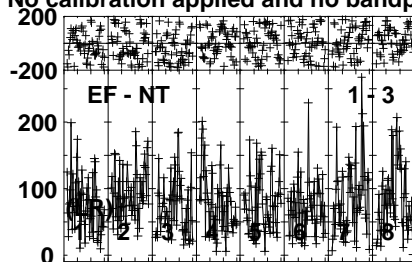
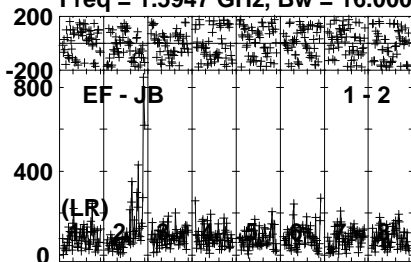


Lower frame: Micro Ampl Jy Top frame: Phas deg
Vector averaged cross-power spectrum Several baselines displayed
Timerange: 00/12:01:32 to 00/12:02:20

Plot file version 172 created 08-APR-2024 16:09:09

R240114 D RK002.UVDATA.1

Freq = 1.5947 GHz, Bw = 16.000 MH No calibration applied and no bandpass applied

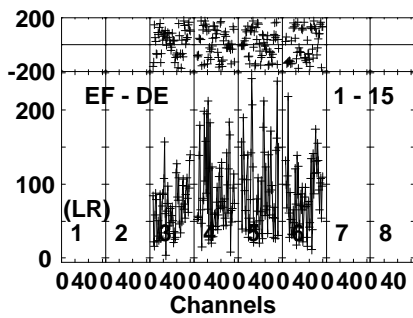
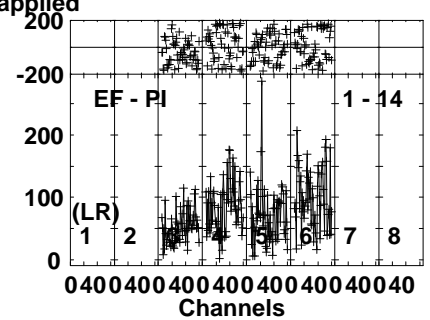
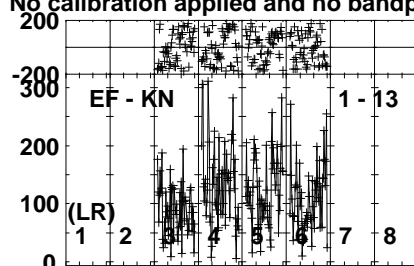
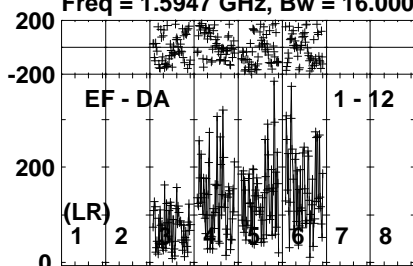


Lower frame: Micro Ampl Jy Top frame: Phas deg
Vector averaged cross-power spectrum Several baselines displayed
Timerange: 00/12:02:26 to 00/12:08:20

Plot file version 173 created 08-APR-2024 16:09:09

R240114 D RK002.UVDATA.1

Freq = 1.5947 GHz, Bw = 16.000 MH No calibration applied and no bandpass applied



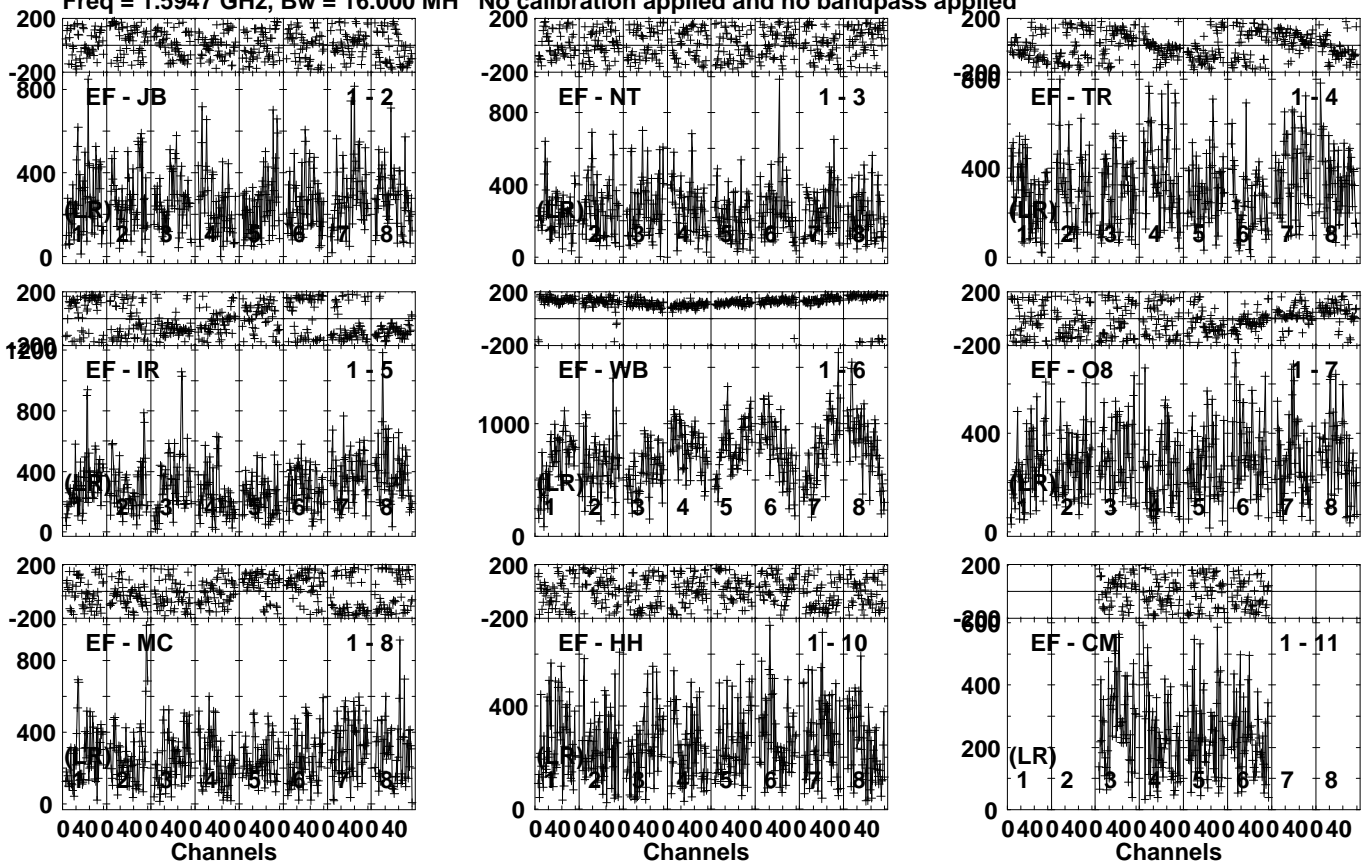
Lower frame: Micro Ampl Jy Top frame: Phas deg
Vector averaged cross-power spectrum Several baselines displayed
Timerange: 00/12:02:26 to 00/12:08:20

Plot file version 174 created 08-APR-2024 16:09:10

J2125+0441 RK002.UVDATA.1

Freq = 1.5947 GHz, Bw = 16.000 MH

No calibration applied and no bandpass applied

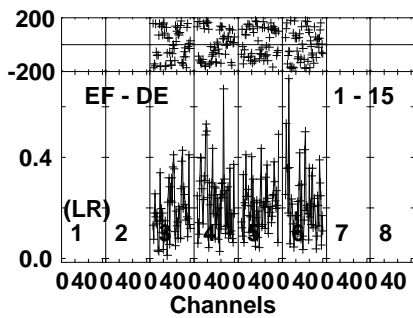
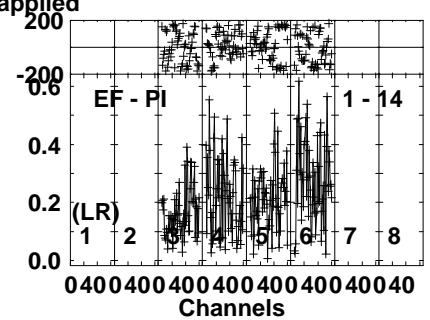
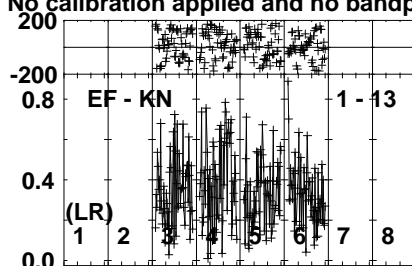
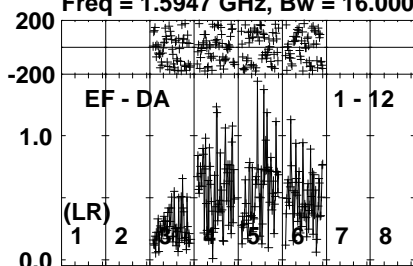


Lower frame: Micro Ampl Jy Top frame: Phas deg
Vector averaged cross-power spectrum Several baselines displayed
Timerange: 00/12:08:26 to 00/12:09:40

Plot file version 175 created 08-APR-2024 16:09:10

J2125+0441 RK002.UVDATA.1

Freq = 1.5947 GHz, Bw = 16.000 MH No calibration applied and no bandpass applied

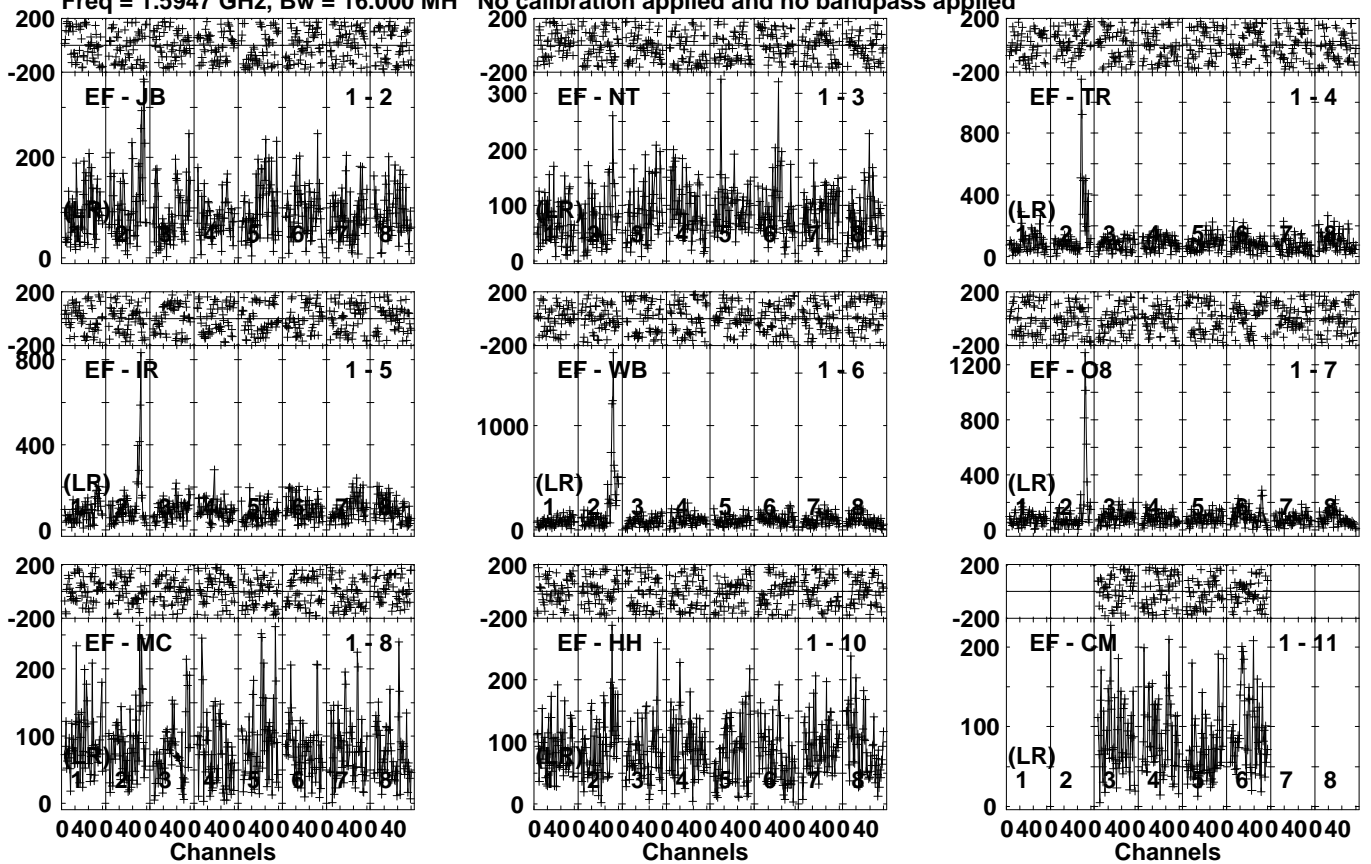


Lower frame: Milli Ampl Jy Top frame: Phas deg
Vector averaged cross-power spectrum Several baselines displayed
Timerange: 00/12:08:26 to 00/12:09:40

Plot file version 176 created 08-APR-2024 16:09:10

R240114 D RK002.UVDATA.1

Freq = 1.5947 GHz, Bw = 16.000 MH No calibration applied and no bandpass applied

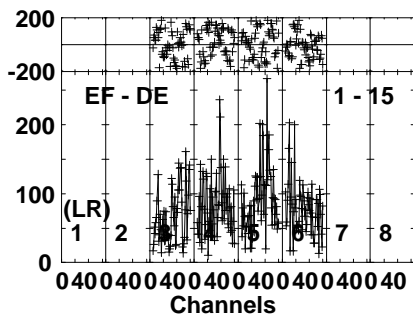
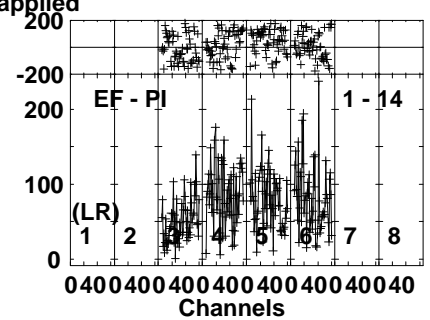
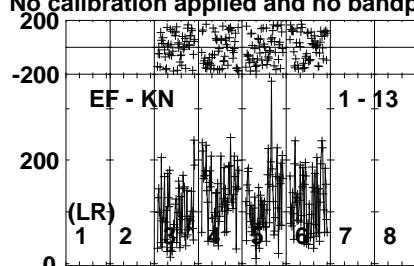
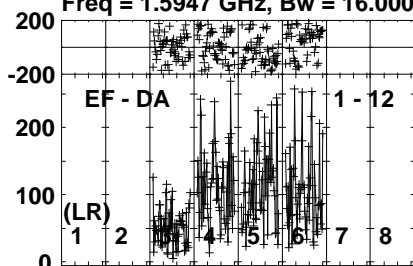


Lower frame: Micro Ampl Jy Top frame: Phas deg
Vector averaged cross-power spectrum Several baselines displayed
Timerange: 00/12:09:46 to 00/12:15:40

Plot file version 177 created 08-APR-2024 16:09:11

R240114 D RK002.UVDATA.1

Freq = 1.5947 GHz, Bw = 16.000 MH No calibration applied and no bandpass applied



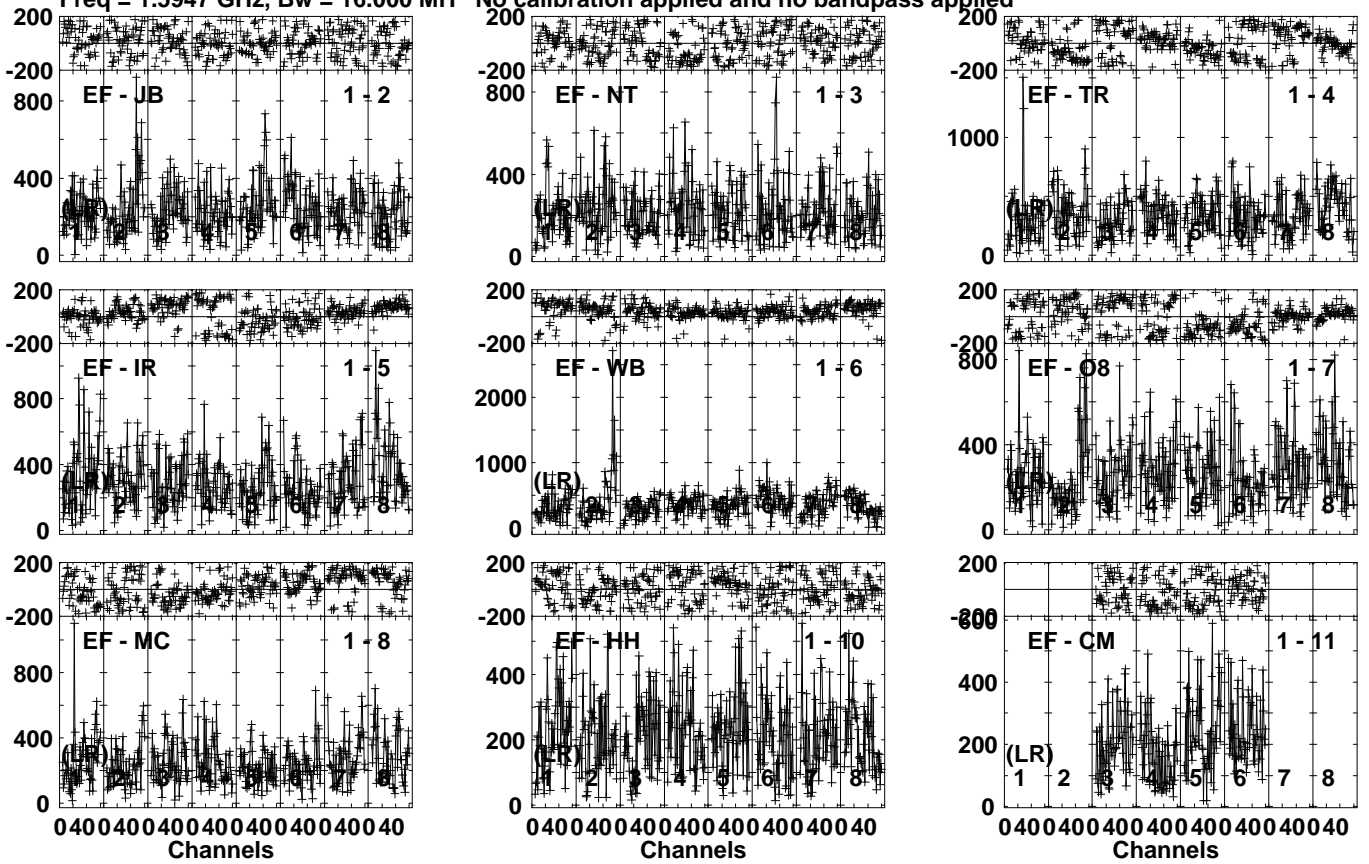
Lower frame: Micro Ampl Jy Top frame: Phas deg
Vector averaged cross-power spectrum Several baselines displayed
Timerange: 00/12:09:46 to 00/12:15:40

Plot file version 178 created 08-APR-2024 16:09:11

J2125+0441 RK002.UVDATA.1

Freq = 1.5947 GHz, Bw = 16.000 MH

No calibration applied and no bandpass applied



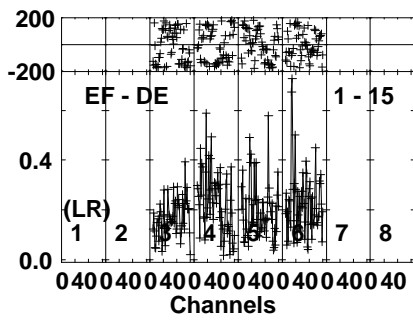
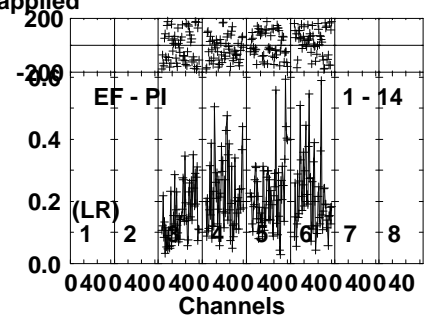
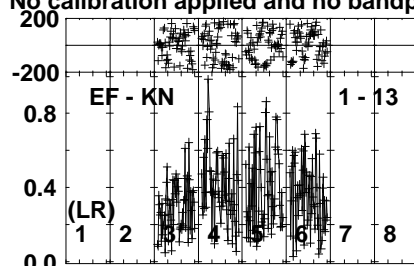
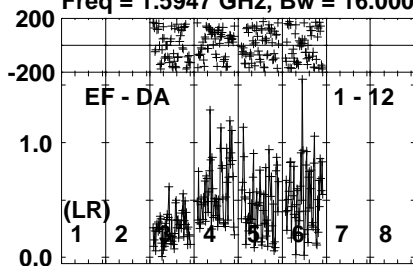
Lower frame: Micro Ampl Jy Top frame: Phas deg
Vector averaged cross-power spectrum Several baselines displayed
Timerange: 00/12:16:21 to 00/12:17:09

Plot file version 179 created 08-APR-2024 16:09:11

J2125+0441 RK002.UVDATA.1

Freq = 1.5947 GHz, Bw = 16.000 MH

No calibration applied and no bandpass applied

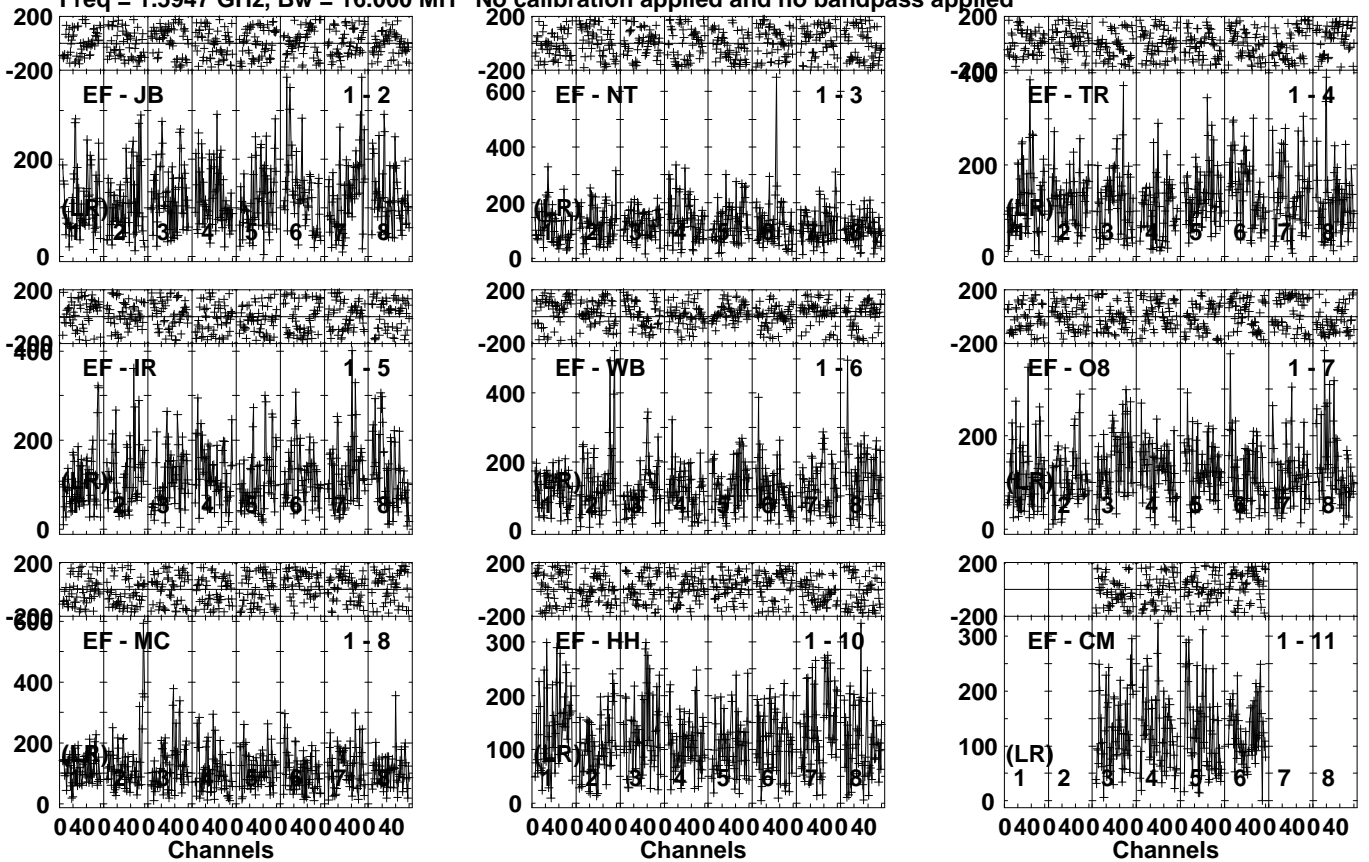


Lower frame: Milli Ampl Jy Top frame: Phas deg
Vector averaged cross-power spectrum Several baselines displayed
Timerange: 00/12:16:21 to 00/12:17:09

Plot file version 180 created 08-APR-2024 16:09:11

J2120+0246 RK002.UVDATA.1

Freq = 1.5947 GHz, Bw = 16.000 MH No calibration applied and no bandpass applied

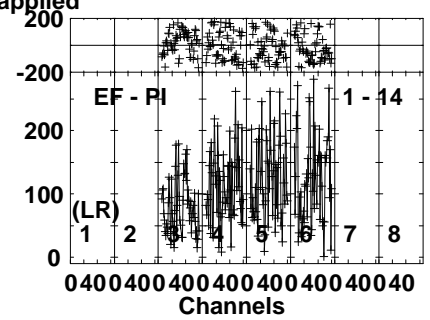
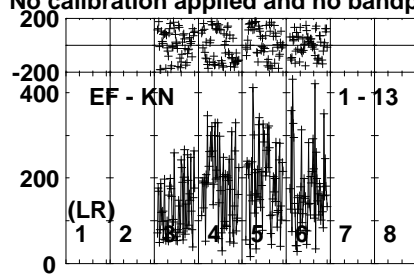
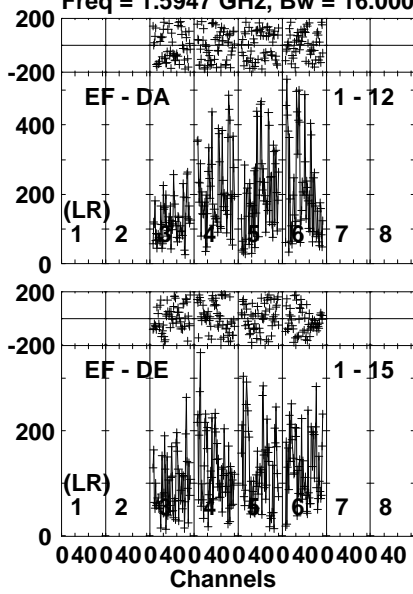


Lower frame: Micro Ampl Jy Top frame: Phas deg
Vector averaged cross-power spectrum Several baselines displayed
Timerange: 00/12:17:15 to 00/12:20:45

Plot file version 181 created 08-APR-2024 16:09:12

J2120+0246 RK002.UVDATA.1

Freq = 1.5947 GHz, Bw = 16.000 MH No calibration applied and no bandpass applied

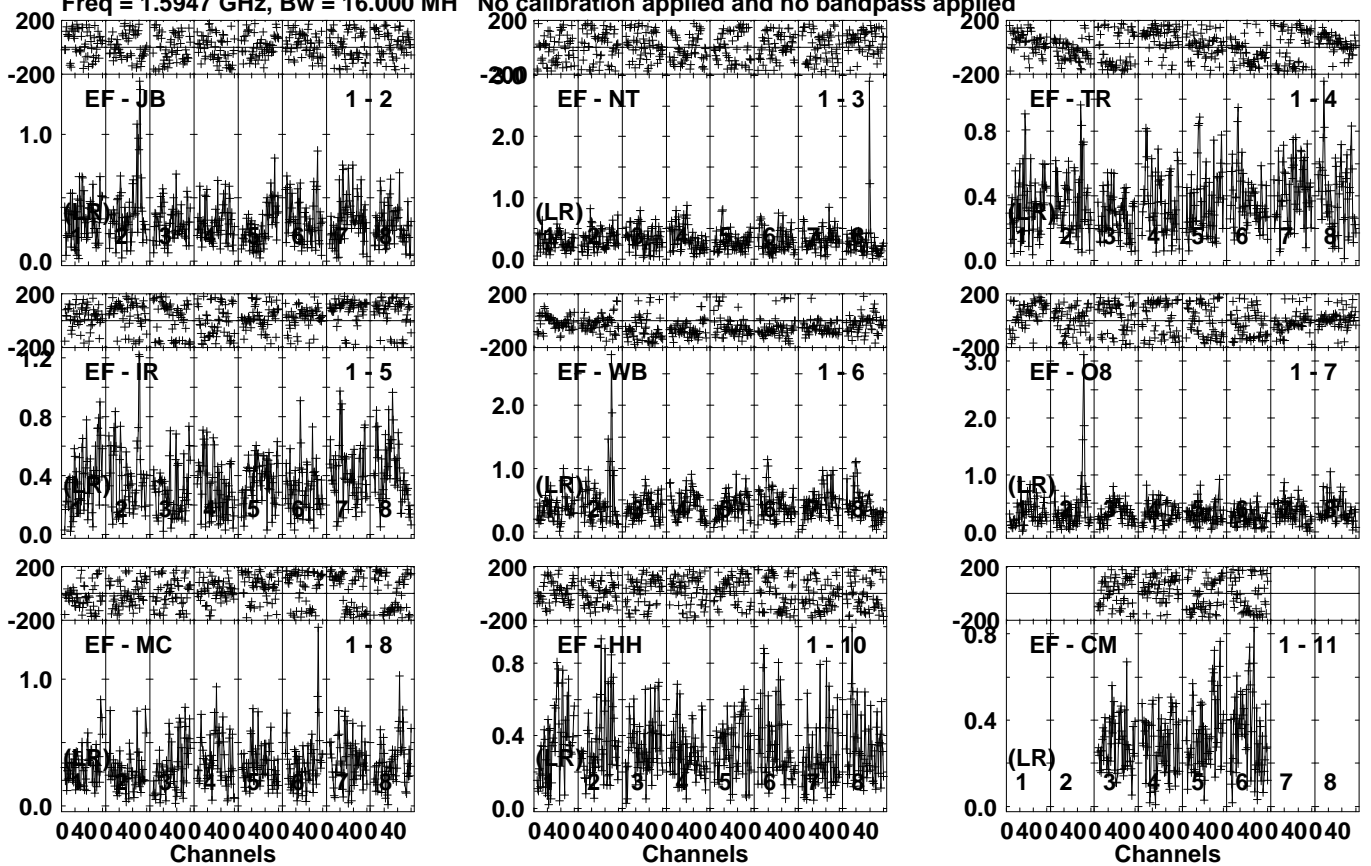


Lower frame: Micro Ampl Jy Top frame: Phas deg
Vector averaged cross-power spectrum Several baselines displayed
Timerange: 00/12:17:15 to 00/12:20:45

Plot file version 182 created 08-APR-2024 16:09:12

J2125+0441 RK002.UVDATA.1

Freq = 1.5947 GHz, Bw = 16.000 MH No calibration applied and no bandpass applied

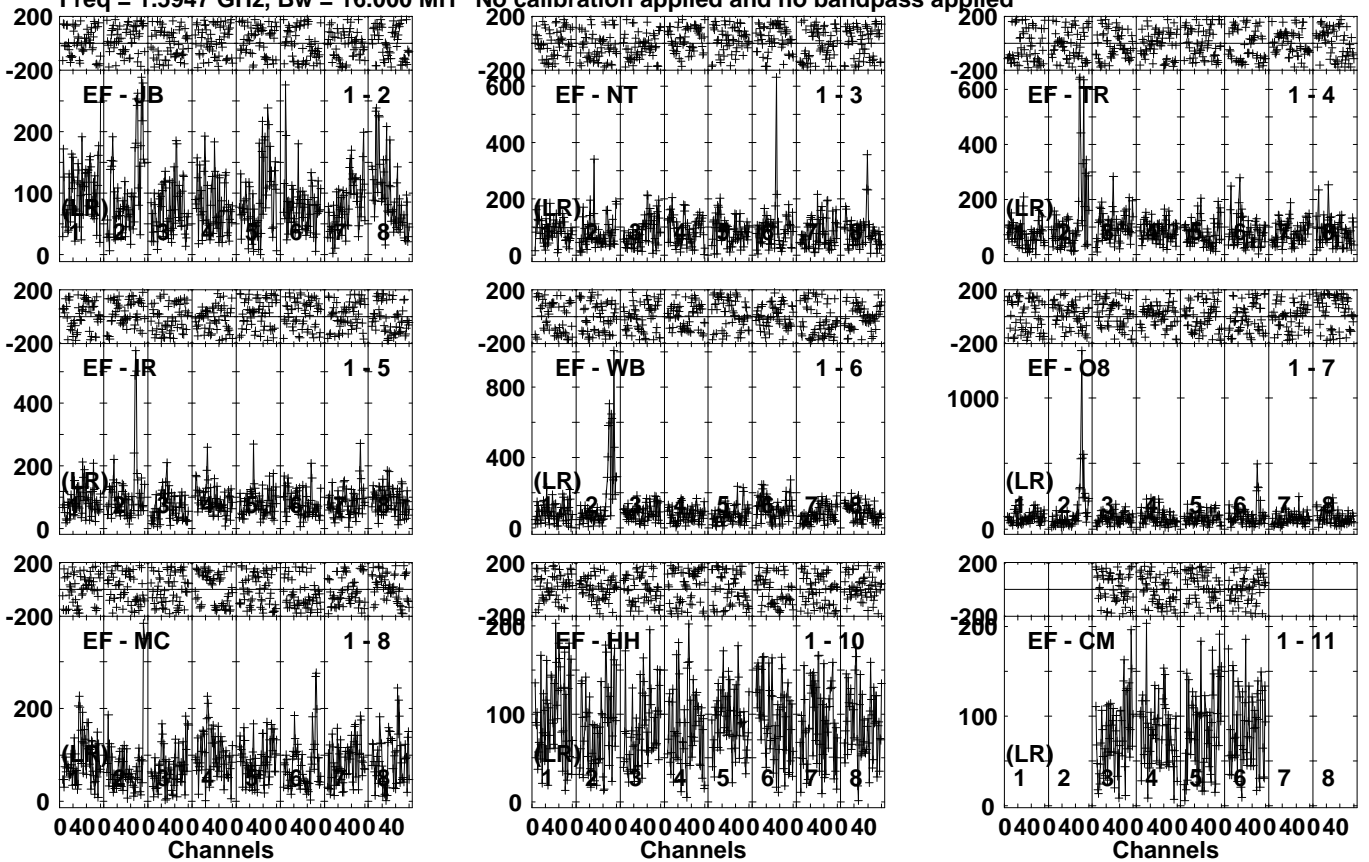


Lower frame: Milli Ampl Jy Top frame: Phas deg
Vector averaged cross-power spectrum Several baselines displayed
Timerange: 00/12:20:52 to 00/12:22:12

Plot file version 184 created 08-APR-2024 16:09:13

R240114 D RK002.UVDATA.1

Freq = 1.5947 GHz, Bw = 16.000 MH No calibration applied and no bandpass applied

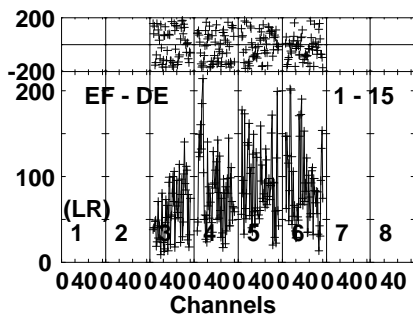
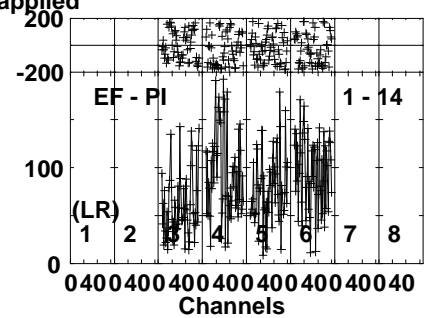
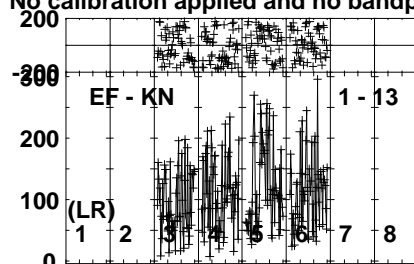
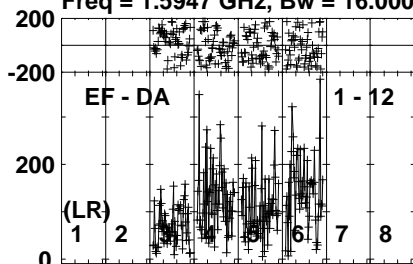


Lower frame: Micro Ampl Jy Top frame: Phas deg
Vector averaged cross-power spectrum Several baselines displayed
Timerange: 00/12:22:17 to 00/12:28:13

Plot file version 185 created 08-APR-2024 16:09:13

R240114 D RK002.UVDATA.1

Freq = 1.5947 GHz, Bw = 16.000 MH No calibration applied and no bandpass applied

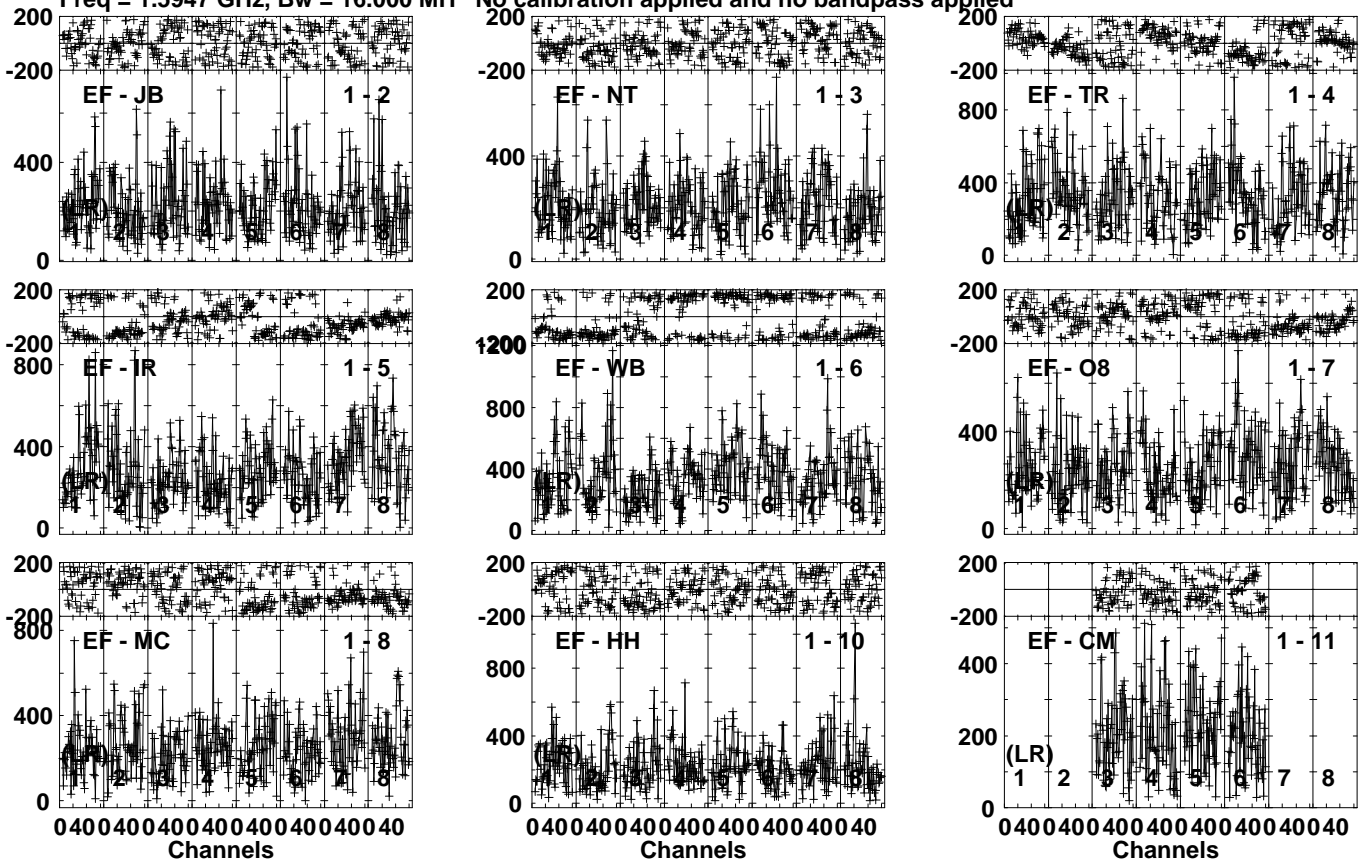


Lower frame: Micro Ampl Jy Top frame: Phas deg
Vector averaged cross-power spectrum Several baselines displayed
Timerange: 00/12:22:17 to 00/12:28:13

Plot file version 186 created 08-APR-2024 16:09:13

J2125+0441 RK002.UVDATA.1

Freq = 1.5947 GHz, Bw = 16.000 MH No calibration applied and no bandpass applied

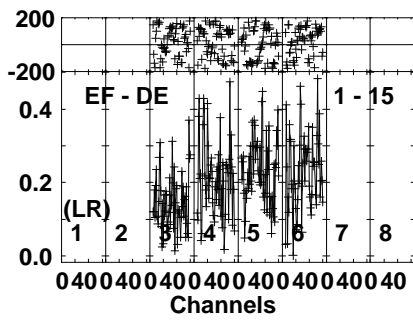
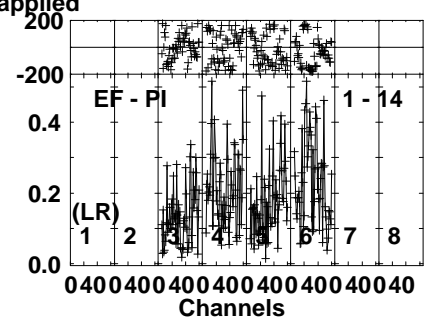
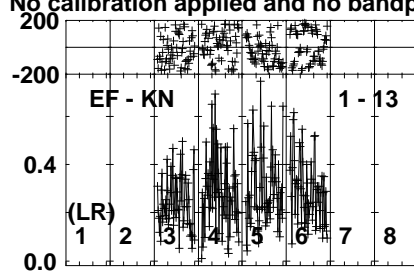
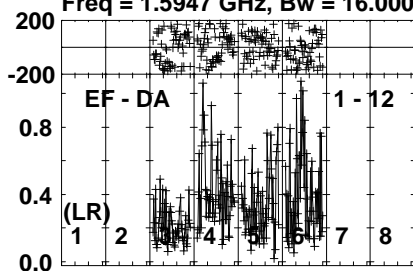


Lower frame: Micro Ampl Jy Top frame: Phas deg
Vector averaged cross-power spectrum Several baselines displayed
Timerange: 00/12:28:54 to 00/12:29:42

Plot file version 187 created 08-APR-2024 16:09:14

J2125+0441 RK002.UVDATA.1

Freq = 1.5947 GHz, Bw = 16.000 MH No calibration applied and no bandpass applied

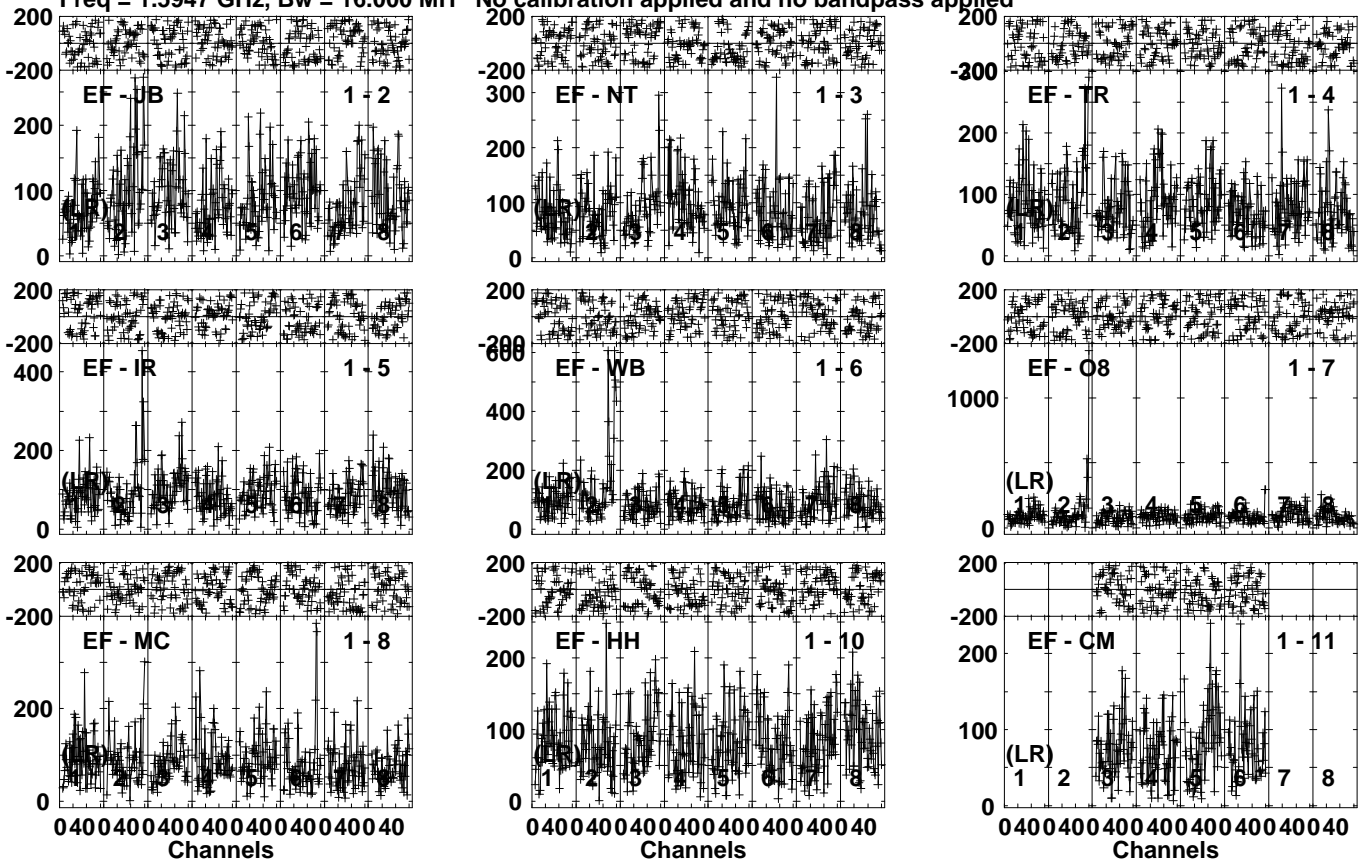


Lower frame: Milli Ampl Jy Top frame: Phas deg
Vector averaged cross-power spectrum Several baselines displayed
Timerange: 00/12:28:54 to 00/12:29:42

Plot file version 188 created 08-APR-2024 16:09:14

R240114 D RK002.UVDATA.1

Freq = 1.5947 GHz, Bw = 16.000 MH No calibration applied and no bandpass applied

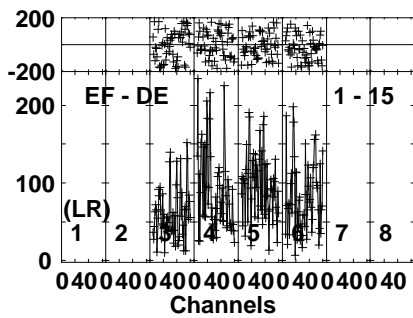
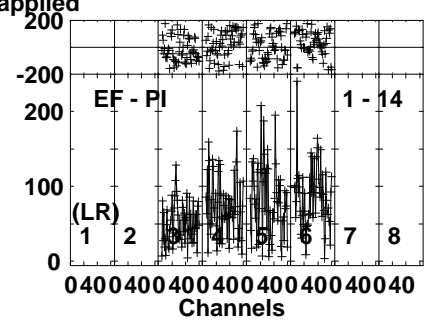
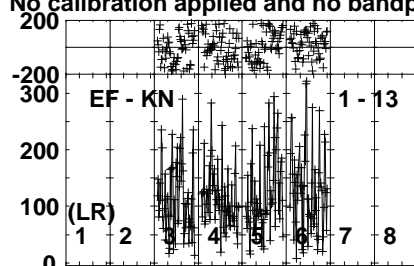
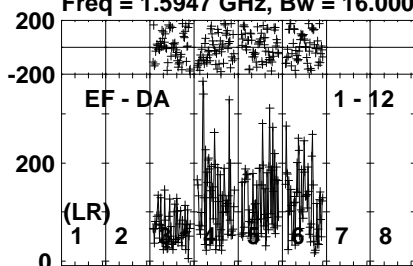


Lower frame: Micro Ampl Jy Top frame: Phas deg
Vector averaged cross-power spectrum Several baselines displayed
Timerange: 00/12:29:48 to 00/12:35:42

Plot file version 189 created 08-APR-2024 16:09:15

R240114 D RK002.UVDATA.1

Freq = 1.5947 GHz, Bw = 16.000 MH No calibration applied and no bandpass applied

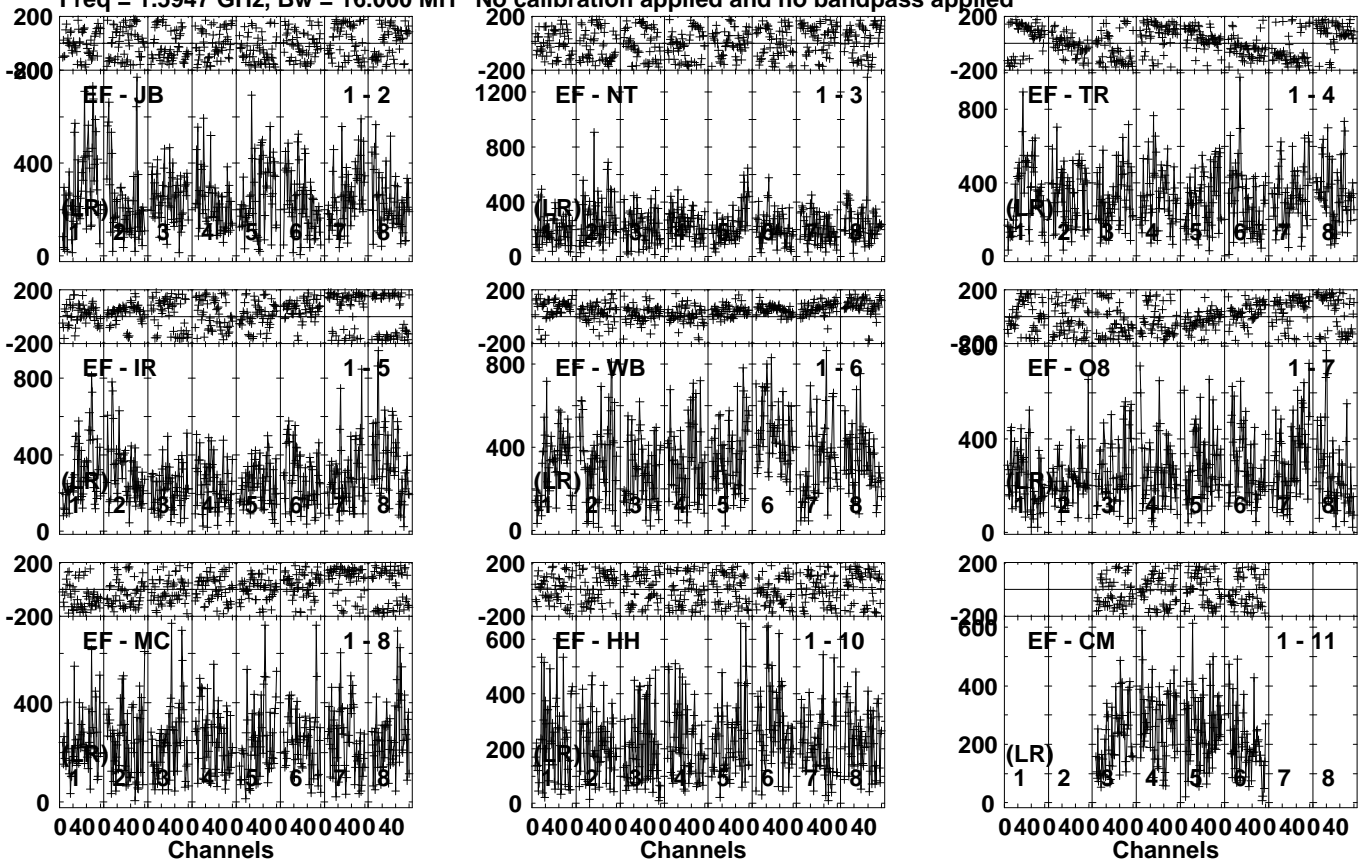


Lower frame: Micro Ampl Jy Top frame: Phas deg
Vector averaged cross-power spectrum Several baselines displayed
Timerange: 00/12:29:48 to 00/12:35:42

Plot file version 190 created 08-APR-2024 16:09:15

J2125+0441 RK002.UVDATA.1

Freq = 1.5947 GHz, Bw = 16.000 MH No calibration applied and no bandpass applied

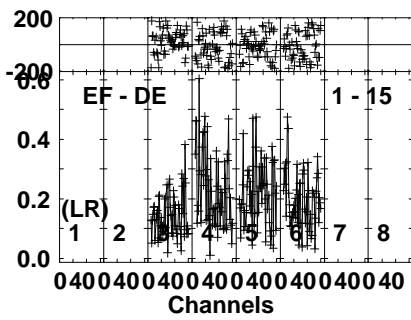
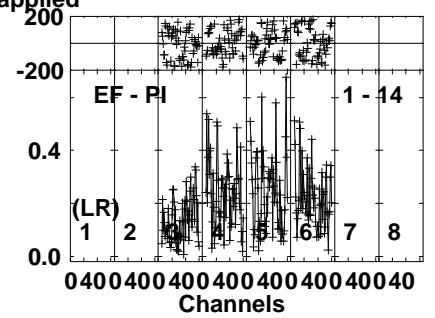
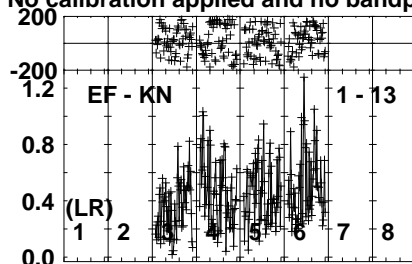
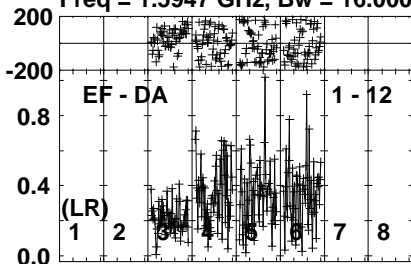


Lower frame: Micro Ampl Jy Top frame: Phas deg
Vector averaged cross-power spectrum Several baselines displayed
Timerange: 00/12:35:48 to 00/12:37:02

Plot file version 191 created 08-APR-2024 16:09:15

J2125+0441 RK002.UVDATA.1

Freq = 1.5947 GHz, Bw = 16.000 MH No calibration applied and no bandpass applied

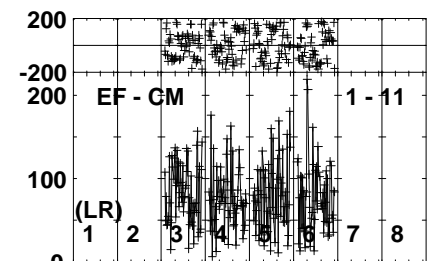
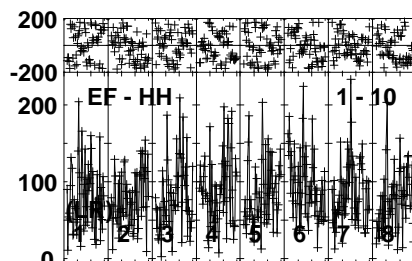
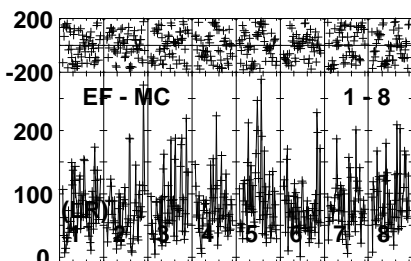
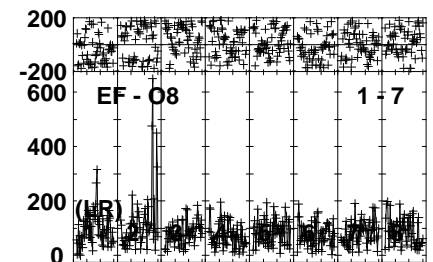
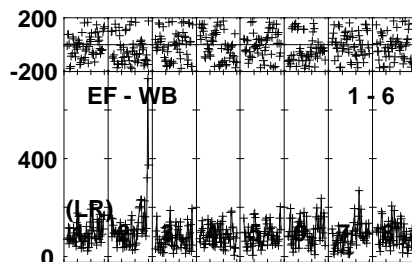
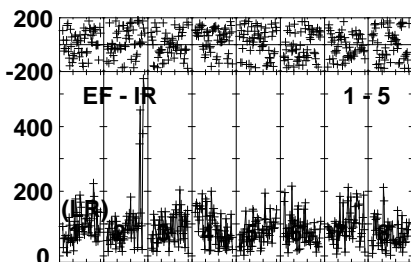
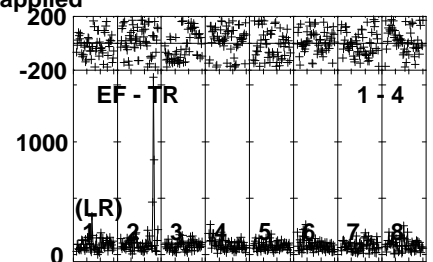
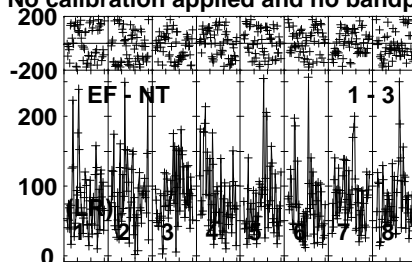
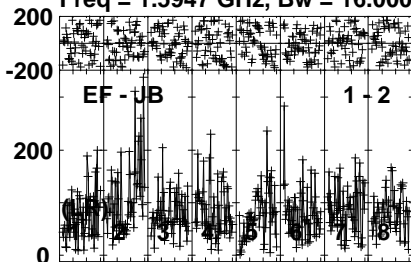


Lower frame: Milli Ampl Jy Top frame: Phas deg
Vector averaged cross-power spectrum Several baselines displayed
Timerange: 00/12:35:48 to 00/12:37:02

Plot file version 192 created 08-APR-2024 16:09:15

R240114 D RK002.UVDATA.1

Freq = 1.5947 GHz, Bw = 16.000 MH No calibration applied and no bandpass applied

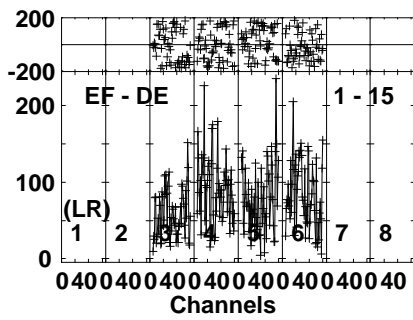
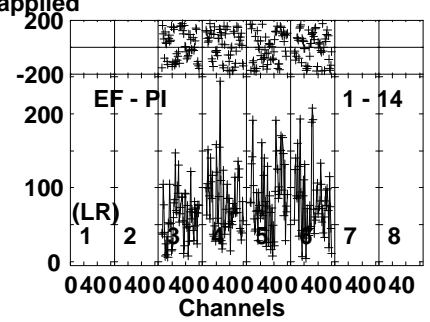
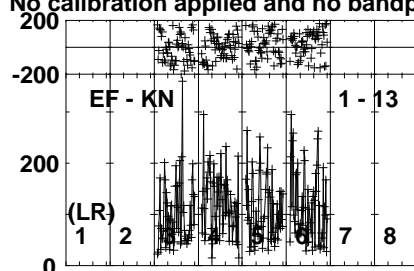
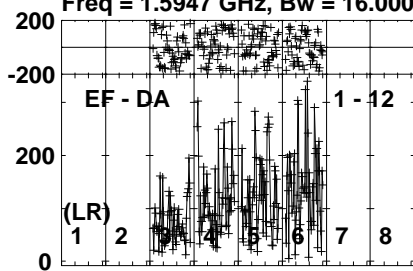


Lower frame: Micro Ampl Jy Top frame: Phas deg
Vector averaged cross-power spectrum Several baselines displayed
Timerange: 00/12:37:08 to 00/12:43:02

Plot file version 193 created 08-APR-2024 16:09:16

R240114 D RK002.UVDATA.1

Freq = 1.5947 GHz, Bw = 16.000 MH No calibration applied and no bandpass applied

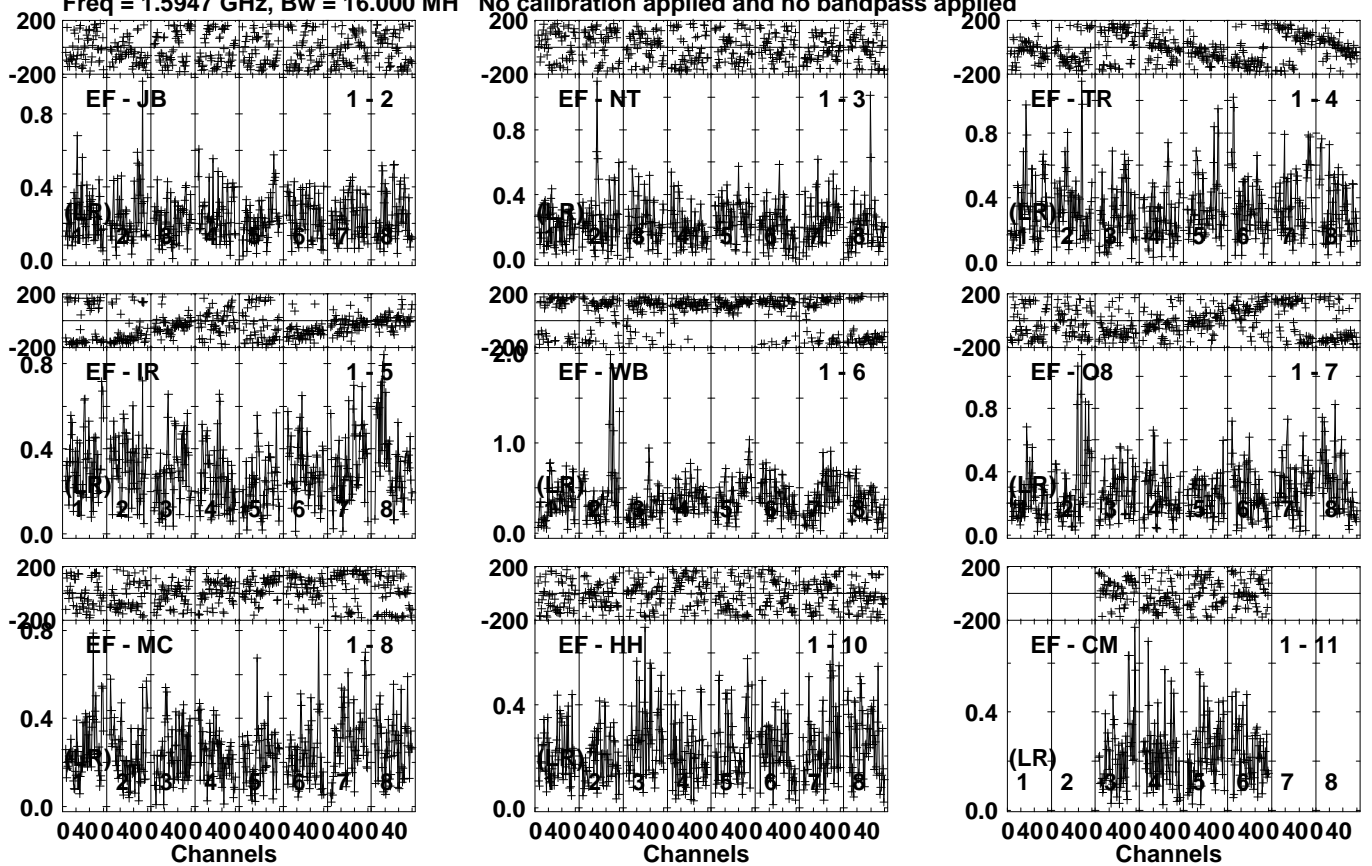


Lower frame: Micro Ampl Jy Top frame: Phas deg
Vector averaged cross-power spectrum Several baselines displayed
Timerange: 00/12:37:08 to 00/12:43:02

Plot file version 194 created 08-APR-2024 16:09:16

J2125+0441 RK002.UVDATA.1

Freq = 1.5947 GHz, Bw = 16.000 MH No calibration applied and no bandpass applied

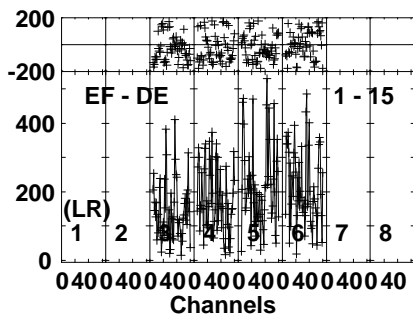
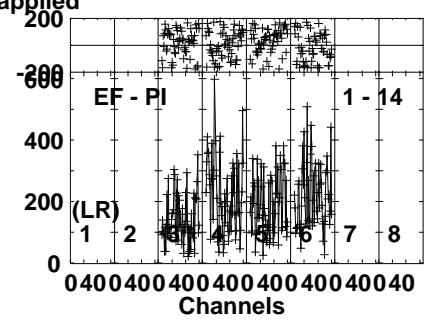
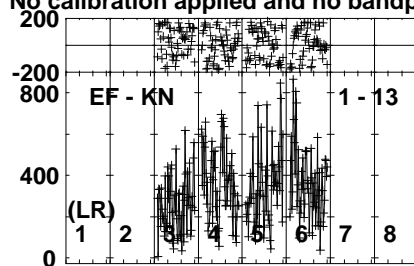
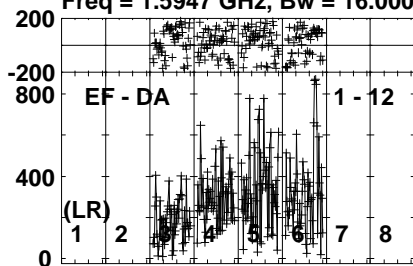


Lower frame: Milli Ampl Jy Top frame: Phas deg
Vector averaged cross-power spectrum Several baselines displayed
Timerange: 00/12:43:43 to 00/12:44:31

Plot file version 195 created 08-APR-2024 16:09:17

J2125+0441 RK002.UVDATA.1

Freq = 1.5947 GHz, Bw = 16.000 MH No calibration applied and no bandpass applied

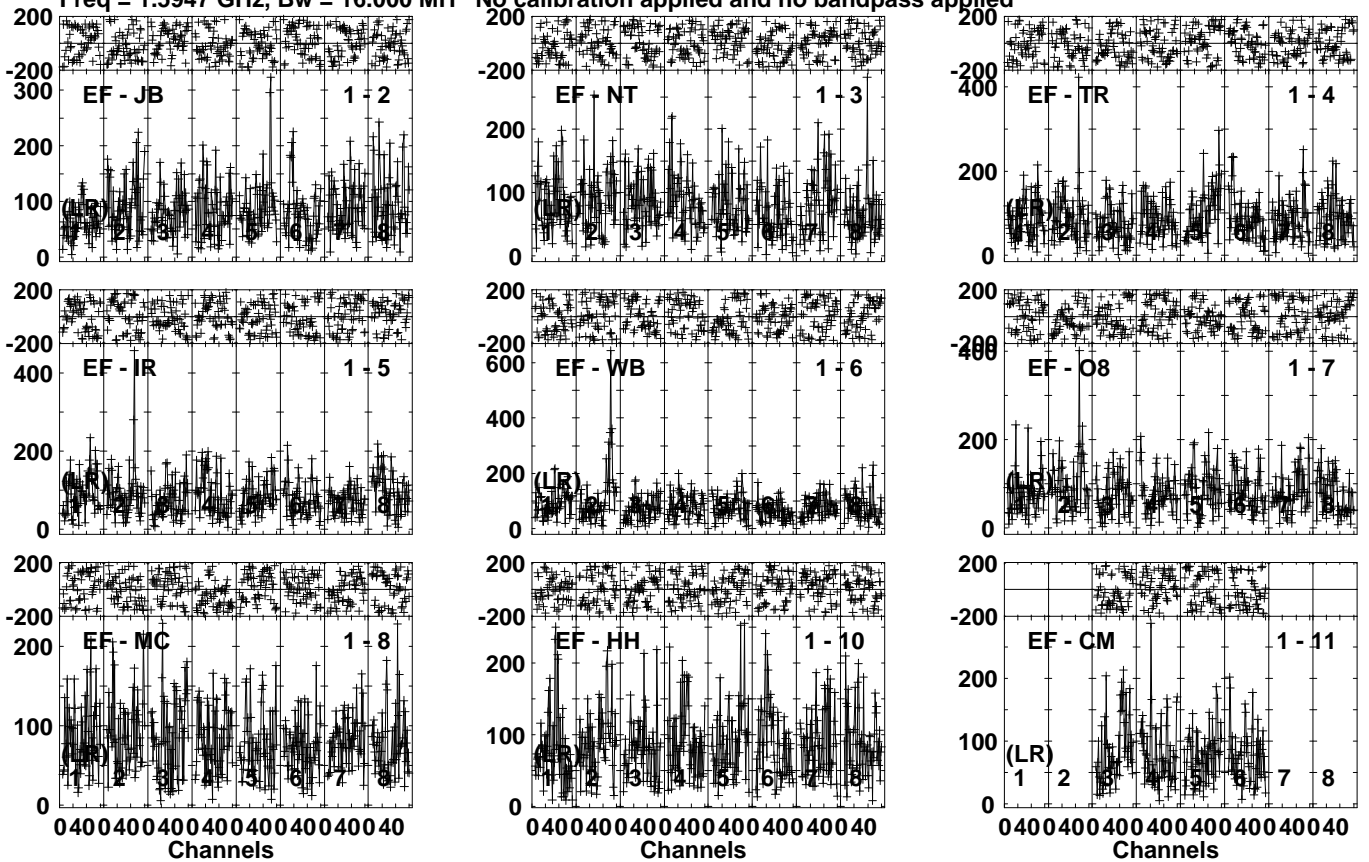


Lower frame: Micro Ampl Jy Top frame: Phas deg
Vector averaged cross-power spectrum Several baselines displayed
Timerange: 00/12:43:43 to 00/12:44:31

Plot file version 196 created 08-APR-2024 16:09:17

R240114 D RK002.UVDATA.1

Freq = 1.5947 GHz, Bw = 16.000 MH No calibration applied and no bandpass applied

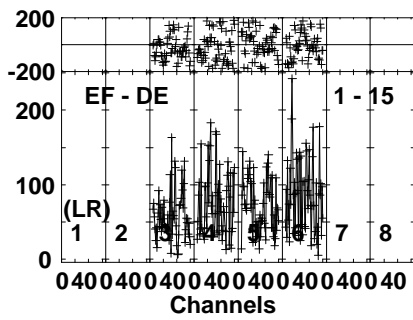
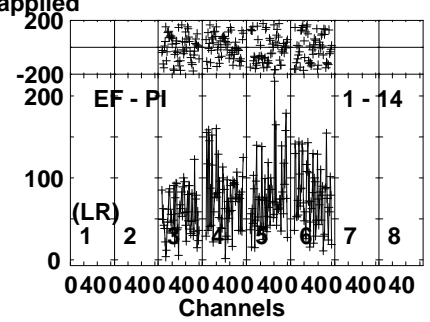
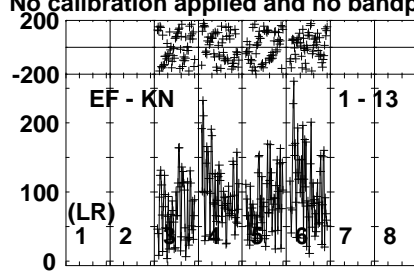
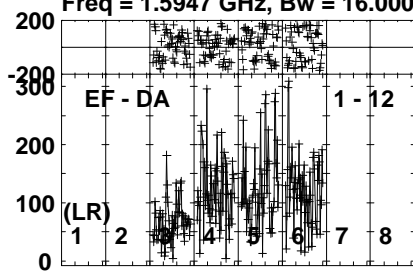


Lower frame: Micro Ampl Jy Top frame: Phas deg
Vector averaged cross-power spectrum Several baselines displayed
Timerange: 00/12:44:37 to 00/12:50:31

Plot file version 197 created 08-APR-2024 16:09:17

R240114 D RK002.UVDATA.1

Freq = 1.5947 GHz, Bw = 16.000 MH No calibration applied and no bandpass applied

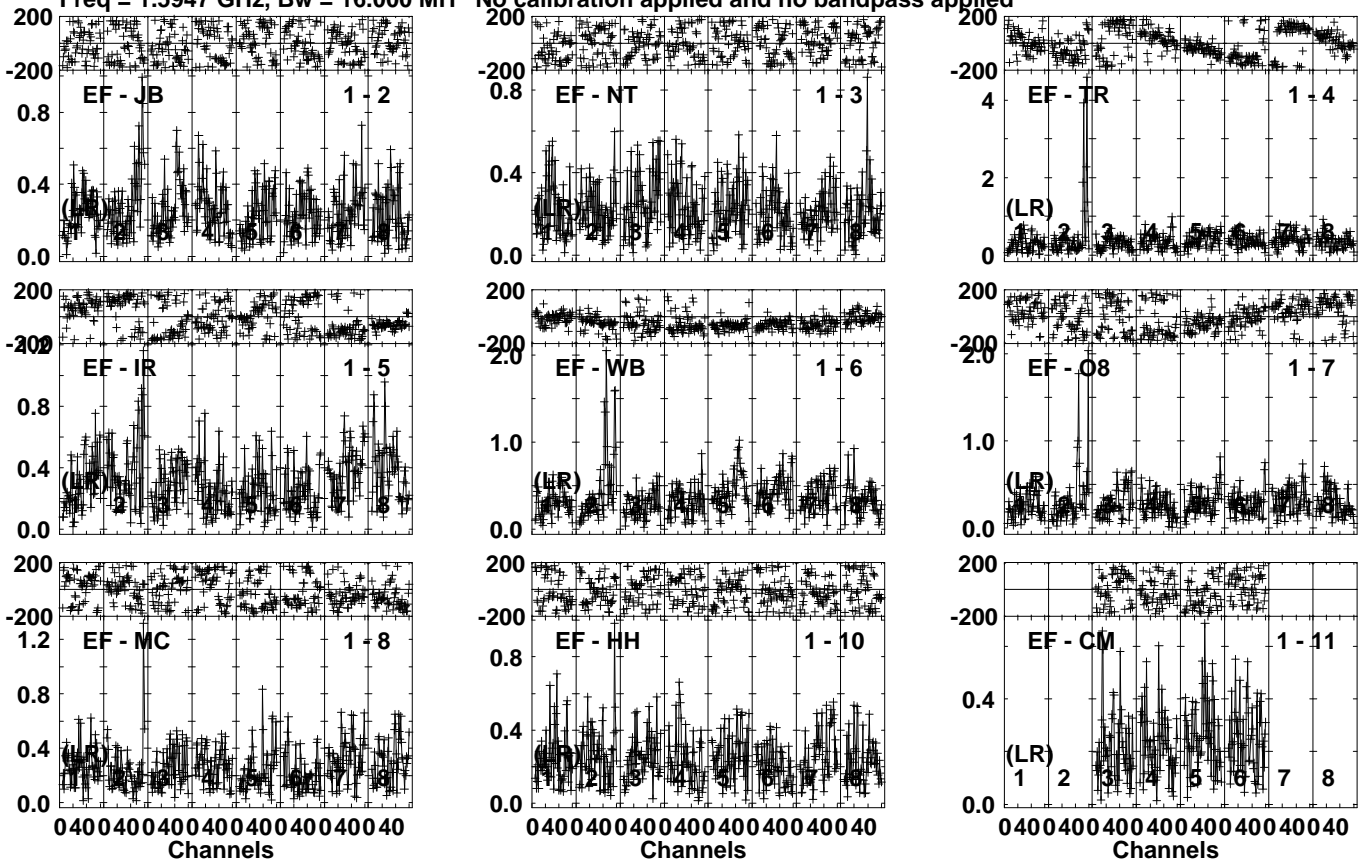


Lower frame: Micro Ampl Jy Top frame: Phas deg
Vector averaged cross-power spectrum Several baselines displayed
Timerange: 00/12:44:37 to 00/12:50:31

Plot file version 198 created 08-APR-2024 16:09:18

J2125+0441 RK002.UVDATA.1

Freq = 1.5947 GHz, Bw = 16.000 MH No calibration applied and no bandpass applied

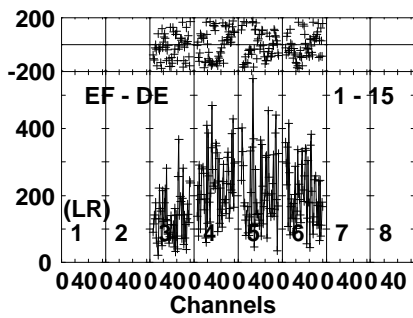
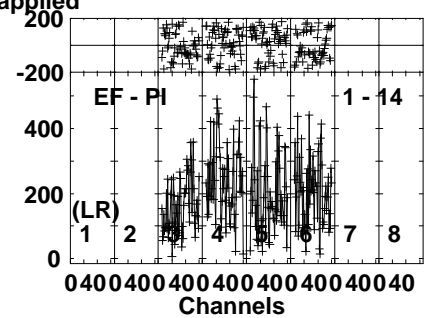
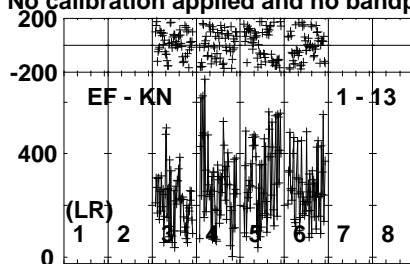
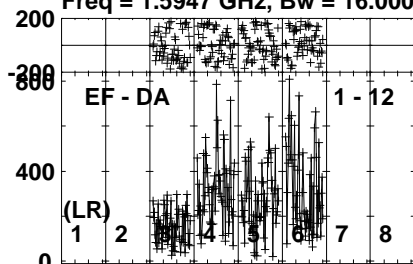


Lower frame: Milli Ampl Jy Top frame: Phas deg
Vector averaged cross-power spectrum Several baselines displayed
Timerange: 00/12:50:37 to 00/12:51:51

Plot file version 199 created 08-APR-2024 16:09:18

J2125+0441 RK002.UVDATA.1

Freq = 1.5947 GHz, Bw = 16.000 MH No calibration applied and no bandpass applied



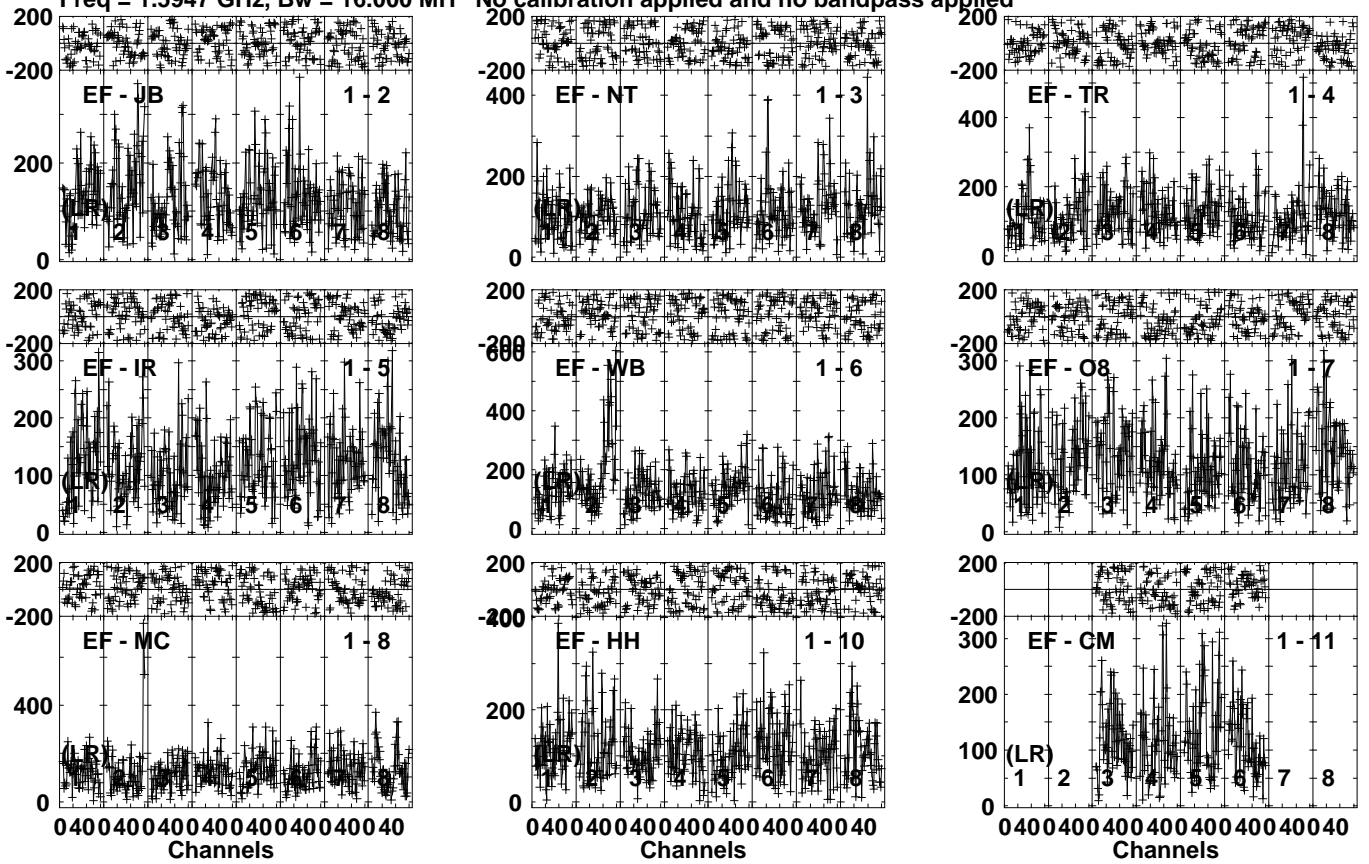
Lower frame: Micro Ampl Jy Top frame: Phas deg
Vector averaged cross-power spectrum Several baselines displayed
Timerange: 00/12:50:37 to 00/12:51:51

Plot file version 200 created 08-APR-2024 16:09:18

J2120+0246 RK002.UVDATA.1

Freq = 1.5947 GHz, Bw = 16.000 MH

No calibration applied and no bandpass applied

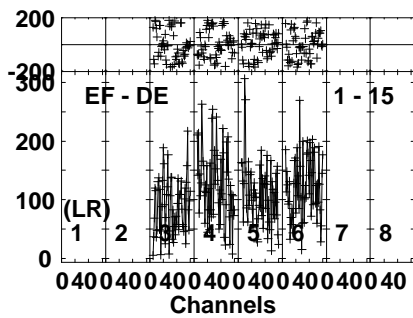
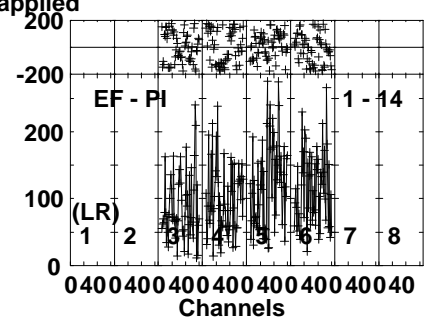
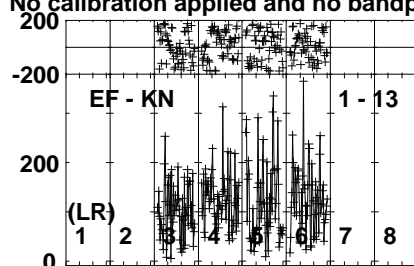
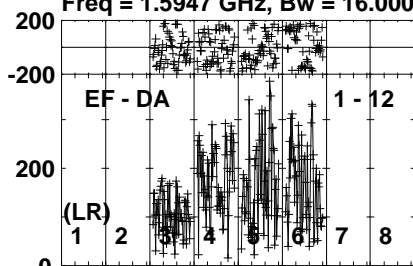


Lower frame: Micro Ampl Jy Top frame: Phas deg
Vector averaged cross-power spectrum Several baselines displayed
Timerange: 00/12:51:57 to 00/12:55:29

Plot file version 201 created 08-APR-2024 16:09:18

J2120+0246 RK002.UVDATA.1

Freq = 1.5947 GHz, Bw = 16.000 MH No calibration applied and no bandpass applied



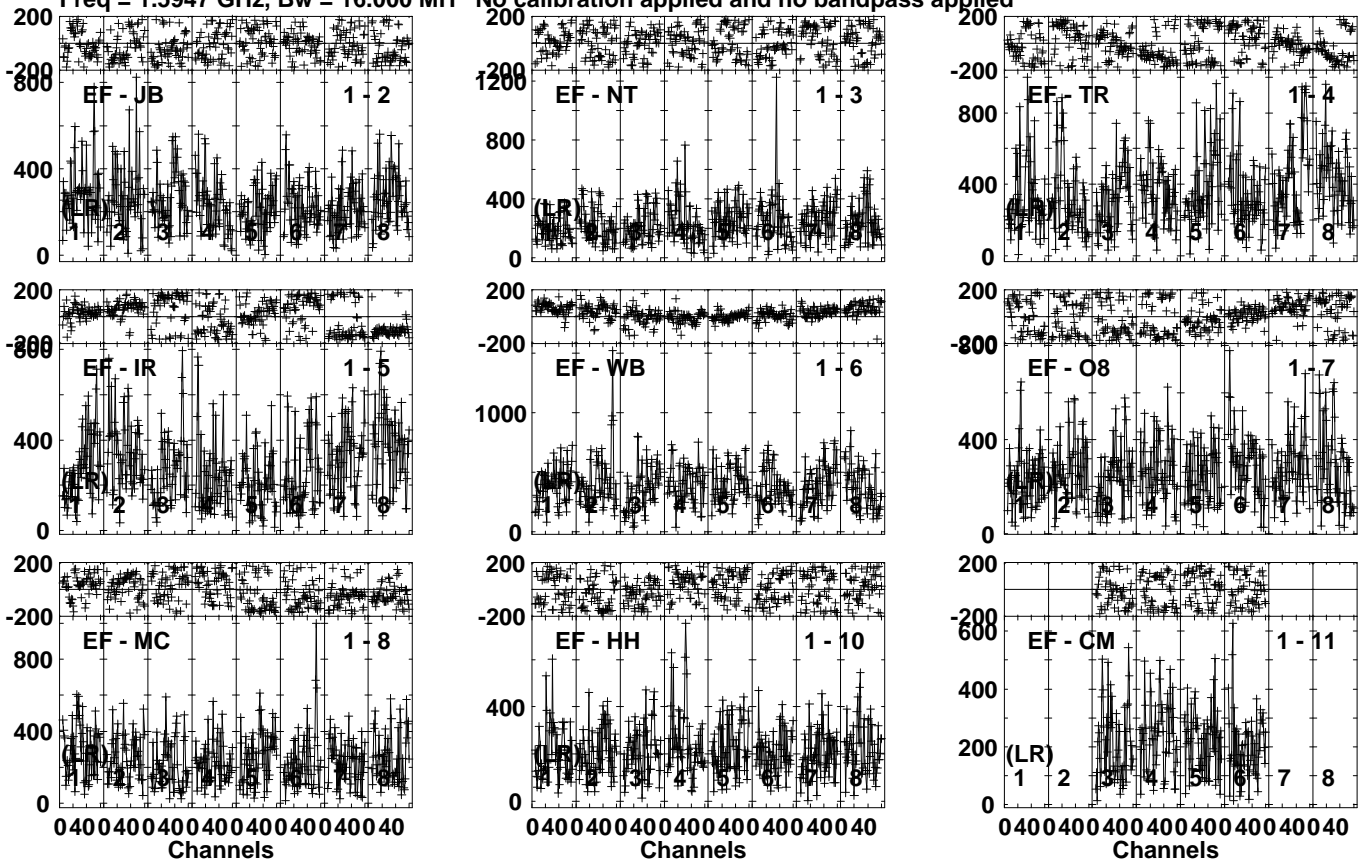
Lower frame: Micro Ampl Jy Top frame: Phas deg
Vector averaged cross-power spectrum Several baselines displayed
Timerange: 00/12:51:57 to 00/12:55:29

Plot file version 202 created 08-APR-2024 16:09:19

J2125+0441 RK002.UVDATA.1

Freq = 1.5947 GHz, Bw = 16.000 MH

No calibration applied and no bandpass applied

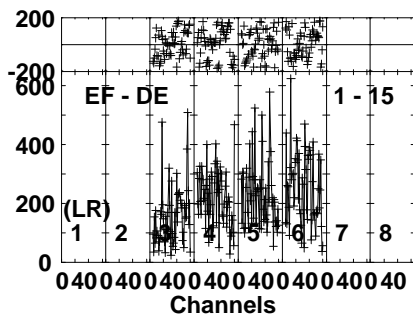
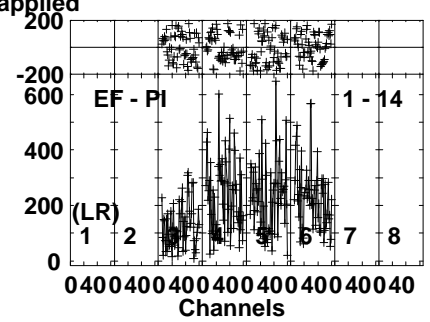
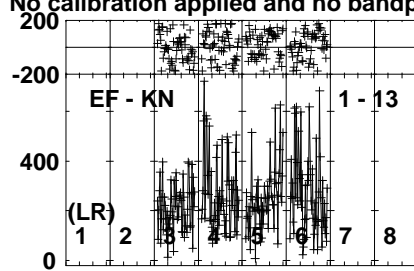
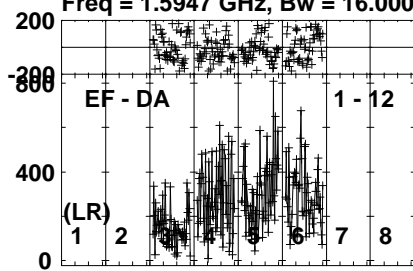


Lower frame: Micro Ampl Jy Top frame: Phas deg
Vector averaged cross-power spectrum Several baselines displayed
Timerange: 00/12:56:18 to 00/12:57:06

Plot file version 203 created 08-APR-2024 16:09:19

J2125+0441 RK002.UVDATA.1

Freq = 1.5947 GHz, Bw = 16.000 MH No calibration applied and no bandpass applied

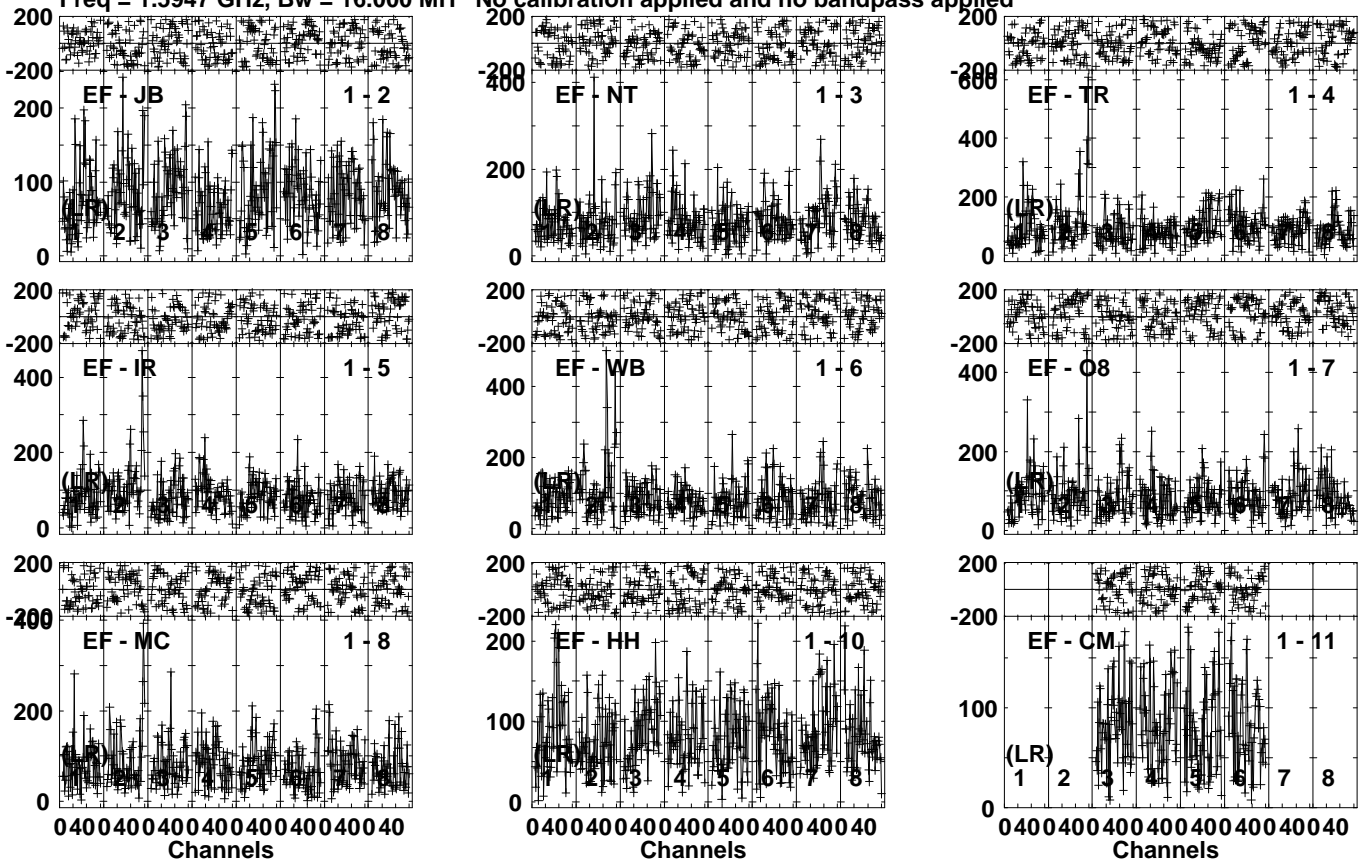


Lower frame: Micro Ampl Jy Top frame: Phas deg
Vector averaged cross-power spectrum Several baselines displayed
Timerange: 00/12:56:18 to 00/12:57:06

Plot file version 204 created 08-APR-2024 16:09:19

R240114 D RK002.UVDATA.1

Freq = 1.5947 GHz, Bw = 16.000 MH No calibration applied and no bandpass applied

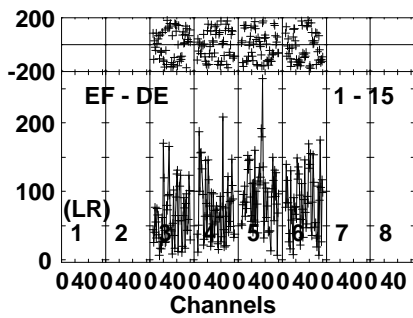
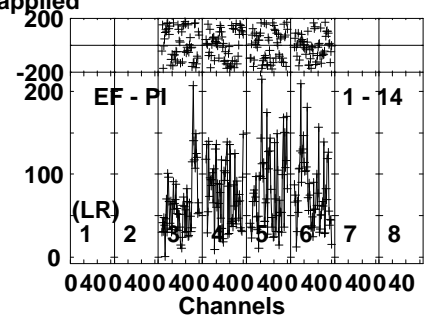
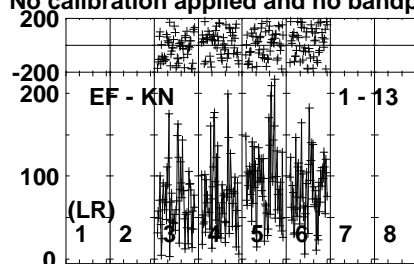
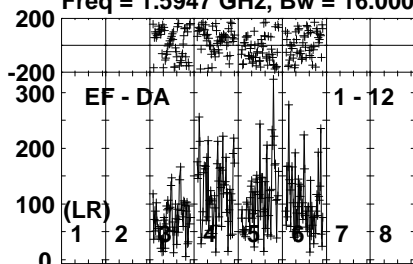


Lower frame: Micro Ampl Jy Top frame: Phas deg
Vector averaged cross-power spectrum Several baselines displayed
Timerange: 00/12:57:10 to 00/13:03:06

Plot file version 205 created 08-APR-2024 16:09:20

R240114 D RK002.UVDATA.1

Freq = 1.5947 GHz, Bw = 16.000 MH No calibration applied and no bandpass applied

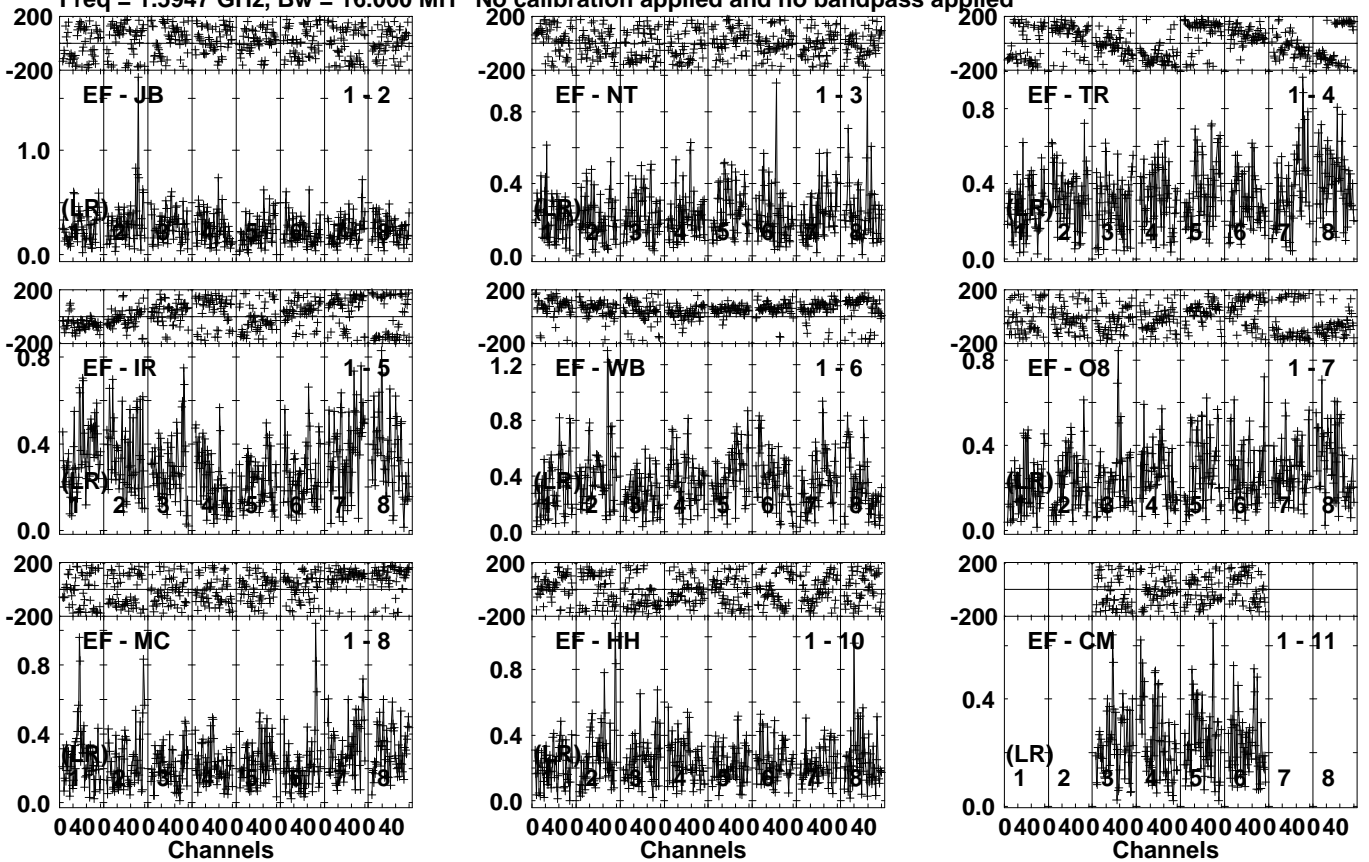


Lower frame: Micro Ampl Jy Top frame: Phas deg
Vector averaged cross-power spectrum Several baselines displayed
Timerange: 00/12:57:10 to 00/13:03:06

Plot file version 206 created 08-APR-2024 16:09:20

J2125+0441 RK002.UVDATA.1

Freq = 1.5947 GHz, Bw = 16.000 MH No calibration applied and no bandpass applied

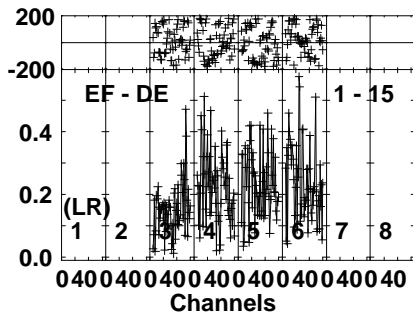
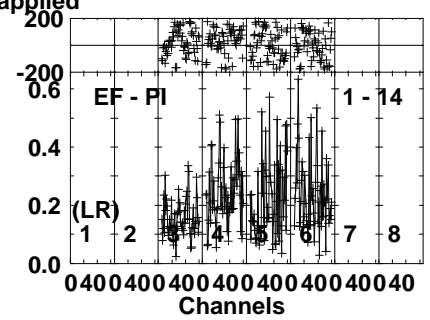
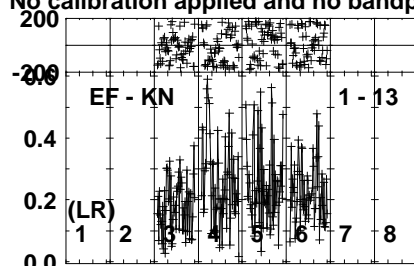
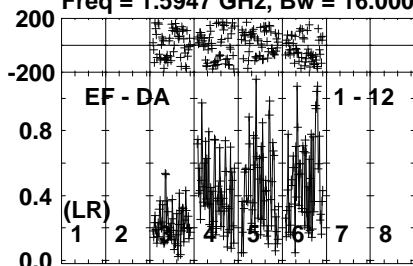


Lower frame: Milli Ampl Jy Top frame: Phas deg
Vector averaged cross-power spectrum Several baselines displayed
Timerange: 00/13:03:12 to 00/13:04:26

Plot file version 207 created 08-APR-2024 16:09:21

J2125+0441 RK002.UVDATA.1

Freq = 1.5947 GHz, Bw = 16.000 MH No calibration applied and no bandpass applied

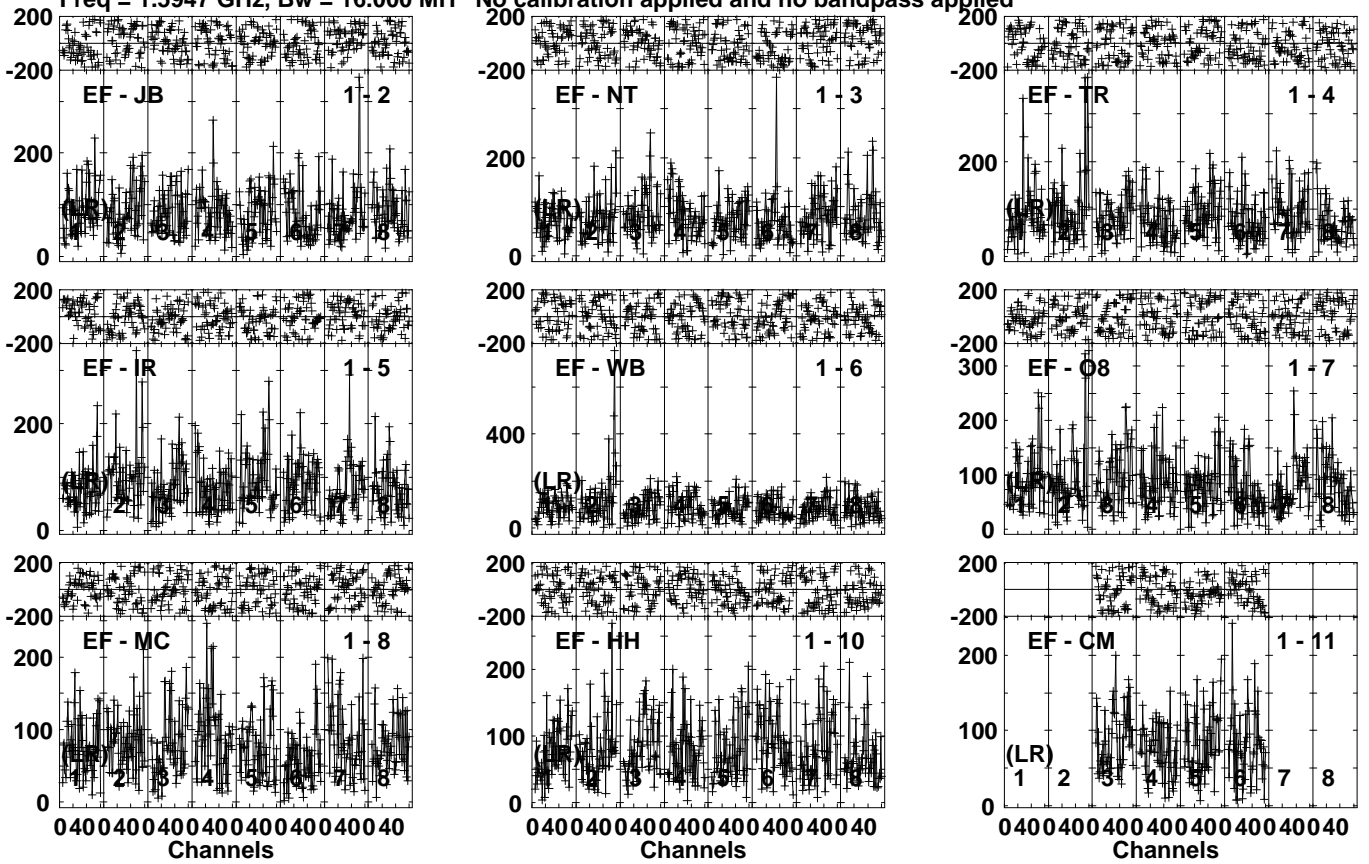


Lower frame: Milli Ampl Jy Top frame: Phas deg
Vector averaged cross-power spectrum Several baselines displayed
Timerange: 00/13:03:12 to 00/13:04:26

Plot file version 208 created 08-APR-2024 16:09:21

R240114 D RK002.UVDATA.1

Freq = 1.5947 GHz, Bw = 16.000 MH No calibration applied and no bandpass applied

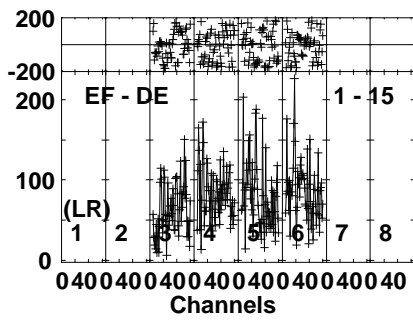
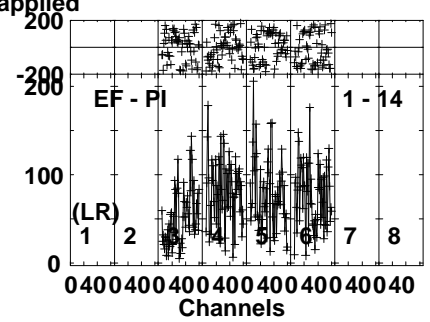
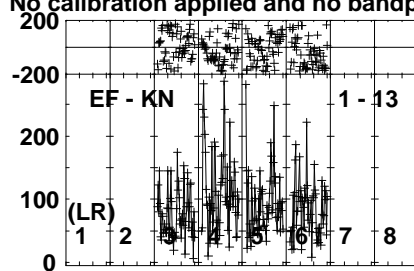
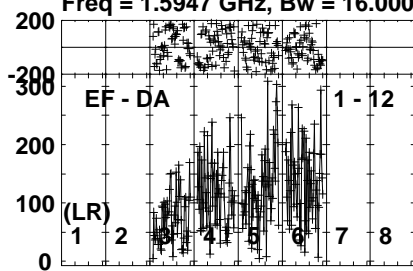


Lower frame: Micro Ampl Jy Top frame: Phas deg
Vector averaged cross-power spectrum Several baselines displayed
Timerange: 00/13:04:32 to 00/13:10:26

Plot file version 209 created 08-APR-2024 16:09:21

R240114 D RK002.UVDATA.1

Freq = 1.5947 GHz, Bw = 16.000 MH No calibration applied and no bandpass applied



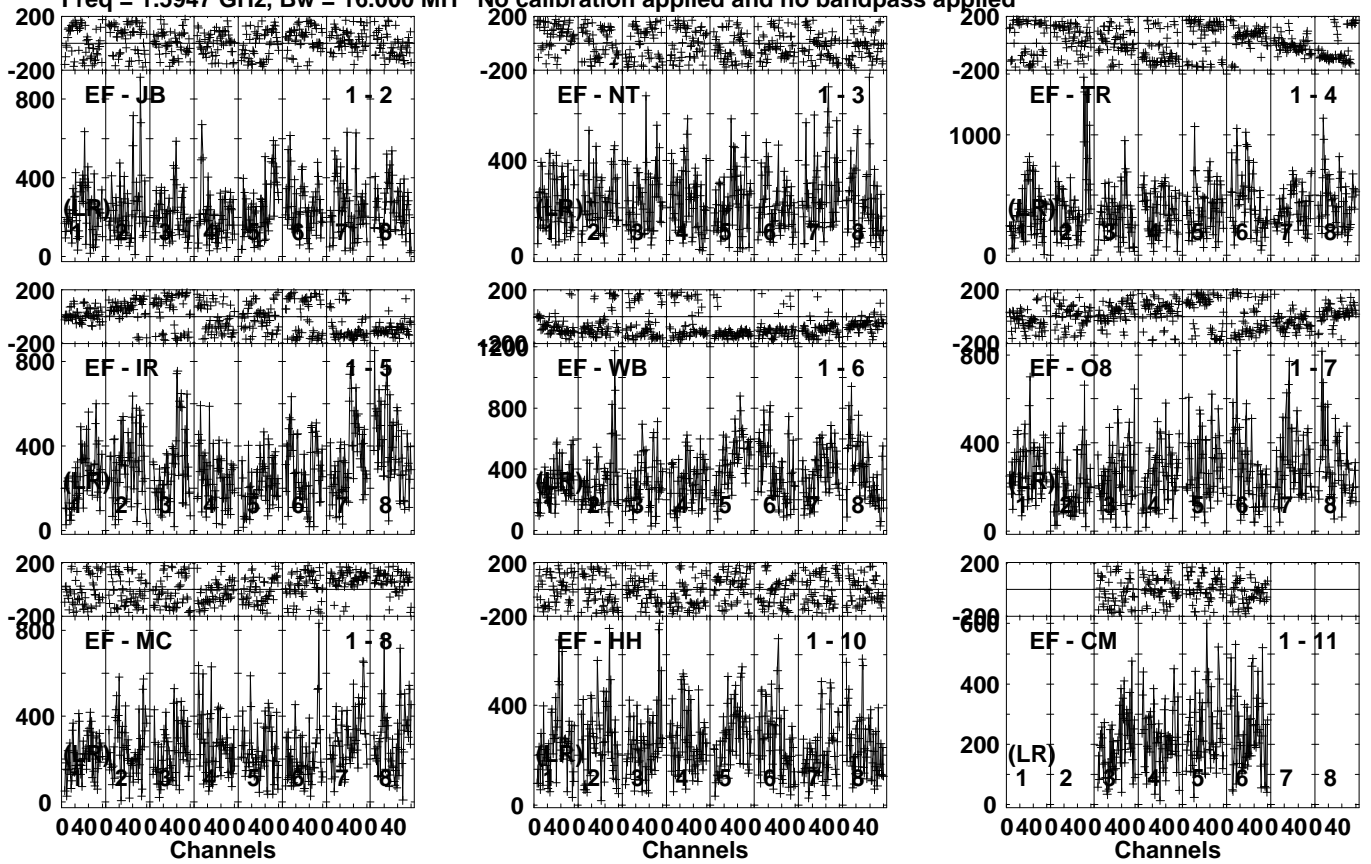
Lower frame: Micro Ampl Jy Top frame: Phas deg
Vector averaged cross-power spectrum Several baselines displayed
Timerange: 00/13:04:32 to 00/13:10:26

Plot file version 210 created 08-APR-2024 16:09:22

J2125+0441 RK002.UVDATA.1

Freq = 1.5947 GHz, Bw = 16.000 MH

No calibration applied and no bandpass applied

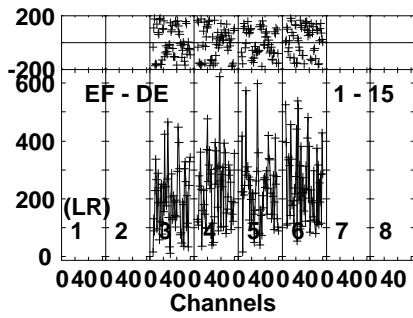
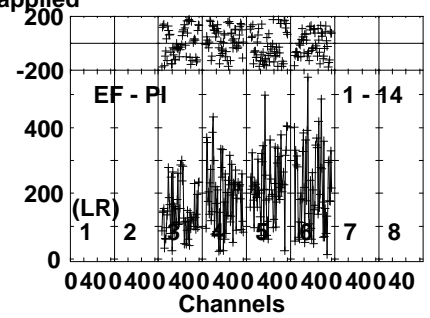
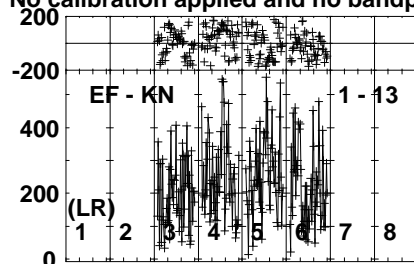
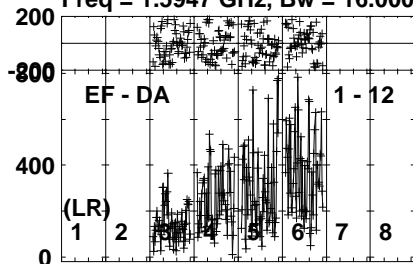


Lower frame: Micro Ampl Jy Top frame: Phas deg
Vector averaged cross-power spectrum Several baselines displayed
Timerange: 00/13:11:07 to 00/13:11:55

Plot file version 211 created 08-APR-2024 16:09:22

J2125+0441 RK002.UVDATA.1

Freq = 1.5947 GHz, Bw = 16.000 MH No calibration applied and no bandpass applied

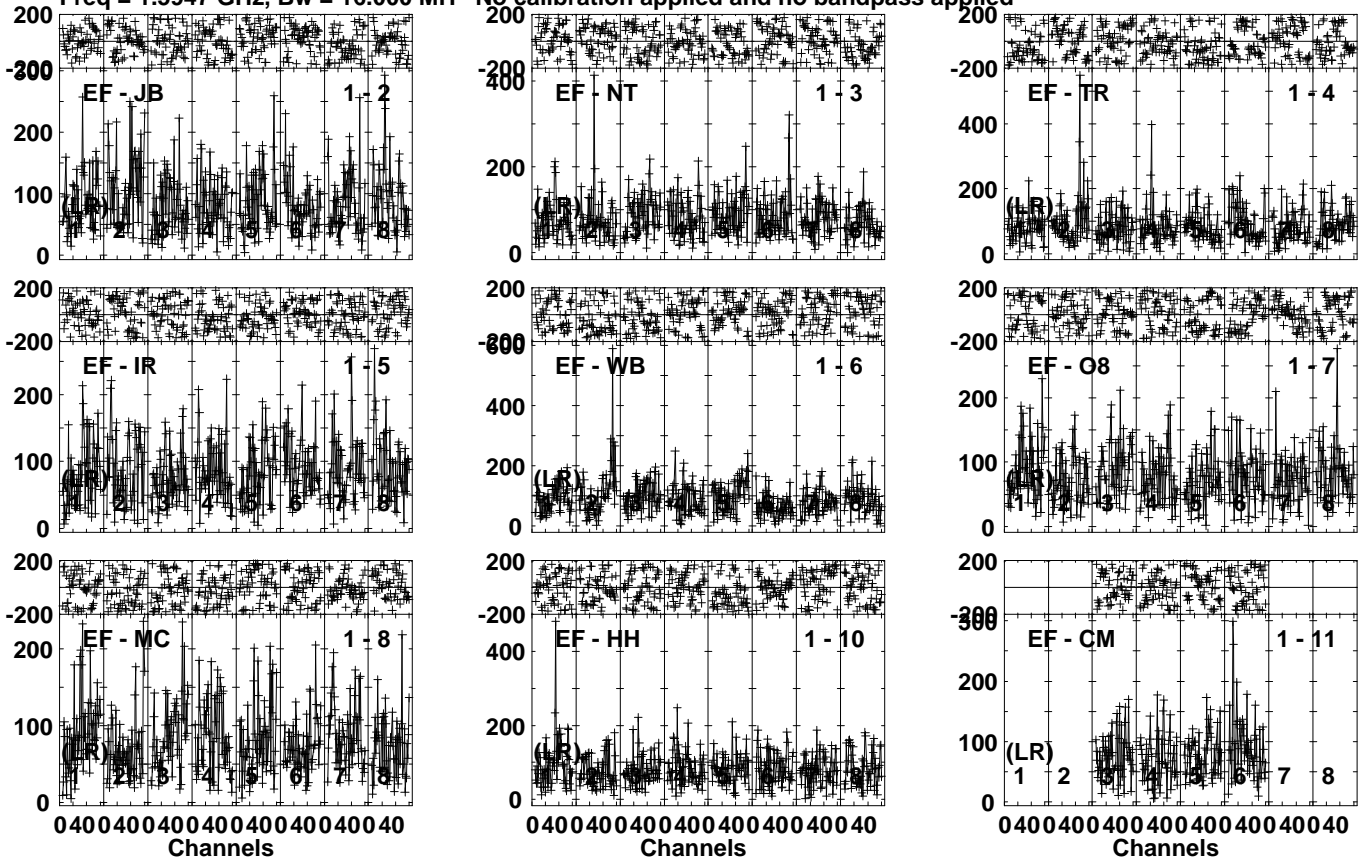


Lower frame: Micro Ampl Jy Top frame: Phas deg
Vector averaged cross-power spectrum Several baselines displayed
Timerange: 00/13:11:07 to 00/13:11:55

Plot file version 212 created 08-APR-2024 16:09:22

R240114 D RK002.UVDATA.1

Freq = 1.5947 GHz, Bw = 16.000 MH No calibration applied and no bandpass applied

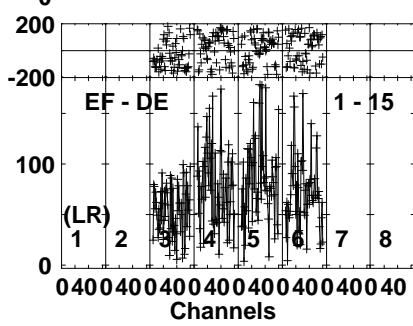
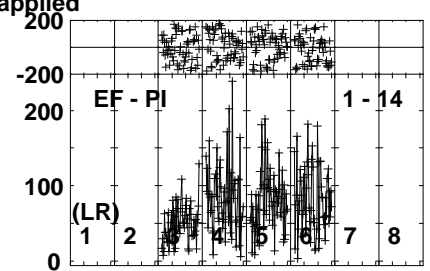
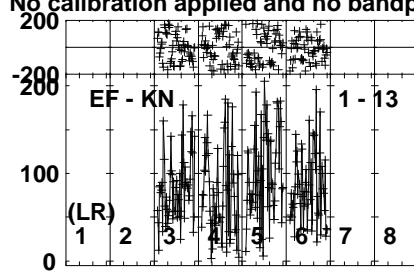
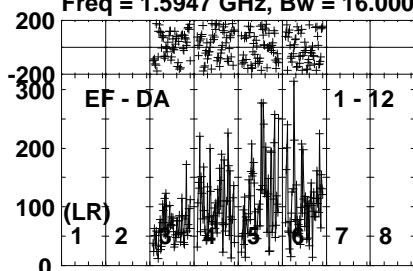


Lower frame: Micro Ampl Jy Top frame: Phas deg
Vector averaged cross-power spectrum Several baselines displayed
Timerange: 00/13:12:01 to 00/13:17:55

Plot file version 213 created 08-APR-2024 16:09:23

R240114 D RK002.UVDATA.1

Freq = 1.5947 GHz, Bw = 16.000 MH No calibration applied and no bandpass applied



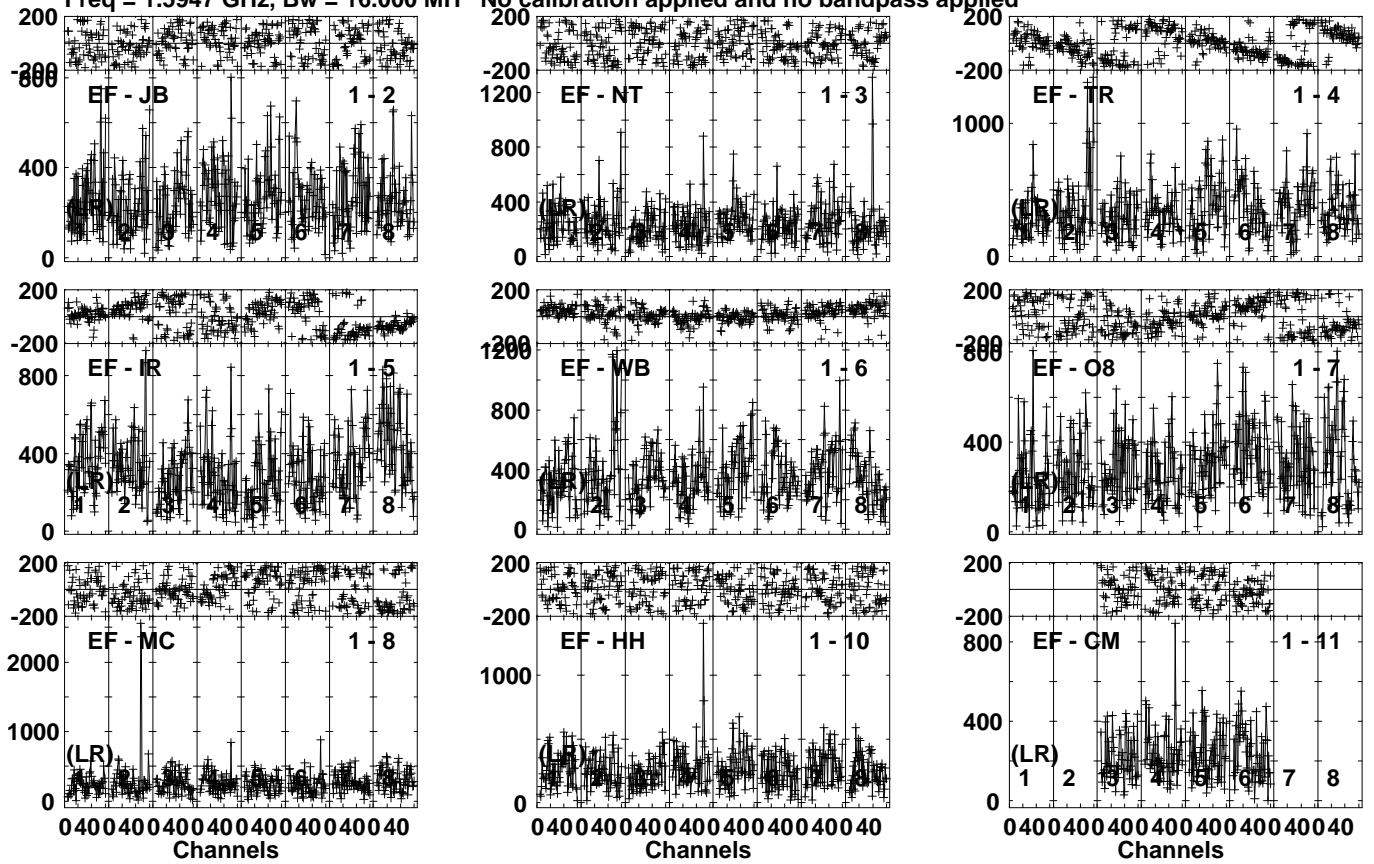
Lower frame: Micro Ampl Jy Top frame: Phas deg
Vector averaged cross-power spectrum Several baselines displayed
Timerange: 00/13:12:01 to 00/13:17:55

Plot file version 214 created 08-APR-2024 16:09:23

J2125+0441 RK002.UVDATA.1

Freq = 1.5947 GHz, Bw = 16.000 MH

No calibration applied and no bandpass applied



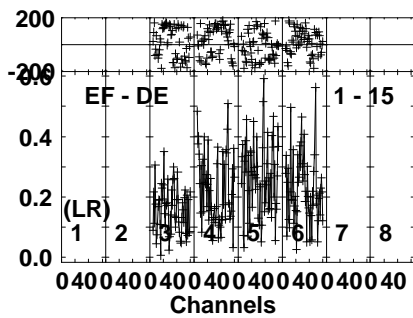
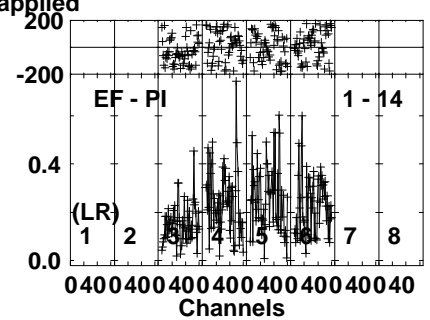
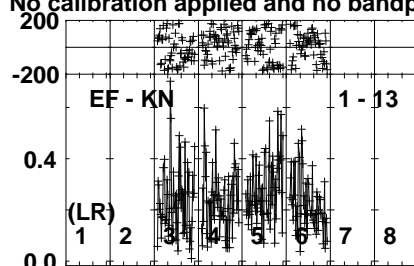
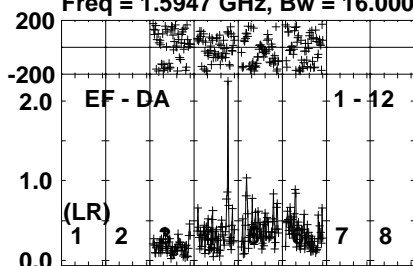
Lower frame: Micro Ampl Jy Top frame: Phas deg
Vector averaged cross-power spectrum Several baselines displayed
Timerange: 00/13:17:59 to 00/13:19:15

Plot file version 215 created 08-APR-2024 16:09:24

J2125+0441 RK002.UVDATA.1

Freq = 1.5947 GHz, Bw = 16.000 MH

No calibration applied and no bandpass applied

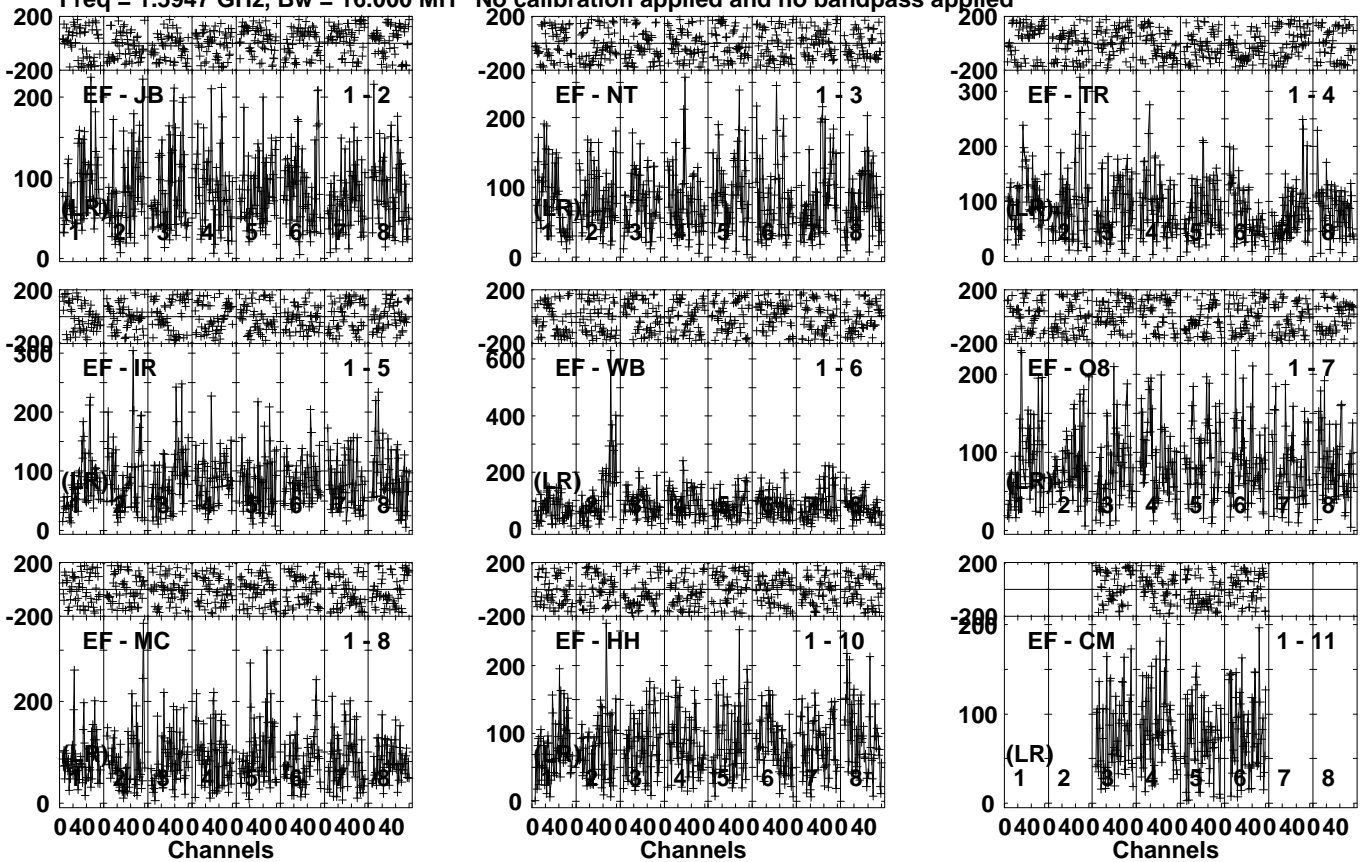


Lower frame: Milli Ampl Jy Top frame: Phas deg
Vector averaged cross-power spectrum Several baselines displayed
Timerange: 00/13:17:59 to 00/13:19:15

Plot file version 216 created 08-APR-2024 16:09:24

R240114 D RK002.UVDATA.1

Freq = 1.5947 GHz, Bw = 16.000 MH No calibration applied and no bandpass applied

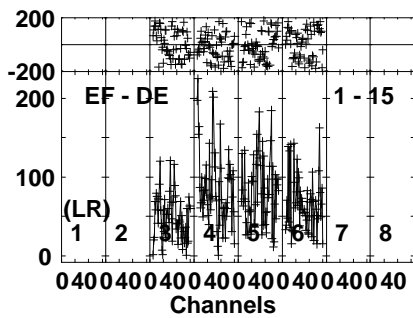
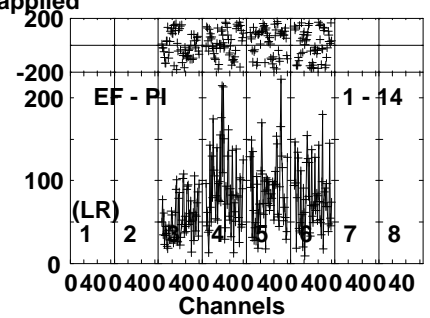
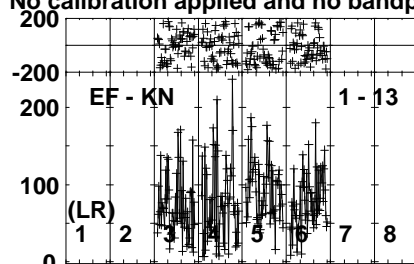
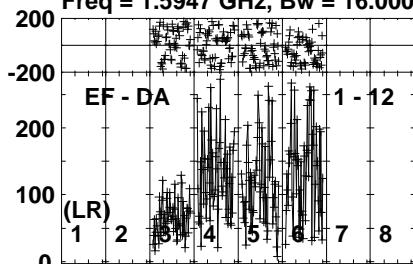


Lower frame: Micro Ampl Jy Top frame: Phas deg
Vector averaged cross-power spectrum Several baselines displayed
Timerange: 00/13:19:21 to 00/13:25:15

Plot file version 217 created 08-APR-2024 16:09:24

R240114 D RK002.UVDATA.1

Freq = 1.5947 GHz, Bw = 16.000 MH No calibration applied and no bandpass applied



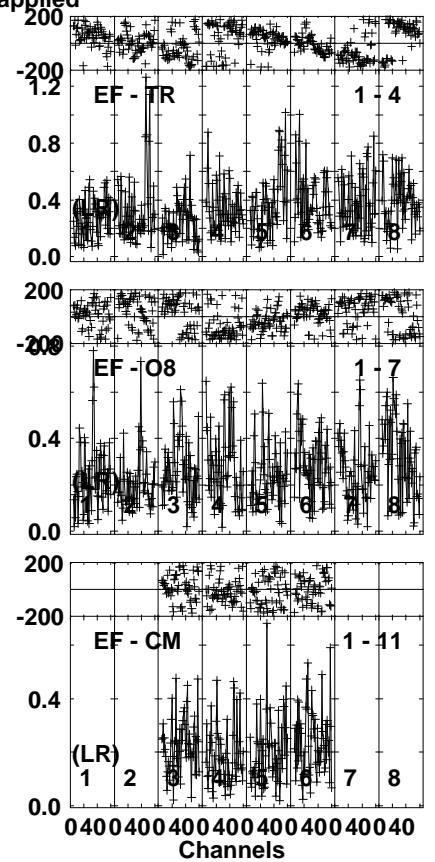
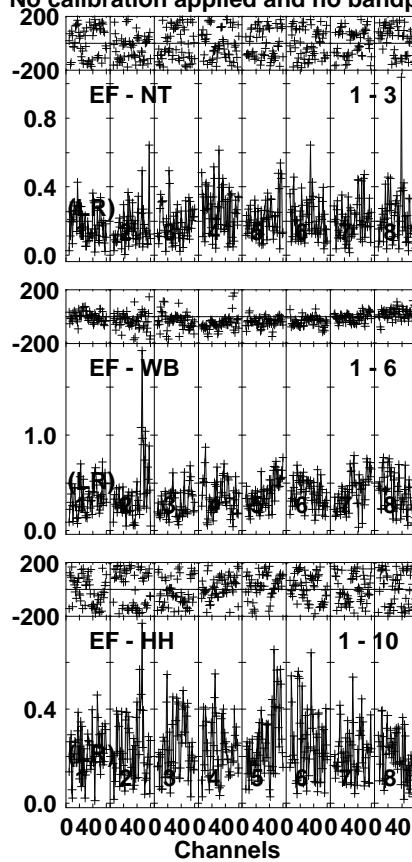
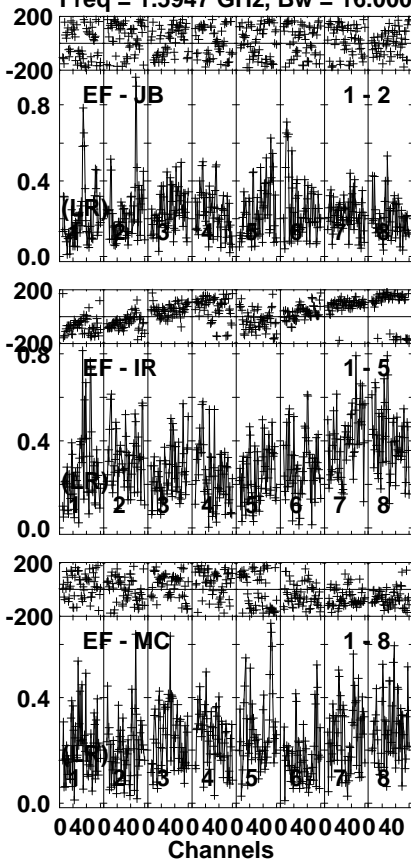
Lower frame: Micro Ampl Jy Top frame: Phas deg
Vector averaged cross-power spectrum Several baselines displayed
Timerange: 00/13:19:21 to 00/13:25:15

Plot file version 218 created 08-APR-2024 16:09:25

J2125+0441 RK002.UVDATA.1

Freq = 1.5947 GHz, Bw = 16.000 MH

No calibration applied and no bandpass applied

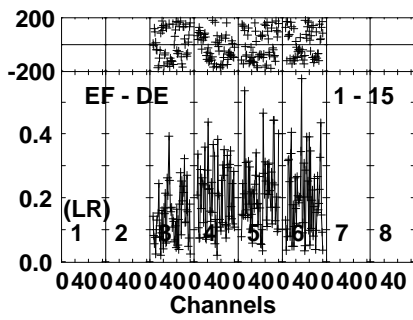
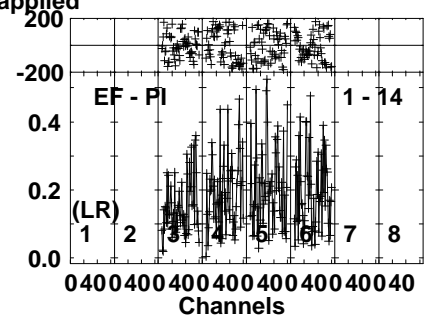
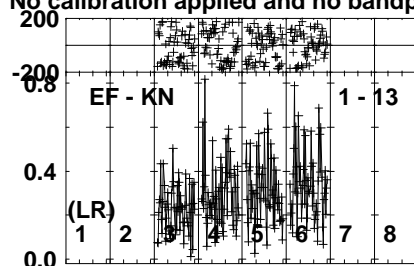
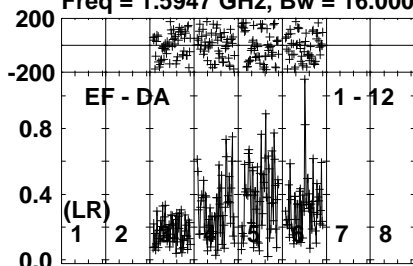


Lower frame: Milli Ampl Jy Top frame: Phas deg
Vector averaged cross-power spectrum Several baselines displayed
Timerange: 00/13:25:56 to 00/13:26:44

Plot file version 219 created 08-APR-2024 16:09:25

J2125+0441 RK002.UVDATA.1

Freq = 1.5947 GHz, Bw = 16.000 MH No calibration applied and no bandpass applied

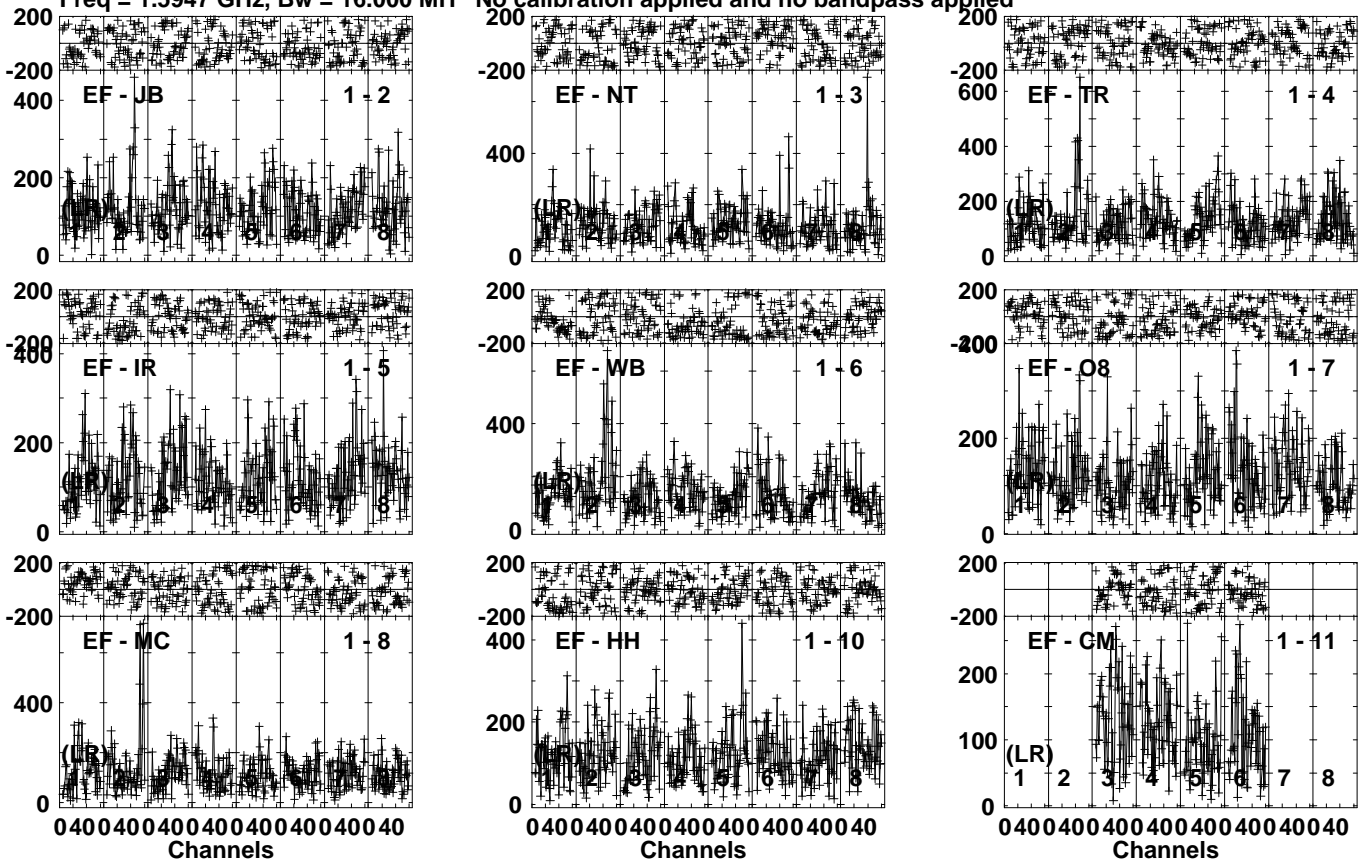


Lower frame: Milli Ampl Jy Top frame: Phas deg
Vector averaged cross-power spectrum Several baselines displayed
Timerange: 00/13:25:56 to 00/13:26:44

Plot file version 220 created 08-APR-2024 16:09:25

J2120+0246 RK002.UVDATA.1

Freq = 1.5947 GHz, Bw = 16.000 MH No calibration applied and no bandpass applied

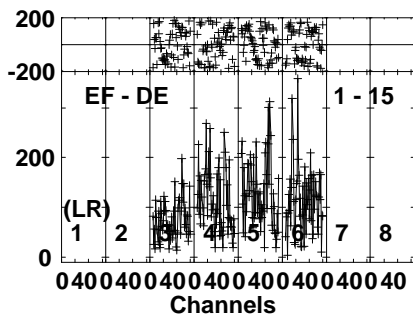
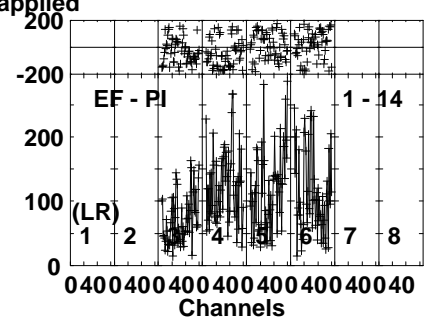
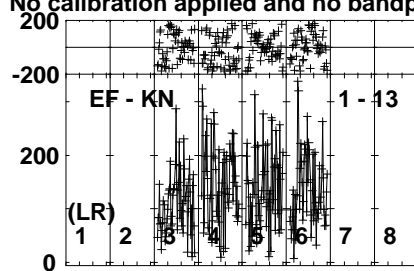
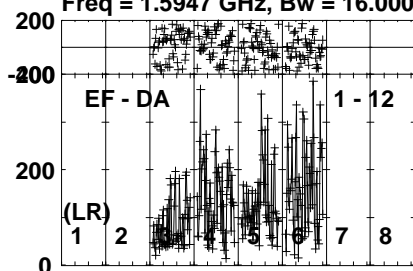


Lower frame: Micro Ampl Jy Top frame: Phas deg
Vector averaged cross-power spectrum Several baselines displayed
Timerange: 00/13:26:50 to 00/13:30:22

Plot file version 221 created 08-APR-2024 16:09:25

J2120+0246 RK002.UVDATA.1

Freq = 1.5947 GHz, Bw = 16.000 MH No calibration applied and no bandpass applied



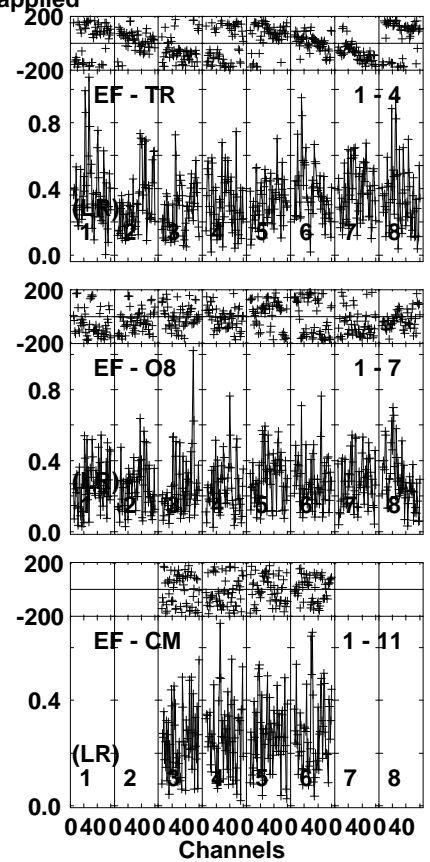
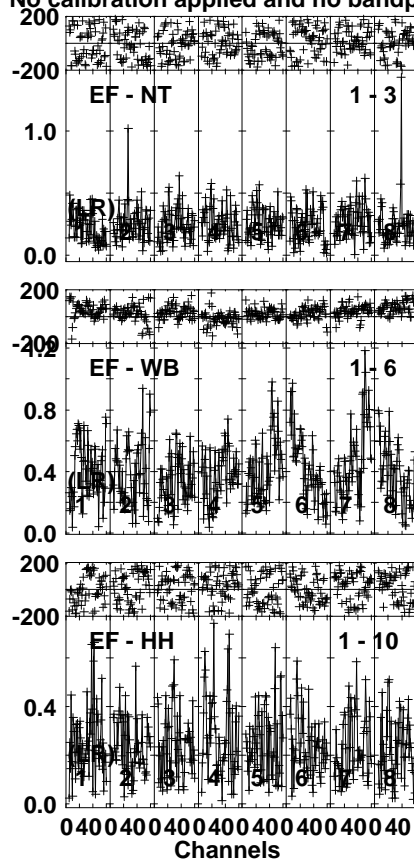
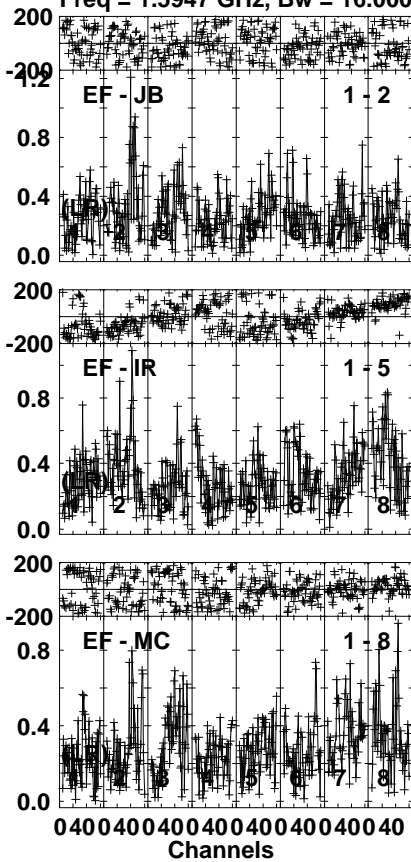
Lower frame: Micro Ampl Jy Top frame: Phas deg
Vector averaged cross-power spectrum Several baselines displayed
Timerange: 00/13:26:50 to 00/13:30:22

Plot file version 222 created 08-APR-2024 16:09:26

J2125+0441 RK002.UVDATA.1

Freq = 1.5947 GHz, Bw = 16.000 MH

No calibration applied and no bandpass applied

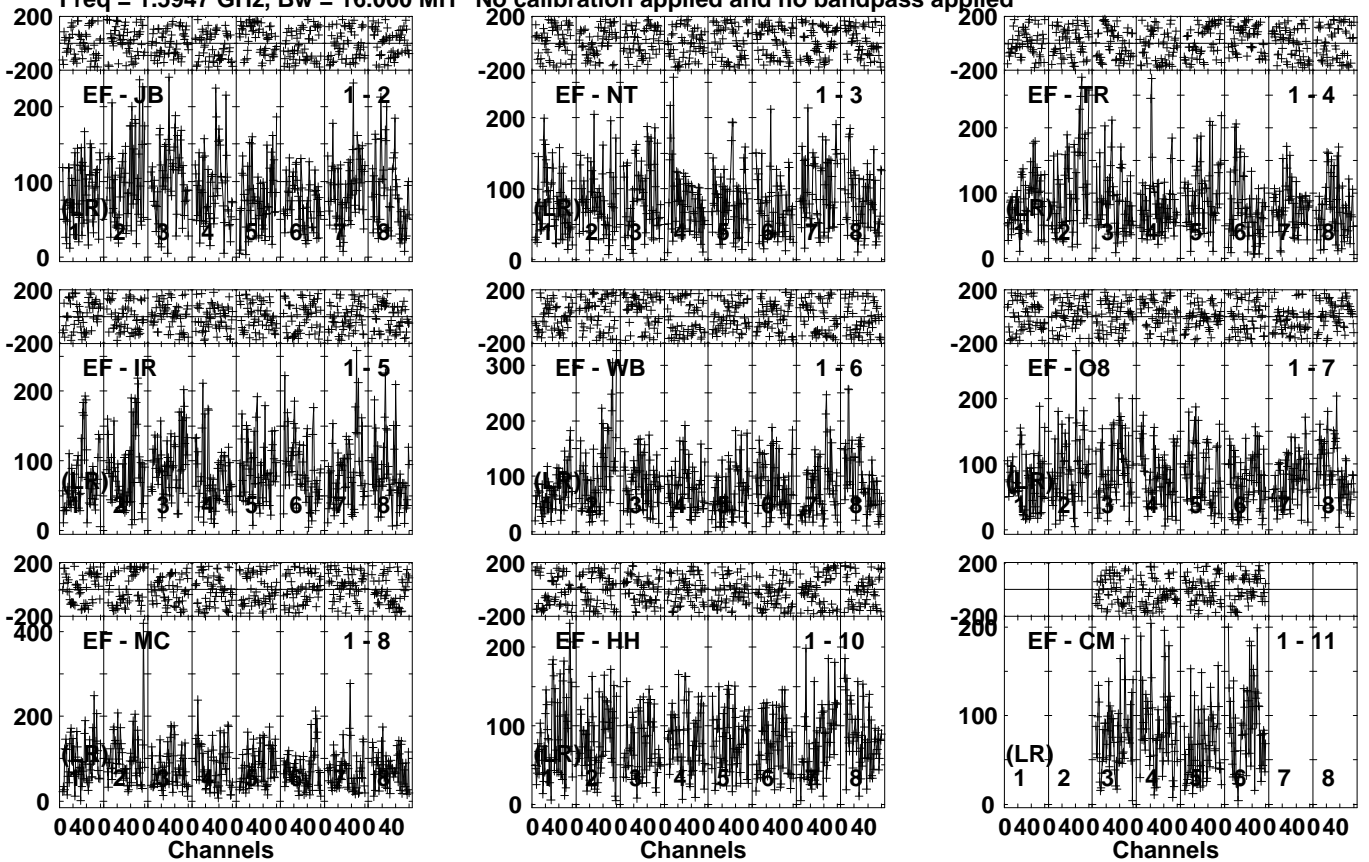


Lower frame: Milli Ampl Jy Top frame: Phas deg
Vector averaged cross-power spectrum Several baselines displayed
Timerange: 00/13:30:30 to 00/13:31:50

Plot file version 224 created 08-APR-2024 16:09:26

R240114 D RK002.UVDATA.1

Freq = 1.5947 GHz, Bw = 16.000 MH No calibration applied and no bandpass applied

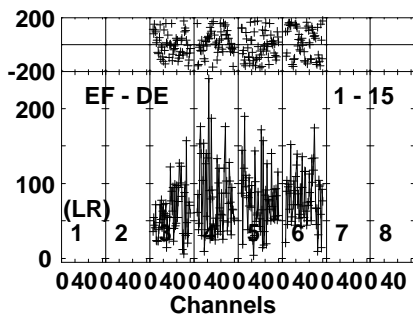
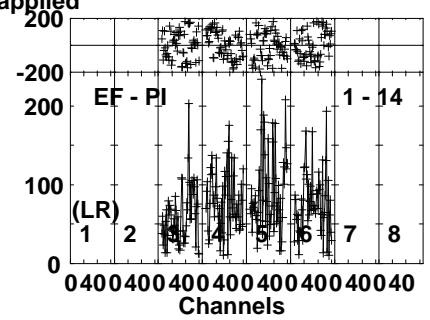
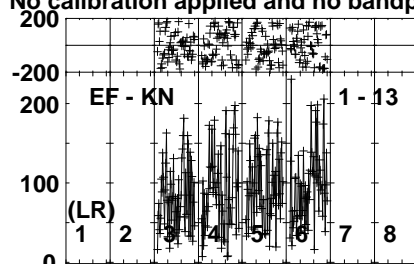
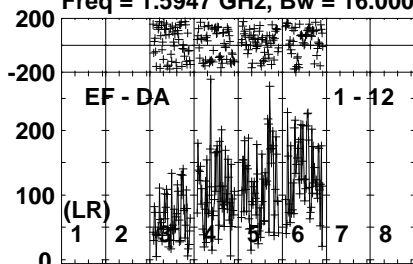


Lower frame: Micro Ampl Jy Top frame: Phas deg
Vector averaged cross-power spectrum Several baselines displayed
Timerange: 00/13:31:56 to 00/13:37:50

Plot file version 225 created 08-APR-2024 16:09:27

R240114 D RK002.UVDATA.1

Freq = 1.5947 GHz, Bw = 16.000 MH No calibration applied and no bandpass applied



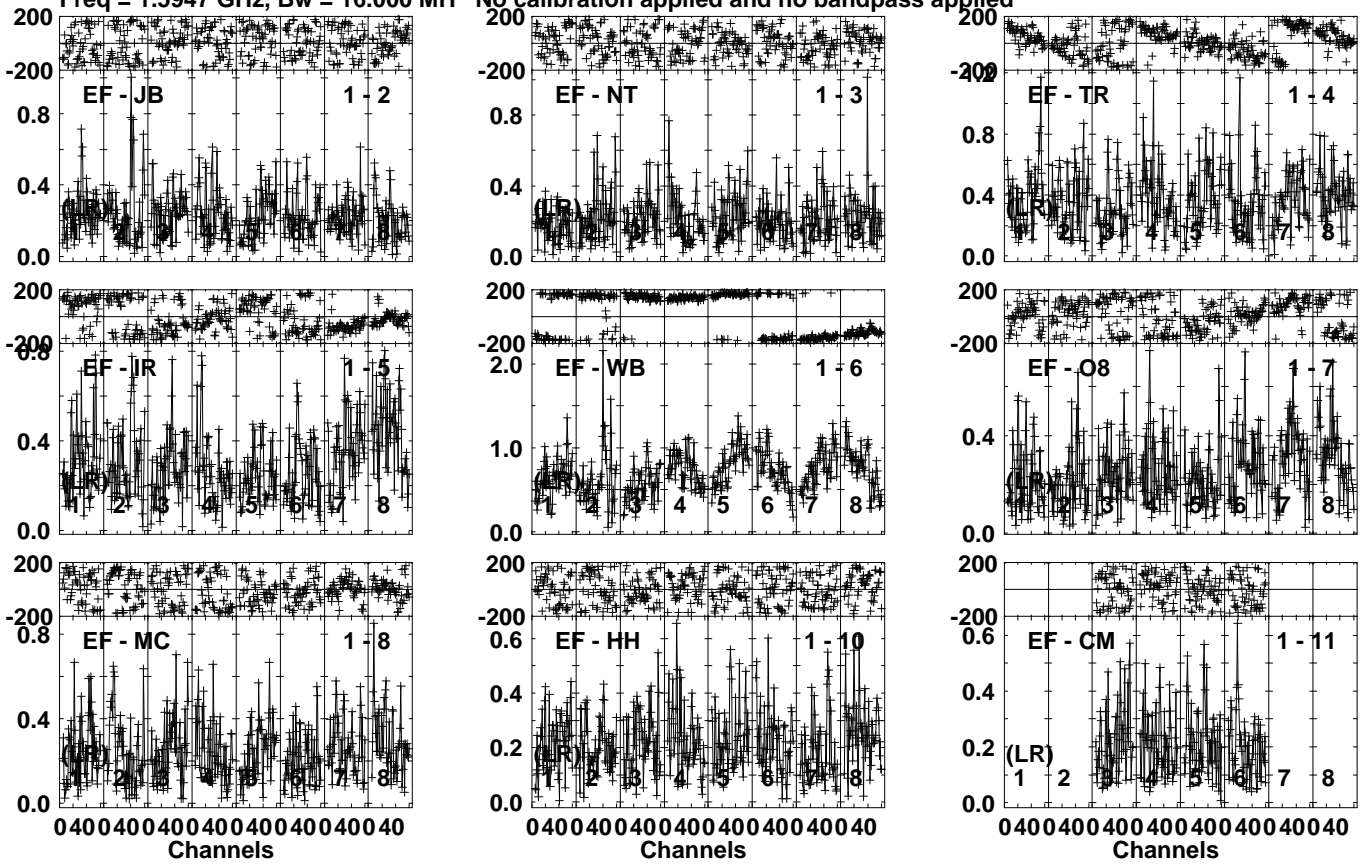
Lower frame: Micro Ampl Jy Top frame: Phas deg
Vector averaged cross-power spectrum Several baselines displayed
Timerange: 00/13:31:56 to 00/13:37:50

Plot file version 226 created 08-APR-2024 16:09:27

J2125+0441 RK002.UVDATA.1

Freq = 1.5947 GHz, Bw = 16.000 MH

No calibration applied and no bandpass applied

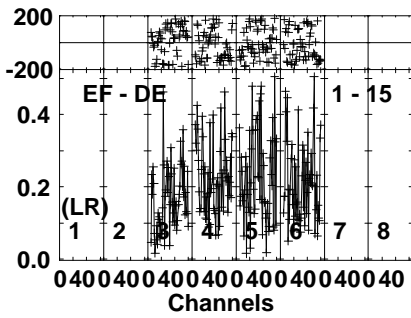
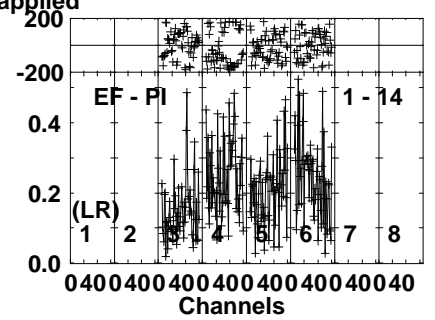
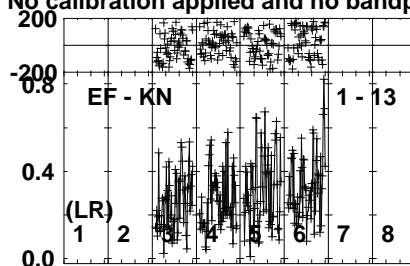
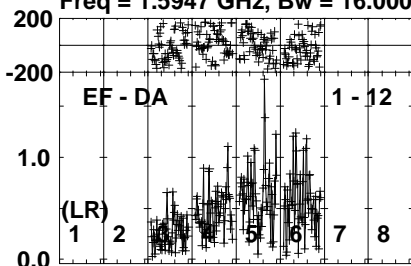


Lower frame: Milli Ampl Jy Top frame: Phas deg
Vector averaged cross-power spectrum Several baselines displayed
Timerange: 00/13:38:31 to 00/13:39:19

Plot file version 227 created 08-APR-2024 16:09:27

J2125+0441 RK002.UVDATA.1

Freq = 1.5947 GHz, Bw = 16.000 MH No calibration applied and no bandpass applied

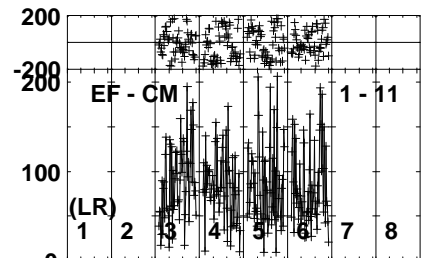
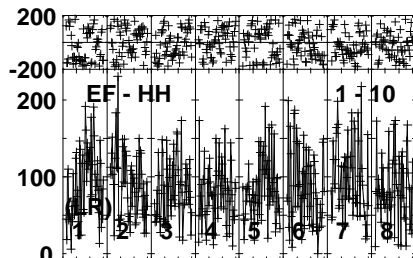
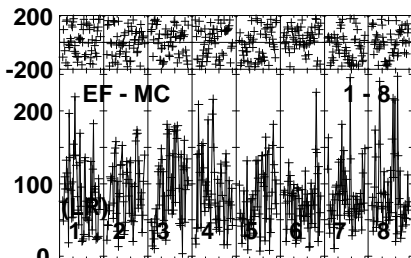
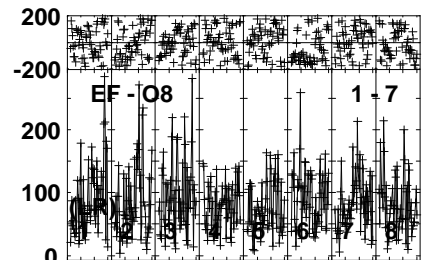
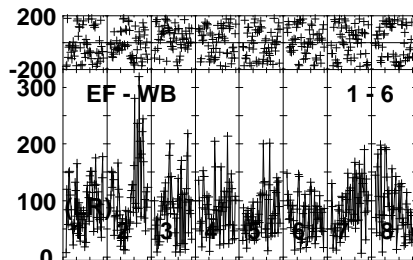
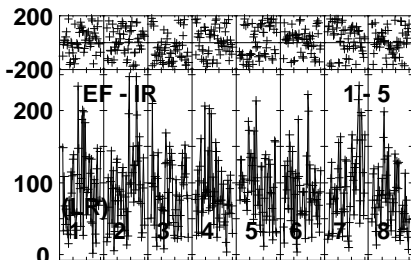
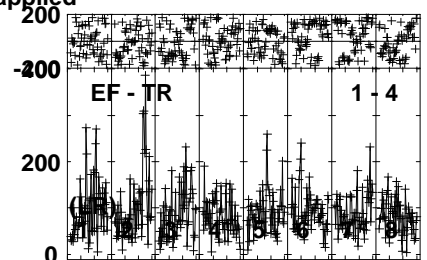
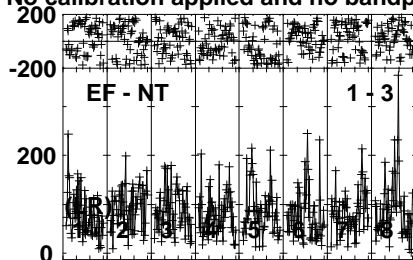
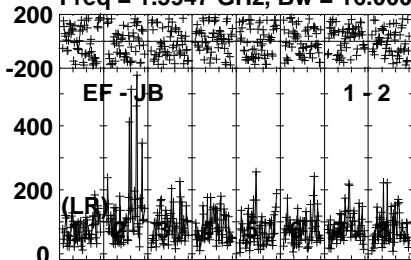


Lower frame: Milli Ampl Jy Top frame: Phas deg
Vector averaged cross-power spectrum Several baselines displayed
Timerange: 00/13:38:31 to 00/13:39:19

Plot file version 228 created 08-APR-2024 16:09:28

R240114 D RK002.UVDATA.1

Freq = 1.5947 GHz, Bw = 16.000 MH No calibration applied and no bandpass applied

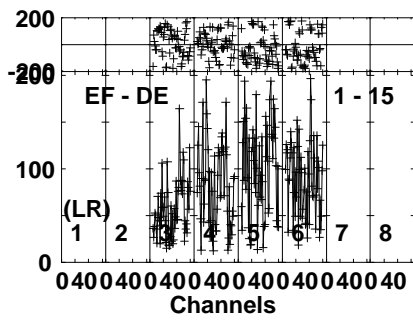
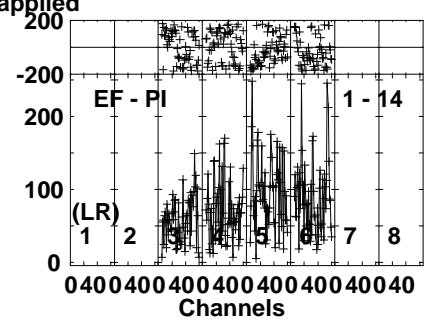
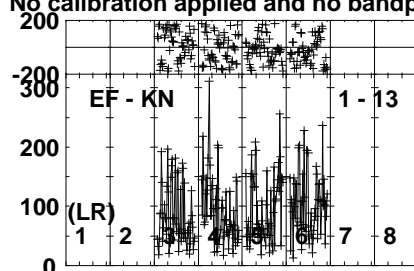
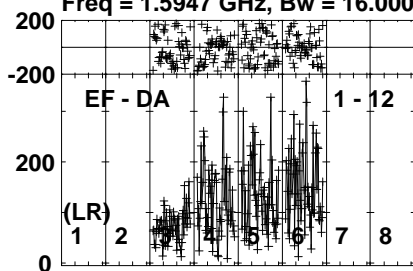


Lower frame: Micro Ampl Jy Top frame: Phas deg
Vector averaged cross-power spectrum Several baselines displayed
Timerange: 00/13:39:25 to 00/13:45:19

Plot file version 229 created 08-APR-2024 16:09:28

R240114 D RK002.UVDATA.1

Freq = 1.5947 GHz, Bw = 16.000 MH No calibration applied and no bandpass applied



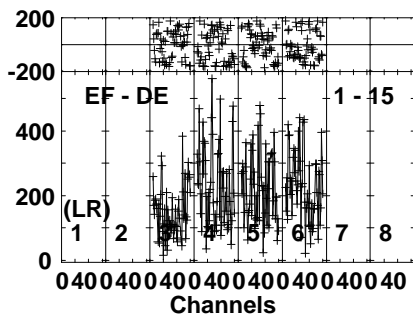
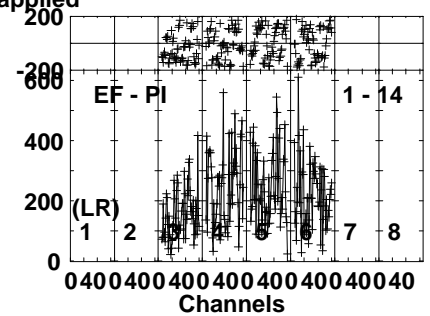
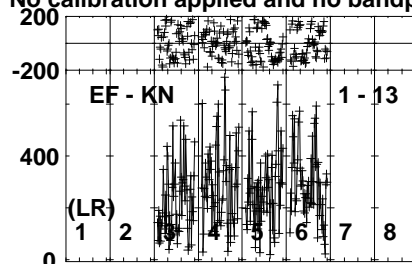
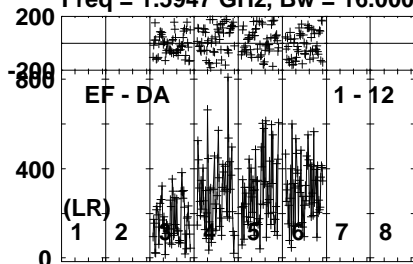
Lower frame: Micro Ampl Jy Top frame: Phas deg
Vector averaged cross-power spectrum Several baselines displayed
Timerange: 00/13:39:25 to 00/13:45:19

Plot file version 231 created 08-APR-2024 16:09:29

J2125+0441 RK002.UVDATA.1

Freq = 1.5947 GHz, Bw = 16.000 MH

No calibration applied and no bandpass applied

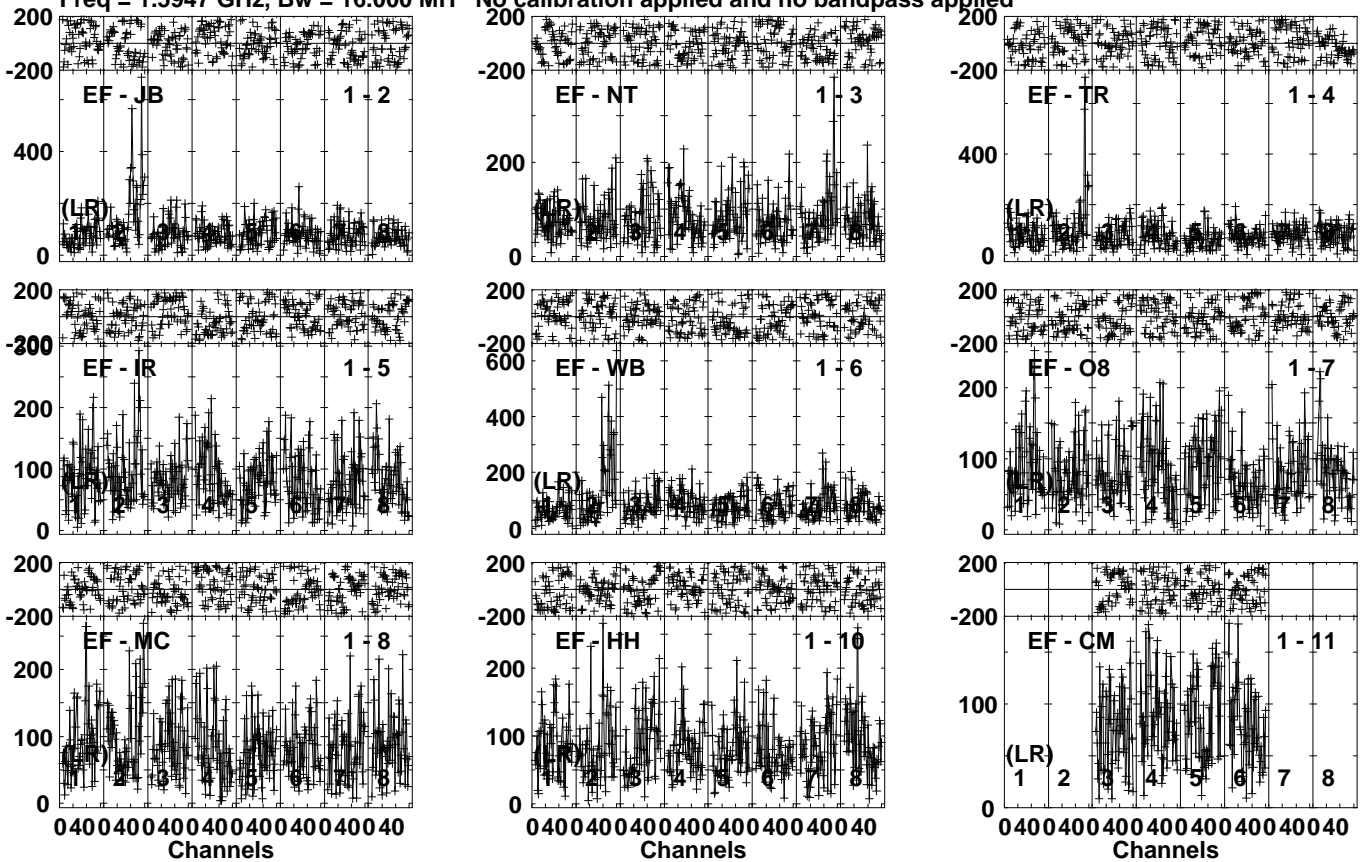


Lower frame: Micro Ampl Jy Top frame: Phas deg
Vector averaged cross-power spectrum Several baselines displayed
Timerange: 00/13:45:25 to 00/13:46:39

Plot file version 232 created 08-APR-2024 16:09:29

R240114 D RK002.UVDATA.1

Freq = 1.5947 GHz, Bw = 16.000 MH No calibration applied and no bandpass applied

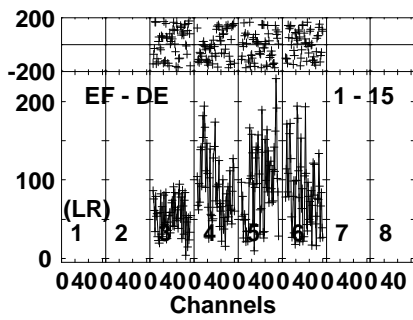
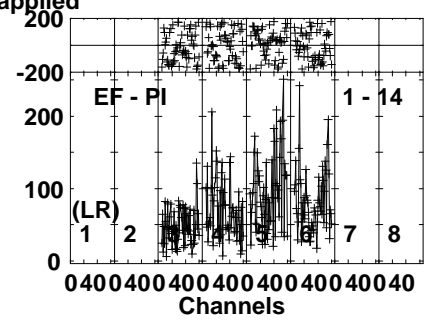
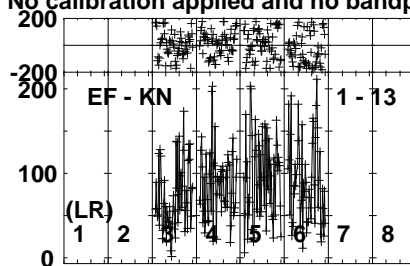
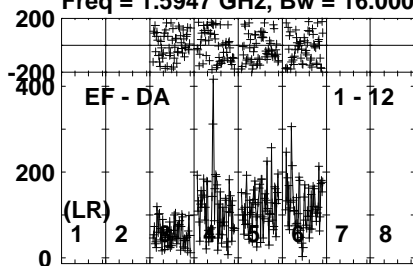


Lower frame: Micro Ampl Jy Top frame: Phas deg
Vector averaged cross-power spectrum Several baselines displayed
Timerange: 00/13:46:45 to 00/13:52:39

Plot file version 233 created 08-APR-2024 16:09:30

R240114 D RK002.UVDATA.1

Freq = 1.5947 GHz, Bw = 16.000 MH No calibration applied and no bandpass applied

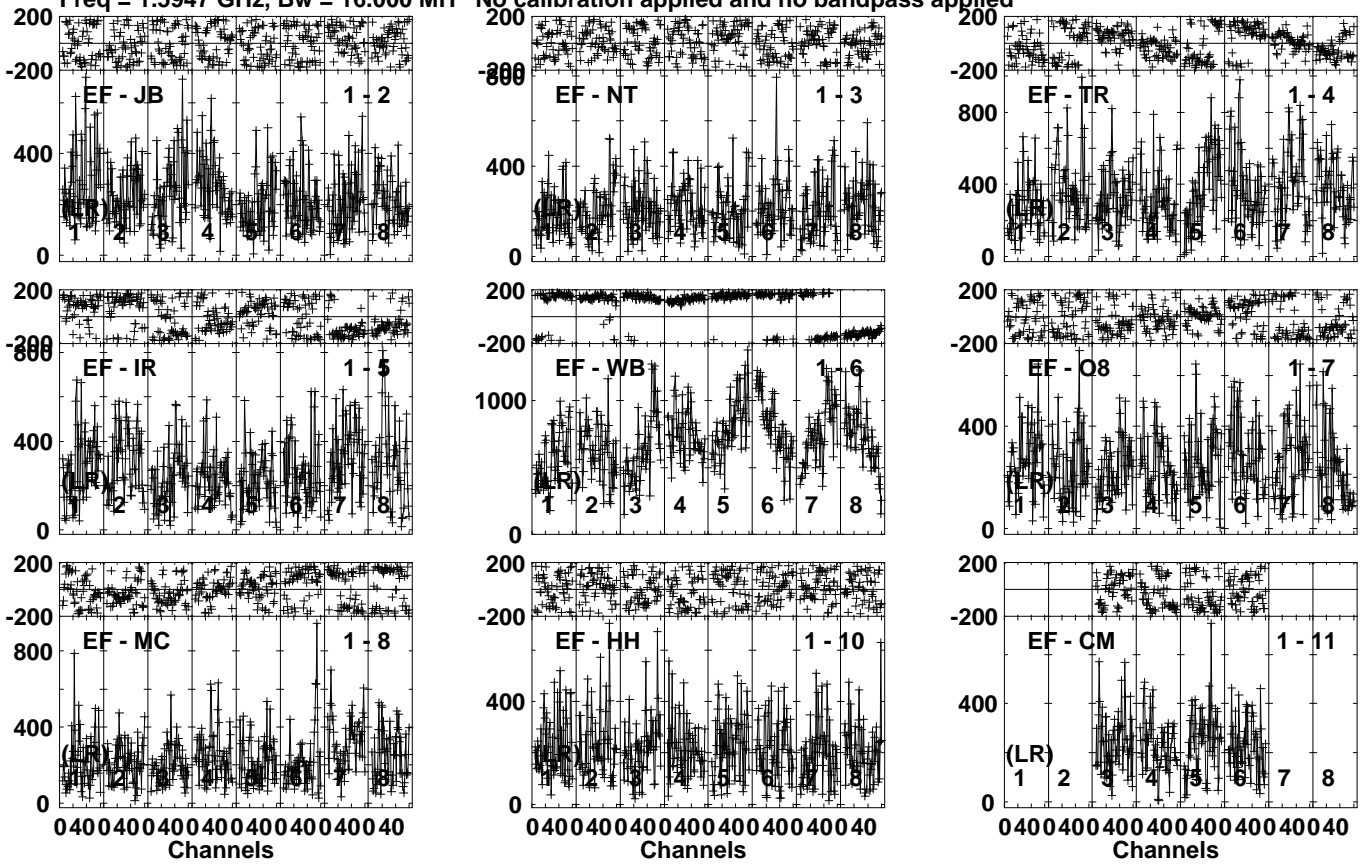


Lower frame: Micro Ampl Jy Top frame: Phas deg
Vector averaged cross-power spectrum Several baselines displayed
Timerange: 00/13:46:45 to 00/13:52:39

Plot file version 234 created 08-APR-2024 16:09:30

J2125+0441 RK002.UVDATA.1

Freq = 1.5947 GHz, Bw = 16.000 MH No calibration applied and no bandpass applied

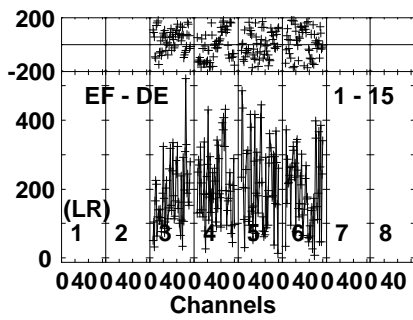
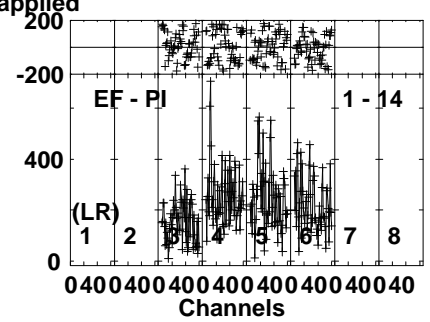
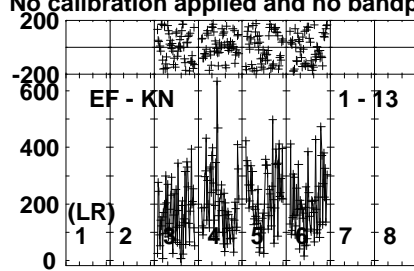
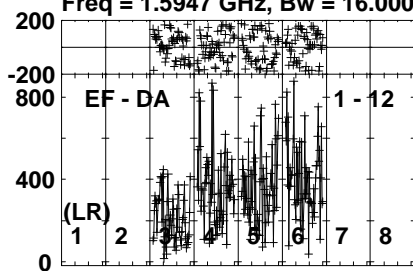


Lower frame: Micro Ampl Jy Top frame: Phas deg
Vector averaged cross-power spectrum Several baselines displayed
Timerange: 00/13:53:20 to 00/13:54:08

Plot file version 235 created 08-APR-2024 16:09:30

J2125+0441 RK002.UVDATA.1

Freq = 1.5947 GHz, Bw = 16.000 MH No calibration applied and no bandpass applied

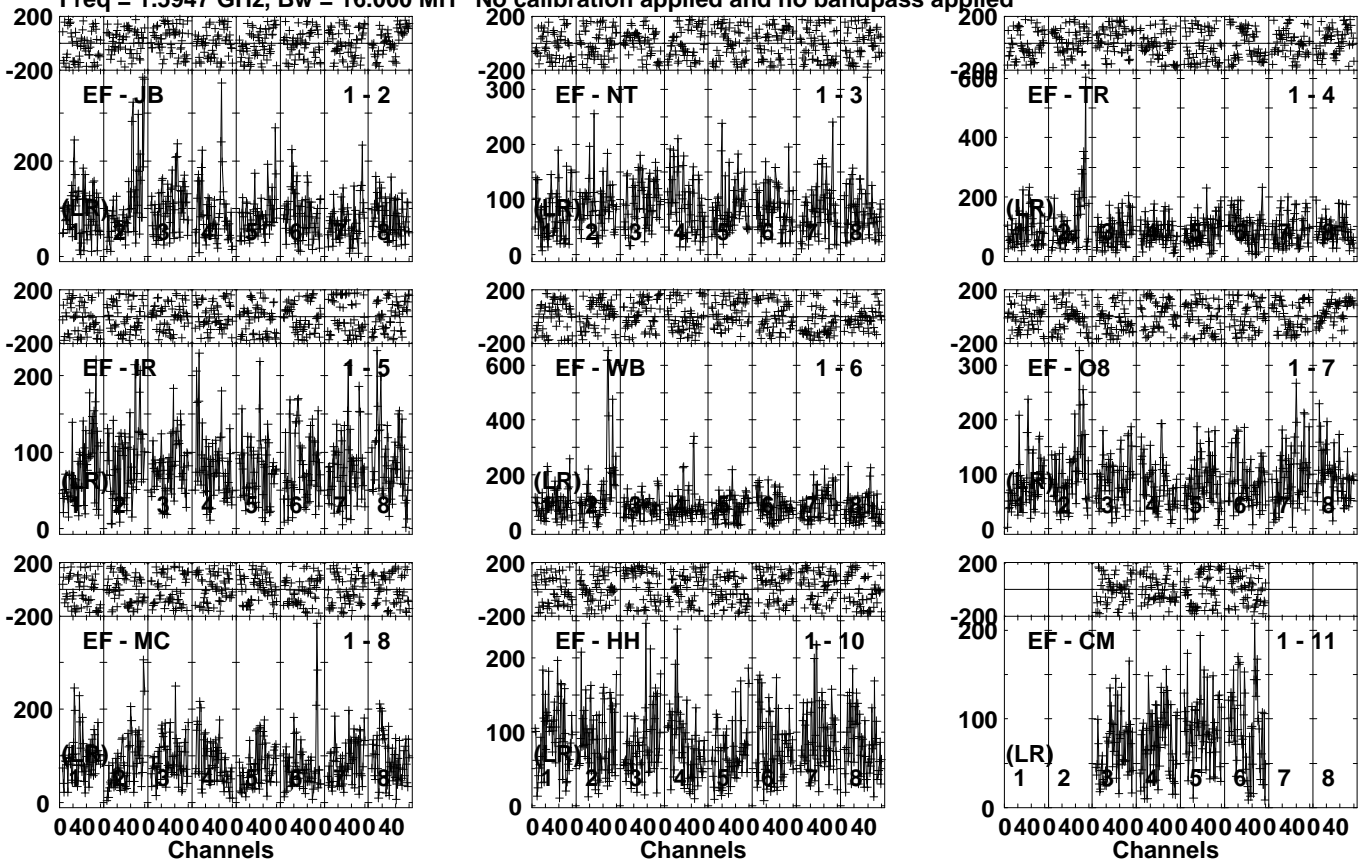


Lower frame: Micro Ampl Jy Top frame: Phas deg
Vector averaged cross-power spectrum Several baselines displayed
Timerange: 00/13:53:20 to 00/13:54:08

Plot file version 236 created 08-APR-2024 16:09:31

R240114 D RK002.UVDATA.1

Freq = 1.5947 GHz, Bw = 16.000 MH No calibration applied and no bandpass applied

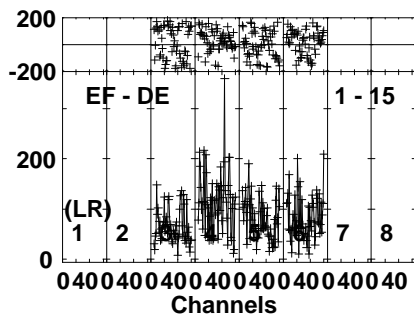
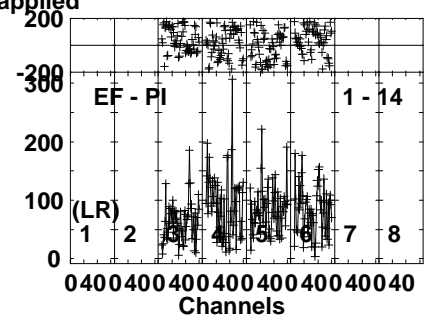
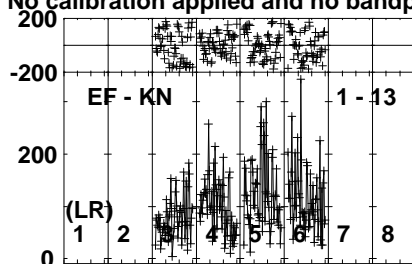
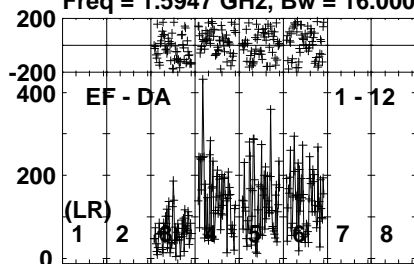


Lower frame: Micro Ampl Jy Top frame: Phas deg
Vector averaged cross-power spectrum Several baselines displayed
Timerange: 00/13:54:14 to 00/14:00:08

Plot file version 237 created 08-APR-2024 16:09:31

R240114 D RK002.UVDATA.1

Freq = 1.5947 GHz, Bw = 16.000 MH No calibration applied and no bandpass applied

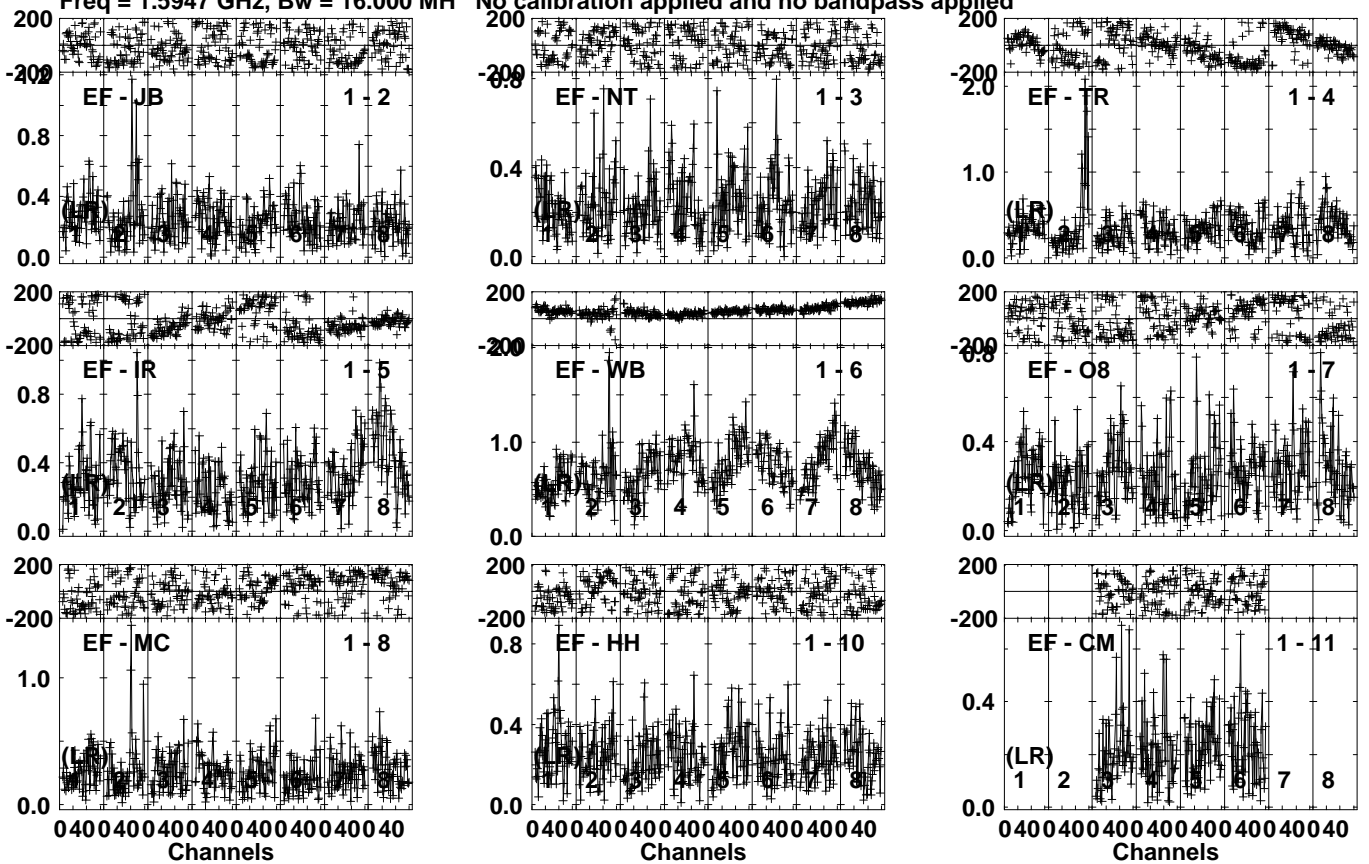


Lower frame: Micro Ampl Jy Top frame: Phas deg
Vector averaged cross-power spectrum Several baselines displayed
Timerange: 00/13:54:14 to 00/14:00:08

Plot file version 238 created 08-APR-2024 16:09:31

J2125+0441 RK002.UVDATA.1

Freq = 1.5947 GHz, Bw = 16.000 MH No calibration applied and no bandpass applied



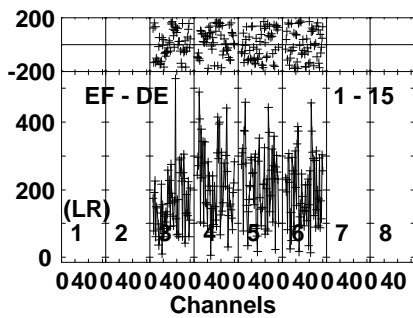
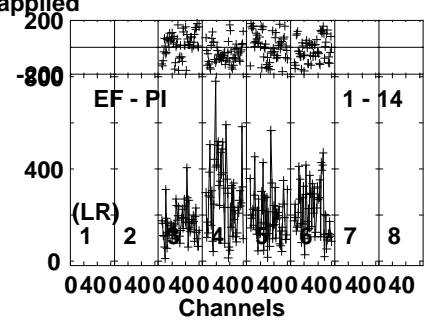
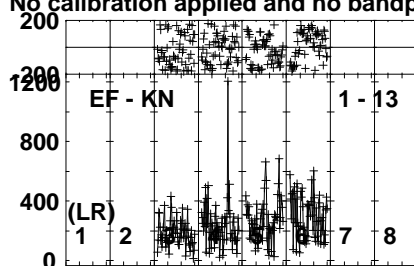
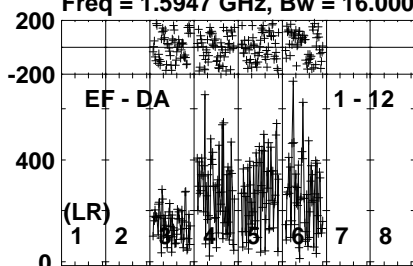
Lower frame: Milli Ampl Jy Top frame: Phas deg
Vector averaged cross-power spectrum Several baselines displayed
Timerange: 00/14:00:14 to 00/14:01:28

Plot file version 239 created 08-APR-2024 16:09:32

J2125+0441 RK002.UVDATA.1

Freq = 1.5947 GHz, Bw = 16.000 MH

No calibration applied and no bandpass applied



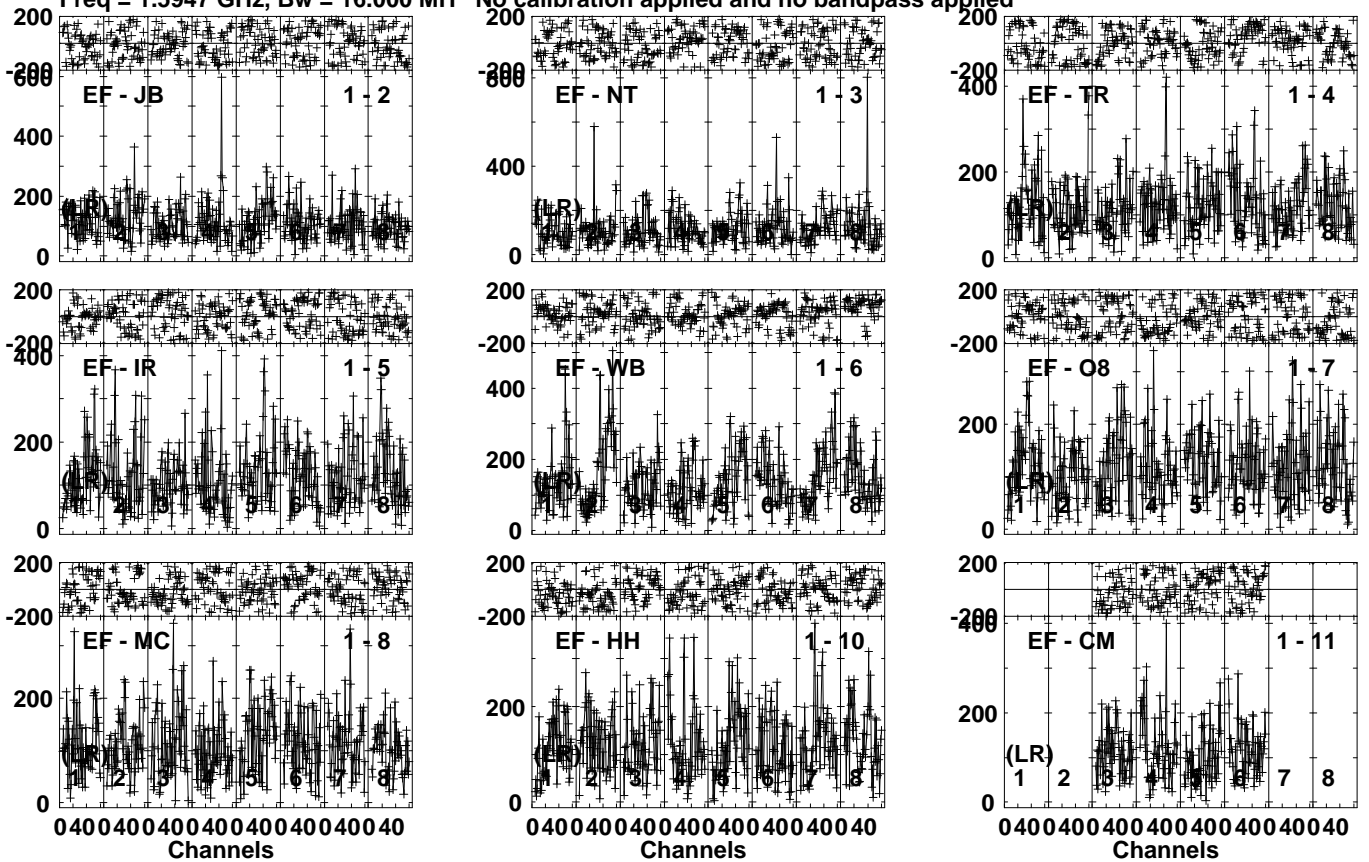
Lower frame: Micro Ampl Jy Top frame: Phas deg
Vector averaged cross-power spectrum Several baselines displayed
Timerange: 00/14:00:14 to 00/14:01:28

Plot file version 240 created 08-APR-2024 16:09:32

J2120+0246 RK002.UVDATA.1

Freq = 1.5947 GHz, Bw = 16.000 MH

No calibration applied and no bandpass applied

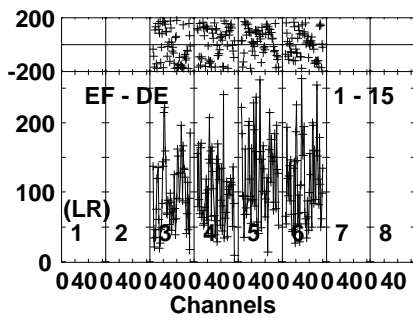
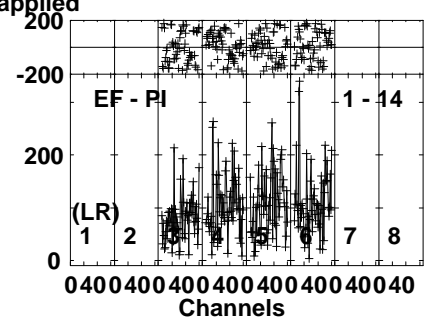
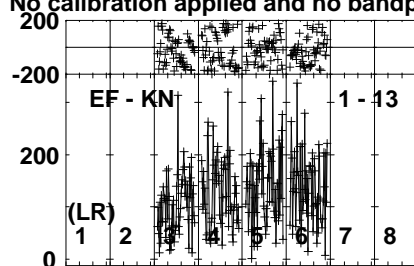
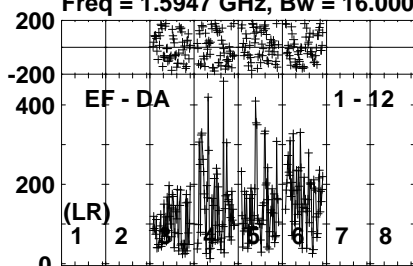


Lower frame: Micro Ampl Jy Top frame: Phas deg
Vector averaged cross-power spectrum Several baselines displayed
Timerange: 00/14:01:34 to 00/14:05:06

Plot file version 241 created 08-APR-2024 16:09:32

J2120+0246 RK002.UVDATA.1

Freq = 1.5947 GHz, Bw = 16.000 MH No calibration applied and no bandpass applied



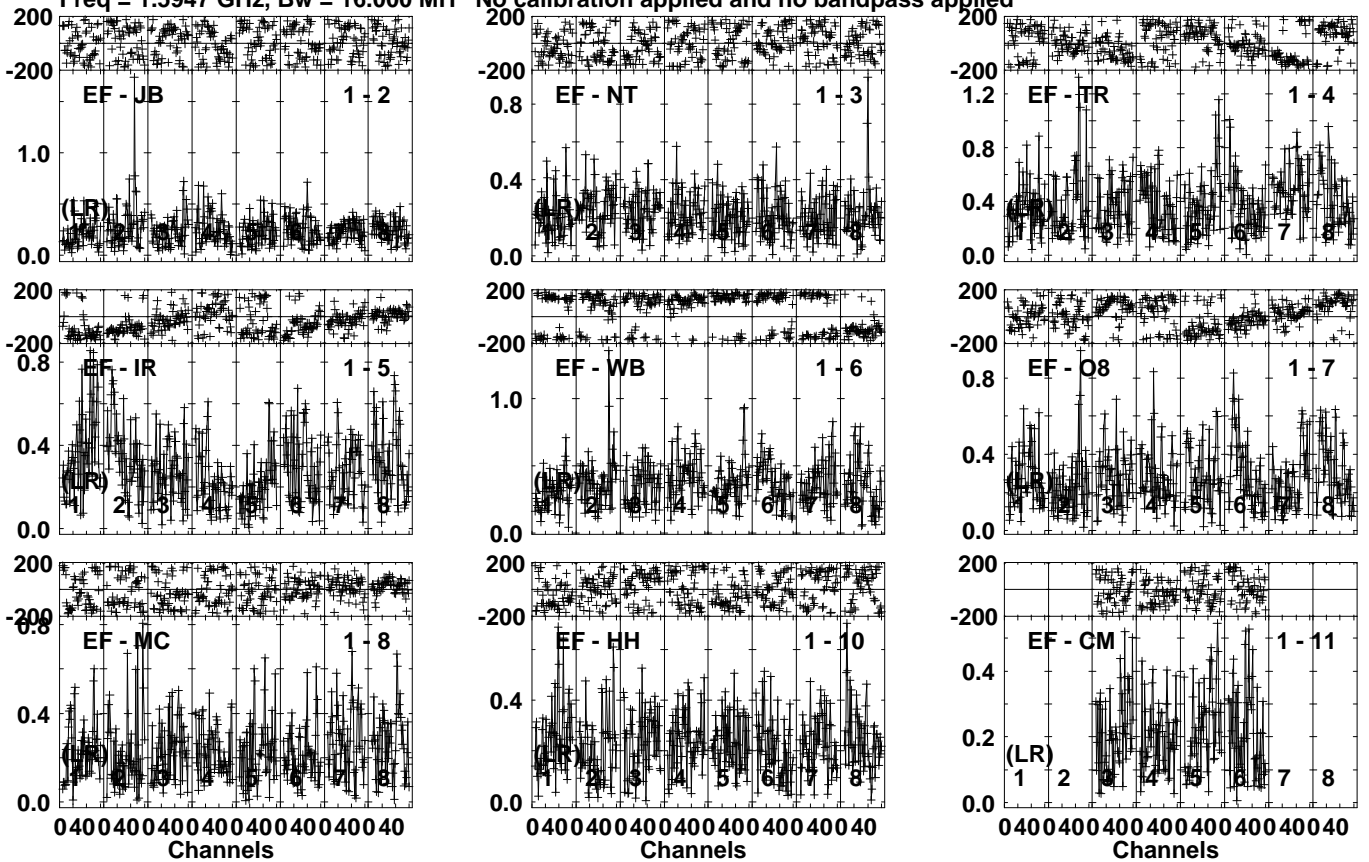
Lower frame: Micro Ampl Jy Top frame: Phas deg
Vector averaged cross-power spectrum Several baselines displayed
Timerange: 00/14:01:34 to 00/14:05:06

Plot file version 242 created 08-APR-2024 16:09:32

J2125+0441 RK002.UVDATA.1

Freq = 1.5947 GHz, Bw = 16.000 MH

No calibration applied and no bandpass applied



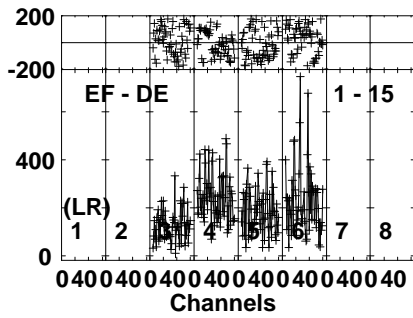
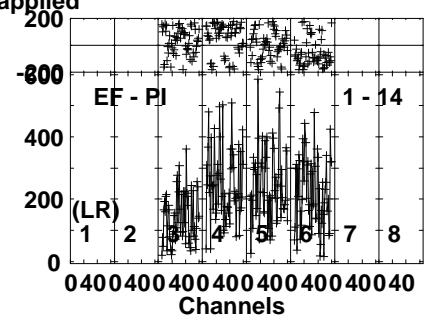
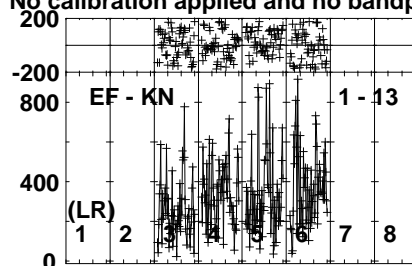
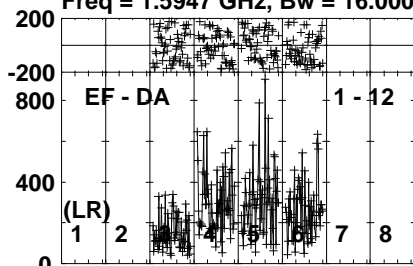
Lower frame: Milli Ampl Jy Top frame: Phas deg
Vector averaged cross-power spectrum Several baselines displayed
Timerange: 00/14:05:56 to 00/14:06:44

Plot file version 243 created 08-APR-2024 16:09:33

J2125+0441 RK002.UVDATA.1

Freq = 1.5947 GHz, Bw = 16.000 MH

No calibration applied and no bandpass applied

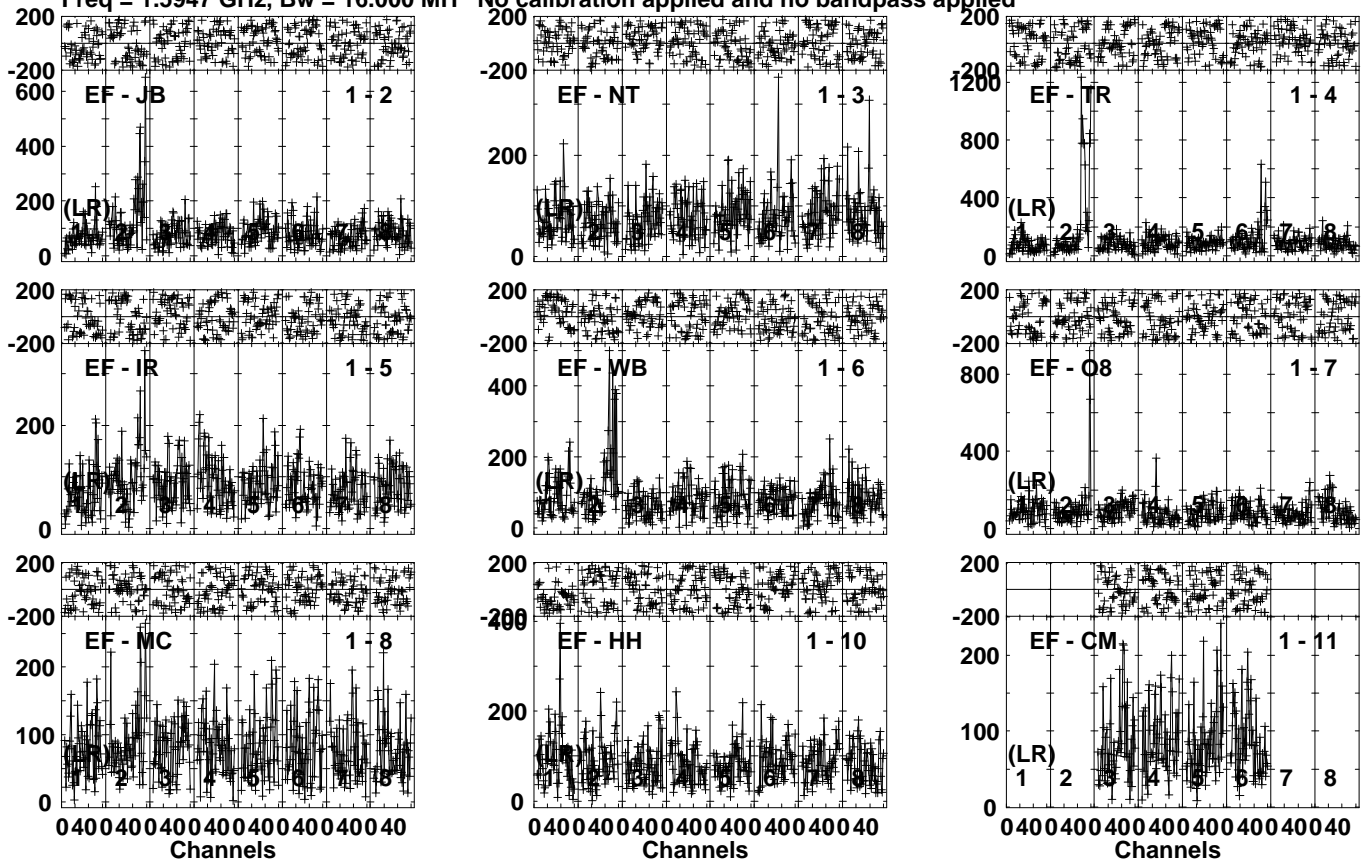


Lower frame: Micro Ampl Jy Top frame: Phas deg
Vector averaged cross-power spectrum Several baselines displayed
Timerange: 00/14:05:56 to 00/14:06:44

Plot file version 244 created 08-APR-2024 16:09:33

R240114 D RK002.UVDATA.1

Freq = 1.5947 GHz, Bw = 16.000 MH No calibration applied and no bandpass applied

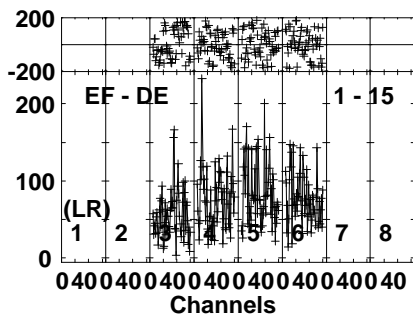
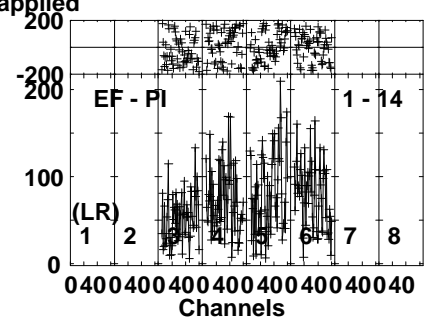
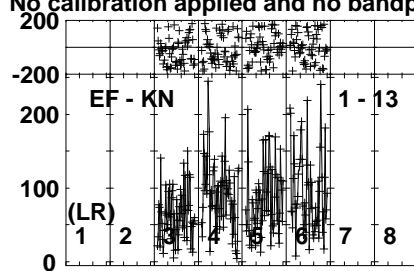
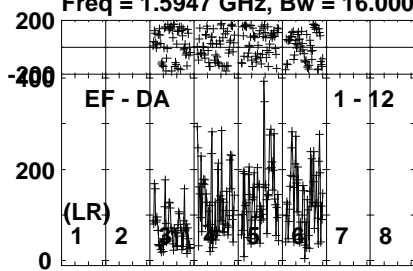


Lower frame: Micro Ampl Jy Top frame: Phas deg
Vector averaged cross-power spectrum Several baselines displayed
Timerange: 00/14:06:48 to 00/14:12:44

Plot file version 245 created 08-APR-2024 16:09:34

R240114 D RK002.UVDATA.1

Freq = 1.5947 GHz, Bw = 16.000 MH No calibration applied and no bandpass applied

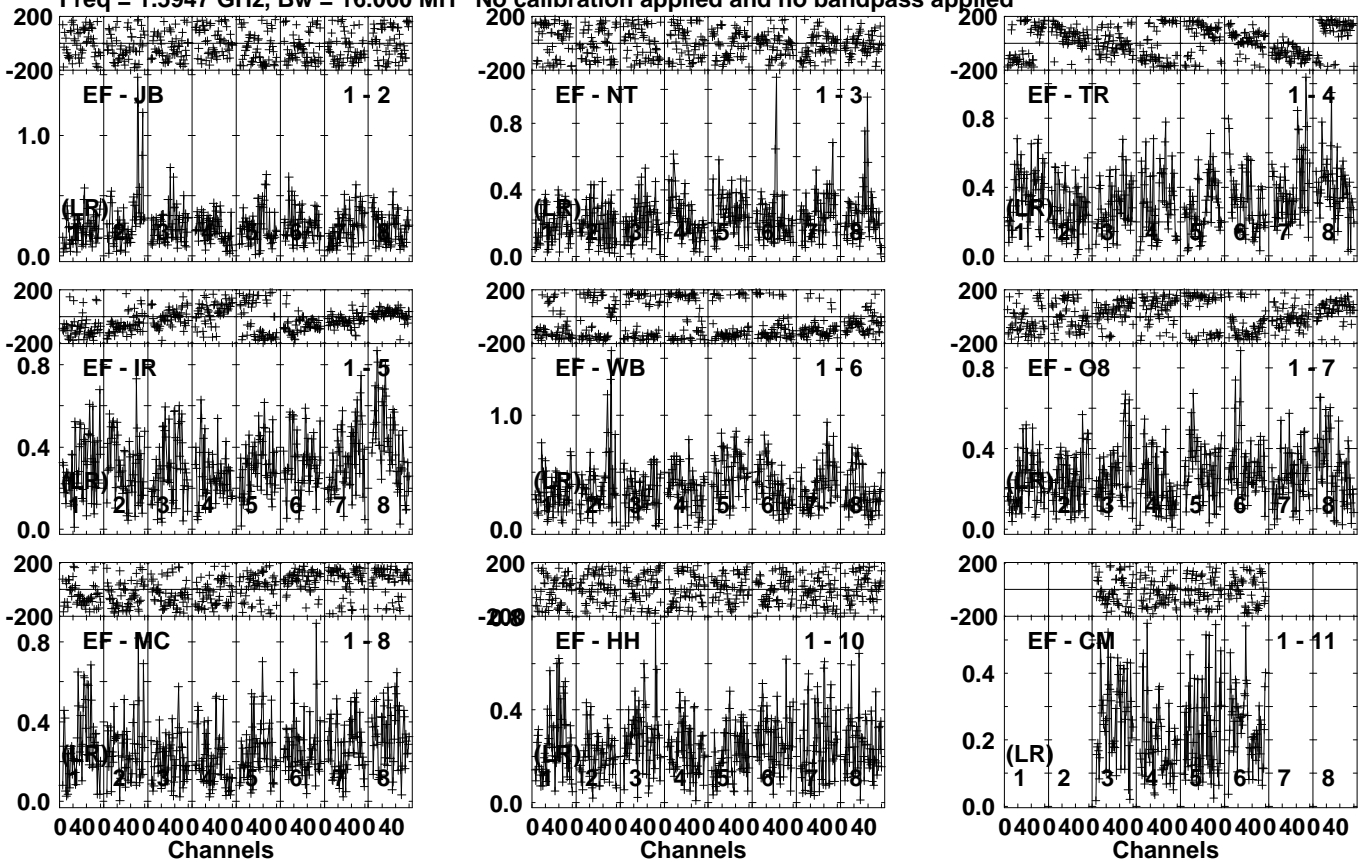


Lower frame: Micro Ampl Jy Top frame: Phas deg
Vector averaged cross-power spectrum Several baselines displayed
Timerange: 00/14:06:48 to 00/14:12:44

Plot file version 246 created 08-APR-2024 16:09:34

J2125+0441 RK002.UVDATA.1

Freq = 1.5947 GHz, Bw = 16.000 MH No calibration applied and no bandpass applied

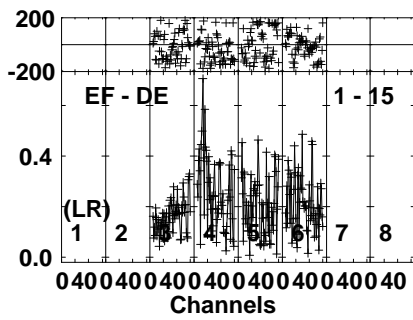
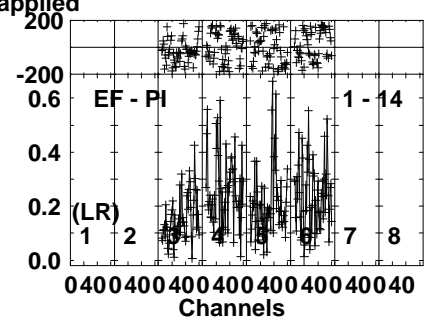
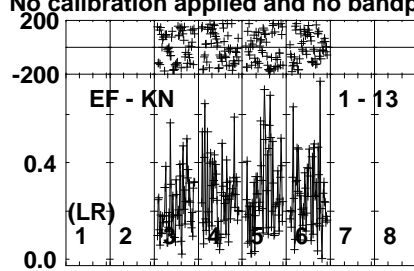
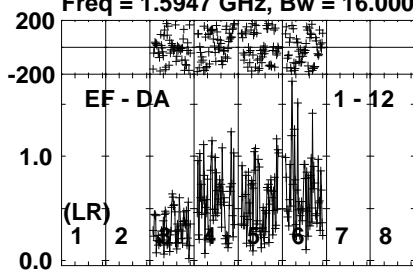


Lower frame: Milli Ampl Jy Top frame: Phas deg
Vector averaged cross-power spectrum Several baselines displayed
Timerange: 00/14:12:50 to 00/14:14:04

Plot file version 247 created 08-APR-2024 16:09:34

J2125+0441 RK002.UVDATA.1

Freq = 1.5947 GHz, Bw = 16.000 MH No calibration applied and no bandpass applied

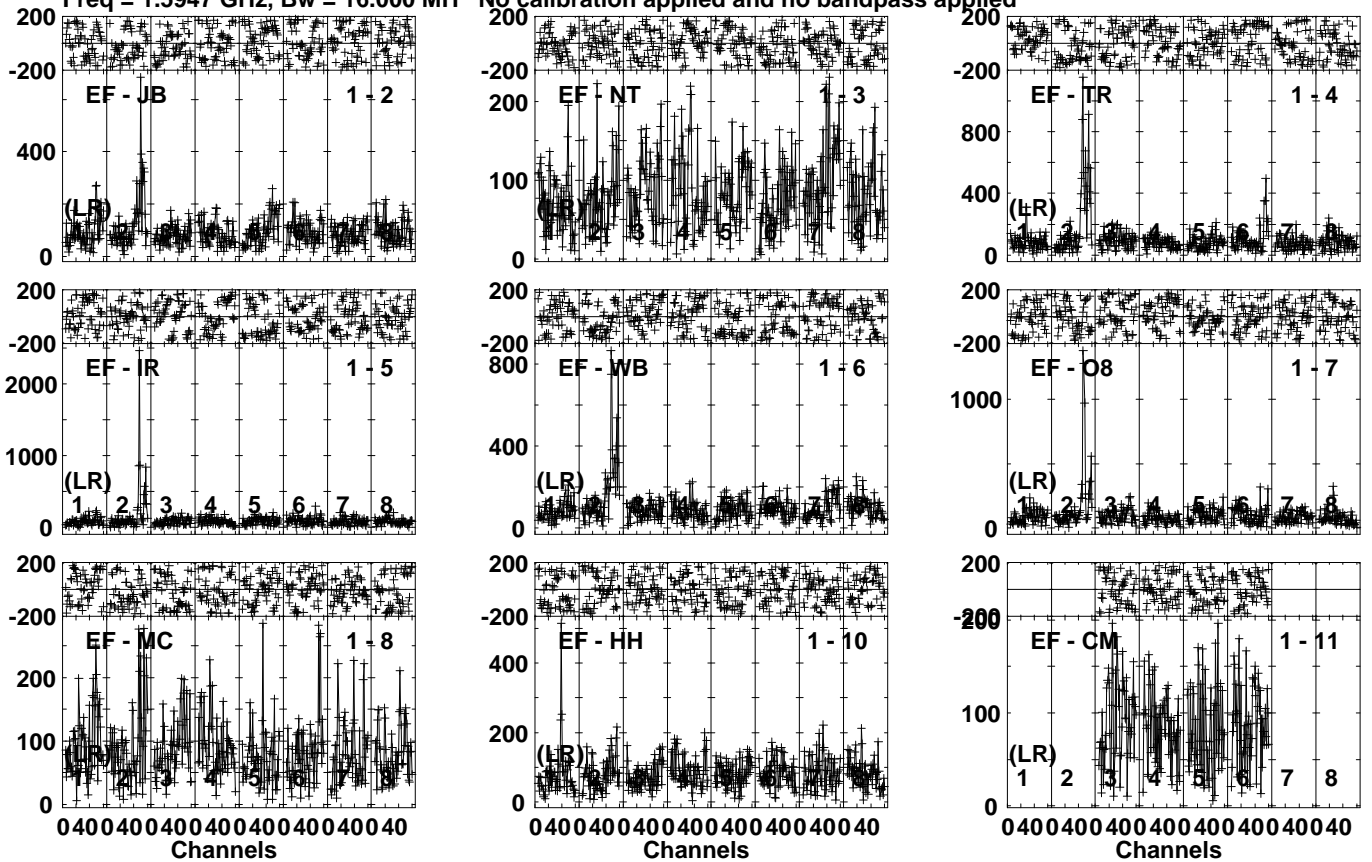


Lower frame: Milli Ampl Jy Top frame: Phas deg
Vector averaged cross-power spectrum Several baselines displayed
Timerange: 00/14:12:50 to 00/14:14:04

Plot file version 248 created 08-APR-2024 16:09:35

R240114 D RK002.UVDATA.1

Freq = 1.5947 GHz, Bw = 16.000 MH No calibration applied and no bandpass applied

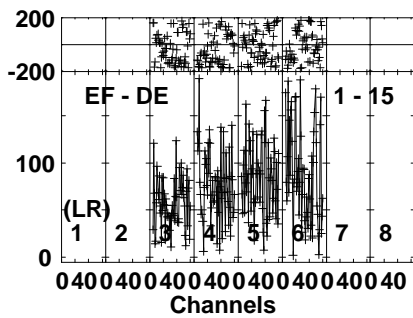
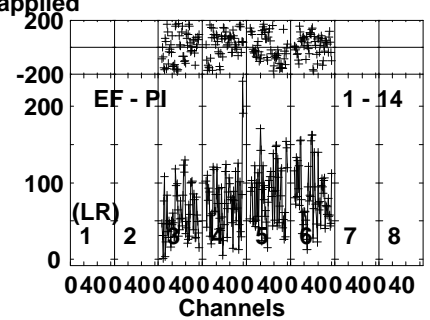
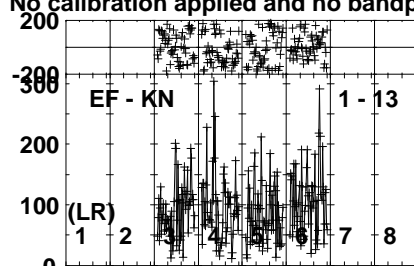
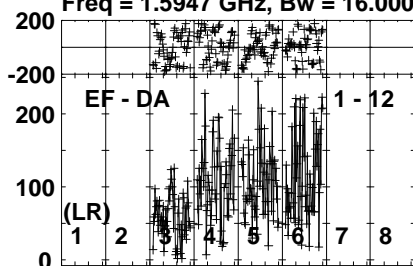


Lower frame: Micro Ampl Jy Top frame: Phas deg
Vector averaged cross-power spectrum Several baselines displayed
Timerange: 00/14:14:10 to 00/14:20:04

Plot file version 249 created 08-APR-2024 16:09:35

R240114 D RK002.UVDATA.1

Freq = 1.5947 GHz, Bw = 16.000 MH No calibration applied and no bandpass applied



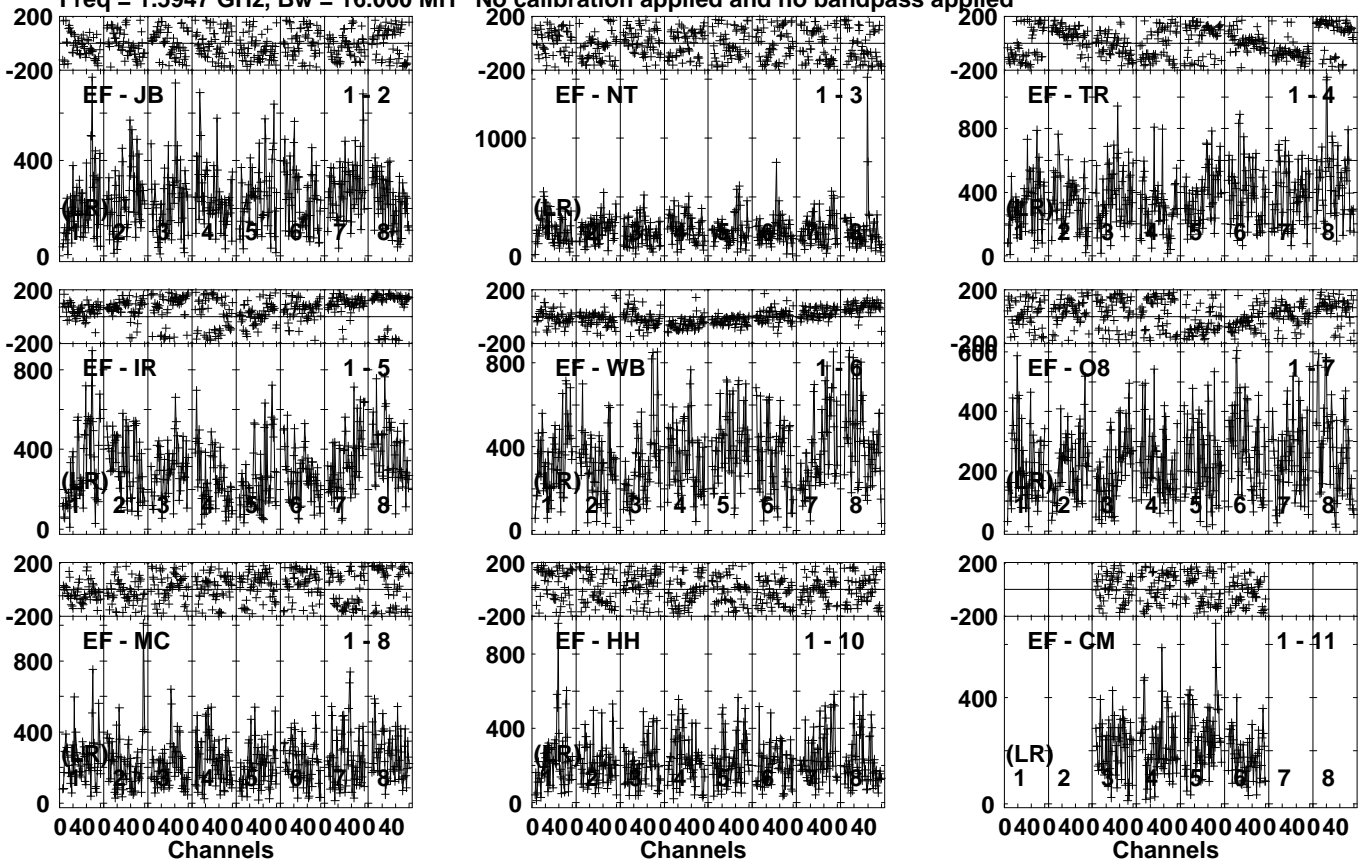
Lower frame: Micro Ampl Jy Top frame: Phas deg
Vector averaged cross-power spectrum Several baselines displayed
Timerange: 00/14:14:10 to 00/14:20:04

Plot file version 250 created 08-APR-2024 16:09:35

J2125+0441 RK002.UVDATA.1

Freq = 1.5947 GHz, Bw = 16.000 MH

No calibration applied and no bandpass applied

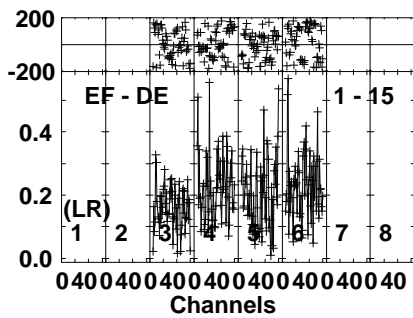
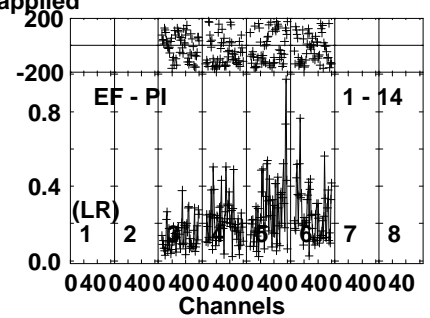
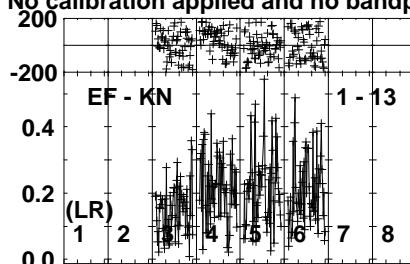
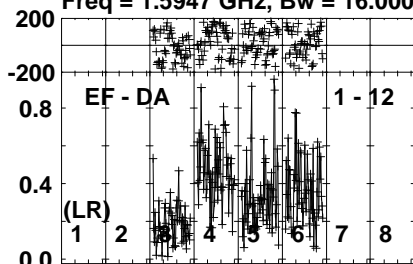


Lower frame: Micro Ampl Jy Top frame: Phas deg
Vector averaged cross-power spectrum Several baselines displayed
Timerange: 00/14:20:45 to 00/14:21:33

Plot file version 251 created 08-APR-2024 16:09:35

J2125+0441 RK002.UVDATA.1

Freq = 1.5947 GHz, Bw = 16.000 MH No calibration applied and no bandpass applied

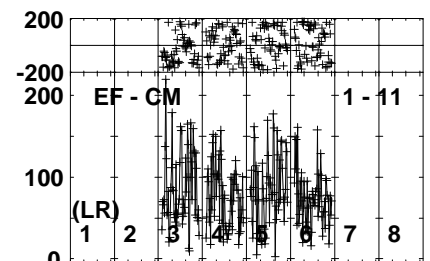
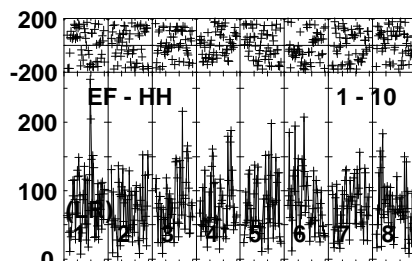
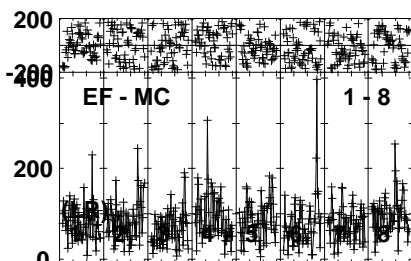
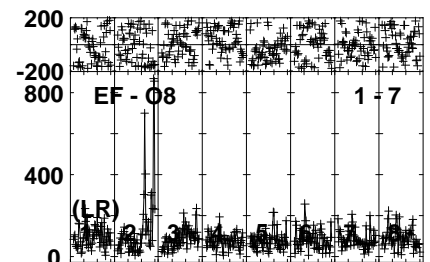
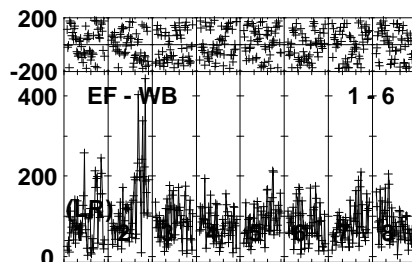
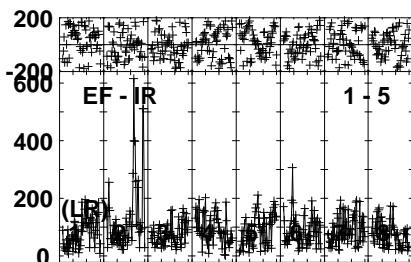
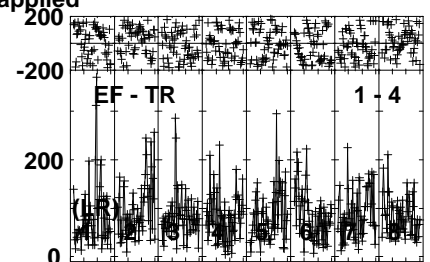
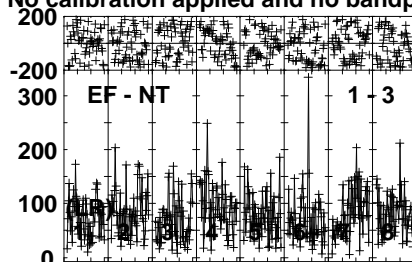
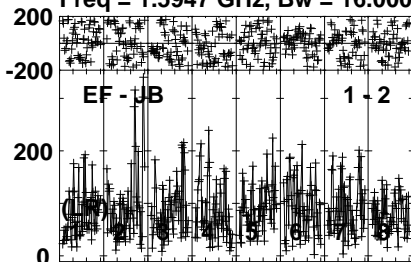


Lower frame: Milli Ampl Jy Top frame: Phas deg
Vector averaged cross-power spectrum Several baselines displayed
Timerange: 00/14:20:45 to 00/14:21:33

Plot file version 252 created 08-APR-2024 16:09:35

R240114 D RK002.UVDATA.1

Freq = 1.5947 GHz, Bw = 16.000 MH No calibration applied and no bandpass applied

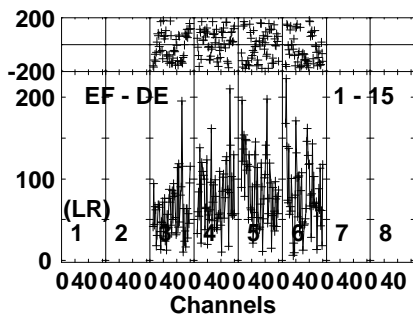
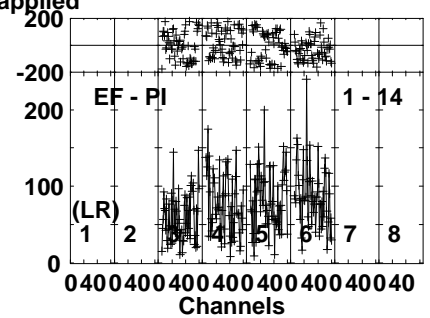
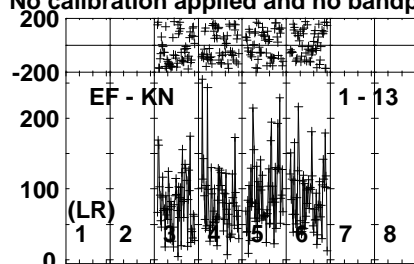
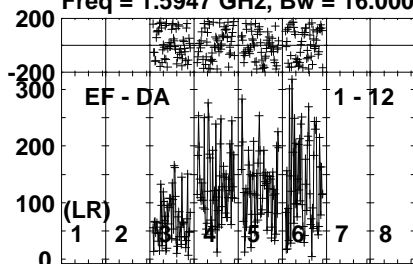


Lower frame: Micro Ampl Jy Top frame: Phas deg
Vector averaged cross-power spectrum Several baselines displayed
Timerange: 00/14:21:39 to 00/14:27:33

Plot file version 253 created 08-APR-2024 16:09:36

R240114 D RK002.UVDATA.1

Freq = 1.5947 GHz, Bw = 16.000 MH No calibration applied and no bandpass applied

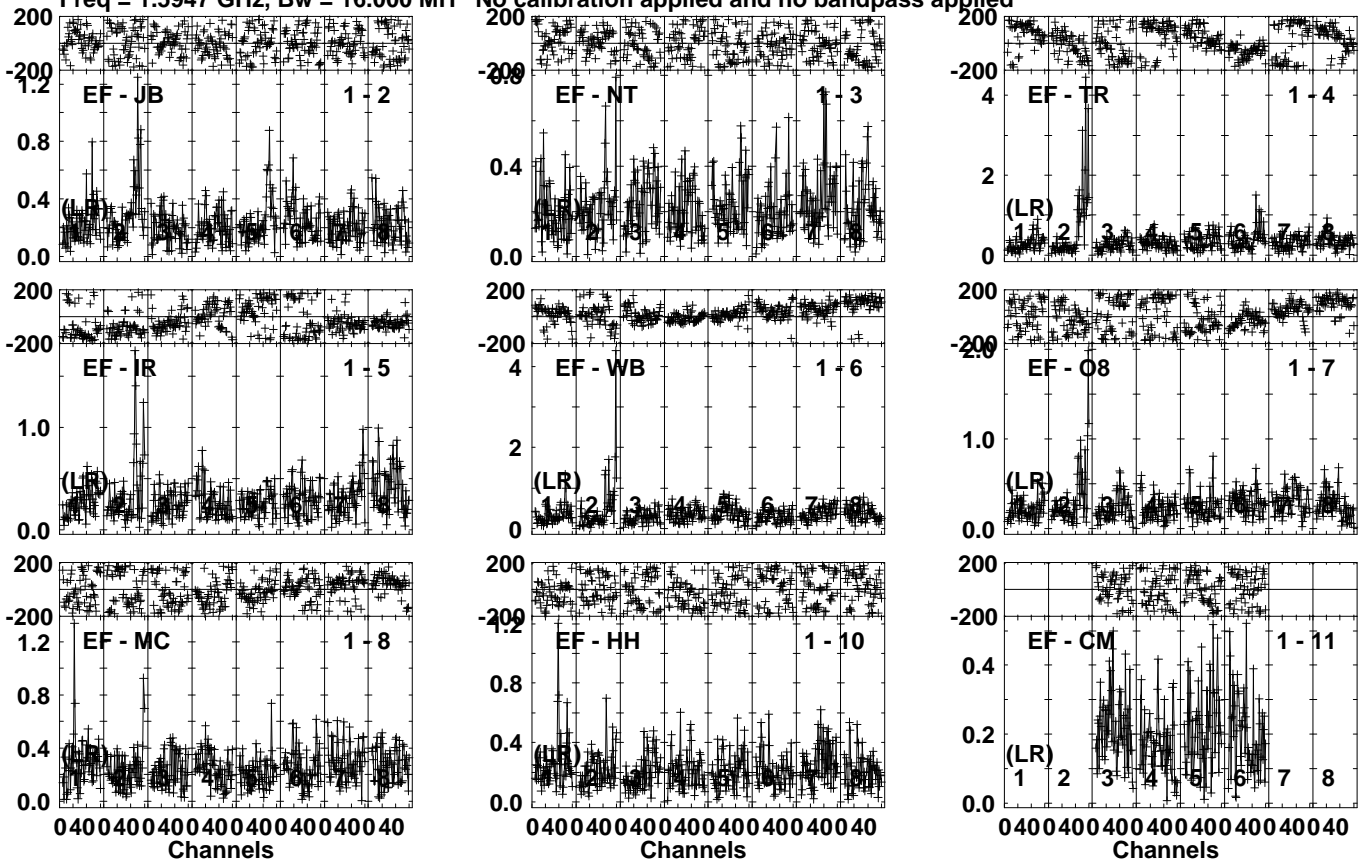


Lower frame: Micro Ampl Jy Top frame: Phas deg
Vector averaged cross-power spectrum Several baselines displayed
Timerange: 00/14:21:39 to 00/14:27:33

Plot file version 254 created 08-APR-2024 16:09:36

J2125+0441 RK002.UVDATA.1

Freq = 1.5947 GHz, Bw = 16.000 MH No calibration applied and no bandpass applied

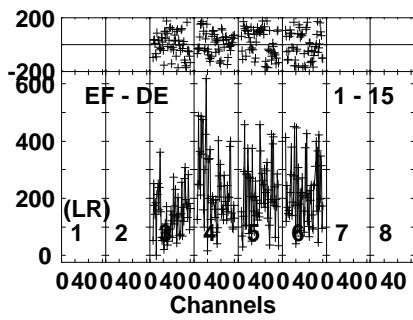
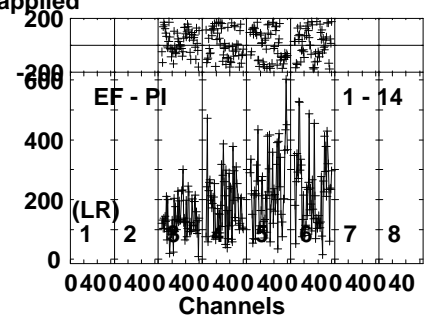
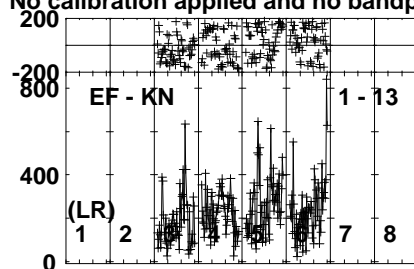
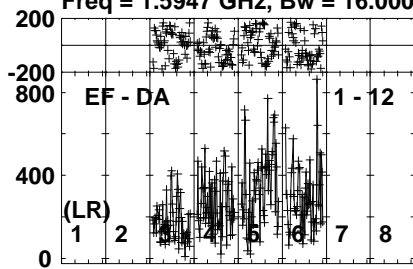


Lower frame: Milli Ampl Jy Top frame: Phas deg
Vector averaged cross-power spectrum Several baselines displayed
Timerange: 00/14:27:37 to 00/14:28:53

Plot file version 255 created 08-APR-2024 16:09:37

J2125+0441 RK002.UVDATA.1

Freq = 1.5947 GHz, Bw = 16.000 MH No calibration applied and no bandpass applied

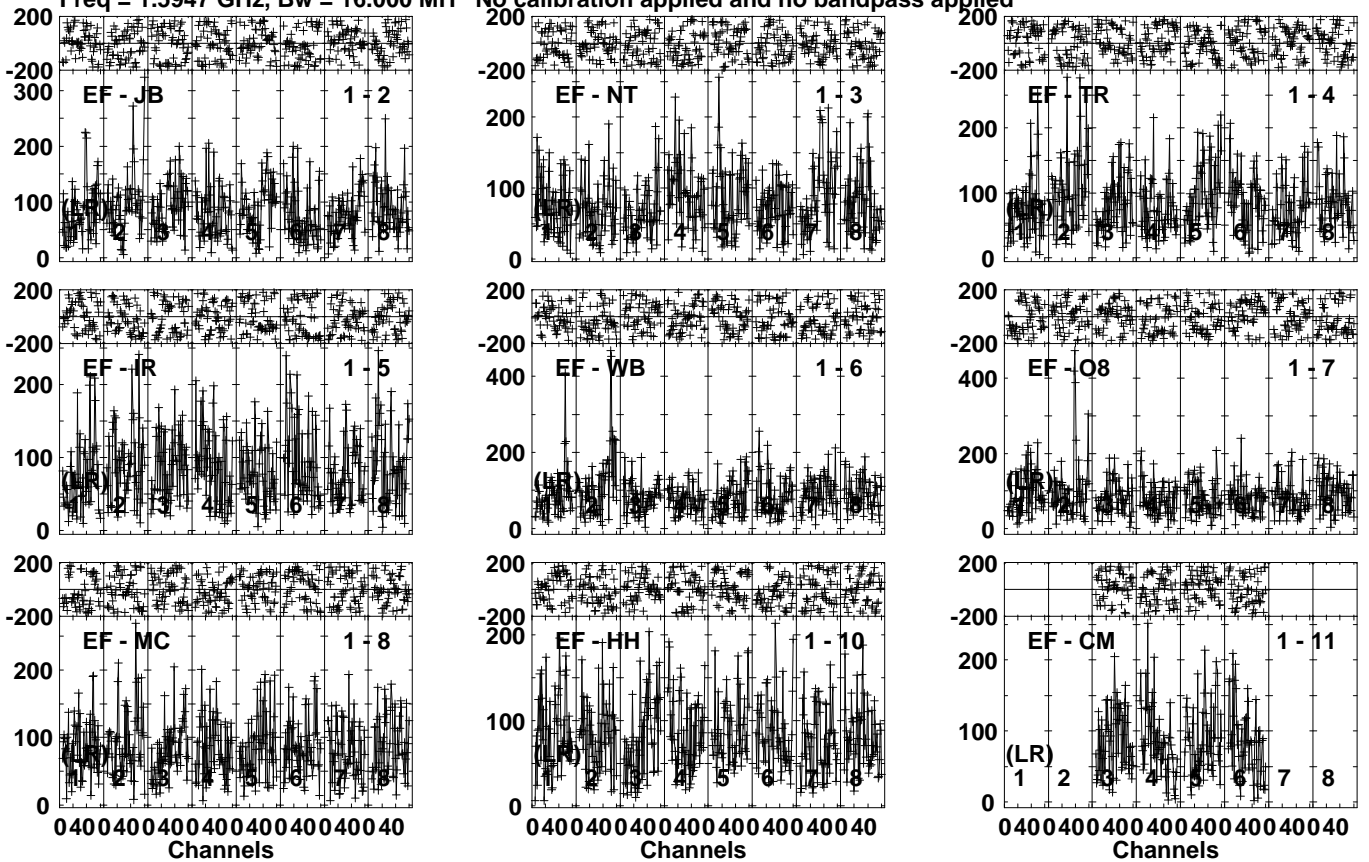


Lower frame: Micro Ampl Jy Top frame: Phas deg
Vector averaged cross-power spectrum Several baselines displayed
Timerange: 00/14:27:37 to 00/14:28:53

Plot file version 256 created 08-APR-2024 16:09:37

R240114 D RK002.UVDATA.1

Freq = 1.5947 GHz, Bw = 16.000 MH No calibration applied and no bandpass applied

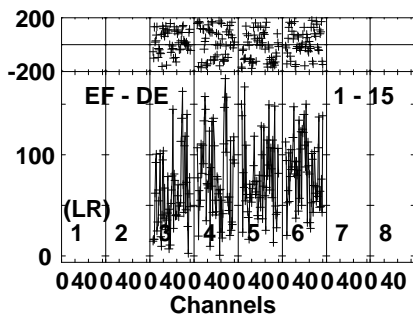
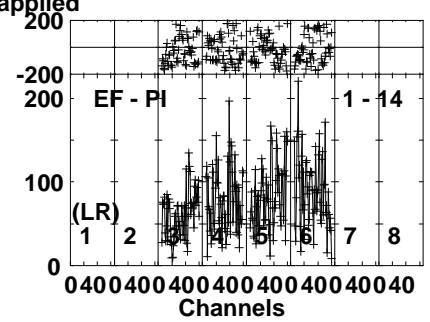
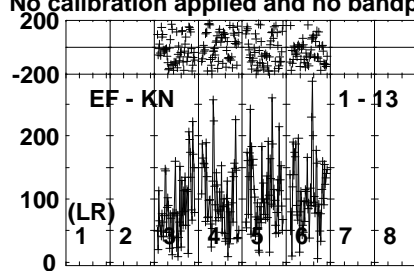
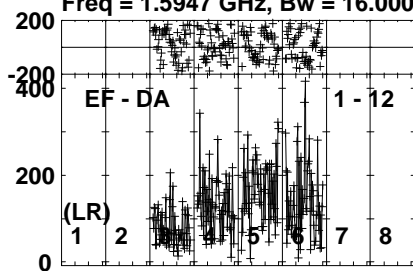


Lower frame: Micro Ampl Jy Top frame: Phas deg
Vector averaged cross-power spectrum Several baselines displayed
Timerange: 00/14:28:57 to 00/14:34:53

Plot file version 257 created 08-APR-2024 16:09:37

R240114 D RK002.UVDATA.1

Freq = 1.5947 GHz, Bw = 16.000 MH No calibration applied and no bandpass applied

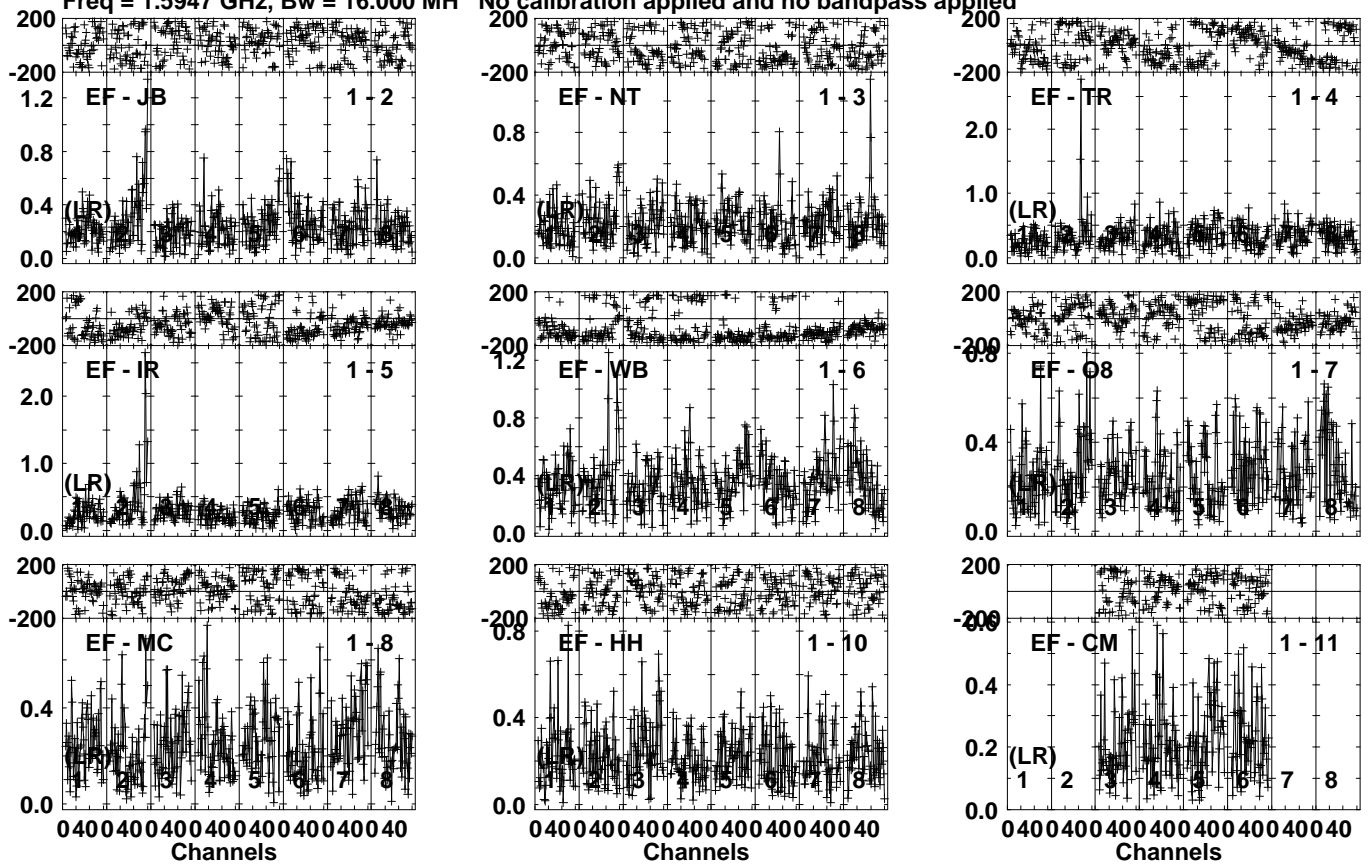


Lower frame: Micro Ampl Jy Top frame: Phas deg
Vector averaged cross-power spectrum Several baselines displayed
Timerange: 00/14:28:57 to 00/14:34:53

Plot file version 258 created 08-APR-2024 16:09:38

J2125+0441 RK002.UVDATA.1

Freq = 1.5947 GHz, Bw = 16.000 MH No calibration applied and no bandpass applied



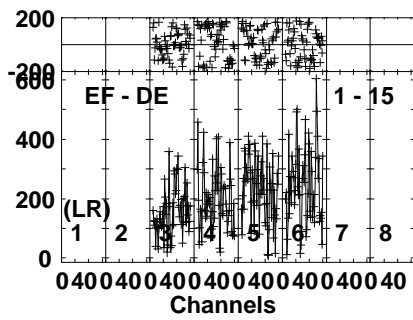
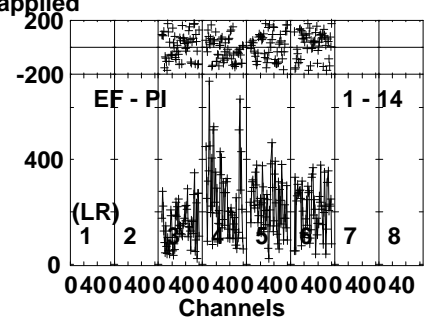
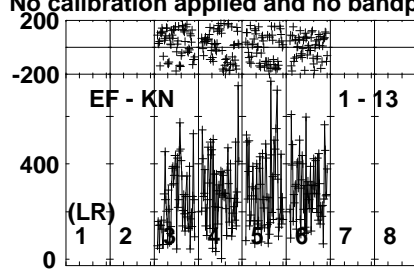
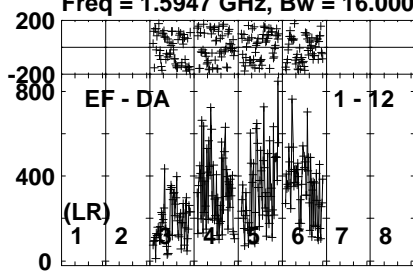
Lower frame: Milli Ampl Jy Top frame: Phas deg
Vector averaged cross-power spectrum Several baselines displayed
Timerange: 00/14:35:34 to 00/14:36:22

Plot file version 259 created 08-APR-2024 16:09:38

J2125+0441 RK002.UVDATA.1

Freq = 1.5947 GHz, Bw = 16.000 MH

No calibration applied and no bandpass applied



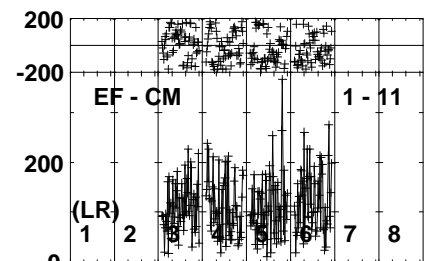
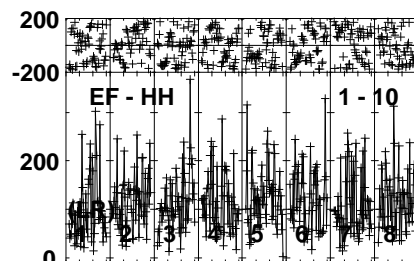
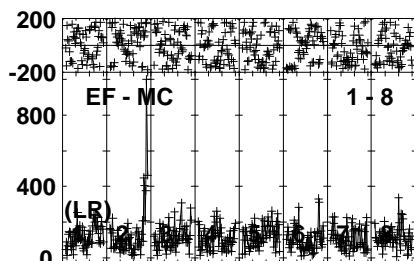
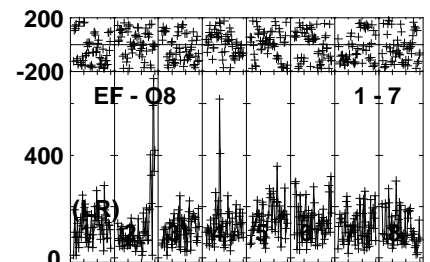
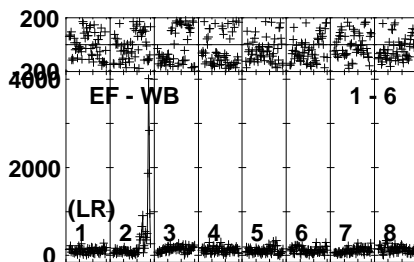

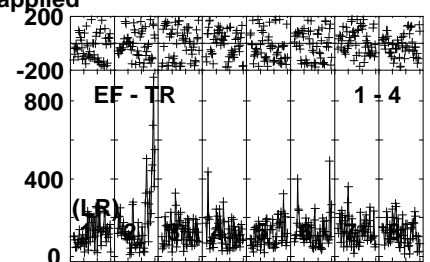
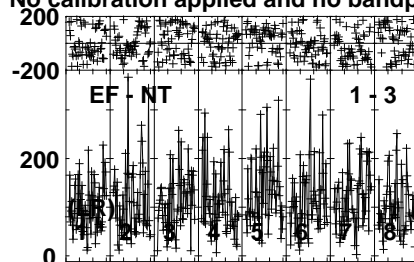
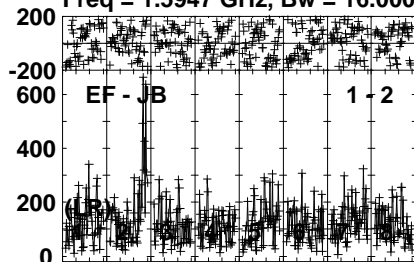
Lower frame: Micro Ampl Jy Top frame: Phas deg
Vector averaged cross-power spectrum Several baselines displayed
Timerange: 00/14:35:34 to 00/14:36:22

Plot file version 260 created 08-APR-2024 16:09:38

J2120+0246 RK002.UVDATA.1

Freq = 1.5947 GHz, Bw = 16.000 MH

No calibration applied and no bandpass applied



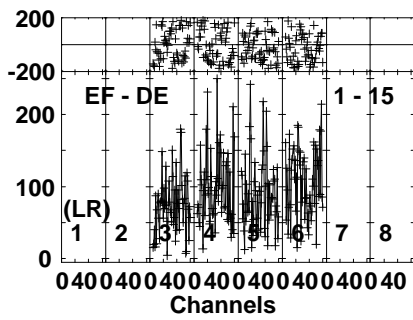
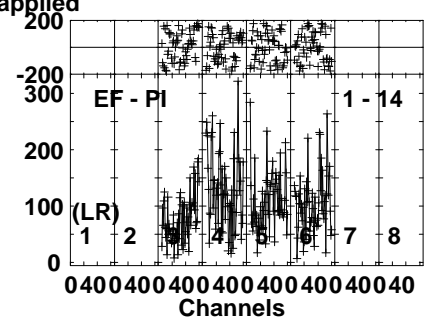
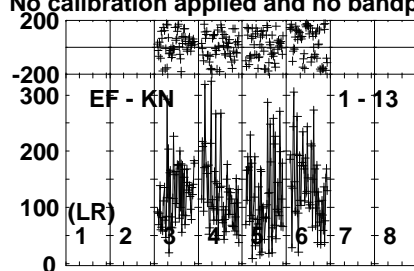
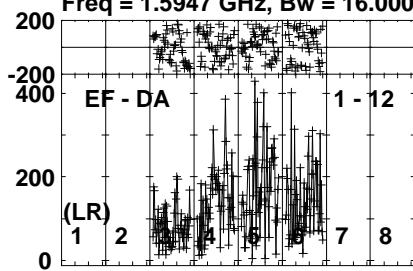
Lower frame: Micro Ampl Jy Top frame: Phas deg
Vector averaged cross-power spectrum Several baselines displayed
Timerange: 00/14:36:28 to 00/14:40:00

Plot file version 261 created 08-APR-2024 16:09:38

J2120+0246 RK002.UVDATA.1

Freq = 1.5947 GHz, Bw = 16.000 MH

No calibration applied and no bandpass applied

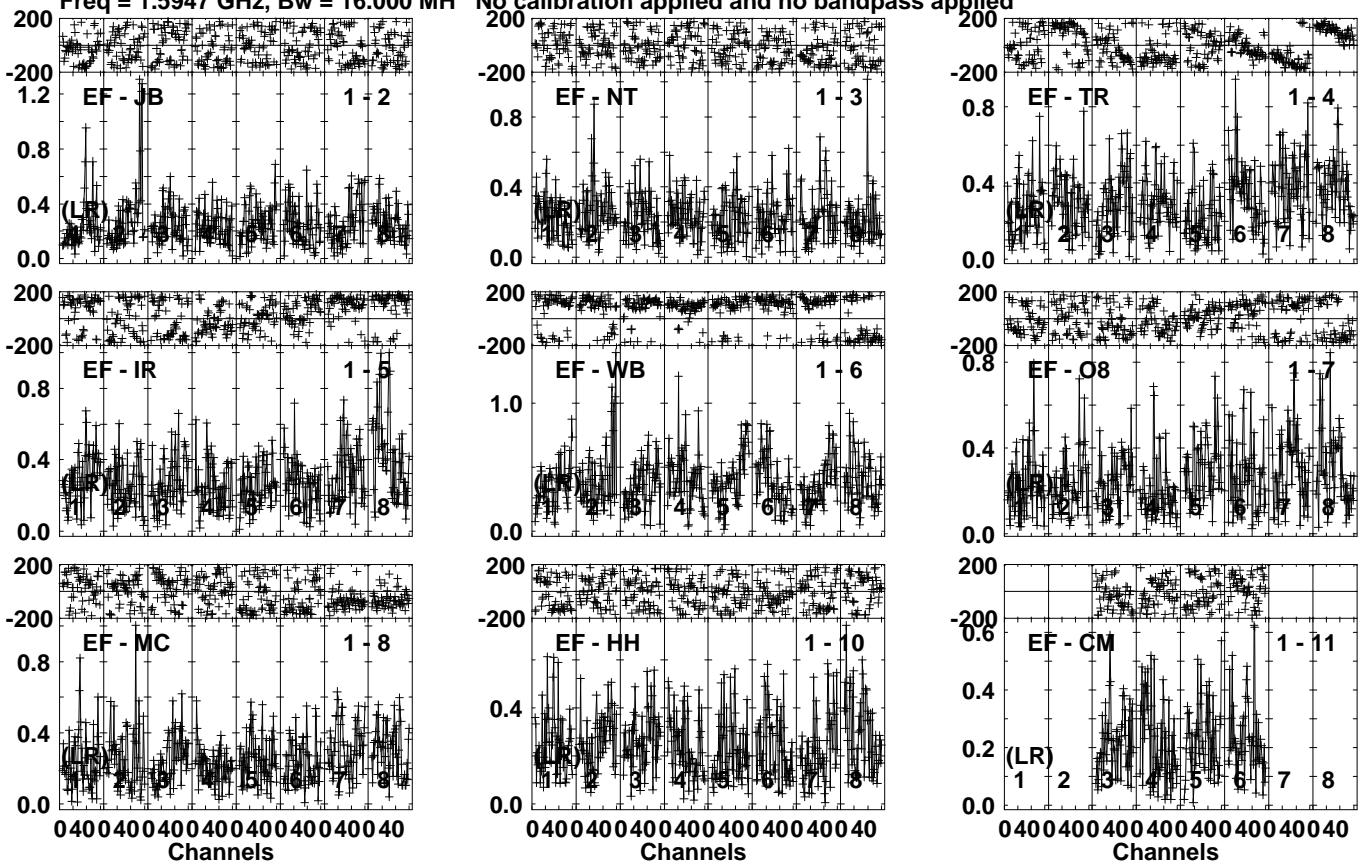


Lower frame: Micro Ampl Jy Top frame: Phas deg
Vector averaged cross-power spectrum Several baselines displayed
Timerange: 00/14:36:28 to 00/14:40:00

Plot file version 262 created 08-APR-2024 16:09:39

J2125+0441 RK002.UVDATA.1

Freq = 1.5947 GHz, Bw = 16.000 MH No calibration applied and no bandpass applied



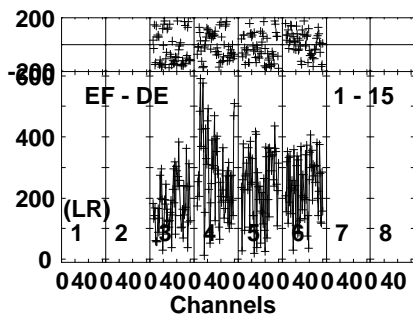
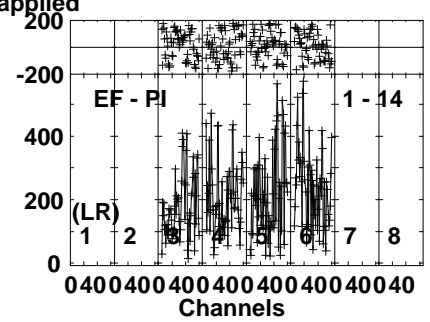
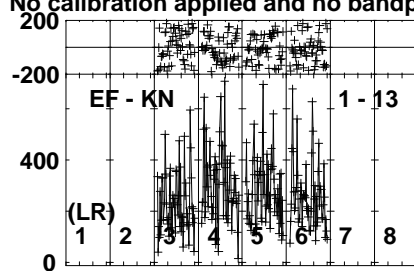
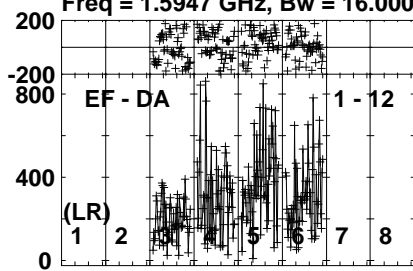
Lower frame: Milli Ampl Jy Top frame: Phas deg
Vector averaged cross-power spectrum Several baselines displayed
Timerange: 00/14:40:06 to 00/14:41:28

Plot file version 263 created 08-APR-2024 16:09:39

J2125+0441 RK002.UVDATA.1

Freq = 1.5947 GHz, Bw = 16.000 MH

No calibration applied and no bandpass applied



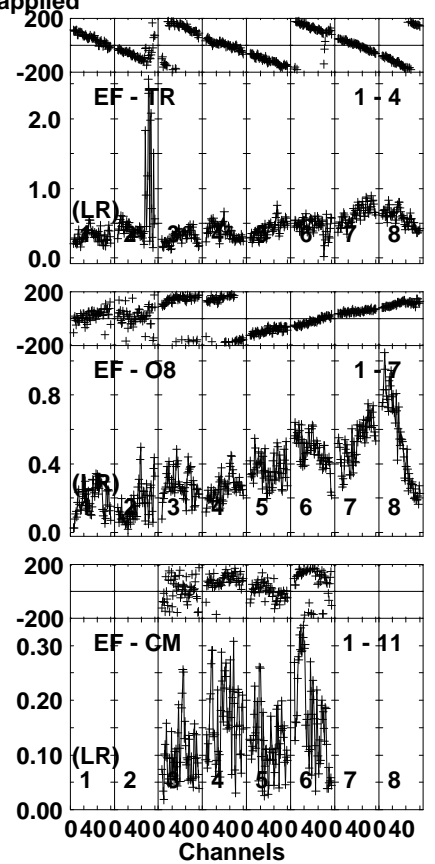
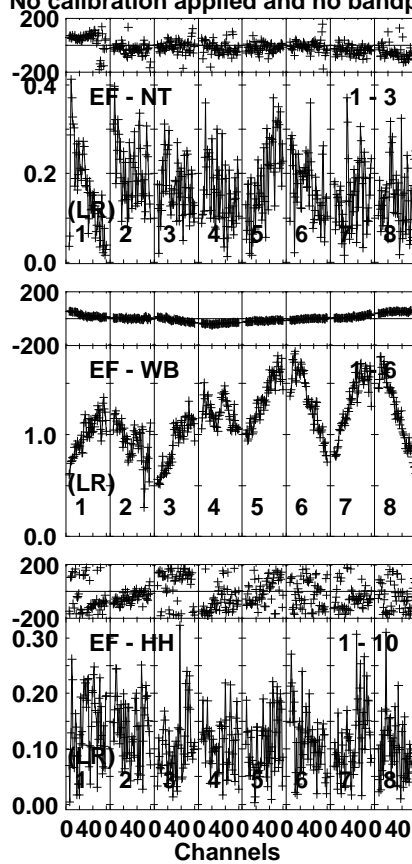
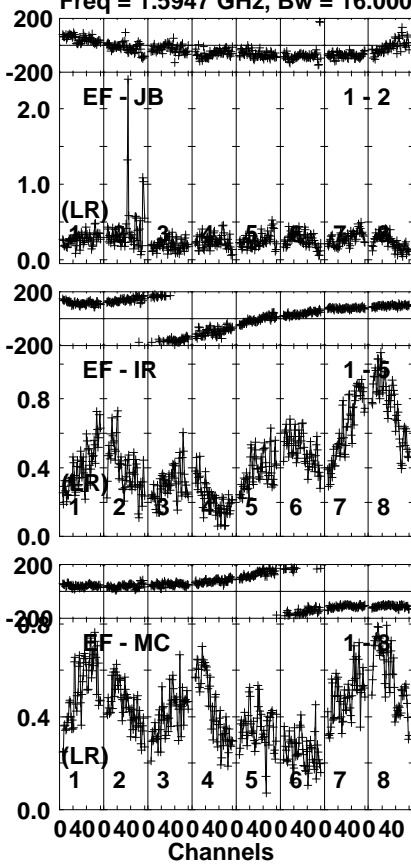
Lower frame: Micro Ampl Jy Top frame: Phas deg
Vector averaged cross-power spectrum Several baselines displayed
Timerange: 00/14:40:06 to 00/14:41:28

Plot file version 264 created 08-APR-2024 16:09:39

J2123+0535 RK002.UVDATA.1

Freq = 1.5947 GHz, Bw = 16.000 MH

No calibration applied and no bandpass applied



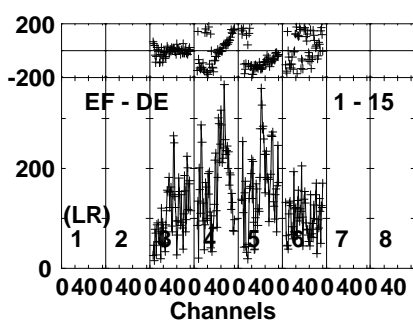
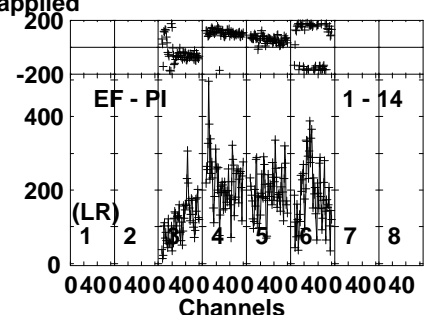
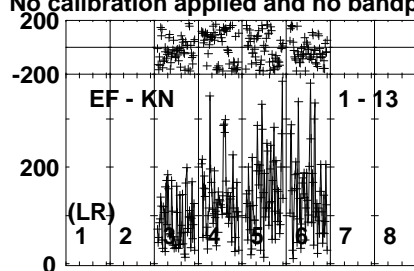
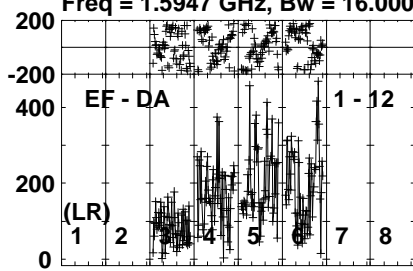
Lower frame: Milli Ampl Jy Top frame: Phas deg
Vector averaged cross-power spectrum Several baselines displayed
Timerange: 00/14:42:10 to 00/14:46:08

Plot file version 265 created 08-APR-2024 16:09:40

J2123+0535 RK002.UVDATA.1

Freq = 1.5947 GHz, Bw = 16.000 MH

No calibration applied and no bandpass applied

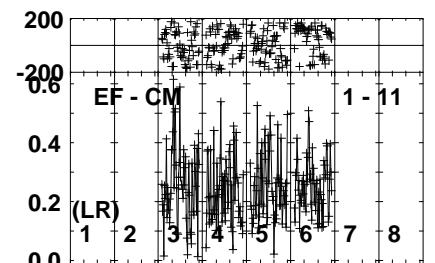
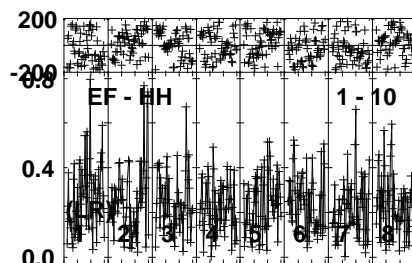
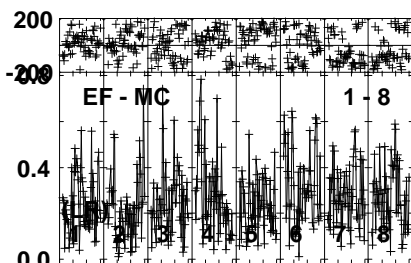
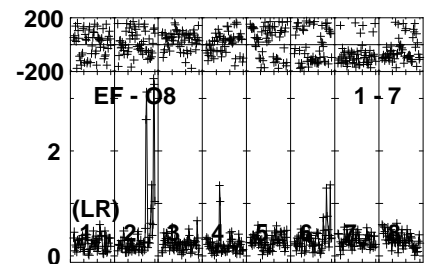
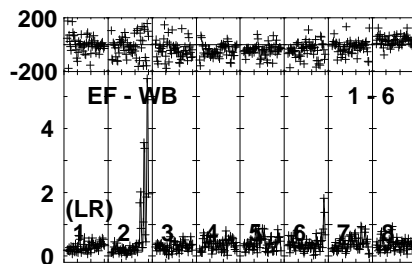
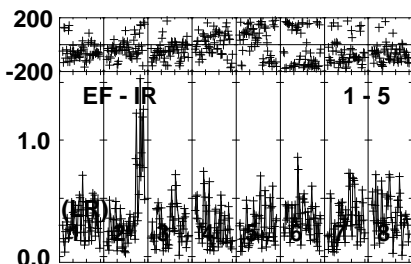
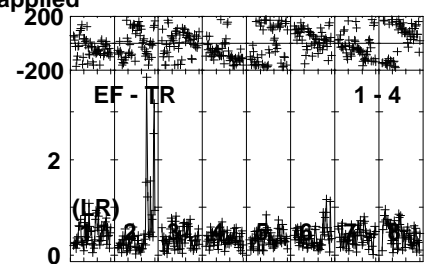
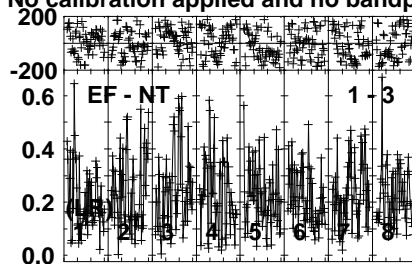
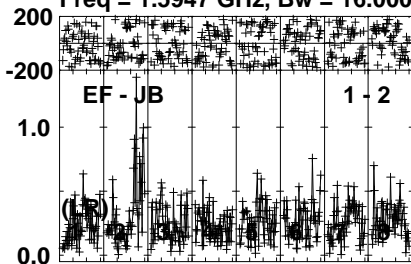


Lower frame: Micro Ampl Jy Top frame: Phas deg
Vector averaged cross-power spectrum Several baselines displayed
Timerange: 00/14:42:10 to 00/14:46:08

Plot file version 266 created 08-APR-2024 16:09:40

J2125+0441 RK002.UVDATA.1

Freq = 1.5947 GHz, Bw = 16.000 MH No calibration applied and no bandpass applied

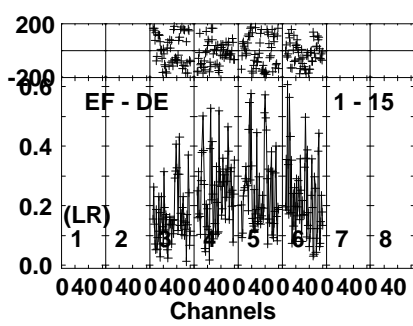
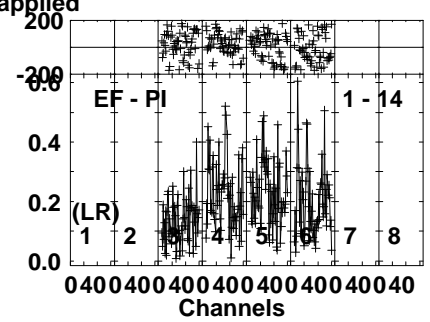
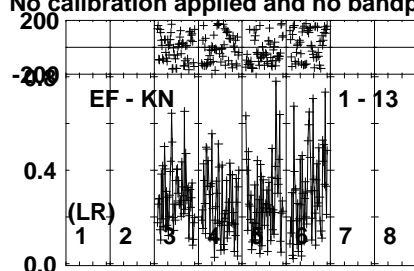
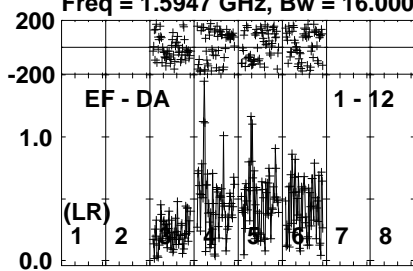


Lower frame: Milli Ampl Jy Top frame: Phas deg
Vector averaged cross-power spectrum Several baselines displayed
Timerange: 00/14:46:49 to 00/14:47:37

Plot file version 267 created 08-APR-2024 16:09:40

J2125+0441 RK002.UVDATA.1

Freq = 1.5947 GHz, Bw = 16.000 MH No calibration applied and no bandpass applied

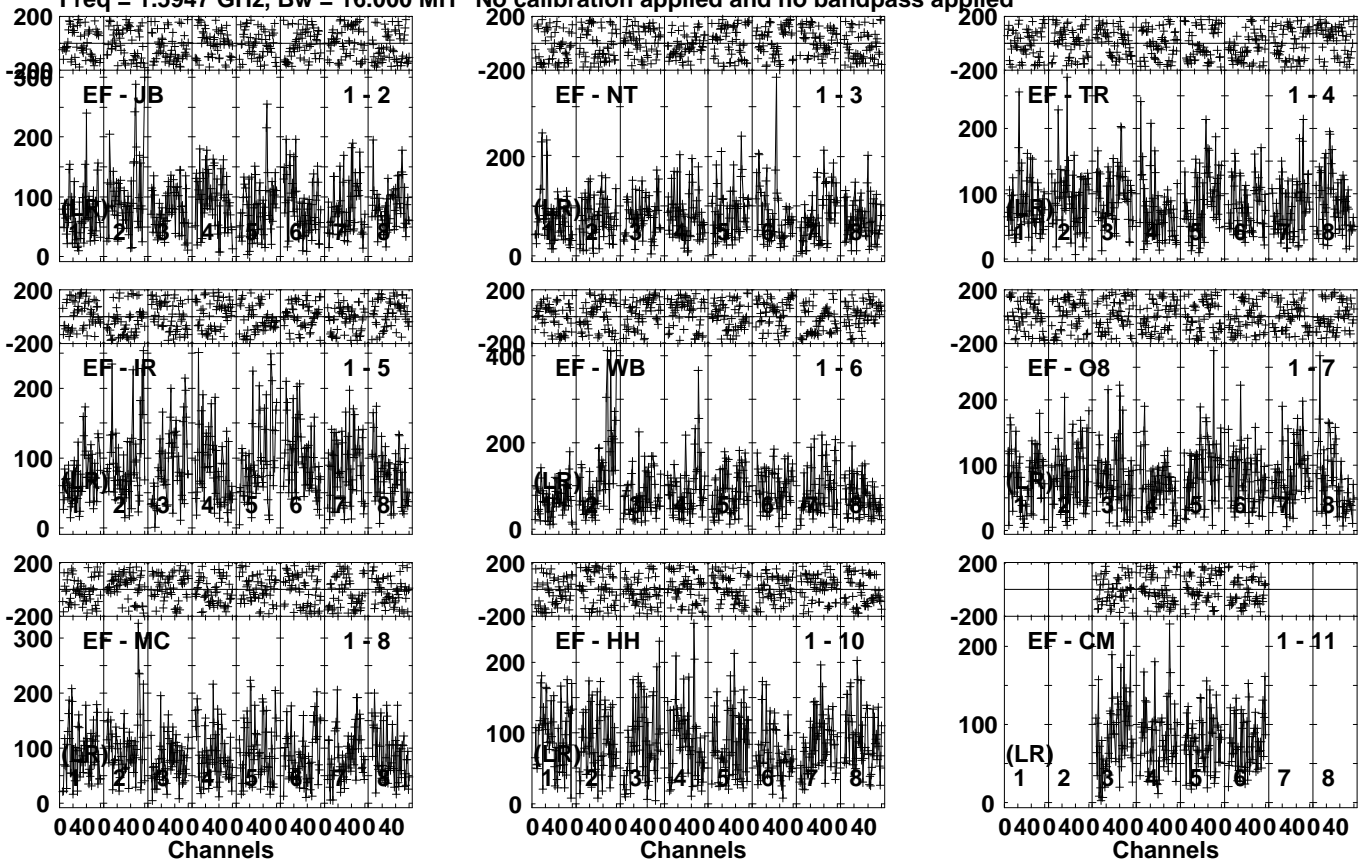


Lower frame: Milli Ampl Jy Top frame: Phas deg
Vector averaged cross-power spectrum Several baselines displayed
Timerange: 00/14:46:49 to 00/14:47:37

Plot file version 268 created 08-APR-2024 16:09:40

R240114 D RK002.UVDATA.1

Freq = 1.5947 GHz, Bw = 16.000 MH No calibration applied and no bandpass applied

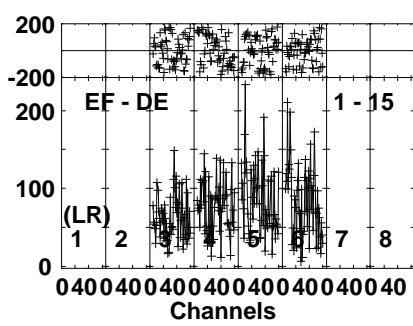
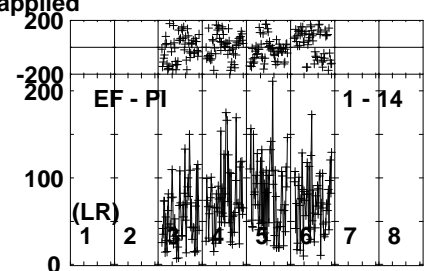
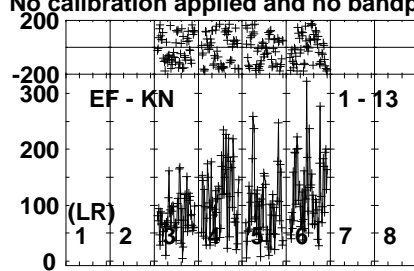
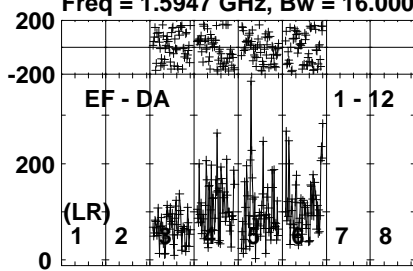


Lower frame: Micro Ampl Jy Top frame: Phas deg
Vector averaged cross-power spectrum Several baselines displayed
Timerange: 00/14:47:43 to 00/14:53:27

Plot file version 269 created 08-APR-2024 16:09:41

R240114 D RK002.UVDATA.1

Freq = 1.5947 GHz, Bw = 16.000 MH No calibration applied and no bandpass applied

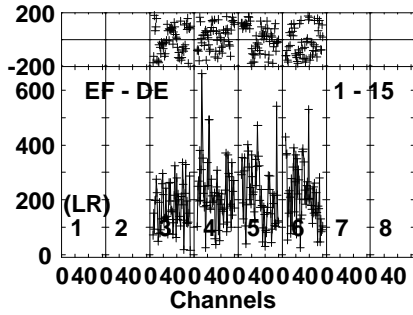
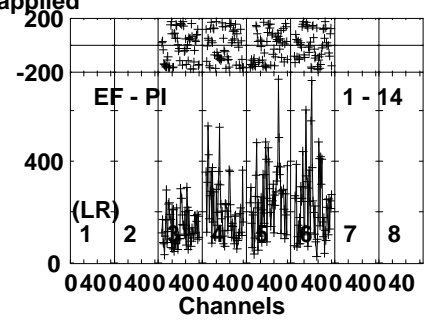
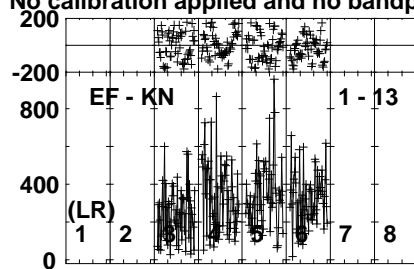
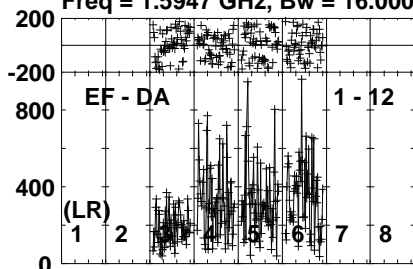


Lower frame: Micro Ampl Jy Top frame: Phas deg
Vector averaged cross-power spectrum Several baselines displayed
Timerange: 00/14:47:43 to 00/14:53:27

Plot file version 271 created 08-APR-2024 16:09:42

J2125+0441 RK002.UVDATA.1

Freq = 1.5947 GHz, Bw = 16.000 MH No calibration applied and no bandpass applied

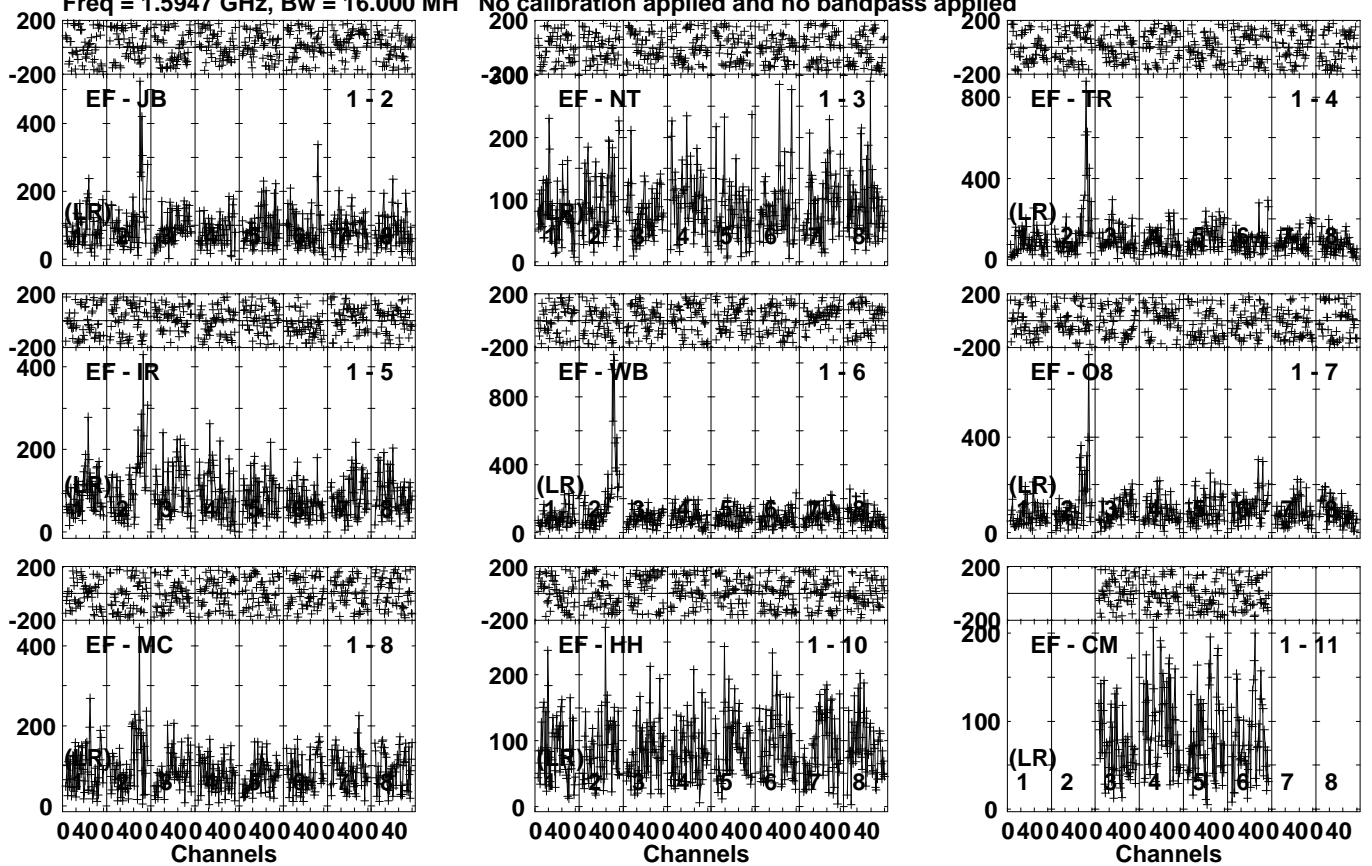


Lower frame: Micro Ampl Jy Top frame: Phas deg
Vector averaged cross-power spectrum Several baselines displayed
Timerange: 00/14:53:33 to 00/14:54:45

Plot file version 272 created 08-APR-2024 16:09:42

R240114 D RK002.UVDATA.1

Freq = 1.5947 GHz, Bw = 16.000 MH No calibration applied and no bandpass applied

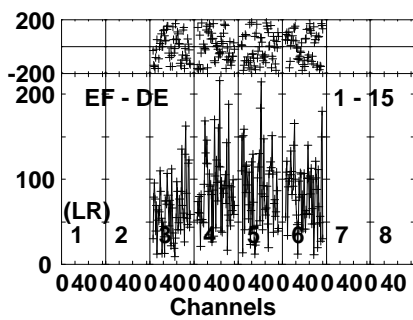
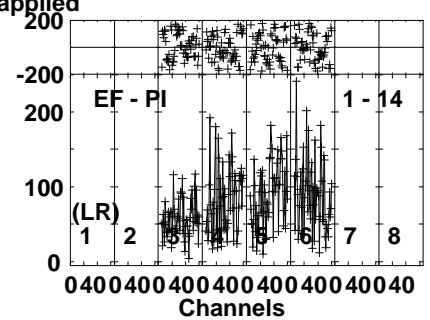
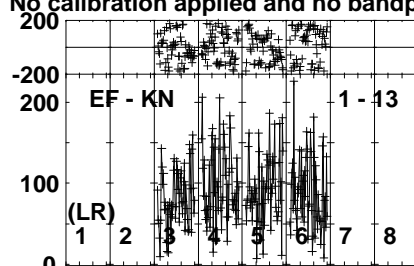
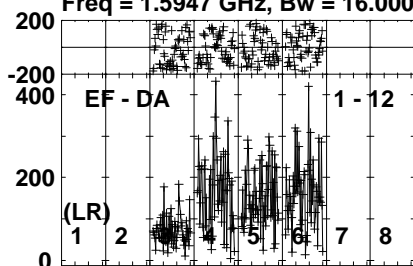


Lower frame: Micro Ampl Jy Top frame: Phas deg
Vector averaged cross-power spectrum Several baselines displayed
Timerange: 00/14:54:52 to 00/15:00:26

Plot file version 273 created 08-APR-2024 16:09:42

R240114 D RK002.UVDATA.1

Freq = 1.5947 GHz, Bw = 16.000 MH No calibration applied and no bandpass applied

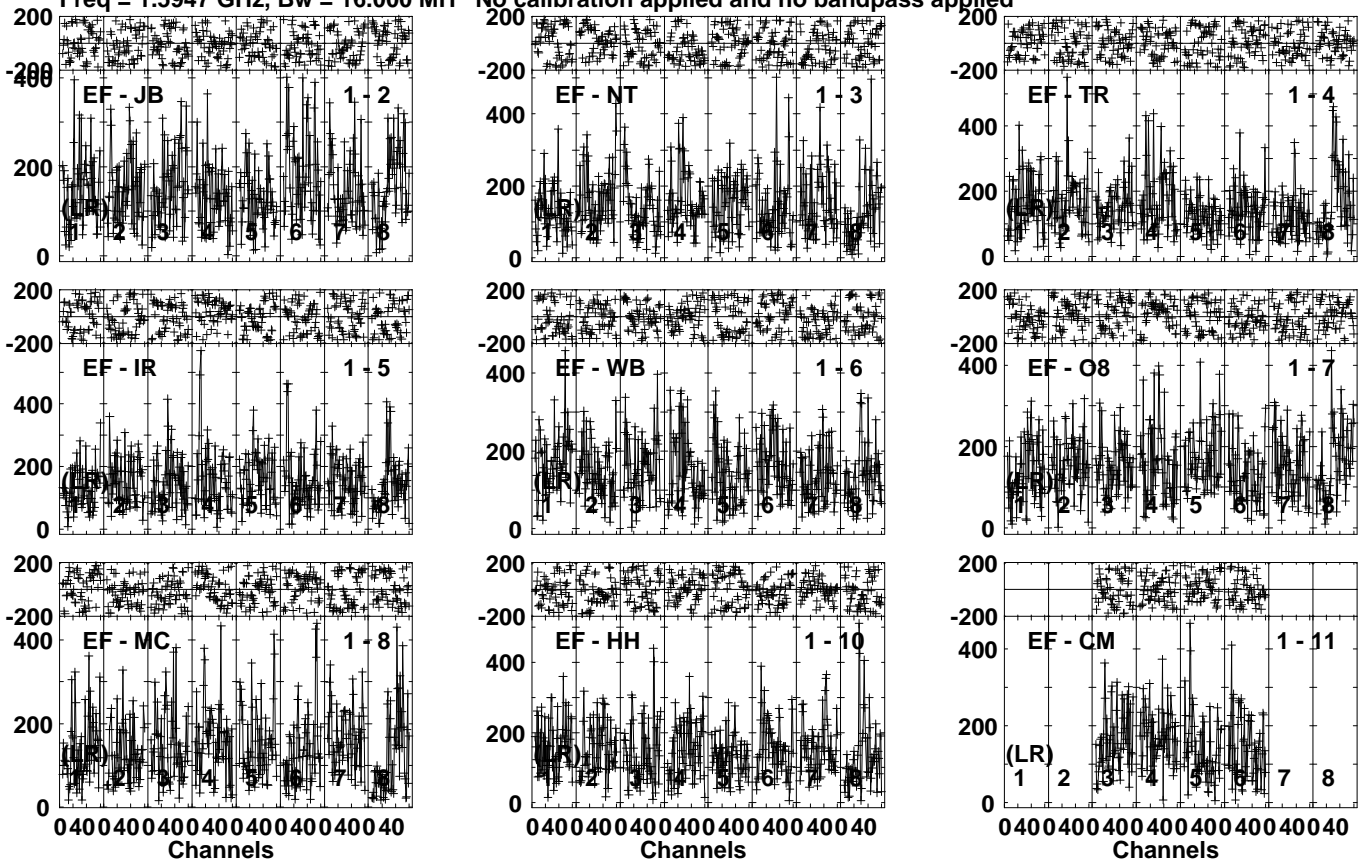


Lower frame: Micro Ampl Jy Top frame: Phas deg
Vector averaged cross-power spectrum Several baselines displayed
Timerange: 00/14:54:52 to 00/15:00:26

Plot file version 274 created 08-APR-2024 16:09:48

R240114 D RK002.UVDATA.1

Freq = 1.5947 GHz, Bw = 16.000 MH No calibration applied and no bandpass applied

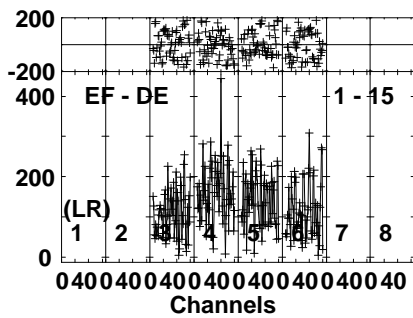
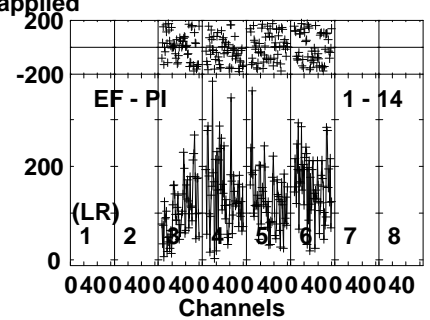
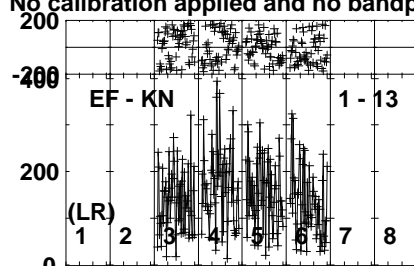
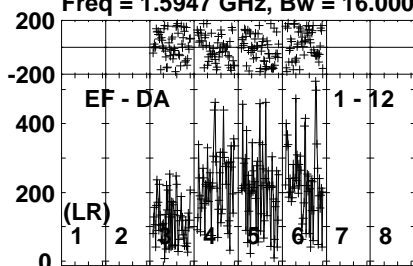


Lower frame: Micro Ampl Jy Top frame: Phas deg
Vector averaged cross-power spectrum Several baselines displayed
Timerange: 00/15:28:52 to 00/15:34:36

Plot file version 275 created 08-APR-2024 16:09:49

R240114 D RK002.UVDATA.1

Freq = 1.5947 GHz, Bw = 16.000 MH No calibration applied and no bandpass applied



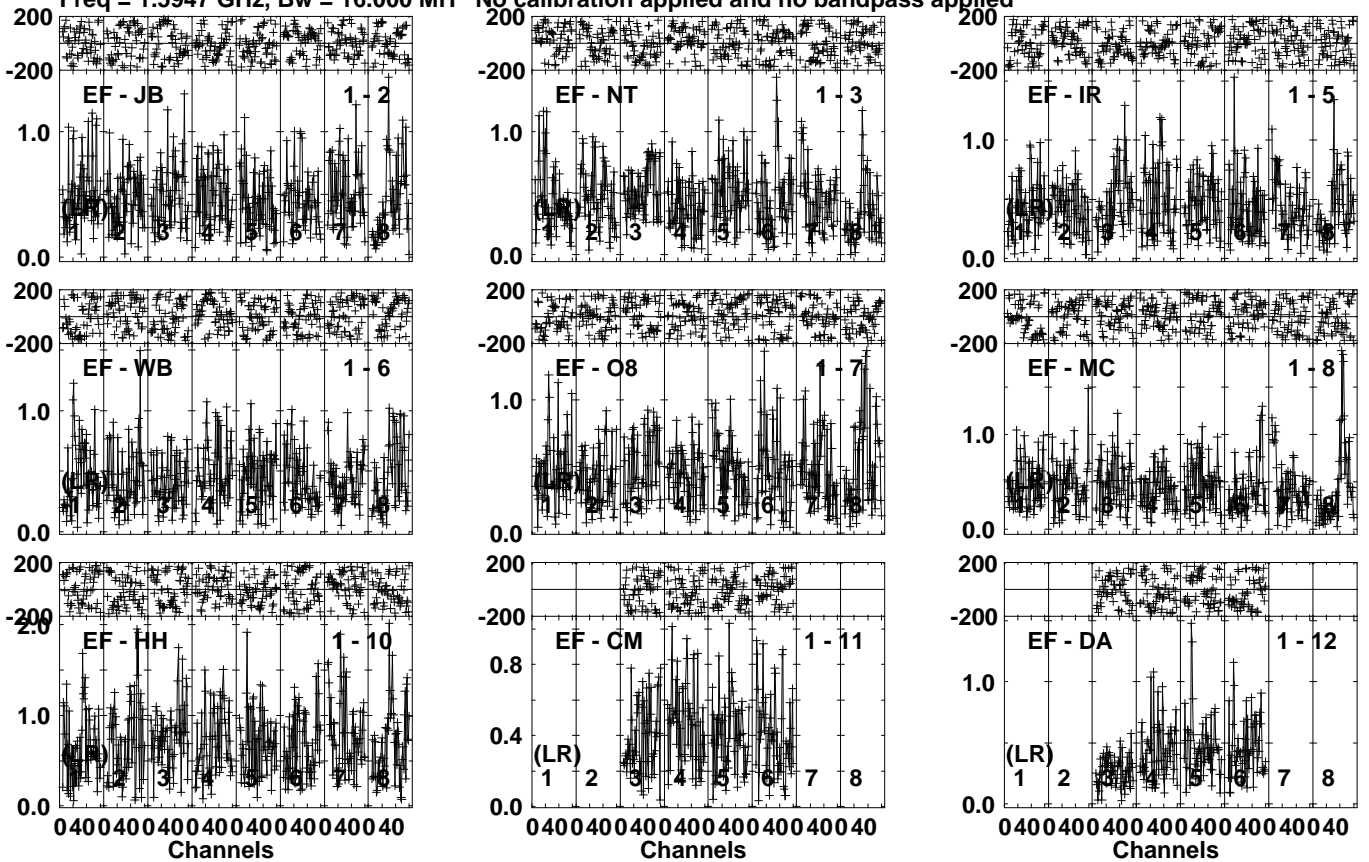
Lower frame: Micro Ampl Jy Top frame: Phas deg
Vector averaged cross-power spectrum Several baselines displayed
Timerange: 00/15:28:52 to 00/15:34:36

Plot file version 276 created 08-APR-2024 16:09:49

J2125+0441 RK002.UVDATA.1

Freq = 1.5947 GHz, Bw = 16.000 MH

No calibration applied and no bandpass applied



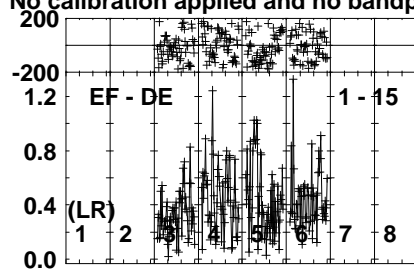
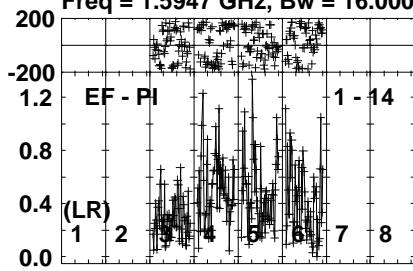
Lower frame: Milli Ampl Jy Top frame: Phas deg
Vector averaged cross-power spectrum Several baselines displayed
Timerange: 00/15:34:42 to 00/15:35:54

Plot file version 277 created 08-APR-2024 16:09:49

J2125+0441 RK002.UVDATA.1

Freq = 1.5947 GHz, Bw = 16.000 MH

No calibration applied and no bandpass applied



Lower frame: Milli Ampl Jy Top frame: Phas deg

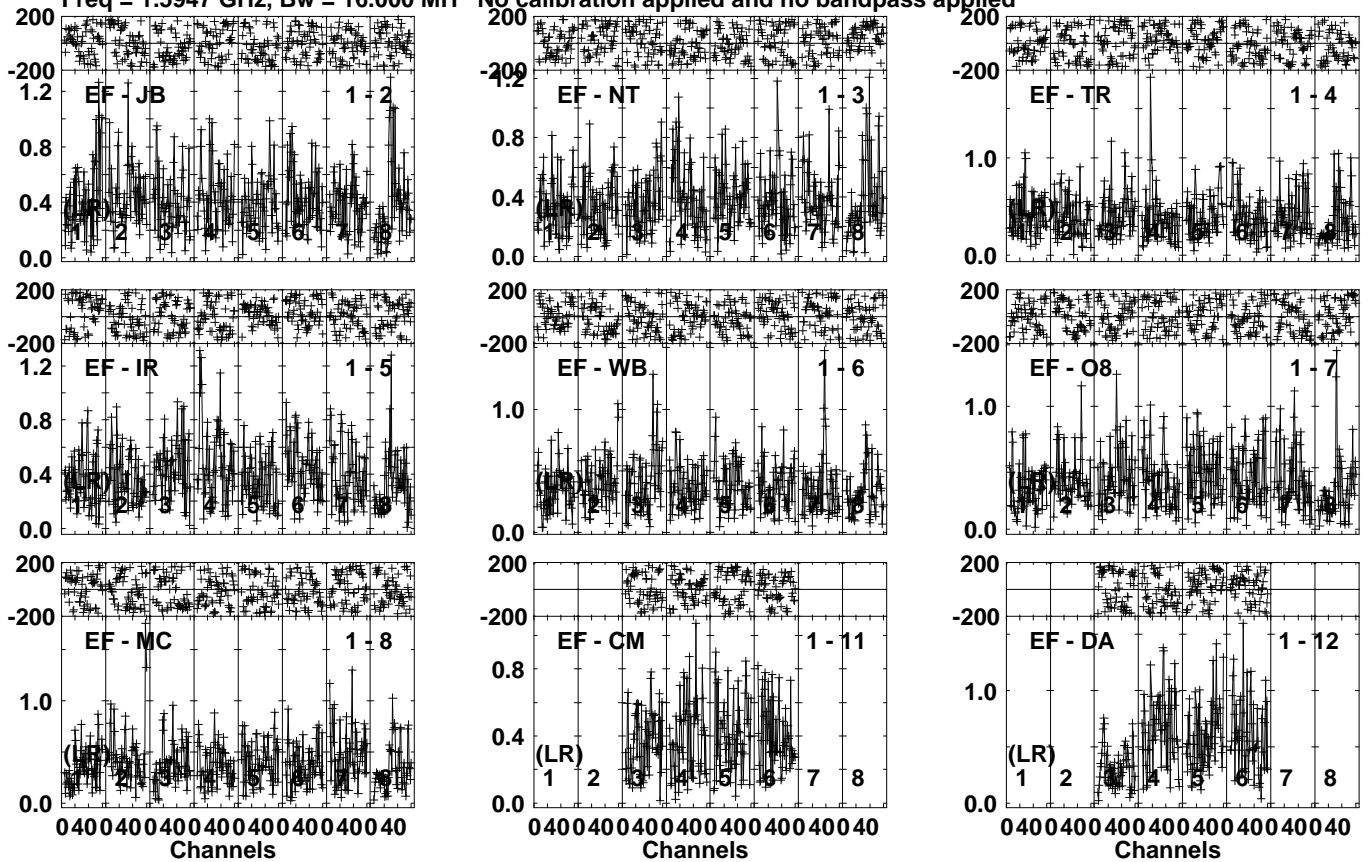
Vector averaged cross-power spectrum Several baselines displayed

Timerange: 00/15:34:42 to 00/15:35:54

Plot file version 278 created 08-APR-2024 16:09:49

R240114 D RK002.UVDATA.1

Freq = 1.5947 GHz, Bw = 16.000 MH No calibration applied and no bandpass applied

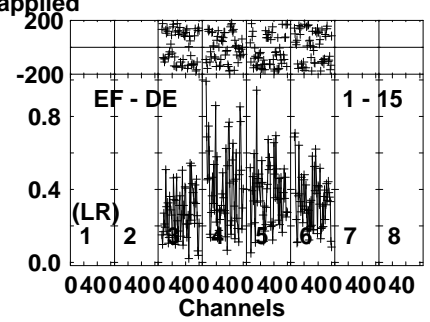
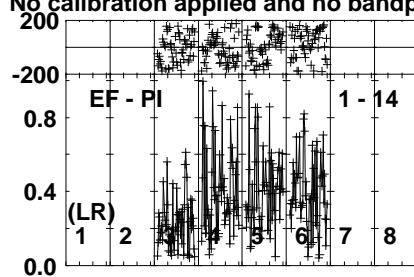
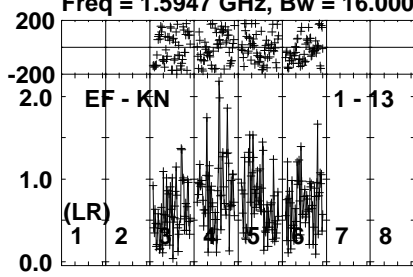


Lower frame: Milli Ampl Jy Top frame: Phas deg
Vector averaged cross-power spectrum Several baselines displayed
Timerange: 00/15:36:01 to 00/15:41:45

Plot file version 279 created 08-APR-2024 16:09:50

R240114 D RK002.UVDATA.1

Freq = 1.5947 GHz, Bw = 16.000 MH No calibration applied and no bandpass applied

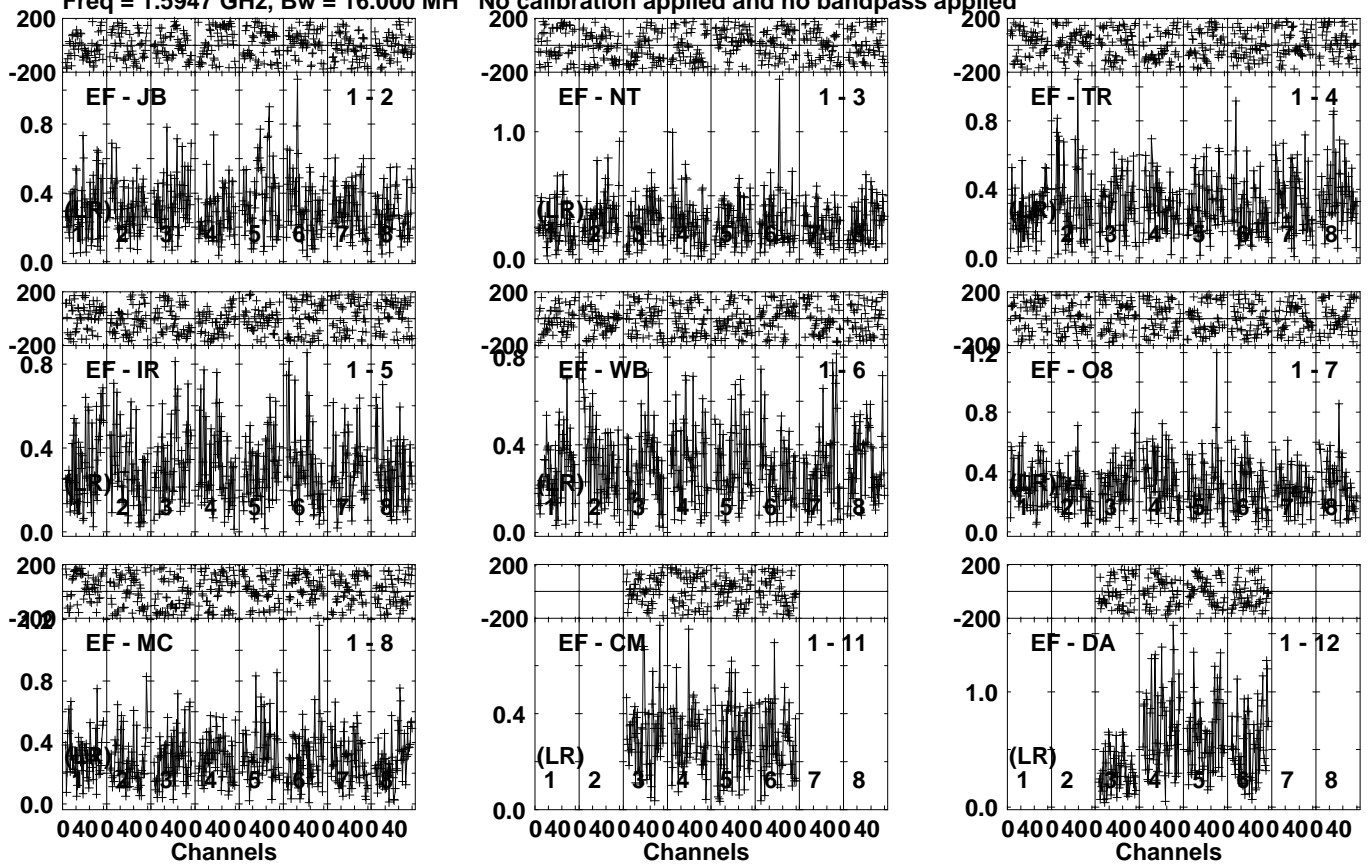


Lower frame: Milli Ampl Jy Top frame: Phas deg
Vector averaged cross-power spectrum Several baselines displayed
Timerange: 00/15:36:01 to 00/15:41:45

Plot file version 280 created 08-APR-2024 16:09:51

J2125+0441 RK002.UVDATA.1

Freq = 1.5947 GHz, Bw = 16.000 MH No calibration applied and no bandpass applied

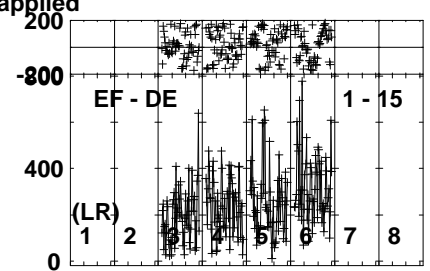
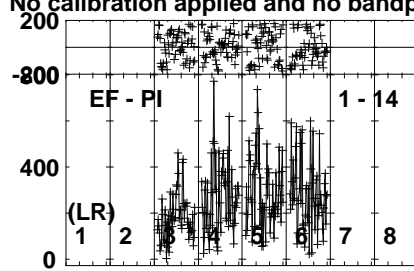
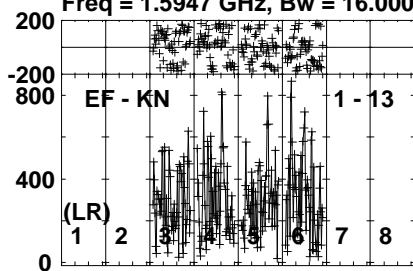


Lower frame: Milli Ampl Jy Top frame: Phas deg
Vector averaged cross-power spectrum Several baselines displayed
Timerange: 00/15:49:09 to 00/15:50:21

Plot file version 281 created 08-APR-2024 16:09:51

J2125+0441 RK002.UVDATA.1

Freq = 1.5947 GHz, Bw = 16.000 MH No calibration applied and no bandpass applied



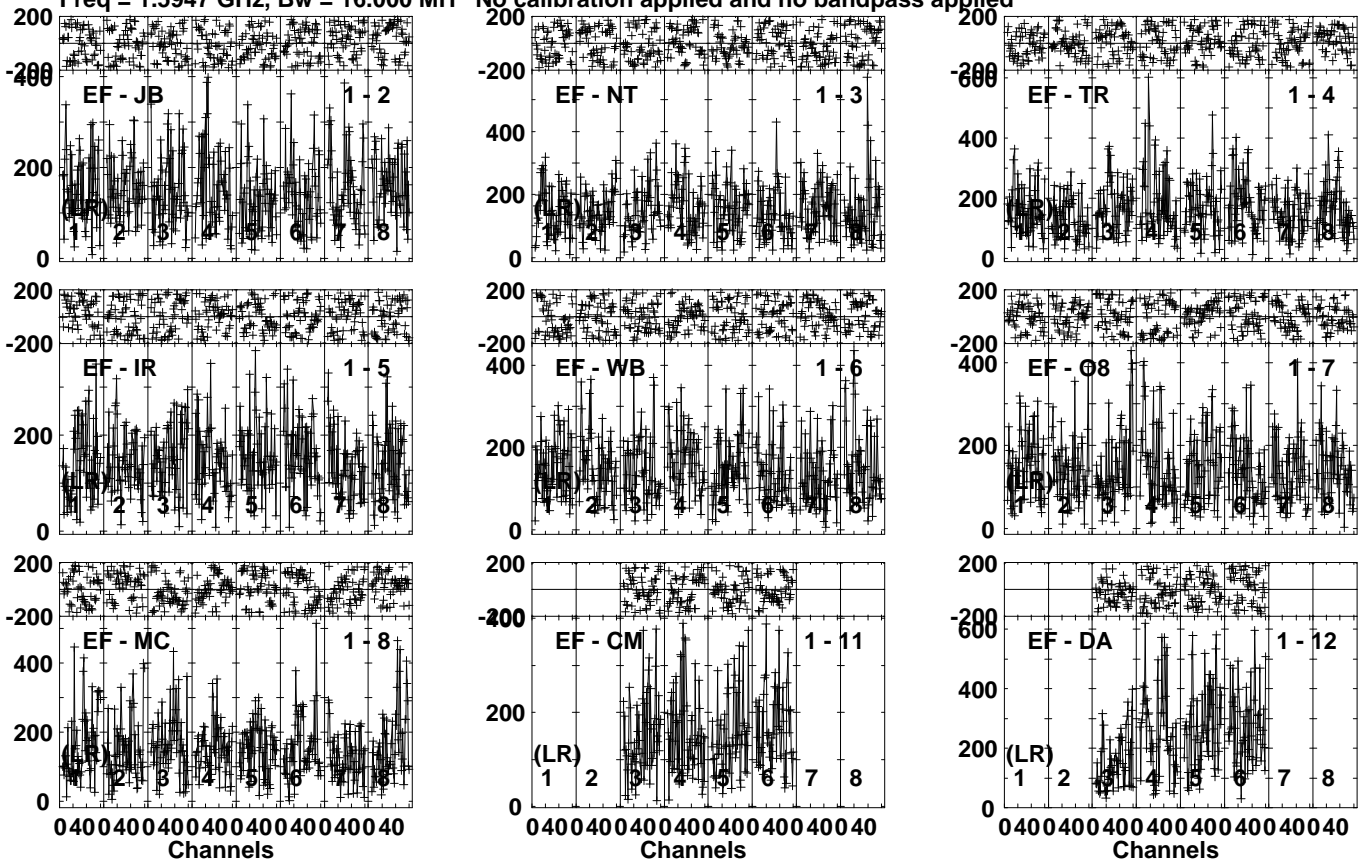
040040040040040040040040040040
Channels

Lower frame: Micro Ampl Jy Top frame: Phas deg
Vector averaged cross-power spectrum Several baselines displayed
Timerange: 00/15:49:09 to 00/15:50:21

Plot file version 282 created 08-APR-2024 16:09:52

J2120+0246 RK002.UVDATA.1

Freq = 1.5947 GHz, Bw = 16.000 MH No calibration applied and no bandpass applied



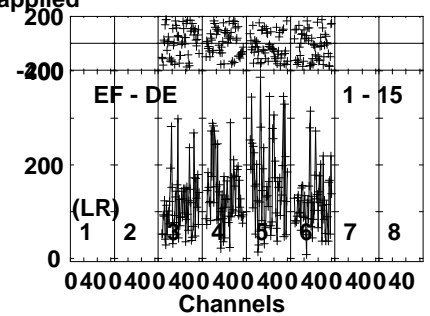
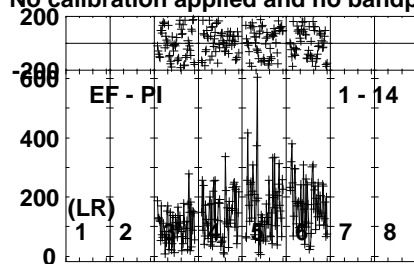
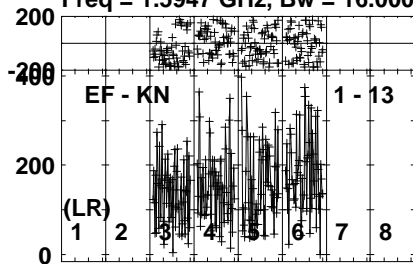
Lower frame: Micro Ampl Jy Top frame: Phas deg
Vector averaged cross-power spectrum Several baselines displayed
Timerange: 00/15:50:30 to 00/15:54:00

Plot file version 283 created 08-APR-2024 16:09:52

J2120+0246 RK002.UVDATA.1

Freq = 1.5947 GHz, Bw = 16.000 MH

No calibration applied and no bandpass applied



Lower frame: Micro Ampl Jy Top frame: Phas deg
Vector averaged cross-power spectrum Several baselines displayed
Timerange: 00/15:50:30 to 00/15:54:00