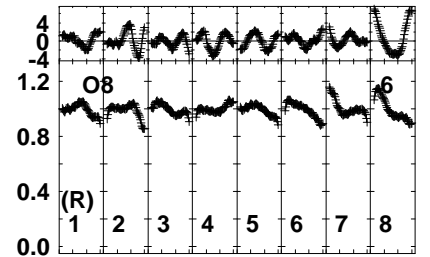
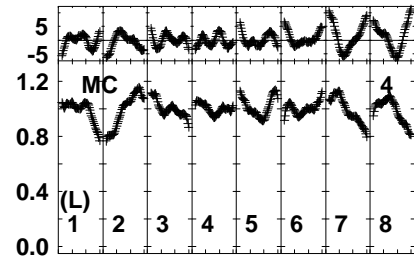
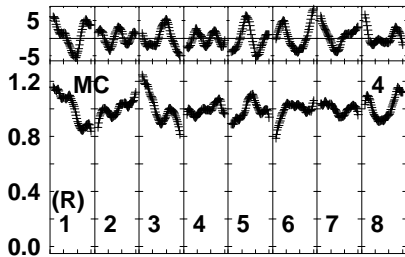
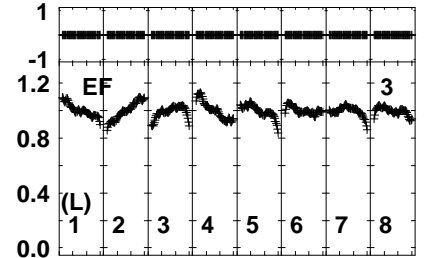
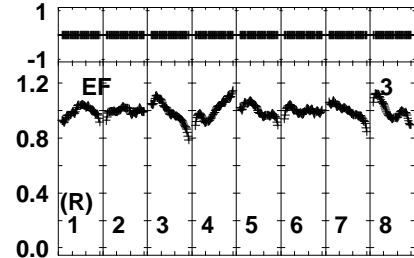
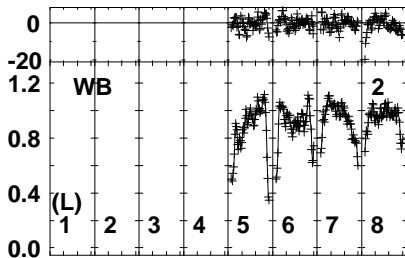
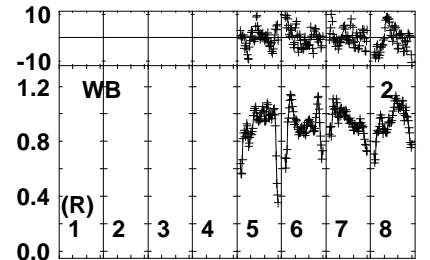
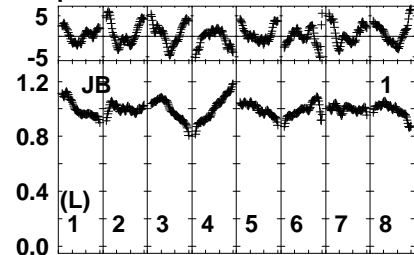
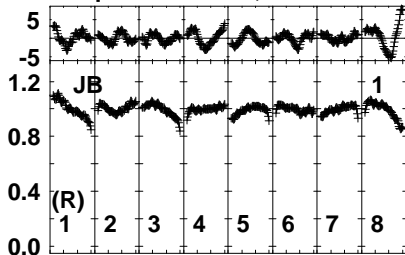
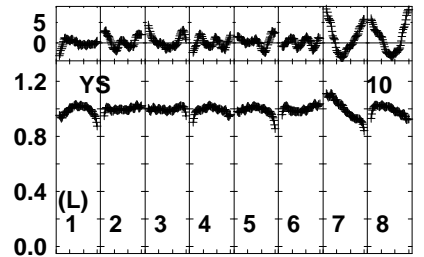
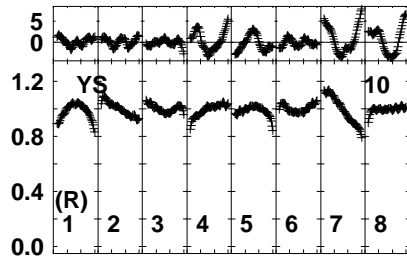
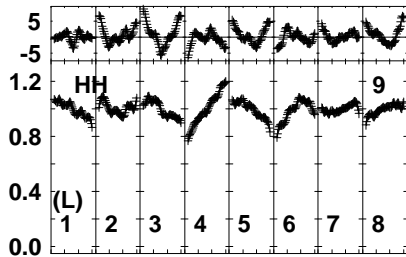
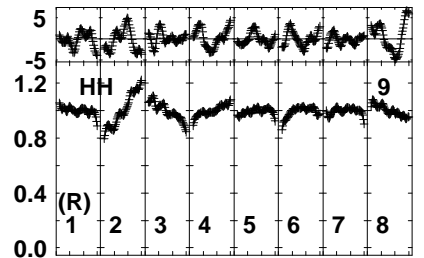
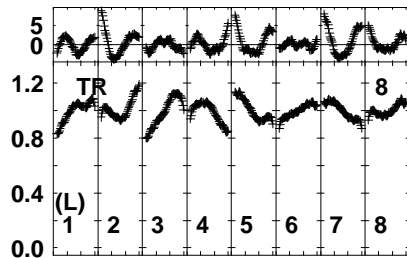
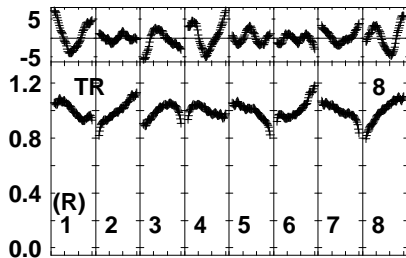
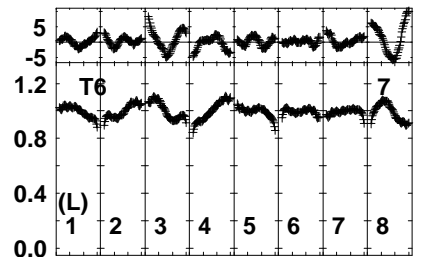
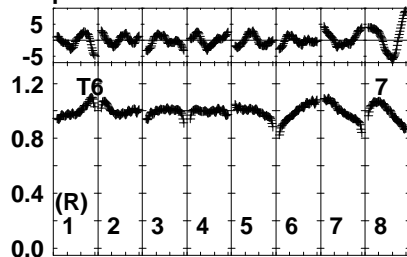
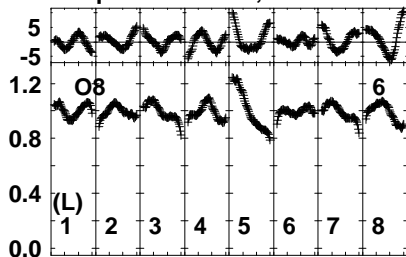


Plot file version 1 created 27-JUN-2022 14:50:22  
 RM017B.UVDATA.1  
 Freq = 4.7990 GHz, Bw = 32.000 MH Bandpass table # 1



040040040040040040040040040  
 Channels  
 Lower frame: BP ampl Top frame: BP phase  
 Bandpass table spectrum Antenna: \*  
 Timerange: 00/00:00:01 to 999/00:00:00

Plot file version 2 created 27-JUN-2022 14:50:22  
 RM017B.UVDATA.1  
 Freq = 4.7990 GHz, Bw = 32.000 MH Bandpass table # 1



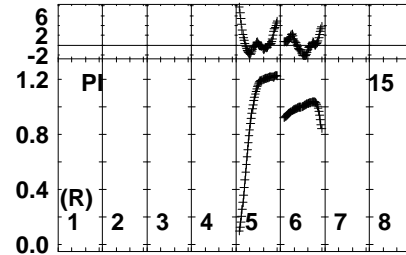
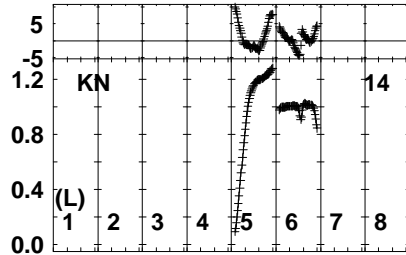
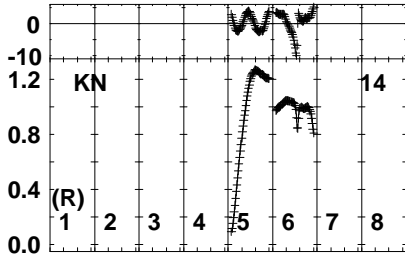
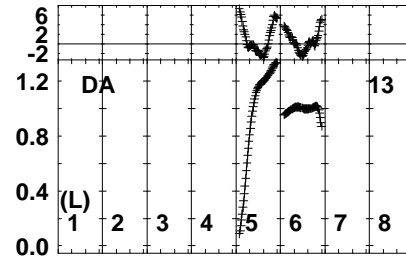
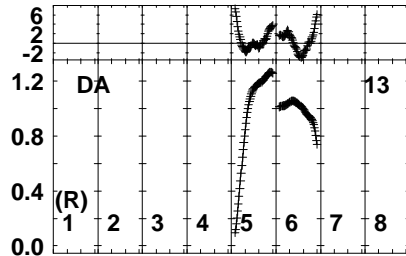
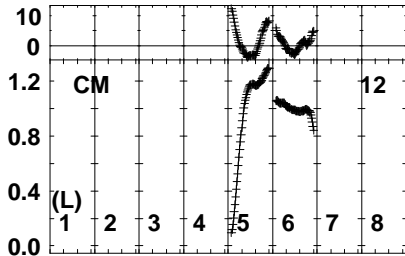
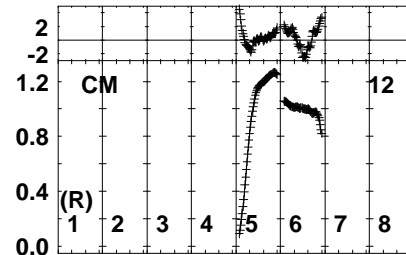
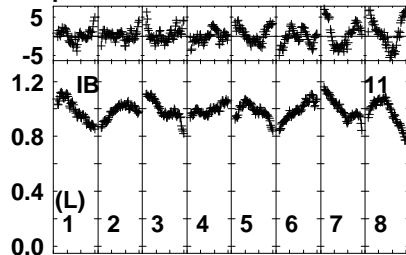
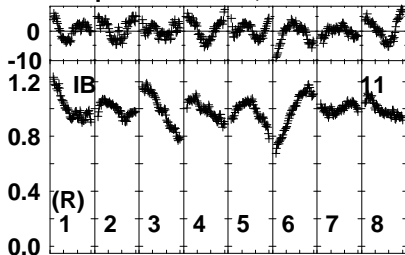
040040040040040040040040  
 Channels

040040040040040040040040  
 Channels

040040040040040040040040  
 Channels

Lower frame: BP ampl Top frame: BP phase  
 Bandpass table spectrum Antenna: \*  
 Timerange: 00/00:00:01 to 999/00:00:00

Plot file version 3 created 27-JUN-2022 14:50:22  
 RM017B.UVDATA.1  
 Freq = 4.7990 GHz, Bw = 32.000 MH Bandpass table # 1



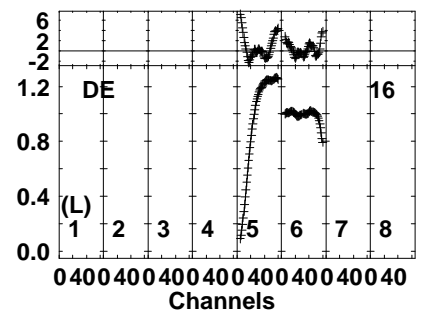
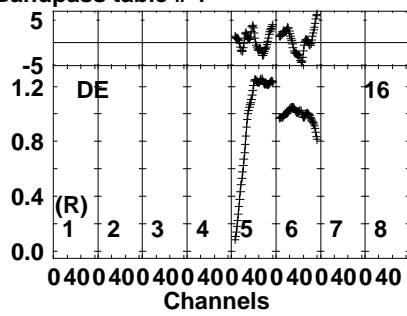
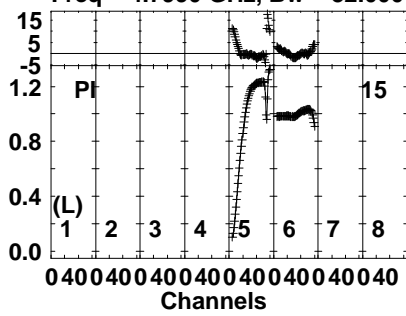
040040040040040040040040  
 Channels

040040040040040040040040  
 Channels

040040040040040040040040  
 Channels

Lower frame: BP ampl Top frame: BP phase  
 Bandpass table spectrum Antenna: \*  
 Timerange: 00/00:00:01 to 999/00:00:00

Plot file version 4 created 27-JUN-2022 14:50:22  
 RM017B.UVDATA.1  
 Freq = 4.7990 GHz, Bw = 32.000 MH Bandpass table # 1



Lower frame: BP ampl Top frame: BP phase  
 Bandpass table spectrum Antenna: \*  
 Timerange: 00/00:00:01 to 999/00:00:00