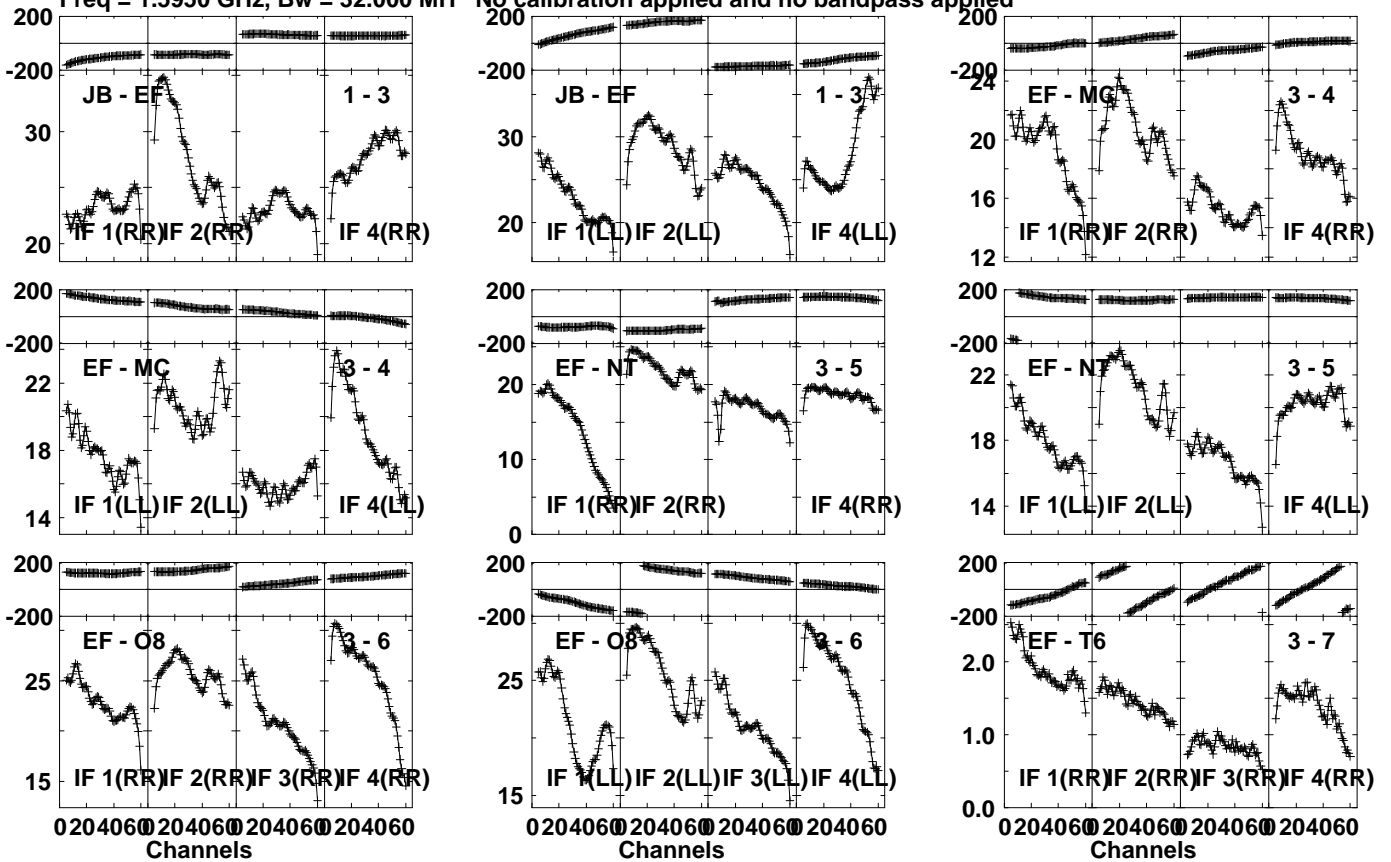


Plot file version 1 created 11-APR-2024 15:08:52

J0217+7349 RN002.UVDATA.1

Freq = 1.5950 GHz, Bw = 32.000 MH

No calibration applied and no bandpass applied



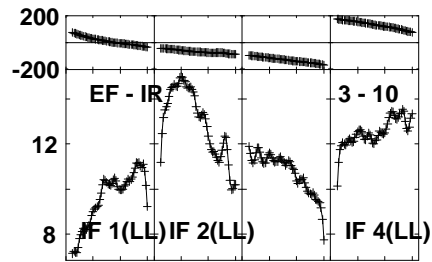
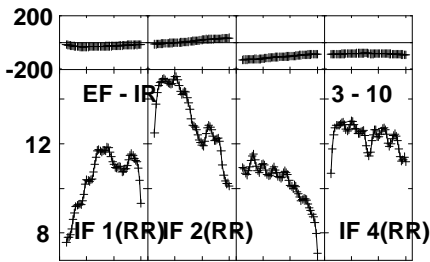
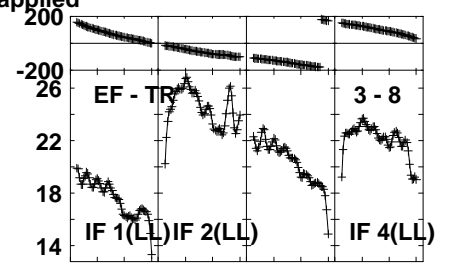
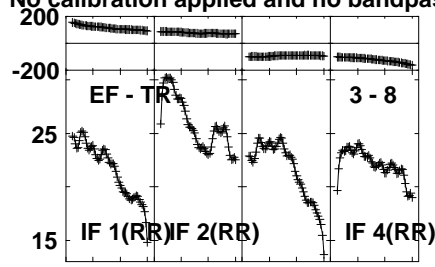
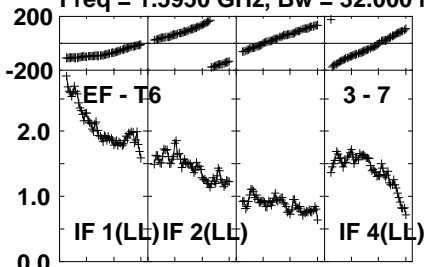
Lower frame: Milli Ampl Jy Top frame: Phas deg
Vector averaged cross-power spectrum Several baselines displayed
Timerange: 00/22:01:55 to 00/22:04:59

Plot file version 2 created 11-APR-2024 15:08:52

J0217+7349 RN002.UVDATA.1

Freq = 1.5950 GHz, Bw = 32.000 MH

No calibration applied and no bandpass applied

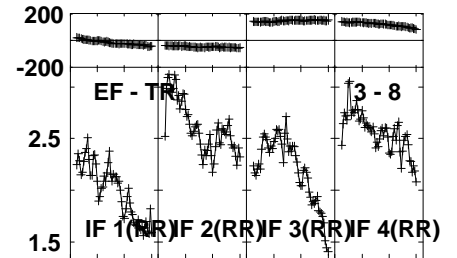
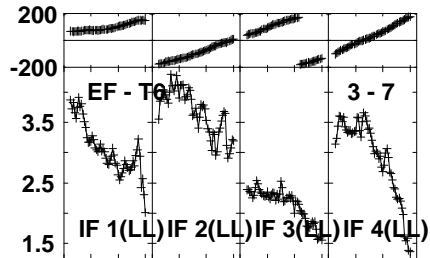
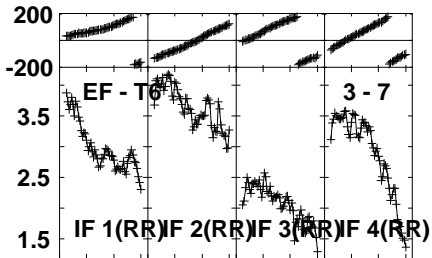
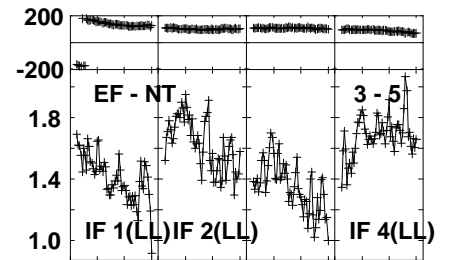
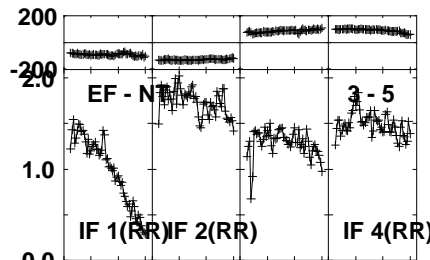
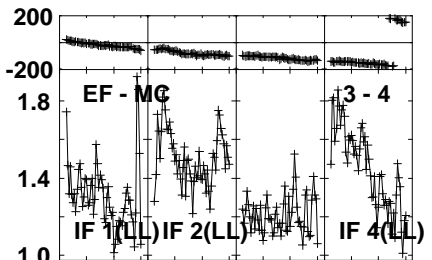
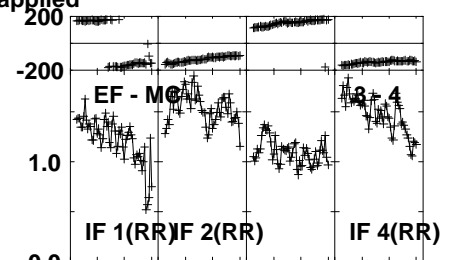
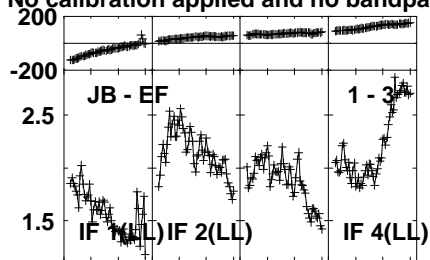
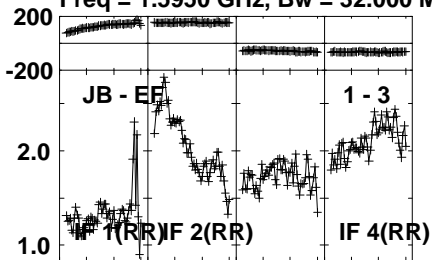


Lower frame: Milli Ampl Jy Top frame: Phas deg
Vector averaged cross-power spectrum Several baselines displayed
Timerange: 00/22:01:55 to 00/22:04:59

Plot file version 3 created 11-APR-2024 15:08:52

J0213+8717 RN002.UVDATA.1

Freq = 1.5950 GHz, Bw = 32.000 MH No calibration applied and no bandpass applied



0204060 0204060 0204060 0204060
Channels

0204060 0204060 0204060 0204060
Channels

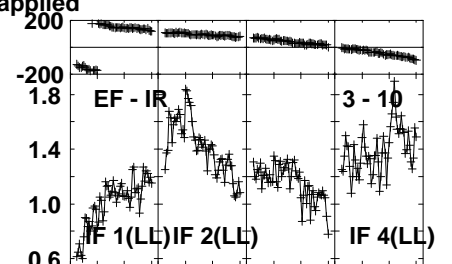
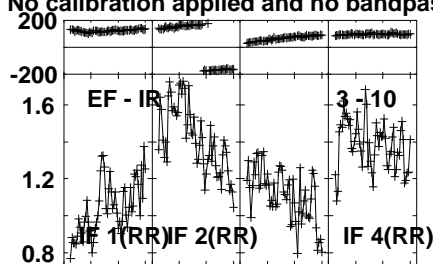
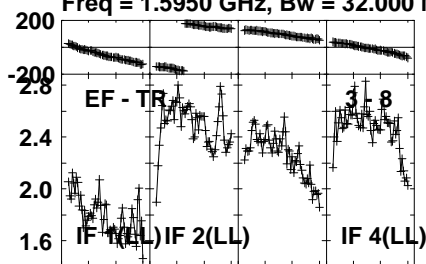
0204060 0204060 0204060 0204060
Channels

Lower frame: Milli Ampl Jy Top frame: Phas deg
Vector averaged cross-power spectrum Several baselines displayed
Timerange: 00:22:06:31 to 00:22:07:59

Plot file version 4 created 11-APR-2024 15:08:52

J0213+8717 RN002.UVDATA.1

Freq = 1.5950 GHz, Bw = 32.000 MH No calibration applied and no bandpass applied



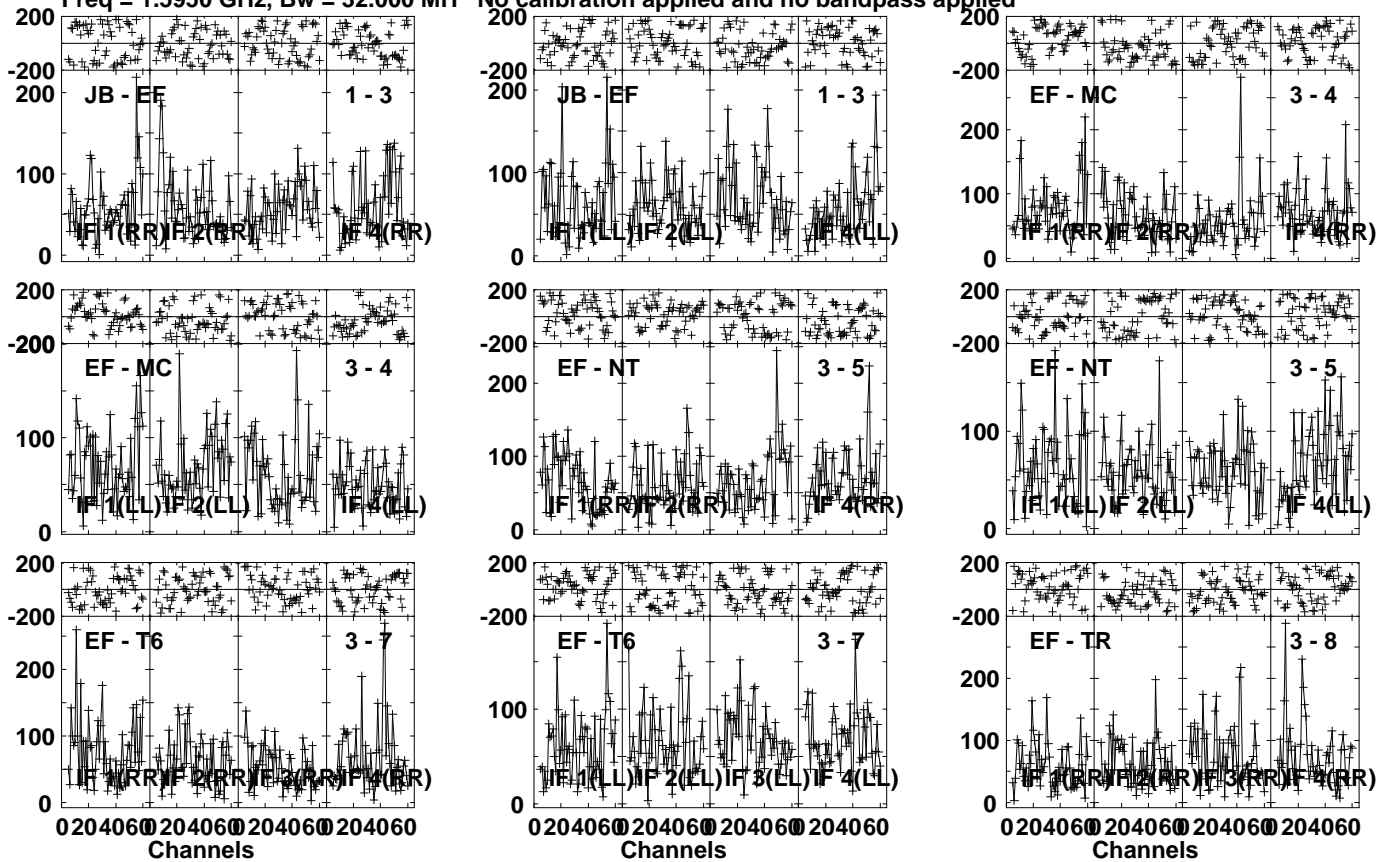
Lower frame: Milli Ampl Jy Top frame: Phas deg
Vector averaged cross-power spectrum Several baselines displayed
Timerange: 00/22:06:31 to 00/22:07:59

Plot file version 5 created 11-APR-2024 15:08:53

FRB20221022A RN002.UVDATA.1

Freq = 1.5950 GHz, Bw = 32.000 MH

No calibration applied and no bandpass applied



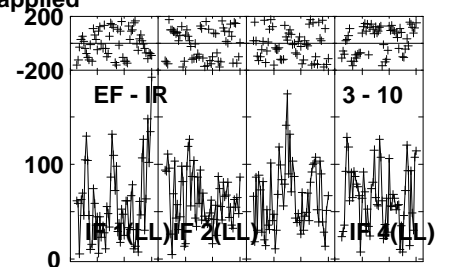
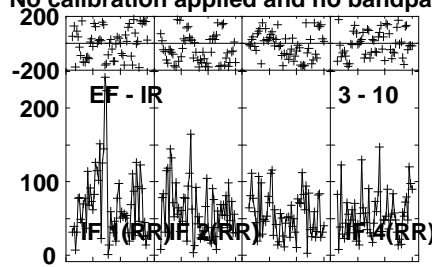
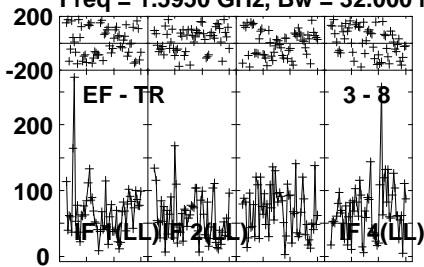
Lower frame: Micro Ampl Jy Top frame: Phas deg
Vector averaged cross-power spectrum Several baselines displayed
Timerange: 00/22:08:01 to 00/22:12:59

Plot file version 6 created 11-APR-2024 15:08:53

FRB20221022A RN002.UVDATA.1

Freq = 1.5950 GHz, Bw = 32.000 MH

No calibration applied and no bandpass applied



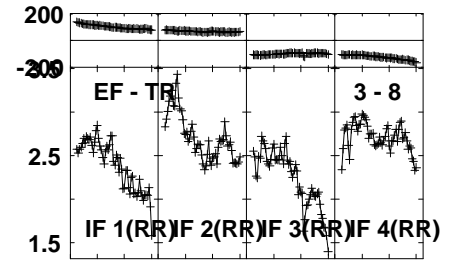
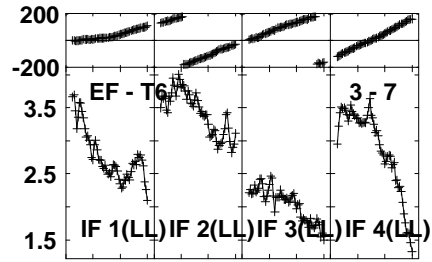
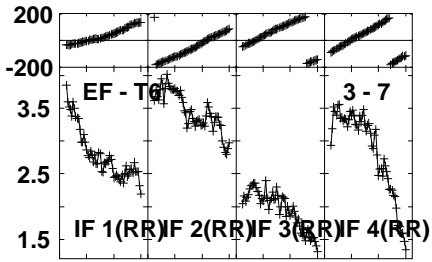
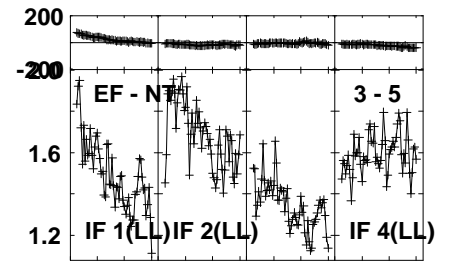
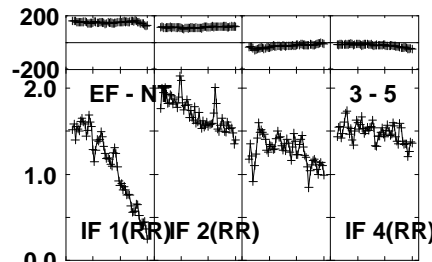
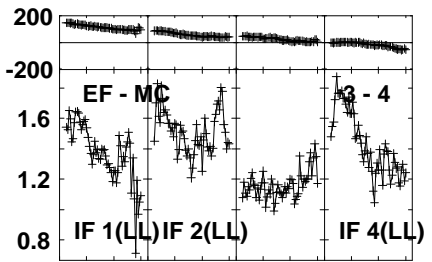
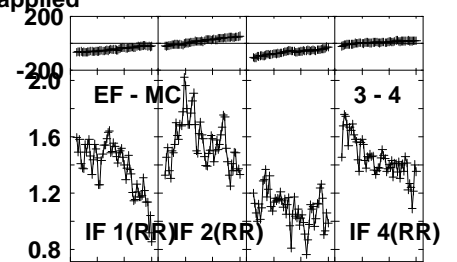
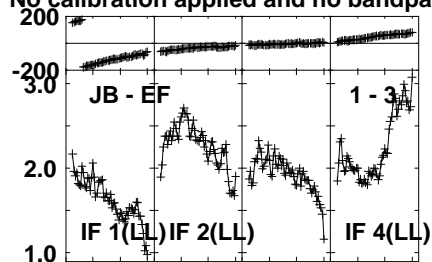
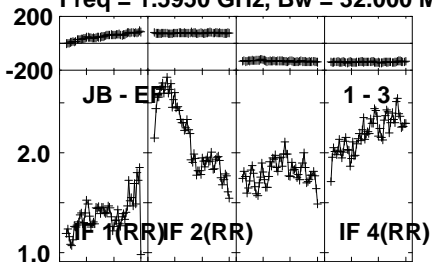
Lower frame: Micro Ampl Jy Top frame: Phas deg
Vector averaged cross-power spectrum Several baselines displayed
Timerange: 00/22:08:01 to 00/22:12:59

Plot file version 7 created 11-APR-2024 15:08:53

J0213+8717 RN002.UVDATA.1

Freq = 1.5950 GHz, Bw = 32.000 MH

No calibration applied and no bandpass applied



0204060 204060 204060 204060
Channels

0204060 204060 204060 204060
Channels

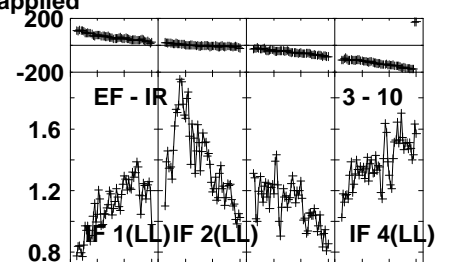
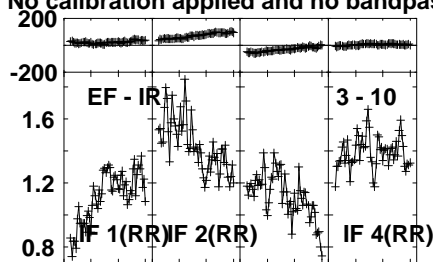
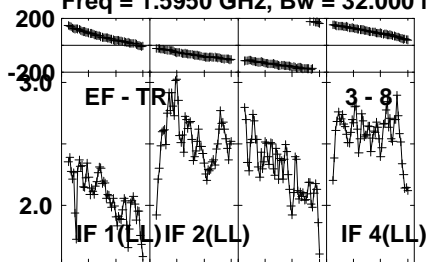
0204060 204060 204060 204060
Channels

Lower frame: Milli Ampl Jy Top frame: Phas deg
Vector averaged cross-power spectrum Several baselines displayed
Timerange: 00/22:13:31 to 00/22:14:59

Plot file version 8 created 11-APR-2024 15:08:53

J0213+8717 RN002.UVDATA.1

Freq = 1.5950 GHz, Bw = 32.000 MH No calibration applied and no bandpass applied



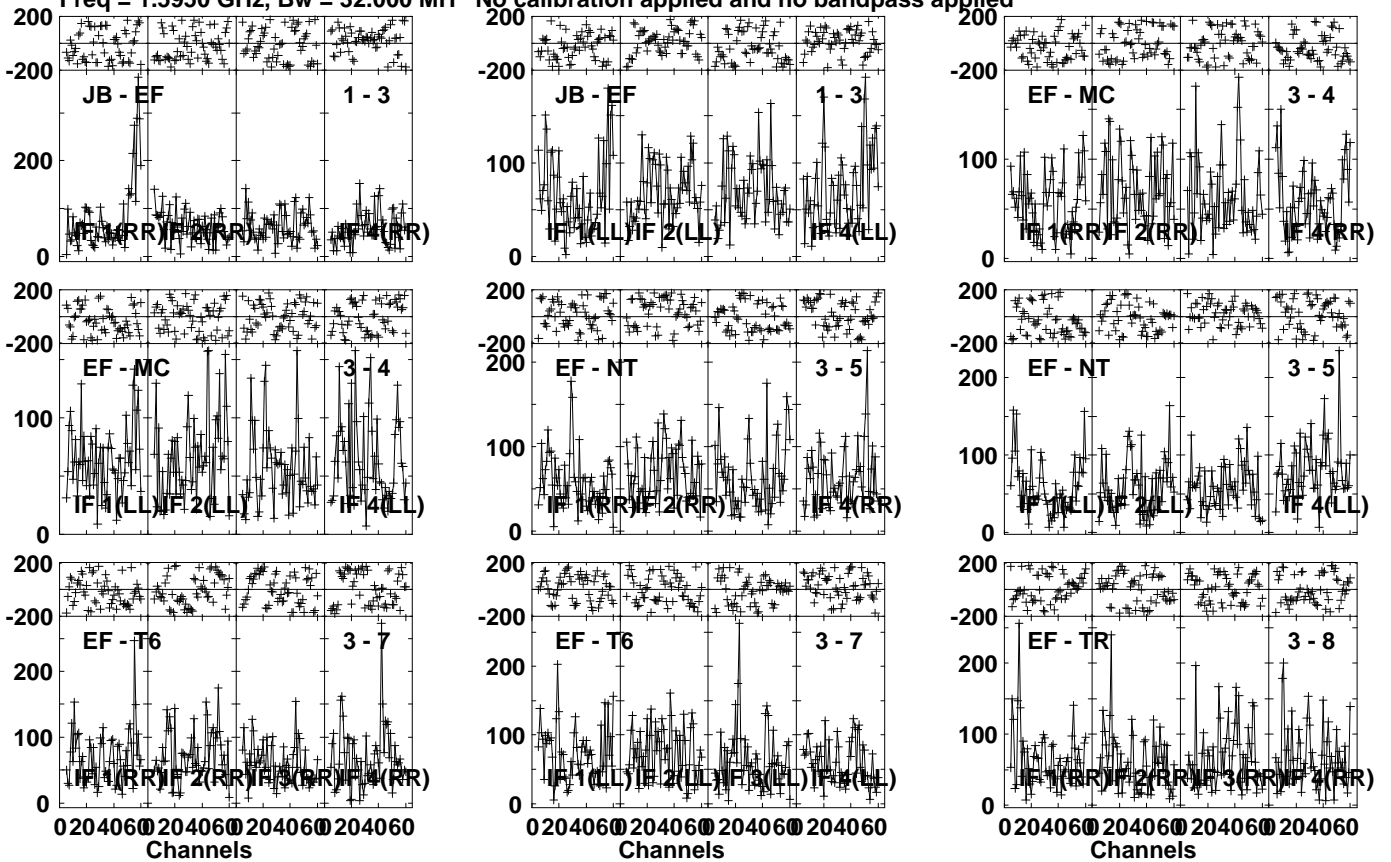
Lower frame: Milli Ampl Jy Top frame: Phas deg
Vector averaged cross-power spectrum Several baselines displayed
Timerange: 00/22:13:31 to 00/22:14:59

Plot file version 9 created 11-APR-2024 15:08:53

FRB20221022A RN002.UVDATA.1

Freq = 1.5950 GHz, Bw = 32.000 MH

No calibration applied and no bandpass applied



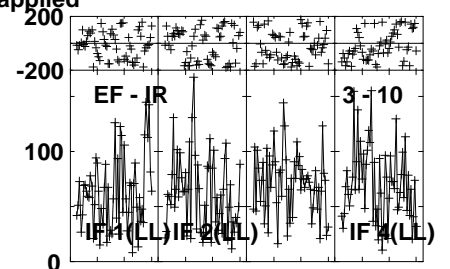
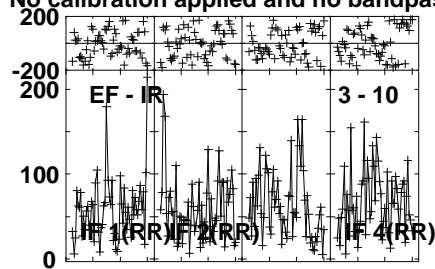
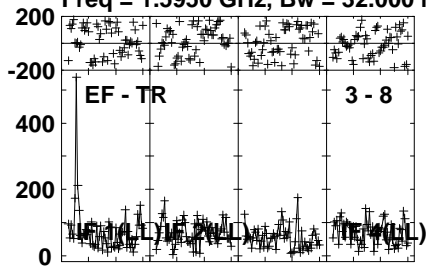
Lower frame: Micro Ampl Jy Top frame: Phas deg
Vector averaged cross-power spectrum Several baselines displayed
Timerange: 00/22:15:01 to 00/22:19:59

Plot file version 10 created 11-APR-2024 15:08:53

FRB20221022A RN002.UVDATA.1

Freq = 1.5950 GHz, Bw = 32.000 MH

No calibration applied and no bandpass applied



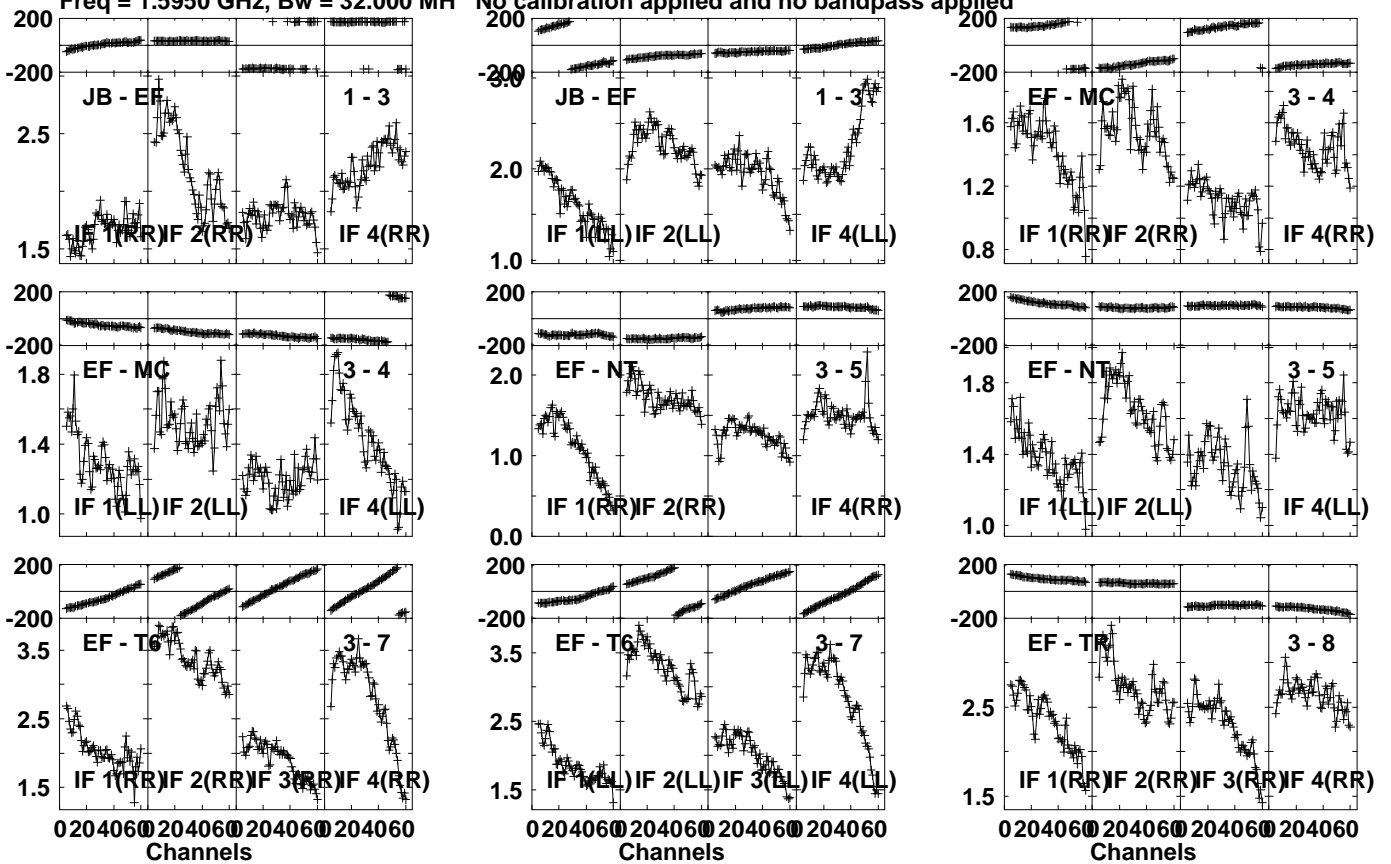
Lower frame: Micro Ampl Jy Top frame: Phas deg
Vector averaged cross-power spectrum Several baselines displayed
Timerange: 00/22:15:01 to 00/22:19:59

Plot file version 11 created 11-APR-2024 15:08:53

J0213+8717 RN002.UVDATA.1

Freq = 1.5950 GHz, Bw = 32.000 MH

No calibration applied and no bandpass applied



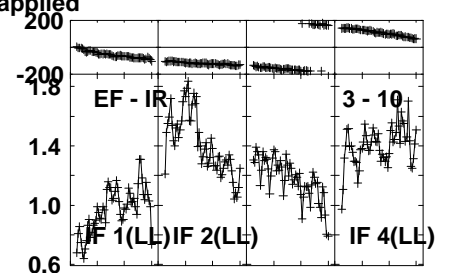
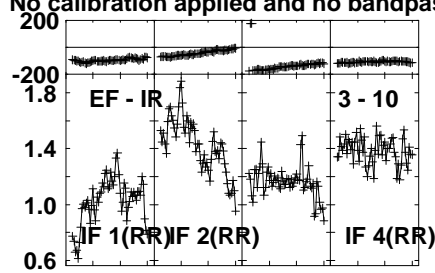
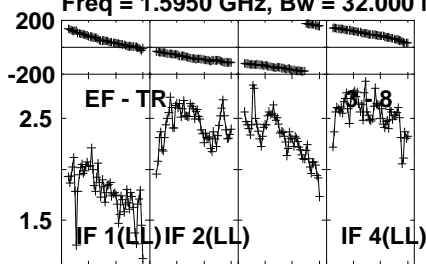
Lower frame: Milli Ampl Jy Top frame: Phas deg
Vector averaged cross-power spectrum Several baselines displayed
Timerange: 00/22:20:31 to 00/22:21:59

Plot file version 12 created 11-APR-2024 15:08:53

J0213+8717 RN002.UVDATA.1

Freq = 1.5950 GHz, Bw = 32.000 MH

No calibration applied and no bandpass applied



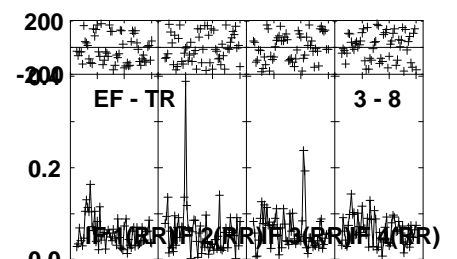
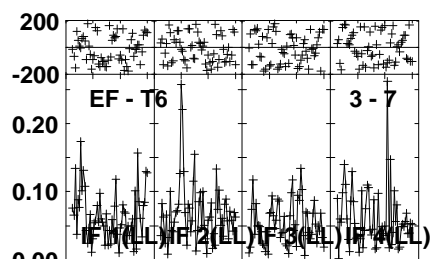
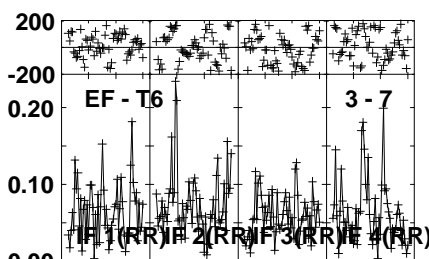
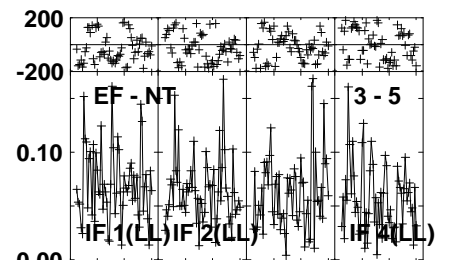
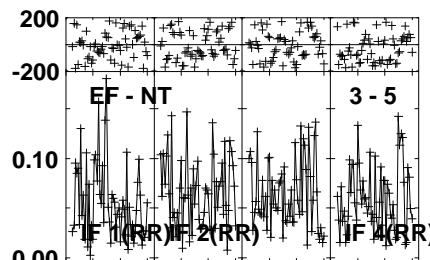
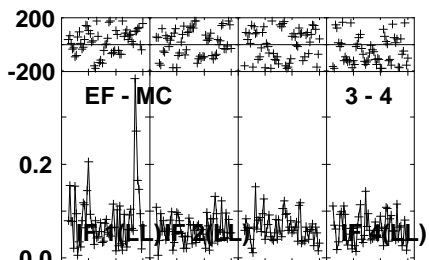
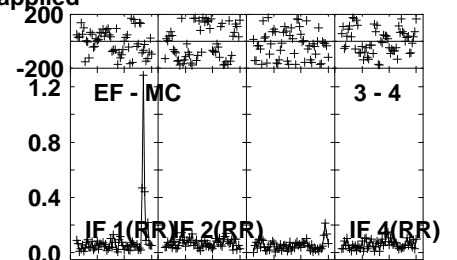
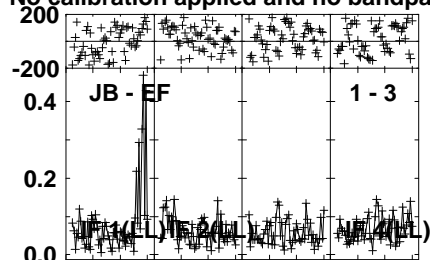
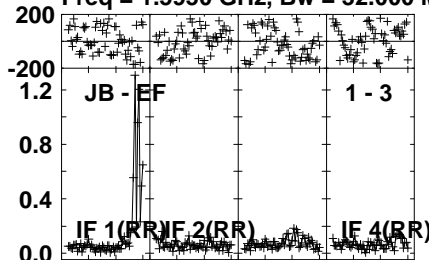
Lower frame: Milli Ampl Jy Top frame: Phas deg
Vector averaged cross-power spectrum Several baselines displayed
Timerange: 00/22:20:31 to 00/22:21:59

Plot file version 13 created 11-APR-2024 15:08:53

FRB20221022A RN002.UVDATA.1

Freq = 1.5950 GHz, Bw = 32.000 MH

No calibration applied and no bandpass applied



0204060 204060 204060 204060
Channels

0204060 204060 204060 204060
Channels

0204060 204060 204060 204060
Channels

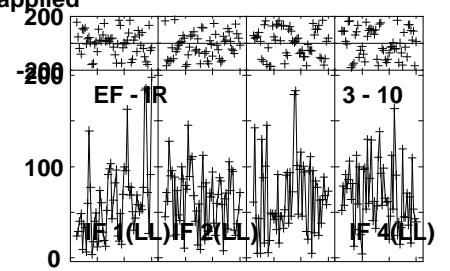
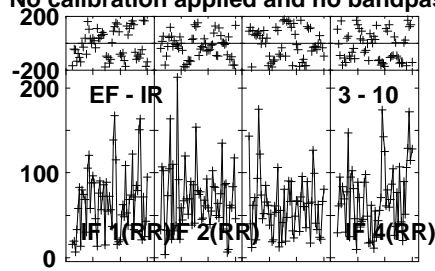
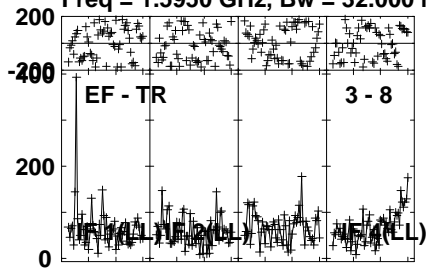
Lower frame: Milli Ampl Jy Top frame: Phas deg
Vector averaged cross-power spectrum Several baselines displayed
Timerange: 00/22:22:01 to 00/22:26:59

Plot file version 14 created 11-APR-2024 15:08:53

FRB20221022A RN002.UVDATA.1

Freq = 1.5950 GHz, Bw = 32.000 MH

No calibration applied and no bandpass applied



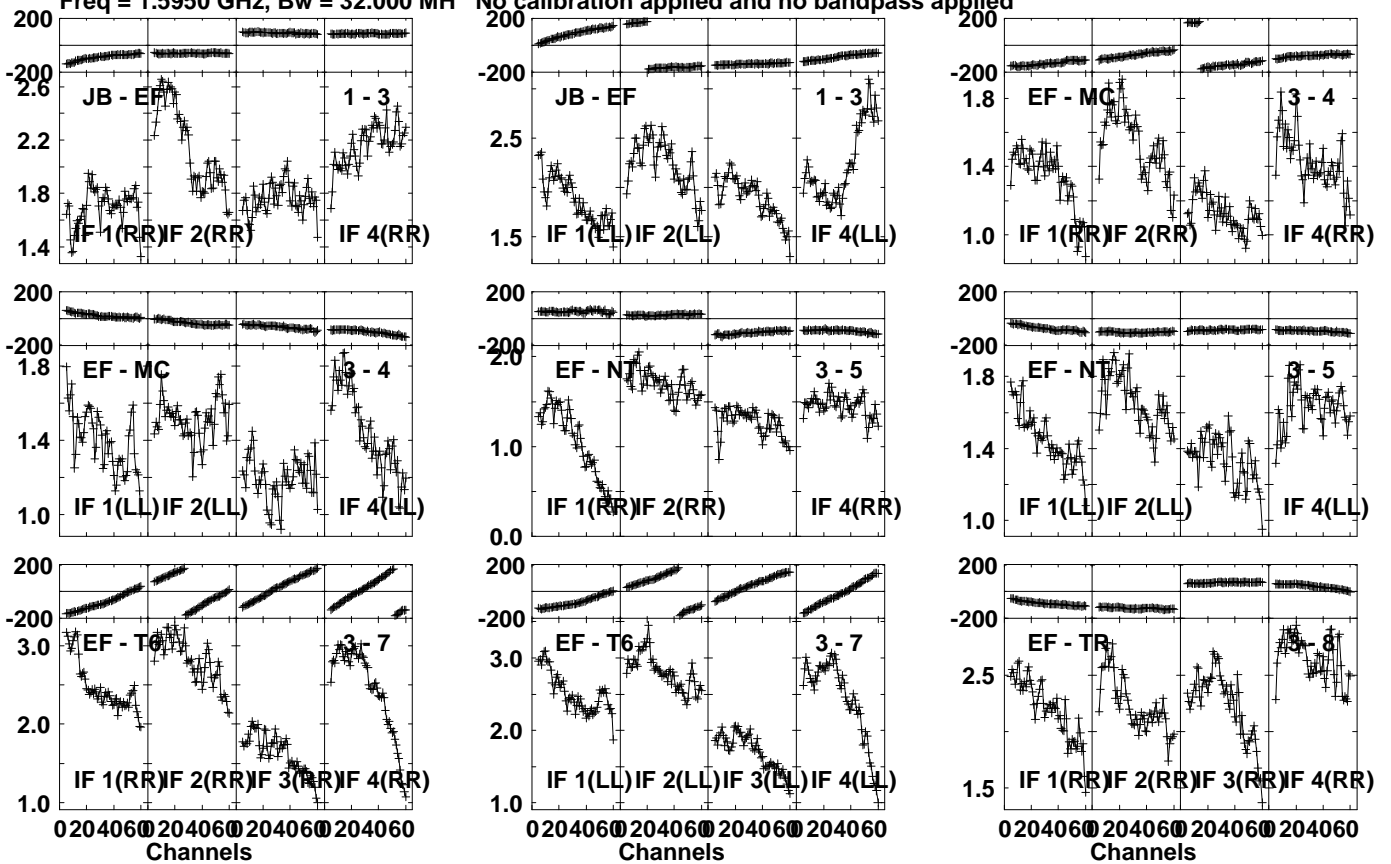
Lower frame: Micro Ampl Jy Top frame: Phas deg
Vector averaged cross-power spectrum Several baselines displayed
Timerange: 00/22:22:01 to 00/22:26:59

Plot file version 15 created 11-APR-2024 15:08:53

J0213+8717 RN002.UVDATA.1

Freq = 1.5950 GHz, Bw = 32.000 MH

No calibration applied and no bandpass applied

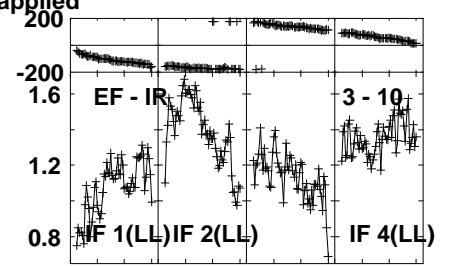
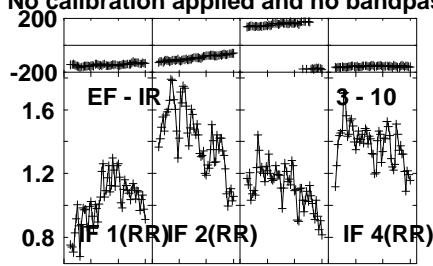
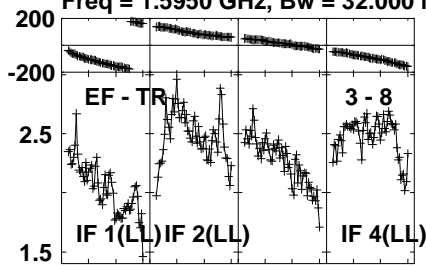


Lower frame: Milli Ampl Jy Top frame: Phas deg
 Vector averaged cross-power spectrum Several baselines displayed
 Timerange: 00/22:27:31 to 00/22:28:59

Plot file version 16 created 11-APR-2024 15:08:53

J0213+8717 RN002.UVDATA.1

Freq = 1.5950 GHz, Bw = 32.000 MH No calibration applied and no bandpass applied



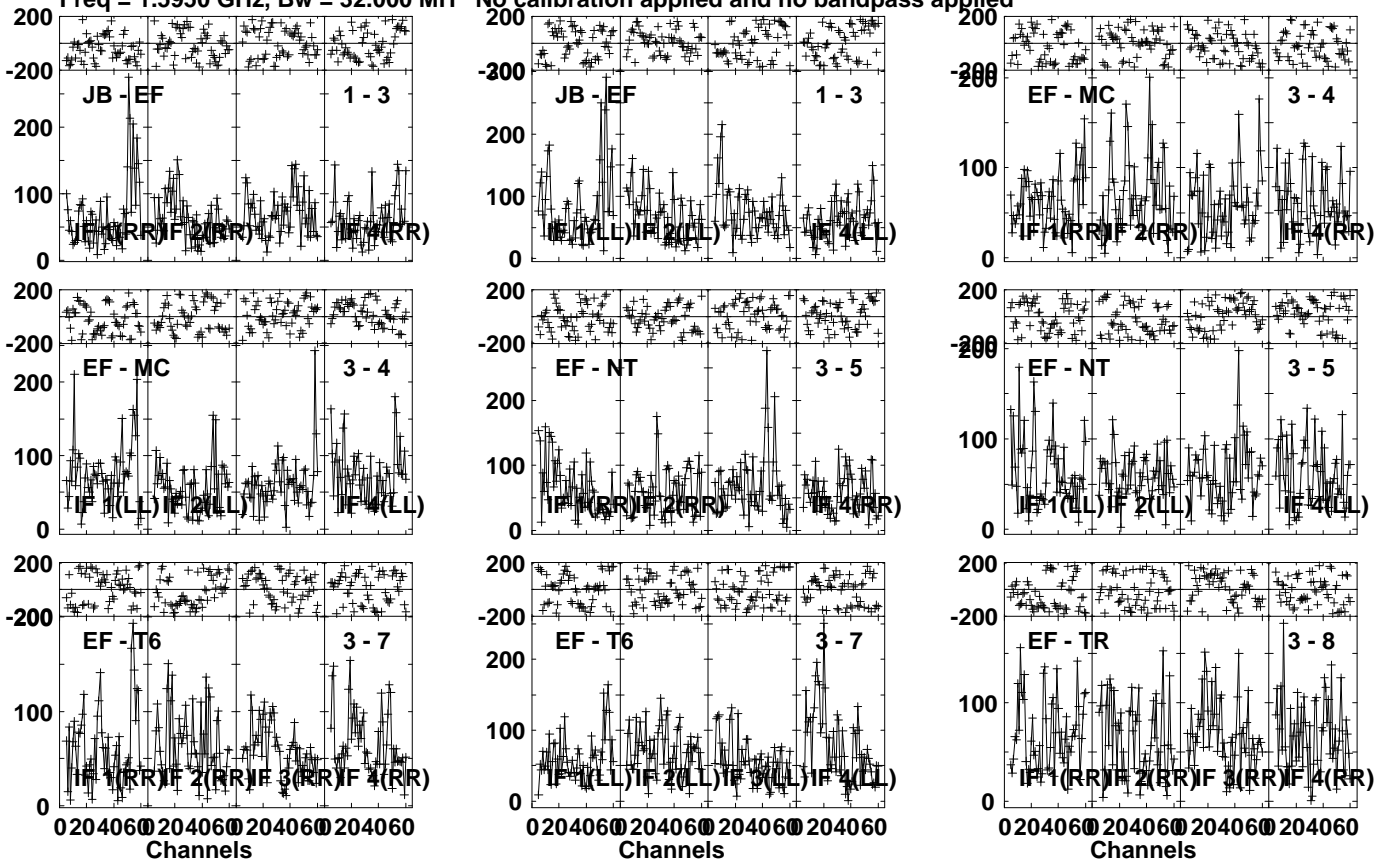
Lower frame: Milli Ampl Jy Top frame: Phas deg
Vector averaged cross-power spectrum Several baselines displayed
Timerange: 00/22:27:31 to 00/22:28:59

Plot file version 17 created 11-APR-2024 15:08:54

FRB20221022A RN002.UVDATA.1

Freq = 1.5950 GHz, Bw = 32.000 MH

No calibration applied and no bandpass applied



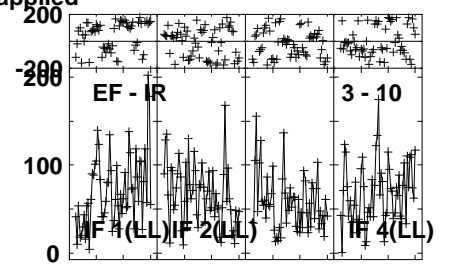
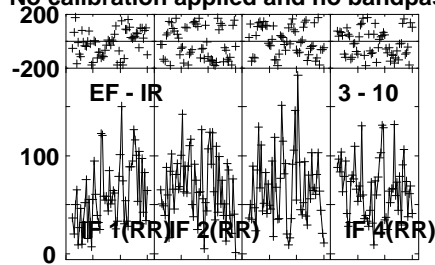
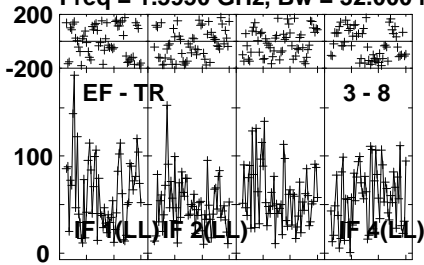
Lower frame: Micro Ampl Jy Top frame: Phas deg
Vector averaged cross-power spectrum Several baselines displayed
Timerange: 00/22:29:01 to 00/22:33:59

Plot file version 18 created 11-APR-2024 15:08:54

FRB20221022A RN002.UVDATA.1

Freq = 1.5950 GHz, Bw = 32.000 MH

No calibration applied and no bandpass applied



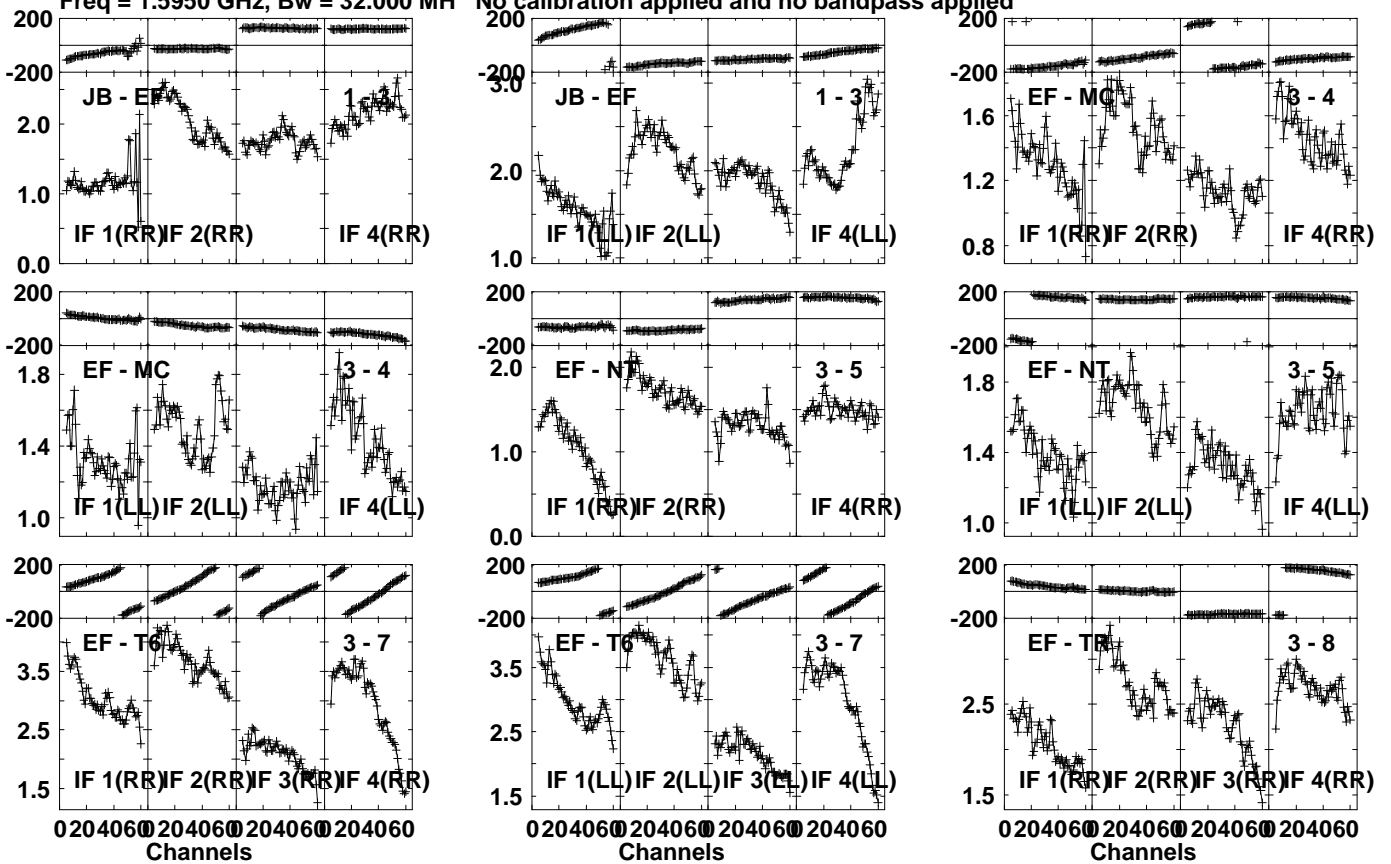
Lower frame: Micro Ampl Jy Top frame: Phas deg
Vector averaged cross-power spectrum Several baselines displayed
Timerange: 00/22:29:01 to 00/22:33:59

Plot file version 19 created 11-APR-2024 15:08:54

J0213+8717 RN002.UVDATA.1

Freq = 1.5950 GHz, Bw = 32.000 MH

No calibration applied and no bandpass applied



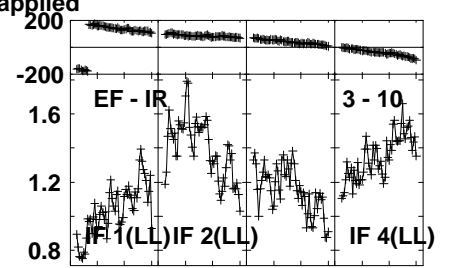
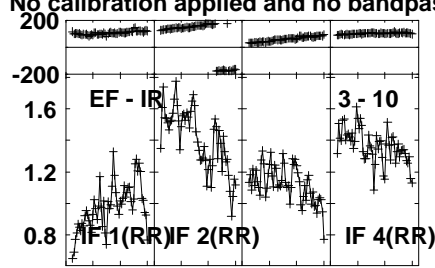
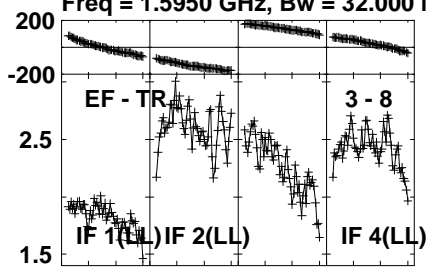
Lower frame: Milli Ampl Jy Top frame: Phas deg
Vector averaged cross-power spectrum Several baselines displayed
Timerange: 00/22:34:31 to 00/22:35:59

Plot file version 20 created 11-APR-2024 15:08:54

J0213+8717 RN002.UVDATA.1

Freq = 1.5950 GHz, Bw = 32.000 MH

No calibration applied and no bandpass applied



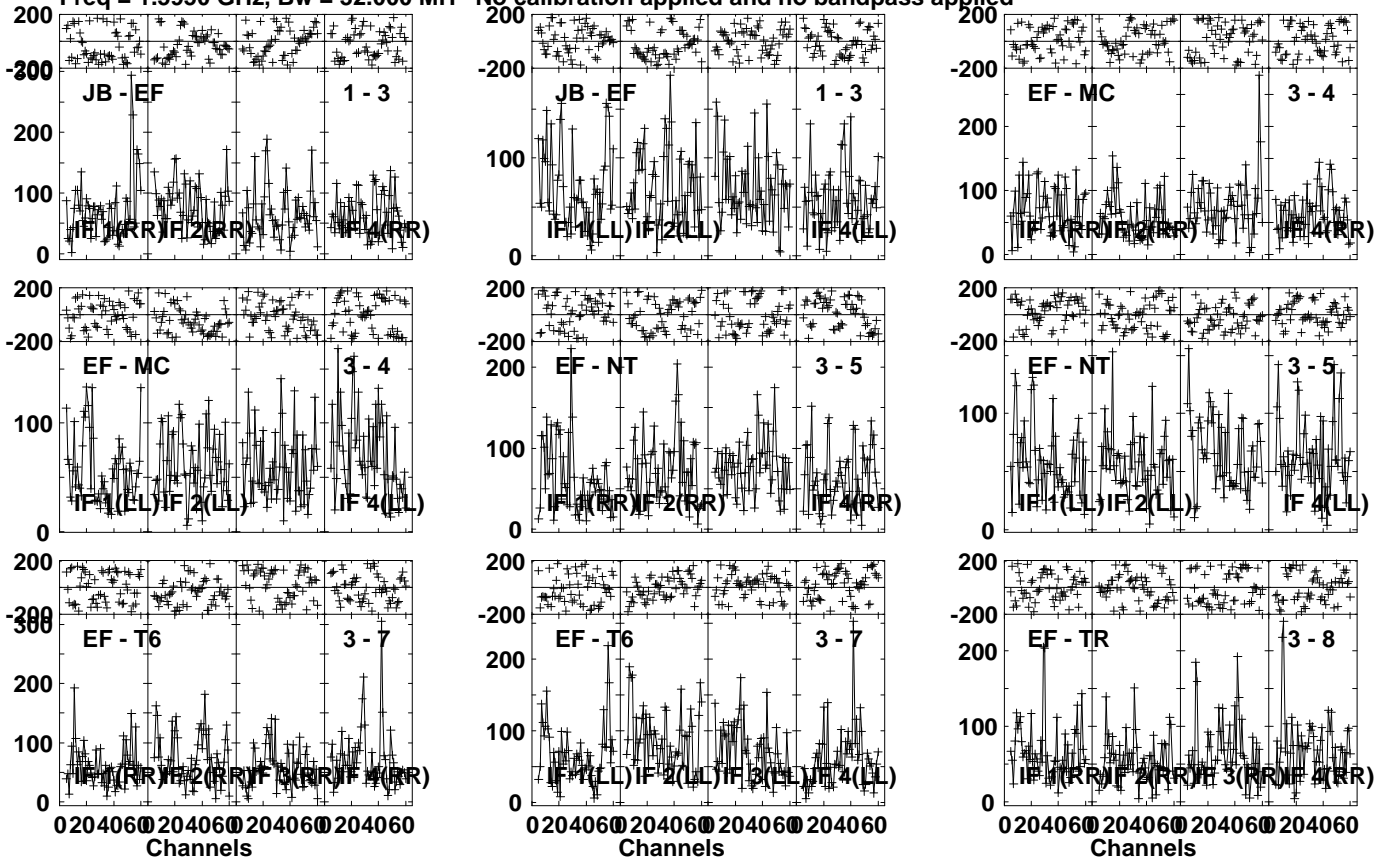
Lower frame: Milli Ampl Jy Top frame: Phas deg
Vector averaged cross-power spectrum Several baselines displayed
Timerange: 00/22:34:31 to 00/22:35:59

Plot file version 21 created 11-APR-2024 15:08:54

FRB20221022A RN002.UVDATA.1

Freq = 1.5950 GHz, Bw = 32.000 MH

No calibration applied and no bandpass applied



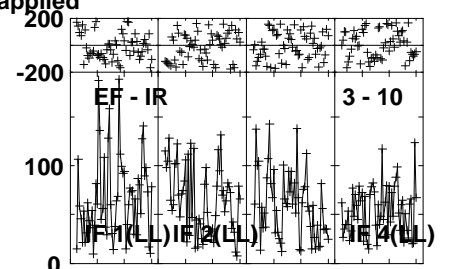
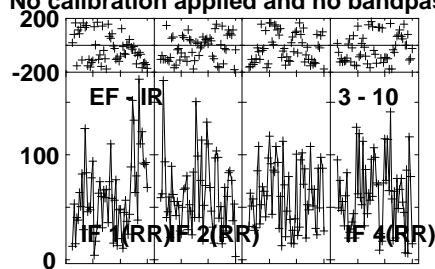
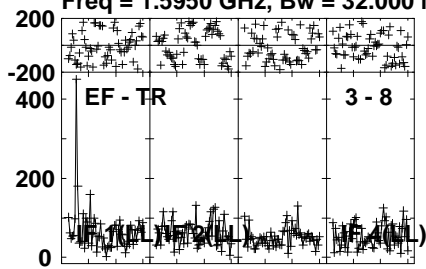
Lower frame: Micro Ampl Jy Top frame: Phas deg
Vector averaged cross-power spectrum Several baselines displayed
Timerange: 00/22:36:01 to 00/22:40:59

Plot file version 22 created 11-APR-2024 15:08:54

FRB20221022A RN002.UVDATA.1

Freq = 1.5950 GHz, Bw = 32.000 MH

No calibration applied and no bandpass applied



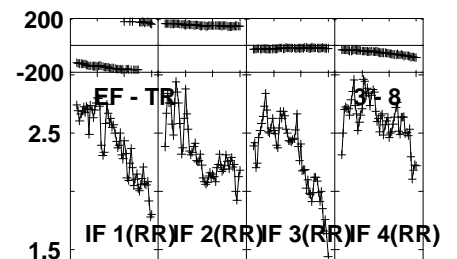
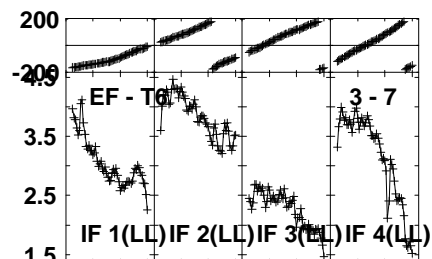
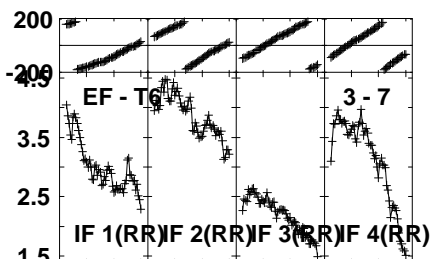
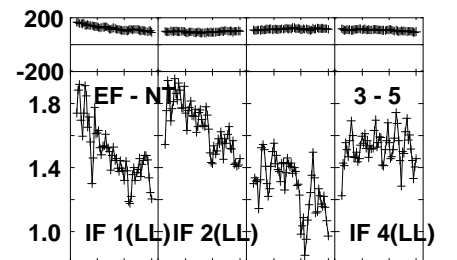
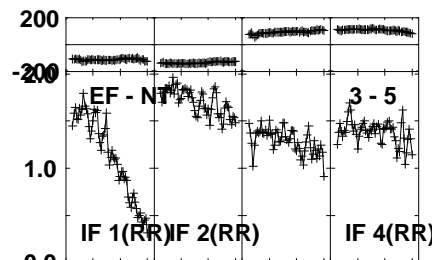
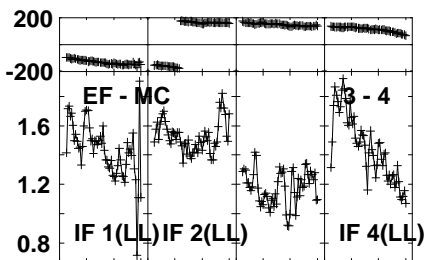
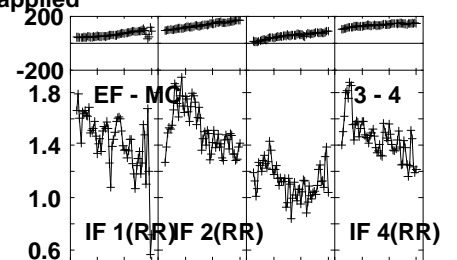
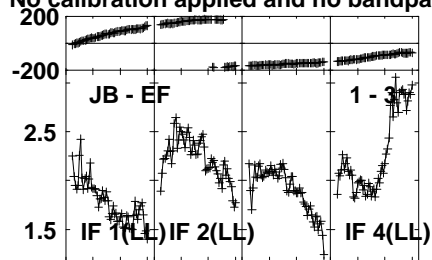
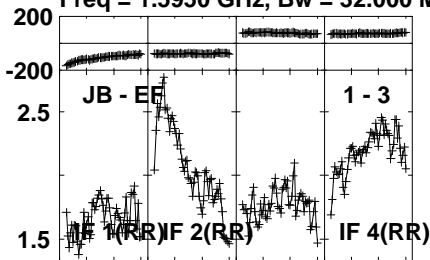
Lower frame: Micro Ampl Jy Top frame: Phas deg
Vector averaged cross-power spectrum Several baselines displayed
Timerange: 00/22:36:01 to 00/22:40:59

Plot file version 23 created 11-APR-2024 15:08:54

J0213+8717 RN002.UVDATA.1

Freq = 1.5950 GHz, Bw = 32.000 MH

No calibration applied and no bandpass applied



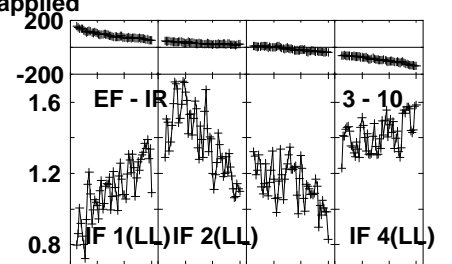
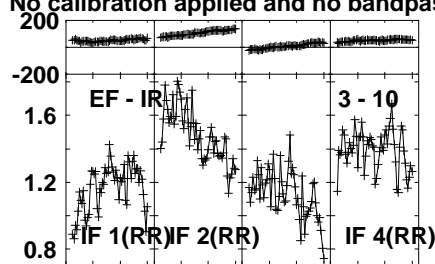
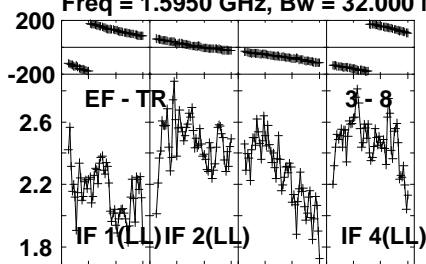
Lower frame: Milli Ampl Jy Top frame: Phas deg
Vector averaged cross-power spectrum Several baselines displayed
Timerange: 00/22:41:31 to 00/22:42:59

Plot file version 24 created 11-APR-2024 15:08:54

J0213+8717 RN002.UVDATA.1

Freq = 1.5950 GHz, Bw = 32.000 MH

No calibration applied and no bandpass applied



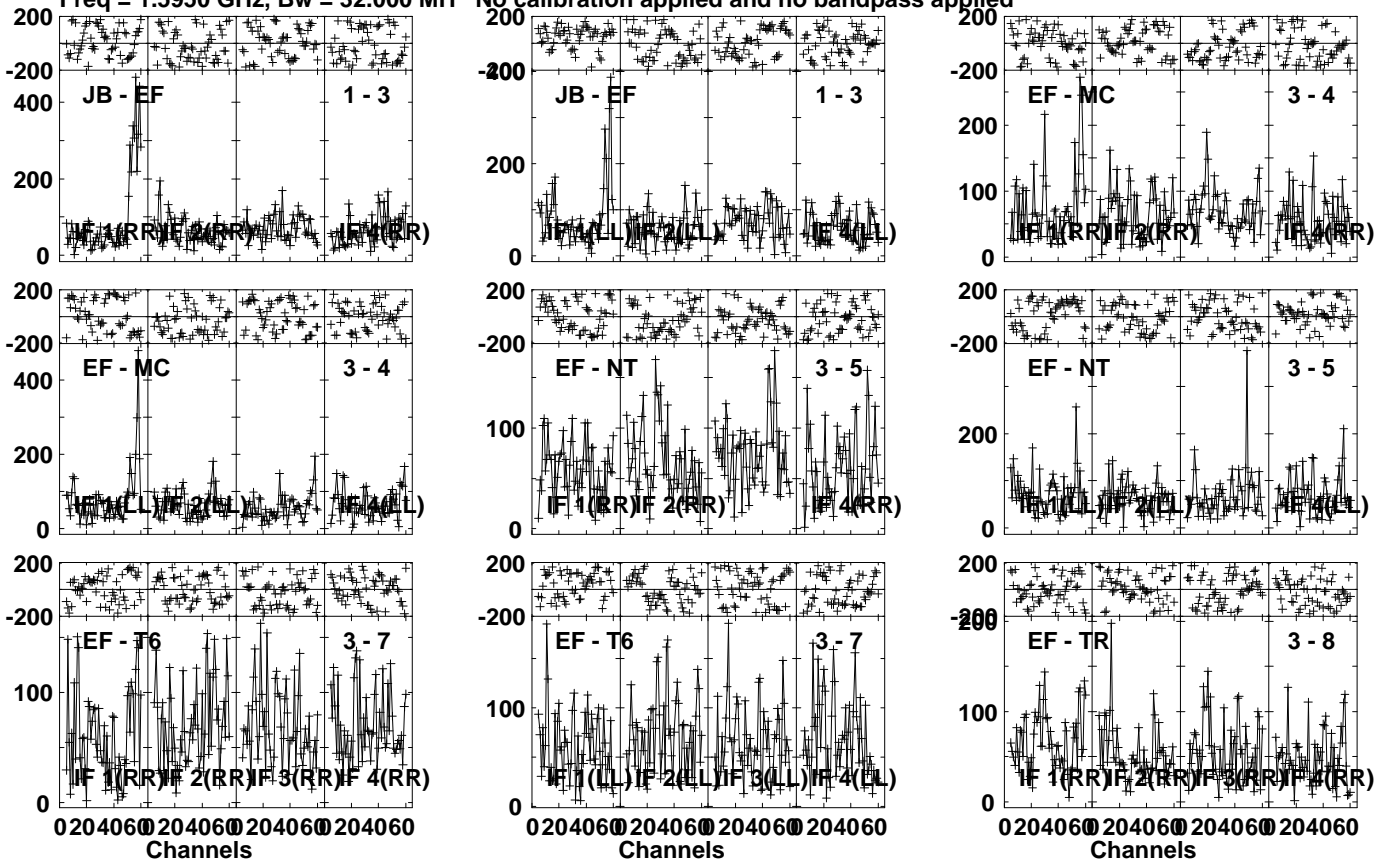
Lower frame: Milli Ampl Jy Top frame: Phas deg
Vector averaged cross-power spectrum Several baselines displayed
Timerange: 00/22:41:31 to 00/22:42:59

Plot file version 25 created 11-APR-2024 15:08:54

FRB20221022A RN002.UVDATA.1

Freq = 1.5950 GHz, Bw = 32.000 MH

No calibration applied and no bandpass applied



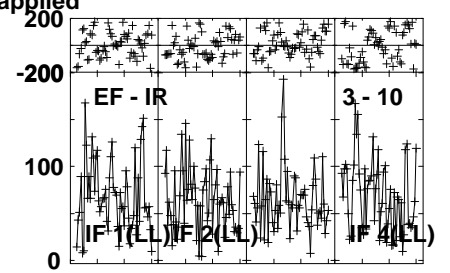
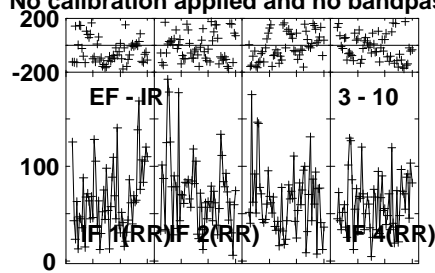
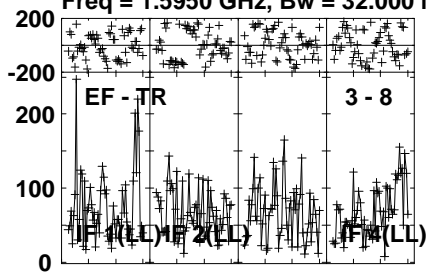
Lower frame: Micro Ampl Jy Top frame: Phas deg
Vector averaged cross-power spectrum Several baselines displayed
Timerange: 00/22:43:01 to 00/22:47:59

Plot file version 26 created 11-APR-2024 15:08:54

FRB20221022A RN002.UVDATA.1

Freq = 1.5950 GHz, Bw = 32.000 MH

No calibration applied and no bandpass applied



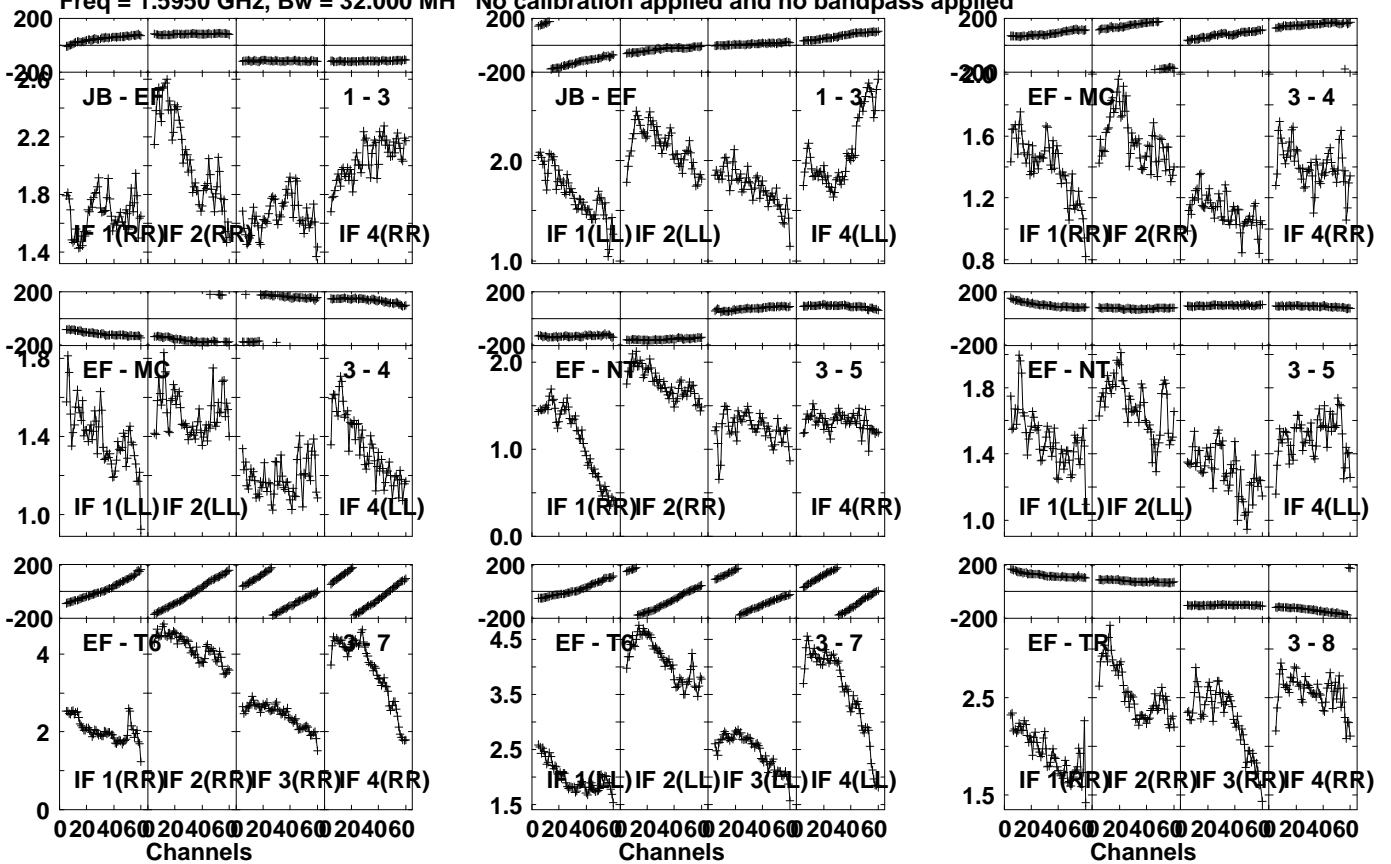
Lower frame: Micro Ampl Jy Top frame: Phas deg
Vector averaged cross-power spectrum Several baselines displayed
Timerange: 00/22:43:01 to 00/22:47:59

Plot file version 27 created 11-APR-2024 15:08:54

J0213+8717 RN002.UVDATA.1

Freq = 1.5950 GHz, Bw = 32.000 MH

No calibration applied and no bandpass applied



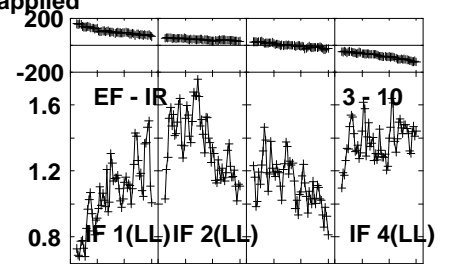
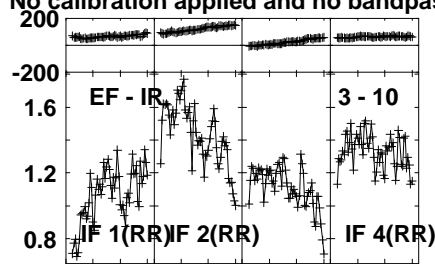
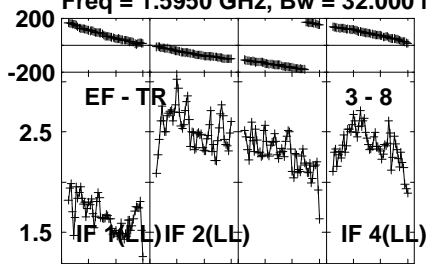
Lower frame: Milli Ampl Jy Top frame: Phas deg
Vector averaged cross-power spectrum Several baselines displayed
Timerange: 00/22:48:31 to 00/22:49:59

Plot file version 28 created 11-APR-2024 15:08:54

J0213+8717 RN002.UVDATA.1

Freq = 1.5950 GHz, Bw = 32.000 MH

No calibration applied and no bandpass applied



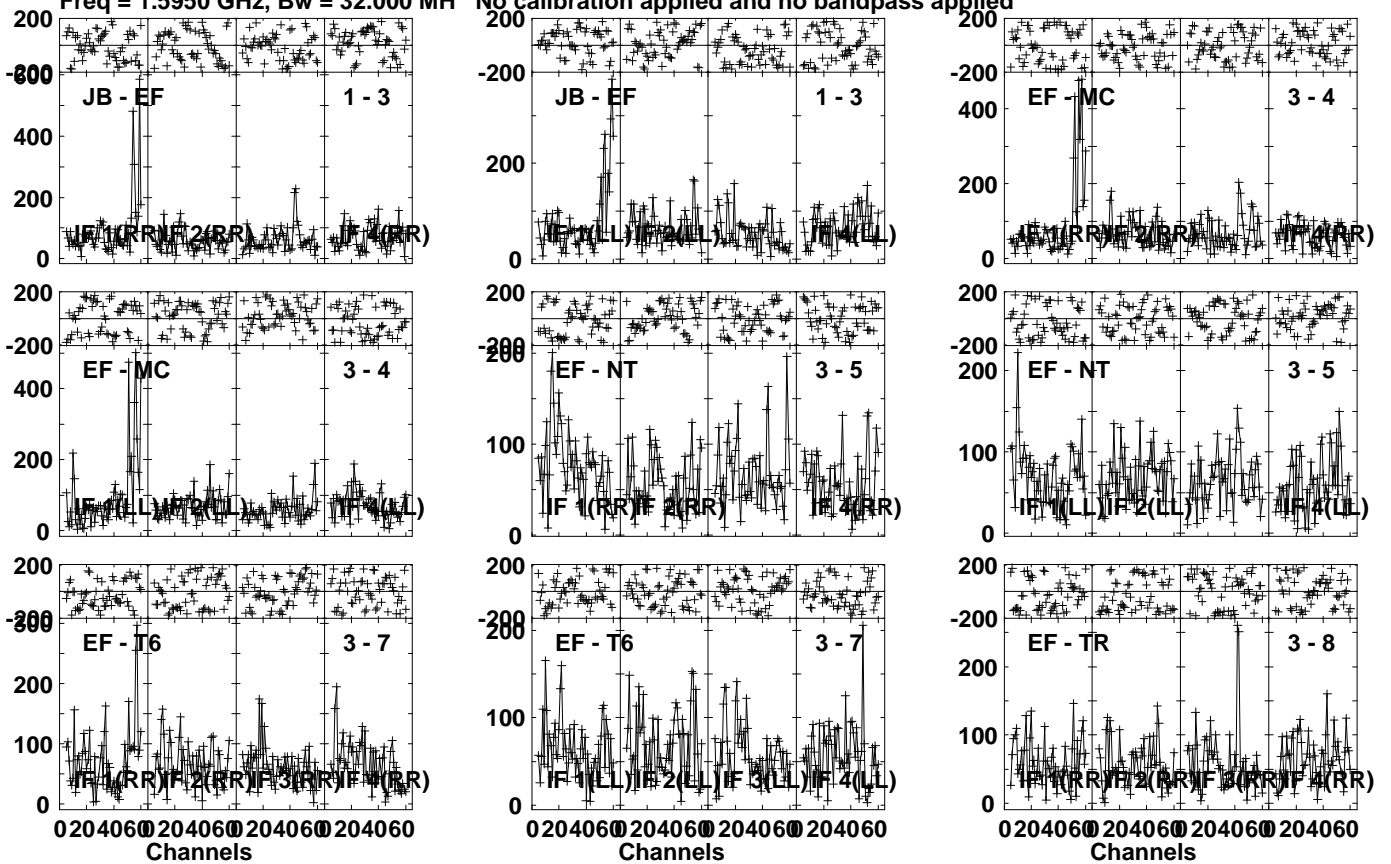
Lower frame: Milli Ampl Jy Top frame: Phas deg
Vector averaged cross-power spectrum Several baselines displayed
Timerange: 00/22:48:31 to 00/22:49:59

Plot file version 29 created 11-APR-2024 15:08:55

FRB20221022A RN002.UVDATA.1

Freq = 1.5950 GHz, Bw = 32.000 MH

No calibration applied and no bandpass applied



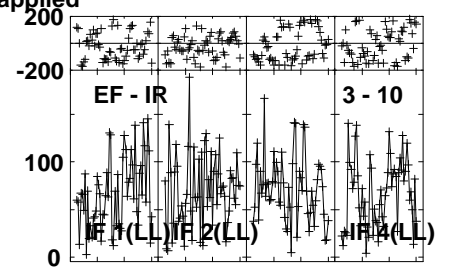
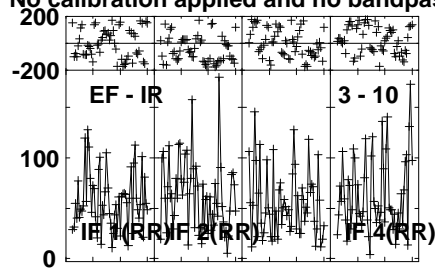
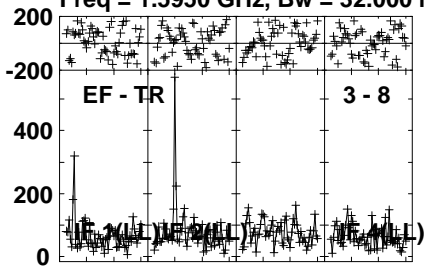
Lower frame: Micro Ampl Jy Top frame: Phas deg
Vector averaged cross-power spectrum Several baselines displayed
Timerange: 00/22:50:01 to 00/22:54:59

Plot file version 30 created 11-APR-2024 15:08:55

FRB20221022A RN002.UVDATA.1

Freq = 1.5950 GHz, Bw = 32.000 MH

No calibration applied and no bandpass applied



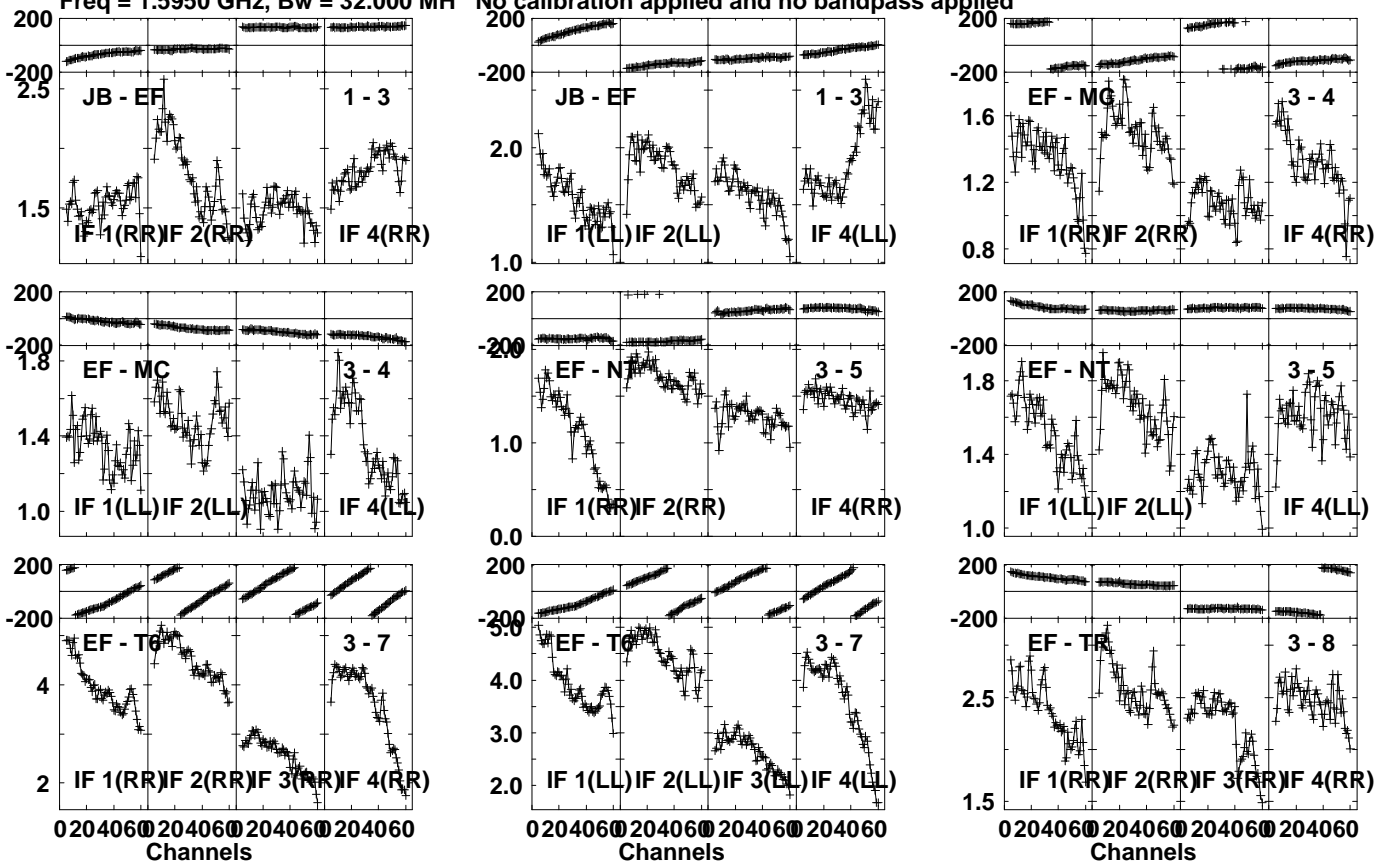
Lower frame: Micro Ampl Jy Top frame: Phas deg
Vector averaged cross-power spectrum Several baselines displayed
Timerange: 00/22:50:01 to 00/22:54:59

Plot file version 31 created 11-APR-2024 15:08:55

J0213+8717 RN002.UVDATA.1

Freq = 1.5950 GHz, Bw = 32.000 MH

No calibration applied and no bandpass applied

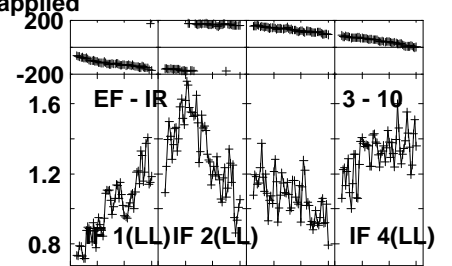
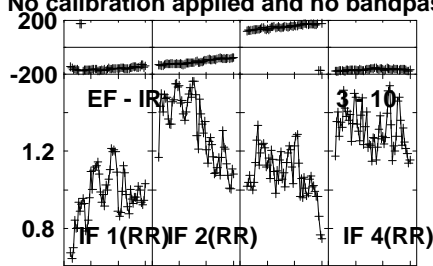
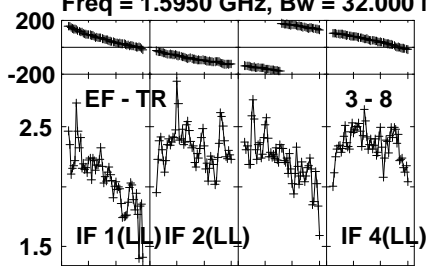


Lower frame: Milli Ampl Jy Top frame: Phas deg
Vector averaged cross-power spectrum Several baselines displayed
Timerange: 00/22:55:31 to 00/22:56:59

Plot file version 32 created 11-APR-2024 15:08:55

J0213+8717 RN002.UVDATA.1

Freq = 1.5950 GHz, Bw = 32.000 MH No calibration applied and no bandpass applied



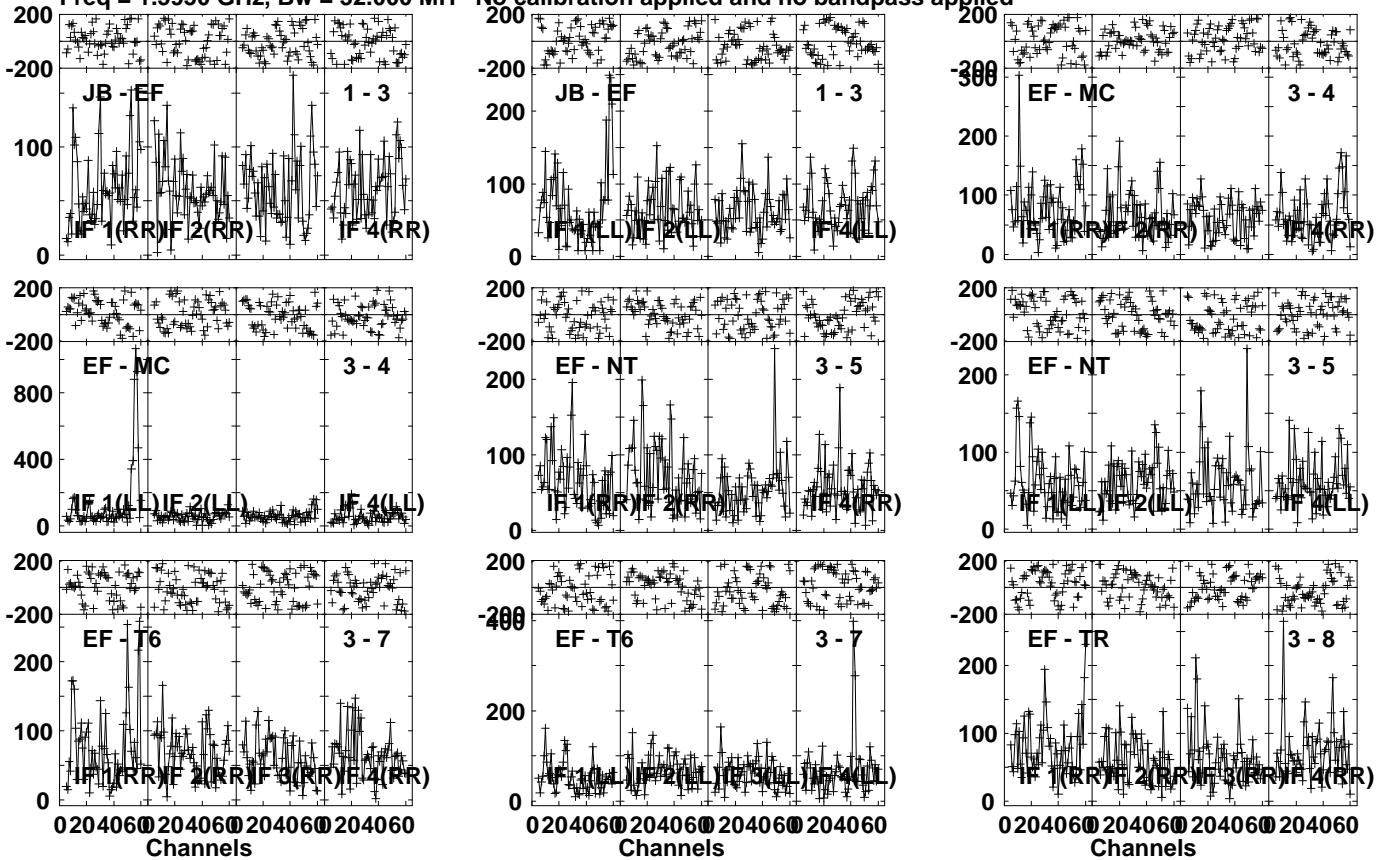
Lower frame: Milli Ampl Jy Top frame: Phas deg
Vector averaged cross-power spectrum Several baselines displayed
Timerange: 00/22:55:31 to 00/22:56:59

Plot file version 33 created 11-APR-2024 15:08:55

FRB20221022A RN002.UVDATA.1

Freq = 1.5950 GHz, Bw = 32.000 MH

No calibration applied and no bandpass applied



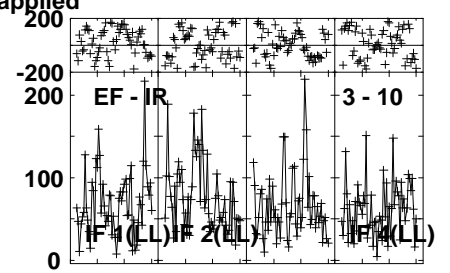
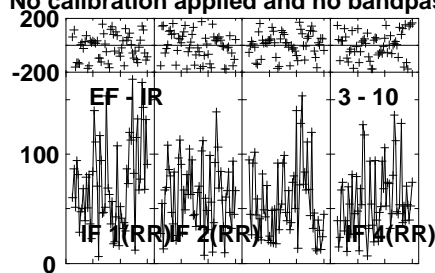
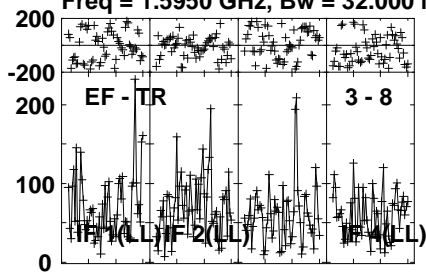
Lower frame: Micro Ampl Jy Top frame: Phas deg
Vector averaged cross-power spectrum Several baselines displayed
Timerange: 00/22:57:01 to 00/23:01:59

Plot file version 34 created 11-APR-2024 15:08:55

FRB20221022A RN002.UVDATA.1

Freq = 1.5950 GHz, Bw = 32.000 MH

No calibration applied and no bandpass applied



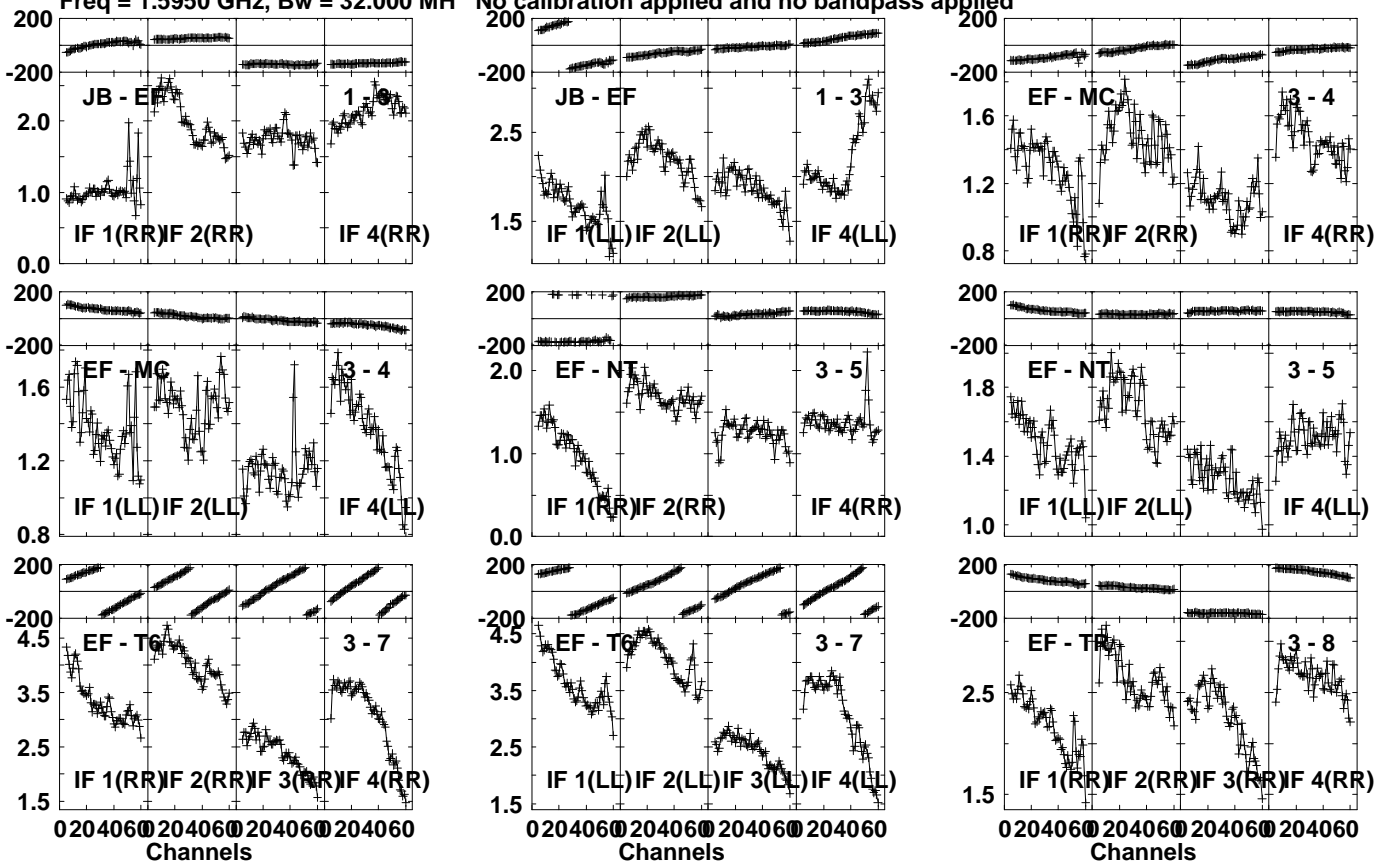
Lower frame: Micro Ampl Jy Top frame: Phas deg
Vector averaged cross-power spectrum Several baselines displayed
Timerange: 00/22:57:01 to 00/23:01:59

Plot file version 35 created 11-APR-2024 15:08:55

J0213+8717 RN002.UVDATA.1

Freq = 1.5950 GHz, Bw = 32.000 MH

No calibration applied and no bandpass applied



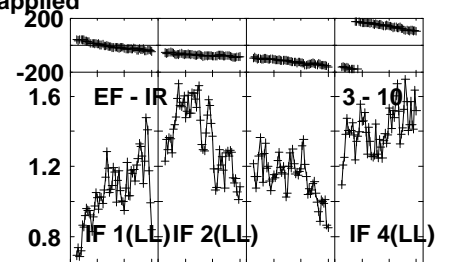
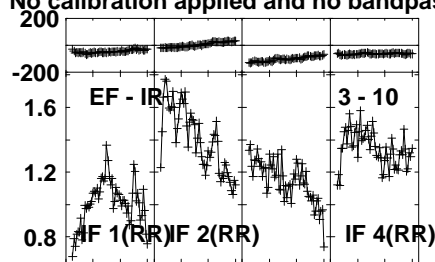
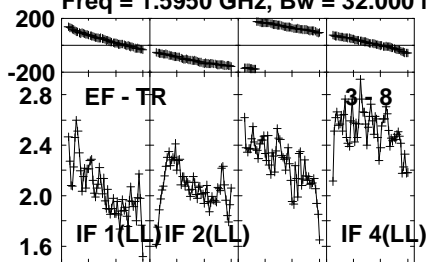
Lower frame: Milli Ampl Jy Top frame: Phas deg
Vector averaged cross-power spectrum Several baselines displayed
Timerange: 00/23:02:31 to 00/23:03:59

Plot file version 36 created 11-APR-2024 15:08:55

J0213+8717 RN002.UVDATA.1

Freq = 1.5950 GHz, Bw = 32.000 MH

No calibration applied and no bandpass applied



Lower frame: Milli Ampl Jy Top frame: Phas deg

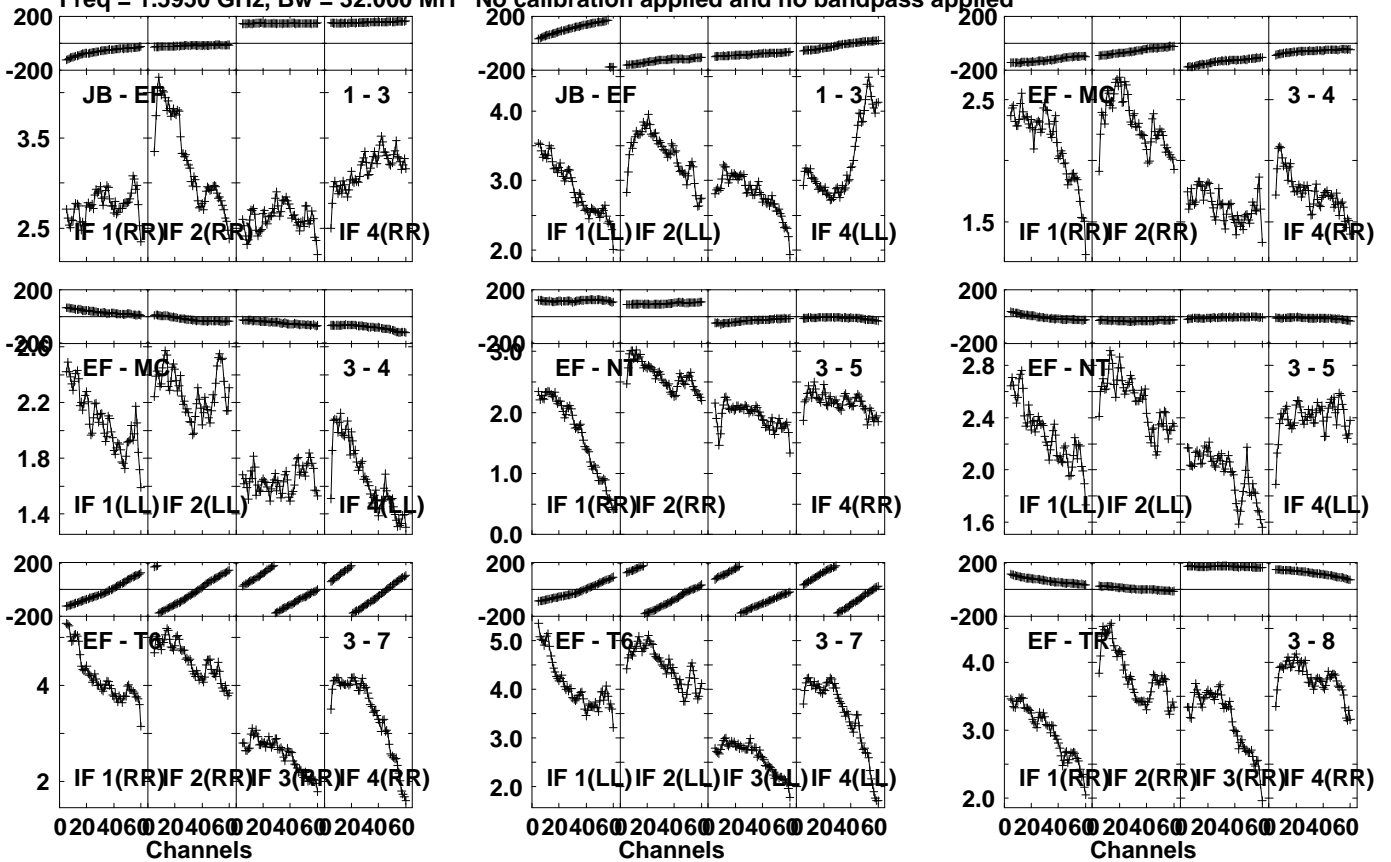
Vector averaged cross-power spectrum Several baselines displayed

Timerange: 00/23:02:31 to 00/23:03:59

Plot file version 37 created 11-APR-2024 15:08:55

J0052+8627 RN002.UVDATA.1

Freq = 1.5950 GHz, Bw = 32.000 MH No calibration applied and no bandpass applied



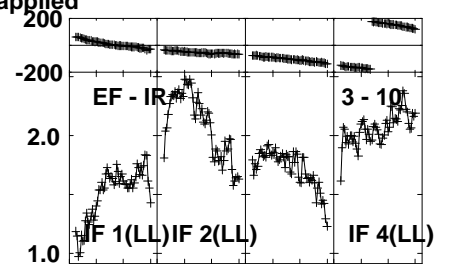
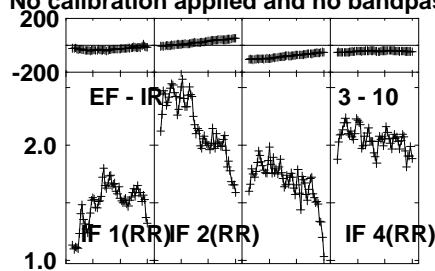
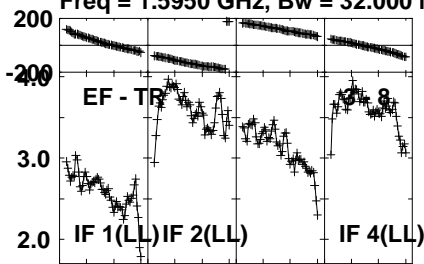
Lower frame: Milli Ampl Jy Top frame: Phas deg
Vector averaged cross-power spectrum Several baselines displayed
Timerange: 00/23:04:01 to 00/23:06:59

Plot file version 38 created 11-APR-2024 15:08:55

J0052+8627 RN002.UVDATA.1

Freq = 1.5950 GHz, Bw = 32.000 MH

No calibration applied and no bandpass applied



Lower frame: Milli Ampl Jy Top frame: Phas deg

Vector averaged cross-power spectrum Several baselines displayed

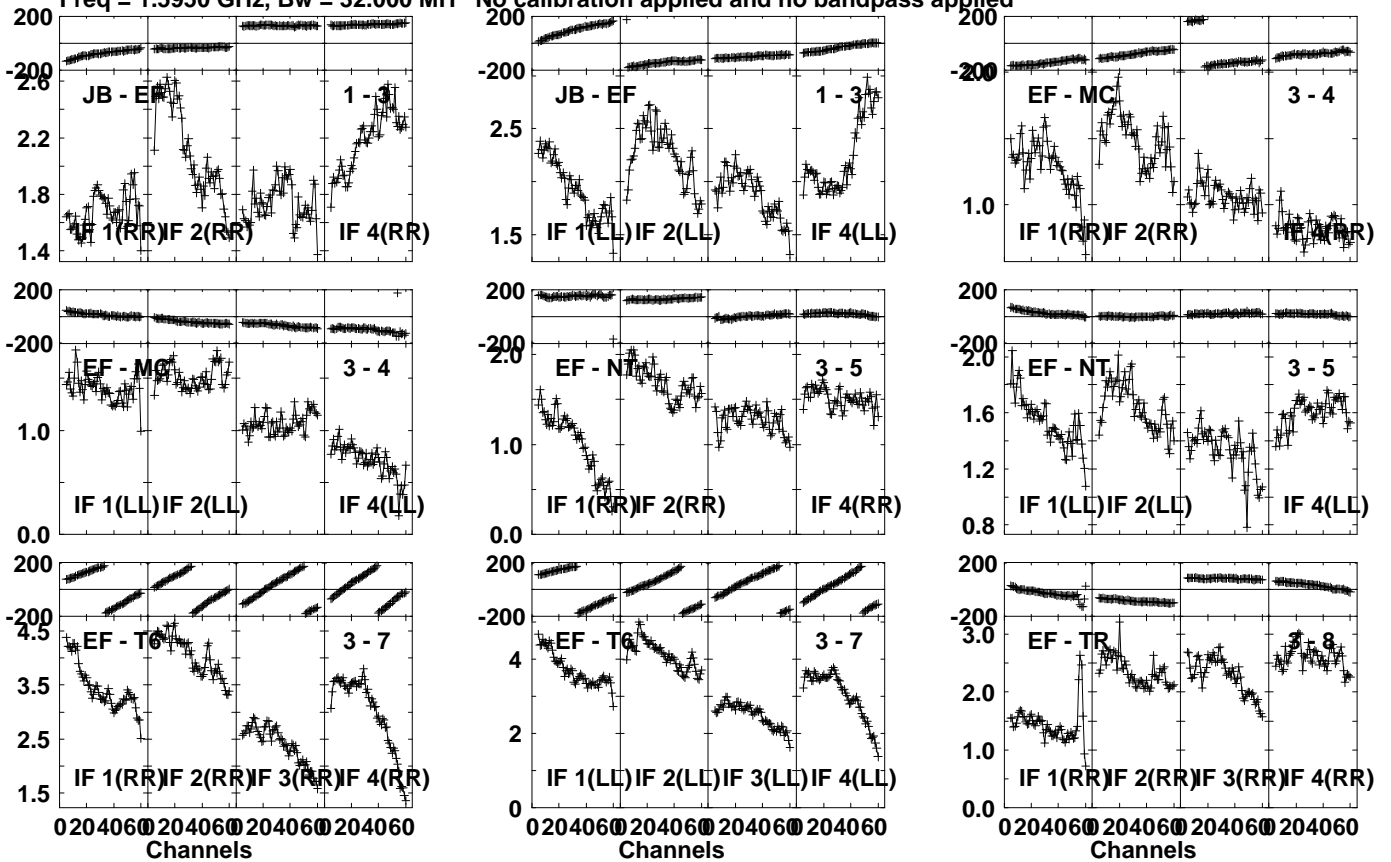
Timerange: 00/23:04:01 to 00/23:06:59

Plot file version 39 created 11-APR-2024 15:08:55

J0213+8717 RN002.UVDATA.1

Freq = 1.5950 GHz, Bw = 32.000 MH

No calibration applied and no bandpass applied



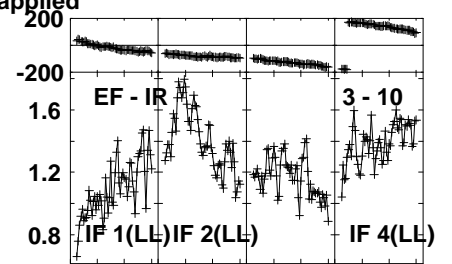
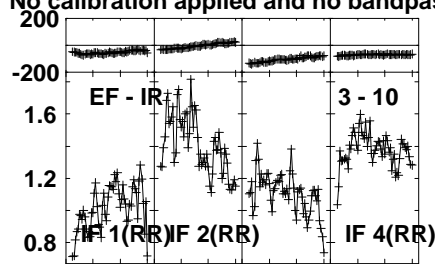
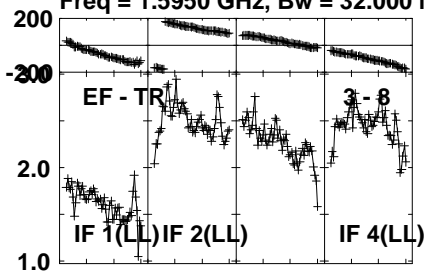
Lower frame: Milli Ampl Jy Top frame: Phas deg
 Vector averaged cross-power spectrum Several baselines displayed
 Timerange: 00/23:07:31 to 00/23:08:59

Plot file version 40 created 11-APR-2024 15:08:55

J0213+8717 RN002.UVDATA.1

Freq = 1.5950 GHz, Bw = 32.000 MH

No calibration applied and no bandpass applied



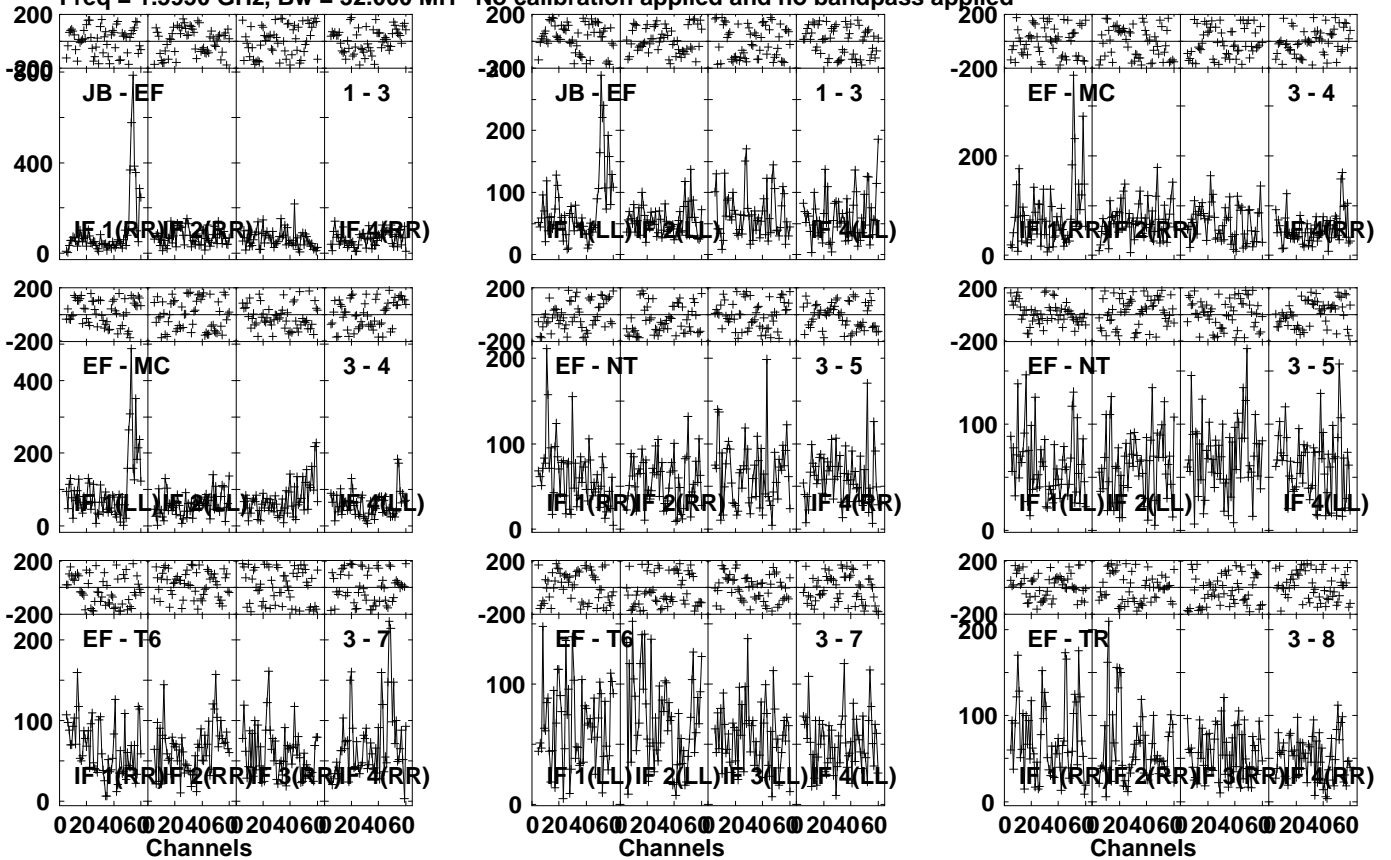
Lower frame: Milli Ampl Jy Top frame: Phas deg
Vector averaged cross-power spectrum Several baselines displayed
Timerange: 00/23:07:31 to 00/23:08:59

Plot file version 41 created 11-APR-2024 15:08:55

FRB20221022A RN002.UVDATA.1

Freq = 1.5950 GHz, Bw = 32.000 MH

No calibration applied and no bandpass applied



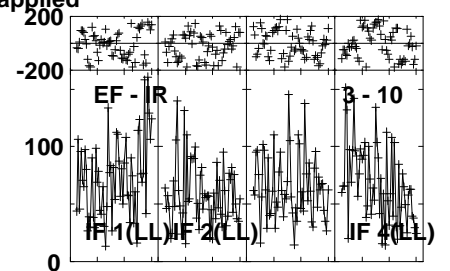
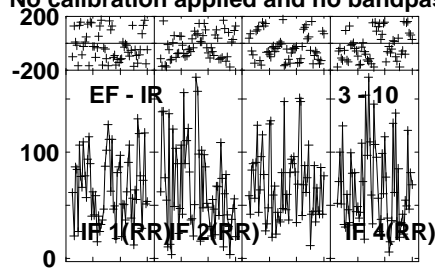
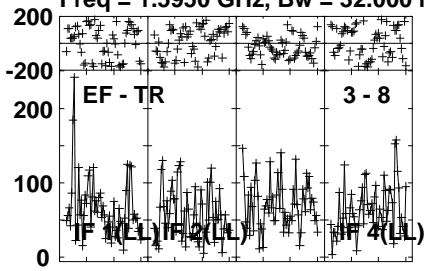
Lower frame: Micro Ampl Jy Top frame: Phas deg
Vector averaged cross-power spectrum Several baselines displayed
Timerange: 00/23:09:01 to 00/23:13:59

Plot file version 42 created 11-APR-2024 15:08:55

FRB20221022A RN002.UVDATA.1

Freq = 1.5950 GHz, Bw = 32.000 MH

No calibration applied and no bandpass applied



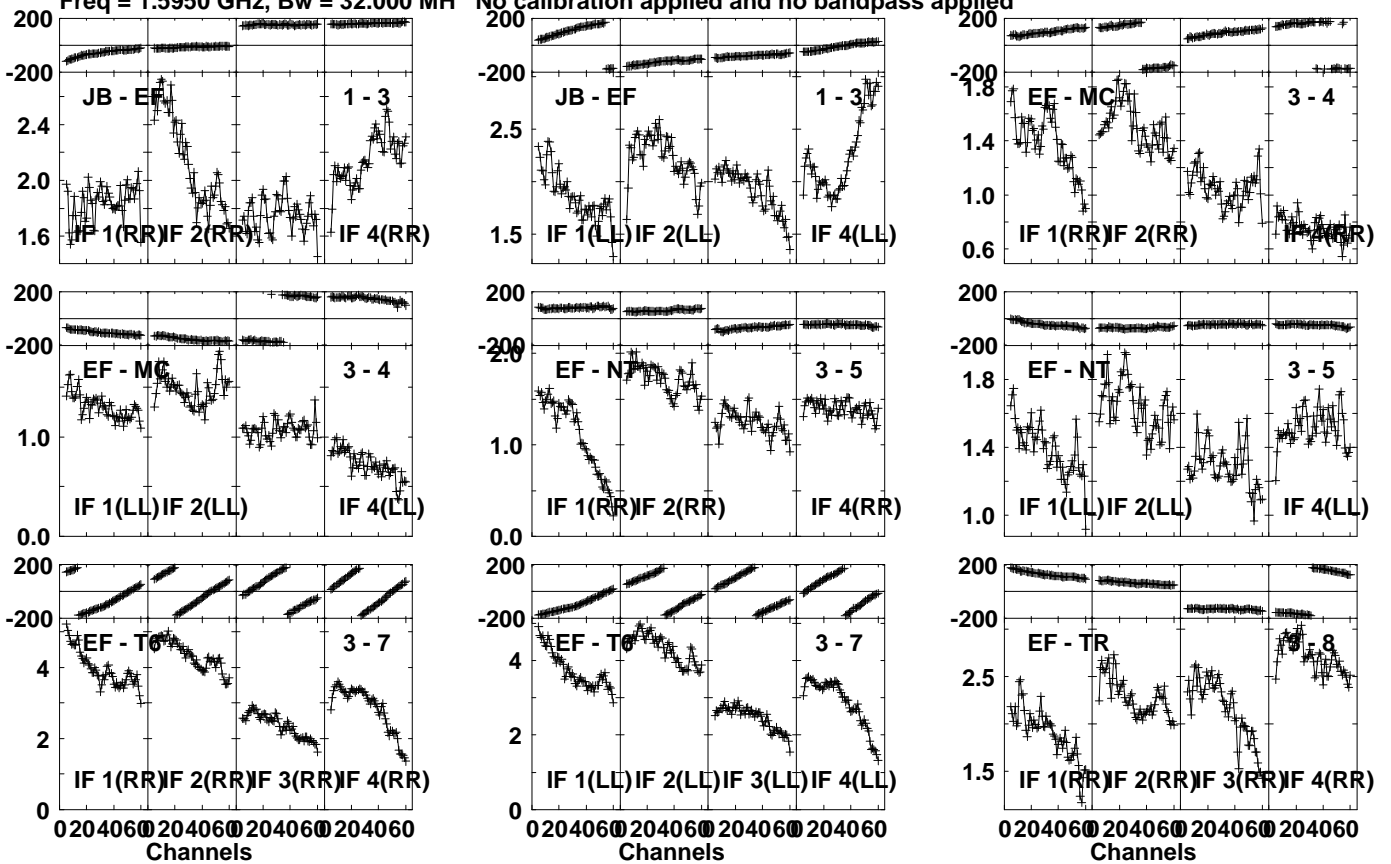
Lower frame: Micro Ampl Jy Top frame: Phas deg
Vector averaged cross-power spectrum Several baselines displayed
Timerange: 00/23:09:01 to 00/23:13:59

Plot file version 43 created 11-APR-2024 15:08:56

J0213+8717 RN002.UVDATA.1

Freq = 1.5950 GHz, Bw = 32.000 MH

No calibration applied and no bandpass applied



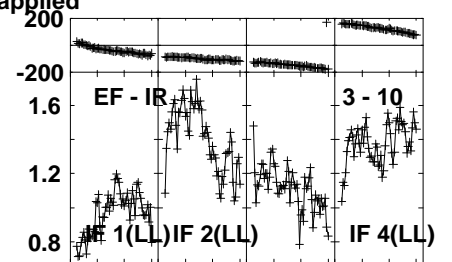
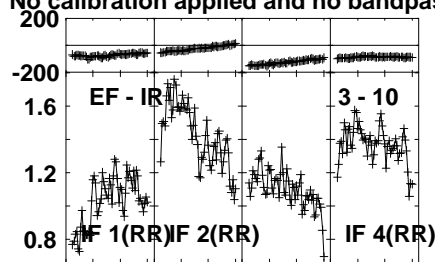
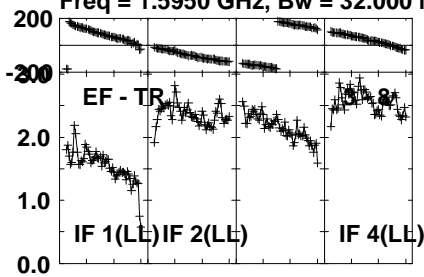
Lower frame: Milli Ampl Jy Top frame: Phas deg
Vector averaged cross-power spectrum Several baselines displayed
Timerange: 00/23:14:31 to 00/23:15:59

Plot file version 44 created 11-APR-2024 15:08:56

J0213+8717 RN002.UVDATA.1

Freq = 1.5950 GHz, Bw = 32.000 MH

No calibration applied and no bandpass applied



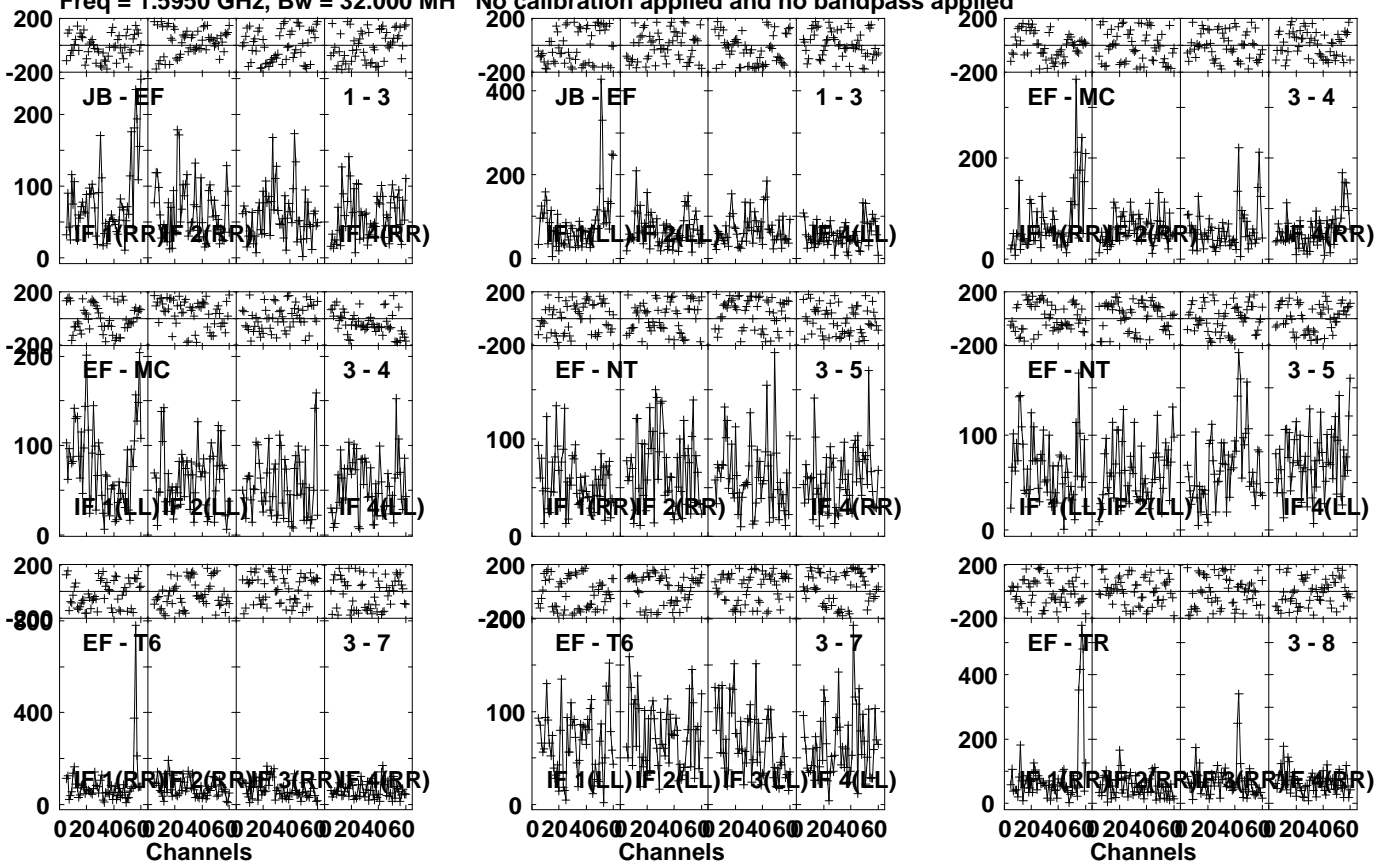
Lower frame: Milli Ampl Jy Top frame: Phas deg
Vector averaged cross-power spectrum Several baselines displayed
Timerange: 00/23:14:31 to 00/23:15:59

Plot file version 45 created 11-APR-2024 15:08:56

FRB20221022A RN002.UVDATA.1

Freq = 1.5950 GHz, Bw = 32.000 MH

No calibration applied and no bandpass applied



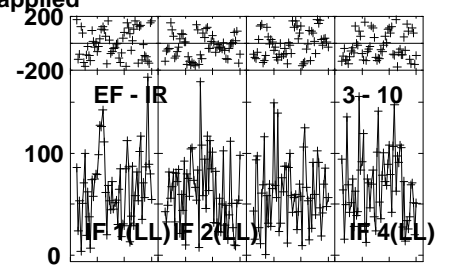
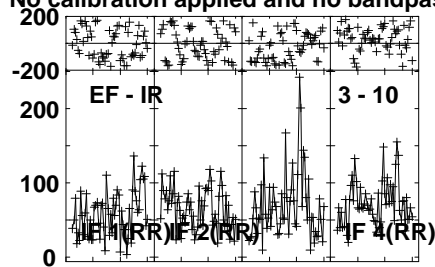
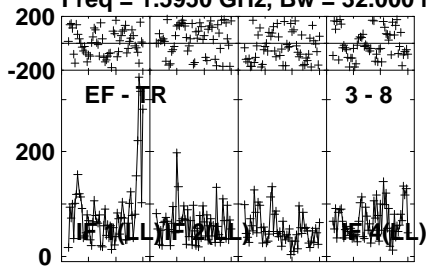
Lower frame: Micro Ampl Jy Top frame: Phas deg
Vector averaged cross-power spectrum Several baselines displayed
Timerange: 00/23:16:01 to 00/23:20:59

Plot file version 46 created 11-APR-2024 15:08:56

FRB20221022A RN002.UVDATA.1

Freq = 1.5950 GHz, Bw = 32.000 MH

No calibration applied and no bandpass applied



Lower frame: Micro Ampl Jy Top frame: Phas deg

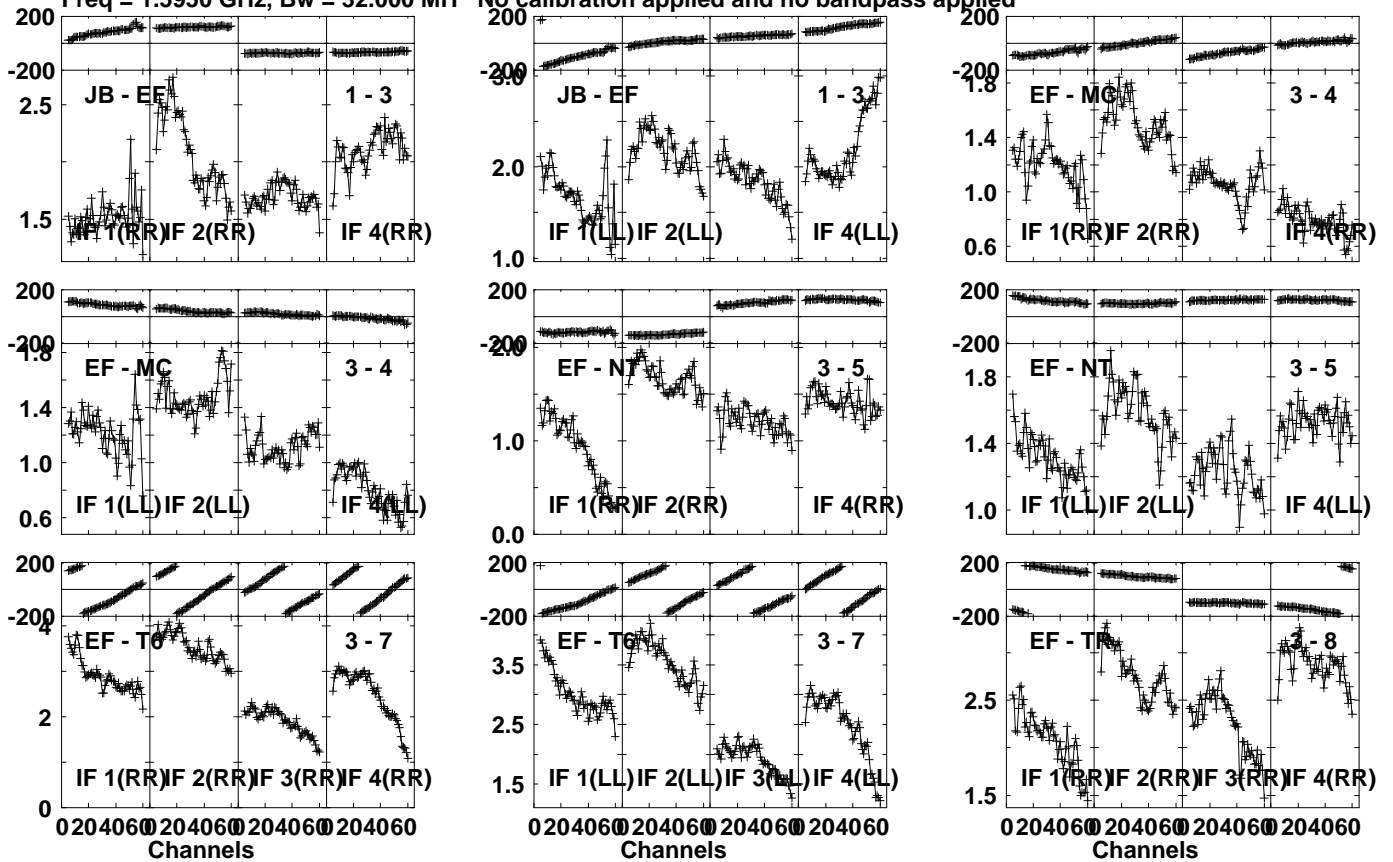
Vector averaged cross-power spectrum Several baselines displayed

Timerange: 00/23:16:01 to 00/23:20:59

Plot file version 47 created 11-APR-2024 15:08:56

J0213+8717 RN002.UVDATA.1

Freq = 1.5950 GHz, Bw = 32.000 MH No calibration applied and no bandpass applied

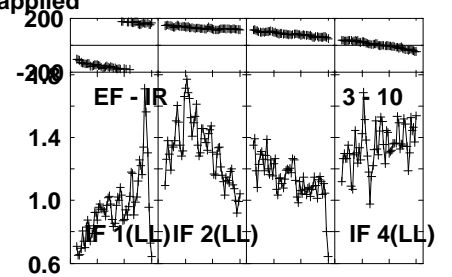
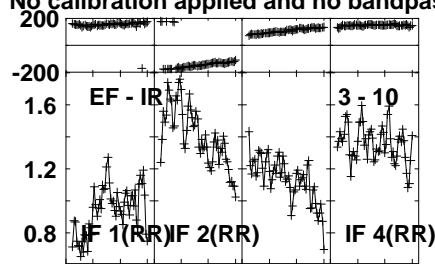
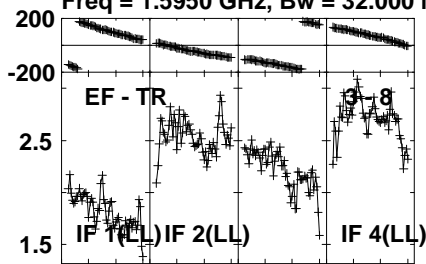


Lower frame: Milli Ampl Jy Top frame: Phas deg
Vector averaged cross-power spectrum Several baselines displayed
Timerange: 00/23:21:31 to 00/23:22:59

Plot file version 48 created 11-APR-2024 15:08:56

J0213+8717 RN002.UVDATA.1

Freq = 1.5950 GHz, Bw = 32.000 MH No calibration applied and no bandpass applied



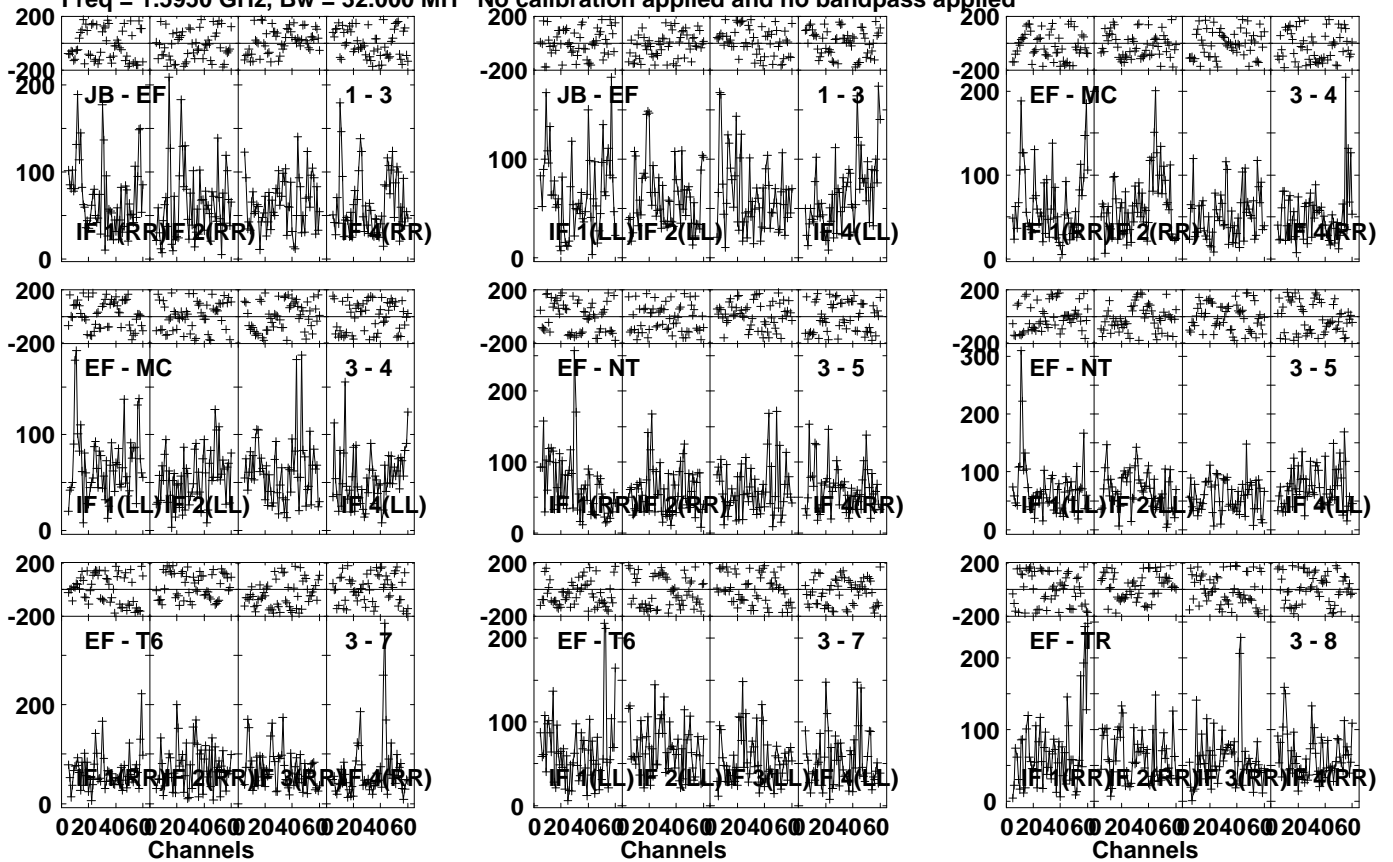
Lower frame: Milli Ampl Jy Top frame: Phas deg
Vector averaged cross-power spectrum Several baselines displayed
Timerange: 00/23:21:31 to 00/23:22:59

Plot file version 49 created 11-APR-2024 15:08:56

FRB20221022A RN002.UVDATA.1

Freq = 1.5950 GHz, Bw = 32.000 MH

No calibration applied and no bandpass applied



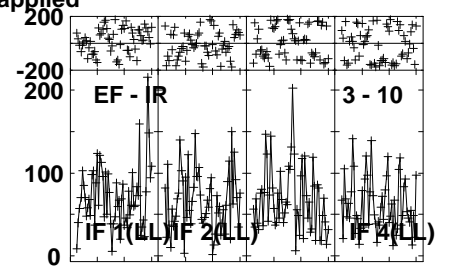
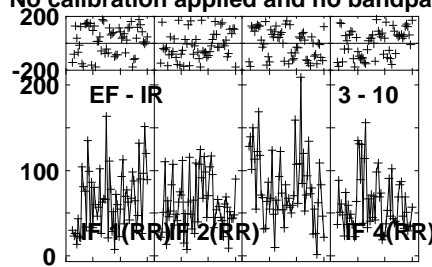
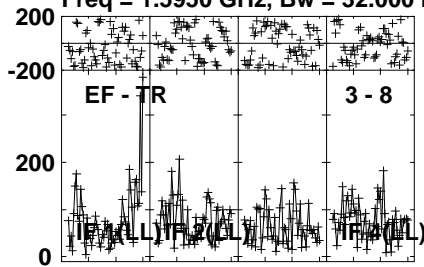
Lower frame: Micro Ampl Jy Top frame: Phas deg
Vector averaged cross-power spectrum Several baselines displayed
Timerange: 00/23:23:01 to 00/23:27:59

Plot file version 50 created 11-APR-2024 15:08:56

FRB20221022A RN002.UVDATA.1

Freq = 1.5950 GHz, Bw = 32.000 MH

No calibration applied and no bandpass applied



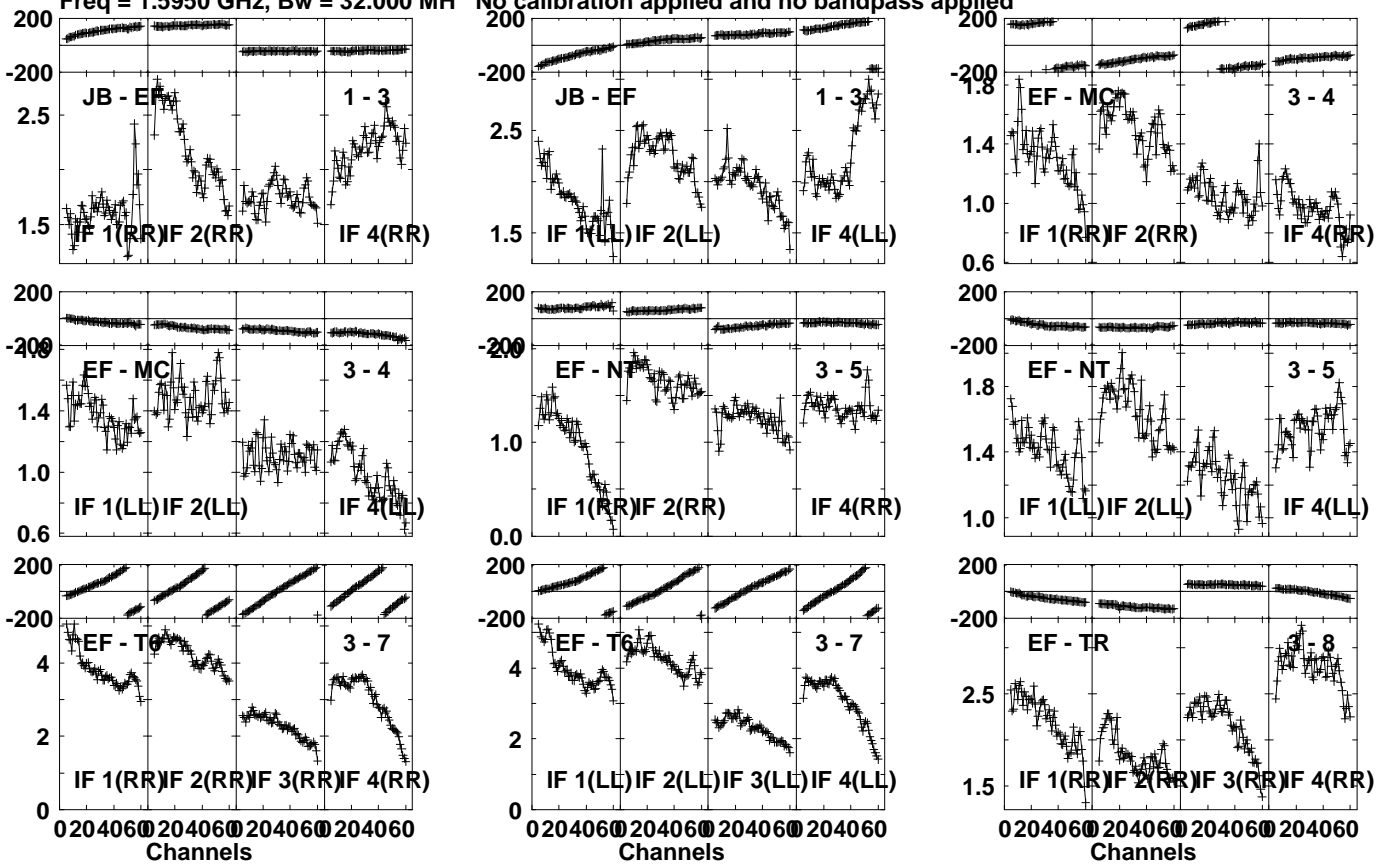
Lower frame: Micro Ampl Jy Top frame: Phas deg
Vector averaged cross-power spectrum Several baselines displayed
Timerange: 00/23:23:01 to 00/23:27:59

Plot file version 51 created 11-APR-2024 15:08:56

J0213+8717 RN002.UVDATA.1

Freq = 1.5950 GHz, Bw = 32.000 MH

No calibration applied and no bandpass applied

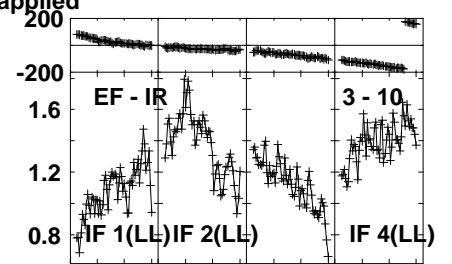
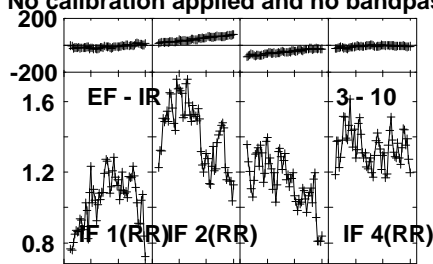
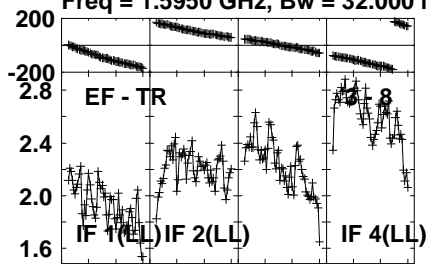


Lower frame: Milli Ampl Jy Top frame: Phas deg
Vector averaged cross-power spectrum Several baselines displayed
Timerange: 00/23:28:31 to 00/23:29:59

Plot file version 52 created 11-APR-2024 15:08:56

J0213+8717 RN002.UVDATA.1

Freq = 1.5950 GHz, Bw = 32.000 MH No calibration applied and no bandpass applied



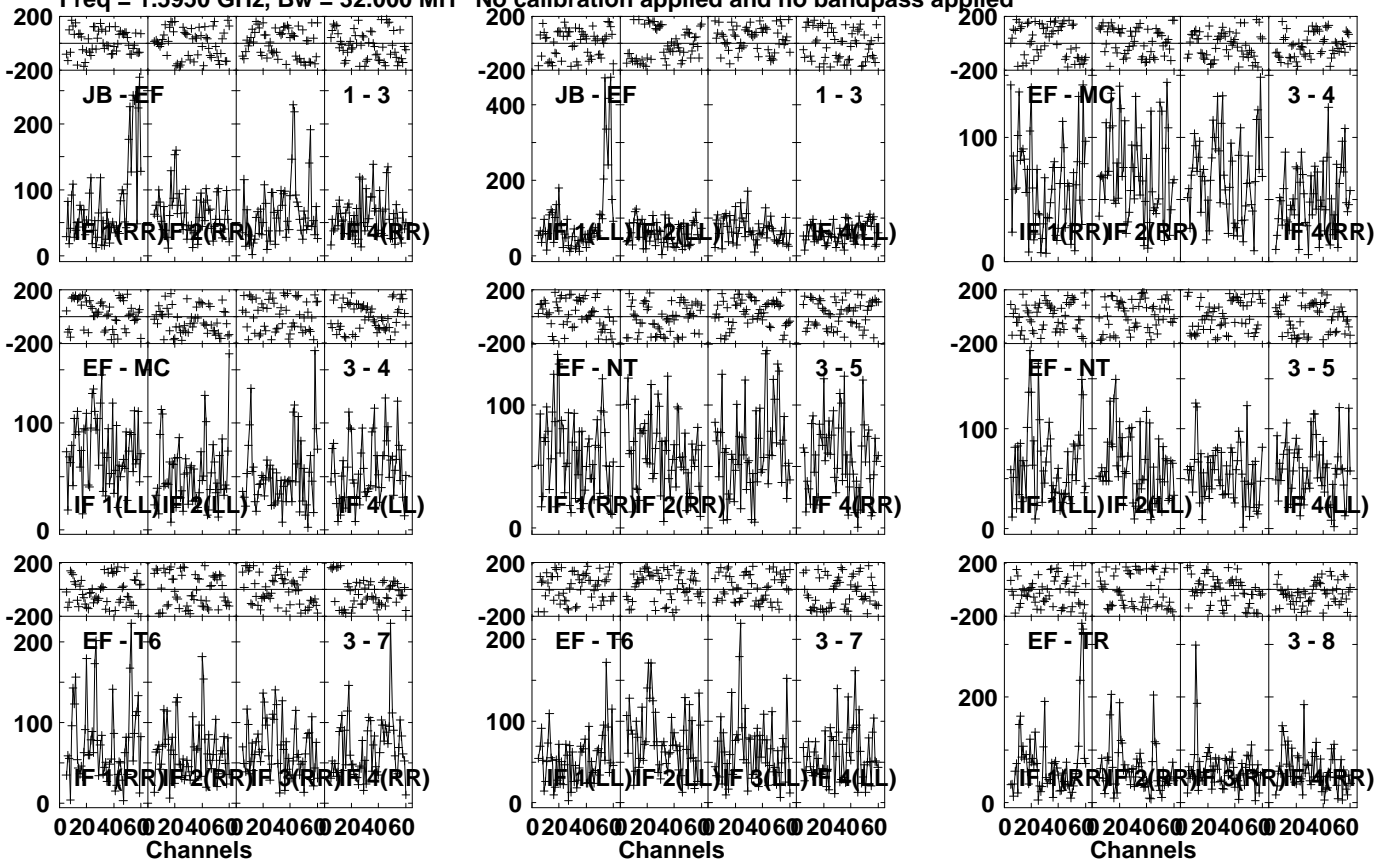
Lower frame: Milli Ampl Jy Top frame: Phas deg
Vector averaged cross-power spectrum Several baselines displayed
Timerange: 00/23:28:31 to 00/23:29:59

Plot file version 53 created 11-APR-2024 15:08:56

FRB20221022A RN002.UVDATA.1

Freq = 1.5950 GHz, Bw = 32.000 MH

No calibration applied and no bandpass applied



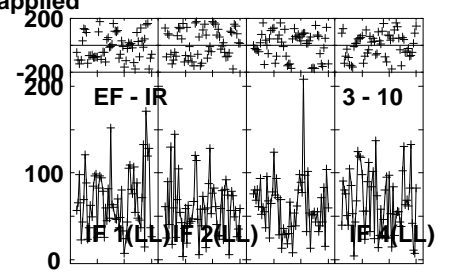
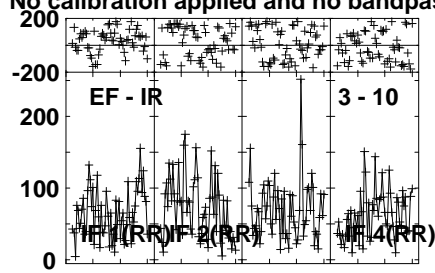
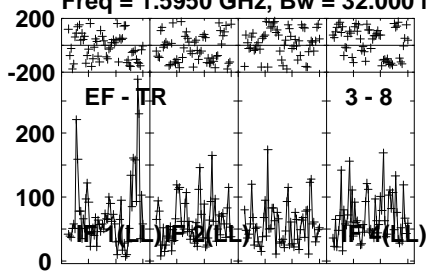
Lower frame: Micro Ampl Jy Top frame: Phas deg
Vector averaged cross-power spectrum Several baselines displayed
Timerange: 00/23:30:01 to 00/23:34:59

Plot file version 54 created 11-APR-2024 15:08:56

FRB20221022A RN002.UVDATA.1

Freq = 1.5950 GHz, Bw = 32.000 MH

No calibration applied and no bandpass applied



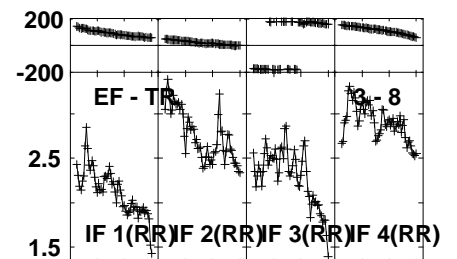
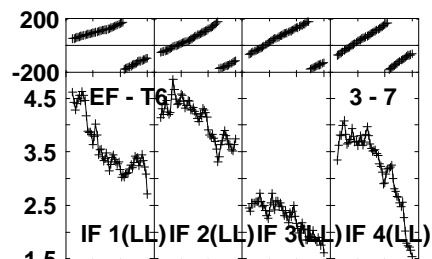
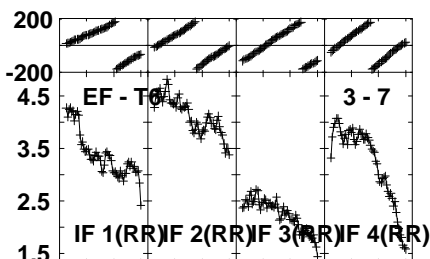
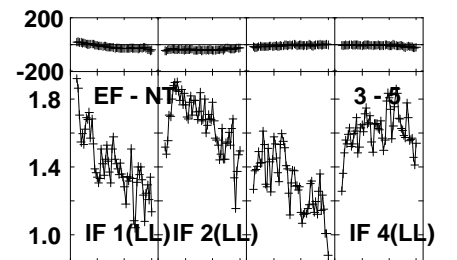
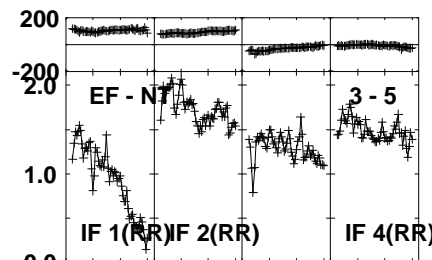
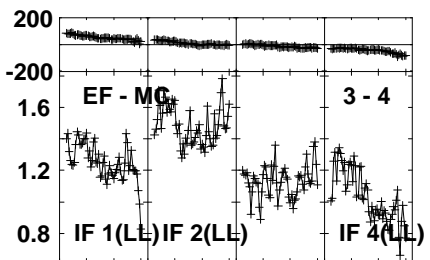
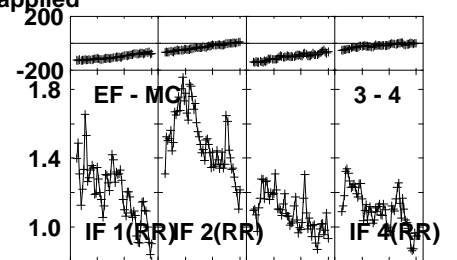
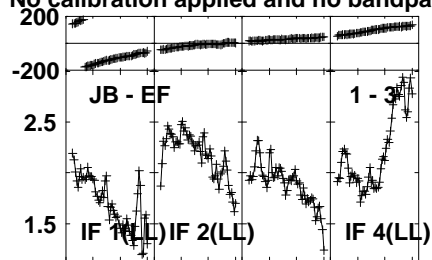
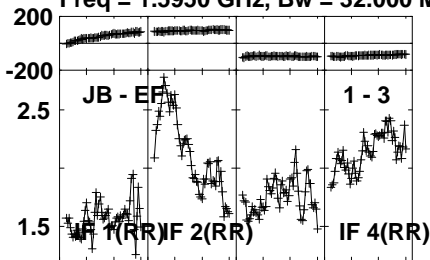
Lower frame: Micro Ampl Jy Top frame: Phas deg
Vector averaged cross-power spectrum Several baselines displayed
Timerange: 00/23:30:01 to 00/23:34:59

Plot file version 55 created 11-APR-2024 15:08:56

J0213+8717 RN002.UVDATA.1

Freq = 1.5950 GHz, Bw = 32.000 MH

No calibration applied and no bandpass applied



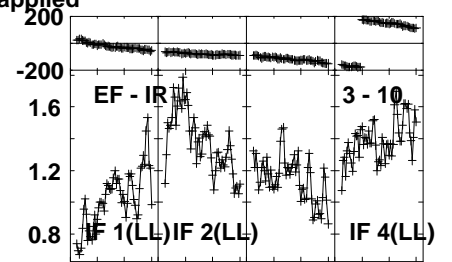
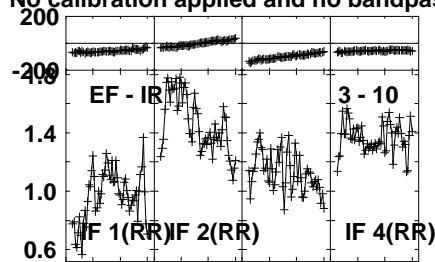
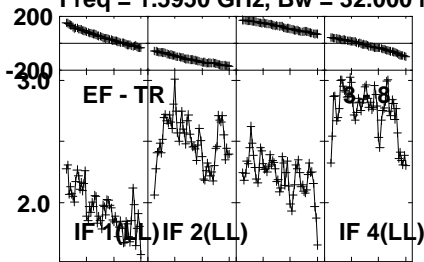
Lower frame: Milli Ampl Jy Top frame: Phas deg
Vector averaged cross-power spectrum Several baselines displayed
Timerange: 00/23:35:31 to 00/23:36:59

Plot file version 56 created 11-APR-2024 15:08:56

J0213+8717 RN002.UVDATA.1

Freq = 1.5950 GHz, Bw = 32.000 MH

No calibration applied and no bandpass applied



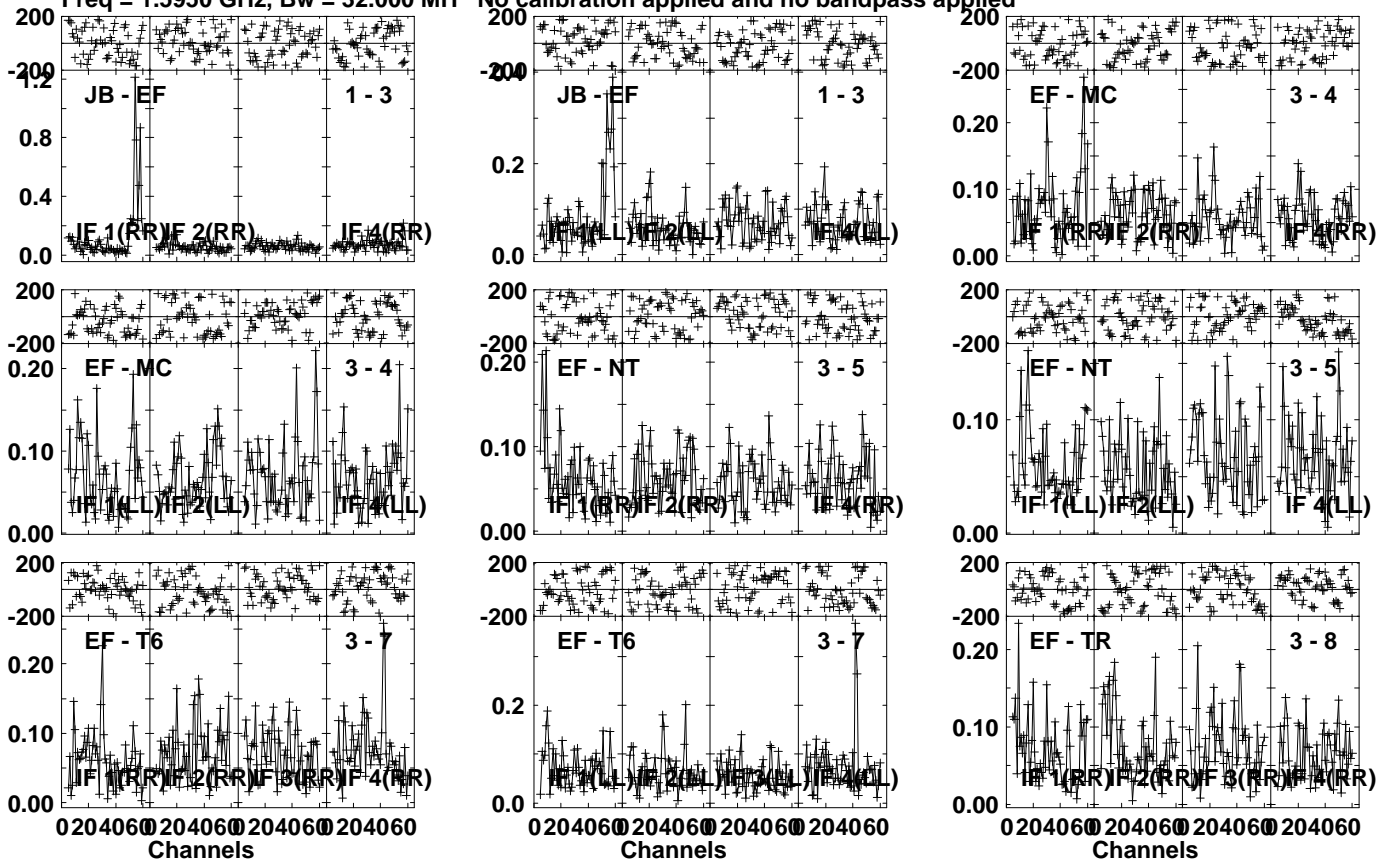
Lower frame: Milli Ampl Jy Top frame: Phas deg
Vector averaged cross-power spectrum Several baselines displayed
Timerange: 00/23:35:31 to 00/23:36:59

Plot file version 57 created 11-APR-2024 15:08:57

FRB20221022A RN002.UVDATA.1

Freq = 1.5950 GHz, Bw = 32.000 MH

No calibration applied and no bandpass applied



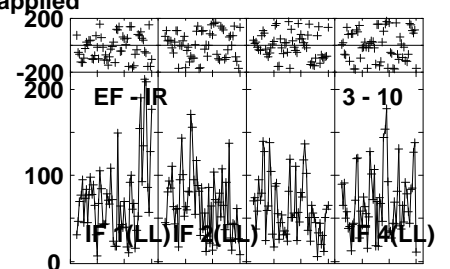
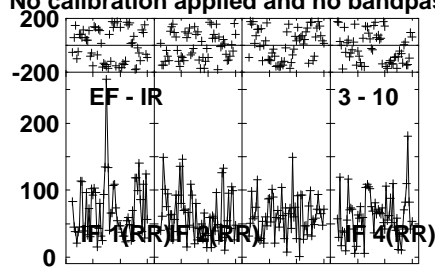
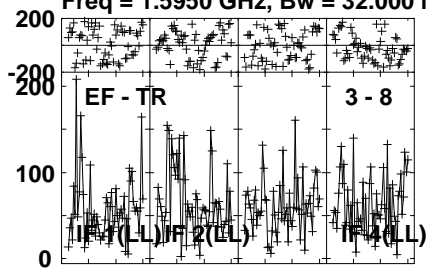
Lower frame: Milli Ampl Jy Top frame: Phas deg
Vector averaged cross-power spectrum Several baselines displayed
Timerange: 00/23:37:01 to 00/23:41:59

Plot file version 58 created 11-APR-2024 15:08:57

FRB20221022A RN002.UVDATA.1

Freq = 1.5950 GHz, Bw = 32.000 MH

No calibration applied and no bandpass applied



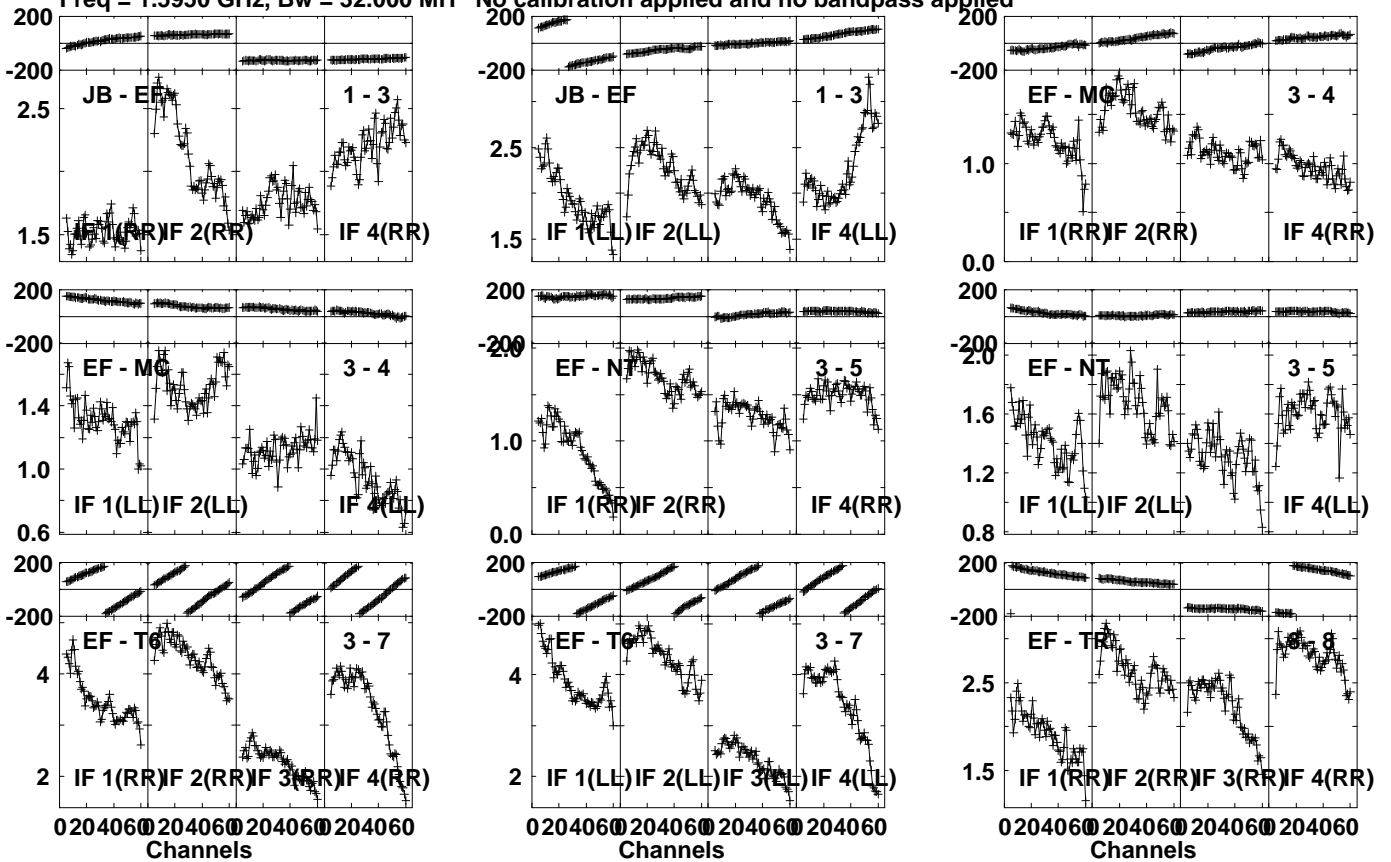
Lower frame: Micro Ampl Jy Top frame: Phas deg
Vector averaged cross-power spectrum Several baselines displayed
Timerange: 00/23:37:01 to 00/23:41:59

Plot file version 59 created 11-APR-2024 15:08:57

J0213+8717 RN002.UVDATA.1

Freq = 1.5950 GHz, Bw = 32.000 MH

No calibration applied and no bandpass applied

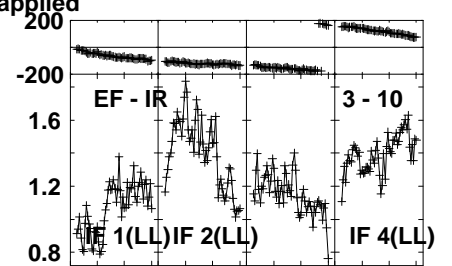
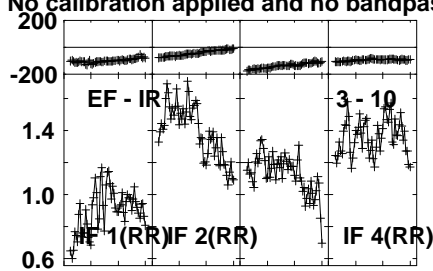
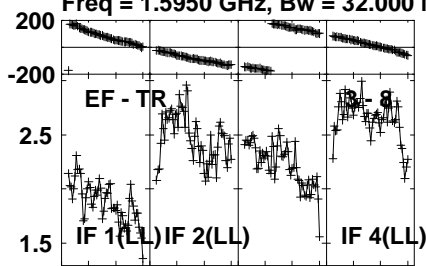


Lower frame: Milli Ampl Jy Top frame: Phas deg
Vector averaged cross-power spectrum Several baselines displayed
Timerange: 00/23:42:31 to 00/23:43:59

Plot file version 60 created 11-APR-2024 15:08:57

J0213+8717 RN002.UVDATA.1

Freq = 1.5950 GHz, Bw = 32.000 MH No calibration applied and no bandpass applied



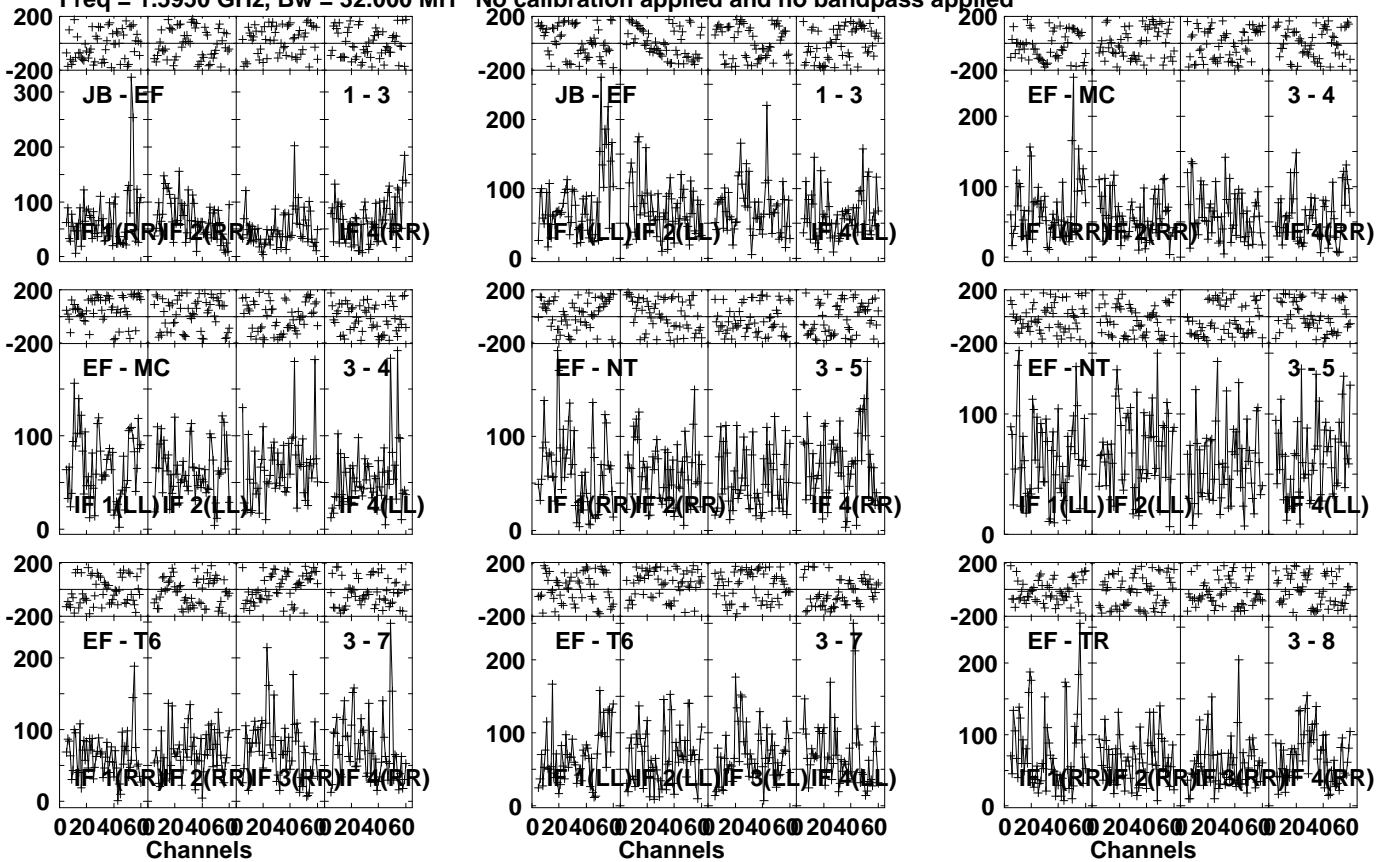
Lower frame: Milli Ampl Jy Top frame: Phas deg
Vector averaged cross-power spectrum Several baselines displayed
Timerange: 00/23:42:31 to 00/23:43:59

Plot file version 61 created 11-APR-2024 15:08:57

FRB20221022A RN002.UVDATA.1

Freq = 1.5950 GHz, Bw = 32.000 MH

No calibration applied and no bandpass applied



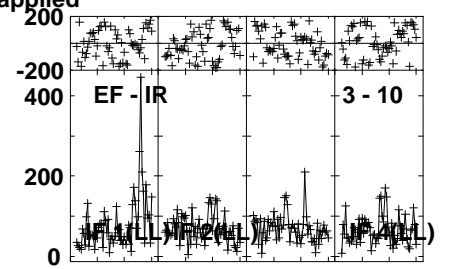
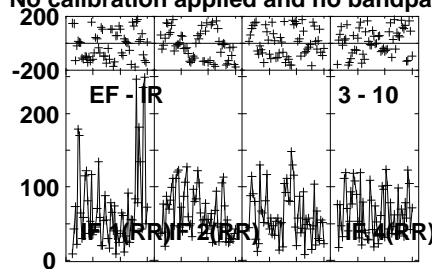
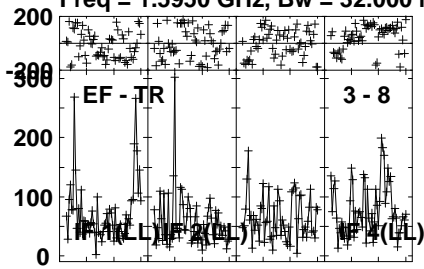
Lower frame: Micro Ampl Jy Top frame: Phas deg
Vector averaged cross-power spectrum Several baselines displayed
Timerange: 00/23:44:01 to 00/23:48:59

Plot file version 62 created 11-APR-2024 15:08:57

FRB20221022A RN002.UVDATA.1

Freq = 1.5950 GHz, Bw = 32.000 MH

No calibration applied and no bandpass applied



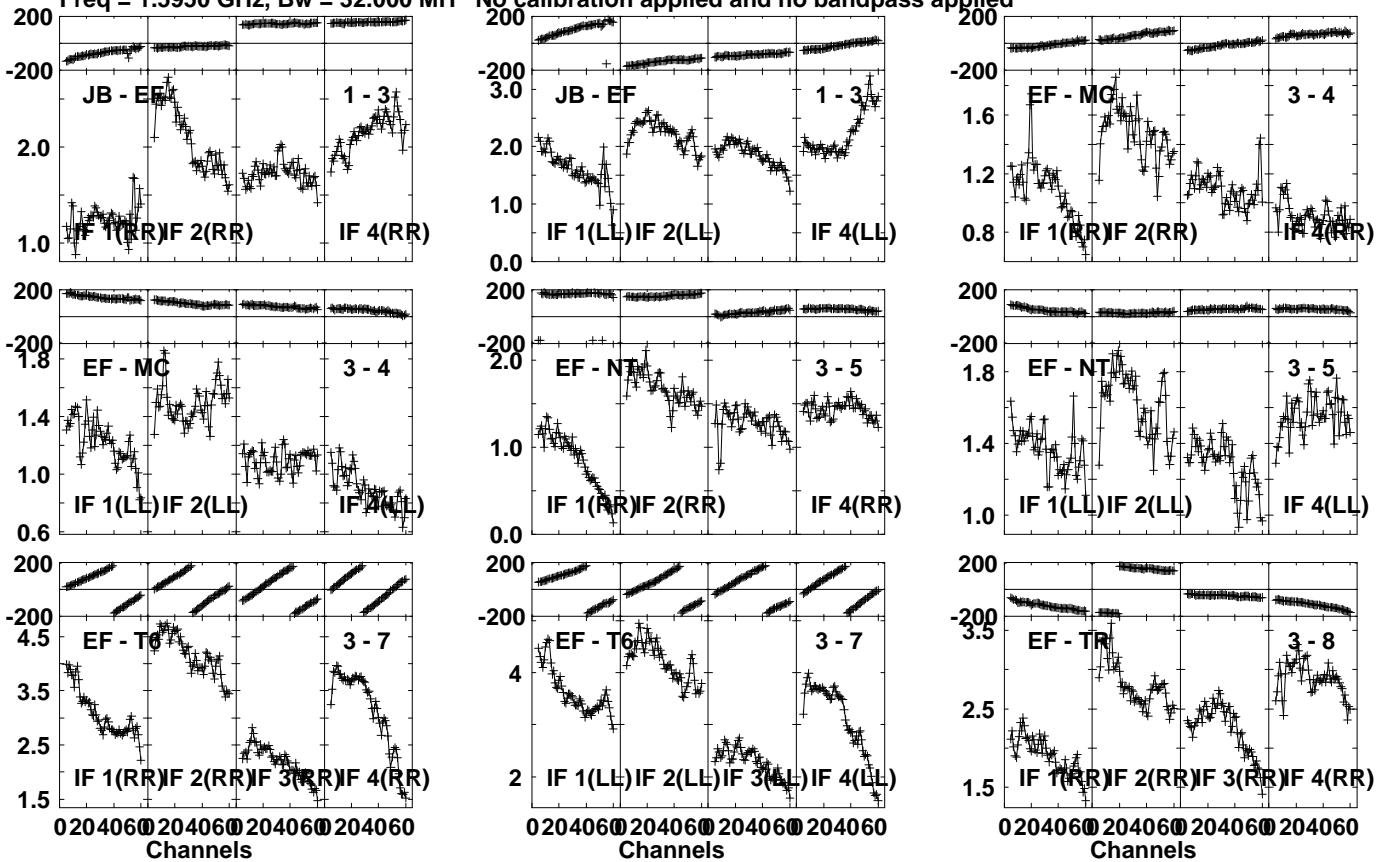
Lower frame: Micro Ampl Jy Top frame: Phas deg
Vector averaged cross-power spectrum Several baselines displayed
Timerange: 00/23:44:01 to 00/23:48:59

Plot file version 63 created 11-APR-2024 15:08:57

J0213+8717 RN002.UVDATA.1

Freq = 1.5950 GHz, Bw = 32.000 MH

No calibration applied and no bandpass applied

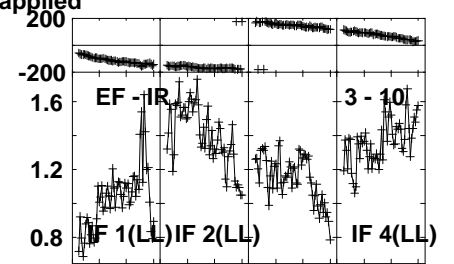
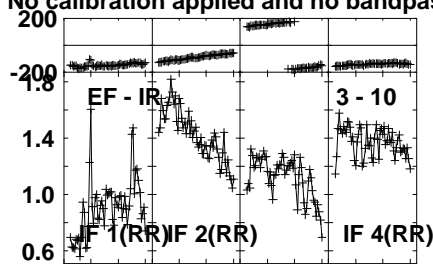
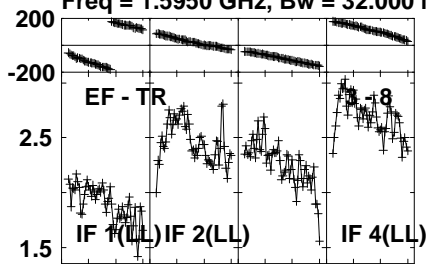


Lower frame: Milli Ampl Jy Top frame: Phas deg
Vector averaged cross-power spectrum Several baselines displayed
Timerange: 00/23:49:31 to 00/23:50:59

Plot file version 64 created 11-APR-2024 15:08:57

J0213+8717 RN002.UVDATA.1

Freq = 1.5950 GHz, Bw = 32.000 MH No calibration applied and no bandpass applied



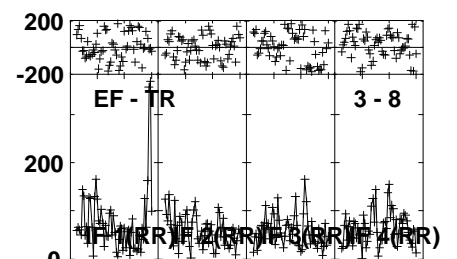
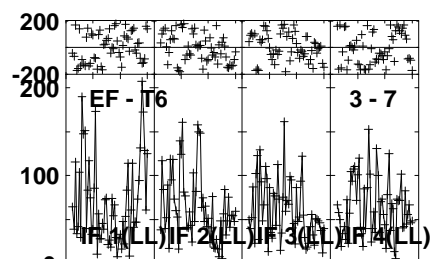
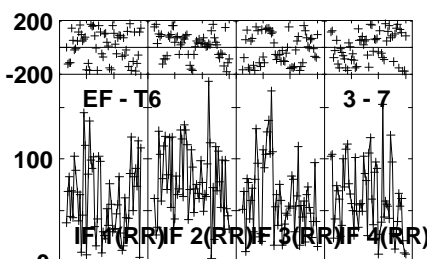
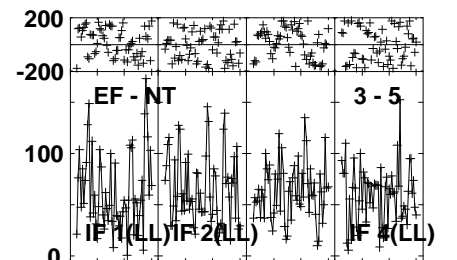
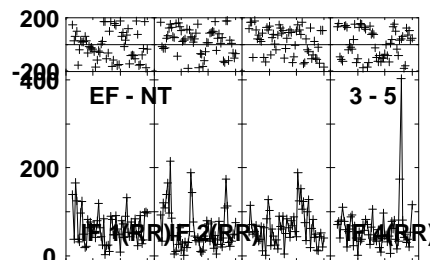
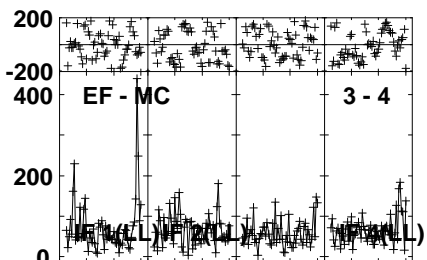
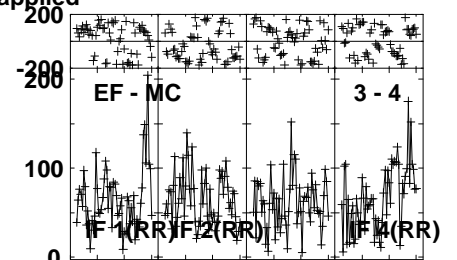
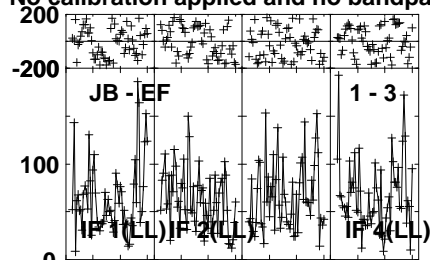
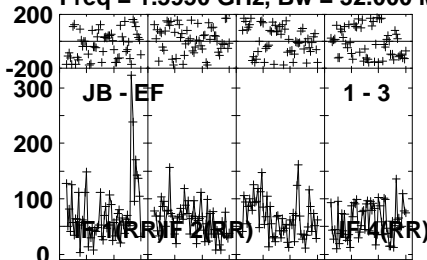
Lower frame: Milli Ampl Jy Top frame: Phas deg
Vector averaged cross-power spectrum Several baselines displayed
Timerange: 00/23:49:31 to 00/23:50:59

Plot file version 65 created 11-APR-2024 15:08:57

FRB20221022A RN002.UVDATA.1

Freq = 1.5950 GHz, Bw = 32.000 MH

No calibration applied and no bandpass applied



0204060 204060 204060 204060
Channels

0204060 204060 204060 204060
Channels

0204060 204060 204060 204060
Channels

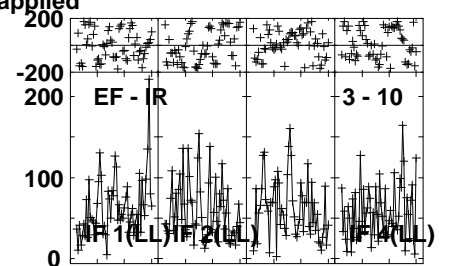
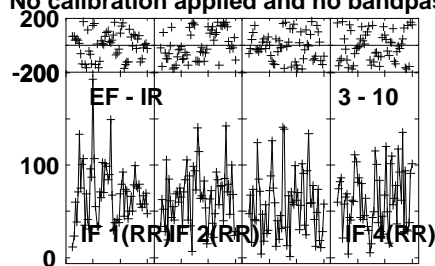
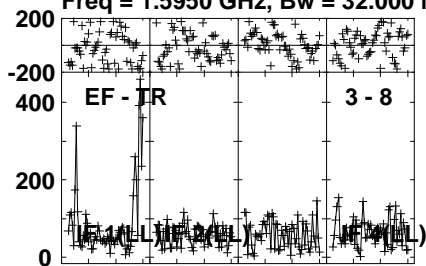
Lower frame: Micro Ampl Jy Top frame: Phas deg
Vector averaged cross-power spectrum Several baselines displayed
Timerange: 00/23:51:01 to 00/23:55:59

Plot file version 66 created 11-APR-2024 15:08:57

FRB20221022A RN002.UVDATA.1

Freq = 1.5950 GHz, Bw = 32.000 MH

No calibration applied and no bandpass applied



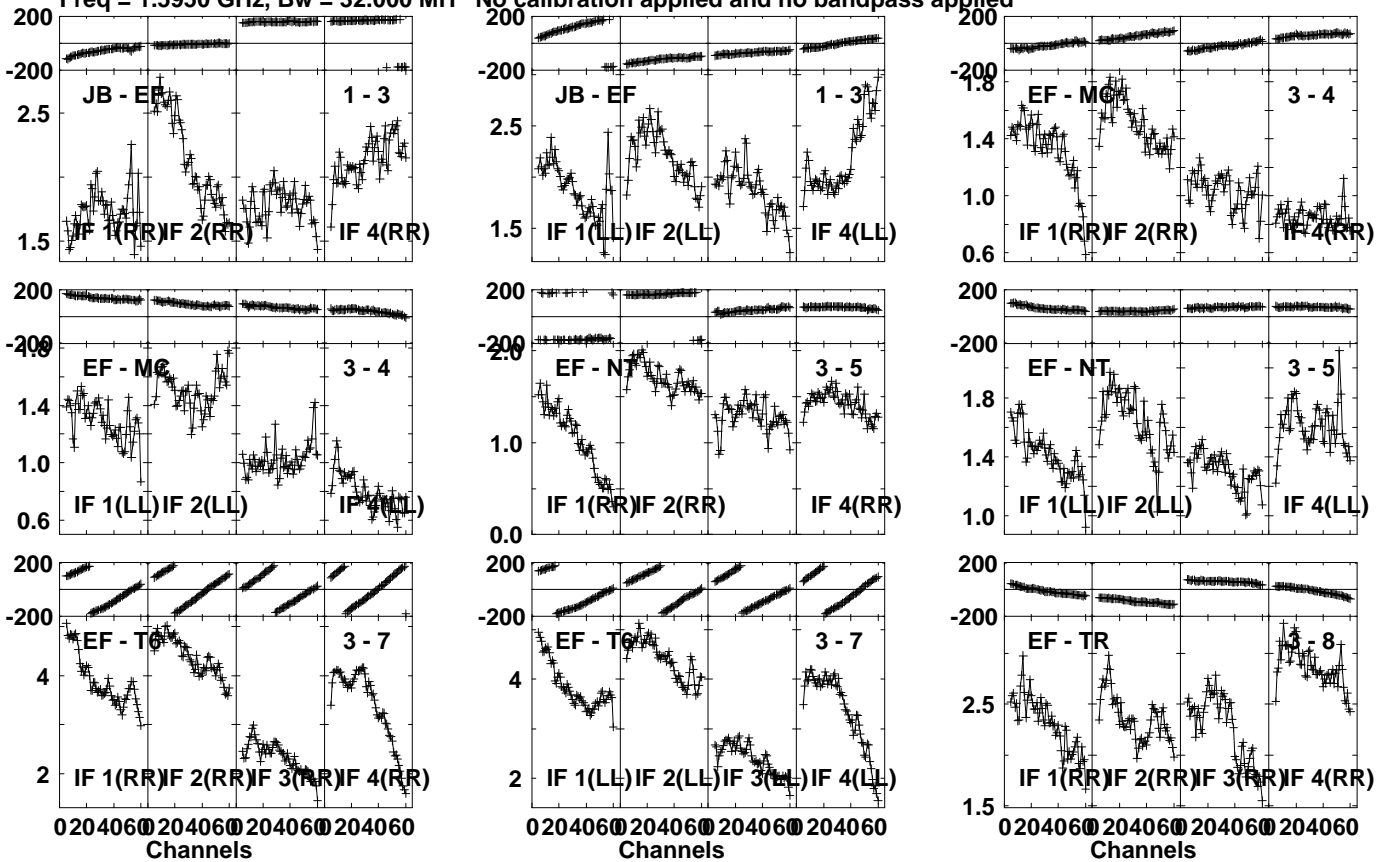
Lower frame: Micro Ampl Jy Top frame: Phas deg
Vector averaged cross-power spectrum Several baselines displayed
Timerange: 00/23:51:01 to 00/23:55:59

Plot file version 67 created 11-APR-2024 15:08:57

J0213+8717 RN002.UVDATA.1

Freq = 1.5950 GHz, Bw = 32.000 MH

No calibration applied and no bandpass applied



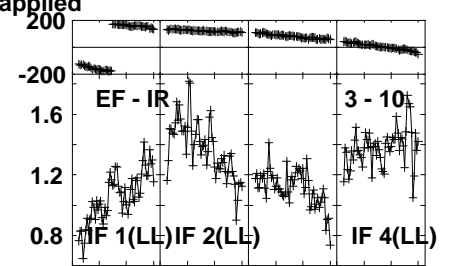
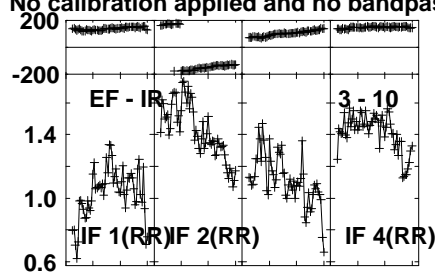
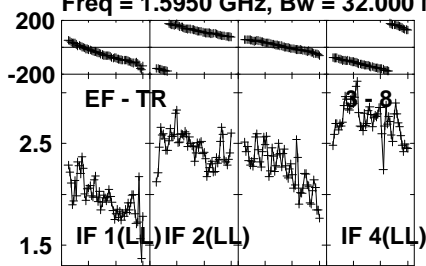
Lower frame: Milli Ampl Jy Top frame: Phas deg
 Vector averaged cross-power spectrum Several baselines displayed
 Timerange: 00/23:56:31 to 00/23:57:59

Plot file version 68 created 11-APR-2024 15:08:57

J0213+8717 RN002.UVDATA.1

Freq = 1.5950 GHz, Bw = 32.000 MH

No calibration applied and no bandpass applied



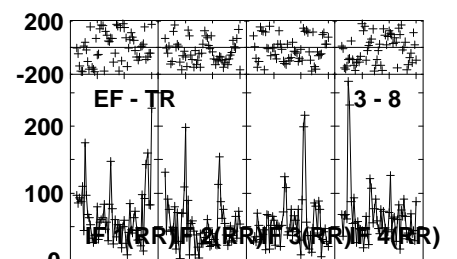
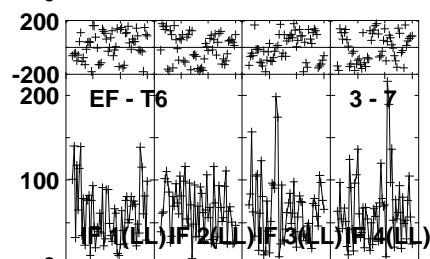
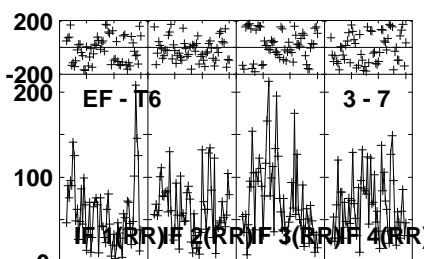
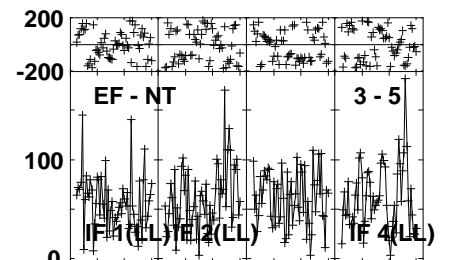
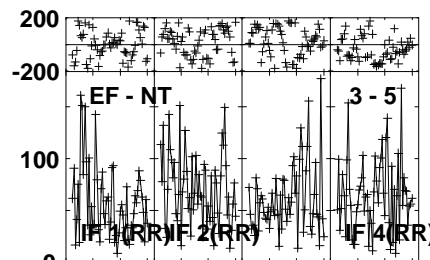
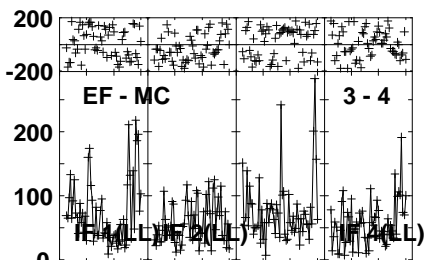
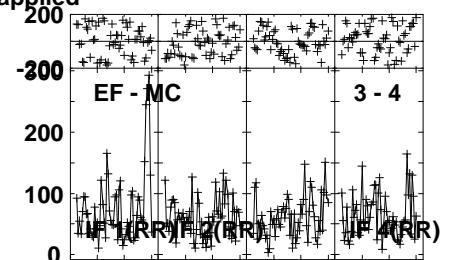
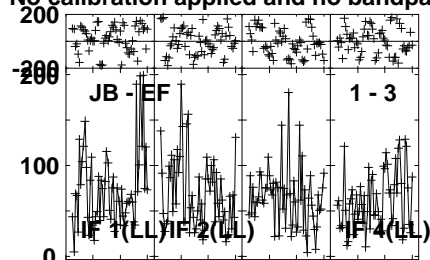
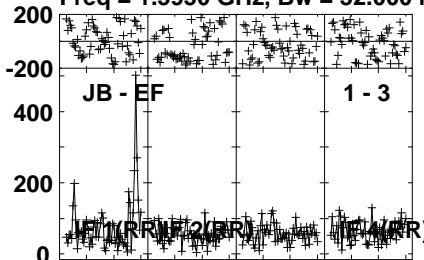
Lower frame: Milli Ampl Jy Top frame: Phas deg
Vector averaged cross-power spectrum Several baselines displayed
Timerange: 00/23:56:31 to 00/23:57:59

Plot file version 69 created 11-APR-2024 15:08:57

FRB20221022A RN002.UVDATA.1

Freq = 1.5950 GHz, Bw = 32.000 MH

No calibration applied and no bandpass applied



0204060 204060 204060 204060

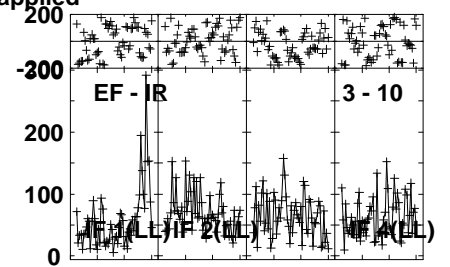
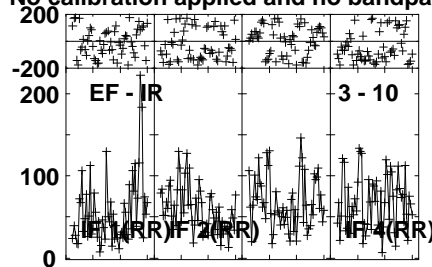
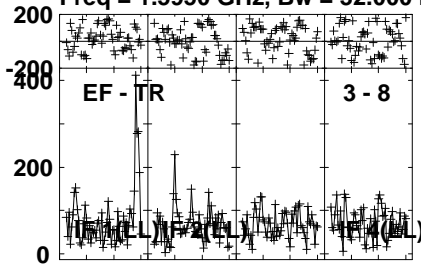
Channels
Lower frame: Micro Ampl Jy Top frame: Phas deg
Vector averaged cross-power spectrum Several baselines displayed
Timerange: 00/23:58:01 to 01/00:02:59

Plot file version 70 created 11-APR-2024 15:08:57

FRB20221022A RN002.UVDATA.1

Freq = 1.5950 GHz, Bw = 32.000 MH

No calibration applied and no bandpass applied



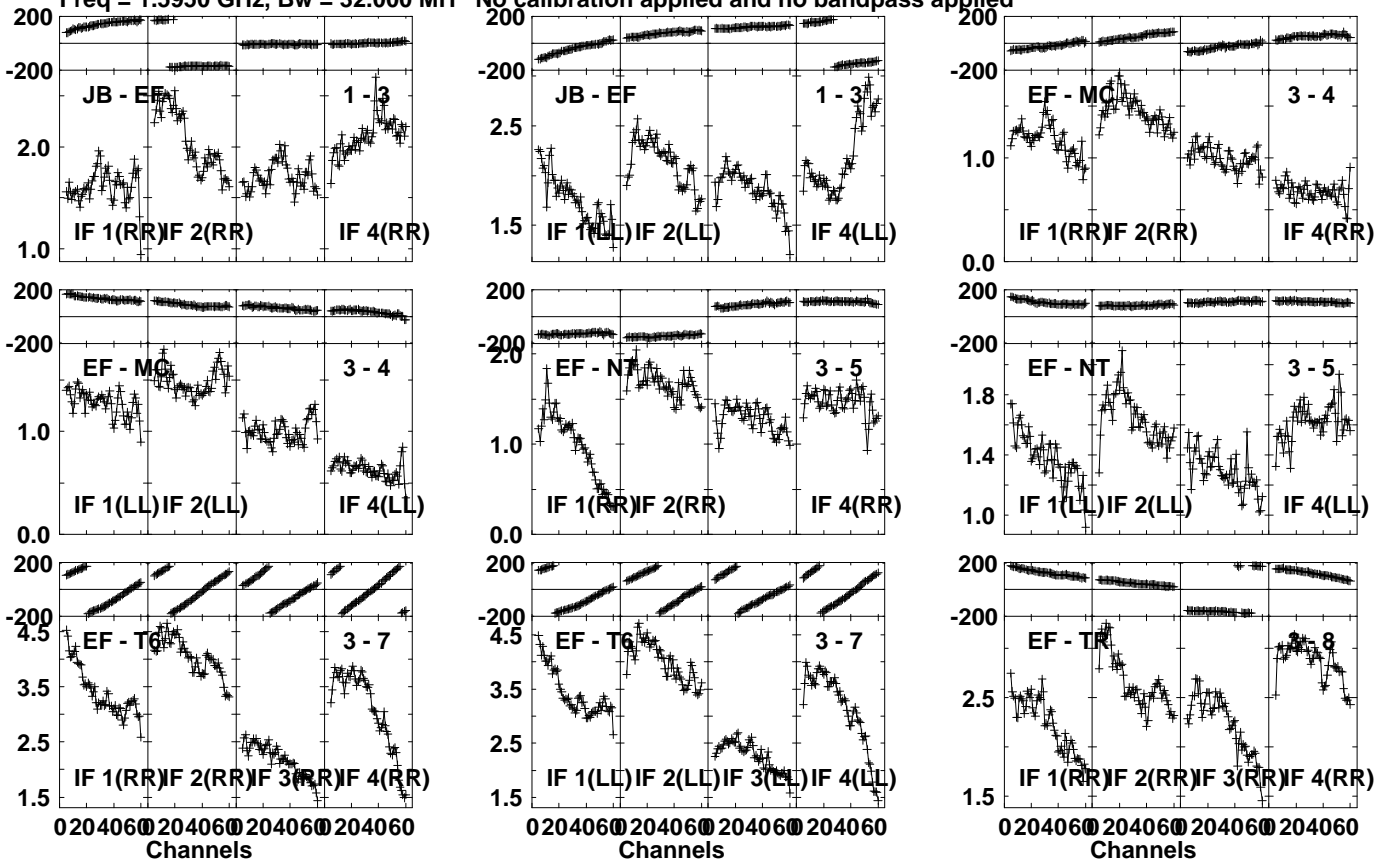
Lower frame: Micro Ampl Jy Top frame: Phas deg
Vector averaged cross-power spectrum Several baselines displayed
Timerange: 00/23:58:01 to 01/00:02:59

Plot file version 71 created 11-APR-2024 15:08:57

J0213+8717 RN002.UVDATA.1

Freq = 1.5950 GHz, Bw = 32.000 MH

No calibration applied and no bandpass applied

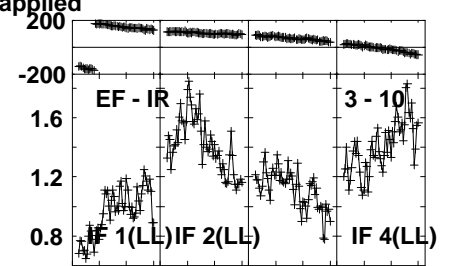
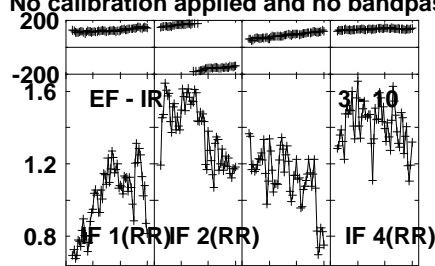
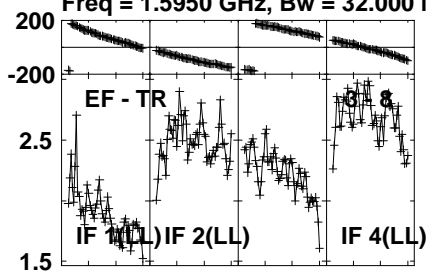


Lower frame: Milli Ampl Jy Top frame: Phas deg
 Vector averaged cross-power spectrum Several baselines displayed
 Timerange: 01/00:03:31 to 01/00:04:59

Plot file version 72 created 11-APR-2024 15:08:58

J0213+8717 RN002.UVDATA.1

Freq = 1.5950 GHz, Bw = 32.000 MH No calibration applied and no bandpass applied



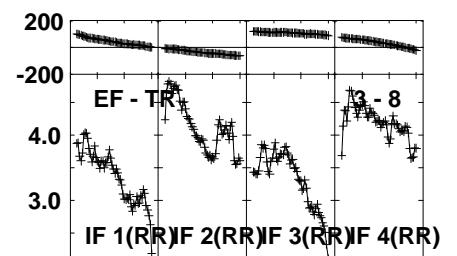
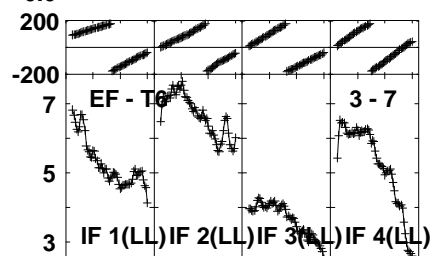
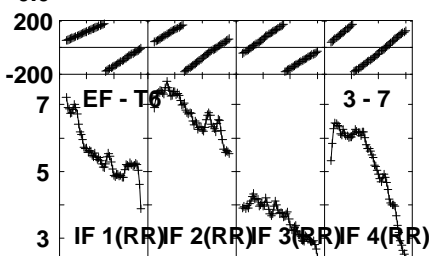
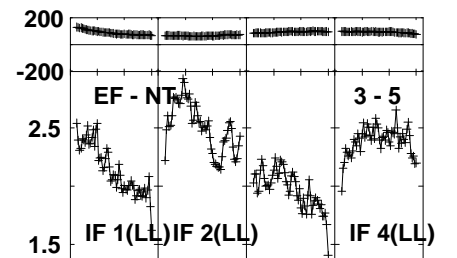
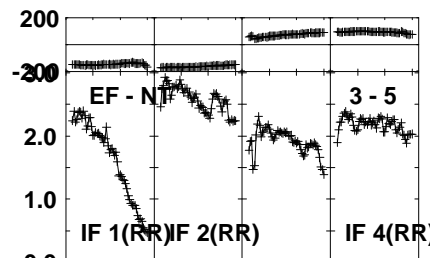
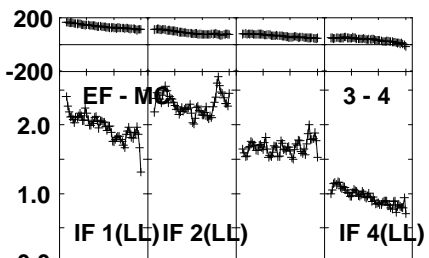
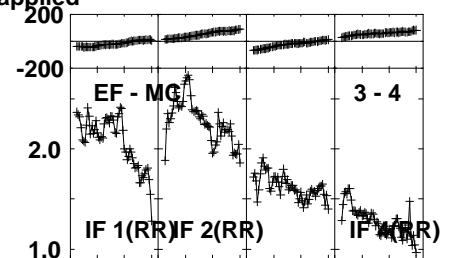
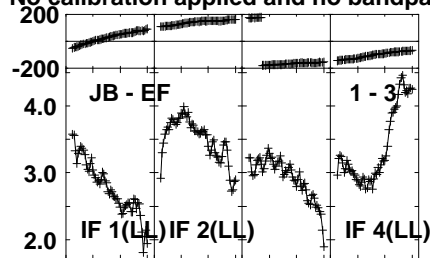
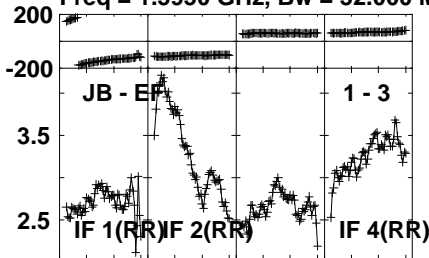
Lower frame: Milli Ampl Jy Top frame: Phas deg
Vector averaged cross-power spectrum Several baselines displayed
Timerange: 01/00:03:31 to 01/00:04:59

Plot file version 73 created 11-APR-2024 15:08:58

J0052+8627 RN002.UVDATA.1

Freq = 1.5950 GHz, Bw = 32.000 MH

No calibration applied and no bandpass applied



0204060 204060 204060 204060

Channels

0204060 204060 204060 204060

Channels

0204060 204060 204060 204060

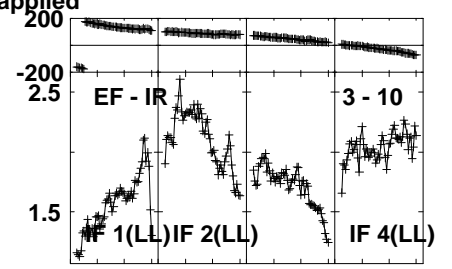
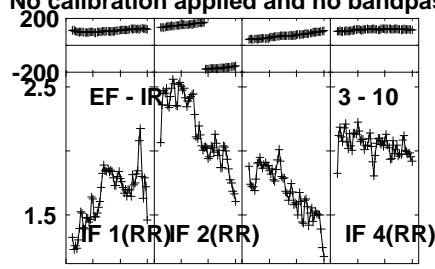
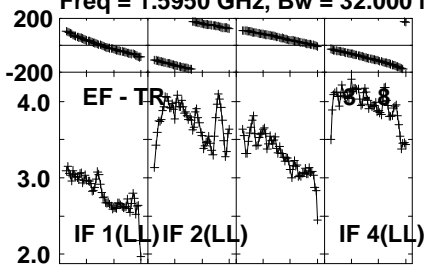
Channels

Lower frame: Milli Ampl Jy Top frame: Phas deg
 Vector averaged cross-power spectrum Several baselines displayed
 Timerange: 01/00:05:01 to 01/00:07:59

Plot file version 74 created 11-APR-2024 15:08:58

J0052+8627 RN002.UVDATA.1

Freq = 1.5950 GHz, Bw = 32.000 MH No calibration applied and no bandpass applied



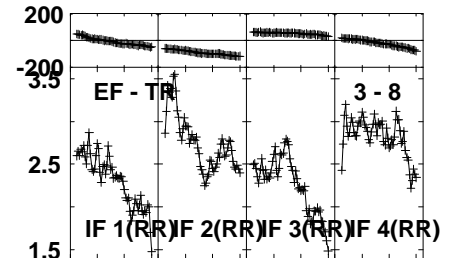
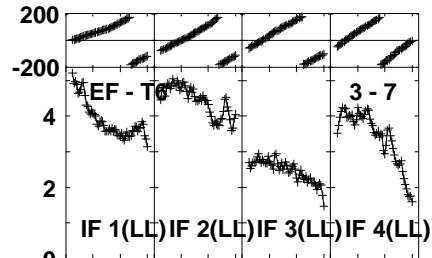
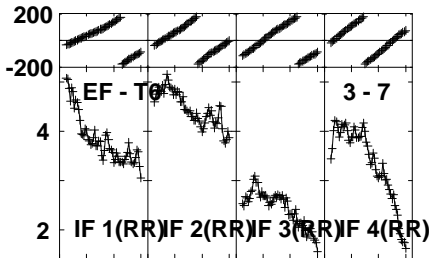
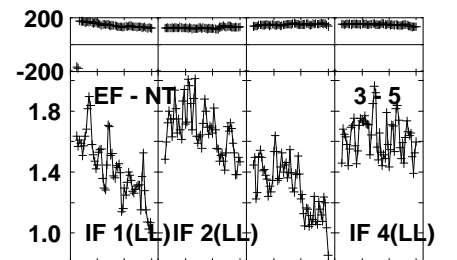
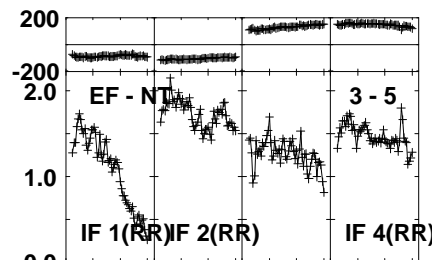
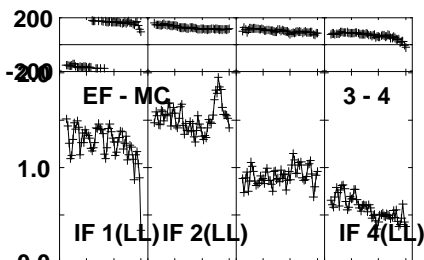
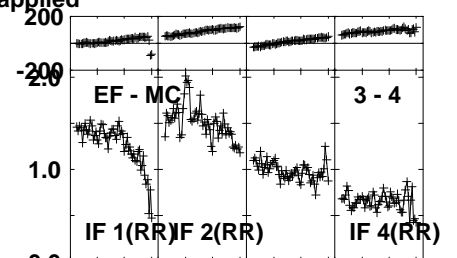
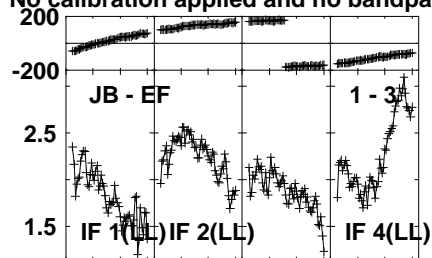
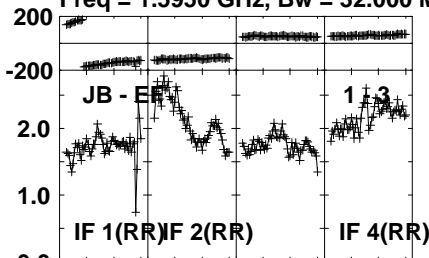
Lower frame: Milli Ampl Jy Top frame: Phas deg
Vector averaged cross-power spectrum Several baselines displayed
Timerange: 01/00:05:01 to 01/00:07:59

Plot file version 75 created 11-APR-2024 15:08:58

J0213+8717 RN002.UVDATA.1

Freq = 1.5950 GHz, Bw = 32.000 MH

No calibration applied and no bandpass applied



0204060 204060 204060 204060
Channels

0204060 204060 204060 204060
Channels

0204060 204060 204060 204060
Channels

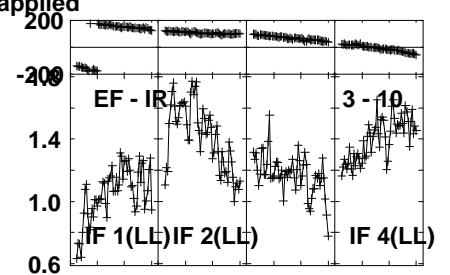
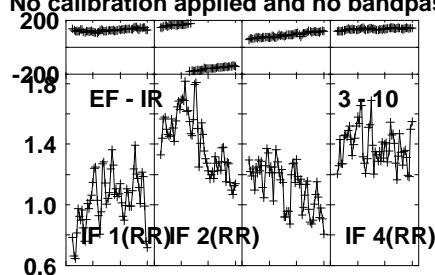
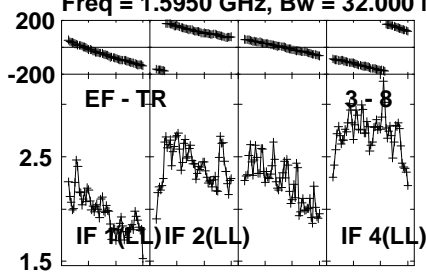
Lower frame: Milli Ampl Jy Top frame: Phas deg
Vector averaged cross-power spectrum Several baselines displayed
Timerange: 01/00:08:31 to 01/00:09:59

Plot file version 76 created 11-APR-2024 15:08:58

J0213+8717 RN002.UVDATA.1

Freq = 1.5950 GHz, Bw = 32.000 MH

No calibration applied and no bandpass applied



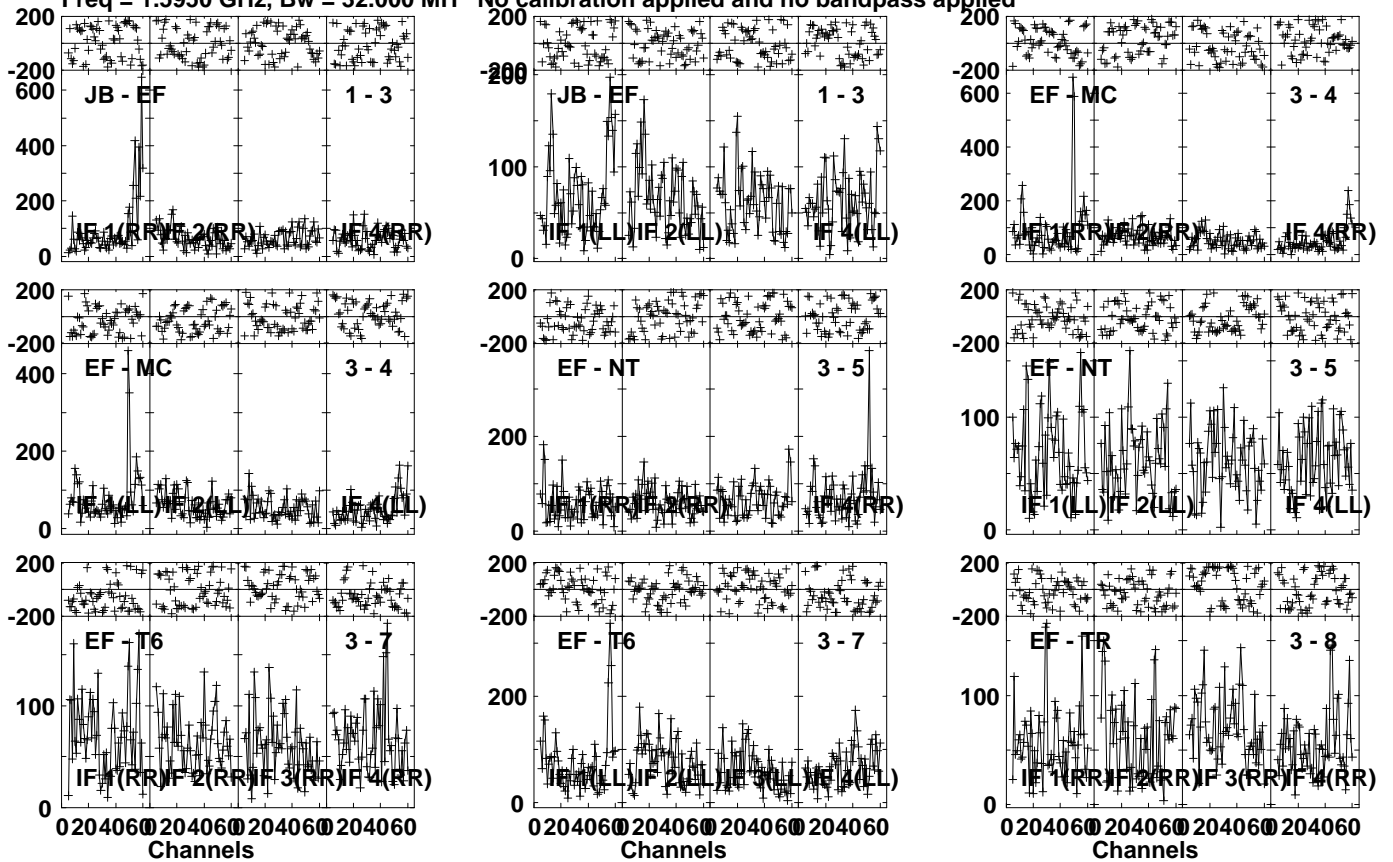
Lower frame: Milli Ampl Jy Top frame: Phas deg
Vector averaged cross-power spectrum Several baselines displayed
Timerange: 01/00:08:31 to 01/00:09:59

Plot file version 77 created 11-APR-2024 15:08:58

FRB20221022A RN002.UVDATA.1

Freq = 1.5950 GHz, Bw = 32.000 MH

No calibration applied and no bandpass applied



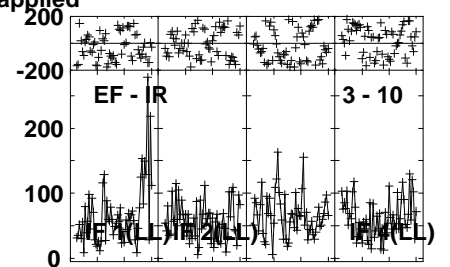
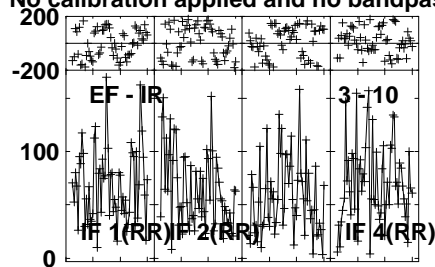
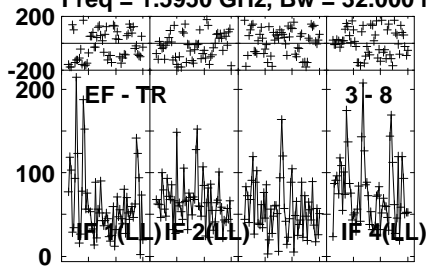
Lower frame: Micro Ampl Jy Top frame: Phas deg
Vector averaged cross-power spectrum Several baselines displayed
Timerange: 01/00:10:01 to 01/00:14:59

Plot file version 78 created 11-APR-2024 15:08:58

FRB20221022A RN002.UVDATA.1

Freq = 1.5950 GHz, Bw = 32.000 MH

No calibration applied and no bandpass applied



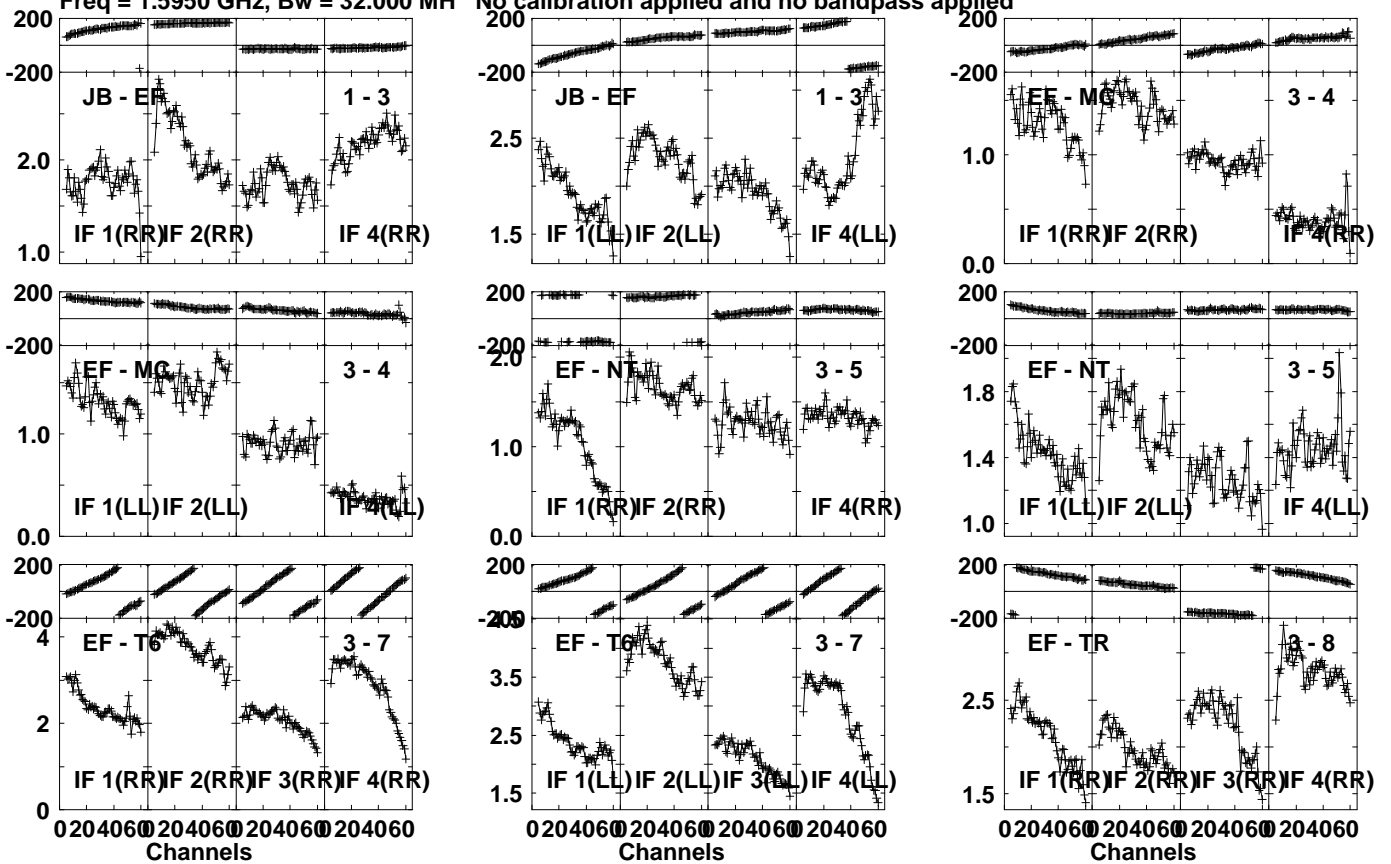
Lower frame: Micro Ampl Jy Top frame: Phas deg
Vector averaged cross-power spectrum Several baselines displayed
Timerange: 01/00:10:01 to 01/00:14:59

Plot file version 79 created 11-APR-2024 15:08:58

J0213+8717 RN002.UVDATA.1

Freq = 1.5950 GHz, Bw = 32.000 MH

No calibration applied and no bandpass applied



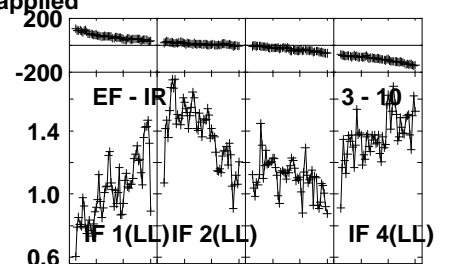
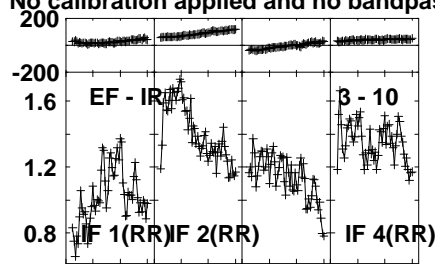
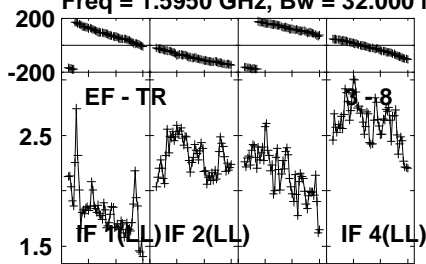
Lower frame: Milli Ampl Jy Top frame: Phas deg
Vector averaged cross-power spectrum Several baselines displayed
Timerange: 01/00:15:31 to 01/00:16:59

Plot file version 80 created 11-APR-2024 15:08:58

J0213+8717 RN002.UVDATA.1

Freq = 1.5950 GHz, Bw = 32.000 MH

No calibration applied and no bandpass applied



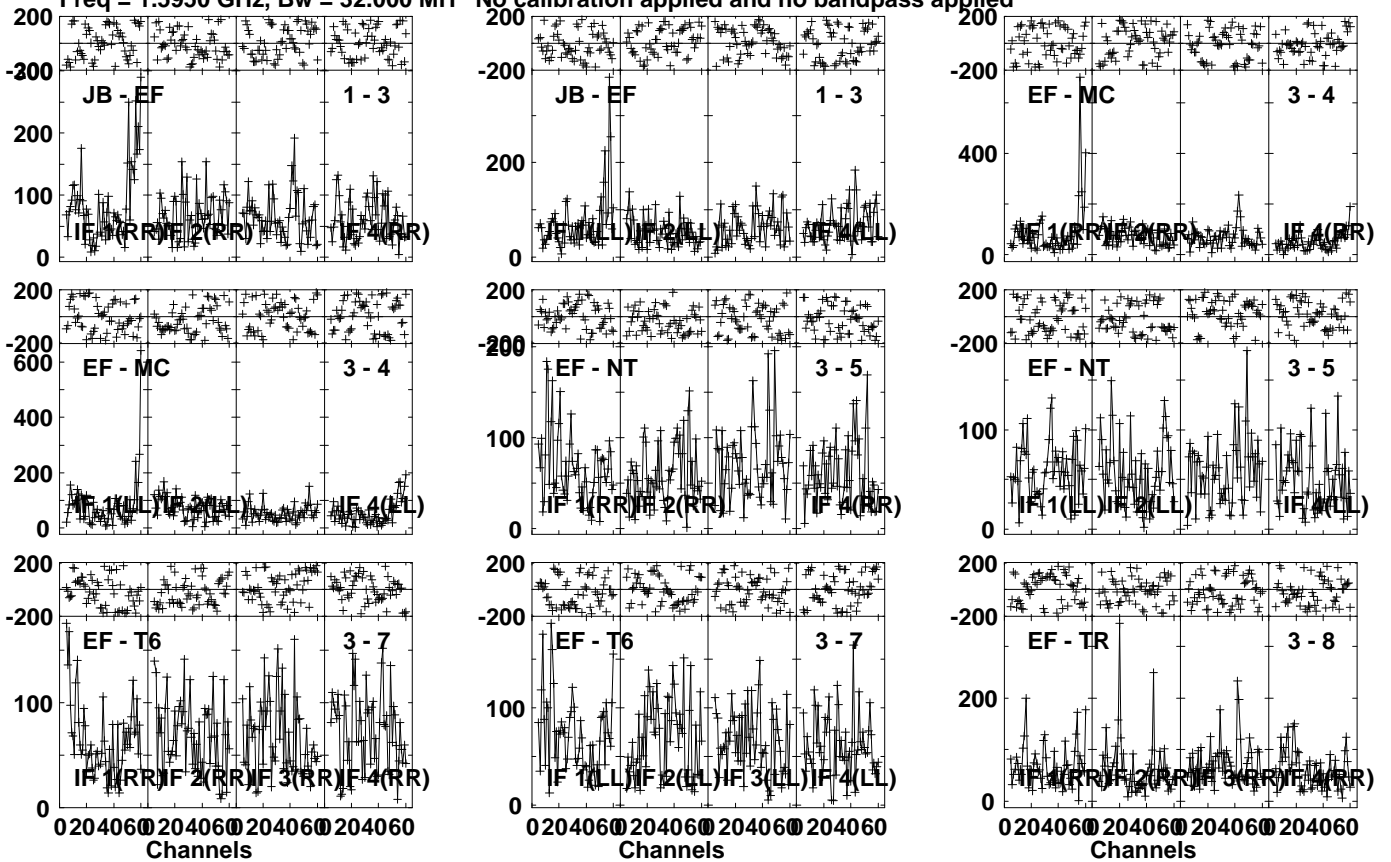
Lower frame: Milli Ampl Jy Top frame: Phas deg
Vector averaged cross-power spectrum Several baselines displayed
Timerange: 01/00:15:31 to 01/00:16:59

Plot file version 81 created 11-APR-2024 15:08:58

FRB20221022A RN002.UVDATA.1

Freq = 1.5950 GHz, Bw = 32.000 MH

No calibration applied and no bandpass applied



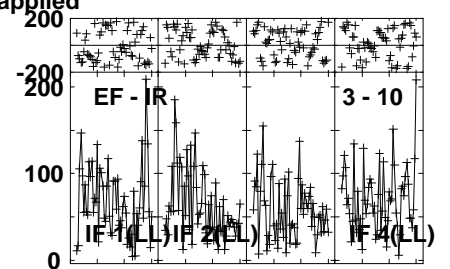
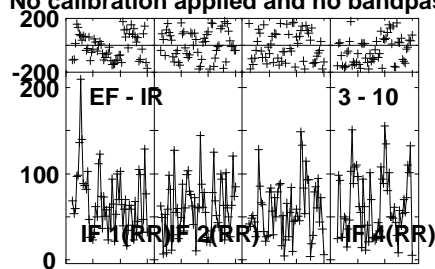
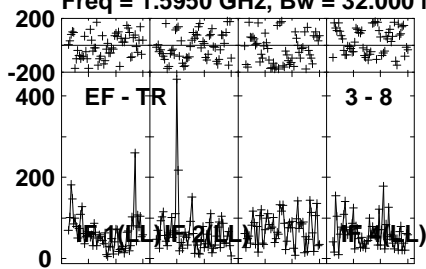
Lower frame: Micro Ampl Jy Top frame: Phas deg
Vector averaged cross-power spectrum Several baselines displayed
Timerange: 01/00:17:01 to 01/00:21:59

Plot file version 82 created 11-APR-2024 15:08:58

FRB20221022A RN002.UVDATA.1

Freq = 1.5950 GHz, Bw = 32.000 MH

No calibration applied and no bandpass applied



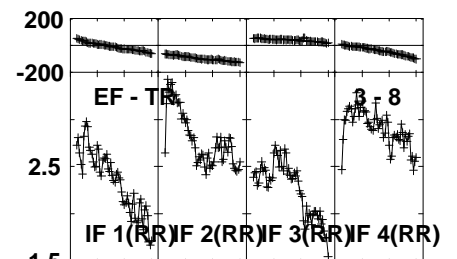
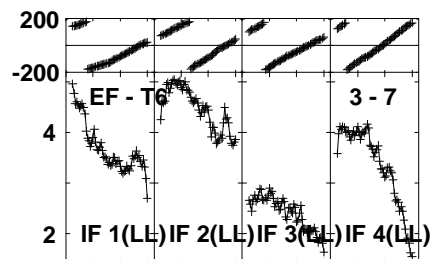
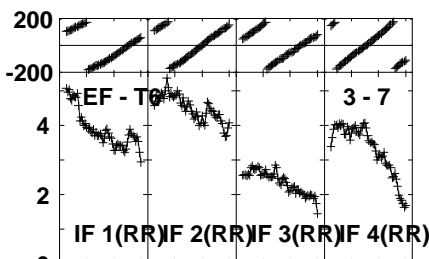
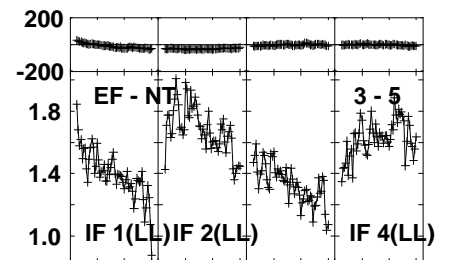
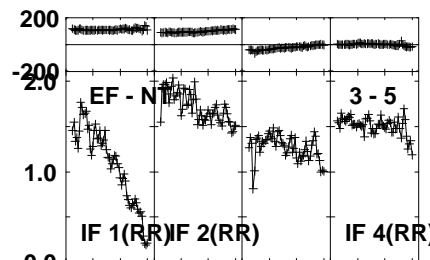
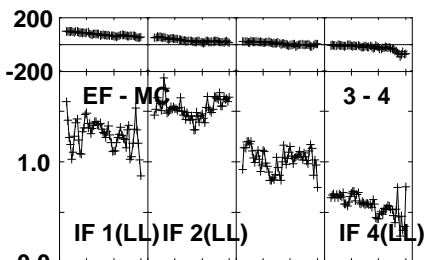
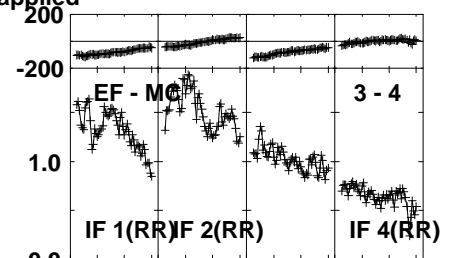
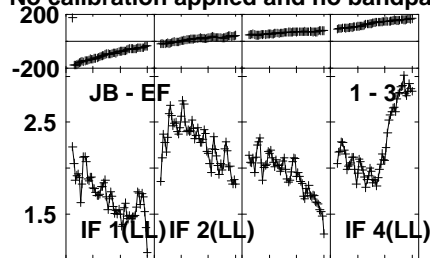
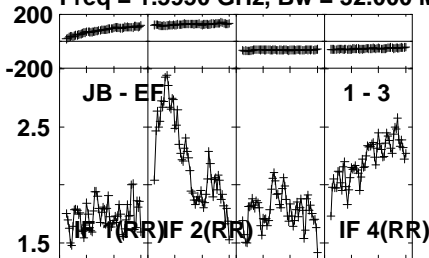
Lower frame: Micro Ampl Jy Top frame: Phas deg
Vector averaged cross-power spectrum Several baselines displayed
Timerange: 01/00:17:01 to 01/00:21:59

Plot file version 83 created 11-APR-2024 15:08:58

J0213+8717 RN002.UVDATA.1

Freq = 1.5950 GHz, Bw = 32.000 MH

No calibration applied and no bandpass applied



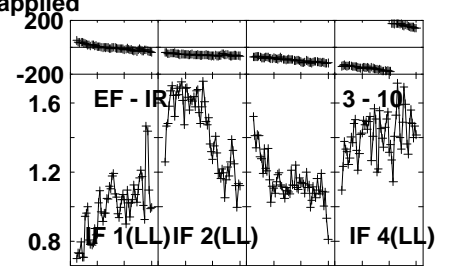
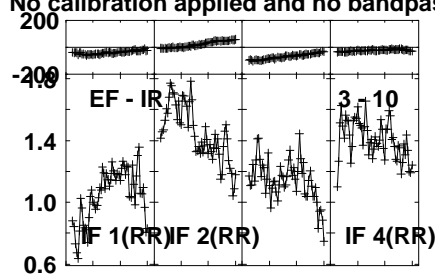
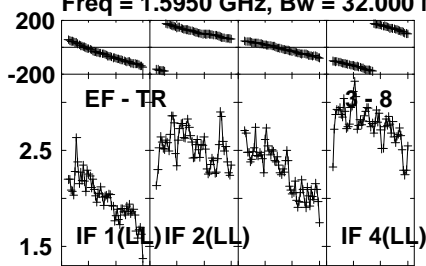
Lower frame: Milli Ampl Jy Top frame: Phas deg
Vector averaged cross-power spectrum Several baselines displayed
Timerange: 01/00:22:31 to 01/00:23:59

Plot file version 84 created 11-APR-2024 15:08:58

J0213+8717 RN002.UVDATA.1

Freq = 1.5950 GHz, Bw = 32.000 MH

No calibration applied and no bandpass applied



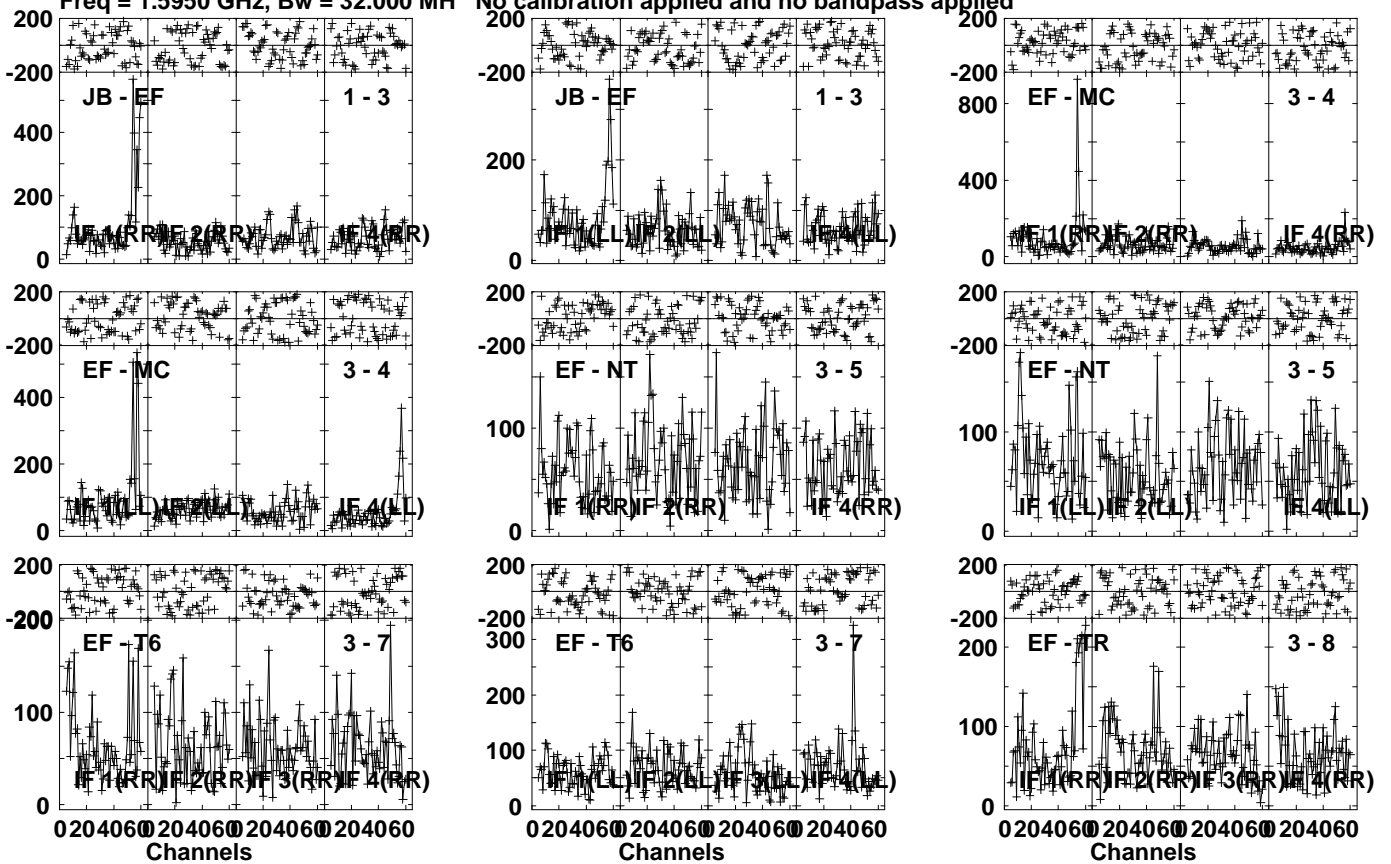
Lower frame: Milli Ampl Jy Top frame: Phas deg
Vector averaged cross-power spectrum Several baselines displayed
Timerange: 01/00:22:31 to 01/00:23:59

Plot file version 85 created 11-APR-2024 15:08:58

FRB20221022A RN002.UVDATA.1

Freq = 1.5950 GHz, Bw = 32.000 MH

No calibration applied and no bandpass applied



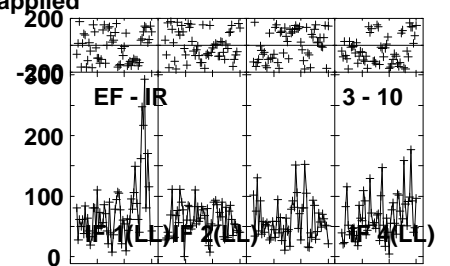
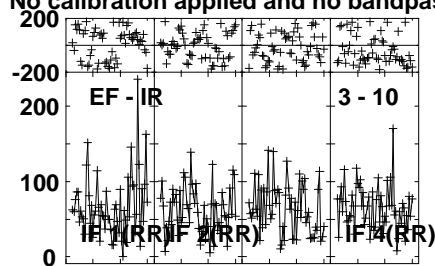
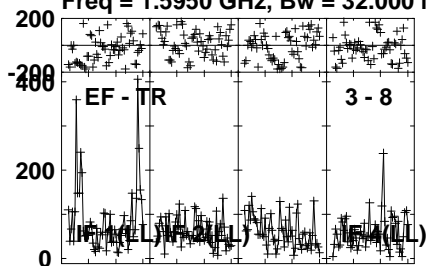
Lower frame: Micro Ampl Jy Top frame: Phas deg
Vector averaged cross-power spectrum Several baselines displayed
Timerange: 01/00:24:01 to 01/00:28:59

Plot file version 86 created 11-APR-2024 15:08:59

FRB20221022A RN002.UVDATA.1

Freq = 1.5950 GHz, Bw = 32.000 MH

No calibration applied and no bandpass applied



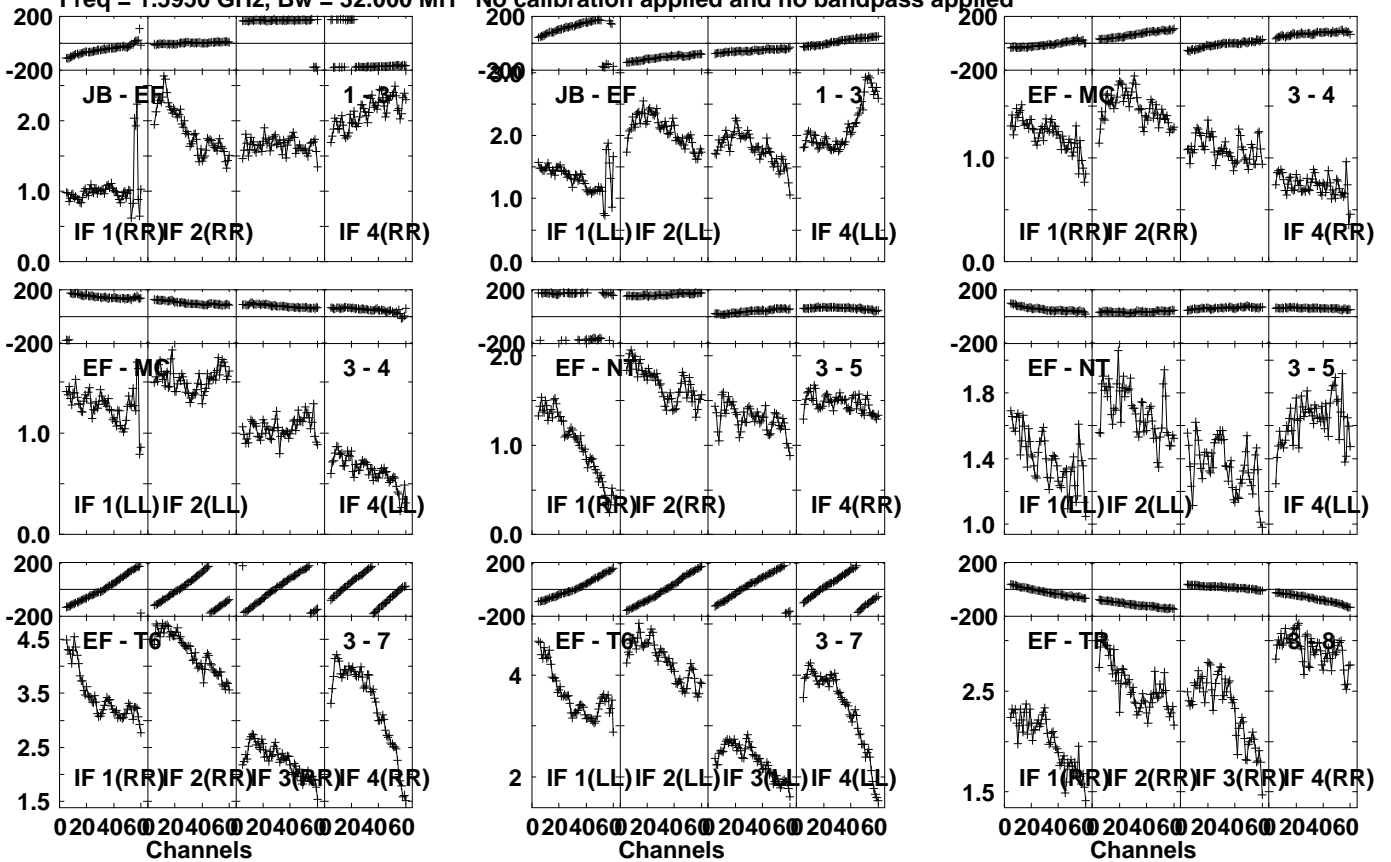
Lower frame: Micro Ampl Jy Top frame: Phas deg
Vector averaged cross-power spectrum Several baselines displayed
Timerange: 01/00:24:01 to 01/00:28:59

Plot file version 87 created 11-APR-2024 15:08:59

J0213+8717 RN002.UVDATA.1

Freq = 1.5950 GHz, Bw = 32.000 MH

No calibration applied and no bandpass applied



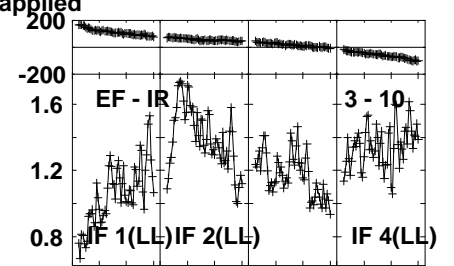
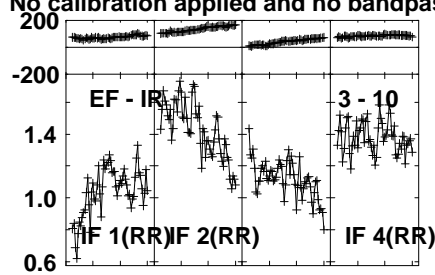
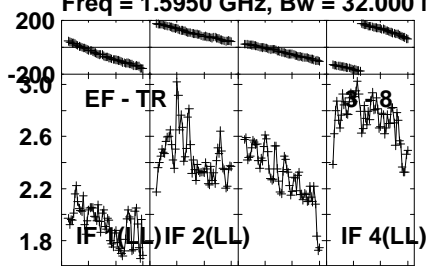
Lower frame: Milli Ampl Jy Top frame: Phas deg
 Vector averaged cross-power spectrum Several baselines displayed
 Timerange: 01/00:29:31 to 01/00:30:59

Plot file version 88 created 11-APR-2024 15:08:59

J0213+8717 RN002.UVDATA.1

Freq = 1.5950 GHz, Bw = 32.000 MH

No calibration applied and no bandpass applied



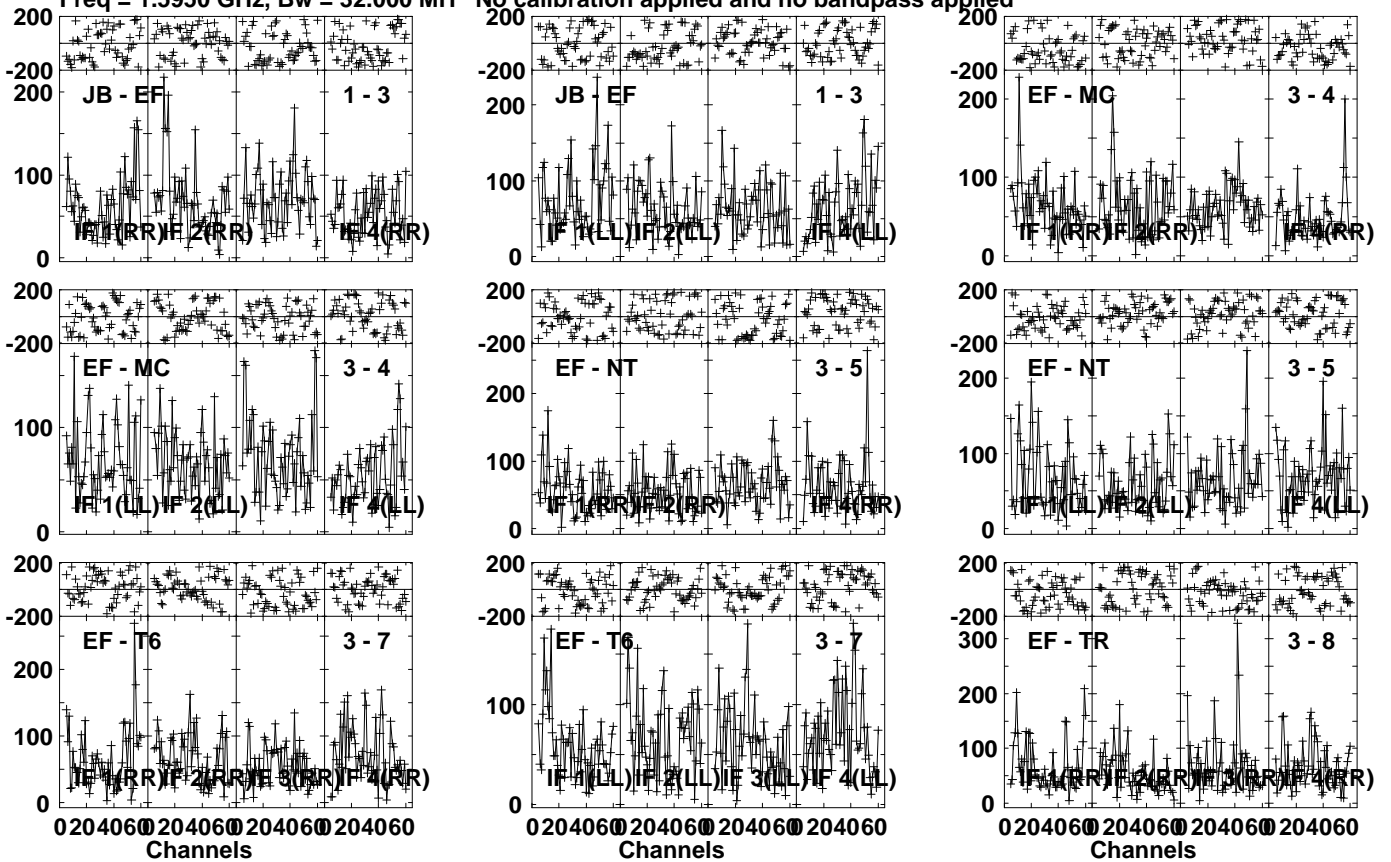
Lower frame: Milli Ampl Jy Top frame: Phas deg
Vector averaged cross-power spectrum Several baselines displayed
Timerange: 01/00:29:31 to 01/00:30:59

Plot file version 89 created 11-APR-2024 15:08:59

FRB20221022A RN002.UVDATA.1

Freq = 1.5950 GHz, Bw = 32.000 MH

No calibration applied and no bandpass applied



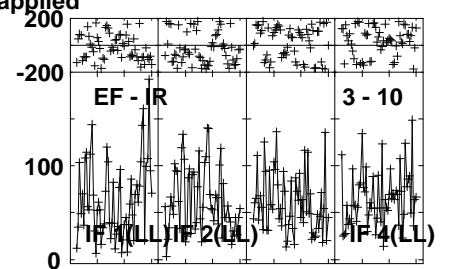
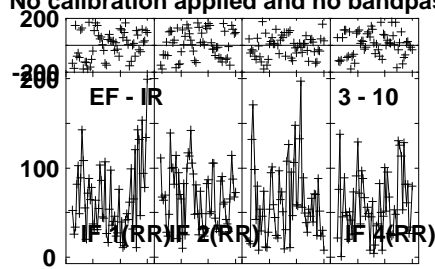
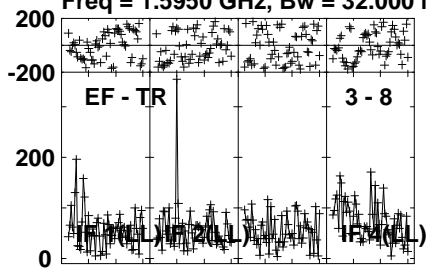
Lower frame: Micro Ampl Jy Top frame: Phas deg
Vector averaged cross-power spectrum Several baselines displayed
Timerange: 01/00:31:01 to 01/00:35:59

Plot file version 90 created 11-APR-2024 15:08:59

FRB20221022A RN002.UVDATA.1

Freq = 1.5950 GHz, Bw = 32.000 MH

No calibration applied and no bandpass applied



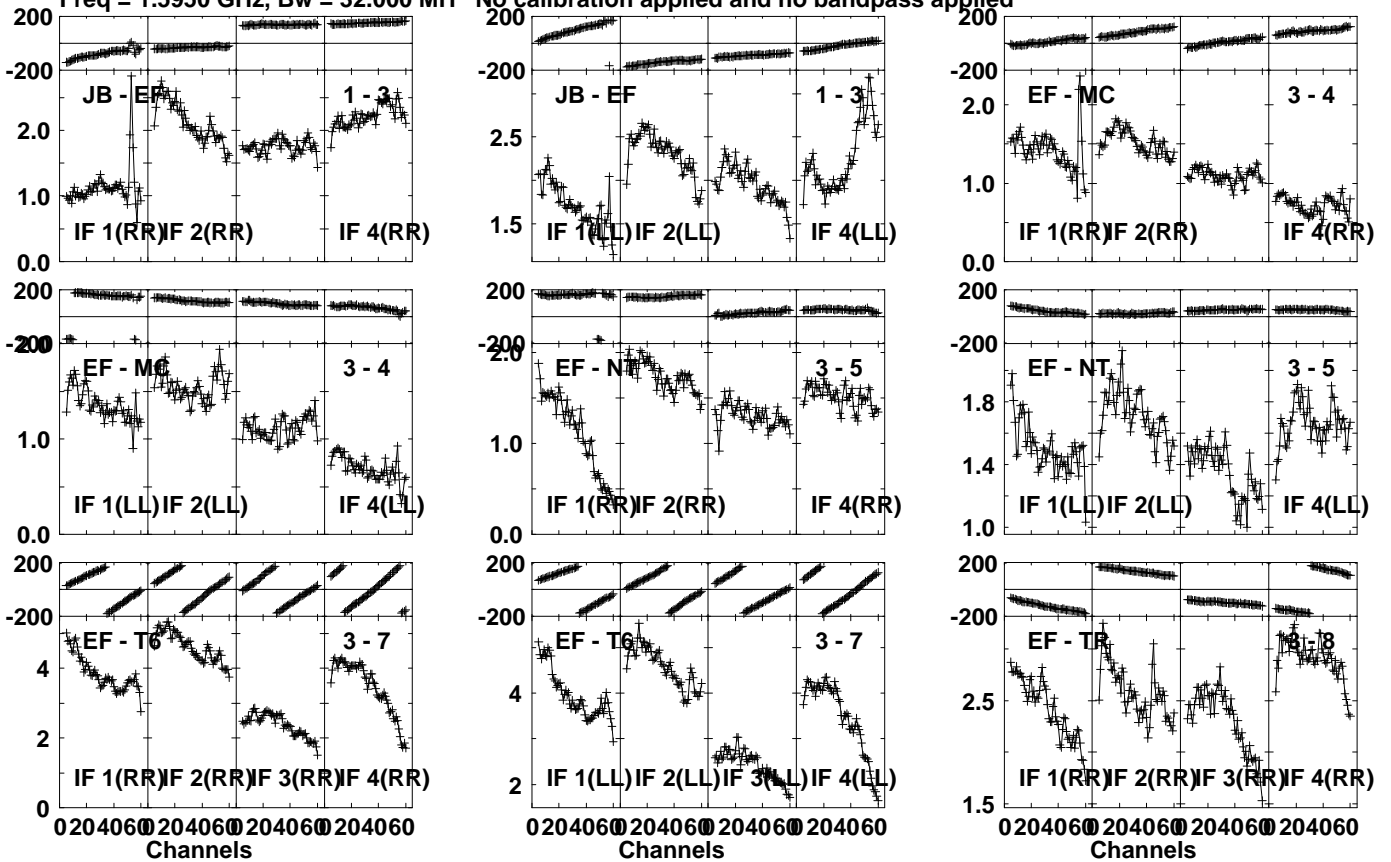
Lower frame: Micro Ampl Jy Top frame: Phas deg
Vector averaged cross-power spectrum Several baselines displayed
Timerange: 01/00:31:01 to 01/00:35:59

Plot file version 91 created 11-APR-2024 15:08:59

J0213+8717 RN002.UVDATA.1

Freq = 1.5950 GHz, Bw = 32.000 MH

No calibration applied and no bandpass applied



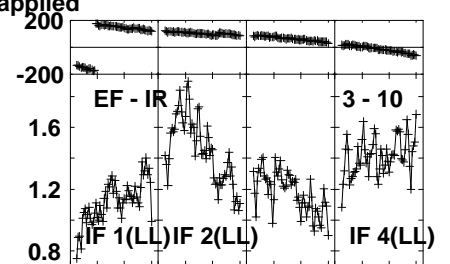
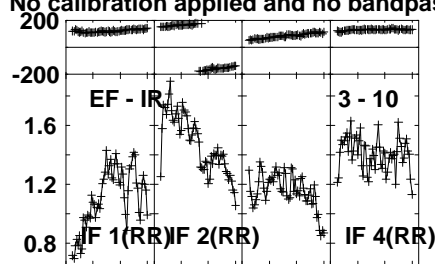
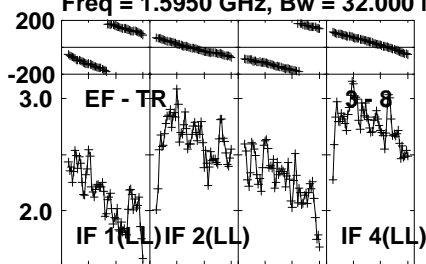
Lower frame: Milli Ampl Jy Top frame: Phas deg
Vector averaged cross-power spectrum Several baselines displayed
Timerange: 01/00:36:31 to 01/00:37:59

Plot file version 92 created 11-APR-2024 15:08:59

J0213+8717 RN002.UVDATA.1

Freq = 1.5950 GHz, Bw = 32.000 MH

No calibration applied and no bandpass applied



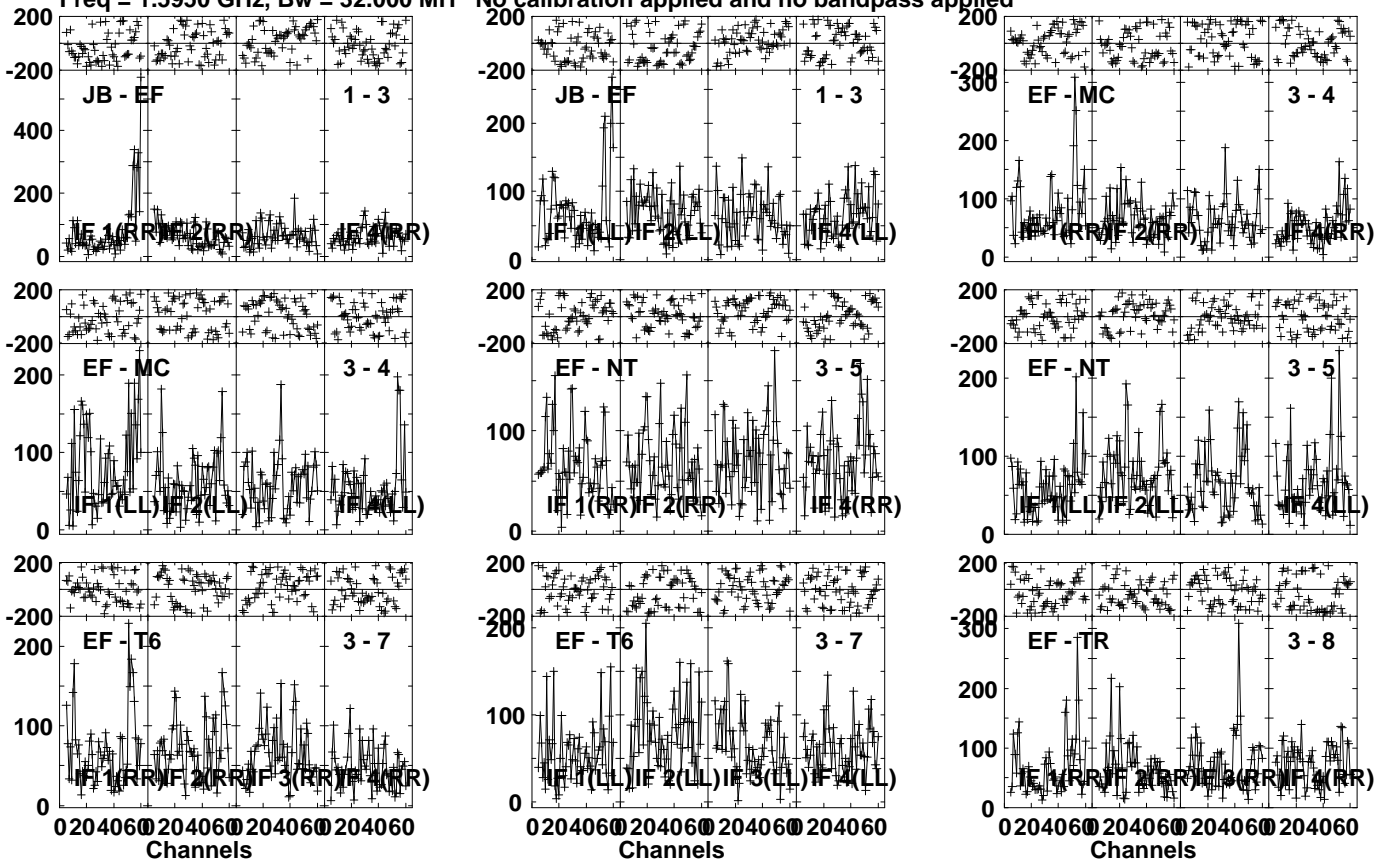
Lower frame: Milli Ampl Jy Top frame: Phas deg
Vector averaged cross-power spectrum Several baselines displayed
Timerange: 01/00:36:31 to 01/00:37:59

Plot file version 93 created 11-APR-2024 15:08:59

FRB20221022A RN002.UVDATA.1

Freq = 1.5950 GHz, Bw = 32.000 MH

No calibration applied and no bandpass applied



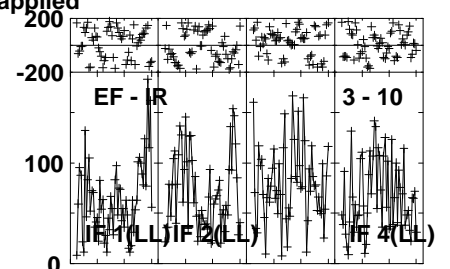
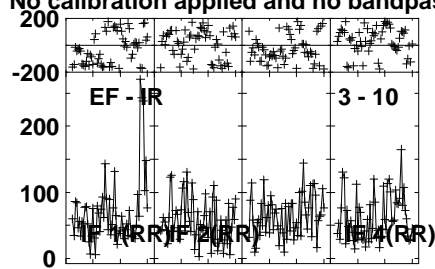
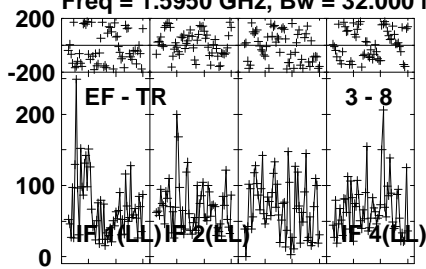
Lower frame: Micro Ampl Jy Top frame: Phas deg
Vector averaged cross-power spectrum Several baselines displayed
Timerange: 01/00:38:01 to 01/00:42:59

Plot file version 94 created 11-APR-2024 15:08:59

FRB20221022A RN002.UVDATA.1

Freq = 1.5950 GHz, Bw = 32.000 MH

No calibration applied and no bandpass applied



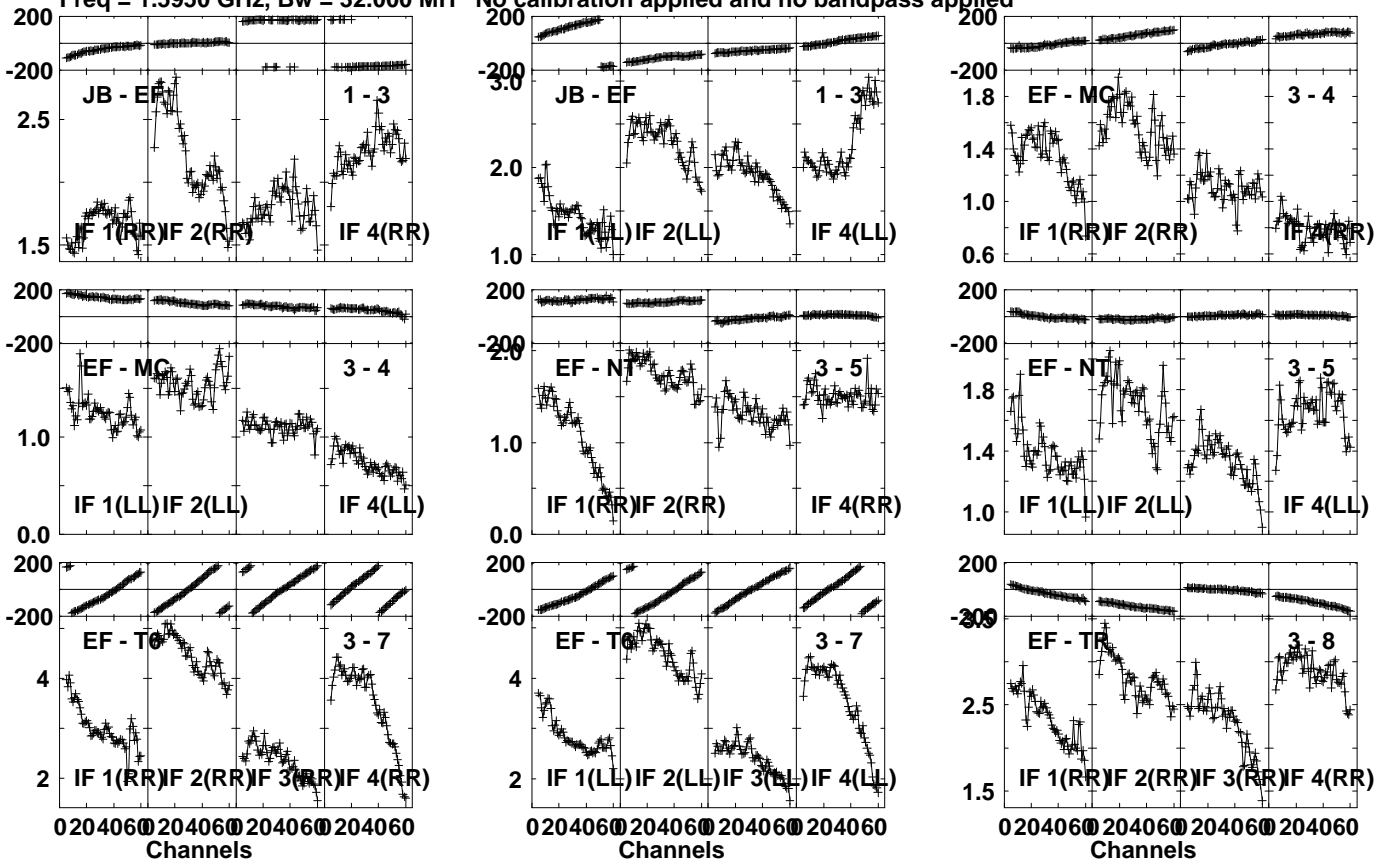
Lower frame: Micro Ampl Jy Top frame: Phas deg
Vector averaged cross-power spectrum Several baselines displayed
Timerange: 01/00:38:01 to 01/00:42:59

Plot file version 95 created 11-APR-2024 15:08:59

J0213+8717 RN002.UVDATA.1

Freq = 1.5950 GHz, Bw = 32.000 MH

No calibration applied and no bandpass applied



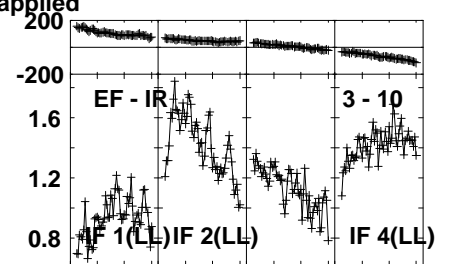
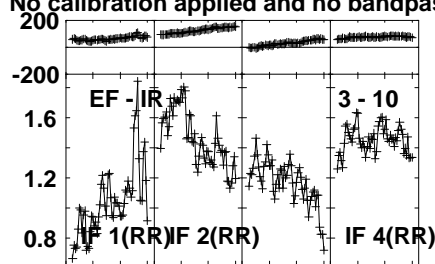
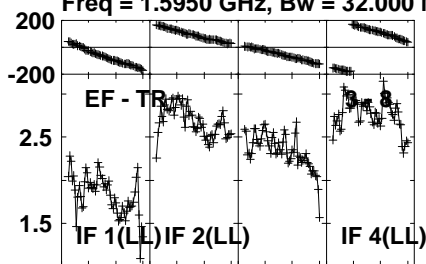
Lower frame: Milli Ampl Jy Top frame: Phas deg
Vector averaged cross-power spectrum Several baselines displayed
Timerange: 01/00:43:31 to 01/00:44:59

Plot file version 96 created 11-APR-2024 15:08:59

J0213+8717 RN002.UVDATA.1

Freq = 1.5950 GHz, Bw = 32.000 MH

No calibration applied and no bandpass applied



Lower frame: Milli Ampl Jy Top frame: Phas deg

Vector averaged cross-power spectrum Several baselines displayed

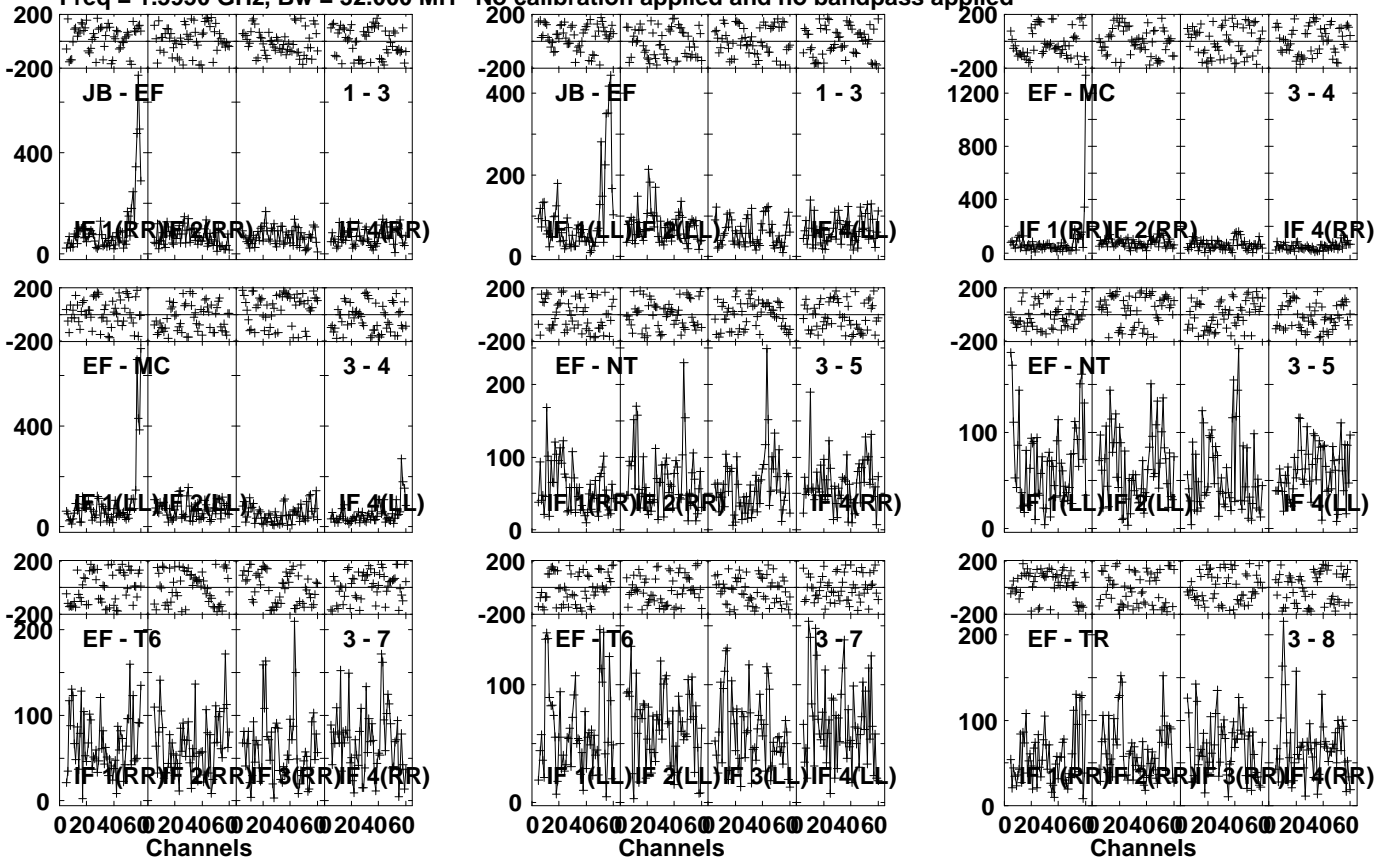
Timerange: 01/00:43:31 to 01/00:44:59

Plot file version 97 created 11-APR-2024 15:08:59

FRB20221022A RN002.UVDATA.1

Freq = 1.5950 GHz, Bw = 32.000 MH

No calibration applied and no bandpass applied



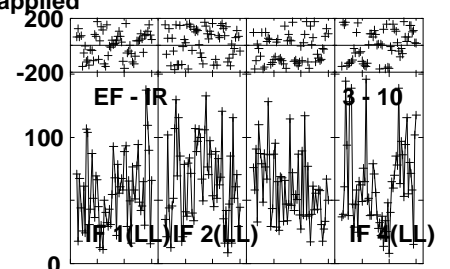
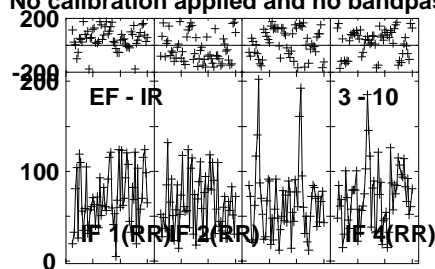
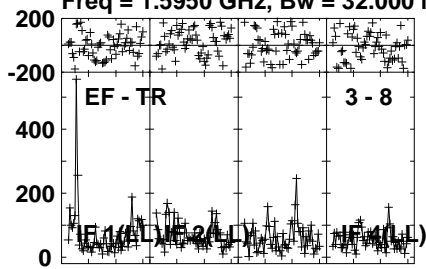
Lower frame: Micro Ampl Jy Top frame: Phas deg
Vector averaged cross-power spectrum Several baselines displayed
Timerange: 01/00:45:01 to 01/00:49:59

Plot file version 98 created 11-APR-2024 15:08:59

FRB20221022A RN002.UVDATA.1

Freq = 1.5950 GHz, Bw = 32.000 MH

No calibration applied and no bandpass applied



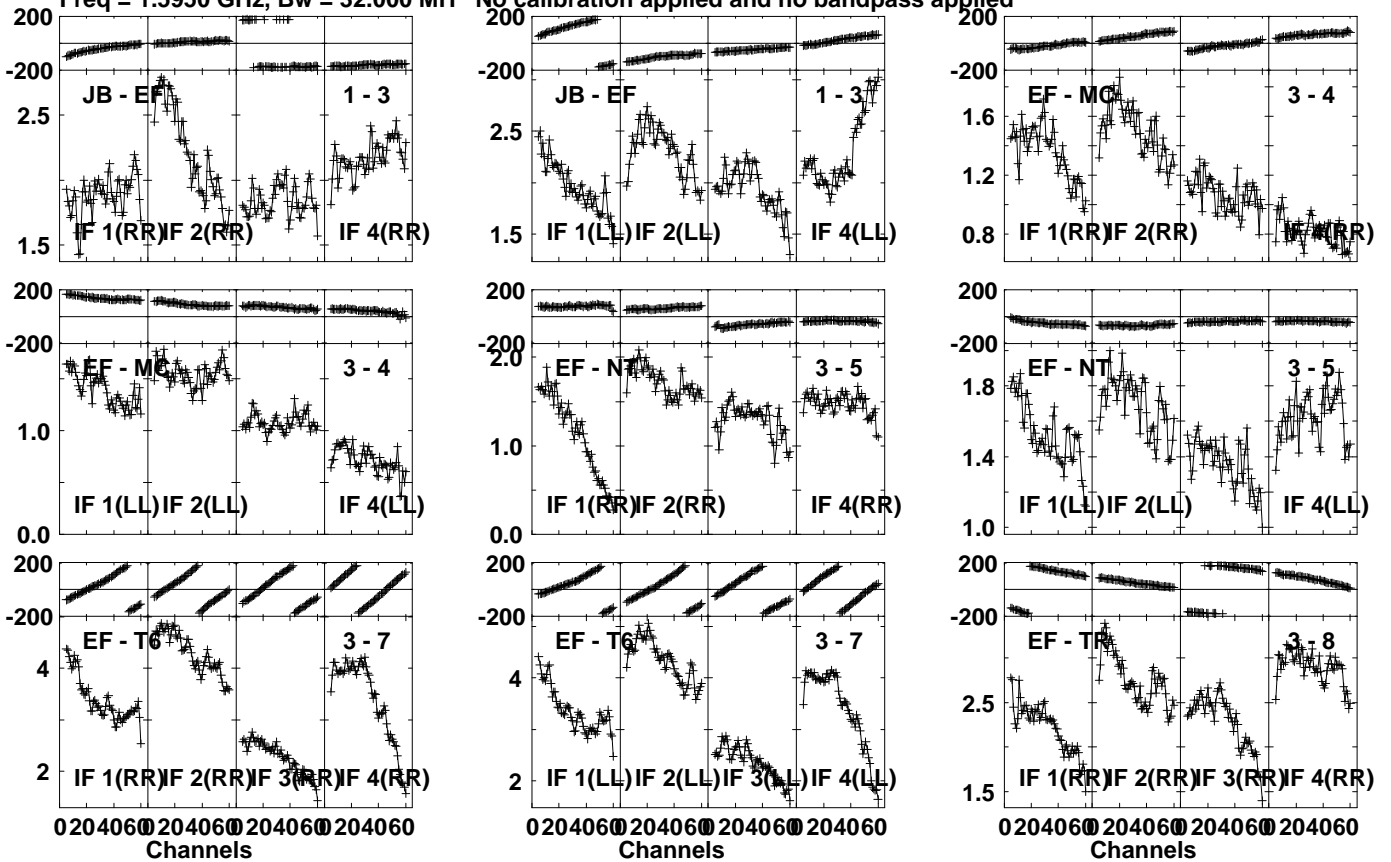
Lower frame: Micro Ampl Jy Top frame: Phas deg
Vector averaged cross-power spectrum Several baselines displayed
Timerange: 01/00:45:01 to 01/00:49:59

Plot file version 99 created 11-APR-2024 15:09:00

J0213+8717 RN002.UVDATA.1

Freq = 1.5950 GHz, Bw = 32.000 MH

No calibration applied and no bandpass applied



Lower frame: Milli Ampl Jy Top frame: Phas deg

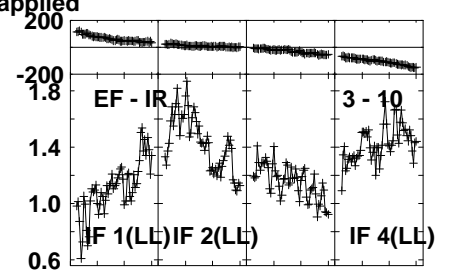
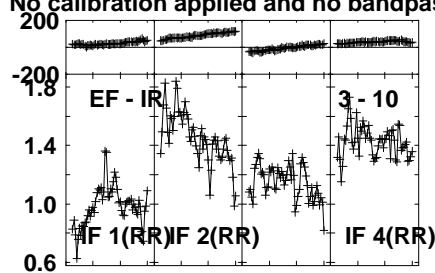
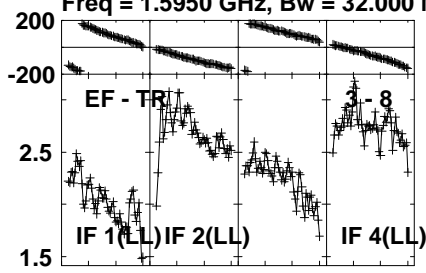
Vector averaged cross-power spectrum Several baselines displayed

Timerange: 01/00:50:31 to 01/00:51:59

Plot file version 100 created 11-APR-2024 15:09:00

J0213+8717 RN002.UVDATA.1

Freq = 1.5950 GHz, Bw = 32.000 MH No calibration applied and no bandpass applied



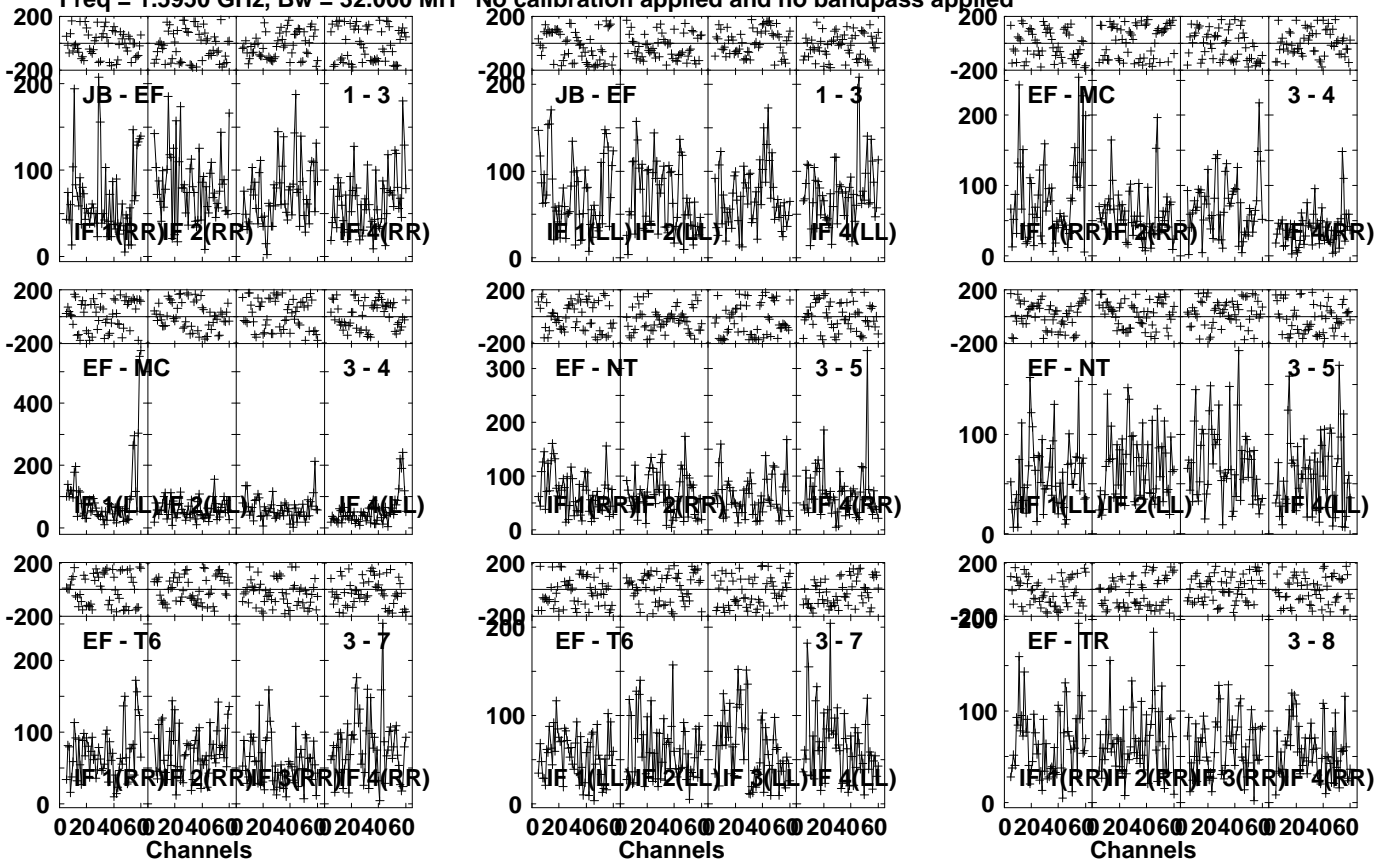
Lower frame: Milli Ampl Jy Top frame: Phas deg
Vector averaged cross-power spectrum Several baselines displayed
Timerange: 01/00:50:31 to 01/00:51:59

Plot file version 101 created 11-APR-2024 15:09:00

FRB20221022A RN002.UVDATA.1

Freq = 1.5950 GHz, Bw = 32.000 MH

No calibration applied and no bandpass applied



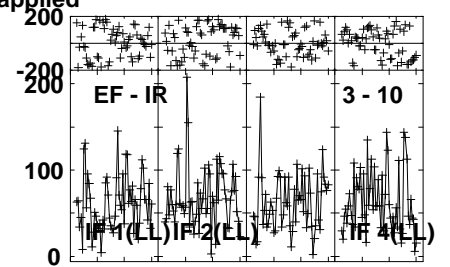
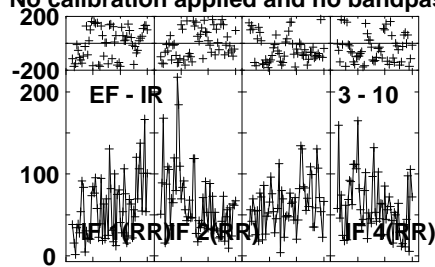
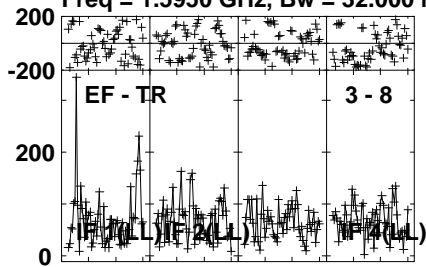
Lower frame: Micro Ampl Jy Top frame: Phas deg
Vector averaged cross-power spectrum Several baselines displayed
Timerange: 01/00:52:01 to 01/00:56:59

Plot file version 102 created 11-APR-2024 15:09:00

FRB20221022A RN002.UVDATA.1

Freq = 1.5950 GHz, Bw = 32.000 MH

No calibration applied and no bandpass applied

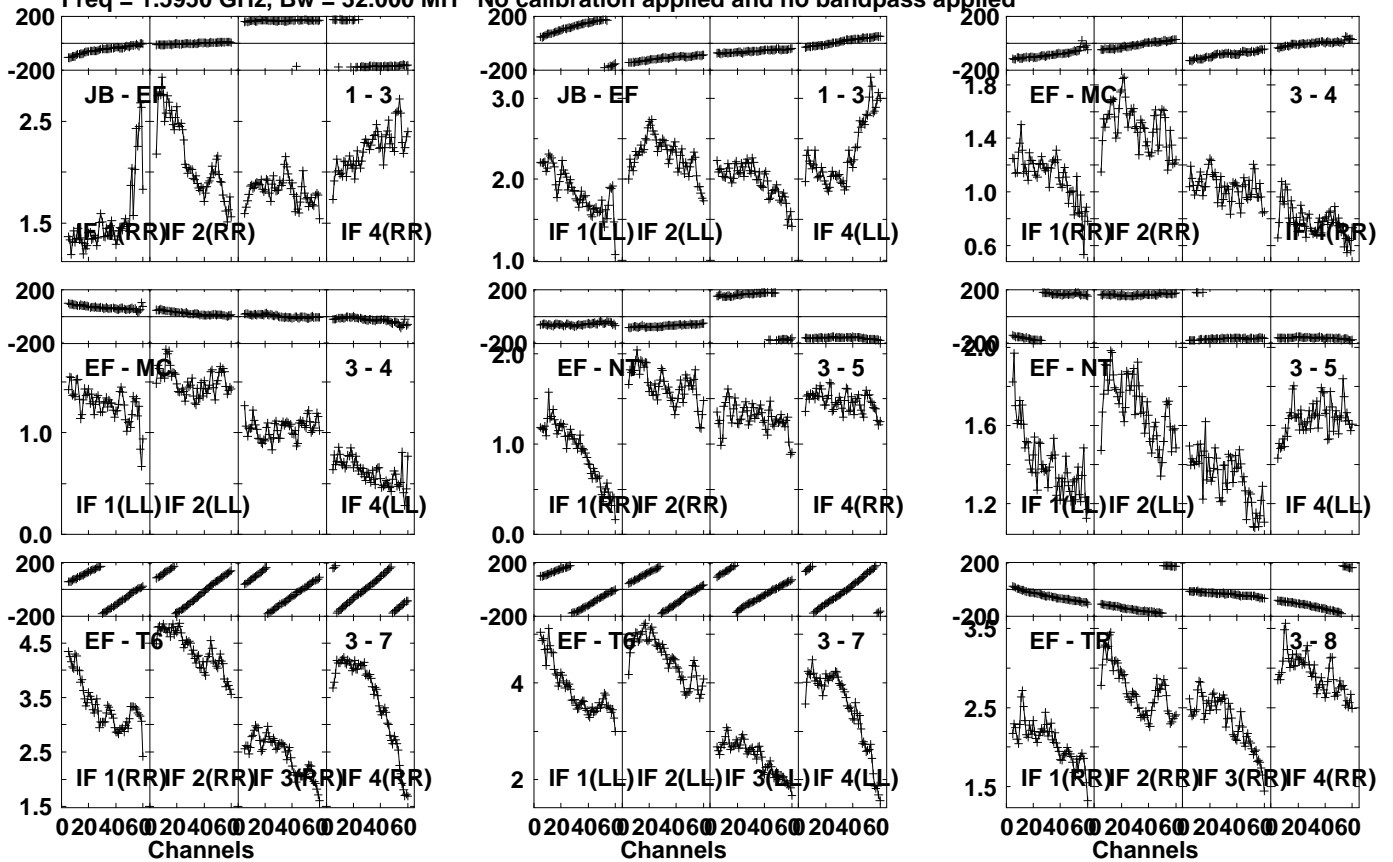


Lower frame: Micro Ampl Jy Top frame: Phas deg
Vector averaged cross-power spectrum Several baselines displayed
Timerange: 01/00:52:01 to 01/00:56:59

Plot file version 103 created 11-APR-2024 15:09:00

J0213+8717 RN002.UVDATA.1

Freq = 1.5950 GHz, Bw = 32.000 MH No calibration applied and no bandpass applied

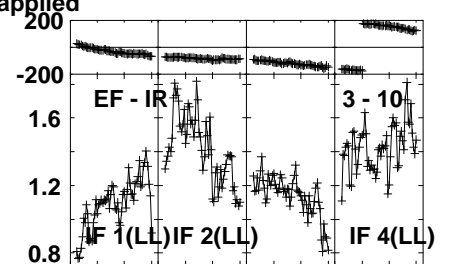
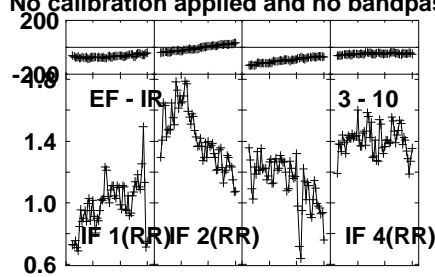
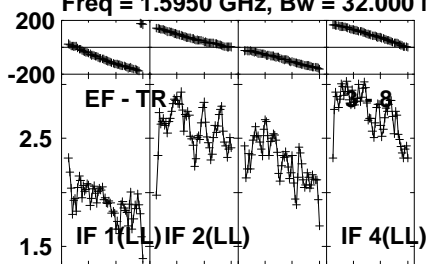


Lower frame: Milli Ampl Jy Top frame: Phas deg
Vector averaged cross-power spectrum Several baselines displayed
Timerange: 01/00:57:31 to 01/00:58:59

Plot file version 104 created 11-APR-2024 15:09:00

J0213+8717 RN002.UVDATA.1

Freq = 1.5950 GHz, Bw = 32.000 MH No calibration applied and no bandpass applied



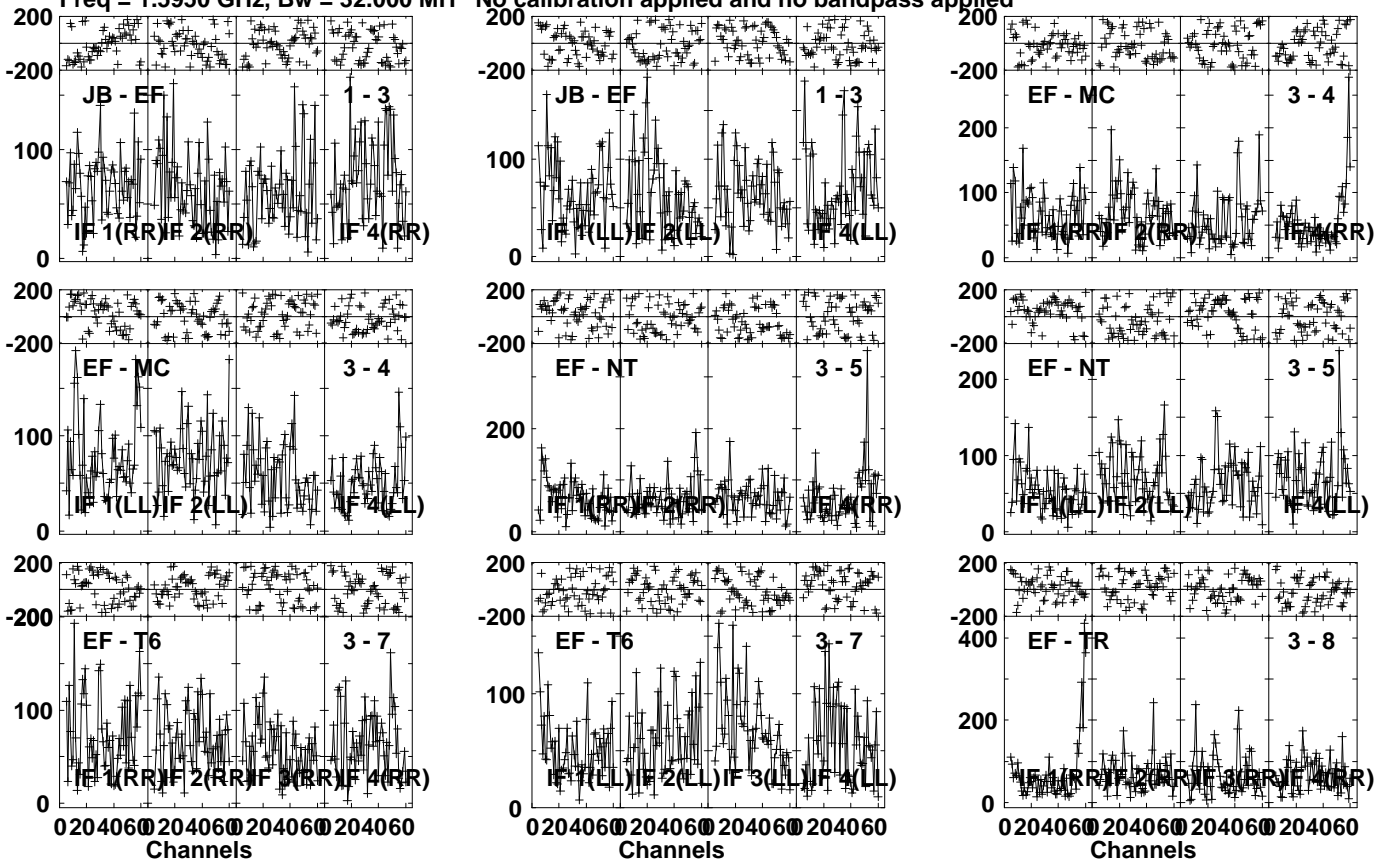
Lower frame: Milli Ampl Jy Top frame: Phas deg
Vector averaged cross-power spectrum Several baselines displayed
Timerange: 01/00:57:31 to 01/00:58:59

Plot file version 105 created 11-APR-2024 15:09:00

FRB20221022A RN002.UVDATA.1

Freq = 1.5950 GHz, Bw = 32.000 MH

No calibration applied and no bandpass applied



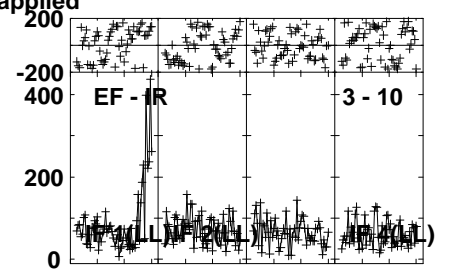

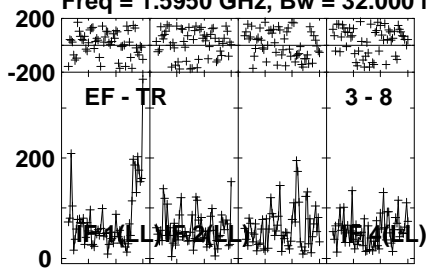
Lower frame: Micro Ampl Jy Top frame: Phas deg
Vector averaged cross-power spectrum Several baselines displayed
Timerange: 01/00:59:01 to 01/01:03:59

Plot file version 106 created 11-APR-2024 15:09:00

FRB20221022A RN002.UVDATA.1

Freq = 1.5950 GHz, Bw = 32.000 MH

No calibration applied and no bandpass applied

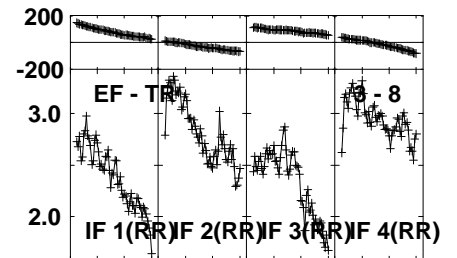
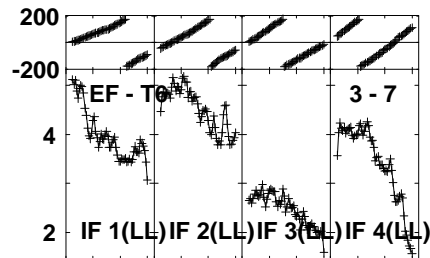
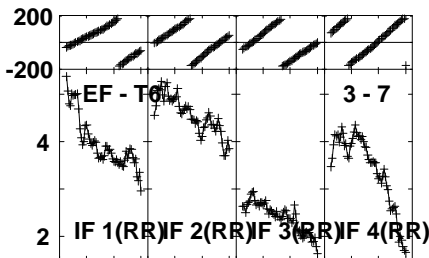
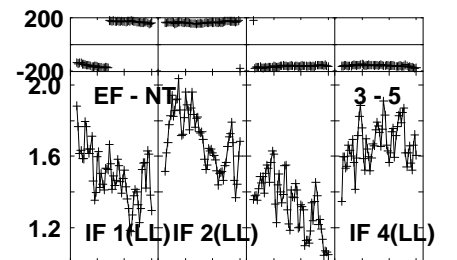
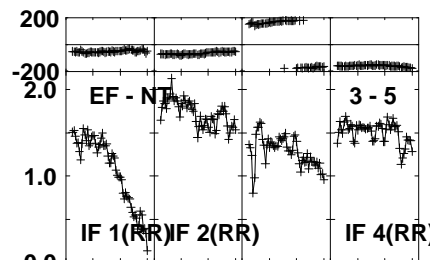
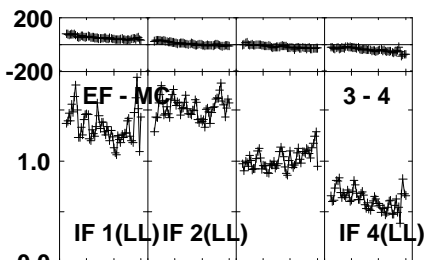
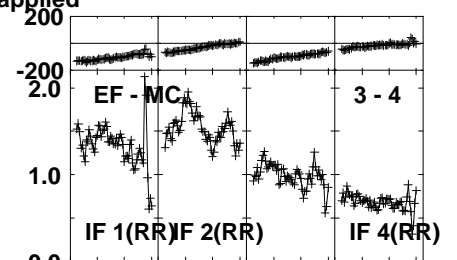
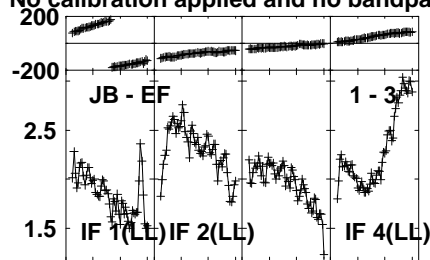
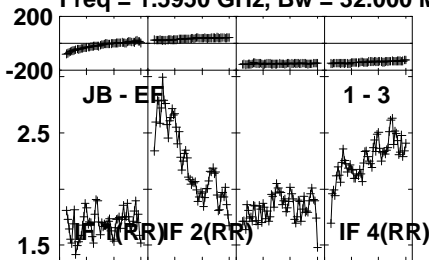


Lower frame: Micro Ampl Jy Top frame: Phas deg
Vector averaged cross-power spectrum Several baselines displayed
Timerange: 01/00:59:01 to 01/01:03:59

Plot file version 107 created 11-APR-2024 15:09:00

J0213+8717 RN002.UVDATA.1

Freq = 1.5950 GHz, Bw = 32.000 MH No calibration applied and no bandpass applied



020406@20406@20406@20406@
Channels

020406@20406@20406@20406@
Channels

020406@20406@20406@20406@
Channels

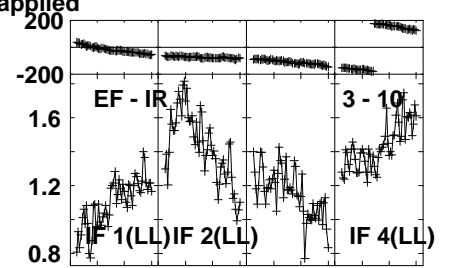
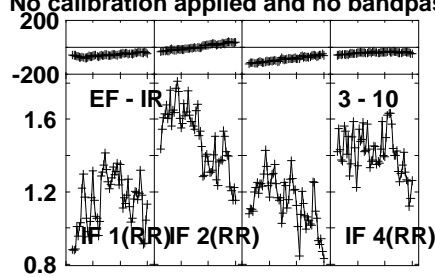
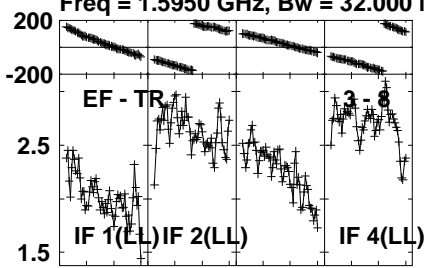
Lower frame: Milli Ampl Jy Top frame: Phas deg
Vector averaged cross-power spectrum Several baselines displayed
Timerange: 01/01:04:31 to 01/01:05:59

Plot file version 108 created 11-APR-2024 15:09:00

J0213+8717 RN002.UVDATA.1

Freq = 1.5950 GHz, Bw = 32.000 MH

No calibration applied and no bandpass applied



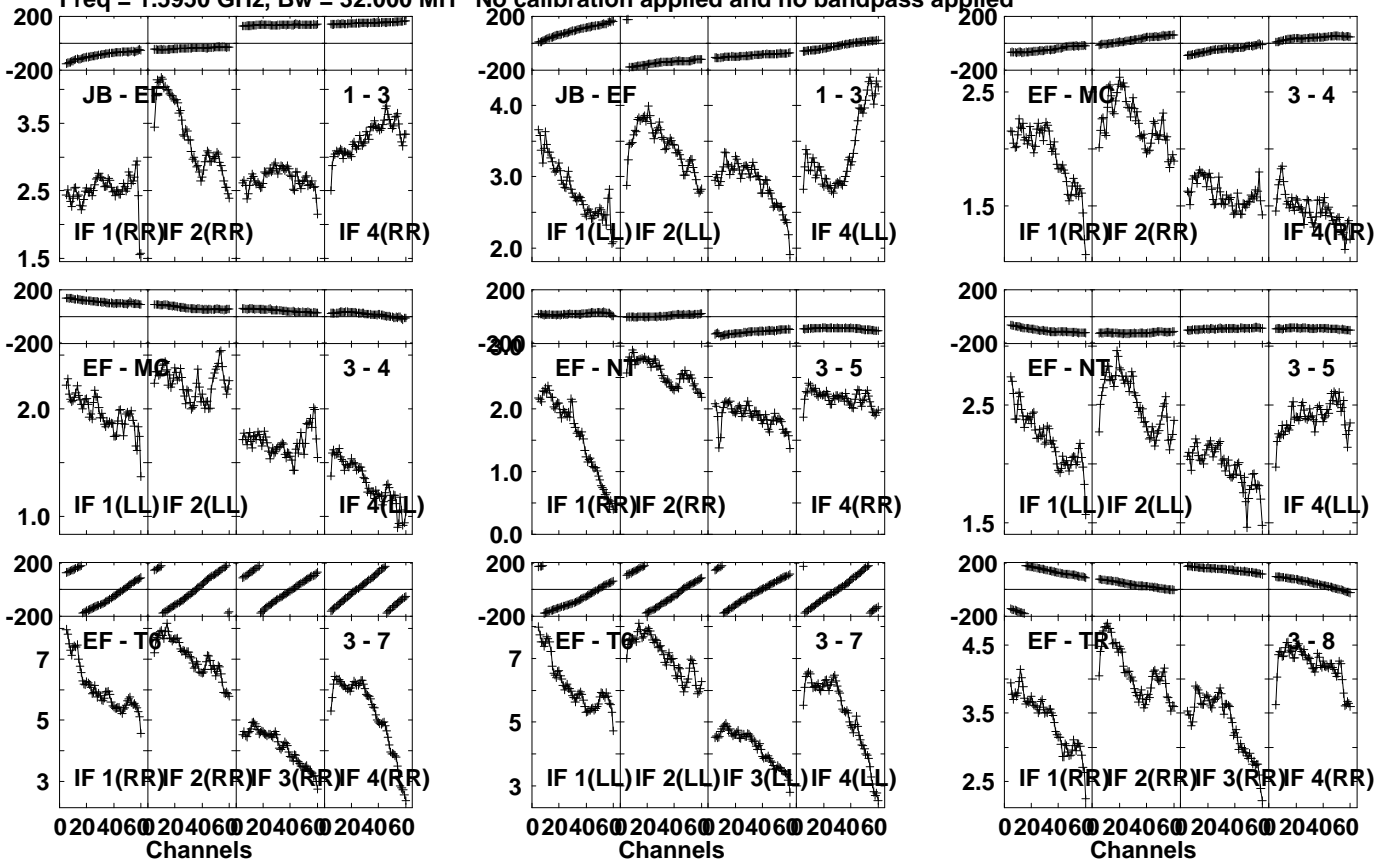
Lower frame: Milli Ampl Jy Top frame: Phas deg
Vector averaged cross-power spectrum Several baselines displayed
Timerange: 01/01:04:31 to 01/01:05:59

Plot file version 109 created 11-APR-2024 15:09:00

J0052+8627 RN002.UVDATA.1

Freq = 1.5950 GHz, Bw = 32.000 MH

No calibration applied and no bandpass applied

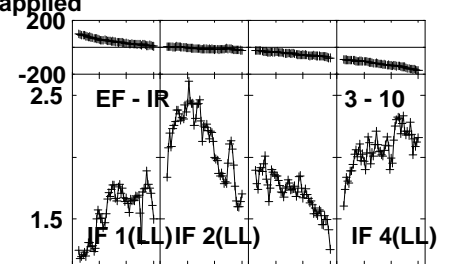
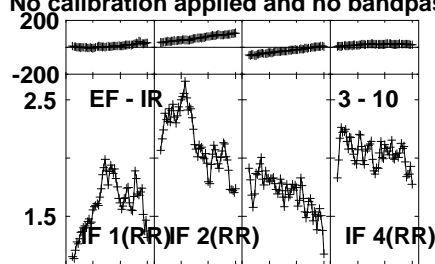
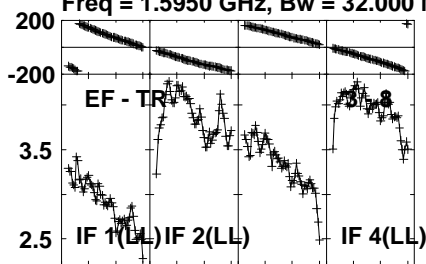


Lower frame: Milli Ampl Jy Top frame: Phas deg
Vector averaged cross-power spectrum Several baselines displayed
Timerange: 01/01:06:01 to 01/01:08:59

Plot file version 110 created 11-APR-2024 15:09:00

J0052+8627 RN002.UVDATA.1

Freq = 1.5950 GHz, Bw = 32.000 MH No calibration applied and no bandpass applied



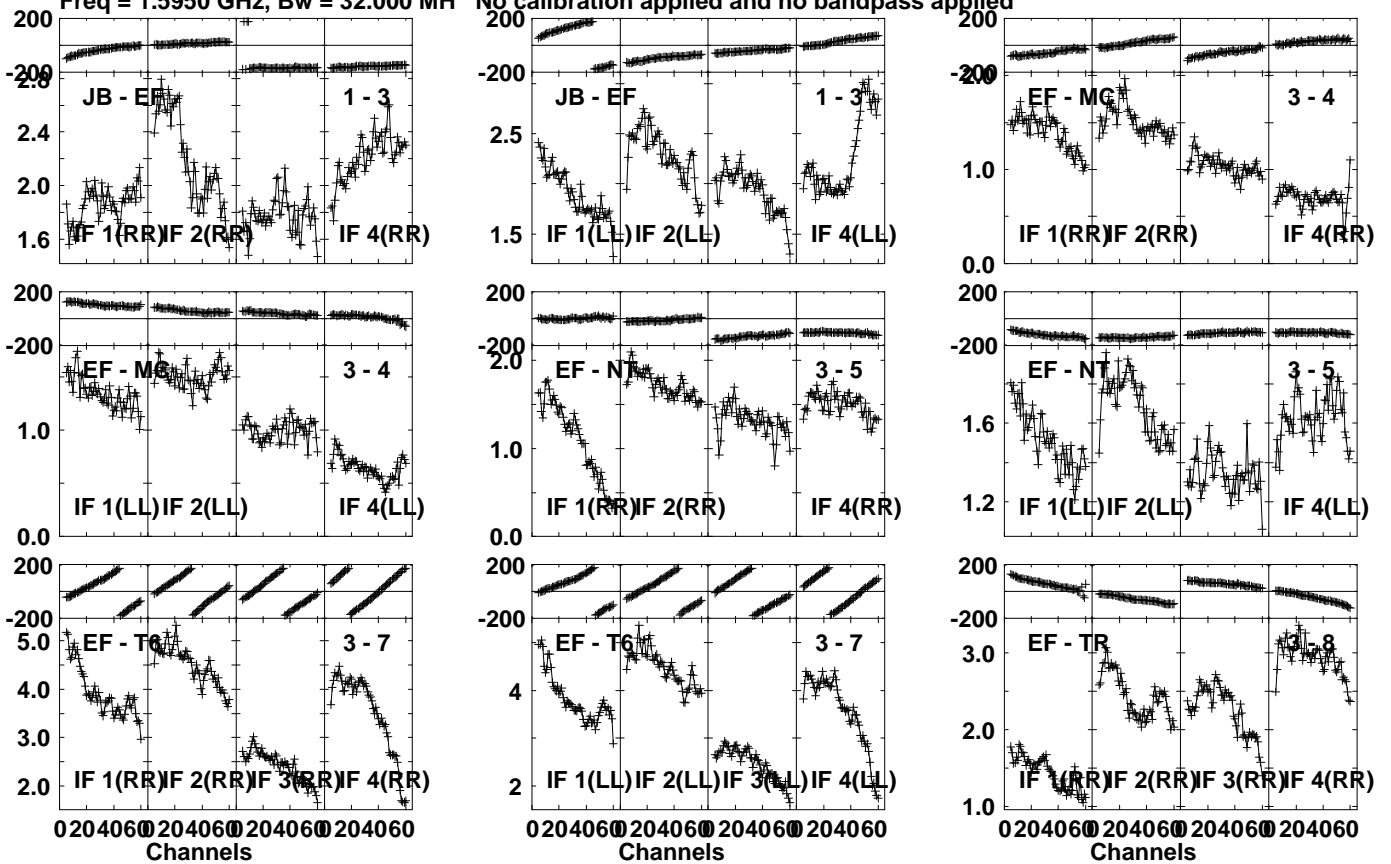
Lower frame: Milli Ampl Jy Top frame: Phas deg
Vector averaged cross-power spectrum Several baselines displayed
Timerange: 01/01:06:01 to 01/01:08:59

Plot file version 111 created 11-APR-2024 15:09:00

J0213+8717 RN002.UVDATA.1

Freq = 1.5950 GHz, Bw = 32.000 MH

No calibration applied and no bandpass applied

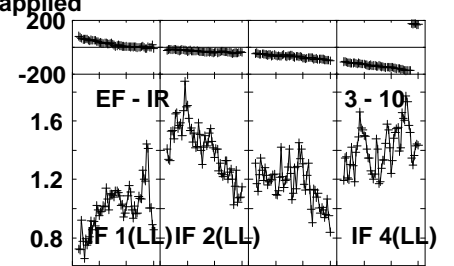
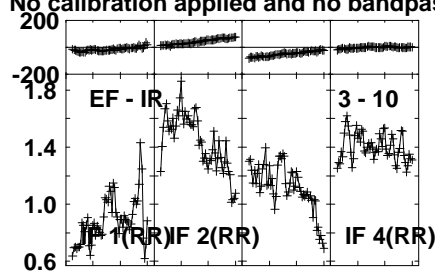
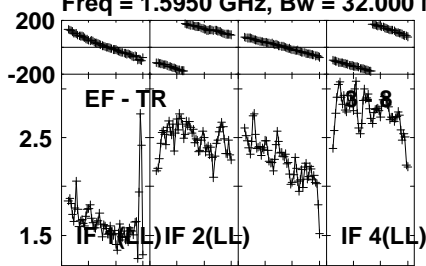


Lower frame: Milli Ampl Jy Top frame: Phas deg
Vector averaged cross-power spectrum Several baselines displayed
Timerange: 01/01:09:31 to 01/01:10:59

Plot file version 112 created 11-APR-2024 15:09:00

J0213+8717 RN002.UVDATA.1

Freq = 1.5950 GHz, Bw = 32.000 MH No calibration applied and no bandpass applied



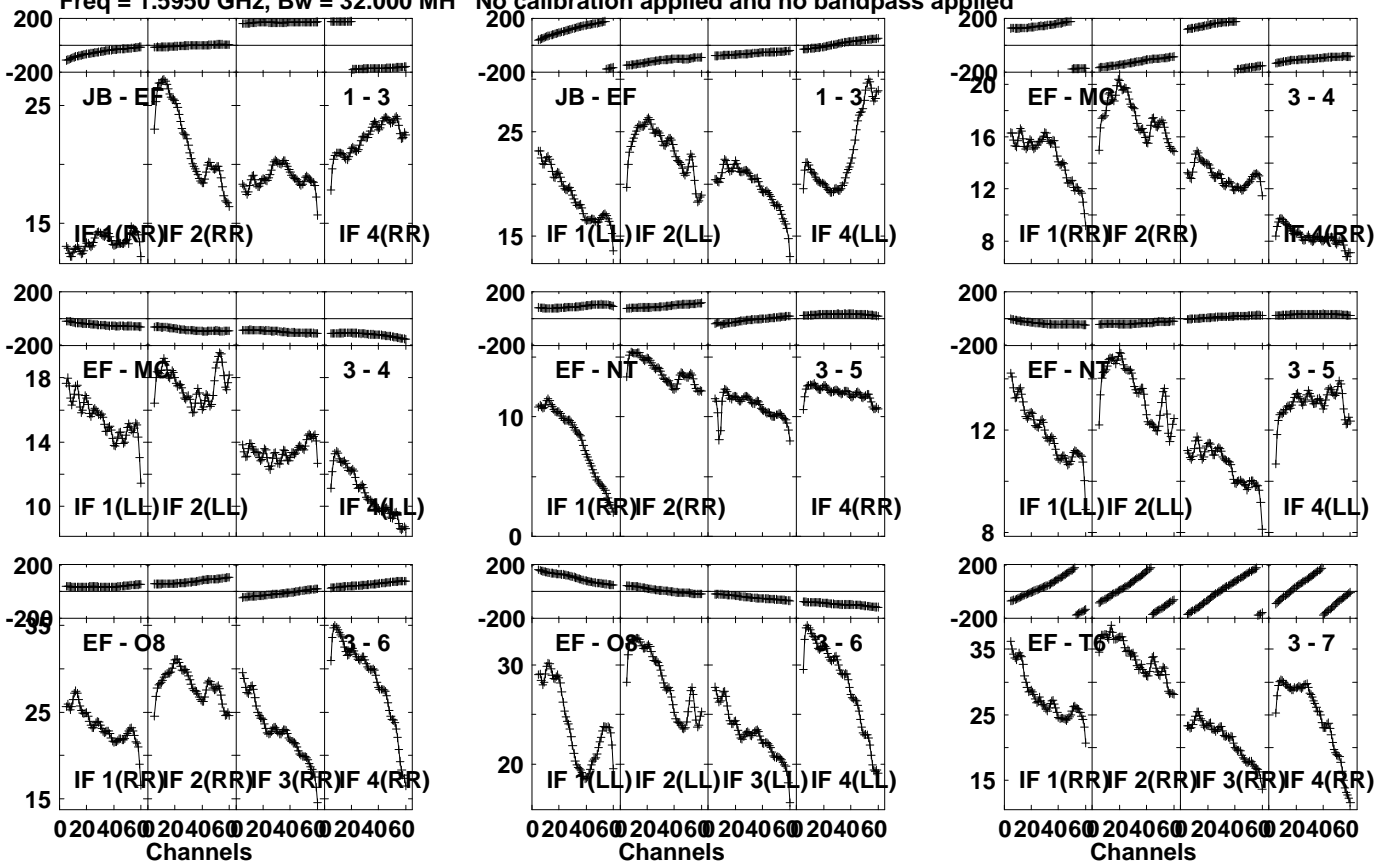
Lower frame: Milli Ampl Jy Top frame: Phas deg
Vector averaged cross-power spectrum Several baselines displayed
Timerange: 01/01:09:31 to 01/01:10:59

Plot file version 113 created 11-APR-2024 15:09:00

J0217+7349 RN002.UVDATA.1

Freq = 1.5950 GHz, Bw = 32.000 MH

No calibration applied and no bandpass applied



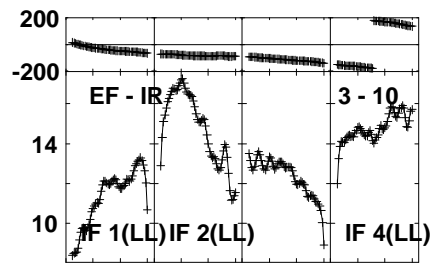
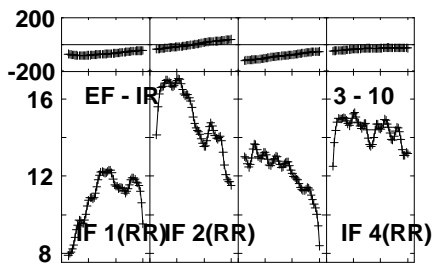
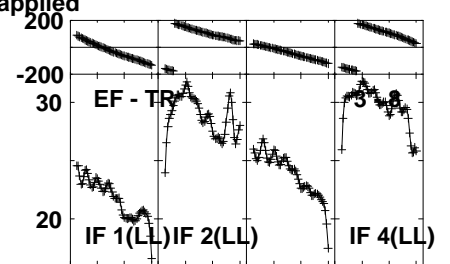
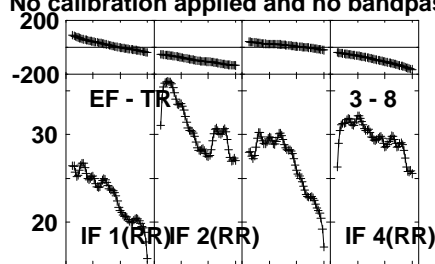
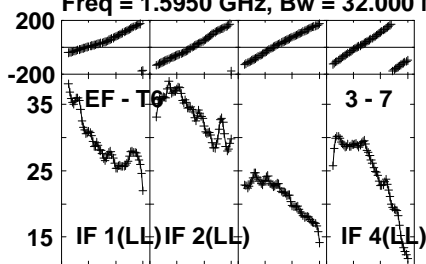
Lower frame: Milli Ampl Jy Top frame: Phas deg
Vector averaged cross-power spectrum Several baselines displayed
Timerange: 01/01:12:01 to 01/01:16:59

Plot file version 114 created 11-APR-2024 15:09:01

J0217+7349 RN002.UVDATA.1

Freq = 1.5950 GHz, Bw = 32.000 MH

No calibration applied and no bandpass applied



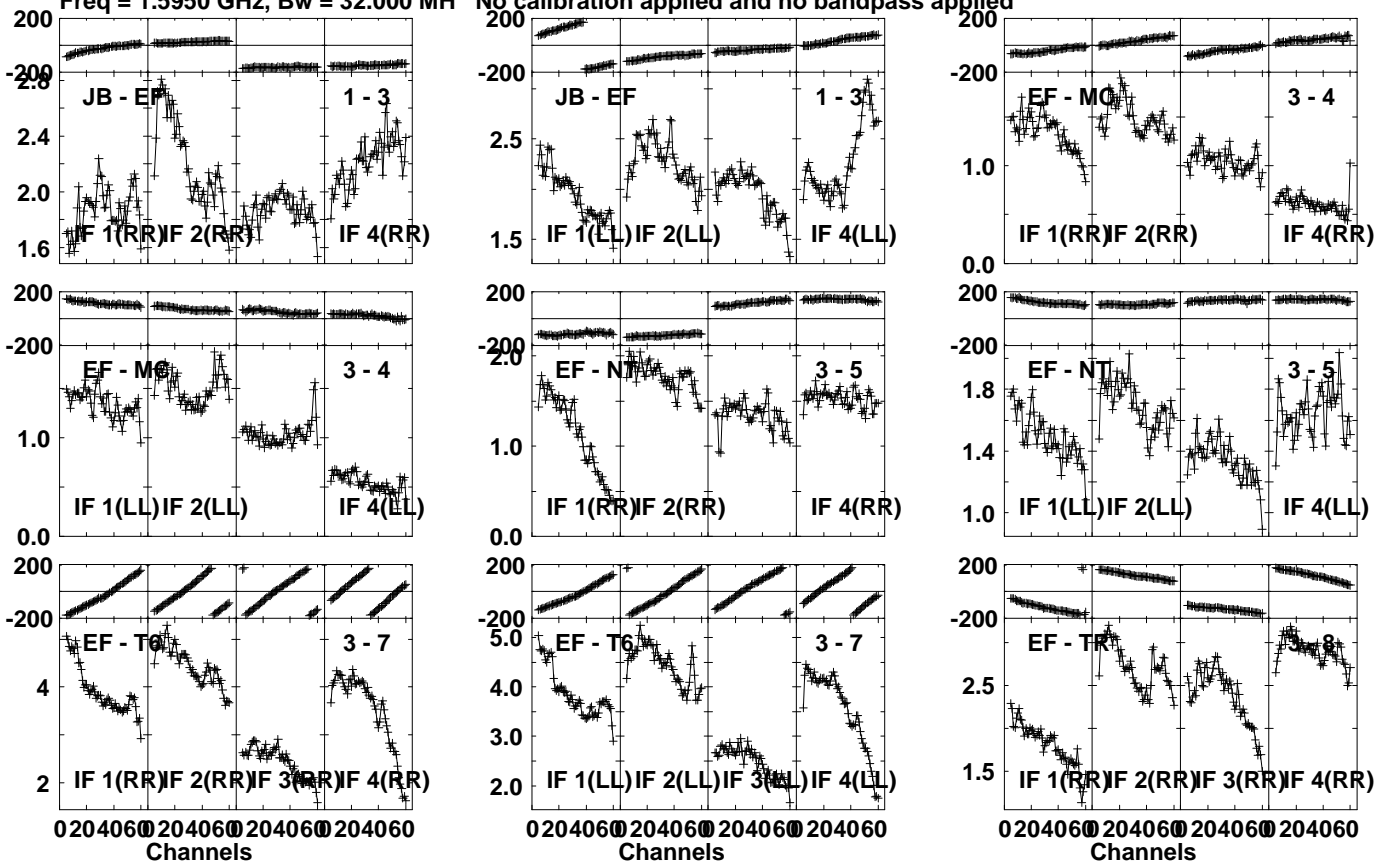
Lower frame: Milli Ampl Jy Top frame: Phas deg
Vector averaged cross-power spectrum Several baselines displayed
Timerange: 01/01:12:01 to 01/01:16:59

Plot file version 115 created 11-APR-2024 15:09:01

J0213+8717 RN002.UVDATA.1

Freq = 1.5950 GHz, Bw = 32.000 MH

No calibration applied and no bandpass applied



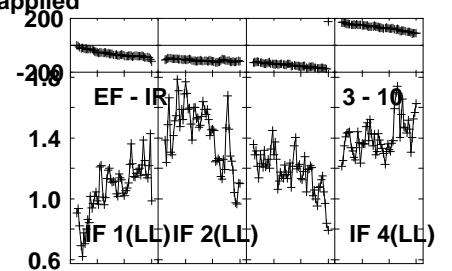
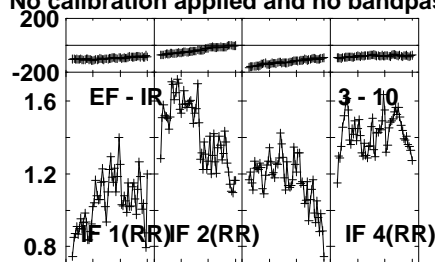
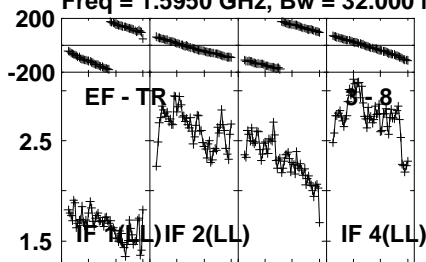
Lower frame: Milli Ampl Jy Top frame: Phas deg
Vector averaged cross-power spectrum Several baselines displayed
Timerange: 01/01:18:31 to 01/01:19:59

Plot file version 116 created 11-APR-2024 15:09:01

J0213+8717 RN002.UVDATA.1

Freq = 1.5950 GHz, Bw = 32.000 MH

No calibration applied and no bandpass applied



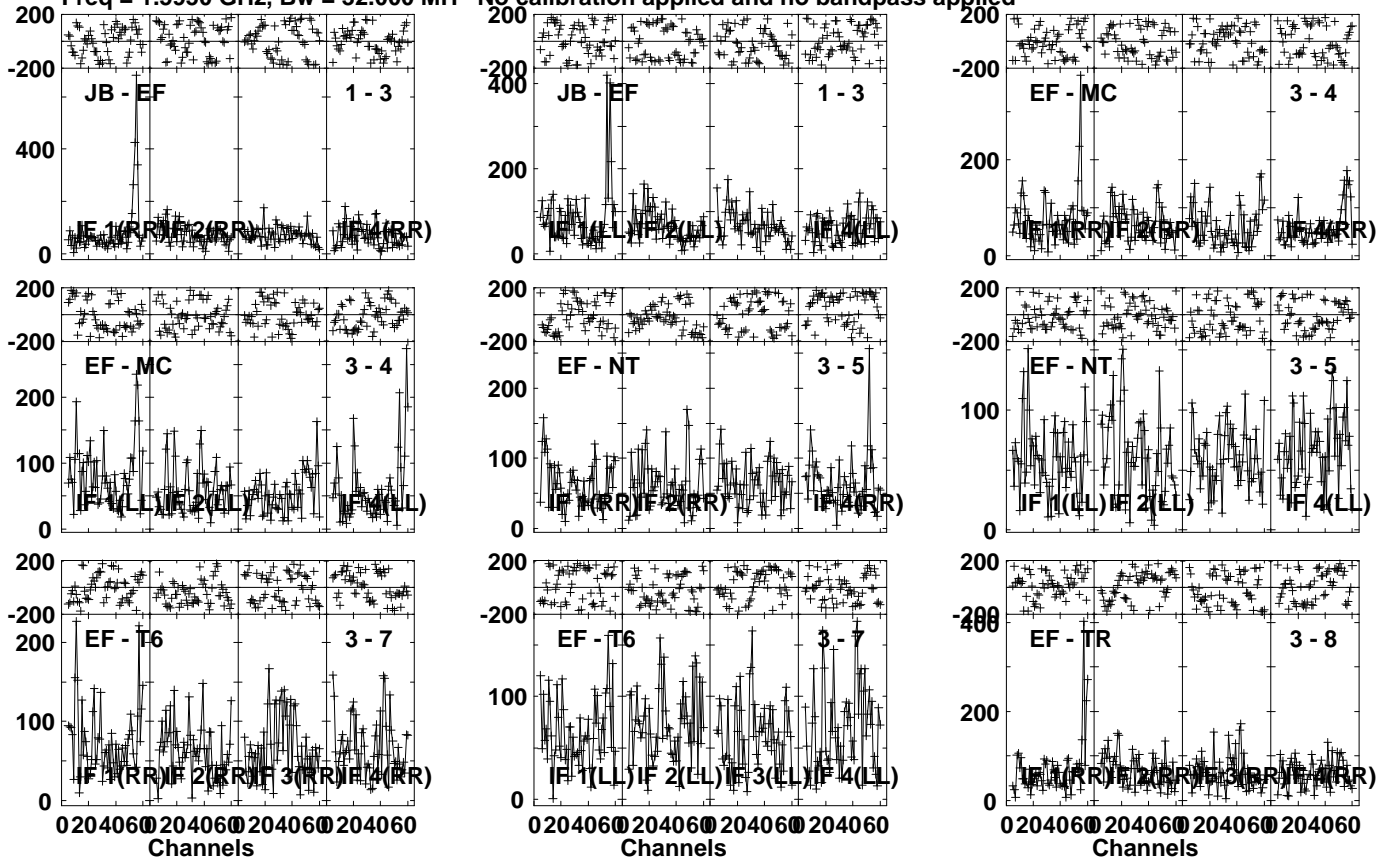
Lower frame: Milli Ampl Jy Top frame: Phas deg
Vector averaged cross-power spectrum Several baselines displayed
Timerange: 01/01:18:31 to 01/01:19:59

Plot file version 117 created 11-APR-2024 15:09:01

FRB20221022A RN002.UVDATA.1

Freq = 1.5950 GHz, Bw = 32.000 MH

No calibration applied and no bandpass applied



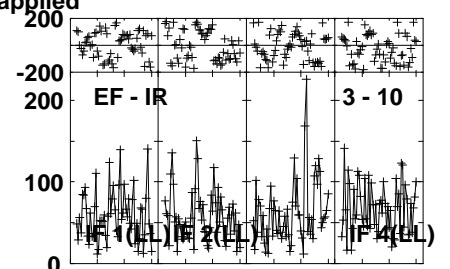
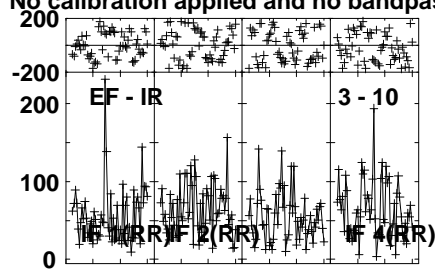
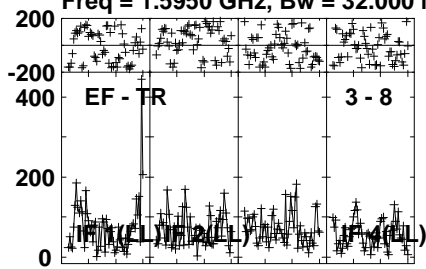
Lower frame: Micro Ampl Jy Top frame: Phas deg
Vector averaged cross-power spectrum Several baselines displayed
Timerange: 01/01:20:01 to 01/01:24:59

Plot file version 118 created 11-APR-2024 15:09:01

FRB20221022A RN002.UVDATA.1

Freq = 1.5950 GHz, Bw = 32.000 MH

No calibration applied and no bandpass applied



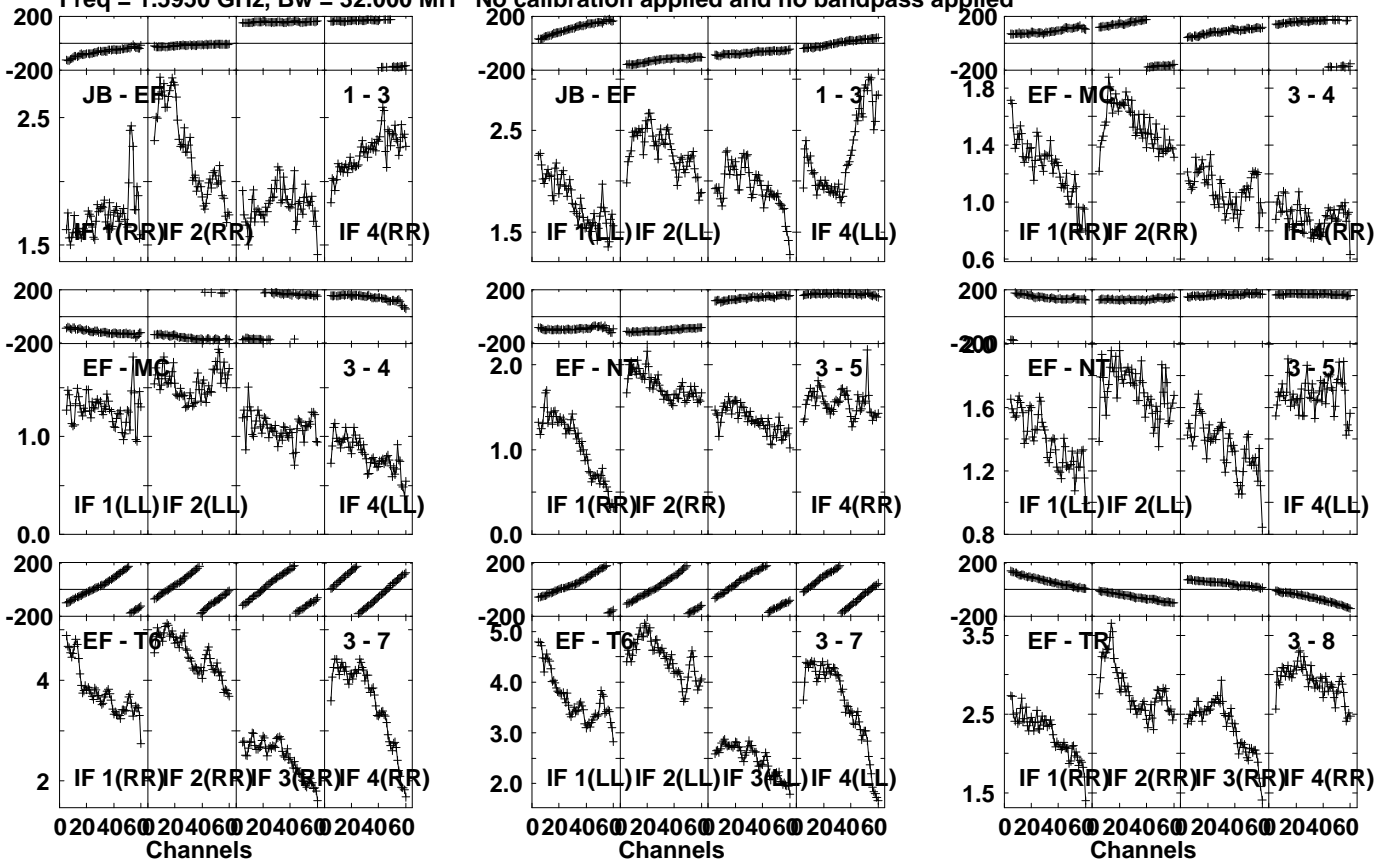
Lower frame: Micro Ampl Jy Top frame: Phas deg
Vector averaged cross-power spectrum Several baselines displayed
Timerange: 01/01:20:01 to 01/01:24:59

Plot file version 119 created 11-APR-2024 15:09:01

J0213+8717 RN002.UVDATA.1

Freq = 1.5950 GHz, Bw = 32.000 MH

No calibration applied and no bandpass applied



Lower frame: Milli Ampl Jy Top frame: Phas deg

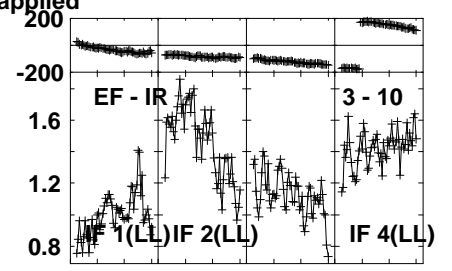
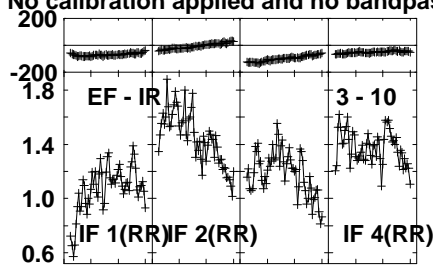
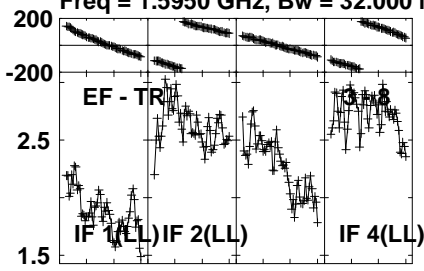
Vector averaged cross-power spectrum Several baselines displayed

Timerange: 01/01:25:31 to 01/01:26:59

Plot file version 120 created 11-APR-2024 15:09:01

J0213+8717 RN002.UVDATA.1

Freq = 1.5950 GHz, Bw = 32.000 MH No calibration applied and no bandpass applied



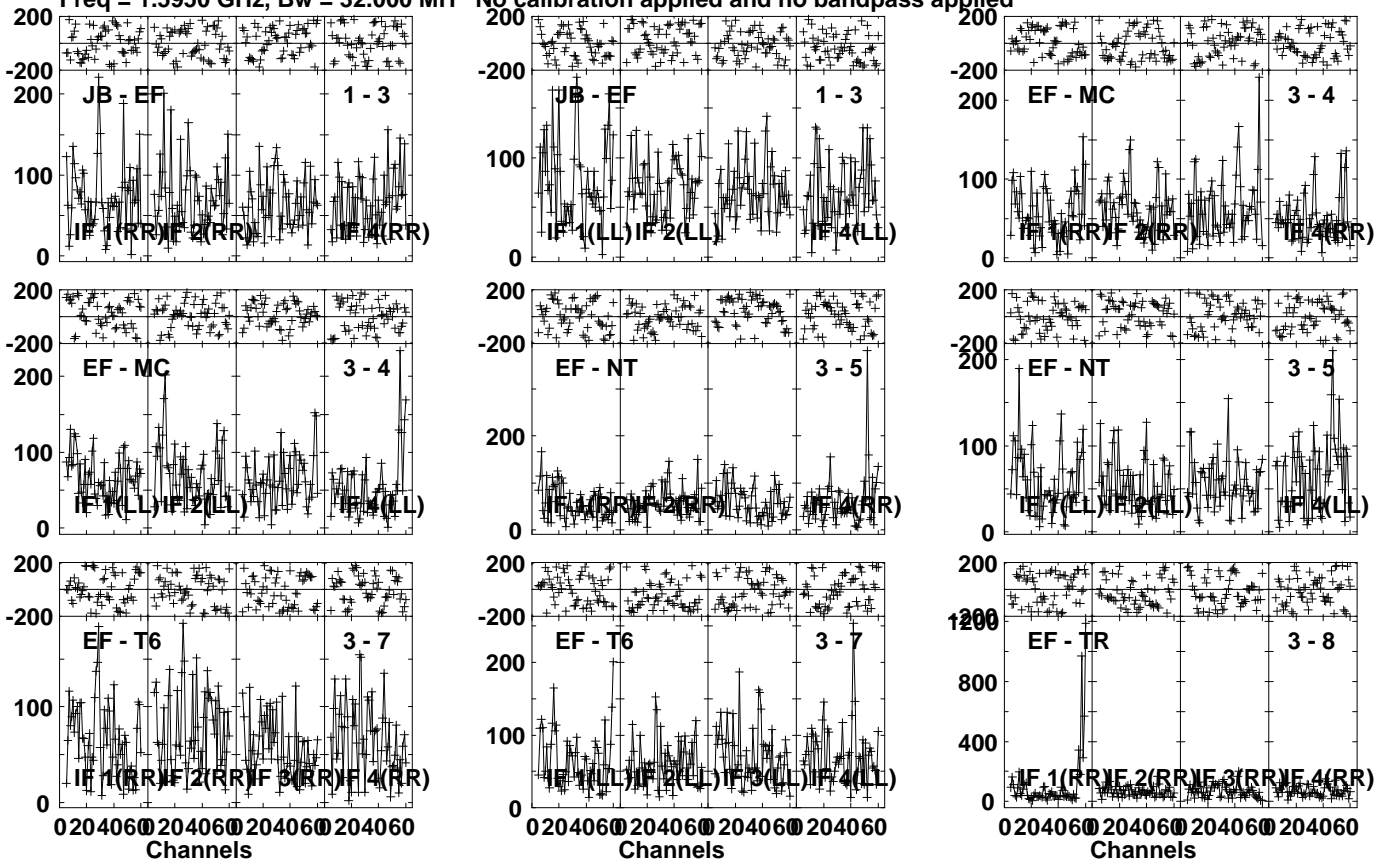
Lower frame: Milli Ampl Jy Top frame: Phas deg
Vector averaged cross-power spectrum Several baselines displayed
Timerange: 01/01:25:31 to 01/01:26:59

Plot file version 121 created 11-APR-2024 15:09:01

FRB20221022A RN002.UVDATA.1

Freq = 1.5950 GHz, Bw = 32.000 MH

No calibration applied and no bandpass applied



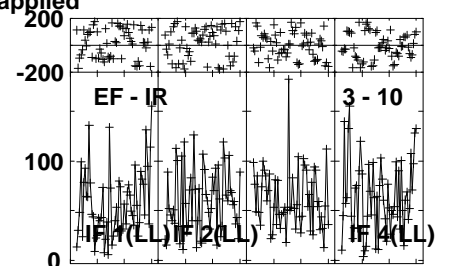
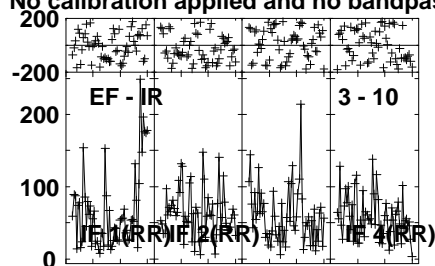
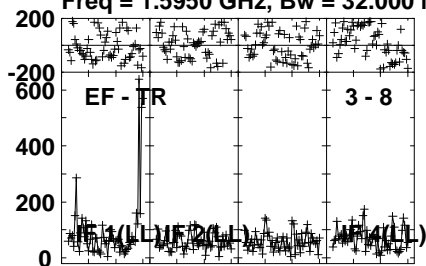
Lower frame: Micro Ampl Jy Top frame: Phas deg
Vector averaged cross-power spectrum Several baselines displayed
Timerange: 01/01:27:01 to 01/01:31:59

Plot file version 122 created 11-APR-2024 15:09:01

FRB20221022A RN002.UVDATA.1

Freq = 1.5950 GHz, Bw = 32.000 MH

No calibration applied and no bandpass applied



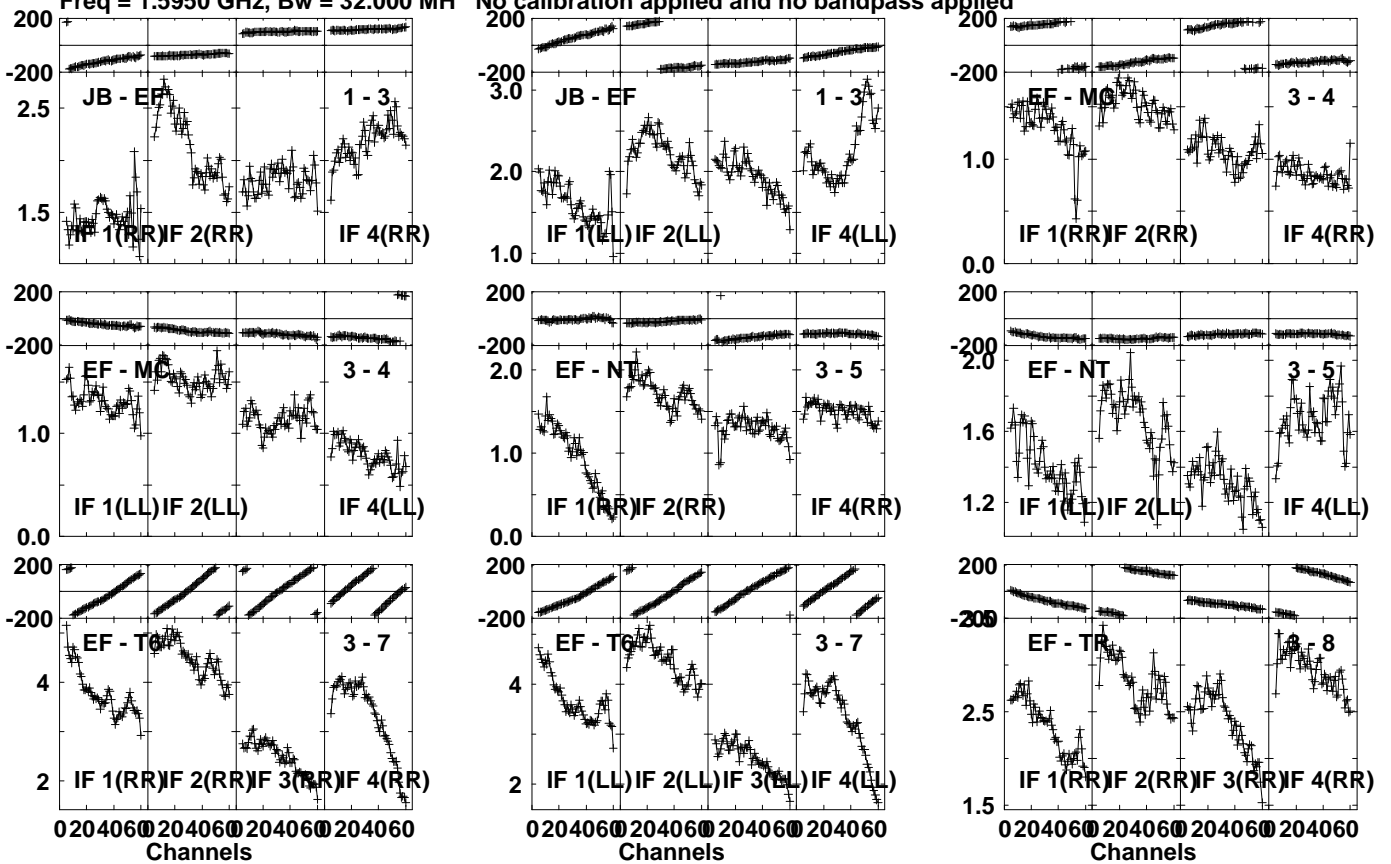
Lower frame: Micro Ampl Jy Top frame: Phas deg
Vector averaged cross-power spectrum Several baselines displayed
Timerange: 01/01:27:01 to 01/01:31:59

Plot file version 123 created 11-APR-2024 15:09:01

J0213+8717 RN002.UVDATA.1

Freq = 1.5950 GHz, Bw = 32.000 MH

No calibration applied and no bandpass applied

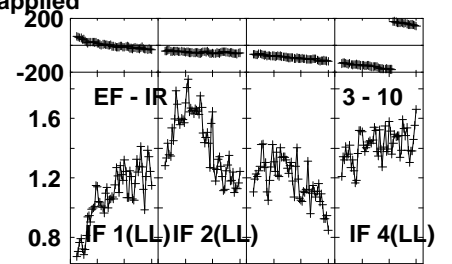
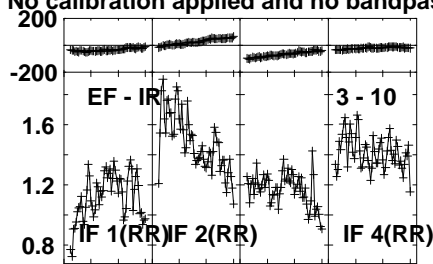
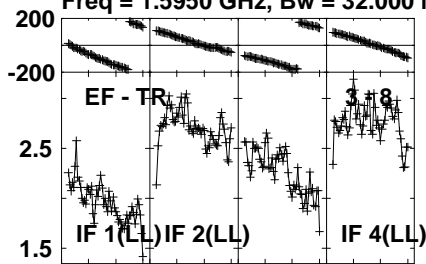


Lower frame: Milli Ampl Jy Top frame: Phas deg
Vector averaged cross-power spectrum Several baselines displayed
Timerange: 01/01:32:31 to 01/01:33:59

Plot file version 124 created 11-APR-2024 15:09:01

J0213+8717 RN002.UVDATA.1

Freq = 1.5950 GHz, Bw = 32.000 MH No calibration applied and no bandpass applied



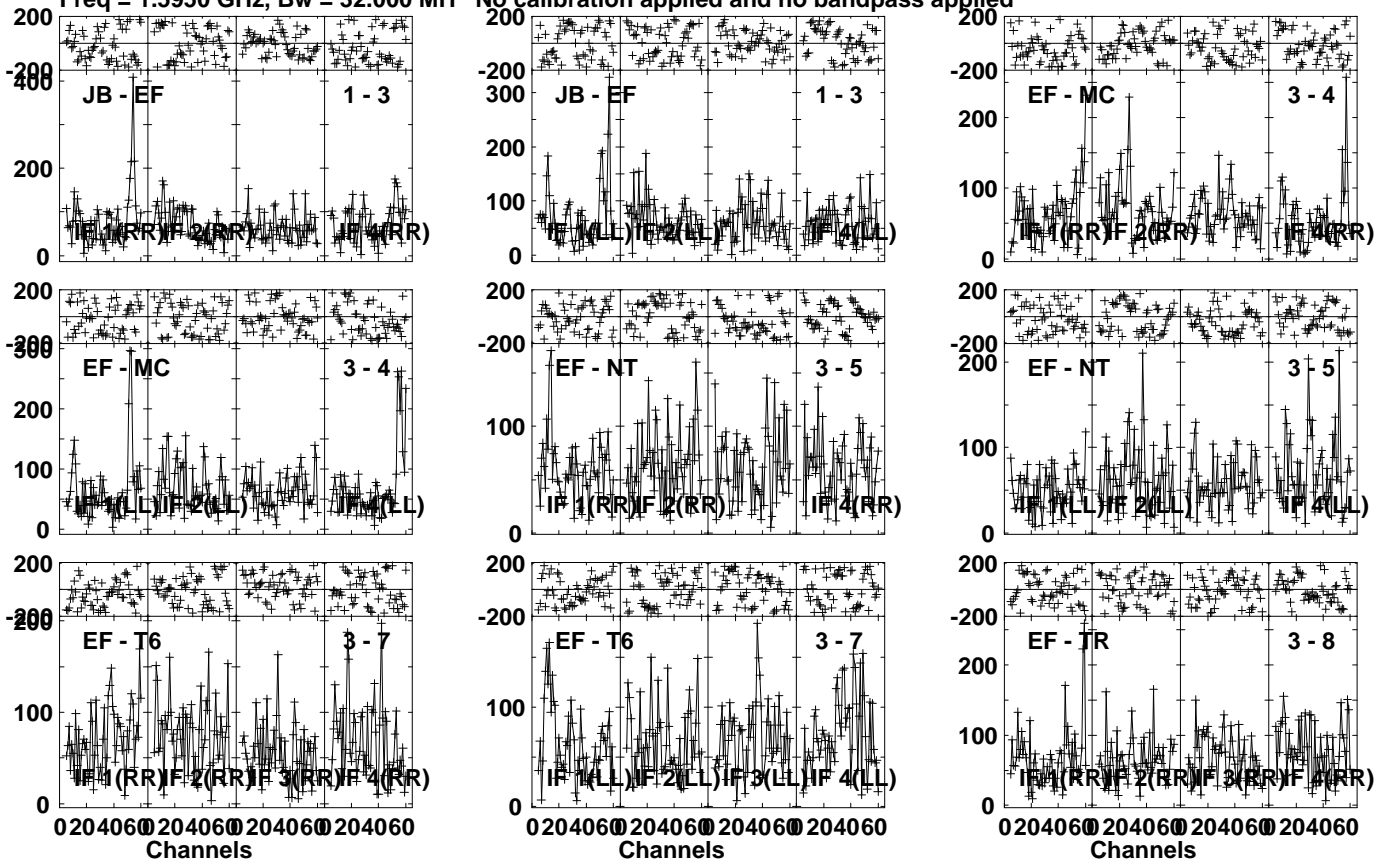
Lower frame: Milli Ampl Jy Top frame: Phas deg
Vector averaged cross-power spectrum Several baselines displayed
Timerange: 01/01:32:31 to 01/01:33:59

Plot file version 125 created 11-APR-2024 15:09:01

FRB20221022A RN002.UVDATA.1

Freq = 1.5950 GHz, Bw = 32.000 MH

No calibration applied and no bandpass applied

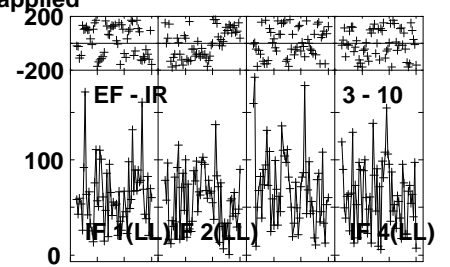
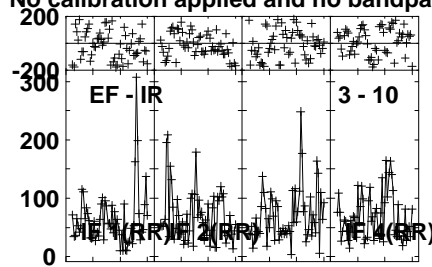
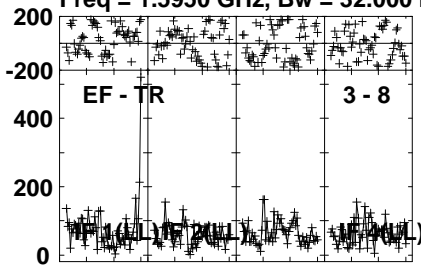


Lower frame: Micro Ampl Jy Top frame: Phas deg
Vector averaged cross-power spectrum Several baselines displayed
Timerange: 01/01:34:01 to 01/01:38:59

Plot file version 126 created 11-APR-2024 15:09:02

FRB20221022A RN002.UVDATA.1

Freq = 1.5950 GHz, Bw = 32.000 MH No calibration applied and no bandpass applied



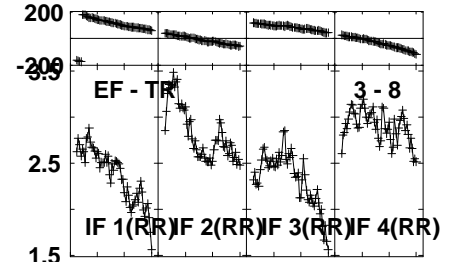
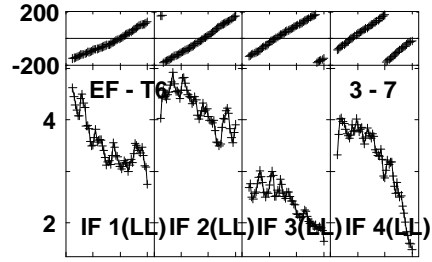
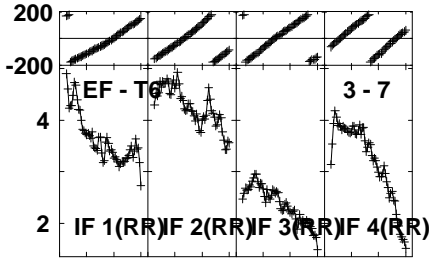
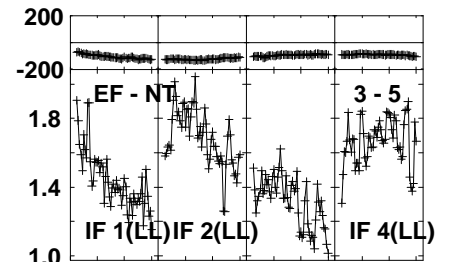
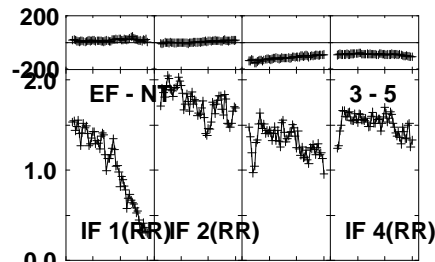
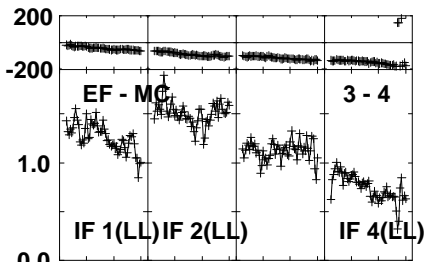
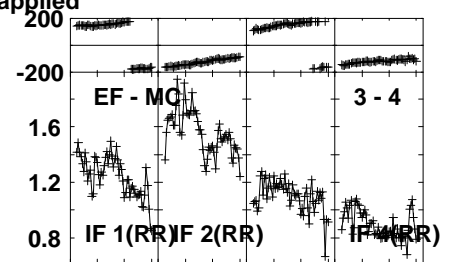
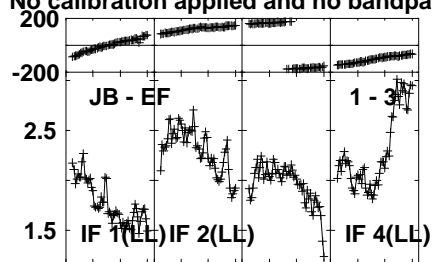
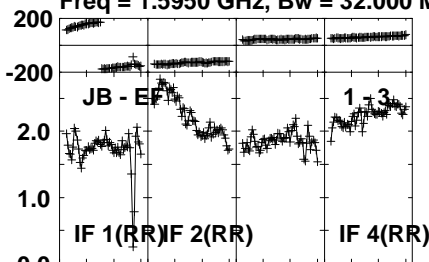
Lower frame: Micro Ampl Jy Top frame: Phas deg
Vector averaged cross-power spectrum Several baselines displayed
Timerange: 01/01:34:01 to 01/01:38:59

Plot file version 127 created 11-APR-2024 15:09:02

J0213+8717 RN002.UVDATA.1

Freq = 1.5950 GHz, Bw = 32.000 MH

No calibration applied and no bandpass applied



0204060 204060 204060 204060
Channels

0204060 204060 204060 204060
Channels

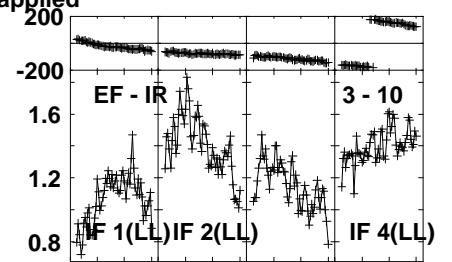
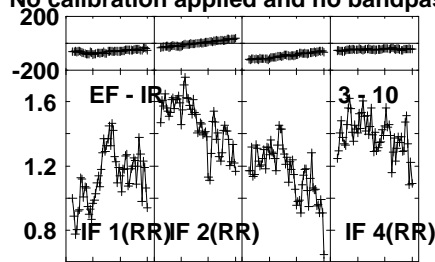
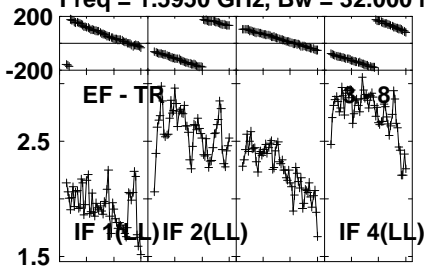
0204060 204060 204060 204060
Channels

Lower frame: Milli Ampl Jy Top frame: Phas deg
Vector averaged cross-power spectrum Several baselines displayed
Timerange: 01/01:39:31 to 01/01:40:59

Plot file version 128 created 11-APR-2024 15:09:02

J0213+8717 RN002.UVDATA.1

Freq = 1.5950 GHz, Bw = 32.000 MH No calibration applied and no bandpass applied



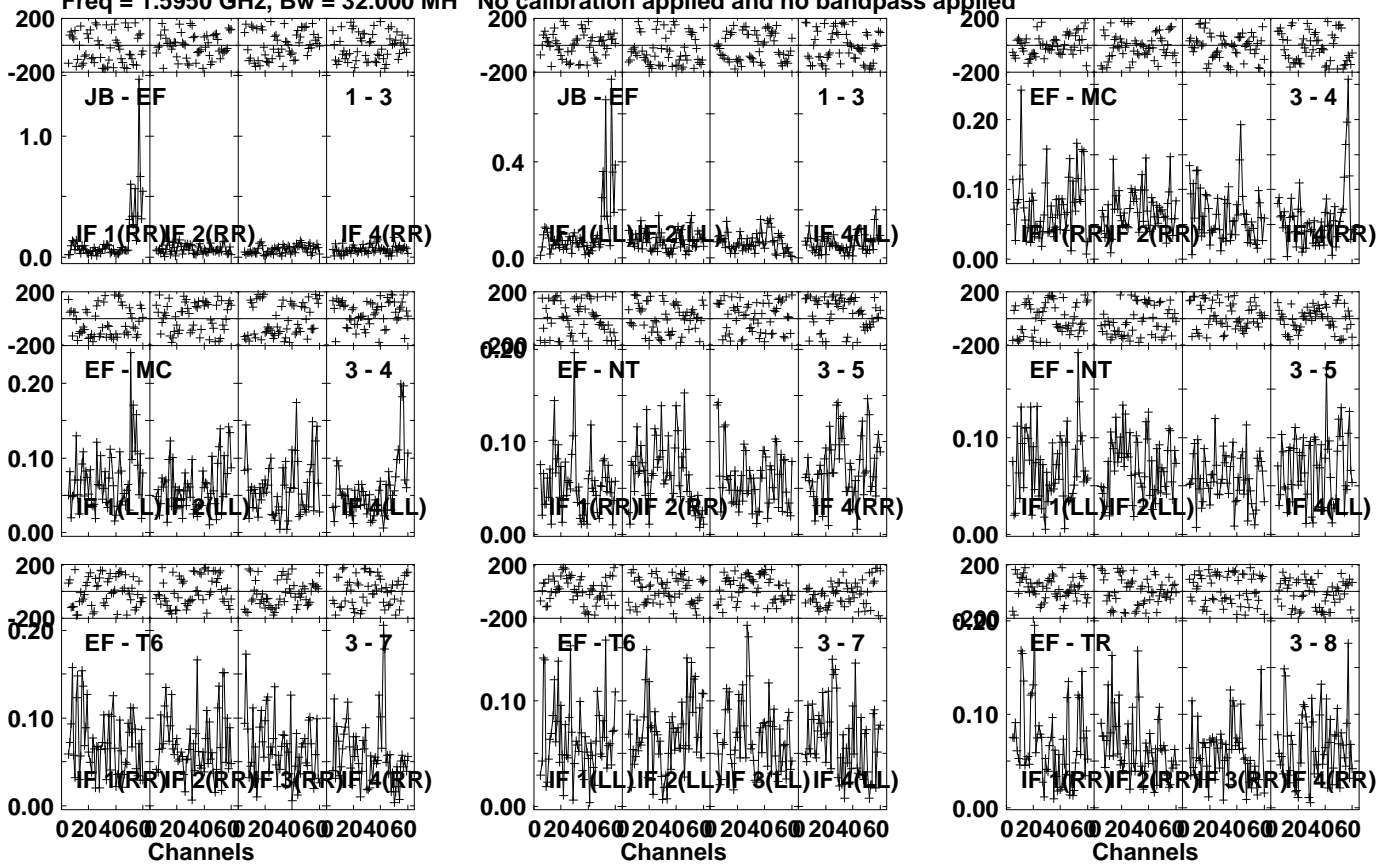
Lower frame: Milli Ampl Jy Top frame: Phas deg
Vector averaged cross-power spectrum Several baselines displayed
Timerange: 01/01:39:31 to 01/01:40:59

Plot file version 129 created 11-APR-2024 15:09:02

FRB20221022A RN002.UVDATA.1

Freq = 1.5950 GHz, Bw = 32.000 MH

No calibration applied and no bandpass applied



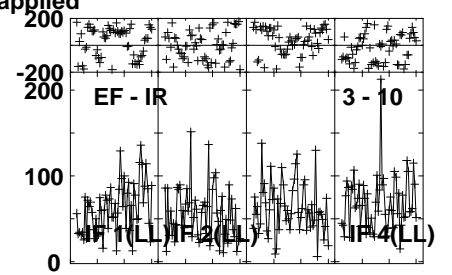
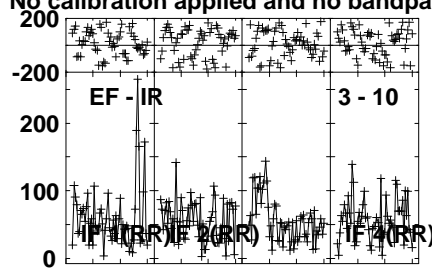
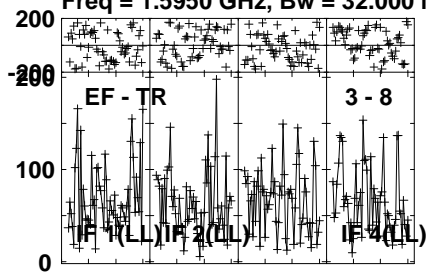
Lower frame: Milli Ampl Jy Top frame: Phas deg
Vector averaged cross-power spectrum Several baselines displayed
Timerange: 01/01:41:01 to 01/01:45:59

Plot file version 130 created 11-APR-2024 15:09:02

FRB20221022A RN002.UVDATA.1

Freq = 1.5950 GHz, Bw = 32.000 MH

No calibration applied and no bandpass applied



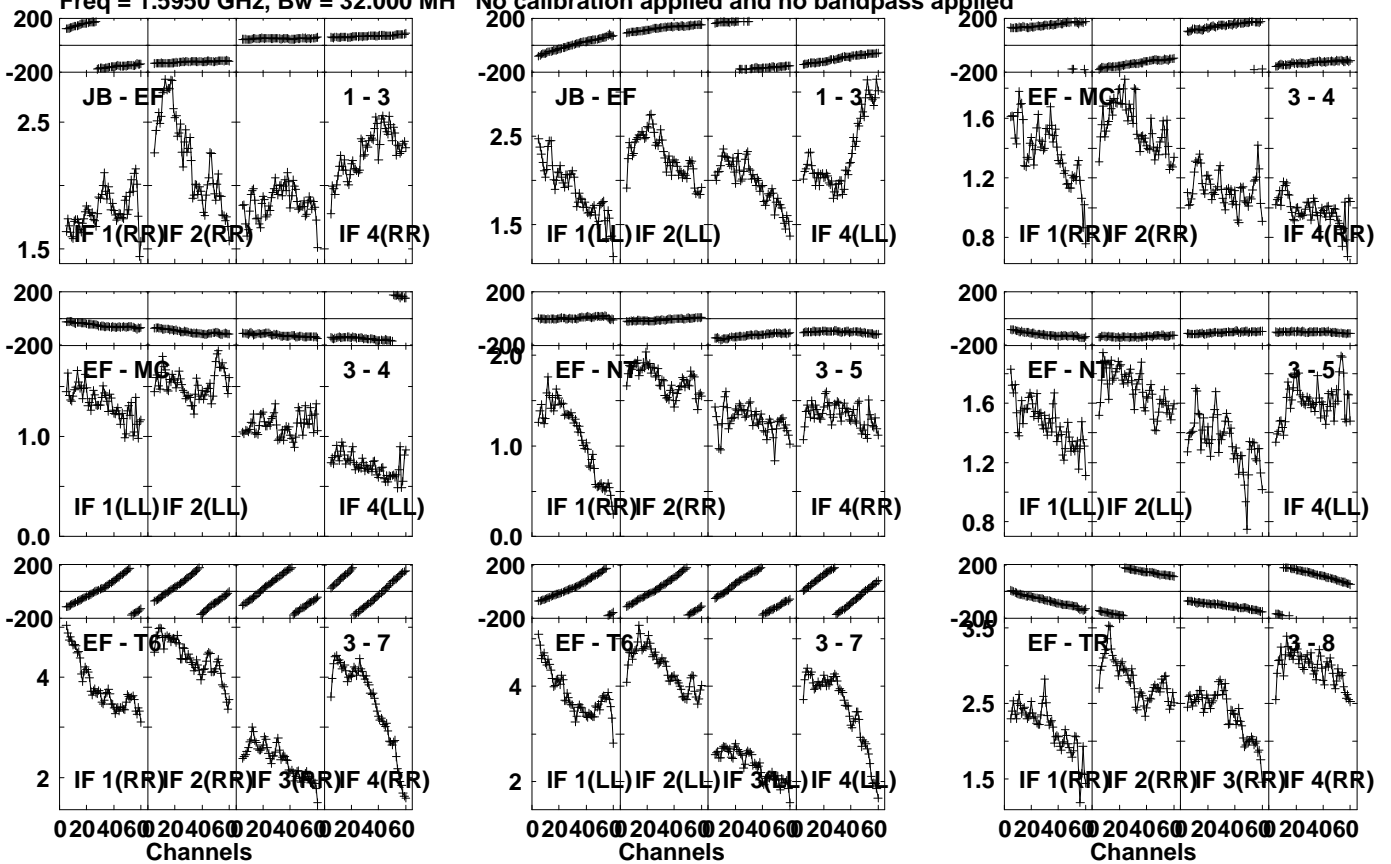
Lower frame: Micro Ampl Jy Top frame: Phas deg
Vector averaged cross-power spectrum Several baselines displayed
Timerange: 01/01:41:01 to 01/01:45:59

Plot file version 131 created 11-APR-2024 15:09:02

J0213+8717 RN002.UVDATA.1

Freq = 1.5950 GHz, Bw = 32.000 MH

No calibration applied and no bandpass applied



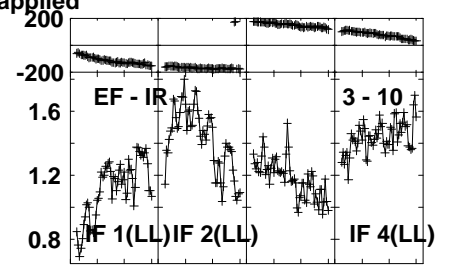
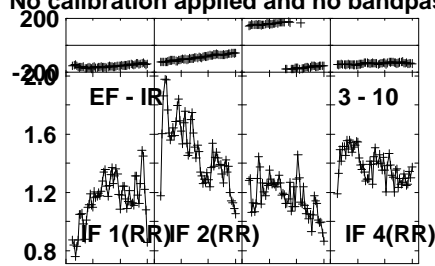
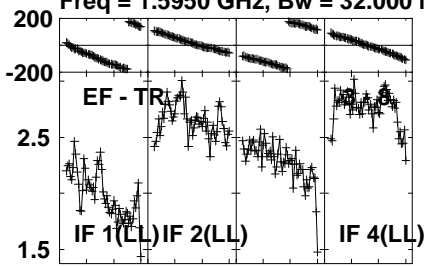
Lower frame: Milli Ampl Jy Top frame: Phas deg
Vector averaged cross-power spectrum Several baselines displayed
Timerange: 01/01:46:31 to 01/01:47:59

Plot file version 132 created 11-APR-2024 15:09:02

J0213+8717 RN002.UVDATA.1

Freq = 1.5950 GHz, Bw = 32.000 MH

No calibration applied and no bandpass applied



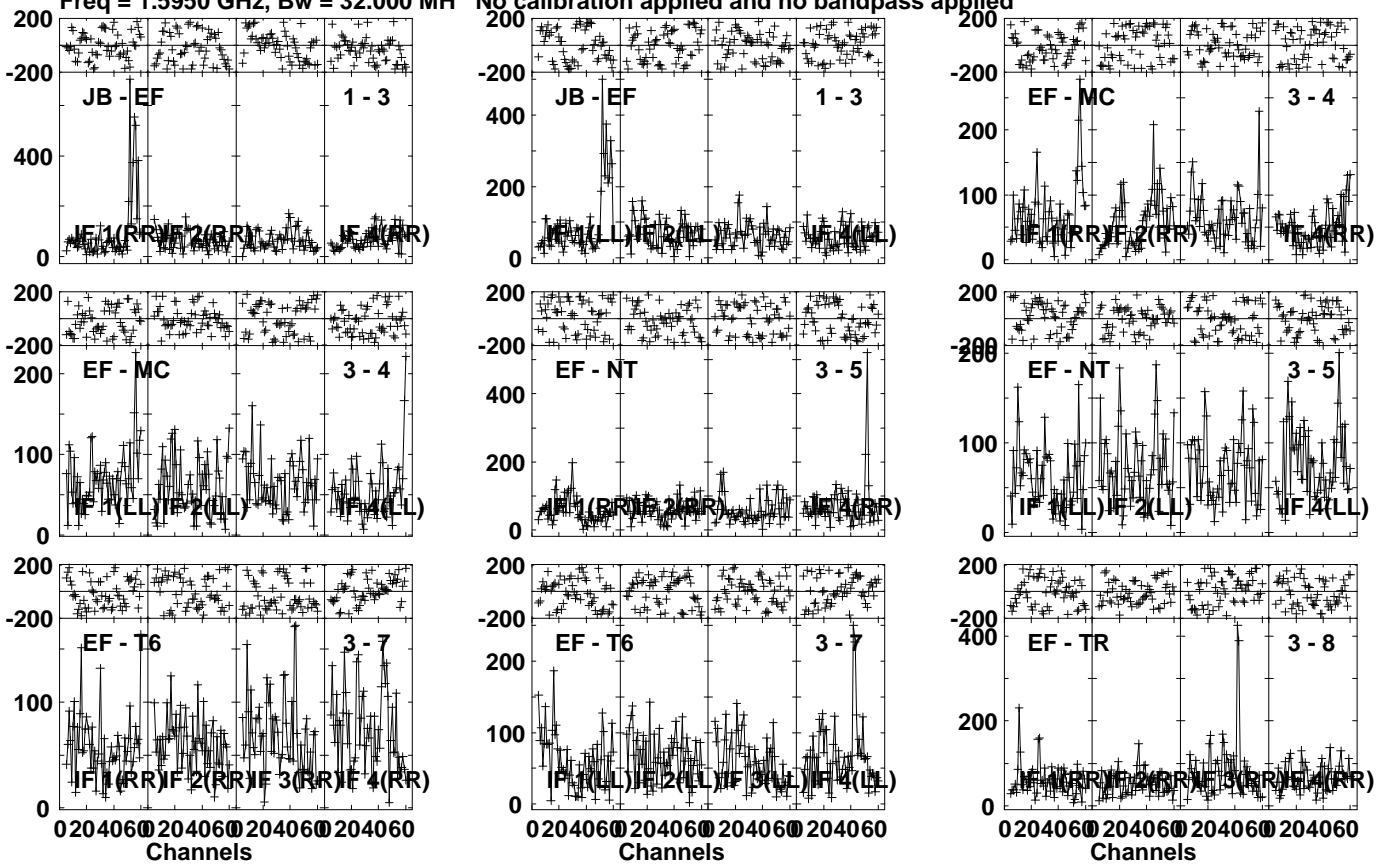
Lower frame: Milli Ampl Jy Top frame: Phas deg
Vector averaged cross-power spectrum Several baselines displayed
Timerange: 01/01:46:31 to 01/01:47:59

Plot file version 133 created 11-APR-2024 15:09:02

FRB20221022A RN002.UVDATA.1

Freq = 1.5950 GHz, Bw = 32.000 MH

No calibration applied and no bandpass applied



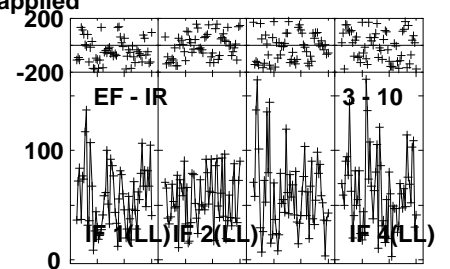
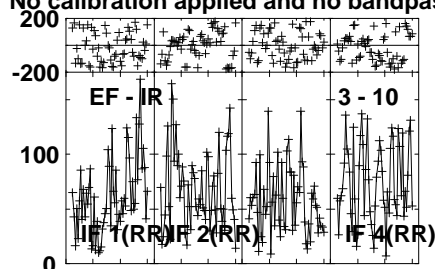
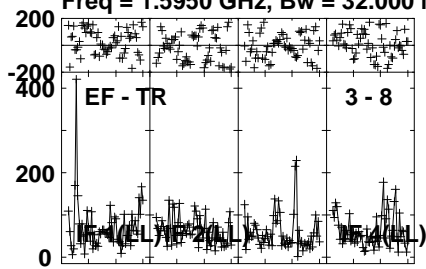
Lower frame: Micro Ampl Jy Top frame: Phas deg
Vector averaged cross-power spectrum Several baselines displayed
Timerange: 01/01:48:01 to 01/01:52:59

Plot file version 134 created 11-APR-2024 15:09:02

FRB20221022A RN002.UVDATA.1

Freq = 1.5950 GHz, Bw = 32.000 MH

No calibration applied and no bandpass applied

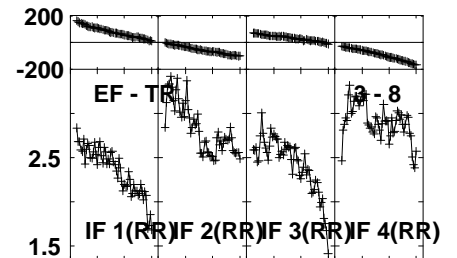
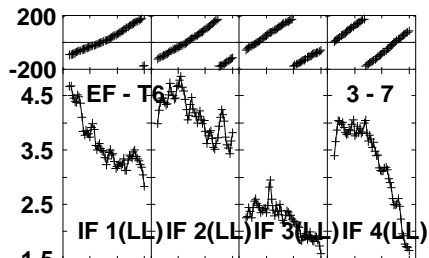
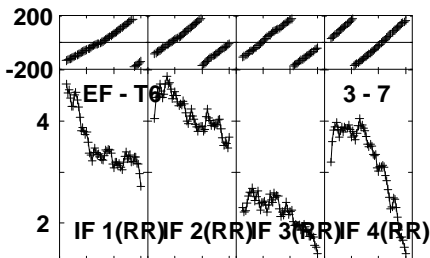
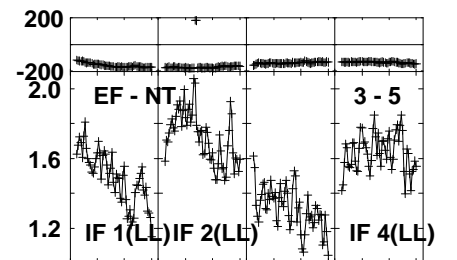
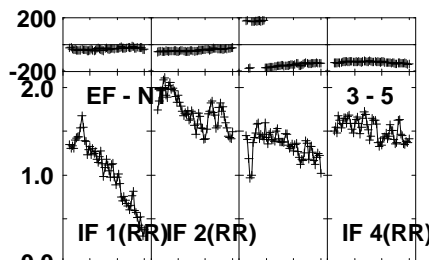
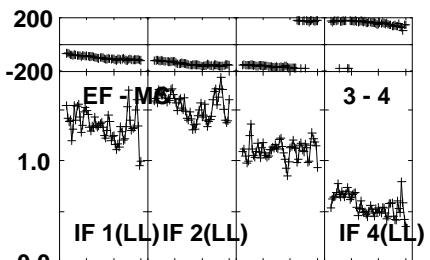
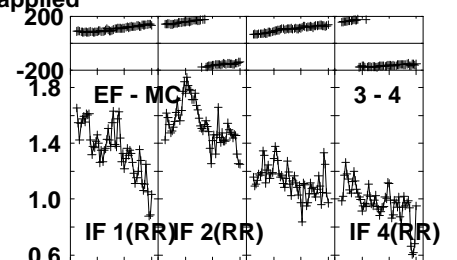
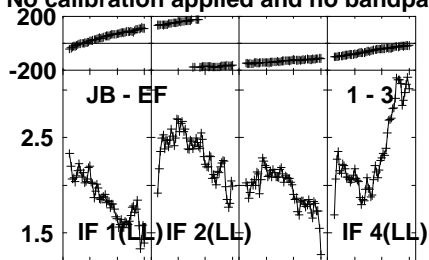
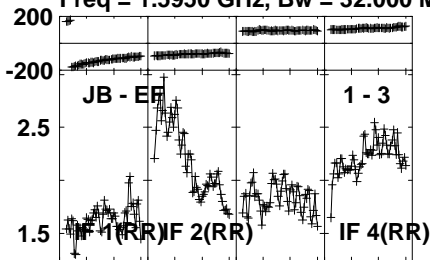


Lower frame: Micro Ampl Jy Top frame: Phas deg
Vector averaged cross-power spectrum Several baselines displayed
Timerange: 01/01:48:01 to 01/01:52:59

Plot file version 135 created 11-APR-2024 15:09:02

J0213+8717 RN002.UVDATA.1

Freq = 1.5950 GHz, Bw = 32.000 MH No calibration applied and no bandpass applied



0204060 204060 204060 204060 Channels

0204060 204060 204060 204060 Channels

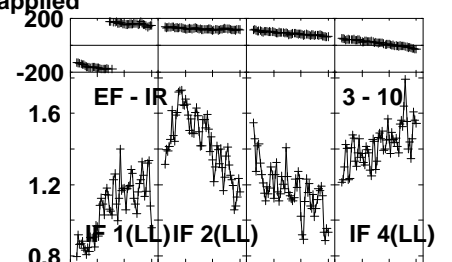
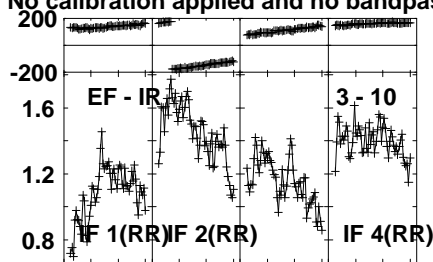
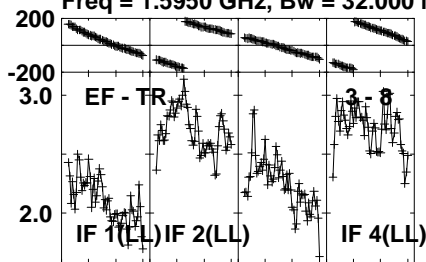
0204060 204060 204060 204060 Channels

Lower frame: Milli Ampl Jy Top frame: Phas deg
Vector averaged cross-power spectrum Several baselines displayed
Timerange: 01/01:53:31 to 01/01:54:59

Plot file version 136 created 11-APR-2024 15:09:02

J0213+8717 RN002.UVDATA.1

Freq = 1.5950 GHz, Bw = 32.000 MH No calibration applied and no bandpass applied



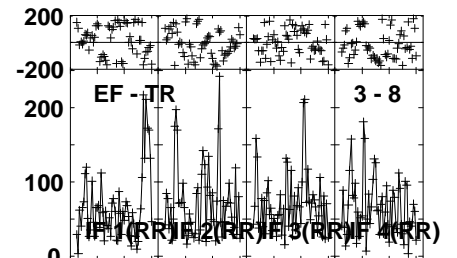
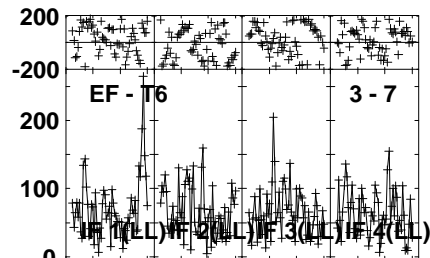
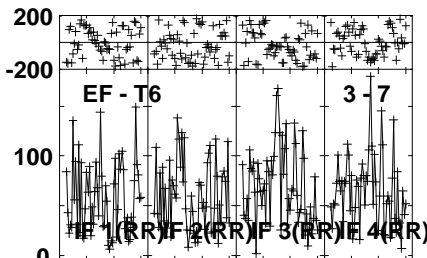
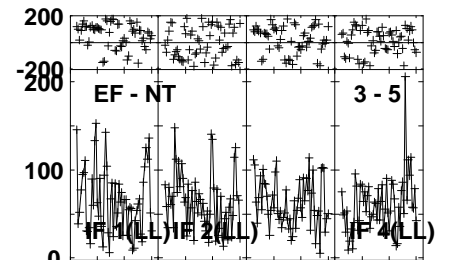
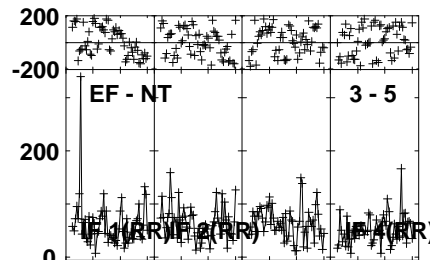
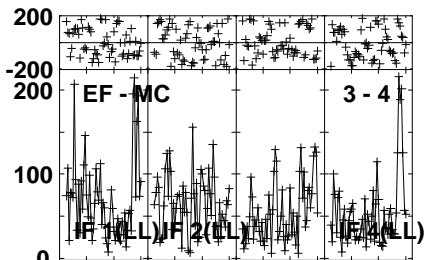
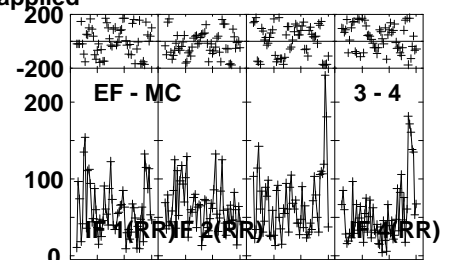
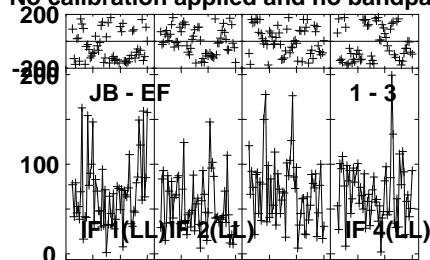
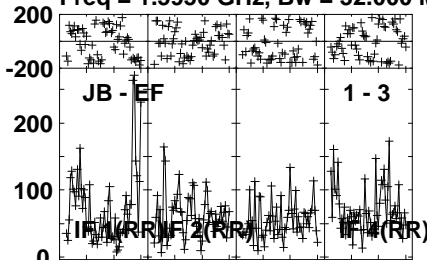
Lower frame: Milli Ampl Jy Top frame: Phas deg
Vector averaged cross-power spectrum Several baselines displayed
Timerange: 01/01:53:31 to 01/01:54:59

Plot file version 137 created 11-APR-2024 15:09:02

FRB20221022A RN002.UVDATA.1

Freq = 1.5950 GHz, Bw = 32.000 MH

No calibration applied and no bandpass applied



0204060 204060 204060 204060
Channels

0204060 204060 204060 204060
Channels

0204060 204060 204060 204060
Channels

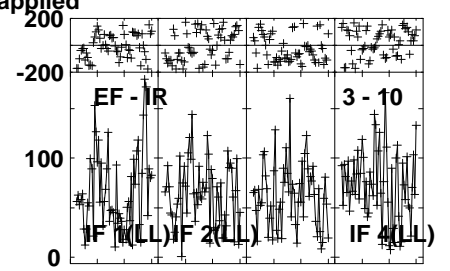
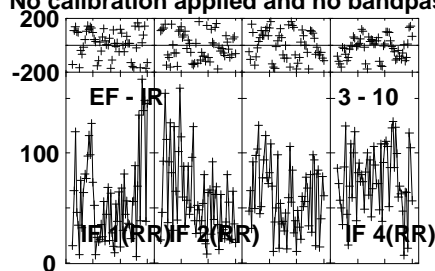
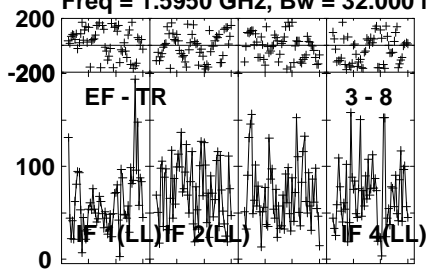
Lower frame: Micro Ampl Jy Top frame: Phas deg
Vector averaged cross-power spectrum Several baselines displayed
Timerange: 01/01:55:01 to 01/01:59:59

Plot file version 138 created 11-APR-2024 15:09:02

FRB20221022A RN002.UVDATA.1

Freq = 1.5950 GHz, Bw = 32.000 MH

No calibration applied and no bandpass applied



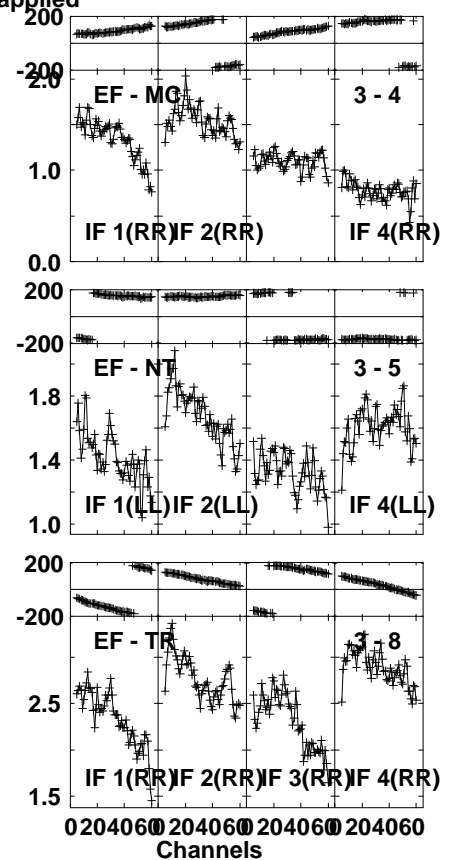
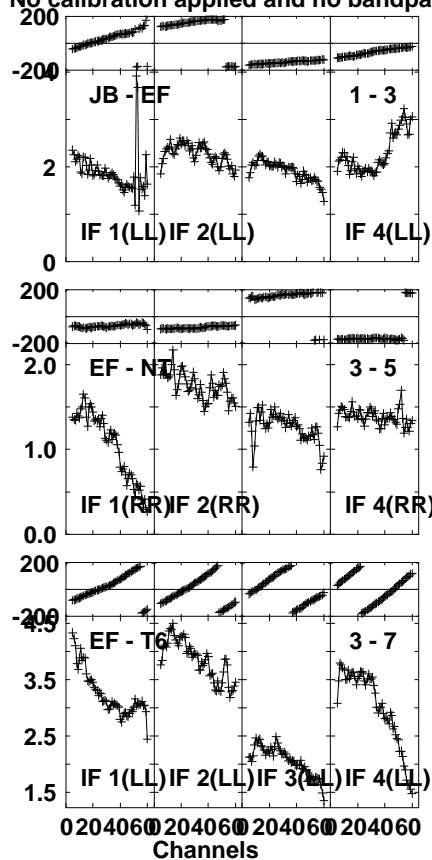
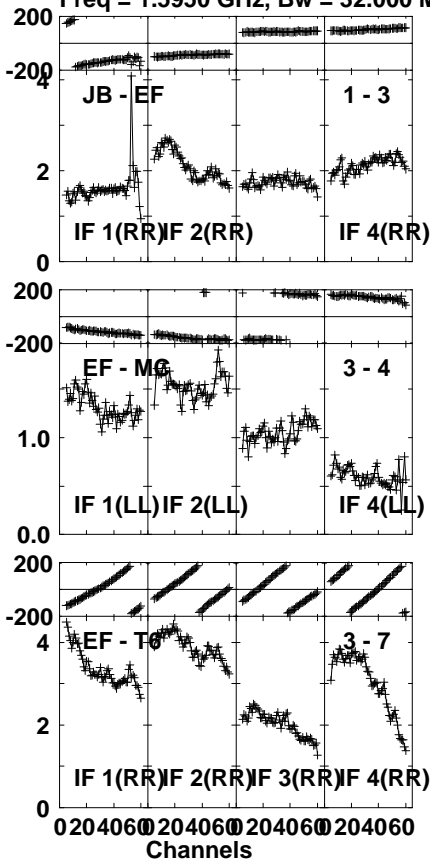
Lower frame: Micro Ampl Jy Top frame: Phas deg
Vector averaged cross-power spectrum Several baselines displayed
Timerange: 01/01:55:01 to 01/01:59:59

Plot file version 139 created 11-APR-2024 15:09:02

J0213+8717 RN002.UVDATA.1

Freq = 1.5950 GHz, Bw = 32.000 MH

No calibration applied and no bandpass applied

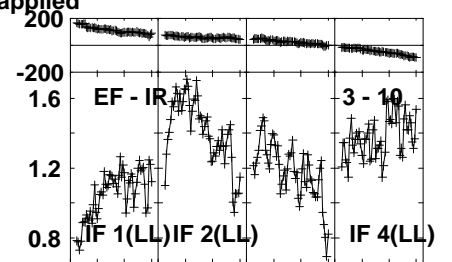
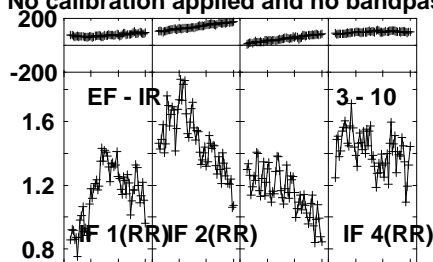
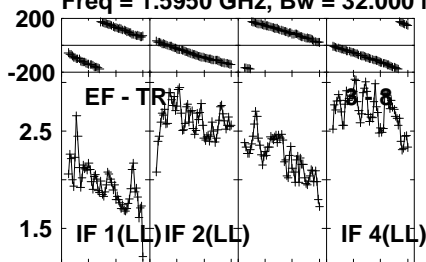


Lower frame: Milli Ampl Jy Top frame: Phas deg
Vector averaged cross-power spectrum Several baselines displayed
Timerange: 01/02:00:31 to 01/02:01:59

Plot file version 140 created 11-APR-2024 15:09:02

J0213+8717 RN002.UVDATA.1

Freq = 1.5950 GHz, Bw = 32.000 MH No calibration applied and no bandpass applied



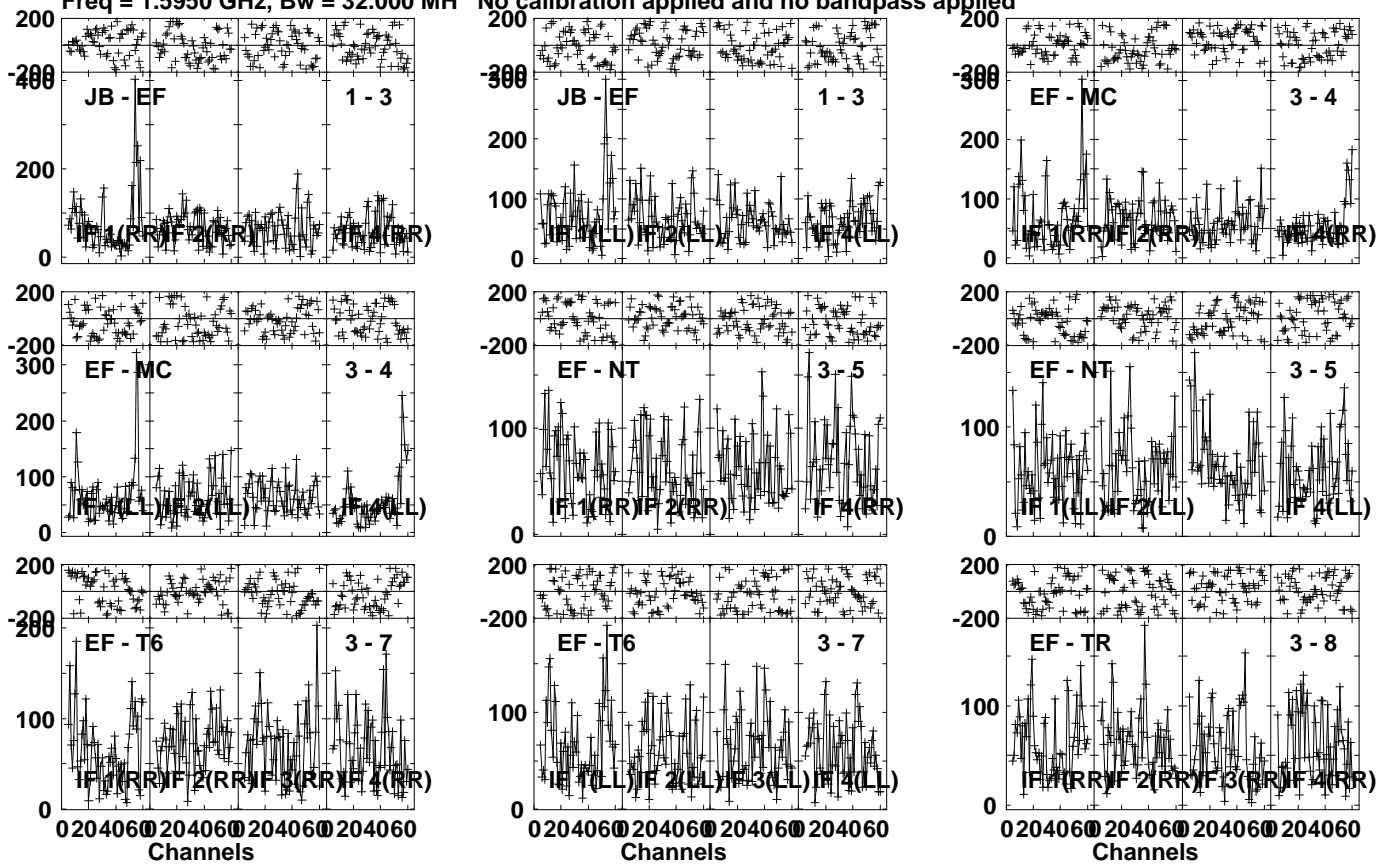
Lower frame: Milli Ampl Jy Top frame: Phas deg
Vector averaged cross-power spectrum Several baselines displayed
Timerange: 01/02:00:31 to 01/02:01:59

Plot file version 141 created 11-APR-2024 15:09:03

FRB20221022A RN002.UVDATA.1

Freq = 1.5950 GHz, Bw = 32.000 MH

No calibration applied and no bandpass applied



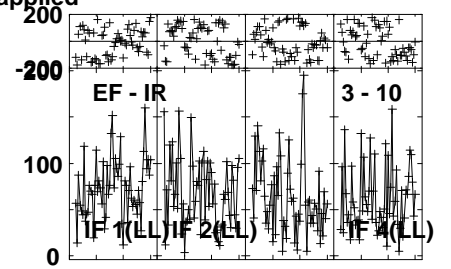
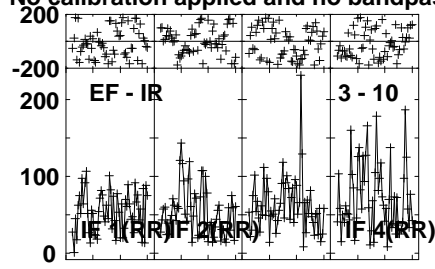
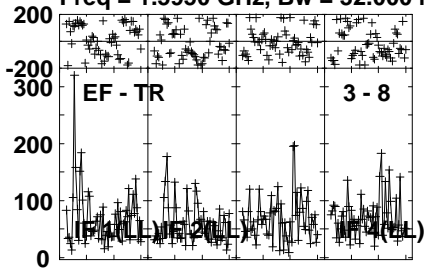
Lower frame: Micro Ampl Jy Top frame: Phas deg
Vector averaged cross-power spectrum Several baselines displayed
Timerange: 01/02:02:01 to 01/02:06:59

Plot file version 142 created 11-APR-2024 15:09:03

FRB20221022A RN002.UVDATA.1

Freq = 1.5950 GHz, Bw = 32.000 MH

No calibration applied and no bandpass applied



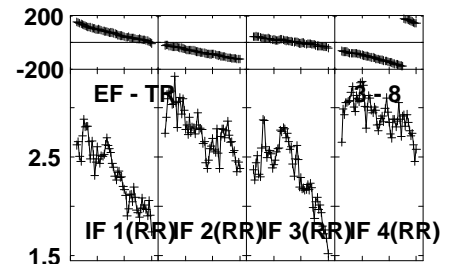
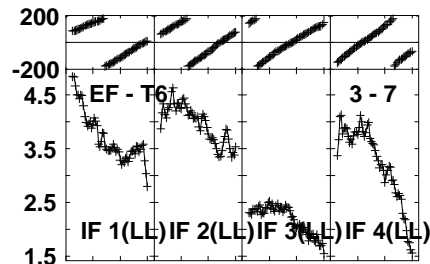
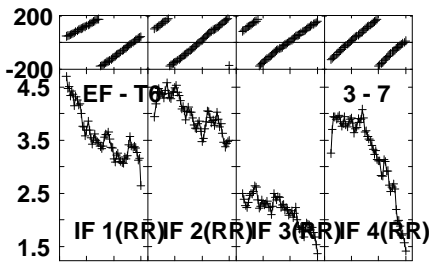
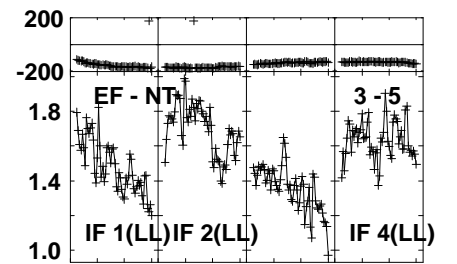
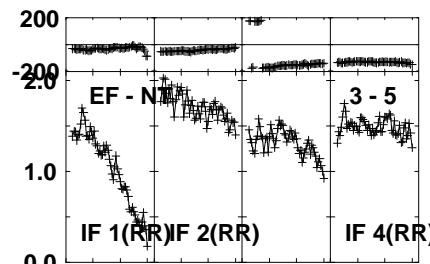
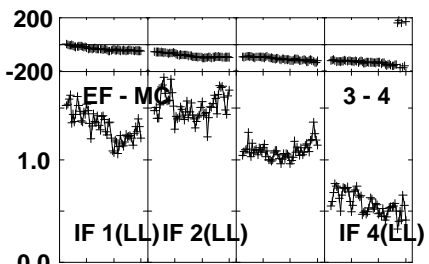
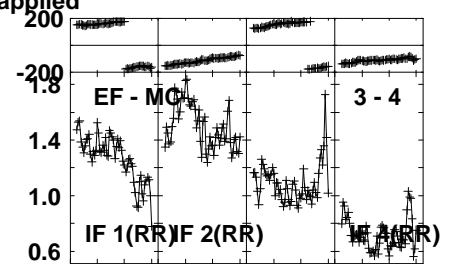
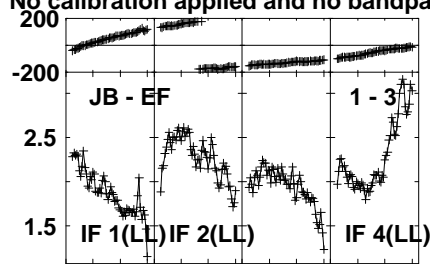
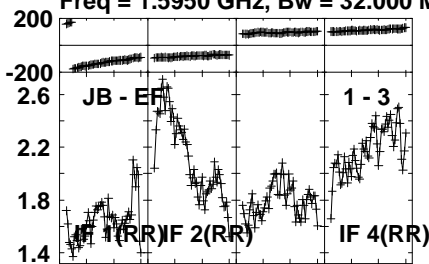
Lower frame: Micro Ampl Jy Top frame: Phas deg
Vector averaged cross-power spectrum Several baselines displayed
Timerange: 01/02:02:01 to 01/02:06:59

Plot file version 143 created 11-APR-2024 15:09:03

J0213+8717 RN002.UVDATA.1

Freq = 1.5950 GHz, Bw = 32.000 MH

No calibration applied and no bandpass applied

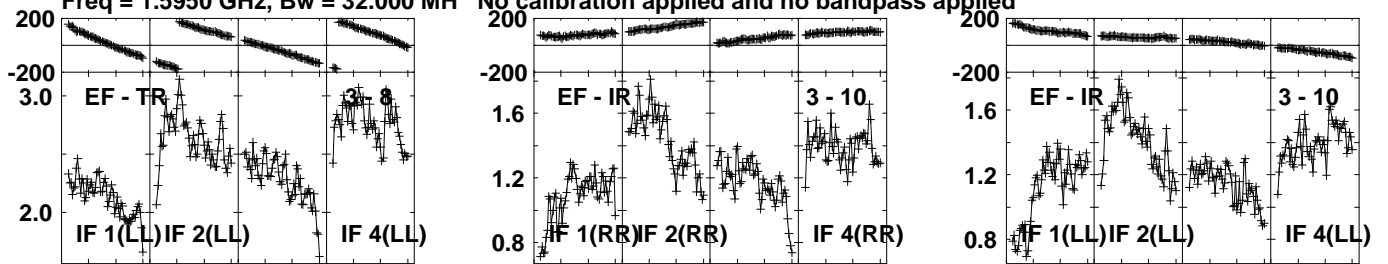


Lower frame: Milli Ampl Jy Top frame: Phas deg
Vector averaged cross-power spectrum Several baselines displayed
Timerange: 01/02:07:31 to 01/02:08:59

Plot file version 144 created 11-APR-2024 15:09:03

J0213+8717 RN002.UVDATA.1

Freq = 1.5950 GHz, Bw = 32.000 MH No calibration applied and no bandpass applied



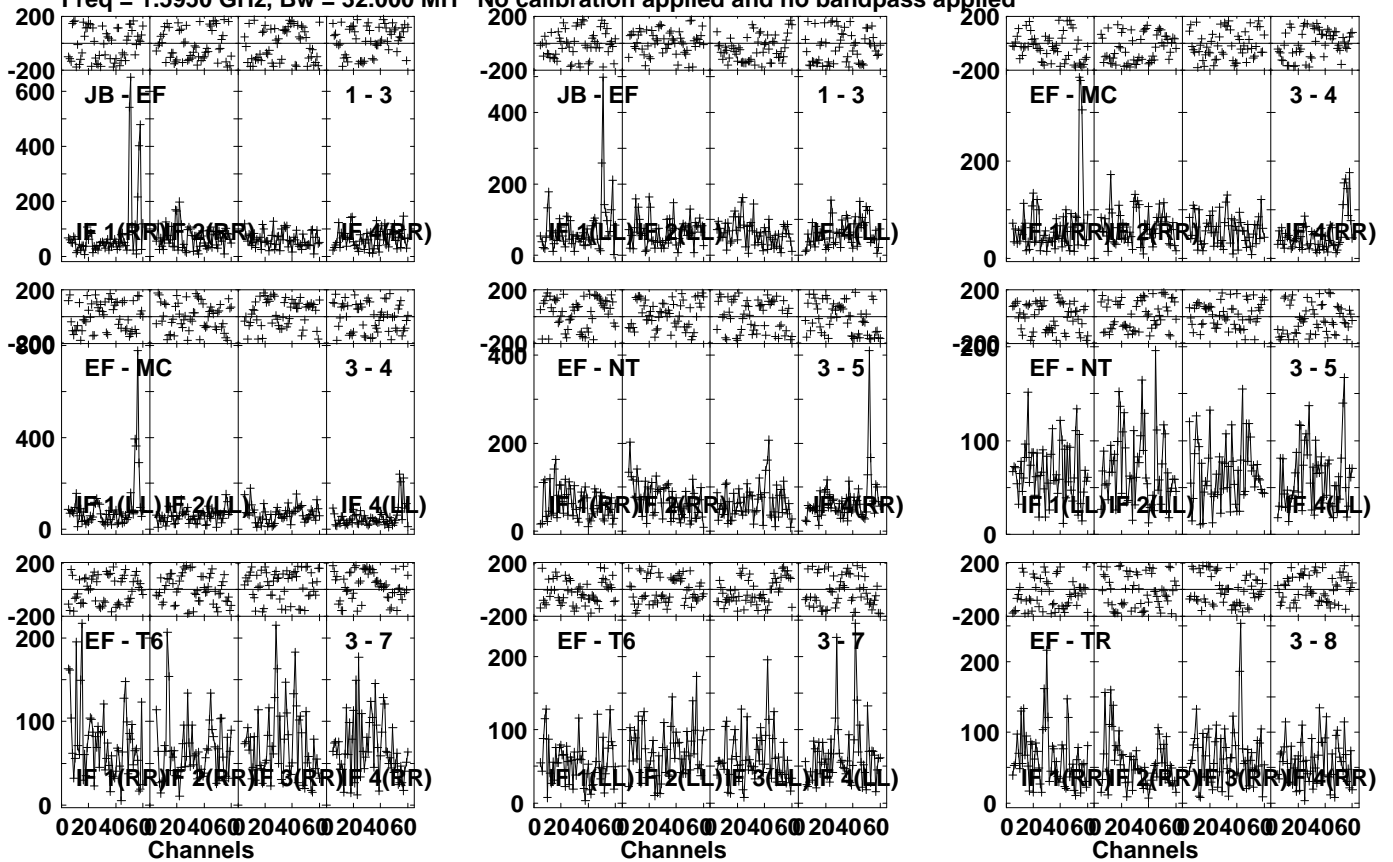
Lower frame: Milli Ampl Jy Top frame: Phas deg
Vector averaged cross-power spectrum Several baselines displayed
Timerange: 01/02:07:31 to 01/02:08:59

Plot file version 145 created 11-APR-2024 15:09:03

FRB20221022A RN002.UVDATA.1

Freq = 1.5950 GHz, Bw = 32.000 MH

No calibration applied and no bandpass applied



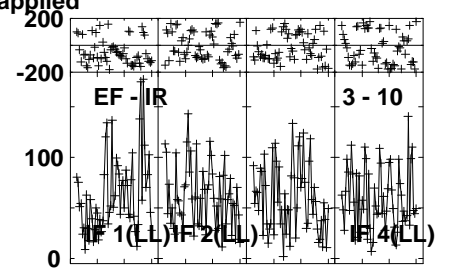
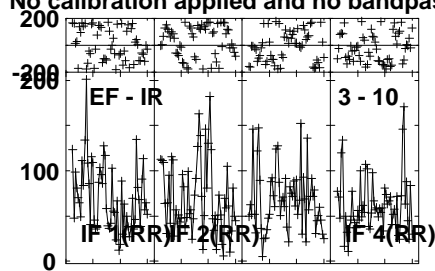
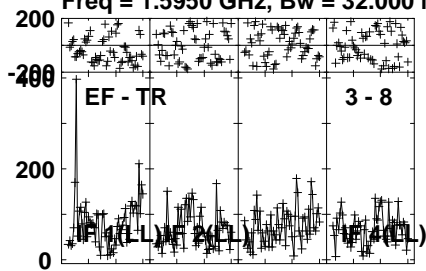
Lower frame: Micro Ampl Jy Top frame: Phas deg
Vector averaged cross-power spectrum Several baselines displayed
Timerange: 01/02:09:01 to 01/02:13:59

Plot file version 146 created 11-APR-2024 15:09:03

FRB20221022A RN002.UVDATA.1

Freq = 1.5950 GHz, Bw = 32.000 MH

No calibration applied and no bandpass applied



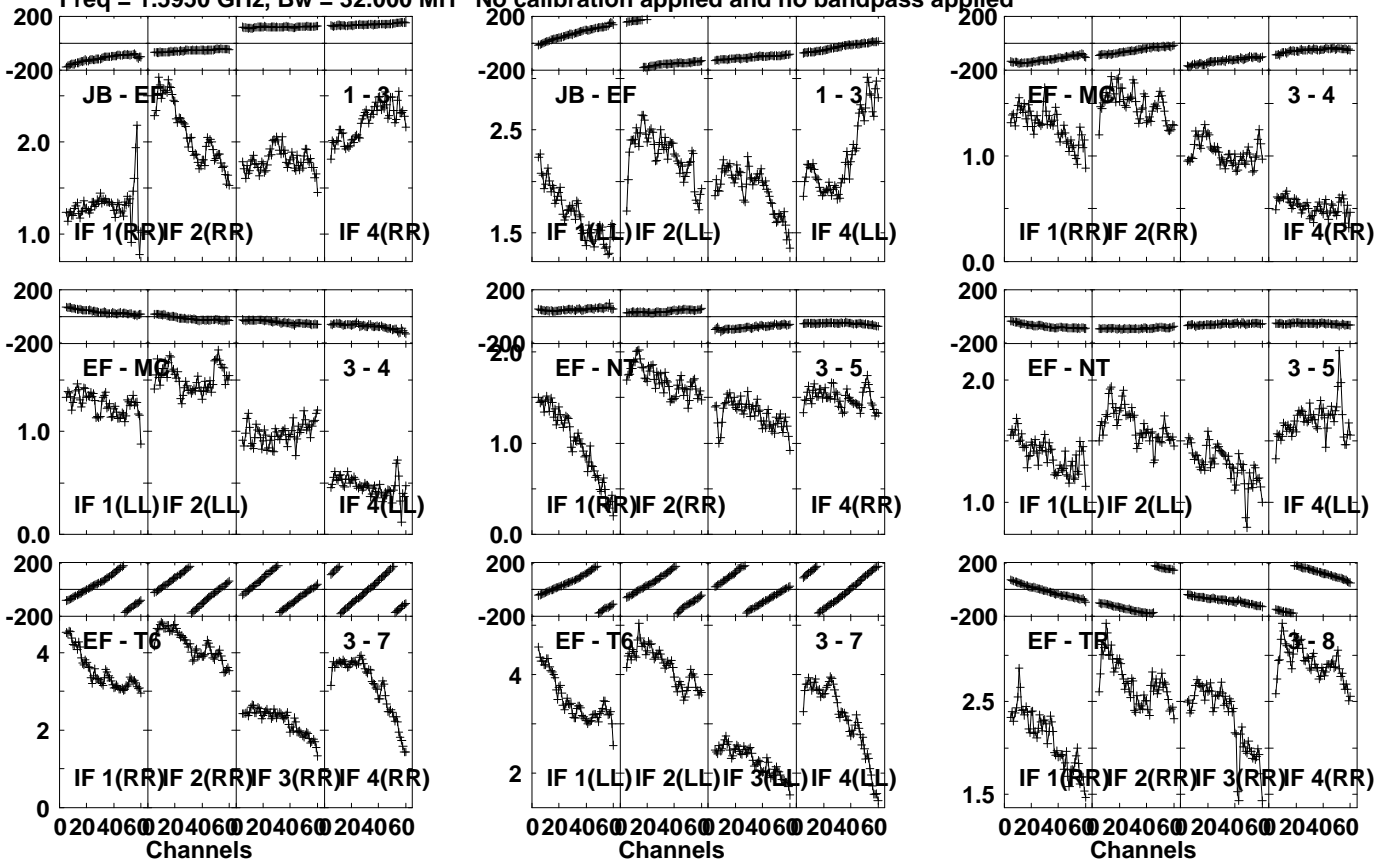
Lower frame: Micro Ampl Jy Top frame: Phas deg
Vector averaged cross-power spectrum Several baselines displayed
Timerange: 01/02:09:01 to 01/02:13:59

Plot file version 147 created 11-APR-2024 15:09:03

J0213+8717 RN002.UVDATA.1

Freq = 1.5950 GHz, Bw = 32.000 MH

No calibration applied and no bandpass applied

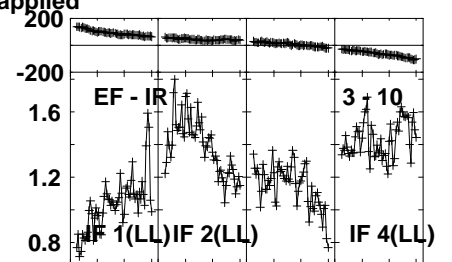
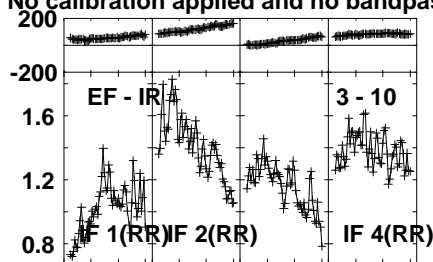
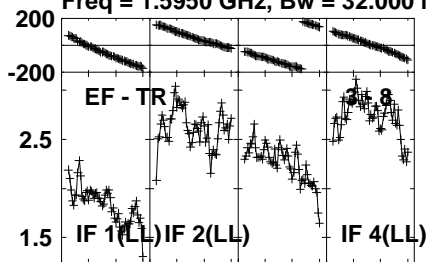


Lower frame: Milli Ampl Jy Top frame: Phas deg
Vector averaged cross-power spectrum Several baselines displayed
Timerange: 01/02:14:31 to 01/02:15:59

Plot file version 148 created 11-APR-2024 15:09:03

J0213+8717 RN002.UVDATA.1

Freq = 1.5950 GHz, Bw = 32.000 MH No calibration applied and no bandpass applied



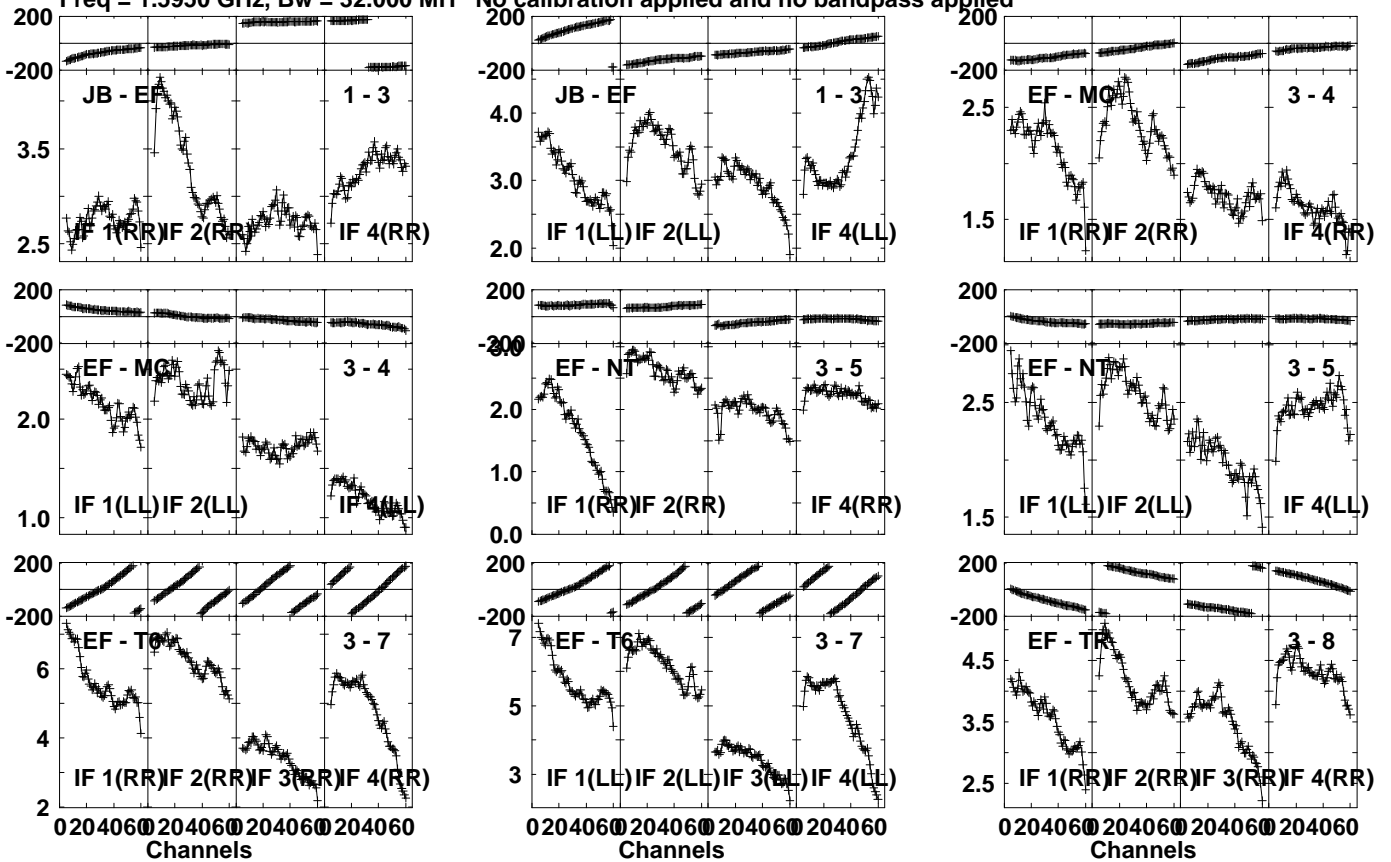
Lower frame: Milli Ampl Jy Top frame: Phas deg
Vector averaged cross-power spectrum Several baselines displayed
Timerange: 01/02:14:31 to 01/02:15:59

Plot file version 149 created 11-APR-2024 15:09:03

J0052+8627 RN002.UVDATA.1

Freq = 1.5950 GHz, Bw = 32.000 MH

No calibration applied and no bandpass applied

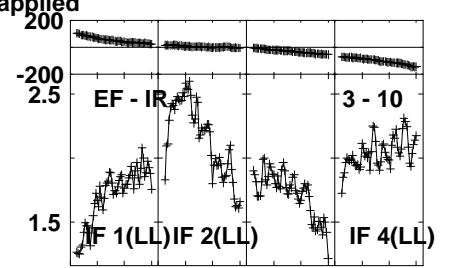
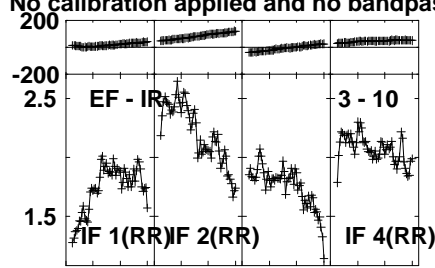
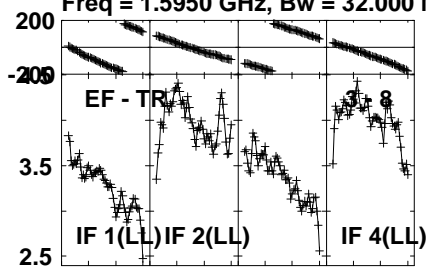


Lower frame: Milli Ampl Jy Top frame: Phas deg
Vector averaged cross-power spectrum Several baselines displayed
Timerange: 01/02:16:01 to 01/02:18:59

Plot file version 150 created 11-APR-2024 15:09:03

J0052+8627 RN002.UVDATA.1

Freq = 1.5950 GHz, Bw = 32.000 MH No calibration applied and no bandpass applied



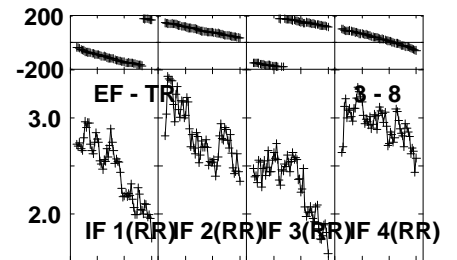
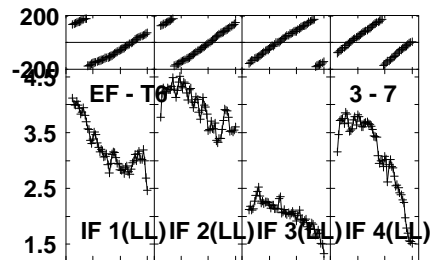
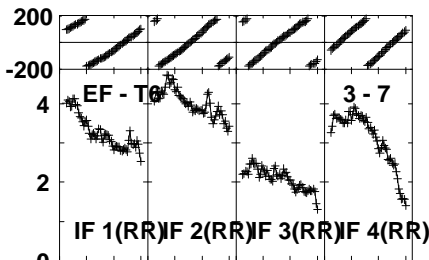
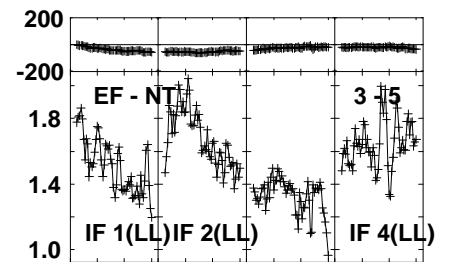
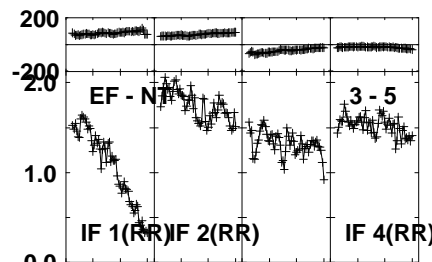
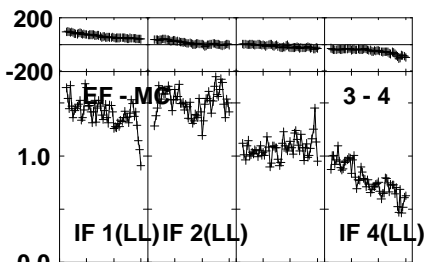
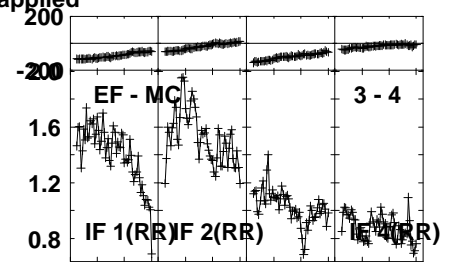
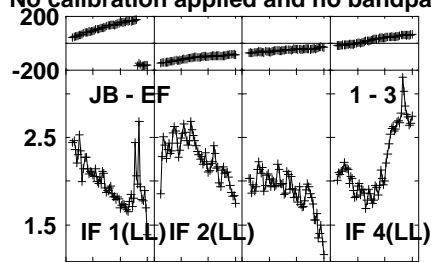
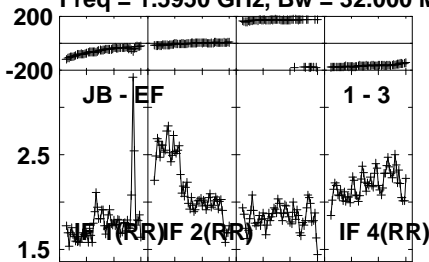
Lower frame: Milli Ampl Jy Top frame: Phas deg
Vector averaged cross-power spectrum Several baselines displayed
Timerange: 01/02:16:01 to 01/02:18:59

Plot file version 151 created 11-APR-2024 15:09:03

J0213+8717 RN002.UVDATA.1

Freq = 1.5950 GHz, Bw = 32.000 MH

No calibration applied and no bandpass applied



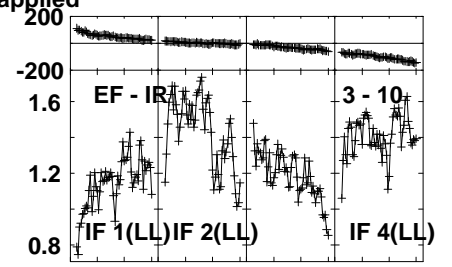
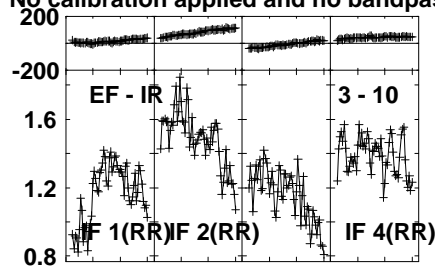
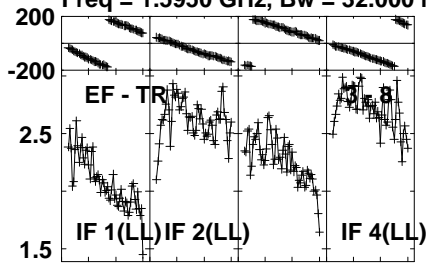
Lower frame: Milli Ampl Jy Top frame: Phas deg
Vector averaged cross-power spectrum Several baselines displayed
Timerange: 01/02:19:31 to 01/02:20:59

Plot file version 152 created 11-APR-2024 15:09:03

J0213+8717 RN002.UVDATA.1

Freq = 1.5950 GHz, Bw = 32.000 MH

No calibration applied and no bandpass applied



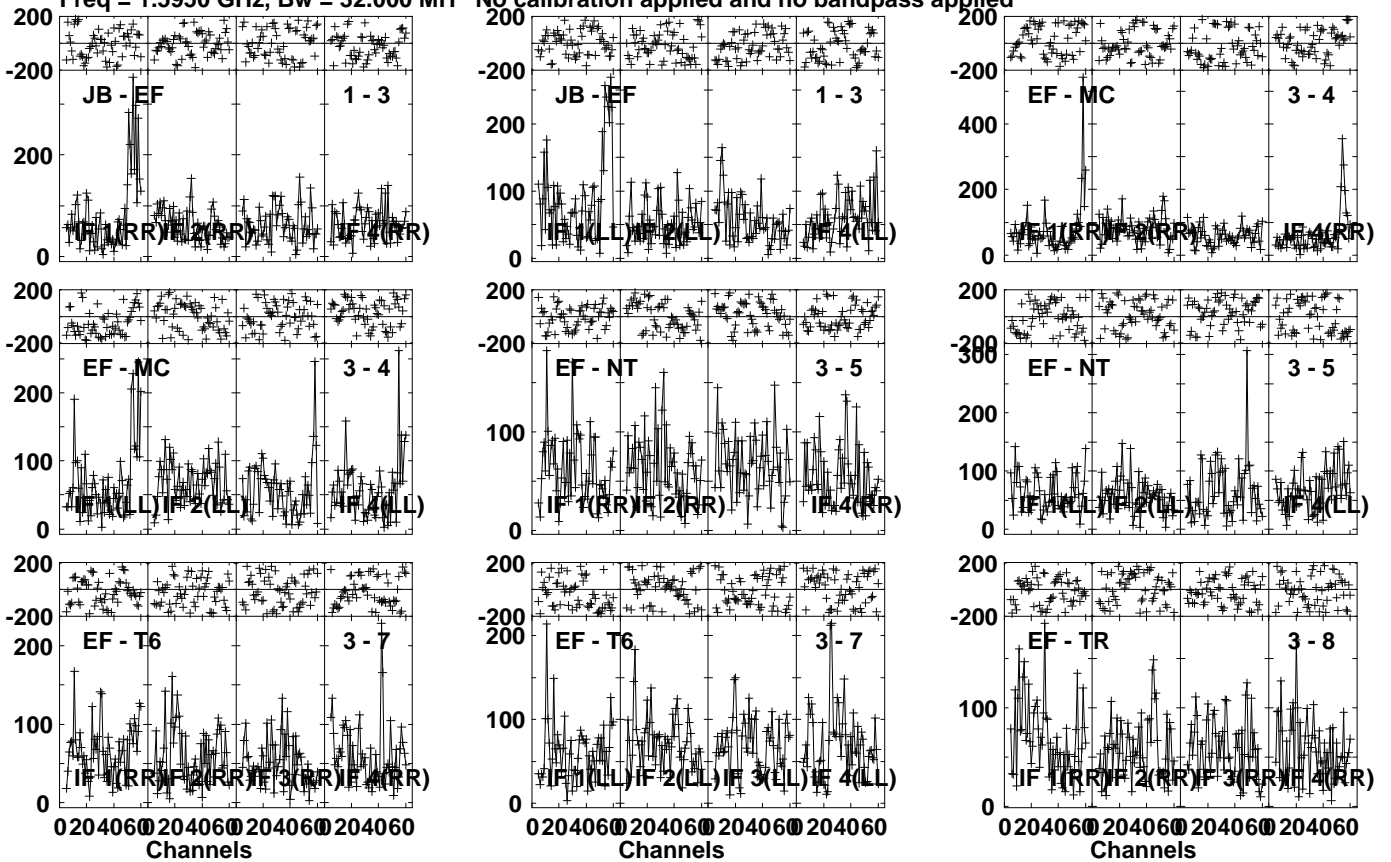
Lower frame: Milli Ampl Jy Top frame: Phas deg
Vector averaged cross-power spectrum Several baselines displayed
Timerange: 01/02:19:31 to 01/02:20:59

Plot file version 153 created 11-APR-2024 15:09:03

FRB20221022A RN002.UVDATA.1

Freq = 1.5950 GHz, Bw = 32.000 MH

No calibration applied and no bandpass applied



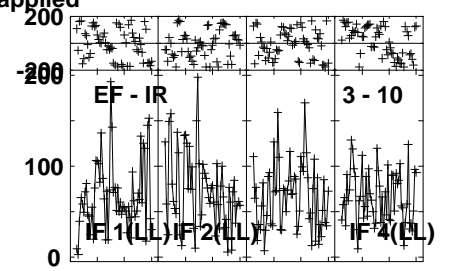
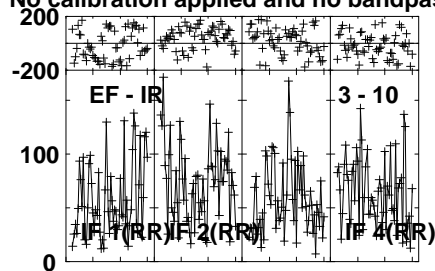
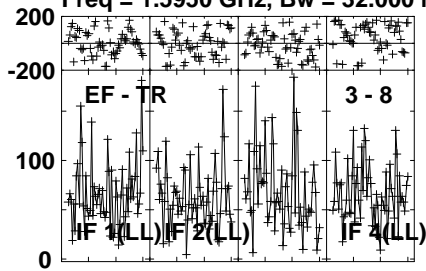
Lower frame: Micro Ampl Jy Top frame: Phas deg
Vector averaged cross-power spectrum Several baselines displayed
Timerange: 01/02:21:01 to 01/02:25:59

Plot file version 154 created 11-APR-2024 15:09:03

FRB20221022A RN002.UVDATA.1

Freq = 1.5950 GHz, Bw = 32.000 MH

No calibration applied and no bandpass applied



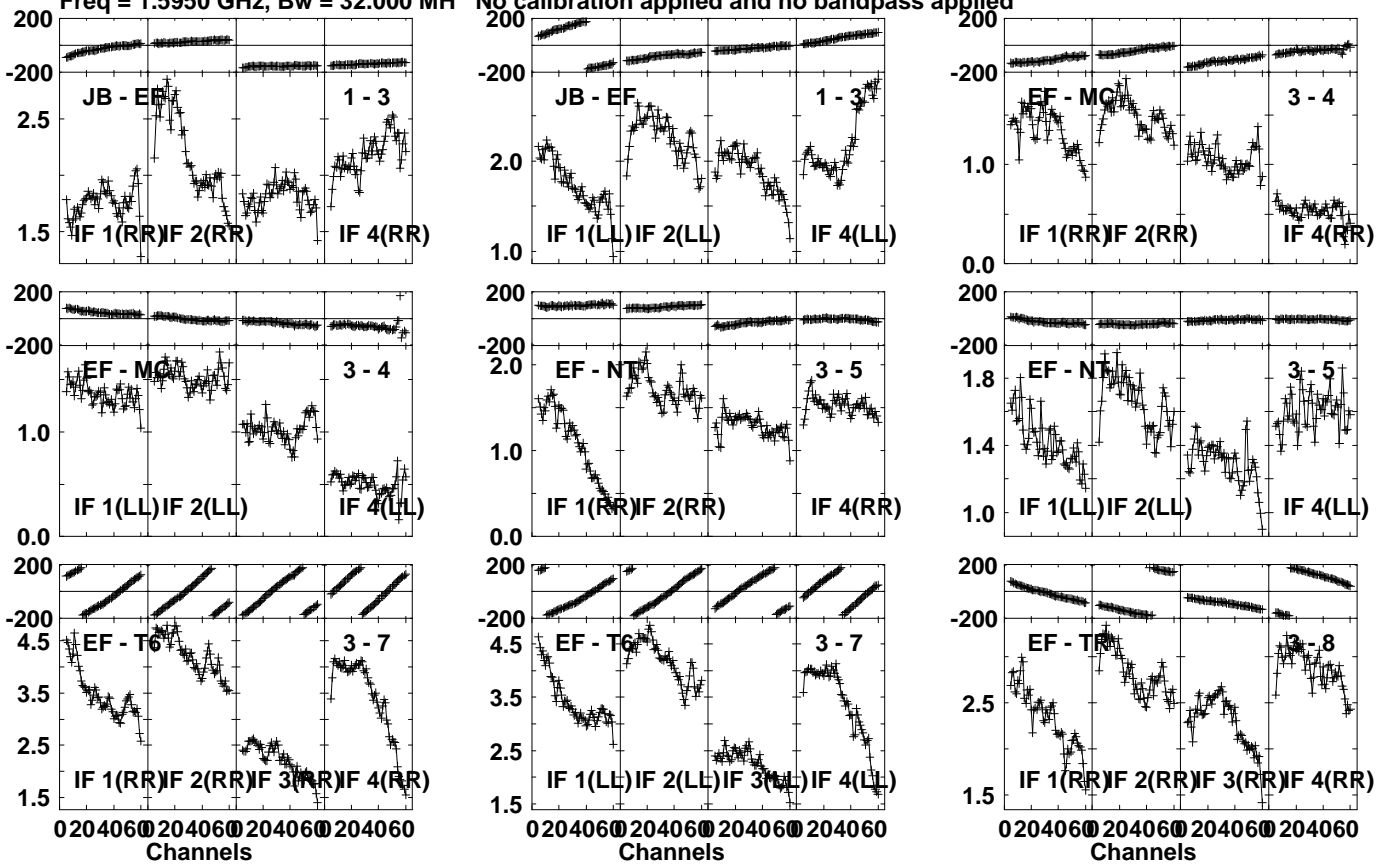
Lower frame: Micro Ampl Jy Top frame: Phas deg
Vector averaged cross-power spectrum Several baselines displayed
Timerange: 01/02:21:01 to 01/02:25:59

Plot file version 155 created 11-APR-2024 15:09:03

J0213+8717 RN002.UVDATA.1

Freq = 1.5950 GHz, Bw = 32.000 MH

No calibration applied and no bandpass applied



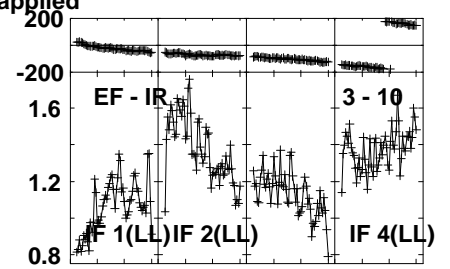
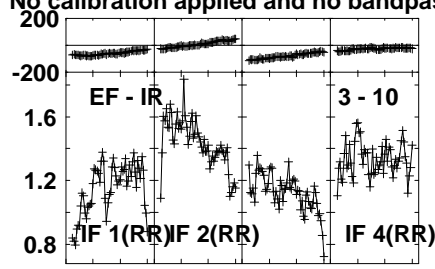
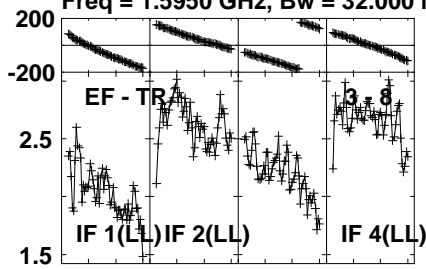
Lower frame: Milli Ampl Jy Top frame: Phas deg
Vector averaged cross-power spectrum Several baselines displayed
Timerange: 01/02:26:31 to 01/02:27:59

Plot file version 156 created 11-APR-2024 15:09:03

J0213+8717 RN002.UVDATA.1

Freq = 1.5950 GHz, Bw = 32.000 MH

No calibration applied and no bandpass applied



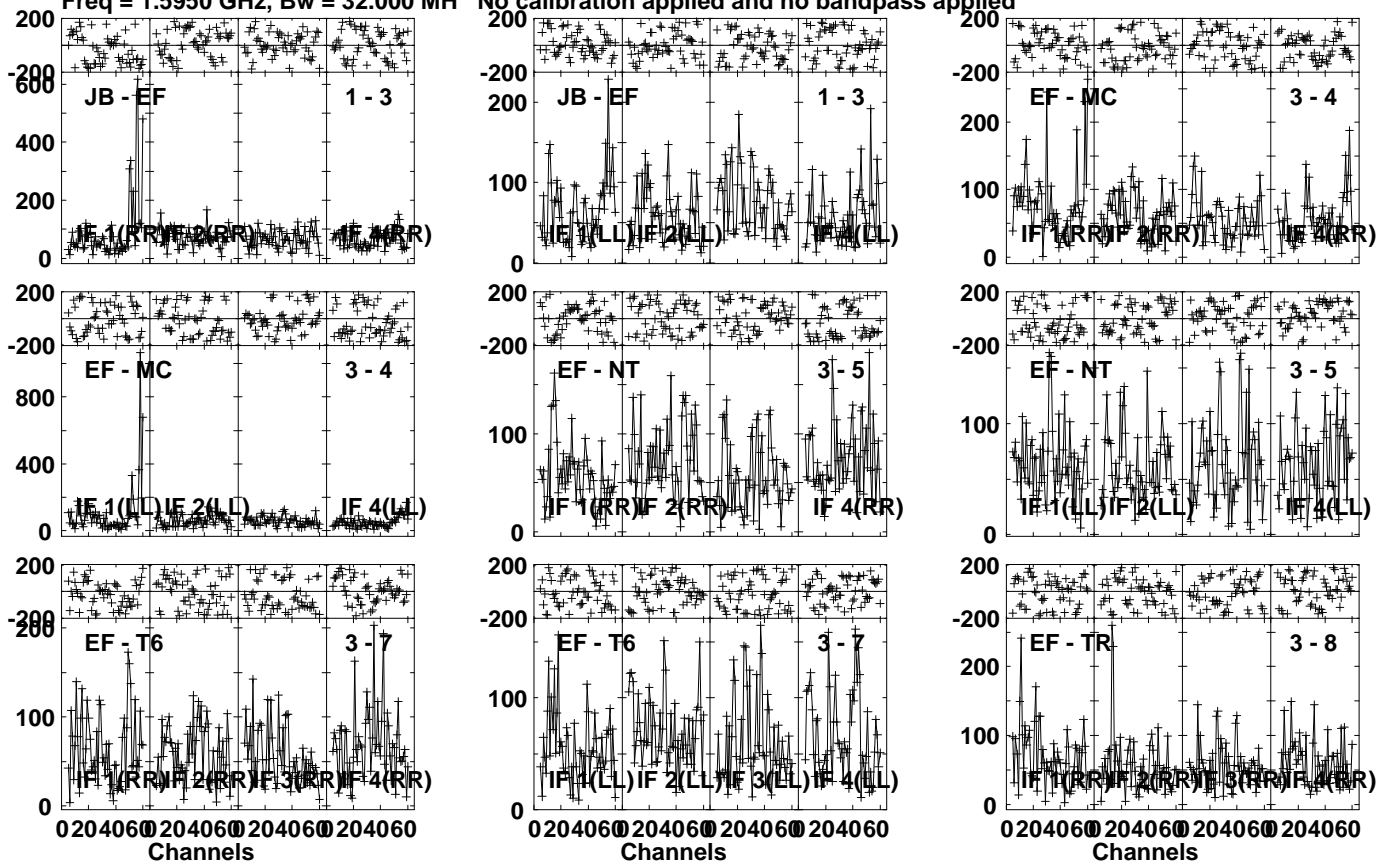
Lower frame: Milli Ampl Jy Top frame: Phas deg
Vector averaged cross-power spectrum Several baselines displayed
Timerange: 01/02:26:31 to 01/02:27:59

Plot file version 157 created 11-APR-2024 15:09:04

FRB20221022A RN002.UVDATA.1

Freq = 1.5950 GHz, Bw = 32.000 MH

No calibration applied and no bandpass applied



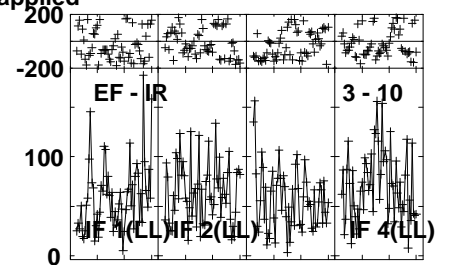
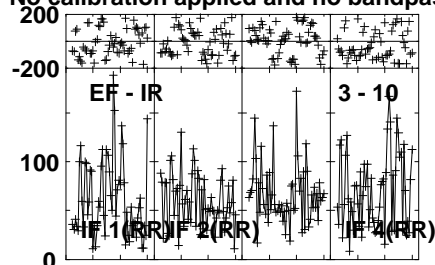
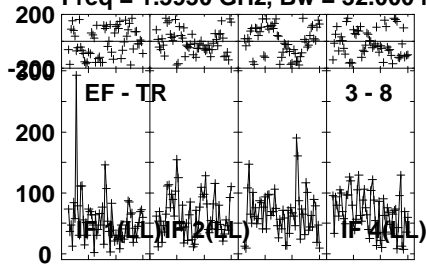
Lower frame: Micro Ampl Jy Top frame: Phas deg
Vector averaged cross-power spectrum Several baselines displayed
Timerange: 01/02:28:01 to 01/02:32:59

Plot file version 158 created 11-APR-2024 15:09:04

FRB20221022A RN002.UVDATA.1

Freq = 1.5950 GHz, Bw = 32.000 MH

No calibration applied and no bandpass applied



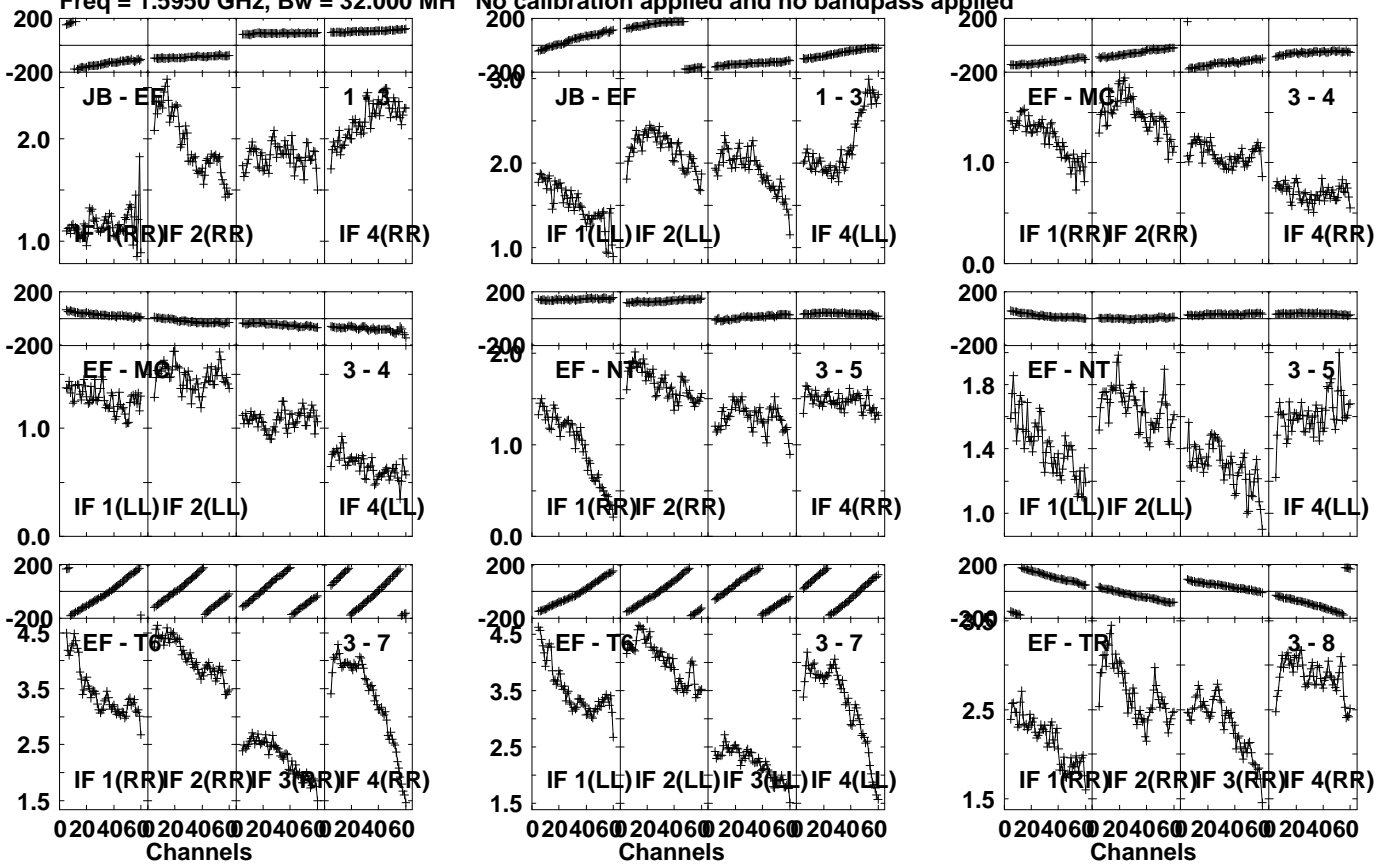
Lower frame: Micro Ampl Jy Top frame: Phas deg
Vector averaged cross-power spectrum Several baselines displayed
Timerange: 01/02:28:01 to 01/02:32:59

Plot file version 159 created 11-APR-2024 15:09:04

J0213+8717 RN002.UVDATA.1

Freq = 1.5950 GHz, Bw = 32.000 MH

No calibration applied and no bandpass applied

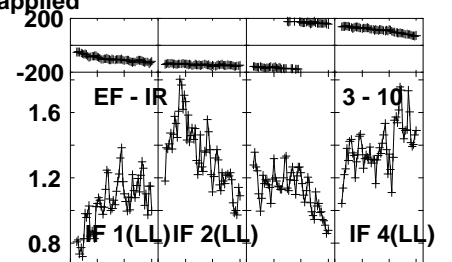
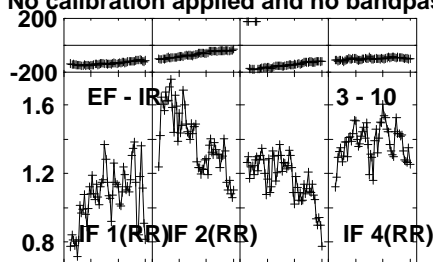
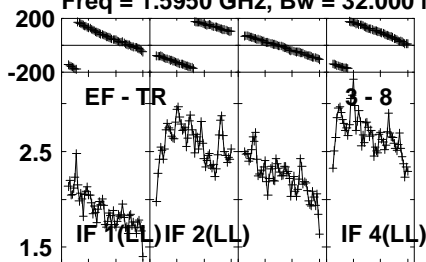


Lower frame: Milli Ampl Jy Top frame: Phas deg
Vector averaged cross-power spectrum Several baselines displayed
Timerange: 01/02:33:31 to 01/02:34:59

Plot file version 160 created 11-APR-2024 15:09:04

J0213+8717 RN002.UVDATA.1

Freq = 1.5950 GHz, Bw = 32.000 MH No calibration applied and no bandpass applied



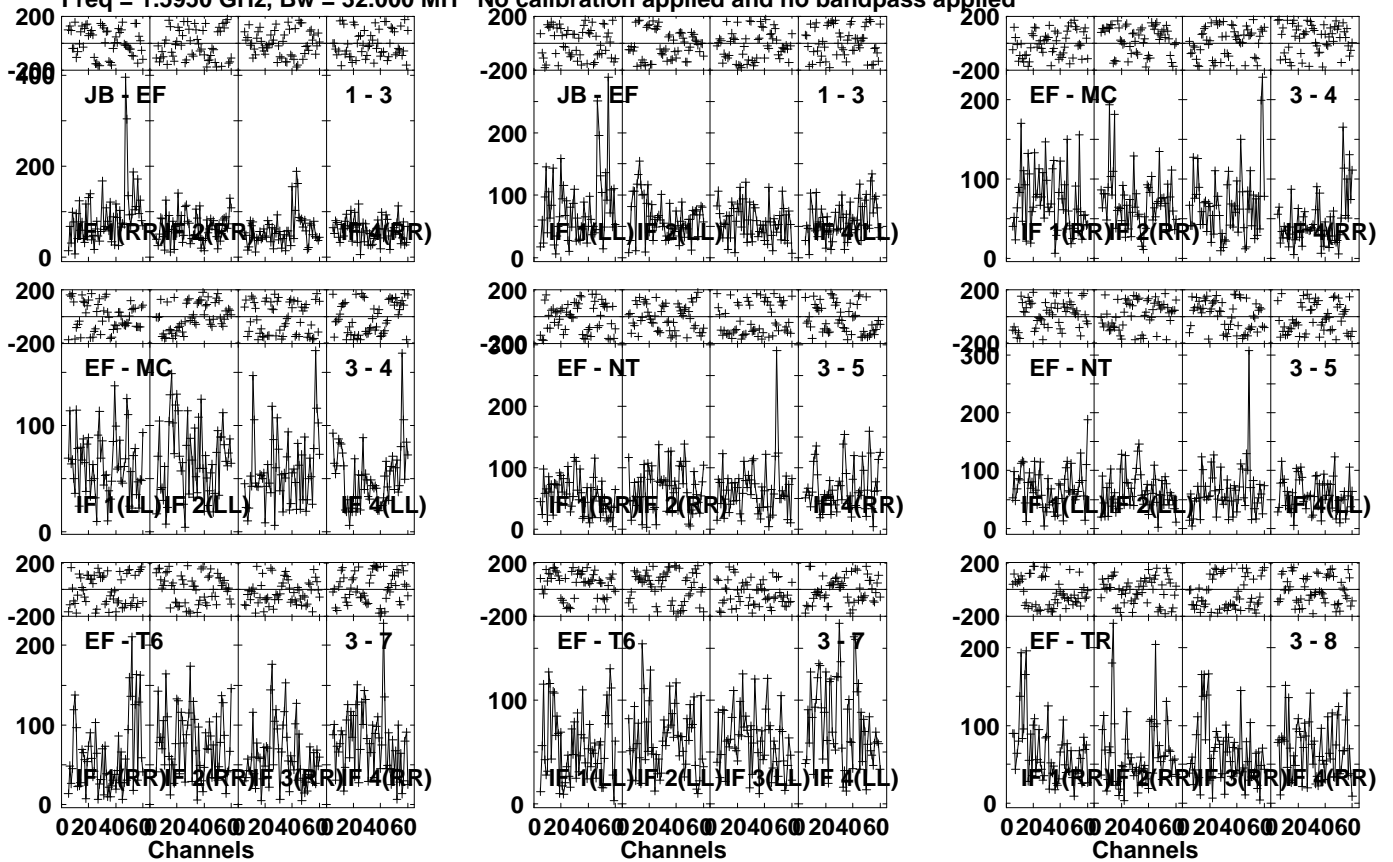
Lower frame: Milli Ampl Jy Top frame: Phas deg
Vector averaged cross-power spectrum Several baselines displayed
Timerange: 01/02:33:31 to 01/02:34:59

Plot file version 161 created 11-APR-2024 15:09:04

FRB20221022A RN002.UVDATA.1

Freq = 1.5950 GHz, Bw = 32.000 MH

No calibration applied and no bandpass applied



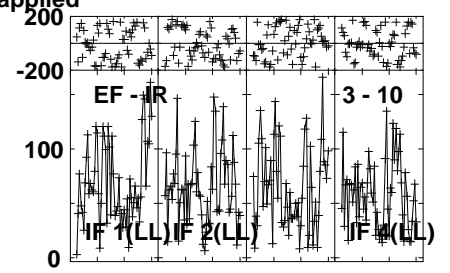
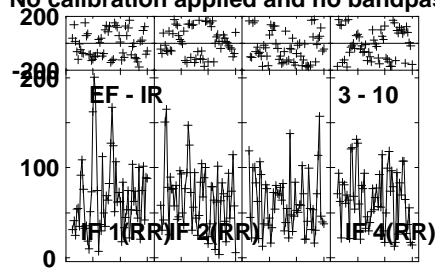
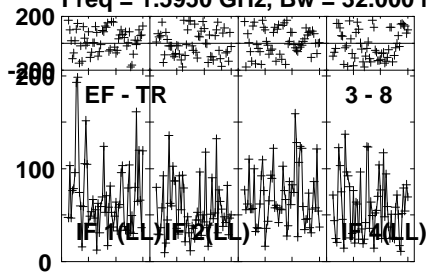
Lower frame: Micro Ampl Jy Top frame: Phas deg
Vector averaged cross-power spectrum Several baselines displayed
Timerange: 01/02:35:01 to 01/02:39:59

Plot file version 162 created 11-APR-2024 15:09:04

FRB20221022A RN002.UVDATA.1

Freq = 1.5950 GHz, Bw = 32.000 MH

No calibration applied and no bandpass applied



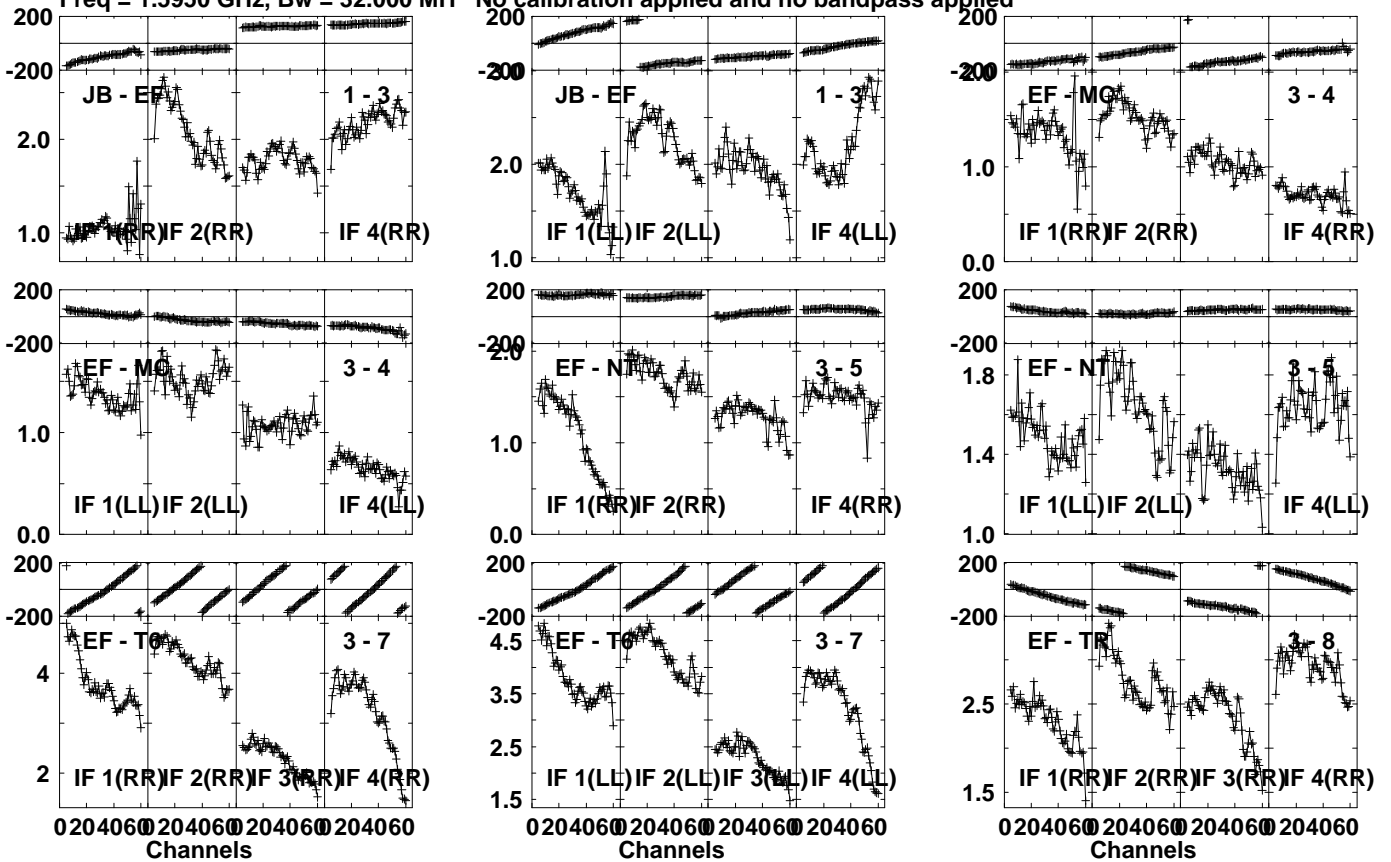
Lower frame: Micro Ampl Jy Top frame: Phas deg
Vector averaged cross-power spectrum Several baselines displayed
Timerange: 01/02:35:01 to 01/02:39:59

Plot file version 163 created 11-APR-2024 15:09:04

J0213+8717 RN002.UVDATA.1

Freq = 1.5950 GHz, Bw = 32.000 MH

No calibration applied and no bandpass applied



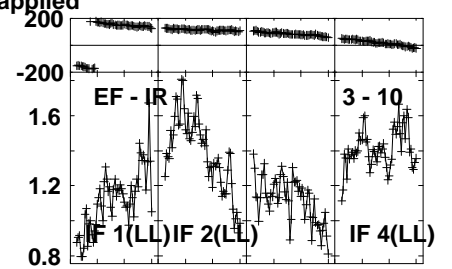
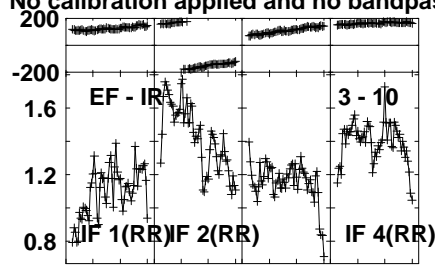
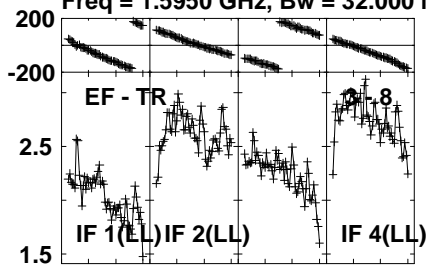
Lower frame: Milli Ampl Jy Top frame: Phas deg
 Vector averaged cross-power spectrum Several baselines displayed
 Timerange: 01/02:40:31 to 01/02:41:59

Plot file version 164 created 11-APR-2024 15:09:04

J0213+8717 RN002.UVDATA.1

Freq = 1.5950 GHz, Bw = 32.000 MH

No calibration applied and no bandpass applied



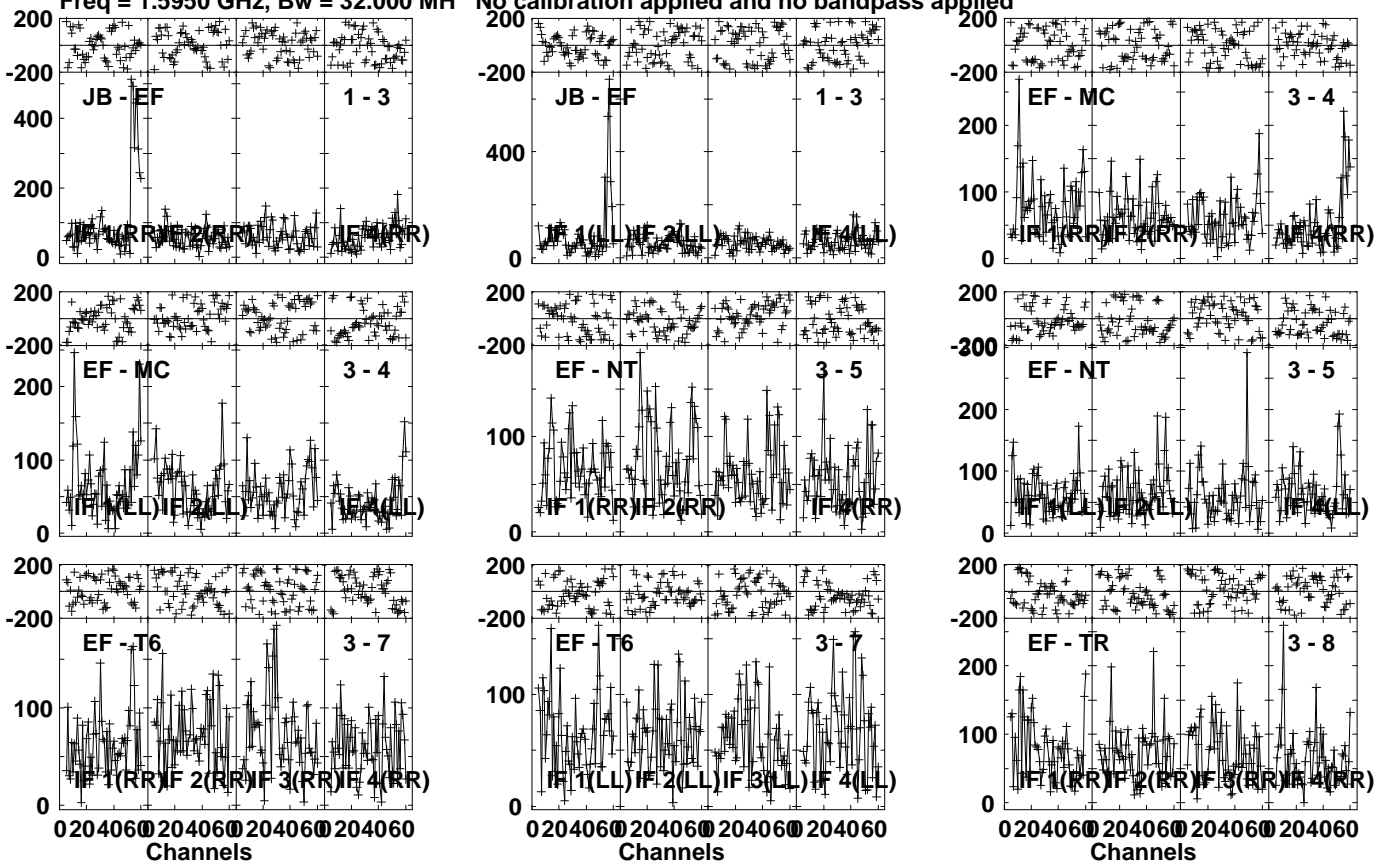
Lower frame: Milli Ampl Jy Top frame: Phas deg
Vector averaged cross-power spectrum Several baselines displayed
Timerange: 01/02:40:31 to 01/02:41:59

Plot file version 165 created 11-APR-2024 15:09:04

FRB20221022A RN002.UVDATA.1

Freq = 1.5950 GHz, Bw = 32.000 MH

No calibration applied and no bandpass applied



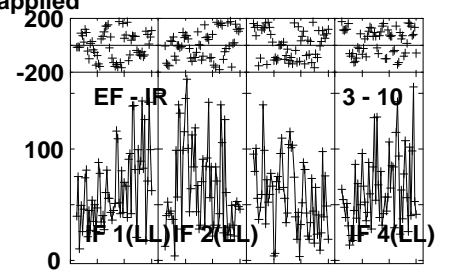
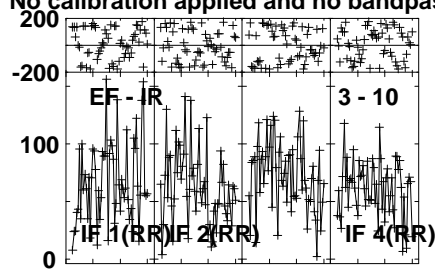
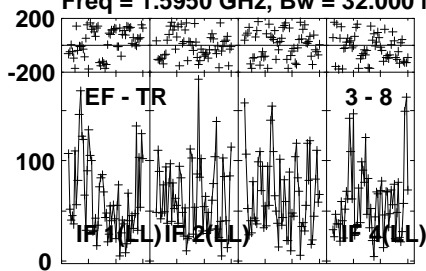
Lower frame: Micro Ampl Jy Top frame: Phas deg
Vector averaged cross-power spectrum Several baselines displayed
Timerange: 01/02:42:01 to 01/02:46:59

Plot file version 166 created 11-APR-2024 15:09:04

FRB20221022A RN002.UVDATA.1

Freq = 1.5950 GHz, Bw = 32.000 MH

No calibration applied and no bandpass applied



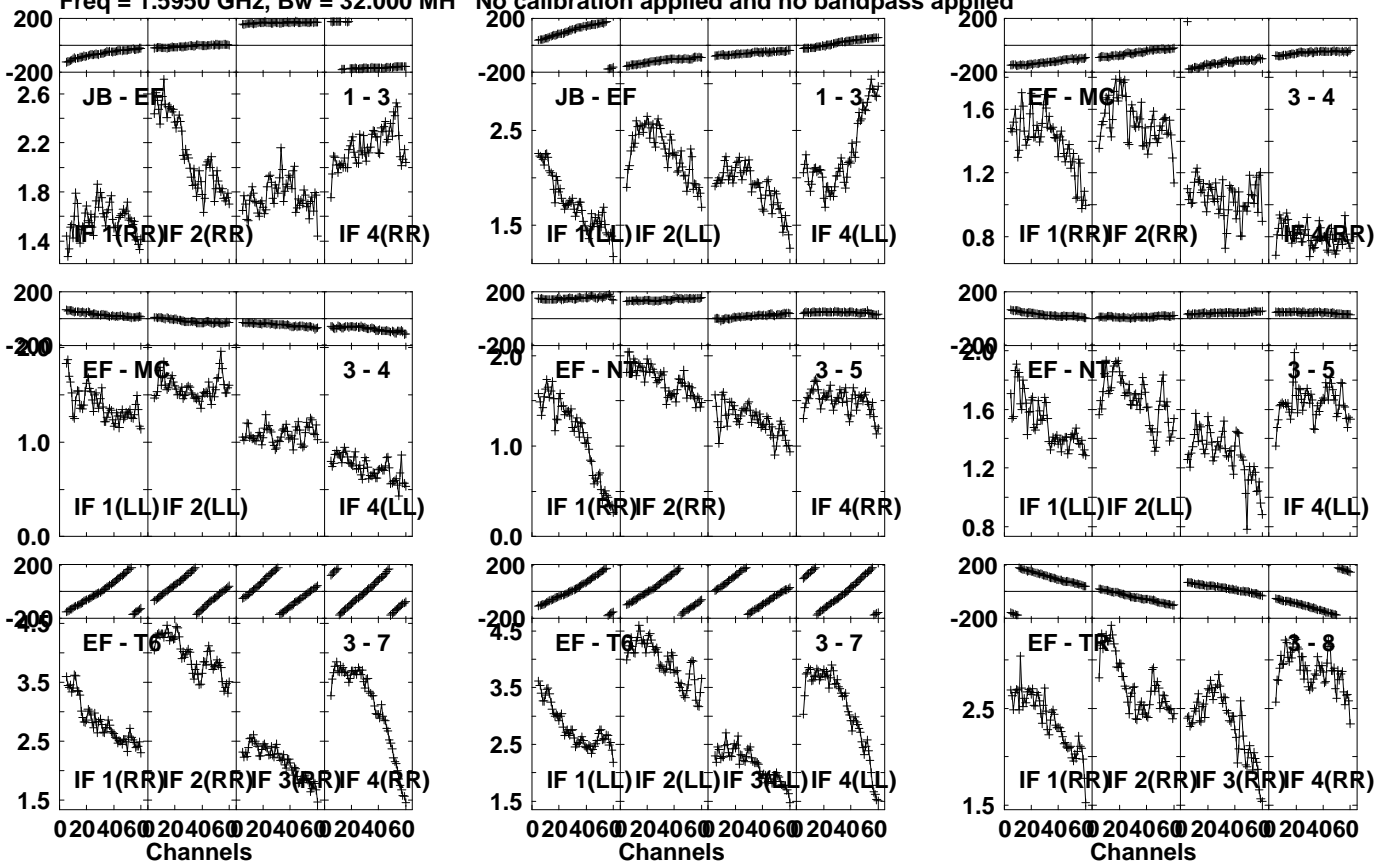
Lower frame: Micro Ampl Jy Top frame: Phas deg
Vector averaged cross-power spectrum Several baselines displayed
Timerange: 01/02:42:01 to 01/02:46:59

Plot file version 167 created 11-APR-2024 15:09:04

J0213+8717 RN002.UVDATA.1

Freq = 1.5950 GHz, Bw = 32.000 MH

No calibration applied and no bandpass applied

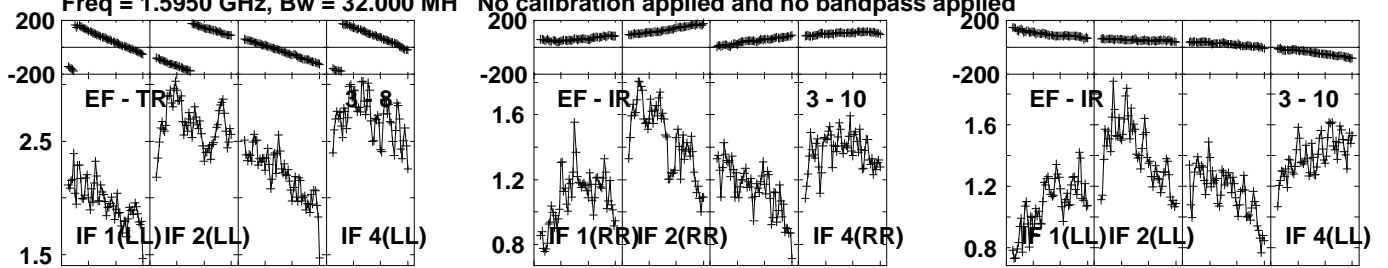


Lower frame: Milli Ampl Jy Top frame: Phas deg
Vector averaged cross-power spectrum Several baselines displayed
Timerange: 01/02:47:31 to 01/02:48:59

Plot file version 168 created 11-APR-2024 15:09:04

J0213+8717 RN002.UVDATA.1

Freq = 1.5950 GHz, Bw = 32.000 MH No calibration applied and no bandpass applied



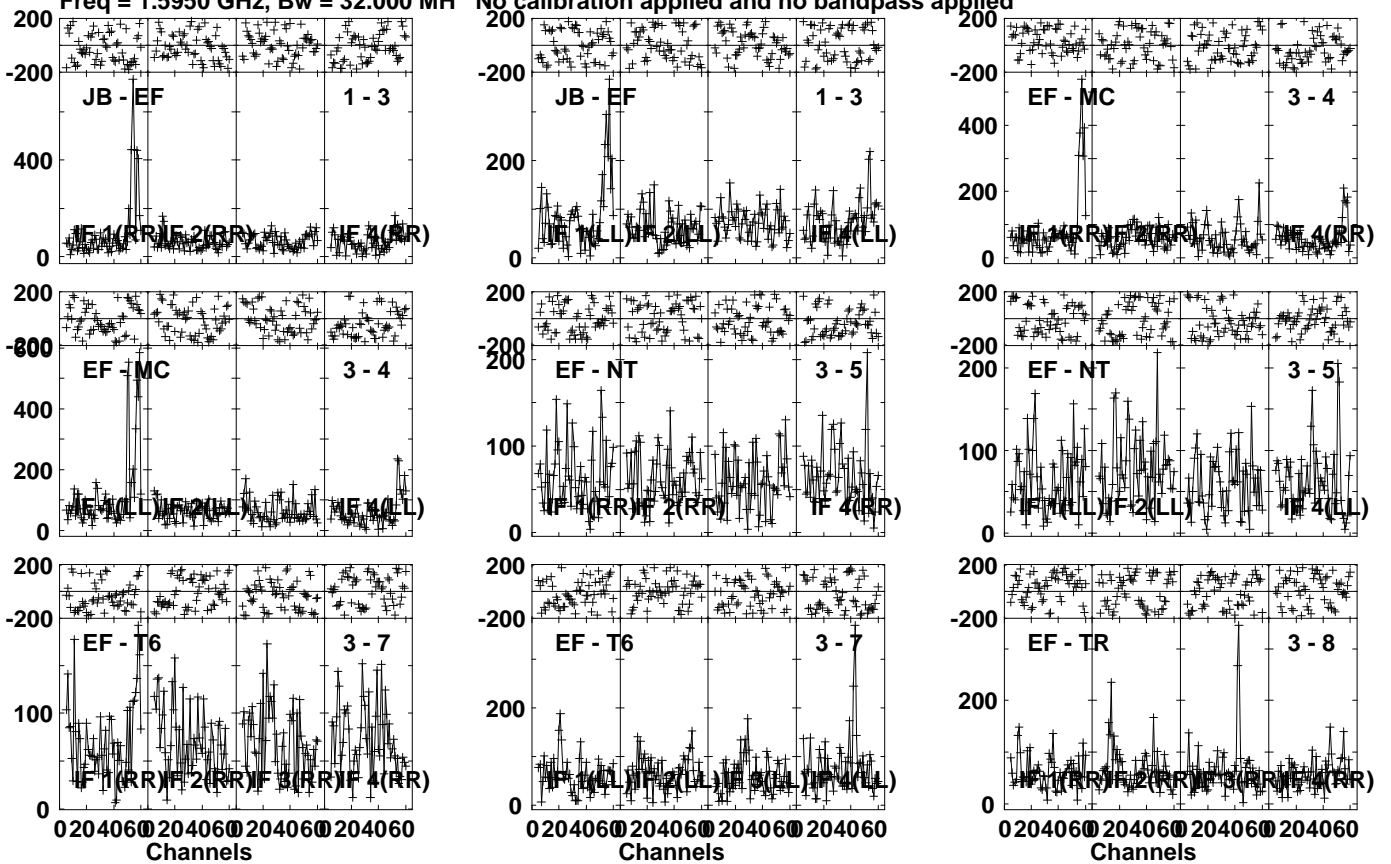
Lower frame: Milli Ampl Jy Top frame: Phas deg
Vector averaged cross-power spectrum Several baselines displayed
Timerange: 01/02:47:31 to 01/02:48:59

Plot file version 169 created 11-APR-2024 15:09:04

FRB20221022A RN002.UVDATA.1

Freq = 1.5950 GHz, Bw = 32.000 MH

No calibration applied and no bandpass applied



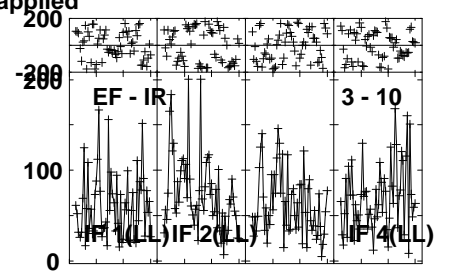
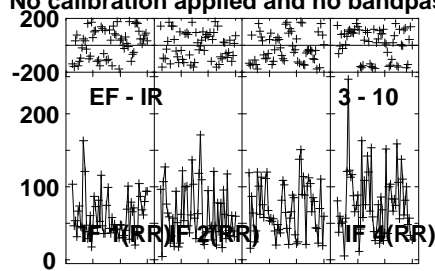
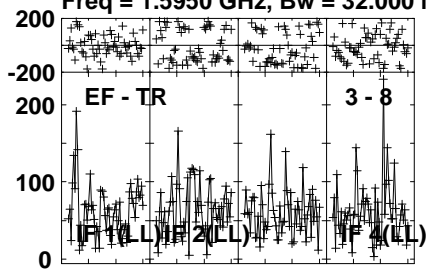
Lower frame: Micro Ampl Jy Top frame: Phas deg
Vector averaged cross-power spectrum Several baselines displayed
Timerange: 01/02:49:01 to 01/02:53:59

Plot file version 170 created 11-APR-2024 15:09:04

FRB20221022A RN002.UVDATA.1

Freq = 1.5950 GHz, Bw = 32.000 MH

No calibration applied and no bandpass applied

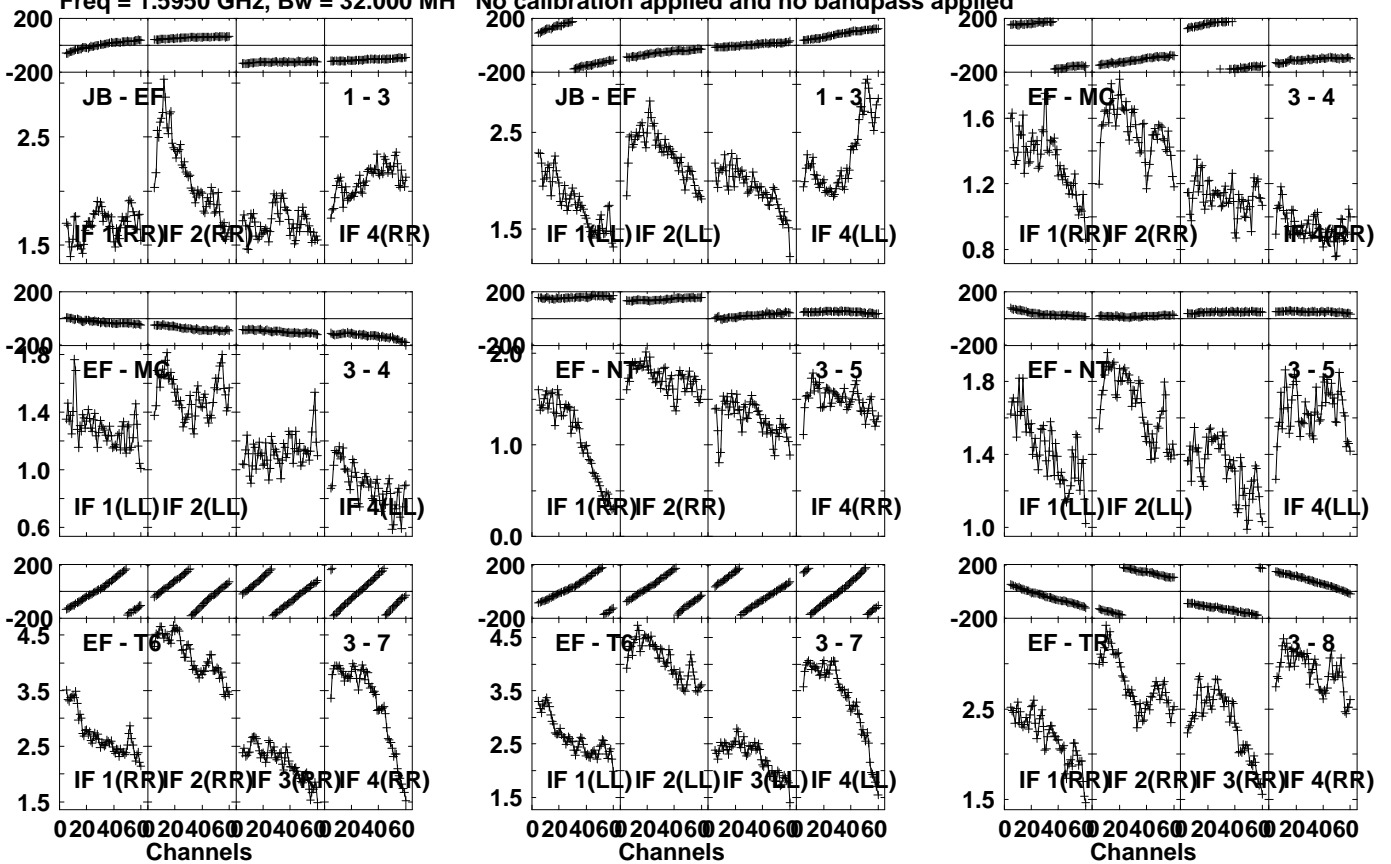


Lower frame: Micro Ampl Jy Top frame: Phas deg
Vector averaged cross-power spectrum Several baselines displayed
Timerange: 01/02:49:01 to 01/02:53:59

Plot file version 171 created 11-APR-2024 15:09:04

J0213+8717 RN002.UVDATA.1

Freq = 1.5950 GHz, Bw = 32.000 MH No calibration applied and no bandpass applied



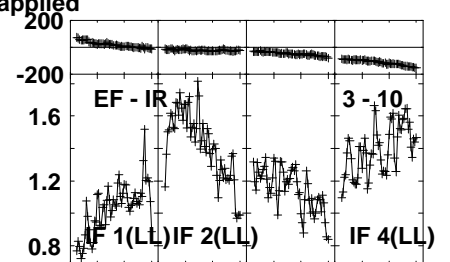
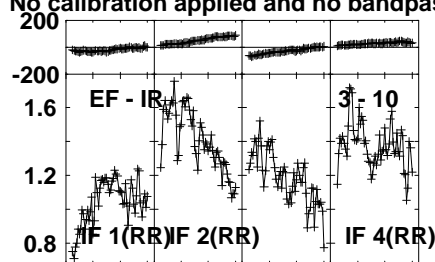
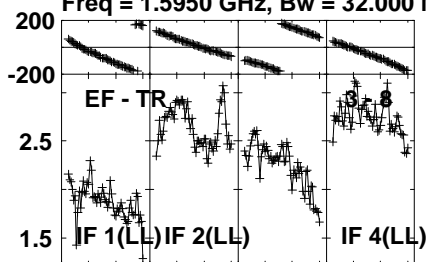
Lower frame: Milli Ampl Jy Top frame: Phas deg
Vector averaged cross-power spectrum Several baselines displayed
Timerange: 01/02:54:31 to 01/02:55:59

Plot file version 172 created 11-APR-2024 15:09:05

J0213+8717 RN002.UVDATA.1

Freq = 1.5950 GHz, Bw = 32.000 MH

No calibration applied and no bandpass applied



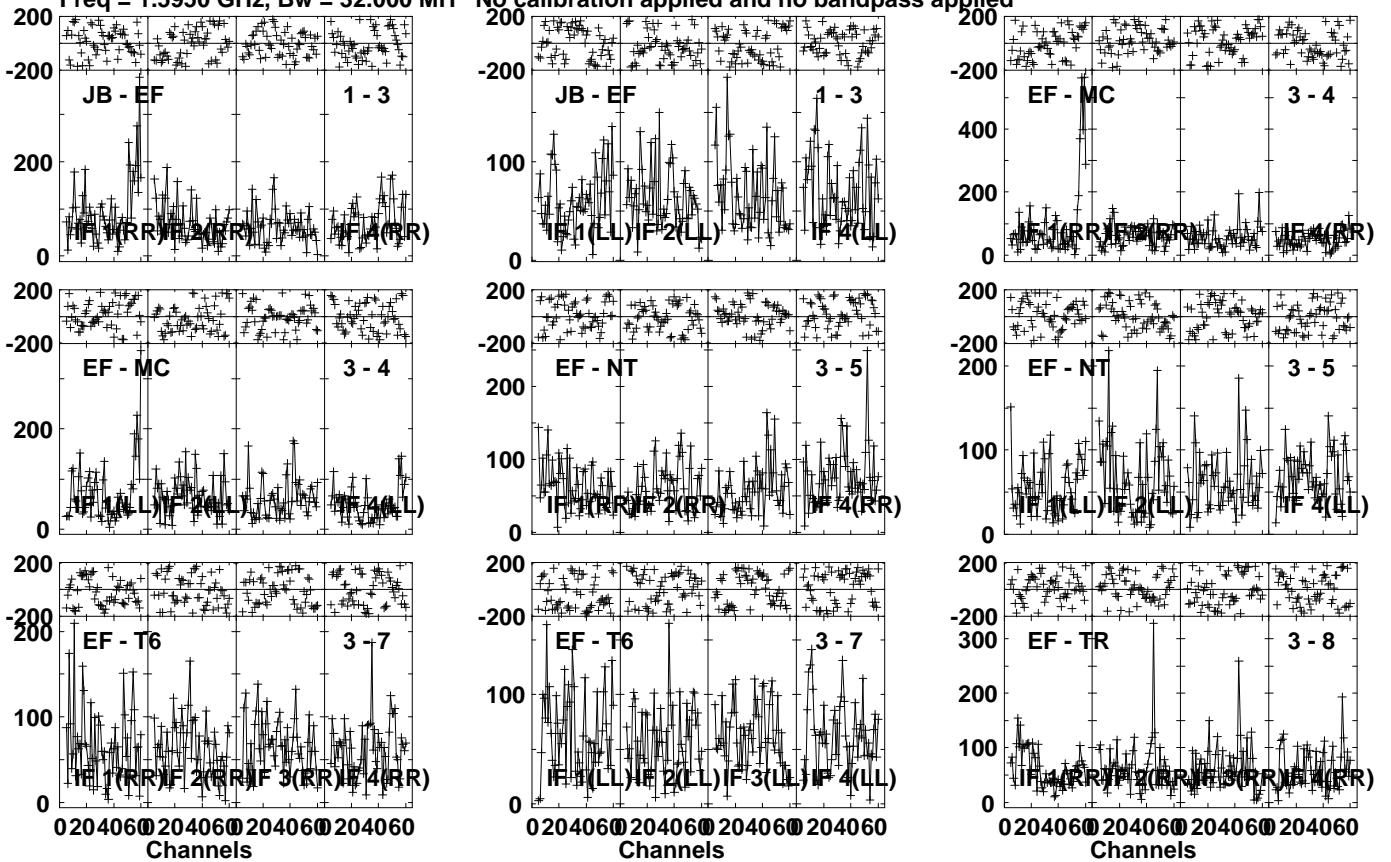
Lower frame: Milli Ampl Jy Top frame: Phas deg
Vector averaged cross-power spectrum Several baselines displayed
Timerange: 01/02:54:31 to 01/02:55:59

Plot file version 173 created 11-APR-2024 15:09:05

FRB20221022A RN002.UVDATA.1

Freq = 1.5950 GHz, Bw = 32.000 MH

No calibration applied and no bandpass applied

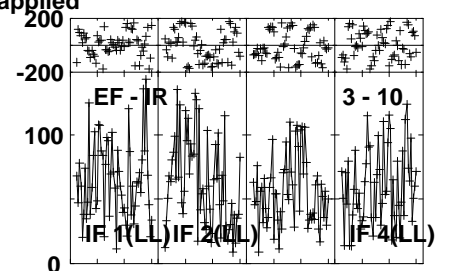
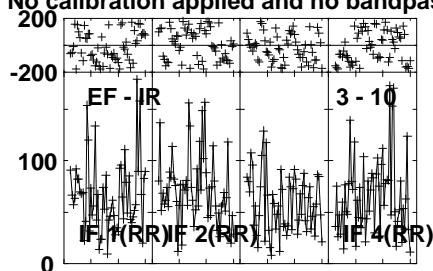
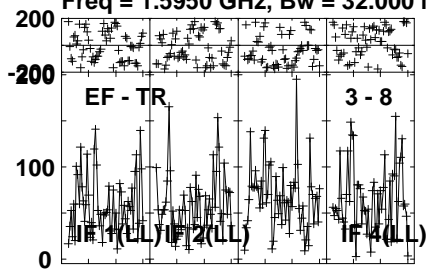


Lower frame: Micro Ampl Jy Top frame: Phas deg
Vector averaged cross-power spectrum Several baselines displayed
Timerange: 01/02:56:01 to 01/03:00:59

Plot file version 174 created 11-APR-2024 15:09:05

FRB20221022A RN002.UVDATA.1

Freq = 1.5950 GHz, Bw = 32.000 MH No calibration applied and no bandpass applied



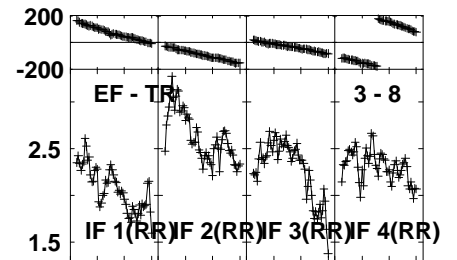
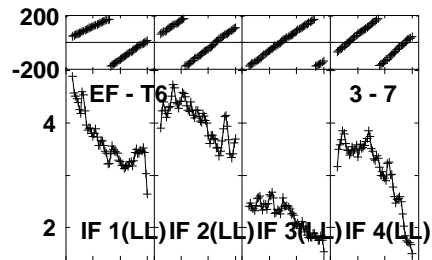
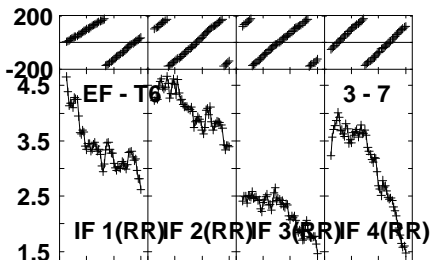
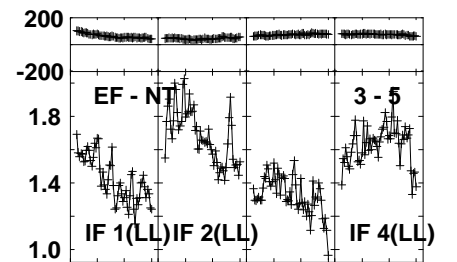
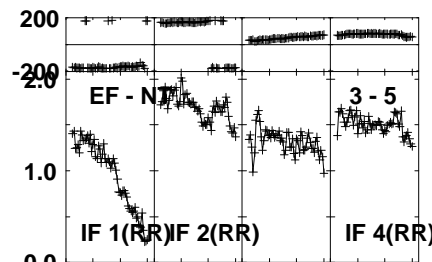
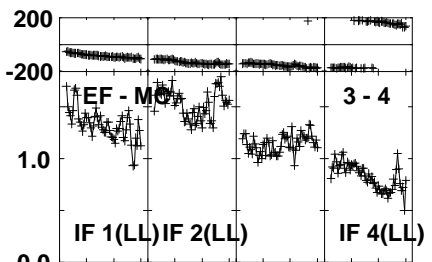
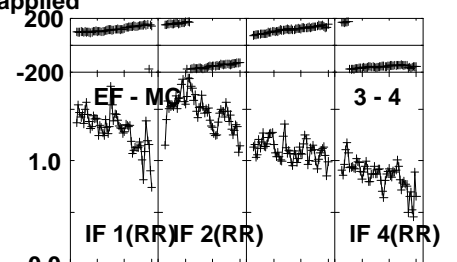
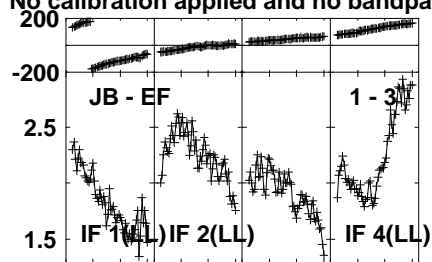
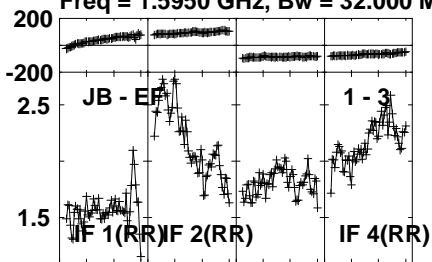
Lower frame: Micro Ampl Jy Top frame: Phas deg
Vector averaged cross-power spectrum Several baselines displayed
Timerange: 01/02:56:01 to 01/03:00:59

Plot file version 175 created 11-APR-2024 15:09:05

J0213+8717 RN002.UVDATA.1

Freq = 1.5950 GHz, Bw = 32.000 MH

No calibration applied and no bandpass applied

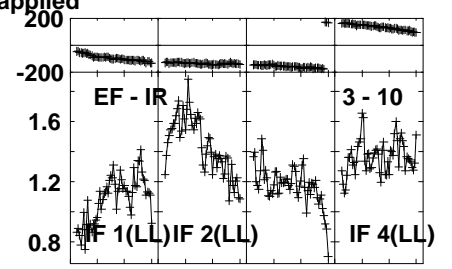
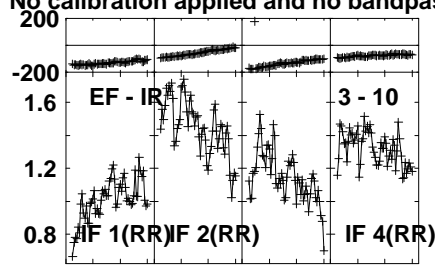
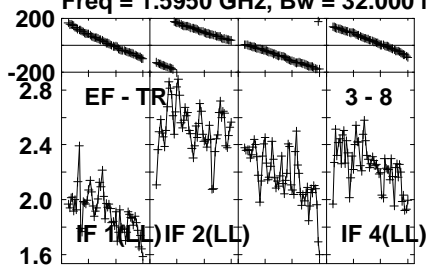


Lower frame: Milli Ampl Jy Top frame: Phas deg
Vector averaged cross-power spectrum Several baselines displayed
Timerange: 01/03:01:31 to 01/03:02:59

Plot file version 176 created 11-APR-2024 15:09:05

J0213+8717 RN002.UVDATA.1

Freq = 1.5950 GHz, Bw = 32.000 MH No calibration applied and no bandpass applied



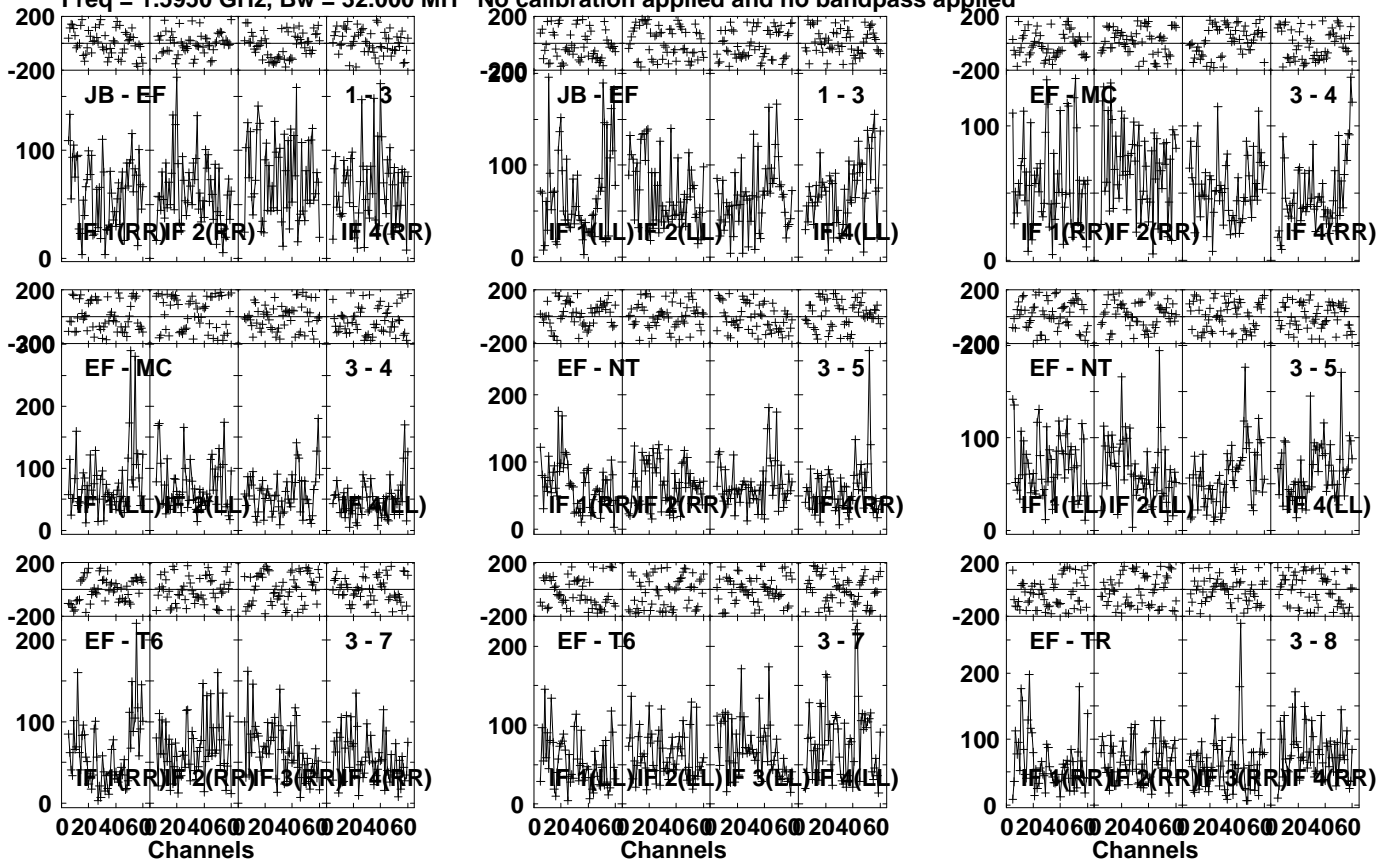
Lower frame: Milli Ampl Jy Top frame: Phas deg
Vector averaged cross-power spectrum Several baselines displayed
Timerange: 01/03:01:31 to 01/03:02:59

Plot file version 177 created 11-APR-2024 15:09:05

FRB20221022A RN002.UVDATA.1

Freq = 1.5950 GHz, Bw = 32.000 MH

No calibration applied and no bandpass applied

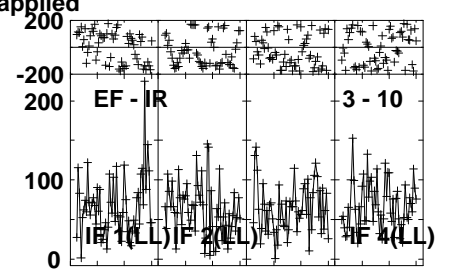
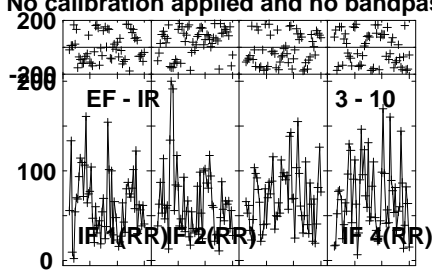
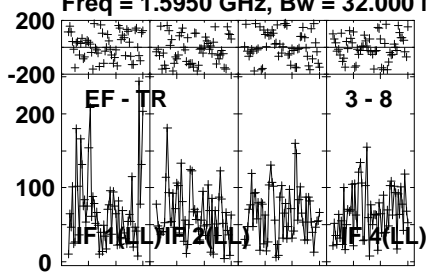


Lower frame: Micro Ampl Jy Top frame: Phas deg
 Vector averaged cross-power spectrum Several baselines displayed
 Timerange: 01/03:03:01 to 01/03:07:59

Plot file version 178 created 11-APR-2024 15:09:05

FRB20221022A RN002.UVDATA.1

Freq = 1.5950 GHz, Bw = 32.000 MH No calibration applied and no bandpass applied



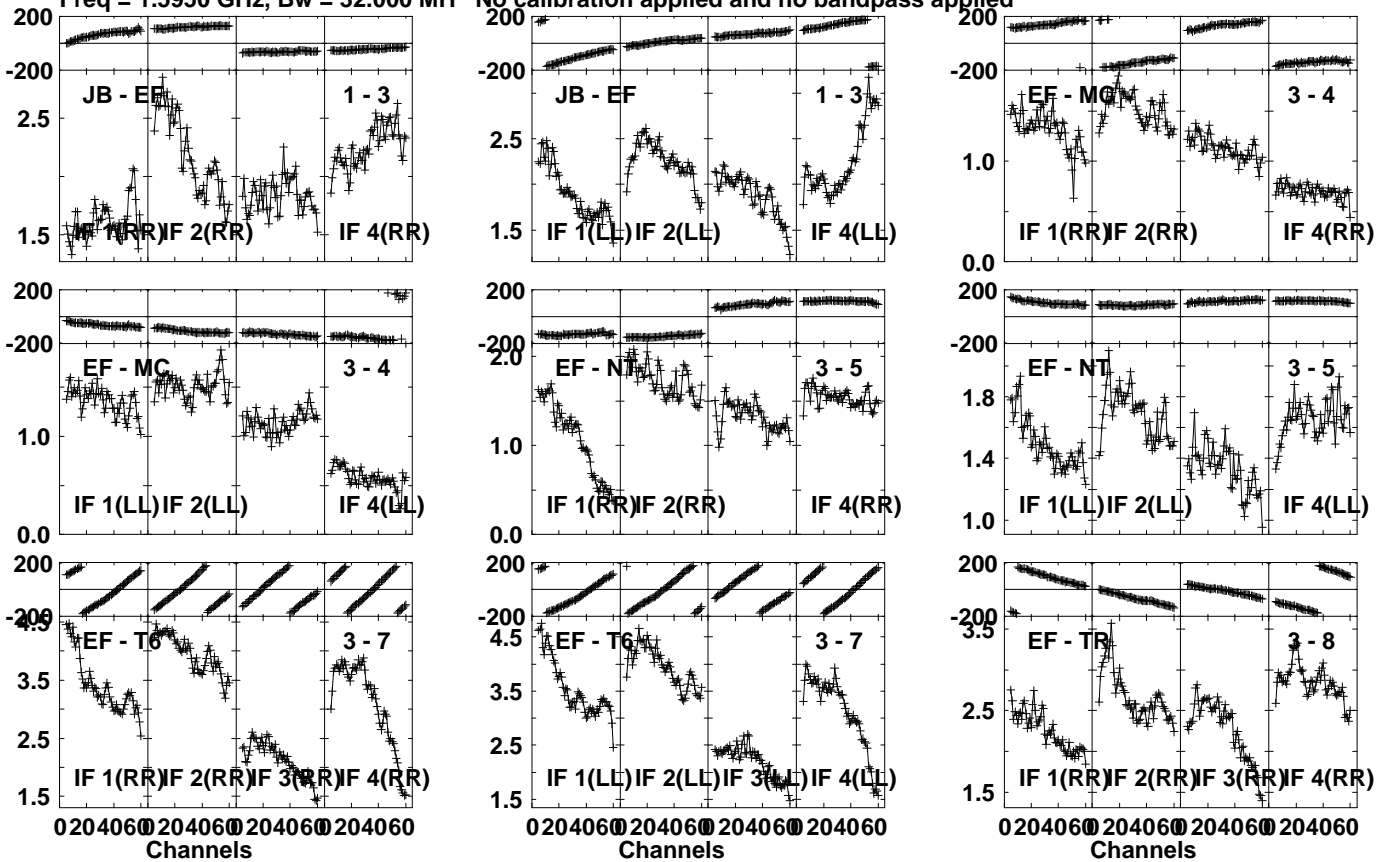
Lower frame: Micro Ampl Jy Top frame: Phas deg
Vector averaged cross-power spectrum Several baselines displayed
Timerange: 01/03:03:01 to 01/03:07:59

Plot file version 179 created 11-APR-2024 15:09:05

J0213+8717 RN002.UVDATA.1

Freq = 1.5950 GHz, Bw = 32.000 MH

No calibration applied and no bandpass applied



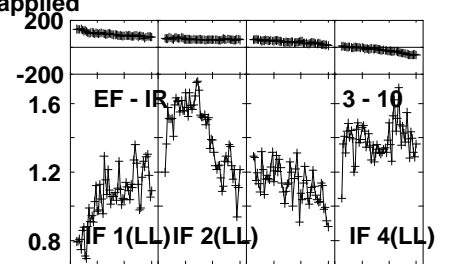
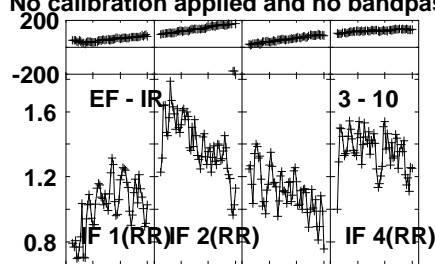
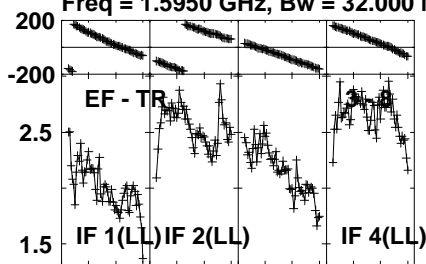
Lower frame: Milli Ampl Jy Top frame: Phas deg
Vector averaged cross-power spectrum Several baselines displayed
Timerange: 01/03:08:31 to 01/03:09:59

Plot file version 180 created 11-APR-2024 15:09:05

J0213+8717 RN002.UVDATA.1

Freq = 1.5950 GHz, Bw = 32.000 MH

No calibration applied and no bandpass applied



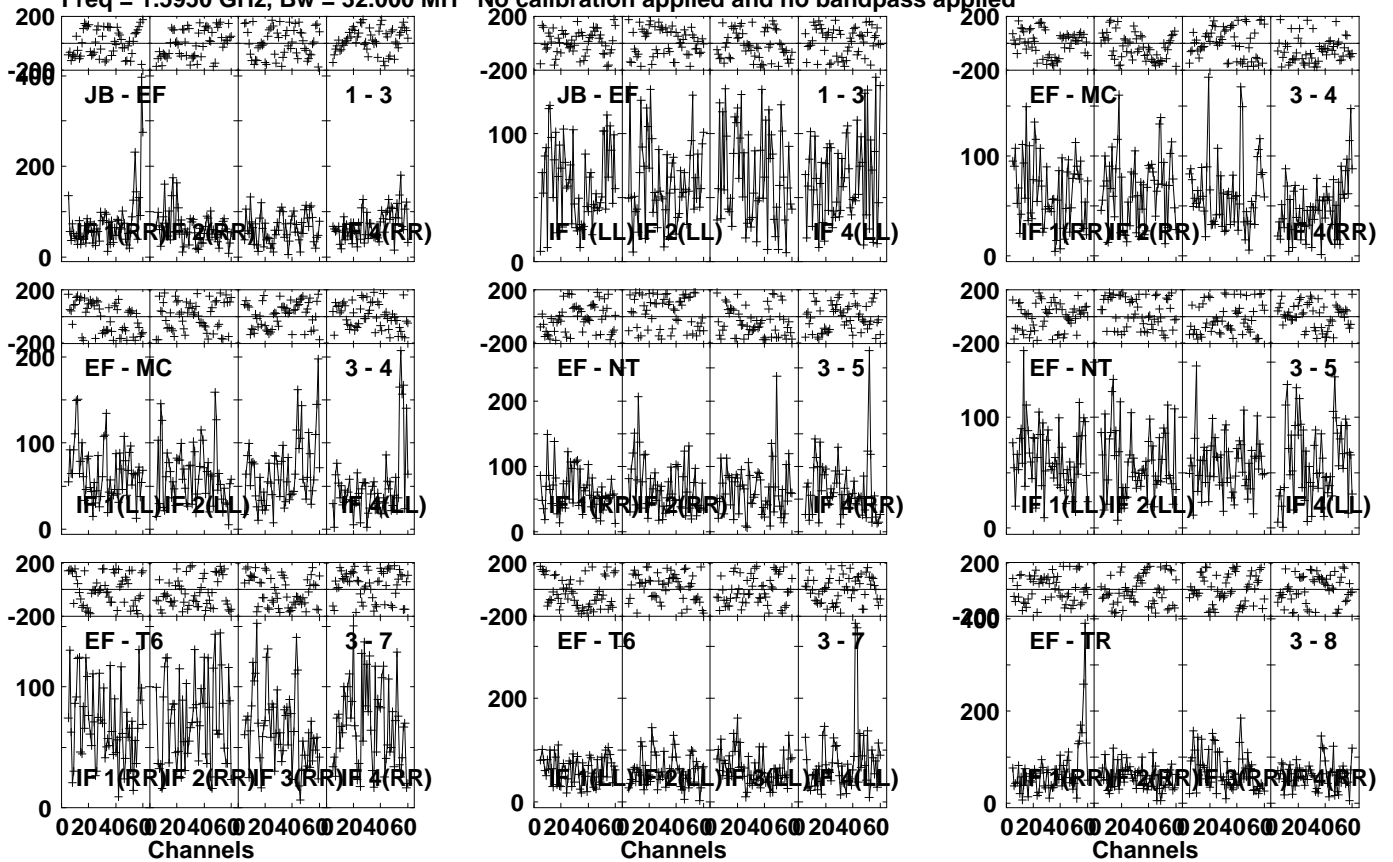
Lower frame: Milli Ampl Jy Top frame: Phas deg
Vector averaged cross-power spectrum Several baselines displayed
Timerange: 01/03:08:31 to 01/03:09:59

Plot file version 181 created 11-APR-2024 15:09:05

FRB20221022A RN002.UVDATA.1

Freq = 1.5950 GHz, Bw = 32.000 MH

No calibration applied and no bandpass applied



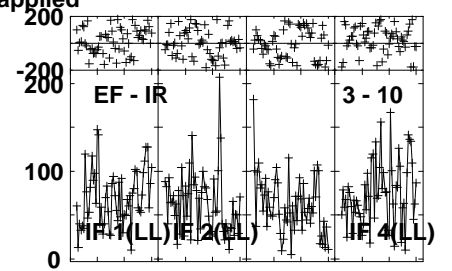
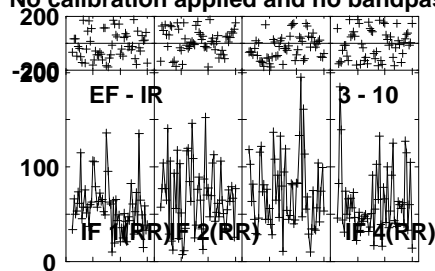
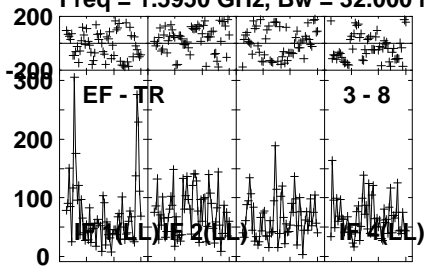
Lower frame: Micro Ampl Jy Top frame: Phas deg
Vector averaged cross-power spectrum Several baselines displayed
Timerange: 01/03:10:01 to 01/03:14:59

Plot file version 182 created 11-APR-2024 15:09:05

FRB20221022A RN002.UVDATA.1

Freq = 1.5950 GHz, Bw = 32.000 MH

No calibration applied and no bandpass applied



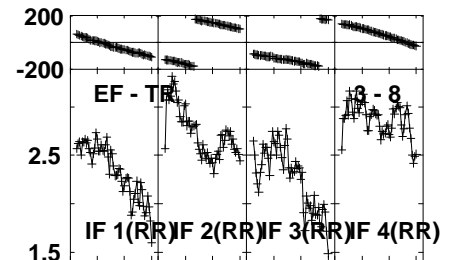
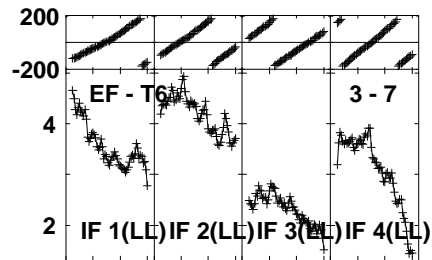
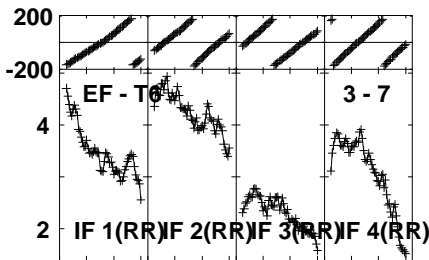
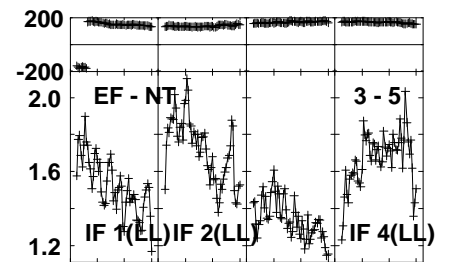
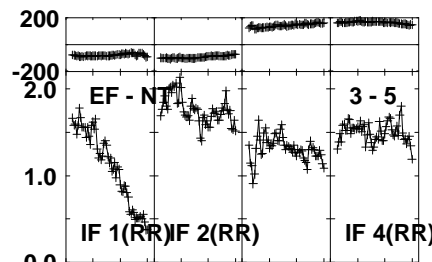
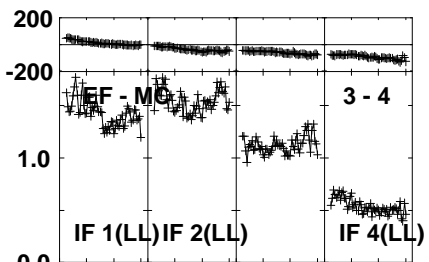
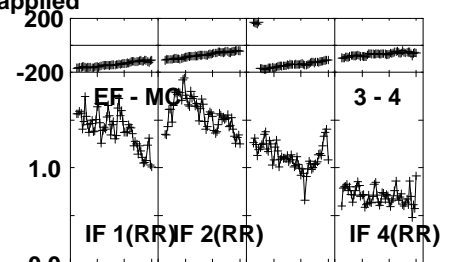
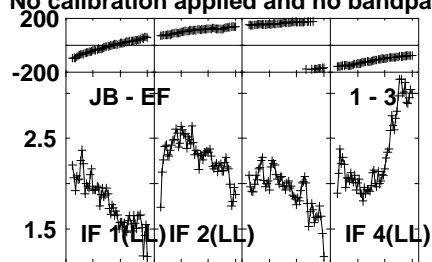
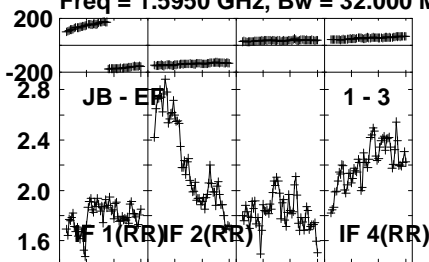
Lower frame: Micro Ampl Jy Top frame: Phas deg
Vector averaged cross-power spectrum Several baselines displayed
Timerange: 01/03:10:01 to 01/03:14:59

Plot file version 183 created 11-APR-2024 15:09:05

J0213+8717 RN002.UVDATA.1

Freq = 1.5950 GHz, Bw = 32.000 MH

No calibration applied and no bandpass applied



0204060 204060 204060 204060
Channels

0204060 204060 204060 204060
Channels

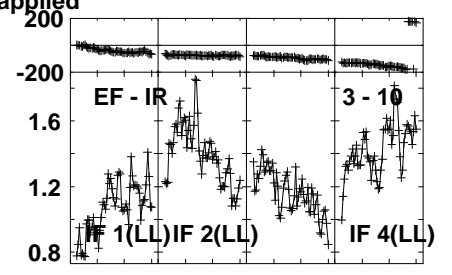
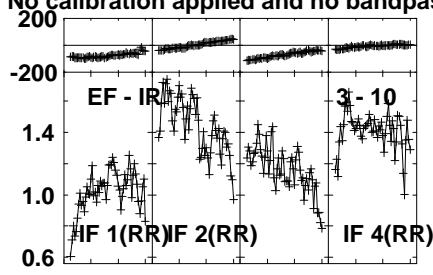
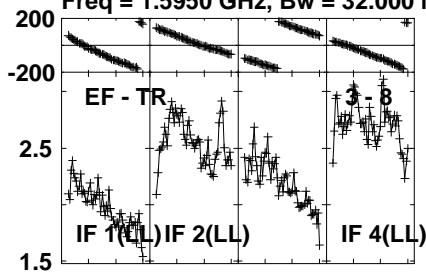
0204060 204060 204060 204060
Channels

Lower frame: Milli Ampl Jy Top frame: Phas deg
Vector averaged cross-power spectrum Several baselines displayed
Timerange: 01/03:15:31 to 01/03:16:59

Plot file version 184 created 11-APR-2024 15:09:05

J0213+8717 RN002.UVDATA.1

Freq = 1.5950 GHz, Bw = 32.000 MH No calibration applied and no bandpass applied



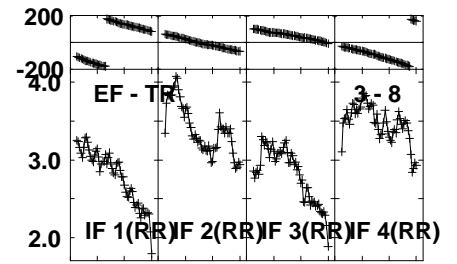
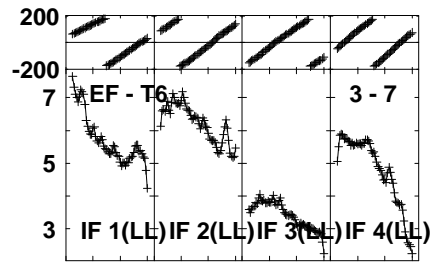
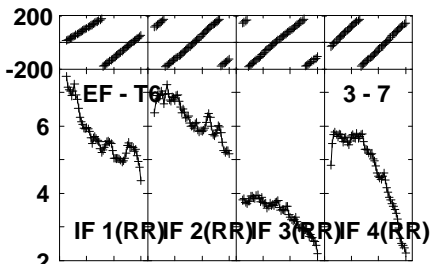
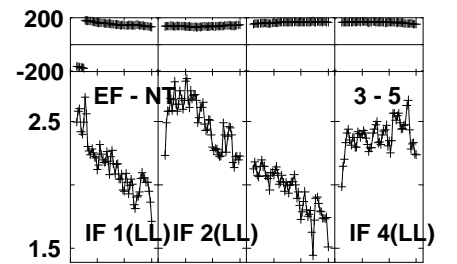
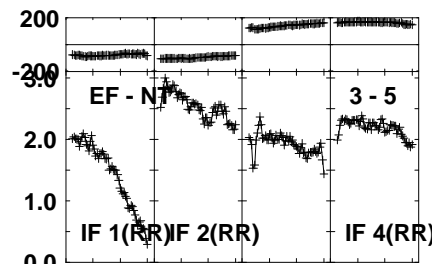
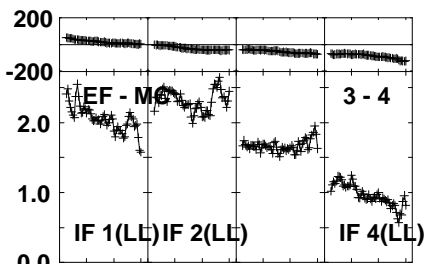
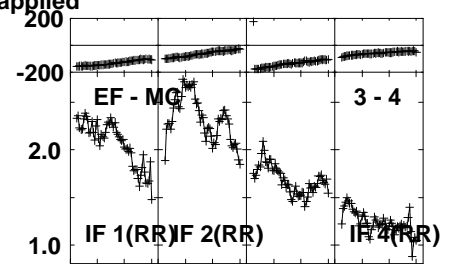
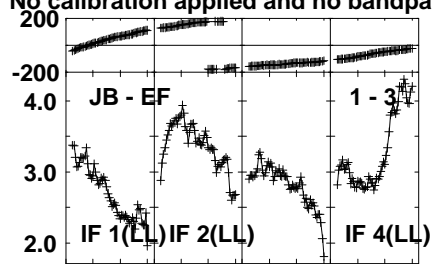
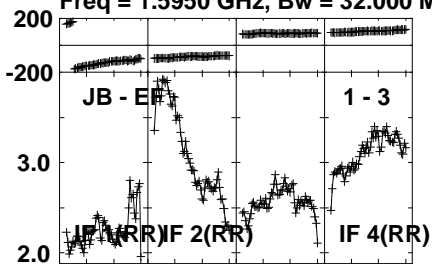
Lower frame: Milli Ampl Jy Top frame: Phas deg
Vector averaged cross-power spectrum Several baselines displayed
Timerange: 01/03:15:31 to 01/03:16:59

Plot file version 185 created 11-APR-2024 15:09:05

J0052+8627 RN002.UVDATA.1

Freq = 1.5950 GHz, Bw = 32.000 MH

No calibration applied and no bandpass applied



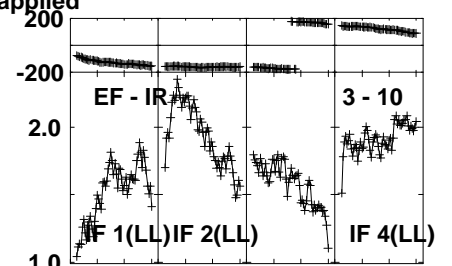
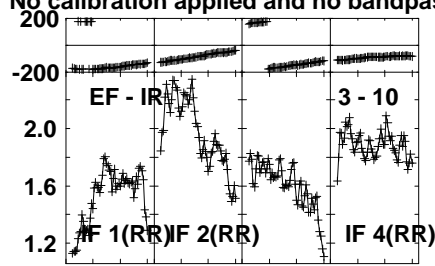
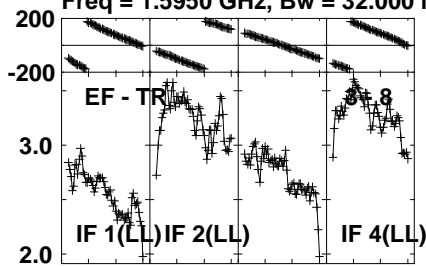
Lower frame: Milli Ampl Jy Top frame: Phas deg
Vector averaged cross-power spectrum Several baselines displayed
Timerange: 01/03:17:01 to 01/03:19:59

Plot file version 186 created 11-APR-2024 15:09:05

J0052+8627 RN002.UVDATA.1

Freq = 1.5950 GHz, Bw = 32.000 MH

No calibration applied and no bandpass applied



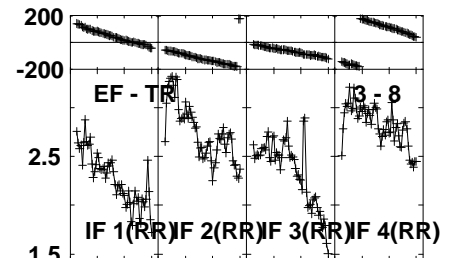
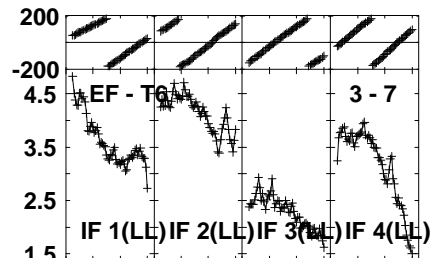
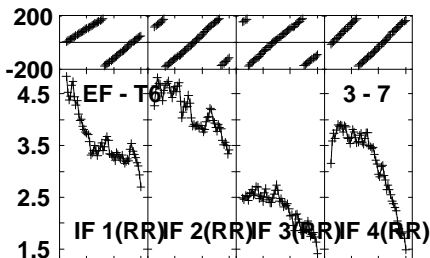
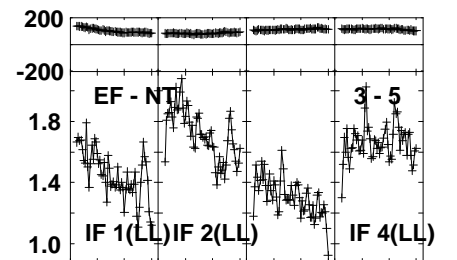
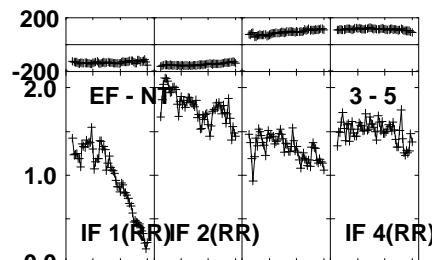
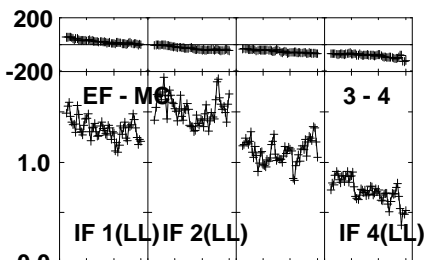
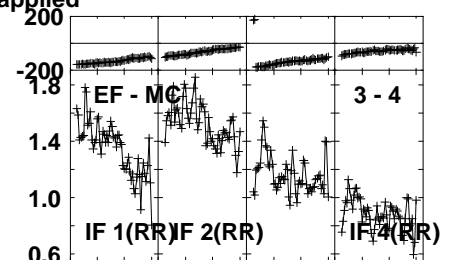

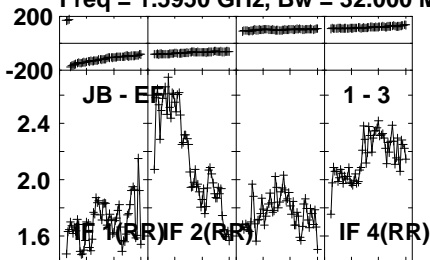
Lower frame: Milli Ampl Jy Top frame: Phas deg
Vector averaged cross-power spectrum Several baselines displayed
Timerange: 01/03:17:01 to 01/03:19:59

Plot file version 187 created 11-APR-2024 15:09:06

J0213+8717 RN002.UVDATA.1

Freq = 1.5950 GHz, Bw = 32.000 MH

No calibration applied and no bandpass applied



0204060 204060 204060 204060
Channels

0204060 204060 204060 204060
Channels

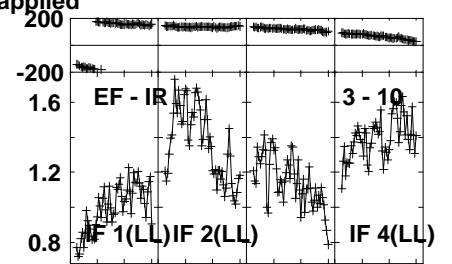
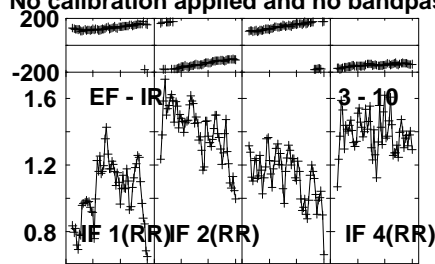
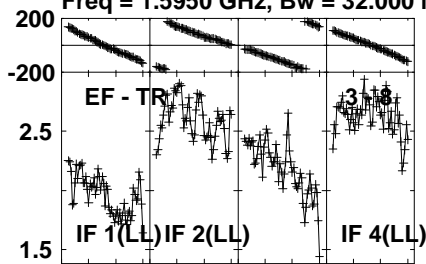
0204060 204060 204060 204060
Channels

Lower frame: Milli Ampl Jy Top frame: Phas deg
Vector averaged cross-power spectrum Several baselines displayed
Timerange: 01/03:20:31 to 01/03:21:59

Plot file version 188 created 11-APR-2024 15:09:06

J0213+8717 RN002.UVDATA.1

Freq = 1.5950 GHz, Bw = 32.000 MH No calibration applied and no bandpass applied



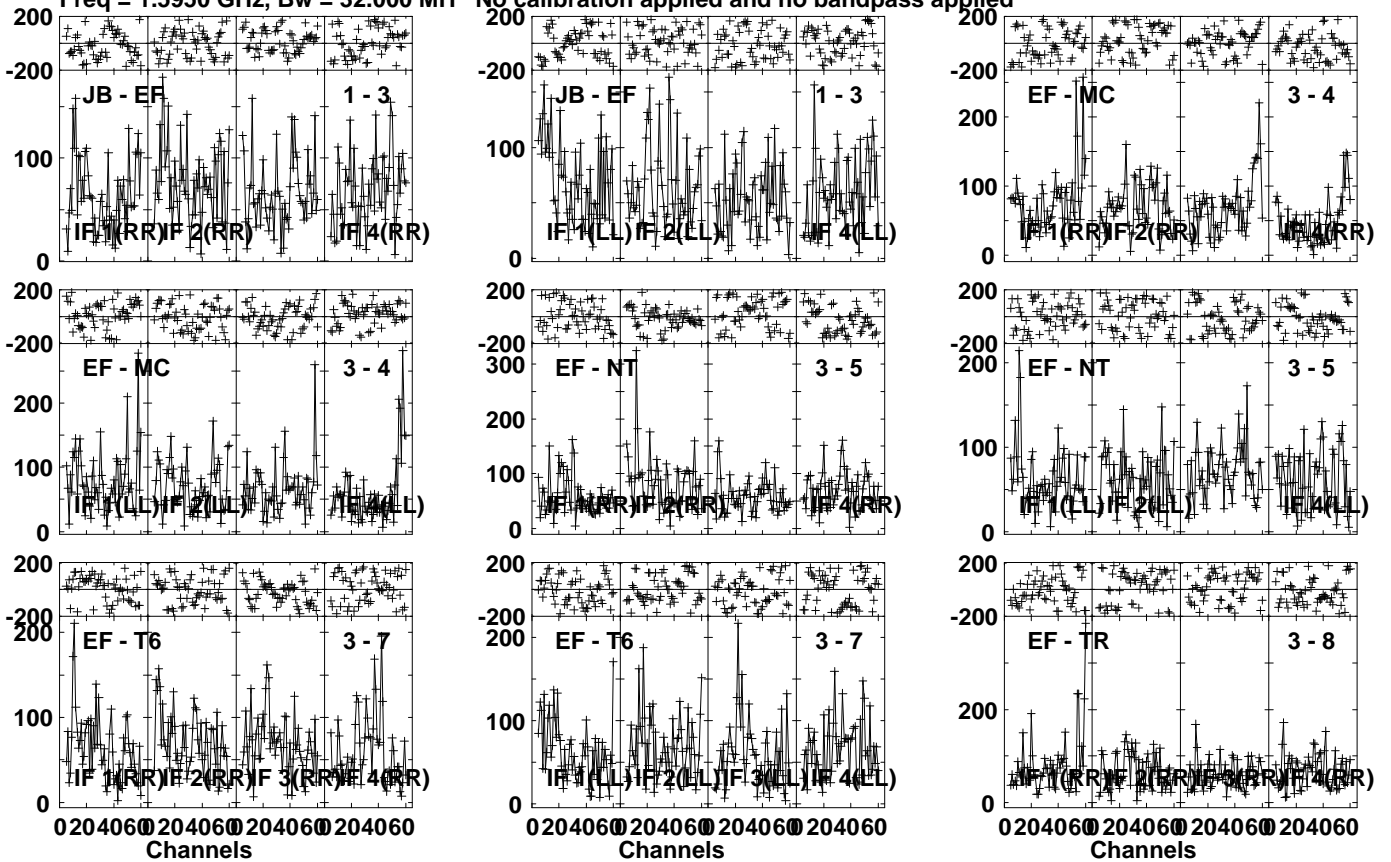
Lower frame: Milli Ampl Jy Top frame: Phas deg
Vector averaged cross-power spectrum Several baselines displayed
Timerange: 01/03:20:31 to 01/03:21:59

Plot file version 189 created 11-APR-2024 15:09:06

FRB20221022A RN002.UVDATA.1

Freq = 1.5950 GHz, Bw = 32.000 MH

No calibration applied and no bandpass applied



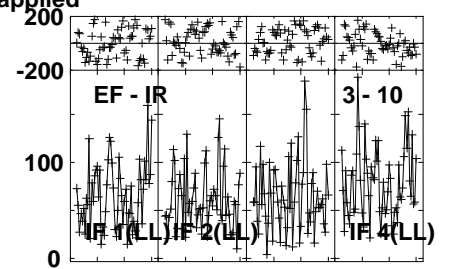
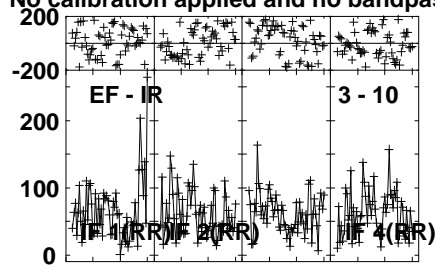
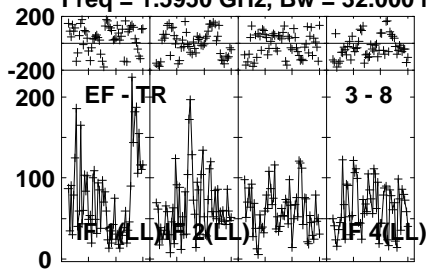
Lower frame: Micro Ampl Jy Top frame: Phas deg
Vector averaged cross-power spectrum Several baselines displayed
Timerange: 01/03:22:01 to 01/03:26:59

Plot file version 190 created 11-APR-2024 15:09:06

FRB20221022A RN002.UVDATA.1

Freq = 1.5950 GHz, Bw = 32.000 MH

No calibration applied and no bandpass applied



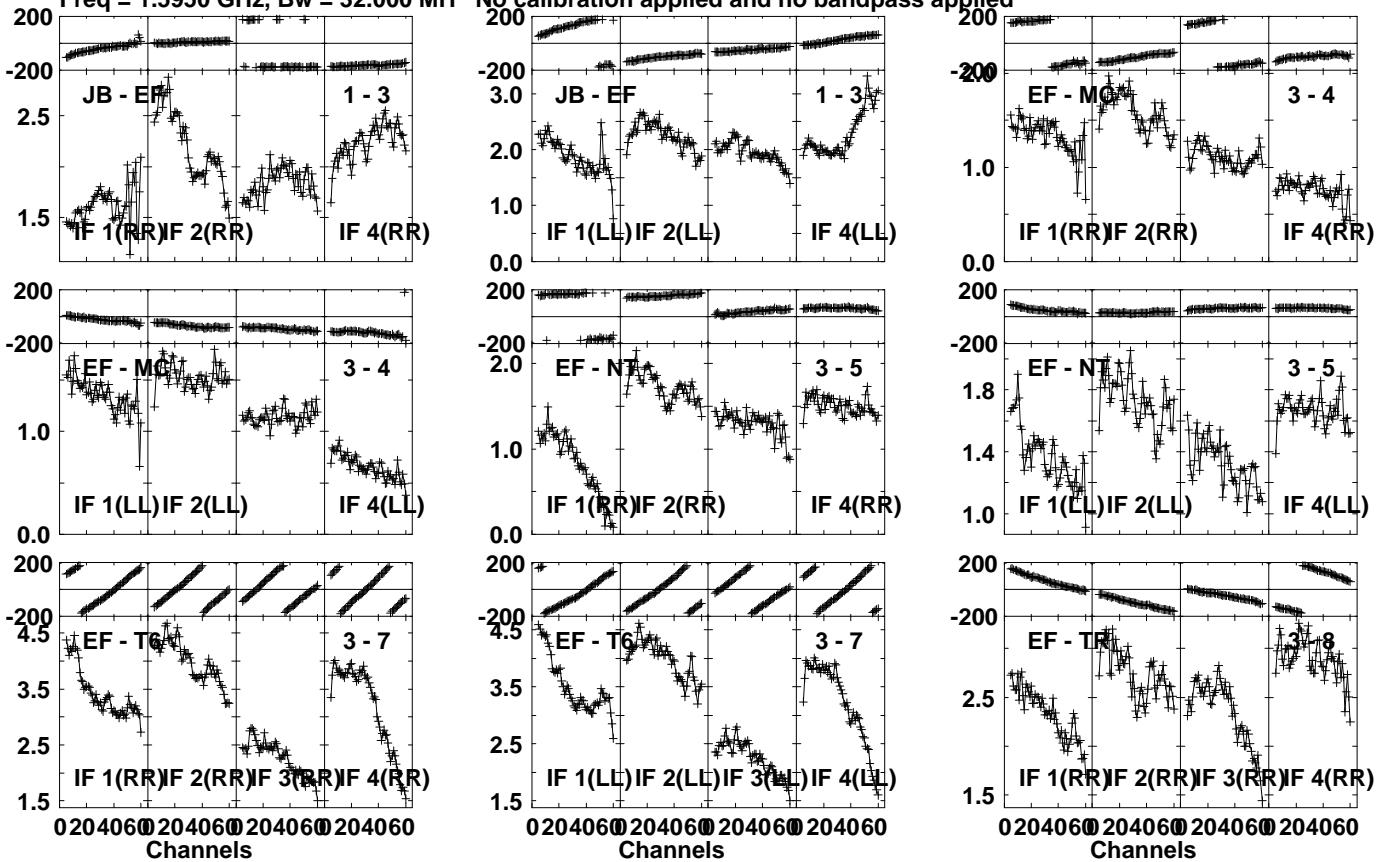
Lower frame: Micro Ampl Jy Top frame: Phas deg
Vector averaged cross-power spectrum Several baselines displayed
Timerange: 01/03:22:01 to 01/03:26:59

Plot file version 191 created 11-APR-2024 15:09:06

J0213+8717 RN002.UVDATA.1

Freq = 1.5950 GHz, Bw = 32.000 MH

No calibration applied and no bandpass applied

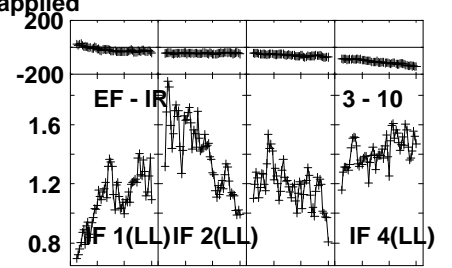
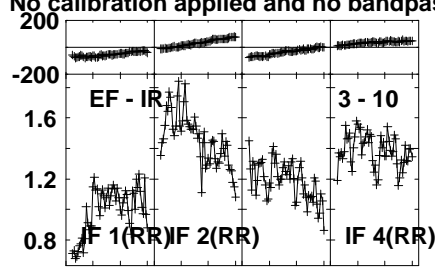
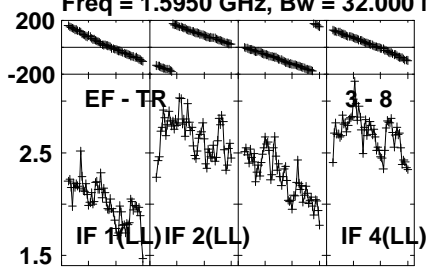


Lower frame: Milli Ampl Jy Top frame: Phas deg
Vector averaged cross-power spectrum Several baselines displayed
Timerange: 01/03:27:31 to 01/03:28:59

Plot file version 192 created 11-APR-2024 15:09:06

J0213+8717 RN002.UVDATA.1

Freq = 1.5950 GHz, Bw = 32.000 MH No calibration applied and no bandpass applied



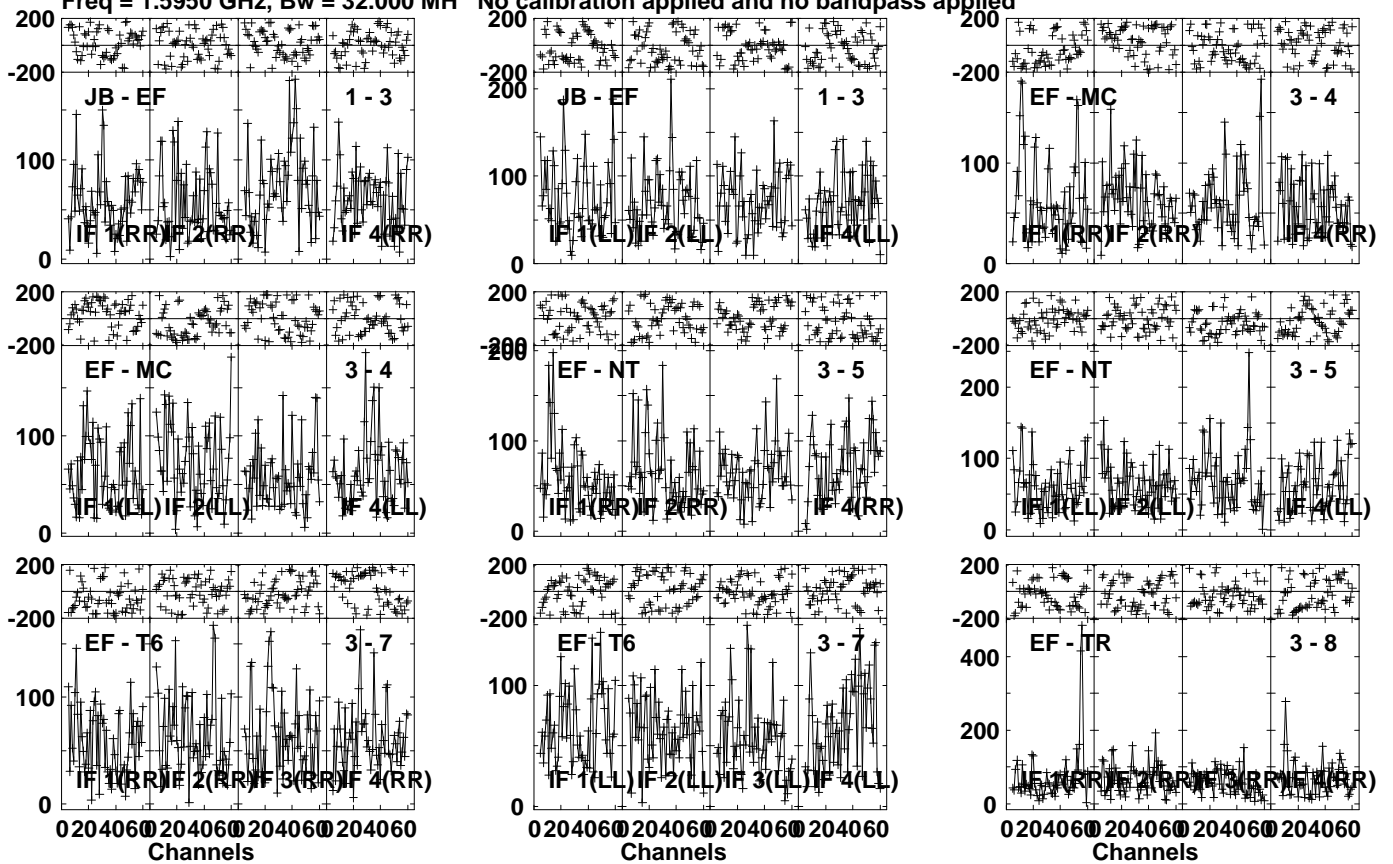
Lower frame: Milli Ampl Jy Top frame: Phas deg
Vector averaged cross-power spectrum Several baselines displayed
Timerange: 01/03:27:31 to 01/03:28:59

Plot file version 193 created 11-APR-2024 15:09:06

FRB20221022A RN002.UVDATA.1

Freq = 1.5950 GHz, Bw = 32.000 MH

No calibration applied and no bandpass applied



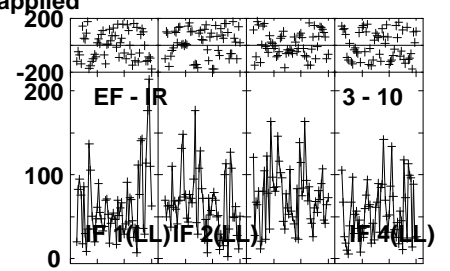
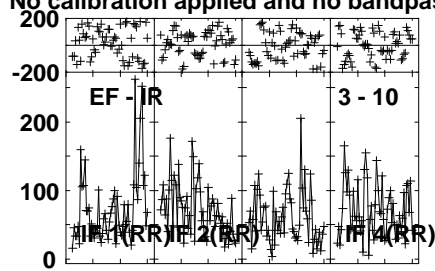
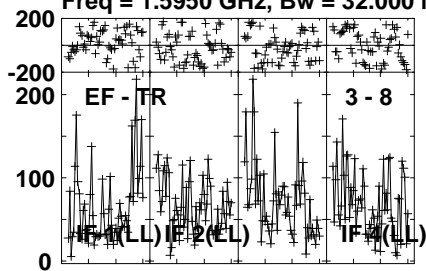
Lower frame: Micro Ampl Jy Top frame: Phas deg
Vector averaged cross-power spectrum Several baselines displayed
Timerange: 01/03:29:01 to 01/03:33:59

Plot file version 194 created 11-APR-2024 15:09:06

FRB20221022A RN002.UVDATA.1

Freq = 1.5950 GHz, Bw = 32.000 MH

No calibration applied and no bandpass applied



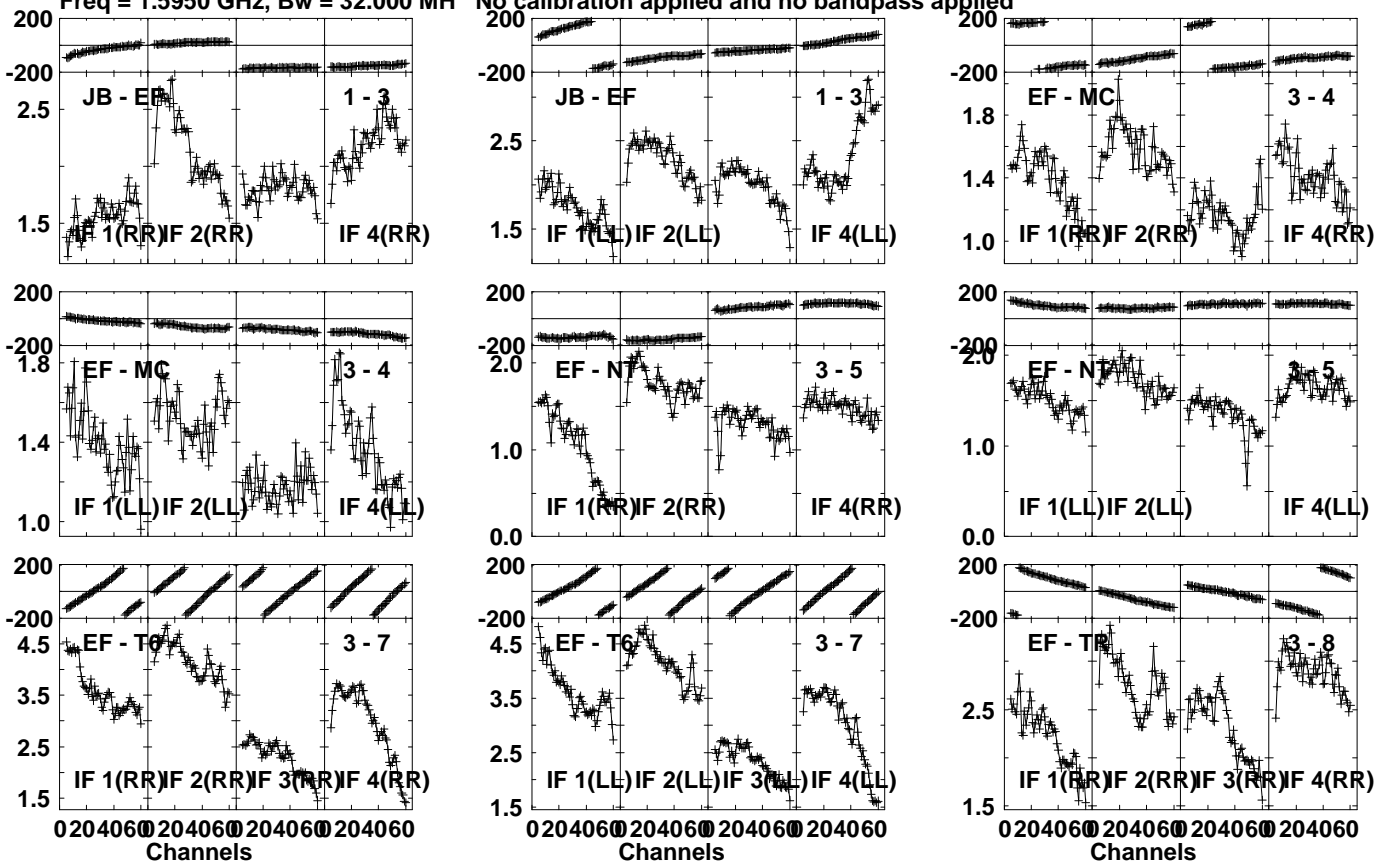
Lower frame: Micro Ampl Jy Top frame: Phas deg
Vector averaged cross-power spectrum Several baselines displayed
Timerange: 01/03:29:01 to 01/03:33:59

Plot file version 195 created 11-APR-2024 15:09:06

J0213+8717 RN002.UVDATA.1

Freq = 1.5950 GHz, Bw = 32.000 MH

No calibration applied and no bandpass applied



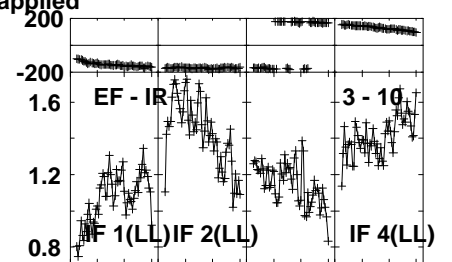
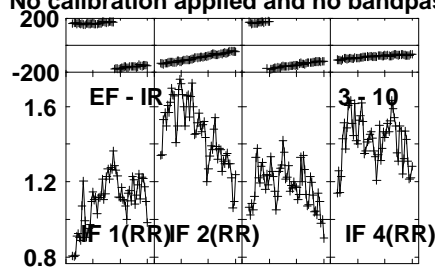
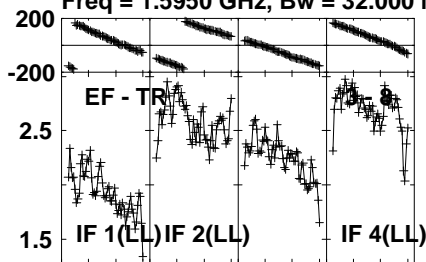
Lower frame: Milli Ampl Jy Top frame: Phas deg
Vector averaged cross-power spectrum Several baselines displayed
Timerange: 01/03:34:31 to 01/03:35:59

Plot file version 196 created 11-APR-2024 15:09:06

J0213+8717 RN002.UVDATA.1

Freq = 1.5950 GHz, Bw = 32.000 MH

No calibration applied and no bandpass applied



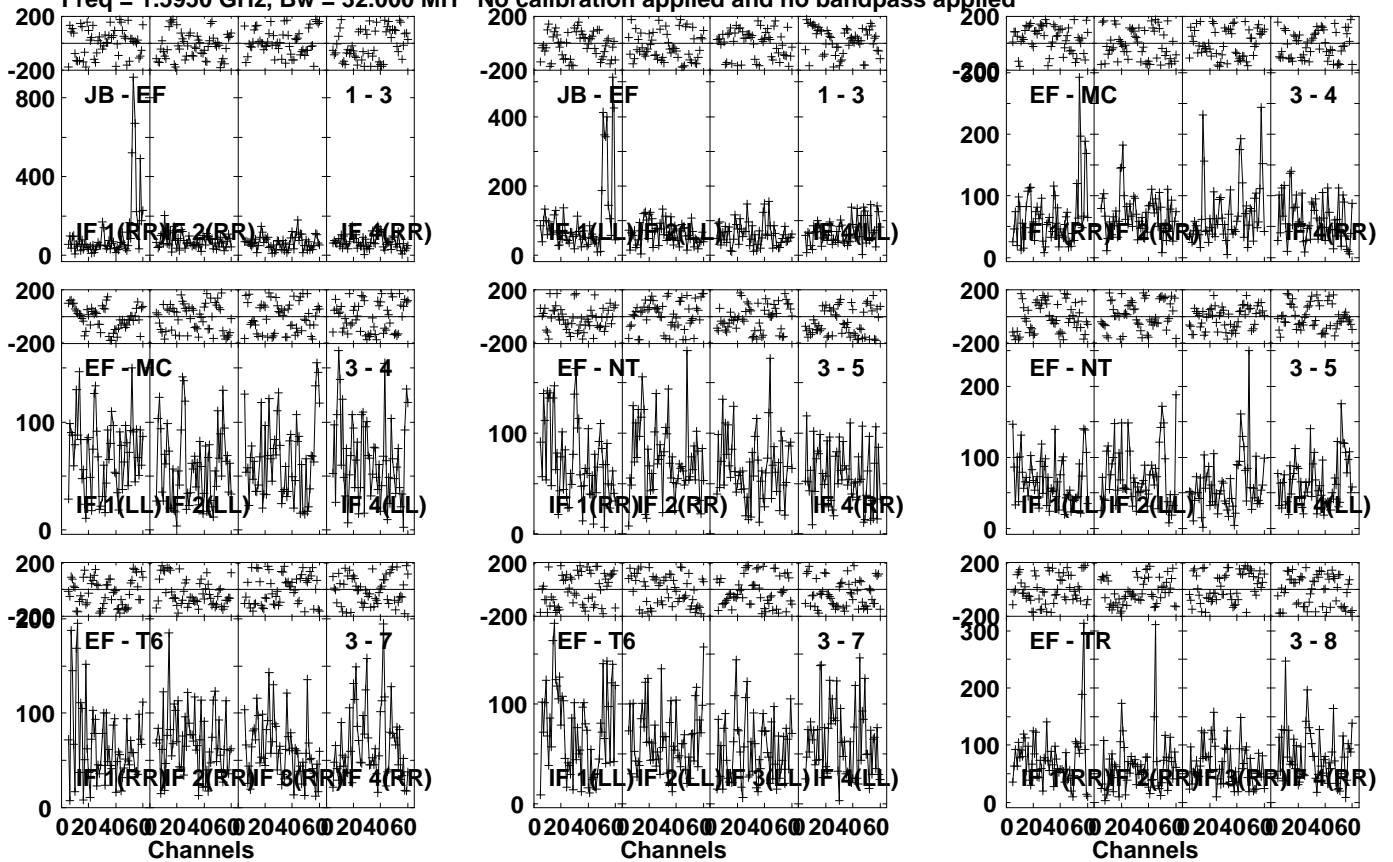
Lower frame: Milli Ampl Jy Top frame: Phas deg
Vector averaged cross-power spectrum Several baselines displayed
Timerange: 01/03:34:31 to 01/03:35:59

Plot file version 197 created 11-APR-2024 15:09:06

FRB20221022A RN002.UVDATA.1

Freq = 1.5950 GHz, Bw = 32.000 MH

No calibration applied and no bandpass applied

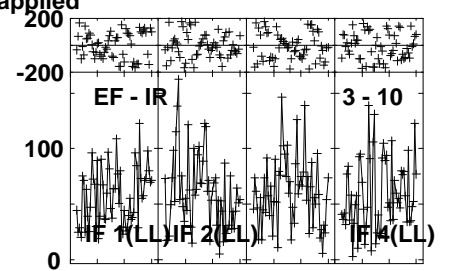
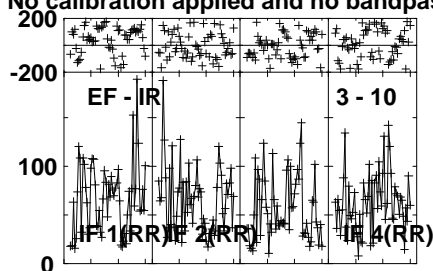
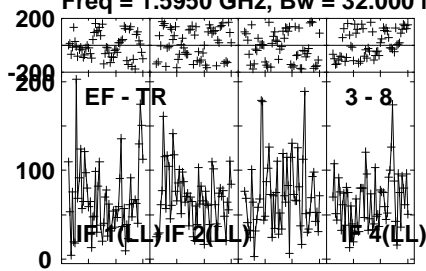


Lower frame: Micro Ampl Jy Top frame: Phas deg
Vector averaged cross-power spectrum Several baselines displayed
Timerange: 01/03:36:01 to 01/03:40:59

Plot file version 198 created 11-APR-2024 15:09:06

FRB20221022A RN002.UVDATA.1

Freq = 1.5950 GHz, Bw = 32.000 MH No calibration applied and no bandpass applied



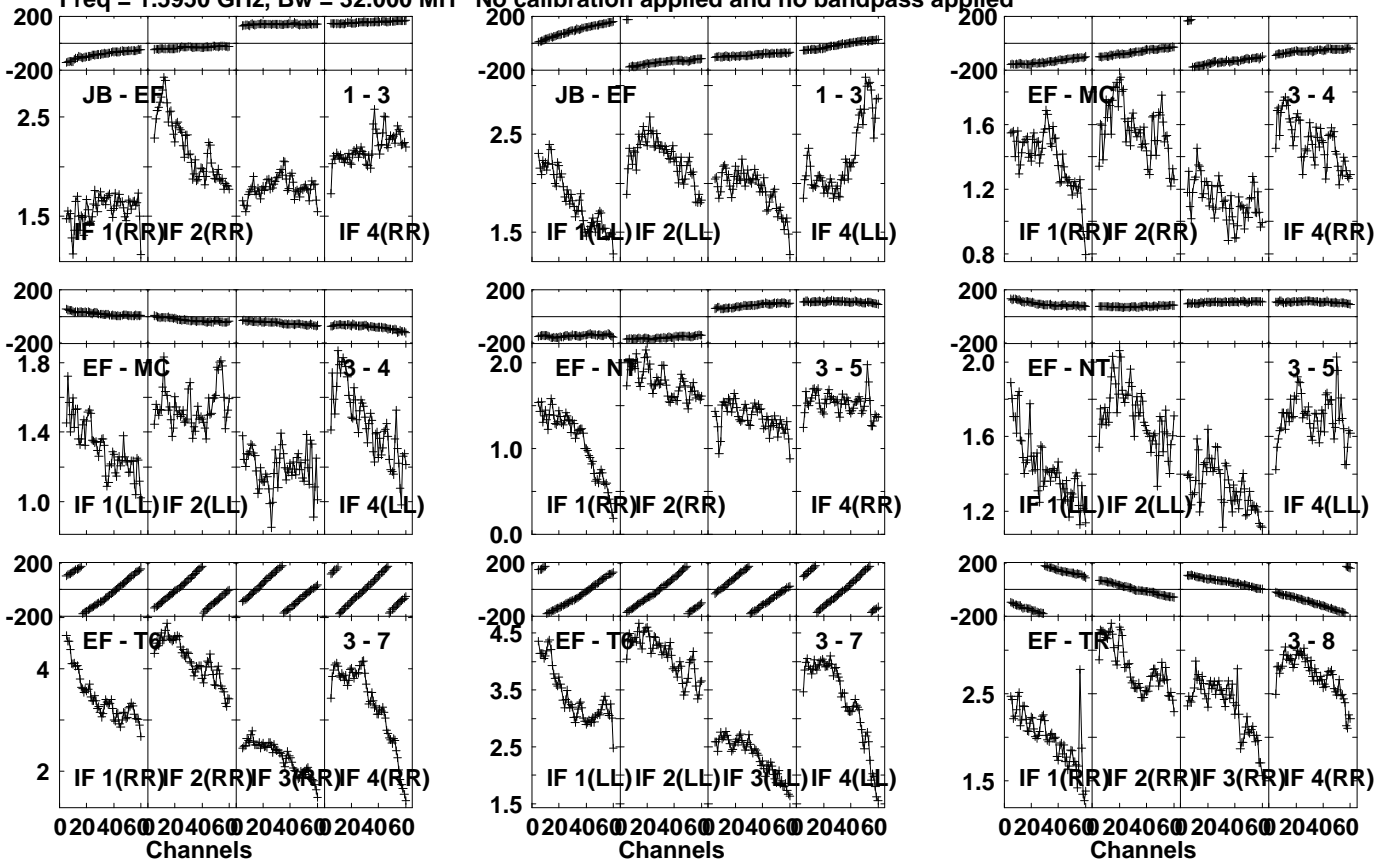
Lower frame: Micro Ampl Jy Top frame: Phas deg
Vector averaged cross-power spectrum Several baselines displayed
Timerange: 01/03:36:01 to 01/03:40:59

Plot file version 199 created 11-APR-2024 15:09:06

J0213+8717 RN002.UVDATA.1

Freq = 1.5950 GHz, Bw = 32.000 MH

No calibration applied and no bandpass applied

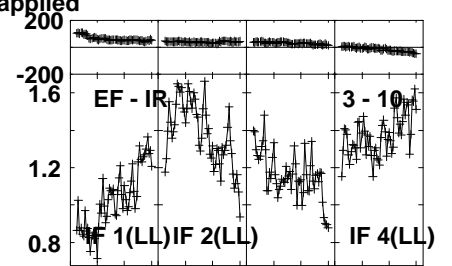
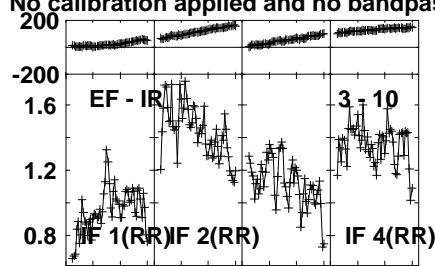
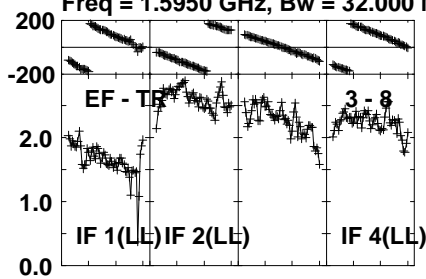


Lower frame: Milli Ampl Jy Top frame: Phas deg
 Vector averaged cross-power spectrum Several baselines displayed
 Timerange: 01/03:41:31 to 01/03:42:59

Plot file version 200 created 11-APR-2024 15:09:06

J0213+8717 RN002.UVDATA.1

Freq = 1.5950 GHz, Bw = 32.000 MH No calibration applied and no bandpass applied



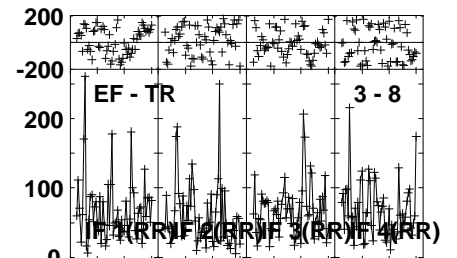
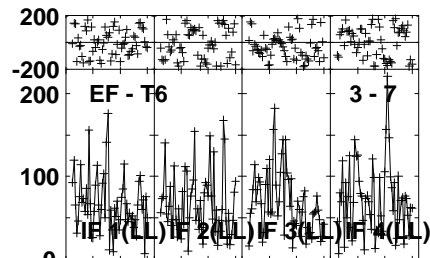
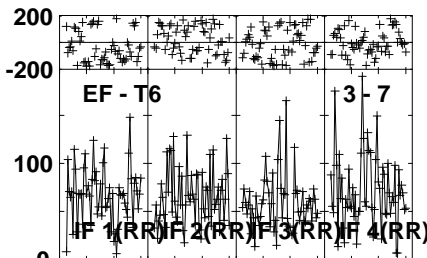
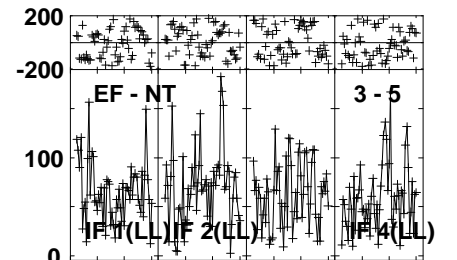
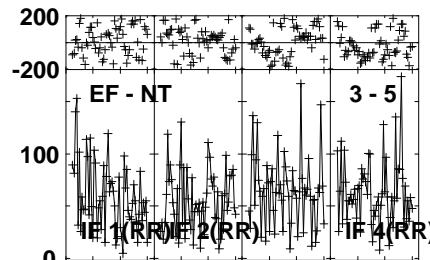
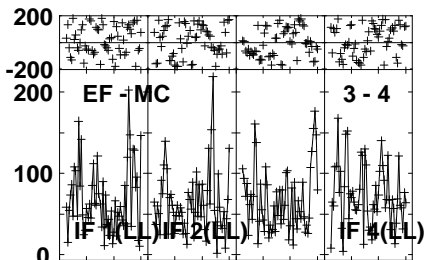
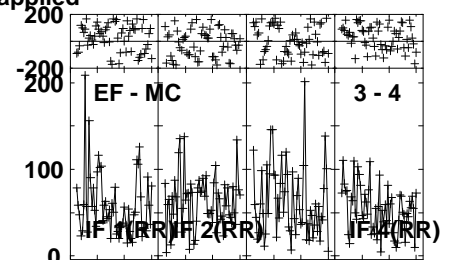
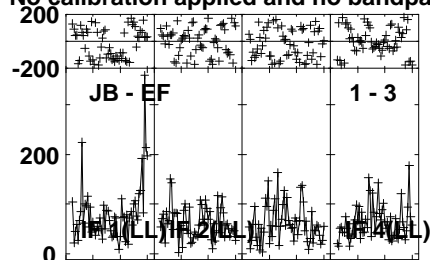
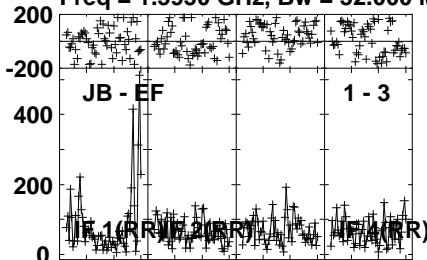
Lower frame: Milli Ampl Jy Top frame: Phas deg
Vector averaged cross-power spectrum Several baselines displayed
Timerange: 01/03:41:31 to 01/03:42:59

Plot file version 201 created 11-APR-2024 15:09:06

FRB20221022A RN002.UVDATA.1

Freq = 1.5950 GHz, Bw = 32.000 MH

No calibration applied and no bandpass applied



0204060 204060 204060 204060
Channels

0204060 204060 204060 204060
Channels

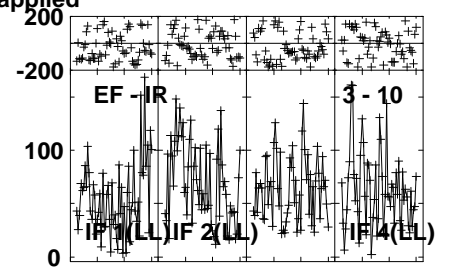
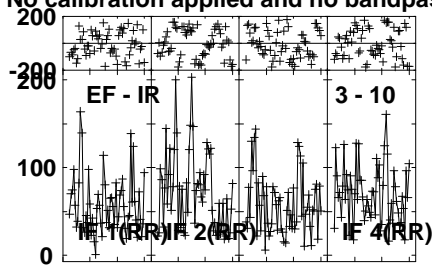

0204060 204060 204060 204060
Channels

Lower frame: Micro Ampl Jy Top frame: Phas deg
Vector averaged cross-power spectrum Several baselines displayed
Timerange: 01/03:43:01 to 01/03:47:59

Plot file version 202 created 11-APR-2024 15:09:06

FRB20221022A RN002.UVDATA.1

Freq = 1.5950 GHz, Bw = 32.000 MH No calibration applied and no bandpass applied



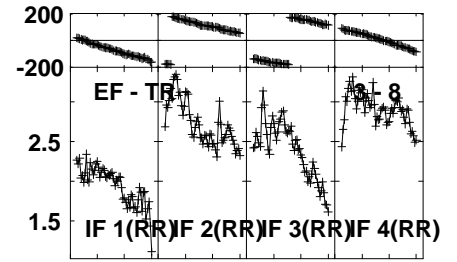
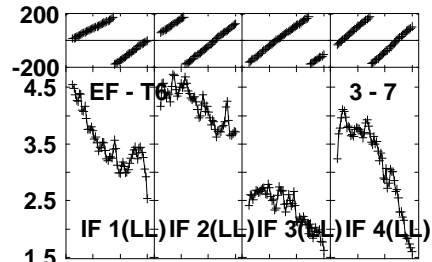
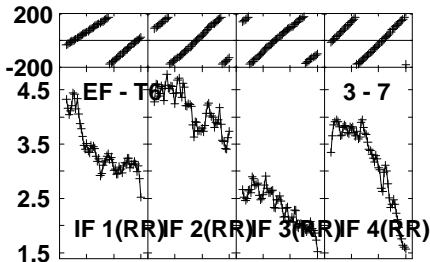
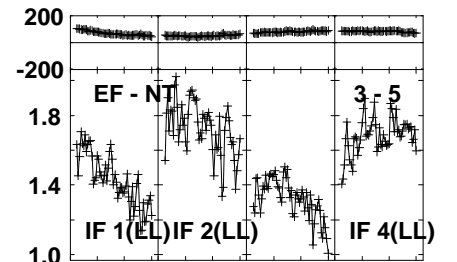
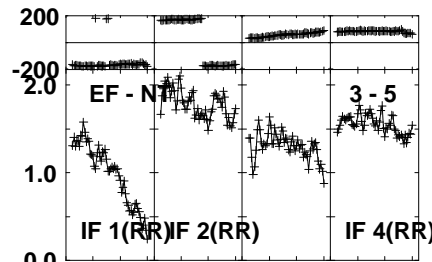
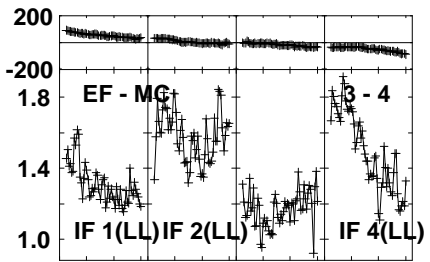
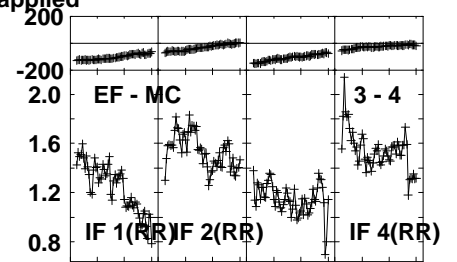
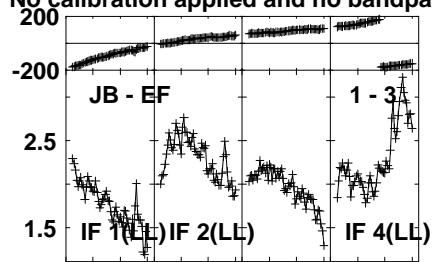
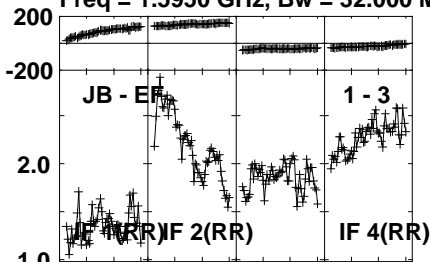
Lower frame: Micro Ampl Jy Top frame: Phas deg
Vector averaged cross-power spectrum Several baselines displayed
Timerange: 01/03:43:01 to 01/03:47:59

Plot file version 203 created 11-APR-2024 15:09:07

J0213+8717 RN002.UVDATA.1

Freq = 1.5950 GHz, Bw = 32.000 MH

No calibration applied and no bandpass applied

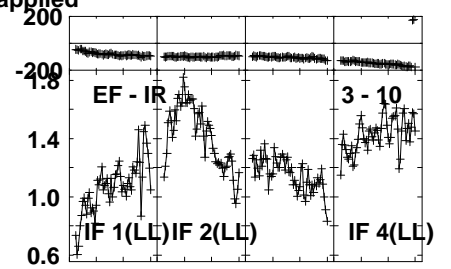
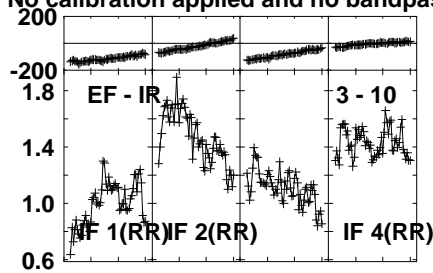
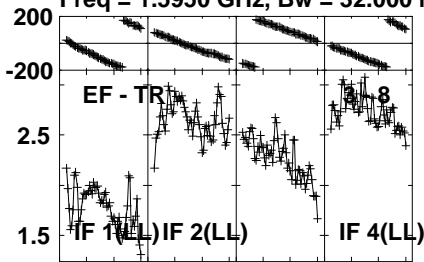


Lower frame: Milli Ampl Jy Top frame: Phas deg
Vector averaged cross-power spectrum Several baselines displayed
Timerange: 01/03:48:31 to 01/03:49:59

Plot file version 204 created 11-APR-2024 15:09:07

J0213+8717 RN002.UVDATA.1

Freq = 1.5950 GHz, Bw = 32.000 MH No calibration applied and no bandpass applied



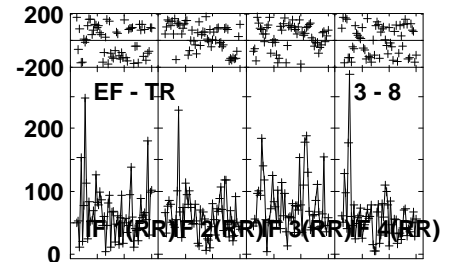
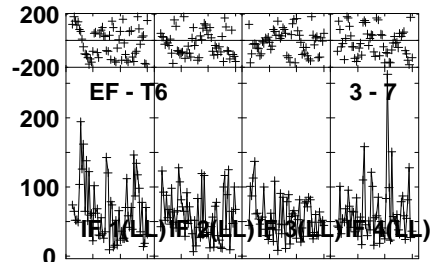
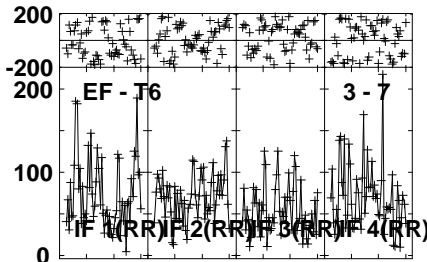
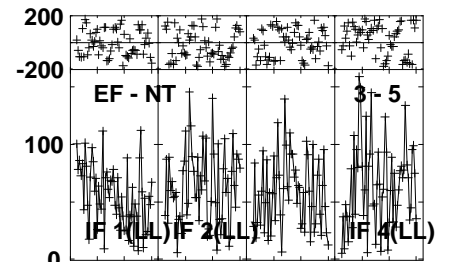
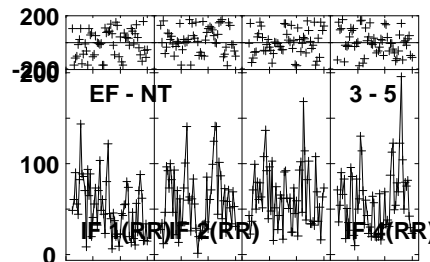
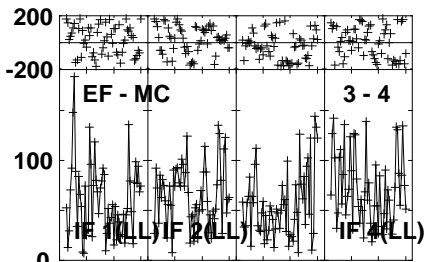
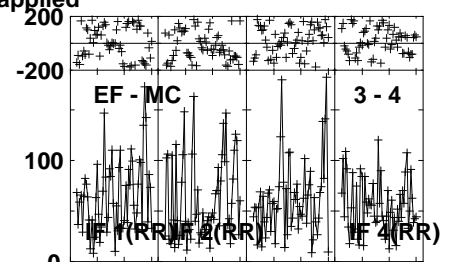
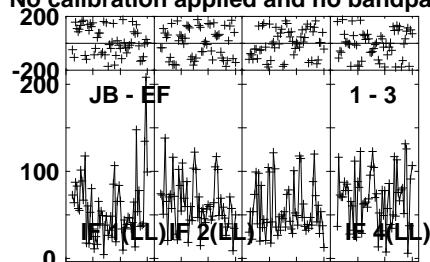
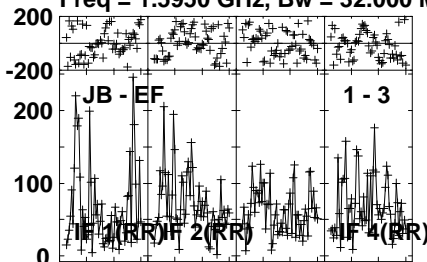
Lower frame: Milli Ampl Jy Top frame: Phas deg
Vector averaged cross-power spectrum Several baselines displayed
Timerange: 01/03:48:31 to 01/03:49:59

Plot file version 205 created 11-APR-2024 15:09:07

FRB20221022A RN002.UVDATA.1

Freq = 1.5950 GHz, Bw = 32.000 MH

No calibration applied and no bandpass applied



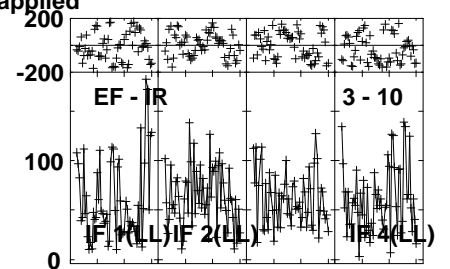
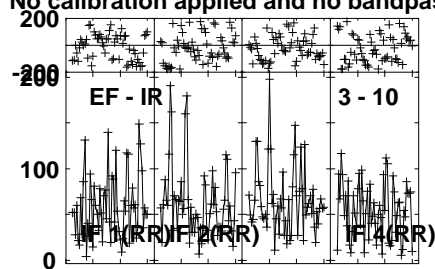
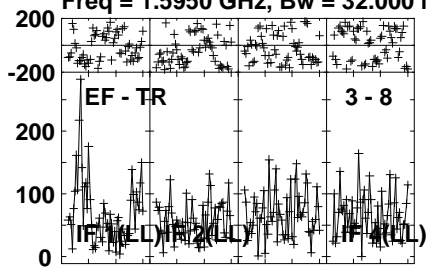
Lower frame: Micro Ampl Jy Top frame: Phas deg
Vector averaged cross-power spectrum Several baselines displayed
Timerange: 01/03:50:01 to 01/03:54:59

Plot file version 206 created 11-APR-2024 15:09:07

FRB20221022A RN002.UVDATA.1

Freq = 1.5950 GHz, Bw = 32.000 MH

No calibration applied and no bandpass applied



Lower frame: Micro Ampl Jy Top frame: Phas deg

Vector averaged cross-power spectrum Several baselines displayed

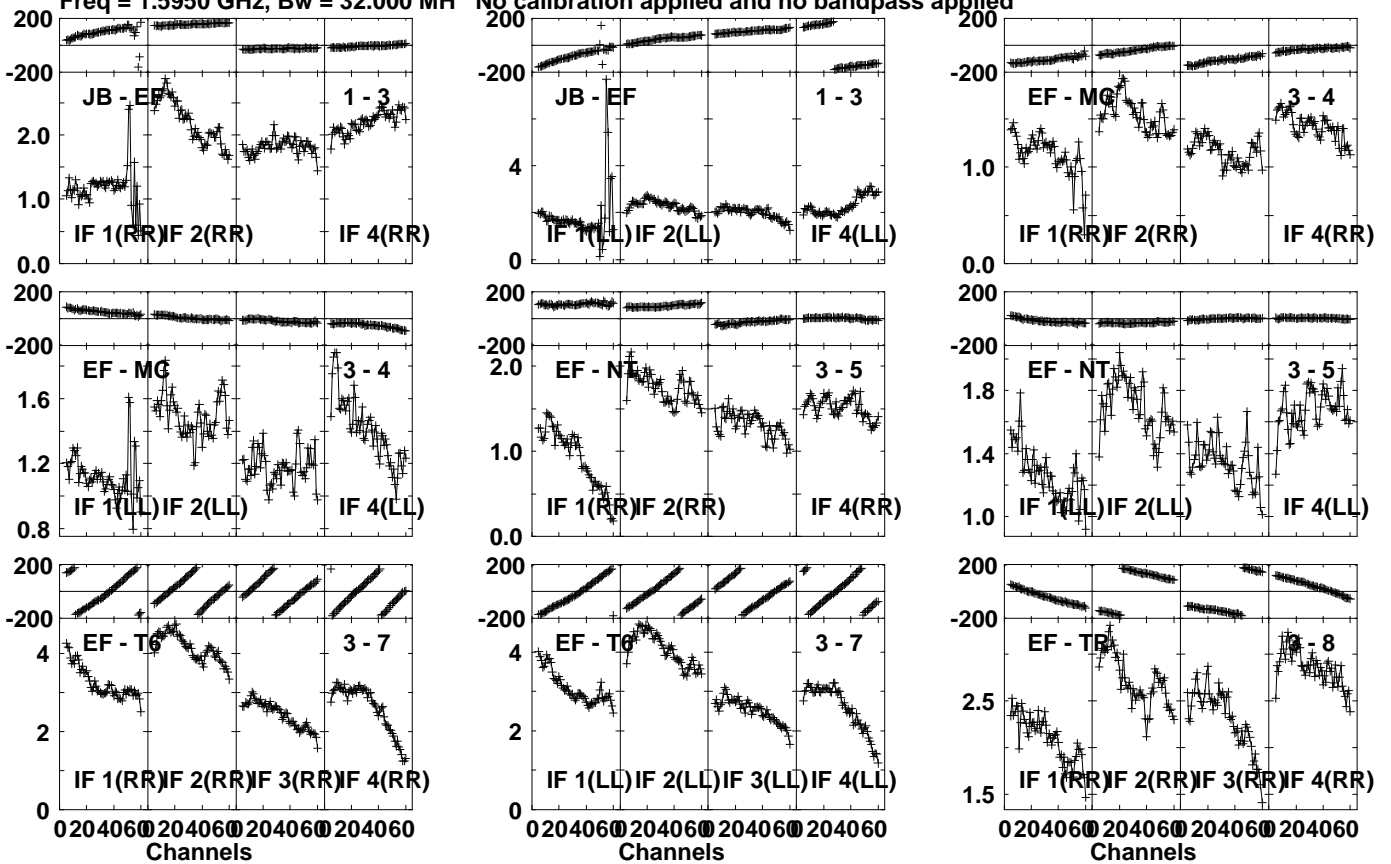
Timerange: 01/03:50:01 to 01/03:54:59

Plot file version 207 created 11-APR-2024 15:09:07

J0213+8717 RN002.UVDATA.1

Freq = 1.5950 GHz, Bw = 32.000 MH

No calibration applied and no bandpass applied

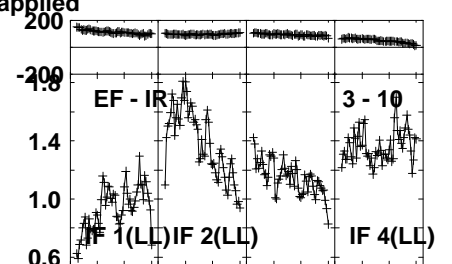
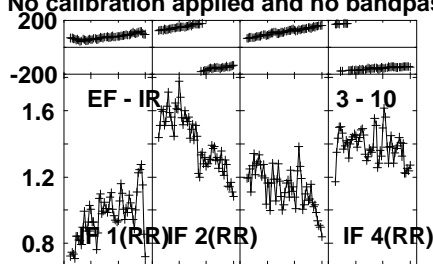
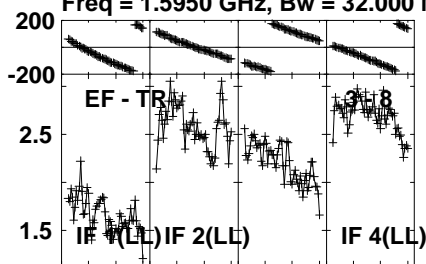


Lower frame: Milli Ampl Jy Top frame: Phas deg
Vector averaged cross-power spectrum Several baselines displayed
Timerange: 01/03:55:31 to 01/03:56:59

Plot file version 208 created 11-APR-2024 15:09:07

J0213+8717 RN002.UVDATA.1

Freq = 1.5950 GHz, Bw = 32.000 MH No calibration applied and no bandpass applied



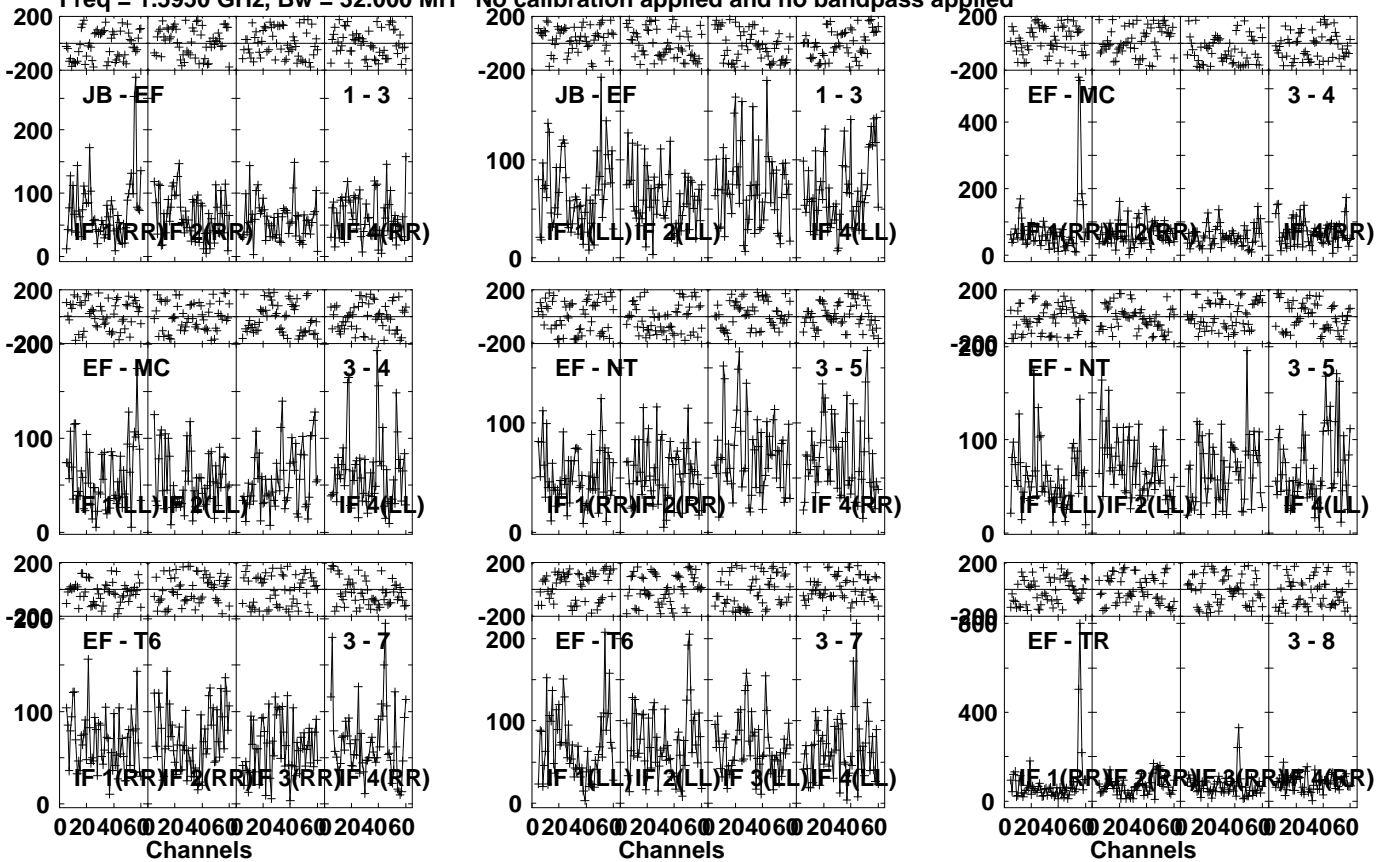
Lower frame: Milli Ampl Jy Top frame: Phas deg
Vector averaged cross-power spectrum Several baselines displayed
Timerange: 01/03:55:31 to 01/03:56:59

Plot file version 209 created 11-APR-2024 15:09:07

FRB20221022A RN002.UVDATA.1

Freq = 1.5950 GHz, Bw = 32.000 MH

No calibration applied and no bandpass applied



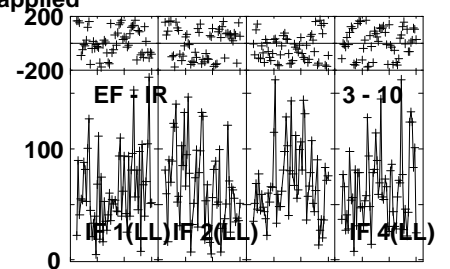
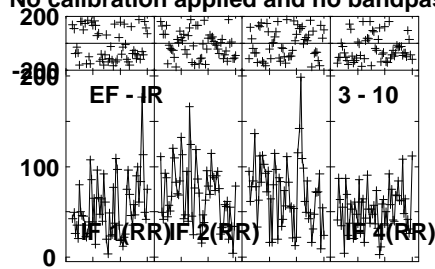
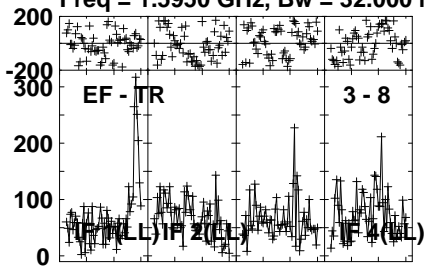
Lower frame: Micro Ampl Jy Top frame: Phas deg
Vector averaged cross-power spectrum Several baselines displayed
Timerange: 01/03:57:01 to 01/04:01:59

Plot file version 210 created 11-APR-2024 15:09:07

FRB20221022A RN002.UVDATA.1

Freq = 1.5950 GHz, Bw = 32.000 MH

No calibration applied and no bandpass applied



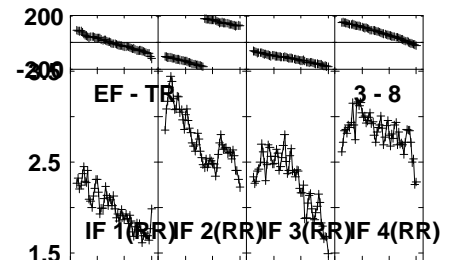
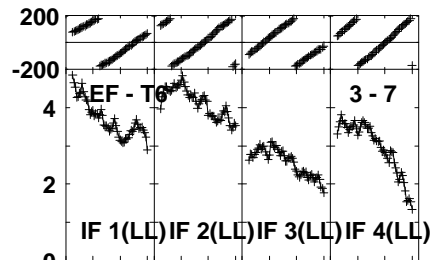
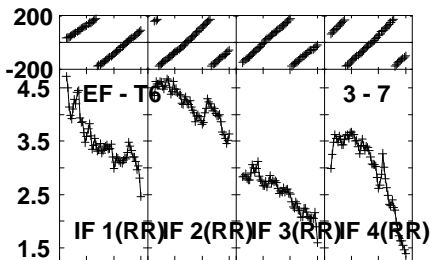
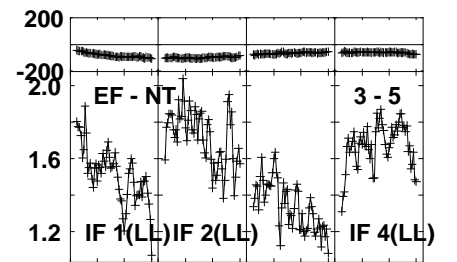
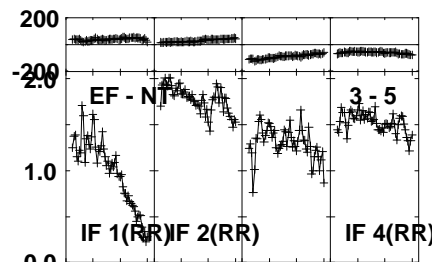
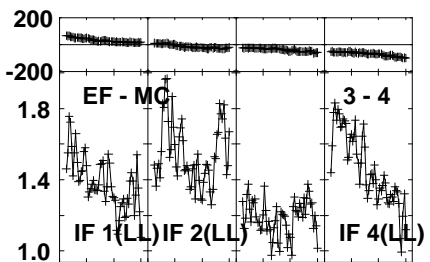
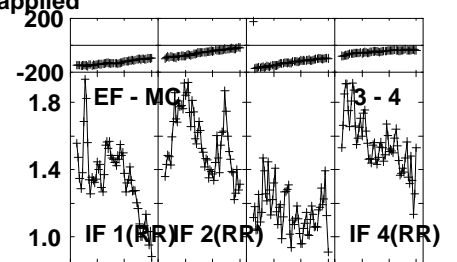
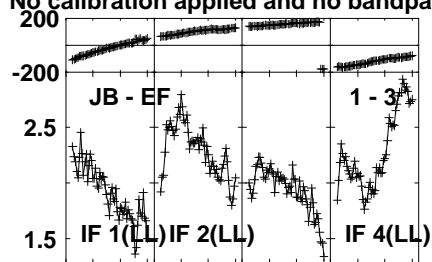
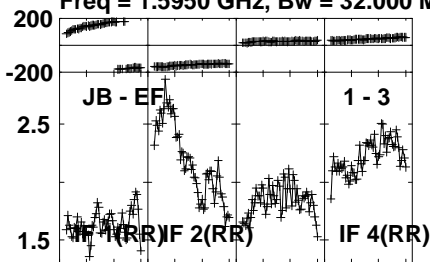
Lower frame: Micro Ampl Jy Top frame: Phas deg
Vector averaged cross-power spectrum Several baselines displayed
Timerange: 01/03:57:01 to 01/04:01:59

Plot file version 211 created 11-APR-2024 15:09:07

J0213+8717 RN002.UVDATA.1

Freq = 1.5950 GHz, Bw = 32.000 MH

No calibration applied and no bandpass applied



0204060 204060 204060 204060
Channels

0204060 204060 204060 204060
Channels

0204060 204060 204060 204060
Channels

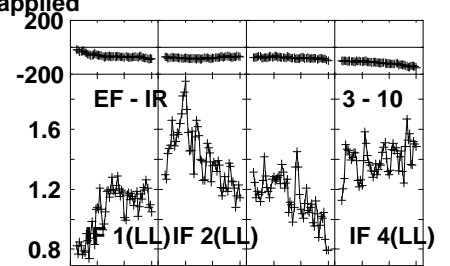
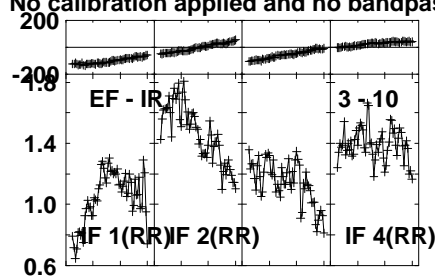
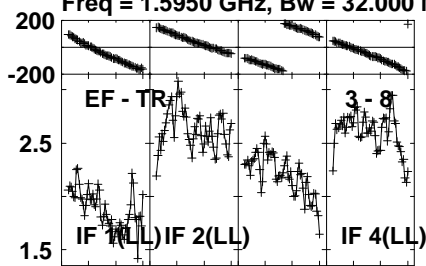
Lower frame: Milli Ampl Jy Top frame: Phas deg
Vector averaged cross-power spectrum Several baselines displayed
Timerange: 01/04:02:31 to 01/04:03:59

Plot file version 212 created 11-APR-2024 15:09:07

J0213+8717 RN002.UVDATA.1

Freq = 1.5950 GHz, Bw = 32.000 MH

No calibration applied and no bandpass applied



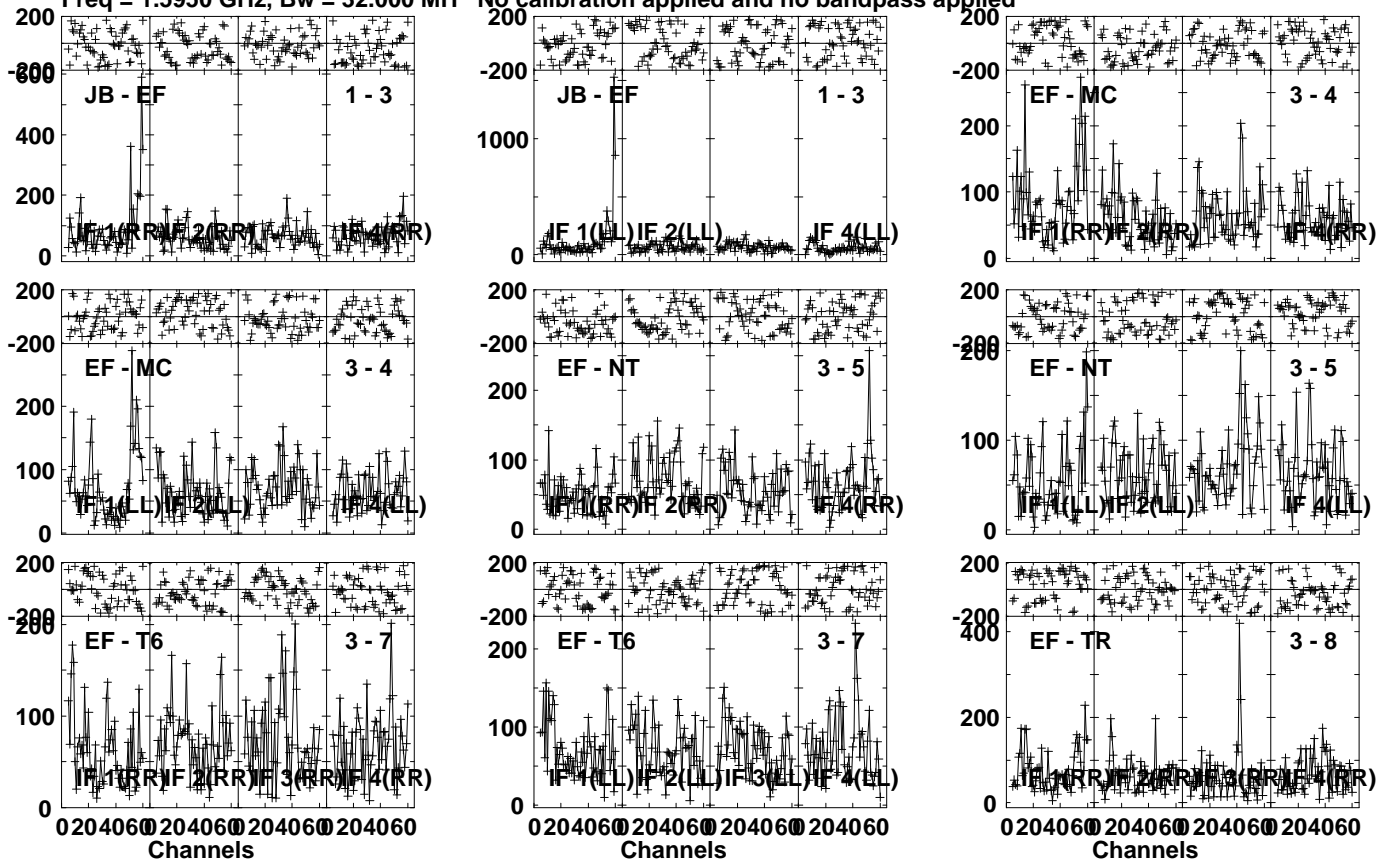
Lower frame: Milli Ampl Jy Top frame: Phas deg
Vector averaged cross-power spectrum Several baselines displayed
Timerange: 01/04:02:31 to 01/04:03:59

Plot file version 213 created 11-APR-2024 15:09:07

FRB20221022A RN002.UVDATA.1

Freq = 1.5950 GHz, Bw = 32.000 MH

No calibration applied and no bandpass applied



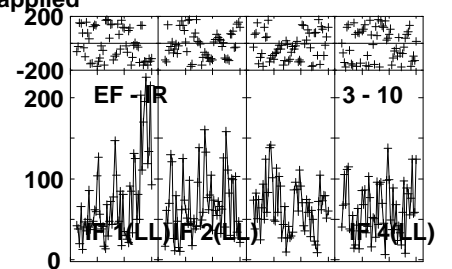
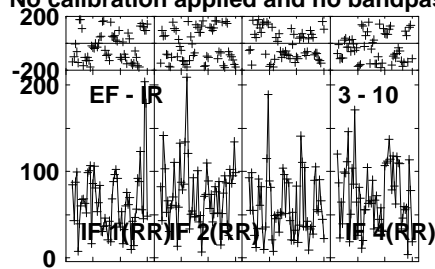
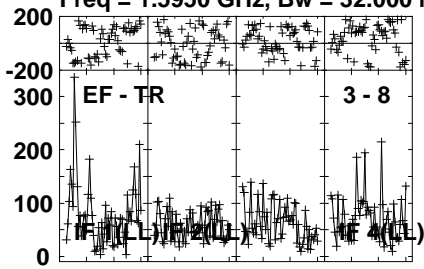
Lower frame: Micro Ampl Jy Top frame: Phas deg
Vector averaged cross-power spectrum Several baselines displayed
Timerange: 01/04:04:01 to 01/04:08:59

Plot file version 214 created 11-APR-2024 15:09:07

FRB20221022A RN002.UVDATA.1

Freq = 1.5950 GHz, Bw = 32.000 MH

No calibration applied and no bandpass applied



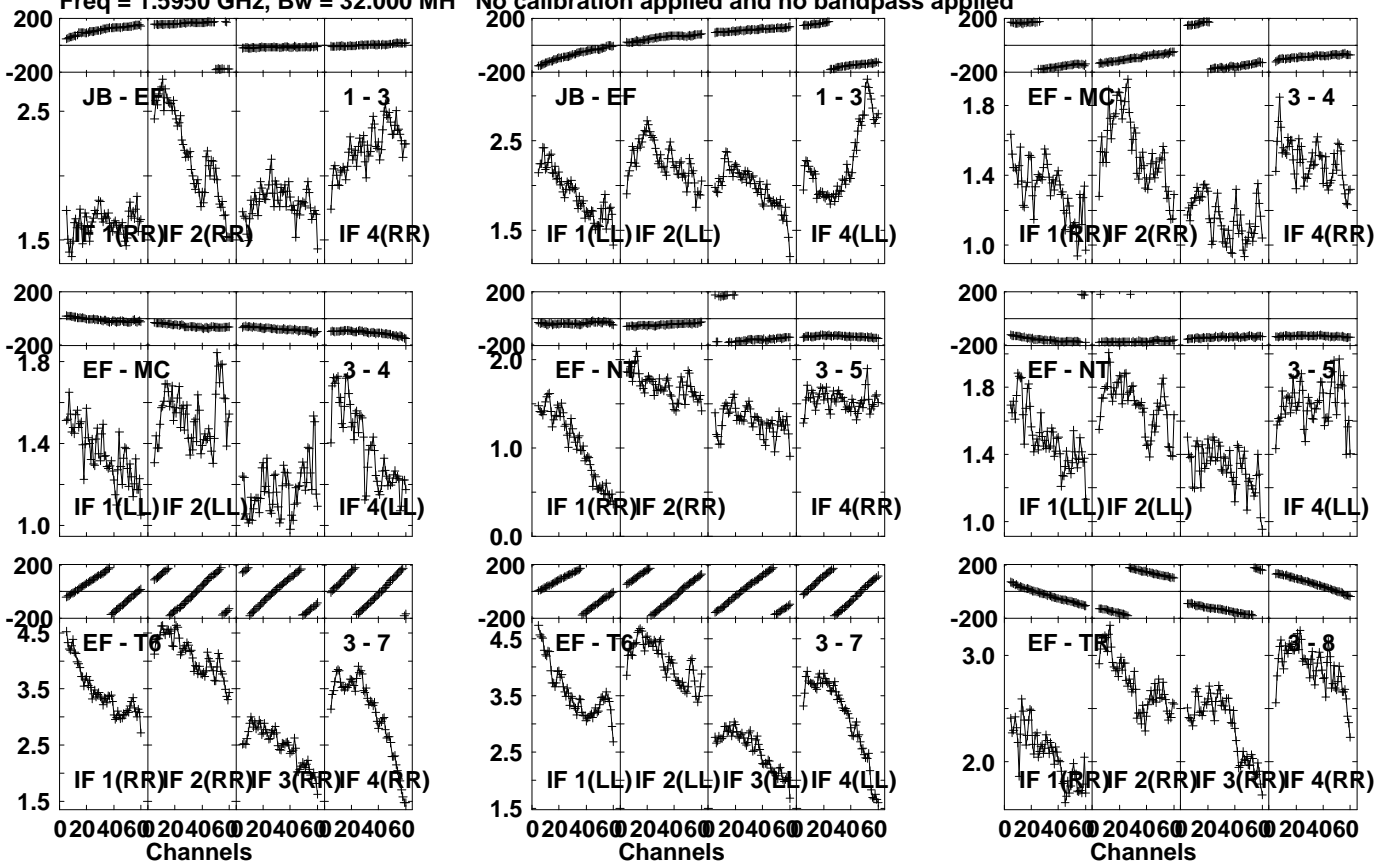
Lower frame: Micro Ampl Jy Top frame: Phas deg
Vector averaged cross-power spectrum Several baselines displayed
Timerange: 01/04:04:01 to 01/04:08:59

Plot file version 215 created 11-APR-2024 15:09:07

J0213+8717 RN002.UVDATA.1

Freq = 1.5950 GHz, Bw = 32.000 MH

No calibration applied and no bandpass applied

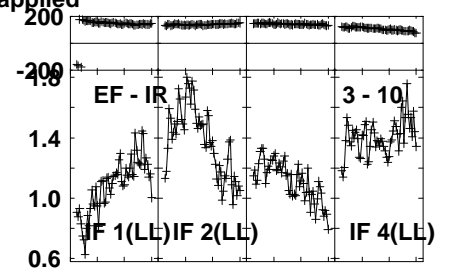
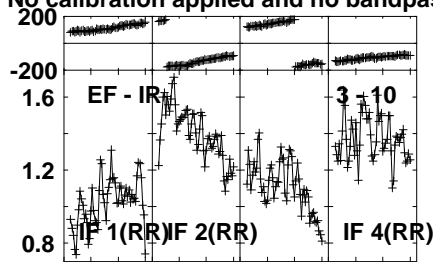
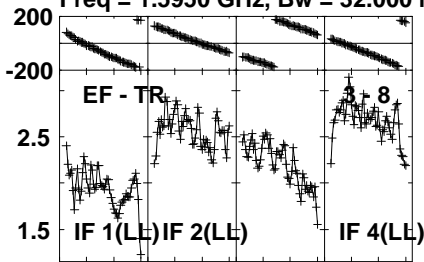


Lower frame: Milli Ampl Jy Top frame: Phas deg
 Vector averaged cross-power spectrum Several baselines displayed
 Timerange: 01/04:09:31 to 01/04:10:59

Plot file version 216 created 11-APR-2024 15:09:07

J0213+8717 RN002.UVDATA.1

Freq = 1.5950 GHz, Bw = 32.000 MH No calibration applied and no bandpass applied



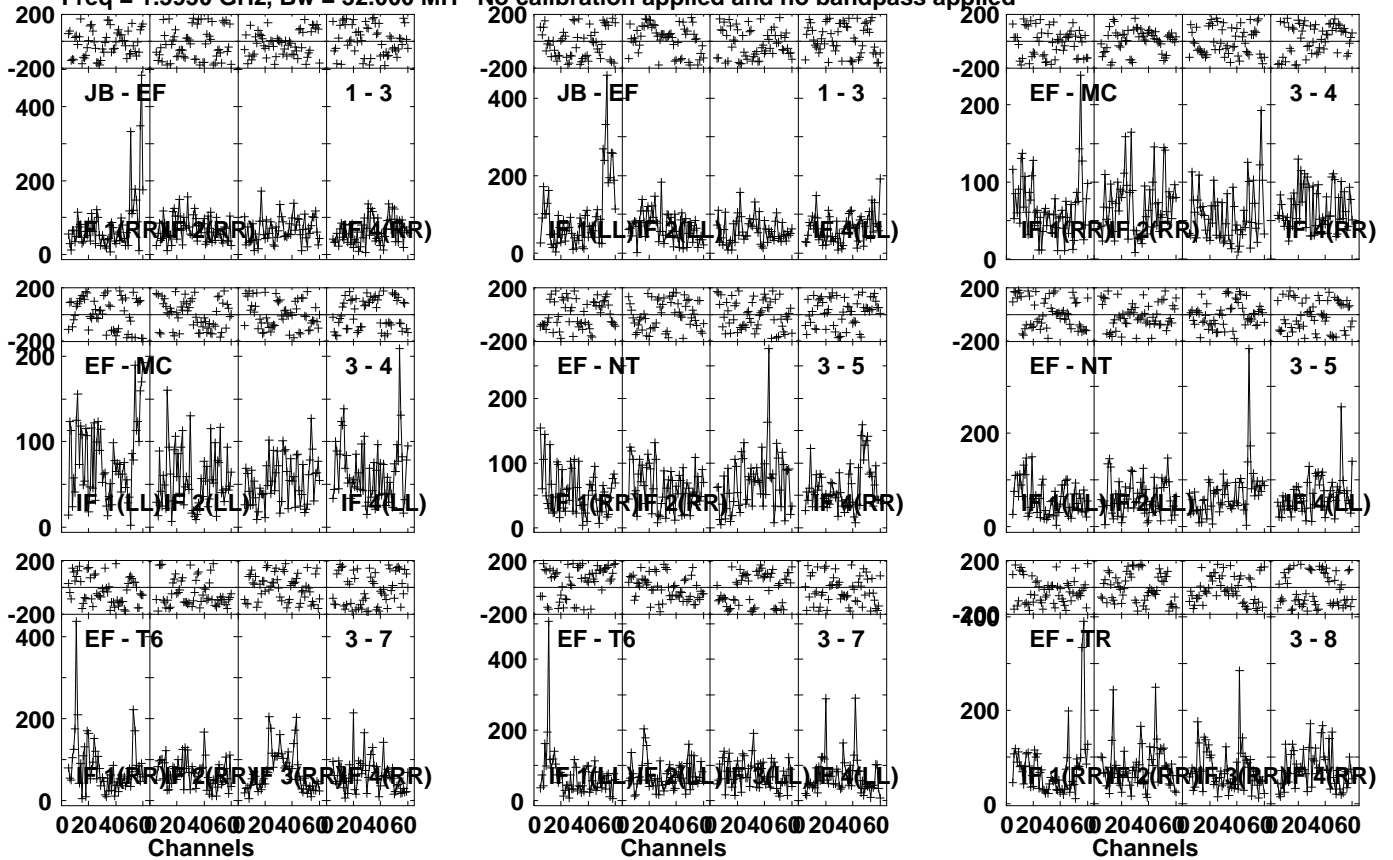
Lower frame: Milli Ampl Jy Top frame: Phas deg
Vector averaged cross-power spectrum Several baselines displayed
Timerange: 01/04:09:31 to 01/04:10:59

Plot file version 217 created 11-APR-2024 15:09:08

FRB20221022A RN002.UVDATA.1

Freq = 1.5950 GHz, Bw = 32.000 MH

No calibration applied and no bandpass applied



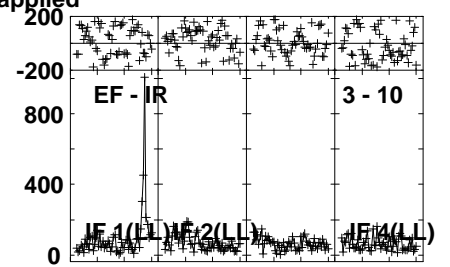
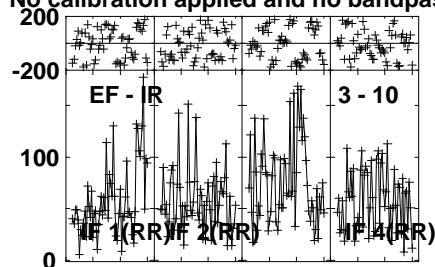
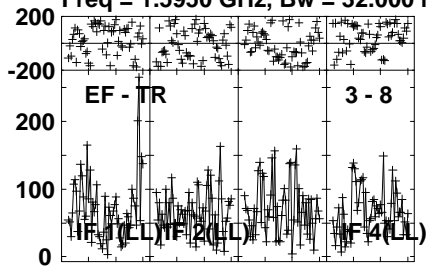
Lower frame: Micro Ampl Jy Top frame: Phas deg
Vector averaged cross-power spectrum Several baselines displayed
Timerange: 01/04:11:01 to 01/04:15:59

Plot file version 218 created 11-APR-2024 15:09:08

FRB20221022A RN002.UVDATA.1

Freq = 1.5950 GHz, Bw = 32.000 MH

No calibration applied and no bandpass applied



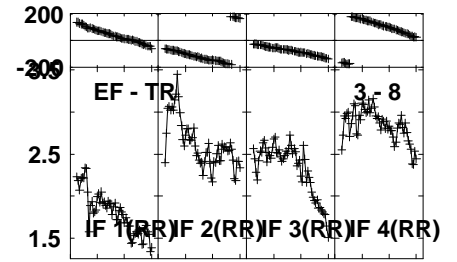
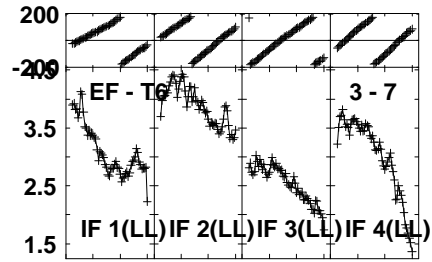
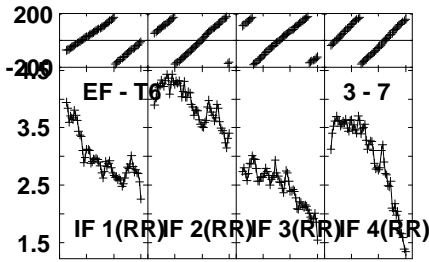
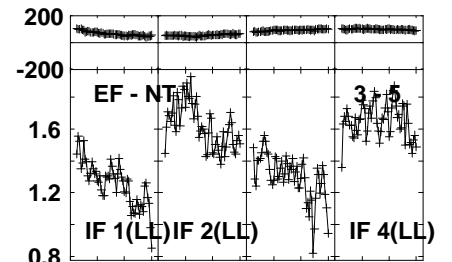
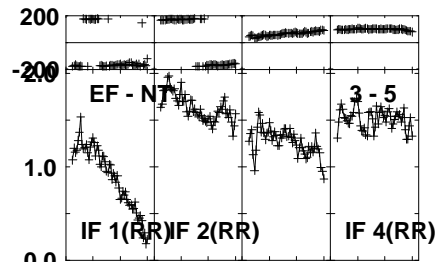
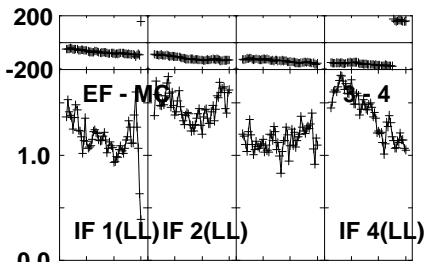
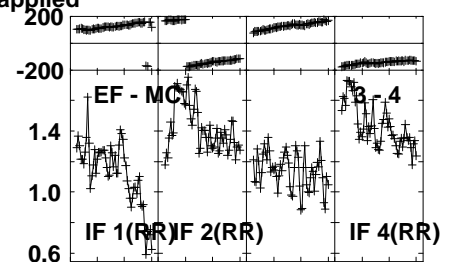
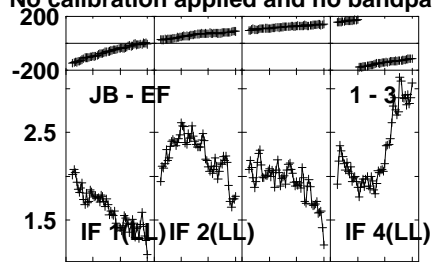
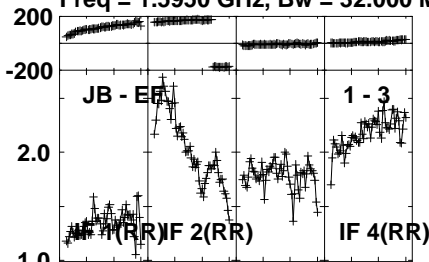
Lower frame: Micro Ampl Jy Top frame: Phas deg
Vector averaged cross-power spectrum Several baselines displayed
Timerange: 01/04:11:01 to 01/04:15:59

Plot file version 219 created 11-APR-2024 15:09:08

J0213+8717 RN002.UVDATA.1

Freq = 1.5950 GHz, Bw = 32.000 MH

No calibration applied and no bandpass applied

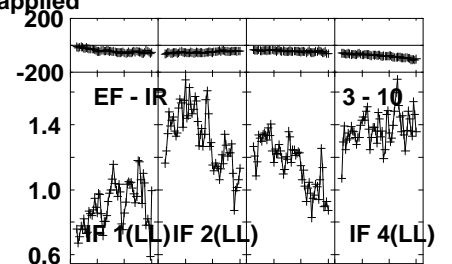
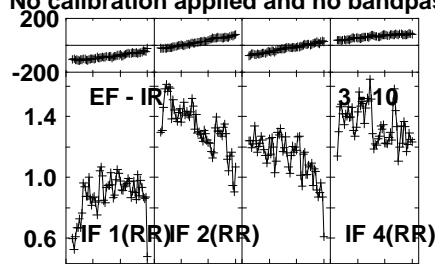
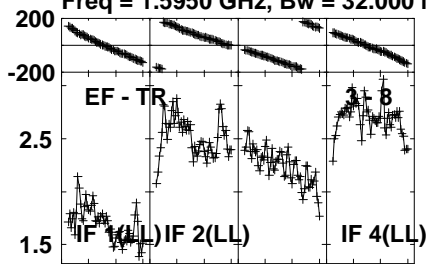


Lower frame: Milli Ampl Jy Top frame: Phas deg
Vector averaged cross-power spectrum Several baselines displayed
Timerange: 01/04:16:31 to 01/04:17:59

Plot file version 220 created 11-APR-2024 15:09:08

J0213+8717 RN002.UVDATA.1

Freq = 1.5950 GHz, Bw = 32.000 MH No calibration applied and no bandpass applied



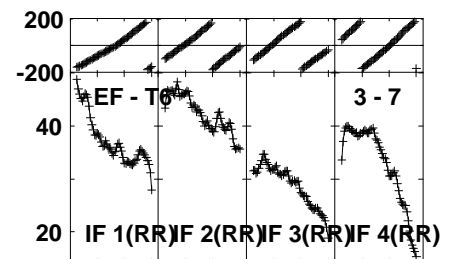
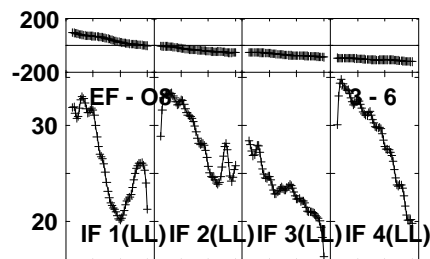
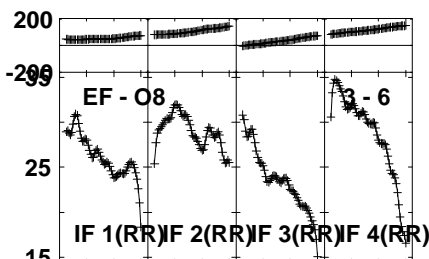
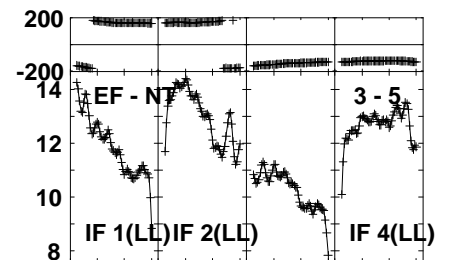
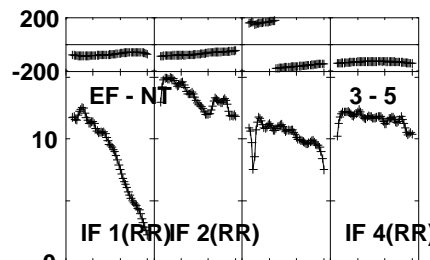
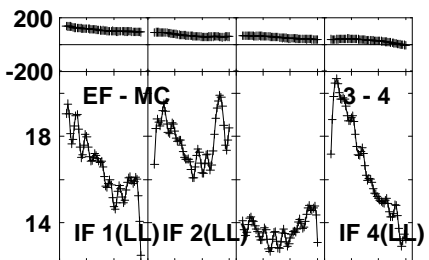
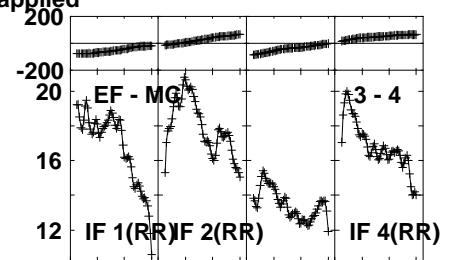
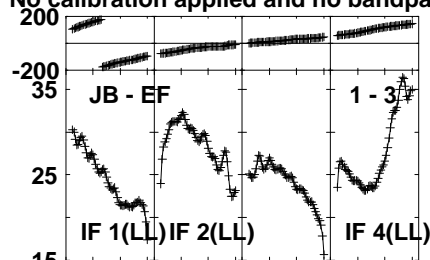
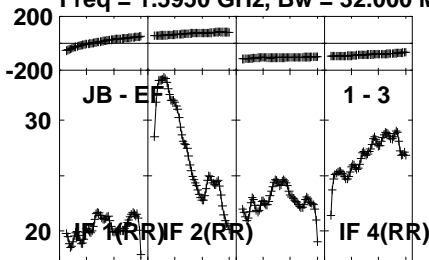
Lower frame: Milli Ampl Jy Top frame: Phas deg
Vector averaged cross-power spectrum Several baselines displayed
Timerange: 01/04:16:31 to 01/04:17:59

Plot file version 221 created 11-APR-2024 15:09:08

J0217+7349 RN002.UVDATA.1

Freq = 1.5950 GHz, Bw = 32.000 MH

No calibration applied and no bandpass applied



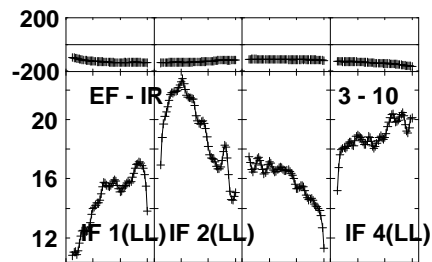
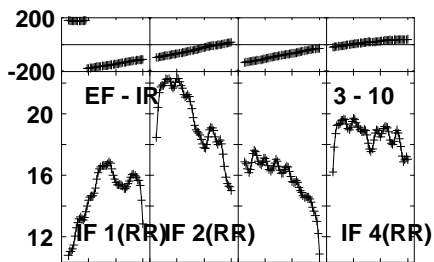
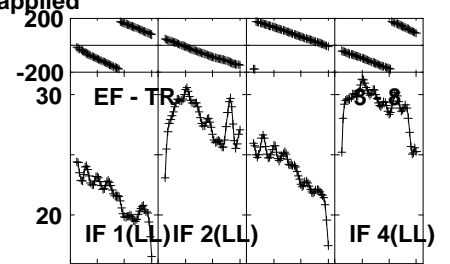
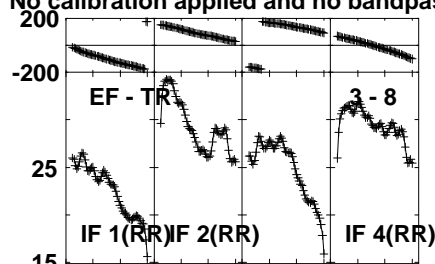
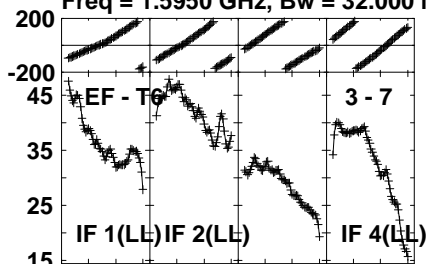
Lower frame: Milli Ampl Jy Top frame: Phas deg
Vector averaged cross-power spectrum Several baselines displayed
Timerange: 01/04:19:01 to 01/04:22:29

Plot file version 222 created 11-APR-2024 15:09:08

J0217+7349 RN002.UVDATA.1

Freq = 1.5950 GHz, Bw = 32.000 MH

No calibration applied and no bandpass applied



Lower frame: Milli Ampl Jy Top frame: Phas deg
Vector averaged cross-power spectrum Several baselines displayed
Timerange: 01/04:19:01 to 01/04:22:29