Plot file version 1 created 12-SEP-2007 12:03:36
IGR17303 RP006S.UVDATA.1
Freq = 4.9590 GHz, Bw = 8.000 MH No calibration applied and no bandpass applied

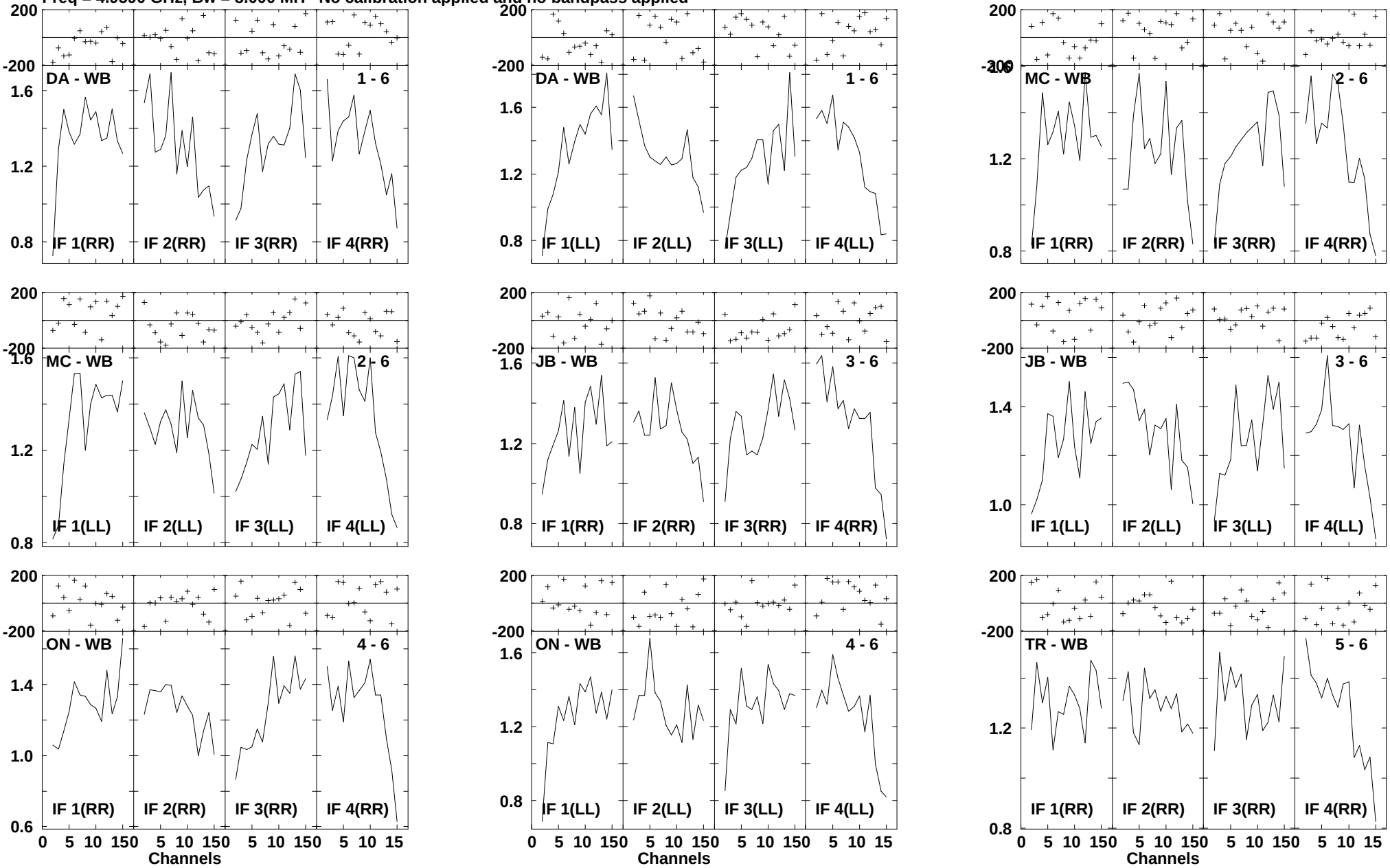

Lower frame: Milli Ampl Jy Top frame: Phas deg
Scalar averaged cross-power spectrum Several baselines displayed
Timerange: 00/16:23:35 to 00/16:24:39

Plot file version 2 created 12-SEP-2007 12:03:36
IGR17303 RP006S.UVDATA.1
Freq = 4.9590 GHz, Bw = 8.000 MH No calibration applied and no bandpass applied

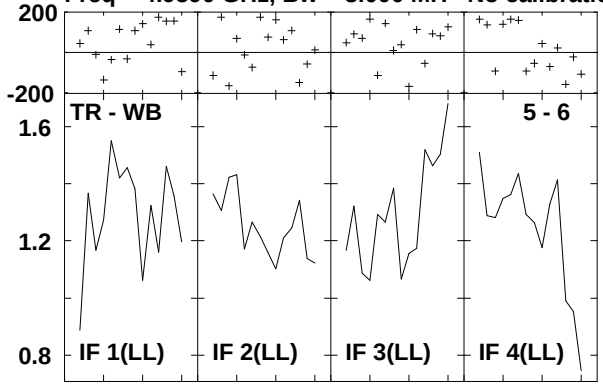

Lower frame: Milli Ampl Jy Top frame: Phas deg
Scalar averaged cross-power spectrum Several baselines displayed
Timerange: 00/16:23:35 to 00/16:24:39

Plot file version 3 created 12-SEP-2007 12:03:37
J1728-03 RP006S.UVDATA.1
Freq = 4.9590 GHz, Bw = 8.000 MH No calibration applied and no bandpass applied

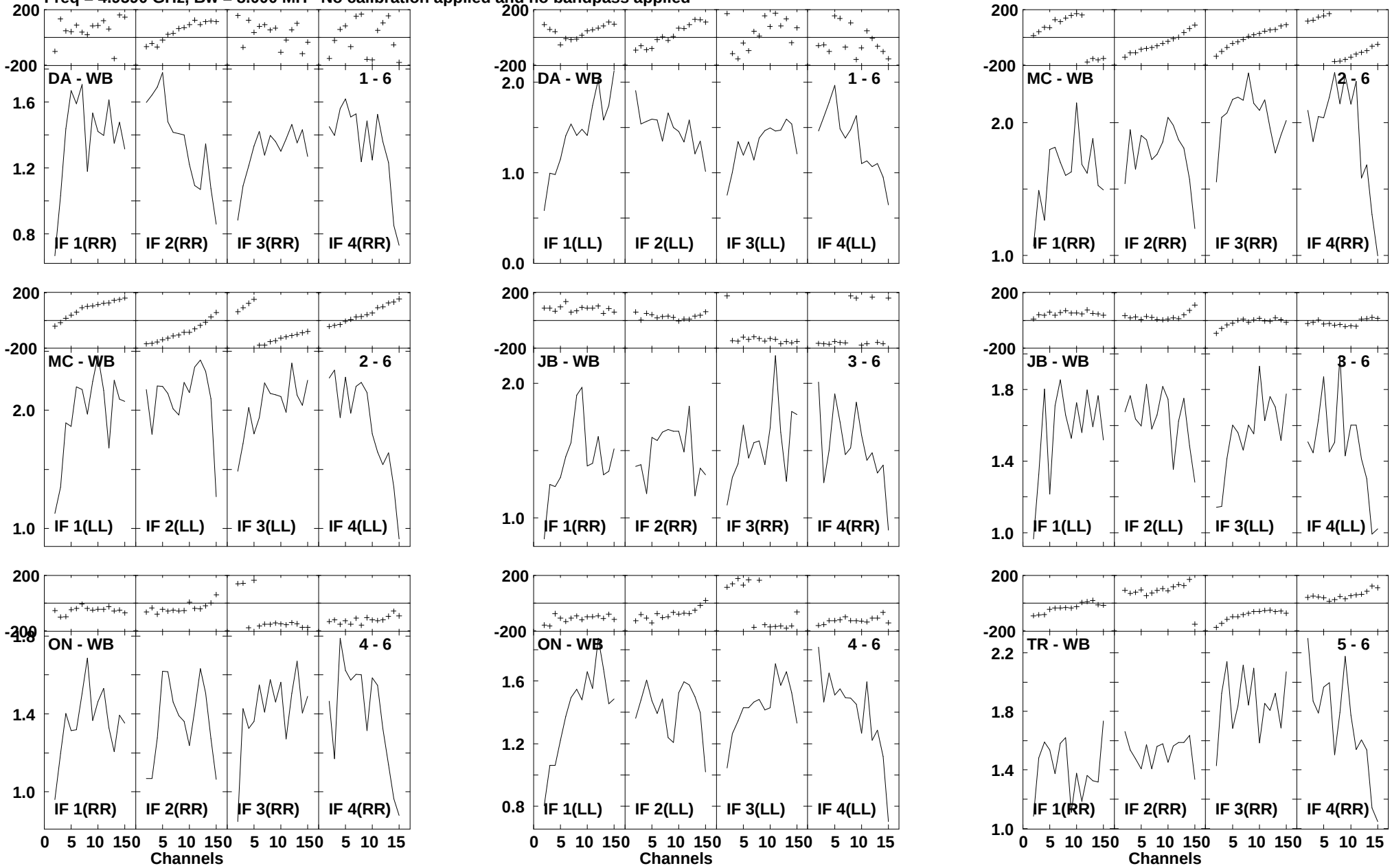

Lower frame: Milli Ampl Jy Top frame: Phas deg
Scalar averaged cross-power spectrum Several baselines displayed
Timerange: 00/16:24:41 to 00/16:25:59

Plot file version 4 created 12-SEP-2007 12:03:37
J1728-03 RP006S.UVDATA.1
Freq = 4.9590 GHz, Bw = 8.000 MH No calibration applied and no bandpass applied

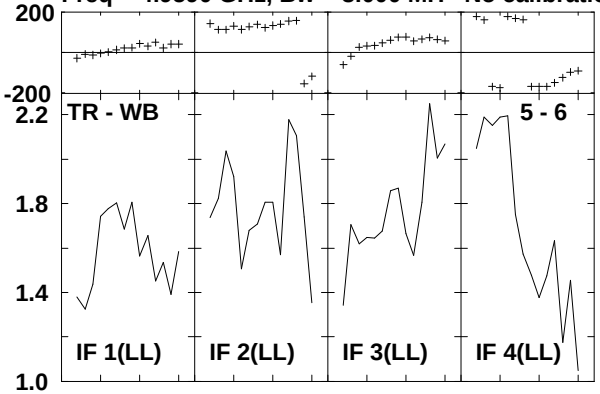

Lower frame: Milli Ampl Jy Top frame: Phas deg
Scalar averaged cross-power spectrum Several baselines displayed
Timerange: 00/16:24:41 to 00/16:25:59

Plot file version 5 created 12-SEP-2007 12:03:37
IGR17303 RP006S.UVDATA.1
Freq = 4.9590 GHz, Bw = 8.000 MH No calibration applied and no bandpass applied

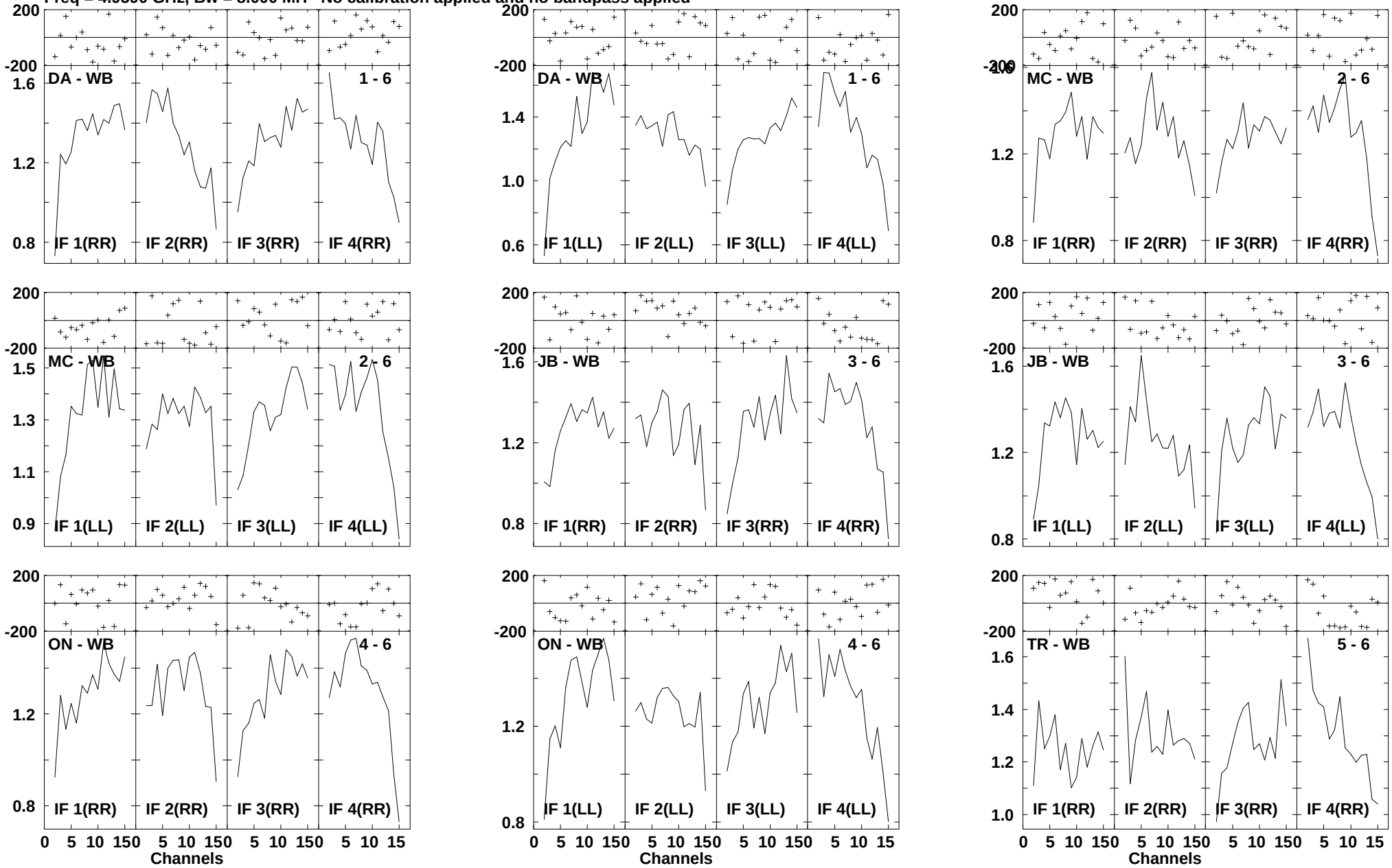

Lower frame: Milli Ampl Jy Top frame: Phas deg
Scalar averaged cross-power spectrum Several baselines displayed
Timerange: 00/16:26:01 to 00/16:28:29

Plot file version 6 created 12-SEP-2007 12:03:37
IGR17303 RP006S.UVDATA.1
Freq = 4.9590 GHz, Bw = 8.000 MH No calibration applied and no bandpass applied

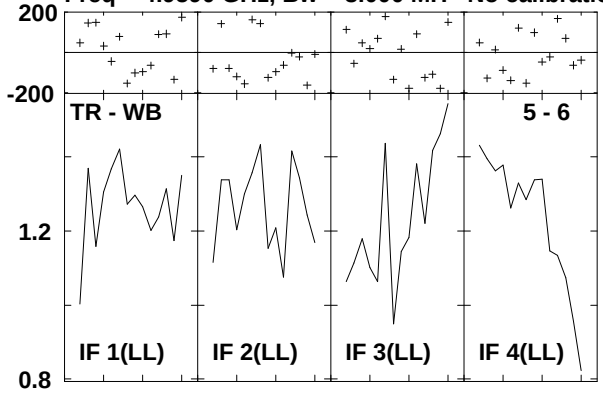

Lower frame: Milli Ampl Jy Top frame: Phas deg
Scalar averaged cross-power spectrum Several baselines displayed
Timerange: 00/16:26:01 to 00/16:28:29

Plot file version 7 created 12-SEP-2007 12:03:37
J1728-03 RP006S.UVDATA.1
Freq = 4.9590 GHz, Bw = 8.000 MH No calibration applied and no bandpass applied

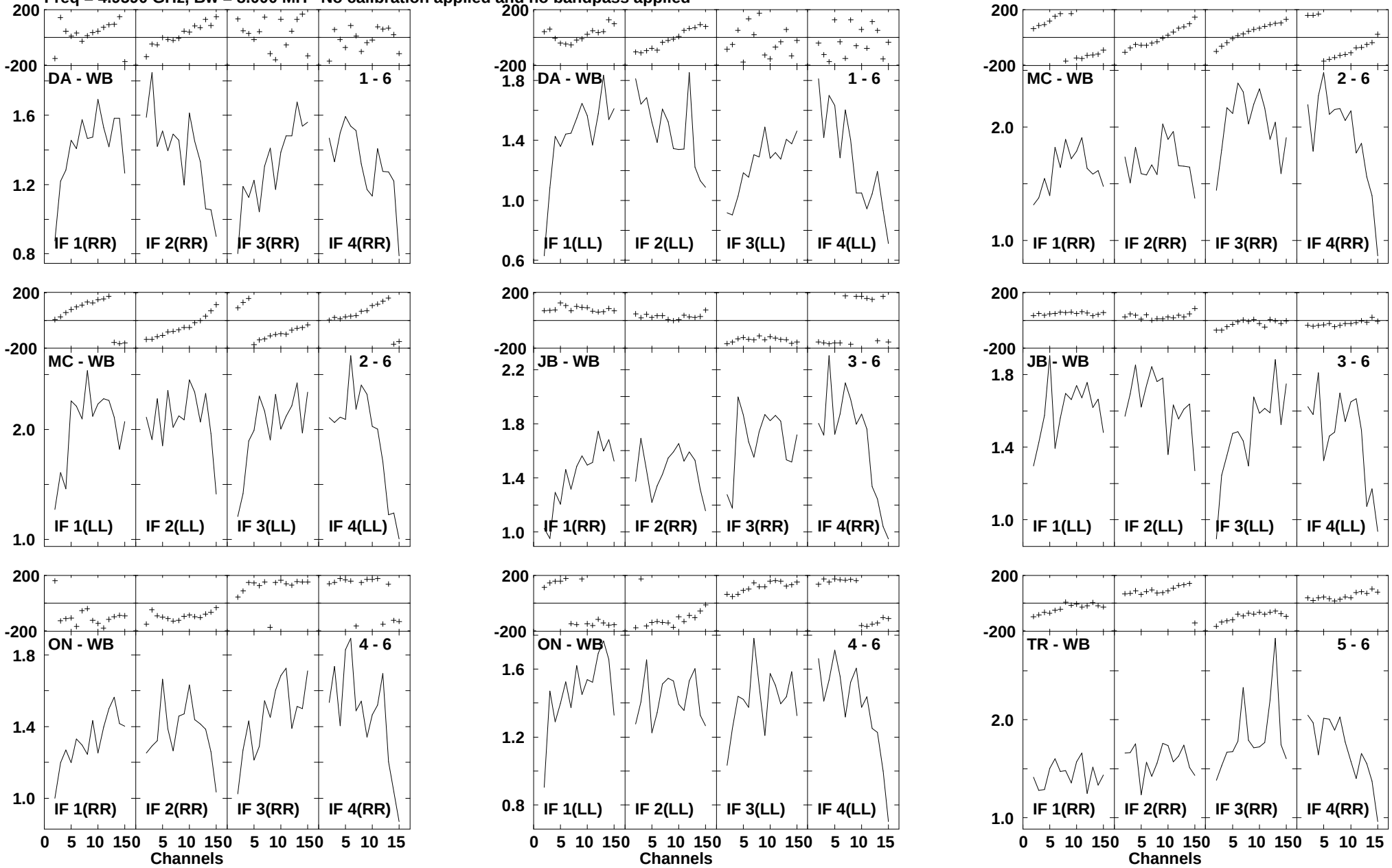

Lower frame: Milli Ampl Jy Top frame: Phas deg
Scalar averaged cross-power spectrum Several baselines displayed
Timerange: 00/16:28:31 to 00/16:29:47

Plot file version 8 created 12-SEP-2007 12:03:37
J1728-03 RP006S.UVDATA.1
Freq = 4.9590 GHz, Bw = 8.000 MH No calibration applied and no bandpass applied

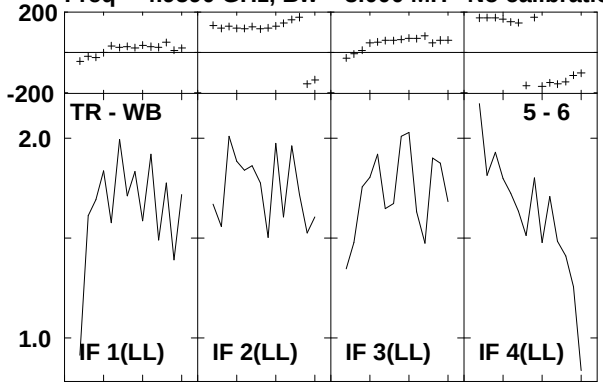

Lower frame: Milli Ampl Jy Top frame: Phas deg
Scalar averaged cross-power spectrum Several baselines displayed
Timerange: 00/16:28:31 to 00/16:29:47

Plot file version 9 created 12-SEP-2007 12:03:37
IGR17303 RP006S.UVDATA.1
Freq = 4.9590 GHz, Bw = 8.000 MH No calibration applied and no bandpass applied

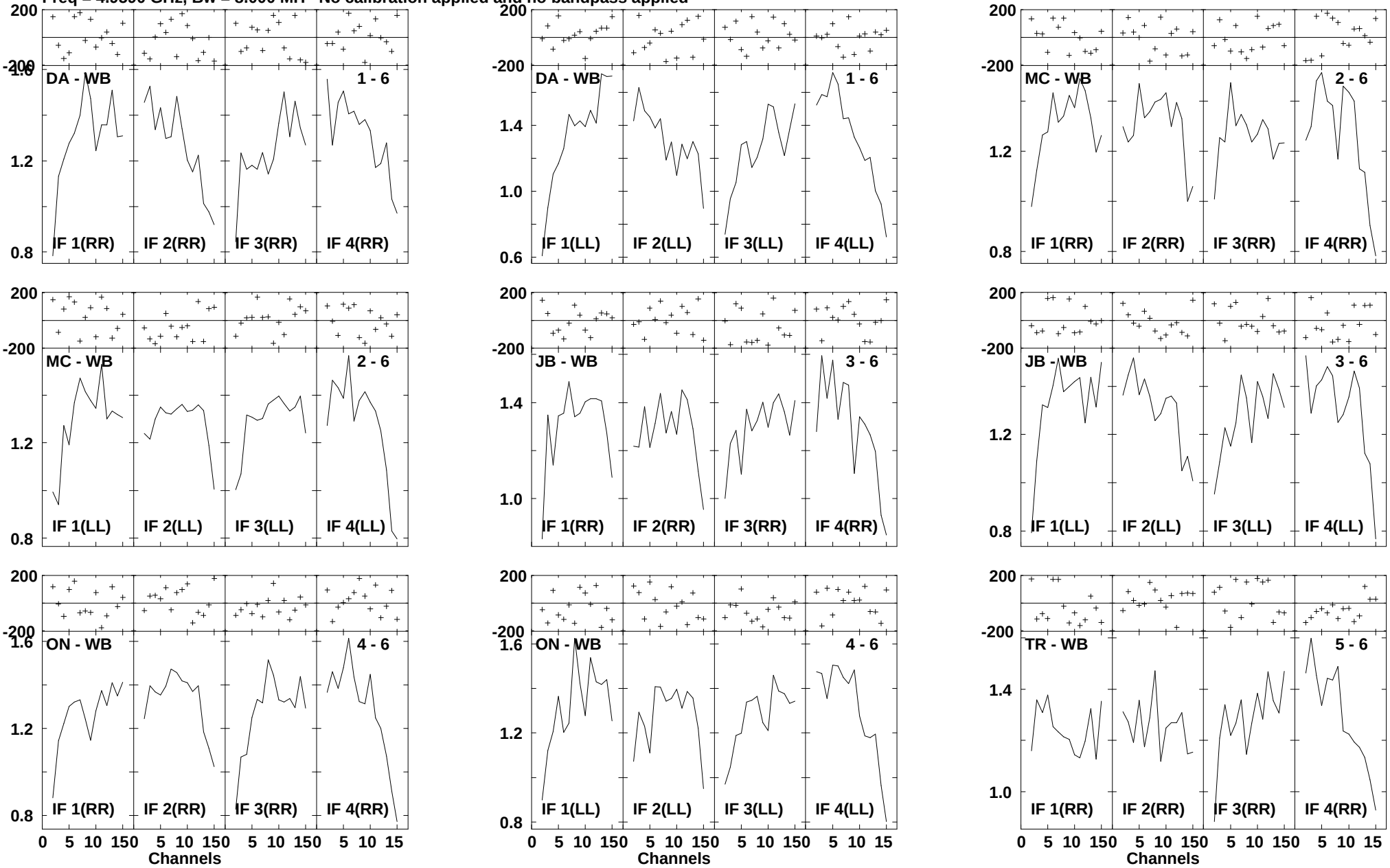

Lower frame: Milli Ampl Jy Top frame: Phas deg
Scalar averaged cross-power spectrum Several baselines displayed
Timerange: 00/16:29:51 to 00/16:32:59

Plot file version 10 created 12-SEP-2007 12:03:38
IGR17303 RP006S.UVDATA.1
Freq = 4.9590 GHz, Bw = 8.000 MH No calibration applied and no bandpass applied

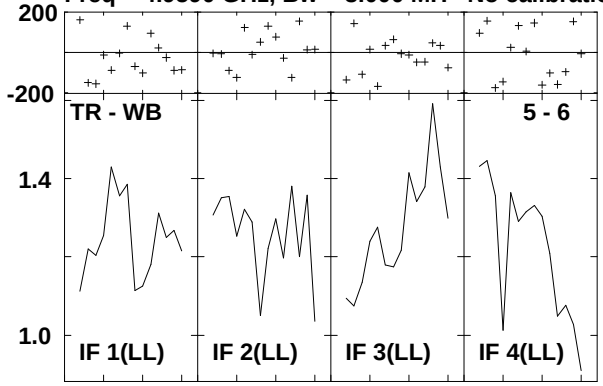

Lower frame: Milli Ampl Jy Top frame: Phas deg
Scalar averaged cross-power spectrum Several baselines displayed
Timerange: 00/16:29:51 to 00/16:32:59

Plot file version 11 created 12-SEP-2007 12:03:38
J1728-03 RP006S.UVDATA.1
Freq = 4.9590 GHz, Bw = 8.000 MH No calibration applied and no bandpass applied

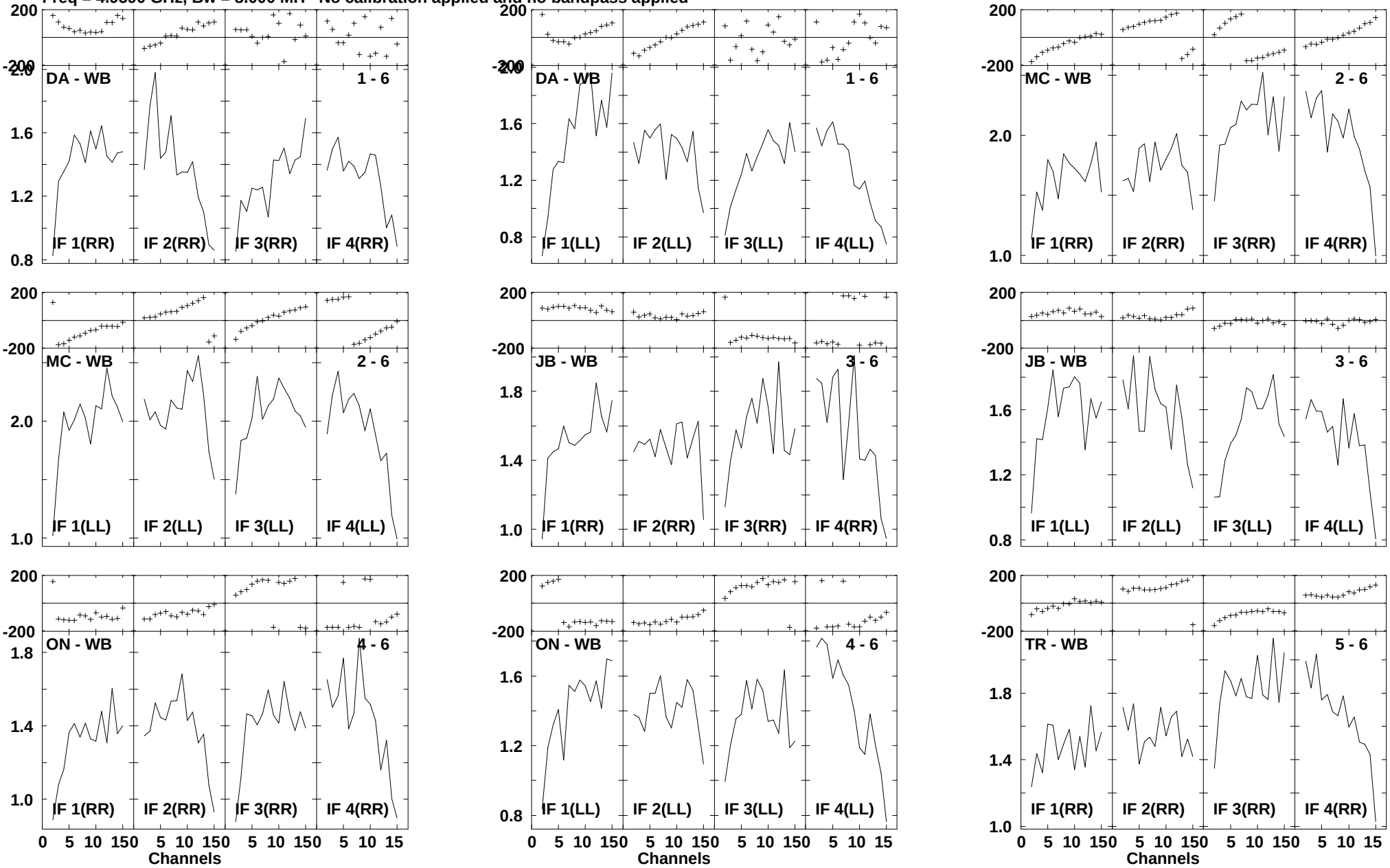

Lower frame: Milli Ampl Jy Top frame: Phas deg
Scalar averaged cross-power spectrum Several baselines displayed
Timerange: 00/16:33:01 to 00/16:34:19

Plot file version 12 created 12-SEP-2007 12:03:38
J1728-03 RP006S.UVDATA.1
Freq = 4.9590 GHz, Bw = 8.000 MH No calibration applied and no bandpass applied

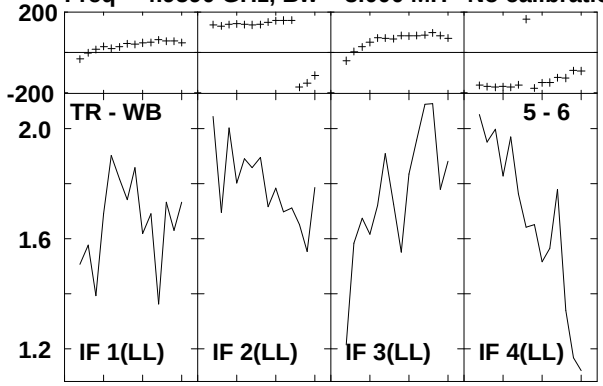

Lower frame: Milli Ampl Jy Top frame: Phas deg
Scalar averaged cross-power spectrum Several baselines displayed
Timerange: 00/16:33:01 to 00/16:34:19

Plot file version 13 created 12-SEP-2007 12:03:38
IGR17303 RP006S.UVDATA.1
Freq = 4.9590 GHz, Bw = 8.000 MH No calibration applied and no bandpass applied

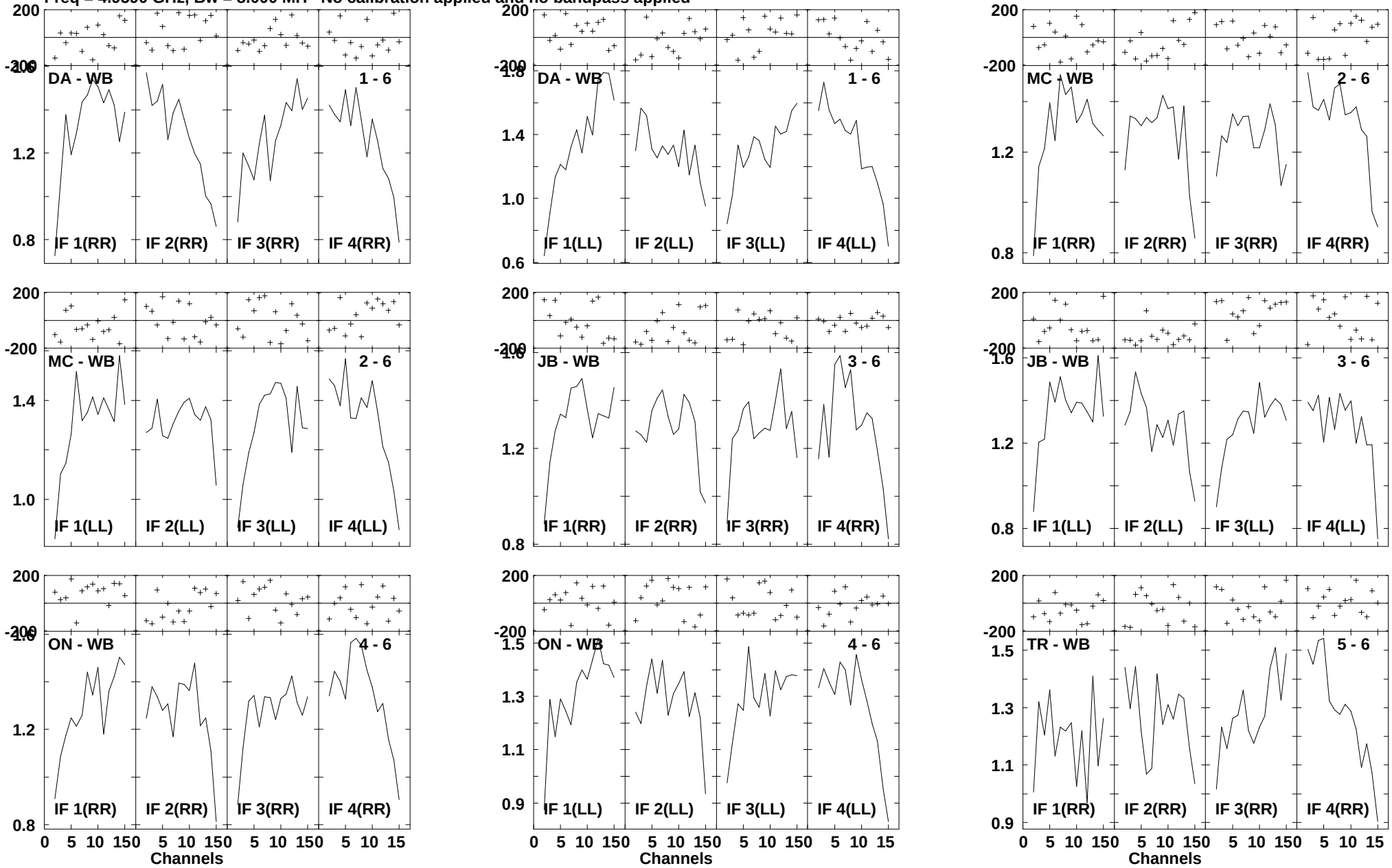

Lower frame: Milli Ampl Jy Top frame: Phas deg
Scalar averaged cross-power spectrum Several baselines displayed
Timerange: 00/16:34:21 to 00/16:36:47

Plot file version 14 created 12-SEP-2007 12:03:38
IGR17303 RP006S.UVDATA.1
Freq = 4.9590 GHz, Bw = 8.000 MH No calibration applied and no bandpass applied

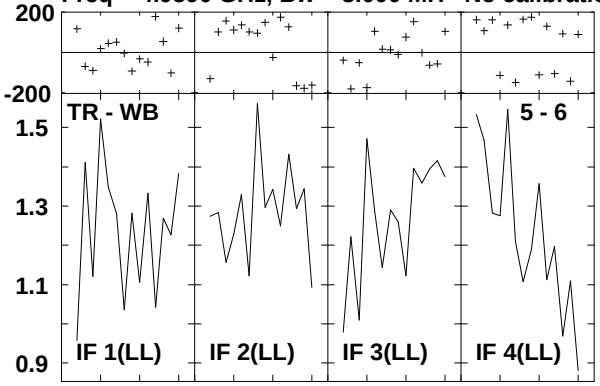

Lower frame: Milli Ampl Jy Top frame: Phas deg
Scalar averaged cross-power spectrum Several baselines displayed
Timerange: 00/16:34:21 to 00/16:36:47

Plot file version 15 created 12-SEP-2007 12:03:38
J1728-03 RP006S.UVDATA.1
Freq = 4.9590 GHz, Bw = 8.000 MH No calibration applied and no bandpass applied

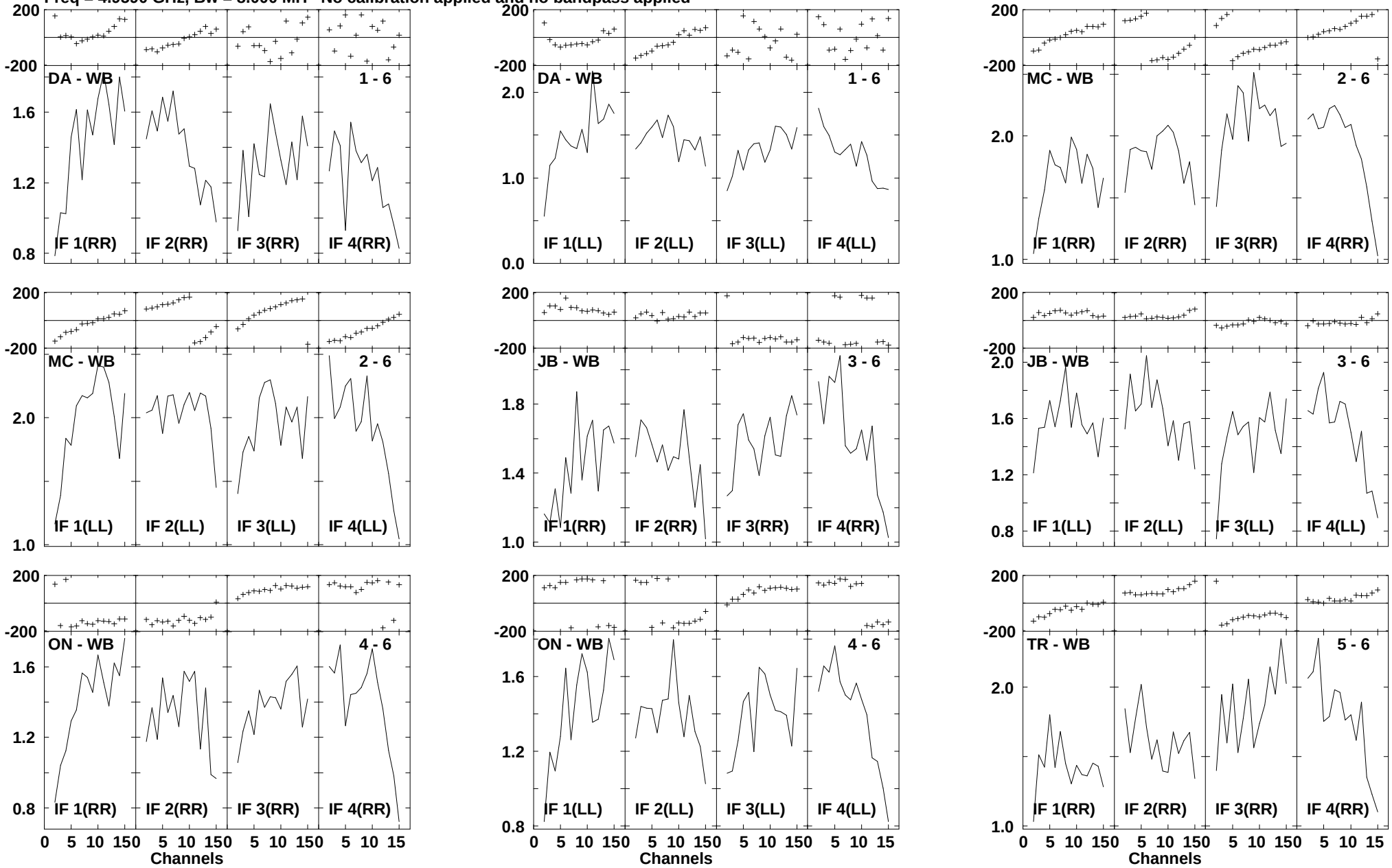

Lower frame: Milli Ampl Jy Top frame: Phas deg
Scalar averaged cross-power spectrum Several baselines displayed
Timerange: 00/16:36:51 to 00/16:38:09

Plot file version 16 created 12-SEP-2007 12:03:39
J1728-03 RP006S.UVDATA.1
Freq = 4.9590 GHz, Bw = 8.000 MH No calibration applied and no bandpass applied

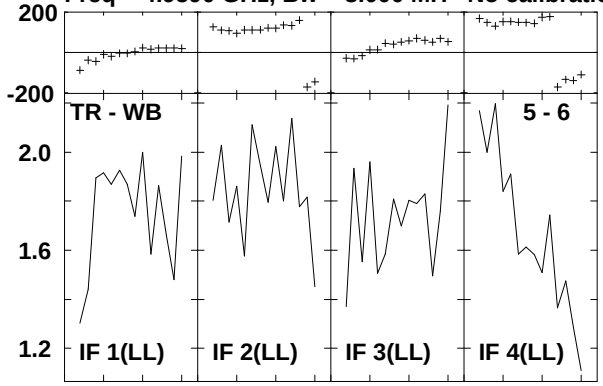

Lower frame: Milli Ampl Jy Top frame: Phas deg
Scalar averaged cross-power spectrum Several baselines displayed
Timerange: 00/16:36:51 to 00/16:38:09

Plot file version 17 created 12-SEP-2007 12:03:39
IGR17303 RP006S.UVDATA.1
Freq = 4.9590 GHz, Bw = 8.000 MH No calibration applied and no bandpass applied

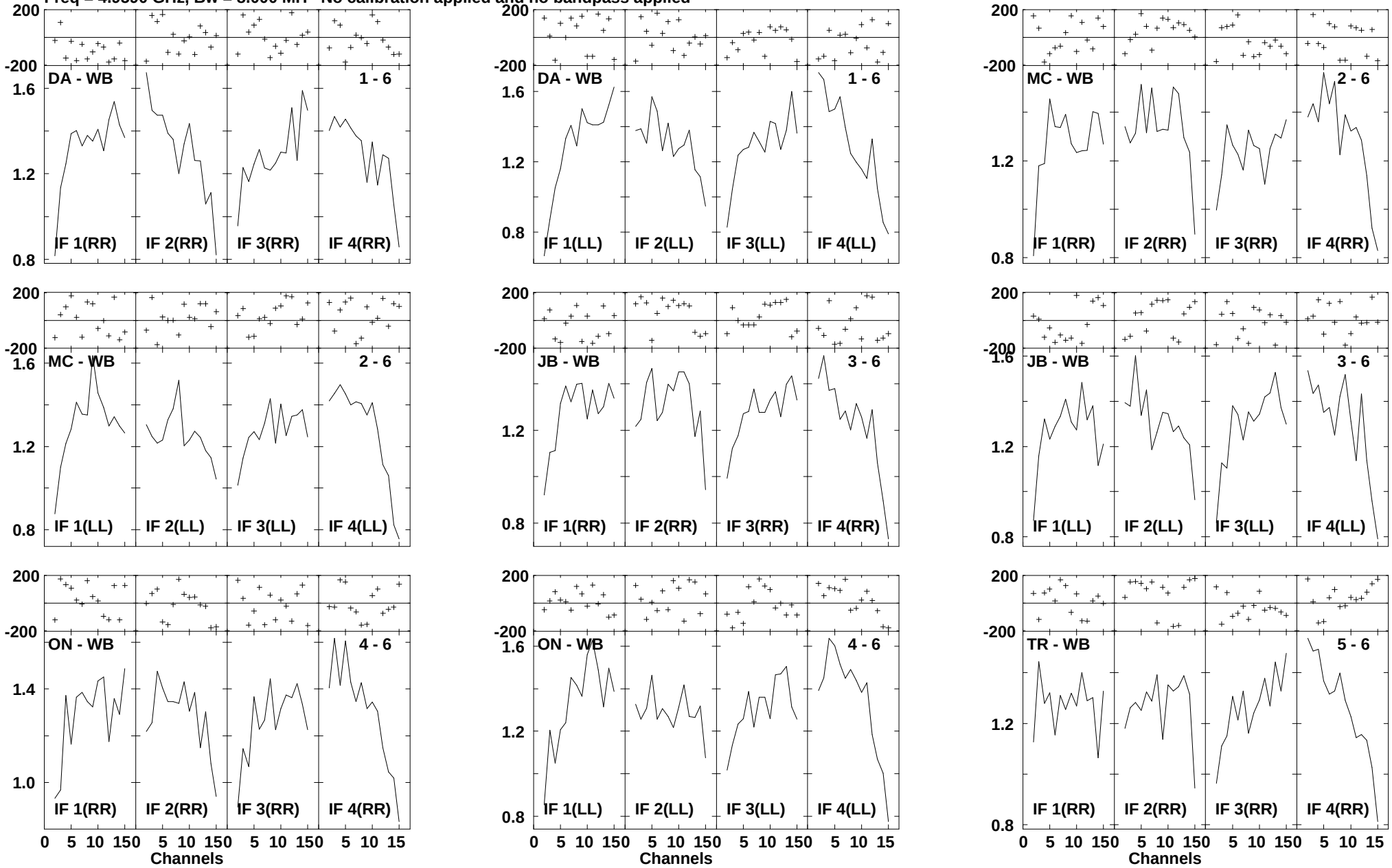

Lower frame: Milli Ampl Jy Top frame: Phas deg
Scalar averaged cross-power spectrum Several baselines displayed
Timerange: 00/16:38:11 to 00/16:40:39

Plot file version 18 created 12-SEP-2007 12:03:39
IGR17303 RP006S.UVDATA.1
Freq = 4.9590 GHz, Bw = 8.000 MH No calibration applied and no bandpass applied

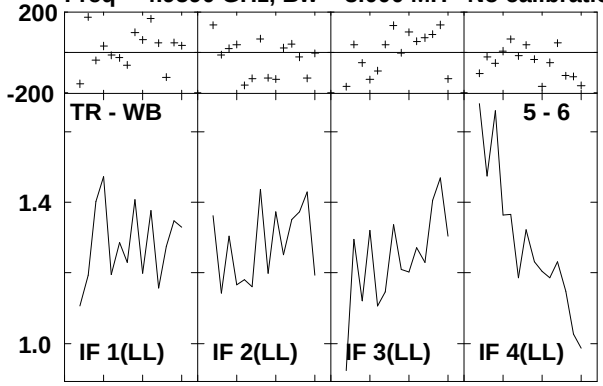

Lower frame: Milli Ampl Jy Top frame: Phas deg
Scalar averaged cross-power spectrum Several baselines displayed
Timerange: 00/16:38:11 to 00/16:40:39

Plot file version 19 created 12-SEP-2007 12:03:39
J1728-03 RP006S.UVDATA.1
Freq = 4.9590 GHz, Bw = 8.000 MH No calibration applied and no bandpass applied

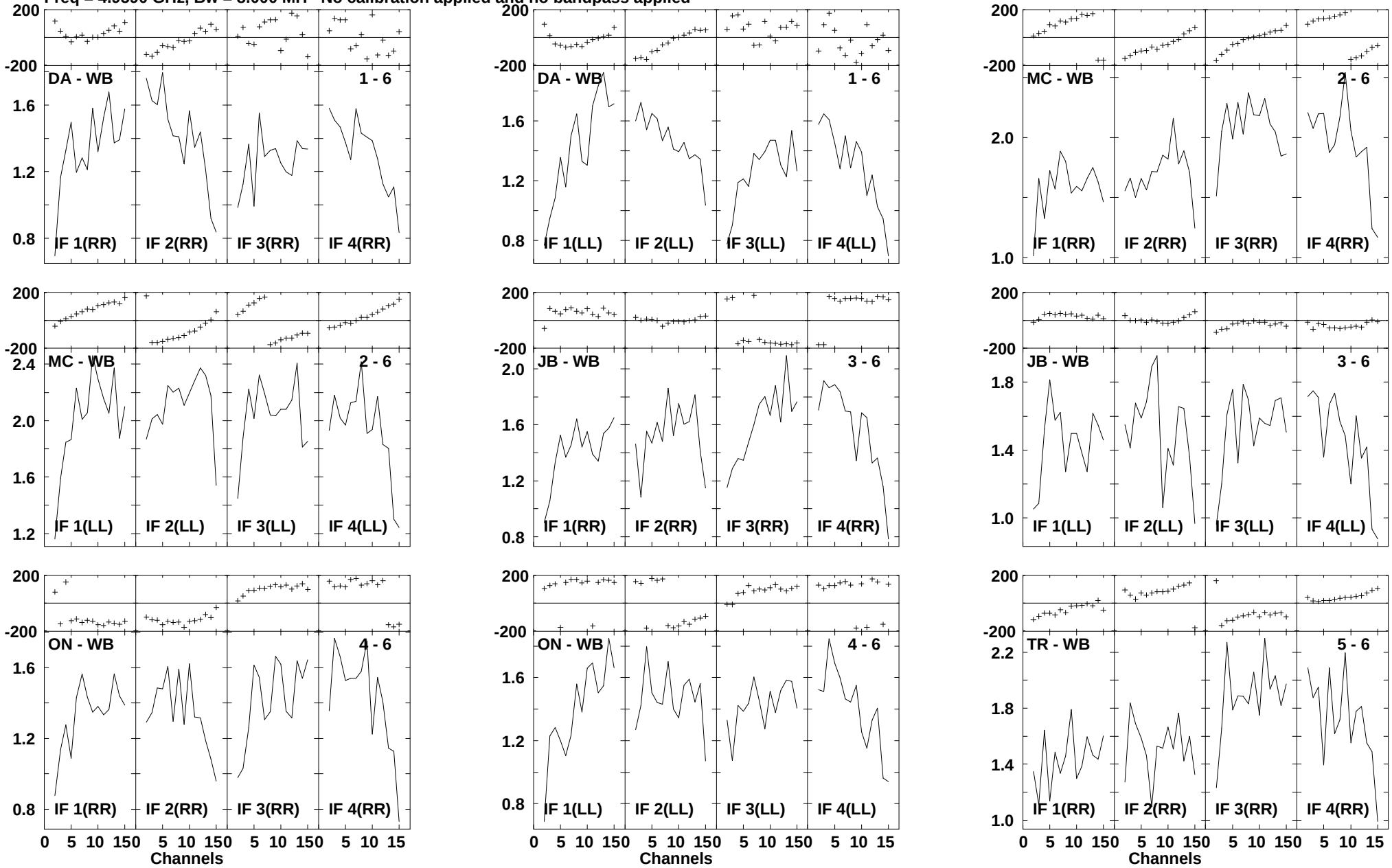

Lower frame: Milli Ampl Jy Top frame: Phas deg
Scalar averaged cross-power spectrum Several baselines displayed
Timerange: 00/16:40:41 to 00/16:41:59

Plot file version 20 created 12-SEP-2007 12:03:39
J1728-03 RP006S.UVDATA.1
Freq = 4.9590 GHz, Bw = 8.000 MH No calibration applied and no bandpass applied

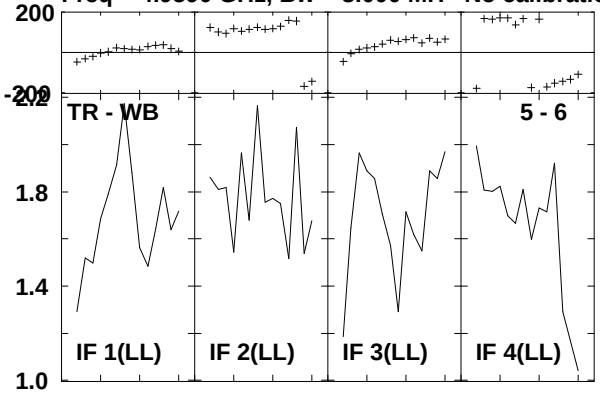

Lower frame: Milli Ampl Jy Top frame: Phas deg
Scalar averaged cross-power spectrum Several baselines displayed
Timerange: 00/16:40:41 to 00/16:41:59

Plot file version 21 created 12-SEP-2007 12:03:39
IGR17303 RP006S.UVDATA.1
Freq = 4.9590 GHz, Bw = 8.000 MH No calibration applied and no bandpass applied

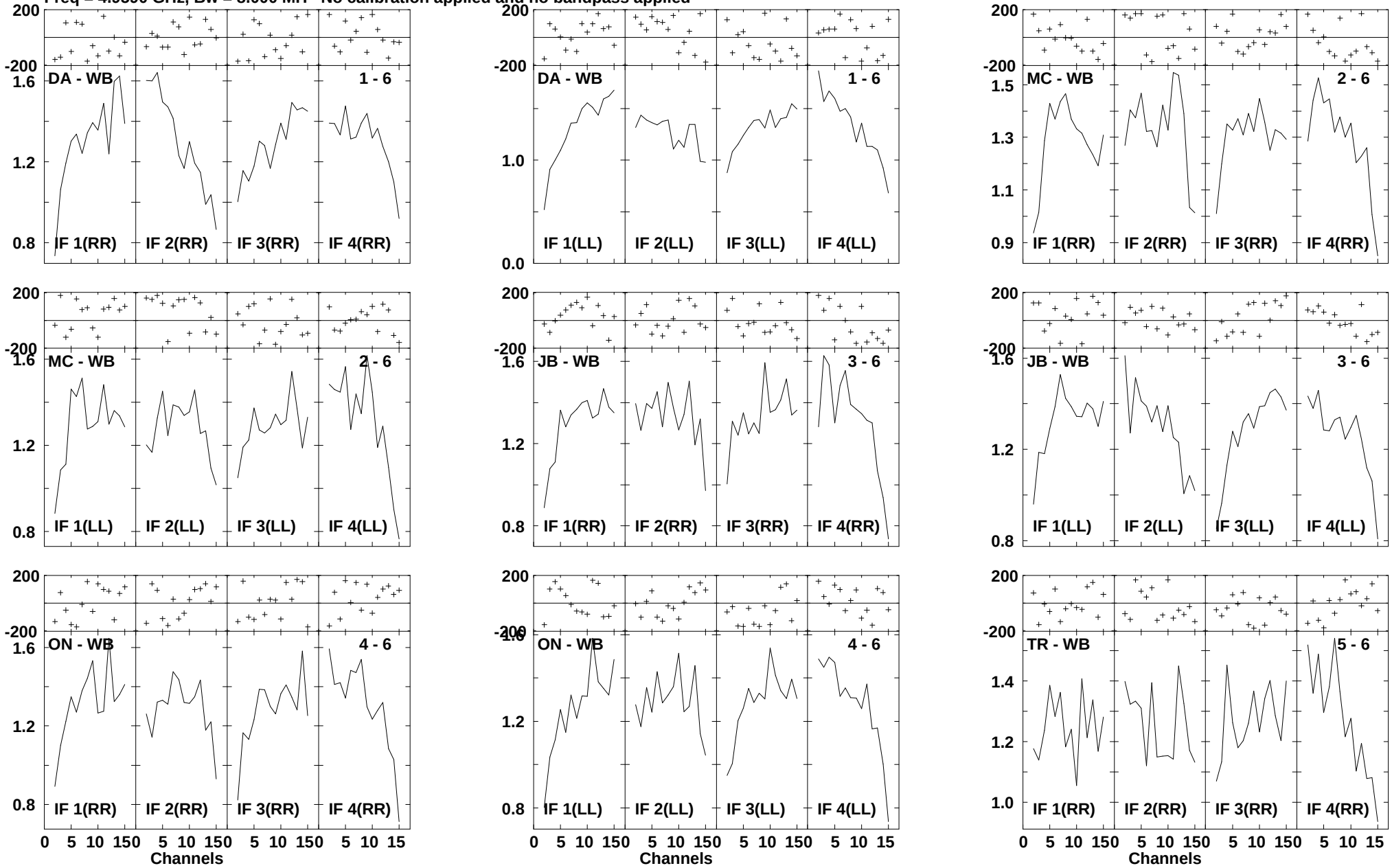

Lower frame: Milli Ampl Jy Top frame: Phas deg
Scalar averaged cross-power spectrum Several baselines displayed
Timerange: 00/16:42:01 to 00/16:45:07

Plot file version 22 created 12-SEP-2007 12:03:40
IGR17303 RP006S.UVDATA.1
Freq = 4.9590 GHz, Bw = 8.000 MH No calibration applied and no bandpass applied

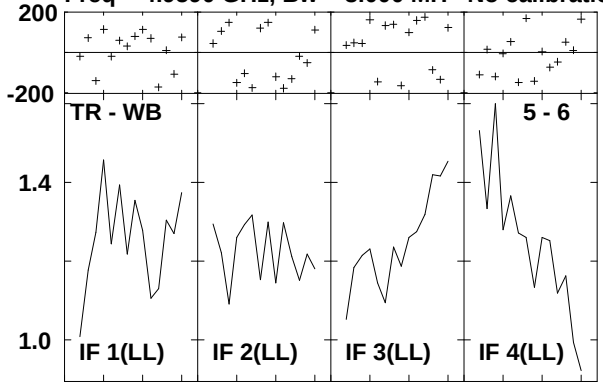

Lower frame: Milli Ampl Jy Top frame: Phas deg
Scalar averaged cross-power spectrum Several baselines displayed
Timerange: 00/16:42:01 to 00/16:45:07

Plot file version 23 created 12-SEP-2007 12:03:40
J1728-03 RP006S.UVDATA.1
Freq = 4.9590 GHz, Bw = 8.000 MH No calibration applied and no bandpass applied

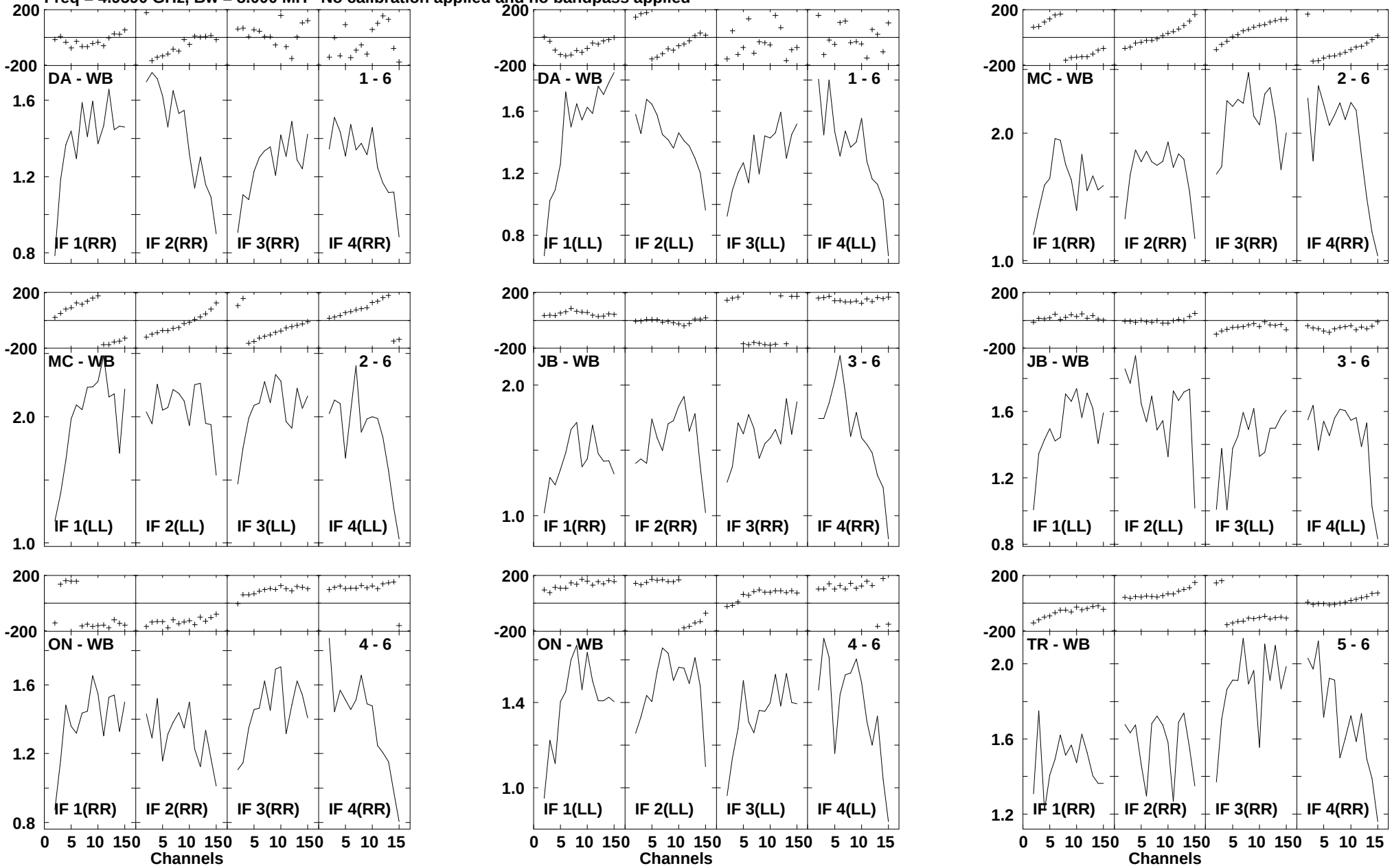

Lower frame: Milli Ampl Jy Top frame: Phas deg
Scalar averaged cross-power spectrum Several baselines displayed
Timerange: 00/16:45:11 to 00/16:46:29

Plot file version 24 created 12-SEP-2007 12:03:40
J1728-03 RP006S.UVDATA.1
Freq = 4.9590 GHz, Bw = 8.000 MH No calibration applied and no bandpass applied

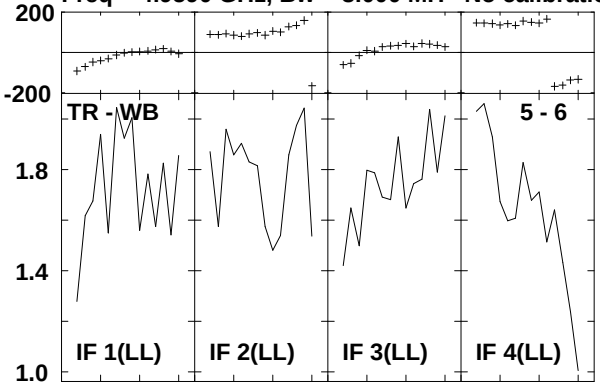

Lower frame: Milli Ampl Jy Top frame: Phas deg
Scalar averaged cross-power spectrum Several baselines displayed
Timerange: 00/16:45:11 to 00/16:46:29

Plot file version 25 created 12-SEP-2007 12:03:40
IGR17303 RP006S.UVDATA.1
Freq = 4.9590 GHz, Bw = 8.000 MH No calibration applied and no bandpass applied

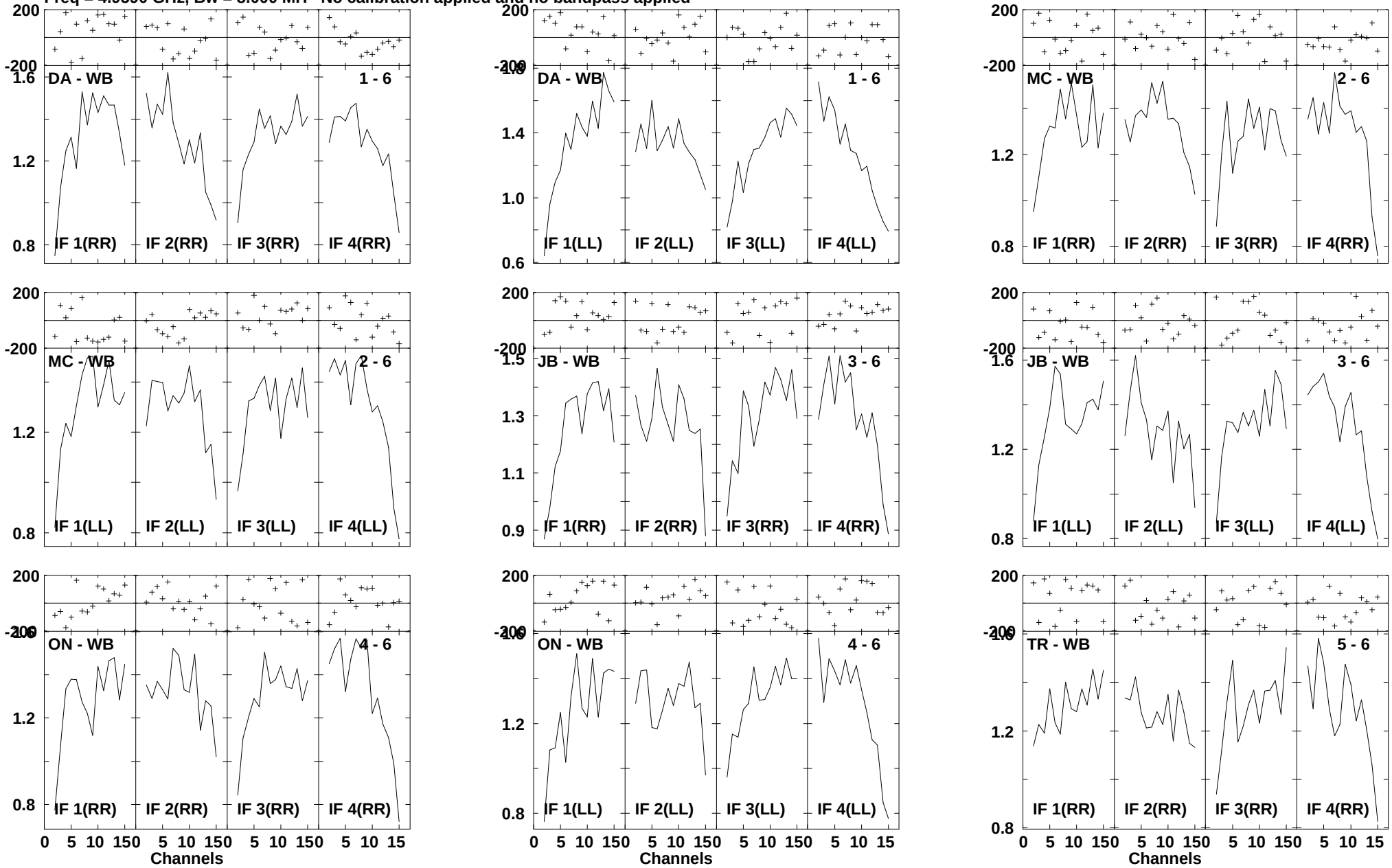

Lower frame: Milli Ampl Jy Top frame: Phas deg
Scalar averaged cross-power spectrum Several baselines displayed
Timerange: 00/16:46:31 to 00/16:48:59

Plot file version 26 created 12-SEP-2007 12:03:40
IGR17303 RP006S.UVDATA.1
Freq = 4.9590 GHz, Bw = 8.000 MH No calibration applied and no bandpass applied

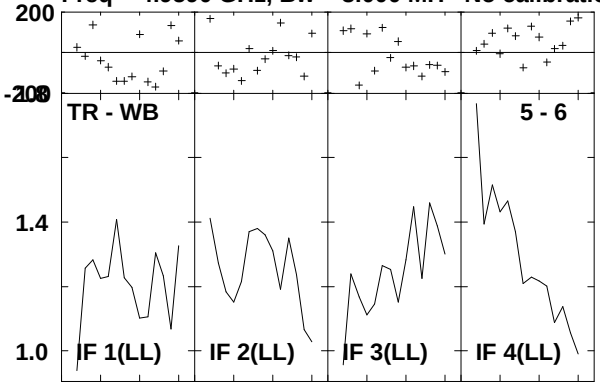

Lower frame: Milli Ampl Jy Top frame: Phas deg
Scalar averaged cross-power spectrum Several baselines displayed
Timerange: 00/16:46:31 to 00/16:48:59

Plot file version 27 created 12-SEP-2007 12:03:40
J1728-03 RP006S.UVDATA.1
Freq = 4.9590 GHz, Bw = 8.000 MH No calibration applied and no bandpass applied

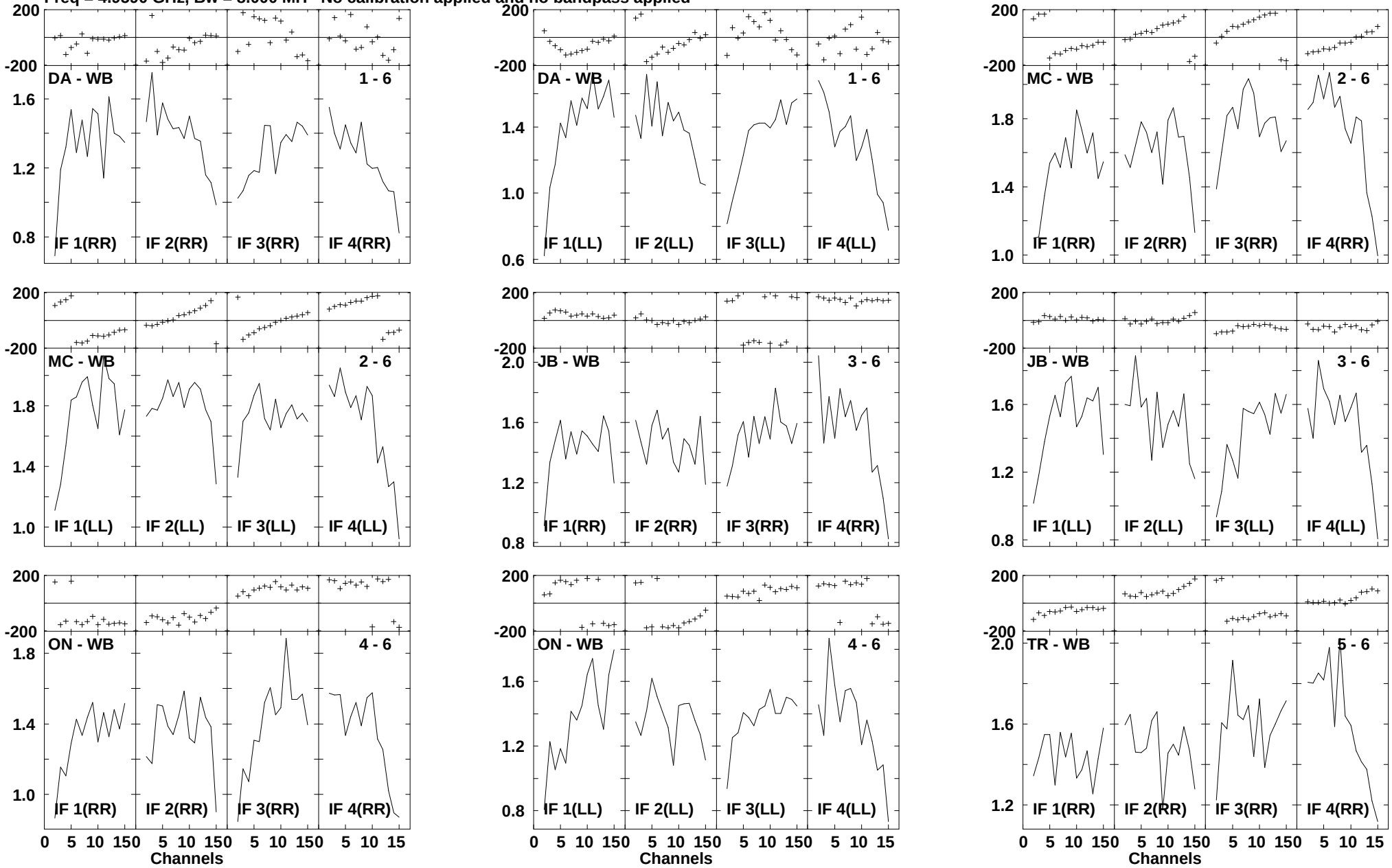

Lower frame: Milli Ampl Jy Top frame: Phas deg
Scalar averaged cross-power spectrum Several baselines displayed
Timerange: 00/16:49:01 to 00/16:51:17

Plot file version 28 created 12-SEP-2007 12:03:41
J1728-03 RP006S.UVDATA.1
Freq = 4.9590 GHz, Bw = 8.000 MH No calibration applied and no bandpass applied

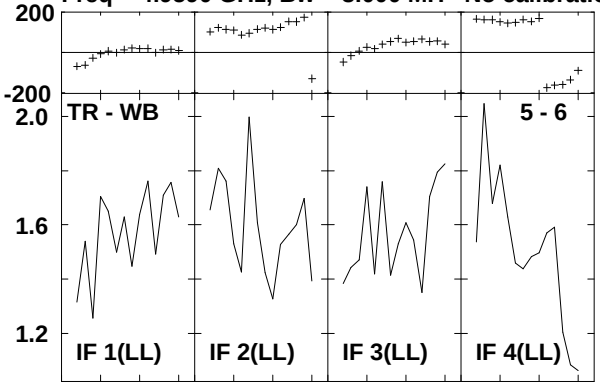

Lower frame: Milli Ampl Jy Top frame: Phas deg
Scalar averaged cross-power spectrum Several baselines displayed
Timerange: 00/16:49:01 to 00/16:51:17

Plot file version 29 created 12-SEP-2007 12:03:41
J1743-03 RP006S.UVDATA.1
Freq = 4.9590 GHz, Bw = 8.000 MH No calibration applied and no bandpass applied

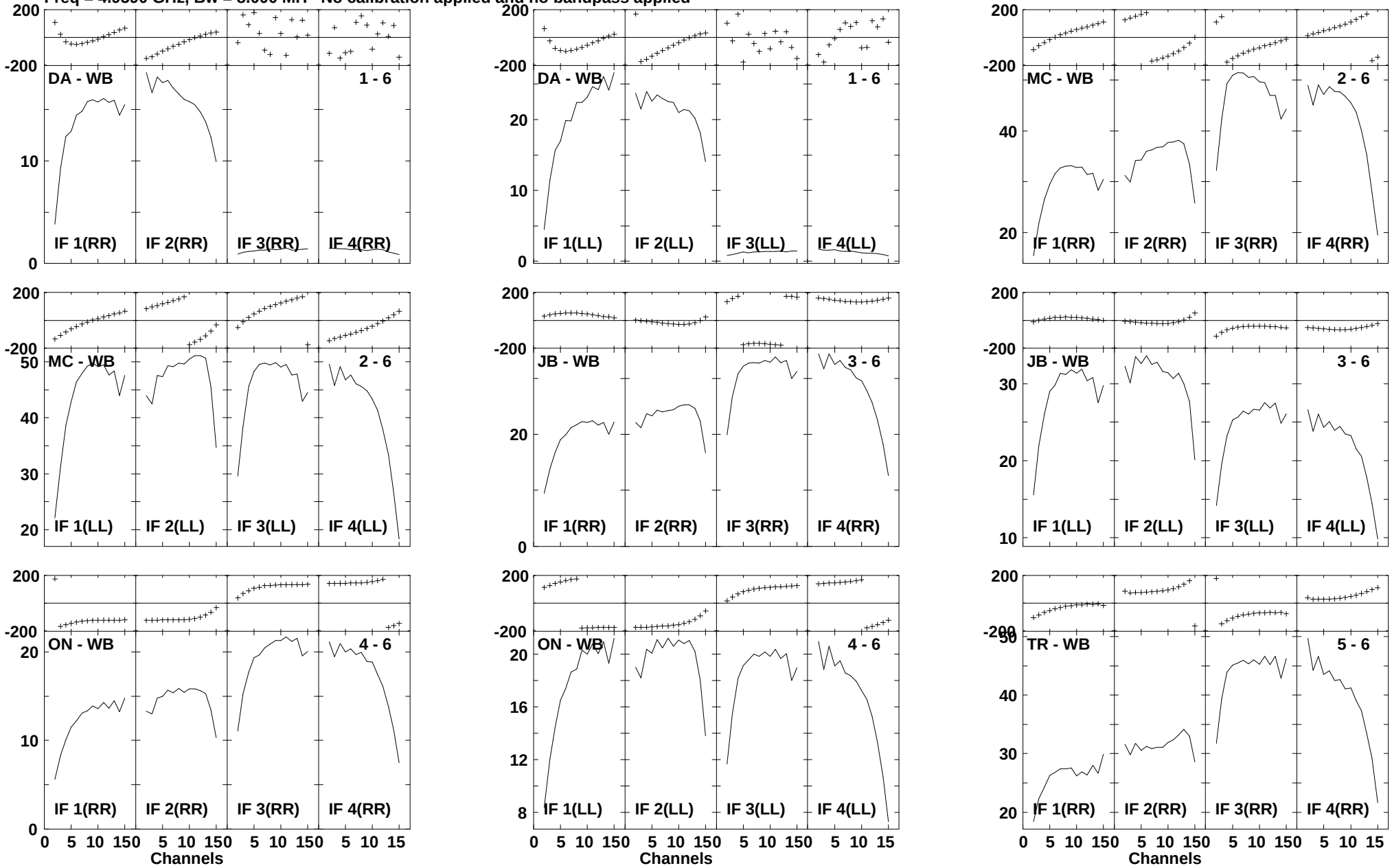

Lower frame: Milli Ampl Jy Top frame: Phas deg
Scalar averaged cross-power spectrum Several baselines displayed
Timerange: 00/16:51:21 to 00/16:57:19

Plot file version 30 created 12-SEP-2007 12:03:41
J1743-03 RP006S.UVDATA.1
Freq = 4.9590 GHz, Bw = 8.000 MH No calibration applied and no bandpass applied

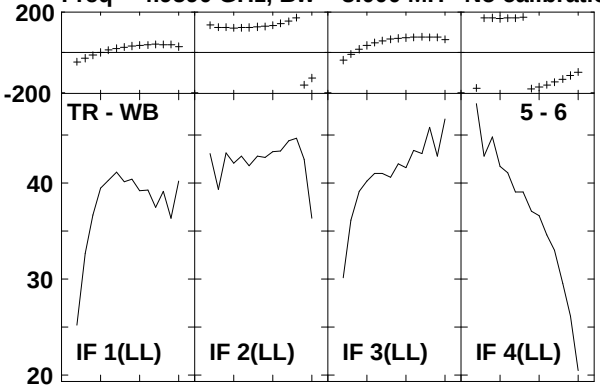

Lower frame: Milli Ampl Jy Top frame: Phas deg
Scalar averaged cross-power spectrum Several baselines displayed
Timerange: 00/16:51:21 to 00/16:57:19

Plot file version 31 created 12-SEP-2007 12:03:41
J1728-03 RP006S.UVDATA.1
Freq = 4.9590 GHz, Bw = 8.000 MH No calibration applied and no bandpass applied

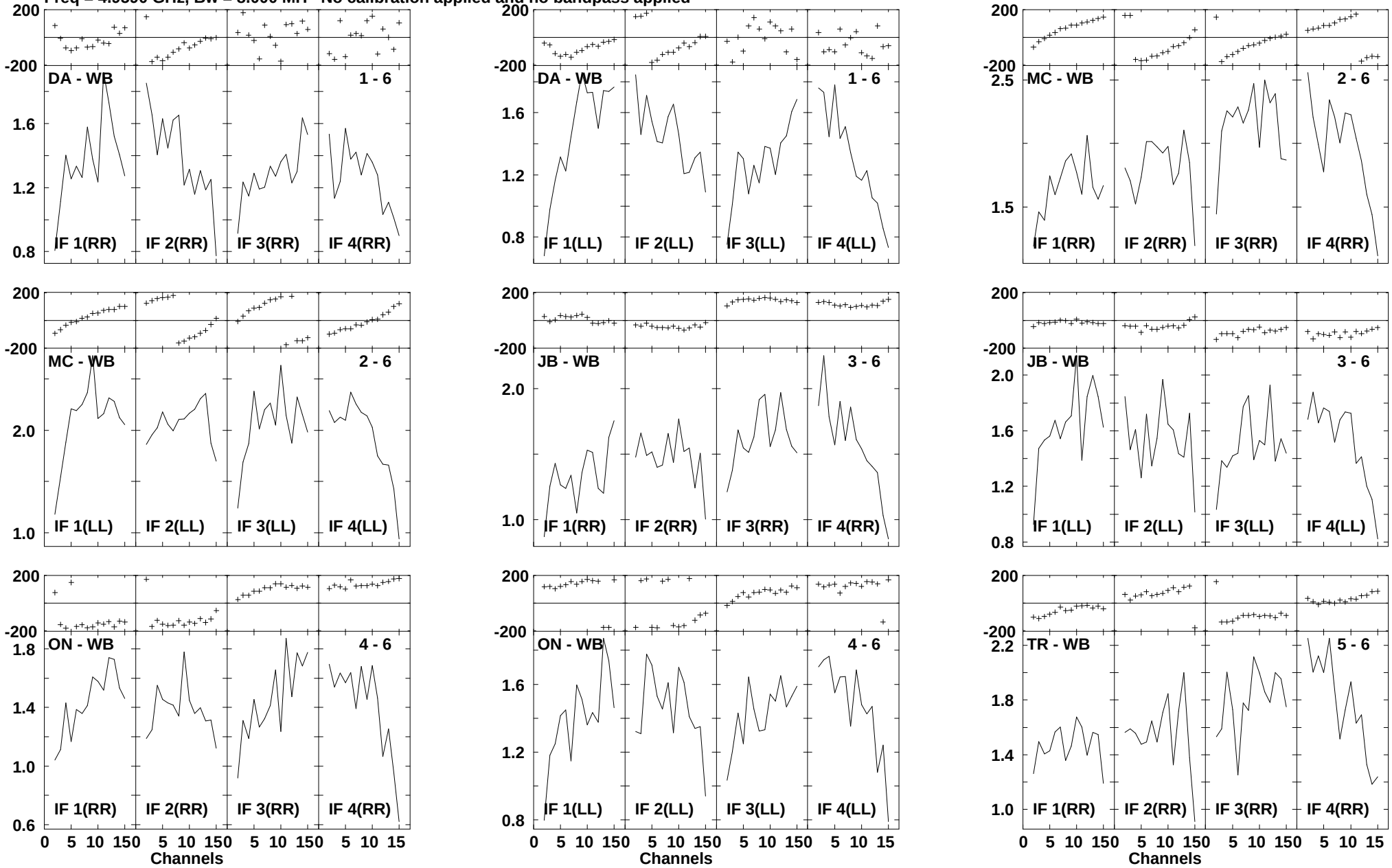

Lower frame: Milli Ampl Jy Top frame: Phas deg
Scalar averaged cross-power spectrum Several baselines displayed
Timerange: 00/16:57:21 to 00/16:58:39

Plot file version 32 created 12-SEP-2007 12:03:42
J1728-03 RP006S.UVDATA.1
Freq = 4.9590 GHz, Bw = 8.000 MH No calibration applied and no bandpass applied

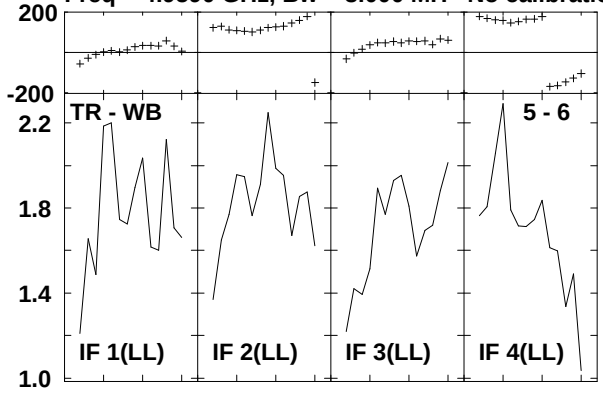

Lower frame: Milli Ampl Jy Top frame: Phas deg
Scalar averaged cross-power spectrum Several baselines displayed
Timerange: 00/16:57:21 to 00/16:58:39

Plot file version 33 created 12-SEP-2007 12:03:42
IGR17303 RP006S.UVDATA.1
Freq = 4.9590 GHz, Bw = 8.000 MH No calibration applied and no bandpass applied

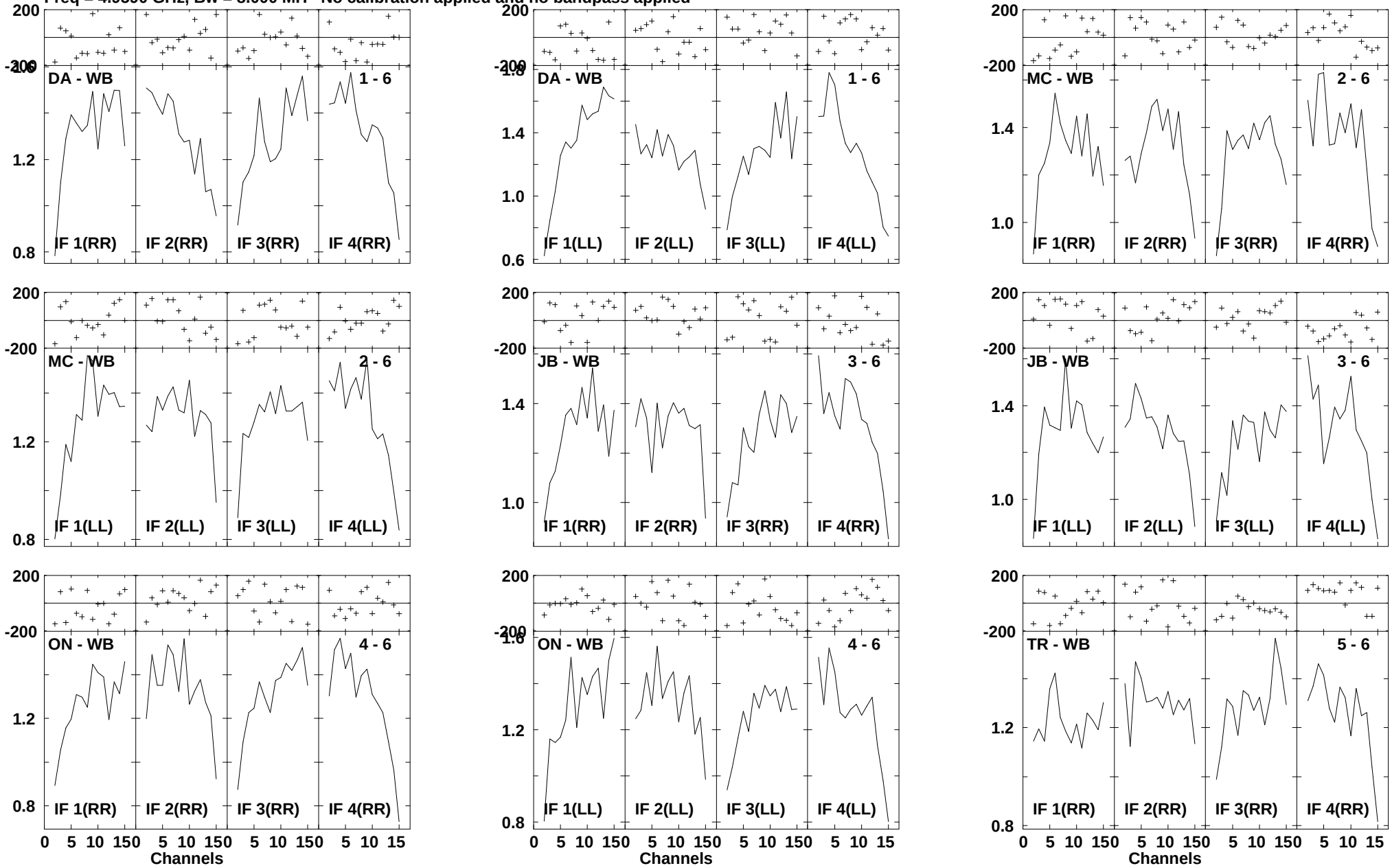

Lower frame: Milli Ampl Jy Top frame: Phas deg
Scalar averaged cross-power spectrum Several baselines displayed
Timerange: 00/16:58:41 to 00/17:01:07

Plot file version 34 created 12-SEP-2007 12:03:42
IGR17303 RP006S.UVDATA.1
Freq = 4.9590 GHz, Bw = 8.000 MH No calibration applied and no bandpass applied

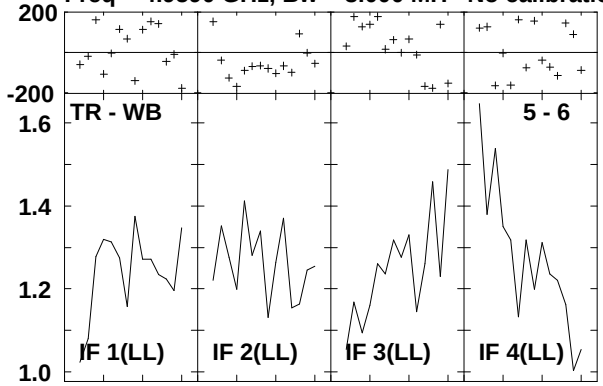

Lower frame: Milli Ampl Jy Top frame: Phas deg
Scalar averaged cross-power spectrum Several baselines displayed
Timerange: 00/16:58:41 to 00/17:01:07

Plot file version 35 created 12-SEP-2007 12:03:42
J1728-03 RP006S.UVDATA.1
Freq = 4.9590 GHz, Bw = 8.000 MH No calibration applied and no bandpass applied

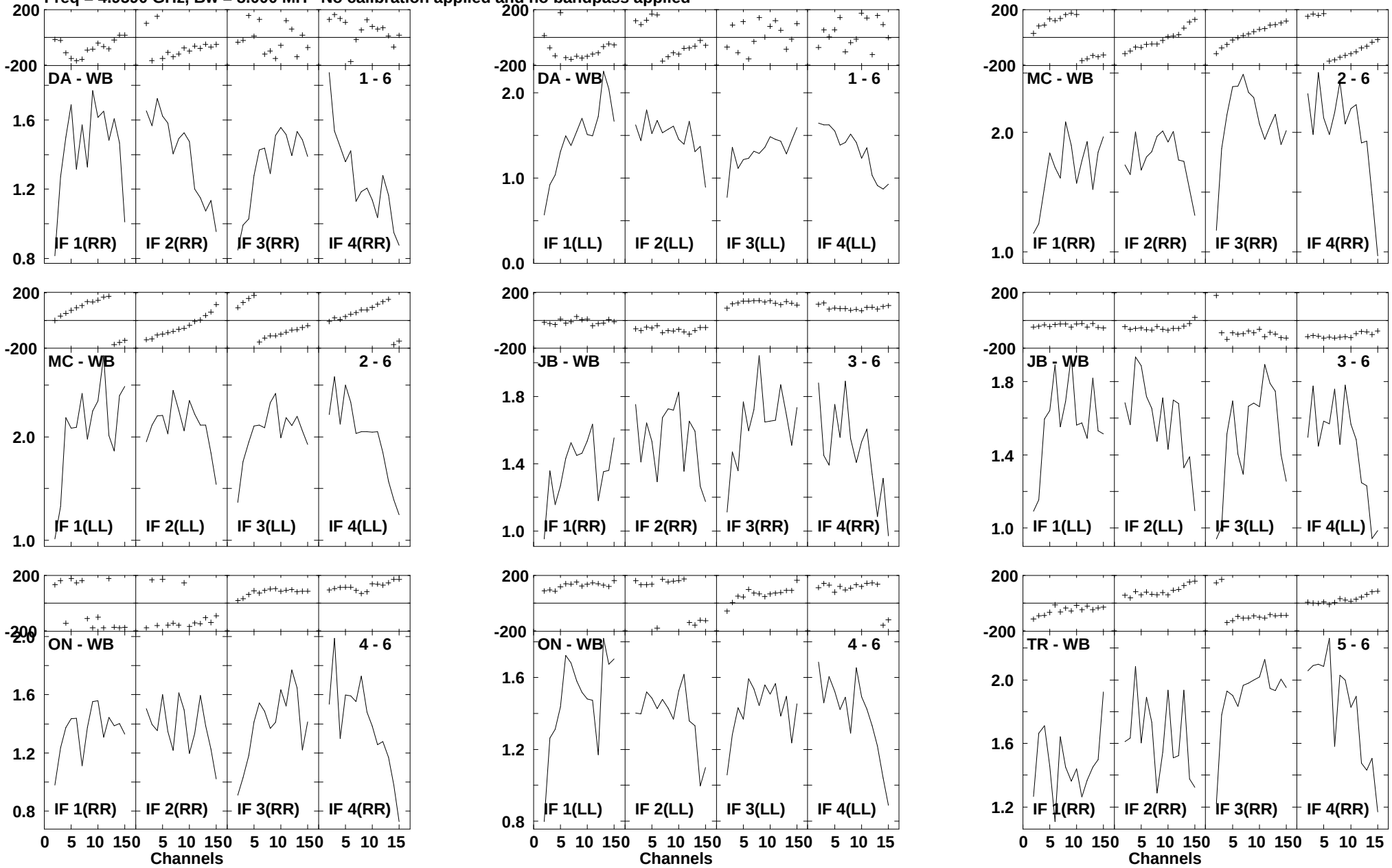

Lower frame: Milli Ampl Jy Top frame: Phas deg
Scalar averaged cross-power spectrum Several baselines displayed
Timerange: 00/17:01:11 to 00/17:02:29

Plot file version 36 created 12-SEP-2007 12:03:42
J1728-03 RP006S.UVDATA.1
Freq = 4.9590 GHz, Bw = 8.000 MH No calibration applied and no bandpass applied

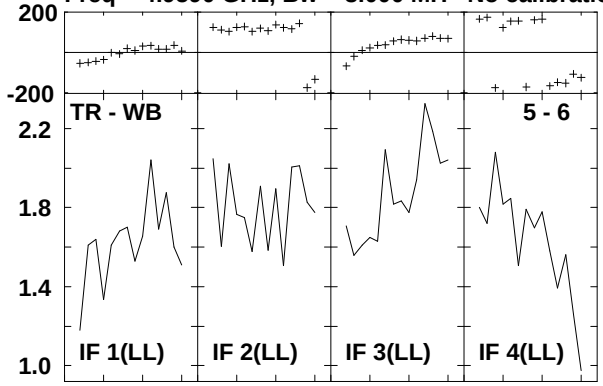

Lower frame: Milli Ampl Jy Top frame: Phas deg
Scalar averaged cross-power spectrum Several baselines displayed
Timerange: 00/17:01:11 to 00/17:02:29

Plot file version 37 created 12-SEP-2007 12:03:42
IGR17303 RP006S.UVDATA.1
Freq = 4.9590 GHz, Bw = 8.000 MH No calibration applied and no bandpass applied

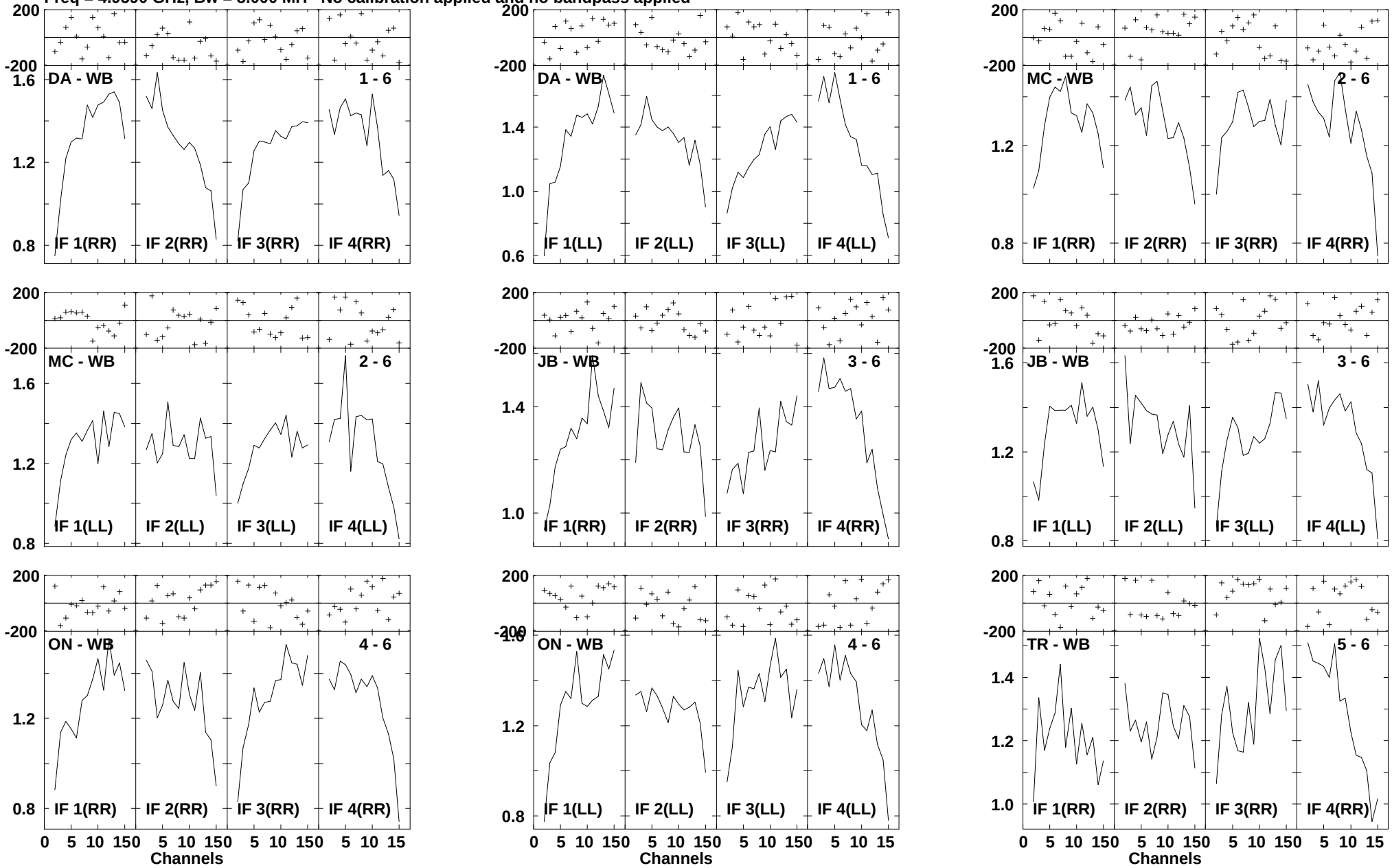

Lower frame: Milli Ampl Jy Top frame: Phas deg
Scalar averaged cross-power spectrum Several baselines displayed
Timerange: 00/17:02:31 to 00/17:05:39

Plot file version 38 created 12-SEP-2007 12:03:43
IGR17303 RP006S.UVDATA.1
Freq = 4.9590 GHz, Bw = 8.000 MH No calibration applied and no bandpass applied

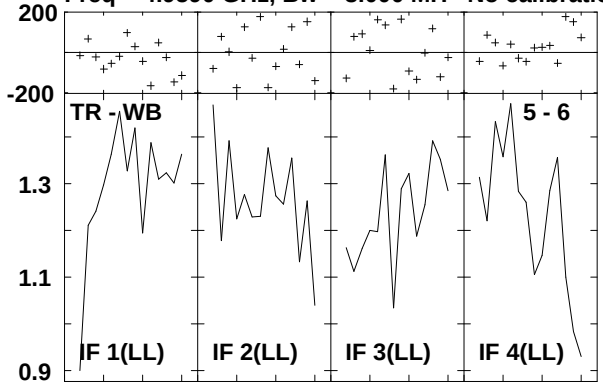

Lower frame: Milli Ampl Jy Top frame: Phas deg
Scalar averaged cross-power spectrum Several baselines displayed
Timerange: 00/17:02:31 to 00/17:05:39

Plot file version 39 created 12-SEP-2007 12:03:43
J1728-03 RP006S.UVDATA.1
Freq = 4.9590 GHz, Bw = 8.000 MH No calibration applied and no bandpass applied

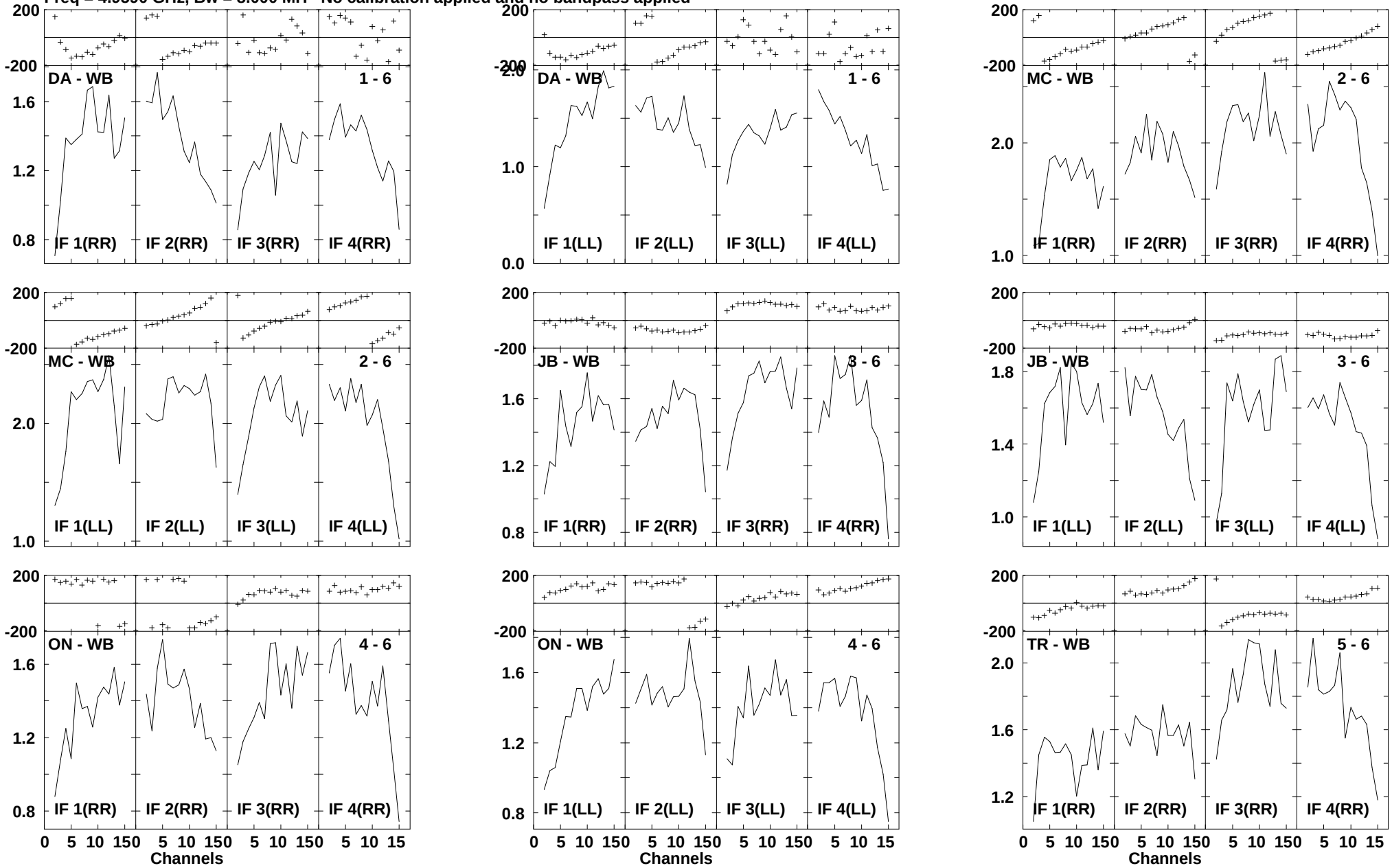

Lower frame: Milli Ampl Jy Top frame: Phas deg
Scalar averaged cross-power spectrum Several baselines displayed
Timerange: 00/17:05:41 to 00/17:06:59

Plot file version 40 created 12-SEP-2007 12:03:43
J1728-03 RP006S.UVDATA.1
Freq = 4.9590 GHz, Bw = 8.000 MH No calibration applied and no bandpass applied

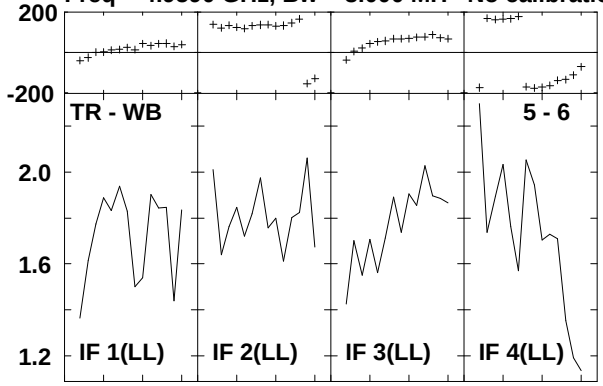

Lower frame: Milli Ampl Jy Top frame: Phas deg
Scalar averaged cross-power spectrum Several baselines displayed
Timerange: 00/17:05:41 to 00/17:06:59

Plot file version 41 created 12-SEP-2007 12:03:43
IGR17303 RP006S.UVDATA.1
Freq = 4.9590 GHz, Bw = 8.000 MH No calibration applied and no bandpass applied

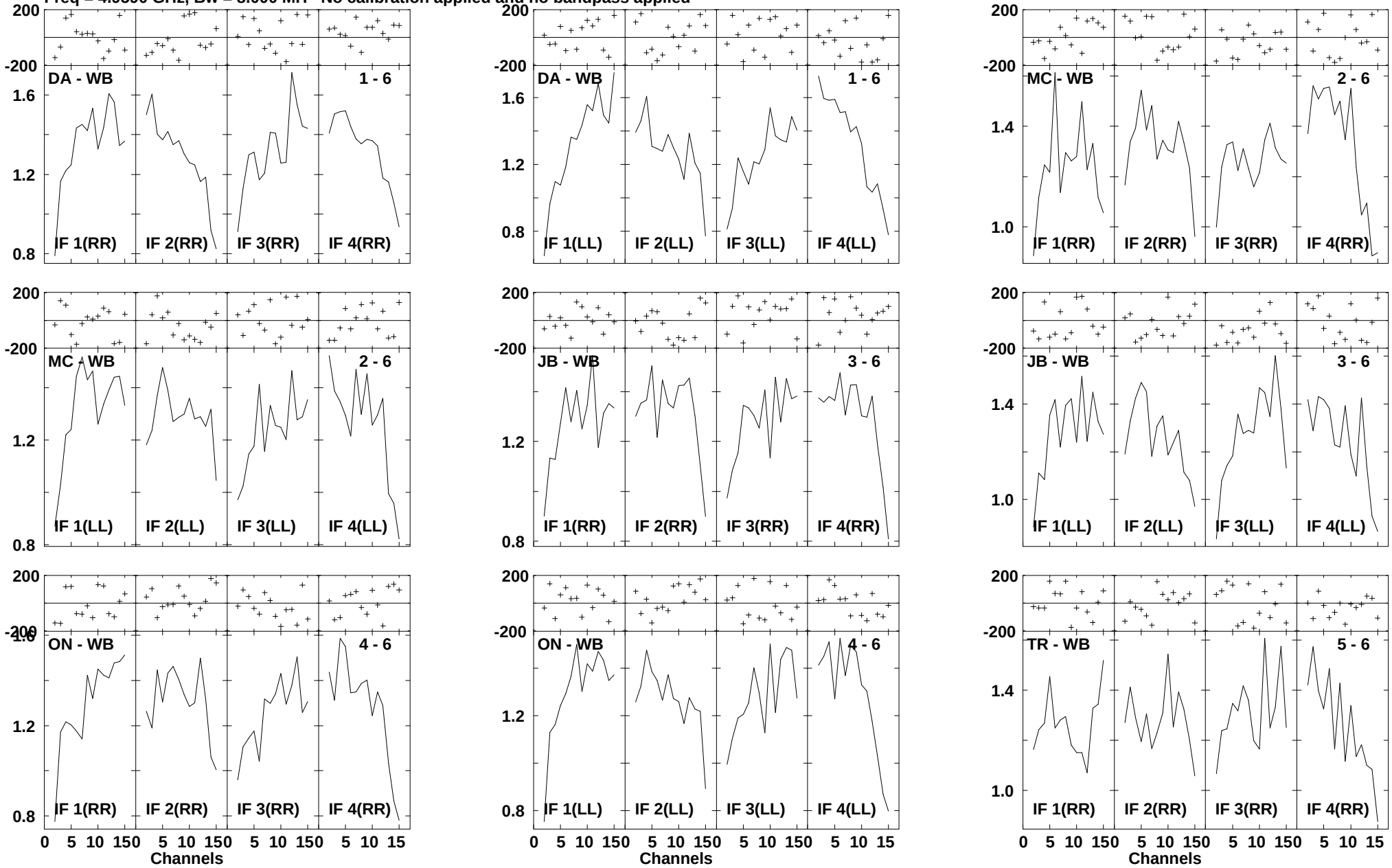

Lower frame: Milli Ampl Jy Top frame: Phas deg
Scalar averaged cross-power spectrum Several baselines displayed
Timerange: 00/17:07:01 to 00/17:09:27

Plot file version 42 created 12-SEP-2007 12:03:43
IGR17303 RP006S.UVDATA.1
Freq = 4.9590 GHz, Bw = 8.000 MH No calibration applied and no bandpass applied

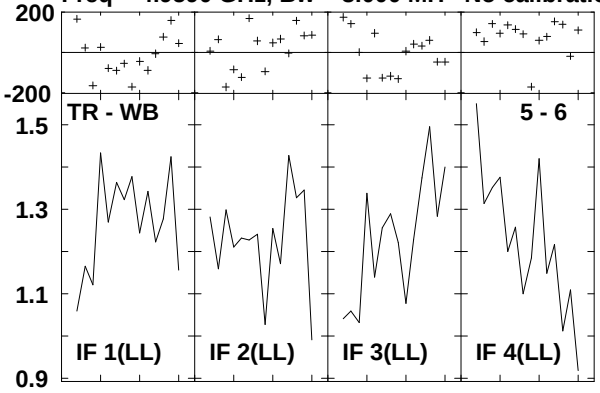

Lower frame: Milli Ampl Jy Top frame: Phas deg
Scalar averaged cross-power spectrum Several baselines displayed
Timerange: 00/17:07:01 to 00/17:09:27

Plot file version 43 created 12-SEP-2007 12:03:43
J1728-03 RP006S.UVDATA.1
Freq = 4.9590 GHz, Bw = 8.000 MH No calibration applied and no bandpass applied

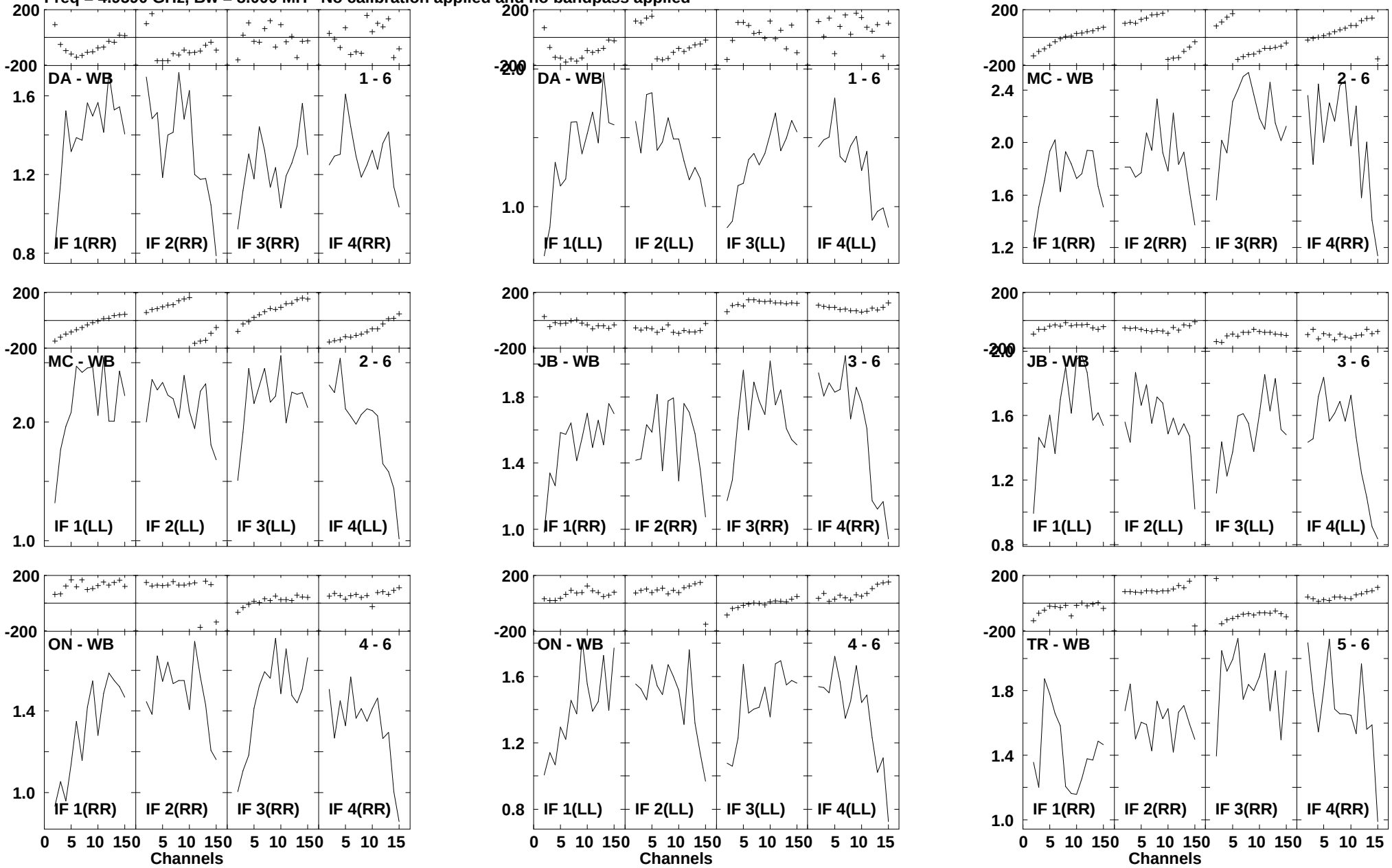

Lower frame: Milli Ampl Jy Top frame: Phas deg
Scalar averaged cross-power spectrum Several baselines displayed
Timerange: 00/17:09:31 to 00/17:10:49

Plot file version 44 created 12-SEP-2007 12:03:44
J1728-03 RP006S.UVDATA.1
Freq = 4.9590 GHz, Bw = 8.000 MH No calibration applied and no bandpass applied

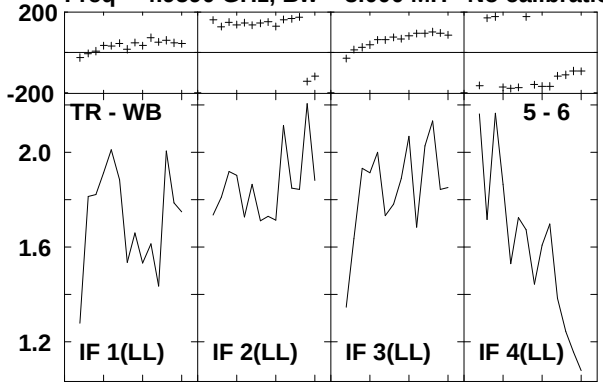

Lower frame: Milli Ampl Jy Top frame: Phas deg
Scalar averaged cross-power spectrum Several baselines displayed
Timerange: 00/17:09:31 to 00/17:10:49

Plot file version 45 created 12-SEP-2007 12:03:44
IGR17303 RP006S.UVDATA.1
Freq = 4.9590 GHz, Bw = 8.000 MH No calibration applied and no bandpass applied

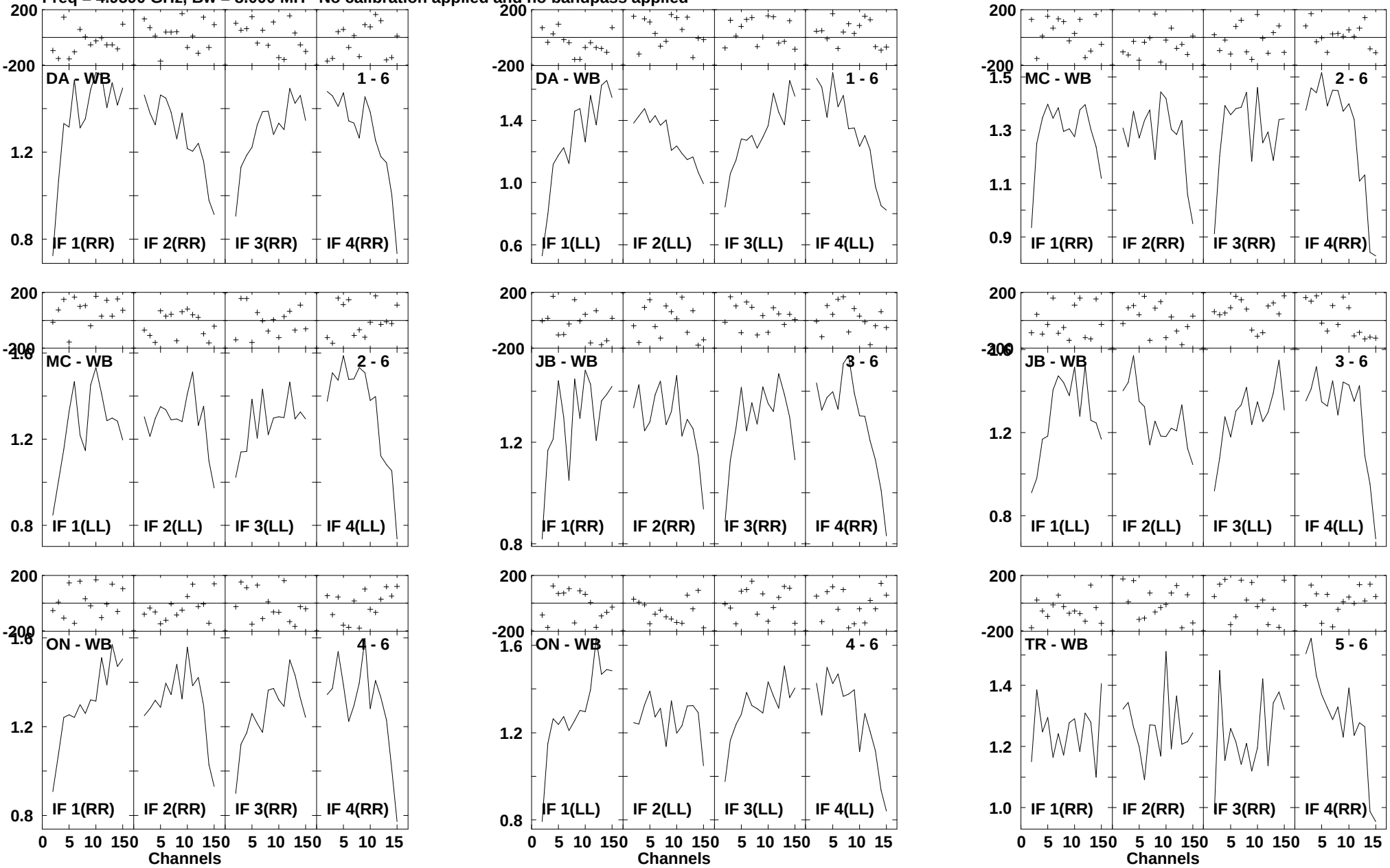

Lower frame: Milli Ampl Jy Top frame: Phas deg
Scalar averaged cross-power spectrum Several baselines displayed
Timerange: 00/17:10:51 to 00/17:13:19

Plot file version 46 created 12-SEP-2007 12:03:44
IGR17303 RP006S.UVDATA.1
Freq = 4.9590 GHz, Bw = 8.000 MH No calibration applied and no bandpass applied

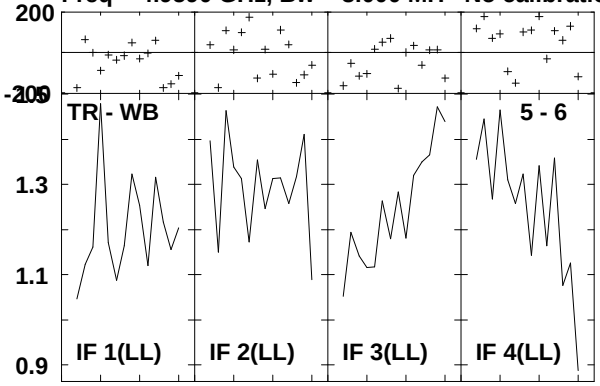

Lower frame: Milli Ampl Jy Top frame: Phas deg
Scalar averaged cross-power spectrum Several baselines displayed
Timerange: 00/17:10:51 to 00/17:13:19

Plot file version 47 created 12-SEP-2007 12:03:44
J1728-03 RP006S.UVDATA.1
Freq = 4.9590 GHz, Bw = 8.000 MH No calibration applied and no bandpass applied

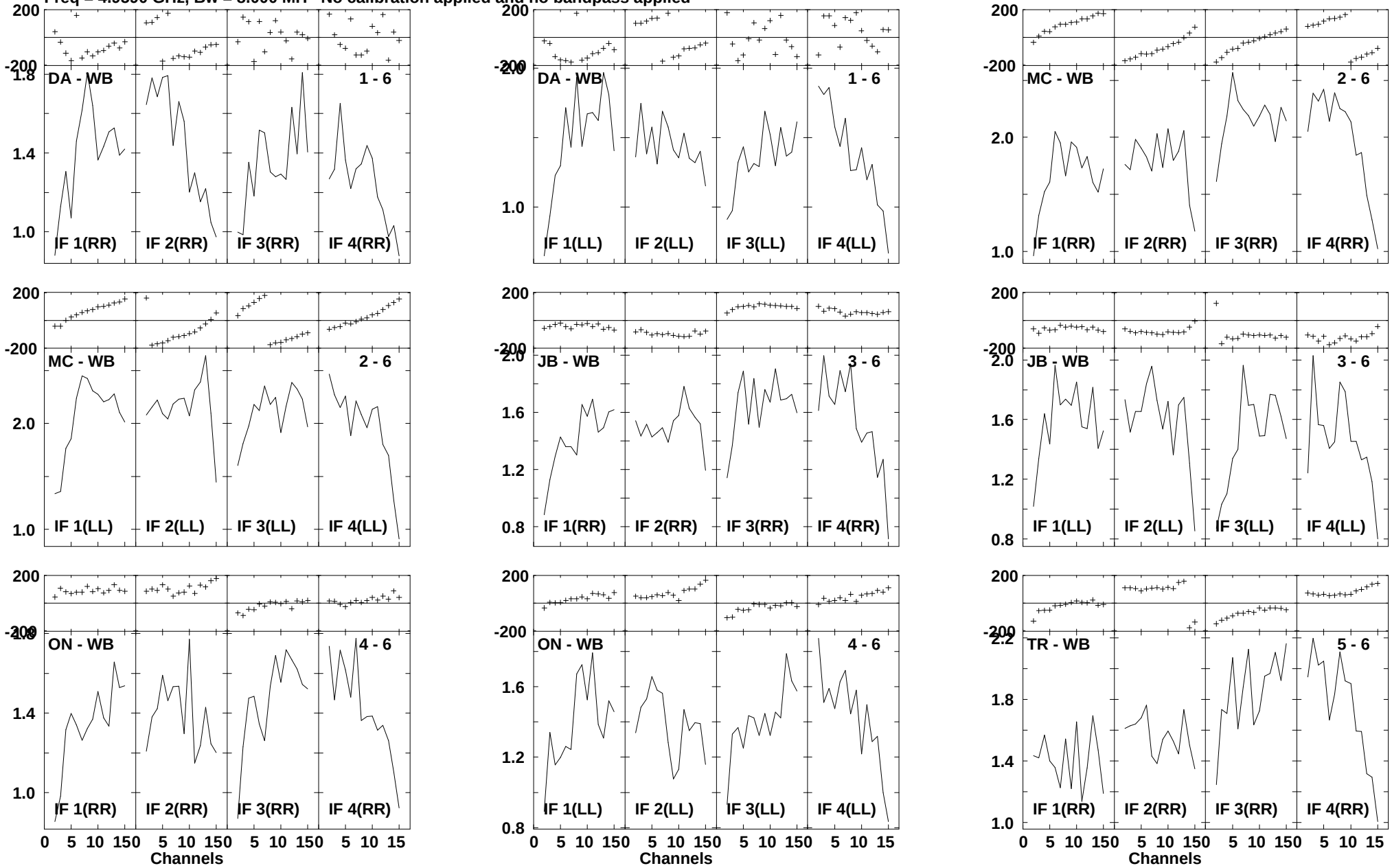

Lower frame: Milli Ampl Jy Top frame: Phas deg
Scalar averaged cross-power spectrum Several baselines displayed
Timerange: 00/17:13:21 to 00/17:14:39

Plot file version 48 created 12-SEP-2007 12:03:44
J1728-03 RP006S.UVDATA.1
Freq = 4.9590 GHz, Bw = 8.000 MH No calibration applied and no bandpass applied

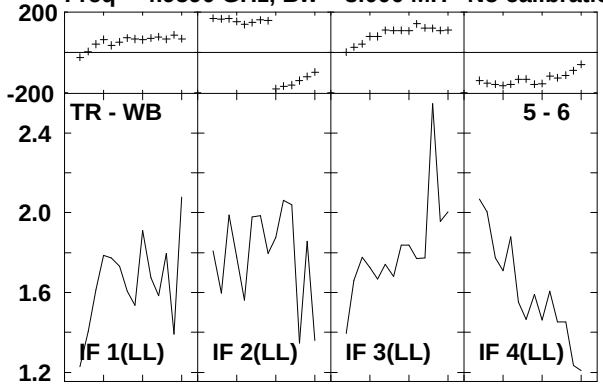

Lower frame: Milli Ampl Jy Top frame: Phas deg
Scalar averaged cross-power spectrum Several baselines displayed
Timerange: 00/17:13:21 to 00/17:14:39

Plot file version 49 created 12-SEP-2007 12:03:44
IGR17303 RP006S.UVDATA.1
Freq = 4.9590 GHz, Bw = 8.000 MH No calibration applied and no bandpass applied

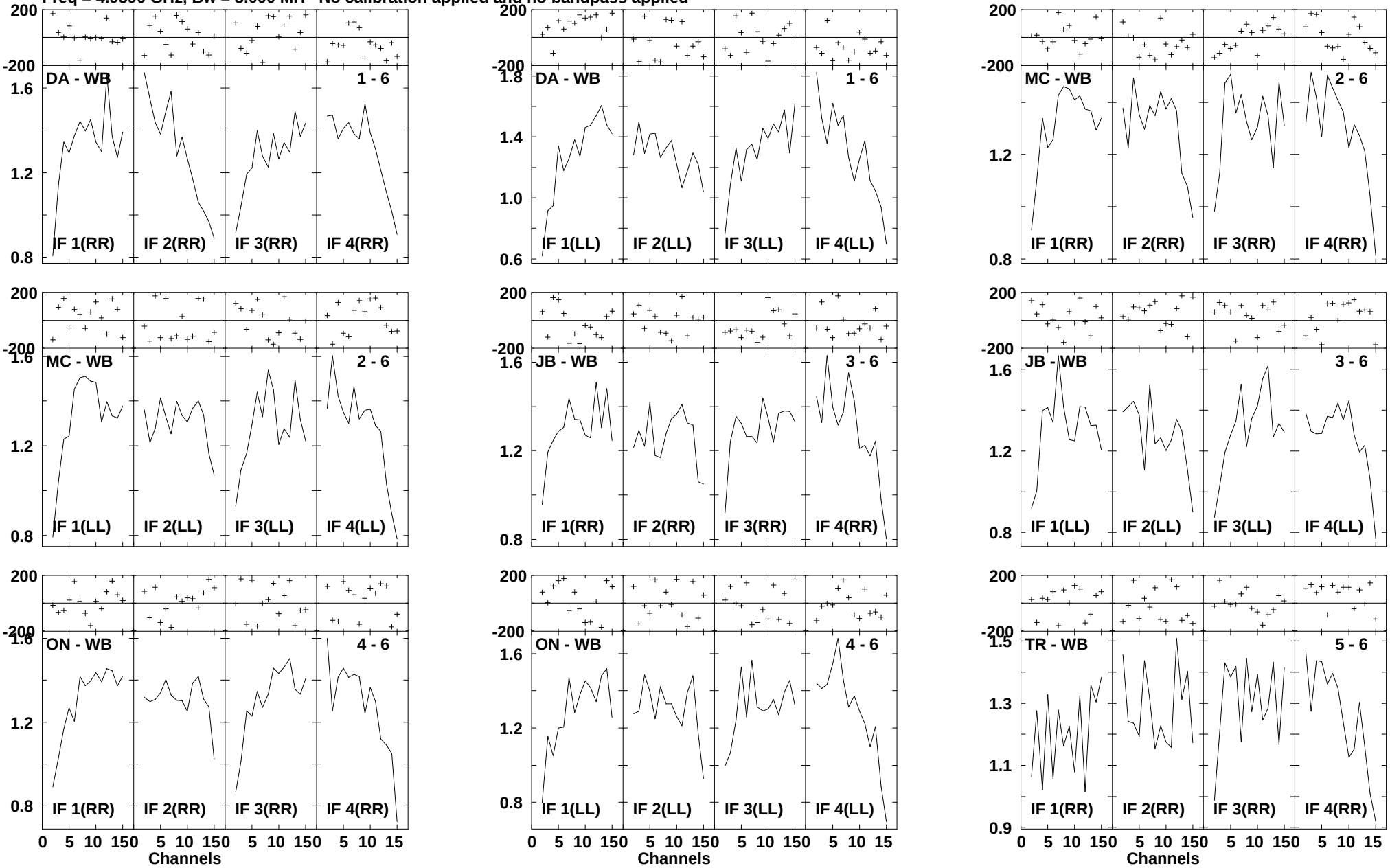

Lower frame: Milli Ampl Jy Top frame: Phas deg
Scalar averaged cross-power spectrum Several baselines displayed
Timerange: 00/17:14:41 to 00/17:17:47

Plot file version 50 created 12-SEP-2007 12:03:45
IGR17303 RP006S.UVDATA.1
Freq = 4.9590 GHz, Bw = 8.000 MH No calibration applied and no bandpass applied

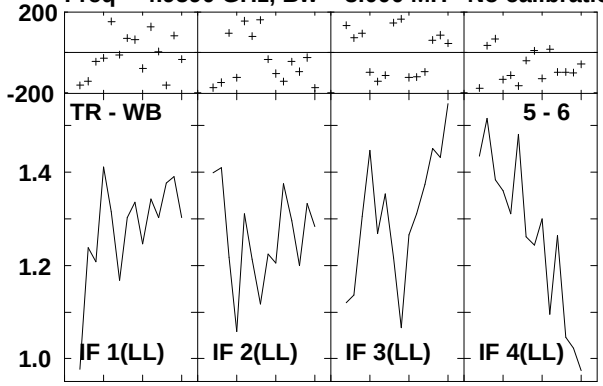

Lower frame: Milli Ampl Jy Top frame: Phas deg
Scalar averaged cross-power spectrum Several baselines displayed
Timerange: 00/17:14:41 to 00/17:17:47

Plot file version 51 created 12-SEP-2007 12:03:45
J1728-03 RP006S.UVDATA.1
Freq = 4.9590 GHz, Bw = 8.000 MH No calibration applied and no bandpass applied

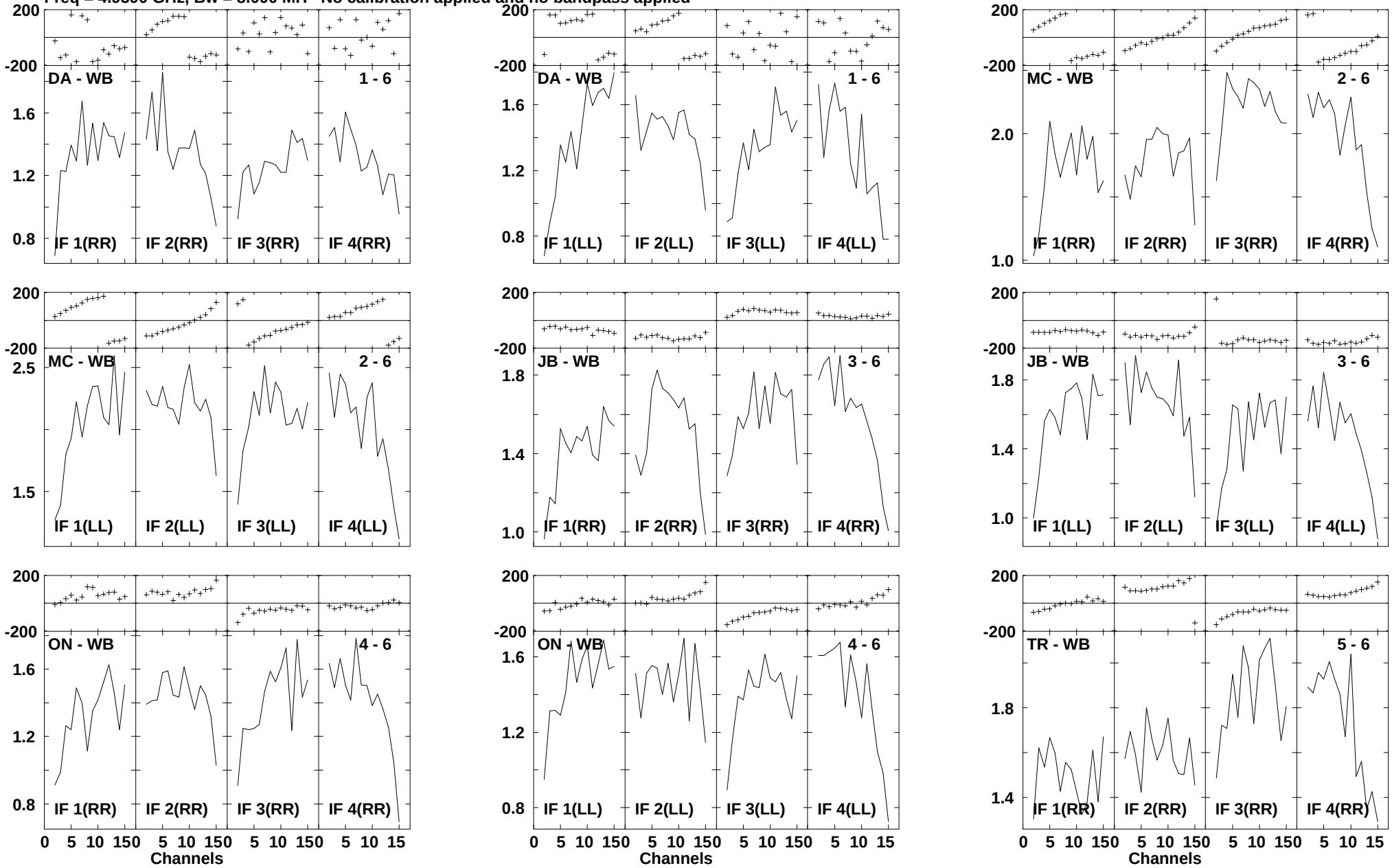

Lower frame: Milli Ampl Jy Top frame: Phas deg
Scalar averaged cross-power spectrum Several baselines displayed
Timerange: 00/17:17:51 to 00/17:19:09

Plot file version 52 created 12-SEP-2007 12:03:45
J1728-03 RP006S.UVDATA.1
Freq = 4.9590 GHz, Bw = 8.000 MH No calibration applied and no bandpass applied

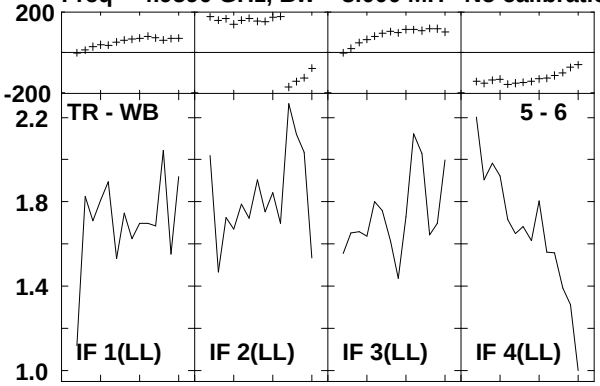

Lower frame: Milli Ampl Jy Top frame: Phas deg
Scalar averaged cross-power spectrum Several baselines displayed
Timerange: 00/17:17:51 to 00/17:19:09

Plot file version 53 created 12-SEP-2007 12:03:45
IGR17303 RP006S.UVDATA.1
Freq = 4.9590 GHz, Bw = 8.000 MH No calibration applied and no bandpass applied

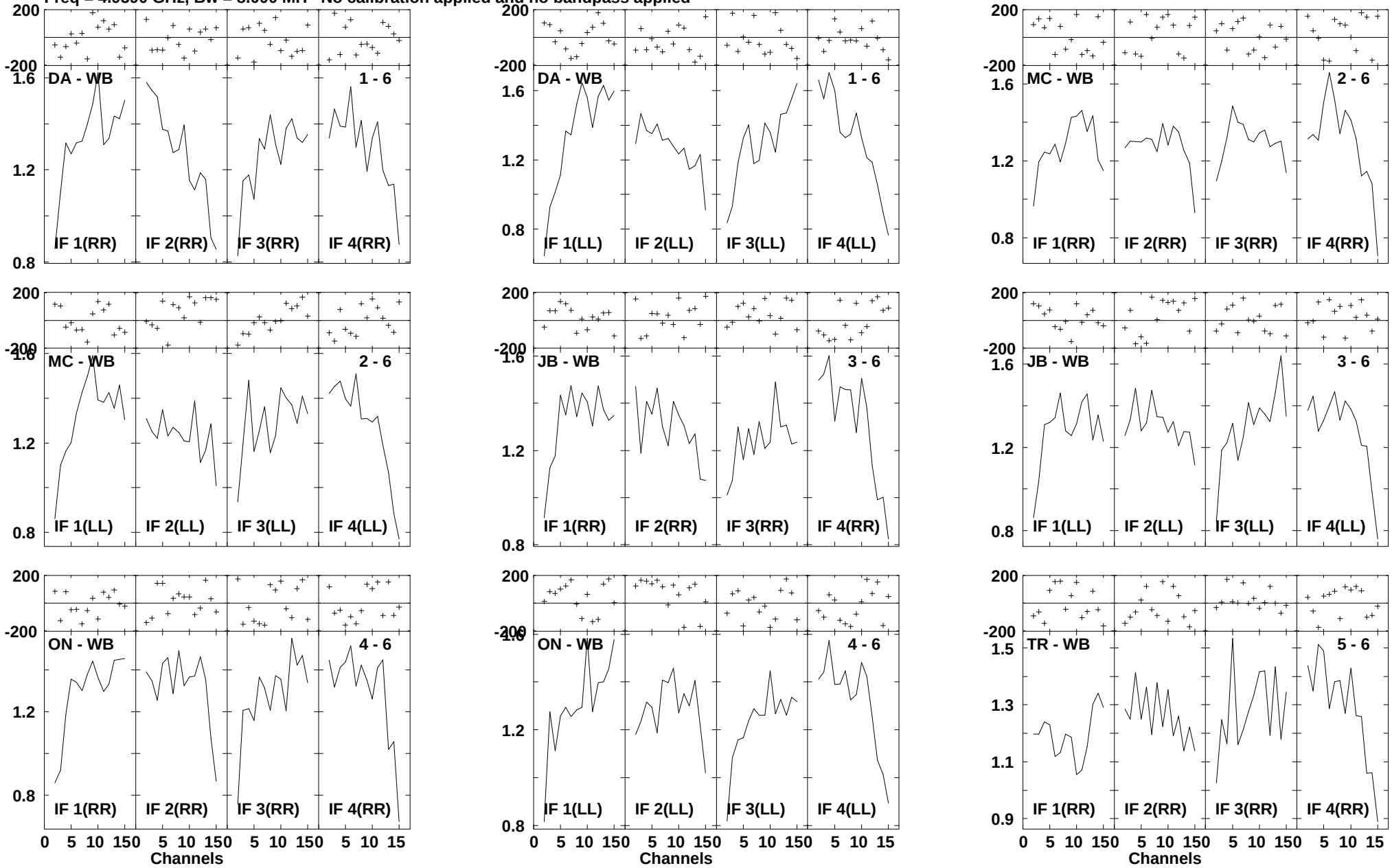

Lower frame: Milli Ampl Jy Top frame: Phas deg
Scalar averaged cross-power spectrum Several baselines displayed
Timerange: 00/17:19:11 to 00/17:21:39

Plot file version 54 created 12-SEP-2007 12:03:45
IGR17303 RP006S.UVDATA.1
Freq = 4.9590 GHz, Bw = 8.000 MH No calibration applied and no bandpass applied

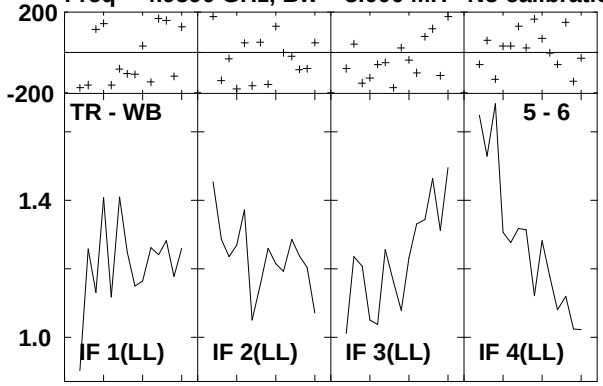

Lower frame: Milli Ampl Jy Top frame: Phas deg
Scalar averaged cross-power spectrum Several baselines displayed
Timerange: 00/17:19:11 to 00/17:21:39

Plot file version 55 created 12-SEP-2007 12:03:45
J1728-03 RP006S.UVDATA.1
Freq = 4.9590 GHz, Bw = 8.000 MH No calibration applied and no bandpass applied

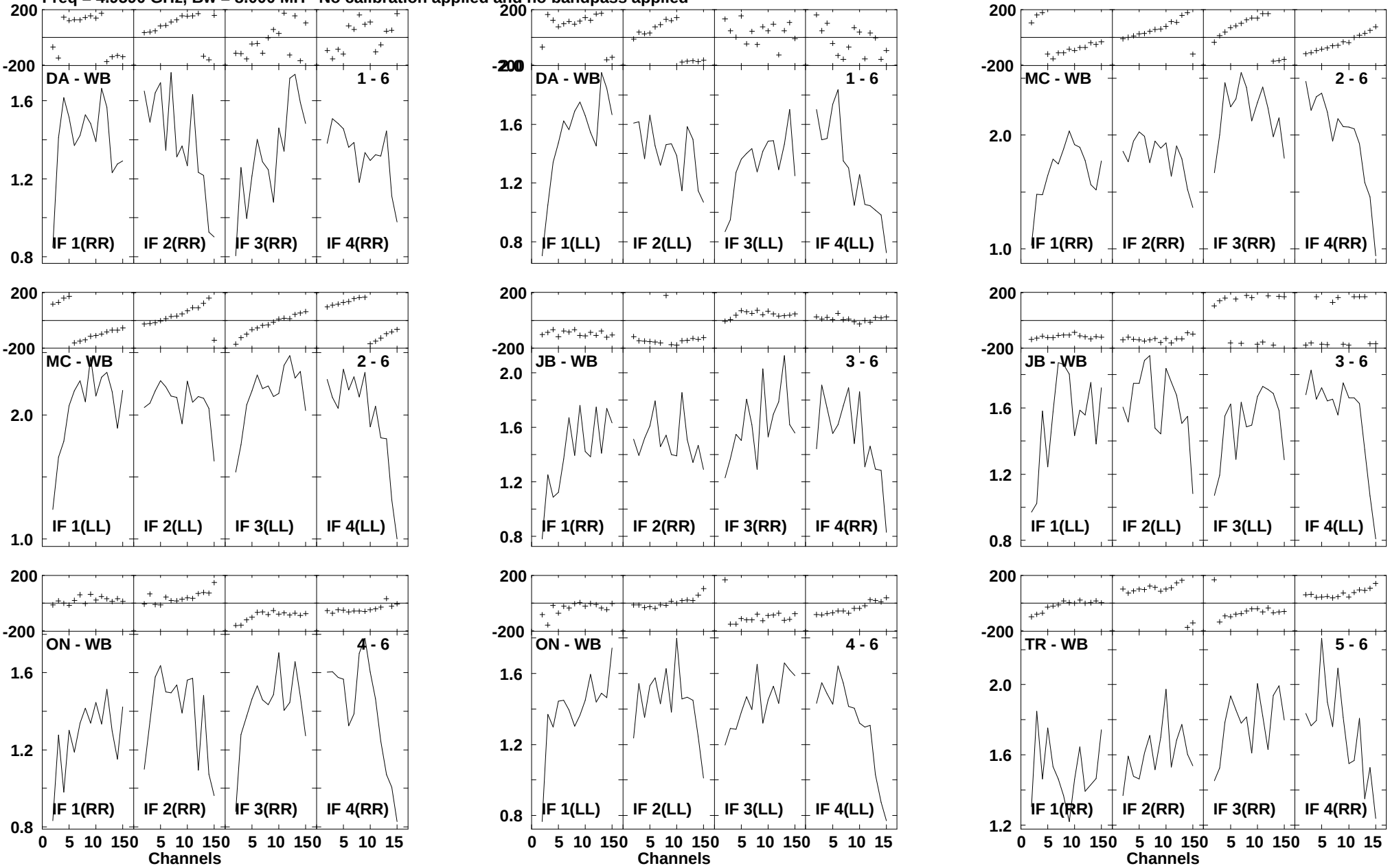

Lower frame: Milli Ampl Jy Top frame: Phas deg
Scalar averaged cross-power spectrum Several baselines displayed
Timerange: 00/17:21:41 to 00/17:22:57

Plot file version 56 created 12-SEP-2007 12:03:45
J1728-03 RP006S.UVDATA.1
Freq = 4.9590 GHz, Bw = 8.000 MH No calibration applied and no bandpass applied

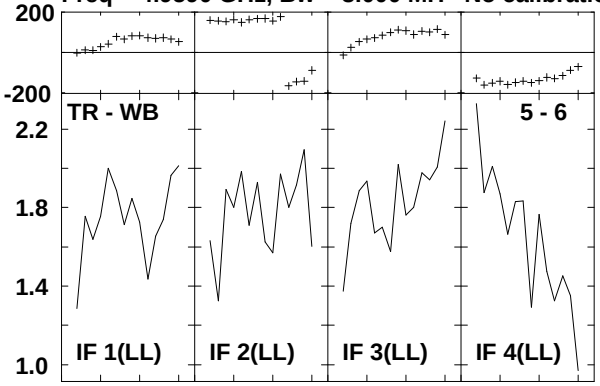

Lower frame: Milli Ampl Jy Top frame: Phas deg
Scalar averaged cross-power spectrum Several baselines displayed
Timerange: 00/17:21:41 to 00/17:22:57

Plot file version 57 created 12-SEP-2007 12:03:45
IGR17303 RP006S.UVDATA.1
Freq = 4.9590 GHz, Bw = 8.000 MH No calibration applied and no bandpass applied

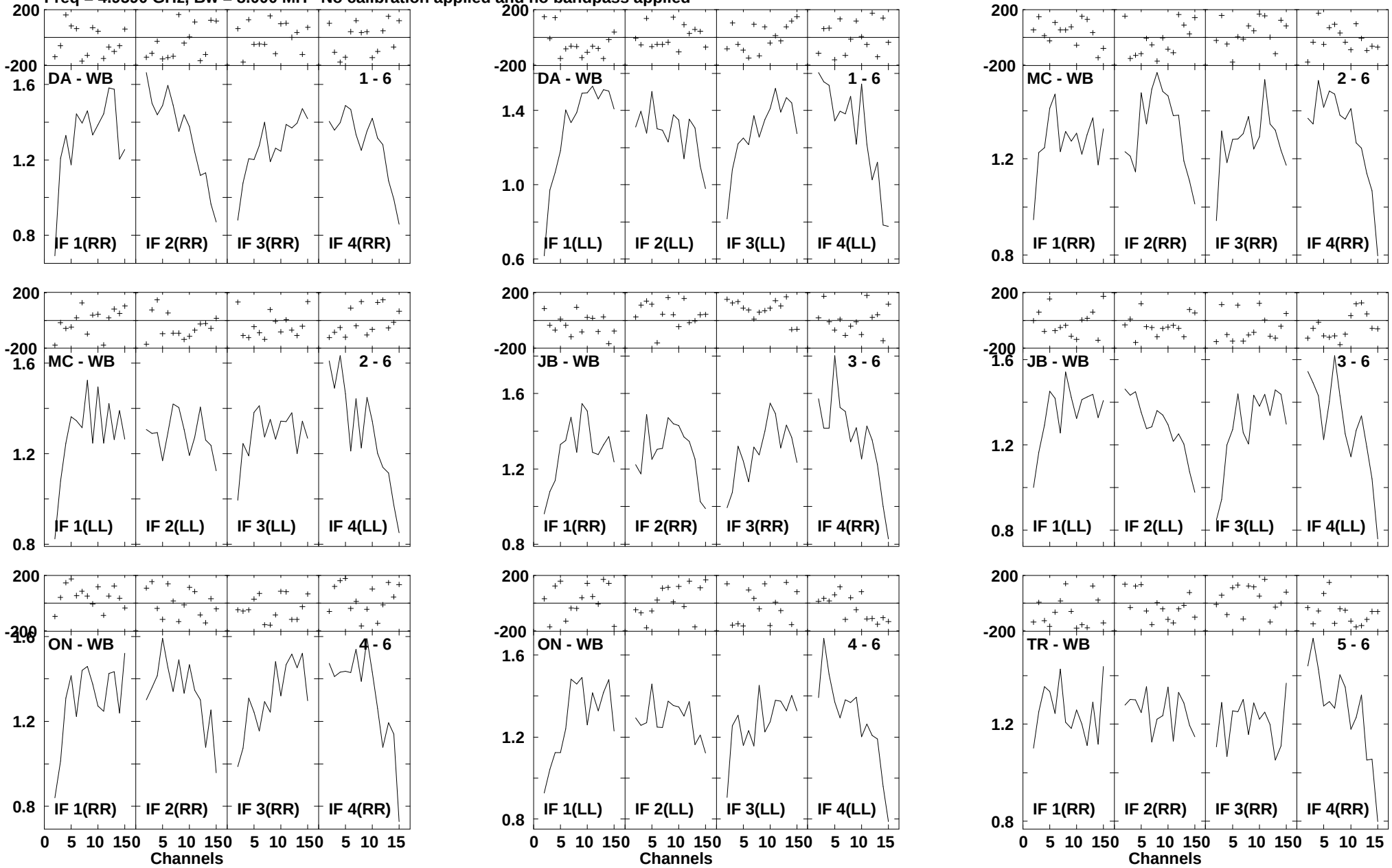

Lower frame: Milli Ampl Jy Top frame: Phas deg
Scalar averaged cross-power spectrum Several baselines displayed
Timerange: 00/17:23:01 to 00/17:25:29

Plot file version 58 created 12-SEP-2007 12:03:46
IGR17303 RP006S.UVDATA.1
Freq = 4.9590 GHz, Bw = 8.000 MH No calibration applied and no bandpass applied

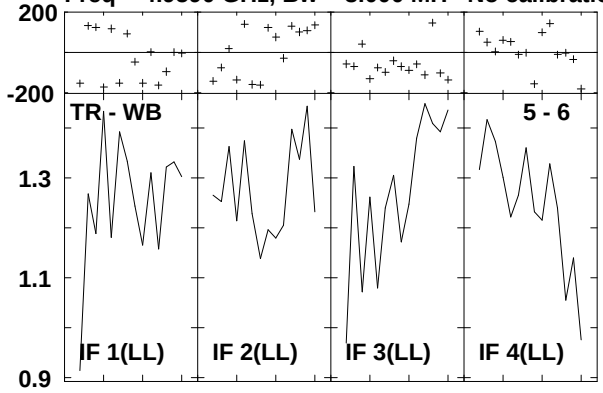

Lower frame: Milli Ampl Jy Top frame: Phas deg
Scalar averaged cross-power spectrum Several baselines displayed
Timerange: 00/17:23:01 to 00/17:25:29

Plot file version 59 created 12-SEP-2007 12:03:46
J1728-03 RP006S.UVDATA.1
Freq = 4.9590 GHz, Bw = 8.000 MH No calibration applied and no bandpass applied

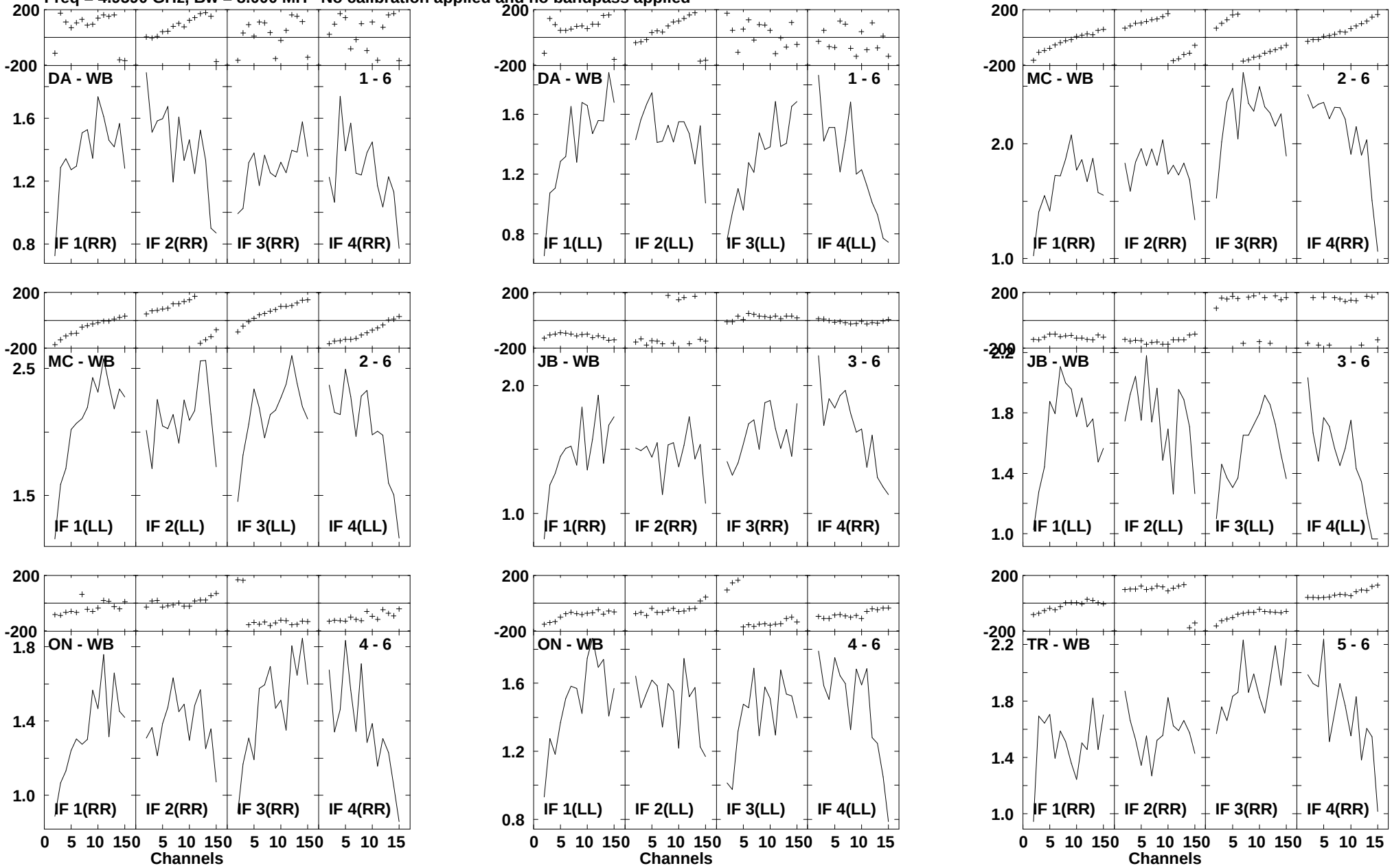

Lower frame: Milli Ampl Jy Top frame: Phas deg
Scalar averaged cross-power spectrum Several baselines displayed
Timerange: 00/17:25:31 to 00/17:26:49

Plot file version 60 created 12-SEP-2007 12:03:46
J1728-03 RP006S.UVDATA.1
Freq = 4.9590 GHz, Bw = 8.000 MH No calibration applied and no bandpass applied

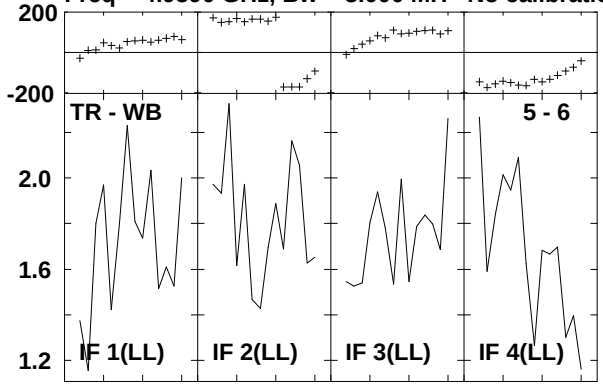

Lower frame: Milli Ampl Jy Top frame: Phas deg
Scalar averaged cross-power spectrum Several baselines displayed
Timerange: 00/17:25:31 to 00/17:26:49

Plot file version 61 created 12-SEP-2007 12:03:46
IGR17303 RP006S.UVDATA.1
Freq = 4.9590 GHz, Bw = 8.000 MH No calibration applied and no bandpass applied

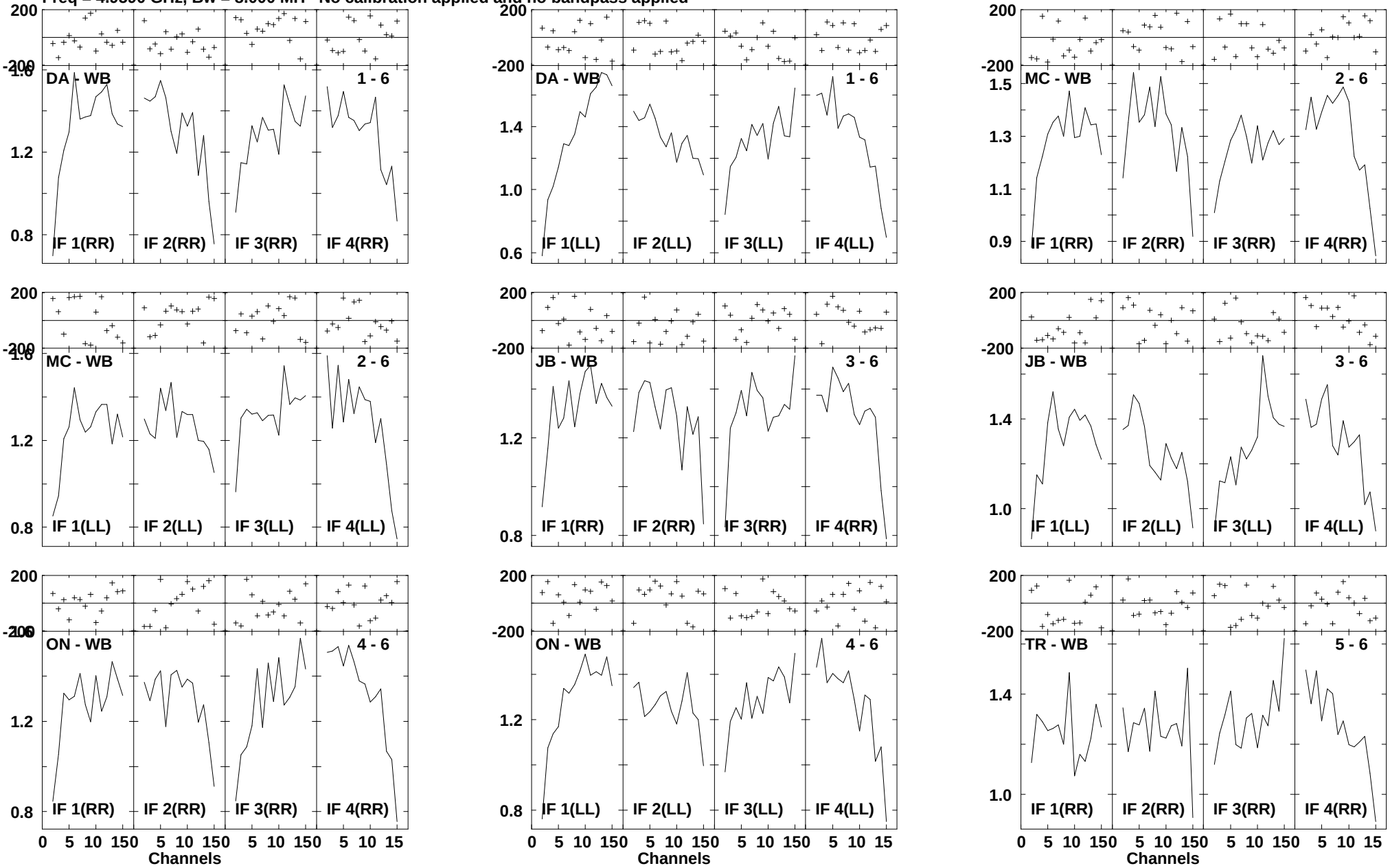

Lower frame: Milli Ampl Jy Top frame: Phas deg
Scalar averaged cross-power spectrum Several baselines displayed
Timerange: 00/17:26:51 to 00/17:29:59

Plot file version 62 created 12-SEP-2007 12:03:46
IGR17303 RP006S.UVDATA.1
Freq = 4.9590 GHz, Bw = 8.000 MH No calibration applied and no bandpass applied

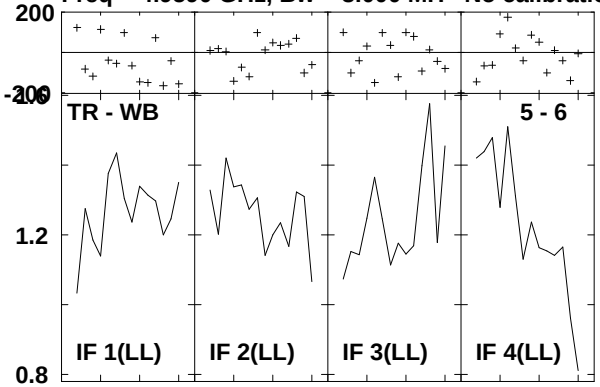

Lower frame: Milli Ampl Jy Top frame: Phas deg
Scalar averaged cross-power spectrum Several baselines displayed
Timerange: 00/17:26:51 to 00/17:29:59

Plot file version 63 created 12-SEP-2007 12:03:46
J1728-03 RP006S.UVDATA.1
Freq = 4.9590 GHz, Bw = 8.000 MH No calibration applied and no bandpass applied

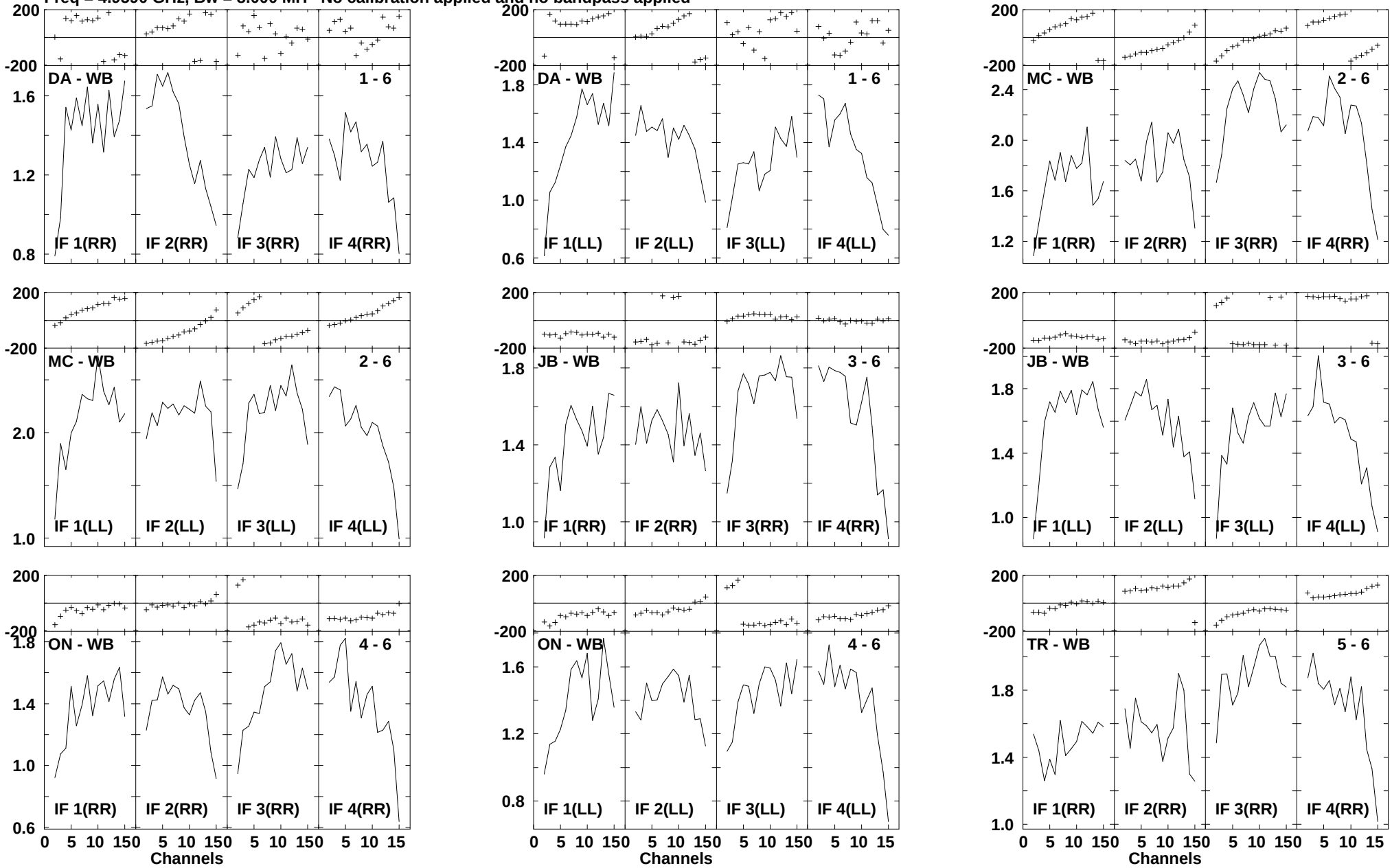

Lower frame: Milli Ampl Jy Top frame: Phas deg
Scalar averaged cross-power spectrum Several baselines displayed
Timerange: 00/17:30:01 to 00/17:31:17

Plot file version 64 created 12-SEP-2007 12:03:47
J1728-03 RP006S.UVDATA.1
Freq = 4.9590 GHz, Bw = 8.000 MH No calibration applied and no bandpass applied

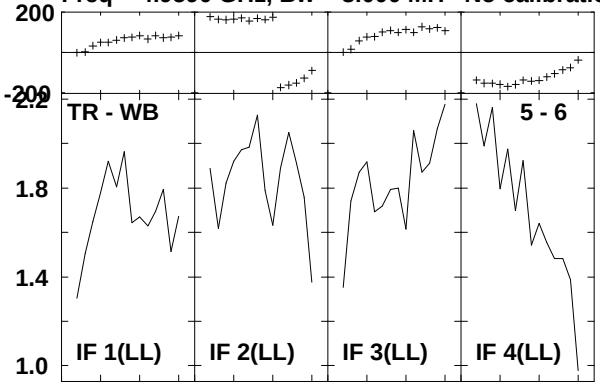

Lower frame: Milli Ampl Jy Top frame: Phas deg
Scalar averaged cross-power spectrum Several baselines displayed
Timerange: 00/17:30:01 to 00/17:31:17

Plot file version 65 created 12-SEP-2007 12:03:47
IGR17303 RP006S.UVDATA.1
Freq = 4.9590 GHz, Bw = 8.000 MH No calibration applied and no bandpass applied

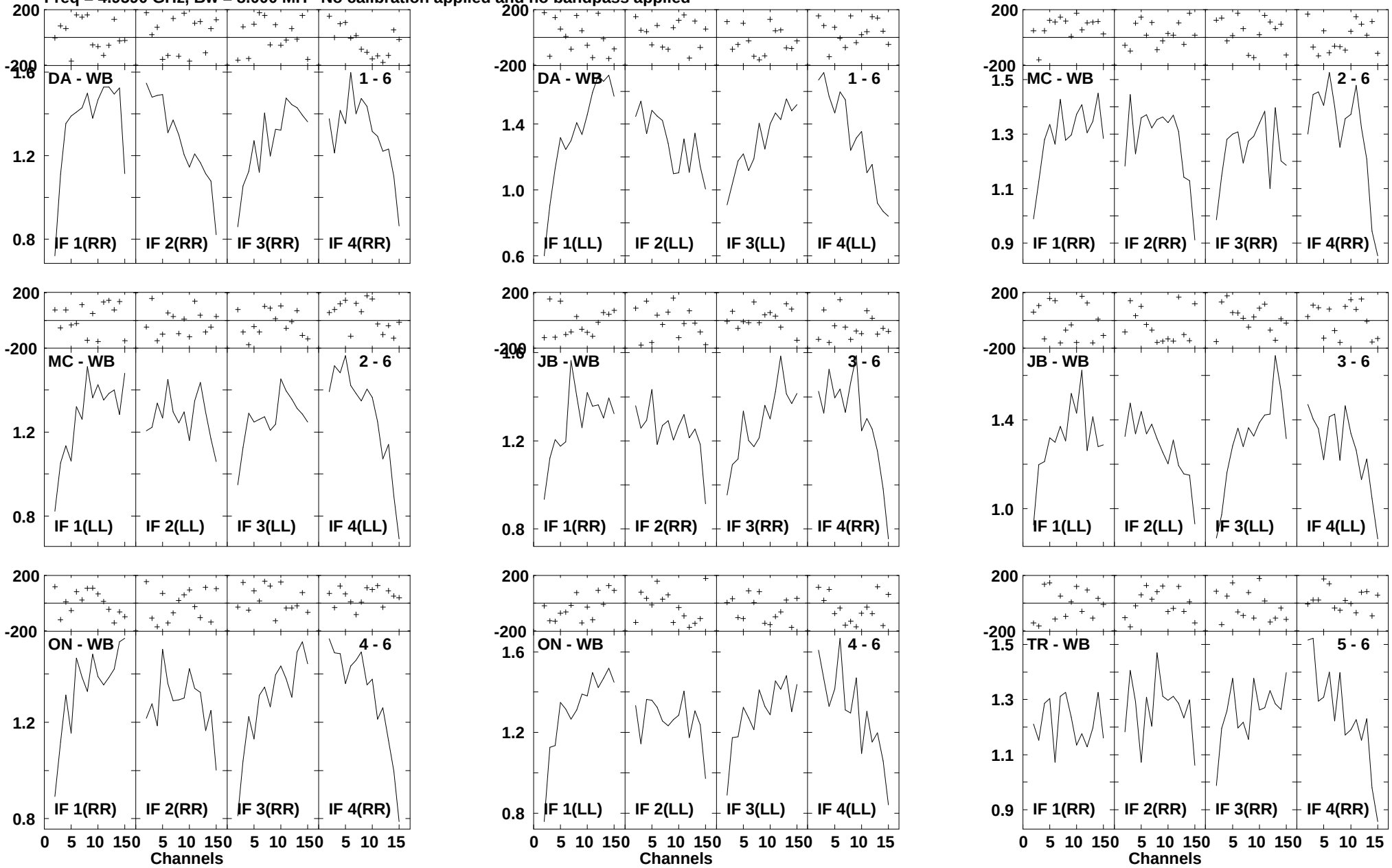

Lower frame: Milli Ampl Jy Top frame: Phas deg
Scalar averaged cross-power spectrum Several baselines displayed
Timerange: 00/17:31:21 to 00/17:33:49

Plot file version 66 created 12-SEP-2007 12:03:47
IGR17303 RP006S.UVDATA.1
Freq = 4.9590 GHz, Bw = 8.000 MH No calibration applied and no bandpass applied

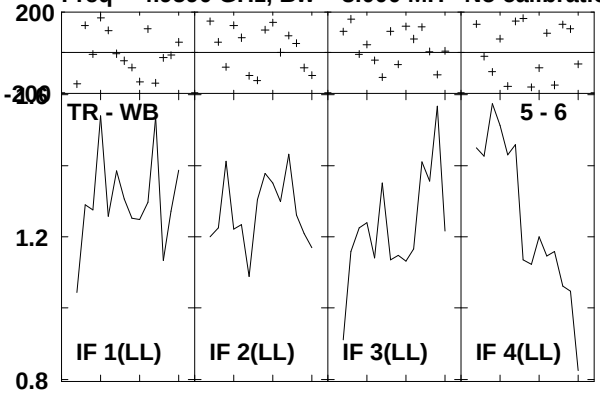

Lower frame: Milli Ampl Jy Top frame: Phas deg
Scalar averaged cross-power spectrum Several baselines displayed
Timerange: 00/17:31:21 to 00/17:33:49

Plot file version 67 created 12-SEP-2007 12:03:47
J1728-03 RP006S.UVDATA.1
Freq = 4.9590 GHz, Bw = 8.000 MH No calibration applied and no bandpass applied

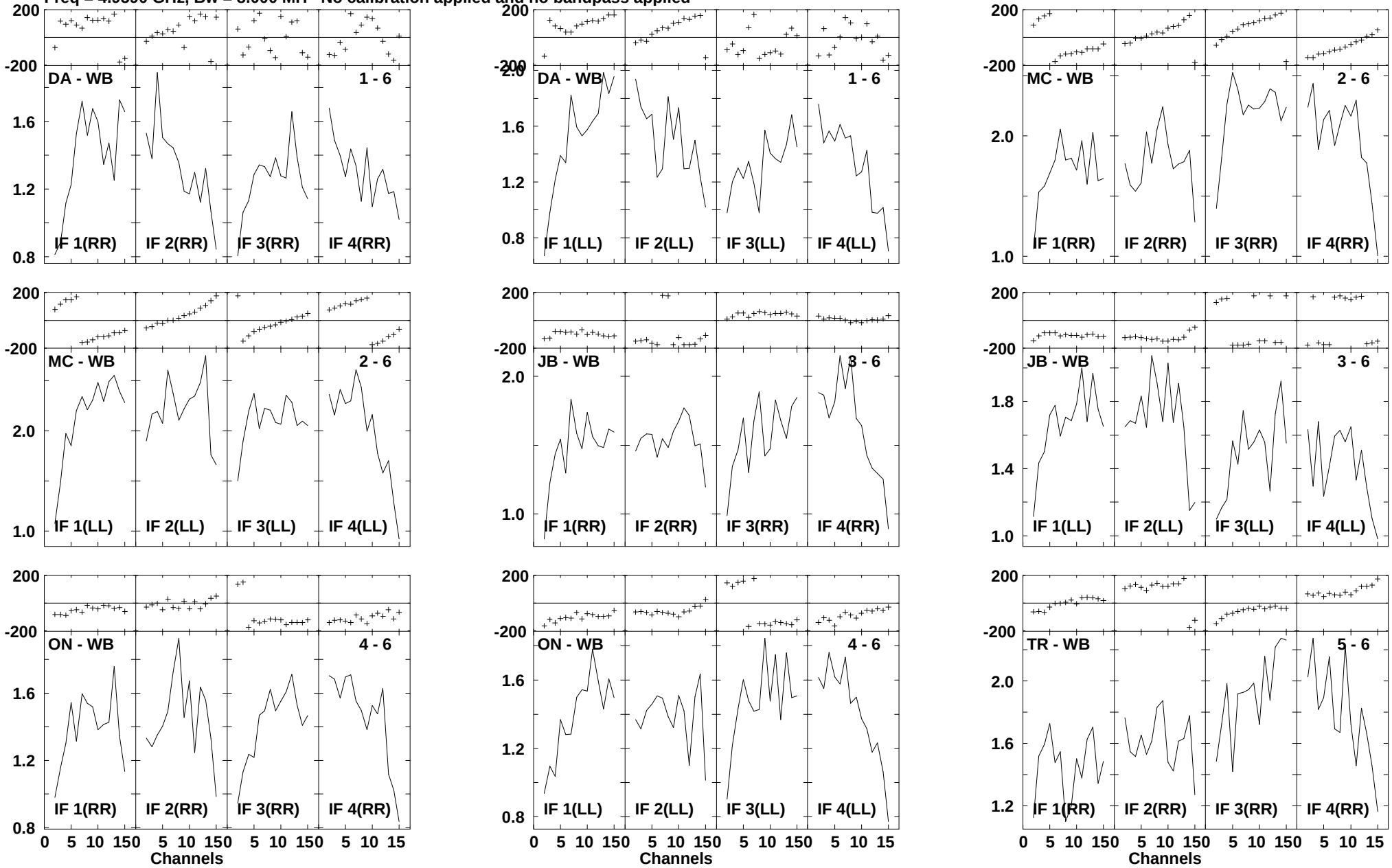

Lower frame: Milli Ampl Jy Top frame: Phas deg
Scalar averaged cross-power spectrum Several baselines displayed
Timerange: 00/17:33:51 to 00/17:35:09

Plot file version 68 created 12-SEP-2007 12:03:47
J1728-03 RP006S.UVDATA.1
Freq = 4.9590 GHz, Bw = 8.000 MH No calibration applied and no bandpass applied

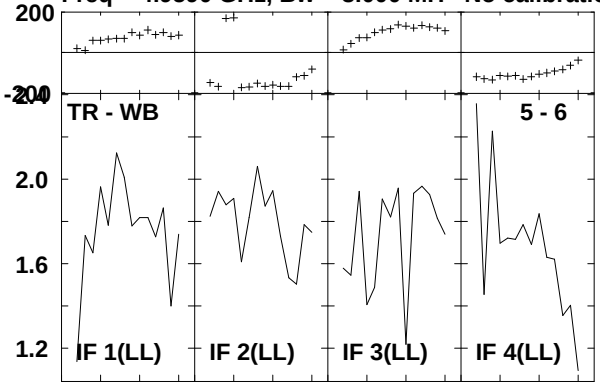

Lower frame: Milli Ampl Jy Top frame: Phas deg
Scalar averaged cross-power spectrum Several baselines displayed
Timerange: 00/17:33:51 to 00/17:35:09

Plot file version 69 created 12-SEP-2007 12:03:47
IGR17303 RP006S.UVDATA.1
Freq = 4.9590 GHz, Bw = 8.000 MH No calibration applied and no bandpass applied

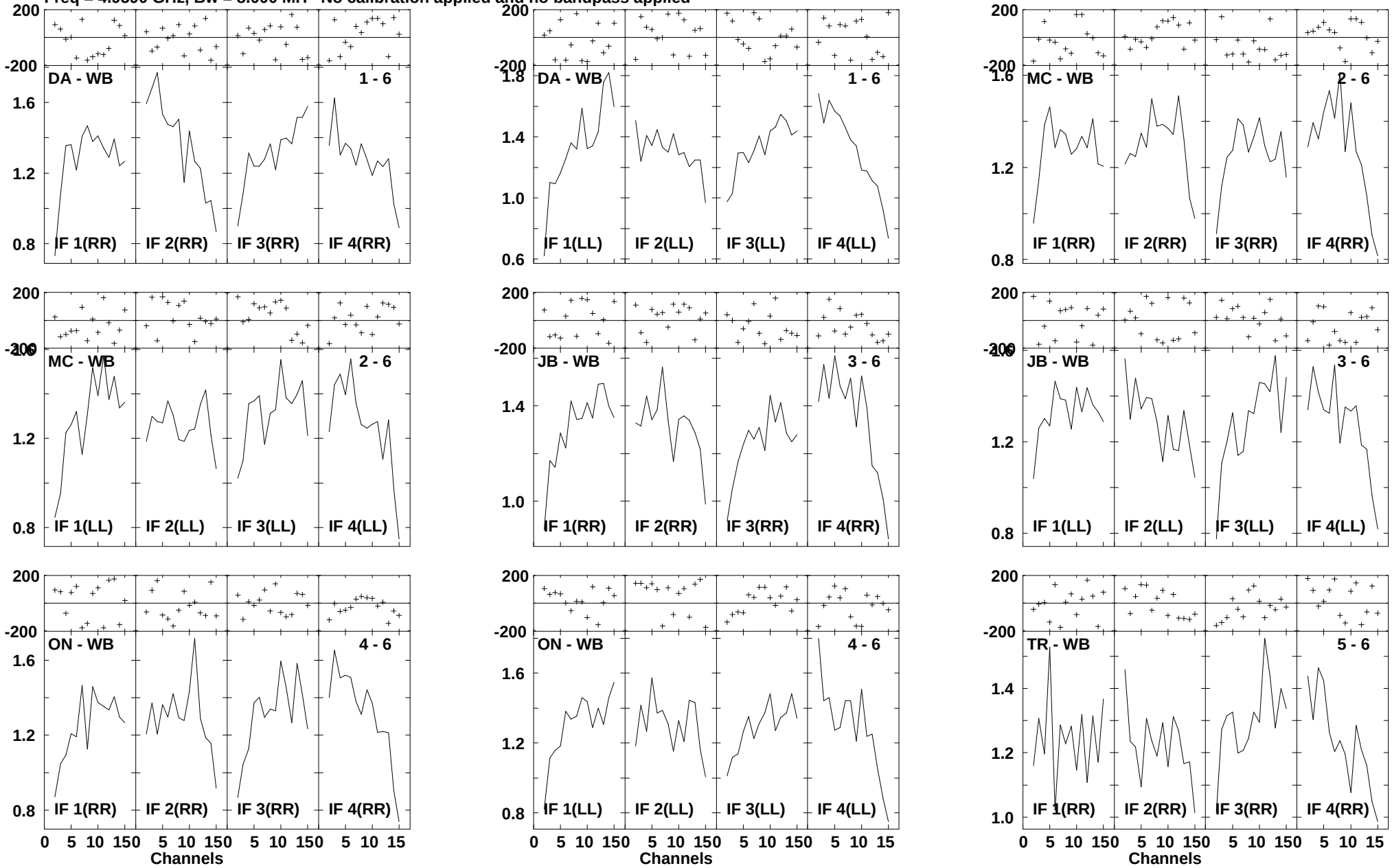

Lower frame: Milli Ampl Jy Top frame: Phas deg
Scalar averaged cross-power spectrum Several baselines displayed
Timerange: 00/17:35:11 to 00/17:37:39

Plot file version 70 created 12-SEP-2007 12:03:48
IGR17303 RP006S.UVDATA.1
Freq = 4.9590 GHz, Bw = 8.000 MH No calibration applied and no bandpass applied

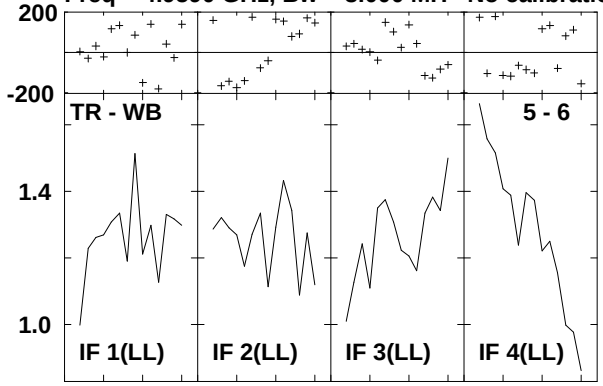

Lower frame: Milli Ampl Jy Top frame: Phas deg
Scalar averaged cross-power spectrum Several baselines displayed
Timerange: 00/17:35:11 to 00/17:37:39

Plot file version 71 created 12-SEP-2007 12:03:48
J1728-03 RP006S.UVDATA.1
Freq = 4.9590 GHz, Bw = 8.000 MH No calibration applied and no bandpass applied

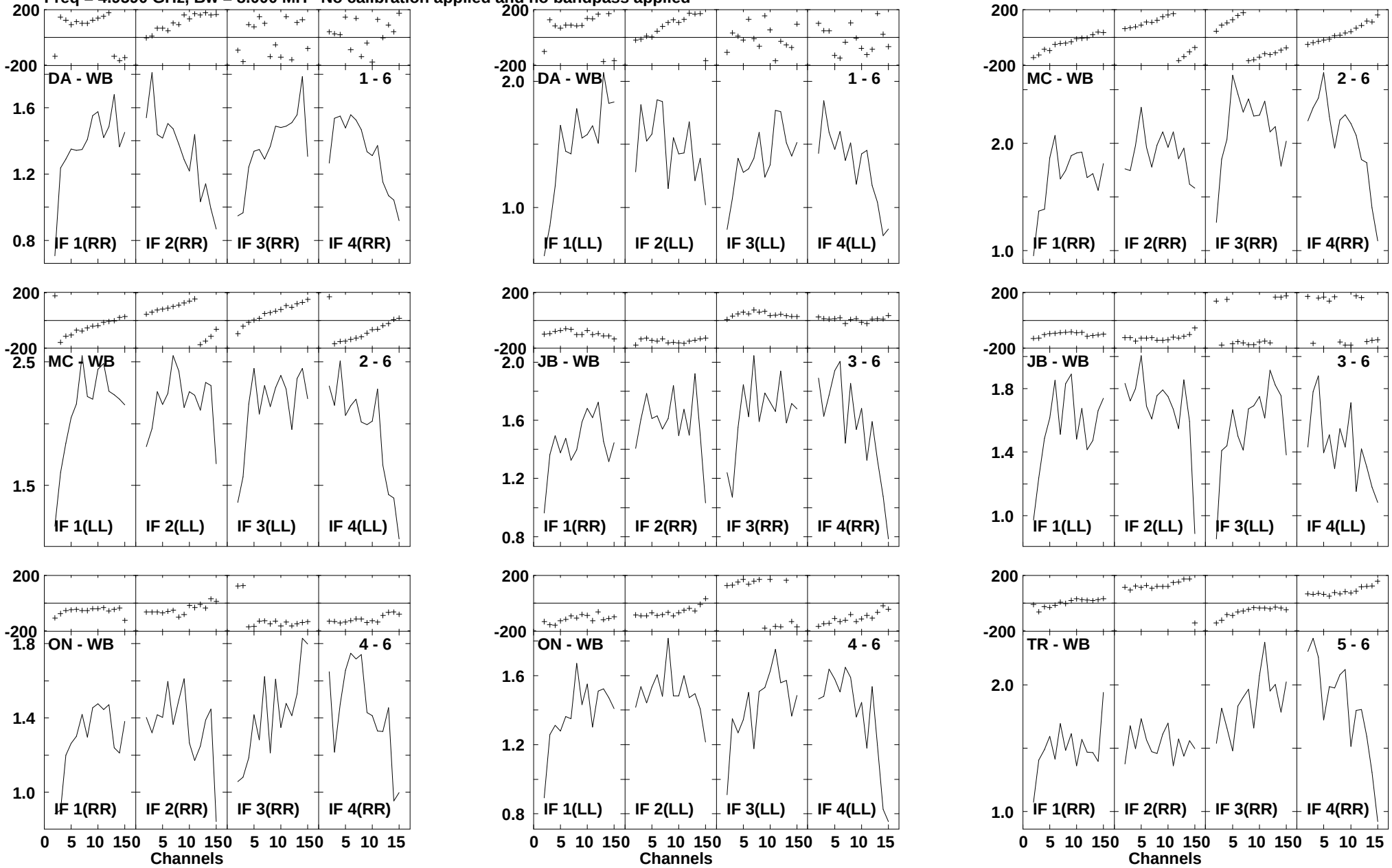

Lower frame: Milli Ampl Jy Top frame: Phas deg
Scalar averaged cross-power spectrum Several baselines displayed
Timerange: 00/17:37:41 to 00/17:38:57

Plot file version 72 created 12-SEP-2007 12:03:48
J1728-03 RP006S.UVDATA.1
Freq = 4.9590 GHz, Bw = 8.000 MH No calibration applied and no bandpass applied

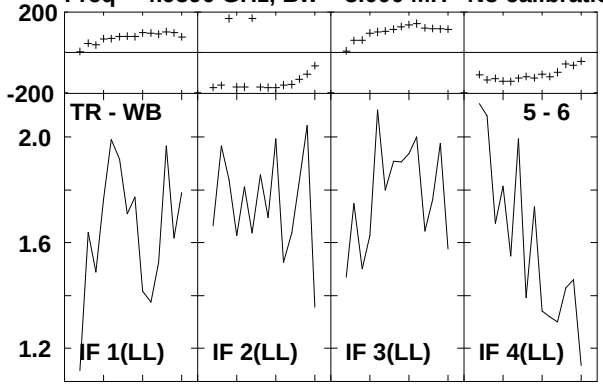

Lower frame: Milli Ampl Jy Top frame: Phas deg
Scalar averaged cross-power spectrum Several baselines displayed
Timerange: 00/17:37:41 to 00/17:38:57

Plot file version 73 created 12-SEP-2007 12:03:48
IGR17303 RP006S.UVDATA.1
Freq = 4.9590 GHz, Bw = 8.000 MH No calibration applied and no bandpass applied

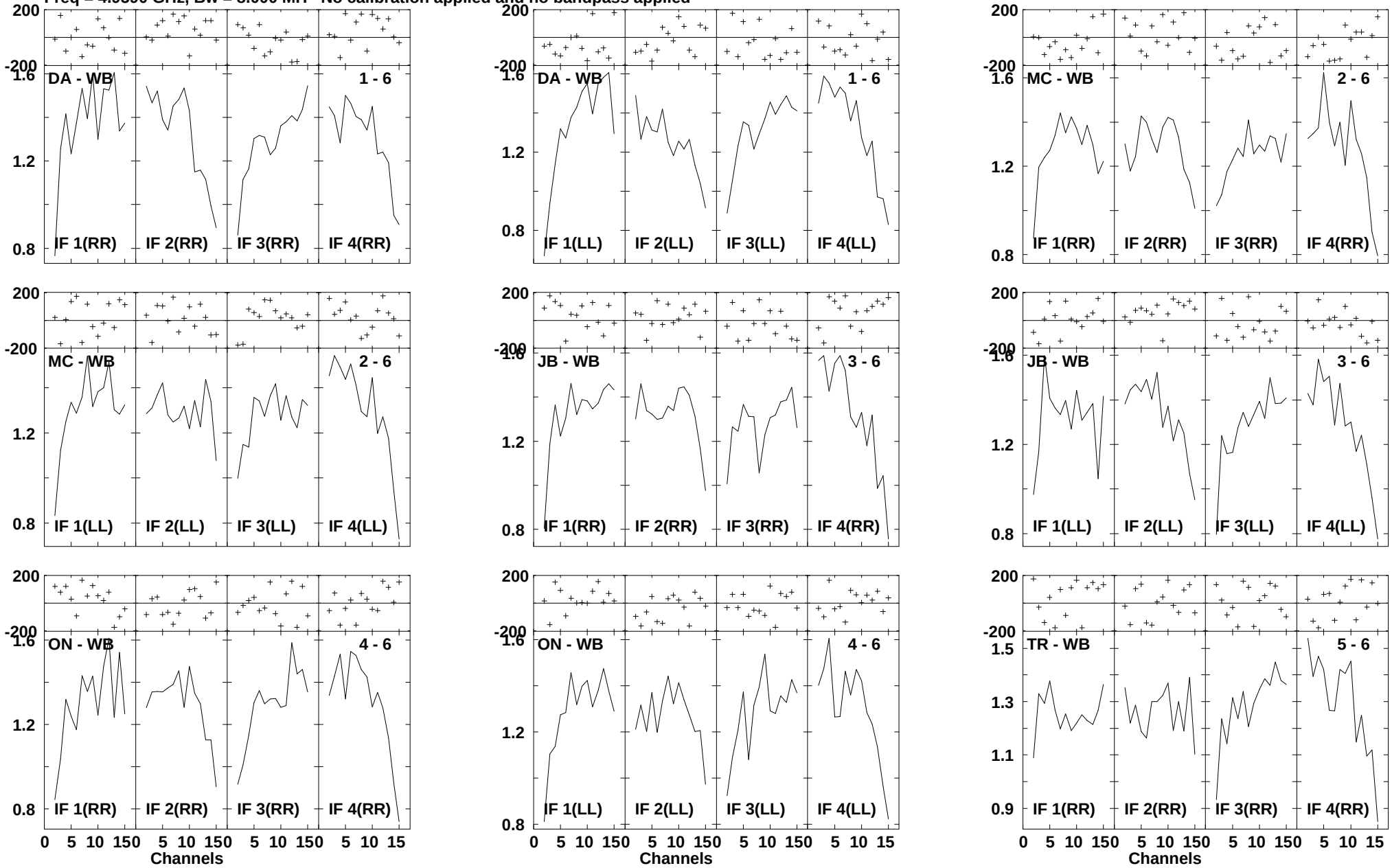

Lower frame: Milli Ampl Jy Top frame: Phas deg
Scalar averaged cross-power spectrum Several baselines displayed
Timerange: 00/17:39:01 to 00/17:42:09

Plot file version 74 created 12-SEP-2007 12:03:48
IGR17303 RP006S.UVDATA.1
Freq = 4.9590 GHz, Bw = 8.000 MH No calibration applied and no bandpass applied

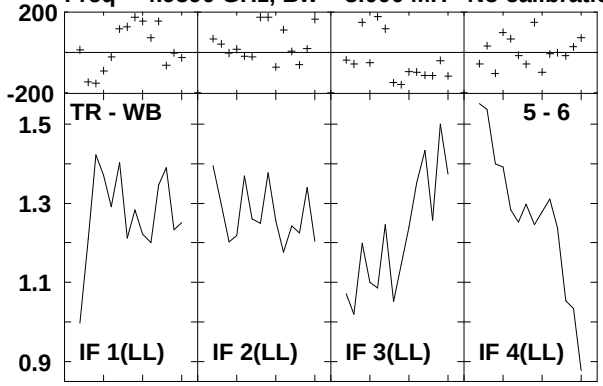

Lower frame: Milli Ampl Jy Top frame: Phas deg
Scalar averaged cross-power spectrum Several baselines displayed
Timerange: 00/17:39:01 to 00/17:42:09

Plot file version 75 created 12-SEP-2007 12:03:48
J1728-03 RP006S.UVDATA.1
Freq = 4.9590 GHz, Bw = 8.000 MH No calibration applied and no bandpass applied

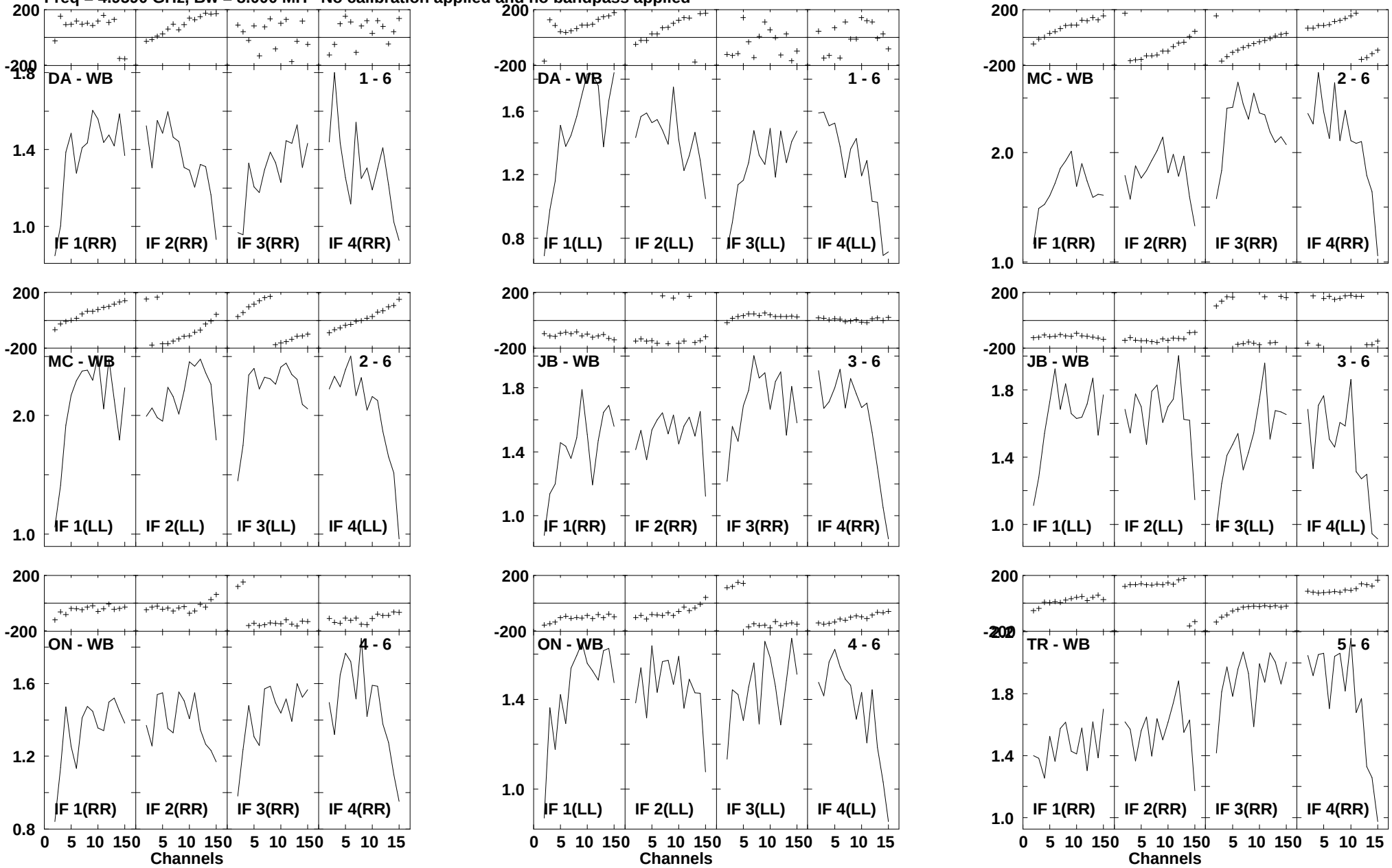

Lower frame: Milli Ampl Jy Top frame: Phas deg
Scalar averaged cross-power spectrum Several baselines displayed
Timerange: 00/17:42:11 to 00/17:43:29

Plot file version 76 created 12-SEP-2007 12:03:49
J1728-03 RP006S.UVDATA.1
Freq = 4.9590 GHz, Bw = 8.000 MH No calibration applied and no bandpass applied

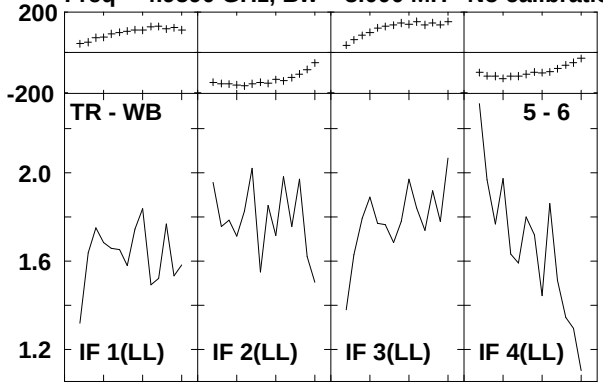

Lower frame: Milli Ampl Jy Top frame: Phas deg
Scalar averaged cross-power spectrum Several baselines displayed
Timerange: 00/17:42:11 to 00/17:43:29

Plot file version 77 created 12-SEP-2007 12:03:49
IGR17303 RP006S.UVDATA.1
Freq = 4.9590 GHz, Bw = 8.000 MH No calibration applied and no bandpass applied

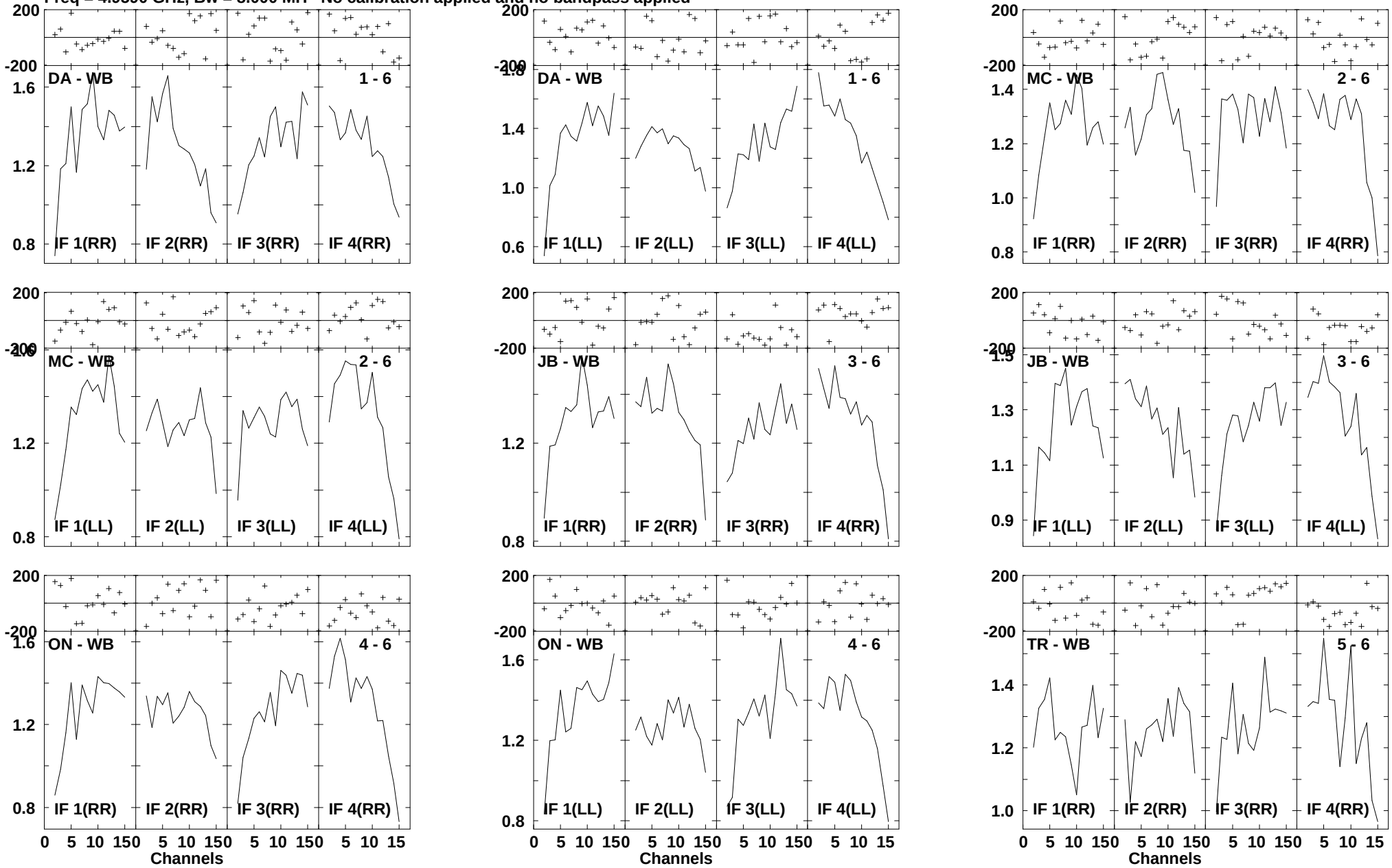

Lower frame: Milli Ampl Jy Top frame: Phas deg
Scalar averaged cross-power spectrum Several baselines displayed
Timerange: 00/17:43:31 to 00/17:45:59

Plot file version 78 created 12-SEP-2007 12:03:49
IGR17303 RP006S.UVDATA.1
Freq = 4.9590 GHz, Bw = 8.000 MH No calibration applied and no bandpass applied

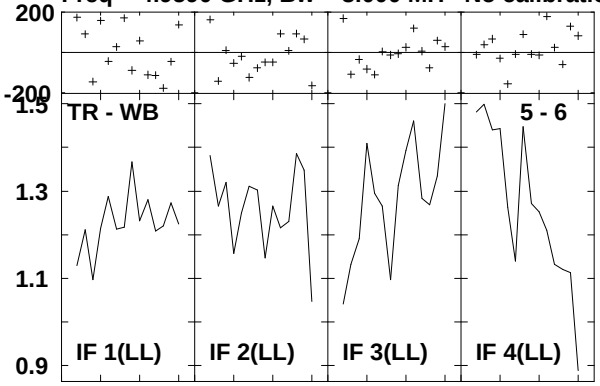

Lower frame: Milli Ampl Jy Top frame: Phas deg
Scalar averaged cross-power spectrum Several baselines displayed
Timerange: 00/17:43:31 to 00/17:45:59

Plot file version 79 created 12-SEP-2007 12:03:49
J1728-03 RP006S.UVDATA.1
Freq = 4.9590 GHz, Bw = 8.000 MH No calibration applied and no bandpass applied

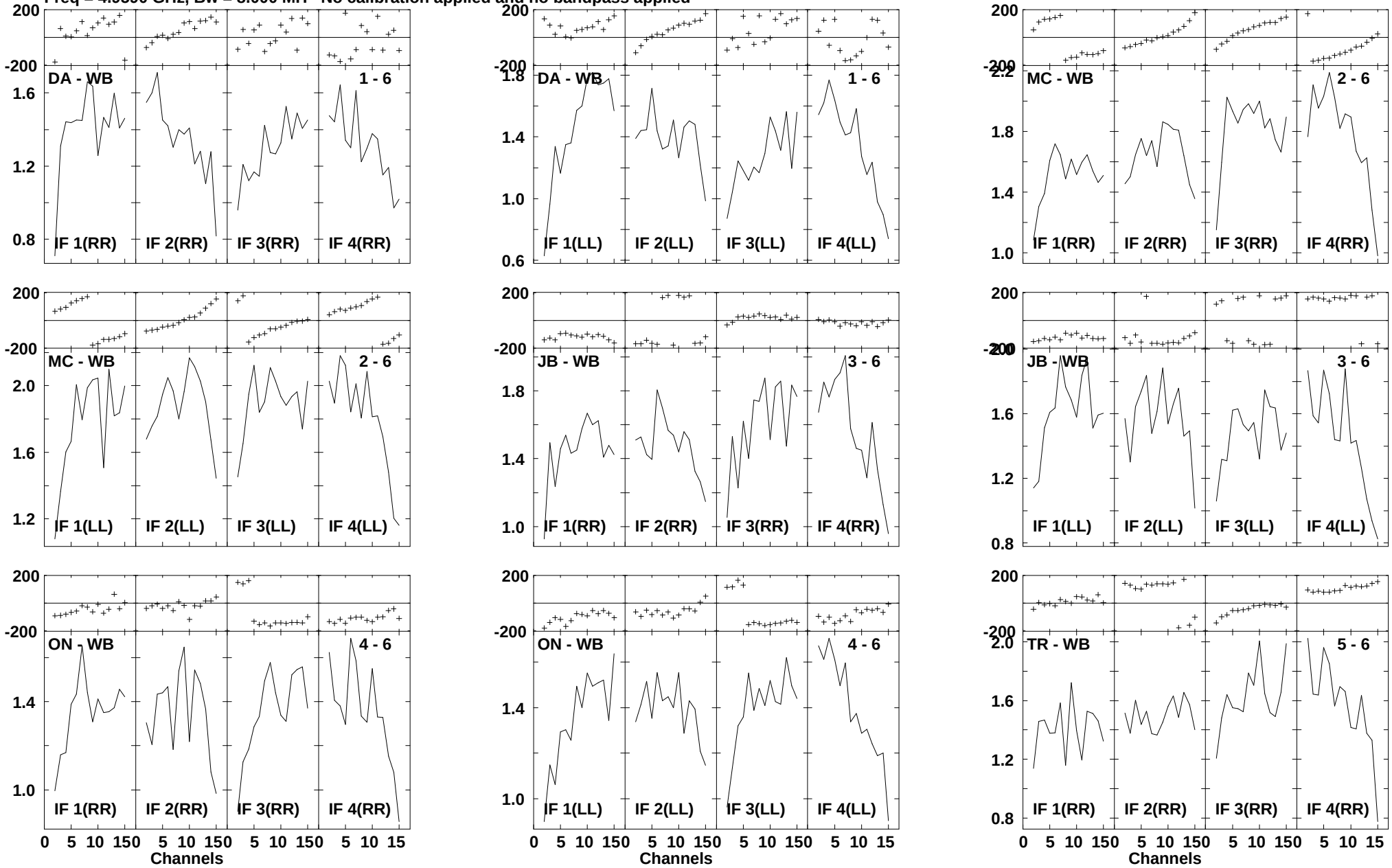

Lower frame: Milli Ampl Jy Top frame: Phas deg
Scalar averaged cross-power spectrum Several baselines displayed
Timerange: 00/17:46:01 to 00/17:48:17

Plot file version 80 created 12-SEP-2007 12:03:49
J1728-03 RP006S.UVDATA.1
Freq = 4.9590 GHz, Bw = 8.000 MH No calibration applied and no bandpass applied

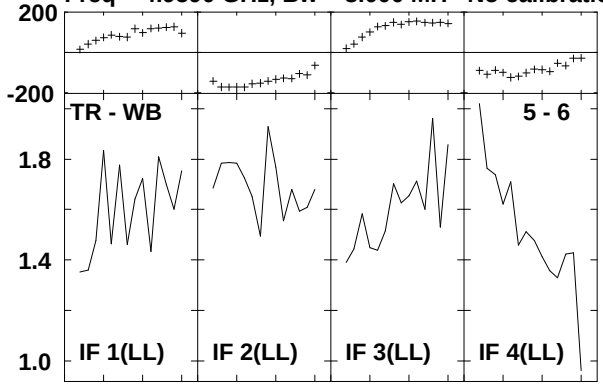

Lower frame: Milli Ampl Jy Top frame: Phas deg
Scalar averaged cross-power spectrum Several baselines displayed
Timerange: 00/17:46:01 to 00/17:48:17

Plot file version 81 created 12-SEP-2007 12:03:49
J1743-03 RP006S.UVDATA.1
Freq = 4.9590 GHz, Bw = 8.000 MH No calibration applied and no bandpass applied

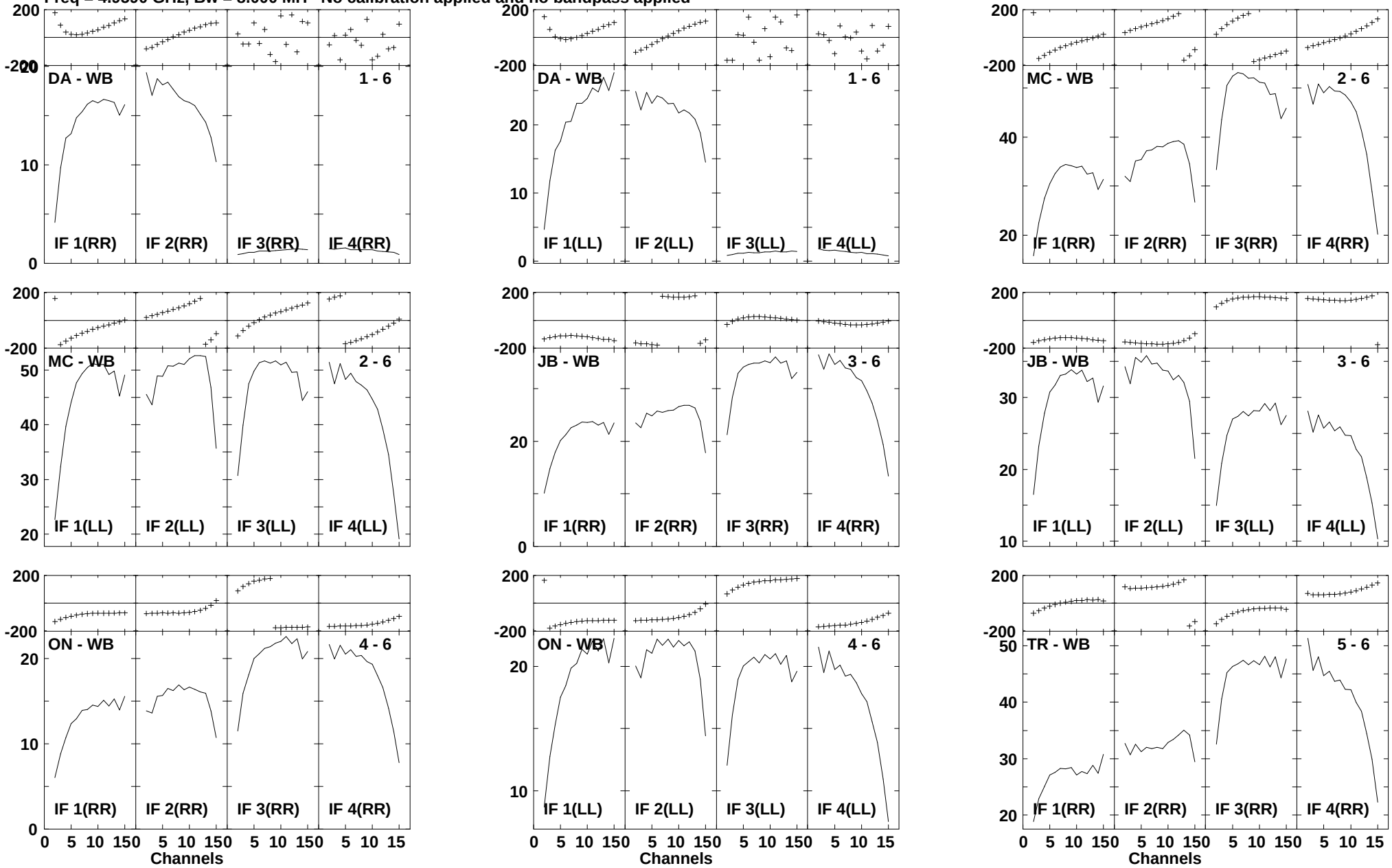

Lower frame: Milli Ampl Jy Top frame: Phas deg
Scalar averaged cross-power spectrum Several baselines displayed
Timerange: 00/17:48:21 to 00/17:54:19

Plot file version 82 created 12-SEP-2007 12:03:50
J1743-03 RP006S.UVDATA.1
Freq = 4.9590 GHz, Bw = 8.000 MH No calibration applied and no bandpass applied

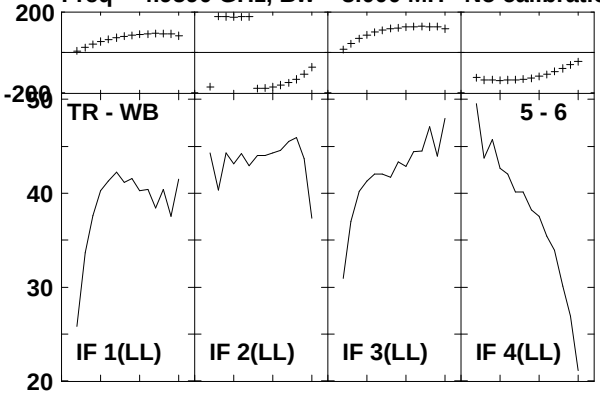

Lower frame: Milli Ampl Jy Top frame: Phas deg
Scalar averaged cross-power spectrum Several baselines displayed
Timerange: 00/17:48:21 to 00/17:54:19

Plot file version 83 created 12-SEP-2007 12:03:50
J1728-03 RP006S.UVDATA.1
Freq = 4.9590 GHz, Bw = 8.000 MH No calibration applied and no bandpass applied

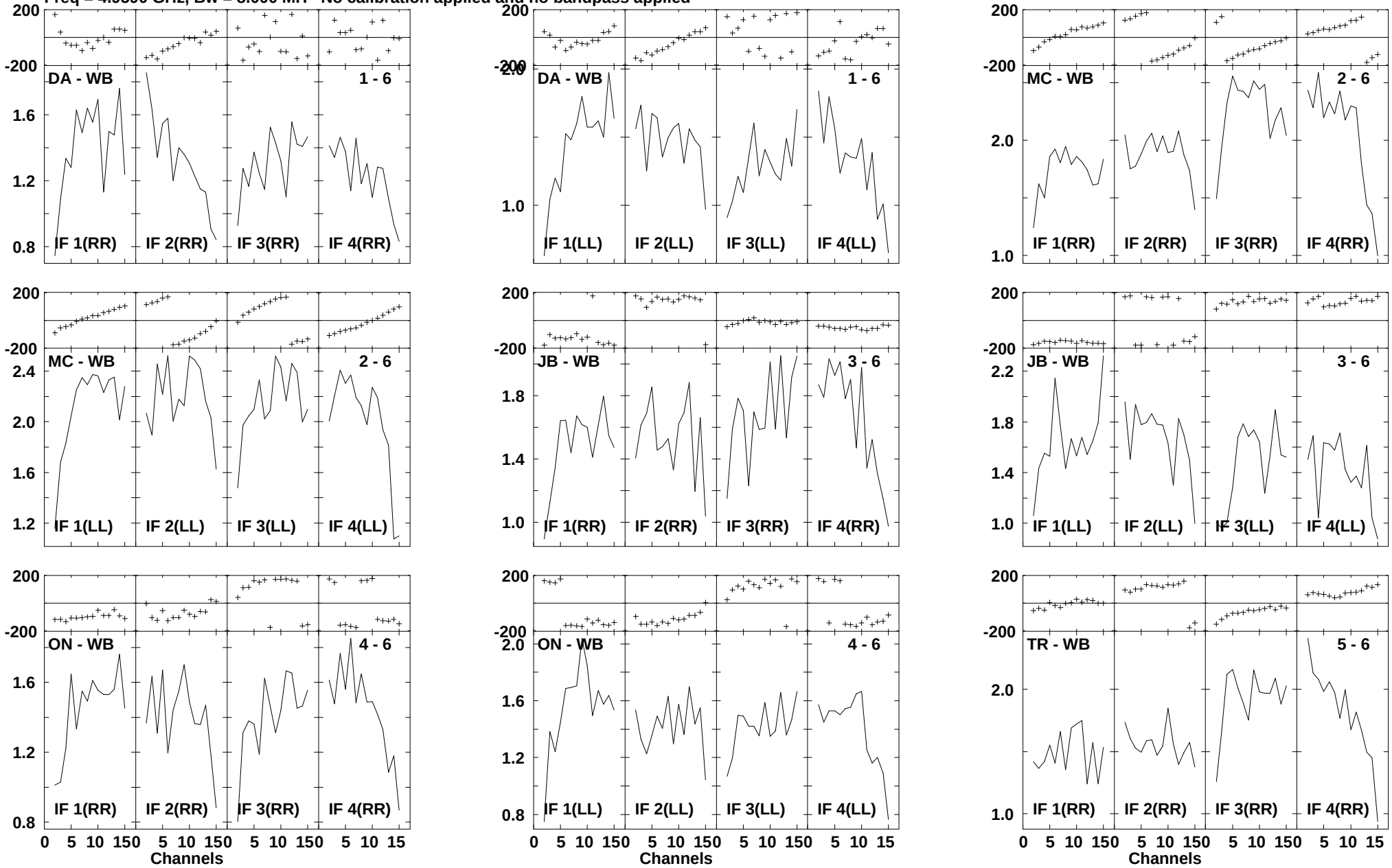

Lower frame: Milli Ampl Jy Top frame: Phas deg
Scalar averaged cross-power spectrum Several baselines displayed
Timerange: 00/17:54:21 to 00/17:55:37

Plot file version 84 created 12-SEP-2007 12:03:50
J1728-03 RP006S.UVDATA.1
Freq = 4.9590 GHz, Bw = 8.000 MH No calibration applied and no bandpass applied

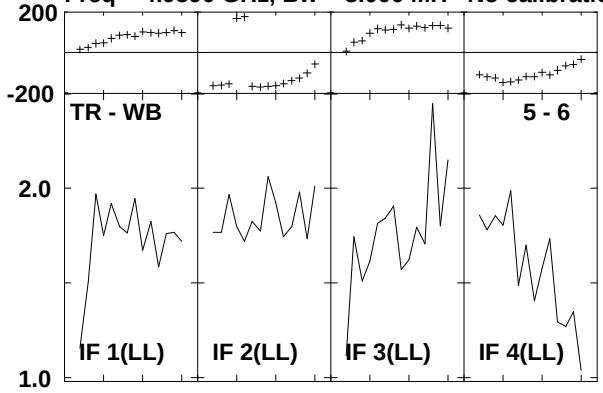

Lower frame: Milli Ampl Jy Top frame: Phas deg
Scalar averaged cross-power spectrum Several baselines displayed
Timerange: 00/17:54:21 to 00/17:55:37

Plot file version 85 created 12-SEP-2007 12:03:50
IGR17303 RP006S.UVDATA.1
Freq = 4.9590 GHz, Bw = 8.000 MH No calibration applied and no bandpass applied

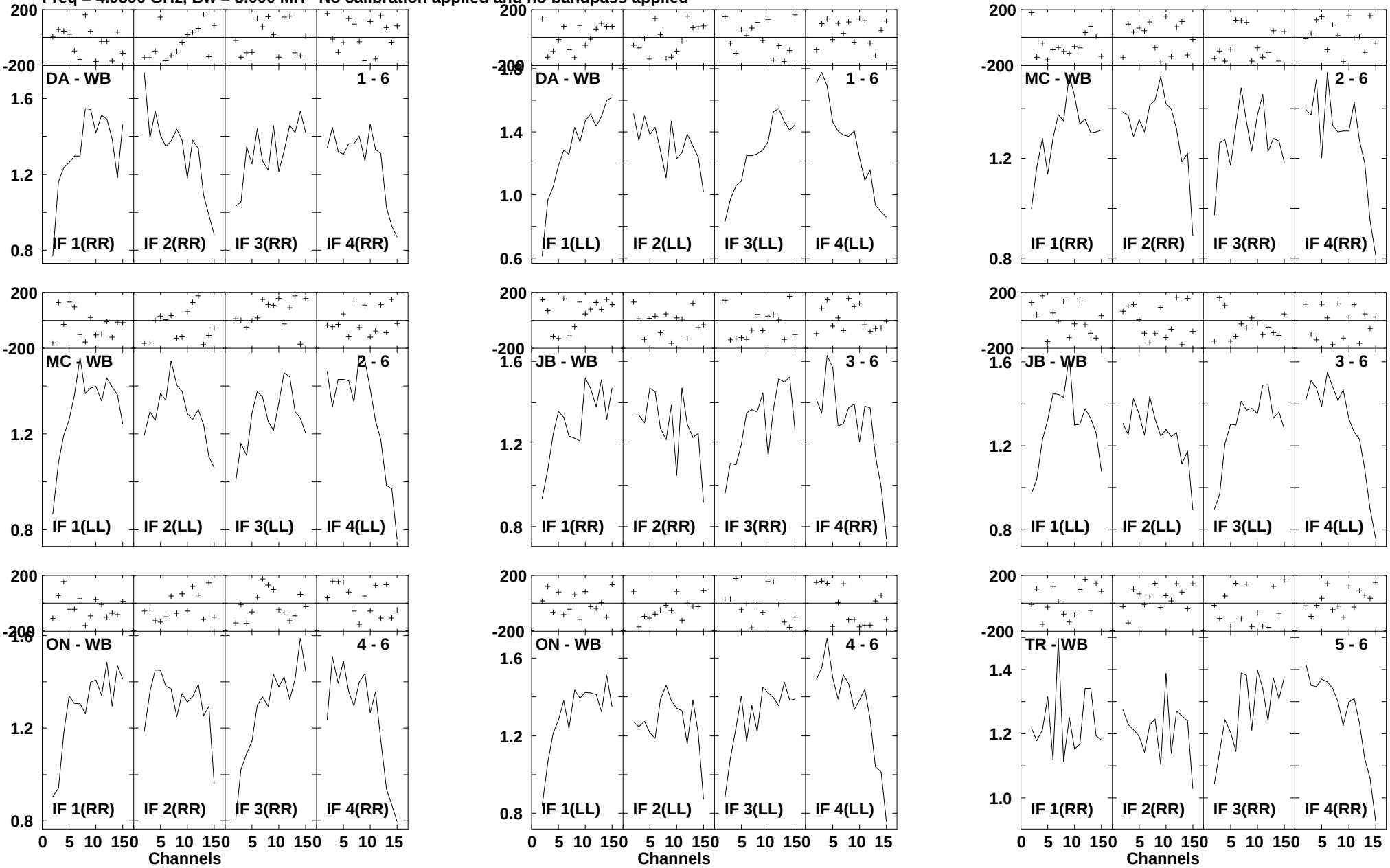

Lower frame: Milli Ampl Jy Top frame: Phas deg
Scalar averaged cross-power spectrum Several baselines displayed
Timerange: 00/17:55:41 to 00/17:58:09

Plot file version 86 created 12-SEP-2007 12:03:51
IGR17303 RP006S.UVDATA.1
Freq = 4.9590 GHz, Bw = 8.000 MH No calibration applied and no bandpass applied

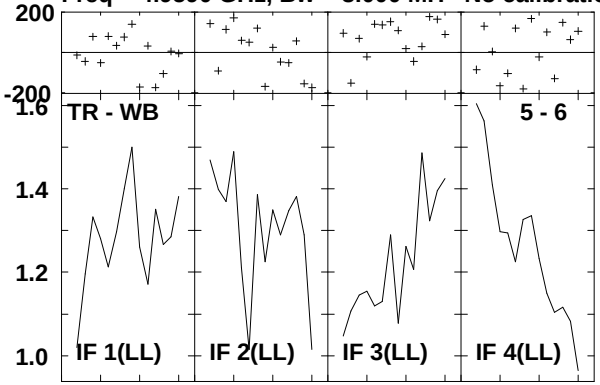

Lower frame: Milli Ampl Jy Top frame: Phas deg
Scalar averaged cross-power spectrum Several baselines displayed
Timerange: 00/17:55:41 to 00/17:58:09

Plot file version 87 created 12-SEP-2007 12:03:51
J1728-03 RP006S.UVDATA.1
Freq = 4.9590 GHz, Bw = 8.000 MH No calibration applied and no bandpass applied

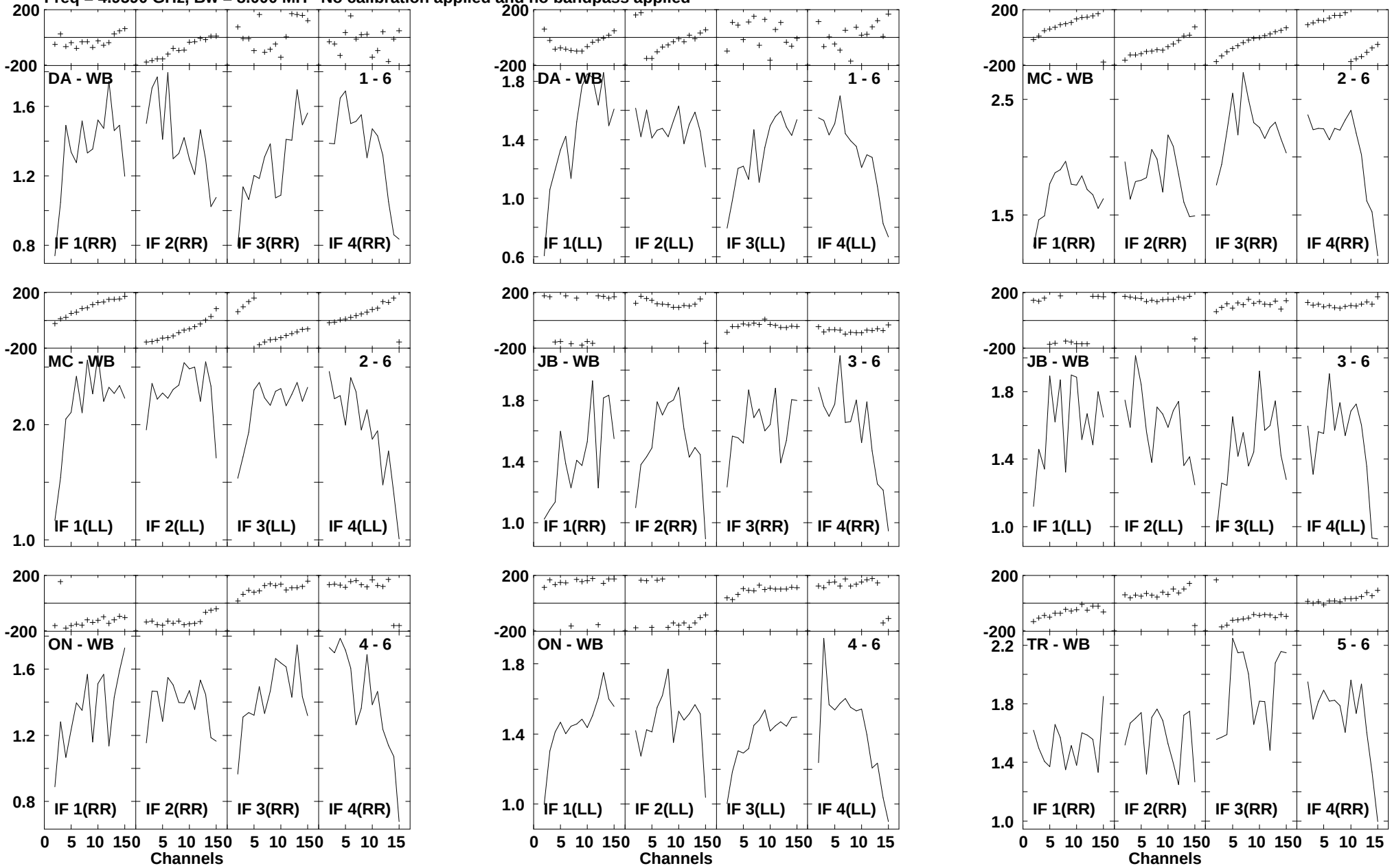

Lower frame: Milli Ampl Jy Top frame: Phas deg
Scalar averaged cross-power spectrum Several baselines displayed
Timerange: 00/17:58:11 to 00/17:59:29

Plot file version 88 created 12-SEP-2007 12:03:51
J1728-03 RP006S.UVDATA.1
Freq = 4.9590 GHz, Bw = 8.000 MH No calibration applied and no bandpass applied

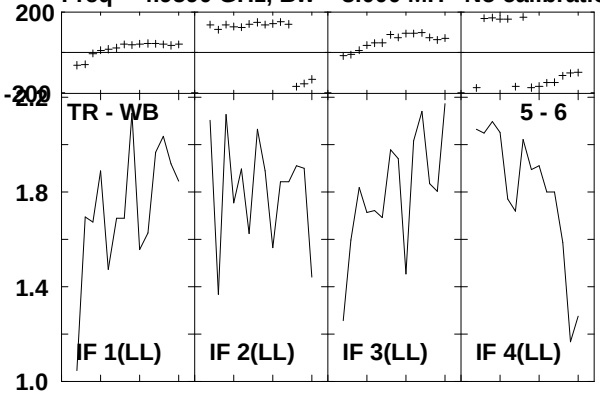

Lower frame: Milli Ampl Jy Top frame: Phas deg
Scalar averaged cross-power spectrum Several baselines displayed
Timerange: 00/17:58:11 to 00/17:59:29

Plot file version 89 created 12-SEP-2007 12:03:51
IGR17303 RP006S.UVDATA.1
Freq = 4.9590 GHz, Bw = 8.000 MH No calibration applied and no bandpass applied

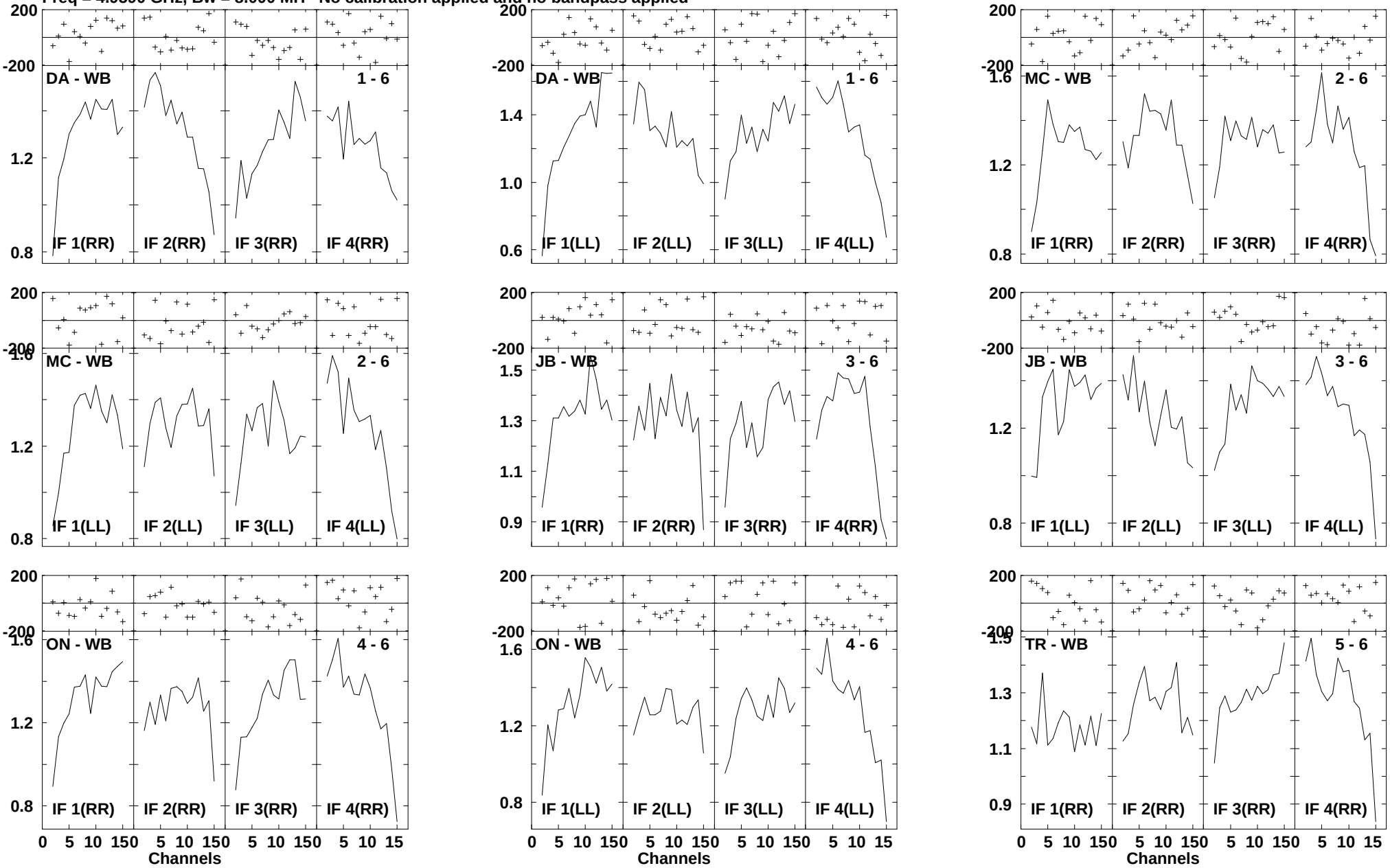

Lower frame: Milli Ampl Jy Top frame: Phas deg
Scalar averaged cross-power spectrum Several baselines displayed
Timerange: 00/17:59:31 to 00/18:02:39

Plot file version 90 created 12-SEP-2007 12:03:51
IGR17303 RP006S.UVDATA.1
Freq = 4.9590 GHz, Bw = 8.000 MH No calibration applied and no bandpass applied

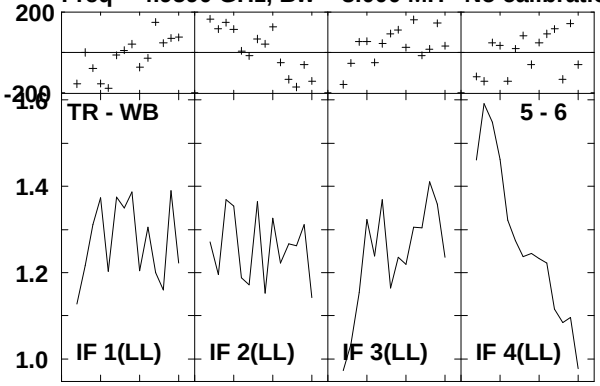

Lower frame: Milli Ampl Jy Top frame: Phas deg
Scalar averaged cross-power spectrum Several baselines displayed
Timerange: 00/17:59:31 to 00/18:02:39

Plot file version 91 created 12-SEP-2007 12:03:51
J1728-03 RP006S.UVDATA.1
Freq = 4.9590 GHz, Bw = 8.000 MH No calibration applied and no bandpass applied

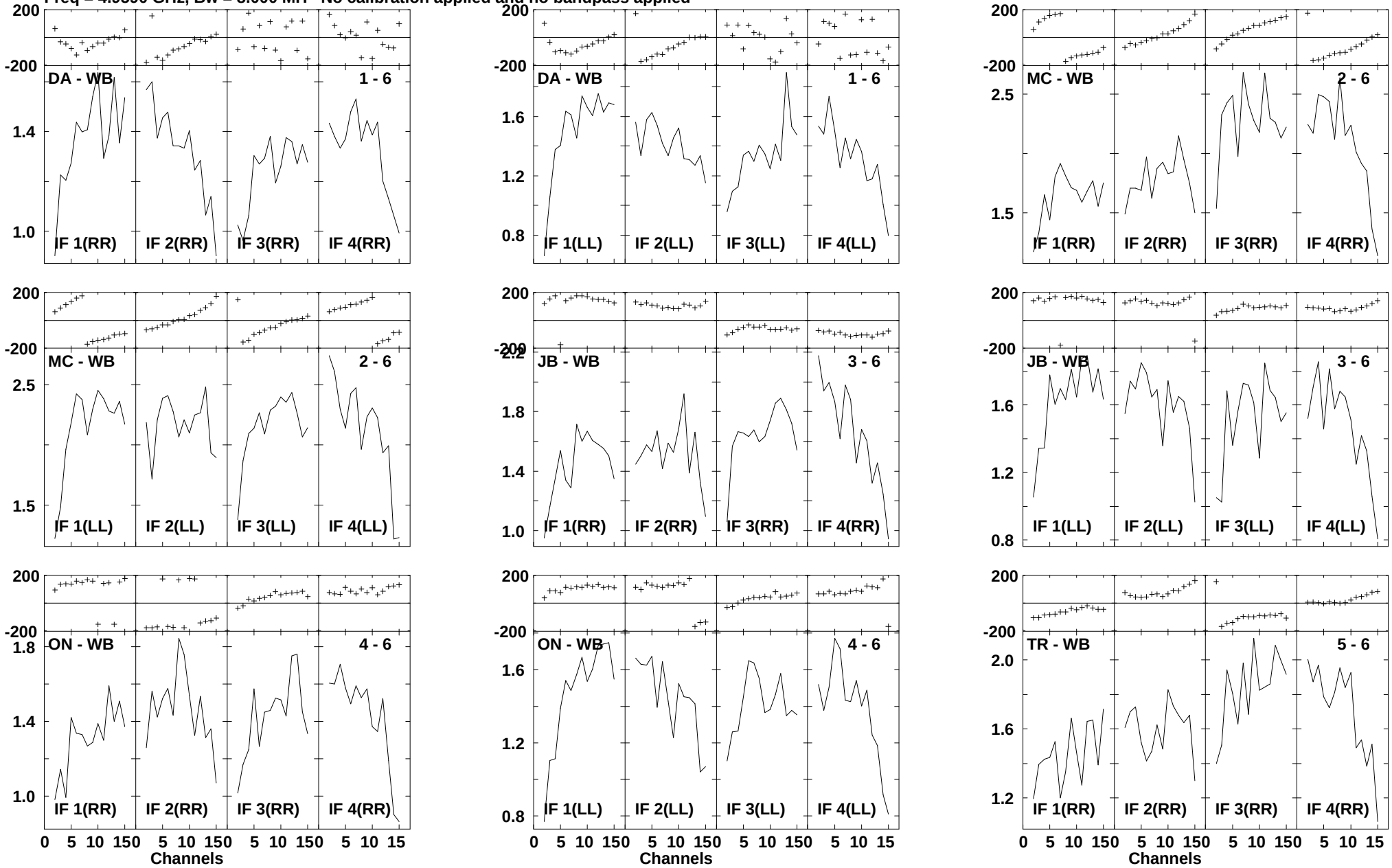

Lower frame: Milli Ampl Jy Top frame: Phas deg
Scalar averaged cross-power spectrum Several baselines displayed
Timerange: 00/18:02:41 to 00/18:03:57

Plot file version 92 created 12-SEP-2007 12:03:52
J1728-03 RP006S.UVDATA.1
Freq = 4.9590 GHz, Bw = 8.000 MH No calibration applied and no bandpass applied

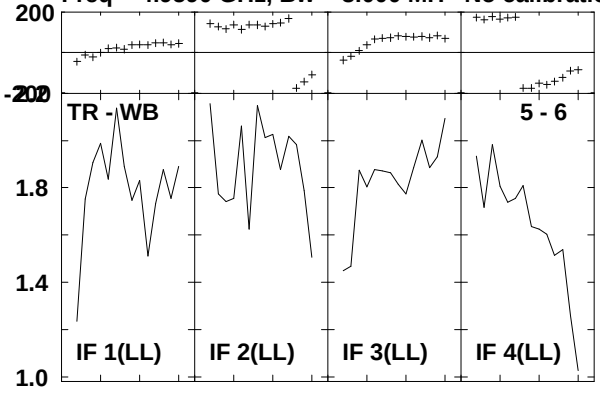

Lower frame: Milli Ampl Jy Top frame: Phas deg
Scalar averaged cross-power spectrum Several baselines displayed
Timerange: 00/18:02:41 to 00/18:03:57

Plot file version 93 created 12-SEP-2007 12:03:52
IGR17303 RP006S.UVDATA.1
Freq = 4.9590 GHz, Bw = 8.000 MH No calibration applied and no bandpass applied

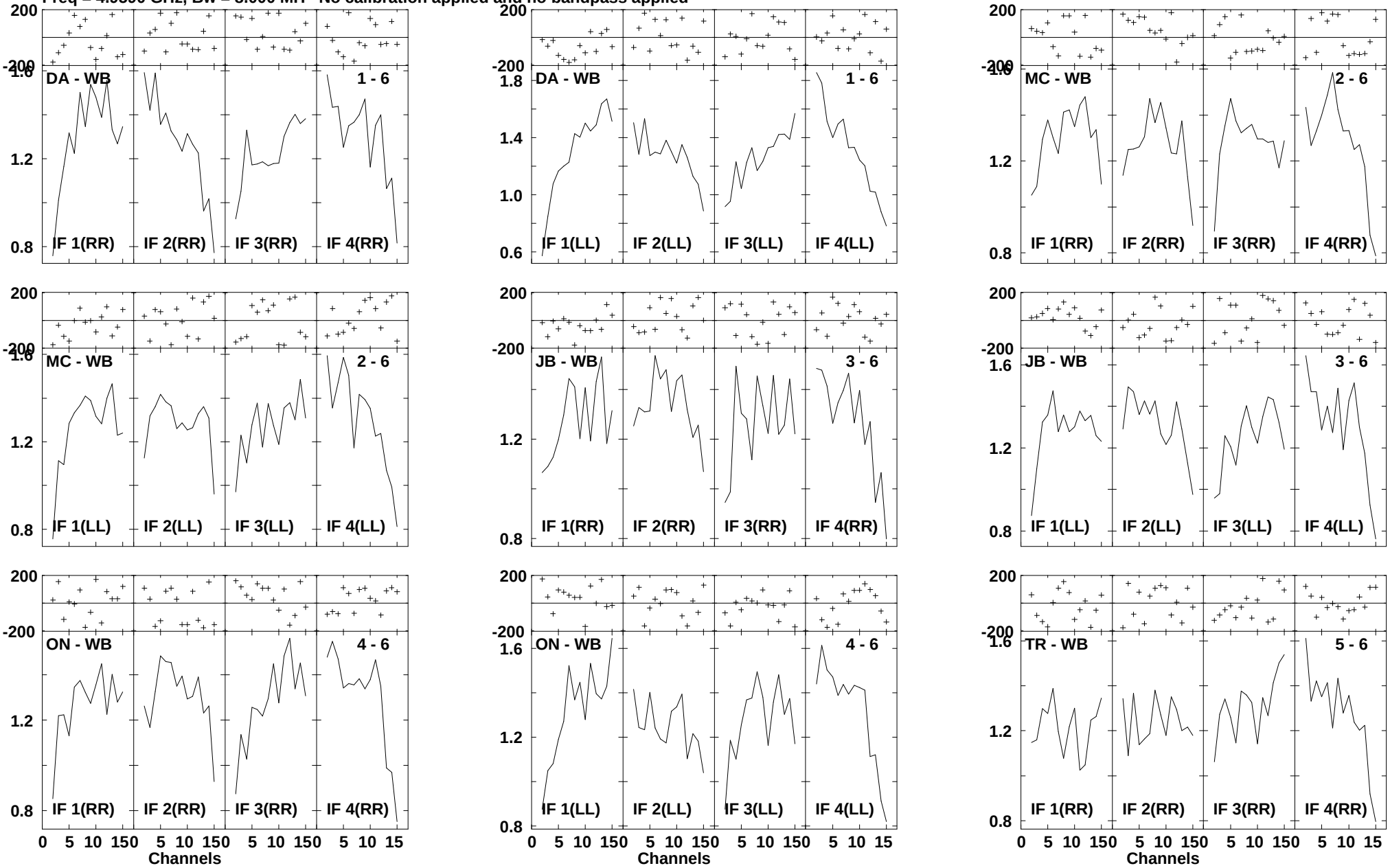

Lower frame: Milli Ampl Jy Top frame: Phas deg
Scalar averaged cross-power spectrum Several baselines displayed
Timerange: 00/18:04:01 to 00/18:06:29

Plot file version 94 created 12-SEP-2007 12:03:52
IGR17303 RP006S.UVDATA.1
Freq = 4.9590 GHz, Bw = 8.000 MH No calibration applied and no bandpass applied

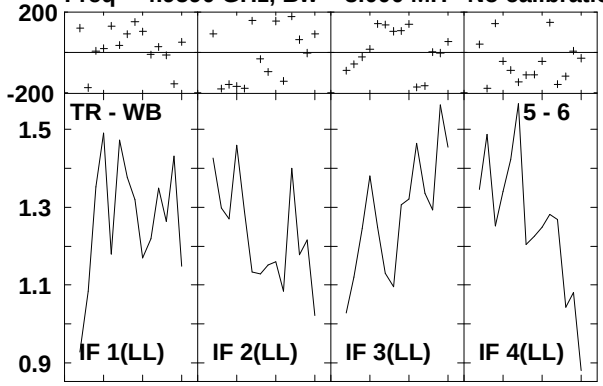

Lower frame: Milli Ampl Jy Top frame: Phas deg
Scalar averaged cross-power spectrum Several baselines displayed
Timerange: 00/18:04:01 to 00/18:06:29

Plot file version 95 created 12-SEP-2007 12:03:52
J1728-03 RP006S.UVDATA.1
Freq = 4.9590 GHz, Bw = 8.000 MH No calibration applied and no bandpass applied

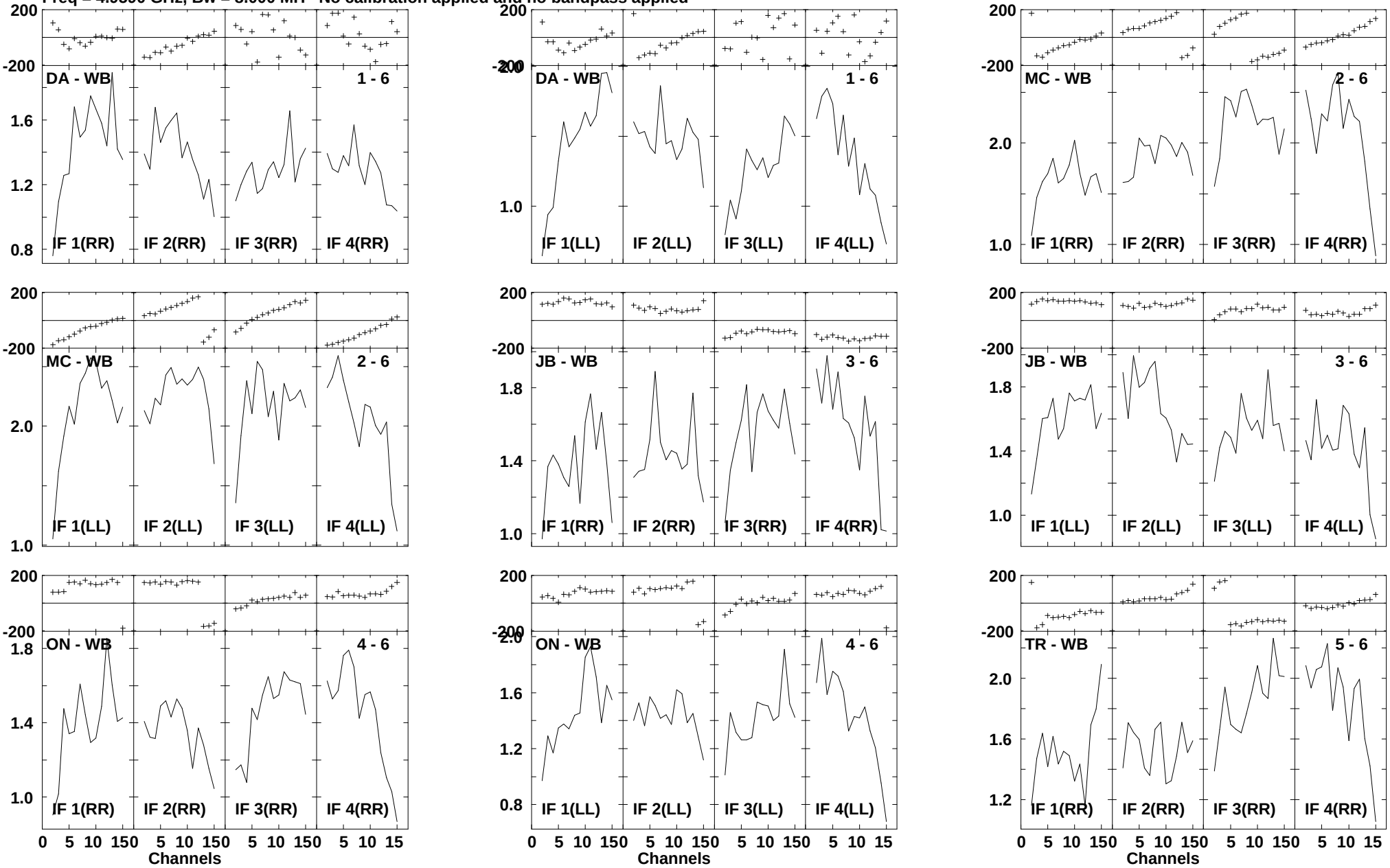

Lower frame: Milli Ampl Jy Top frame: Phas deg
Scalar averaged cross-power spectrum Several baselines displayed
Timerange: 00/18:06:31 to 00/18:07:49

Plot file version 96 created 12-SEP-2007 12:03:52
J1728-03 RP006S.UVDATA.1
Freq = 4.9590 GHz, Bw = 8.000 MH No calibration applied and no bandpass applied

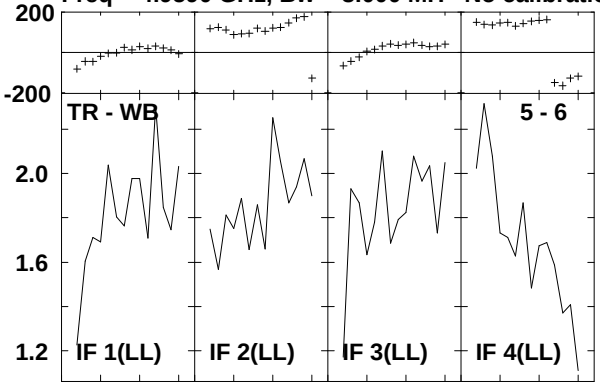

Lower frame: Milli Ampl Jy Top frame: Phas deg
Scalar averaged cross-power spectrum Several baselines displayed
Timerange: 00/18:06:31 to 00/18:07:49

Plot file version 97 created 12-SEP-2007 12:03:52
IGR17303 RP006S.UVDATA.1
Freq = 4.9590 GHz, Bw = 8.000 MH No calibration applied and no bandpass applied

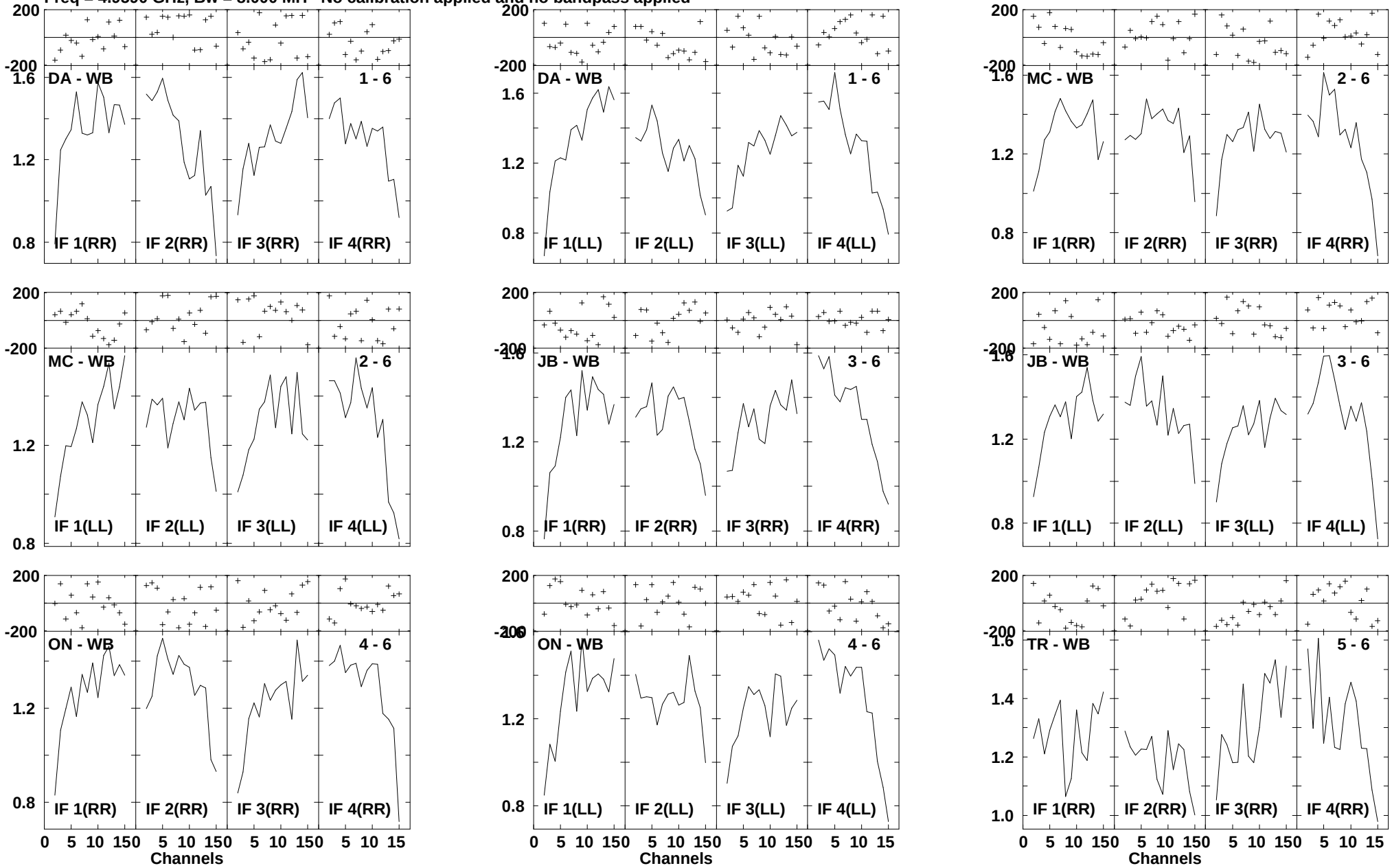

Lower frame: Milli Ampl Jy Top frame: Phas deg
Scalar averaged cross-power spectrum Several baselines displayed
Timerange: 00/18:07:51 to 00/18:10:19

Plot file version 98 created 12-SEP-2007 12:03:53
IGR17303 RP006S.UVDATA.1
Freq = 4.9590 GHz, Bw = 8.000 MH No calibration applied and no bandpass applied

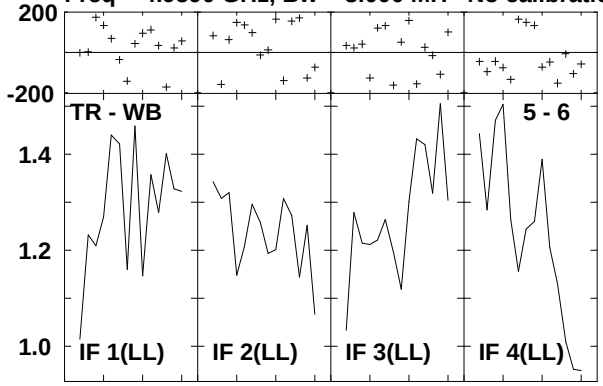

Lower frame: Milli Ampl Jy Top frame: Phas deg
Scalar averaged cross-power spectrum Several baselines displayed
Timerange: 00/18:07:51 to 00/18:10:19

Plot file version 99 created 12-SEP-2007 12:03:53
J1728-03 RP006S.UVDATA.1
Freq = 4.9590 GHz, Bw = 8.000 MH No calibration applied and no bandpass applied

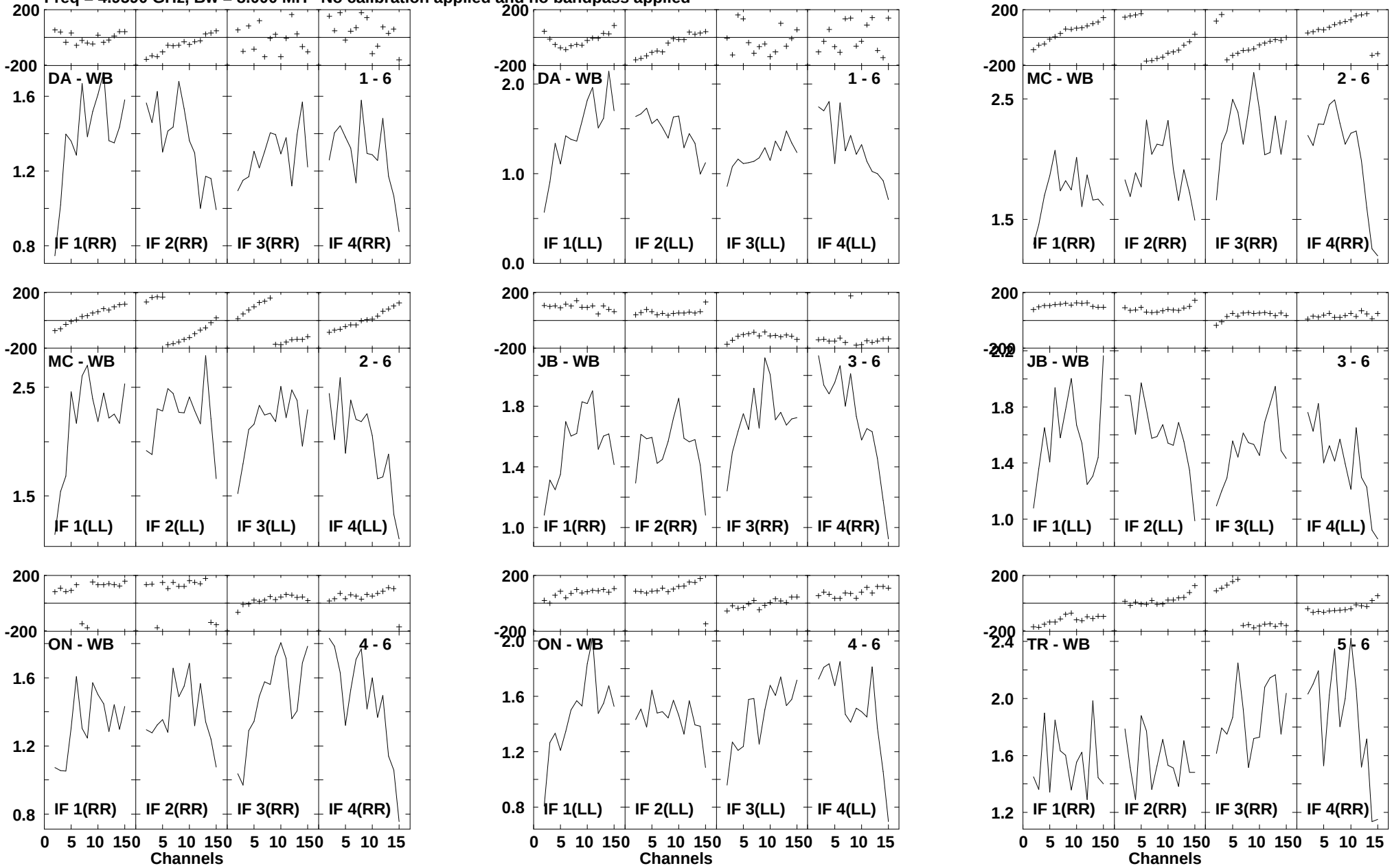

Lower frame: Milli Ampl Jy Top frame: Phas deg
Scalar averaged cross-power spectrum Several baselines displayed
Timerange: 00/18:10:21 to 00/18:11:37

Plot file version 100 created 12-SEP-2007 12:03:53
J1728-03 RP006S.UVDATA.1
Freq = 4.9590 GHz, Bw = 8.000 MH No calibration applied and no bandpass applied

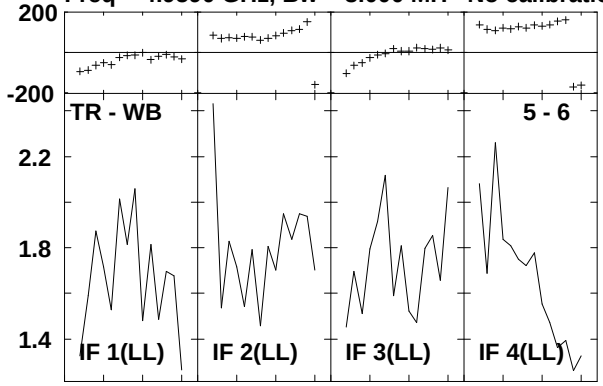

Lower frame: Milli Ampl Jy Top frame: Phas deg
Scalar averaged cross-power spectrum Several baselines displayed
Timerange: 00/18:10:21 to 00/18:11:37

Plot file version 101 created 12-SEP-2007 12:03:53
IGR17303 RP006S.UVDATA.1
Freq = 4.9590 GHz, Bw = 8.000 MH No calibration applied and no bandpass applied

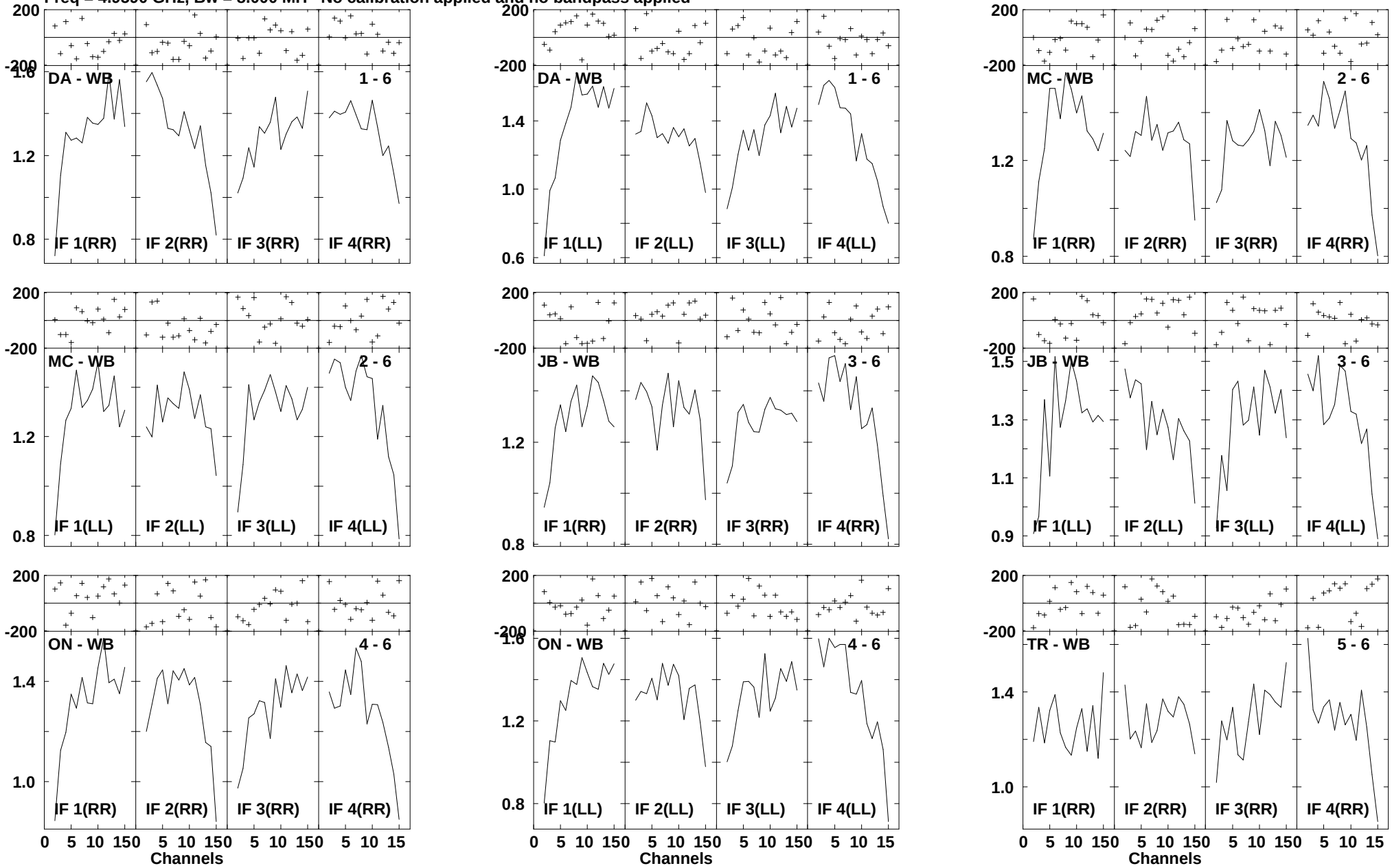

Lower frame: Milli Ampl Jy Top frame: Phas deg
Scalar averaged cross-power spectrum Several baselines displayed
Timerange: 00/18:11:41 to 00/18:14:49

Plot file version 102 created 12-SEP-2007 12:03:54
IGR17303 RP006S.UVDATA.1
Freq = 4.9590 GHz, Bw = 8.000 MH No calibration applied and no bandpass applied

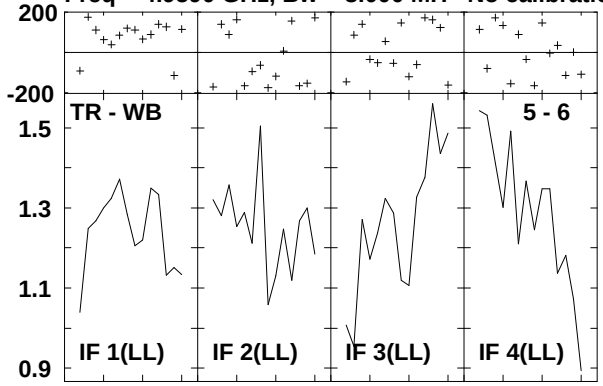

Lower frame: Milli Ampl Jy Top frame: Phas deg
Scalar averaged cross-power spectrum Several baselines displayed
Timerange: 00/18:11:41 to 00/18:14:49

Plot file version 103 created 12-SEP-2007 12:03:54
J1728-03 RP006S.UVDATA.1
Freq = 4.9590 GHz, Bw = 8.000 MH No calibration applied and no bandpass applied

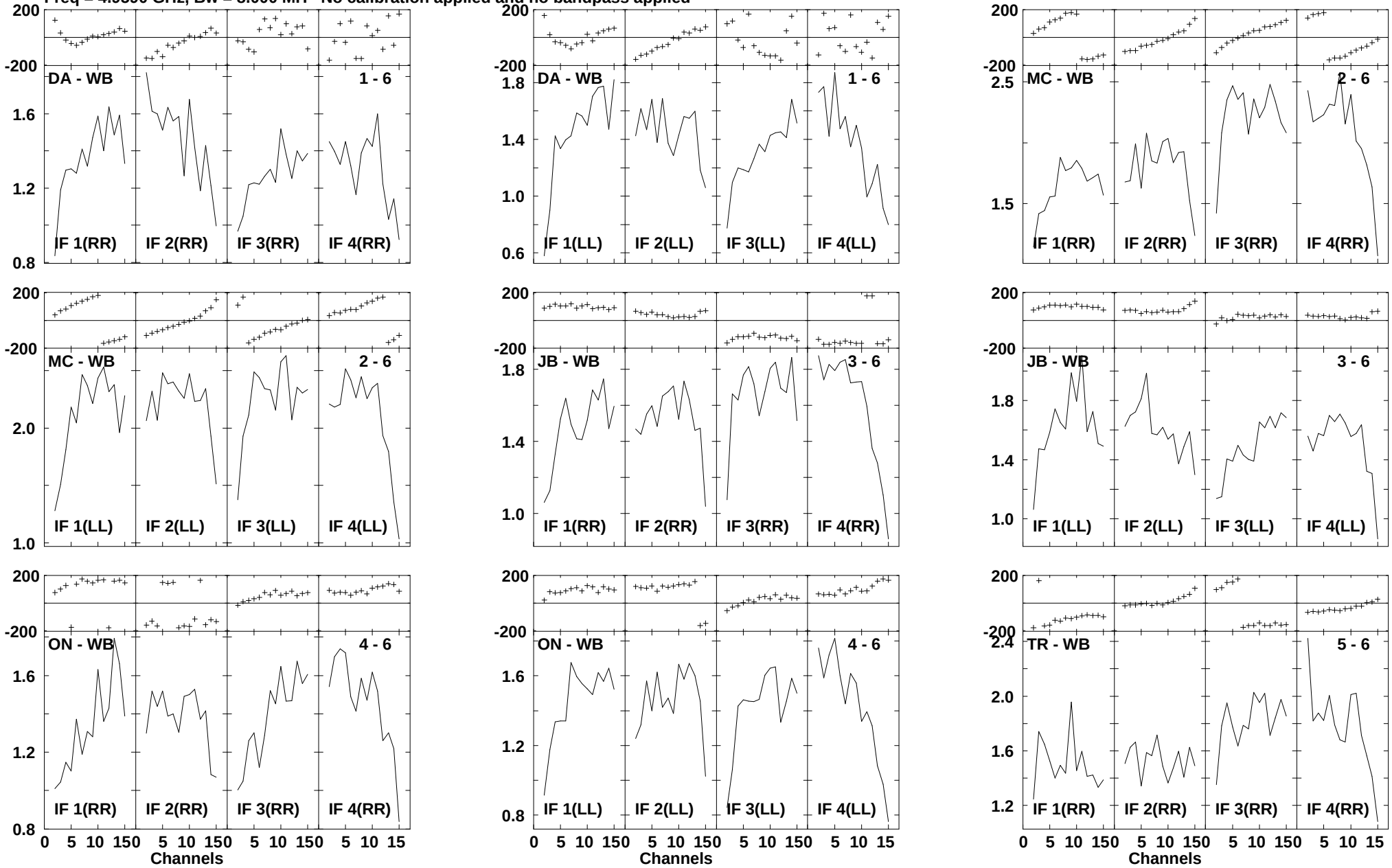

Lower frame: Milli Ampl Jy Top frame: Phas deg
Scalar averaged cross-power spectrum Several baselines displayed
Timerange: 00/18:14:51 to 00/18:16:09

Plot file version 104 created 12-SEP-2007 12:03:54
J1728-03 RP006S.UVDATA.1
Freq = 4.9590 GHz, Bw = 8.000 MH No calibration applied and no bandpass applied

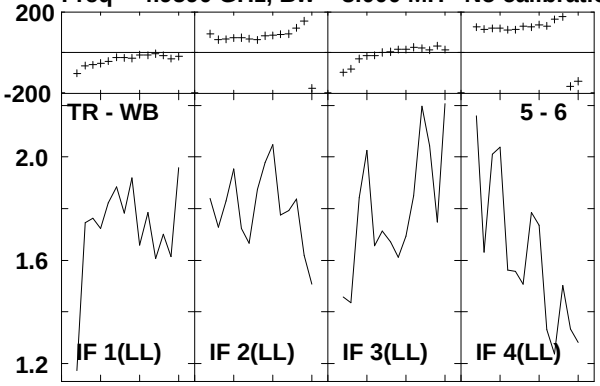

Lower frame: Milli Ampl Jy Top frame: Phas deg
Scalar averaged cross-power spectrum Several baselines displayed
Timerange: 00/18:14:51 to 00/18:16:09

Plot file version 105 created 12-SEP-2007 12:03:54
IGR17303 RP006S.UVDATA.1
Freq = 4.9590 GHz, Bw = 8.000 MH No calibration applied and no bandpass applied

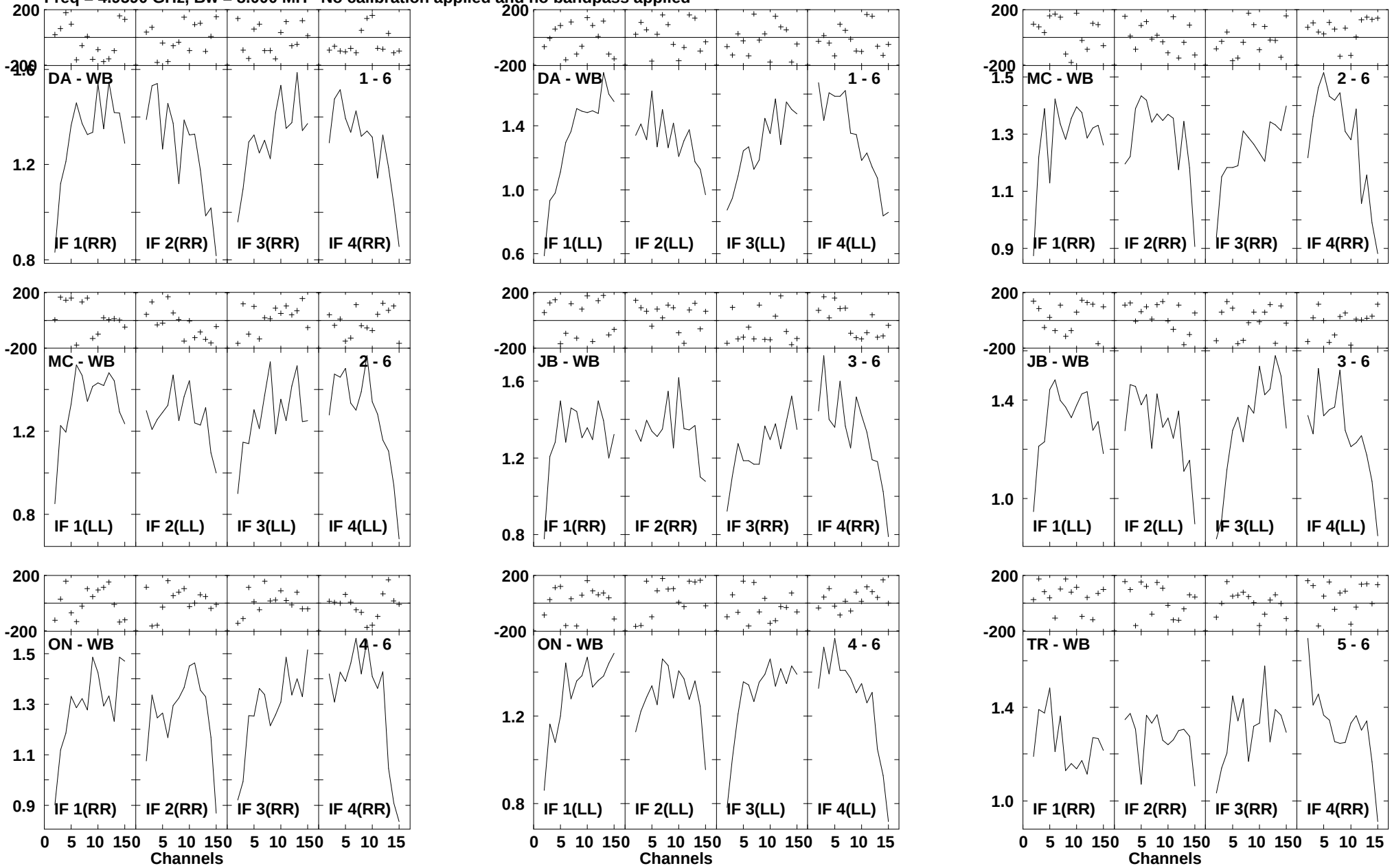

Lower frame: Milli Ampl Jy Top frame: Phas deg
Scalar averaged cross-power spectrum Several baselines displayed
Timerange: 00/18:16:11 to 00/18:18:37

Plot file version 106 created 12-SEP-2007 12:03:55
IGR17303 RP006S.UVDATA.1
Freq = 4.9590 GHz, Bw = 8.000 MH No calibration applied and no bandpass applied

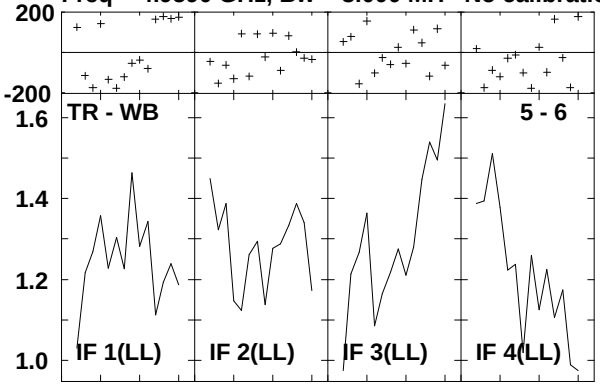

Lower frame: Milli Ampl Jy Top frame: Phas deg
Scalar averaged cross-power spectrum Several baselines displayed
Timerange: 00/18:16:11 to 00/18:18:37

Plot file version 107 created 12-SEP-2007 12:03:55
J1728-03 RP006S.UVDATA.1
Freq = 4.9590 GHz, Bw = 8.000 MH No calibration applied and no bandpass applied

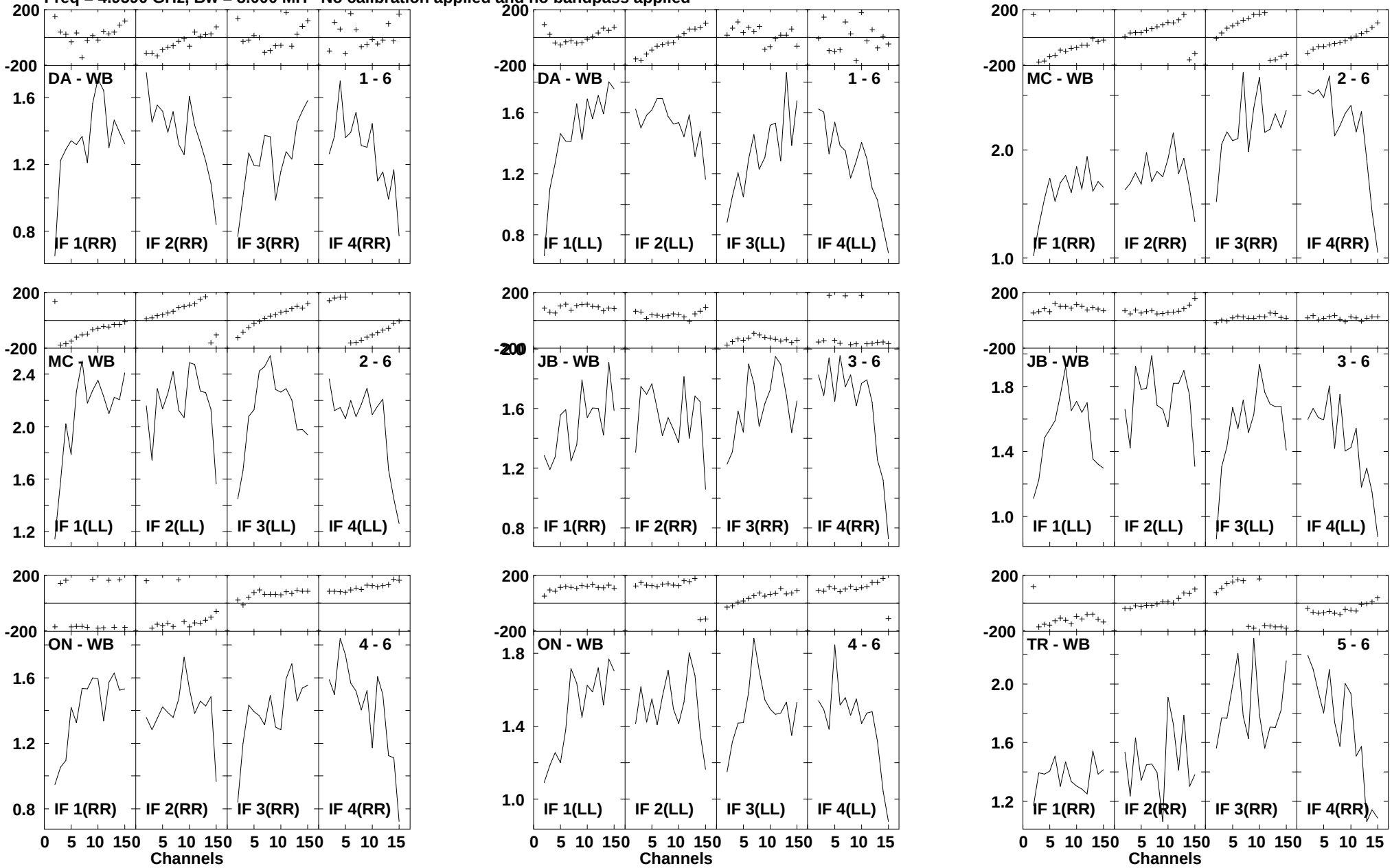

Lower frame: Milli Ampl Jy Top frame: Phas deg
Scalar averaged cross-power spectrum Several baselines displayed
Timerange: 00/18:18:41 to 00/18:19:59

Plot file version 108 created 12-SEP-2007 12:03:55
J1728-03 RP006S.UVDATA.1
Freq = 4.9590 GHz, Bw = 8.000 MH No calibration applied and no bandpass applied

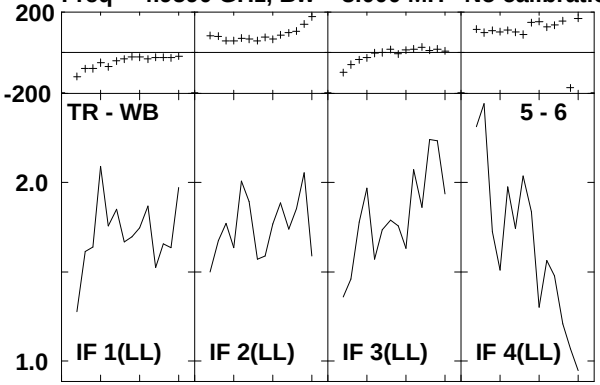

Lower frame: Milli Ampl Jy Top frame: Phas deg
Scalar averaged cross-power spectrum Several baselines displayed
Timerange: 00/18:18:41 to 00/18:19:59

Plot file version 109 created 12-SEP-2007 12:03:55
IGR17303 RP006S.UVDATA.1
Freq = 4.9590 GHz, Bw = 8.000 MH No calibration applied and no bandpass applied

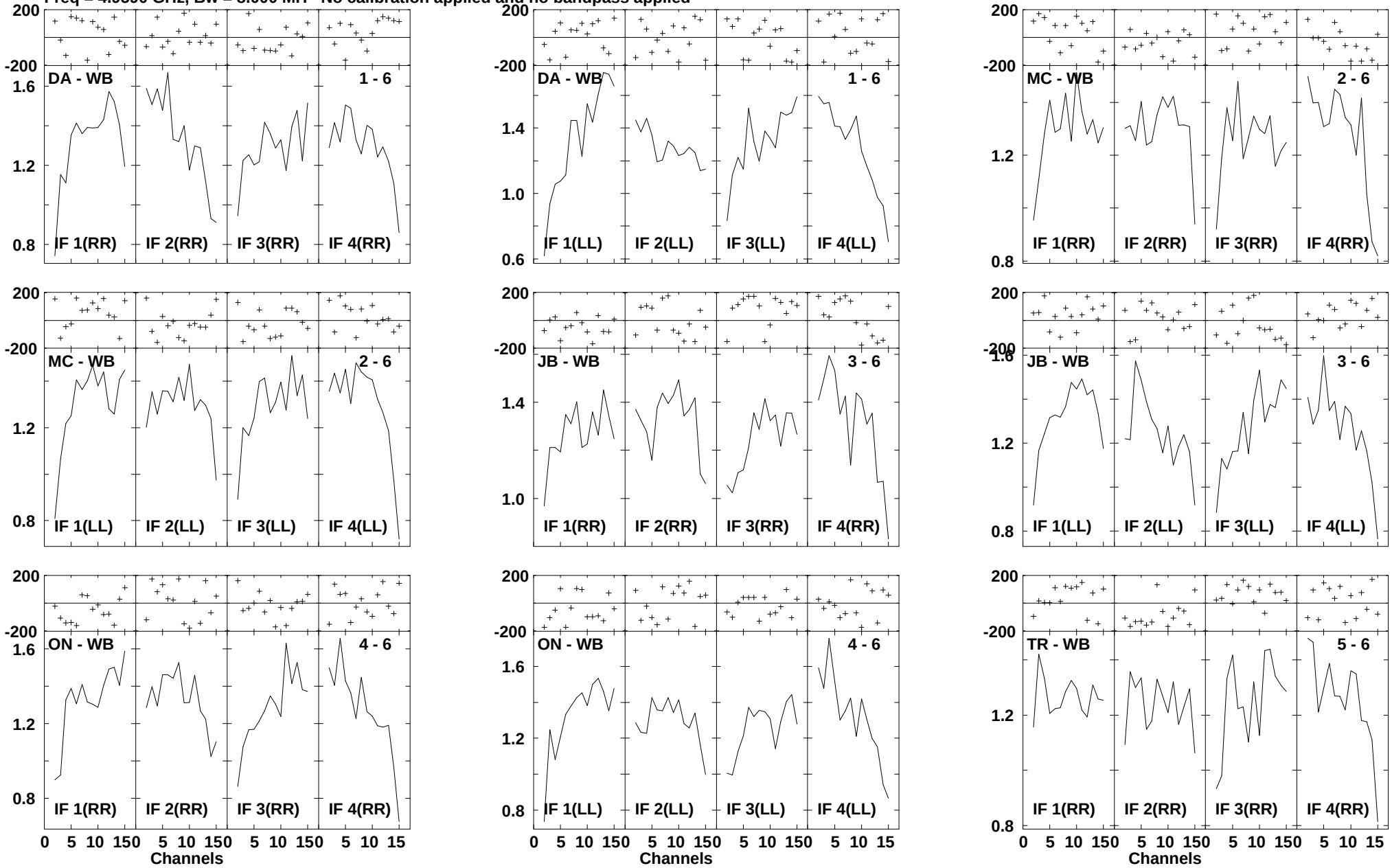

Lower frame: Milli Ampl Jy Top frame: Phas deg
Scalar averaged cross-power spectrum Several baselines displayed
Timerange: 00/18:20:01 to 00/18:22:29

Plot file version 110 created 12-SEP-2007 12:03:56
IGR17303 RP006S.UVDATA.1
Freq = 4.9590 GHz, Bw = 8.000 MH No calibration applied and no bandpass applied

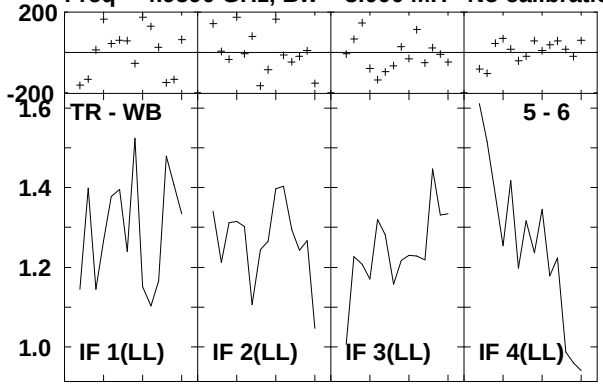

Lower frame: Milli Ampl Jy Top frame: Phas deg
Scalar averaged cross-power spectrum Several baselines displayed
Timerange: 00/18:20:01 to 00/18:22:29

Plot file version 111 created 12-SEP-2007 12:03:56
J1728-03 RP006S.UVDATA.1
Freq = 4.9590 GHz, Bw = 8.000 MH No calibration applied and no bandpass applied

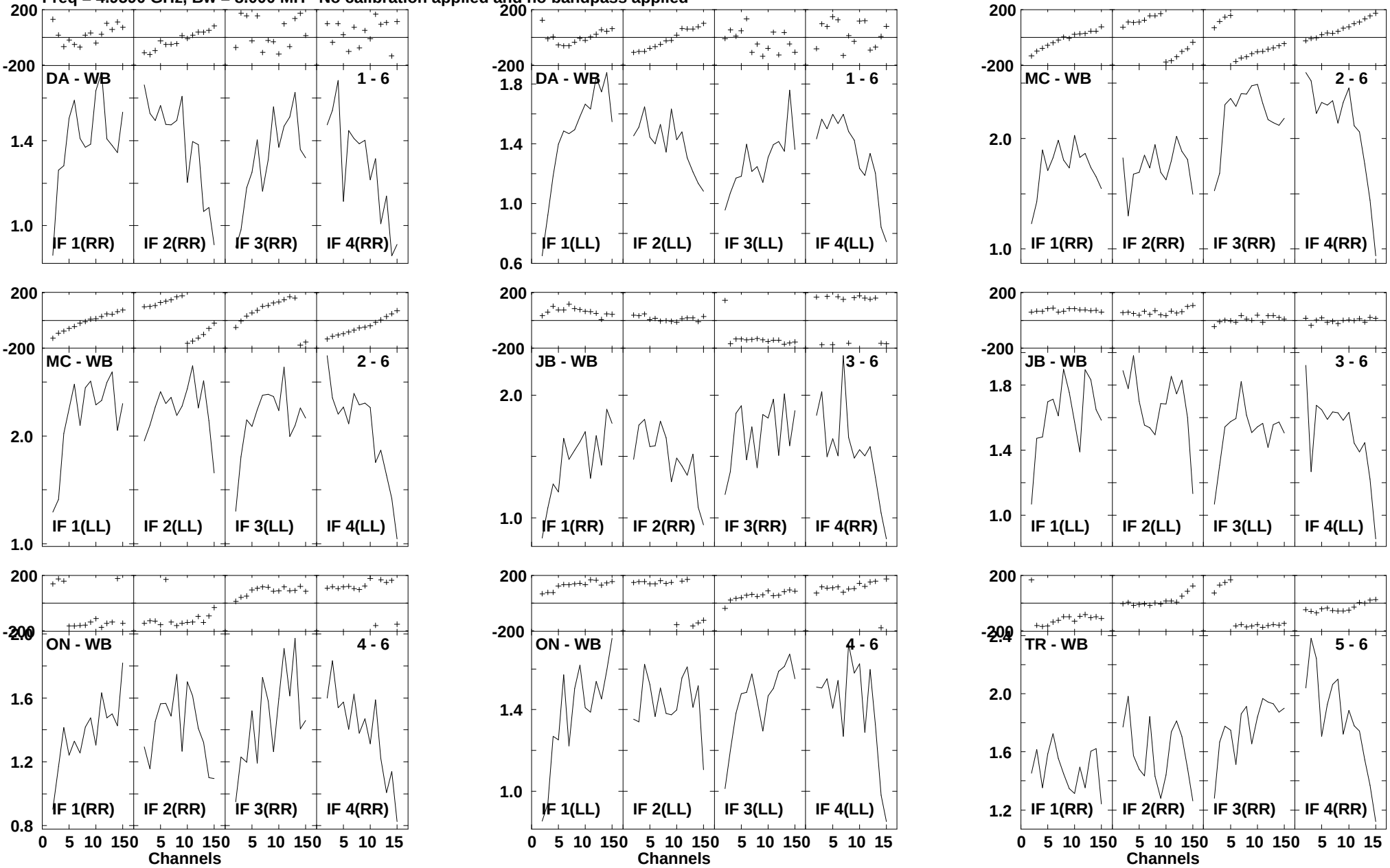

Lower frame: Milli Ampl Jy Top frame: Phas deg
Scalar averaged cross-power spectrum Several baselines displayed
Timerange: 00/18:22:31 to 00/18:23:49

Plot file version 112 created 12-SEP-2007 12:03:56
J1728-03 RP006S.UVDATA.1
Freq = 4.9590 GHz, Bw = 8.000 MH No calibration applied and no bandpass applied

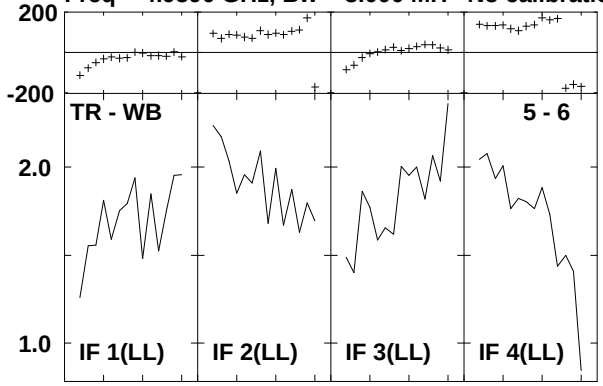

Lower frame: Milli Ampl Jy Top frame: Phas deg
Scalar averaged cross-power spectrum Several baselines displayed
Timerange: 00/18:22:31 to 00/18:23:49

Plot file version 113 created 12-SEP-2007 12:03:56
IGR17303 RP006S.UVDATA.1
Freq = 4.9590 GHz, Bw = 8.000 MH No calibration applied and no bandpass applied

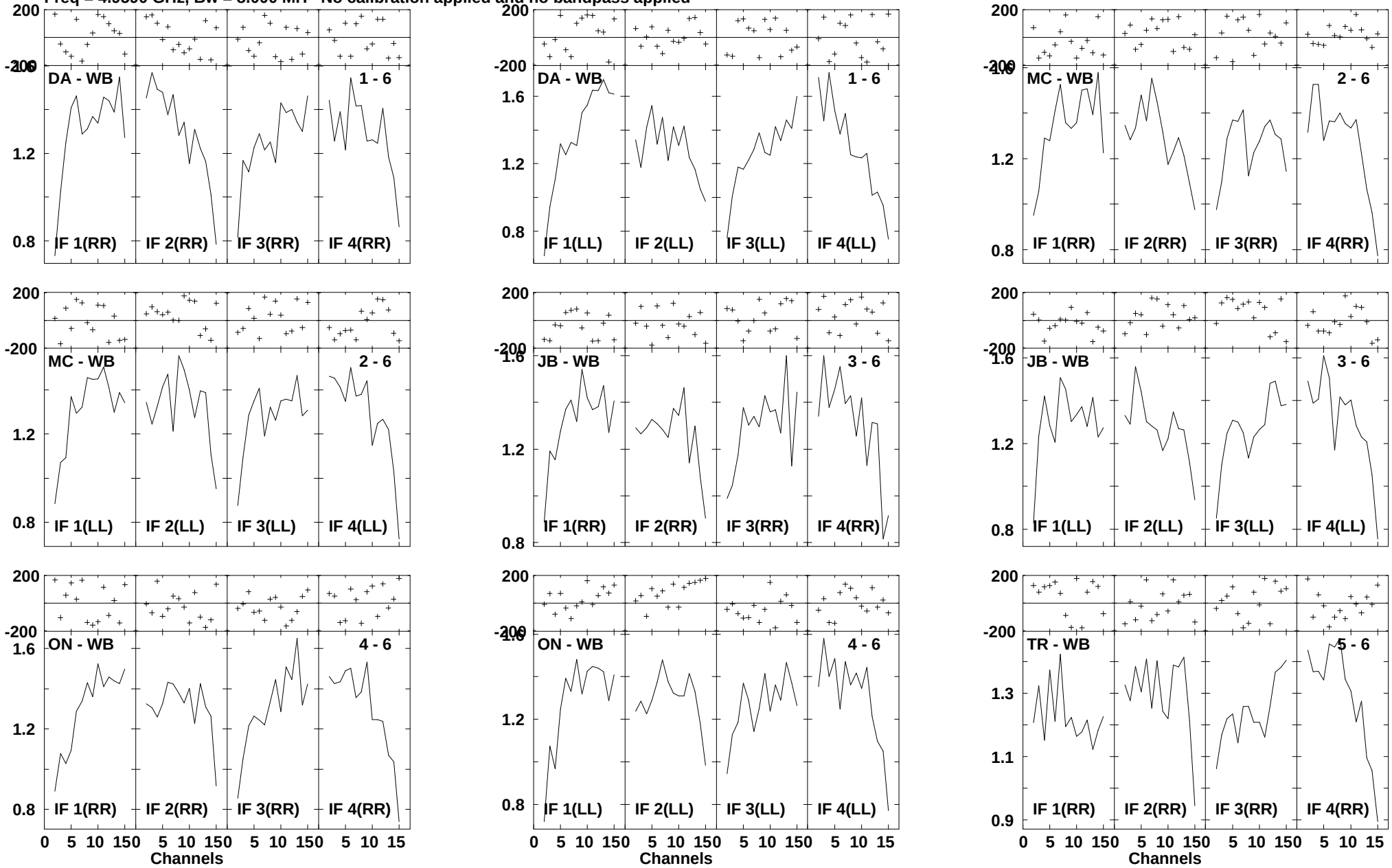

Lower frame: Milli Ampl Jy Top frame: Phas deg
Scalar averaged cross-power spectrum Several baselines displayed
Timerange: 00/18:23:51 to 00/18:26:57

Plot file version 114 created 12-SEP-2007 12:03:57
IGR17303 RP006S.UVDATA.1
Freq = 4.9590 GHz, Bw = 8.000 MH No calibration applied and no bandpass applied

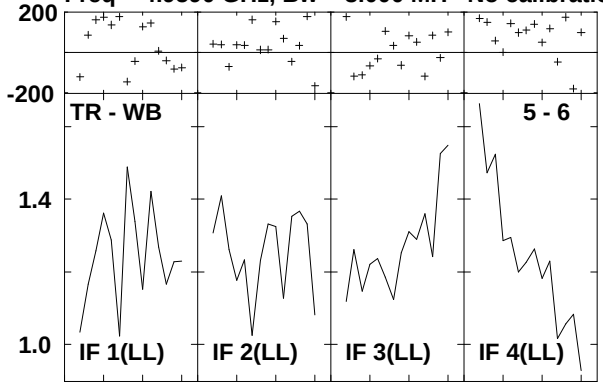

Lower frame: Milli Ampl Jy Top frame: Phas deg
Scalar averaged cross-power spectrum Several baselines displayed
Timerange: 00/18:23:51 to 00/18:26:57

Plot file version 115 created 12-SEP-2007 12:03:57
J1728-03 RP006S.UVDATA.1
Freq = 4.9590 GHz, Bw = 8.000 MH No calibration applied and no bandpass applied

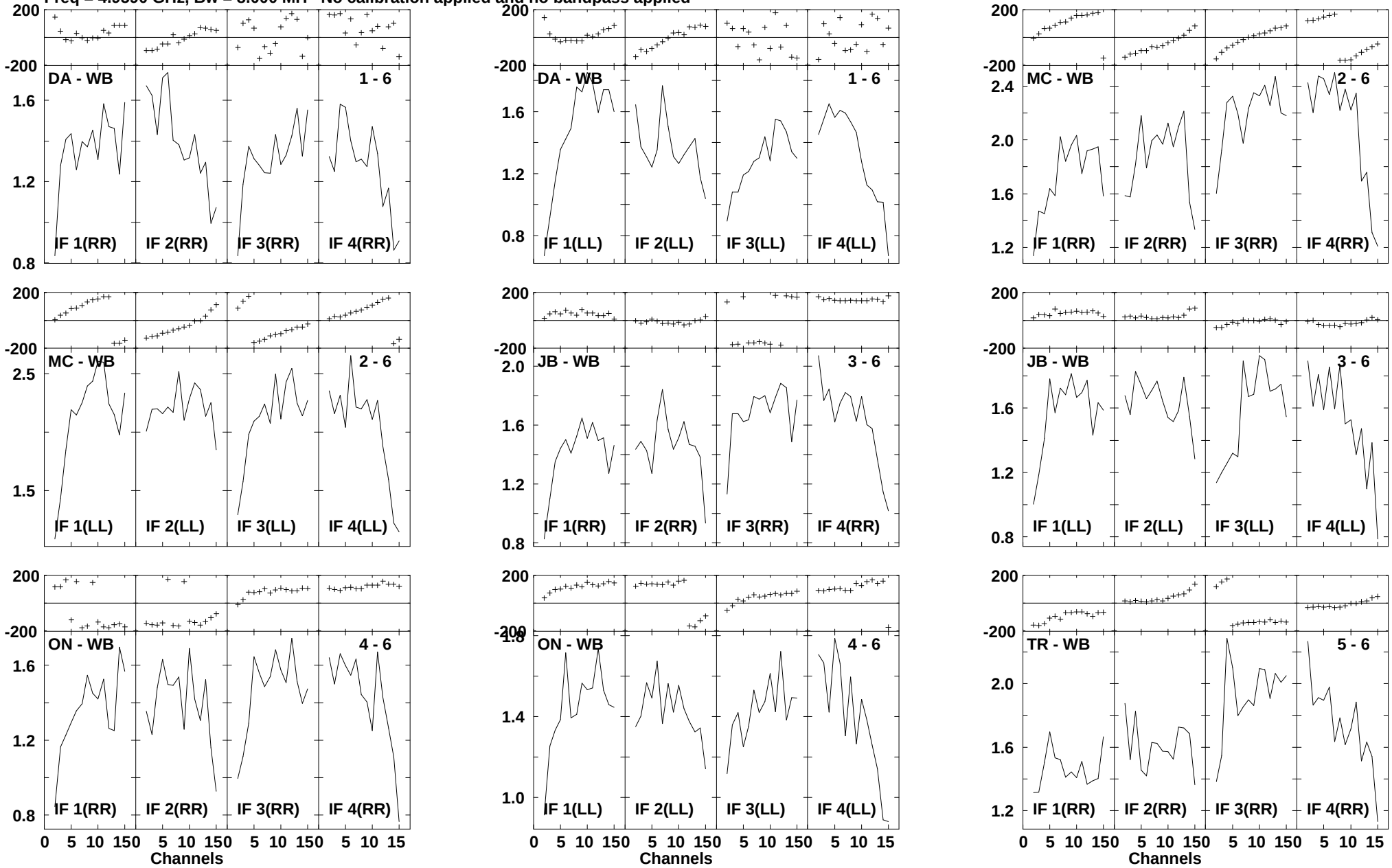

Lower frame: Milli Ampl Jy Top frame: Phas deg
Scalar averaged cross-power spectrum Several baselines displayed
Timerange: 00/18:27:01 to 00/18:28:19

Plot file version 116 created 12-SEP-2007 12:03:57
J1728-03 RP006S.UVDATA.1
Freq = 4.9590 GHz, Bw = 8.000 MH No calibration applied and no bandpass applied

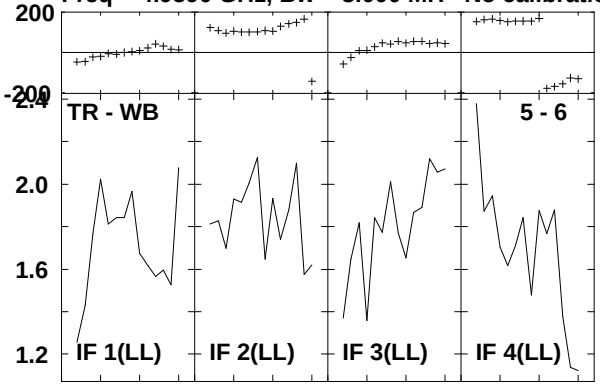

Lower frame: Milli Ampl Jy Top frame: Phas deg
Scalar averaged cross-power spectrum Several baselines displayed
Timerange: 00/18:27:01 to 00/18:28:19

Plot file version 117 created 12-SEP-2007 12:03:57
IGR17303 RP006S.UVDATA.1
Freq = 4.9590 GHz, Bw = 8.000 MH No calibration applied and no bandpass applied

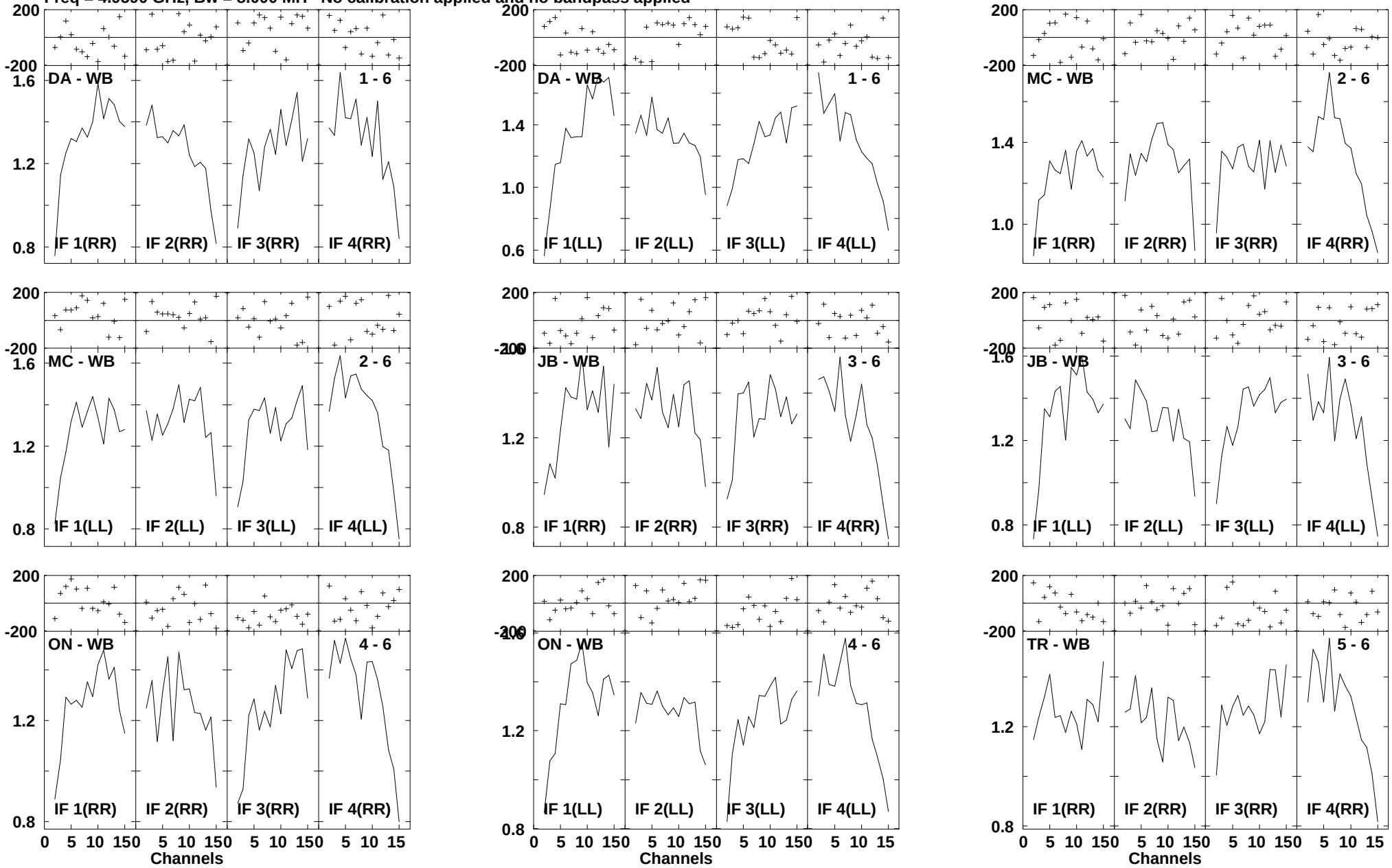

Lower frame: Milli Ampl Jy Top frame: Phas deg
Scalar averaged cross-power spectrum Several baselines displayed
Timerange: 00/18:28:21 to 00/18:30:49

Plot file version 118 created 12-SEP-2007 12:03:58
IGR17303 RP006S.UVDATA.1
Freq = 4.9590 GHz, Bw = 8.000 MH No calibration applied and no bandpass applied

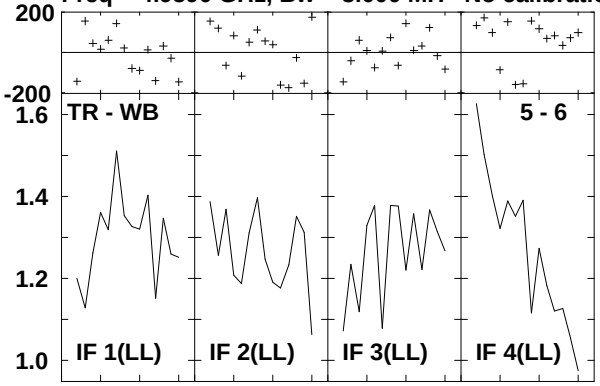

Lower frame: Milli Ampl Jy Top frame: Phas deg
Scalar averaged cross-power spectrum Several baselines displayed
Timerange: 00/18:28:21 to 00/18:30:49

Plot file version 119 created 12-SEP-2007 12:03:58
J1728-03 RP006S.UVDATA.1
Freq = 4.9590 GHz, Bw = 8.000 MH No calibration applied and no bandpass applied

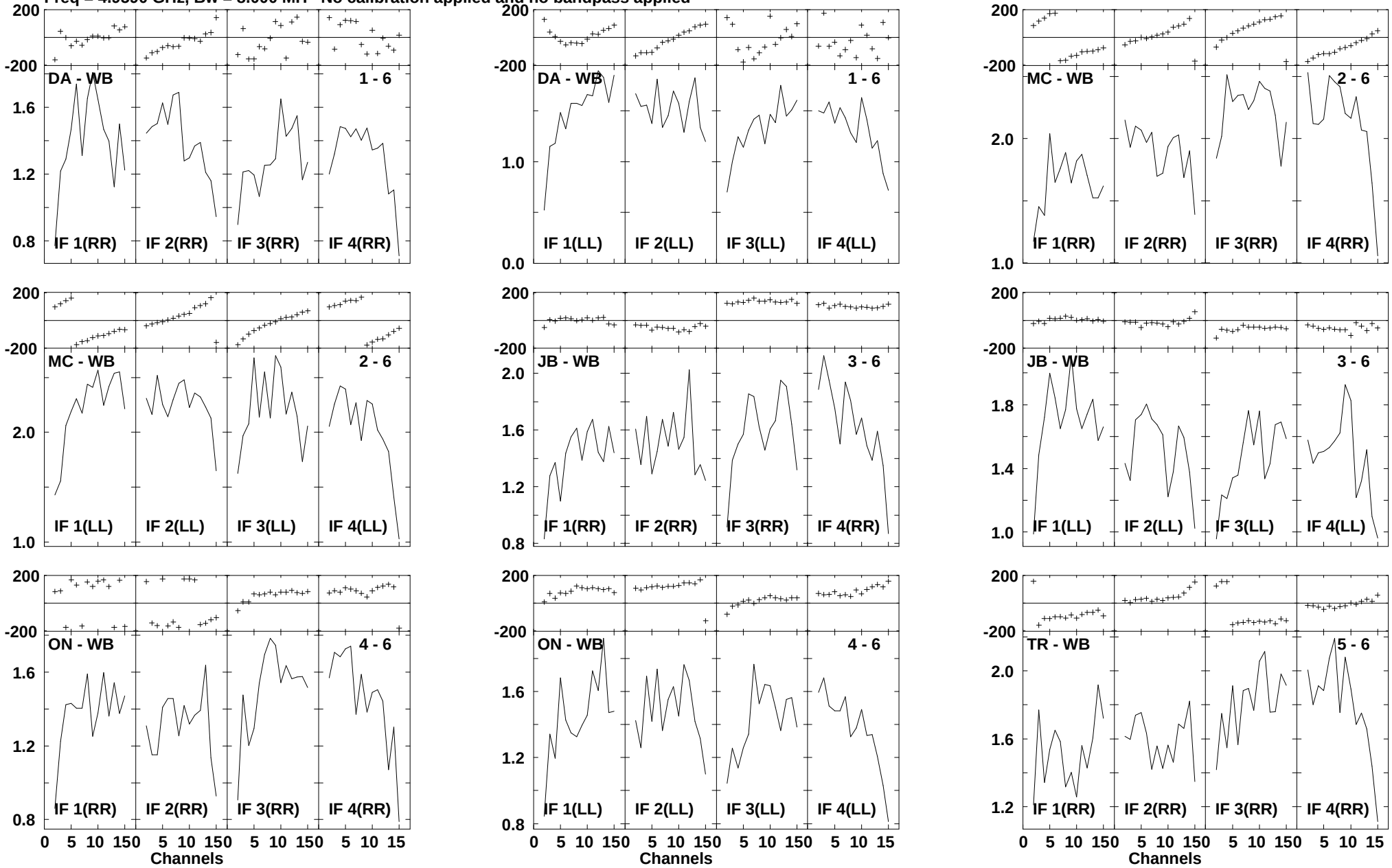

Lower frame: Milli Ampl Jy Top frame: Phas deg
Scalar averaged cross-power spectrum Several baselines displayed
Timerange: 00/18:30:51 to 00/18:32:09

Plot file version 120 created 12-SEP-2007 12:03:58
J1728-03 RP006S.UVDATA.1
Freq = 4.9590 GHz, Bw = 8.000 MH No calibration applied and no bandpass applied

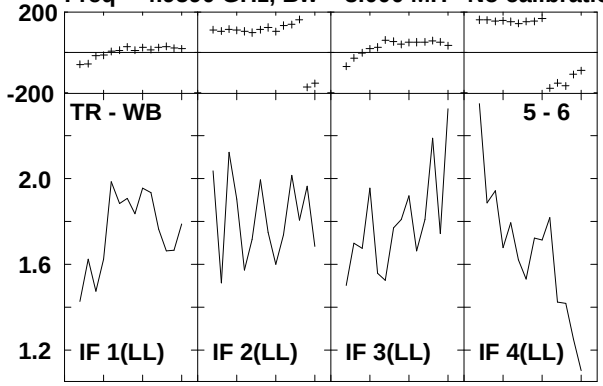

Lower frame: Milli Ampl Jy Top frame: Phas deg
Scalar averaged cross-power spectrum Several baselines displayed
Timerange: 00/18:30:51 to 00/18:32:09

Plot file version 121 created 12-SEP-2007 12:03:58
IGR17303 RP006S.UVDATA.1
Freq = 4.9590 GHz, Bw = 8.000 MH No calibration applied and no bandpass applied

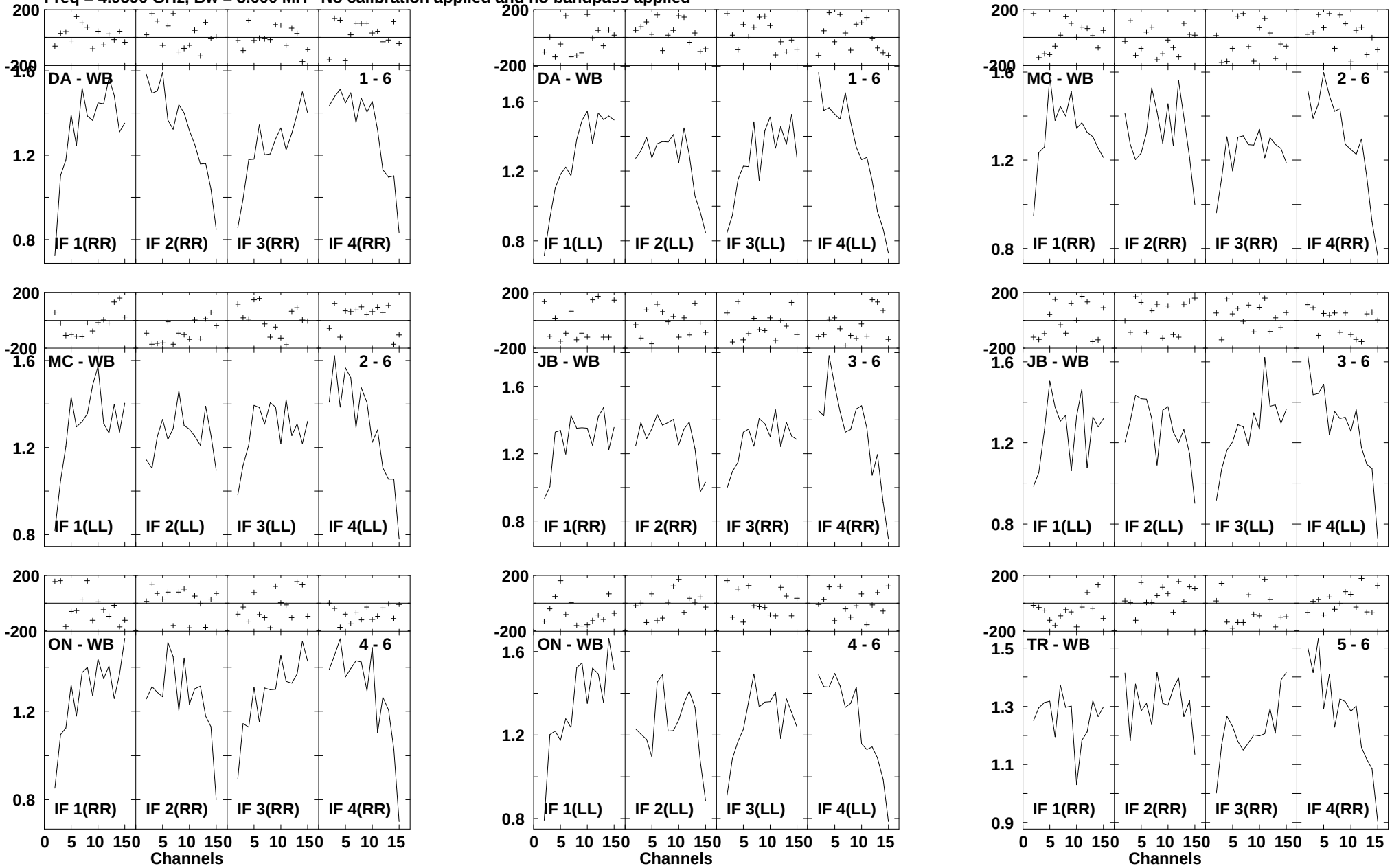

Lower frame: Milli Ampl Jy Top frame: Phas deg
Scalar averaged cross-power spectrum Several baselines displayed
Timerange: 00/18:32:11 to 00/18:34:37

Plot file version 122 created 12-SEP-2007 12:03:59
IGR17303 RP006S.UVDATA.1
Freq = 4.9590 GHz, Bw = 8.000 MH No calibration applied and no bandpass applied

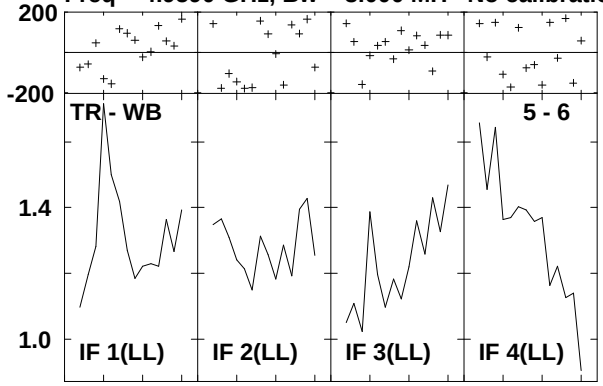

Lower frame: Milli Ampl Jy Top frame: Phas deg
Scalar averaged cross-power spectrum Several baselines displayed
Timerange: 00/18:32:11 to 00/18:34:37

Plot file version 123 created 12-SEP-2007 12:03:59
J1728-03 RP006S.UVDATA.1
Freq = 4.9590 GHz, Bw = 8.000 MH No calibration applied and no bandpass applied

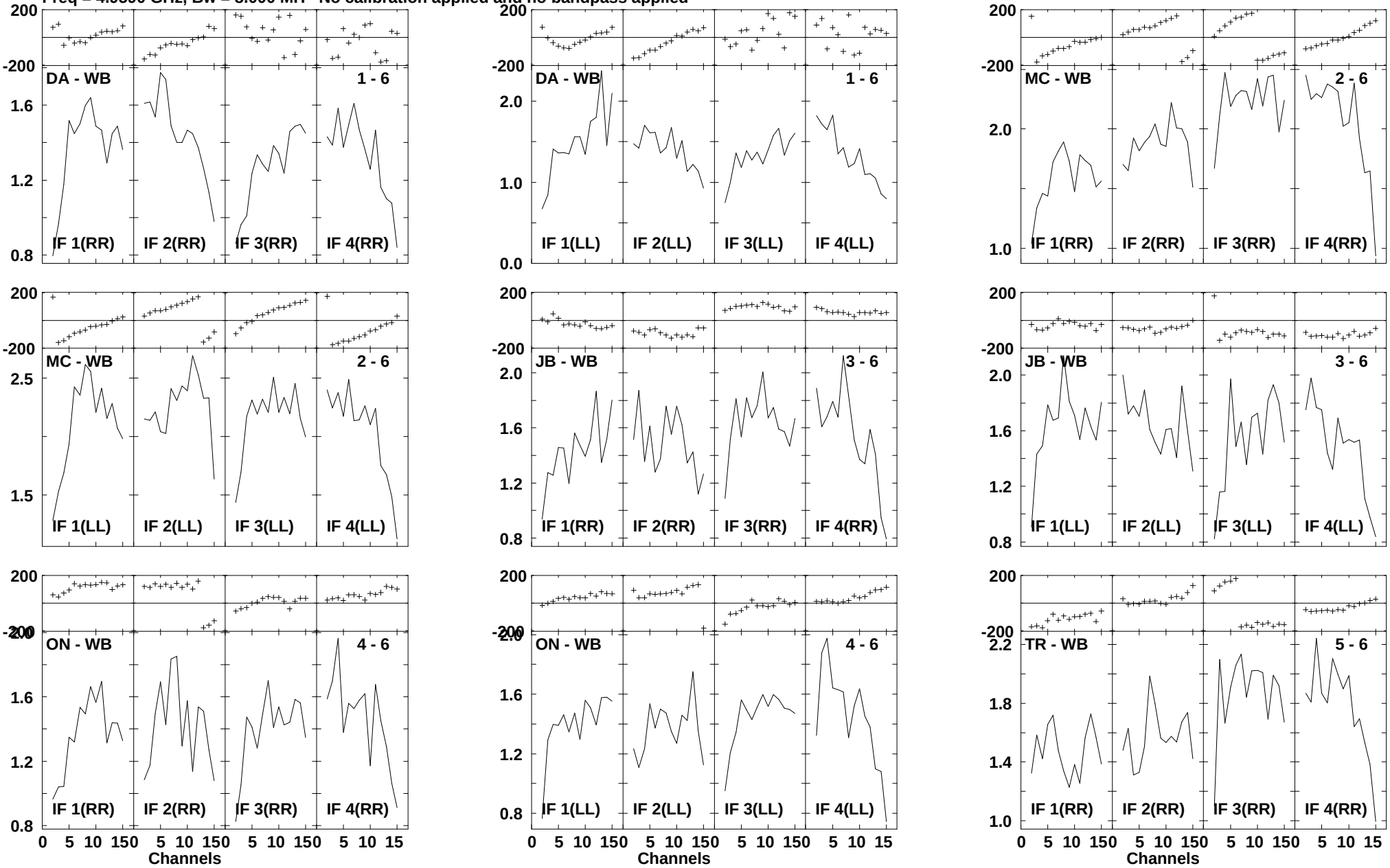

Lower frame: Milli Ampl Jy Top frame: Phas deg
Scalar averaged cross-power spectrum Several baselines displayed
Timerange: 00/18:34:41 to 00/18:35:59

Plot file version 124 created 12-SEP-2007 12:03:59
J1728-03 RP006S.UVDATA.1
Freq = 4.9590 GHz, Bw = 8.000 MH No calibration applied and no bandpass applied

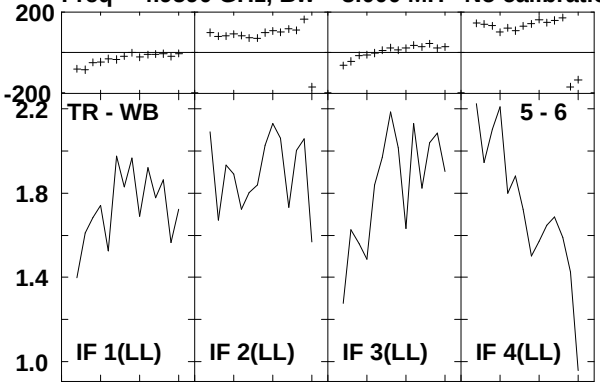

Lower frame: Milli Ampl Jy Top frame: Phas deg
Scalar averaged cross-power spectrum Several baselines displayed
Timerange: 00/18:34:41 to 00/18:35:59

Plot file version 125 created 12-SEP-2007 12:03:59
IGR17303 RP006S.UVDATA.1
Freq = 4.9590 GHz, Bw = 8.000 MH No calibration applied and no bandpass applied

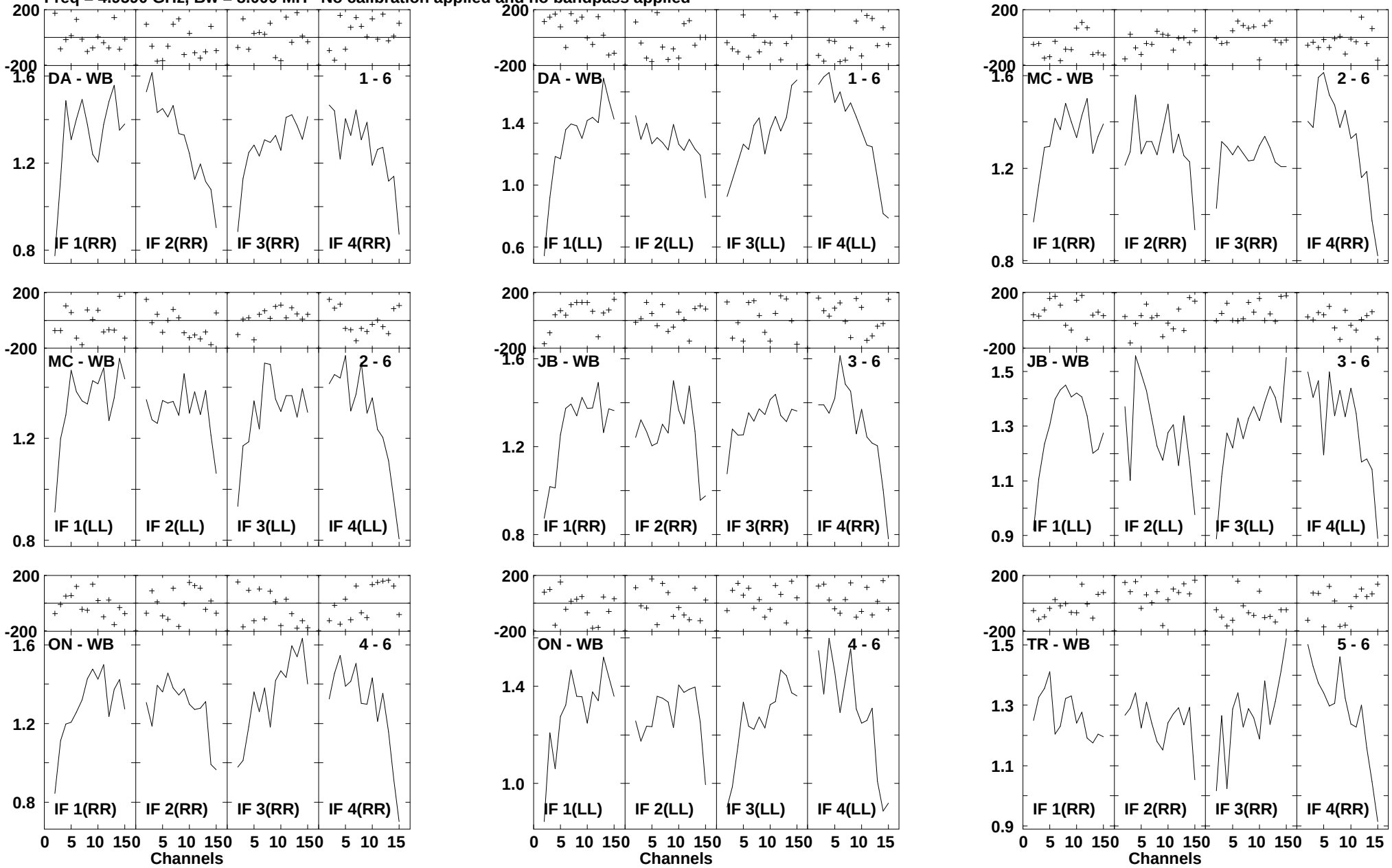

Lower frame: Milli Ampl Jy Top frame: Phas deg
Scalar averaged cross-power spectrum Several baselines displayed
Timerange: 00/18:36:01 to 00/18:39:09

Plot file version 126 created 12-SEP-2007 12:03:59
IGR17303 RP006S.UVDATA.1
Freq = 4.9590 GHz, Bw = 8.000 MH No calibration applied and no bandpass applied

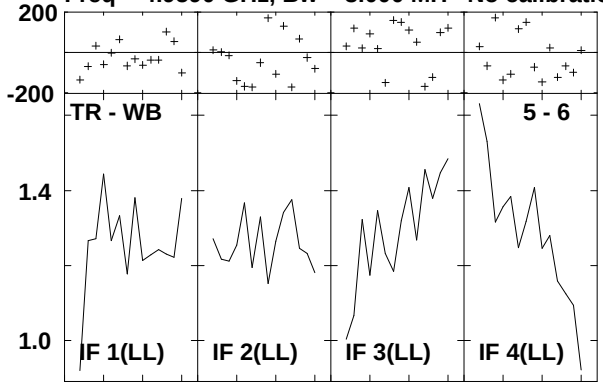

Lower frame: Milli Ampl Jy Top frame: Phas deg
Scalar averaged cross-power spectrum Several baselines displayed
Timerange: 00/18:36:01 to 00/18:39:09

Plot file version 127 created 12-SEP-2007 12:03:59
J1728-03 RP006S.UVDATA.1
Freq = 4.9590 GHz, Bw = 8.000 MH No calibration applied and no bandpass applied

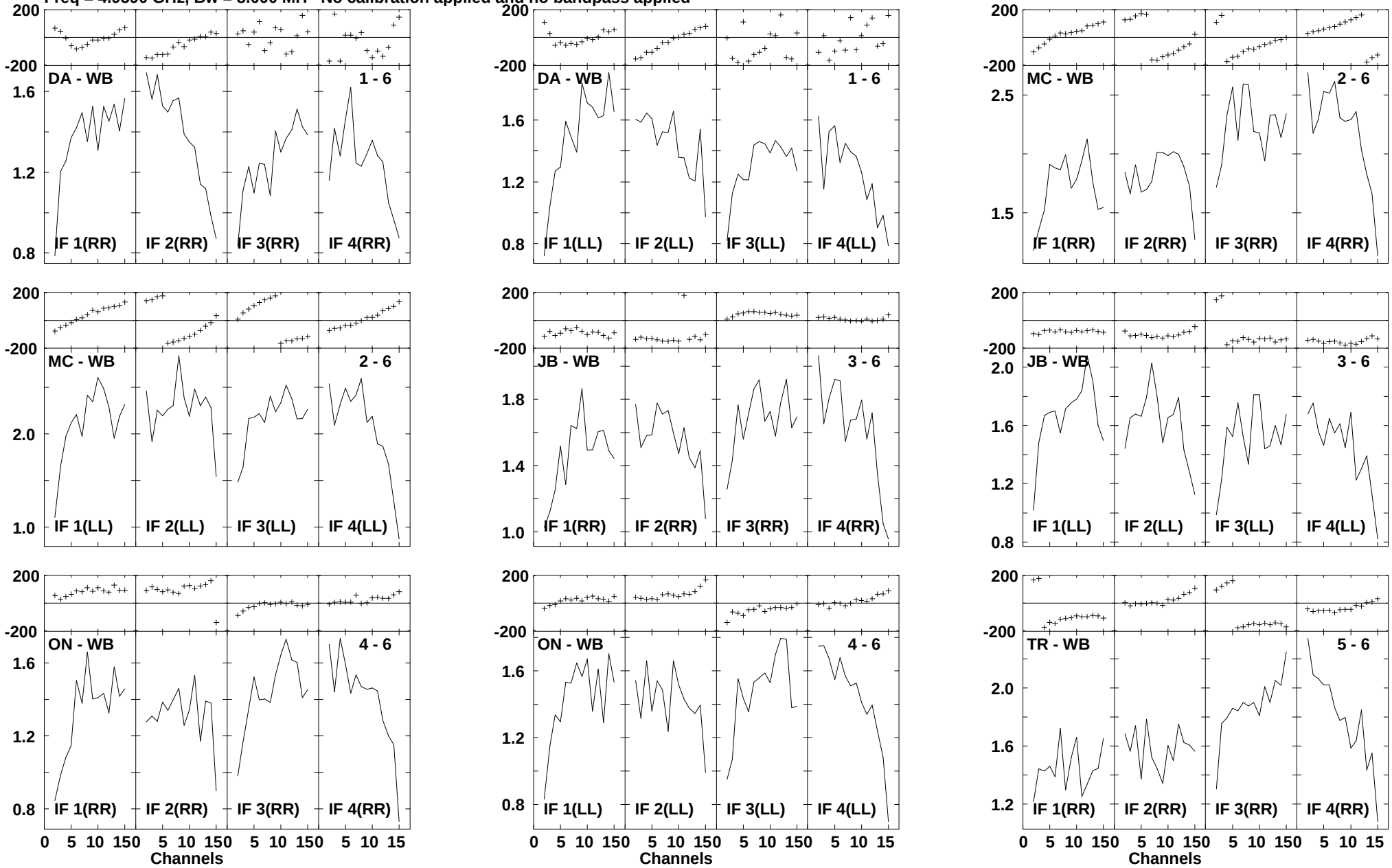

Lower frame: Milli Ampl Jy Top frame: Phas deg
Scalar averaged cross-power spectrum Several baselines displayed
Timerange: 00/18:39:11 to 00/18:40:29

Plot file version 128 created 12-SEP-2007 12:03:59
J1728-03 RP006S.UVDATA.1
Freq = 4.9590 GHz, Bw = 8.000 MH No calibration applied and no bandpass applied

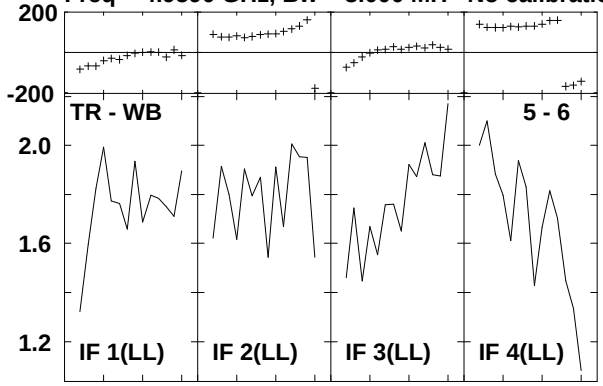

Lower frame: Milli Ampl Jy Top frame: Phas deg
Scalar averaged cross-power spectrum Several baselines displayed
Timerange: 00/18:39:11 to 00/18:40:29

Plot file version 129 created 12-SEP-2007 12:03:59
IGR17303 RP006S.UVDATA.1
Freq = 4.9590 GHz, Bw = 8.000 MH No calibration applied and no bandpass applied

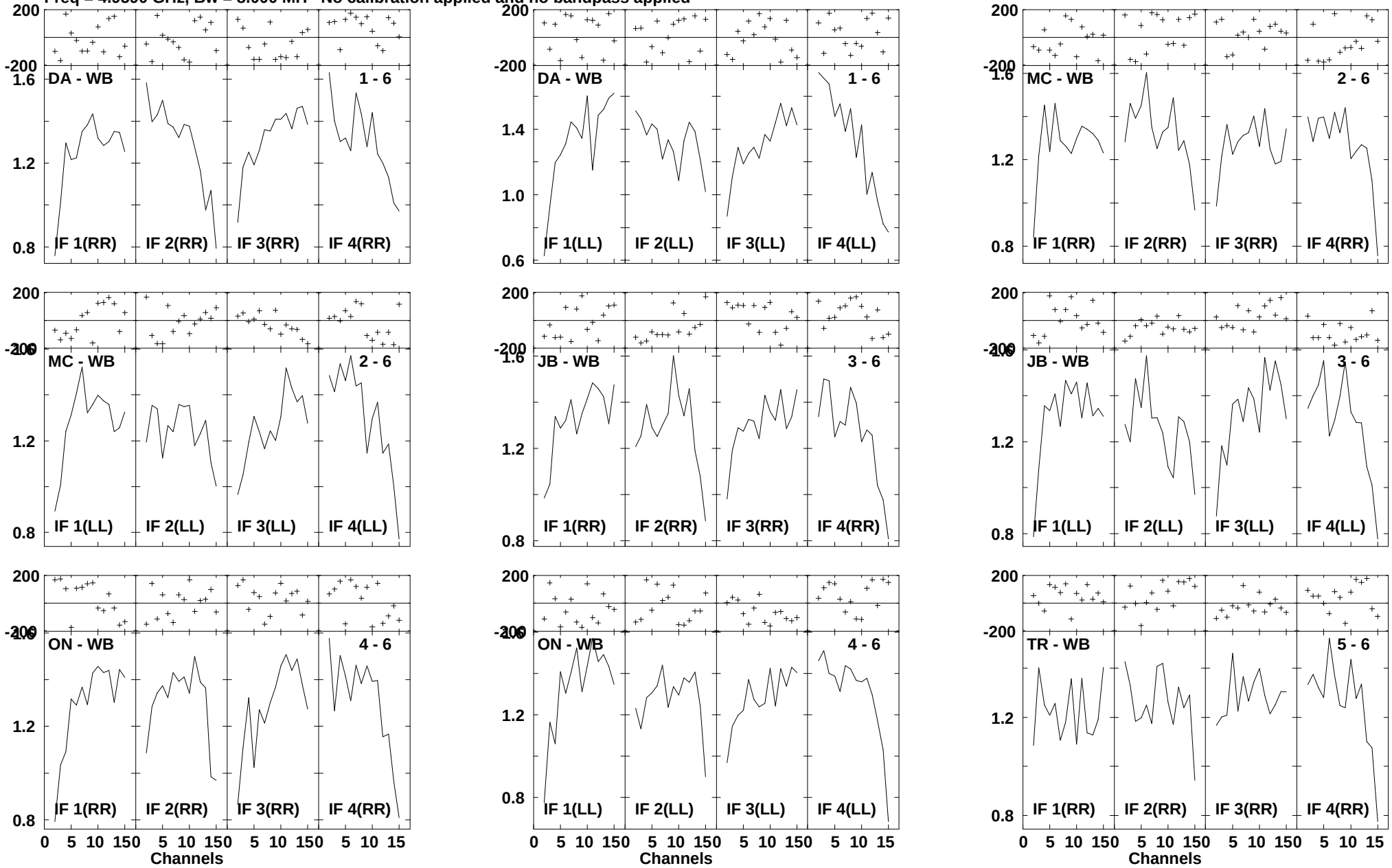

Lower frame: Milli Ampl Jy Top frame: Phas deg
Scalar averaged cross-power spectrum Several baselines displayed
Timerange: 00/18:40:31 to 00/18:42:57

Plot file version 130 created 12-SEP-2007 12:04:00
IGR17303 RP006S.UVDATA.1
Freq = 4.9590 GHz, Bw = 8.000 MH No calibration applied and no bandpass applied

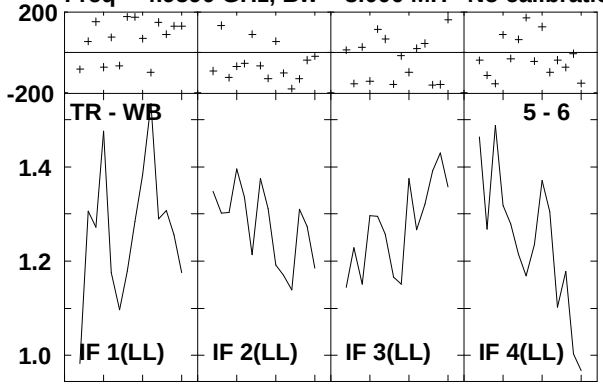

Lower frame: Milli Ampl Jy Top frame: Phas deg
Scalar averaged cross-power spectrum Several baselines displayed
Timerange: 00/18:40:31 to 00/18:42:57

Plot file version 131 created 12-SEP-2007 12:04:00
J1728-03 RP006S.UVDATA.1
Freq = 4.9590 GHz, Bw = 8.000 MH No calibration applied and no bandpass applied

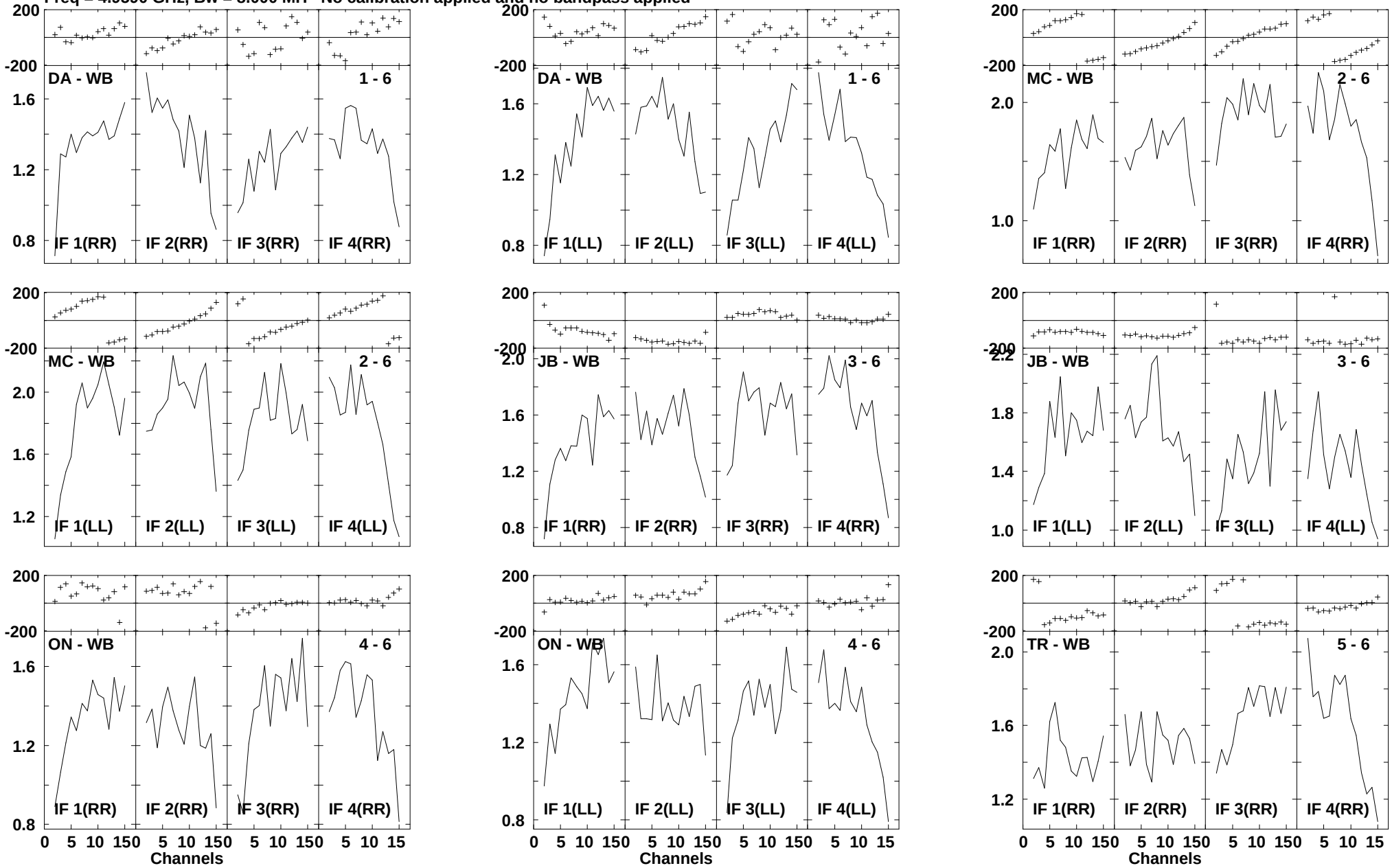

Lower frame: Milli Ampl Jy Top frame: Phas deg
Scalar averaged cross-power spectrum Several baselines displayed
Timerange: 00/18:43:01 to 00/18:45:17

Plot file version 132 created 12-SEP-2007 12:04:00
J1728-03 RP006S.UVDATA.1
Freq = 4.9590 GHz, Bw = 8.000 MH No calibration applied and no bandpass applied

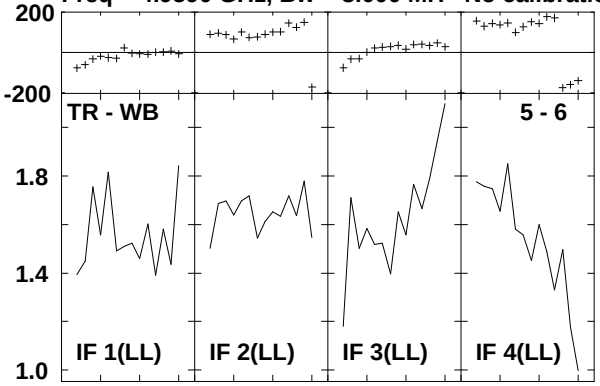

Lower frame: Milli Ampl Jy Top frame: Phas deg
Scalar averaged cross-power spectrum Several baselines displayed
Timerange: 00/18:43:01 to 00/18:45:17

Plot file version 133 created 12-SEP-2007 12:04:00
J1743-03 RP006S.UVDATA.1
Freq = 4.9590 GHz, Bw = 8.000 MH No calibration applied and no bandpass applied

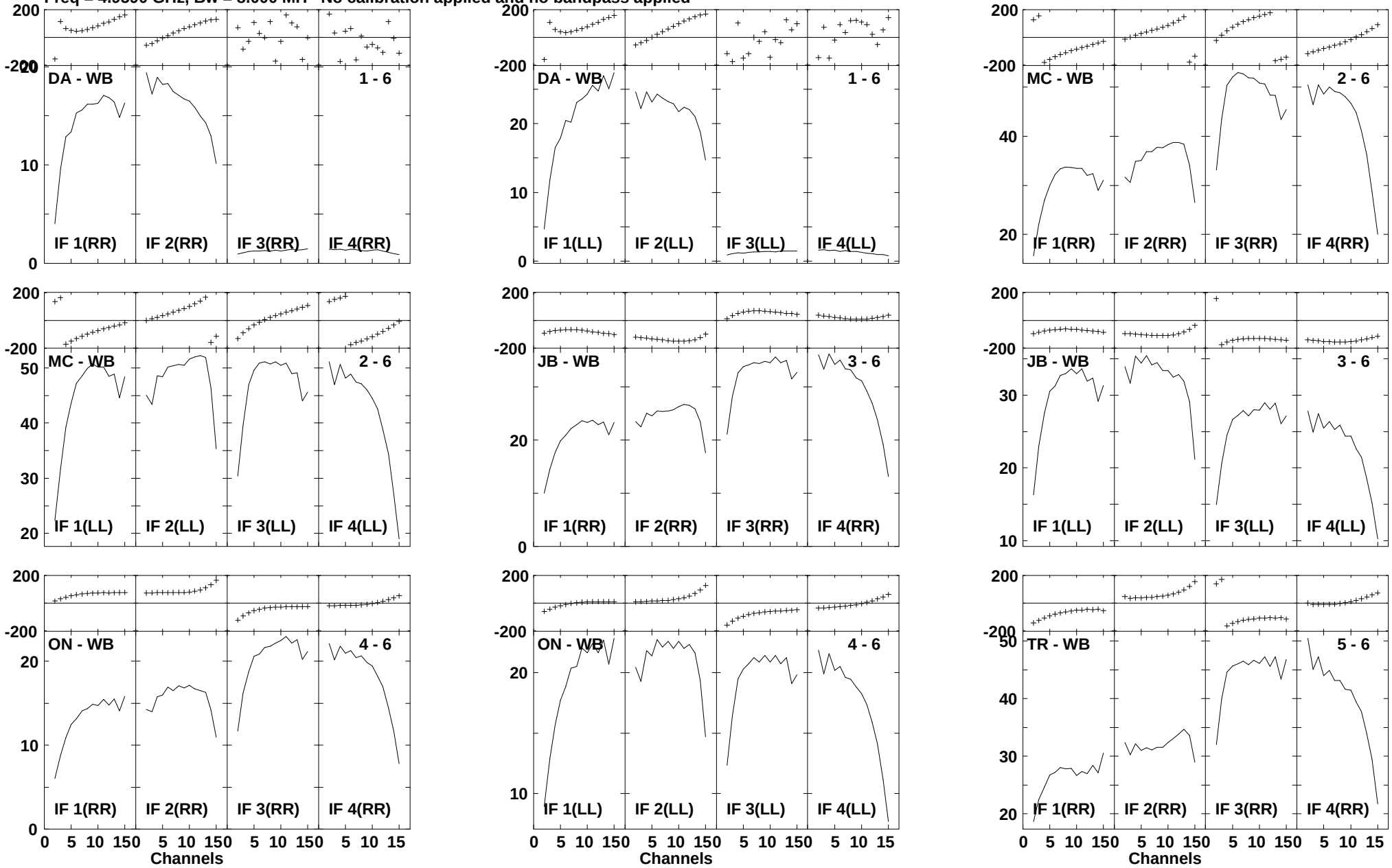

Lower frame: Milli Ampl Jy Top frame: Phas deg
Scalar averaged cross-power spectrum Several baselines displayed
Timerange: 00/18:45:21 to 00/18:51:19

Plot file version 134 created 12-SEP-2007 12:04:01
J1743-03 RP006S.UVDATA.1
Freq = 4.9590 GHz, Bw = 8.000 MH No calibration applied and no bandpass applied

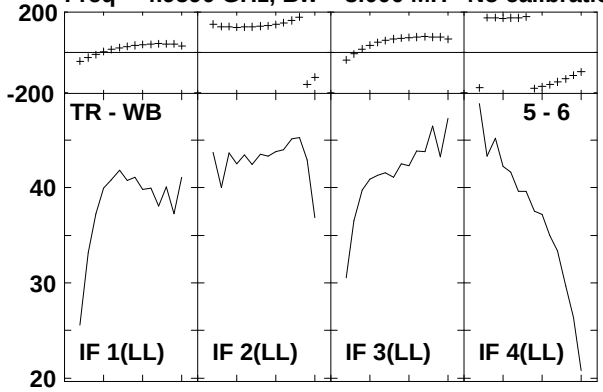

Lower frame: Milli Ampl Jy Top frame: Phas deg
Scalar averaged cross-power spectrum Several baselines displayed
Timerange: 00/18:45:21 to 00/18:51:19

Plot file version 135 created 12-SEP-2007 12:04:01
J1728-03 RP006S.UVDATA.1
Freq = 4.9590 GHz, Bw = 8.000 MH No calibration applied and no bandpass applied

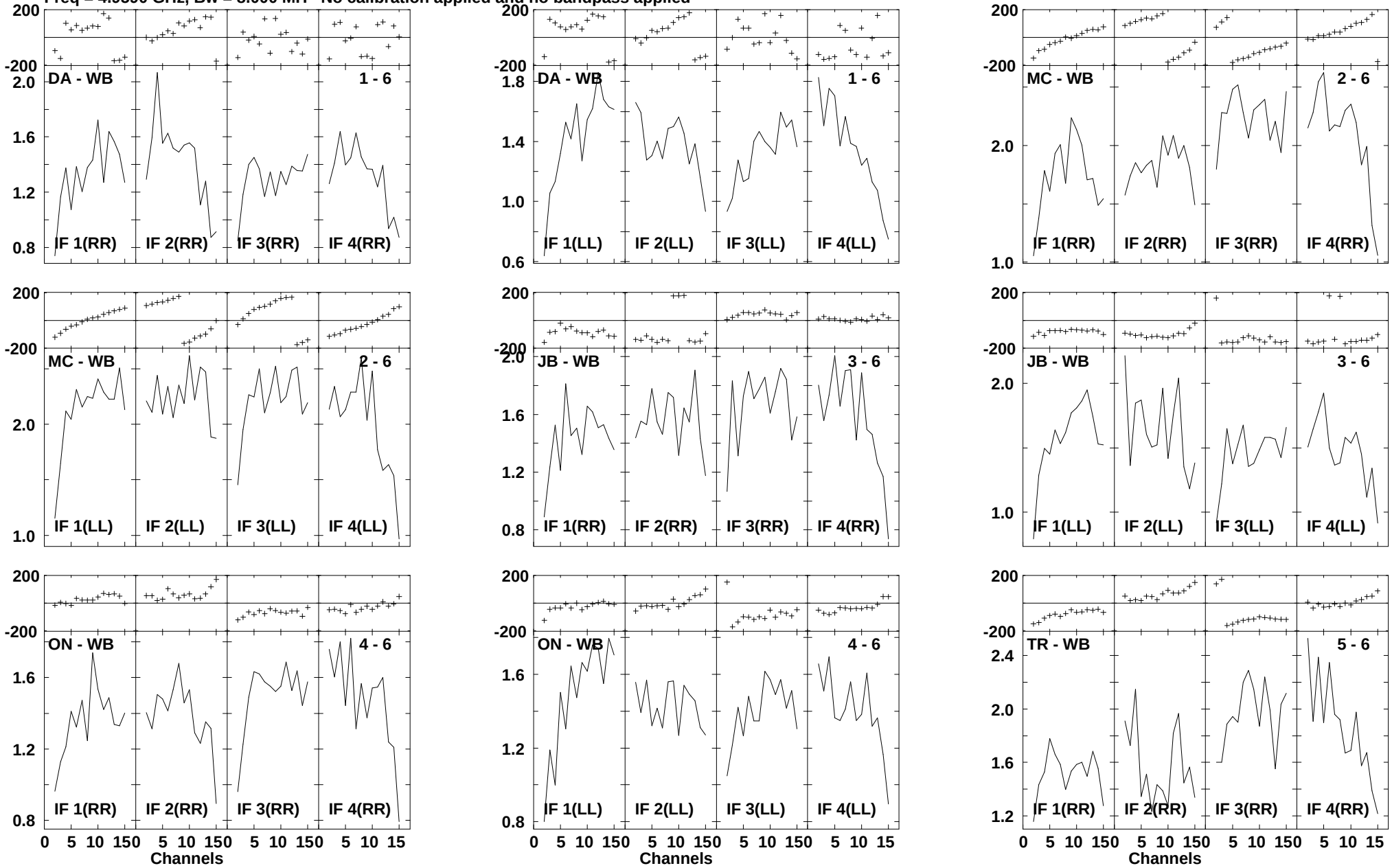

Lower frame: Milli Ampl Jy Top frame: Phas deg
Scalar averaged cross-power spectrum Several baselines displayed
Timerange: 00/18:51:21 to 00/18:52:39

Plot file version 136 created 12-SEP-2007 12:04:01
J1728-03 RP006S.UVDATA.1
Freq = 4.9590 GHz, Bw = 8.000 MH No calibration applied and no bandpass applied

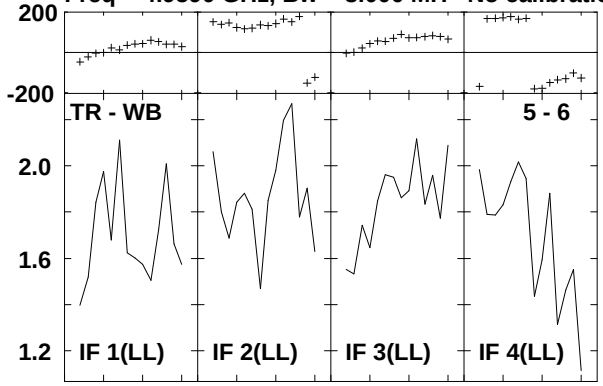

Lower frame: Milli Ampl Jy Top frame: Phas deg
Scalar averaged cross-power spectrum Several baselines displayed
Timerange: 00/18:51:21 to 00/18:52:39

Plot file version 137 created 12-SEP-2007 12:04:01
IGR17303 RP006S.UVDATA.1
Freq = 4.9590 GHz, Bw = 8.000 MH No calibration applied and no bandpass applied

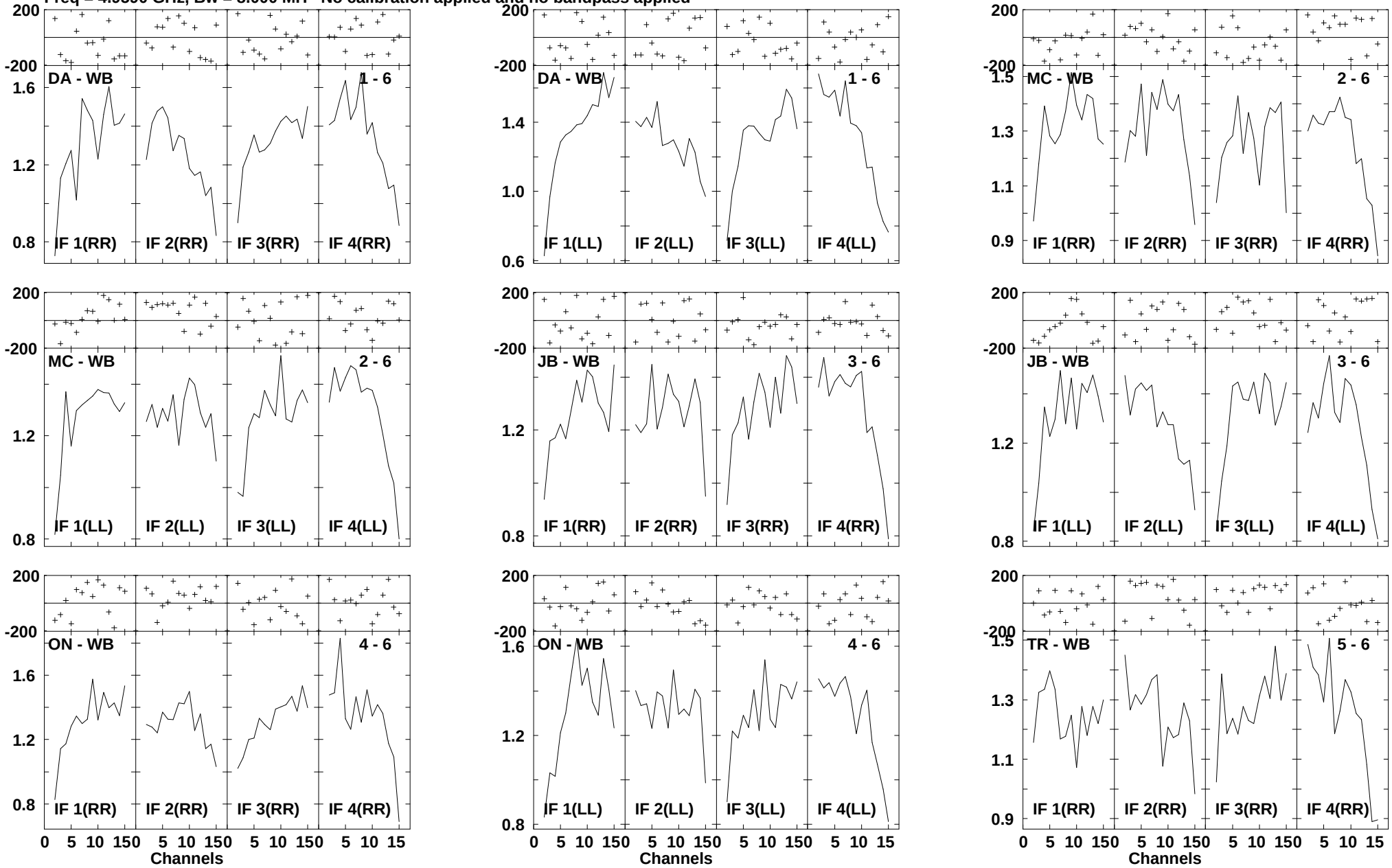

Lower frame: Milli Ampl Jy Top frame: Phas deg
Scalar averaged cross-power spectrum Several baselines displayed
Timerange: 00/18:52:41 to 00/18:55:09

Plot file version 138 created 12-SEP-2007 12:04:02
IGR17303 RP006S.UVDATA.1
Freq = 4.9590 GHz, Bw = 8.000 MH No calibration applied and no bandpass applied

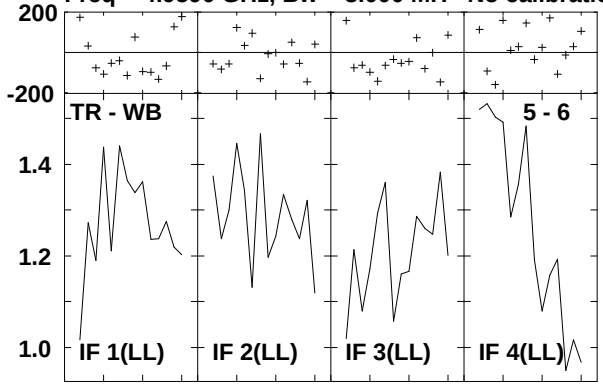

Lower frame: Milli Ampl Jy Top frame: Phas deg
Scalar averaged cross-power spectrum Several baselines displayed
Timerange: 00/18:52:41 to 00/18:55:09

Plot file version 139 created 12-SEP-2007 12:04:02
J1728-03 RP006S.UVDATA.1
Freq = 4.9590 GHz, Bw = 8.000 MH No calibration applied and no bandpass applied

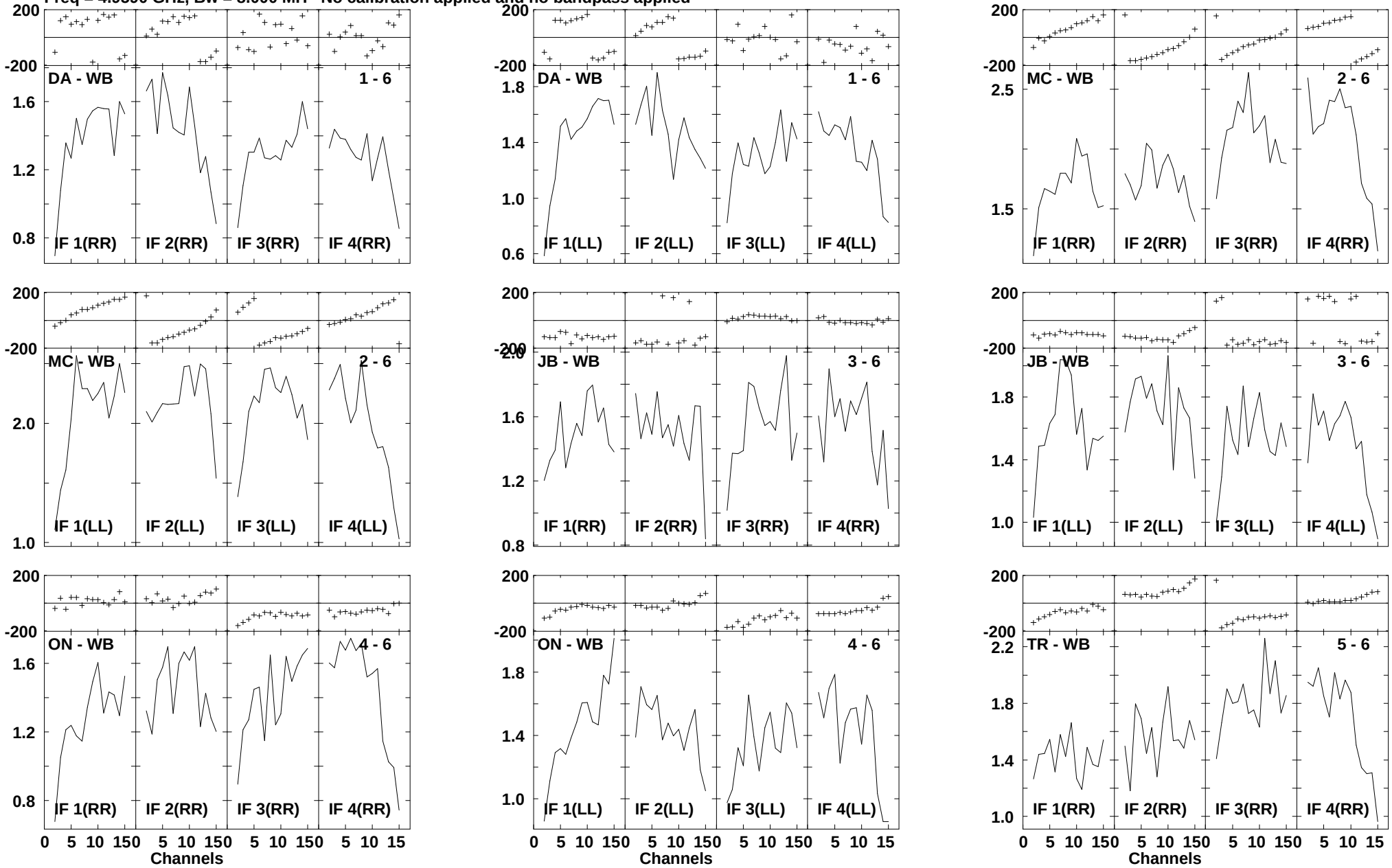

Lower frame: Milli Ampl Jy Top frame: Phas deg
Scalar averaged cross-power spectrum Several baselines displayed
Timerange: 00/18:55:11 to 00/18:56:29

Plot file version 140 created 12-SEP-2007 12:04:02
J1728-03 RP006S.UVDATA.1
Freq = 4.9590 GHz, Bw = 8.000 MH No calibration applied and no bandpass applied

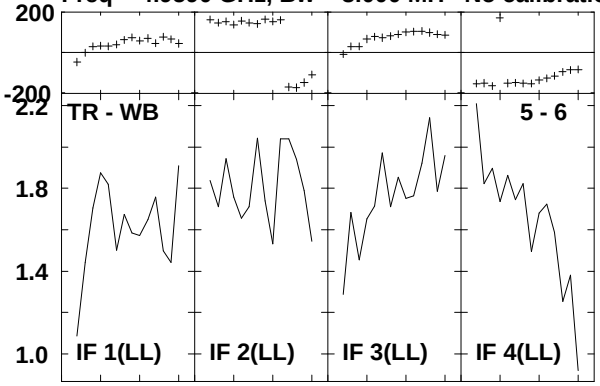

Lower frame: Milli Ampl Jy Top frame: Phas deg
Scalar averaged cross-power spectrum Several baselines displayed
Timerange: 00/18:55:11 to 00/18:56:29

Plot file version 141 created 12-SEP-2007 12:04:02
IGR17303 RP006S.UVDATA.1
Freq = 4.9590 GHz, Bw = 8.000 MH No calibration applied and no bandpass applied

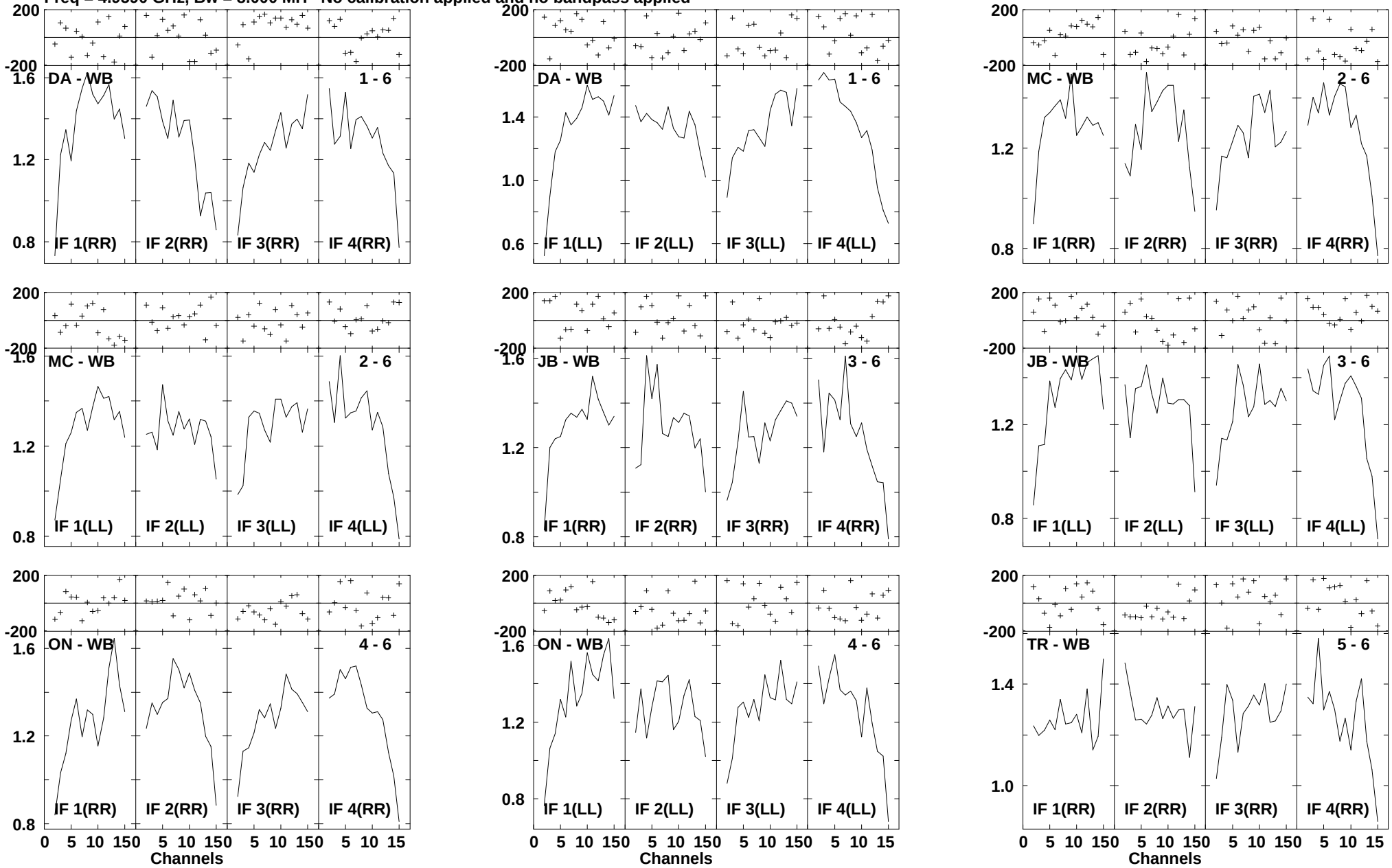

Lower frame: Milli Ampl Jy Top frame: Phas deg
Scalar averaged cross-power spectrum Several baselines displayed
Timerange: 00/18:56:31 to 00/18:59:37

Plot file version 142 created 12-SEP-2007 12:04:02
IGR17303 RP006S.UVDATA.1
Freq = 4.9590 GHz, Bw = 8.000 MH No calibration applied and no bandpass applied

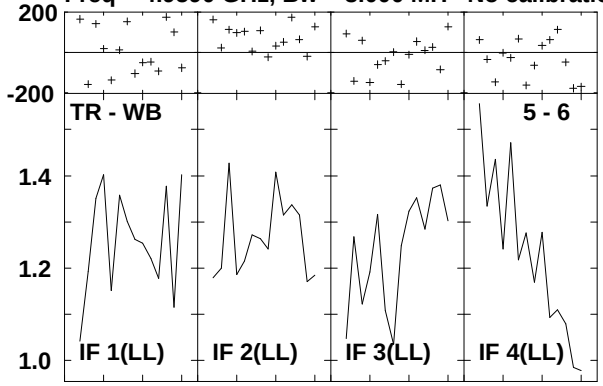

Lower frame: Milli Ampl Jy Top frame: Phas deg
Scalar averaged cross-power spectrum Several baselines displayed
Timerange: 00/18:56:31 to 00/18:59:37

Plot file version 143 created 12-SEP-2007 12:04:02
J1728-03 RP006S.UVDATA.1
Freq = 4.9590 GHz, Bw = 8.000 MH No calibration applied and no bandpass applied

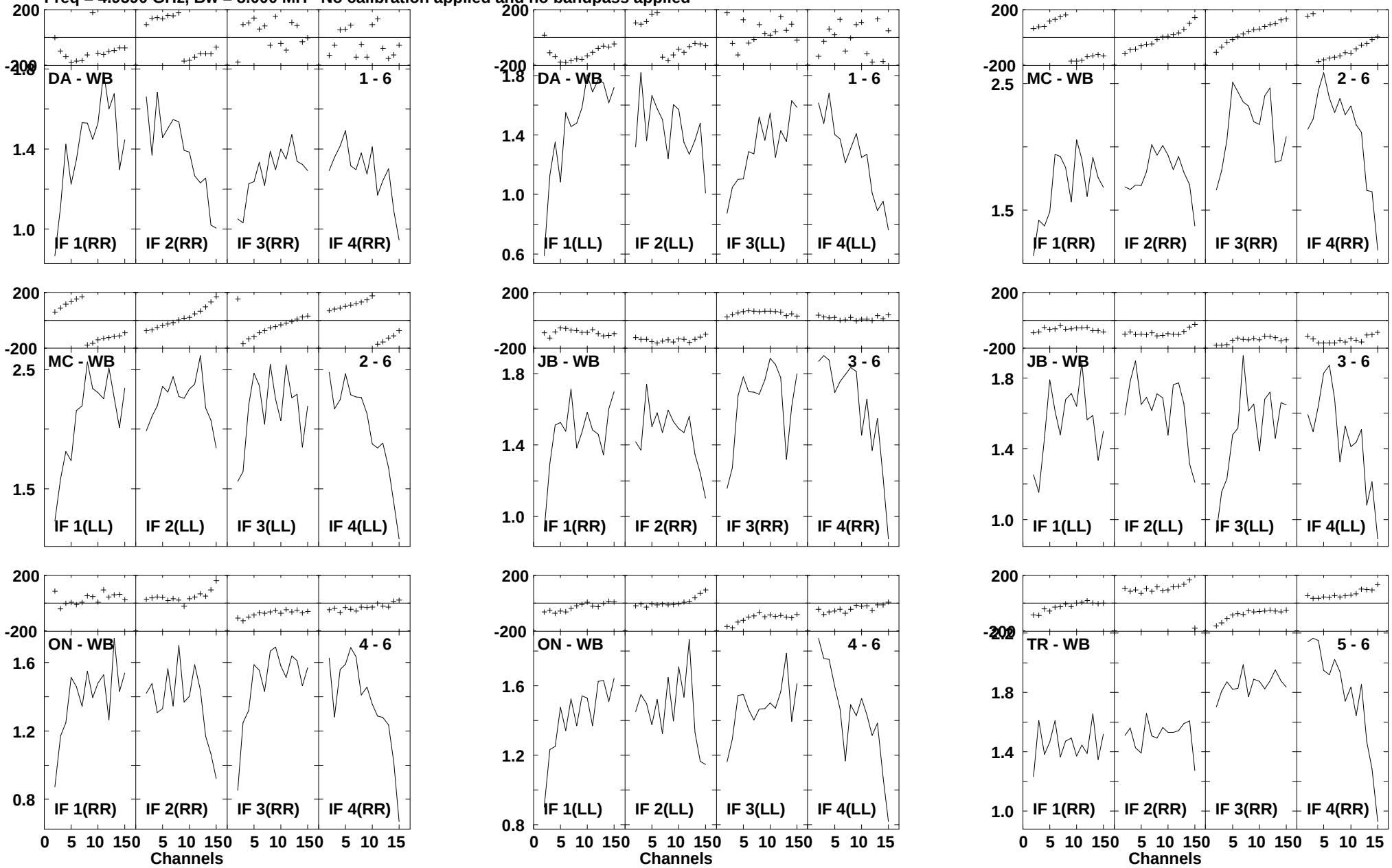

Lower frame: Milli Ampl Jy Top frame: Phas deg
Scalar averaged cross-power spectrum Several baselines displayed
Timerange: 00/18:59:41 to 00/19:00:59

Plot file version 144 created 12-SEP-2007 12:04:02
J1728-03 RP006S.UVDATA.1
Freq = 4.9590 GHz, Bw = 8.000 MH No calibration applied and no bandpass applied

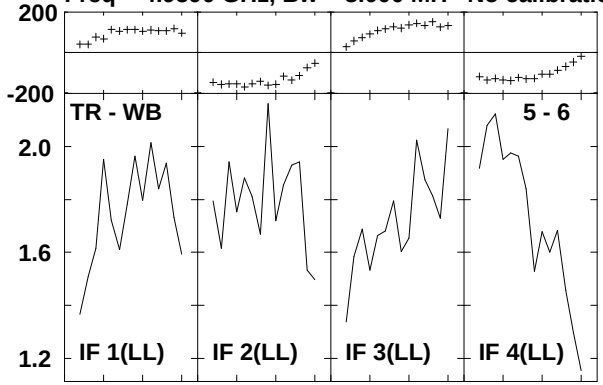

Lower frame: Milli Ampl Jy Top frame: Phas deg
Scalar averaged cross-power spectrum Several baselines displayed
Timerange: 00/18:59:41 to 00/19:00:59

Plot file version 145 created 12-SEP-2007 12:04:03
IGR17303 RP006S.UVDATA.1
Freq = 4.9590 GHz, Bw = 8.000 MH No calibration applied and no bandpass applied

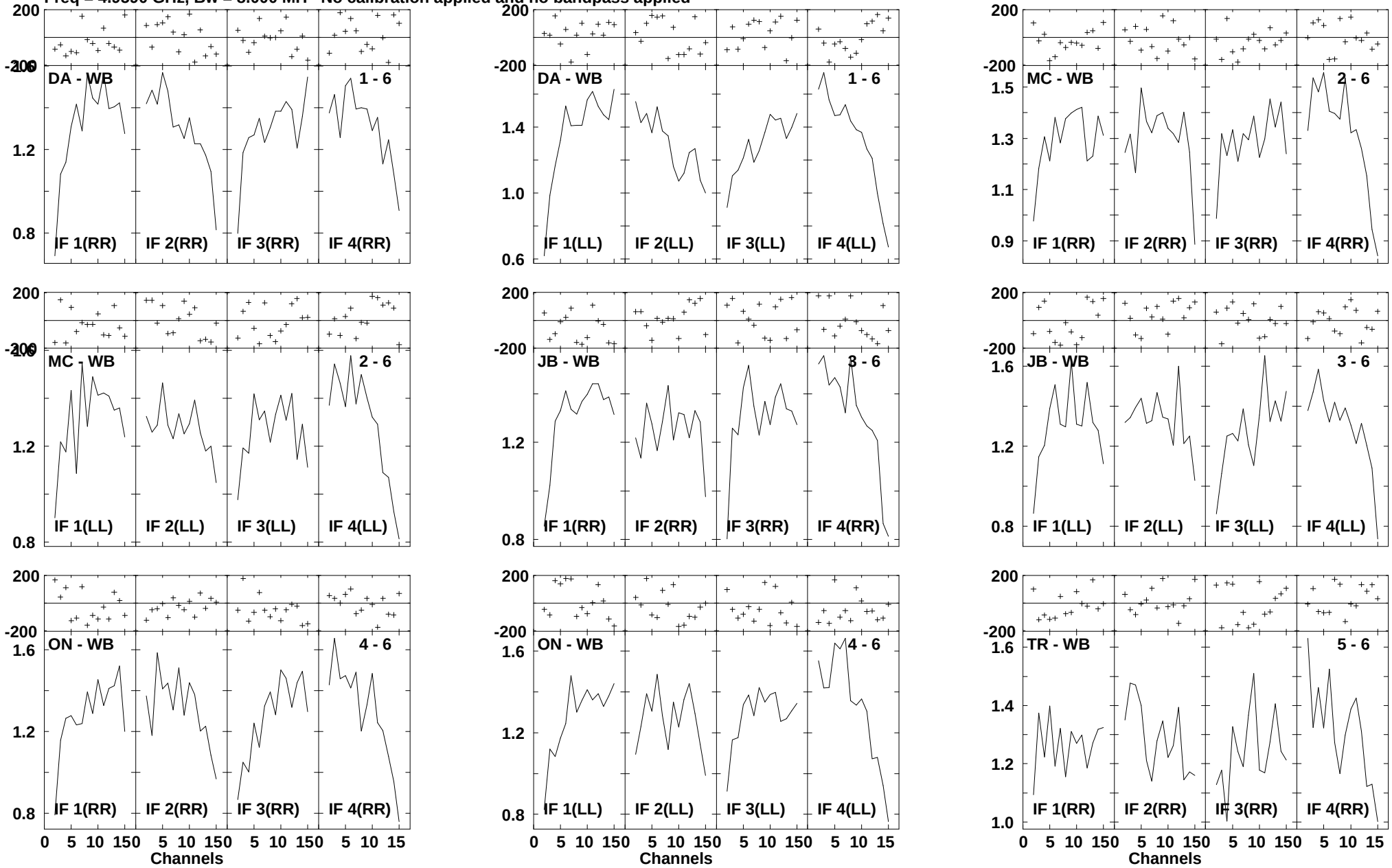

Lower frame: Milli Ampl Jy Top frame: Phas deg
Scalar averaged cross-power spectrum Several baselines displayed
Timerange: 00/19:01:01 to 00/19:03:29

Plot file version 146 created 12-SEP-2007 12:04:03
IGR17303 RP006S.UVDATA.1
Freq = 4.9590 GHz, Bw = 8.000 MH No calibration applied and no bandpass applied

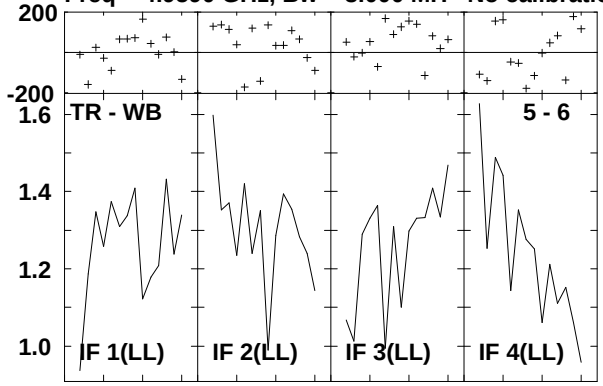

Lower frame: Milli Ampl Jy Top frame: Phas deg
Scalar averaged cross-power spectrum Several baselines displayed
Timerange: 00/19:01:01 to 00/19:03:29

Plot file version 147 created 12-SEP-2007 12:04:03
J1728-03 RP006S.UVDATA.1
Freq = 4.9590 GHz, Bw = 8.000 MH No calibration applied and no bandpass applied

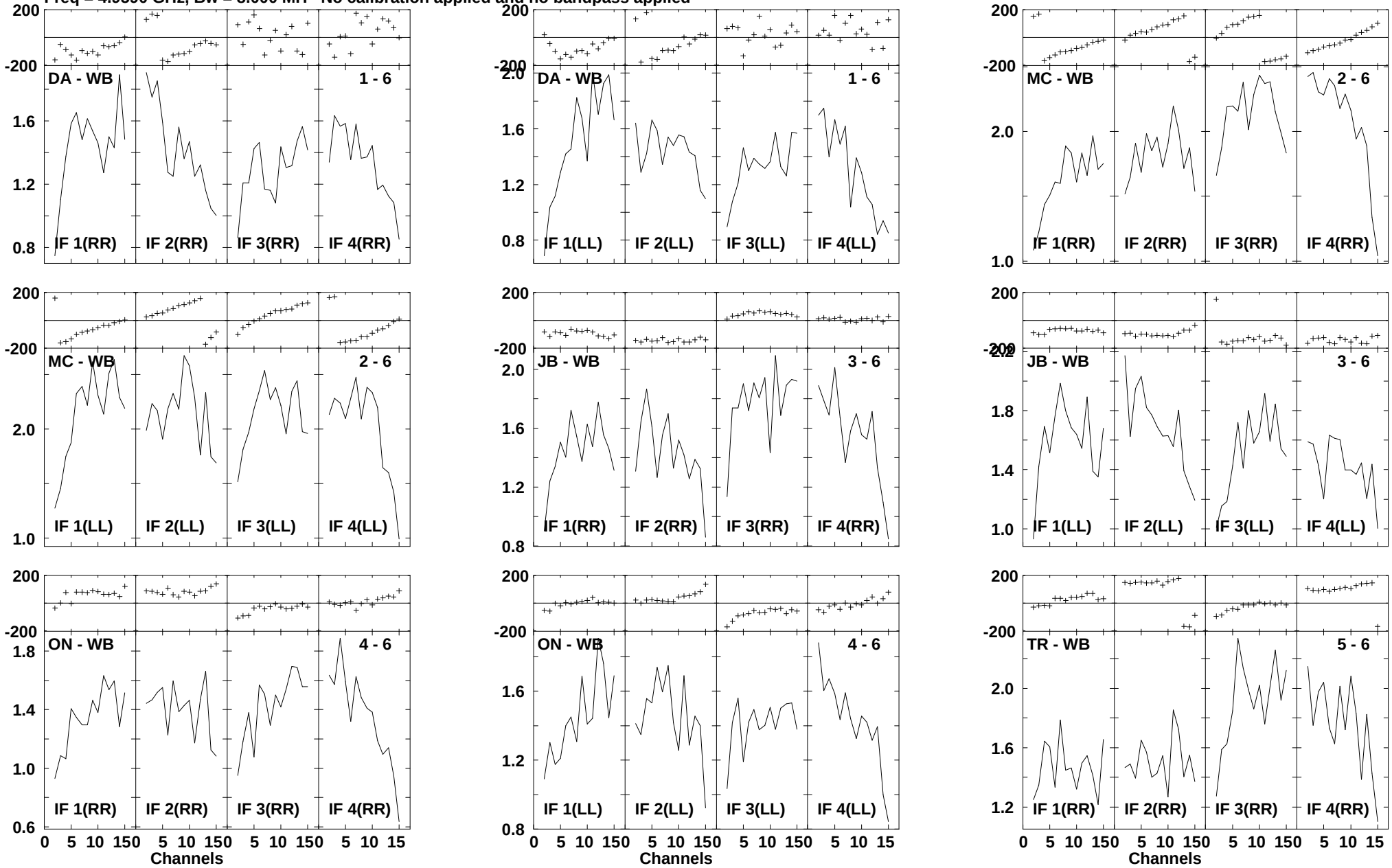

Lower frame: Milli Ampl Jy Top frame: Phas deg
Scalar averaged cross-power spectrum Several baselines displayed
Timerange: 00/19:03:31 to 00/19:04:47

Plot file version 148 created 12-SEP-2007 12:04:03
J1728-03 RP006S.UVDATA.1
Freq = 4.9590 GHz, Bw = 8.000 MH No calibration applied and no bandpass applied

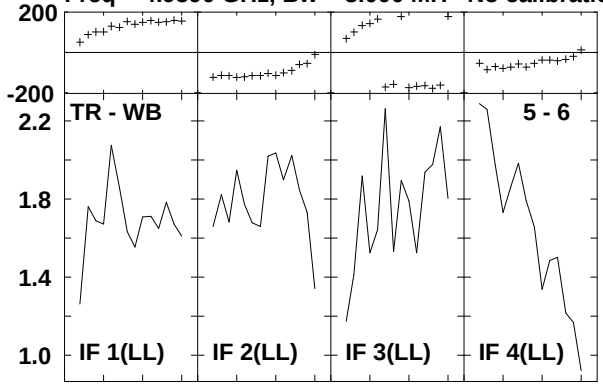

Lower frame: Milli Ampl Jy Top frame: Phas deg
Scalar averaged cross-power spectrum Several baselines displayed
Timerange: 00/19:03:31 to 00/19:04:47

Plot file version 149 created 12-SEP-2007 12:04:03
IGR17303 RP006S.UVDATA.1
Freq = 4.9590 GHz, Bw = 8.000 MH No calibration applied and no bandpass applied

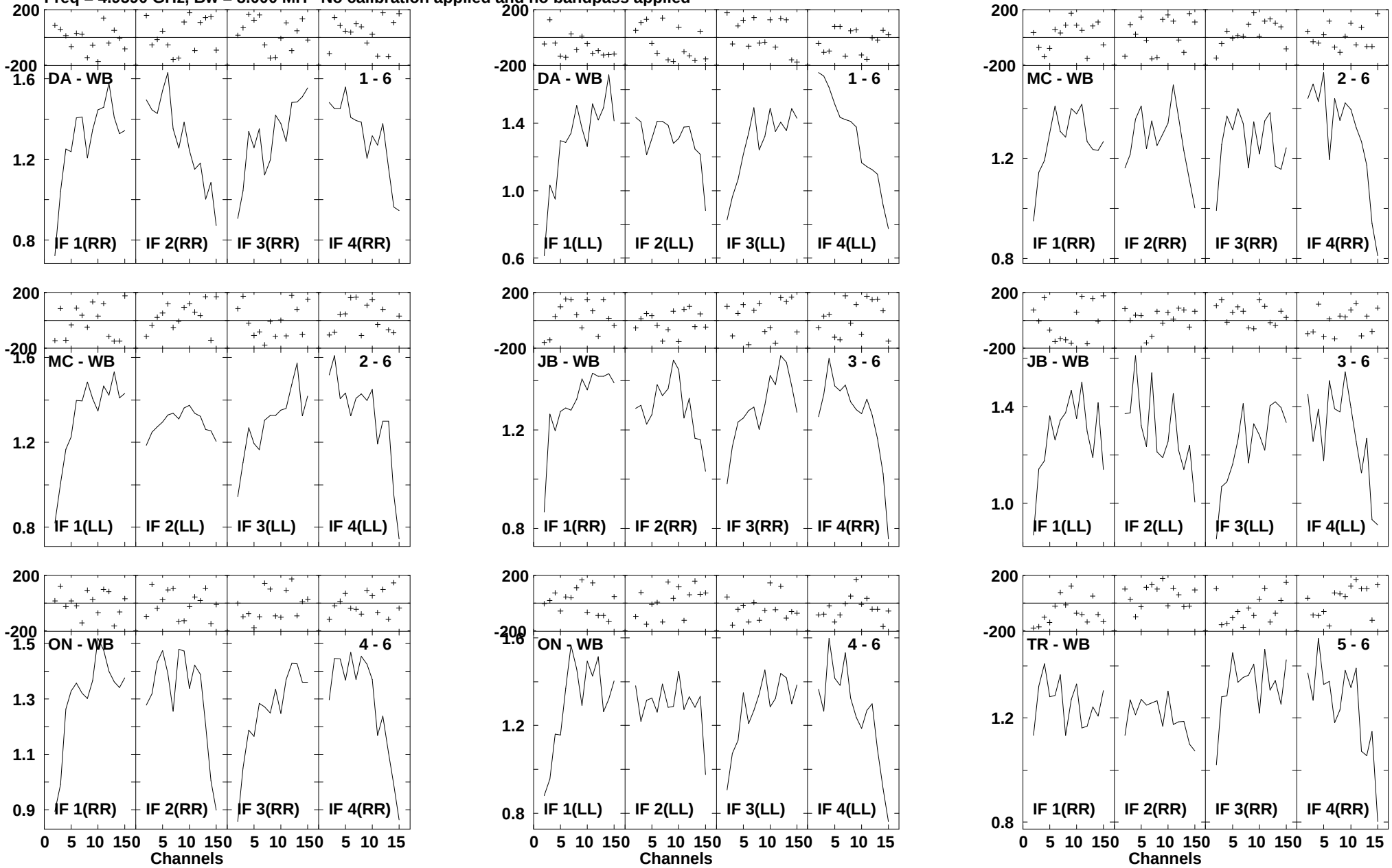

Lower frame: Milli Ampl Jy Top frame: Phas deg
Scalar averaged cross-power spectrum Several baselines displayed
Timerange: 00/19:04:51 to 00/19:07:19

Plot file version 150 created 12-SEP-2007 12:04:03
IGR17303 RP006S.UVDATA.1
Freq = 4.9590 GHz, Bw = 8.000 MH No calibration applied and no bandpass applied

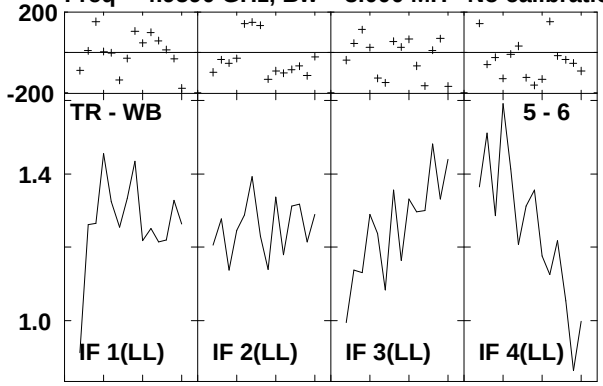

Lower frame: Milli Ampl Jy Top frame: Phas deg
Scalar averaged cross-power spectrum Several baselines displayed
Timerange: 00/19:04:51 to 00/19:07:19

Plot file version 151 created 12-SEP-2007 12:04:04
J1728-03 RP006S.UVDATA.1
Freq = 4.9590 GHz, Bw = 8.000 MH No calibration applied and no bandpass applied

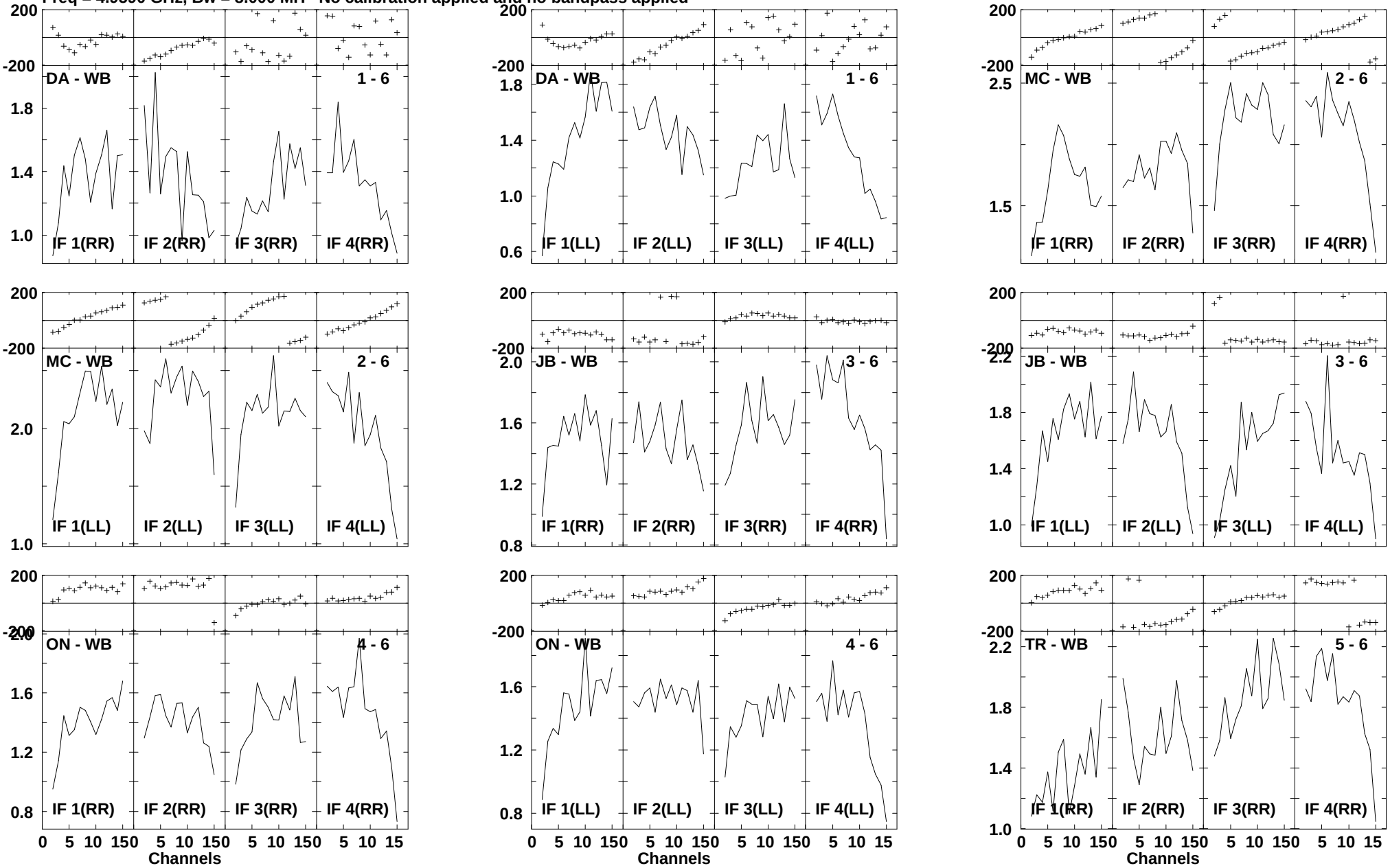

Lower frame: Milli Ampl Jy Top frame: Phas deg
Scalar averaged cross-power spectrum Several baselines displayed
Timerange: 00/19:07:21 to 00/19:08:39

Plot file version 152 created 12-SEP-2007 12:04:04
J1728-03 RP006S.UVDATA.1
Freq = 4.9590 GHz, Bw = 8.000 MH No calibration applied and no bandpass applied

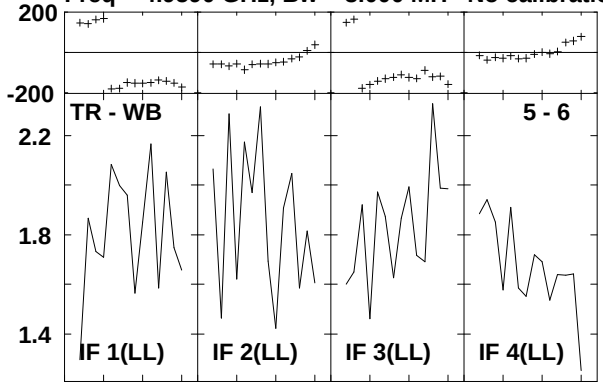

Lower frame: Milli Ampl Jy Top frame: Phas deg
Scalar averaged cross-power spectrum Several baselines displayed
Timerange: 00/19:07:21 to 00/19:08:39

Plot file version 153 created 12-SEP-2007 12:04:04
IGR17303 RP006S.UVDATA.1
Freq = 4.9590 GHz, Bw = 8.000 MH No calibration applied and no bandpass applied

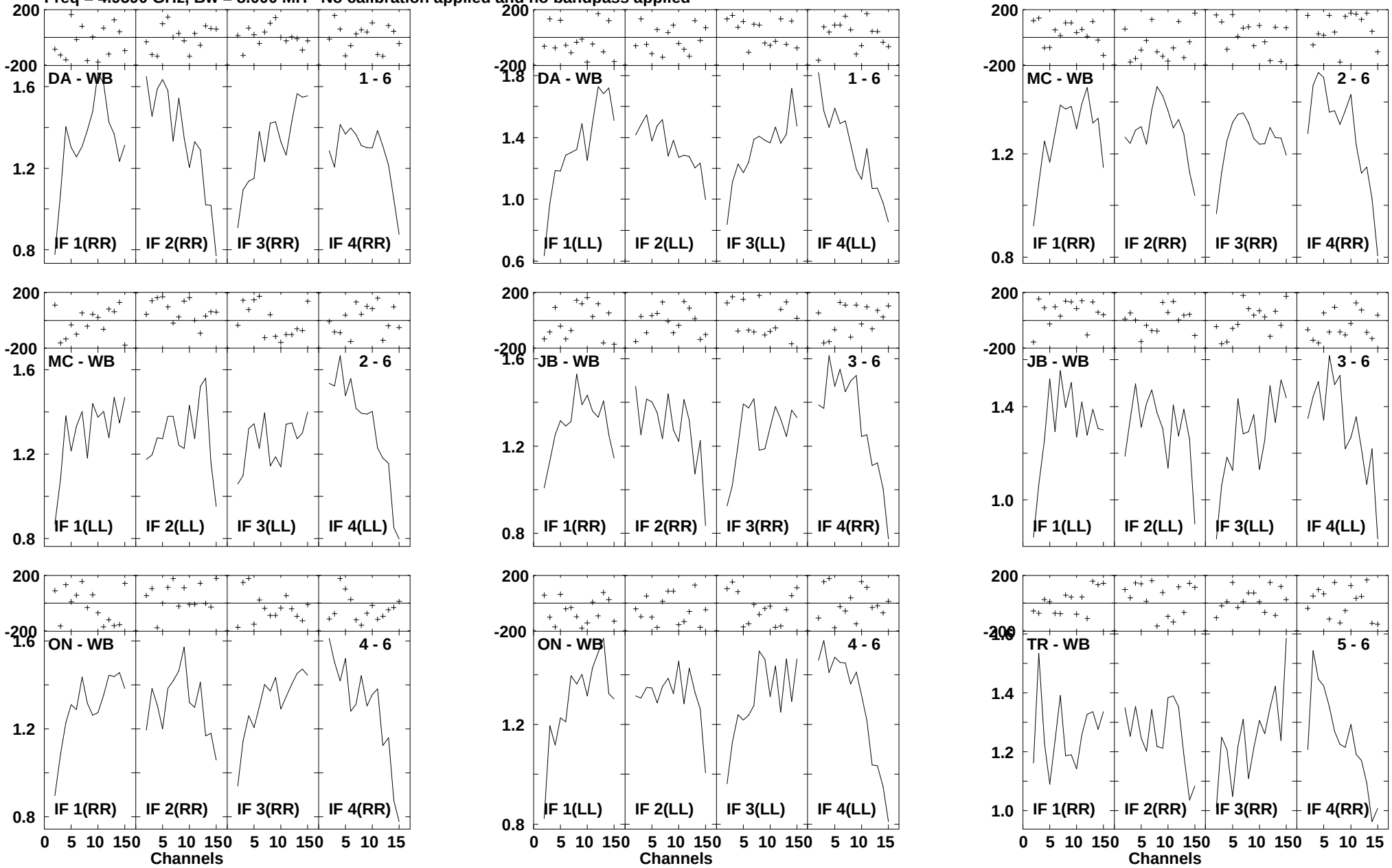

Lower frame: Milli Ampl Jy Top frame: Phas deg
Scalar averaged cross-power spectrum Several baselines displayed
Timerange: 00/19:08:41 to 00/19:11:49

Plot file version 154 created 12-SEP-2007 12:04:04
IGR17303 RP006S.UVDATA.1
Freq = 4.9590 GHz, Bw = 8.000 MH No calibration applied and no bandpass applied

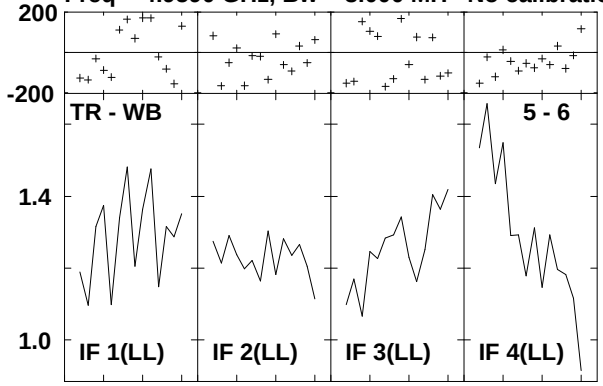

Lower frame: Milli Ampl Jy Top frame: Phas deg
Scalar averaged cross-power spectrum Several baselines displayed
Timerange: 00/19:08:41 to 00/19:11:49

Plot file version 155 created 12-SEP-2007 12:04:04
J1728-03 RP006S.UVDATA.1
Freq = 4.9590 GHz, Bw = 8.000 MH No calibration applied and no bandpass applied

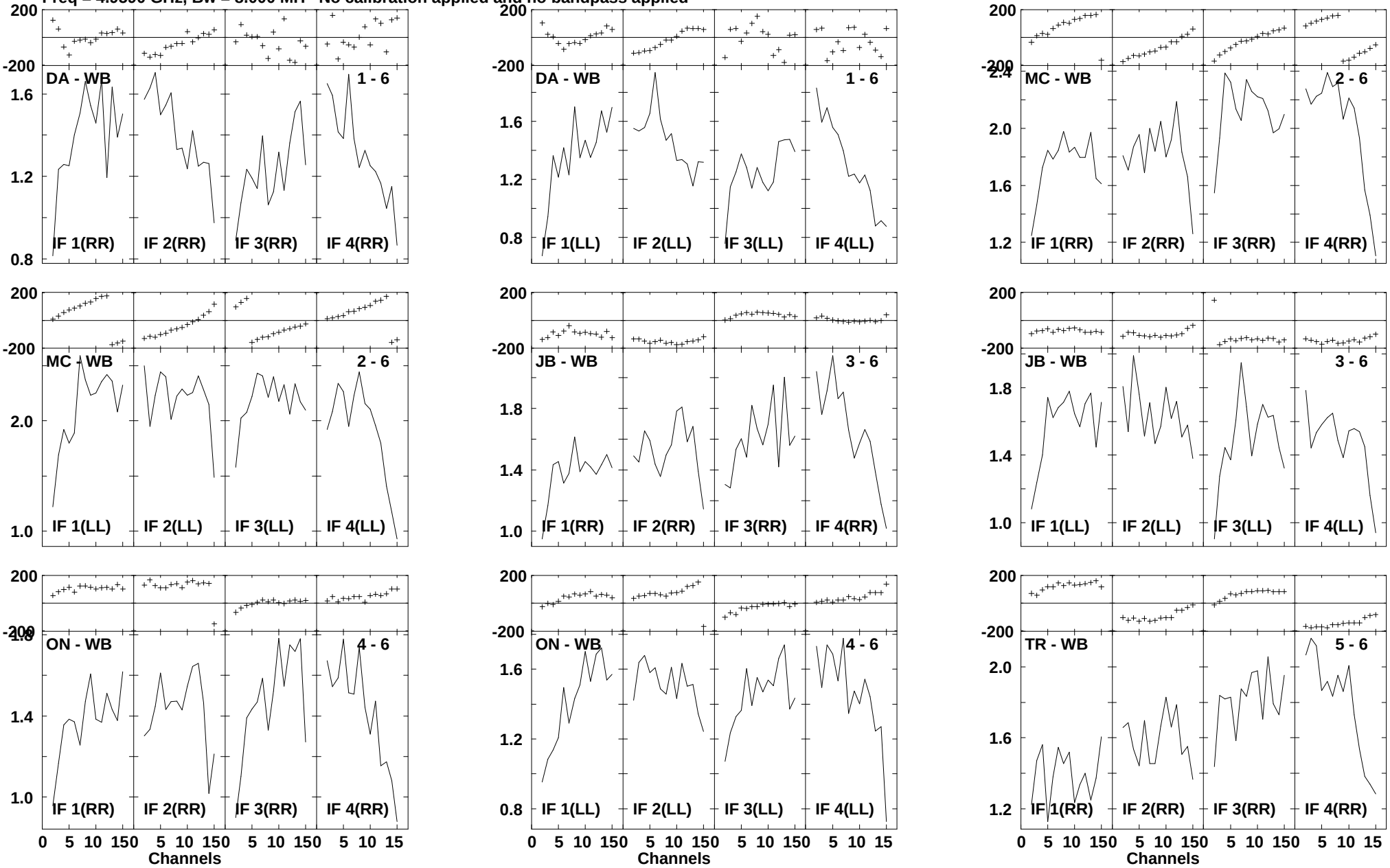

Lower frame: Milli Ampl Jy Top frame: Phas deg
Scalar averaged cross-power spectrum Several baselines displayed
Timerange: 00/19:11:51 to 00/19:13:07

Plot file version 156 created 12-SEP-2007 12:04:04
J1728-03 RP006S.UVDATA.1
Freq = 4.9590 GHz, Bw = 8.000 MH No calibration applied and no bandpass applied

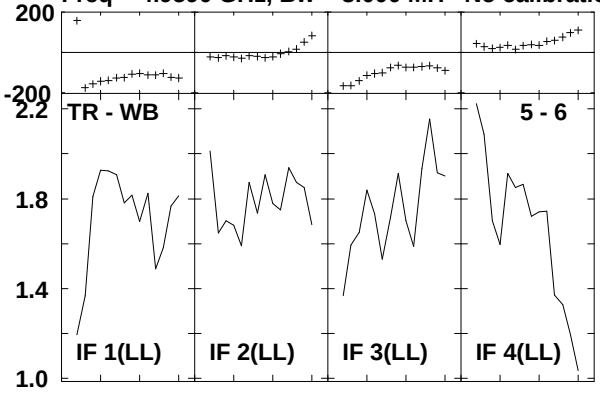

Lower frame: Milli Ampl Jy Top frame: Phas deg
Scalar averaged cross-power spectrum Several baselines displayed
Timerange: 00/19:11:51 to 00/19:13:07

Plot file version 157 created 12-SEP-2007 12:04:04
IGR17303 RP006S.UVDATA.1
Freq = 4.9590 GHz, Bw = 8.000 MH No calibration applied and no bandpass applied

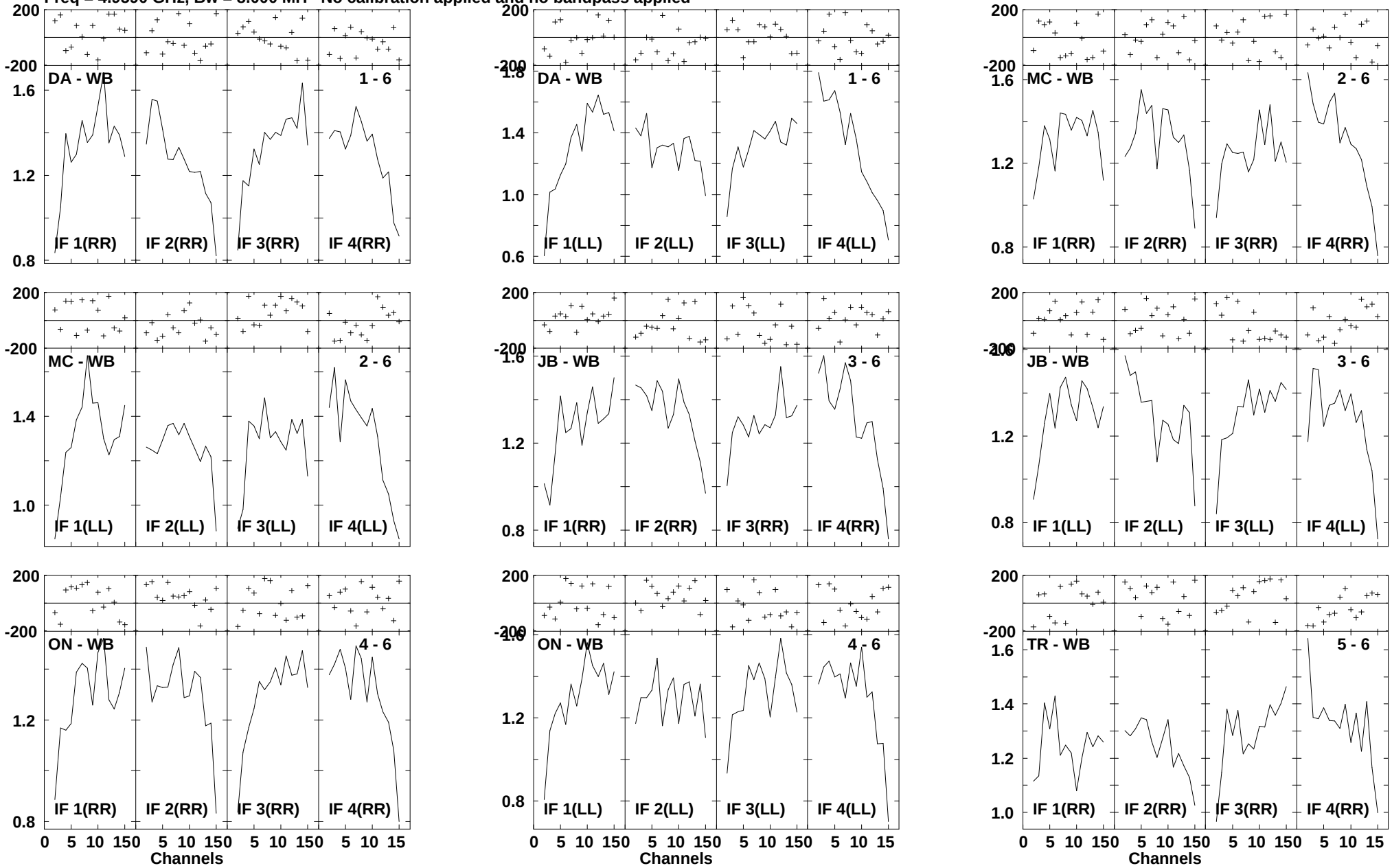

Lower frame: Milli Ampl Jy Top frame: Phas deg
Scalar averaged cross-power spectrum Several baselines displayed
Timerange: 00/19:13:11 to 00/19:15:39

Plot file version 158 created 12-SEP-2007 12:04:05
IGR17303 RP006S.UVDATA.1
Freq = 4.9590 GHz, Bw = 8.000 MH No calibration applied and no bandpass applied

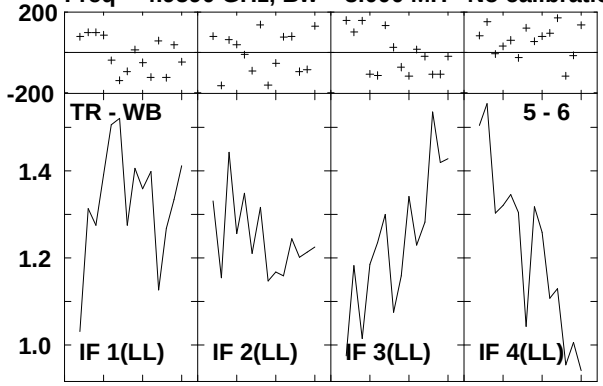

Lower frame: Milli Ampl Jy Top frame: Phas deg
Scalar averaged cross-power spectrum Several baselines displayed
Timerange: 00/19:13:11 to 00/19:15:39

Plot file version 159 created 12-SEP-2007 12:04:05
J1728-03 RP006S.UVDATA.1
Freq = 4.9590 GHz, Bw = 8.000 MH No calibration applied and no bandpass applied

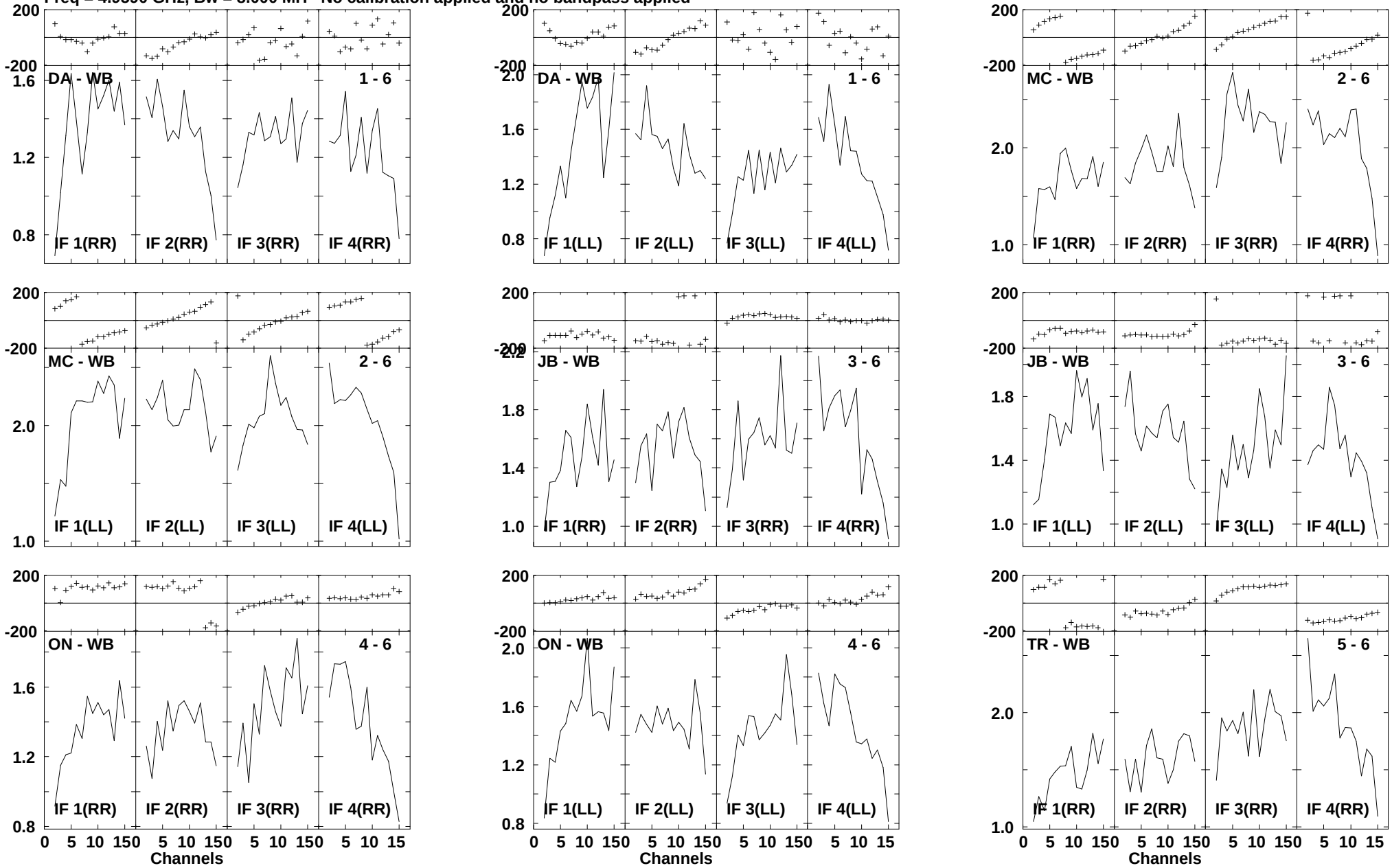

Lower frame: Milli Ampl Jy Top frame: Phas deg
Scalar averaged cross-power spectrum Several baselines displayed
Timerange: 00/19:15:41 to 00/19:16:59

Plot file version 160 created 12-SEP-2007 12:04:05
J1728-03 RP006S.UVDATA.1
Freq = 4.9590 GHz, Bw = 8.000 MH No calibration applied and no bandpass applied

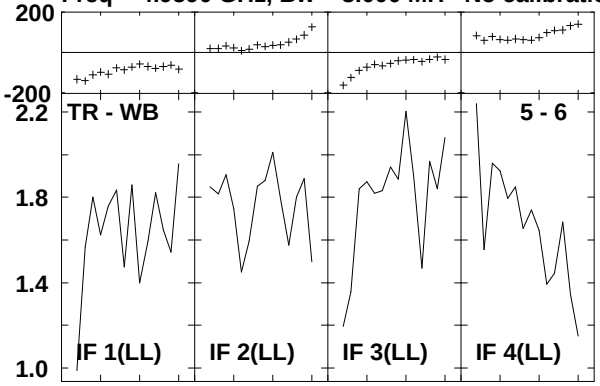

Lower frame: Milli Ampl Jy Top frame: Phas deg
Scalar averaged cross-power spectrum Several baselines displayed
Timerange: 00/19:15:41 to 00/19:16:59

Plot file version 161 created 12-SEP-2007 12:04:05
IGR17303 RP006S.UVDATA.1
Freq = 4.9590 GHz, Bw = 8.000 MH No calibration applied and no bandpass applied

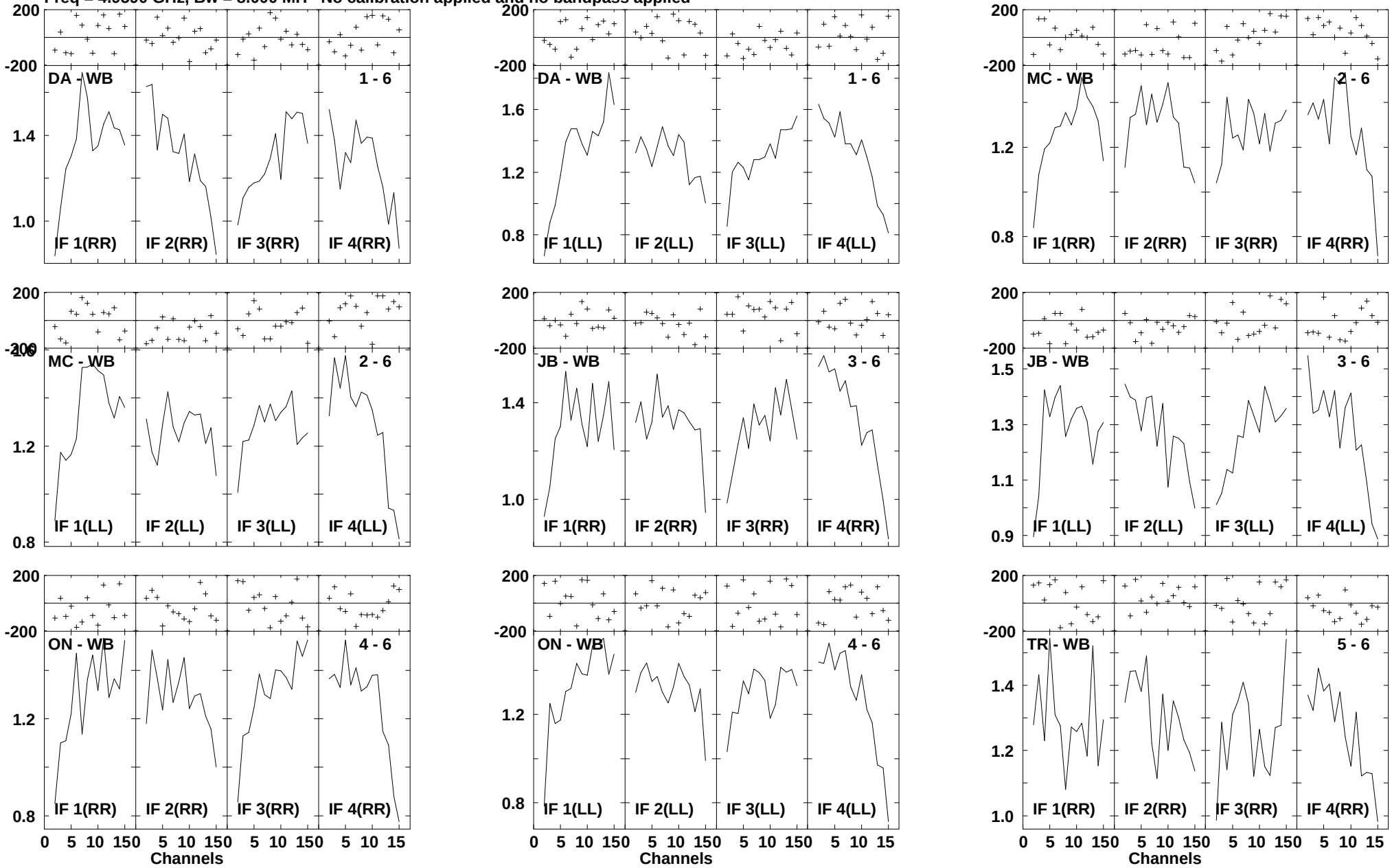

Lower frame: Milli Ampl Jy Top frame: Phas deg
Scalar averaged cross-power spectrum Several baselines displayed
Timerange: 00/19:17:01 to 00/19:19:29

Plot file version 162 created 12-SEP-2007 12:04:05
IGR17303 RP006S.UVDATA.1
Freq = 4.9590 GHz, Bw = 8.000 MH No calibration applied and no bandpass applied

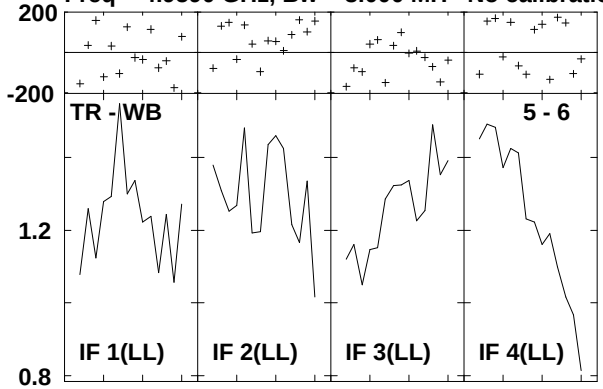

Lower frame: Milli Ampl Jy Top frame: Phas deg
Scalar averaged cross-power spectrum Several baselines displayed
Timerange: 00/19:17:01 to 00/19:19:29

Plot file version 163 created 12-SEP-2007 12:04:05
J1728-03 RP006S.UVDATA.1
Freq = 4.9590 GHz, Bw = 8.000 MH No calibration applied and no bandpass applied

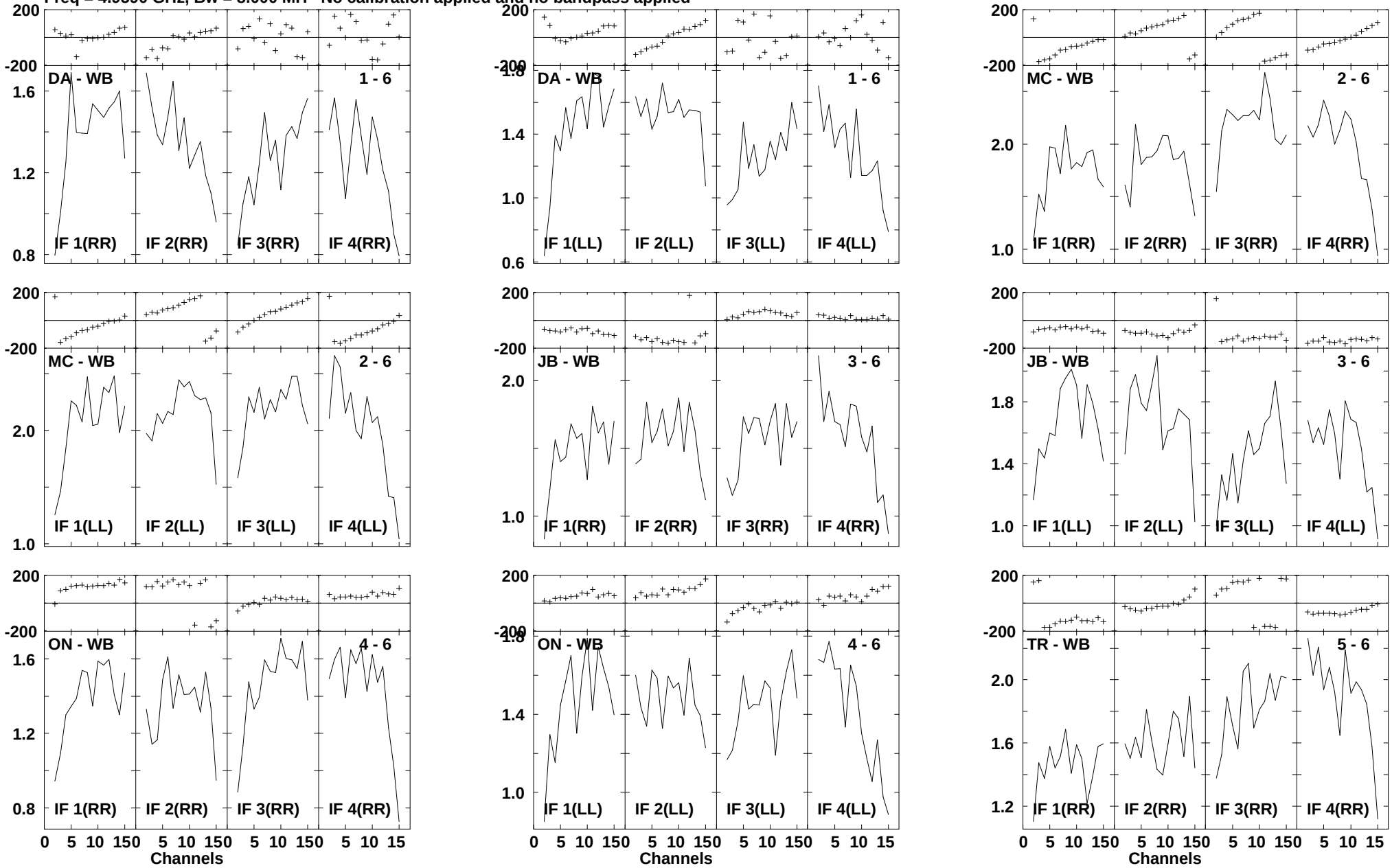

Lower frame: Milli Ampl Jy Top frame: Phas deg
Scalar averaged cross-power spectrum Several baselines displayed
Timerange: 00/19:19:31 to 00/19:20:47

Plot file version 164 created 12-SEP-2007 12:04:06
J1728-03 RP006S.UVDATA.1
Freq = 4.9590 GHz, Bw = 8.000 MH No calibration applied and no bandpass applied

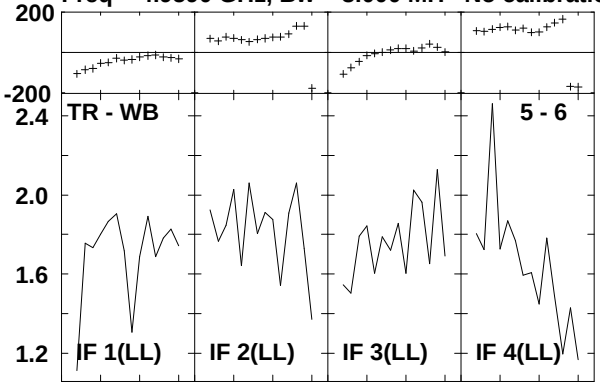

Lower frame: Milli Ampl Jy Top frame: Phas deg
Scalar averaged cross-power spectrum Several baselines displayed
Timerange: 00/19:19:31 to 00/19:20:47

Plot file version 165 created 12-SEP-2007 12:04:06
IGR17303 RP006S.UVDATA.1
Freq = 4.9590 GHz, Bw = 8.000 MH No calibration applied and no bandpass applied

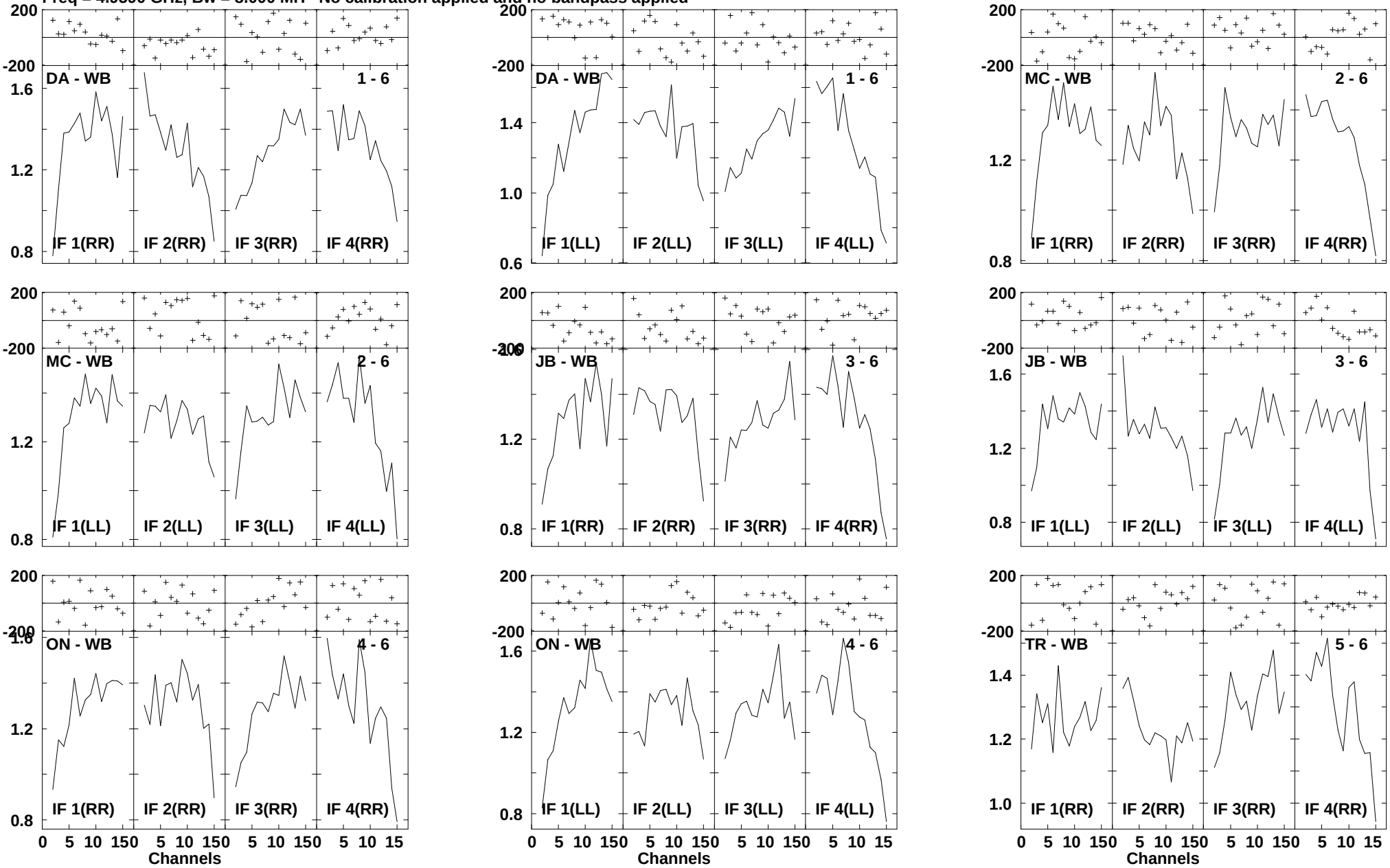

Lower frame: Milli Ampl Jy Top frame: Phas deg
Scalar averaged cross-power spectrum Several baselines displayed
Timerange: 00/19:20:51 to 00/19:23:59

Plot file version 166 created 12-SEP-2007 12:04:06
IGR17303 RP006S.UVDATA.1
Freq = 4.9590 GHz, Bw = 8.000 MH No calibration applied and no bandpass applied

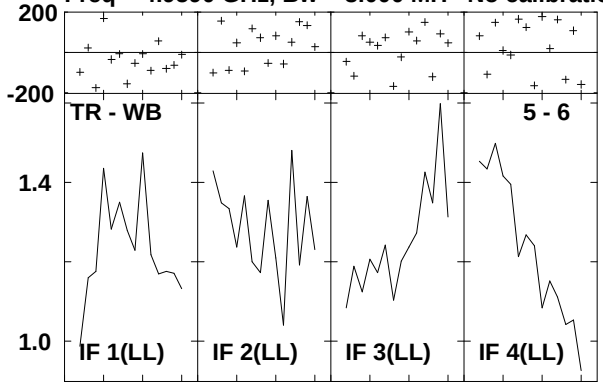

Lower frame: Milli Ampl Jy Top frame: Phas deg
Scalar averaged cross-power spectrum Several baselines displayed
Timerange: 00/19:20:51 to 00/19:23:59

Plot file version 167 created 12-SEP-2007 12:04:06
J1728-03 RP006S.UVDATA.1
Freq = 4.9590 GHz, Bw = 8.000 MH No calibration applied and no bandpass applied

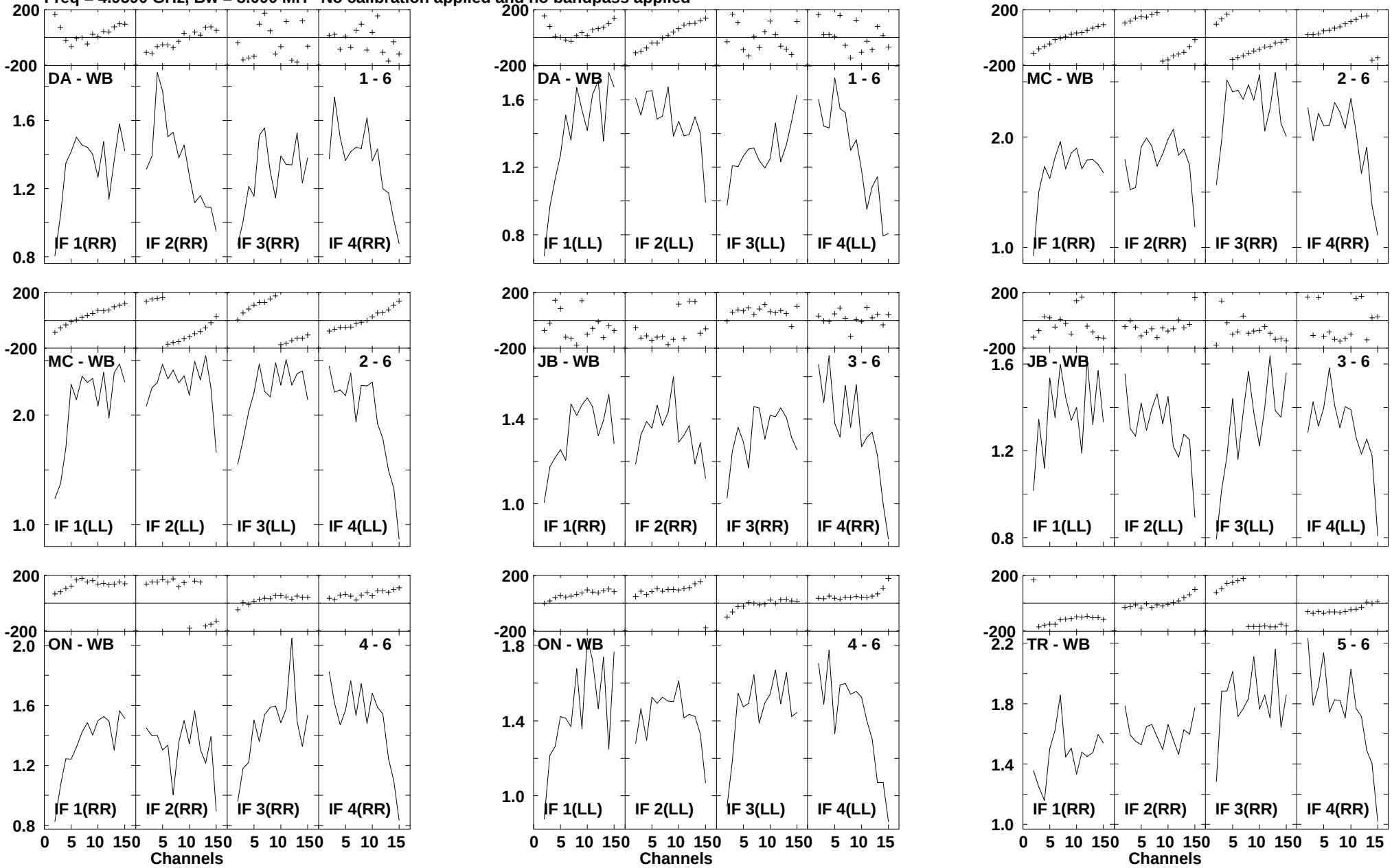

Lower frame: Milli Ampl Jy Top frame: Phas deg
Scalar averaged cross-power spectrum Several baselines displayed
Timerange: 00/19:24:01 to 00/19:25:19

Plot file version 168 created 12-SEP-2007 12:04:06
J1728-03 RP006S.UVDATA.1
Freq = 4.9590 GHz, Bw = 8.000 MH No calibration applied and no bandpass applied

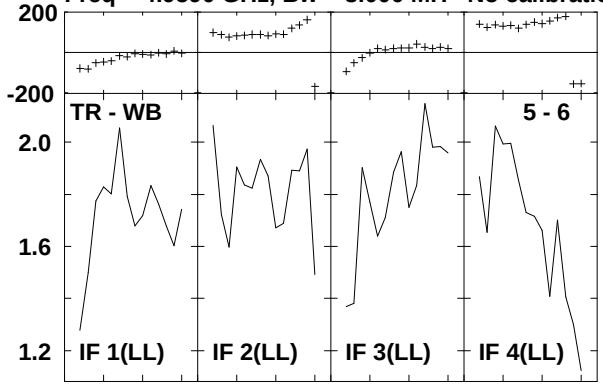

Lower frame: Milli Ampl Jy Top frame: Phas deg
Scalar averaged cross-power spectrum Several baselines displayed
Timerange: 00/19:24:01 to 00/19:25:19

Plot file version 169 created 12-SEP-2007 12:04:06
IGR17303 RP006S.UVDATA.1
Freq = 4.9590 GHz, Bw = 8.000 MH No calibration applied and no bandpass applied

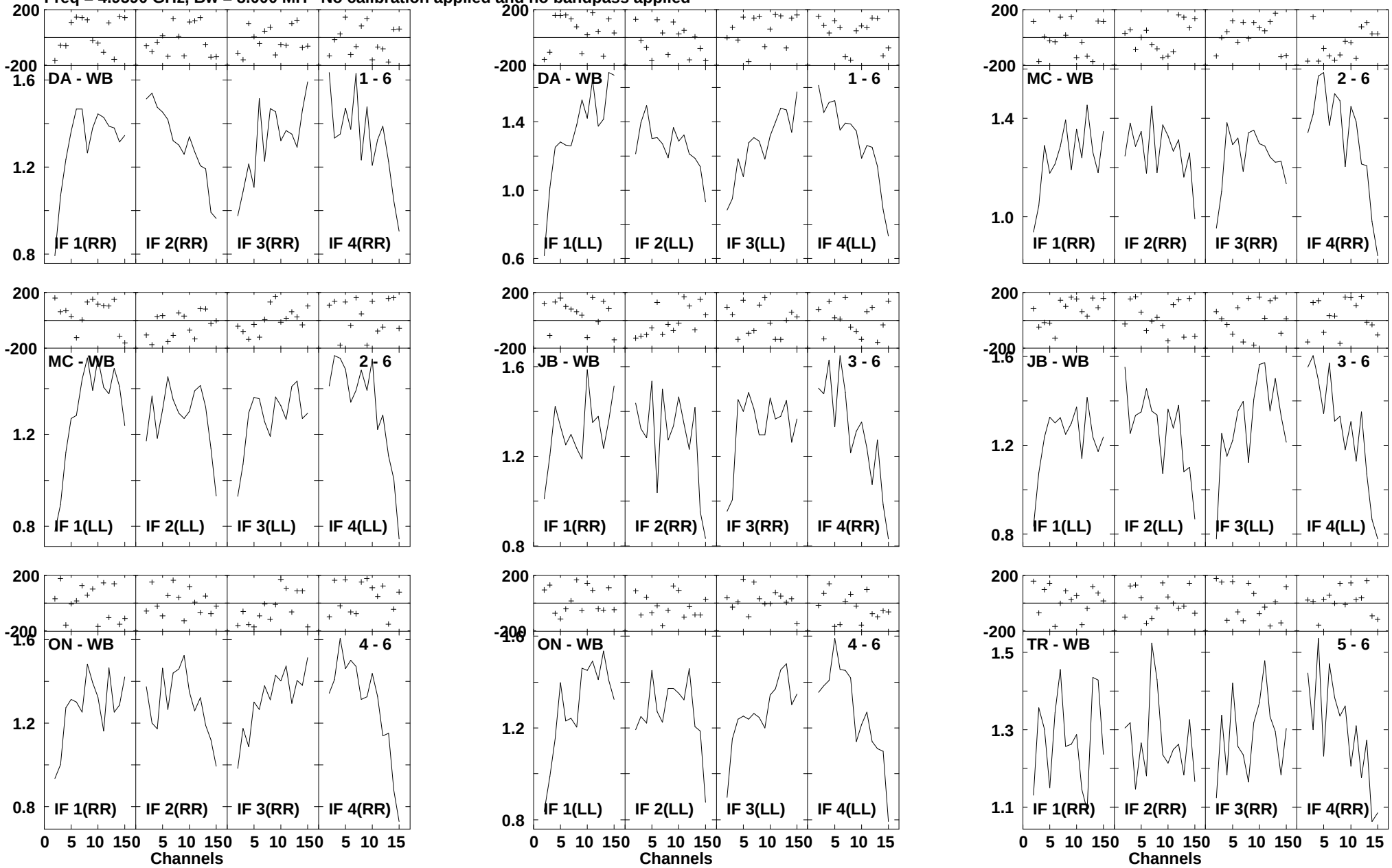

Lower frame: Milli Ampl Jy Top frame: Phas deg
Scalar averaged cross-power spectrum Several baselines displayed
Timerange: 00/19:25:21 to 00/19:27:49

Plot file version 170 created 12-SEP-2007 12:04:07
IGR17303 RP006S.UVDATA.1
Freq = 4.9590 GHz, Bw = 8.000 MH No calibration applied and no bandpass applied

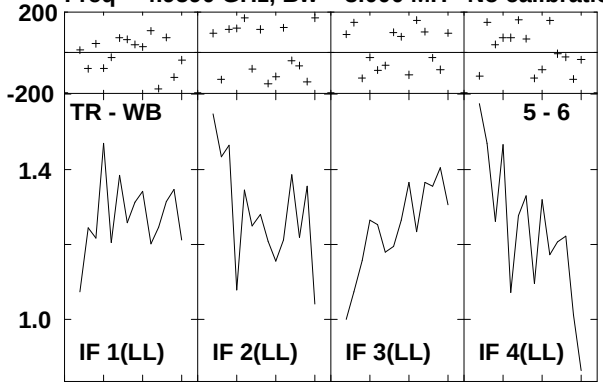

Lower frame: Milli Ampl Jy Top frame: Phas deg
Scalar averaged cross-power spectrum Several baselines displayed
Timerange: 00/19:25:21 to 00/19:27:49

Plot file version 171 created 12-SEP-2007 12:04:07
J1728-03 RP006S.UVDATA.1
Freq = 4.9590 GHz, Bw = 8.000 MH No calibration applied and no bandpass applied

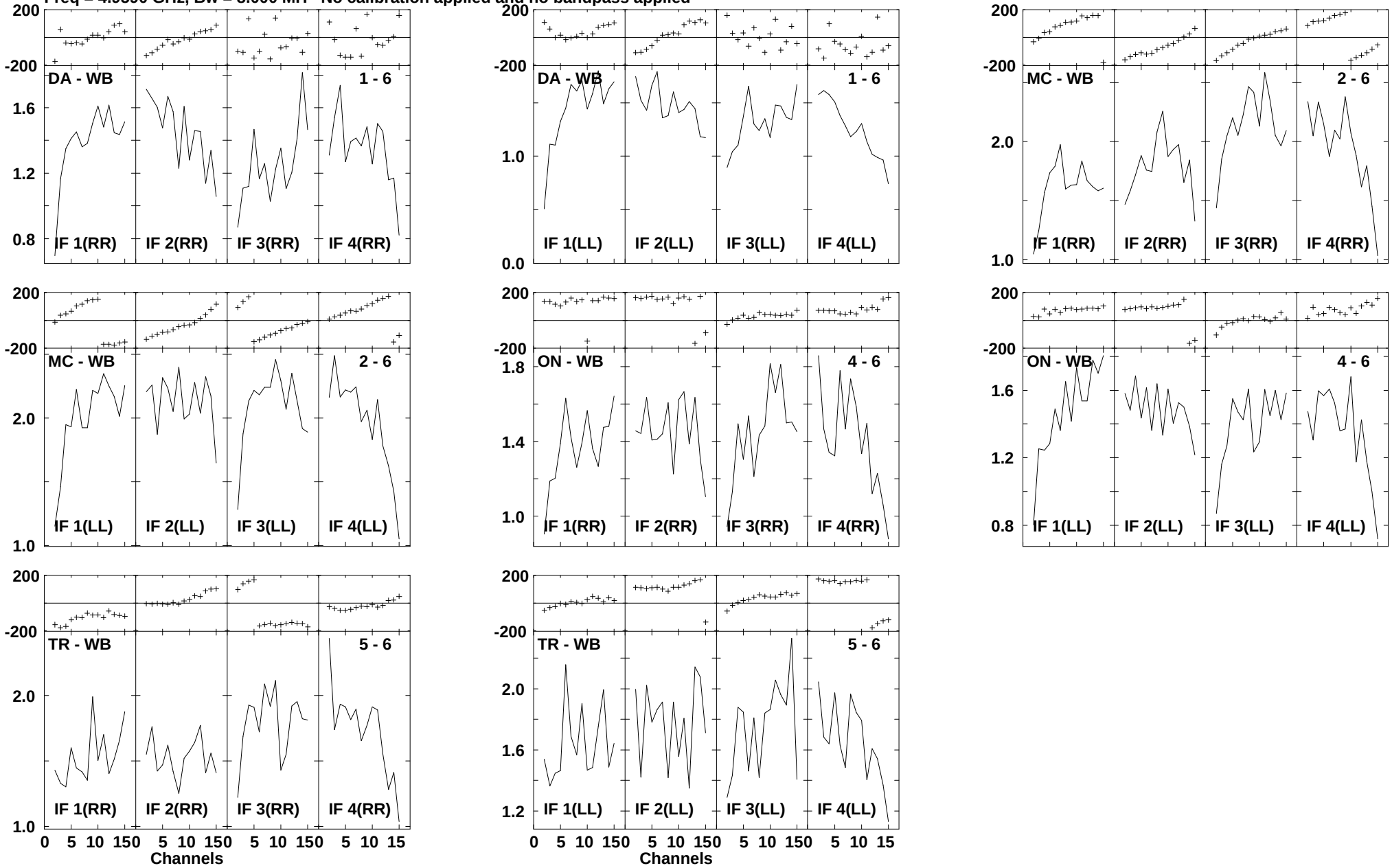

Lower frame: Milli Ampl Jy Top frame: Phas deg
Scalar averaged cross-power spectrum Several baselines displayed
Timerange: 00/19:27:51 to 00/19:29:07

Plot file version 172 created 12-SEP-2007 12:04:07
IGR17303 RP006S.UVDATA.1
Freq = 4.9590 GHz, Bw = 8.000 MH No calibration applied and no bandpass applied

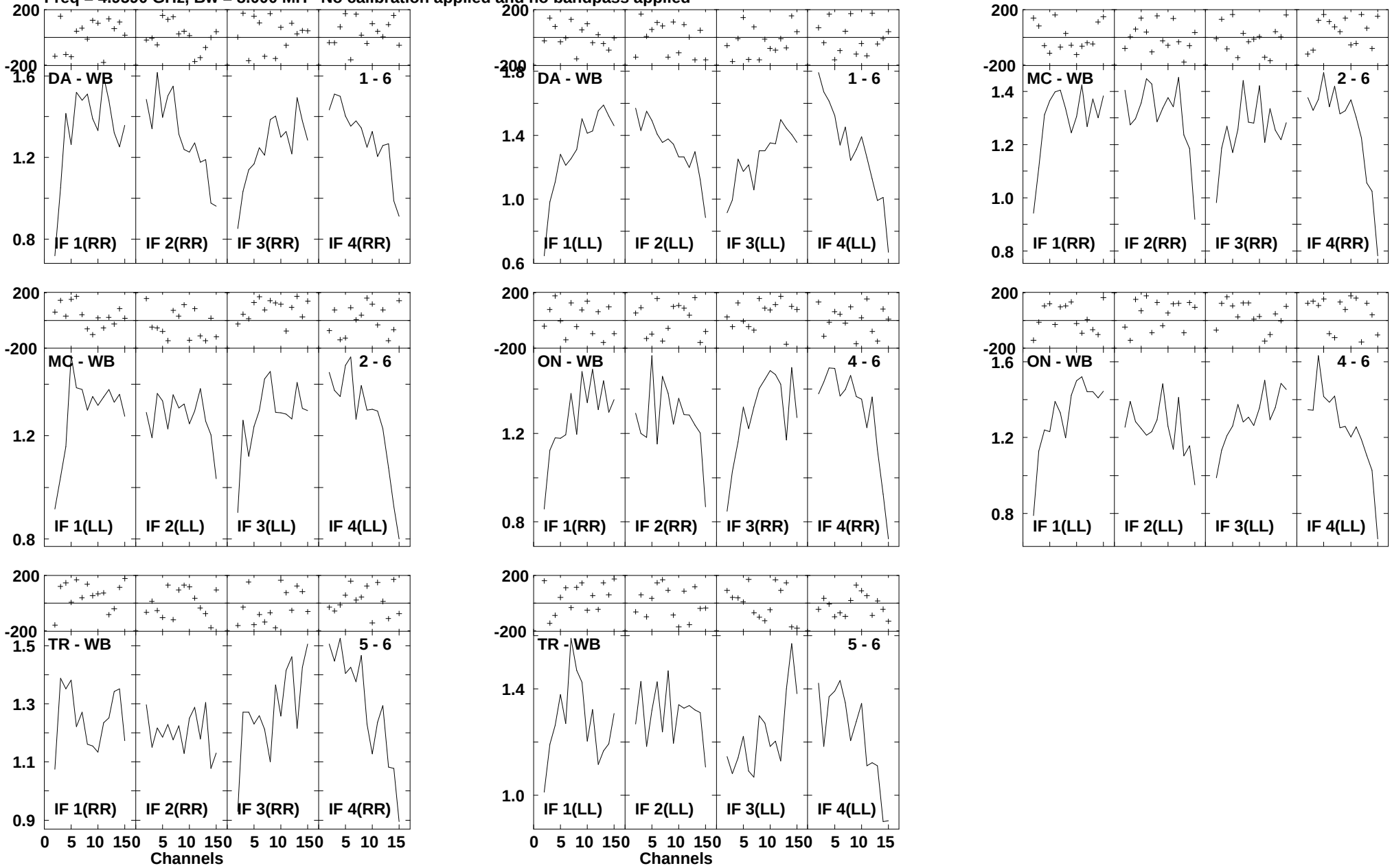

Lower frame: Milli Ampl Jy Top frame: Phas deg
Scalar averaged cross-power spectrum Several baselines displayed
Timerange: 00/19:29:11 to 00/19:31:39

Plot file version 173 created 12-SEP-2007 12:04:07
J1728-03 RP006S.UVDATA.1
Freq = 4.9590 GHz, Bw = 8.000 MH No calibration applied and no bandpass applied

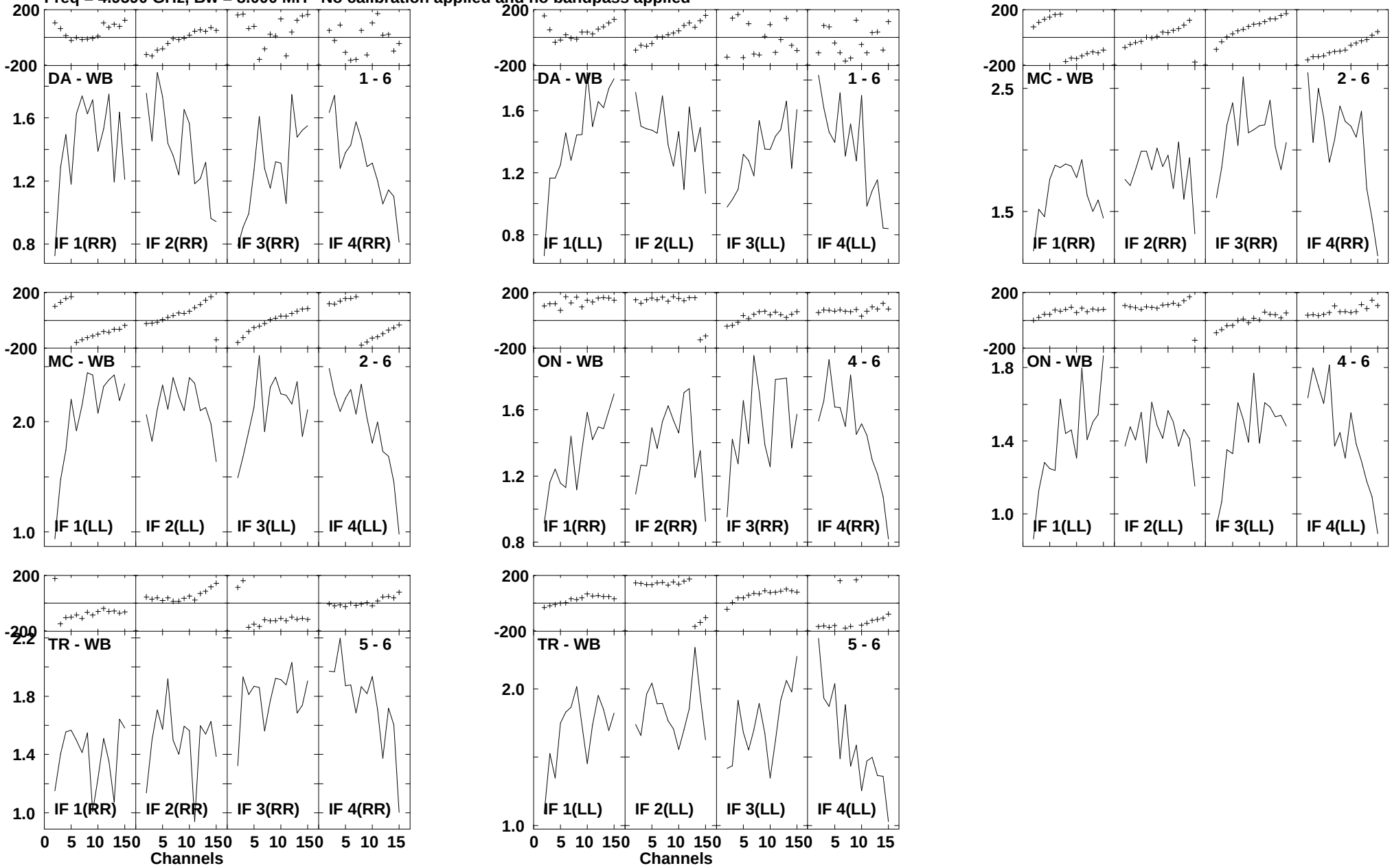

Lower frame: Milli Ampl Jy Top frame: Phas deg
Scalar averaged cross-power spectrum Several baselines displayed
Timerange: 00/19:31:41 to 00/19:32:59

Plot file version 174 created 12-SEP-2007 12:04:07
IGR17303 RP006S.UVDATA.1
Freq = 4.9590 GHz, Bw = 8.000 MH No calibration applied and no bandpass applied

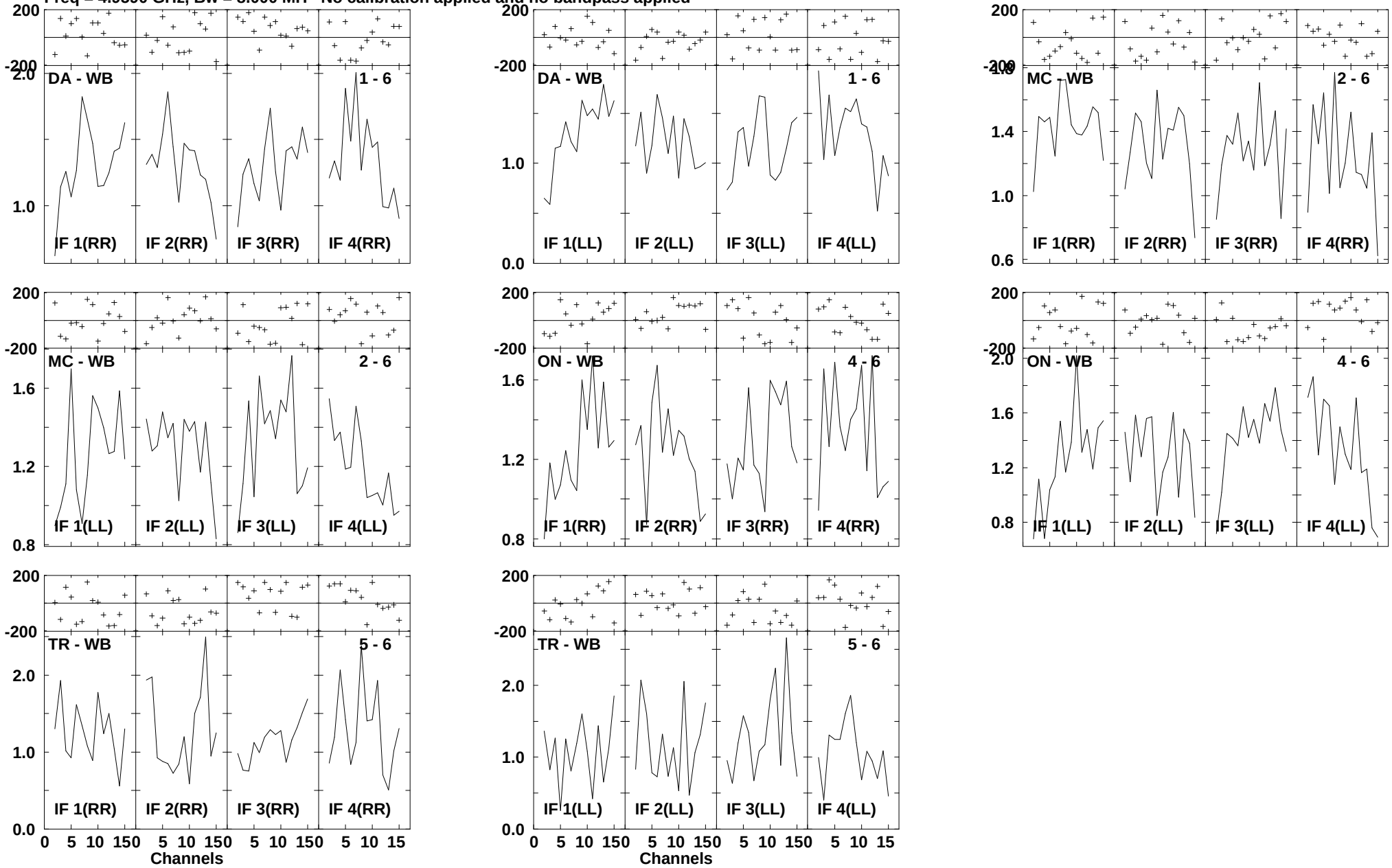

Lower frame: Milli Ampl Jy Top frame: Phas deg
Scalar averaged cross-power spectrum Several baselines displayed
Timerange: 00/19:33:01 to 00/19:33:37

Plot file version 175 created 12-SEP-2007 12:04:07
IGR17303 RP006S.UVDATA.1
Freq = 4.9590 GHz, Bw = 8.000 MH No calibration applied and no bandpass applied

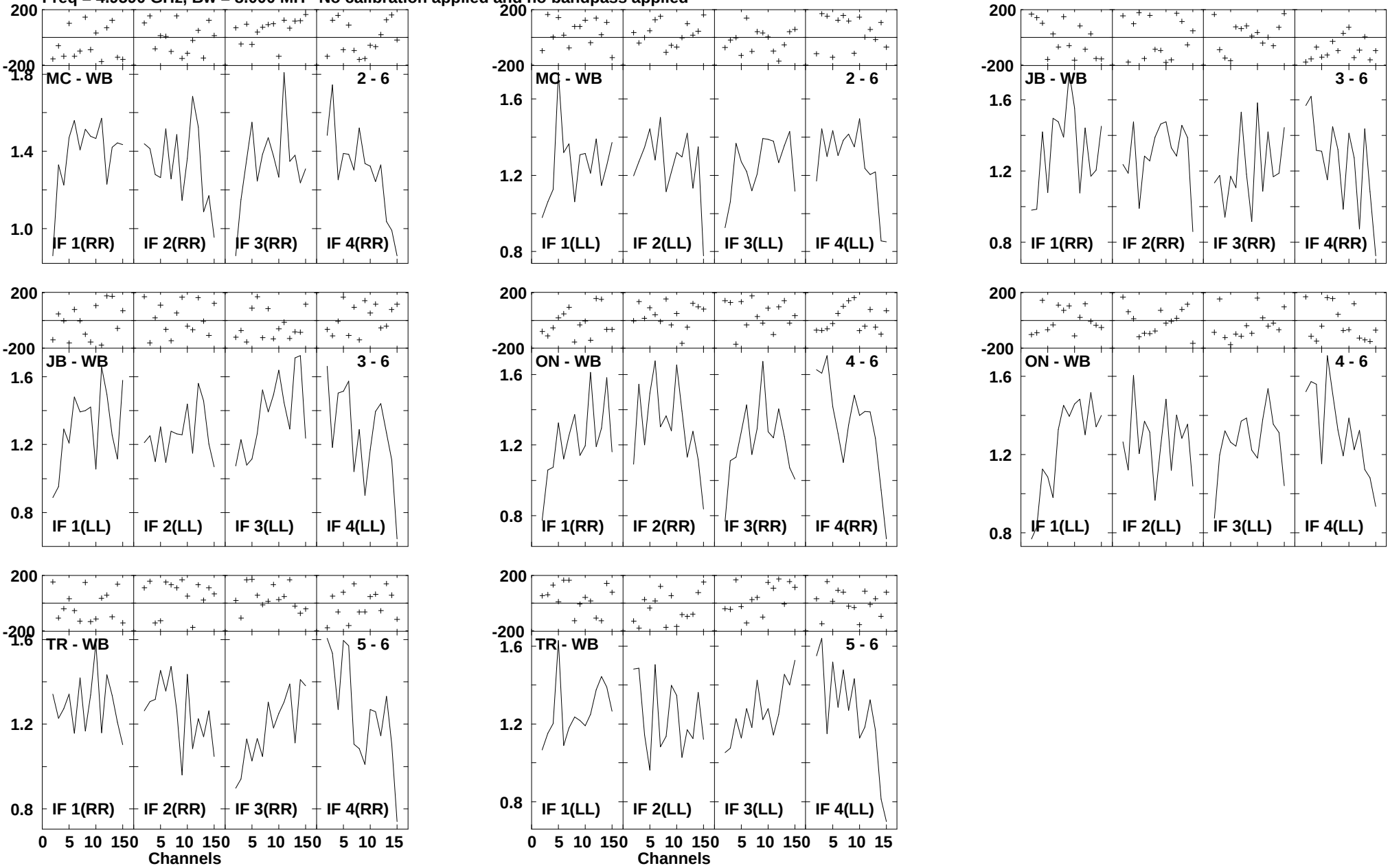

Lower frame: Milli Ampl Jy Top frame: Phas deg
Scalar averaged cross-power spectrum Several baselines displayed
Timerange: 00/20:03:42 to 00/20:04:18

Plot file version 176 created 12-SEP-2007 12:04:07
J1728-03 RP006S.UVDATA.1
Freq = 4.9590 GHz, Bw = 8.000 MH No calibration applied and no bandpass applied

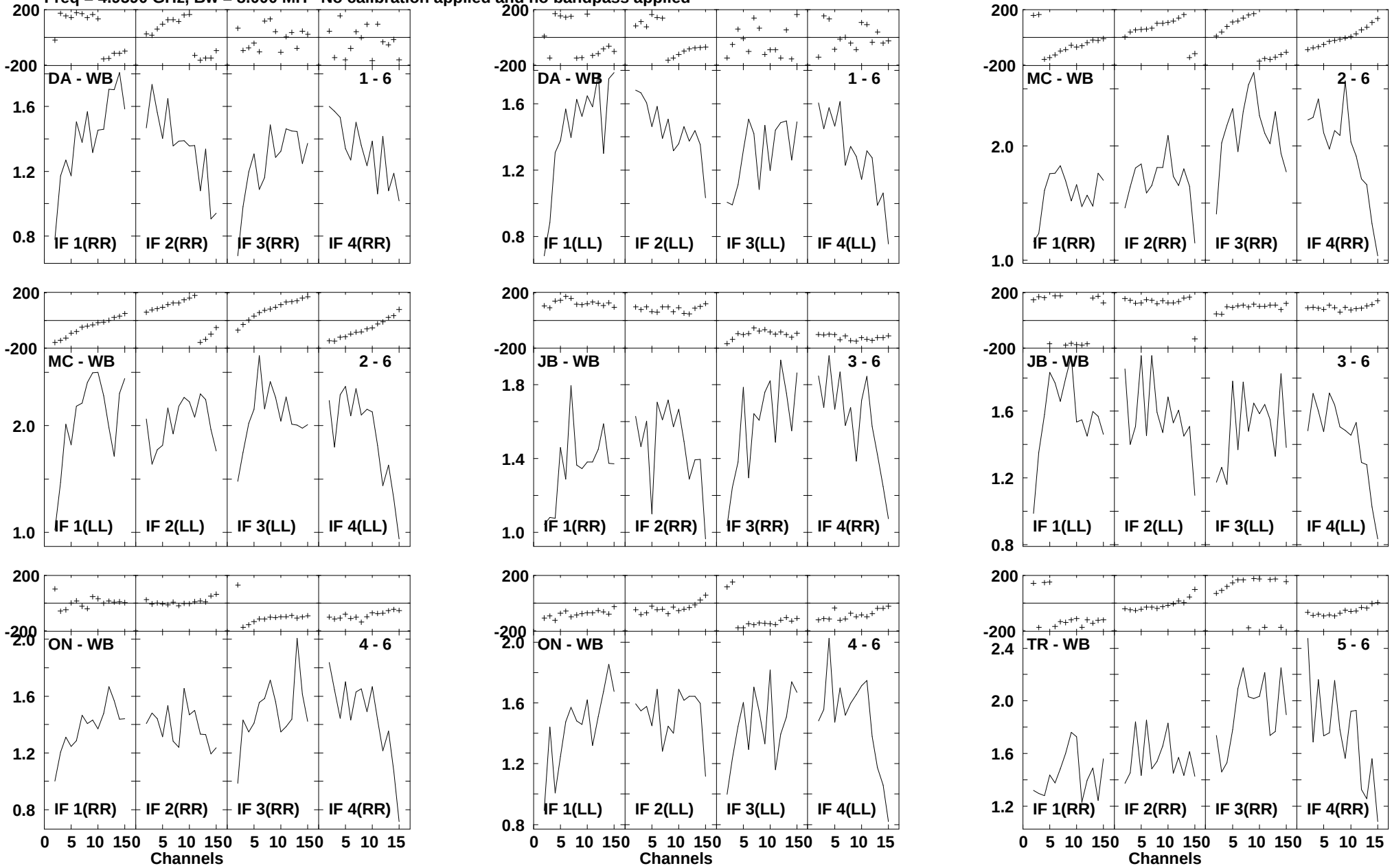

Lower frame: Milli Ampl Jy Top frame: Phas deg
Scalar averaged cross-power spectrum Several baselines displayed
Timerange: 00/20:04:22 to 00/20:05:38

Plot file version 177 created 12-SEP-2007 12:04:08
J1728-03 RP006S.UVDATA.1
Freq = 4.9590 GHz, Bw = 8.000 MH No calibration applied and no bandpass applied

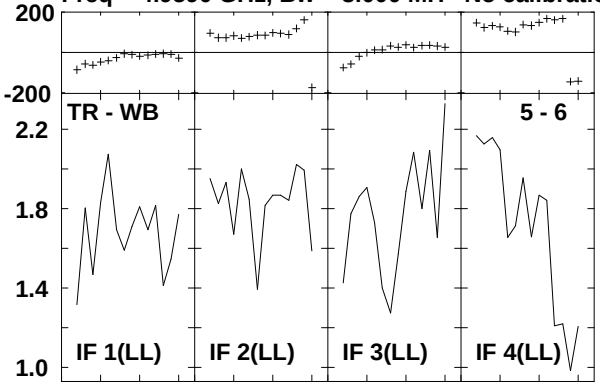

Lower frame: Milli Ampl Jy Top frame: Phas deg
Scalar averaged cross-power spectrum Several baselines displayed
Timerange: 00/20:04:22 to 00/20:05:38

Plot file version 178 created 12-SEP-2007 12:04:08
IGR17303 RP006S.UVDATA.1
Freq = 4.9590 GHz, Bw = 8.000 MH No calibration applied and no bandpass applied

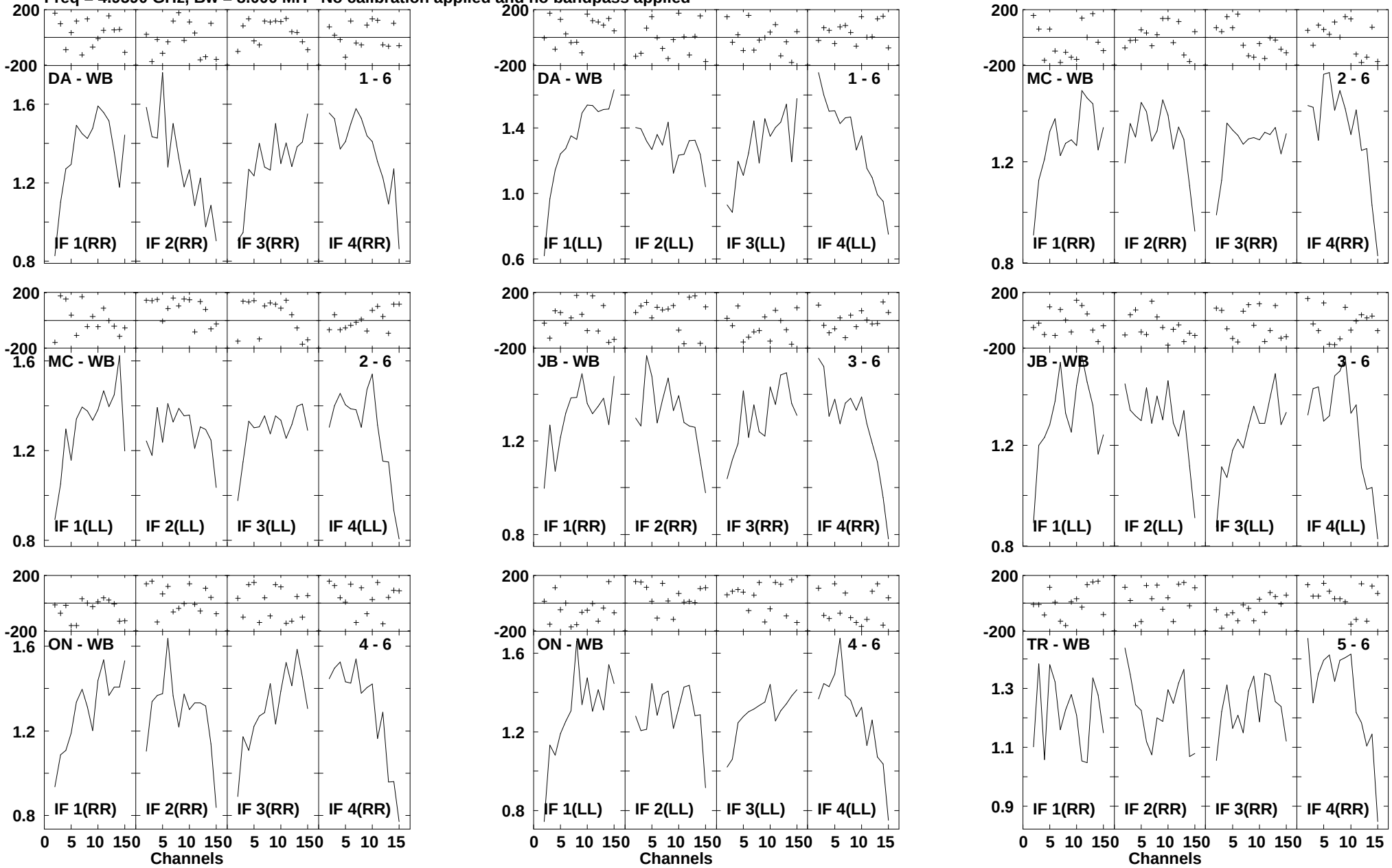

Lower frame: Milli Ampl Jy Top frame: Phas deg
Scalar averaged cross-power spectrum Several baselines displayed
Timerange: 00/20:05:42 to 00/20:08:48

Plot file version 179 created 12-SEP-2007 12:04:08
IGR17303 RP006S.UVDATA.1
Freq = 4.9590 GHz, Bw = 8.000 MH No calibration applied and no bandpass applied

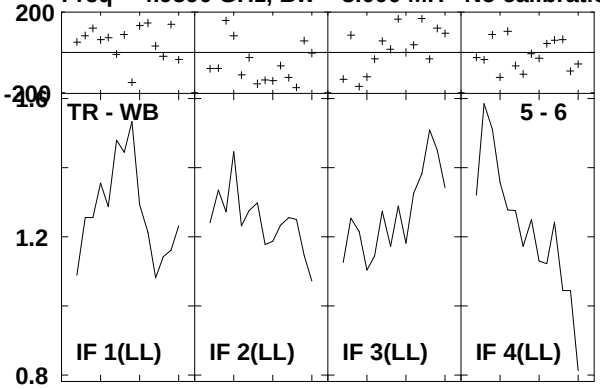

Lower frame: Milli Ampl Jy Top frame: Phas deg
Scalar averaged cross-power spectrum Several baselines displayed
Timerange: 00/20:05:42 to 00/20:08:48

Plot file version 180 created 12-SEP-2007 12:04:08
J1728-03 RP006S.UVDATA.1
Freq = 4.9590 GHz, Bw = 8.000 MH No calibration applied and no bandpass applied

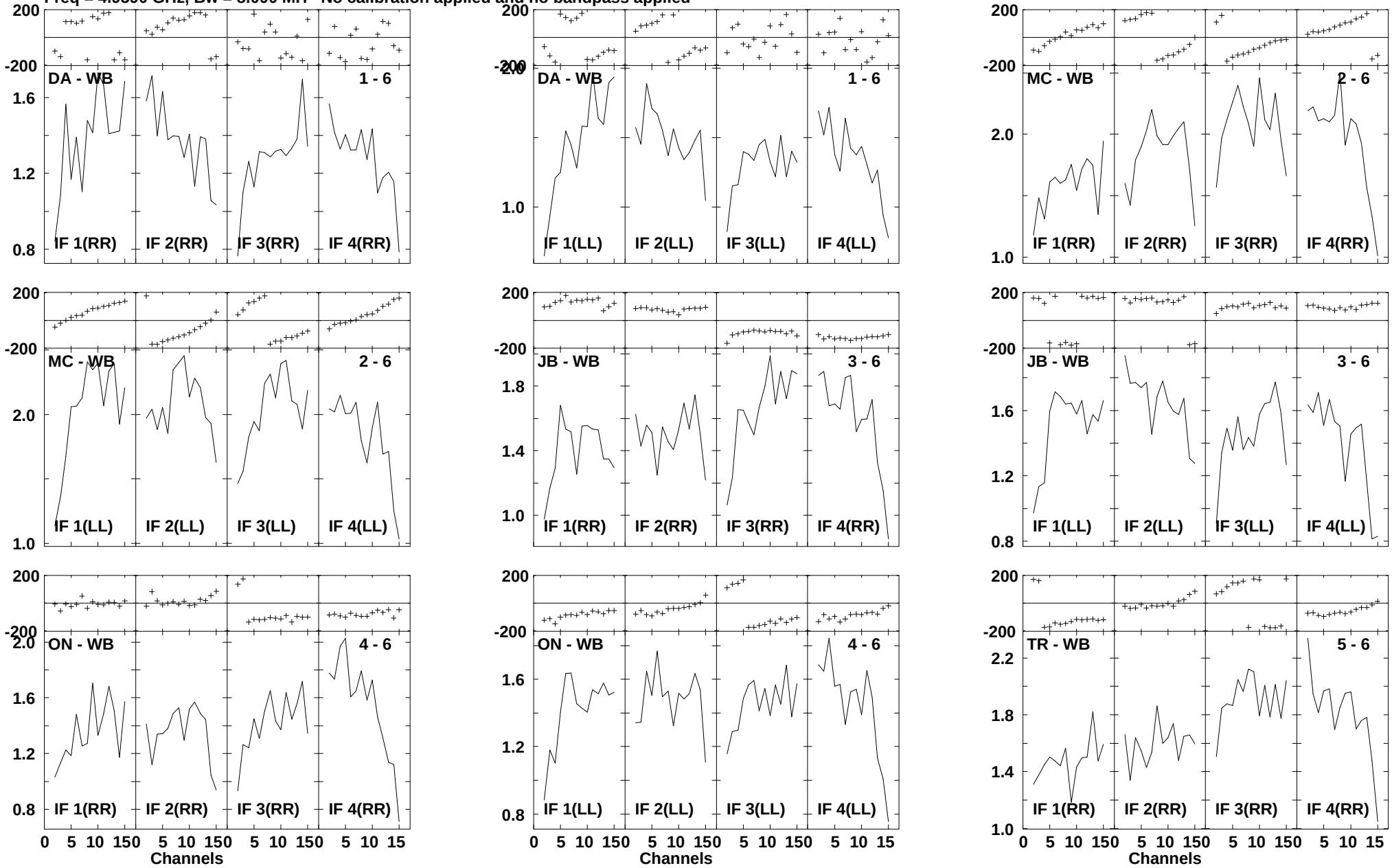

Lower frame: Milli Ampl Jy Top frame: Phas deg
Scalar averaged cross-power spectrum Several baselines displayed
Timerange: 00/20:08:52 to 00/20:10:08

Plot file version 181 created 12-SEP-2007 12:04:08
J1728-03 RP006S.UVDATA.1
Freq = 4.9590 GHz, Bw = 8.000 MH No calibration applied and no bandpass applied

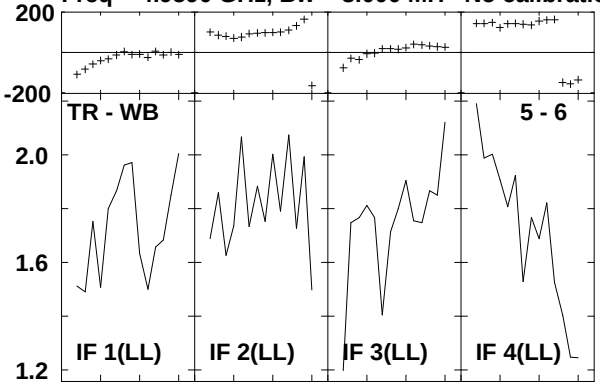

Lower frame: Milli Ampl Jy Top frame: Phas deg
Scalar averaged cross-power spectrum Several baselines displayed
Timerange: 00/20:08:52 to 00/20:10:08

Plot file version 182 created 12-SEP-2007 12:04:08
IGR17303 RP006S.UVDATA.1
Freq = 4.9590 GHz, Bw = 8.000 MH No calibration applied and no bandpass applied

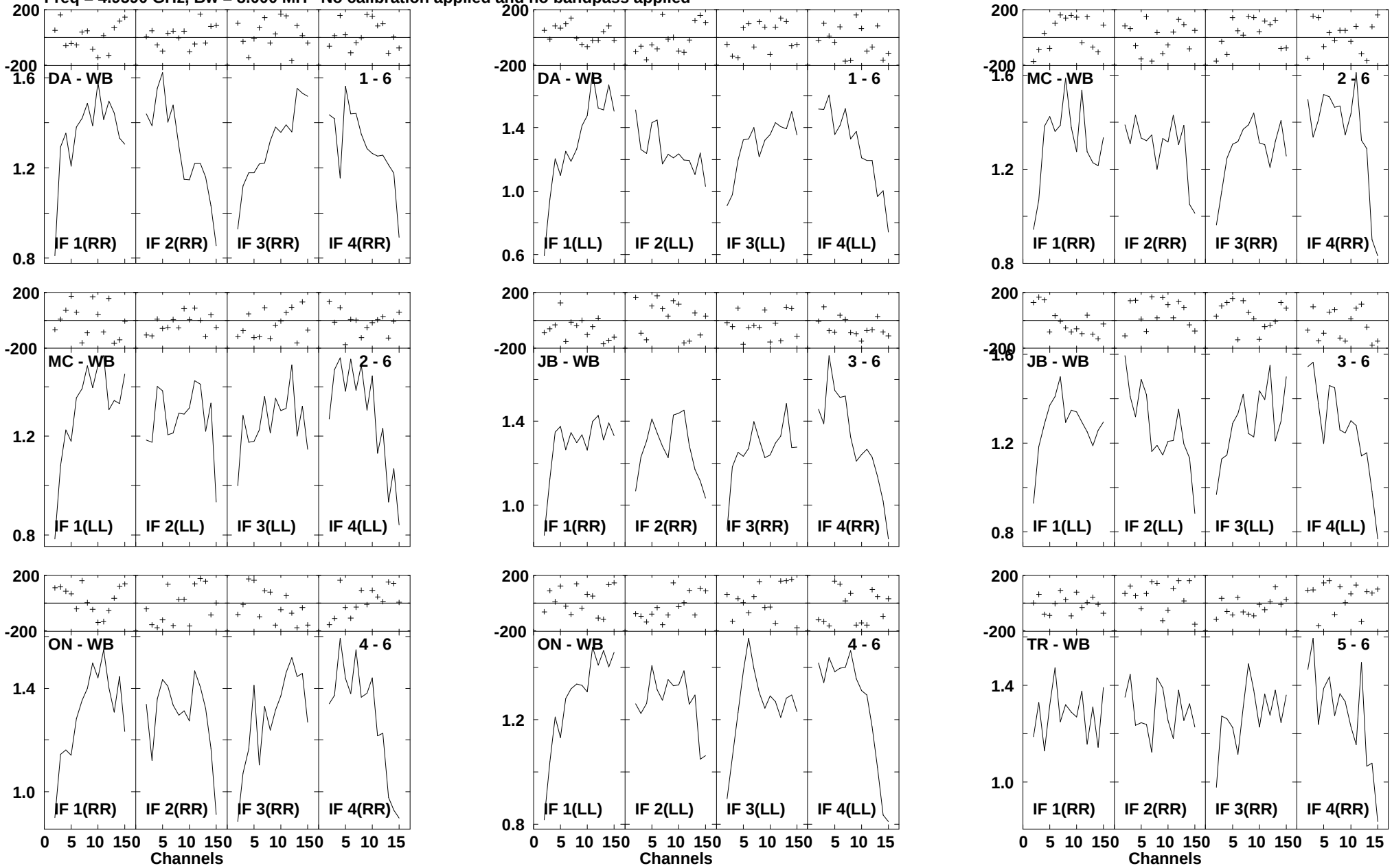

Lower frame: Milli Ampl Jy Top frame: Phas deg
Scalar averaged cross-power spectrum Several baselines displayed
Timerange: 00/20:10:12 to 00/20:12:38

Plot file version 183 created 12-SEP-2007 12:04:09
IGR17303 RP006S.UVDATA.1
Freq = 4.9590 GHz, Bw = 8.000 MH No calibration applied and no bandpass applied

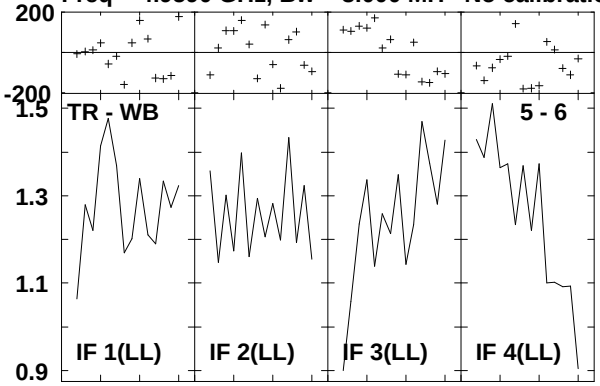

Lower frame: Milli Ampl Jy Top frame: Phas deg
Scalar averaged cross-power spectrum Several baselines displayed
Timerange: 00/20:10:12 to 00/20:12:38

Plot file version 184 created 12-SEP-2007 12:04:09
J1728-03 RP006S.UVDATA.1
Freq = 4.9590 GHz, Bw = 8.000 MH No calibration applied and no bandpass applied

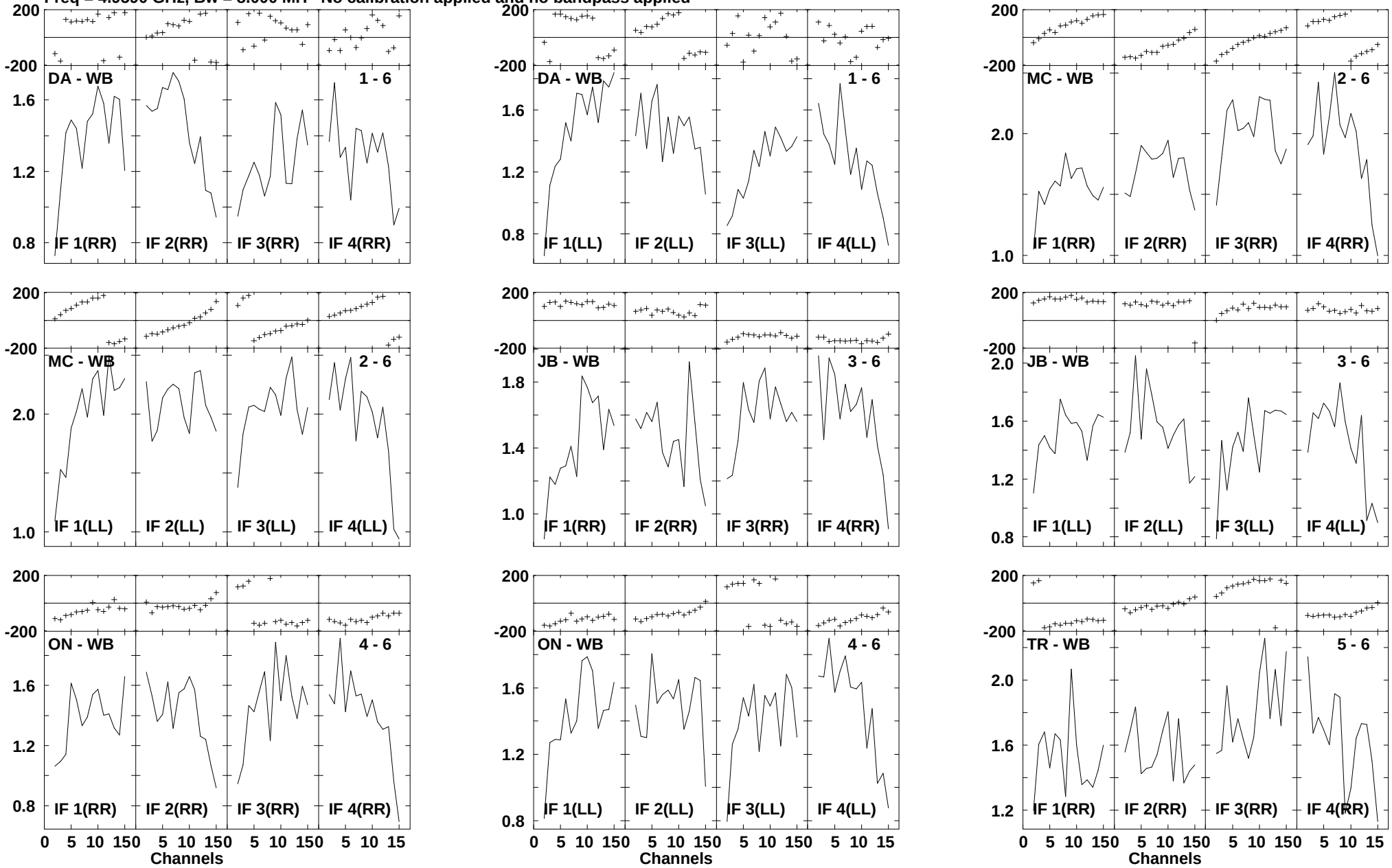

Lower frame: Milli Ampl Jy Top frame: Phas deg
Scalar averaged cross-power spectrum Several baselines displayed
Timerange: 00/20:12:42 to 00/20:13:58

Plot file version 185 created 12-SEP-2007 12:04:09
J1728-03 RP006S.UVDATA.1
Freq = 4.9590 GHz, Bw = 8.000 MH No calibration applied and no bandpass applied

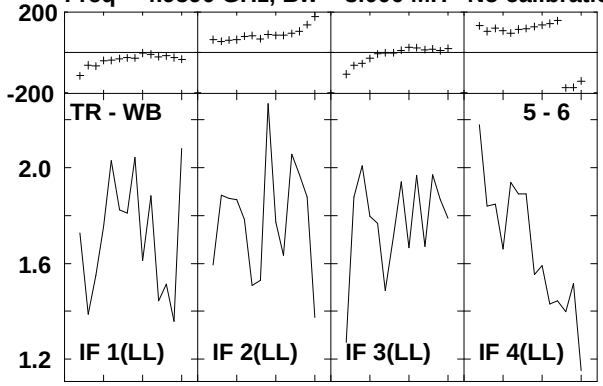

Lower frame: Milli Ampl Jy Top frame: Phas deg
Scalar averaged cross-power spectrum Several baselines displayed
Timerange: 00/20:12:42 to 00/20:13:58

Plot file version 186 created 12-SEP-2007 12:04:09
IGR17303 RP006S.UVDATA.1
Freq = 4.9590 GHz, Bw = 8.000 MH No calibration applied and no bandpass applied

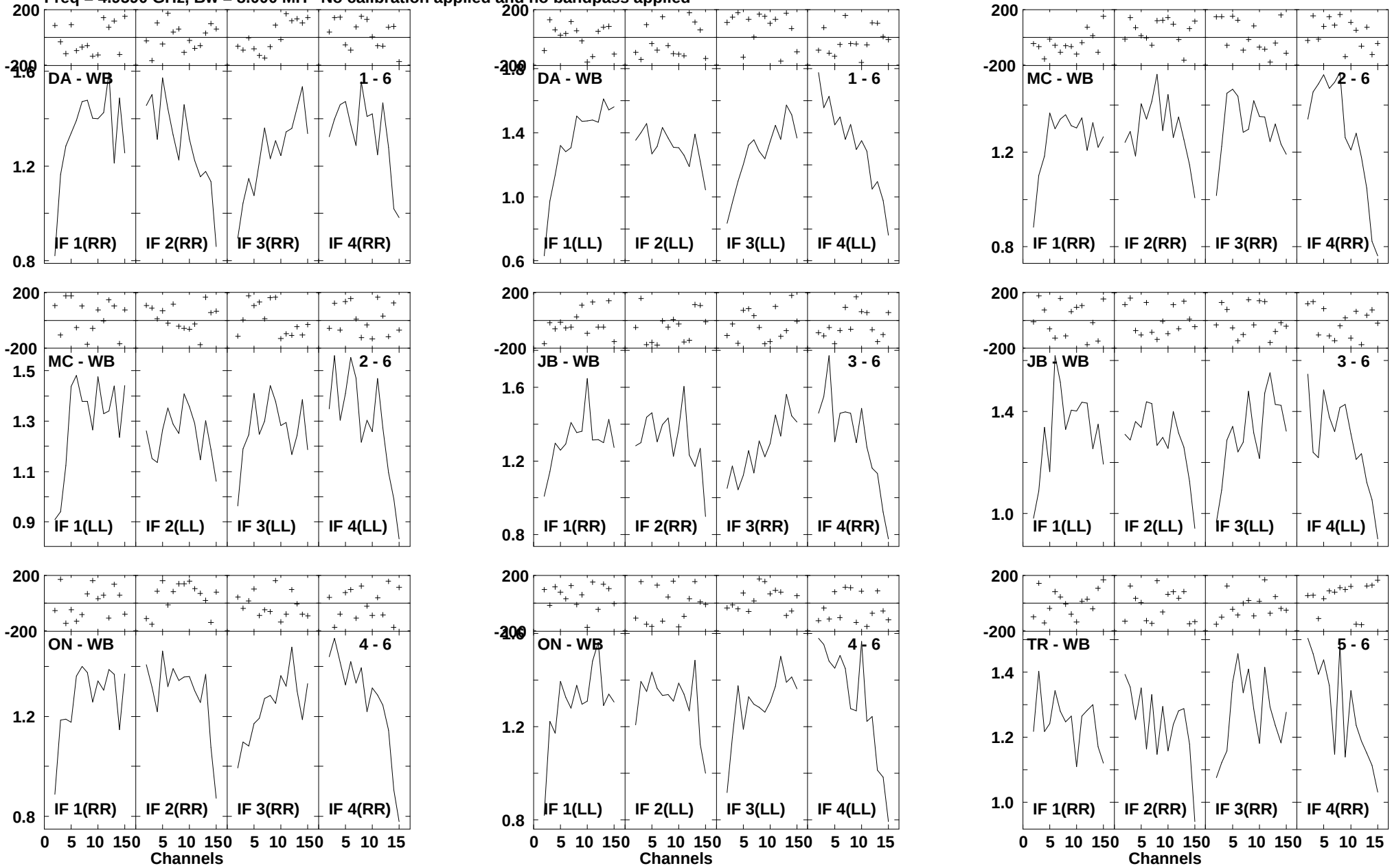

Lower frame: Milli Ampl Jy Top frame: Phas deg
Scalar averaged cross-power spectrum Several baselines displayed
Timerange: 00/20:14:02 to 00/20:16:28

Plot file version 187 created 12-SEP-2007 12:04:09
IGR17303 RP006S.UVDATA.1
Freq = 4.9590 GHz, Bw = 8.000 MH No calibration applied and no bandpass applied

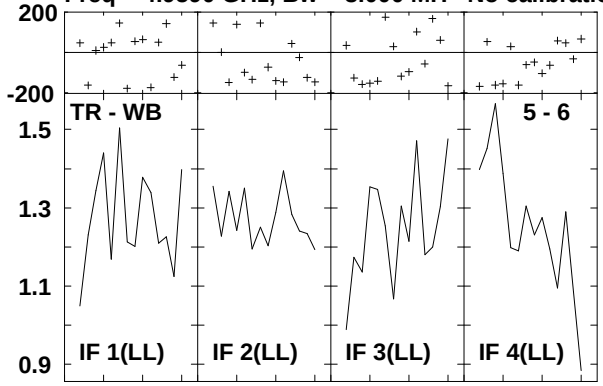

Lower frame: Milli Ampl Jy Top frame: Phas deg
Scalar averaged cross-power spectrum Several baselines displayed
Timerange: 00/20:14:02 to 00/20:16:28

Plot file version 188 created 12-SEP-2007 12:04:09
J1728-03 RP006S.UVDATA.1
Freq = 4.9590 GHz, Bw = 8.000 MH No calibration applied and no bandpass applied

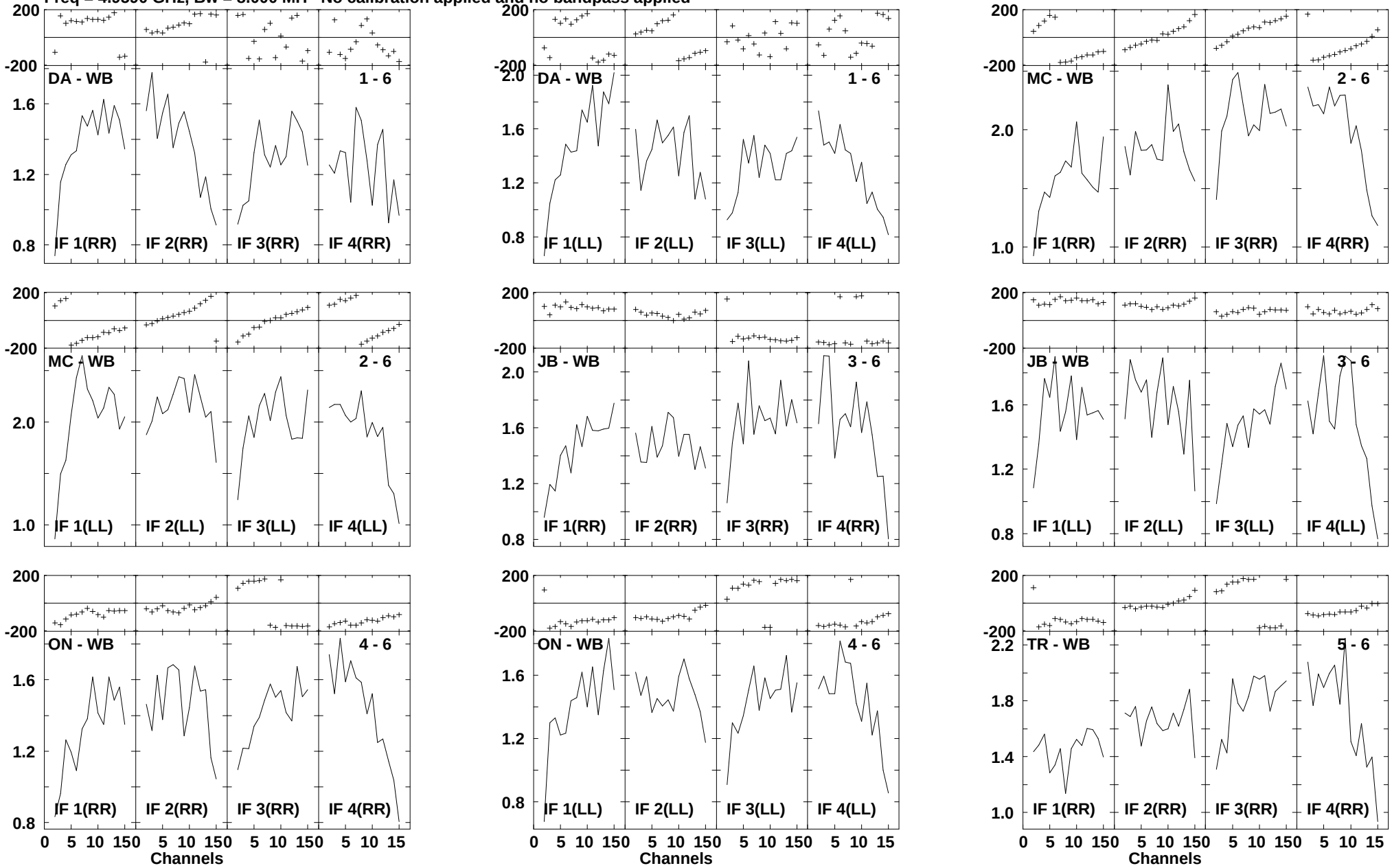

Lower frame: Milli Ampl Jy Top frame: Phas deg
Scalar averaged cross-power spectrum Several baselines displayed
Timerange: 00/20:16:32 to 00/20:17:48

Plot file version 189 created 12-SEP-2007 12:04:09
J1728-03 RP006S.UVDATA.1
Freq = 4.9590 GHz, Bw = 8.000 MH No calibration applied and no bandpass applied

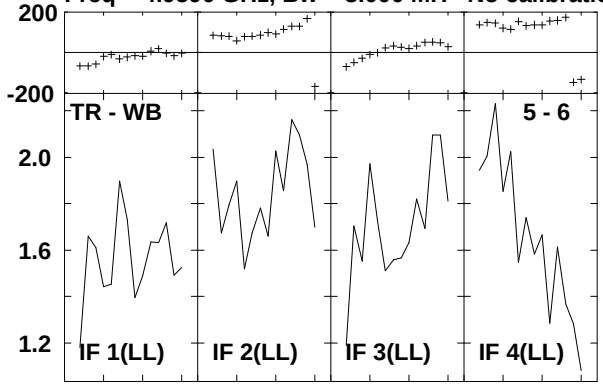

Lower frame: Milli Ampl Jy Top frame: Phas deg
Scalar averaged cross-power spectrum Several baselines displayed
Timerange: 00/20:16:32 to 00/20:17:48

Plot file version 190 created 12-SEP-2007 12:04:09
IGR17303 RP006S.UVDATA.1
Freq = 4.9590 GHz, Bw = 8.000 MH No calibration applied and no bandpass applied

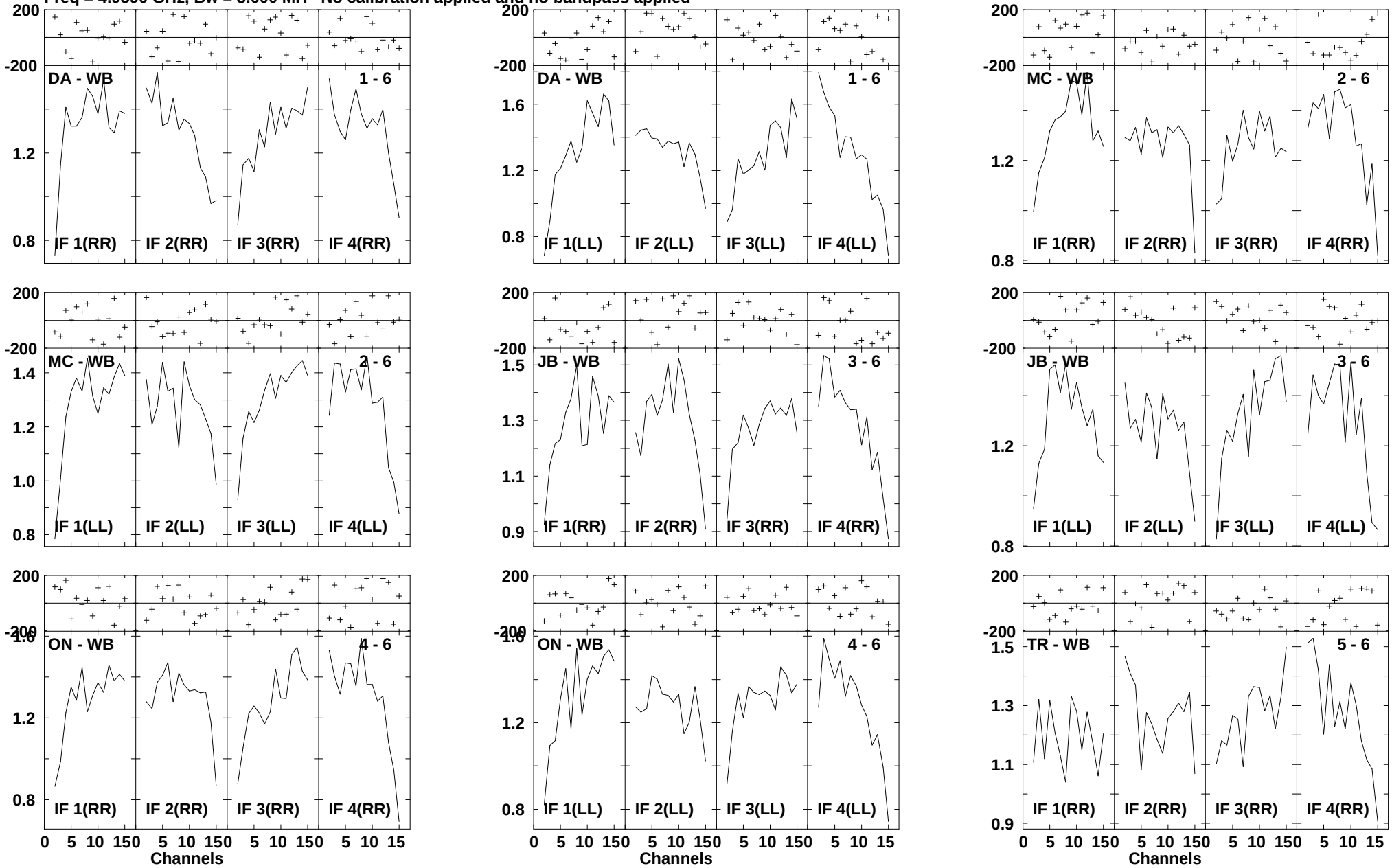

Lower frame: Milli Ampl Jy Top frame: Phas deg
Scalar averaged cross-power spectrum Several baselines displayed
Timerange: 00/20:17:52 to 00/20:20:58

Plot file version 191 created 12-SEP-2007 12:04:10
IGR17303 RP006S.UVDATA.1
Freq = 4.9590 GHz, Bw = 8.000 MH No calibration applied and no bandpass applied

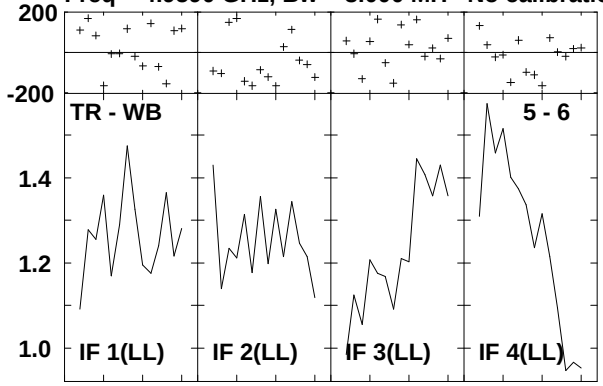

Lower frame: Milli Ampl Jy Top frame: Phas deg
Scalar averaged cross-power spectrum Several baselines displayed
Timerange: 00/20:17:52 to 00/20:20:58

Plot file version 192 created 12-SEP-2007 12:04:10
J1728-03 RP006S.UVDATA.1
Freq = 4.9590 GHz, Bw = 8.000 MH No calibration applied and no bandpass applied

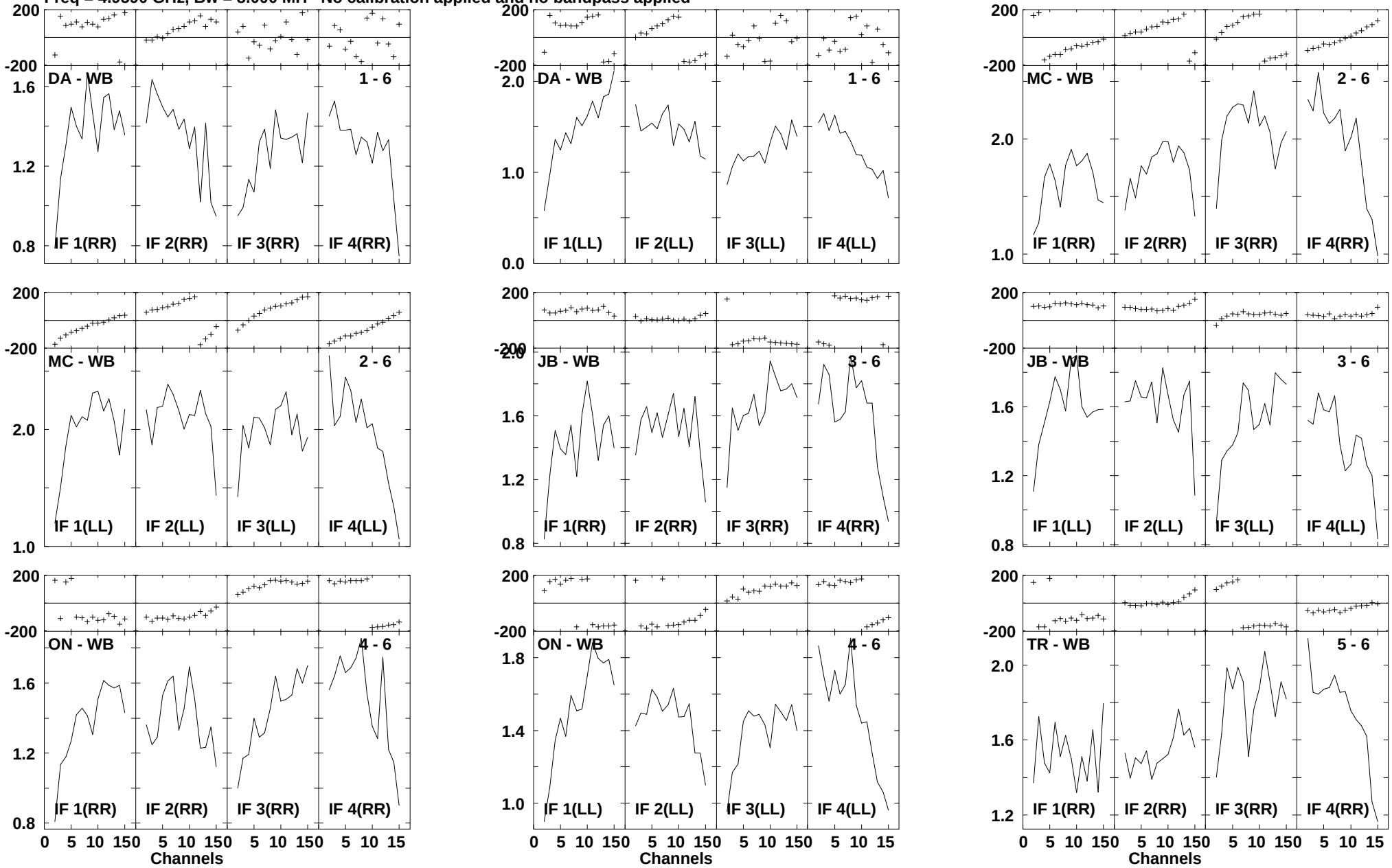

Lower frame: Milli Ampl Jy Top frame: Phas deg
Scalar averaged cross-power spectrum Several baselines displayed
Timerange: 00/20:21:02 to 00/20:22:18

Plot file version 193 created 12-SEP-2007 12:04:10
J1728-03 RP006S.UVDATA.1
Freq = 4.9590 GHz, Bw = 8.000 MH No calibration applied and no bandpass applied

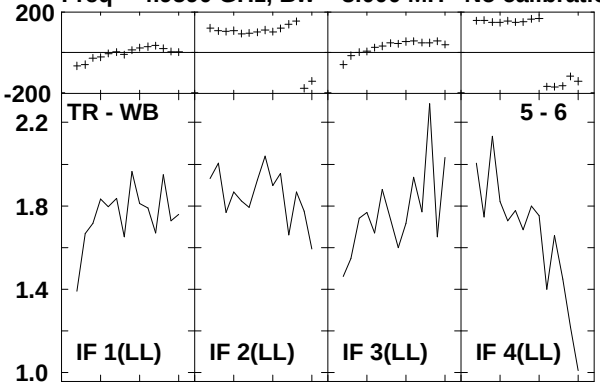

Lower frame: Milli Ampl Jy Top frame: Phas deg
Scalar averaged cross-power spectrum Several baselines displayed
Timerange: 00/20:21:02 to 00/20:22:18

Plot file version 194 created 12-SEP-2007 12:04:10
IGR17303 RP006S.UVDATA.1
Freq = 4.9590 GHz, Bw = 8.000 MH No calibration applied and no bandpass applied

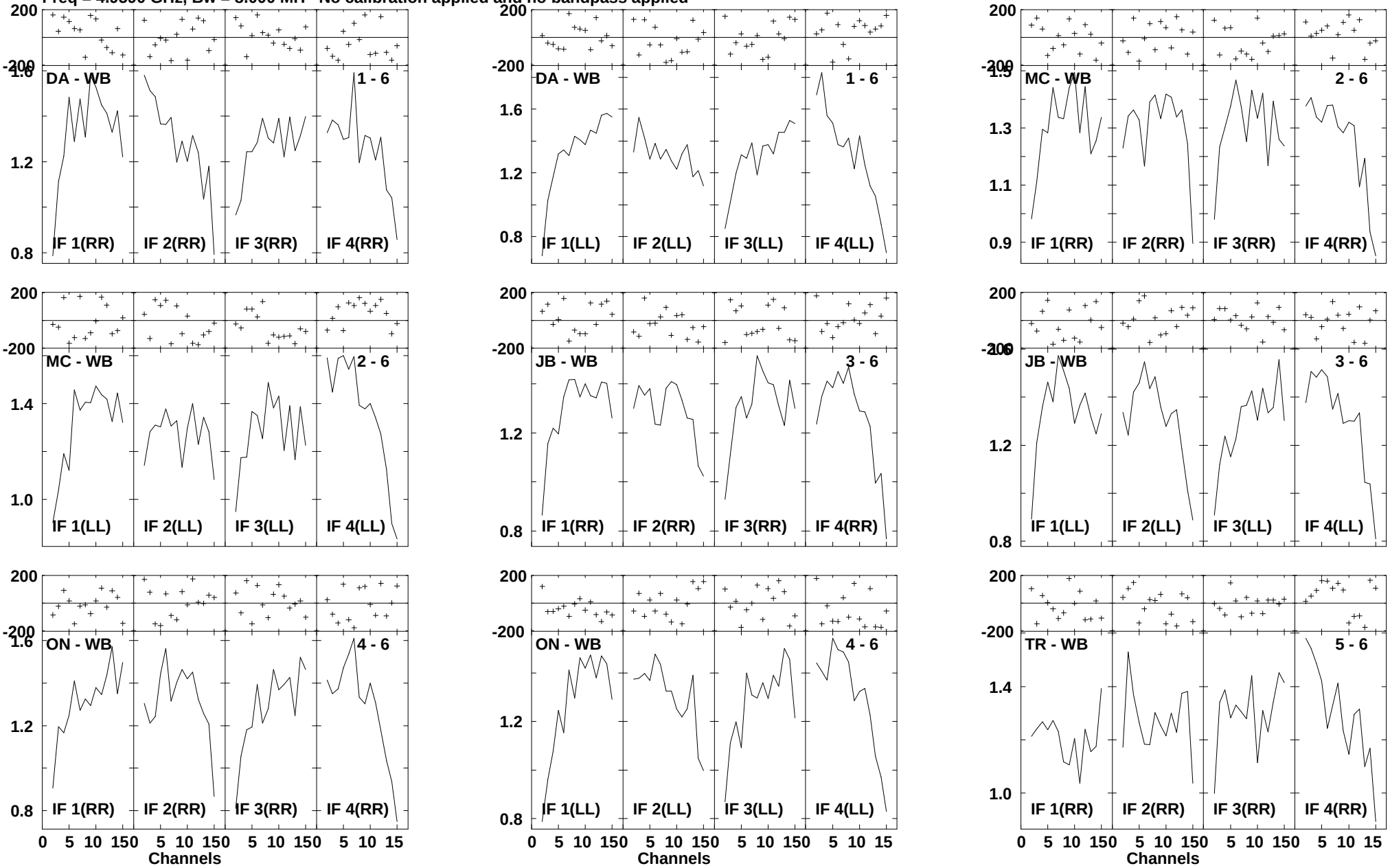

Lower frame: Milli Ampl Jy Top frame: Phas deg
Scalar averaged cross-power spectrum Several baselines displayed
Timerange: 00/20:22:22 to 00/20:24:48

Plot file version 195 created 12-SEP-2007 12:04:10
IGR17303 RP006S.UVDATA.1
Freq = 4.9590 GHz, Bw = 8.000 MH No calibration applied and no bandpass applied

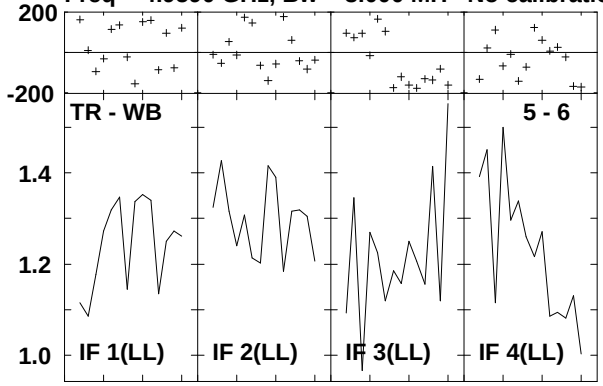

Lower frame: Milli Ampl Jy Top frame: Phas deg
Scalar averaged cross-power spectrum Several baselines displayed
Timerange: 00/20:22:22 to 00/20:24:48

Plot file version 196 created 12-SEP-2007 12:04:10
J1728-03 RP006S.UVDATA.1
Freq = 4.9590 GHz, Bw = 8.000 MH No calibration applied and no bandpass applied

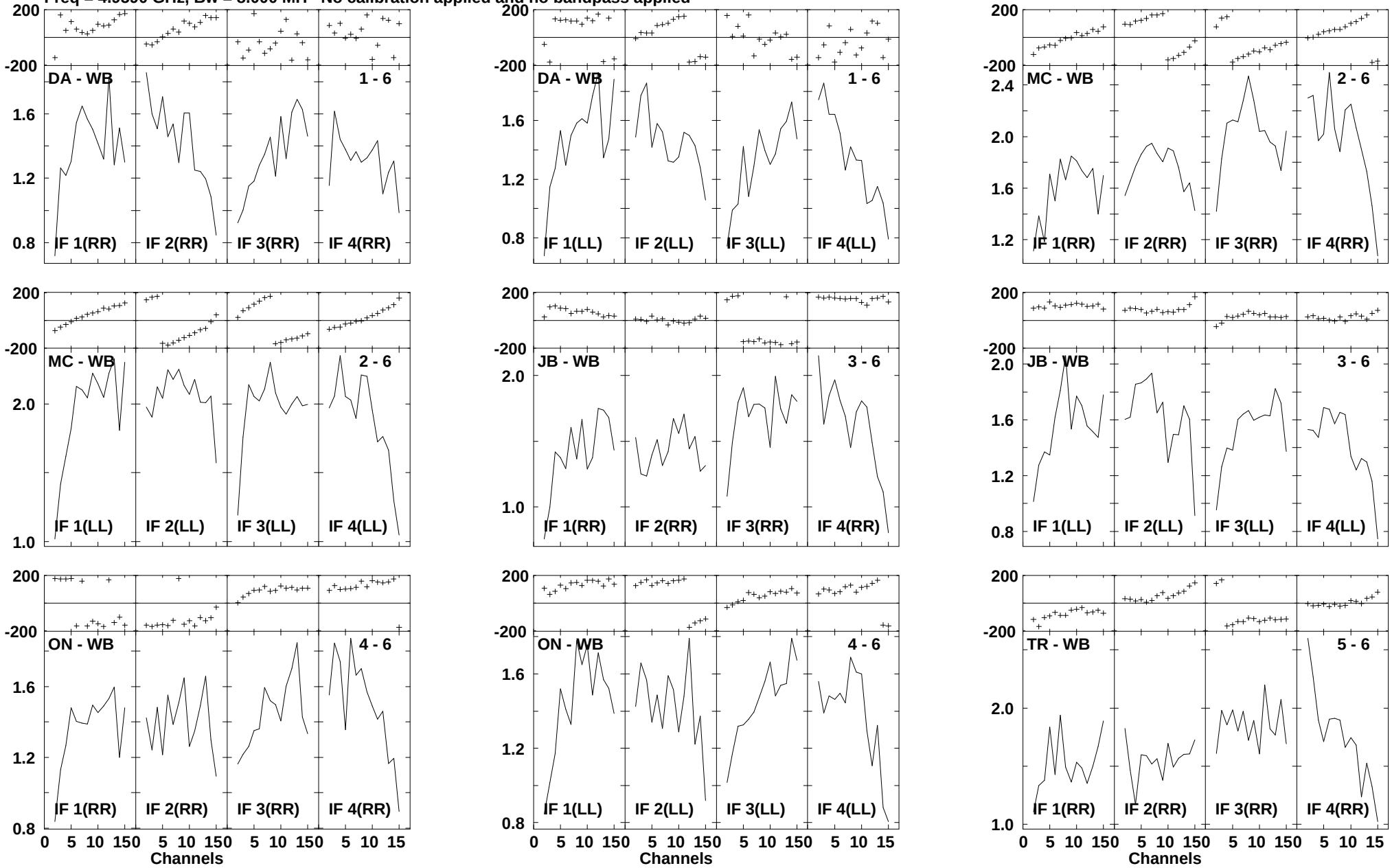

Lower frame: Milli Ampl Jy Top frame: Phas deg
Scalar averaged cross-power spectrum Several baselines displayed
Timerange: 00/20:24:52 to 00/20:26:08

Plot file version 197 created 12-SEP-2007 12:04:11
J1728-03 RP006S.UVDATA.1
Freq = 4.9590 GHz, Bw = 8.000 MH No calibration applied and no bandpass applied

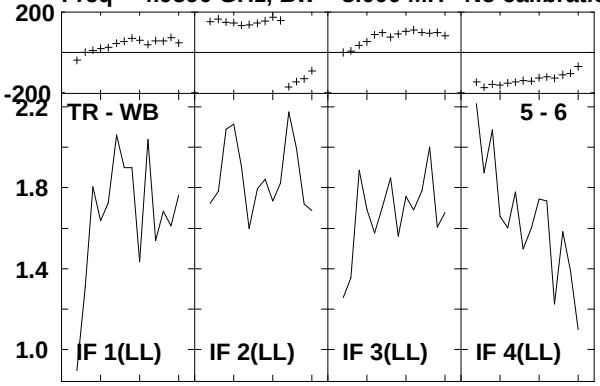

Lower frame: Milli Ampl Jy Top frame: Phas deg
Scalar averaged cross-power spectrum Several baselines displayed
Timerange: 00/20:24:52 to 00/20:26:08

Plot file version 198 created 12-SEP-2007 12:04:11
IGR17303 RP006S.UVDATA.1
Freq = 4.9590 GHz, Bw = 8.000 MH No calibration applied and no bandpass applied

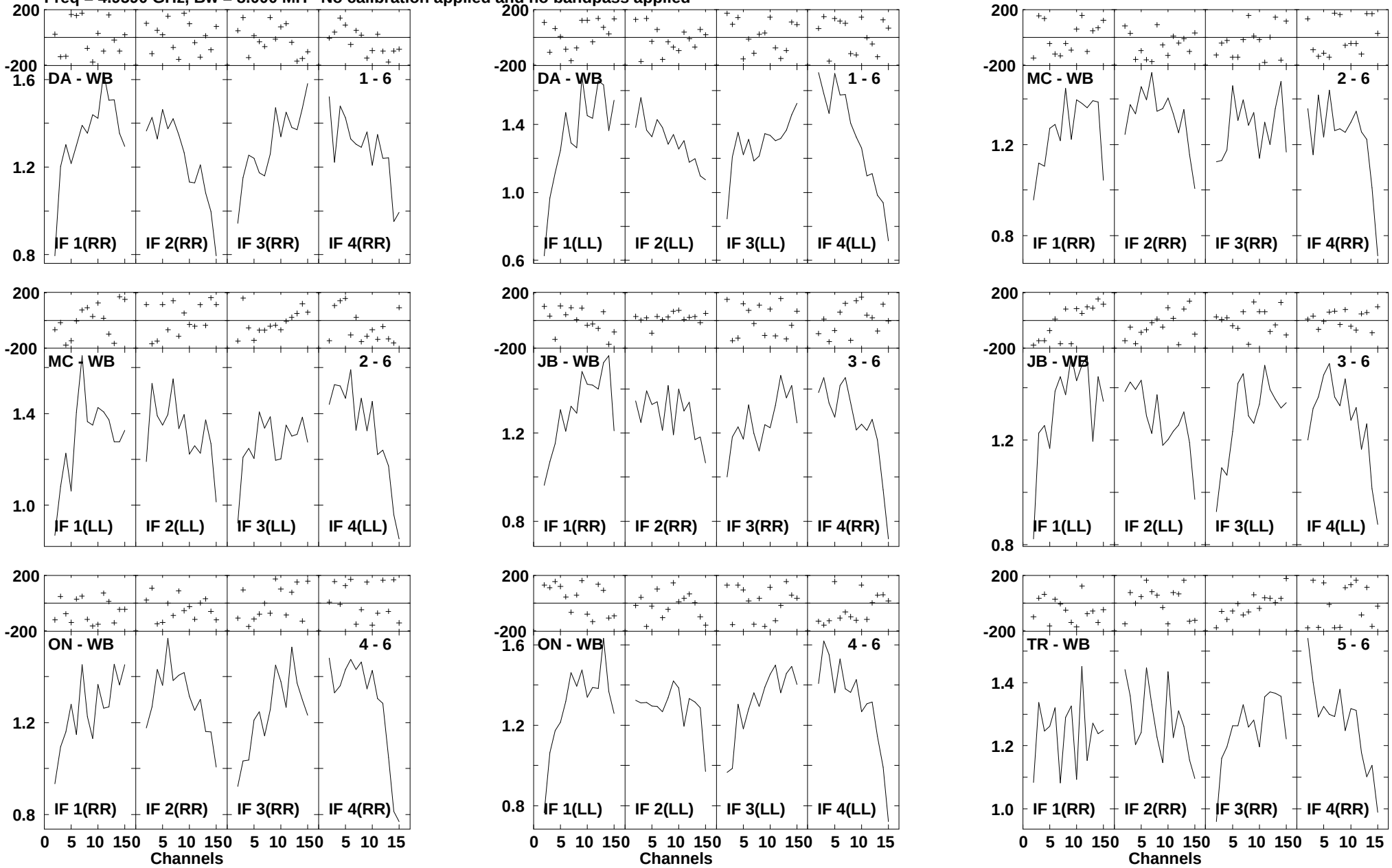

Lower frame: Milli Ampl Jy Top frame: Phas deg
Scalar averaged cross-power spectrum Several baselines displayed
Timerange: 00/20:26:12 to 00/20:28:38

Plot file version 199 created 12-SEP-2007 12:04:11
IGR17303 RP006S.UVDATA.1
Freq = 4.9590 GHz, Bw = 8.000 MH No calibration applied and no bandpass applied

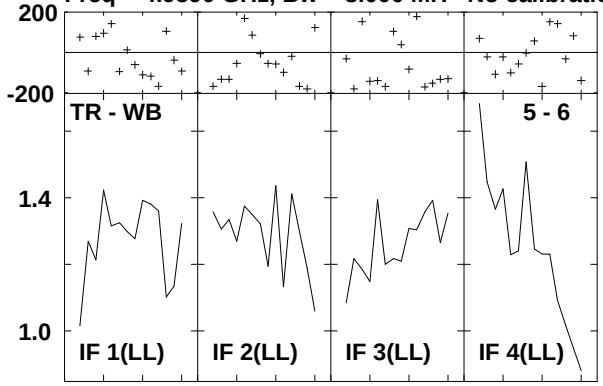

Lower frame: Milli Ampl Jy Top frame: Phas deg
Scalar averaged cross-power spectrum Several baselines displayed
Timerange: 00/20:26:12 to 00/20:28:38

Plot file version 200 created 12-SEP-2007 12:04:11
J1728-03 RP006S.UVDATA.1
Freq = 4.9590 GHz, Bw = 8.000 MH No calibration applied and no bandpass applied

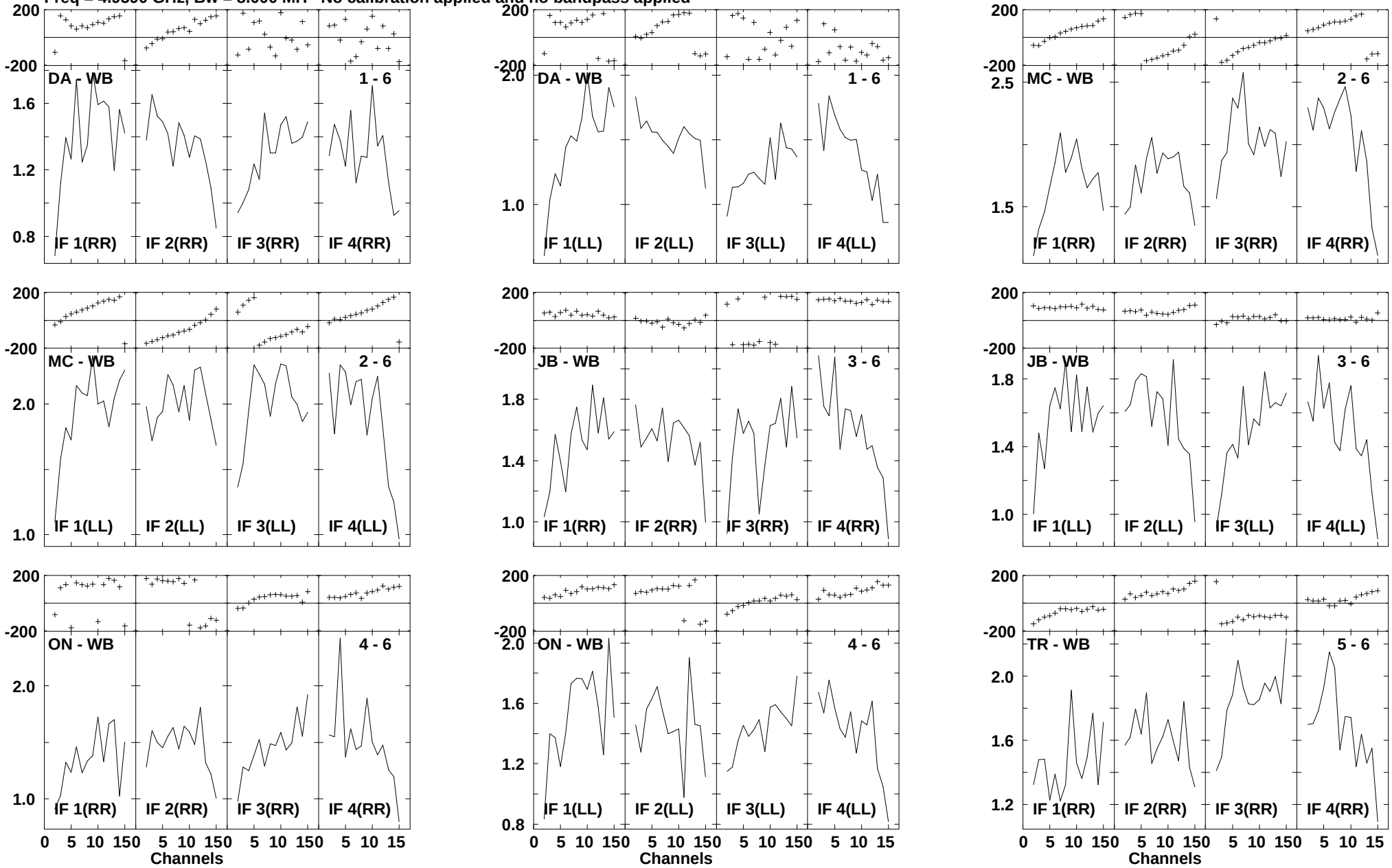

Lower frame: Milli Ampl Jy Top frame: Phas deg
Scalar averaged cross-power spectrum Several baselines displayed
Timerange: 00/20:28:42 to 00/20:29:58

Plot file version 201 created 12-SEP-2007 12:04:11
J1728-03 RP006S.UVDATA.1
Freq = 4.9590 GHz, Bw = 8.000 MH No calibration applied and no bandpass applied

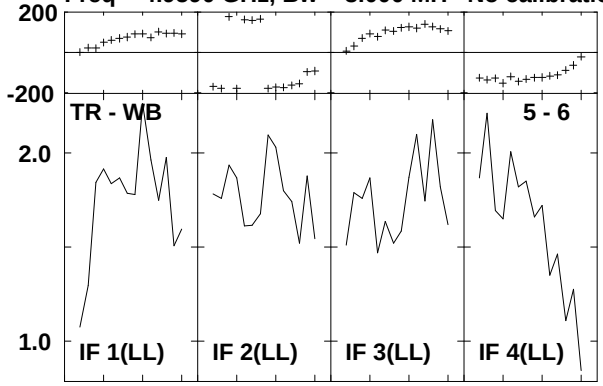

Lower frame: Milli Ampl Jy Top frame: Phas deg
Scalar averaged cross-power spectrum Several baselines displayed
Timerange: 00/20:28:42 to 00/20:29:58

Plot file version 202 created 12-SEP-2007 12:04:11
IGR17303 RP006S.UVDATA.1
Freq = 4.9590 GHz, Bw = 8.000 MH No calibration applied and no bandpass applied

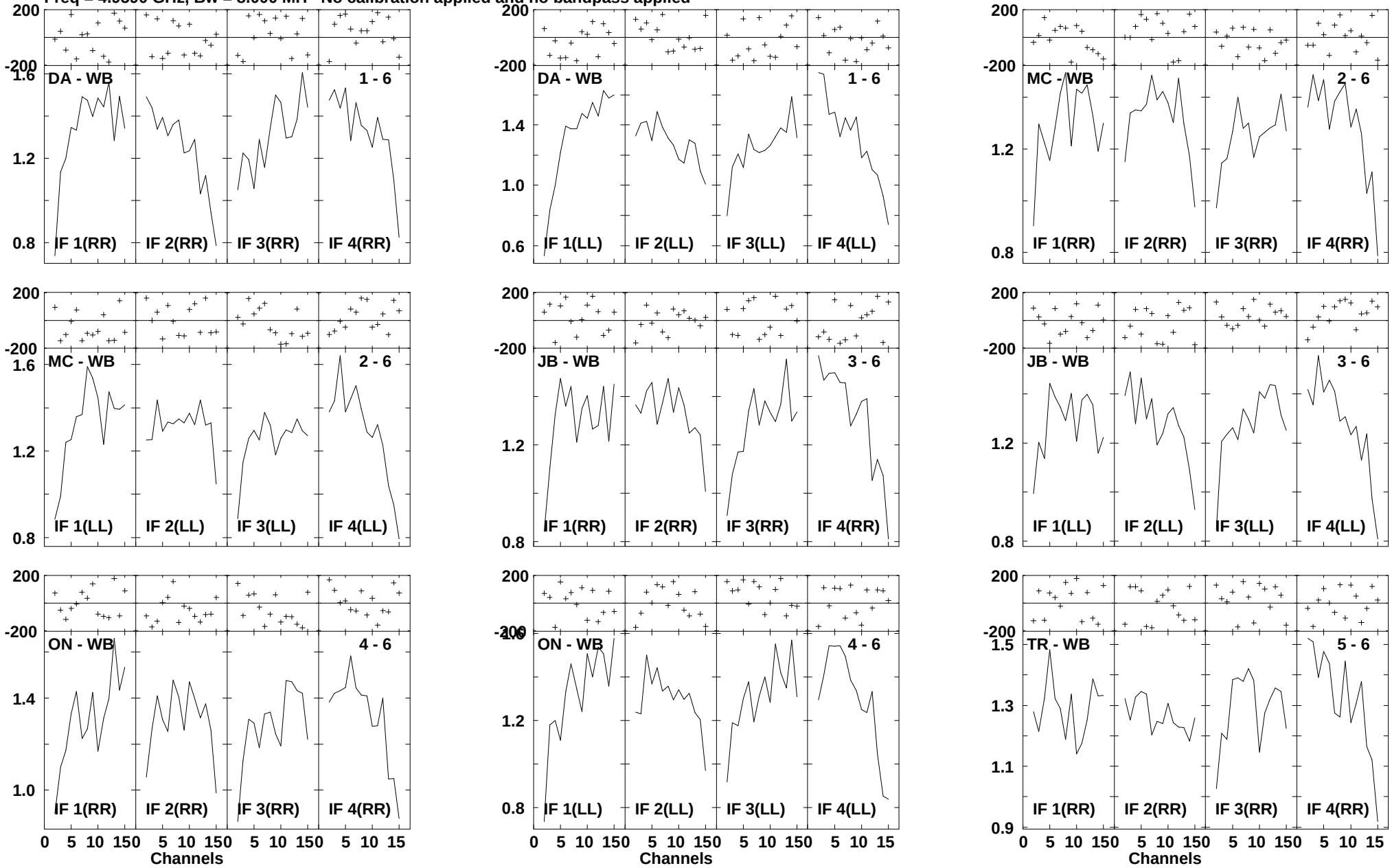

Lower frame: Milli Ampl Jy Top frame: Phas deg
Scalar averaged cross-power spectrum Several baselines displayed
Timerange: 00/20:30:02 to 00/20:33:08

Plot file version 203 created 12-SEP-2007 12:04:12
IGR17303 RP006S.UVDATA.1
Freq = 4.9590 GHz, Bw = 8.000 MH No calibration applied and no bandpass applied

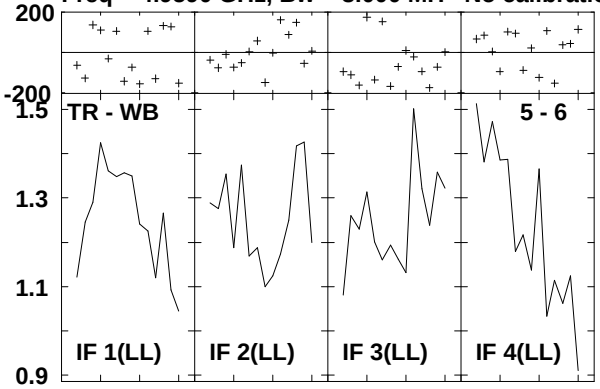

Lower frame: Milli Ampl Jy Top frame: Phas deg
Scalar averaged cross-power spectrum Several baselines displayed
Timerange: 00/20:30:02 to 00/20:33:08

Plot file version 204 created 12-SEP-2007 12:04:12
J1728-03 RP006S.UVDATA.1
Freq = 4.9590 GHz, Bw = 8.000 MH No calibration applied and no bandpass applied

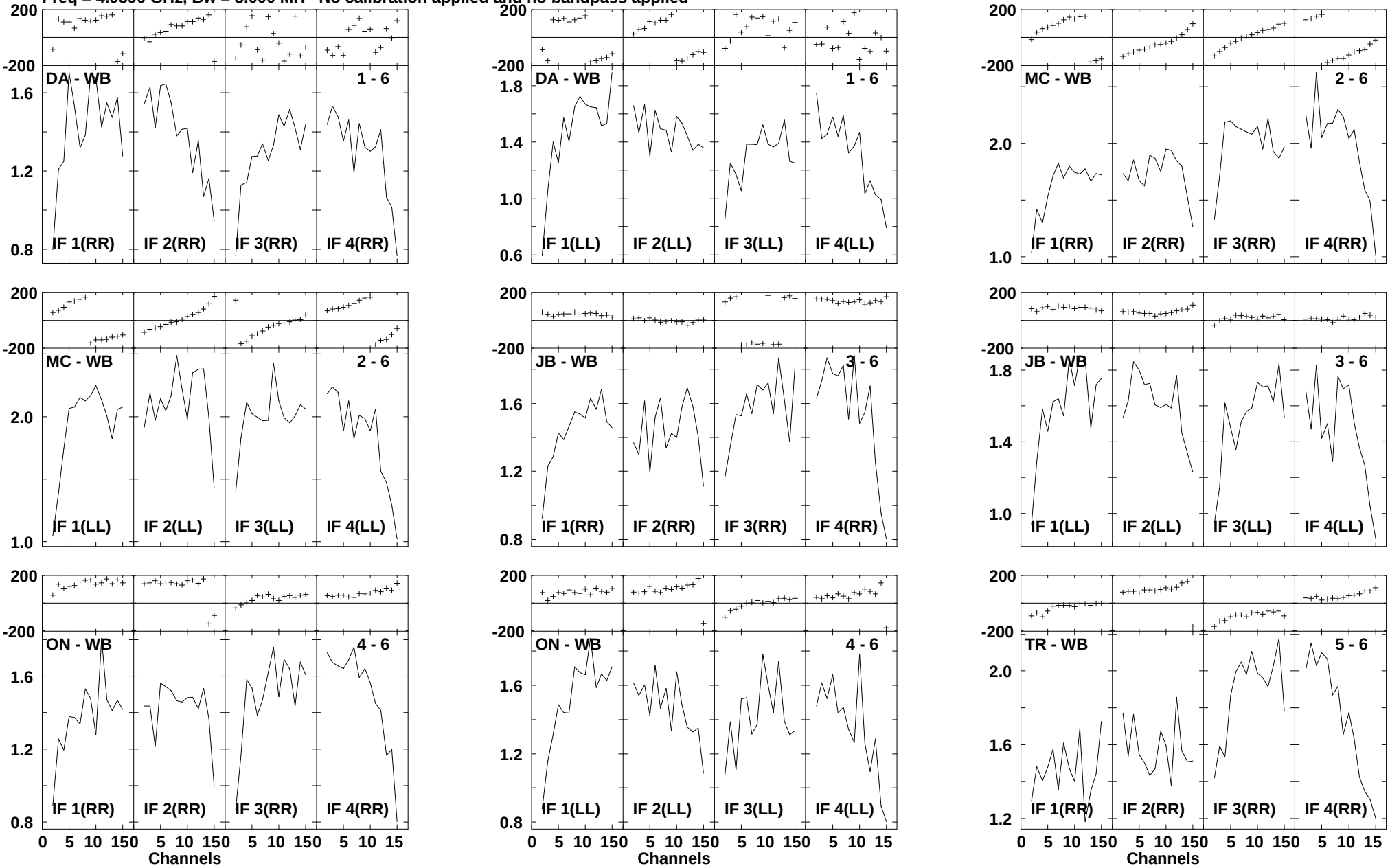

Lower frame: Milli Ampl Jy Top frame: Phas deg
Scalar averaged cross-power spectrum Several baselines displayed
Timerange: 00/20:33:12 to 00/20:34:28

Plot file version 205 created 12-SEP-2007 12:04:12
J1728-03 RP006S.UVDATA.1
Freq = 4.9590 GHz, Bw = 8.000 MH No calibration applied and no bandpass applied

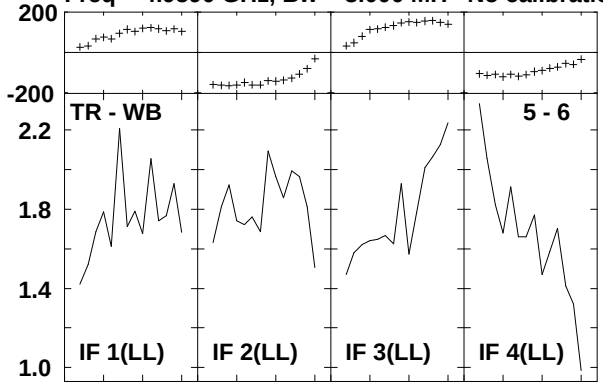

Lower frame: Milli Ampl Jy Top frame: Phas deg
Scalar averaged cross-power spectrum Several baselines displayed
Timerange: 00/20:33:12 to 00/20:34:28

Plot file version 206 created 12-SEP-2007 12:04:12
IGR17303 RP006S.UVDATA.1
Freq = 4.9590 GHz, Bw = 8.000 MH No calibration applied and no bandpass applied

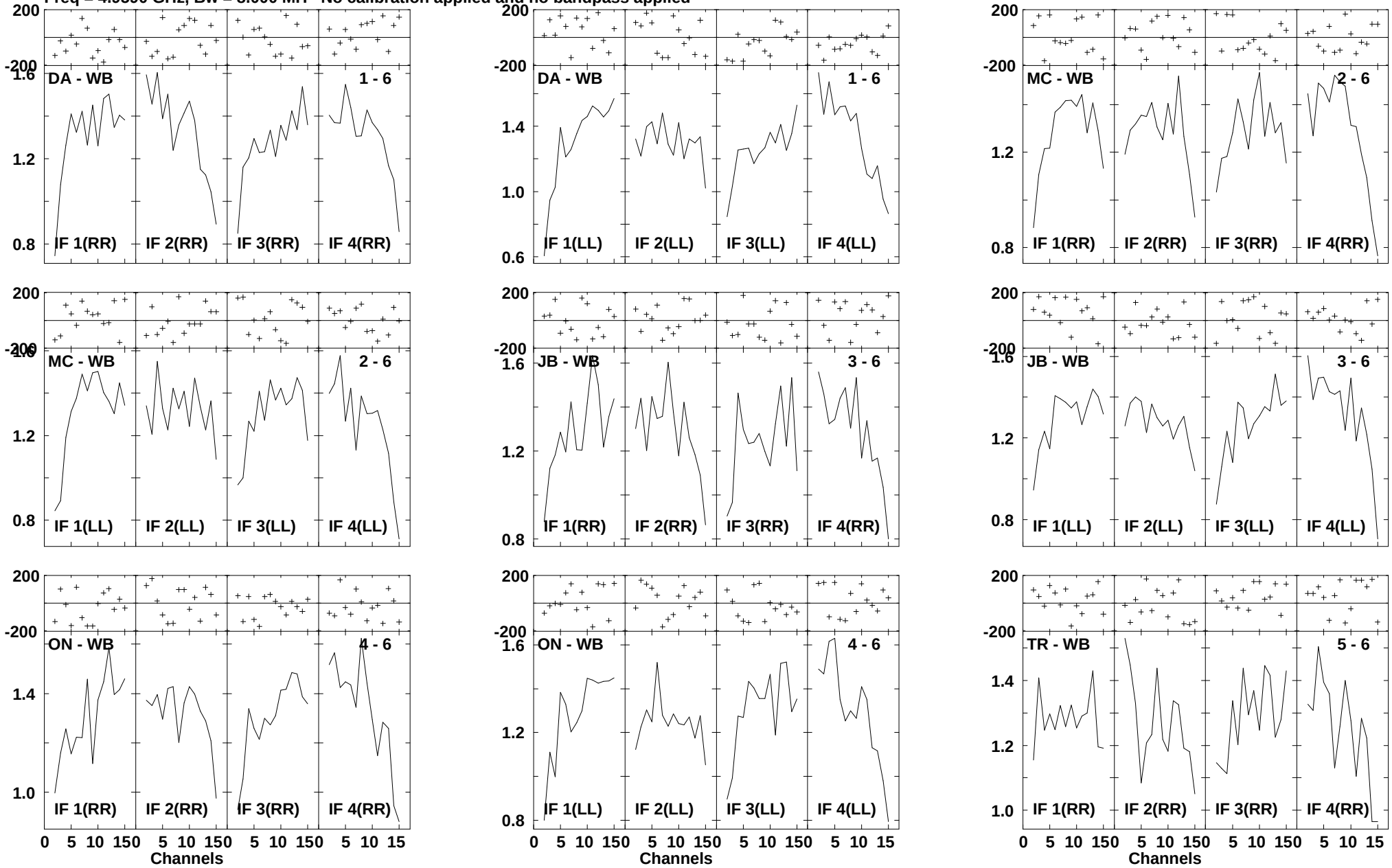

Lower frame: Milli Ampl Jy Top frame: Phas deg
Scalar averaged cross-power spectrum Several baselines displayed
Timerange: 00/20:34:32 to 00/20:36:58

Plot file version 207 created 12-SEP-2007 12:04:12
IGR17303 RP006S.UVDATA.1
Freq = 4.9590 GHz, Bw = 8.000 MH No calibration applied and no bandpass applied

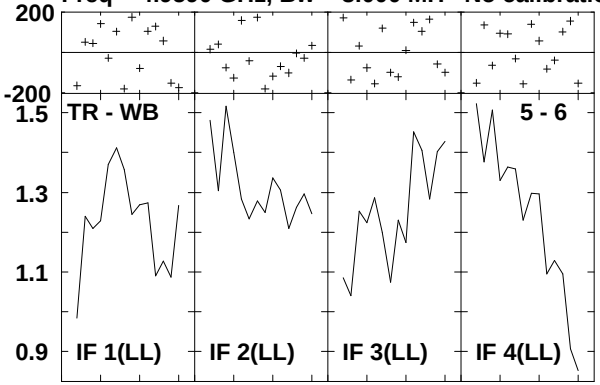

Lower frame: Milli Ampl Jy Top frame: Phas deg
Scalar averaged cross-power spectrum Several baselines displayed
Timerange: 00/20:34:32 to 00/20:36:58

Plot file version 208 created 12-SEP-2007 12:04:12
J1728-03 RP006S.UVDATA.1
Freq = 4.9590 GHz, Bw = 8.000 MH No calibration applied and no bandpass applied

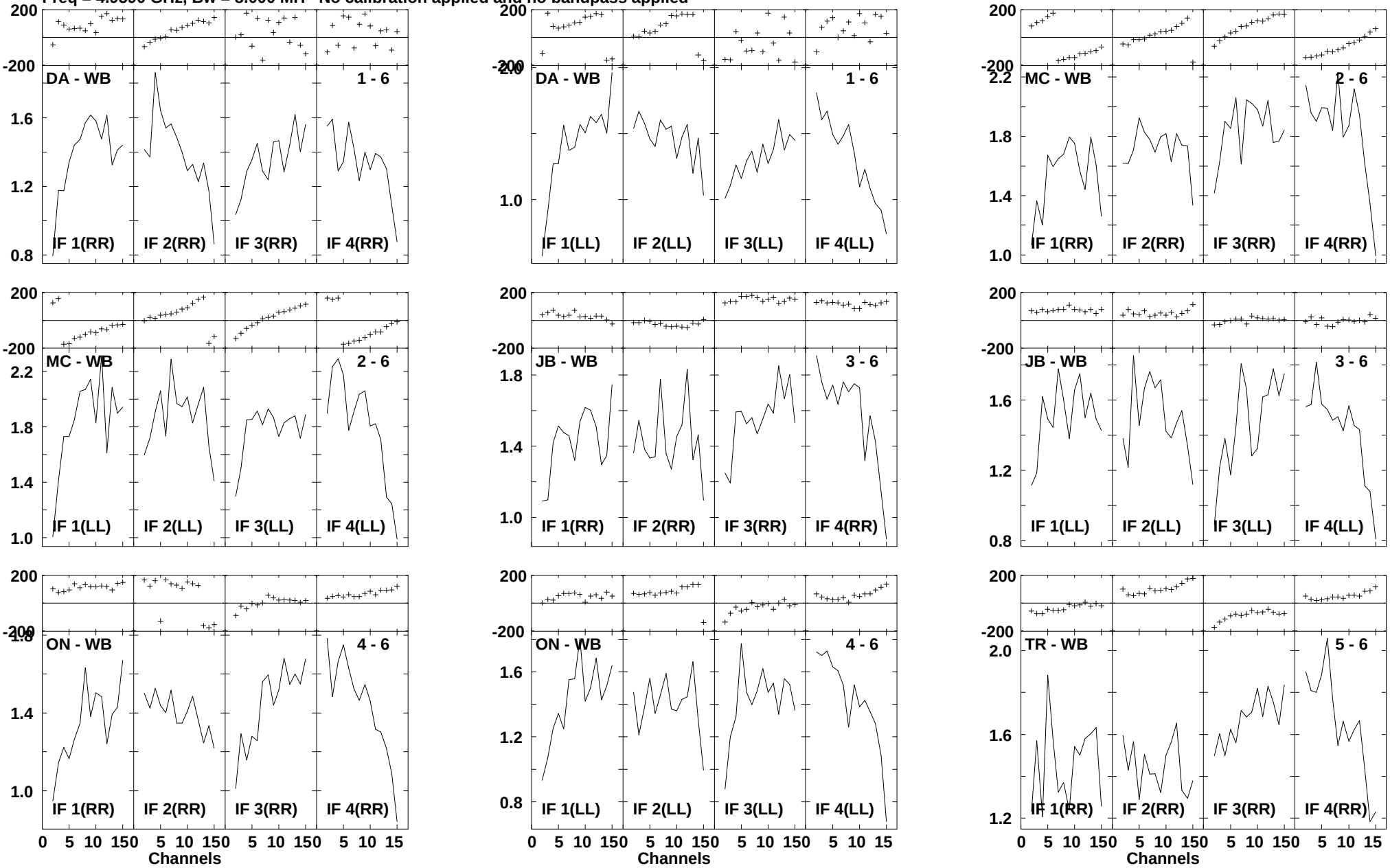

Lower frame: Milli Ampl Jy Top frame: Phas deg
Scalar averaged cross-power spectrum Several baselines displayed
Timerange: 00/20:37:02 to 00/20:39:18

Plot file version 209 created 12-SEP-2007 12:04:13
J1728-03 RP006S.UVDATA.1
Freq = 4.9590 GHz, Bw = 8.000 MH No calibration applied and no bandpass applied

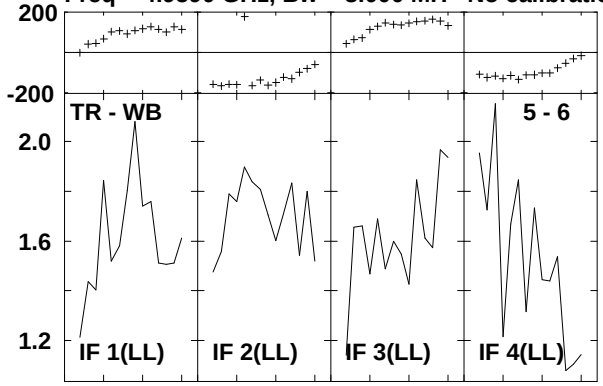

Lower frame: Milli Ampl Jy Top frame: Phas deg
Scalar averaged cross-power spectrum Several baselines displayed
Timerange: 00/20:37:02 to 00/20:39:18

Plot file version 210 created 12-SEP-2007 12:04:13
J1743-03 RP006S.UVDATA.1
Freq = 4.9590 GHz, Bw = 8.000 MH No calibration applied and no bandpass applied

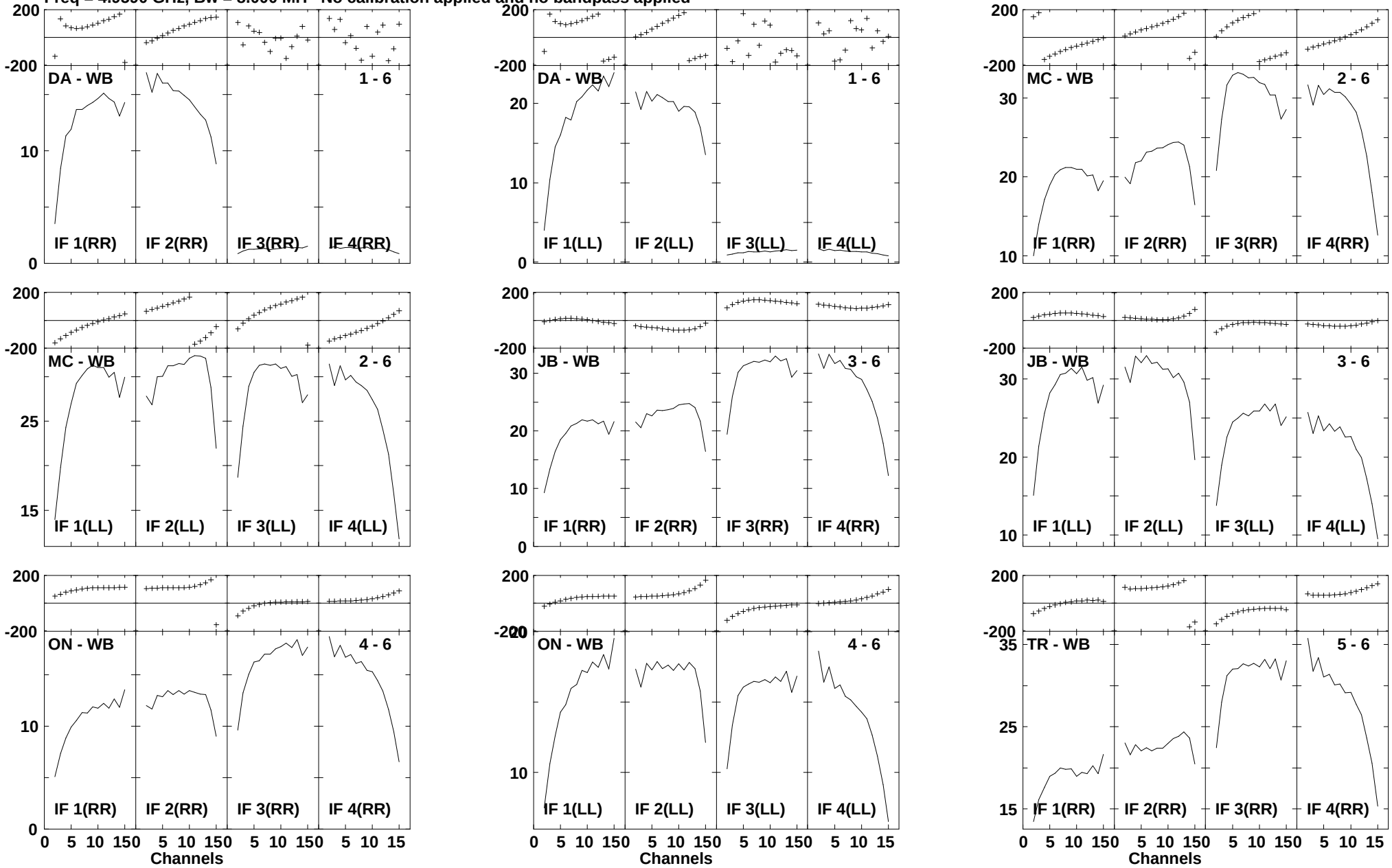

Lower frame: Milli Ampl Jy Top frame: Phas deg
Scalar averaged cross-power spectrum Several baselines displayed
Timerange: 00/20:39:22 to 00/20:50:58

Plot file version 211 created 12-SEP-2007 12:04:14
J1743-03 RP006S.UVDATA.1
Freq = 4.9590 GHz, Bw = 8.000 MH No calibration applied and no bandpass applied

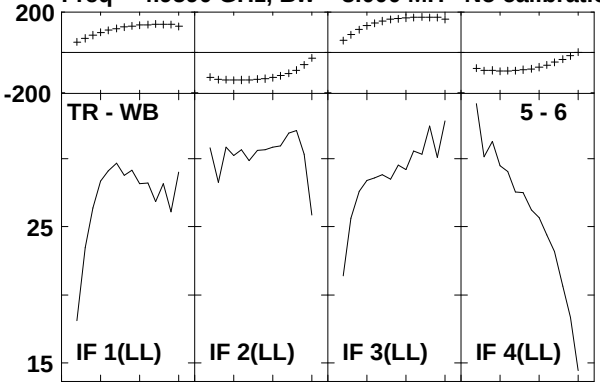

Lower frame: Milli Ampl Jy Top frame: Phas deg
Scalar averaged cross-power spectrum Several baselines displayed
Timerange: 00/20:39:22 to 00/20:50:58

Plot file version 212 created 12-SEP-2007 12:04:15
3C454.3 RP006S.UVDATA.1
Freq = 4.9590 GHz, Bw = 8.000 MH No calibration applied and no bandpass applied

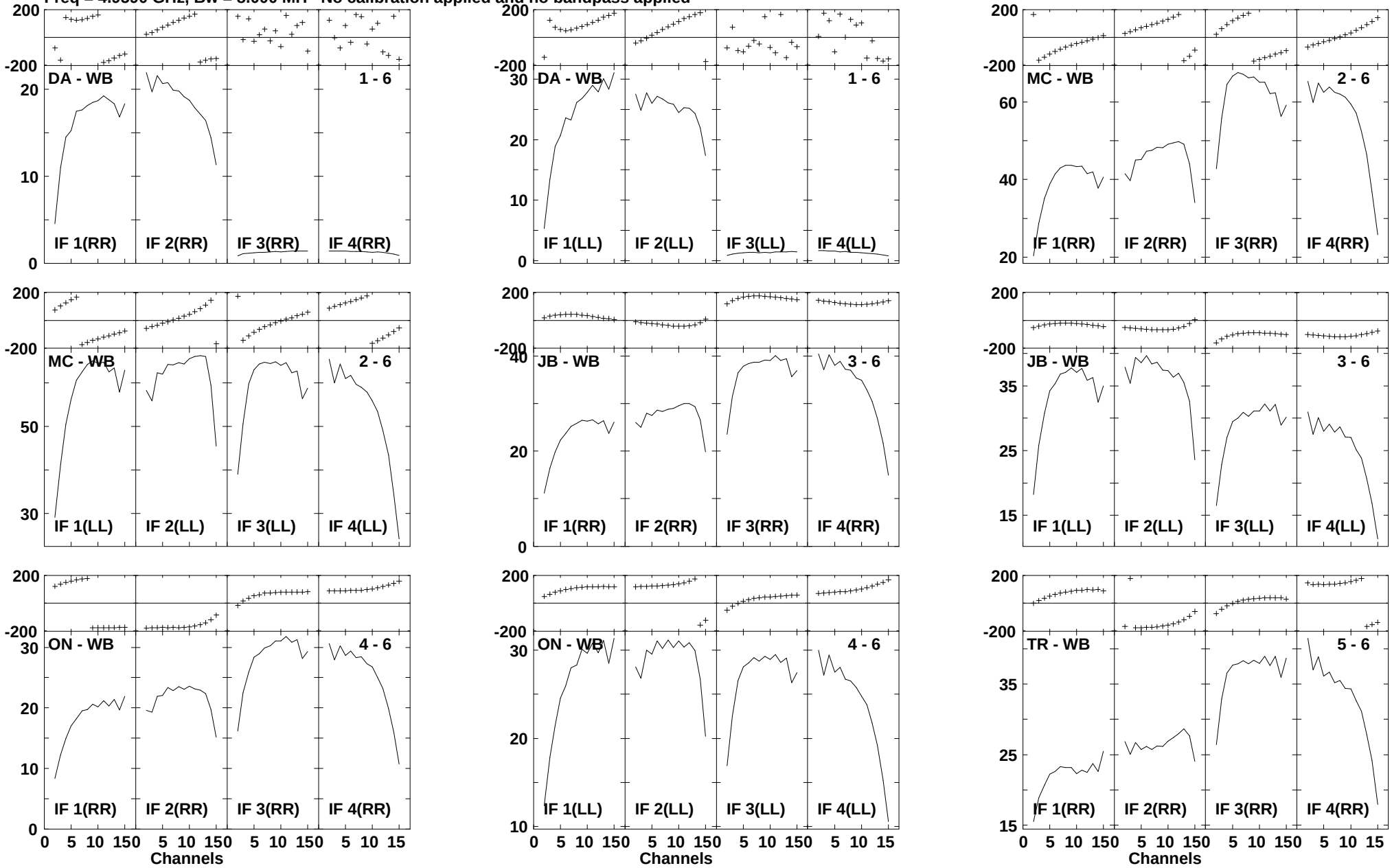

Lower frame: Milli Ampl Jy Top frame: Phas deg
Scalar averaged cross-power spectrum Several baselines displayed
Timerange: 00/20:51:02 to 00/21:13:02

Plot file version 213 created 12-SEP-2007 12:04:19
3C454.3 RP006S.UVDATA.1
Freq = 4.9590 GHz, Bw = 8.000 MH No calibration applied and no bandpass applied

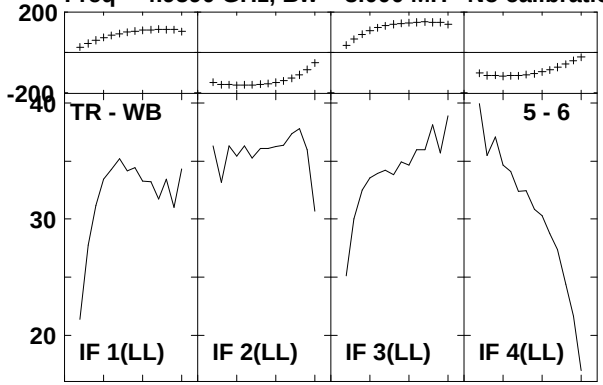

Lower frame: Milli Ampl Jy Top frame: Phas deg
Scalar averaged cross-power spectrum Several baselines displayed
Timerange: 00/20:51:02 to 00/21:13:02

Plot file version 214 created 12-SEP-2007 12:04:19
3C454.3 RP006S.UVDATA.1
Freq = 4.9590 GHz, Bw = 8.000 MH No calibration applied and no bandpass applied

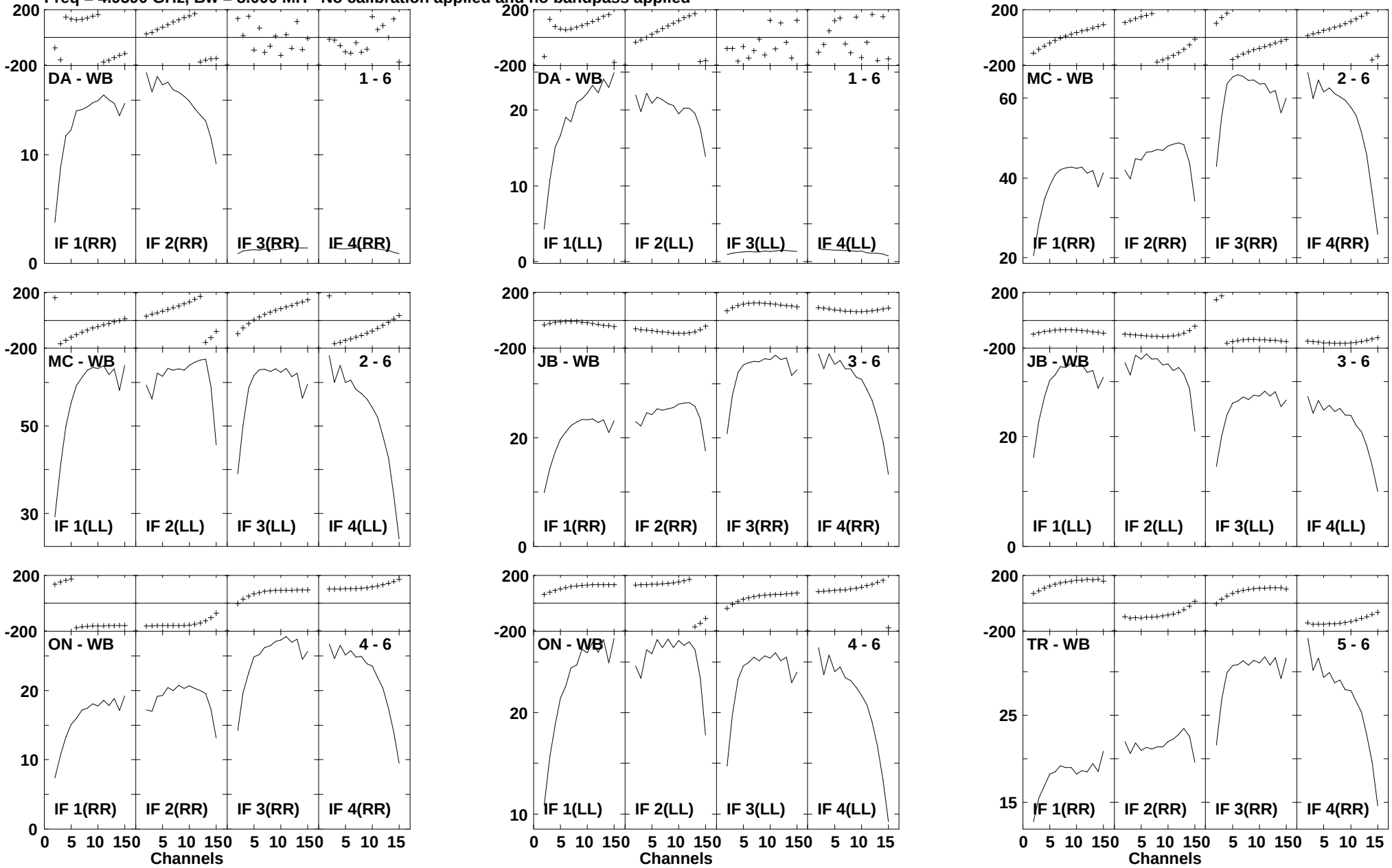

Lower frame: Milli Ampl Jy Top frame: Phas deg
Scalar averaged cross-power spectrum Several baselines displayed
Timerange: 00/21:13:04 to 00/21:26:58

Plot file version 215 created 12-SEP-2007 12:04:21
3C454.3 RP006S.UVDATA.1
Freq = 4.9590 GHz, Bw = 8.000 MH No calibration applied and no bandpass applied

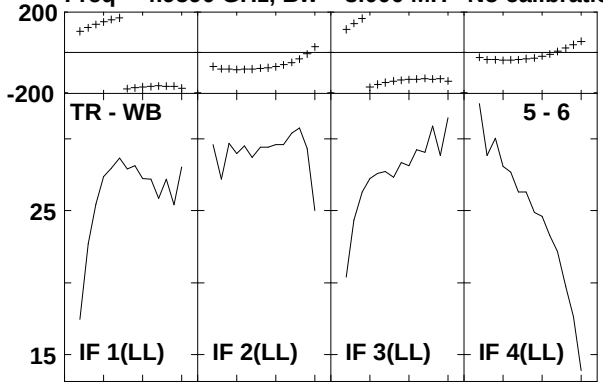

Lower frame: Milli Ampl Jy Top frame: Phas deg
Scalar averaged cross-power spectrum Several baselines displayed
Timerange: 00/21:13:04 to 00/21:26:58