



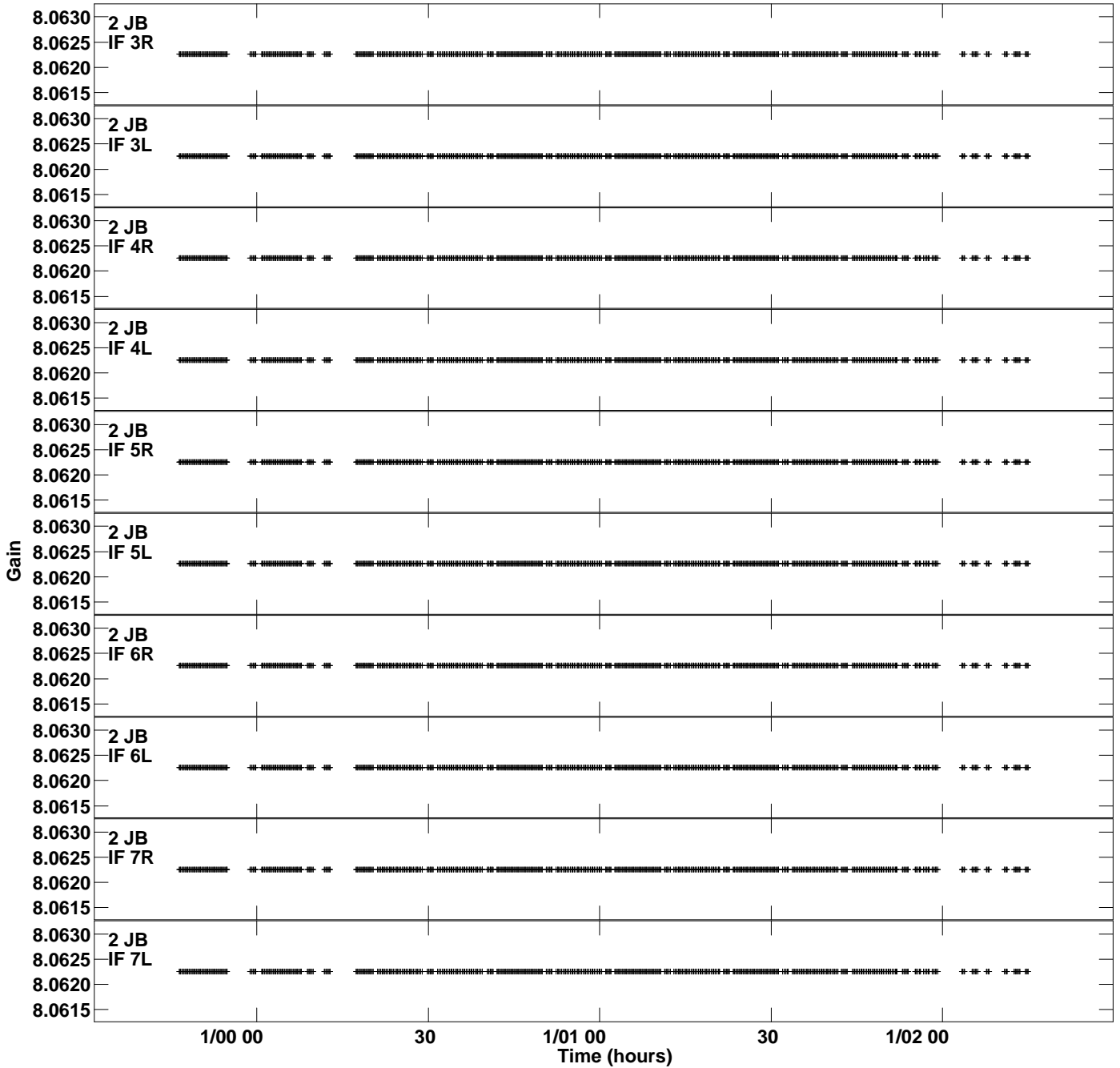
Plot file version 1 created 02-FEB-2016 17:03:12
Gain amp vs UTC time for RP024A.UVDATA.1
CL 2 Rpol & Lpol IF 1 - 8




Plot file version 2 created 02-FEB-2016 17:03:12
Gain amp vs UTC time for RP024A.UVDATA.1
CL 2 Rpol & Lpol IF 1 - 8




Plot file version 3 created 02-FEB-2016 17:03:12
Gain amp vs UTC time for RP024A.UVDATA.1
CL 2 Rpol & Lpol IF 1 - 8



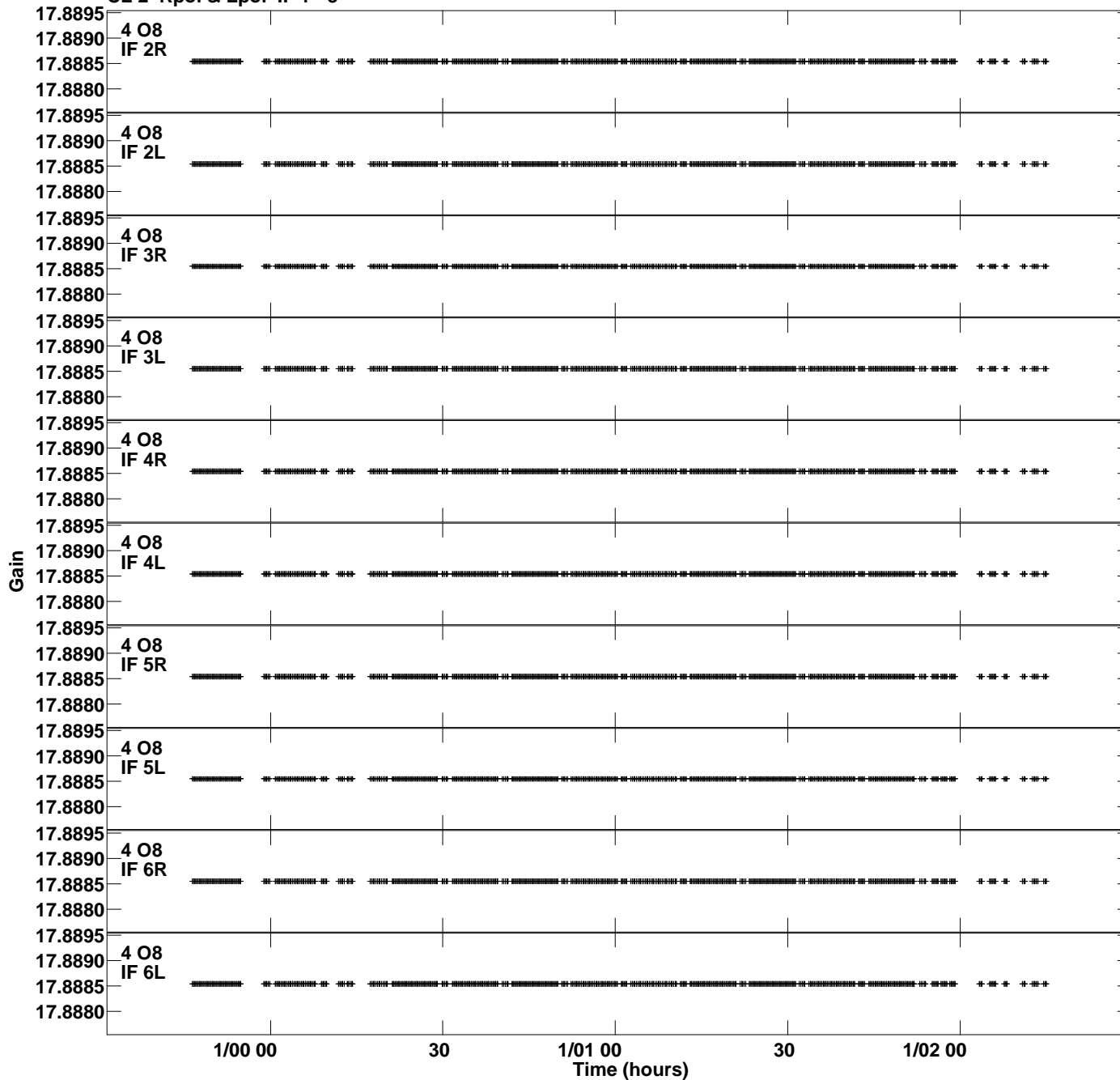
Plot file version 4 created 02-FEB-2016 17:03:12
 Gain amp vs UTC time for RP024A.UVDATA.1
 CL 2 Rpol & Lpol IF 1 - 8




Plot file version 5 created 02-FEB-2016 17:03:12
Gain amp vs UTC time for RP024A.UVDATA.1
CL 2 Rpol & Lpol IF 1 - 8



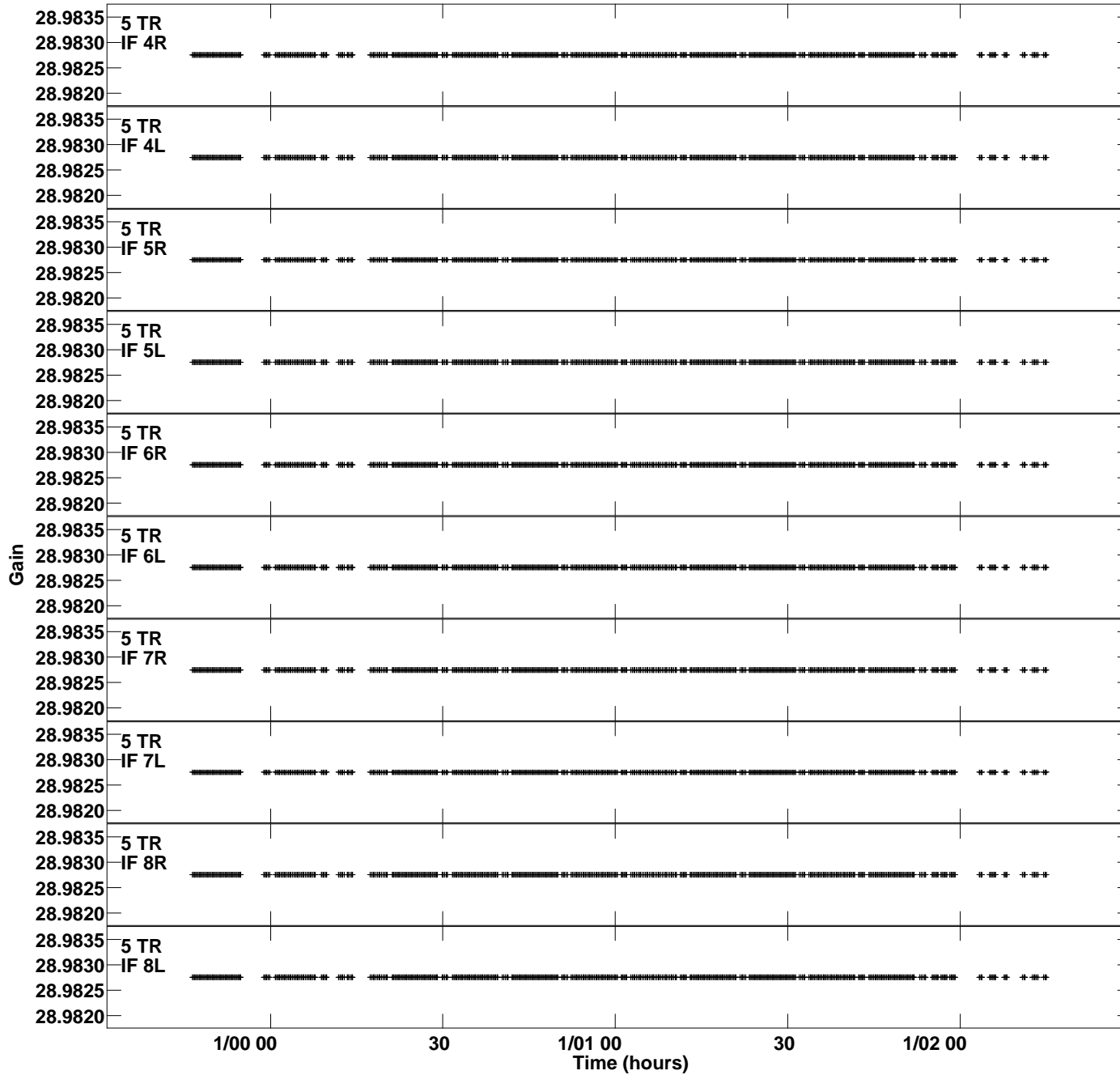
Plot file version 6 created 02-FEB-2016 17:03:12
Gain amp vs UTC time for RP024A.UVDATA.1
CL 2 Rpol & Lpol IF 1 - 8




Plot file version 7 created 02-FEB-2016 17:03:12
Gain amp vs UTC time for RP024A.UVDATA.1
CL 2 Rpol & Lpol IF 1 - 8




Plot file version 8 created 02-FEB-2016 17:03:12
Gain amp vs UTC time for RP024A.UVDATA.1
CL 2 Rpol & Lpol IF 1 - 8



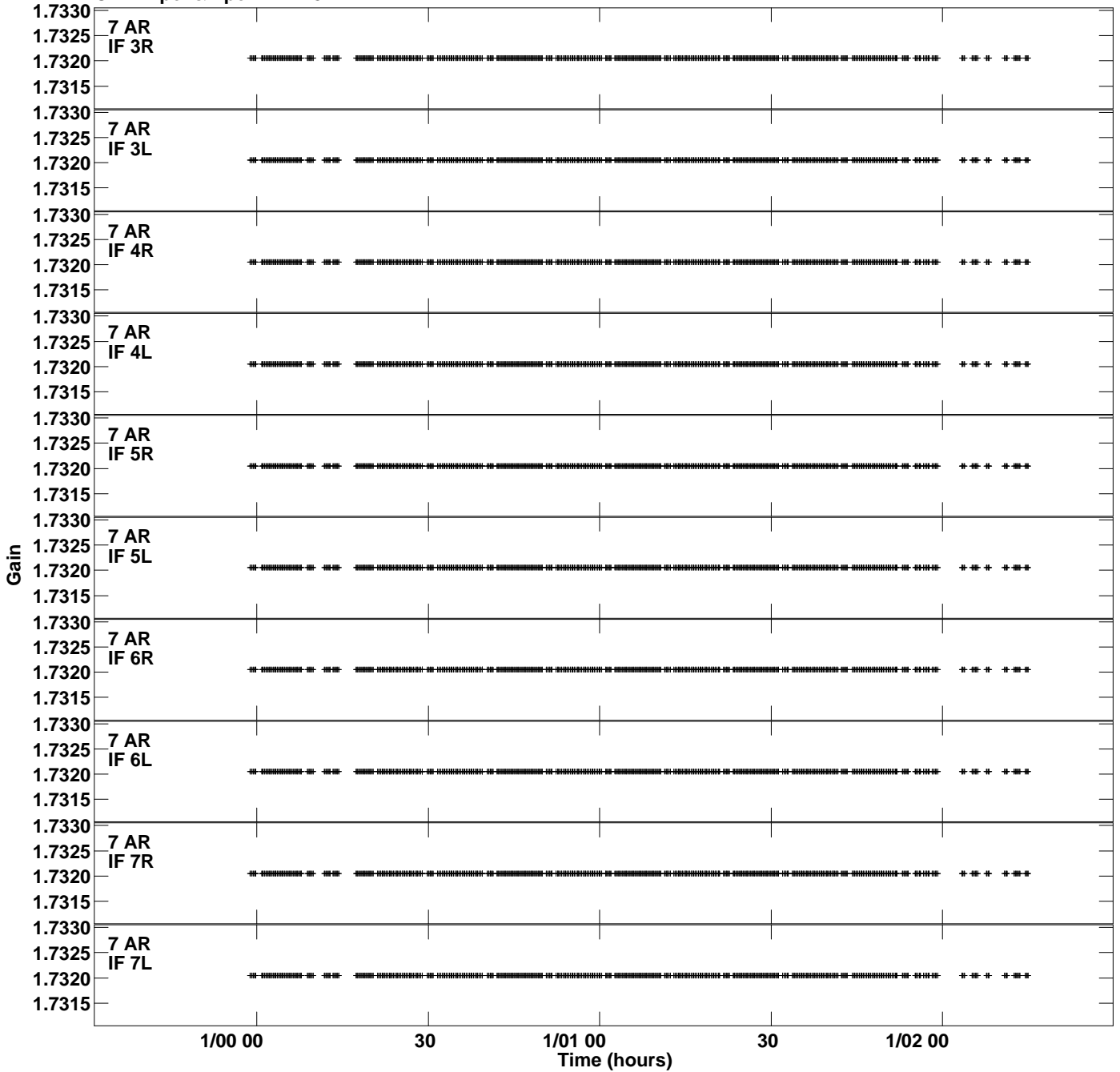
Plot file version 9 created 02-FEB-2016 17:03:12
Gain amp vs UTC time for RP024A.UVDATA.1
CL 2 Rpol & Lpol IF 1 - 8



Plot file version 10 created 02-FEB-2016 17:03:12
Gain amp vs UTC time for RP024A.UVDATA.1
CL 2 Rpol & Lpol IF 1 - 8



Plot file version 11 created 02-FEB-2016 17:03:12
Gain amp vs UTC time for RP024A.UVDATA.1
CL 2 Rpol & Lpol IF 1 - 8



Plot file version 12 created 02-FEB-2016 17:03:12

Gain amp vs UTC time for RP024A.UVDATA.1

CL 2 Rpol & Lpol IF 1 - 8

