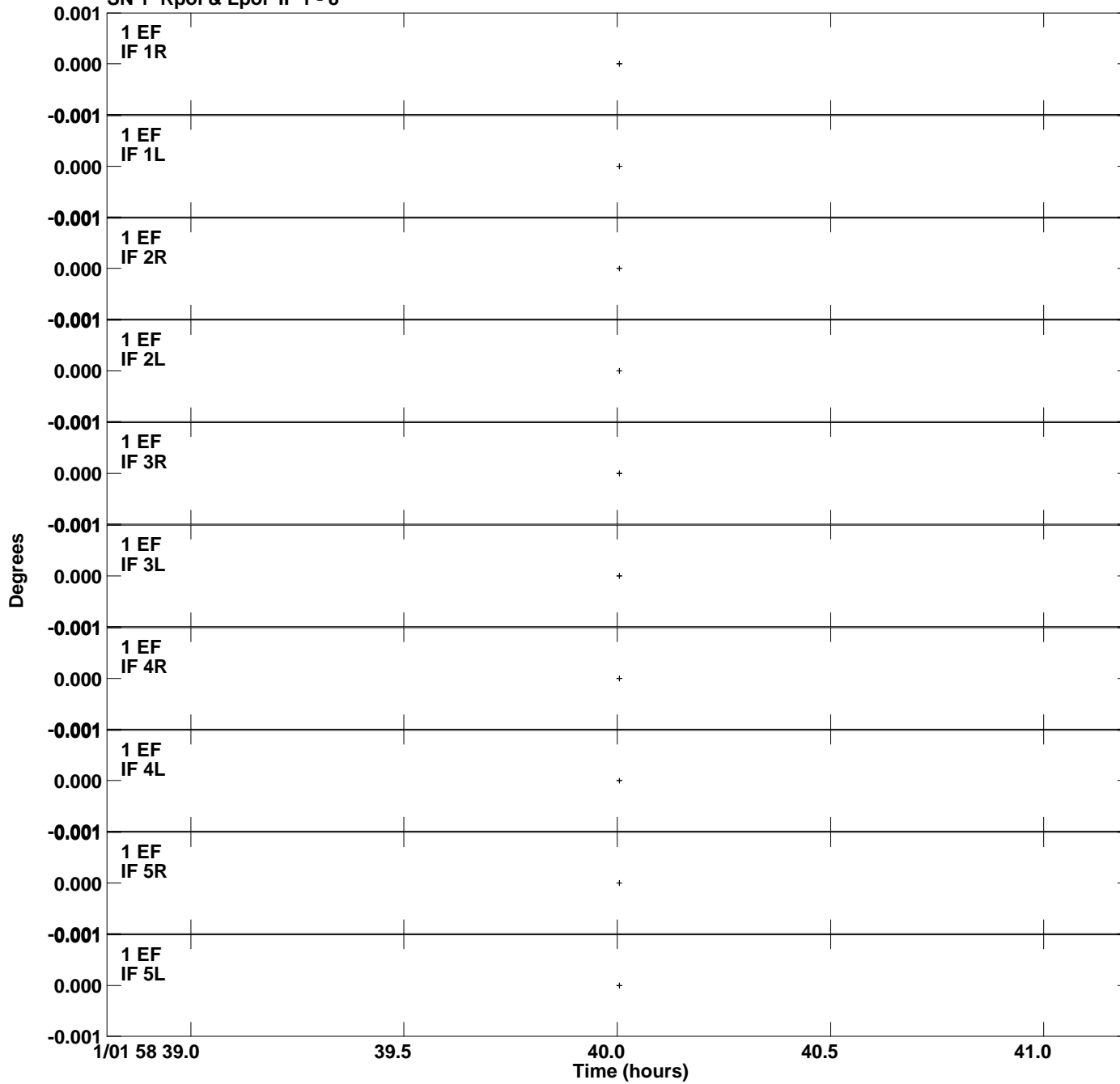




Plot file version 1 created 02-FEB-2016 17:04:04  
Gain phs vs UTC time for J0539+3308.MULTI.1  
SN 1 Rpol & Lpol IF 1 - 8




Plot file version 2 created 02-FEB-2016 17:04:04  
Gain phs vs UTC time for J0539+3308.MULTI.1  
SN 1 Rpol & Lpol IF 1 - 8



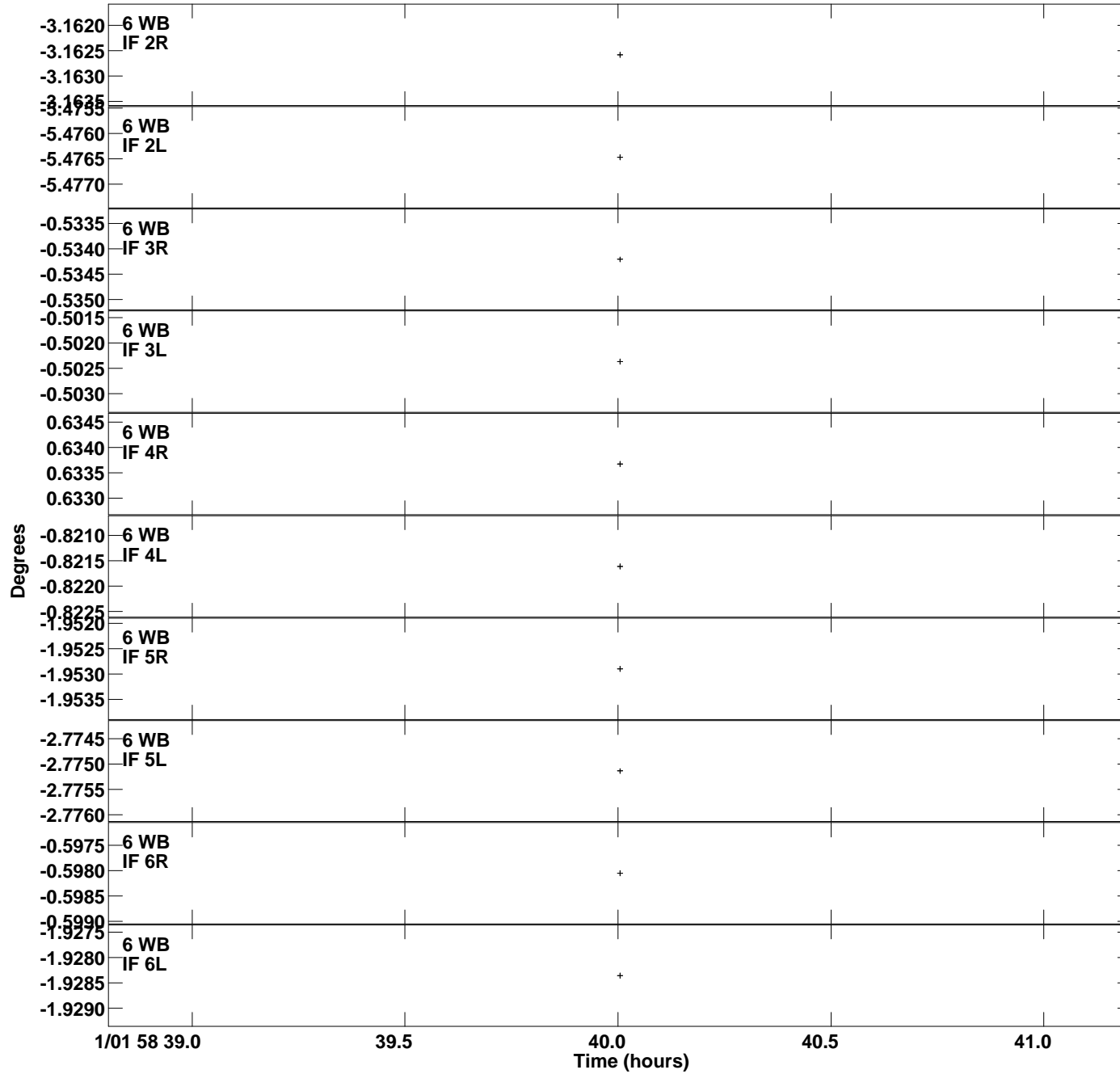
Plot file version 3 created 02-FEB-2016 17:04:04  
Gain phs vs UTC time for J0539+3308.MULTI.1  
SN 1 Rpol & Lpol IF 1 - 8




Plot file version 4 created 02-FEB-2016 17:04:04  
Gain phs vs UTC time for J0539+3308.MULTI.1  
SN 1 Rpol & Lpol IF 1 - 8



Plot file version 5 created 02-FEB-2016 17:04:04  
Gain phs vs UTC time for J0539+3308.MULTI.1  
SN 1 Rpol & Lpol IF 1 - 8



Plot file version 6 created 02-FEB-2016 17:04:04  
Gain phs vs UTC time for J0539+3308.MULTI.1  
SN 1 Rpol & Lpol IF 1 - 8



Plot file version 7 created 02-FEB-2016 17:04:04  
Gain phs vs UTC time for J0539+3308.MULTI.1  
SN 1 Rpol & Lpol IF 1 - 8

