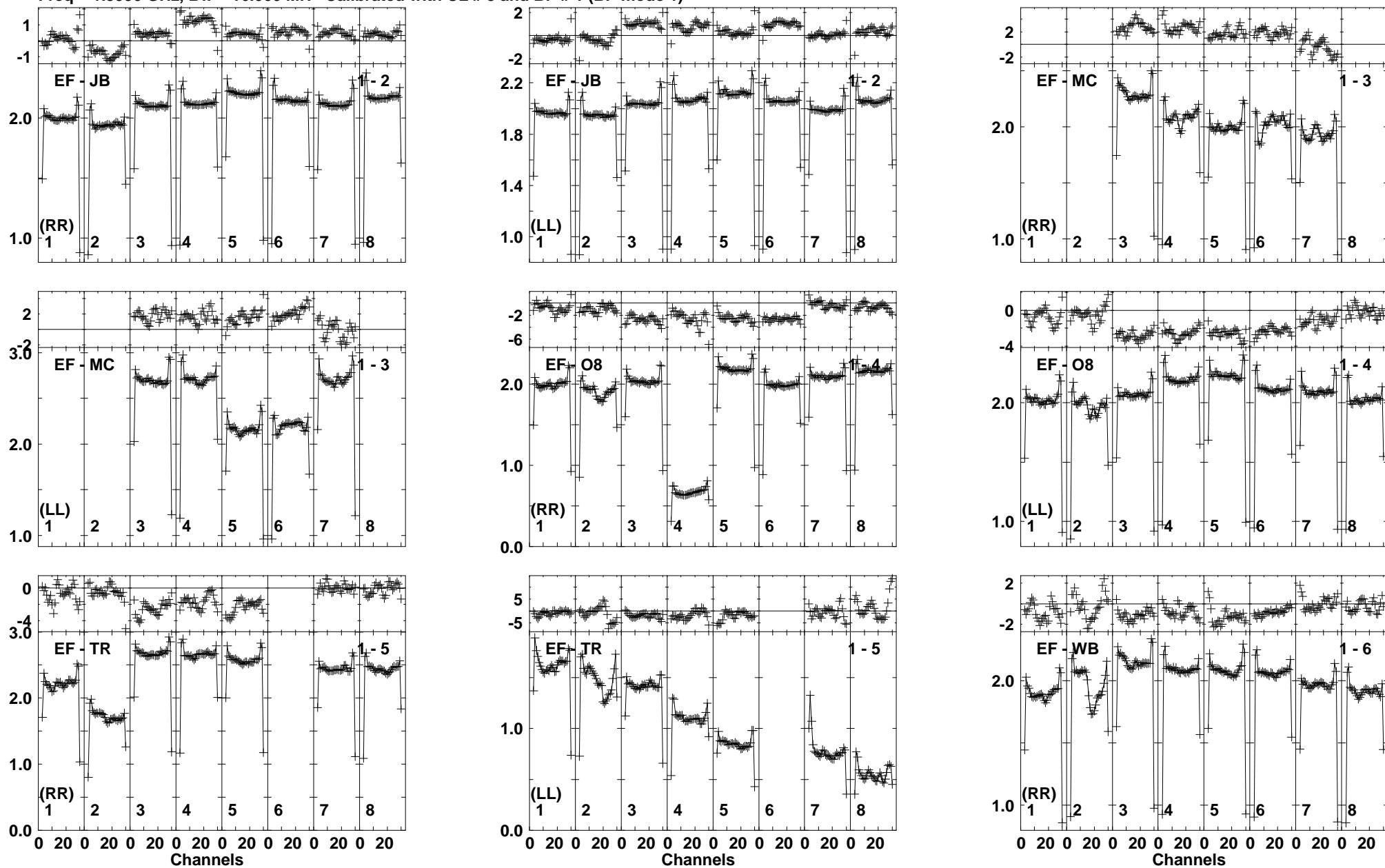


Plot file version 1 created 12-FEB-2016 14:24:20

0234+285 RP024C.UVDATA.1

Freq = 1.5950 GHz, Bw = 16.000 MH Calibrated with CL # 3 and BP # 1 (BP mode 1)

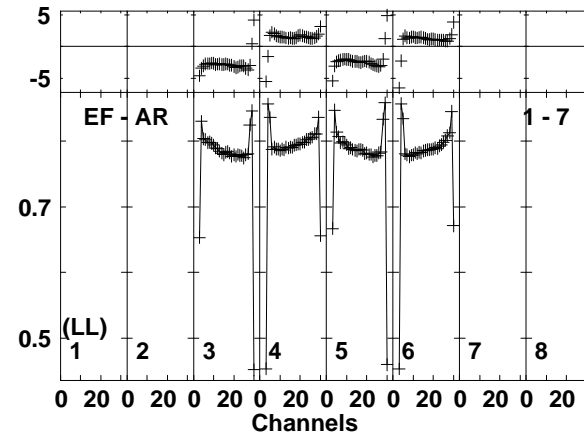
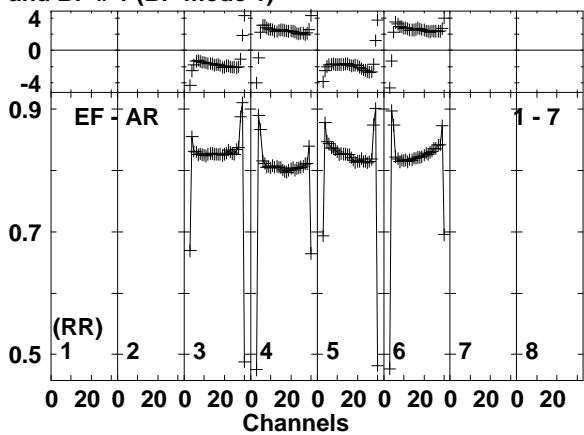
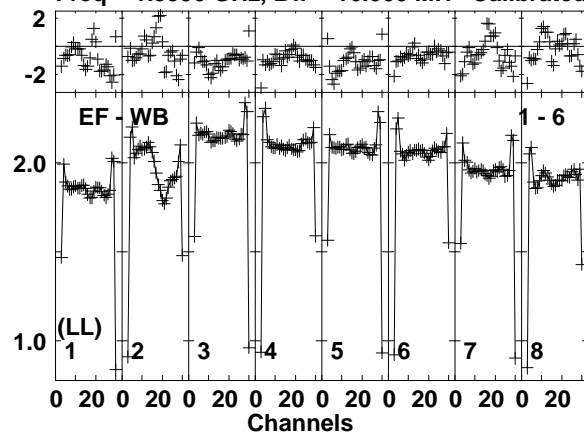


Lower frame: Ampl Jy Top frame: Phas deg  
Vector averaged cross-power spectrum Baseline: EF (01) - JB (02)  
Timerange: 00/22:01:48 to 00/22:14:58

Plot file version 2 created 12-FEB-2016 14:24:21

0234+285 RP024C.UVDATA.1

Freq = 1.5950 GHz, Bw = 16.000 MH Calibrated with CL # 3 and BP # 1 (BP mode 1)

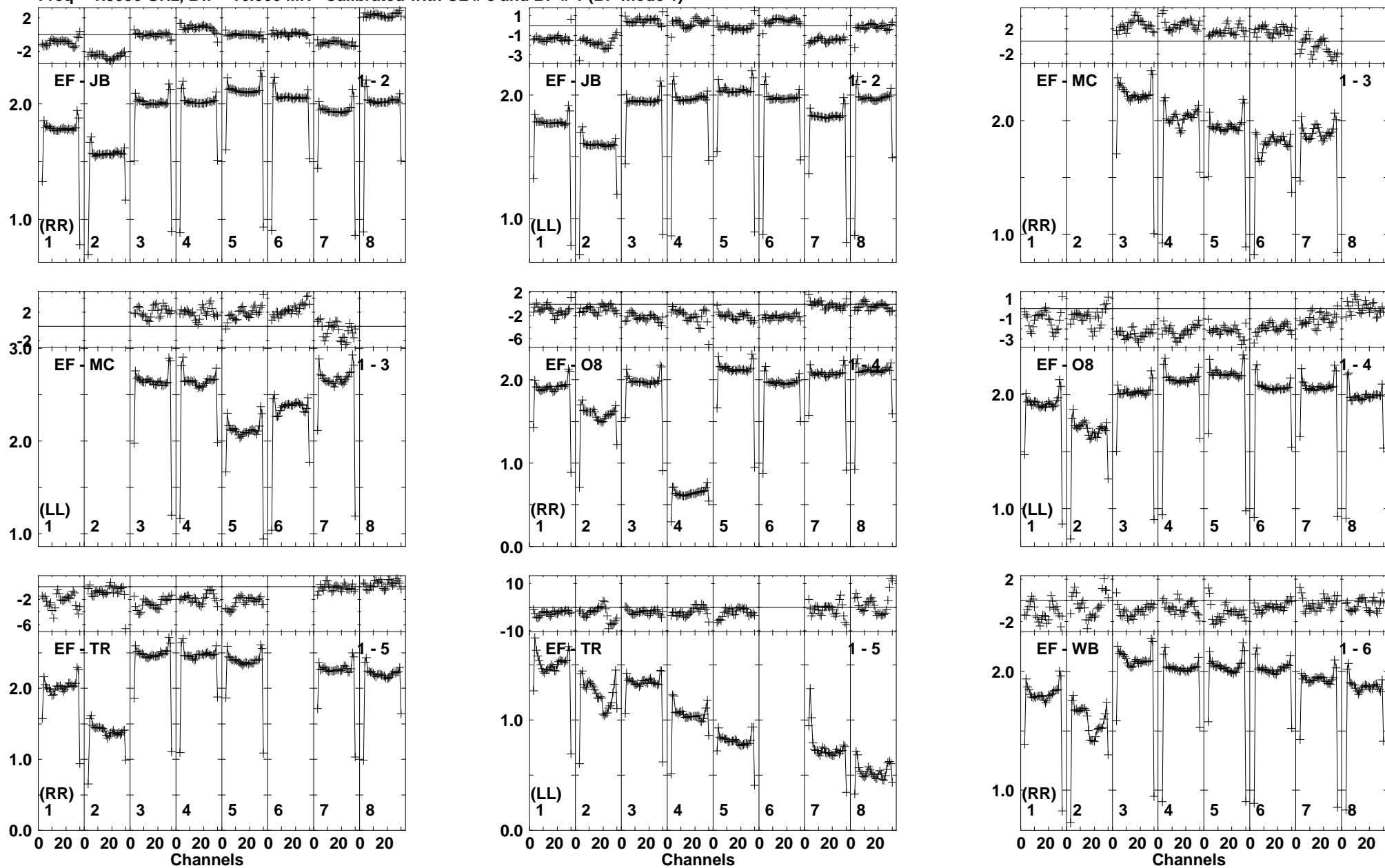


Lower frame: Ampl Jy Top frame: Phas deg  
Vector averaged cross-power spectrum Baseline: EF (01) - WB (06)  
Timerange: 00/22:01:48 to 00/22:14:58

Plot file version 3 created 12-FEB-2016 14:24:21

0234+285 RP024C.UVDATA.1

Freq = 1.5950 GHz, Bw = 16.000 MH Calibrated with CL # 3 and BP # 1 (BP mode 1)

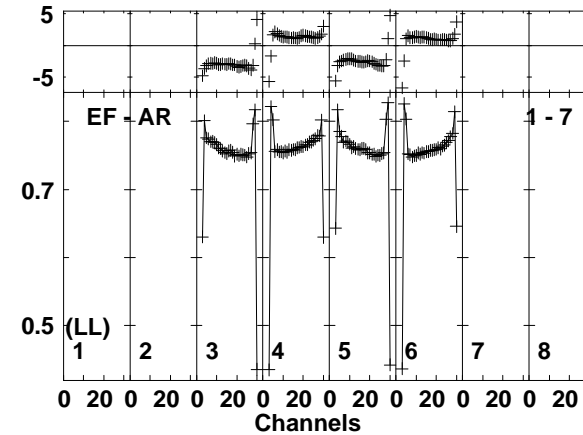
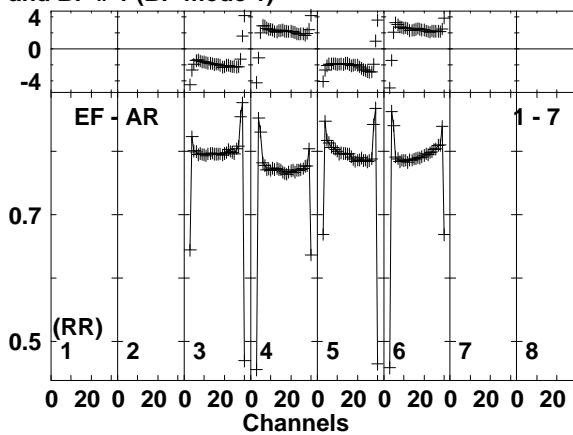
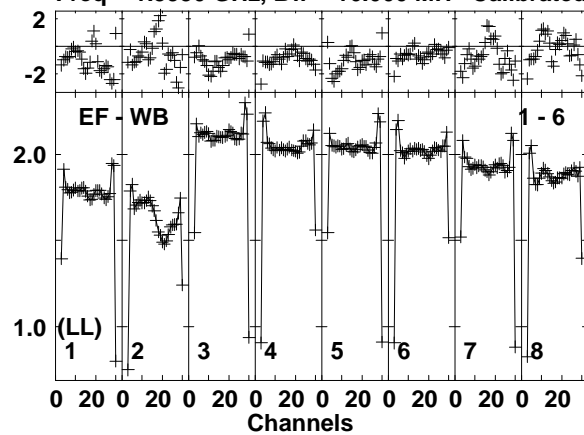


Lower frame: Ampl Jy Top frame: Phas deg  
Vector averaged cross-power spectrum Baseline: EF (01) - JB (02)  
Timerange: 00/22:15:42 to 00/22:29:58

Plot file version 4 created 12-FEB-2016 14:24:21

0234+285 RP024C.UVDATA.1

Freq = 1.5950 GHz, Bw = 16.000 MH Calibrated with CL # 3 and BP # 1 (BP mode 1)

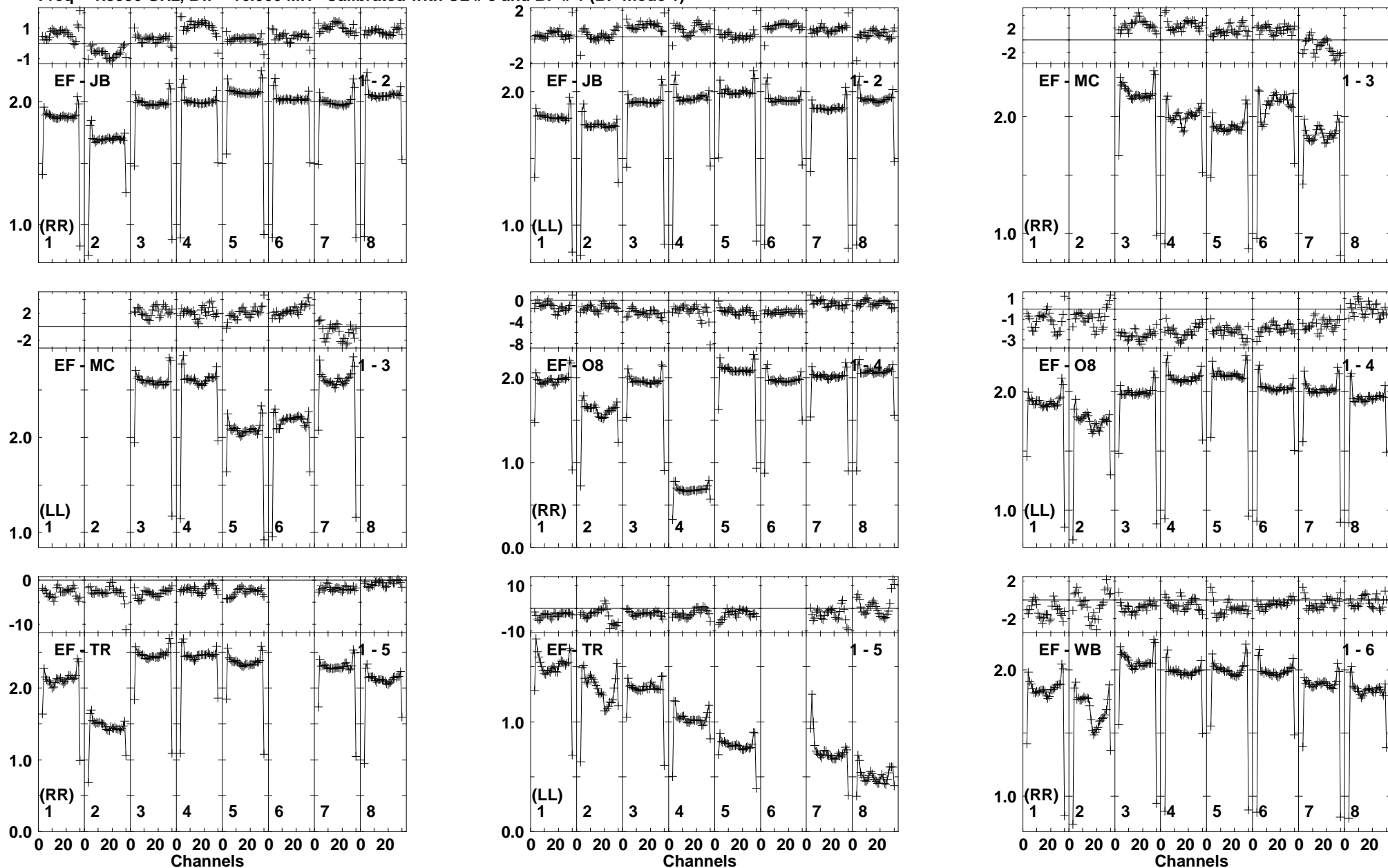


Lower frame: Ampl Jy Top frame: Phas deg  
Vector averaged cross-power spectrum Baseline: EF (01) - WB (06)  
Timerange: 00/22:15:42 to 00/22:29:58

Plot file version 5 created 12-FEB-2016 14:24:22

0234+285 RP024C.UVDATA.1

Freq = 1.5950 GHz, Bw = 16.000 MH Calibrated with CL # 3 and BP # 1 (BP mode 1)

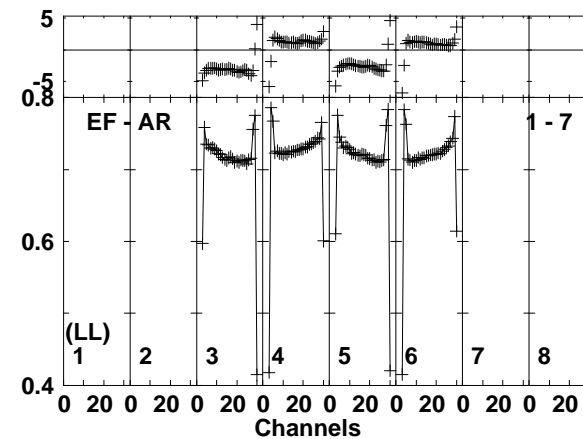
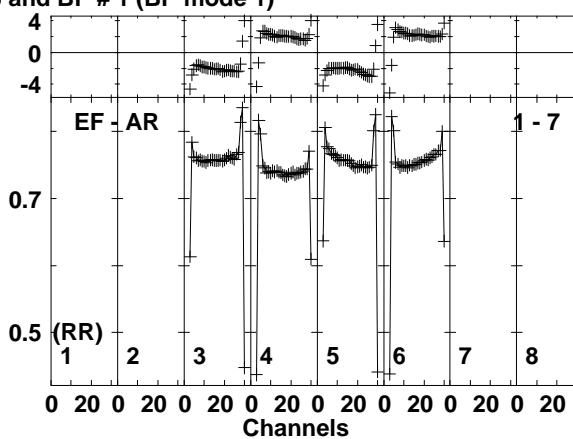
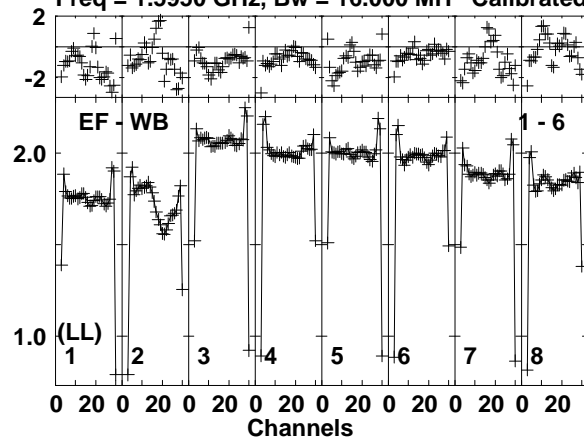


Lower frame: Ampl Jy Top frame: Phas deg  
Vector averaged cross-power spectrum Baseline: EF (01) - JB (02)  
Timerange: 00/22:30:42 to 00/22:44:58

Plot file version 6 created 12-FEB-2016 14:24:22

0234+285 RP024C.UVDATA.1

Freq = 1.5950 GHz, Bw = 16.000 MH Calibrated with CL # 3 and BP # 1 (BP mode 1)

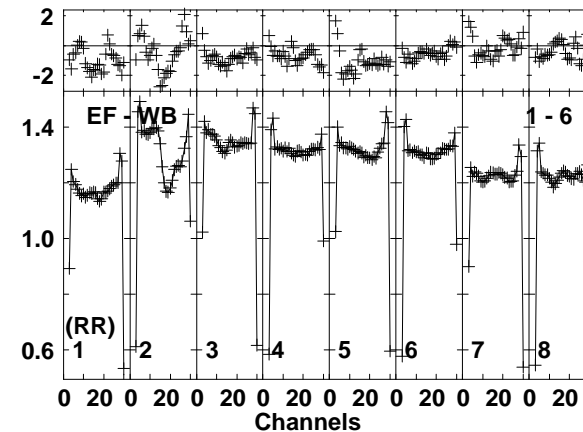
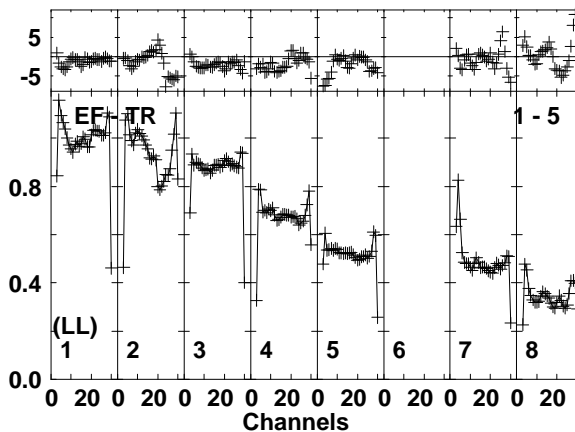
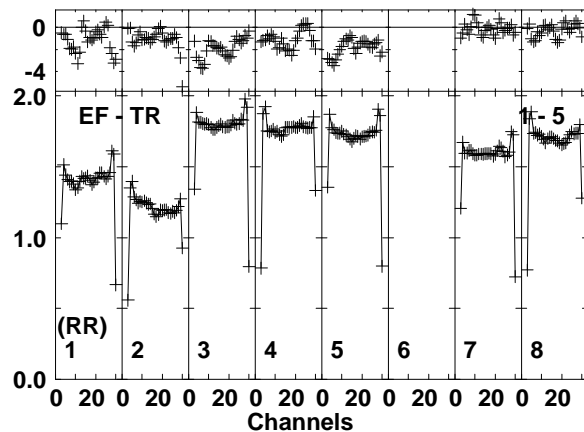
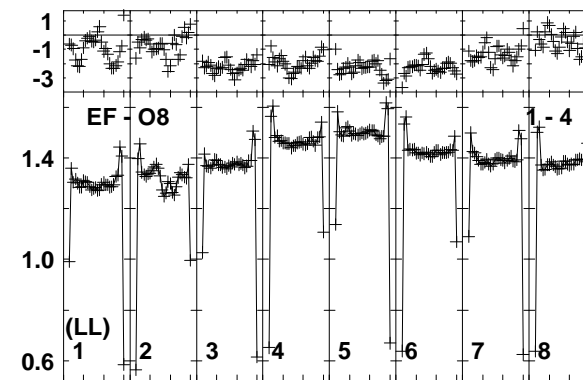
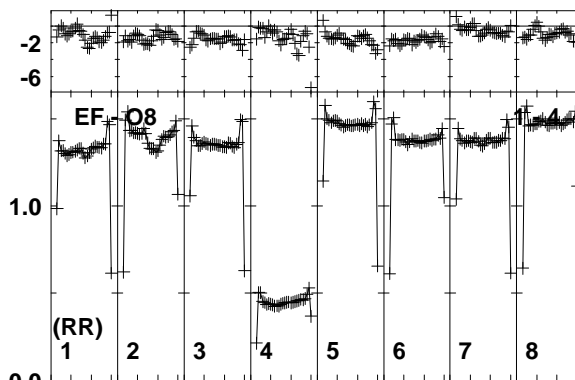
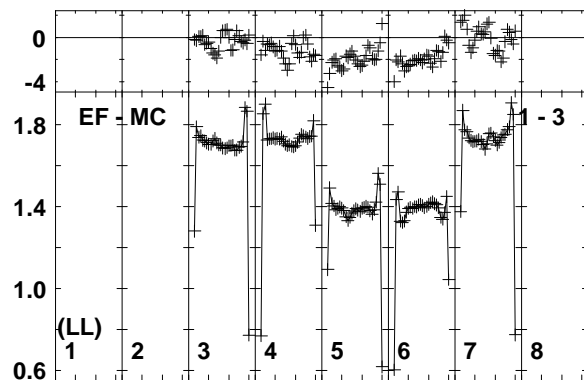
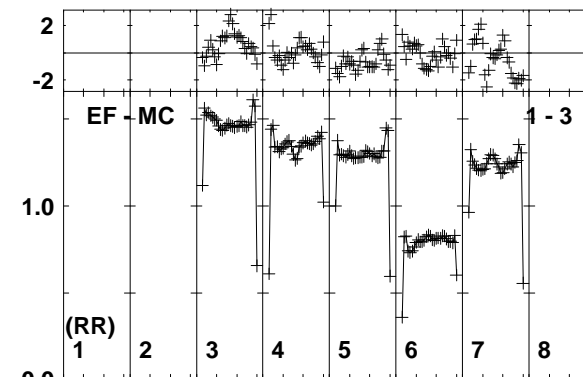
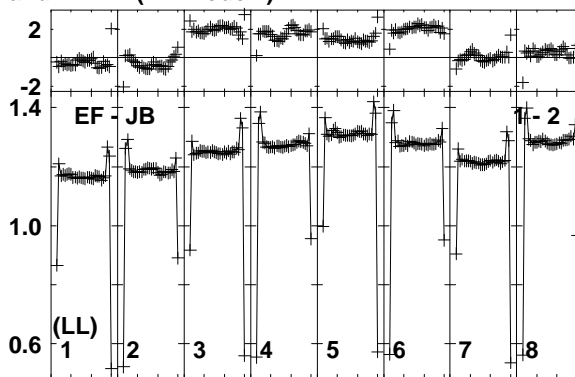
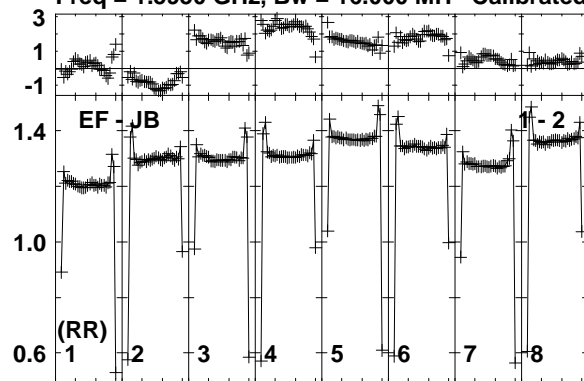


Lower frame: Ampl Jy Top frame: Phas deg  
Vector averaged cross-power spectrum Baseline: EF (01) - WB (06)  
Timerange: 00/22:30:42 to 00/22:44:58

Plot file version 7 created 12-FEB-2016 14:24:22

J0403+2600 RP024C.UVDATA.1

Freq = 1.5950 GHz, Bw = 16.000 MH Calibrated with CL # 3 and BP # 1 (BP mode 1)

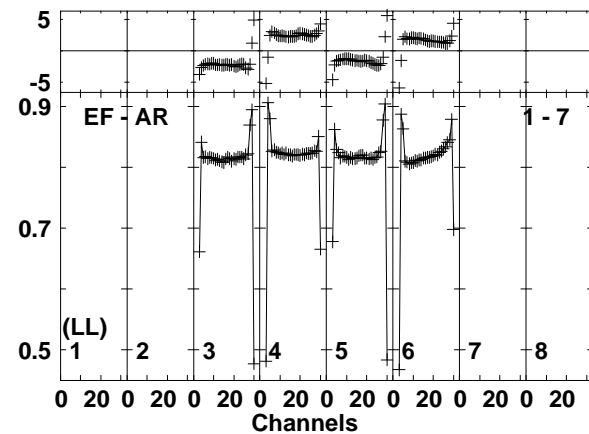
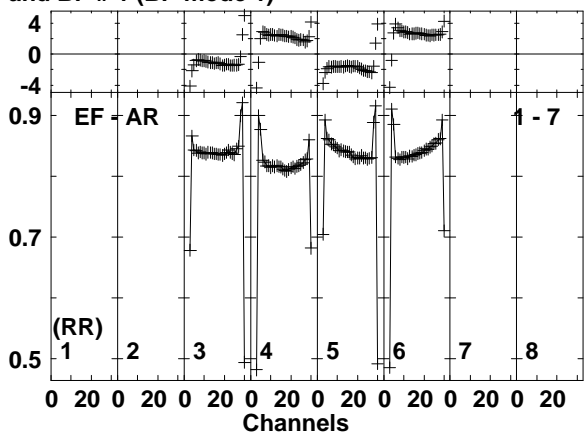
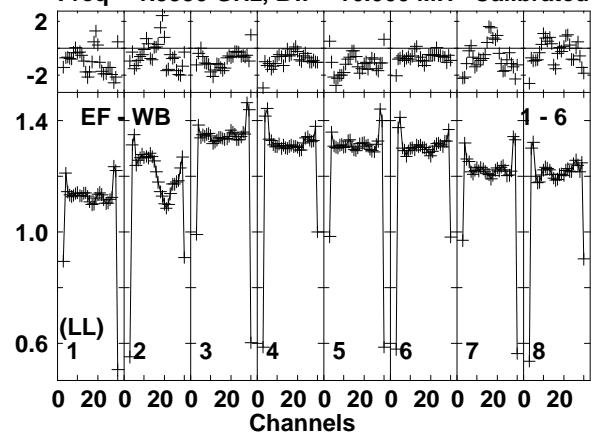


Lower frame: Ampl Jy Top frame: Phas deg  
Vector averaged cross-power spectrum Baseline: EF (01) - JB (02)  
Timerange: 00/22:48:32 to 00/22:55:58

Plot file version 8 created 12-FEB-2016 14:24:22

J0403+2600 RP024C.UVDATA.1

Freq = 1.5950 GHz, Bw = 16.000 MH Calibrated with CL # 3 and BP # 1 (BP mode 1)



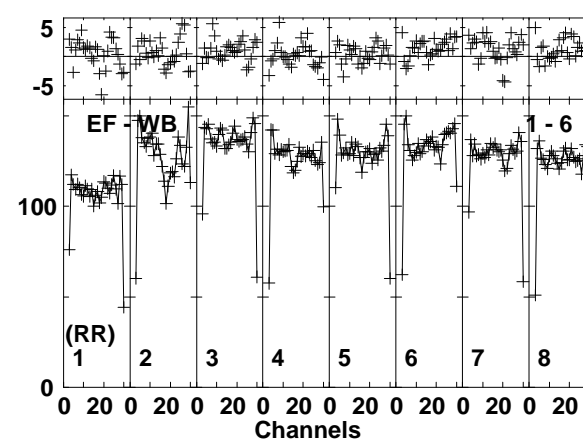
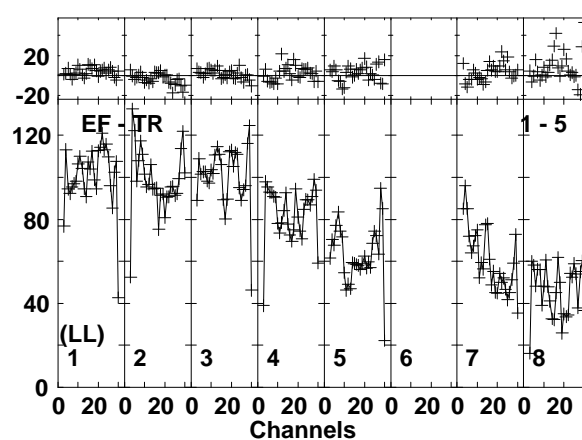
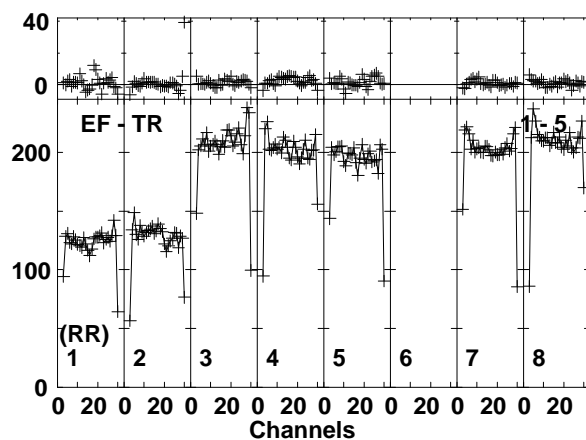
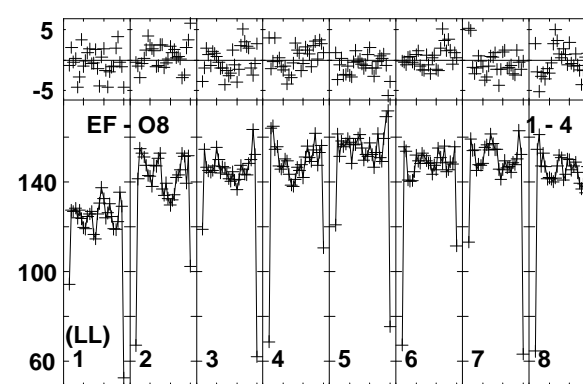
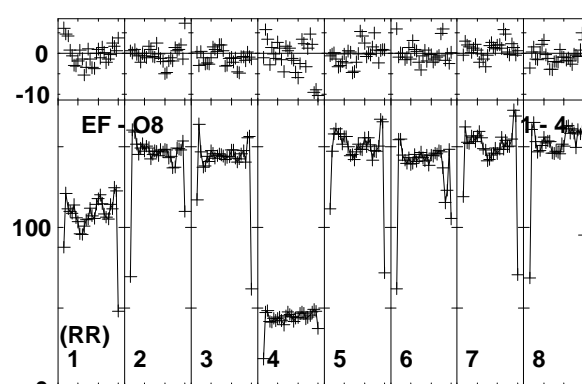
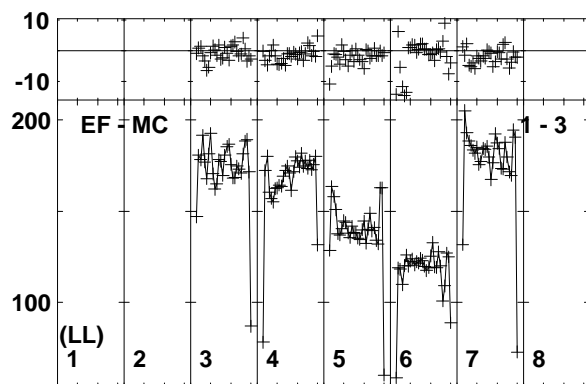
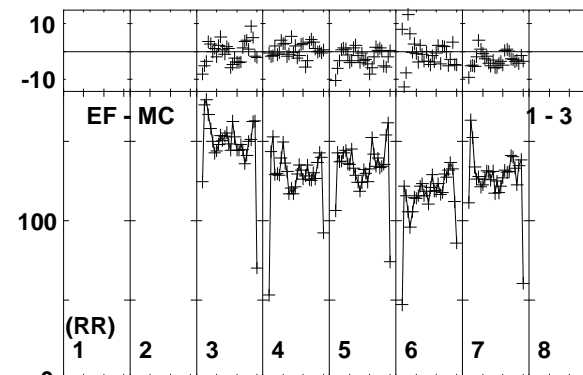
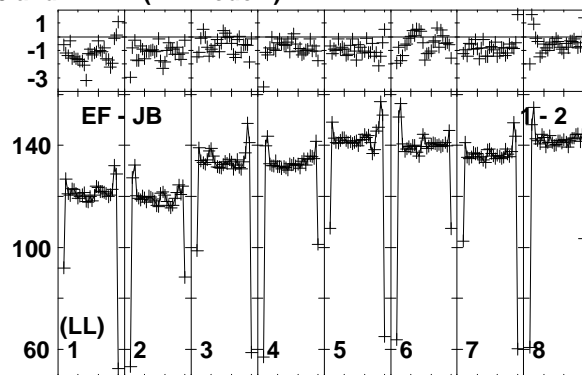
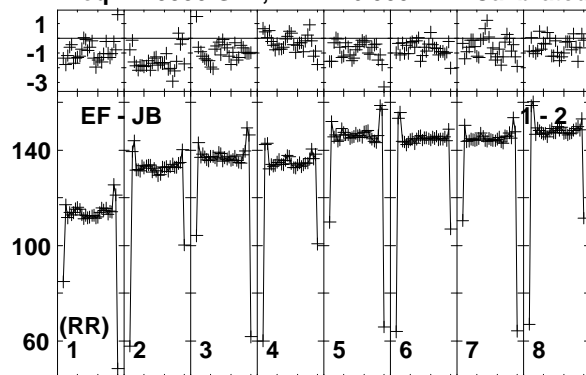
Lower frame: Ampl Jy Top frame: Phas deg  
Vector averaged cross-power spectrum Baseline: EF (01) - WB (06)  
Timerange: 00/22:48:32 to 00/22:55:58



Plot file version 9 created 12-FEB-2016 14:24:22

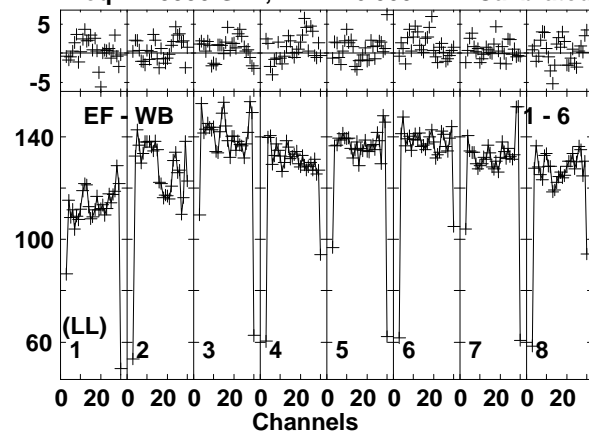
J0518+3306 RP024C.UVDATA.1

Freq = 1.5950 GHz, Bw = 16.000 MH Calibrated with CL # 3 and BP # 1 (BP mode 1)



Lower frame: Milli Ampl Jy Top frame: Phas deg  
Vector averaged cross-power spectrum Baseline: EF (01) - JB (02)  
Timerange: 00/22:58:02 to 00/23:00:58

Plot file version 10 created 12-FEB-2016 14:24:23  
J0518+3306 RP024C.UVDATA.1  
Freq = 1.5950 GHz, Bw = 16.000 MH Calibrated with CL # 3 and BP # 1 (BP mode 1)

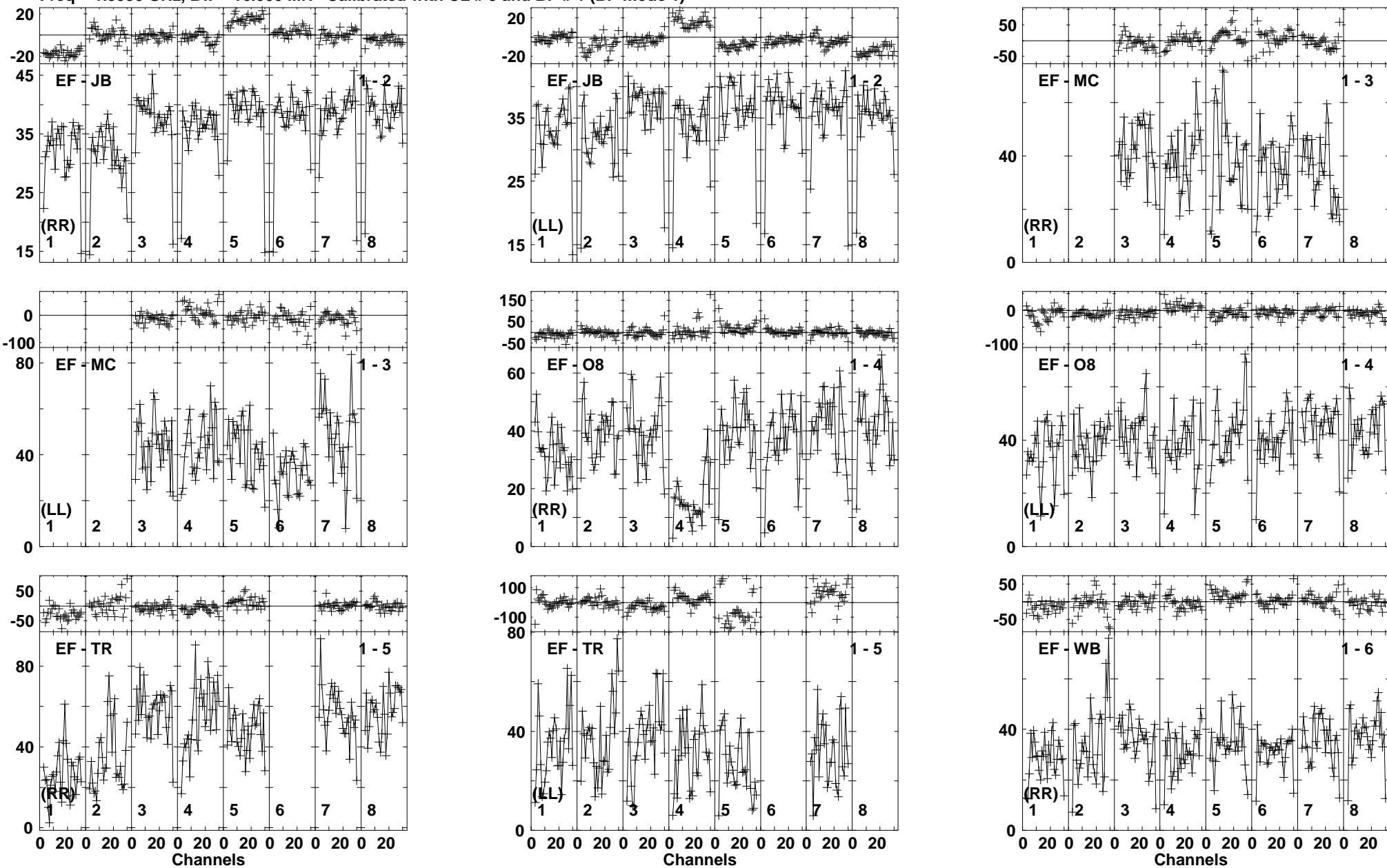


Lower frame: Milli Ampl Jy Top frame: Phas deg  
Vector averaged cross-power spectrum Baseline: EF (01) - WB (06)  
Timerange: 00/22:58:02 to 00/23:00:58

Plot file version 11 created 12-FEB-2016 14:24:23

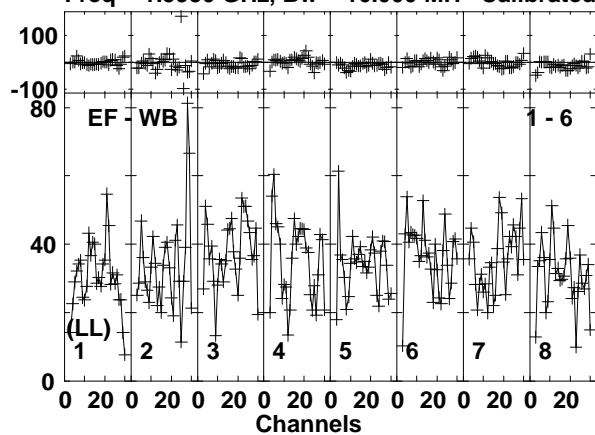
J0529+3209 RP024C.UVDATA.1

Freq = 1.5950 GHz, Bw = 16.000 MH Calibrated with CL # 3 and BP # 1 (BP mode 1)



Lower frame: Milli Ampl Jy Top frame: Phas deg  
Vector averaged cross-power spectrum Baseline: EF (01) - JB (02)  
Timerange: 00/23:02:02 to 00/23:02:58

Plot file version 12 created 12-FEB-2016 14:24:23  
J0529+3209 RP024C.UVDATA.1  
Freq = 1.5950 GHz, Bw = 16.000 MH Calibrated with CL # 3 and BP # 1 (BP mode 1)

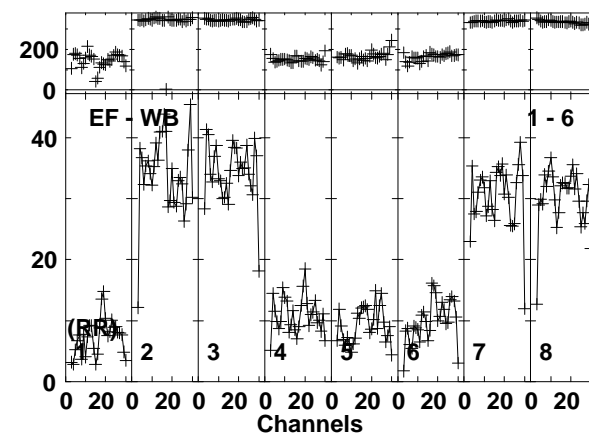
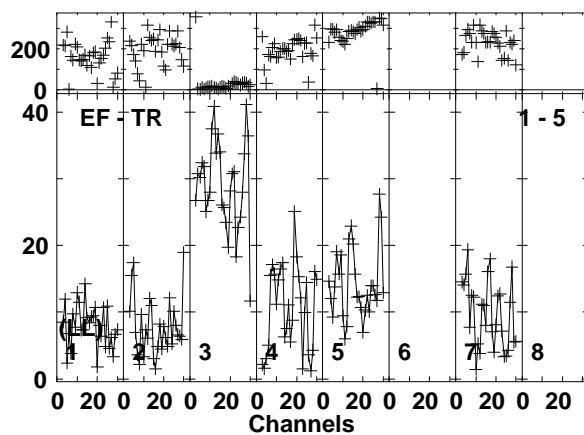
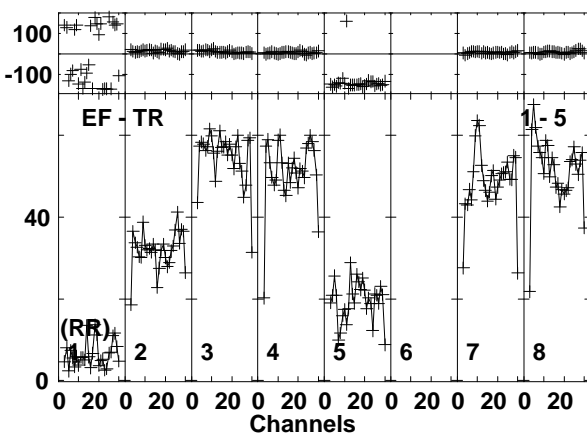
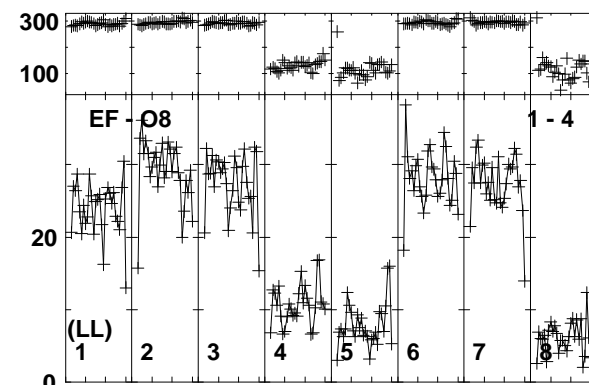
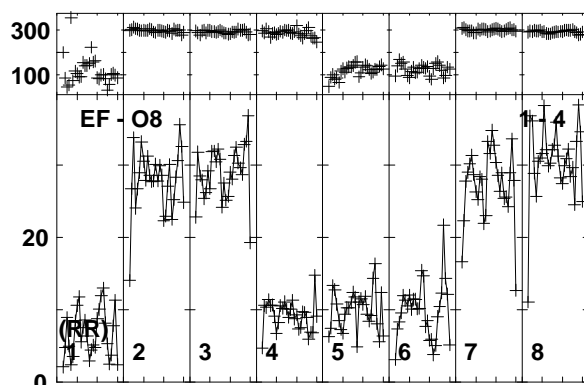
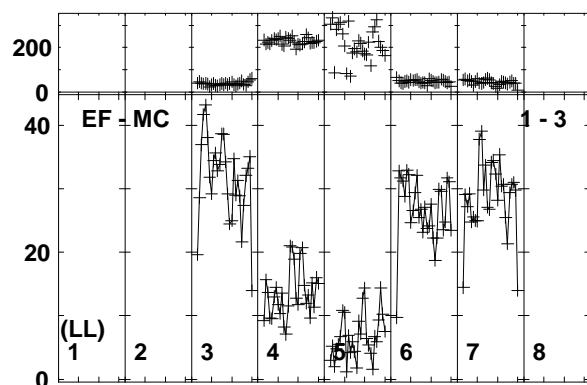
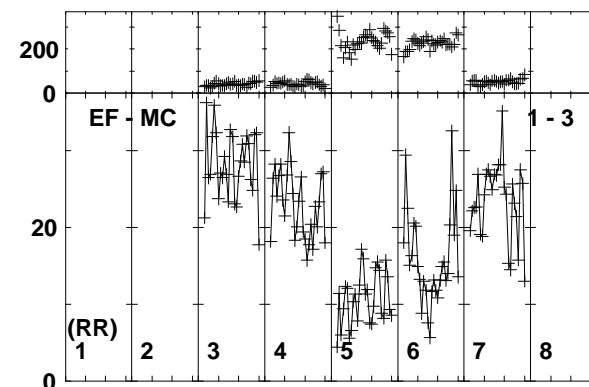
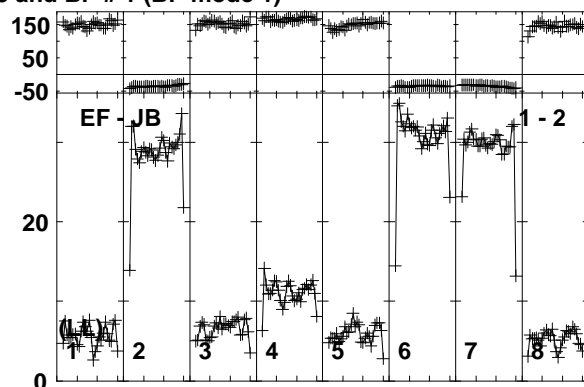
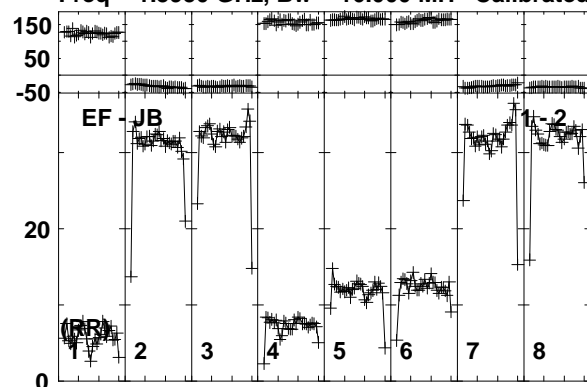


Lower frame: Milli Ampl Jy Top frame: Phas deg  
Vector averaged cross-power spectrum Baseline: EF (01) - WB (06)  
Timerange: 00/23:02:02 to 00/23:02:58

Plot file version 13 created 12-FEB-2016 14:24:23

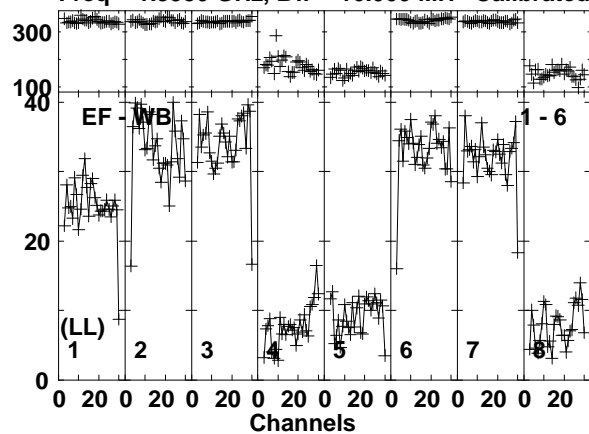
J0530+3301 RP024C.UVDATA.1

Freq = 1.5950 GHz, Bw = 16.000 MH Calibrated with CL # 3 and BP # 1 (BP mode 1)



Lower frame: Milli Ampl Jy Top frame: Phas deg  
Vector averaged cross-power spectrum Baseline: EF (01) - JB (02)  
Timerange: 00/23:04:02 to 00/23:11:58

Plot file version 14 created 12-FEB-2016 14:24:23  
J0530+3301 RP024C.UVDATA.1  
Freq = 1.5950 GHz, Bw = 16.000 MH Calibrated with CL # 3 and BP # 1 (BP mode 1)

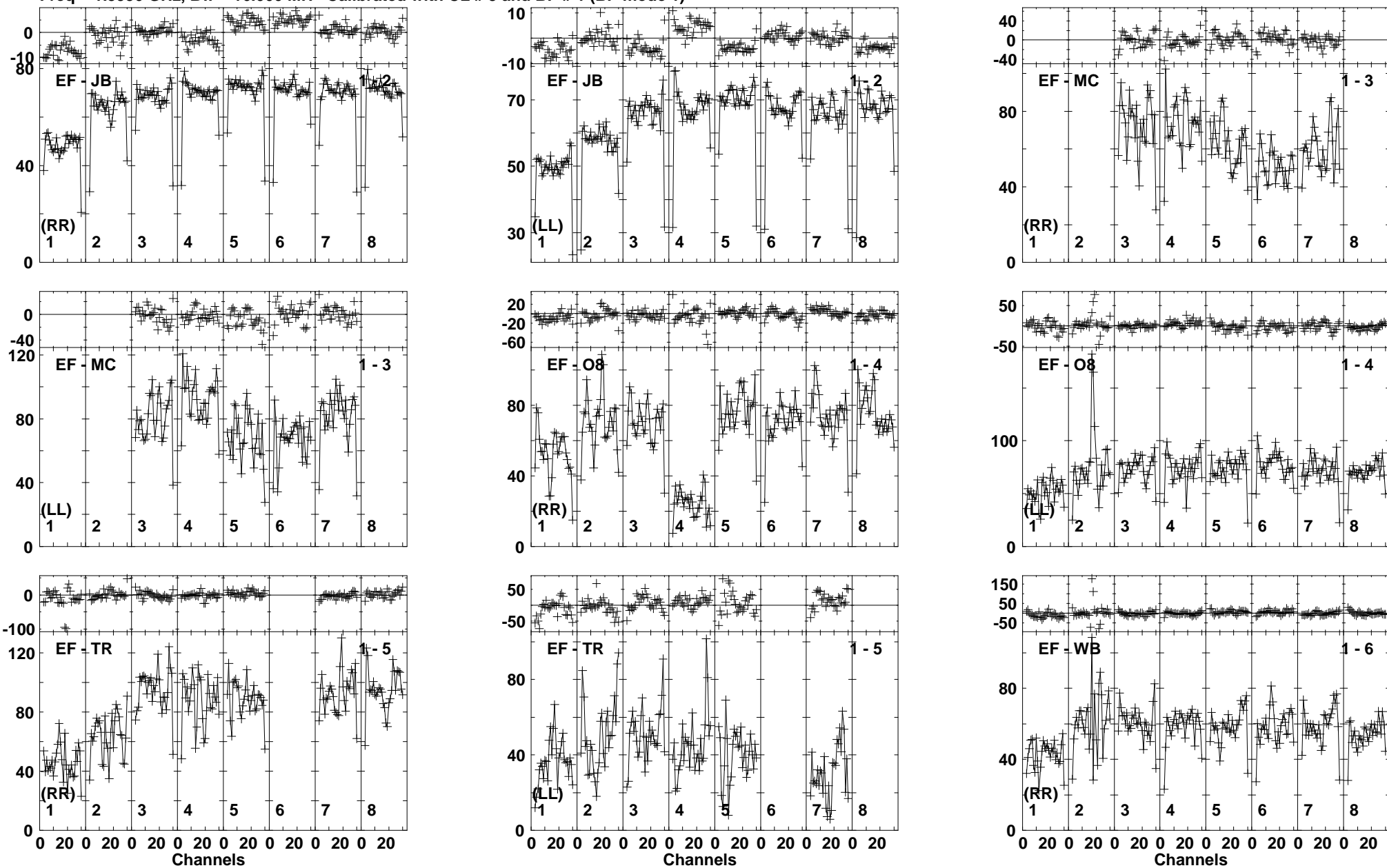


Lower frame: Milli Ampl Jy Top frame: Phas deg  
Vector averaged cross-power spectrum Baseline: EF (01) - WB (06)  
Timerange: 00/23:04:02 to 00/23:11:58

Plot file version 15 created 12-FEB-2016 14:24:23

J0529+3209 RP024C.UVDATA.1

Freq = 1.5950 GHz, Bw = 16.000 MH Calibrated with CL # 3 and BP # 1 (BP mode 1)

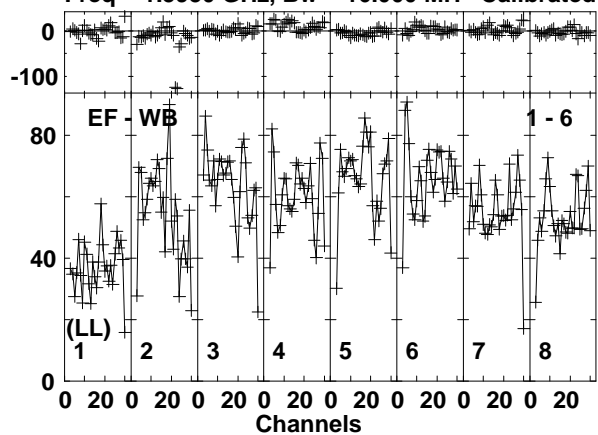


Lower frame: Milli Ampl Jy Top frame: Phas deg  
Vector averaged cross-power spectrum Baseline: EF (01) - JB (02)  
Timerange: 00/23:13:02 to 00/23:13:58

Plot file version 16 created 12-FEB-2016 14:24:23

J0529+3209 RP024C.UVDATA.1

Freq = 1.5950 GHz, Bw = 16.000 MH Calibrated with CL # 3 and BP # 1 (BP mode 1)



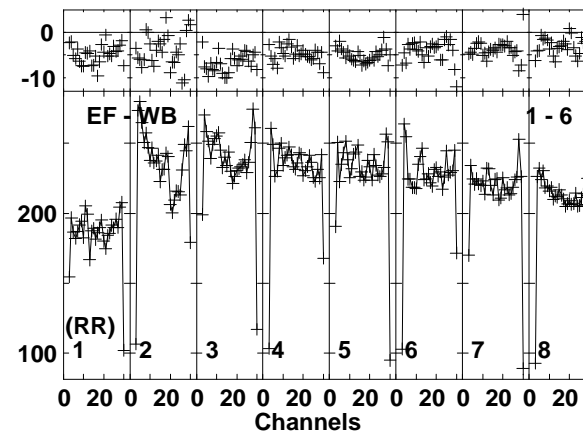
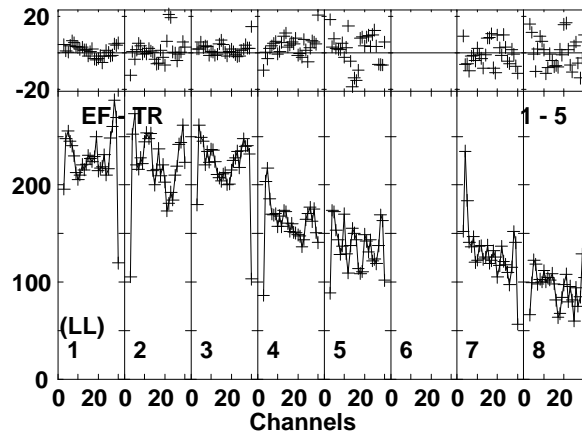
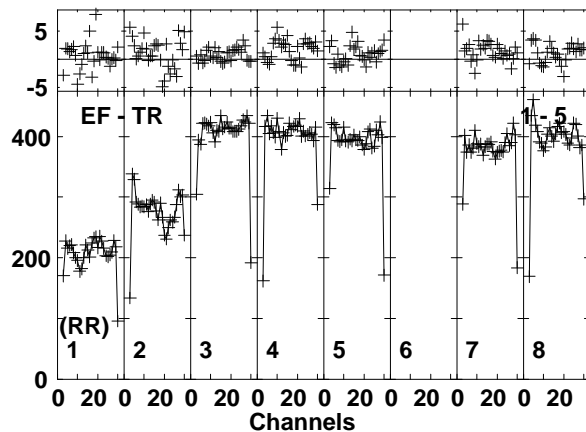
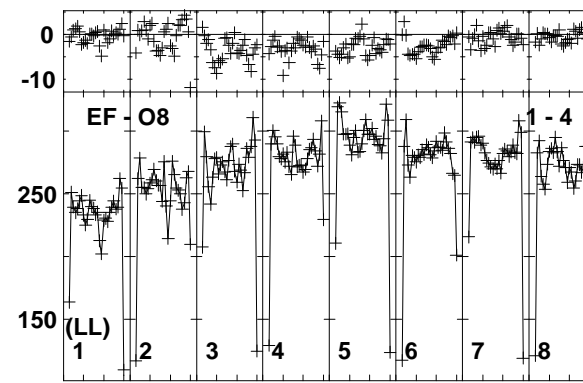
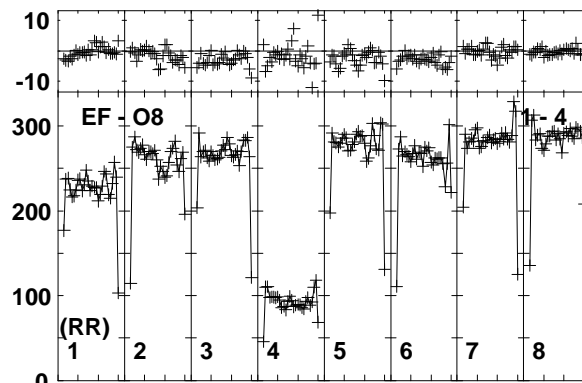
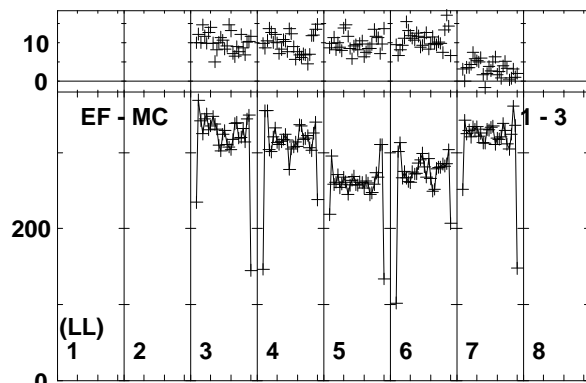
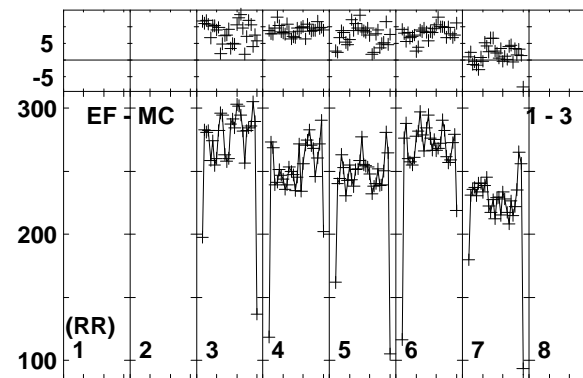
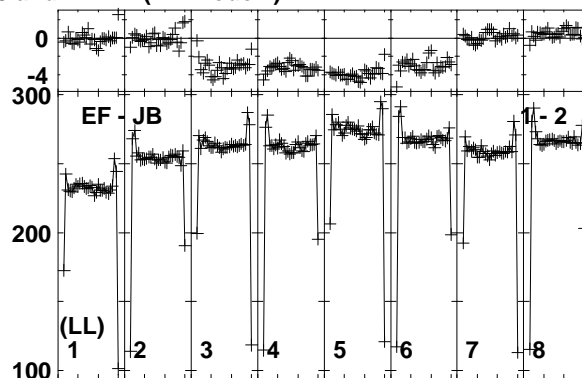
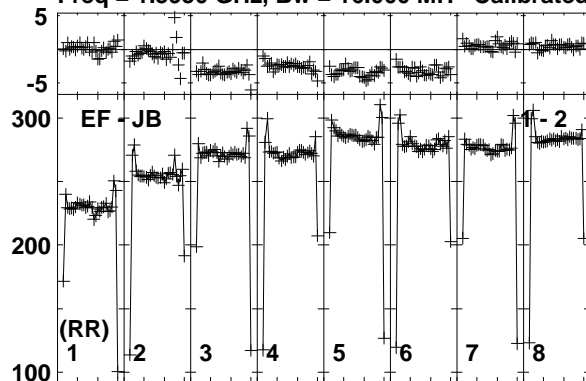
Lower frame: Milli Ampl Jy Top frame: Phas deg  
Vector averaged cross-power spectrum Baseline: EF (01) - WB (06)  
Timerange: 00/23:13:02 to 00/23:13:58



Plot file version 17 created 12-FEB-2016 14:24:23

J0521+2112 RP024C.UVDATA.1

Freq = 1.5950 GHz, Bw = 16.000 MH Calibrated with CL # 3 and BP # 1 (BP mode 1)

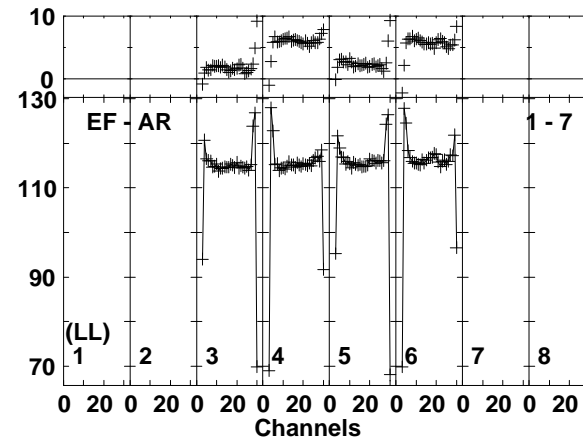
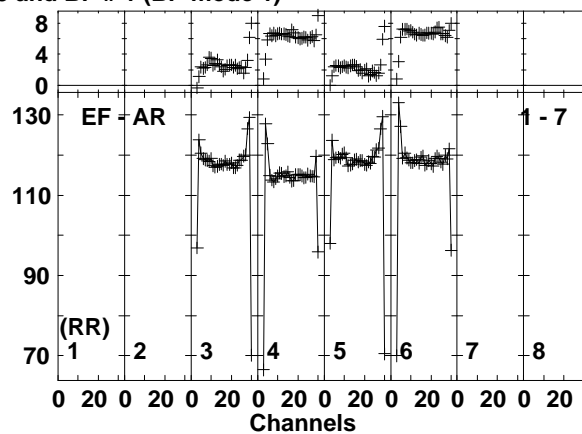
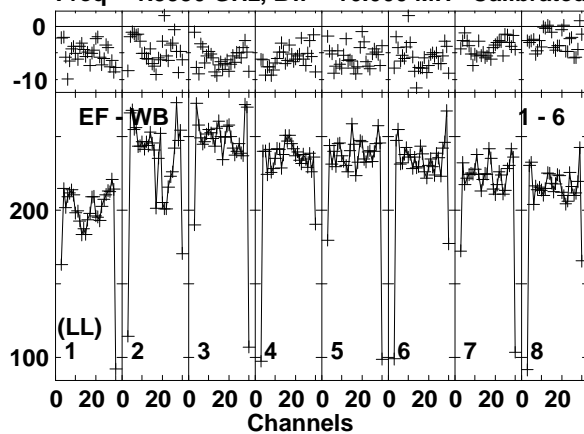


Lower frame: Milli Ampl Jy Top frame: Phas deg  
Vector averaged cross-power spectrum Baseline: EF (01) - JB (02)  
Timerange: 00/23:15:32 to 00/23:16:28

Plot file version 18 created 12-FEB-2016 14:24:23

J0521+2112 RP024C.UVDATA.1

Freq = 1.5950 GHz, Bw = 16.000 MH Calibrated with CL # 3 and BP # 1 (BP mode 1)



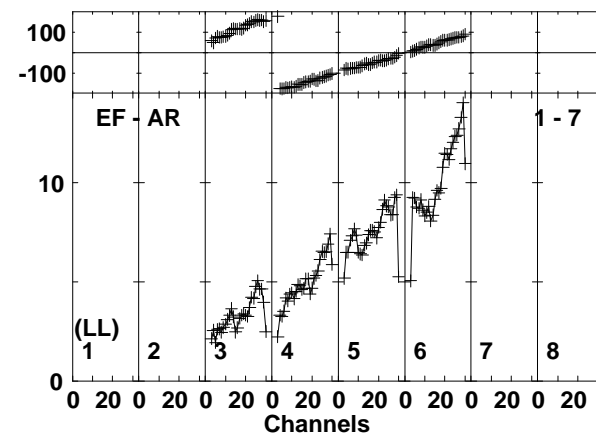
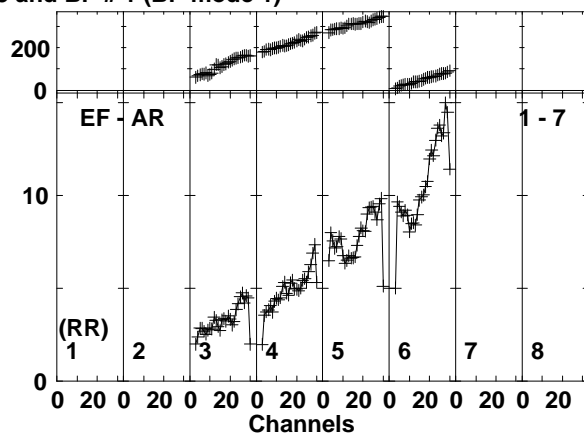
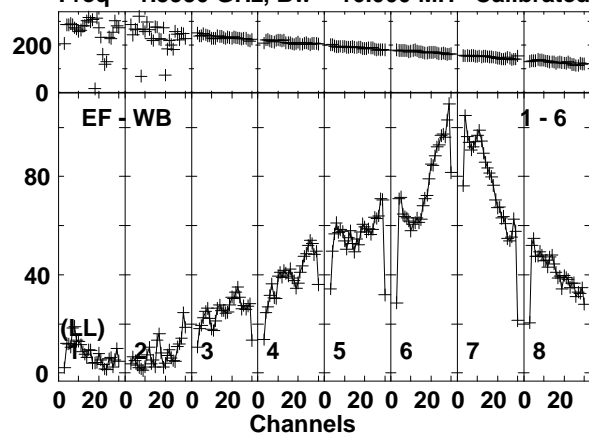
Lower frame: Milli Ampl Jy Top frame: Phas deg  
Vector averaged cross-power spectrum Baseline: EF (01) - WB (06)  
Timerange: 00/23:15:32 to 00/23:16:28



Plot file version 20 created 12-FEB-2016 14:24:23

J0528+2200 RP024C.UVDATA.1

Freq = 1.5950 GHz, Bw = 16.000 MH Calibrated with CL # 3 and BP # 1 (BP mode 1)

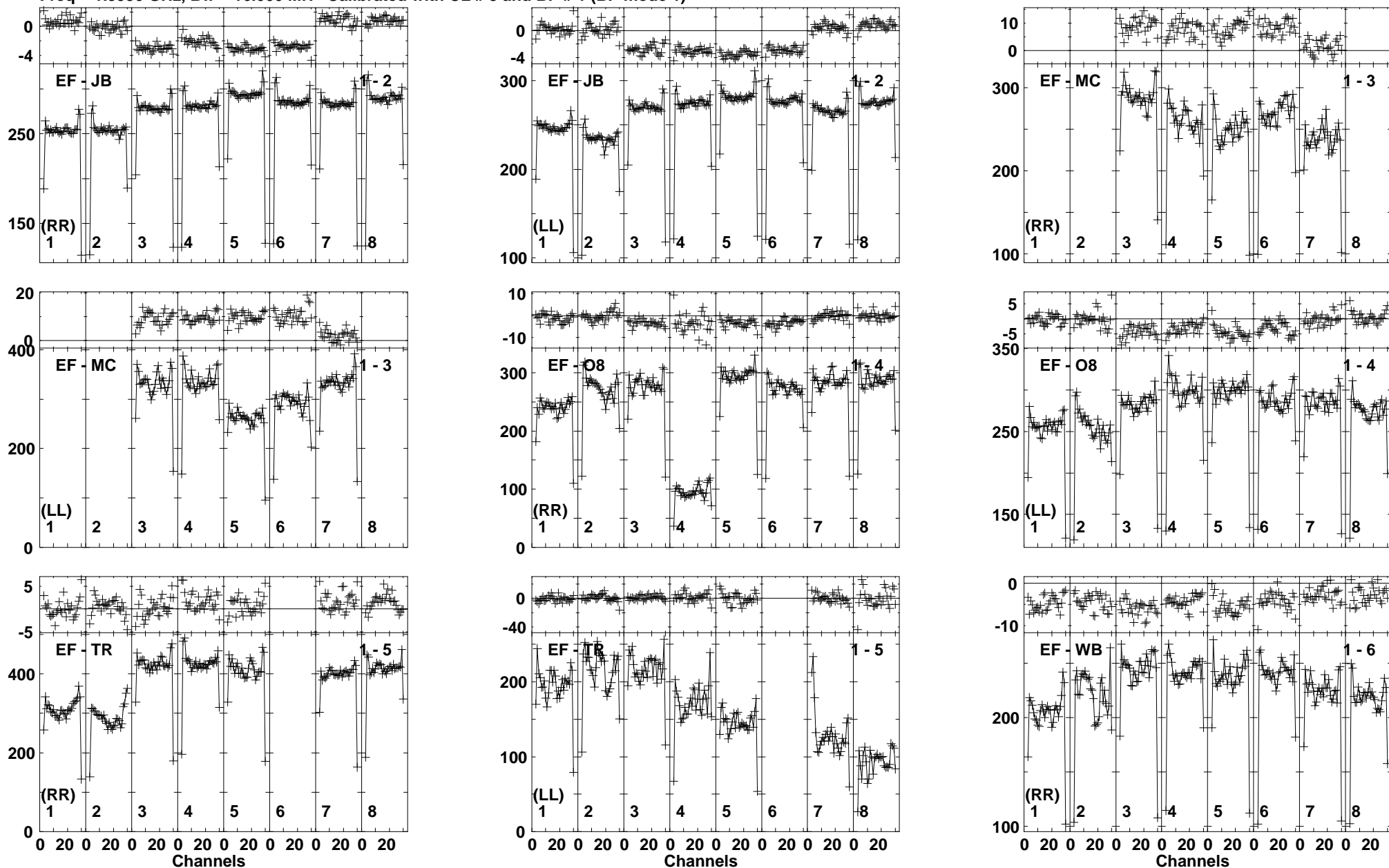


Lower frame: Milli Ampl Jy Top frame: Phas deg  
Vector averaged cross-power spectrum Baseline: EF (01) - WB (06)  
Timerange: 00/23:17:32 to 00/23:25:28

Plot file version 21 created 12-FEB-2016 14:24:24

J0521+2112 RP024C.UVDATA.1

Freq = 1.5950 GHz, Bw = 16.000 MH Calibrated with CL # 3 and BP # 1 (BP mode 1)

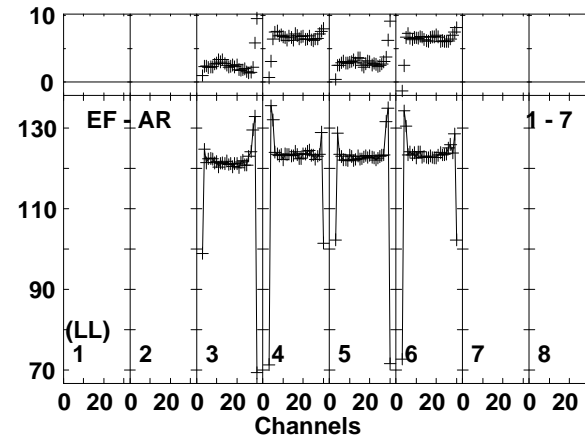
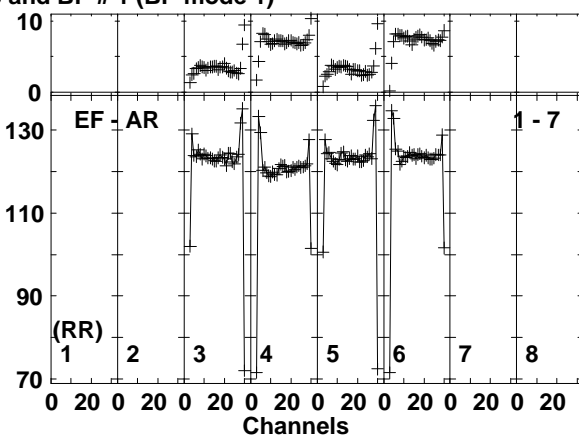
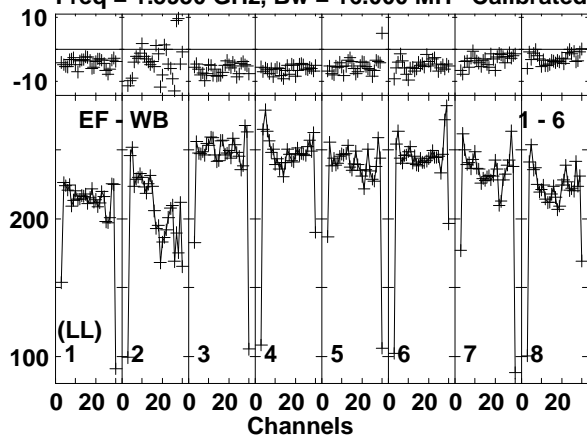


Lower frame: Milli Ampl Jy Top frame: Phas deg  
Vector averaged cross-power spectrum Baseline: EF (01) - JB (02)  
Timerange: 00/23:26:32 to 00/23:27:28

Plot file version 22 created 12-FEB-2016 14:24:24

J0521+2112 RP024C.UVDATA.1

Freq = 1.5950 GHz, Bw = 16.000 MH Calibrated with CL # 3 and BP # 1 (BP mode 1)

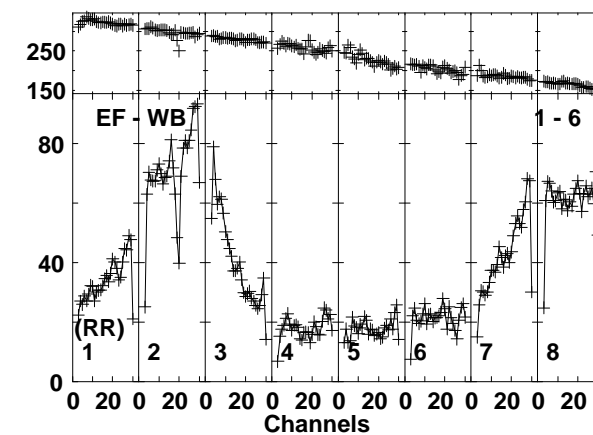
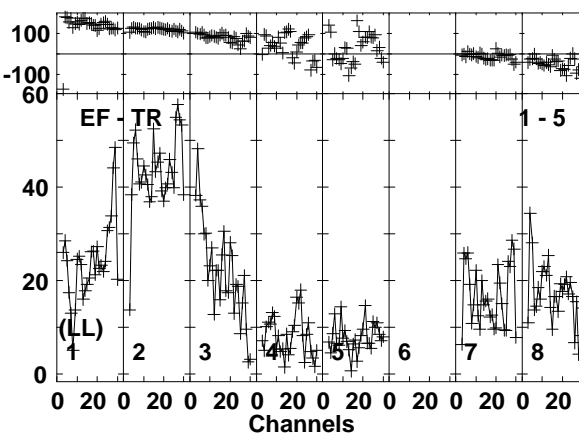
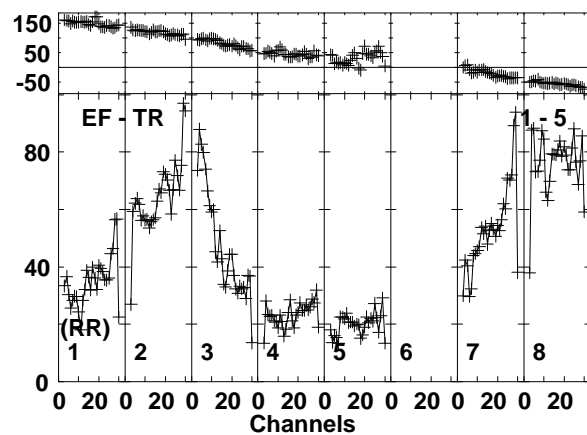
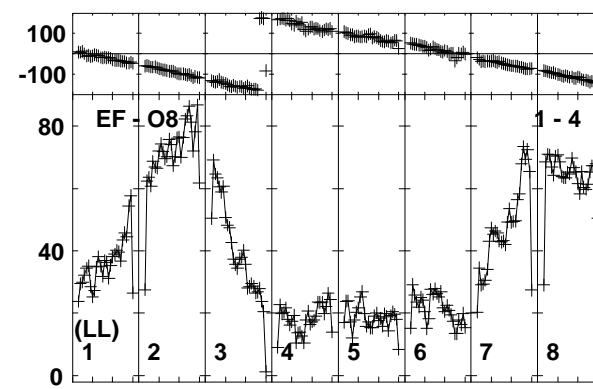
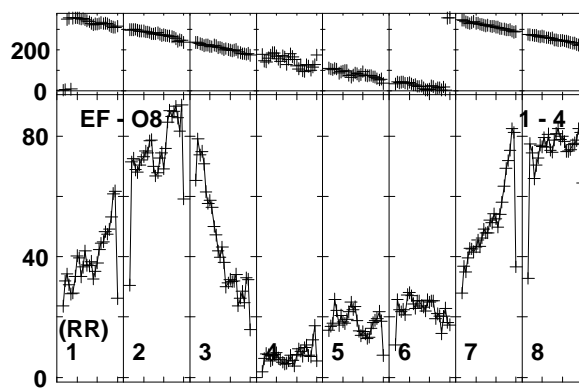
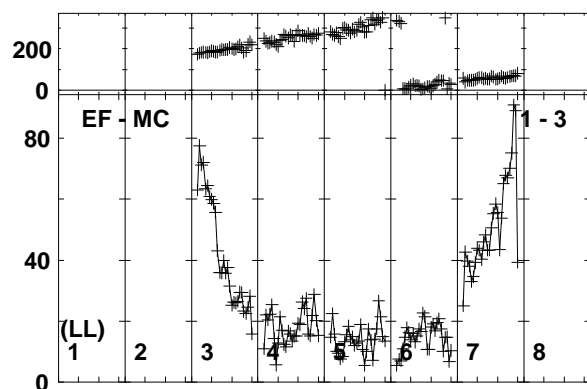
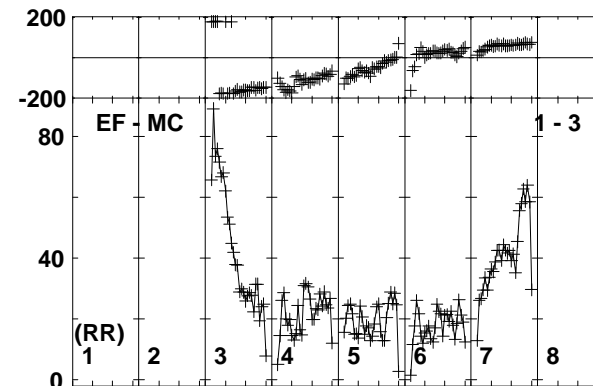
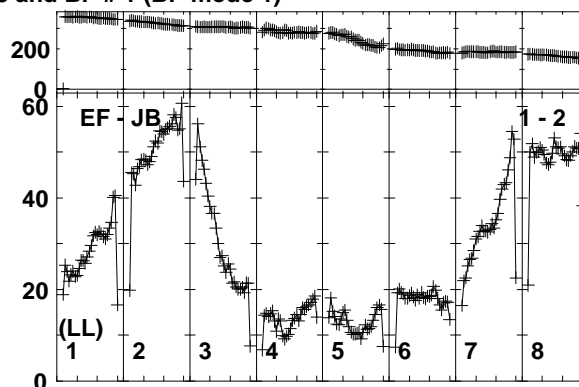
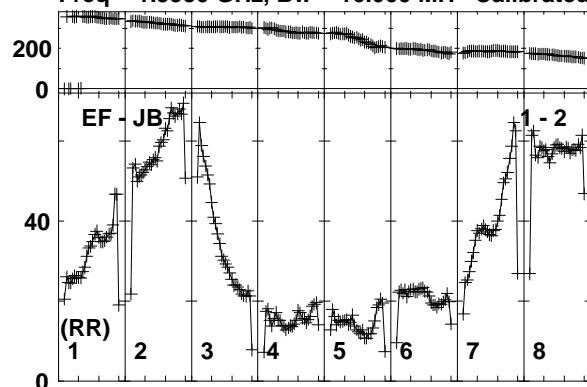


Lower frame: Milli Ampl Jy Top frame: Phas deg  
Vector averaged cross-power spectrum Baseline: EF (01) - WB (06)  
Timerange: 00/23:26:32 to 00/23:27:28

Plot file version 23 created 12-FEB-2016 14:24:24

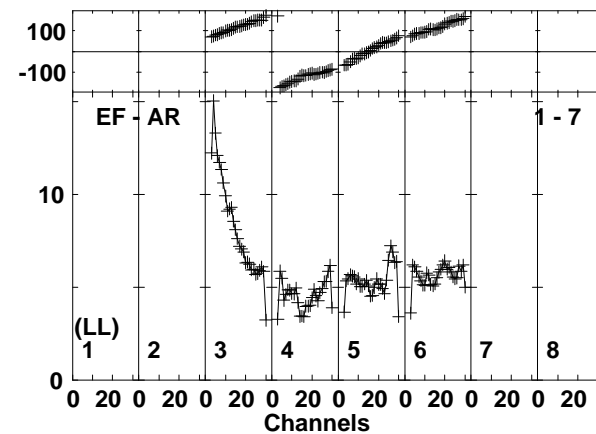
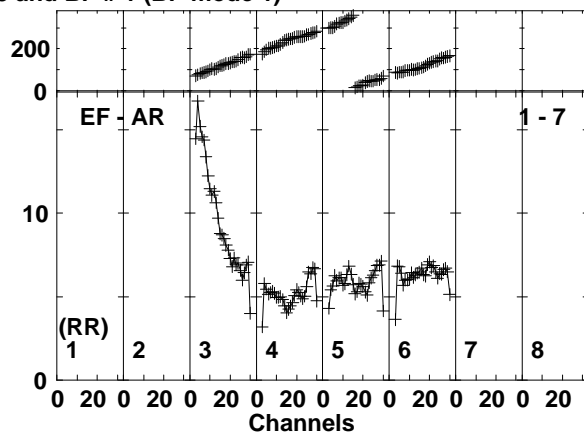
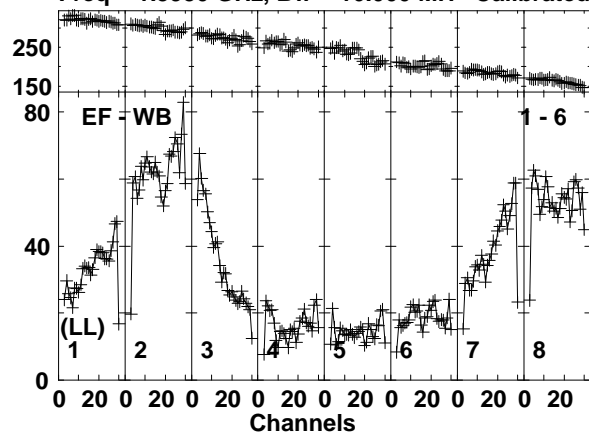
J0528+2200 RP024C.UVDATA.1

Freq = 1.5950 GHz, Bw = 16.000 MH Calibrated with CL # 3 and BP # 1 (BP mode 1)



Lower frame: Milli Ampl Jy Top frame: Phas deg  
Vector averaged cross-power spectrum Baseline: EF (01) - JB (02)  
Timerange: 00/23:28:32 to 00/23:36:28

Plot file version 24 created 12-FEB-2016 14:24:24  
 J0528+2200 RP024C.UVDATA.1  
 Freq = 1.5950 GHz, Bw = 16.000 MH Calibrated with CL # 3 and BP # 1 (BP mode 1)



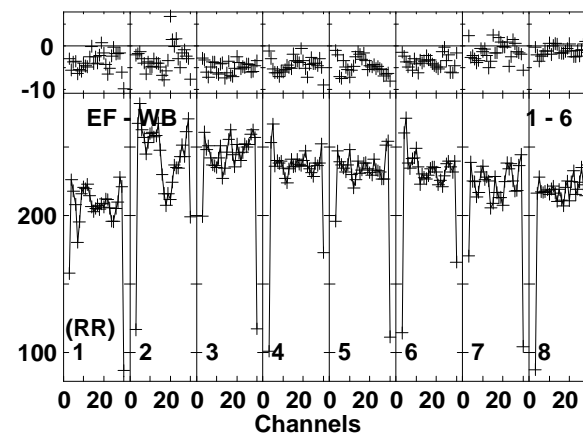
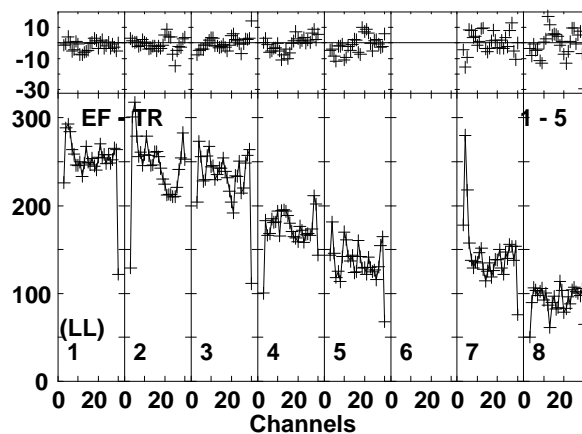
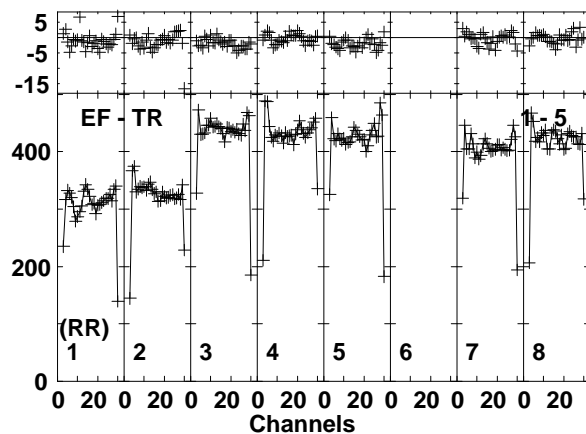
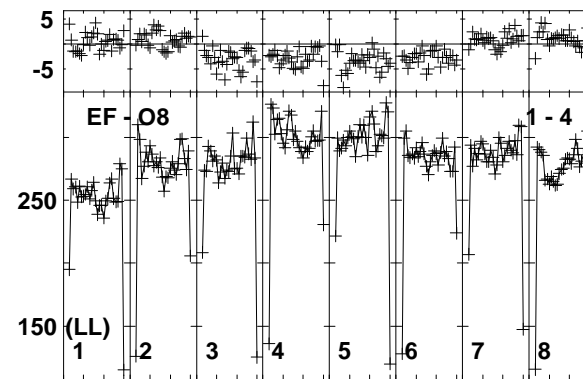
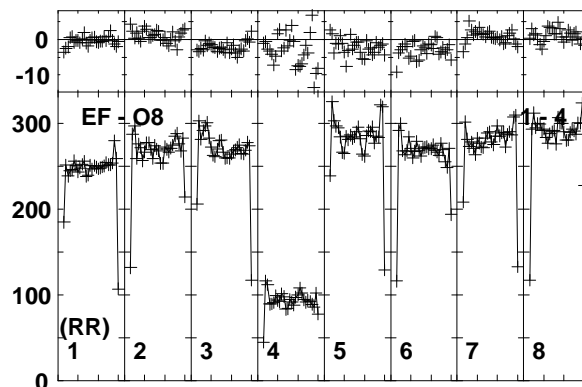
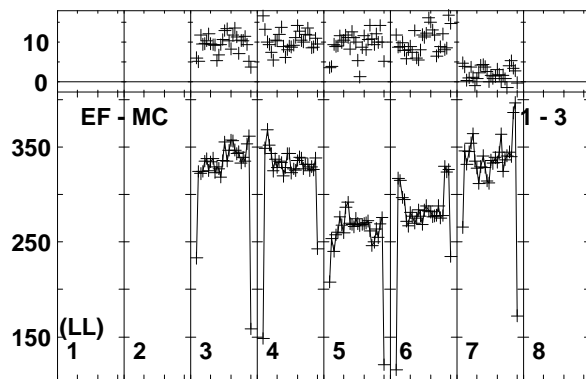
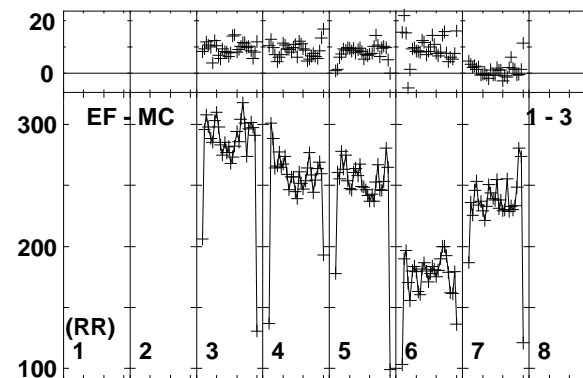
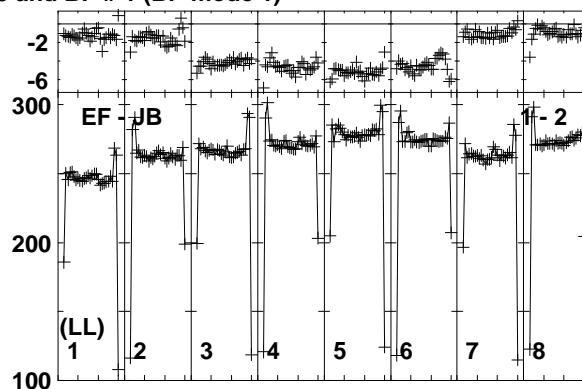
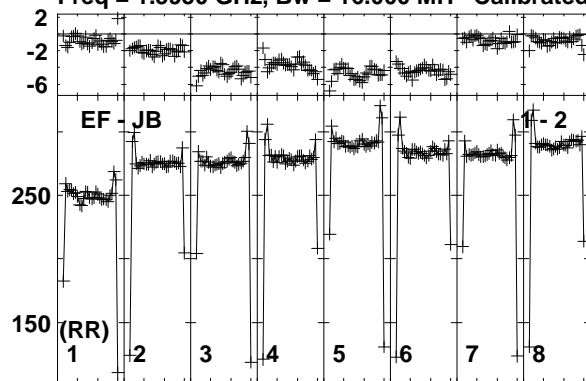
Lower frame: Milli Ampl Jy Top frame: Phas deg  
 Vector averaged cross-power spectrum Baseline: EF (01) - WB (06)  
 Timerange: 00/23:28:32 to 00/23:36:28



Plot file version 25 created 12-FEB-2016 14:24:24

J0521+2112 RP024C.UVDATA.1

Freq = 1.5950 GHz, Bw = 16.000 MH Calibrated with CL # 3 and BP # 1 (BP mode 1)

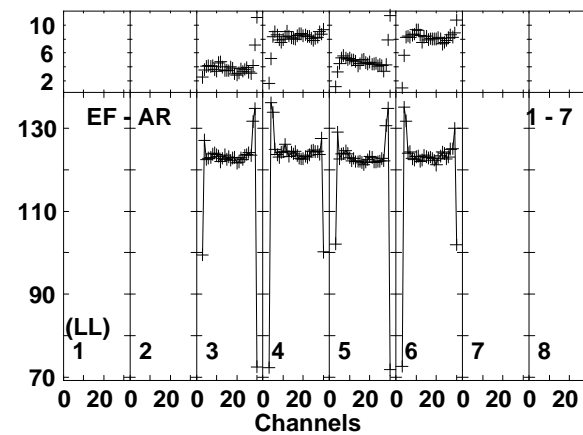
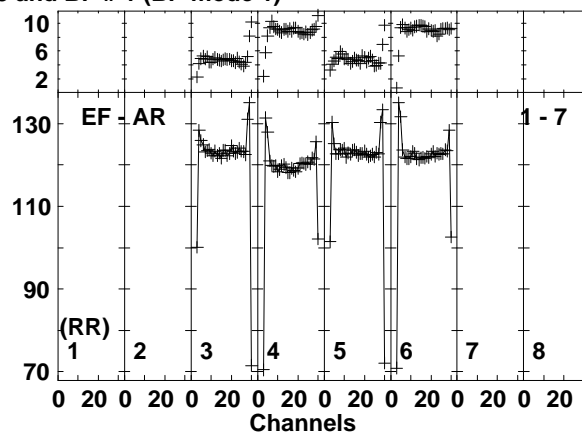
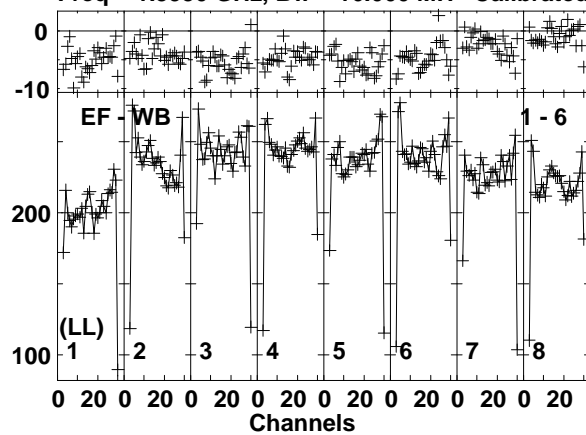


Lower frame: Milli Ampl Jy Top frame: Phas deg  
Vector averaged cross-power spectrum Baseline: EF (01) - JB (02)  
Timerange: 00/23:37:32 to 00/23:38:28

Plot file version 26 created 12-FEB-2016 14:24:24

J0521+2112 RP024C.UVDATA.1

Freq = 1.5950 GHz, Bw = 16.000 MH Calibrated with CL # 3 and BP # 1 (BP mode 1)

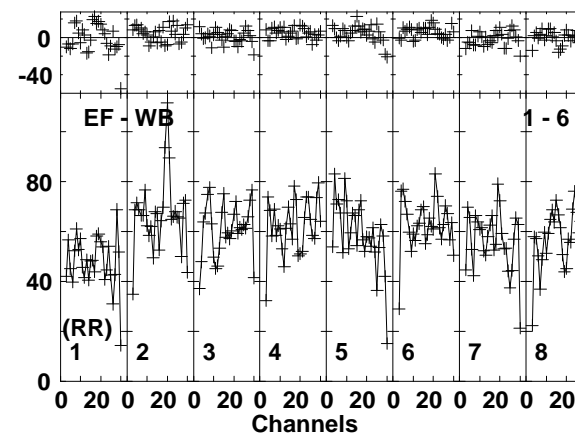
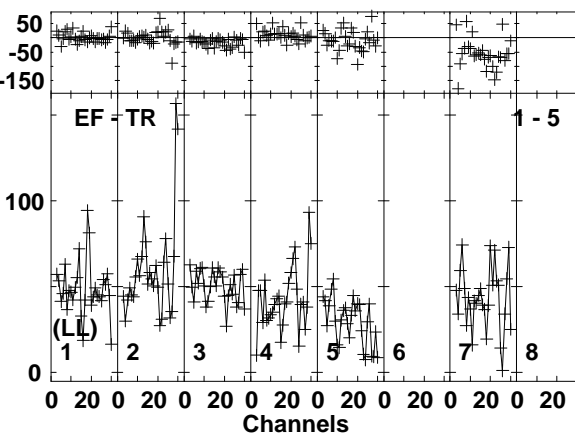
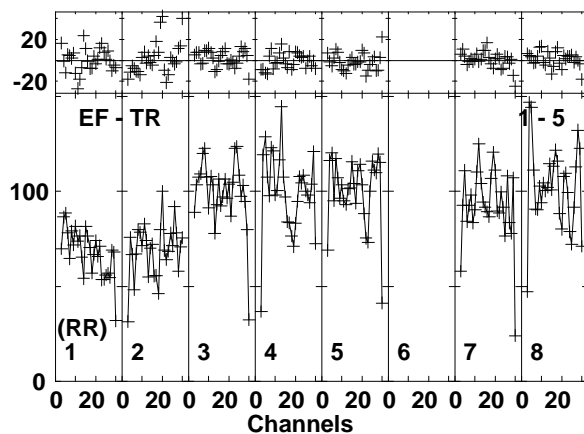
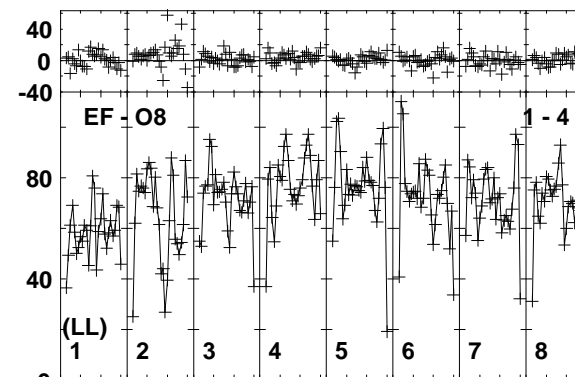
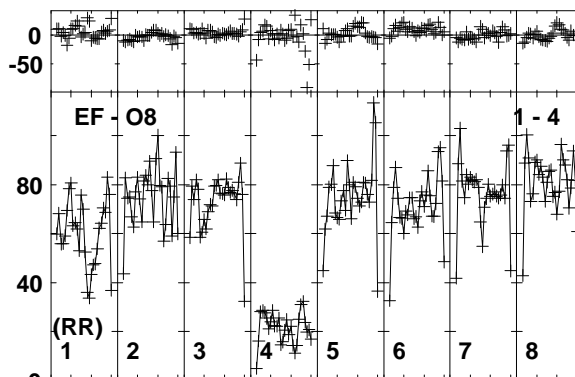
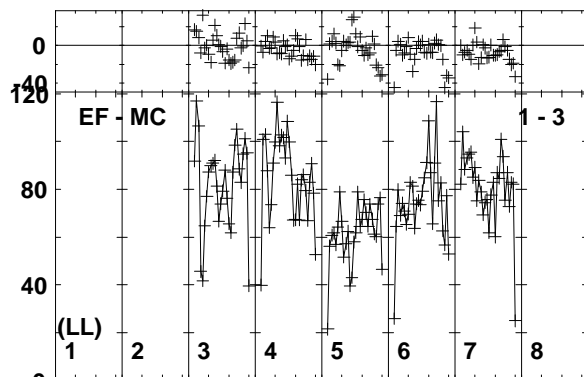
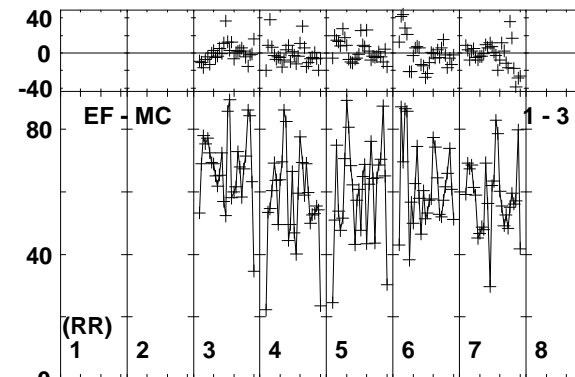
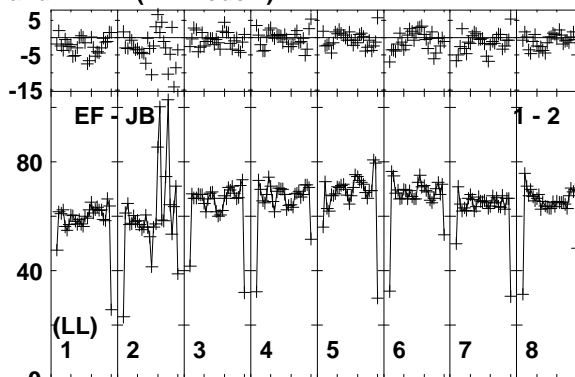
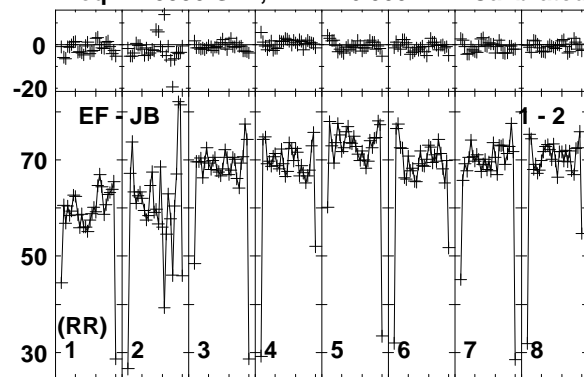


Lower frame: Milli Ampl Jy Top frame: Phas deg  
Vector averaged cross-power spectrum Baseline: EF (01) - WB (06)  
Timerange: 00/23:37:32 to 00/23:38:28

Plot file version 27 created 12-FEB-2016 14:24:24

J0529+3209 RP024C.UVDATA.1

Freq = 1.5950 GHz, Bw = 16.000 MH Calibrated with CL # 3 and BP # 1 (BP mode 1)

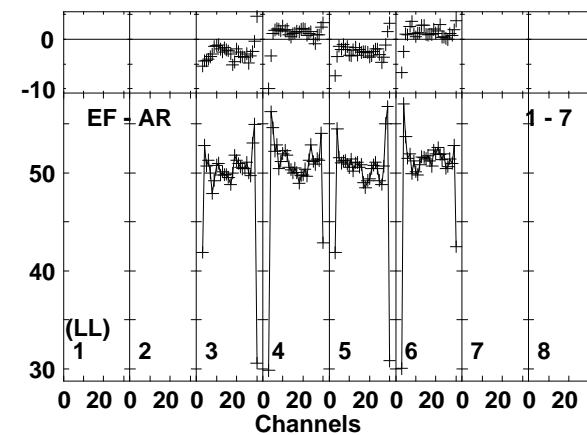
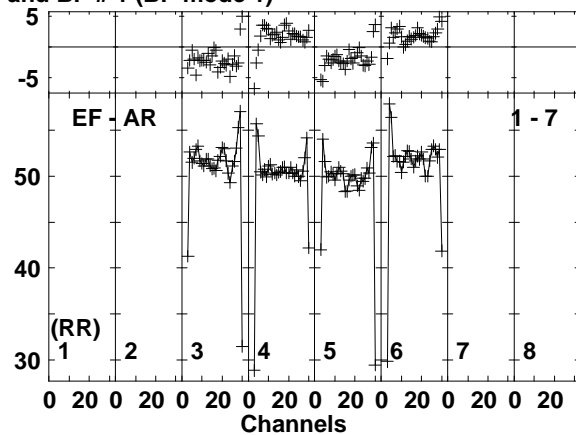
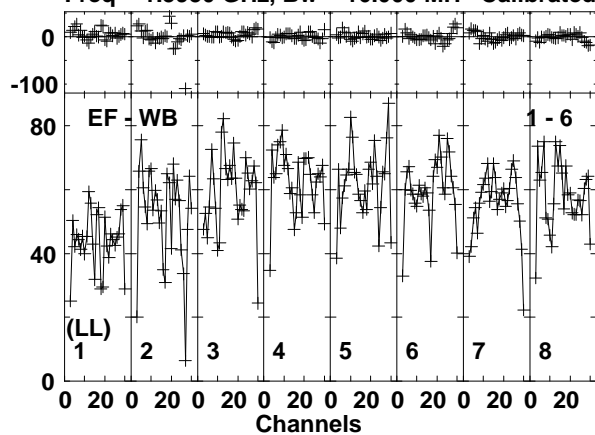


Lower frame: Milli Ampl Jy Top frame: Phas deg  
Vector averaged cross-power spectrum Baseline: EF (01) - JB (02)  
Timerange: 00/23:41:32 to 00/23:42:28

Plot file version 28 created 12-FEB-2016 14:24:24

J0529+3209 RP024C.UVDATA.1

Freq = 1.5950 GHz, Bw = 16.000 MH Calibrated with CL # 3 and BP # 1 (BP mode 1)

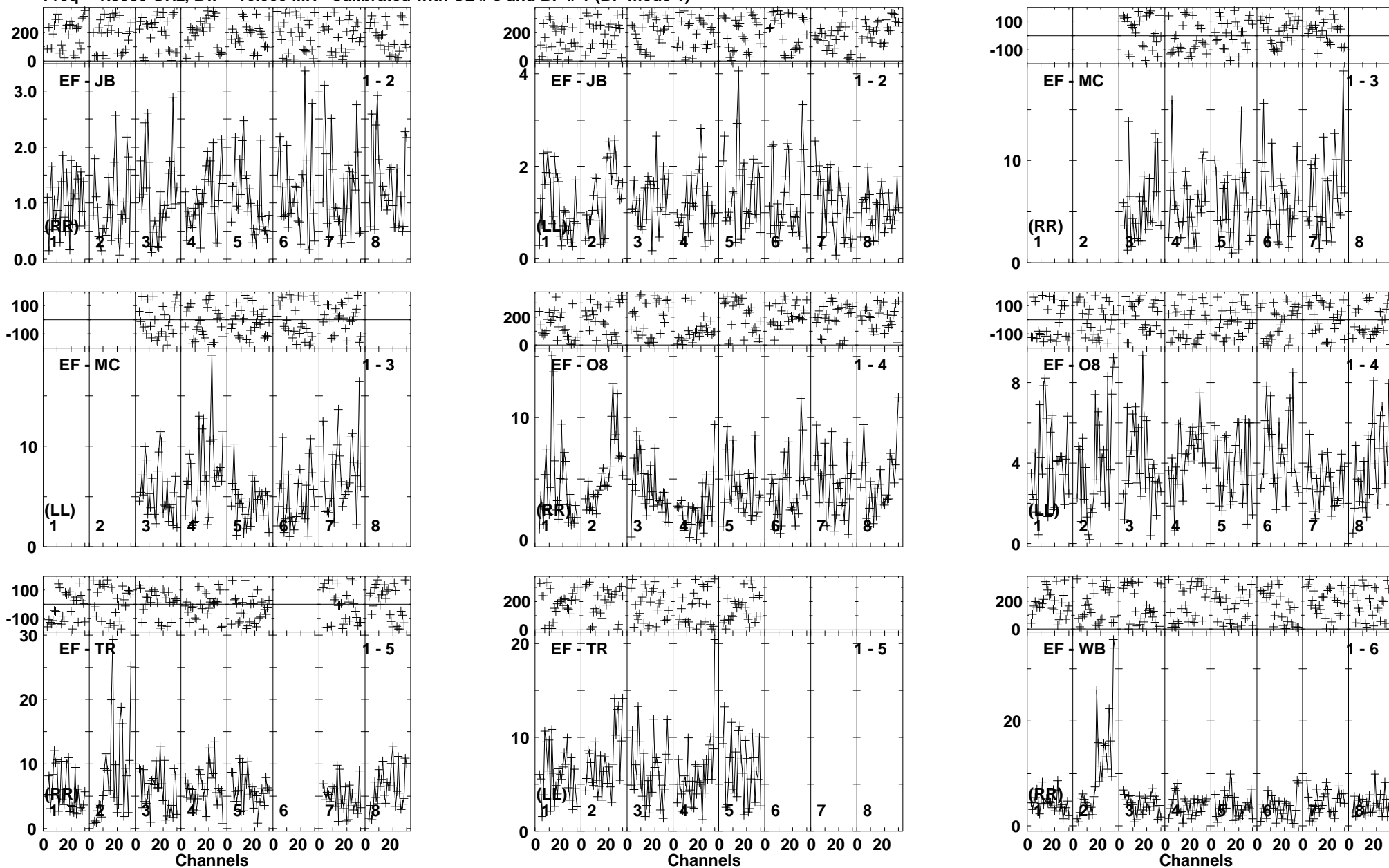


Lower frame: Milli Ampl Jy Top frame: Phas deg  
Vector averaged cross-power spectrum Baseline: EF (01) - WB (06)  
Timerange: 00/23:41:32 to 00/23:42:28

Plot file version 29 created 12-FEB-2016 14:24:24

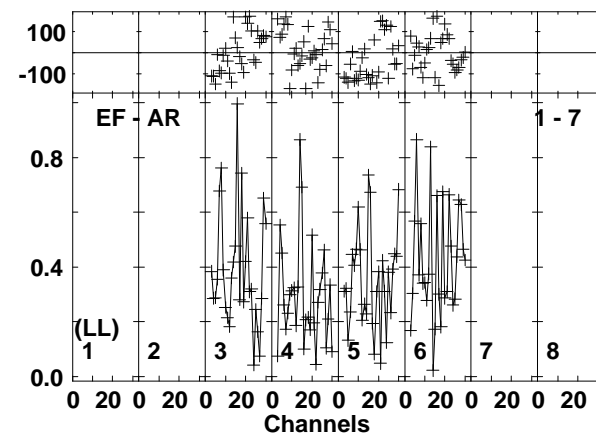
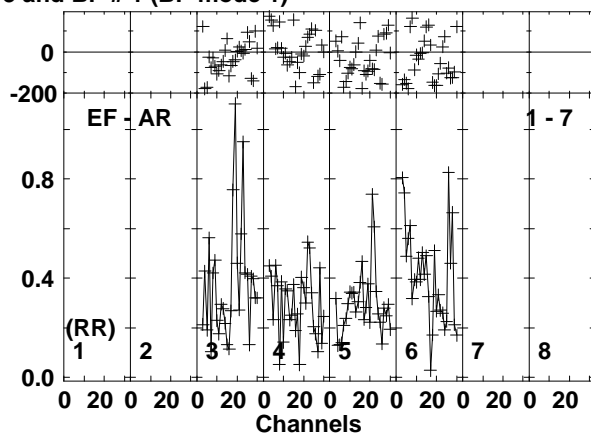
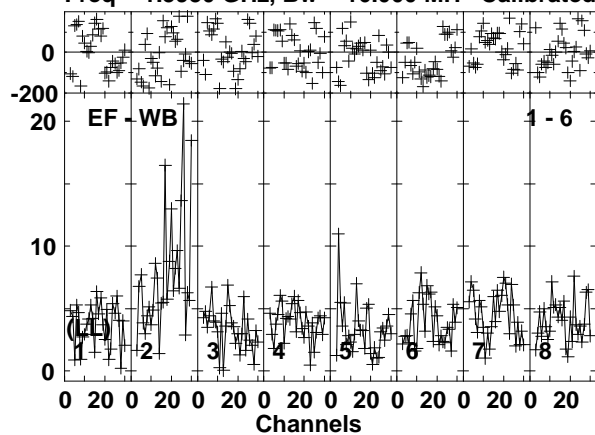
FRB RP024C.UVDATA.1

Freq = 1.5950 GHz, Bw = 16.000 MH Calibrated with CL # 3 and BP # 1 (BP mode 1)



Lower frame: Milli Ampl Jy Top frame: Phas deg  
Vector averaged cross-power spectrum Baseline: EF (01) - JB (02)  
Timerange: 00/23:43:02 to 00/23:50:58

Plot file version 30 created 12-FEB-2016 14:24:25  
FRB RP024C.UVDATA.1  
Freq = 1.5950 GHz, Bw = 16.000 MH Calibrated with CL # 3 and BP # 1 (BP mode 1)

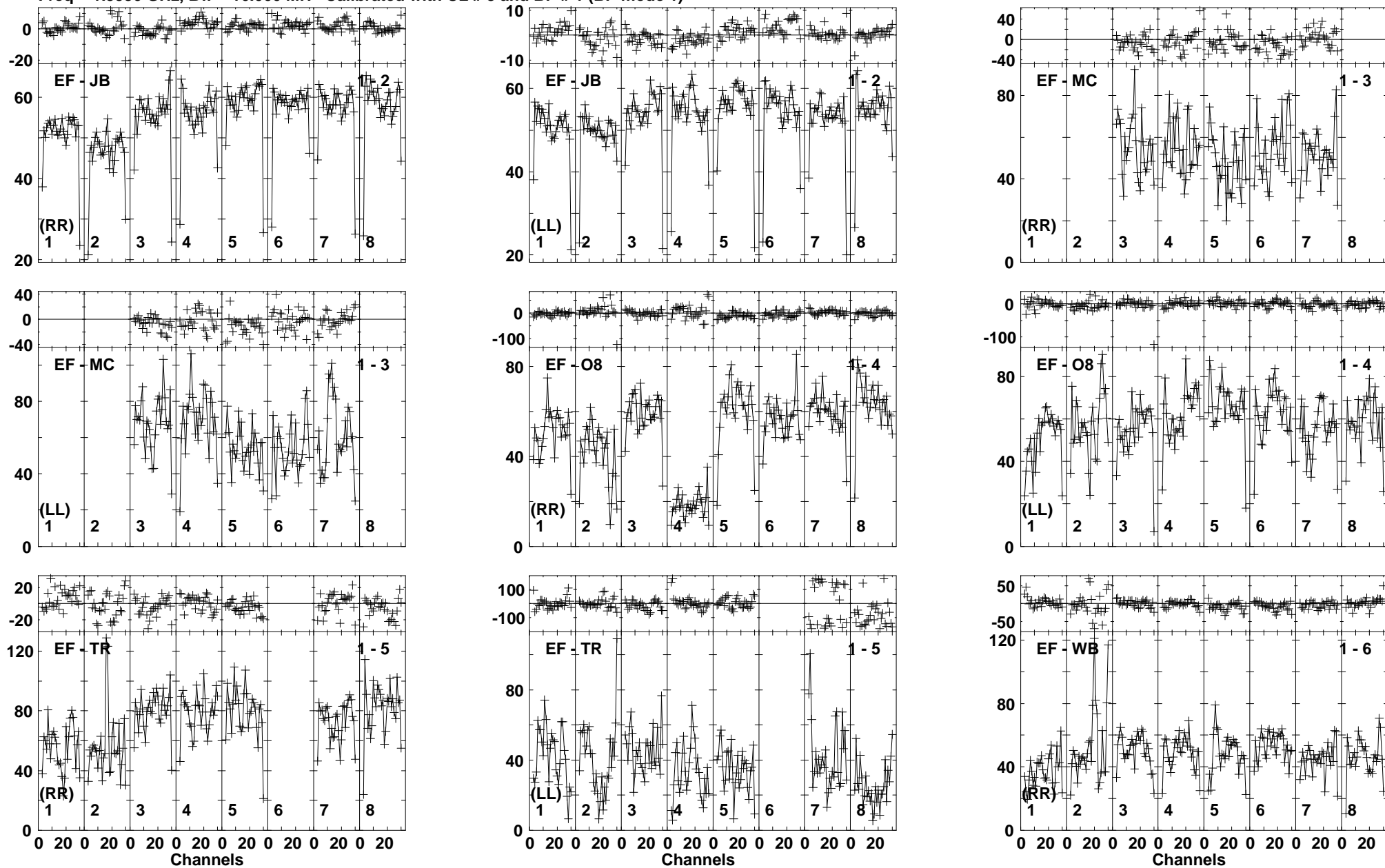


Lower frame: Milli Ampl Jy Top frame: Phas deg  
Vector averaged cross-power spectrum Baseline: EF (01) - WB (06)  
Timerange: 00/23:43:02 to 00/23:50:58

Plot file version 31 created 12-FEB-2016 14:24:25

J0529+3209 RP024C.UVDATA.1

Freq = 1.5950 GHz, Bw = 16.000 MH Calibrated with CL # 3 and BP # 1 (BP mode 1)

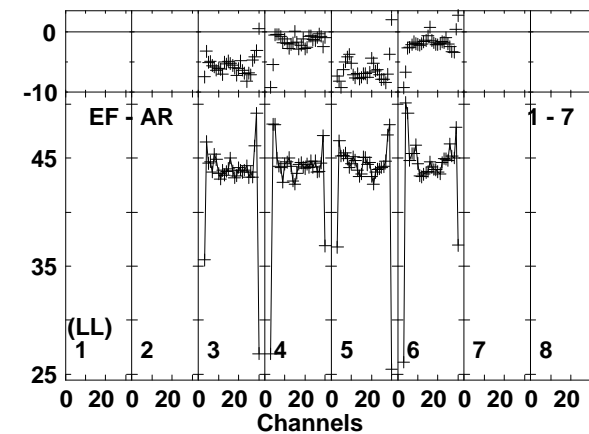
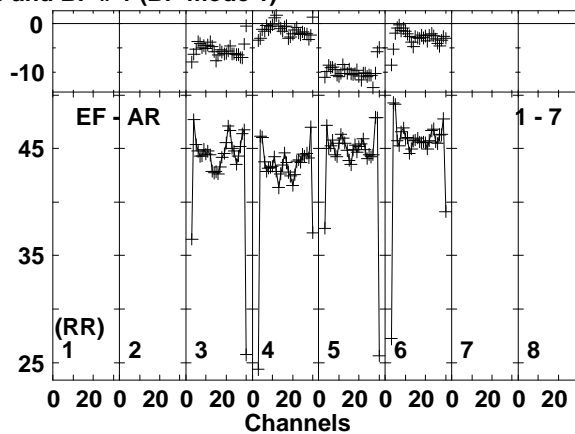
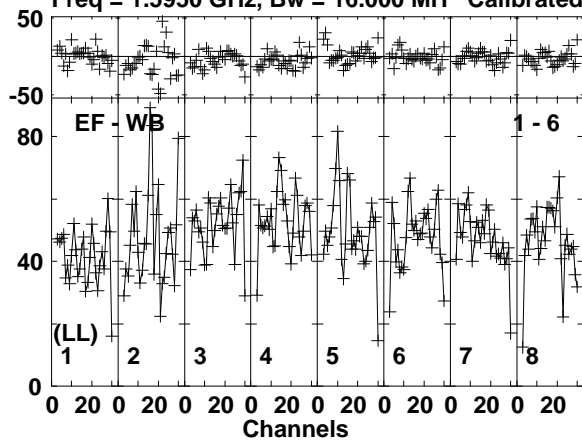


Lower frame: Milli Ampl Jy Top frame: Phas deg  
Vector averaged cross-power spectrum Baseline: EF (01) - JB (02)  
Timerange: 00/23:51:32 to 00/23:52:28

Plot file version 32 created 12-FEB-2016 14:24:25

J0529+3209 RP024C.UVDATA.1

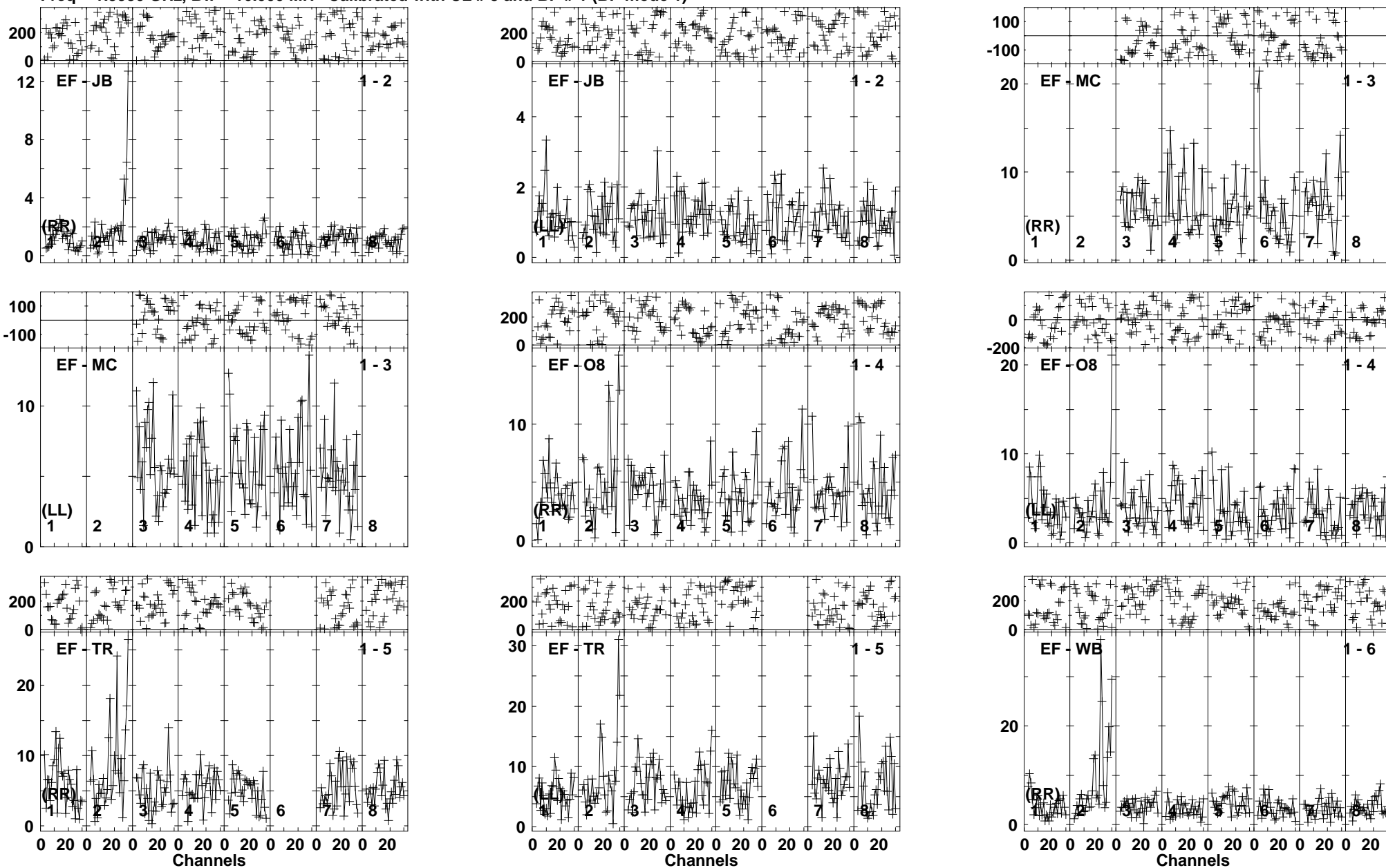
Freq = 1.5950 GHz, Bw = 16.000 MH Calibrated with CL # 3 and BP # 1 (BP mode 1)



Lower frame: Milli Ampl Jy Top frame: Phas deg  
Vector averaged cross-power spectrum Baseline: EF (01) - WB (06)  
Timerange: 00/23:51:32 to 00/23:52:28



Plot file version 33 created 12-FEB-2016 14:24:25  
 FRB RP024C.UVDATA.1  
 Freq = 1.5950 GHz, Bw = 16.000 MH Calibrated with CL # 3 and BP # 1 (BP mode 1)



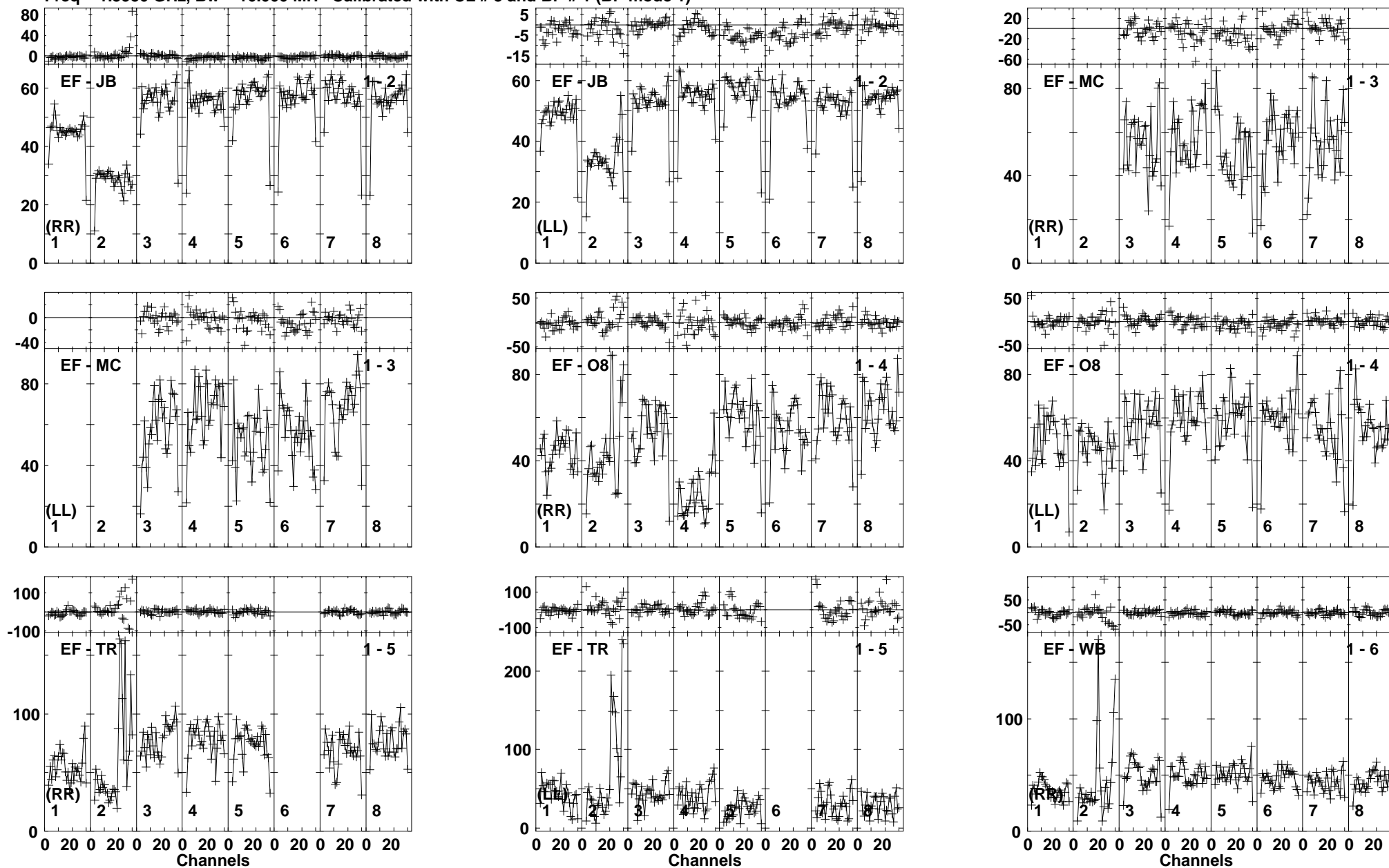
Lower frame: Milli Ampl Jy Top frame: Phas deg  
 Vector averaged cross-power spectrum Baseline: EF (01) - JB (02)  
 Timerange: 00/23:53:02 to 01/00:00:58



Plot file version 35 created 12-FEB-2016 14:24:25

J0529+3209 RP024C.UVDATA.1

Freq = 1.5950 GHz, Bw = 16.000 MH Calibrated with CL # 3 and BP # 1 (BP mode 1)



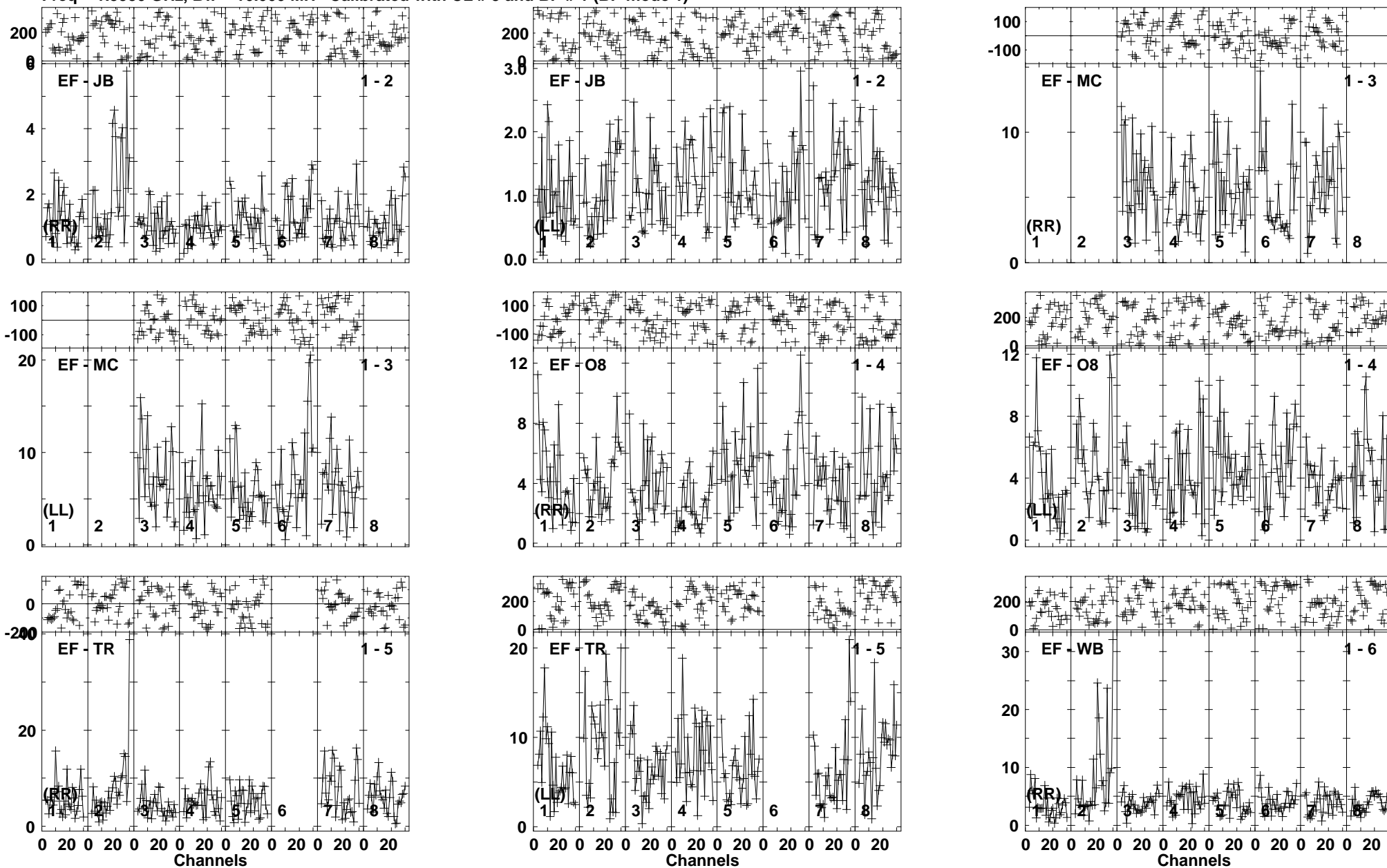
Lower frame: Milli Ampl Jy Top frame: Phas deg  
Vector averaged cross-power spectrum Baseline: EF (01) - JB (02)  
Timerange: 01/00:01:32 to 01/00:02:28



Plot file version 37 created 12-FEB-2016 14:24:25

FRB RP024C.UVDATA.1

Freq = 1.5950 GHz, Bw = 16.000 MH Calibrated with CL # 3 and BP # 1 (BP mode 1)

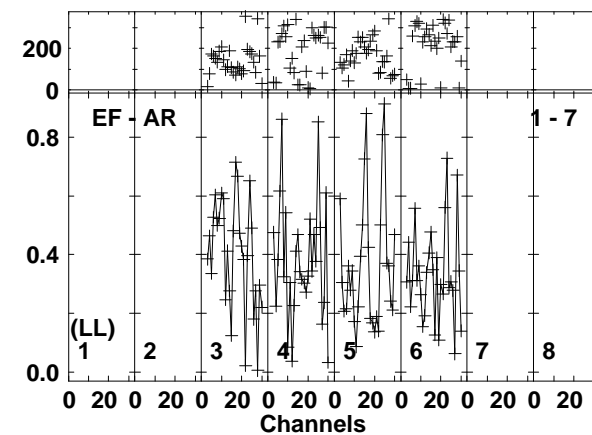
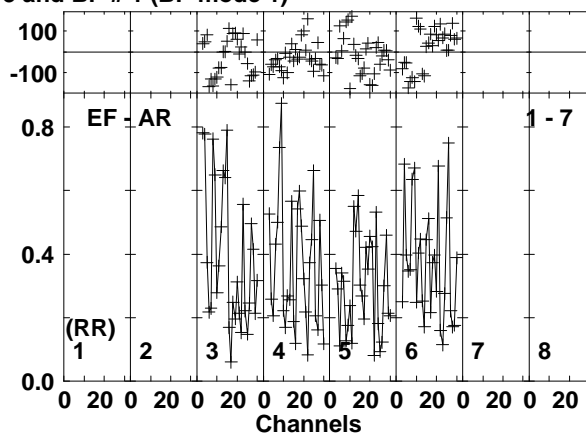
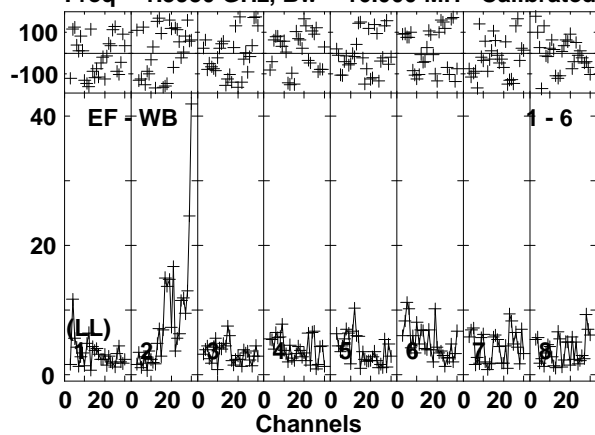


Lower frame: Milli Ampl Jy Top frame: Phas deg  
Vector averaged cross-power spectrum Baseline: EF (01) - JB (02)  
Timerange: 01/00:03:02 to 01/00:10:38

Plot file version 38 created 12-FEB-2016 14:24:26

FRB RP024C.UVDATA.1

Freq = 1.5950 GHz, Bw = 16.000 MH Calibrated with CL # 3 and BP # 1 (BP mode 1)

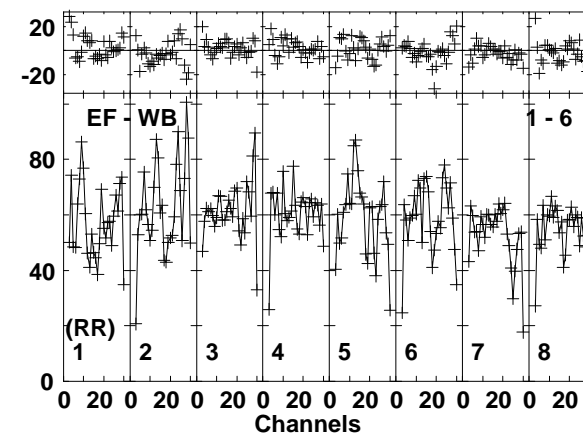
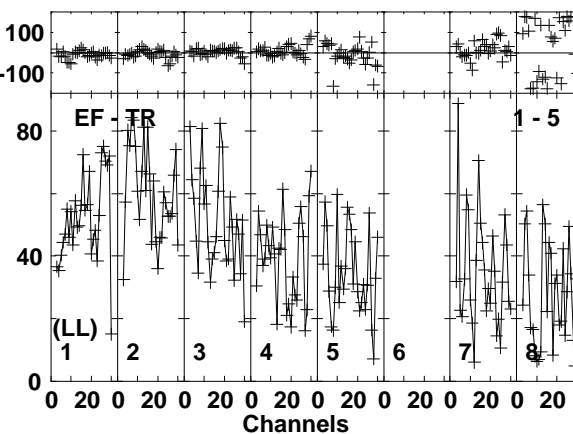
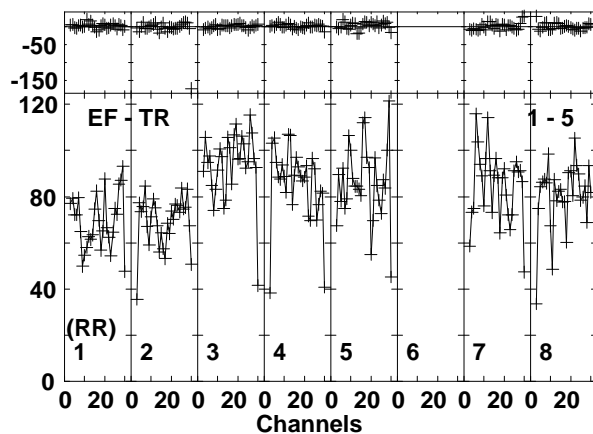
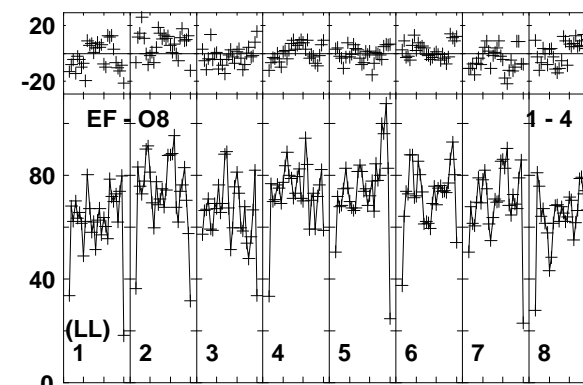
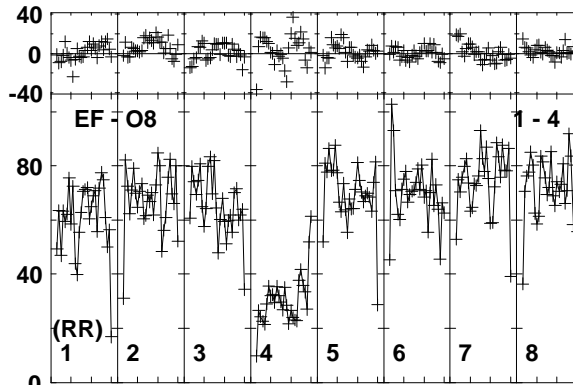
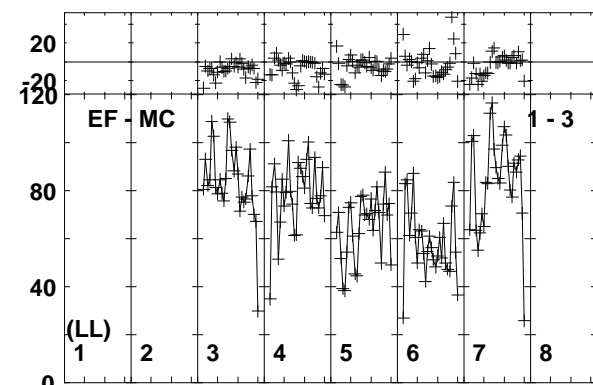
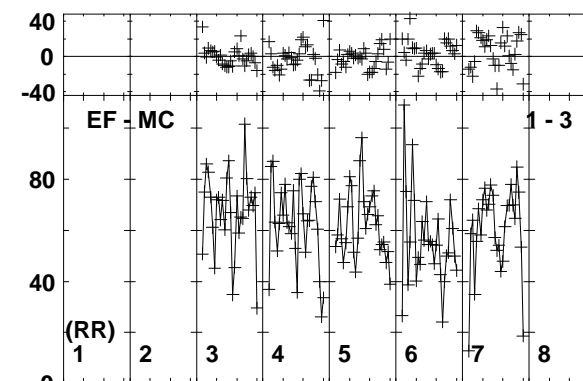
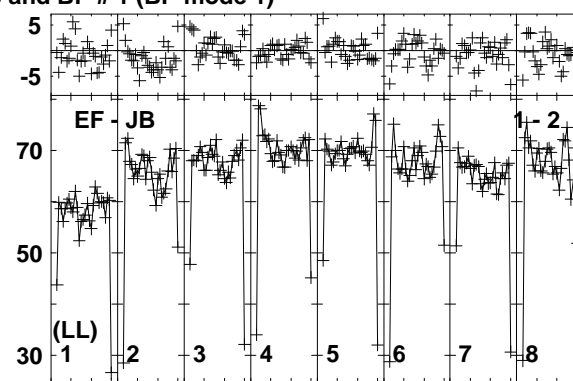
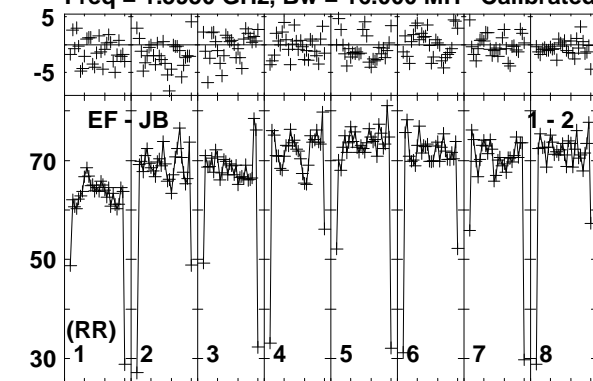


Lower frame: Milli Ampl Jy Top frame: Phas deg  
Vector averaged cross-power spectrum Baseline: EF (01) - WB (06)  
Timerange: 01/00:03:02 to 01/00:10:38

Plot file version 39 created 12-FEB-2016 14:24:26

J0529+3209 RP024C.UVDATA.1

Freq = 1.5950 GHz, Bw = 16.000 MH Calibrated with CL # 3 and BP # 1 (BP mode 1)

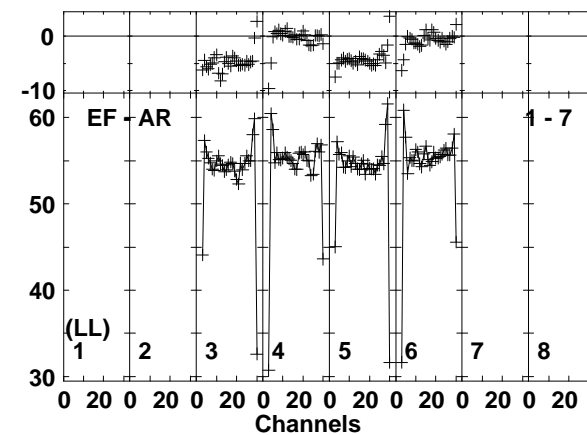
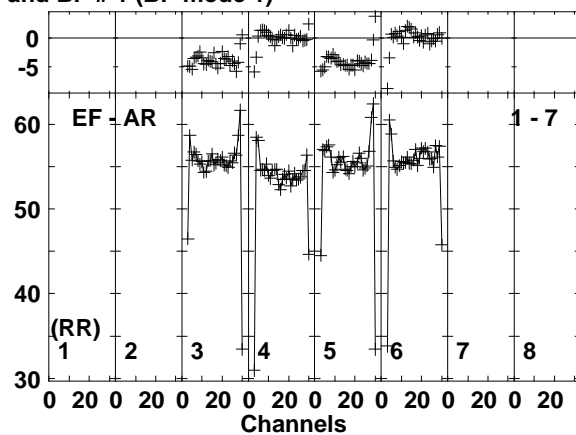
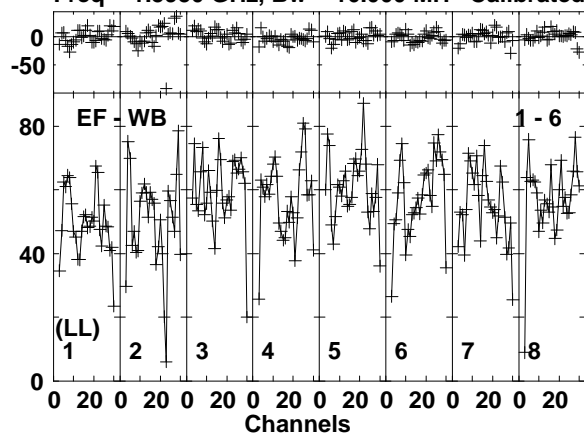


Lower frame: Milli Ampl Jy Top frame: Phas deg  
Vector averaged cross-power spectrum Baseline: EF (01) - JB (02)  
Timerange: 01/00:11:32 to 01/00:12:28

Plot file version 40 created 12-FEB-2016 14:24:26

J0529+3209 RP024C.UVDATA.1

Freq = 1.5950 GHz, Bw = 16.000 MH Calibrated with CL # 3 and BP # 1 (BP mode 1)



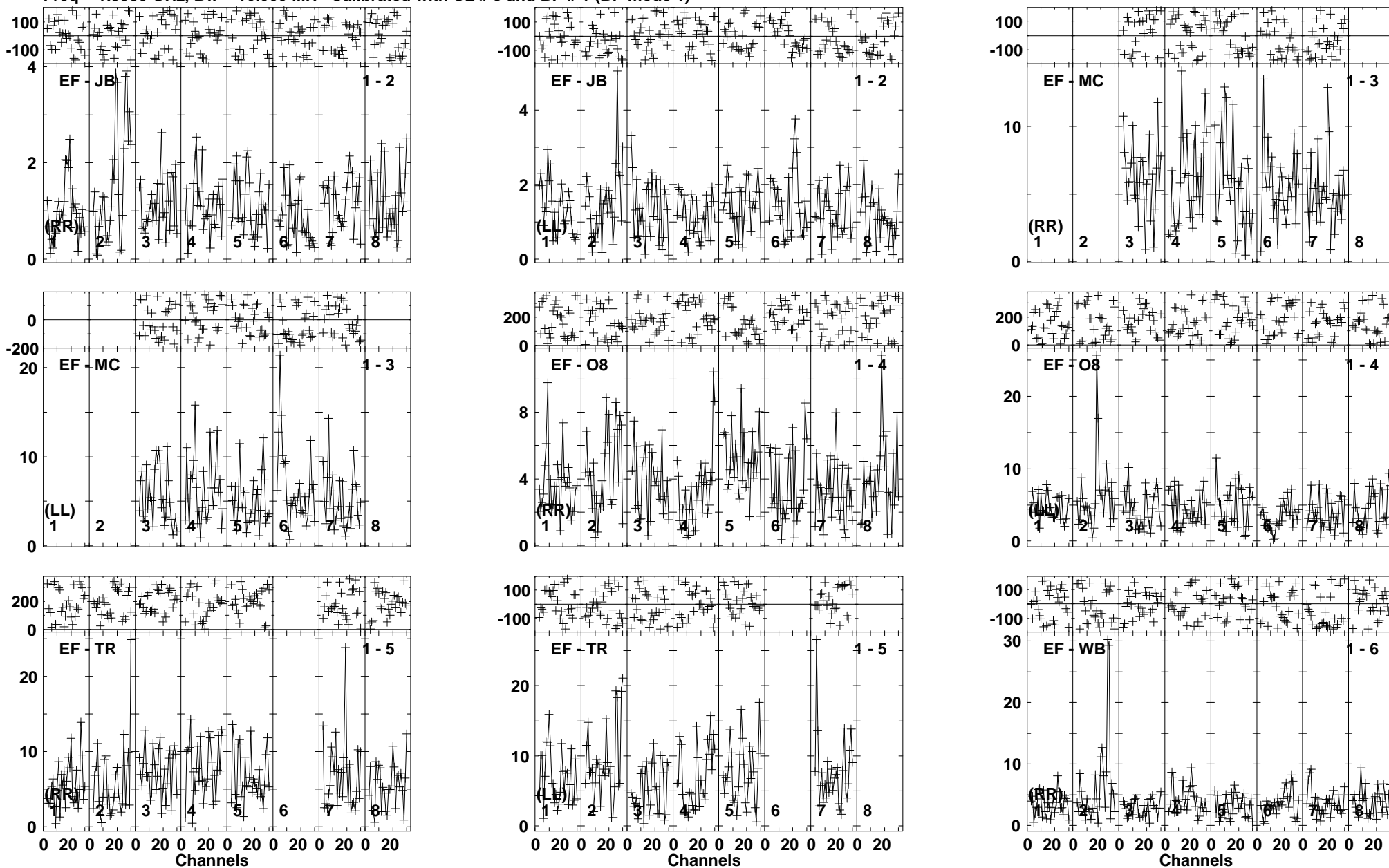
Lower frame: Milli Ampl Jy Top frame: Phas deg  
Vector averaged cross-power spectrum Baseline: EF (01) - WB (06)  
Timerange: 01/00:11:32 to 01/00:12:28



Plot file version 41 created 12-FEB-2016 14:24:26

FRB RP024C.UVDATA.1

Freq = 1.5950 GHz, Bw = 16.000 MH Calibrated with CL # 3 and BP # 1 (BP mode 1)

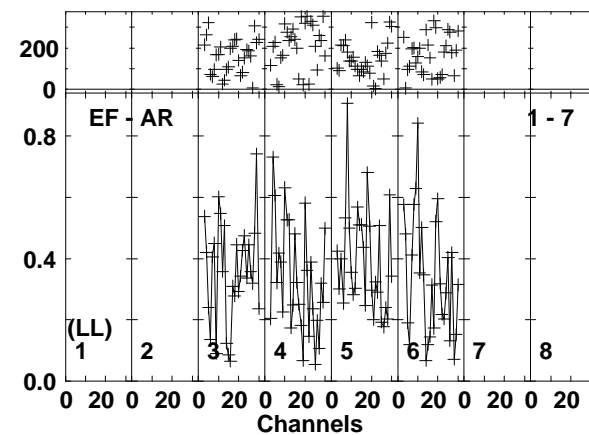
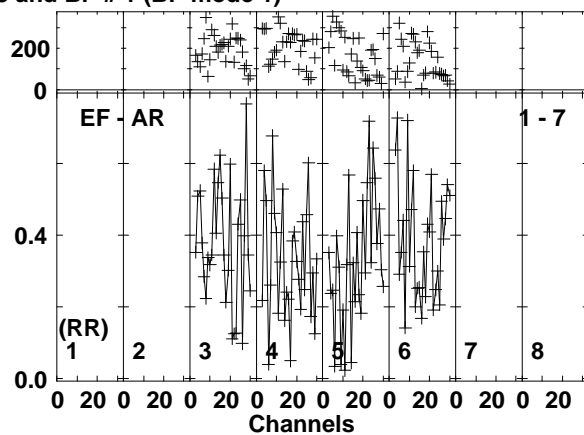
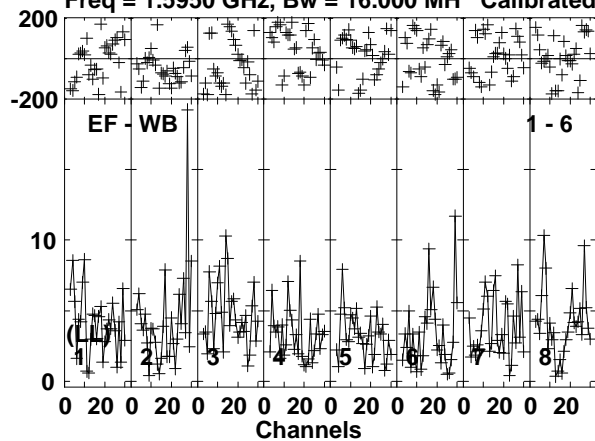


Lower frame: Milli Ampl Jy Top frame: Phas deg  
Vector averaged cross-power spectrum Baseline: EF (01) - JB (02)  
Timerange: 01/00:13:02 to 01/00:20:58

Plot file version 42 created 12-FEB-2016 14:24:26

FRB RP024C.UVDATA.1

Freq = 1.5950 GHz, Bw = 16.000 MH Calibrated with CL # 3 and BP # 1 (BP mode 1)

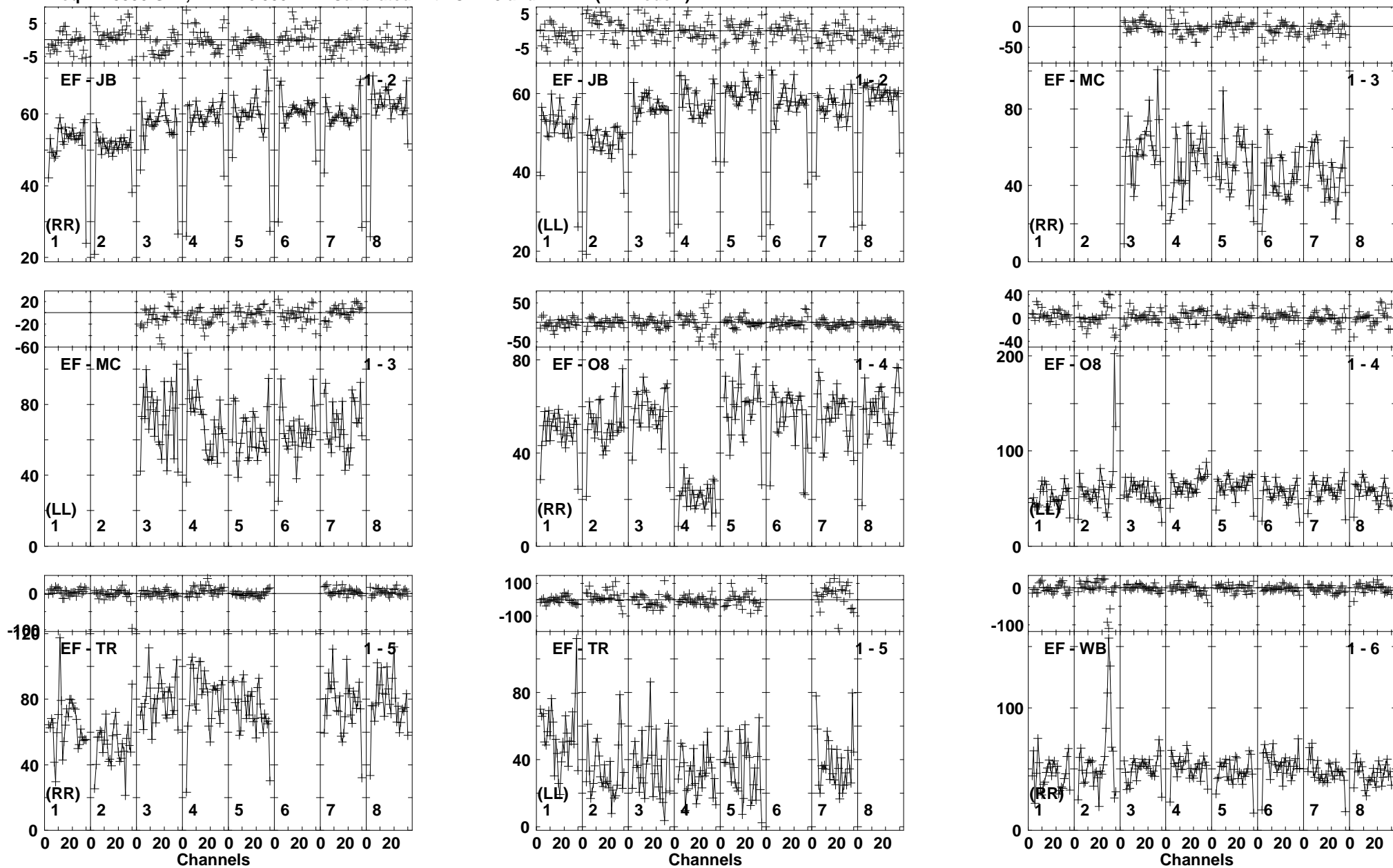


Lower frame: Milli Ampl Jy Top frame: Phas deg  
Vector averaged cross-power spectrum Baseline: EF (01) - WB (06)  
Timerange: 01/00:13:02 to 01/00:20:58

Plot file version 43 created 12-FEB-2016 14:24:26

J0529+3209 RP024C.UVDATA.1

Freq = 1.5950 GHz, Bw = 16.000 MH Calibrated with CL # 3 and BP # 1 (BP mode 1)

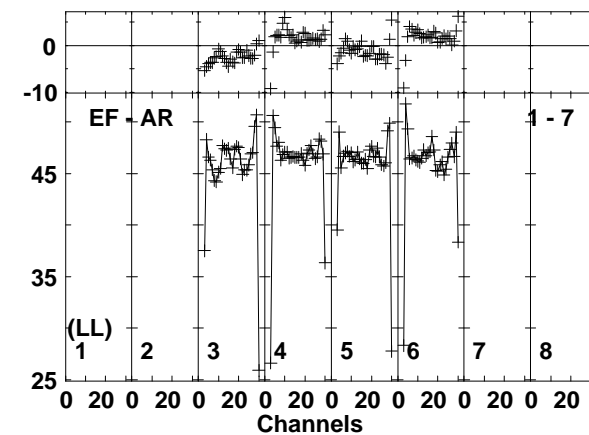
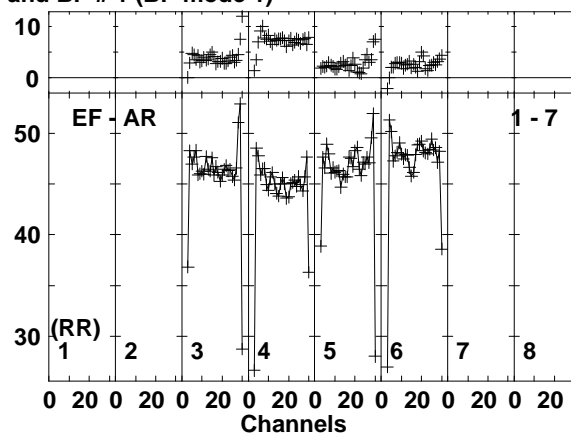
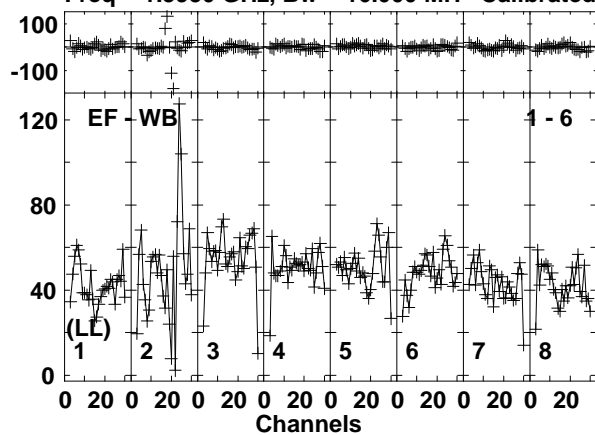


Lower frame: Milli Ampl Jy Top frame: Phas deg  
Vector averaged cross-power spectrum Baseline: EF (01) - JB (02)  
Timerange: 01/00:21:32 to 01/00:22:28

Plot file version 44 created 12-FEB-2016 14:24:26

J0529+3209 RP024C.UVDATA.1

Freq = 1.5950 GHz, Bw = 16.000 MH Calibrated with CL # 3 and BP # 1 (BP mode 1)

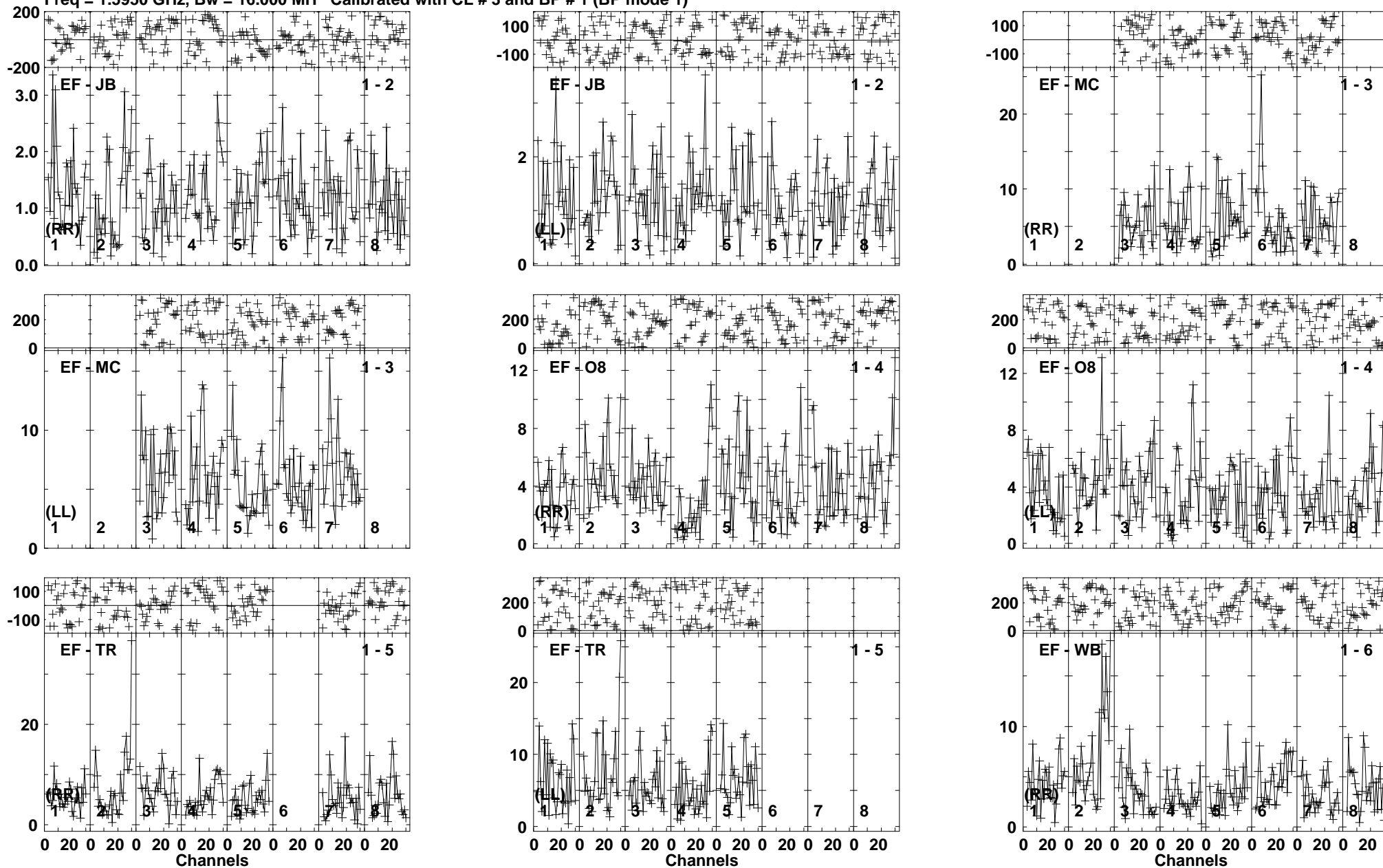


Lower frame: Milli Ampl Jy Top frame: Phas deg  
Vector averaged cross-power spectrum Baseline: EF (01) - WB (06)  
Timerange: 01/00:21:32 to 01/00:22:28

Plot file version 45 created 12-FEB-2016 14:24:26

FRB RP024C.UVDATA.1

Freq = 1.5950 GHz, Bw = 16.000 MH Calibrated with CL # 3 and BP # 1 (BP mode 1)

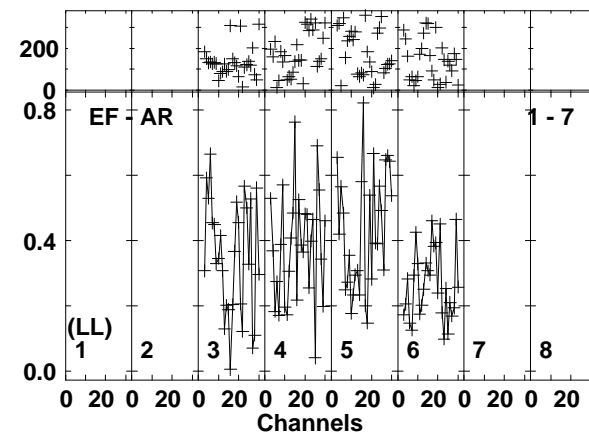
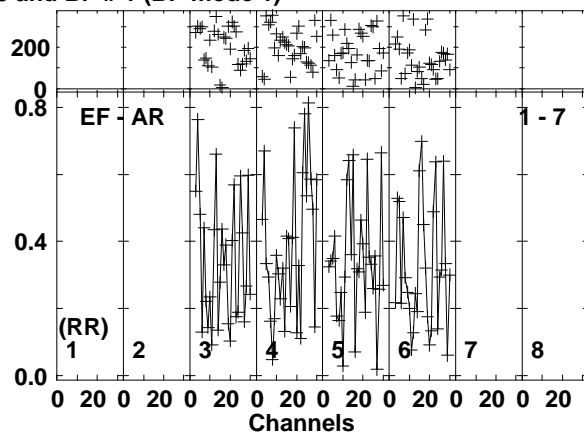
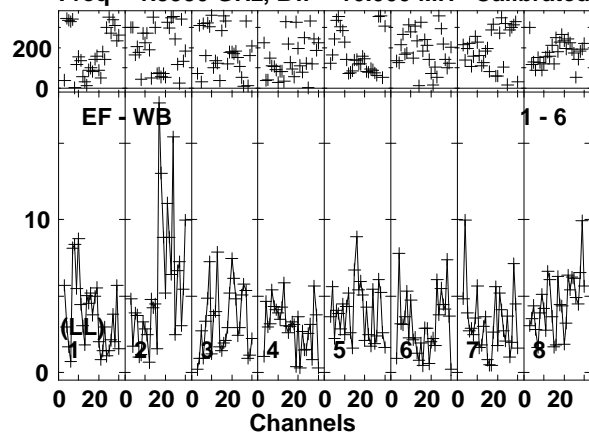


Lower frame: Milli Ampl Jy Top frame: Phas deg  
Vector averaged cross-power spectrum Baseline: EF (01) - JB (02)  
Timerange: 01/00:23:02 to 01/00:30:58

Plot file version 46 created 12-FEB-2016 14:24:27

FRB RP024C.UVDATA.1

Freq = 1.5950 GHz, Bw = 16.000 MH Calibrated with CL # 3 and BP # 1 (BP mode 1)

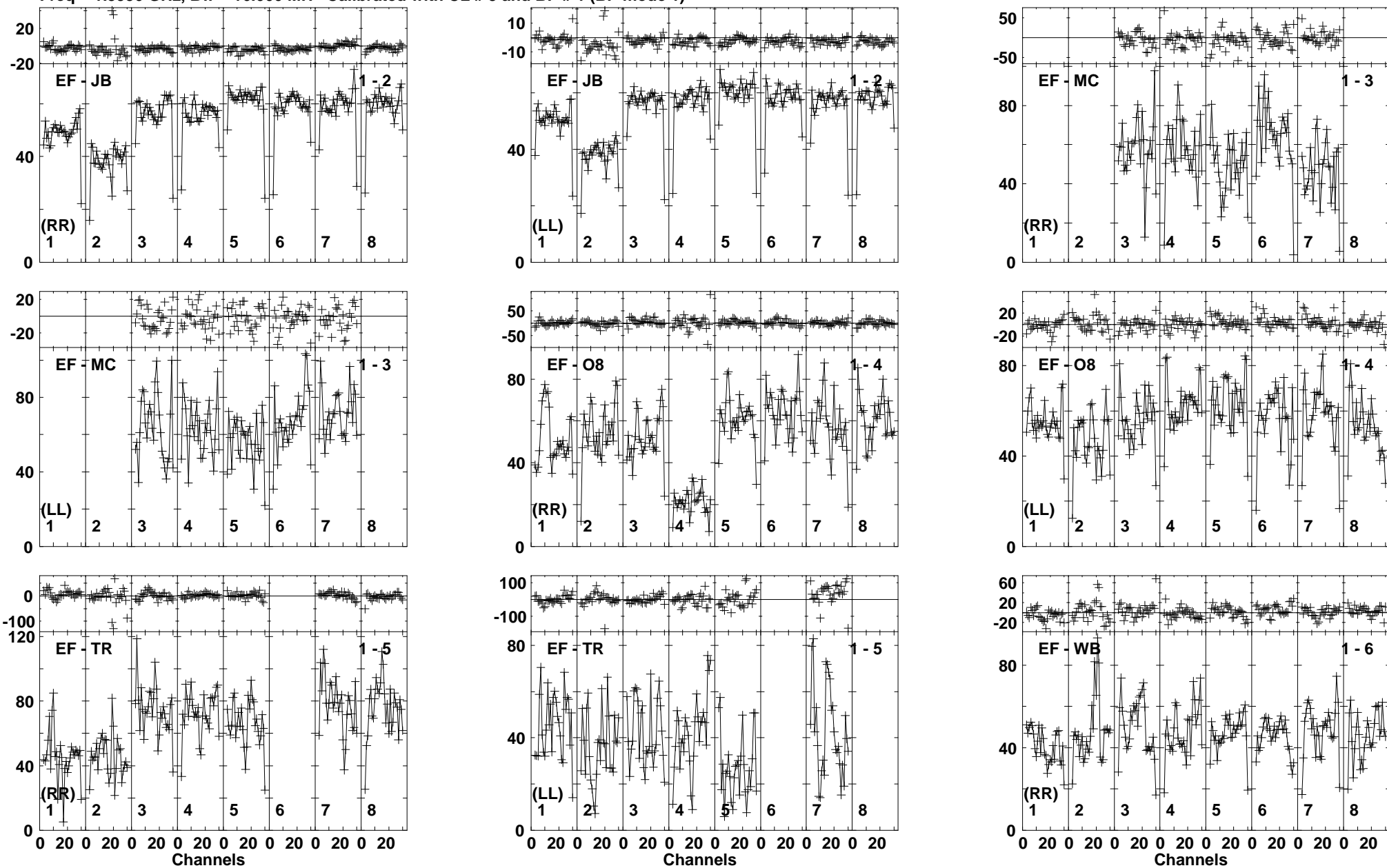


Lower frame: Milli Ampl Jy Top frame: Phas deg  
Vector averaged cross-power spectrum Baseline: EF (01) - WB (06)  
Timerange: 01/00:23:02 to 01/00:30:58

Plot file version 47 created 12-FEB-2016 14:24:27

J0529+3209 RP024C.UVDATA.1

Freq = 1.5950 GHz, Bw = 16.000 MH Calibrated with CL # 3 and BP # 1 (BP mode 1)

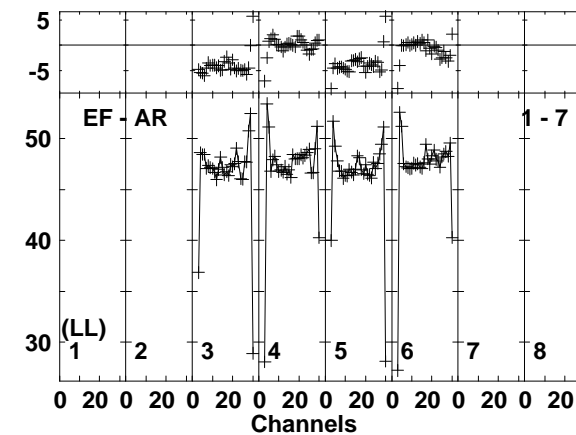
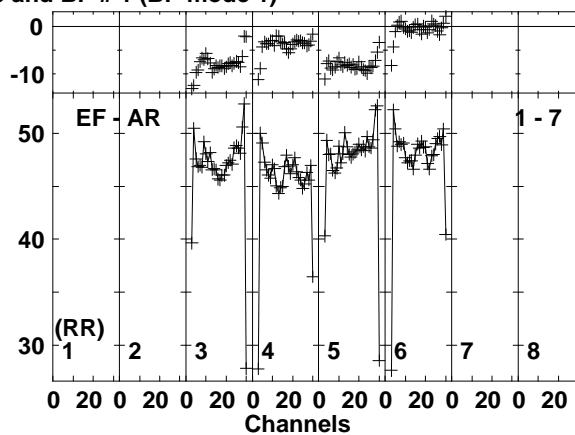
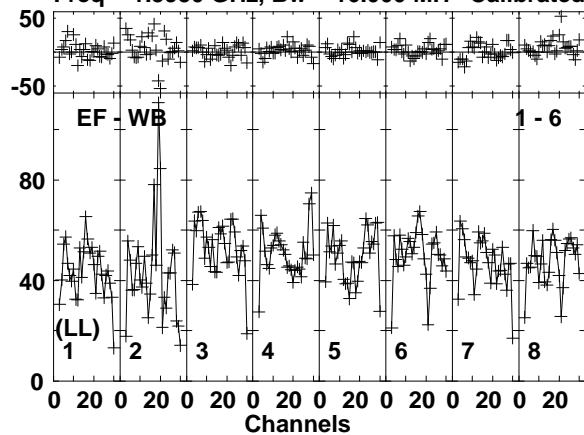


Lower frame: Milli Ampl Jy Top frame: Phas deg  
Vector averaged cross-power spectrum Baseline: EF (01) - JB (02)  
Timerange: 01/00:31:32 to 01/00:32:28

Plot file version 48 created 12-FEB-2016 14:24:27

J0529+3209 RP024C.UVDATA.1

Freq = 1.5950 GHz, Bw = 16.000 MH Calibrated with CL # 3 and BP # 1 (BP mode 1)



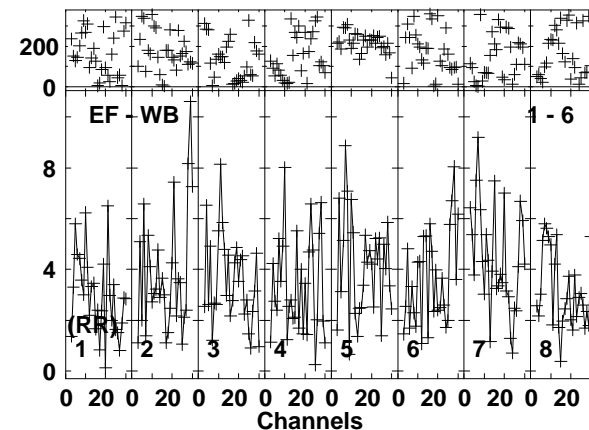
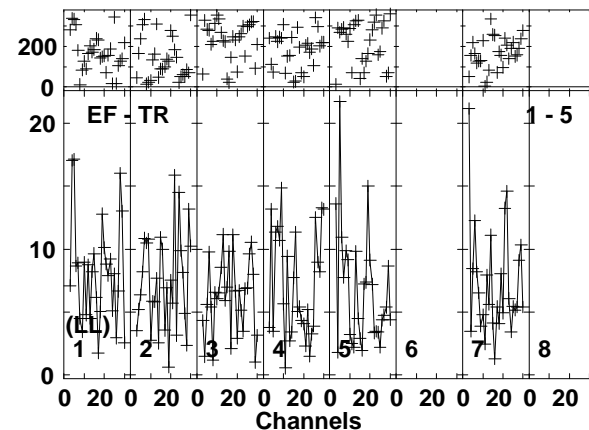
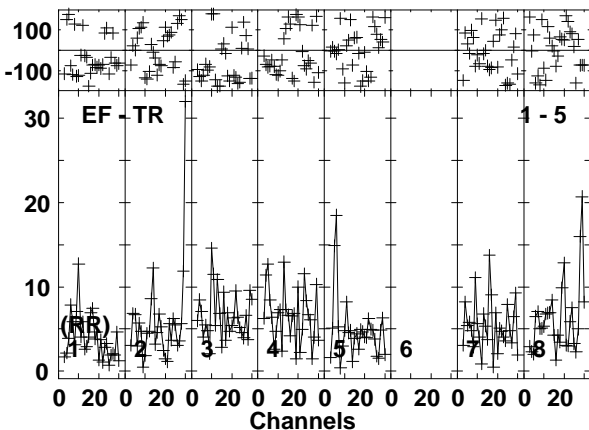
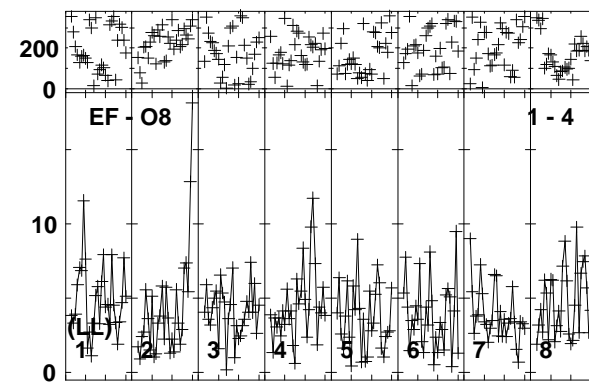
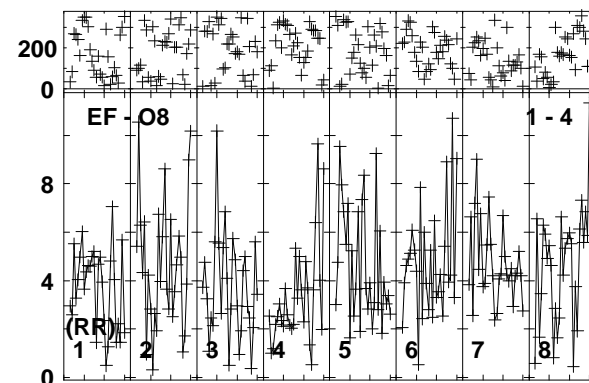
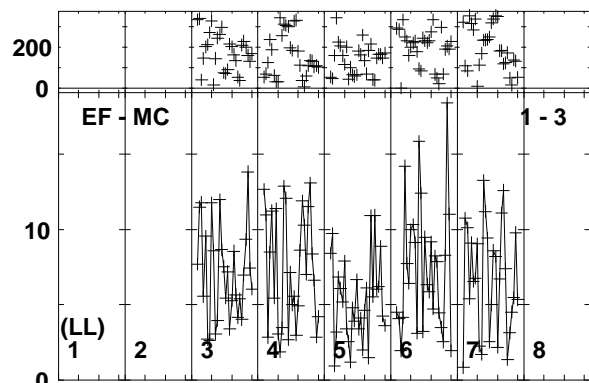
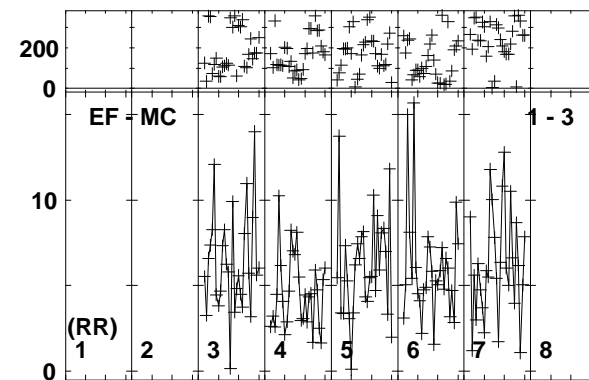
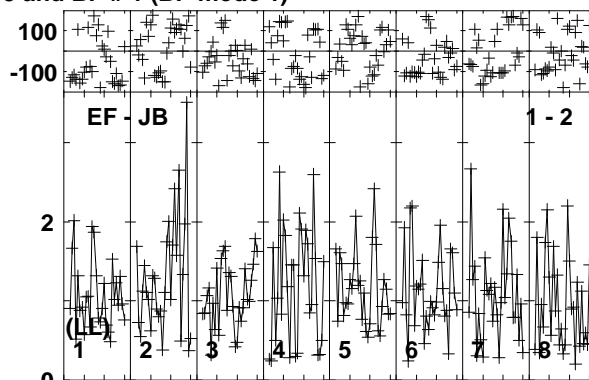
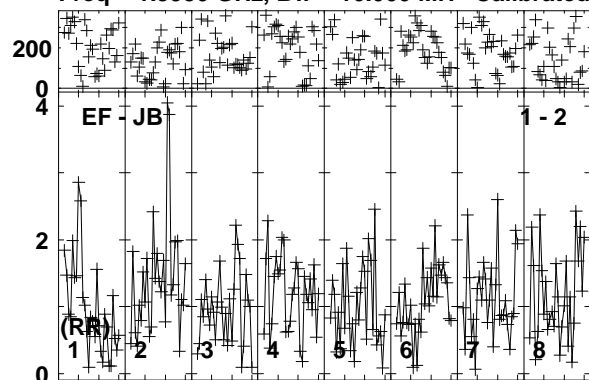
Lower frame: Milli Ampl Jy Top frame: Phas deg  
Vector averaged cross-power spectrum Baseline: EF (01) - WB (06)  
Timerange: 01/00:31:32 to 01/00:32:28



Plot file version 49 created 12-FEB-2016 14:24:27

FRB RP024C.UVDATA.1

Freq = 1.5950 GHz, Bw = 16.000 MH Calibrated with CL # 3 and BP # 1 (BP mode 1)

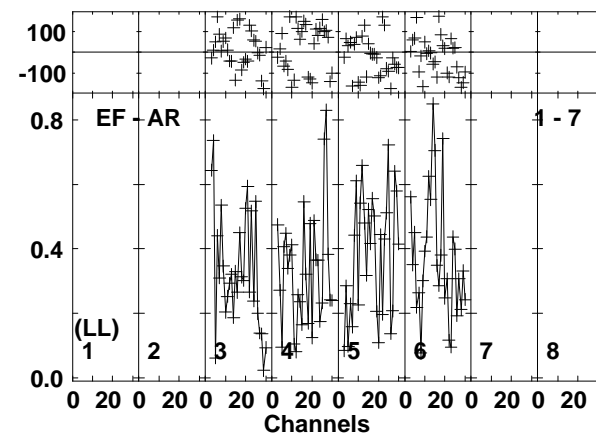
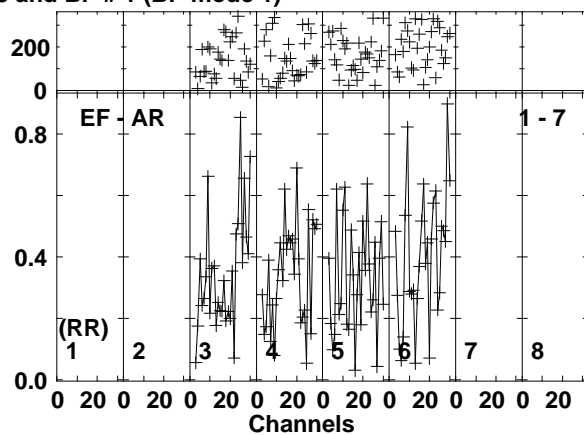
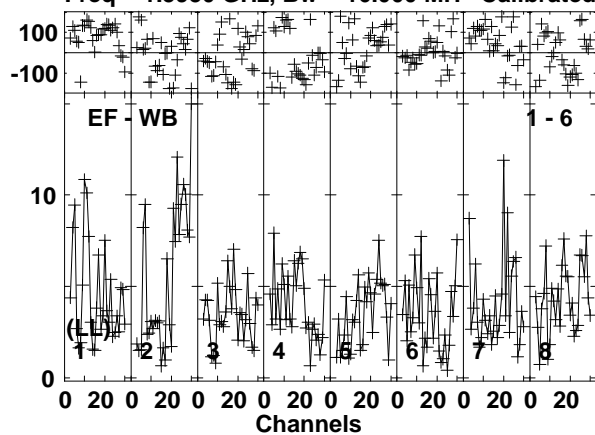


Lower frame: Milli Ampl Jy Top frame: Phas deg  
Vector averaged cross-power spectrum Baseline: EF (01) - JB (02)  
Timerange: 01/00:33:02 to 01/00:40:48

Plot file version 50 created 12-FEB-2016 14:24:27

FRB RP024C.UVDATA.1

Freq = 1.5950 GHz, Bw = 16.000 MH Calibrated with CL # 3 and BP # 1 (BP mode 1)

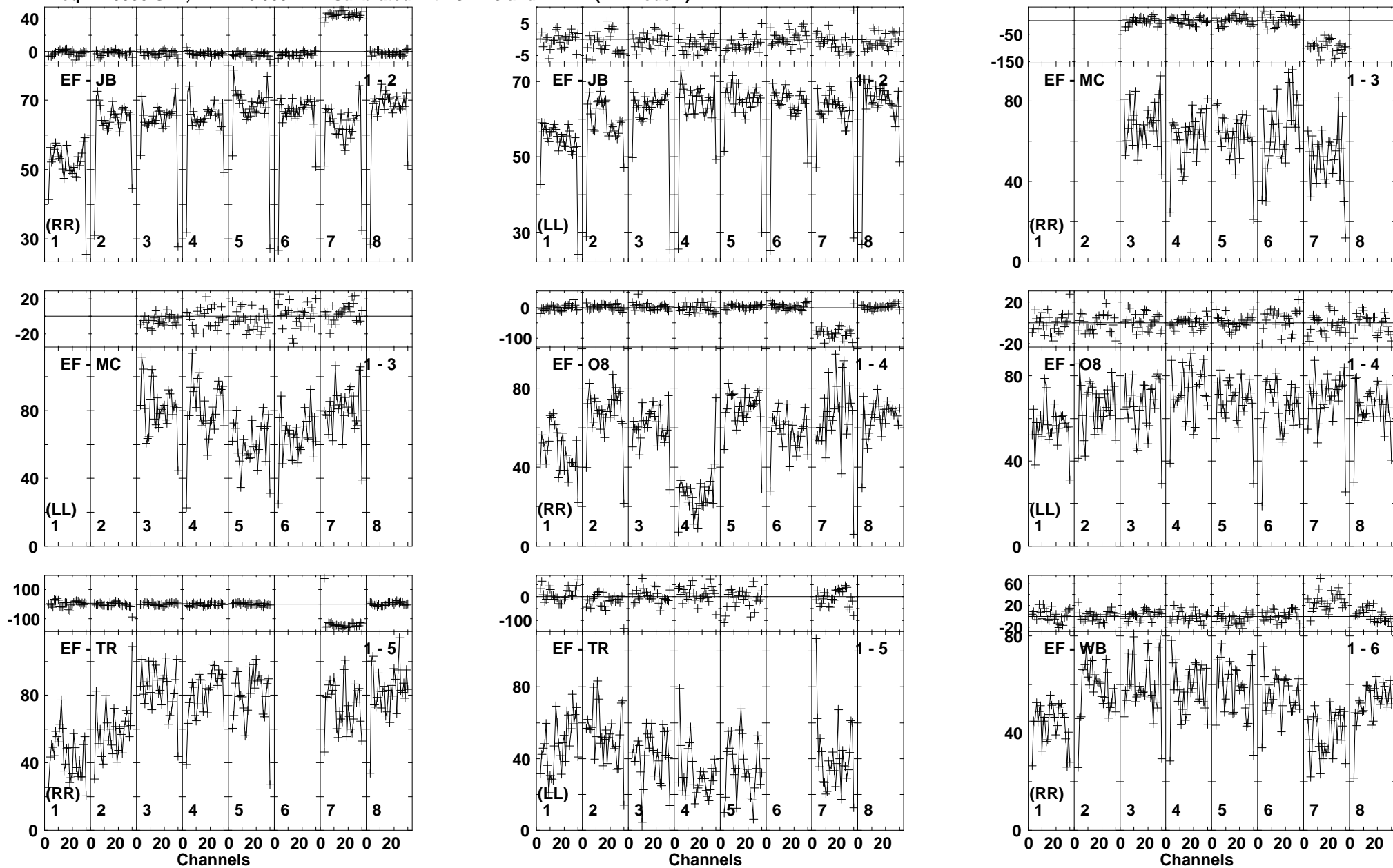


Lower frame: Milli Ampl Jy Top frame: Phas deg  
Vector averaged cross-power spectrum Baseline: EF (01) - WB (06)  
Timerange: 01/00:33:02 to 01/00:40:48

Plot file version 51 created 12-FEB-2016 14:24:27

J0529+3209 RP024C.UVDATA.1

Freq = 1.5950 GHz, Bw = 16.000 MH Calibrated with CL # 3 and BP # 1 (BP mode 1)

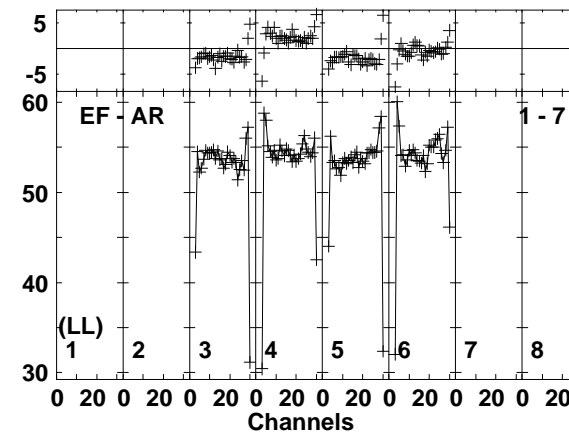
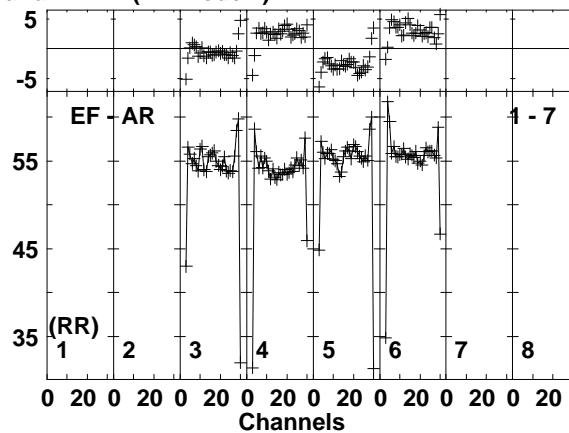
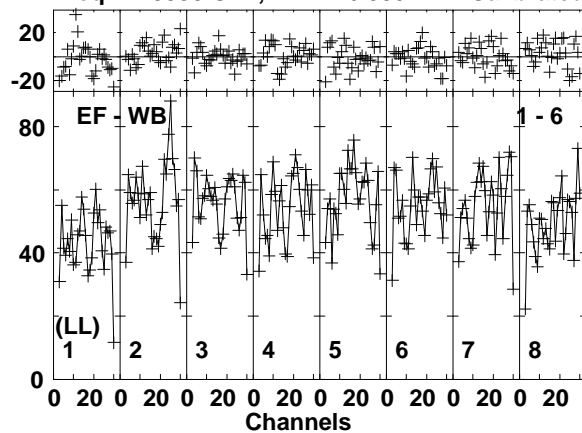


Lower frame: Milli Ampl Jy Top frame: Phas deg  
Vector averaged cross-power spectrum Baseline: EF (01) - JB (02)  
Timerange: 01/00:41:32 to 01/00:42:28

Plot file version 52 created 12-FEB-2016 14:24:27

J0529+3209 RP024C.UVDATA.1

Freq = 1.5950 GHz, Bw = 16.000 MH Calibrated with CL # 3 and BP # 1 (BP mode 1)

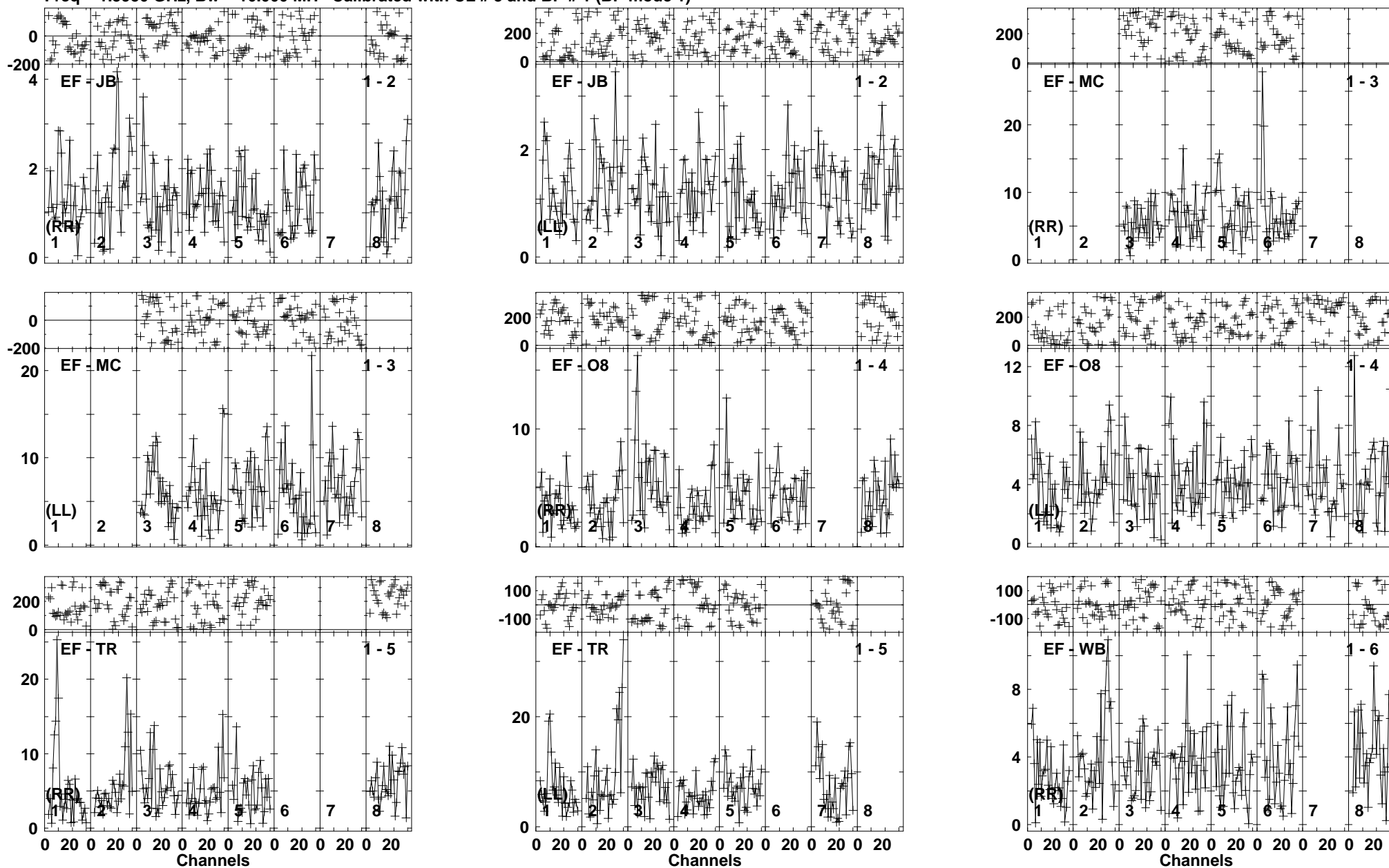


Lower frame: Milli Ampl Jy Top frame: Phas deg  
Vector averaged cross-power spectrum Baseline: EF (01) - WB (06)  
Timerange: 01/00:41:32 to 01/00:42:28

Plot file version 53 created 12-FEB-2016 14:24:27

FRB RP024C.UVDATA.1

Freq = 1.5950 GHz, Bw = 16.000 MH Calibrated with CL # 3 and BP # 1 (BP mode 1)



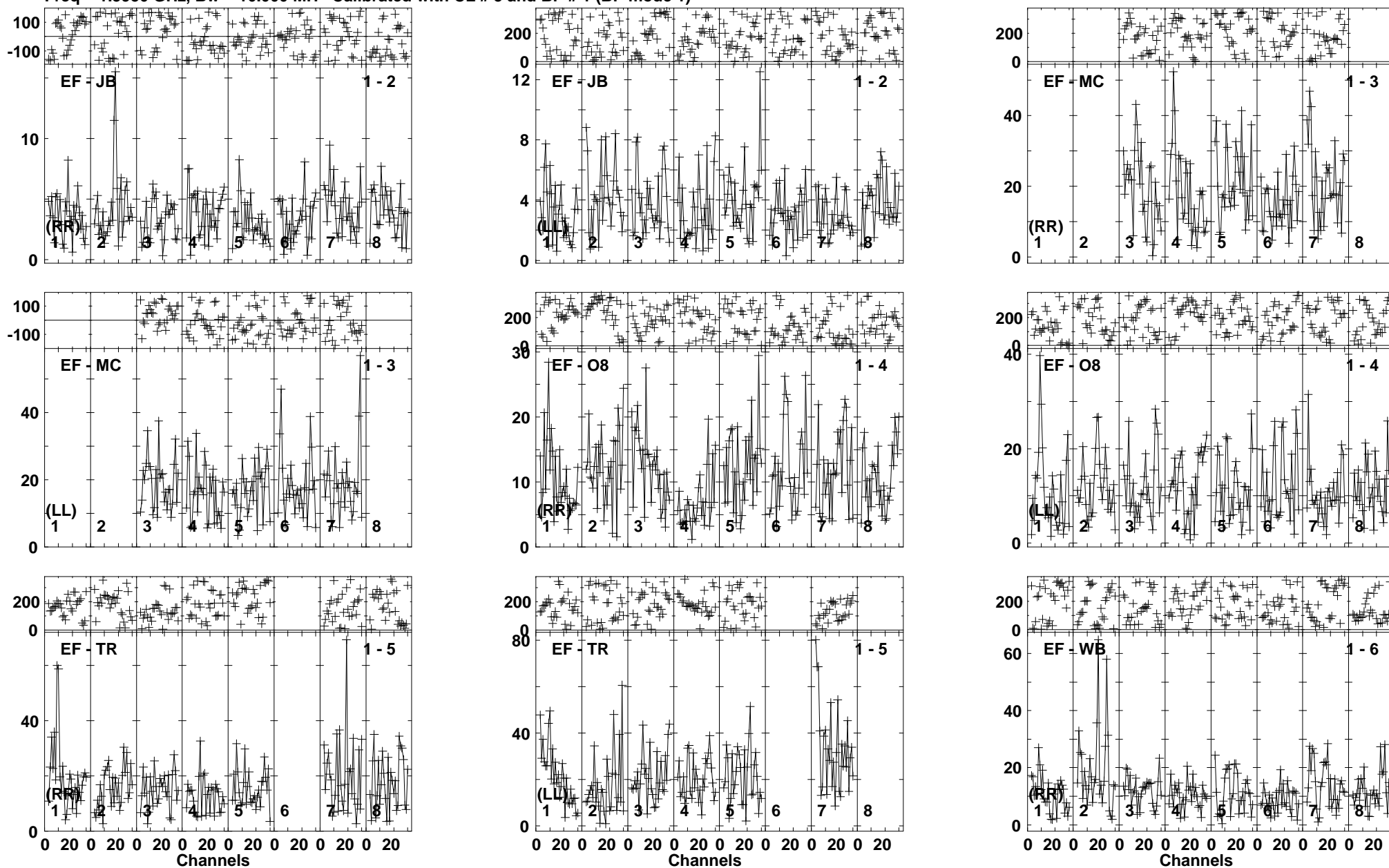
Lower frame: Milli Ampl Jy Top frame: Phas deg  
Vector averaged cross-power spectrum Baseline: EF (01) - JB (02)  
Timerange: 01/00:43:02 to 01/00:50:58



Plot file version 55 created 12-FEB-2016 14:24:28

J0529+3209 RP024C.UVDATA.1

Freq = 1.5950 GHz, Bw = 16.000 MH Calibrated with CL # 3 and BP # 1 (BP mode 1)

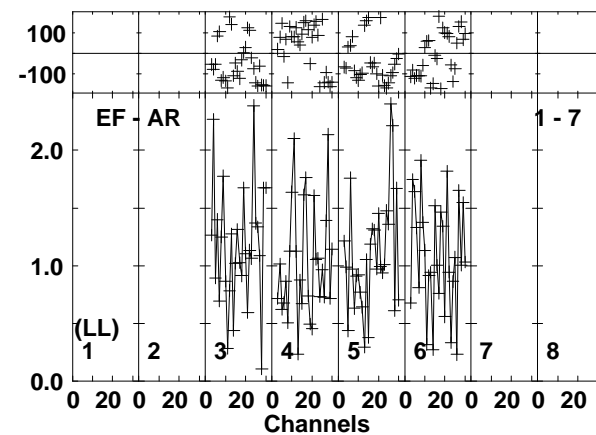
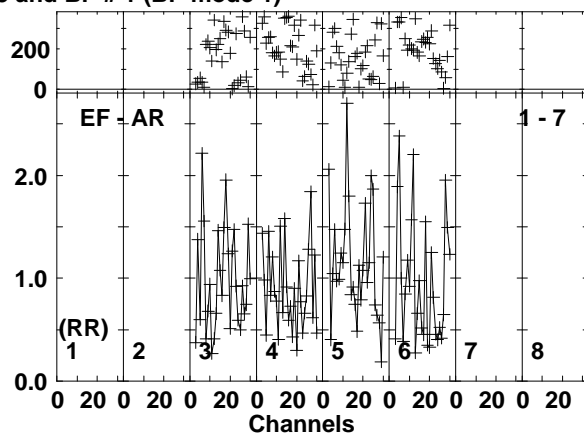
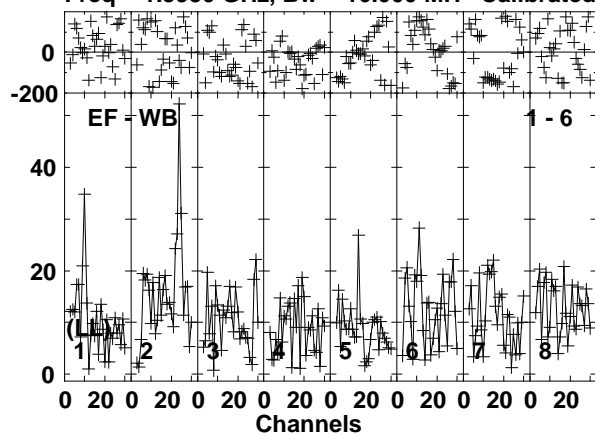


Lower frame: Milli Ampl Jy Top frame: Phas deg  
Vector averaged cross-power spectrum Baseline: EF (01) - JB (02)  
Timerange: 01/00:51:32 to 01/00:52:28

Plot file version 56 created 12-FEB-2016 14:24:28

J0529+3209 RP024C.UVDATA.1

Freq = 1.5950 GHz, Bw = 16.000 MH Calibrated with CL # 3 and BP # 1 (BP mode 1)



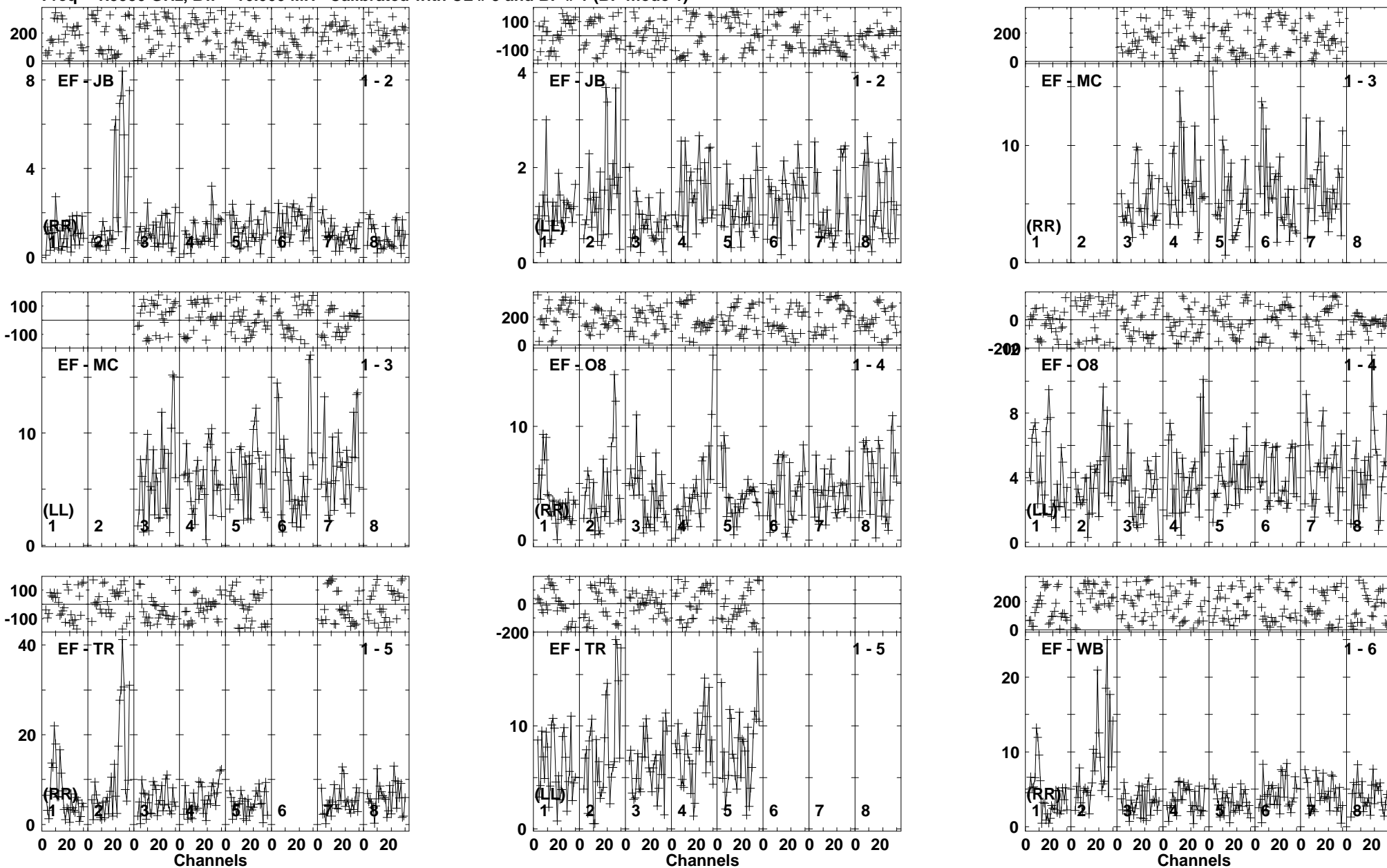
Lower frame: Milli Ampl Jy Top frame: Phas deg  
Vector averaged cross-power spectrum Baseline: EF (01) - WB (06)  
Timerange: 01/00:51:32 to 01/00:52:28



Plot file version 57 created 12-FEB-2016 14:24:28

FRB RP024C.UVDATA.1

Freq = 1.5950 GHz, Bw = 16.000 MHz Calibrated with CL # 3 and BP # 1 (BP mode 1)

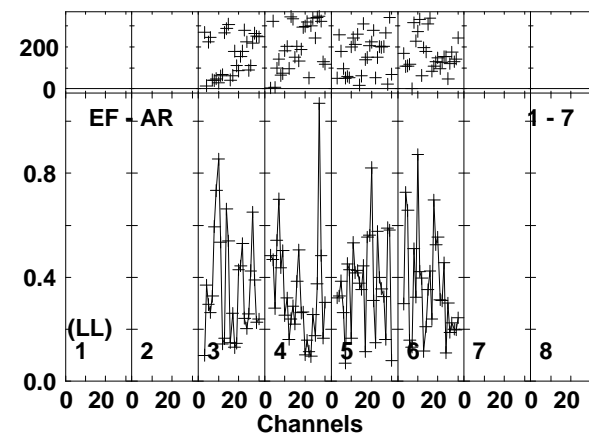
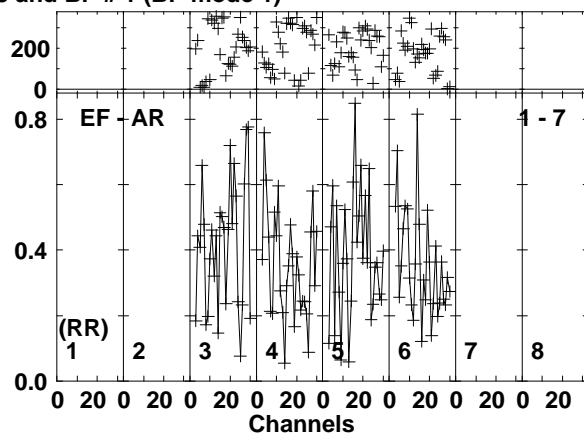
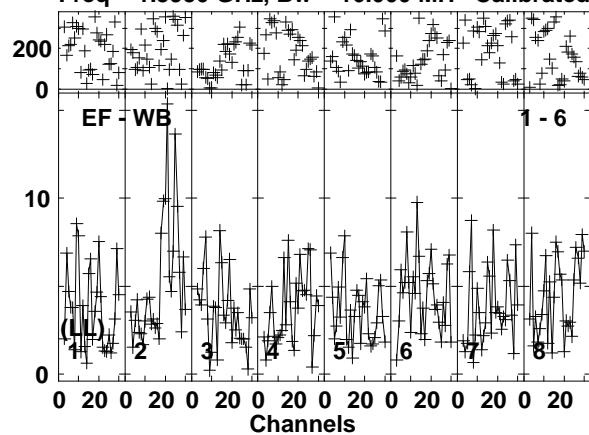


Lower frame: Milli Ampl Jy Top frame: Phas deg  
Vector averaged cross-power spectrum Baseline: EF (01) - JB (02)  
Timerange: 01/00:53:02 to 01/01:00:58

Plot file version 58 created 12-FEB-2016 14:24:28

FRB RP024C.UVDATA.1

Freq = 1.5950 GHz, Bw = 16.000 MH Calibrated with CL # 3 and BP # 1 (BP mode 1)

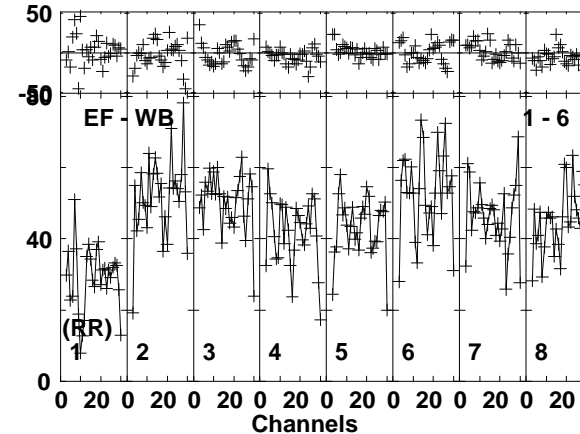
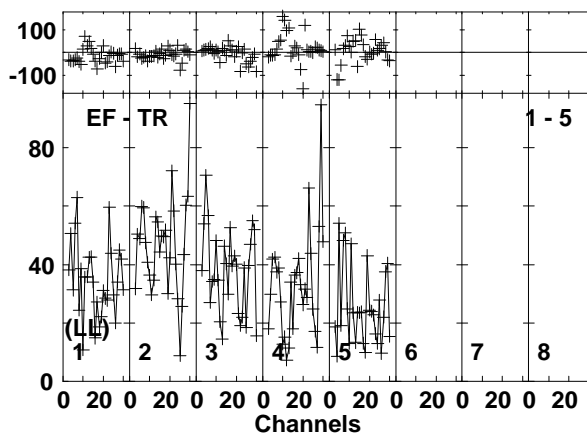
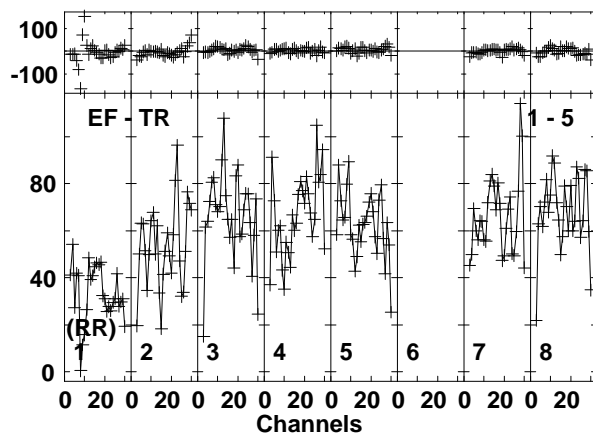
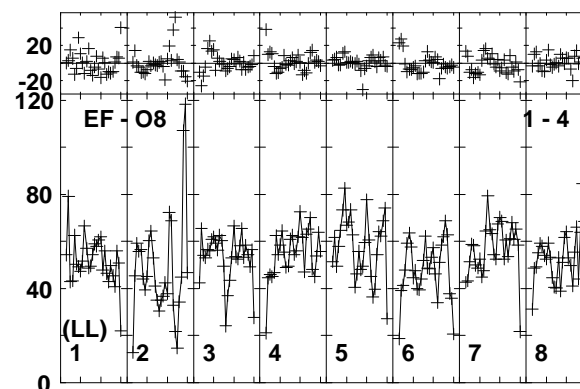
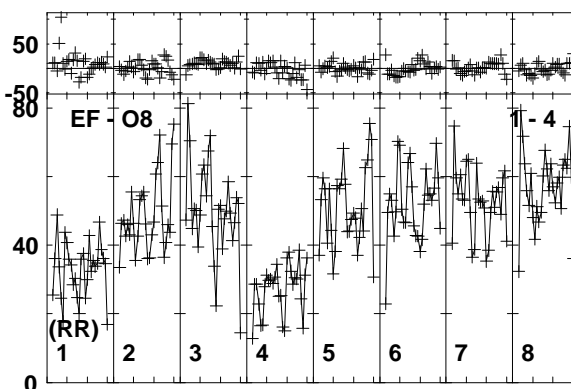
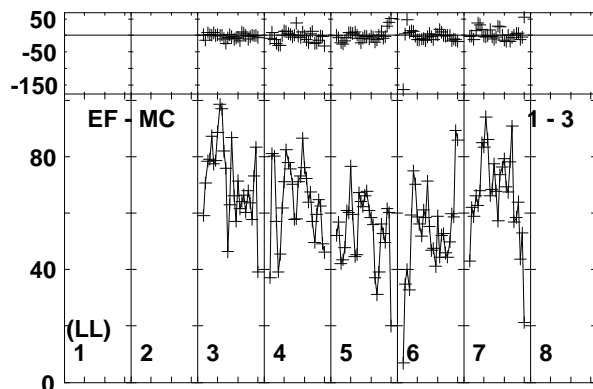
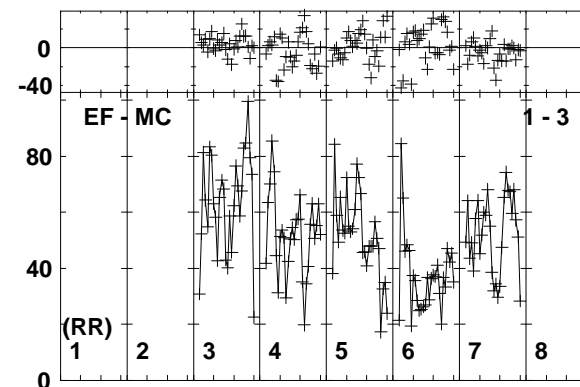
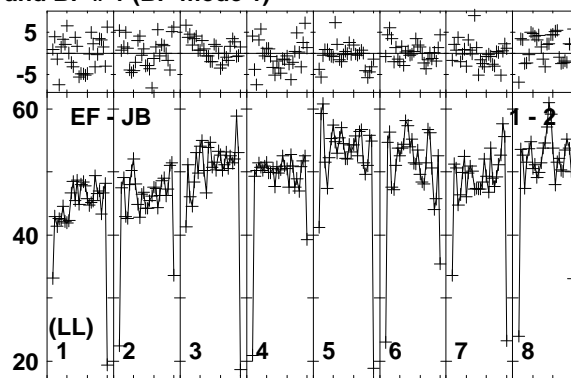
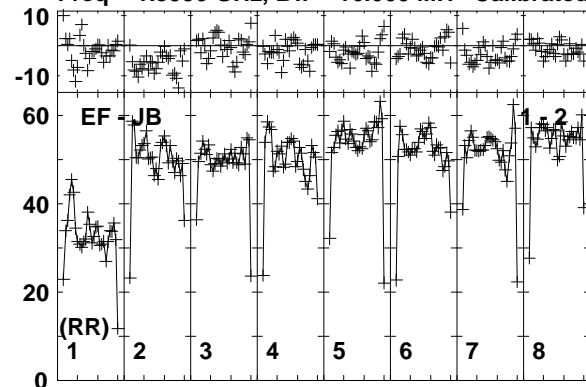


Lower frame: Milli Ampl Jy Top frame: Phas deg  
Vector averaged cross-power spectrum Baseline: EF (01) - WB (06)  
Timerange: 01/00:53:02 to 01/01:00:58

Plot file version 59 created 12-FEB-2016 14:24:28

J0529+3209 RP024C.UVDATA.1

Freq = 1.5950 GHz, Bw = 16.000 MH Calibrated with CL # 3 and BP # 1 (BP mode 1)

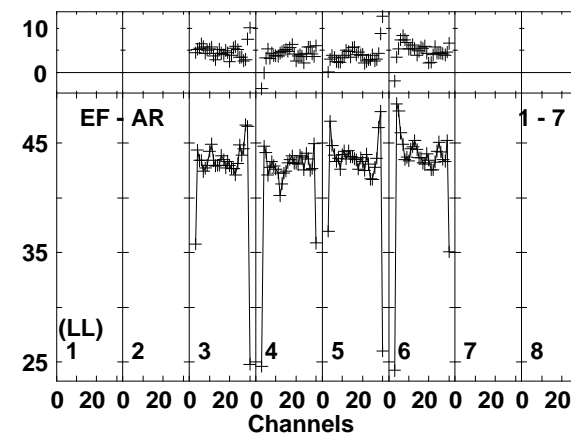
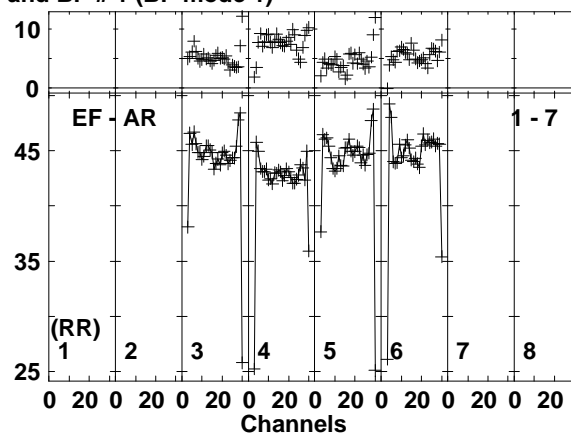
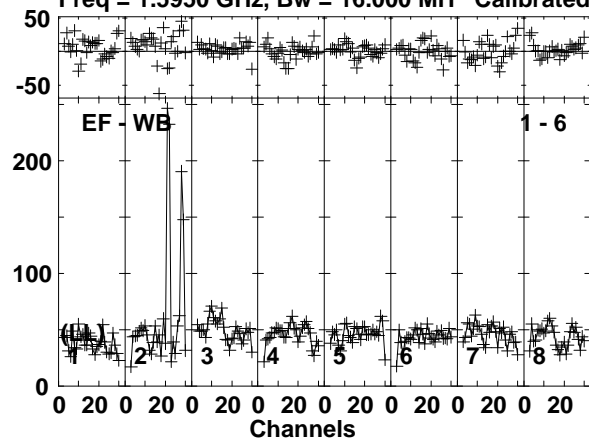


Lower frame: Milli Ampl Jy Top frame: Phas deg  
Vector averaged cross-power spectrum Baseline: EF (01) - JB (02)  
Timerange: 01/01:01:32 to 01/01:02:28

Plot file version 60 created 12-FEB-2016 14:24:28

J0529+3209 RP024C.UVDATA.1

Freq = 1.5950 GHz, Bw = 16.000 MH Calibrated with CL # 3 and BP # 1 (BP mode 1)

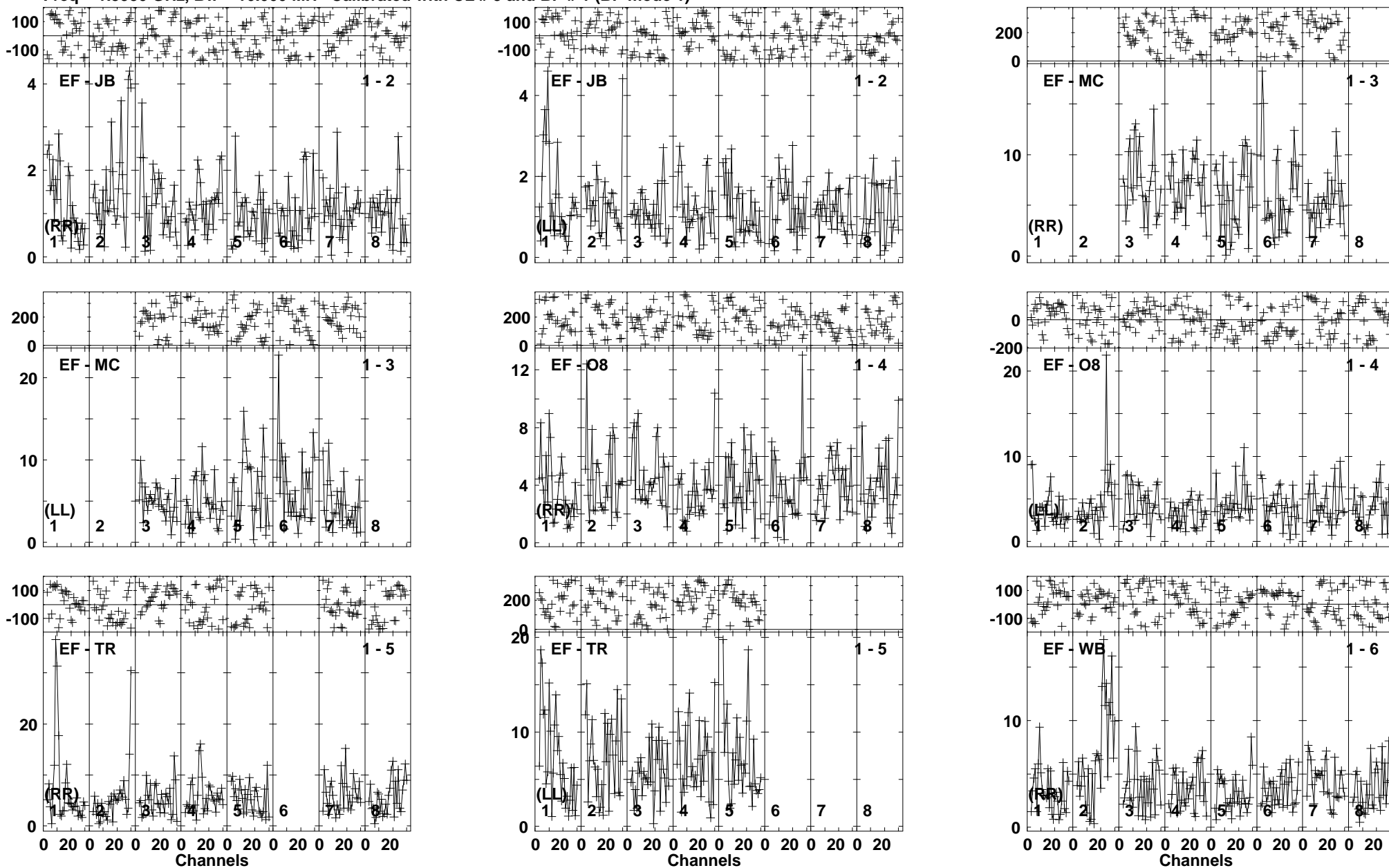


Lower frame: Milli Ampl Jy Top frame: Phas deg  
Vector averaged cross-power spectrum Baseline: EF (01) - WB (06)  
Timerange: 01/01:01:32 to 01/01:02:28

Plot file version 61 created 12-FEB-2016 14:24:28

FRB RP024C.UVDATA.1

Freq = 1.5950 GHz, Bw = 16.000 MH Calibrated with CL # 3 and BP # 1 (BP mode 1)

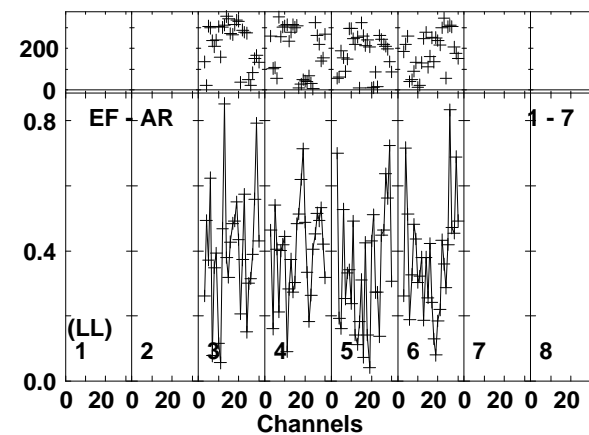
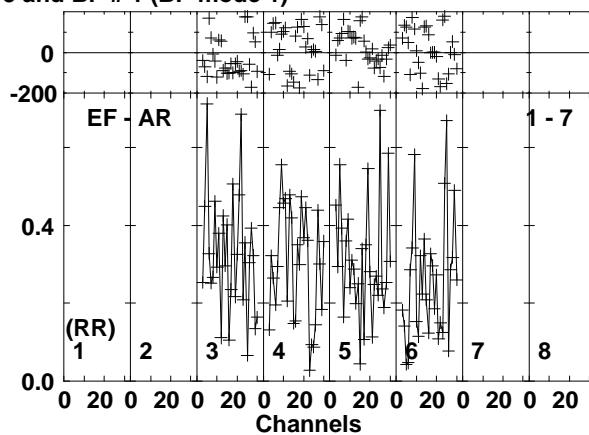
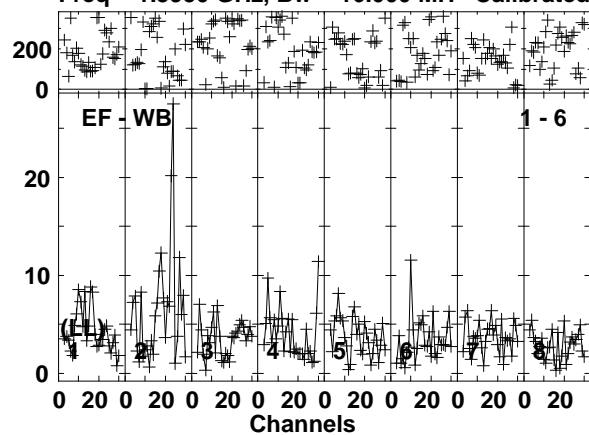


Lower frame: Milli Ampl Jy Top frame: Phas deg  
Vector averaged cross-power spectrum Baseline: EF (01) - JB (02)  
Timerange: 01/01:03:02 to 01/01:10:58

Plot file version 62 created 12-FEB-2016 14:24:29

FRB RP024C.UVDATA.1

Freq = 1.5950 GHz, Bw = 16.000 MH Calibrated with CL # 3 and BP # 1 (BP mode 1)

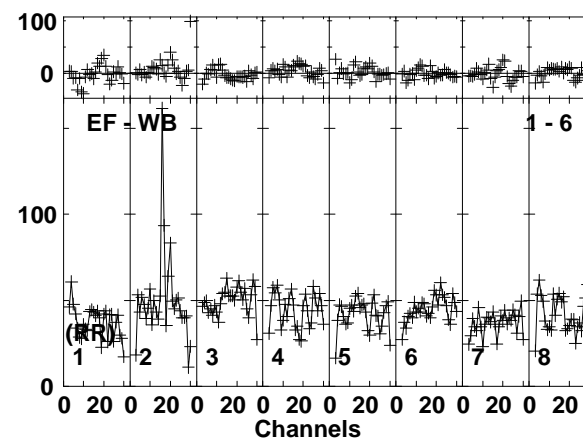
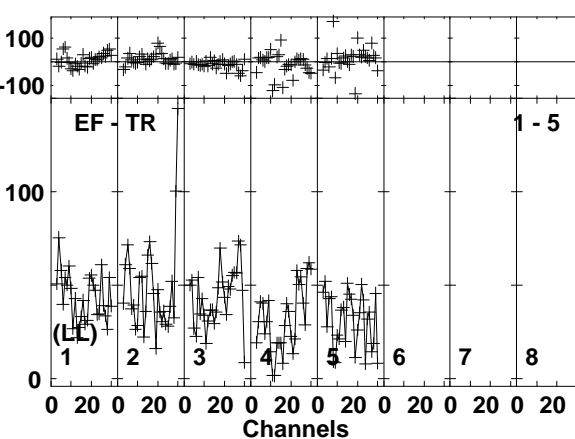
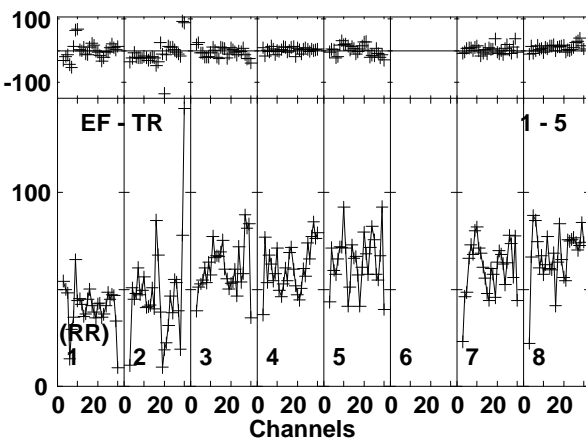
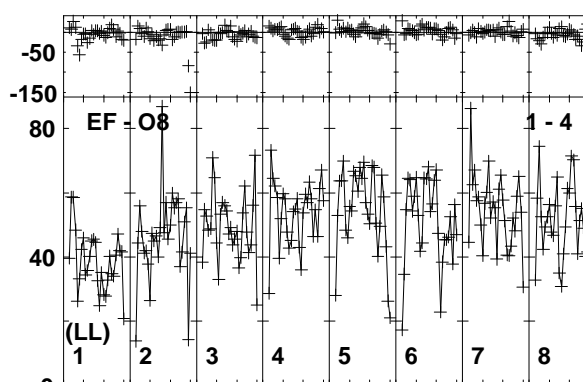
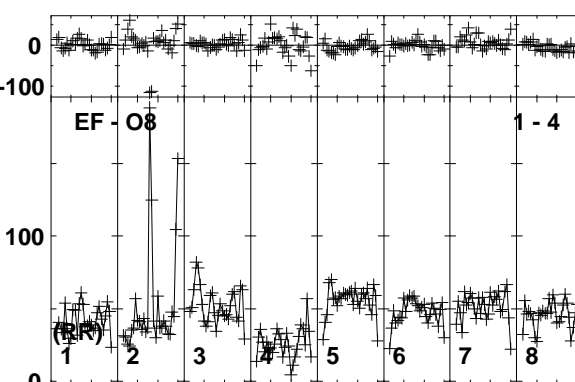
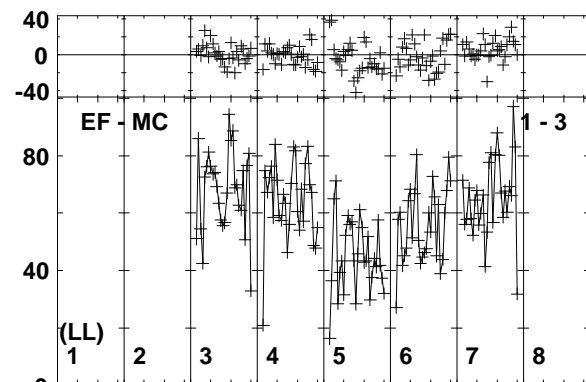
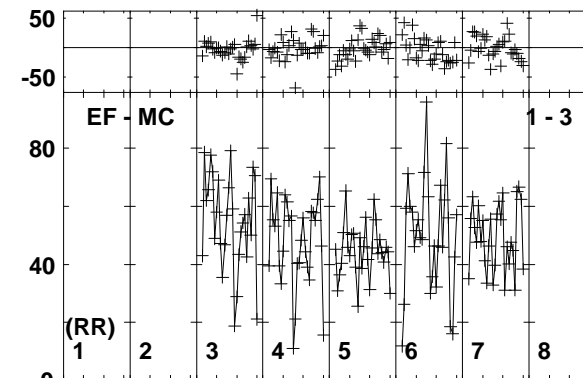
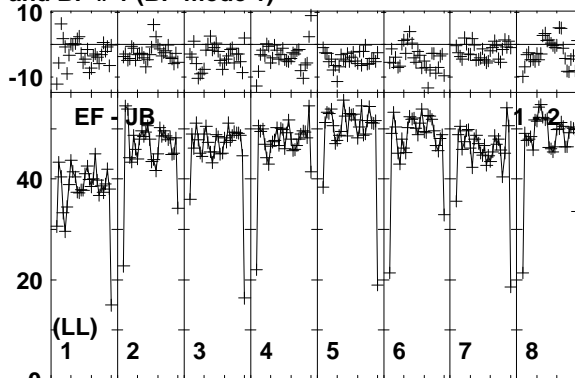
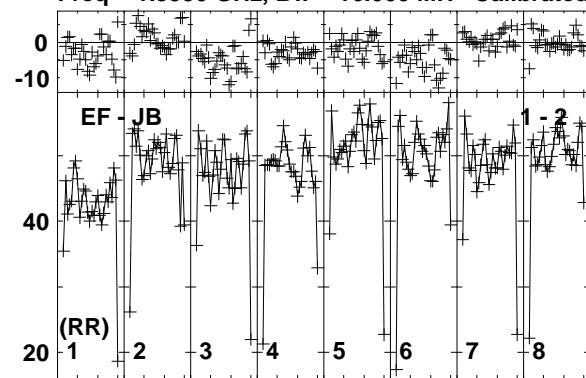


Lower frame: Milli Ampl Jy Top frame: Phas deg  
Vector averaged cross-power spectrum Baseline: EF (01) - WB (06)  
Timerange: 01/01:03:02 to 01/01:10:58

Plot file version 63 created 12-FEB-2016 14:24:29

J0529+3209 RP024C.UVDATA.1

Freq = 1.5950 GHz, Bw = 16.000 MH Calibrated with CL # 3 and BP # 1 (BP mode 1)

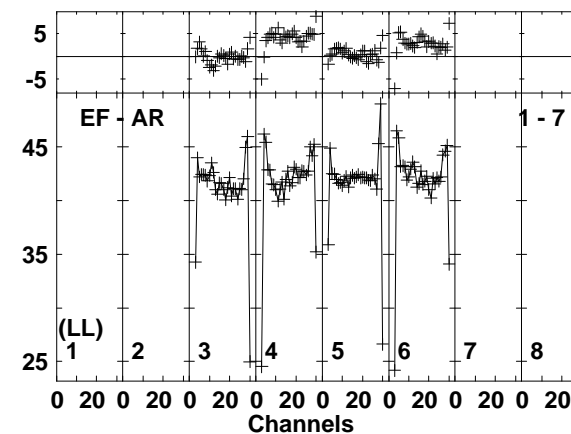
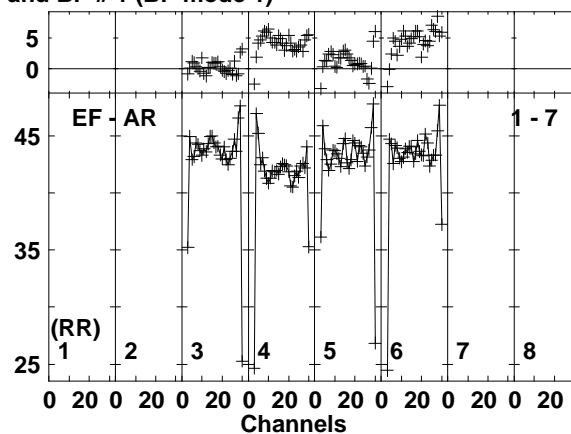
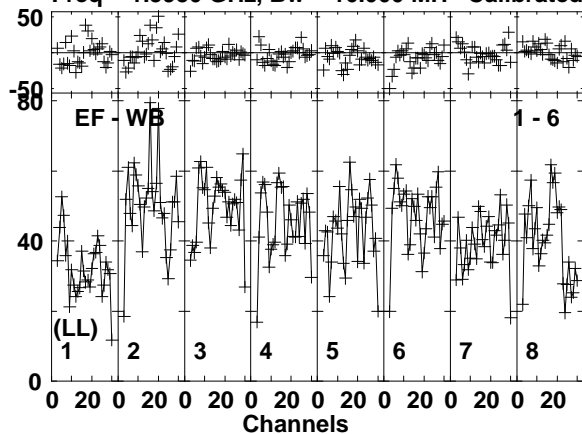


Lower frame: Milli Ampl Jy Top frame: Phas deg  
Vector averaged cross-power spectrum Baseline: EF (01) - JB (02)  
Timerange: 01/01:11:32 to 01/01:12:28

Plot file version 64 created 12-FEB-2016 14:24:29

J0529+3209 RP024C.UVDATA.1

Freq = 1.5950 GHz, Bw = 16.000 MH Calibrated with CL # 3 and BP # 1 (BP mode 1)



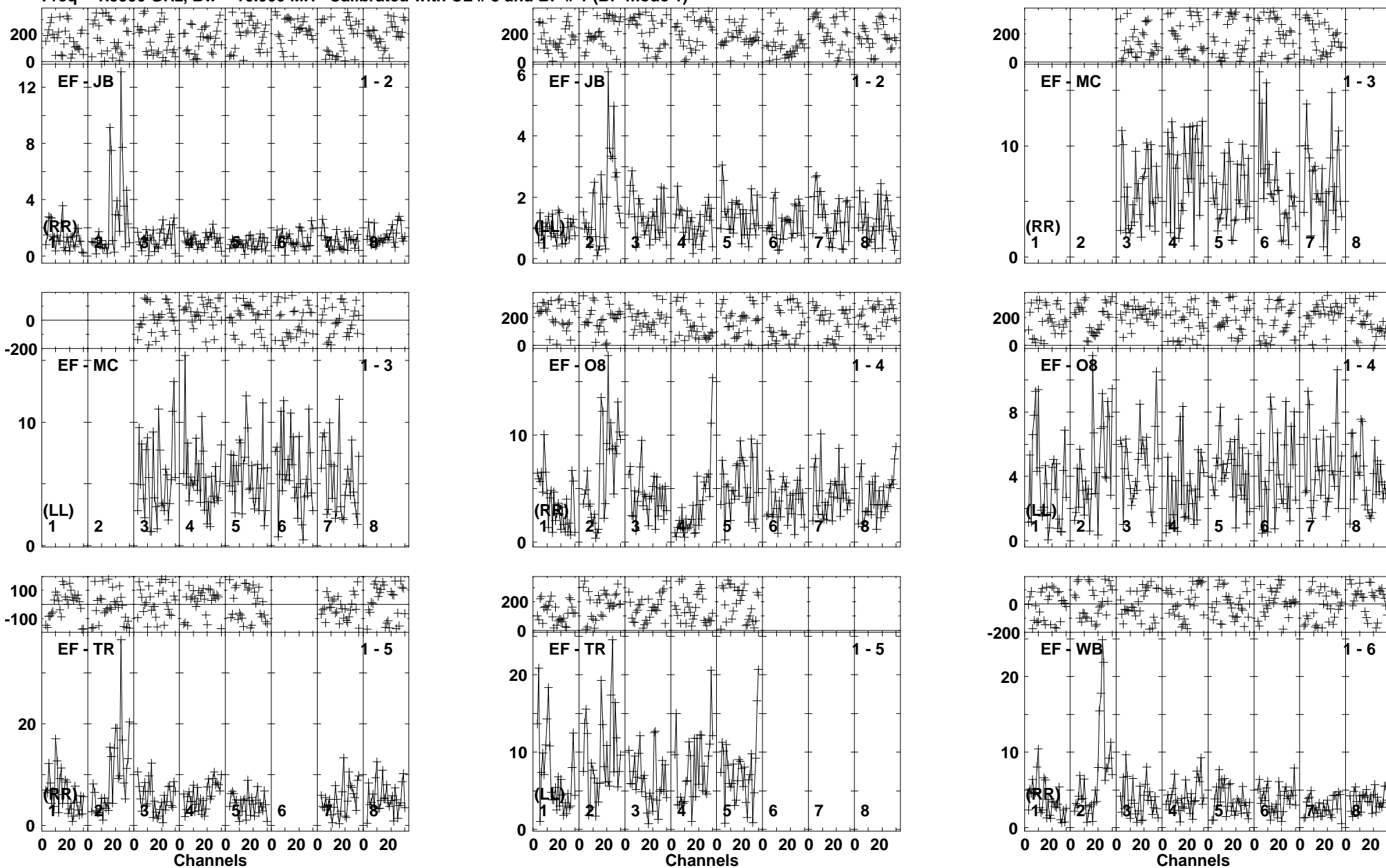
Lower frame: Milli Ampl Jy Top frame: Phas deg  
Vector averaged cross-power spectrum Baseline: EF (01) - WB (06)  
Timerange: 01/01:11:32 to 01/01:12:28



Plot file version 65 created 12-FEB-2016 14:24:29

FRB RP024C.UVDATA.1

Freq = 1.5950 GHz, Bw = 16.000 MH Calibrated with CL # 3 and BP # 1 (BP mode 1)

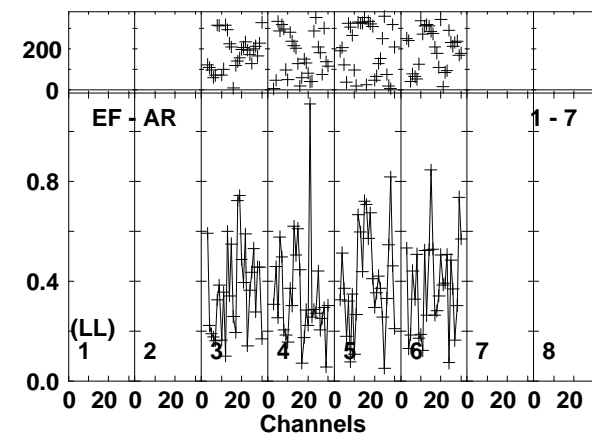
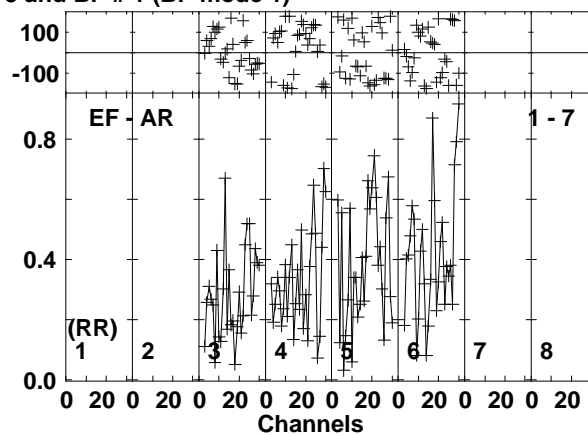
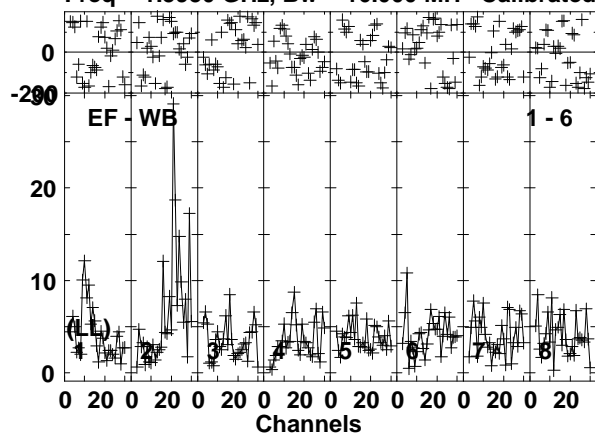


Lower frame: Milli Ampl Jy Top frame: Phas deg  
Vector averaged cross-power spectrum Baseline: EF (01) - JB (02)  
Timerange: 01/01:13:02 to 01/01:20:58

Plot file version 66 created 12-FEB-2016 14:24:29

FRB RP024C.UVDATA.1

Freq = 1.5950 GHz, Bw = 16.000 MH Calibrated with CL # 3 and BP # 1 (BP mode 1)

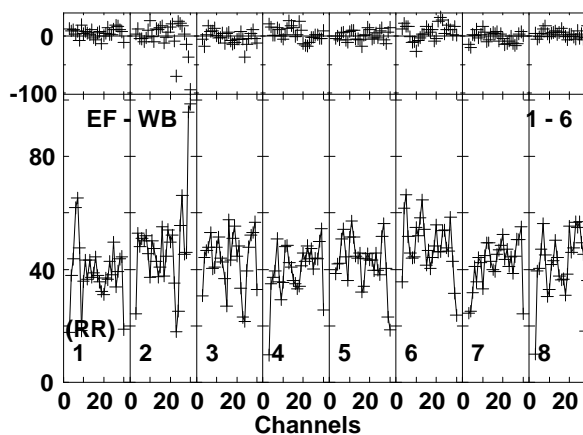
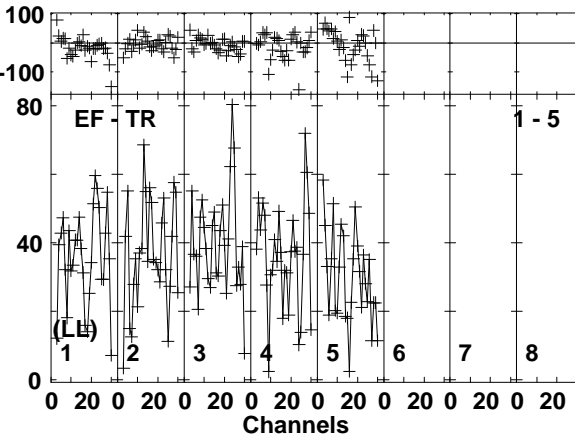
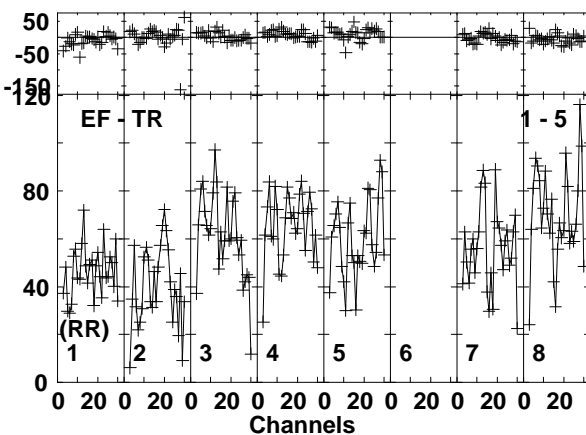
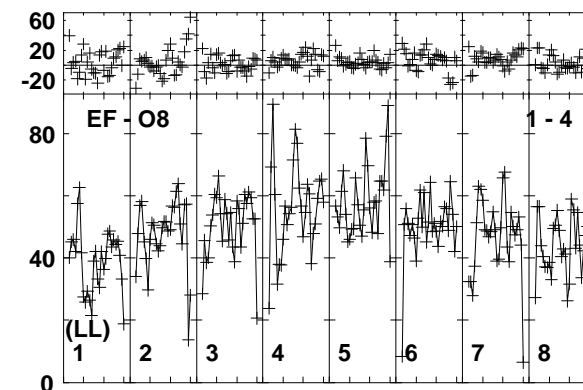
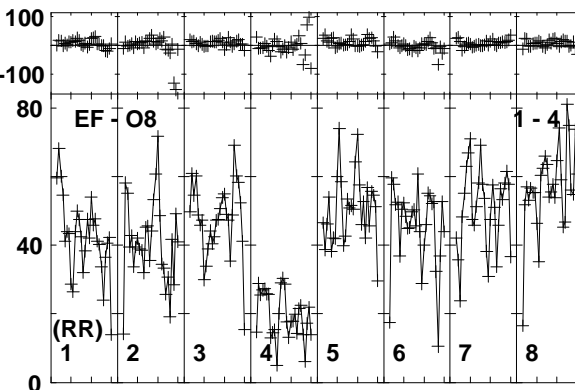
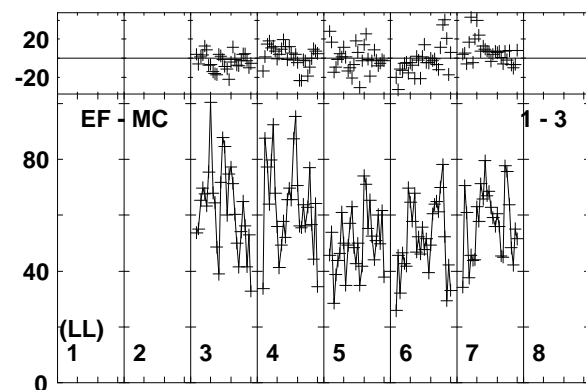
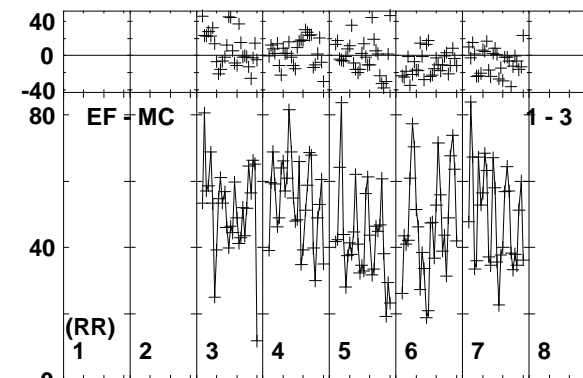
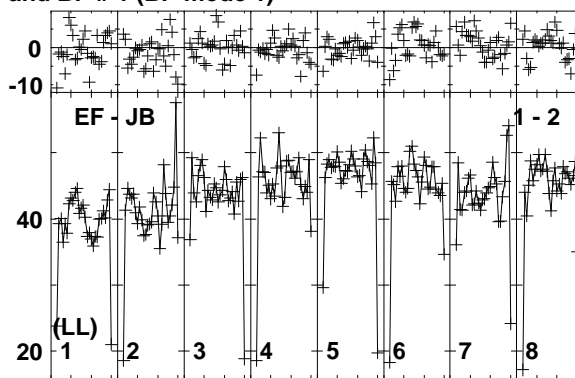
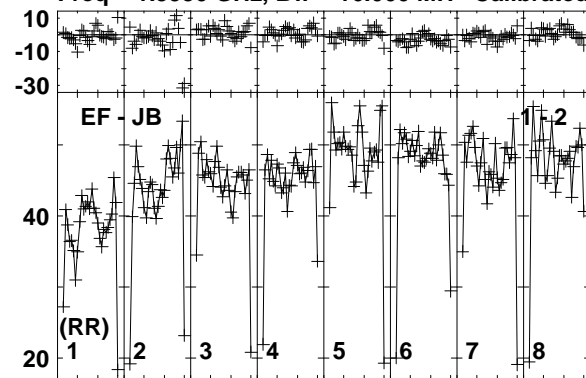


Lower frame: Milli Ampl Jy Top frame: Phas deg  
Vector averaged cross-power spectrum Baseline: EF (01) - WB (06)  
Timerange: 01/01:13:02 to 01/01:20:58

Plot file version 67 created 12-FEB-2016 14:24:29

J0529+3209 RP024C.UVDATA.1

Freq = 1.5950 GHz, Bw = 16.000 MH Calibrated with CL # 3 and BP # 1 (BP mode 1)

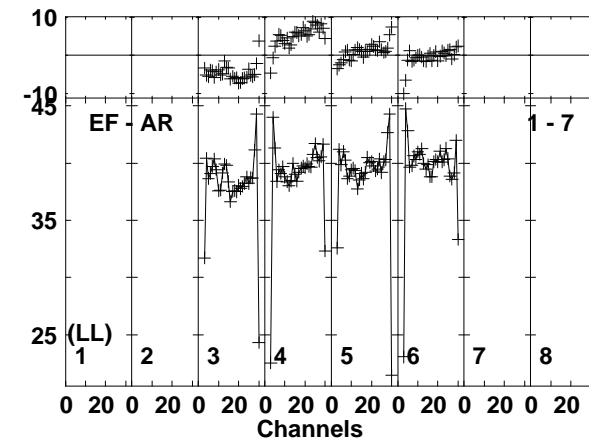
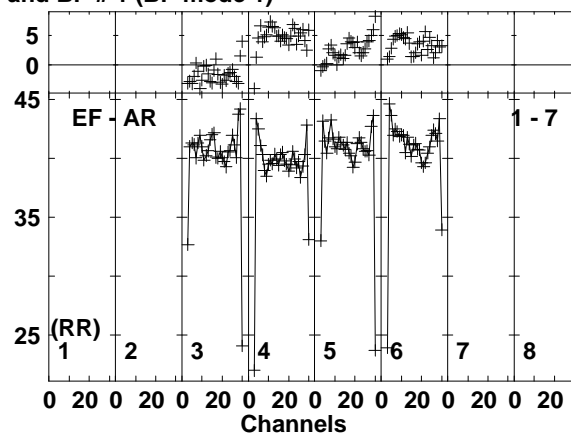
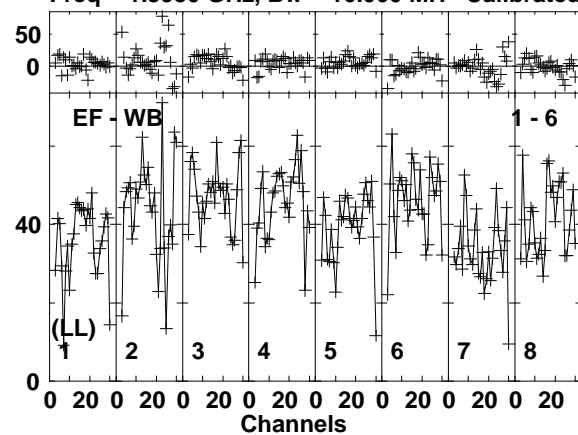


Lower frame: Milli Ampl Jy Top frame: Phas deg  
Vector averaged cross-power spectrum Baseline: EF (01) - JB (02)  
Timerange: 01/01:21:32 to 01/01:22:28

Plot file version 68 created 12-FEB-2016 14:24:29

J0529+3209 RP024C.UVDATA.1

Freq = 1.5950 GHz, Bw = 16.000 MH Calibrated with CL # 3 and BP # 1 (BP mode 1)

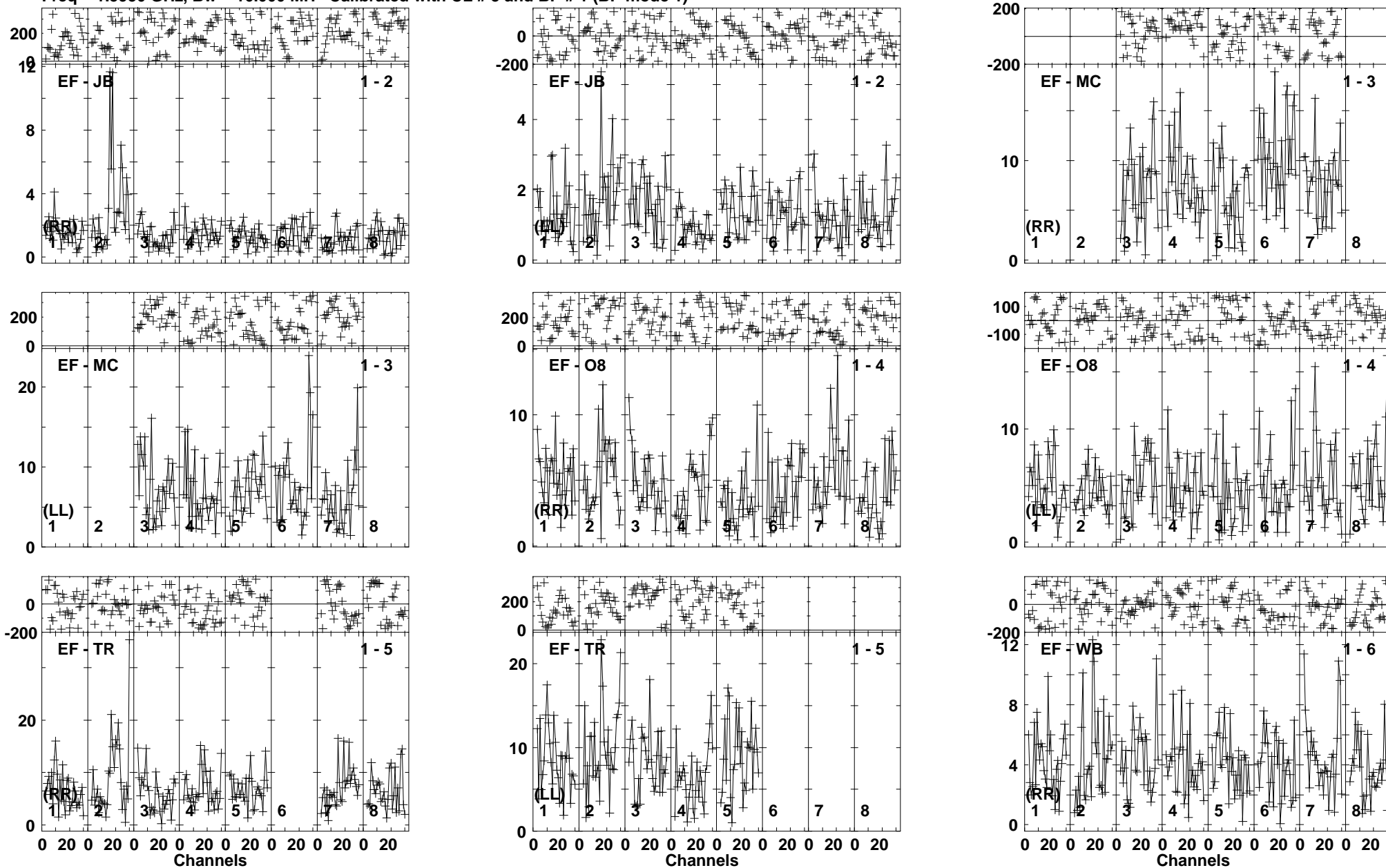


Lower frame: Milli Ampl Jy Top frame: Phas deg  
Vector averaged cross-power spectrum Baseline: EF (01) - WB (06)  
Timerange: 01/01:21:32 to 01/01:22:28

Plot file version 69 created 12-FEB-2016 14:24:29

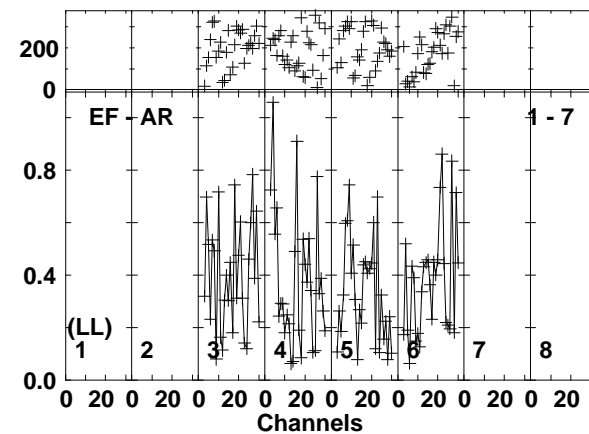
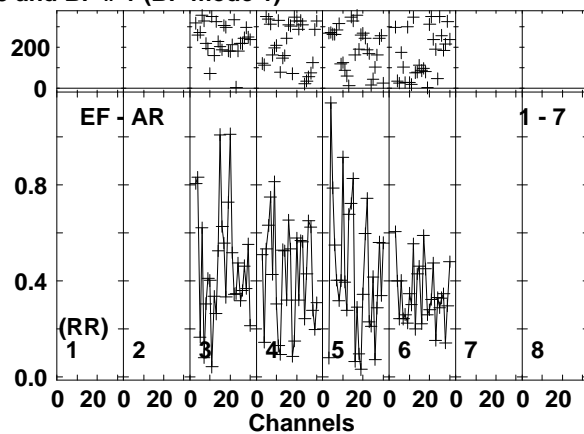
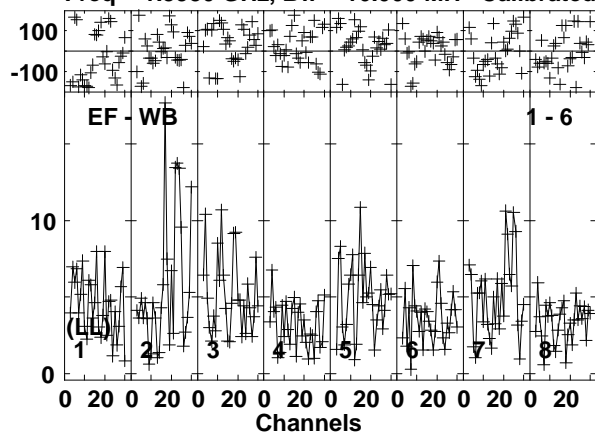
FRB RP024C.UVDATA.1

Freq = 1.5950 GHz, Bw = 16.000 MH Calibrated with CL # 3 and BP # 1 (BP mode 1)



Lower frame: Milli Ampl Jy Top frame: Phas deg  
Vector averaged cross-power spectrum Baseline: EF (01) - JB (02)  
Timerange: 01/01:23:02 to 01/01:28:58

Plot file version 70 created 12-FEB-2016 14:24:30  
FRB RP024C.UVDATA.1  
Freq = 1.5950 GHz, Bw = 16.000 MH Calibrated with CL # 3 and BP # 1 (BP mode 1)

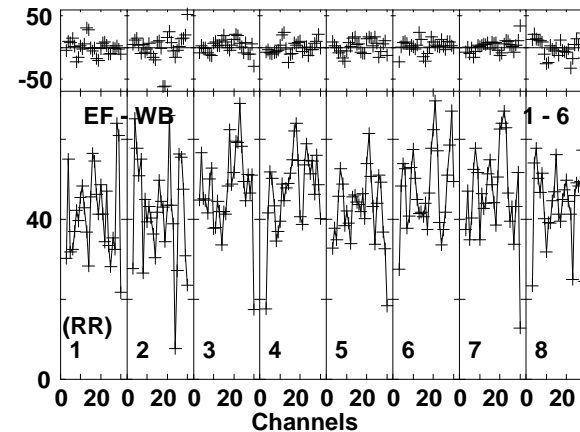
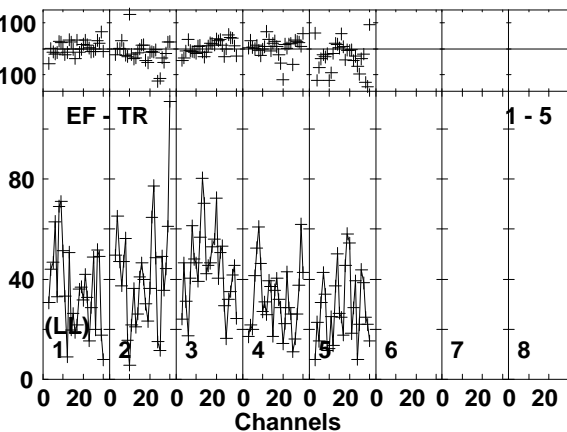
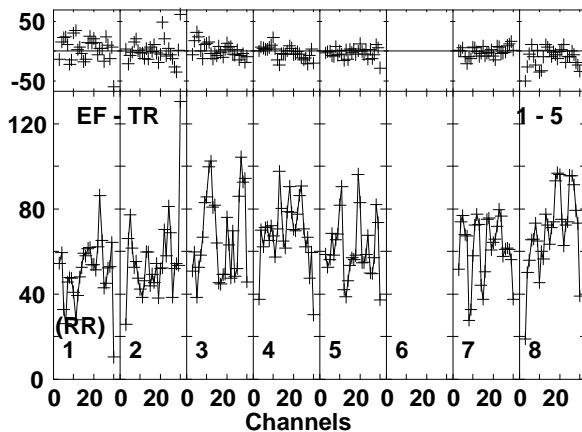
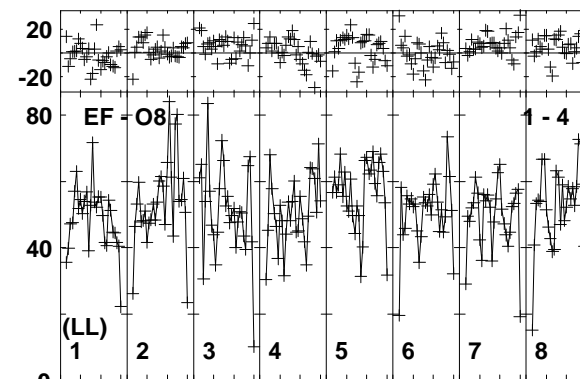
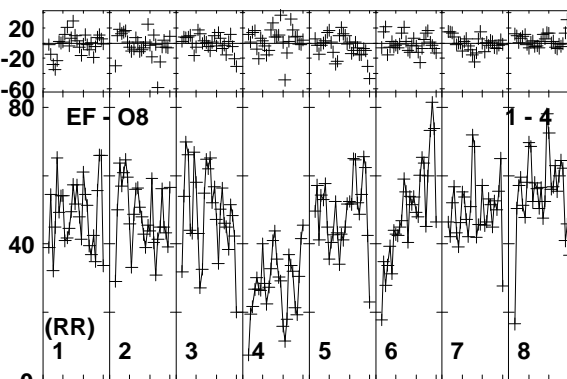
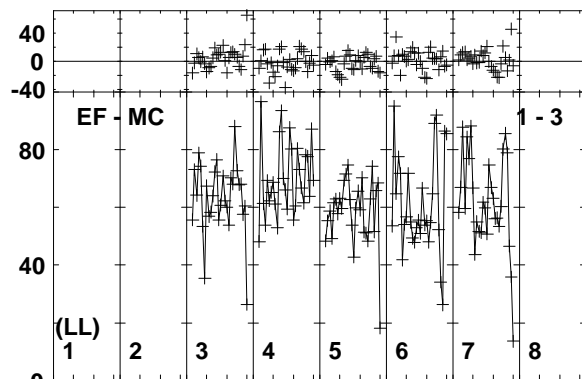
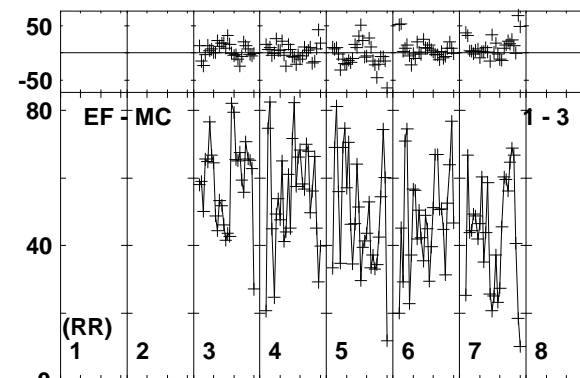
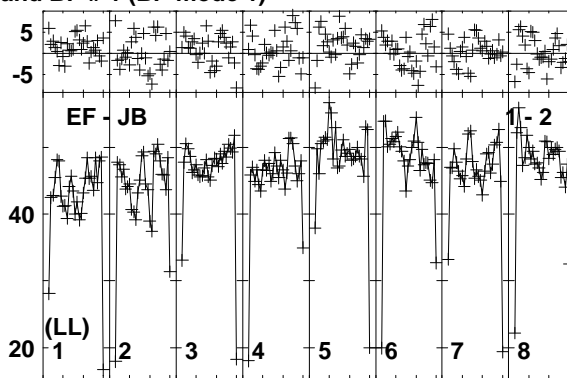
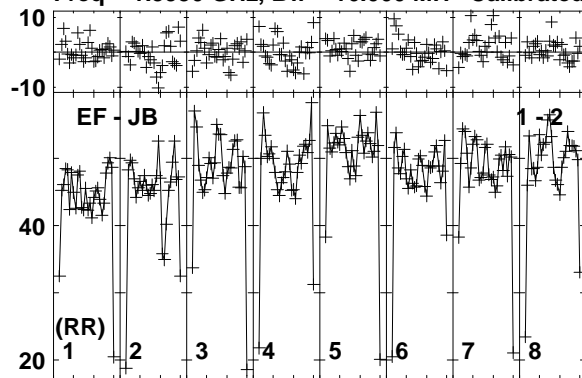


Lower frame: Milli Ampl Jy Top frame: Phas deg  
Vector averaged cross-power spectrum Baseline: EF (01) - WB (06)  
Timerange: 01/01:23:02 to 01/01:28:58

Plot file version 71 created 12-FEB-2016 14:24:30

J0529+3209 RP024C.UVDATA.1

Freq = 1.5950 GHz, Bw = 16.000 MH Calibrated with CL # 3 and BP # 1 (BP mode 1)

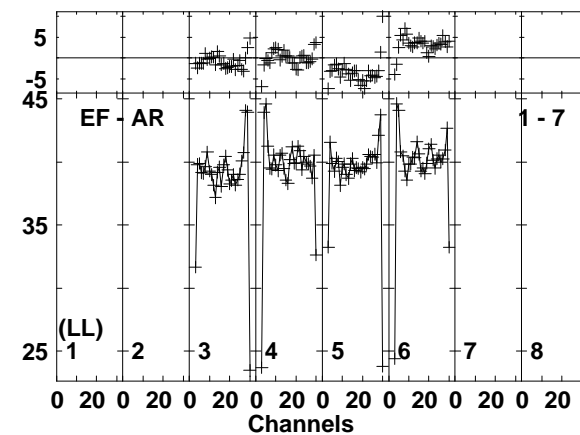
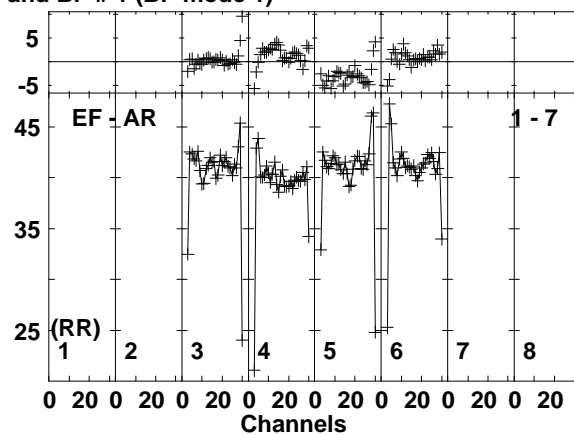
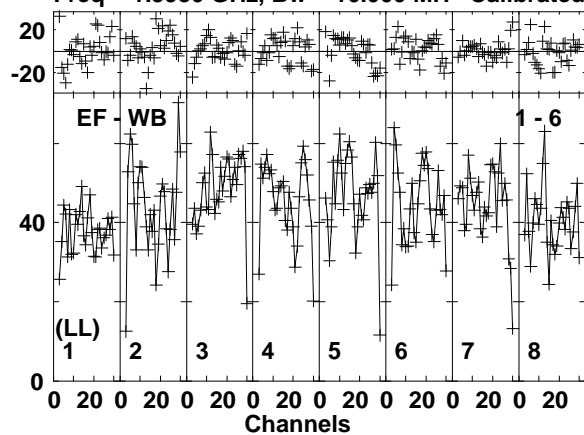


Lower frame: Milli Ampl Jy Top frame: Phas deg  
Vector averaged cross-power spectrum Baseline: EF (01) - JB (02)  
Timerange: 01/01:29:32 to 01/01:30:28

Plot file version 72 created 12-FEB-2016 14:24:30

J0529+3209 RP024C.UVDATA.1

Freq = 1.5950 GHz, Bw = 16.000 MH Calibrated with CL # 3 and BP # 1 (BP mode 1)



Lower frame: Milli Ampl Jy Top frame: Phas deg  
Vector averaged cross-power spectrum Baseline: EF (01) - WB (06)  
Timerange: 01/01:29:32 to 01/01:30:28