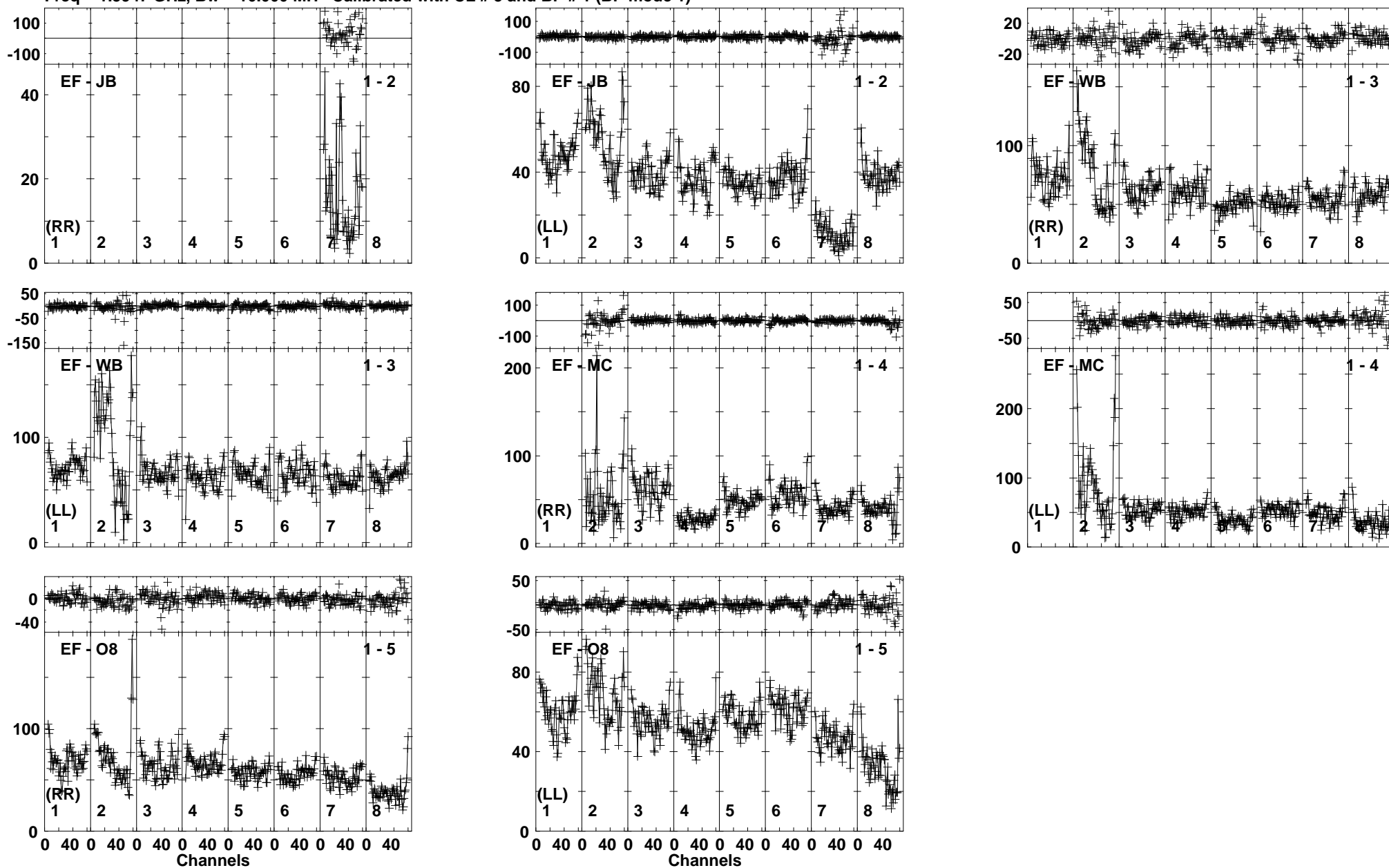


Plot file version 1 created 28-SEP-2016 14:53:05

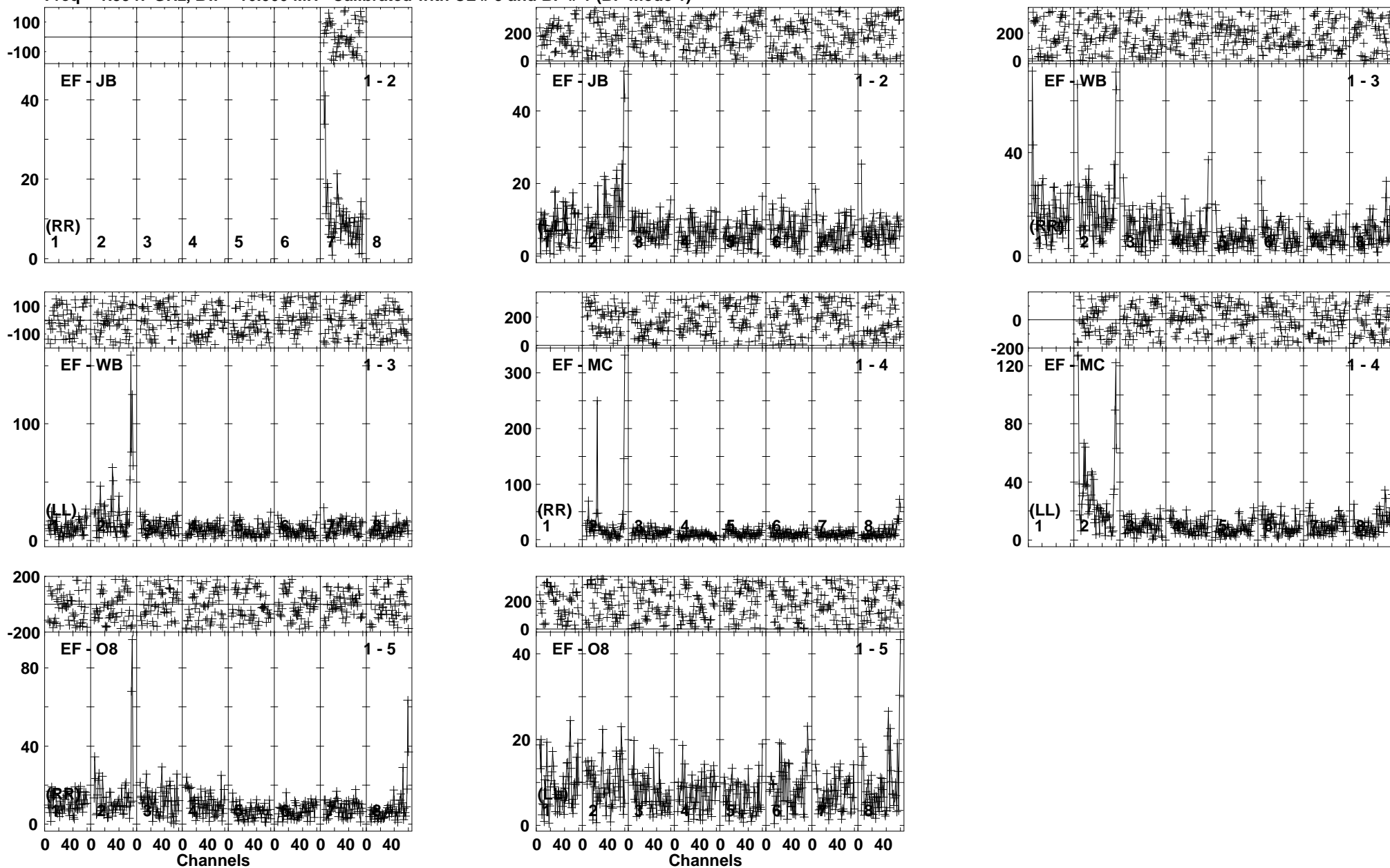
J0529+3209 RP026B.UVDATA.1

Freq = 1.5947 GHz, Bw = 16.000 MH Calibrated with CL # 3 and BP # 1 (BP mode 1)



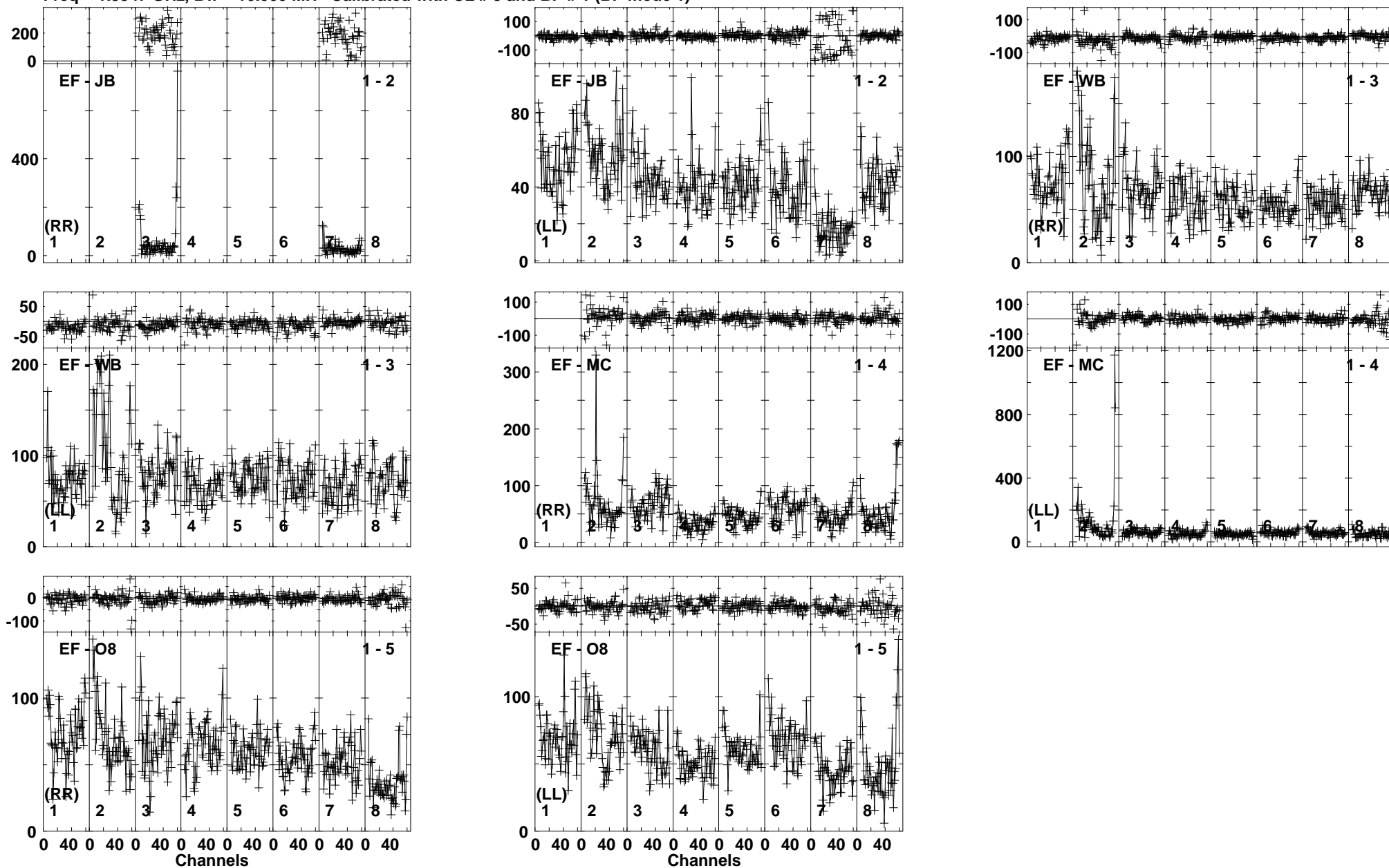
Lower frame: Milli Ampl Jy Top frame: Phas deg  
Vector averaged cross-power spectrum Baseline: EF (01) - JB (02)  
Timerange: 00/09:03:47 to 00/09:08:39

Plot file version 2 created 28-SEP-2016 14:53:05  
 FRB RP026B.UVDATA.1  
 Freq = 1.5947 GHz, Bw = 16.000 MH Calibrated with CL # 3 and BP # 1 (BP mode 1)



Lower frame: Milli Ampl Jy Top frame: Phas deg  
 Vector averaged cross-power spectrum Baseline: EF (01) - JB (02)  
 Timerange: 00/09:09:01 to 00/09:14:59

Plot file version 3 created 28-SEP-2016 14:53:06  
 J0529+3209 RP026B.UVDATA.1  
 Freq = 1.5947 GHz, Bw = 16.000 MH Calibrated with CL # 3 and BP # 1 (BP mode 1)

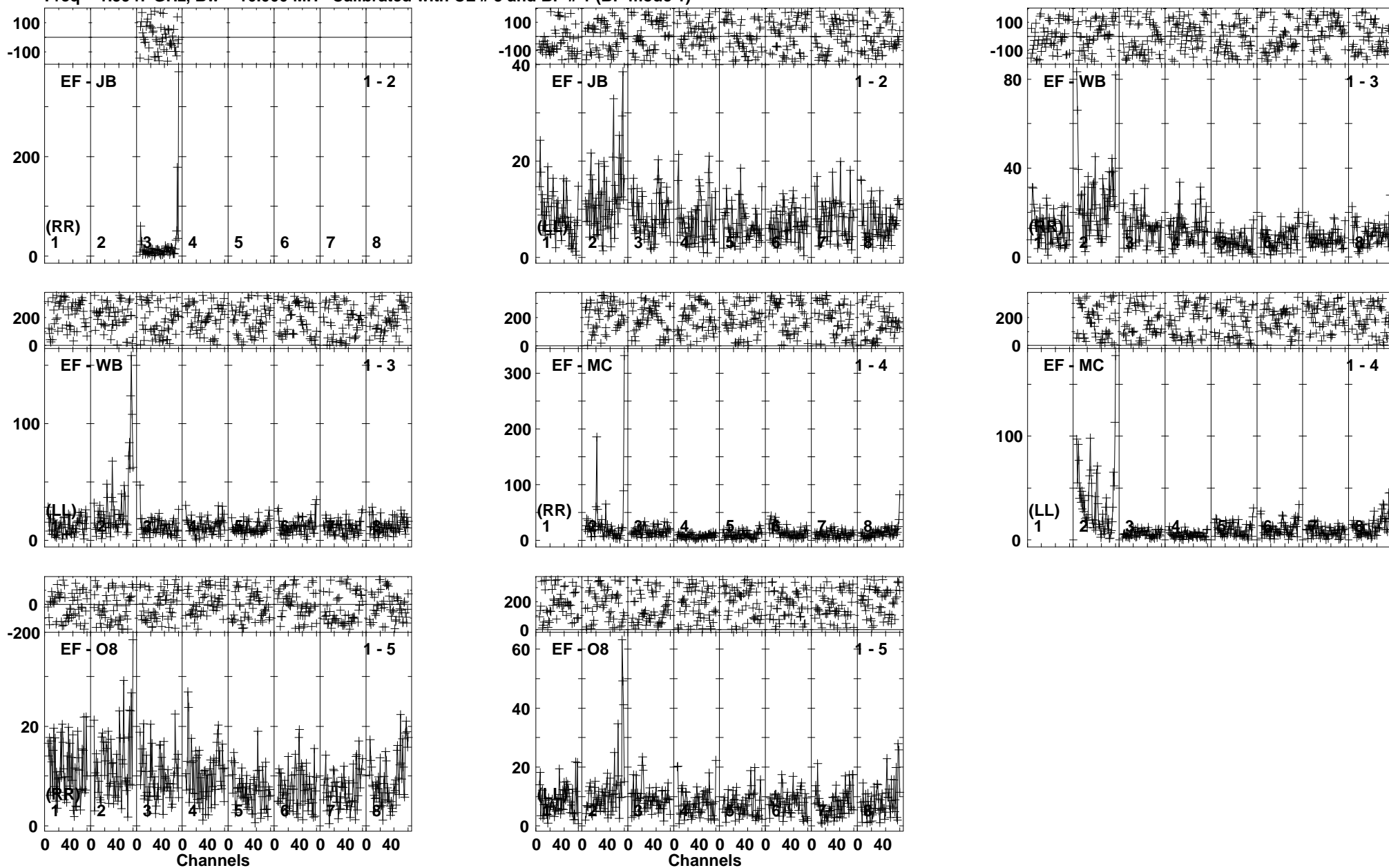


Lower frame: Milli Ampl Jy Top frame: Phas deg  
 Vector averaged cross-power spectrum Baseline: EF (01) - JB (02)  
 Timerange: 00/09:15:31 to 00/09:16:49

Plot file version 4 created 28-SEP-2016 14:53:06

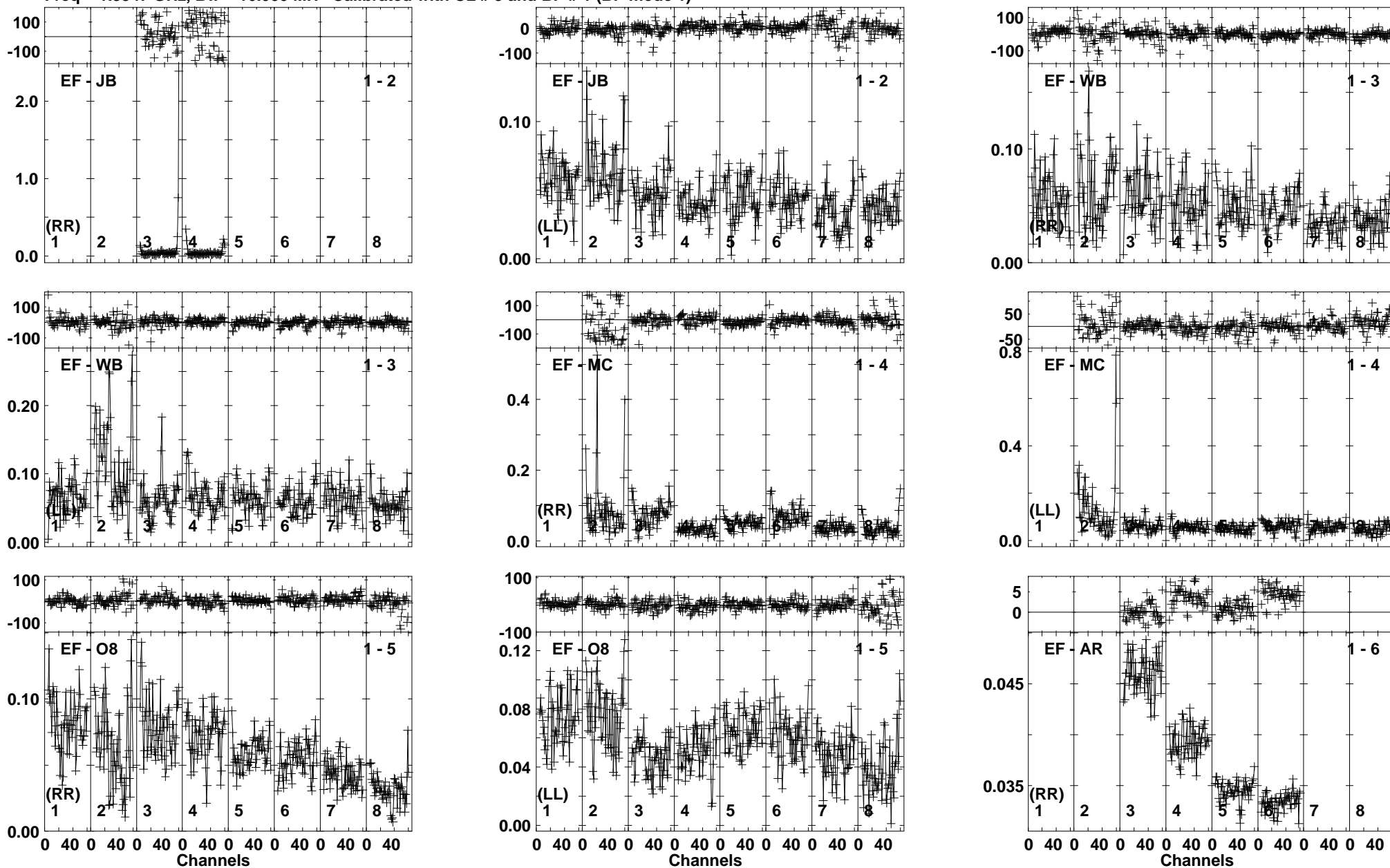
FRB RP026B.UVDATA.1

Freq = 1.5947 GHz, Bw = 16.000 MH Calibrated with CL # 3 and BP # 1 (BP mode 1)



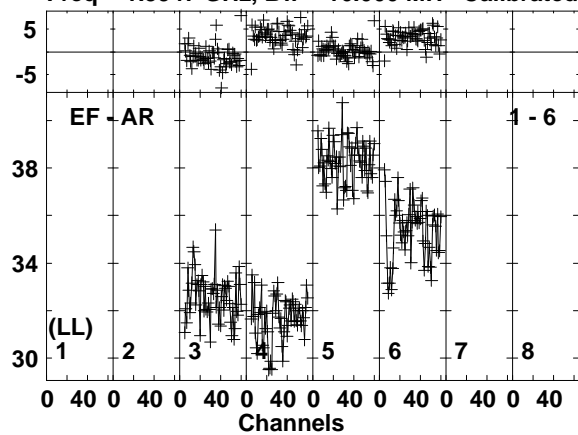
Lower frame: Milli Ampl Jy Top frame: Phas deg  
Vector averaged cross-power spectrum Baseline: EF (01) - JB (02)  
Timerange: 00/09:17:11 to 00/09:23:09

Plot file version 5 created 28-SEP-2016 14:53:06  
 J0529+3209 RP026B.UVDATA.1  
 Freq = 1.5947 GHz, Bw = 16.000 MH Calibrated with CL # 3 and BP # 1 (BP mode 1)



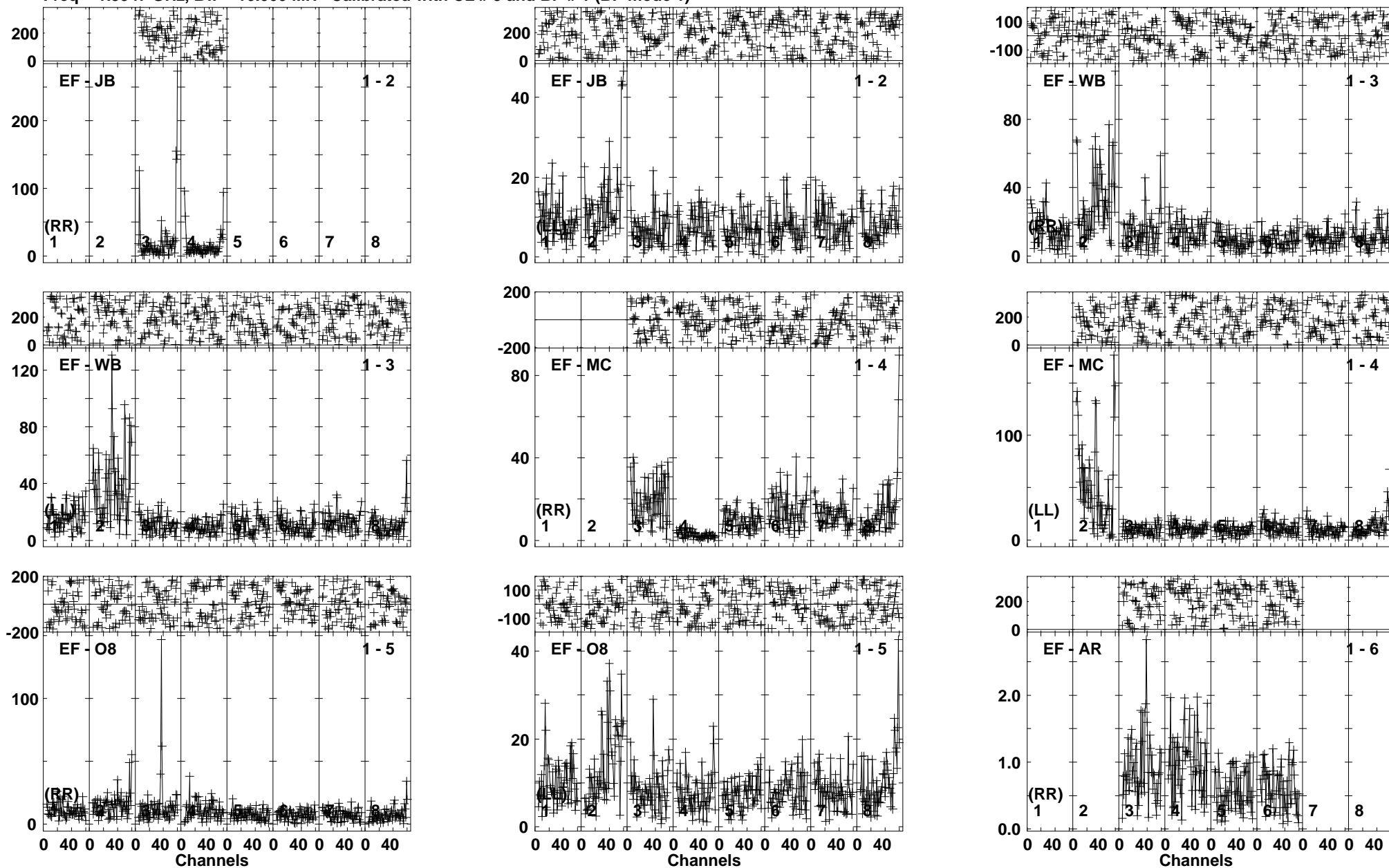
Lower frame: Ampl Jy Top frame: Phas deg  
 Vector averaged cross-power spectrum Baseline: EF (01) - JB (02)  
 Timerange: 00/09:23:31 to 00/09:24:59

Plot file version 6 created 28-SEP-2016 14:53:06  
J0529+3209 RP026B.UVDATA.1  
Freq = 1.5947 GHz, Bw = 16.000 MH Calibrated with CL # 3 and BP # 1 (BP mode 1)



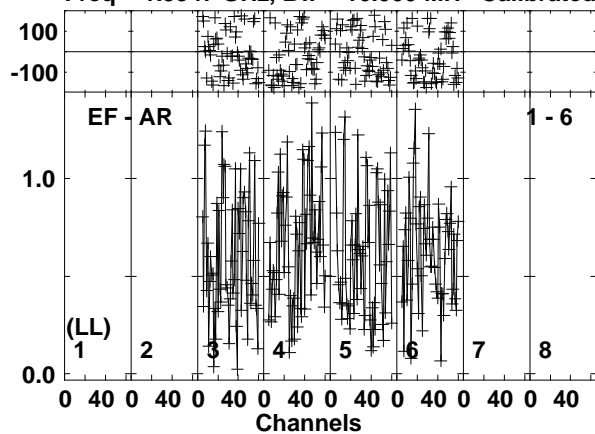
Lower frame: Milli Ampl Jy Top frame: Phas deg  
Vector averaged cross-power spectrum Baseline: EF (01) - AR (06)  
Timerange: 00/09:23:31 to 00/09:24:59

Plot file version 7 created 28-SEP-2016 14:53:06  
 FRB RP026B.UVDATA.1  
 Freq = 1.5947 GHz, Bw = 16.000 MH Calibrated with CL # 3 and BP # 1 (BP mode 1)



Lower frame: Milli Ampl Jy Top frame: Phas deg  
 Vector averaged cross-power spectrum Baseline: EF (01) - JB (02)  
 Timerange: 00/09:25:21 to 00/09:31:19

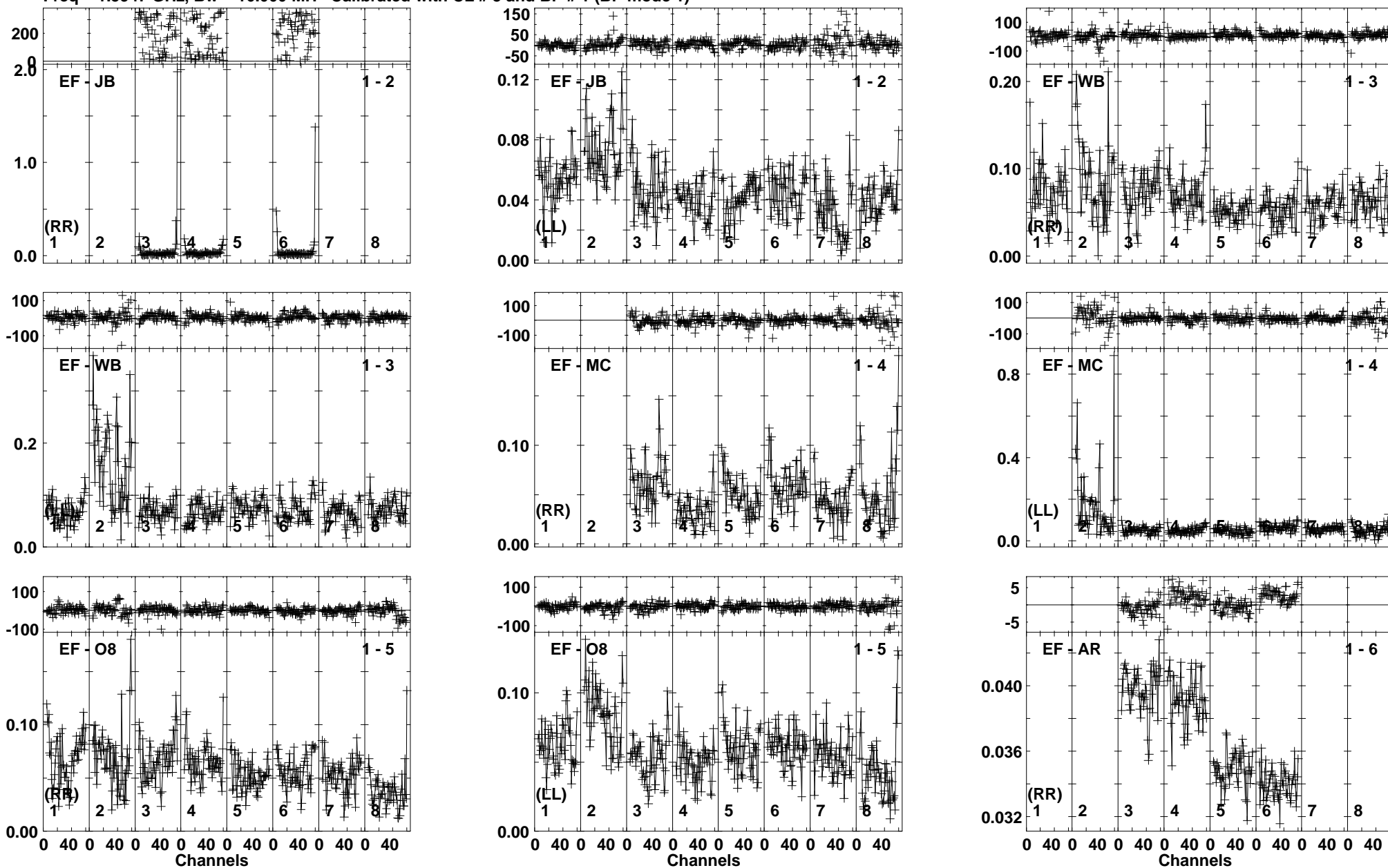
Plot file version 8 created 28-SEP-2016 14:53:07  
FRB RP026B.UVDATA.1  
Freq = 1.5947 GHz, Bw = 16.000 MH Calibrated with CL # 3 and BP # 1 (BP mode 1)



Lower frame: Milli Ampl Jy Top frame: Phas deg  
Vector averaged cross-power spectrum Baseline: EF (01) - AR (06)  
Timerange: 00/09:25:21 to 00/09:31:19



Plot file version 9 created 28-SEP-2016 14:53:07  
 J0529+3209 RP026B.UVDATA.1  
 Freq = 1.5947 GHz, Bw = 16.000 MH Calibrated with CL # 3 and BP # 1 (BP mode 1)

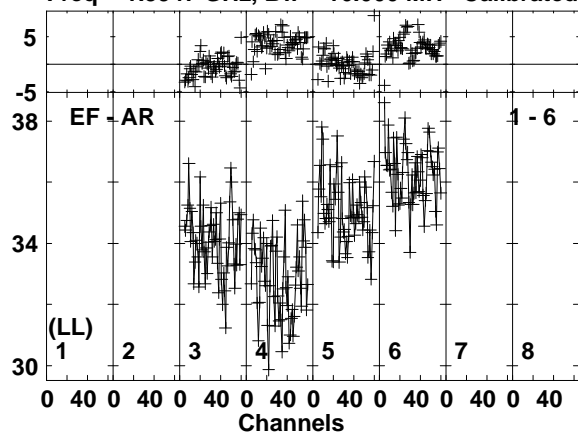


Lower frame: Ampl Jy Top frame: Phas deg  
 Vector averaged cross-power spectrum Baseline: EF (01) - JB (02)  
 Timerange: 00/09:31:51 to 00/09:33:09

Plot file version 10 created 28-SEP-2016 14:53:07

J0529+3209 RP026B.UVDATA.1

Freq = 1.5947 GHz, Bw = 16.000 MH Calibrated with CL # 3 and BP # 1 (BP mode 1)

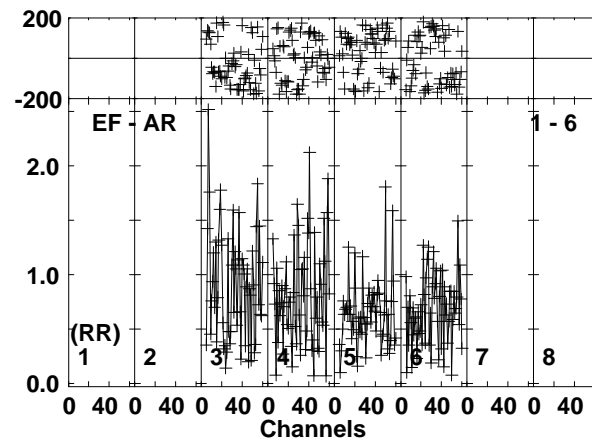
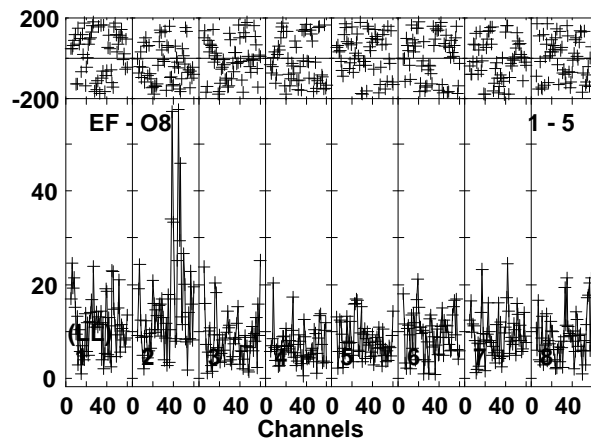
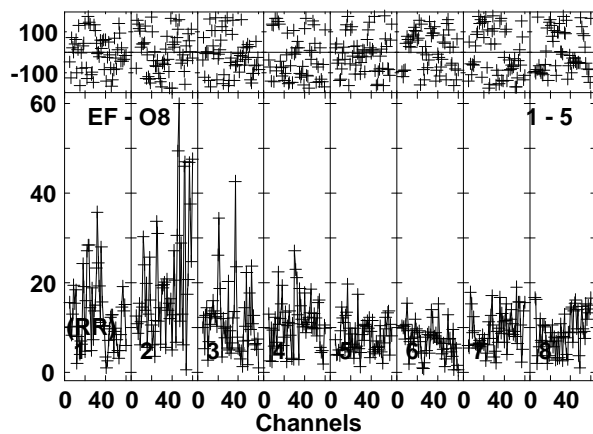
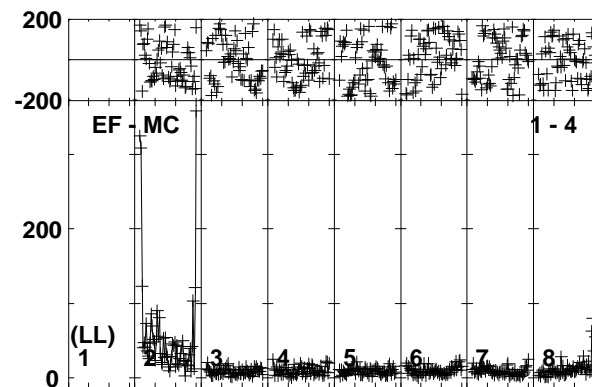
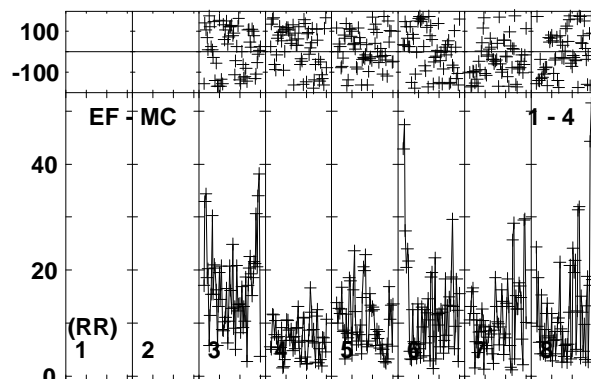
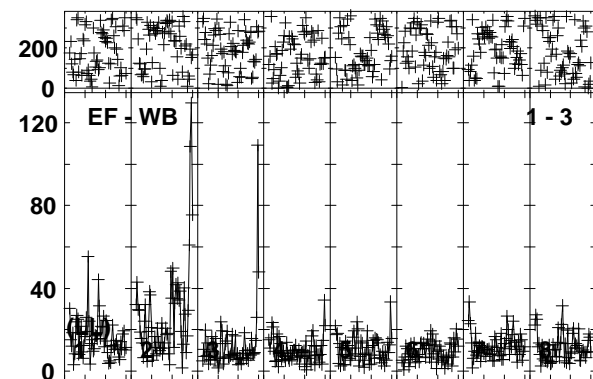
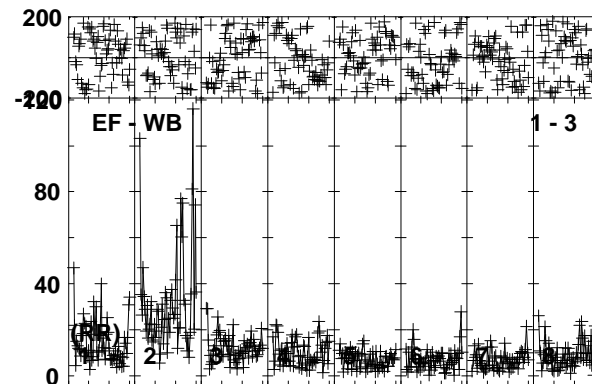
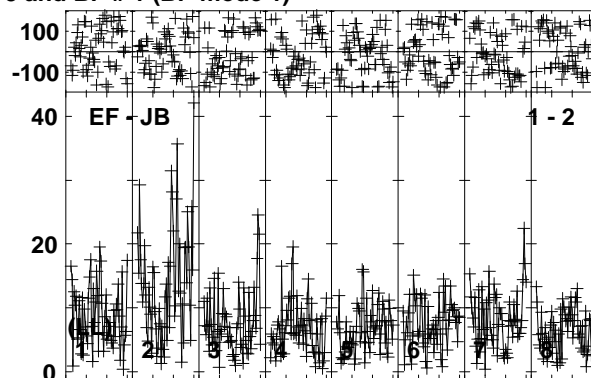
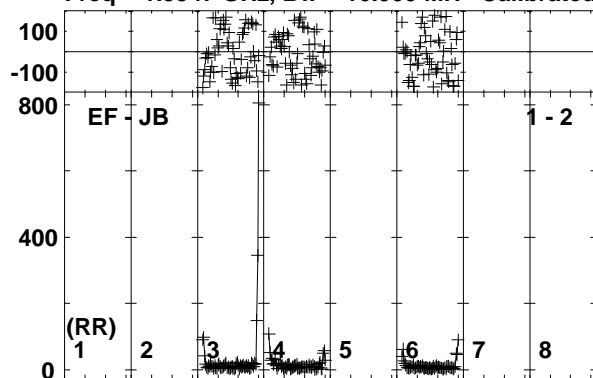


Lower frame: Milli Ampl Jy Top frame: Phas deg  
Vector averaged cross-power spectrum Baseline: EF (01) - AR (06)  
Timerange: 00/09:31:51 to 00/09:33:09

Plot file version 11 created 28-SEP-2016 14:53:07

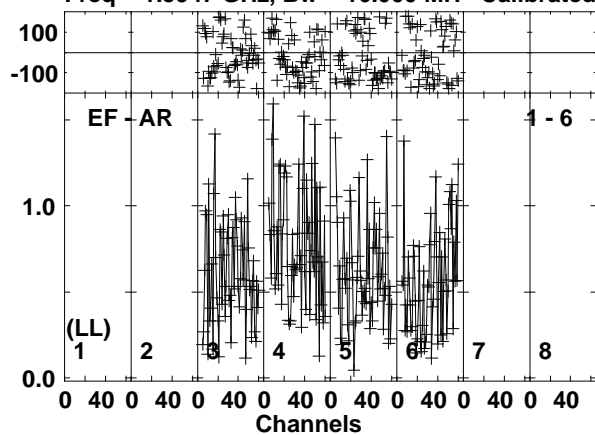
FRB RP026B.UVDATA.1

Freq = 1.5947 GHz, Bw = 16.000 MH Calibrated with CL # 3 and BP # 1 (BP mode 1)



Lower frame: Milli Ampl Jy Top frame: Phas deg  
Vector averaged cross-power spectrum Baseline: EF (01) - JB (02)  
Timerange: 00/09:33:31 to 00/09:39:29

Plot file version 12 created 28-SEP-2016 14:53:07  
FRB RP026B.UVDATA.1  
Freq = 1.5947 GHz, Bw = 16.000 MH Calibrated with CL # 3 and BP # 1 (BP mode 1)

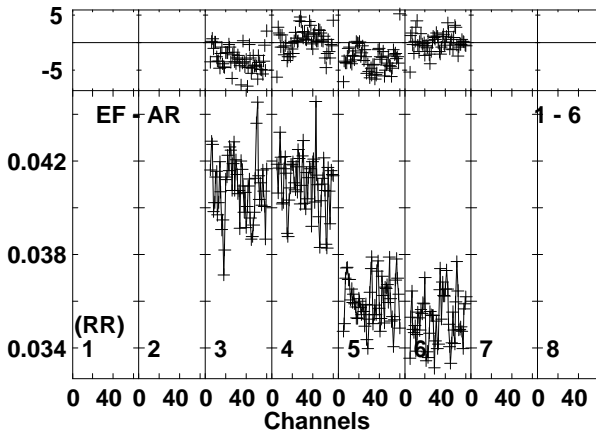
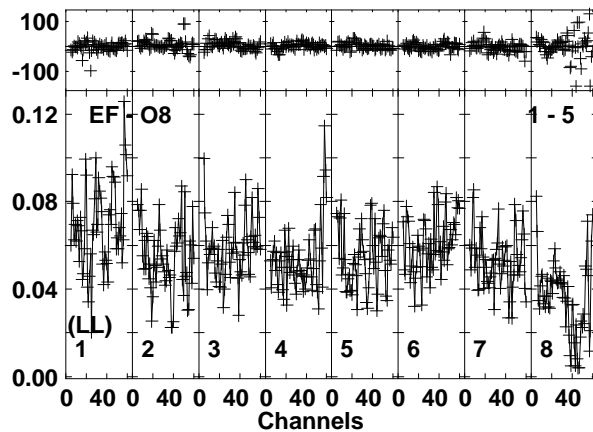
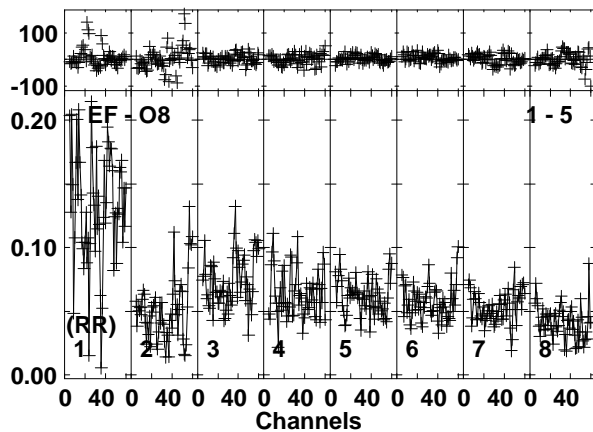
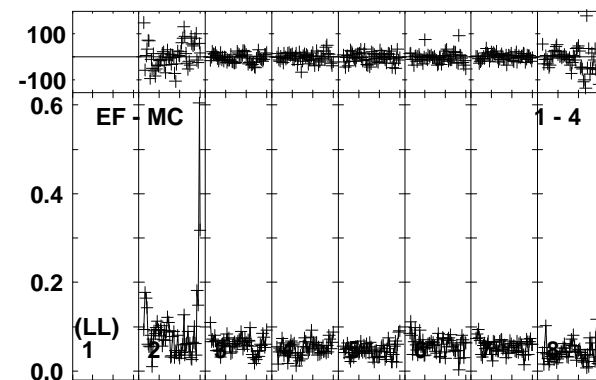
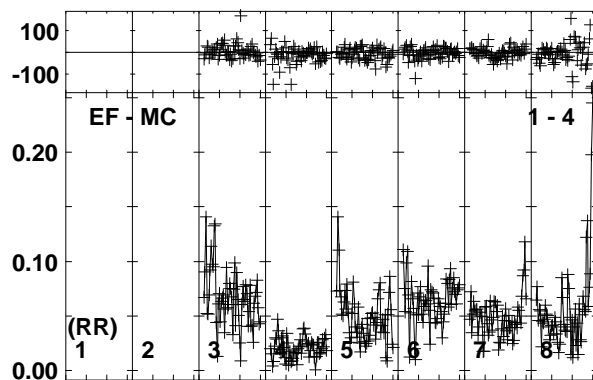
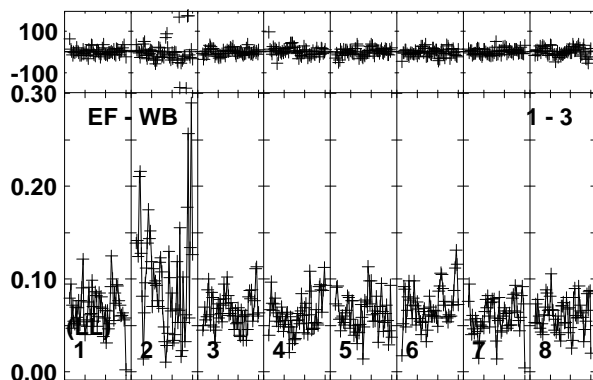
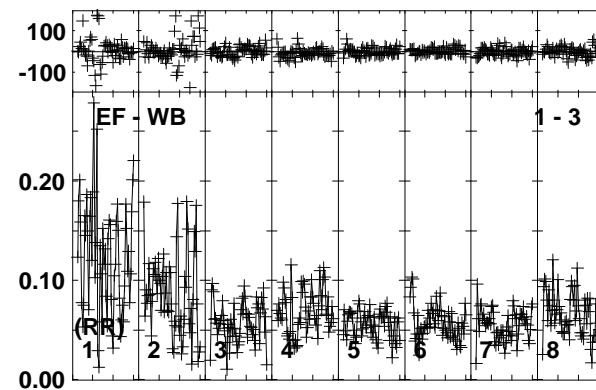
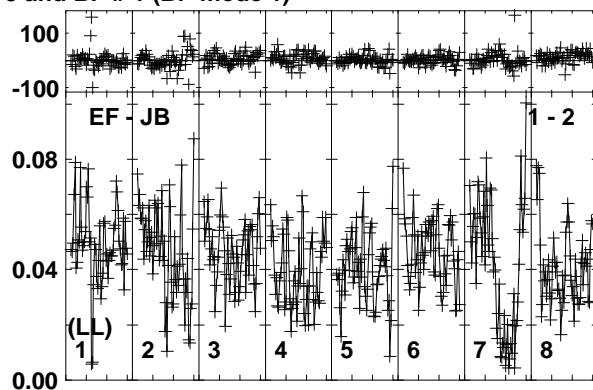
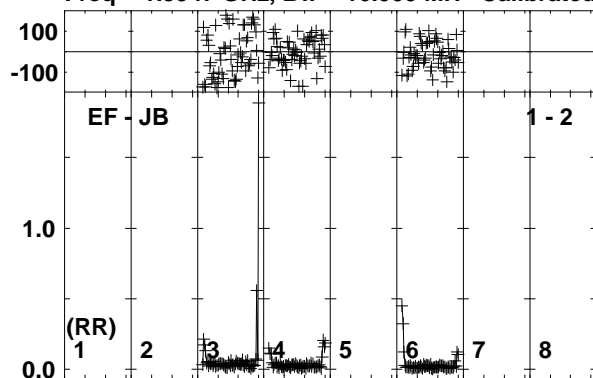


Lower frame: Milli Ampl Jy Top frame: Phas deg  
Vector averaged cross-power spectrum Baseline: EF (01) - AR (06)  
Timerange: 00/09:33:31 to 00/09:39:29

Plot file version 13 created 28-SEP-2016 14:53:07

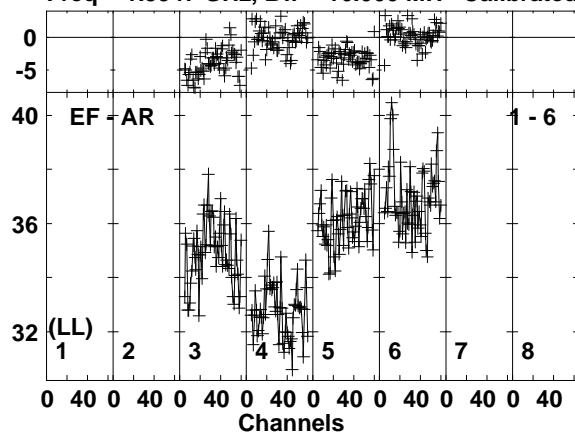
J0529+3209 RP026B.UVDATA.1

Freq = 1.5947 GHz, Bw = 16.000 MH Calibrated with CL # 3 and BP # 1 (BP mode 1)



Lower frame: Ampl Jy Top frame: Phas deg  
Vector averaged cross-power spectrum Baseline: EF (01) - JB (02)  
Timerange: 00/09:39:51 to 00/09:41:19

Plot file version 14 created 28-SEP-2016 14:53:07  
 J0529+3209 RP026B.UVDATA.1  
 Freq = 1.5947 GHz, Bw = 16.000 MH Calibrated with CL # 3 and BP # 1 (BP mode 1)

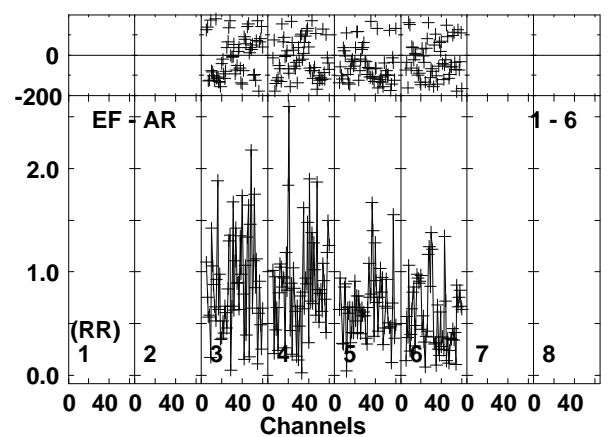
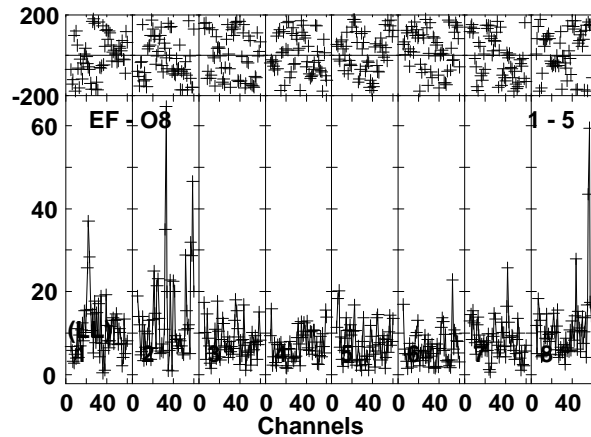
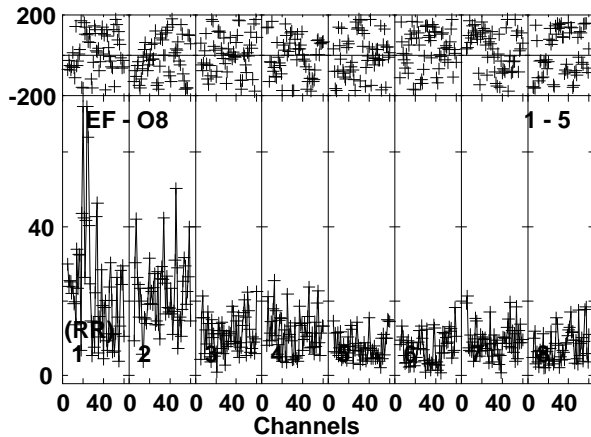
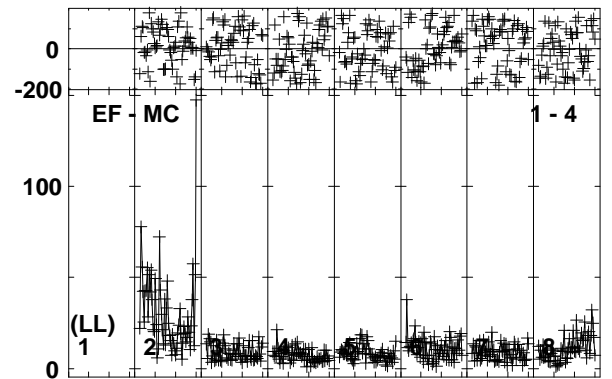
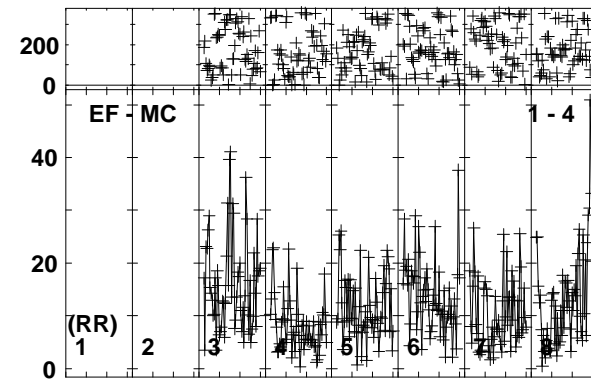
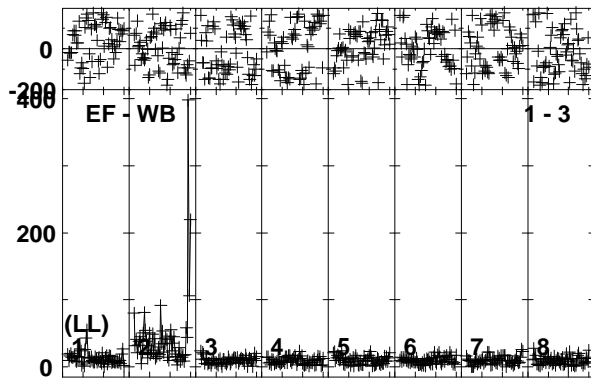
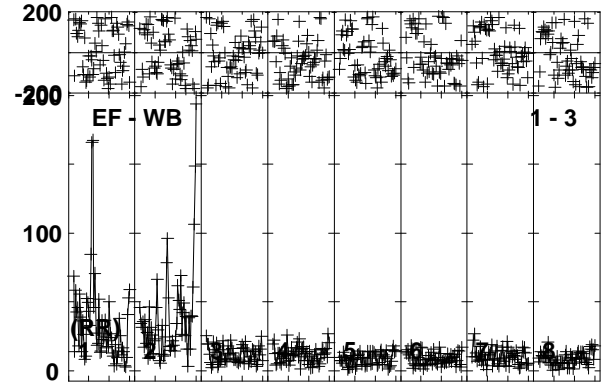
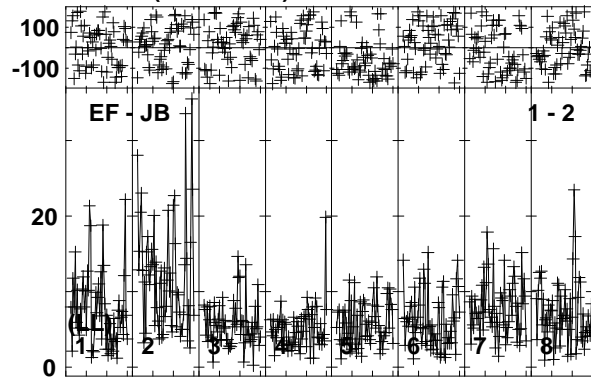
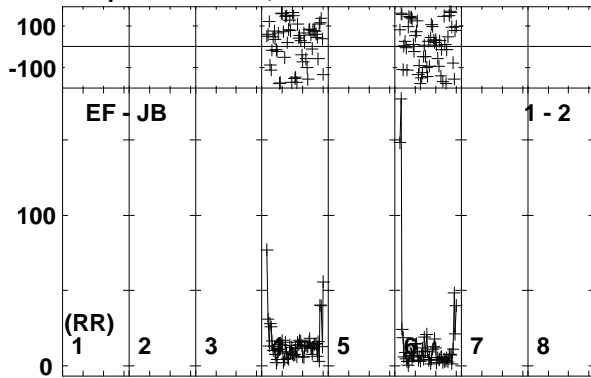


Lower frame: Milli Ampl Jy Top frame: Phas deg  
 Vector averaged cross-power spectrum Baseline: EF (01) - AR (06)  
 Timerange: 00/09:39:51 to 00/09:41:19

Plot file version 15 created 28-SEP-2016 14:53:07

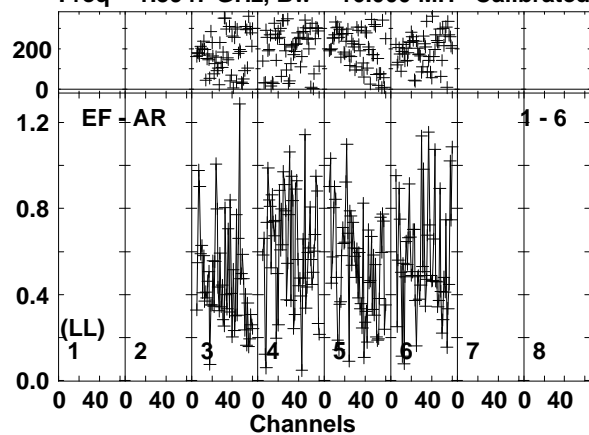
FRB RP026B.UVDATA.1

Freq = 1.5947 GHz, Bw = 16.000 MH Calibrated with CL # 3 and BP # 1 (BP mode 1)



Lower frame: Milli Ampl Jy Top frame: Phas deg  
Vector averaged cross-power spectrum Baseline: EF (01) - JB (02)  
Timerange: 00/09:41:41 to 00/09:47:39

Plot file version 16 created 28-SEP-2016 14:53:07  
FRB RP026B.UVDATA.1  
Freq = 1.5947 GHz, Bw = 16.000 MH Calibrated with CL # 3 and BP # 1 (BP mode 1)



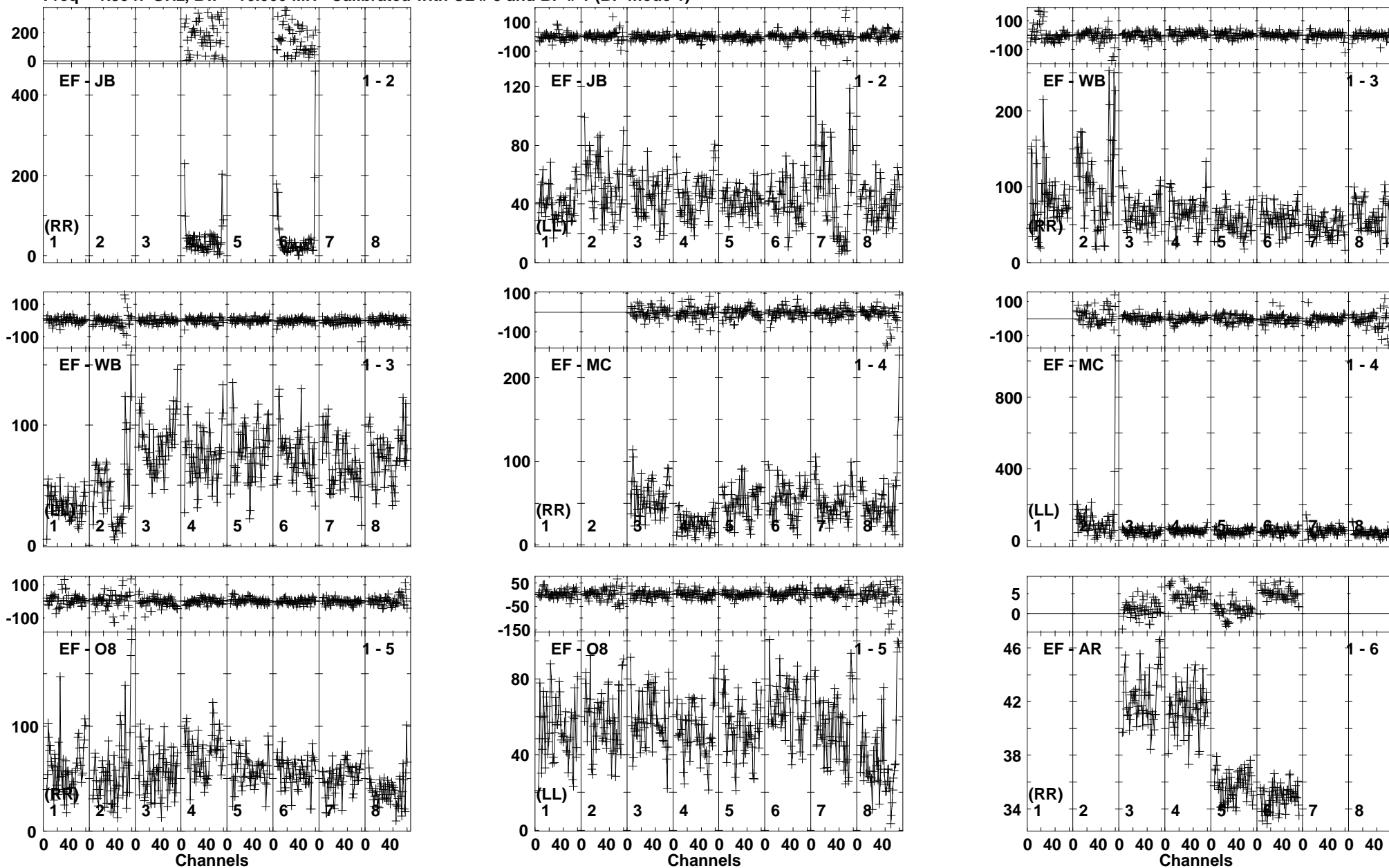
Lower frame: Milli Ampl Jy Top frame: Phas deg  
Vector averaged cross-power spectrum Baseline: EF (01) - AR (06)  
Timerange: 00/09:41:41 to 00/09:47:39



Plot file version 17 created 28-SEP-2016 14:53:07

J0529+3209 RP026B.UVDATA.1

Freq = 1.5947 GHz, Bw = 16.000 MH Calibrated with CL # 3 and BP # 1 (BP mode 1)

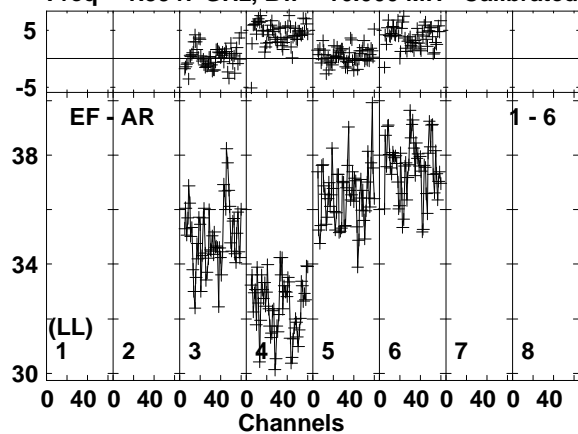


Lower frame: Milli Ampl Jy Top frame: Phas deg  
Vector averaged cross-power spectrum Baseline: EF (01) - JB (02)  
Timerange: 00/09:48:11 to 00/09:49:29

Plot file version 18 created 28-SEP-2016 14:53:08

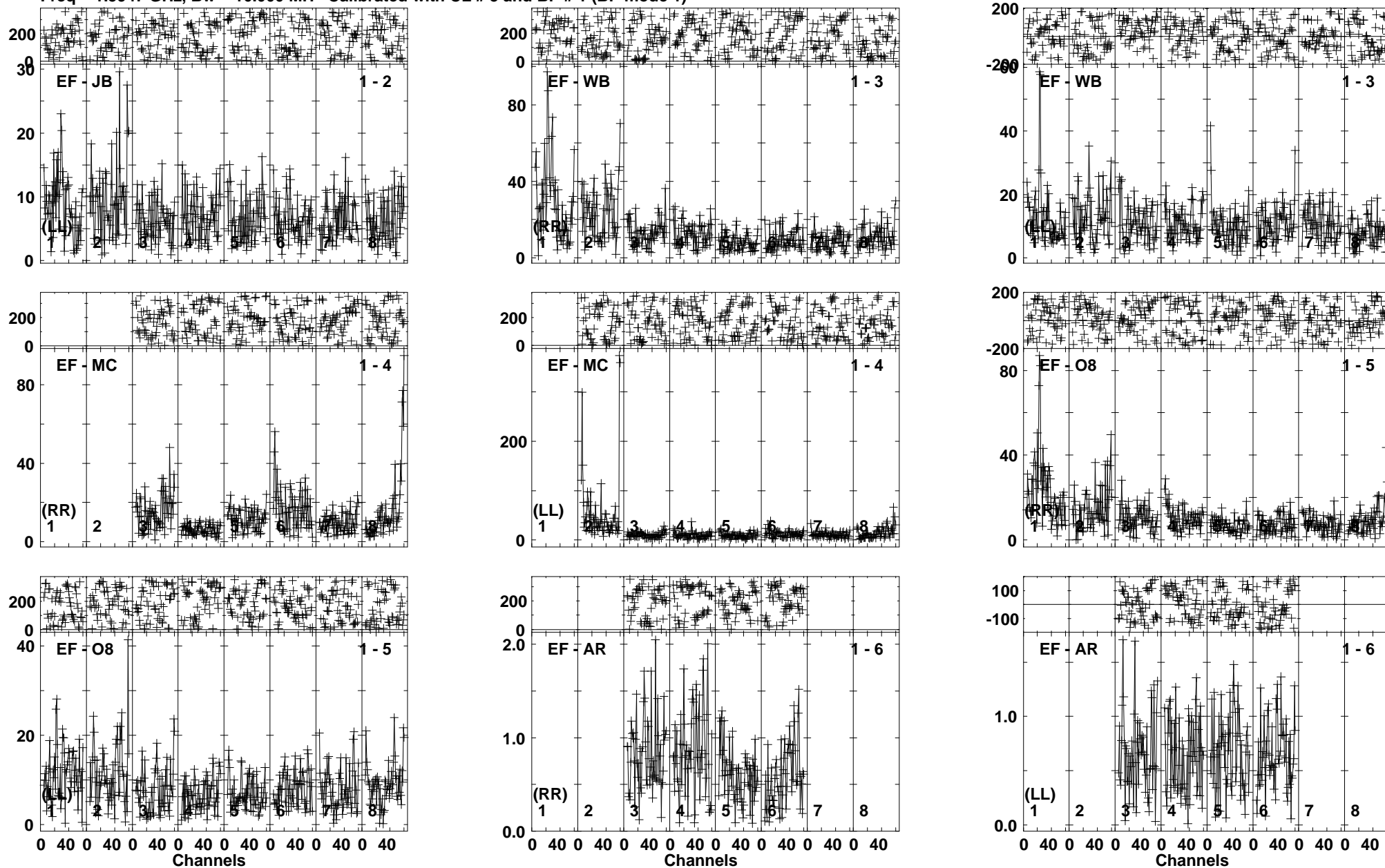
J0529+3209 RP026B.UVDATA.1

Freq = 1.5947 GHz, Bw = 16.000 MH Calibrated with CL # 3 and BP # 1 (BP mode 1)



Lower frame: Milli Ampl Jy Top frame: Phas deg  
Vector averaged cross-power spectrum Baseline: EF (01) - AR (06)  
Timerange: 00/09:48:11 to 00/09:49:29

Plot file version 19 created 28-SEP-2016 14:53:08  
 FRB RP026B.UVDATA.1  
 Freq = 1.5947 GHz, Bw = 16.000 MH Calibrated with CL # 3 and BP # 1 (BP mode 1)

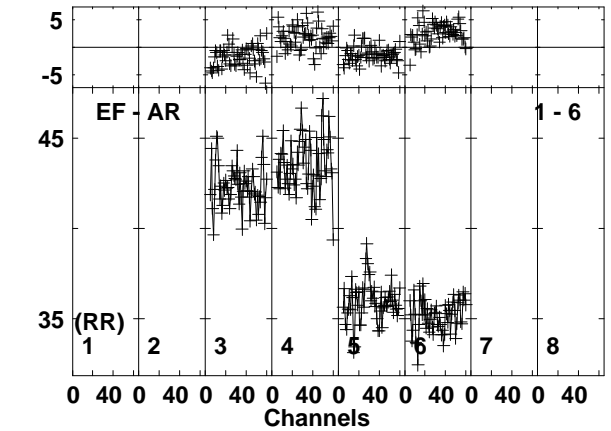
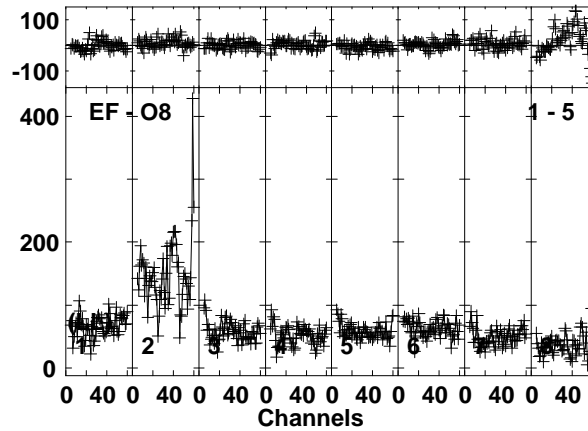
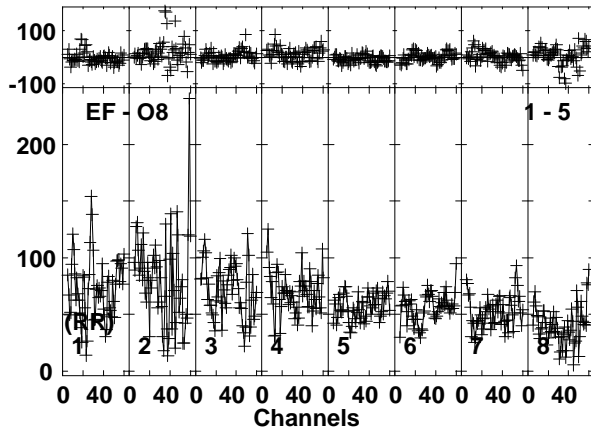
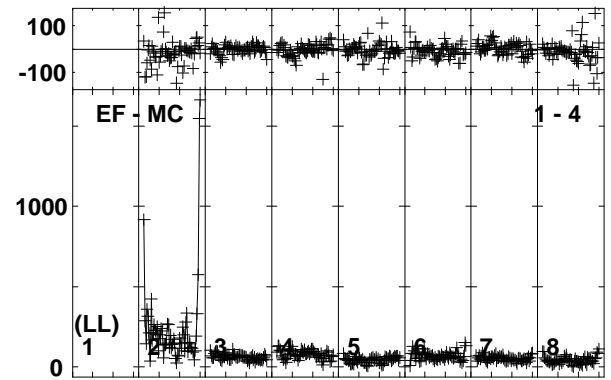
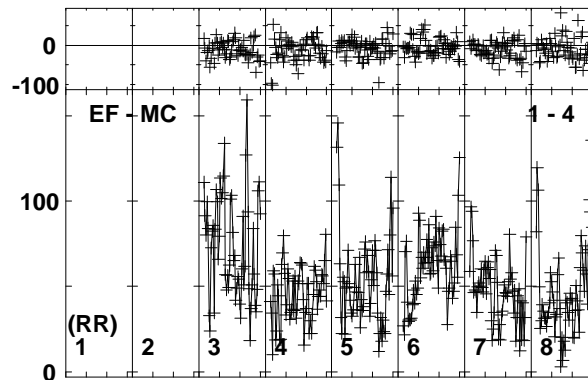
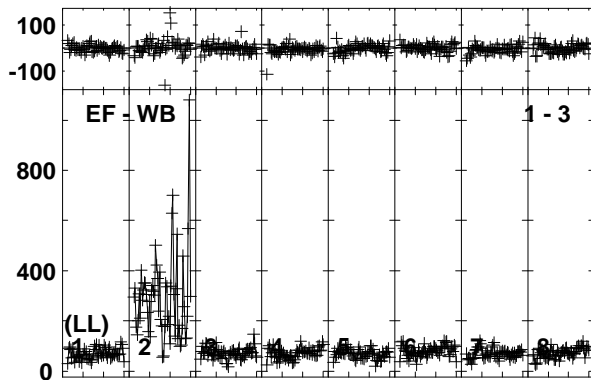
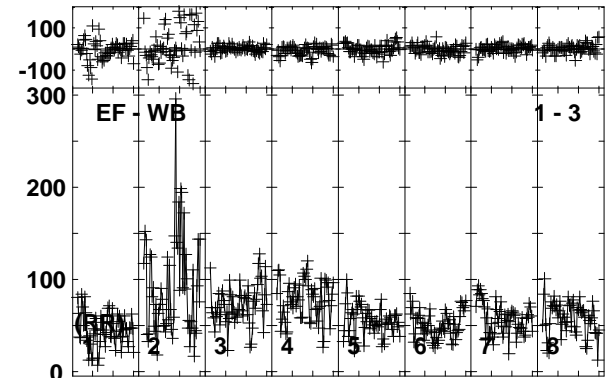
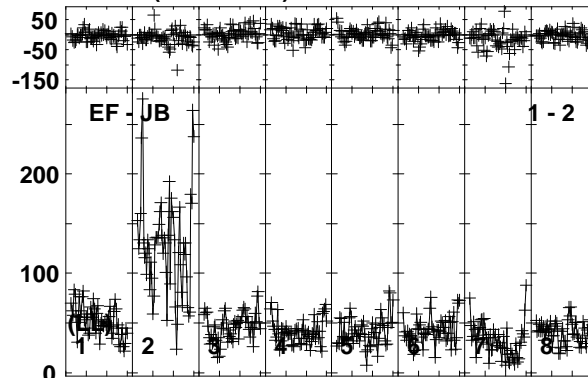
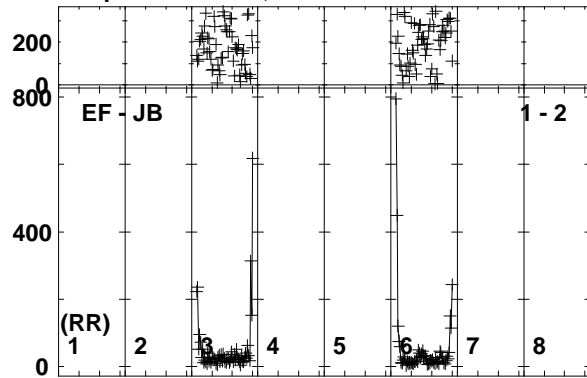


Lower frame: Milli Ampl Jy Top frame: Phas deg  
 Vector averaged cross-power spectrum Baseline: EF (01) - JB (02)  
 Timerange: 00/09:49:51 to 00/09:55:49

Plot file version 20 created 28-SEP-2016 14:53:08

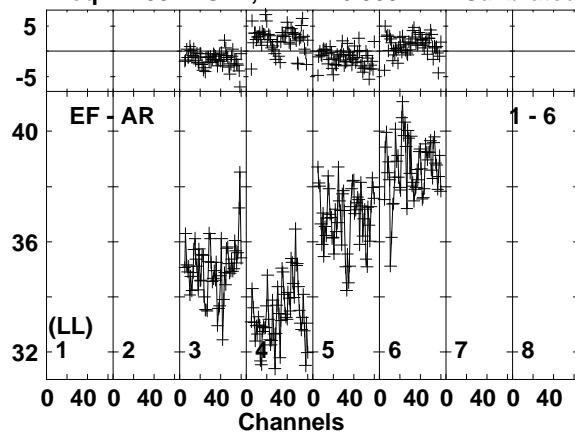
J0529+3209 RP026B.UVDATA.1

Freq = 1.5947 GHz, Bw = 16.000 MH Calibrated with CL # 3 and BP # 1 (BP mode 1)



Lower frame: Milli Ampl Jy Top frame: Phas deg  
Vector averaged cross-power spectrum Baseline: EF (01) - JB (02)  
Timerange: 00/09:56:11 to 00/09:57:39

Plot file version 21 created 28-SEP-2016 14:53:08  
J0529+3209 RP026B.UVDATA.1  
Freq = 1.5947 GHz, Bw = 16.000 MH Calibrated with CL # 3 and BP # 1 (BP mode 1)

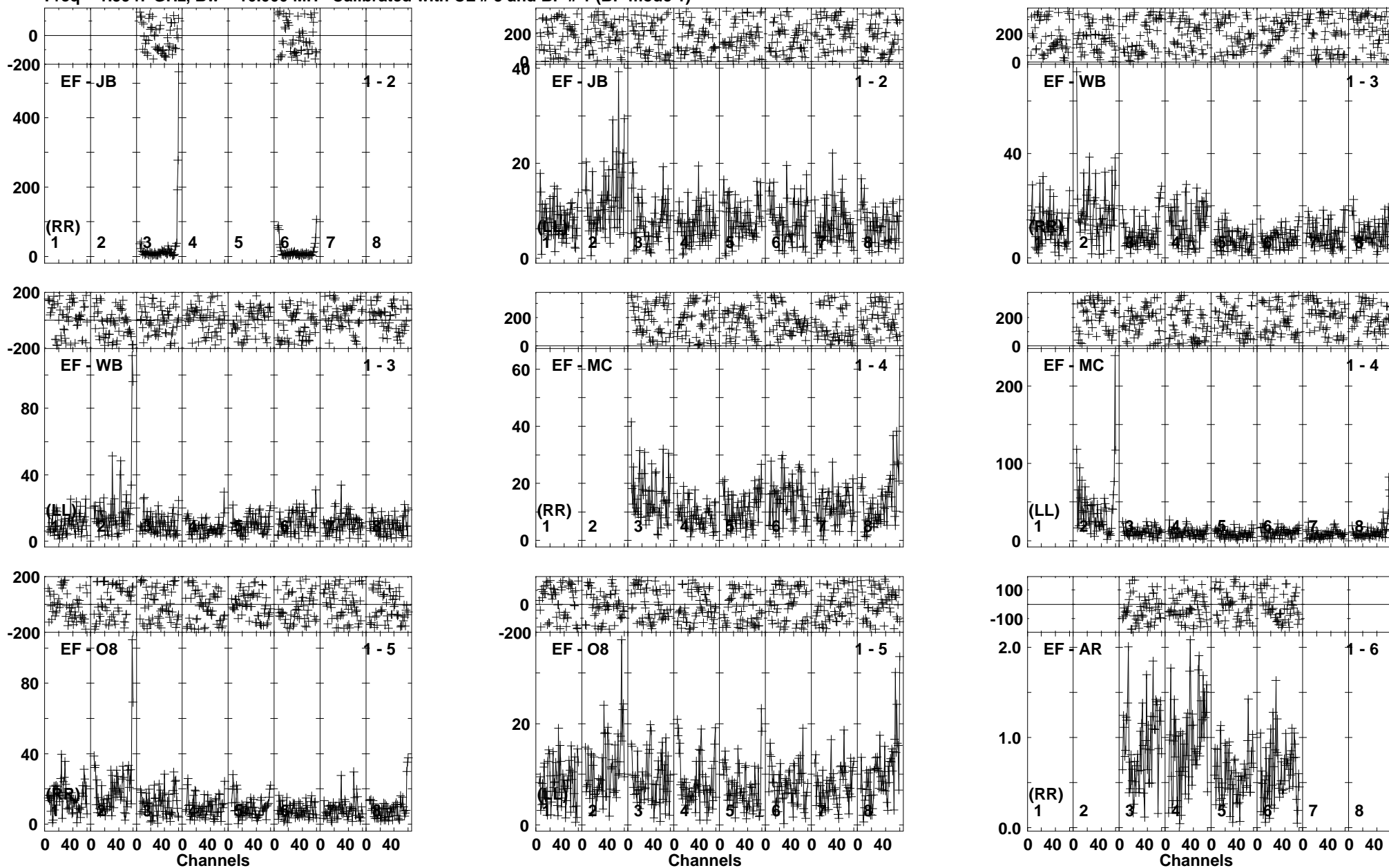


Lower frame: Milli Ampl Jy Top frame: Phas deg  
Vector averaged cross-power spectrum Baseline: EF (01) - AR (06)  
Timerange: 00/09:56:11 to 00/09:57:39

Plot file version 22 created 28-SEP-2016 14:53:08

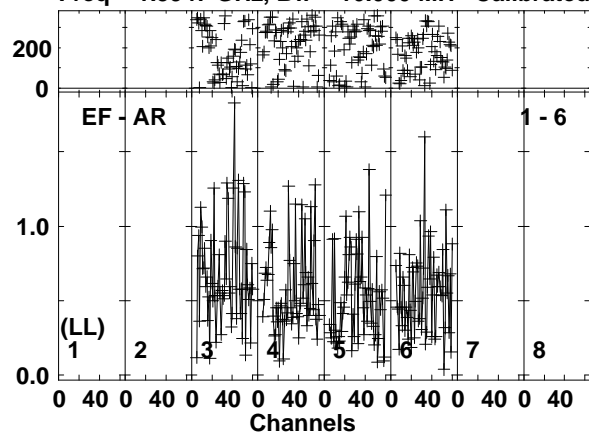
FRB RP026B.UVDATA.1

Freq = 1.5947 GHz, Bw = 16.000 MH Calibrated with CL # 3 and BP # 1 (BP mode 1)



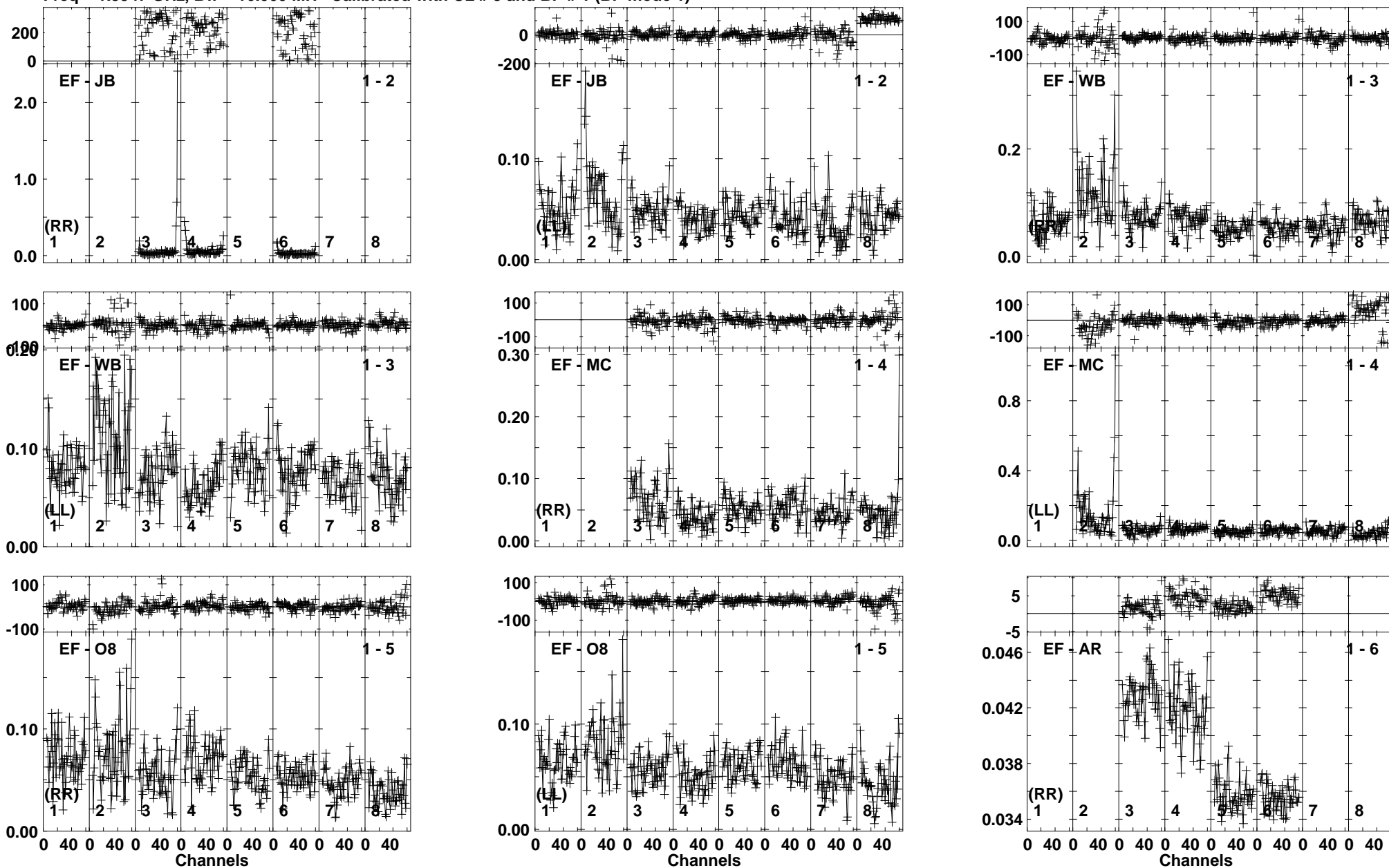
Lower frame: Milli Ampl Jy Top frame: Phas deg  
Vector averaged cross-power spectrum Baseline: EF (01) - JB (02)  
Timerange: 00/09:58:01 to 00/10:03:59

Plot file version 23 created 28-SEP-2016 14:53:08  
FRB RP026B.UVDATA.1  
Freq = 1.5947 GHz, Bw = 16.000 MH Calibrated with CL # 3 and BP # 1 (BP mode 1)



Lower frame: Milli Ampl Jy Top frame: Phas deg  
Vector averaged cross-power spectrum Baseline: EF (01) - AR (06)  
Timerange: 00/09:58:01 to 00/10:03:59

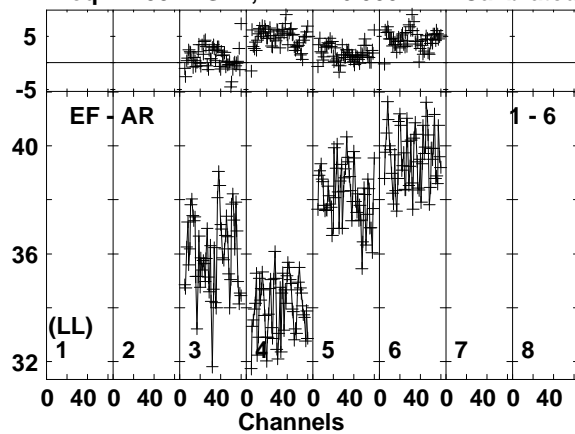
Plot file version 24 created 28-SEP-2016 14:53:08  
 J0529+3209 RP026B.UVDATA.1  
 Freq = 1.5947 GHz, Bw = 16.000 MH Calibrated with CL # 3 and BP # 1 (BP mode 1)



Lower frame: Ampl Jy Top frame: Phas deg  
 Vector averaged cross-power spectrum Baseline: EF (01) - JB (02)  
 Timerange: 00/10:04:31 to 00/10:05:49

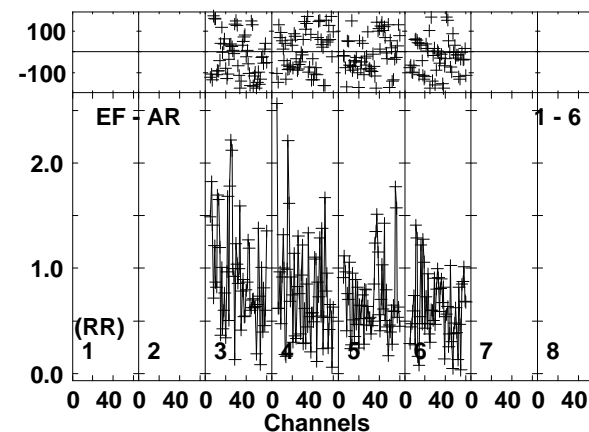
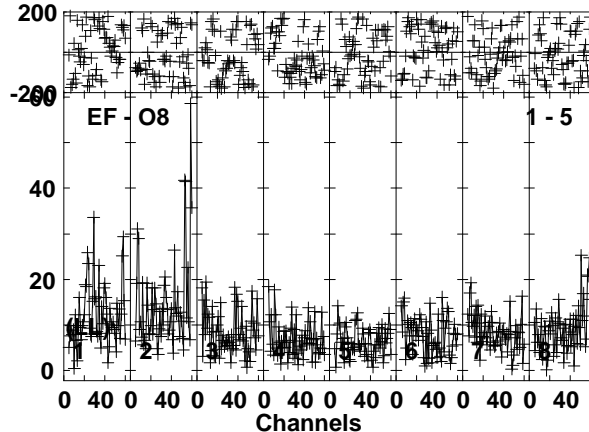
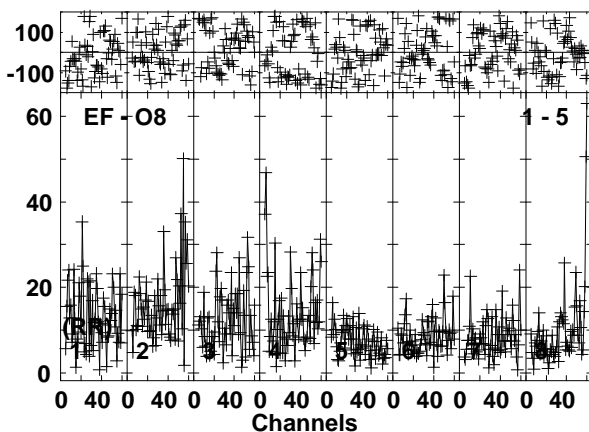
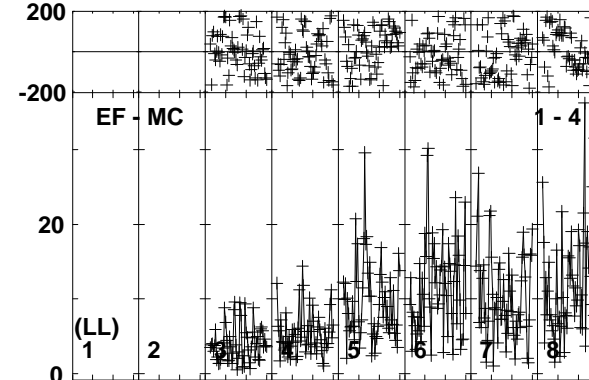
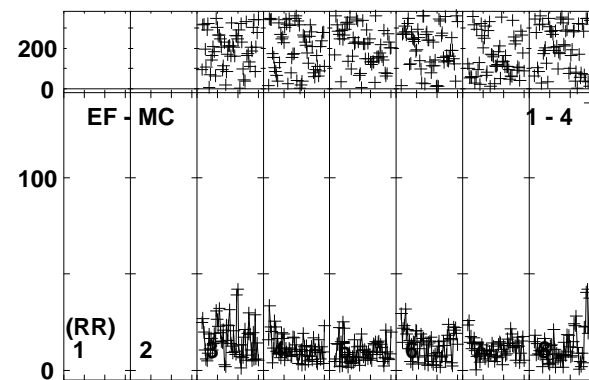
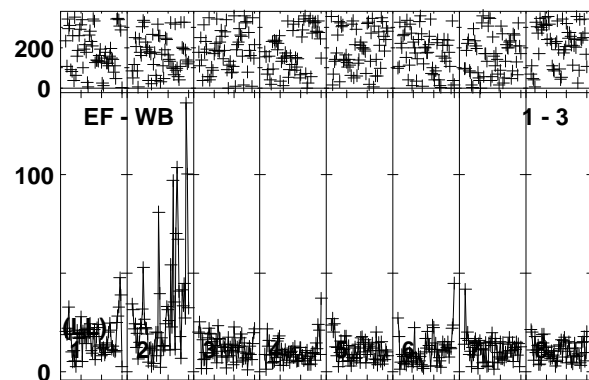
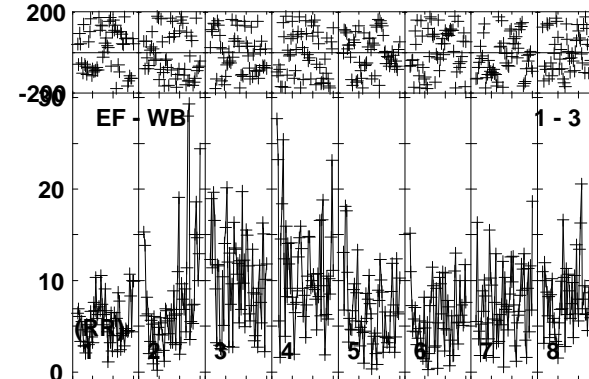
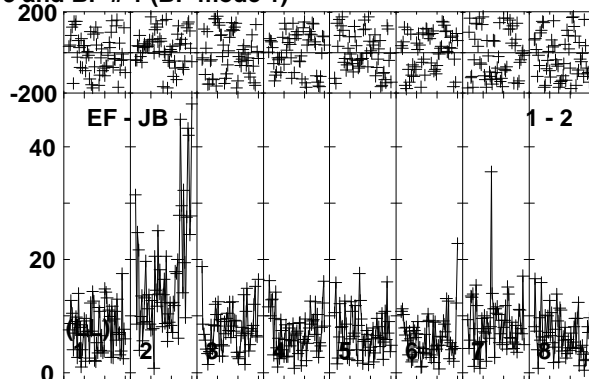
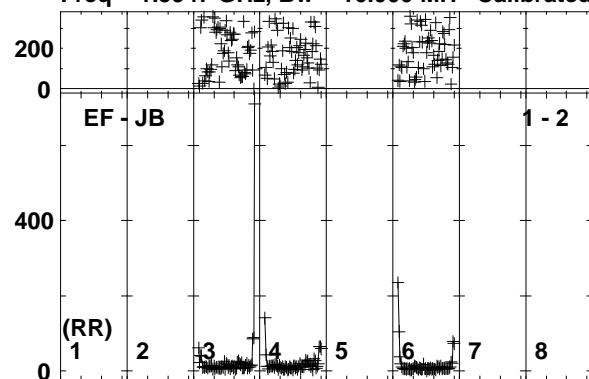


Plot file version 25 created 28-SEP-2016 14:53:09  
J0529+3209 RP026B.UVDATA.1  
Freq = 1.5947 GHz, Bw = 16.000 MH Calibrated with CL # 3 and BP # 1 (BP mode 1)



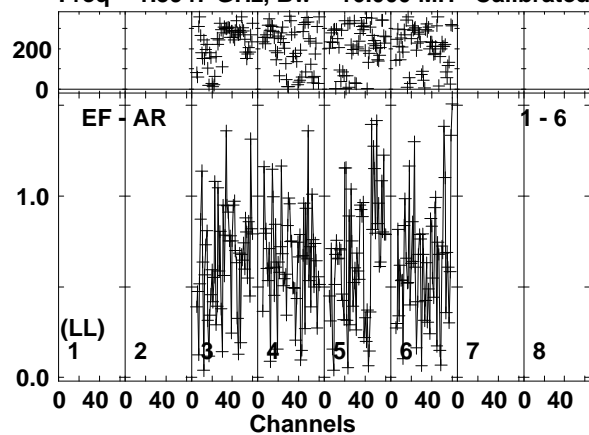
Lower frame: Milli Ampl Jy Top frame: Phas deg  
Vector averaged cross-power spectrum Baseline: EF (01) - AR (06)  
Timerange: 00/10:04:31 to 00/10:05:49

Plot file version 26 created 28-SEP-2016 14:53:09  
 FRB RP026B.UVDATA.1  
 Freq = 1.5947 GHz, Bw = 16.000 MH Calibrated with CL # 3 and BP # 1 (BP mode 1)



Lower frame: Milli Ampl Jy Top frame: Phas deg  
 Vector averaged cross-power spectrum Baseline: EF (01) - JB (02)  
 Timerange: 00/10:06:11 to 00/10:12:09

Plot file version 27 created 28-SEP-2016 14:53:09  
FRB RP026B.UVDATA.1  
Freq = 1.5947 GHz, Bw = 16.000 MH Calibrated with CL # 3 and BP # 1 (BP mode 1)

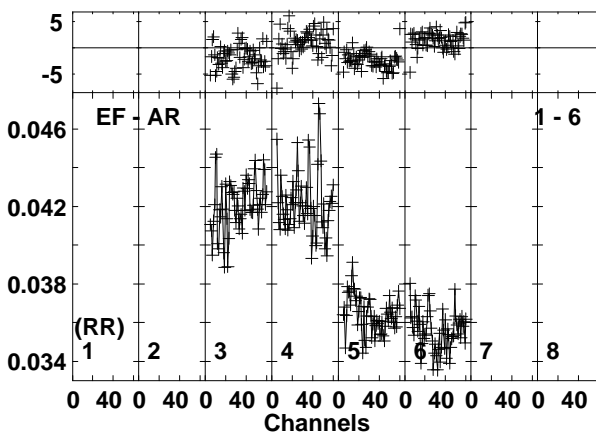
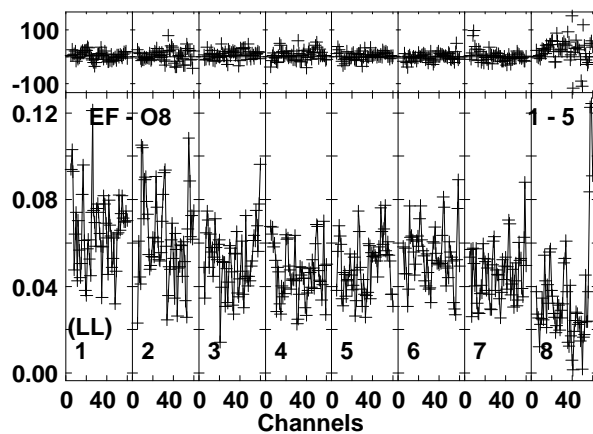
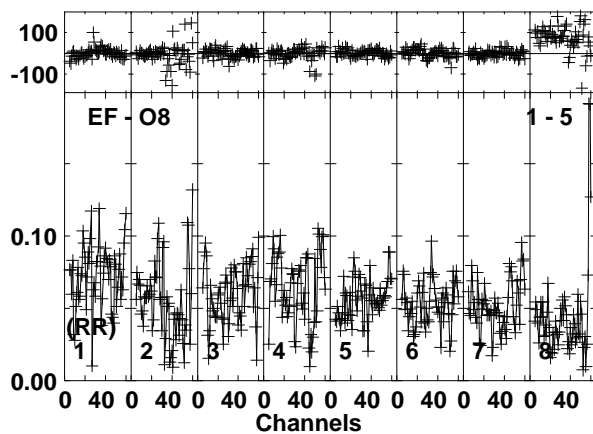
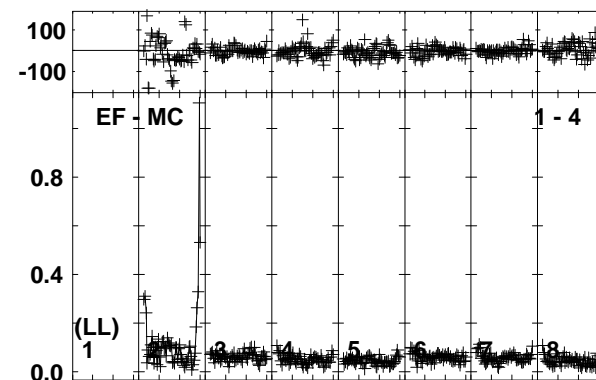
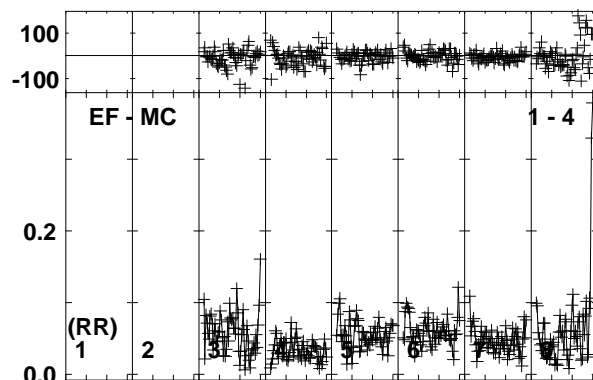
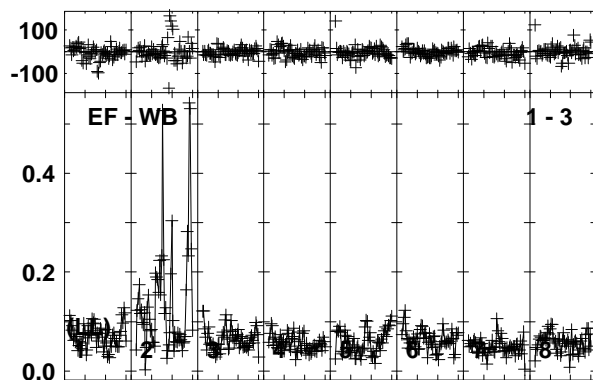
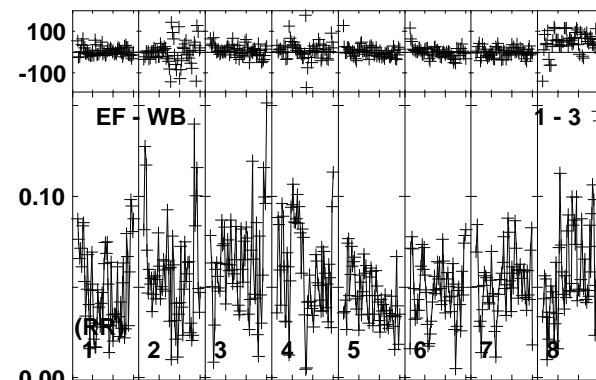
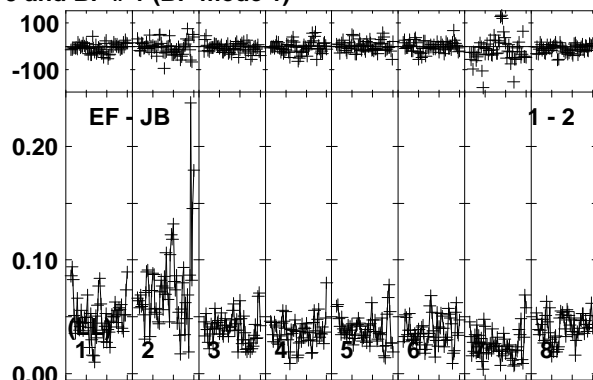
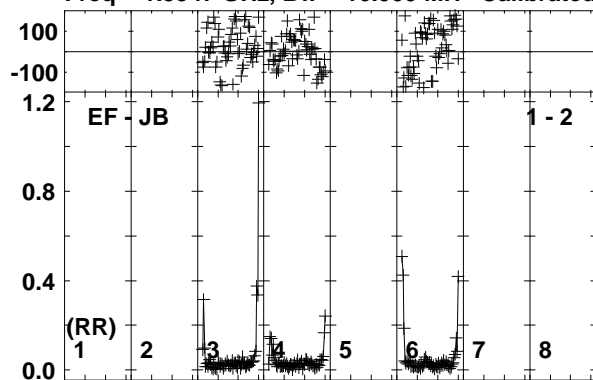


Lower frame: Milli Ampl Jy Top frame: Phas deg  
Vector averaged cross-power spectrum Baseline: EF (01) - AR (06)  
Timerange: 00/10:06:11 to 00/10:12:09

Plot file version 28 created 28-SEP-2016 14:53:09

J0529+3209 RP026B.UVDATA.1

Freq = 1.5947 GHz, Bw = 16.000 MH Calibrated with CL # 3 and BP # 1 (BP mode 1)

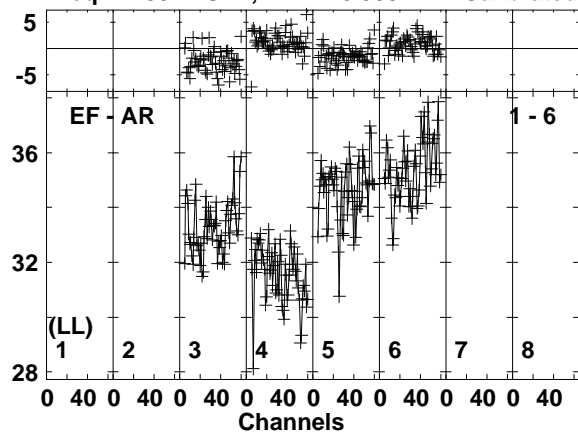


Lower frame: Ampl Jy Top frame: Phas deg  
Vector averaged cross-power spectrum Baseline: EF (01) - JB (02)  
Timerange: 00/10:12:31 to 00/10:13:59

Plot file version 29 created 28-SEP-2016 14:53:09

J0529+3209 RP026B.UVDATA.1

Freq = 1.5947 GHz, Bw = 16.000 MH Calibrated with CL # 3 and BP # 1 (BP mode 1)

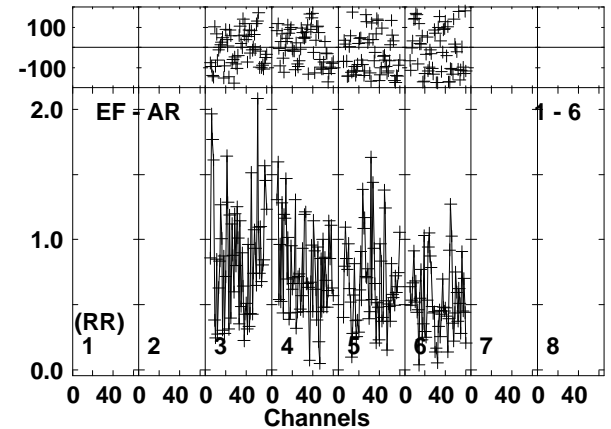
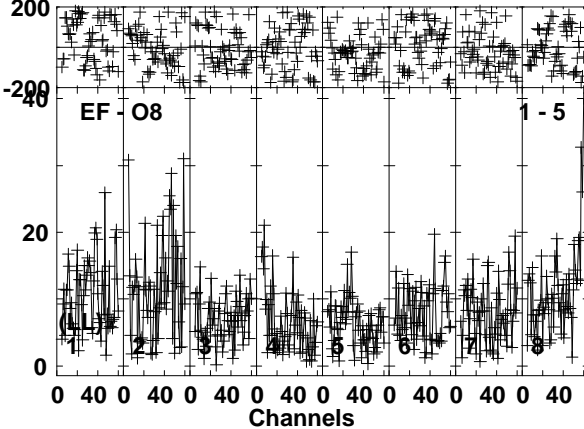
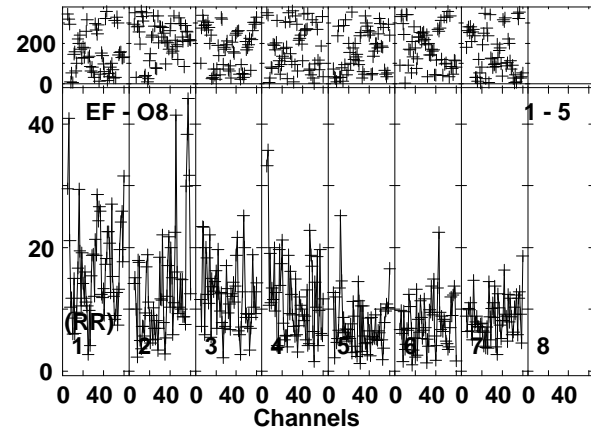
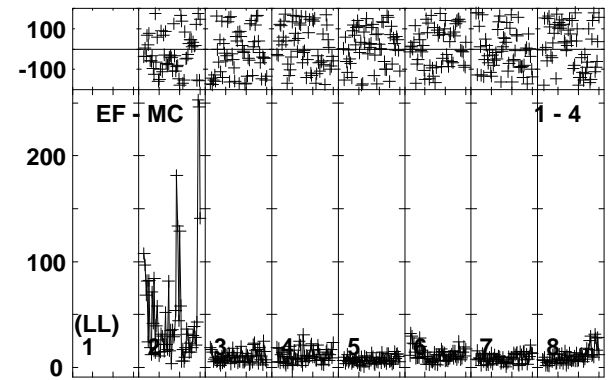
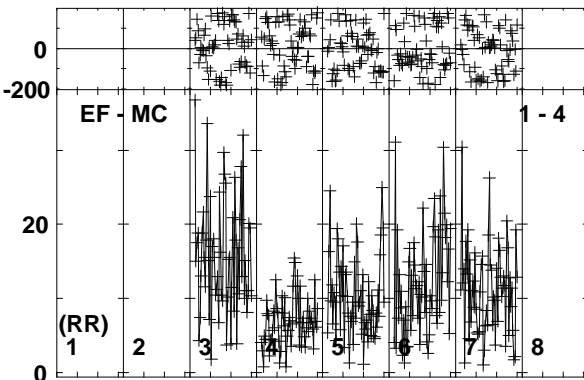
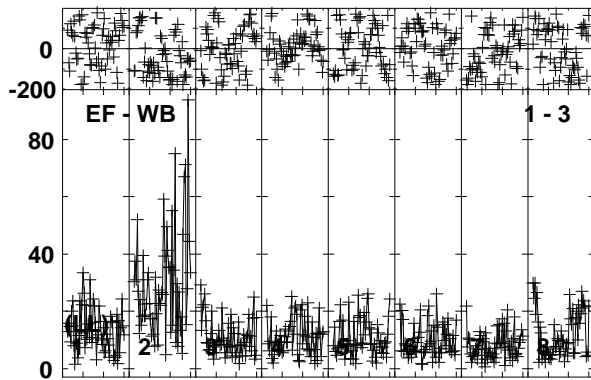
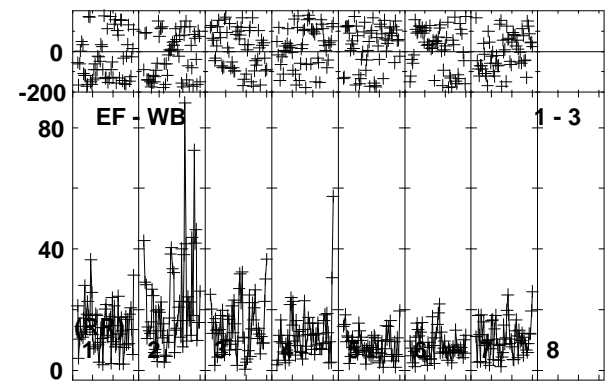
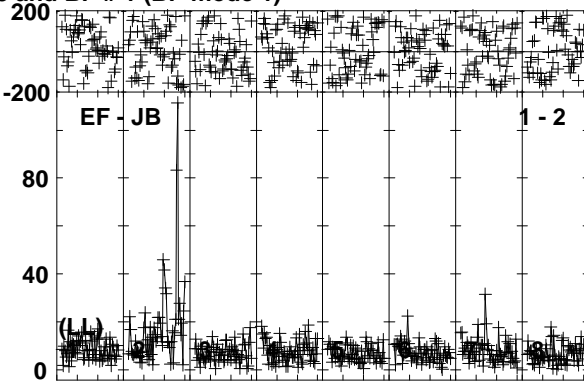
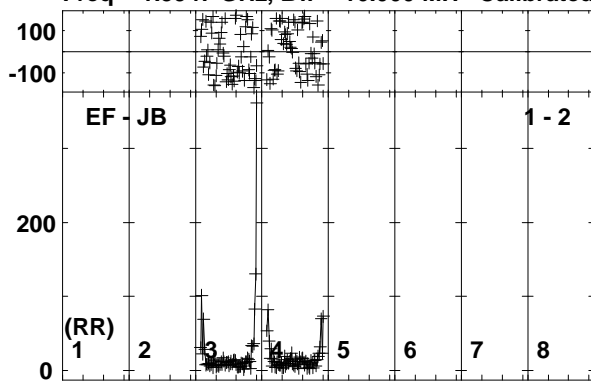


Lower frame: Milli Ampl Jy Top frame: Phas deg  
Vector averaged cross-power spectrum Baseline: EF (01) - AR (06)  
Timerange: 00/10:12:31 to 00/10:13:59

Plot file version 30 created 28-SEP-2016 14:53:09

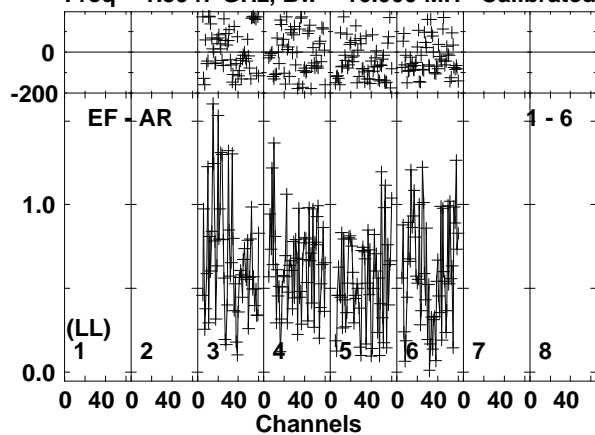
FRB RP026B.UVDATA.1

Freq = 1.5947 GHz, Bw = 16.000 MH Calibrated with CL # 3 and BP # 1 (BP mode 1)



Lower frame: Milli Ampl Jy Top frame: Phas deg  
Vector averaged cross-power spectrum Baseline: EF (01) - JB (02)  
Timerange: 00/10:14:21 to 00/10:20:19

Plot file version 31 created 28-SEP-2016 14:53:09  
FRB RP026B.UVDATA.1  
Freq = 1.5947 GHz, Bw = 16.000 MH Calibrated with CL # 3 and BP # 1 (BP mode 1)

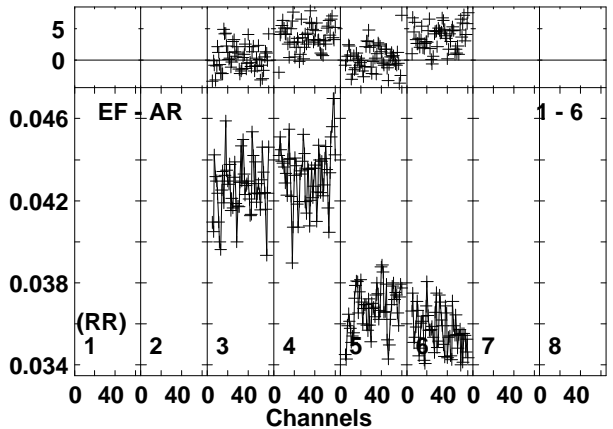
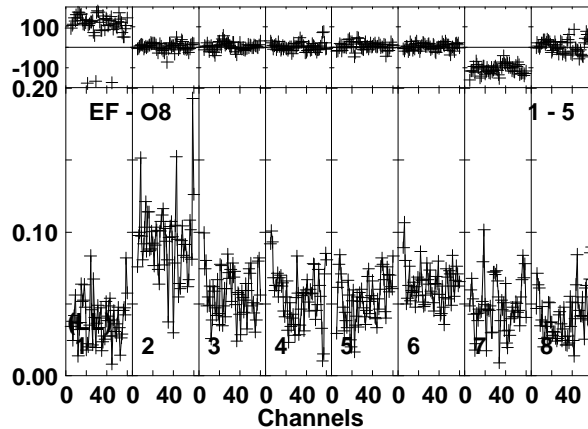
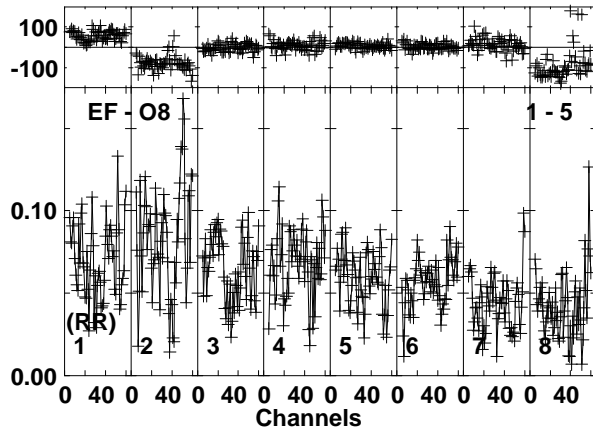
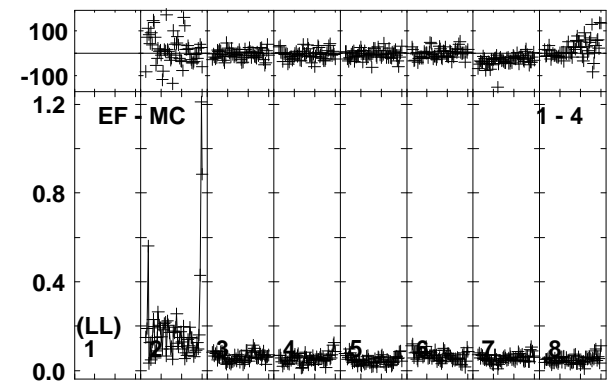
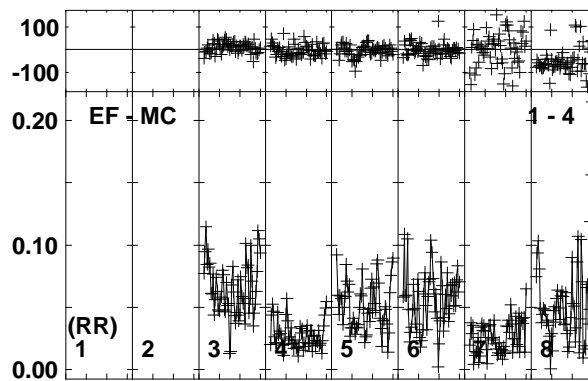
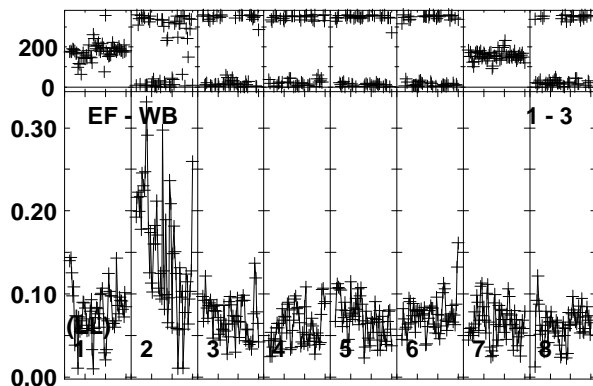
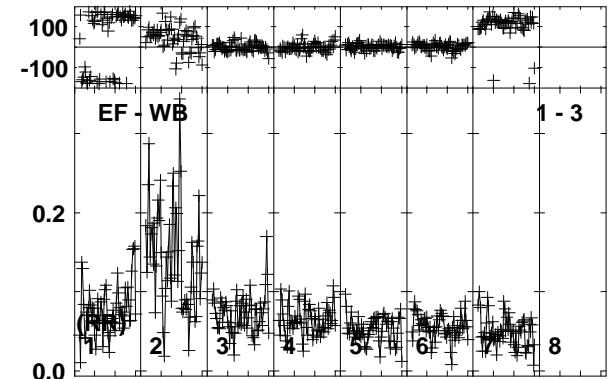
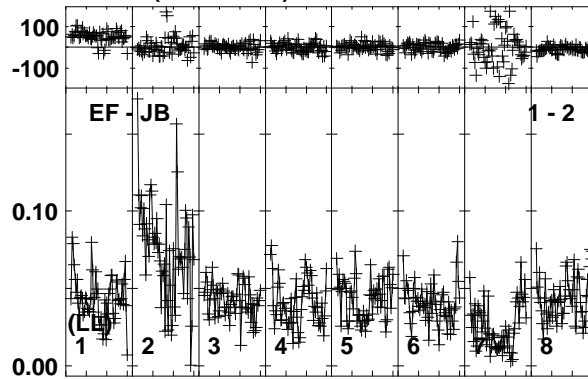
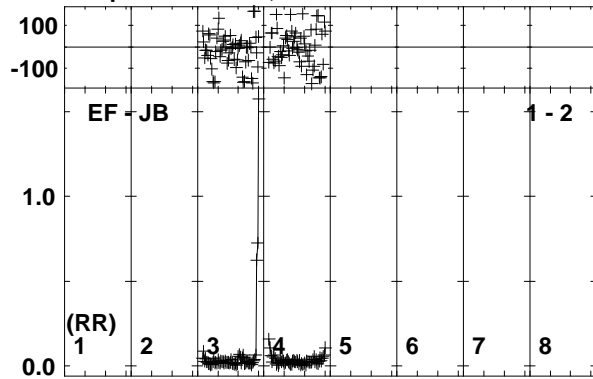


Lower frame: Milli Ampl Jy Top frame: Phas deg  
Vector averaged cross-power spectrum Baseline: EF (01) - AR (06)  
Timerange: 00/10:14:21 to 00/10:20:19

Plot file version 32 created 28-SEP-2016 14:53:09

J0529+3209 RP026B.UVDATA.1

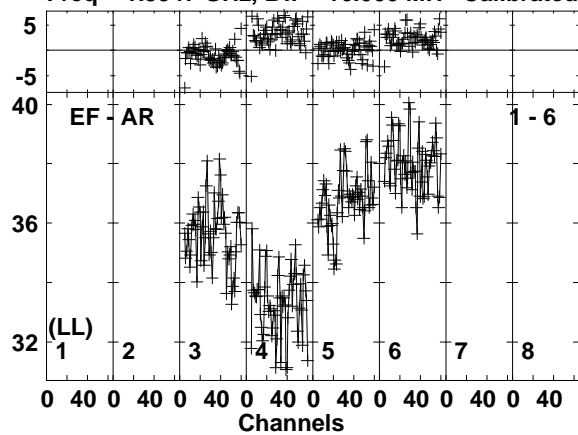
Freq = 1.5947 GHz, Bw = 16.000 MH Calibrated with CL # 3 and BP # 1 (BP mode 1)



Lower frame: Ampl Jy Top frame: Phas deg  
Vector averaged cross-power spectrum Baseline: EF (01) - JB (02)  
Timerange: 00/10:20:51 to 00/10:22:09

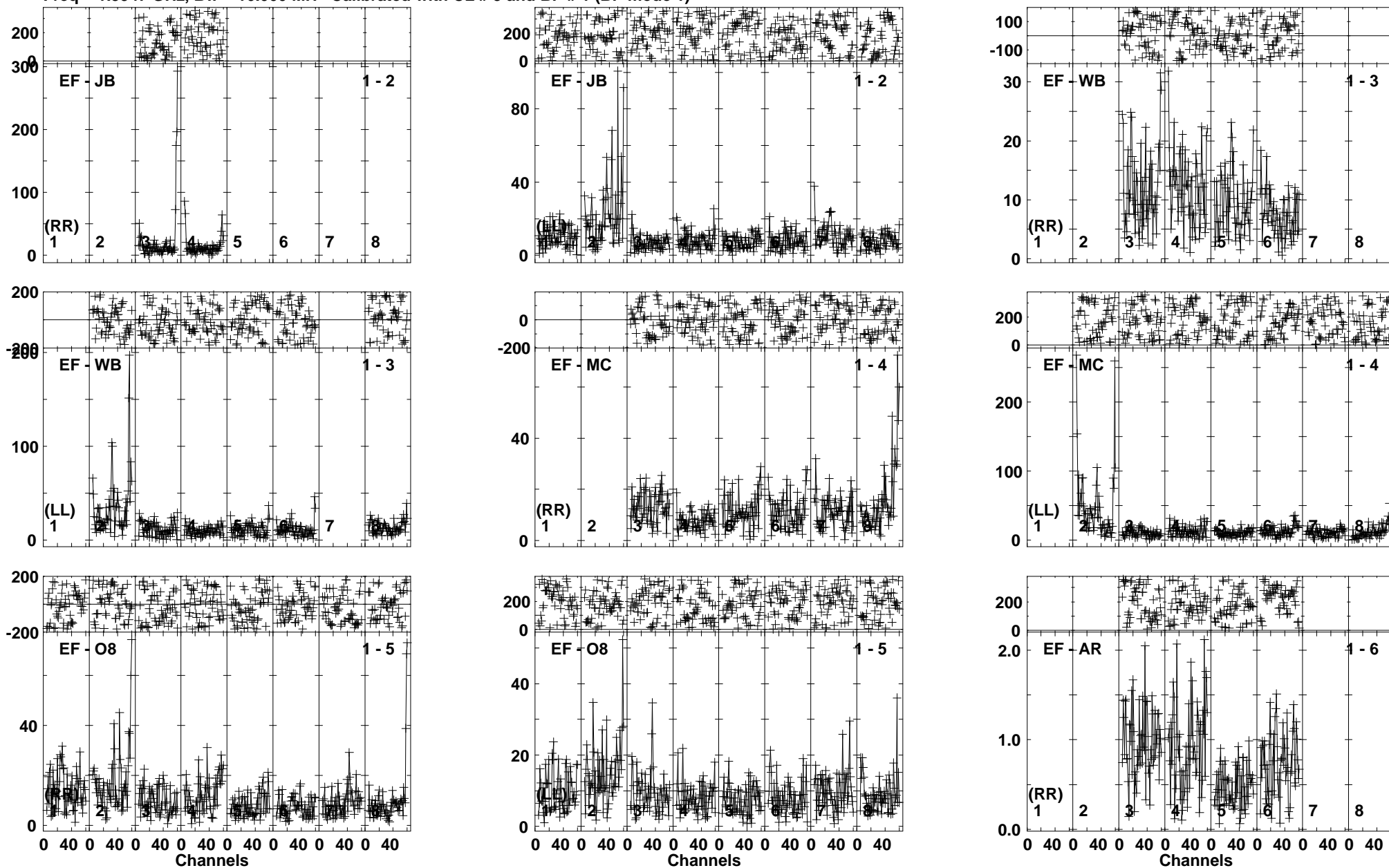


Plot file version 33 created 28-SEP-2016 14:53:10  
J0529+3209 RP026B.UVDATA.1  
Freq = 1.5947 GHz, Bw = 16.000 MH Calibrated with CL # 3 and BP # 1 (BP mode 1)



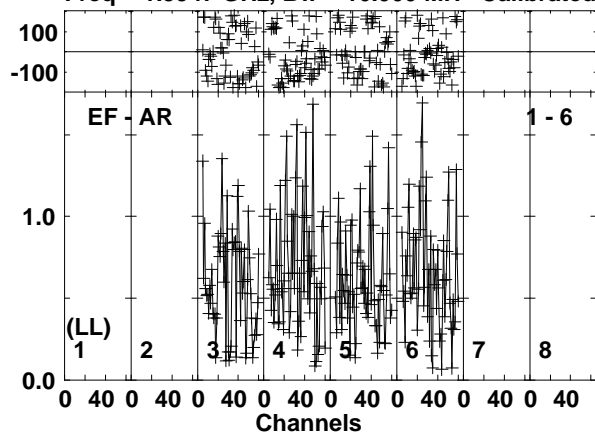
Lower frame: Milli Ampl Jy Top frame: Phas deg  
Vector averaged cross-power spectrum Baseline: EF (01) - AR (06)  
Timerange: 00/10:20:51 to 00/10:22:09

Plot file version 34 created 28-SEP-2016 14:53:10  
 FRB RP026B.UVDATA.1  
 Freq = 1.5947 GHz, Bw = 16.000 MH Calibrated with CL # 3 and BP # 1 (BP mode 1)



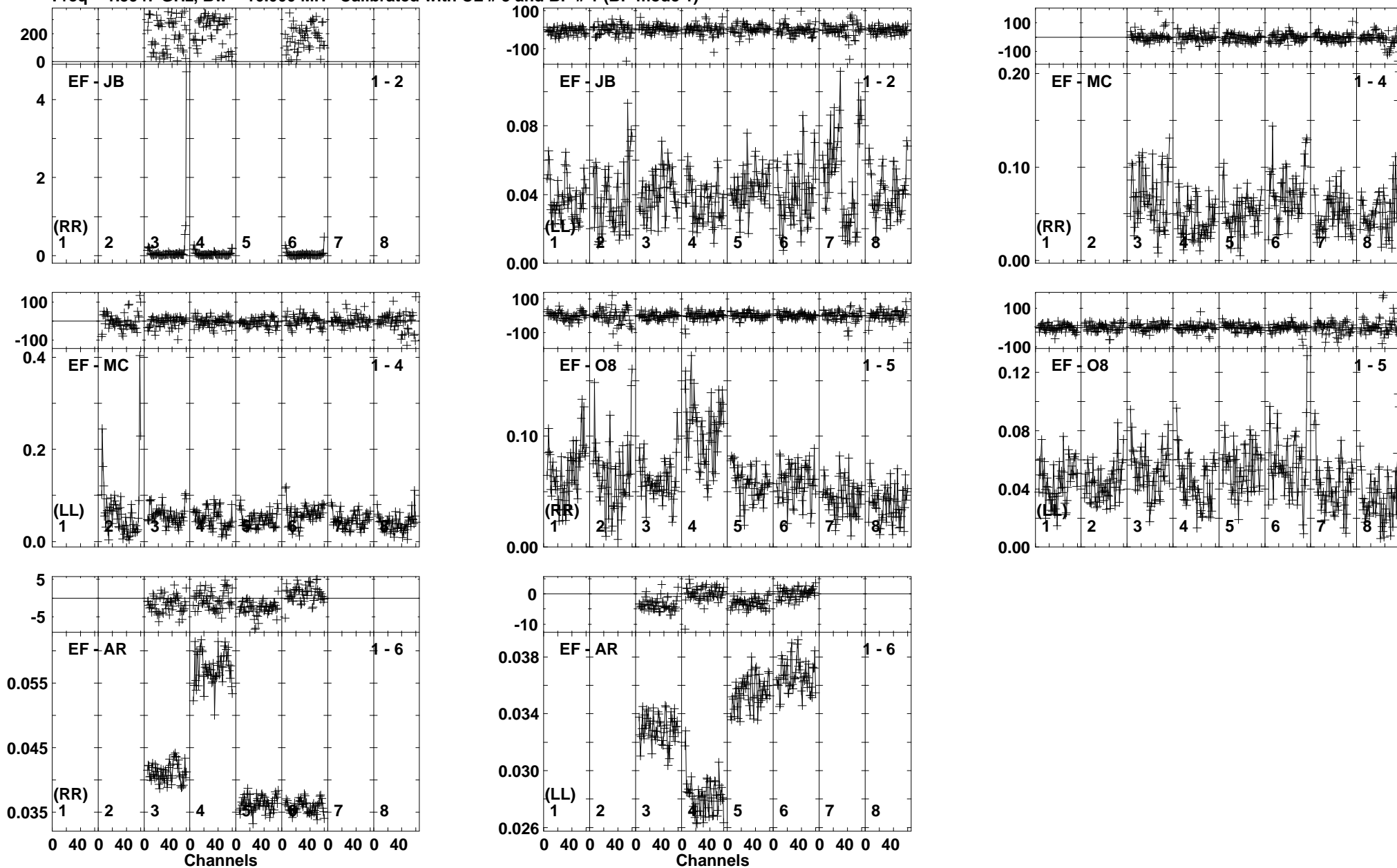
Lower frame: Milli Ampl Jy Top frame: Phas deg  
 Vector averaged cross-power spectrum Baseline: EF (01) - JB (02)  
 Timerange: 00/10/22:31 to 00/10/28:29

Plot file version 35 created 28-SEP-2016 14:53:10  
FRB RP026B.UVDATA.1  
Freq = 1.5947 GHz, Bw = 16.000 MH Calibrated with CL # 3 and BP # 1 (BP mode 1)



Lower frame: Milli Ampl Jy Top frame: Phas deg  
Vector averaged cross-power spectrum Baseline: EF (01) - AR (06)  
Timerange: 00/10:22:31 to 00/10:28:29

Plot file version 36 created 28-SEP-2016 14:53:10  
 J0529+3209 RP026B.UVDATA.1  
 Freq = 1.5947 GHz, Bw = 16.000 MH Calibrated with CL # 3 and BP # 1 (BP mode 1)

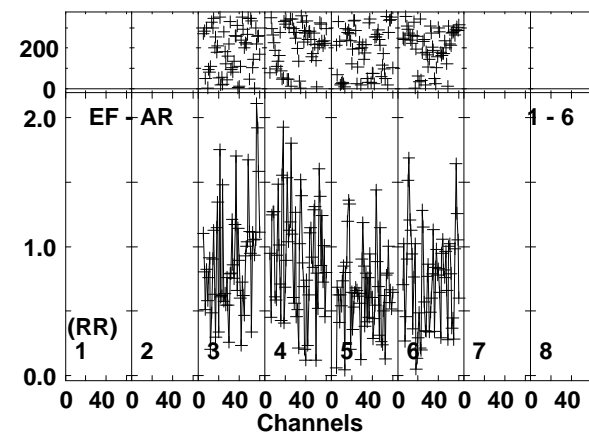
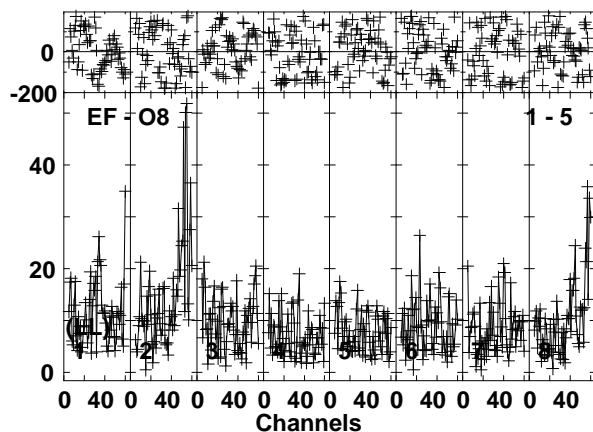
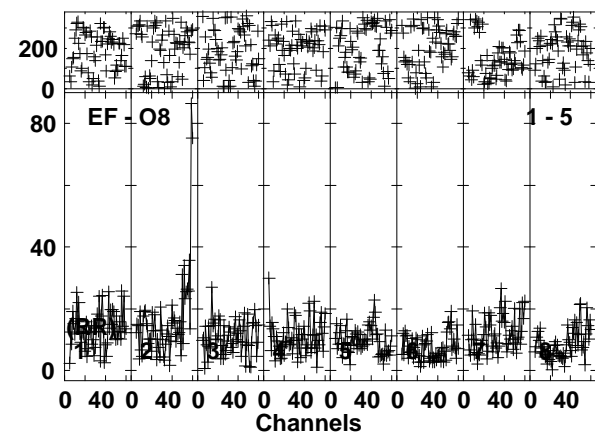
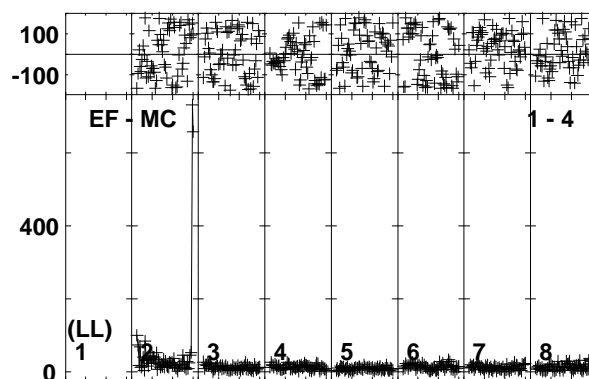
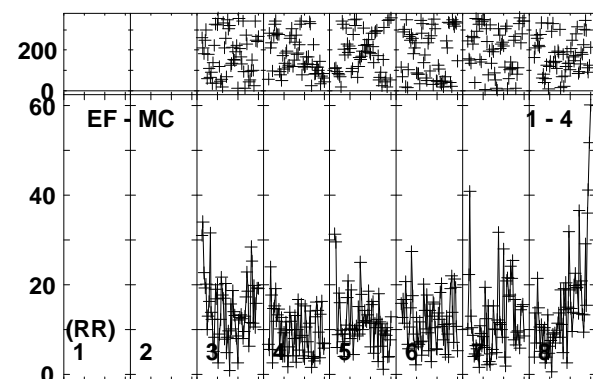
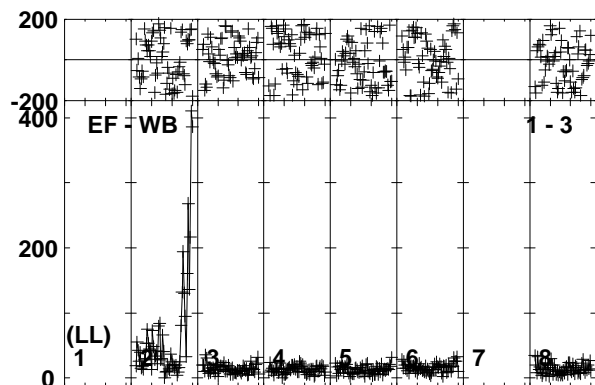
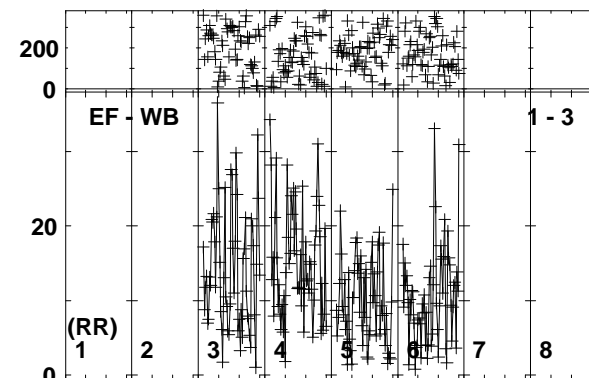
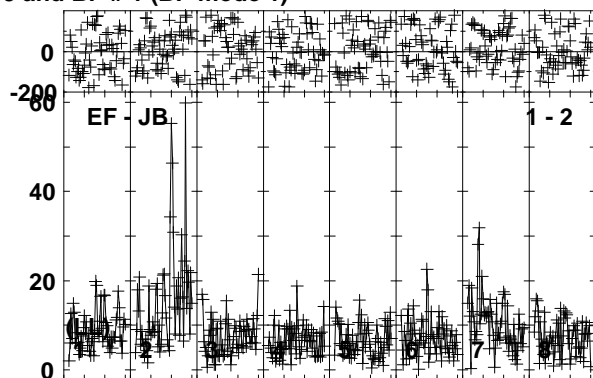
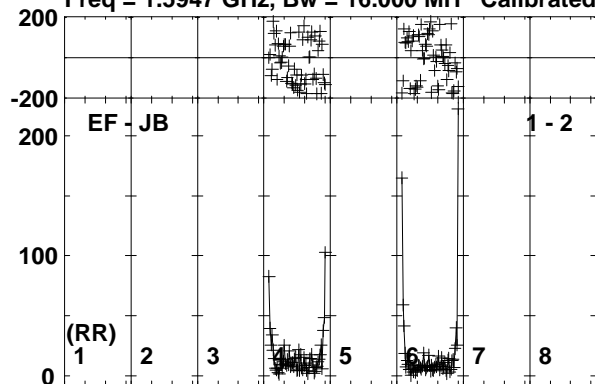


Lower frame: Ampl Jy Top frame: Phas deg  
 Vector averaged cross-power spectrum Baseline: EF (01) - JB (02)  
 Timerange: 00/10:28:51 to 00/10:30:19

Plot file version 37 created 28-SEP-2016 14:53:10

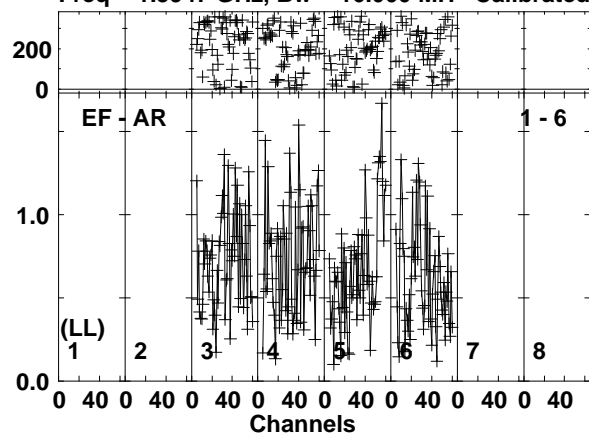
FRB RP026B.UVDATA.1

Freq = 1.5947 GHz, Bw = 16.000 MH Calibrated with CL # 3 and BP # 1 (BP mode 1)



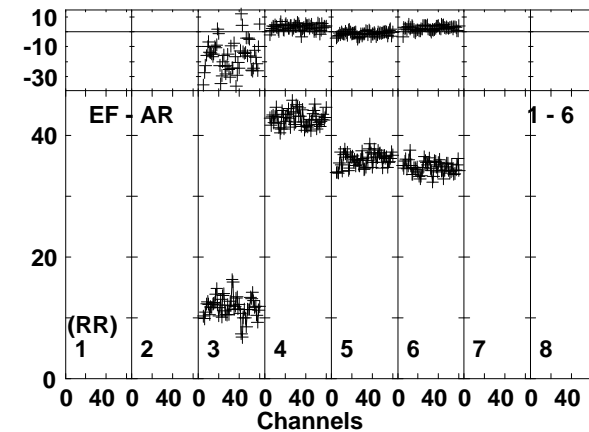
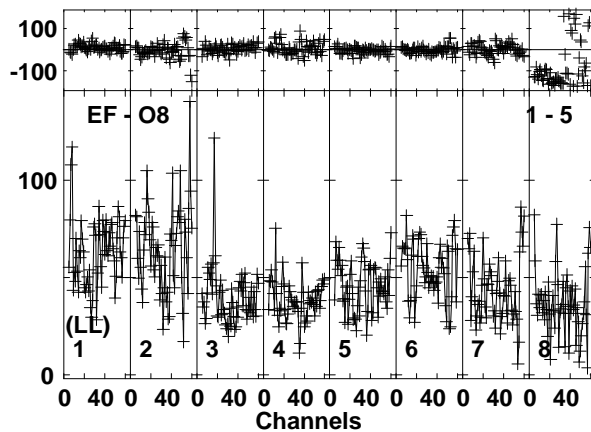
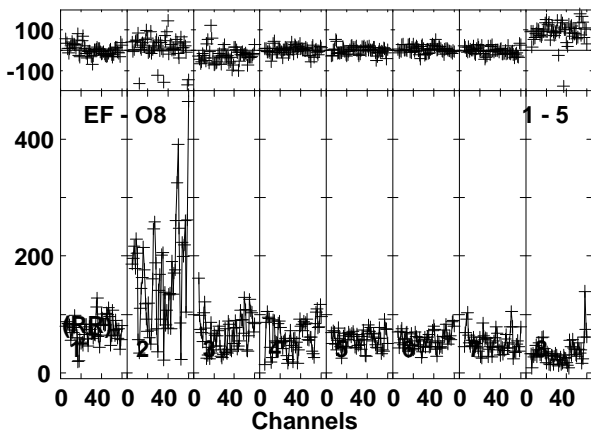
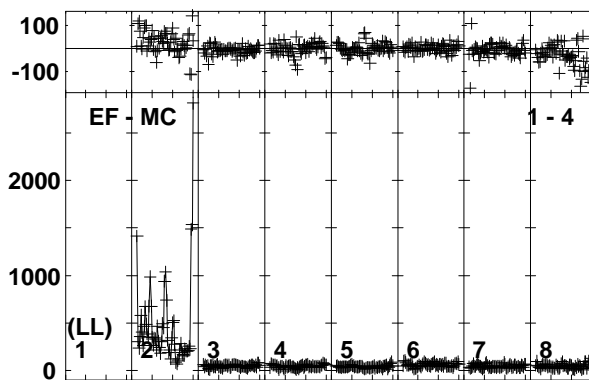
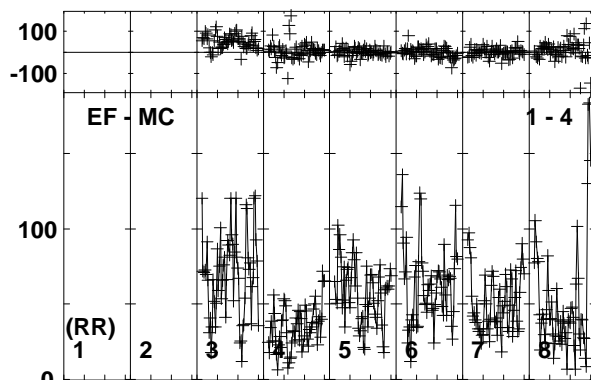
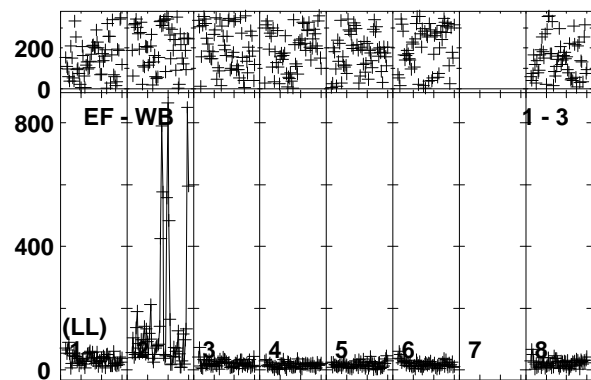
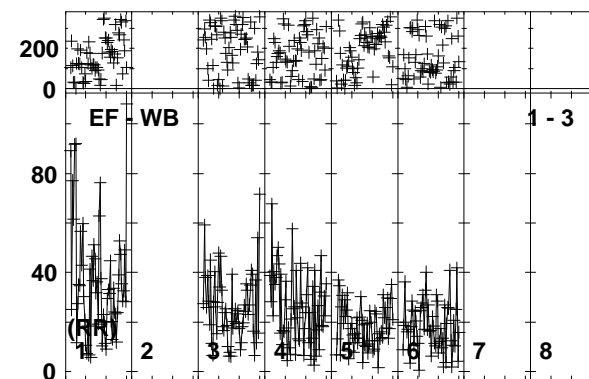
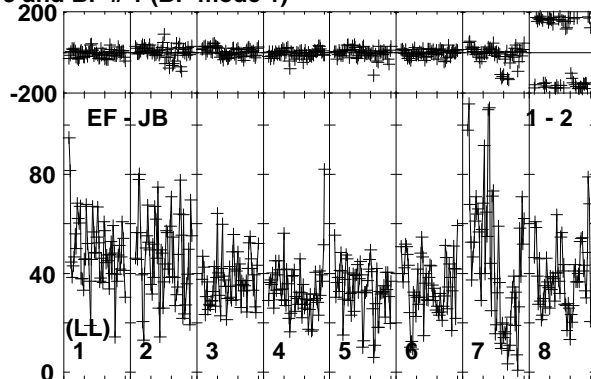
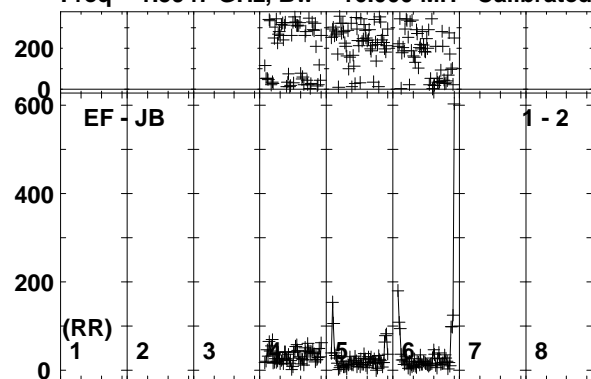
Lower frame: Milli Ampl Jy Top frame: Phas deg  
Vector averaged cross-power spectrum Baseline: EF (01) - JB (02)  
Timerange: 00/10:30:41 to 00/10:36:39

Plot file version 38 created 28-SEP-2016 14:53:10  
FRB RP026B.UVDATA.1  
Freq = 1.5947 GHz, Bw = 16.000 MH Calibrated with CL # 3 and BP # 1 (BP mode 1)



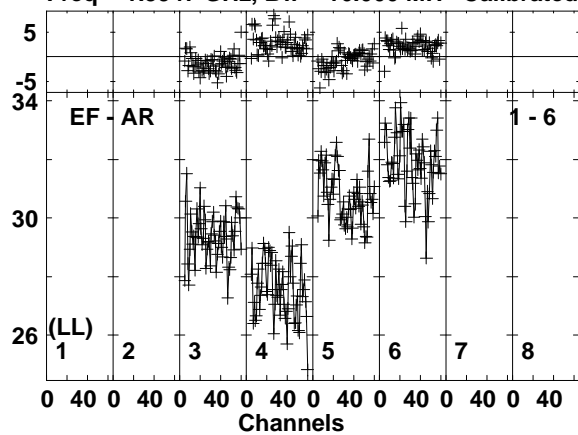
Lower frame: Milli Ampl Jy Top frame: Phas deg  
Vector averaged cross-power spectrum Baseline: EF (01) - AR (06)  
Timerange: 00/10:30:41 to 00/10:36:39

Plot file version 39 created 28-SEP-2016 14:53:10  
 J0529+3209 RP026B.UVDATA.1  
 Freq = 1.5947 GHz, Bw = 16.000 MH Calibrated with CL # 3 and BP # 1 (BP mode 1)



Lower frame: Milli Ampl Jy Top frame: Phas deg  
 Vector averaged cross-power spectrum Baseline: EF (01) - JB (02)  
 Timerange: 00/10:37:11 to 00/10:38:29

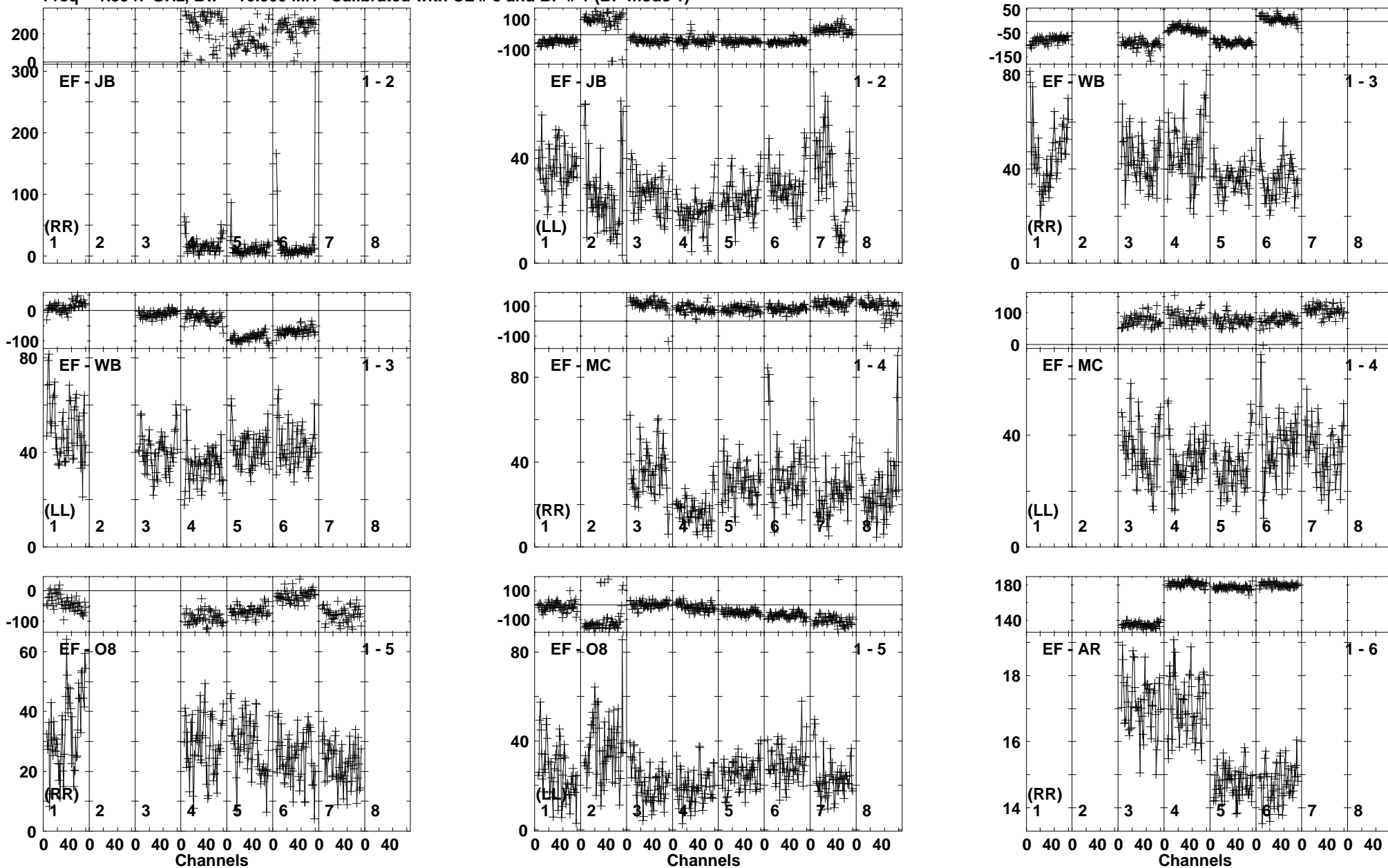
Plot file version 40 created 28-SEP-2016 14:53:11  
J0529+3209 RP026B.UVDATA.1  
Freq = 1.5947 GHz, Bw = 16.000 MH Calibrated with CL # 3 and BP # 1 (BP mode 1)



Lower frame: Milli Ampl Jy Top frame: Phas deg  
Vector averaged cross-power spectrum Baseline: EF (01) - AR (06)  
Timerange: 00/10:37:11 to 00/10:38:29

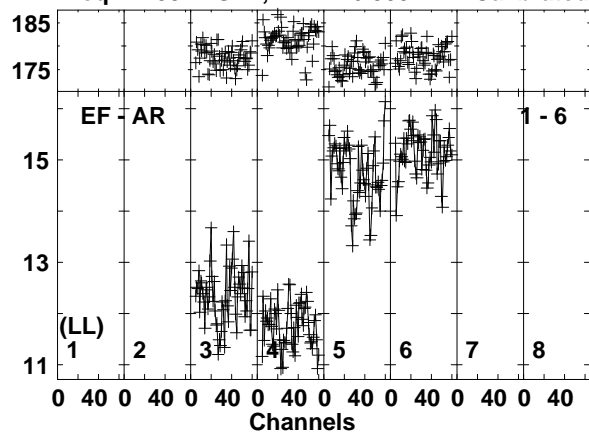


Plot file version 41 created 28-SEP-2016 14:53:11  
 J0530+3301 RP026B.UVDATA.1  
 Freq = 1.5947 GHz, Bw = 16.000 MH Calibrated with CL # 3 and BP # 1 (BP mode 1)



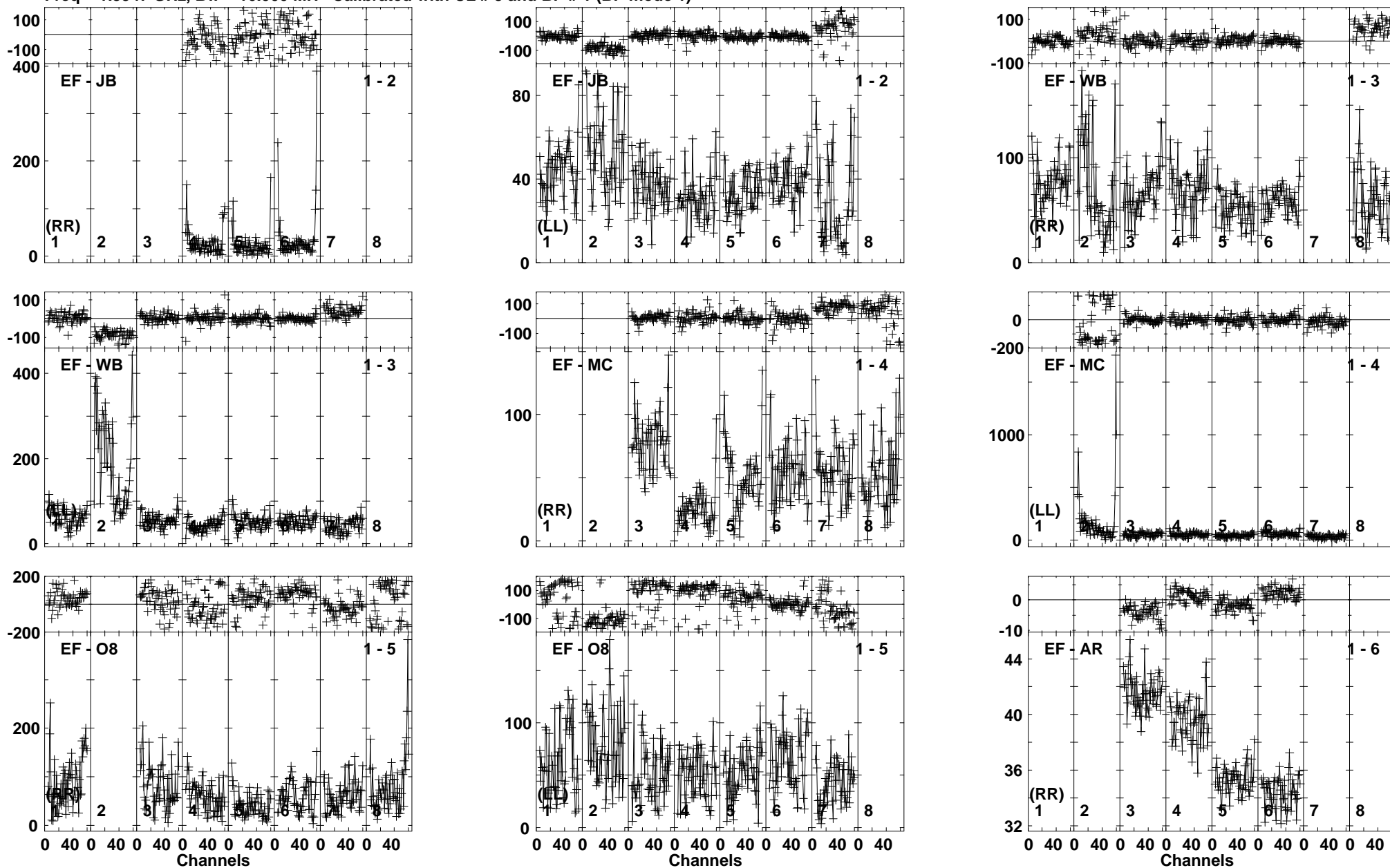
Lower frame: Milli Ampl Jy Top frame: Phas deg  
 Vector averaged cross-power spectrum Baseline: EF (01) - JB (02)  
 Timerange: 00/10:38:51 to 00/10:44:49

Plot file version 42 created 28-SEP-2016 14:53:11  
J0530+3301 RP026B.UVDATA.1  
Freq = 1.5947 GHz, Bw = 16.000 MH Calibrated with CL # 3 and BP # 1 (BP mode 1)



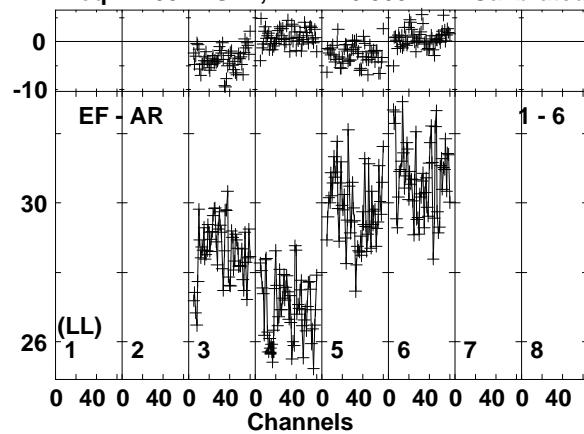
Lower frame: Milli Ampl Jy Top frame: Phas deg  
Vector averaged cross-power spectrum Baseline: EF (01) - AR (06)  
Timerange: 00/10:38:51 to 00/10:44:49

Plot file version 43 created 28-SEP-2016 14:53:11  
 J0529+3209 RP026B.UVDATA.1  
 Freq = 1.5947 GHz, Bw = 16.000 MH Calibrated with CL # 3 and BP # 1 (BP mode 1)



Lower frame: Milli Ampl Jy Top frame: Phas deg  
 Vector averaged cross-power spectrum Baseline: EF (01) - JB (02)  
 Timerange: 00/10:45:21 to 00/10:46:39

Plot file version 44 created 28-SEP-2016 14:53:11  
J0529+3209 RP026B.UVDATA.1  
Freq = 1.5947 GHz, Bw = 16.000 MH Calibrated with CL # 3 and BP # 1 (BP mode 1)

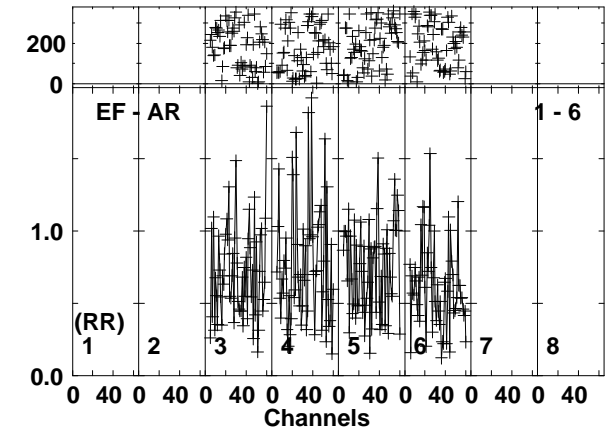
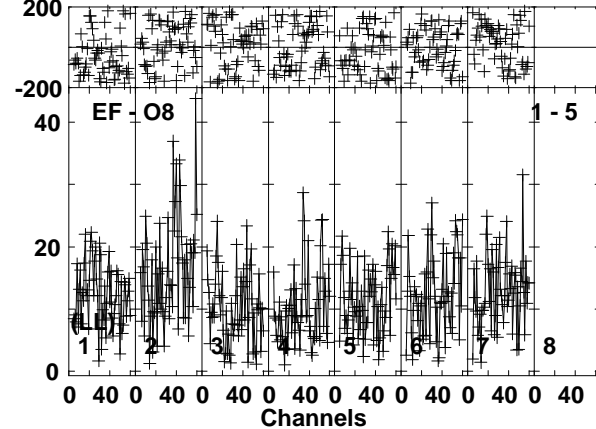
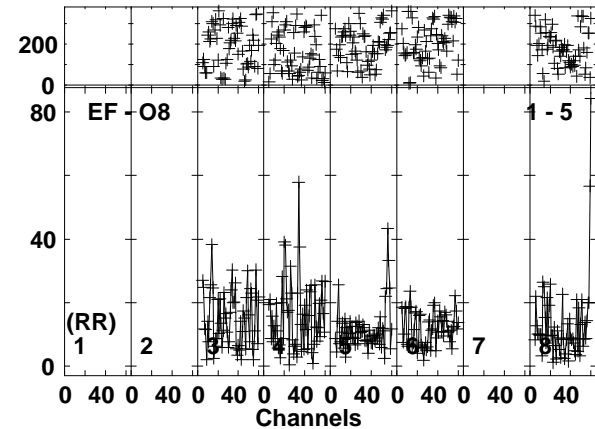
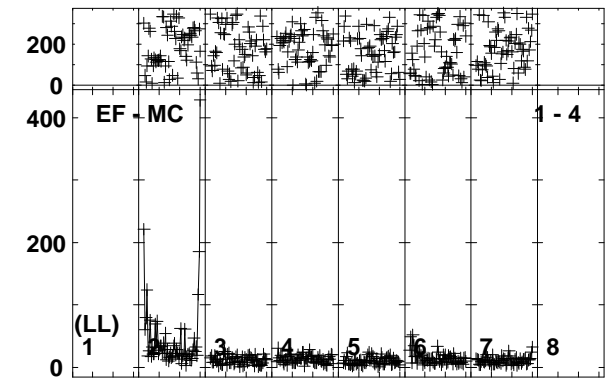
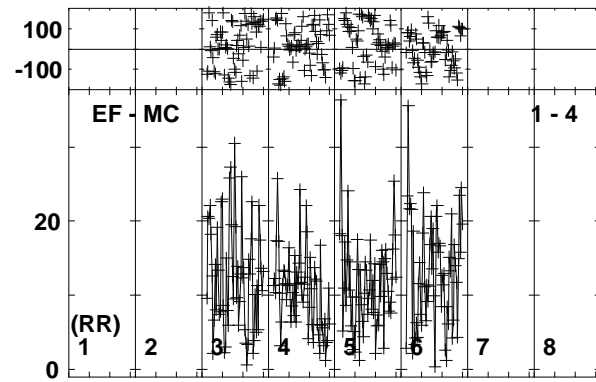
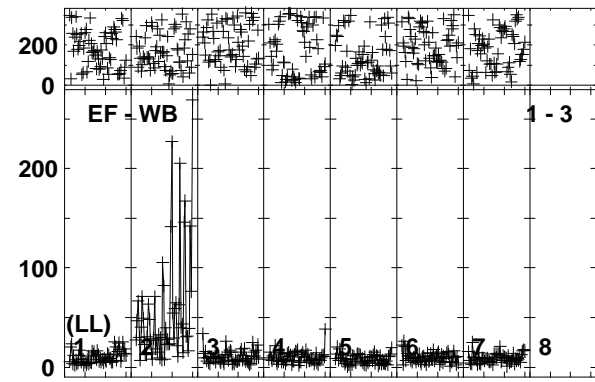
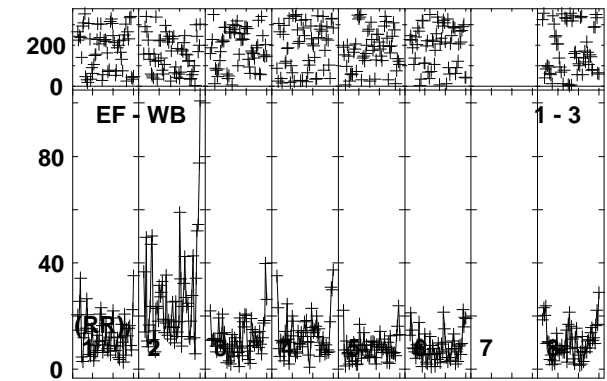
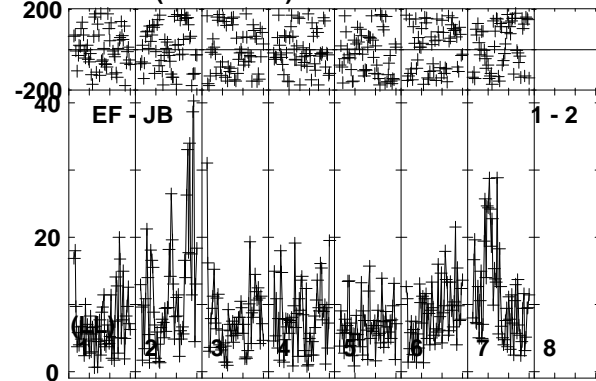
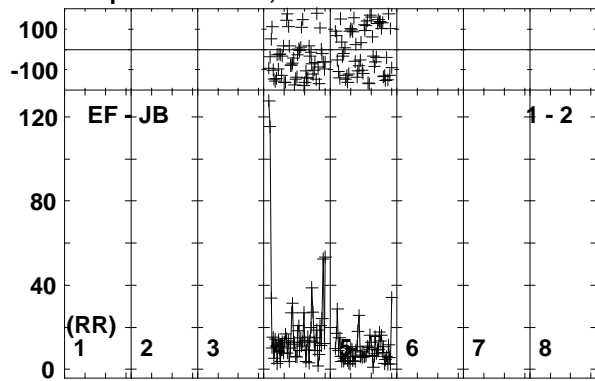


Lower frame: Milli Ampl Jy Top frame: Phas deg  
Vector averaged cross-power spectrum Baseline: EF (01) - AR (06)  
Timerange: 00/10:45:21 to 00/10:46:39

Plot file version 45 created 28-SEP-2016 14:53:11

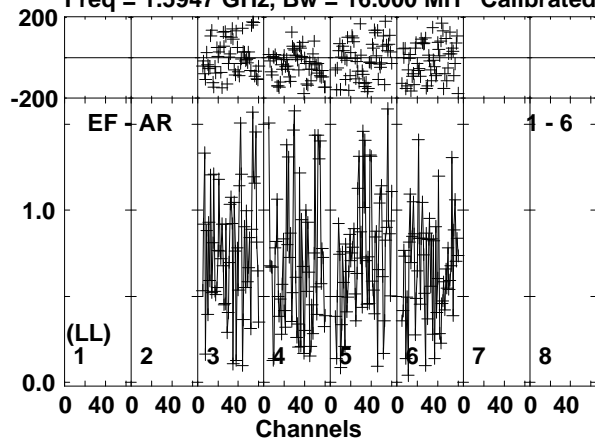
FRB RP026B.UVDATA.1

Freq = 1.5947 GHz, Bw = 16.000 MH Calibrated with CL # 3 and BP # 1 (BP mode 1)



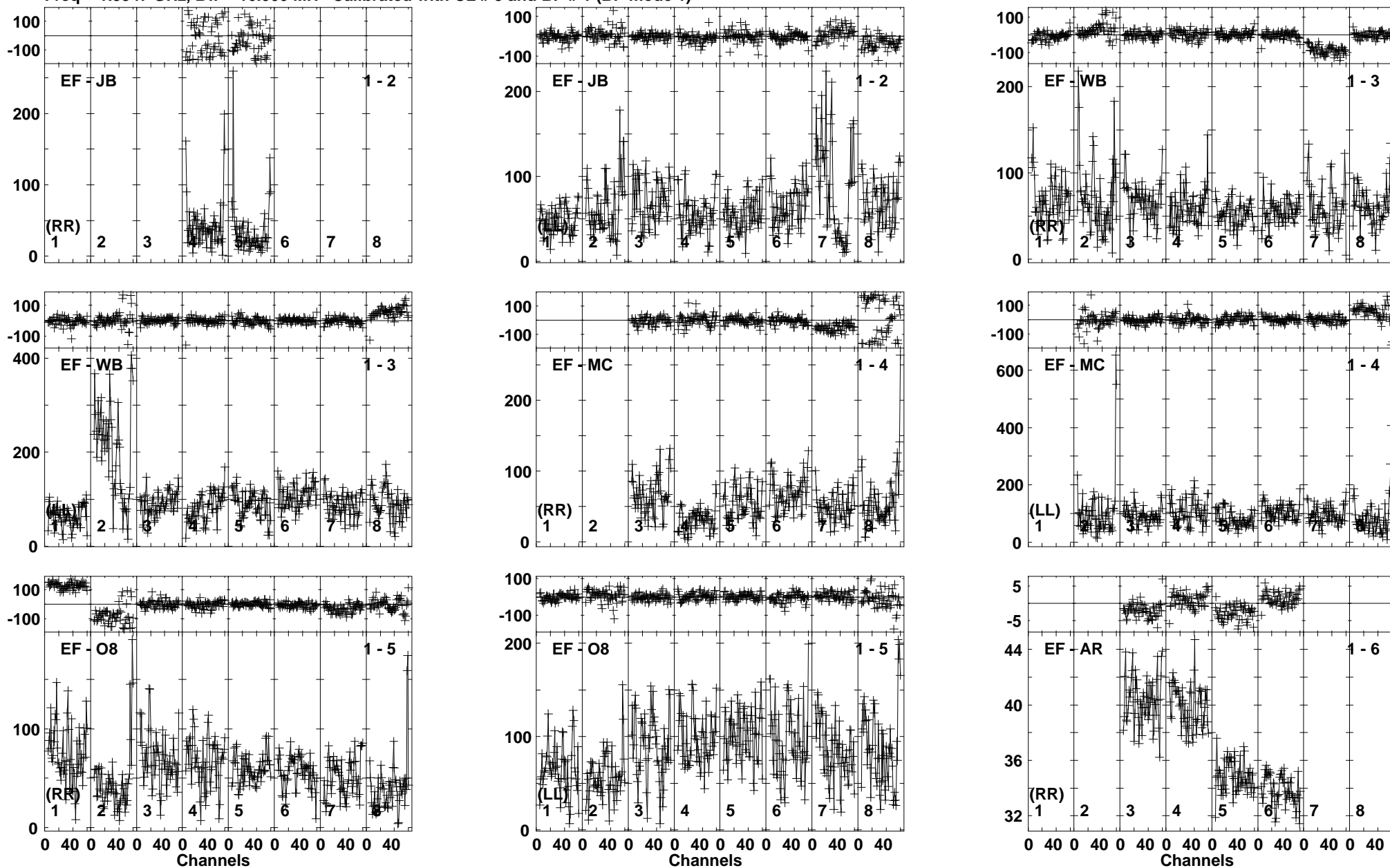
Lower frame: Milli Ampl Jy Top frame: Phas deg  
Vector averaged cross-power spectrum Baseline: EF (01) - JB (02)  
Timerange: 00/10:47:01 to 00/10:52:59

Plot file version 46 created 28-SEP-2016 14:53:11  
FRB RP026B.UVDATA.1  
Freq = 1.5947 GHz, Bw = 16.000 MH Calibrated with CL # 3 and BP # 1 (BP mode 1)



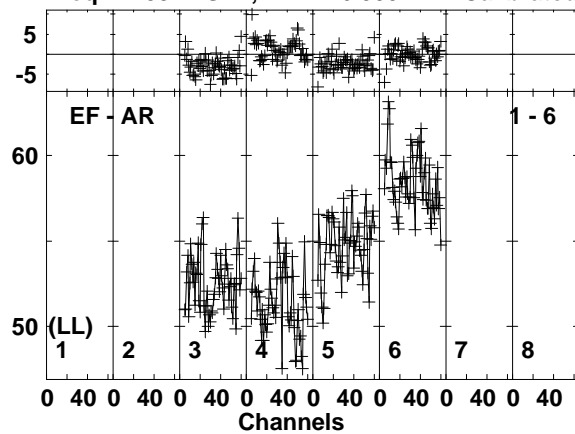
Lower frame: Milli Ampl Jy Top frame: Phas deg  
Vector averaged cross-power spectrum Baseline: EF (01) - AR (06)  
Timerange: 00/10:47:01 to 00/10:52:59

Plot file version 47 created 28-SEP-2016 14:53:11  
 J0529+3209 RP026B.UVDATA.1  
 Freq = 1.5947 GHz, Bw = 16.000 MH Calibrated with CL # 3 and BP # 1 (BP mode 1)



Lower frame: Milli Ampl Jy Top frame: Phas deg  
 Vector averaged cross-power spectrum Baseline: EF (01) - JB (02)  
 Timerange: 00/10:53:21 to 00/10:54:49

Plot file version 48 created 28-SEP-2016 14:53:11  
J0529+3209 RP026B.UVDATA.1  
Freq = 1.5947 GHz, Bw = 16.000 MH Calibrated with CL # 3 and BP # 1 (BP mode 1)



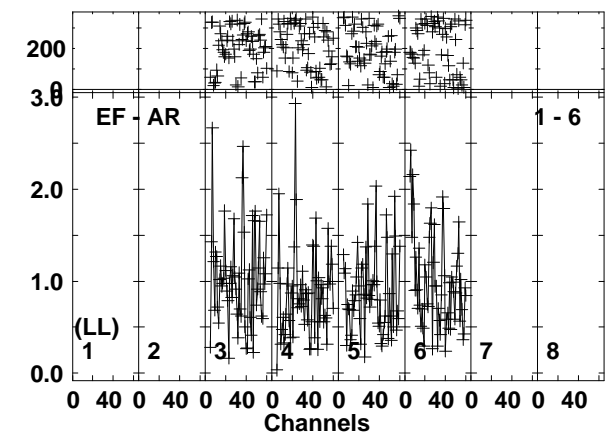
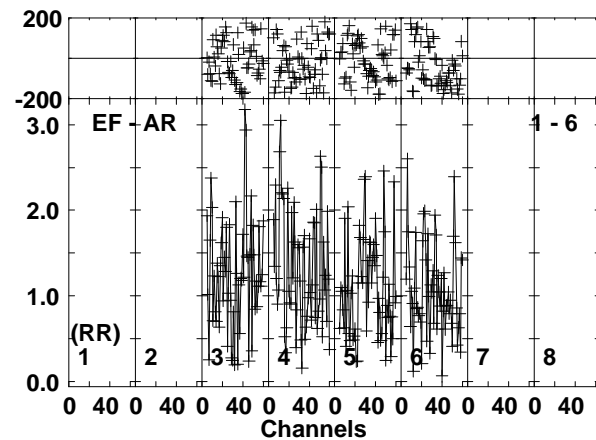
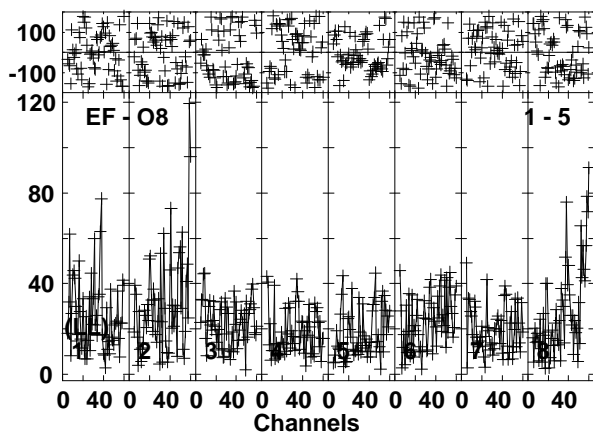
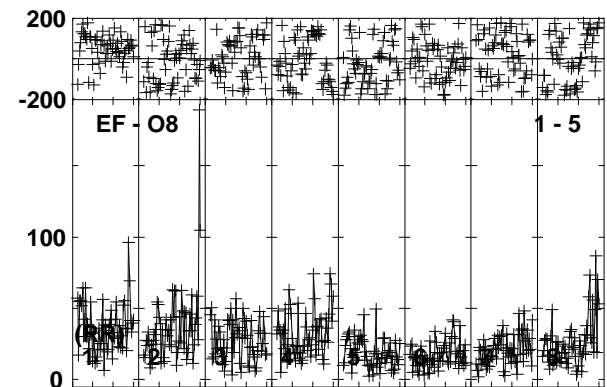
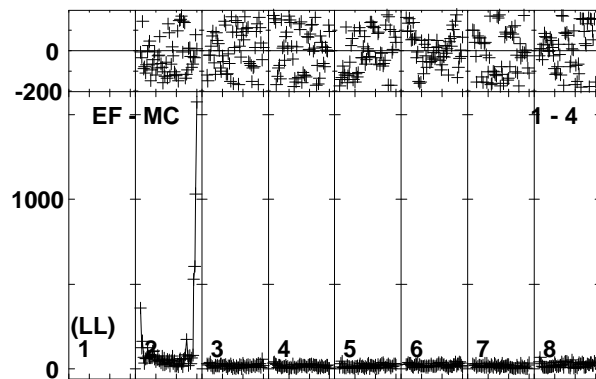
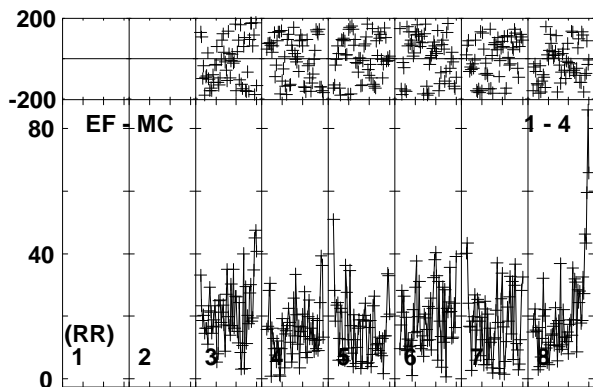
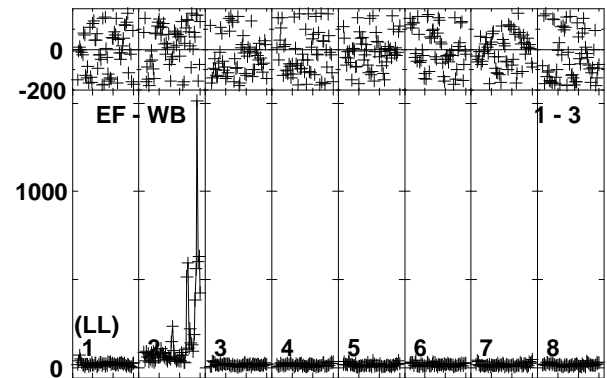
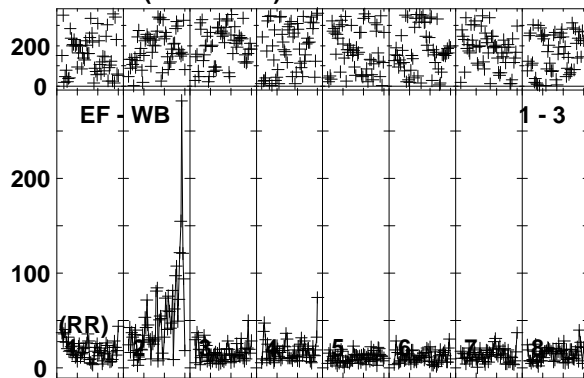
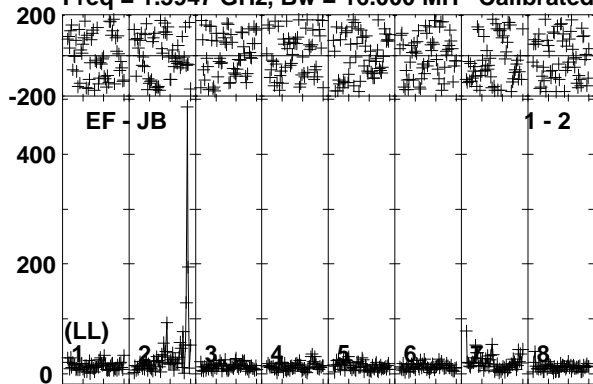
Lower frame: Milli Ampl Jy Top frame: Phas deg  
Vector averaged cross-power spectrum Baseline: EF (01) - AR (06)  
Timerange: 00/10:53:21 to 00/10:54:49



Plot file version 49 created 28-SEP-2016 14:53:11

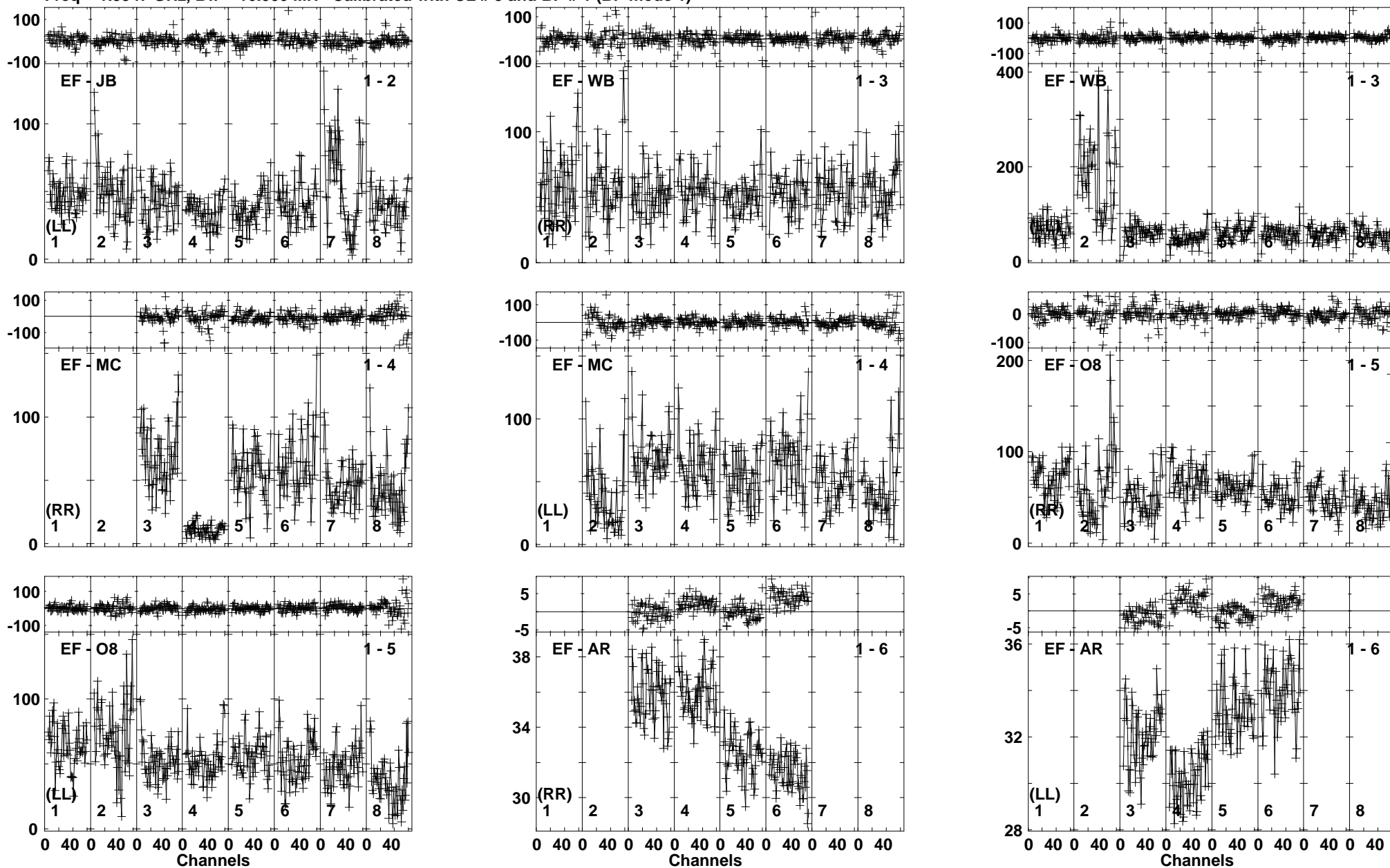
FRB RP026B.UVDATA.1

Freq = 1.5947 GHz, Bw = 16.000 MH Calibrated with CL # 3 and BP # 1 (BP mode 1)



Lower frame: Milli Ampl Jy Top frame: Phas deg  
Vector averaged cross-power spectrum Baseline: EF (01) - JB (02)  
Timerange: 00/10:55:11 to 00/10:58:09

Plot file version 50 created 28-SEP-2016 14:53:12  
 J0529+3209 RP026B.UVDATA.1  
 Freq = 1.5947 GHz, Bw = 16.000 MH Calibrated with CL # 3 and BP # 1 (BP mode 1)



Lower frame: Milli Ampl Jy Top frame: Phas deg  
 Vector averaged cross-power spectrum Baseline: EF (01) - JB (02)  
 Timerange: 00/10:58:31 to 00/10:59:59