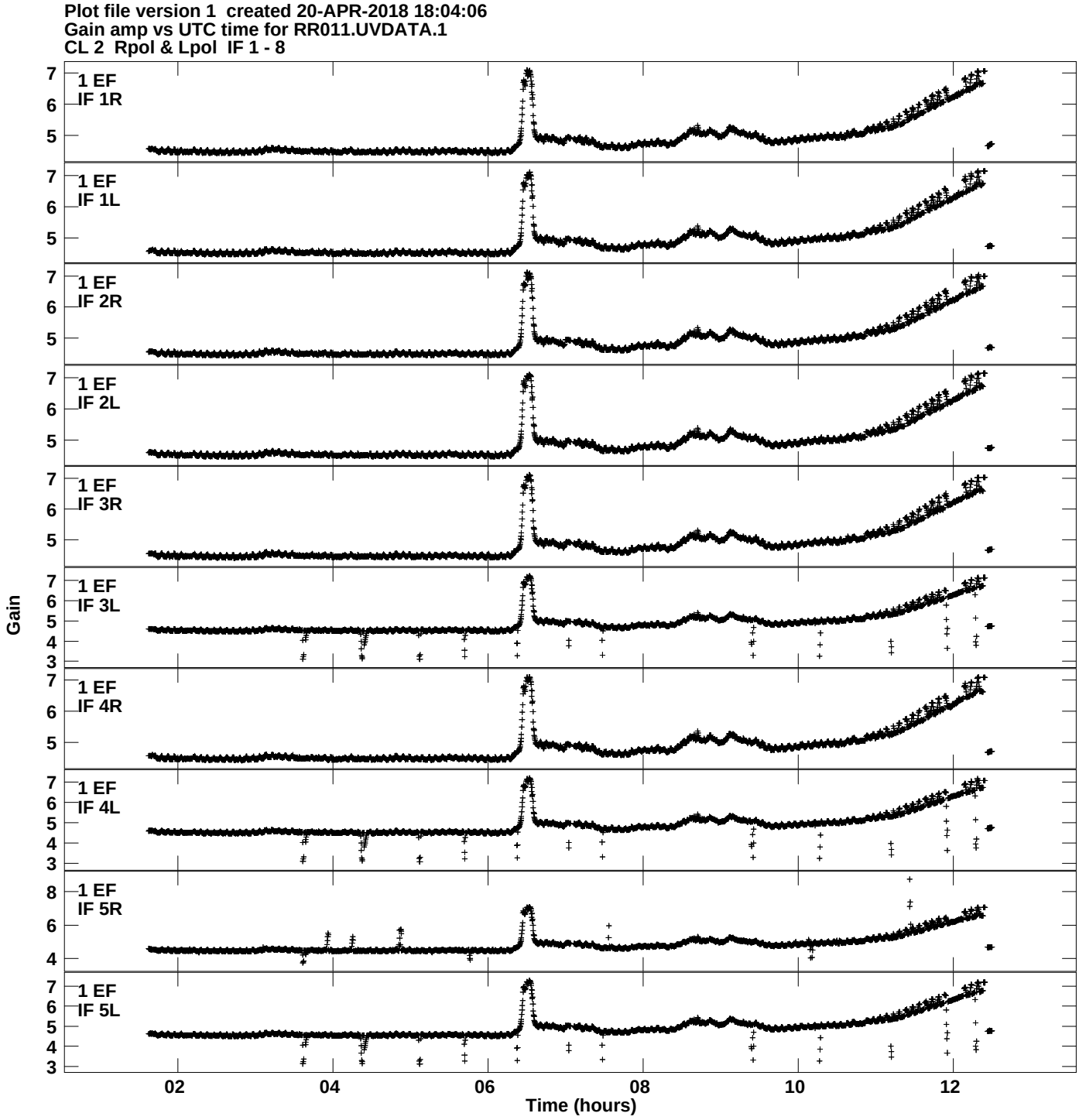
Plot file version 1 created 20-APR-2018 18:04:06
Gain amp vs UTC time for RR011.UVDATA.1
CL 2 Rpol & Lpol IF 1 - 8
1 EF
IF 1R
1 EF
IF 1L
1 EF
IF 2R
1 EF
IF 2L
1 EF
IF 3R
1 EF
IF 3L
1 EF
IF 4R
1 EF
IF 4L
1 EF
IF 5R
1 EF
IF 5L
Gain
Time (hours)
02
04
06
08
10
12

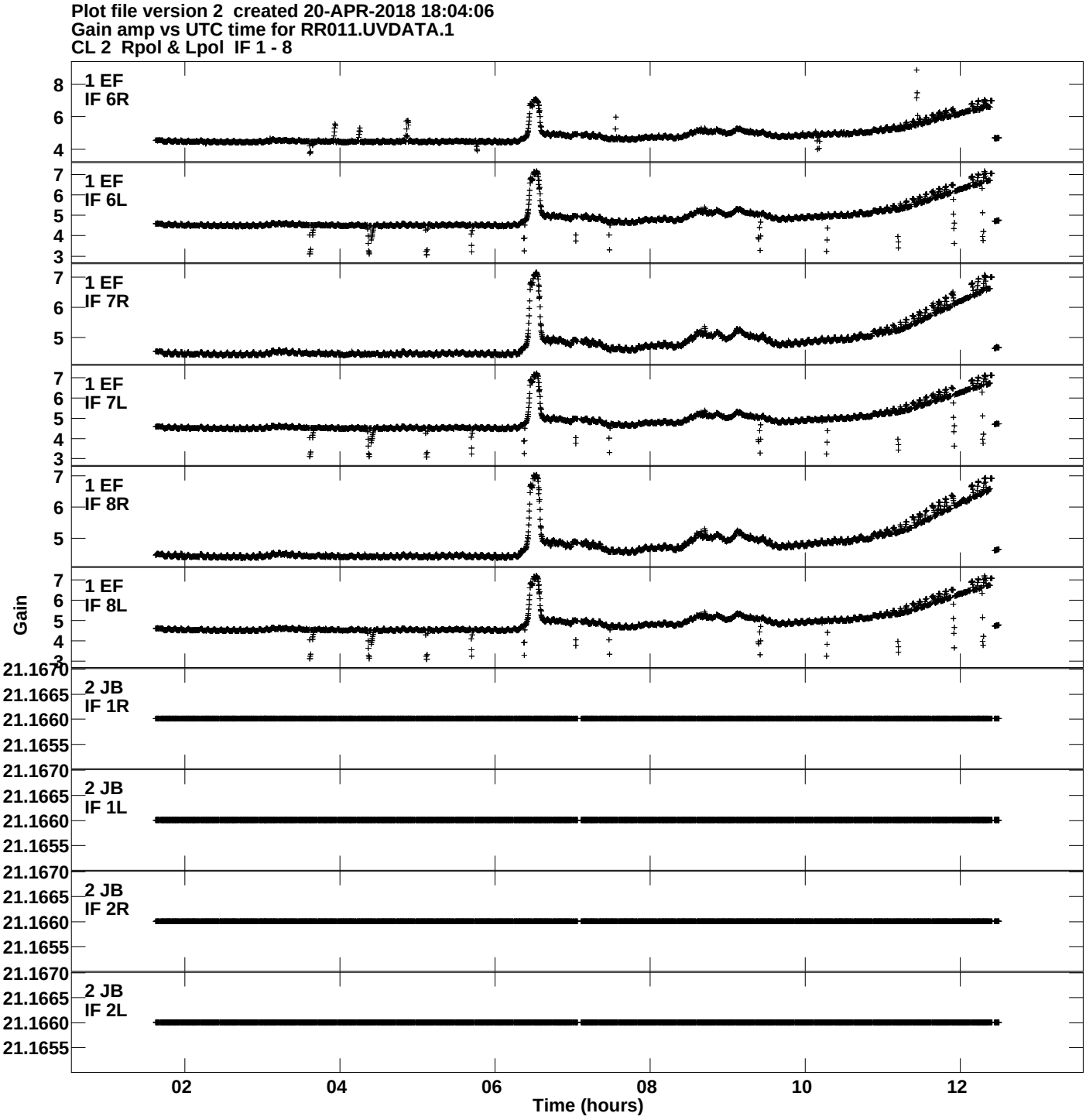
Plot file version 2 created 20-APR-2018 18:04:06
Gain amp vs UTC time for RR011.UVDATA.1
CL 2 Rpol & Lpol IF 1 - 8
1 EF
IF 6R
1 EF
IF 6L
1 EF
IF 7R
1 EF
IF 7L
1 EF
IF 8R
1 EF
IF 8L
2 JB
IF 1R
2 JB
IF 1L
2 JB
IF 2R
2 JB
IF 2L
Gain
Time (hours)
02
04
06
08
10
12


Plot file version 3 created 20-APR-2018 18:04:06
Gain amp vs UTC time for RR011.UVDATA.1
CL 2 Rpol & Lpol IF 1 - 8
2 JB
IF 3R
2 JB
IF 3L
2 JB
IF 4R
2 JB
IF 4L
2 JB
IF 5R
2 JB
IF 5L
2 JB
IF 6R
2 JB
IF 6L
2 JB
IF 7R
2 JB
IF 7L
21.1670
21.1665
21.1660
21.1655
Gain
02
04
06
08
10
12
Time (hours)

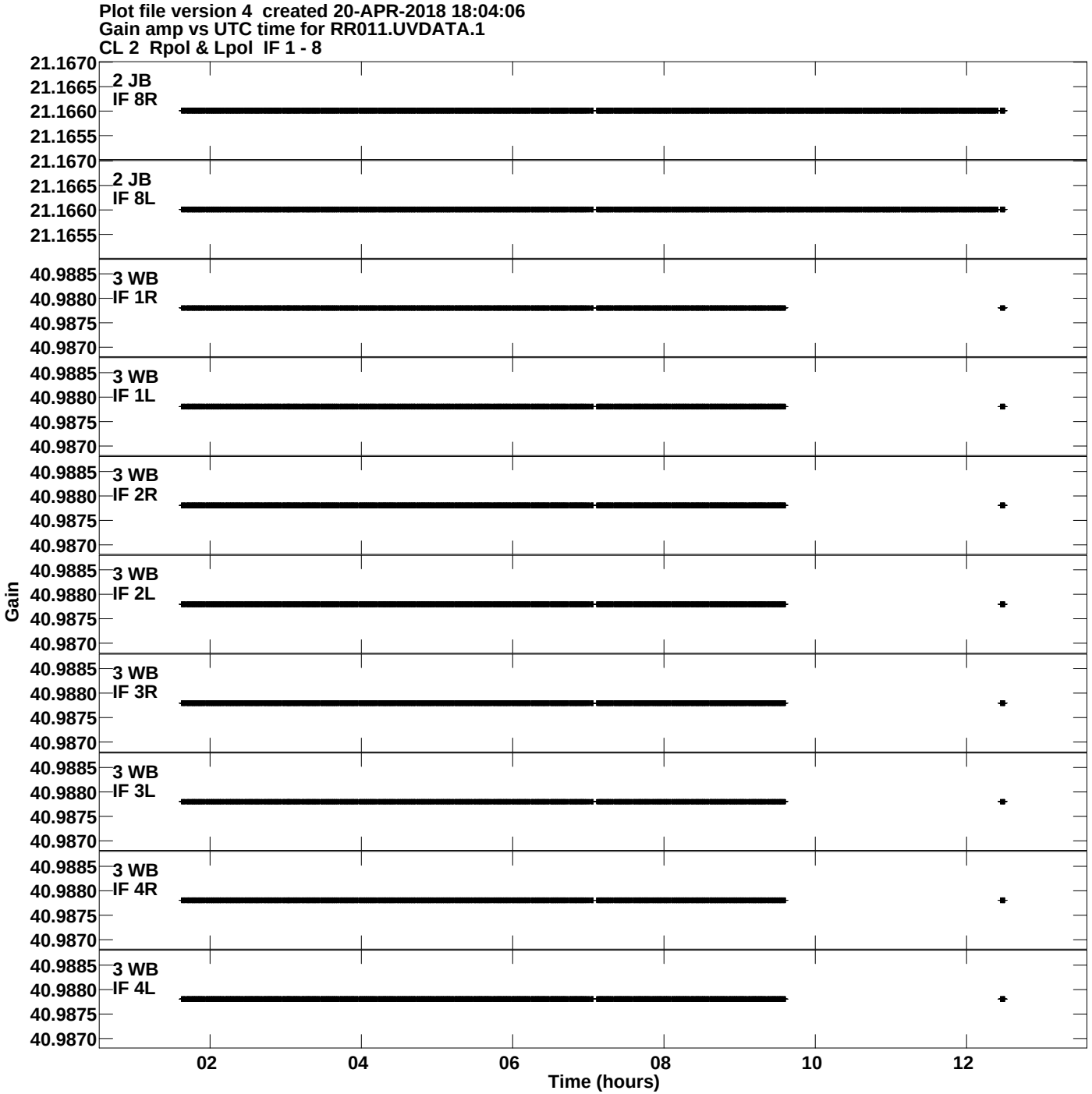
Plot file version 4 created 20-APR-2018 18:04:06
Gain amp vs UTC time for RR011.UVDATA.1
CL 2 Rpol & Lpol IF 1 - 8
2 JB
IF 8R
2 JB
IF 8L
3 WB
IF 1R
3 WB
IF 1L
3 WB
IF 2R
3 WB
IF 2L
3 WB
IF 3R
3 WB
IF 3L
3 WB
IF 4R
3 WB
IF 4L
21.1670
21.1665
21.1660
21.1655
40.9885
40.9880
40.9875
40.9870
Gain
02
04
06
08
10
12
Time (hours)

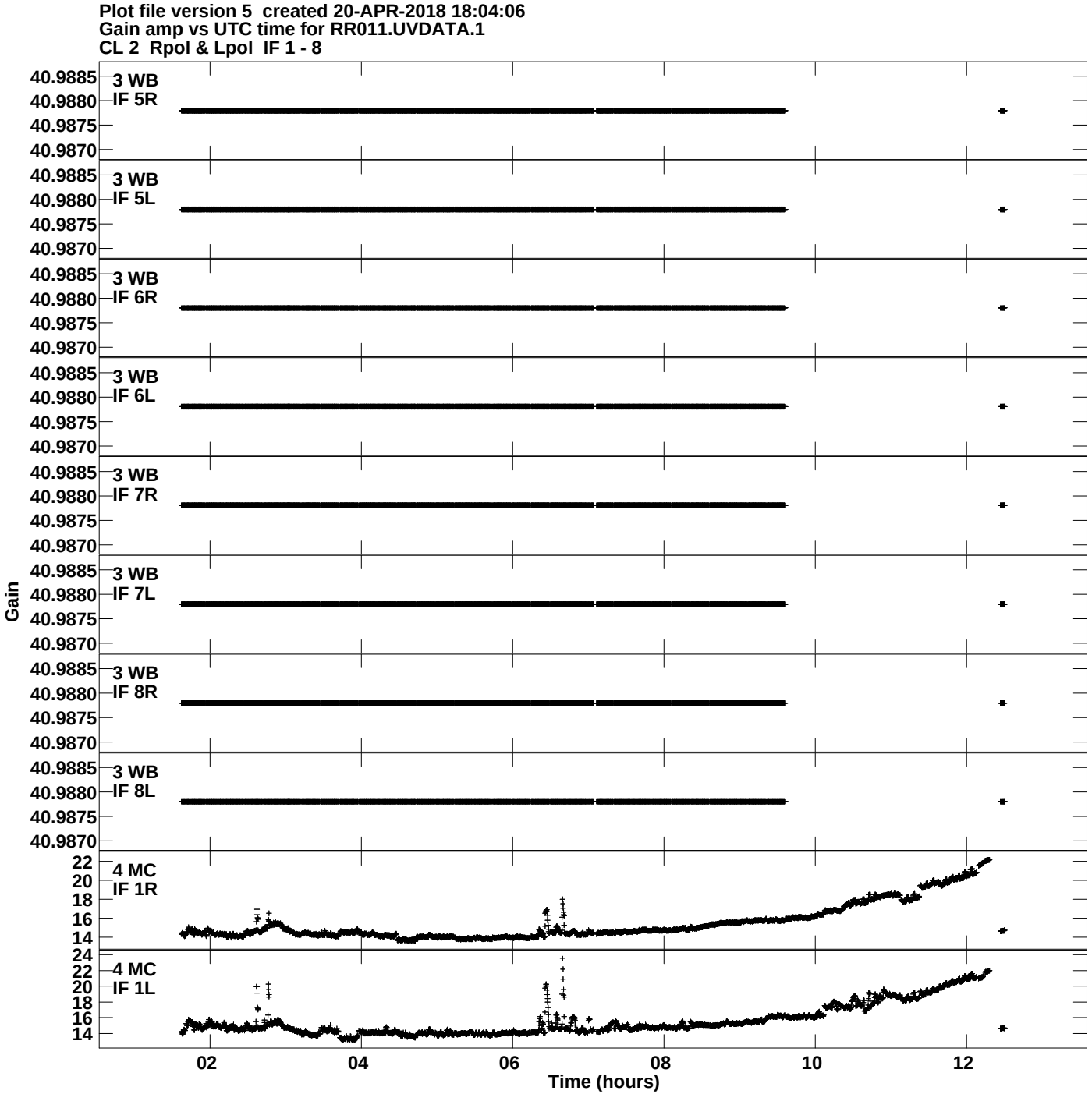
Plot file version 5 created 20-APR-2018 18:04:06
Gain amp vs UTC time for RR011.UVDATA.1
CL 2 Rpol & Lpol IF 1 - 8
3 WB IF 5R
3 WB IF 5L
3 WB IF 6R
3 WB IF 6L
3 WB IF 7R
3 WB IF 7L
3 WB IF 8R
3 WB IF 8L
4 MC IF 1R
4 MC IF 1L
40.9885
40.9880
40.9875
40.9870
Gain
Time (hours)
02
04
06
08
10
12

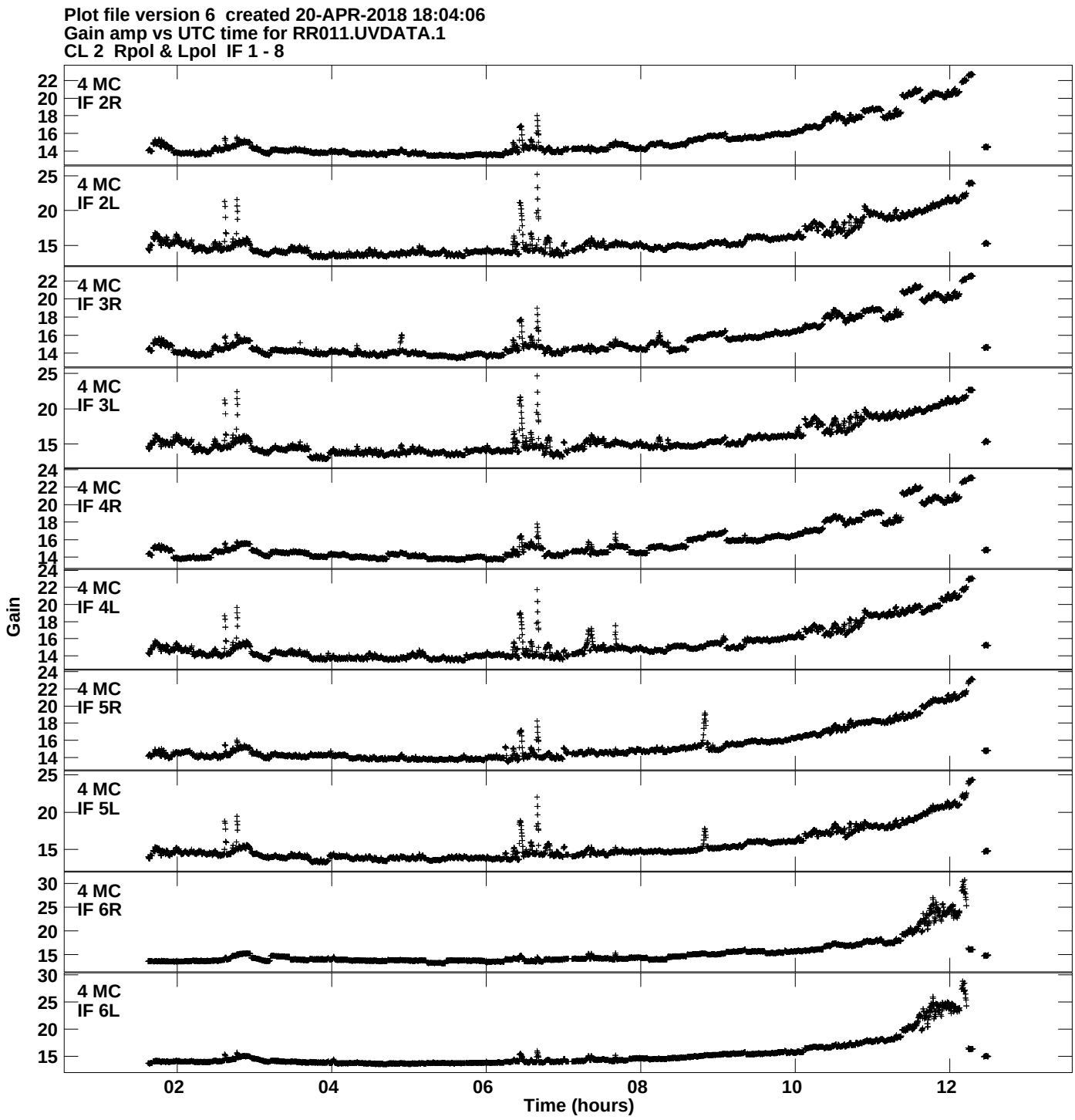
Plot file version 6 created 20-APR-2018 18:04:06
Gain amp vs UTC time for RR011.UVDATA.1
CL 2 Rpol & Lpol IF 1 - 8
4 MC
IF 2R
4 MC
IF 2L
4 MC
IF 3R
4 MC
IF 3L
4 MC
IF 4R
4 MC
IF 4L
4 MC
IF 5R
4 MC
IF 5L
4 MC
IF 6R
4 MC
IF 6L
Gain
Time (hours)
02
04
06
08
10
12

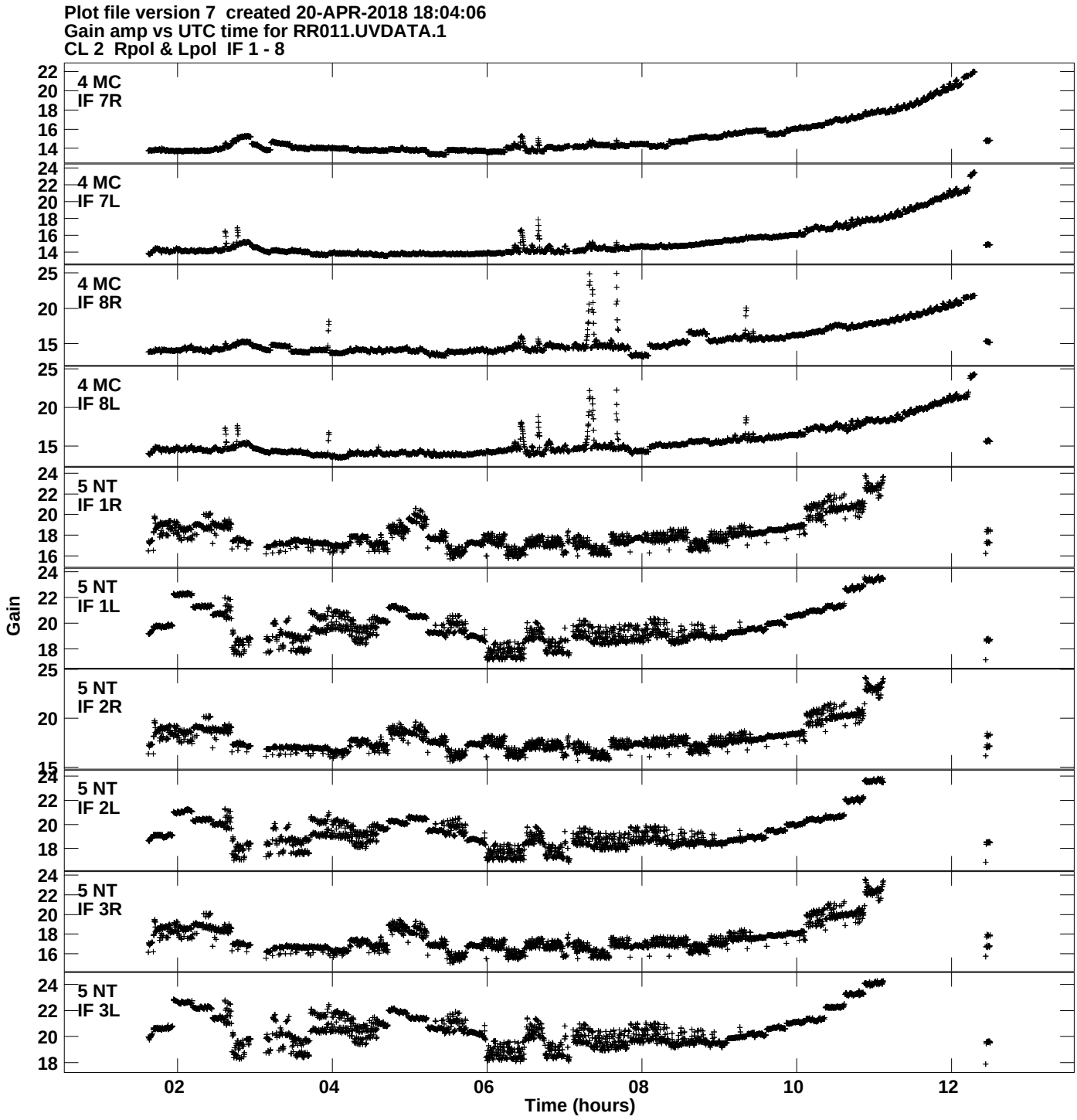
Plot file version 7 created 20-APR-2018 18:04:06
Gain amp vs UTC time for RR011.UVDATA.1
CL 2 Rpol & Lpol IF 1 - 8
4 MC IF 7R
4 MC IF 7L
4 MC IF 8R
4 MC IF 8L
5 NT IF 1R
5 NT IF 1L
5 NT IF 2R
5 NT IF 2L
5 NT IF 3R
5 NT IF 3L
Gain
Time (hours)
02
04
06
08
10
12

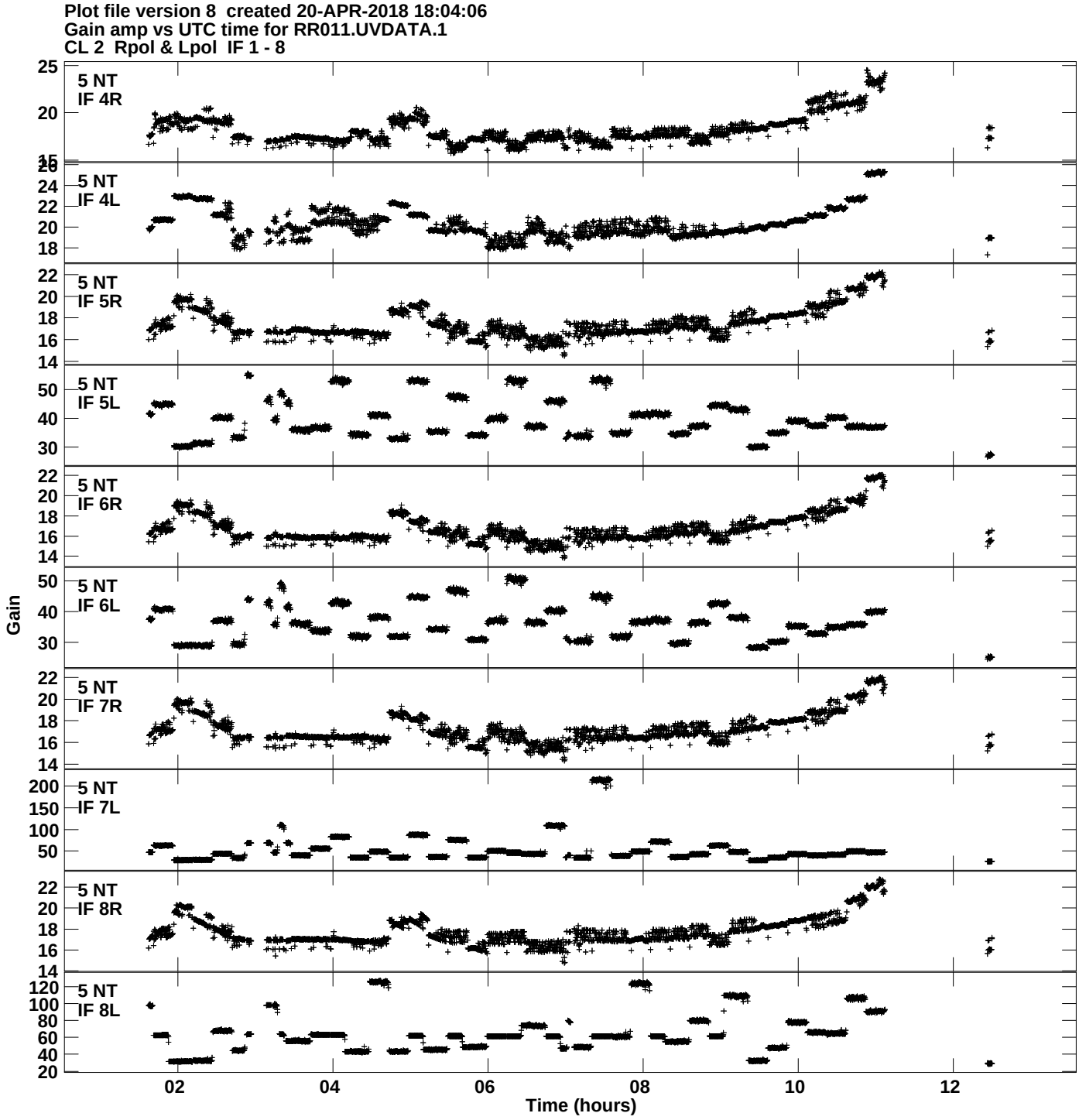
Plot file version 8 created 20-APR-2018 18:04:06
Gain amp vs UTC time for RR011.UVDATA.1
CL 2 Rpol & Lpol IF 1 - 8
5 NT
IF 4R
5 NT
IF 4L
5 NT
IF 5R
5 NT
IF 5L
5 NT
IF 6R
5 NT
IF 6L
5 NT
IF 7R
5 NT
IF 7L
5 NT
IF 8R
5 NT
IF 8L
Gain
Time (hours)
02
04
06
08
10
12

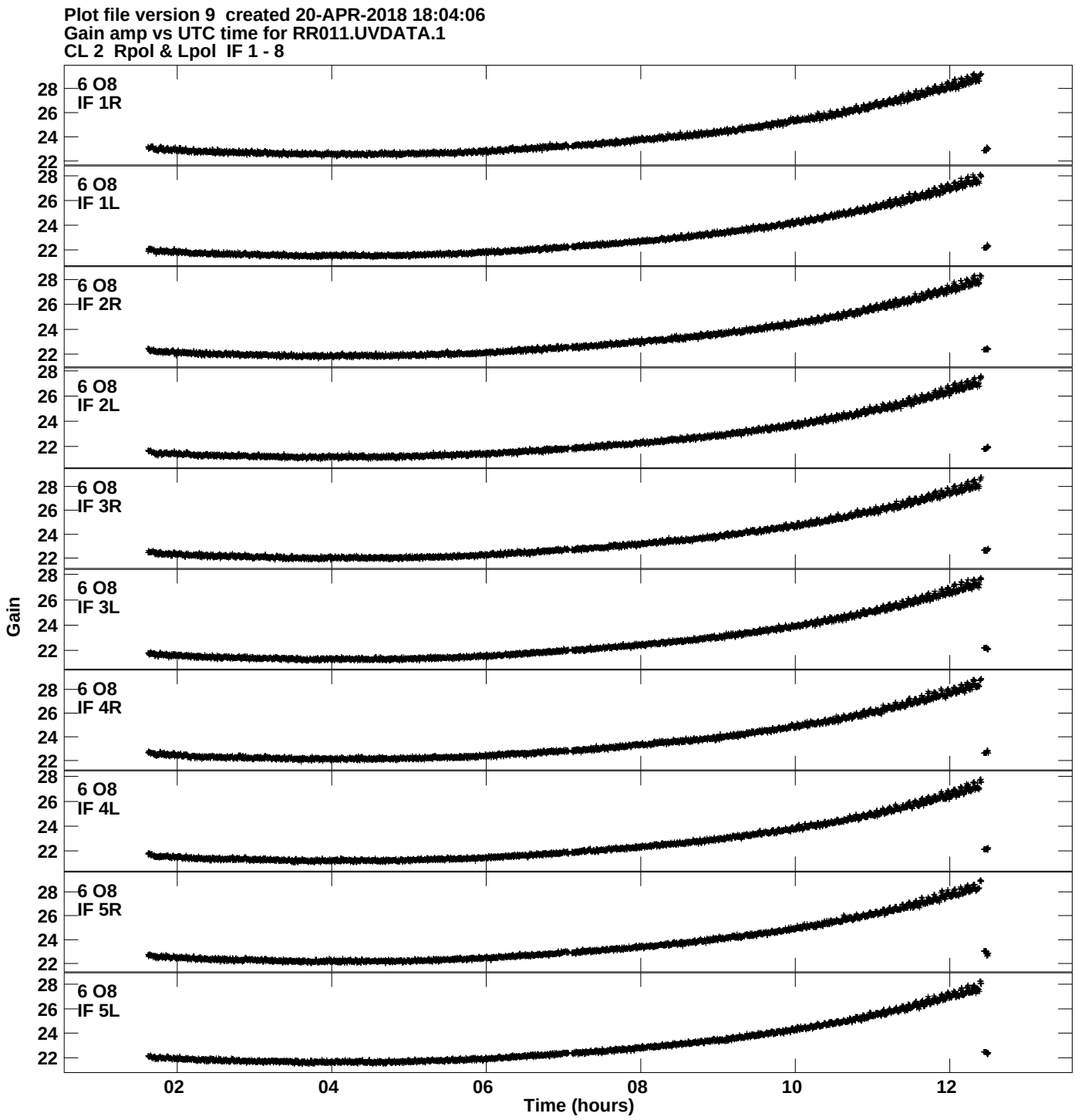
Plot file version 9 created 20-APR-2018 18:04:06
Gain amp vs UTC time for RR011.UVDATA.1
CL 2 Rpol & Lpol IF 1 - 8
6 O8
IF 1R
6 O8
IF 1L
6 O8
IF 2R
6 O8
IF 2L
6 O8
IF 3R
6 O8
IF 3L
6 O8
IF 4R
6 O8
IF 4L
6 O8
IF 5R
6 O8
IF 5L
Gain
22
24
26
28
02
04
06
08
10
12
Time (hours)

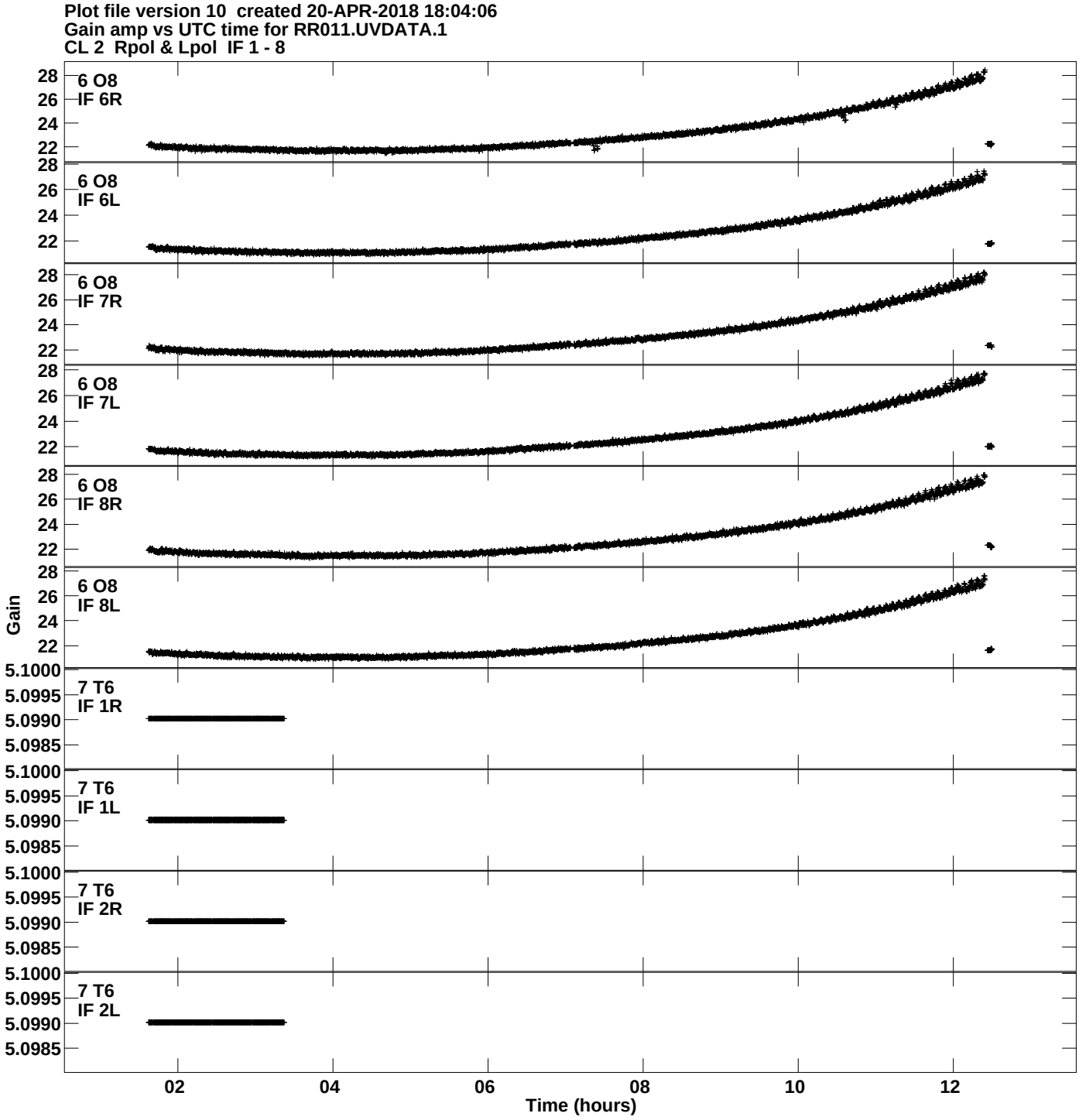
Plot file version 10 created 20-APR-2018 18:04:06
Gain amp vs UTC time for RR011.UVDATA.1
CL 2 Rpol & Lpol IF 1 - 8
6 O8
IF 6R
6 O8
IF 6L
6 O8
IF 7R
6 O8
IF 7L
6 O8
IF 8R
6 O8
IF 8L
7 T6
IF 1R
7 T6
IF 1L
7 T6
IF 2R
7 T6
IF 2L
Gain
28
26
24
22
5.1000
5.0995
5.0990
5.0985
02
04
06
08
10
12
Time (hours)

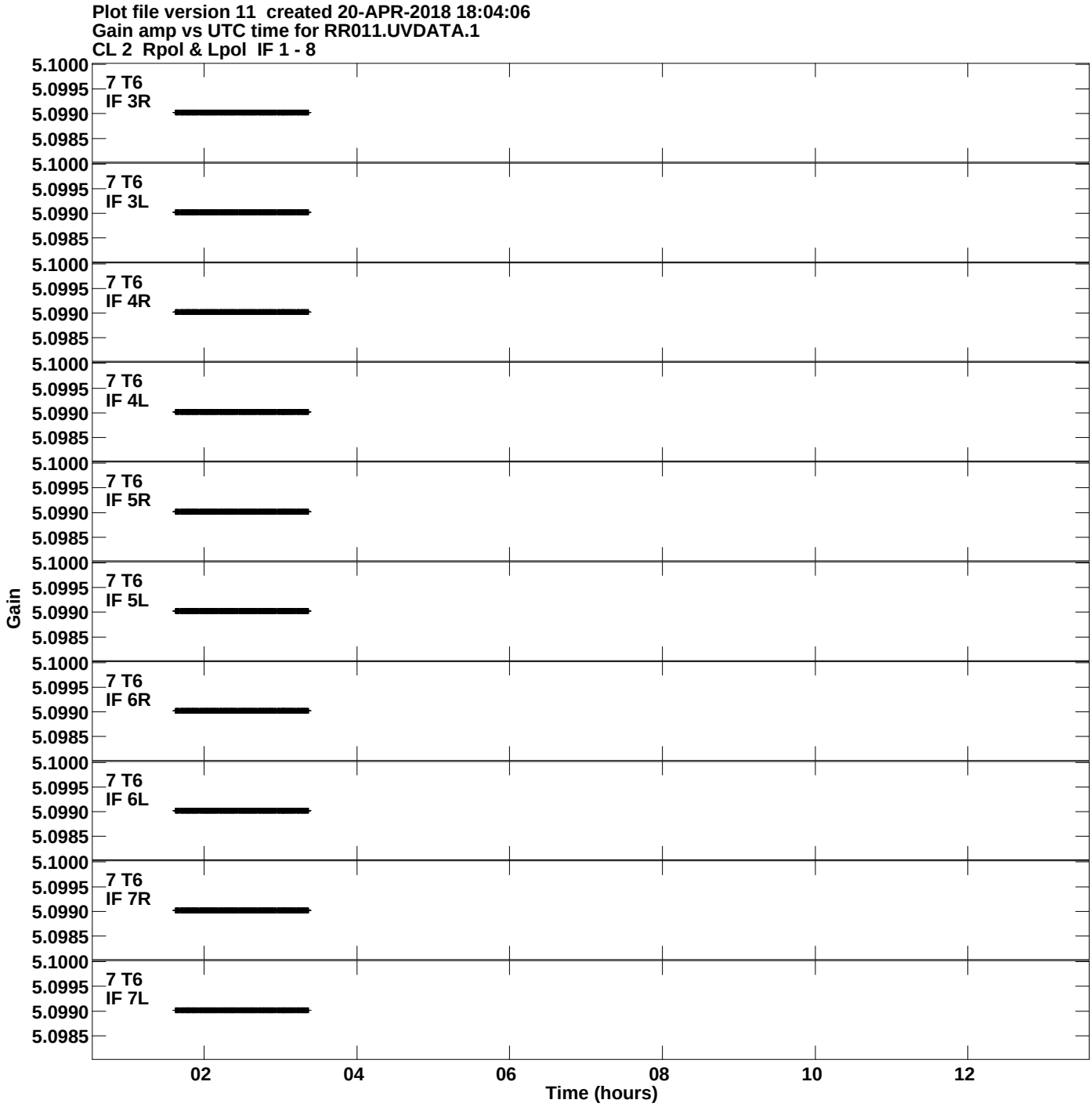
Plot file version 11 created 20-APR-2018 18:04:06
Gain amp vs UTC time for RR011.UVDATA.1
CL 2 Rpol & Lpol IF 1 - 8
7 T6
IF 3R
IF 3L
IF 4R
IF 4L
IF 5R
IF 5L
IF 6R
IF 6L
IF 7R
IF 7L
5.1000
5.0995
5.0990
5.0985
Gain
02
04
06
08
10
12
Time (hours)

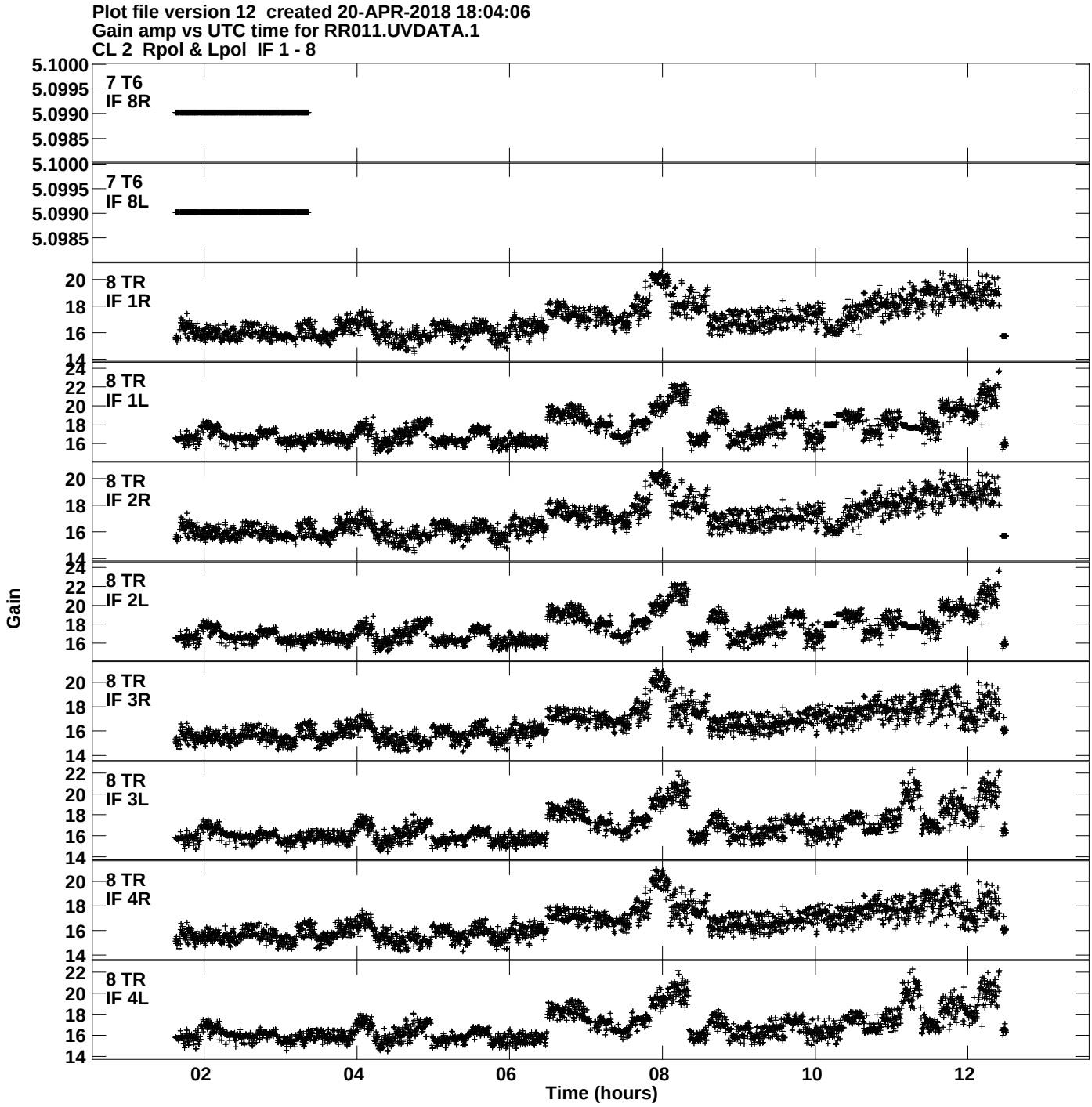
Plot file version 12 created 20-APR-2018 18:04:06
Gain amp vs UTC time for RR011.UVDATA.1
CL 2 Rpol & Lpol IF 1 - 8
7 T6
IF 8R
7 T6
IF 8L
8 TR
IF 1R
8 TR
IF 1L
8 TR
IF 2R
8 TR
IF 2L
8 TR
IF 3R
8 TR
IF 3L
8 TR
IF 4R
8 TR
IF 4L
Gain
Time (hours)
02
04
06
08
10
12

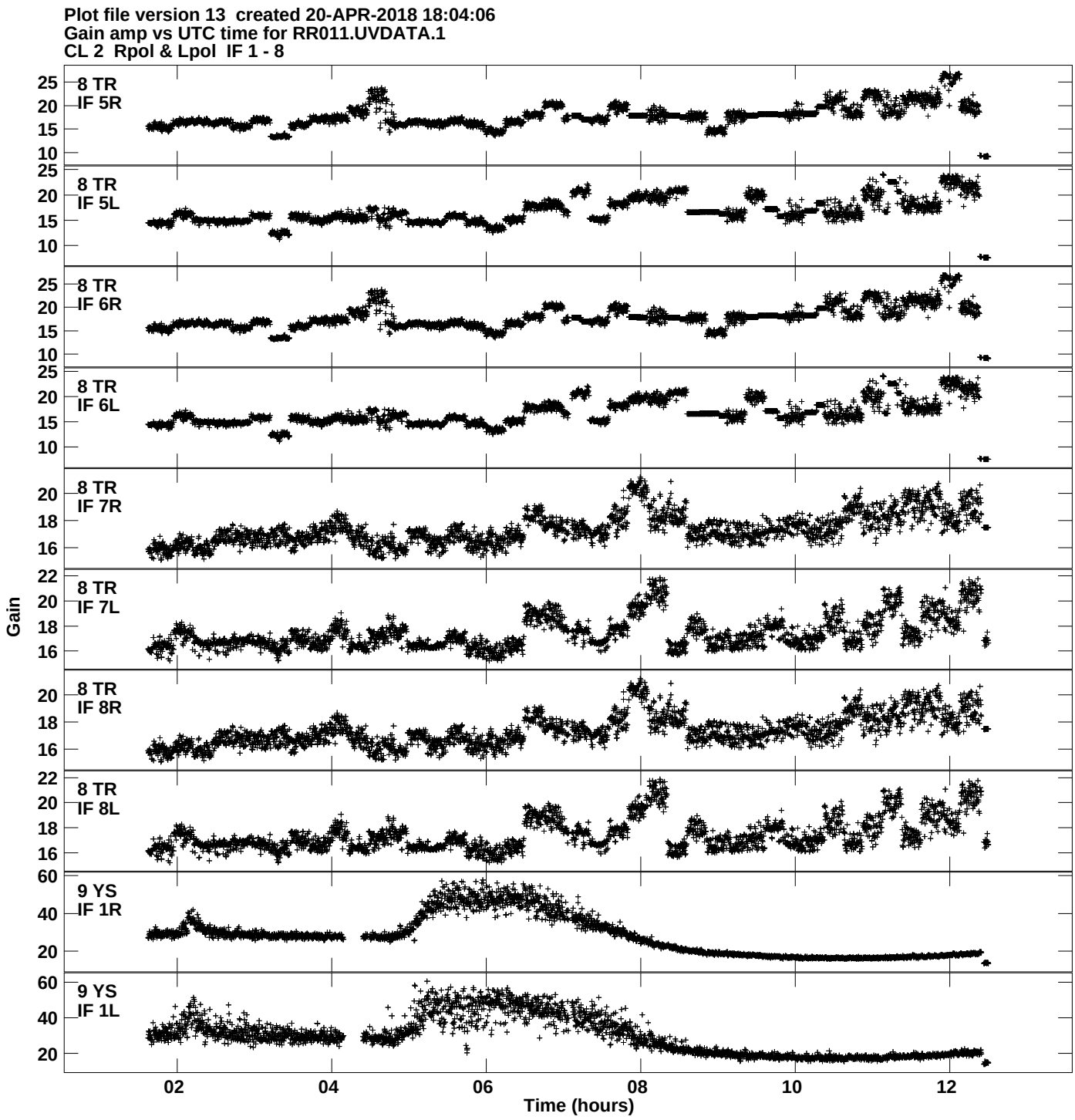
Plot file version 13 created 20-APR-2018 18:04:06
Gain amp vs UTC time for RR011.UVDATA.1
CL 2 Rpol & Lpol IF 1 - 8
8 TR
IF 5R
8 TR
IF 5L
8 TR
IF 6R
8 TR
IF 6L
8 TR
IF 7R
8 TR
IF 7L
8 TR
IF 8R
8 TR
IF 8L
9 YS
IF 1R
9 YS
IF 1L
Gain
Time (hours)
02
04
06
08
10
12

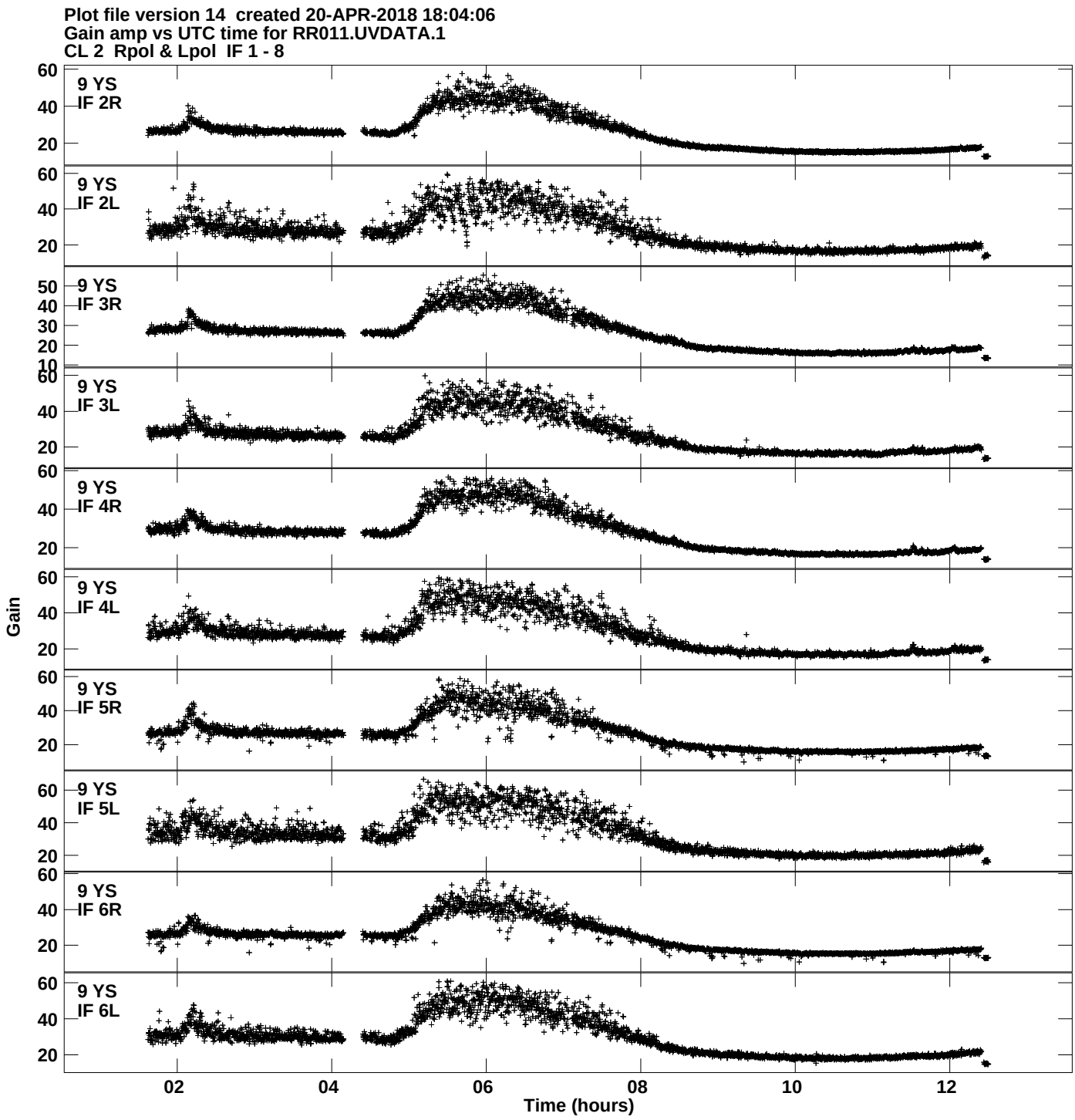
Plot file version 14 created 20-APR-2018 18:04:06
Gain amp vs UTC time for RR011.UVDATA.1
CL 2 Rpol & Lpol IF 1 - 8
9 YS
IF 2R
9 YS
IF 2L
9 YS
IF 3R
9 YS
IF 3L
9 YS
IF 4R
9 YS
IF 4L
9 YS
IF 5R
9 YS
IF 5L
9 YS
IF 6R
9 YS
IF 6L
Gain
Time (hours)
02
04
06
08
10
12

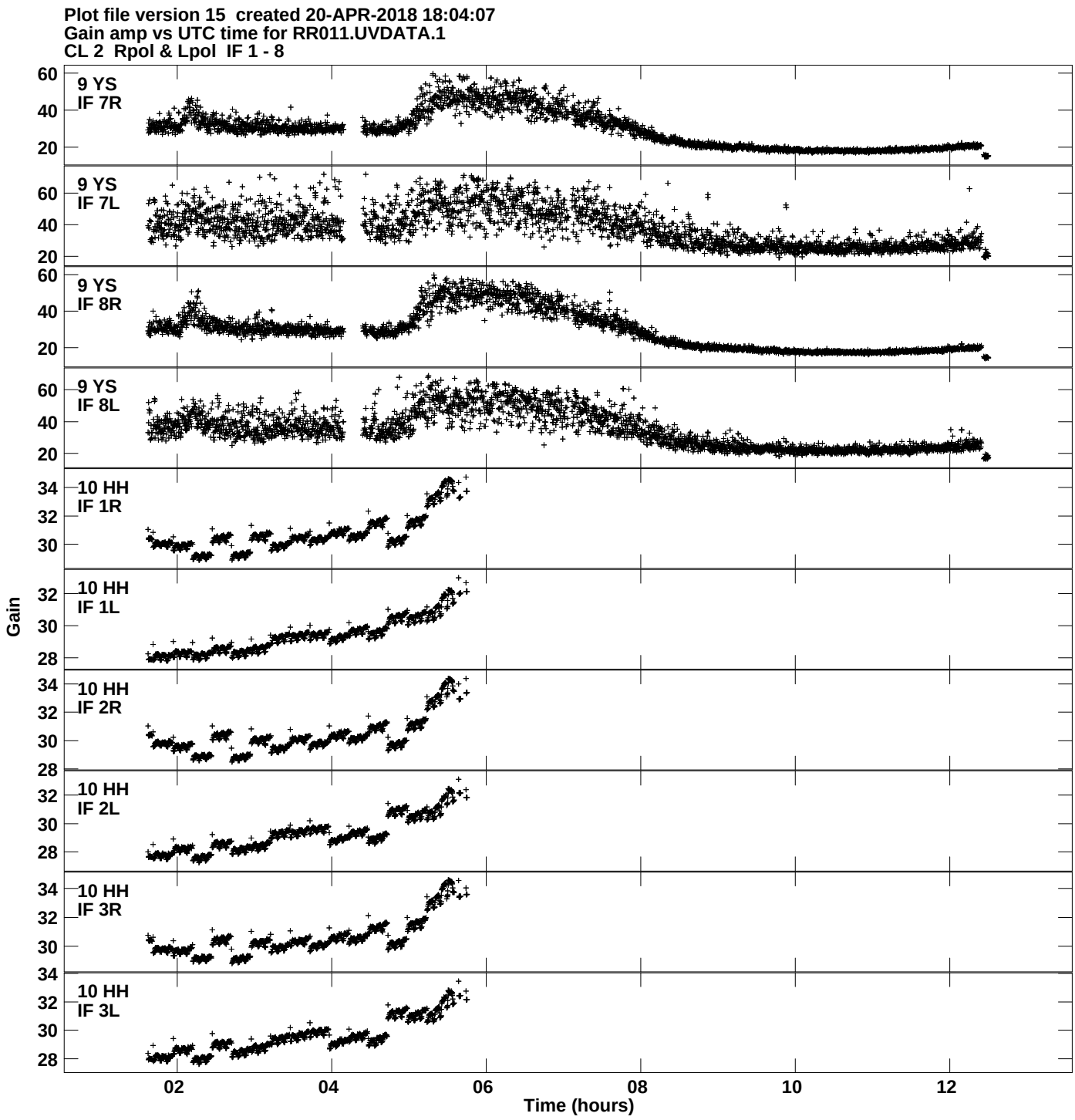
Plot file version 15 created 20-APR-2018 18:04:07
Gain amp vs UTC time for RR011.UVDATA.1
CL 2 Rpol & Lpol IF 1 - 8
9 YS IF 7R
9 YS IF 7L
9 YS IF 8R
9 YS IF 8L
10 HH IF 1R
10 HH IF 1L
10 HH IF 2R
10 HH IF 2L
10 HH IF 3R
10 HH IF 3L
Gain
Time (hours)
02
04
06
08
10
12

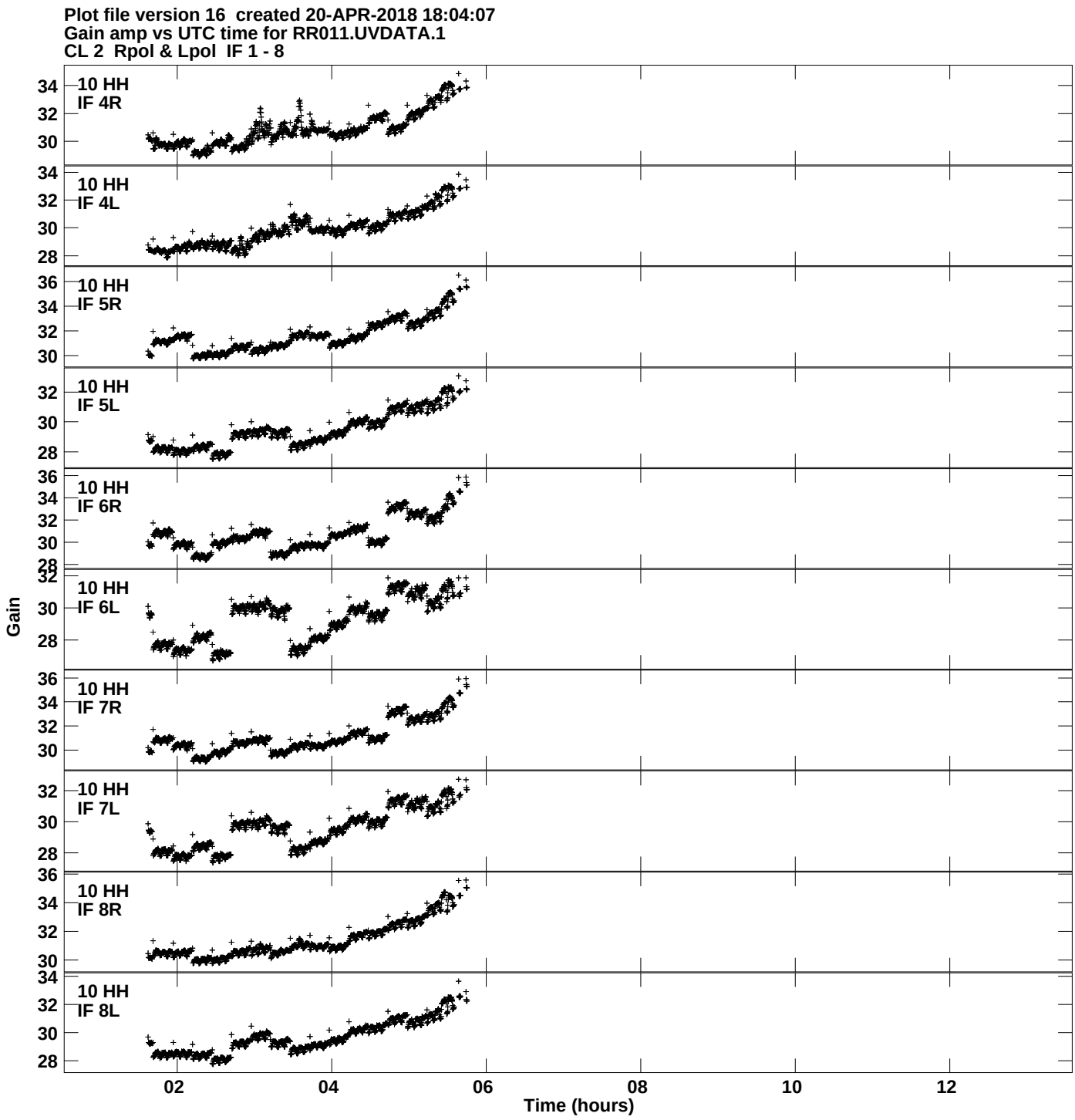
Plot file version 16 created 20-APR-2018 18:04:07
Gain amp vs UTC time for RR011.UVDATA.1
CL 2 Rpol & Lpol IF 1 - 8
10 HH
IF 4R
10 HH
IF 4L
10 HH
IF 5R
10 HH
IF 5L
10 HH
IF 6R
10 HH
IF 6L
10 HH
IF 7R
10 HH
IF 7L
10 HH
IF 8R
10 HH
IF 8L
Gain
Time (hours)
02
04
06
08
10
12

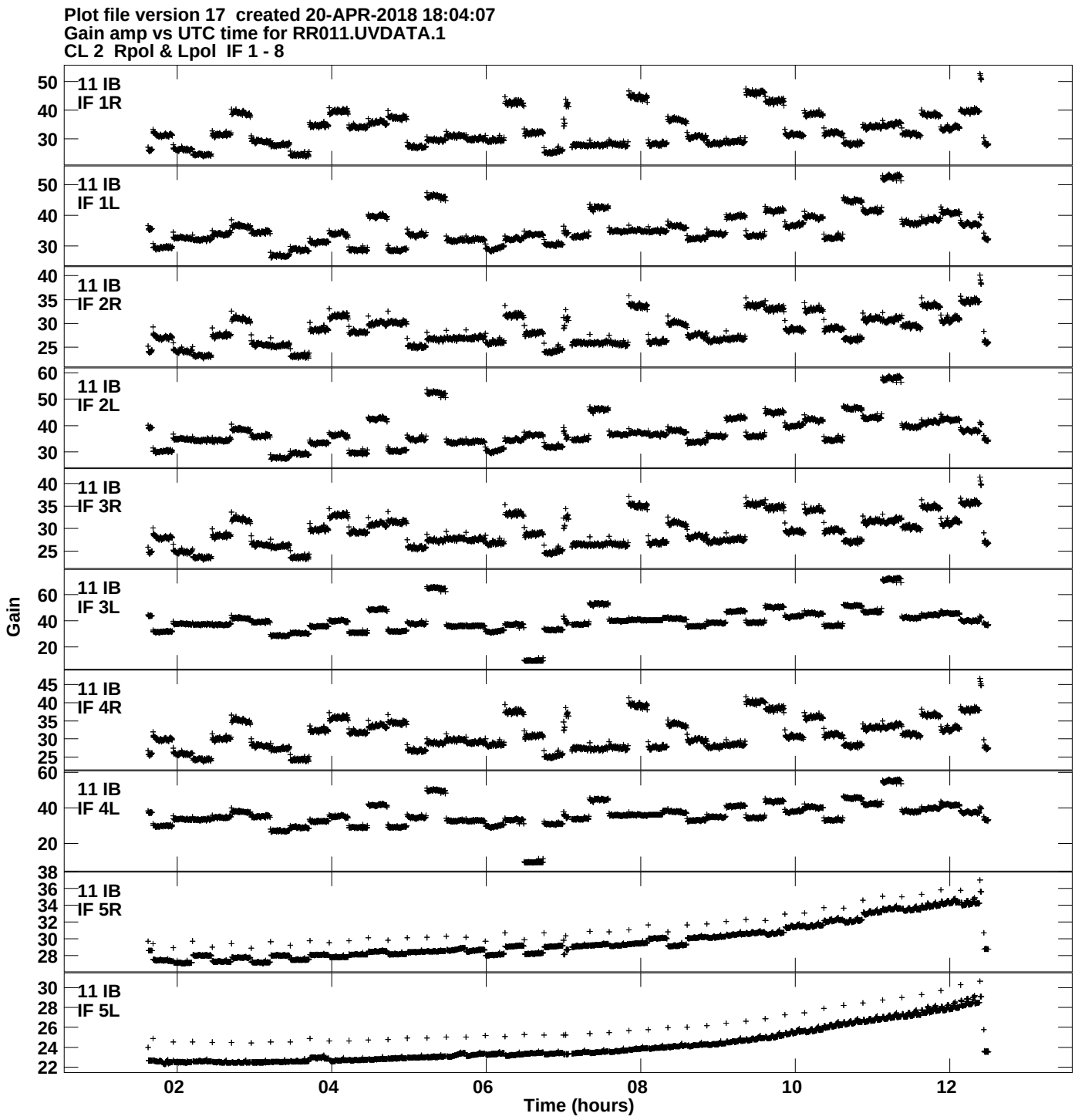
Plot file version 17 created 20-APR-2018 18:04:07
Gain amp vs UTC time for RR011.UVDATA.1
CL 2 Rpol & Lpol IF 1 - 8
11 IB
IF 1R
11 IB
IF 1L
11 IB
IF 2R
11 IB
IF 2L
11 IB
IF 3R
11 IB
IF 3L
11 IB
IF 4R
11 IB
IF 4L
11 IB
IF 5R
11 IB
IF 5L
Gain
Time (hours)
02
04
06
08
10
12

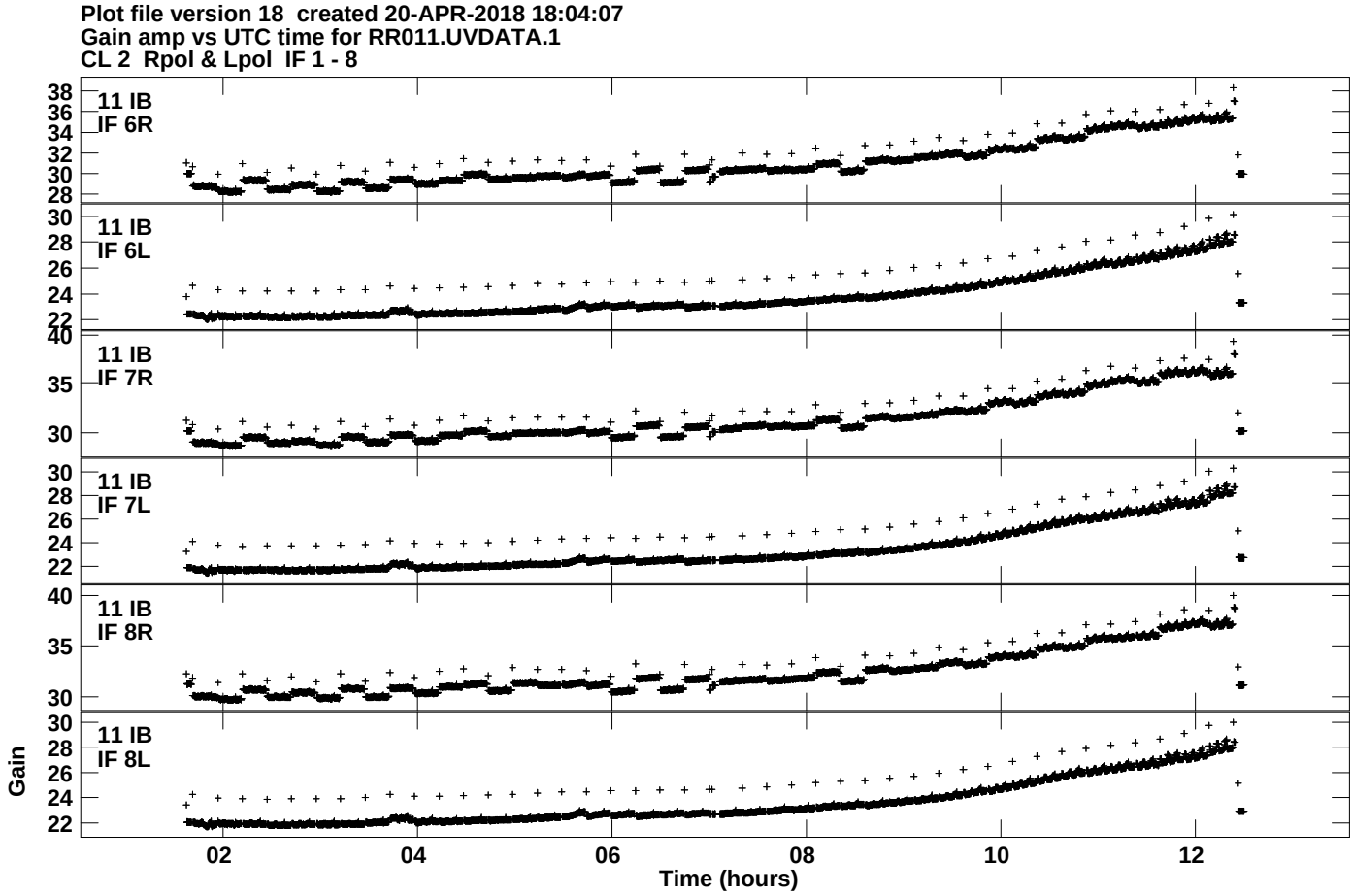
Plot file version 18 created 20-APR-2018 18:04:07
Gain amp vs UTC time for RR011.UVDATA.1
CL 2 Rpol & Lpol IF 1 - 8
11 IB
IF 6R
11 IB
IF 6L
11 IB
IF 7R
11 IB
IF 7L
11 IB
IF 8R
11 IB
IF 8L
Gain
Time (hours)
02
04
06
08
10
12