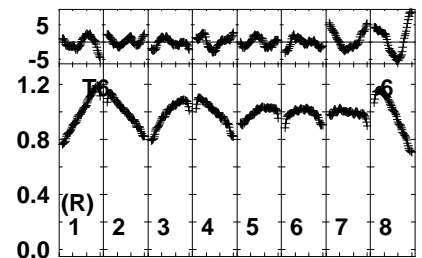
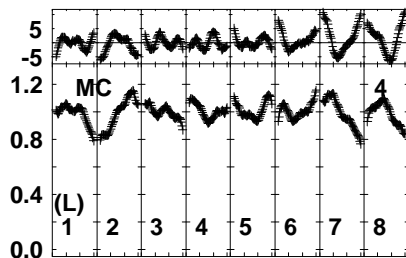
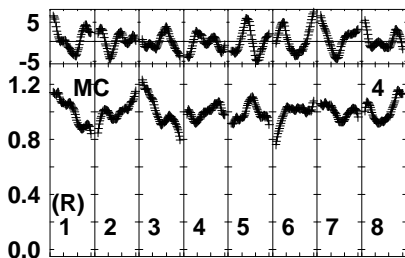
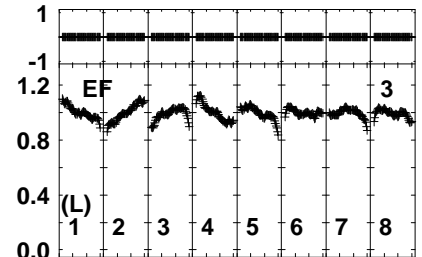
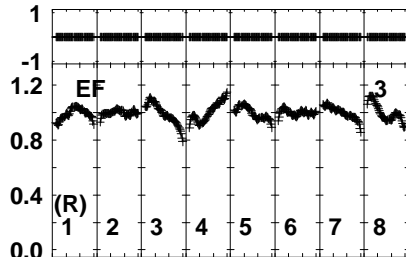
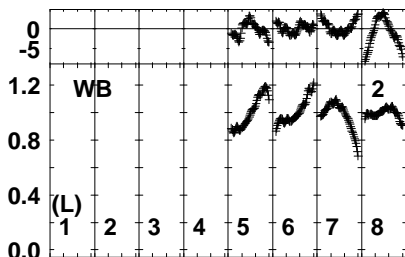
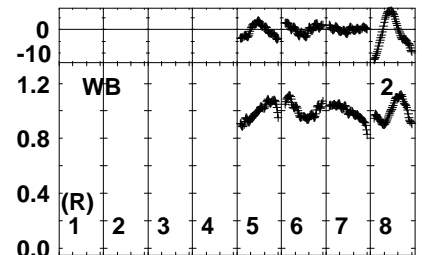
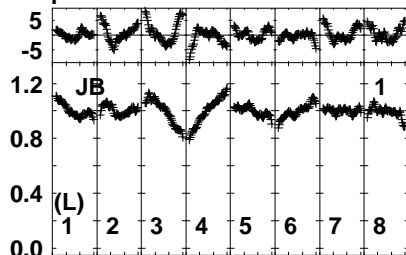
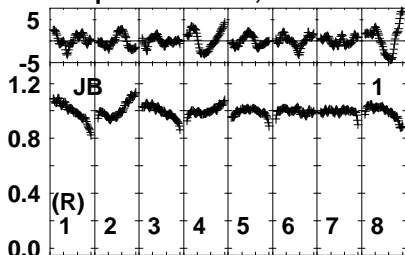


Plot file version 1 created 25-JAN-2022 15:49:04
 RS003.UVDATA.1
 Freq = 4.7990 GHz, Bw = 32.000 MH Bandpass table # 1



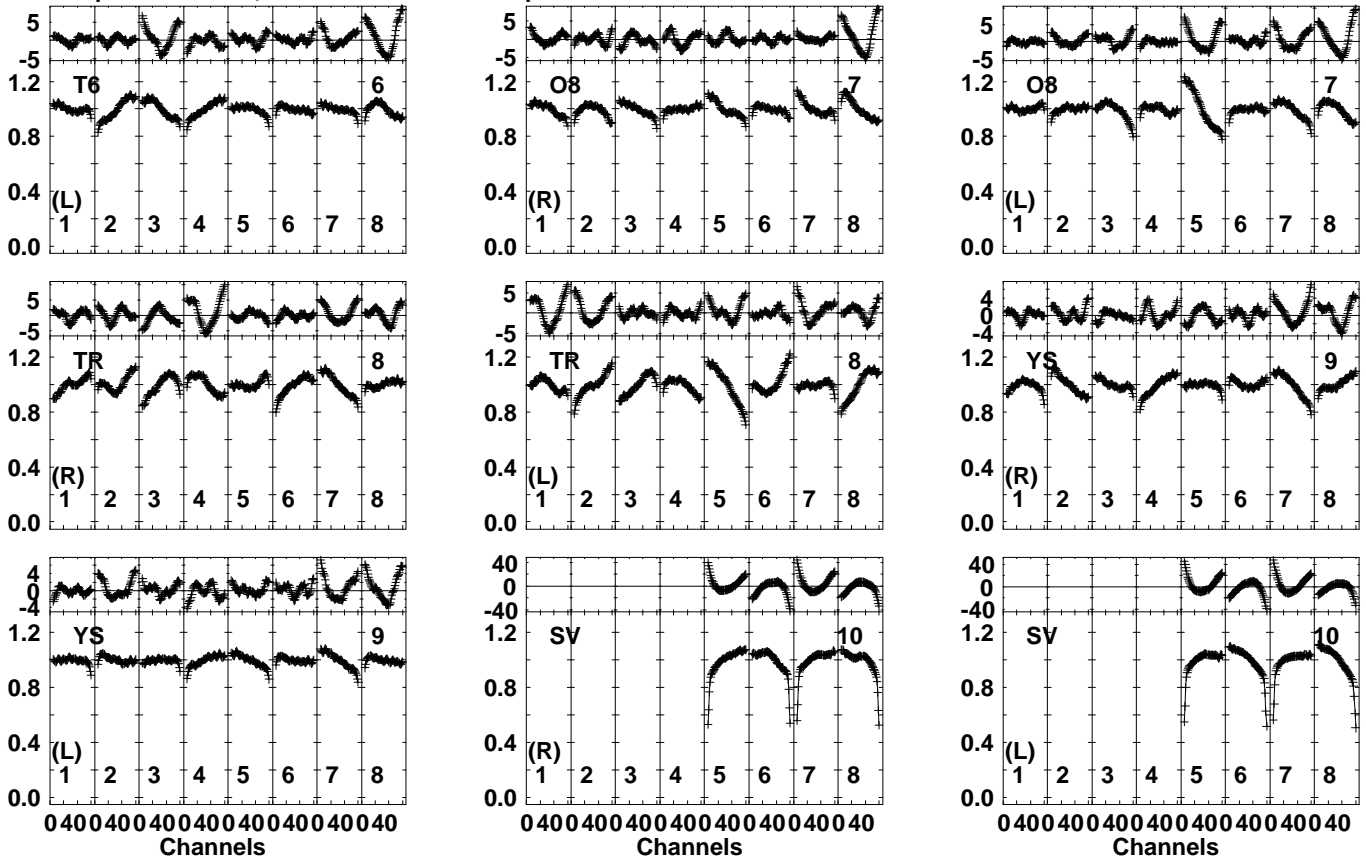
040040040040040040040040
 Channels

040040040040040040040040
 Channels

040040040040040040040040
 Channels

Lower frame: BP ampl Top frame: BP phase
 Bandpass table spectrum Antenna: *
 Timerange: 00/00:00:01 to 999/00:00:00

Plot file version 2 created 25-JAN-2022 15:49:04
 RS003.UVDATA.1
 Freq = 4.7990 GHz, Bw = 32.000 MH Bandpass table # 1

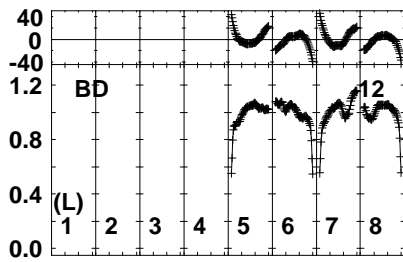
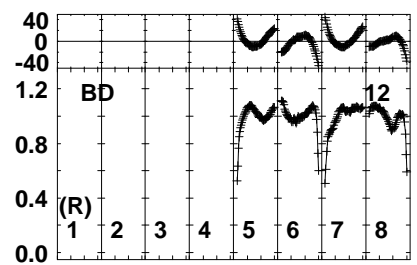
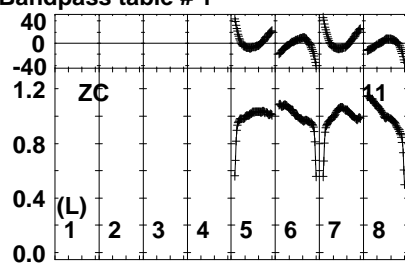
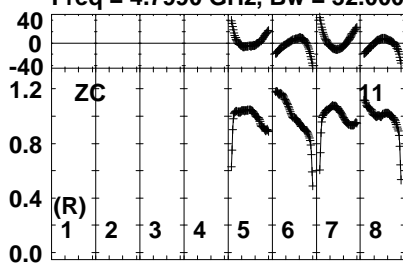


Lower frame: BP ampl Top frame: BP phase
 Bandpass table spectrum Antenna: *
 Timerange: 00/00:00:01 to 999/00:00:00

Plot file version 3 created 25-JAN-2022 15:49:04

RS003.UVDATA.1

Freq = 4.7990 GHz, Bw = 32.000 MH Bandpass table # 1



Lower frame: BP ampl Top frame: BP phase
Bandpass table spectrum Antenna: *
Timerange: 00/00:00:01 to 999/00:00:00