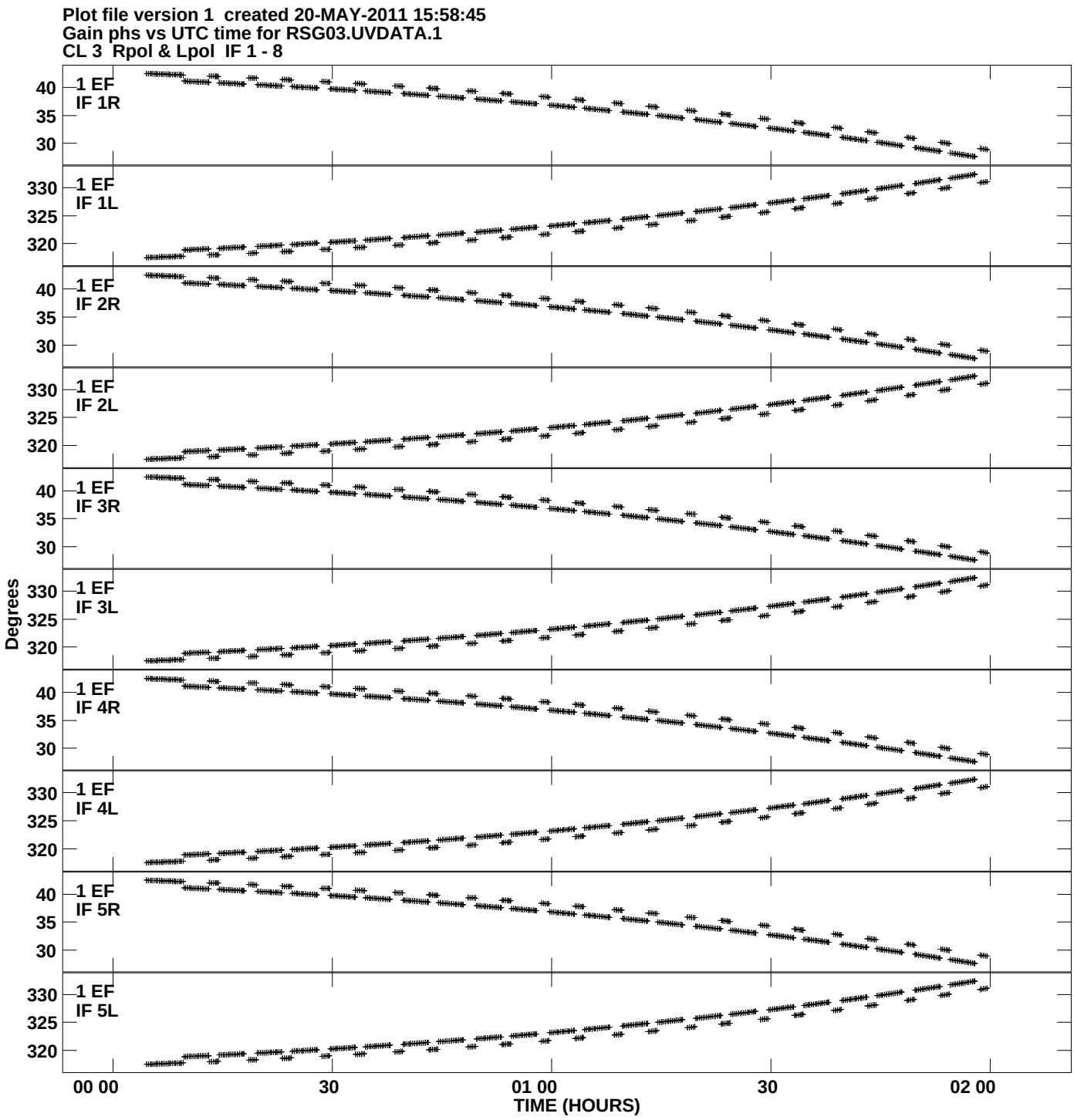
Plot file version 1 created 20-MAY-2011 15:58:45
Gain phs vs UTC time for RSG03.UVDATA.1
CL 3 Rpol & Lpol IF 1 - 8
1 EF IF 1R
1 EF IF 1L
1 EF IF 2R
1 EF IF 2L
1 EF IF 3R
1 EF IF 3L
1 EF IF 4R
1 EF IF 4L
1 EF IF 5R
1 EF IF 5L
Degrees
40
35
30
330
325
320
00 00
30
01 00
30
02 00
TIME (HOURS)

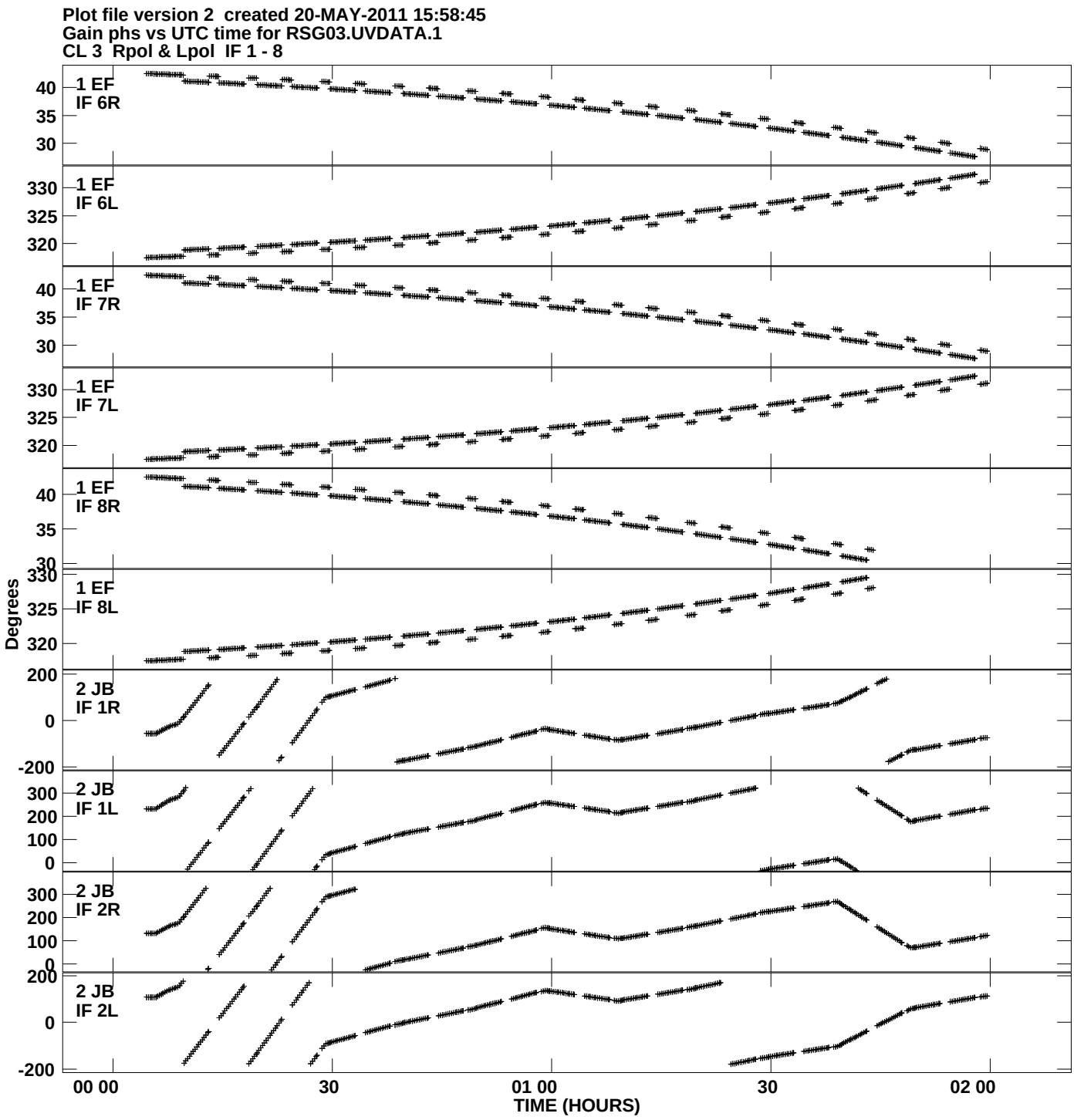
Plot file version 2 created 20-MAY-2011 15:58:45
Gain phs vs UTC time for RSG03.UVDATA.1
CL 3 Rpol & Lpol IF 1 - 8
1 EF IF 6R
1 EF IF 6L
1 EF IF 7R
1 EF IF 7L
1 EF IF 8R
1 EF IF 8L
2 JB IF 1R
2 JB IF 1L
2 JB IF 2R
2 JB IF 2L
Degrees
00 00
30
01 00
30
02 00
TIME (HOURS)

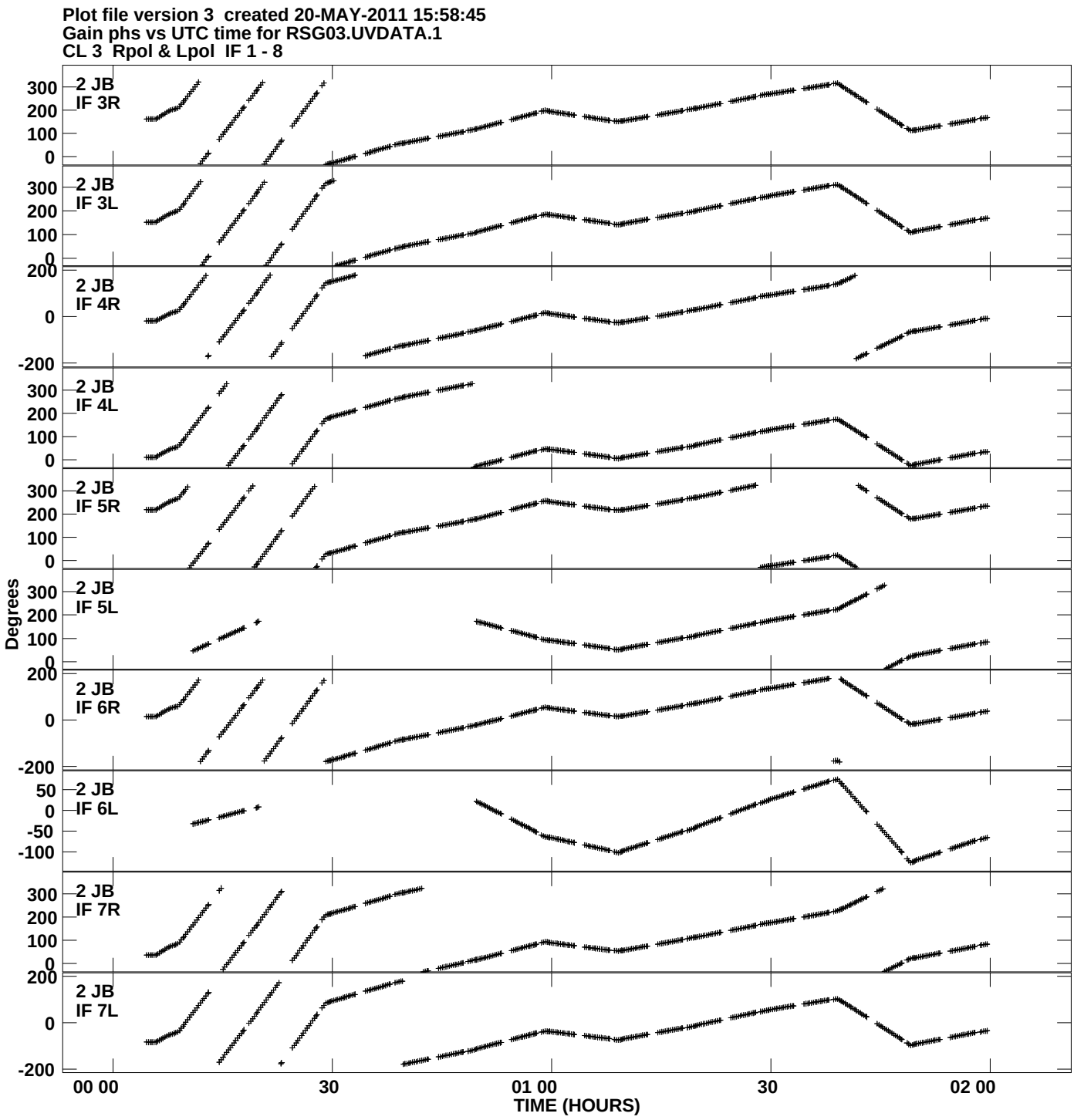
Plot file version 3 created 20-MAY-2011 15:58:45
Gain phs vs UTC time for RSG03.UVDATA.1
CL 3 Rpol & Lpol IF 1 - 8
2 JB IF 3R
2 JB IF 3L
2 JB IF 4R
2 JB IF 4L
2 JB IF 5R
2 JB IF 5L
2 JB IF 6R
2 JB IF 6L
2 JB IF 7R
2 JB IF 7L
Degrees
00 00
30
01 00
30
02 00
TIME (HOURS)

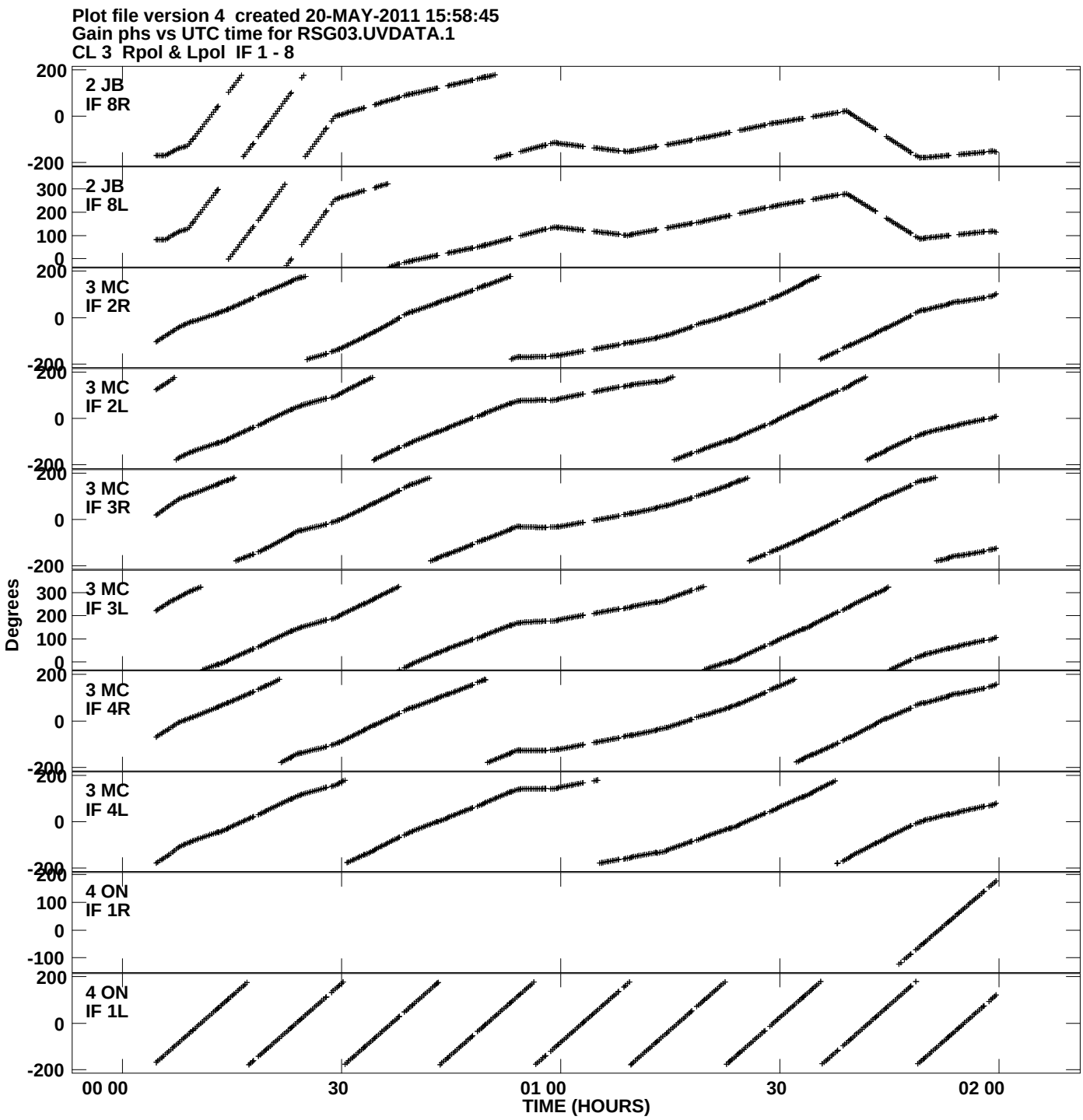
Plot file version 4 created 20-MAY-2011 15:58:45
Gain phs vs UTC time for RSG03.UVDATA.1
CL 3 Rpol & Lpol IF 1 - 8
2 JB
IF 8R
2 JB
IF 8L
3 MC
IF 2R
3 MC
IF 2L
3 MC
IF 3R
3 MC
IF 3L
3 MC
IF 4R
3 MC
IF 4L
4 ON
IF 1R
4 ON
IF 1L
Degrees
00 00
30
01 00
30
02 00
TIME (HOURS)

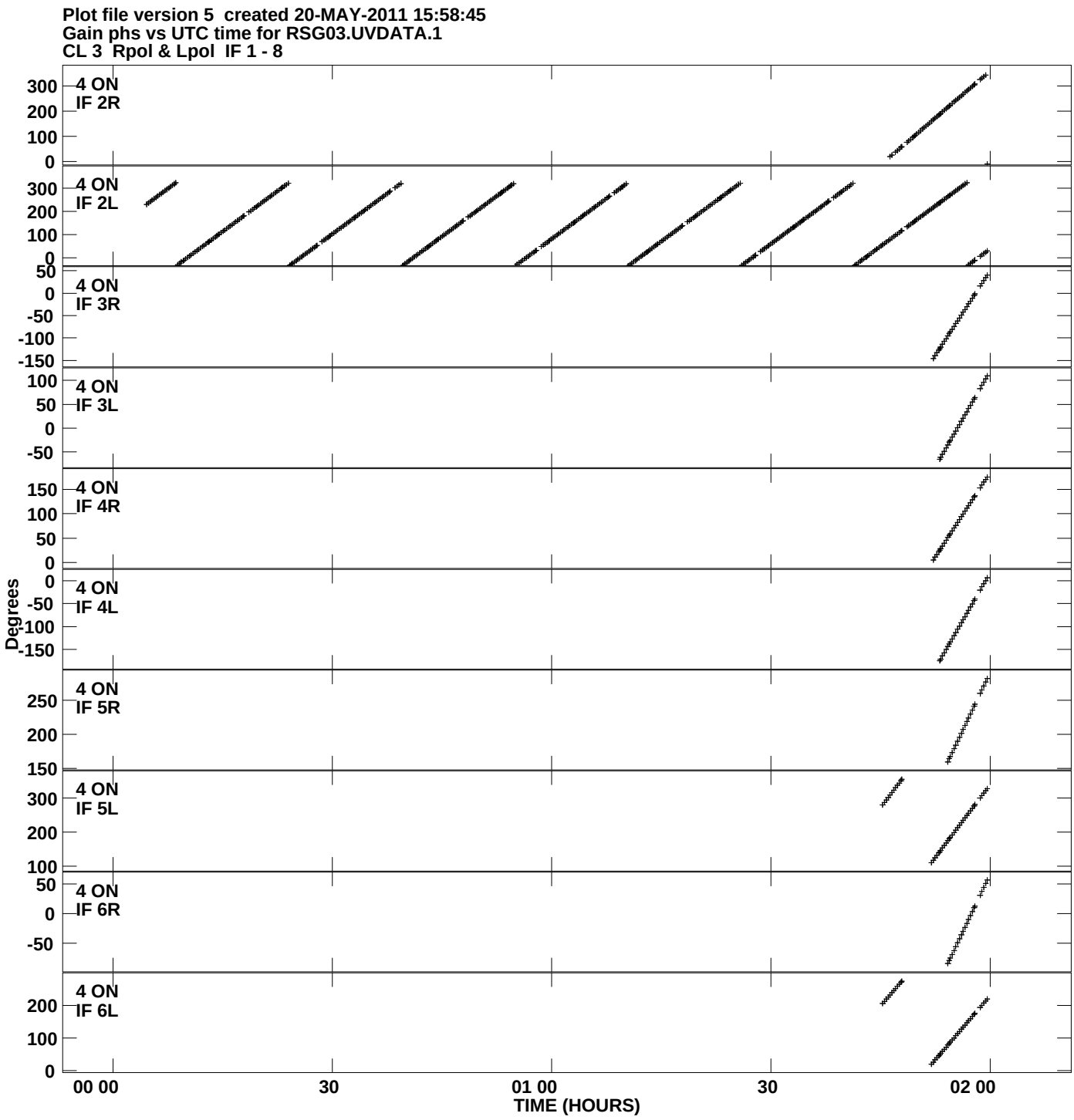
Plot file version 5 created 20-MAY-2011 15:58:45
Gain phs vs UTC time for RSG03.UVDATA.1
CL 3 Rpol & Lpol IF 1 - 8
4 ON
IF 2R
4 ON
IF 2L
4 ON
IF 3R
4 ON
IF 3L
4 ON
IF 4R
4 ON
IF 4L
4 ON
IF 5R
4 ON
IF 5L
4 ON
IF 6R
4 ON
IF 6L
Degrees
00 00
30
01 00
30
02 00
TIME (HOURS)

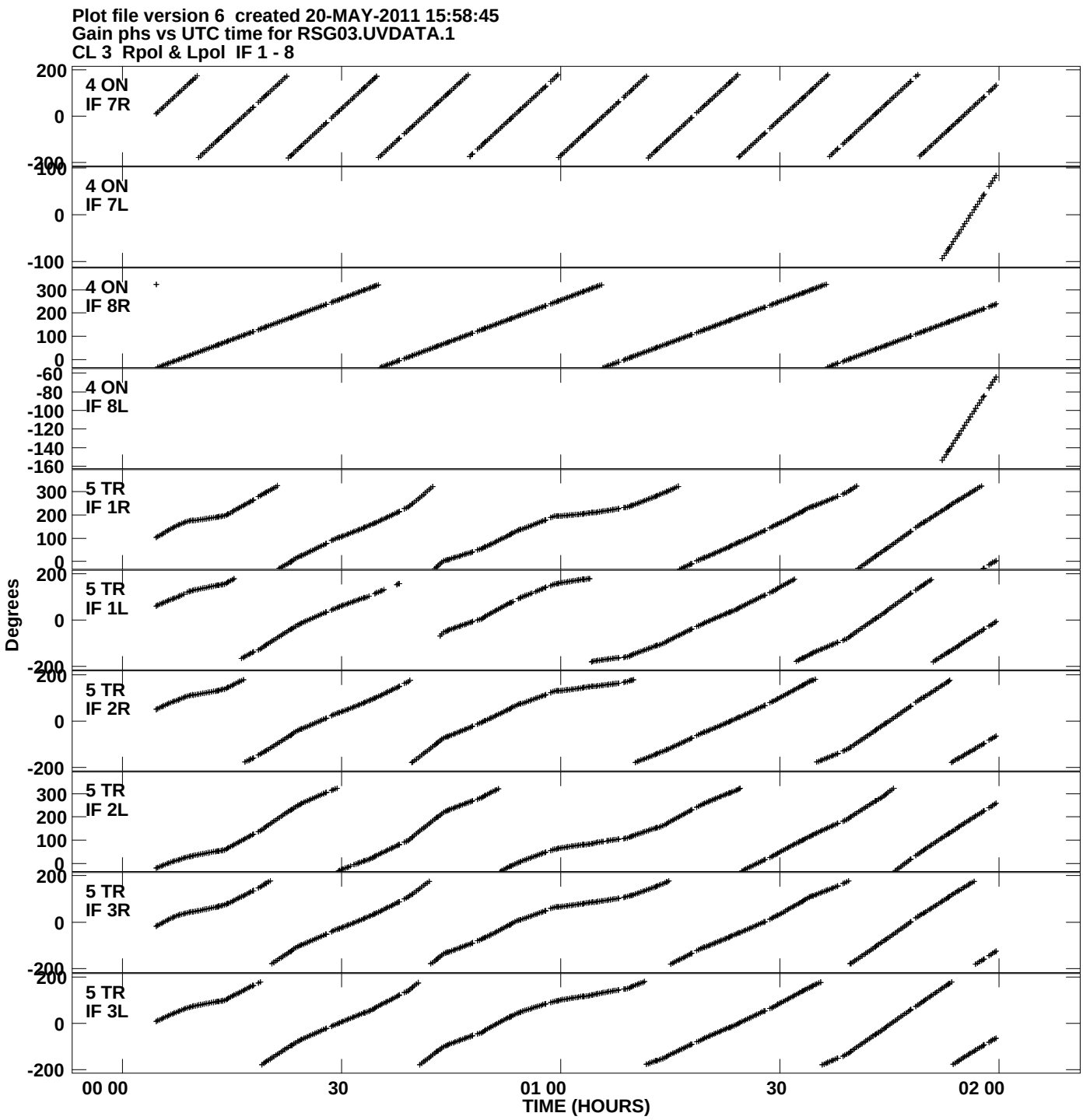
Plot file version 6 created 20-MAY-2011 15:58:45
Gain phs vs UTC time for RSG03.UVDATA.1
CL 3 Rpol & Lpol IF 1 - 8
4 ON
IF 7R
4 ON
IF 7L
4 ON
IF 8R
4 ON
IF 8L
5 TR
IF 1R
5 TR
IF 1L
5 TR
IF 2R
5 TR
IF 2L
5 TR
IF 3R
5 TR
IF 3L
Degrees
00 00
30
01 00
30
02 00
TIME (HOURS)

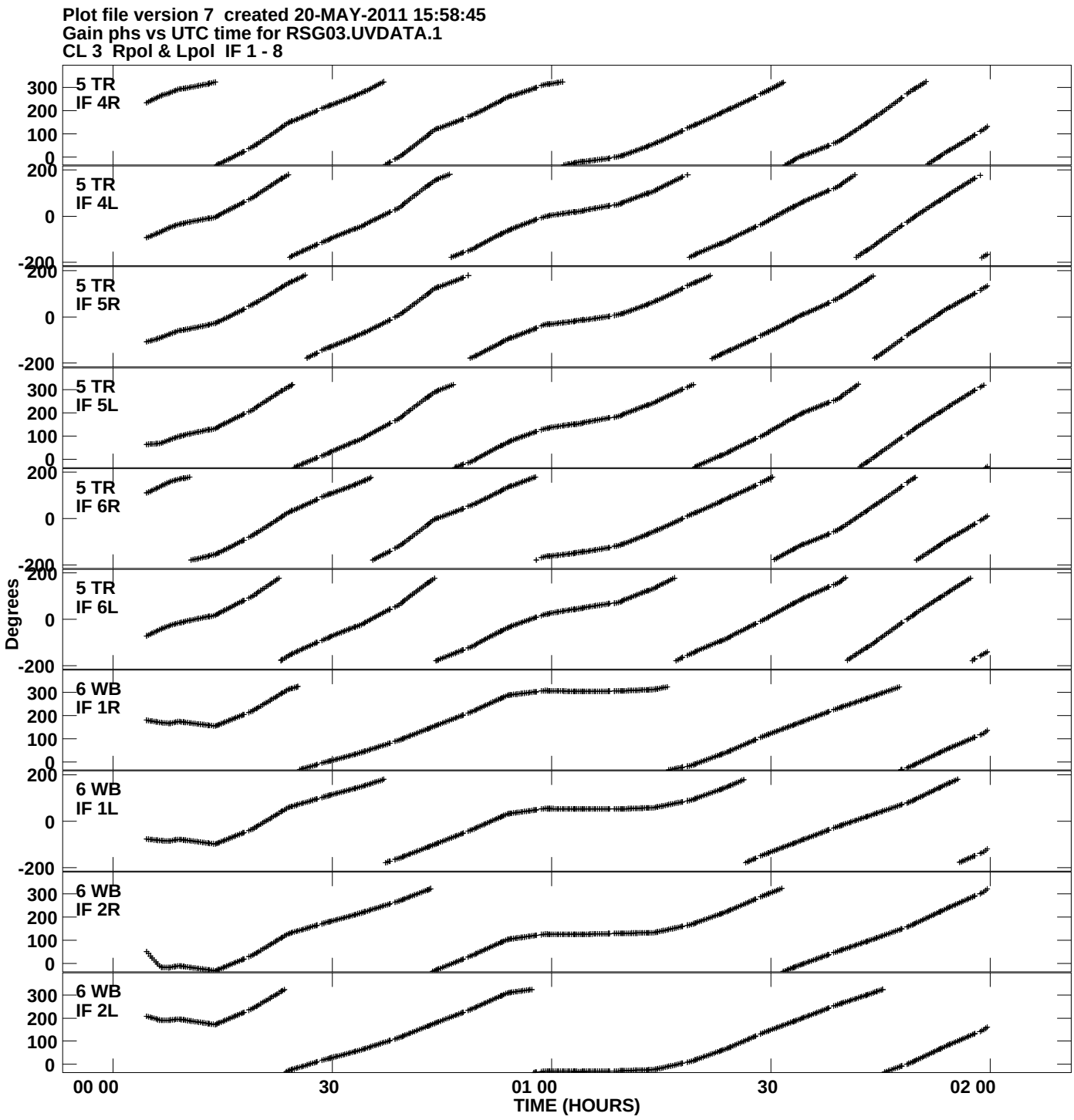
Plot file version 7 created 20-MAY-2011 15:58:45
Gain phs vs UTC time for RSG03.UVDATA.1
CL 3 Rpol & Lpol IF 1 - 8
5 TR IF 4R
5 TR IF 4L
5 TR IF 5R
5 TR IF 5L
5 TR IF 6R
5 TR IF 6L
6 WB IF 1R
6 WB IF 1L
6 WB IF 2R
6 WB IF 2L
Degrees
300
200
100
0
-200
00 00
30
01 00
30
02 00
TIME (HOURS)

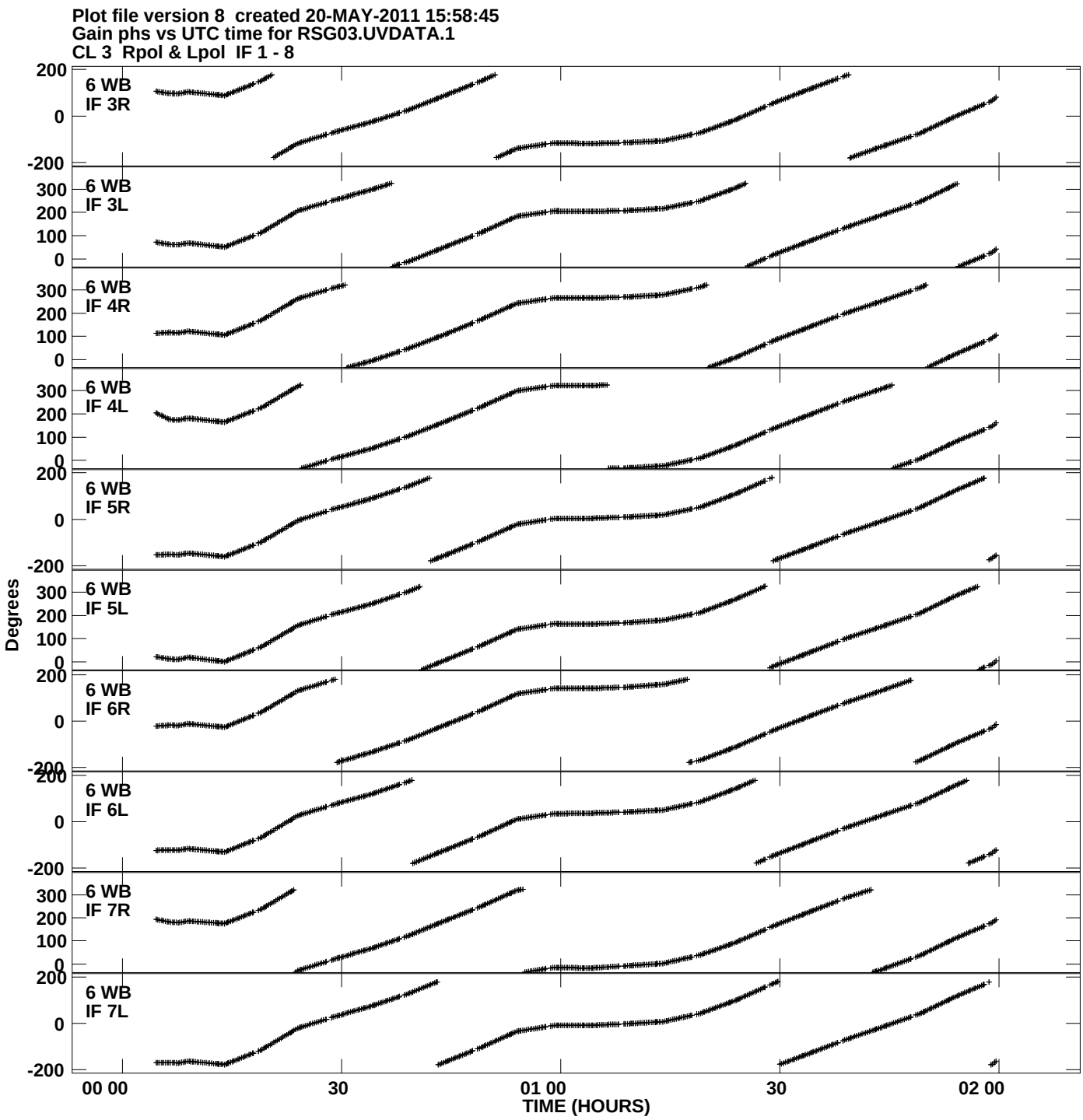
Plot file version 8 created 20-MAY-2011 15:58:45
Gain phs vs UTC time for RSG03.UVDATA.1
CL 3 Rpol & Lpol IF 1 - 8
6 WB IF 3R
6 WB IF 3L
6 WB IF 4R
6 WB IF 4L
6 WB IF 5R
6 WB IF 5L
6 WB IF 6R
6 WB IF 6L
6 WB IF 7R
6 WB IF 7L
Degrees
00 00
30
01 00
30
02 00
TIME (HOURS)

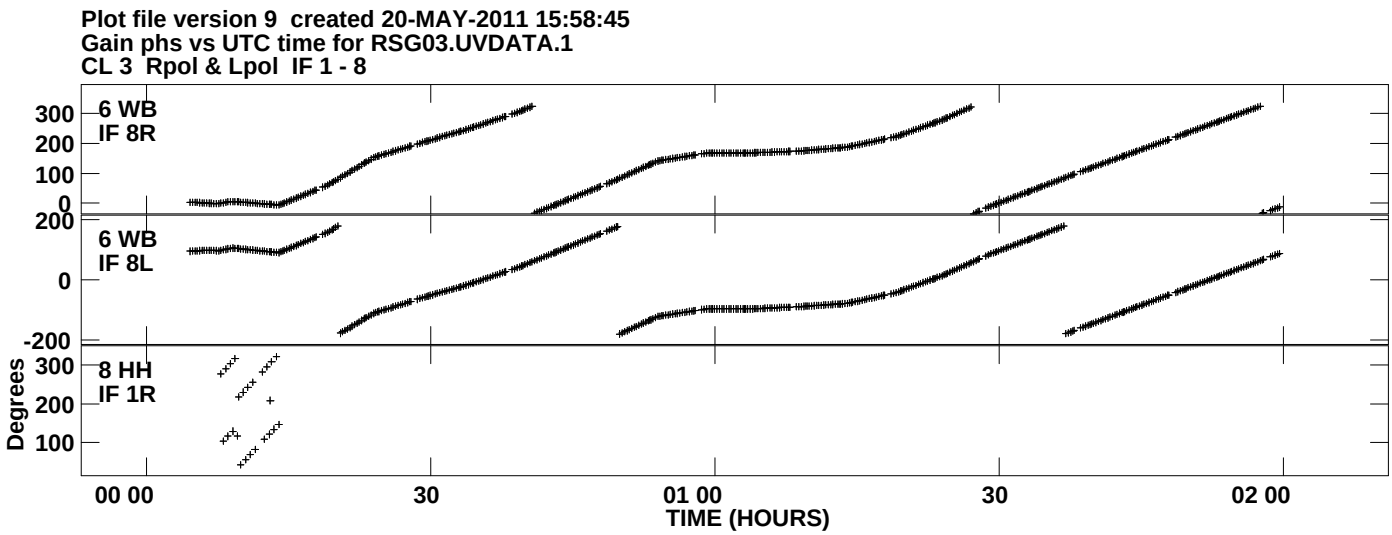
Plot file version 9 created 20-MAY-2011 15:58:45
Gain phs vs UTC time for RSG03.UVDATA.1
CL 3 Rpol & Lpol IF 1 - 8
6 WB
IF 8R
6 WB
IF 8L
8 HH
IF 1R
300
200
100
0
200
0
-200
300
200
100
Degrees
00 00
30
01 00
30
02 00
TIME (HOURS)