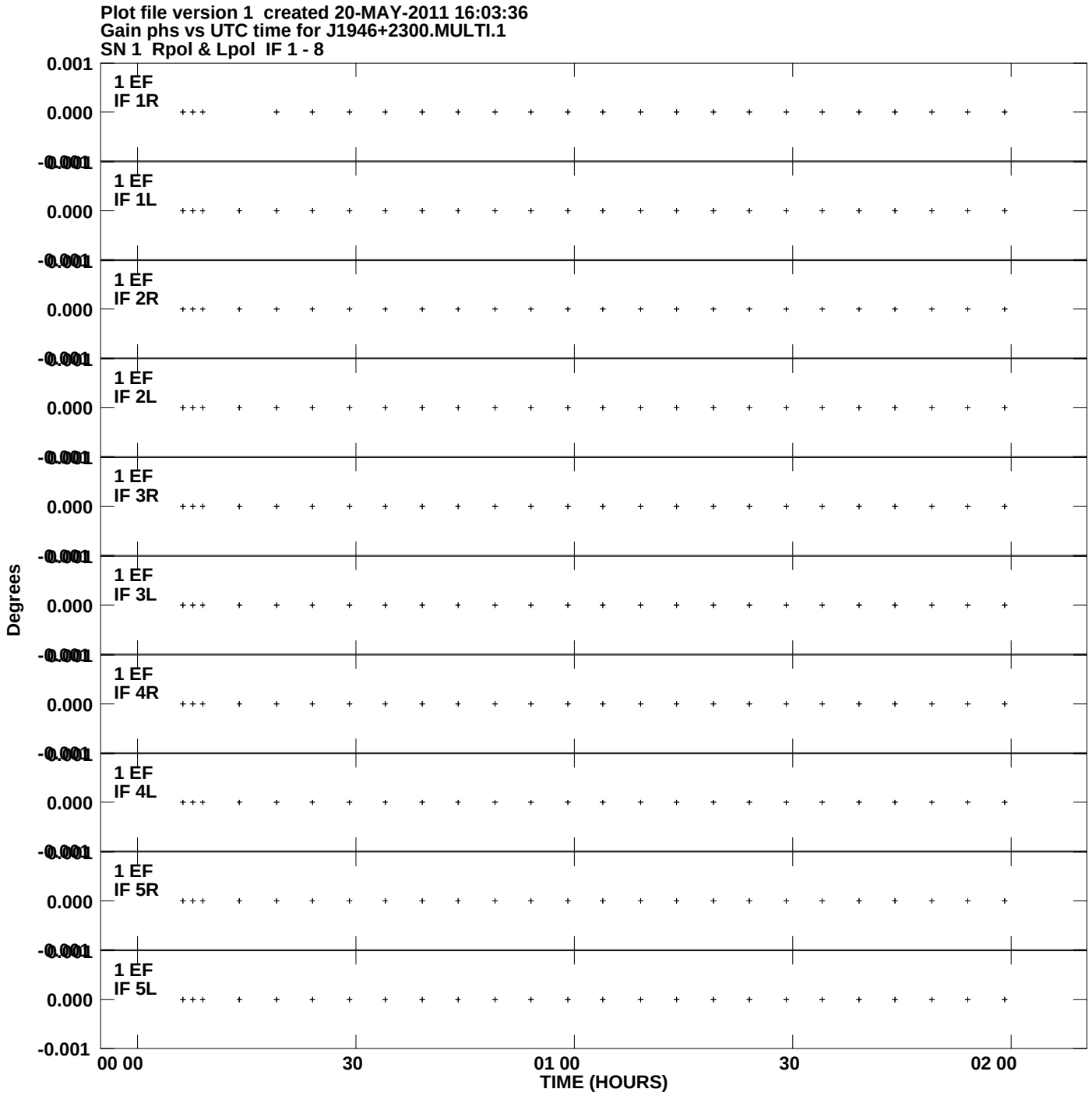
Plot file version 1 created 20-MAY-2011 16:03:36
Gain phs vs UTC time for J1946+2300.MULTI.1
SN 1 Rpol & Lpol IF 1 - 8
1 EF IF 1R
1 EF IF 1L
1 EF IF 2R
1 EF IF 2L
1 EF IF 3R
1 EF IF 3L
1 EF IF 4R
1 EF IF 4L
1 EF IF 5R
1 EF IF 5L
0.001
0.000
-0.001
Degrees
00 00
30
01 00
30
02 00
TIME (HOURS)

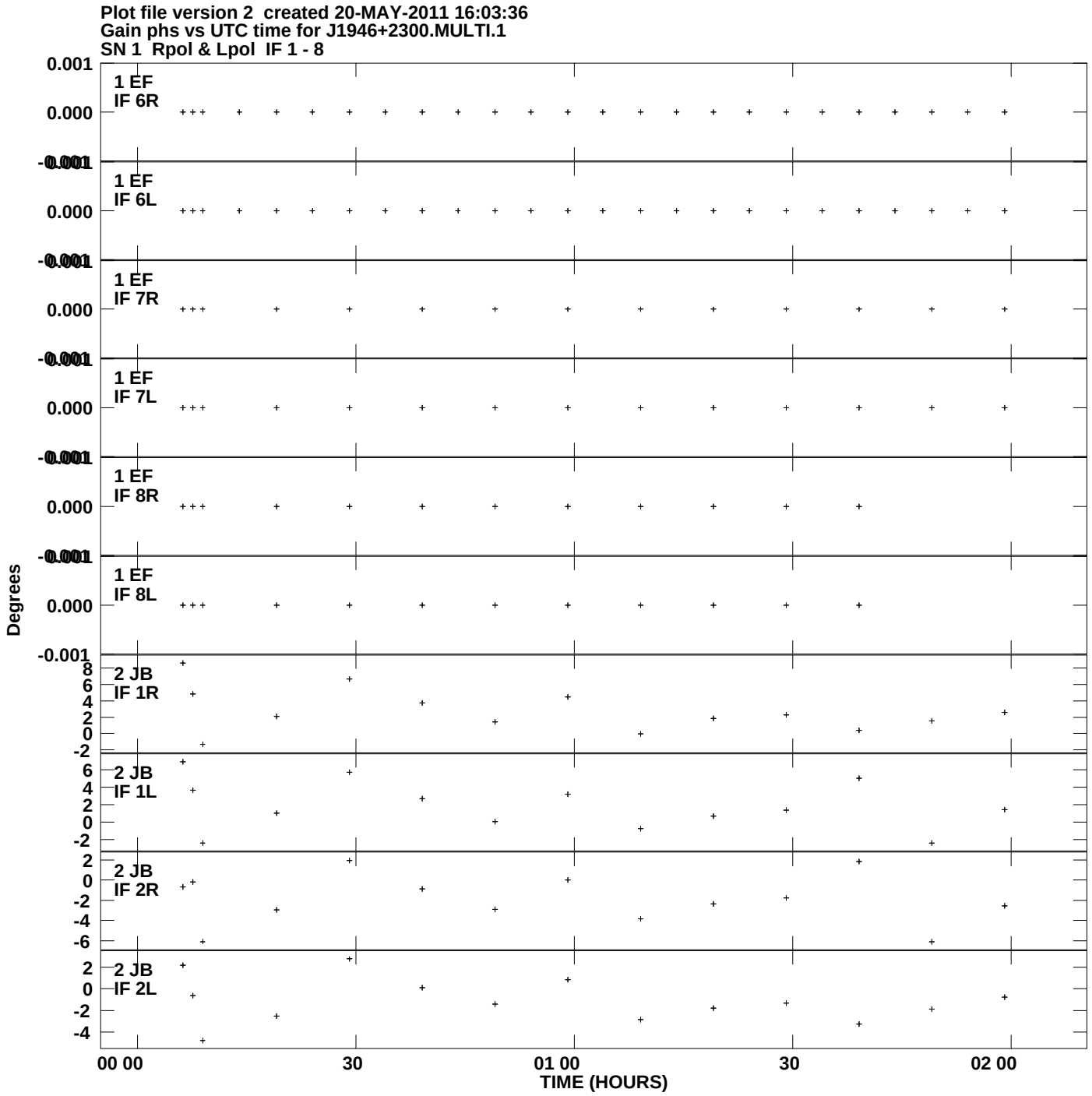
Plot file version 2 created 20-MAY-2011 16:03:36
Gain phs vs UTC time for J1946+2300.MULTI.1
SN 1 Rpol & Lpol IF 1 - 8
1 EF IF 6R
1 EF IF 6L
1 EF IF 7R
1 EF IF 7L
1 EF IF 8R
1 EF IF 8L
2 JB IF 1R
2 JB IF 1L
2 JB IF 2R
2 JB IF 2L
Degrees
00 00
30
01 00
30
02 00
TIME (HOURS)

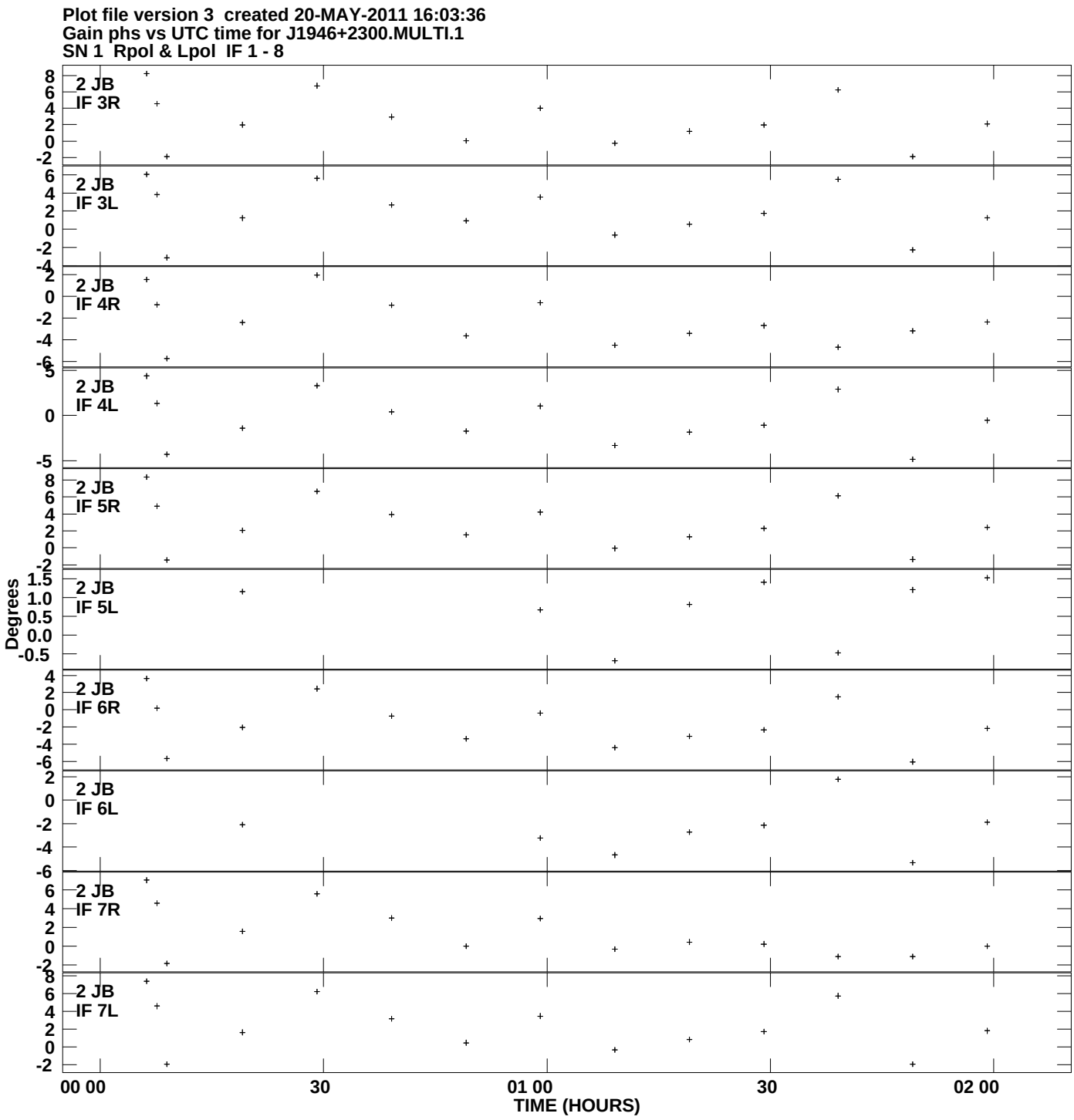
Plot file version 3 created 20-MAY-2011 16:03:36
Gain phs vs UTC time for J1946+2300.MULTI.1
SN 1 Rpol & Lpol IF 1 - 8
2 JB
IF 3R
2 JB
IF 3L
2 JB
IF 4R
2 JB
IF 4L
2 JB
IF 5R
2 JB
IF 5L
2 JB
IF 6R
2 JB
IF 6L
2 JB
IF 7R
2 JB
IF 7L
Degrees
00 00
30
01 00
30
02 00
TIME (HOURS)

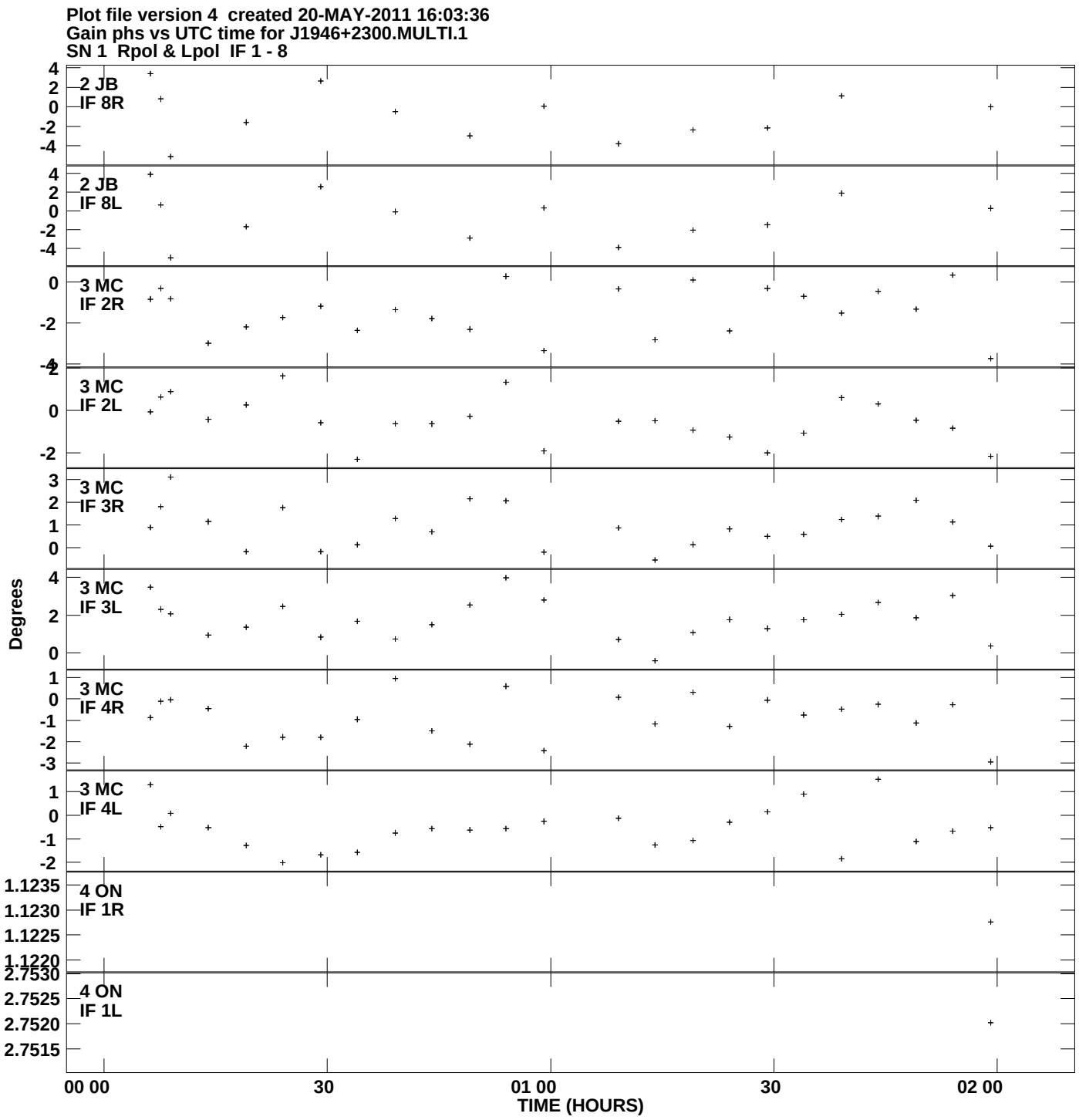
Plot file version 4 created 20-MAY-2011 16:03:36
Gain phs vs UTC time for J1946+2300.MULTI.1
SN 1 Rpol & Lpol IF 1 - 8
2 JB
IF 8R
2 JB
IF 8L
3 MC
IF 2R
3 MC
IF 2L
3 MC
IF 3R
3 MC
IF 3L
3 MC
IF 4R
3 MC
IF 4L
4 ON
IF 1R
4 ON
IF 1L
Degrees
00 00
30
01 00
30
02 00
TIME (HOURS)

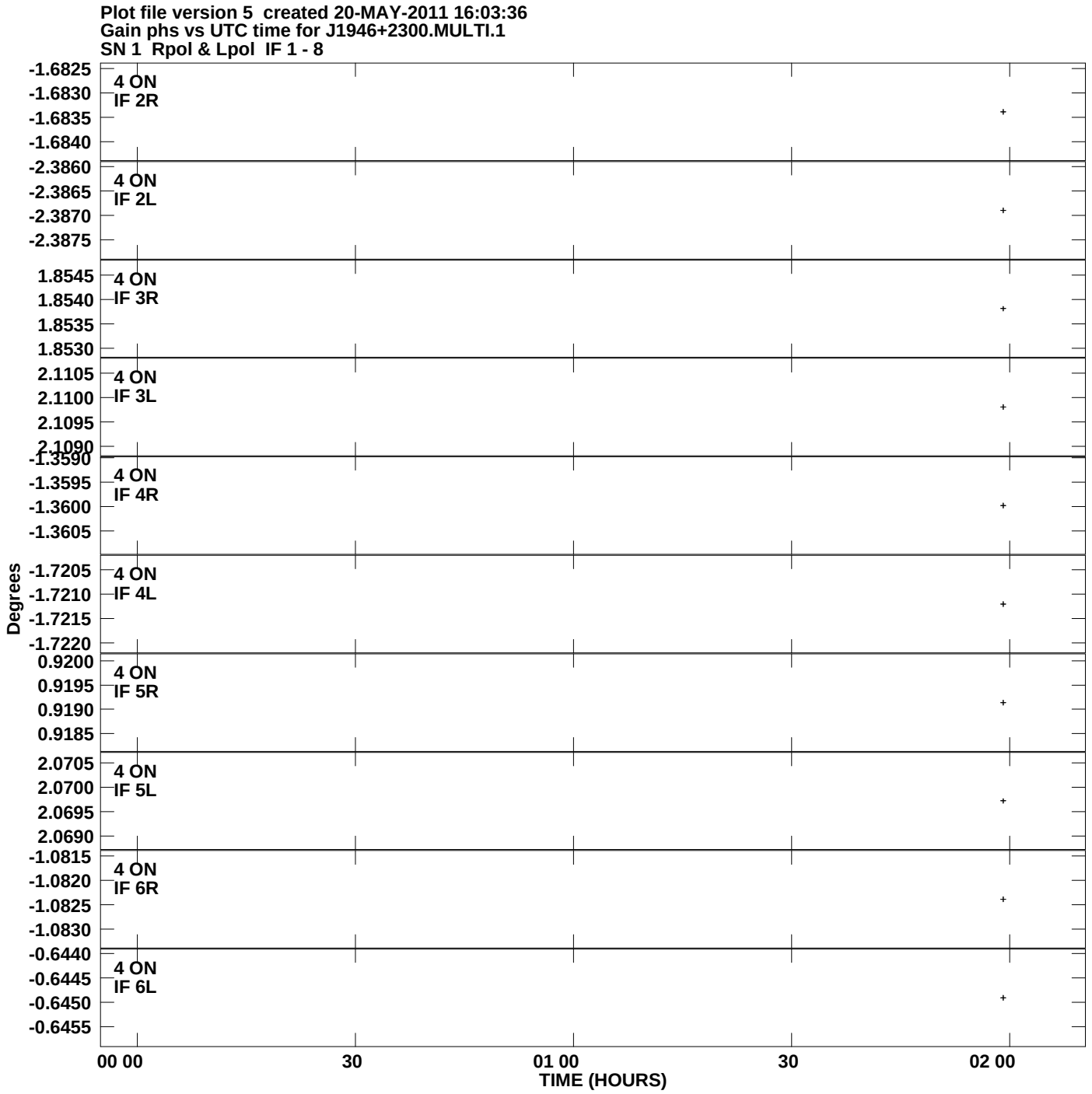
Plot file version 5 created 20-MAY-2011 16:03:36
Gain phs vs UTC time for J1946+2300.MULTI.1
SN 1 Rpol & Lpol IF 1 - 8
4 ON
IF 2R
4 ON
IF 2L
4 ON
IF 3R
4 ON
IF 3L
4 ON
IF 4R
4 ON
IF 4L
4 ON
IF 5R
4 ON
IF 5L
4 ON
IF 6R
4 ON
IF 6L
-1.6825
-1.6830
-1.6835
-1.6840
-2.3860
-2.3865
-2.3870
-2.3875
1.8545
1.8540
1.8535
1.8530
2.1105
2.1100
2.1095
2.1090
-1.3590
-1.3595
-1.3600
-1.3605
-1.7205
-1.7210
-1.7215
-1.7220
0.9200
0.9195
0.9190
0.9185
2.0705
2.0700
2.0695
2.0690
-1.0815
-1.0820
-1.0825
-1.0830
-0.6440
-0.6445
-0.6450
-0.6455
Degrees
00 00
30
01 00
30
02 00
TIME (HOURS)

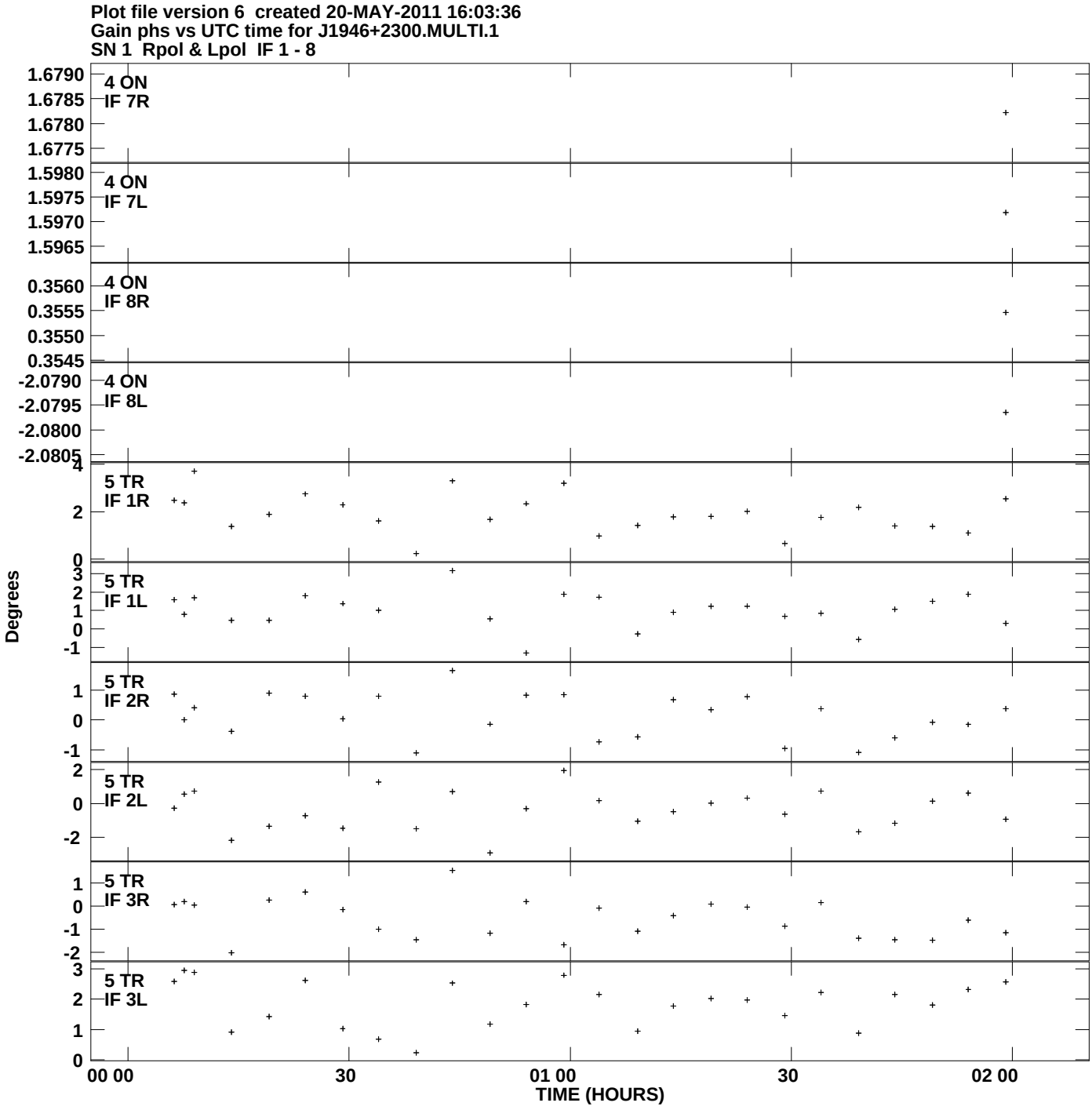
Plot file version 6 created 20-MAY-2011 16:03:36
Gain phs vs UTC time for J1946+2300.MULTI.1
SN 1 Rpol & Lpol IF 1 - 8
4 ON
IF 7R
4 ON
IF 7L
4 ON
IF 8R
4 ON
IF 8L
5 TR
IF 1R
5 TR
IF 1L
5 TR
IF 2R
5 TR
IF 2L
5 TR
IF 3R
5 TR
IF 3L
Degrees
00 00
30
01 00
30
02 00
TIME (HOURS)

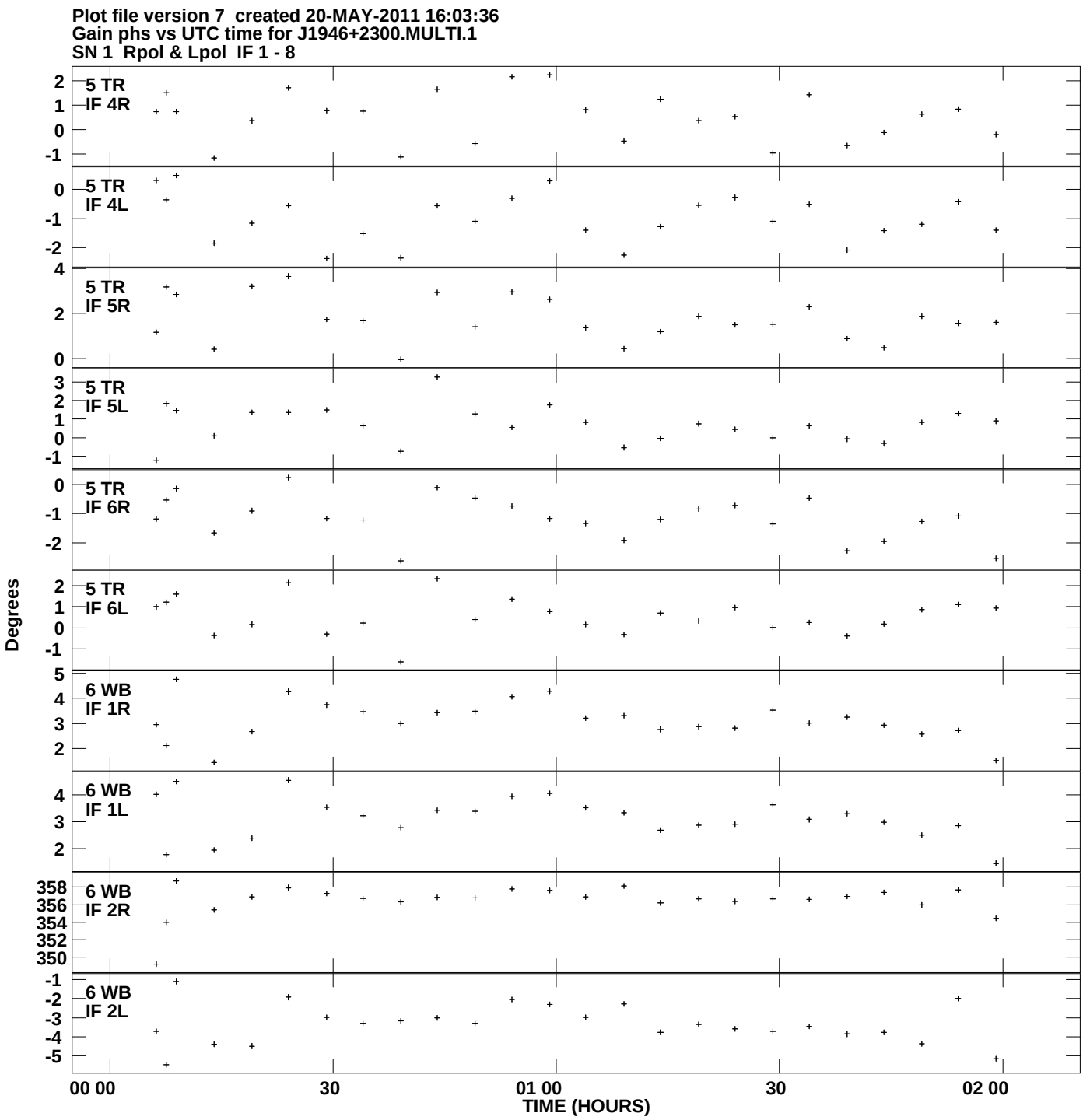
Plot file version 7 created 20-MAY-2011 16:03:36
Gain phs vs UTC time for J1946+2300.MULTI.1
SN 1 Rpol & Lpol IF 1 - 8
5 TR
IF 4R
5 TR
IF 4L
5 TR
IF 5R
5 TR
IF 5L
5 TR
IF 6R
5 TR
IF 6L
6 WB
IF 1R
6 WB
IF 1L
6 WB
IF 2R
6 WB
IF 2L
Degrees
00 00
30
01 00
30
02 00
TIME (HOURS)

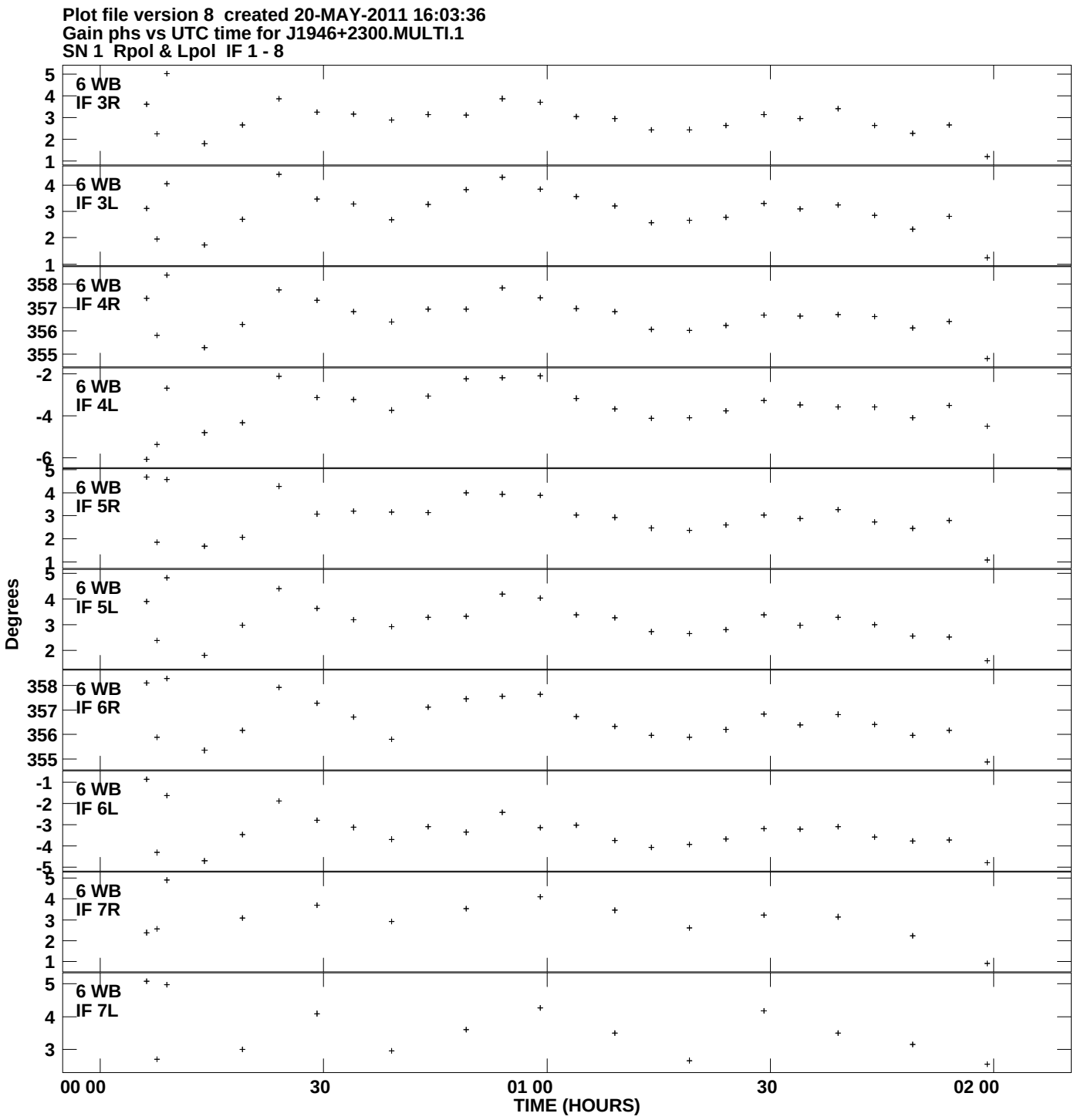
Plot file version 8 created 20-MAY-2011 16:03:36
Gain phs vs UTC time for J1946+2300.MULTI.1
SN 1 Rpol & Lpol IF 1 - 8
6 WB IF 3R
6 WB IF 3L
6 WB IF 4R
6 WB IF 4L
6 WB IF 5R
6 WB IF 5L
6 WB IF 6R
6 WB IF 6L
6 WB IF 7R
6 WB IF 7L
Degrees
00 00
30
01 00
30
02 00
TIME (HOURS)

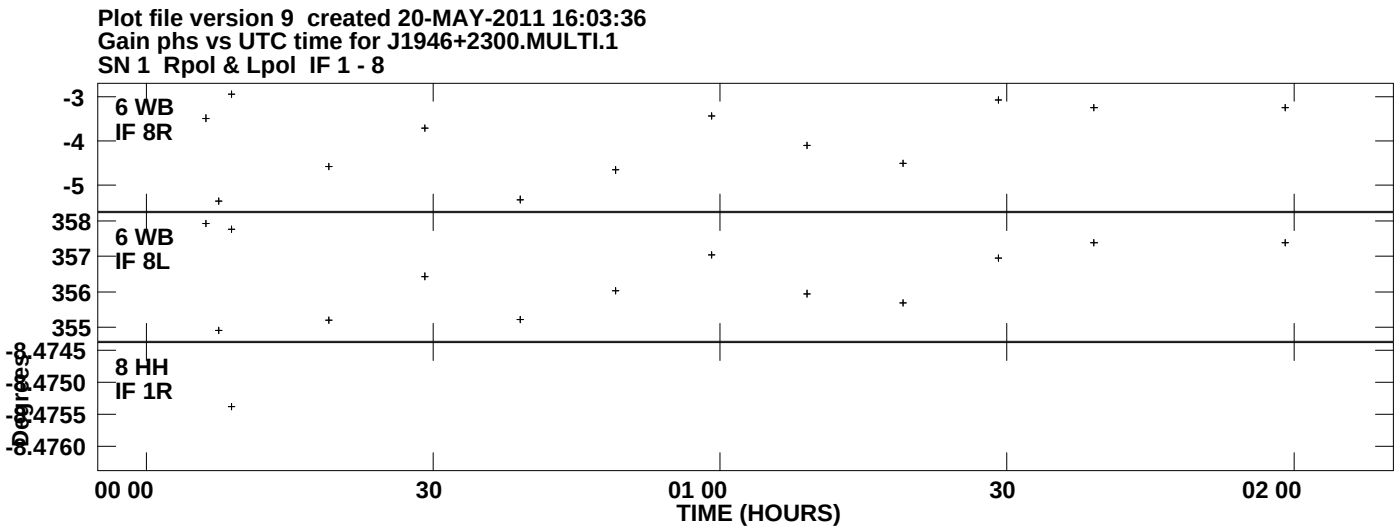
Plot file version 9 created 20-MAY-2011 16:03:36
Gain phs vs UTC time for J1946+2300.MULTI.1
SN 1 Rpol & Lpol IF 1 - 8
6 WB
IF 8R
6 WB
IF 8L
8 HH
IF 1R
-3
-4
-5
358
357
356
355
-8.4745
-8.4750
-8.4755
-8.4760
Degrees
00 00
30
01 00
30
02 00
TIME (HOURS)