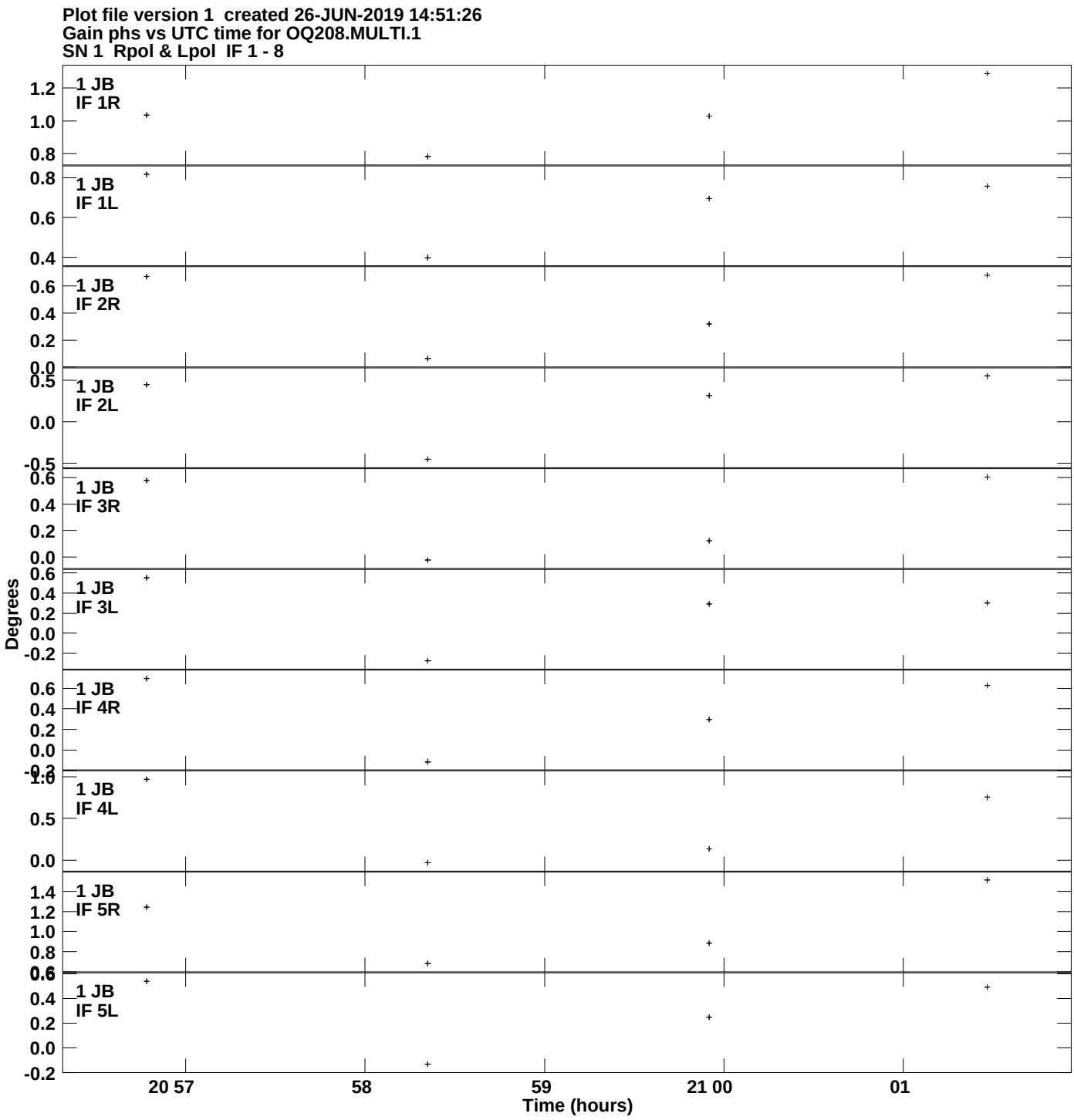
Plot file version 1 created 26-JUN-2019 14:51:26
Gain phs vs UTC time for OQ208.MULTI.1
SN 1 Rpol & Lpol IF 1 - 8
1 JB
IF 1R
1 JB
IF 1L
1 JB
IF 2R
1 JB
IF 2L
1 JB
IF 3R
1 JB
IF 3L
1 JB
IF 4R
1 JB
IF 4L
1 JB
IF 5R
1 JB
IF 5L
Degrees
20 57
58
59
21 00
01
Time (hours)

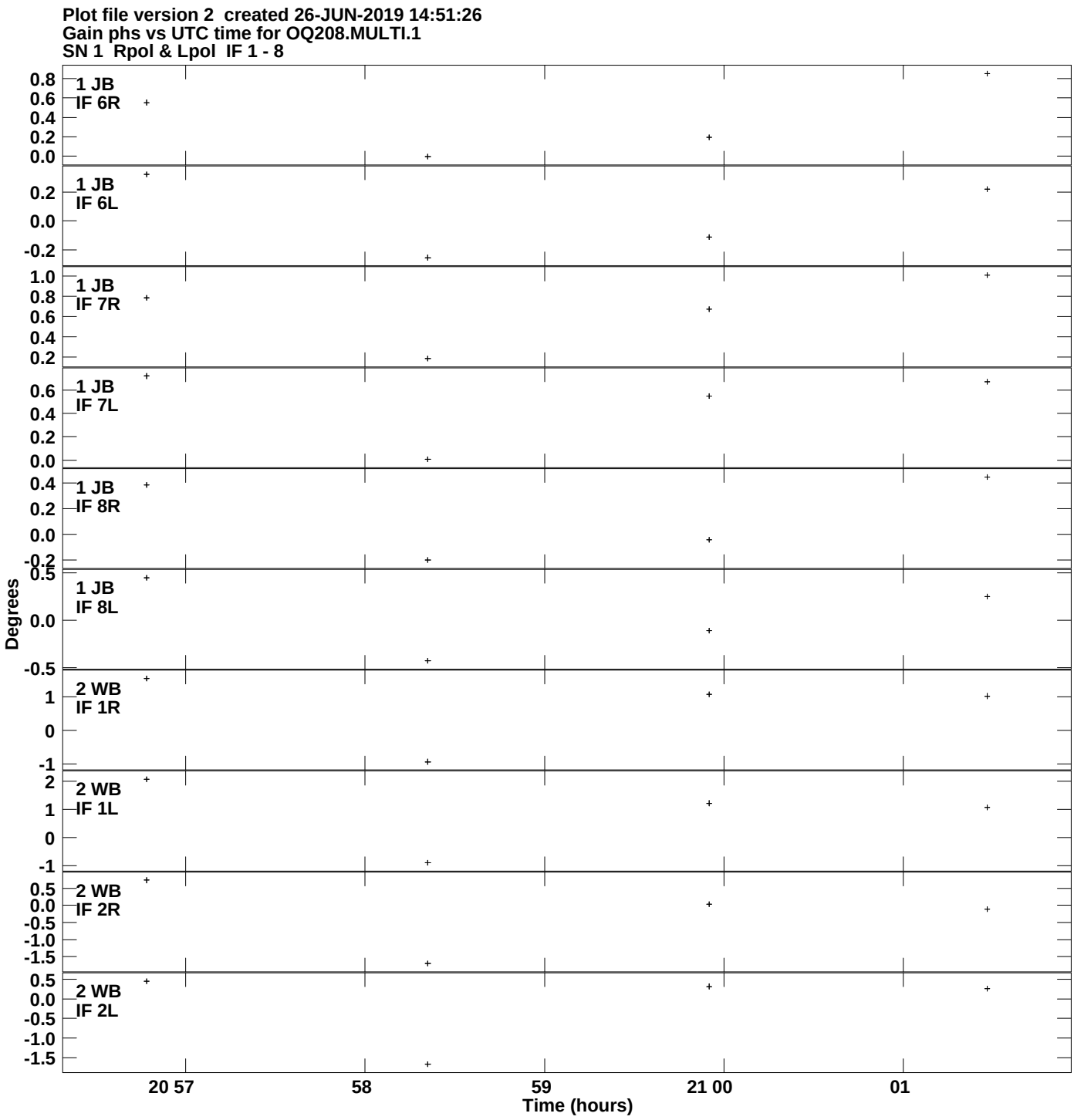
Plot file version 2 created 26-JUN-2019 14:51:26
Gain phs vs UTC time for OQ208.MULTI.1
SN 1 Rpol & Lpol IF 1 - 8
1 JB
IF 6R
1 JB
IF 6L
1 JB
IF 7R
1 JB
IF 7L
1 JB
IF 8R
1 JB
IF 8L
2 WB
IF 1R
2 WB
IF 1L
2 WB
IF 2R
2 WB
IF 2L
Degrees
20 57
58
59
21 00
01
Time (hours)

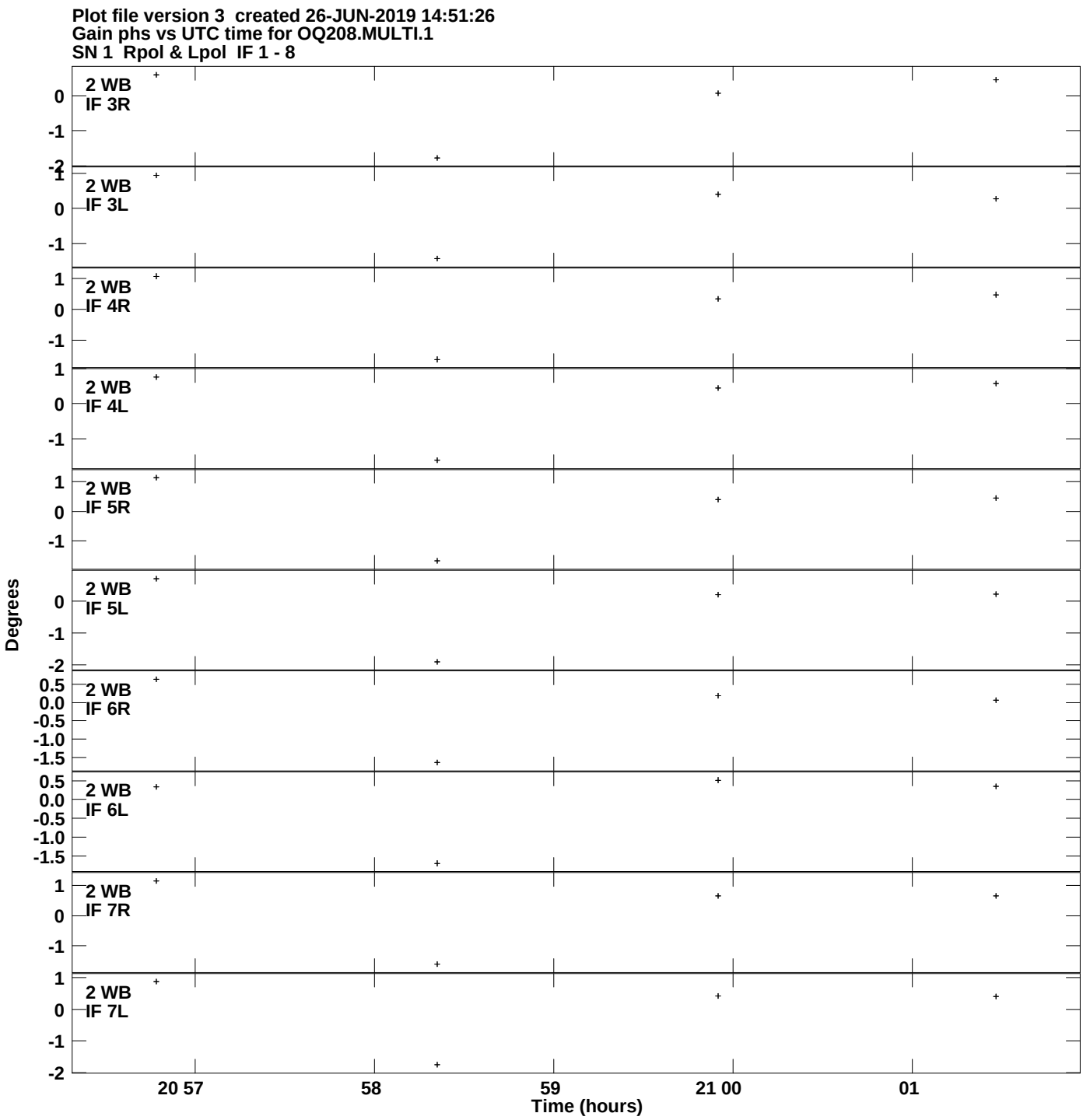
Plot file version 3 created 26-JUN-2019 14:51:26
Gain phs vs UTC time for OQ208.MULTI.1
SN 1 Rpol & Lpol IF 1 - 8
2 WB
IF 3R
2 WB
IF 3L
2 WB
IF 4R
2 WB
IF 4L
2 WB
IF 5R
2 WB
IF 5L
2 WB
IF 6R
2 WB
IF 6L
2 WB
IF 7R
2 WB
IF 7L
Degrees
20 57
58
59
21 00
01
Time (hours)

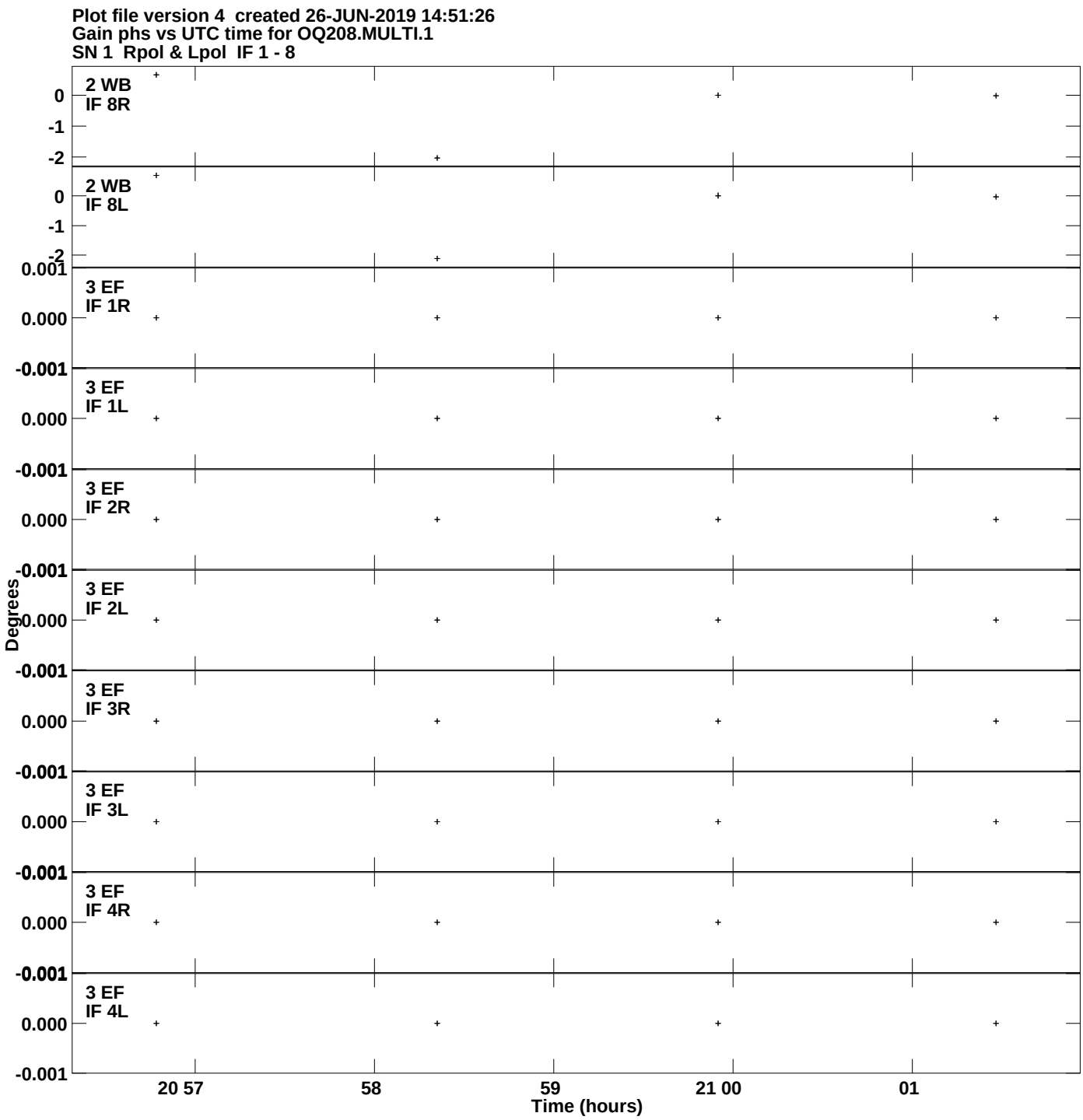
Plot file version 4 created 26-JUN-2019 14:51:26
Gain phs vs UTC time for OQ208.MULTI.1
SN 1 Rpol & Lpol IF 1 - 8
2 WB
IF 8R
2 WB
IF 8L
3 EF
IF 1R
3 EF
IF 1L
3 EF
IF 2R
3 EF
IF 2L
3 EF
IF 3R
3 EF
IF 3L
3 EF
IF 4R
3 EF
IF 4L
Degrees
0
-1
-2
0.001
0.000
-0.001
20 57
58
59
21 00
01
Time (hours)

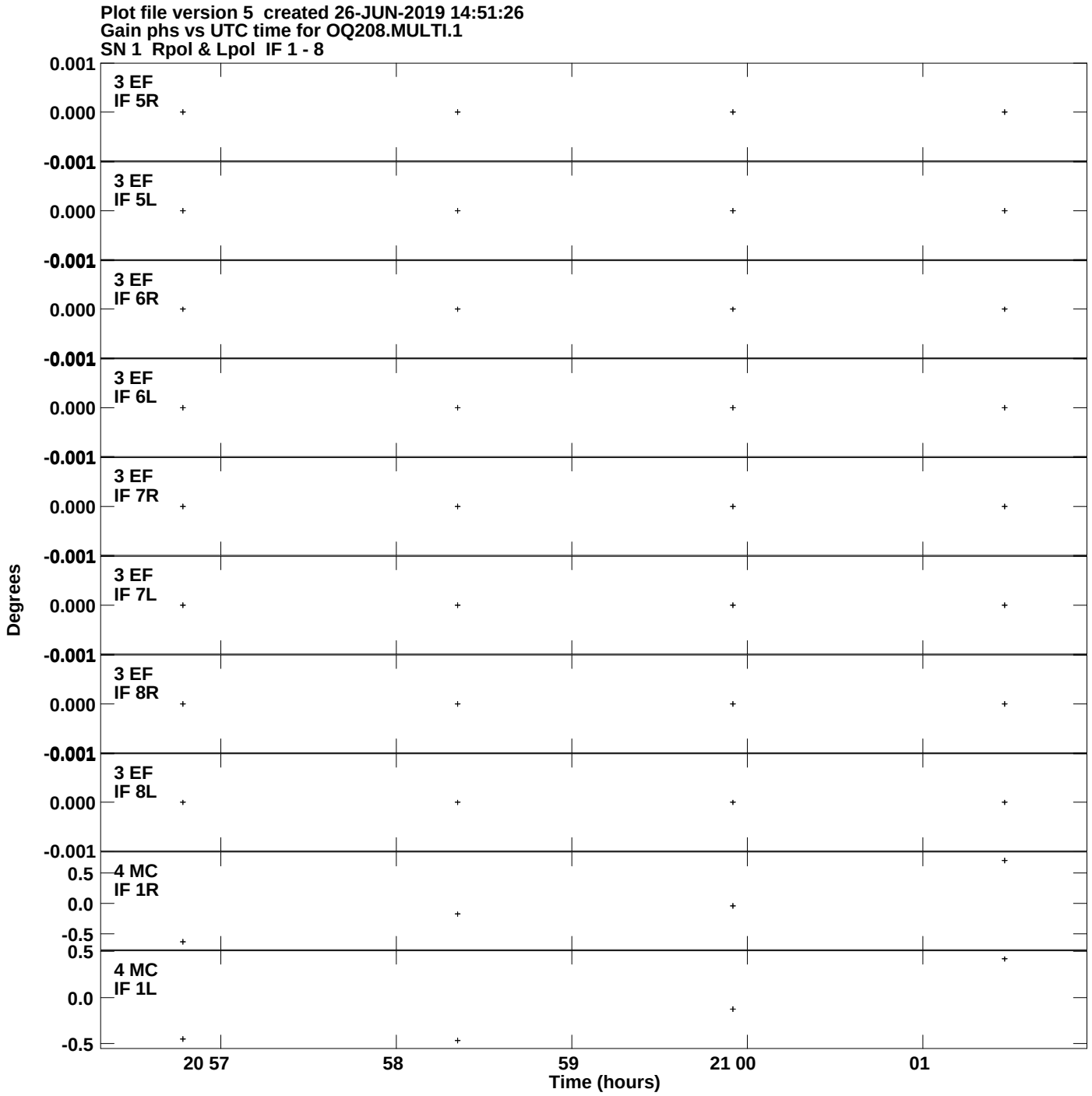
Plot file version 5 created 26-JUN-2019 14:51:26
Gain phs vs UTC time for OQ208.MULTI.1
SN 1 Rpol & Lpol IF 1 - 8
3 EF
IF 5R
3 EF
IF 5L
3 EF
IF 6R
3 EF
IF 6L
3 EF
IF 7R
3 EF
IF 7L
3 EF
IF 8R
3 EF
IF 8L
4 MC
IF 1R
4 MC
IF 1L
0.001
0.000
-0.001
0.5
0.0
-0.5
Degrees
20 57
58
59
21 00
01
Time (hours)

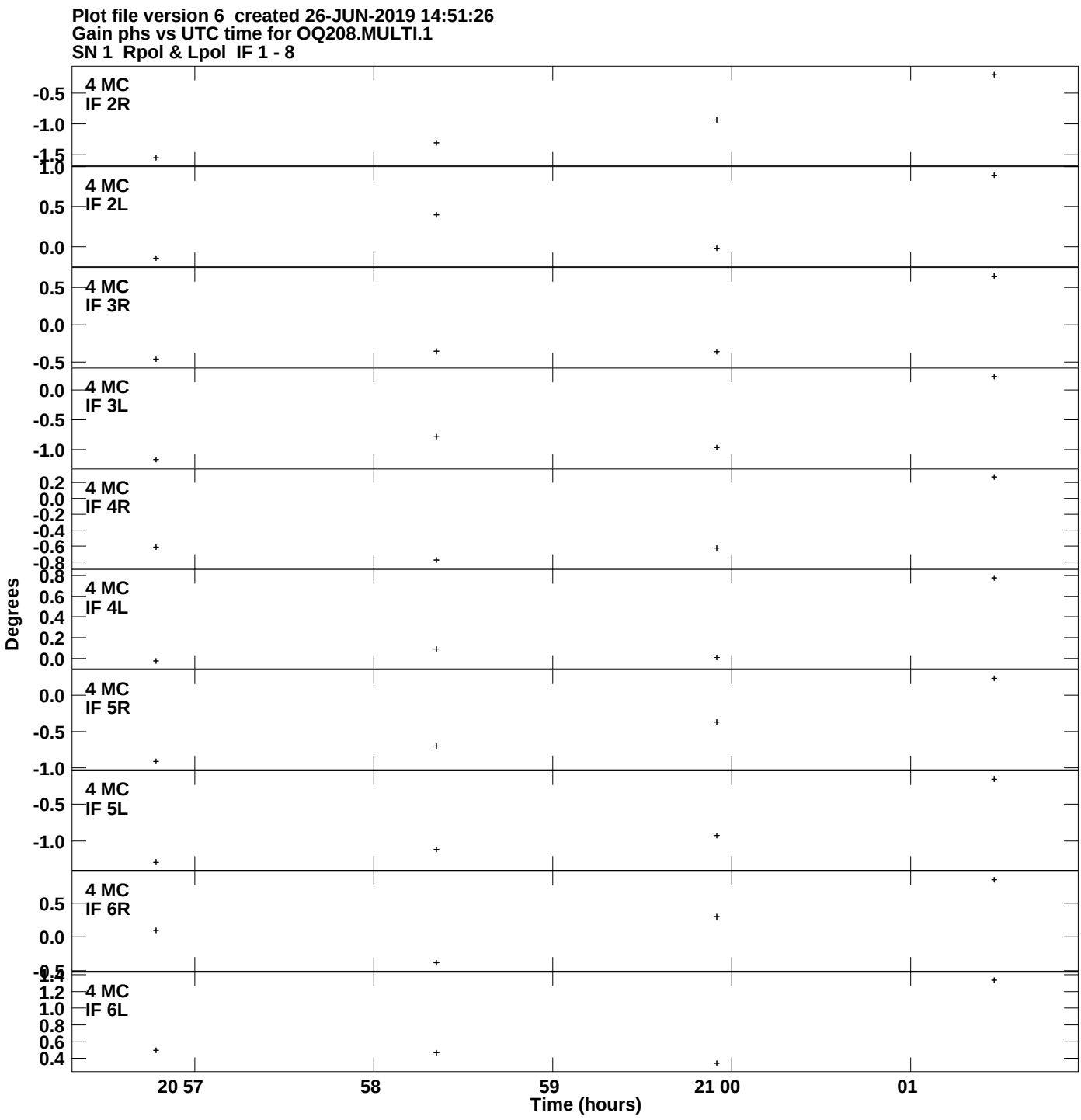
Plot file version 6 created 26-JUN-2019 14:51:26
Gain phs vs UTC time for OQ208.MULTI.1
SN 1 Rpol & Lpol IF 1 - 8
4 MC
IF 2R
4 MC
IF 2L
4 MC
IF 3R
4 MC
IF 3L
4 MC
IF 4R
4 MC
IF 4L
4 MC
IF 5R
4 MC
IF 5L
4 MC
IF 6R
4 MC
IF 6L
Degrees
20 57
58
59
21 00
01
Time (hours)

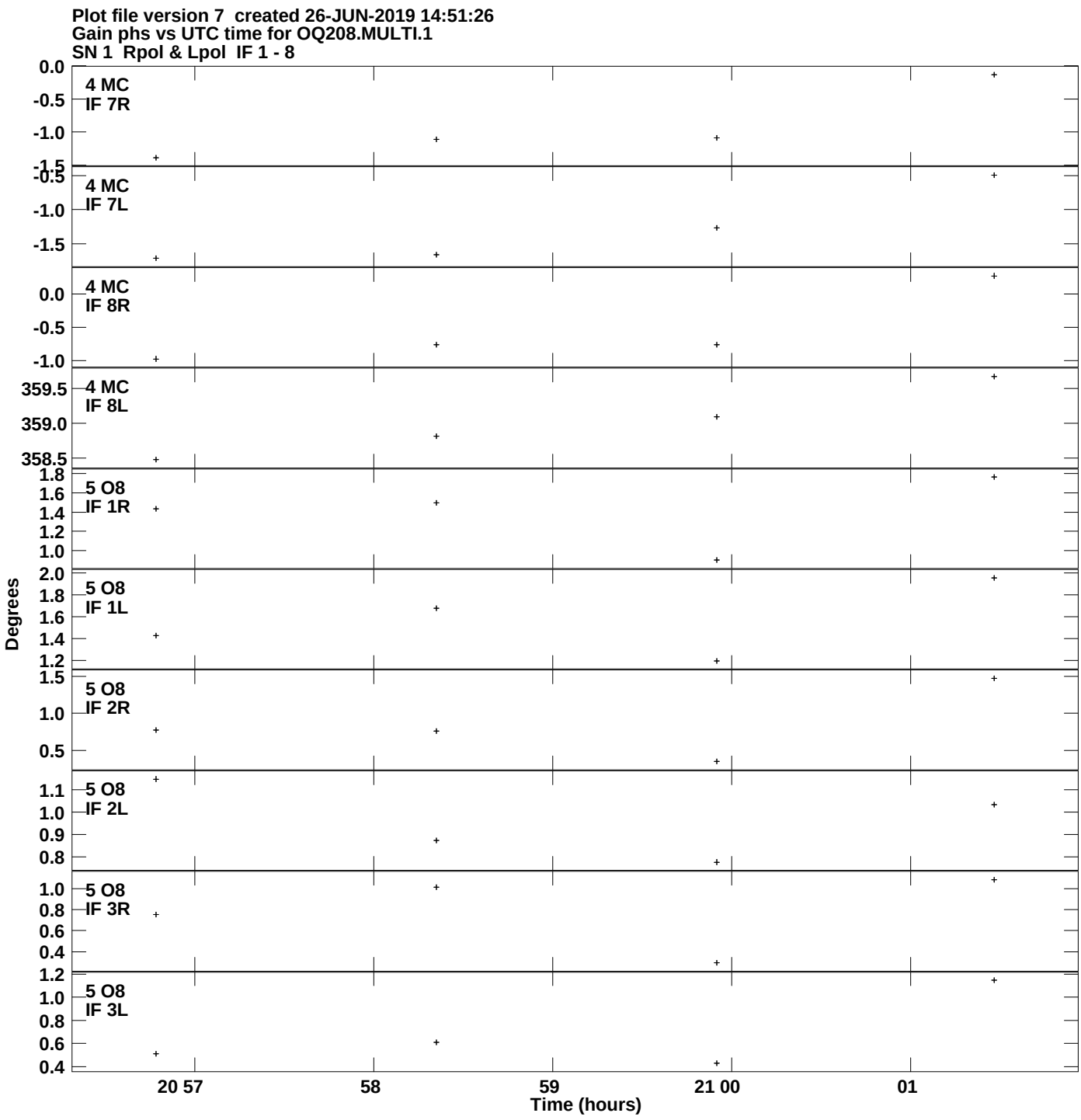
Plot file version 7 created 26-JUN-2019 14:51:26
Gain phs vs UTC time for OQ208.MULTI.1
SN 1 Rpol & Lpol IF 1 - 8
4 MC
IF 7R
4 MC
IF 7L
4 MC
IF 8R
4 MC
IF 8L
5 O8
IF 1R
5 O8
IF 1L
5 O8
IF 2R
5 O8
IF 2L
5 O8
IF 3R
5 O8
IF 3L
Degrees
20 57
58
59
21 00
01
Time (hours)

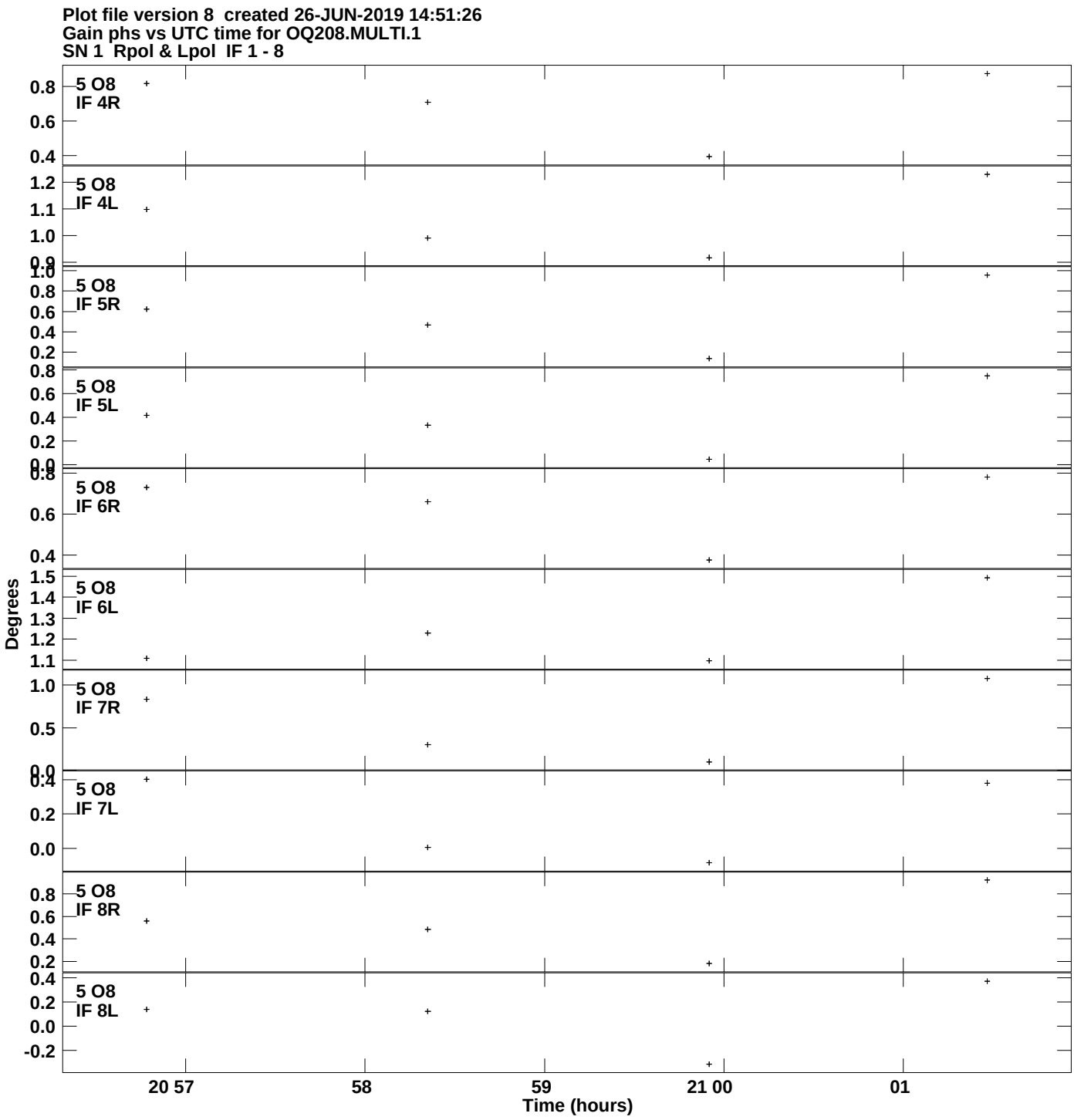
Plot file version 8 created 26-JUN-2019 14:51:26
Gain phs vs UTC time for OQ208.MULTI.1
SN 1 Rpol & Lpol IF 1 - 8
5 O8
IF 4R
5 O8
IF 4L
5 O8
IF 5R
5 O8
IF 5L
5 O8
IF 6R
5 O8
IF 6L
5 O8
IF 7R
5 O8
IF 7L
5 O8
IF 8R
5 O8
IF 8L
Degrees
20 57
58
59
21 00
01
Time (hours)

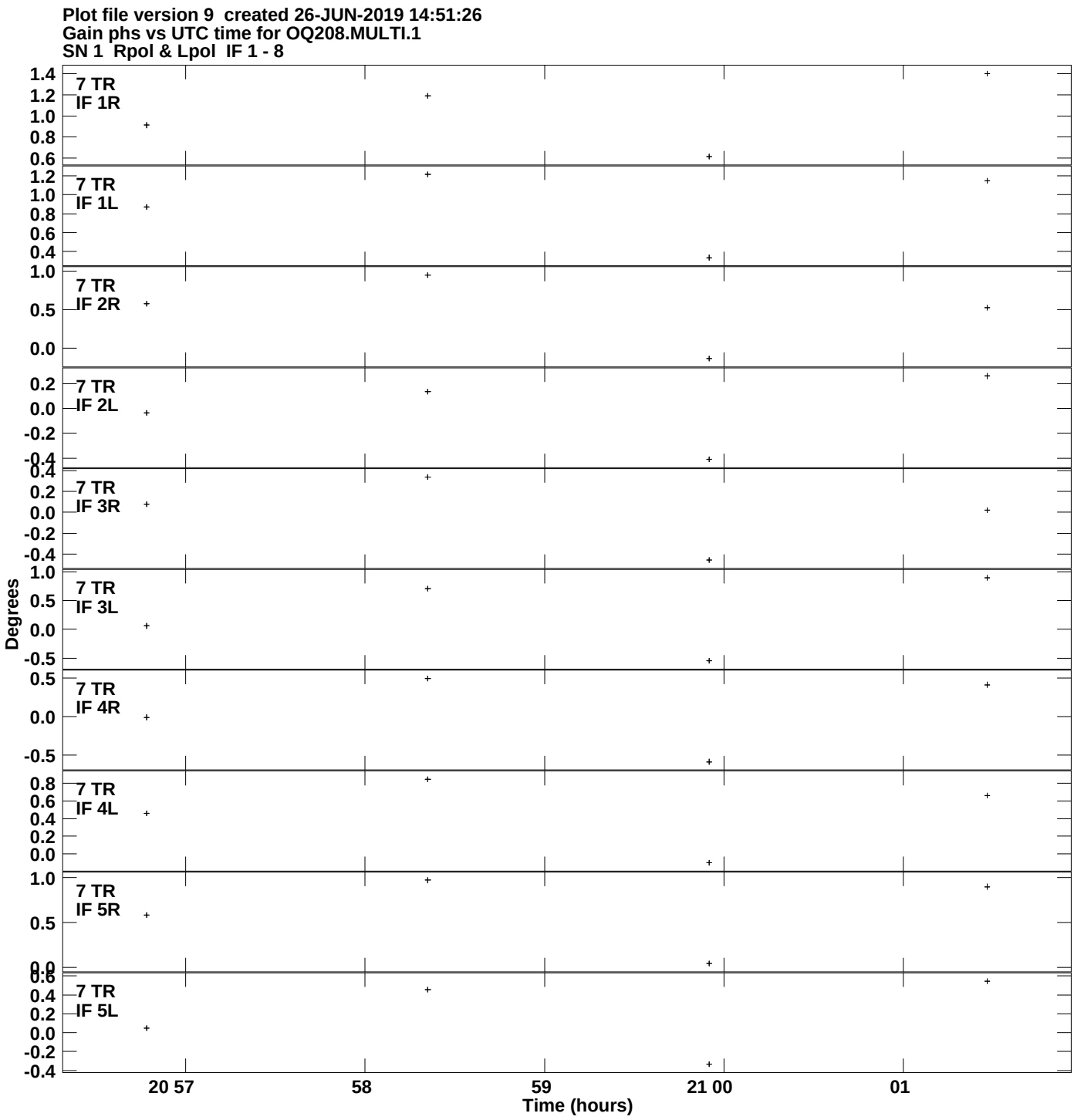
Plot file version 9 created 26-JUN-2019 14:51:26
Gain phs vs UTC time for OQ208.MULTI.1
SN 1 Rpol & Lpol IF 1 - 8
7 TR
IF 1R
7 TR
IF 1L
7 TR
IF 2R
7 TR
IF 2L
7 TR
IF 3R
7 TR
IF 3L
7 TR
IF 4R
7 TR
IF 4L
7 TR
IF 5R
7 TR
IF 5L
Degrees
20 57
58
59
21 00
01
Time (hours)

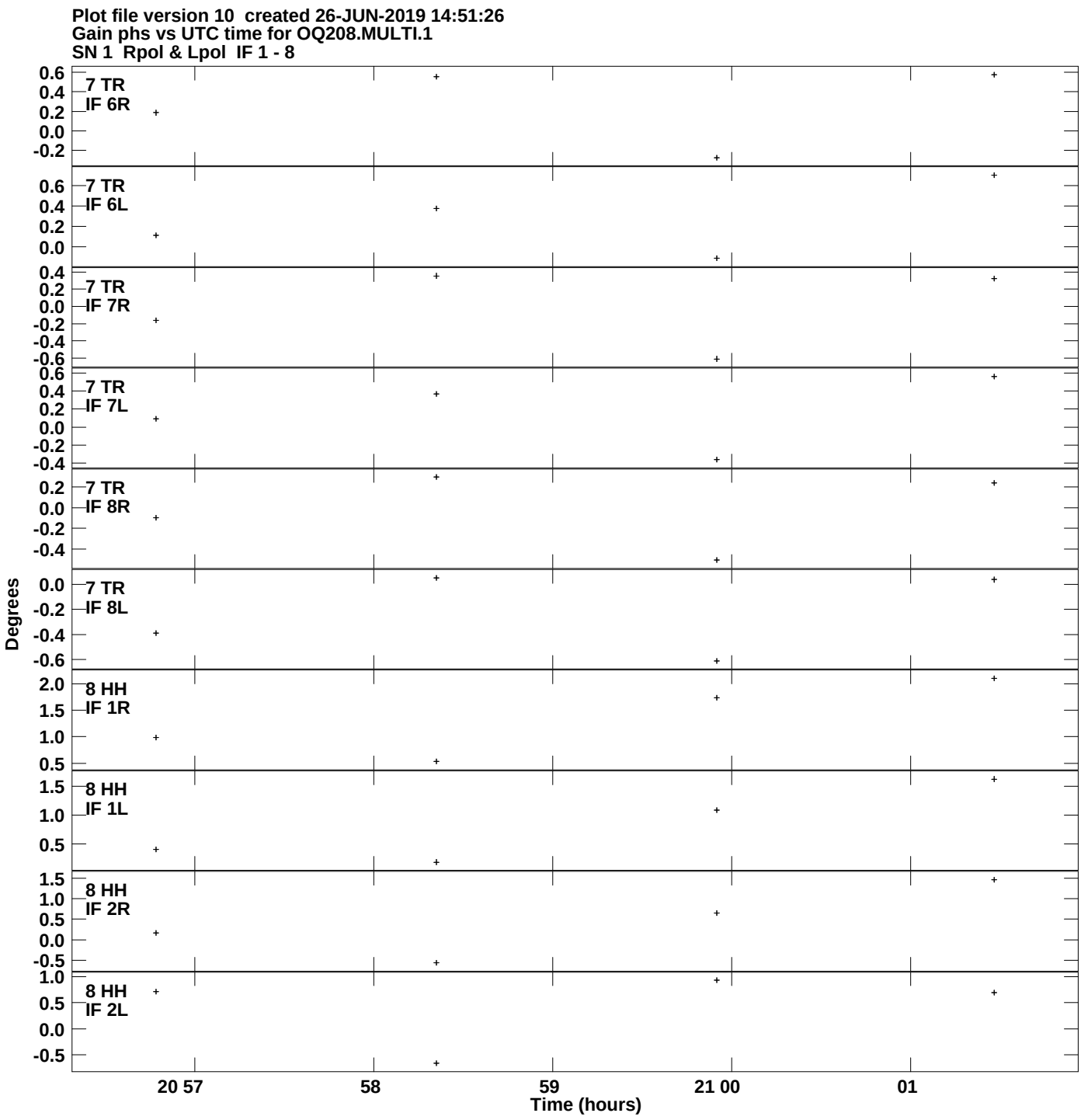
Plot file version 10 created 26-JUN-2019 14:51:26
Gain phs vs UTC time for OQ208.MULTI.1
SN 1 Rpol & Lpol IF 1 - 8
7 TR
IF 6R
7 TR
IF 6L
7 TR
IF 7R
7 TR
IF 7L
7 TR
IF 8R
7 TR
IF 8L
8 HH
IF 1R
8 HH
IF 1L
8 HH
IF 2R
8 HH
IF 2L
Degrees
20 57
58
59
21 00
01
Time (hours)

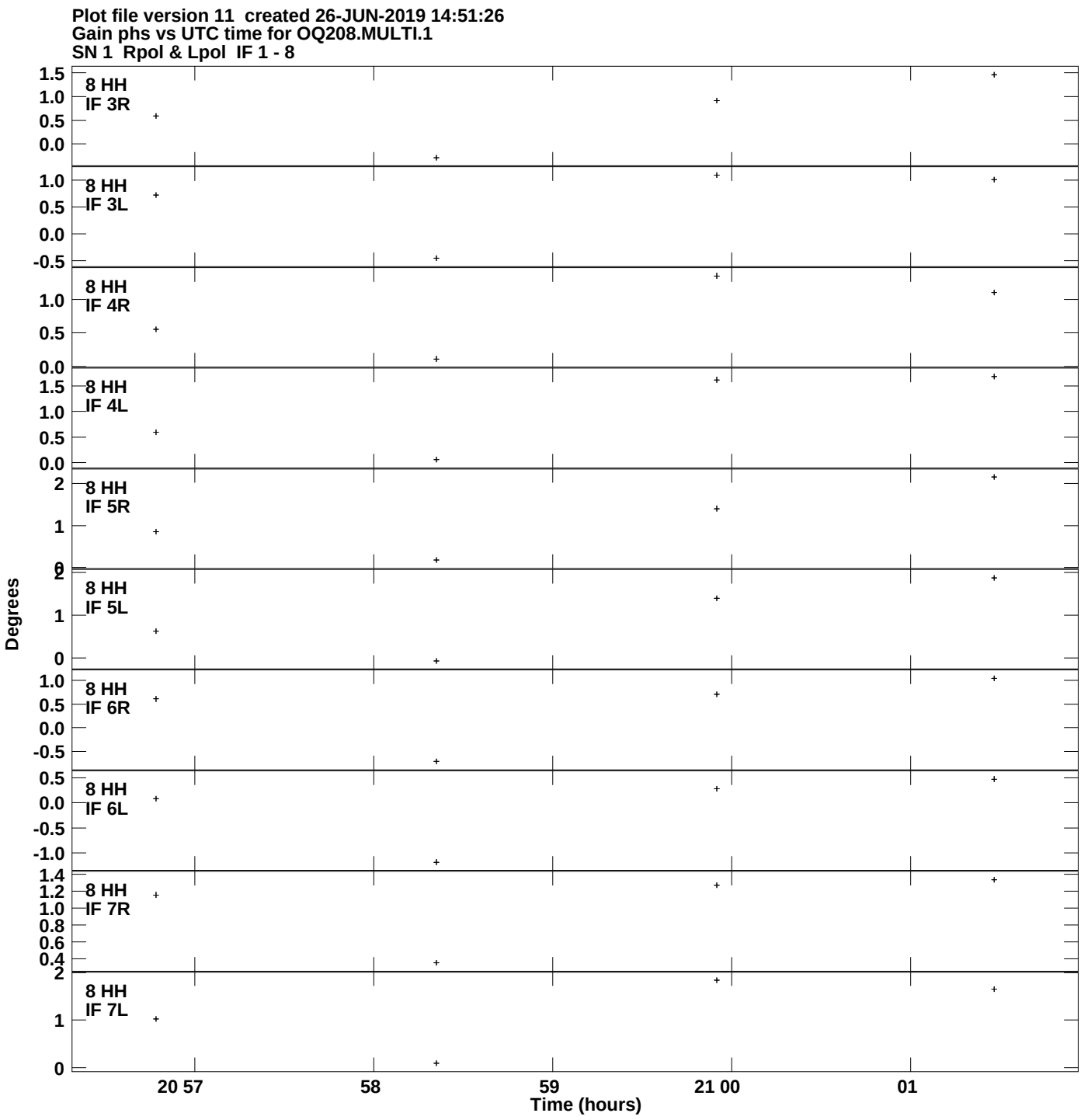
Plot file version 11 created 26-JUN-2019 14:51:26
Gain phs vs UTC time for OQ208.MULTI.1
SN 1 Rpol & Lpol IF 1 - 8
8 HH
IF 3R
8 HH
IF 3L
8 HH
IF 4R
8 HH
IF 4L
8 HH
IF 5R
8 HH
IF 5L
8 HH
IF 6R
8 HH
IF 6L
8 HH
IF 7R
8 HH
IF 7L
Degrees
20 57
58
59
21 00
01
Time (hours)

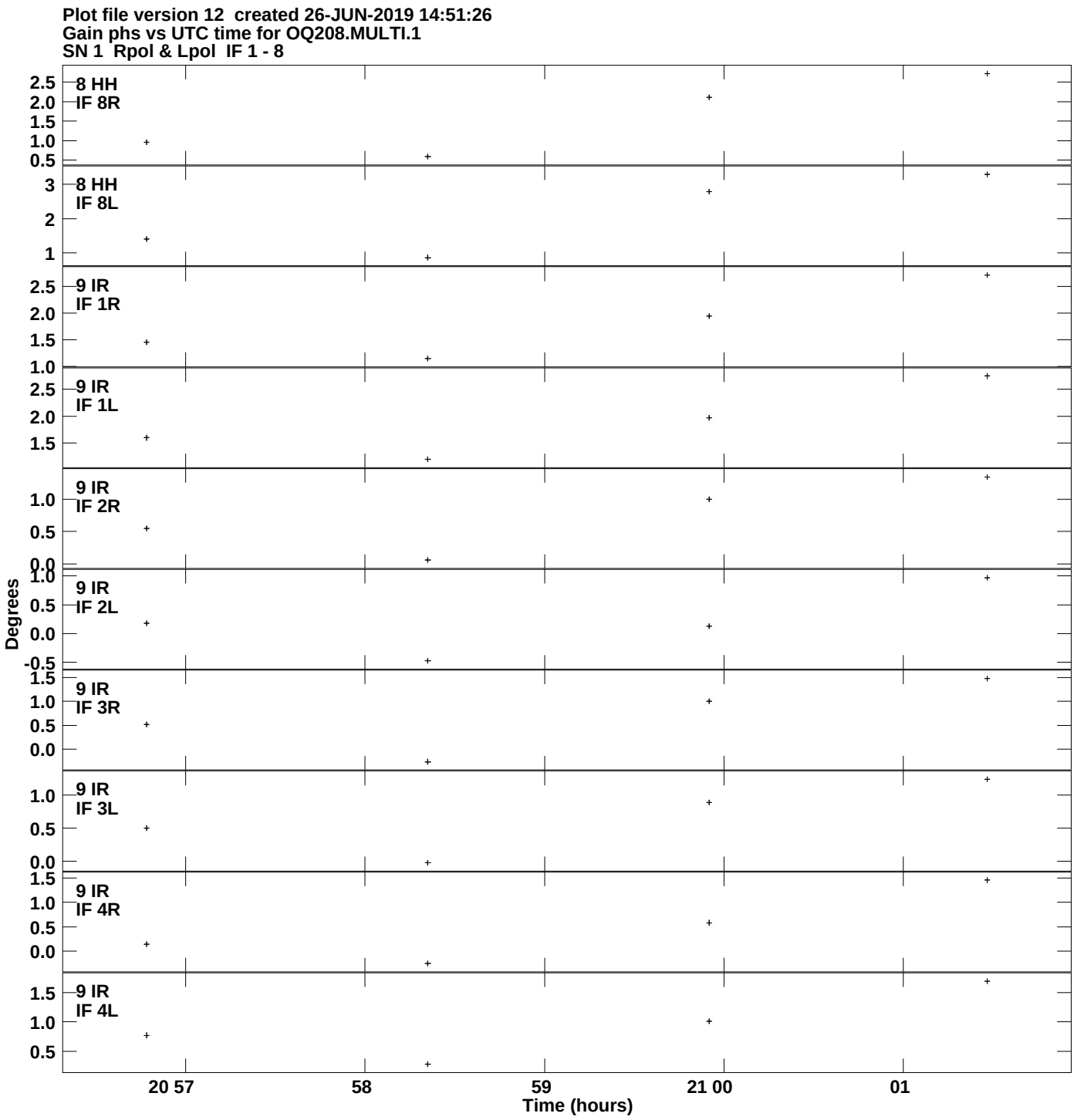
Plot file version 12 created 26-JUN-2019 14:51:26
Gain phs vs UTC time for OQ208.MULTI.1
SN 1 Rpol & Lpol IF 1 - 8
8 HH
IF 8R
8 HH
IF 8L
9 IR
IF 1R
9 IR
IF 1L
9 IR
IF 2R
9 IR
IF 2L
9 IR
IF 3R
9 IR
IF 3L
9 IR
IF 4R
9 IR
IF 4L
Degrees
20 57
58
59
21 00
01
Time (hours)

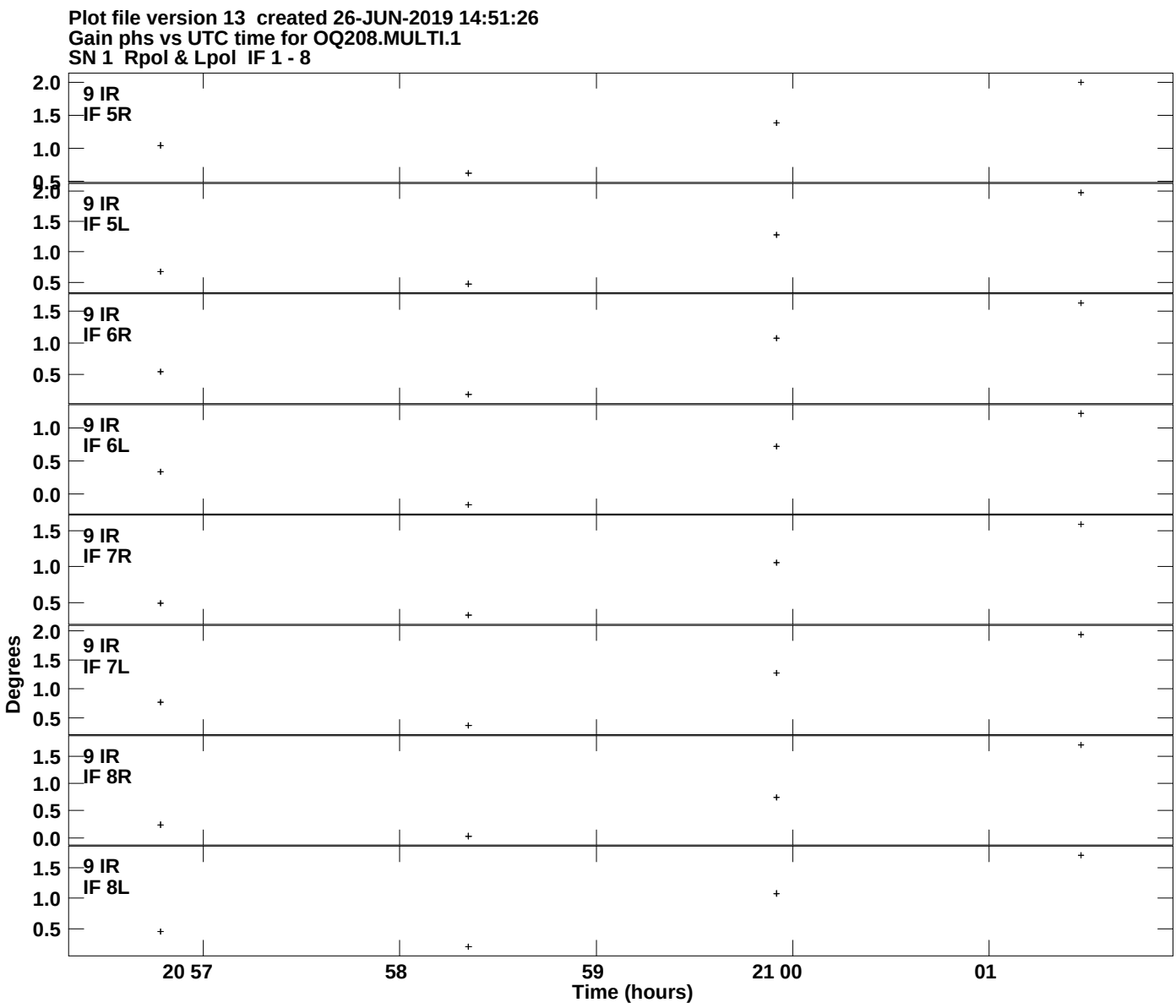
Plot file version 13 created 26-JUN-2019 14:51:26
Gain phs vs UTC time for OQ208.MULTI.1
SN 1 Rpol & Lpol IF 1 - 8
9 IR
IF 5R
9 IR
IF 5L
9 IR
IF 6R
9 IR
IF 6L
9 IR
IF 7R
9 IR
IF 7L
9 IR
IF 8R
9 IR
IF 8L
Degrees
20 57
58
59
21 00
01
Time (hours)