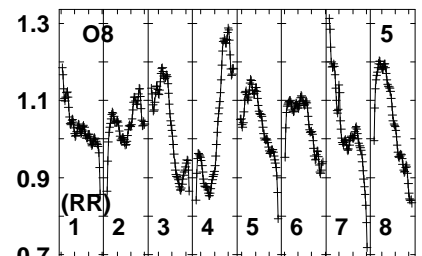
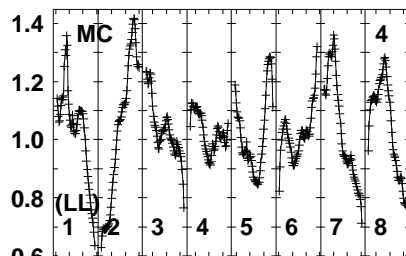
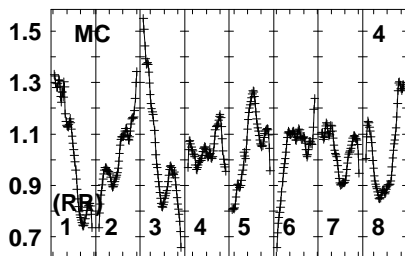
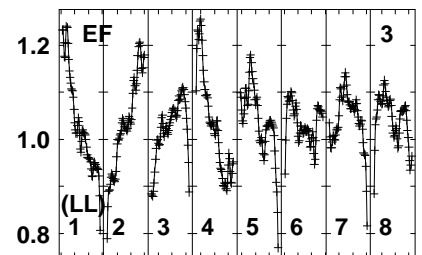
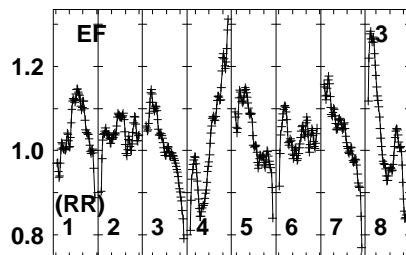
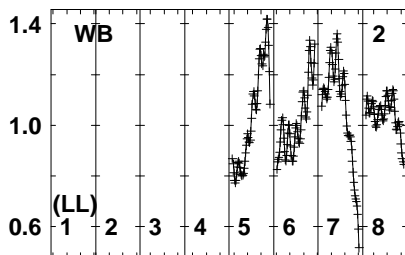
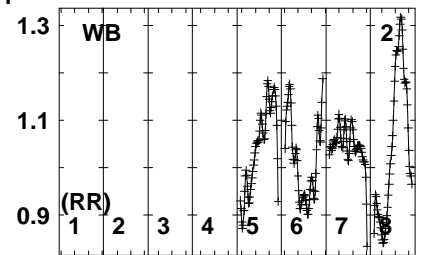
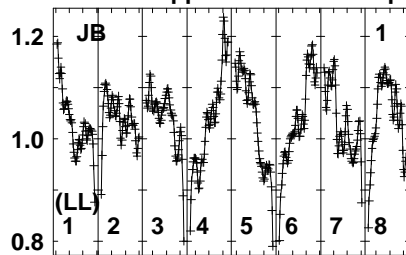
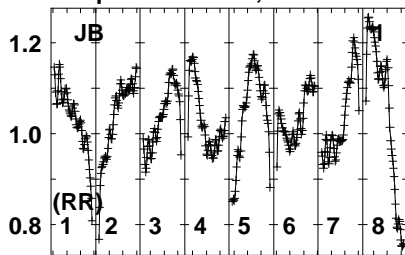


Plot file version 1 created 11-APR-2024 16:23:14

1741-038 RSG18.UVDATA.1

Freq = 4.7990 GHz, Bw = 32.000 MH No calibration applied and no bandpass applied



480083048709009309605005030
FREQ MHz

480083048709009309605005030
FREQ MHz

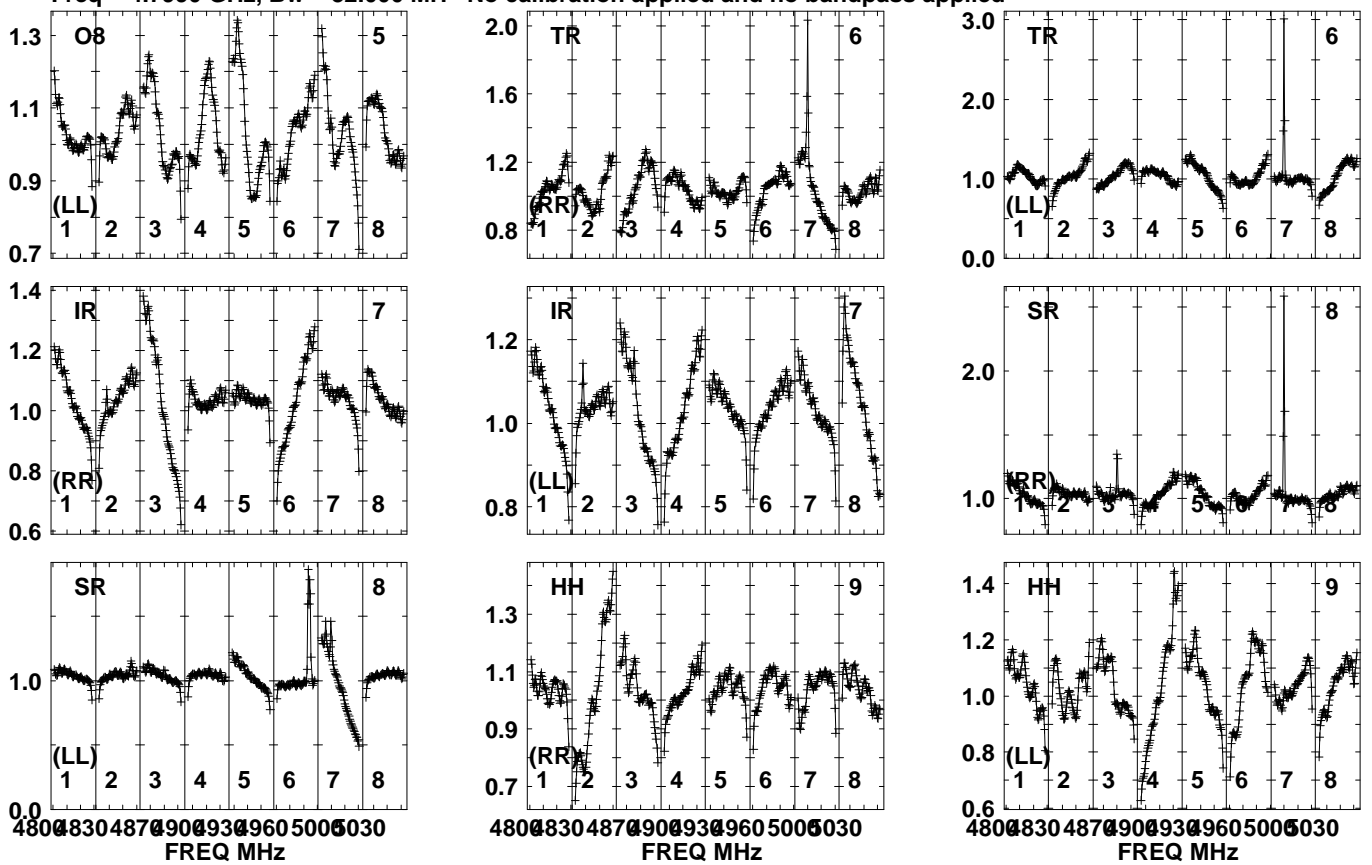
480083048709009309605005030
FREQ MHz

Lower frame: Real Jy
Auto-corr total-power spectrum Antenna: *
Timerange: 00/06:00:01 to 00/06:04:59

Plot file version 2 created 11-APR-2024 16:23:14

1741-038 RSG18.UVDATA.1

Freq = 4.7990 GHz, Bw = 32.000 MH No calibration applied and no bandpass applied

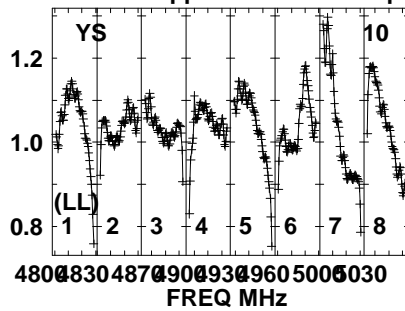
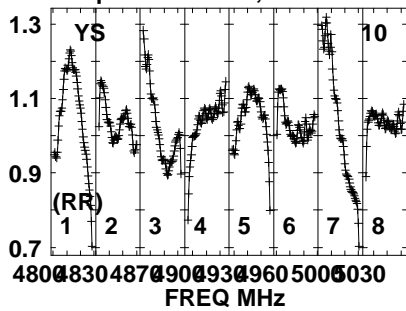


Lower frame: Real Jy
Auto-corr total-power spectrum Antenna: *
Timerange: 00/06:00:01 to 00/06:04:59

Plot file version 3 created 11-APR-2024 16:23:14

1741-038 RSG18.UVDATA.1

Freq = 4.7990 GHz, Bw = 32.000 MH No calibration applied and no bandpass applied

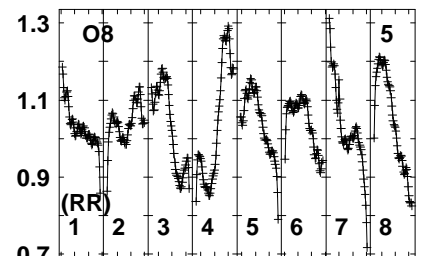
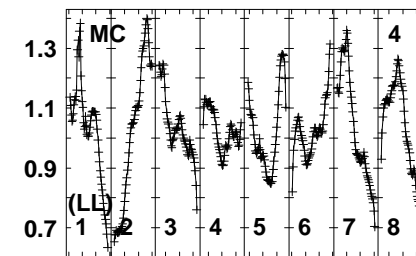
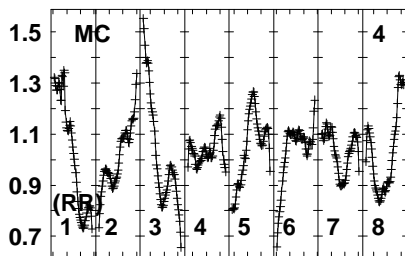
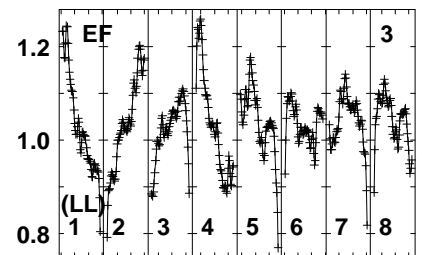
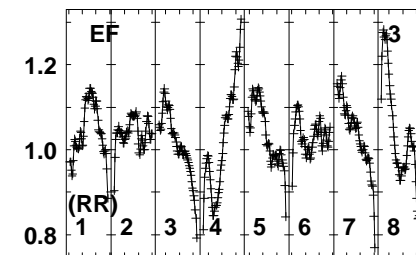
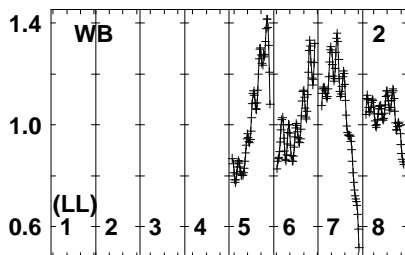
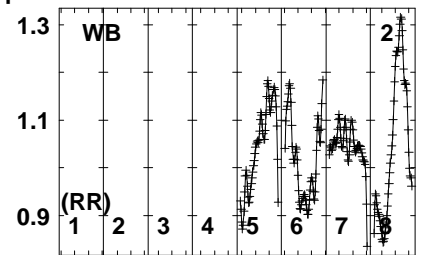
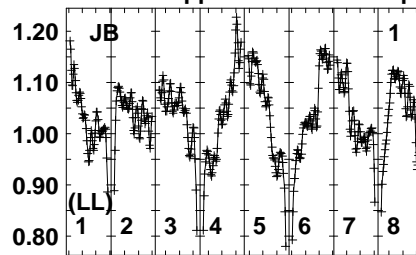
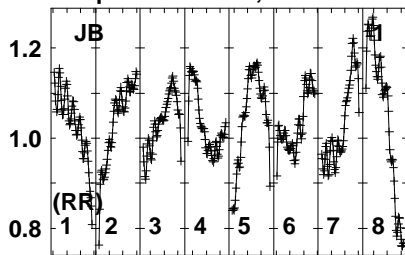


Lower frame: Real Jy
Auto-corr total-power spectrum Antenna: *
Timerange: 00/06:00:01 to 00/06:04:59

Plot file version 4 created 11-APR-2024 16:23:14

J1808-1822 RSG18.UVDATA.1

Freq = 4.7990 GHz, Bw = 32.000 MH No calibration applied and no bandpass applied



480083048709009309605005030
FREQ MHz

480083048709009309605005030
FREQ MHz

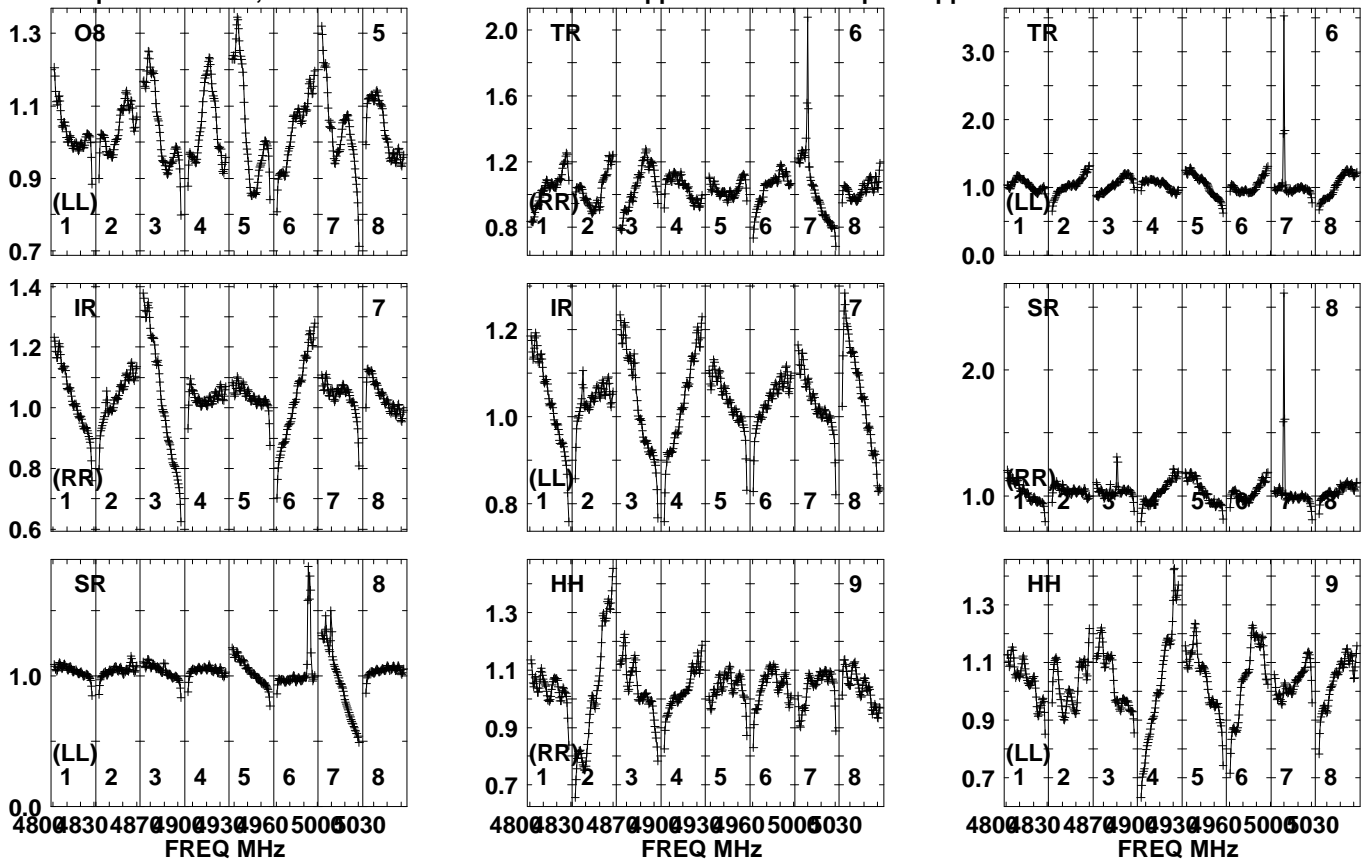
480083048709009309605005030
FREQ MHz

Lower frame: Real Jy
Auto-corr total-power spectrum Antenna: *
Timerange: 00/06:06:51 to 00/06:08:49

Plot file version 5 created 11-APR-2024 16:23:14

J1808-1822 RSG18.UVDATA.1

Freq = 4.7990 GHz, Bw = 32.000 MH No calibration applied and no bandpass applied

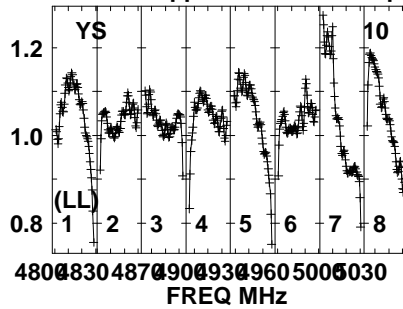
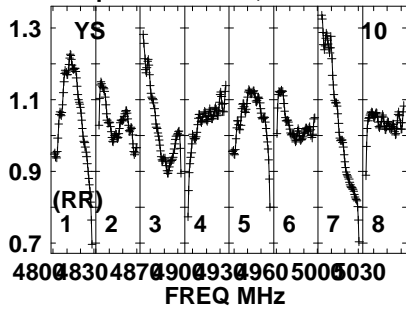


Lower frame: Real Jy
Auto-corr total-power spectrum Antenna: *
Timerange: 00/06:06:51 to 00/06:08:49

Plot file version 6 created 11-APR-2024 16:23:14

J1808-1822 RSG18.UVDATA.1

Freq = 4.7990 GHz, Bw = 32.000 MH No calibration applied and no bandpass applied

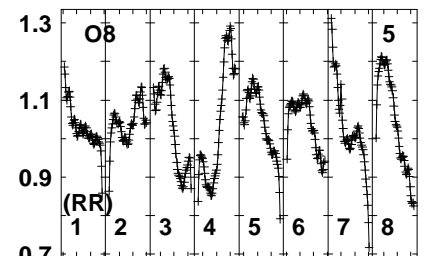
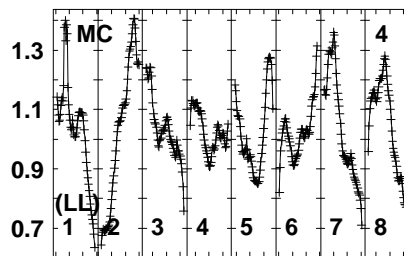
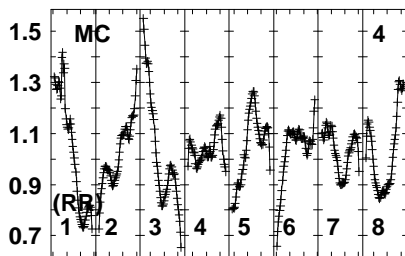
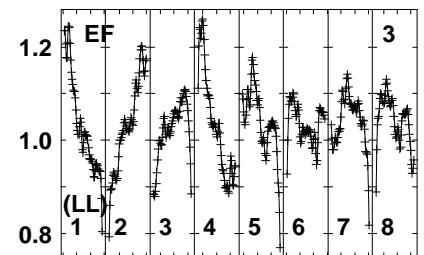
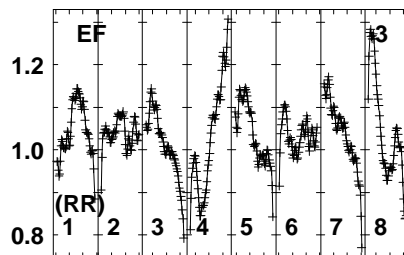
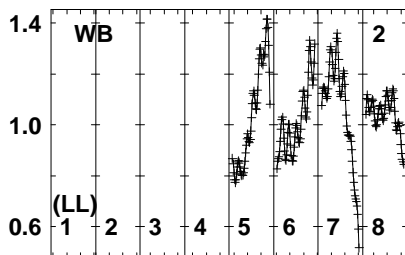
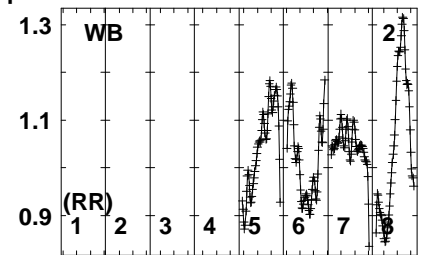
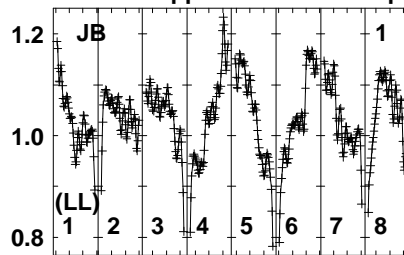
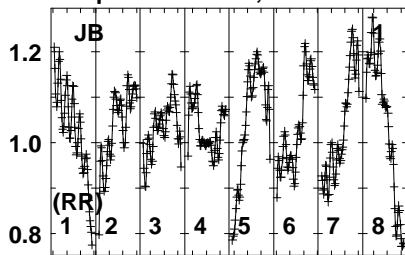


Lower frame: Real Jy
Auto-corr total-power spectrum Antenna: *
Timerange: 00/06:06:51 to 00/06:08:49

Plot file version 7 created 11-APR-2024 16:23:14

J1808-1926 RSG18.UVDATA.1

Freq = 4.7990 GHz, Bw = 32.000 MH No calibration applied and no bandpass applied



480083048709009309605005030
FREQ MHz

480083048709009309605005030
FREQ MHz

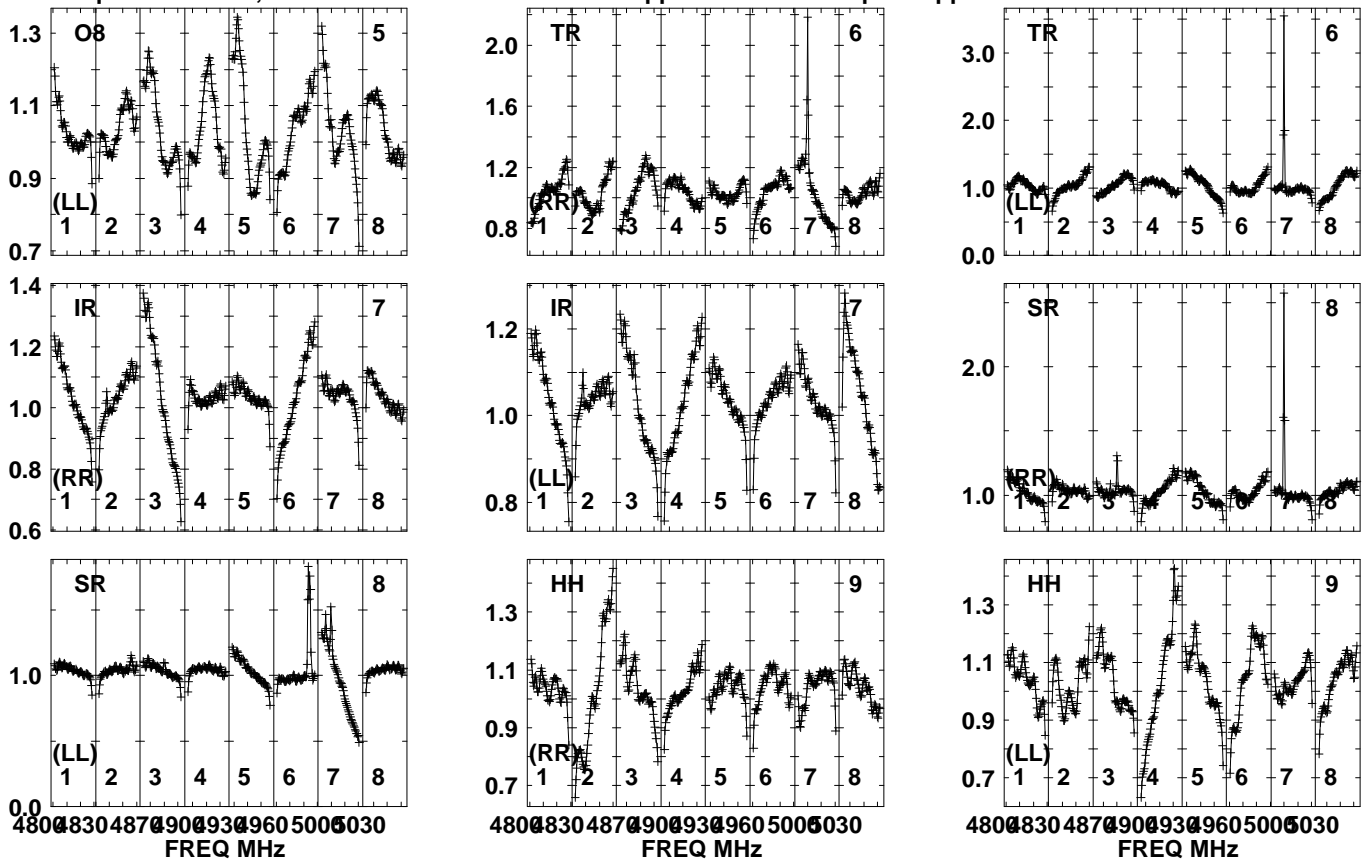
480083048709009309605005030
FREQ MHz

Lower frame: Real Jy
Auto-corr total-power spectrum Antenna: *
Timerange: 00/06:08:53 to 00/06:13:19

Plot file version 8 created 11-APR-2024 16:23:15

J1808-1926 RSG18.UVDATA.1

Freq = 4.7990 GHz, Bw = 32.000 MH No calibration applied and no bandpass applied

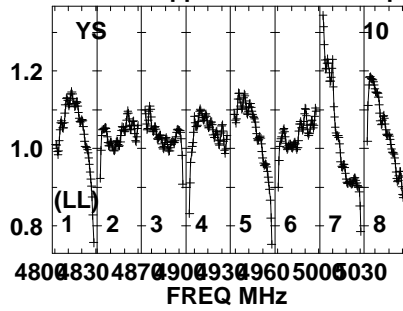
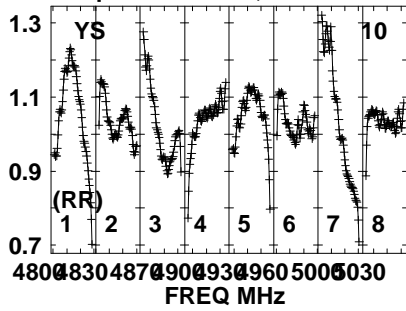


Lower frame: Real Jy
Auto-corr total-power spectrum Antenna: *
Timerange: 00/06:08:53 to 00/06:13:19

Plot file version 9 created 11-APR-2024 16:23:15

J1808-1926 RSG18.UVDATA.1

Freq = 4.7990 GHz, Bw = 32.000 MH No calibration applied and no bandpass applied

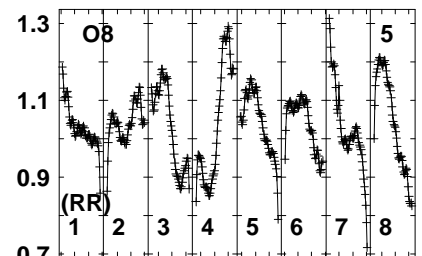
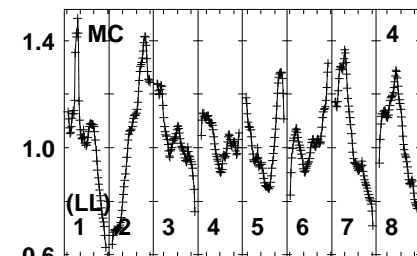
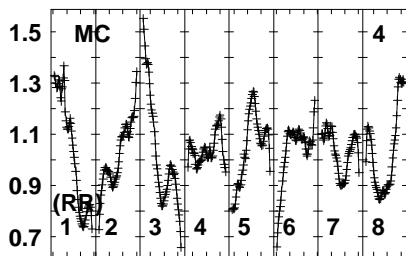
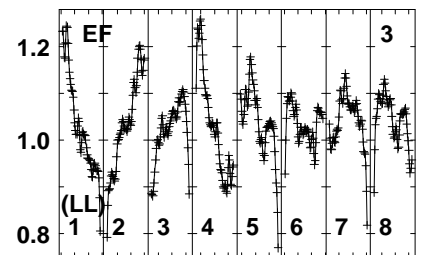
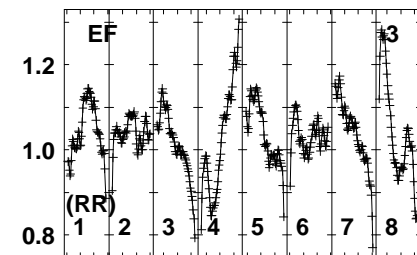
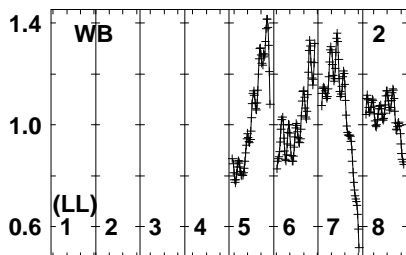
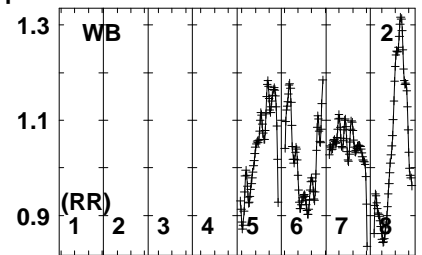
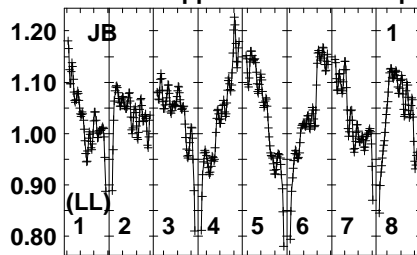
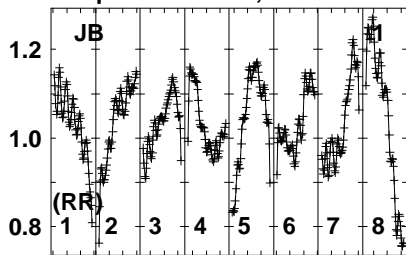


Lower frame: Real Jy
Auto-corr total-power spectrum Antenna: *
Timerange: 00/06:08:53 to 00/06:13:19

Plot file version 10 created 11-APR-2024 16:23:15

J1808-1822 RSG18.UVDATA.1

Freq = 4.7990 GHz, Bw = 32.000 MH No calibration applied and no bandpass applied



480083048709009309605005030
FREQ MHz

480083048709009309605005030
FREQ MHz

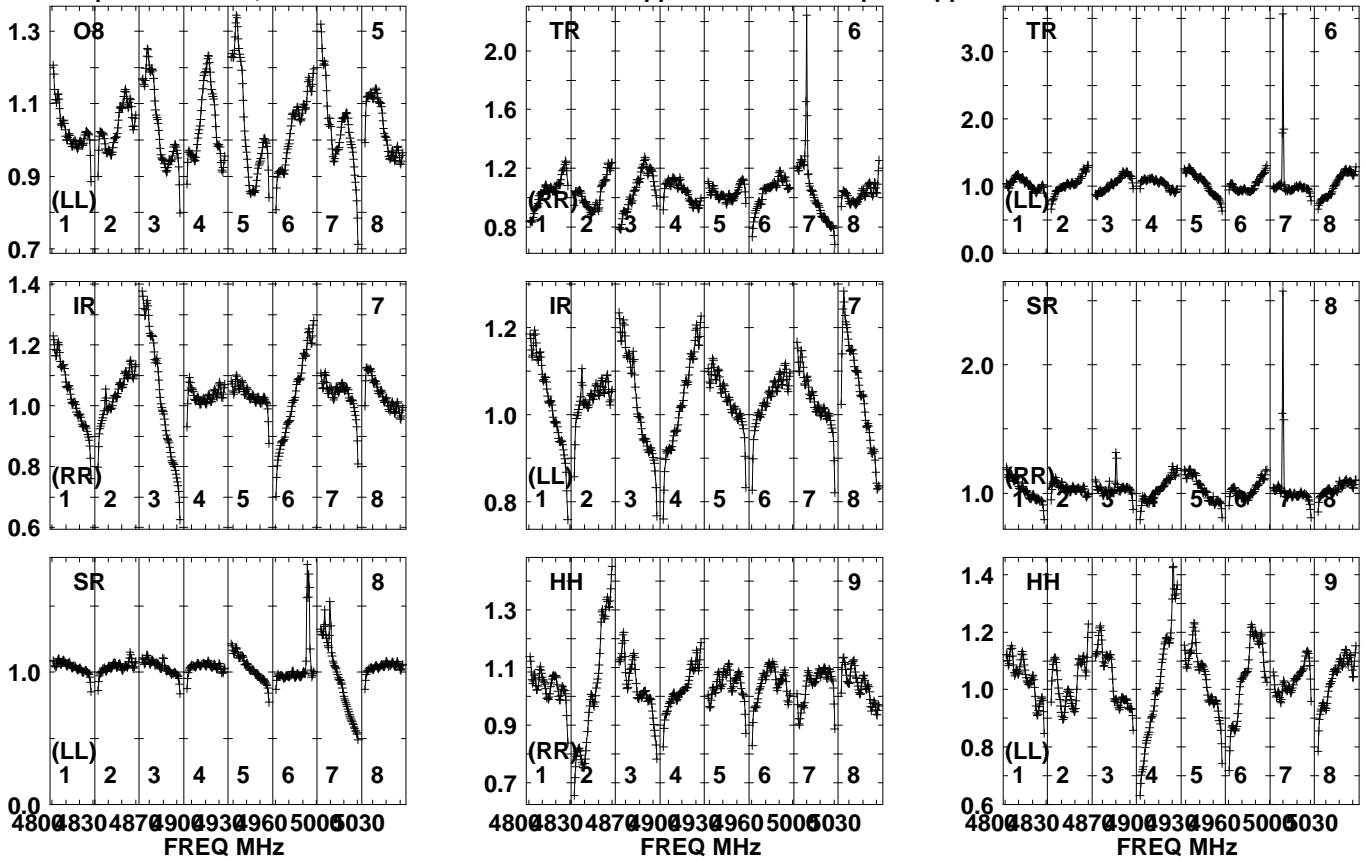
480083048709009309605005030
FREQ MHz

Lower frame: Real Jy
Auto-corr total-power spectrum Antenna: *
Timerange: 00/06:13:21 to 00/06:14:49

Plot file version 11 created 11-APR-2024 16:23:15

J1808-1822 RSG18.UVDATA.1

Freq = 4.7990 GHz, Bw = 32.000 MH No calibration applied and no bandpass applied

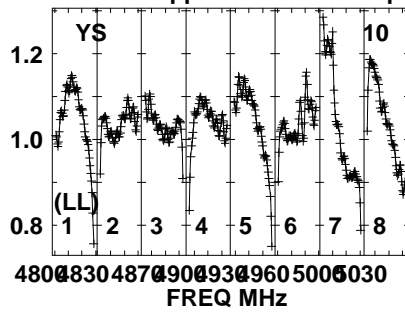
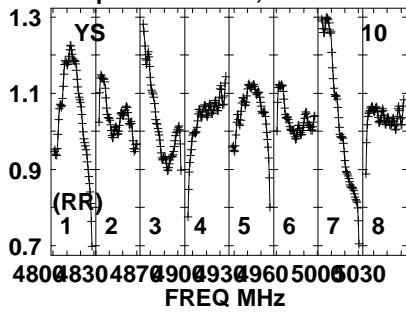


Lower frame: Real Jy
Auto-corr total-power spectrum Antenna: *
Timerange: 00/06:13:21 to 00/06:14:49

Plot file version 12 created 11-APR-2024 16:23:15

J1808-1822 RSG18.UVDATA.1

Freq = 4.7990 GHz, Bw = 32.000 MH No calibration applied and no bandpass applied

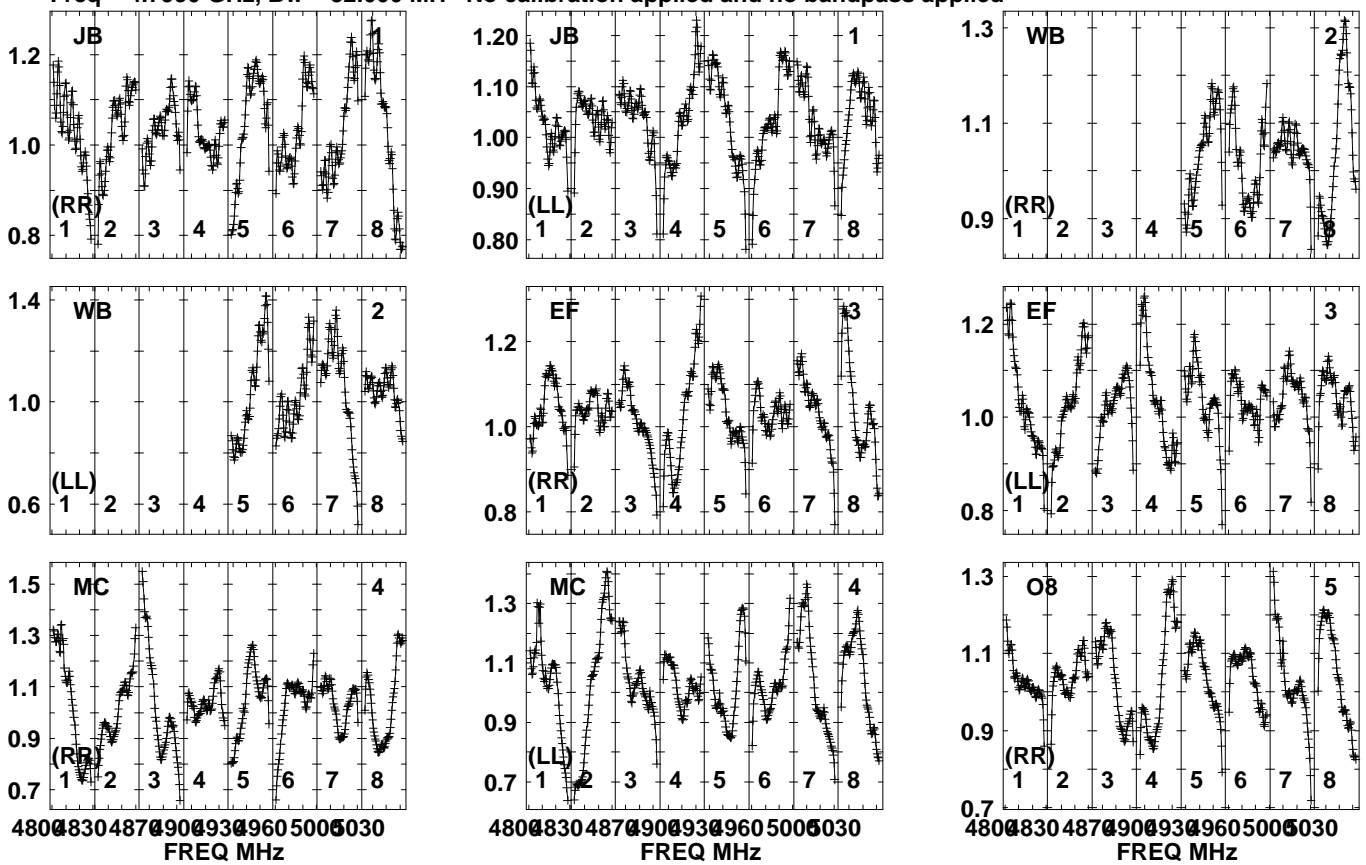


Lower frame: Real Jy
Auto-corr total-power spectrum Antenna: *
Timerange: 00/06:13:21 to 00/06:14:49

Plot file version 13 created 11-APR-2024 16:23:15

J1809 52 RSG18.UVDATA.1

Freq = 4.7990 GHz, Bw = 32.000 MH No calibration applied and no bandpass applied

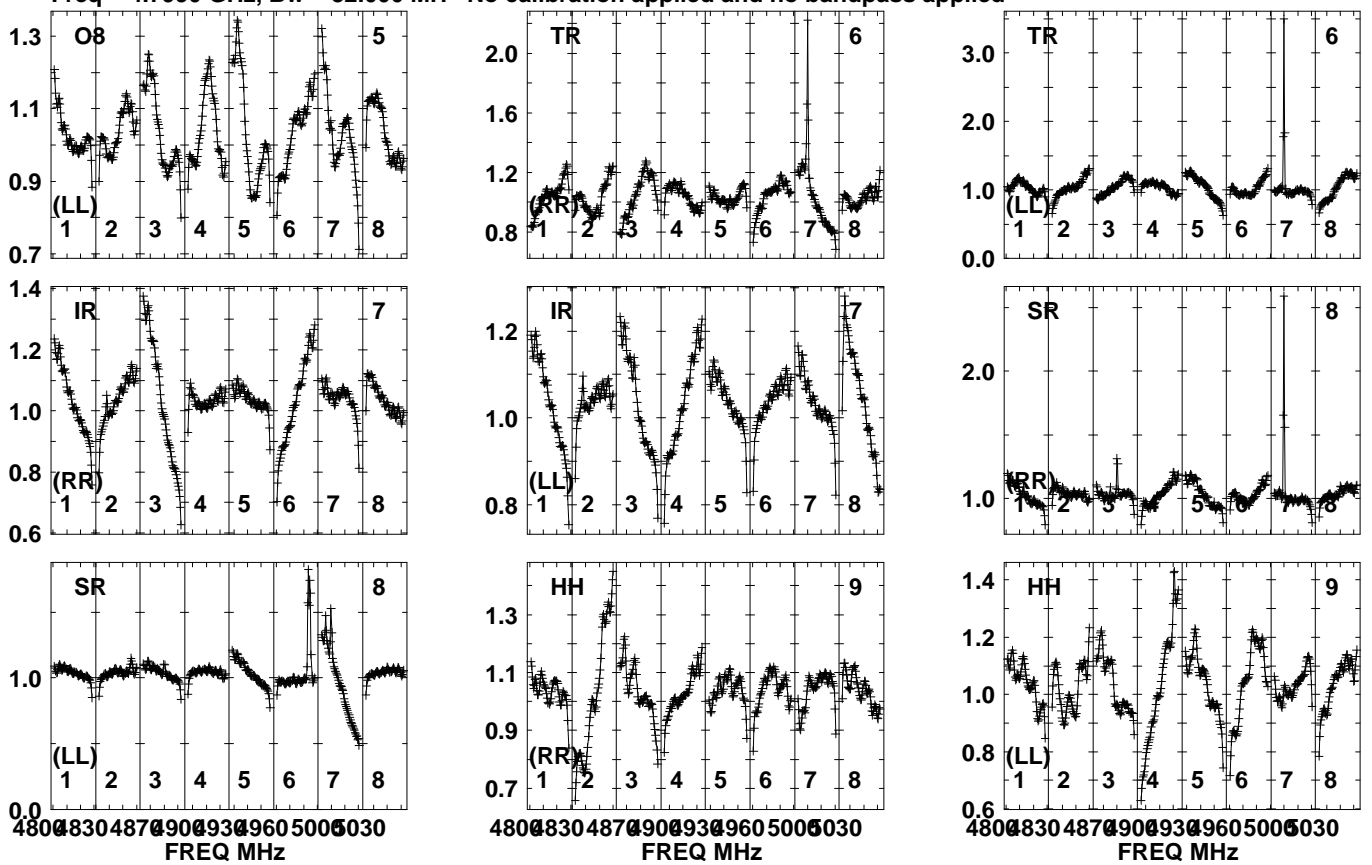


Lower frame: Real Jy
Auto-corr total-power spectrum Antenna: *
Timerange: 00/06:14:51 to 00/06:19:19

Plot file version 14 created 11-APR-2024 16:23:15

J1809 52 RSG18.UVDATA.1

Freq = 4.7990 GHz, Bw = 32.000 MH No calibration applied and no bandpass applied

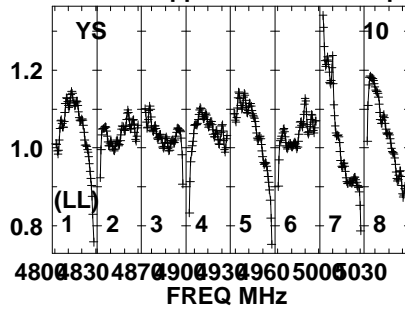
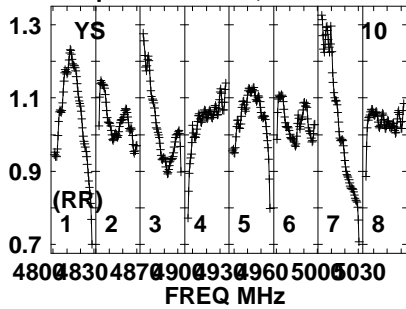


Lower frame: Real Jy
Auto-corr total-power spectrum Antenna: *
Timerange: 00/06:14:51 to 00/06:19:19

Plot file version 15 created 11-APR-2024 16:23:16

J1809 52 RSG18.UVDATA.1

Freq = 4.7990 GHz, Bw = 32.000 MH No calibration applied and no bandpass applied

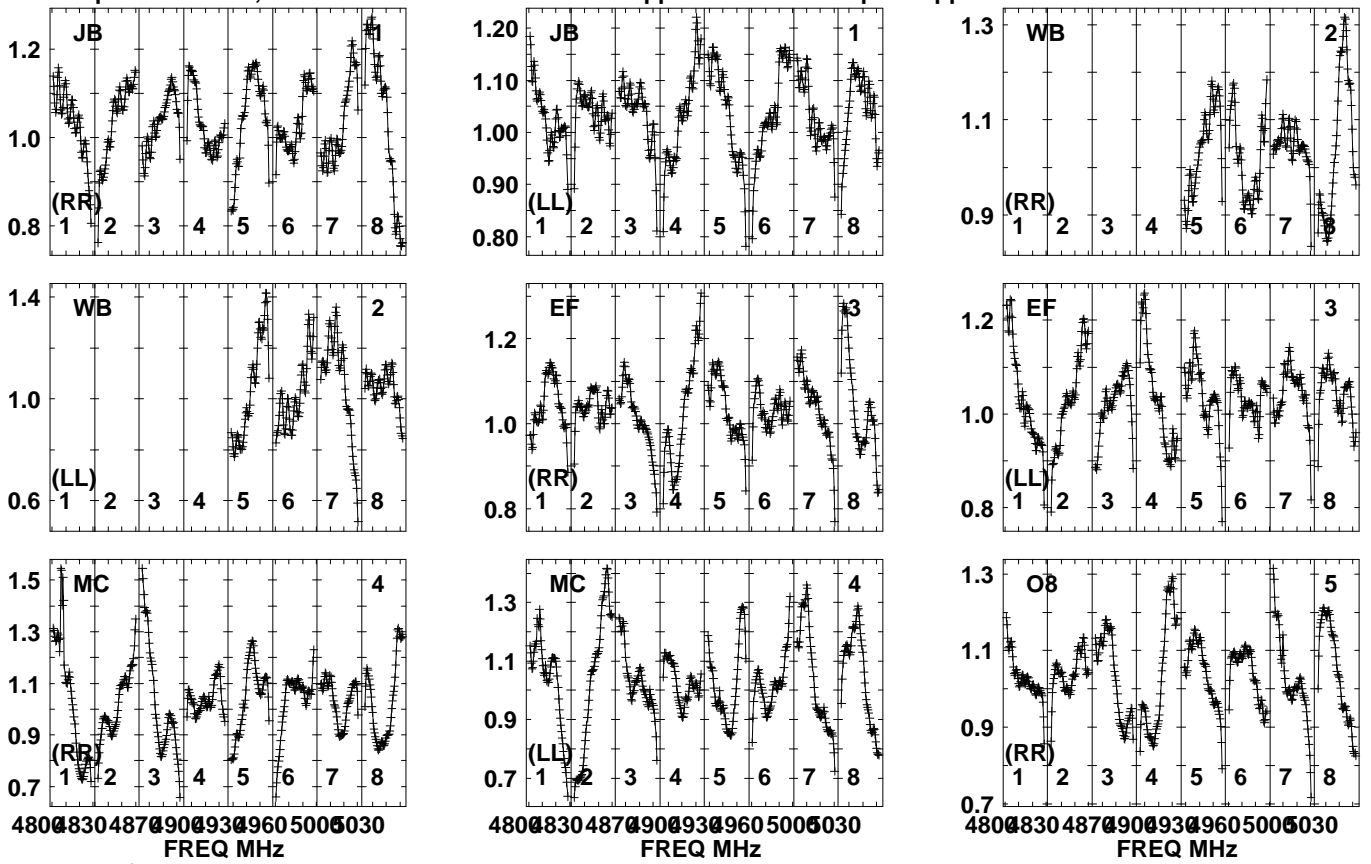


Lower frame: Real Jy
Auto-corr total-power spectrum Antenna: *
Timerange: 00/06:14:51 to 00/06:19:19

Plot file version 16 created 11-APR-2024 16:23:16

J1808-1822 RSG18.UVDATA.1

Freq = 4.7990 GHz, Bw = 32.000 MH No calibration applied and no bandpass applied

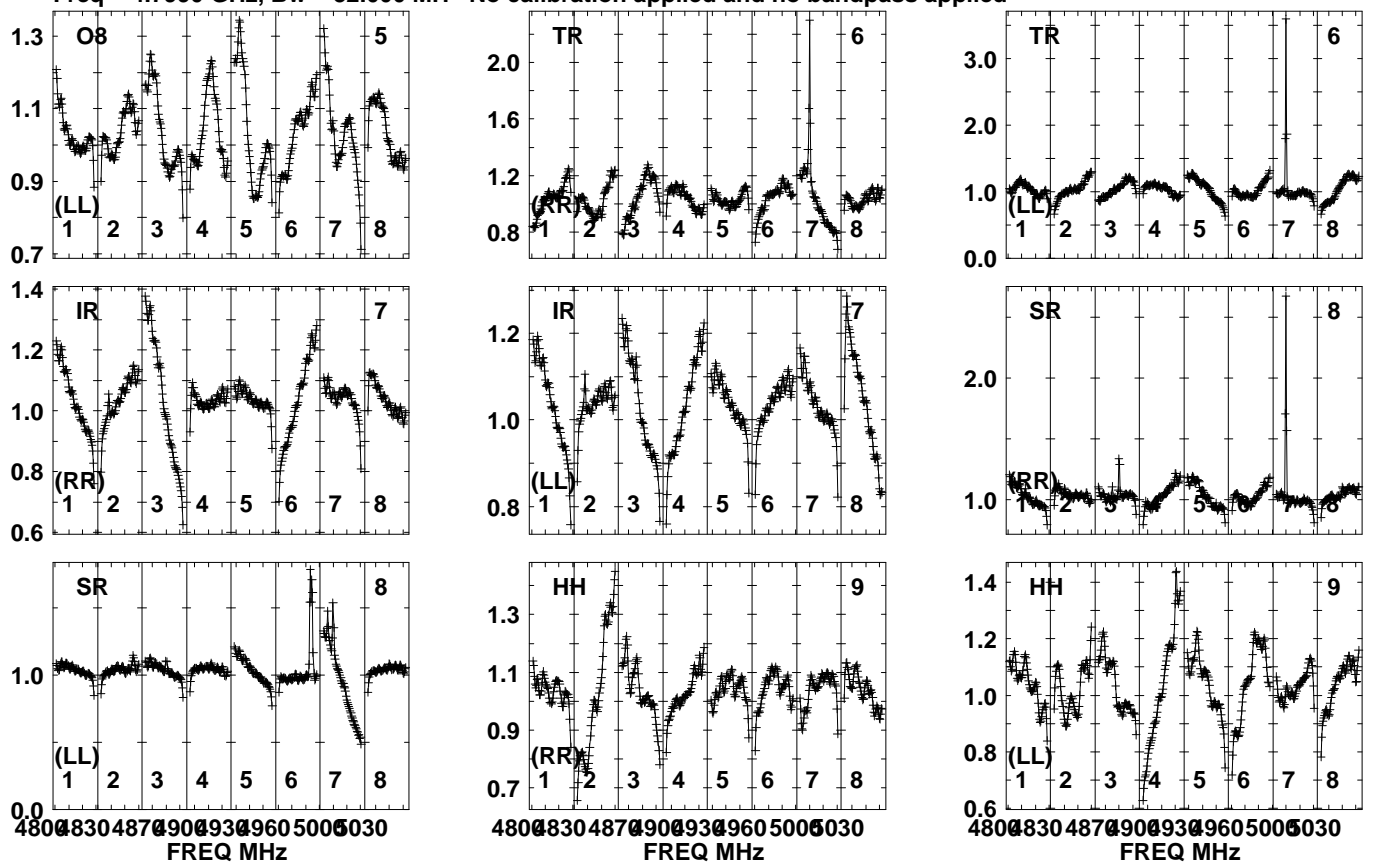


Lower frame: Real Jy
Auto-corr total-power spectrum Antenna: *
Timerange: 00/06:20:01 to 00/06:20:59

Plot file version 17 created 11-APR-2024 16:23:16

J1808-1822 RSG18.UVDATA.1

Freq = 4.7990 GHz, Bw = 32.000 MH No calibration applied and no bandpass applied

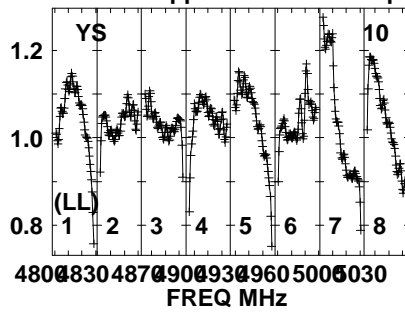
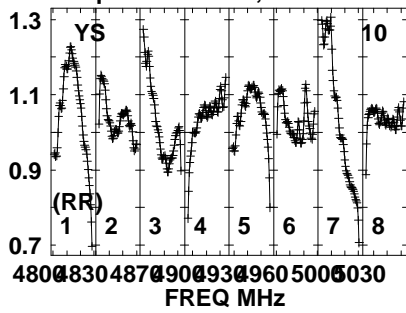


Lower frame: Real Jy
Auto-corr total-power spectrum Antenna: *
Timerange: 00/06:20:01 to 00/06:20:59

Plot file version 18 created 11-APR-2024 16:23:16

J1808-1822 RSG18.UVDATA.1

Freq = 4.7990 GHz, Bw = 32.000 MH No calibration applied and no bandpass applied

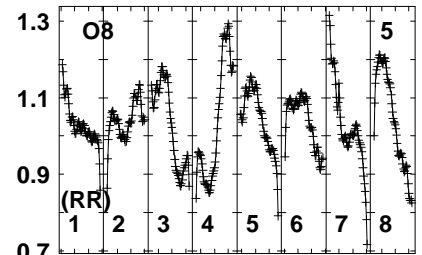
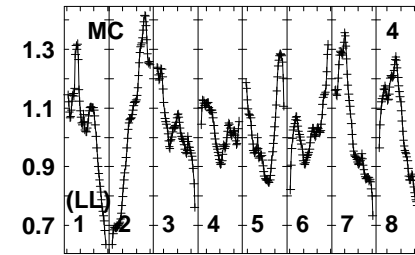
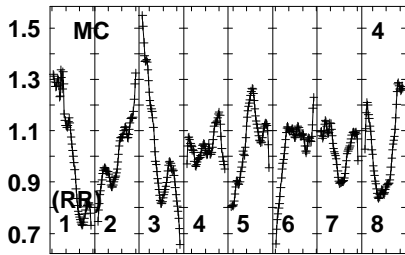
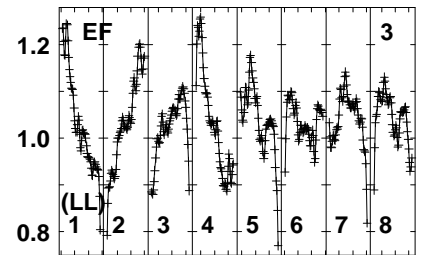
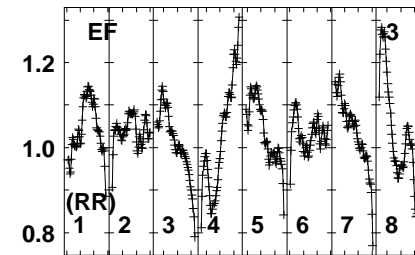
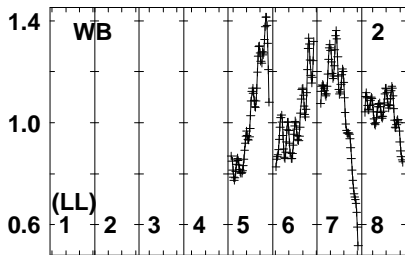
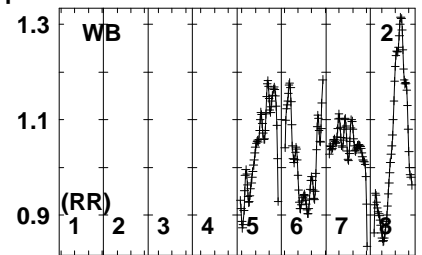
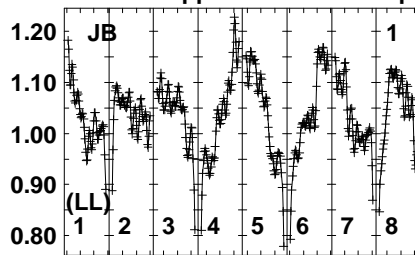
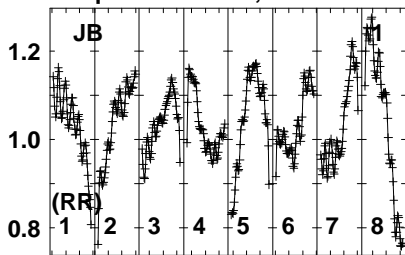


Lower frame: Real Jy
Auto-corr total-power spectrum Antenna: *
Timerange: 00/06:20:01 to 00/06:20:59

Plot file version 19 created 11-APR-2024 16:23:16

J1811-1908 RSG18.UVDATA.1

Freq = 4.7990 GHz, Bw = 32.000 MH No calibration applied and no bandpass applied



480083048709009309605005030
FREQ MHz

480083048709009309605005030
FREQ MHz

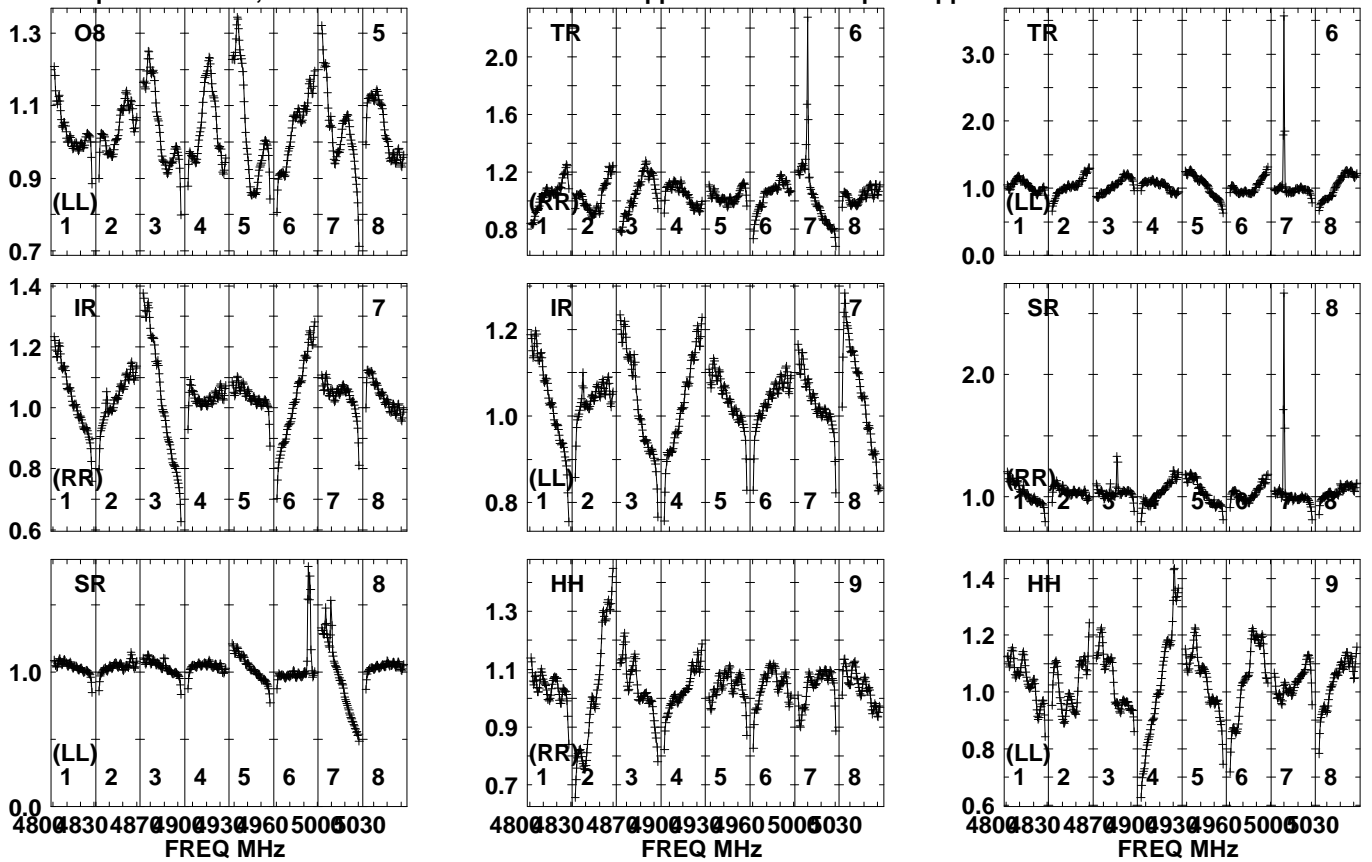
480083048709009309605005030
FREQ MHz

Lower frame: Real Jy
Auto-corr total-power spectrum Antenna: *
Timerange: 00/06:21:01 to 00/06:25:29

Plot file version 20 created 11-APR-2024 16:23:16

J1811-1908 RSG18.UVDATA.1

Freq = 4.7990 GHz, Bw = 32.000 MH No calibration applied and no bandpass applied

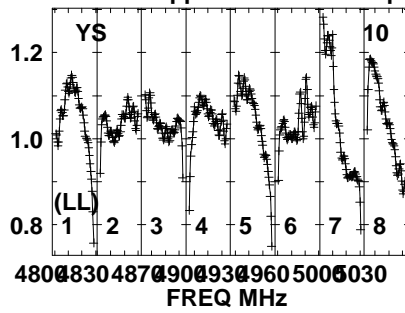
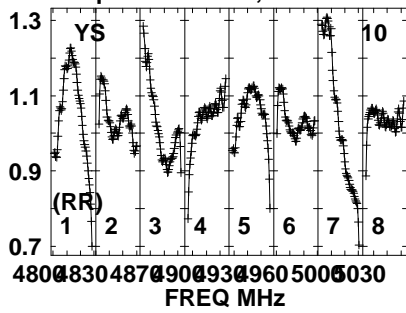


Lower frame: Real Jy
Auto-corr total-power spectrum Antenna: *
Timerange: 00/06:21:01 to 00/06:25:29

Plot file version 21 created 11-APR-2024 16:23:16

J1811-1908 RSG18.UVDATA.1

Freq = 4.7990 GHz, Bw = 32.000 MH No calibration applied and no bandpass applied

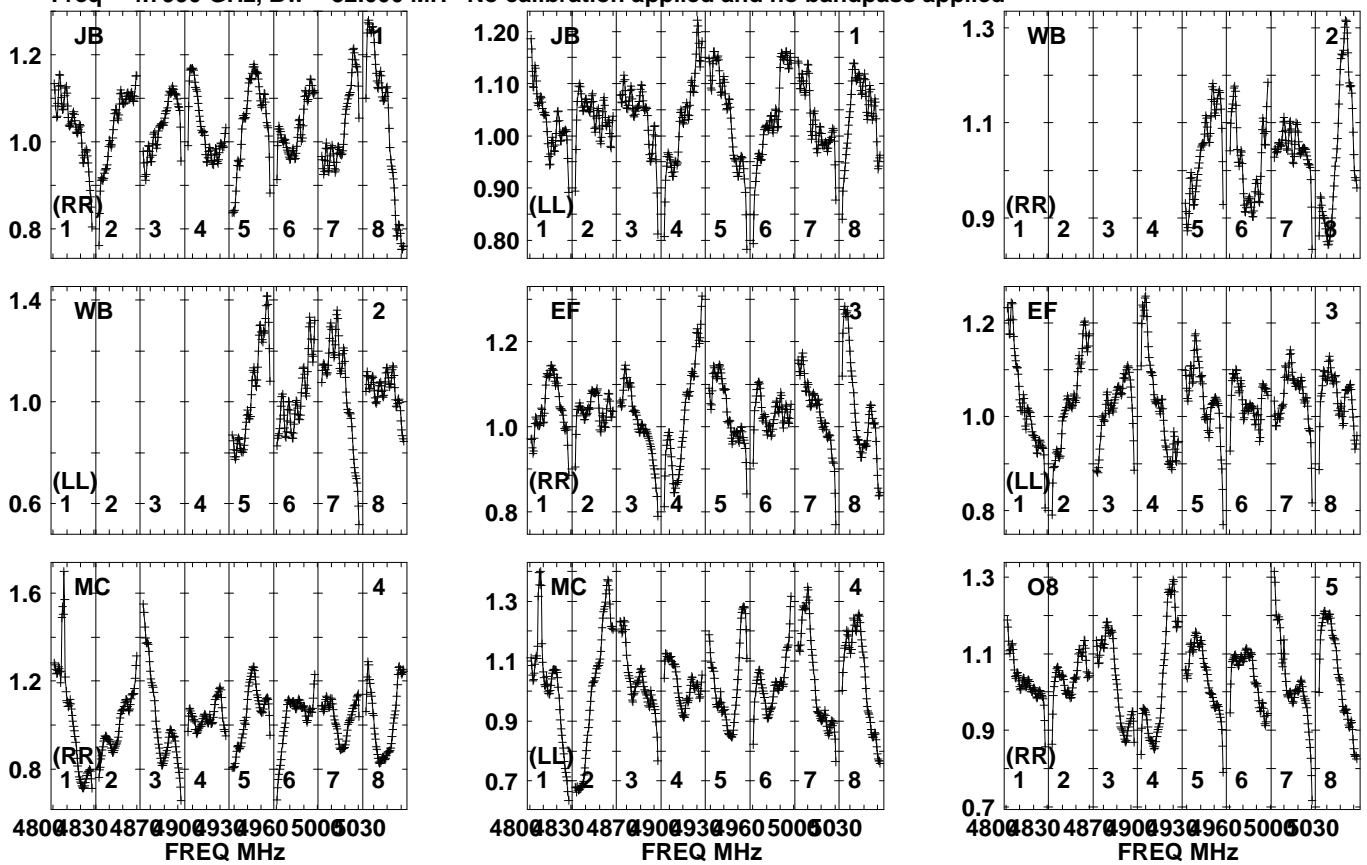


Lower frame: Real Jy
Auto-corr total-power spectrum Antenna: *
Timerange: 00/06:21:01 to 00/06:25:29

Plot file version 22 created 11-APR-2024 16:23:16

J1808-1822 RSG18.UVDATA.1

Freq = 4.7990 GHz, Bw = 32.000 MH No calibration applied and no bandpass applied

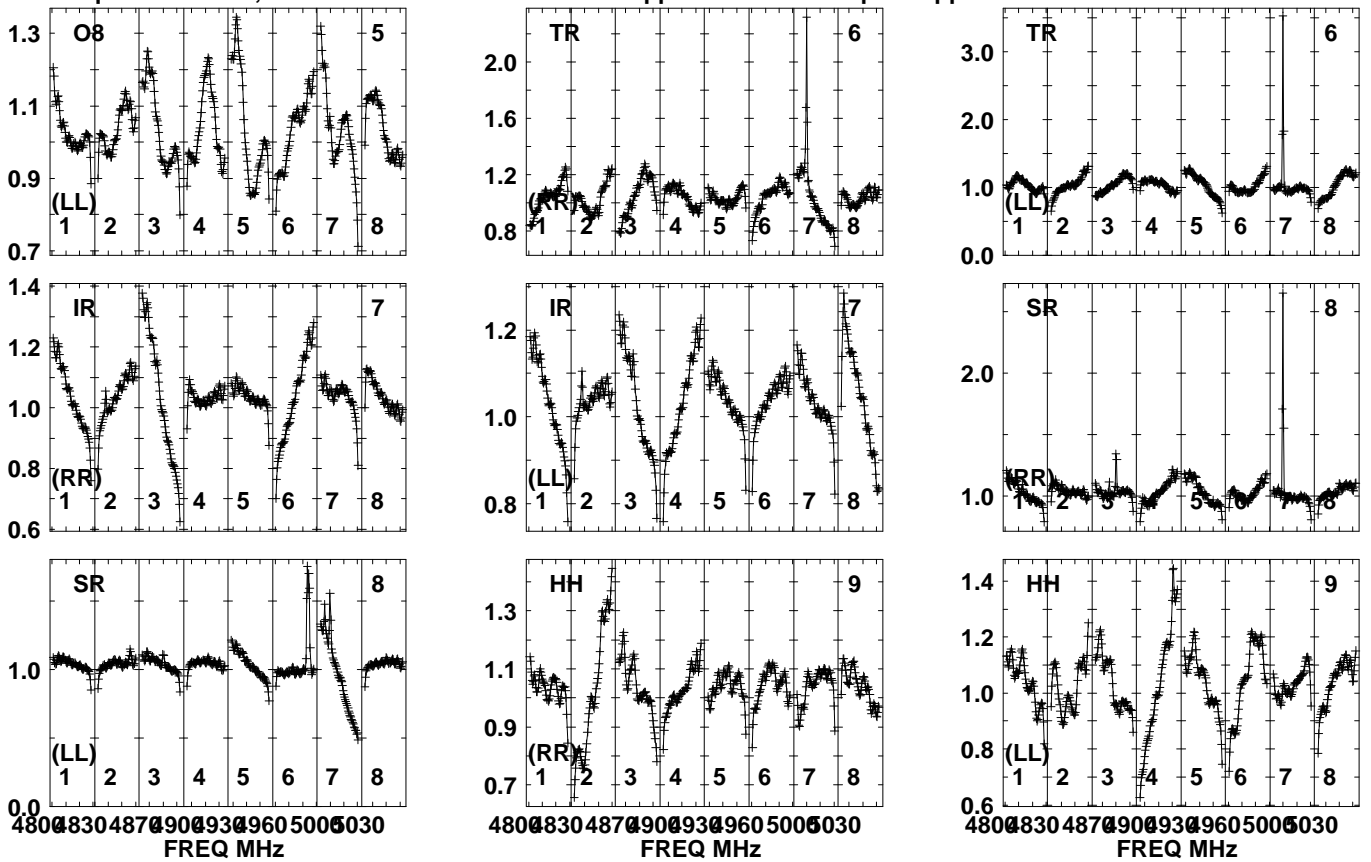


Lower frame: Real Jy
Auto-corr total-power spectrum Antenna: *
Timerange: 00/06:25:31 to 00/06:26:59

Plot file version 23 created 11-APR-2024 16:23:16

J1808-1822 RSG18.UVDATA.1

Freq = 4.7990 GHz, Bw = 32.000 MH No calibration applied and no bandpass applied

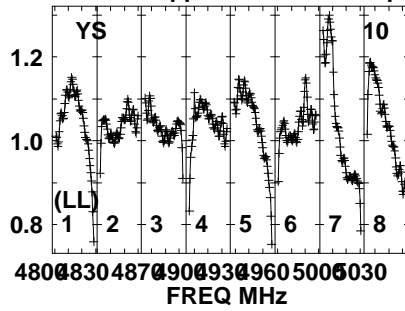
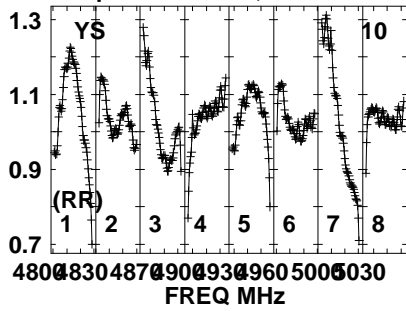


Lower frame: Real Jy
Auto-corr total-power spectrum Antenna: *
Timerange: 00/06:25:31 to 00/06:26:59

Plot file version 24 created 11-APR-2024 16:23:17

J1808-1822 RSG18.UVDATA.1

Freq = 4.7990 GHz, Bw = 32.000 MH No calibration applied and no bandpass applied

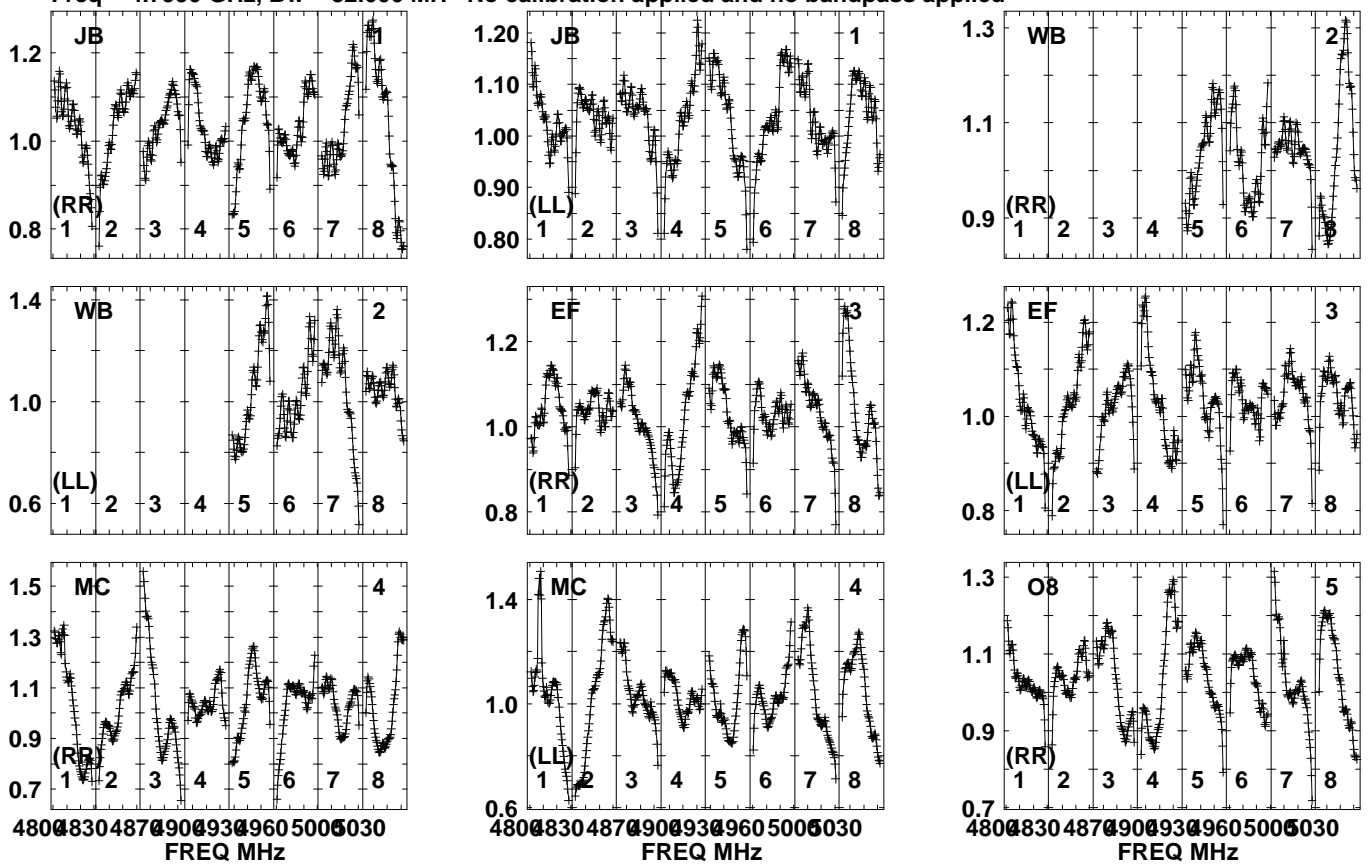


Lower frame: Real Jy
Auto-corr total-power spectrum Antenna: *
Timerange: 00/06:25:31 to 00/06:26:59

Plot file version 25 created 11-APR-2024 16:23:17

J1809 20 RSG18.UVDATA.1

Freq = 4.7990 GHz, Bw = 32.000 MH No calibration applied and no bandpass applied

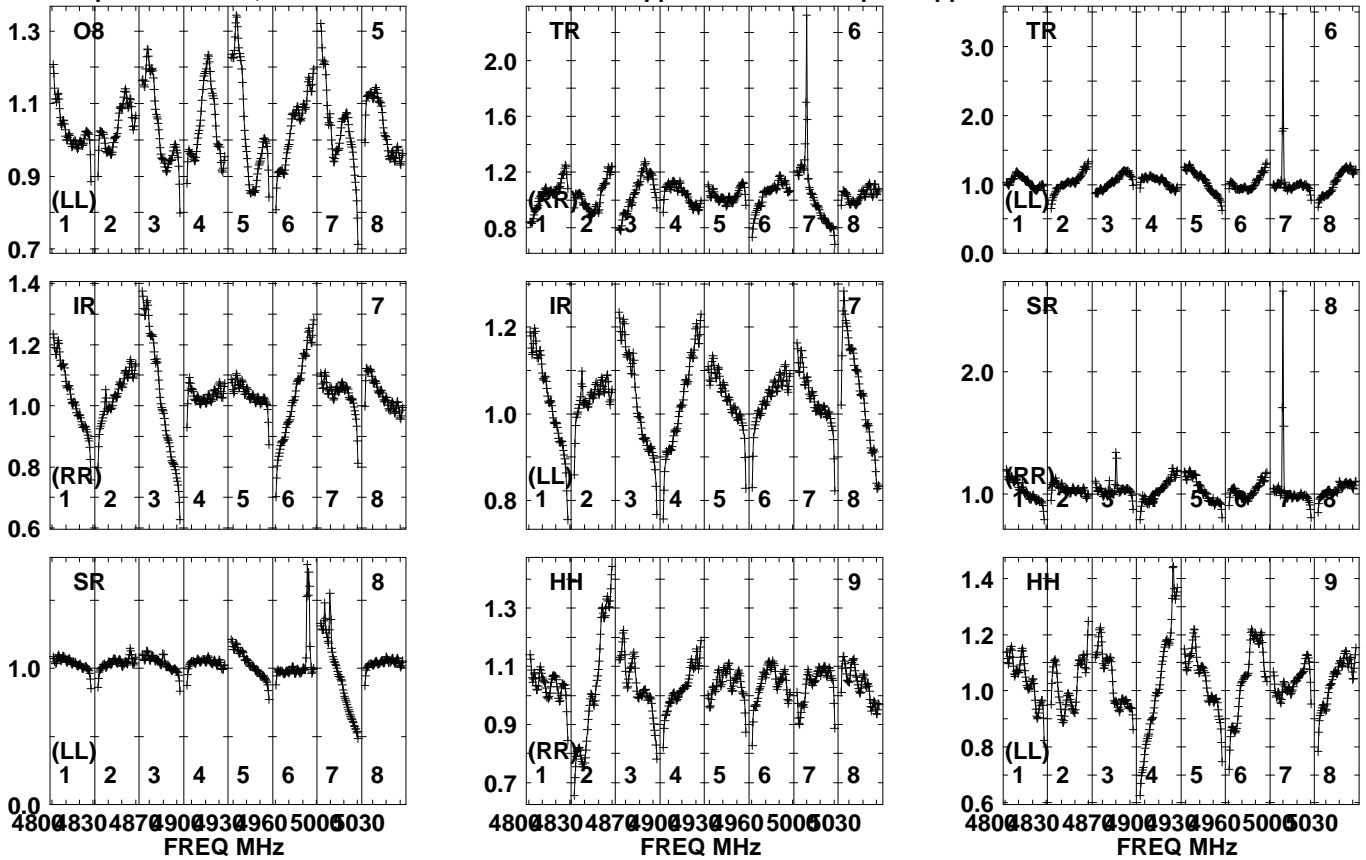


Lower frame: Real Jy
Auto-corr total-power spectrum Antenna: *
Timerange: 00/06:27:01 to 00/06:31:29

Plot file version 26 created 11-APR-2024 16:23:17

J1809 20 RSG18.UVDATA.1

Freq = 4.7990 GHz, Bw = 32.000 MH No calibration applied and no bandpass applied

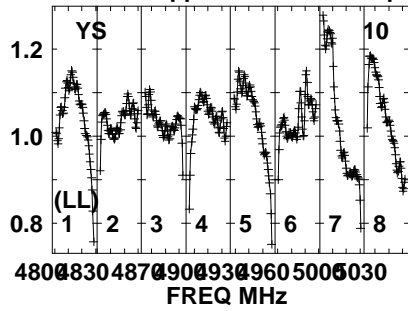
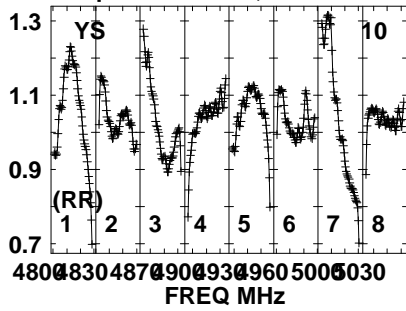


Lower frame: Real Jy
Auto-corr total-power spectrum Antenna: *
Timerange: 00/06:27:01 to 00/06:31:29

Plot file version 27 created 11-APR-2024 16:23:17

J1809 20 RSG18.UVDATA.1

Freq = 4.7990 GHz, Bw = 32.000 MH No calibration applied and no bandpass applied

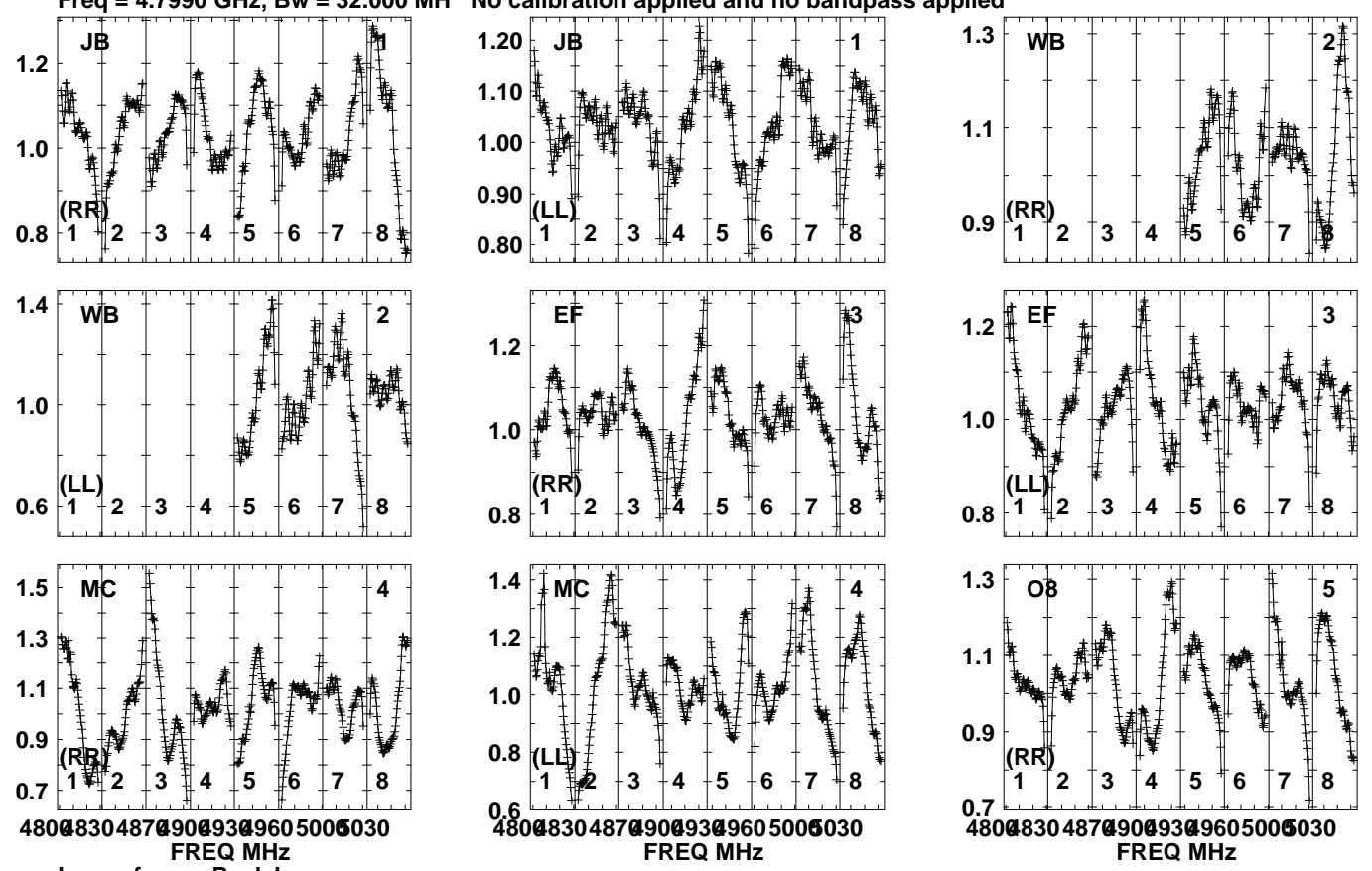


Lower frame: Real Jy
Auto-corr total-power spectrum Antenna: *
Timerange: 00/06:27:01 to 00/06:31:29

Plot file version 28 created 11-APR-2024 16:23:17

J1808-1822 RSG18.UVDATA.1

Freq = 4.7990 GHz, Bw = 32.000 MH No calibration applied and no bandpass applied

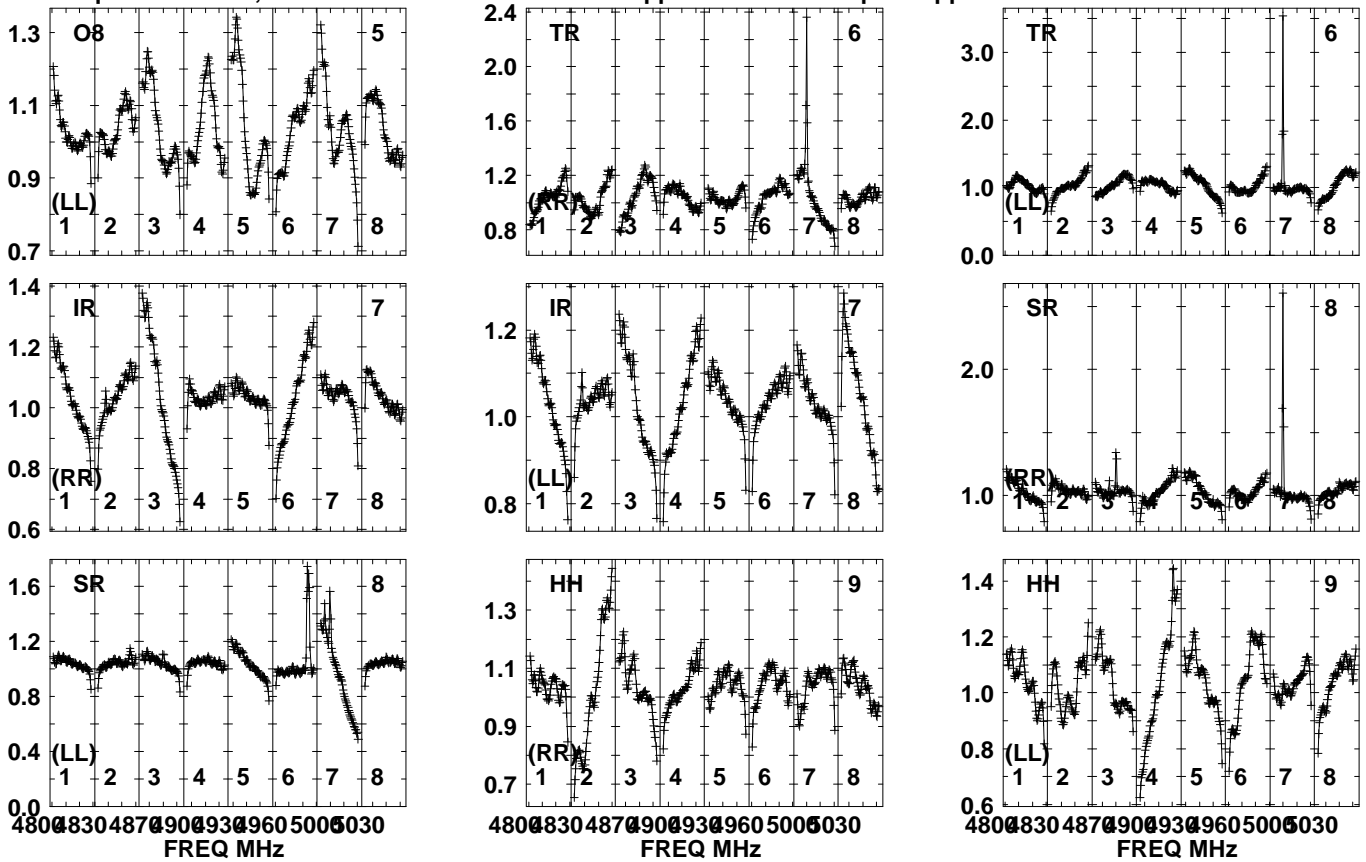


Lower frame: Real Jy
Auto-corr total-power spectrum Antenna: *
Timerange: 00/06:31:31 to 00/06:32:59

Plot file version 29 created 11-APR-2024 16:23:17

J1808-1822 RSG18.UVDATA.1

Freq = 4.7990 GHz, Bw = 32.000 MH No calibration applied and no bandpass applied

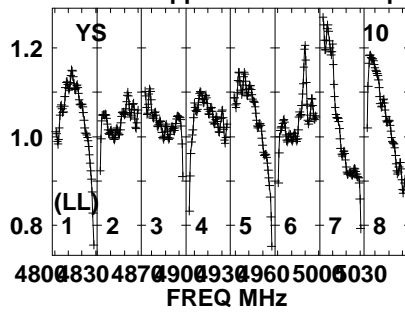
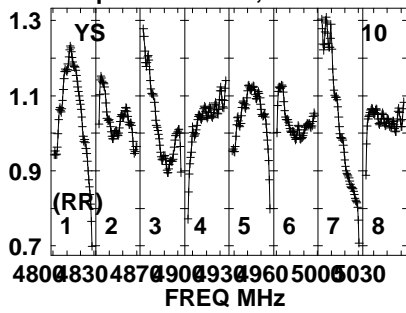


Lower frame: Real Jy
Auto-corr total-power spectrum Antenna: *
Timerange: 00/06:31:31 to 00/06:32:59

Plot file version 30 created 11-APR-2024 16:23:17

J1808-1822 RSG18.UVDATA.1

Freq = 4.7990 GHz, Bw = 32.000 MH No calibration applied and no bandpass applied

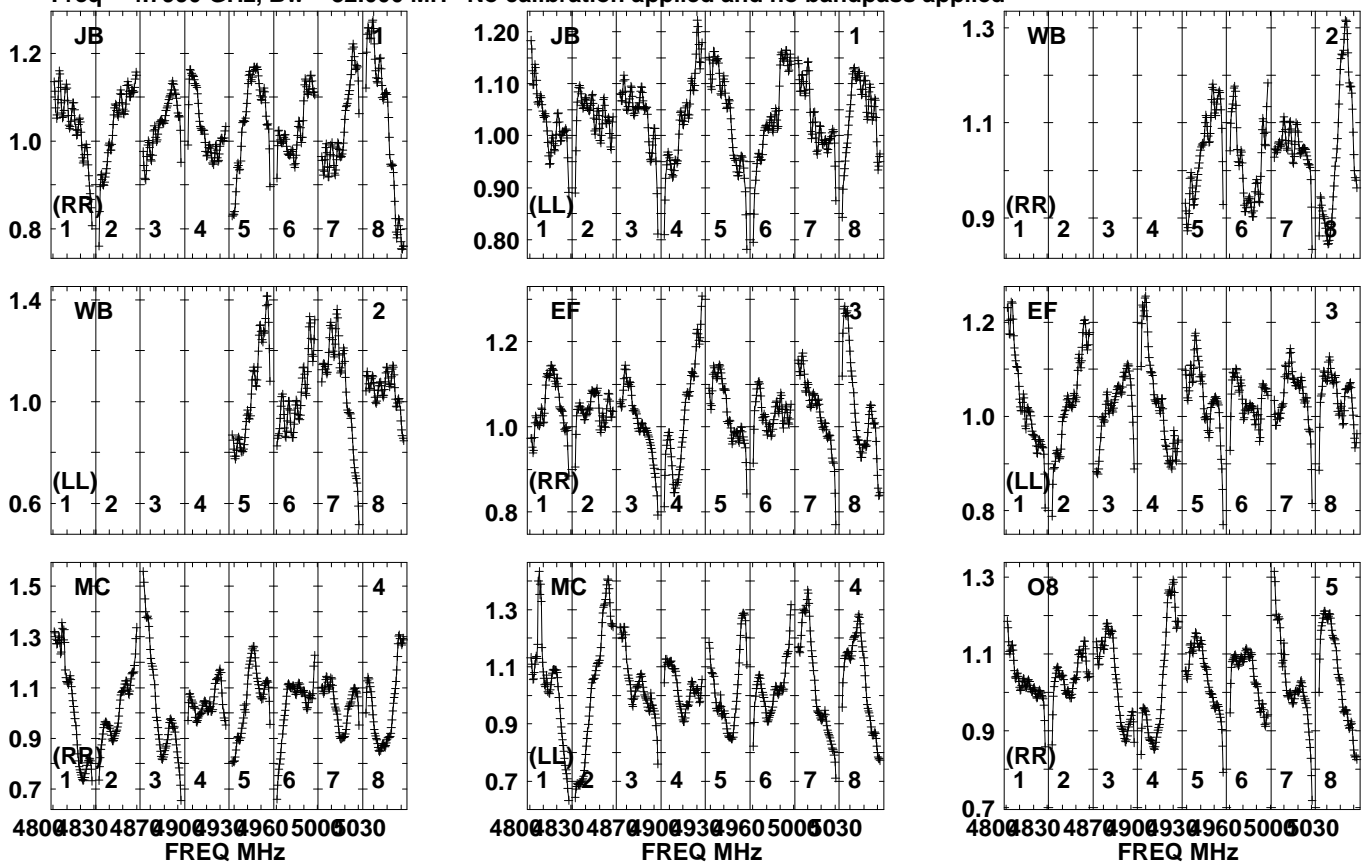


Lower frame: Real Jy
Auto-corr total-power spectrum Antenna: *
Timerange: 00/06:31:31 to 00/06:32:59

Plot file version 31 created 11-APR-2024 16:23:17

J1809 23 RSG18.UVDATA.1

Freq = 4.7990 GHz, Bw = 32.000 MH No calibration applied and no bandpass applied

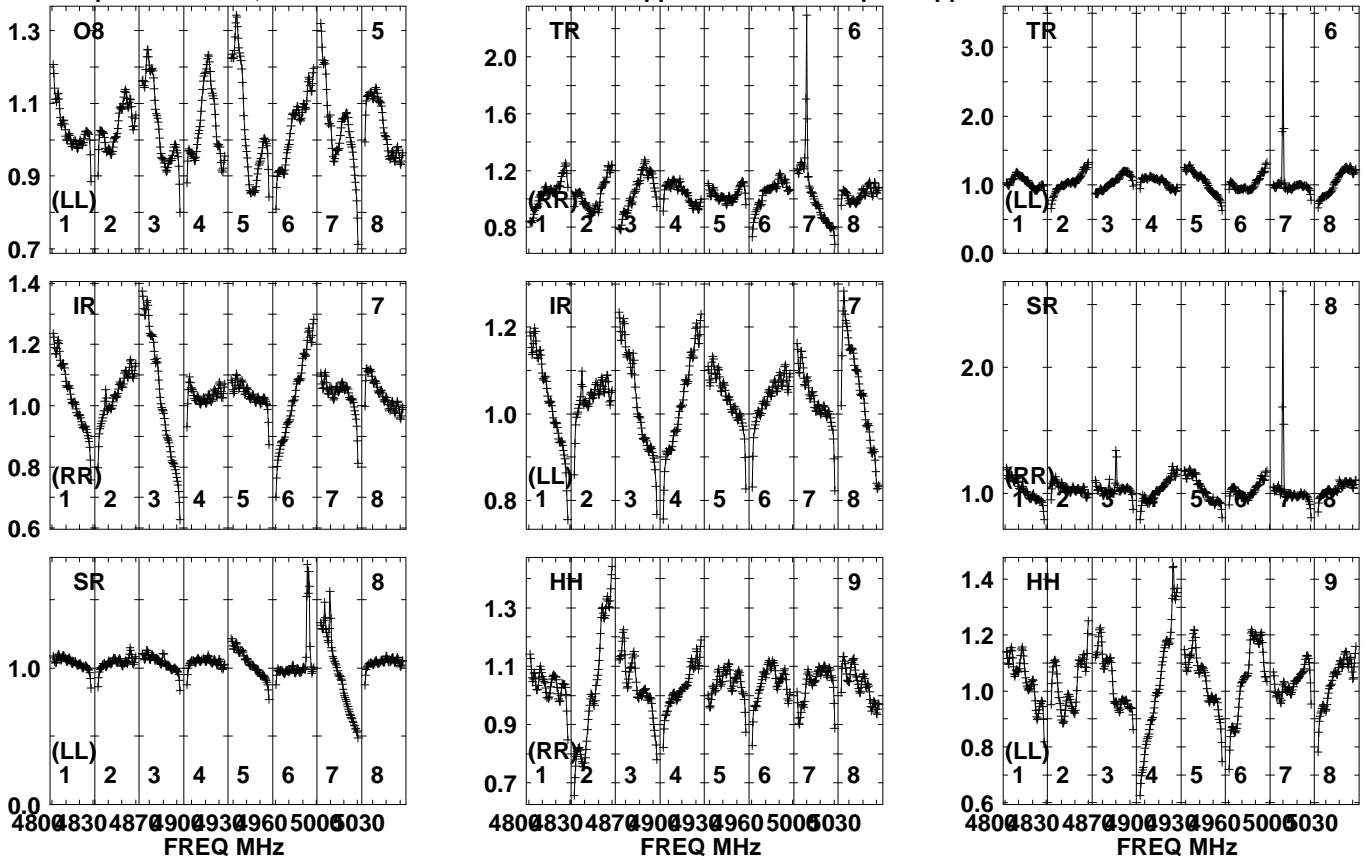


Lower frame: Real Jy
Auto-corr total-power spectrum Antenna: *
Timerange: 00/06:33:01 to 00/06:37:29

Plot file version 32 created 11-APR-2024 16:23:17

J1809 23 RSG18.UVDATA.1

Freq = 4.7990 GHz, Bw = 32.000 MH No calibration applied and no bandpass applied

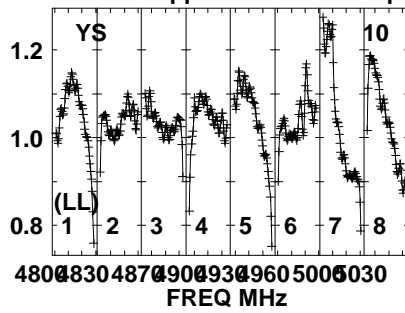
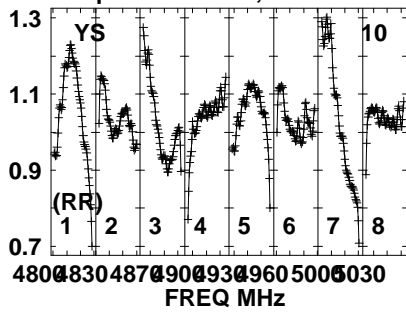


Lower frame: Real Jy
Auto-corr total-power spectrum Antenna: *
Timerange: 00/06:33:01 to 00/06:37:29

Plot file version 33 created 11-APR-2024 16:23:18

J1809 23 RSG18.UVDATA.1

Freq = 4.7990 GHz, Bw = 32.000 MH No calibration applied and no bandpass applied

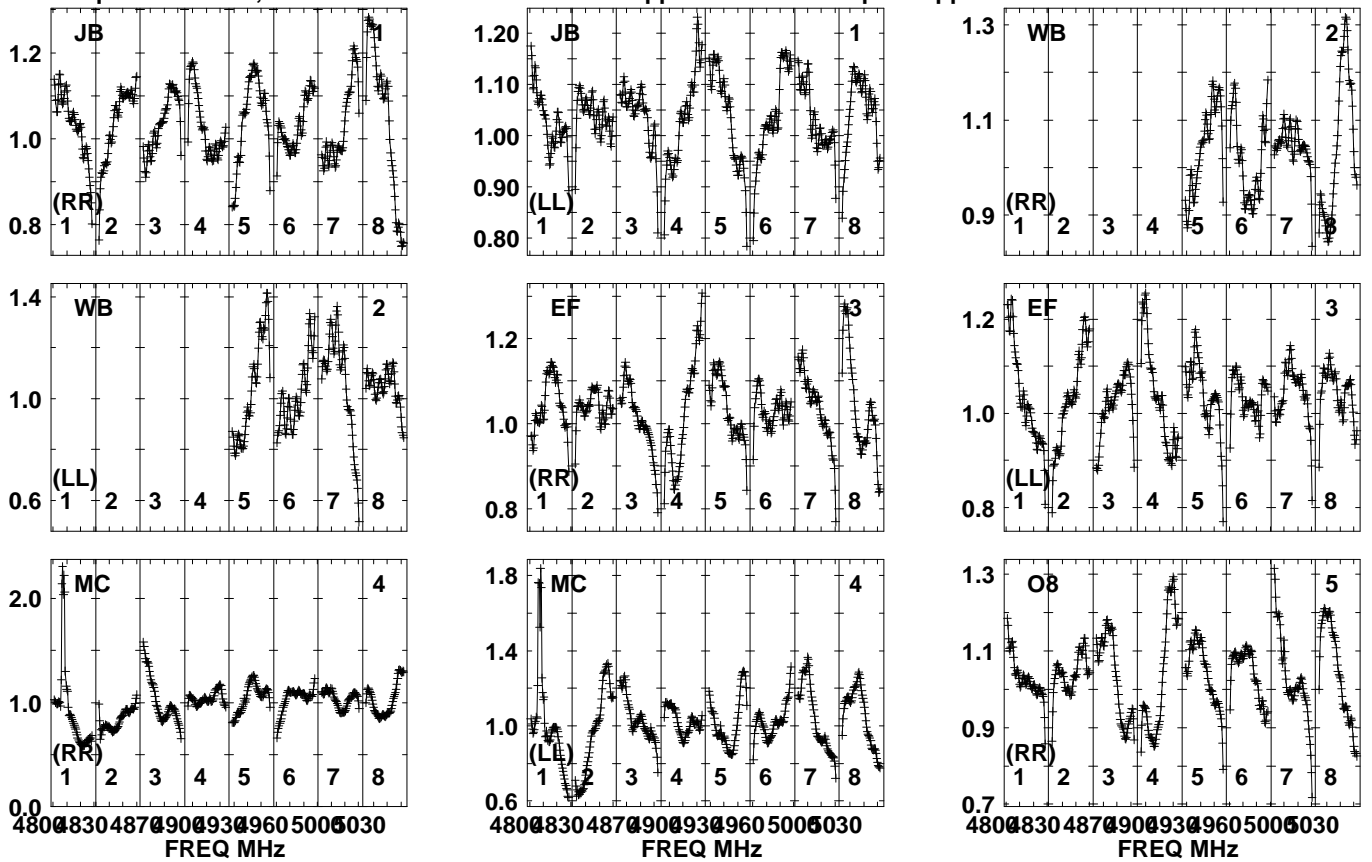


Lower frame: Real Jy
Auto-corr total-power spectrum Antenna: *
Timerange: 00/06:33:01 to 00/06:37:29

Plot file version 34 created 11-APR-2024 16:23:18

J1808-1822 RSG18.UVDATA.1

Freq = 4.7990 GHz, Bw = 32.000 MH No calibration applied and no bandpass applied

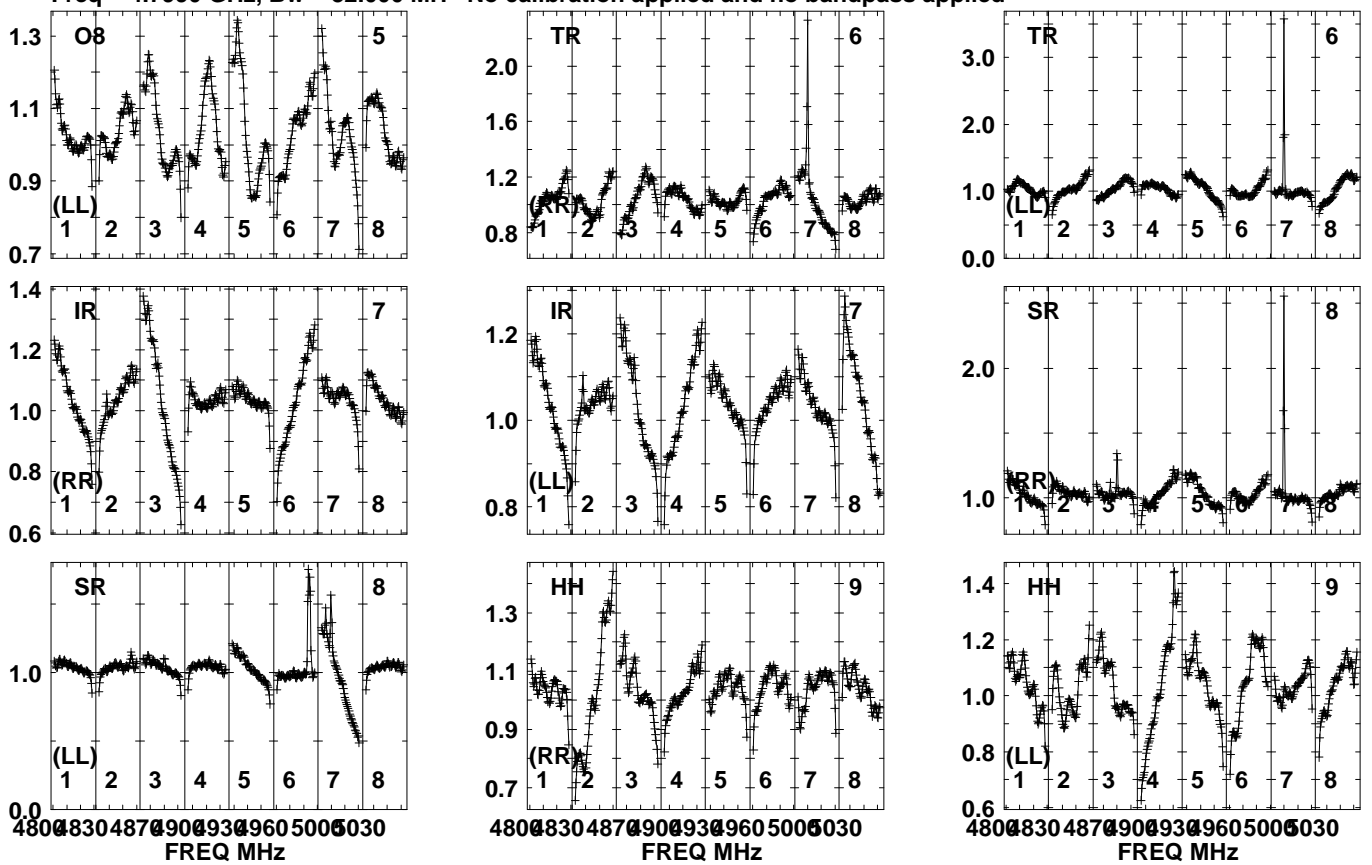


Lower frame: Real Jy
Auto-corr total-power spectrum Antenna: *
Timerange: 00/06:38:11 to 00/06:39:09

Plot file version 35 created 11-APR-2024 16:23:18

J1808-1822 RSG18.UVDATA.1

Freq = 4.7990 GHz, Bw = 32.000 MH No calibration applied and no bandpass applied

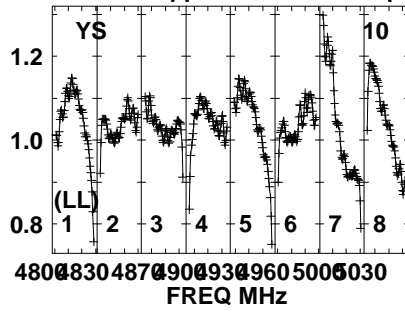
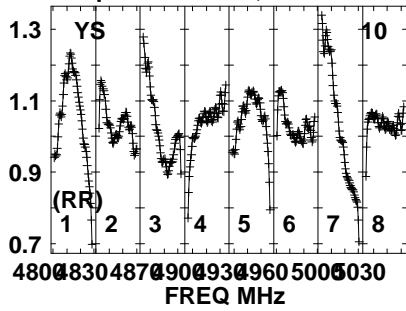


Lower frame: Real Jy
Auto-corr total-power spectrum Antenna: *
Timerange: 00/06:38:11 to 00/06:39:09

Plot file version 36 created 11-APR-2024 16:23:18

J1808-1822 RSG18.UVDATA.1

Freq = 4.7990 GHz, Bw = 32.000 MH No calibration applied and no bandpass applied

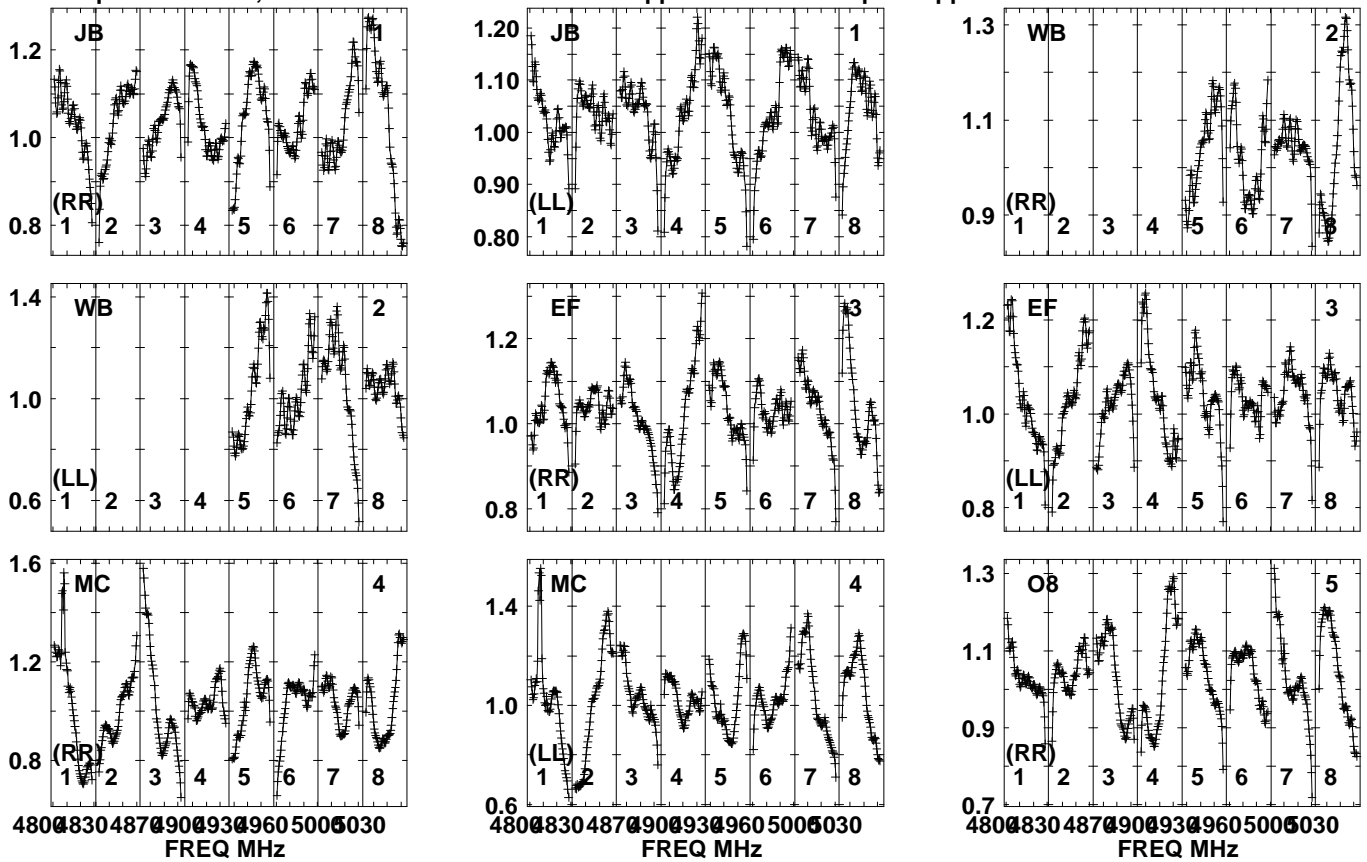


Lower frame: Real Jy
Auto-corr total-power spectrum Antenna: *
Timerange: 00/06:38:11 to 00/06:39:09

Plot file version 37 created 11-APR-2024 16:23:18

J1808-1926 RSG18.UVDATA.1

Freq = 4.7990 GHz, Bw = 32.000 MH No calibration applied and no bandpass applied

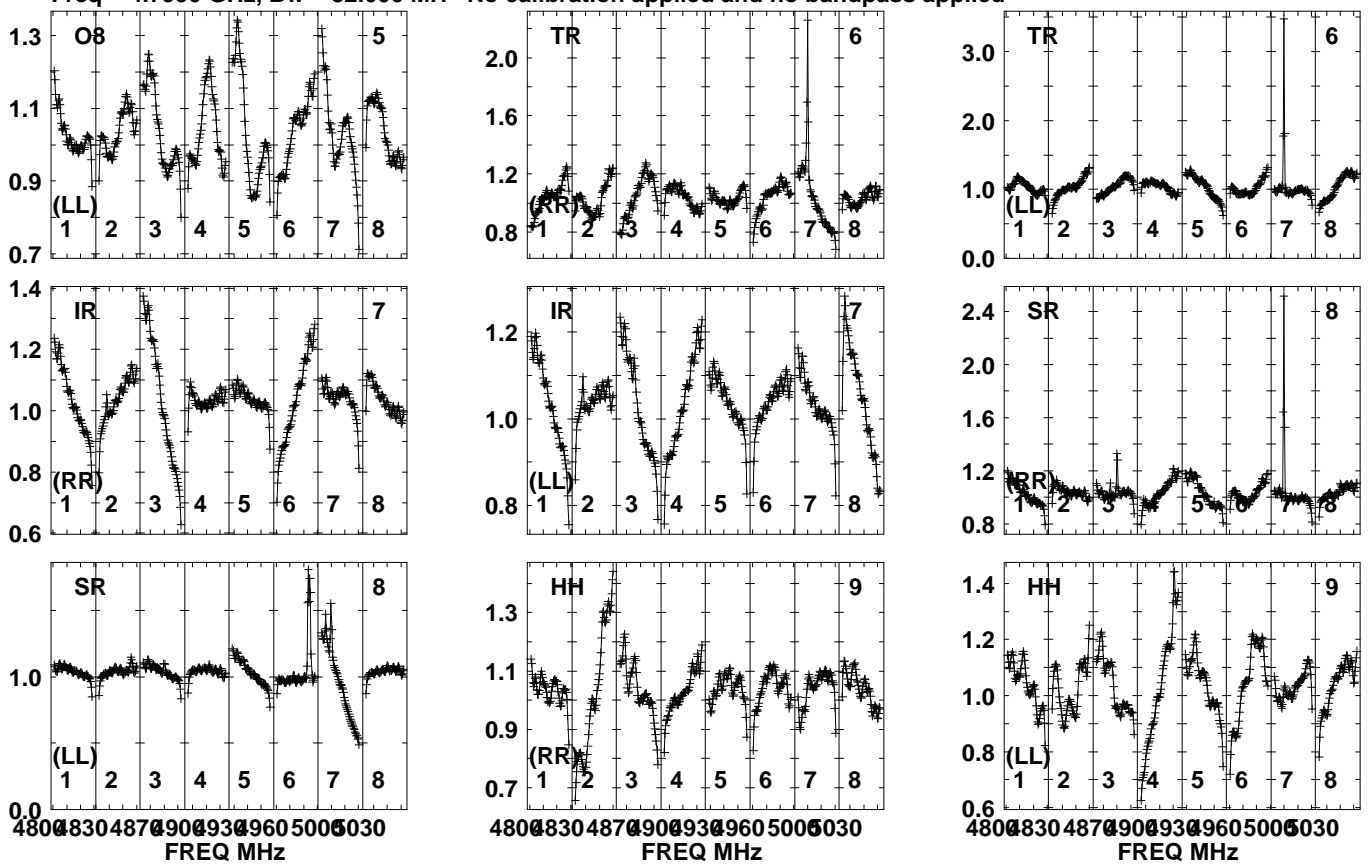


Lower frame: Real Jy
Auto-corr total-power spectrum Antenna: *
Timerange: 00/06:39:11 to 00/06:43:39

Plot file version 38 created 11-APR-2024 16:23:18

J1808-1926 RSG18.UVDATA.1

Freq = 4.7990 GHz, Bw = 32.000 MH No calibration applied and no bandpass applied

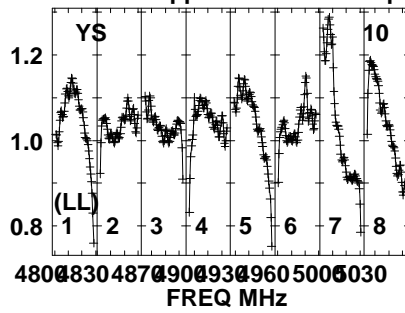
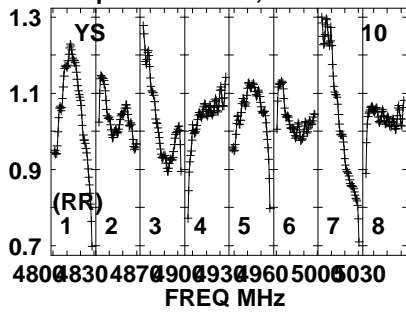


Lower frame: Real Jy
Auto-corr total-power spectrum Antenna: *
Timerange: 00/06:39:11 to 00/06:43:39

Plot file version 39 created 11-APR-2024 16:23:18

J1808-1926 RSG18.UVDATA.1

Freq = 4.7990 GHz, Bw = 32.000 MH No calibration applied and no bandpass applied

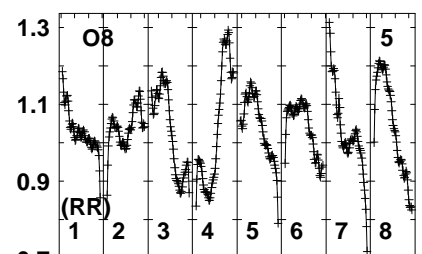
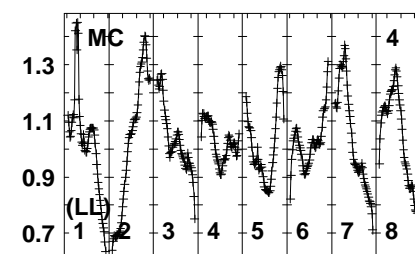
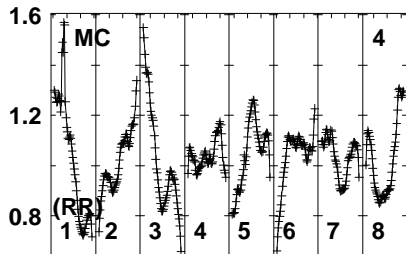
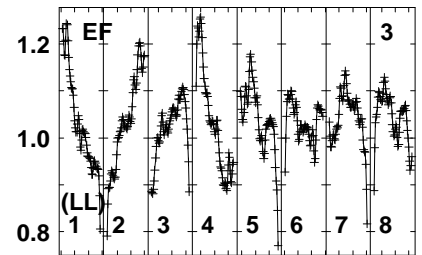
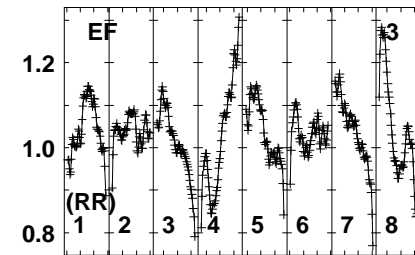
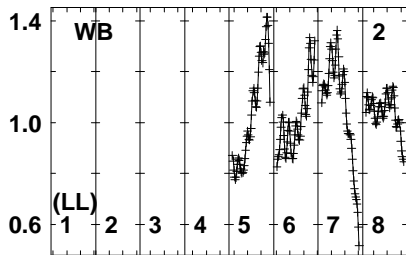
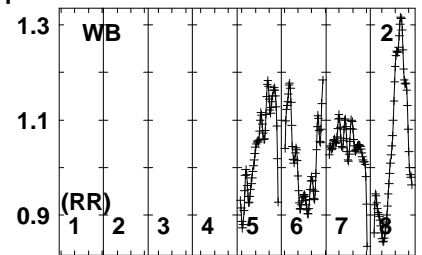
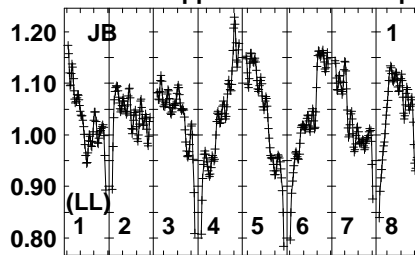
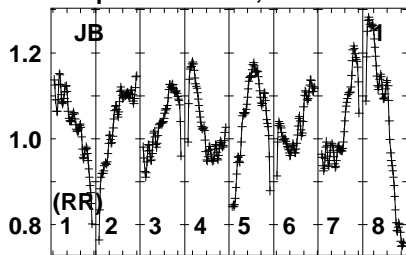


Lower frame: Real Jy
Auto-corr total-power spectrum Antenna: *
Timerange: 00/06:39:11 to 00/06:43:39

Plot file version 40 created 11-APR-2024 16:23:18

J1808-1822 RSG18.UVDATA.1

Freq = 4.7990 GHz, Bw = 32.000 MH No calibration applied and no bandpass applied



480083048709009309605005030
FREQ MHz

480083048709009309605005030
FREQ MHz

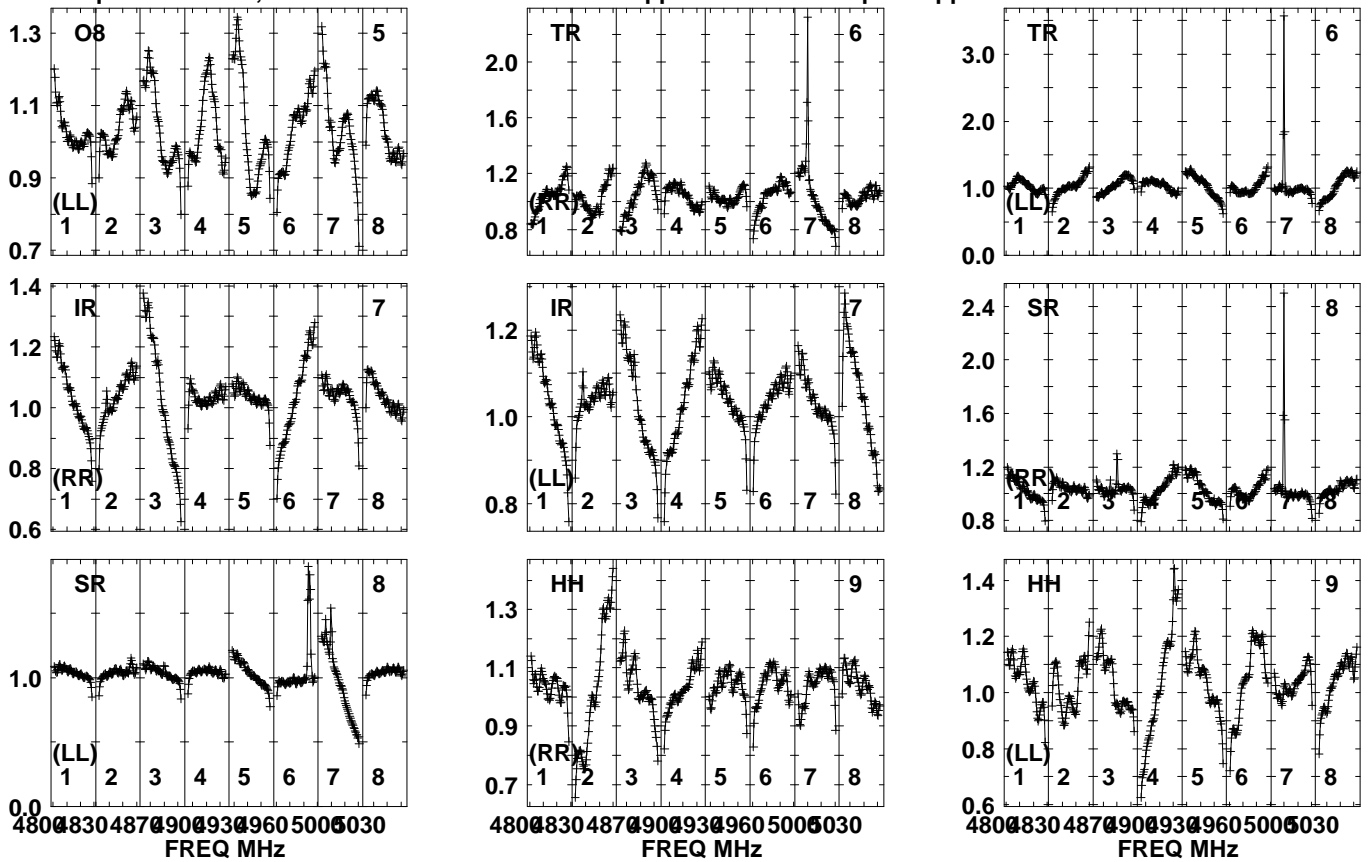
480083048709009309605005030
FREQ MHz

Lower frame: Real Jy
Auto-corr total-power spectrum Antenna: *
Timerange: 00/06:43:41 to 00/06:45:09

Plot file version 41 created 11-APR-2024 16:23:18

J1808-1822 RSG18.UVDATA.1

Freq = 4.7990 GHz, Bw = 32.000 MH No calibration applied and no bandpass applied

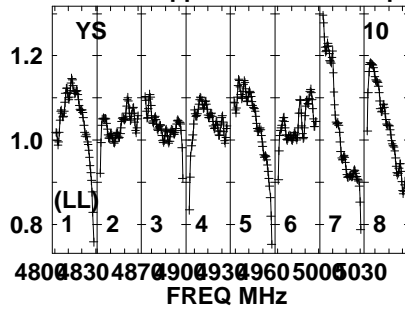
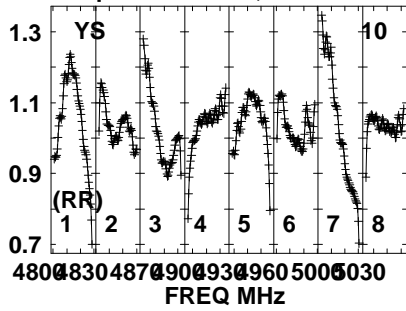


Lower frame: Real Jy
Auto-corr total-power spectrum Antenna: *
Timerange: 00/06:43:41 to 00/06:45:09

Plot file version 42 created 11-APR-2024 16:23:19

J1808-1822 RSG18.UVDATA.1

Freq = 4.7990 GHz, Bw = 32.000 MH No calibration applied and no bandpass applied

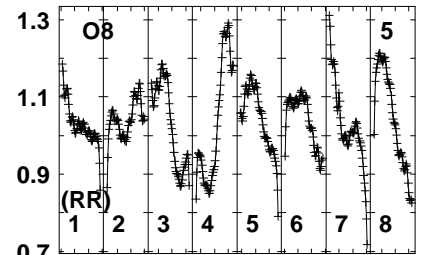
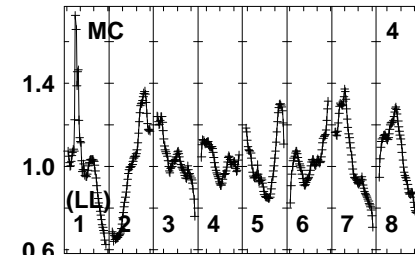
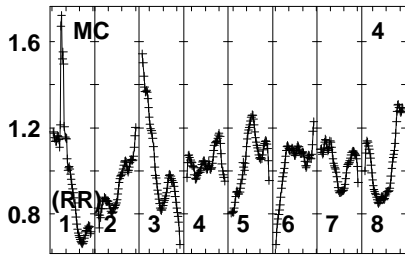
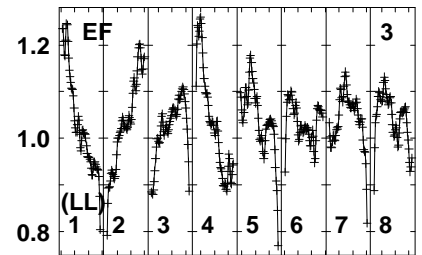
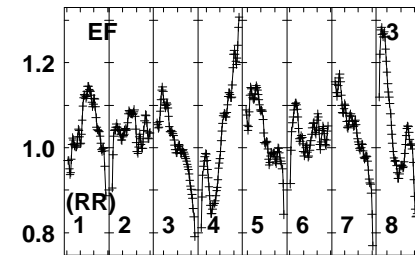
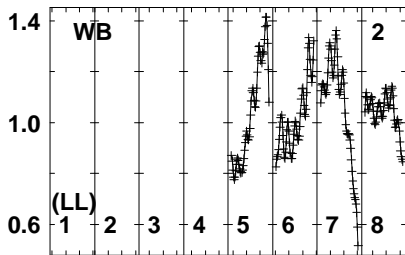
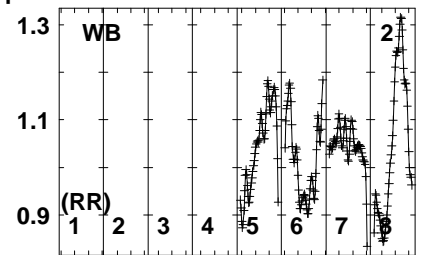
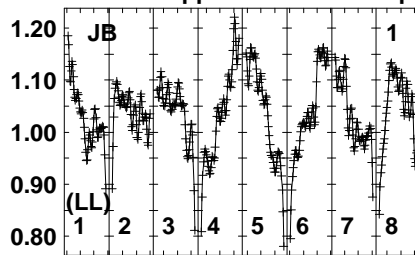
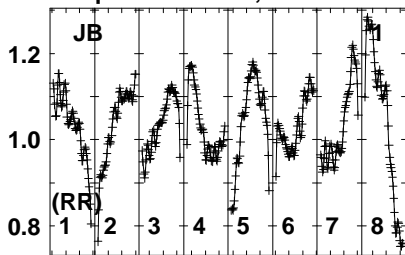


Lower frame: Real Jy
Auto-corr total-power spectrum Antenna: *
Timerange: 00/06:43:41 to 00/06:45:09

Plot file version 43 created 11-APR-2024 16:23:19

J1809 52 RSG18.UVDATA.1

Freq = 4.7990 GHz, Bw = 32.000 MH No calibration applied and no bandpass applied



480083048709009309605005030
FREQ MHz

480083048709009309605005030
FREQ MHz

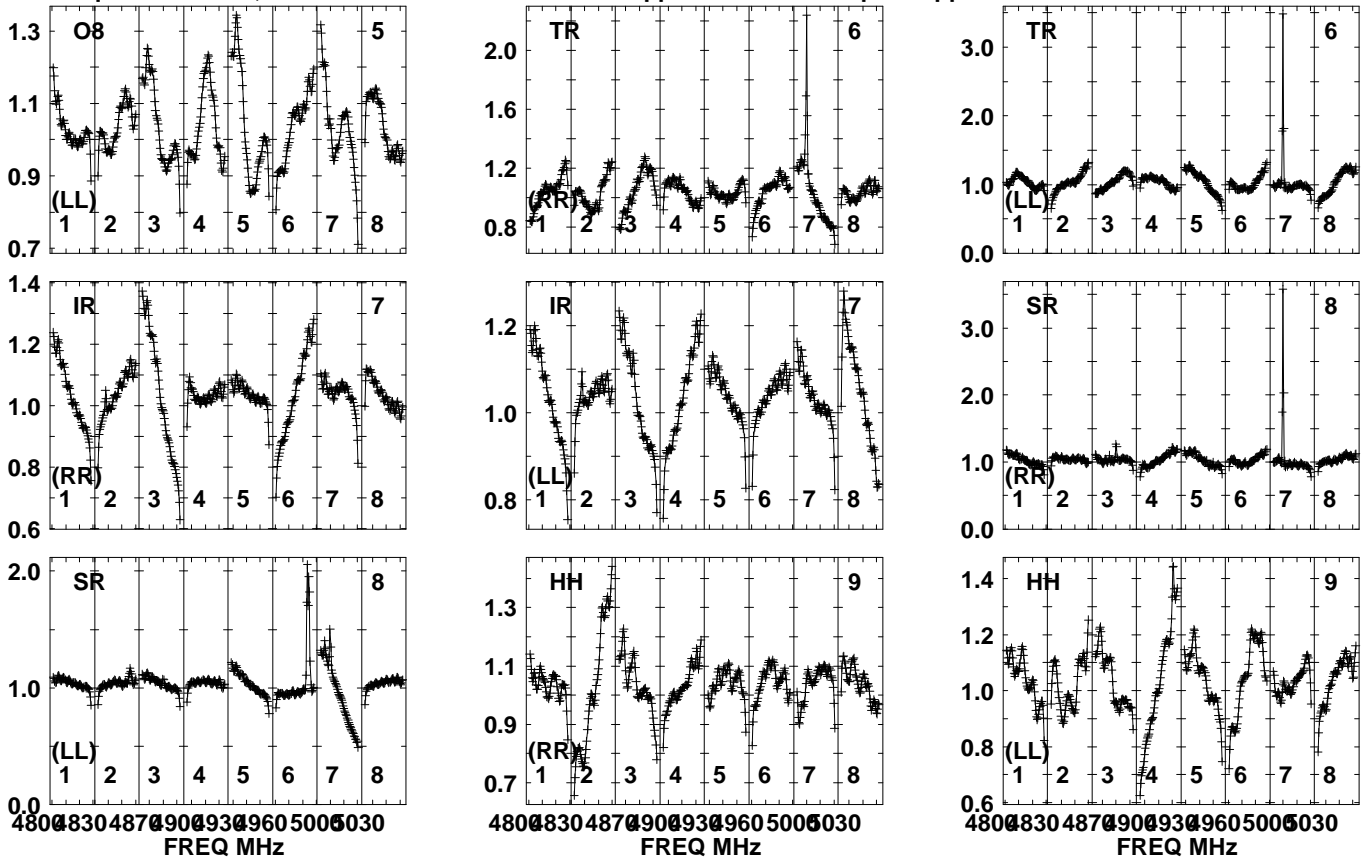
480083048709009309605005030
FREQ MHz

Lower frame: Real Jy
Auto-corr total-power spectrum Antenna: *
Timerange: 00/06:45:11 to 00/06:49:39

Plot file version 44 created 11-APR-2024 16:23:19

J1809 52 RSG18.UVDATA.1

Freq = 4.7990 GHz, Bw = 32.000 MH No calibration applied and no bandpass applied

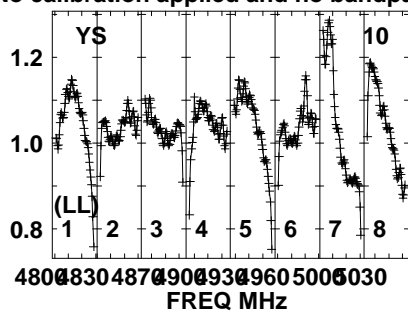
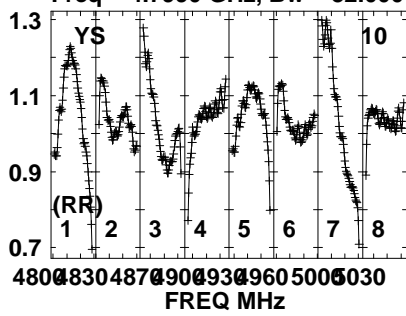


Lower frame: Real Jy
Auto-corr total-power spectrum Antenna: *
Timerange: 00/06:45:11 to 00/06:49:39

Plot file version 45 created 11-APR-2024 16:23:19

J1809 52 RSG18.UVDATA.1

Freq = 4.7990 GHz, Bw = 32.000 MH No calibration applied and no bandpass applied

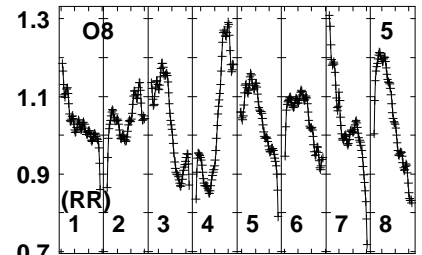
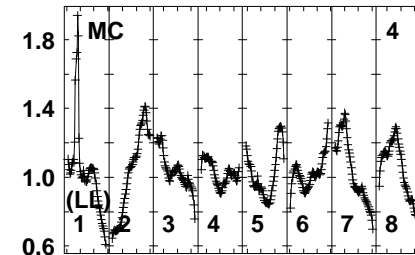
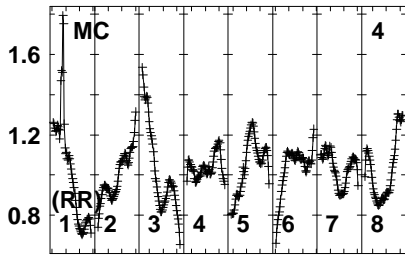
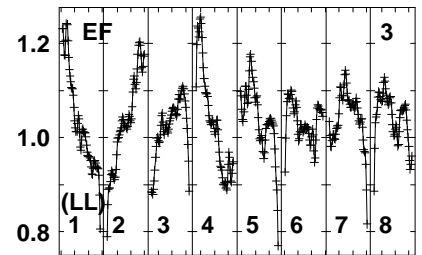
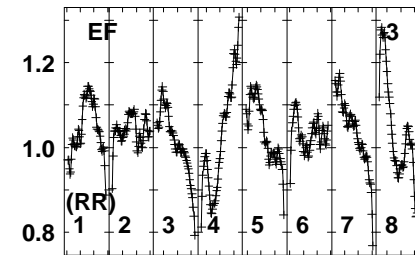
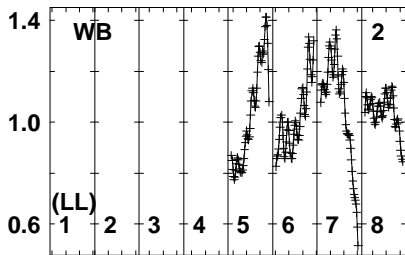
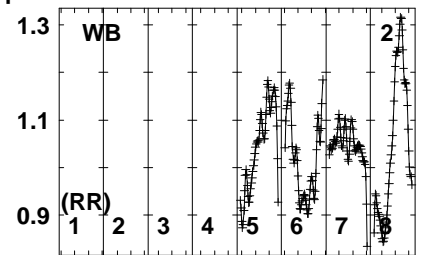
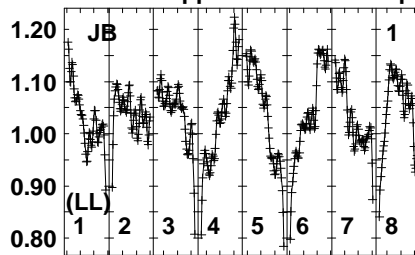
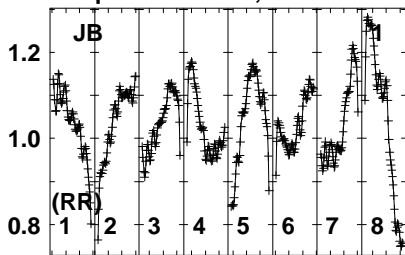


Lower frame: Real Jy
Auto-corr total-power spectrum Antenna: *
Timerange: 00/06:45:11 to 00/06:49:39

Plot file version 46 created 11-APR-2024 16:23:19

J1808-1822 RSG18.UVDATA.1

Freq = 4.7990 GHz, Bw = 32.000 MH No calibration applied and no bandpass applied



480083048709009309605005030
FREQ MHz

480083048709009309605005030
FREQ MHz

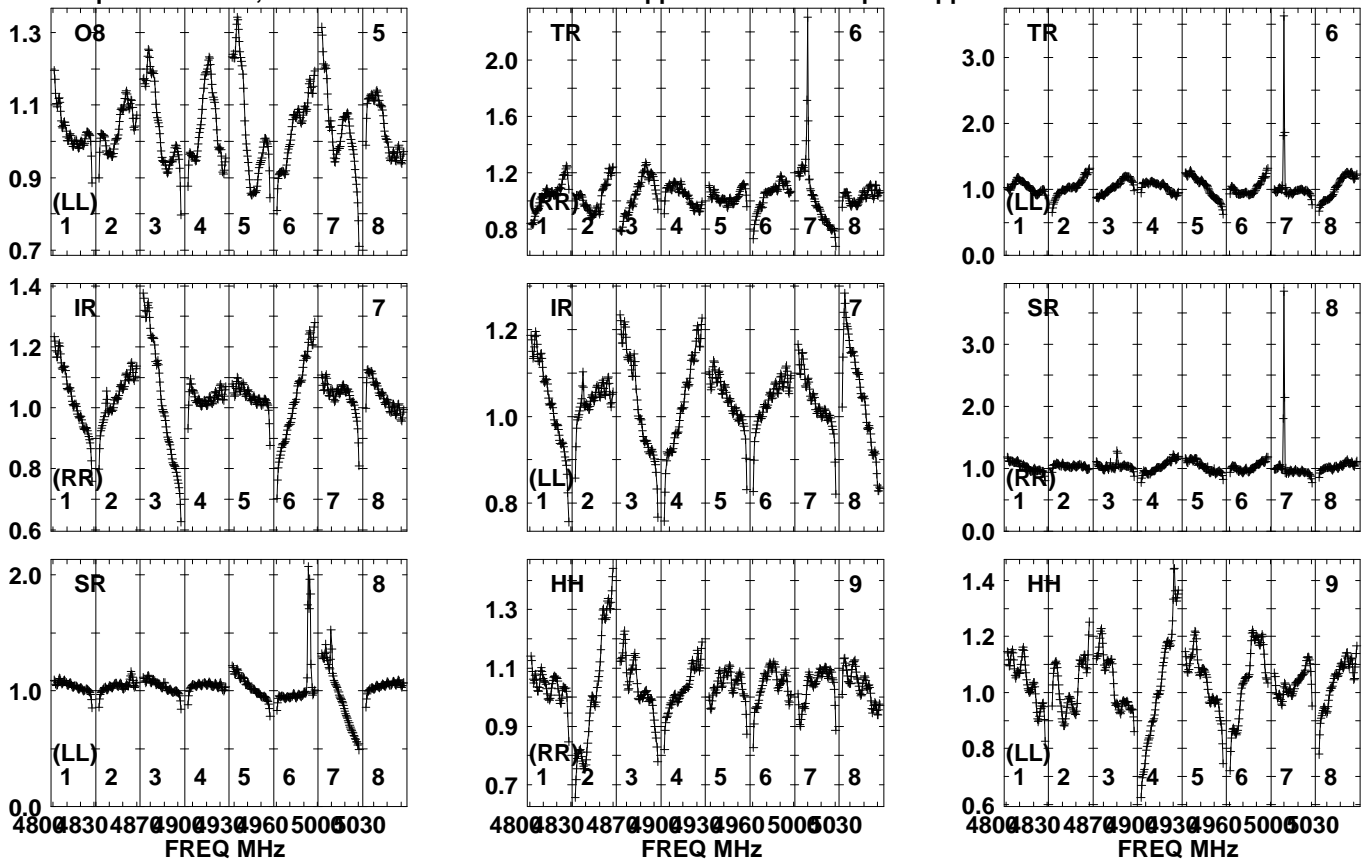
480083048709009309605005030
FREQ MHz

Lower frame: Real Jy
Auto-corr total-power spectrum Antenna: *
Timerange: 00/06:50:21 to 00/06:51:19

Plot file version 47 created 11-APR-2024 16:23:19

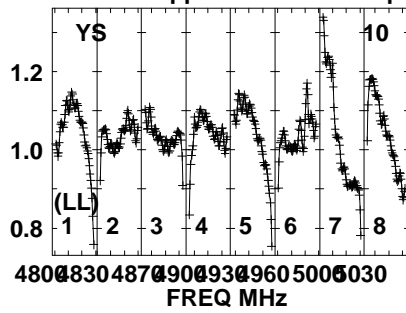
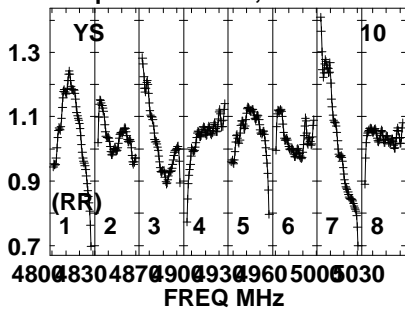
J1808-1822 RSG18.UVDATA.1

Freq = 4.7990 GHz, Bw = 32.000 MH No calibration applied and no bandpass applied



Lower frame: Real Jy
Auto-corr total-power spectrum Antenna: *
Timerange: 00/06:50:21 to 00/06:51:19

Plot file version 48 created 11-APR-2024 16:23:19
J1808-1822 RSG18.UVDATA.1
Freq = 4.7990 GHz, Bw = 32.000 MH No calibration applied and no bandpass applied

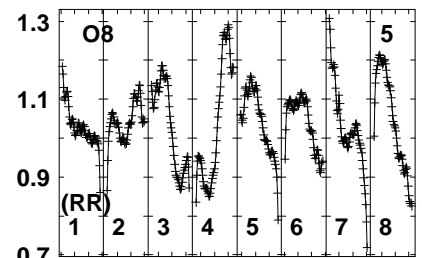
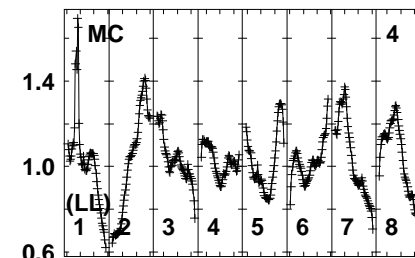
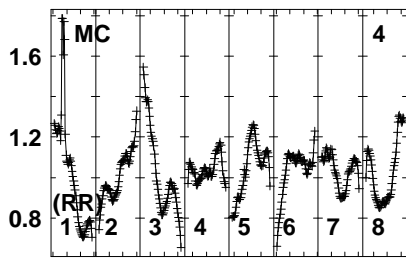
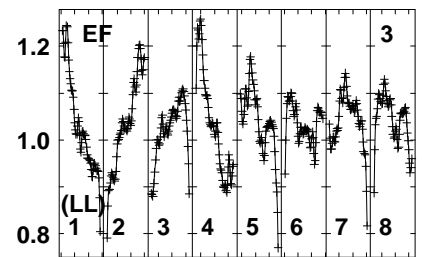
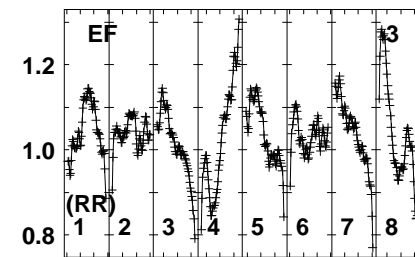
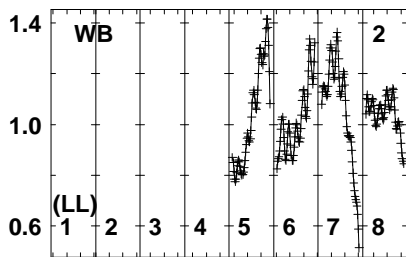
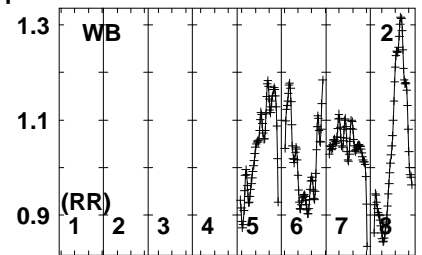
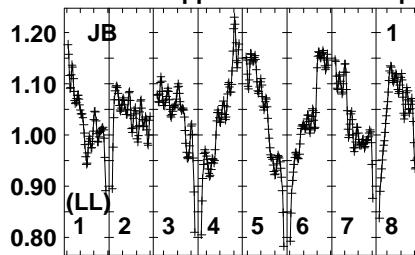
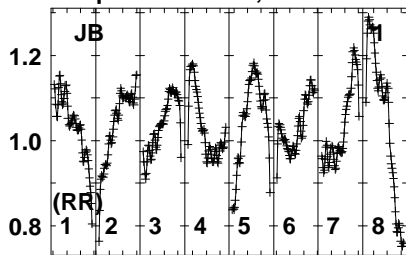


Lower frame: Real Jy
Auto-corr total-power spectrum Antenna: *
Timerange: 00/06:50:21 to 00/06:51:19

Plot file version 49 created 11-APR-2024 16:23:19

J1811-1908 RSG18.UVDATA.1

Freq = 4.7990 GHz, Bw = 32.000 MH No calibration applied and no bandpass applied



480083048709009309605005030
FREQ MHz

480083048709009309605005030
FREQ MHz

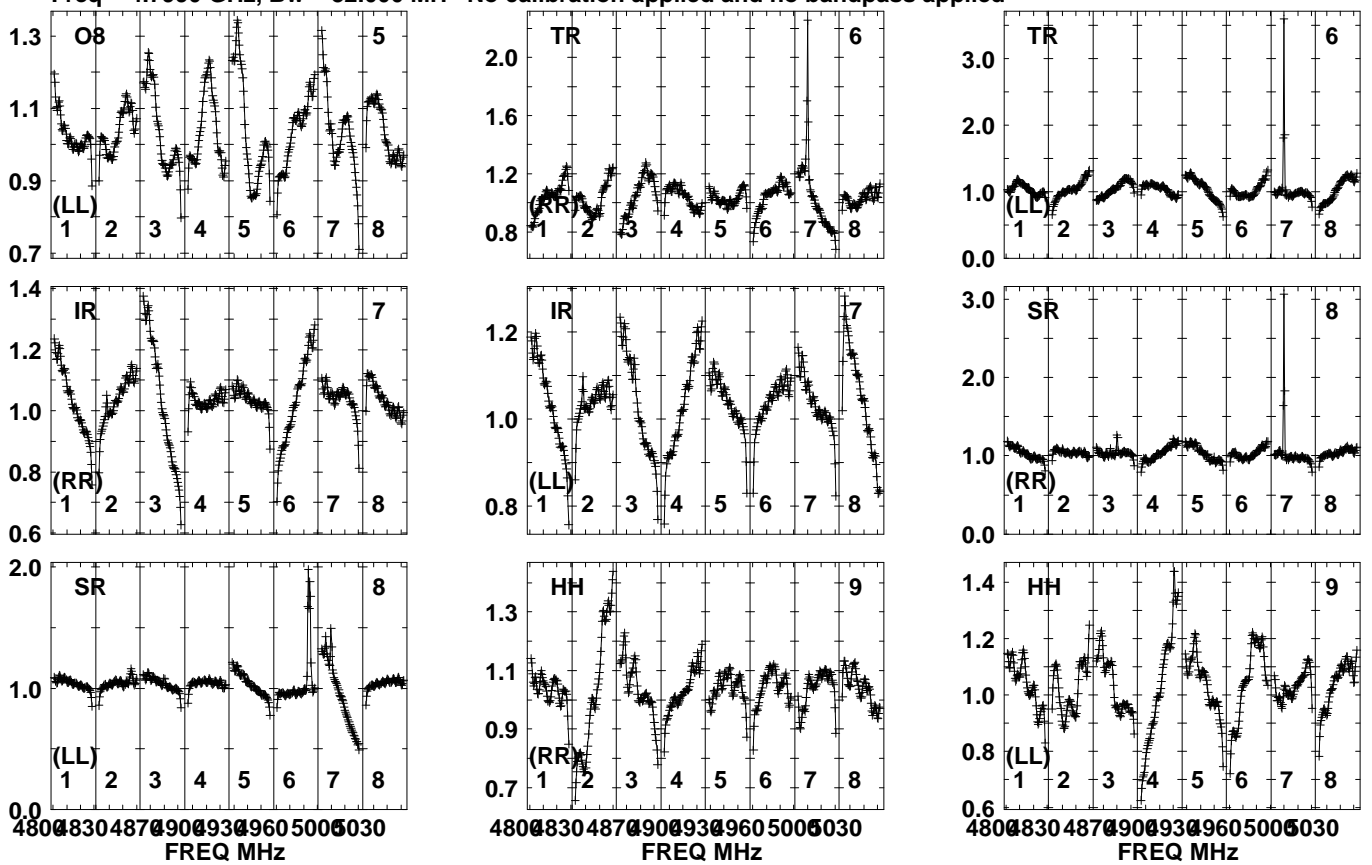
480083048709009309605005030
FREQ MHz

Lower frame: Real Jy
Auto-corr total-power spectrum Antenna: *
Timerange: 00/06:51:21 to 00/06:55:49

Plot file version 50 created 11-APR-2024 16:23:19

J1811-1908 RSG18.UVDATA.1

Freq = 4.7990 GHz, Bw = 32.000 MH No calibration applied and no bandpass applied

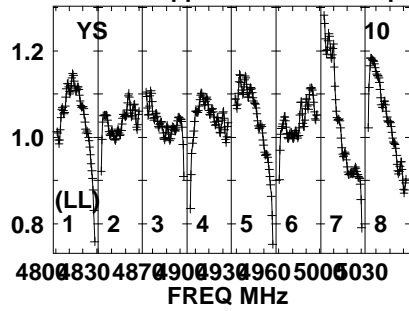
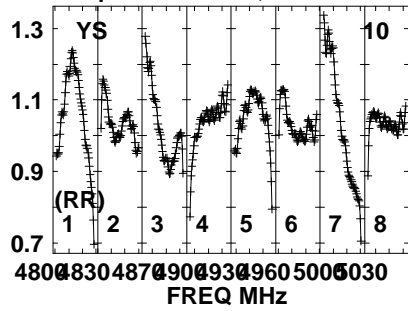


Lower frame: Real Jy
Auto-corr total-power spectrum Antenna: *
Timerange: 00/06:51:21 to 00/06:55:49

Plot file version 51 created 11-APR-2024 16:23:20

J1811-1908 RSG18.UVDATA.1

Freq = 4.7990 GHz, Bw = 32.000 MH No calibration applied and no bandpass applied

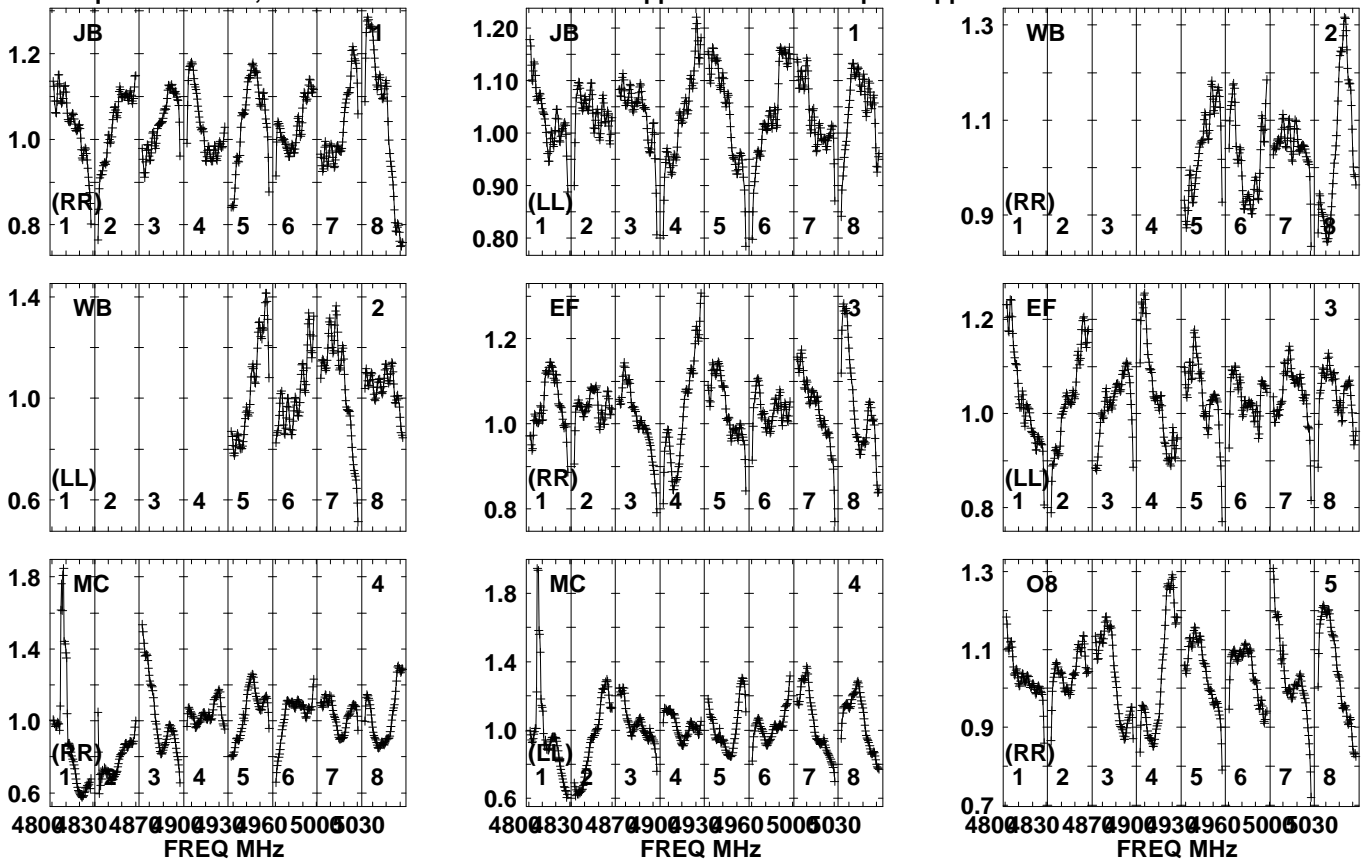


Lower frame: Real Jy
Auto-corr total-power spectrum Antenna: *
Timerange: 00/06:51:21 to 00/06:55:49

Plot file version 52 created 11-APR-2024 16:23:20

J1808-1822 RSG18.UVDATA.1

Freq = 4.7990 GHz, Bw = 32.000 MH No calibration applied and no bandpass applied

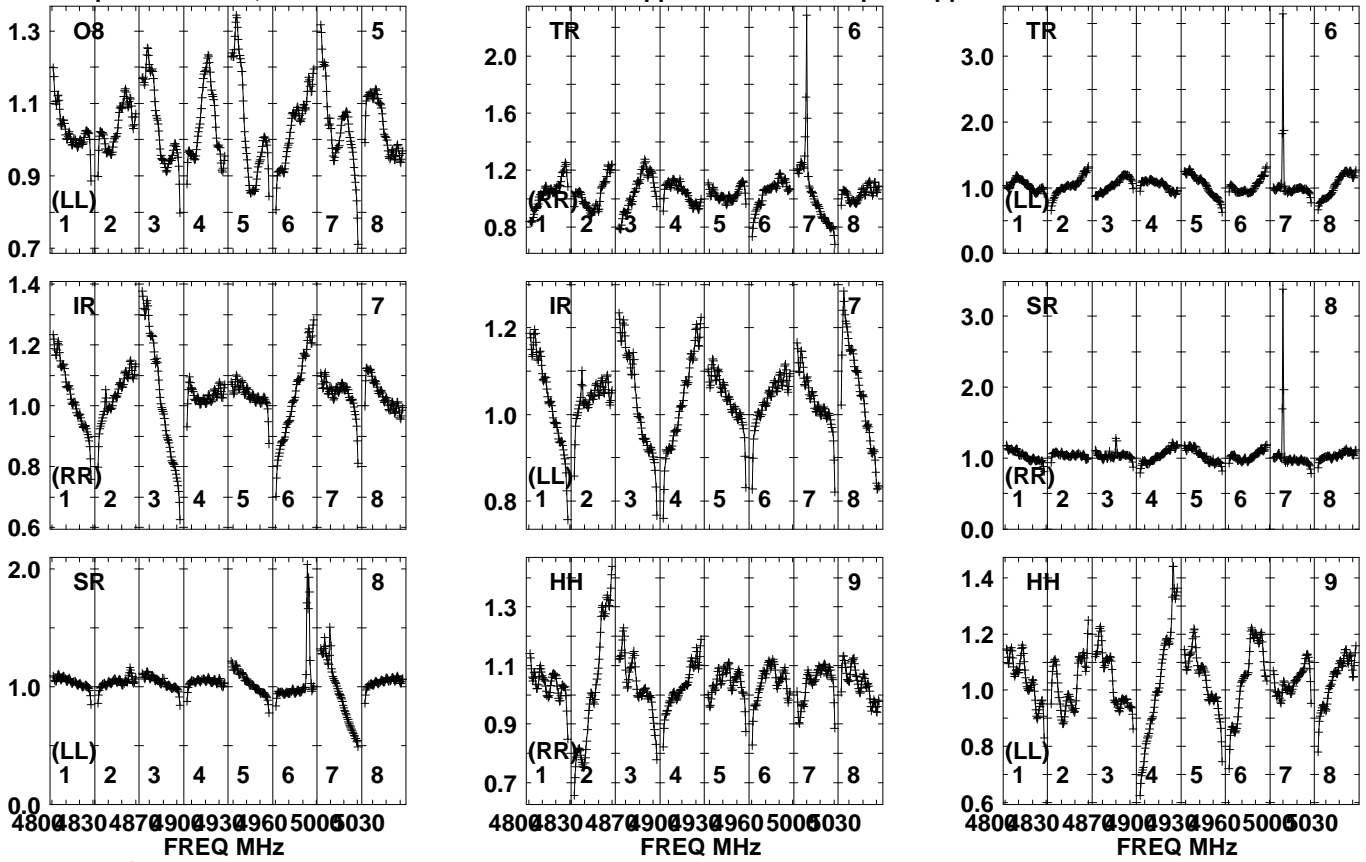


Lower frame: Real Jy
Auto-corr total-power spectrum Antenna: *
Timerange: 00/06:55:51 to 00/06:57:19

Plot file version 53 created 11-APR-2024 16:23:20

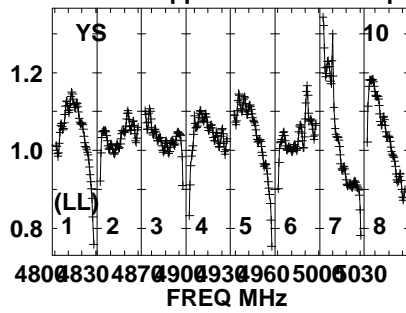
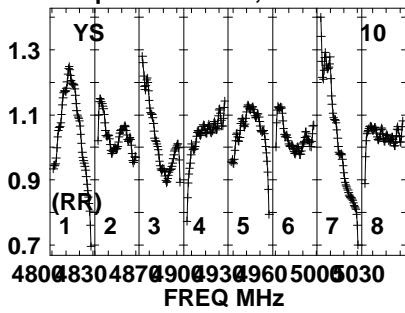
J1808-1822 RSG18.UVDATA.1

Freq = 4.7990 GHz, Bw = 32.000 MH No calibration applied and no bandpass applied



Lower frame: Real Jy
Auto-corr total-power spectrum Antenna: *
Timerange: 00/06:55:51 to 00/06:57:19

Plot file version 54 created 11-APR-2024 16:23:20
J1808-1822 RSG18.UVDATA.1
Freq = 4.7990 GHz, Bw = 32.000 MH No calibration applied and no bandpass applied

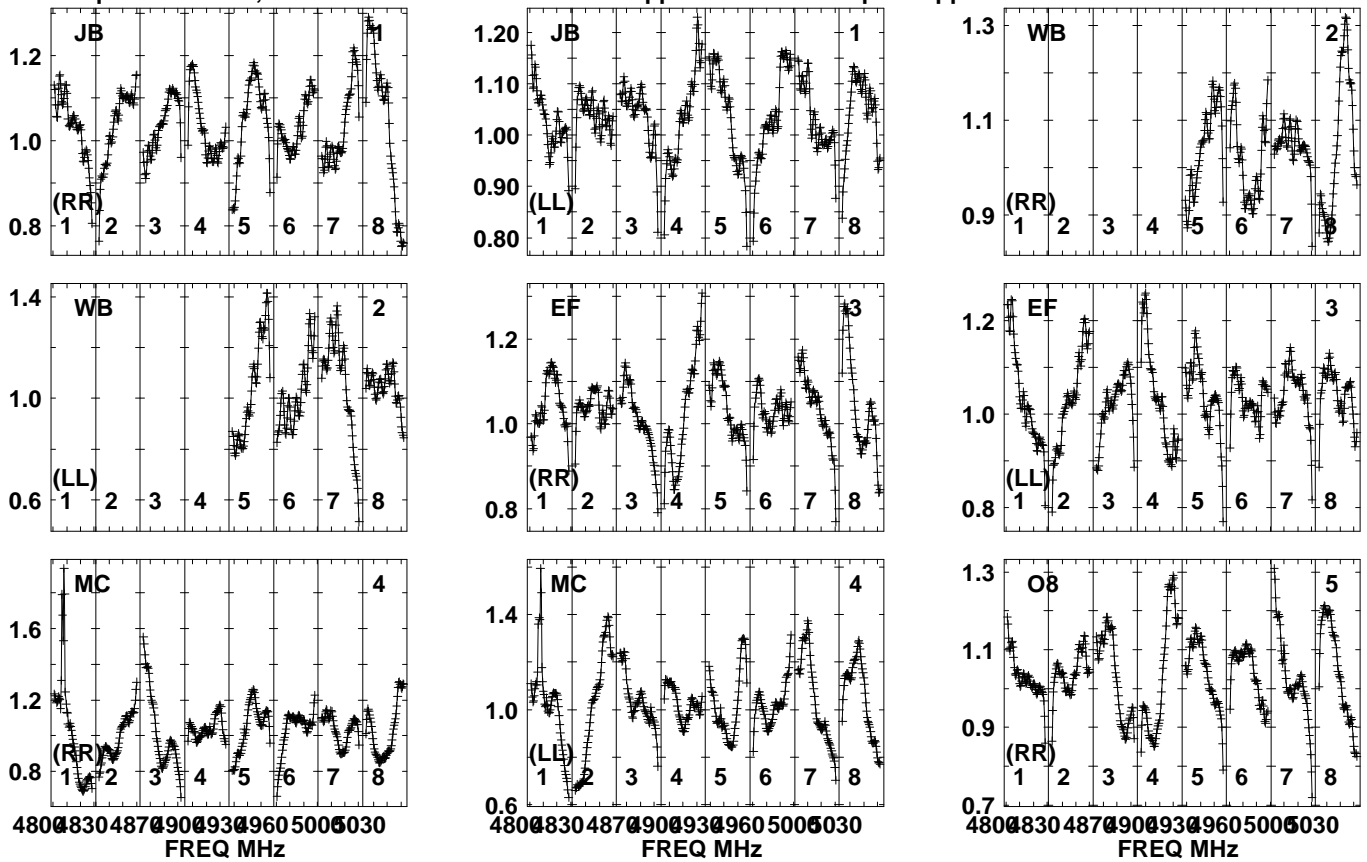


Lower frame: Real Jy
Auto-corr total-power spectrum Antenna: *
Timerange: 00/06:55:51 to 00/06:57:19

Plot file version 55 created 11-APR-2024 16:23:20

J1809 20 RSG18.UVDATA.1

Freq = 4.7990 GHz, Bw = 32.000 MH No calibration applied and no bandpass applied

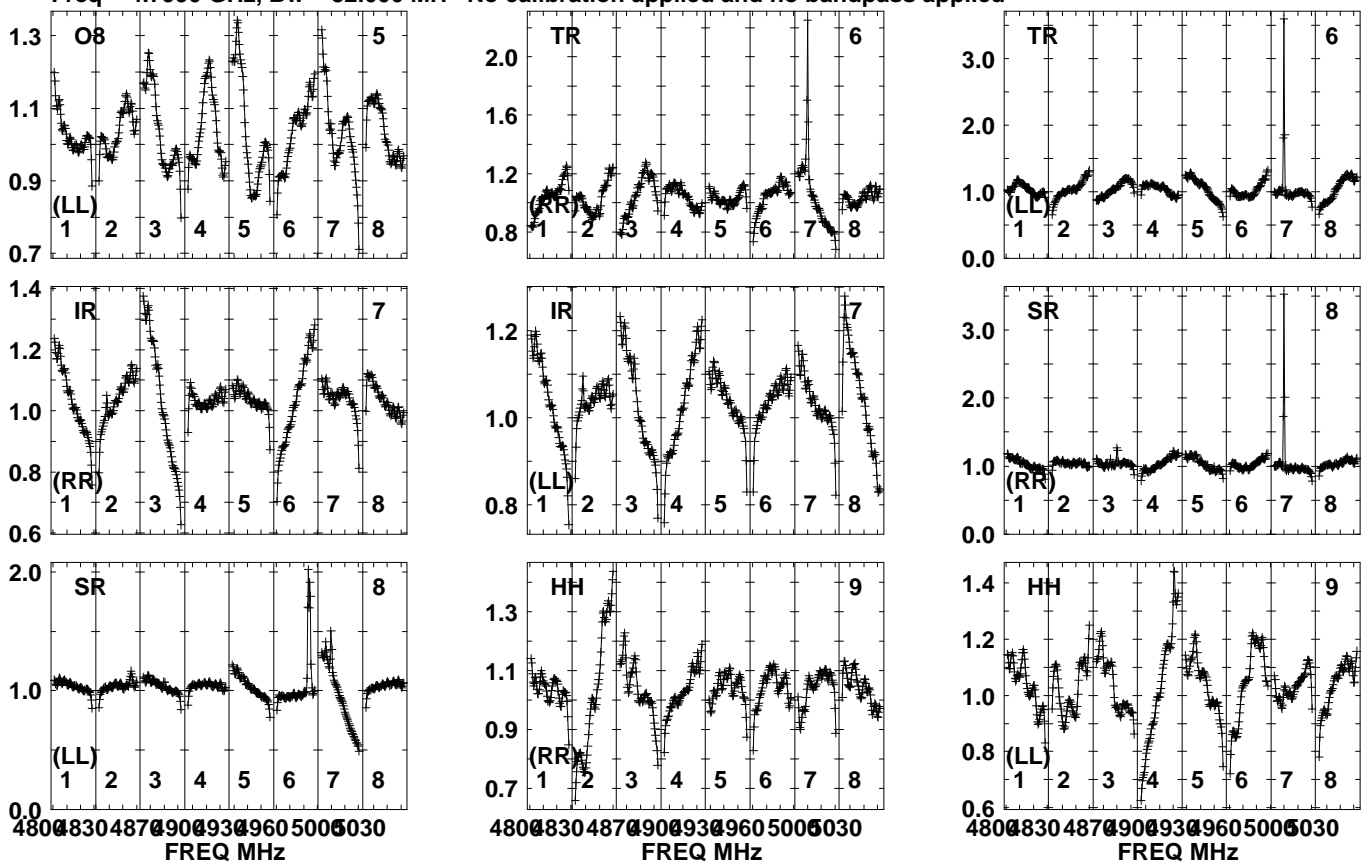


Lower frame: Real Jy
Auto-corr total-power spectrum Antenna: *
Timerange: 00/06:57:21 to 00/07:01:49

Plot file version 56 created 11-APR-2024 16:23:20

J1809 20 RSG18.UVDATA.1

Freq = 4.7990 GHz, Bw = 32.000 MH No calibration applied and no bandpass applied

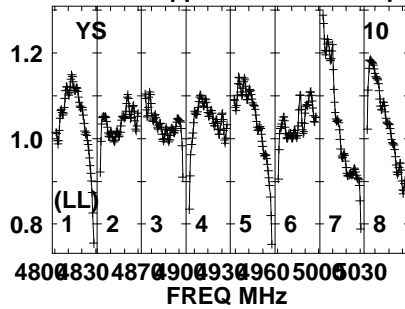
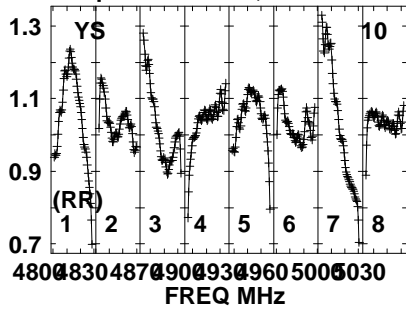


Lower frame: Real Jy
Auto-corr total-power spectrum Antenna: *
Timerange: 00/06:57:21 to 00/07:01:49

Plot file version 57 created 11-APR-2024 16:23:20

J1809 20 RSG18.UVDATA.1

Freq = 4.7990 GHz, Bw = 32.000 MH No calibration applied and no bandpass applied

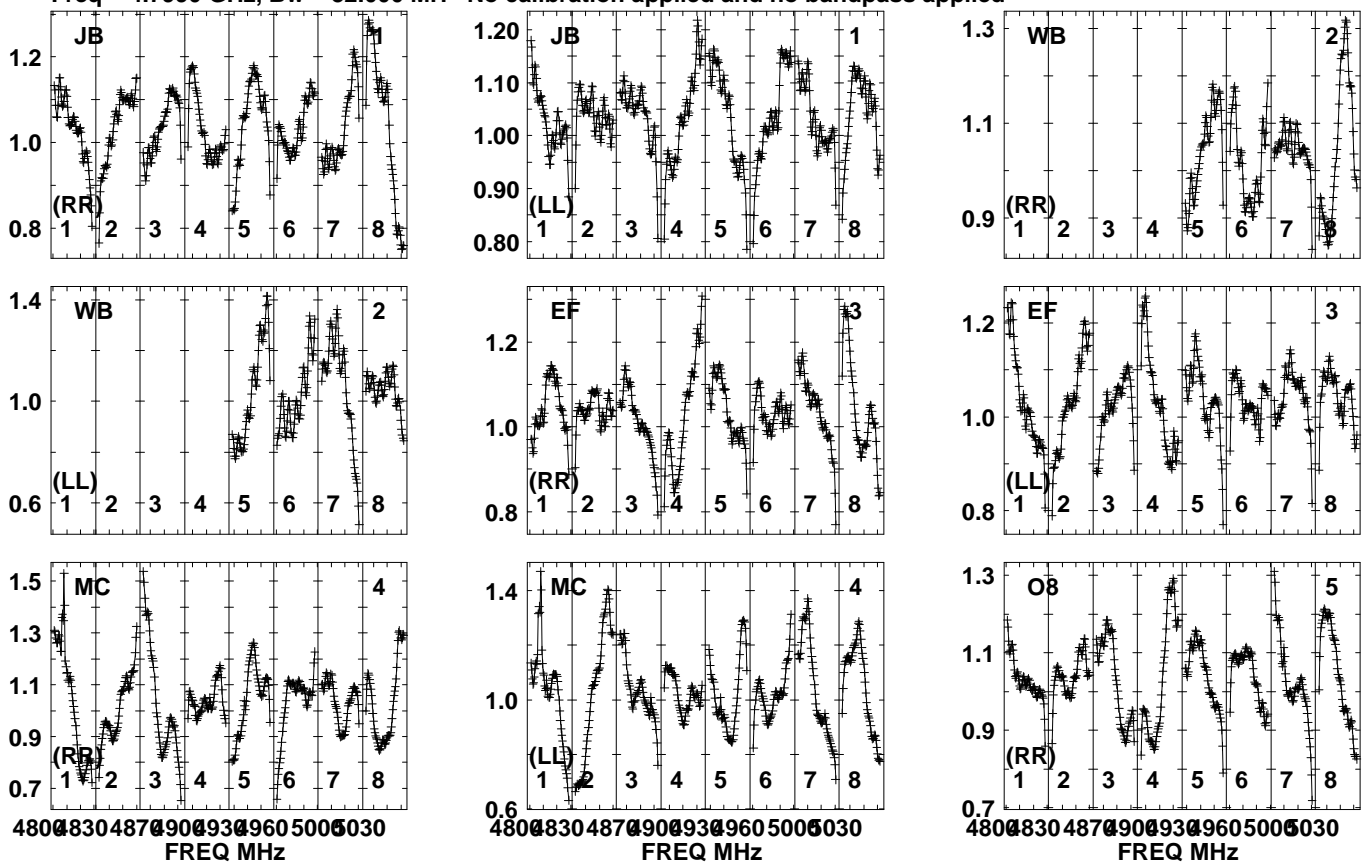


Lower frame: Real Jy
Auto-corr total-power spectrum Antenna: *
Timerange: 00/06:57:21 to 00/07:01:49

Plot file version 58 created 11-APR-2024 16:23:20

J1808-1822 RSG18.UVDATA.1

Freq = 4.7990 GHz, Bw = 32.000 MH No calibration applied and no bandpass applied

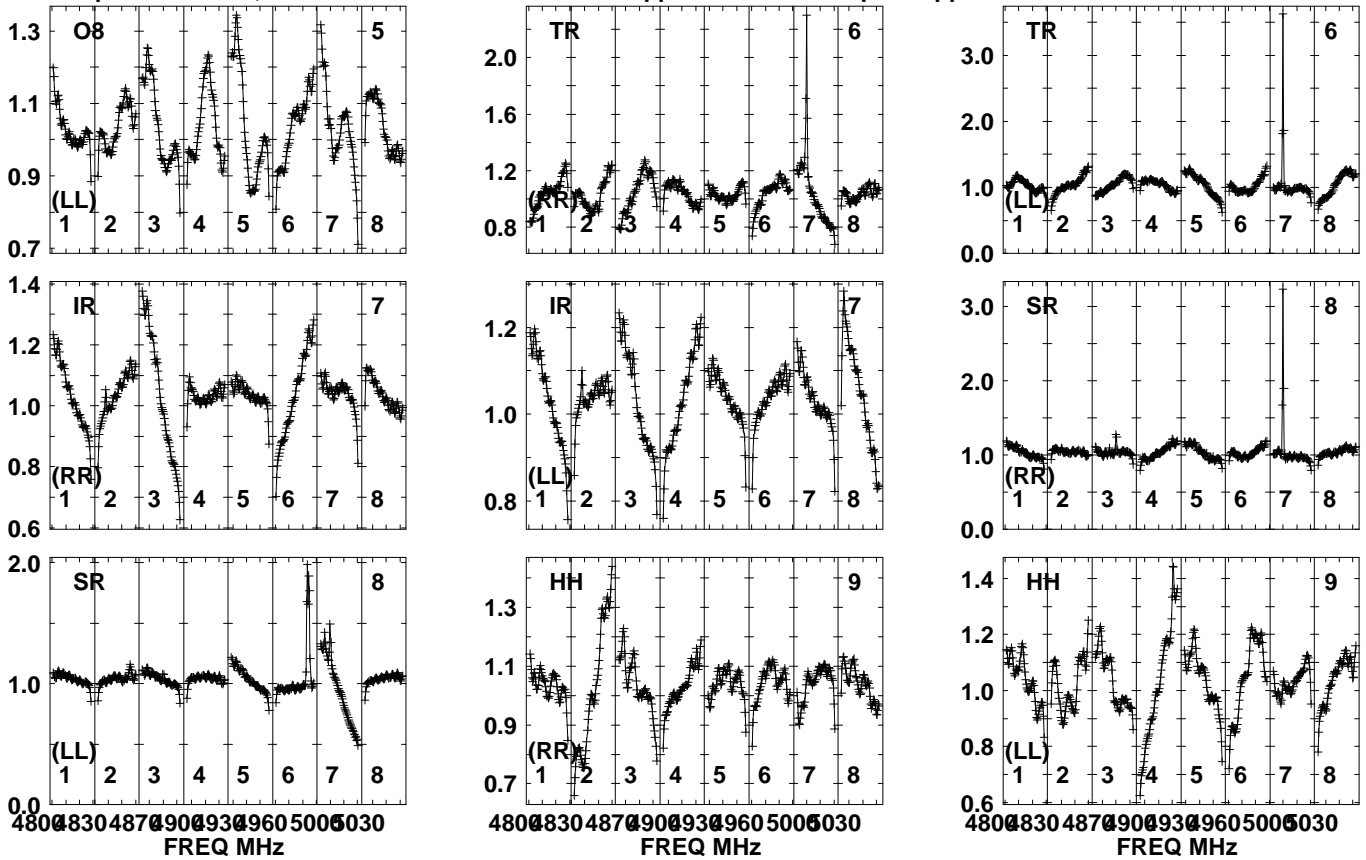


Lower frame: Real Jy
Auto-corr total-power spectrum Antenna: *
Timerange: 00/07:01:51 to 00/07:03:19

Plot file version 59 created 11-APR-2024 16:23:21

J1808-1822 RSG18.UVDATA.1

Freq = 4.7990 GHz, Bw = 32.000 MH No calibration applied and no bandpass applied

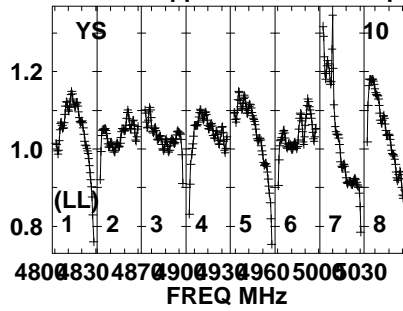
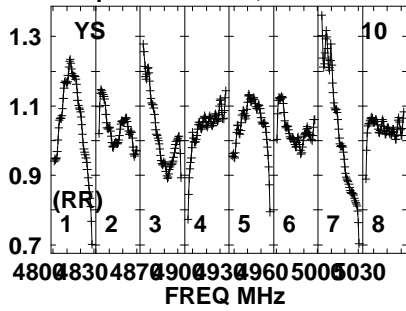


Lower frame: Real Jy
Auto-corr total-power spectrum Antenna: *
Timerange: 00/07:01:51 to 00/07:03:19

Plot file version 60 created 11-APR-2024 16:23:21

J1808-1822 RSG18.UVDATA.1

Freq = 4.7990 GHz, Bw = 32.000 MH No calibration applied and no bandpass applied

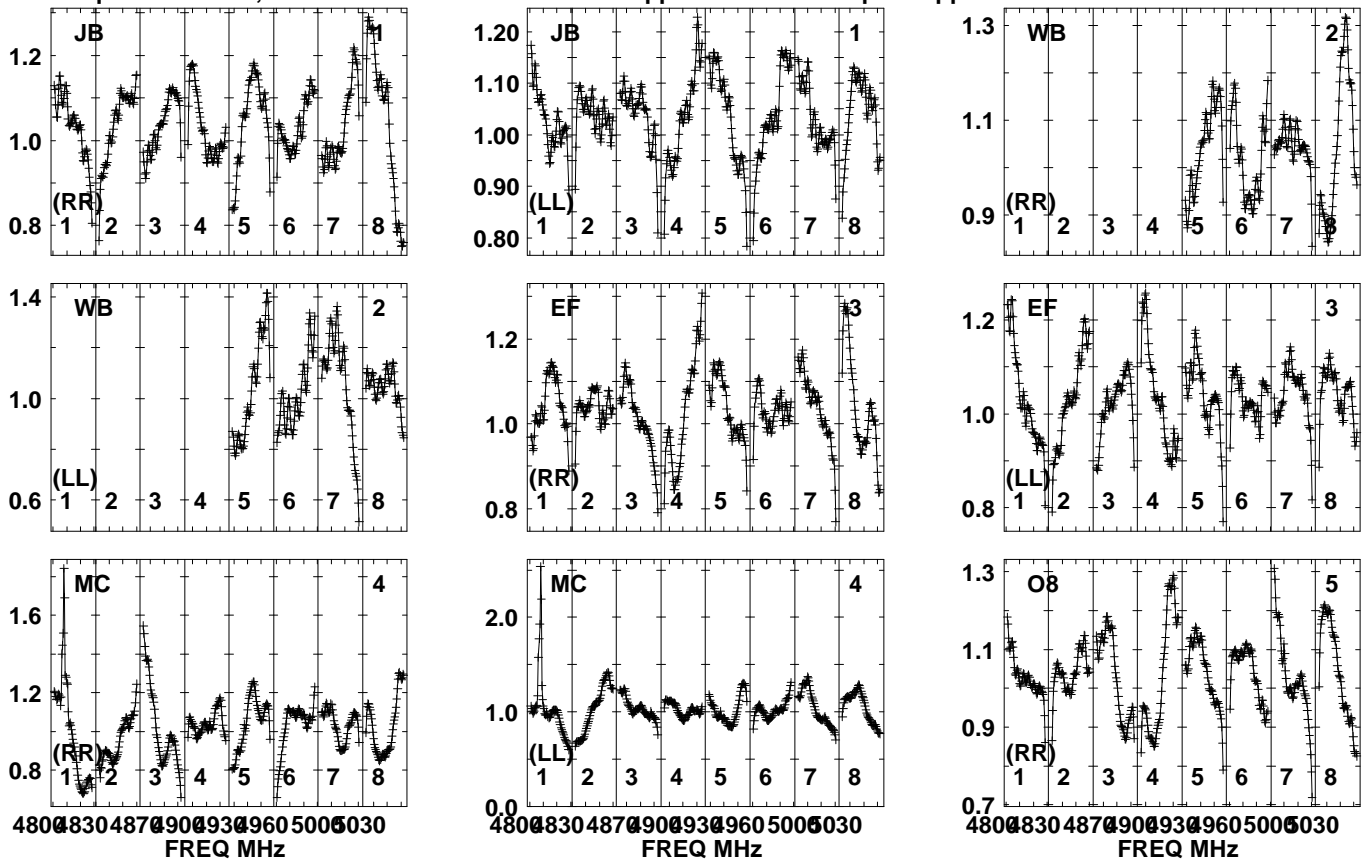


Lower frame: Real Jy
Auto-corr total-power spectrum Antenna: *
Timerange: 00/07:01:51 to 00/07:03:19

Plot file version 61 created 11-APR-2024 16:23:21

J1809 23 RSG18.UVDATA.1

Freq = 4.7990 GHz, Bw = 32.000 MH No calibration applied and no bandpass applied

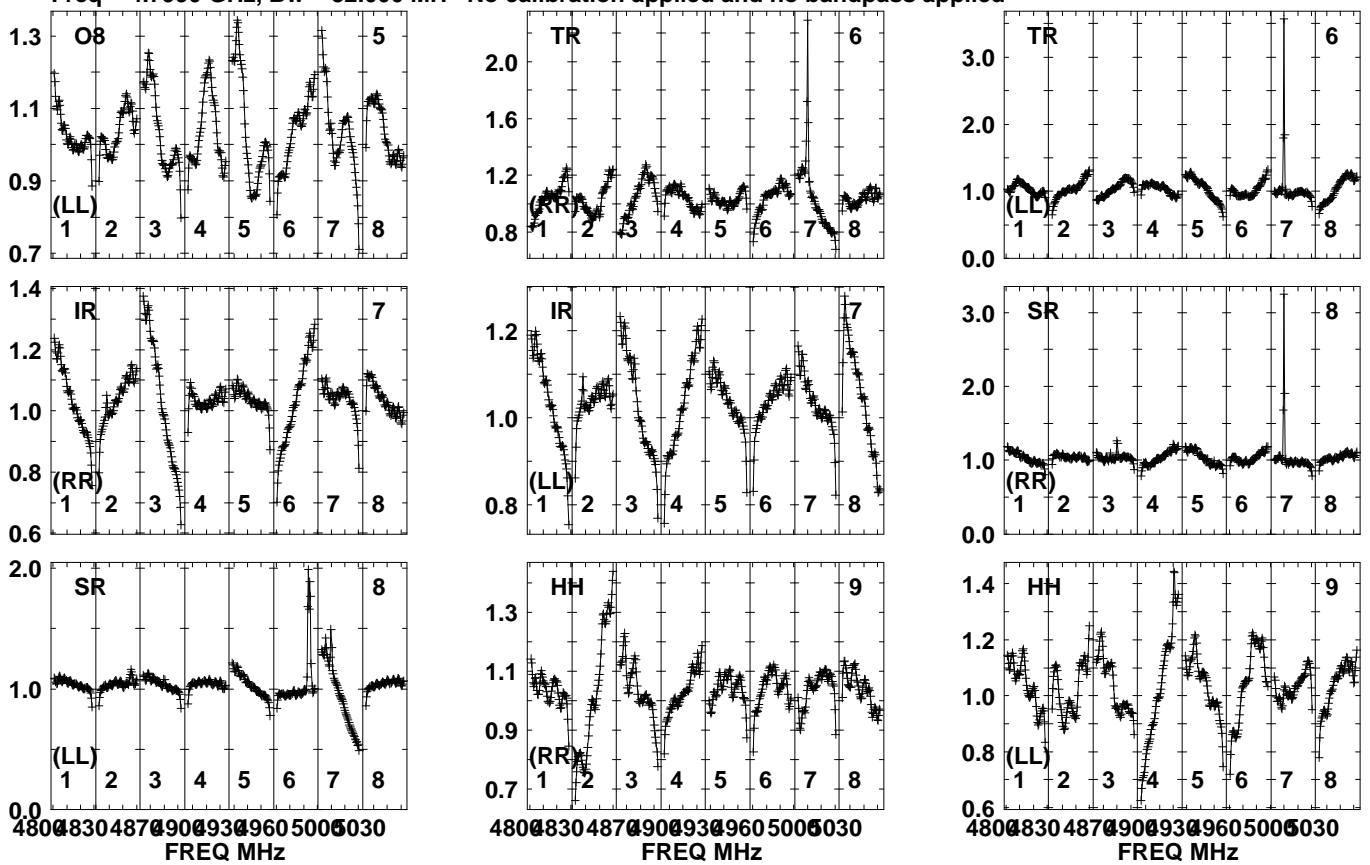


Lower frame: Real Jy
Auto-corr total-power spectrum Antenna: *
Timerange: 00/07:03:21 to 00/07:07:49

Plot file version 62 created 11-APR-2024 16:23:21

J1809 23 RSG18.UVDATA.1

Freq = 4.7990 GHz, Bw = 32.000 MH No calibration applied and no bandpass applied

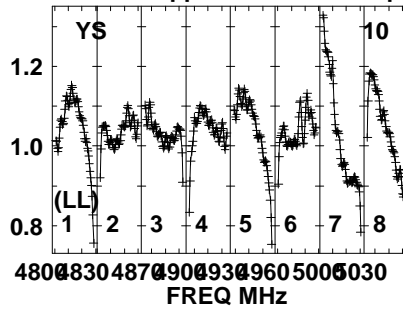
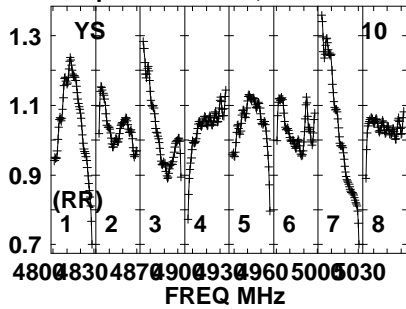


Lower frame: Real Jy
Auto-corr total-power spectrum Antenna: *
Timerange: 00/07:03:21 to 00/07:07:49

Plot file version 63 created 11-APR-2024 16:23:21

J1809 23 RSG18.UVDATA.1

Freq = 4.7990 GHz, Bw = 32.000 MH No calibration applied and no bandpass applied

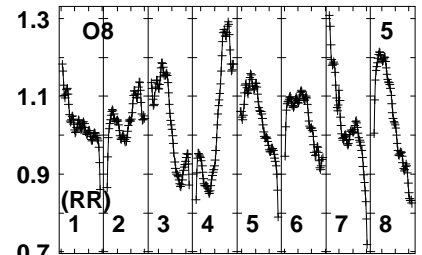
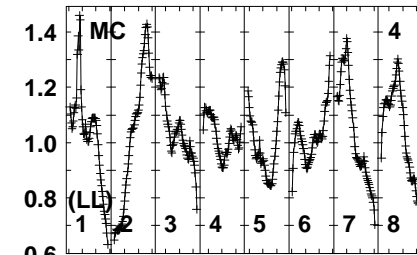
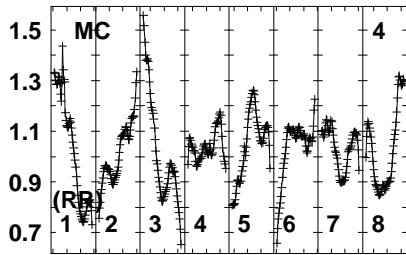
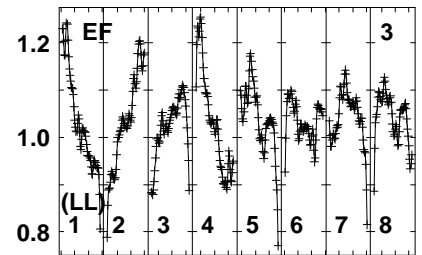
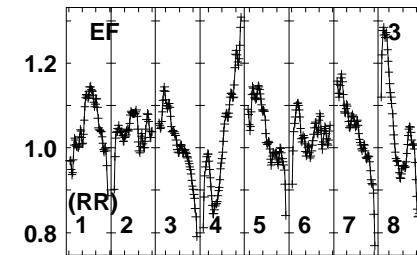
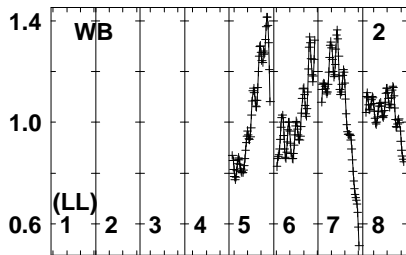
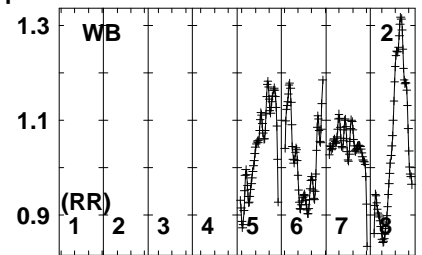
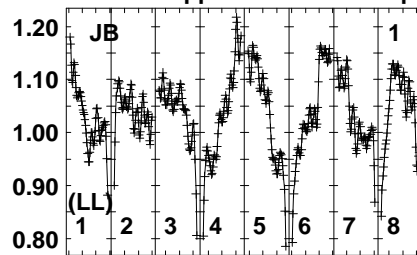
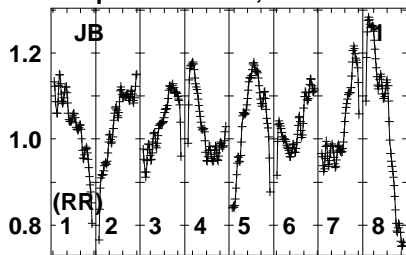


Lower frame: Real Jy
Auto-corr total-power spectrum Antenna: *
Timerange: 00/07:03:21 to 00/07:07:49

Plot file version 64 created 11-APR-2024 16:23:21

J1808-1822 RSG18.UVDATA.1

Freq = 4.7990 GHz, Bw = 32.000 MH No calibration applied and no bandpass applied



480083048709009309605005030
FREQ MHz

480083048709009309605005030
FREQ MHz

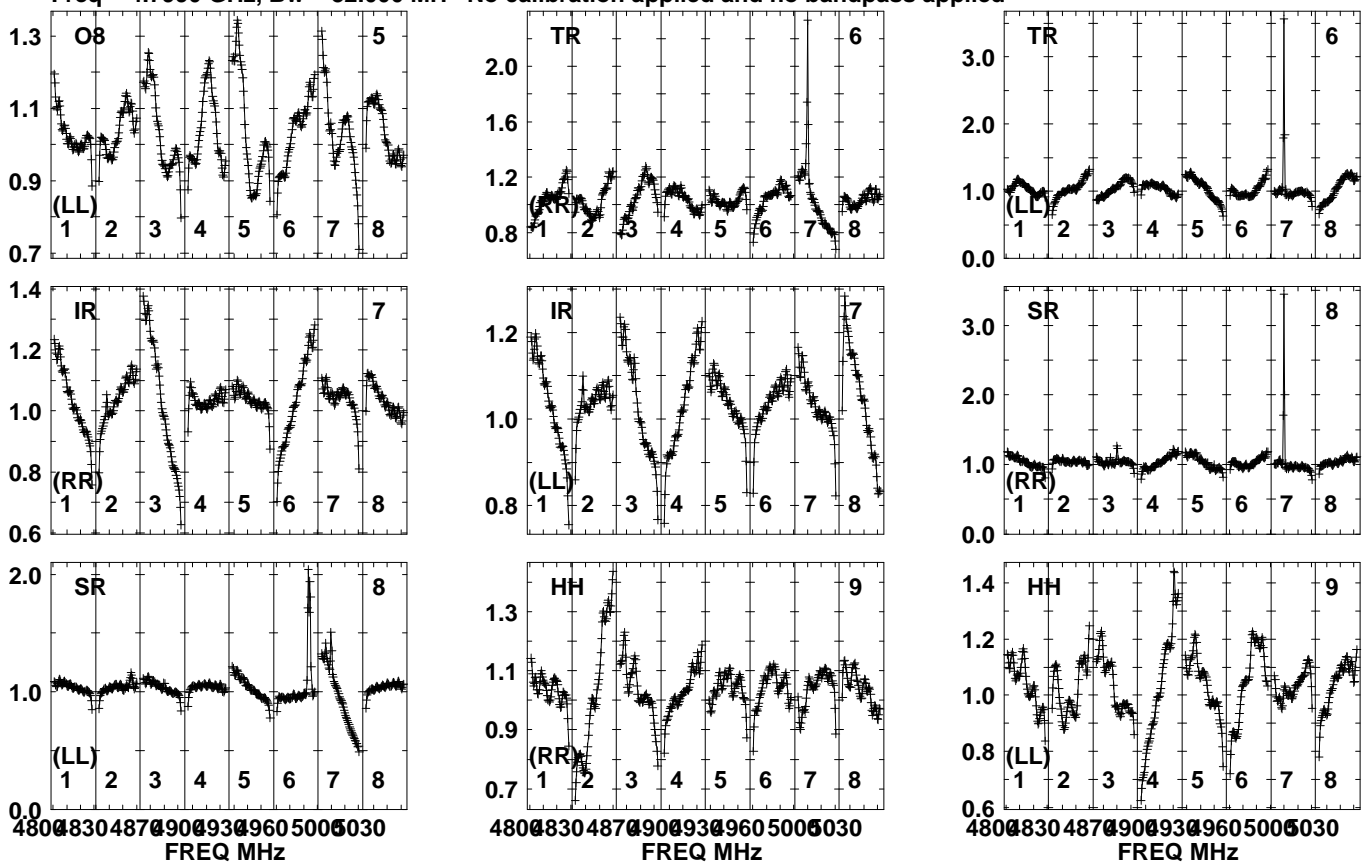
480083048709009309605005030
FREQ MHz

Lower frame: Real Jy
Auto-corr total-power spectrum Antenna: *
Timerange: 00/07:08:31 to 00/07:09:29

Plot file version 65 created 11-APR-2024 16:23:21

J1808-1822 RSG18.UVDATA.1

Freq = 4.7990 GHz, Bw = 32.000 MH No calibration applied and no bandpass applied

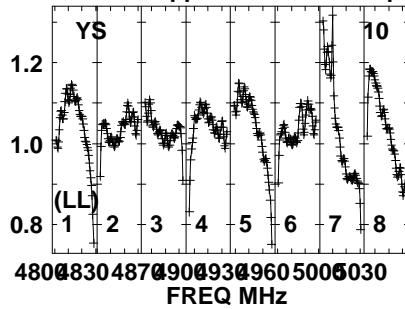
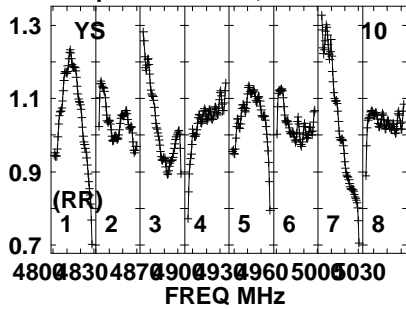


Lower frame: Real Jy
Auto-corr total-power spectrum Antenna: *
Timerange: 00/07:08:31 to 00/07:09:29

Plot file version 66 created 11-APR-2024 16:23:21

J1808-1822 RSG18.UVDATA.1

Freq = 4.7990 GHz, Bw = 32.000 MH No calibration applied and no bandpass applied

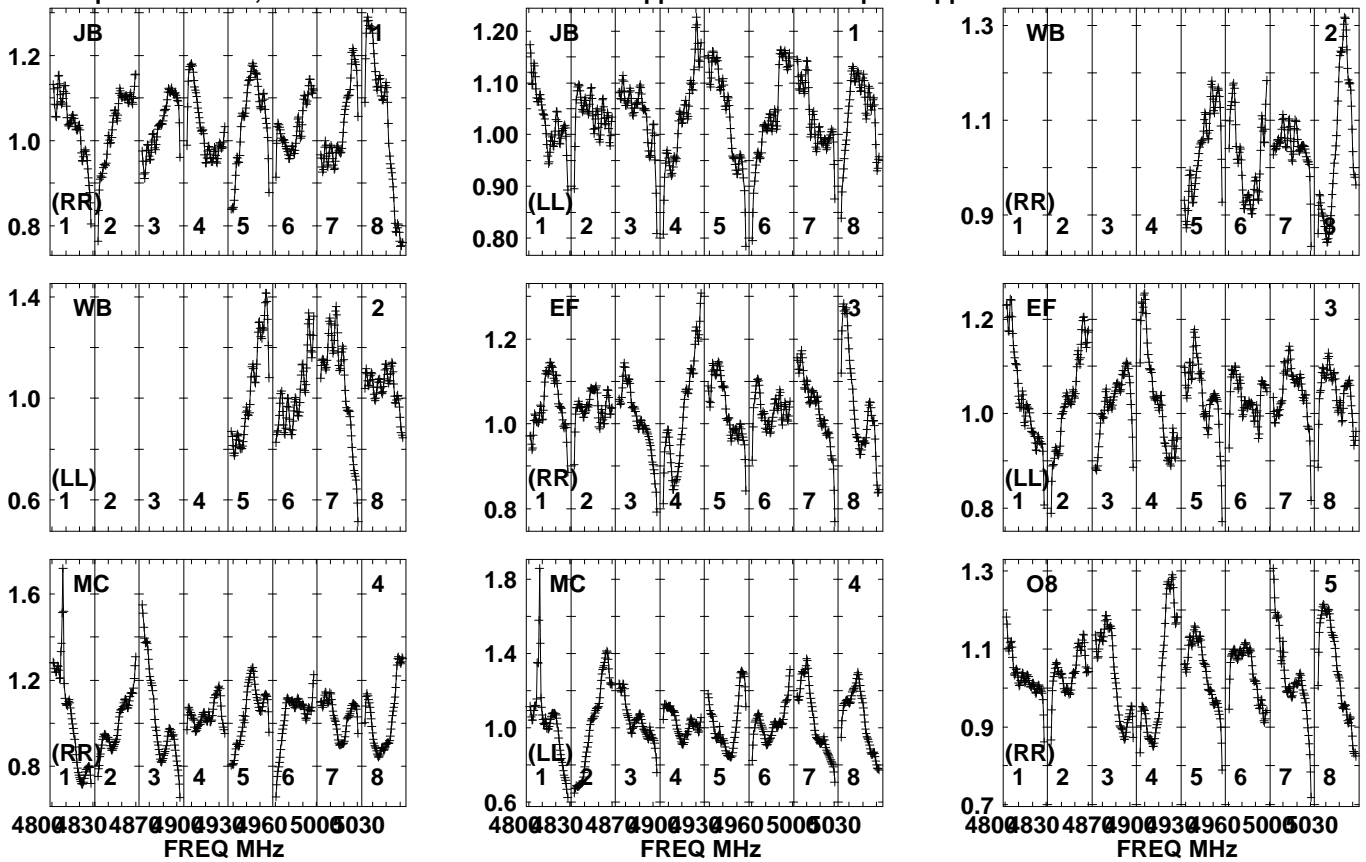


Lower frame: Real Jy
Auto-corr total-power spectrum Antenna: *
Timerange: 00/07:08:31 to 00/07:09:29

Plot file version 67 created 11-APR-2024 16:23:21

J1808-1926 RSG18.UVDATA.1

Freq = 4.7990 GHz, Bw = 32.000 MH No calibration applied and no bandpass applied

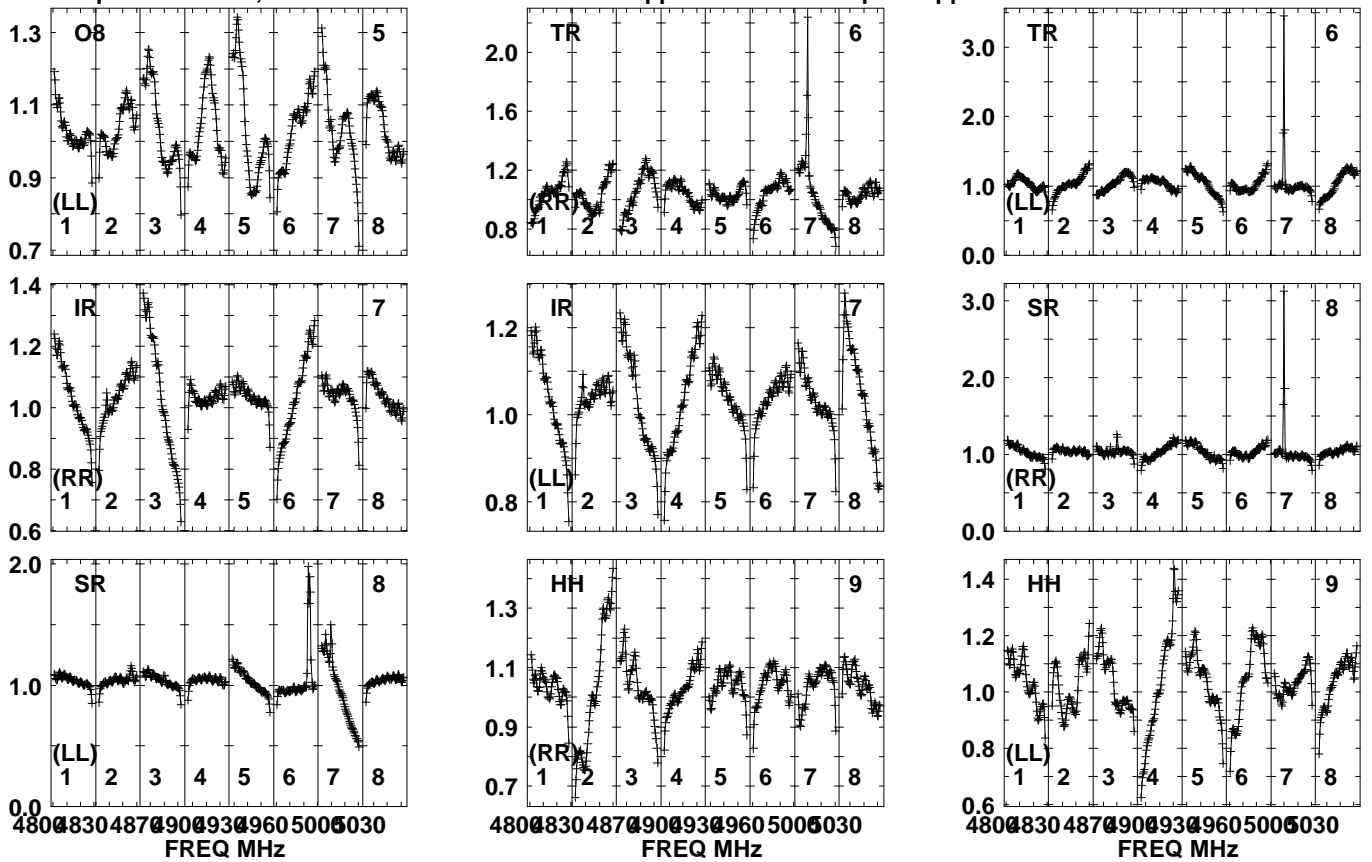


Lower frame: Real Jy
Auto-corr total-power spectrum Antenna: *
Timerange: 00/07:09:31 to 00/07:13:59

Plot file version 68 created 11-APR-2024 16:23:22

J1808-1926 RSG18.UVDATA.1

Freq = 4.7990 GHz, Bw = 32.000 MH No calibration applied and no bandpass applied

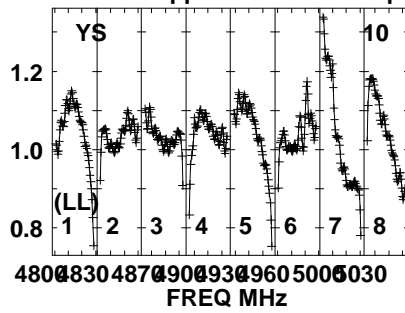
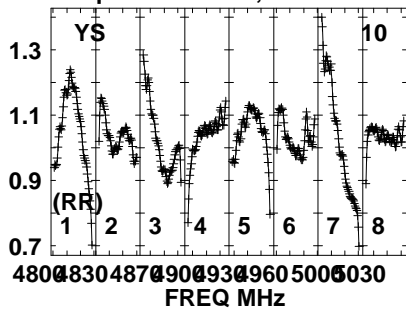


Lower frame: Real Jy
Auto-corr total-power spectrum Antenna: *
Timerange: 00/07:09:31 to 00/07:13:59

Plot file version 69 created 11-APR-2024 16:23:22

J1808-1926 RSG18.UVDATA.1

Freq = 4.7990 GHz, Bw = 32.000 MH No calibration applied and no bandpass applied

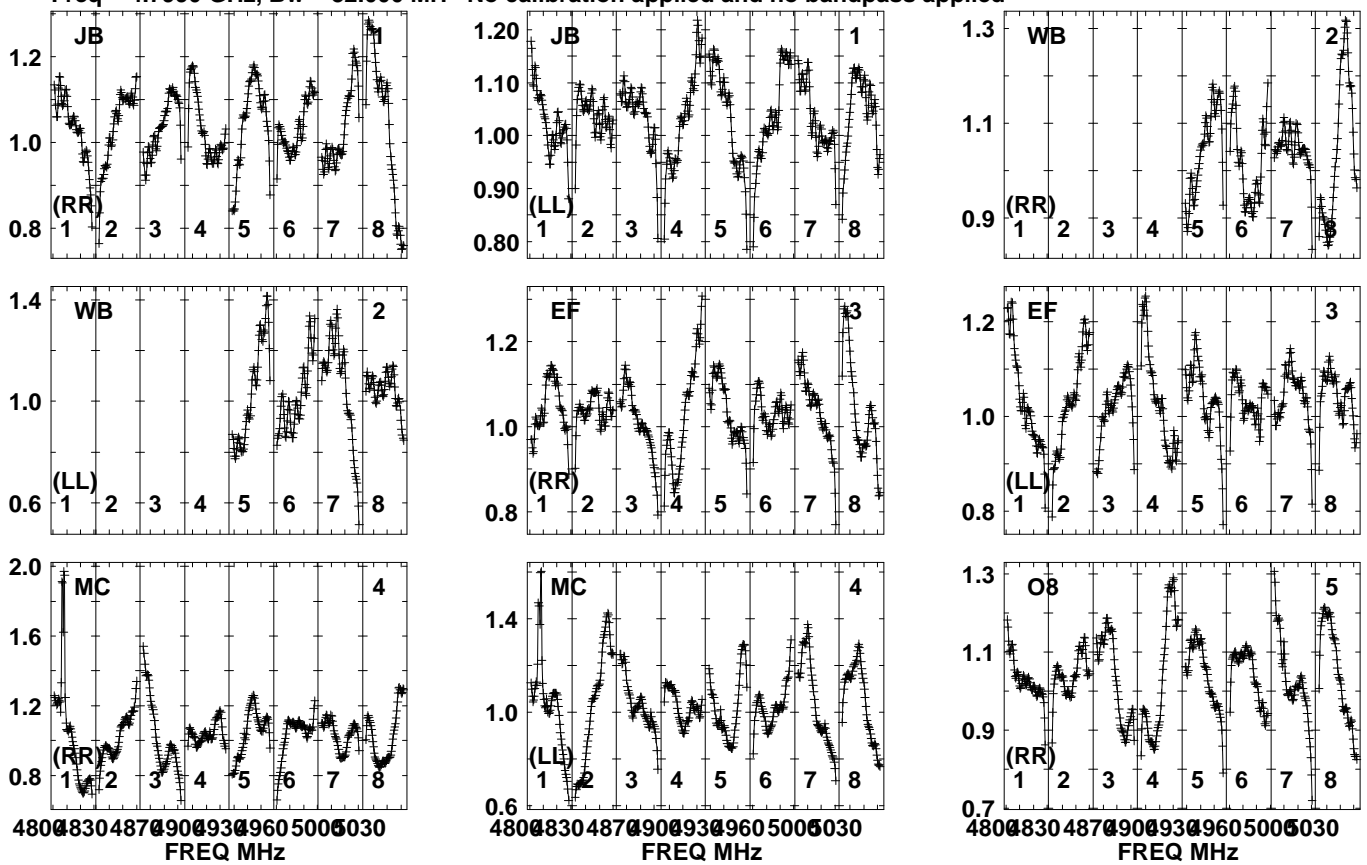


Lower frame: Real Jy
Auto-corr total-power spectrum Antenna: *
Timerange: 00/07:09:31 to 00/07:13:59

Plot file version 70 created 11-APR-2024 16:23:22

J1808-1822 RSG18.UVDATA.1

Freq = 4.7990 GHz, Bw = 32.000 MH No calibration applied and no bandpass applied

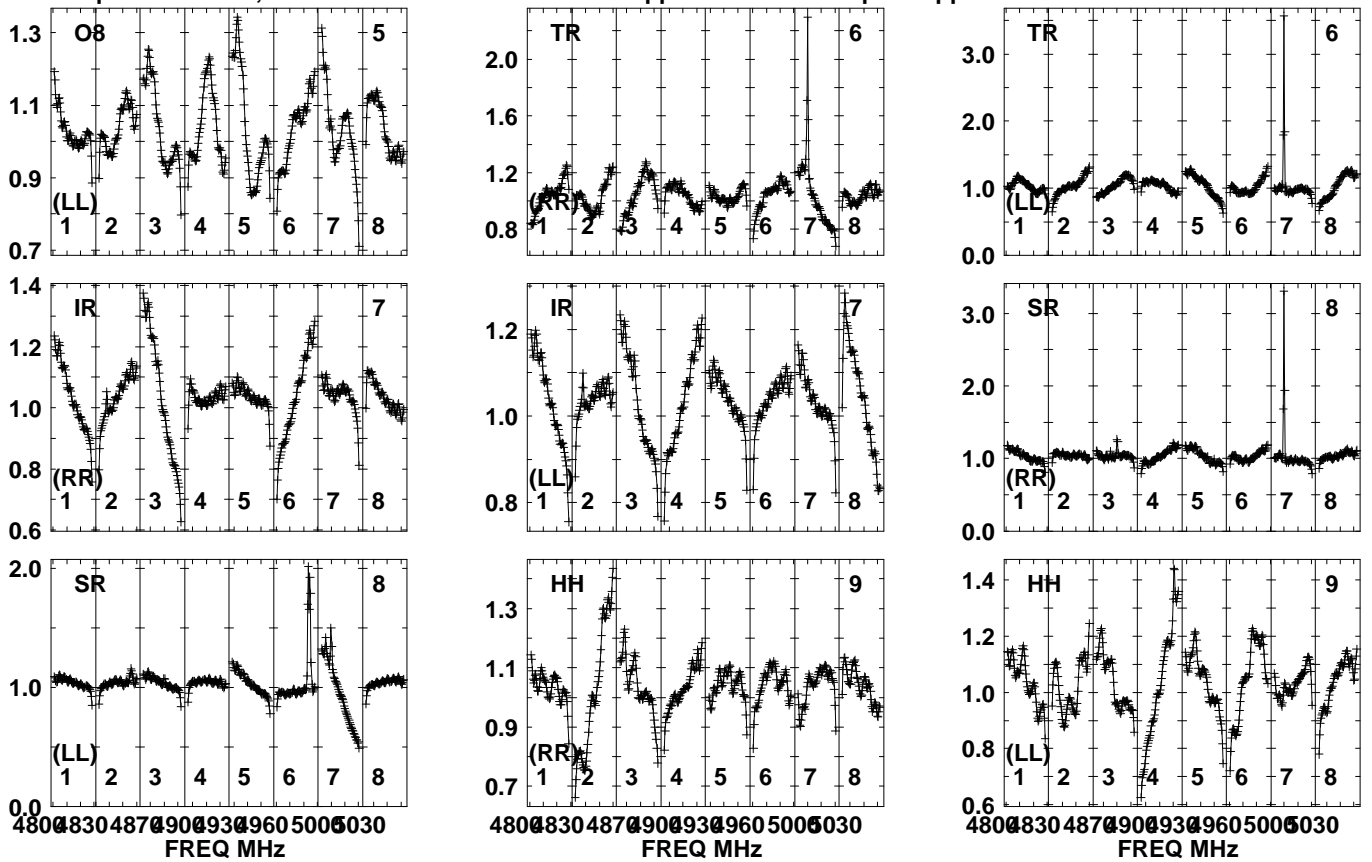


Lower frame: Real Jy
Auto-corr total-power spectrum Antenna: *
Timerange: 00/07:14:01 to 00/07:15:29

Plot file version 71 created 11-APR-2024 16:23:22

J1808-1822 RSG18.UVDATA.1

Freq = 4.7990 GHz, Bw = 32.000 MH No calibration applied and no bandpass applied

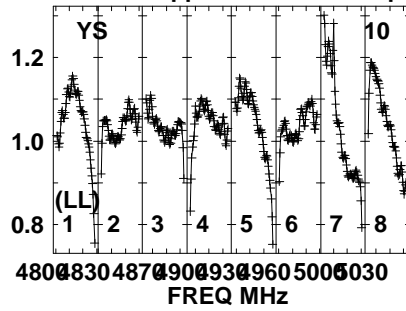
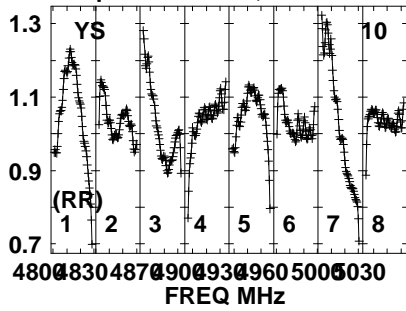


Lower frame: Real Jy
Auto-corr total-power spectrum Antenna: *
Timerange: 00/07:14:01 to 00/07:15:29

Plot file version 72 created 11-APR-2024 16:23:22

J1808-1822 RSG18.UVDATA.1

Freq = 4.7990 GHz, Bw = 32.000 MH No calibration applied and no bandpass applied

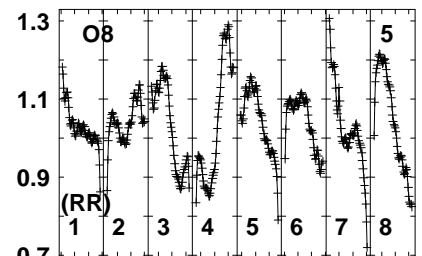
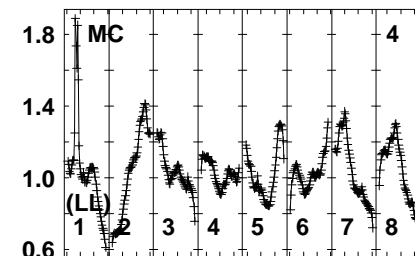
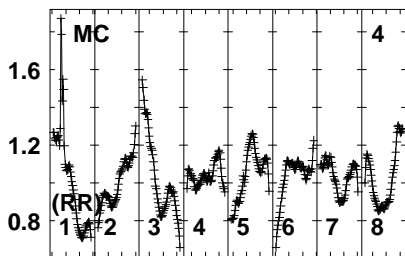
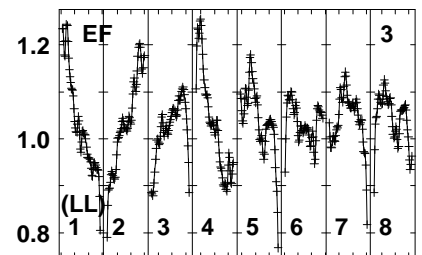
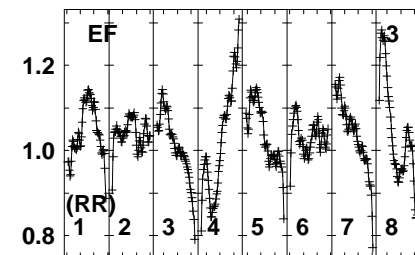
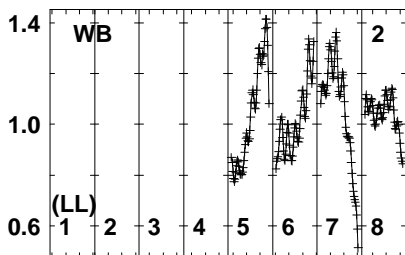
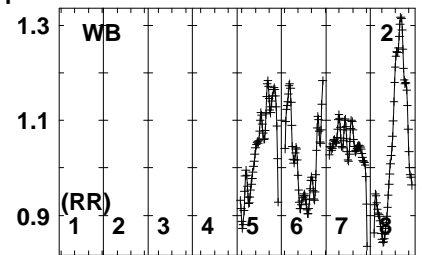
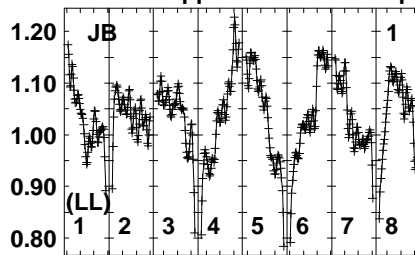
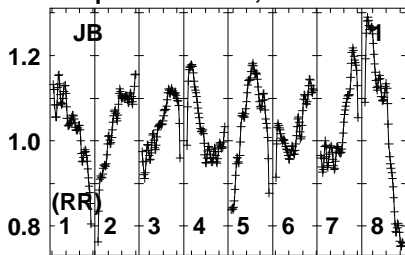


Lower frame: Real Jy
Auto-corr total-power spectrum Antenna: *
Timerange: 00/07:14:01 to 00/07:15:29

Plot file version 73 created 11-APR-2024 16:23:22

J1809 52 RSG18.UVDATA.1

Freq = 4.7990 GHz, Bw = 32.000 MH No calibration applied and no bandpass applied



480083048709009309605005030
FREQ MHz

480083048709009309605005030
FREQ MHz

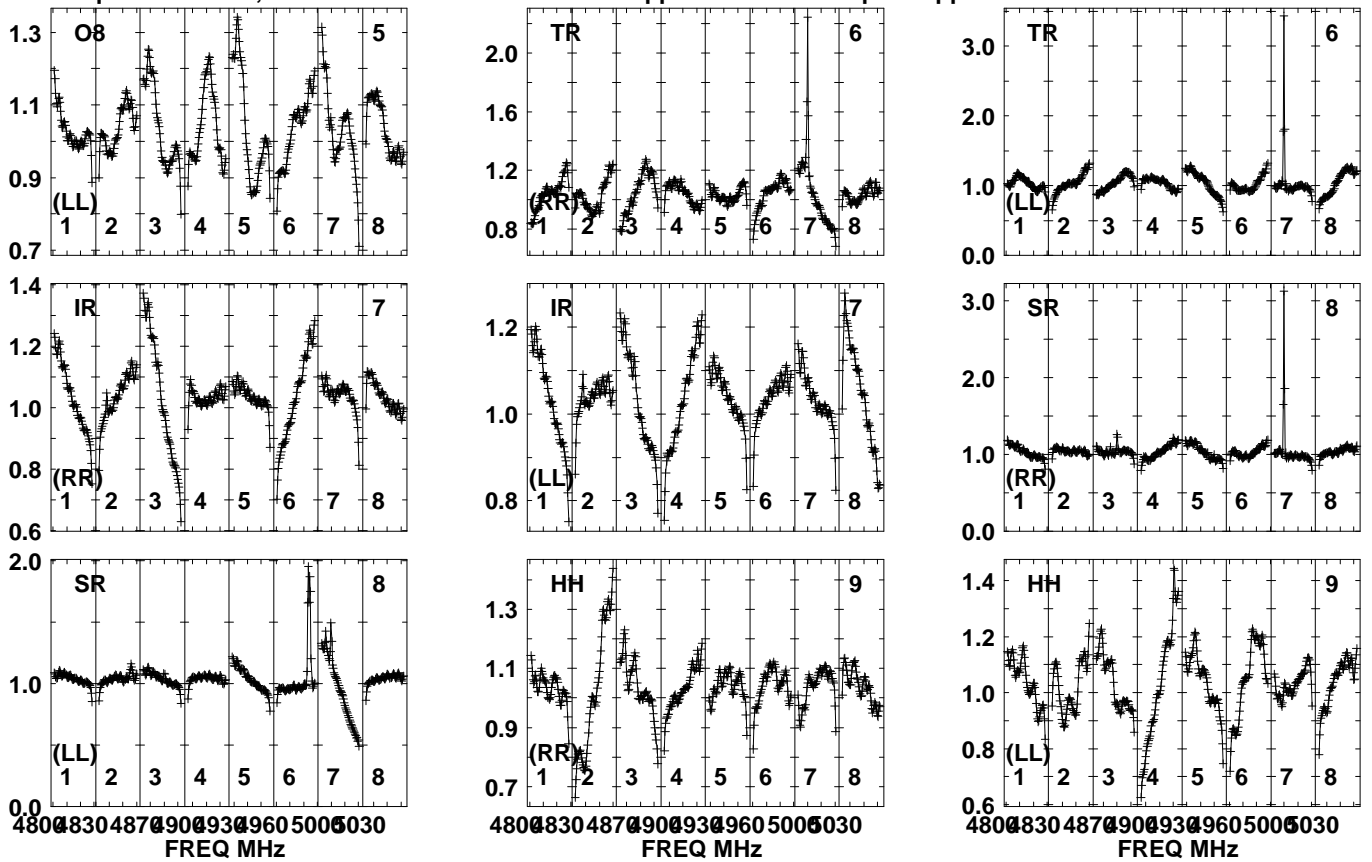
480083048709009309605005030
FREQ MHz

Lower frame: Real Jy
Auto-corr total-power spectrum Antenna: *
Timerange: 00/07:15:31 to 00/07:19:59

Plot file version 74 created 11-APR-2024 16:23:22

J1809 52 RSG18.UVDATA.1

Freq = 4.7990 GHz, Bw = 32.000 MH No calibration applied and no bandpass applied

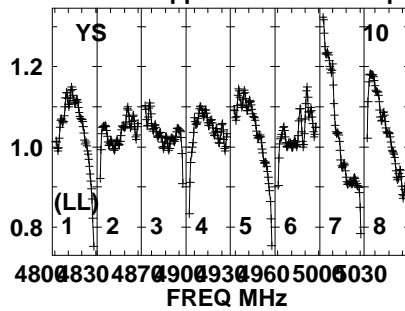
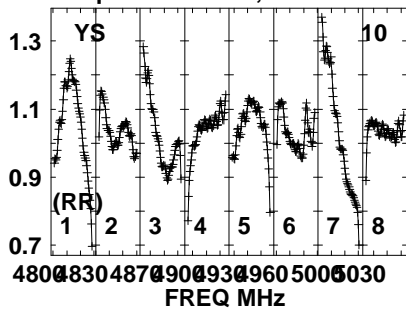


Lower frame: Real Jy
Auto-corr total-power spectrum Antenna: *
Timerange: 00/07:15:31 to 00/07:19:59

Plot file version 75 created 11-APR-2024 16:23:22

J1809 52 RSG18.UVDATA.1

Freq = 4.7990 GHz, Bw = 32.000 MH No calibration applied and no bandpass applied

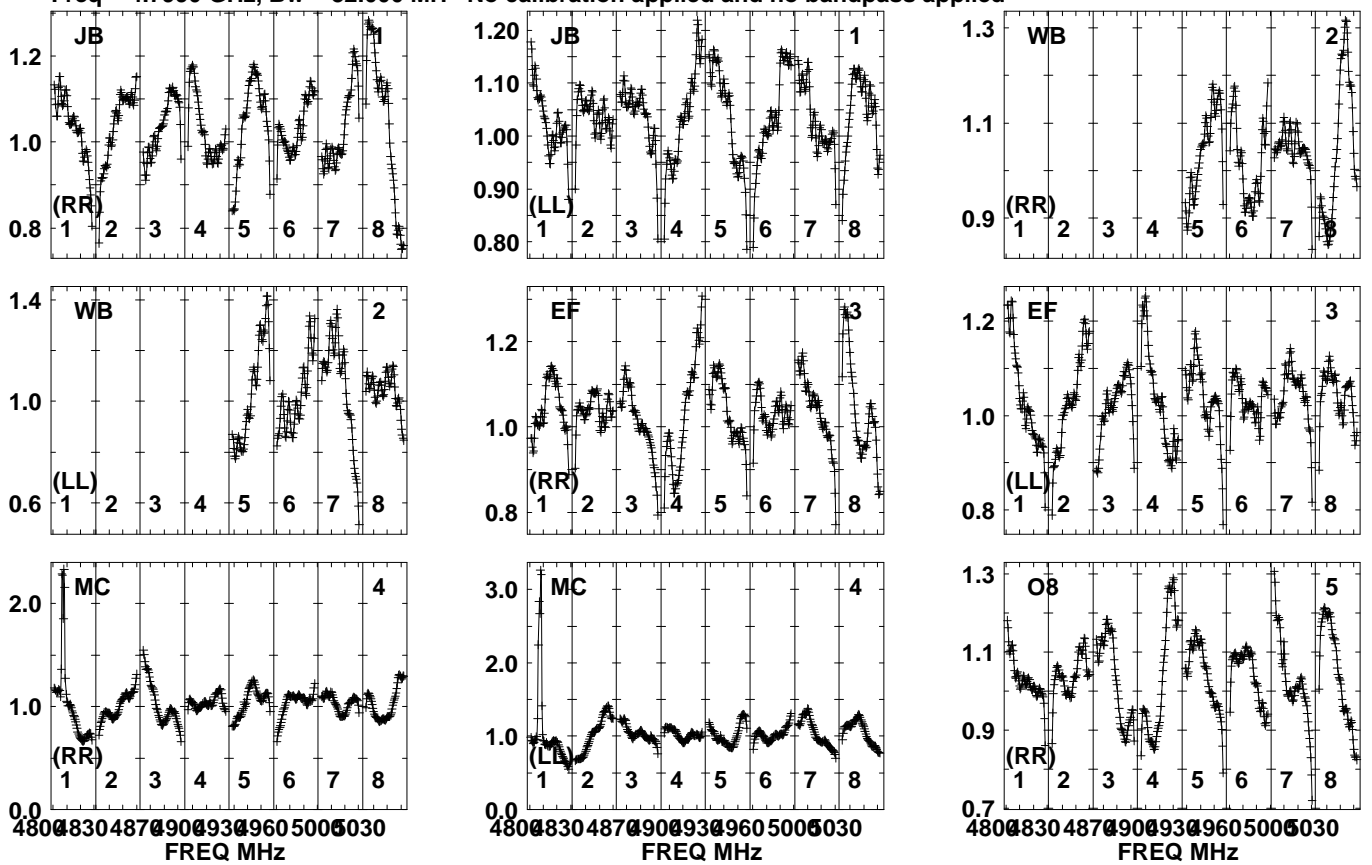


Lower frame: Real Jy
Auto-corr total-power spectrum Antenna: *
Timerange: 00/07:15:31 to 00/07:19:59

Plot file version 76 created 11-APR-2024 16:23:22

J1808-1822 RSG18.UVDATA.1

Freq = 4.7990 GHz, Bw = 32.000 MH No calibration applied and no bandpass applied

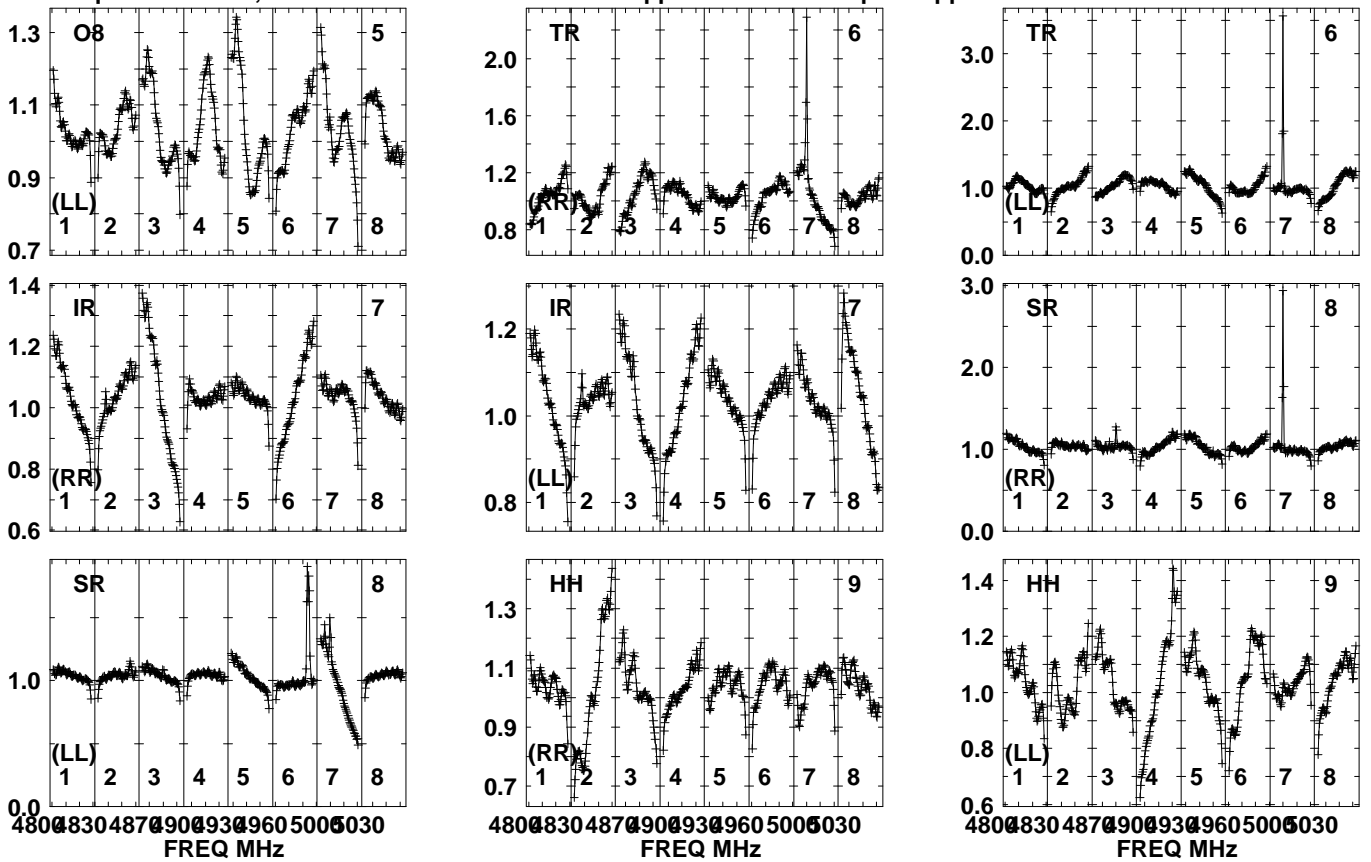


Lower frame: Real Jy
Auto-corr total-power spectrum Antenna: *
Timerange: 00/07:20:41 to 00/07:21:39

Plot file version 77 created 11-APR-2024 16:23:22

J1808-1822 RSG18.UVDATA.1

Freq = 4.7990 GHz, Bw = 32.000 MH No calibration applied and no bandpass applied

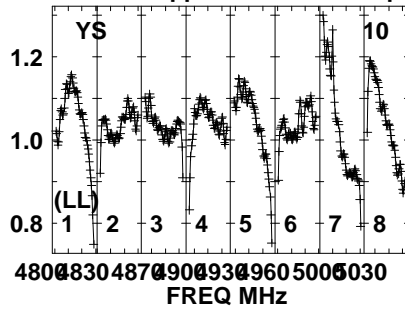
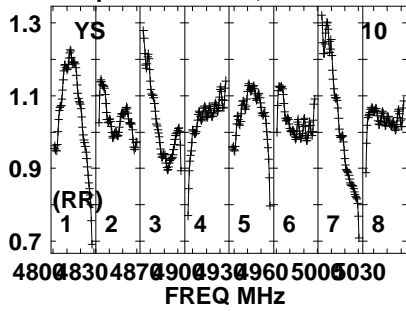


Lower frame: Real Jy
Auto-corr total-power spectrum Antenna: *
Timerange: 00/07:20:41 to 00/07:21:39

Plot file version 78 created 11-APR-2024 16:23:23

J1808-1822 RSG18.UVDATA.1

Freq = 4.7990 GHz, Bw = 32.000 MH No calibration applied and no bandpass applied

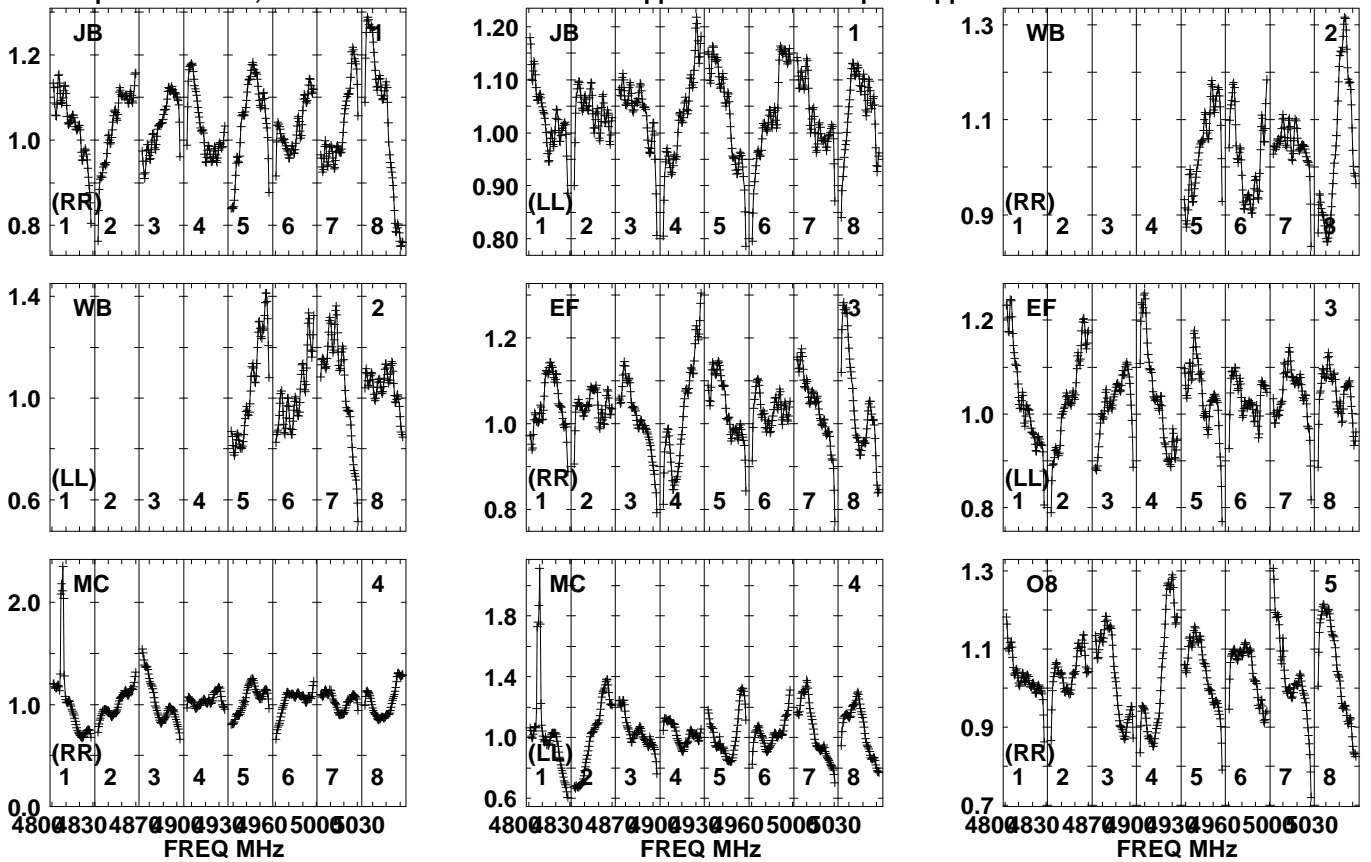


Lower frame: Real Jy
Auto-corr total-power spectrum Antenna: *
Timerange: 00/07:20:41 to 00/07:21:39

Plot file version 79 created 11-APR-2024 16:23:23

J1811-1908 RSG18.UVDATA.1

Freq = 4.7990 GHz, Bw = 32.000 MH No calibration applied and no bandpass applied

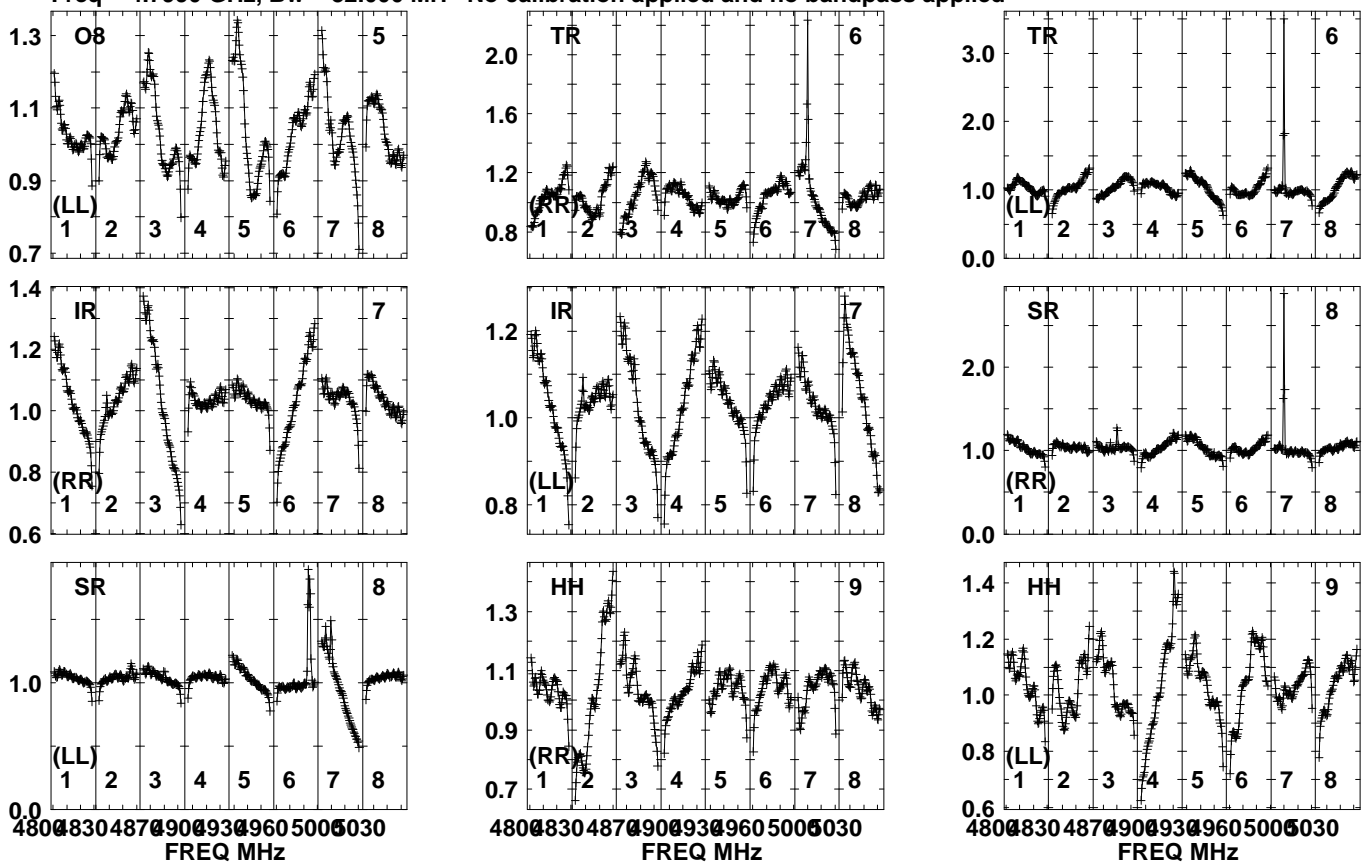


Lower frame: Real Jy
Auto-corr total-power spectrum Antenna: *
Timerange: 00/07:21:41 to 00/07:26:09

Plot file version 80 created 11-APR-2024 16:23:23

J1811-1908 RSG18.UVDATA.1

Freq = 4.7990 GHz, Bw = 32.000 MH No calibration applied and no bandpass applied

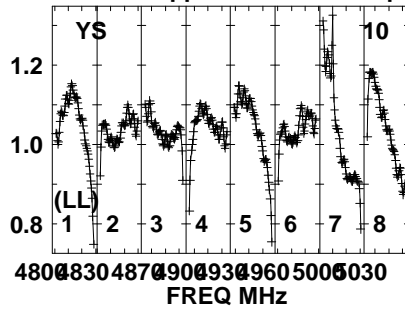
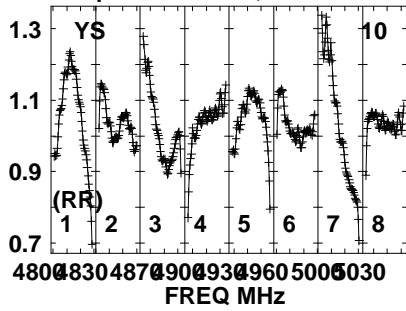


Lower frame: Real Jy
Auto-corr total-power spectrum Antenna: *
Timerange: 00/07:21:41 to 00/07:26:09

Plot file version 81 created 11-APR-2024 16:23:23

J1811-1908 RSG18.UVDATA.1

Freq = 4.7990 GHz, Bw = 32.000 MH No calibration applied and no bandpass applied

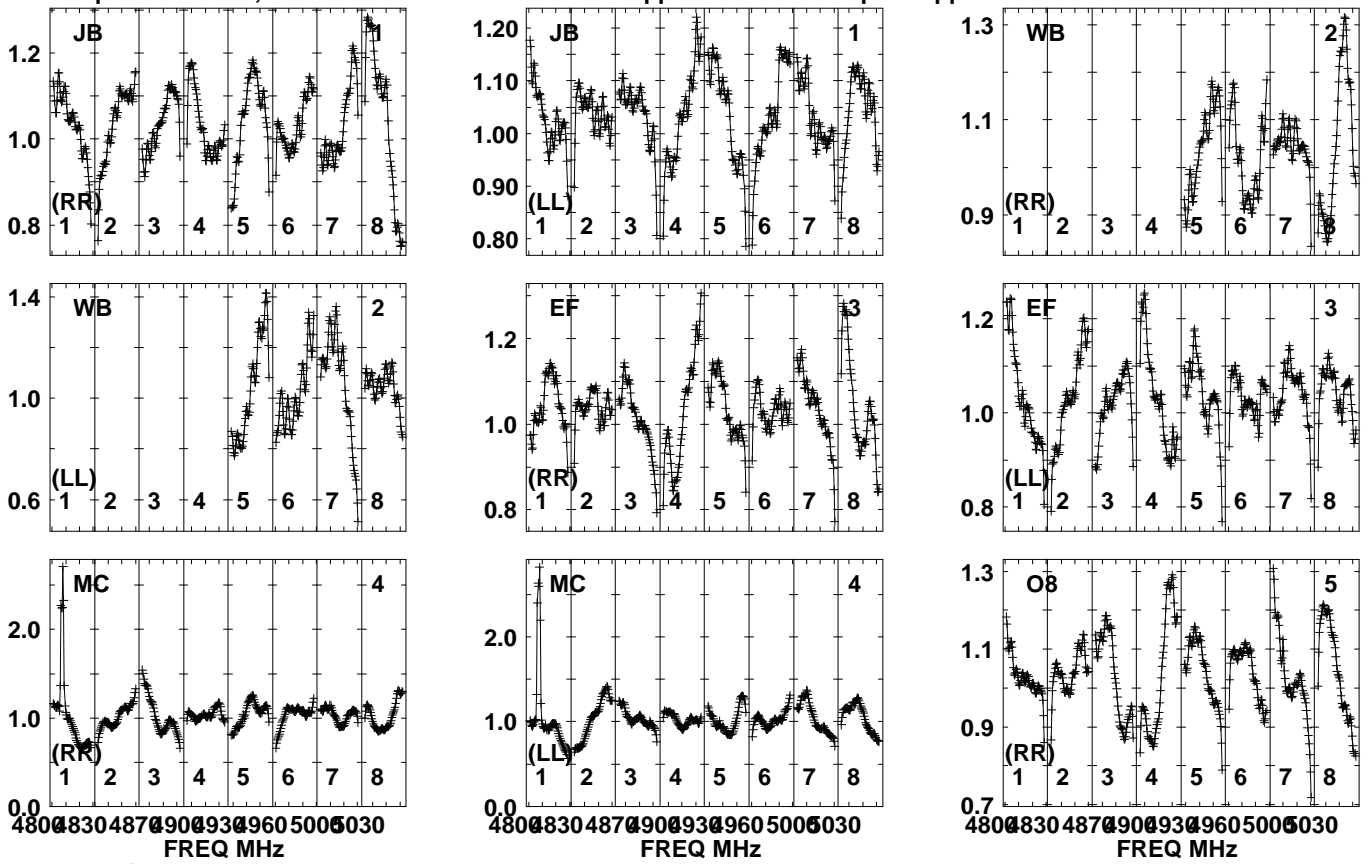


Lower frame: Real Jy
Auto-corr total-power spectrum Antenna: *
Timerange: 00/07:21:41 to 00/07:26:09

Plot file version 82 created 11-APR-2024 16:23:23

J1808-1822 RSG18.UVDATA.1

Freq = 4.7990 GHz, Bw = 32.000 MH No calibration applied and no bandpass applied

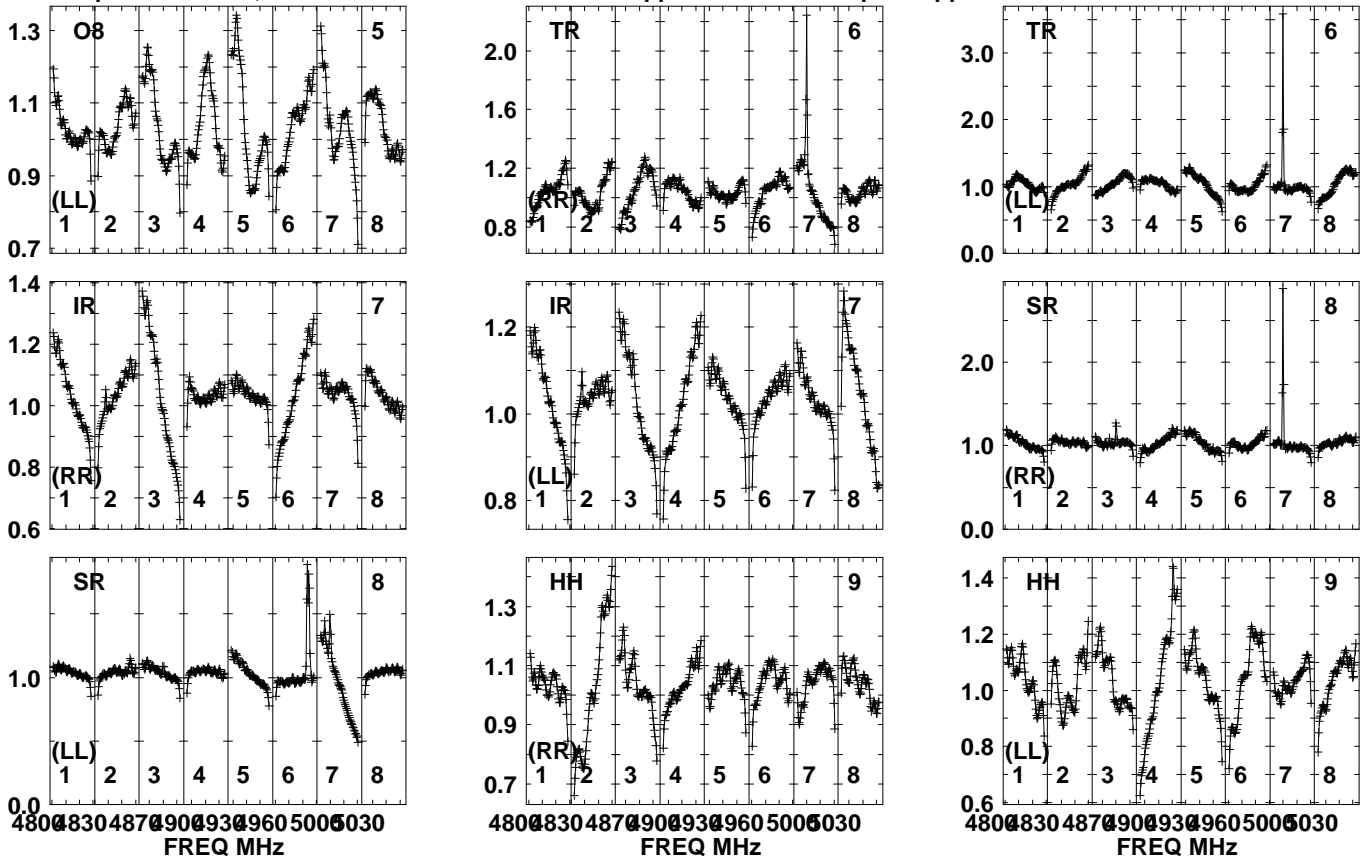


Lower frame: Real Jy
Auto-corr total-power spectrum Antenna: *
Timerange: 00/07:26:11 to 00/07:27:39

Plot file version 83 created 11-APR-2024 16:23:23

J1808-1822 RSG18.UVDATA.1

Freq = 4.7990 GHz, Bw = 32.000 MH No calibration applied and no bandpass applied

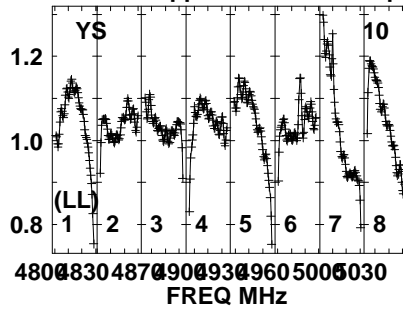
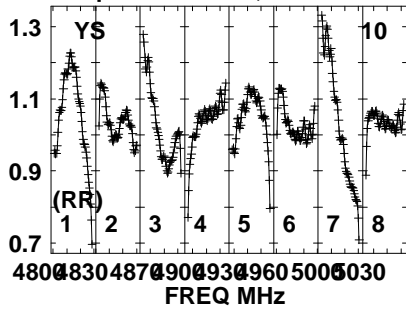


Lower frame: Real Jy
Auto-corr total-power spectrum Antenna: *
Timerange: 00/07:26:11 to 00/07:27:39

Plot file version 84 created 11-APR-2024 16:23:23

J1808-1822 RSG18.UVDATA.1

Freq = 4.7990 GHz, Bw = 32.000 MH No calibration applied and no bandpass applied

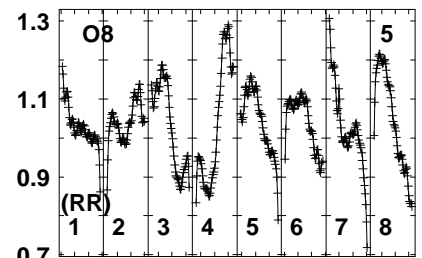
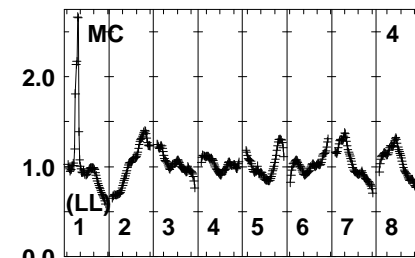
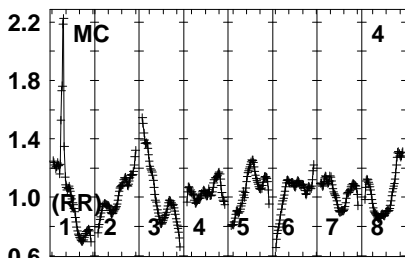
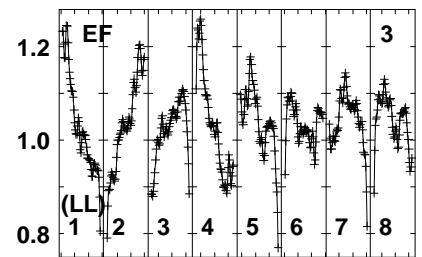
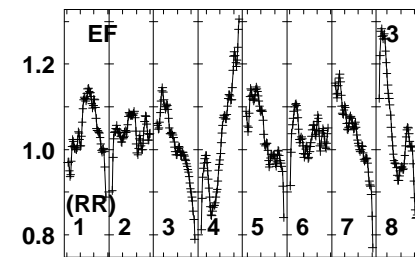
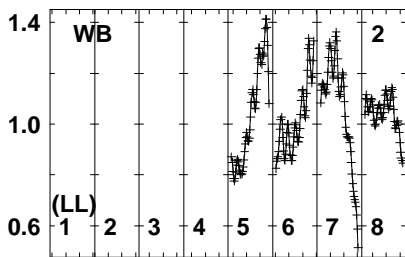
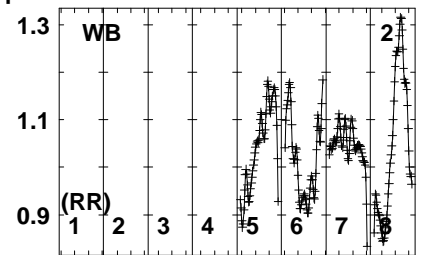
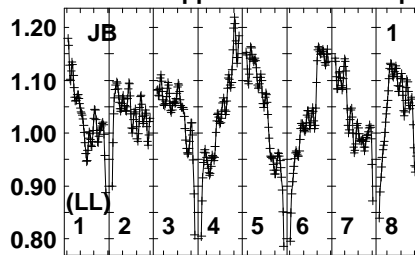
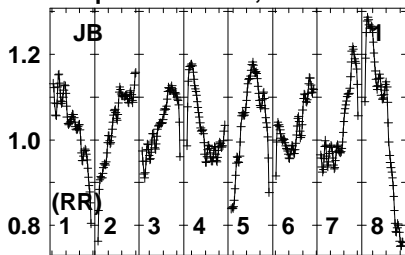


Lower frame: Real Jy
Auto-corr total-power spectrum Antenna: *
Timerange: 00/07:26:11 to 00/07:27:39

Plot file version 85 created 11-APR-2024 16:23:23

J1809 20 RSG18.UVDATA.1

Freq = 4.7990 GHz, Bw = 32.000 MH No calibration applied and no bandpass applied



480083048709009309605005030
FREQ MHz

480083048709009309605005030
FREQ MHz

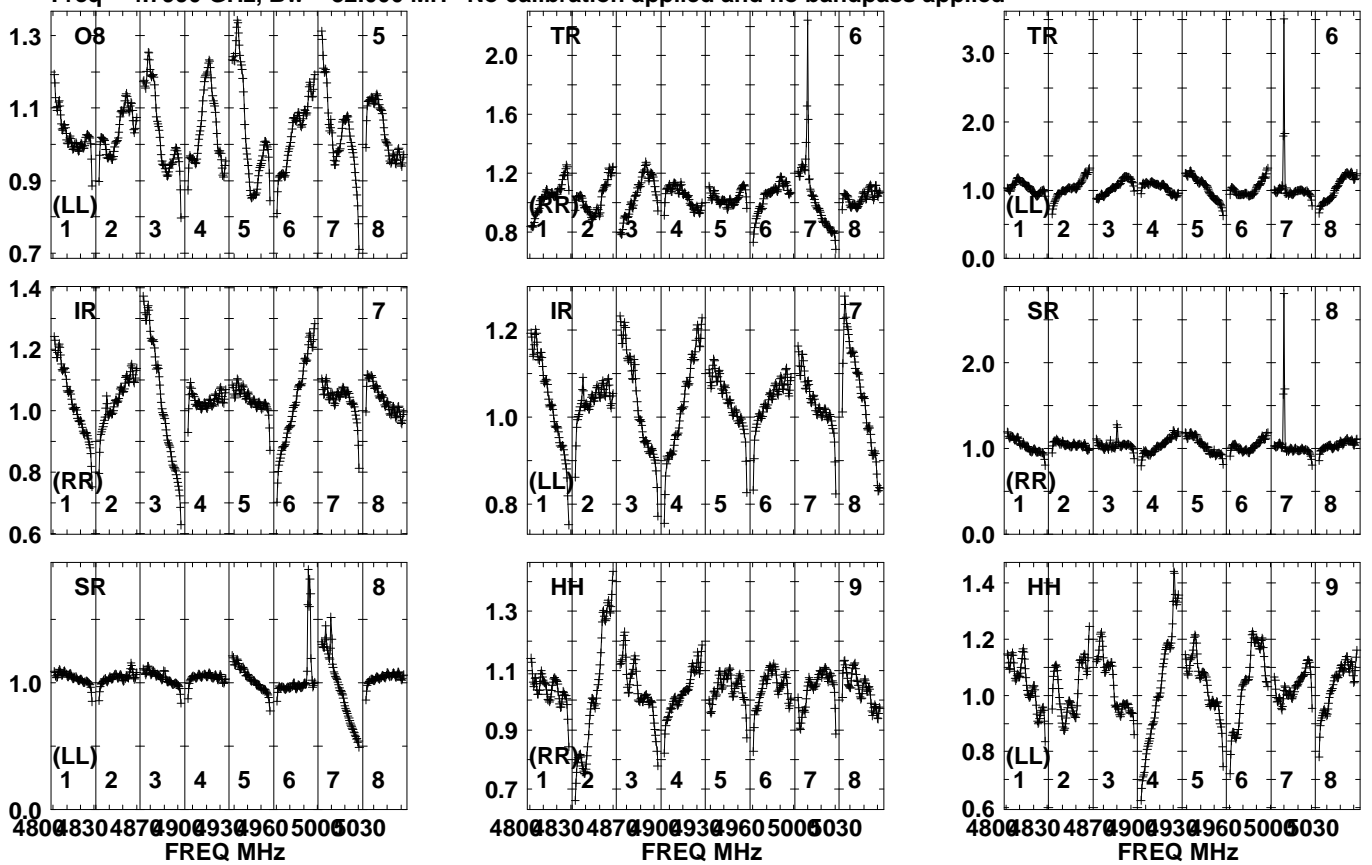
480083048709009309605005030
FREQ MHz

Lower frame: Real Jy
Auto-corr total-power spectrum Antenna: *
Timerange: 00/07:27:41 to 00/07:32:09

Plot file version 86 created 11-APR-2024 16:23:24

J1809 20 RSG18.UVDATA.1

Freq = 4.7990 GHz, Bw = 32.000 MH No calibration applied and no bandpass applied

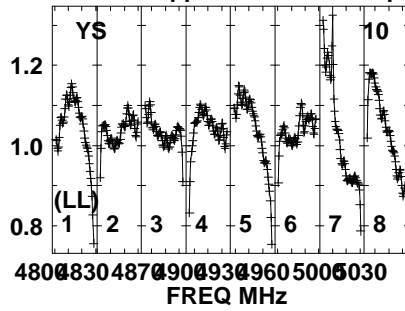
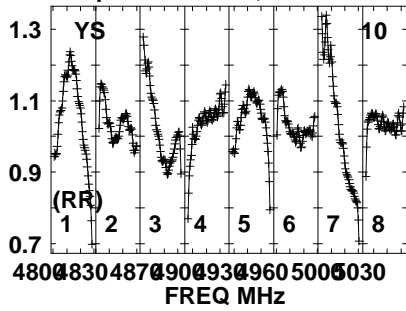


Lower frame: Real Jy
Auto-corr total-power spectrum Antenna: *
Timerange: 00/07:27:41 to 00/07:32:09

Plot file version 87 created 11-APR-2024 16:23:24

J1809 20 RSG18.UVDATA.1

Freq = 4.7990 GHz, Bw = 32.000 MH No calibration applied and no bandpass applied

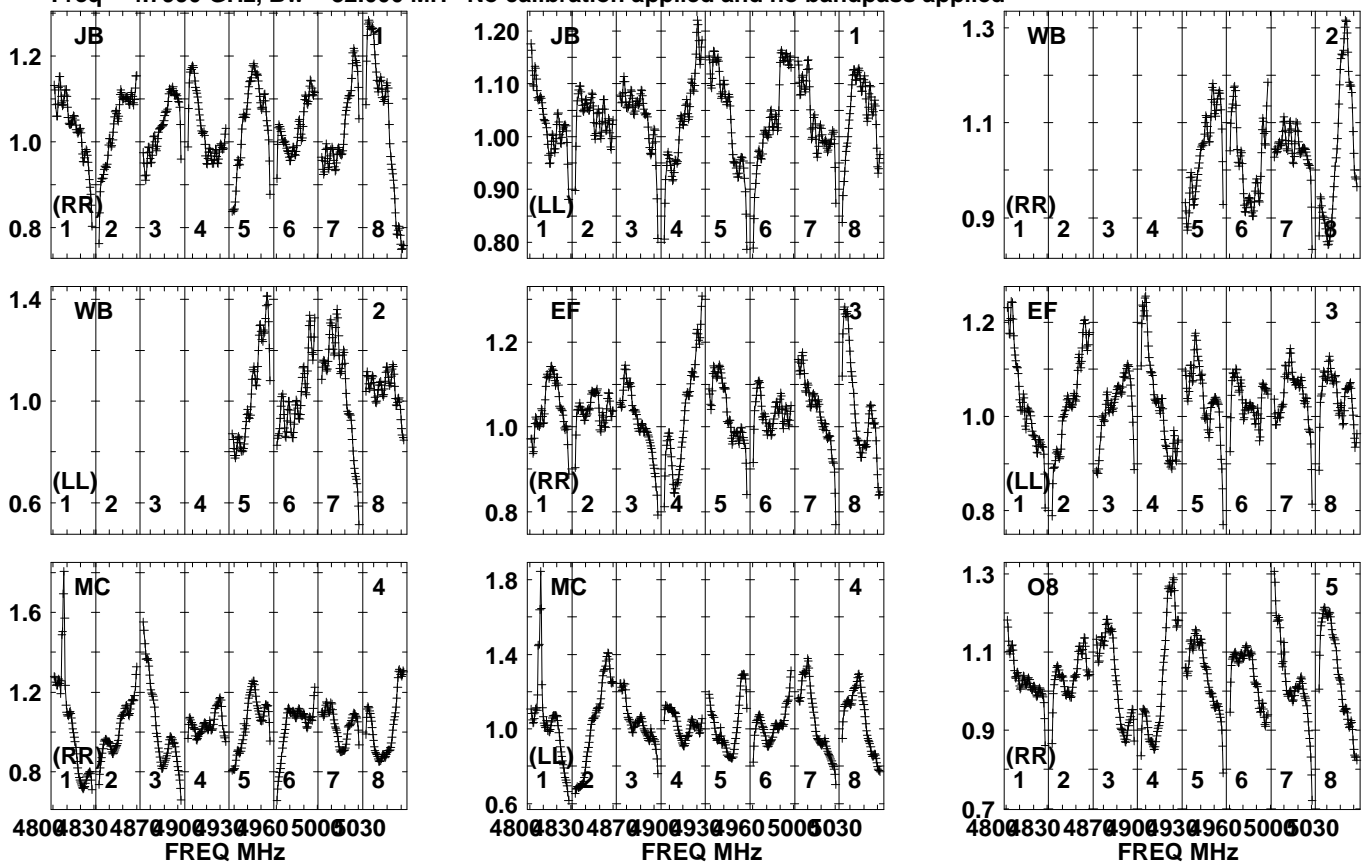


Lower frame: Real Jy
Auto-corr total-power spectrum Antenna: *
Timerange: 00/07:27:41 to 00/07:32:09

Plot file version 88 created 11-APR-2024 16:23:24

J1808-1822 RSG18.UVDATA.1

Freq = 4.7990 GHz, Bw = 32.000 MH No calibration applied and no bandpass applied

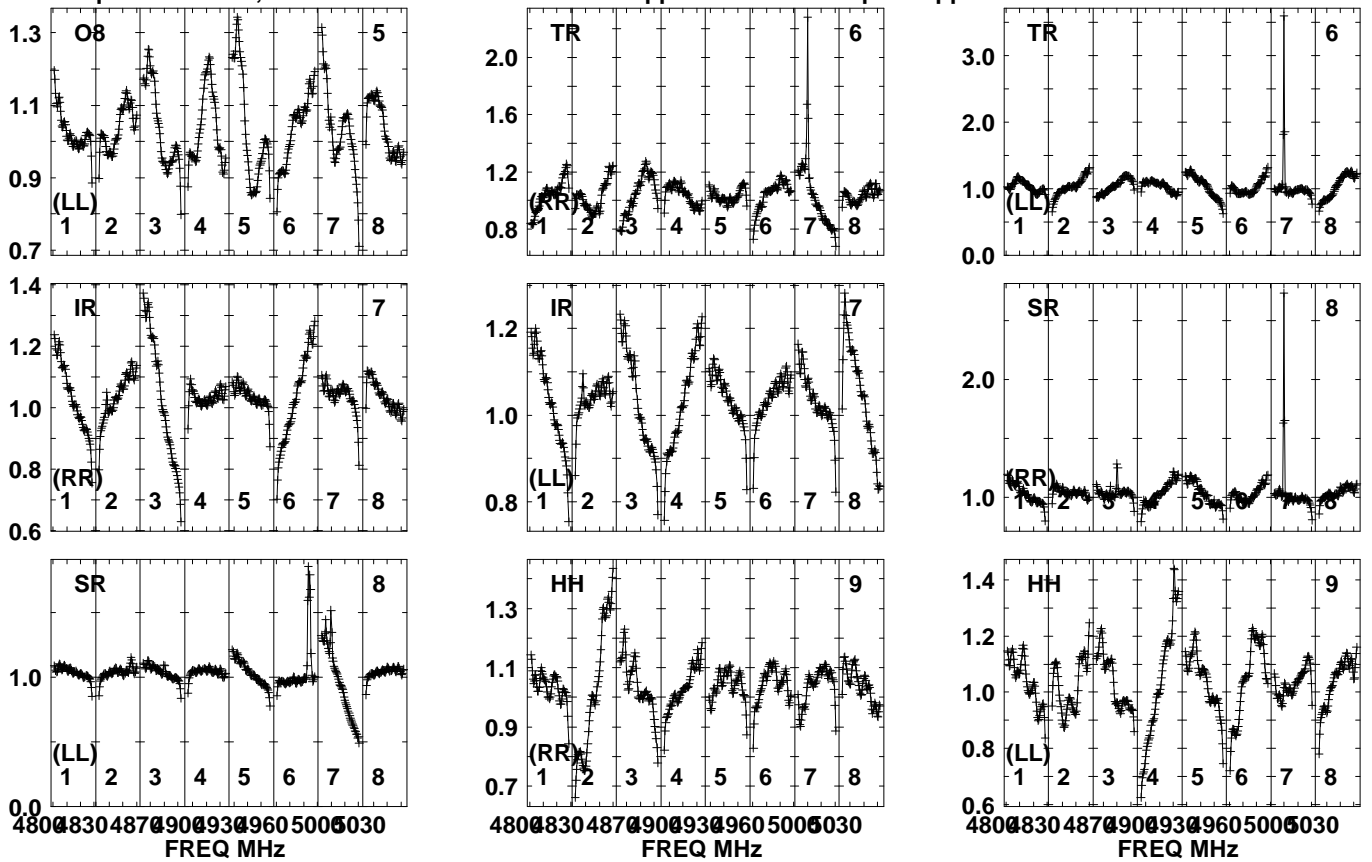


Lower frame: Real Jy
Auto-corr total-power spectrum Antenna: *
Timerange: 00/07:32:11 to 00/07:33:39

Plot file version 89 created 11-APR-2024 16:23:24

J1808-1822 RSG18.UVDATA.1

Freq = 4.7990 GHz, Bw = 32.000 MH No calibration applied and no bandpass applied

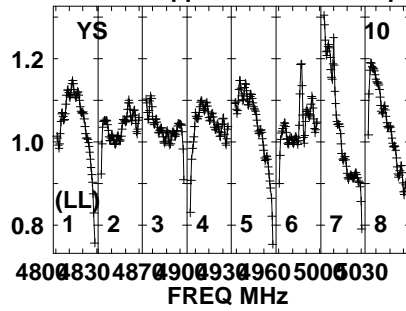
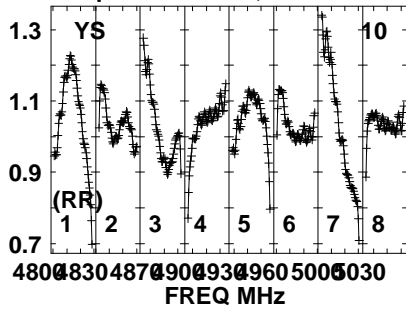


Lower frame: Real Jy
Auto-corr total-power spectrum Antenna: *
Timerange: 00/07:32:11 to 00/07:33:39

Plot file version 90 created 11-APR-2024 16:23:24

J1808-1822 RSG18.UVDATA.1

Freq = 4.7990 GHz, Bw = 32.000 MH No calibration applied and no bandpass applied

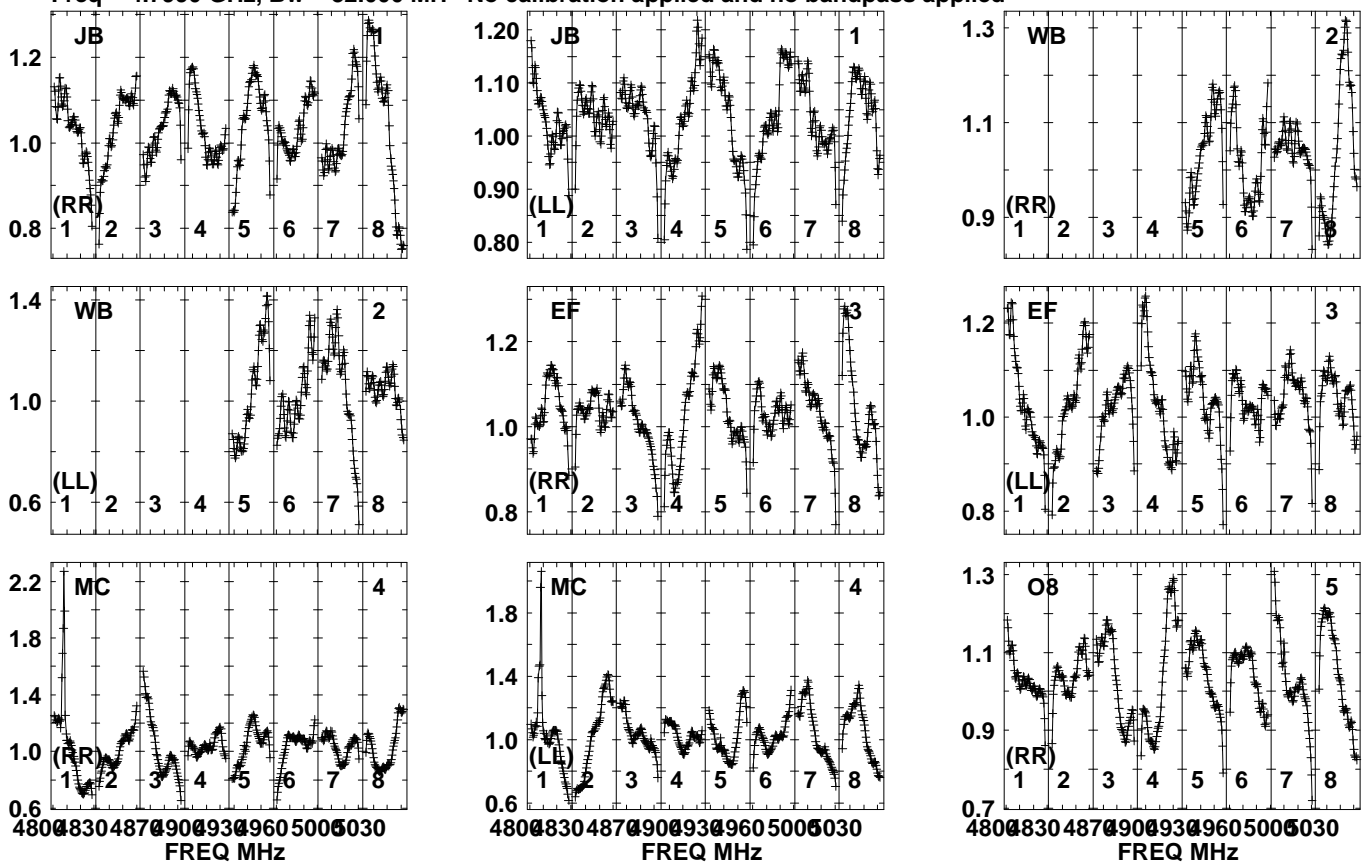


Lower frame: Real Jy
Auto-corr total-power spectrum Antenna: *
Timerange: 00/07:32:11 to 00/07:33:39

Plot file version 91 created 11-APR-2024 16:23:24

J1809 23 RSG18.UVDATA.1

Freq = 4.7990 GHz, Bw = 32.000 MH No calibration applied and no bandpass applied

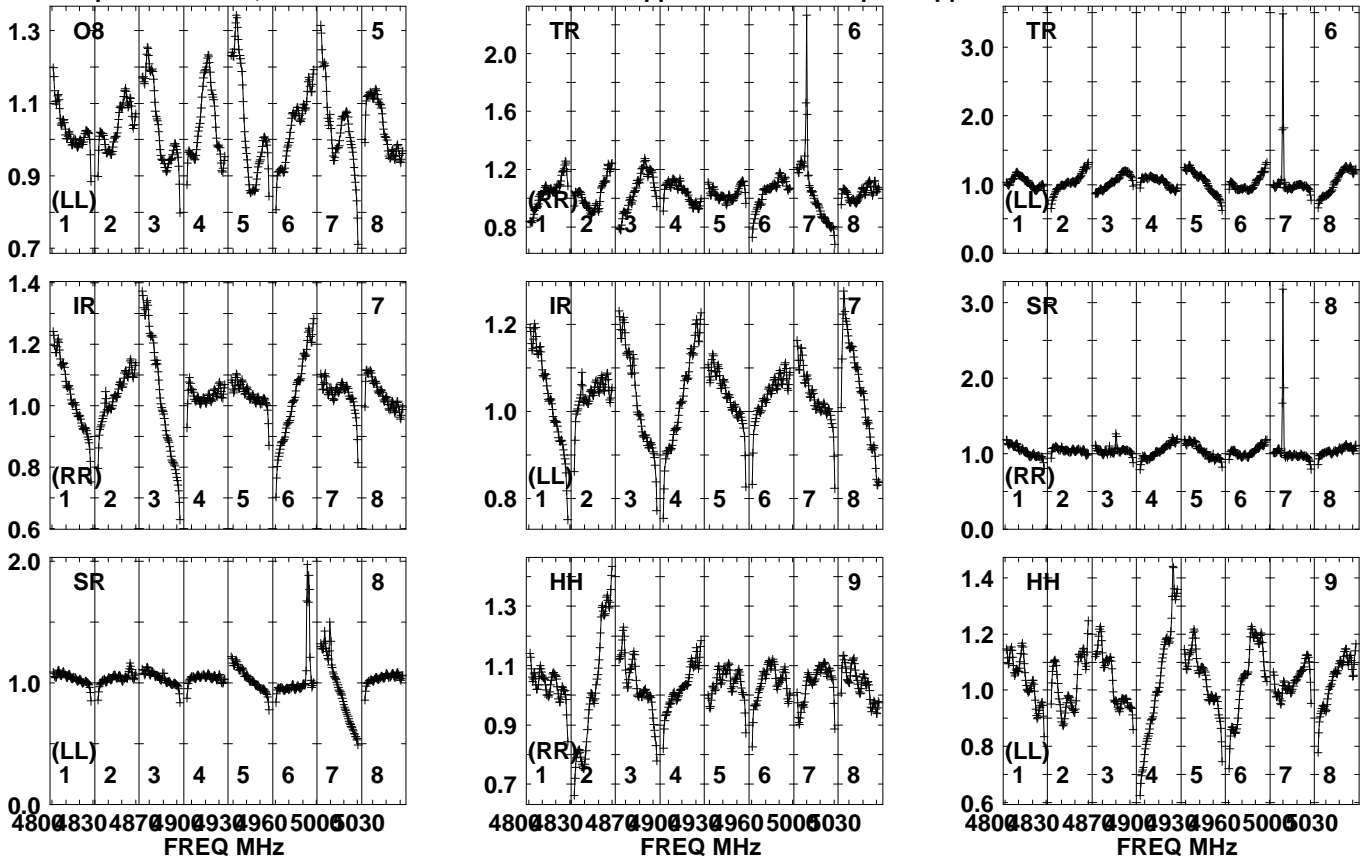


Lower frame: Real Jy
Auto-corr total-power spectrum Antenna: *
Timerange: 00/07:33:41 to 00/07:38:09

Plot file version 92 created 11-APR-2024 16:23:24

J1809 23 RSG18.UVDATA.1

Freq = 4.7990 GHz, Bw = 32.000 MH No calibration applied and no bandpass applied

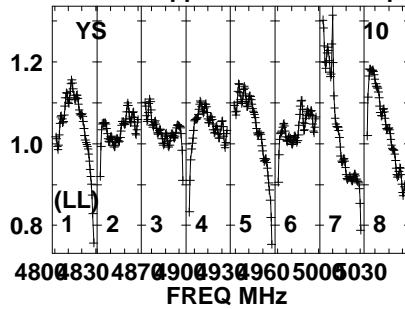
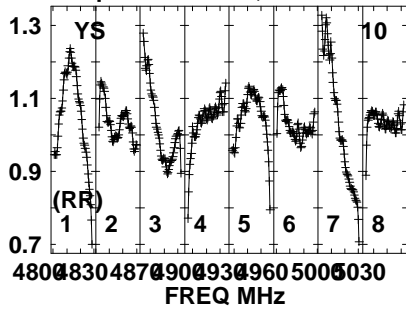


Lower frame: Real Jy
Auto-corr total-power spectrum Antenna: *
Timerange: 00/07:33:41 to 00/07:38:09

Plot file version 93 created 11-APR-2024 16:23:24

J1809 23 RSG18.UVDATA.1

Freq = 4.7990 GHz, Bw = 32.000 MH No calibration applied and no bandpass applied

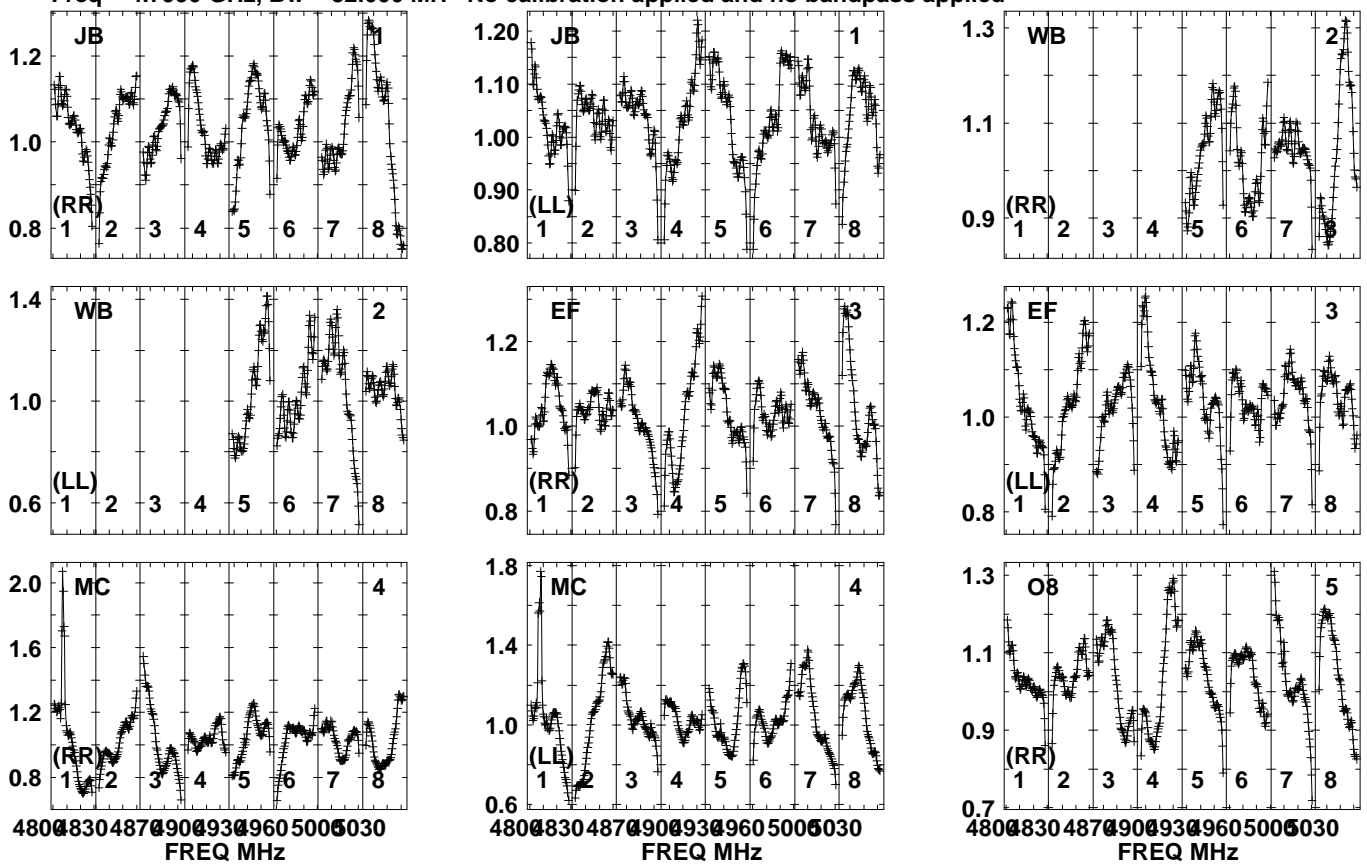


Lower frame: Real Jy
Auto-corr total-power spectrum Antenna: *
Timerange: 00/07:33:41 to 00/07:38:09

Plot file version 94 created 11-APR-2024 16:23:24

J1808-1822 RSG18.UVDATA.1

Freq = 4.7990 GHz, Bw = 32.000 MH No calibration applied and no bandpass applied

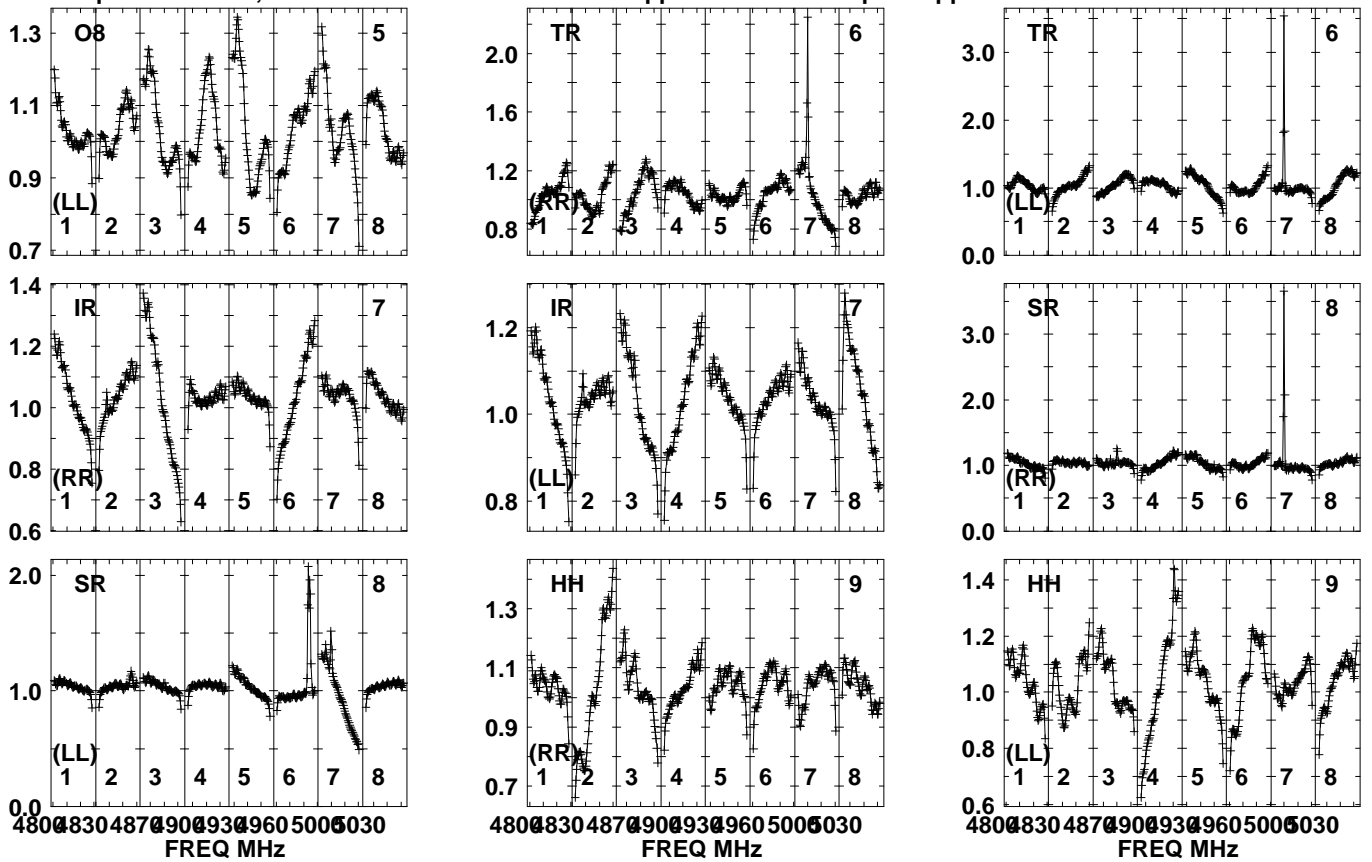


Lower frame: Real Jy
Auto-corr total-power spectrum Antenna: *
Timerange: 00/07:38:51 to 00/07:39:49

Plot file version 95 created 11-APR-2024 16:23:24

J1808-1822 RSG18.UVDATA.1

Freq = 4.7990 GHz, Bw = 32.000 MH No calibration applied and no bandpass applied

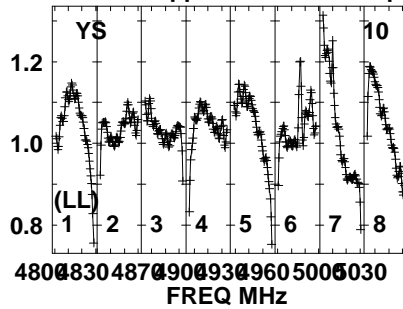
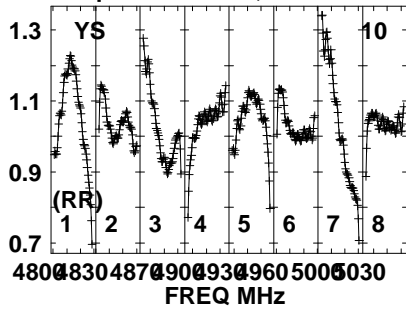


Lower frame: Real Jy
Auto-corr total-power spectrum Antenna: *
Timerange: 00/07:38:51 to 00/07:39:49

Plot file version 96 created 11-APR-2024 16:23:25

J1808-1822 RSG18.UVDATA.1

Freq = 4.7990 GHz, Bw = 32.000 MH No calibration applied and no bandpass applied

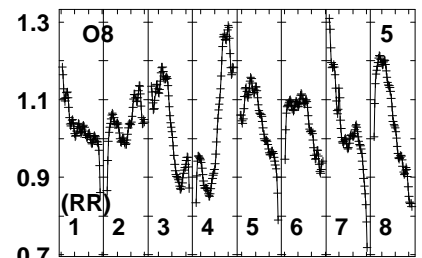
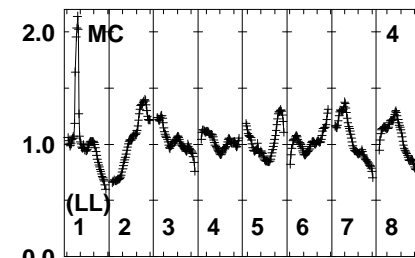
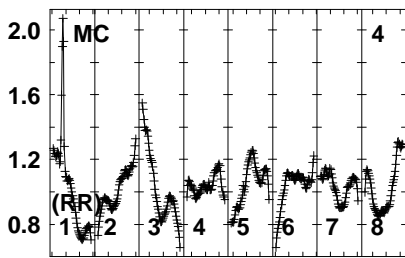
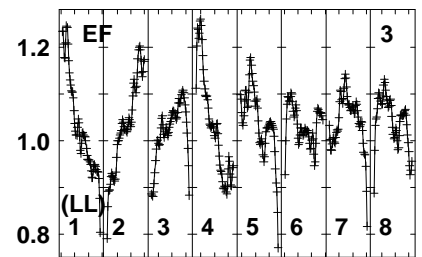
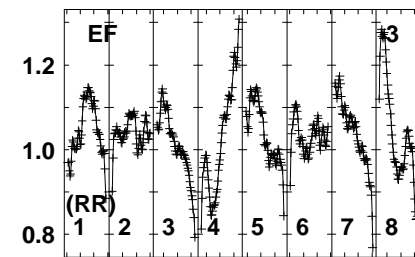
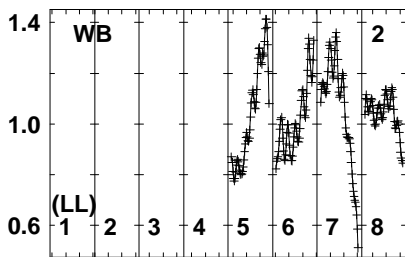
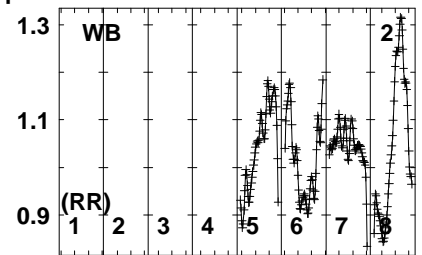
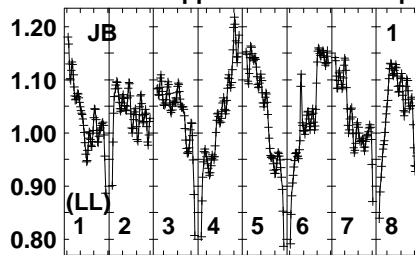
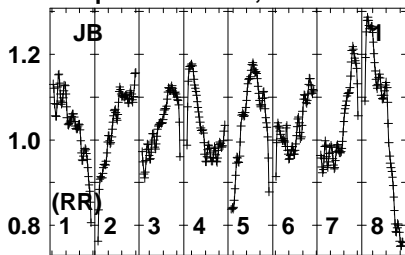


Lower frame: Real Jy
Auto-corr total-power spectrum Antenna: *
Timerange: 00/07:38:51 to 00/07:39:49

Plot file version 97 created 11-APR-2024 16:23:25

J1808-1926 RSG18.UVDATA.1

Freq = 4.7990 GHz, Bw = 32.000 MH No calibration applied and no bandpass applied



480083048709009309605005030
FREQ MHz

480083048709009309605005030
FREQ MHz

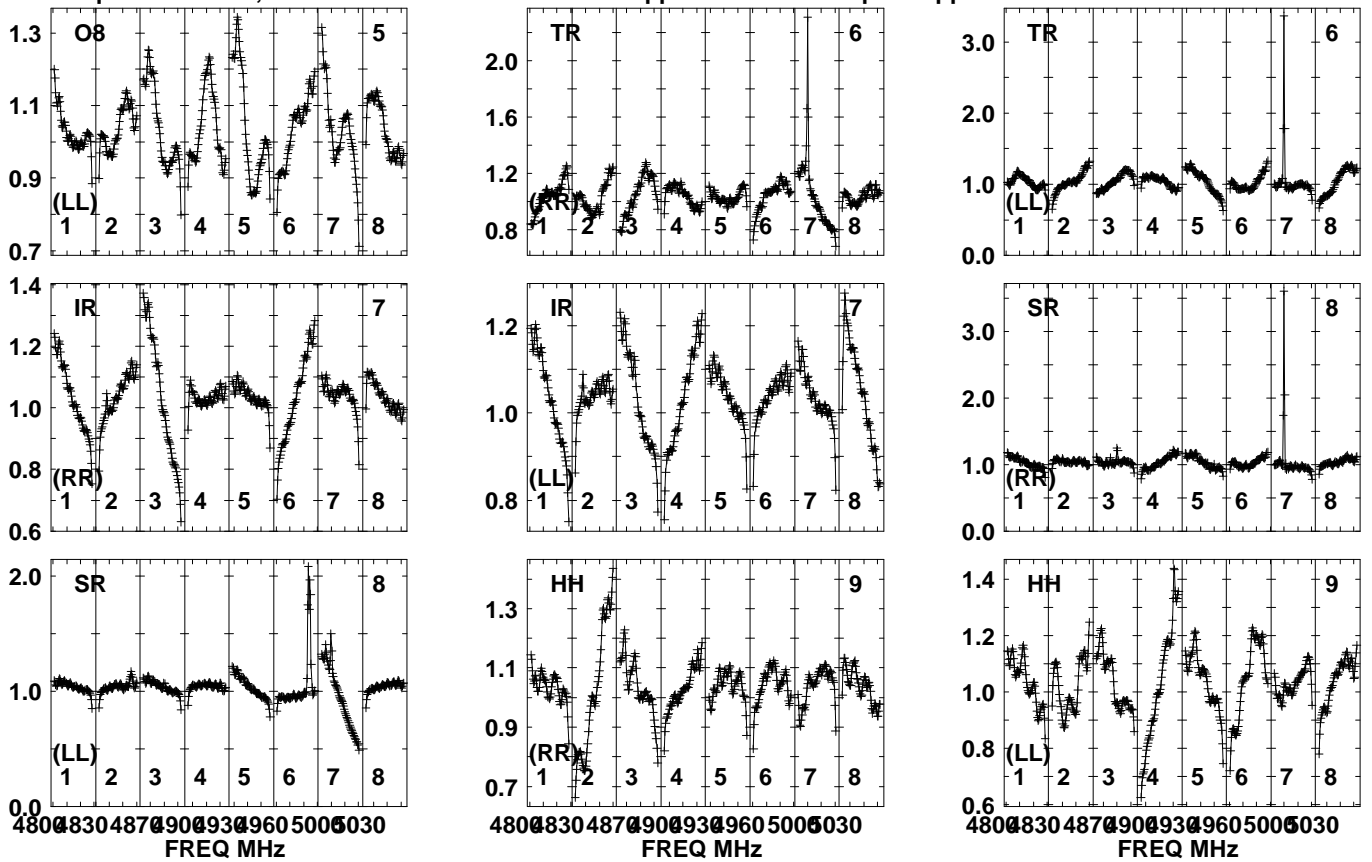
480083048709009309605005030
FREQ MHz

Lower frame: Real Jy
Auto-corr total-power spectrum Antenna: *
Timerange: 00/07:39:51 to 00/07:44:19

Plot file version 98 created 11-APR-2024 16:23:25

J1808-1926 RSG18.UVDATA.1

Freq = 4.7990 GHz, Bw = 32.000 MH No calibration applied and no bandpass applied

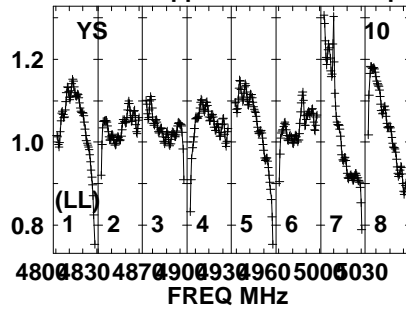
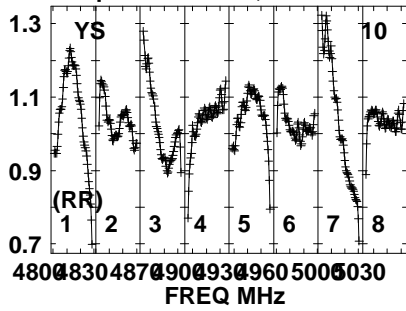


Lower frame: Real Jy
Auto-corr total-power spectrum Antenna: *
Timerange: 00/07:39:51 to 00/07:44:19

Plot file version 99 created 11-APR-2024 16:23:25

J1808-1926 RSG18.UVDATA.1

Freq = 4.7990 GHz, Bw = 32.000 MH No calibration applied and no bandpass applied

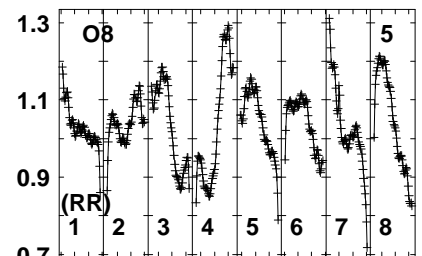
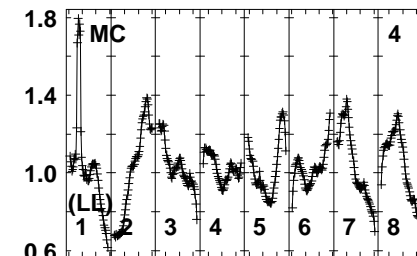
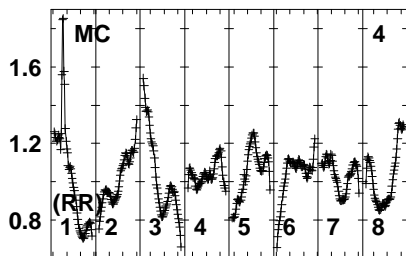
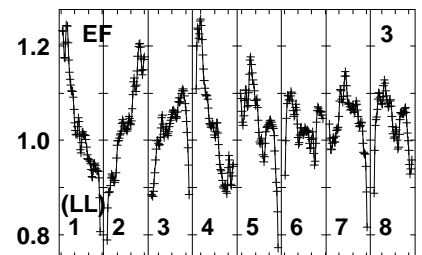
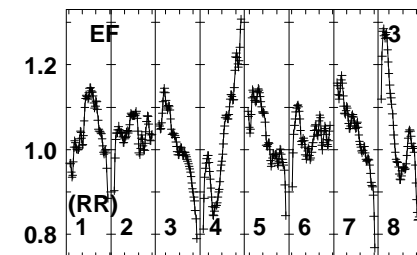
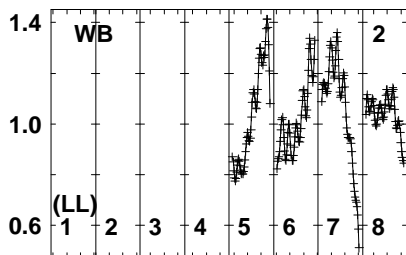
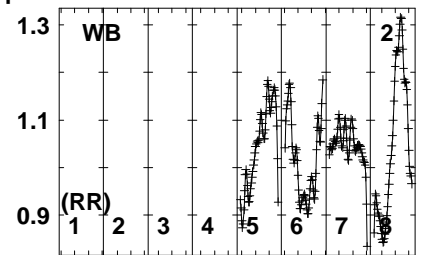
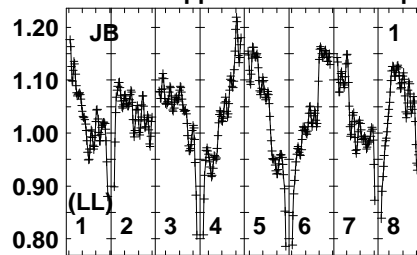
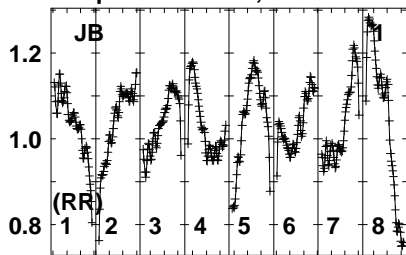


Lower frame: Real Jy
Auto-corr total-power spectrum Antenna: *
Timerange: 00/07:39:51 to 00/07:44:19

Plot file version 100 created 11-APR-2024 16:23:25

J1808-1822 RSG18.UVDATA.1

Freq = 4.7990 GHz, Bw = 32.000 MH No calibration applied and no bandpass applied



480083048709009309605005030
FREQ MHz

480083048709009309605005030
FREQ MHz

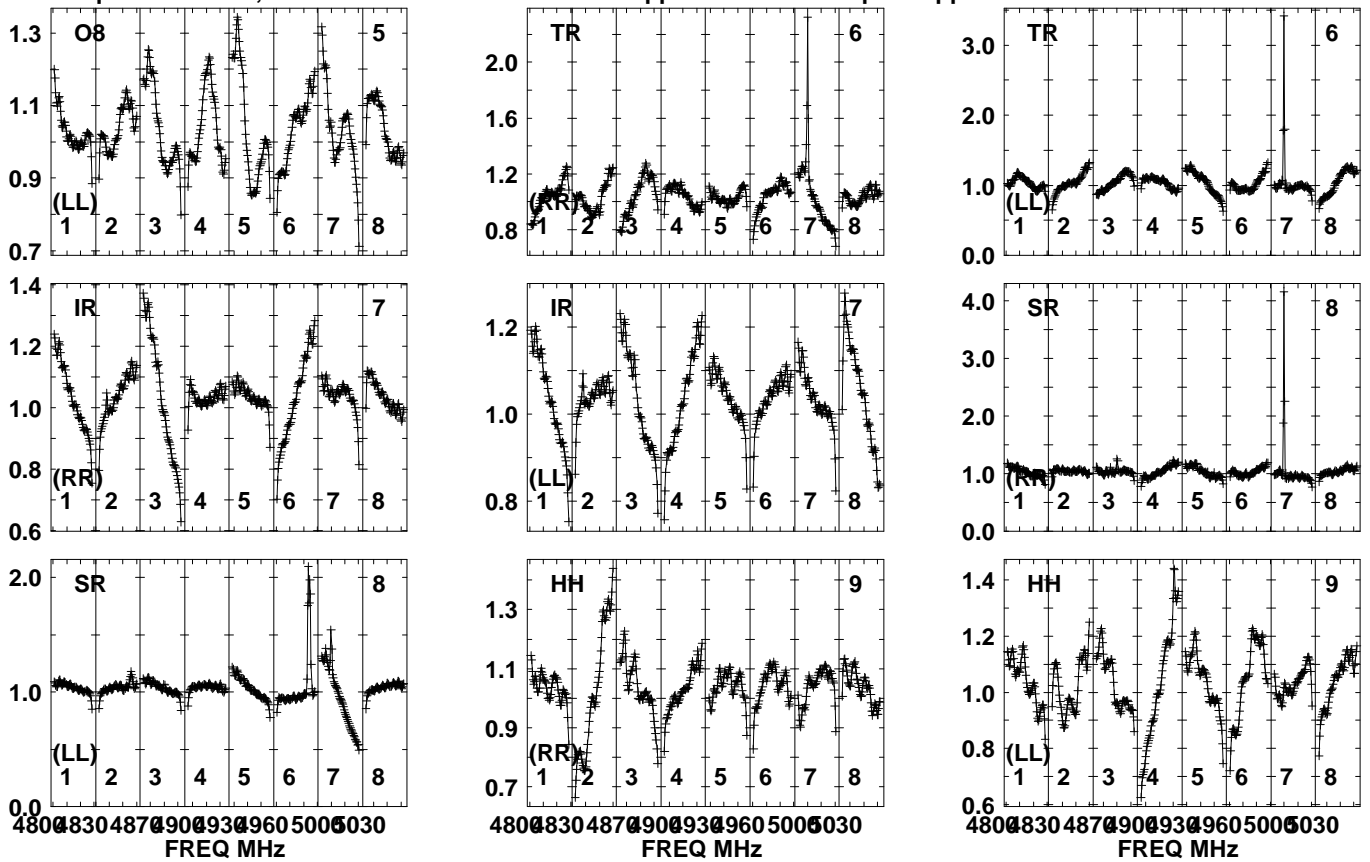
480083048709009309605005030
FREQ MHz

Lower frame: Real Jy
Auto-corr total-power spectrum Antenna: *
Timerange: 00/07:44:21 to 00/07:45:49

Plot file version 101 created 11-APR-2024 16:23:25

J1808-1822 RSG18.UVDATA.1

Freq = 4.7990 GHz, Bw = 32.000 MH No calibration applied and no bandpass applied

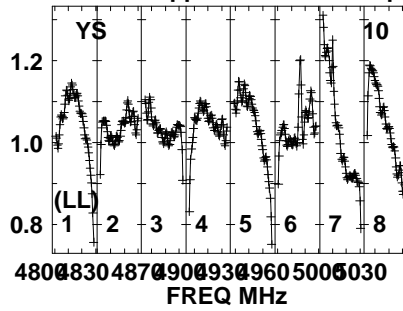
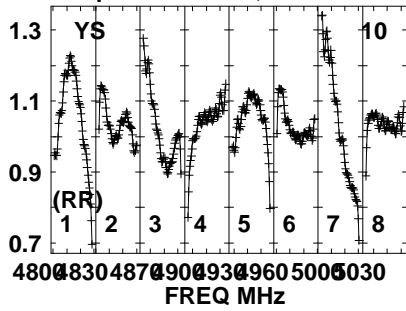


Lower frame: Real Jy
Auto-corr total-power spectrum Antenna: *
Timerange: 00/07:44:21 to 00/07:45:49

Plot file version 102 created 11-APR-2024 16:23:25

J1808-1822 RSG18.UVDATA.1

Freq = 4.7990 GHz, Bw = 32.000 MH No calibration applied and no bandpass applied

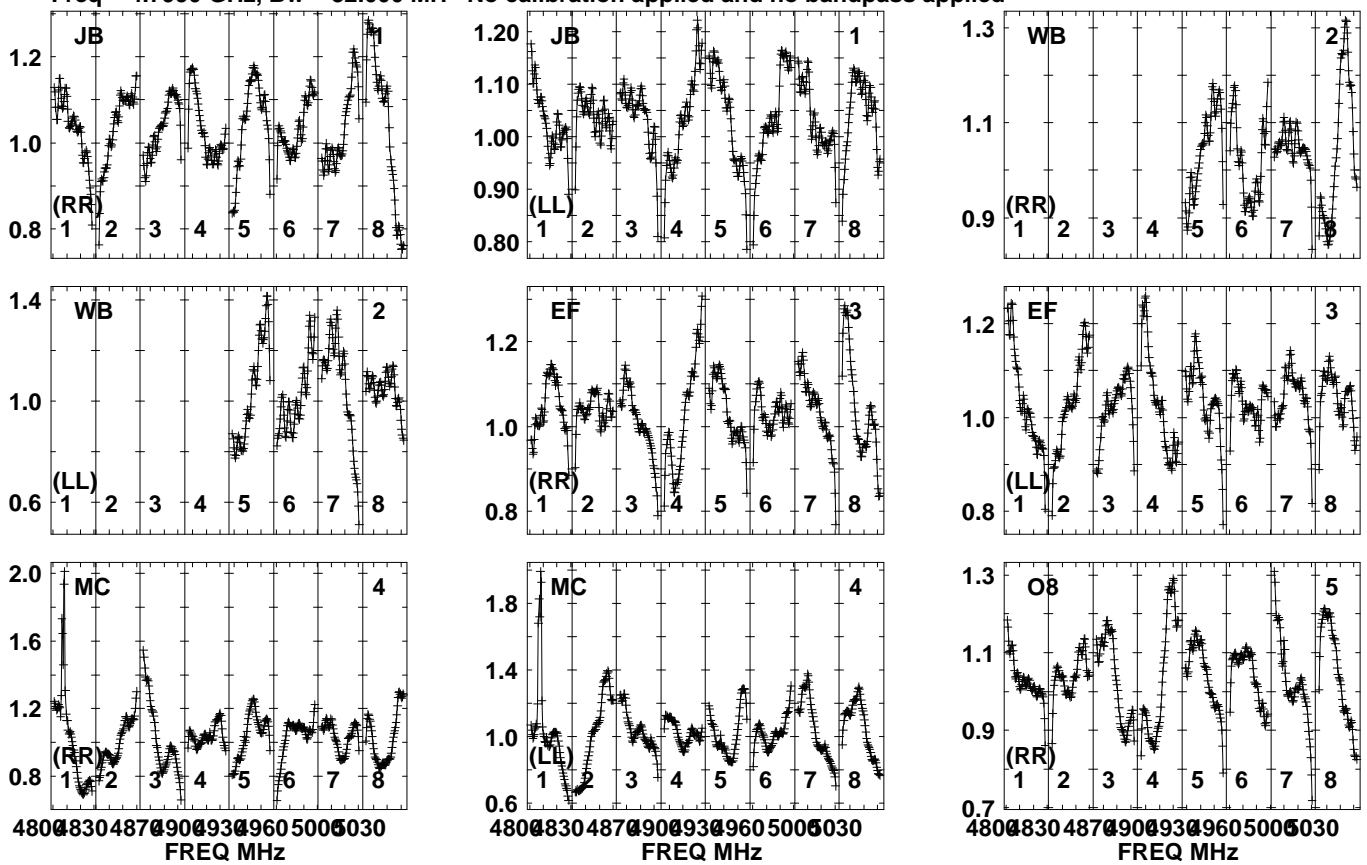


Lower frame: Real Jy
Auto-corr total-power spectrum Antenna: *
Timerange: 00/07:44:21 to 00/07:45:49

Plot file version 103 created 11-APR-2024 16:23:25

J1809 52 RSG18.UVDATA.1

Freq = 4.7990 GHz, Bw = 32.000 MH No calibration applied and no bandpass applied

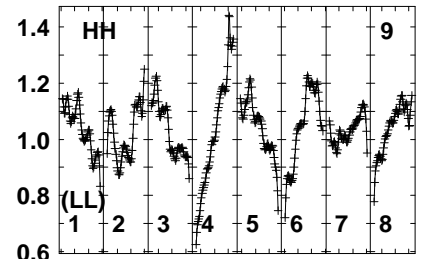
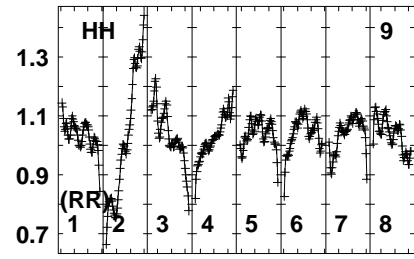
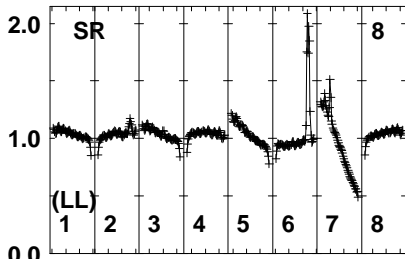
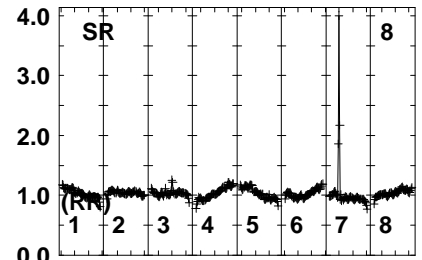
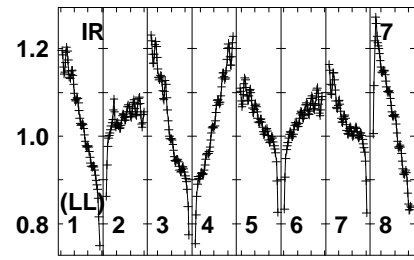
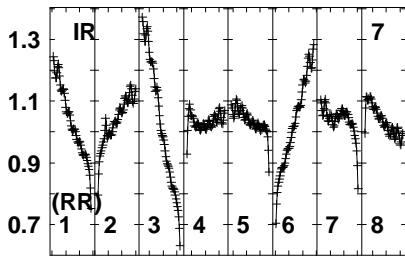
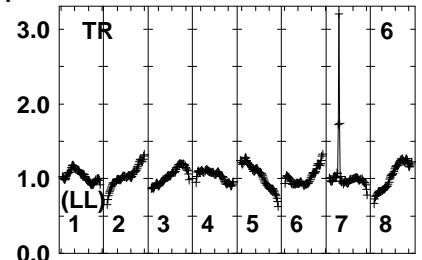
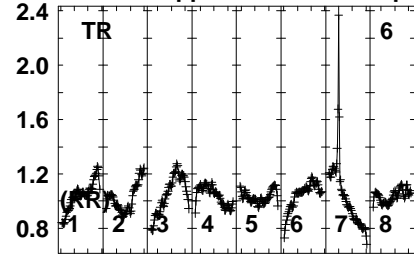
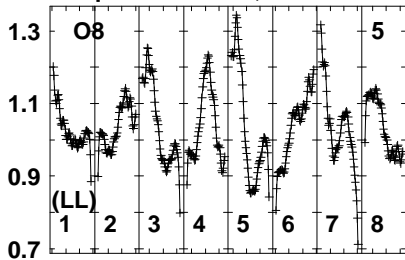


Lower frame: Real Jy
Auto-corr total-power spectrum Antenna: *
Timerange: 00/07:45:51 to 00/07:50:19

Plot file version 104 created 11-APR-2024 16:23:25

J1809 52 RSG18.UVDATA.1

Freq = 4.7990 GHz, Bw = 32.000 MH No calibration applied and no bandpass applied



480083048709009309605005030
FREQ MHz

480083048709009309605005030
FREQ MHz

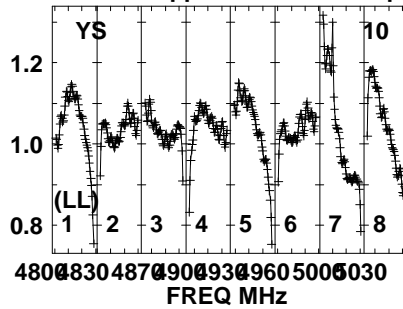
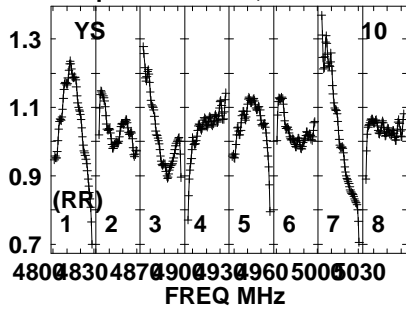
480083048709009309605005030
FREQ MHz

Lower frame: Real Jy
Auto-corr total-power spectrum Antenna: *
Timerange: 00/07:45:51 to 00/07:50:19

Plot file version 105 created 11-APR-2024 16:23:26

J1809 52 RSG18.UVDATA.1

Freq = 4.7990 GHz, Bw = 32.000 MH No calibration applied and no bandpass applied

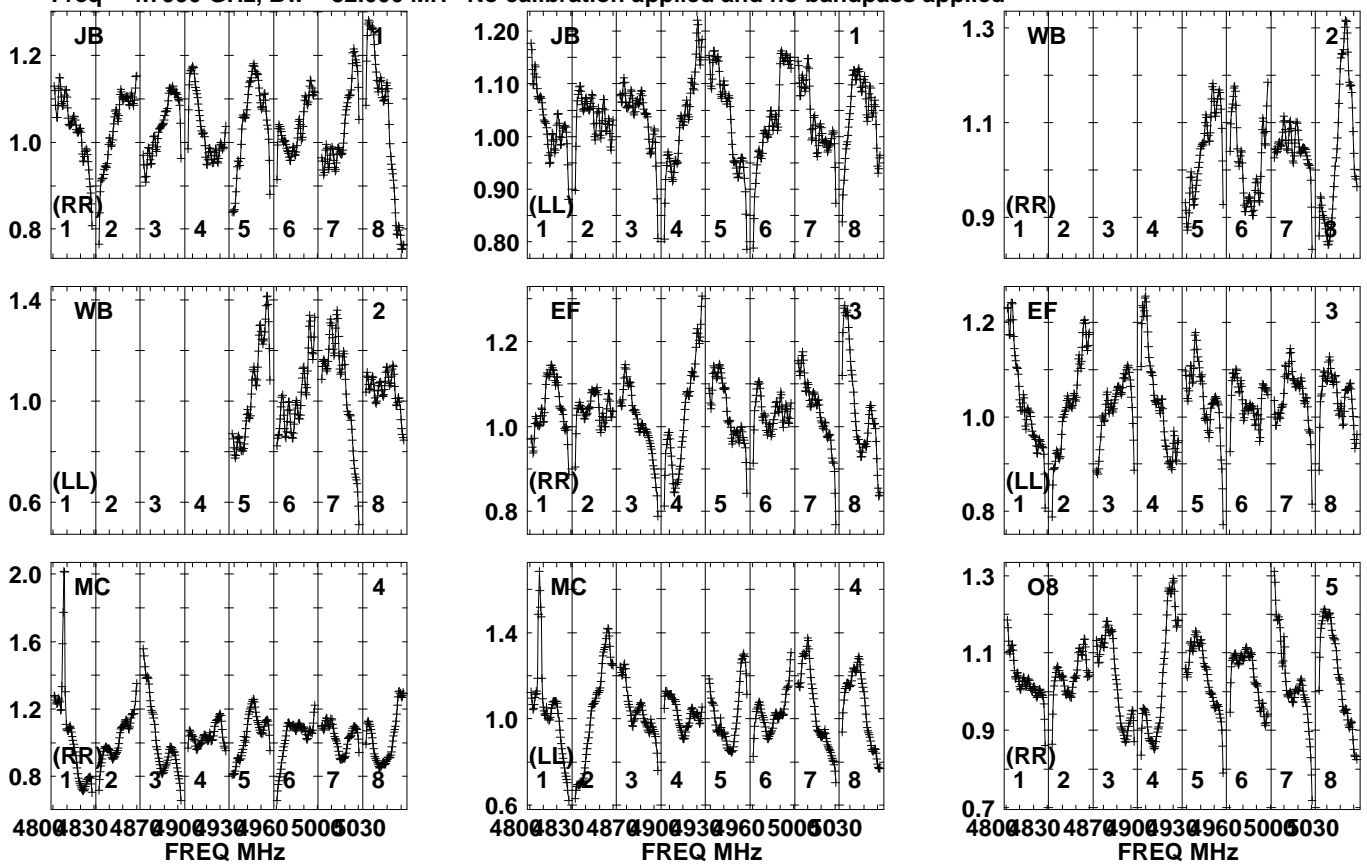


Lower frame: Real Jy
Auto-corr total-power spectrum Antenna: *
Timerange: 00/07:45:51 to 00/07:50:19

Plot file version 106 created 11-APR-2024 16:23:26

J1808-1822 RSG18.UVDATA.1

Freq = 4.7990 GHz, Bw = 32.000 MH No calibration applied and no bandpass applied

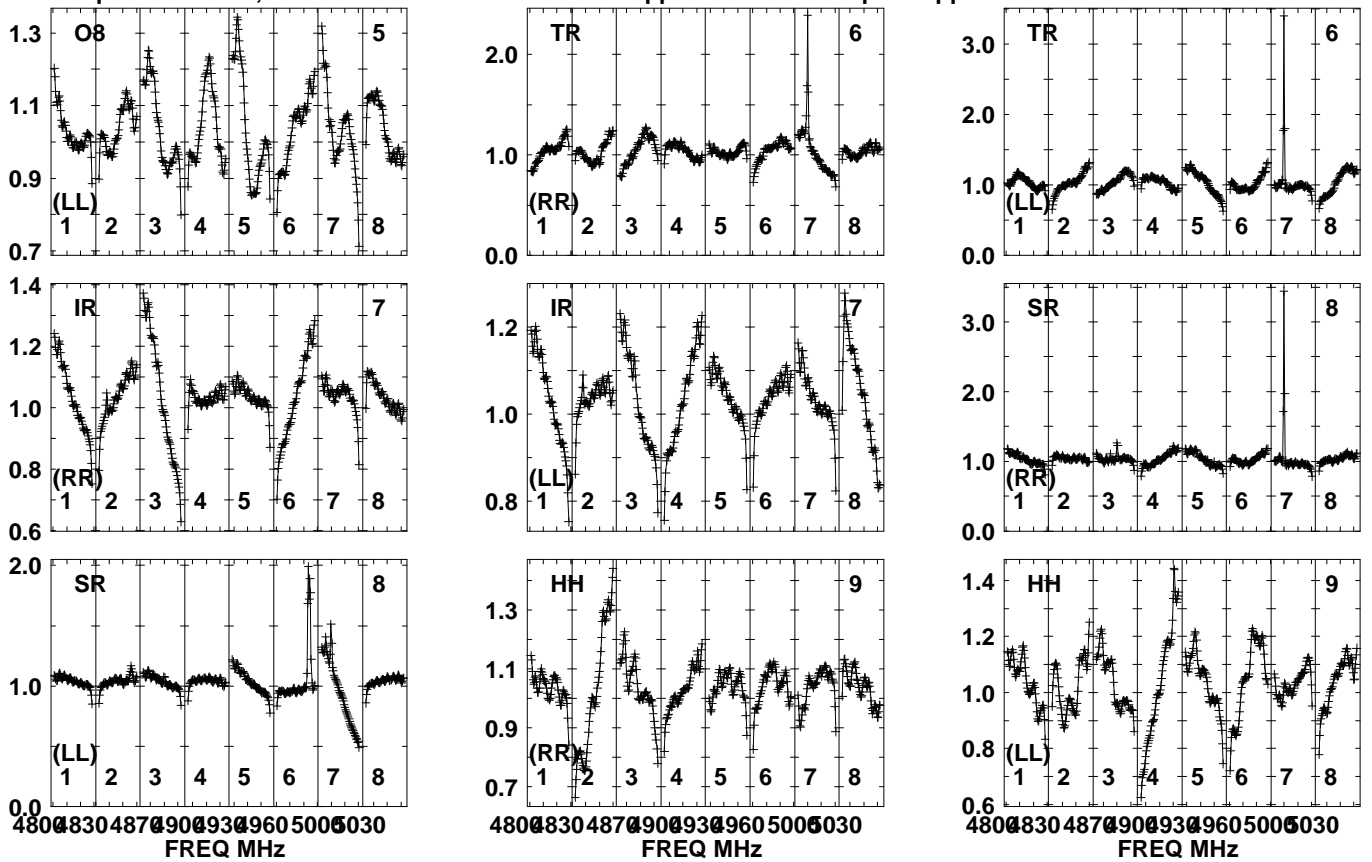


Lower frame: Real Jy
Auto-corr total-power spectrum Antenna: *
Timerange: 00/07:51:01 to 00/07:51:59

Plot file version 107 created 11-APR-2024 16:23:26

J1808-1822 RSG18.UVDATA.1

Freq = 4.7990 GHz, Bw = 32.000 MH No calibration applied and no bandpass applied

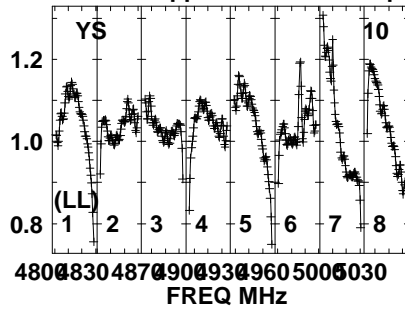
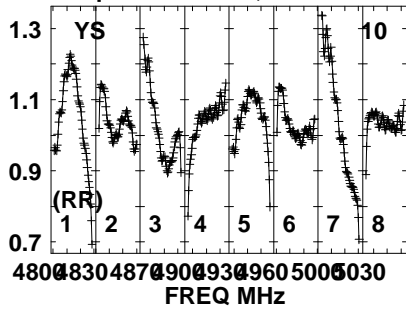


Lower frame: Real Jy
Auto-corr total-power spectrum Antenna: *
Timerange: 00/07:51:01 to 00/07:51:59

Plot file version 108 created 11-APR-2024 16:23:26

J1808-1822 RSG18.UVDATA.1

Freq = 4.7990 GHz, Bw = 32.000 MH No calibration applied and no bandpass applied

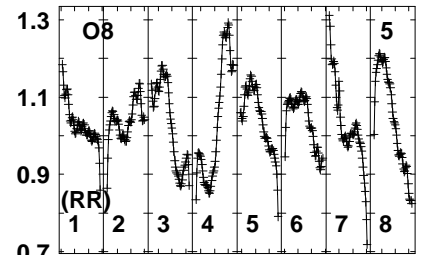
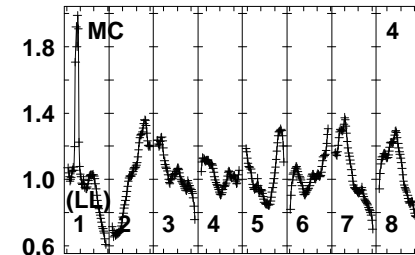
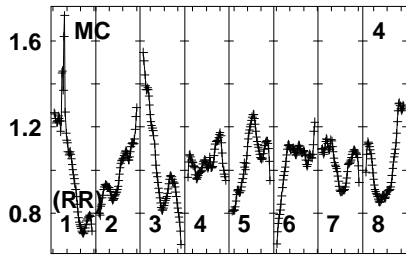
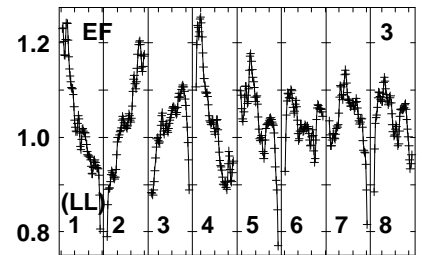
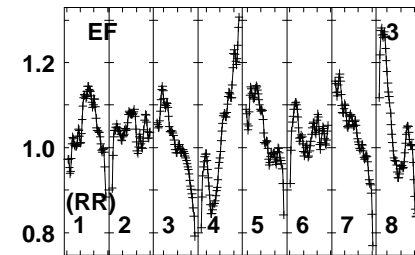
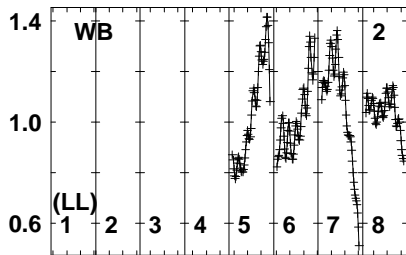
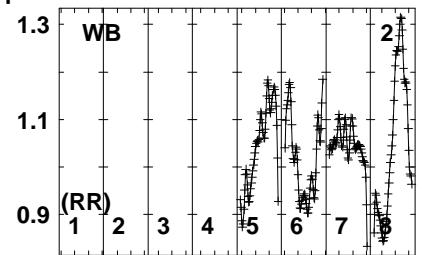
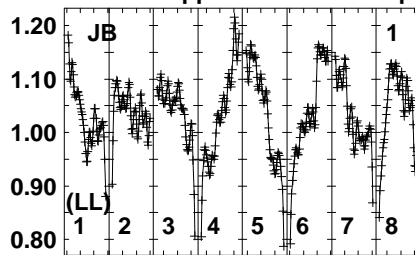
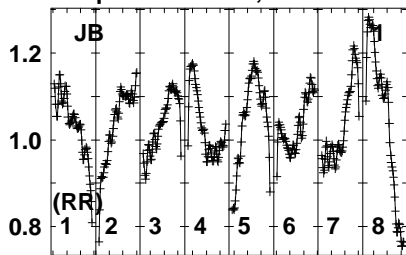


Lower frame: Real Jy
Auto-corr total-power spectrum Antenna: *
Timerange: 00/07:51:01 to 00/07:51:59

Plot file version 109 created 11-APR-2024 16:23:26

J1811-1908 RSG18.UVDATA.1

Freq = 4.7990 GHz, Bw = 32.000 MH No calibration applied and no bandpass applied



480083048709009309605005030
FREQ MHz

480083048709009309605005030
FREQ MHz

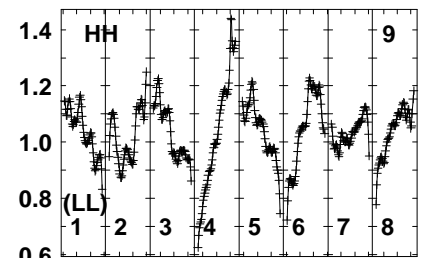
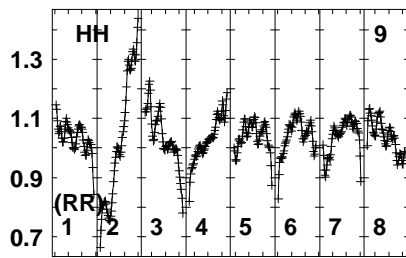
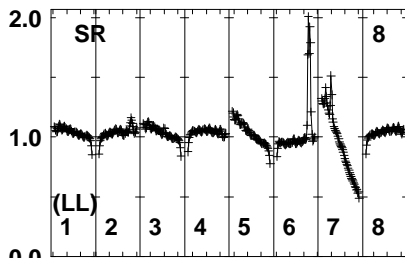
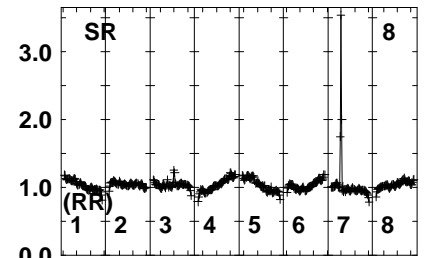
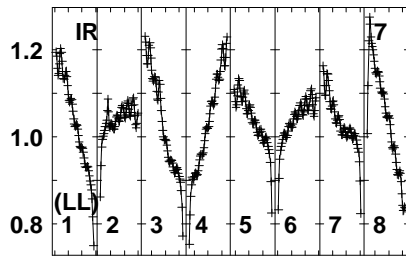
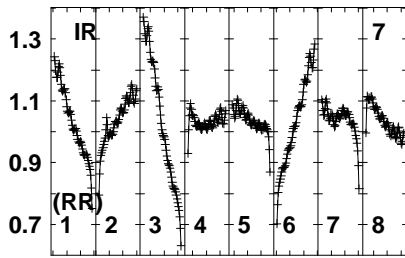
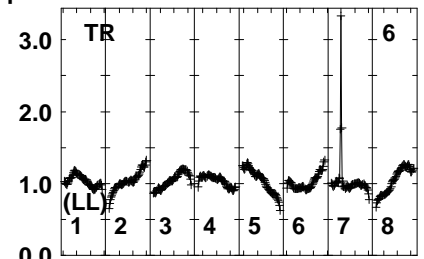
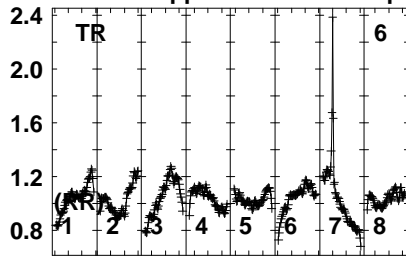
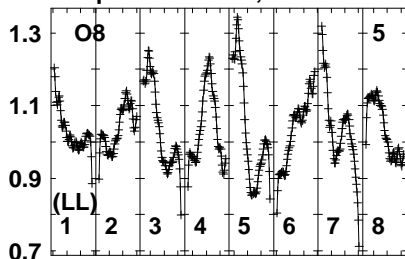
480083048709009309605005030
FREQ MHz

Lower frame: Real Jy
Auto-corr total-power spectrum Antenna: *
Timerange: 00/07:52:01 to 00/07:56:29

Plot file version 110 created 11-APR-2024 16:23:26

J1811-1908 RSG18.UVDATA.1

Freq = 4.7990 GHz, Bw = 32.000 MH No calibration applied and no bandpass applied



480083048709009309605005030
FREQ MHz

480083048709009309605005030
FREQ MHz

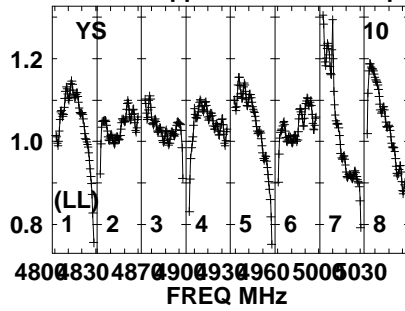
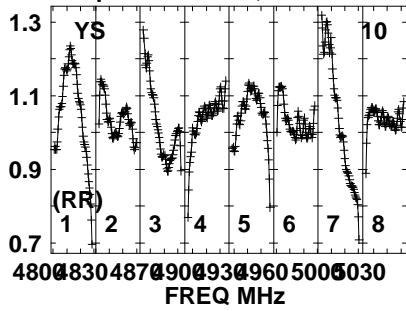
480083048709009309605005030
FREQ MHz

Lower frame: Real Jy
Auto-corr total-power spectrum Antenna: *
Timerange: 00/07:52:01 to 00/07:56:29

Plot file version 111 created 11-APR-2024 16:23:26

J1811-1908 RSG18.UVDATA.1

Freq = 4.7990 GHz, Bw = 32.000 MH No calibration applied and no bandpass applied

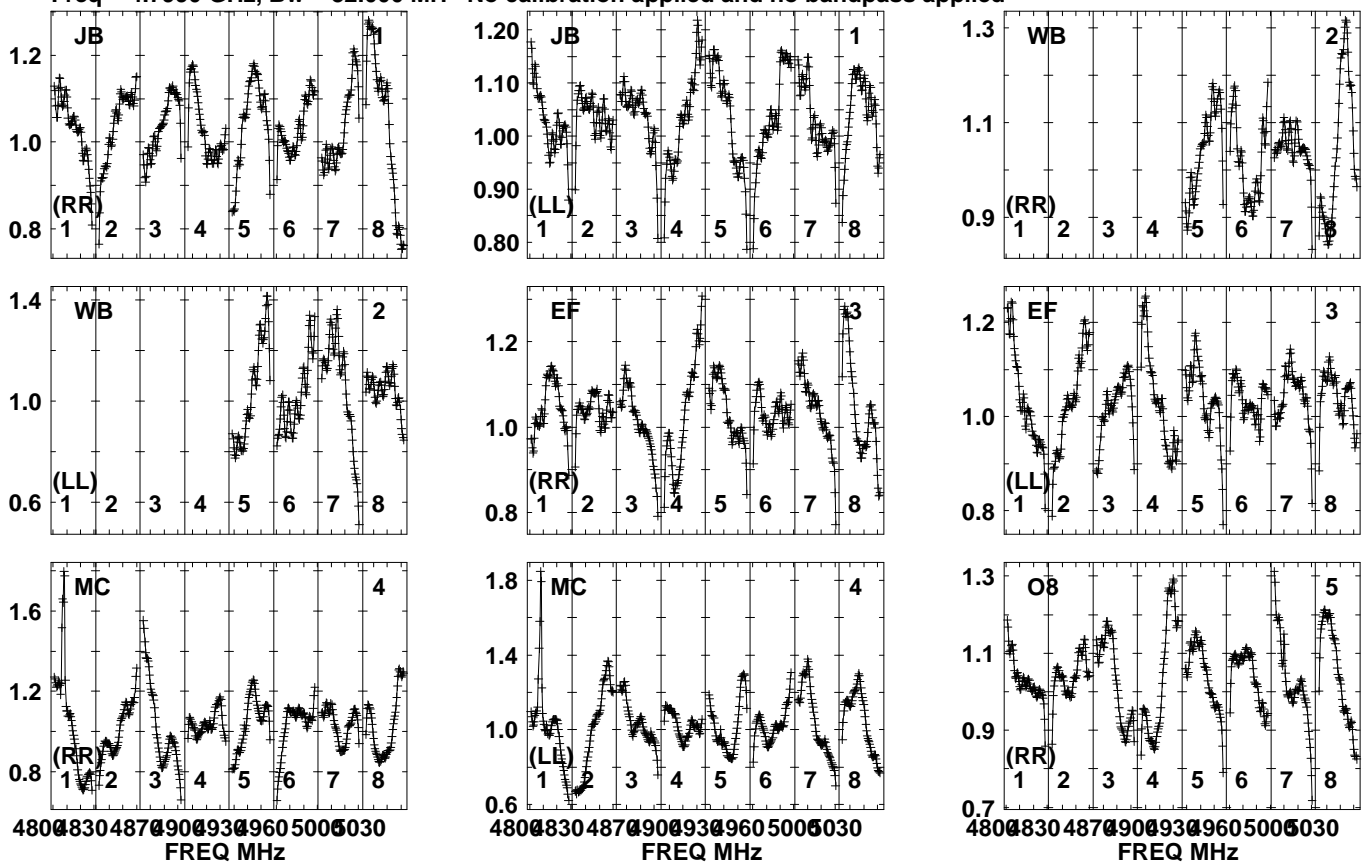


Lower frame: Real Jy
Auto-corr total-power spectrum Antenna: *
Timerange: 00/07:52:01 to 00/07:56:29

Plot file version 112 created 11-APR-2024 16:23:26

J1808-1822 RSG18.UVDATA.1

Freq = 4.7990 GHz, Bw = 32.000 MH No calibration applied and no bandpass applied

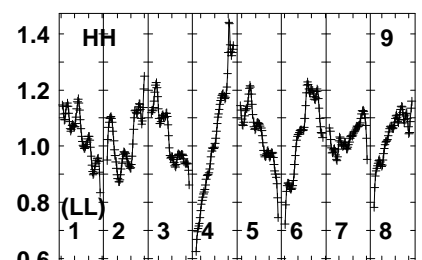
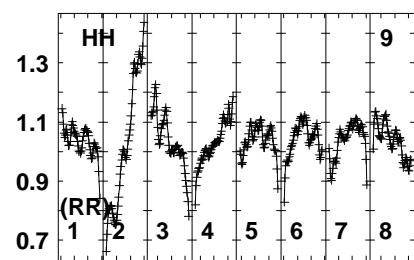
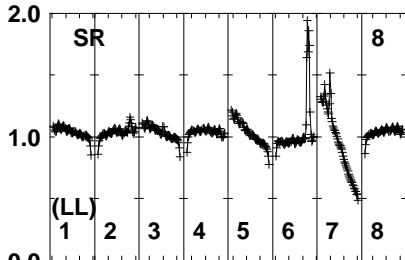
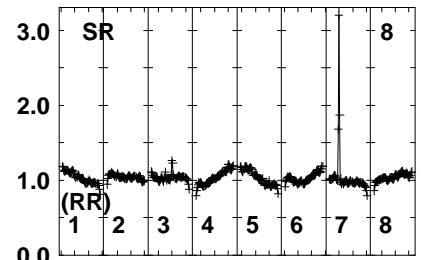
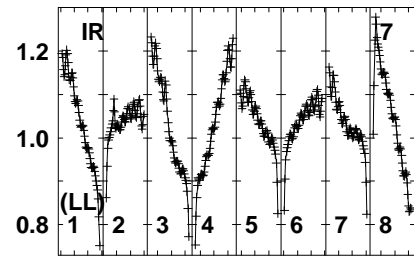
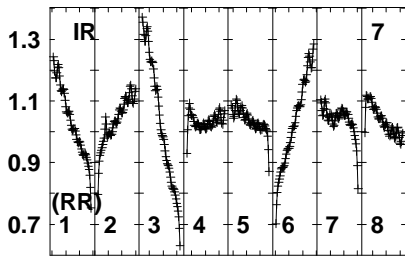
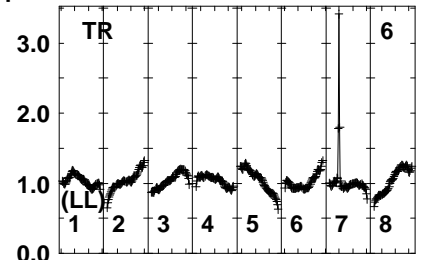
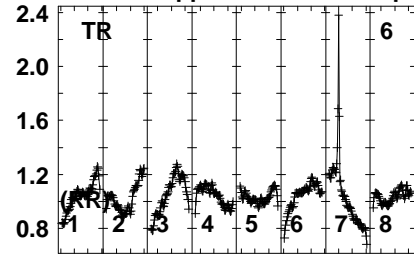
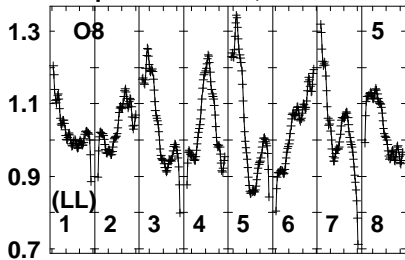


Lower frame: Real Jy
Auto-corr total-power spectrum Antenna: *
Timerange: 00/07:56:31 to 00/07:57:59

Plot file version 113 created 11-APR-2024 16:23:26

J1808-1822 RSG18.UVDATA.1

Freq = 4.7990 GHz, Bw = 32.000 MH No calibration applied and no bandpass applied



480083048709009309605005030
FREQ MHz

480083048709009309605005030
FREQ MHz

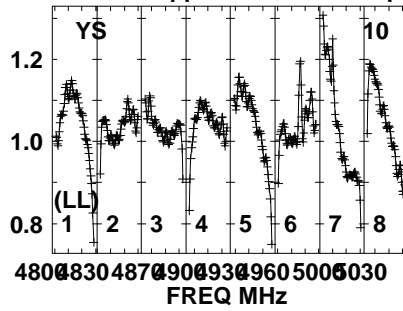
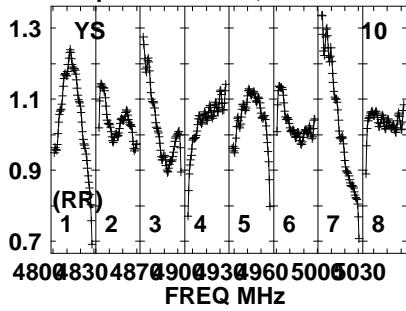
480083048709009309605005030
FREQ MHz

Lower frame: Real Jy
Auto-corr total-power spectrum Antenna: *
Timerange: 00/07:56:31 to 00/07:57:59

Plot file version 114 created 11-APR-2024 16:23:27

J1808-1822 RSG18.UVDATA.1

Freq = 4.7990 GHz, Bw = 32.000 MH No calibration applied and no bandpass applied

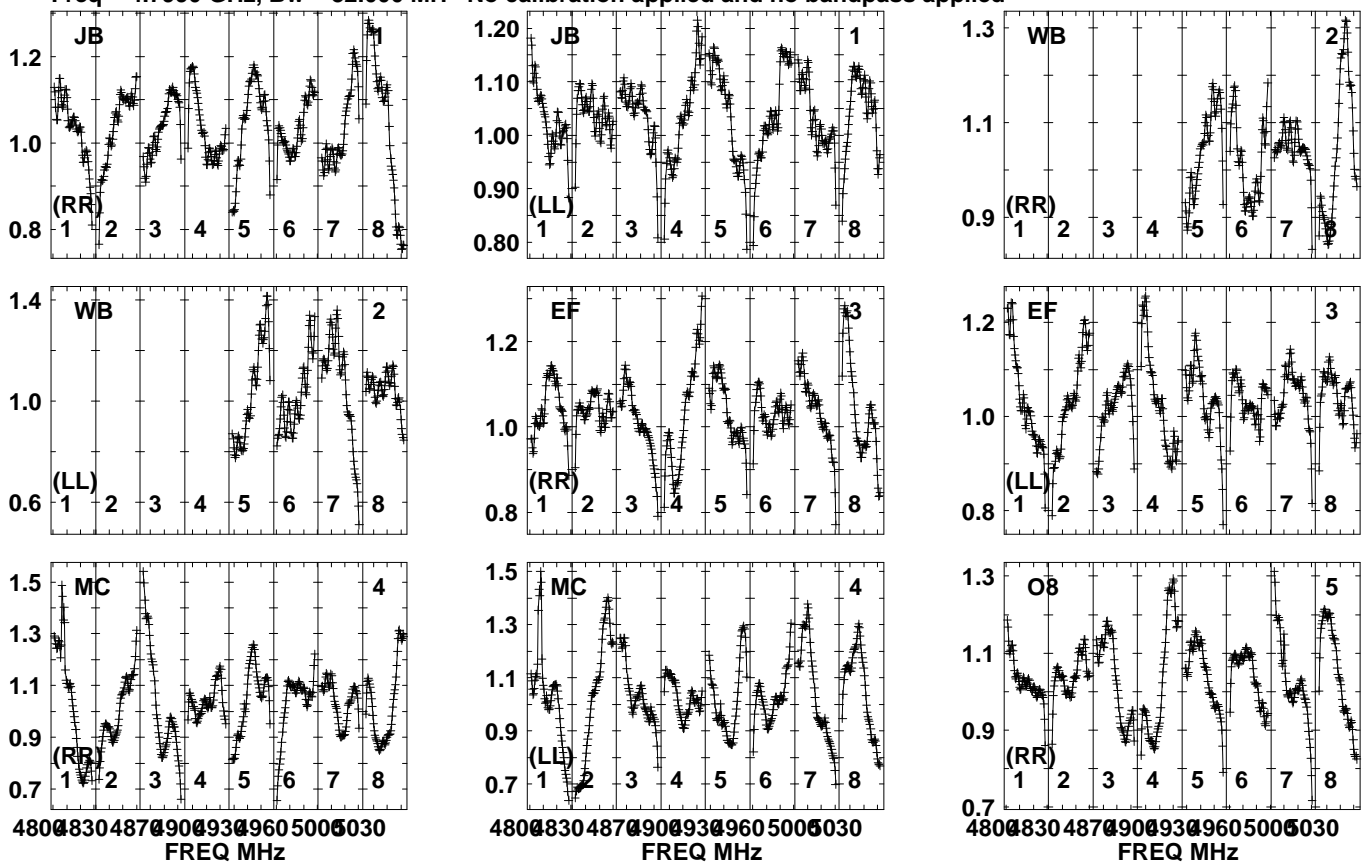


Lower frame: Real Jy
Auto-corr total-power spectrum Antenna: *
Timerange: 00/07:56:31 to 00/07:57:59

Plot file version 115 created 11-APR-2024 16:23:27

J1809 20 RSG18.UVDATA.1

Freq = 4.7990 GHz, Bw = 32.000 MH No calibration applied and no bandpass applied

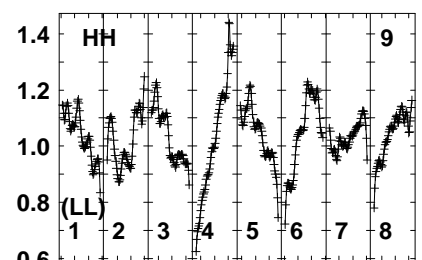
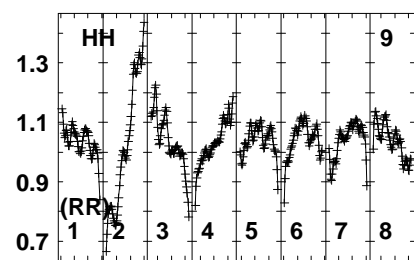
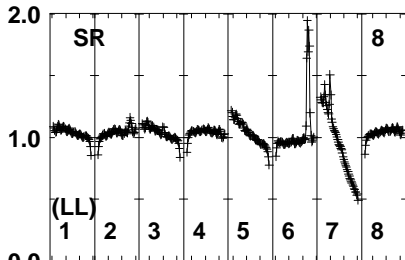
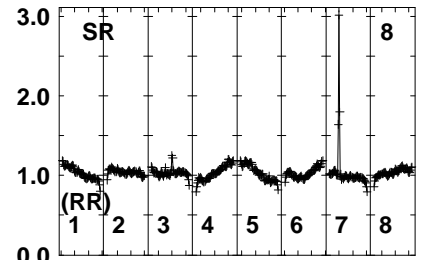
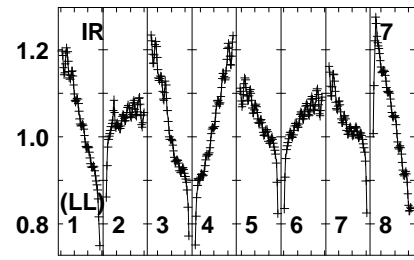
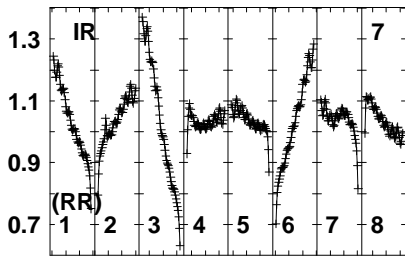
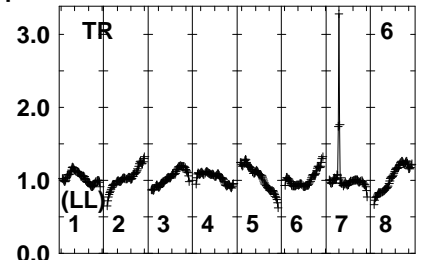
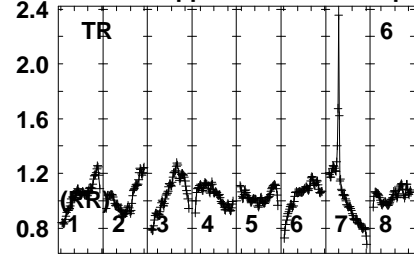
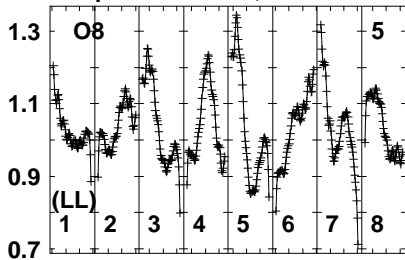


Lower frame: Real Jy
Auto-corr total-power spectrum Antenna: *
Timerange: 00/07:58:01 to 00/08:02:29

Plot file version 116 created 11-APR-2024 16:23:27

J1809 20 RSG18.UVDATA.1

Freq = 4.7990 GHz, Bw = 32.000 MH No calibration applied and no bandpass applied



480083048709009309605005030
FREQ MHz

480083048709009309605005030
FREQ MHz

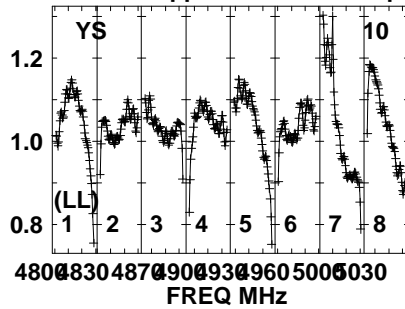
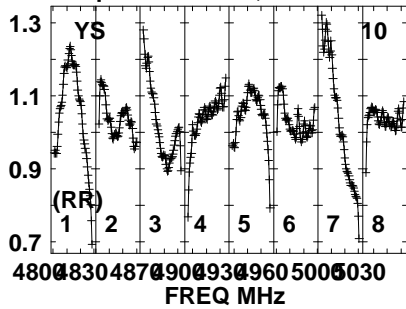
480083048709009309605005030
FREQ MHz

Lower frame: Real Jy
Auto-corr total-power spectrum Antenna: *
Timerange: 00/07:58:01 to 00/08:02:29

Plot file version 117 created 11-APR-2024 16:23:27

J1809 20 RSG18.UVDATA.1

Freq = 4.7990 GHz, Bw = 32.000 MH No calibration applied and no bandpass applied

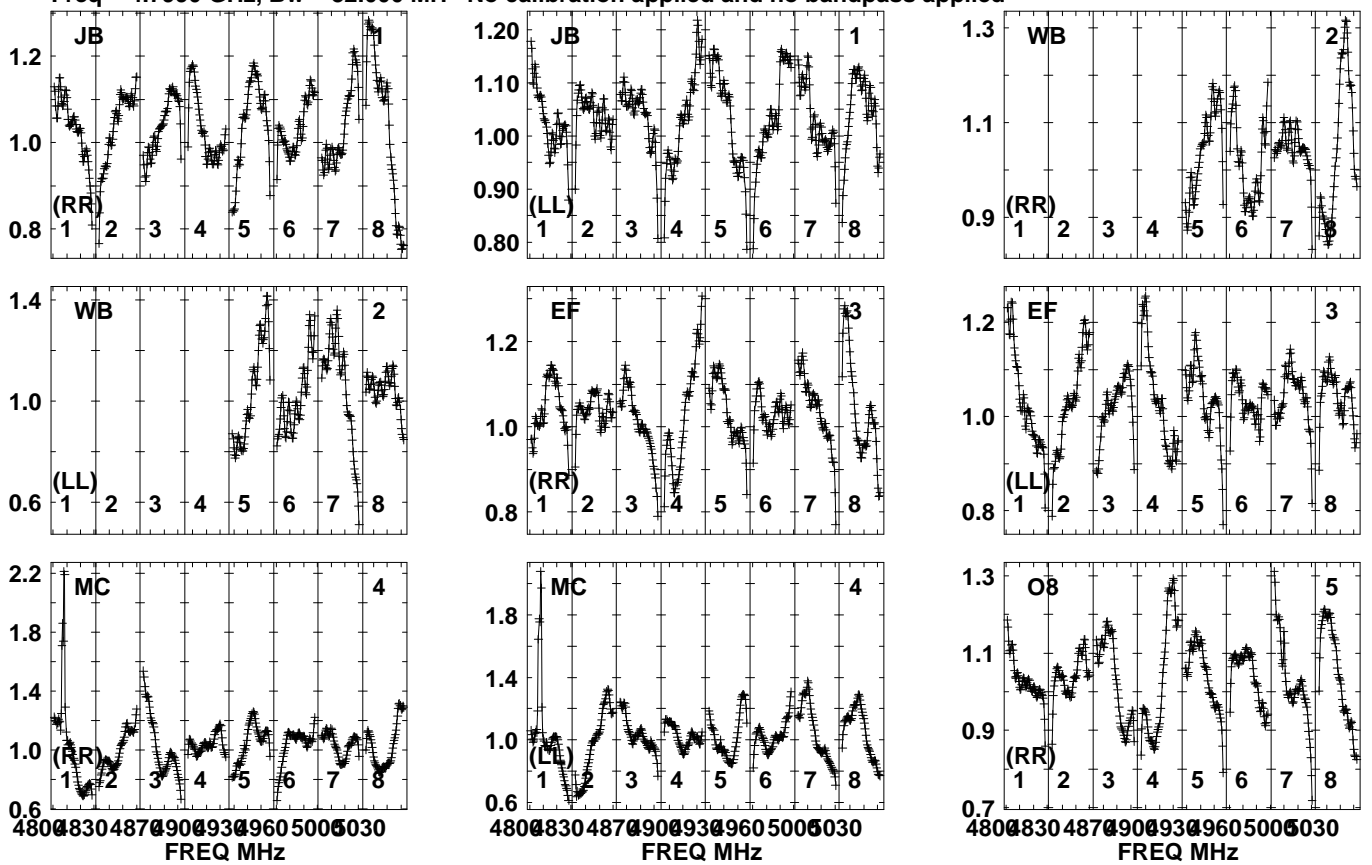


Lower frame: Real Jy
Auto-corr total-power spectrum Antenna: *
Timerange: 00/07:58:01 to 00/08:02:29

Plot file version 118 created 11-APR-2024 16:23:27

J1808-1822 RSG18.UVDATA.1

Freq = 4.7990 GHz, Bw = 32.000 MH No calibration applied and no bandpass applied

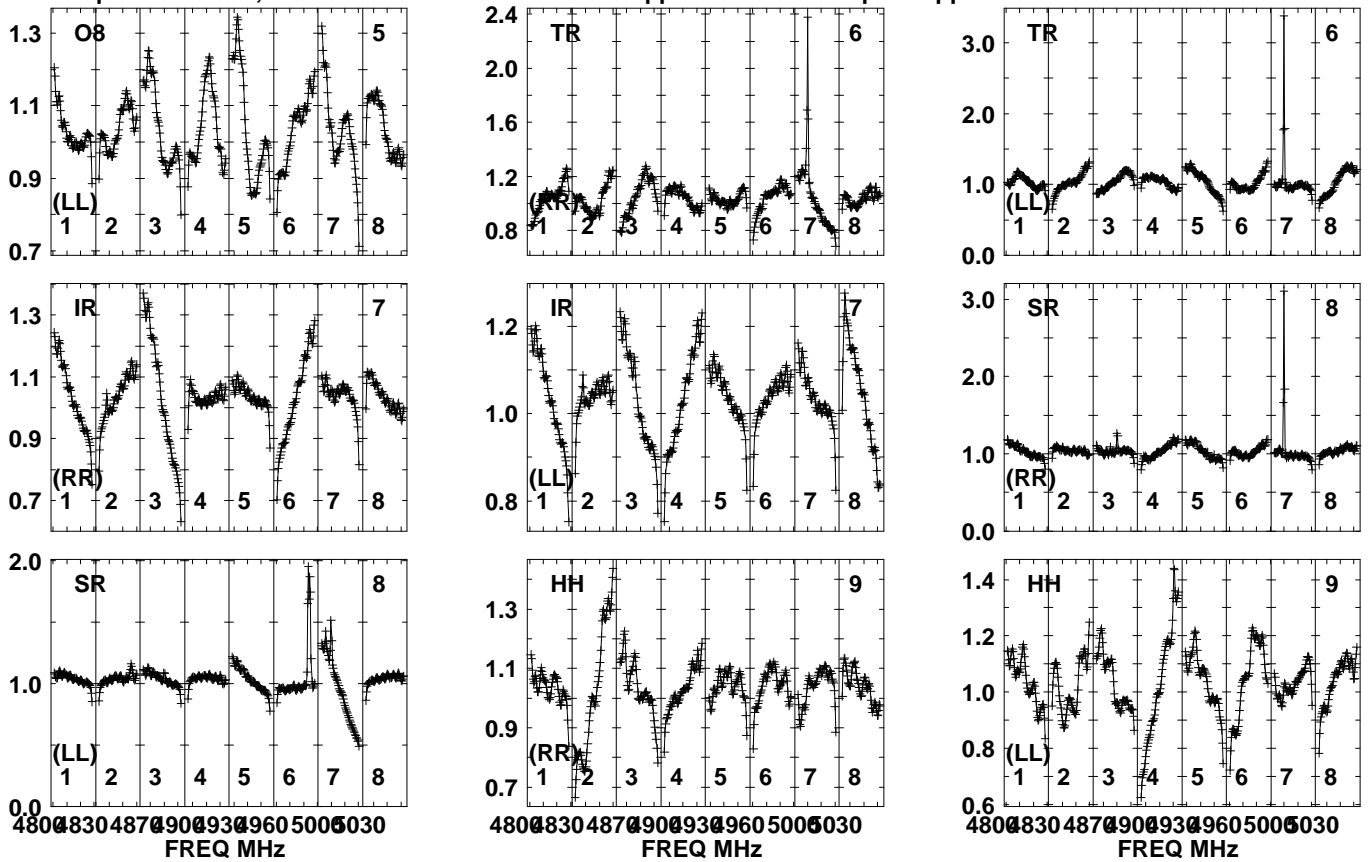


Lower frame: Real Jy
Auto-corr total-power spectrum Antenna: *
Timerange: 00/08:02:31 to 00/08:03:59

Plot file version 119 created 11-APR-2024 16:23:27

J1808-1822 RSG18.UVDATA.1

Freq = 4.7990 GHz, Bw = 32.000 MH No calibration applied and no bandpass applied

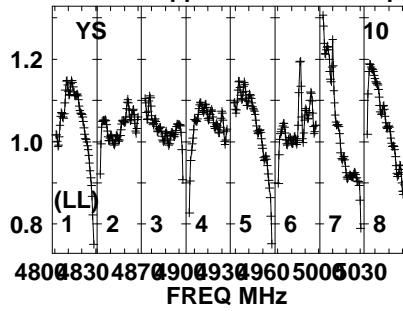
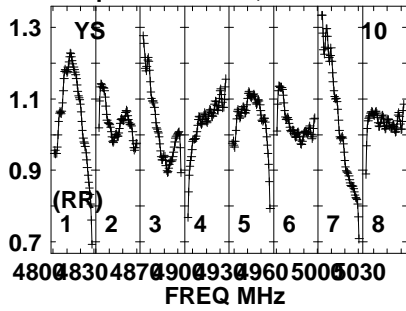


Lower frame: Real Jy
Auto-corr total-power spectrum Antenna: *
Timerange: 00/08:02:31 to 00/08:03:59

Plot file version 120 created 11-APR-2024 16:23:27

J1808-1822 RSG18.UVDATA.1

Freq = 4.7990 GHz, Bw = 32.000 MH No calibration applied and no bandpass applied

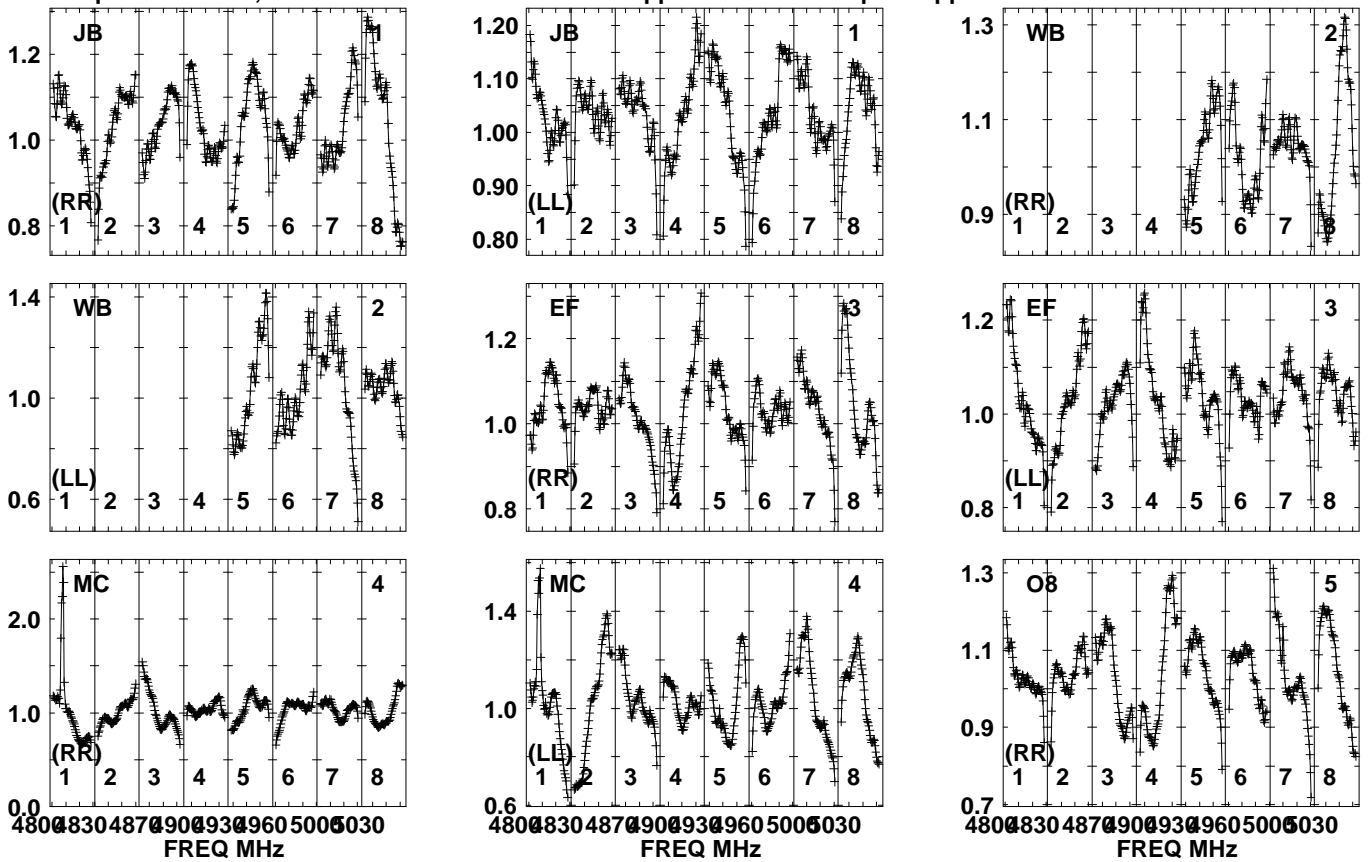


Lower frame: Real Jy
Auto-corr total-power spectrum Antenna: *
Timerange: 00/08:02:31 to 00/08:03:59

Plot file version 121 created 11-APR-2024 16:23:27

J1809 23 RSG18.UVDATA.1

Freq = 4.7990 GHz, Bw = 32.000 MH No calibration applied and no bandpass applied

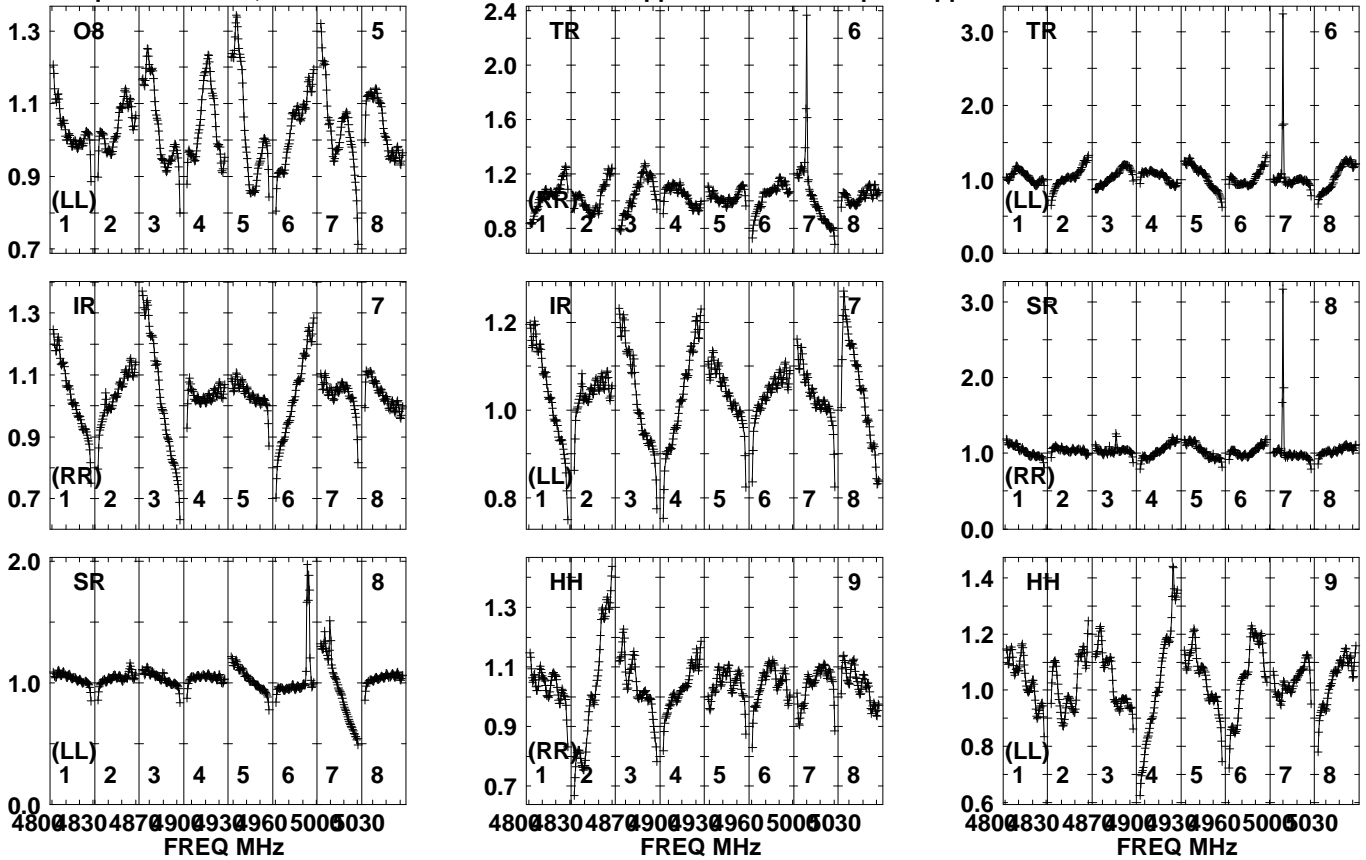


Lower frame: Real Jy
Auto-corr total-power spectrum Antenna: *
Timerange: 00/08:04:01 to 00/08:08:29

Plot file version 122 created 11-APR-2024 16:23:28

J1809 23 RSG18.UVDATA.1

Freq = 4.7990 GHz, Bw = 32.000 MH No calibration applied and no bandpass applied

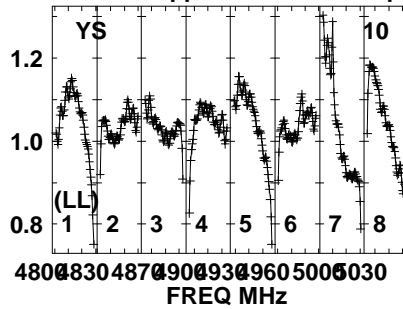
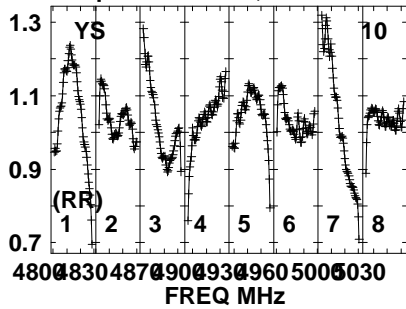


Lower frame: Real Jy
Auto-corr total-power spectrum Antenna: *
Timerange: 00/08:04:01 to 00/08:08:29

Plot file version 123 created 11-APR-2024 16:23:28

J1809 23 RSG18.UVDATA.1

Freq = 4.7990 GHz, Bw = 32.000 MH No calibration applied and no bandpass applied

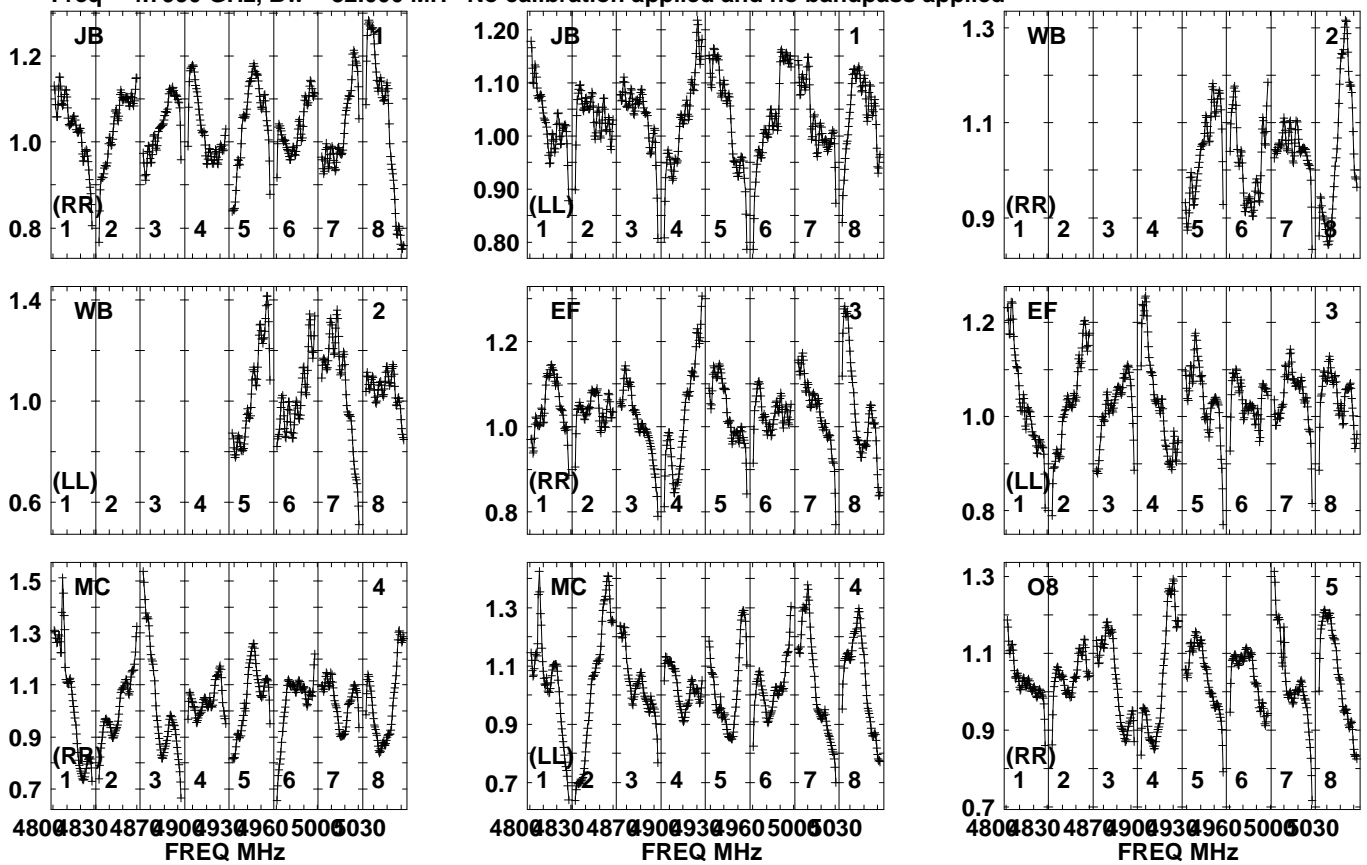


Lower frame: Real Jy
Auto-corr total-power spectrum Antenna: *
Timerange: 00/08:04:01 to 00/08:08:29

Plot file version 124 created 11-APR-2024 16:23:28

J1808-1822 RSG18.UVDATA.1

Freq = 4.7990 GHz, Bw = 32.000 MH No calibration applied and no bandpass applied

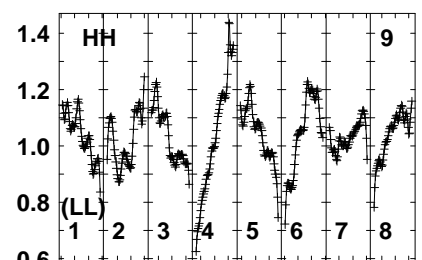
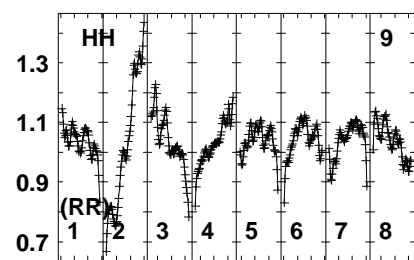
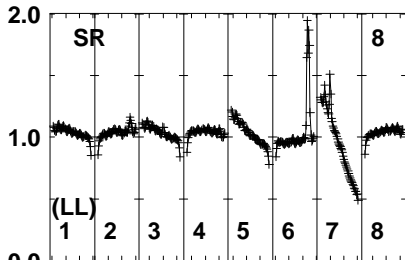
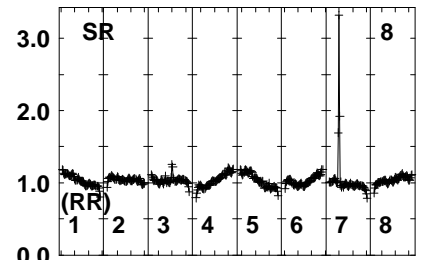
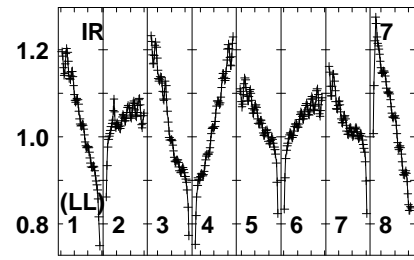
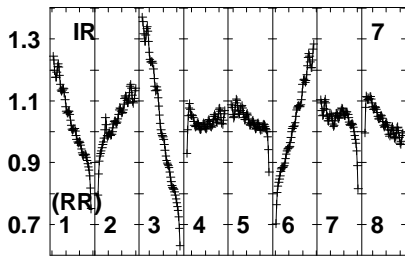
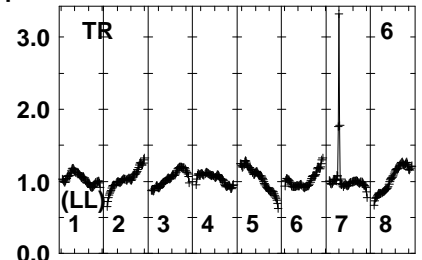
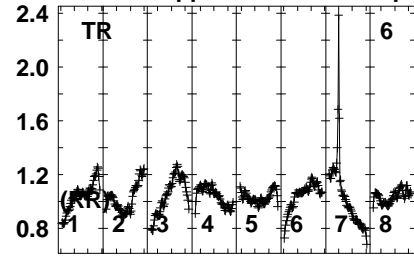
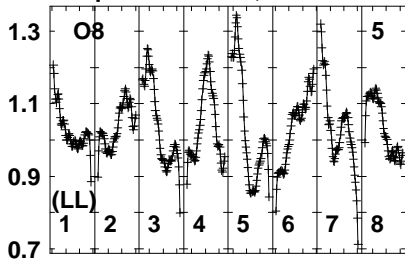


Lower frame: Real Jy
Auto-corr total-power spectrum Antenna: *
Timerange: 00/08:09:11 to 00/08:10:09

Plot file version 125 created 11-APR-2024 16:23:28

J1808-1822 RSG18.UVDATA.1

Freq = 4.7990 GHz, Bw = 32.000 MH No calibration applied and no bandpass applied



480083048709009309605005030
FREQ MHz

480083048709009309605005030
FREQ MHz

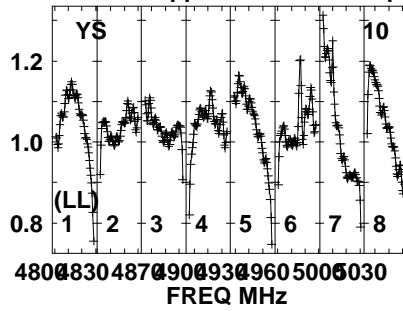
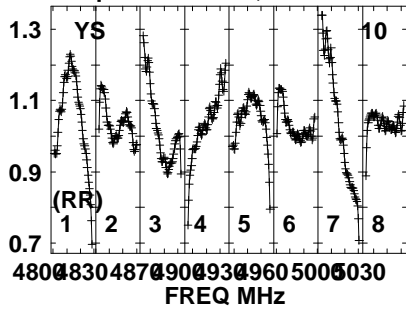
480083048709009309605005030
FREQ MHz

Lower frame: Real Jy
Auto-corr total-power spectrum Antenna: *
Timerange: 00/08:09:11 to 00/08:10:09

Plot file version 126 created 11-APR-2024 16:23:28

J1808-1822 RSG18.UVDATA.1

Freq = 4.7990 GHz, Bw = 32.000 MH No calibration applied and no bandpass applied

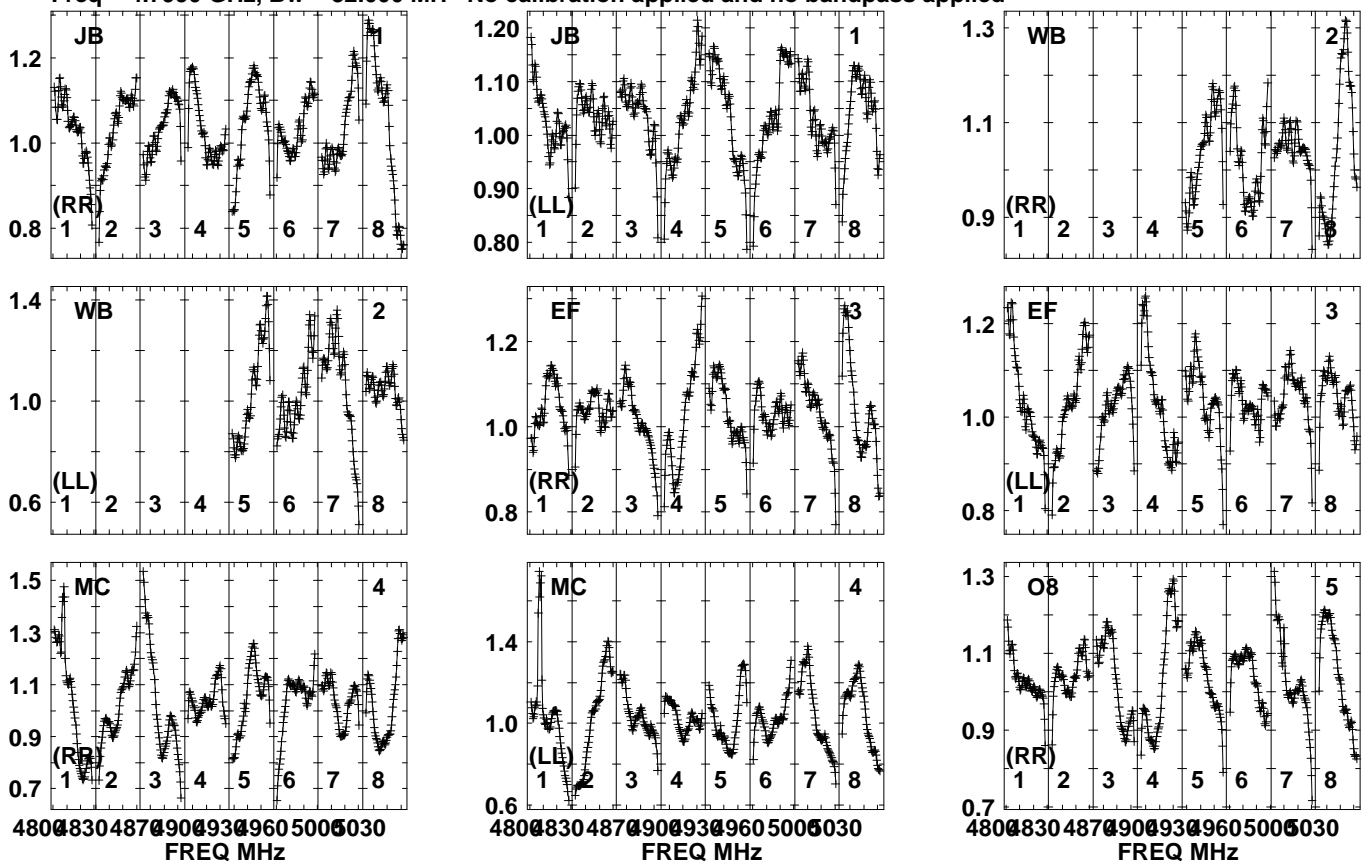


Lower frame: Real Jy
Auto-corr total-power spectrum Antenna: *
Timerange: 00/08:09:11 to 00/08:10:09

Plot file version 127 created 11-APR-2024 16:23:28

J1809 20 RSG18.UVDATA.1

Freq = 4.7990 GHz, Bw = 32.000 MH No calibration applied and no bandpass applied

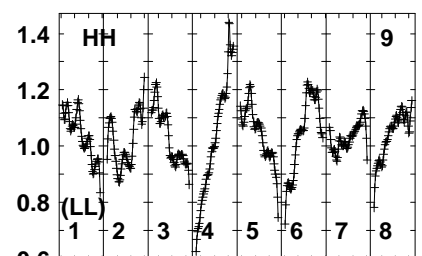
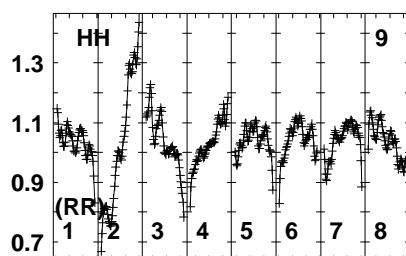
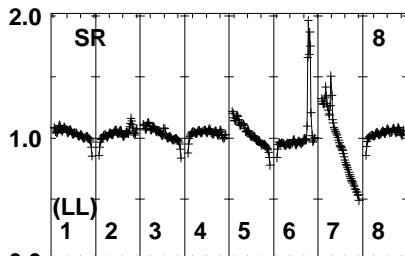
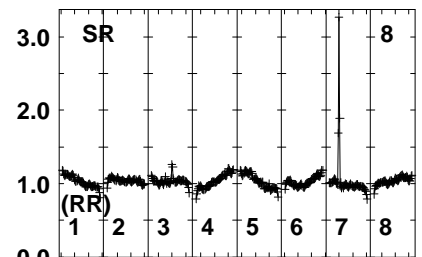
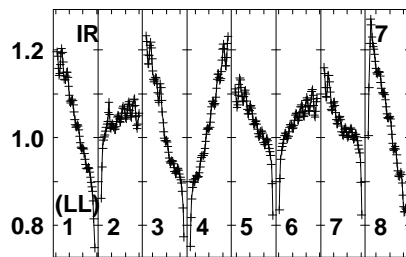
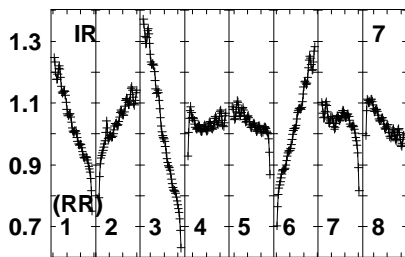
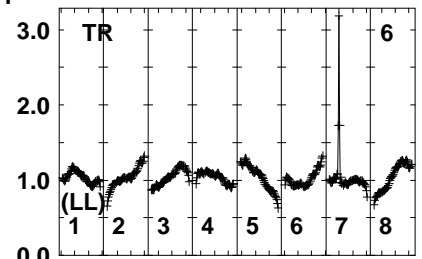
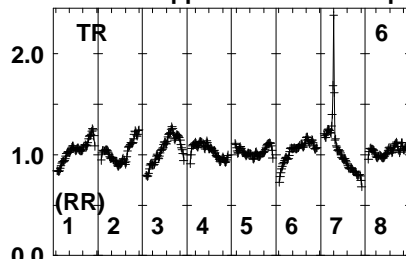
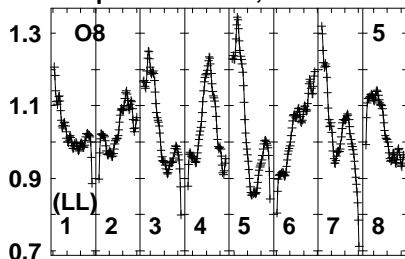


Lower frame: Real Jy
Auto-corr total-power spectrum Antenna: *
Timerange: 00/08:10:13 to 00/08:14:39

Plot file version 128 created 11-APR-2024 16:23:28

J1809 20 RSG18.UVDATA.1

Freq = 4.7990 GHz, Bw = 32.000 MH No calibration applied and no bandpass applied



480083048709009309605005030
FREQ MHz

480083048709009309605005030
FREQ MHz

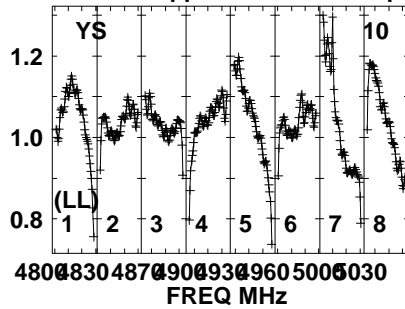
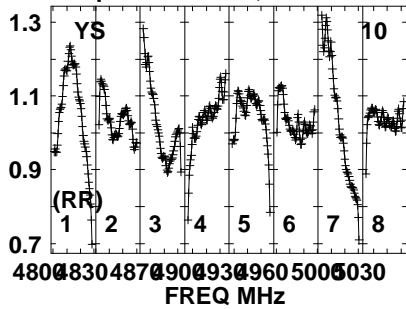
480083048709009309605005030
FREQ MHz

Lower frame: Real Jy
Auto-corr total-power spectrum Antenna: *
Timerange: 00/08:10:13 to 00/08:14:39

Plot file version 129 created 11-APR-2024 16:23:28

J1809 20 RSG18.UVDATA.1

Freq = 4.7990 GHz, Bw = 32.000 MH No calibration applied and no bandpass applied

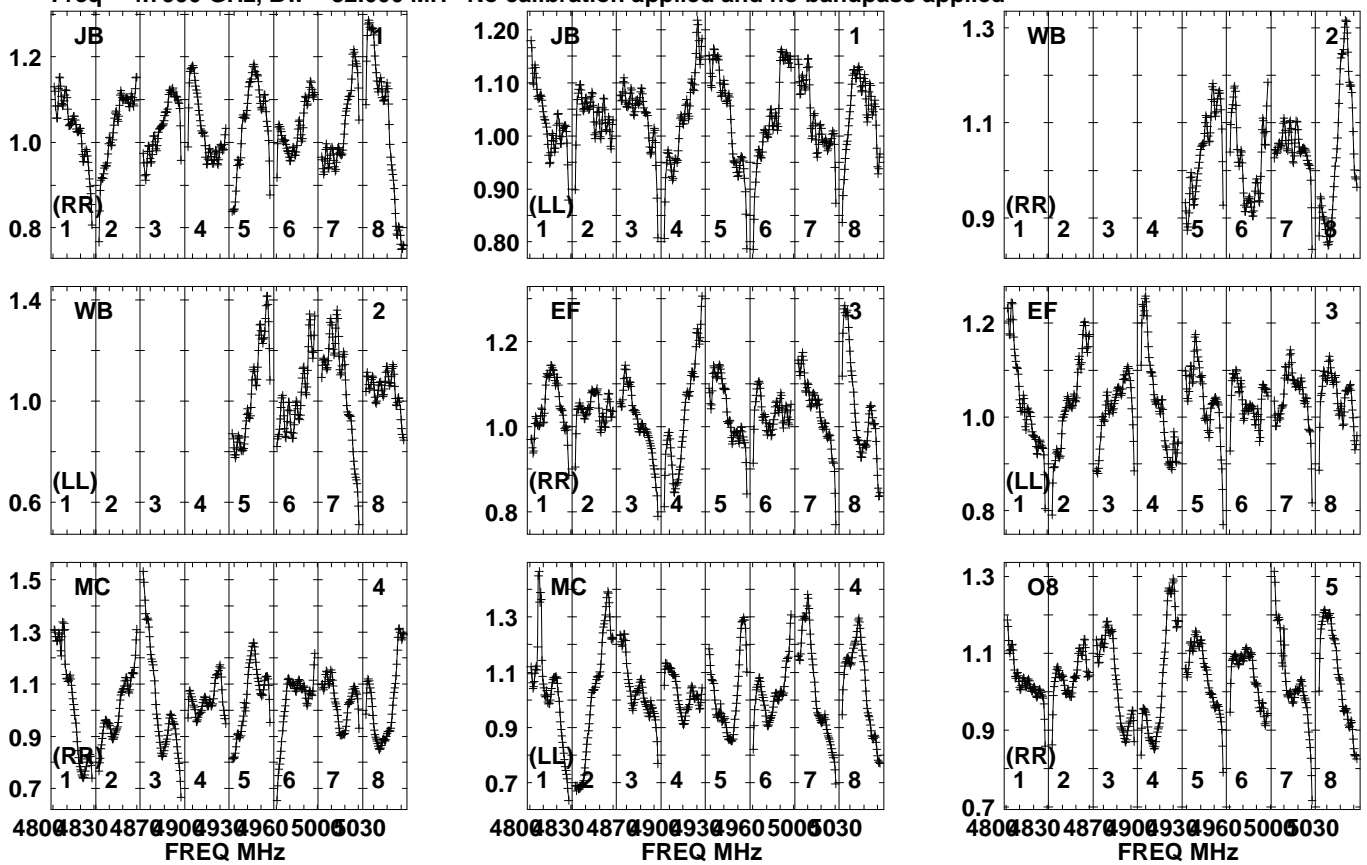


Lower frame: Real Jy
Auto-corr total-power spectrum Antenna: *
Timerange: 00/08:10:13 to 00/08:14:39

Plot file version 130 created 11-APR-2024 16:23:28

J1808-1822 RSG18.UVDATA.1

Freq = 4.7990 GHz, Bw = 32.000 MH No calibration applied and no bandpass applied

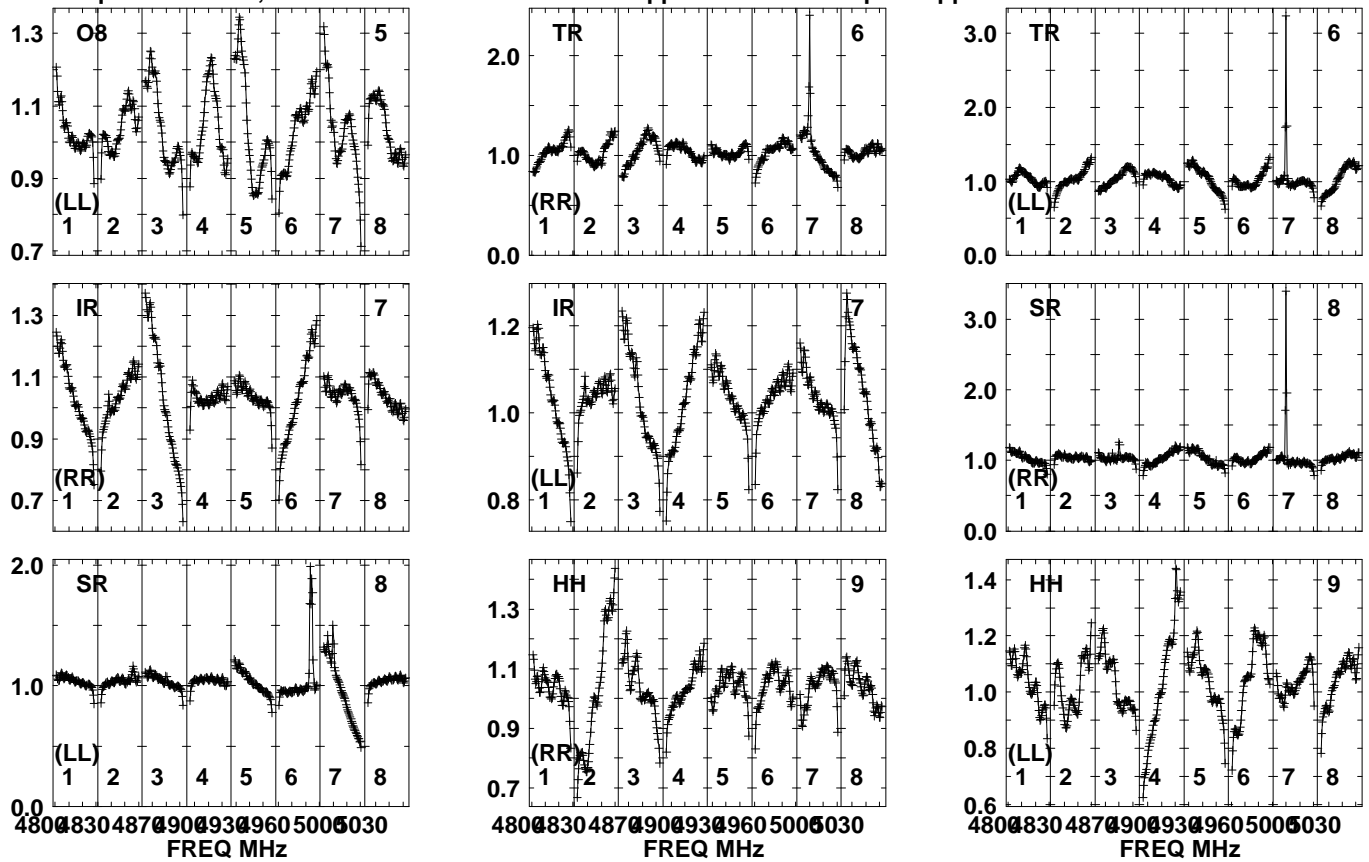


Lower frame: Real Jy
Auto-corr total-power spectrum Antenna: *
Timerange: 00/08:14:41 to 00/08:16:09

Plot file version 131 created 11-APR-2024 16:23:29

J1808-1822 RSG18.UVDATA.1

Freq = 4.7990 GHz, Bw = 32.000 MH No calibration applied and no bandpass applied

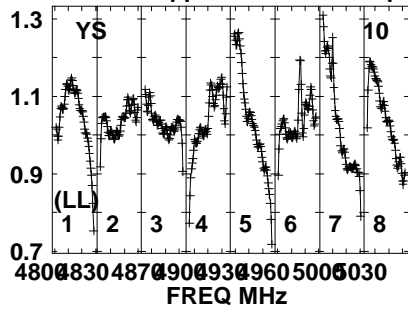
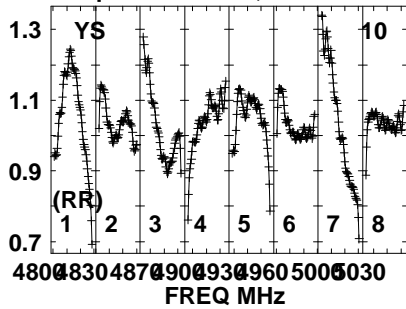


Lower frame: Real Jy
Auto-corr total-power spectrum Antenna: *
Timerange: 00/08:14:41 to 00/08:16:09

Plot file version 132 created 11-APR-2024 16:23:29

J1808-1822 RSG18.UVDATA.1

Freq = 4.7990 GHz, Bw = 32.000 MH No calibration applied and no bandpass applied

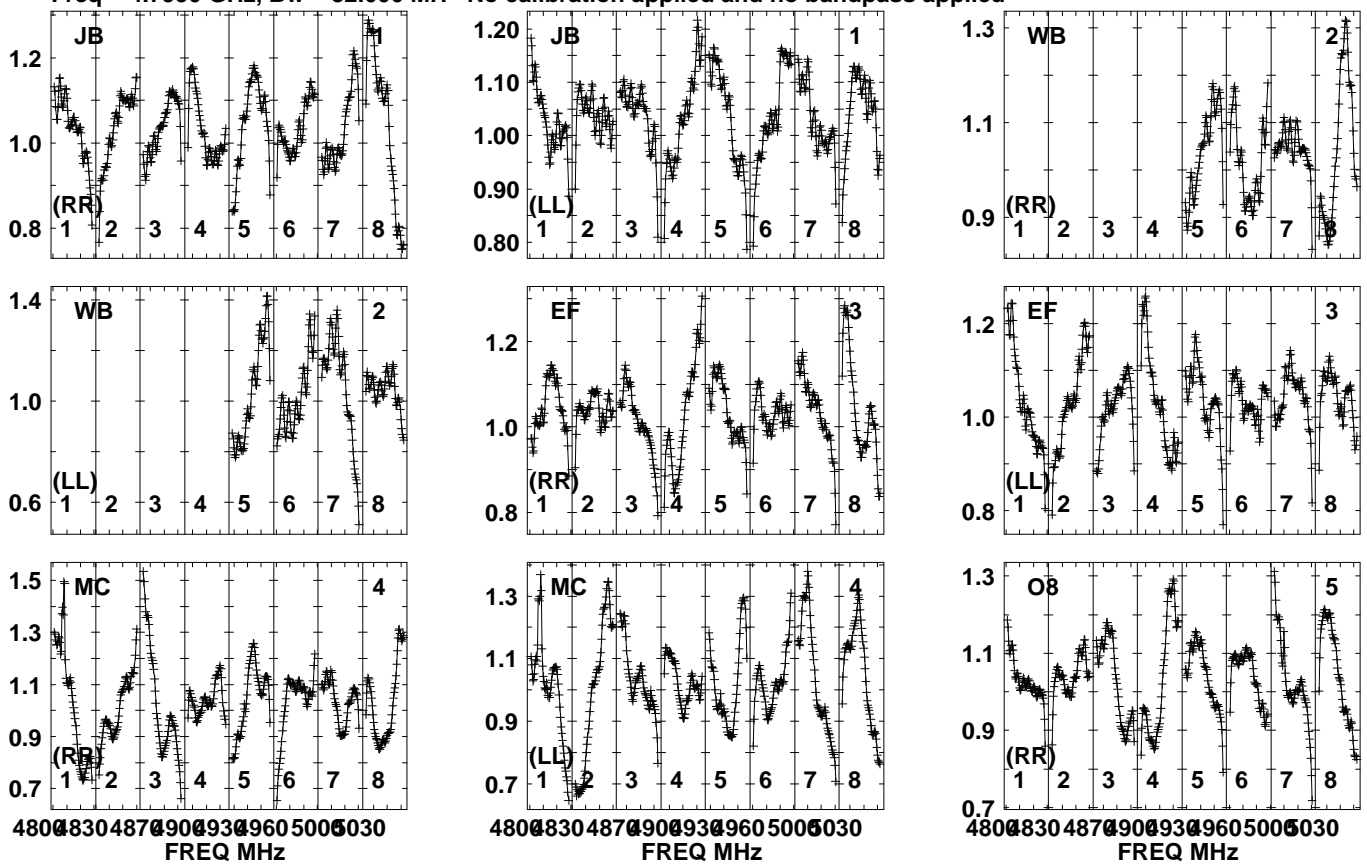


Lower frame: Real Jy
Auto-corr total-power spectrum Antenna: *
Timerange: 00/08:14:41 to 00/08:16:09

Plot file version 133 created 11-APR-2024 16:23:29

J1809 23 RSG18.UVDATA.1

Freq = 4.7990 GHz, Bw = 32.000 MH No calibration applied and no bandpass applied

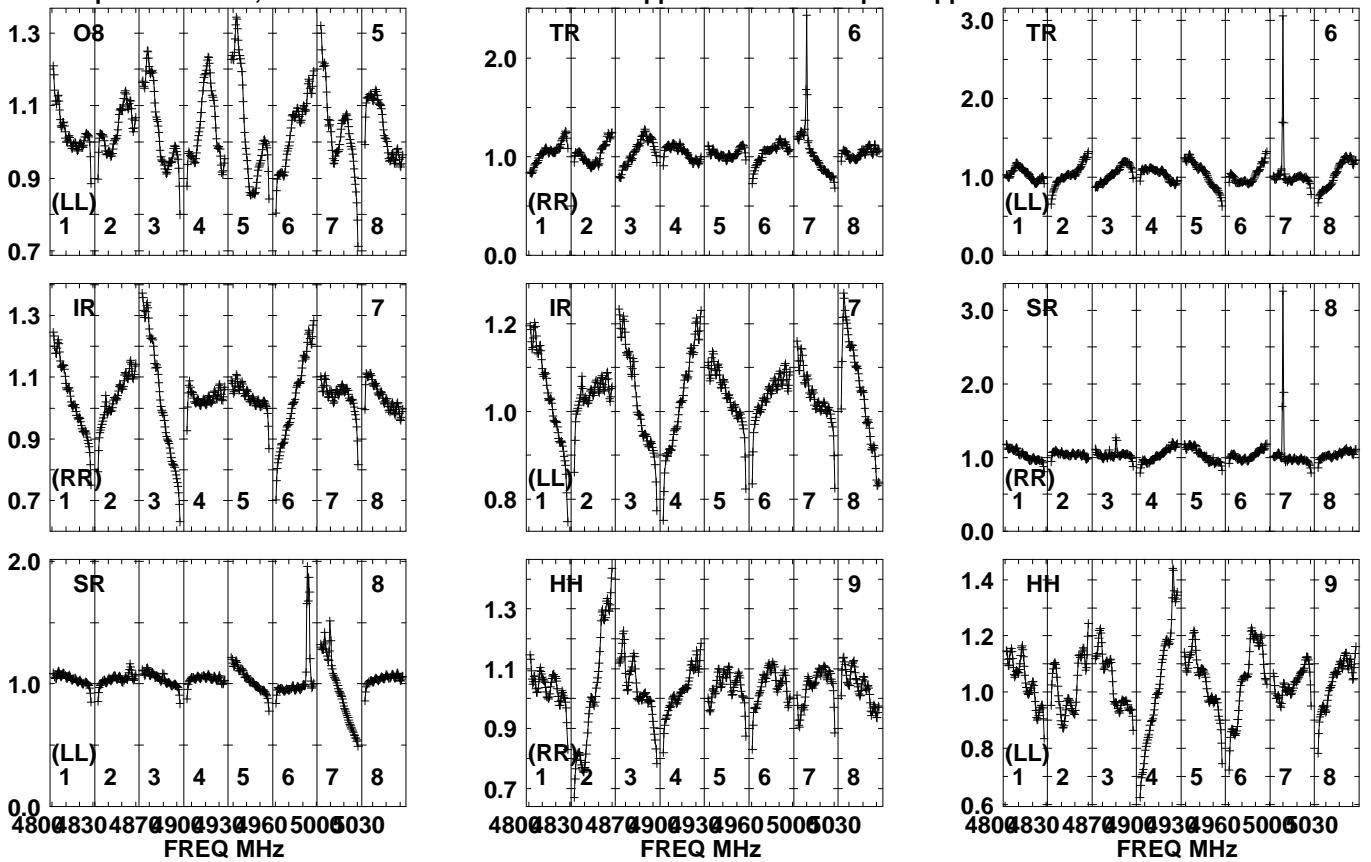


Lower frame: Real Jy
Auto-corr total-power spectrum Antenna: *
Timerange: 00/08:16:11 to 00/08:20:39

Plot file version 134 created 11-APR-2024 16:23:29

J1809 23 RSG18.UVDATA.1

Freq = 4.7990 GHz, Bw = 32.000 MH No calibration applied and no bandpass applied

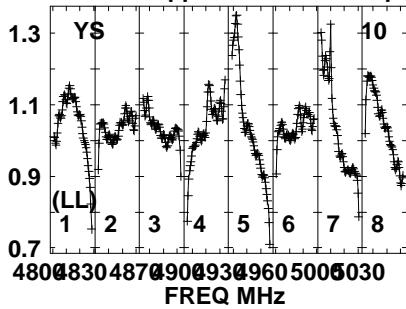
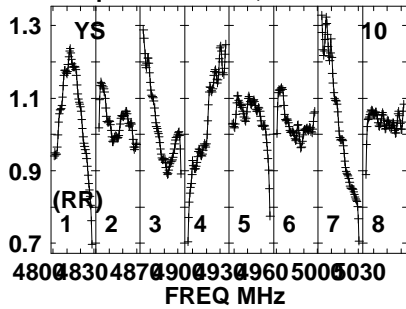


Lower frame: Real Jy
Auto-corr total-power spectrum Antenna: *
Timerange: 00/08:16:11 to 00/08:20:39

Plot file version 135 created 11-APR-2024 16:23:29

J1809 23 RSG18.UVDATA.1

Freq = 4.7990 GHz, Bw = 32.000 MH No calibration applied and no bandpass applied

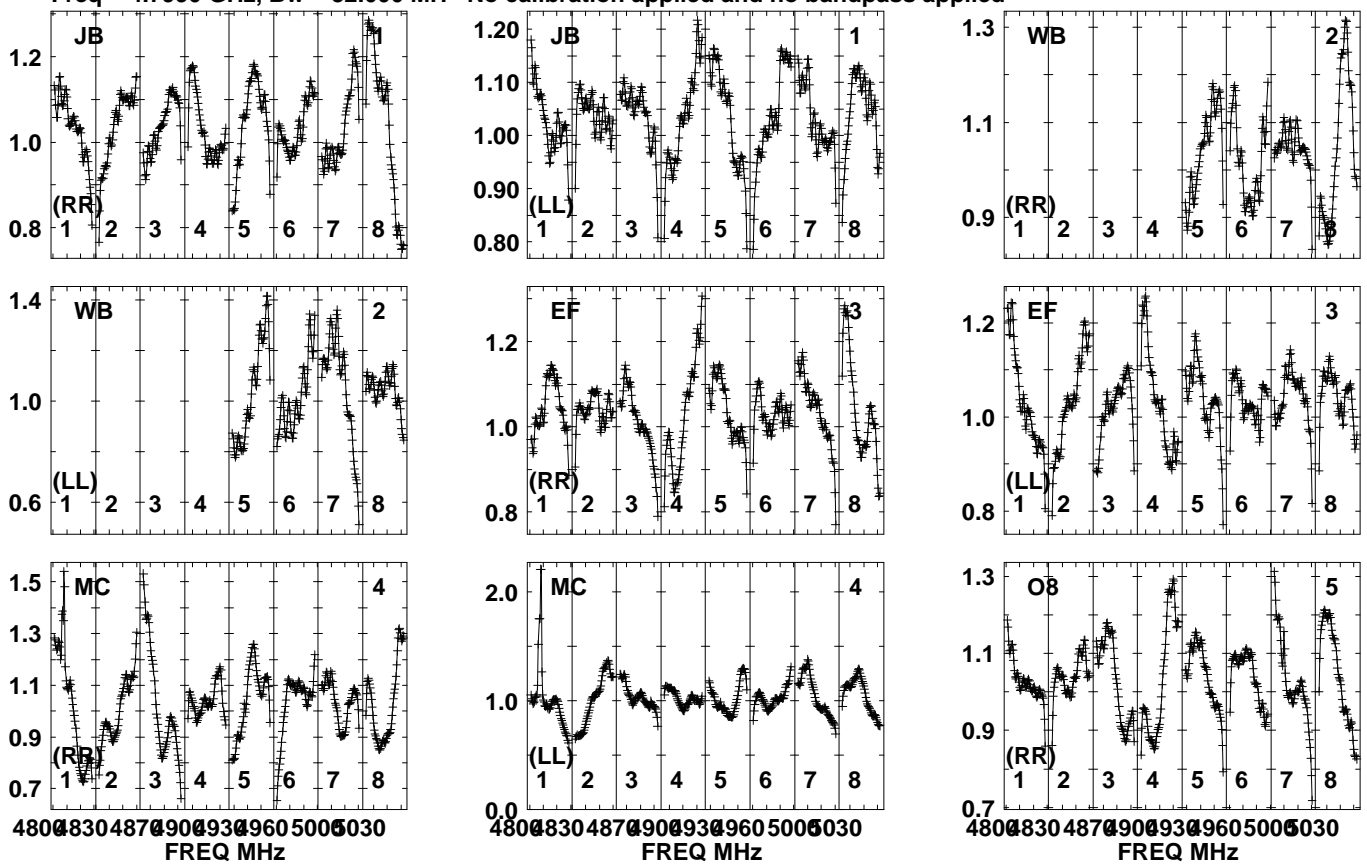


Lower frame: Real Jy
Auto-corr total-power spectrum Antenna: *
Timerange: 00/08:16:11 to 00/08:20:39

Plot file version 136 created 11-APR-2024 16:23:29

J1808-1822 RSG18.UVDATA.1

Freq = 4.7990 GHz, Bw = 32.000 MH No calibration applied and no bandpass applied

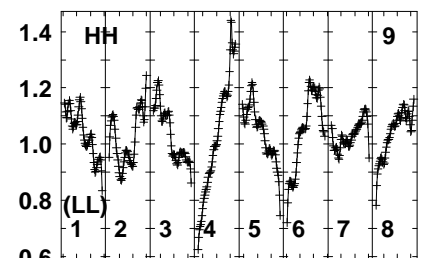
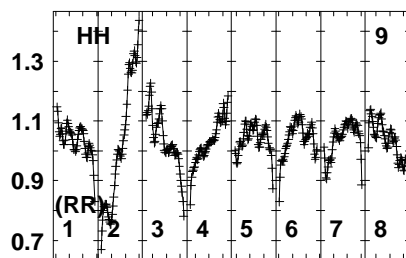
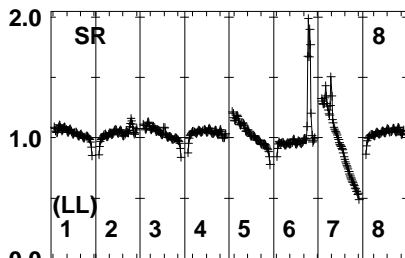
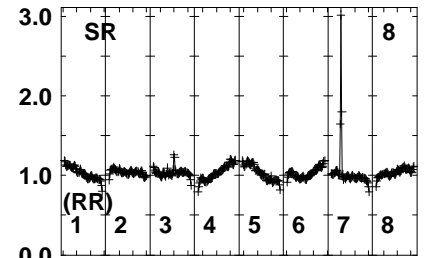
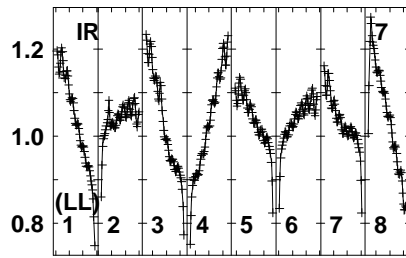
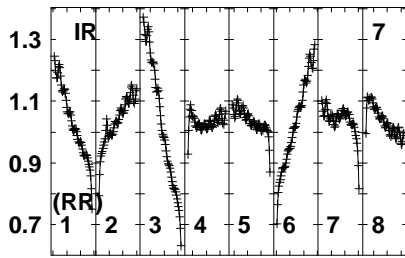
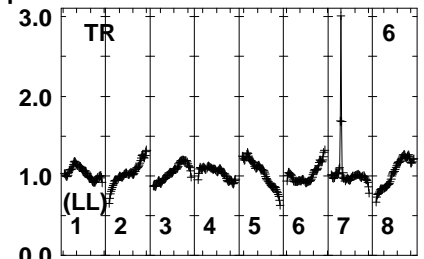
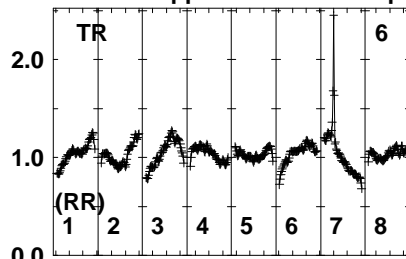
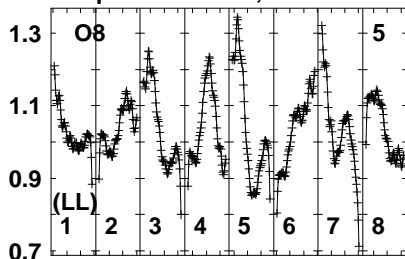


Lower frame: Real Jy
Auto-corr total-power spectrum Antenna: *
Timerange: 00/08:21:21 to 00/08:23:03

Plot file version 137 created 11-APR-2024 16:23:29

J1808-1822 RSG18.UVDATA.1

Freq = 4.7990 GHz, Bw = 32.000 MH No calibration applied and no bandpass applied



480083048709009309605005030
FREQ MHz

480083048709009309605005030
FREQ MHz

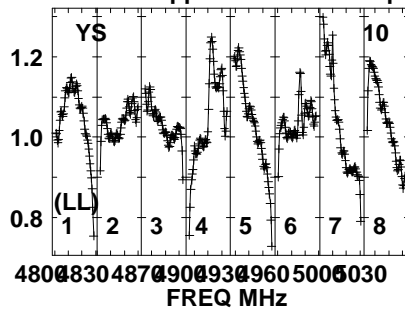
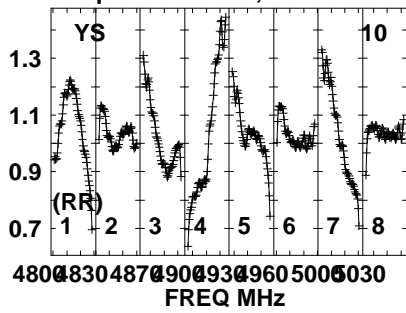
480083048709009309605005030
FREQ MHz

Lower frame: Real Jy
Auto-corr total-power spectrum Antenna: *
Timerange: 00/08:21:21 to 00/08:23:03

Plot file version 138 created 11-APR-2024 16:23:30

J1808-1822 RSG18.UVDATA.1

Freq = 4.7990 GHz, Bw = 32.000 MH No calibration applied and no bandpass applied

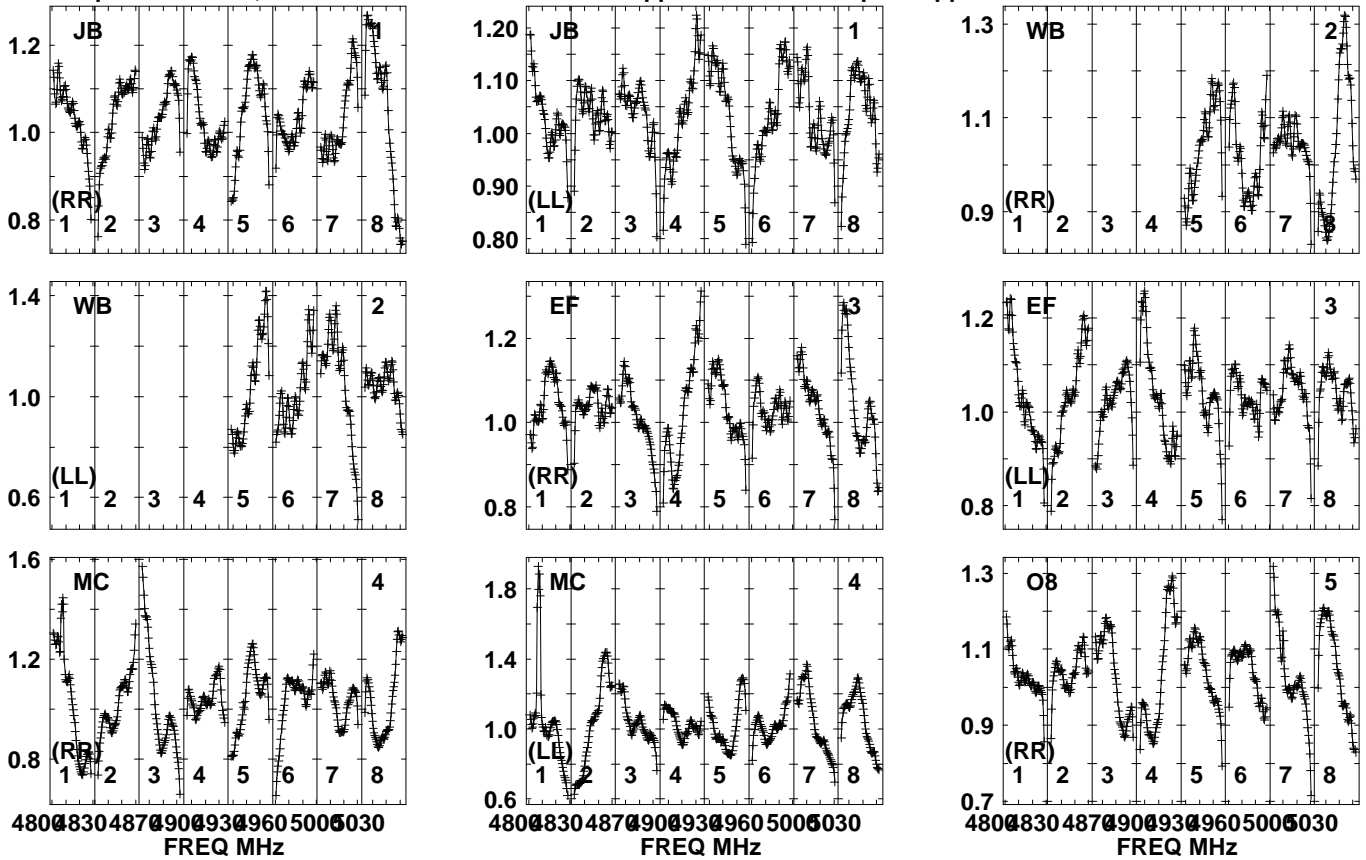


Lower frame: Real Jy
Auto-corr total-power spectrum Antenna: *
Timerange: 00/08:21:21 to 00/08:23:03

Plot file version 139 created 11-APR-2024 16:23:30

1741-038 RSG18.UVDATA.1

Freq = 4.7990 GHz, Bw = 32.000 MH No calibration applied and no bandpass applied

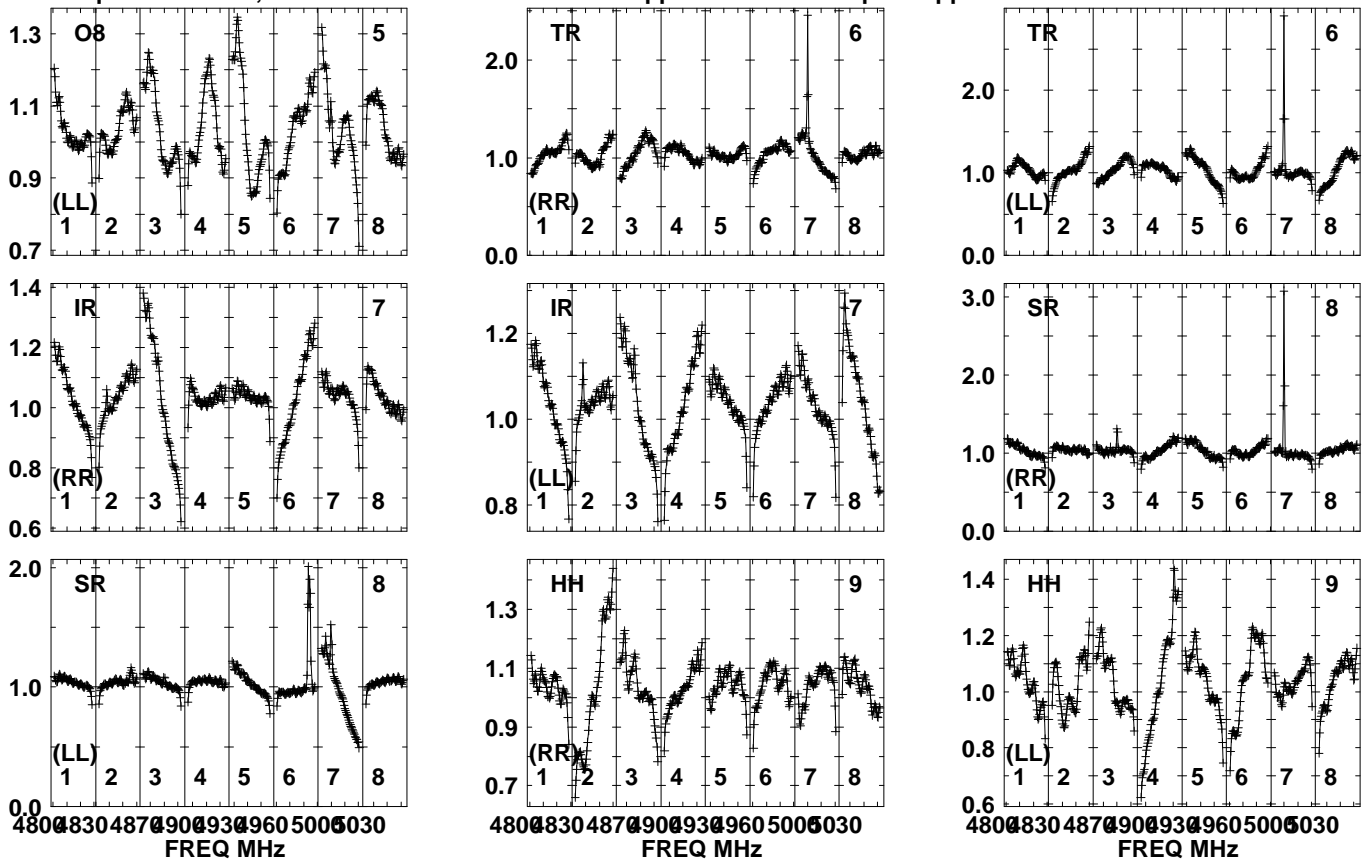


Lower frame: Real Jy
Auto-corr total-power spectrum Antenna: *
Timerange: 00/08:24:41 to 00/08:29:49

Plot file version 140 created 11-APR-2024 16:23:30

1741-038 RSG18.UVDATA.1

Freq = 4.7990 GHz, Bw = 32.000 MH No calibration applied and no bandpass applied

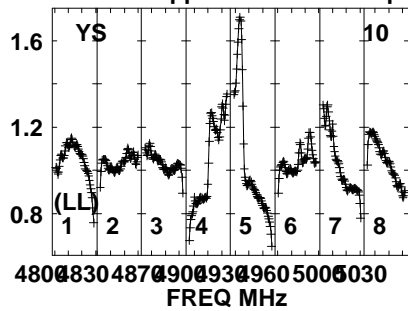
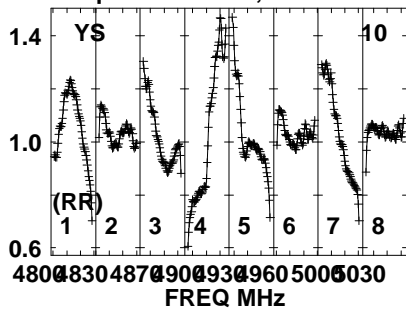


Lower frame: Real Jy
Auto-corr total-power spectrum Antenna: *
Timerange: 00/08:24:41 to 00/08:29:49

Plot file version 141 created 11-APR-2024 16:23:30

1741-038 RSG18.UVDATA.1

Freq = 4.7990 GHz, Bw = 32.000 MH No calibration applied and no bandpass applied



Lower frame: Real Jy
Auto-corr total-power spectrum Antenna: *
Timerange: 00/08:24:41 to 00/08:29:49