




Plot file version 1 created 21-MAY-2008 18:19:53
Gain phs vs UTC time for RSL01.UVDATA.1
CL 3 Rpol & Lpol IF 1 - 8




Plot file version 2 created 21-MAY-2008 18:19:53
Gain phs vs UTC time for RSL01.UVDATA.1
CL 3 Rpol & Lpol IF 1 - 8




Plot file version 3 created 21-MAY-2008 18:19:53
Gain phs vs UTC time for RSL01.UVDATA.1
CL 3 Rpol & Lpol IF 1 - 8




Plot file version 4 created 21-MAY-2008 18:19:53
Gain phs vs UTC time for RSL01.UVDATA.1
CL 3 Rpol & Lpol IF 1 - 8




Plot file version 5 created 21-MAY-2008 18:19:53
Gain phs vs UTC time for RSL01.UVDATA.1
CL 3 Rpol & Lpol IF 1 - 8




Plot file version 6 created 21-MAY-2008 18:19:53
Gain phs vs UTC time for RSL01.UVDATA.1
CL 3 Rpol & Lpol IF 1 - 8



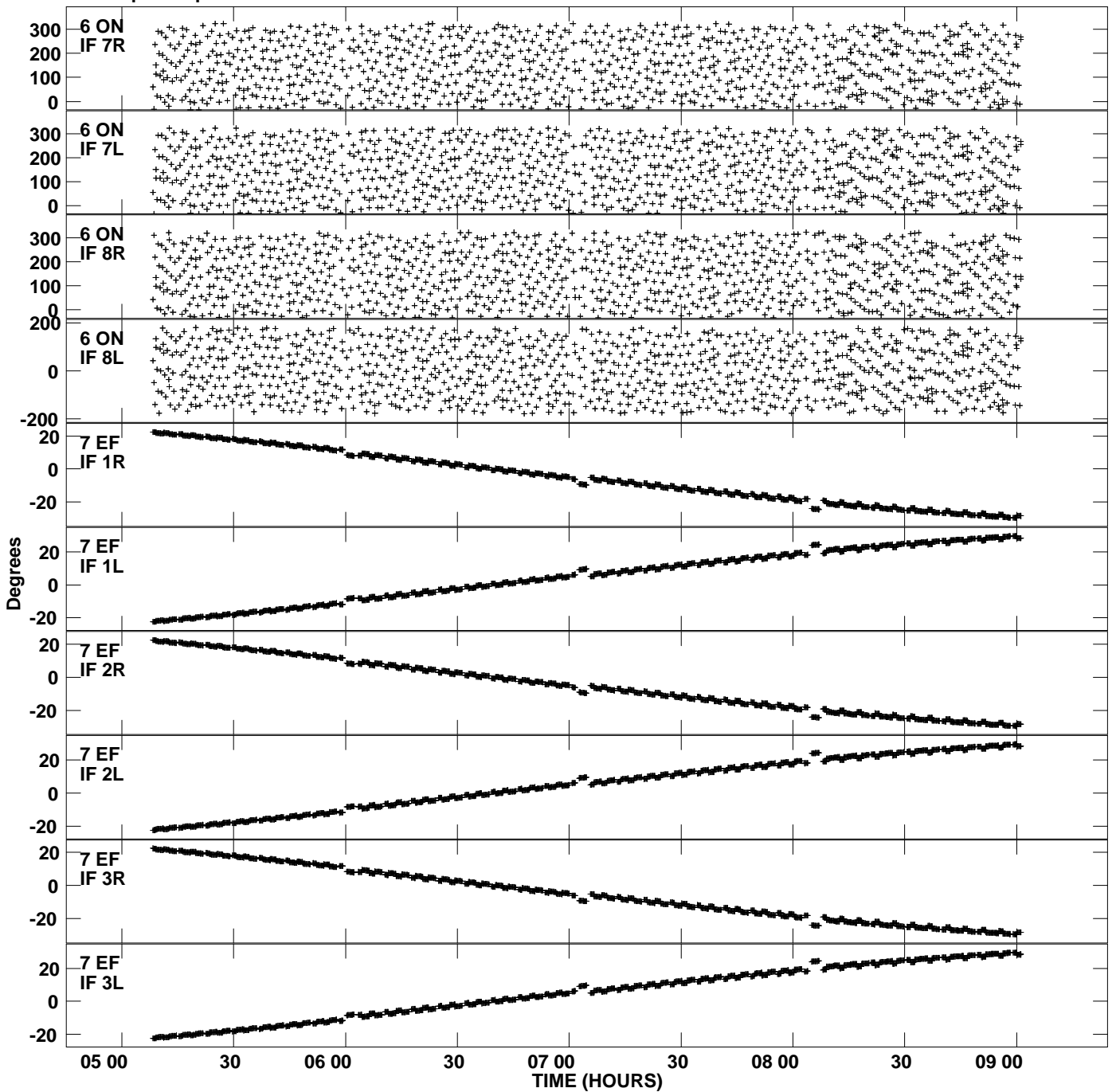
Plot file version 7 created 21-MAY-2008 18:19:53
Gain phs vs UTC time for RSL01.UVDATA.1
CL 3 Rpol & Lpol IF 1 - 8



Plot file version 8 created 21-MAY-2008 18:19:53
Gain phs vs UTC time for RSL01.UVDATA.1
CL 3 Rpol & Lpol IF 1 - 8



Plot file version 9 created 21-MAY-2008 18:19:53
Gain phs vs UTC time for RSL01.UVDATA.1
CL 3 Rpol & Lpol IF 1 - 8



Plot file version 10 created 21-MAY-2008 18:19:54
Gain phs vs UTC time for RSL01.UVDATA.1
CL 3 Rpol & Lpol IF 1 - 8

