



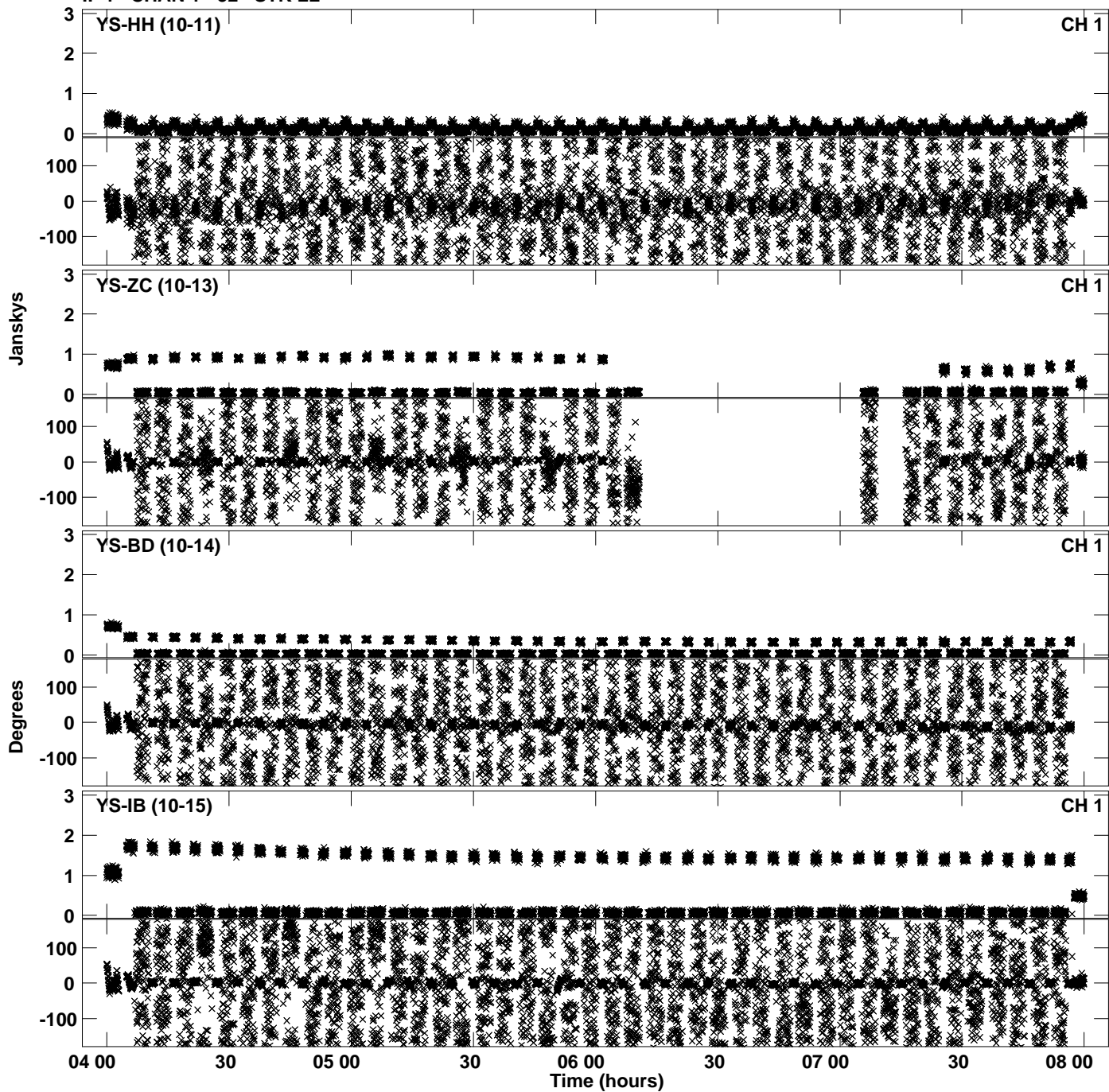
Plot file version 1 created 19-JUL-2019 17:08:22
Amplitude andPhase vs Time for RSM03.UVDATA.1 Vect aver. CL # 3
IF 1 CHAN 1 - 32 STK LL




Plot file version 2 created 19-JUL-2019 17:08:22
Amplitude and Phase vs Time for RSM03.UVDATA.1 Vect aver. CL # 3
IF 1 CHAN 1 - 32 STK LL



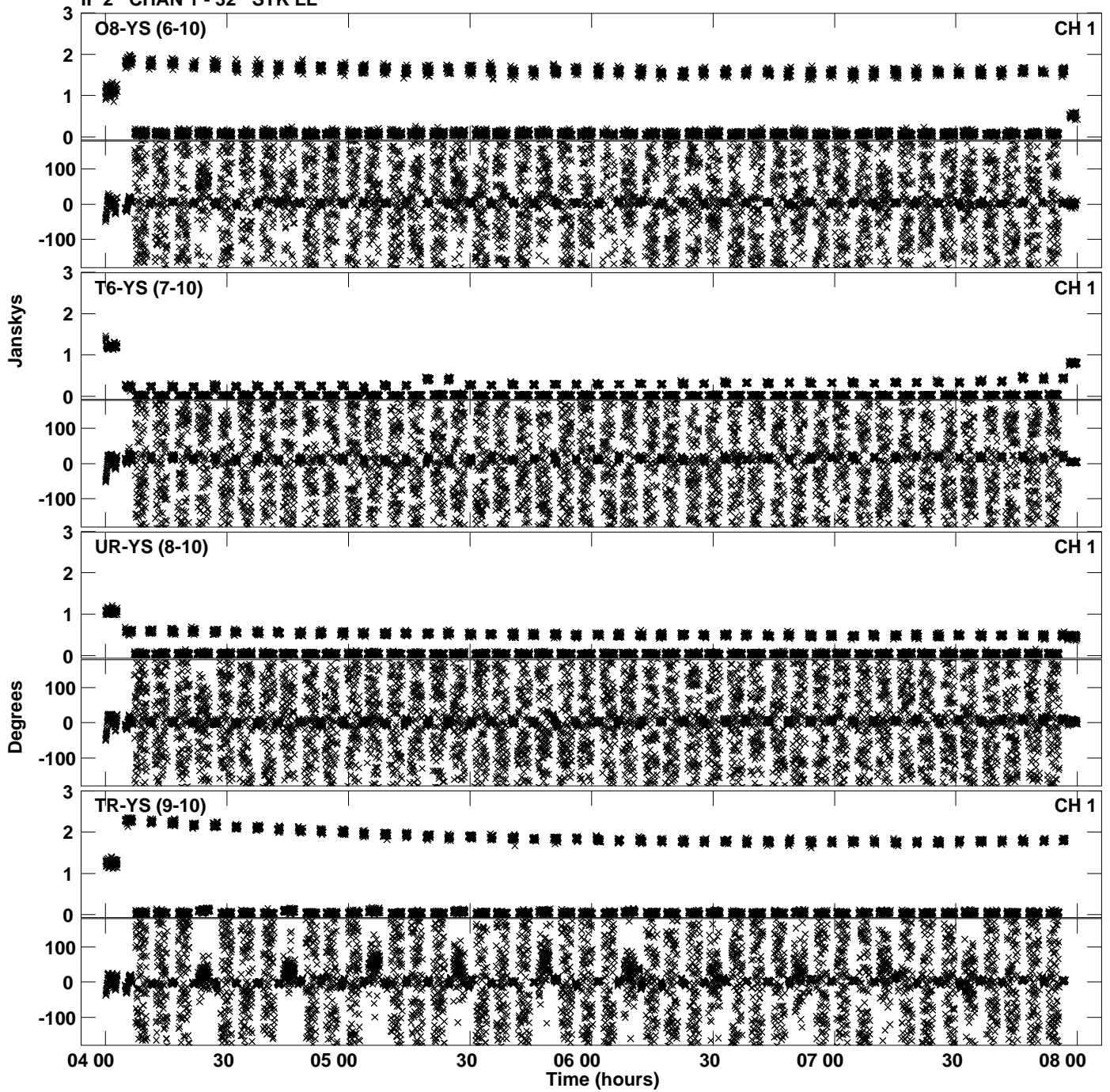
Plot file version 3 created 19-JUL-2019 17:08:22
Amplitude andPhase vs Time for RSM03.UVDATA.1 Vect aver. CL # 3
IF 1 CHAN 1 - 32 STK LL




PLot file version 4 created 19-JUL-2019 17:08:33
Amplitude andPhase vs Time for RSM03.UVDATA.1 Vect aver. CL # 3
IF 2 CHAN 1 - 32 STK LL




PLot file version 5 created 19-JUL-2019 17:08:33
Amplitude andPhase vs Time for RSM03.UVDATA.1 Vect aver. CL # 3
IF 2 CHAN 1 - 32 STK LL




PLot file version 6 created 19-JUL-2019 17:08:33
Amplitude andPhase vs Time for RSM03.UVDATA.1 Vect aver. CL # 3
IF 2 CHAN 1 - 32 STK LL



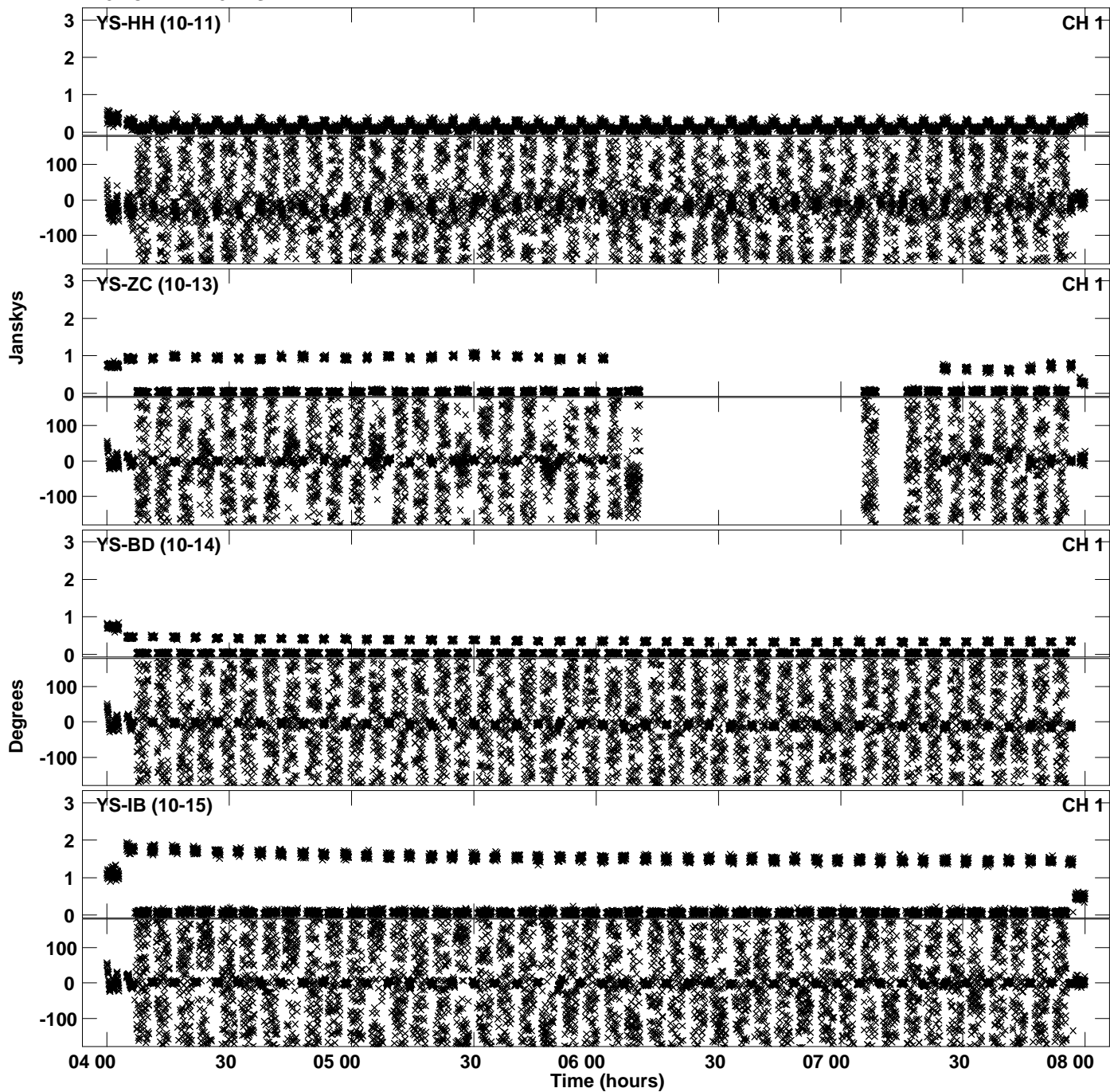
Plot file version 7 created 19-JUL-2019 17:08:43
Amplitude andPhase vs Time for RSM03.UVDATA.1 Vect aver. CL # 3
IF 3 CHAN 1 - 32 STK LL




Plot file version 8 created 19-JUL-2019 17:08:43
Amplitude andPhase vs Time for RSM03.UVDATA.1 Vect aver. CL # 3
IF 3 CHAN 1 - 32 STK LL




PLot file version 9 created 19-JUL-2019 17:08:43
Amplitude andPhase vs Time for RSM03.UVDATA.1 Vect aver. CL # 3
IF 3 CHAN 1 - 32 STK LL



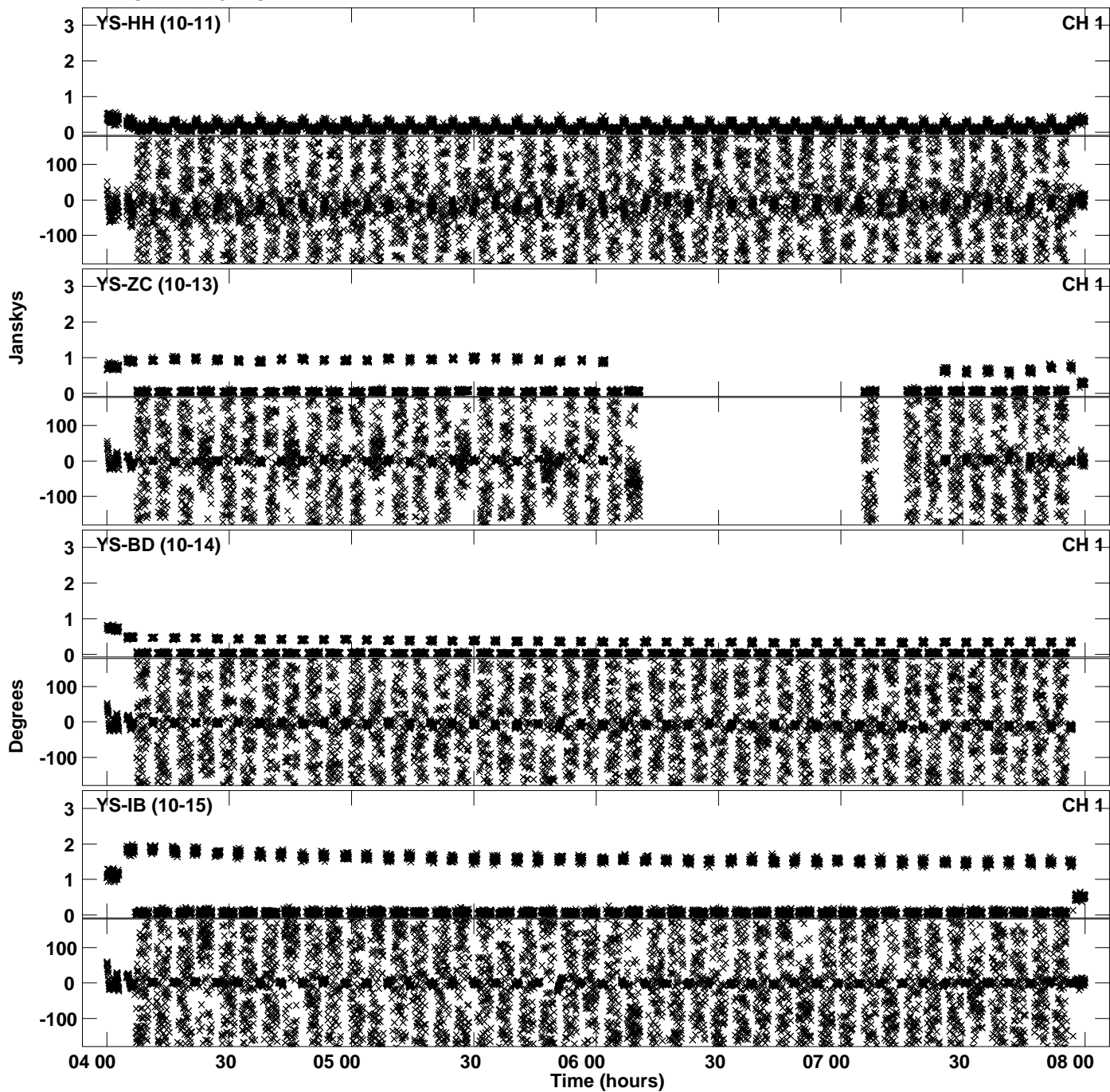
PLot file version 10 created 19-JUL-2019 17:08:53
Amplitude andPhase vs Time for RSM03.UVDATA.1 Vect aver. CL # 3
IF 4 CHAN 1 - 32 STK LL




Plot file version 11 created 19-JUL-2019 17:08:53
Amplitude and Phase vs Time for RSM03.UVDATA.1 Vect aver. CL # 3
IF 4 CHAN 1 - 32 STK LL




Plot file version 12 created 19-JUL-2019 17:08:53
Amplitude andPhase vs Time for RSM03.UVDATA.1 Vect aver. CL # 3
IF 4 CHAN 1 - 32 STK LL



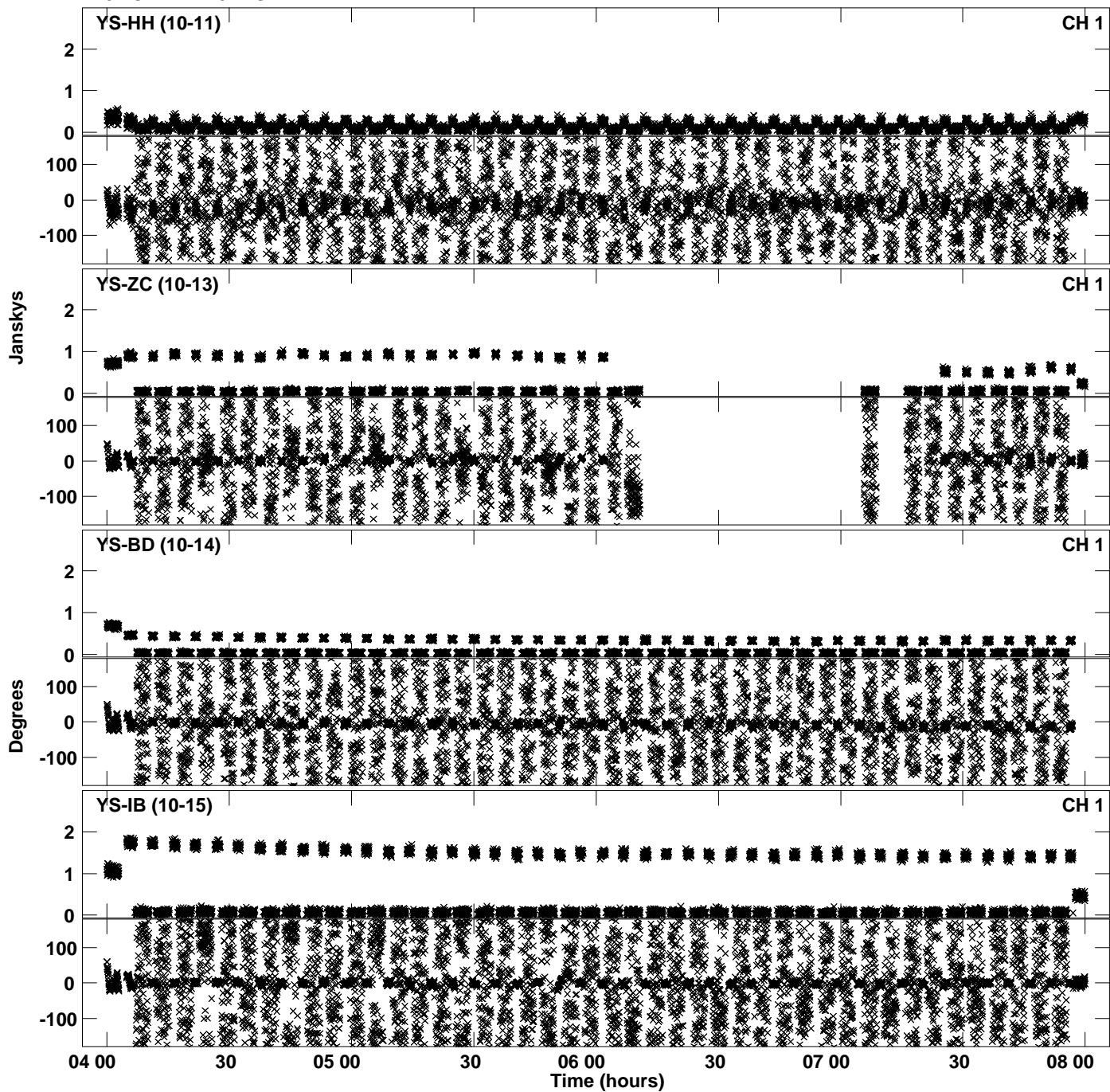
Plot file version 13 created 19-JUL-2019 17:09:03
Amplitude andPhase vs Time for RSM03.UVDATA.1 Vect aver. CL # 3
IF 5 CHAN 1 - 32 STK LL




PLot file version 14 created 19-JUL-2019 17:09:03
Amplitude andPhase vs Time for RSM03.UVDATA.1 Vect aver. CL # 3
IF 5 CHAN 1 - 32 STK LL




PLot file version 15 created 19-JUL-2019 17:09:03
Amplitude andPhase vs Time for RSM03.UVDATA.1 Vect aver. CL # 3
IF 5 CHAN 1 - 32 STK LL



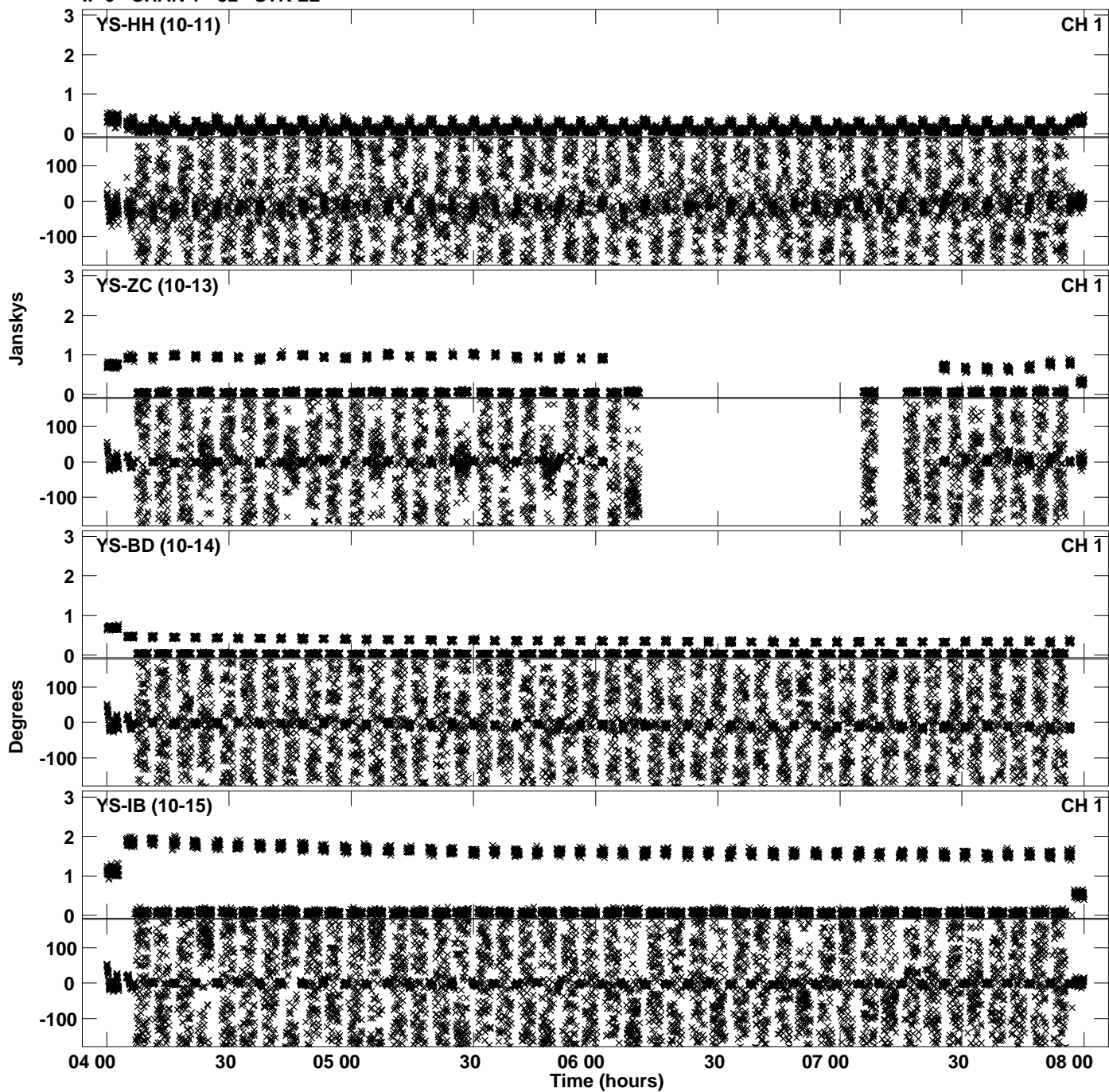
PLot file version 16 created 19-JUL-2019 17:09:14
Amplitude andPhase vs Time for RSM03.UVDATA.1 Vect aver. CL # 3
IF 6 CHAN 1 - 32 STK LL




Plot file version 17 created 19-JUL-2019 17:09:14
Amplitude and Phase vs Time for RSM03.UVDATA.1 Vect aver. CL # 3
IF 6 CHAN 1 - 32 STK LL




PLot file version 18 created 19-JUL-2019 17:09:14
Amplitude and Phase vs Time for RSM03.UVDATA.1 Vect aver. CL # 3
IF 6 CHAN 1 - 32 STK LL




PLot file version 19 created 19-JUL-2019 17:09:24
Amplitude andPhase vs Time for RSM03.UVDATA.1 Vect aver. CL # 3
IF 7 CHAN 1 - 32 STK LL




PLot file version 20 created 19-JUL-2019 17:09:24
Amplitude andPhase vs Time for RSM03.UVDATA.1 Vect aver. CL # 3
IF 7 CHAN 1 - 32 STK LL



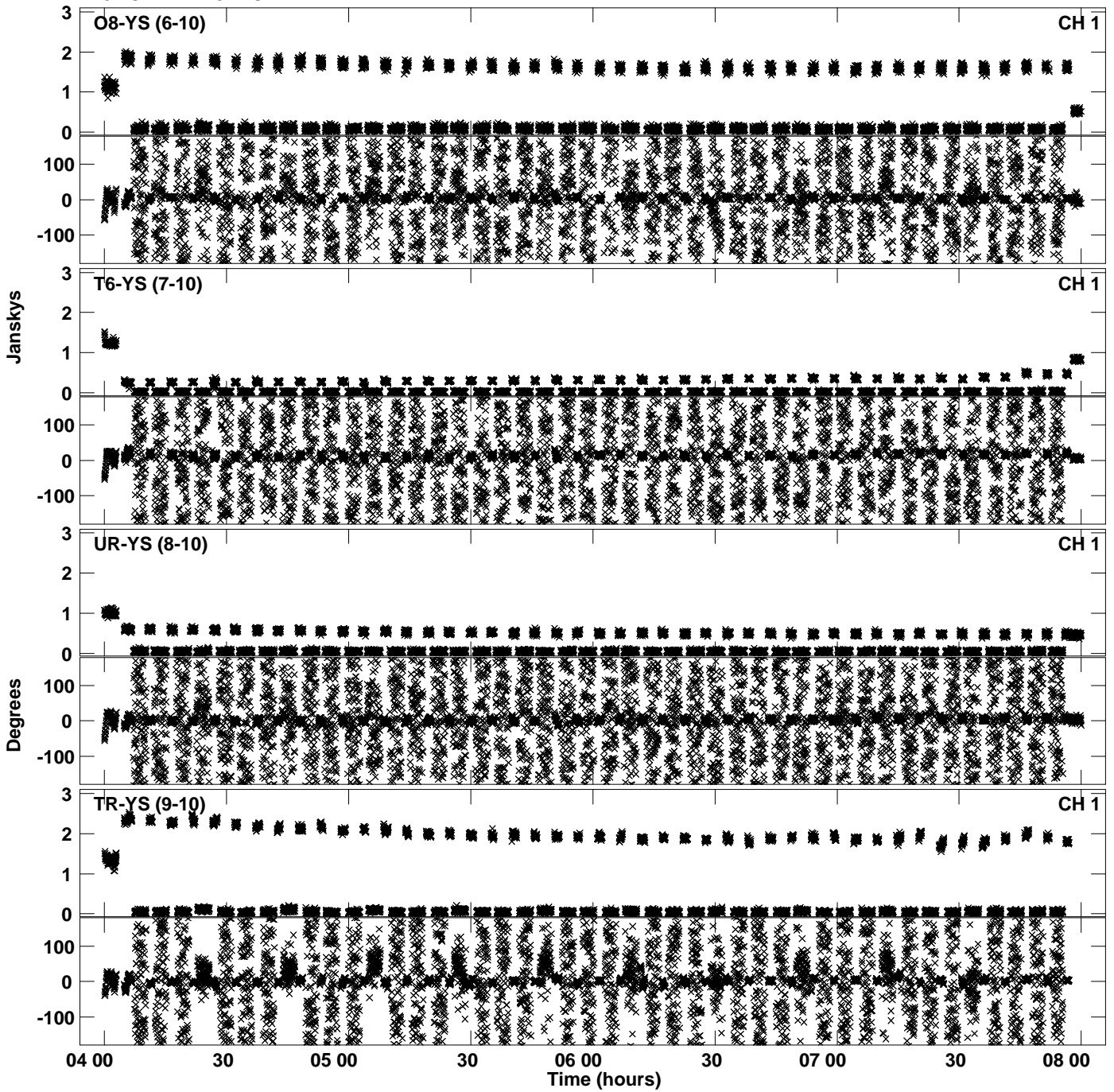
PLot file version 21 created 19-JUL-2019 17:09:24
Amplitude andPhase vs Time for RSM03.UVDATA.1 Vect aver. CL # 3
IF 7 CHAN 1 - 32 STK LL




Plot file version 22 created 19-JUL-2019 17:09:34
Amplitude and Phase vs Time for RSM03.UVDATA.1 Vect aver. CL # 3
IF 8 CHAN 1 - 32 STK LL




Plot file version 23 created 19-JUL-2019 17:09:34
Amplitude andPhase vs Time for RSM03.UVDATA.1 Vect aver. CL # 3
IF 8 CHAN 1 - 32 STK LL




PLot file version 24 created 19-JUL-2019 17:09:34
Amplitude andPhase vs Time for RSM03.UVDATA.1 Vect aver. CL # 3
IF 8 CHAN 1 - 32 STK LL



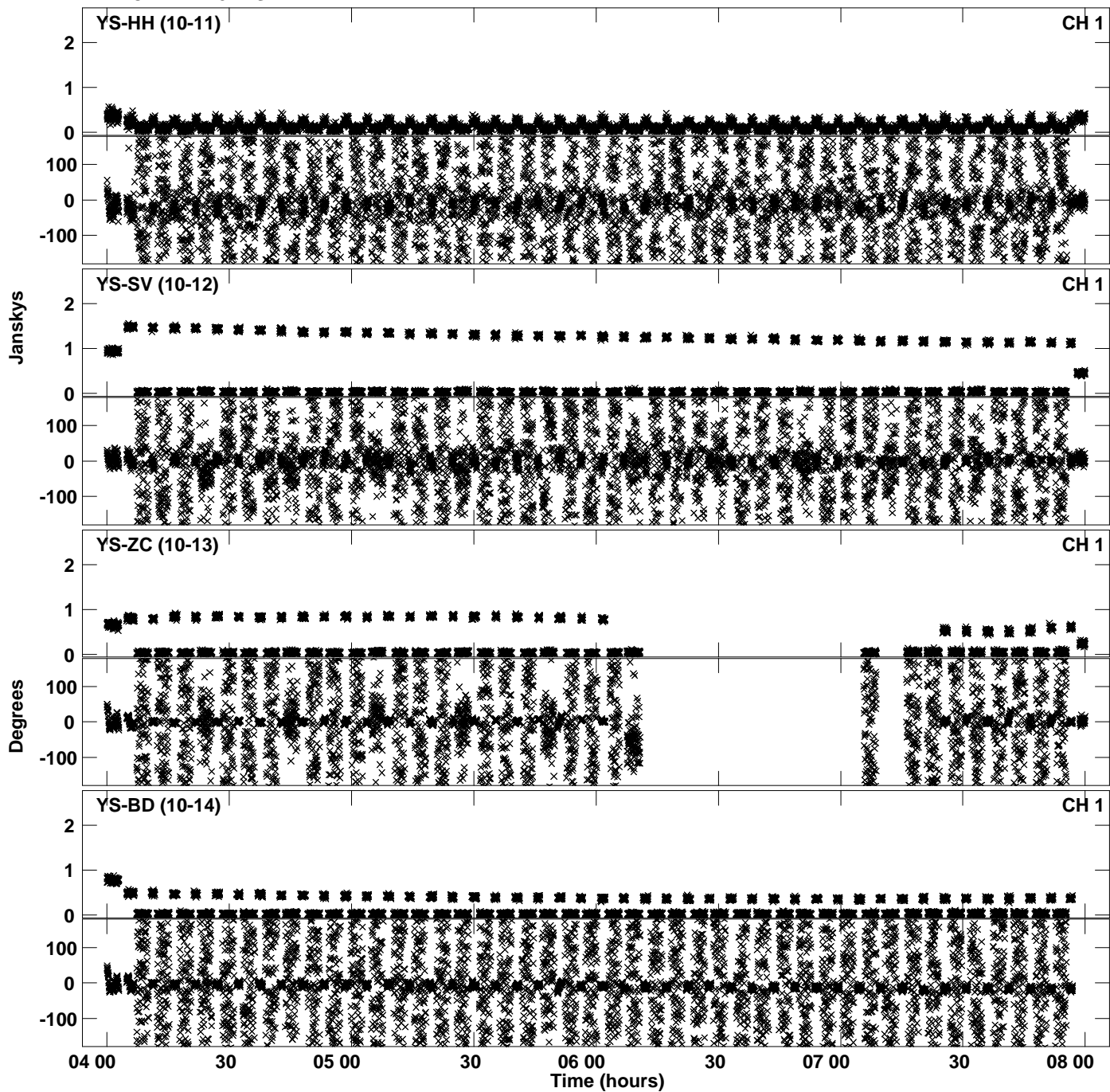
PLot file version 25 created 19-JUL-2019 17:09:43
Amplitude andPhase vs Time for RSM03.UVDATA.1 Vect aver. CL # 3
IF 1 CHAN 1 - 32 STK RR



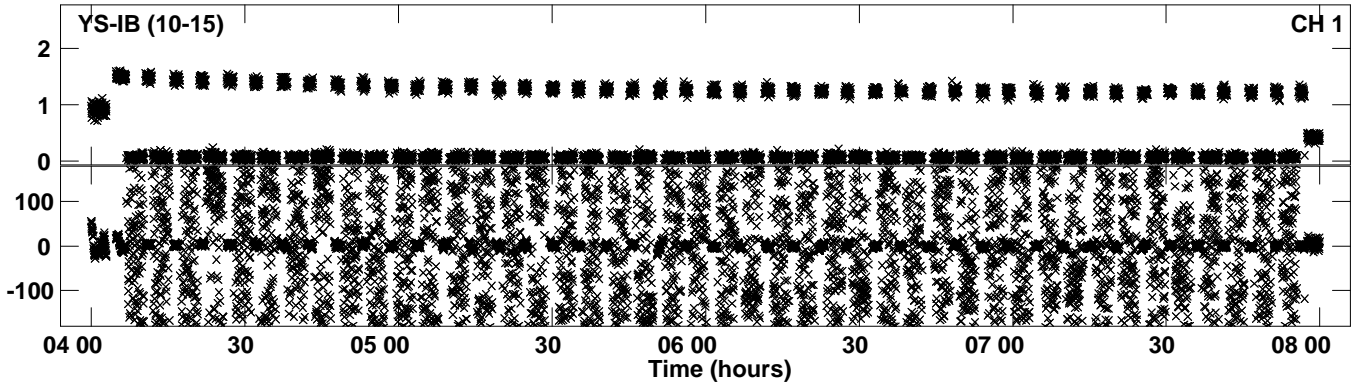
PLot file version 26 created 19-JUL-2019 17:09:43
Amplitude andPhase vs Time for RSM03.UVDATA.1 Vect aver. CL # 3
IF 1 CHAN 1 - 32 STK RR




PLot file version 27 created 19-JUL-2019 17:09:43
Amplitude andPhase vs Time for RSM03.UVDATA.1 Vect aver. CL # 3
IF 1 CHAN 1 - 32 STK RR




Plot file version 28 created 19-JUL-2019 17:09:43
Amplitude and Phase vs Time for RSM03.UVDATA.1 Vect aver. CL # 3
IF 1 CHAN 1 - 32 STK RR



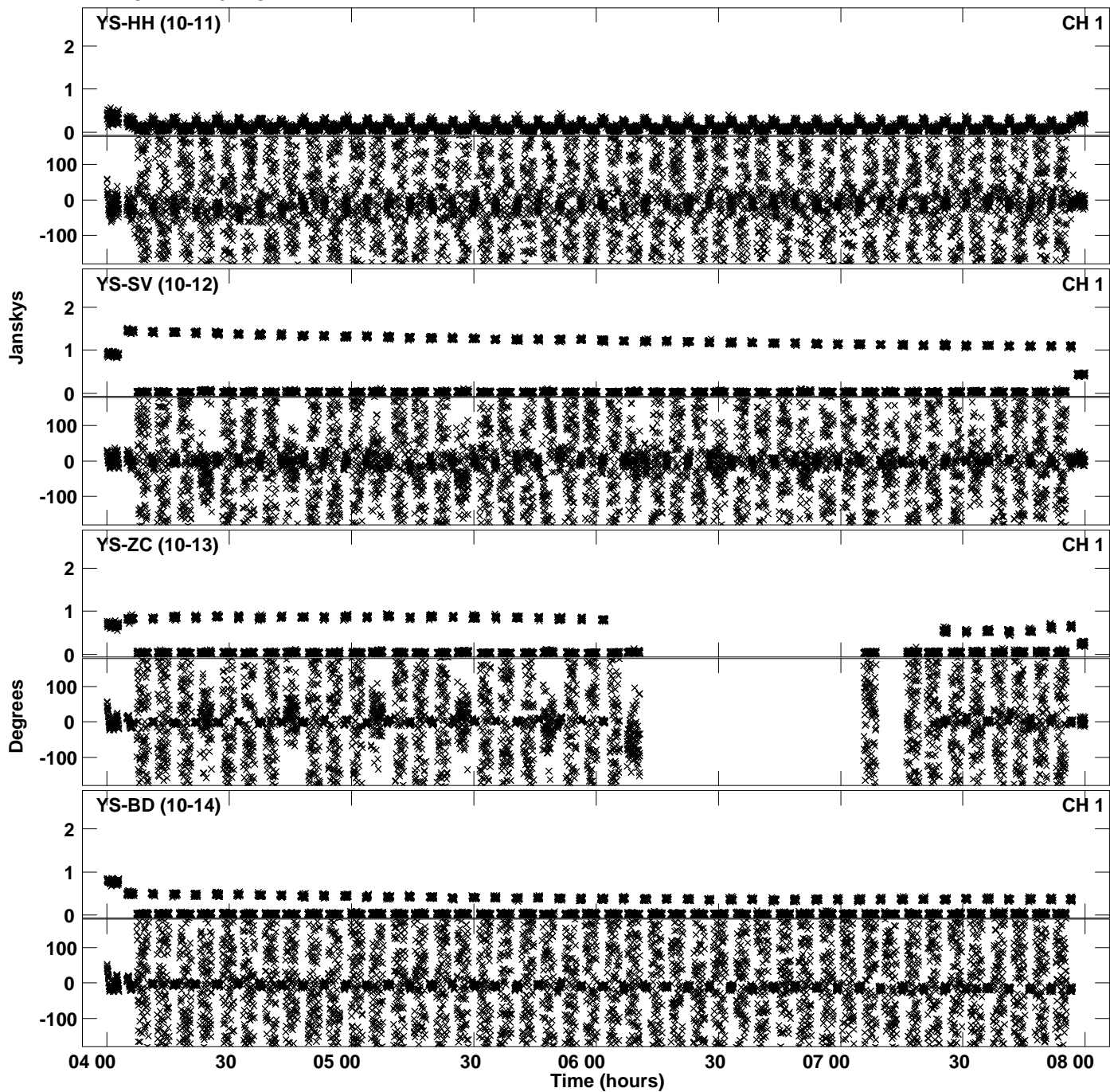
PLot file version 29 created 19-JUL-2019 17:09:52
Amplitude andPhase vs Time for RSM03.UVDATA.1 Vect aver. CL # 3
IF 2 CHAN 1 - 32 STK RR



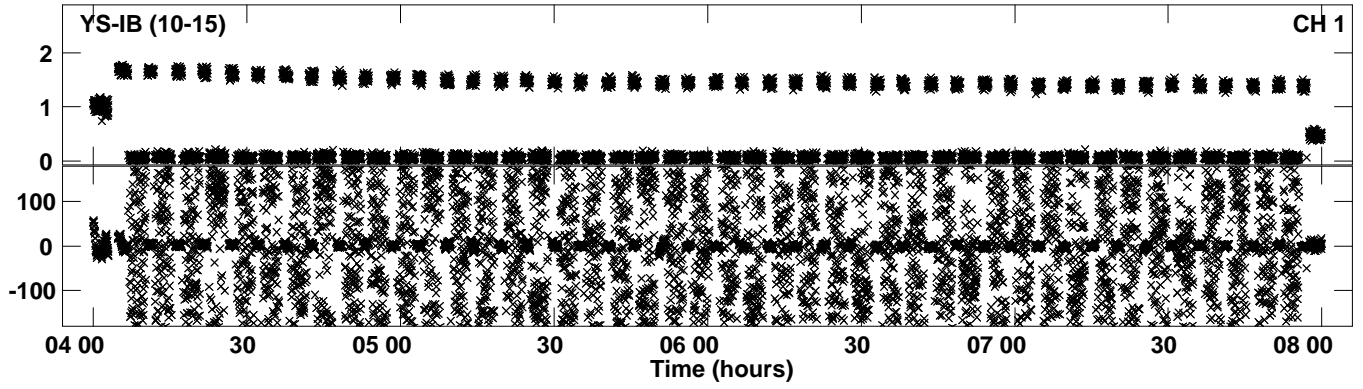
PLot file version 30 created 19-JUL-2019 17:09:52
Amplitude andPhase vs Time for RSM03.UVDATA.1 Vect aver. CL # 3
IF 2 CHAN 1 - 32 STK RR




PLot file version 31 created 19-JUL-2019 17:09:52
Amplitude andPhase vs Time for RSM03.UVDATA.1 Vect aver. CL # 3
IF 2 CHAN 1 - 32 STK RR




Plot file version 32 created 19-JUL-2019 17:09:52
Amplitude andPhase vs Time for RSM03.UVDATA.1 Vect aver. CL # 3
IF 2 CHAN 1 - 32 STK RR



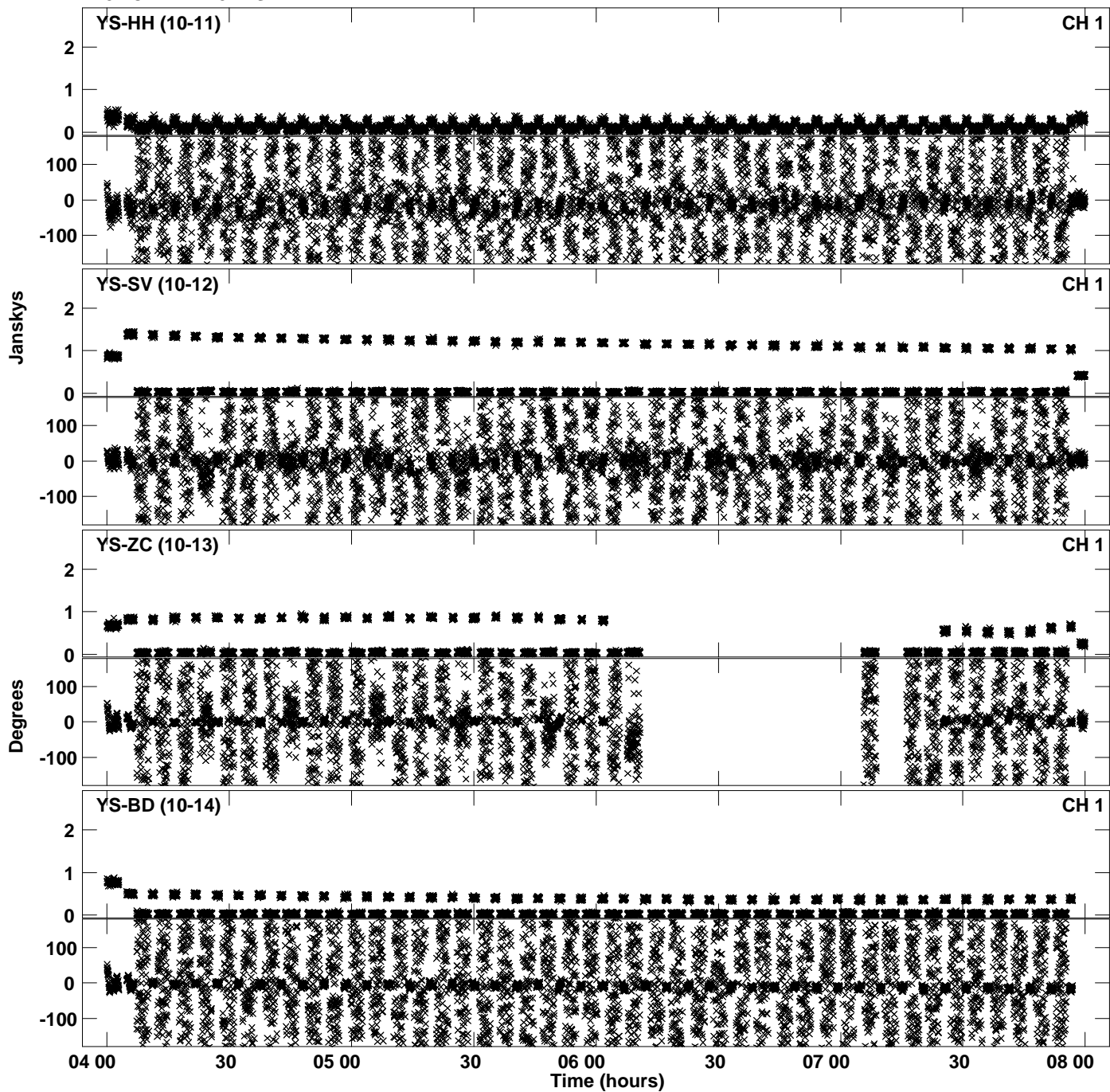
PLot file version 33 created 19-JUL-2019 17:10:01
Amplitude andPhase vs Time for RSM03.UVDATA.1 Vect aver. CL # 3
IF 3 CHAN 1 - 32 STK RR




PLot file version 34 created 19-JUL-2019 17:10:01
Amplitude andPhase vs Time for RSM03.UVDATA.1 Vect aver. CL # 3
IF 3 CHAN 1 - 32 STK RR




PLot file version 35 created 19-JUL-2019 17:10:01
Amplitude andPhase vs Time for RSM03.UVDATA.1 Vect aver. CL # 3
IF 3 CHAN 1 - 32 STK RR



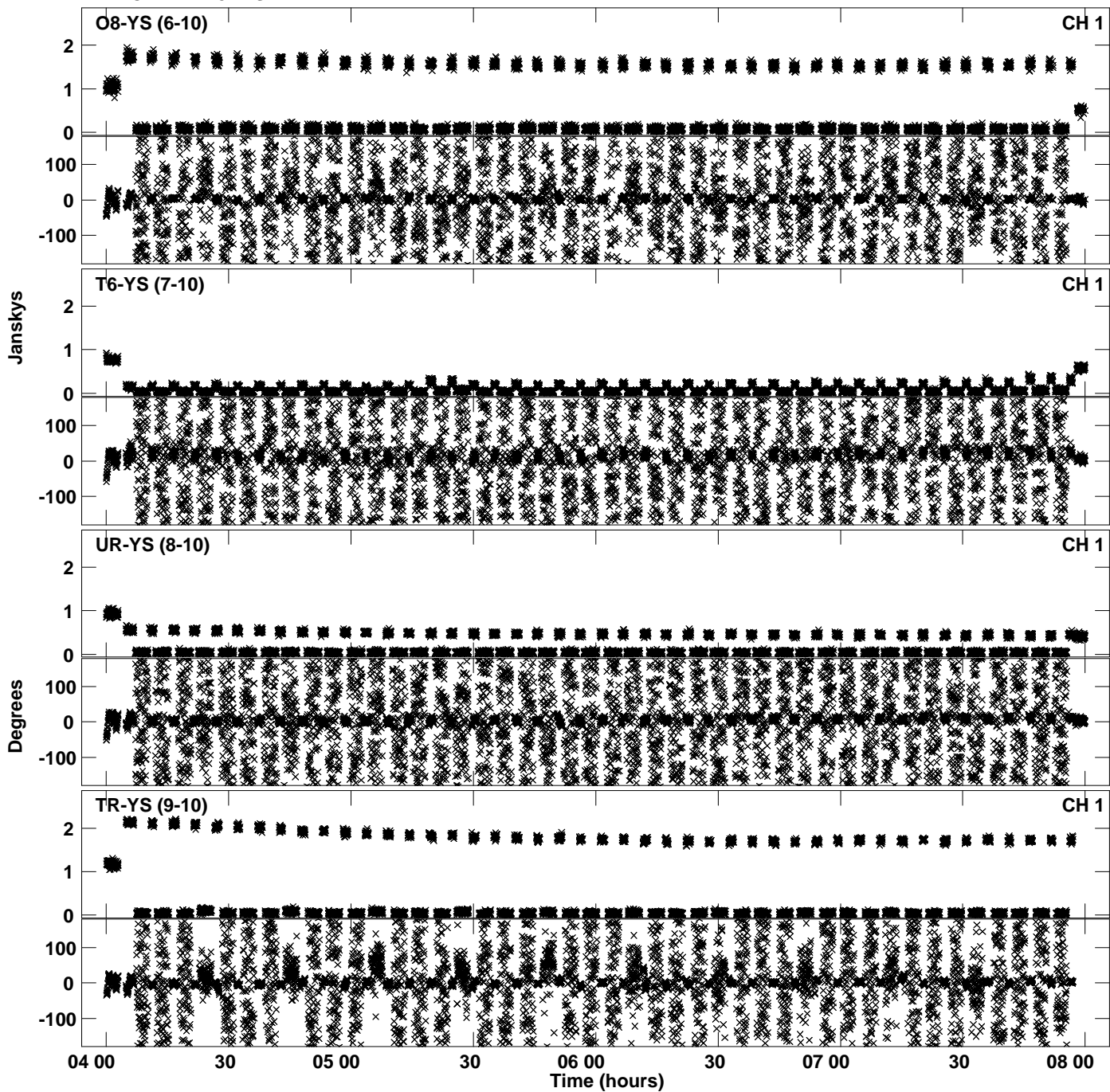
Plot file version 36 created 19-JUL-2019 17:10:01
Amplitude and Phase vs Time for RSM03.UVDATA.1 Vect aver. CL # 3
IF 3 CHAN 1 - 32 STK RR



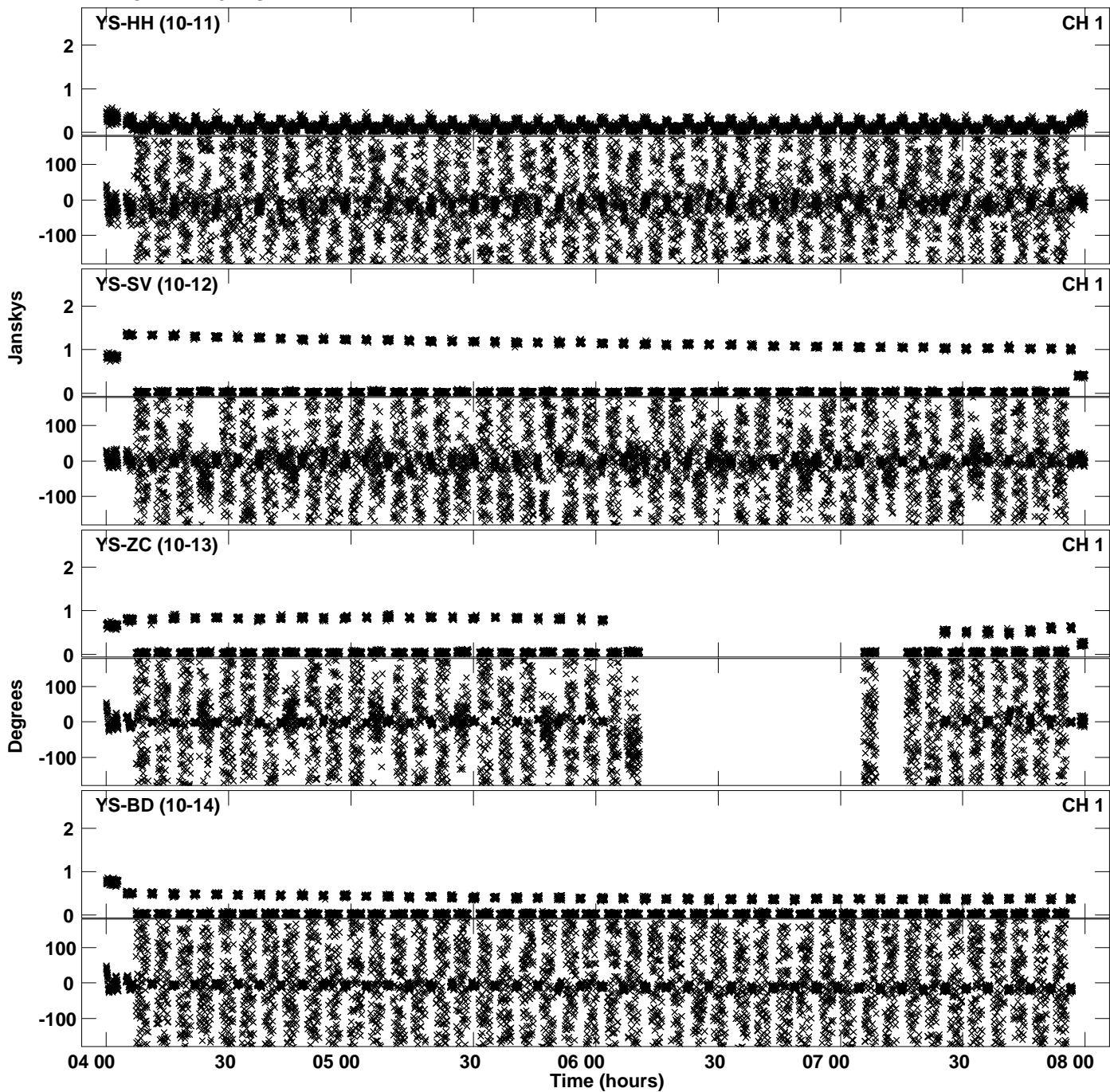
PLot file version 37 created 19-JUL-2019 17:10:10
Amplitude andPhase vs Time for RSM03.UVDATA.1 Vect aver. CL # 3
IF 4 CHAN 1 - 32 STK RR



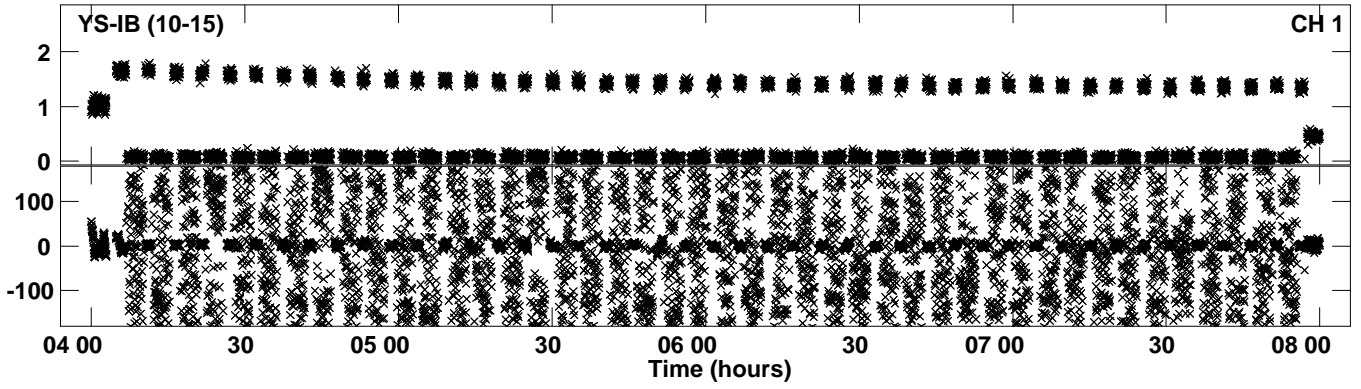
PLot file version 38 created 19-JUL-2019 17:10:10
Amplitude andPhase vs Time for RSM03.UVDATA.1 Vect aver. CL # 3
IF 4 CHAN 1 - 32 STK RR




PLot file version 39 created 19-JUL-2019 17:10:10
Amplitude andPhase vs Time for RSM03.UVDATA.1 Vect aver. CL # 3
IF 4 CHAN 1 - 32 STK RR




Plot file version 40 created 19-JUL-2019 17:10:10
Amplitude and Phase vs Time for RSM03.UVDATA.1 Vect aver. CL # 3
IF 4 CHAN 1 - 32 STK RR




PLot file version 41 created 19-JUL-2019 17:10:20
Amplitude andPhase vs Time for RSM03.UVDATA.1 Vect aver. CL # 3
IF 5 CHAN 1 - 32 STK RR



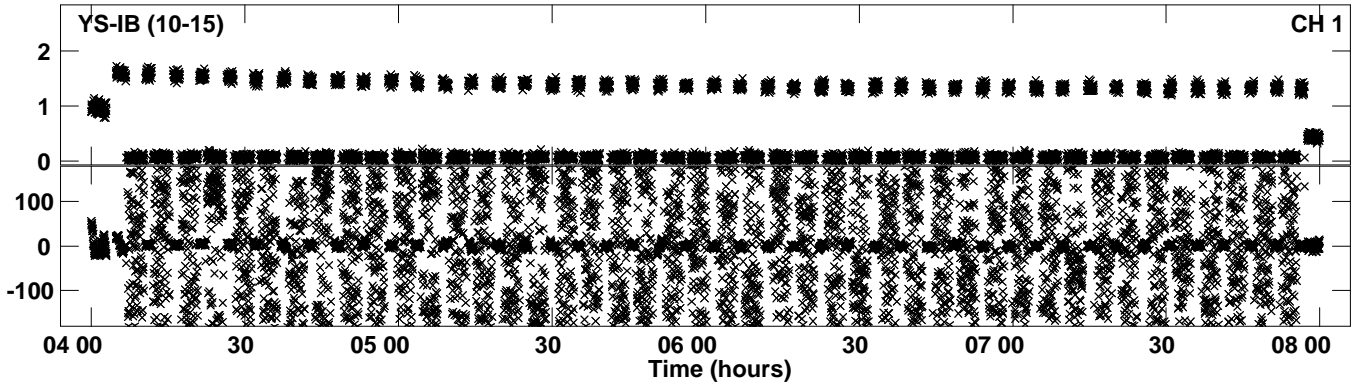
PLot file version 42 created 19-JUL-2019 17:10:20
Amplitude andPhase vs Time for RSM03.UVDATA.1 Vect aver. CL # 3
IF 5 CHAN 1 - 32 STK RR




PLot file version 43 created 19-JUL-2019 17:10:20
Amplitude andPhase vs Time for RSM03.UVDATA.1 Vect aver. CL # 3
IF 5 CHAN 1 - 32 STK RR



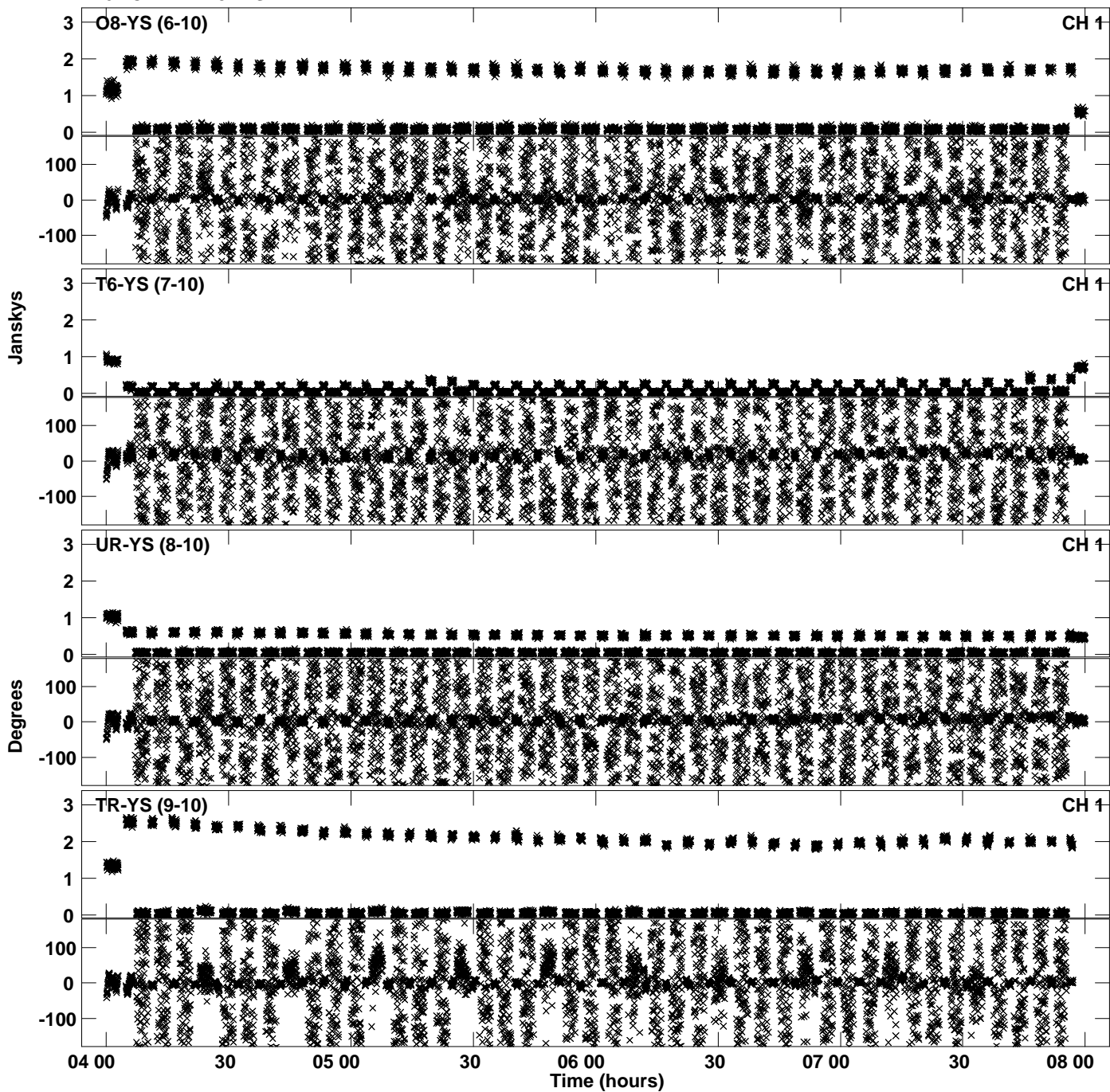
Plot file version 44 created 19-JUL-2019 17:10:20
Amplitude and Phase vs Time for RSM03.UVDATA.1 Vect aver. CL # 3
IF 5 CHAN 1 - 32 STK RR



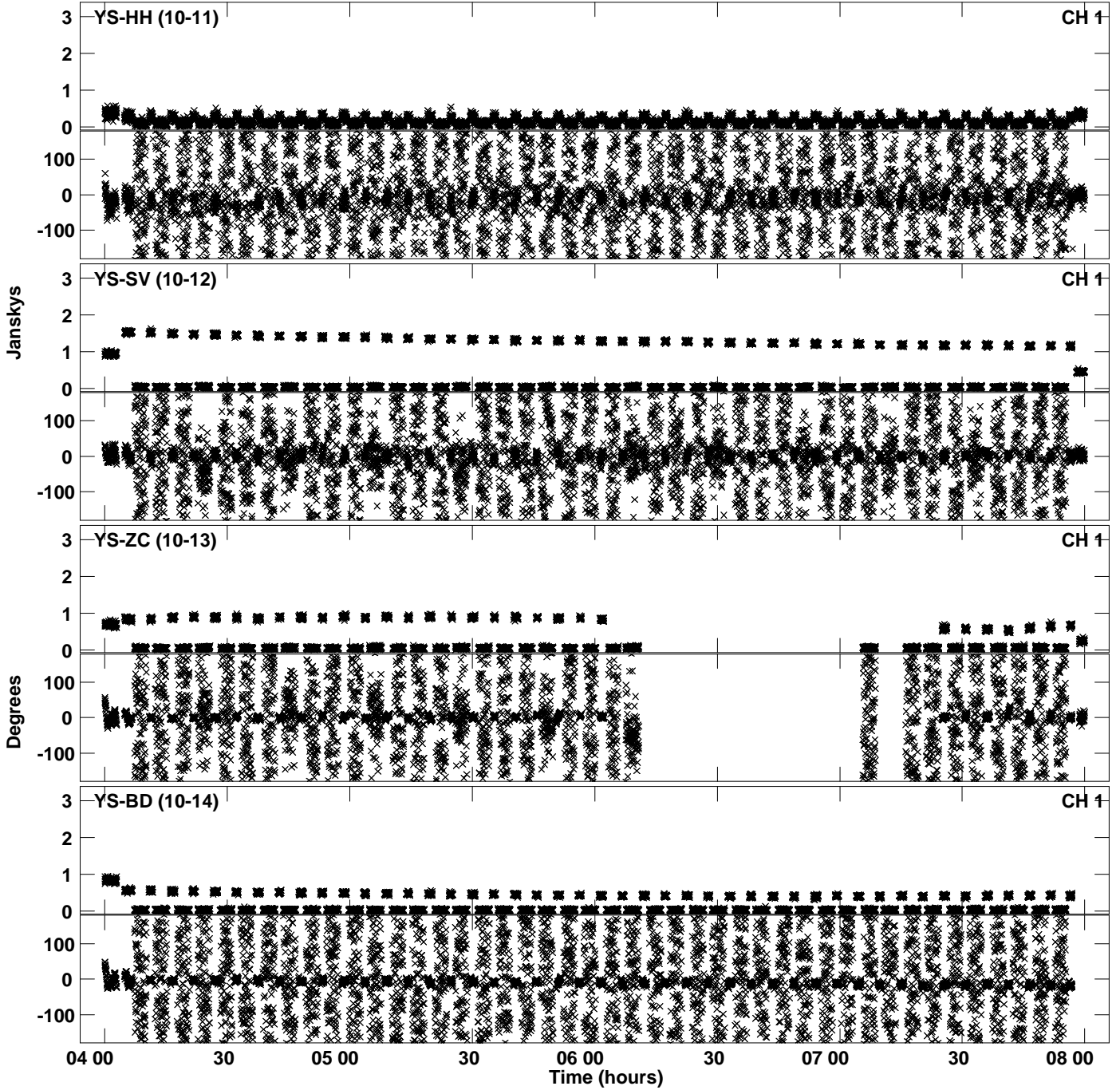
Plot file version 45 created 19-JUL-2019 17:10:29
Amplitude andPhase vs Time for RSM03.UVDATA.1 Vect aver. CL # 3
IF 6 CHAN 1 - 32 STK RR



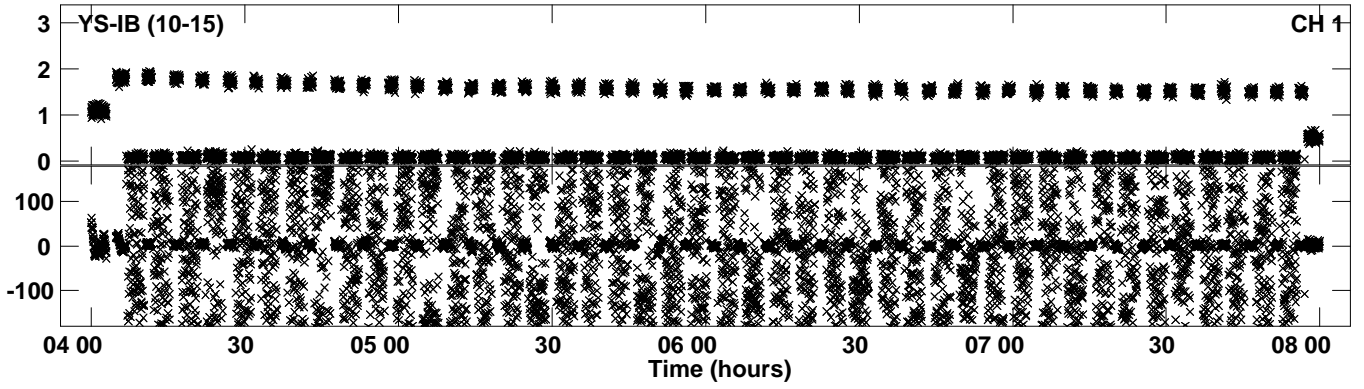
PLot file version 46 created 19-JUL-2019 17:10:29
Amplitude andPhase vs Time for RSM03.UVDATA.1 Vect aver. CL # 3
IF 6 CHAN 1 - 32 STK RR




Plot file version 47 created 19-JUL-2019 17:10:29
Amplitude andPhase vs Time for RSM03.UVDATA.1 Vect aver. CL # 3
IF 6 CHAN 1 - 32 STK RR



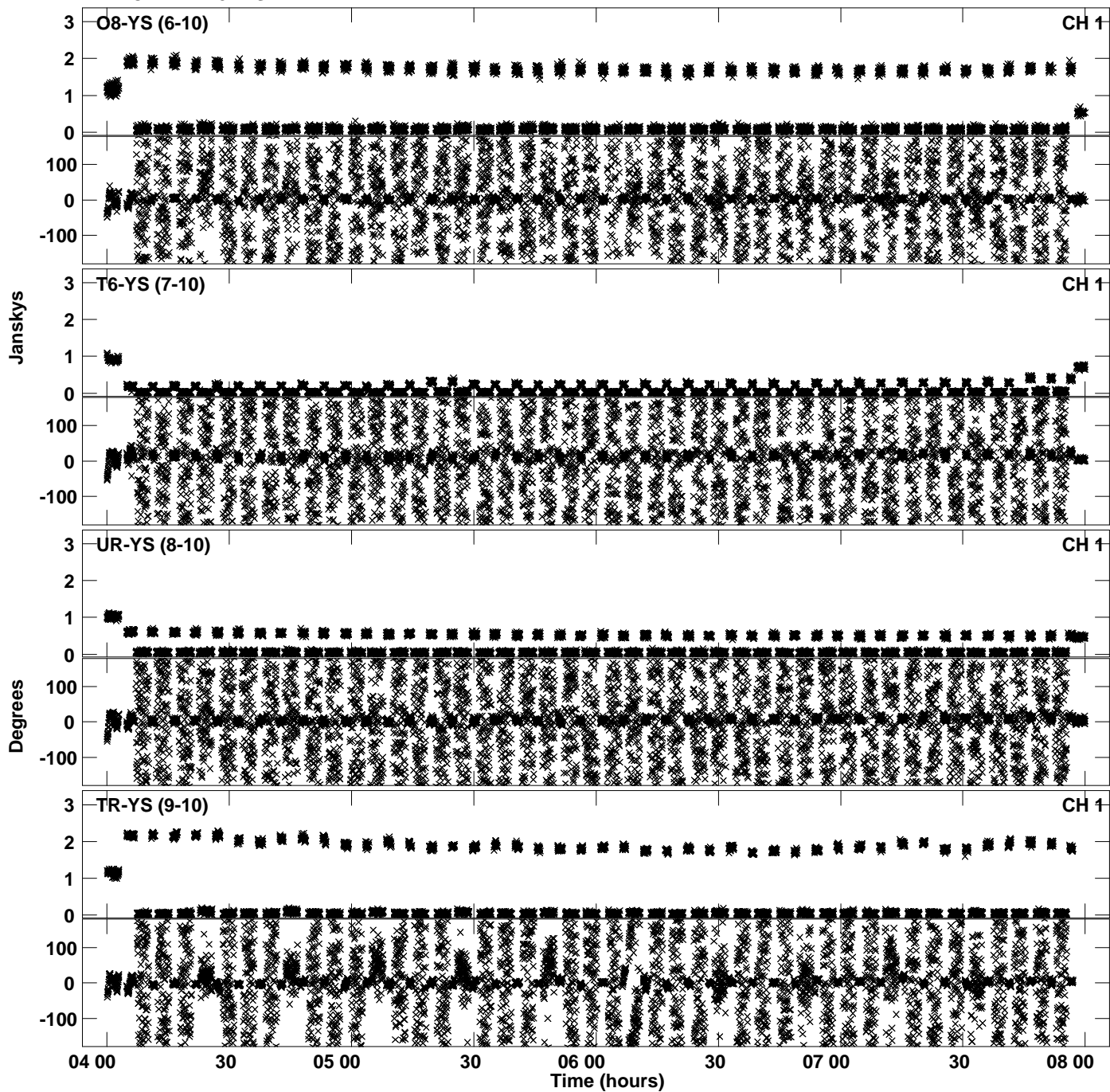
Plot file version 48 created 19-JUL-2019 17:10:29
Amplitude and Phase vs Time for RSM03.UVDATA.1 Vect aver. CL # 3
IF 6 CHAN 1 - 32 STK RR



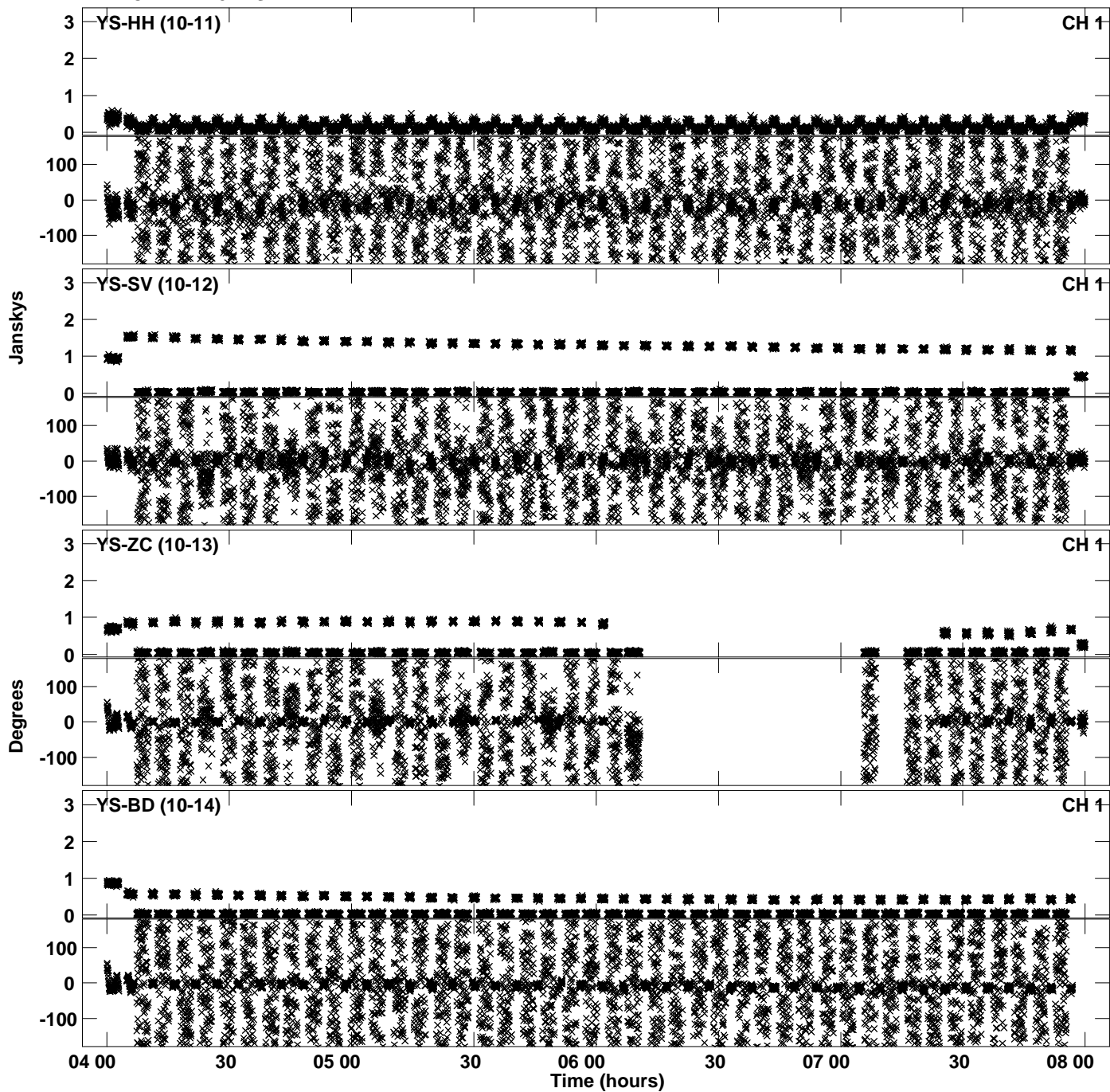
Plot file version 49 created 19-JUL-2019 17:10:38
Amplitude andPhase vs Time for RSM03.UVDATA.1 Vect aver. CL # 3
IF 7 CHAN 1 - 32 STK RR



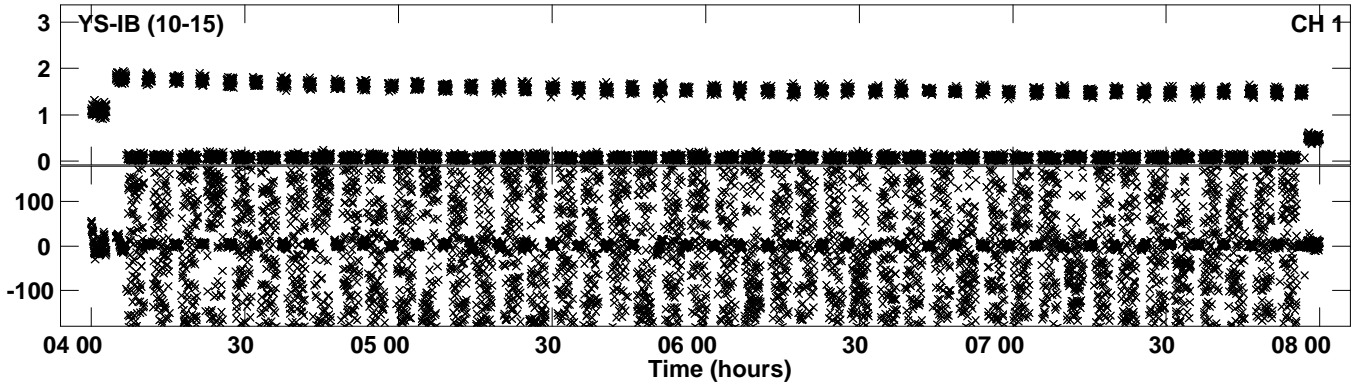
PLot file version 50 created 19-JUL-2019 17:10:38
Amplitude andPhase vs Time for RSM03.UVDATA.1 Vect aver. CL # 3
IF 7 CHAN 1 - 32 STK RR



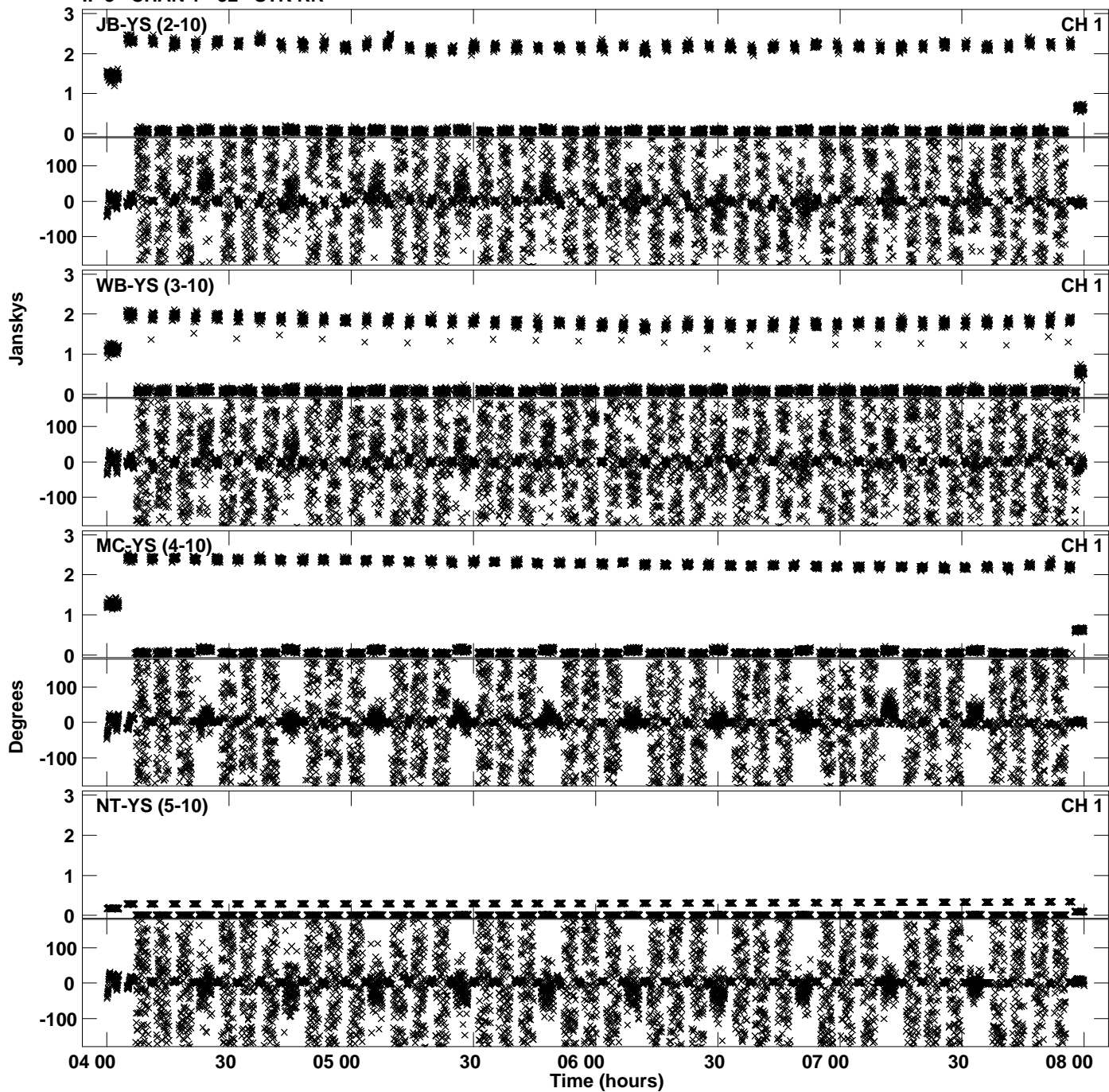
PLot file version 51 created 19-JUL-2019 17:10:38
Amplitude andPhase vs Time for RSM03.UVDATA.1 Vect aver. CL # 3
IF 7 CHAN 1 - 32 STK RR



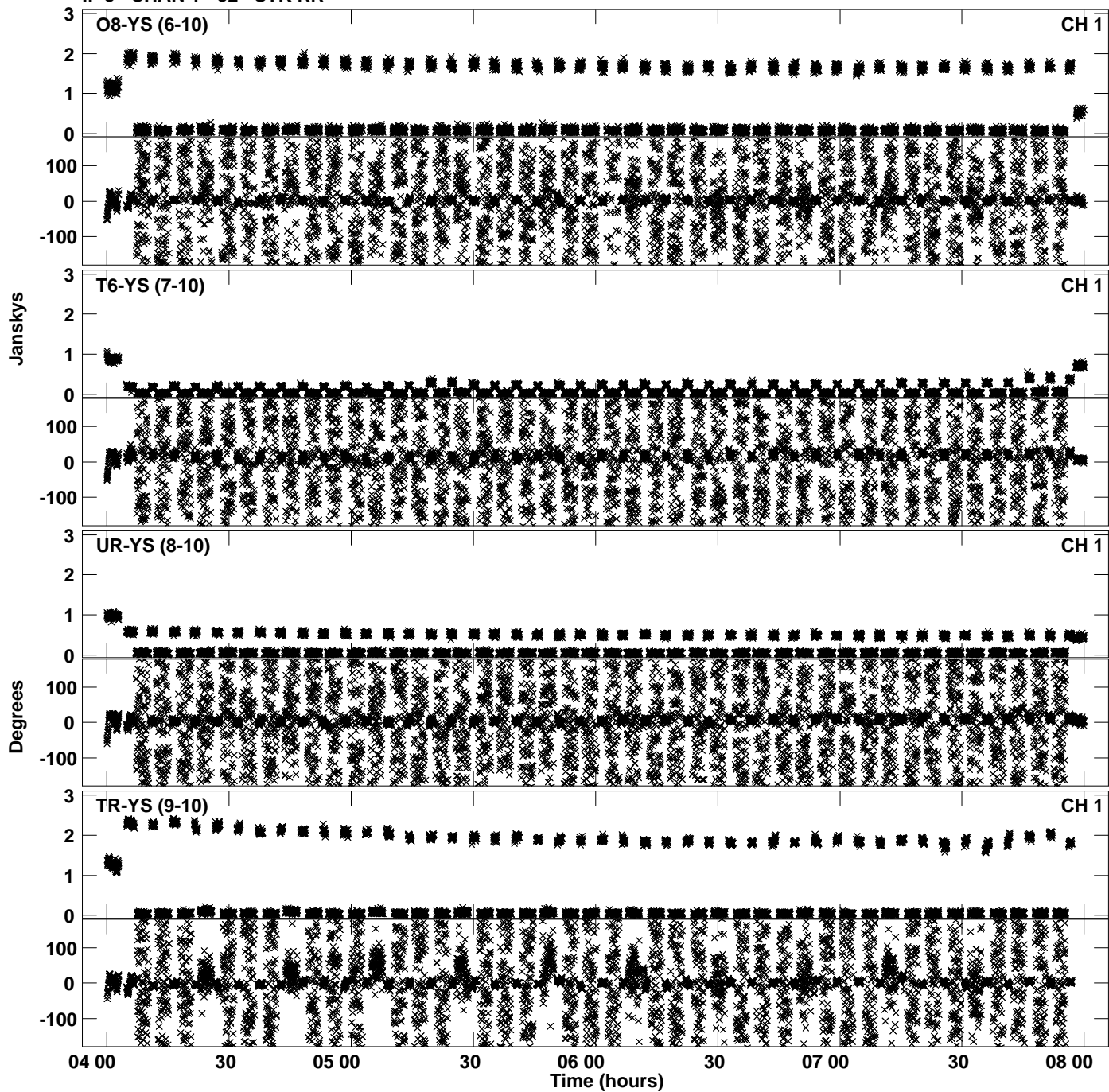
Plot file version 52 created 19-JUL-2019 17:10:38
Amplitude andPhase vs Time for RSM03.UVDATA.1 Vect aver. CL # 3
IF 7 CHAN 1 - 32 STK RR



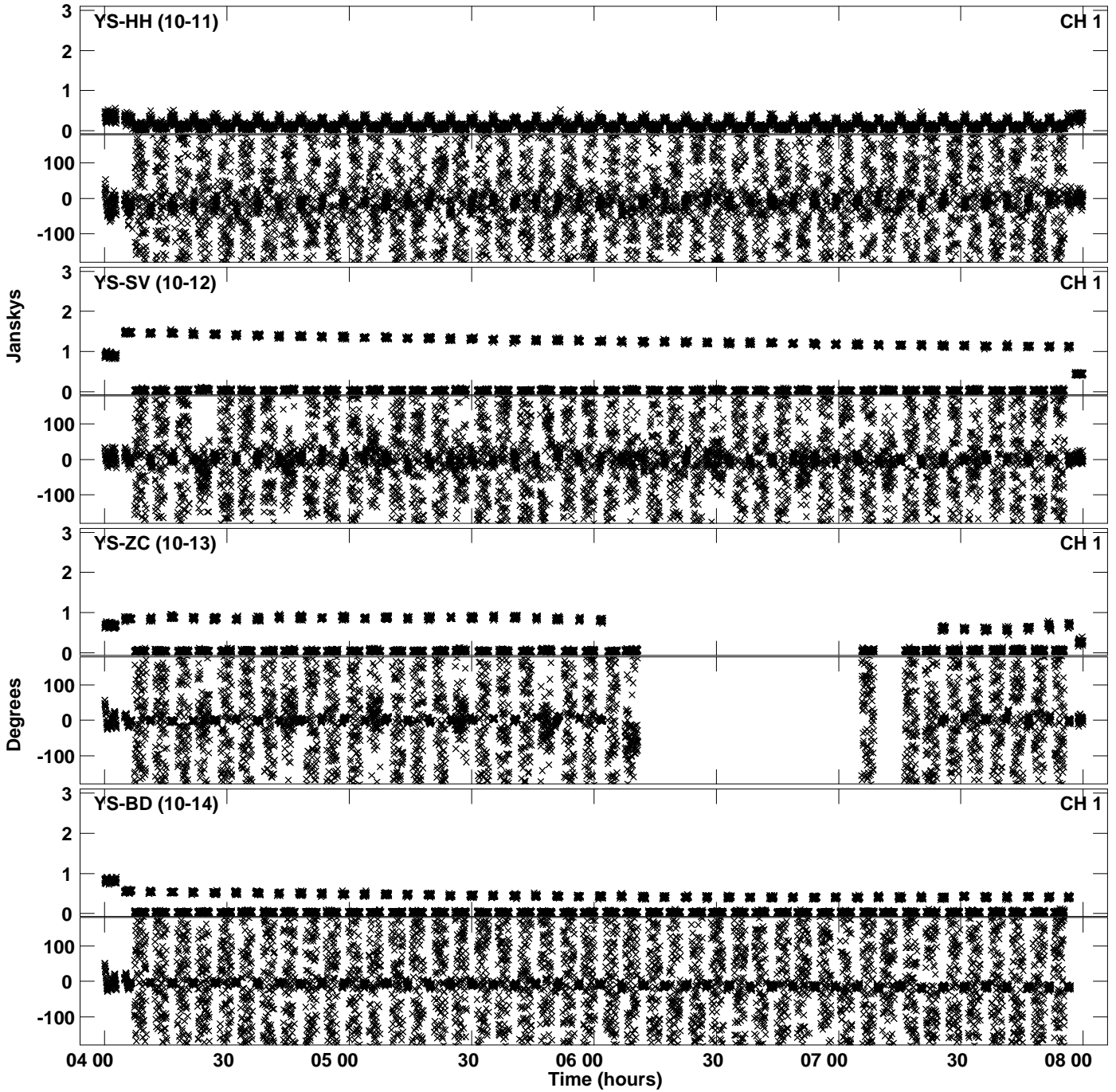
Plot file version 53 created 19-JUL-2019 17:10:46
Amplitude andPhase vs Time for RSM03.UVDATA.1 Vect aver. CL # 3
IF 8 CHAN 1 - 32 STK RR



Plot file version 54 created 19-JUL-2019 17:10:46
Amplitude andPhase vs Time for RSM03.UVDATA.1 Vect aver. CL # 3
IF 8 CHAN 1 - 32 STK RR



PLot file version 55 created 19-JUL-2019 17:10:46
Amplitude andPhase vs Time for RSM03.UVDATA.1 Vect aver. CL # 3
IF 8 CHAN 1 - 32 STK RR



Plot file version 56 created 19-JUL-2019 17:10:46
Amplitude and Phase vs Time for RSM03.UVDATA.1 Vect aver. CL # 3
IF 8 CHAN 1 - 32 STK RR

