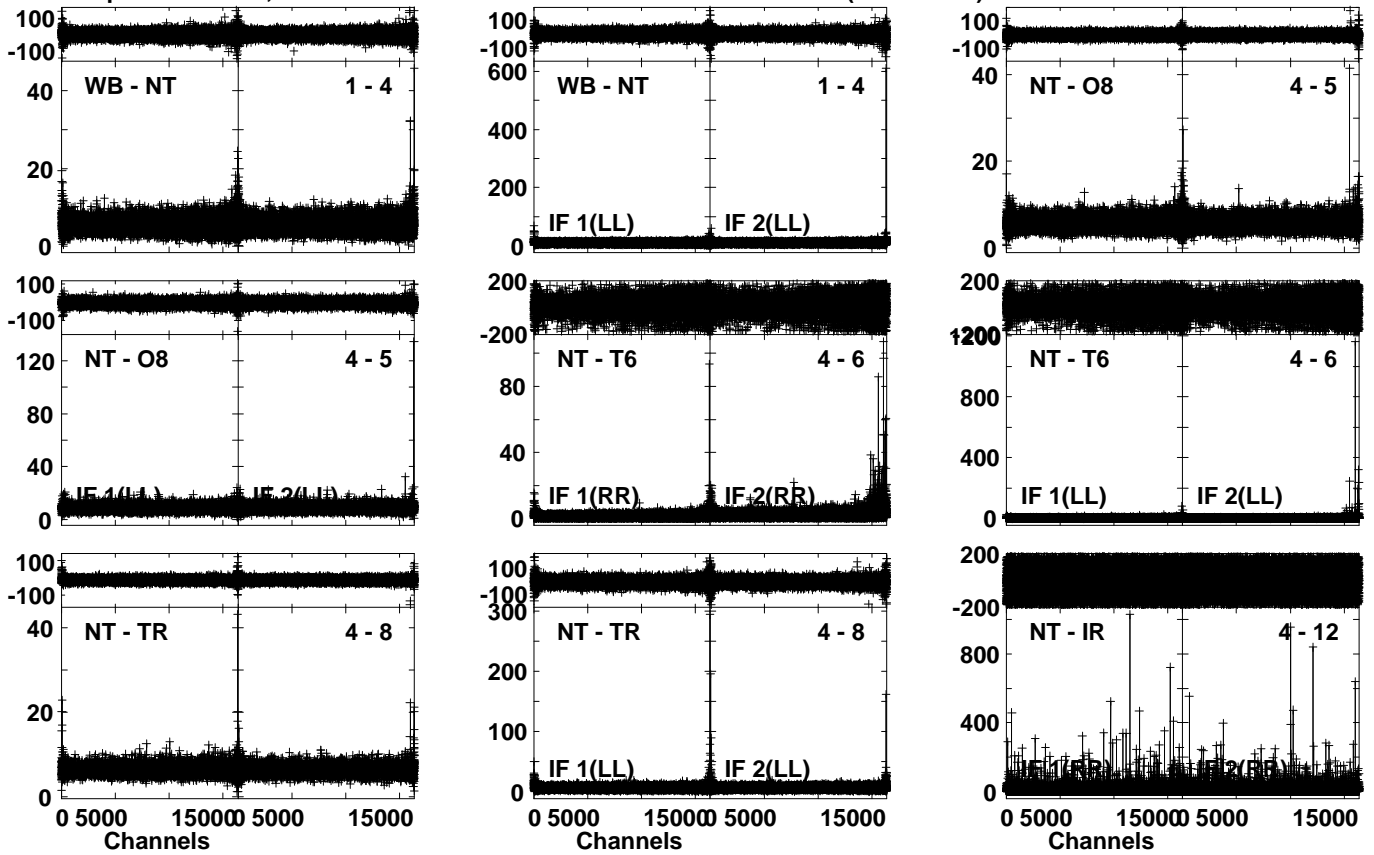


Plot file version 1 created 07-NOV-2022 17:27:41

3C345 RSW02.UVDATA.1

Freq = 1.4164 GHz, Bw = 8.000 MH Calibrated with CL # 4 and BP # 1 (BP mode 1)

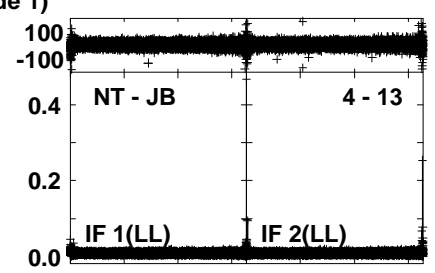
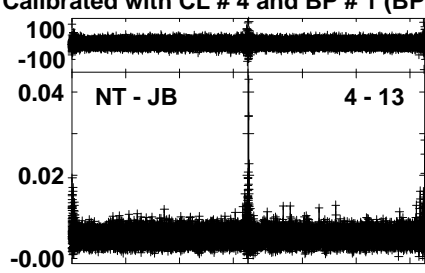
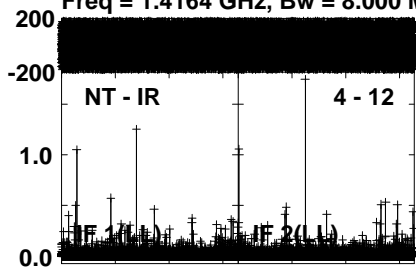


Lower frame: Ampl Jy Top frame: Phas deg  
Vector averaged cross-power spectrum Several baselines displayed  
Timerange: 00/04:10:01 to 00/04:14:59

Plot file version 2 created 07-NOV-2022 17:27:58

3C345 RSW02.UVDATA.1

Freq = 1.4164 GHz, Bw = 8.000 MH Calibrated with CL # 4 and BP # 1 (BP mode 1)



Lower frame: Kilo Ampl Jy Top frame: Phas deg  
Vector averaged cross-power spectrum Several baselines displayed  
Timerange: 00/04:10:01 to 00/04:14:59