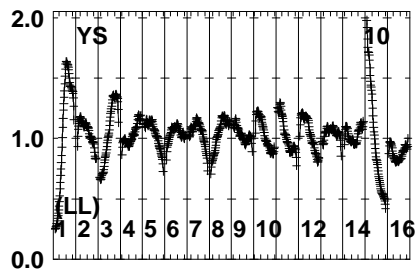
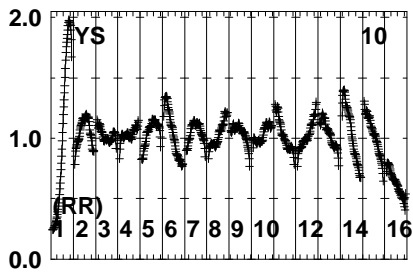
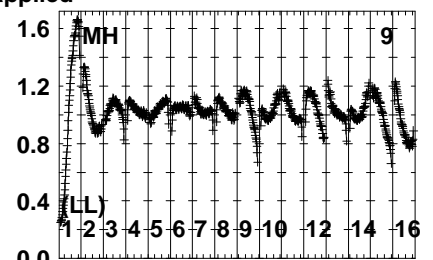
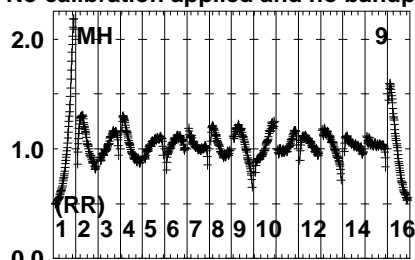
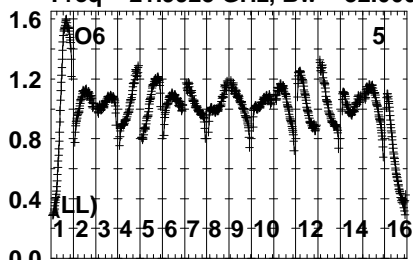


Plot file version 2 created 24-APR-2023 11:25:36

J2007+4029 RSY09.UVDATA.1

Freq = 21.9925 GHz, Bw = 32.000 MH No calibration applied and no bandpass applied



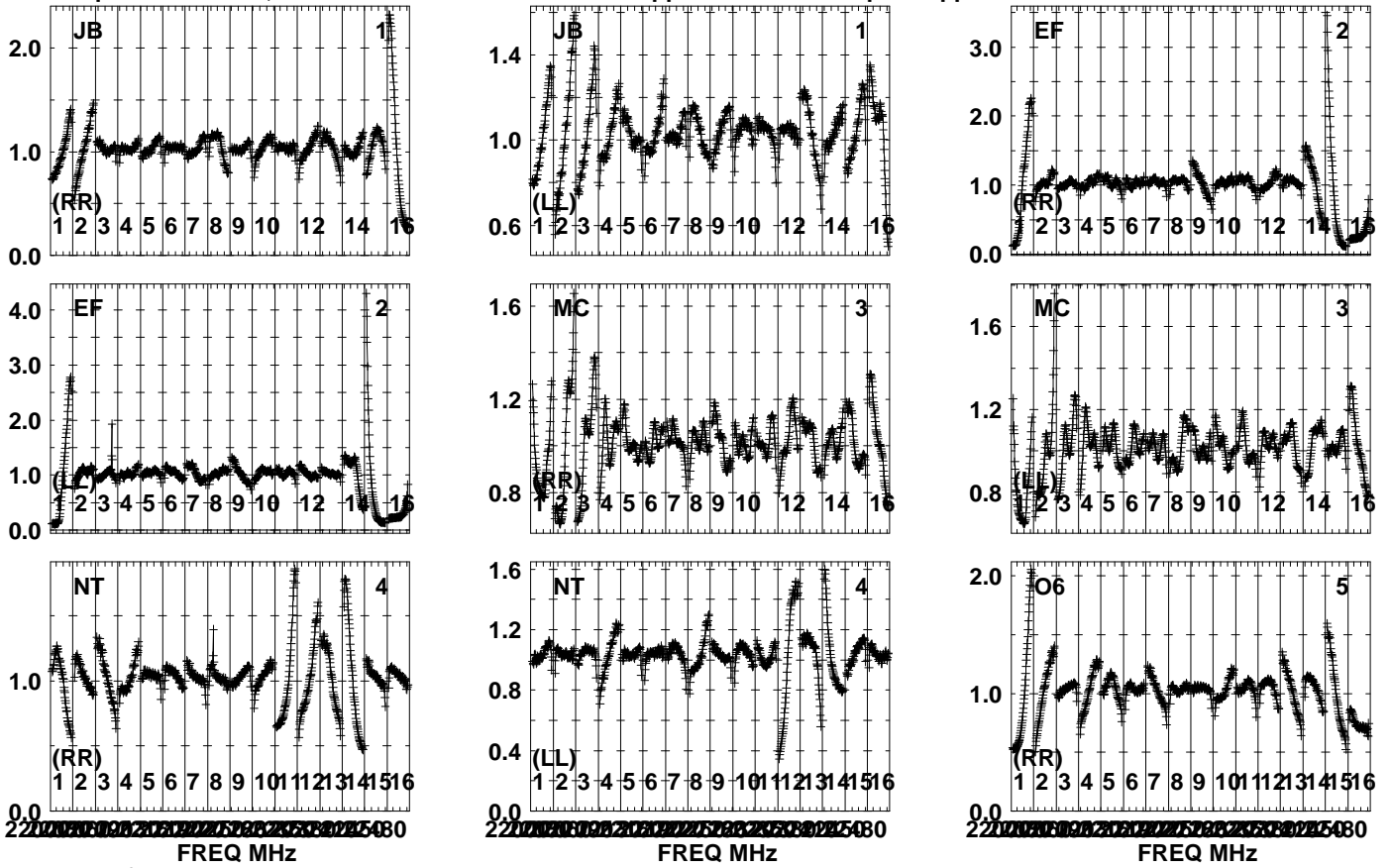
Lower frame: Real Jy
Auto-corr total-power spectrum Antenna: *
Timerange: 00/12:00:01 to 00/12:02:59

Plot file version 3 created 24-APR-2023 11:25:36

J2033+4000 RSY09.UVDATA.1

Freq = 21.9925 GHz, Bw = 32.000 MH

No calibration applied and no bandpass applied

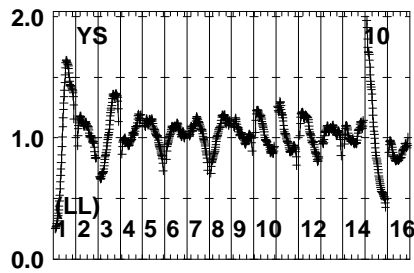
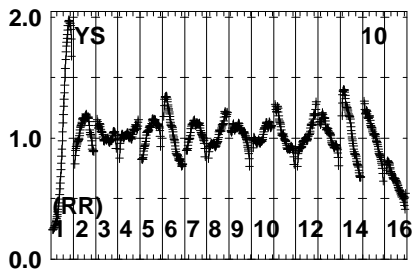
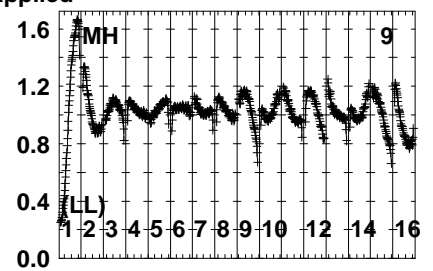
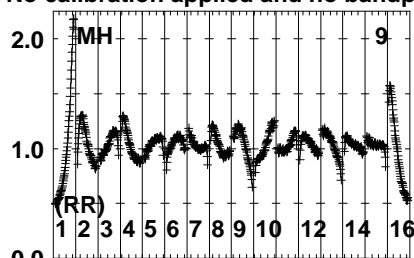
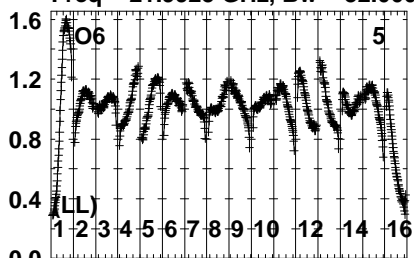


Lower frame: Real Jy
Auto-corr total-power spectrum Antenna: *
Timerange: 00/12:04:02 to 00/12:04:30

Plot file version 4 created 24-APR-2023 11:25:36

J2033+4000 RSY09.UVDATA.1

Freq = 21.9925 GHz, Bw = 32.000 MH No calibration applied and no bandpass applied

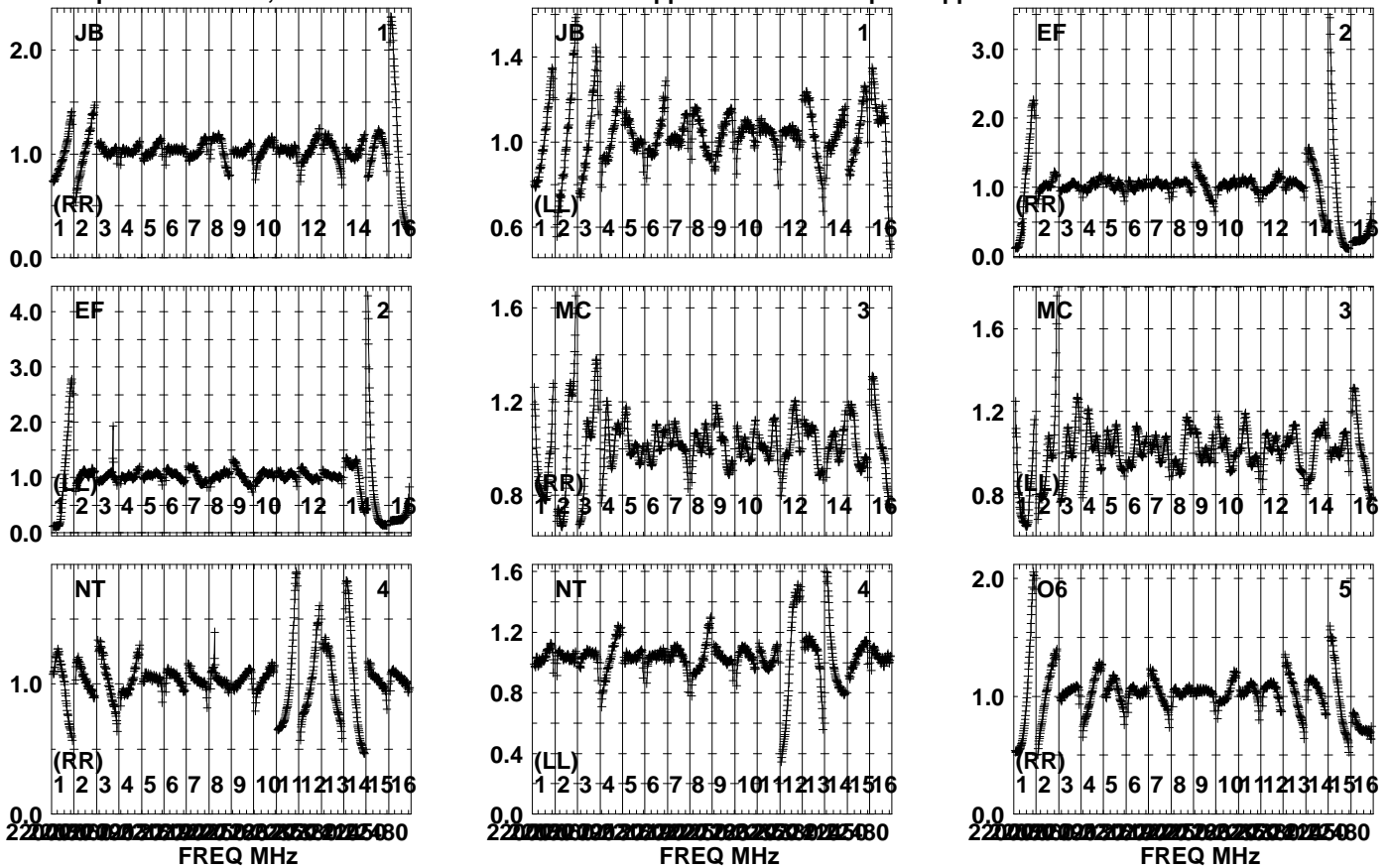


Lower frame: Real Jy
Auto-corr total-power spectrum Antenna: *
Timerange: 00/12:04:02 to 00/12:04:30

Plot file version 5 created 24-APR-2023 11:25:36

CYG-X3 RSY09.UVDATA.1

Freq = 21.9925 GHz, Bw = 32.000 MH No calibration applied and no bandpass applied

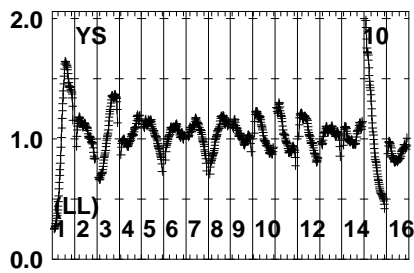
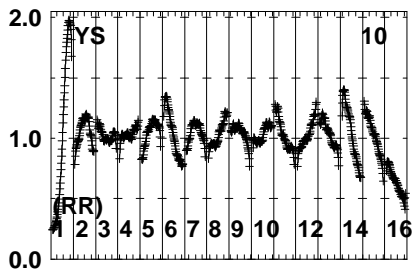
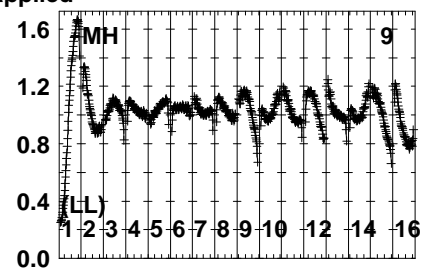
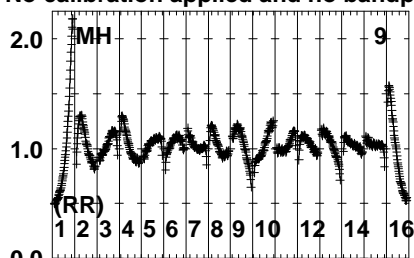
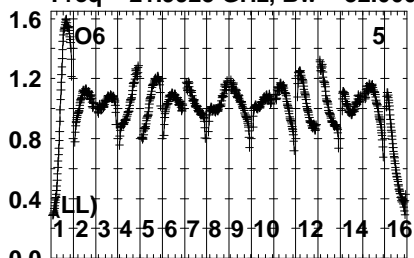


Lower frame: Real Jy
Auto-corr total-power spectrum Antenna: *
Timerange: 00/12:05:11 to 00/12:05:30

Plot file version 6 created 24-APR-2023 11:25:36

CYG-X3 RSY09.UVDATA.1

Freq = 21.9925 GHz, Bw = 32.000 MH No calibration applied and no bandpass applied

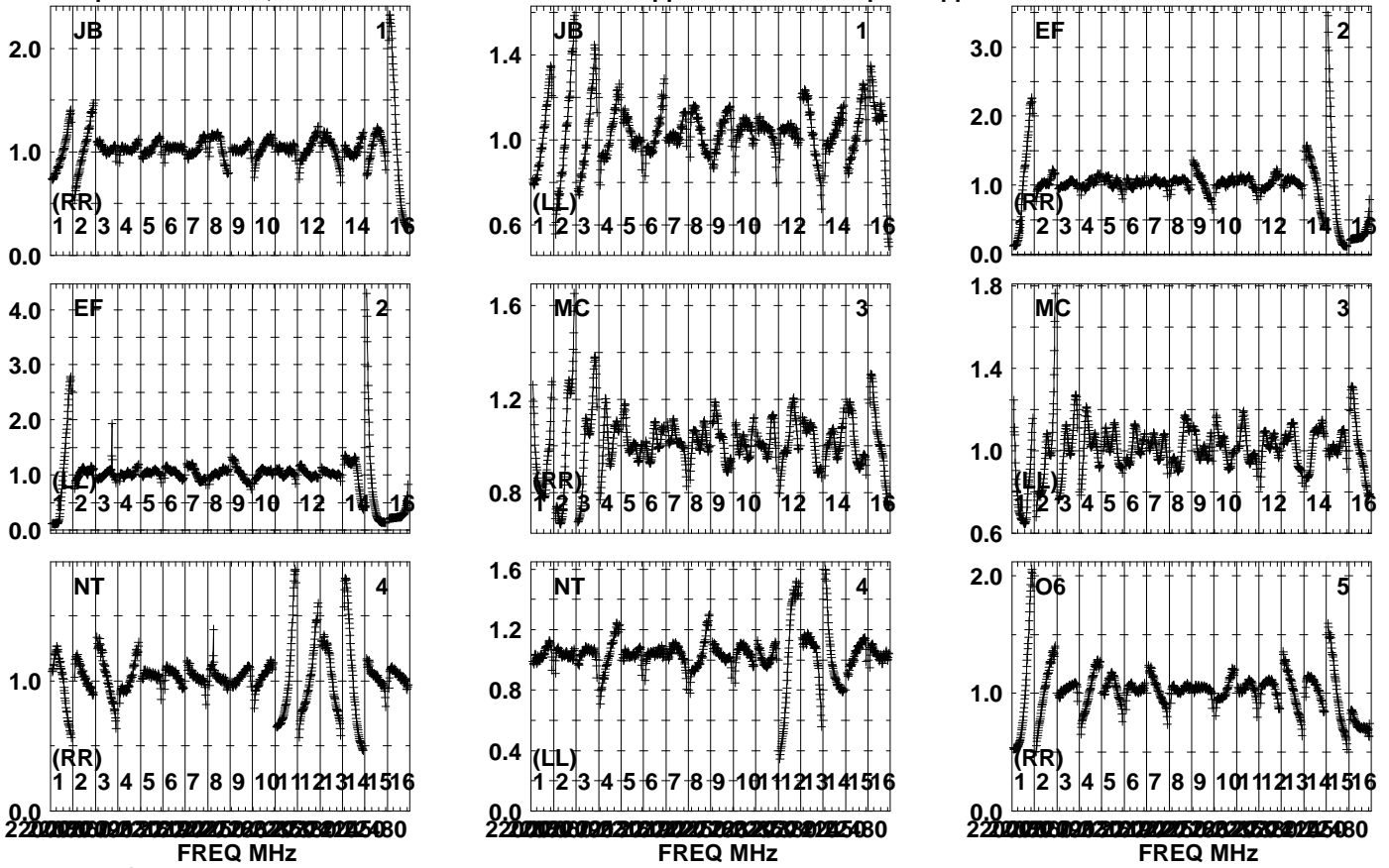


Lower frame: Real Jy
Auto-corr total-power spectrum Antenna: *
Timerange: 00/12:05:11 to 00/12:05:30

Plot file version 7 created 24-APR-2023 11:25:36

CYG-X3 RSY09.UVDATA.1

Freq = 21.9925 GHz, Bw = 32.000 MH No calibration applied and no bandpass applied

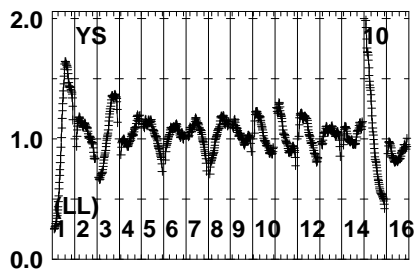
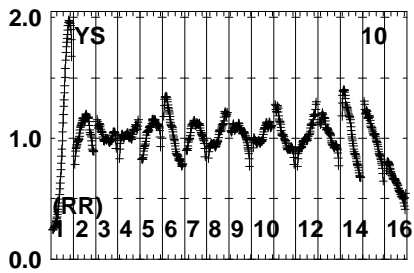
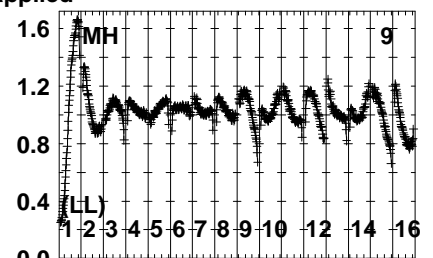
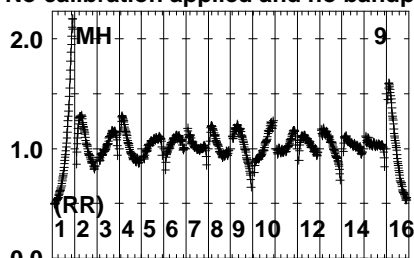
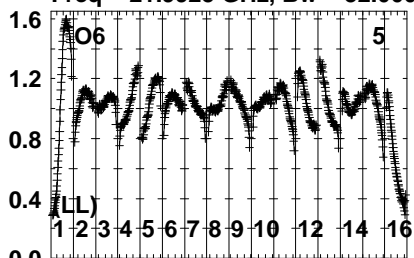


Lower frame: Real Jy
Auto-corr total-power spectrum Antenna: *
Timerange: 00/12:05:52 to 00/12:07:29

Plot file version 8 created 24-APR-2023 11:25:36

CYG-X3 RSY09.UVDATA.1

Freq = 21.9925 GHz, Bw = 32.000 MH No calibration applied and no bandpass applied

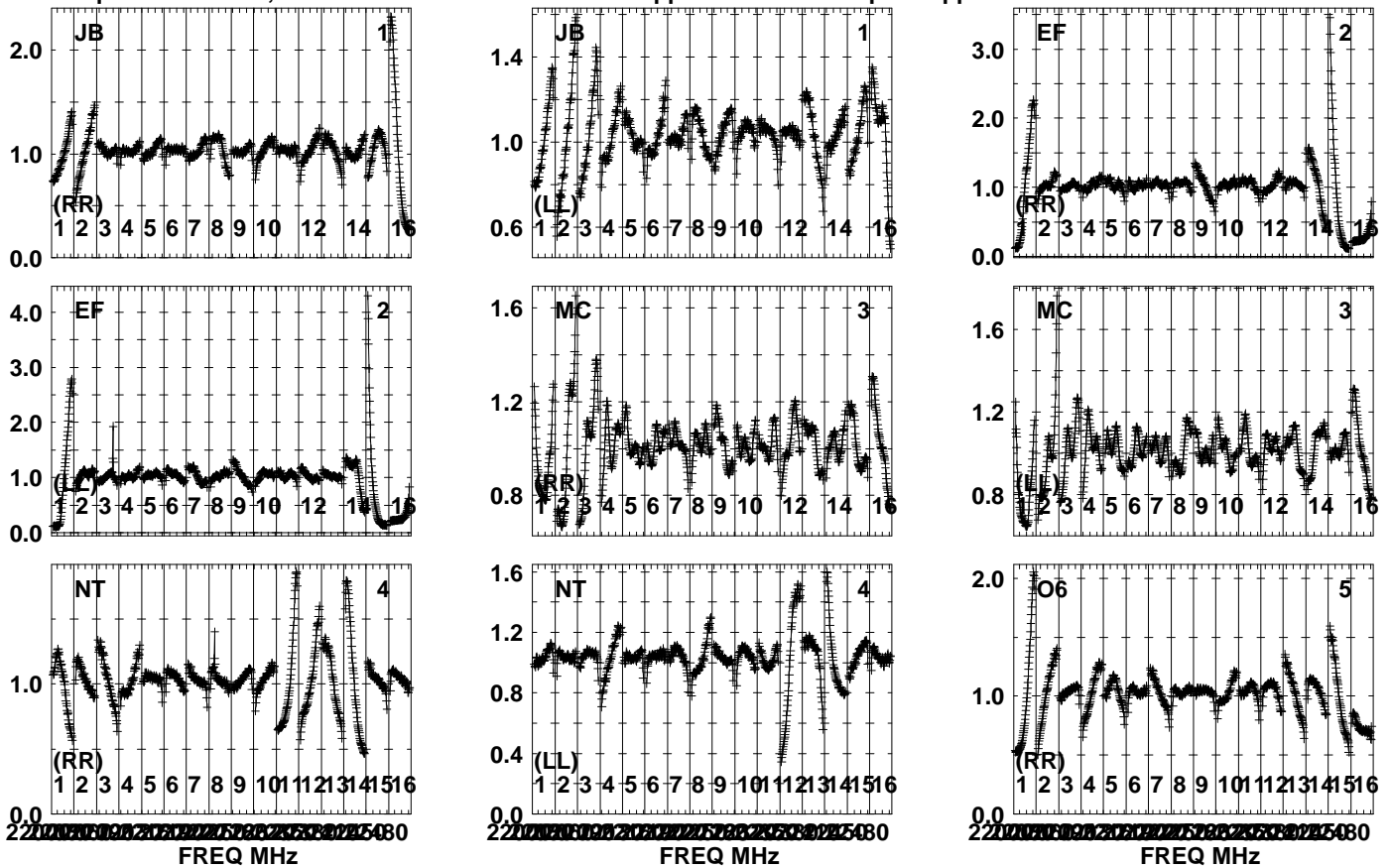


Lower frame: Real Jy
Auto-corr total-power spectrum Antenna: *
Timerange: 00/12:05:52 to 00/12:07:29

Plot file version 9 created 24-APR-2023 11:25:36

J2032 RSY09.UVDATA.1

Freq = 21.9925 GHz, Bw = 32.000 MH No calibration applied and no bandpass applied

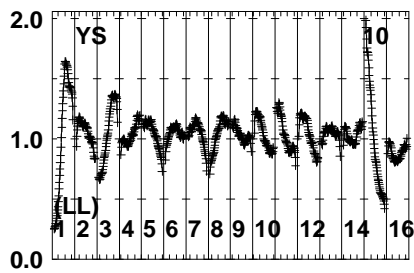
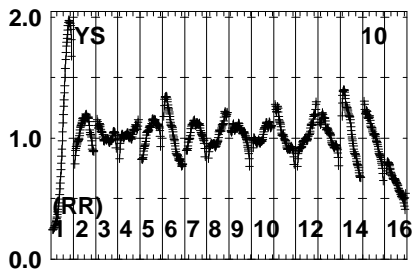
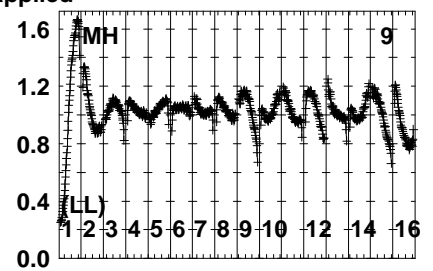
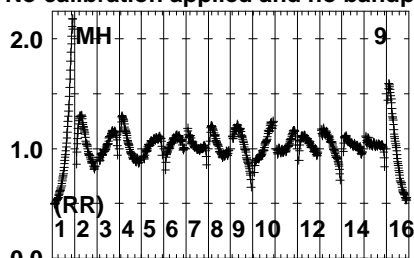
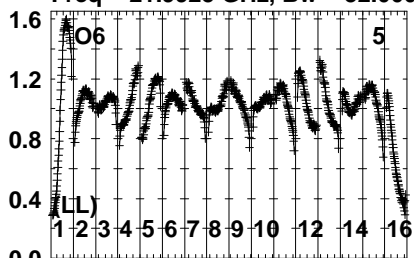


Lower frame: Real Jy
Auto-corr total-power spectrum Antenna: *
Timerange: 00/12:07:51 to 00/12:08:30

Plot file version 10 created 24-APR-2023 11:25:36

J2032 RSY09.UVDATA.1

Freq = 21.9925 GHz, Bw = 32.000 MH No calibration applied and no bandpass applied

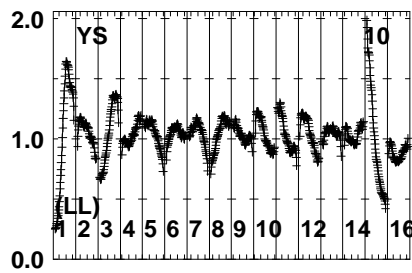
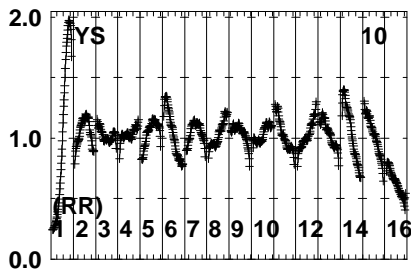
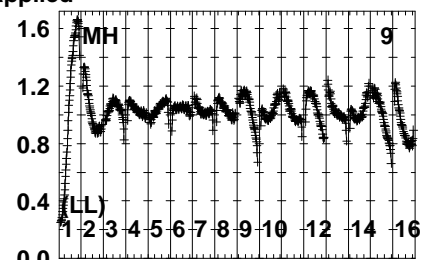
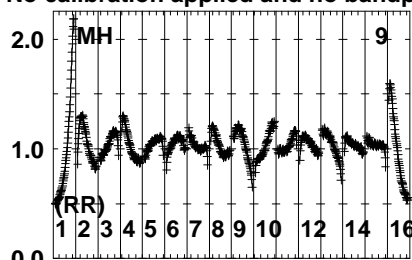
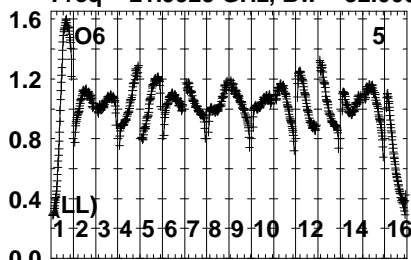


Lower frame: Real Jy
Auto-corr total-power spectrum Antenna: *
Timerange: 00/12:07:51 to 00/12:08:30

Plot file version 12 created 24-APR-2023 11:25:37

CYG-X3 RSY09.UVDATA.1

Freq = 21.9925 GHz, Bw = 32.000 MH No calibration applied and no bandpass applied

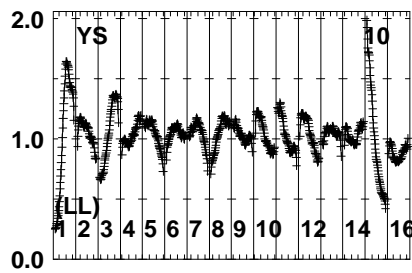
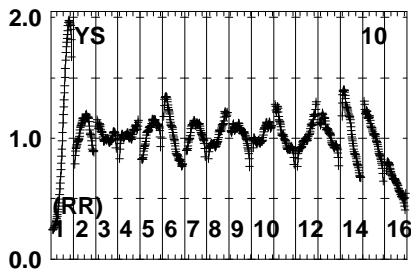
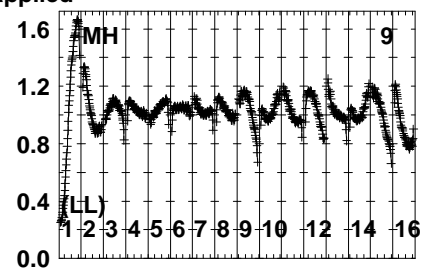
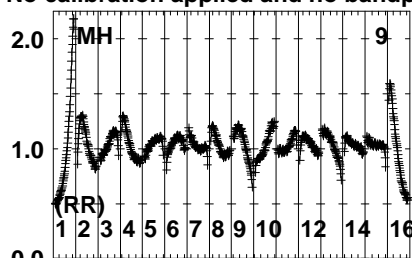
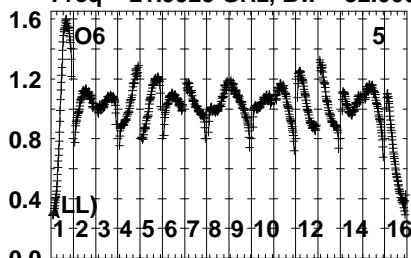


Lower frame: Real Jy
Auto-corr total-power spectrum Antenna: *
Timerange: 00/12:08:51 to 00/12:10:30

Plot file version 14 created 24-APR-2023 11:25:37

J2032 RSY09.UVDATA.1

Freq = 21.9925 GHz, Bw = 32.000 MH No calibration applied and no bandpass applied

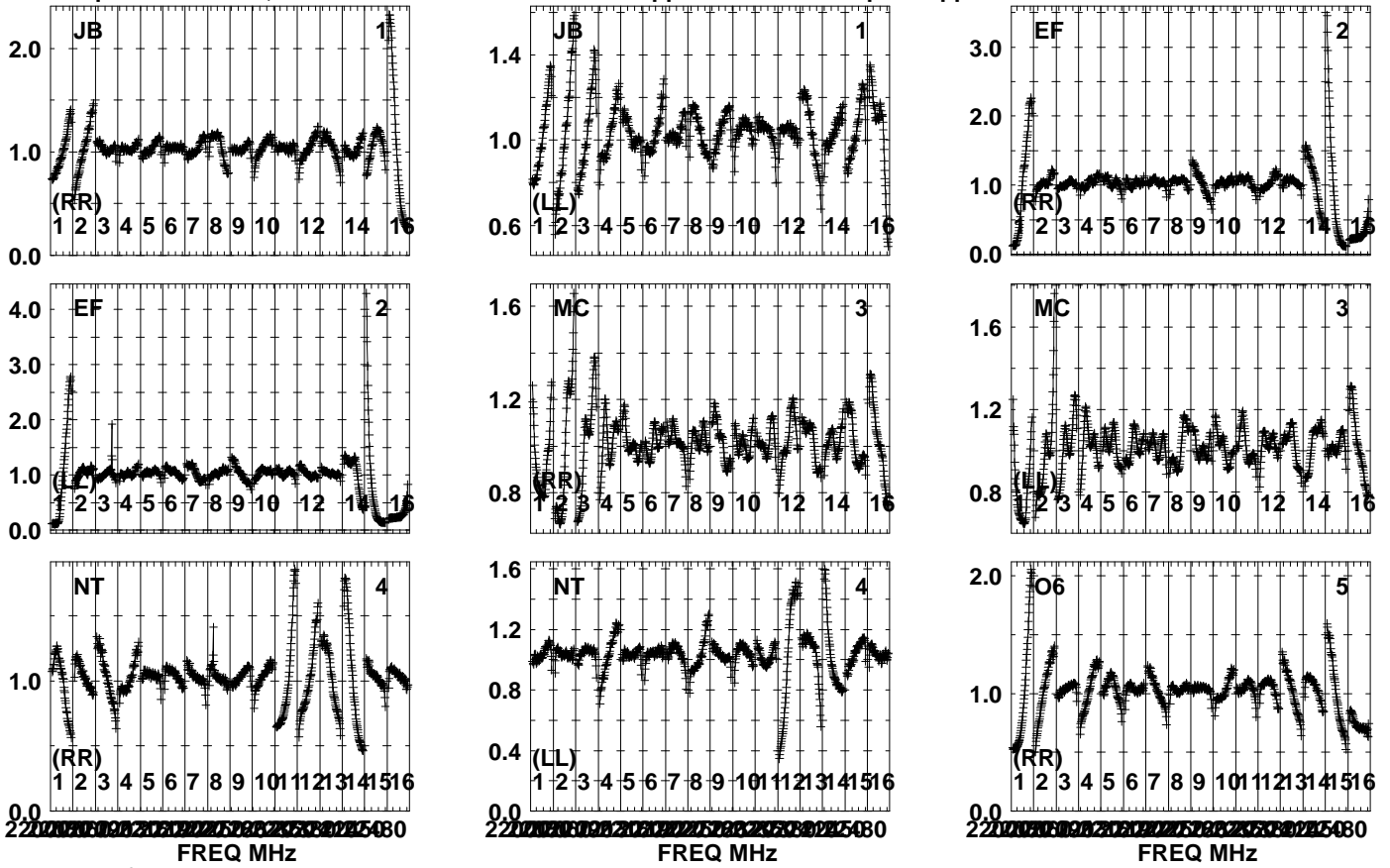


Lower frame: Real Jy
Auto-corr total-power spectrum Antenna: *
Timerange: 00/12:10:51 to 00/12:11:30

Plot file version 15 created 24-APR-2023 11:25:37

CYG-X3 RSY09.UVDATA.1

Freq = 21.9925 GHz, Bw = 32.000 MH No calibration applied and no bandpass applied

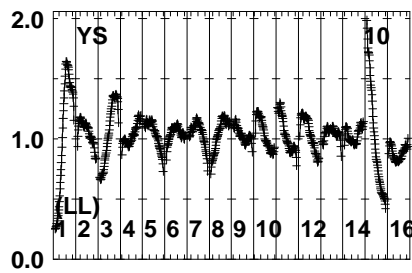
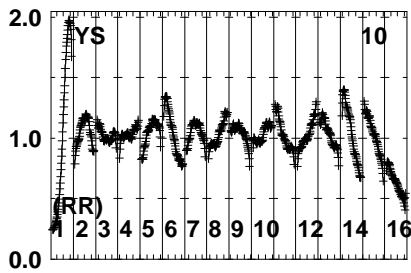
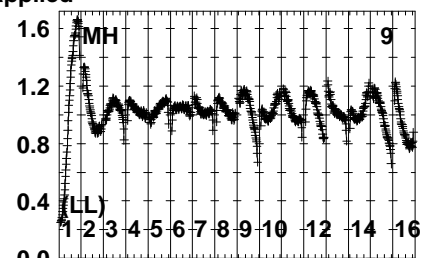
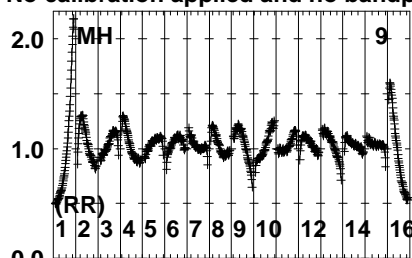
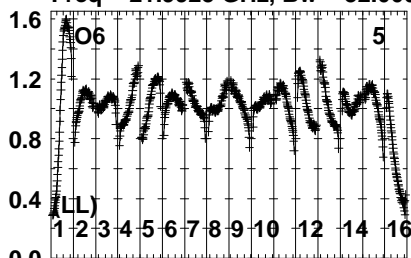


Lower frame: Real Jy
 Auto-corr total-power spectrum Antenna: *
 Timerange: 00/12:11:52 to 00/12:13:29

Plot file version 16 created 24-APR-2023 11:25:37

CYG-X3 RSY09.UVDATA.1

Freq = 21.9925 GHz, Bw = 32.000 MH No calibration applied and no bandpass applied

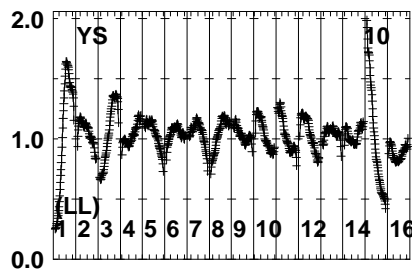
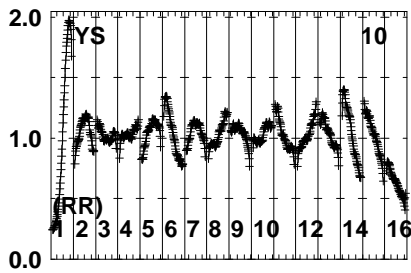
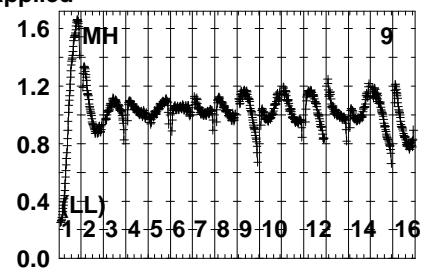
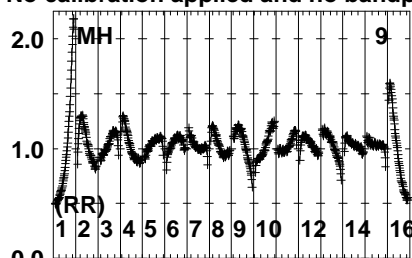
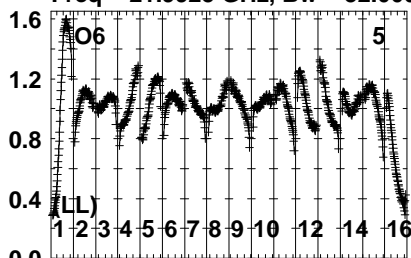


Lower frame: Real Jy
Auto-corr total-power spectrum Antenna: *
Timerange: 00/12:11:52 to 00/12:13:29

Plot file version 18 created 24-APR-2023 11:25:37

J2032 RSY09.UVDATA.1

Freq = 21.9925 GHz, Bw = 32.000 MH No calibration applied and no bandpass applied

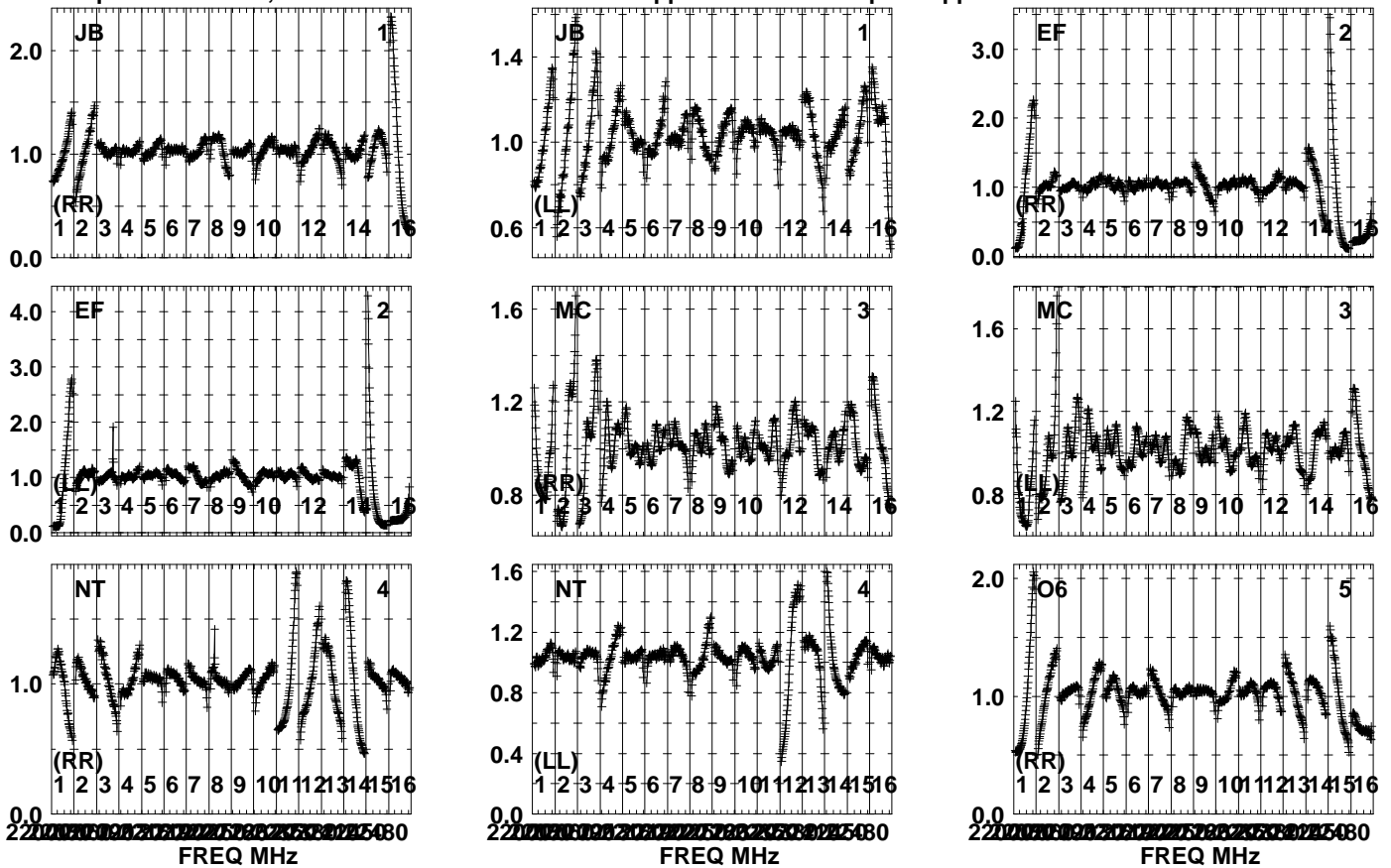


Lower frame: Real Jy
Auto-corr total-power spectrum Antenna: *
Timerange: 00/12:13:51 to 00/12:14:29

Plot file version 19 created 24-APR-2023 11:25:37

CYG-X3 RSY09.UVDATA.1

Freq = 21.9925 GHz, Bw = 32.000 MH No calibration applied and no bandpass applied

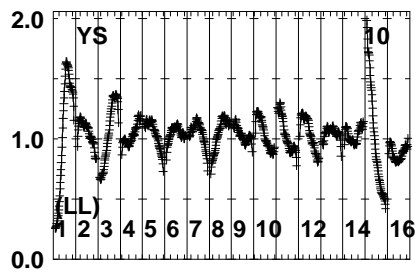
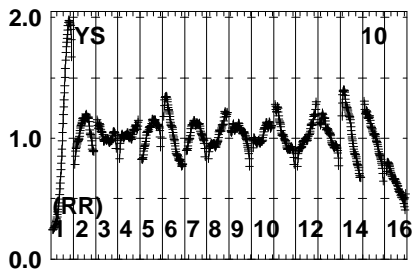
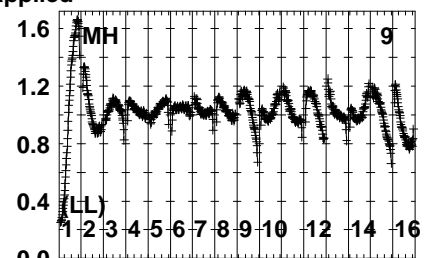
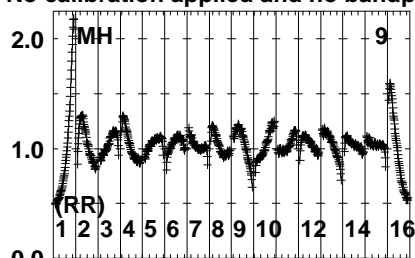
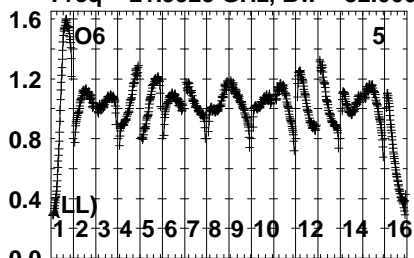


Lower frame: Real Jy
Auto-corr total-power spectrum Antenna: *
Timerange: 00/12:14:51 to 00/12:16:30

Plot file version 20 created 24-APR-2023 11:25:37

CYG-X3 RSY09.UVDATA.1

Freq = 21.9925 GHz, Bw = 32.000 MH No calibration applied and no bandpass applied

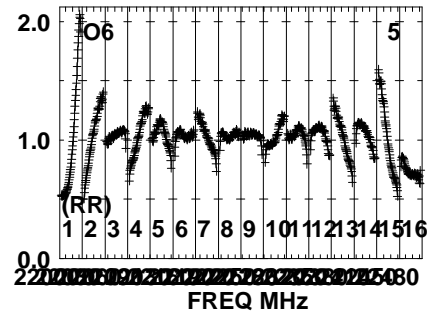
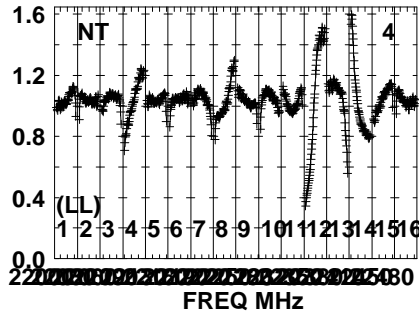
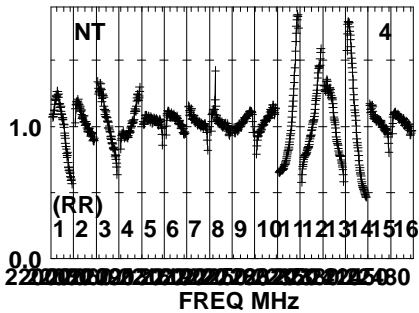
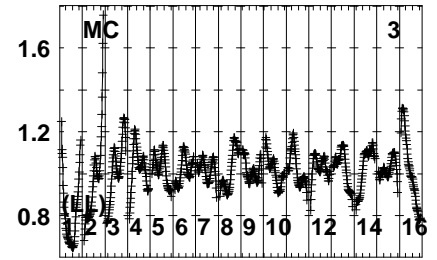
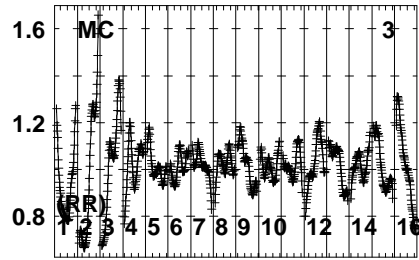
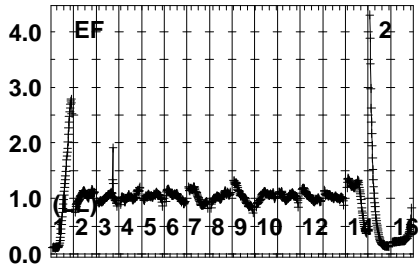
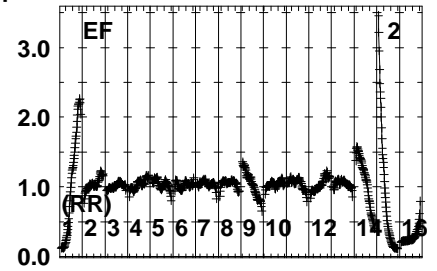
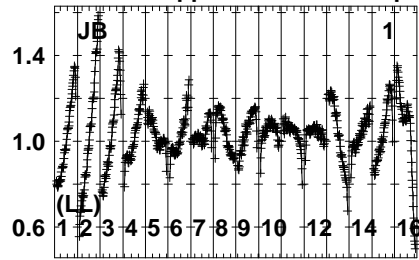
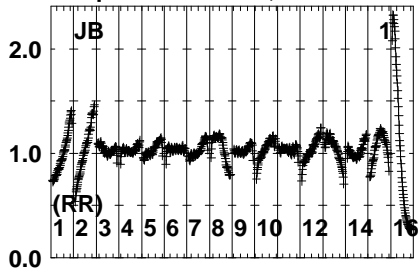


Lower frame: Real Jy
Auto-corr total-power spectrum Antenna: *
Timerange: 00/12:14:51 to 00/12:16:30

Plot file version 21 created 24-APR-2023 11:25:38

J2032 RSY09.UVDATA.1

Freq = 21.9925 GHz, Bw = 32.000 MH No calibration applied and no bandpass applied

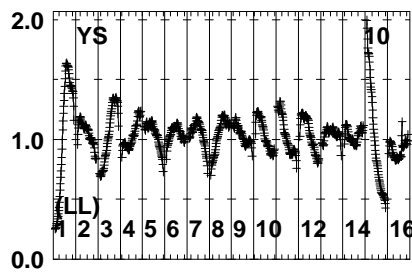
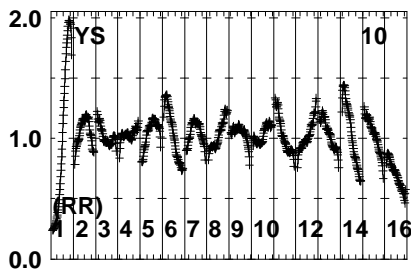
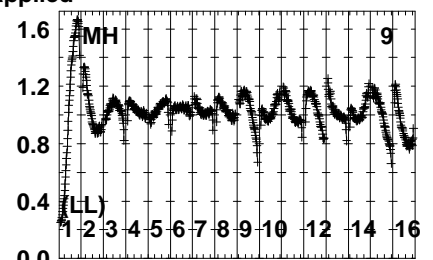
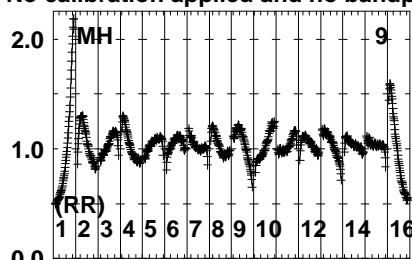
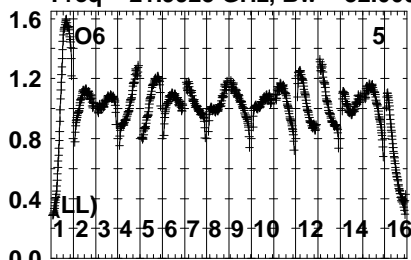


Lower frame: Real Jy
Auto-corr total-power spectrum Antenna: *
Timerange: 00/12:16:52 to 00/12:17:30

Plot file version 22 created 24-APR-2023 11:25:38

J2032 RSY09.UVDATA.1

Freq = 21.9925 GHz, Bw = 32.000 MH No calibration applied and no bandpass applied

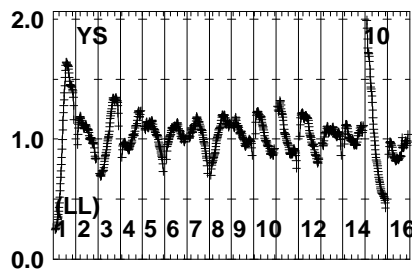
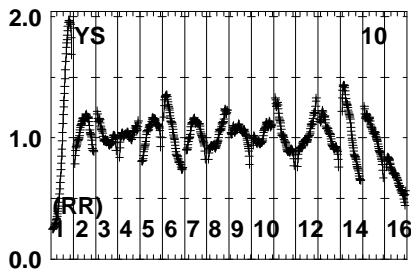
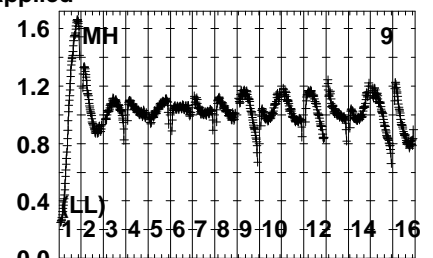
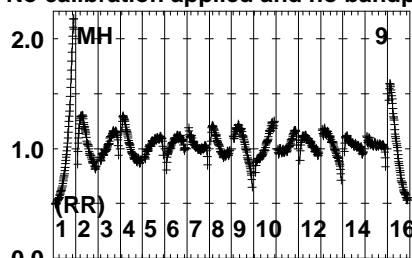
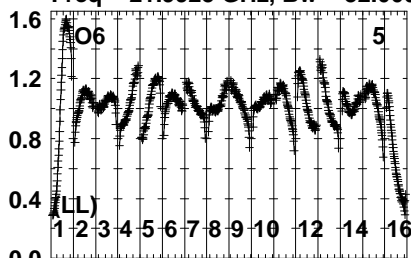


Lower frame: Real Jy
Auto-corr total-power spectrum Antenna: *
Timerange: 00/12:16:52 to 00/12:17:30

Plot file version 24 created 24-APR-2023 11:25:38

CYG-X3 RSY09.UVDATA.1

Freq = 21.9925 GHz, Bw = 32.000 MH No calibration applied and no bandpass applied

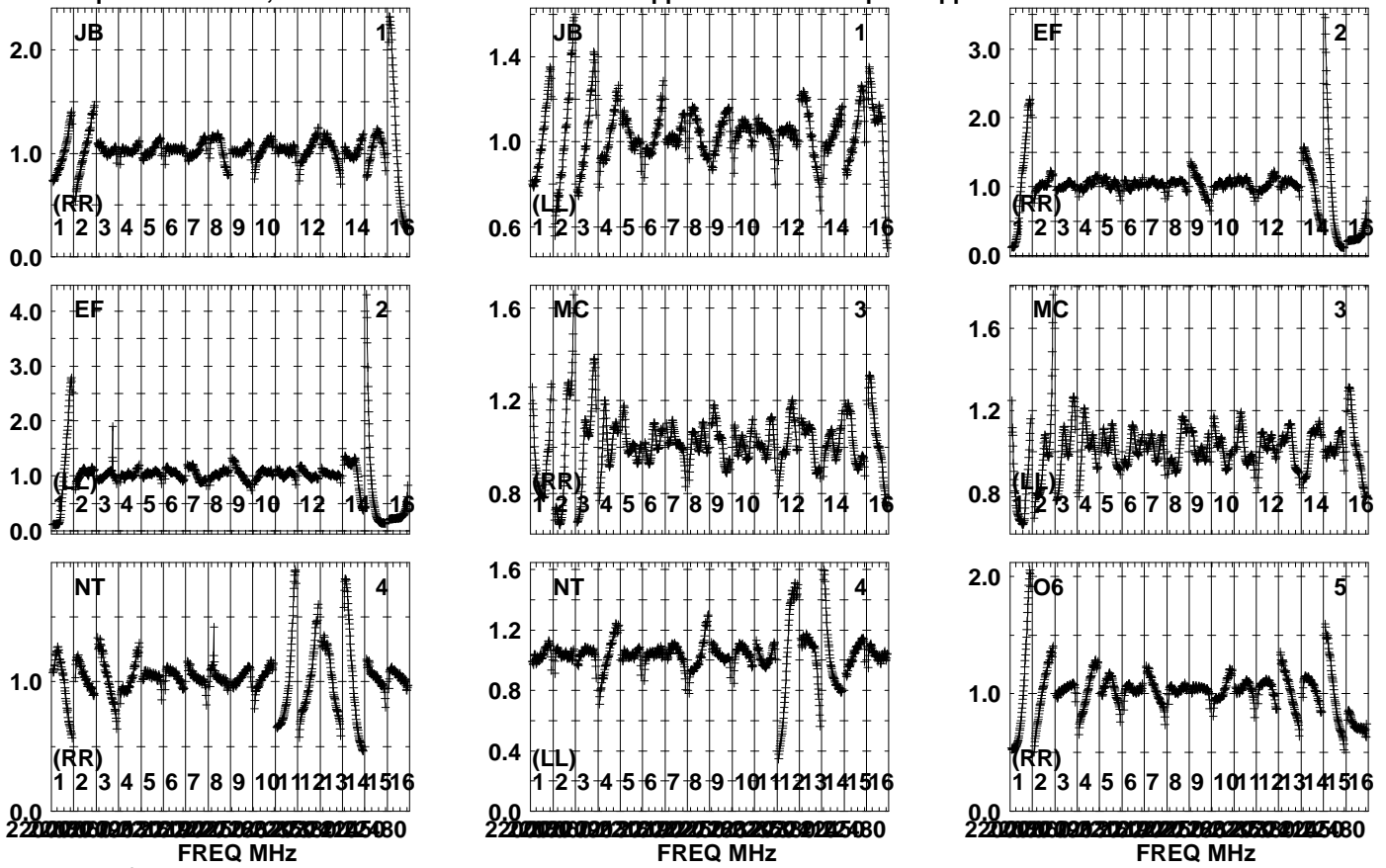


Lower frame: Real Jy
Auto-corr total-power spectrum Antenna: *
Timerange: 00/12:17:52 to 00/12:19:29

Plot file version 25 created 24-APR-2023 11:25:38

J2032 RSY09.UVDATA.1

Freq = 21.9925 GHz, Bw = 32.000 MH No calibration applied and no bandpass applied

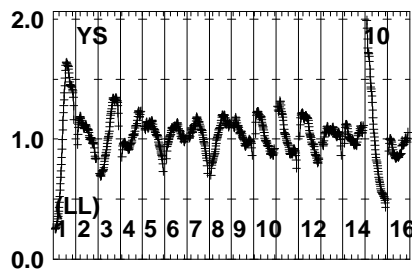
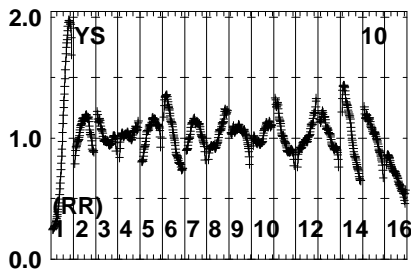
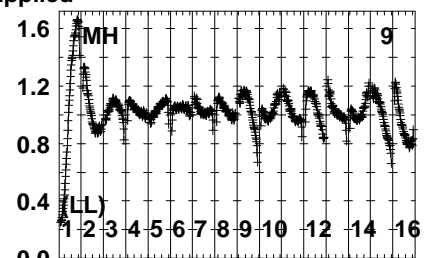
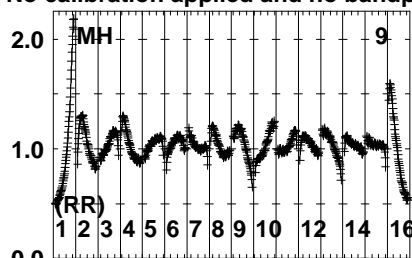
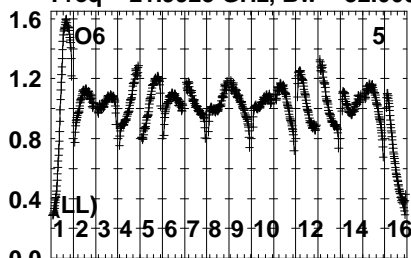


Lower frame: Real Jy
Auto-corr total-power spectrum Antenna: *
Timerange: 00/12:19:51 to 00/12:20:30

Plot file version 26 created 24-APR-2023 11:25:38

J2032 RSY09.UVDATA.1

Freq = 21.9925 GHz, Bw = 32.000 MH No calibration applied and no bandpass applied

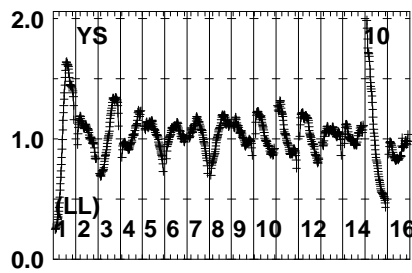
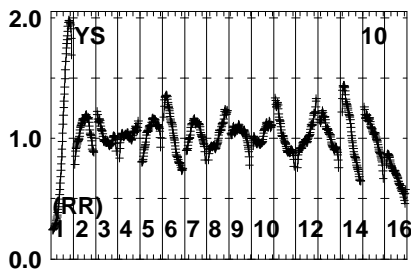
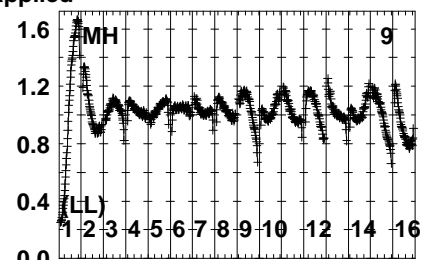
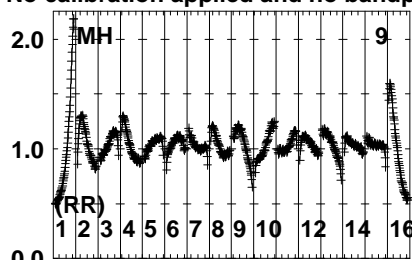
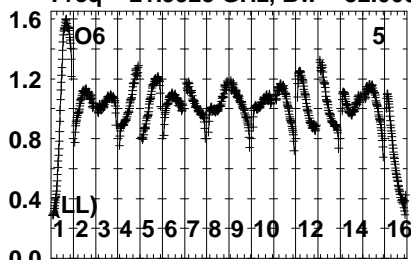


Lower frame: Real Jy
Auto-corr total-power spectrum Antenna: *
Timerange: 00/12:19:51 to 00/12:20:30

Plot file version 28 created 24-APR-2023 11:25:38

CYG-X3 RSY09.UVDATA.1

Freq = 21.9925 GHz, Bw = 32.000 MH No calibration applied and no bandpass applied

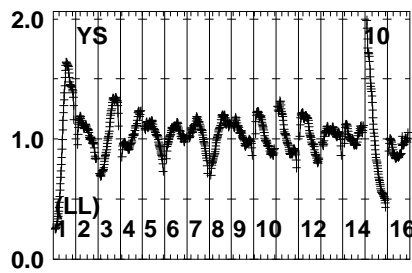
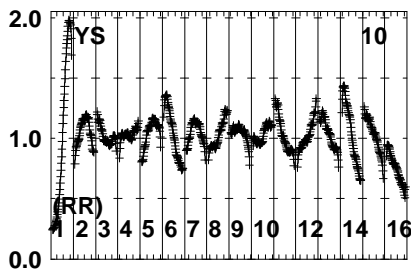
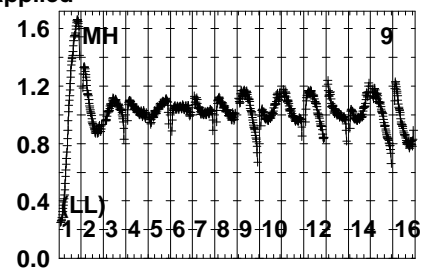
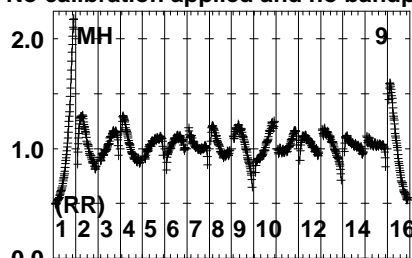
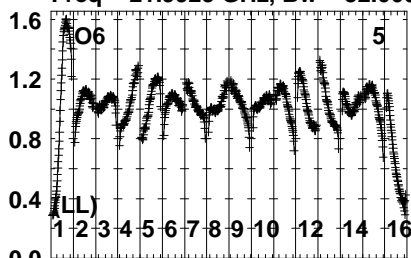


Lower frame: Real Jy
Auto-corr total-power spectrum Antenna: *
Timerange: 00/12:20:52 to 00/12:22:29

Plot file version 30 created 24-APR-2023 11:25:38

J2032 RSY09.UVDATA.1

Freq = 21.9925 GHz, Bw = 32.000 MH No calibration applied and no bandpass applied

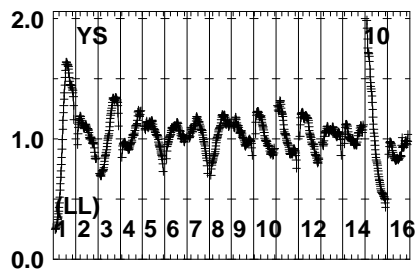
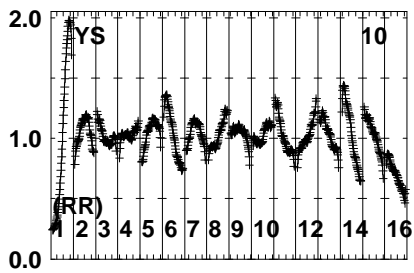
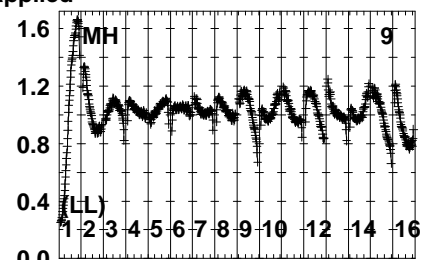
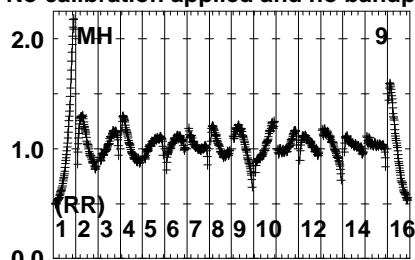
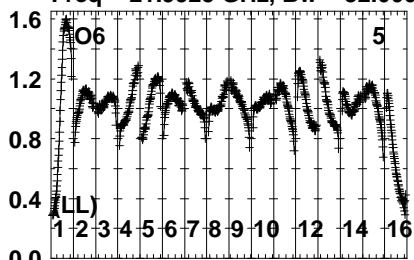


Lower frame: Real Jy
Auto-corr total-power spectrum Antenna: *
Timerange: 00/12:22:51 to 00/12:23:30

Plot file version 32 created 24-APR-2023 11:25:39

CYG-X3 RSY09.UVDATA.1

Freq = 21.9925 GHz, Bw = 32.000 MH No calibration applied and no bandpass applied

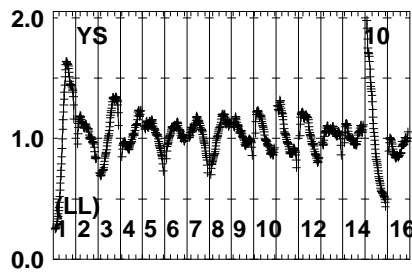
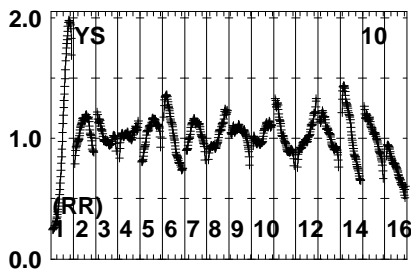
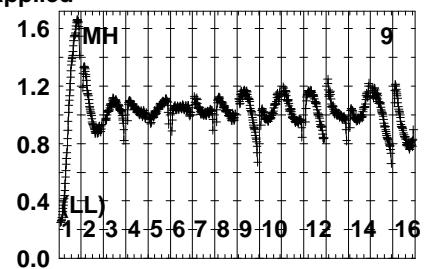
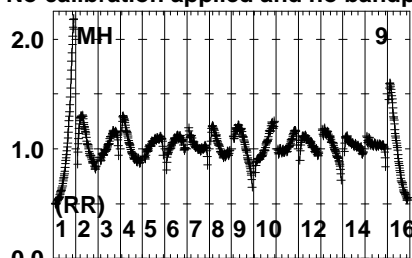
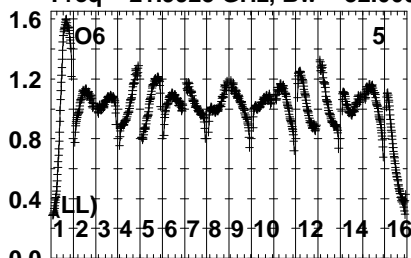


Lower frame: Real Jy
Auto-corr total-power spectrum Antenna: *
Timerange: 00/12:23:52 to 00/12:25:29

Plot file version 34 created 24-APR-2023 11:25:39

J2032 RSY09.UVDATA.1

Freq = 21.9925 GHz, Bw = 32.000 MH No calibration applied and no bandpass applied

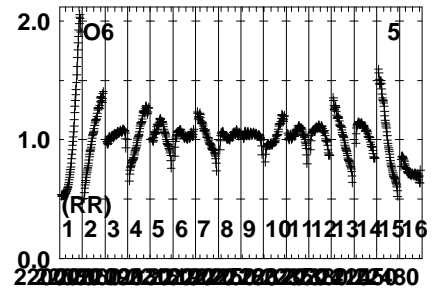
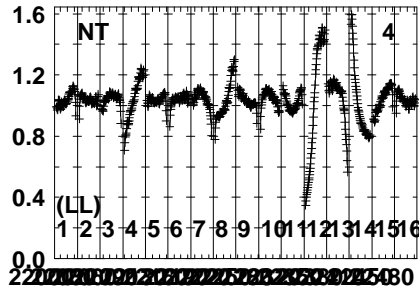
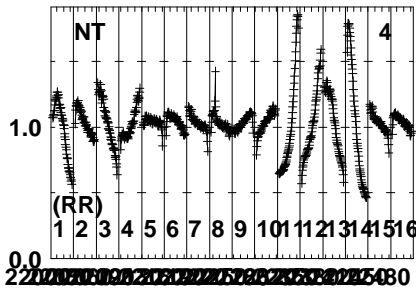
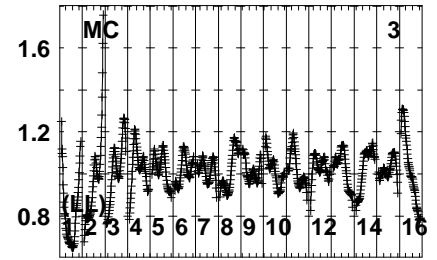
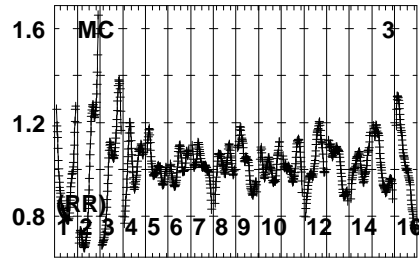
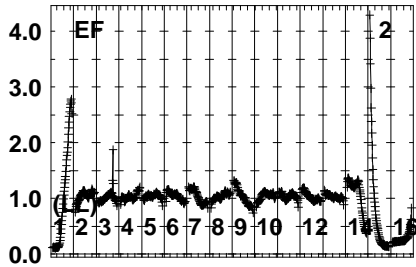
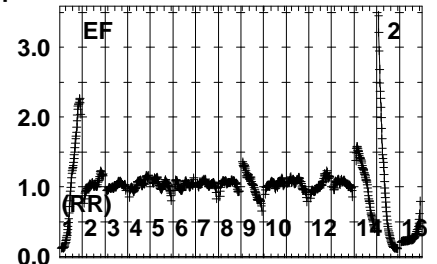
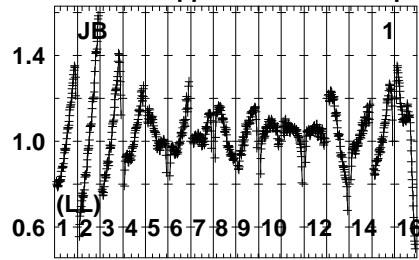
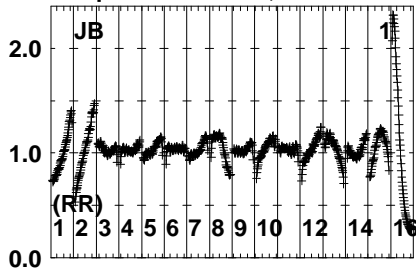


Lower frame: Real Jy
Auto-corr total-power spectrum Antenna: *
Timerange: 00/12:25:51 to 00/12:26:29

Plot file version 35 created 24-APR-2023 11:25:39

CYG-X3 RSY09.UVDATA.1

Freq = 21.9925 GHz, Bw = 32.000 MH No calibration applied and no bandpass applied



2200000000000000000000000000000000
FREQ MHz

2200000000000000000000000000000000
FREQ MHz

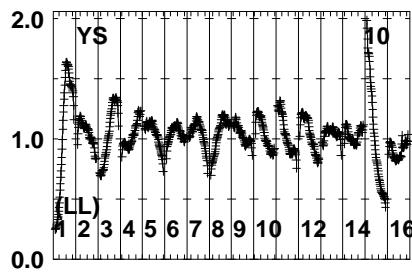
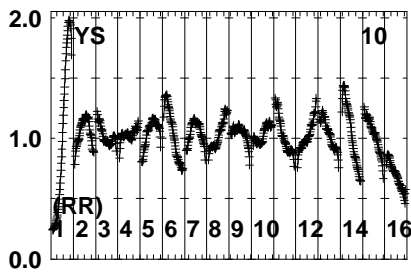
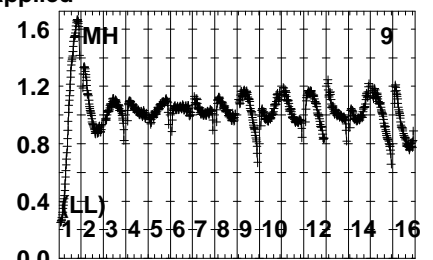
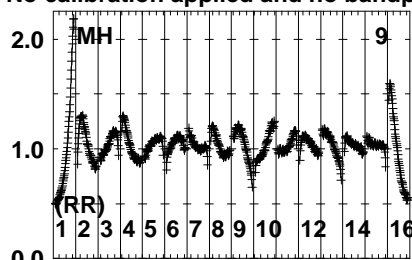
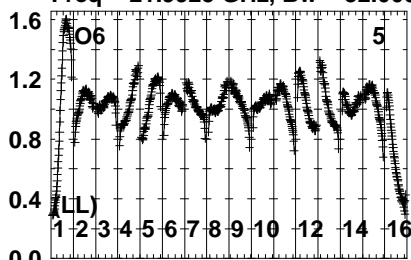
2200000000000000000000000000000000
FREQ MHz

Lower frame: Real Jy
Auto-corr total-power spectrum Antenna: *
Timerange: 00/12:26:51 to 00/12:28:30

Plot file version 36 created 24-APR-2023 11:25:39

CYG-X3 RSY09.UVDATA.1

Freq = 21.9925 GHz, Bw = 32.000 MH No calibration applied and no bandpass applied

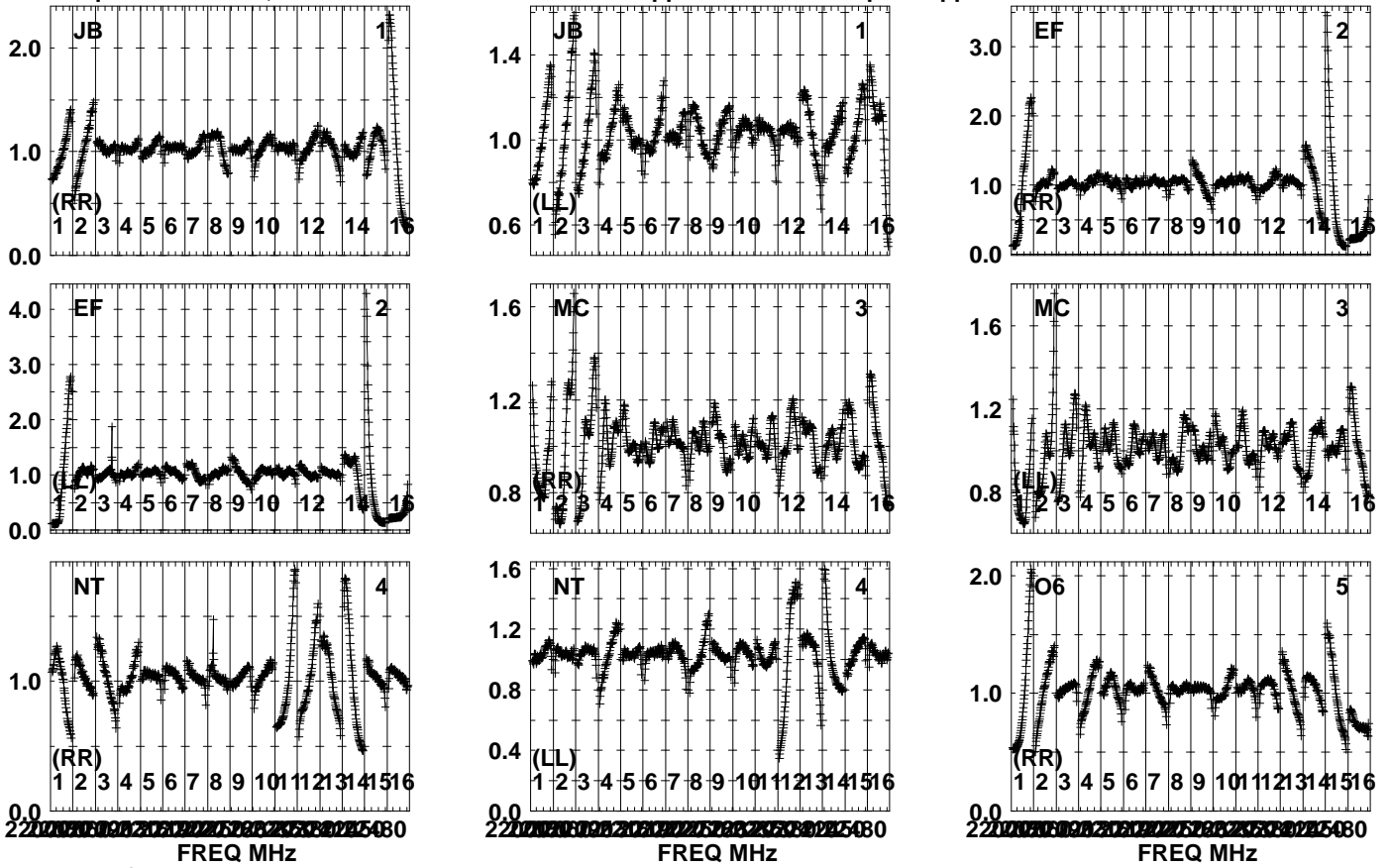


Lower frame: Real Jy
Auto-corr total-power spectrum Antenna: *
Timerange: 00/12:26:51 to 00/12:28:30

Plot file version 37 created 24-APR-2023 11:25:39

J2032 RSY09.UVDATA.1

Freq = 21.9925 GHz, Bw = 32.000 MH No calibration applied and no bandpass applied

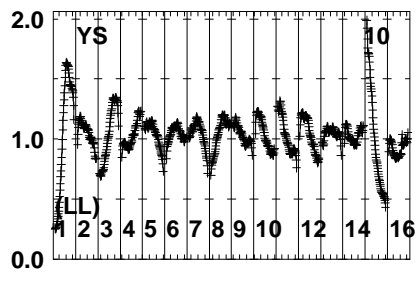
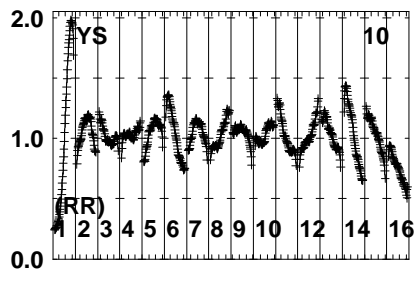
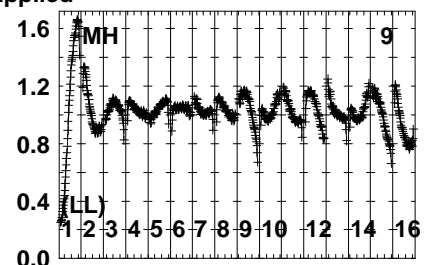
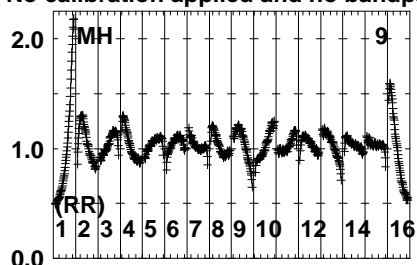
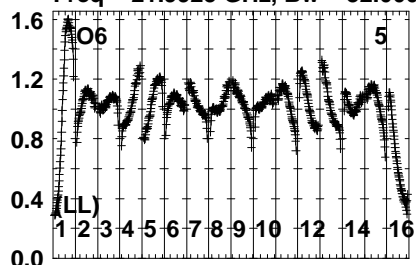


Lower frame: Real Jy
Auto-corr total-power spectrum Antenna: *
Timerange: 00/12:28:52 to 00/12:29:30

Plot file version 38 created 24-APR-2023 11:25:39

J2032 RSY09.UVDATA.1

Freq = 21.9925 GHz, Bw = 32.000 MH No calibration applied and no bandpass applied

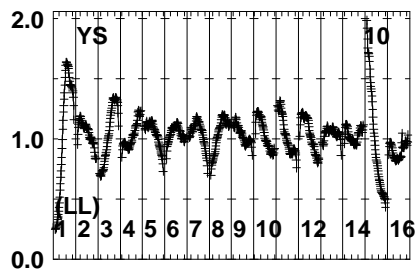
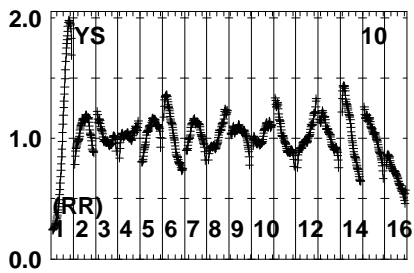
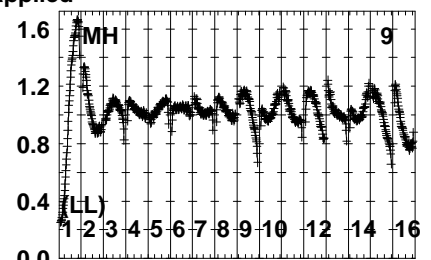
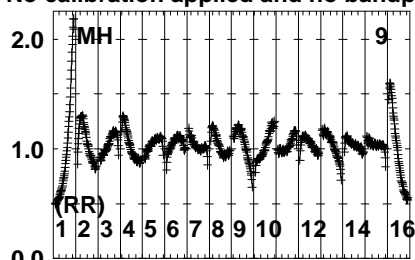
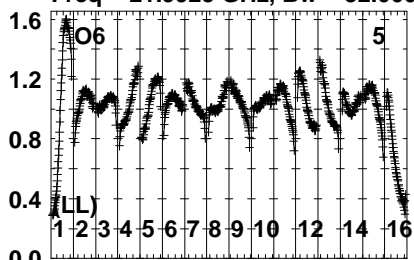


Lower frame: Real Jy
Auto-corr total-power spectrum Antenna: *
Timerange: 00/12:28:52 to 00/12:29:30

Plot file version 40 created 24-APR-2023 11:25:39

CYG-X3 RSY09.UVDATA.1

Freq = 21.9925 GHz, Bw = 32.000 MH No calibration applied and no bandpass applied

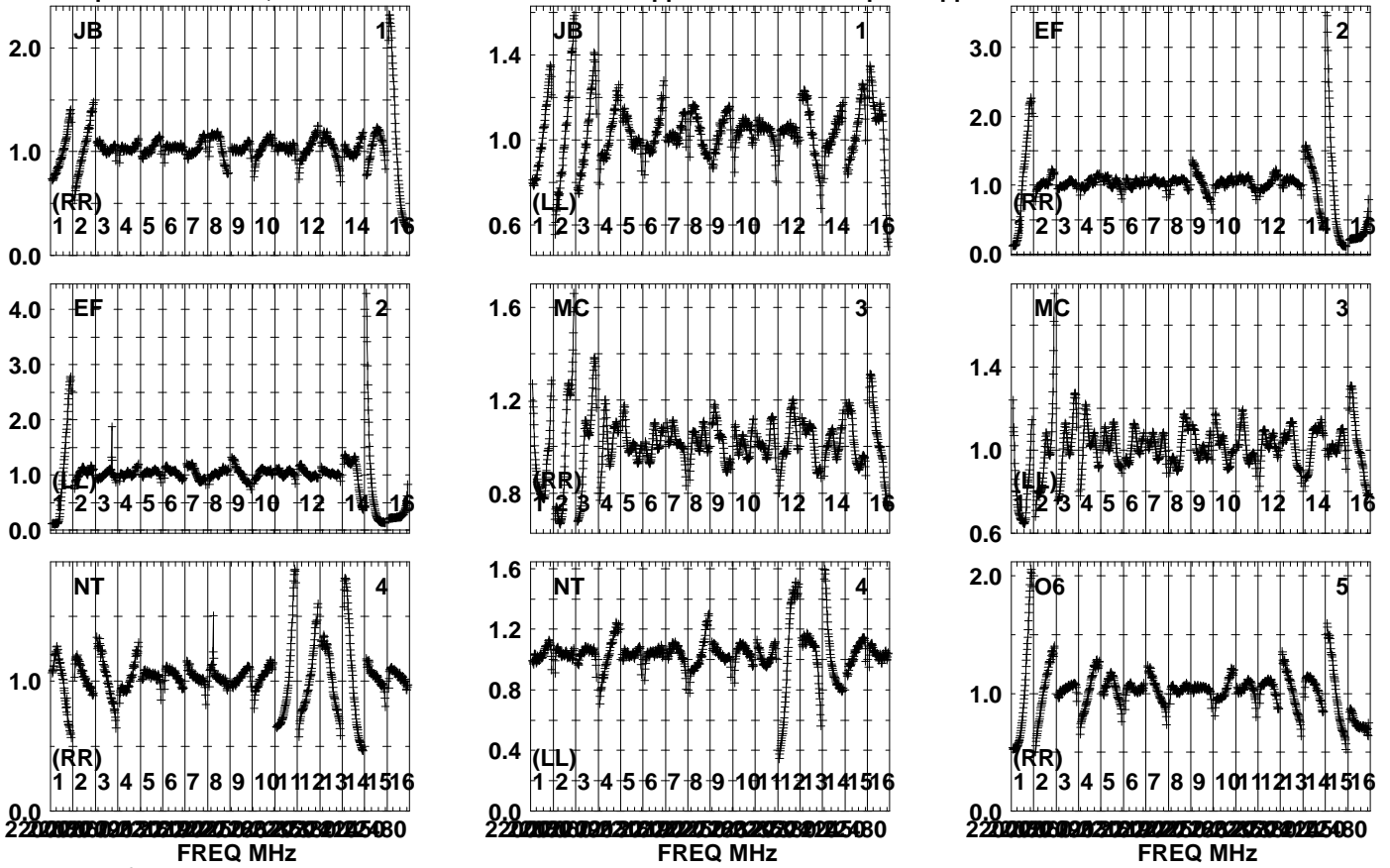


Lower frame: Real Jy
Auto-corr total-power spectrum Antenna: *
Timerange: 00/12:29:51 to 00/12:31:30

Plot file version 41 created 24-APR-2023 11:25:39

J2033+4000 RSY09.UVDATA.1

Freq = 21.9925 GHz, Bw = 32.000 MH No calibration applied and no bandpass applied

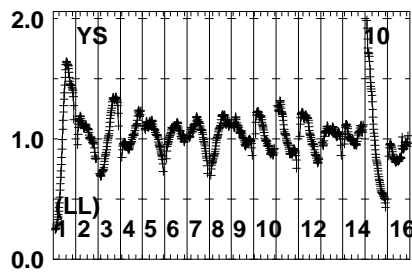
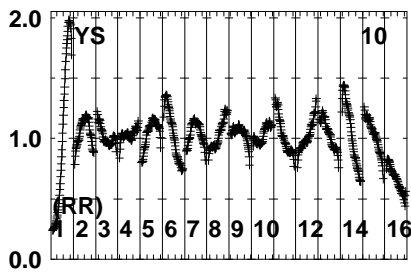
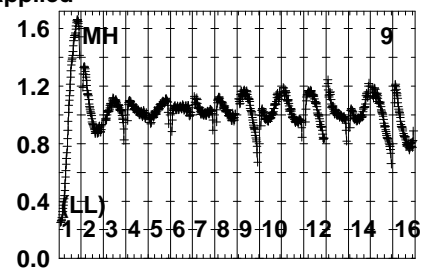
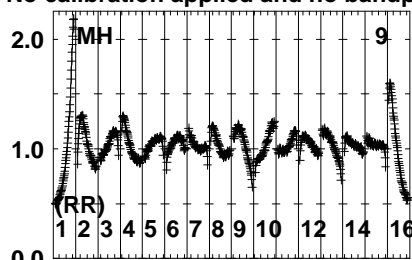
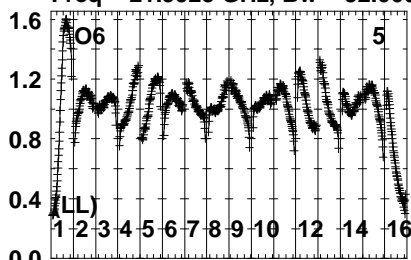


Lower frame: Real Jy
 Auto-corr total-power spectrum Antenna: *
 Timerange: 00/12:32:11 to 00/12:32:30

Plot file version 42 created 24-APR-2023 11:25:39

J2033+4000 RSY09.UVDATA.1

Freq = 21.9925 GHz, Bw = 32.000 MH No calibration applied and no bandpass applied

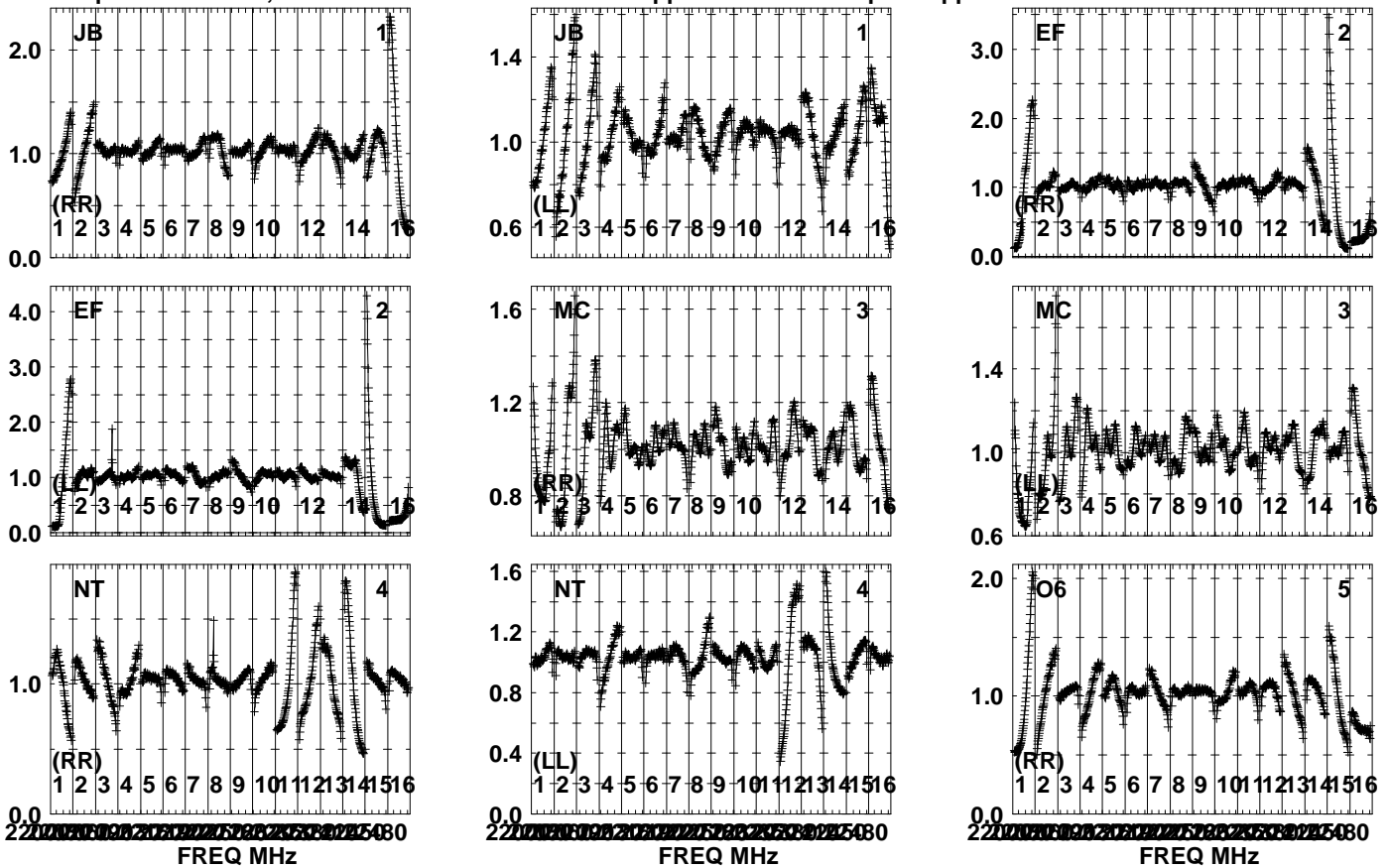


Lower frame: Real Jy
Auto-corr total-power spectrum Antenna: *
Timerange: 00/12:32:11 to 00/12:32:30

Plot file version 43 created 24-APR-2023 11:25:39

CYG-X3 RSY09.UVDATA.1

Freq = 21.9925 GHz, Bw = 32.000 MH No calibration applied and no bandpass applied



Lower frame: Real Jy

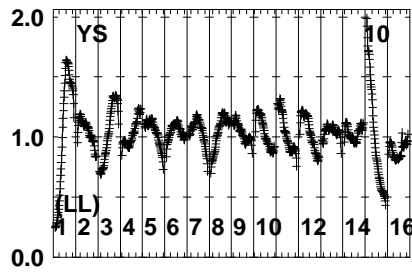
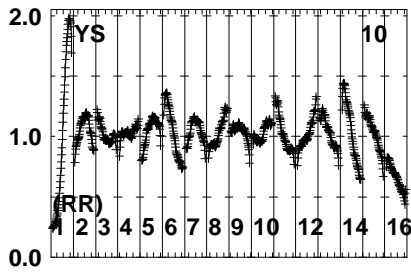
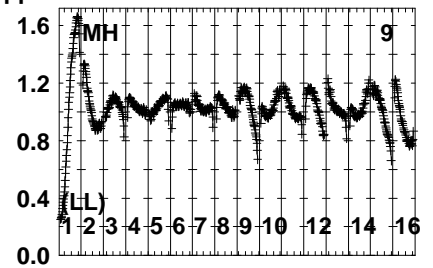
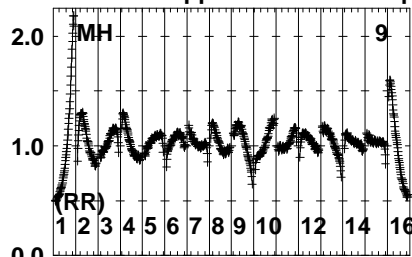
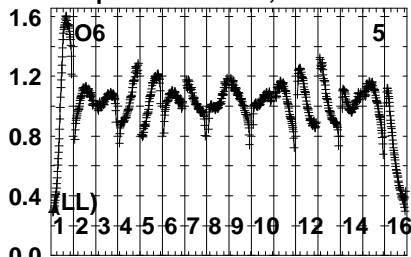
Auto-corr total-power spectrum Antenna: *

Timerange: 00/12:33:11 to 00/12:33:29

Plot file version 44 created 24-APR-2023 11:25:39

CYG-X3 RSY09.UVDATA.1

Freq = 21.9925 GHz, Bw = 32.000 MH No calibration applied and no bandpass applied

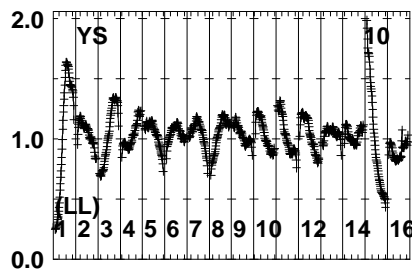
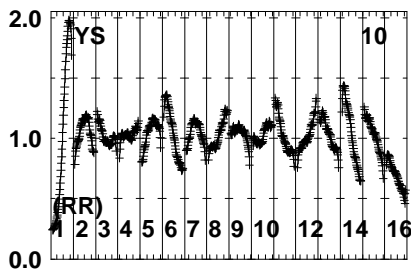
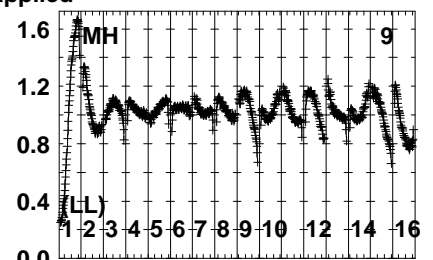
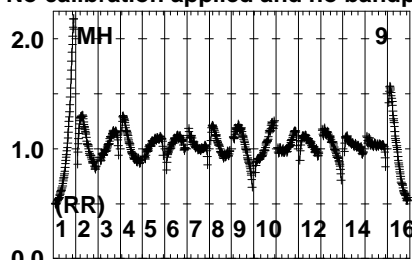
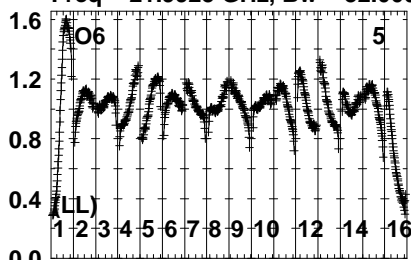


Lower frame: Real Jy
Auto-corr total-power spectrum Antenna: *
Timerange: 00/12:33:11 to 00/12:33:29

Plot file version 46 created 24-APR-2023 11:25:40

CYG-X3 RSY09.UVDATA.1

Freq = 21.9925 GHz, Bw = 32.000 MH No calibration applied and no bandpass applied

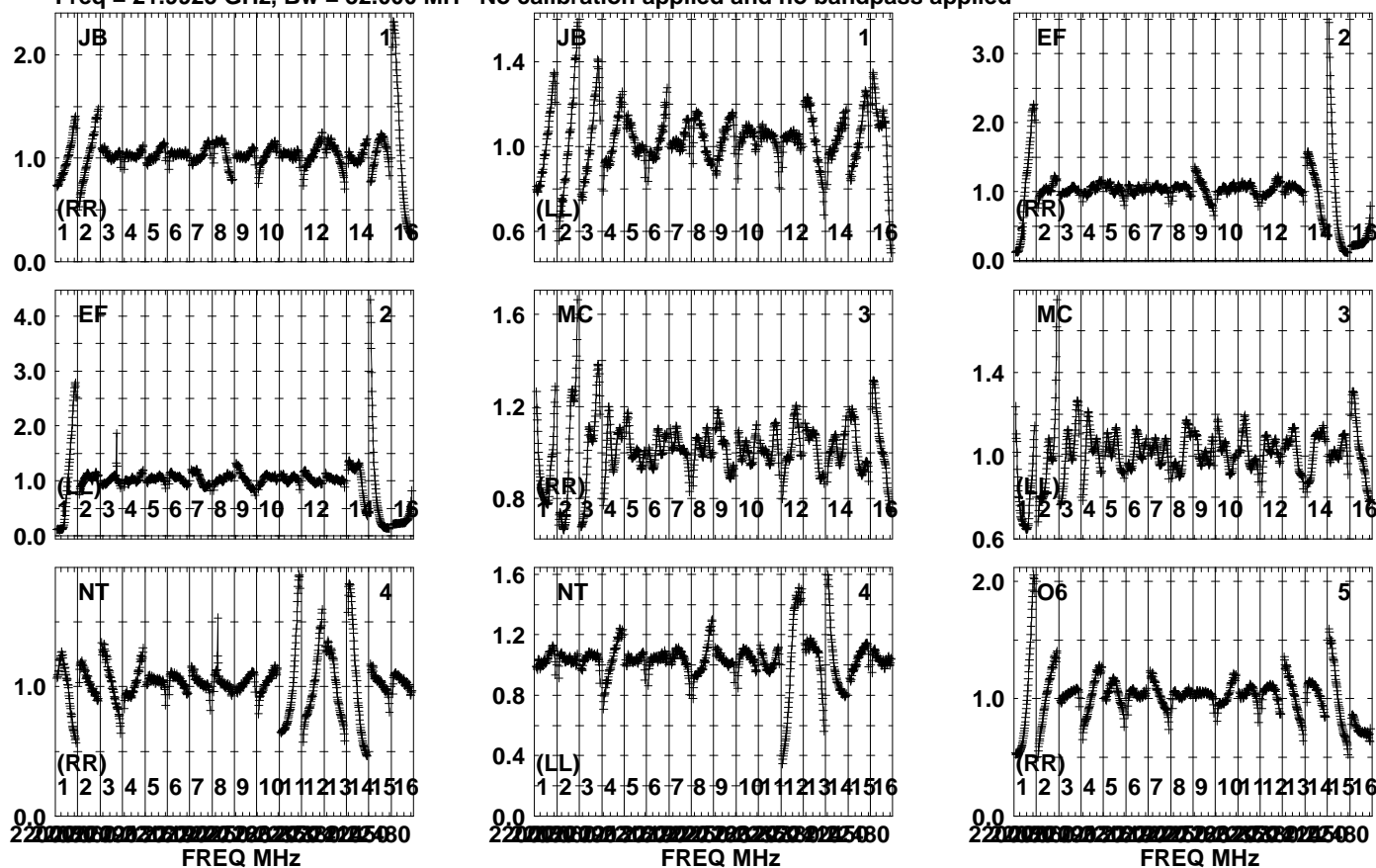


Lower frame: Real Jy
Auto-corr total-power spectrum Antenna: *
Timerange: 00/12:33:51 to 00/12:35:30

Plot file version 47 created 24-APR-2023 11:25:40

J2032 RSY09.UVDATA.1

Freq = 21.9925 GHz, Bw = 32.000 MH No calibration applied and no bandpass applied

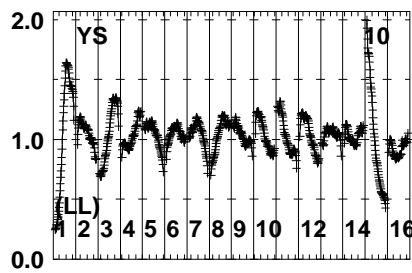
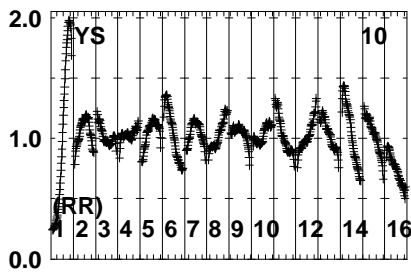
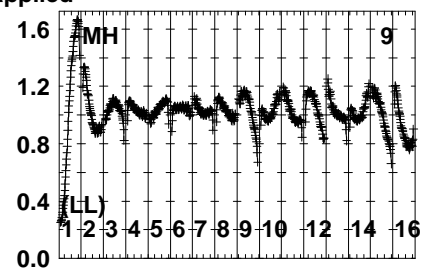
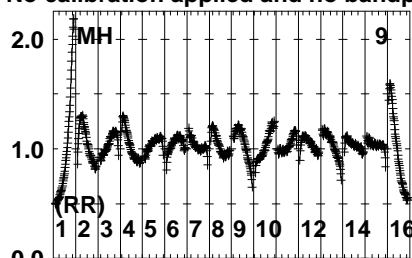
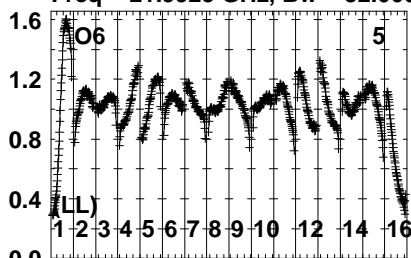


Lower frame: Real Jy
Auto-corr total-power spectrum Antenna: *
Timerange: 00/12:35:52 to 00/12:36:30

Plot file version 48 created 24-APR-2023 11:25:40

J2032 RSY09.UVDATA.1

Freq = 21.9925 GHz, Bw = 32.000 MH No calibration applied and no bandpass applied

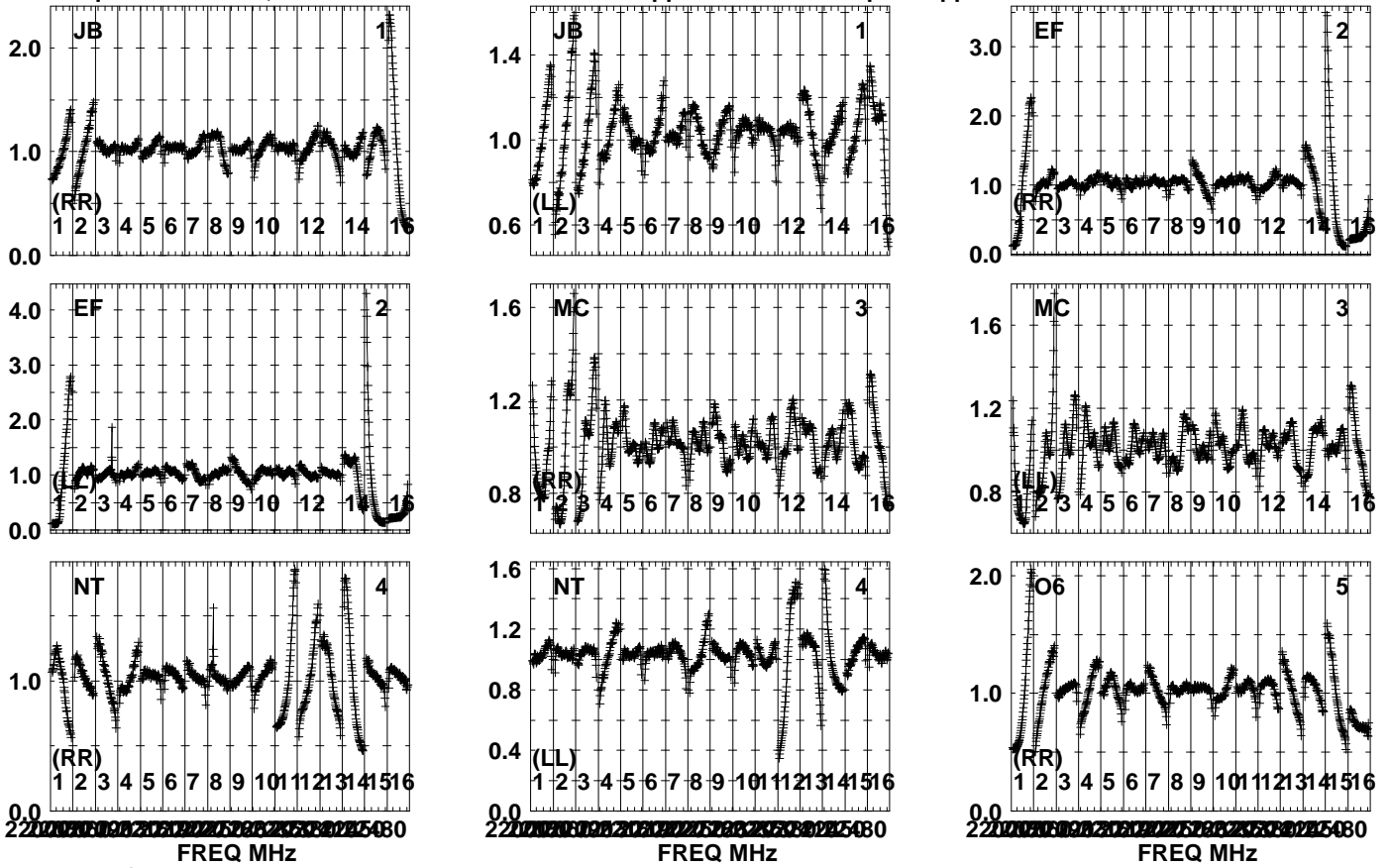


Lower frame: Real Jy
Auto-corr total-power spectrum Antenna: *
Timerange: 00/12:35:52 to 00/12:36:30

Plot file version 49 created 24-APR-2023 11:25:40

CYG-X3 RSY09.UVDATA.1

Freq = 21.9925 GHz, Bw = 32.000 MH No calibration applied and no bandpass applied

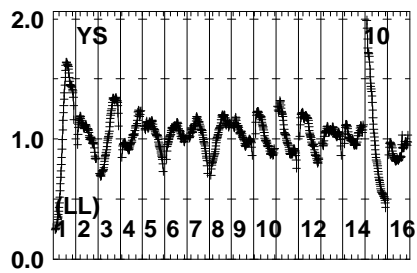
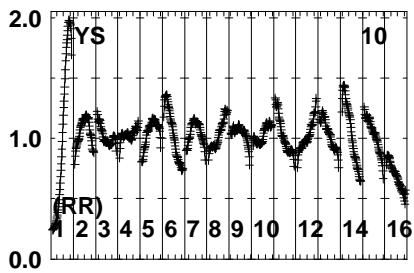
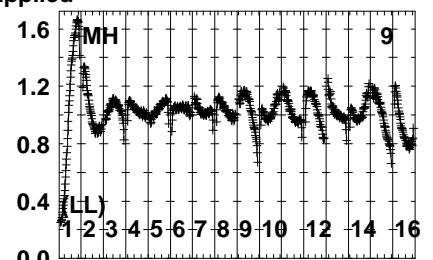
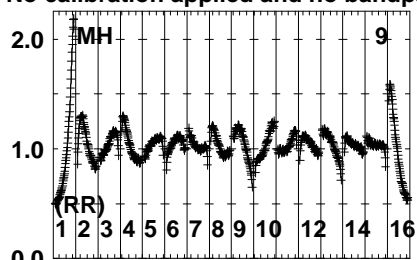
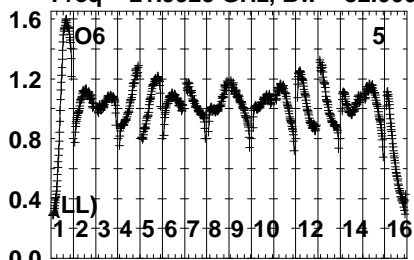


Lower frame: Real Jy
 Auto-corr total-power spectrum Antenna: *
 Timerange: 00/12:36:52 to 00/12:38:29

Plot file version 50 created 24-APR-2023 11:25:40

CYG-X3 RSY09.UVDATA.1

Freq = 21.9925 GHz, Bw = 32.000 MH No calibration applied and no bandpass applied

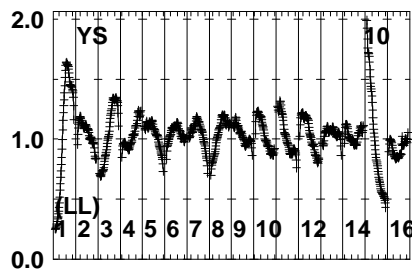
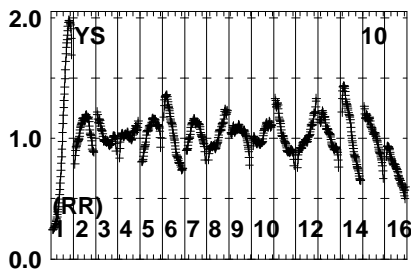
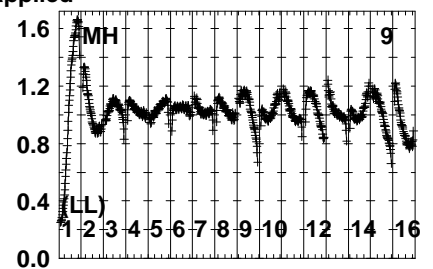
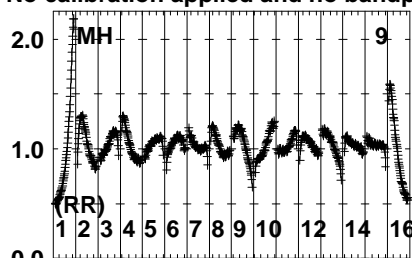
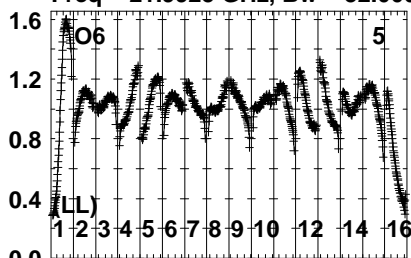


Lower frame: Real Jy
Auto-corr total-power spectrum Antenna: *
Timerange: 00/12:36:52 to 00/12:38:29

Plot file version 52 created 24-APR-2023 11:25:40

J2032 RSY09.UVDATA.1

Freq = 21.9925 GHz, Bw = 32.000 MH No calibration applied and no bandpass applied

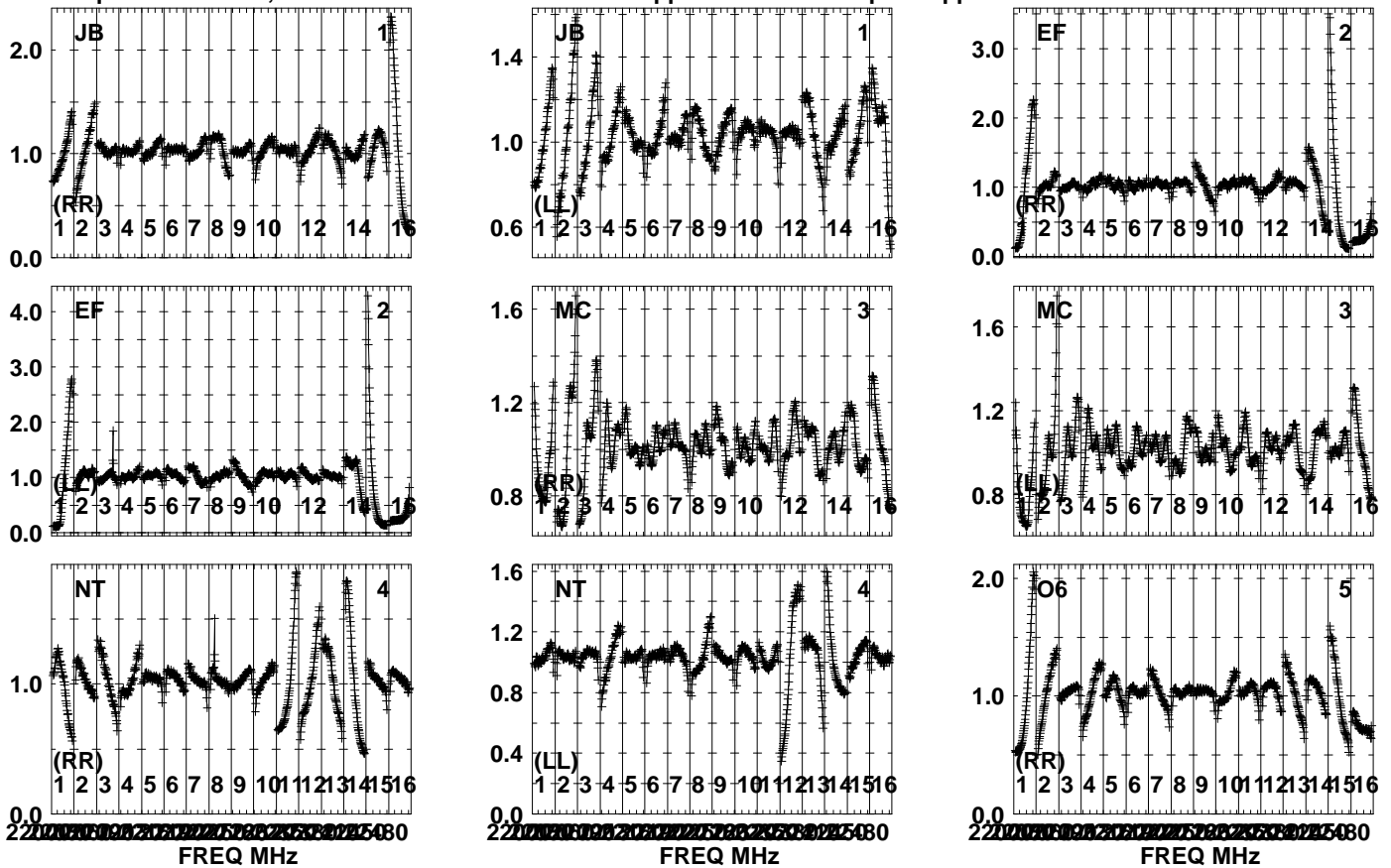


Lower frame: Real Jy
Auto-corr total-power spectrum Antenna: *
Timerange: 00/12:38:51 to 00/12:39:30

Plot file version 53 created 24-APR-2023 11:25:40

CYG-X3 RSY09.UVDATA.1

Freq = 21.9925 GHz, Bw = 32.000 MH No calibration applied and no bandpass applied

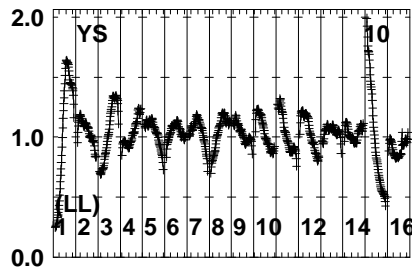
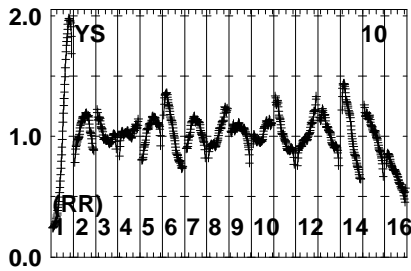
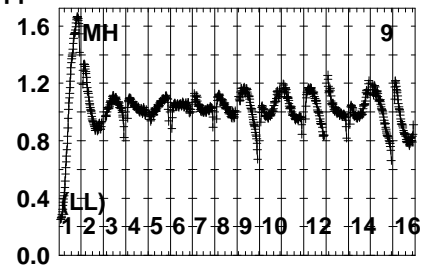
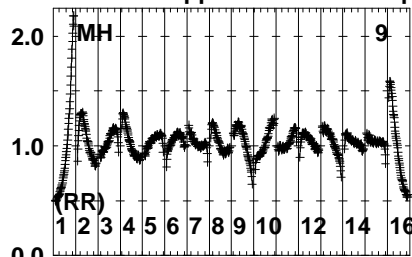
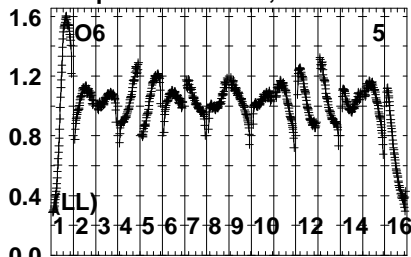


Lower frame: Real Jy
Auto-corr total-power spectrum Antenna: *
Timerange: 00:12:39:51 to 00:12:41:30

Plot file version 54 created 24-APR-2023 11:25:40

CYG-X3 RSY09.UVDATA.1

Freq = 21.9925 GHz, Bw = 32.000 MH No calibration applied and no bandpass applied

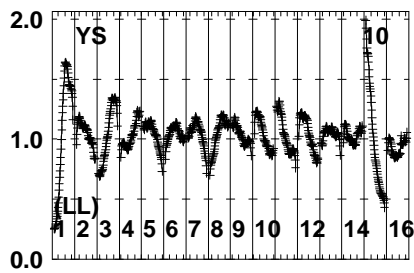
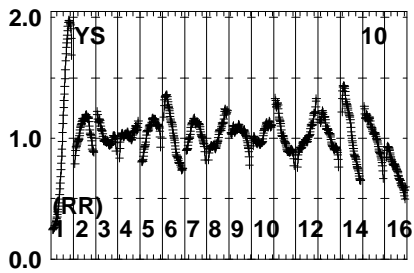
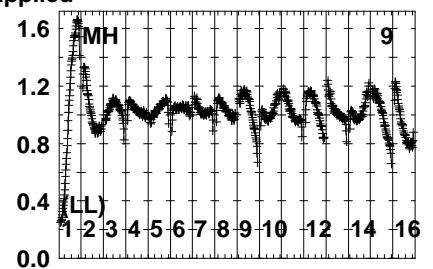
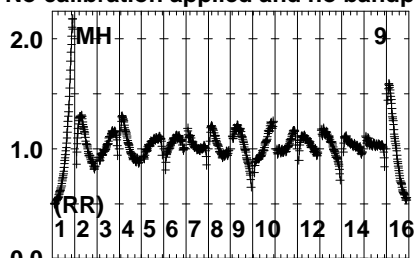
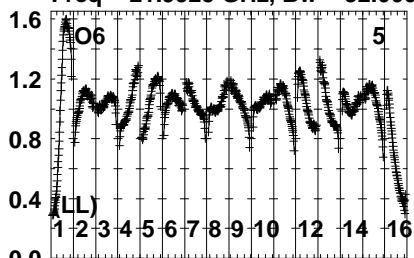


Lower frame: Real Jy
Auto-corr total-power spectrum Antenna: *
Timerange: 00/12:39:51 to 00/12:41:30

Plot file version 56 created 24-APR-2023 11:25:41

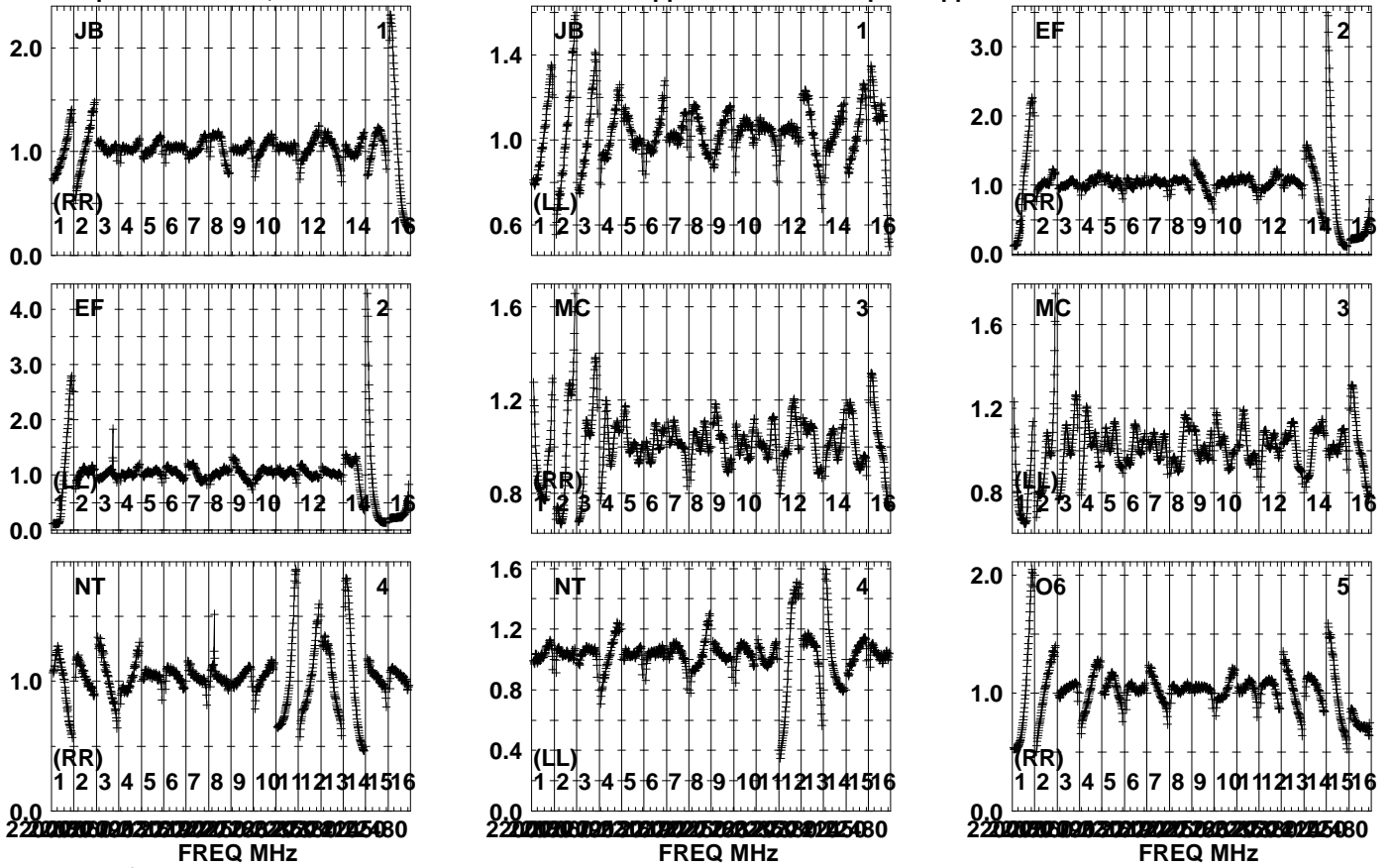
J2032 RSY09.UVDATA.1

Freq = 21.9925 GHz, Bw = 32.000 MH No calibration applied and no bandpass applied



Lower frame: Real Jy
Auto-corr total-power spectrum Antenna: *
Timerange: 00/12:41:51 to 00/12:42:30

Plot file version 57 created 24-APR-2023 11:25:41
CYG-X3 RSY09.UVDATA.1
Freq = 21.9925 GHz, Bw = 32.000 MH No calibration applied and no bandpass applied

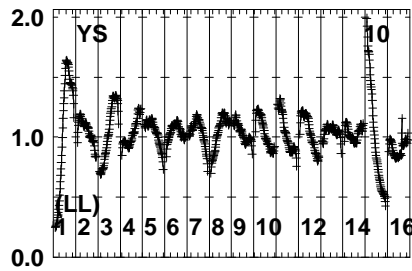
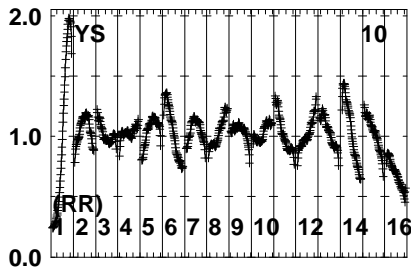
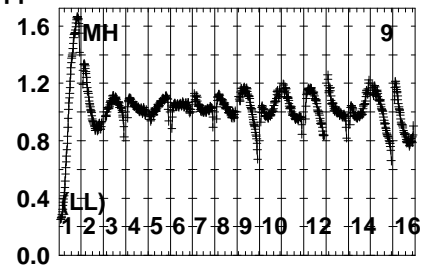
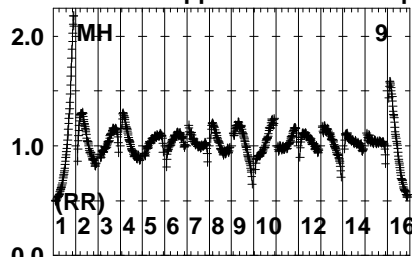
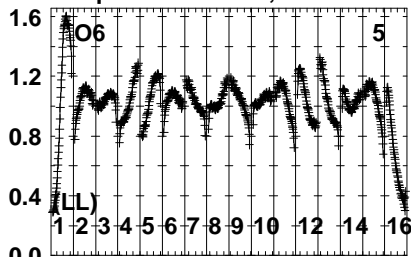


Lower frame: Real Jy
Auto-corr total-power spectrum Antenna: *
Timerange: 00/12:42:52 to 00/12:44:29

Plot file version 58 created 24-APR-2023 11:25:41

CYG-X3 RSY09.UVDATA.1

Freq = 21.9925 GHz, Bw = 32.000 MH No calibration applied and no bandpass applied

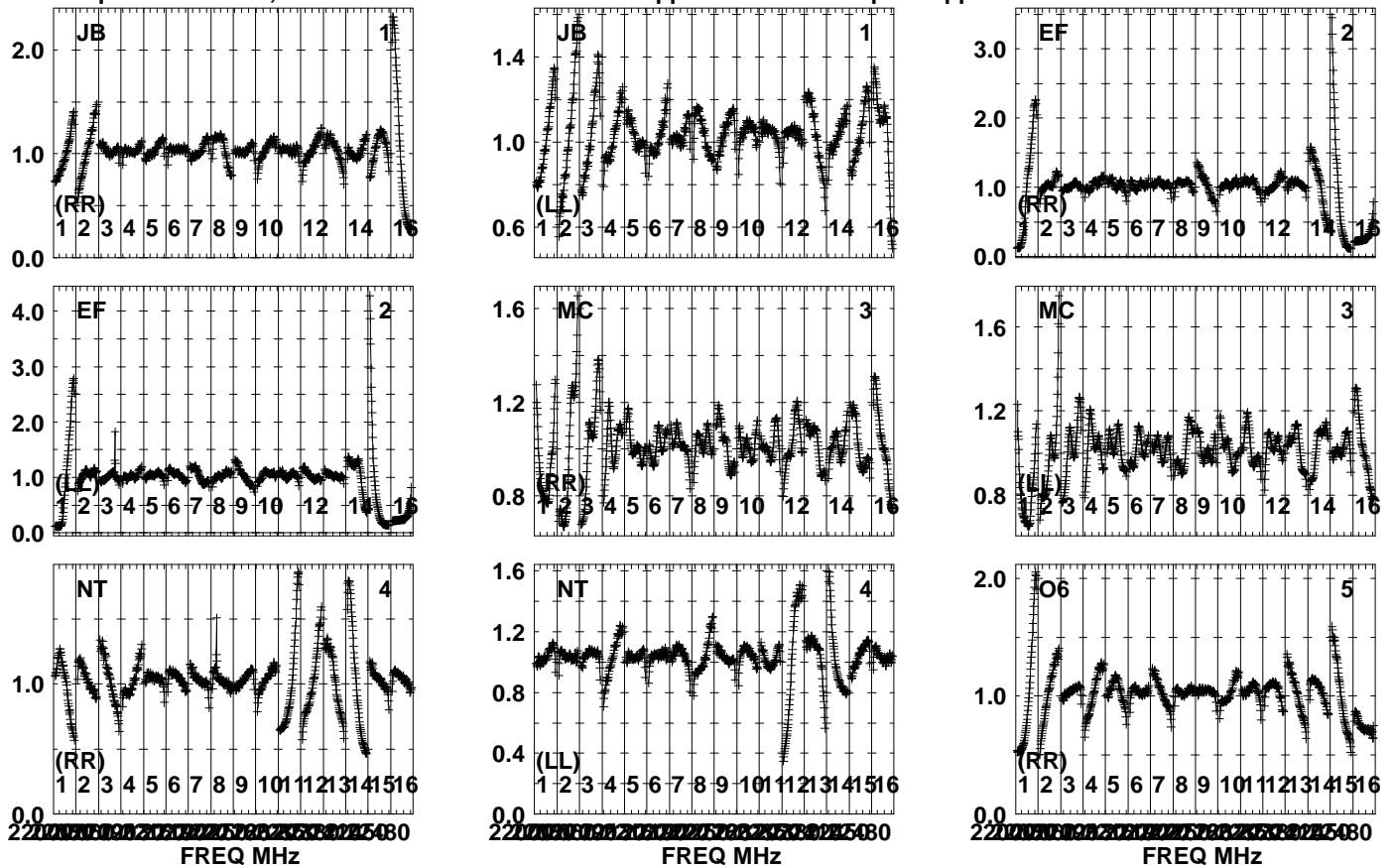


Lower frame: Real Jy
Auto-corr total-power spectrum Antenna: *
Timerange: 00/12:42:52 to 00/12:44:29

Plot file version 59 created 24-APR-2023 11:25:41

J2032_RSY09.UVDATA.1

Freq = 21.9925 GHz, Bw = 32.000 MH No calibration applied and no bandpass applied

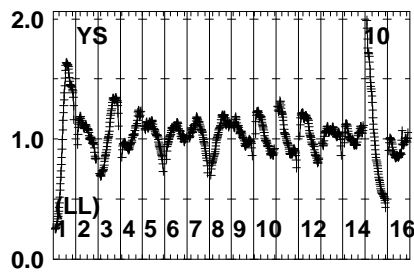
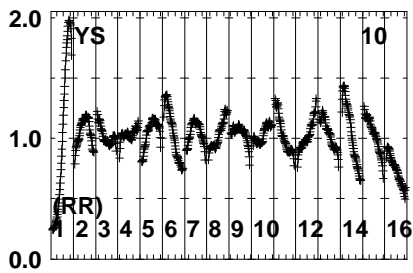
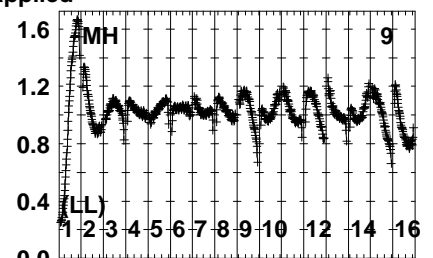
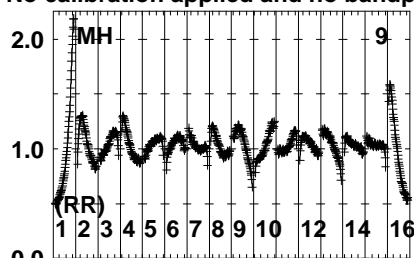
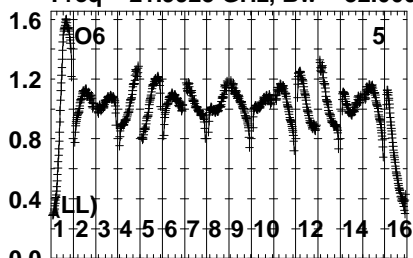


Lower frame: Real Jy
Auto-corr total-power spectrum Antenna: *
Timerange: 00/12:44:51 to 00/12:45:29

Plot file version 60 created 24-APR-2023 11:25:41

J2032 RSY09.UVDATA.1

Freq = 21.9925 GHz, Bw = 32.000 MH No calibration applied and no bandpass applied

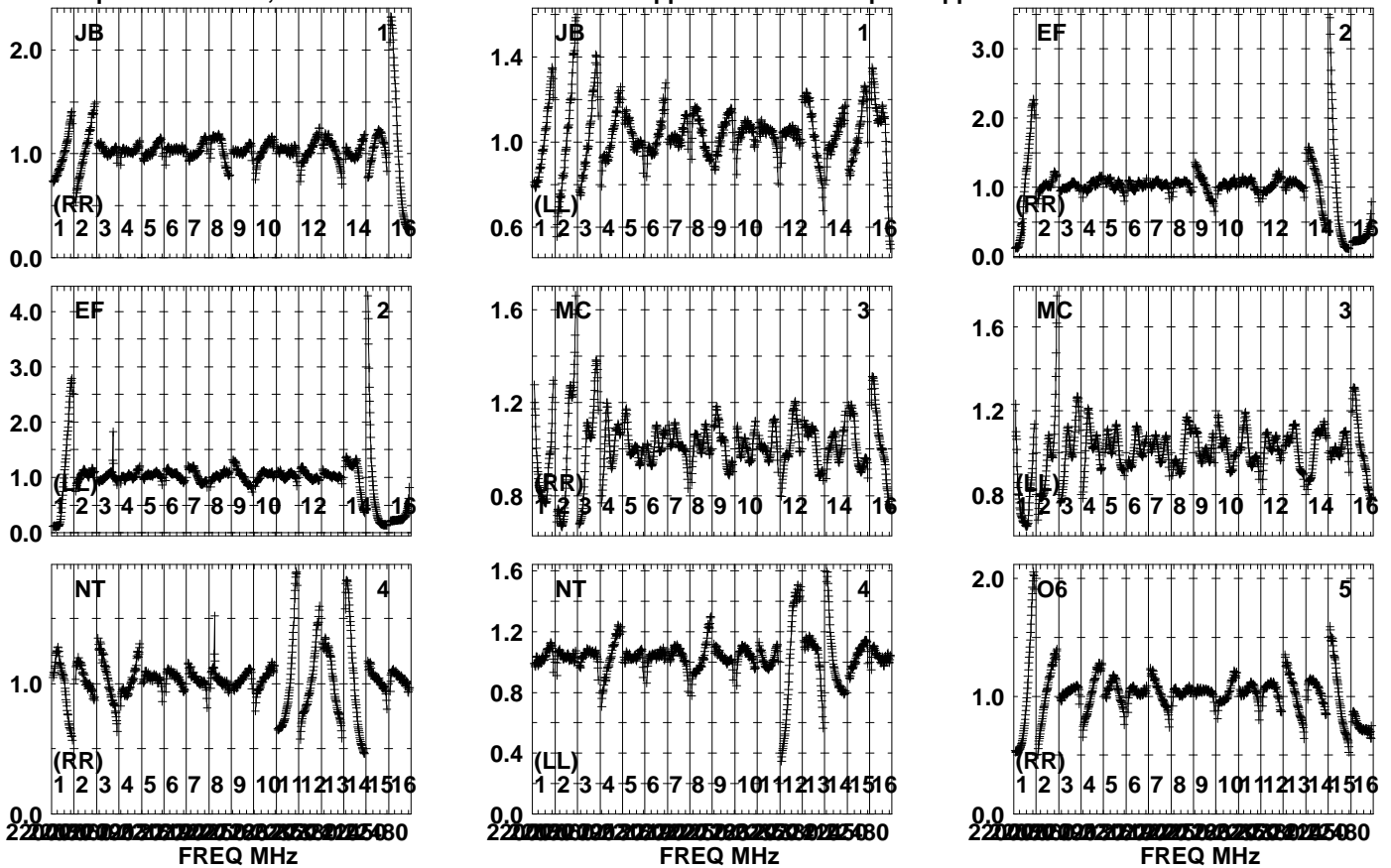


Lower frame: Real Jy
Auto-corr total-power spectrum Antenna: *
Timerange: 00/12:44:51 to 00/12:45:29

Plot file version 61 created 24-APR-2023 11:25:41

CYG-X3 RSY09.UVDATA.1

Freq = 21.9925 GHz, Bw = 32.000 MH No calibration applied and no bandpass applied

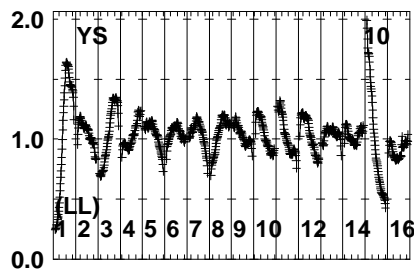
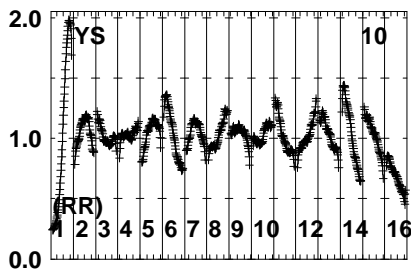
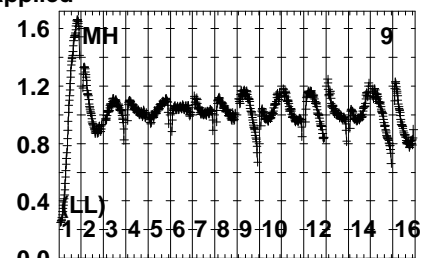
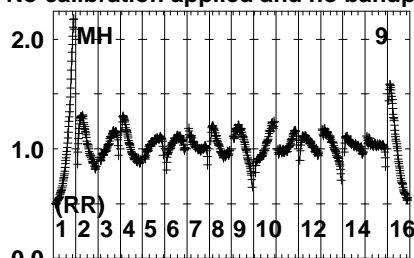
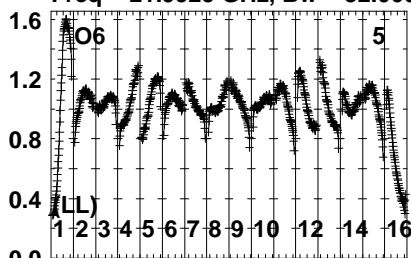


Lower frame: Real Jy
Auto-corr total-power spectrum Antenna: *
Timerange: 00/12:45:51 to 00/12:47:29

Plot file version 62 created 24-APR-2023 11:25:41

CYG-X3 RSY09.UVDATA.1

Freq = 21.9925 GHz, Bw = 32.000 MH No calibration applied and no bandpass applied

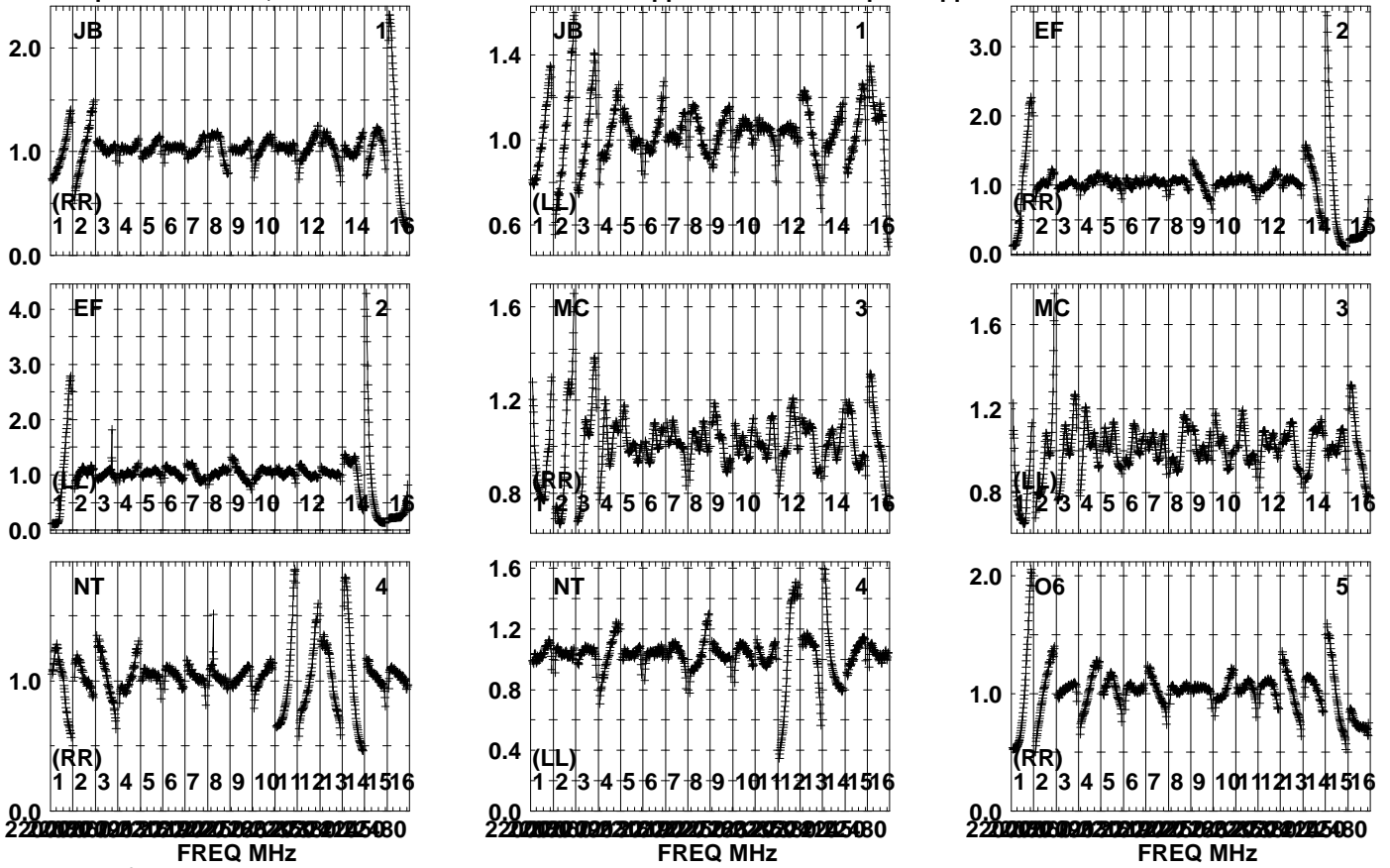


Lower frame: Real Jy
Auto-corr total-power spectrum Antenna: *
Timerange: 00/12:45:51 to 00/12:47:29

Plot file version 63 created 24-APR-2023 11:25:41

J2032 RSY09.UVDATA.1

Freq = 21.9925 GHz, Bw = 32.000 MH No calibration applied and no bandpass applied

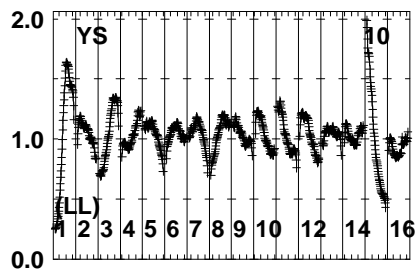
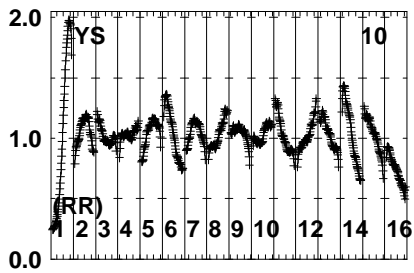
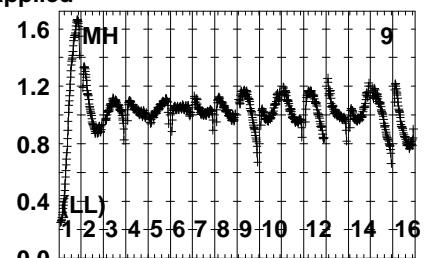
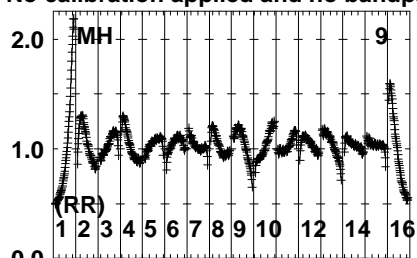
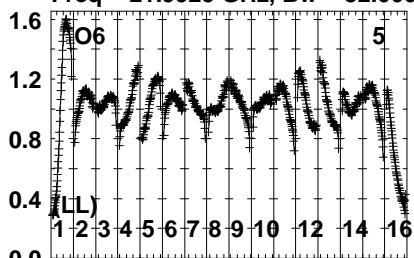


Lower frame: Real Jy
Auto-corr total-power spectrum Antenna: *
Timerange: 00/12:47:52 to 00/12:48:30

Plot file version 64 created 24-APR-2023 11:25:41

J2032 RSY09.UVDATA.1

Freq = 21.9925 GHz, Bw = 32.000 MH No calibration applied and no bandpass applied

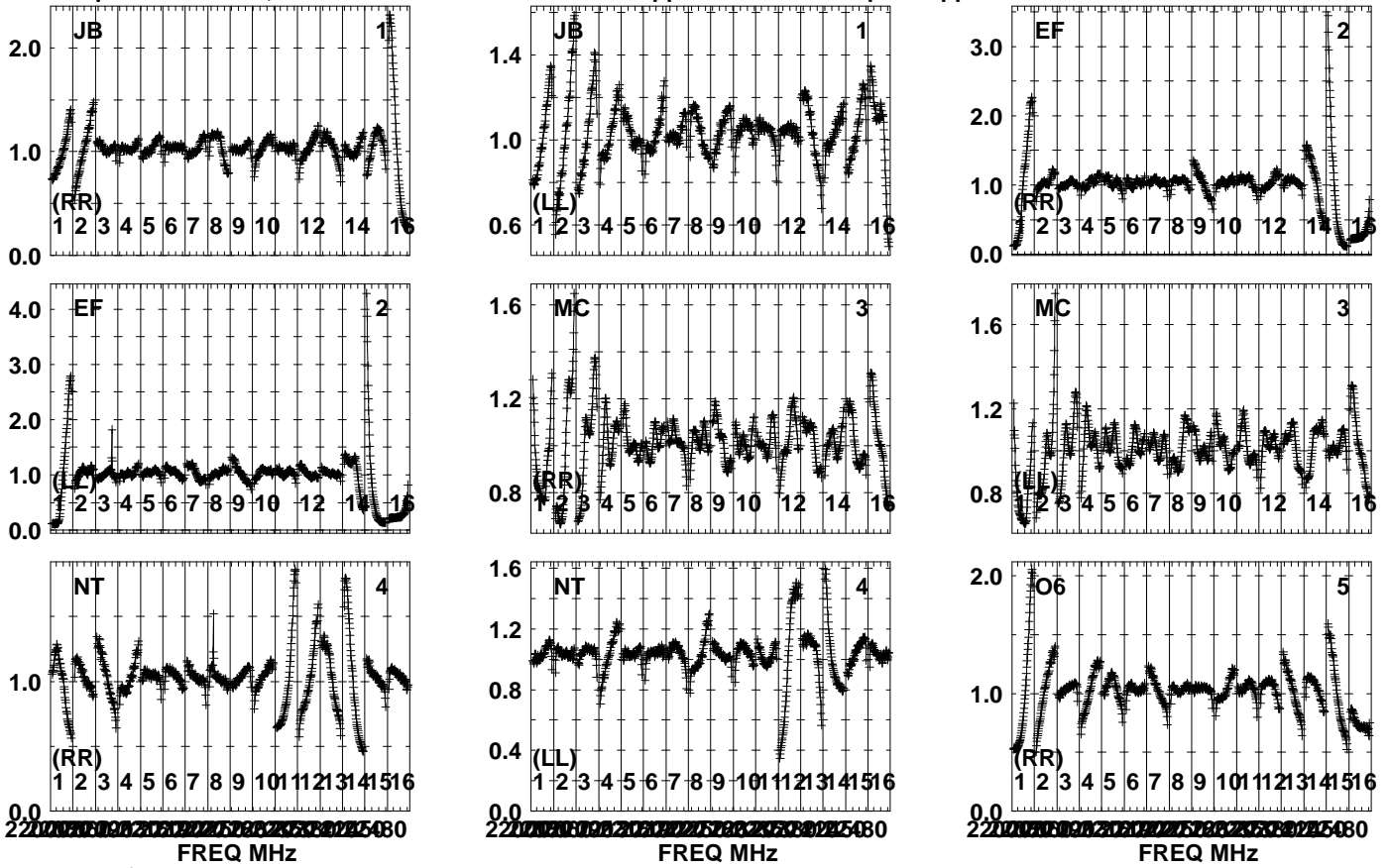


Lower frame: Real Jy
Auto-corr total-power spectrum Antenna: *
Timerange: 00/12:47:52 to 00/12:48:30

Plot file version 65 created 24-APR-2023 11:25:41

CYG-X3 RSY09.UVDATA.1

Freq = 21.9925 GHz, Bw = 32.000 MH No calibration applied and no bandpass applied

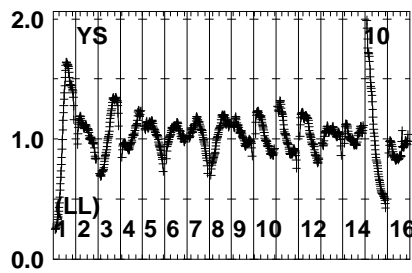
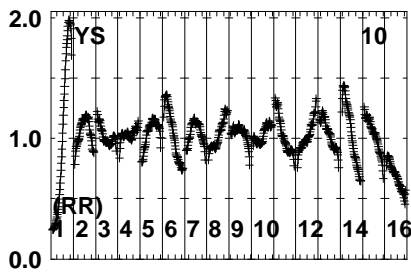
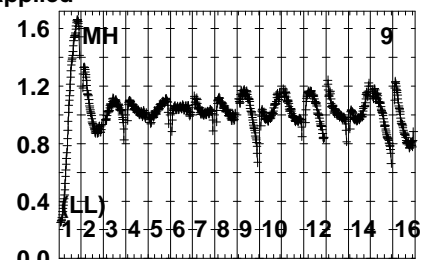
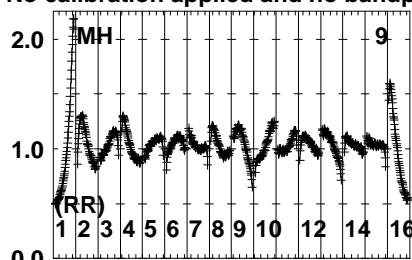
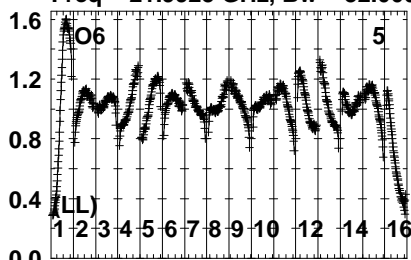


Lower frame: Real Jy
Auto-corr total-power spectrum Antenna: *
Timerange: 00/12:48:52 to 00/12:50:30

Plot file version 66 created 24-APR-2023 11:25:41

CYG-X3 RSY09.UVDATA.1

Freq = 21.9925 GHz, Bw = 32.000 MH No calibration applied and no bandpass applied

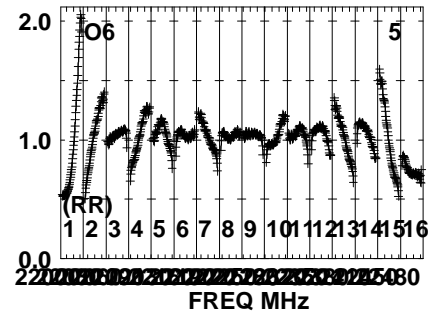
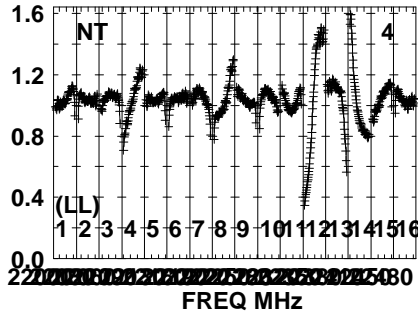
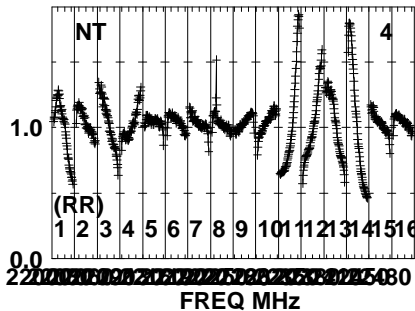
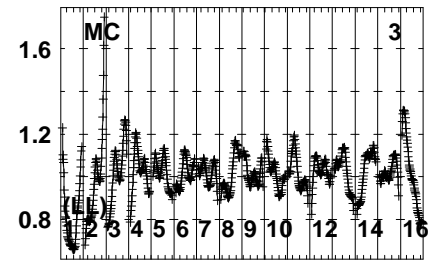
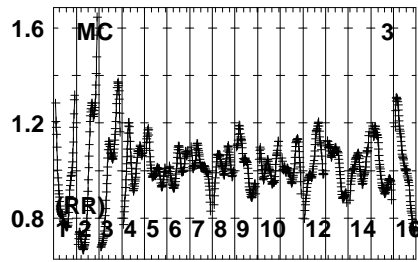
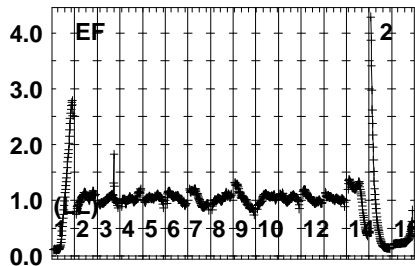
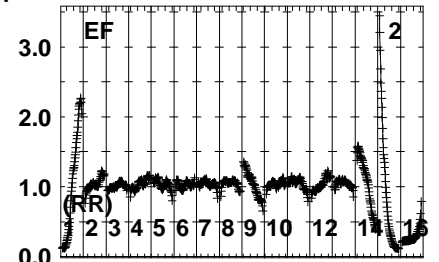
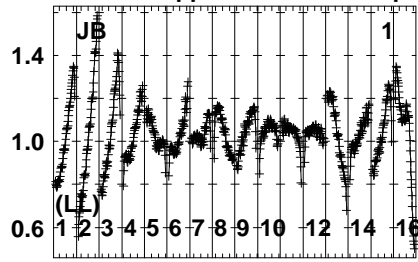
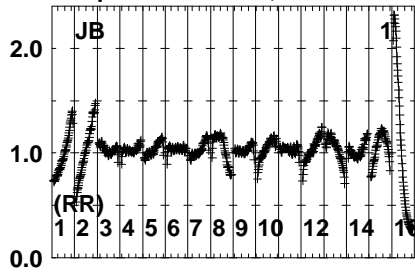


Lower frame: Real Jy
Auto-corr total-power spectrum Antenna: *
Timerange: 00/12:48:52 to 00/12:50:30

Plot file version 67 created 24-APR-2023 11:25:42

J2032 RSY09.UVDATA.1

Freq = 21.9925 GHz, Bw = 32.000 MH No calibration applied and no bandpass applied

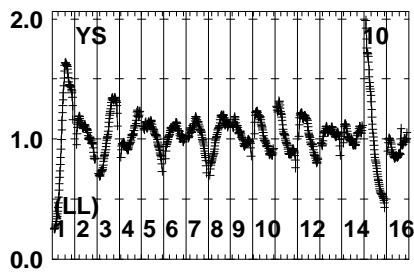
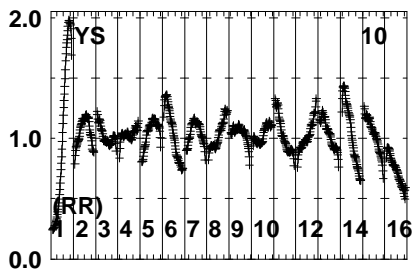
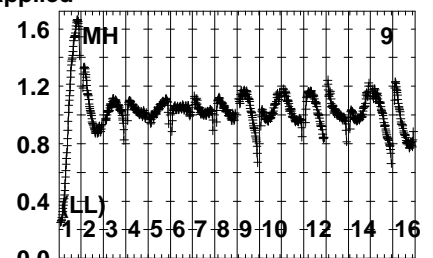
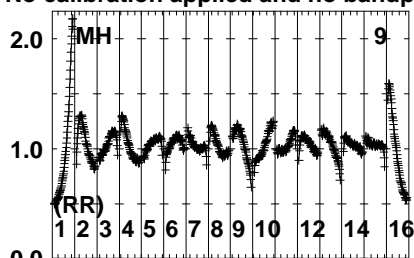
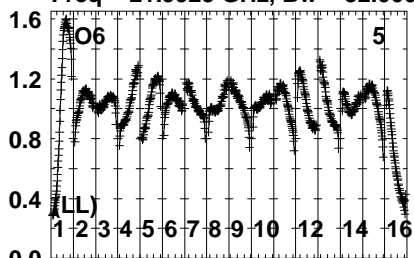


Lower frame: Real Jy
Auto-corr total-power spectrum Antenna: *
Timerange: 00/12:50:52 to 00/12:51:29

Plot file version 68 created 24-APR-2023 11:25:42

J2032 RSY09.UVDATA.1

Freq = 21.9925 GHz, Bw = 32.000 MH No calibration applied and no bandpass applied

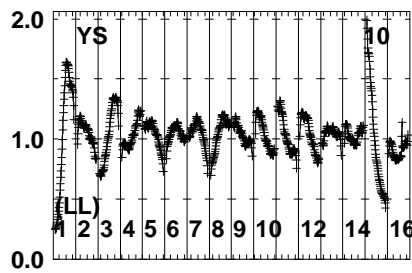
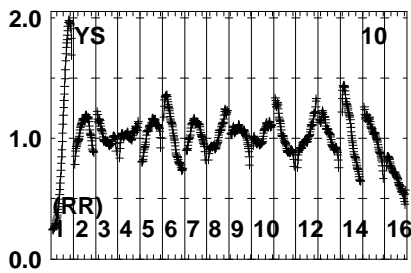
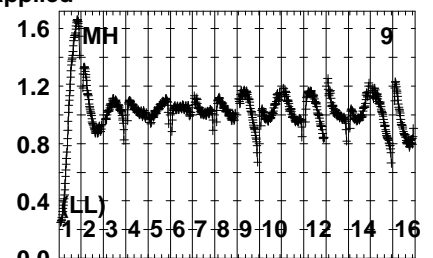
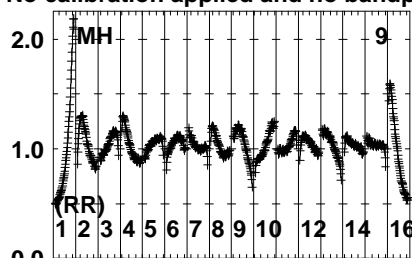
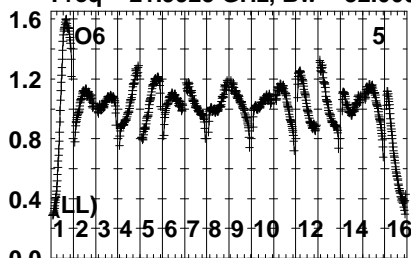


Lower frame: Real Jy
Auto-corr total-power spectrum Antenna: *
Timerange: 00/12:50:52 to 00/12:51:29

Plot file version 70 created 24-APR-2023 11:25:42

CYG-X3 RSY09.UVDATA.1

Freq = 21.9925 GHz, Bw = 32.000 MH No calibration applied and no bandpass applied

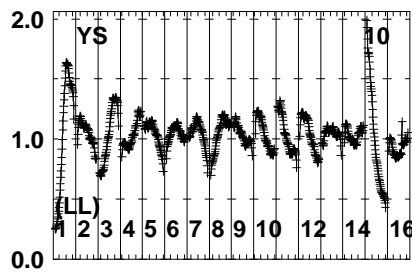
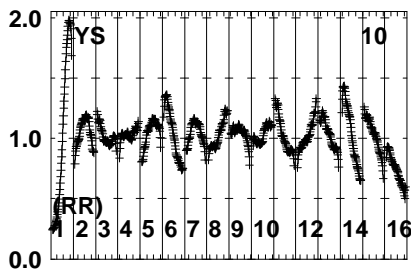
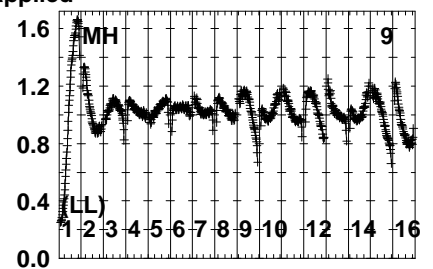
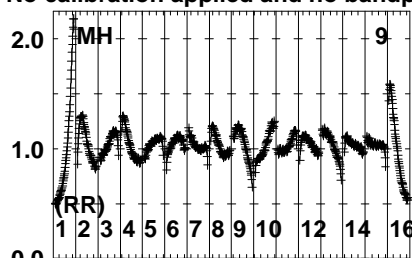
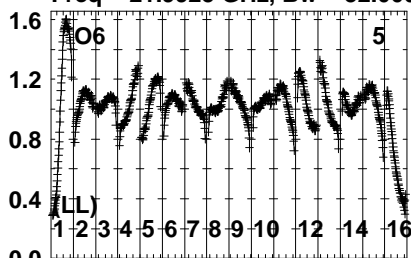


Lower frame: Real Jy
Auto-corr total-power spectrum Antenna: *
Timerange: 00/12:51:51 to 00/12:53:29

Plot file version 72 created 24-APR-2023 11:25:42

J2032 RSY09.UVDATA.1

Freq = 21.9925 GHz, Bw = 32.000 MH No calibration applied and no bandpass applied

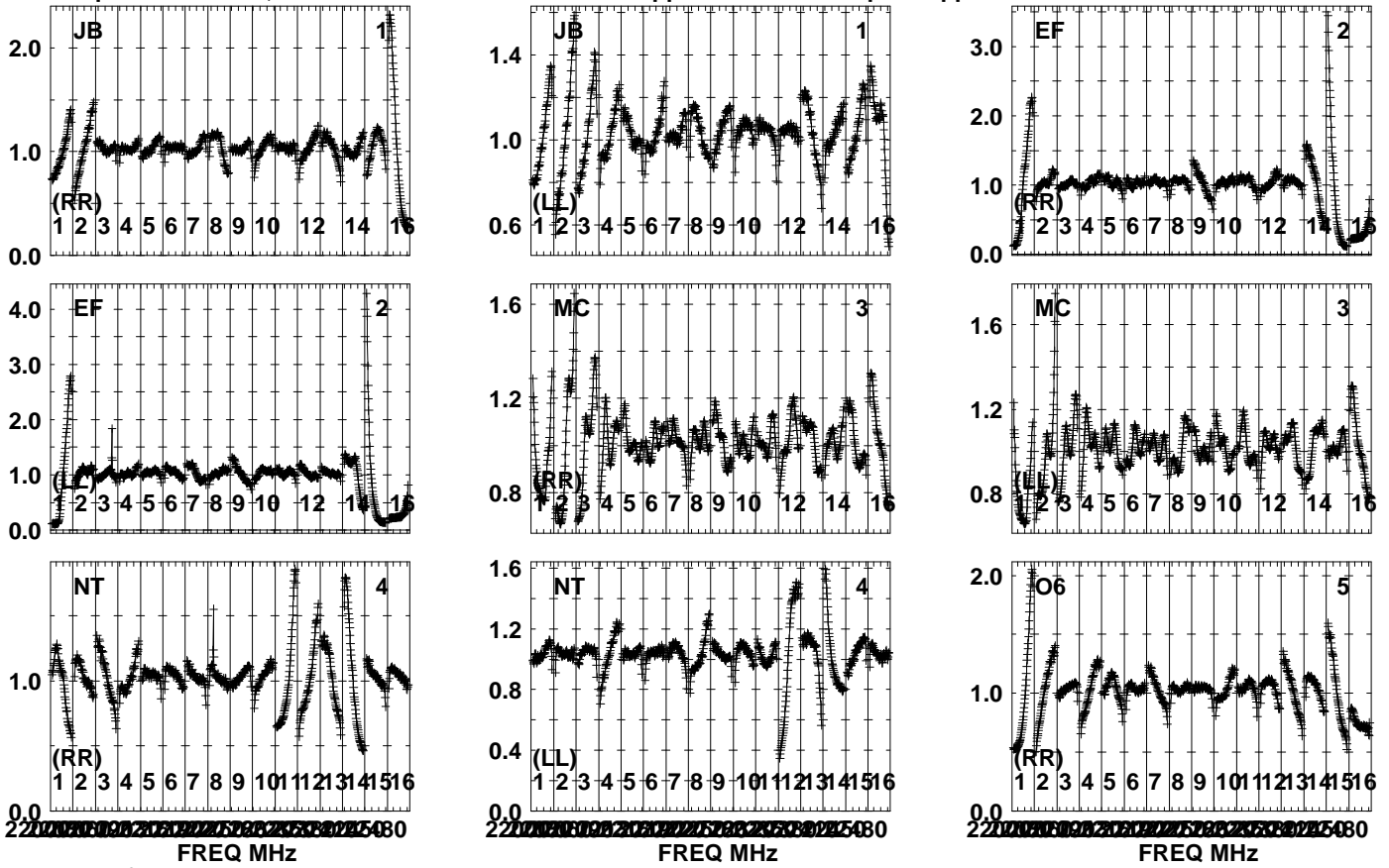


Lower frame: Real Jy
Auto-corr total-power spectrum Antenna: *
Timerange: 00/12:53:51 to 00/12:54:30

Plot file version 73 created 24-APR-2023 11:25:42

CYG-X3 RSY09.UVDATA.1

Freq = 21.9925 GHz, Bw = 32.000 MH No calibration applied and no bandpass applied

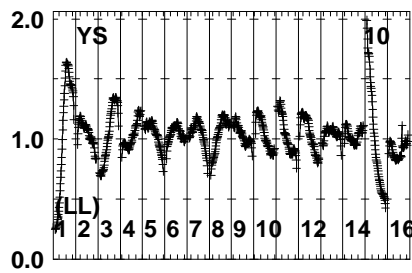
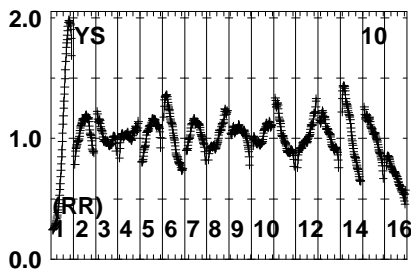
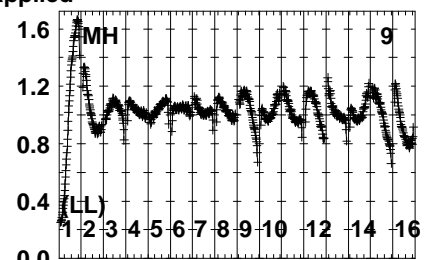
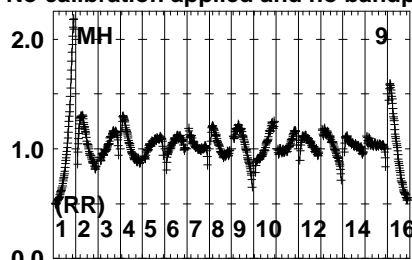
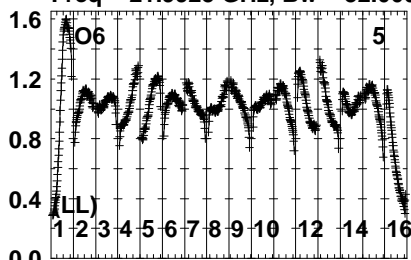


Lower frame: Real Jy
Auto-corr total-power spectrum Antenna: *
Timerange: 00/12:54:52 to 00/12:56:30

Plot file version 74 created 24-APR-2023 11:25:42

CYG-X3 RSY09.UVDATA.1

Freq = 21.9925 GHz, Bw = 32.000 MH No calibration applied and no bandpass applied

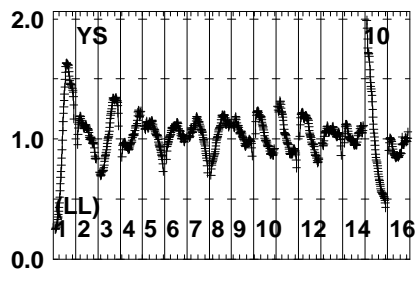
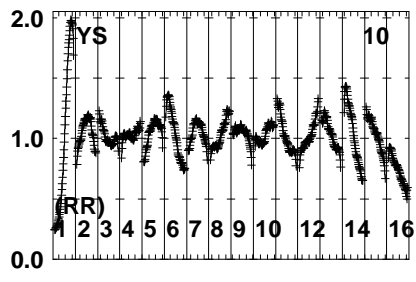
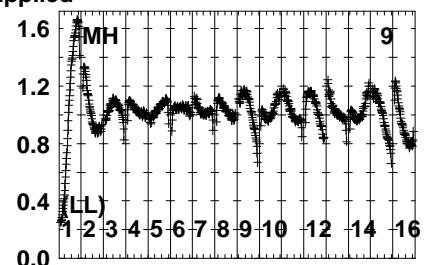
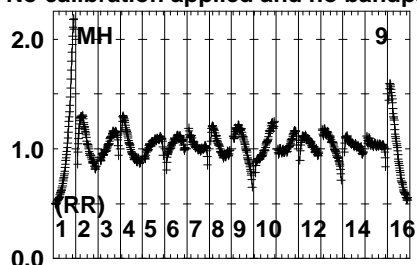
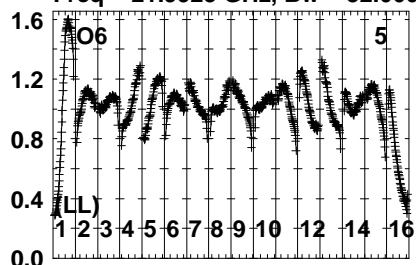


Lower frame: Real Jy
Auto-corr total-power spectrum Antenna: *
Timerange: 00/12:54:52 to 00/12:56:30

Plot file version 76 created 24-APR-2023 11:25:42

J2032 RSY09.UVDATA.1

Freq = 21.9925 GHz, Bw = 32.000 MH No calibration applied and no bandpass applied

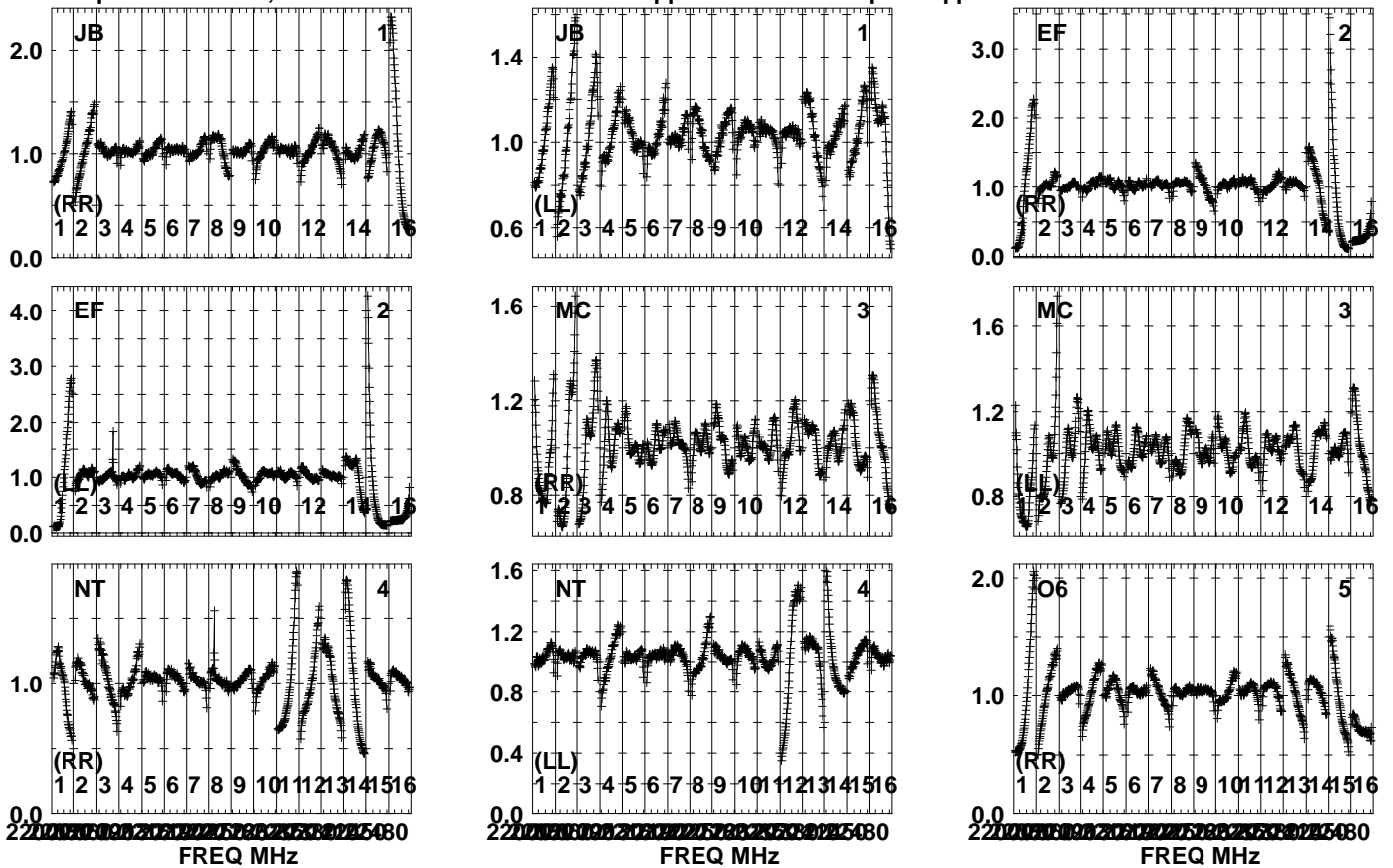


Lower frame: Real Jy
Auto-corr total-power spectrum Antenna: *
Timerange: 00/12:56:52 to 00/12:57:29

Plot file version 77 created 24-APR-2023 11:25:42

CYG-X3 RSY09.UVDATA.1

Freq = 21.9925 GHz, Bw = 32.000 MH No calibration applied and no bandpass applied

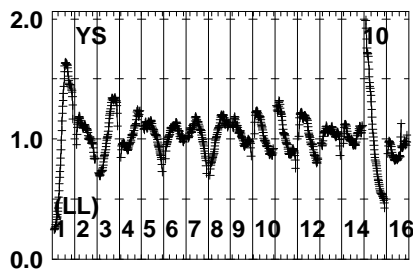
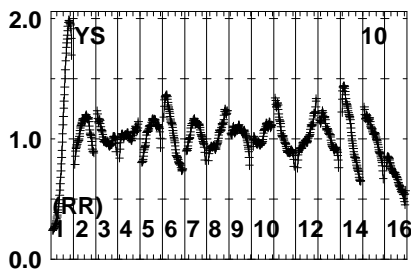
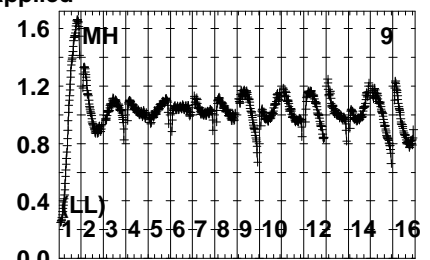
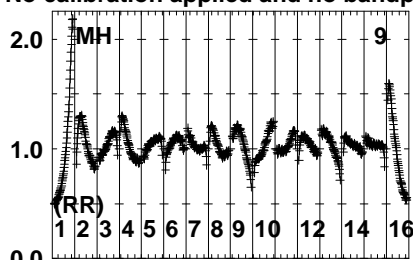
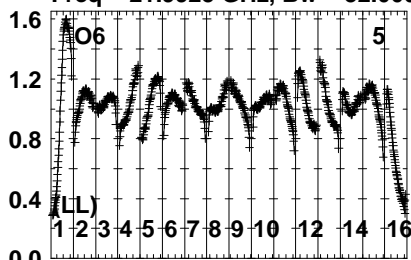


Lower frame: Real Jy
Auto-corr total-power spectrum Antenna: *
Timerange: 00/12:57:51 to 00/12:59:29

Plot file version 78 created 24-APR-2023 11:25:43

CYG-X3 RSY09.UVDATA.1

Freq = 21.9925 GHz, Bw = 32.000 MH No calibration applied and no bandpass applied

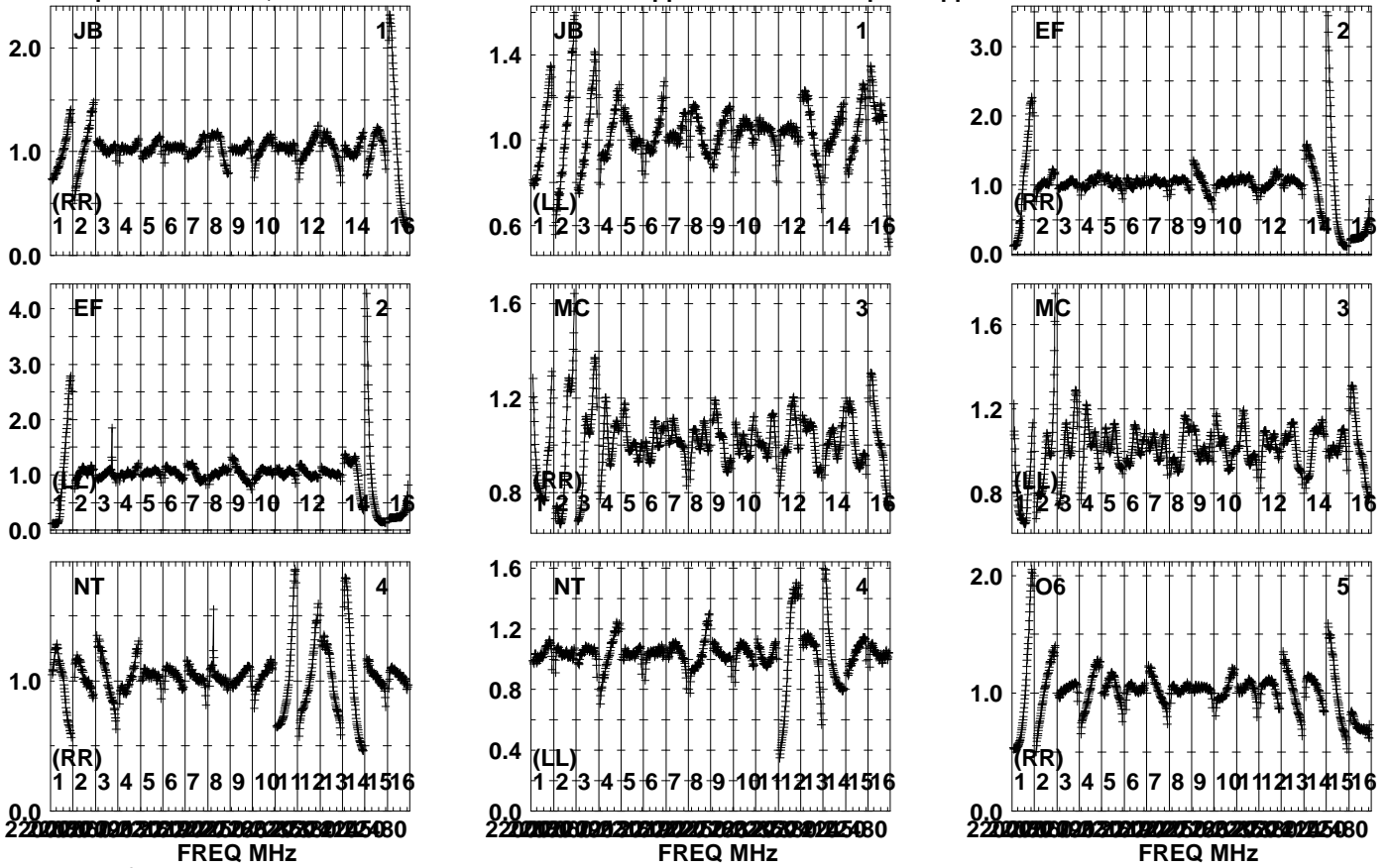


Lower frame: Real Jy
Auto-corr total-power spectrum Antenna: *
Timerange: 00/12:57:51 to 00/12:59:29

Plot file version 79 created 24-APR-2023 11:25:43

J2033+4000 RSY09.UVDATA.1

Freq = 21.9925 GHz, Bw = 32.000 MH No calibration applied and no bandpass applied

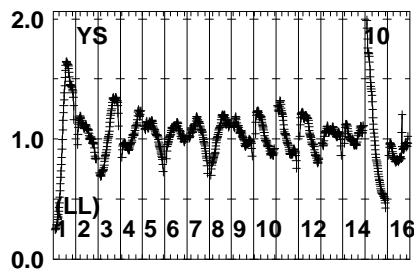
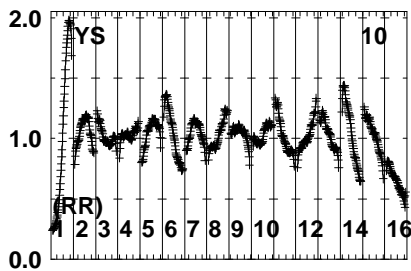
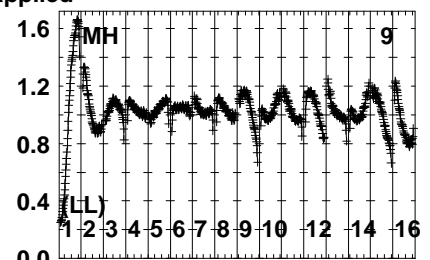
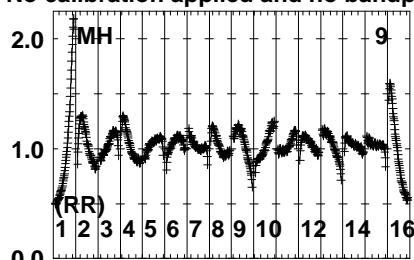
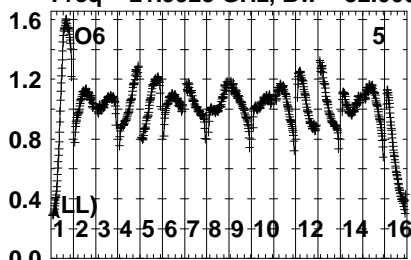


Lower frame: Real Jy
 Auto-corr total-power spectrum Antenna: *
 Timerange: 00/13:00:12 to 00/13:00:30

Plot file version 80 created 24-APR-2023 11:25:43

J2033+4000 RSY09.UVDATA.1

Freq = 21.9925 GHz, Bw = 32.000 MH No calibration applied and no bandpass applied

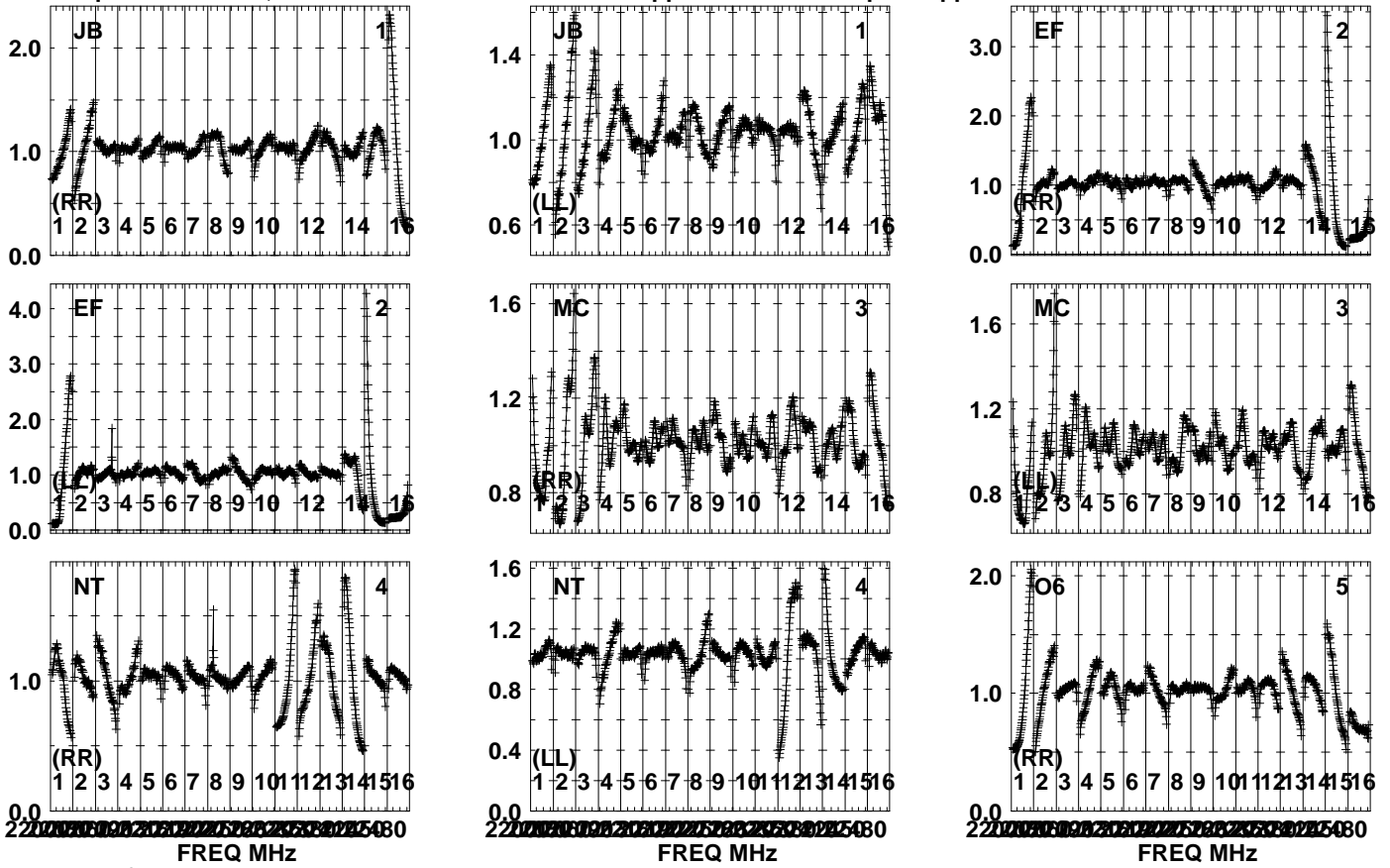


Lower frame: Real Jy
Auto-corr total-power spectrum Antenna: *
Timerange: 00/13:00:12 to 00/13:00:30

Plot file version 81 created 24-APR-2023 11:25:43

CYG-X3 RSY09.UVDATA.1

Freq = 21.9925 GHz, Bw = 32.000 MH No calibration applied and no bandpass applied

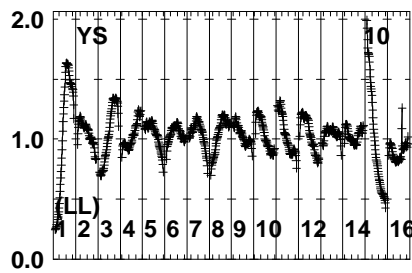
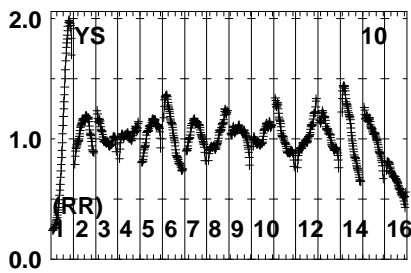
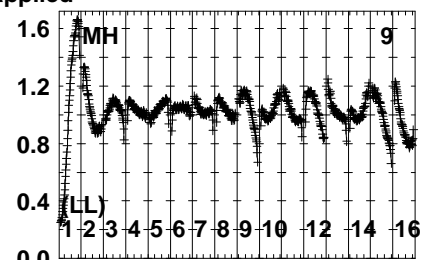
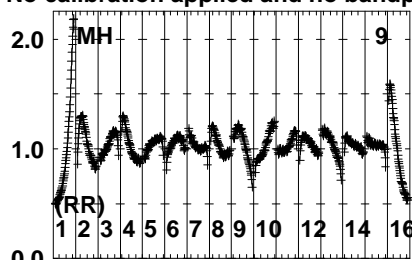
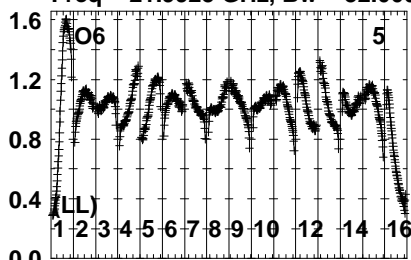


Lower frame: Real Jy
Auto-corr total-power spectrum Antenna: *
Timerange: 00/13:01:11 to 00/13:01:30

Plot file version 82 created 24-APR-2023 11:25:43

CYG-X3 RSY09.UVDATA.1

Freq = 21.9925 GHz, Bw = 32.000 MH No calibration applied and no bandpass applied

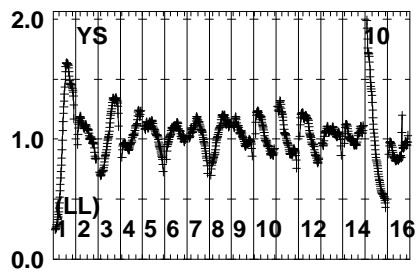
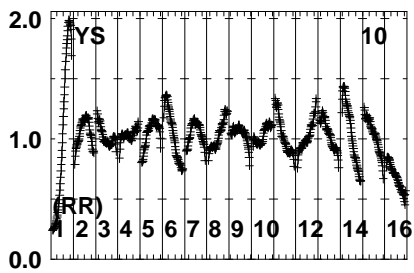
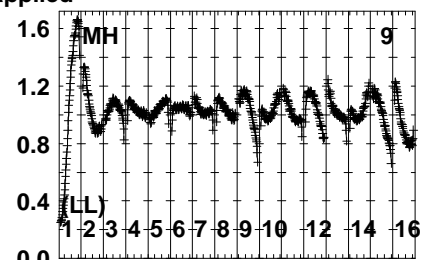
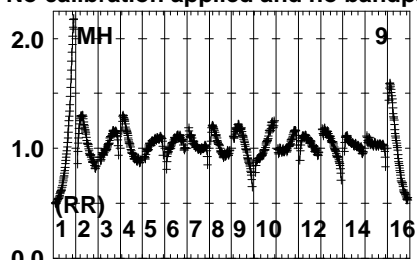
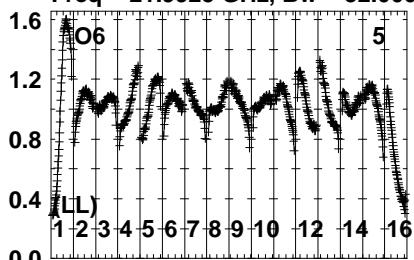


Lower frame: Real Jy
Auto-corr total-power spectrum Antenna: *
Timerange: 00/13:01:11 to 00/13:01:30

Plot file version 84 created 24-APR-2023 11:25:43

CYG-X3 RSY09.UVDATA.1

Freq = 21.9925 GHz, Bw = 32.000 MH No calibration applied and no bandpass applied

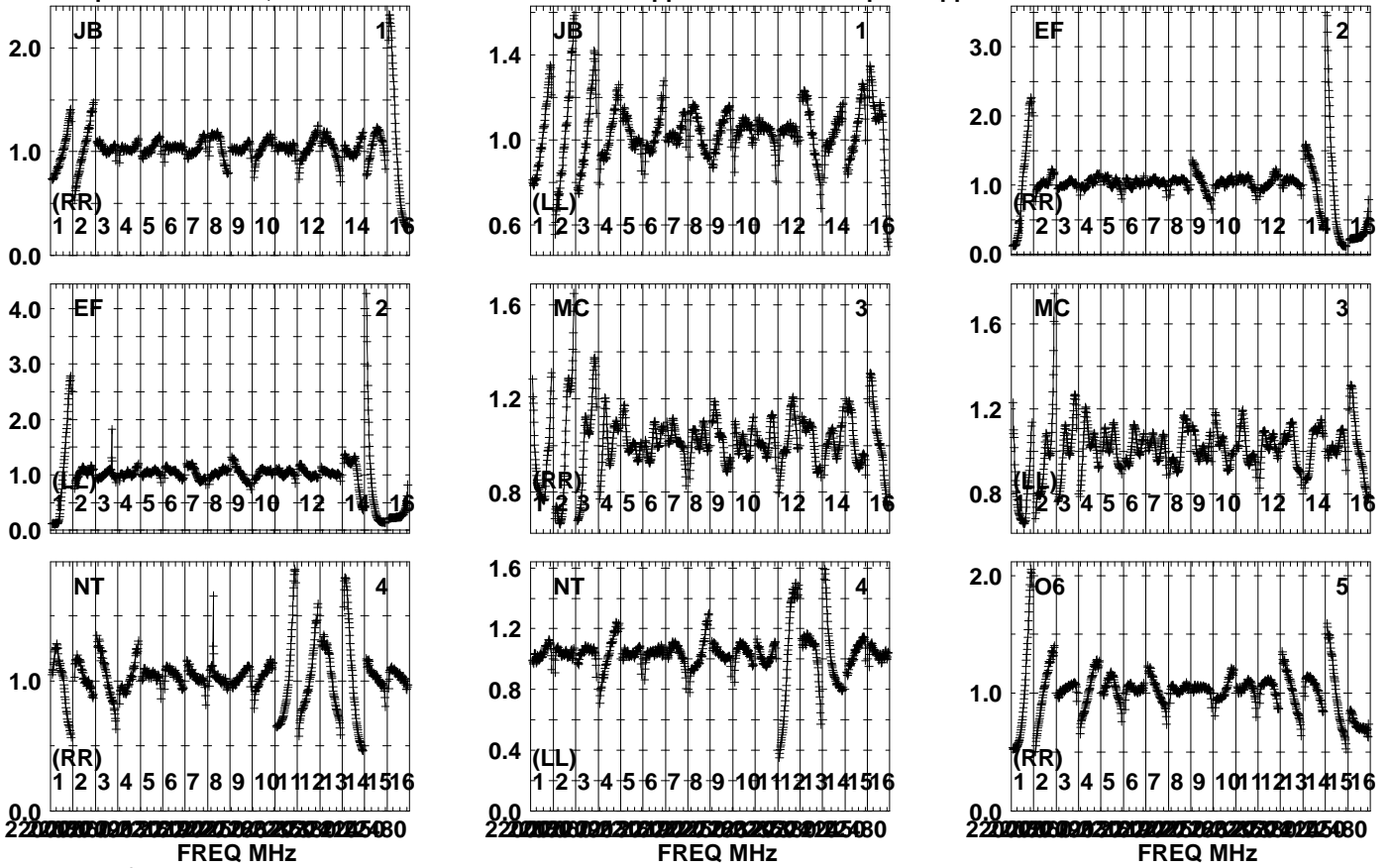


Lower frame: Real Jy
Auto-corr total-power spectrum Antenna: *
Timerange: 00/13:01:52 to 00/13:03:30

Plot file version 85 created 24-APR-2023 11:25:43

J2032 RSY09.UVDATA.1

Freq = 21.9925 GHz, Bw = 32.000 MH No calibration applied and no bandpass applied

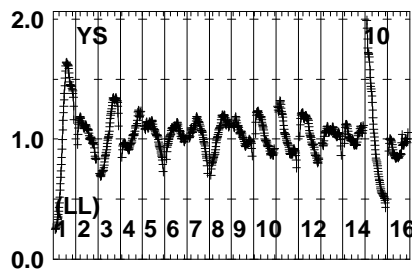
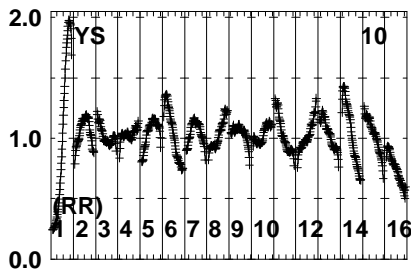
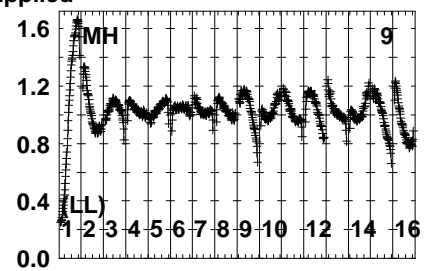
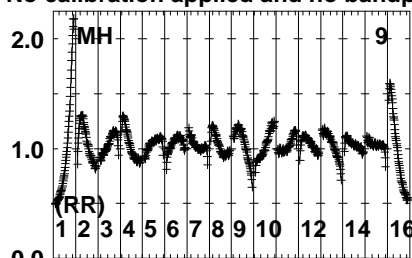
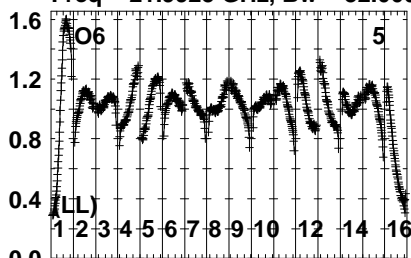


Lower frame: Real Jy
 Auto-corr total-power spectrum Antenna: *
 Timerange: 00/13:03:52 to 00/13:04:29

Plot file version 86 created 24-APR-2023 11:25:43

J2032 RSY09.UVDATA.1

Freq = 21.9925 GHz, Bw = 32.000 MH No calibration applied and no bandpass applied

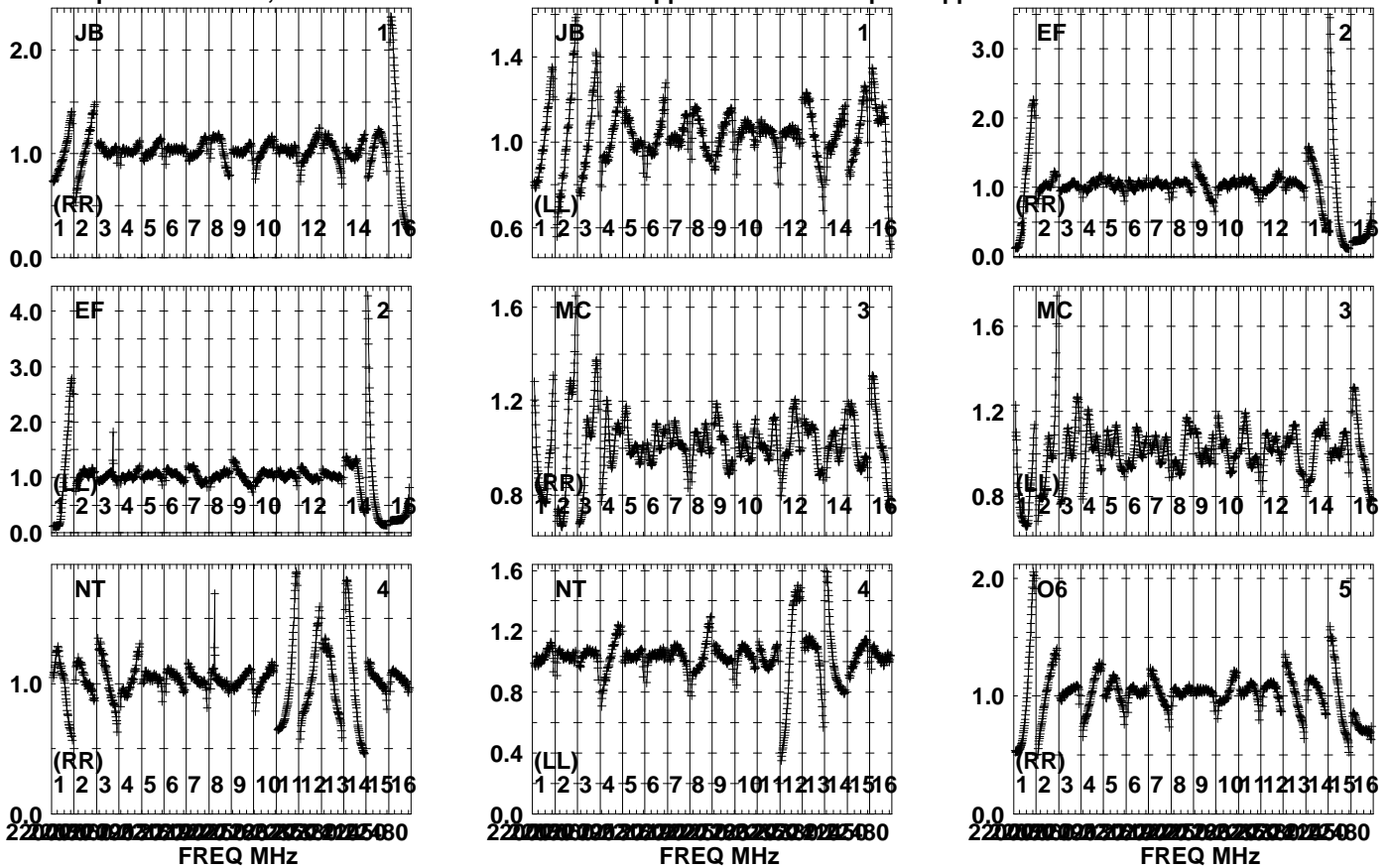


Lower frame: Real Jy
Auto-corr total-power spectrum Antenna: *
Timerange: 00/13:03:52 to 00/13:04:29

Plot file version 87 created 24-APR-2023 11:25:43

CYG-X3 RSY09.UVDATA.1

Freq = 21.9925 GHz, Bw = 32.000 MH No calibration applied and no bandpass applied

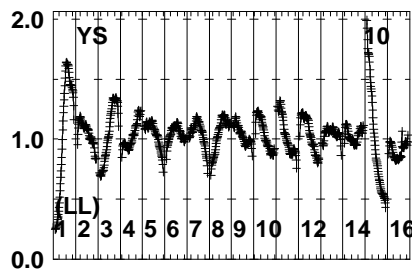
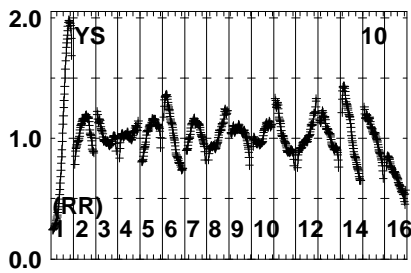
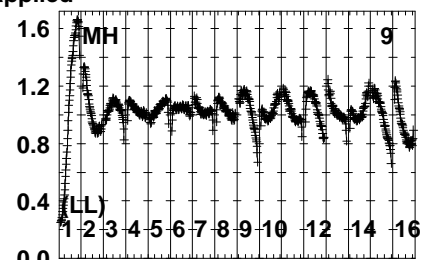
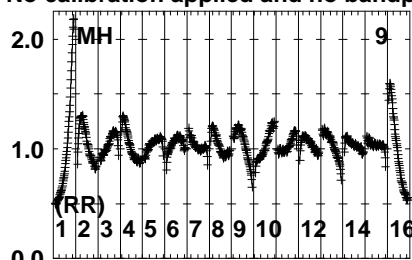
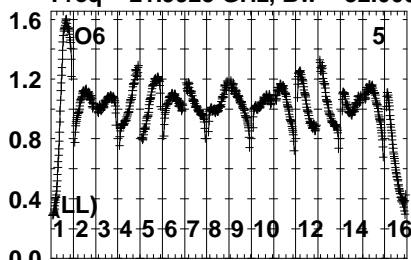


Lower frame: Real Jy
 Auto-corr total-power spectrum Antenna: *
 Timerange: 00/13:04:51 to 00/13:06:29

Plot file version 88 created 24-APR-2023 11:25:43

CYG-X3 RSY09.UVDATA.1

Freq = 21.9925 GHz, Bw = 32.000 MH No calibration applied and no bandpass applied

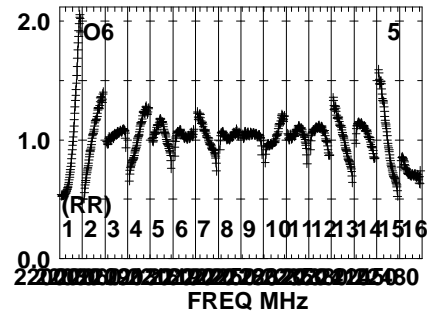
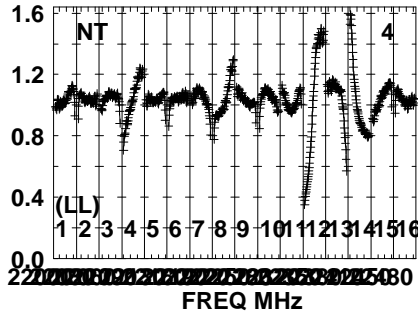
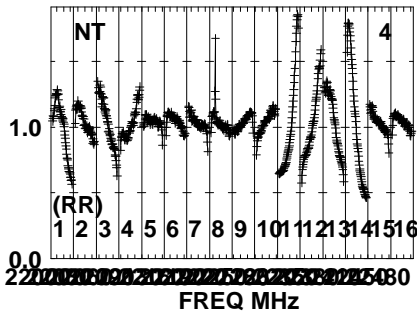
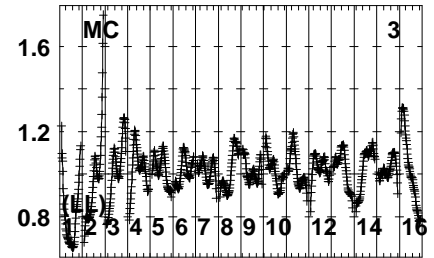
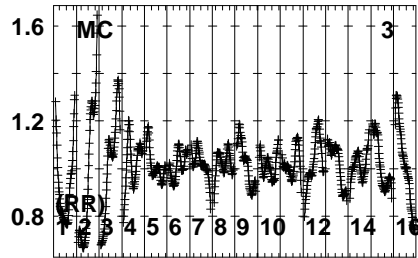
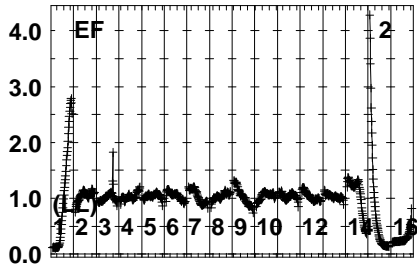
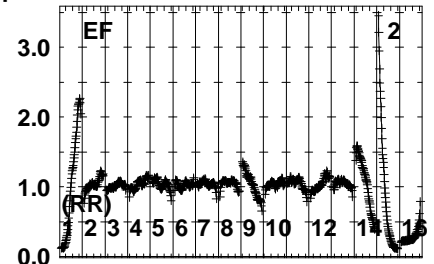
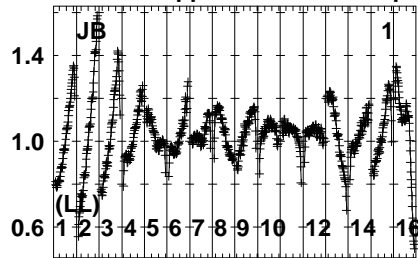
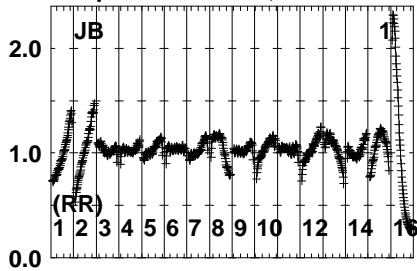


Lower frame: Real Jy
Auto-corr total-power spectrum Antenna: *
Timerange: 00/13:04:51 to 00/13:06:29

Plot file version 89 created 24-APR-2023 11:25:43

J2032 RSY09.UVDATA.1

Freq = 21.9925 GHz, Bw = 32.000 MH No calibration applied and no bandpass applied

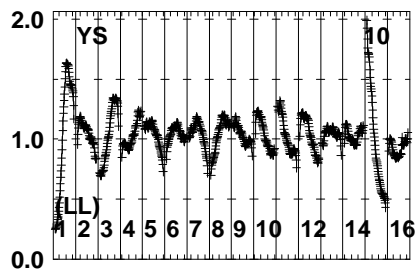
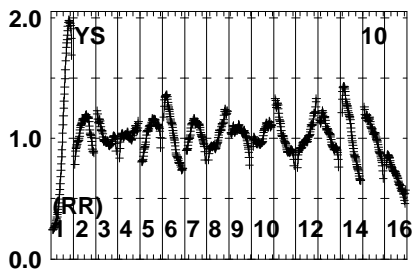
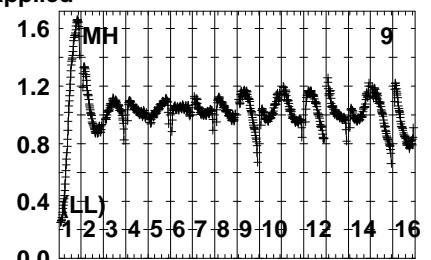
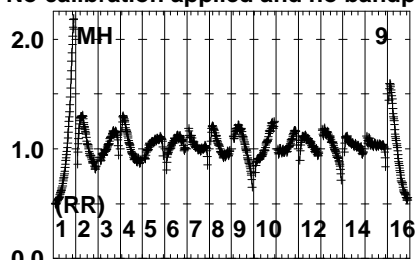
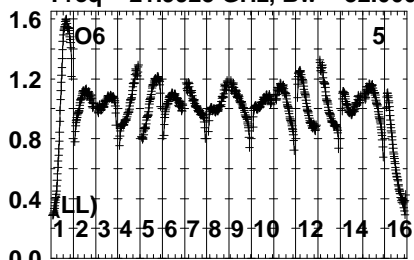


Lower frame: Real Jy
Auto-corr total-power spectrum Antenna: *
Timerange: 00/13:06:51 to 00/13:07:30

Plot file version 90 created 24-APR-2023 11:25:43

J2032 RSY09.UVDATA.1

Freq = 21.9925 GHz, Bw = 32.000 MH No calibration applied and no bandpass applied

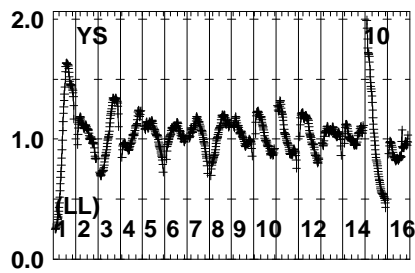
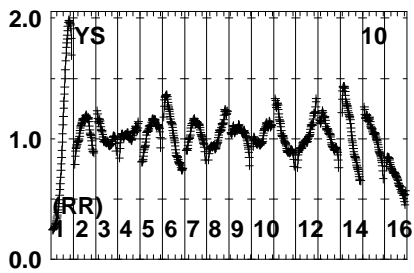
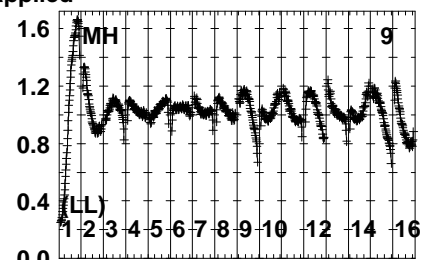
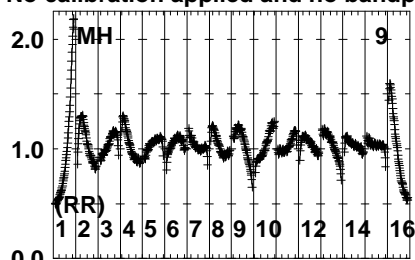
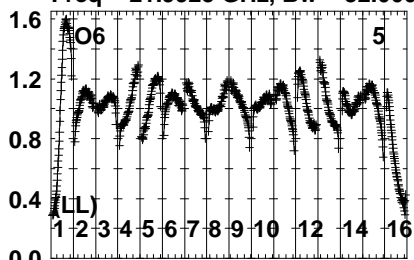


Lower frame: Real Jy
Auto-corr total-power spectrum Antenna: *
Timerange: 00/13:06:51 to 00/13:07:30

Plot file version 92 created 24-APR-2023 11:25:44

CYG-X3 RSY09.UVDATA.1

Freq = 21.9925 GHz, Bw = 32.000 MH No calibration applied and no bandpass applied

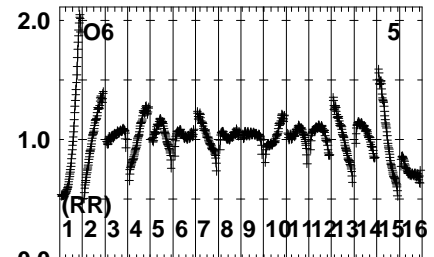
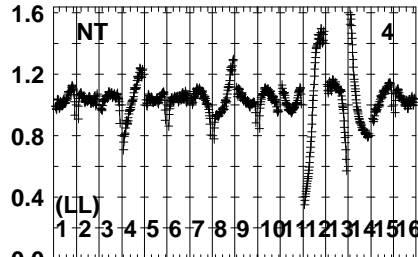
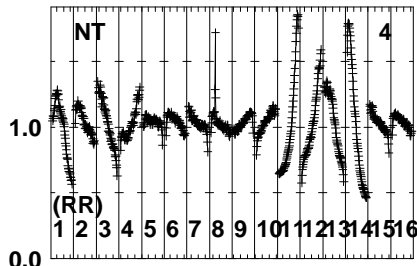
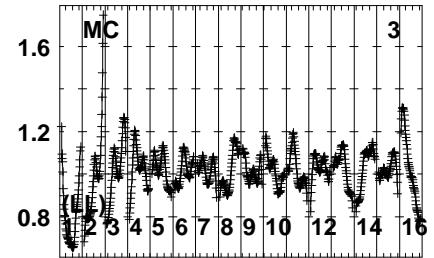
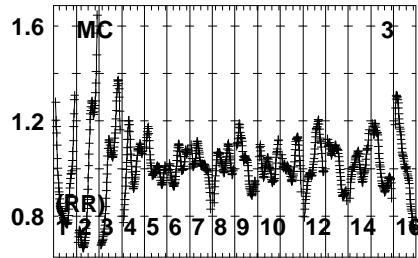
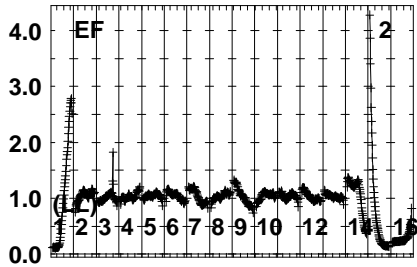
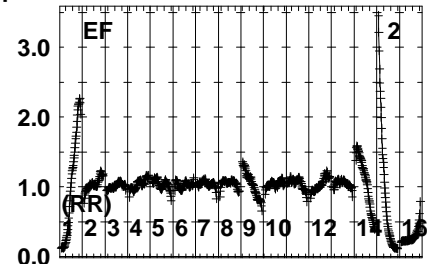
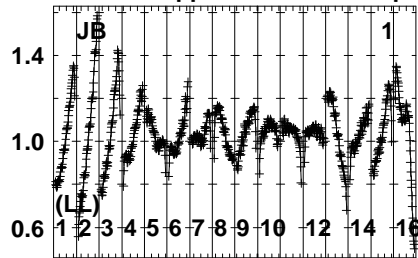
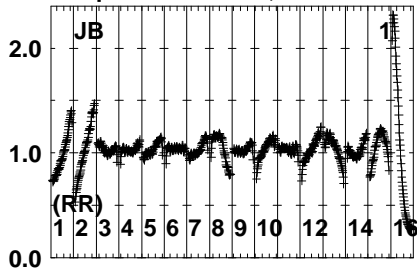


Lower frame: Real Jy
Auto-corr total-power spectrum Antenna: *
Timerange: 00/13:07:51 to 00/13:09:30

Plot file version 93 created 24-APR-2023 11:25:44

J2032 RSY09.UVDATA.1

Freq = 21.9925 GHz, Bw = 32.000 MH No calibration applied and no bandpass applied



2200000000 2200000580
FREQ MHz

2200000000 2200000580
FREQ MHz

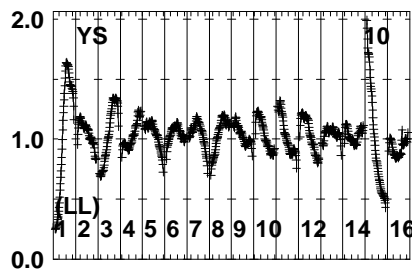
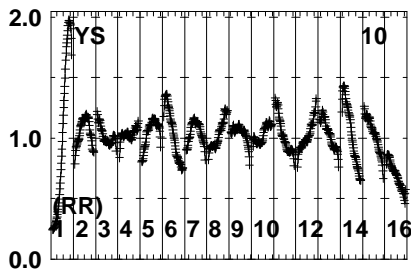
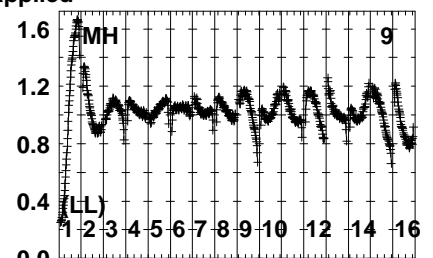
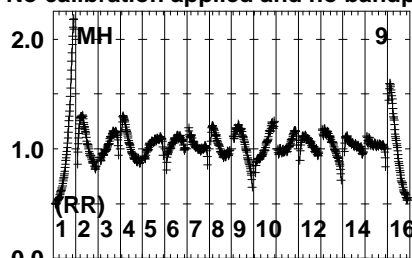
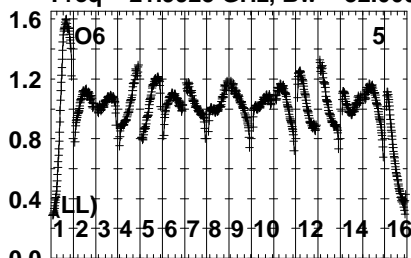
2200000000 2200000580
FREQ MHz

Lower frame: Real Jy
Auto-corr total-power spectrum Antenna: *
Timerange: 00/13:09:52 to 00/13:10:29

Plot file version 94 created 24-APR-2023 11:25:44

J2032 RSY09.UVDATA.1

Freq = 21.9925 GHz, Bw = 32.000 MH No calibration applied and no bandpass applied

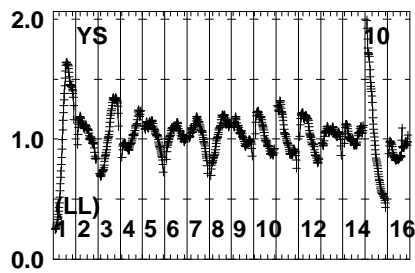
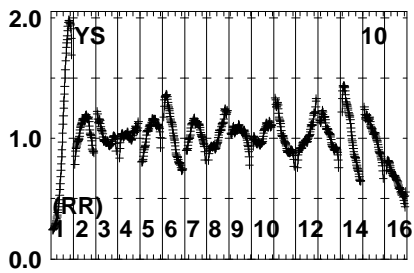
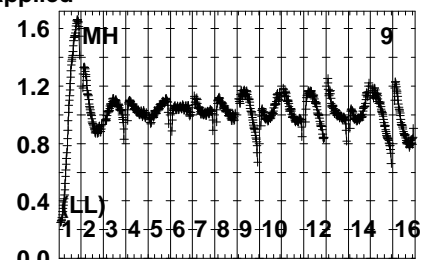
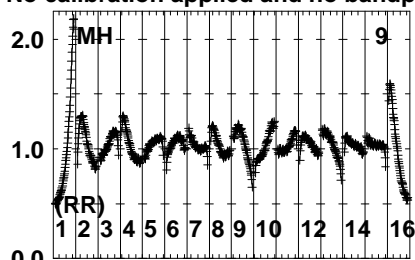
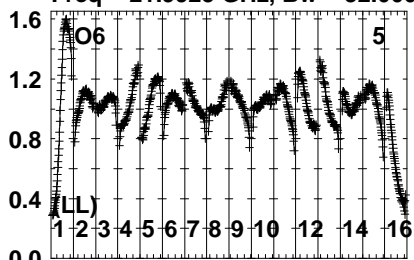


Lower frame: Real Jy
Auto-corr total-power spectrum Antenna: *
Timerange: 00/13:09:52 to 00/13:10:29

Plot file version 96 created 24-APR-2023 11:25:44

CYG-X3 RSY09.UVDATA.1

Freq = 21.9925 GHz, Bw = 32.000 MH No calibration applied and no bandpass applied

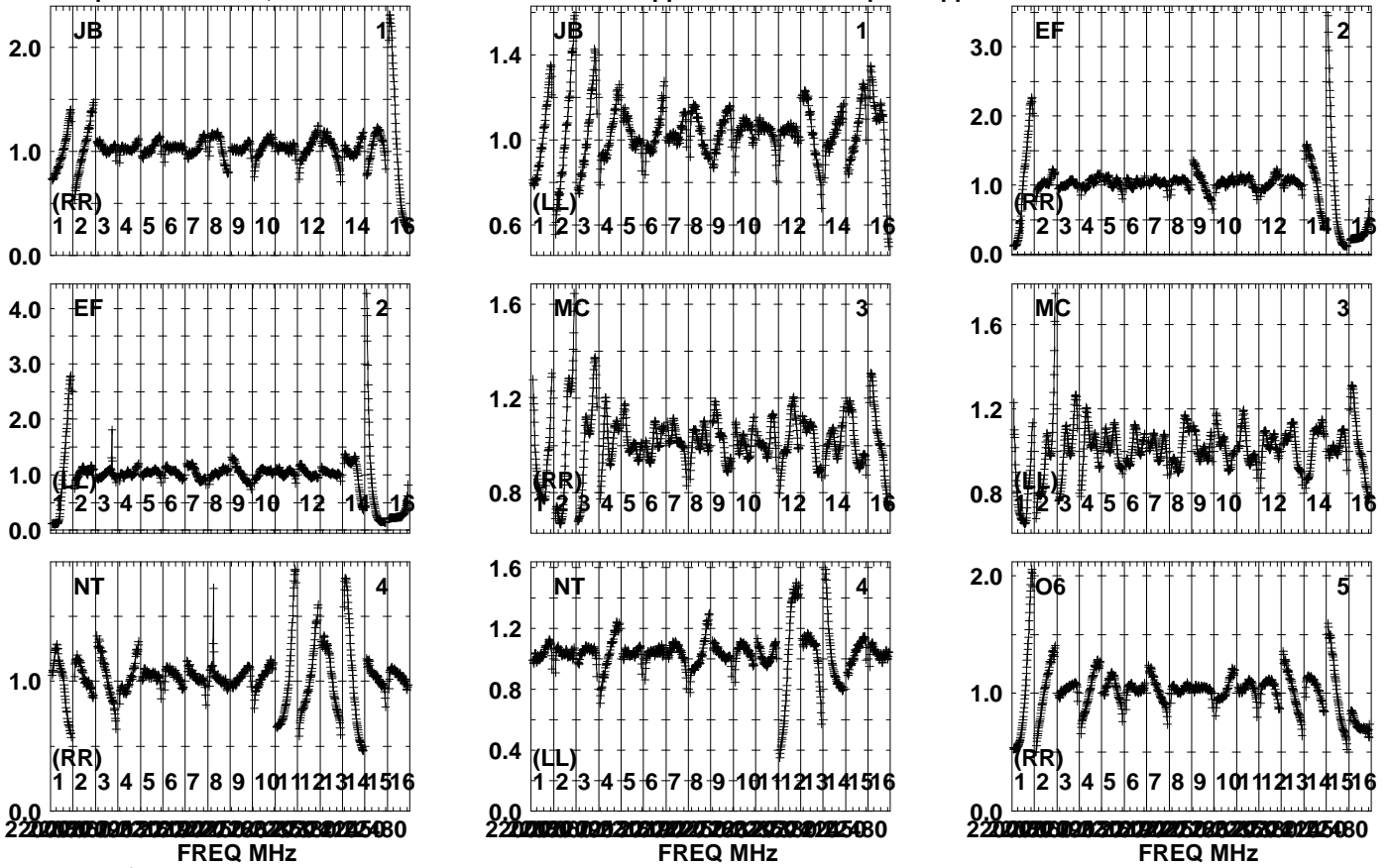


Lower frame: Real Jy
Auto-corr total-power spectrum Antenna: *
Timerange: 00/13:10:51 to 00/13:12:30

Plot file version 97 created 24-APR-2023 11:25:44

J2032 RSY09.UVDATA.1

Freq = 21.9925 GHz, Bw = 32.000 MH No calibration applied and no bandpass applied

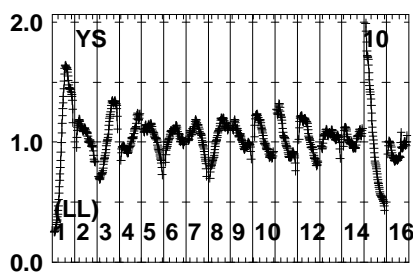
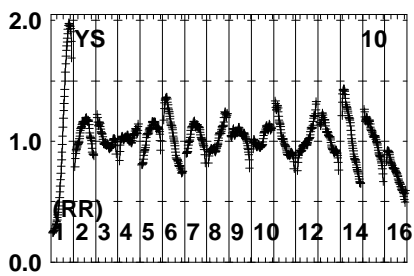
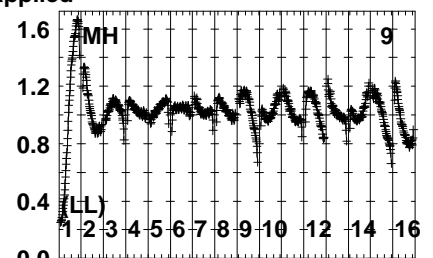
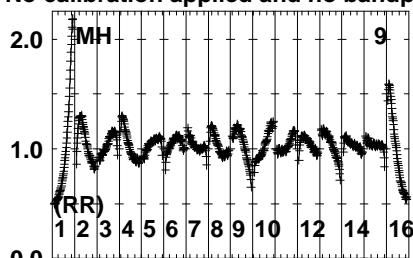
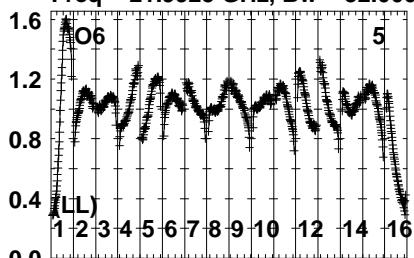


Lower frame: Real Jy
Auto-corr total-power spectrum Antenna: *
Timerange: 00/13:12:51 to 00/13:13:30

Plot file version 98 created 24-APR-2023 11:25:44

J2032 RSY09.UVDATA.1

Freq = 21.9925 GHz, Bw = 32.000 MH No calibration applied and no bandpass applied

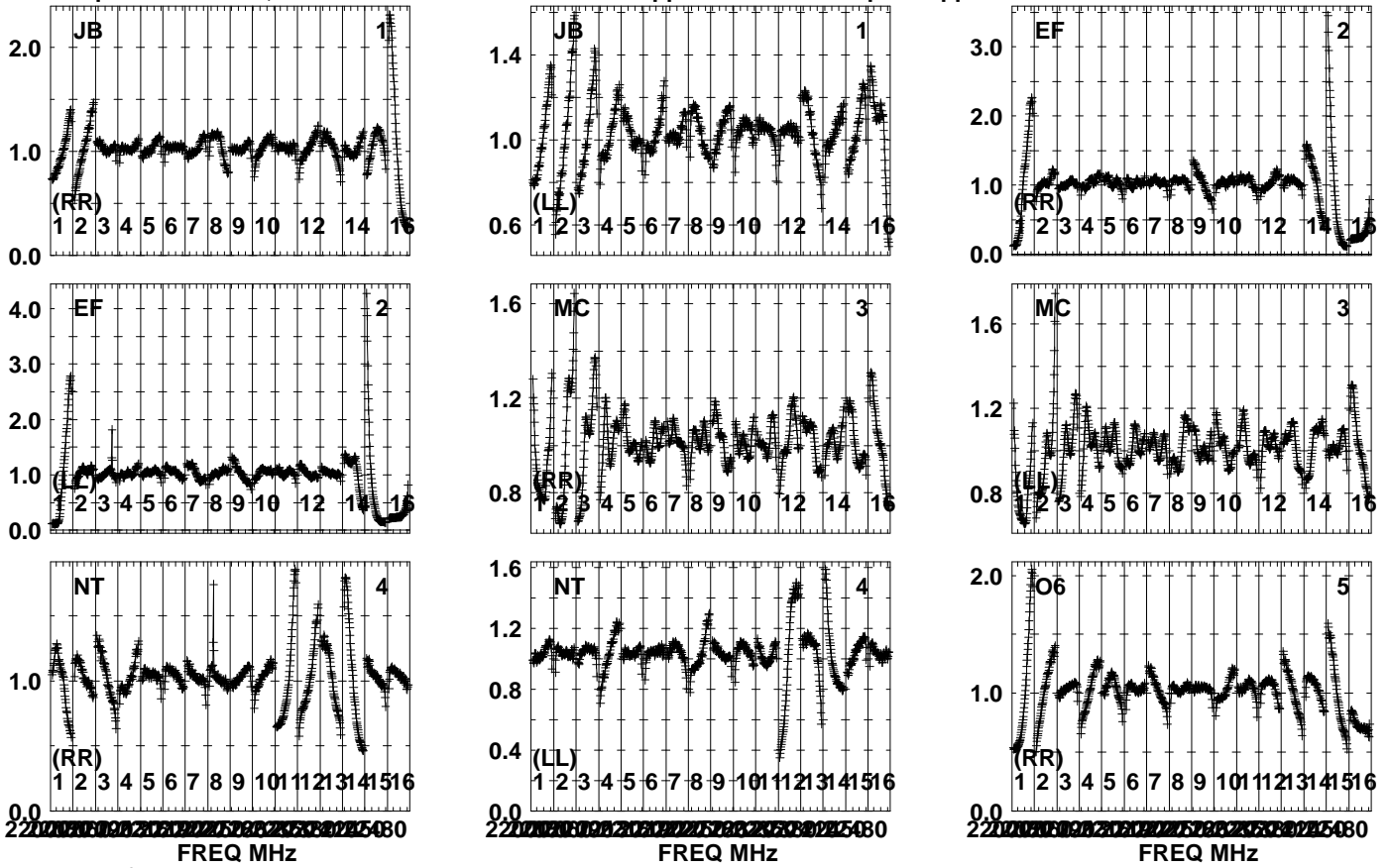


Lower frame: Real Jy
Auto-corr total-power spectrum Antenna: *
Timerange: 00/13:12:51 to 00/13:13:30

Plot file version 99 created 24-APR-2023 11:25:44

CYG-X3 RSY09.UVDATA.1

Freq = 21.9925 GHz, Bw = 32.000 MH No calibration applied and no bandpass applied

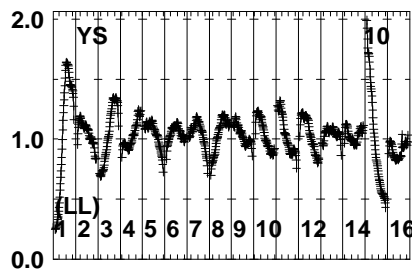
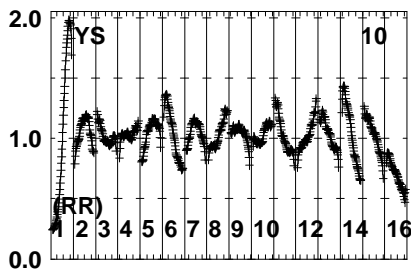
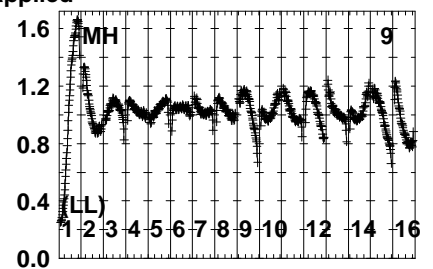
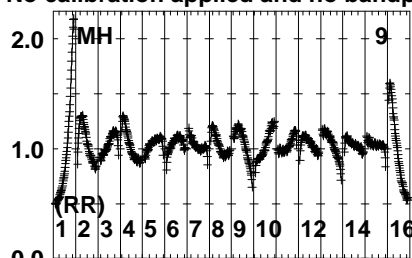
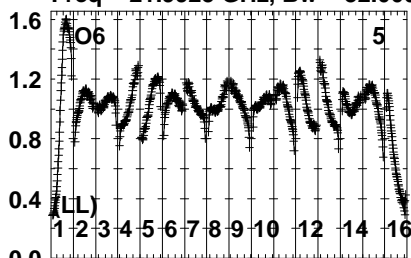


Lower frame: Real Jy
Auto-corr total-power spectrum Antenna: *
Timerange: 00/13:13:52 to 00/13:15:30

Plot file version 100 created 24-APR-2023 11:25:44

CYG-X3 RSY09.UVDATA.1

Freq = 21.9925 GHz, Bw = 32.000 MH No calibration applied and no bandpass applied

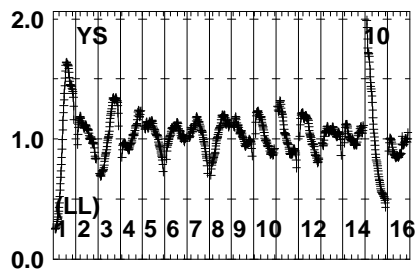
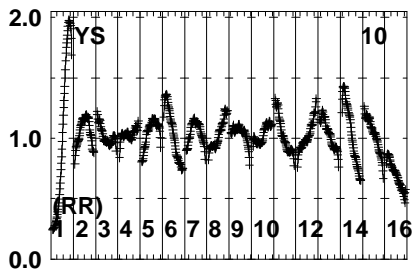
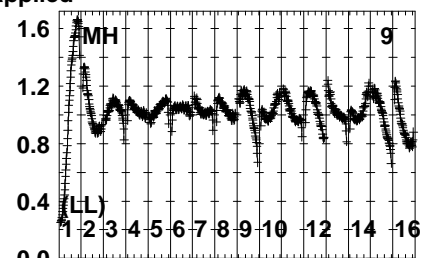
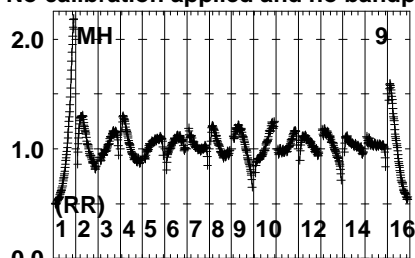
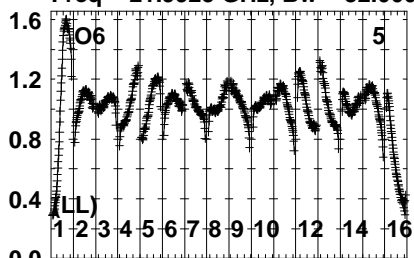


Lower frame: Real Jy
Auto-corr total-power spectrum Antenna: *
Timerange: 00/13:13:52 to 00/13:15:30

Plot file version 102 created 24-APR-2023 11:25:44

J2032 RSY09.UVDATA.1

Freq = 21.9925 GHz, Bw = 32.000 MH No calibration applied and no bandpass applied

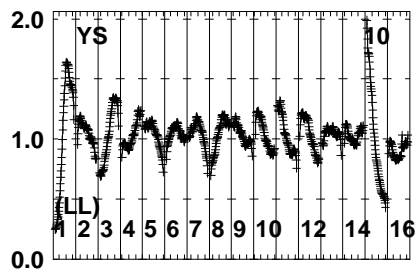
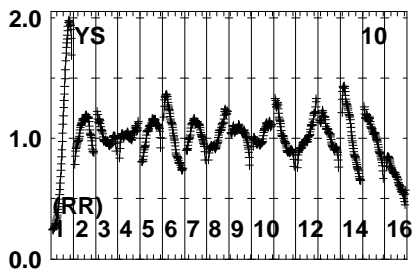
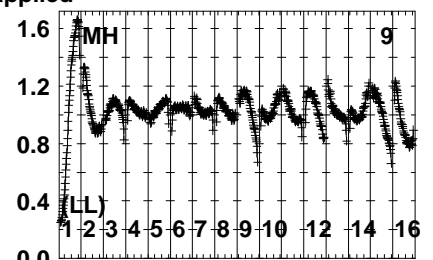
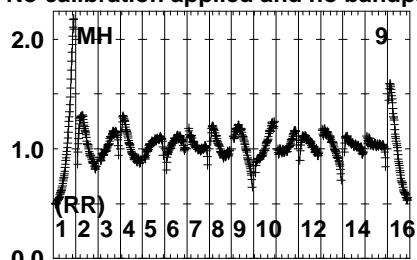
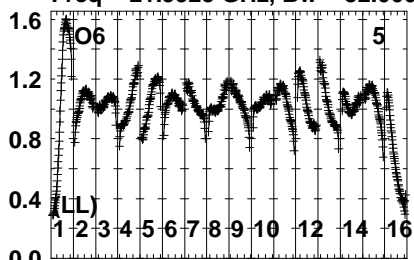


Lower frame: Real Jy
Auto-corr total-power spectrum Antenna: *
Timerange: 00/13:15:52 to 00/13:16:30

Plot file version 104 created 24-APR-2023 11:25:45

CYG-X3 RSY09.UVDATA.1

Freq = 21.9925 GHz, Bw = 32.000 MH No calibration applied and no bandpass applied

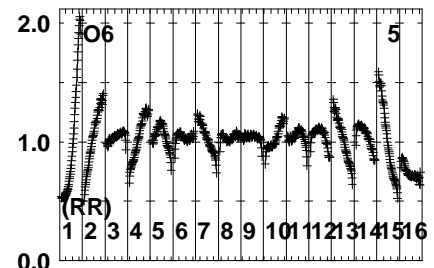
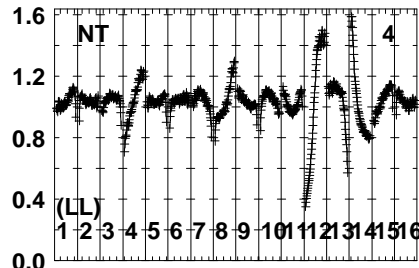
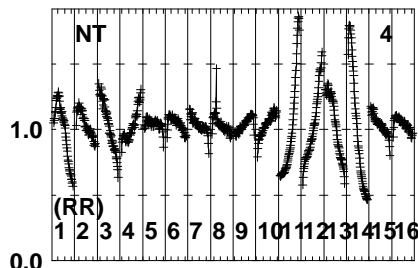
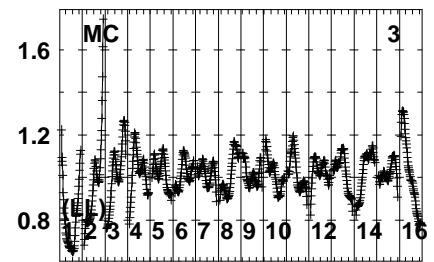
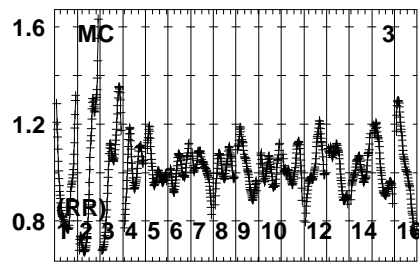
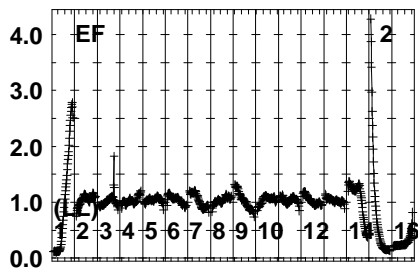
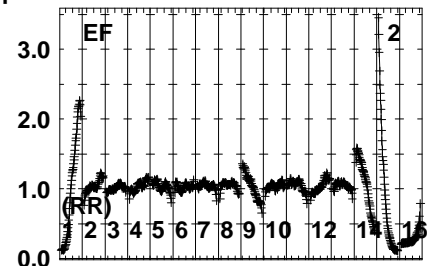
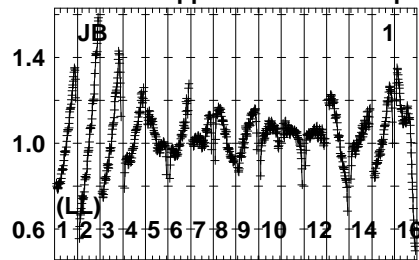
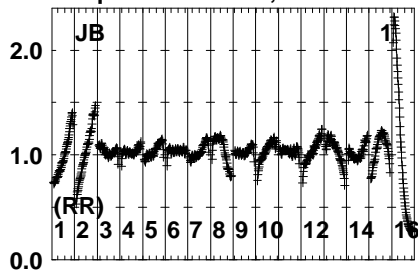


Lower frame: Real Jy
Auto-corr total-power spectrum Antenna: *
Timerange: 00/13:16:51 to 00/13:18:29

Plot file version 105 created 24-APR-2023 11:25:45

J2032 RSY09.UVDATA.1

Freq = 21.9925 GHz, Bw = 32.000 MH No calibration applied and no bandpass applied



FREQ MHz

FREQ MHz

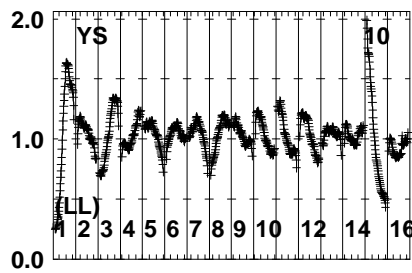
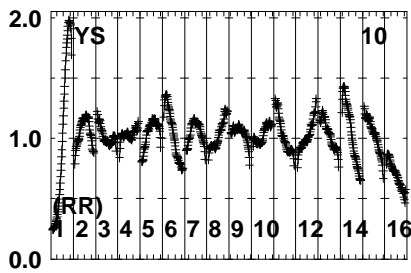
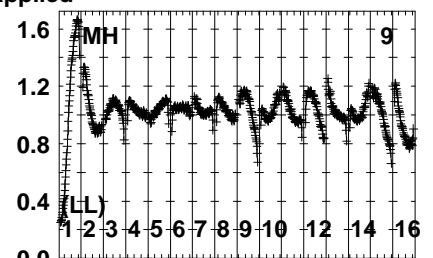
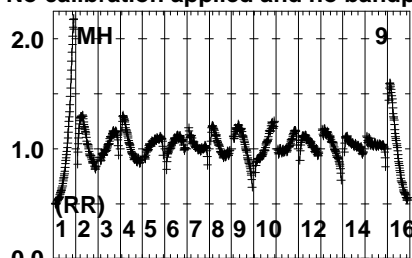
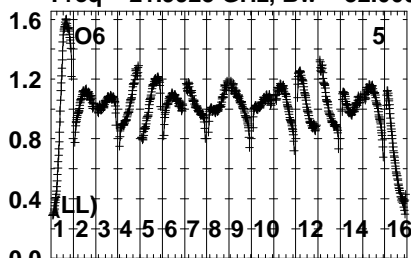
FREQ MHz

Lower frame: Real Jy
Auto-corr total-power spectrum Antenna: *
Timerange: 00/13:18:51 to 00/13:19:30

Plot file version 106 created 24-APR-2023 11:25:45

J2032 RSY09.UVDATA.1

Freq = 21.9925 GHz, Bw = 32.000 MH No calibration applied and no bandpass applied

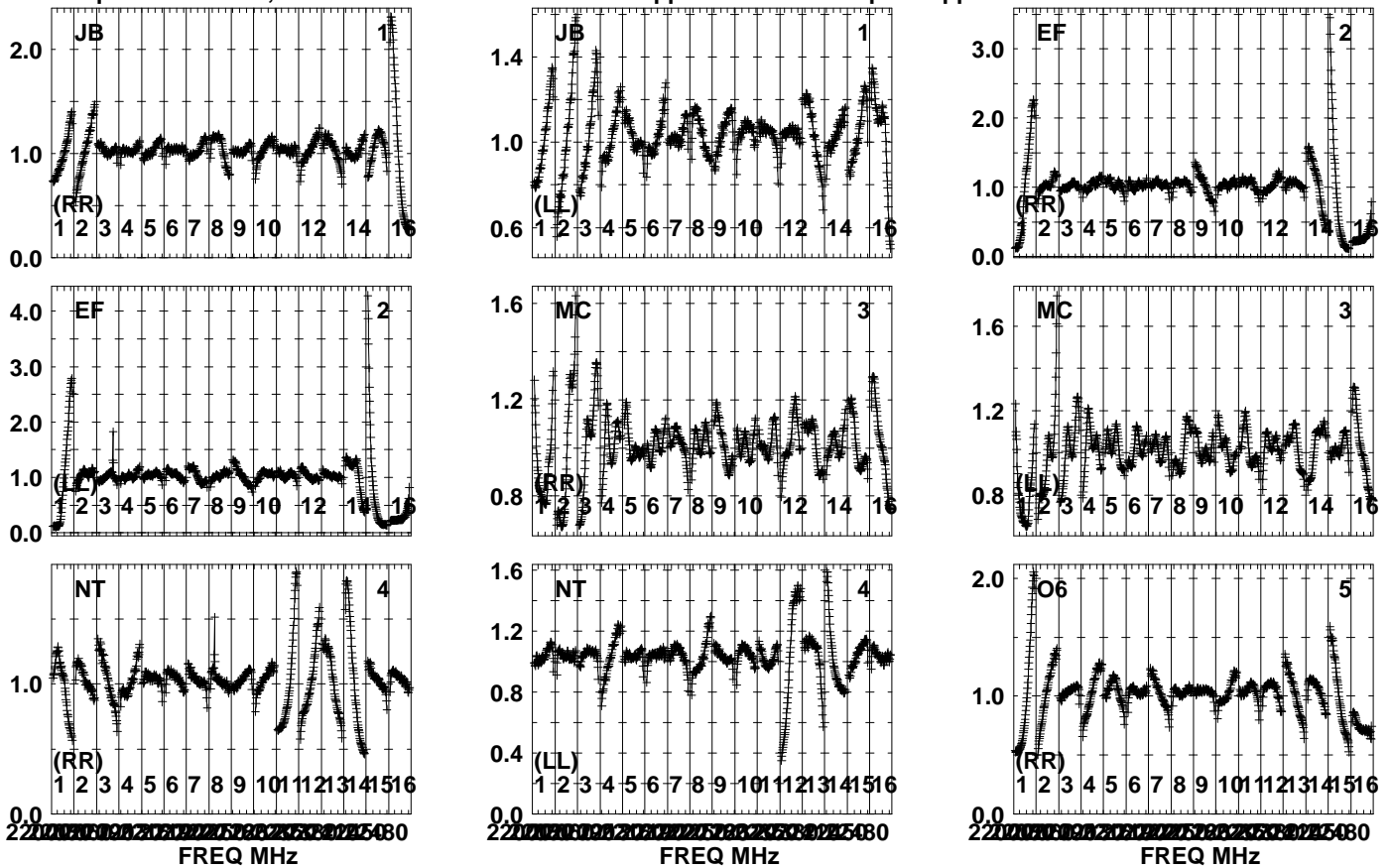


Lower frame: Real Jy
Auto-corr total-power spectrum Antenna: *
Timerange: 00/13:18:51 to 00/13:19:30

Plot file version 107 created 24-APR-2023 11:25:45

CYG-X3 RSY09.UVDATA.1

Freq = 21.9925 GHz, Bw = 32.000 MH No calibration applied and no bandpass applied

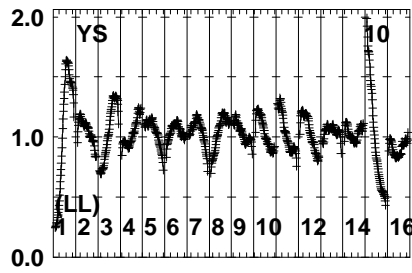
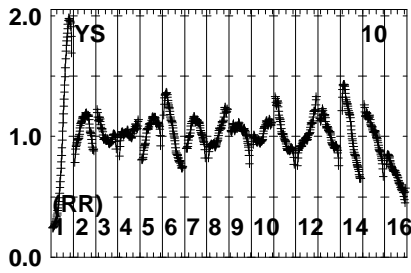
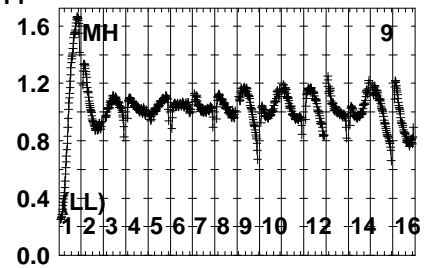
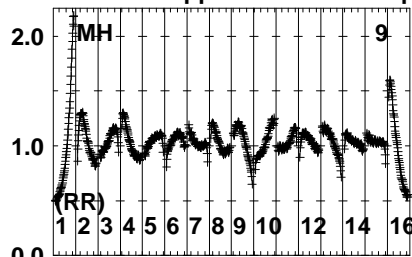
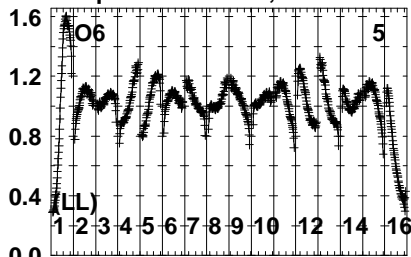


Lower frame: Real Jy
Auto-corr total-power spectrum Antenna: *
Timerange: 00/13:19:52 to 00/13:21:29

Plot file version 108 created 24-APR-2023 11:25:45

CYG-X3 RSY09.UVDATA.1

Freq = 21.9925 GHz, Bw = 32.000 MH No calibration applied and no bandpass applied

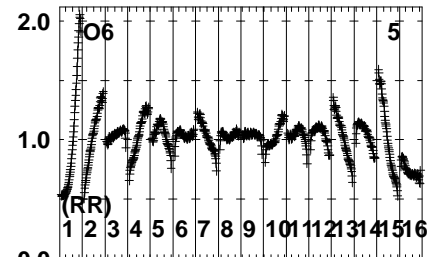
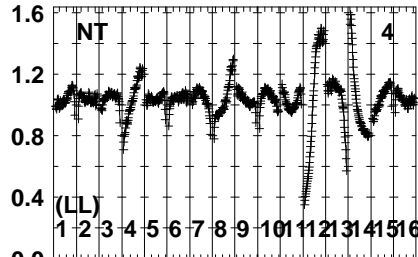
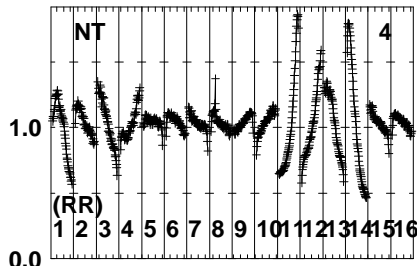
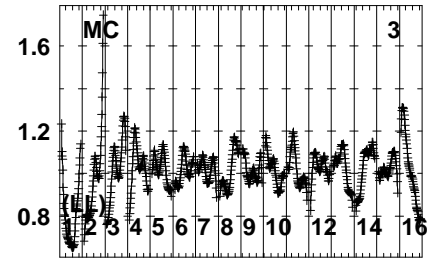
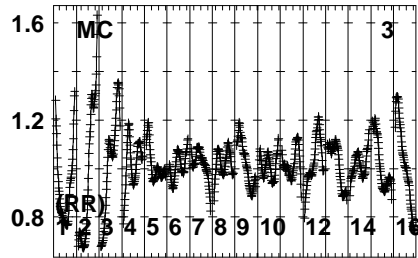
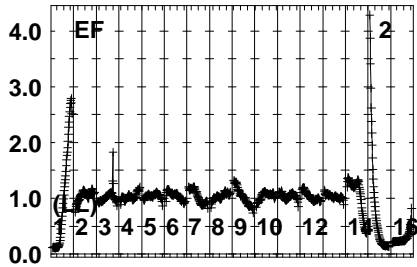
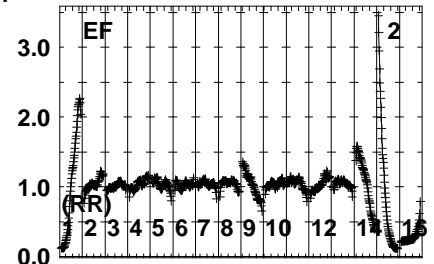
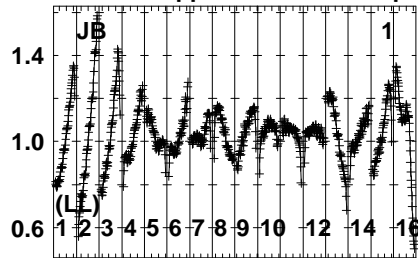
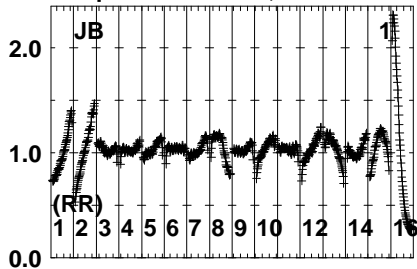


Lower frame: Real Jy
Auto-corr total-power spectrum Antenna: *
Timerange: 00/13:19:52 to 00/13:21:29

Plot file version 109 created 24-APR-2023 11:25:45

J2032 RSY09.UVDATA.1

Freq = 21.9925 GHz, Bw = 32.000 MH No calibration applied and no bandpass applied



2200000000 2205000000
FREQ MHz

2200000000 2205000000
FREQ MHz

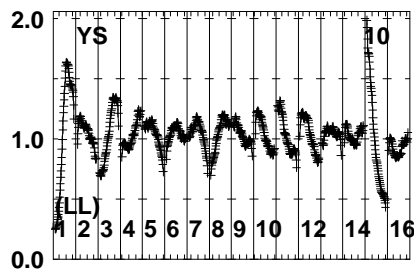
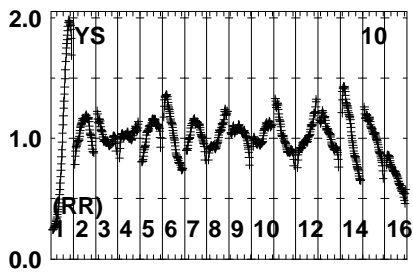
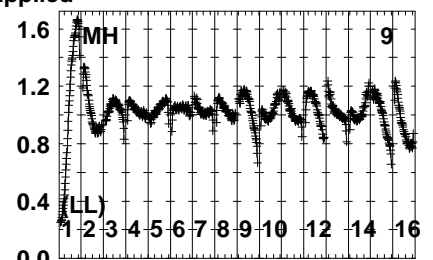
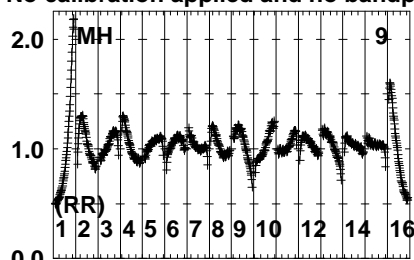
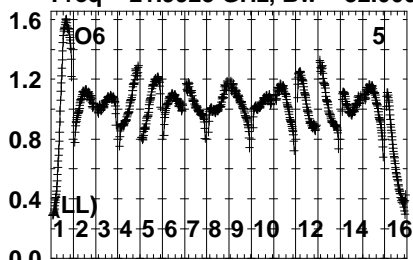
2200000000 2205000000
FREQ MHz

Lower frame: Real Jy
Auto-corr total-power spectrum Antenna: *
Timerange: 00/13:21:51 to 00/13:22:30

Plot file version 110 created 24-APR-2023 11:25:45

J2032 RSY09.UVDATA.1

Freq = 21.9925 GHz, Bw = 32.000 MH No calibration applied and no bandpass applied

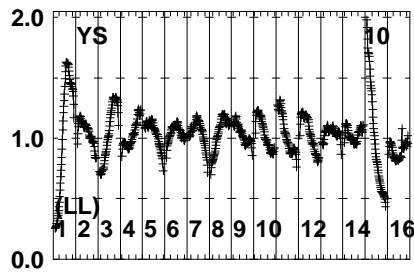
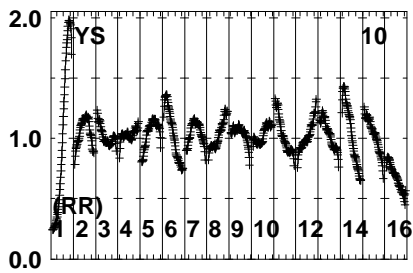
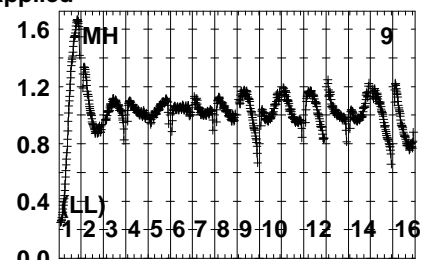
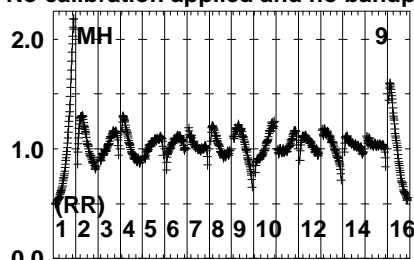
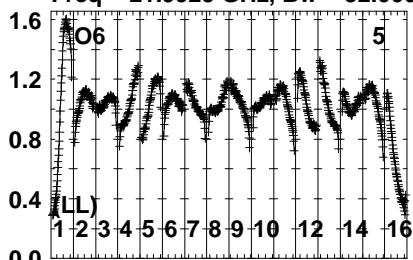


Lower frame: Real Jy
Auto-corr total-power spectrum Antenna: *
Timerange: 00/13:21:51 to 00/13:22:30

Plot file version 112 created 24-APR-2023 11:25:45

CYG-X3 RSY09.UVDATA.1

Freq = 21.9925 GHz, Bw = 32.000 MH No calibration applied and no bandpass applied

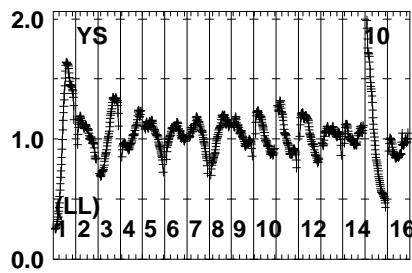
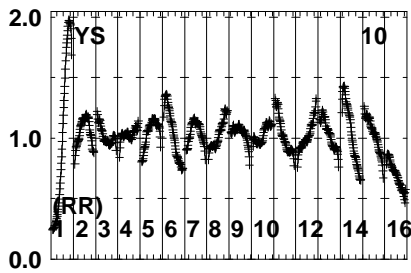
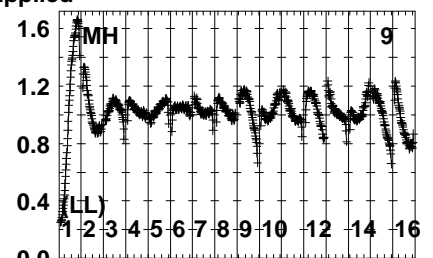
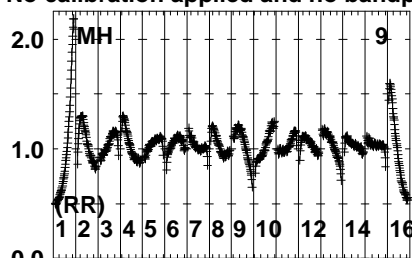
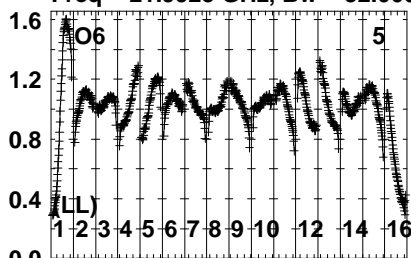


Lower frame: Real Jy
Auto-corr total-power spectrum Antenna: *
Timerange: 00/13:22:52 to 00/13:24:29

Plot file version 114 created 24-APR-2023 11:25:45

J2032 RSY09.UVDATA.1

Freq = 21.9925 GHz, Bw = 32.000 MH No calibration applied and no bandpass applied

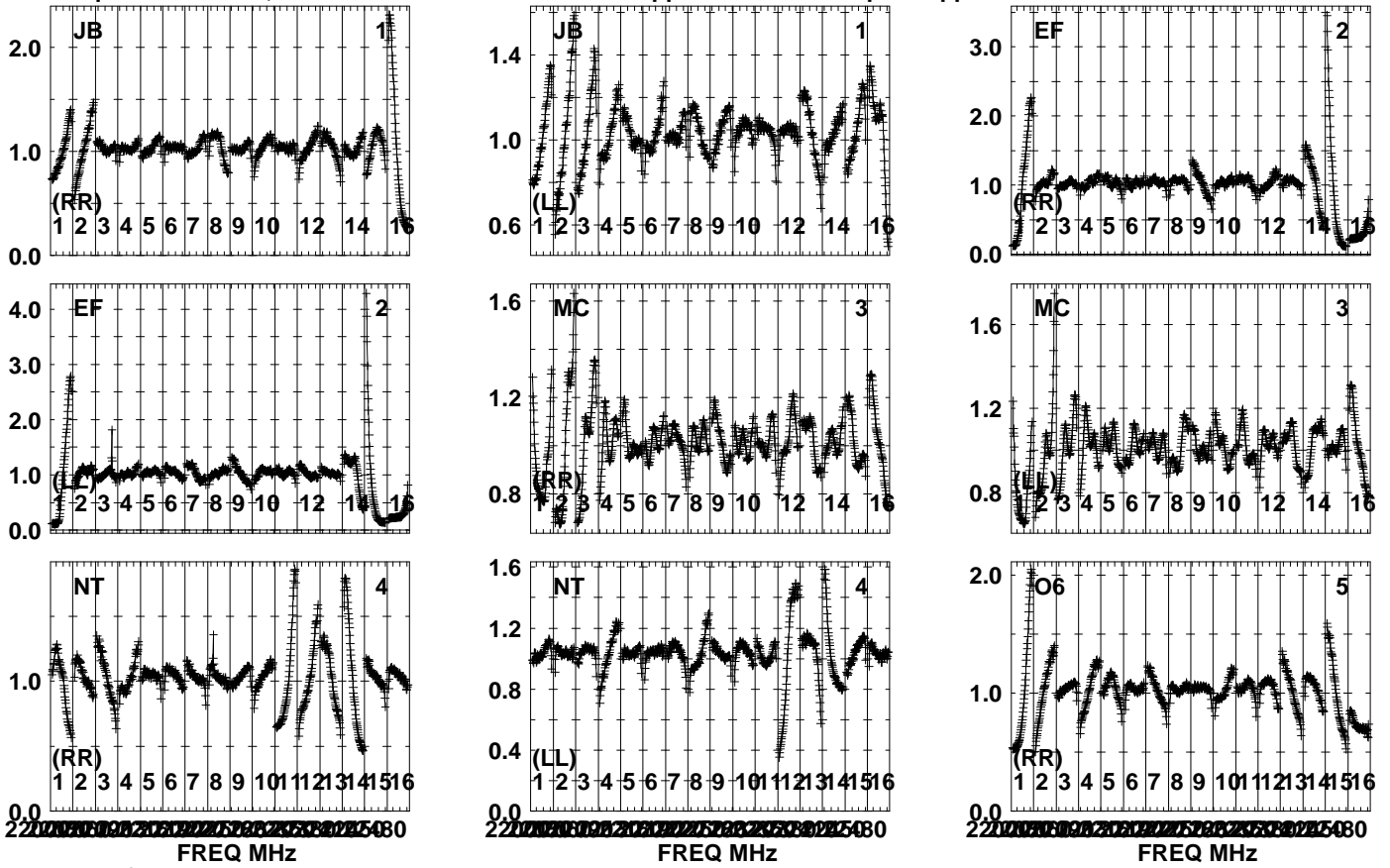


Lower frame: Real Jy
Auto-corr total-power spectrum Antenna: *
Timerange: 00/13:24:51 to 00/13:25:29

Plot file version 115 created 24-APR-2023 11:25:45

CYG-X3 RSY09.UVDATA.1

Freq = 21.9925 GHz, Bw = 32.000 MH No calibration applied and no bandpass applied

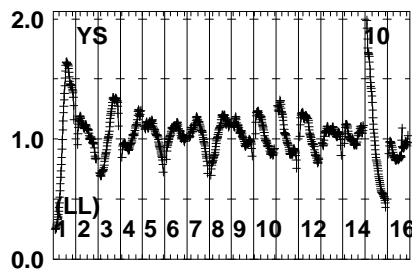
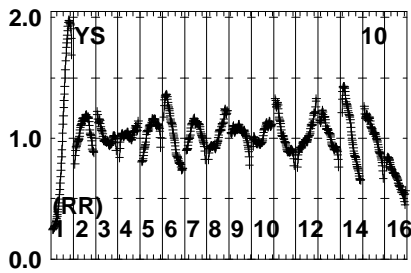
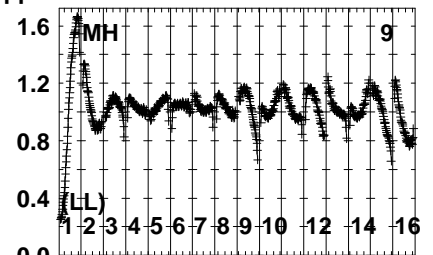
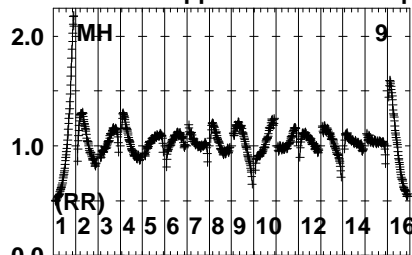
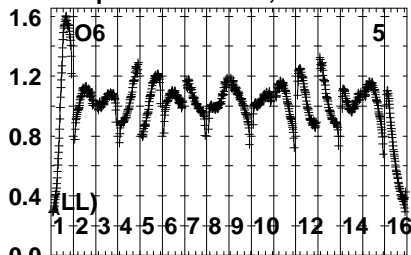


Lower frame: Real Jy
Auto-corr total-power spectrum Antenna: *
Timerange: 00/13:25:51 to 00/13:27:30

Plot file version 116 created 24-APR-2023 11:25:46

CYG-X3 RSY09.UVDATA.1

Freq = 21.9925 GHz, Bw = 32.000 MH No calibration applied and no bandpass applied

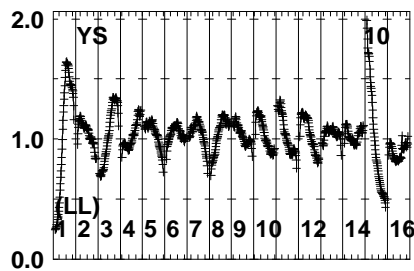
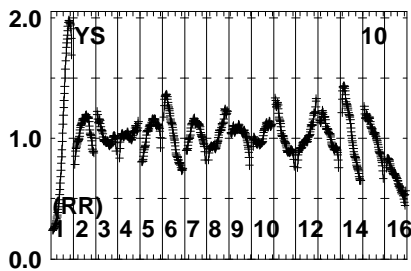
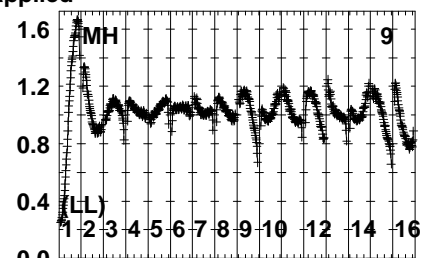
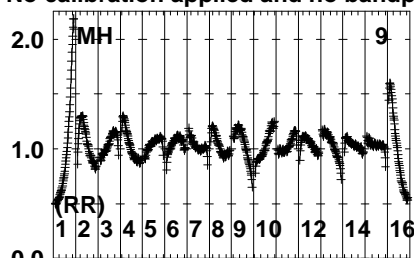
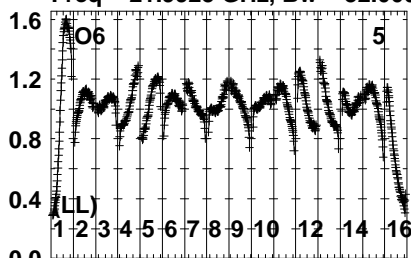


Lower frame: Real Jy
Auto-corr total-power spectrum Antenna: *
Timerange: 00/13:25:51 to 00/13:27:30

Plot file version 118 created 24-APR-2023 11:25:46

J2033+4000 RSY09.UVDATA.1

Freq = 21.9925 GHz, Bw = 32.000 MH No calibration applied and no bandpass applied



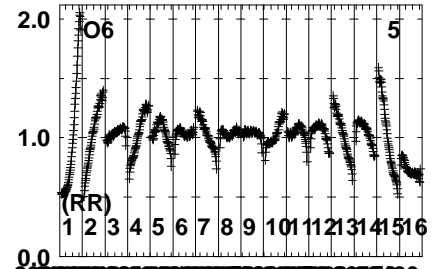
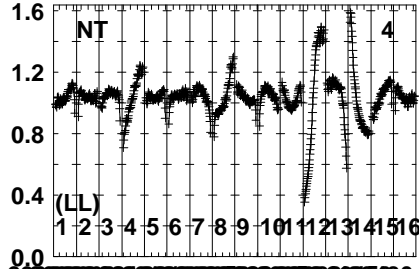
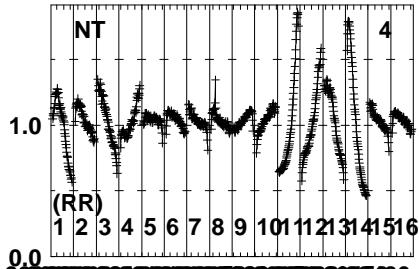
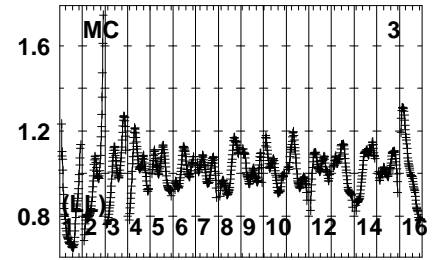
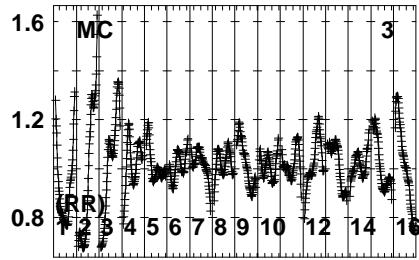
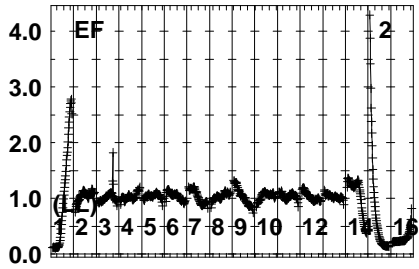
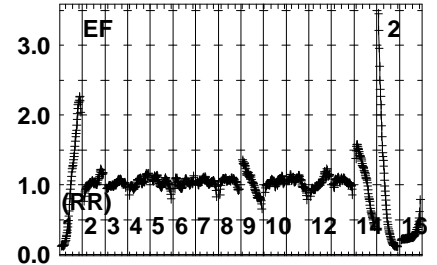
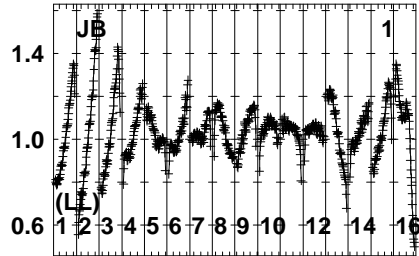
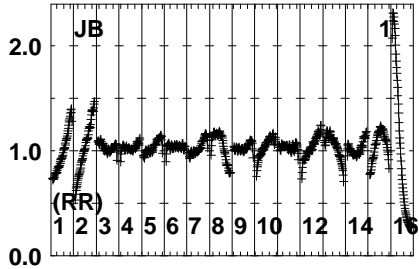
Lower frame: Real Jy
Auto-corr total-power spectrum Antenna: *
Timerange: 00/13:28:11 to 00/13:28:30

Plot file version 119 created 24-APR-2023 11:25:46

CYG-X3 RSY09.UVDATA.1

Freq = 21.9925 GHz, Bw = 32.000 MH

No calibration applied and no bandpass applied



2200000000 2200000080
FREQ MHz

2200000000 2200000080
FREQ MHz

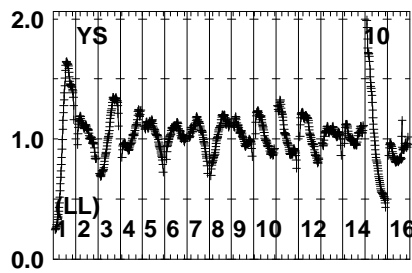
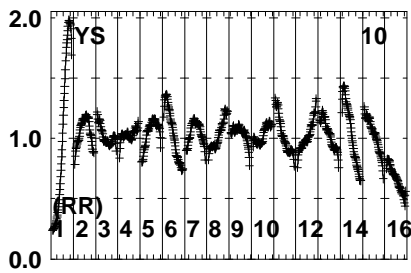
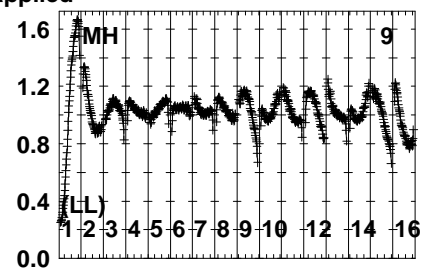
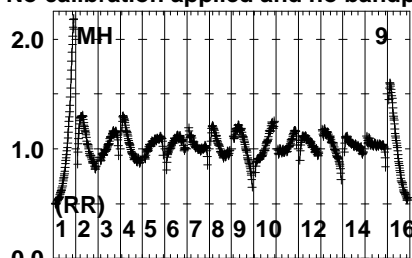
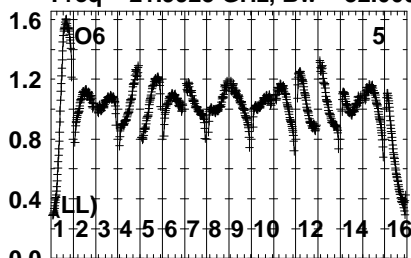
2200000000 2200000080
FREQ MHz

Lower frame: Real Jy
Auto-corr total-power spectrum Antenna: *
Timerange: 00/13:29:11 to 00/13:29:30

Plot file version 120 created 24-APR-2023 11:25:46

CYG-X3 RSY09.UVDATA.1

Freq = 21.9925 GHz, Bw = 32.000 MH No calibration applied and no bandpass applied

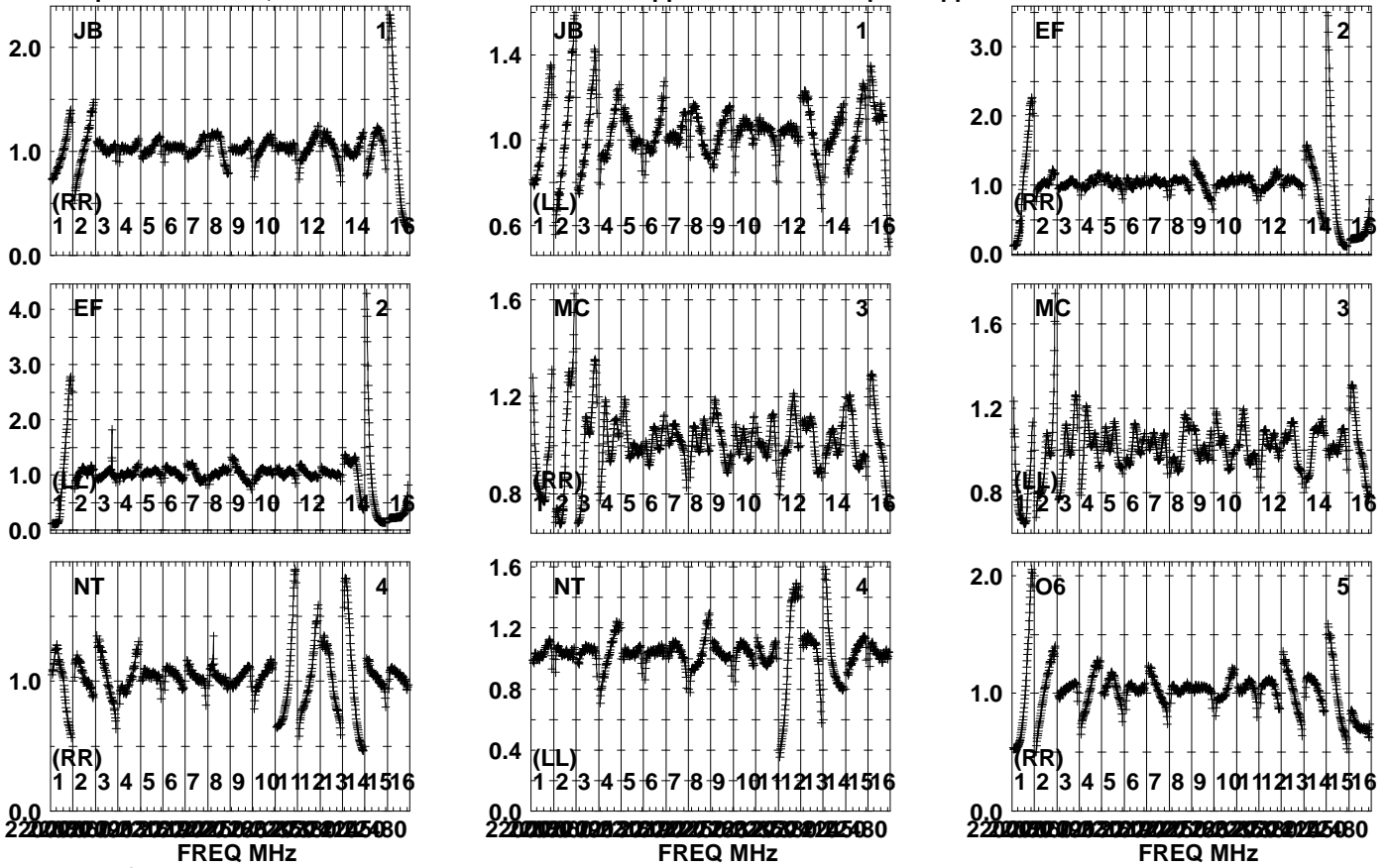


Lower frame: Real Jy
Auto-corr total-power spectrum Antenna: *
Timerange: 00/13:29:11 to 00/13:29:30

Plot file version 121 created 24-APR-2023 11:25:46

CYG-X3 RSY09.UVDATA.1

Freq = 21.9925 GHz, Bw = 32.000 MH No calibration applied and no bandpass applied

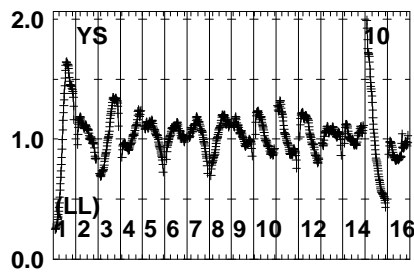
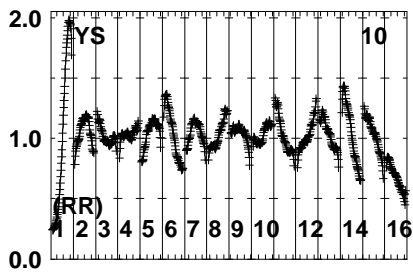
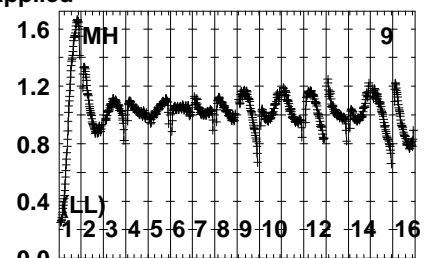
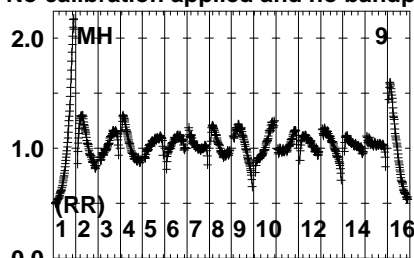
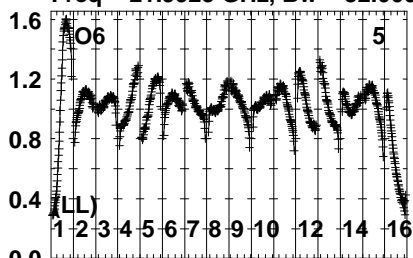


Lower frame: Real Jy
Auto-corr total-power spectrum Antenna: *
Timerange: 00/13:29:51 to 00/13:31:29

Plot file version 122 created 24-APR-2023 11:25:46

CYG-X3 RSY09.UVDATA.1

Freq = 21.9925 GHz, Bw = 32.000 MH No calibration applied and no bandpass applied

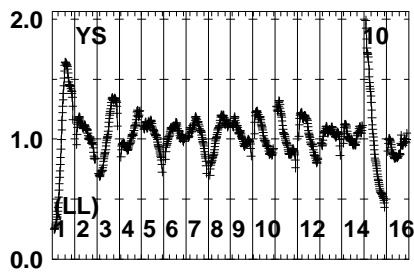
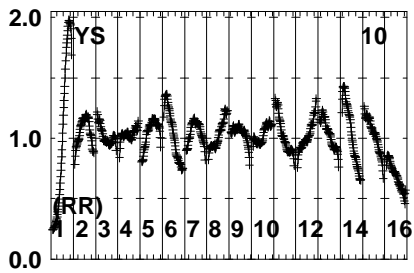
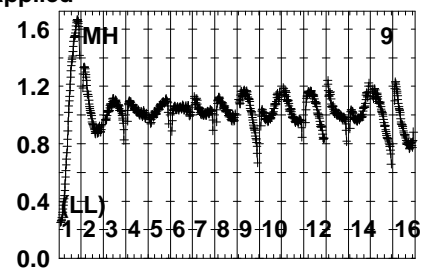
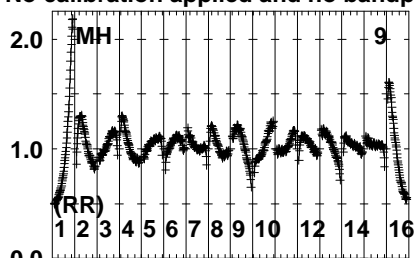
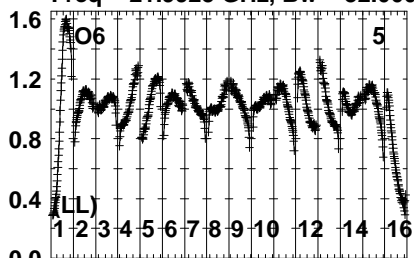


Lower frame: Real Jy
Auto-corr total-power spectrum Antenna: *
Timerange: 00/13:29:51 to 00/13:31:29

Plot file version 124 created 24-APR-2023 11:25:46

J2032 RSY09.UVDATA.1

Freq = 21.9925 GHz, Bw = 32.000 MH No calibration applied and no bandpass applied

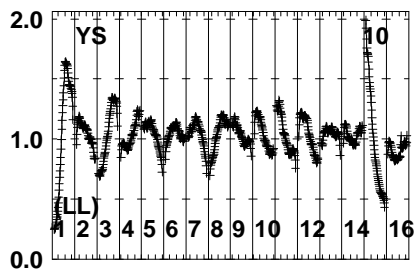
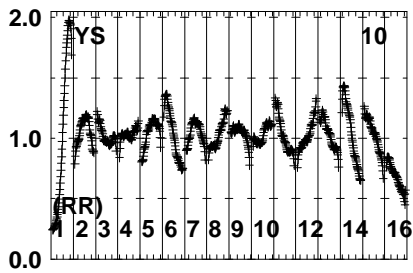
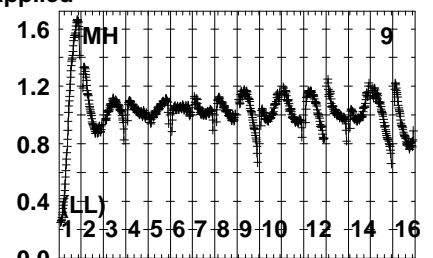
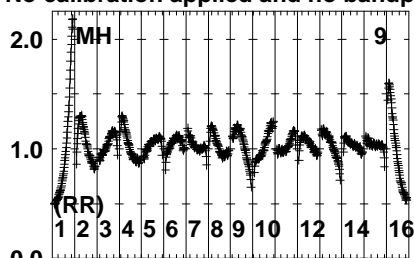
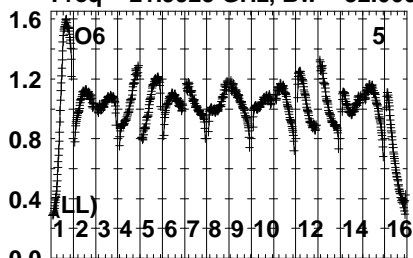


Lower frame: Real Jy
Auto-corr total-power spectrum Antenna: *
Timerange: 00/13:31:51 to 00/13:32:29

Plot file version 126 created 24-APR-2023 11:25:46

CYG-X3 RSY09.UVDATA.1

Freq = 21.9925 GHz, Bw = 32.000 MH No calibration applied and no bandpass applied

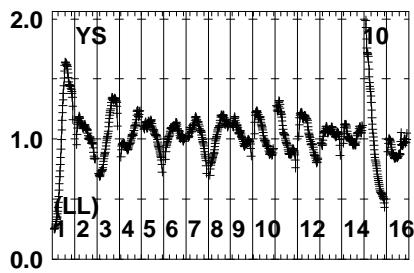
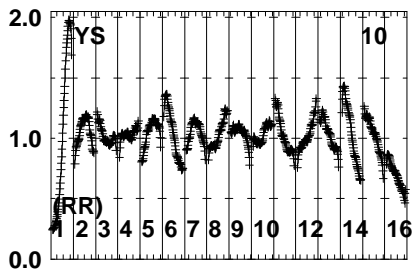
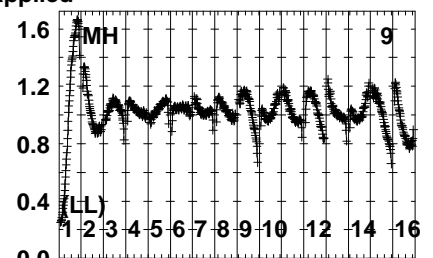
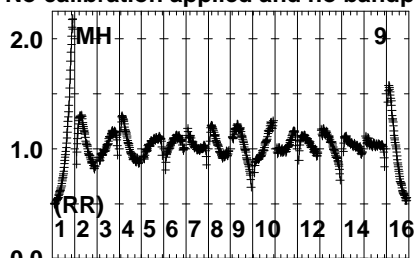
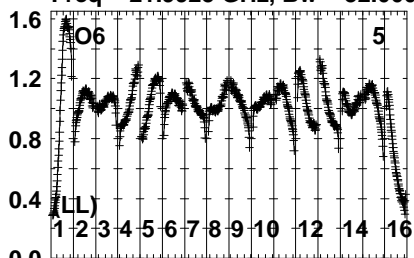


Lower frame: Real Jy
Auto-corr total-power spectrum Antenna: *
Timerange: 00/13:32:52 to 00/13:34:30

Plot file version 128 created 24-APR-2023 11:25:46

J2032 RSY09.UVDATA.1

Freq = 21.9925 GHz, Bw = 32.000 MH No calibration applied and no bandpass applied

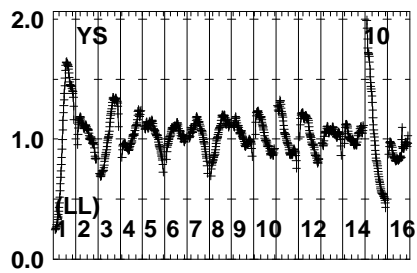
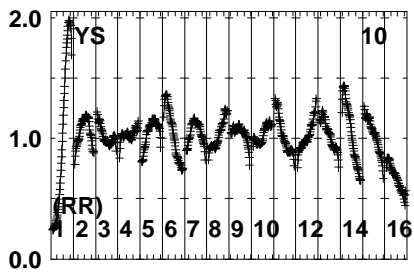
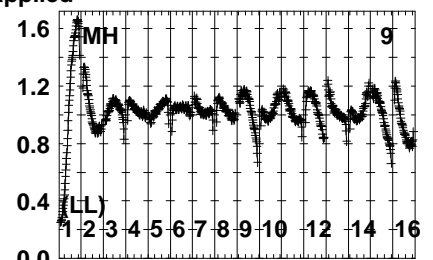
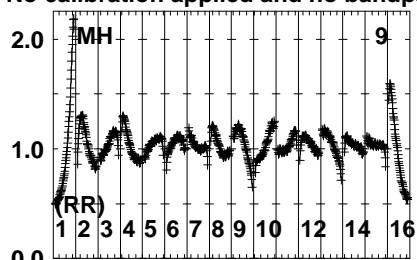
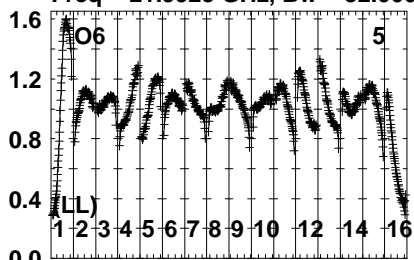


Lower frame: Real Jy
Auto-corr total-power spectrum Antenna: *
Timerange: 00/13:34:52 to 00/13:35:30

Plot file version 130 created 24-APR-2023 11:25:47

CYG-X3 RSY09.UVDATA.1

Freq = 21.9925 GHz, Bw = 32.000 MH No calibration applied and no bandpass applied

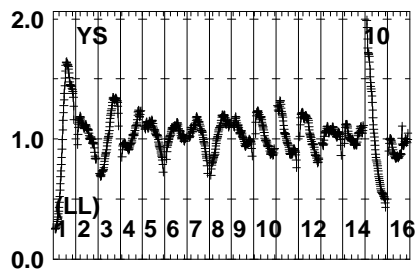
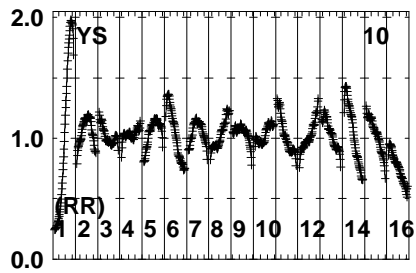
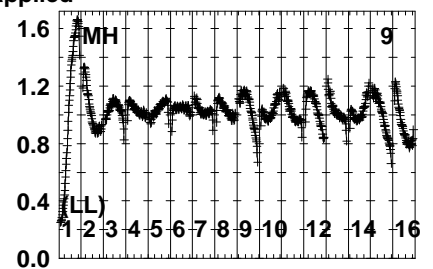
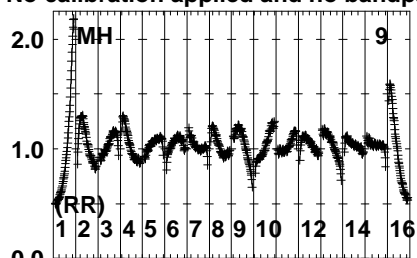
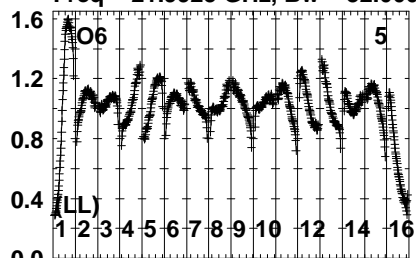


Lower frame: Real Jy
Auto-corr total-power spectrum Antenna: *
Timerange: 00/13:35:52 to 00/13:37:29

Plot file version 132 created 24-APR-2023 11:25:47

J2032 RSY09.UVDATA.1

Freq = 21.9925 GHz, Bw = 32.000 MH No calibration applied and no bandpass applied

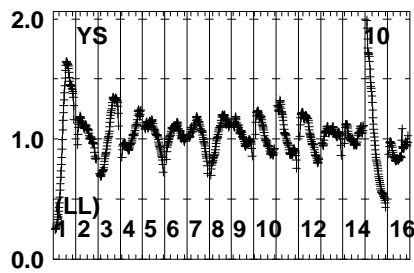
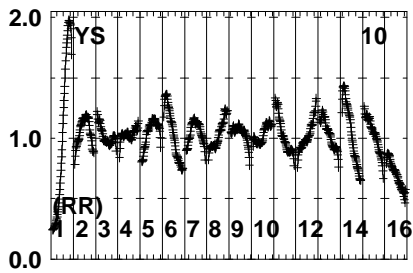
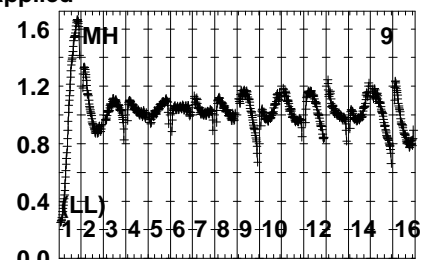
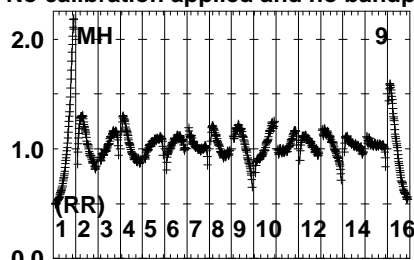
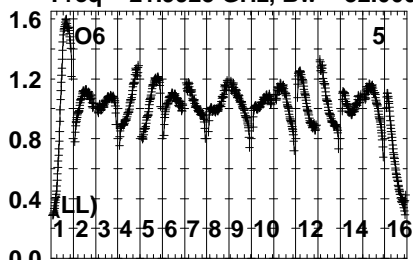


Lower frame: Real Jy
Auto-corr total-power spectrum Antenna: *
Timerange: 00/13:37:51 to 00/13:38:30

Plot file version 134 created 24-APR-2023 11:25:47

CYG-X3 RSY09.UVDATA.1

Freq = 21.9925 GHz, Bw = 32.000 MH No calibration applied and no bandpass applied

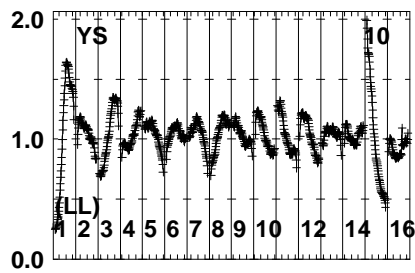
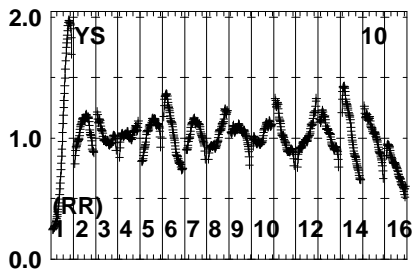
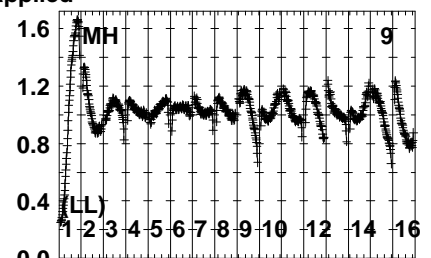
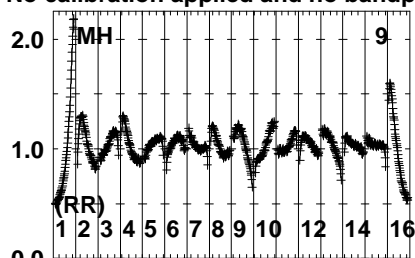
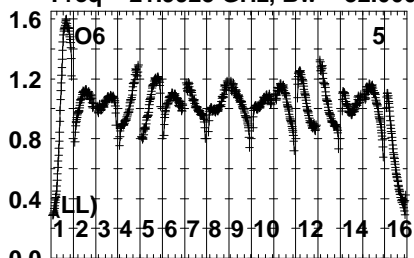


Lower frame: Real Jy
Auto-corr total-power spectrum Antenna: *
Timerange: 00/13:38:51 to 00/13:40:30

Plot file version 136 created 24-APR-2023 11:25:47

J2032 RSY09.UVDATA.1

Freq = 21.9925 GHz, Bw = 32.000 MH No calibration applied and no bandpass applied

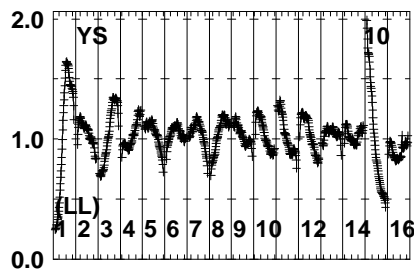
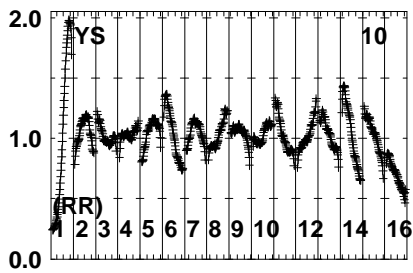
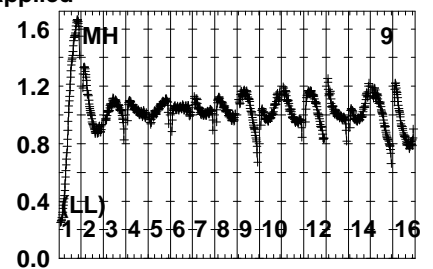
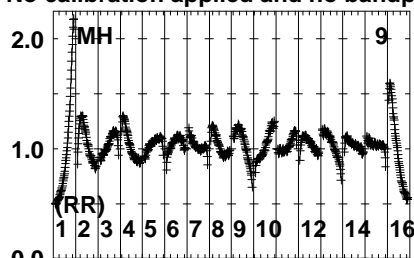
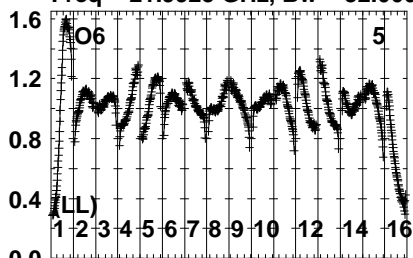


Lower frame: Real Jy
Auto-corr total-power spectrum Antenna: *
Timerange: 00/13:40:51 to 00/13:41:30

Plot file version 138 created 24-APR-2023 11:25:47

CYG-X3 RSY09.UVDATA.1

Freq = 21.9925 GHz, Bw = 32.000 MH No calibration applied and no bandpass applied

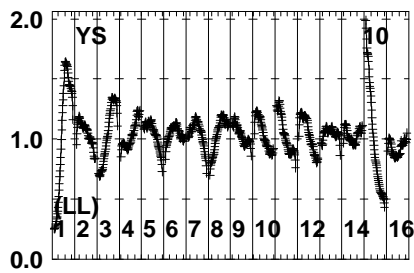
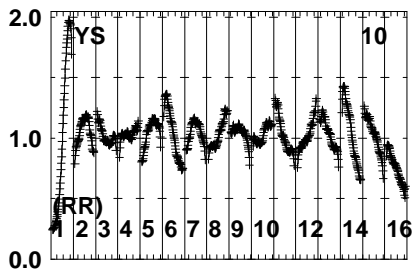
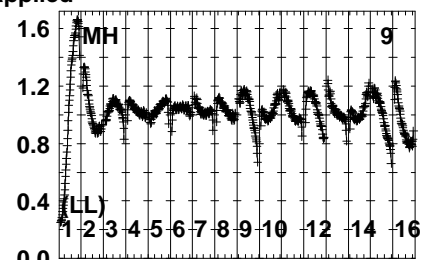
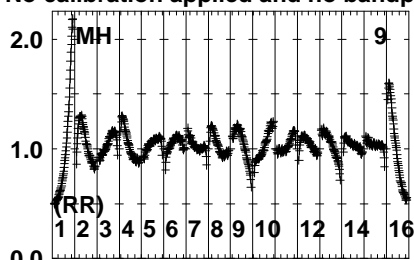
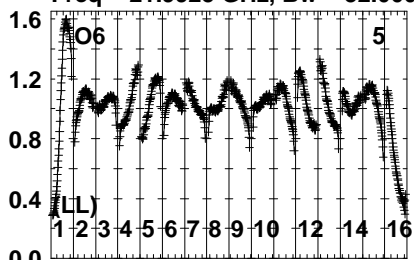


Lower frame: Real Jy
Auto-corr total-power spectrum Antenna: *
Timerange: 00/13:41:52 to 00/13:43:29

Plot file version 140 created 24-APR-2023 11:25:47

J2032 RSY09.UVDATA.1

Freq = 21.9925 GHz, Bw = 32.000 MH No calibration applied and no bandpass applied

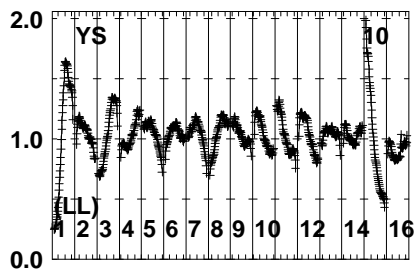
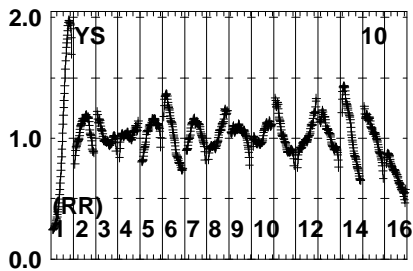
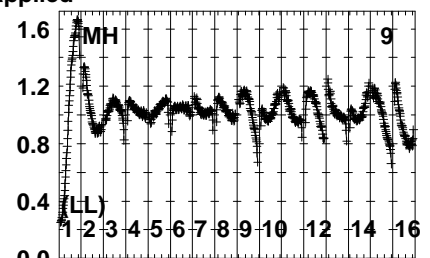
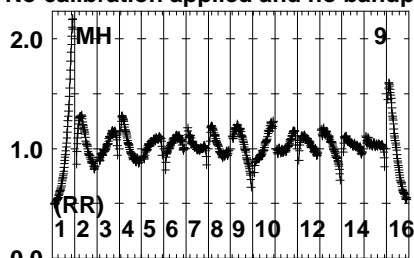
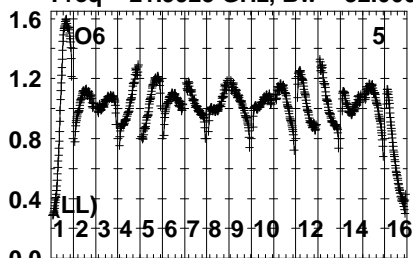


Lower frame: Real Jy
Auto-corr total-power spectrum Antenna: *
Timerange: 00/13:43:51 to 00/13:44:29

Plot file version 142 created 24-APR-2023 11:25:47

CYG-X3 RSY09.UVDATA.1

Freq = 21.9925 GHz, Bw = 32.000 MH No calibration applied and no bandpass applied

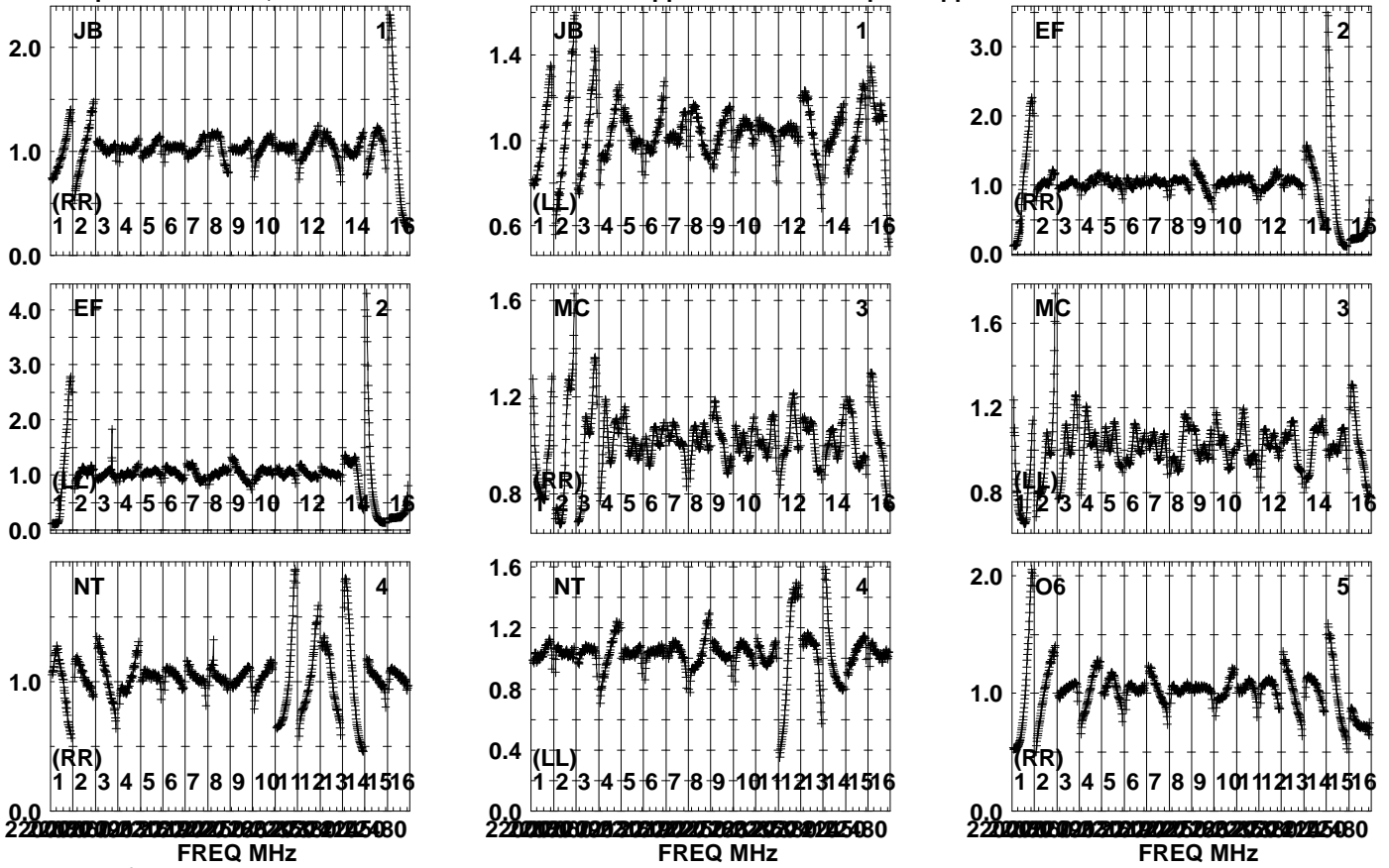


Lower frame: Real Jy
Auto-corr total-power spectrum Antenna: *
Timerange: 00/13:44:51 to 00/13:46:30

Plot file version 143 created 24-APR-2023 11:25:48

J2032 RSY09.UVDATA.1

Freq = 21.9925 GHz, Bw = 32.000 MH No calibration applied and no bandpass applied

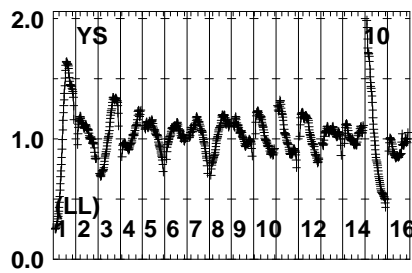
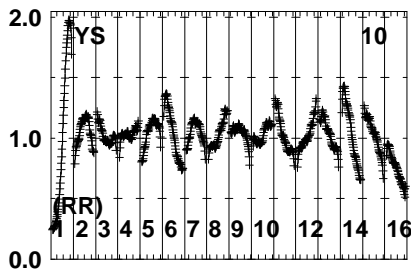
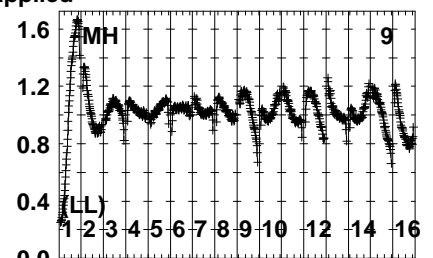
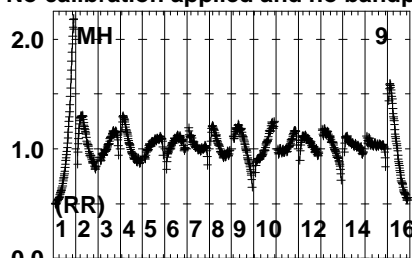
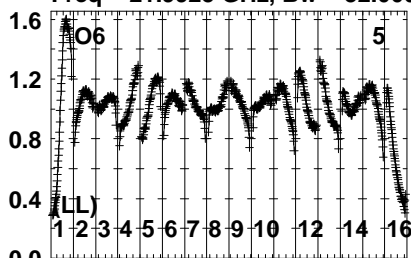


Lower frame: Real Jy
Auto-corr total-power spectrum Antenna: *
Timerange: 00/13:46:52 to 00/13:47:30

Plot file version 144 created 24-APR-2023 11:25:48

J2032 RSY09.UVDATA.1

Freq = 21.9925 GHz, Bw = 32.000 MH No calibration applied and no bandpass applied

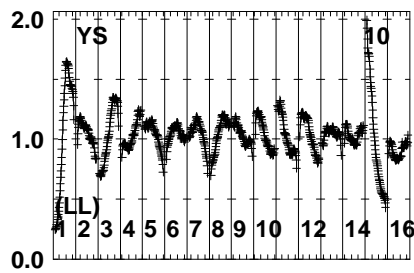
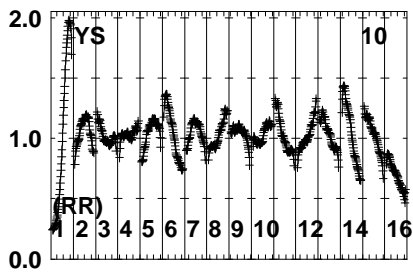
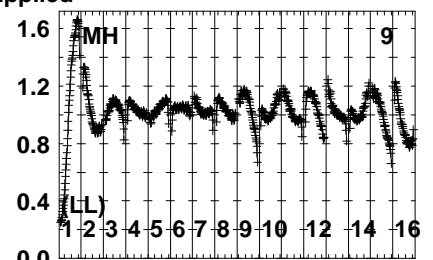
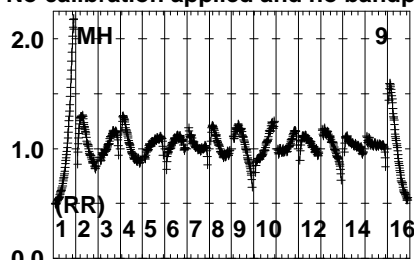
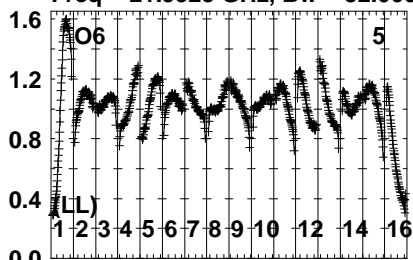


Lower frame: Real Jy
Auto-corr total-power spectrum Antenna: *
Timerange: 00/13:46:52 to 00/13:47:30

Plot file version 146 created 24-APR-2023 11:25:48

CYG-X3 RSY09.UVDATA.1

Freq = 21.9925 GHz, Bw = 32.000 MH No calibration applied and no bandpass applied

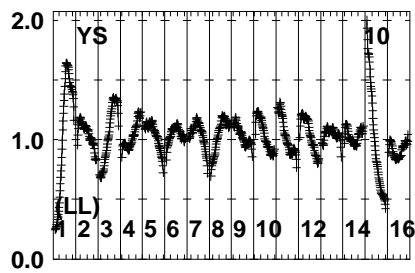
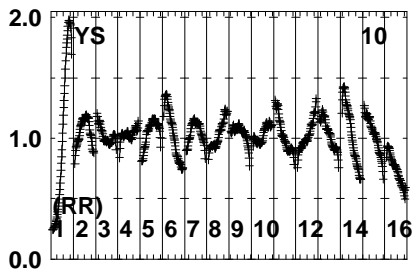
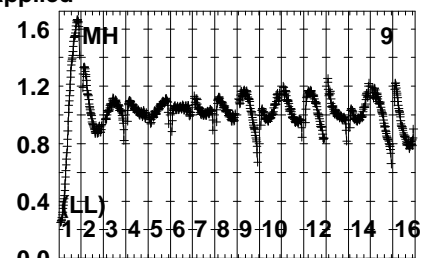
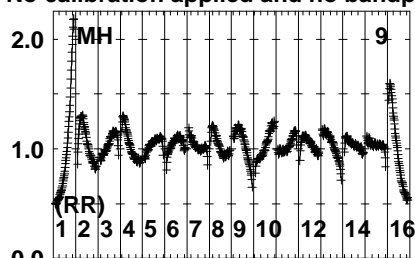
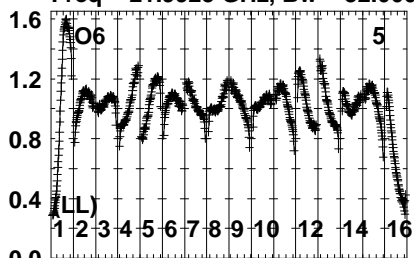


Lower frame: Real Jy
Auto-corr total-power spectrum Antenna: *
Timerange: 00/13:47:52 to 00/13:49:29

Plot file version 148 created 24-APR-2023 11:25:48

J2032 RSY09.UVDATA.1

Freq = 21.9925 GHz, Bw = 32.000 MH No calibration applied and no bandpass applied

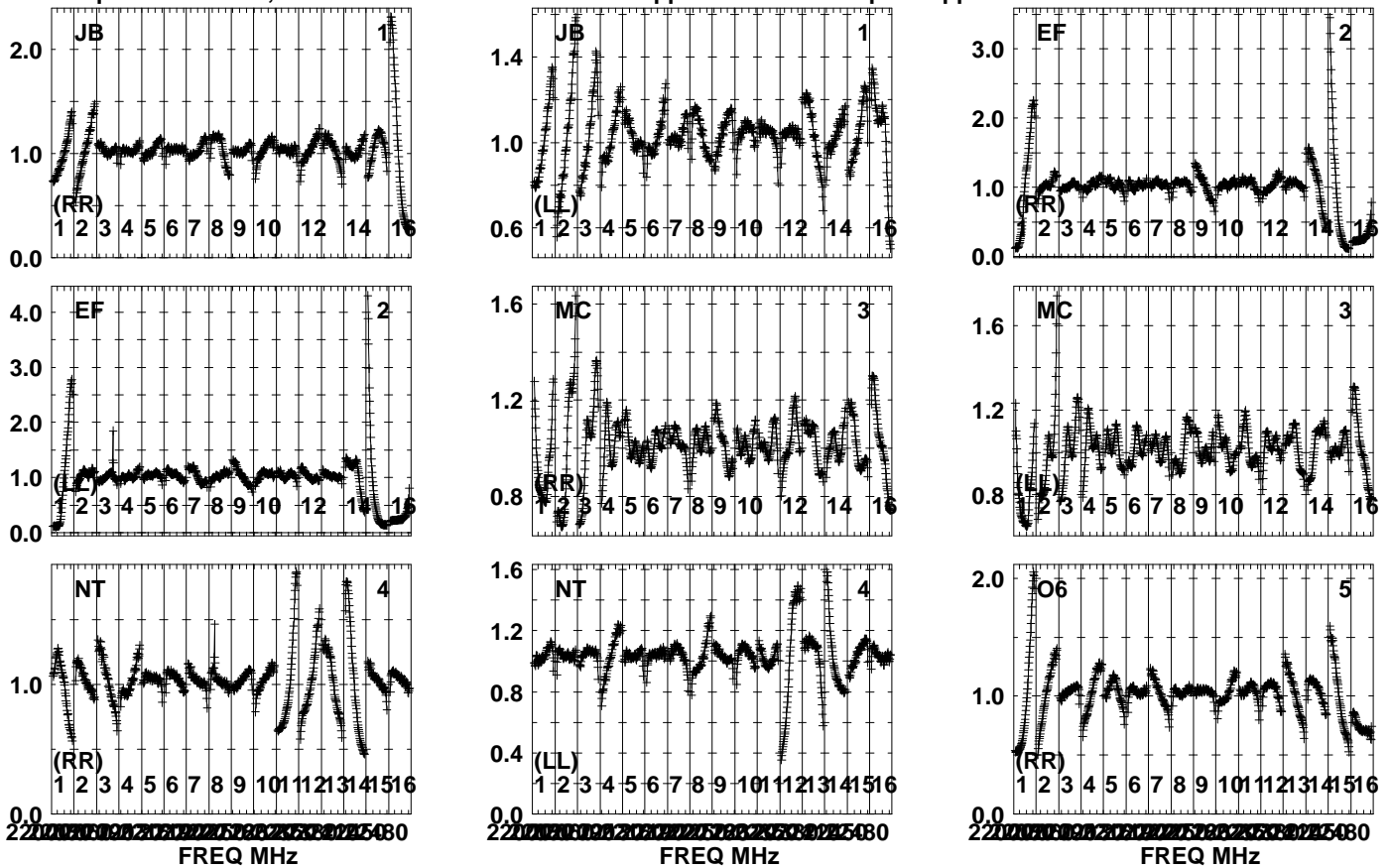


Lower frame: Real Jy
Auto-corr total-power spectrum Antenna: *
Timerange: 00/13:49:51 to 00/13:50:30

Plot file version 149 created 24-APR-2023 11:25:48

CYG-X3 RSY09.UVDATA.1

Freq = 21.9925 GHz, Bw = 32.000 MH No calibration applied and no bandpass applied

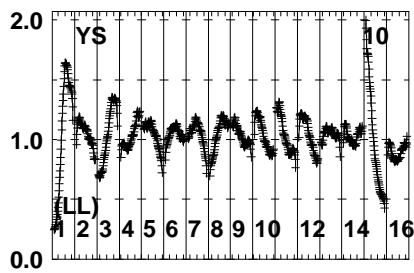
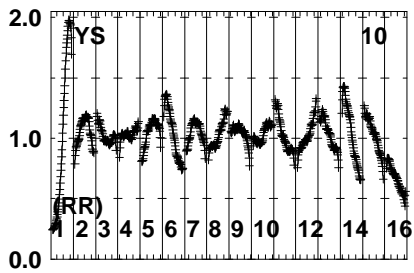
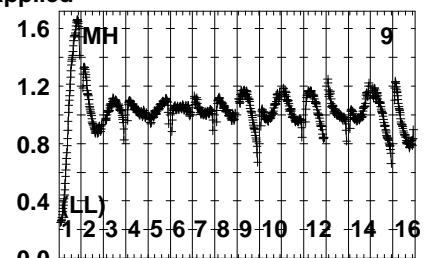
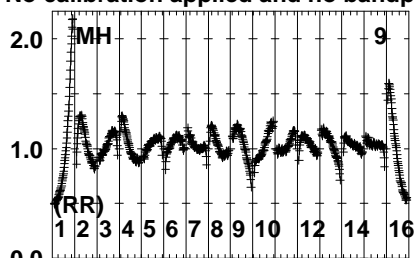
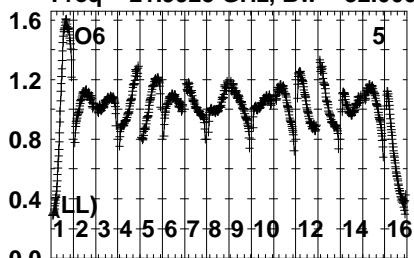


Lower frame: Real Jy
Auto-corr total-power spectrum Antenna: *
Timerange: 00/13:50:52 to 00/13:52:29

Plot file version 150 created 24-APR-2023 11:25:48

CYG-X3 RSY09.UVDATA.1

Freq = 21.9925 GHz, Bw = 32.000 MH No calibration applied and no bandpass applied

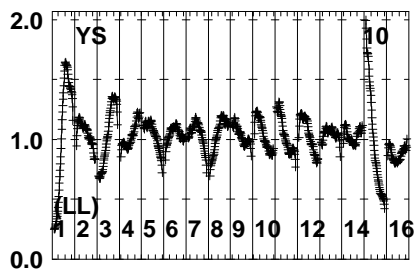
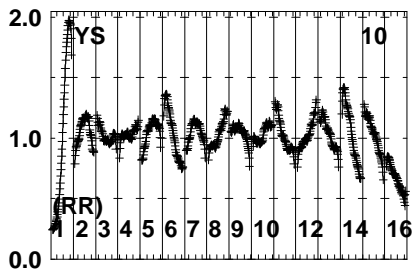
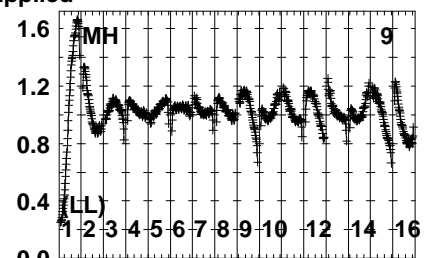
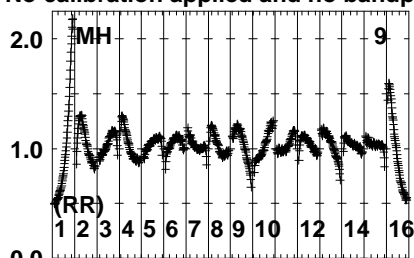
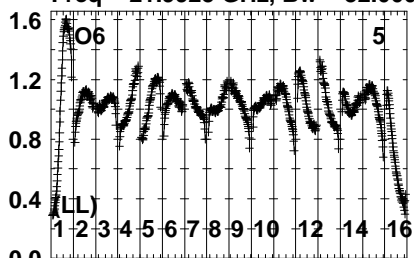


Lower frame: Real Jy
Auto-corr total-power spectrum Antenna: *
Timerange: 00/13:50:52 to 00/13:52:29

Plot file version 152 created 24-APR-2023 11:25:48

J2032 RSY09.UVDATA.1

Freq = 21.9925 GHz, Bw = 32.000 MH No calibration applied and no bandpass applied

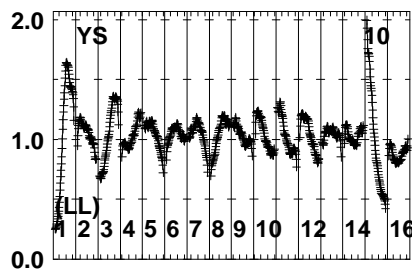
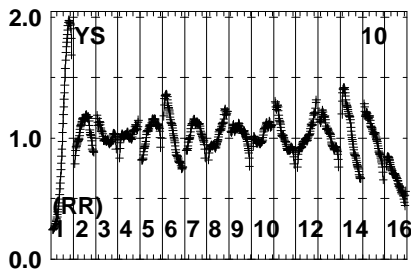
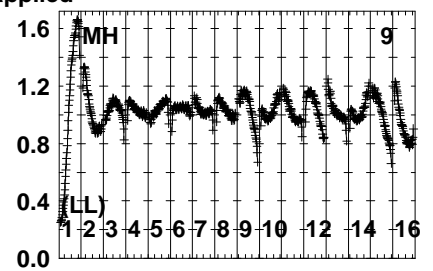
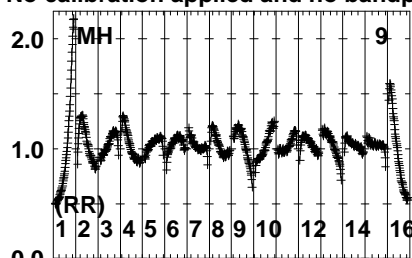
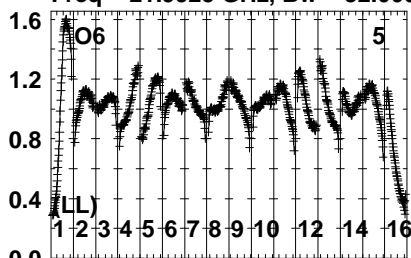


Lower frame: Real Jy
Auto-corr total-power spectrum Antenna: *
Timerange: 00/13:52:51 to 00/13:53:30

Plot file version 154 created 24-APR-2023 11:25:48

CYG-X3 RSY09.UVDATA.1

Freq = 21.9925 GHz, Bw = 32.000 MH No calibration applied and no bandpass applied

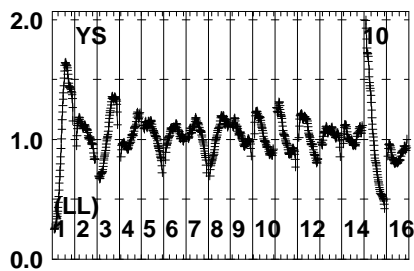
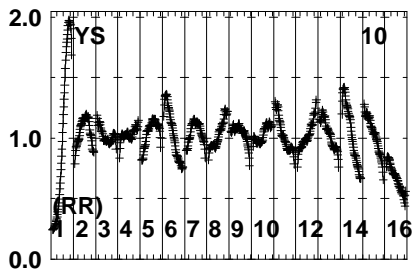
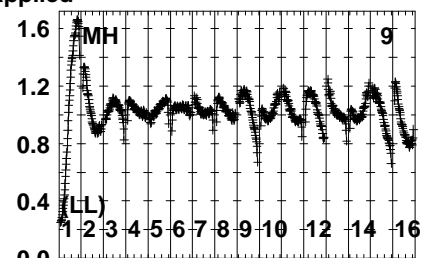
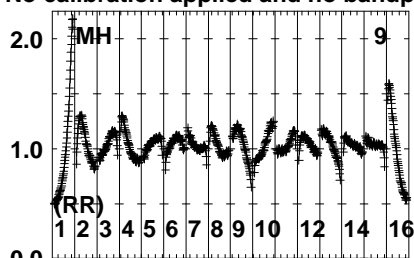
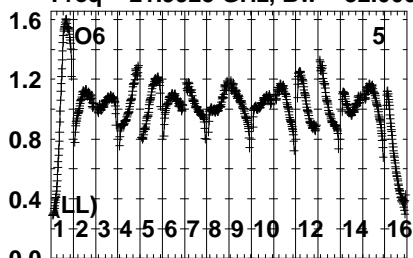


Lower frame: Real Jy
Auto-corr total-power spectrum Antenna: *
Timerange: 00/13:53:52 to 00/13:55:29

Plot file version 156 created 24-APR-2023 11:25:49

J2033+4000 RSY09.UVDATA.1

Freq = 21.9925 GHz, Bw = 32.000 MH No calibration applied and no bandpass applied

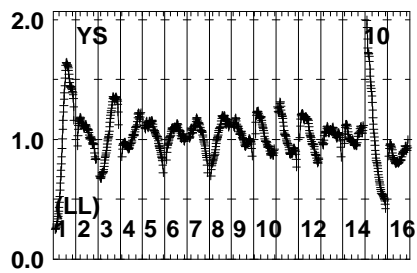
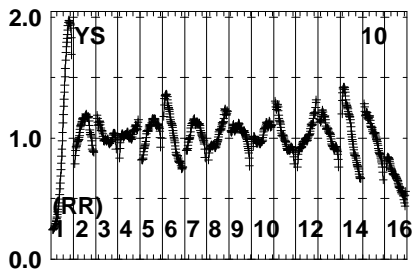
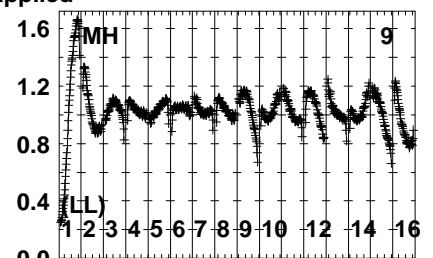
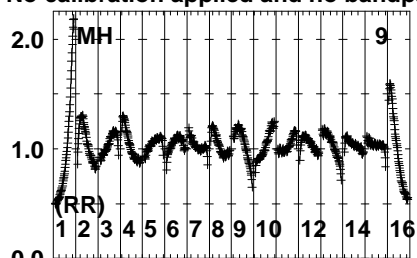
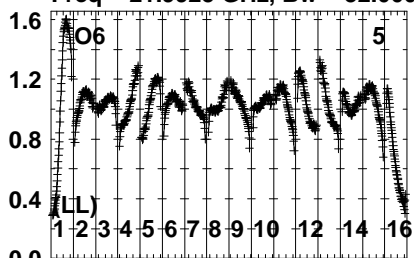


Lower frame: Real Jy
Auto-corr total-power spectrum Antenna: *
Timerange: 00/13:56:11 to 00/13:56:29

Plot file version 158 created 24-APR-2023 11:25:49

J2007+4029 RSY09.UVDATA.1

Freq = 21.9925 GHz, Bw = 32.000 MH No calibration applied and no bandpass applied



Lower frame: Real Jy
Auto-corr total-power spectrum Antenna: *
Timerange: 00/13:58:02 to 00/13:59:59