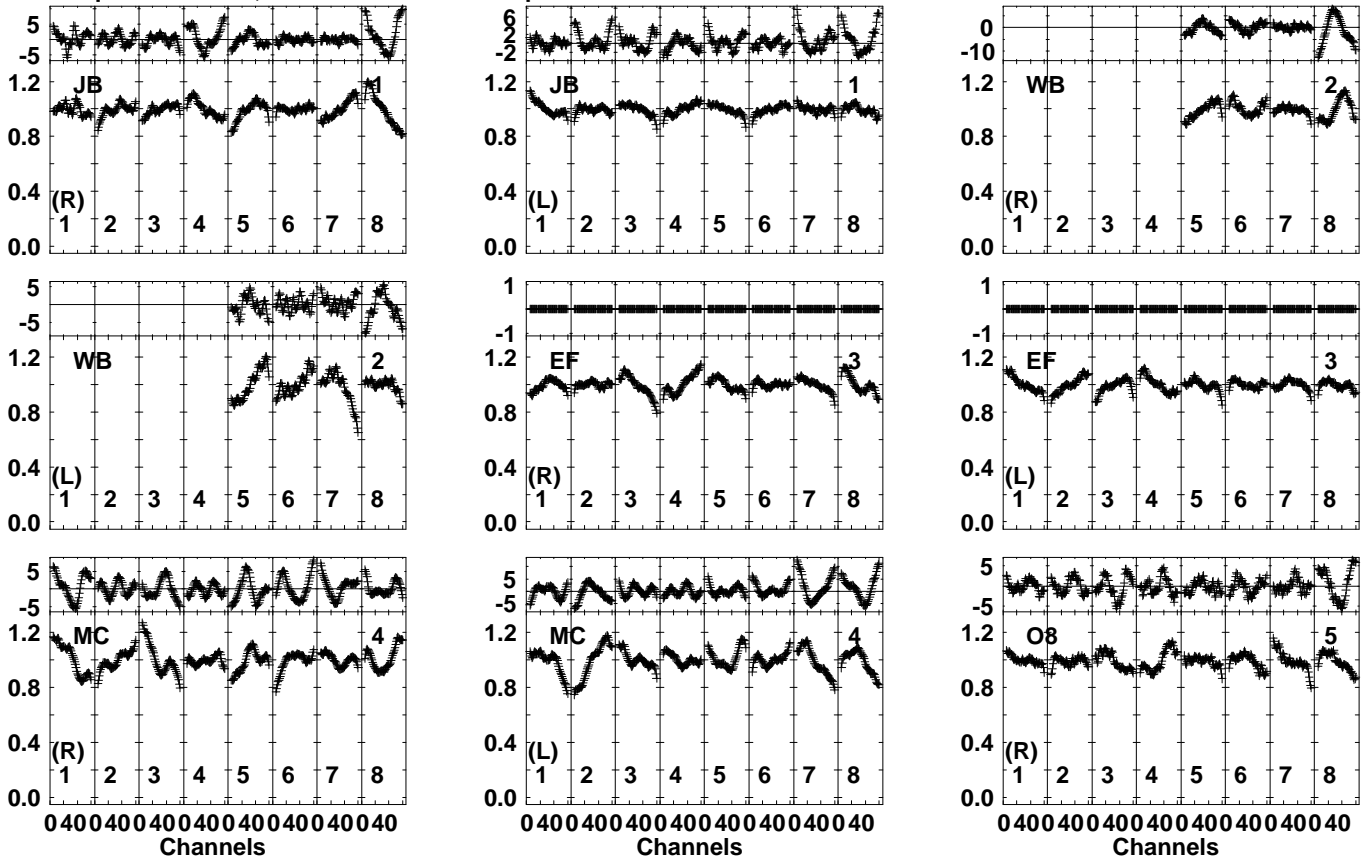


Plot file version 1 created 19-JAN-2024 01:42:51
 RSY11.UVDATA.1
 Freq = 4.7990 GHz, Bw = 32.000 MH Bandpass table # 1

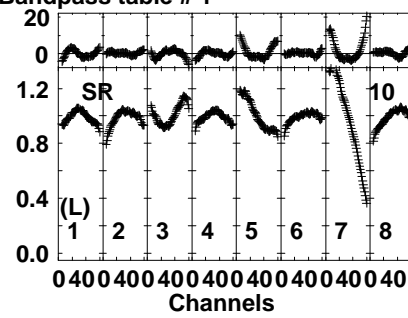
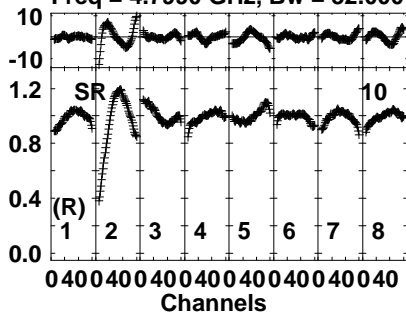


Lower frame: BP ampl Top frame: BP phase
 Bandpass table spectrum Antenna: *
 Timerange: 00/00:00:01 to 999/00:00:00

Plot file version 3 created 19-JAN-2024 01:42:51

RSY11.UVDATA.1

Freq = 4.7990 GHz, Bw = 32.000 MH Bandpass table # 1



Lower frame: BP ampl Top frame: BP phase
Bandpass table spectrum Antenna: *
Timerange: 00/00:00:01 to 999/00:00:00