




Plot file version 1 created 28-MAR-2022 04:38:50  
Amplitude andPhase vs Time for RY009.UVDATA.1 Vect aver. CL # 4  
IF 1 CHAN 1 - 64 STK LL




Plot file version 2 created 28-MAR-2022 04:38:50  
Amplitude andPhase vs Time for RY009.UVDATA.1 Vect aver. CL # 4  
IF 1 CHAN 1 - 64 STK LL



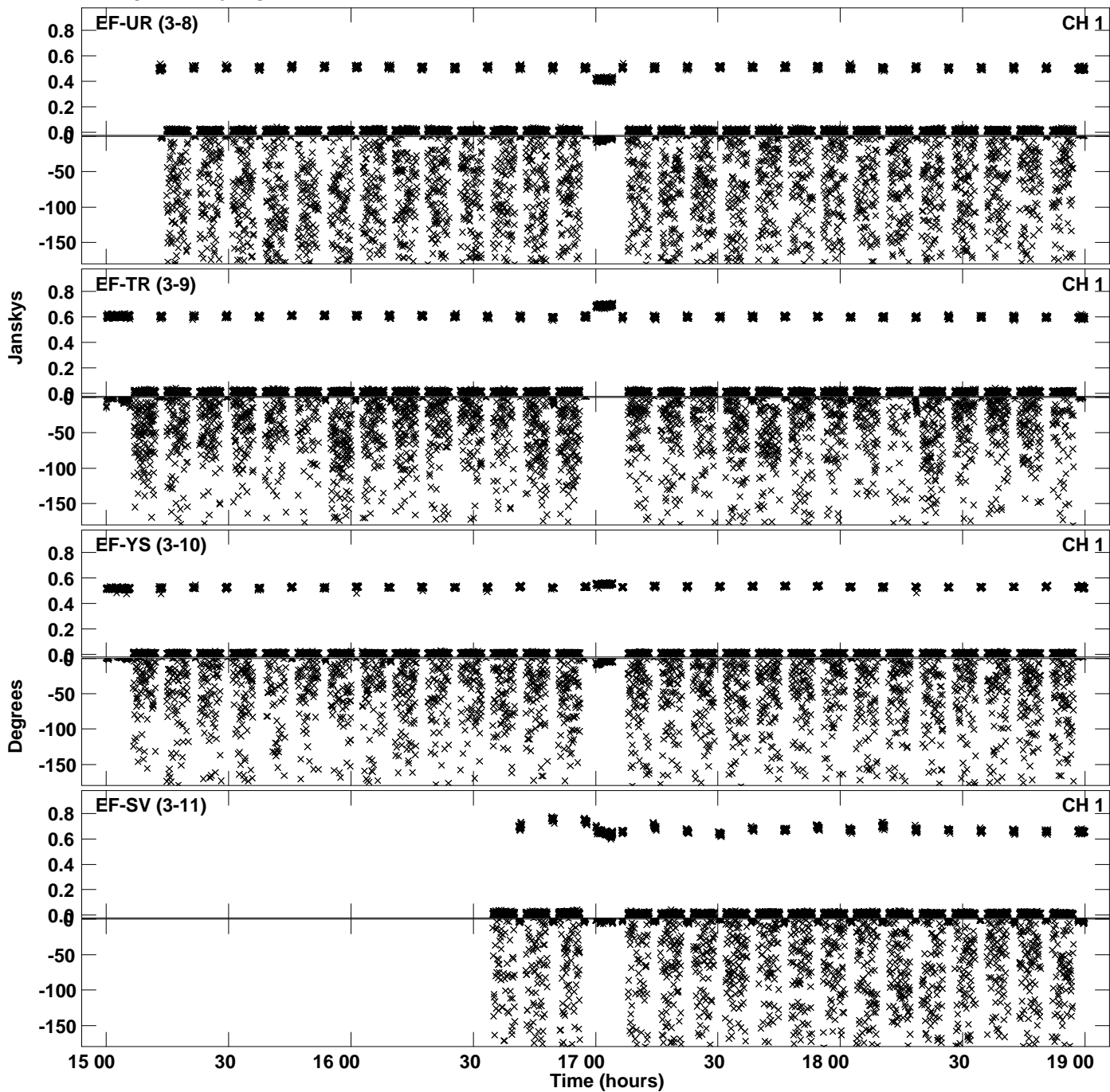
Plot file version 3 created 28-MAR-2022 04:38:50  
Amplitude andPhase vs Time for RY009.UVDATA.1 Vect aver. CL # 4  
IF 1 CHAN 1 - 64 STK LL




Plot file version 4 created 28-MAR-2022 04:39:04  
Amplitude andPhase vs Time for RY009.UVDATA.1 Vect aver. CL # 4  
IF 2 CHAN 1 - 64 STK LL




Plot file version 5 created 28-MAR-2022 04:39:04  
Amplitude andPhase vs Time for RY009.UVDATA.1 Vect aver. CL # 4  
IF 2 CHAN 1 - 64 STK LL




Plot file version 6 created 28-MAR-2022 04:39:04  
Amplitude andPhase vs Time for RY009.UVDATA.1 Vect aver. CL # 4  
IF 2 CHAN 1 - 64 STK LL



Plot file version 7 created 28-MAR-2022 04:39:19  
Amplitude andPhase vs Time for RY009.UVDATA.1 Vect aver. CL # 4  
IF 3 CHAN 1 - 64 STK LL




Plot file version 8 created 28-MAR-2022 04:39:19  
Amplitude andPhase vs Time for RY009.UVDATA.1 Vect aver. CL # 4  
IF 3 CHAN 1 - 64 STK LL






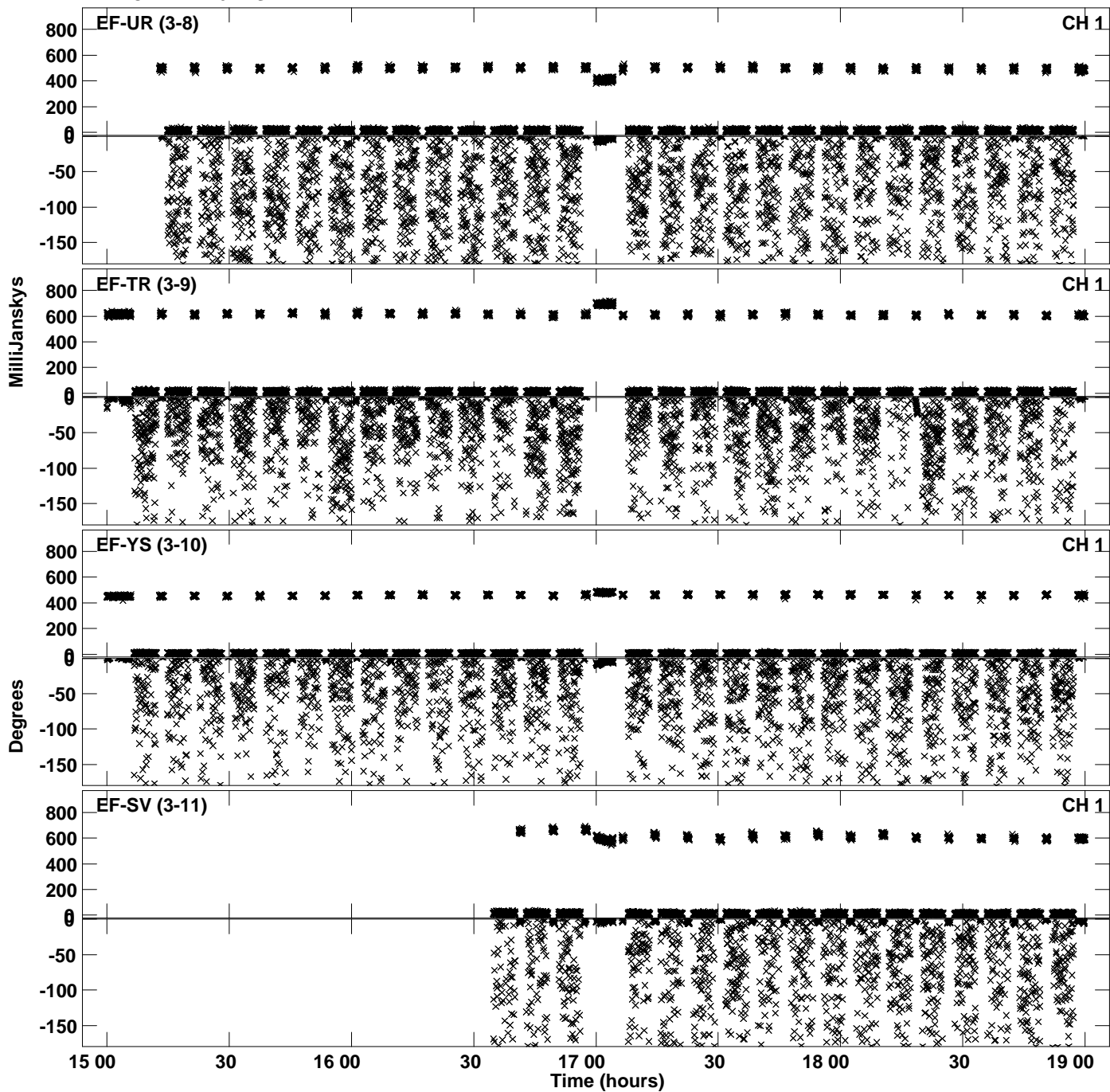
Plot file version 9 created 28-MAR-2022 04:39:19  
Amplitude andPhase vs Time for RY009.UVDATA.1 Vect aver. CL # 4  
IF 3 CHAN 1 - 64 STK LL




Plot file version 10 created 28-MAR-2022 04:39:33  
Amplitude andPhase vs Time for RY009.UVDATA.1 Vect aver. CL # 4  
IF 4 CHAN 1 - 64 STK LL




PLot file version 11 created 28-MAR-2022 04:39:33  
Amplitude andPhase vs Time for RY009.UVDATA.1 Vect aver. CL # 4  
IF 4 CHAN 1 - 64 STK LL



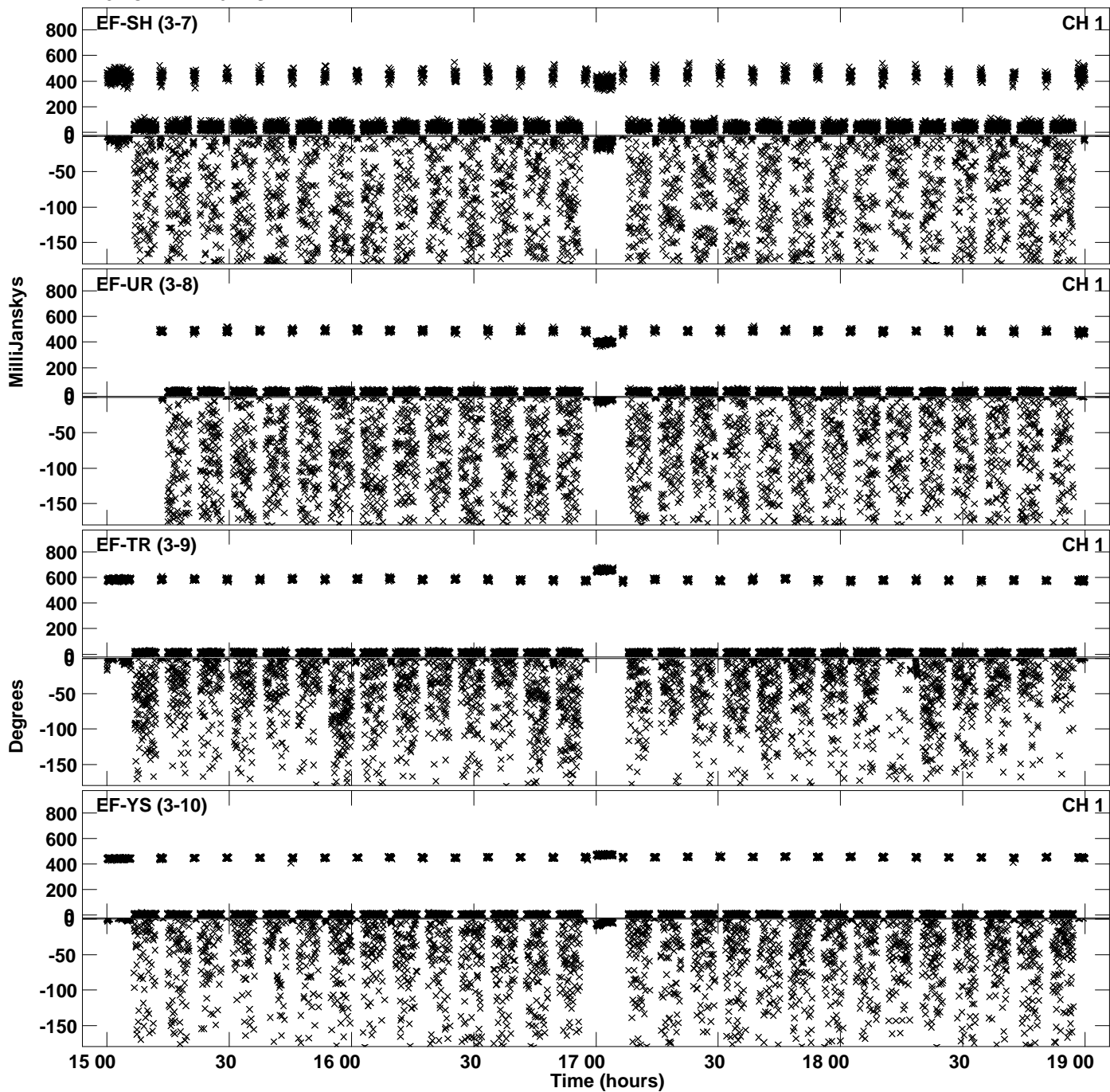
Plot file version 12 created 28-MAR-2022 04:39:33  
Amplitude andPhase vs Time for RY009.UVDATA.1 Vect aver. CL # 4  
IF 4 CHAN 1 - 64 STK LL




PLot file version 13 created 28-MAR-2022 04:39:49  
Amplitude andPhase vs Time for RY009.UVDATA.1 Vect aver. CL # 4  
IF 5 CHAN 1 - 64 STK LL



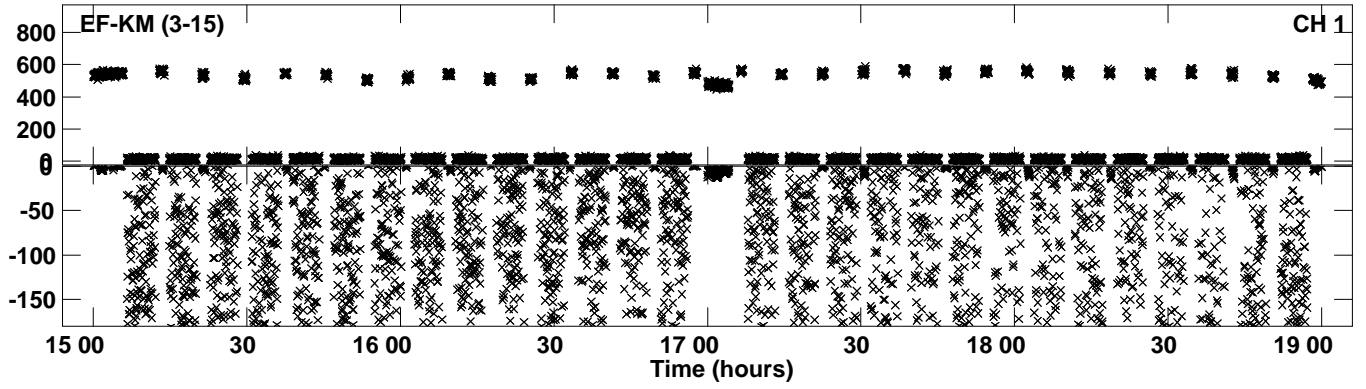
Plot file version 14 created 28-MAR-2022 04:39:49  
Amplitude andPhase vs Time for RY009.UVDATA.1 Vect aver. CL # 4  
IF 5 CHAN 1 - 64 STK LL



Plot file version 15 created 28-MAR-2022 04:39:49  
Amplitude andPhase vs Time for RY009.UVDATA.1 Vect aver. CL # 4  
IF 5 CHAN 1 - 64 STK LL




PLot file version 16 created 28-MAR-2022 04:39:49  
Amplitude andPhase vs Time for RY009.UVDATA.1 Vect aver. CL # 4  
IF 5 CHAN 1 - 64 STK LL







PLot file version 17 created 28-MAR-2022 04:40:04  
Amplitude andPhase vs Time for RY009.UVDATA.1 Vect aver. CL # 4  
IF 6 CHAN 1 - 64 STK LL



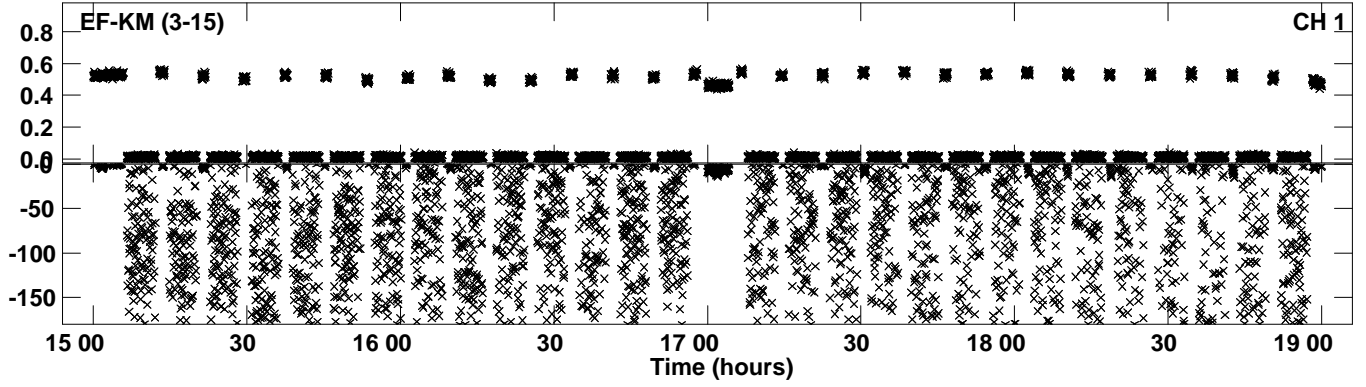
Plot file version 18 created 28-MAR-2022 04:40:04  
Amplitude andPhase vs Time for RY009.UVDATA.1 Vect aver. CL # 4  
IF 6 CHAN 1 - 64 STK LL




Plot file version 19 created 28-MAR-2022 04:40:04  
Amplitude and Phase vs Time for RY009.UVDATA.1 Vect aver. CL # 4  
IF 6 CHAN 1 - 64 STK LL



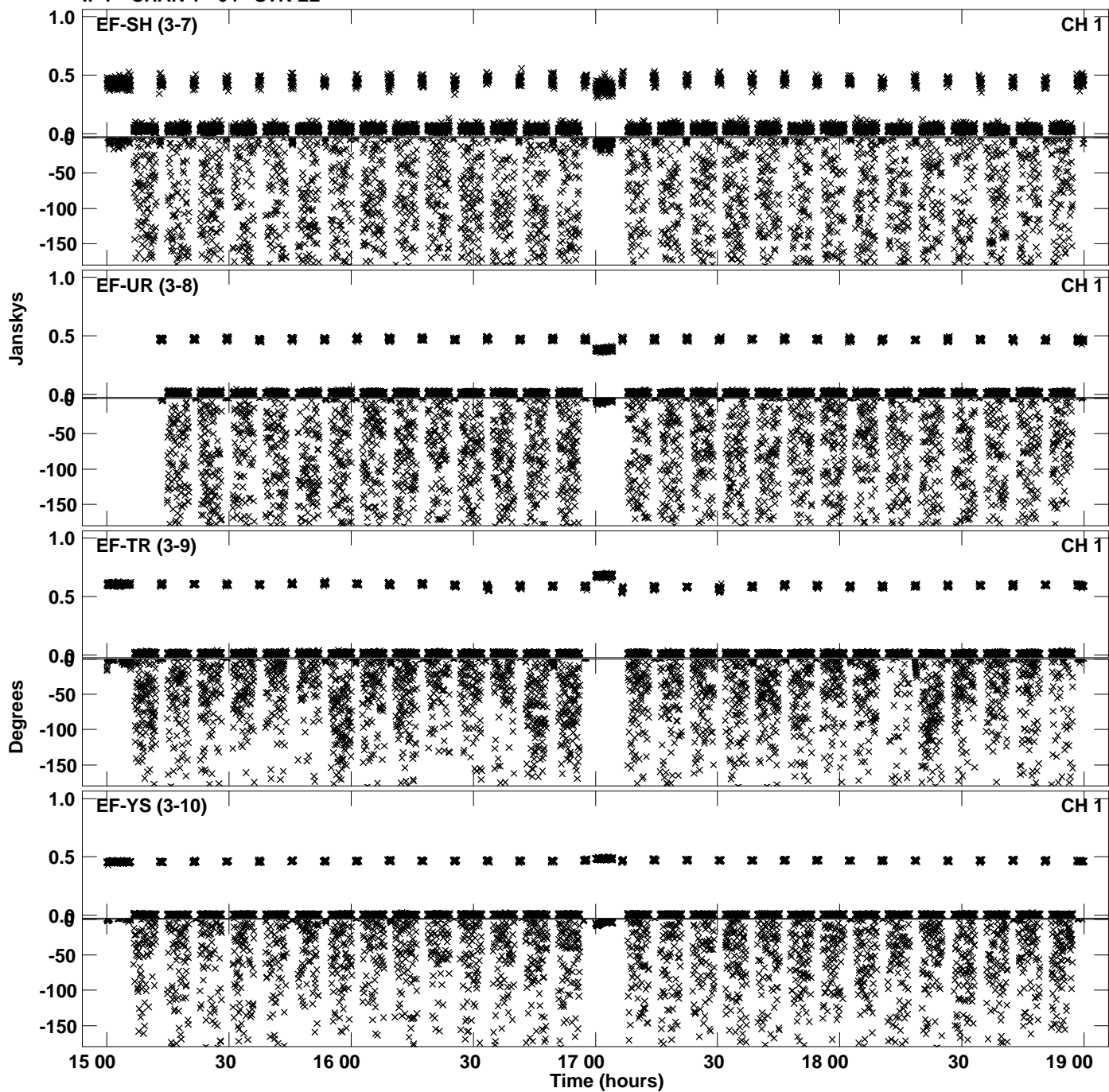
Plot file version 20 created 28-MAR-2022 04:40:04  
Amplitude andPhase vs Time for RY009.UVDATA.1 Vect aver. CL # 4  
IF 6 CHAN 1 - 64 STK LL




Plot file version 21 created 28-MAR-2022 04:40:18  
Amplitude andPhase vs Time for RY009.UVDATA.1 Vect aver. CL # 4  
IF 7 CHAN 1 - 64 STK LL



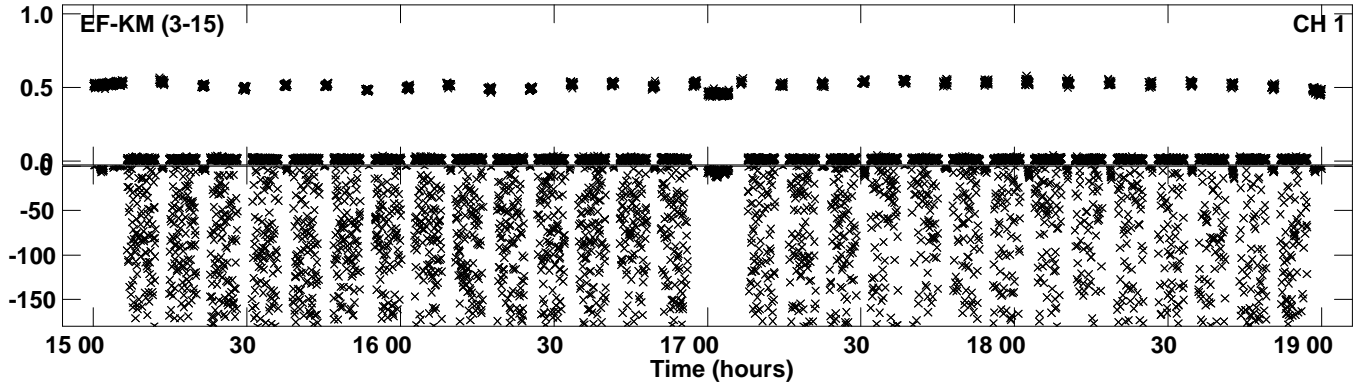
Plot file version 22 created 28-MAR-2022 04:40:18  
Amplitude andPhase vs Time for RY009.UVDATA.1 Vect aver. CL # 4  
IF 7 CHAN 1 - 64 STK LL



Plot file version 23 created 28-MAR-2022 04:40:18  
Amplitude and Phase vs Time for RY009.UVDATA.1 Vect aver. CL # 4  
IF 7 CHAN 1 - 64 STK LL




Plot file version 24 created 28-MAR-2022 04:40:18  
Amplitude and Phase vs Time for RY009.UVDATA.1 Vect aver. CL # 4  
IF 7 CHAN 1 - 64 STK LL







Plot file version 25 created 28-MAR-2022 04:40:33  
Amplitude andPhase vs Time for RY009.UVDATA.1 Vect aver. CL # 4  
IF 8 CHAN 1 - 64 STK LL



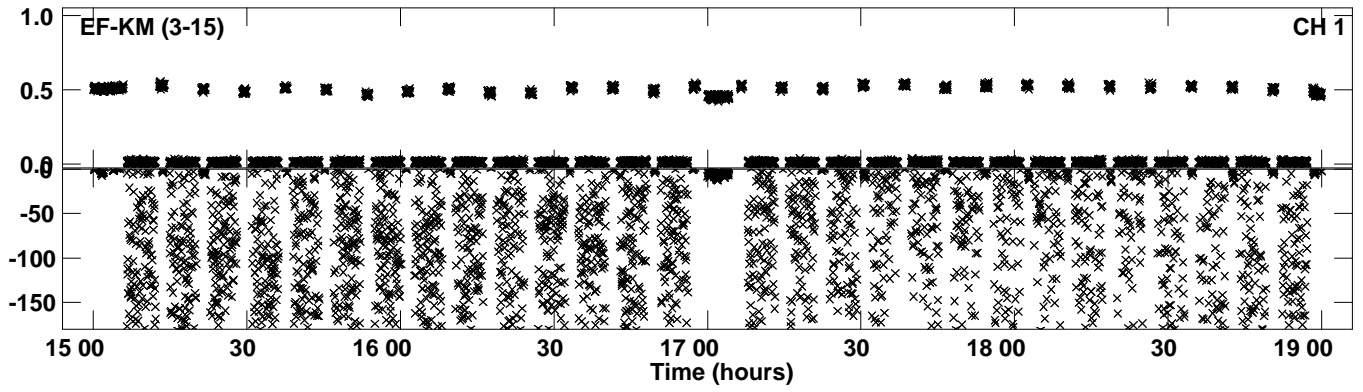
Plot file version 26 created 28-MAR-2022 04:40:33  
Amplitude andPhase vs Time for RY009.UVDATA.1 Vect aver. CL # 4  
IF 8 CHAN 1 - 64 STK LL




Plot file version 27 created 28-MAR-2022 04:40:33  
Amplitude and Phase vs Time for RY009.UVDATA.1 Vect aver. CL # 4  
IF 8 CHAN 1 - 64 STK LL




Plot file version 28 created 28-MAR-2022 04:40:33  
Amplitude and Phase vs Time for RY009.UVDATA.1 Vect aver. CL # 4  
IF 8 CHAN 1 - 64 STK LL




Plot file version 29 created 28-MAR-2022 04:40:45  
Amplitude andPhase vs Time for RY009.UVDATA.1 Vect aver. CL # 4  
IF 1 CHAN 1 - 64 STK RR




Plot file version 30 created 28-MAR-2022 04:40:45  
Amplitude andPhase vs Time for RY009.UVDATA.1 Vect aver. CL # 4  
IF 1 CHAN 1 - 64 STK RR



Plot file version 31 created 28-MAR-2022 04:40:45  
Amplitude andPhase vs Time for RY009.UVDATA.1 Vect aver. CL # 4  
IF 1 CHAN 1 - 64 STK RR




Plot file version 32 created 28-MAR-2022 04:40:57  
Amplitude andPhase vs Time for RY009.UVDATA.1 Vect aver. CL # 4  
IF 2 CHAN 1 - 64 STK RR







PLot file version 33 created 28-MAR-2022 04:40:57  
Amplitude andPhase vs Time for RY009.UVDATA.1 Vect aver. CL # 4  
IF 2 CHAN 1 - 64 STK RR




Plot file version 34 created 28-MAR-2022 04:40:57  
Amplitude andPhase vs Time for RY009.UVDATA.1 Vect aver. CL # 4  
IF 2 CHAN 1 - 64 STK RR




Plot file version 35 created 28-MAR-2022 04:41:10  
Amplitude and Phase vs Time for RY009.UVDATA.1 Vect aver. CL # 4  
IF 3 CHAN 1 - 64 STK RR




PLot file version 36 created 28-MAR-2022 04:41:10  
Amplitude andPhase vs Time for RY009.UVDATA.1 Vect aver. CL # 4  
IF 3 CHAN 1 - 64 STK RR



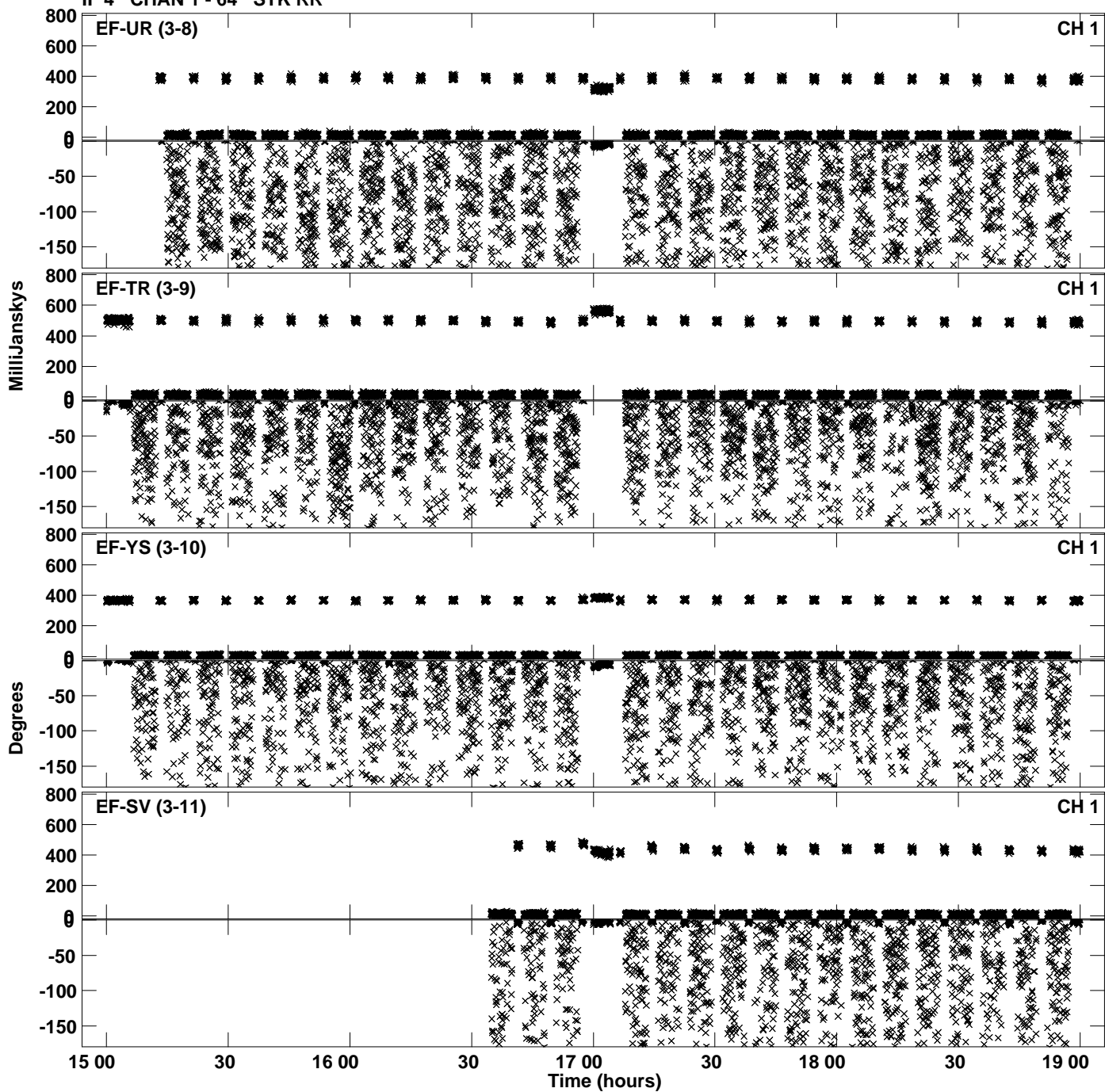
Plot file version 37 created 28-MAR-2022 04:41:10  
Amplitude andPhase vs Time for RY009.UVDATA.1 Vect aver. CL # 4  
IF 3 CHAN 1 - 64 STK RR




Plot file version 38 created 28-MAR-2022 04:41:22  
Amplitude andPhase vs Time for RY009.UVDATA.1 Vect aver. CL # 4  
IF 4 CHAN 1 - 64 STK RR



PLot file version 39 created 28-MAR-2022 04:41:22  
Amplitude andPhase vs Time for RY009.UVDATA.1 Vect aver. CL # 4  
IF 4 CHAN 1 - 64 STK RR




Plot file version 40 created 28-MAR-2022 04:41:22  
Amplitude andPhase vs Time for RY009.UVDATA.1 Vect aver. CL # 4  
IF 4 CHAN 1 - 64 STK RR







Plot file version 41 created 28-MAR-2022 04:41:35  
Amplitude andPhase vs Time for RY009.UVDATA.1 Vect aver. CL # 4  
IF 5 CHAN 1 - 64 STK RR



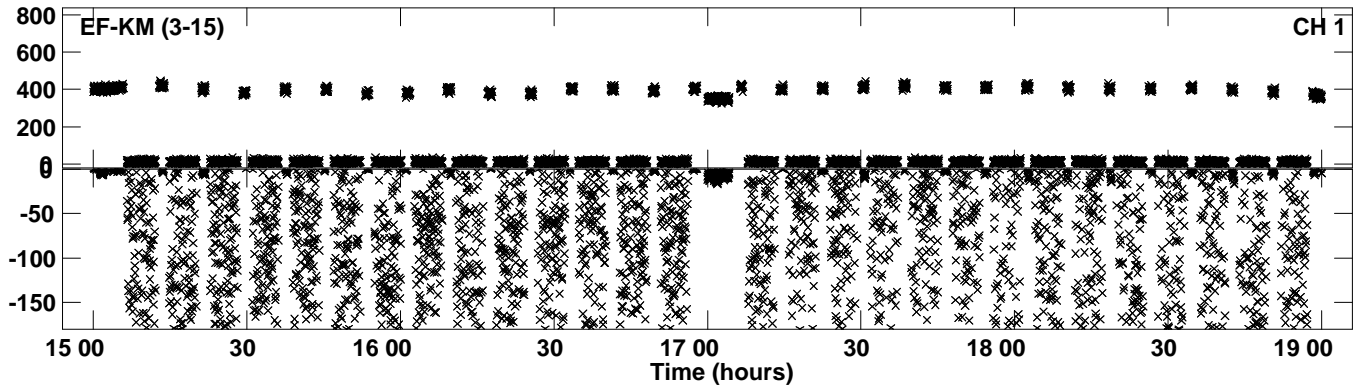
Plot file version 42 created 28-MAR-2022 04:41:35  
Amplitude andPhase vs Time for RY009.UVDATA.1 Vect aver. CL # 4  
IF 5 CHAN 1 - 64 STK RR




Plot file version 43 created 28-MAR-2022 04:41:35  
Amplitude and Phase vs Time for RY009.UVDATA.1 Vect aver. CL # 4  
IF 5 CHAN 1 - 64 STK RR




Plot file version 44 created 28-MAR-2022 04:41:35  
Amplitude and Phase vs Time for RY009.UVDATA.1 Vect aver. CL # 4  
IF 5 CHAN 1 - 64 STK RR




Plot file version 45 created 28-MAR-2022 04:41:48  
Amplitude andPhase vs Time for RY009.UVDATA.1 Vect aver. CL # 4  
IF 6 CHAN 1 - 64 STK RR



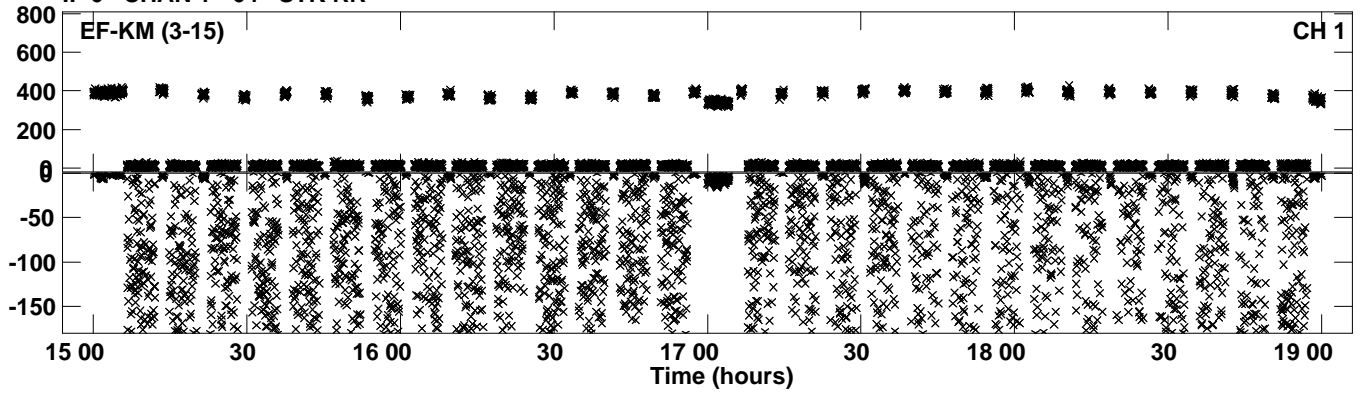
Plot file version 46 created 28-MAR-2022 04:41:48  
Amplitude andPhase vs Time for RY009.UVDATA.1 Vect aver. CL # 4  
IF 6 CHAN 1 - 64 STK RR



Plot file version 47 created 28-MAR-2022 04:41:48  
Amplitude andPhase vs Time for RY009.UVDATA.1 Vect aver. CL # 4  
IF 6 CHAN 1 - 64 STK RR




Plot file version 48 created 28-MAR-2022 04:41:48  
Amplitude andPhase vs Time for RY009.UVDATA.1 Vect aver. CL # 4  
IF 6 CHAN 1 - 64 STK RR







Plot file version 49 created 28-MAR-2022 04:42:00  
Amplitude andPhase vs Time for RY009.UVDATA.1 Vect aver. CL # 4  
IF 7 CHAN 1 - 64 STK RR



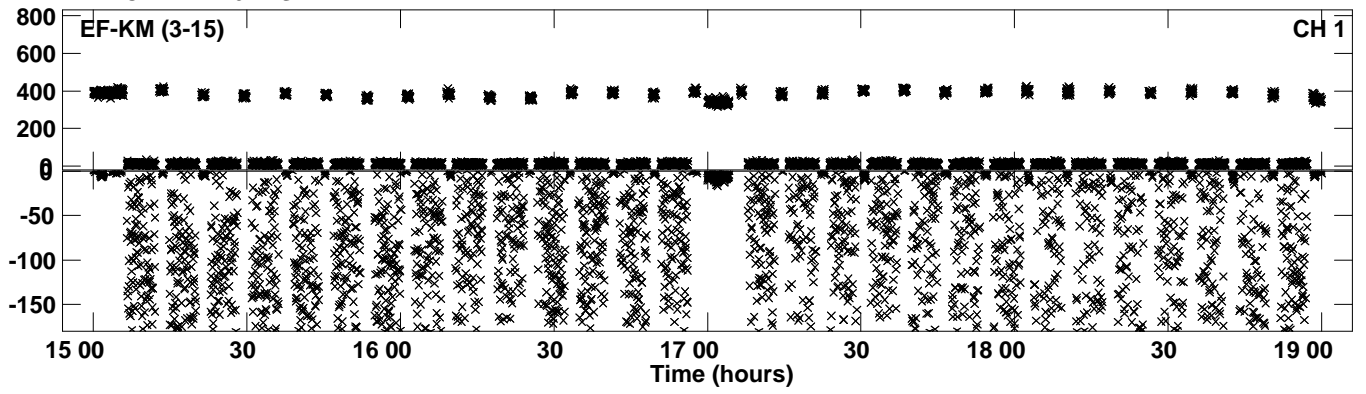
Plot file version 50 created 28-MAR-2022 04:42:00  
Amplitude andPhase vs Time for RY009.UVDATA.1 Vect aver. CL # 4  
IF 7 CHAN 1 - 64 STK RR




Plot file version 51 created 28-MAR-2022 04:42:00  
Amplitude and Phase vs Time for RY009.UVDATA.1 Vect aver. CL # 4  
IF 7 CHAN 1 - 64 STK RR



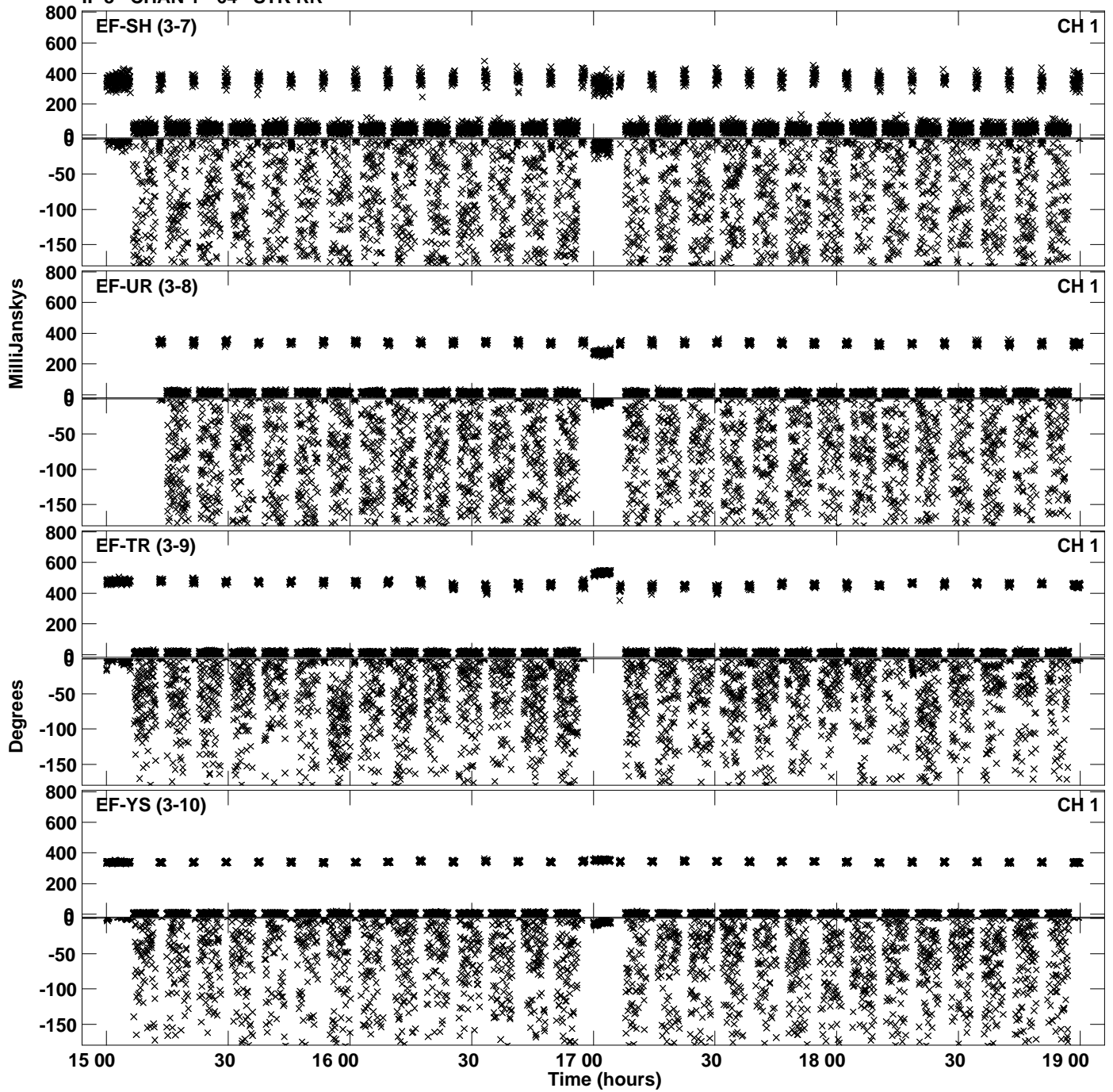
Plot file version 52 created 28-MAR-2022 04:42:00  
Amplitude and Phase vs Time for RY009.UVDATA.1 Vect aver. CL # 4  
IF 7 CHAN 1 - 64 STK RR




Plot file version 53 created 28-MAR-2022 04:42:12  
Amplitude andPhase vs Time for RY009.UVDATA.1 Vect aver. CL # 4  
IF 8 CHAN 1 - 64 STK RR



Plot file version 54 created 28-MAR-2022 04:42:12  
Amplitude andPhase vs Time for RY009.UVDATA.1 Vect aver. CL # 4  
IF 8 CHAN 1 - 64 STK RR



Plot file version 55 created 28-MAR-2022 04:42:12  
Amplitude and Phase vs Time for RY009.UVDATA.1 Vect aver. CL # 4  
IF 8 CHAN 1 - 64 STK RR



PLot file version 56 created 28-MAR-2022 04:42:12  
Amplitude andPhase vs Time for RY009.UVDATA.1 Vect aver. CL # 4  
IF 8 CHAN 1 - 64 STK RR

