
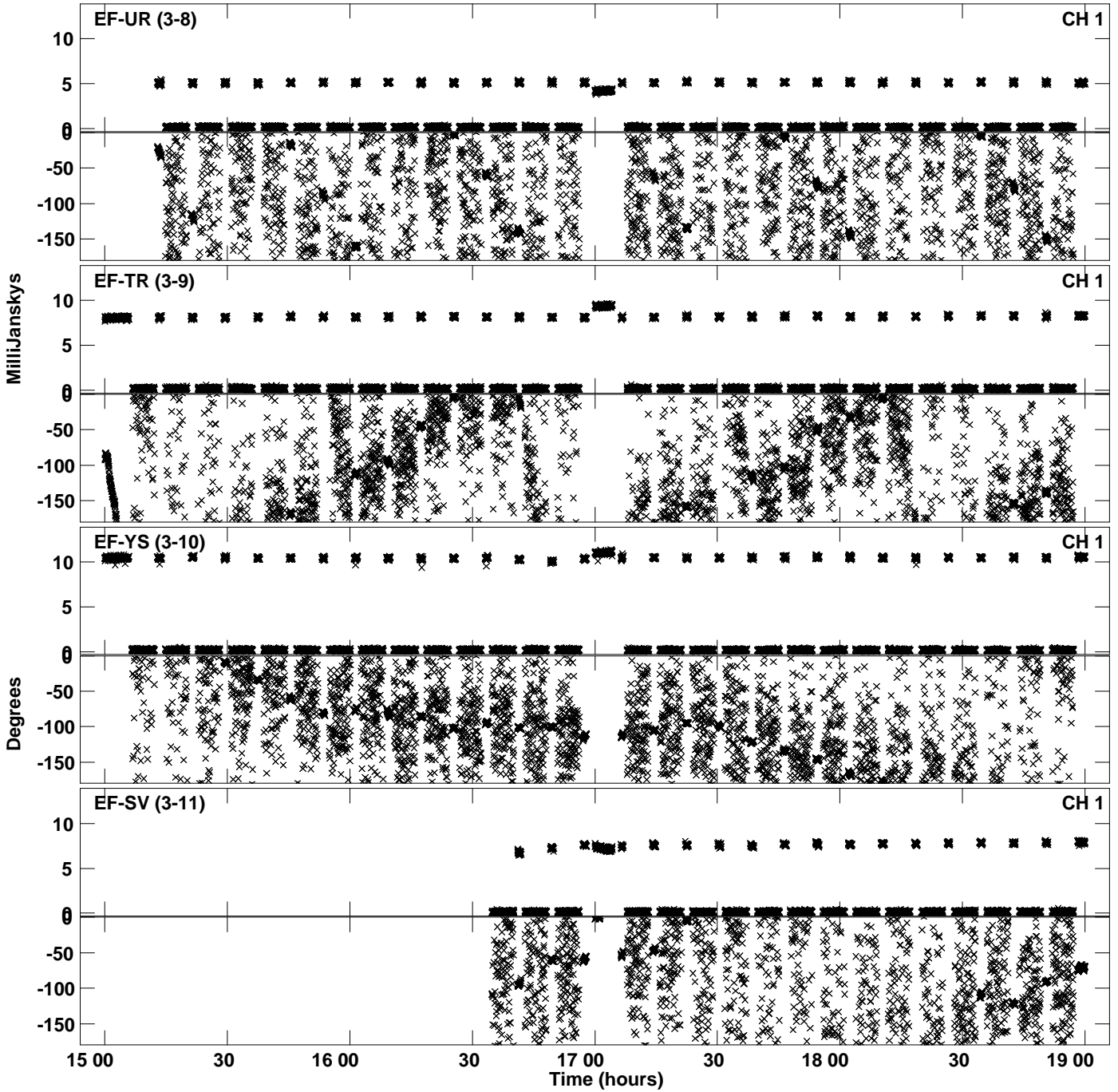



Plot file version 1 created 25-MAR-2022 12:14:53
Amplitude and Phase vs Time for RY009.UVDATA.1 Vect aver.
IF 1 CHAN 1 - 64 STK LL




PLot file version 2 created 25-MAR-2022 12:14:53
Amplitude andPhase vs Time for RY009.UVDATA.1 Vect aver.
IF 1 CHAN 1 - 64 STK LL



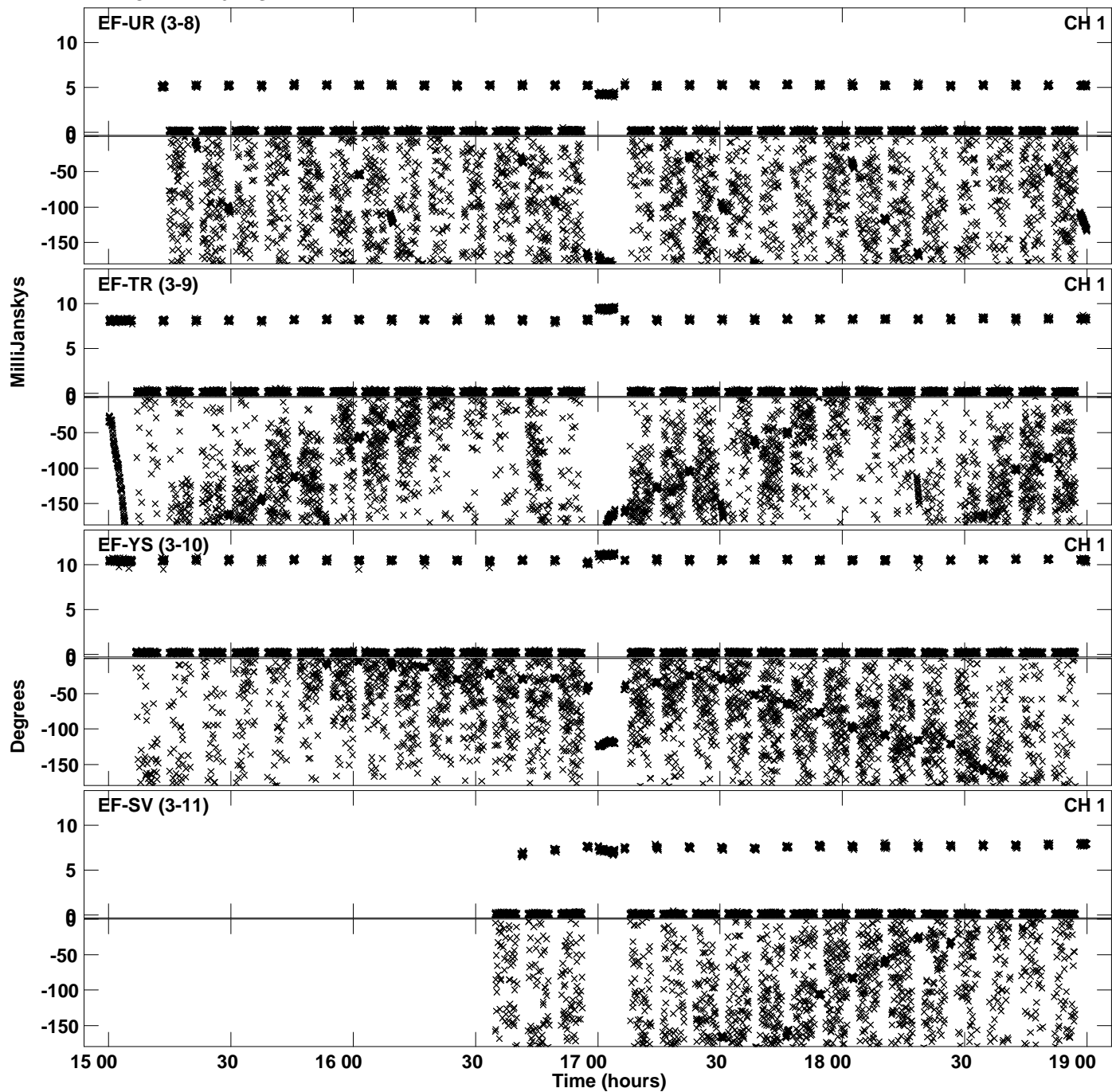
Plot file version 3 created 25-MAR-2022 12:14:53
Amplitude andPhase vs Time for RY009.UVDATA.1 Vect aver.
IF 1 CHAN 1 - 64 STK LL




Plot file version 4 created 25-MAR-2022 12:15:02
Amplitude andPhase vs Time for RY009.UVDATA.1 Vect aver.
IF 2 CHAN 1 - 64 STK LL




Plot file version 5 created 25-MAR-2022 12:15:02
Amplitude andPhase vs Time for RY009.UVDATA.1 Vect aver.
IF 2 CHAN 1 - 64 STK LL




Plot file version 6 created 25-MAR-2022 12:15:02
Amplitude andPhase vs Time for RY009.UVDATA.1 Vect aver.
IF 2 CHAN 1 - 64 STK LL




Plot file version 7 created 25-MAR-2022 12:15:10
Amplitude andPhase vs Time for RY009.UVDATA.1 Vect aver.
IF 3 CHAN 1 - 64 STK LL




PLot file version 8 created 25-MAR-2022 12:15:10
Amplitude andPhase vs Time for RY009.UVDATA.1 Vect aver.
IF 3 CHAN 1 - 64 STK LL




Plot file version 9 created 25-MAR-2022 12:15:10
Amplitude andPhase vs Time for RY009.UVDATA.1 Vect aver.
IF 3 CHAN 1 - 64 STK LL




Plot file version 10 created 25-MAR-2022 12:15:19
Amplitude andPhase vs Time for RY009.UVDATA.1 Vect aver.
IF 4 CHAN 1 - 64 STK LL



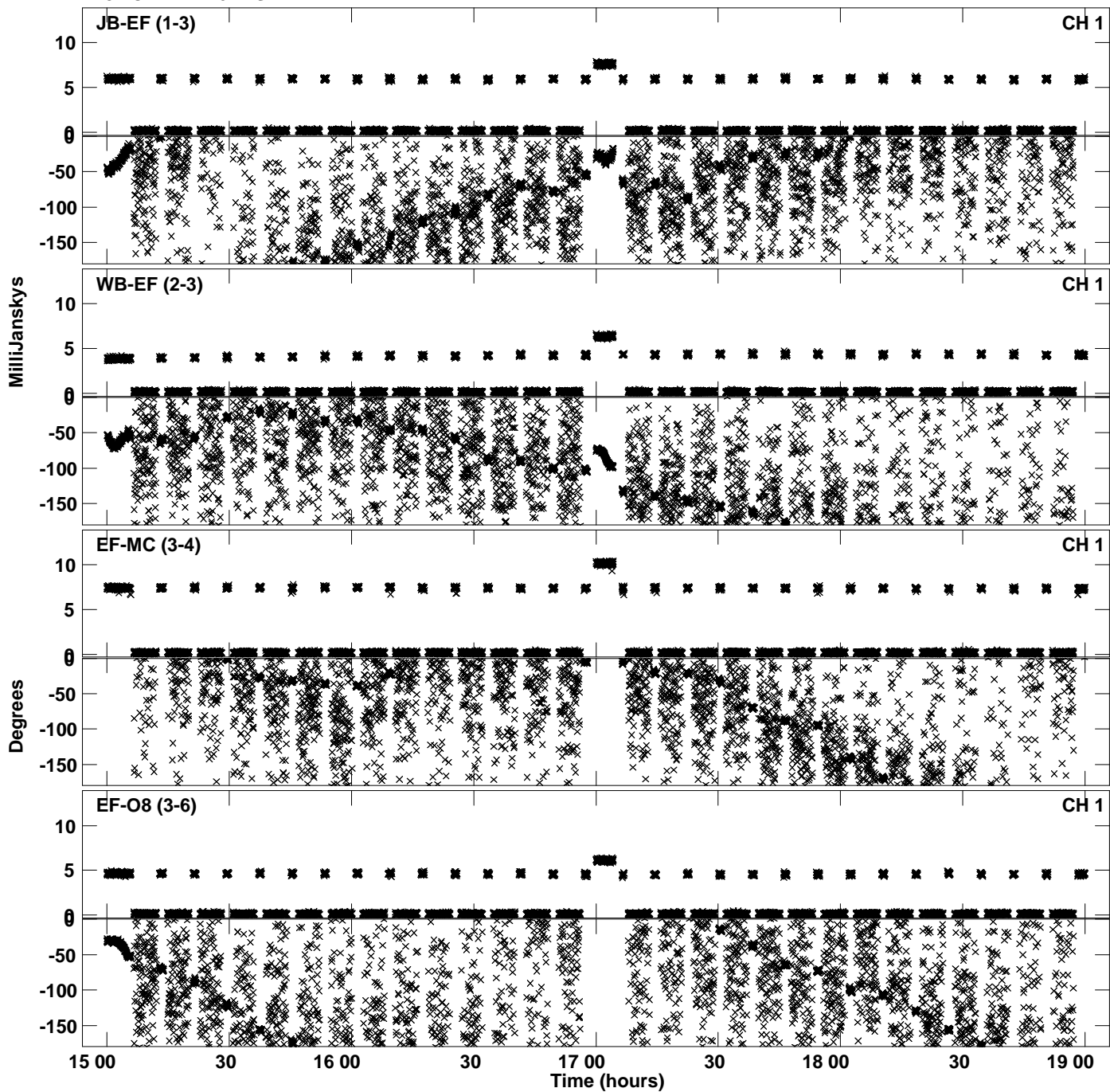
PLot file version 11 created 25-MAR-2022 12:15:19
Amplitude andPhase vs Time for RY009.UVDATA.1 Vect aver.
IF 4 CHAN 1 - 64 STK LL



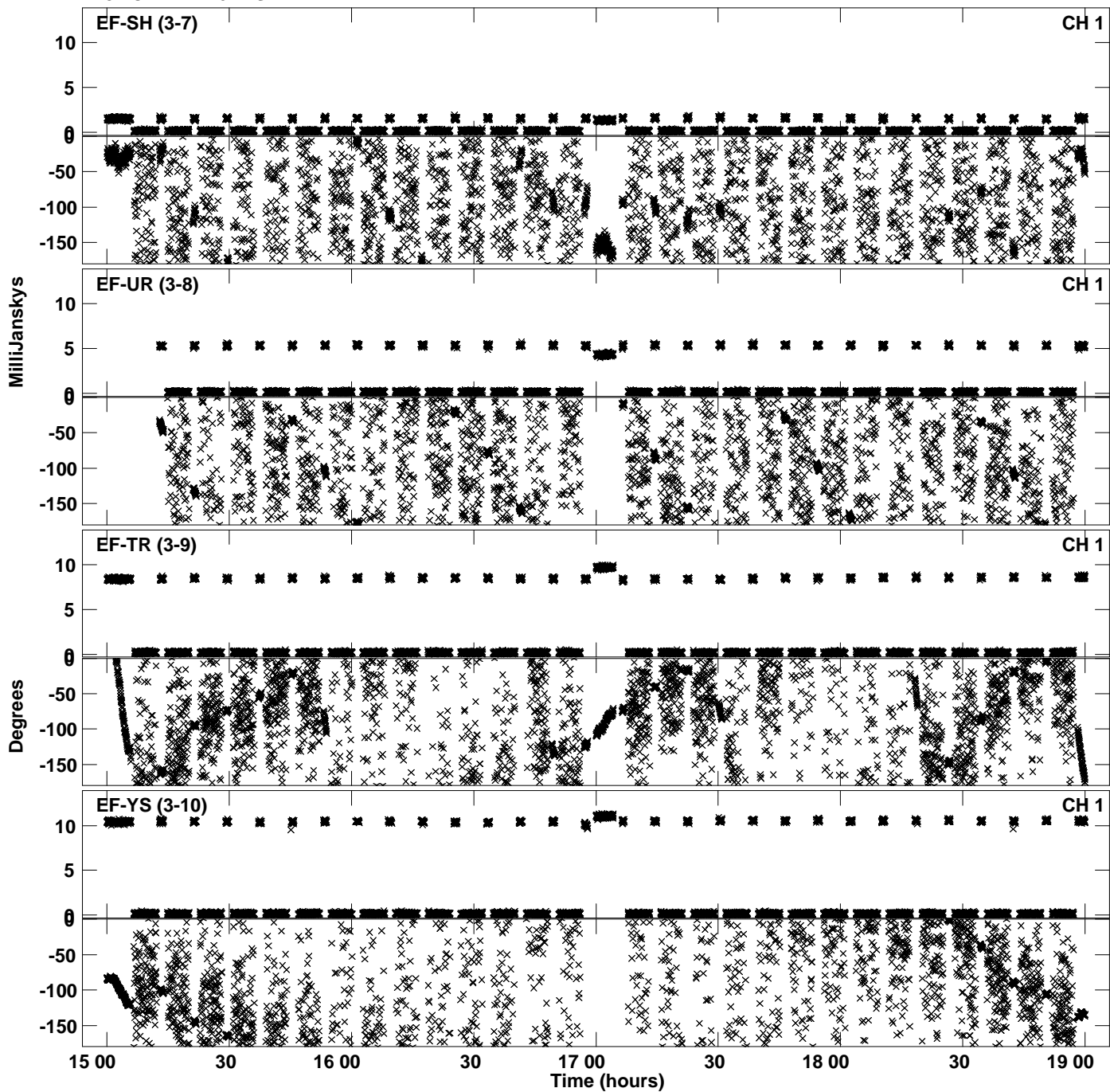
Plot file version 12 created 25-MAR-2022 12:15:19
Amplitude andPhase vs Time for RY009.UVDATA.1 Vect aver.
IF 4 CHAN 1 - 64 STK LL




PLot file version 13 created 25-MAR-2022 12:15:28
Amplitude andPhase vs Time for RY009.UVDATA.1 Vect aver.
IF 5 CHAN 1 - 64 STK LL



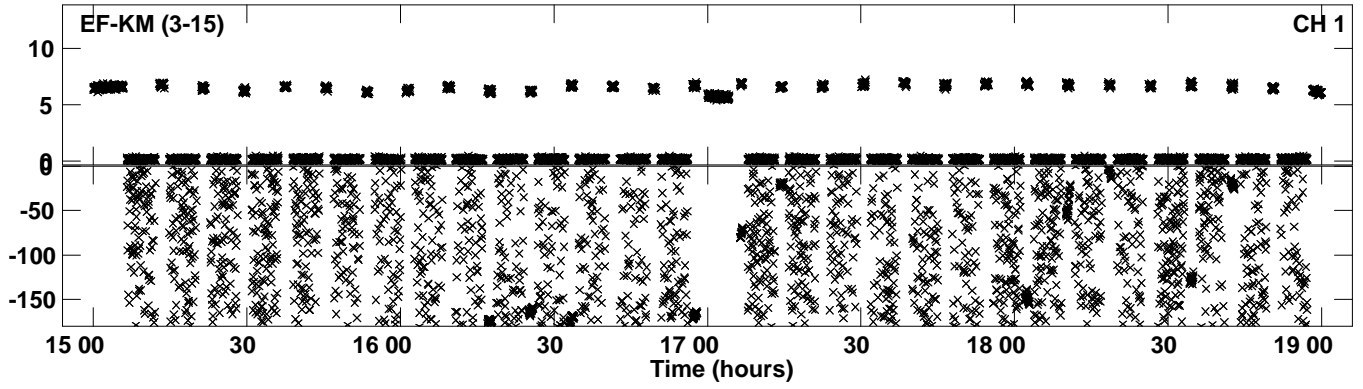
PLot file version 14 created 25-MAR-2022 12:15:28
Amplitude andPhase vs Time for RY009.UVDATA.1 Vect aver.
IF 5 CHAN 1 - 64 STK LL



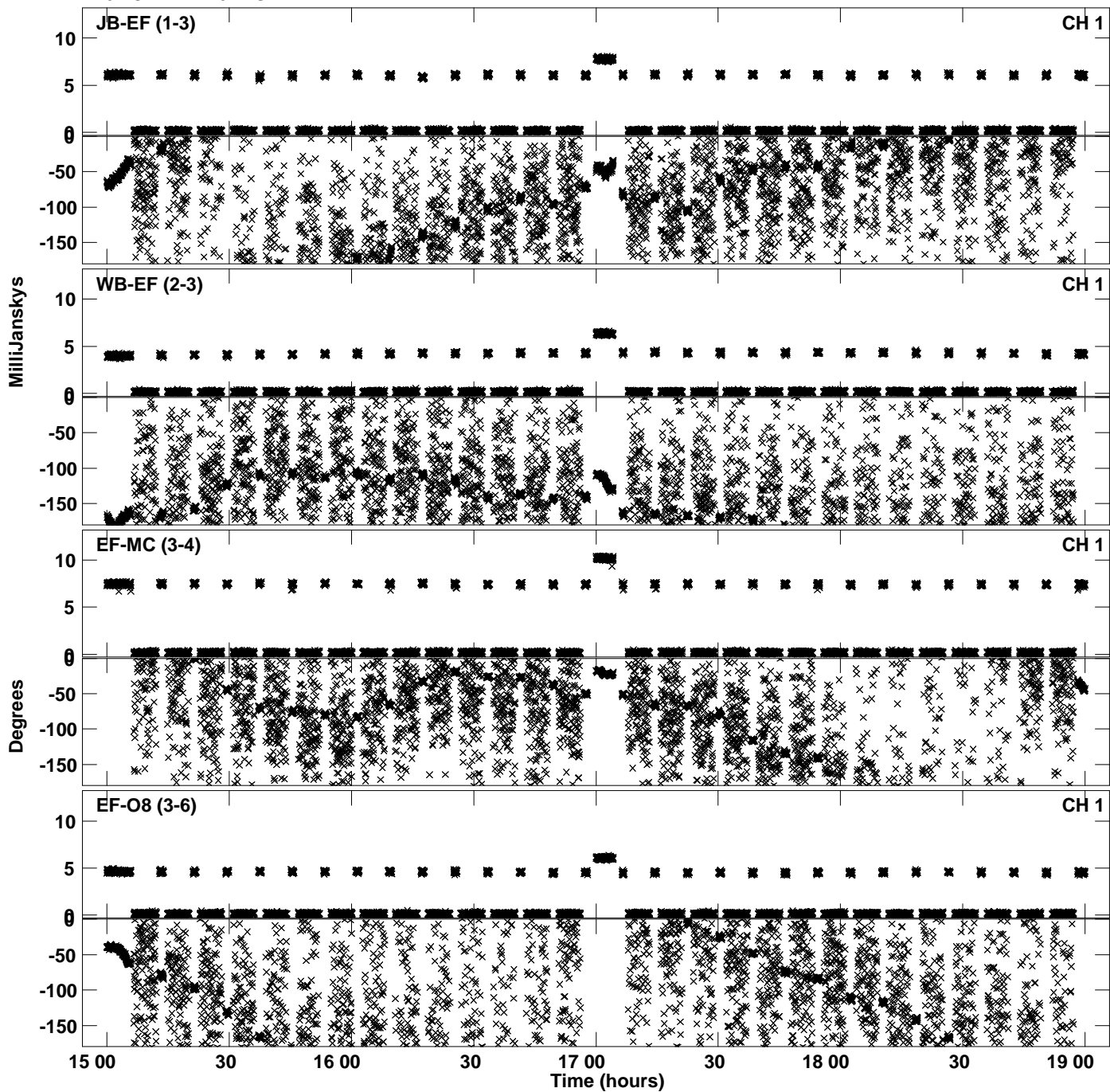
Plot file version 15 created 25-MAR-2022 12:15:28
Amplitude and Phase vs Time for RY009.UVDATA.1 Vect aver.
IF 5 CHAN 1 - 64 STK LL



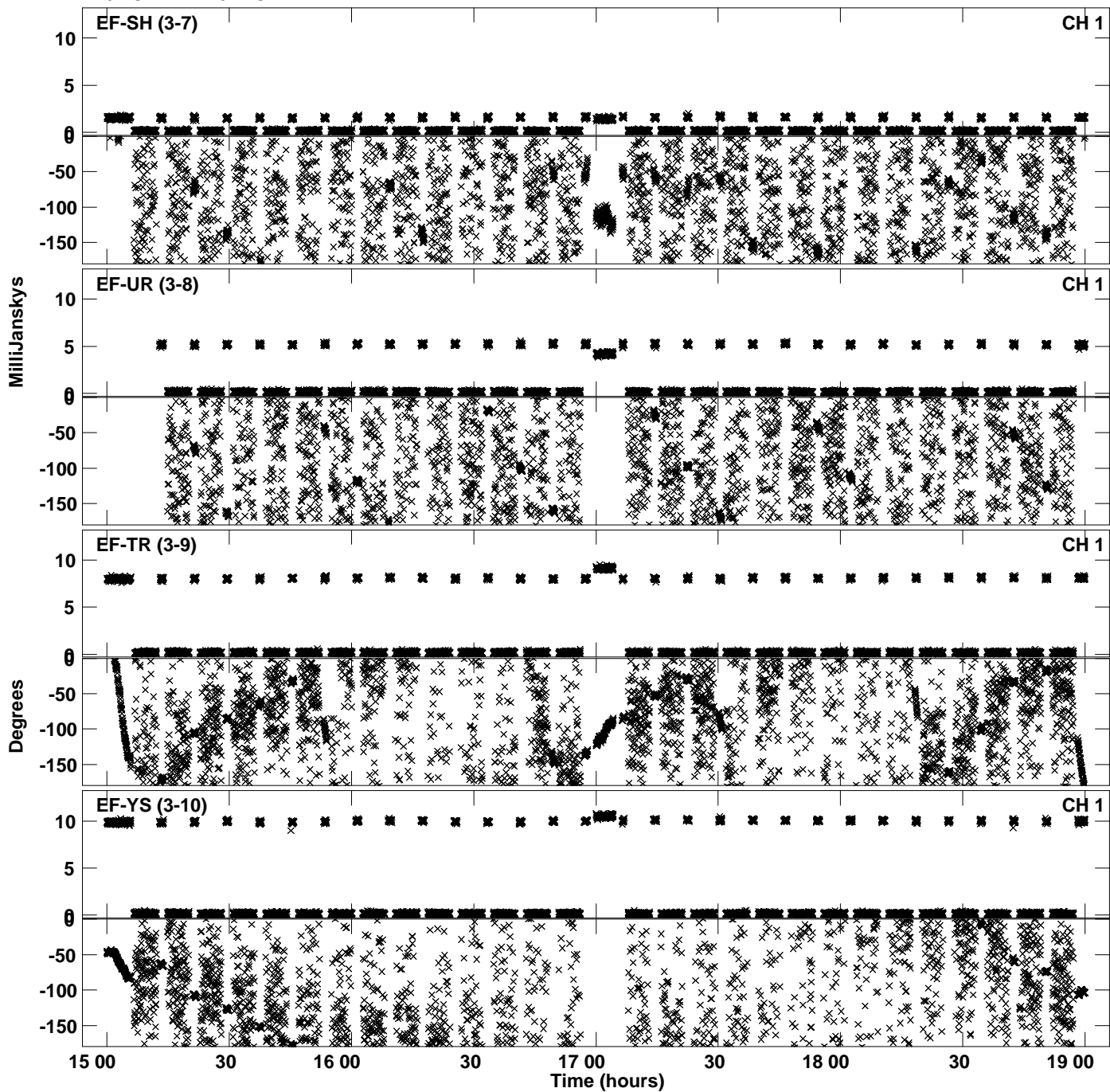
Plot file version 16 created 25-MAR-2022 12:15:28
Amplitude and Phase vs Time for RY009.UVDATA.1 Vect aver.
IF 5 CHAN 1 - 64 STK LL




Plot file version 17 created 25-MAR-2022 12:15:37
Amplitude andPhase vs Time for RY009.UVDATA.1 Vect aver.
IF 6 CHAN 1 - 64 STK LL



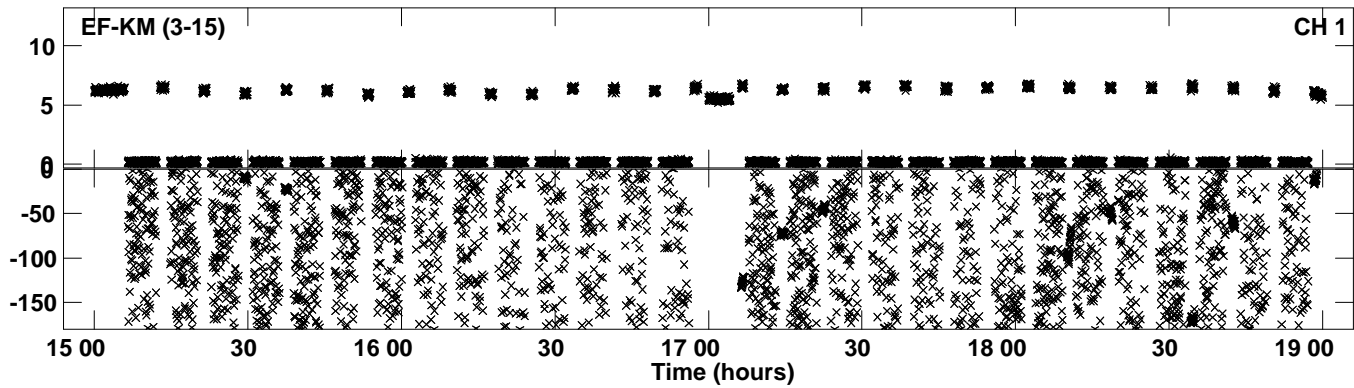
Plot file version 18 created 25-MAR-2022 12:15:37
Amplitude andPhase vs Time for RY009.UVDATA.1 Vect aver.
IF 6 CHAN 1 - 64 STK LL



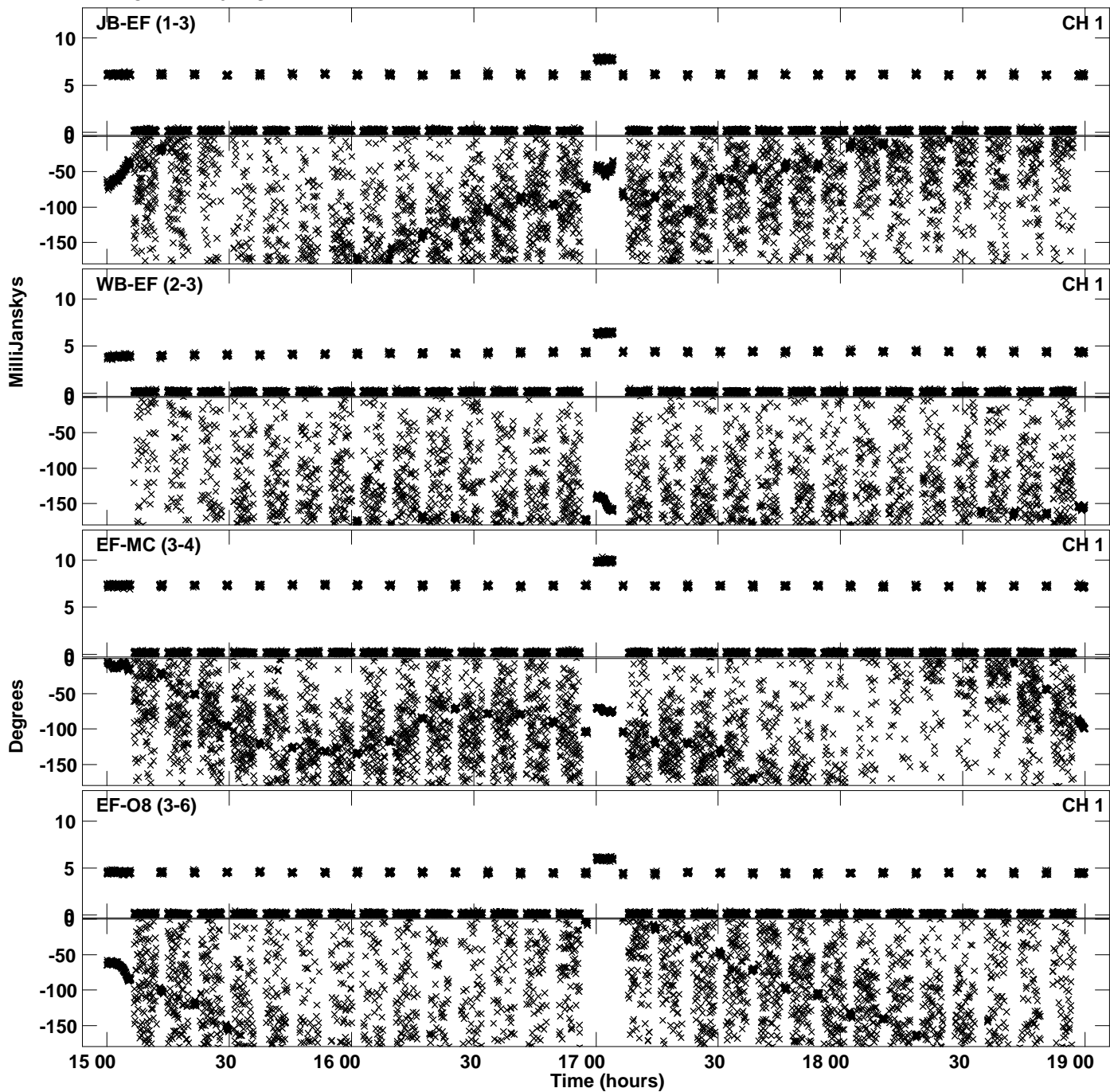
PLot file version 19 created 25-MAR-2022 12:15:37
Amplitude andPhase vs Time for RY009.UVDATA.1 Vect aver.
IF 6 CHAN 1 - 64 STK LL




Plot file version 20 created 25-MAR-2022 12:15:37
Amplitude and Phase vs Time for RY009.UVDATA.1 Vect aver.
IF 6 CHAN 1 - 64 STK LL




PLot file version 21 created 25-MAR-2022 12:15:46
Amplitude andPhase vs Time for RY009.UVDATA.1 Vect aver.
IF 7 CHAN 1 - 64 STK LL



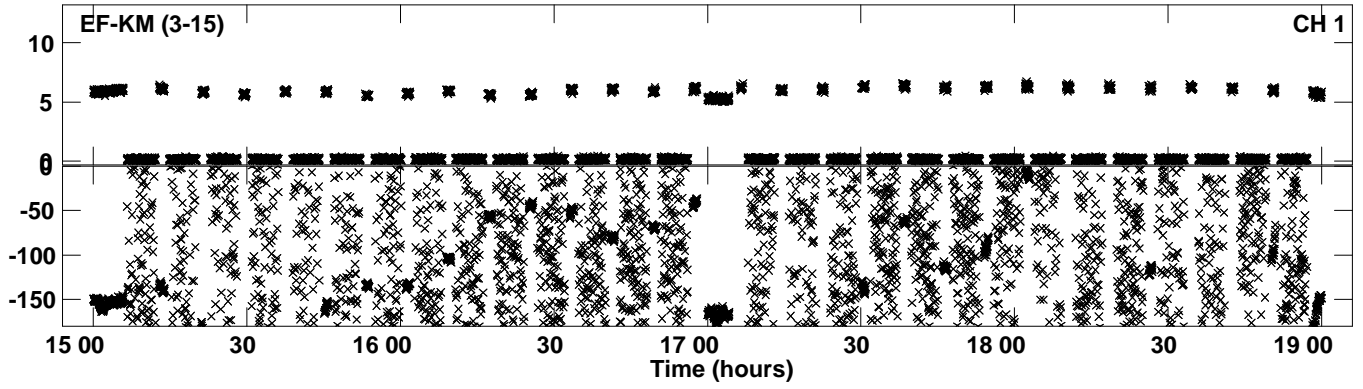
Plot file version 22 created 25-MAR-2022 12:15:46
Amplitude andPhase vs Time for RY009.UVDATA.1 Vect aver.
IF 7 CHAN 1 - 64 STK LL



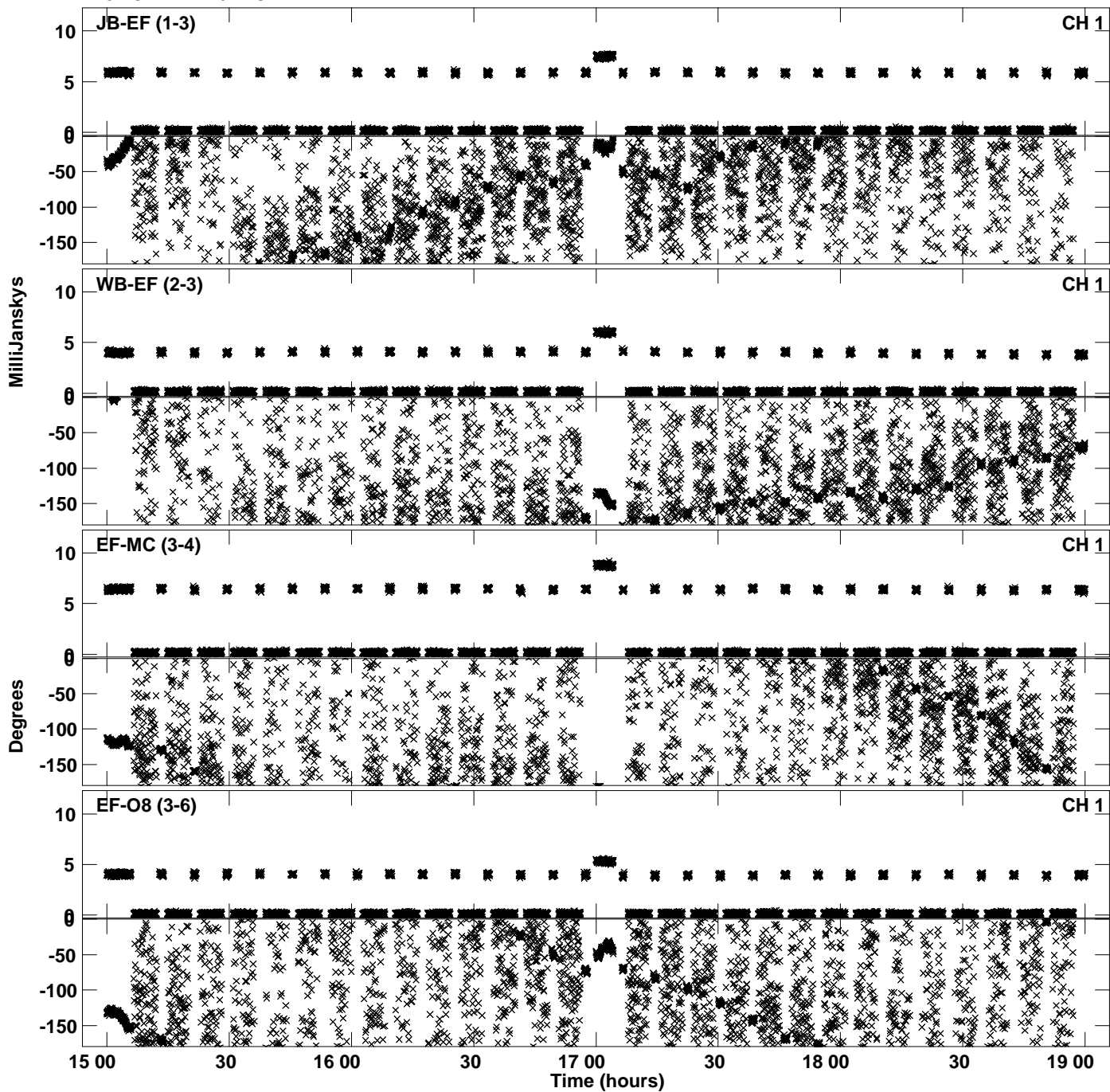
PLot file version 23 created 25-MAR-2022 12:15:46
Amplitude andPhase vs Time for RY009.UVDATA.1 Vect aver.
IF 7 CHAN 1 - 64 STK LL




Plot file version 24 created 25-MAR-2022 12:15:46
Amplitude andPhase vs Time for RY009.UVDATA.1 Vect aver.
IF 7 CHAN 1 - 64 STK LL



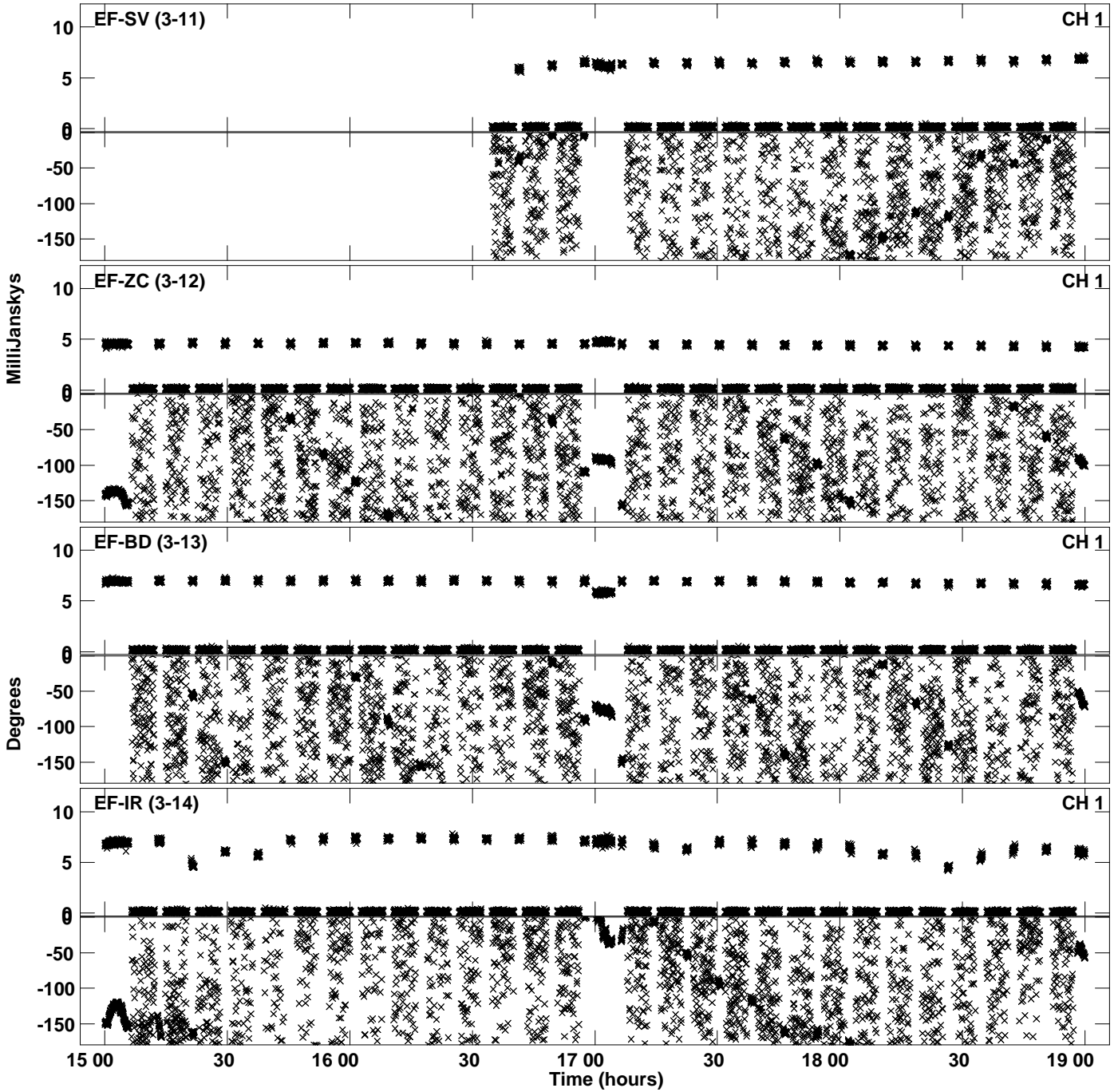
Plot file version 25 created 25-MAR-2022 12:15:55
Amplitude andPhase vs Time for RY009.UVDATA.1 Vect aver.
IF 8 CHAN 1 - 64 STK LL



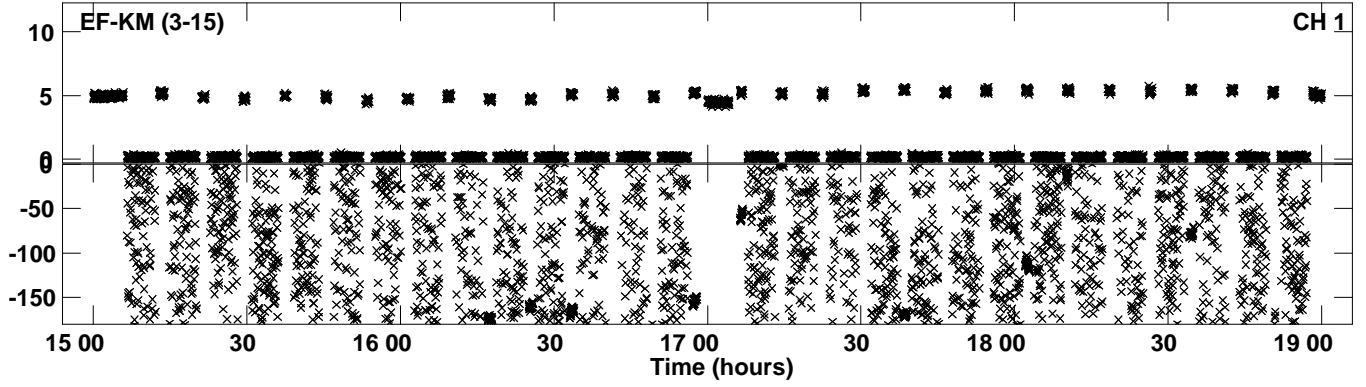
Plot file version 26 created 25-MAR-2022 12:15:55
Amplitude andPhase vs Time for RY009.UVDATA.1 Vect aver.
IF 8 CHAN 1 - 64 STK LL




Plot file version 27 created 25-MAR-2022 12:15:55
Amplitude and Phase vs Time for RY009.UVDATA.1 Vect aver.
IF 8 CHAN 1 - 64 STK LL




Plot file version 28 created 25-MAR-2022 12:15:55
Amplitude andPhase vs Time for RY009.UVDATA.1 Vect aver.
IF 8 CHAN 1 - 64 STK LL




Plot file version 29 created 25-MAR-2022 12:16:03
Amplitude andPhase vs Time for RY009.UVDATA.1 Vect aver.
IF 1 CHAN 1 - 64 STK RR




PLot file version 30 created 25-MAR-2022 12:16:03
Amplitude andPhase vs Time for RY009.UVDATA.1 Vect aver.
IF 1 CHAN 1 - 64 STK RR



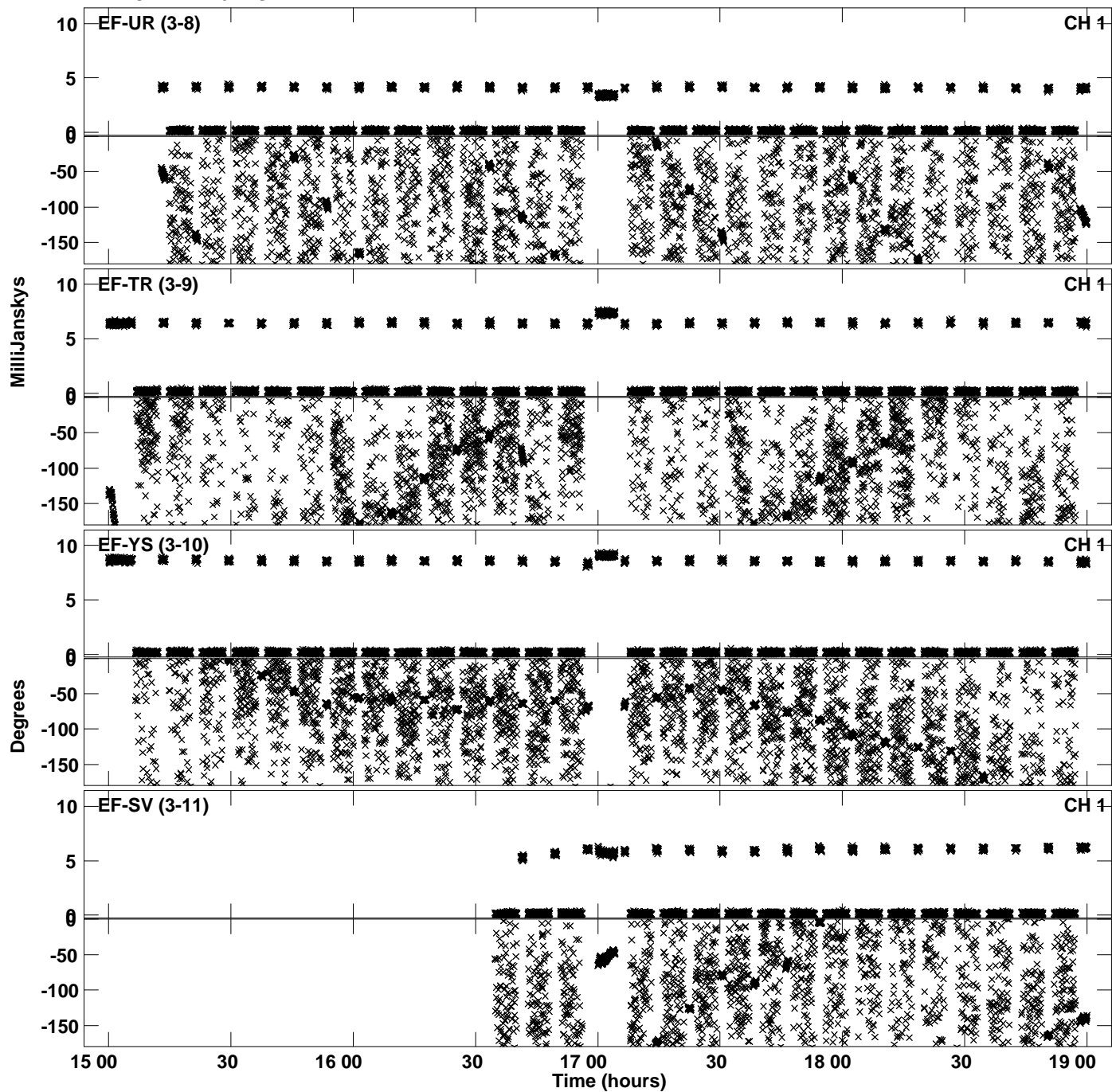
Plot file version 31 created 25-MAR-2022 12:16:03
Amplitude and Phase vs Time for RY009.UVDATA.1 Vect aver.
IF 1 CHAN 1 - 64 STK RR




PLot file version 32 created 25-MAR-2022 12:16:11
Amplitude andPhase vs Time for RY009.UVDATA.1 Vect aver.
IF 2 CHAN 1 - 64 STK RR




Plot file version 33 created 25-MAR-2022 12:16:11
Amplitude andPhase vs Time for RY009.UVDATA.1 Vect aver.
IF 2 CHAN 1 - 64 STK RR




Plot file version 34 created 25-MAR-2022 12:16:11
Amplitude andPhase vs Time for RY009.UVDATA.1 Vect aver.
IF 2 CHAN 1 - 64 STK RR




Plot file version 35 created 25-MAR-2022 12:16:20
Amplitude andPhase vs Time for RY009.UVDATA.1 Vect aver.
IF 3 CHAN 1 - 64 STK RR




Plot file version 36 created 25-MAR-2022 12:16:20
Amplitude andPhase vs Time for RY009.UVDATA.1 Vect aver.
IF 3 CHAN 1 - 64 STK RR



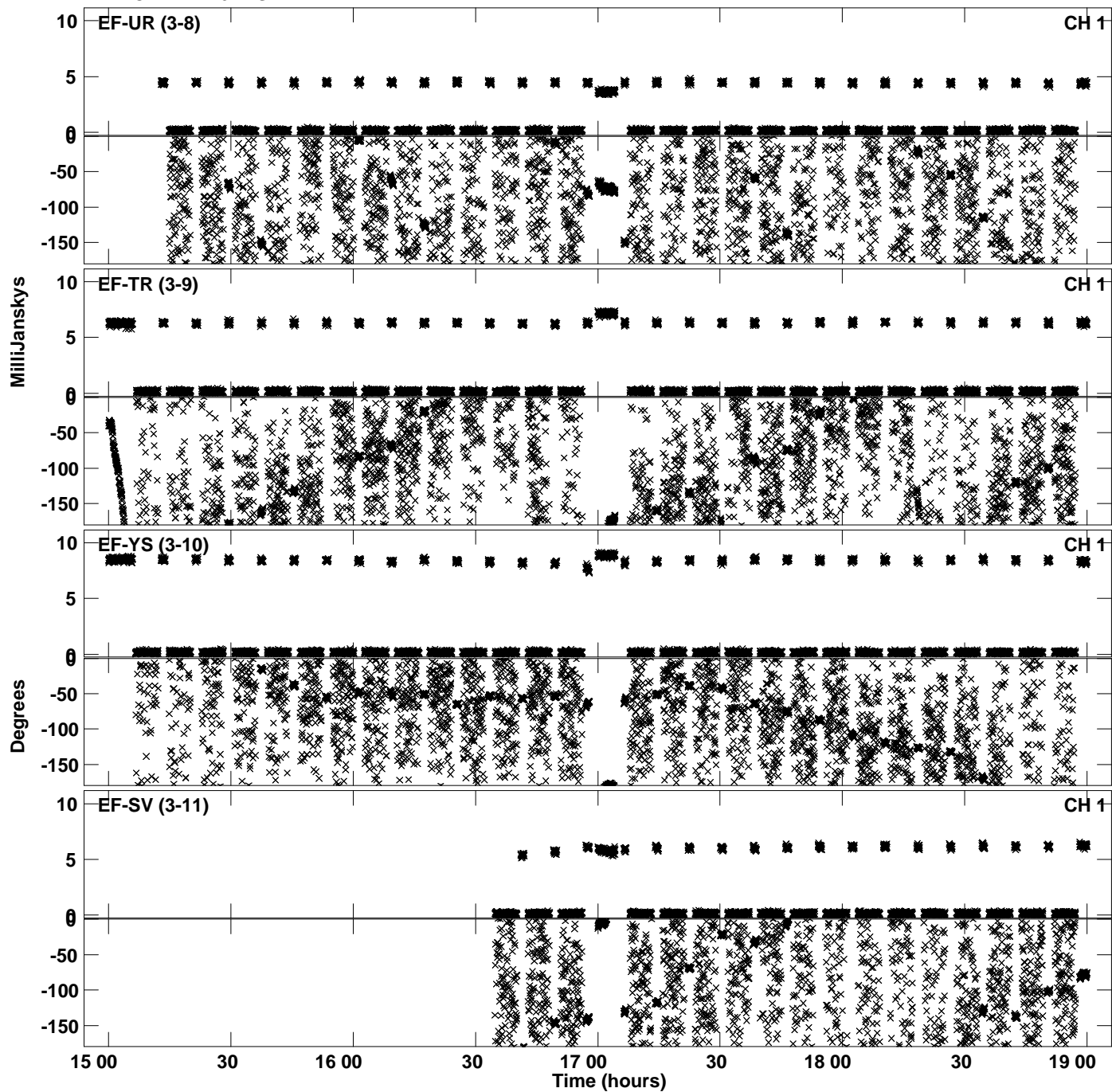
PLot file version 37 created 25-MAR-2022 12:16:20
Amplitude andPhase vs Time for RY009.UVDATA.1 Vect aver.
IF 3 CHAN 1 - 64 STK RR




PLot file version 38 created 25-MAR-2022 12:16:28
Amplitude andPhase vs Time for RY009.UVDATA.1 Vect aver.
IF 4 CHAN 1 - 64 STK RR



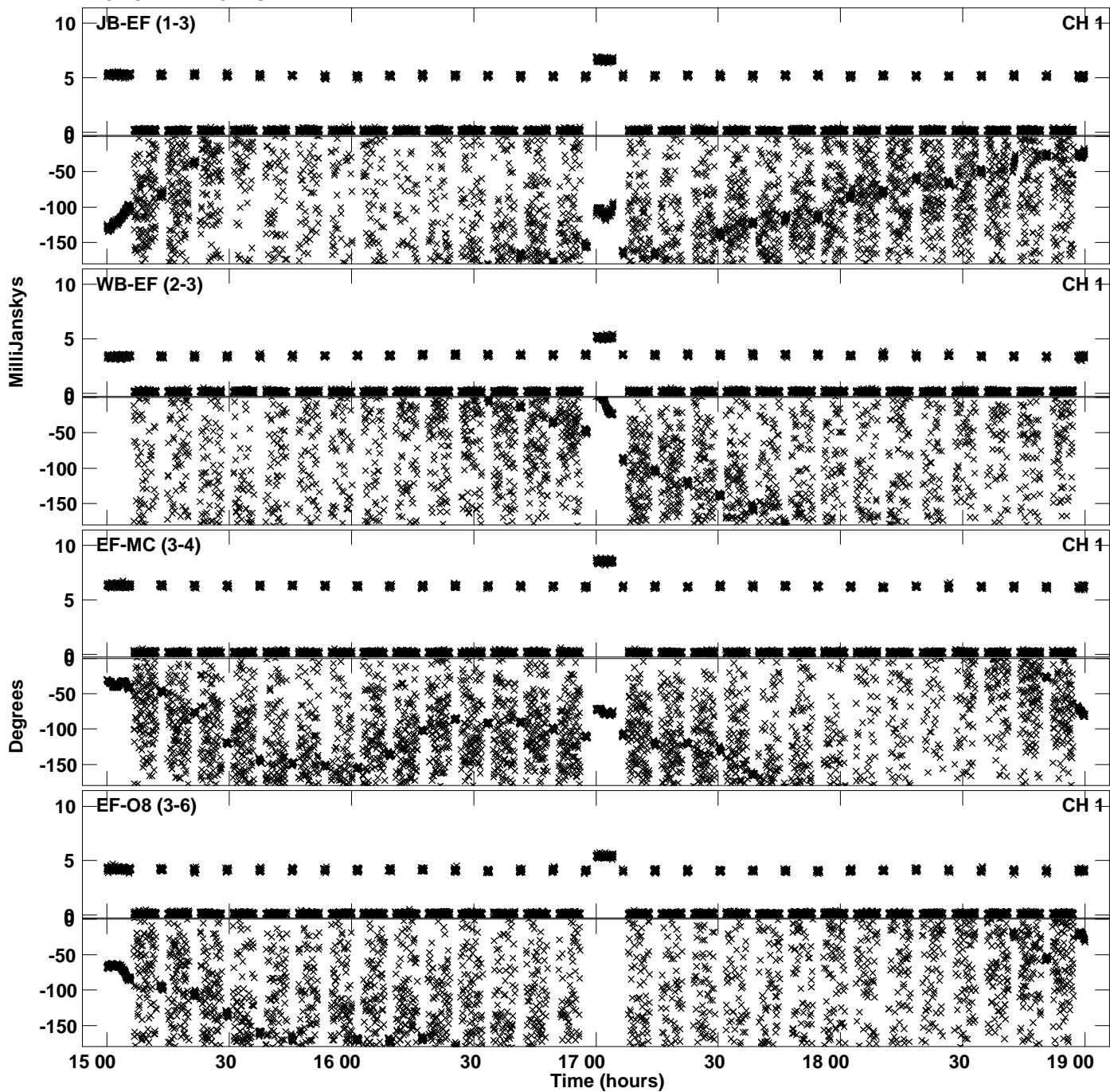
Plot file version 39 created 25-MAR-2022 12:16:28
Amplitude andPhase vs Time for RY009.UVDATA.1 Vect aver.
IF 4 CHAN 1 - 64 STK RR




Plot file version 40 created 25-MAR-2022 12:16:28
Amplitude andPhase vs Time for RY009.UVDATA.1 Vect aver.
IF 4 CHAN 1 - 64 STK RR




Plot file version 41 created 25-MAR-2022 12:16:37
Amplitude andPhase vs Time for RY009.UVDATA.1 Vect aver.
IF 5 CHAN 1 - 64 STK RR



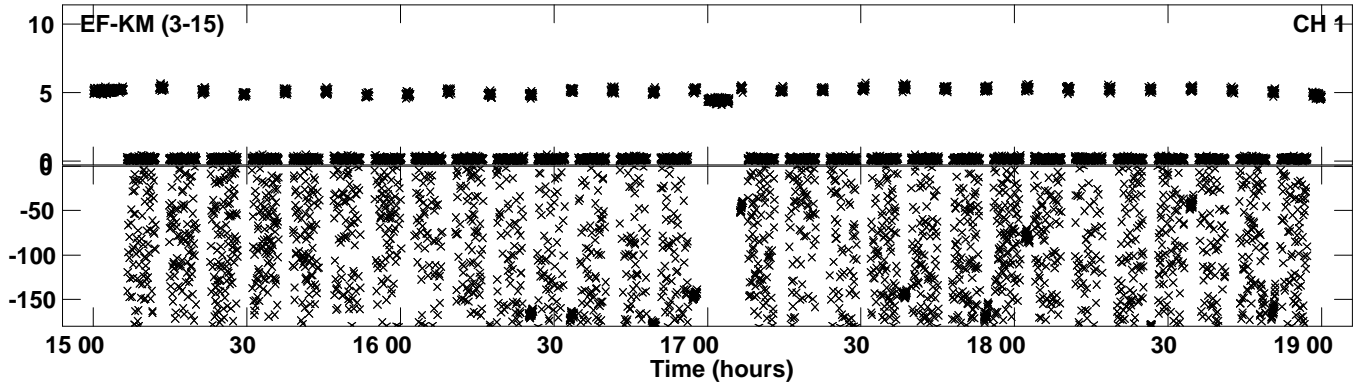
Plot file version 42 created 25-MAR-2022 12:16:37
Amplitude andPhase vs Time for RY009.UVDATA.1 Vect aver.
IF 5 CHAN 1 - 64 STK RR




Plot file version 43 created 25-MAR-2022 12:16:37
Amplitude andPhase vs Time for RY009.UVDATA.1 Vect aver.
IF 5 CHAN 1 - 64 STK RR




Plot file version 44 created 25-MAR-2022 12:16:37
Amplitude and Phase vs Time for RY009.UVDATA.1 Vect aver.
IF 5 CHAN 1 - 64 STK RR




Plot file version 45 created 25-MAR-2022 12:16:45
Amplitude and Phase vs Time for RY009.UVDATA.1 Vect aver.
IF 6 CHAN 1 - 64 STK RR



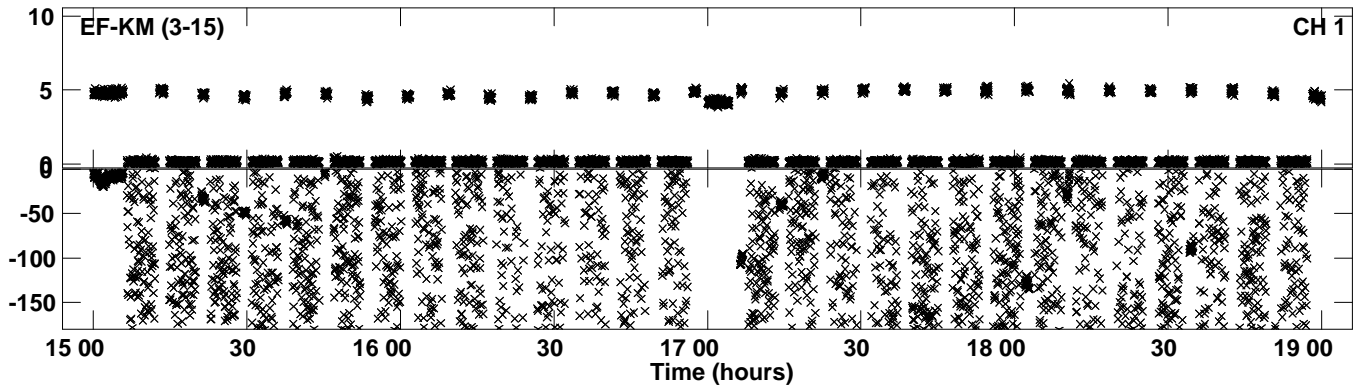
Plot file version 46 created 25-MAR-2022 12:16:45
Amplitude andPhase vs Time for RY009.UVDATA.1 Vect aver.
IF 6 CHAN 1 - 64 STK RR



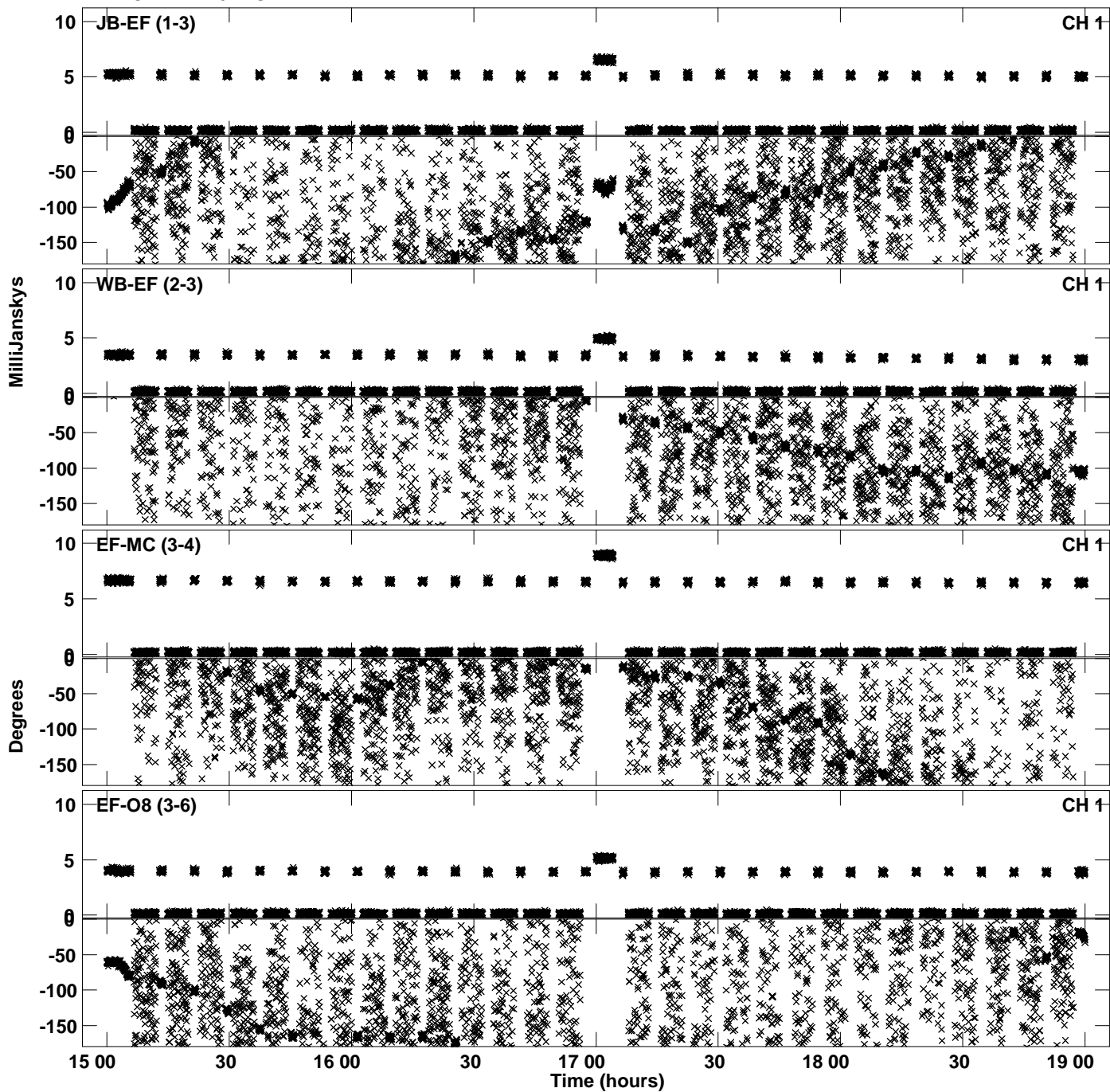
Plot file version 47 created 25-MAR-2022 12:16:45
Amplitude andPhase vs Time for RY009.UVDATA.1 Vect aver.
IF 6 CHAN 1 - 64 STK RR




Plot file version 48 created 25-MAR-2022 12:16:45
Amplitude and Phase vs Time for RY009.UVDATA.1 Vect aver.
IF 6 CHAN 1 - 64 STK RR




Plot file version 49 created 25-MAR-2022 12:16:54
Amplitude andPhase vs Time for RY009.UVDATA.1 Vect aver.
IF 7 CHAN 1 - 64 STK RR



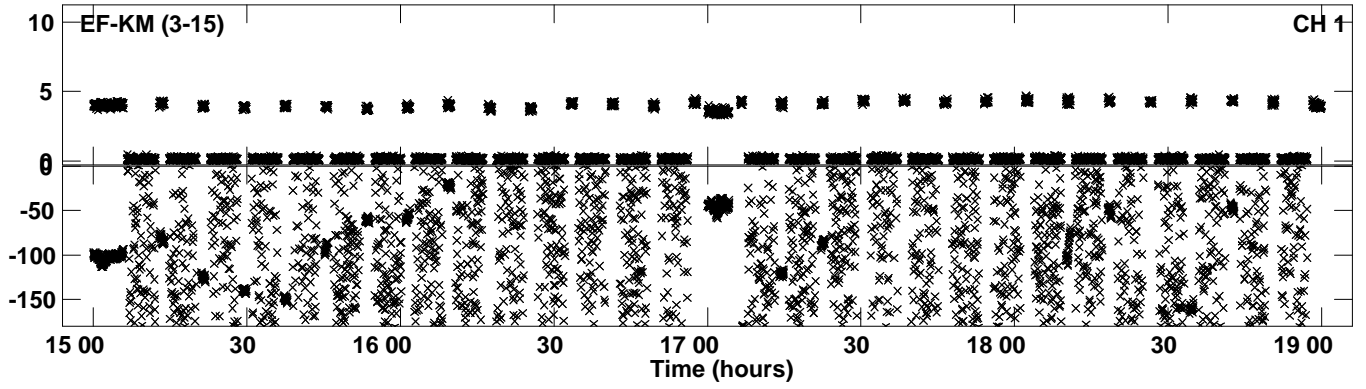
Plot file version 50 created 25-MAR-2022 12:16:54
Amplitude andPhase vs Time for RY009.UVDATA.1 Vect aver.
IF 7 CHAN 1 - 64 STK RR



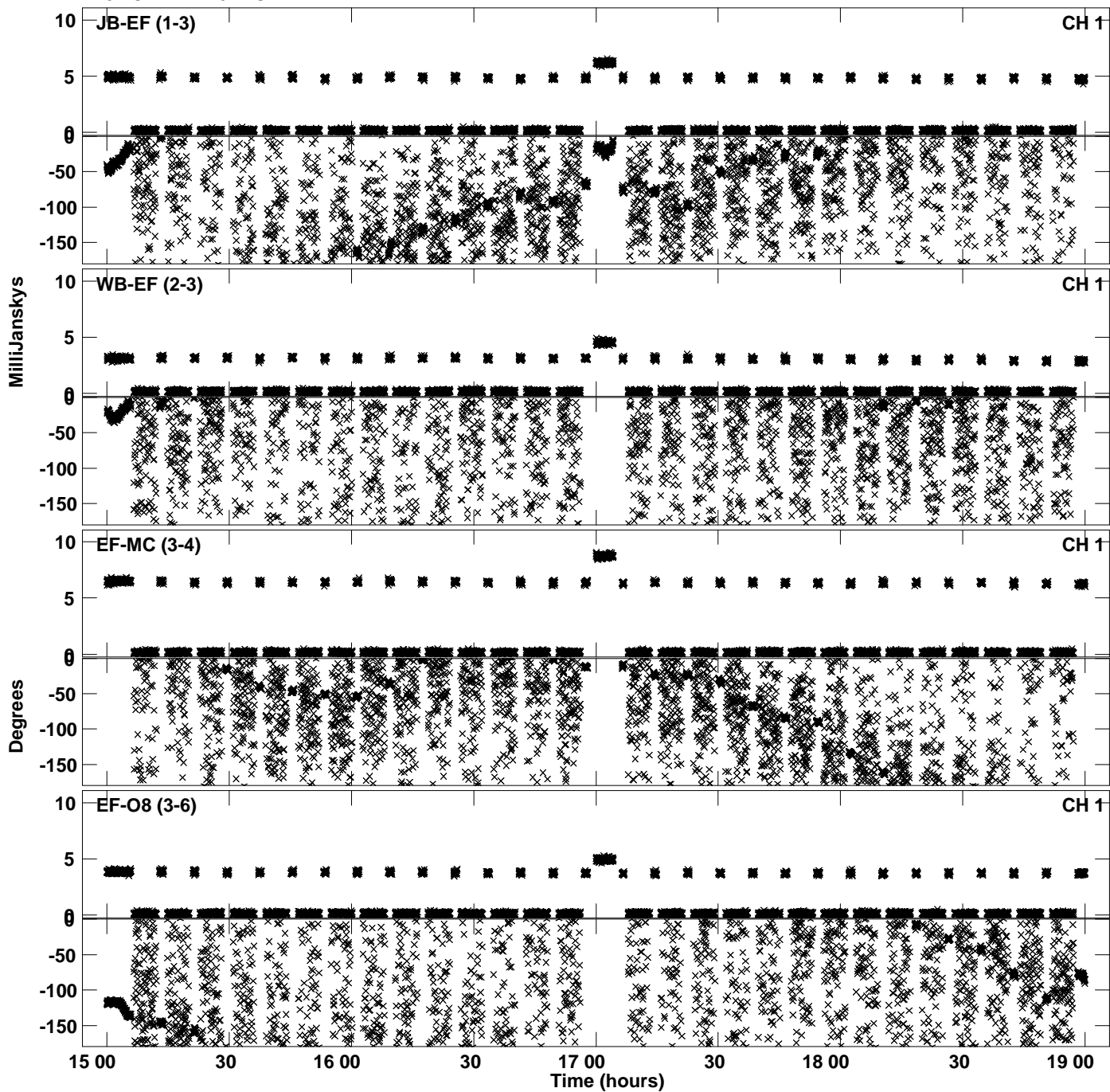
Plot file version 51 created 25-MAR-2022 12:16:54
Amplitude and Phase vs Time for RY009.UVDATA.1 Vect aver.
IF 7 CHAN 1 - 64 STK RR




Plot file version 52 created 25-MAR-2022 12:16:54
Amplitude and Phase vs Time for RY009.UVDATA.1 Vect aver.
IF 7 CHAN 1 - 64 STK RR




Plot file version 53 created 25-MAR-2022 12:17:03
Amplitude andPhase vs Time for RY009.UVDATA.1 Vect aver.
IF 8 CHAN 1 - 64 STK RR



Plot file version 54 created 25-MAR-2022 12:17:03
Amplitude andPhase vs Time for RY009.UVDATA.1 Vect aver.
IF 8 CHAN 1 - 64 STK RR



Plot file version 55 created 25-MAR-2022 12:17:03
Amplitude andPhase vs Time for RY009.UVDATA.1 Vect aver.
IF 8 CHAN 1 - 64 STK RR



Plot file version 56 created 25-MAR-2022 12:17:03
Amplitude and Phase vs Time for RY009.UVDATA.1 Vect aver.
IF 8 CHAN 1 - 64 STK RR

